

California Angels - 1985

Batter	1	2	3	4	5	6	7	8	9	AB	R	H	RBI	BB	SO	LOB	TOP					
Kirby Puckett, R OBP: 0.600, SLG: 0.600										5	1	3	0	0	0	1						
Mickey Hatcher, R OBP: 0.400, SLG: 1.000										5	1	2	2	0	0	2						
Kent Hrbek, L										3	1	0	0	2	0	1						
Roy Smalley, S OBP: 0.500, SLG: 0.500										4	1	2	0	0	0	2						
Tom Brunansky, R OBP: 0.500, SLG: 1.333										3	1	1	3	1	1	3						
Mike Stenhouse, L OBP: 0.500, SLG: 0.750										4	0	2	0	0	0	1						
Gary Gaetti, R OBP: 0.250, SLG: 0.250										4	0	1	0	0	0	2						
Tim Teufel, R OBP: 0.250, SLG: 0.250										4	0	1	0	0	0	2						
Tim Laudner, R										4	1	0	0	0	2	2						
Inning Stats	R: 1 E: 0 K: 0 S: 5	H: 3 LOB: 1 BB: 0 P: 5	R: 0 E: 0 K: 0 S: 3	H: 1 LOB: 0 BB: 0 P: 3	R: 0 E: 0 K: 1 S: 5	H: 0 LOB: 0 BB: 0 P: 5	R: 0 E: 0 K: 0 S: 3	H: 0 LOB: 1 BB: 1 P: 7	R: 0 E: 0 K: 0 S: 3	H: 0 LOB: 0 BB: 0 P: 3	R: 0 E: 0 K: 1 S: 6	H: 1 LOB: 2 BB: 1 P: 10	R: 0 E: 0 K: 1 S: 6	H: 1 LOB: 1 BB: 0 P: 6	R: 3 E: 0 K: 0 S: 6	H: 4 LOB: 1 BB: 1 P: 10	R: 2 E: 0 K: 0 S: 5	H: 2 LOB: 0 BB: 0 P: 5	1B: 9 2B: 1 3B: 0 HR: 2	SF: 0 SAC: 0 DP: 2 HBP: 0	WP: 0 PB: 0 CS: 1	PA: 40
PITCHER	IP WLS BF H R ER SO BB IBB HBP BLK WP HR S P ERA WHIP																					
Mike Witt, R ERA: 4.7	(1, 1) 7.2 L 33 10 4 4 4 3 2 1 0 0 0 1 36 48 4.70 1.565																					
Luis Sanchez, R ERA: 18.0	(8, 1) 1.0 5 2 2 2 0 0 0 0 0 0 1 5 5 18.00 2.000																					
Pat Clements, L ERA:	(9, 1) 0.1 1 0 0 0 0 0 0 0 0 0 0 1 1 0.00 0.000																					

Minnesota Twins @ California Angels
Anaheim Stadium, Anaheim, CA
Tue Apr 09 1985, 9:05 PM EST
Att: 35,244 - Unknown

AB 36
R 6
H 12
RBI 5
BB 3
SO 3
LOB 16



Batter	1	2	3	4	5	6	7	8	9	AB	R	H	RBI	BB	SO	LOB	BOTTOM					
Rod Carew, L OBP: 0.500, SLG: 0.500										4	1	2	0	0	0	1						
Juan Beniquez, R										3	0	0	0	0	0	3						
Bobby Grich, R OBP: 0.500, SLG: 0.500										4	0	2	2	0	0	2						
Doug DeCinces, R										3	0	0	0	0	0	1						
Brian Downing, R										3	0	0	0	1	0	3						
Reggie Jackson, L										4	0	0	0	0	2	1						
Dick Schofield, R										3	0	0	0	0	1	1						
Jerry Narron, L (9, PH)										1	0	0	0	0	0	0						
Bob Boone, R										3	0	0	0	0	0	0						
Rob Wilfong, L (9, PH)										0	0	0	0	1	0	0						
Gary Pettis, S										1	1	0	0	2	0	0						
Ruppert Jones, L (9, PH)										1	0	0	0	0	0	1						
Inning Stats	R: 0 E: 0 K: 0 S: 3	H: 0 LOB: 0 BB: 0 P: 3	R: 0 E: 0 K: 1 S: 5	H: 0 LOB: 1 BB: 1 P: 9	R: 0 E: 0 K: 0 S: 4	H: 1 LOB: 2 BB: 1 P: 8	R: 0 E: 0 K: 0 S: 3	H: 0 LOB: 0 BB: 0 P: 3	R: 0 E: 0 K: 0 S: 3	H: 0 LOB: 0 BB: 0 P: 3	R: 1 E: 0 K: 0 S: 5	H: 2 LOB: 1 BB: 0 P: 5	R: 0 E: 0 K: 1 S: 5	H: 0 LOB: 0 BB: 0 P: 5	R: 1 E: 0 K: 0 S: 4	H: 1 LOB: 2 BB: 1 P: 9	R: 0 E: 0 K: 1 S: 5	H: 0 LOB: 1 BB: 1 P: 9	1B: 4 2B: 0 3B: 0 HR: 0	SF: 0 SAC: 1 DP: 0 HBP: 1	WP: 0 PB: 0 CS: 0	PA: 36
PITCHER	IP WLS BF H R ER SO BB IBB HBP BLK WP HR S P ERA WHIP																					
Frank Viola, L ERA: 2.35	(1, 1) 7.2 W 30 4 2 2 2 2 3 0 0 0 0 0 31 43 2.35 0.913																					
Ron Davis, R ERA:	(8, 1) 1.1 S 6 0 0 0 0 1 1 0 1 0 0 0 6 11 0.00 0.750																					

Minnesota Twins @ California Angels
Anaheim Stadium, Anaheim, CA
Tue Apr 09 1985, 9:05 PM EST
Att: 35,244 - Unknown

AB 30
R 2
H 4
RBI 2
BB 4
SO 3
LOB 13



Batter	1	2	3	4	5	6	7	8	9	AB	R	H	RBI	BB	SO	LOB	TOP											
Gary Pettis, S OBP: 0.500, SLG: 0.500 (1, 8)										4	3	3	1	1	0	0	California Angels @ Oakland Athletics Oakland-Alameda County Coliseum, Oakland, CA Sat Apr 13 1985, 3:33 AM PST Att: 15,173 - Unknown											
Rod Carew, L OBP: 0.286, SLG: 0.250 (1, 3)										4	0	2	2	1	0	2												
Brian Downing, R OBP: 0.371, SLG: 0.385 Darrell Miller, R OBP: 0.500, SLG: 0.500 (6, PR) (8, 7)										3	1	1	1	0	0	4												
Doug DeCinces, R OBP: 0.190, SLG: 0.150 (1, 5)										5	0	1	1	0	1	5												
Bobby Grich, R OBP: 0.400, SLG: 0.294 Rob Wilfong, L (8, 4)										3	0	0	0	2	1	5												
Ruppert Jones, L OBP: 0.313, SLG: 0.533 Juan Beniquez, R OBP: 0.333, SLG: 0.200 (7, PH)										2	0	1	1	1	1	0												
Mike Brown, R OBP: 0.167, SLG: 0.167 (1, 9)										5	1	1	0	0	1	7												
Bob Boone, R OBP: 0.250, SLG: 0.300 (1, 2)										5	0	2	0	0	0	3												
Dick Schofield, R OBP: 0.211, SLG: 0.368 (1, 6)										5	1	1	0	0	1	4												
Inning Stats	R: 1 E: 0 K: 1 S: 6	H: 2 LOB: 1 BB: 0 P: 7	R: 1 E: 0 K: 2 S: 10	H: 3 LOB: 3 BB: 1 P: 14	R: 0 E: 0 K: 0 S: 4	H: 1 LOB: 2 BB: 1 P: 8	R: 3 E: 1 K: 0 S: 6	H: 3 LOB: 2 BB: 2 P: 14	R: 0 E: 0 K: 0 S: 3	H: 0 LOB: 0 BB: 0 P: 3	R: 0 E: 0 K: 1 S: 5	H: 1 LOB: 1 BB: 0 P: 6	R: 0 E: 0 K: 0 S: 3	H: 1 LOB: 1 BB: 0 P: 4	R: 1 E: 0 K: 0 S: 4	H: 1 LOB: 2 BB: 1 P: 8	R: 0 E: 0 K: 1 S: 6	H: 1 LOB: 1 BB: 0 P: 6	1B: 10 2B: 2 3B: 1 HR: 0	SF: 0 SAC: 0 DP: 4 HBP: 3	WP: 0 PB: 0 SB: 1 CS: 0	PA: 45						
PITCHER	IP WLS BF H R ER SO BB IBB HBP BLK WP HR S P ERA WHIP	IP WLS BF H R ER SO BB IBB HBP BLK WP HR S P ERA WHIP	IP WLS BF H R ER SO BB IBB HBP BLK WP HR S P ERA WHIP	IP WLS BF H R ER SO BB IBB HBP BLK WP HR S P ERA WHIP	IP WLS BF H R ER SO BB IBB HBP BLK WP HR S P ERA WHIP	IP WLS BF H R ER SO BB IBB HBP BLK WP HR S P ERA WHIP	IP WLS BF H R ER SO BB IBB HBP BLK WP HR S P ERA WHIP	IP WLS BF H R ER SO BB IBB HBP BLK WP HR S P ERA WHIP	IP WLS BF H R ER SO BB IBB HBP BLK WP HR S P ERA WHIP	IP WLS BF H R ER SO BB IBB HBP BLK WP HR S P ERA WHIP	IP WLS BF H R ER SO BB IBB HBP BLK WP HR S P ERA WHIP	IP WLS BF H R ER SO BB IBB HBP BLK WP HR S P ERA WHIP	IP WLS BF H R ER SO BB IBB HBP BLK WP HR S P ERA WHIP	IP WLS BF H R ER SO BB IBB HBP BLK WP HR S P ERA WHIP	IP WLS BF H R ER SO BB IBB HBP BLK WP HR S P ERA WHIP	IP WLS BF H R ER SO BB IBB HBP BLK WP HR S P ERA WHIP	IP WLS BF H R ER SO BB IBB HBP BLK WP HR S P ERA WHIP	IP WLS BF H R ER SO BB IBB HBP BLK WP HR S P ERA WHIP	IP WLS BF H R ER SO BB IBB HBP BLK WP HR S P ERA WHIP	IP WLS BF H R ER SO BB IBB HBP BLK WP HR S P ERA WHIP	IP WLS BF H R ER SO BB IBB HBP BLK WP HR S P ERA WHIP	IP WLS BF H R ER SO BB IBB HBP BLK WP HR S P ERA WHIP	IP WLS BF H R ER SO BB IBB HBP BLK WP HR S P ERA WHIP	IP WLS BF H R ER SO BB IBB HBP BLK WP HR S P ERA WHIP	IP WLS BF H R ER SO BB IBB HBP BLK WP HR S P ERA WHIP			
Mike Warren, R ERA: 8.1 (1, 1)	3.1 L 22	9 5 3 3	2 0 1 0	2 0 1 0	0 0 0 0	0 0 9 18	8.10 3.300	Steve McCatty, R ERA: 4.75 (4, 1)	2.2 10	1 0 0 1	2 0 1 0	0 0 7 12	4.50 1.500	Tim Conroy, L ERA: 2.7 (7, 1)	2.0 9	2 1 0 1	0 0 0 0	0 0 0 0	0 0 6 6	0.00 1.000	Jay Howell, R ERA: (9, 1)	1.0 4	1 0 0 1	0 0 0 0	0 0 0 0	0 0 0 0	0 0 6 6	0.00 1.000

Batter	1	2	3	4	5	6	7	8	9	AB	R	H	RBI	BB	SO	LOB	BOTTOM							
Dave Collins, S OBP: 0.400, SLG: 0.478 (1, 7)										4	0	0	0	1	1	3	California Angels @ Oakland Athletics Oakland-Alameda County Coliseum, Oakland, CA Sat Apr 13 1985, 3:33 AM PST Att: 15,173 - Unknown							
Carney Lansford, R OBP: 0.435, SLG: 0.421 (1, 5)										4	0	2	0	0	0	1								
Bruce Bochte, L OBP: 0.500, SLG: 0.462 (1, 3)										4	0	3	0	0	1	1								
Dave Kingman, R OBP: 0.273, SLG: 0.550 (1, 10)										4	0	0	0	0	1	6								
Dwayne Murphy, L OBP: 0.500, SLG: 0.333 (1, 8)										3	1	1	0	1	0	0								
Mike Heath, R OBP: 0.227, SLG: 0.300 (1, 2)										4	0	2	0	0	0	1								
Mike Davis, L OBP: 0.350, SLG: 0.632 (1, 9)										3	0	0	1	1	0	2								
Donnie Hill, S OBP: 0.150, SLG: 0.263 Dan Meyer, L (7, PH) Mike Gallego, R (8, 4) Steve Henderson, R (9, PH)										2	0	0	0	0	0	1								
Alfredo Griffin, S OBP: 0.500, SLG: 0.588 (1, 6)										4	0	1	0	0	0	0								
Inning Stats	R: 0 E: 0 K: 2 S: 7	H: 0 LOB: 1 BB: 1 P: 11	R: 1 E: 0 K: 0 S: 4	H: 2 LOB: 0 BB: 0 P: 4	R: 0 E: 0 K: 0 S: 3	H: 0 LOB: 0 BB: 0 P: 3	R: 0 E: 0 K: 0 S: 3	H: 1 LOB: 0 BB: 0 P: 3	R: 0 E: 0 K: 0 S: 5	H: 2 LOB: 2 BB: 0 P: 5	R: 0 E: 0 K: 0 S: 4	H: 1 LOB: 1 BB: 0 P: 4	R: 0 E: 0 K: 0 S: 5	H: 2 LOB: 2 BB: 0 P: 5	R: 0 E: 0 K: 2 S: 8	H: 1 LOB: 3 BB: 2 P: 16	1B: 9 2B: 0 3B: 0 HR: 0	SF: 0 SAC: 0 DP: 2 HBP: 0	WP: 0 PB: 0 SB: 1 CS: 0	PA: 37				
PITCHER	IP WLS BF H R ER SO BB IBB HBP BLK WP HR S P ERA WHIP	IP WLS BF H R ER SO BB IBB HBP BLK WP HR S P ERA WHIP	IP WLS BF H R ER SO BB IBB HBP BLK WP HR S P ERA WHIP	IP WLS BF H R ER SO BB IBB HBP BLK WP HR S P ERA WHIP	IP WLS BF H R ER SO BB IBB HBP BLK WP HR S P ERA WHIP	IP WLS BF H R ER SO BB IBB HBP BLK WP HR S P ERA WHIP	IP WLS BF H R ER SO BB IBB HBP BLK WP HR S P ERA WHIP	IP WLS BF H R ER SO BB IBB HBP BLK WP HR S P ERA WHIP	IP WLS BF H R ER SO BB IBB HBP BLK WP HR S P ERA WHIP	IP WLS BF H R ER SO BB IBB HBP BLK WP HR S P ERA WHIP	IP WLS BF H R ER SO BB IBB HBP BLK WP HR S P ERA WHIP	IP WLS BF H R ER SO BB IBB HBP BLK WP HR S P ERA WHIP	IP WLS BF H R ER SO BB IBB HBP BLK WP HR S P ERA WHIP	IP WLS BF H R ER SO BB IBB HBP BLK WP HR S P ERA WHIP	IP WLS BF H R ER SO BB IBB HBP BLK WP HR S P ERA WHIP	IP WLS BF H R ER SO BB IBB HBP BLK WP HR S P ERA WHIP	IP WLS BF H R ER SO BB IBB HBP BLK WP HR S P ERA WHIP	IP WLS BF H R ER SO BB IBB HBP BLK WP HR S P ERA WHIP	IP WLS BF H R ER SO BB IBB HBP BLK WP HR S P ERA WHIP	IP WLS BF H R ER SO BB IBB HBP BLK WP HR S P ERA WHIP	IP WLS BF H R ER SO BB IBB HBP BLK WP HR S P ERA WHIP	IP WLS BF H R ER SO BB IBB HBP BLK WP HR S P ERA WHIP	IP WLS BF H R ER SO BB IBB HBP BLK WP HR S P ERA WHIP	IP WLS BF H R ER SO BB IBB HBP BLK WP HR S P ERA WHIP
Ron Romanick, R ERA: 1.08 (1, 1)	8.1 W 34	8 1 1 2	0 0 0 0	0 0 0 0	0 0 7 7	0.00 1.500	Donnie Moore, R ERA: 4.91 (9, 1)	0.2 3	1 0 0 2	0 0 0 0	0 0 0 0	0 0 0 0	0 0 7 7	0.00 1.500										

Batter	1	2	3	4	5	6	7	8	9	AB	R	H	RBI	BB	SO	LOB	TOP										
Gary Pettis, S OBP: 0.448, SLG: 0.391 (1, 8)	0-3 K		0-3 K	0-3 K		0-3 K		4-0 BB BB		4	0	0	0	1	4	1	California Angels @ Minnesota Twins Hubert H. Humphrey Metrodome, Minneapolis, MN Mon Apr 15 1985, 7:05 PM EST Att: 51,190 - Unknown livebaseballscorecards.com										
Rod Carew, L OBP: 0.267, SLG: 0.250 (1, 3)	0-0 F8		0-0 F7		0-0 B1-3		4-3 2B	4-0 BB BB		4	1	1	0	1	0	0											
Brian Downing, R OBP: 0.567, SLG: 0.429 (1, 7)	0-0 6-3		0-0 HBP 1B		0-0 1B		4-3 2-3	0-0 F8		5	0	2	0	0	0	3											
Reggie Jackson, L OBP: 0.227, SLG: 0.333 Darrell Miller, R OBP: 0.333, SLG: 0.333 (7, 9)		0-0 F7	0-0 HBP 1B		0-3 K		4-3	0-0 5-3		4	0	1	1	0	1	1											
Doug DeCinces, R OBP: 0.233, SLG: 0.148 (1, 5)		0-0 5-3	1-0 HBP 1B		0-0 1B		3-H 0-3 K	0-0 F8		4	0	1	0	0	1	0											
Ruppert Jones, L OBP: 0.333, SLG: 0.591 Mike Brown, R OBP: 0.143, SLG: 0.143 (9, PH)		0-0 HR	0-3 K		0-0 G3			0-0 F8 S WP 1B	0-3 K	4	2	2	1	0	1	5											
Bobby Grich, R OBP: 0.417, SLG: 0.300 (1, 4)		0-0 WP 1B		0-0 6-3		0-0 5-3		4-0 F9 WP WP BB		3	1	1	0	1	0	0											
Jerry Narron, L OBP: 0.556, SLG: 1.000 (1, 2)		4-0 BB		0-0 HR		4-0 FC3-6 BB		0-0 F8		2	1	1	1	2	0	2											
Craig Gerber, L (1, 6)		0-0 F9		0-0 L4		0-0 FC3-6		0-0 F9		3	0	0	0	0	0	3											
Juan Benquez, R OBP: 0.333, SLG: 0.200 Rob Wilfong, L OBP: 0.174, SLG: 0.304 (8, PH)		0-0 F9				1-2 BB		1-3 3-H		0	0	0	0	0	0	0											
Dick Schofield, R OBP: 0.174, SLG: 0.304 (8, 6)										1	0	0	0	0	0	0											
Inning Stats	R: 0 E: 0 K: 1 S: 5	H: 0 LOB: 0 BB: 0 P: 5	R: 1 E: 0 K: 0 S: 5	H: 2 LOB: 2 BB: 1 P: 9	R: 0 E: 0 K: 2 S: 9	H: 2 LOB: 3 BB: 0 P: 10	R: 1 E: 0 K: 1 S: 6	H: 1 LOB: 0 BB: 0 P: 6	R: 0 E: 0 K: 1 S: 7	H: 2 LOB: 2 BB: 0 P: 7	R: 1 E: 0 K: 1 S: 6	H: 1 LOB: 0 BB: 0 P: 6	R: 2 E: 0 K: 0 S: 4	H: 1 LOB: 2 BB: 3 P: 16	R: 0 E: 0 K: 1 S: 5	H: 0 LOB: 0 BB: 0 P: 5	1B: 6 2B: 1 3B: 0 HR: 2	SF: 0 SAC: 0 DP: 0 HBP: 1	WP: 3 PB: 0 CS: 1	PA: 42							
PITCHER	IP	WLS	BF	H	R	ER	SO	BB	IBB	HBP	BLK	WP	HR	S	P	ERA	WHIP										
Mike Smithson, R ERA: 3.77 (1, 1)	7.0	L	34	9	5	5	7	3	0	1	0	1	2	44	57	6.43	1.714										
Pete Filson, L ERA: (8, 1)	0.1		1	0	0	0	0	0	0	0	0	0	0	1	1	0.00	0.000										
Rick Lysander, R ERA: 8.44 (8, 1)	0.1		2	0	0	0	0	1	0	0	0	2	0	1	5	0.00	3.000										
Tom Klawitter, L ERA: (8, 1)	1.1		5	0	0	0	1	1	0	0	0	0	0	6	10	0.00	0.750										

Batter	1	2	3	4	5	6	7	8	9	AB	R	H	RBI	BB	SO	LOB	BOTTOM										
Kirby Puckett, R OBP: 0.344, SLG: 0.387 (1, 8)	0-0 6-3		0-0 F8		0-0 4-3		0-0 FC4 1B			4	0	1	0	0	0	1	California Angels @ Minnesota Twins Hubert H. Humphrey Metrodome, Minneapolis, MN Mon Apr 15 1985, 7:05 PM EST Att: 51,190 - Unknown livebaseballscorecards.com										
Mickey Hatcher, R OBP: 0.375, SLG: 0.645 (1, 7)	0-0 F8		0-0 1-3 2B		0-0 1-3 2B		0-0 FC4			4	0	1	0	0	0	2											
Kent Hrbek, L OBP: 0.281, SLG: 0.120 (1, 3)	0-0 2B		0-0 3-1		0-0 6-3		0-0 K			4	0	1	0	0	1	2											
Roy Smalley, S OBP: 0.412, SLG: 0.400 (1, 10)	0-0 F4		0-0 F6		0-0 BB 1B		0-0 F7			4	0	1	0	0	0	1											
Tom Brunansky, R OBP: 0.500, SLG: 0.667 (1, 9)		0-0 F7	4-0 BB		4-0 FC5-4 BB		0-0 F8			2	0	0	0	2	0	0											
Gary Gaetti, R OBP: 0.276, SLG: 0.370 (1, 5)		0-0 5-3	0-0 F8		0-0 FC5-4		0-0 6-3			4	0	0	0	0	0	3											
Greg Gagne, R OBP: 0.263, SLG: 0.263 (1, 6)		0-0 G3	0-3 K		0-0 1B 1B		0-0 F6			4	0	1	0	0	1	1											
Tim Teufel, R OBP: 0.214, SLG: 0.214 (1, 4)			0-0 6-3		0-0 F8		0-3 K			4	0	0	0	0	1	1											
Tim Laudner, R OBP: 0.105, SLG: 0.263 (1, 2)			0-0 2B 1B		0-0 F3		0-3 K			3	0	1	0	0	1	1											
Inning Stats	R: 0 E: 0 K: 0 S: 4	H: 1 LOB: 1 BB: 0 P: 4	R: 0 E: 0 K: 0 S: 3	H: 0 LOB: 0 BB: 0 P: 3	R: 0 E: 0 K: 1 S: 5	H: 0 LOB: 1 BB: 1 P: 9	R: 0 E: 0 K: 0 S: 4	H: 0 LOB: 2 BB: 1 P: 8	R: 0 E: 0 K: 2 S: 9	H: 2 LOB: 2 BB: 0 P: 9	R: 0 E: 0 K: 1 S: 5	H: 0 LOB: 0 BB: 0 P: 5	R: 0 E: 0 K: 0 S: 3	H: 0 LOB: 0 BB: 0 P: 3	1B: 4 2B: 2 3B: 0 HR: 0	SF: 0 SAC: 0 DP: 0 HBP: 0		WP: 0 PB: 0 CS: 0	PA: 35								
PITCHER	IP	WLS	BF	H	R	ER	SO	BB	IBB	HBP	BLK	WP	HR	S	P	ERA	WHIP										
Geoff Zahn, L ERA: 0.59 (1, 1)	9.0	W	35	6	0	0	4	2	0	0	0	0	0	41	49	0.00	0.889										

Batter	1	2	3	4	5	6	7	8	9	AB	R	H	RBI	BB	SO	LOB	TOP			
Juan Beniquez, R OBP: 0.300, SLG: 0.222										4	0	1	0	0	1	1				
Rod Carew, L OBP: 0.294, SLG: 0.344										4	1	2	0	0	0	1				
Brian Downing, R OBP: 0.529, SLG: 0.375										3	0	0	0	1	0	1				
Doug DeCinces, R OBP: 0.235, SLG: 0.167										3	1	1	1	0	0	2				
Mike Brown, R OBP: 0.182, SLG: 0.182										4	1	1	0	0	1	2				
Bobby Grich, R OBP: 0.429, SLG: 0.304										3	1	1	1	1	0	0				
Bob Boone, R OBP: 0.231, SLG: 0.269										3	0	1	0	0	0	3				
Dick Schofield, R OBP: 0.148, SLG: 0.259										4	0	0	0	0	1	3				
Gary Pettis, S OBP: 0.438, SLG: 0.385										3	0	1	2	0	0	0				
Inning Stats	R: 0 E: 0 K: 0 S: 3	H: 1 LOB: 0 BB: 0 P: 3	R: 3 E: 0 K: 0 S: 7	H: 4 LOB: 1 BB: 0 P: 7	R: 0 E: 0 K: 0 S: 4	H: 1 LOB: 0 BB: 2 P: 12	R: 0 E: 0 K: 2 S: 7	H: 0 LOB: 0 BB: 0 P: 7	R: 1 E: 0 K: 1 S: 6	H: 1 LOB: 0 BB: 0 P: 6	R: 0 E: 0 K: 0 S: 3	H: 0 LOB: 0 BB: 0 P: 3	R: 0 E: 0 K: 0 S: 3	H: 0 LOB: 0 BB: 0 P: 3	R: 0 E: 0 K: 0 S: 3	H: 1 LOB: 0 BB: 0 P: 3	1B: 7 2B: 0 3B: 1 HR: 0	SF: 1 SAC: 1 DP: 1 HBP: 0	WP: 0 PB: 0 SB: 1 CS: 0	PA: 35
PITCHER John Butcher, R ERA: 2.81	IP: 9.0 WLS: L BF: 35 H: 8 R: 4 ER: 4 SO: 3 BB: 1 IBB: 1 HBP: 0 BLK: 0 WP: 0 HR: 0 S: 39 P: 47 ERA: 4.00 WHIP: 1.000																			

California Angels @ Minnesota Twins
Hubert H. Humphrey Metrodome, Minneapolis, MN
Wed Apr 17 1985, 7:05 PM EST
Att: 14,741 - Unknown

AB	31
R	4
H	8
RBI	4
BB	2
SO	3
LOB	13



Batter	1	2	3	4	5	6	7	8	9	AB	R	H	RBI	BB	SO	LOB	BOTTOM			
Kirby Puckett, R OBP: 0.333, SLG: 0.400										4	1	1	1	0	0	2				
Mickey Hatcher, R OBP: 0.333, SLG: 0.571										4	0	0	0	0	1	3				
Kent Hrbek, L OBP: 0.278, SLG: 0.172										4	0	1	1	0	1	0				
Roy Smalley, S OBP: 0.381, SLG: 0.526										4	1	1	1	0	1	2				
Tom Brunansky, R OBP: 0.471, SLG: 0.600										4	0	1	0	0	0	2				
Mark Salas, L OBP: 0.125, SLG: 0.125										3	0	0	0	0	0	1				
Randy Bush, L (9, FH)										1	0	0	0	0	0	0				
Gary Gaetti, R OBP: 0.242, SLG: 0.323										4	0	0	0	0	2	1				
Tim Teufel, R OBP: 0.226, SLG: 0.226										3	1	1	0	0	0	0				
Greg Gagne, R OBP: 0.364, SLG: 0.364										3	0	3	0	0	0	0				
Inning Stats	R: 0 E: 0 K: 2 S: 7	H: 0 LOB: 0 BB: 0 P: 7	R: 0 E: 0 K: 1 S: 6	H: 1 LOB: 1 BB: 0 P: 6	R: 2 E: 0 K: 1 S: 9	H: 4 LOB: 2 BB: 0 P: 9	R: 0 E: 0 K: 0 S: 3	H: 0 LOB: 0 BB: 0 P: 3	R: 0 E: 0 K: 0 S: 4	H: 1 LOB: 0 BB: 0 P: 4	R: 0 E: 0 K: 1 S: 6	H: 1 LOB: 1 BB: 0 P: 6	R: 0 E: 0 K: 0 S: 3	H: 0 LOB: 0 BB: 0 P: 3	R: 0 E: 0 K: 0 S: 3	H: 0 LOB: 0 BB: 0 P: 3	1B: 5 2B: 2 3B: 0 HR: 1	SF: 0 SAC: 0 DP: 1 HBP: 0	WP: 0 PB: 0 SB: 0 CS: 0	PA: 34
PITCHER Jim Slaton, R ERA: 4.38 Donnie Moore, R ERA: 2.7	IP: 6.0 WLS: W BF: 24 H: 7 R: 3 ER: 3 SO: 4 BB: 0 IBB: 0 HBP: 0 BLK: 0 WP: 0 HR: 1 S: 32 P: 32 ERA: 4.50 WHIP: 1.167																			

California Angels @ Minnesota Twins
Hubert H. Humphrey Metrodome, Minneapolis, MN
Wed Apr 17 1985, 7:05 PM EST
Att: 14,741 - Unknown

AB	34
R	3
H	8
RBI	3
BB	0
SO	5
LOB	11



Batter	1	2	3	4	5	6	7	8	9	AB	R	H	RBI	BB	SO	LOB	TOP
Jack Perconte, L (1.4) OBP: 0.409, SLG: 0.450										4	1	3	0	1	0	0	Seattle Mariners @ California Angels Anaheim Stadium, Anaheim, CA Fri Apr 19 1985, 9:05 PM EST Att: 27,868 - Unknown
Phil Bradley, R (1.7) OBP: 0.341, SLG: 0.674										5	0	2	0	0	0	3	
Alvin Davis, L (1.3) OBP: 0.382, SLG: 0.192										4	0	0	0	0	0	4	
Gorman Thomas, R (1.10) OBP: 0.429, SLG: 0.686										3	0	2	1	1	1	0	
Dave Henderson, R (1.8) OBP: 0.262, SLG: 0.300									4	0	0	0	0	0	0	5	
Al Cowens, R (1.9) OBP: 0.483, SLG: 0.789									3	0	2	0	1	0	0		
Jim Prestley, R (1.5) OBP: 0.359, SLG: 0.882										4	0	0	0	0	0	3	
Dave Valle, R (1.2) OBP: 0.133, SLG: 0.133										4	0	1	0	0	0	3	
Spike Owen, S (1.6) OBP: 0.243, SLG: 0.235										4	0	0	0	0	0	5	
Inning Stats	R: 1 E: 0 K: 0 S: 4	H: 2 LOB: 1 BB: 1 P: 8	R: 0 E: 1 K: 0 S: 4	H: 1 LOB: 2 BB: 1 P: 8	R: 0 E: 0 K: 0 S: 4	H: 1 LOB: 1 BB: 0 P: 4	R: 0 E: 0 K: 0 S: 4	H: 1 LOB: 2 BB: 1 P: 8	R: 0 E: 0 K: 0 S: 3	H: 0 LOB: 0 BB: 0 P: 5	R: 0 E: 1 K: 0 S: 5	H: 2 LOB: 2 BB: 0 P: 5	1B: 9 2B: 1 3B: 0 HR: 0	SF: 0 SAC: 0 DP: 2 HBP: 0	WP: 0 PB: 0 SB: 1 CS: 0	PA: 38	
PITCHER Ron Romanick, R (1.1) ERA: 1.04	IP: 9.0 WLS: W BF: 38 H: 10 R: 1 ER: 1 SO: 1 BB: 3 IBB: 0 HBP: 0 BLK: 0 WP: 0 HR: 0 S: 37 P: 49 ERA: 1.00 WHIP: 1.444																

Batter	1	2	3	4	5	6	7	8	9	AB	R	H	RBI	BB	SO	LOB	BOTTOM			
Gary Pettis, S (1.8) OBP: 0.500, SLG: 0.485										3	2	2	1	2	0	0	Seattle Mariners @ California Angels Anaheim Stadium, Anaheim, CA Fri Apr 19 1985, 9:05 PM EST Att: 27,868 - Unknown			
Rod Carew, L (1.3) OBP: 0.372, SLG: 0.385										4	1	2	2	1	1	1				
Doug DeCinces, R (1.5) OBP: 0.250, SLG: 0.308										4	1	1	1	0	0	2				
Reggie Jackson, L (1.9) OBP: 0.267, SLG: 0.345										4	0	1	1	0	1	2				
Darrell Miller, R (8.9) OBP: 0.200, SLG: 0.200										1	0	0	0	0	1	2				
Ruppert Jones, L (1.10) OBP: 0.357, SLG: 0.625										1	0	0	1	0	1	0				
Brian Downing, R (5. FH) OBP: 0.537, SLG: 0.379										1	0	0	0	1	1	2				
Juan Beniquez, R (1.7) OBP: 0.294, SLG: 0.200										4	0	1	1	0	1	3				
Bob Boone, R (1.2) OBP: 0.194, SLG: 0.226										4	0	0	0	0	0	1				
Bobby Grich, R (1.4) OBP: 0.469, SLG: 0.370										4	3	3	0	0	1	0				
Dick Schofield, R (1.6) OBP: 0.182, SLG: 0.364										4	2	2	2	0	0	1				
Inning Stats	R: 0 E: 0 K: 0 S: 3	H: 0 LOB: 0 BB: 0 P: 3	R: 0 E: 0 K: 3 S: 9	H: 0 LOB: 0 BB: 0 P: 9	R: 0 E: 0 K: 1 S: 5	H: 0 LOB: 0 BB: 0 P: 5	R: 3 E: 0 K: 0 S: 7	H: 4 LOB: 1 BB: 0 P: 7	R: 3 E: 0 K: 1 S: 9	H: 4 LOB: 2 BB: 1 P: 13	R: 1 E: 0 K: 1 S: 7	H: 2 LOB: 1 BB: 0 P: 7	R: 0 E: 0 K: 0 S: 3	H: 0 LOB: 1 BB: 1 P: 7	R: 2 E: 0 K: 1 S: 7	H: 2 LOB: 2 BB: 2 P: 15	1B: 9 2B: 1 3B: 1 HR: 1	SF: 2 SAC: 0 DP: 0 HBP: 0	WP: 0 PB: 0 SB: 2 CS: 0	PA: 40
PITCHER Mike Moore, R (1.1) ERA: 4.74	IP: 4.1 WLS: L BF: 21 H: 7 R: 6 ER: 6 SO: 4 BB: 1 IBB: 0 HBP: 0 BLK: 1 WP: 0 HR: 0 S: 28 P: 32 ERA: 12.46 WHIP: 1.846																			
Dave Geisel, L (5.1) ERA: 7.56	IP: 1.2 WLS: L BF: 8 H: 3 R: 1 ER: 1 SO: 2 BB: 0 IBB: 0 HBP: 0 BLK: 0 WP: 0 HR: 0 S: 12 P: 12 ERA: 5.40 WHIP: 1.800																			
Salome Barojas, R (7.1) ERA: 12.0	IP: 2.0 WLS: L BF: 11 H: 2 R: 2 ER: 2 SO: 1 BB: 3 IBB: 0 HBP: 0 BLK: 0 WP: 0 HR: 1 S: 10 P: 22 ERA: 9.00 WHIP: 2.500																			

Batter	1	2	3	4	5	6	7	8	9	AB	R	H	RBI	BB	SO	LOB	TOP			
Jack Perconte, L (1,4) OBP: 0.346, SLG: 0.375 Harold Reynolds, S (9,4) OBP: 0.217, SLG: 0.105	F8		4-3		G3		4-3		SH1-3	4	0	0	0	0	0	0				
Phil Bradley, R (1,7) OBP: 0.347, SLG: 0.638	F9		1-3		E		1B		4-3	4	0	1	0	1	0	1				
Alvin Davis, L (1,3) OBP: 0.385, SLG: 0.200	F7		HR		E2		1B		3-1	4	1	1	0	1	0	2				
Ken Phelps, L (1,10) OBP: 0.333, SLG: 0.571		WP	HR		F8		F6			3	2	1	2	1	0	4				
Dave Henderson, R (1,8) OBP: 0.261, SLG: 0.318		BB	HR		F7				F6	4	0	1	1	0	1	2				
Al Cowens, R (1,9) OBP: 0.422, SLG: 0.714		2B			K				E6	4	0	0	0	0	1	1				
Jim Presley, R (1,5) OBP: 0.349, SLG: 0.811		2B			F7				G3	3	0	0	0	1	1	1				
Bob Kearney, R (1,2) OBP: 0.115, SLG: 0.042		BB			E5				F6	4	0	0	0	0	1	3				
Spike Owen, S (1,6) OBP: 0.244, SLG: 0.216		FC5-4			FC4-6				4-3	3	0	0	0	1	0	3				
Inning Stats	R: 0 E: 0 K: 0 S: 3	H: 0 LOB: 0 BB: 0 P: 3	R: 1 E: 0 K: 1 S: 6	H: 1 LOB: 2 BB: 2 P: 14	R: 2 E: 0 K: 1 S: 6	H: 1 LOB: 0 BB: 1 P: 10	R: 0 E: 1 K: 1 S: 6	H: 0 LOB: 1 BB: 0 P: 6	R: 0 E: 1 K: 0 S: 5	H: 1 LOB: 2 BB: 0 P: 5	R: 0 E: 0 K: 0 S: 4	H: 1 LOB: 2 BB: 1 P: 8	R: 0 E: 1 K: 0 S: 4	H: 0 LOB: 1 BB: 0 P: 4	R: 0 E: 0 K: 0 S: 3	H: 0 LOB: 1 BB: 1 P: 7	1B: 2 2B: 1 3B: 0 HR: 1	SF: 0 SAC: 1 DP: 0 HBP: 0	WP: 1 PB: 0 SB: 0 CS: 0	PA: 39
PITCHER Mike Witt, R (1,1) ERA: 4.94	IP: 9.0 WLS: L BF: 39	H: 4 R: 3 ER: 3 SO: 4	BB: 5 IBB: 0 HBP: 0 BLK: 0	WP: 1 HR: 1 S: 42 P: 62	ERA: 3.00 WHIP: 1.000	PITCHER	IP: 9.0 WLS: L BF: 39	H: 4 R: 3 ER: 3 SO: 4	BB: 5 IBB: 0 HBP: 0 BLK: 0	WP: 1 HR: 1 S: 42 P: 62	ERA: 3.00 WHIP: 1.000									

Seattle Mariners @ California Angels
Anaheim Stadium, Anaheim, CA
Sat Apr 20 1985, 6:33 AM EST
Att: 23,861 - Unknown

AB 33
R 3
H 4
RBI 3
BB 5
SO 4
LOB 17



Batter	1	2	3	4	5	6	7	8	9	AB	R	H	RBI	BB	SO	LOB	BOTTOM			
Gary Pettis, S (1,8) OBP: 0.500, SLG: 0.472	G4-6-3		B2-3		6-3			2B		3	1	1	0	1	0	0				
Darrell Miller, R (1,9) OBP: 0.222, SLG: 0.125	G4-6-3		6-3		K			F7		3	0	0	0	1	1	2				
Brian Downing, R (1,7) OBP: 0.489, SLG: 0.333	G4-6-3				F8		1-3	F8		4	0	0	0	0	0	4				
Doug DeCinces, R (1,5) OBP: 0.271, SLG: 0.333	K				5-3			FC6-4		3	0	1	2	1	1	1				
Bob Boone, R (1,2) OBP: 0.235, SLG: 0.219		4-0			FC6-4			6-3		1	0	0	0	2	0	1				
Rod Carew, L (8,PH) OBP: 0.364, SLG: 0.375					1B					1	0	0	0	0	0	1				
Jerry Narron, L (9,2) OBP: 0.417, SLG: 0.667		G6-4-3			BB					0	0	0	0	0	0	0				
Juan Beniquez, R (1,3) OBP: 0.316, SLG: 0.235		SH								2	0	1	0	0	0	0				
Rob Wilfong, L (9,PH) OBP: 0.308, SLG: 0.100		G6-4-3			1B			SH1-4		0	0	0	0	1	0	0				
Bobby Grich, R (1,4) OBP: 0.429, SLG: 0.333		G6-4-3			F4			SH1-4		3	0	0	0	0	0	4				
Mike Brown, R (1,10) OBP: 0.133, SLG: 0.133					L6					3	0	0	0	0	1	1				
Ruppert Jones, L (9,PH) OBP: 0.345, SLG: 0.600					K					1	0	0	0	0	1	1				
Dick Schofield, R (1,6) OBP: 0.189, SLG: 0.351					6-3					4	1	1	0	0	0	1				
Inning Stats	R: 0 E: 0 K: 1 S: 5	H: 1 LOB: 1 BB: 1 P: 9	R: 0 E: 1 K: 1 S: 5	H: 0 LOB: 1 BB: 1 P: 9	R: 0 E: 0 K: 0 S: 3	H: 0 LOB: 0 BB: 0 P: 3	R: 0 E: 0 K: 0 S: 4	H: 1 LOB: 2 BB: 1 P: 8	R: 0 E: 0 K: 0 S: 3	H: 0 LOB: 0 BB: 0 P: 3	R: 0 E: 0 K: 0 S: 5	H: 2 LOB: 1 BB: 1 P: 9	R: 0 E: 0 K: 1 S: 5	H: 0 LOB: 1 BB: 1 P: 9	R: 0 E: 0 K: 1 S: 5	H: 0 LOB: 1 BB: 1 P: 9	1B: 3 2B: 1 3B: 0 HR: 0	SF: 0 SAC: 2 DP: 2 HBP: 0	WP: 0 PB: 0 SB: 0 CS: 0	PA: 36
PITCHER Mark Langston, L (1,1) ERA: 3.43	IP: 7.2 WLS: W BF: 31	H: 4 R: 2 ER: 2 SO: 3	BB: 5 IBB: 0 HBP: 0 BLK: 0	WP: 0 HR: 0 S: 32 P: 52	ERA: 2.35 WHIP: 1.174	PITCHER	IP: 9.0 WLS: L BF: 39	H: 4 R: 3 ER: 3 SO: 4	BB: 5 IBB: 0 HBP: 0 BLK: 0	WP: 1 HR: 1 S: 42 P: 62	ERA: 3.00 WHIP: 1.000									
Ed Nunez, R (8,1) ERA: 1.09	0.2	3	0	0	0	0	0	0	0	2	6	0.00	1.500							
Ed Vande Berg, L (9,1) ERA: 1.8	0.2	S	2	0	0	0	0	0	0	4	4	0.00	0.000							

Seattle Mariners @ California Angels
Anaheim Stadium, Anaheim, CA
Sat Apr 20 1985, 6:33 AM EST
Att: 23,861 - Unknown

AB 28
R 2
H 4
RBI 2
BB 6
SO 4
LOB 16



Batter	1	2	3	4	5	6	7	8	9	AB	R	H	RBI	BB	SO	LOB	TOP										
Jack Perconte, L OBP: 0.310, SLG: 0.333 Harold Reynolds, S OBP: 0.250, SLG: 0.105	F8			6-3		4-3		FC4-6 BB BB		3	0	0	0	0	0	0											
Phil Bradley, R OBP: 0.377, SLG: 0.660	K			2B		HR		FC4-6 BB		3	1	2	0	1	1	0											
Ivan Calderon, R OBP: 0.227, SLG: 0.200	F8			6-3		F8		FC4-6 1-2 2-3		4	0	0	0	0	0	4											
Gorman Thomas, R OBP: 0.413, SLG: 0.718		K		5-3		HR		G1-4-6-3 1-2		4	1	1	2	0	1	3											
Dave Henderson, R OBP: 0.280, SLG: 0.340	E6					1-3 2B		FC4-6 BB		3	0	1	0	1	0	0											
Barry Bonnell, R OBP: 0.200, SLG: 0.111	G5-4-3					F8		FC4-6		4	0	0	0	0	0	3											
Jim Presley, R OBP: 0.340, SLG: 0.750				F8		1-3 BB		F8		3	0	0	0	1	0	0											
Bob Kearney, R OBP: 0.103, SLG: 0.037				F2		1-3		1-3		3	0	0	0	0	0	2											
Spike Owen, S OBP: 0.227, SLG: 0.200				6-3		F2		G3		3	0	0	0	0	0	2											
Inning Stats	R: 0 E: 0 K: 1 S: 5	H: 0 LOB: 0 BB: 5	R: 0 E: 1 K: 1 S: 5	H: 0 LOB: 0 BB: 0 P: 5	R: 0 E: 0 K: 0 S: 3	H: 0 LOB: 0 BB: 0 P: 3	R: 0 E: 0 K: 0 S: 4	H: 1 LOB: 1 BB: 0 P: 4	R: 0 E: 0 K: 0 S: 4	H: 1 LOB: 2 BB: 1 P: 8	R: 2 E: 0 K: 0 S: 5	H: 2 LOB: 1 BB: 1 P: 9	R: 0 E: 0 K: 0 S: 3	H: 0 LOB: 0 BB: 0 P: 3	R: 0 E: 0 K: 0 S: 3	H: 0 LOB: 0 BB: 0 P: 3	R: 0 E: 0 K: 0 S: 2	H: 0 LOB: 1 BB: 2 P: 10	R: 0 E: 0 K: 0 S: 3	H: 0 LOB: 0 BB: 0 P: 3	1B: 1 2B: 2 3B: 0 HR: 1	SF: 0 SAC: 0 DP: 2 HBP: 0	WP: 0 PB: 0 SB: 0 CS: 0	PA: 34			
PITCHER	IP	WLS	BF	H	R	ER	SO	BB	IBB	HBP	BLK	WP	HR	S	P	ERA	WHIP										
Geoff Zahn, L ERA: 1.21	7.0	W	29	4	2	2	2	4	0	0	0	0	1	29	45	2.57	1.143										
Doug Corbett, R ERA: 1.23	2.0		5	0	0	0	0	0	0	0	0	0	0	5	5	0.00	0.000										

Seattle Mariners @ California Angels
Anaheim Stadium, Anaheim, CA
Sun Apr 21 1985, 6:33 AM EST
Att: 59,860 - Unknown

AB	30
R	2
H	4
RBI	2
BB	4
SO	2
LOB	14



Batter	1	2	3	4	5	6	7	8	9	AB	R	H	RBI	BB	SO	LOB	BOTTOM										
Gary Pettis, S OBP: 0.490, SLG: 0.462 Mike Brown, R OBP: 0.118, SLG: 0.118	K	S 2B 1B	K		G6-3			F3		3	1	1	0	0	2	0											
Rod Carew, L OBP: 0.388, SLG: 0.432	1B BB	F7 2B		HR	4-3			F7		4	3	2	1	1	0	1											
Ruppert Jones, L OBP: 0.367, SLG: 0.615 Juan Beniquez, R OBP: 0.391, SLG: 0.450	BB 1B	F7		HR				1B BB		1	1	1	0	0	0	0											
Reggie Jackson, L OBP: 0.265, SLG: 0.313 Darrell Miller, R OBP: 0.300, SLG: 0.222	1B BB	L4		F8				1B		3	1	0	0	1	1	2											
Brian Downing, R OBP: 0.500, SLG: 0.361	1B BB			K				F7		3	1	1	2	2	1	2											
Doug DeCinces, R OBP: 0.288, SLG: 0.333	1B BB			F5				G6-4-3		3	0	1	2	1	0	2											
Jerry Narron, L OBP: 0.375, SLG: 0.538	F4	4-3						F8		4	1	1	0	0	0	4											
Bobby Grich, R OBP: 0.436, SLG: 0.333				F4				4-3		3	0	1	1	1	0	0											
Dick Schofield, R OBP: 0.195, SLG: 0.325	F6			F8				K		3	0	0	0	1	1	2											
Inning Stats	R: 4 E: 0 K: 1 S: 8	H: 3 LOB: 2 BB: 3 P: 20	R: 2 E: 0 K: 0 S: 6	H: 3 LOB: 2 BB: 1 P: 10	R: 0 E: 0 K: 1 S: 5	H: 0 LOB: 0 BB: 0 P: 5	R: 2 E: 0 K: 1 S: 7	H: 2 LOB: 0 BB: 0 P: 7	R: 1 E: 0 K: 0 S: 3	H: 1 LOB: 1 BB: 2 P: 11	R: 0 E: 0 K: 1 S: 5	H: 1 LOB: 1 BB: 1 P: 9	R: 0 E: 0 K: 1 S: 5	H: 0 LOB: 0 BB: 0 P: 5	R: 0 E: 0 K: 0 S: 4	H: 1 LOB: 2 BB: 1 P: 8	1B: 7 2B: 3 3B: 0 HR: 1	SF: 0 SAC: 0 DP: 2 HBP: 0	WP: 0 PB: 0 SB: 1 CS: 0	PA: 41							
PITCHER	IP	WLS	BF	H	R	ER	SO	BB	IBB	HBP	BLK	WP	HR	S	P	ERA	WHIP										
Jim Beattie, R ERA: 13.5	1.0	L	11	5	6	6	1	3	0	0	0	0	0	10	22	54.00	8.000										
Dave Geisel, L ERA: 7.3	4.0		18	4	3	3	2	2	1	0	0	0	1	19	31	6.75	1.500										
Karl Best, R ERA: 2.08	2.0		7	1	0	0	2	1	0	0	0	0	0	10	14	0.00	1.000										
Ed Nunez, R ERA: 0.96	1.0		5	1	0	0	0	1	0	0	0	0	0	4	8	0.00	2.000										

Seattle Mariners @ California Angels
Anaheim Stadium, Anaheim, CA
Sun Apr 21 1985, 6:33 AM EST
Att: 59,860 - Unknown

AB	33
R	9
H	11
RBI	8
BB	8
SO	5
LOB	16



Batter	1	2	3	4	5	6	7	8	9	AB	R	H	RBI	BB	SO	LOB	TOP
Dave Collins, S OBP: 0.339, SLG: 0.370 (1, 7)	0-0 4-3		0-0 F4			0-0 1-3		0-0 F8		4	0	0	0	0	0	1	
Carney Lansford, R OBP: 0.316, SLG: 0.285 (1, 5)	0-0 5-3			0-0 5-3		0-0 FC		4-0 BB	3	0	0	0	1	0	1		
Bruce Bochte, L OBP: 0.382, SLG: 0.424 (1, 3)	0-0 4-3			0-0 1B		0-0 G4-6-3		0-0 F7	4	0	1	0	0	0	3		
Dave Kingman, R OBP: 0.302, SLG: 0.391 (1, 10)		0-0 F8		0-0 F8		0-0 L4		0-0 F3	4	0	0	0	0	0	2		
Dwayne Murphy, L OBP: 0.375, SLG: 0.310 (1, 8)	0-3 K		0-0 F8		0-3 K		0-3 K		0-3 K	4	0	0	0	3	2		
Mike Heath, R OBP: 0.353, SLG: 0.545 (1, 2)	0-0 HR			0-3 K		4-0 BB			2	1	1	1	1	1	0		
Mike Davis, L OBP: 0.367, SLG: 0.733 (1, 9)	0-0 4-3			0-0 G3		0-0 G3			3	0	0	0	0	0	1		
Donnie Hill, S OBP: 0.170, SLG: 0.267 (8, PH)			0-0 F8		0-0 4-3		0-0 3-1		2	0	0	0	0	0	0		
Dan Meyer, L (8, PH)									1	0	0	0	0	0	0		
Mike Gallego, R (8, 4)									0	0	0	0	0	0	0		
Alfredo Griffin, S OBP: 0.422, SLG: 0.429 (1, 6)		0-3 K		0-0 1B		1-3 WP		0-0 6-3	3	0	1	0	0	1	0		
Inning Stats	R: 0 E: 0 K: 0 S: 3	H: 0 LOB: 0 BB: 0 P: 3	R: 1 E: 0 K: 1 S: 6	H: 1 LOB: 0 BB: 0 P: 6	R: 0 E: 0 K: 1 S: 5	H: 0 LOB: 0 BB: 0 P: 5	R: 0 E: 0 K: 0 S: 4	H: 1 LOB: 1 BB: 0 P: 4	R: 0 E: 0 K: 1 S: 5	H: 0 LOB: 1 BB: 1 P: 9	R: 0 E: 0 K: 0 S: 3	H: 0 LOB: 0 BB: 0 P: 3	R: 0 E: 0 K: 1 S: 5	H: 0 LOB: 1 BB: 1 P: 9	1B: 2 2B: 0 3B: 0 HR: 1	SF: 0 SAC: 0 DP: 1 HBP: 0	WP: 1 PA: 32
PITCHER	IP WLS BF H R ER SO BB IBB HBP BLK WP HR S P ERA WHIP	8.0 W 28 3 1 1 4 1 0 0 0 1 1 35 39 1.12 0.500	1.0 4 0 0 0 1 1 0 0 0 0 0 5 9 0.00 1.000														

Oakland Athletics @ California Angels
Anaheim Stadium, Anaheim, CA
Mon Apr 22 1985, 9:05 PM EST
Att: 23,111 - Unknown

AB	30
R	1
H	3
RBI	1
BB	2
SO	5
LOB	10



Batter	1	2	3	4	5	6	7	8	9	AB	R	H	RBI	BB	SO	LOB	BOTTOM		
Rod Carew, L OBP: 0.389, SLG: 0.429 (1, 3)	0-3 K		0-0 6-3	0-0 F8		0-0 BB		0-0 SH1-4	5	1	2	0	0	1	2				
Juan Beniquez, R OBP: 0.444, SLG: 0.609 (1, 8)	4-0 BB		0-0 HR	0-0 1B	0-0 SH2-4	0-3 K		0-0 SH1-4	3	2	2	1	1	1	1				
Ruppert Jones, L OBP: 0.394, SLG: 0.593 (1, 10)	0-3 K		4-0 BB	0-0 SH2-4	0-0 SH2-4	4-0 BB		4-0 FC1-2	1	0	0	0	2	1	1				
Mike Brown, R OBP: 0.167, SLG: 0.118 (8, PH)									0	0	0	0	1	0	0				
Reggie Jackson, L OBP: 0.282, SLG: 0.333 (8, PR)	0-0 F6		0-0 G4-1	0-0 F8	0-0 F8	4-0 BB		0-0 FC1-2	4	0	1	1	1	0	3				
Darrell Miller, R OBP: 0.300, SLG: 0.222 (9, 9)								1-3 2H	0	1	0	0	0	0	0				
Brian Downing, R OBP: 0.491, SLG: 0.333 (1, 7)		0-3 K		0-0 6-3	4-0 1B	0-0 5-3		4-0 FC1-2	3	1	0	0	2	1	3				
Doug DeCinces, R OBP: 0.316, SLG: 0.408 (1, 5)	0-0 4-3			0-0 HR	0-0 BB			0-0 FC1-2	4	1	2	2	1	0	3				
Bobby Grich, R OBP: 0.455, SLG: 0.351 (1, 4)	0-0 1B			0-3 K	0-3 1B	4-0 BB		0-0 BB	4	0	2	2	1	1	1				
Bob Boone, R OBP: 0.282, SLG: 0.229 (1, 2)	0-3 K			0-0 1B	0-0 FC6-4			4-0 BB	3	0	1	0	2	1	4				
Dick Schofield, R OBP: 0.196, SLG: 0.311 (1, 6)			0-0 F7	0-0 1B	0-0 1B	0-3 K		0-0 F7	5	0	1	0	0	1	4				
Inning Stats	R: 0 E: 0 K: 2 S: 7	H: 0 LOB: 1 BB: 1 P: 11	R: 0 E: 0 K: 2 S: 8	H: 1 LOB: 0 BB: 0 P: 8	R: 1 E: 0 K: 0 S: 4	H: 1 LOB: 1 BB: 1 P: 8	R: 1 E: 0 K: 1 S: 8	H: 3 LOB: 2 BB: 0 P: 8	R: 1 E: 0 K: 0 S: 5	H: 2 LOB: 3 BB: 2 P: 13	R: 0 E: 0 K: 2 S: 8	H: 1 LOB: 3 BB: 2 P: 16	R: 0 E: 0 K: 0 S: 2	H: 0 LOB: 1 BB: 2 P: 10	R: 3 E: 0 K: 0 S: 6	H: 3 LOB: 3 BB: 3 P: 18	1B: 8 2B: 1 3B: 0 HR: 2	SF: 0 SAC: 2 DP: 0 HBP: 0	WP: 0 PA: 45
PITCHER	IP WLS BF H R ER SO BB IBB HBP BLK WP HR S P ERA WHIP	6.0 L 33 8 3 3 7 7 0 0 0 0 2 40 68 4.50 2.500	1.1 5 1 1 1 0 1 0 0 0 0 0 4 8 6.75 1.500	0.2 7 2 2 2 0 2 1 0 0 0 0 4 16 27.00 6.000															

Oakland Athletics @ California Angels
Anaheim Stadium, Anaheim, CA
Mon Apr 22 1985, 9:05 PM EST
Att: 23,111 - Unknown

AB	32
R	6
H	11
RBI	6
BB	11
SO	7
LOB	22



Batter	1	2	3	4	5	6	7	8	9	AB	R	H	RBI	BB	SO	LOB	TOP										
Dave Collins, S OBP: 0.343, SLG: 0.369 (1, 7)										5	1	1	1	0	1	1											
Carney Lansford, R OBP: 0.324, SLG: 0.333 (1, 5)										5	1	3	0	0	0	0											
Bruce Bochte, L OBP: 0.385, SLG: 0.421 (1, 3)										5	1	2	1	0	0	1											
Dave Kingman, R OBP: 0.349, SLG: 0.462 (1, 10)										3	0	0	1	2	0	3											
Dwayne Murphy, L OBP: 0.394, SLG: 0.375 (1, 8)										3	1	1	1	2	0	1											
Mike Heath, R OBP: 0.326, SLG: 0.481 (1, 2)										5	0	1	0	0	0	4											
Mike Davis, L OBP: 0.390, SLG: 0.759 (1, 9)										5	1	2	1	0	2	1											
Donnie Hill, S OBP: 0.214, SLG: 0.296 (1, 4)										4	1	2	1	0	0	2											
Alfredo Griffin, S OBP: 0.407, SLG: 0.388 (1, 6)										3	0	0	0	1	0	2											
Inning Stats	R: 3 E: 1 K: 0 S: 7	H: 3 LOB: 2 BB: 1 P: 11	R: 0 E: 0 K: 0 S: 5	H: 2 LOB: 2 BB: 0 P: 5	R: 3 E: 0 K: 0 S: 6	H: 4 LOB: 1 BB: 0 P: 6	R: 0 E: 0 K: 0 S: 3	H: 0 LOB: 2 BB: 2 P: 11	R: 0 E: 0 K: 2 S: 7	H: 0 LOB: 1 BB: 1 P: 11	R: 0 E: 0 K: 1 S: 6	H: 1 LOB: 1 BB: 0 P: 6	R: 0 E: 0 K: 0 S: 3	H: 1 LOB: 1 BB: 0 P: 4	R: 0 E: 0 K: 0 S: 4	H: 1 LOB: 1 BB: 0 P: 4	1B: 10 2B: 1 3B: 0 HR: 1	SF: 0 SAC: 0 DP: 1 HBP: 0	WP: 0 PB: 0 SB: 1 CS: 0	PA: 43							
PITCHER	IP	WLS	BF	H	R	ER	SO	BB	IBB	HBP	BLK	WP	HR	S	P	ERA	WHIP										
Ron Romanick, R ERA: 1.96 (1, 1)	5.2	L	31	9	6	3	2	5	0	0	0	0	1	30	50	4.76	2.471										
Pat Clements, L ERA: 10.13 (6, 1)	2.1		8	2	0	0	1	0	0	0	0	0	0	10	10	0.00	0.857										
Donnie Moore, R ERA: 1.8 (9, 1)	1.0		4	1	0	0	0	0	0	0	0	0	0	4	4	0.00	1.000										

Oakland Athletics @ California Angels
Anaheim Stadium, Anaheim, CA
Wed Apr 24 1985, 6:33 AM EST
Att: 26,080 - Unknown

AB 38
R 6
H 12
RBI 6
BB 5
SO 3
LOB 15

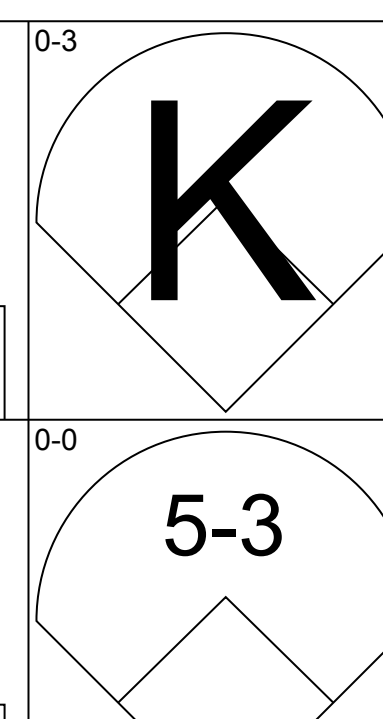
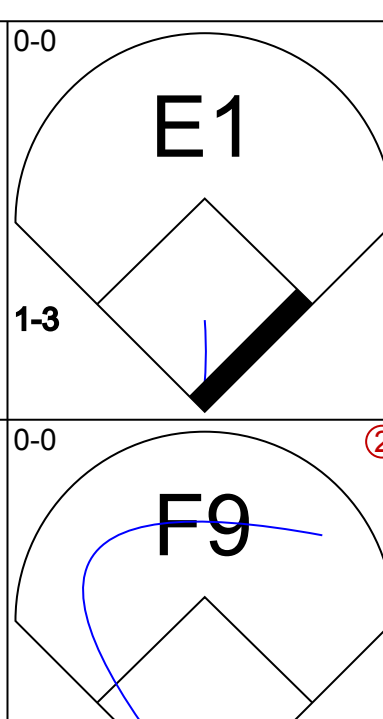
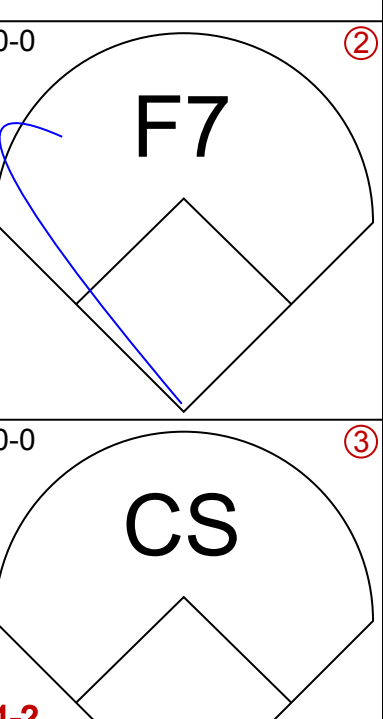
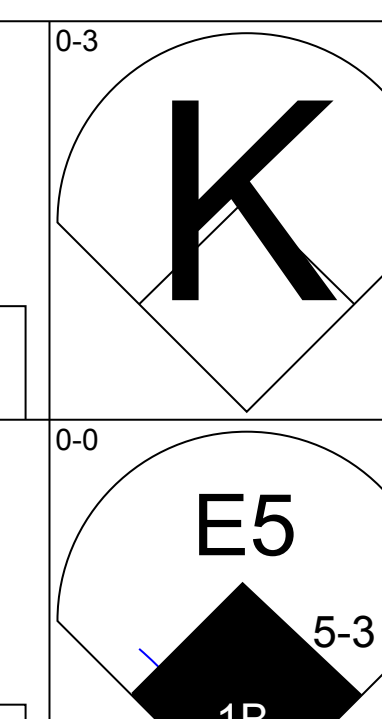
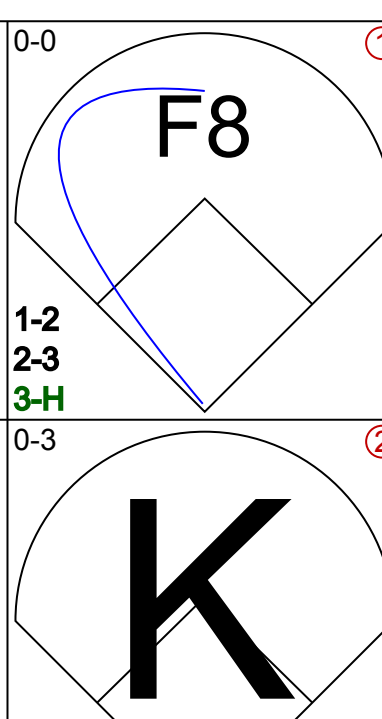
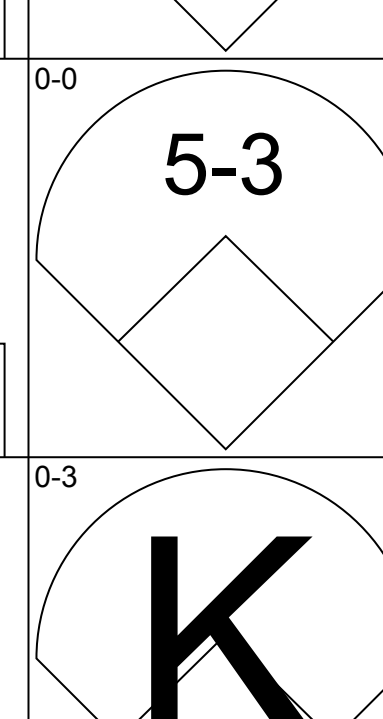
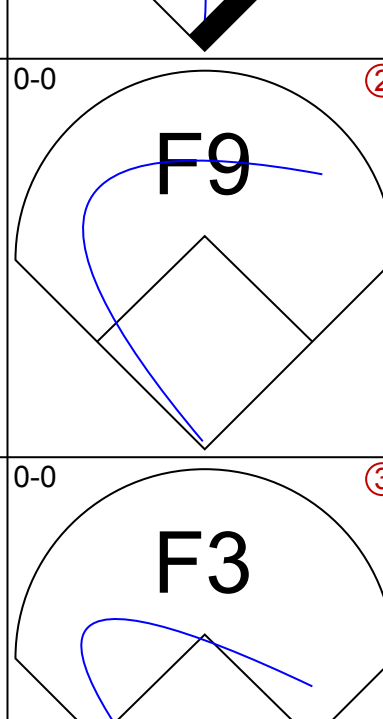
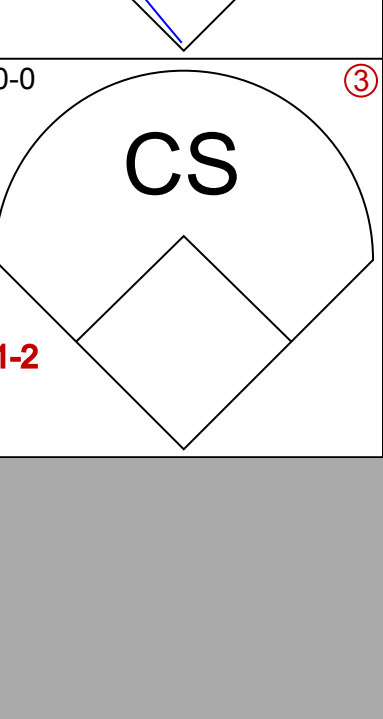
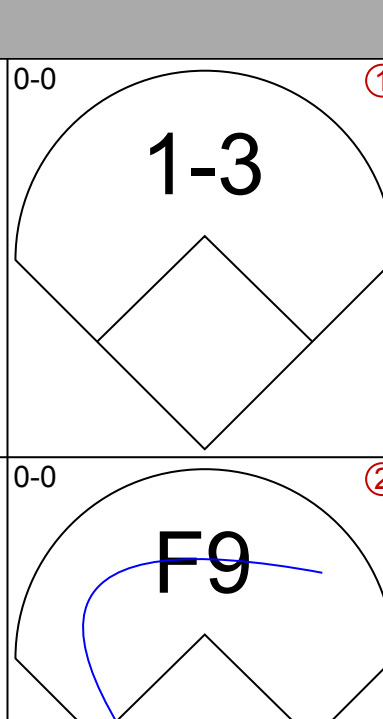
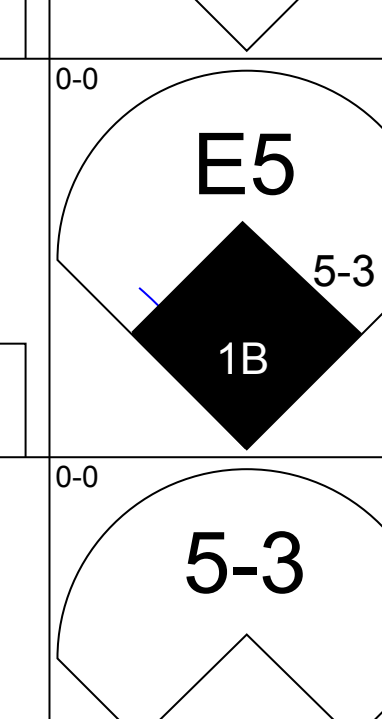
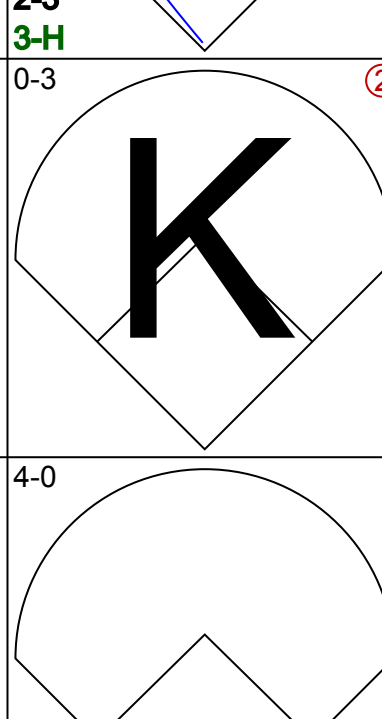
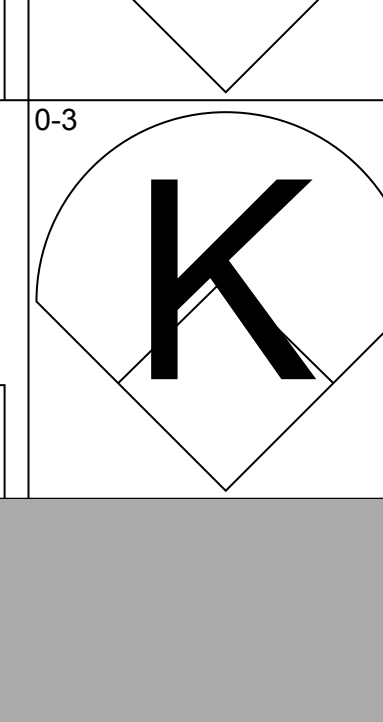
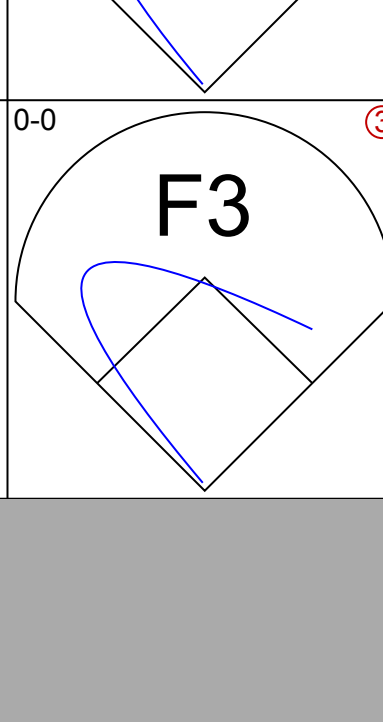
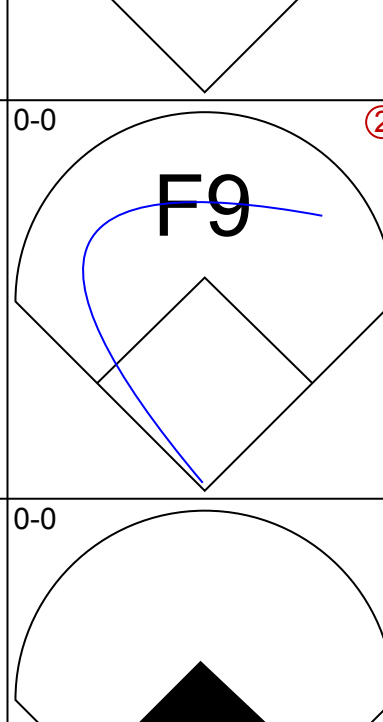
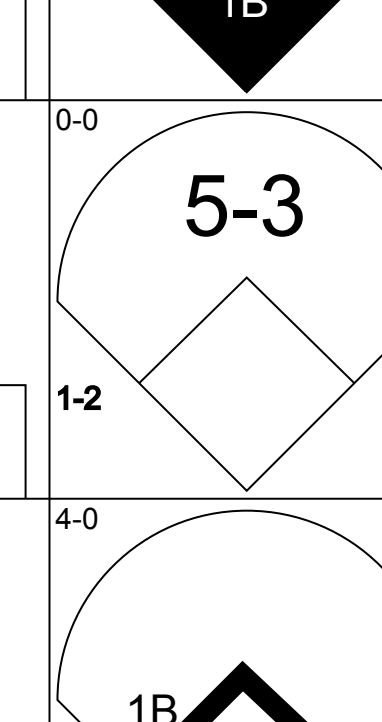
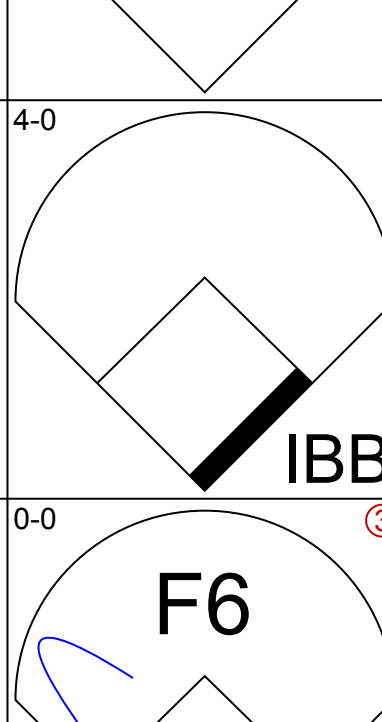
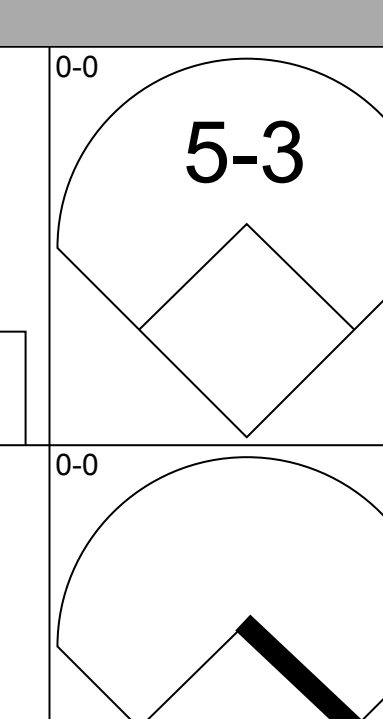
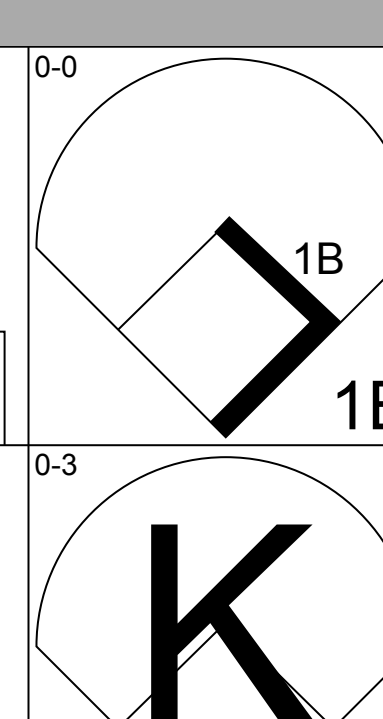
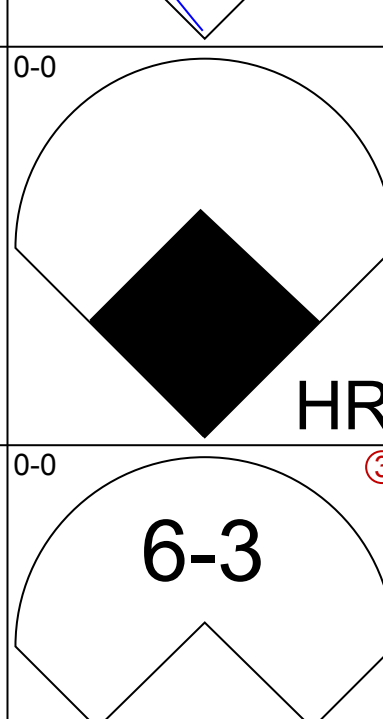
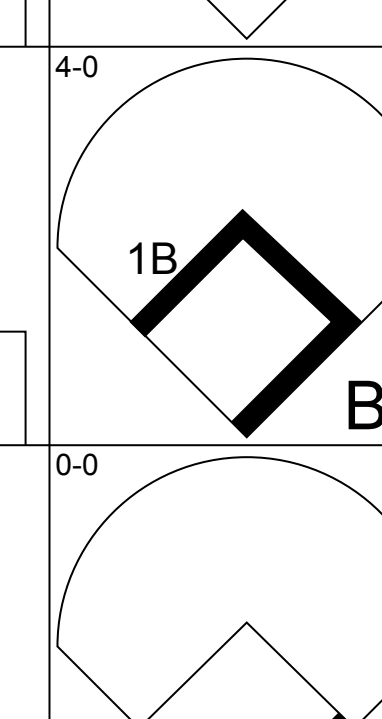
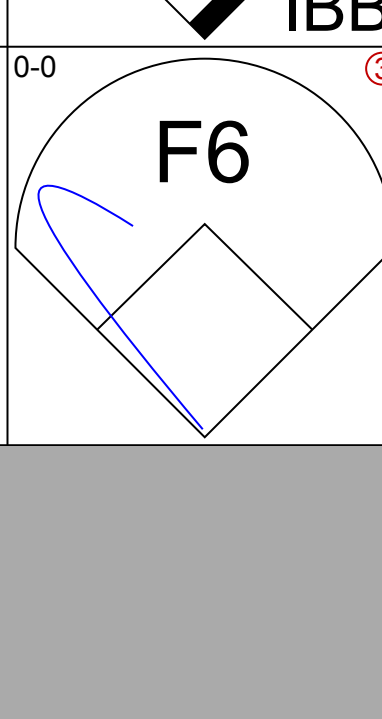
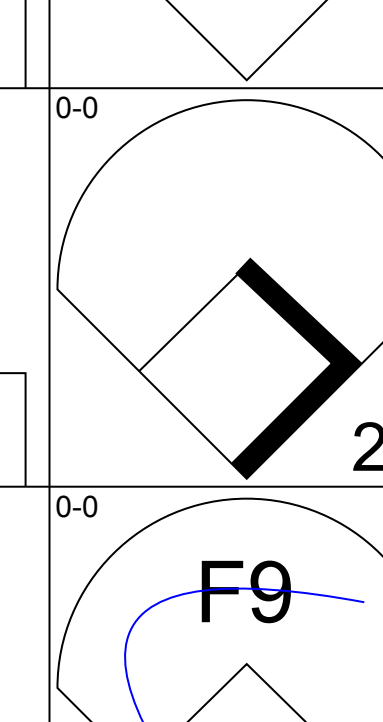
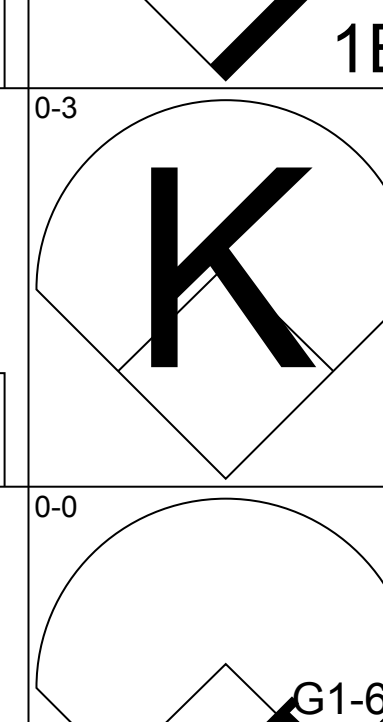
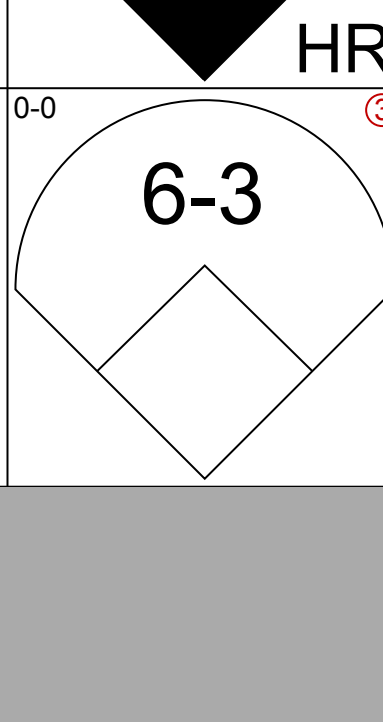
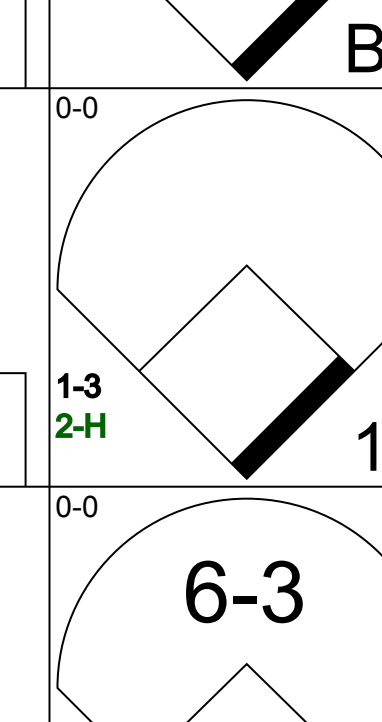
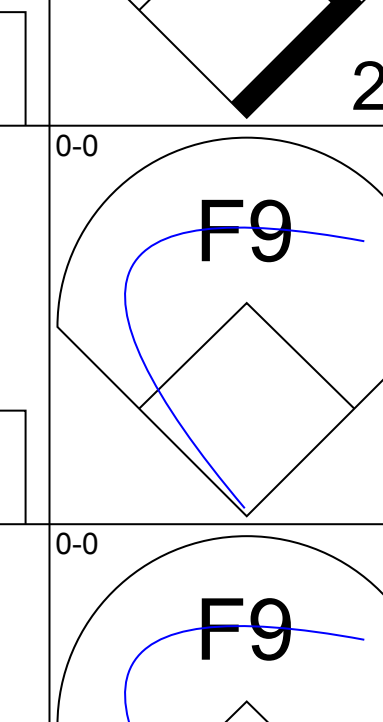
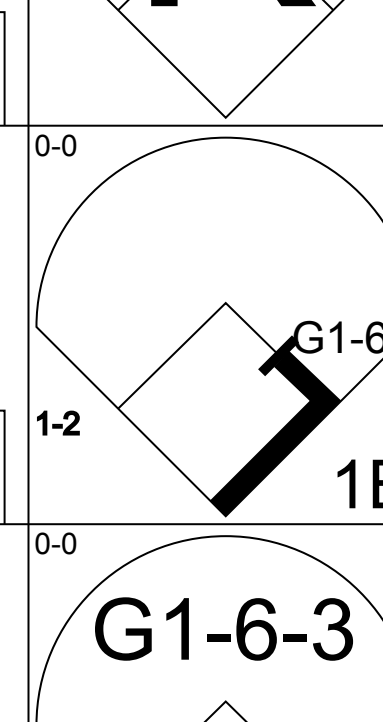
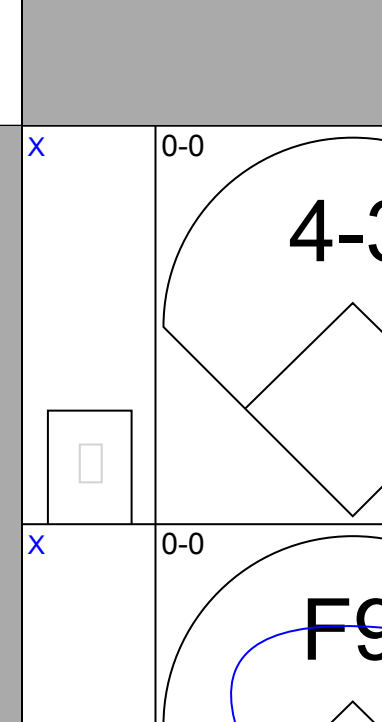
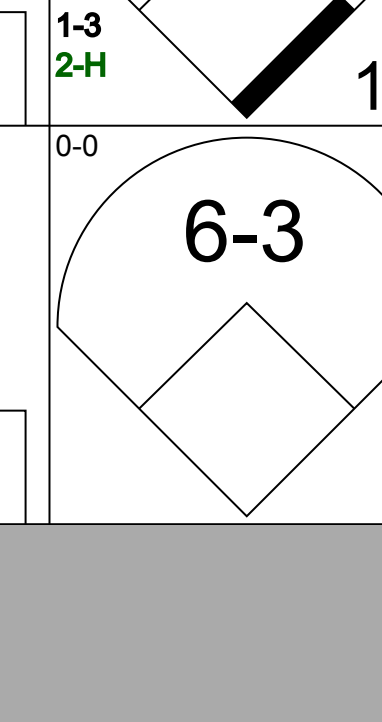
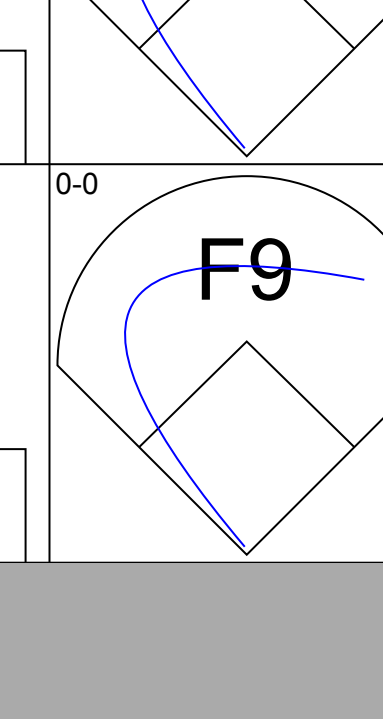
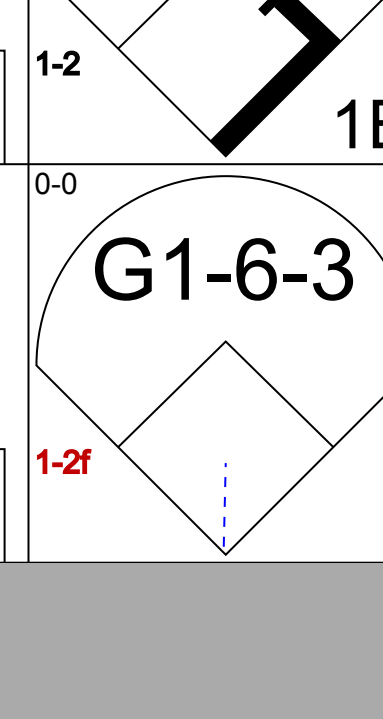
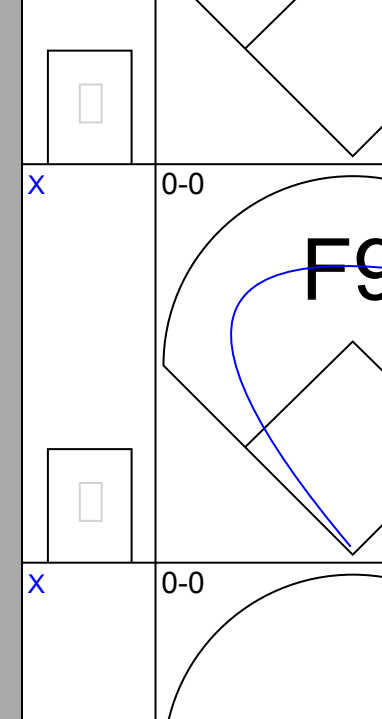
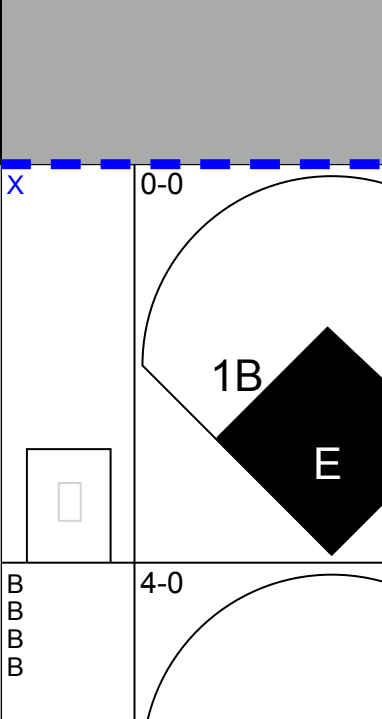
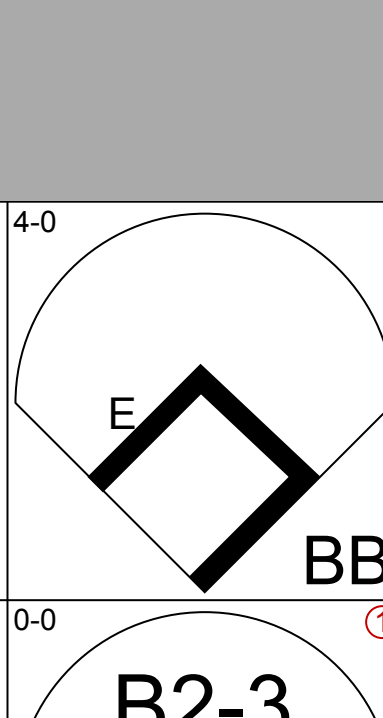
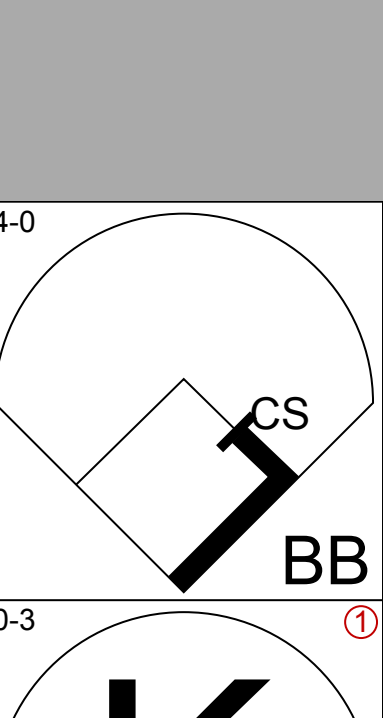
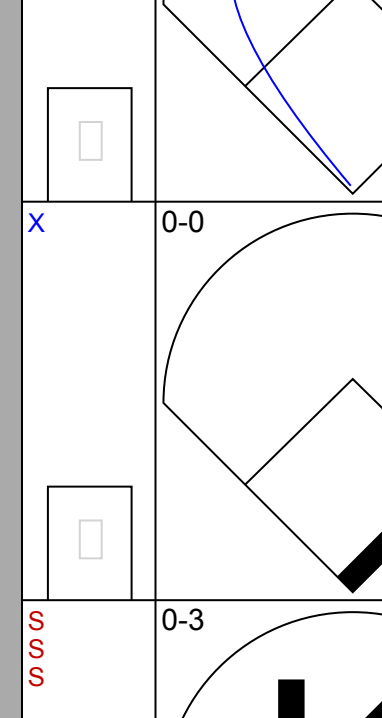
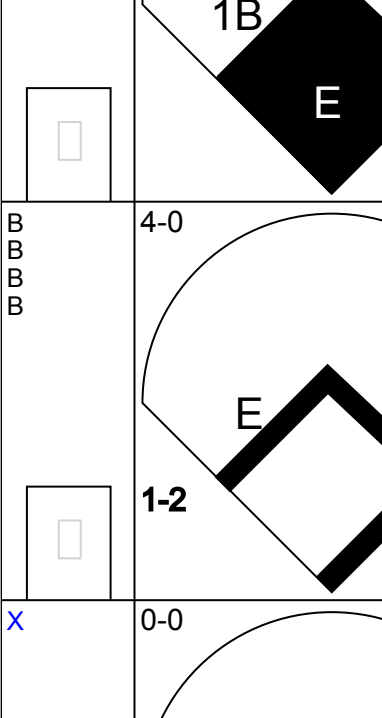
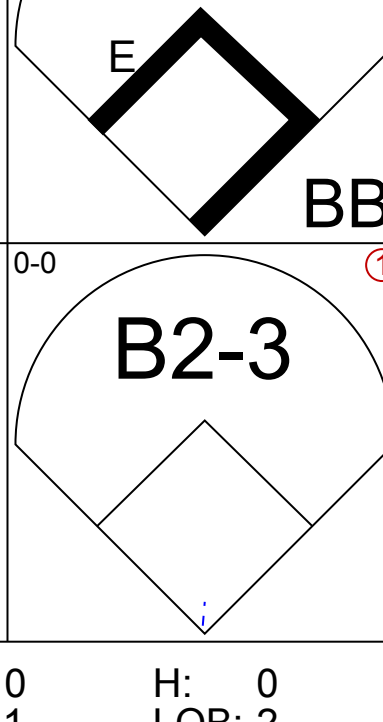
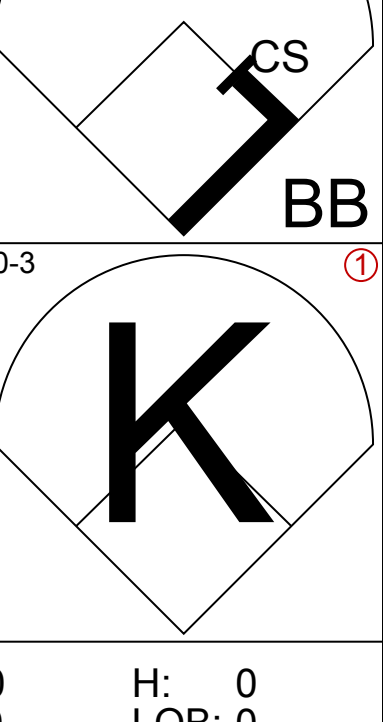
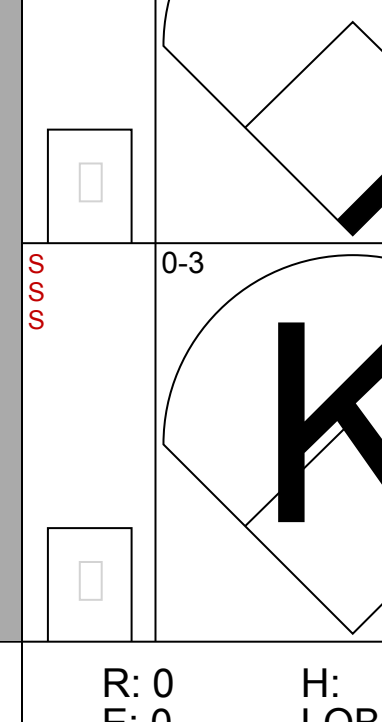
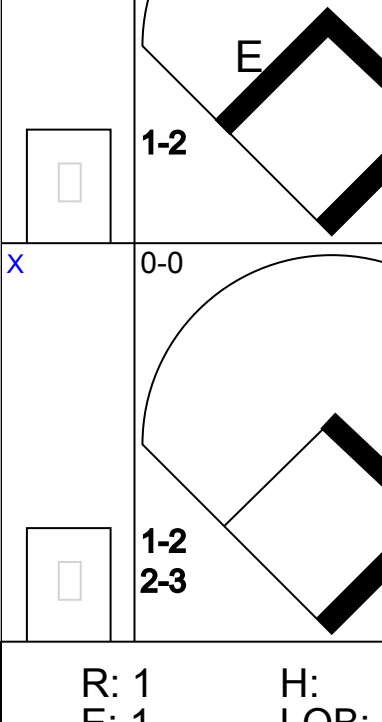


Batter	1	2	3	4	5	6	7	8	9	AB	R	H	RBI	BB	SO	LOB	BOTTOM										
Gary Pettis, S OBP: 0.431, SLG: 0.383 (1, 8)										4	0	0	0	0	2	0											
Rod Carew, L OBP: 0.381, SLG: 0.393 (1, 3)										4	0	1	0	0	0	0											
Juan Beniquez, R OBP: 0.417, SLG: 0.548 (1, 7)										3	1	0	0	1	0	1											
Reggie Jackson, L OBP: 0.313, SLG: 0.465 (1, 9)										3	1	0	0	1	0	1											
Doug DeCinces, R OBP: 0.318, SLG: 0.439 (1, 5)										3	0	1	0	1	0	0											
Brian Downing, R OBP: 0.469, SLG: 0.319 (1, 10)										3	1	2	2	1	0	1											
Rob Wilfong, L OBP: 0.259, SLG: 0.077 (1, 4)										3	0	0	0	0	0	4											
Bobby Grich, R OBP: 0.469, SLG: 0.439 (9, PH)										0	0	0	0	1	0	0											
Dick Schofield, R OBP: 0.222, SLG: 0.415 (1, 6)										4	1	1	1	0	1	5											
Bob Boone, R OBP: 0.256, SLG: 0.211 (1, 2)										2	0	0	1	0	0	0											
Jerry Narron, L OBP: 0.400, SLG: 0.706 (9, PH)										1	0	0	0	0	1	2											
Inning Stats	R: 0 E: 0 K: 0 S: 4	H: 1 LOB: 1 BB: 0 P: 4	R: 0 E: 0 K: 0 S: 4	H: 1 LOB: 1 BB: 0 P: 4	R: 0 E: 0 K: 1 S: 5	H: 0 LOB: 0 BB: 0 P: 5	R: 2 E: 0 K: 0 S: 3	H: 1 LOB: 1 BB: 3 P: 15	R: 0 E: 0 K: 0 S: 3	H: 0 LOB: 0 BB: 0 P: 3	R: 2 E: 0 K: 1 S: 7	H: 2 LOB: 0 BB: 0 P: 7	R: 0 E: 0 K: 0 S: 3	H: 0 LOB: 0 BB: 0 P: 3	R: 0 E: 0 K: 2 S: 7	H: 0 LOB: 2 BB: 2 P: 15	1B: 4 2B: 0 3B: 1 HR: 0	SF: 1 SAC: 0 DP: 1 HBP: 0	WP: 0 PB: 0 SB: 0 CS: 0	PA: 36							
PITCHER	IP	WLS	BF	H	R	ER	SO	BB	IBB	HBP	BLK	WP	HR	S	P	ERA	WHIP										
Chris Codiroli, R ERA: 4.09 (1, 1)	3.0		13	2	2	2	1	1	0	0	0	0	0	16	20	4.50	1.333										
Steve McCatty, R ERA: 4.91 (4, 1)	4.0	W	15	3	2	2	1	1	0	0	0	0	0	16	20	4.50	1.000										
Tim Conroy, L ERA: 1.35 (8, 1)	1.1		5	0	0	0	0	1	0	0	0	0	0	4	8	0.00	0.750										
Jay Howell, R ERA: 0.87 (9, 1)	0.2	S	3	0	0	0	2	1	0	0	0	0	0	6	10	0.00	1.500										

Oakland Athletics @ California Angels
Anaheim Stadium, Anaheim, CA
Wed Apr 24 1985, 6:33 AM EST
Att: 26,080 - Unknown

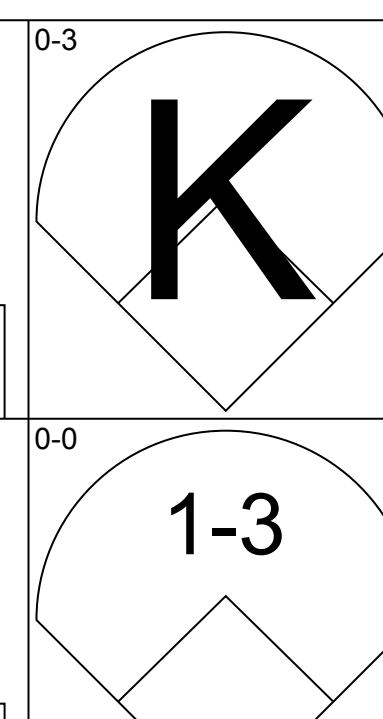
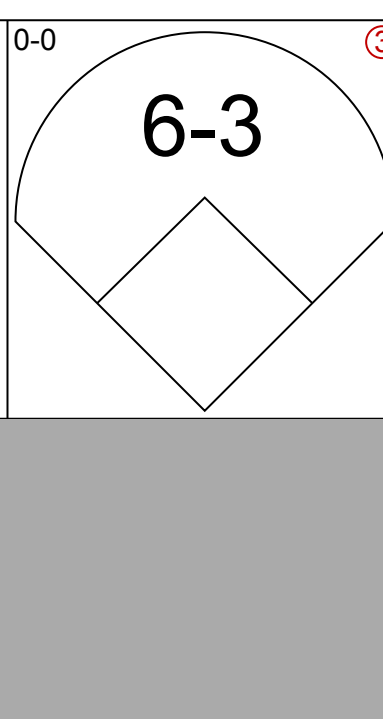
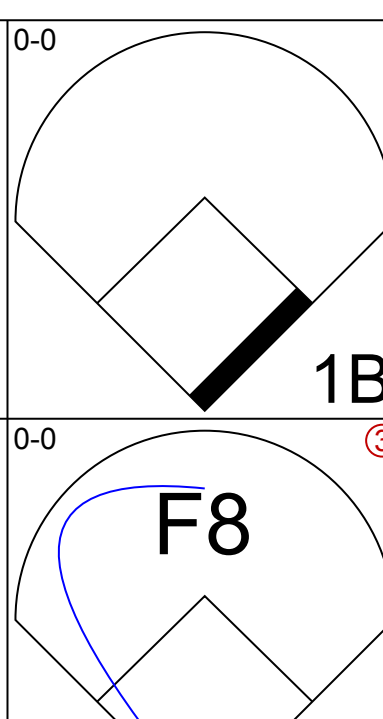
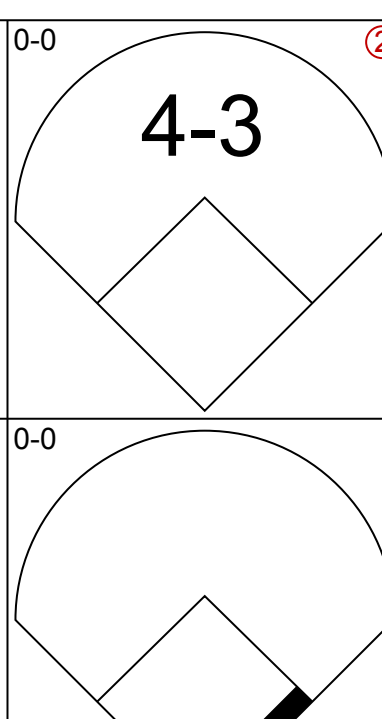
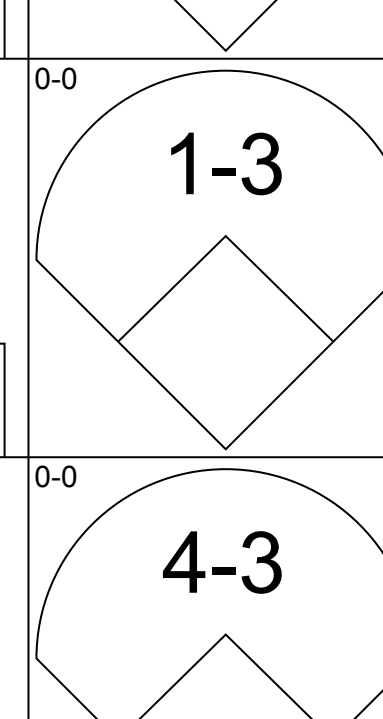
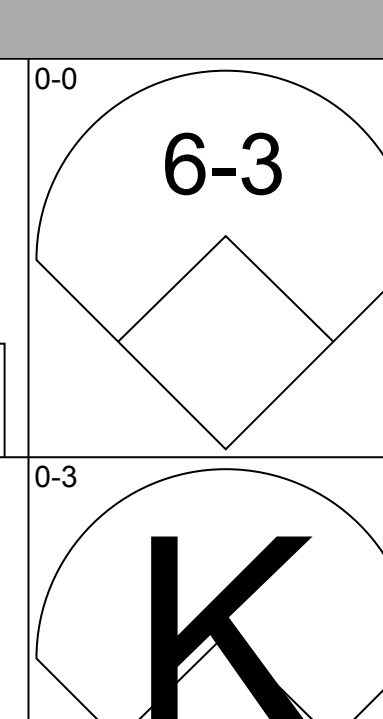
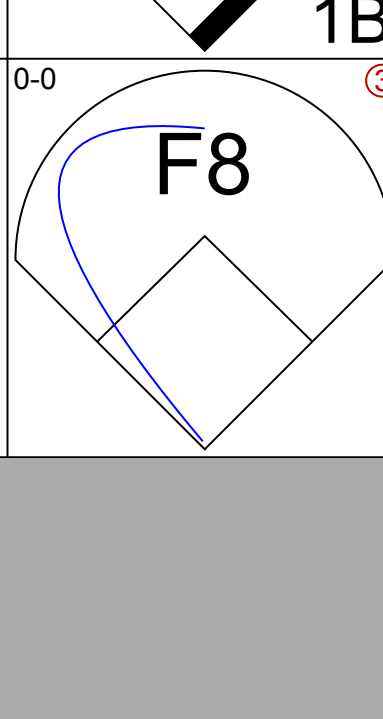
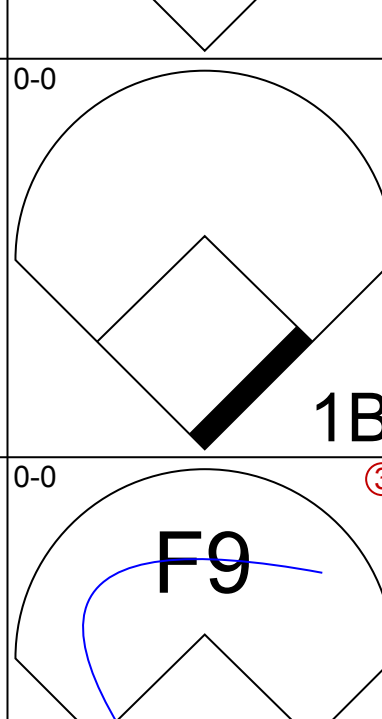
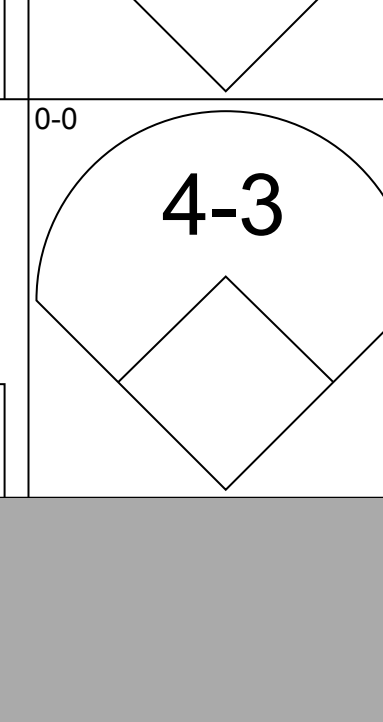
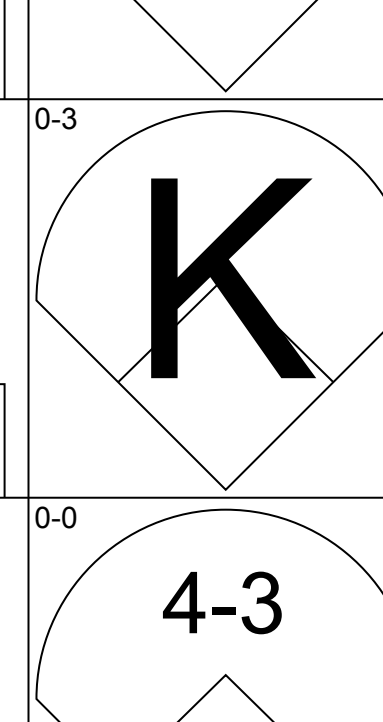
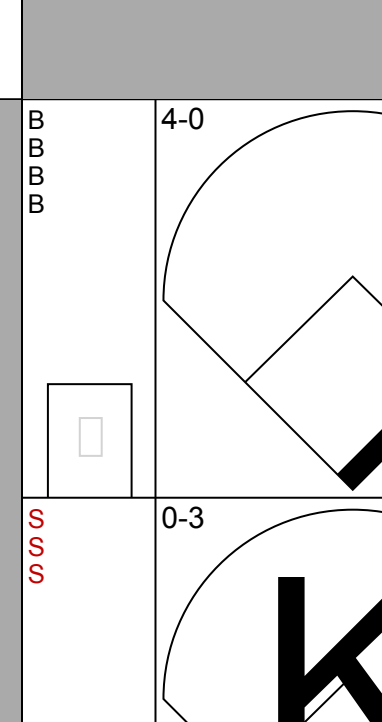
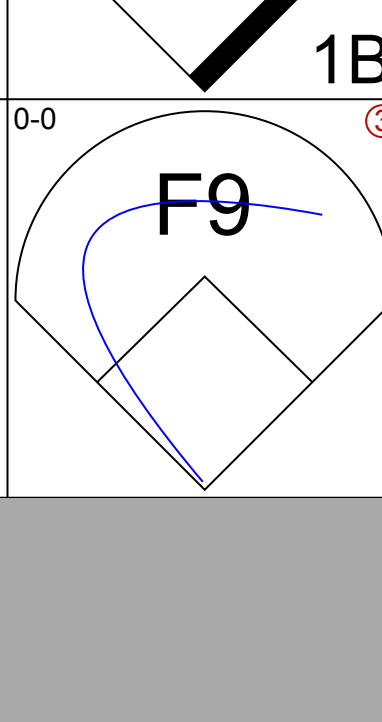
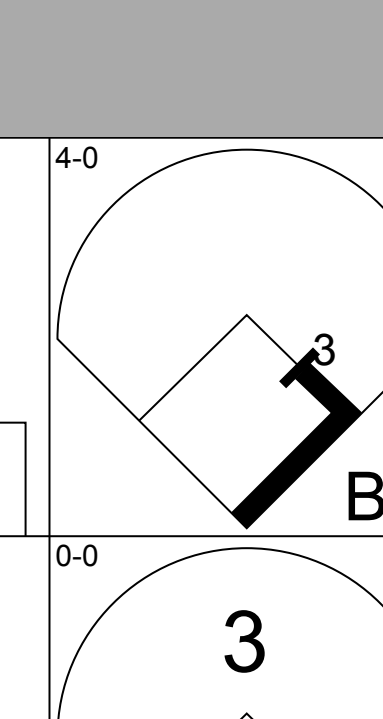
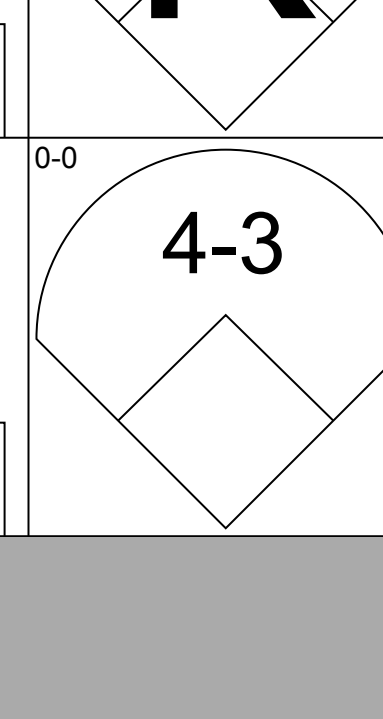
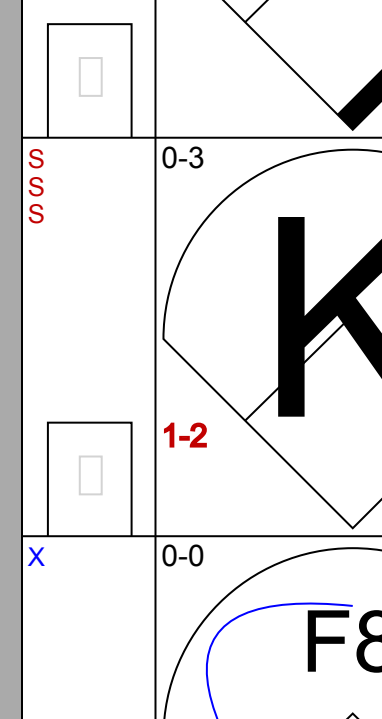
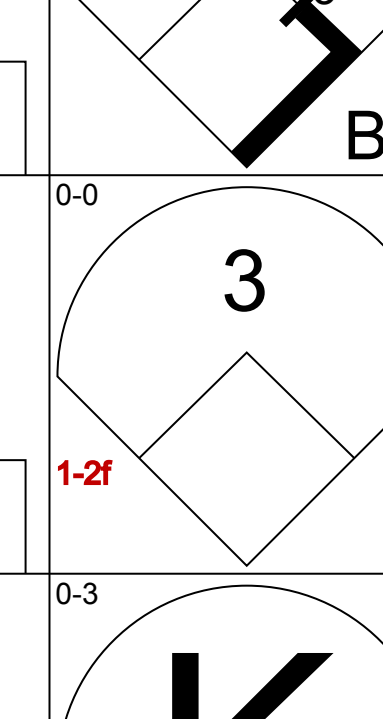
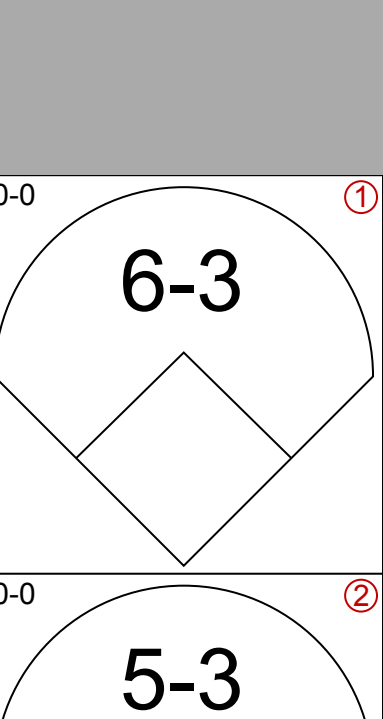
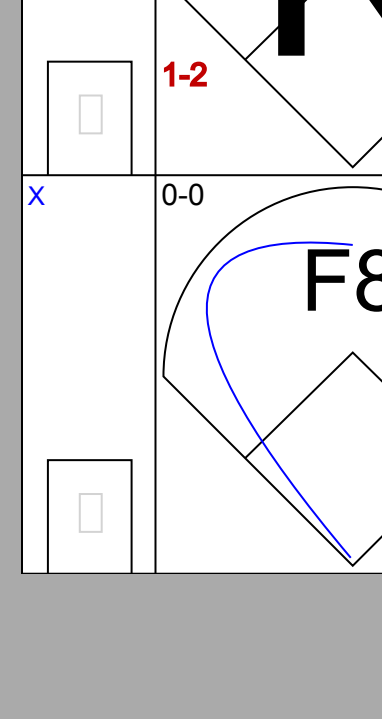
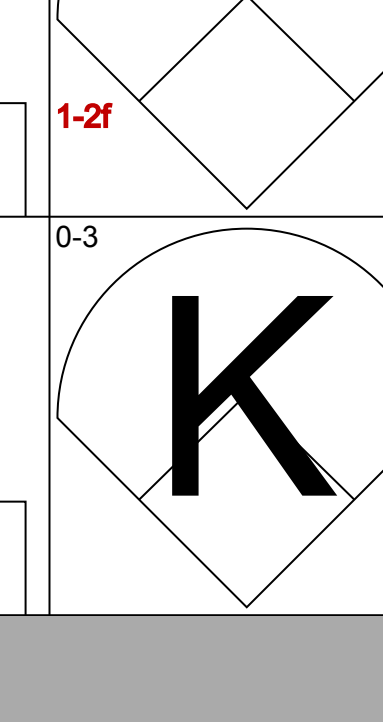
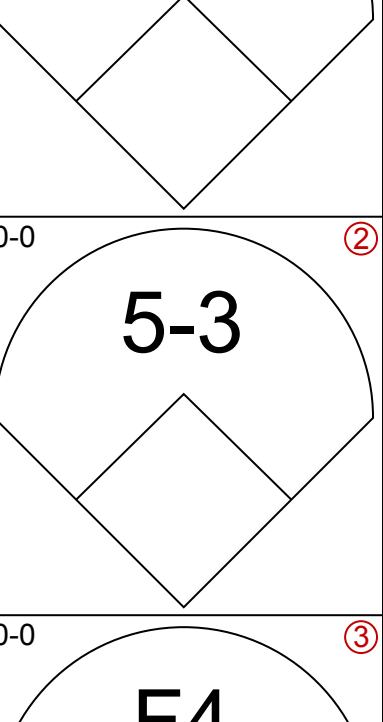
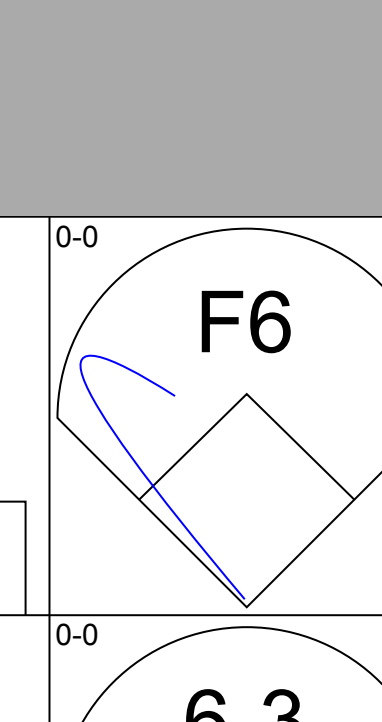
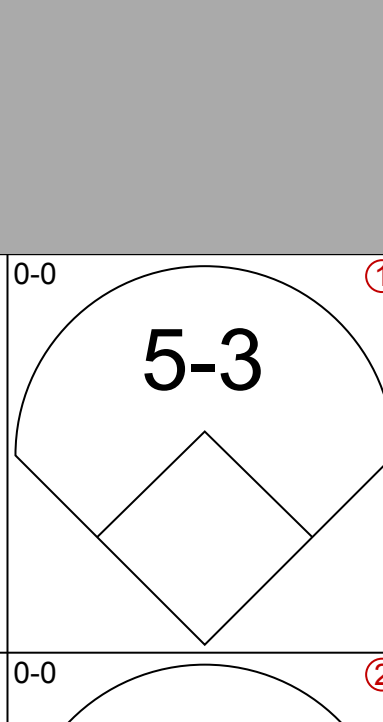
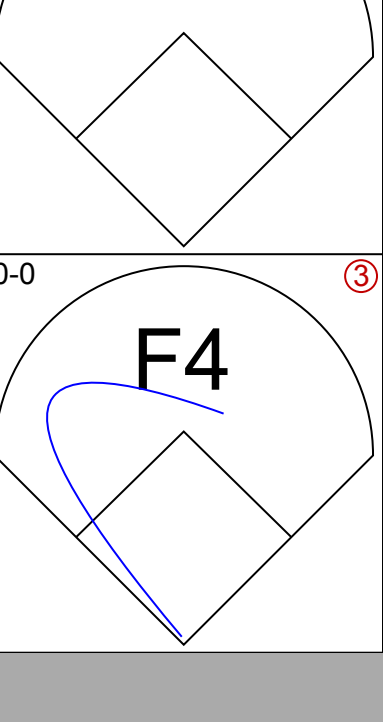
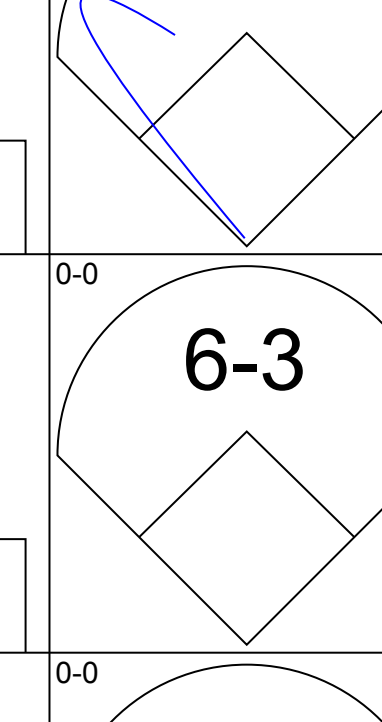
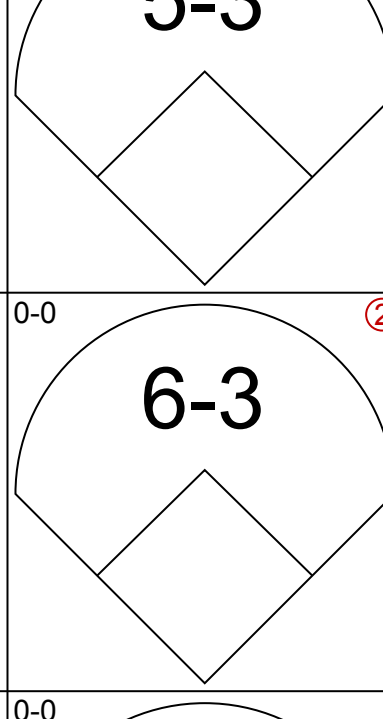
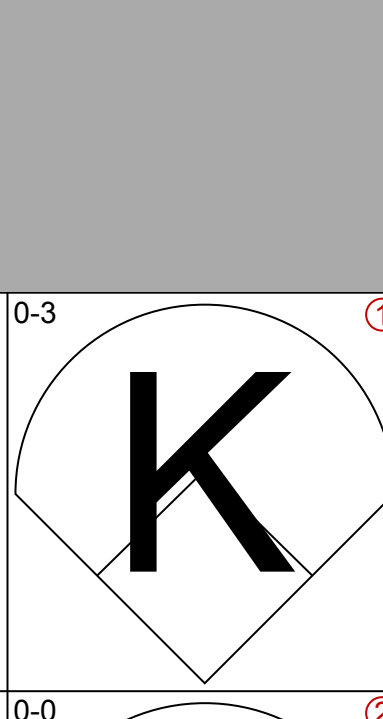
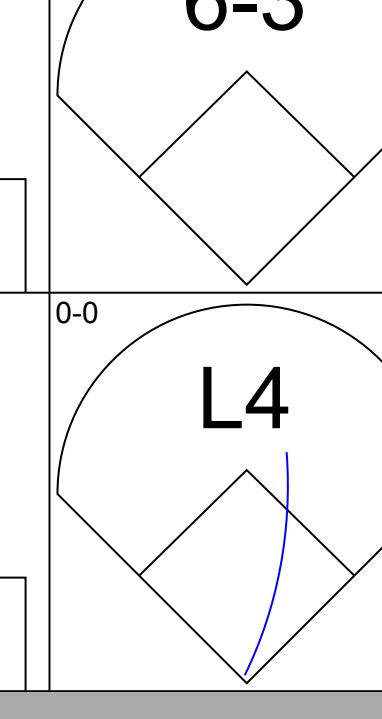
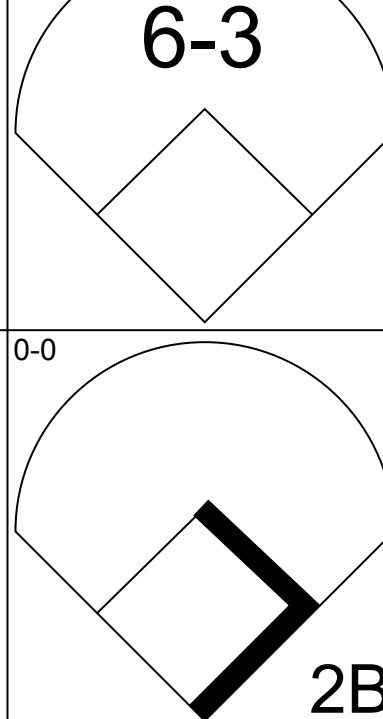
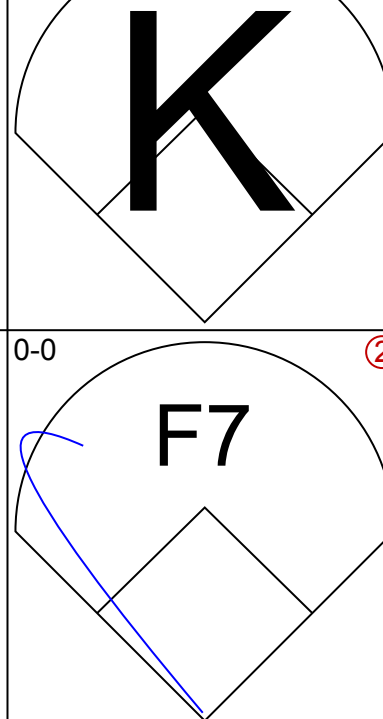
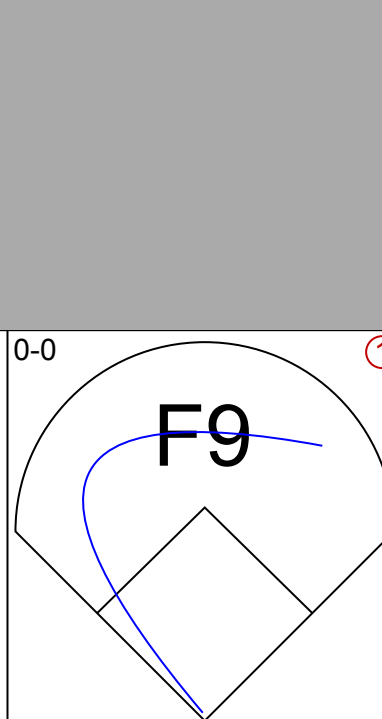
AB 30
R 4
H 5
RBI 4
BB 5
SO 4
LOB 14



Batter	1	2	3	4	5	6	7	8	9	AB	R	H	RBI	BB	SO	LOB	TOP					
Rod Carew, L OBP: 0.353, SLG: 0.361 (1, 3)										5	0	0	0	0	2	4	California Angels @ Seattle Mariners The Kingdome, Seattle, WA Thu Apr 25 1985, 9:05 PM EST Att: 10,998 - Unknown					
Juan Beniquez, R OBP: 0.396, SLG: 0.472 (1, 7)										5	1	0	0	0	1	4						
Doug DeCinces, R OBP: 0.310, SLG: 0.410 (1, 5)										4	0	0	0	1	1	3						
Bobby Grich, R OBP: 0.481, SLG: 0.511 (1, 4)										4	1	2	1	1	0	3						
Brian Downing, R OBP: 0.471, SLG: 0.353 (1, 10)										4	0	2	1	0	1	1						
Mike Brown, R OBP: 0.182, SLG: 0.143 (1, 9)										4	0	1	0	0	0	3						
Bob Boone, R OBP: 0.295, SLG: 0.214 (1, 2)										4	1	1	0	0	0	3						
Dick Schofield, R OBP: 0.276, SLG: 0.426 (1, 6)										1	0	1	0	3	0	0						
Gary Pettis, S OBP: 0.419, SLG: 0.373 (1, 8)										4	0	1	0	0	2	3						
Inning Stats	R: 0 E: 0 K: 2 S: 7	H: 0 LOB: 0 BB: 0 P: 7	R: 0 E: 0 K: 0 S: 4	H: 1 LOB: 1 BB: 0 P: 4	R: 0 E: 1 K: 0 S: 4	H: 0 LOB: 2 BB: 1 P: 8	R: 0 E: 0 K: 1 S: 6	H: 2 LOB: 1 BB: 0 P: 6	R: 0 E: 0 K: 1 S: 4	H: 0 LOB: 0 BB: 1 P: 8	R: 1 E: 0 K: 0 S: 4	H: 1 LOB: 1 BB: 0 P: 4	R: 0 E: 0 K: 1 S: 6	H: 1 LOB: 1 BB: 0 P: 6	R: 1 E: 1 K: 1 S: 7	H: 1 LOB: 2 BB: 1 P: 11		R: 1 E: 1 K: 1 S: 7	H: 2 LOB: 2 BB: 2 P: 15	1B: 6 2B: 1 3B: 0 HR: 1	SF: 0 SAC: 0 DP: 1 HBP: 0	WP: 0 PB: 0 SB: 0 CS: 1
PITCHER	IP	WLS	BF	H	R	ER	SO	BB	IBB	HBP	BLK	WP	HR	S	P	ERA	WHIP					
Mark Langston, L ERA: 2.79 (1, 1)	8.0	L	33	6	2	1	6	3	0	0	0	0	1	42	54	1.12	1.125					
Ed Nunez, R ERA: 0.79 (9, 1)	1.0		7	2	1	0	1	1	1	0	0	0	0	7	15	0.00	3.000					

AB	35
R	3
H	8
RBI	2
BB	5
SO	7
LOB	24




Batter	1	2	3	4	5	6	7	8	9	AB	R	H	RBI	BB	SO	LOB	BOTTOM					
Jack Perconte, L OBP: 0.267, SLG: 0.302 (1, 4)										4	0	1	0	0	1	1	California Angels @ Seattle Mariners The Kingdome, Seattle, WA Thu Apr 25 1985, 9:05 PM EST Att: 10,998 - Unknown					
Phil Bradley, R OBP: 0.343, SLG: 0.561 (1, 7)										4	0	1	0	0	0	1						
Alvin Davis, L OBP: 0.382, SLG: 0.238 (1, 3)										3	0	0	0	1	1	1						
Gorman Thomas, R OBP: 0.386, SLG: 0.673 (1, 10)										2	0	0	0	1	1	1						
Dave Henderson, R OBP: 0.246, SLG: 0.339 (1, 8)										3	0	0	0	0	0	1						
Al Cowens, R OBP: 0.393, SLG: 0.623 (1, 9)										3	0	0	0	0	1	0						
Jim Prestley, R OBP: 0.326, SLG: 0.615 (1, 5)										3	0	0	0	0	0	0						
Bob Kearney, R OBP: 0.091, SLG: 0.032 (1, 2)										2	0	0	0	0	1	0						
Barry Bonnell, R OBP: 0.231, SLG: 0.167 (8, PH)										1	0	0	0	0	0	0						
Dave Valle, R OBP: 0.190, SLG: 0.105 (9, 2)										0	0	0	0	0	0	0						
Spike Owen, S OBP: 0.226, SLG: 0.224 (1, 6)										3	0	1	0	0	0	0						
Inning Stats	R: 0 E: 0 K: 1 S: 5	H: 0 LOB: 0 BB: 0 P: 5	R: 0 E: 0 K: 1 S: 4	H: 0 LOB: 0 BB: 1 P: 8	R: 0 E: 0 K: 0 S: 4	H: 1 LOB: 1 BB: 0 P: 4	R: 0 E: 0 K: 1 S: 5	H: 0 LOB: 0 BB: 0 P: 5	R: 0 E: 0 K: 1 S: 3	H: 0 LOB: 0 BB: 0 P: 3	R: 0 E: 0 K: 1 S: 6	H: 1 LOB: 1 BB: 0 P: 6	R: 0 E: 0 K: 1 S: 4	H: 0 LOB: 0 BB: 1 P: 8	R: 0 E: 0 K: 0 S: 3	H: 0 LOB: 0 BB: 0 P: 3	R: 0 E: 0 K: 0 S: 4	H: 1 LOB: 1 BB: 0 P: 4	1B: 2 2B: 3 3B: 0 HR: 0	SF: 0 SAC: 0 DP: 2 HBP: 0	WP: 0 PB: 0 SB: 0 CS: 1	PA: 30
PITCHER	IP	WLS	BF	H	R	ER	SO	BB	IBB	HBP	BLK	WP	HR	S	P	ERA	WHIP					
Mike Witt, R ERA: 3.58 (1, 1)	9.0	W	30	3	0	0	5	2	0	0	0	0	0	38	46	0.00	0.556					



Batter	1	2	3	4	5	6	7	8	9	AB	R	H	RBI	BB	SO	LOB	TOP										
Gary Pettis, S OBP: 0.426, SLG: 0.364 (1, 8)	4-0 S 2B BB	0-3 K	0-0 BB 1B		0-0 4-3	0-0 E4		4-0 WP BB		4	1	1	1	2	1	4											
Rod Carew, L OBP: 0.365, SLG: 0.394 (1, 3)	0-0 4-3	0-0 HR 2B	2-3 3-H BB		0-0 1B 2B	0-0 G3		0-3 K		5	2	2	3	1	1	5											
Ruppert Jones, L OBP: 0.412, SLG: 0.643 Juan Beniquez, R OBP: 0.370, SLG: 0.537 (1, 10) (2, PH)	0-0 G3 2B	0-0 HR	0-0 F6		0-0 FC6-4 1B			0-0 K	0-0 F9	1	0	1	1	0	0	0											
Reggie Jackson, L OBP: 0.308, SLG: 0.447 Mike Brown, R OBP: 0.206, SLG: 0.174 (1, 9) (5, 9)	0-0 G3	0-3 K			0-0 FC4-6 1B	0-3 K		0-0 1B	0-0 F9	4	0	1	0	0	2	2											
Brian Downing, R OBP: 0.446, SLG: 0.321 (1, 7)	1-0 FC5-4 HBP	0-0 F9			0-0 F2	0-0 FC6-4		0-0 F2	0-0 5-3	5	0	0	0	0	0	3											
Doug DeCinces, R OBP: 0.297, SLG: 0.391 Craig Gerber, L (1, 5) (5, 5)	0-0 FC5-4		0-0 6-3	0-0 FC4-6		0-0 F8	0-0 6-3			3	0	0	0	0	0	3											
Jerry Narron, L OBP: 0.400, SLG: 0.619 (1, 2)		4-0 1B 2B BB	0-0 2B 1B	0-0 F5		0-0 4-3		0-0 1-3		4	2	1	0	1	0	1											
Bobby Grich, R OBP: 0.509, SLG: 0.553 Rob Wilfong, L OBP: 0.333, SLG: 0.143 (1, 4) (5, 4)		0-0 2B 1B	0-0 1B 2B		4-0 4-3 HBP 2B BB	0-0 1B E 1B		4-0 WP 1-3 BB		2	2	2	0	1	0	0											
Dick Schofield, R OBP: 0.302, SLG: 0.448 (1, 6)		0-0 2B 2B	0-3 K		1-0 1-2 2B HBP	0-0 4-3 2B HBP		0-0 1-3 E 1B	0-0 1-3	4	2	2	2	0	1	3											
Inning Stats	R: 1 E: 0 K: 0 S: 4	H: 1 LOB: 2 BB: 1 P: 9	R: 5 E: 0 K: 2 S: 11	H: 4 LOB: 0 BB: 1 P: 15	R: 1 E: 0 K: 1 S: 8	H: 3 LOB: 3 BB: 1 P: 12	R: 0 E: 0 K: 0 S: 4	H: 1 LOB: 1 BB: 0 P: 4	R: 3 E: 0 K: 1 S: 7	H: 2 LOB: 2 BB: 0 P: 12	R: 1 E: 1 K: 0 S: 6	H: 2 LOB: 2 BB: 0 P: 6	R: 0 E: 0 K: 1 S: 6	H: 1 LOB: 1 BB: 0 P: 6	R: 0 E: 0 K: 1 S: 5	H: 0 LOB: 2 BB: 2 P: 13	R: 0 E: 0 K: 0 S: 3	H: 0 LOB: 0 BB: 0 P: 3	1B: 8 2B: 5 3B: 0 HR: 1	SF: 0 SAC: 0 DP: 0 HBP: 2	WP: 1 PB: 0 SB: 1 CS: 0	PA: 50					
PITCHER	IP	WLS	BF	H	R	ER	SO	BB	IBB	HBP	BLK	WP	HR	S	P	ERA	WHIP										
Jim Beattie, R ERA: 16.88 (1, 1)	1.1	L	11	4	5	5	1	2	0	1	0	0	0	10	19	33.75	4.500										
Dave Geisel, L ERA: 7.95 (2, 1)	0.2		3	1	1	1	1	0	0	0	0	0	1	5	5	13.50	1.500										
Karl Best, R ERA: 5.0 (3, 1)	4.0		24	8	5	4	2	2	0	1	0	0	0	25	34	9.00	2.500										
Mike Stanton, R ERA: 6.52 (7, 1)	2.0		9	1	0	0	2	2	0	0	0	1	0	11	19	0.00	1.500										
Ed Yande Berg, L ERA: 1.17 (9, 1)	1.0		3	0	0	0	0	0	0	0	0	0	0	3	3	0.00	0.000										
Batter	1	2	3	4	5	6	7	8	9	AB	R	H	RBI	BB	SO	LOB	BOTTOM										
Jack Perconte, L OBP: 0.271, SLG: 0.304 Harold Reynolds, S OBP: 0.231, SLG: 0.095 (1, 4) (6, 4)	0-0 CS 1B		0-0 4-3		0-3 K		0-3 K		0-0 F8	3	0	1	0	0	1	2											
Phil Bradley, R OBP: 0.347, SLG: 0.543 (1, 7)	4-0 1B SF8 BB		0-0 F4		0-0 1B		0-0 4-3		0-0 4-3	4	1	1	0	1	0	1											
Alvin Davis, L OBP: 0.400, SLG: 0.261 (1, 3)	0-0 1-3 1B		0-0 G3		0-0 FC6-4 1B		4-0 1B 1B BB		0-0 F3	4	1	2	0	1	0	0											
Gorman Thomas, R OBP: 0.377, SLG: 0.654 (1, 10)	0-0 SF8		0-0 5-3		0-0 FC6-4		0-0 1-2 1B 1B			3	1	1	1	0	0	2											
Dave Henderson, R OBP: 0.232, SLG: 0.318 (1, 8)	0-0 F7			0-3 K		0-0 5-3		0-3 K		4	0	0	0	0	2	3											
Al Cowens, R OBP: 0.400, SLG: 0.614 (1, 9)		0-0 2B 1B		0-0 6-3		0-3 K		0-0 1B 1B		4	0	2	0	0	1	0											
Jim Prestley, R OBP: 0.336, SLG: 0.618 (1, 5)		0-0 1-3 2B		4-0 BB		0-0 1-3		0-3 K		3	0	1	0	1	1	3											
Bob Kearney, R OBP: 0.111, SLG: 0.030 Donnie Scott, S OBP: 1.000, SLG: 1.000 (1, 2) (8, PH) (9, 2)		0-0 1-3		0-0 5-3		4-0 FC4-6 BB		0-0 1-3 2-H 3-H 1B		2	0	0	0	1	0	3											
Spike Owen, S OBP: 0.214, SLG: 0.212 Ivan Calderon, R OBP: 0.333, SLG: 0.111 Domingo Ramos, R OBP: 0.333, SLG: 0.667 (1, 6) (8, PH) (9, 6)		0-0 F9			0-3 K		0-0 FC4-6		0-0 4-3	3	0	0	0	0	1	3											
Inning Stats	R: 1 E: 0 K: 0 S: 4	H: 2 LOB: 1 BB: 1 P: 8	R: 0 E: 0 K: 0 S: 5	H: 2 LOB: 0 BB: 0 P: 5	R: 0 E: 0 K: 1 S: 5	H: 0 LOB: 1 BB: 1 P: 9	R: 0 E: 0 K: 2 S: 9	H: 0 LOB: 2 BB: 0 P: 9	R: 0 E: 0 K: 1 S: 5	H: 0 LOB: 0 BB: 0 P: 5	R: 0 E: 0 K: 1 S: 5	H: 0 LOB: 1 BB: 1 P: 9	R: 2 E: 0 K: 2 S: 10	H: 3 LOB: 2 BB: 1 P: 14	R: 0 E: 0 K: 0 S: 3	H: 0 LOB: 0 BB: 0 P: 3	1B: 8 2B: 1 3B: 0 HR: 0	SF: 1 SAC: 0 DP: 0 HBP: 0	WP: 0 PB: 0 SB: 0 CS: 1	PA: 39							
PITCHER	IP	WLS	BF	H	R	ER	SO	BB	IBB	HBP	BLK	WP	HR	S	P	ERA	WHIP										
Geoff Zahn, L ERA: 1.48 (1, 1)	2.0		10	4	1	1	0	1	0	0	0	0	0	17	21	0.00	1.000										
Doug Corbett, R ERA: 3.46 (3, 1)	3.0	W	12	2	0	0	3	1	0	0	0	0	0	23	31	4.50	1.250										
Stu Cliburn, R ERA: 4.5 (6, 1)	4.0	S	17	3	2	2	4	2	0	0	0	0	0	23	31	4.50	1.250										


California Angels @ Seattle Mariners
The Kingdome, Seattle, WA
Fri Apr 26 1985, 9:05 PM EST
Att: 22,772 - Unknown

AB 42
R 11
H 14
RBI 10
BB 6
SO 6
LOB 25



California Angels @ Seattle Mariners
The Kingdome, Seattle, WA
Fri Apr 26 1985, 9:05 PM EST
Att: 22,772 - Unknown

AB 34
R 3
H 9
RBI 3
BB 4
SO 7
LOB 20



livebaseballscores.com

Batter	1	2	3	4	5	6	7	8	9	AB	R	H	RBI	BB	SO	LOB	TOP										
Gary Pettis, S OBP: 0.442, SLG: 0.435 (1, 8)	0-0 S 3B	4-0 1-2 BB		SH2-3 1-2		0-0 3-1		0-0 6-3		3	1	1	0	1	0	1											
Rod Carew, L OBP: 0.398, SLG: 0.386 (1, 3)	4-0 F8 S BB	0-0 F7		4-0 IBB			1-0 HBP		0-3 K	2	0	0	0	2	1	2											
Brian Downing, R OBP: 0.452, SLG: 0.385 (1, 7)	0-3 K 1-2 3-H		4-0 G3 3-4-3 BB	0-3 K			0-0 E6 1-3		0-0 1B	4	0	1	0	1	2	5											
Reggie Jackson, L OBP: 0.281, SLG: 0.404 Mike Brown, R OBP: 0.296, SLG: 0.231 (9, 9)	0-0 F8 2-3		0-0 3-4-3	1-2		0-0 4-3		0-3 K	0-3 K	5	0	0	0	0	2	5											
Ruppert Jones, L OBP: 0.379, SLG: 0.581 Juan Beniquez, R OBP: 0.327, SLG: 0.468 (7, PH)	0-0 F4		0-0 G3 2-3			0-0 F8		0-0 F6	0-3 K	3	0	0	0	0	0	2											
Bobby Grich, R OBP: 0.485, SLG: 0.500 (1, 4)		4-0 WP PB 3-1 BB	0-0 5-3			0-0 1B		0-3 K		3	1	1	0	1	1	3											
Doug DeCinces, R OBP: 0.293, SLG: 0.380 (1, 5)		0-3 K		4-0 1B BB		0-0 F7		0-0 2B		3	0	1	0	1	1	2											
Jerry Narron, L OBP: 0.379, SLG: 0.560 Bob Boone, R OBP: 0.235, SLG: 0.196 (8, 2)		0-0 3-1		0-0 SH2-3 1B		0-0 F3		0-0 F9		4	0	1	0	0	0	2											
Dick Schofield, R OBP: 0.310, SLG: 0.469 (1, 6)	4-0 S 2-H BB		0-0 F5			0-0 1-3		0-0 F9		3	0	0	0	1	0	3											
Inning Stats	R: 1 E: 0 K: 1 S: 6	H: 1 LOB: 1 BB: 1 P: 10	R: 1 E: 0 K: 1 S: 5	H: 0 LOB: 2 BB: 3 P: 17	R: 0 E: 0 K: 0 S: 3	H: 0 LOB: 1 BB: 1 P: 7	R: 0 E: 0 K: 1 S: 6	H: 1 LOB: 3 BB: 2 P: 14	R: 0 E: 0 K: 0 S: 4	H: 1 LOB: 1 BB: 0 P: 4	R: 0 E: 0 K: 0 S: 3	H: 0 LOB: 0 BB: 0 P: 3	R: 0 E: 1 K: 2 S: 8	H: 0 LOB: 2 BB: 0 P: 9	R: 0 E: 0 K: 0 S: 4	H: 1 LOB: 1 BB: 0 P: 4	R: 0 E: 0 K: 3 S: 10	H: 1 LOB: 1 BB: 0 P: 10	1B: 3 2B: 1 3B: 1 HR: 0	SF: 0 SAC: 1 DP: 0 HBP: 1	WP: 1 PB: 1 SB: 3 CS: 0	PA: 41					
PITCHER	IP	WLS	BF	H	R	ER	SO	BB	IBB	HBP	BLK	WP	HR	S	P	ERA	WHIP										
Salome Barojas, R ERA: 6.17 (1, 1)	3.2	L	20	2	2	1	2	6	1	0	0	1	0	17	45	2.46	2.182										
Jim Beattie, R ERA: 13.06 (4, 1)	2.1		8	1	0	0	1	0	0	0	0	0	0	10	10	0.00	0.429										
Ed Vande Berg, L ERA: 1.13 (7, 1)	0.1		3	0	0	0	1	0	0	1	0	0	0	4	5	0.00	0.000										
Karl Best, R ERA: 3.86 (7, 1)	2.2		10	2	0	0	4	0	0	0	0	0	0	18	18	0.00	0.750										

California Angels @ Seattle Mariners
The Kingdome, Seattle, WA
Sun Apr 28 1985, 6:33 AM EDT
Att: 11,633 - Unknown

AB 32
R 2
H 5
RBI 0
BB 7
SO 8
LOB 28



Batter	1	2	3	4	5	6	7	8	9	AB	R	H	RBI	BB	SO	LOB	BOTTOM										
Domingo Ramos, R OBP: 0.200, SLG: 0.300 (1, 6)	0-0 F9		0-0 6-3		0-0 6-3	0-0 6-3		4-0 1-2 BB		4	0	0	0	0	0	0											
Ken Phelps, L OBP: 0.267, SLG: 0.333 (8, PH) Spike Owen, S OBP: 0.214, SLG: 0.212 (9, 6)										0	0	0	0	1	0	0											
Phil Bradley, R OBP: 0.357, SLG: 0.577 (1, 8)	0-0 F4		0-0 6-3		0-0 HR		0-0 G3 1B	0-0 F9		5	1	2	1	0	0	2											
Alvin Davis, L OBP: 0.406, SLG: 0.309 (1, 3)	0-0 E BB 1B		0-0 2B		0-0 F9		0-0 G3		0-0 4-3	5	0	2	0	0	0	1											
Gorman Thomas, R OBP: 0.386, SLG: 0.603 (1, 10)	4-0 E BB		0-0 6-3		4-0 1B 1B BB		4-0 FC5-4 BB		0-0 1B	2	0	1	0	3	0	1											
Al Cowens, R OBP: 0.406, SLG: 0.606 (1, 9)	0-0 E6 FC6-4				0-0 1B 2B		0-0 F8		0-0 F9	5	0	2	0	0	0	5											
Barry Bonnell, R OBP: 0.222, SLG: 0.176 (1, 7)	0-0 FC6-4 1-2				0-0 6-3		0-0 FC5-4		0-0 4-3	5	0	1	0	0	0	7											
Jim Prestley, R OBP: 0.301, SLG: 0.540 (1, 5)			0-0 4-3		0-0 F9		0-0 G3		0-3 K	4	0	0	0	0	1	4											
Donnie Scott, S OBP: 0.250, SLG: 0.250 (1, 2)			0-0 5-3		0-0 2-3 1B		0-0 F7		0-0 F8	4	0	1	0	0	0	0											
Harold Reynolds, S OBP: 0.212, SLG: 0.074 Jack Perconte, L OBP: 0.286, SLG: 0.319 (8, PH)			0-0 F9		0-0 K		0-0 5-3		0-0 BB 1B	3	0	0	0	0	1	2											
Inning Stats	R: 0 E: 1 K: 0 S: 5	H: 1 LOB: 3 BB: 1 P: 9	R: 0 E: 0 K: 0 S: 3	H: 0 LOB: 0 BB: 0 P: 3	R: 0 E: 0 K: 0 S: 4	H: 1 LOB: 1 BB: 0 P: 4	R: 0 E: 0 K: 1 S: 7	H: 2 LOB: 2 BB: 0 P: 7	R: 1 E: 0 K: 0 S: 6	H: 3 LOB: 3 BB: 1 P: 10	R: 0 E: 0 K: 0 S: 3	H: 0 LOB: 0 BB: 0 P: 3	R: 0 E: 0 K: 0 S: 4	H: 1 LOB: 2 BB: 1 P: 8	R: 0 E: 0 K: 1 S: 6	H: 1 LOB: 2 BB: 1 P: 10	R: 0 E: 0 K: 0 S: 4	H: 1 LOB: 1 BB: 0 P: 4	1B: 7 2B: 2 3B: 0 HR: 1	SF: 0 SAC: 0 DP: 0 HBP: 0	WP: 0 PB: 0 SB: 0 CS: 0	PA: 42					
PITCHER	IP	WLS	BF	H	R	ER	SO	BB	IBB	HBP	BLK	WP	HR	S	P	ERA	WHIP										
Tommy John, L ERA: 4.73 (1, 1)	5.2	W	27	7	1	1	1	2	0	0	0	0	0	27	35	1.59	1.588										
Doug Corbett, R ERA: 3.39 (6, 1)	0.1		1	0	0	0	0	0	0	0	0	0	0	1	1	0.00	0.000										
Urbano Lugo, R ERA: (7, 1)	1.2		8	2	0	0	1	1	0	0	0	0	0	9	13	0.00	1.800										
Donnie Moore, R ERA: 1.59 (8, 1)	1.1	S	6	1	0	0	0	1	0	0	0	0	0	5	9	0.00	1.500										

California Angels @ Seattle Mariners
The Kingdome, Seattle, WA
Sun Apr 28 1985, 6:33 AM EDT
Att: 11,633 - Unknown

AB 38
R 1
H 10
RBI 1
BB 4
SO 2
LOB 22



Batter	1	2	3	4	5	6	7	8	9	AB	R	H	RBI	BB	SO	LOB	TOP					
Wade Boggs, L (1,5) OBP: 0.398, SLG: 0.377										5	1	1	0	0	0	1						
Dwight Evans, R (1,9) OBP: 0.413, SLG: 0.377										2	1	0	0	2	0	0						
Jim Rice, R (1,7) OBP: 0.386, SLG: 0.481										4	0	1	0	0	0	1						
Tony Armas, R (1,8) OBP: 0.284, SLG: 0.577										4	1	1	1	0	2	3						
Mike Easter, L (1,10) OBP: 0.253, SLG: 0.380										3	1	1	2	0	1	1						
Bill Buckner, L (1,3) OBP: 0.333, SLG: 0.440										4	0	1	1	0	0	1						
Rich Gedman, L (1,2) OBP: 0.354, SLG: 0.433										3	0	0	0	1	2	2						
Marty Barrett, R (1,4) OBP: 0.324, SLG: 0.306										2	1	1	0	1	0	1						
Rick Miller, L (9, PH) OBP: 0.400, SLG: 0.600										1	0	0	0	0	0	0						
Jackie Gutierrez, R (1,6) OBP: 0.259, SLG: 0.345										3	1	1	2	0	0	2						
Steve Lyons, L (9, PH)										1	0	0	0	0	0	0						
Inning Stats	R: 2 E: 0 K: 1 S: 8	H: 3 LOB: 2 BB: 1 P: 12	R: 2 E: 0 K: 0 S: 3	H: 1 LOB: 1 BB: 2 P: 11	R: 2 E: 0 K: 0 S: 5	H: 2 LOB: 1 BB: 1 P: 9	R: 0 E: 0 K: 0 S: 3	H: 0 LOB: 0 BB: 0 P: 3	R: 0 E: 0 K: 0 S: 3	H: 0 LOB: 0 BB: 0 P: 3	R: 0 E: 0 K: 1 S: 6	H: 1 LOB: 1 BB: 0 P: 6	R: 0 E: 0 K: 1 S: 5	H: 0 LOB: 0 BB: 0 P: 5	R: 0 E: 0 K: 2 S: 7	H: 0 LOB: 0 BB: 0 P: 7	R: 0 E: 0 K: 0 S: 3	H: 0 LOB: 0 BB: 0 P: 3	1B: 2 2B: 2 3B: 0 HR: 3	SF: 1 SAC: 0 DP: 2 HBP: 0	WP: 0 PB: 0 SB: 0 CS: 0	PA: 37
PITCHER	IP WLS BF H R ER SO BB IBB HBP BLK WP HR S P ERA WHIP																					
Ron Romanick, R (1,1) ERA: 3.96	2.0	14	6	6	6	1	3	0	0	0	0	0	3	13	25	27.00	4.500					
Pat Clements, L (3,1) ERA: 4.75	6.0	W 20	1	0	0	4	1	0	0	0	0	0	0	27	31	0.00	0.333					
Donnie Moore, R (9,1) ERA: 1.46	1.0	S 3	0	0	0	0	0	0	0	0	0	0	0	3	3	0.00	0.000					

Boston Red Sox @ California Angels
 Anaheim Stadium, Anaheim, CA
 Mon Apr 29 1985, 10:05 PM EDT
 Att: 30,075 - Unknown

AB 32
 R 6
 H 7
 RBI 6
 BB 4
 SO 5
 LOB 12



Batter	1	2	3	4	5	6	7	8	9	AB	R	H	RBI	BB	SO	LOB	BOTTOM			
Gary Pettis, S (1,8) OBP: 0.427, SLG: 0.418										5	0	1	0	0	3	1				
Rod Carew, L (1,3) OBP: 0.398, SLG: 0.387										5	2	2	0	0	0	1				
Ruppert Jones, L (1,10) OBP: 0.405, SLG: 0.629										4	1	2	1	1	1	1				
Doug DeCinces, R (1,5) OBP: 0.322, SLG: 0.446										3	2	2	2	2	0	1				
Reggie Jackson, L (1,9) OBP: 0.279, SLG: 0.393										4	1	1	1	0	1	2				
Mike Brown, R (8,9) OBP: 0.276, SLG: 0.222										1	0	0	0	0	1	2				
Brian Downing, R (1,7) OBP: 0.443, SLG: 0.377										4	1	1	0	0	1	1				
Bobby Grich, R (1,4) OBP: 0.500, SLG: 0.509										3	0	2	1	1	0	0				
Dick Schofield, R (1,6) OBP: 0.324, SLG: 0.478										3	0	2	0	0	0	1				
Bob Boone, R (1,2) OBP: 0.218, SLG: 0.180										4	0	0	1	0	1	4				
Inning Stats	R: 4 E: 0 K: 2 S: 11	H: 4 LOB: 1 BB: 1 P: 15	R: 1 E: 0 K: 1 S: 7	H: 2 LOB: 2 BB: 1 P: 11	R: 1 E: 0 K: 1 S: 7	H: 2 LOB: 1 BB: 0 P: 7	R: 1 E: 0 K: 0 S: 4	H: 1 LOB: 0 BB: 0 P: 4	R: 0 E: 0 K: 1 S: 6	H: 1 LOB: 1 BB: 0 P: 6	R: 0 E: 0 K: 2 S: 8	H: 1 LOB: 2 BB: 1 P: 12	R: 0 E: 0 K: 1 S: 6	H: 1 LOB: 2 BB: 1 P: 10	R: 0 E: 0 K: 1 S: 6	H: 1 LOB: 2 BB: 1 P: 10	1B: 9 2B: 3 3B: 0 HR: 1	SF: 0 SAC: 1 DP: 0 HBP: 0	WP: 0 PB: 0 SB: 2 CS: 0	PA: 41
PITCHER	IP WLS BF H R ER SO BB IBB HBP BLK WP HR S P ERA WHIP																			
Mike Brown, R (1,1) ERA: 27.0	1.2	13	6	5	5	3	2	0	0	1	1	17	25	27.00	4.800					
Steve Crawford, R (2,1) ERA: 5.0	5.1	L 23	6	2	2	4	1	0	0	0	0	1	30	34	3.38	1.312				
Mark Clear, R (8,1) ERA: 5.63	1.0	5	1	0	0	1	0	1	0	0	0	0	6	10	0.00	1.000				

Boston Red Sox @ California Angels
 Anaheim Stadium, Anaheim, CA
 Mon Apr 29 1985, 10:05 PM EDT
 Att: 30,075 - Unknown

AB 36
 R 7
 H 13
 RBI 6
 BB 4
 SO 8
 LOB 14




Batter	1	2	3	4	5	6	7	8	9	10	11	12	13	14	15	AB	R	H	RBI	BB	SO	LOB	TOP							
Wade Boggs, L OBP: 0.460, SLG: 0.373 (1.9)																6	0	2	0	1	1	1								
Dwight Evans, R OBP: 0.394, SLG: 0.347 (1.9)																6	0	0	0	1	1	8								
Jim Rice, R OBP: 0.388, SLG: 0.446 (1.7)																6	0	0	0	1	1	2								
Tony Armas, R OBP: 0.261, SLG: 0.529 (1.8)																7	0	0	0	0	2	4								
Mike Easler, L OBP: 0.271, SLG: 0.421 (1.10)																5	1	2	1	1	0	0								
Bill Buckner, L OBP: 0.333, SLG: 0.444 (1.3)																6	1	2	0	0	0	2								
Rich Gedman, L OBP: 0.538, SLG: 0.400 (1.2)																5	0	0	0	1	2	3								
Marty Barrett, R OBP: 0.324, SLG: 0.297 (9. PH)																2	0	0	0	1	0	2								
Rick Miller, L OBP: 0.500, SLG: 0.667 (9. PH)																1	0	1	0	0	0	0								
Dave Stapleton, R OBP: 0.250, SLG: 0.250 (9.4)																2	0	0	0	1	0	2								
Jackie Gutierrez, R OBP: 0.262, SLG: 0.333 (9. PH)																1	0	1	1	0	0	0								
Steve Lyons, L OBP: 0.400, SLG: 0.250 (9.6)																2	0	0	0	0	0	1								
Clayton Kershaw, R OBP: 0.250, SLG: 0.375 (9.6)																2	0	0	0	0	0	1								
Inning Stats	R: 0 E: 0 K: 1 S: 4	H: 0 LOB: 0 BB: 1 P: 8	R: 0 E: 0 K: 2 S: 8	H: 1 LOB: 1 BB: 0 P: 8	R: 0 E: 1 K: 0 S: 4	H: 0 LOB: 3 BB: 2 P: 12	R: 0 E: 0 K: 0 S: 4	H: 2 LOB: 1 BB: 1 P: 8	R: 0 E: 0 K: 0 S: 3	H: 0 LOB: 0 BB: 0 P: 3	R: 0 E: 0 K: 2 S: 7	H: 0 LOB: 1 BB: 1 P: 11	R: 0 E: 0 K: 0 S: 2	H: 0 LOB: 0 BB: 2 P: 10	R: 0 E: 0 K: 0 S: 3	H: 0 LOB: 0 BB: 0 P: 3	R: 0 E: 0 K: 1 S: 5	H: 0 LOB: 0 BB: 0 P: 5	R: 0 E: 0 K: 0 S: 3	H: 0 LOB: 0 BB: 0 P: 3	R: 0 E: 0 K: 1 S: 5	H: 0 LOB: 0 BB: 0 P: 5	R: 0 E: 0 K: 0 S: 3	H: 1 LOB: 1 BB: 0 P: 4	R: 0 E: 0 K: 0 S: 4	H: 1 LOB: 1 BB: 0 P: 4	1B: 7 2B: 2 3B: 0 HR: 1	SF: 0 SAC: 0 DP: 4 HBP: 0	WP: 0 PB: 0 SB: 0 CS: 0	PA: 58
PITCHER	IP ERA WLS BF H R ER SO BB IBB HBP BLK WP HR S P ERA WHIP	7.0 3.18 1.1 6 2 1 1 0 0 0 0 0 0 0 6 6 6.75 1.500	8.1 3.68 2.2 9 2 0 0 1 0 0 0 0 0 0 11 11 0.00 0.750	12.1 1.2 4.0 W 14 2 0 0 1 0 0 0 0 0 0 16 16 0.00 0.500	PITCHER																									

Boston Red Sox @ California Angels
 Anaheim Stadium, Anaheim, CA
 Tue Apr 30 1985, 10:05 PM EDT
 Att: 30,048 - Unknown

livebaseballscorecards.com

AB 51
 R 2
 H 9
 RBI 2
 BB 7
 SO 7
 LOB 25




Batter	1	2	3	4	5	6	7	8	9	10	11	12	13	14	15	AB	R	H	RBI	BB	SO	LOB	BOTTOM									
Juan Beniquez, R OBP: 0.322, SLG: 0.444 (1.10)																7	0	2	0	0	1	2										
Rod Carew, L OBP: 0.411, SLG: 0.380 (1.3)																4	3	1	0	3	2	0										
Brian Downing, R OBP: 0.440, SLG: 0.366 (1.7)																2	0	0	0	1	0	1										
Reggie Jackson, L OBP: 0.274, SLG: 0.386 (8. PH)																1	0	0	0	0	0	2										
Ruppert Jones, L OBP: 0.409, SLG: 0.611 (9.7)																1	0	0	0	1	1	0										
Doug DeCinces, R OBP: 0.330, SLG: 0.438 (1.5)																6	0	2	1	1	2	5										
Mike Brown, R OBP: 0.250, SLG: 0.206 (1.9)																7	0	1	1	0	0	9										
Bobby Grich, R OBP: 0.481, SLG: 0.468 (1.4)																5	0	0	0	2	2	1										
Dick Schofield, R OBP: 0.309, SLG: 0.438 (1.6)																6	0	0	1	1	2	3										
Bob Boone, R OBP: 0.246, SLG: 0.200 (1.2)																5	0	2	0	1	1	0										
Gary Pettis, S OBP: 0.459, SLG: 0.397 (1.8)																6	0	1	0	0	1	2										
Inning Stats	R: 0 E: 0 K: 1 S: 5	H: 0 LOB: 0 BB: 0 P: 5	R: 0 E: 0 K: 1 S: 8	H: 1 LOB: 1 BB: 0 P: 6	R: 0 E: 0 K: 1 S: 5	H: 1 LOB: 0 BB: 0 P: 5	R: 1 E: 0 K: 0 S: 4	H: 1 LOB: 2 BB: 2 P: 12	R: 0 E: 0 K: 0 S: 3	H: 1 LOB: 0 BB: 0 P: 3	R: 0 E: 0 K: 1 S: 5	H: 0 LOB: 0 BB: 0 P: 9	R: 0 E: 0 K: 1 S: 5	H: 0 LOB: 0 BB: 0 P: 5	R: 0 E: 0 K: 0 S: 6	H: 3 LOB: 2 BB: 0 P: 6	R: 0 E: 0 K: 1 S: 5	H: 0 LOB: 0 BB: 0 P: 5	R: 0 E: 0 K: 1 S: 5	H: 0 LOB: 0 BB: 0 P: 7	R: 0 E: 0 K: 1 S: 5	H: 0 LOB: 0 BB: 0 P: 5	R: 0 E: 0 K: 1 S: 6	H: 1 LOB: 3 BB: 2 P: 14	R: 0 E: 0 K: 1 S: 6	H: 1 LOB: 2 BB: 1 P: 10	R: 0 E: 0 K: 0 S: 2	H: 0 LOB: 3 BB: 4 P: 18	1B: 9 2B: 0 3B: 0 HR: 0	SF: 0 SAC: 1 DP: 2 HBP: 0	WP: 0 PB: 0 SB: 0 CS: 0	PA: 61
PITCHER	IP ERA WLS BF H R ER SO BB IBB HBP BLK WP HR S P ERA WHIP	7.1 4.96 5.0 17 2 0 0 5 0 0 0 0 0 0 27 27 0.00 0.400	8.1 1.4 2.1 L 15 1 1 1 2 5 2 0 1 0 0 0 12 40 3.86 2.571	PITCHER																												

Boston Red Sox @ California Angels
 Anaheim Stadium, Anaheim, CA
 Tue Apr 30 1985, 10:05 PM EDT
 Att: 30,048 - Unknown

livebaseballscorecards.com

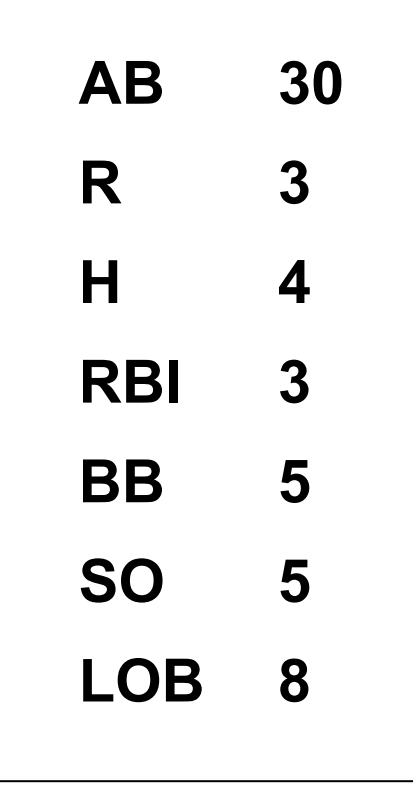
AB 50
 R 3
 H 9
 RBI 3
 SO 10
 LOB 25



Batter	1	2	3	4	5	6	7	8	9	AB	R	H	RBI	BB	SO	LOB	TOP				
Damaso Garcia, R (1, 4) OBP: 0.242, SLG: 0.286	F9		F9			F9	S 1B		F9	5	1	1	0	0	0	1	Toronto Blue Jays @ California Angels Anaheim Stadium, Anaheim, CA Wed May 01 1985, 10:05 PM EDT Att: 24,112 - Unknown				
Rance Mulliniks, L (1, 5) Garth Iorg, R (9, 5) OBP: 0.333, SLG: 0.353 OBP: 0.344, SLG: 0.433	K					K	1-H 1B		G5-4-3 1B	4	0	2	1	1	2	0					
Lloyd Moseby, L (1, 8) OBP: 0.396, SLG: 0.467	K		4-3						G5-4-3 1B	4	0	1	0	1	1	3					
Willie Upshaw, L (1, 3) OBP: 0.306, SLG: 0.513		6-3				4-3				4	0	0	0	0	0	2					
George Bell, R (1, 7) OBP: 0.372, SLG: 0.551		E6 1B				F8			6-3	4	2	1	0	0	0	0					
Len Matuszek, L (1, 10) OBP: 0.231, SLG: 0.333		E1 1B G3-2				4-3			K	4	1	1	0	0	1	1					
Ernie Whitt, L (1, 2) OBP: 0.308, SLG: 0.408						4-3			F5 1B	4	0	2	1	0	0	2					
Lou Thornton, L (1, 9) OBP: 0.200, SLG: 0.200		G3-2				K			4-3	4	1	1	1	0	1	3					
Tony Fernandez, S (1, 6) OBP: 0.307, SLG: 0.389			4-3			F3			1B	4	1	2	3	0	0	0					
Inning Stats	R: 0 E: 0 K: 2 S: 7	H: 0 LOB: 0 BB: 0 P: 7	R: 1 E: 2 K: 0 S: 5	H: 1 LOB: 1 BB: 0 P: 5	R: 0 E: 0 K: 0 S: 3	H: 0 LOB: 1 BB: 1 P: 7	R: 0 E: 0 K: 0 S: 3	H: 0 LOB: 0 BB: 0 P: 3	R: 0 E: 0 K: 1 S: 5	H: 1 LOB: 1 BB: 0 P: 6	R: 5 E: 0 K: 0 S: 8	H: 6 LOB: 1 BB: 1 P: 12	R: 0 E: 0 K: 1 S: 6	H: 1 LOB: 1 BB: 0 P: 6	R: 0 E: 0 K: 0 S: 4	H: 2 LOB: 1 BB: 0 P: 4	1B: 8 2B: 3 3B: 0 HR: 1	SF: 0 SAC: 0 DP: 2 HBP: 0	WP: 0 PB: 1 SB: 1 CS: 0	PA: 39	
PITCHER	IP	WLS	BF	H	R	ER	SO	BB	IBB	HBP	BLK	WP	HR	S	P	ERA	WHIP				
Kirk McCaskill, R (1, 1) ERA: 7.11	6.1	L	28	7	6	5	4	1	0	0	0	0	1	35	39	7.11	1.263				
Urbano Lugo, R (7, 1) ERA:	2.2		11	4	0	0	1	1	0	0	0	0	0	12	16	0.00	1.875				

Batter	1	2	3	4	5	6	7	8	9	AB	R	H	RBI	BB	SO	LOB	BOTTOM				
Gary Pettis, S (1, 8) OBP: 0.402, SLG: 0.382	4-1		K			4-3			S BB	3	0	0	0	1	1	0	Toronto Blue Jays @ California Angels Anaheim Stadium, Anaheim, CA Wed May 01 1985, 10:05 PM EDT Att: 24,112 - Unknown				
Rod Carew, L (1, 3) OBP: 0.394, SLG: 0.361	G3					6-3			4-3	4	0	0	0	0	0	1					
Doug DeCinces, R (1, 5) OBP: 0.327, SLG: 0.429	4-3					F7			1-3	4	1	1	0	0	0	0					
Bobby Grich, R (1, 4) OBP: 0.469, SLG: 0.446		5-3				F8			F9	3	1	0	0	1	0	0					
Reggie Jackson, L (1, 9) OBP: 0.318, SLG: 0.458									F8	2	1	2	2	2	0	0					
Brian Downing, R (1, 10) OBP: 0.432, SLG: 0.365		FC4-6 BB				HR			1B BB	3	0	1	1	0	0	1					
Juan Beniquez, R (1, 7) OBP: 0.302, SLG: 0.414		FC4-6				F8			SF7 1B	4	0	0	0	0	0	4					
Juan Beniquez, R (1, 7) OBP: 0.302, SLG: 0.414		4-3				6-3			F8	4	0	0	0	0	0	4					
Bob Boone, R (1, 2) OBP: 0.234, SLG: 0.190			K						6-3	3	0	0	0	0	1	0					
Ruppert Jones, L (9, PH) ERA: 9.0 OBP: 0.422, SLG: 0.611										0	0	0	0	1	0	0					
Dick Schofield, R (1, 6) OBP: 0.298, SLG: 0.421			K						6-3	3	0	0	0	0	2	0					
Jerry Narron, L (9, PH) OBP: 0.367, SLG: 0.538			K						K	1	0	0	0	0	1	2					
Inning Stats	R: 0 E: 0 K: 0 S: 3	H: 0 LOB: 0 BB: 0 P: 3	R: 0 E: 0 K: 0 S: 3	H: 0 LOB: 1 BB: 1 P: 7	R: 0 E: 0 K: 3 S: 9	H: 0 LOB: 0 BB: 0 P: 9	R: 0 E: 0 K: 0 S: 3	H: 0 LOB: 0 BB: 0 P: 3	R: 1 E: 0 K: 0 S: 4	H: 1 LOB: 0 BB: 0 P: 4	R: 0 E: 0 K: 0 S: 3	H: 0 LOB: 0 BB: 0 P: 3	R: 0 E: 0 K: 1 S: 5	H: 0 LOB: 1 BB: 1 P: 9	R: 2 E: 0 K: 1 S: 7	H: 2 LOB: 2 BB: 2 P: 15	1B: 3 2B: 0 3B: 0 HR: 1	SF: 1 SAC: 0 DP: 0 HBP: 0	WP: 0 PB: 0 SB: 1 CS: 0	PA: 36	
PITCHER	IP	WLS	BF	H	R	ER	SO	BB	IBB	HBP	BLK	WP	HR	S	P	ERA	WHIP				
Jimmy Key, L (1, 1) ERA: 2.05	7.2	W	28	2	1	1	4	3	0	0	0	0	1	33	45	1.17	0.652				
Ron Musselman, R (8, 1) ERA: 9.0	0.1		3	1	2	2	0	1	0	0	0	0	0	2	6	54.00	6.000				
Bill Caudill, R (9, 1) ERA: 5.87	1.0		5	1	0	0	1	1	0	0	0	0	0	6	10	0.00	2.000				

AB	37
R	6
H	11
RBI	6
BB	2
SO	5
LOB	12



Batter	1	2	3	4	5	6	7	8	9	AB	R	H	RBI	BB	SO	LOB	TOP				
Damaso Garcia, R OBP: 0.240, SLG: 0.292 (1, 4)	5-3		SF8 1-3 2B		K		F7		6-3	5	0	1	0	0	1	0					
Rance Mulliniks, L OBP: 0.328, SLG: 0.352 Garth Iorg, R OBP: 0.344, SLG: 0.433 (1, 5) (8, 5)	F7		SF8					F7		3	0	1	1	0	0	0					
Lloyd Moseby, L OBP: 0.400, SLG: 0.455 (1, 8)			F3		4-3					2	1	0	0	1	0	2					
Willie Upshaw, L OBP: 0.303, SLG: 0.494 (1, 3)	5-3		F7							3	0	0	0	1	0	2					
George Bell, R OBP: 0.367, SLG: 0.537 (1, 7)										4	0	1	0	0	1	2					
Len Matuszek, L OBP: 0.287, SLG: 0.357 (1, 10)	4-3				5-3					4	0	2	1	0	0	1					
Ernie Whitt, L OBP: 0.309, SLG: 0.404 Jeff Burroughs, R OBP: 0.308, SLG: 0.444 Buck Martinez, R OBP: 0.156, SLG: 0.233 (1, 2) (8, PH) (8, 2)					1-3					3	0	1	0	0	0	2					
Jesse Barfield, R OBP: 0.293, SLG: 0.373 (1, 9)										1	0	0	0	0	0	2					
Tony Fernandez, S OBP: 0.304, SLG: 0.382 (1, 6)										4	0	0	0	0	0	2					
Inning Stats	R: 0 E: 0 K: 0 S: 3	H: 0 LOB: 1 BB: 1 P: 7	R: 0 E: 0 K: 1 S: 6	H: 1 LOB: 1 BB: 0 P: 6	R: 1 E: 0 K: 0 S: 5	H: 2 LOB: 1 BB: 0 P: 5	R: 0 E: 0 K: 0 S: 4	H: 1 LOB: 1 BB: 0 P: 4	R: 0 E: 0 K: 1 S: 6	H: 1 LOB: 1 BB: 0 P: 6	R: 0 E: 0 K: 0 S: 4	H: 0 LOB: 0 BB: 0 P: 5	R: 1 E: 0 K: 0 S: 4	H: 1 LOB: 2 BB: 1 P: 9	R: 0 E: 0 K: 0 S: 3	H: 0 LOB: 0 BB: 0 P: 3	1B: 6 2B: 1 3B: 0 HR: 0	SF: 1 2B: 1 3B: 0 DP: 0 HBP: 1	WP: 0 PB: 0 SB: 1 CS: 0	PA: 37	
PITCHER	IP	WLS	BF	H	R	ER	SO	BB	IBB	HBP	BLK	WP	HR	S	P	ERA	WHIP				
Jim Slaton, R ERA: 2.43 (1, 1)	7.2		33	7	2	2	3	2	0	1	0	0	0	36	45	2.35	1.174				
Pat Clements, L ERA: 4.26 (8, 1)	1.1	W	4	0	0	0	0	0	0	0	0	0	0	4	4	0.00	0.000				
Pat Clements, L ERA: 4.26 (9, 1)	1.1	W	4	0	0	0	0	0	0	0	0	0	0	4	4	0.00	0.000				

Toronto Blue Jays @ California Angels
Anaheim Stadium, Anaheim, CA
Thu May 02 1985, 10:05 PM EDT
Att: 23,824 - Unknown

AB 33
R 2
H 7
RBI 2
BB 2
SO 3
LOB 13



Batter	1	2	3	4	5	6	7	8	9	AB	R	H	RBI	BB	SO	LOB	BOTTOM				
Gary Pettis, S OBP: 0.396, SLG: 0.367 (1, 8)	1-3									3	0	0	0	1	1	0					
Rod Carew, L OBP: 0.396, SLG: 0.357 Bobby Grich, R OBP: 0.458, SLG: 0.433 (1, 3) (6, 3)	1-3									1	1	0	0	1	0	0					
Ruppert Jones, L OBP: 0.429, SLG: 0.625 (1, 7)										2	0	0	0	1	2						
Doug DeCinces, R OBP: 0.327, SLG: 0.425 (1, 5)										3	0	1	0	0	2	1					
Reggie Jackson, L OBP: 0.314, SLG: 0.435 (1, 9)										3	1	0	0	1	2	2					
Rob Wilfong, L OBP: 0.318, SLG: 0.167 (1, 4)	4-3									4	0	1	1	0	0	1					
Jerry Narron, L OBP: 0.324, SLG: 0.467 (1, 10) (9, 2)										4	0	0	0	0	0	2					
Craig Gerber, L OBP: 0.091, SLG: 0.091 Juan Beniquez, R OBP: 0.438, SLG: 0.424 (9, PH) (9, PH)										3	0	1	0	0	0	0					
Bob Boone, R OBP: 0.227, SLG: 0.183 Brian Downing, R OBP: 0.438, SLG: 0.365 Pat Clements, R (9, 1)										2	0	0	0	0	1	1					
Inning Stats	R: 0 E: 0 K: 1 S: 5	H: 0 LOB: 0 BB: 0 P: 5	R: 0 E: 0 K: 1 S: 5	H: 0 LOB: 0 BB: 0 P: 5	R: 0 E: 0 K: 1 S: 5	H: 1 LOB: 1 BB: 0 P: 5	R: 1 E: 1 K: 3 S: 10	H: 1 LOB: 1 BB: 1 P: 14	R: 0 E: 0 K: 0 S: 3	H: 0 LOB: 0 BB: 0 P: 3	R: 0 E: 0 K: 0 S: 6	H: 1 LOB: 1 BB: 0 P: 6	R: 0 E: 0 K: 1 S: 5	H: 0 LOB: 2 BB: 2 P: 13	R: 2 E: 0 K: 0 S: 5	H: 3 LOB: 2 BB: 1 P: 9	1B: 5 2B: 2 3B: 0 HR: 0	SF: 0 SAC: 1 DP: 1 HBP: 0	WP: 0 PB: 0 SB: 0 CS: 1	PA: 35	
PITCHER	IP	WLS	BF	H	R	ER	SO	BB	IBB	HBP	BLK	WP	HR	S	P	ERA	WHIP				
Dave Stieb, R ERA: 2.77 (1, 1)	8.1	L	33	5	3	2	8	4	0	0	0	0	0	45	61	2.16	1.080				
Jim Acker, R ERA: 1.06 (9, 1)	0.1		2	1	0	0	0	0	0	0	0	0	0	2	2	0.00	3.000				

Toronto Blue Jays @ California Angels
Anaheim Stadium, Anaheim, CA
Thu May 02 1985, 10:05 PM EDT
Att: 23,824 - Unknown

AB 30
R 3
H 6
RBI 2
BB 4
SO 8
LOB 9



Batter	1	2	3	4	5	6	7	8	9	AB	R	H	RBI	BB	SO	LOB	TOP										
Paul Moltor, R OBP: 0.402, SLG: 0.400 (1, 5)	6-3		1B 2B		1-3		1B 2B 1B	G4-6-3 1B		5	2	3	0	0	0	0											
Jim Gantner, L OBP: 0.227, SLG: 0.229 (1, 4)	L6		K		4-3		2B 1B	F7		5	1	1	0	0	1	3											
Cecil Cooper, L OBP: 0.349, SLG: 0.400 (1, 3)	K		1B 2H 1B				G6-4-3 1B	1B 8-2 2B	G4-6-3 1-2	5	0	3	3	0	1	2											
Mark Brouhard, R OBP: 0.385, SLG: 0.480 (1, 7)		1-3	FC6 1B			G6-4-3 1-2	1B 1B		G1-6-3	5	1	2	1	0	0	1											
Ted Simmons, S OBP: 0.382, SLG: 0.359 (1, 10)		1B 1B	FC6 1-2				8-2		FC5-4 1B	4	0	2	0	1	0	4											
Bill Schroeder, R OBP: 0.308, SLG: 0.534 (1, 2)		1B		6-3		K	1B 1-3 1B		FC5-4 1-2	5	0	2	0	0	1	2											
Ben Oglivie, L OBP: 0.278, SLG: 0.242 (1, 9)	F9			3-1					F7	5	1	2	1	0	0	3											
Paul Householder, S OBP: 0.344, SLG: 0.385 (1, 8)	K			6-3						4	1	1	0	0	1	4											
Brian Giles, R OBP: 0.257, SLG: 0.133 (1, 6)			5-3		6-3					2	0	0	0	0	0	0											
Doug Loman, L OBP: 0.174, SLG: 0.239 (7, PH)										1	1	1	2	0	0	0											
Ed Romero, R OBP: 0.395, SLG: 0.290 (7, 6)										1	0	1	0	0	0	0											
Inning Stats	R: 0 E: 0 K: 1 S: 5	H: 0 LOB: 0 BB: 0 P: 5	R: 0 E: 0 K: 1 S: 7	H: 2 LOB: 2 BB: 0 P: 7	R: 1 E: 0 K: 1 S: 8	H: 3 LOB: 2 BB: 0 P: 8	R: 0 E: 0 K: 0 S: 3	H: 0 LOB: 0 BB: 0 P: 3	R: 0 E: 0 K: 1 S: 5	H: 1 LOB: 1 BB: 1 P: 9	R: 6 E: 0 K: 0 S: 11	H: 9 LOB: 2 BB: 0 P: 11	R: 0 E: 0 K: 0 S: 4	H: 2 LOB: 1 BB: 0 P: 4	R: 0 E: 0 K: 0 S: 4	H: 1 LOB: 1 BB: 0 P: 4	1B: 15 2B: 4 3B: 0 HR: 0	SF: 0 SAC: 0 DP: 3 HBP: 0	WP: 0 PB: 0 SB: 0 CS: 0	PA: 43							
PITCHER	IP	WLS	BF	H	R	ER	SO	BB	IBB	HBP	BLK	WP	HR	S	P	ERA	WHIP										
Tommy John, L ERA: 4.66 (1, 1)	6.0	L	26	8	3	3	4	1	0	0	0	0	0	33	37	4.50	1.500										
Doug Corbett, R ERA: 4.91 (7, 1)	0.0		2	2	0	0	0	0	0	0	0	0	0	2	2	∞	∞										
Pat Clements, L ERA: 4.97 (7, 1)	0.0		2	2	2	0	0	0	0	0	0	0	0	2	2	∞	∞										
Stu Cliburn, R ERA: 2.7 (7, 1)	2.0		9	5	2	2	0	0	0	0	0	0	0	9	9	9.00	2.500										
Urbano Lugo, R ERA: (9, 1)	1.0		4	1	0	0	0	0	0	0	0	0	0	4	4	0.00	1.000										

Milwaukee Brewers @ California Angels
Anaheim Stadium, Anaheim, CA
Fri May 03 1985, 10:05 PM EDT
Att: 41,923 - Unknown

AB 42
R 7
H 18
RBI 7
BB 1
SO 4
LOB 19





Batter	1	2	3	4	5	6	7	8	9	AB	R	H	RBI	BB	SO	LOB	BOTTOM										
Brian Downing, R OBP: 0.420, SLG: 0.346 (1, 7)	F8		5-3			K		6-3		4	0	0	0	0	1	0											
Juan Beniquez, R OBP: 0.294, SLG: 0.397 (1, 3)	K		5-3			4-3		F9		4	0	0	0	0	1	0											
Bobby Grich, R OBP: 0.448, SLG: 0.437 (1, 4)	BLK 2B			3-1		F7		F8		4	0	1	0	0	0	0											
Doug DeCinces, R OBP: 0.314, SLG: 0.407 (1, 5)	F3			F8		F7		L7		4	0	0	0	0	0	1											
Reggie Jackson, L OBP: 0.324, SLG: 0.431 (1, 9)		F7		FC5-4 BB		1B 1B		K		3	0	1	0	1	1	0											
Mike Brown, R OBP: 0.256, SLG: 0.216 (1, 10)		K		FC5-4 1-2		1B				3	0	1	0	0	1	1											
Dick Schofield, R OBP: 0.299, SLG: 0.418 (1, 6)		1B			F8		F2			3	0	1	0	0	0	2											
Bob Boone, R OBP: 0.217, SLG: 0.175 (1, 2)		F8			5-3		6-3			3	0	0	0	0	0	3											
Gary Pettis, S OBP: 0.384, SLG: 0.354 (1, 8)			G1-4-3		4-3			4-3		3	0	0	0	0	0	0											
Inning Stats	R: 0 E: 0 K: 1 S: 6	H: 1 LOB: 1 BB: 0 P: 6	R: 0 E: 0 K: 1 S: 6	H: 1 LOB: 0 BB: 0 P: 6	R: 0 E: 0 K: 0 S: 3	H: 0 LOB: 0 BB: 0 P: 3	R: 0 E: 0 K: 0 S: 3	H: 0 LOB: 0 BB: 1 P: 7	R: 0 E: 0 K: 0 S: 3	H: 0 LOB: 0 BB: 0 P: 3	R: 0 E: 0 K: 1 S: 5	H: 0 LOB: 0 BB: 0 P: 5	R: 0 E: 0 K: 0 S: 5	H: 2 LOB: 2 BB: 0 P: 5	R: 0 E: 0 K: 0 S: 3	H: 0 LOB: 0 BB: 0 P: 3	R: 0 E: 0 K: 1 S: 5	H: 0 LOB: 0 BB: 0 P: 5	1B: 3 2B: 1 3B: 0 HR: 0	SF: 0 SAC: 0 DP: 0 HBP: 0	WP: 0 PB: 0 SB: 0 CS: 0	PA: 32					
PITCHER	IP	WLS	BF	H	R	ER	SO	BB	IBB	HBP	BLK	WP	HR	S	P	ERA	WHIP										
Teddy Higuera, L ERA: 3.83 (1, 1)	9.0	W	32	4	0	0	4	1	0	0	0	0	0	39	43	0.00	0.556										

Milwaukee Brewers @ California Angels
Anaheim Stadium, Anaheim, CA
Fri May 03 1985, 10:05 PM EDT
Att: 41,923 - Unknown

AB 31
R 0
H 4
RBI 0
BB 1
SO 4
LOB 7



Batter	1	2	3	4	5	6	7	8	9	AB	R	H	RBI	BB	SO	LOB	TOP									
Paul Moltzer, R OBP: 0.402, SLG: 0.386	5-3		1-2 BB		1B BB		F7		1-3	3	0	0	0	2	0	1	Milwaukee Brewers @ California Angels Anaheim Stadium, Anaheim, CA Sat May 04 1985, 6:33 AM EDT Att: 24,139 - Unknown									
Dion James, L OBP: 0.304, SLG: 0.286	F6		L5		1-2 1B			G4-6-3 1B BB		3	0	1	0	1	0	2										
Cecil Cooper, L OBP: 0.356, SLG: 0.405	F7				PB 1B		F8		G4-6-3 1B	4	1	2	0	0	0	2										
Ben Oglivie, L OBP: 0.276, SLG: 0.257		4-3			F7				G4-6-3 1B	4	1	1	0	0	0	3										
Ted Simmons, S OBP: 0.366, SLG: 0.341		F6			F2				5-3	4	0	0	0	0	0	3										
Doug Loman, L OBP: 0.200, SLG: 0.265		K			1B		SF8			3	1	2	2	0	1	0										
Charlie Moore, R OBP: 0.323, SLG: 0.345					6-3				1B SF7	4	0	2	0	0	0	1										
Jim Gantner, L OBP: 0.215, SLG: 0.219					G4-6-3				SF7	3	0	0	1	0	0	1										
Ed Romero, R OBP: 0.390, SLG: 0.294					6-3				K	3	0	1	0	0	0	0										
Mark Brouhard, R OBP: 0.370, SLG: 0.462					1B BB		F7			1	0	0	0	0	1	1										
Inning Stats	R: 0 E: 0 K: 0 S: 3	H: 0 LOB: 0 BB: 0 P: 3	R: 0 E: 0 K: 1 S: 5	H: 0 LOB: 0 BB: 0 P: 5	R: 0 E: 0 K: 0 S: 4	H: 2 LOB: 2 BB: 1 P: 8	R: 1 E: 0 K: 0 S: 5	H: 2 LOB: 1 BB: 0 P: 5	R: 0 E: 0 K: 0 S: 4	H: 1 LOB: 2 BB: 1 P: 8	R: 1 E: 0 K: 0 S: 4	H: 1 LOB: 0 BB: 0 P: 4	R: 0 E: 0 K: 0 S: 3	H: 0 LOB: 0 BB: 0 P: 3	R: 0 E: 0 K: 0 S: 3	H: 1 LOB: 1 BB: 0 P: 7	R: 1 E: 0 K: 1 S: 7	H: 2 LOB: 1 BB: 0 P: 7	1B: 8 2B: 1 3B: 0 HR: 0	SF: 2 SAC: 0 DP: 2 HBP: 0	WP: 0 PB: 1 SB: 1 CS: 0	PA: 37				
PITCHER	IP	WLS	BF	H	R	ER	SO	BB	IBB	HBP	BLK	WP	HR	S	P	ERA	WHIP									
Ron Romanick, R ERA: 3.38	(1, 1)	7.0	W	28	6	2	1	1	2	0	0	0	0	0	28	36	1.29	1.143								
Pat Clements, L ERA: 5.27	(8, 1)	1.0		5	2	1	1	0	1	0	0	0	0	0	4	8	9.00	3.000								
Donnie Moore, R ERA: 1.13	(9, 1)	1.0	S	4	1	0	0	1	0	0	0	0	0	0	6	6	0.00	1.000								

Batter	1	2	3	4	5	6	7	8	9	AB	R	H	RBI	BB	SO	LOB	BOTTOM								
Gary Pettis, S OBP: 0.392, SLG: 0.369	4-3 E	1-2 BB	3-1			SH1-4				2	1	1	0	1	0	2	Milwaukee Brewers @ California Angels Anaheim Stadium, Anaheim, CA Sat May 04 1985, 6:33 AM EDT Att: 24,139 - Unknown								
Ruppert Jones, L OBP: 0.396, SLG: 0.581	4-3	SF7			4-3					3	0	0	1	0	0	2									
Bobby Grich, R OBP: 0.440, SLG: 0.419	K	F4			CS BB					3	0	0	0	1	1	3									
Reggie Jackson, L OBP: 0.321, SLG: 0.420	1B				F3					4	0	1	0	0	1	1									
Darrell Miller, R OBP: 0.300, SLG: 0.222	1B				K					0	0	0	0	0	0	0									
Doug DeCinces, R OBP: 0.321, SLG: 0.404	1B				F7 1B					3	1	1	0	1	0	0									
Brian Downing, R OBP: 0.423, SLG: 0.346	F7				HBP 1B					3	1	1	0	1	0	2									
Juan Beniquez, R OBP: 0.292, SLG: 0.388		1B SF7			F7					4	1	1	0	0	1	3									
Dick Schofield, R OBP: 0.300, SLG: 0.407		SH2-3			1B HBP					2	0	0	0	0	1	1									
Bob Boone, R OBP: 0.250, SLG: 0.200		BB			1B					2	0	2	2	1	0	0									
Inning Stats	R: 1 E: 0 K: 1 S: 8	H: 3 LOB: 2 BB: 0 P: 8	R: 1 E: 0 K: 0 S: 5	H: 2 LOB: 2 BB: 1 P: 9	R: 2 E: 0 K: 1 S: 7	H: 2 LOB: 2 BB: 1 P: 12	R: 0 E: 0 K: 0 S: 2	H: 0 LOB: 0 BB: 1 P: 6	R: 0 E: 0 K: 0 S: 3	H: 0 LOB: 0 BB: 1 P: 7	R: 0 E: 0 K: 0 S: 2	H: 0 LOB: 0 BB: 1 P: 6	R: 0 E: 0 K: 2 S: 7	H: 0 LOB: 0 BB: 0 P: 7	R: 0 E: 0 K: 2 S: 7	H: 0 LOB: 0 BB: 0 P: 7		1B: 6 2B: 1 3B: 0 HR: 0	SF: 1 SAC: 2 DP: 0 HBP: 1	WP: 0 PB: 0 SB: 1 CS: 2	PA: 36				
PITCHER	IP	WLS	BF	H	R	ER	SO	BB	IBB	HBP	BLK	WP	HR	S	P	ERA	WHIP								
Pete Vuckovich, R ERA: 5.4	(1, 1)	2.2	L	18	7	4	4	2	2	0	1	0	0	19	28	13.50	3.375								
Bob Gibson, R ERA: 2.79	(3, 1)	5.1		17	0	0	0	2	3	0	0	0	0	18	30	0.00	0.562								

Batter	1	2	3	4	5	6	7	8	9	AB	R	H	RBI	BB	SO	LOB	TOP										
Paul Moltitor, R (1.5) OBP: 0.396, SLG: 0.374										3	0	0	0	1	1	4	Milwaukee Brewers @ California Angels Anaheim Stadium, Anaheim, CA Sun May 05 1985, 6:33 AM EDT Att: 30,723 - Unknown										
Dion James, L (1.8) OBP: 0.296, SLG: 0.280										4	0	1	0	0	1												
Cecil Cooper, L (1.3) OBP: 0.363, SLG: 0.432										4	0	2	0	0	0	1											
Ben Oglivie, L (1.7) OBP: 0.275, SLG: 0.247										3	0	0	0	1	1	3											
Ted Simmons, S (1.10) OBP: 0.361, SLG: 0.337										4	0	1	0	0	0	3											
Doug Loman, L (1.9) OBP: 0.204, SLG: 0.283										4	1	1	0	0	1	4											
Bill Schroeder, R (1.2) OBP: 0.319, SLG: 0.532										4	0	2	0	0	2	2											
Jim Gantner, L (1.4) OBP: 0.217, SLG: 0.221										4	0	1	1	0	0	3											
Ed Romero, R (1.6) OBP: 0.378, SLG: 0.270										3	0	0	0	1	1	2											
Inning Stats	R: 0 E: 0 K: 1 S: 4	H: 0 LOB: 0 BB: 1 P: 8	R: 0 E: 0 K: 2 S: 8	H: 1 LOB: 2 BB: 1 P: 12	R: 0 E: 0 K: 1 S: 5	H: 0 LOB: 0 BB: 0 P: 5	R: 0 E: 0 K: 0 S: 3	H: 0 LOB: 0 BB: 0 P: 3	R: 1 E: 0 K: 0 S: 4	H: 2 LOB: 1 BB: 1 P: 8	R: 0 E: 0 K: 0 S: 4	H: 1 LOB: 1 BB: 0 P: 4	R: 0 E: 0 K: 0 S: 5	H: 2 LOB: 2 BB: 0 P: 5	R: 0 E: 0 K: 1 S: 7	H: 0 LOB: 0 BB: 0 P: 7	R: 0 E: 0 K: 2 S: 7	H: 0 LOB: 0 BB: 0 P: 7	1B: 6 2B: 1 3B: 1 HR: 0	SF: 0 SAC: 0 DP: 2 HBP: 0	WP: 0 PB: 0 SB: 0 CS: 0	PA: 36					
PITCHER	IP	WLS	BF	H	R	ER	SO	BB	IBB	HBP	BLK	WP	HR	S	P	ERA	WHIP										
Mike Witt, R (1.1) ERA: 2.89	7.0	W	29	7	1	1	4	3	0	0	0	0	0	34	46	1.29	1.429										
Donnie Moore, R (8.1) ERA: 1.0	2.0	S	7	1	0	0	3	0	0	0	0	0	0	13	13	0.00	0.500										

Batter	1	2	3	4	5	6	7	8	9	AB	R	H	RBI	BB	SO	LOB	BOTTOM										
Gary Pettis, S (1.8) OBP: 0.387, SLG: 0.356										3	1	0	0	1	2	1	Milwaukee Brewers @ California Angels Anaheim Stadium, Anaheim, CA Sun May 05 1985, 6:33 AM EDT Att: 30,723 - Unknown										
Ruppert Jones, L (1.7) OBP: 0.404, SLG: 0.565										3	1	1	0	1	1	1											
Doug DeCinces, R (1.5) OBP: 0.327, SLG: 0.433										3	2	1	2	1	0	1											
Reggie Jackson, L (1.9) OBP: 0.329, SLG: 0.479										4	1	2	3	0	0	1											
Darrell Miller, R (9.9) OBP: 0.300, SLG: 0.222										0	0	0	0	0	0	0											
Juan Beniquez, R (1.3) OBP: 0.289, SLG: 0.380										4	0	1	0	0	0	1											
Bobby Grich, R (1.10) OBP: 0.436, SLG: 0.416										3	0	1	0	0	0	0											
Rob Wilfong, L (1.4) OBP: 0.269, SLG: 0.136										4	0	0	0	0	2	2											
Craig Gerber, L (1.6) OBP: 0.143, SLG: 0.214										3	0	1	0	0	0	2											
Bob Boone, R (1.2) OBP: 0.253, SLG: 0.206										3	0	1	0	0	0	1											
Inning Stats	R: 0 E: 1 K: 1 S: 6	H: 0 LOB: 1 BB: 0 P: 6	R: 0 E: 0 K: 0 S: 4	H: 1 LOB: 1 BB: 0 P: 4	R: 2 E: 0 K: 1 S: 6	H: 2 LOB: 0 BB: 1 P: 10	R: 0 E: 0 K: 1 S: 6	H: 1 LOB: 1 BB: 0 P: 6	R: 2 E: 0 K: 1 S: 6	H: 1 LOB: 1 BB: 2 P: 14	R: 0 E: 0 K: 1 S: 6	H: 1 LOB: 1 BB: 0 P: 6	R: 0 E: 0 K: 0 S: 3	H: 1 LOB: 0 BB: 0 P: 3	R: 1 E: 0 K: 0 S: 4	H: 1 LOB: 0 BB: 0 P: 4	1B: 4 2B: 2 3B: 0 HR: 2	SF: 0 SAC: 1 DP: 1 HBP: 0	WP: 0 PB: 0 SB: 3 CS: 2	PA: 34							
PITCHER	IP	WLS	BF	H	R	ER	SO	BB	IBB	HBP	BLK	WP	HR	S	P	ERA	WHIP										
Danny Darwin, R (1.1) ERA: 3.52	8.0	L	34	8	5	5	5	3	0	0	0	0	2	41	53	5.62	1.375										

AB 33
R 1
H 8
RBI 1
BB 3
SO 7
LOB 23



AB 30
R 5
H 8
RBI 5
BB 3
SO 5
LOB 10



Batter	1	2	3	4	5	6	7	8	9	AB	R	H	RBI	BB	SO	LOB	TOP			
Gary Pettis, S OBP: 0.379, SLG: 0.344 (1, 8)	F8		K			SF7 1B	FC6-4		K	5	1	1	0	0	2	4				
Rob Wilfong, L OBP: 0.323, SLG: 0.192 (1, 4)	F9			S 1B		BB BB	F9			3	0	1	0	1	0	2				
Bobby Grich, R OBP: 0.431, SLG: 0.390 (1, 3)	4-3			F7		FC3-6 BB		F4		3	0	0	0	1	0	1				
Doug DeCinces, R OBP: 0.303, SLG: 0.400 (1, 5)		F2		K		SF7		F4		3	0	0	1	0	1	1				
Reggie Jackson, L OBP: 0.308, SLG: 0.451 (1, 10)	F9		F8			FC3-6 1-2		K		4	0	0	0	0	1	3				
Brian Downing, R OBP: 0.438, SLG: 0.384 (1, 7)		BB			BB	L5			BB	1	0	0	0	3	0	2				
Mike Brown, R OBP: 0.261, SLG: 0.233 (1, 9)	F4			K		FC6-4 2B		F8		4	0	1	0	0	1	3				
Bob Boone, R OBP: 0.280, SLG: 0.219 (1, 2)			F8		BB	FC6-4 BB			BB	2	0	1	0	2	0	0				
Dick Schofield, R OBP: 0.299, SLG: 0.391 (1, 6)	5-3			K		F7		F9		4	0	0	0	0	1	5				
Inning Stats	R: 0 E: 0 K: 0 S: 3	H: 0 LOB: 0 BB: 0 P: 3	R: 0 E: 0 K: 0 S: 3	H: 0 LOB: 1 BB: 1 P: 7	R: 0 E: 0 K: 1 S: 5	H: 0 LOB: 0 BB: 0 P: 5	R: 0 E: 0 K: 1 S: 6	H: 1 LOB: 1 BB: 0 P: 6	R: 0 E: 0 K: 2 S: 6	H: 0 LOB: 1 BB: 2 P: 14	R: 1 E: 0 K: 0 S: 4	H: 1 LOB: 2 BB: 1 P: 12	R: 0 E: 0 K: 0 S: 5	H: 0 LOB: 0 BB: 0 P: 5	R: 0 E: 0 K: 1 S: 6	H: 1 LOB: 2 BB: 1 P: 10	1B: 3 2B: 1 3B: 0 HR: 0	SF: 1 SAC: 0 DP: 0 HBP: 0	WP: 0 PB: 0 SB: 3 CS: 0	PA: 37
PITCHER Oil Can Boyd, R ERA: 2.59 (1, 1)	IP: 9.0 WLS: W BF: 37 H: 4 R: 1 ER: 1 SO: 6 BB: 7 IBB: 0 HBP: 0 BLK: 0 WP: 0 HR: 0 S: 42 P: 70 ERA: 1.00 WHIP: 1.222															PITCHER				

California Angels @ Boston Red Sox
Fenway Park, Boston, MA
Wed May 08 1985, 7:05 PM EDT
Att: 17,052 - Unknown

AB	29
R	1
H	4
RBI	1
BB	7
SO	6
LOB	21

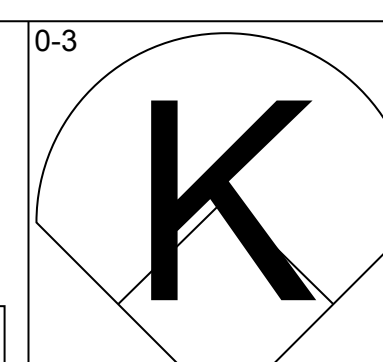
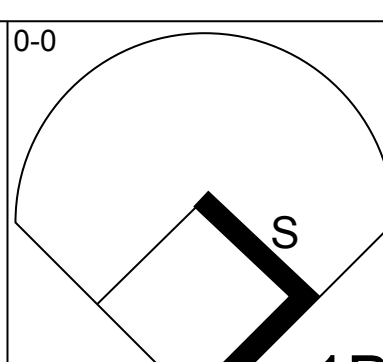
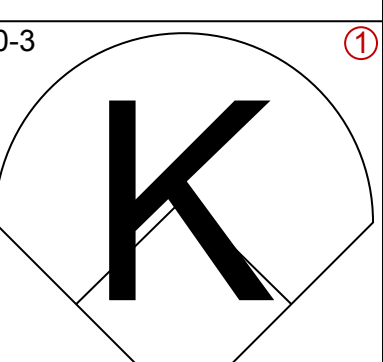
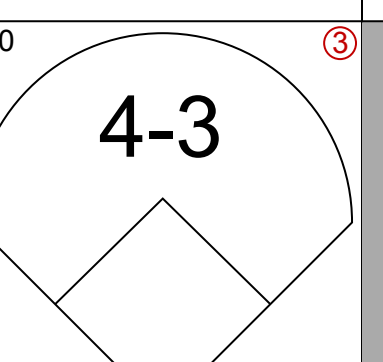
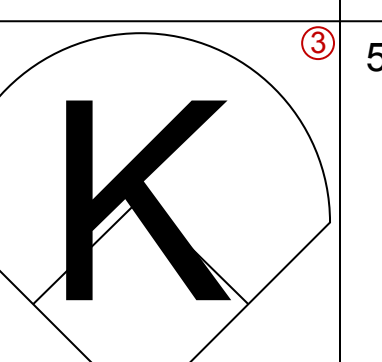
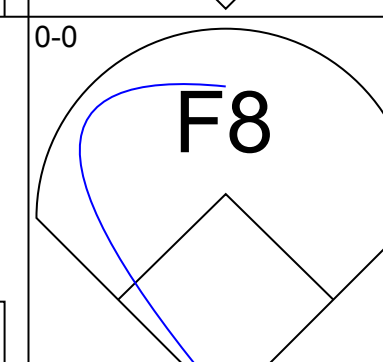
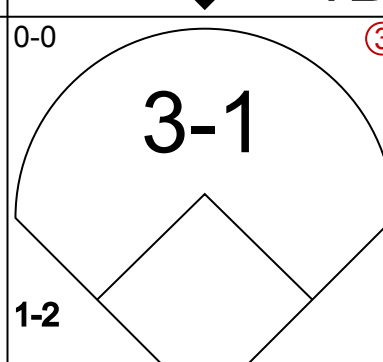
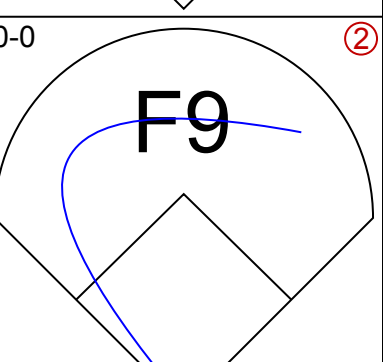

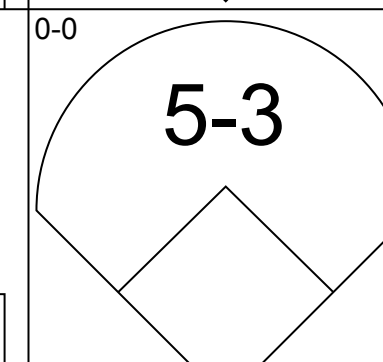
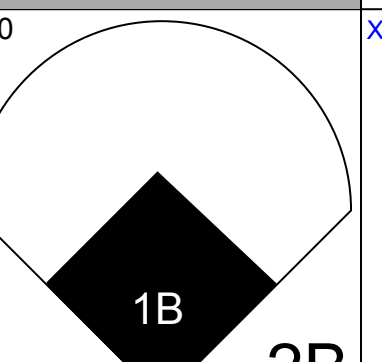
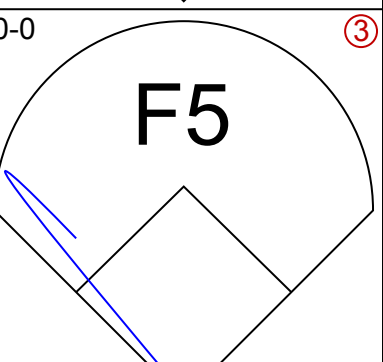
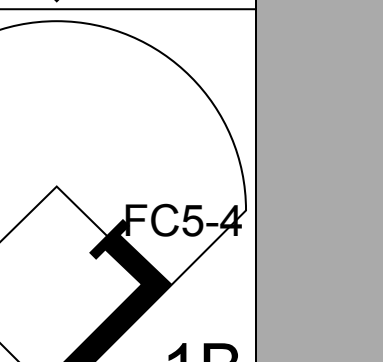
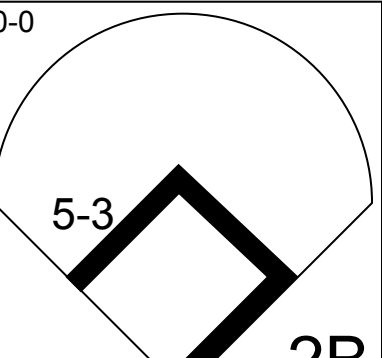

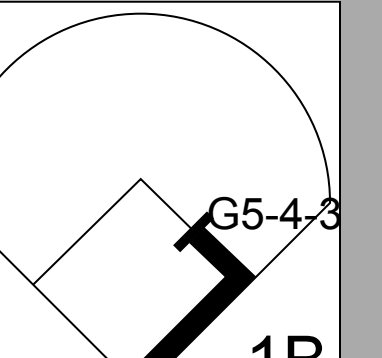
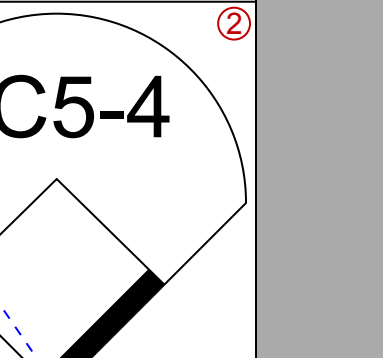
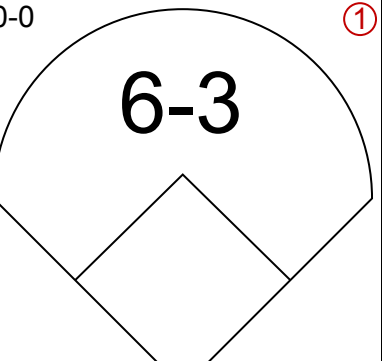
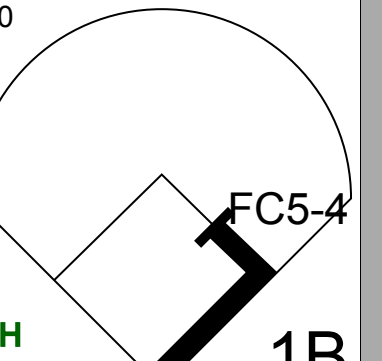
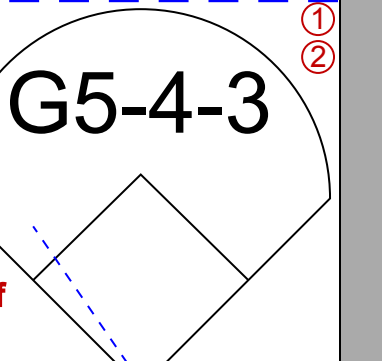
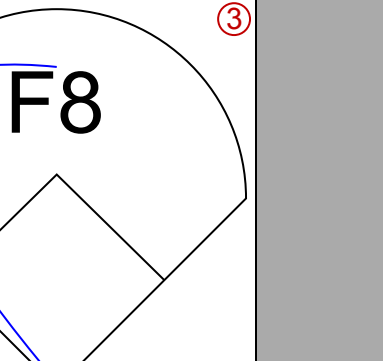
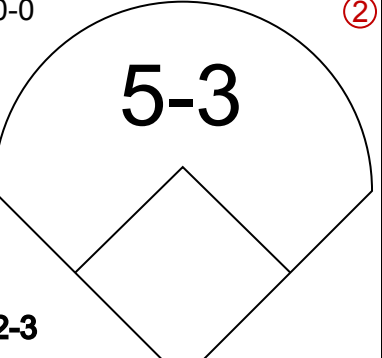
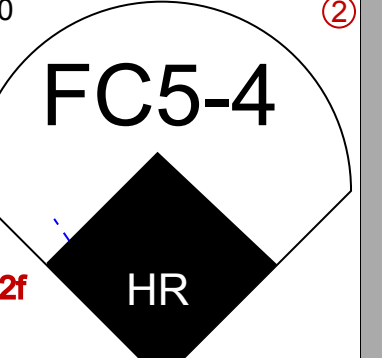
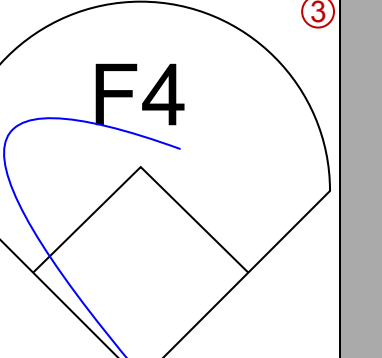
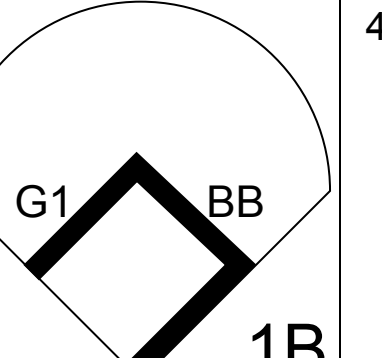
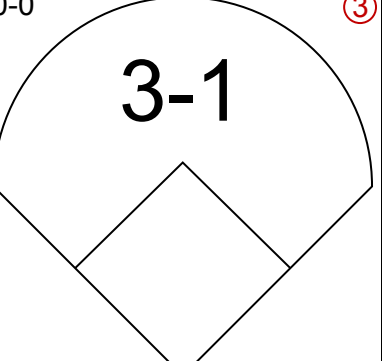
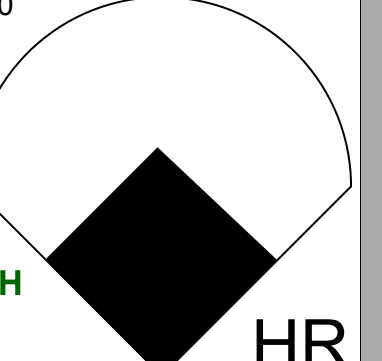
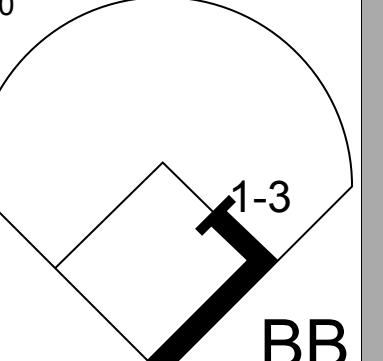
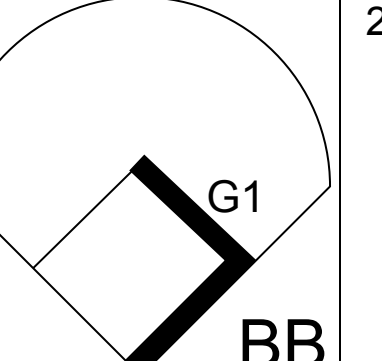
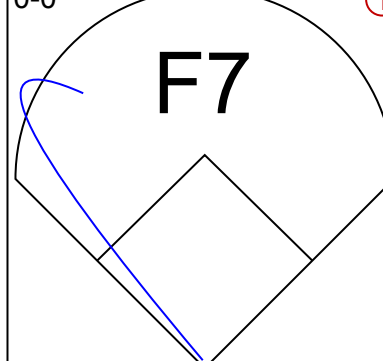
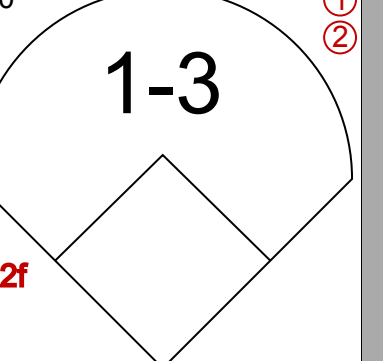
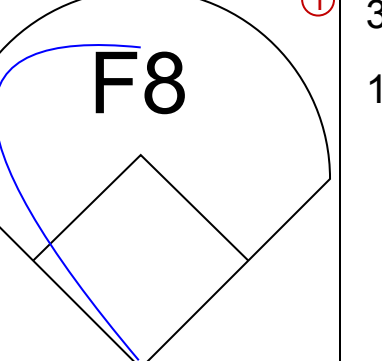
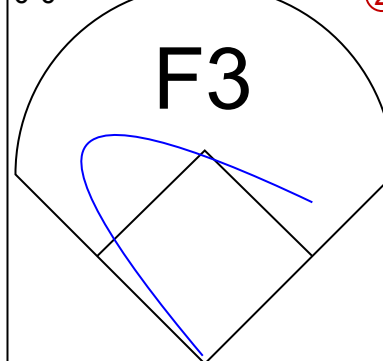
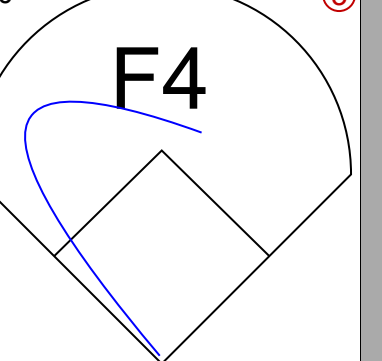
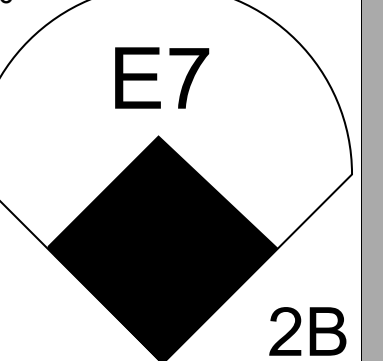
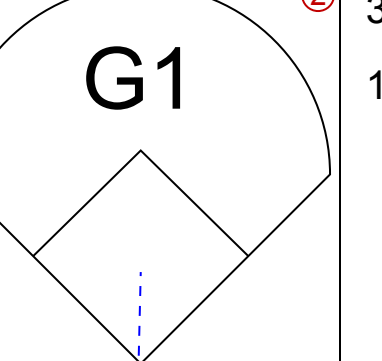


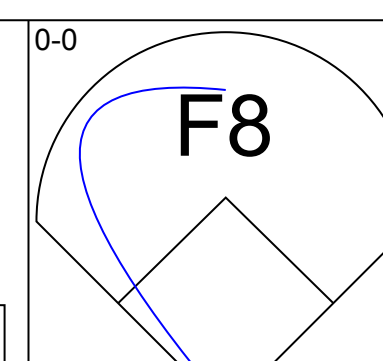
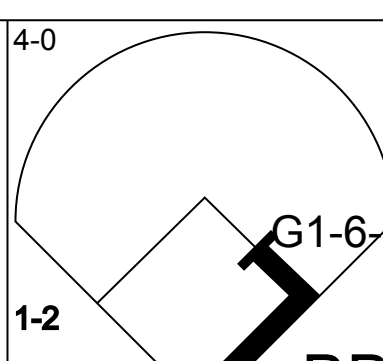
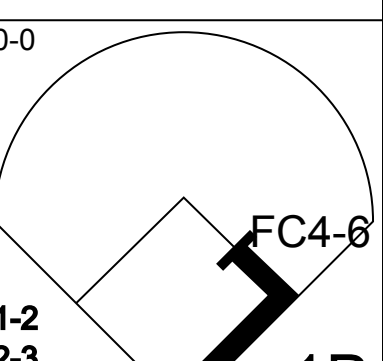
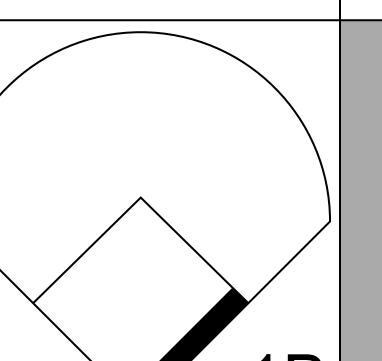
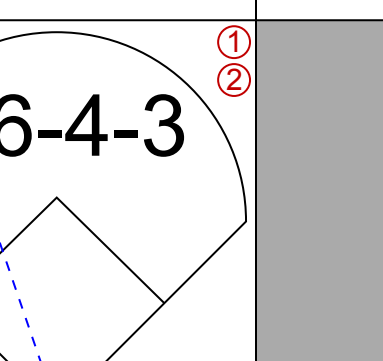
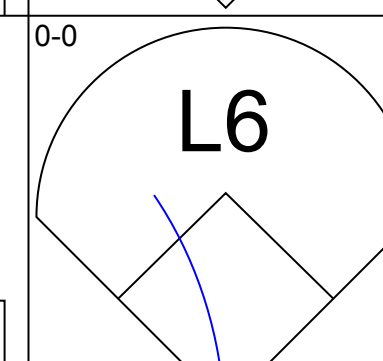
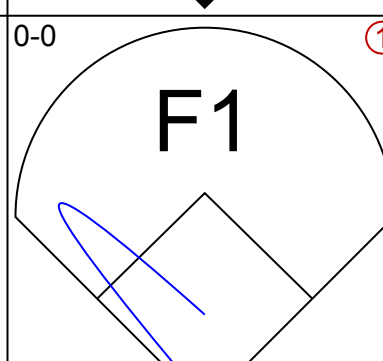
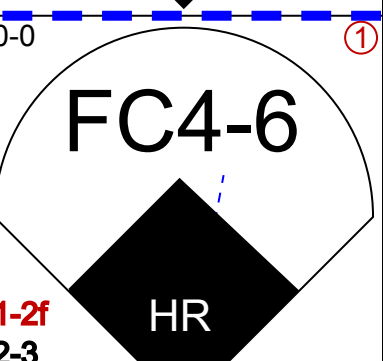
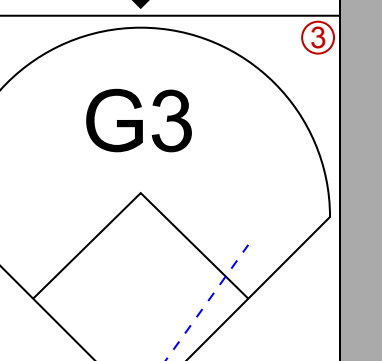
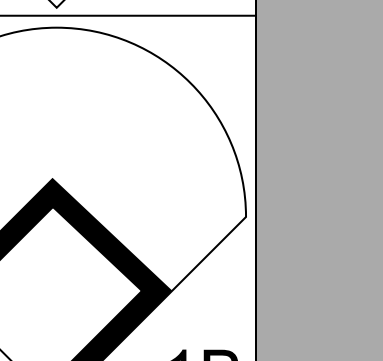
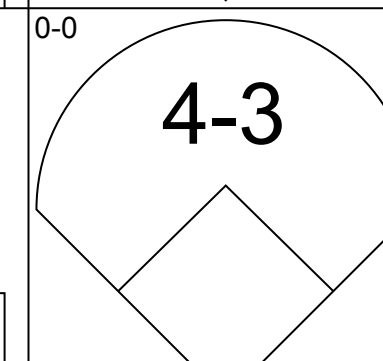
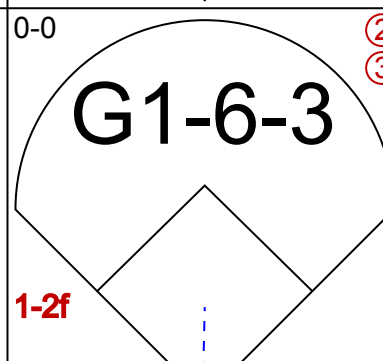
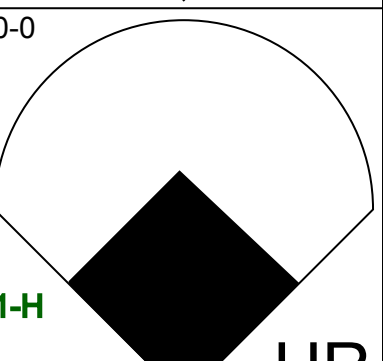
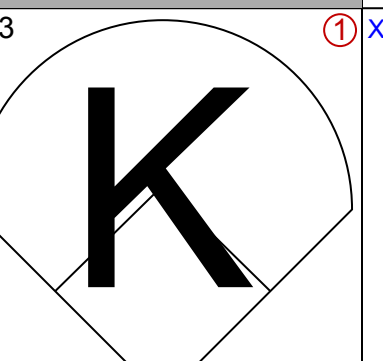
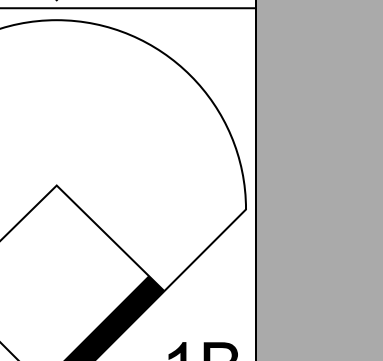
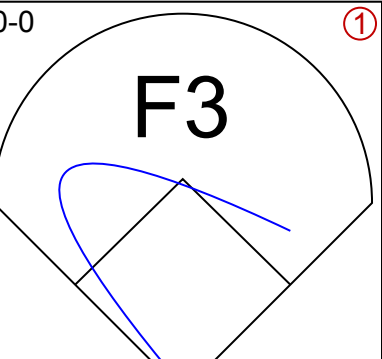
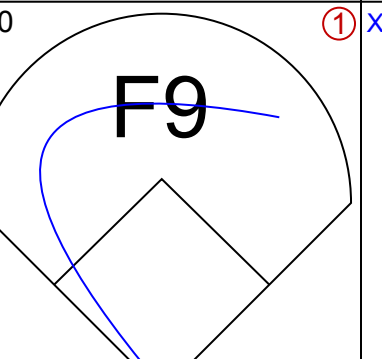
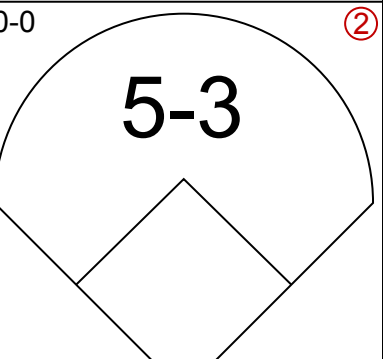
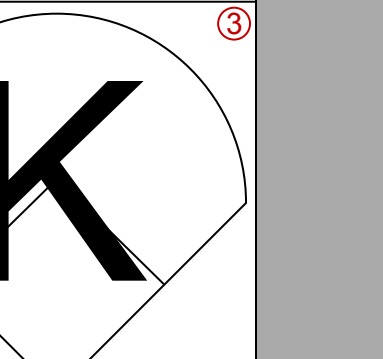
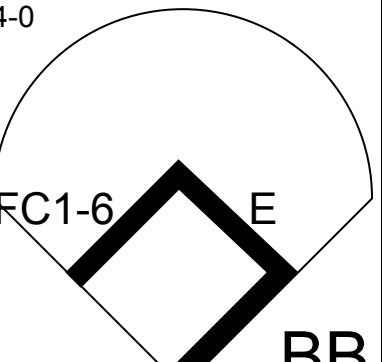
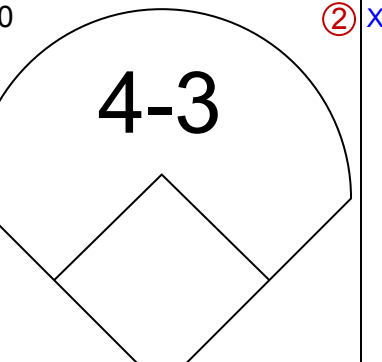


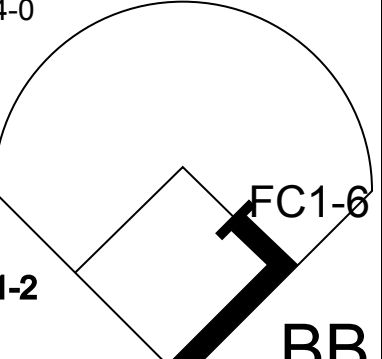
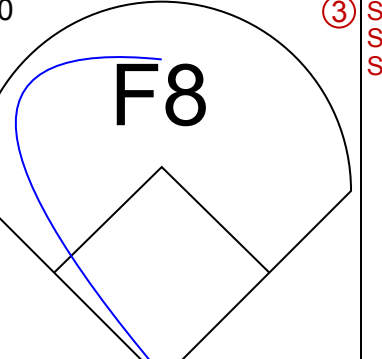
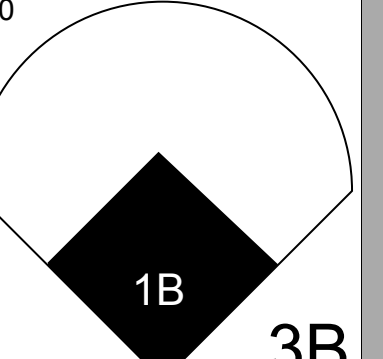
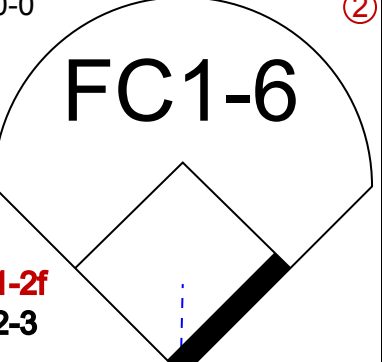

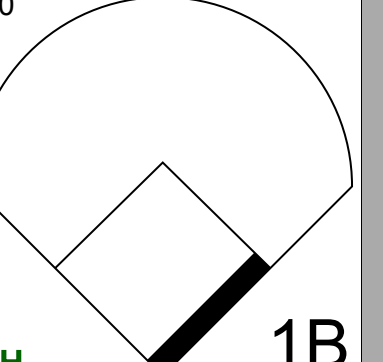
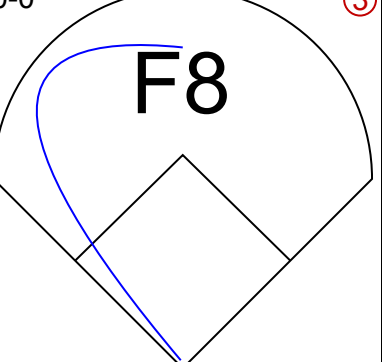
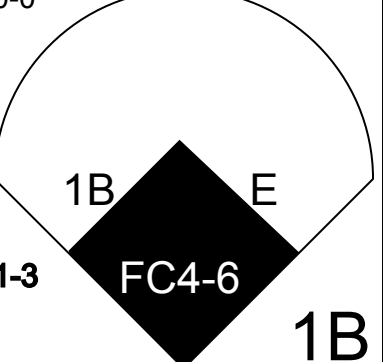
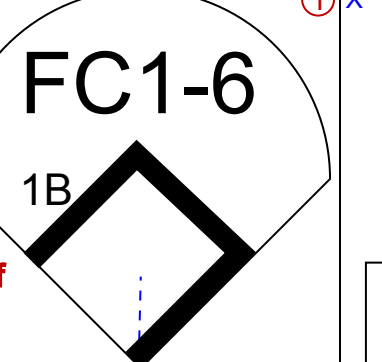


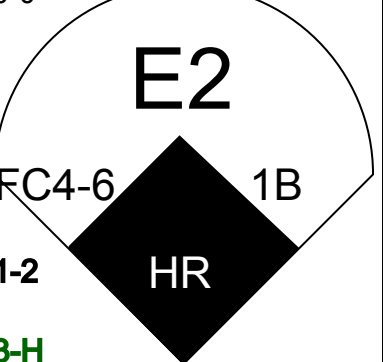
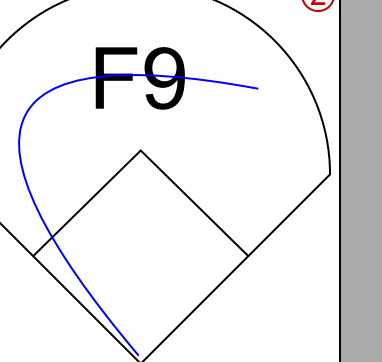

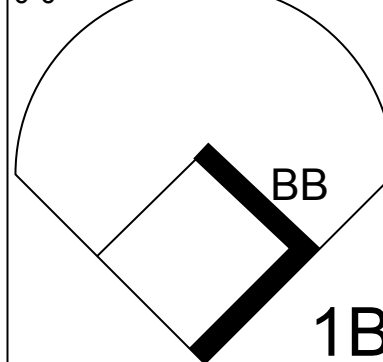
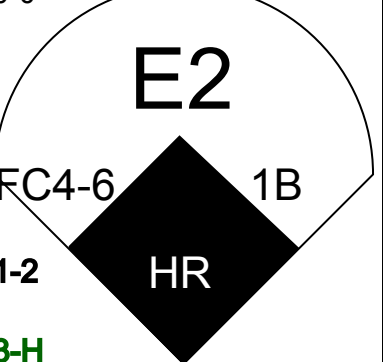
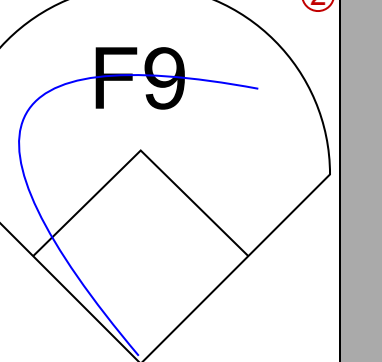
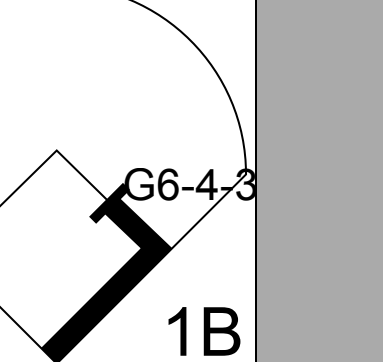
Batter	1	2	3	4	5	6	7	8	9	AB	R	H	RBI	BB	SO	LOB	BOTTOM			
Wade Boggs, L OBP: 0.316, SLG: 0.387 (1, 5)	6-3				E2 1B BB			2B 1B		3	1	2	0	2	0	0				
Dwight Evans, R OBP: 0.386, SLG: 0.337 (1, 9)			F3		1B 1B	L4-6			1B	5	1	3	0	0	0	4				
Jim Rice, R OBP: 0.384, SLG: 0.523 (1, 7)	G5-4-3 1B		F8		1B 1B		1-3		K	5	0	1	1	0	1	5				
Tony Armas, R OBP: 0.265, SLG: 0.526 (1, 8)		HR		F9			6-3			4	1	2	2	0	0	0				
Mike Easter, L OBP: 0.310, SLG: 0.465 (1, 10)		FC4-6 BB		K	K		1B 1B			2	0	0	0	2	2	2				
Bill Buckner, L OBP: 0.333, SLG: 0.468 (1, 3)		FC4-6		L4		FC6-4 1B		1B		4	0	2	0	0	0	1				
Rich Gedman, L OBP: 0.347, SLG: 0.416 (1, 2)		9-3			SH3-4 E 2B	FC6-4 1B				4	2	2	0	0	0	2				
Marty Barrett, R OBP: 0.317, SLG: 0.282 (1, 4)			6-3		SH3-4			F8		3	1	1	0	0	0	0				
Jackie Gutierrez, R OBP: 0.264, SLG: 0.321 (1, 6)			1B BB		1-3	L4-6 BB 1B		F9		3	0	1	2	1	0	1				
Inning Stats	R: 0 E: 0 K: 0 S: 3	H: 1 LOB: 0 BB: 0 P: 3	R: 1 E: 0 K: 0 S: 3	H: 1 LOB: 0 BB: 1 P: 7	R: 0 E: 0 K: 0 S: 4	H: 1 LOB: 2 BB: 1 P: 8	R: 0 E: 0 K: 1 S: 5	H: 0 LOB: 0 BB: 0 P: 5	R: 3 E: 2 K: 1 S: 9	H: 4 LOB: 2 BB: 1 P: 13	R: 2 E: 0 K: 0 S: 4	H: 3 LOB: 1 BB: 1 P: 9	R: 0 E: 0 K: 0 S: 7	H: 2 LOB: 2 BB: 0 P: 7	R: 0 E: 0 K: 1 S: 7	H: 2 LOB: 2 BB: 0 P: 7	1B: 11 2B: 4 3B: 0 HR: 1	SF: 0 SAC: 1 DP: 3 HBP: 0	WP: 1 PB: 0 SB: 0 CS: 0	PA: 39
PITCHER Jim Slaton, R ERA: 3.02 Tommy John, L ERA: 5.4 Doug Corbett, R ERA: 4.41 Urbano Lugo, R ERA: (1, 1) (5, 1) (6, 1) (8, 1)	IP: 4.2 WLS: L BF: 22 H: 7 R: 4 ER: 4 SO: 1 BB: 3 IBB: 0 HBP: 0 BLK: 0 WP: 1 HR: 1 S: 21 P: 33 ERA: 7.71 WHIP: 2.143															PITCHER				

California Angels @ Boston Red Sox
Fenway Park, Boston, MA
Wed May 08 1985, 7:05 PM EDT
Att: 17,052 - Unknown

AB	33
R	6
H	14
RBI	5
BB	5
SO	3
LOB	15




Batter	1	2	3	4	5	6	7	8	9	AB	R	H	RBI	BB	SO	LOB	TOP				
Gary Pettis, S OBP: 0.377, SLG: 0.346 (1, 8)			 1B							5	0	1	0	0	3	2	California Angels @ Milwaukee Brewers Milwaukee County Stadium, Milwaukee, WI Sun May 12 1985, 4:33 AM EDT Att: 12,078 - Unknown				
Rob Wilfong, L OBP: 0.279, SLG: 0.211 (1, 4)			 1-2							4	0	0	0	0	1						
Brian Downing, R OBP: 0.435, SLG: 0.392 (1, 7)				 2B				 1B		4	1	2	0	0	0						
Reggie Jackson, L OBP: 0.337, SLG: 0.522 (1, 9)		 2B				 1B		 1-2		4	0	2	0	0	1	2					
Juan Beniquez, R OBP: 0.300, SLG: 0.381 (1, 3)				 2H 1B		 1-2				4	0	1	1	0	0	3					
Bobby Grich, R OBP: 0.417, SLG: 0.394 (1, 5)	 2-3			 1-2 HR					 BB 1B	4	1	1	0	0	0	2					
Ruppert Jones, L OBP: 0.400, SLG: 0.561 (1, 10)				 1-H			 BB		 1-2 BB	2	1	1	2	2	0	1					
Bob Boone, R OBP: 0.272, SLG: 0.217 (9, PH)							 1-2			3	0	1	0	0	0	1					
Rod Carew, L OBP: 0.387, SLG: 0.348 (9, PH)										1	0	0	0	0	0	2					
Dick Schofield, R OBP: 0.298, SLG: 0.387 (9, PH)								 2B		3	1	1	0	0	0	1					
Jerry Narron, L OBP: 0.333, SLG: 0.469 (9, PH)									 1-2 2-3	1	0	0	0	0	0	2					
Inning Stats	R: 0 E: 0 K: 1 S: 5	H: 0 LOB: 0 BB: 0 P: 5	R: 0 E: 0 K: 0 S: 4	H: 1 LOB: 1 BB: 0 P: 4	R: 0 E: 0 K: 0 S: 4	H: 1 LOB: 1 BB: 0 P: 4	R: 3 E: 0 K: 1 S: 9	H: 4 LOB: 1 BB: 0 P: 9	R: 0 E: 0 K: 0 S: 3	H: 1 LOB: 0 BB: 0 P: 3	R: 1 E: 1 K: 0 S: 3	H: 1 LOB: 0 BB: 1 P: 7	R: 0 E: 0 K: 1 S: 6	H: 1 LOB: 1 BB: 0 P: 6	R: 0 E: 0 K: 1 S: 6	H: 1 LOB: 2 BB: 1 P: 10	1B: 6 2B: 4 3B: 0 HR: 1	SF: 0 SAC: 0 DP: 2 HBP: 0	WP: 0 PB: 0 SB: 1 CS: 0	PA: 37	
PITCHER	IP	WLS	BF	H	R	ER	SO	BB	IBB	HBP	BLK	WP	HR	S	P	ERA	WHIP				
Moose Haas, R ERA: 2.72 (1, 1)	5.0	W	22	7	3	3	3	0	0	0	0	0	1	28	28	5.40	1.400				
Bob Gibson, R ERA: 2.42 (6, 1)	3.0		12	3	1	0	1	2	0	0	0	0	0	12	20	0.00	1.667				
Rollie Fingers, R ERA: 3.48 (9, 1)	1.0	S	3	0	0	0	1	0	0	0	0	0	0	5	5	0.00	0.000				

Batter	1	2	3	4	5	6	7	8	9	AB	R	H	RBI	BB	SO	LOB	BOTTOM				
Paul Molitor, R OBP: 0.408, SLG: 0.398 (1, 5)			 BB		 1-2 2-3 1B	 1B		 1-2		4	0	2	0	1	0	1	California Angels @ Milwaukee Brewers Milwaukee County Stadium, Milwaukee, WI Sun May 12 1985, 4:33 AM EDT Att: 12,078 - Unknown				
Dion James, L OBP: 0.350, SLG: 0.324 (1, 8)					 1-2 2-3 3H HR			 1B		5	1	1	1	0	0	6					
Cecil Cooper, L OBP: 0.339, SLG: 0.444 (1, 3)			 1-2		 1-H 3H HR			 1B		5	1	2	3	0	1	2					
Robin Yount, R OBP: 0.322, SLG: 0.402 (1, 7)										4	1	1	1	0	0	0					
Bill Schroeder, R OBP: 0.291, SLG: 0.506 (8, 2)			 BB				 1B			1	0	0	0	0	1	2					
Ted Simmons, S OBP: 0.360, SLG: 0.320 (1, 10)			 BB							3	0	1	0	1	0	0					
Charlie Moore, R OBP: 0.343, SLG: 0.406 (8, 9)			 1-2 BB				 3B			3	1	1	0	1	1	1					
Paul Householder, S OBP: 0.389, SLG: 0.414 (8, 7)		 1-2 2-3			 BB	 1B		 1B		3	1	2	1	1	0	2					
Jim Gantner, L OBP: 0.235, SLG: 0.242 (1, 4)					 BB	 1-2				4	1	1	0	0	0	4					
Ed Romero, R OBP: 0.361, SLG: 0.288 (1, 6)			 1B		 FC4-6 1B			 1B		4	1	2	0	0	0	2					
Inning Stats	R: 0 E: 0 K: 0 S: 3	H: 0 LOB: 0 BB: 0 P: 3	R: 0 E: 0 K: 0 S: 3	H: 0 LOB: 2 BB: 2 P: 11	R: 0 E: 0 K: 0 S: 3	H: 1 LOB: 1 BB: 1 P: 7	R: 0 E: 0 K: 0 S: 3	H: 0 LOB: 0 BB: 0 P: 3	R: 5 E: 1 K: 1 S: 10	H: 4 LOB: 1 BB: 1 P: 14	R: 0 E: 0 K: 0 S: 5	H: 2 LOB: 2 BB: 0 P: 5	R: 2 E: 0 K: 1 S: 8	H: 3 LOB: 1 BB: 0 P: 8	R: 0 E: 0 K: 1 S: 7	H: 3 LOB: 2 BB: 0 P: 7	1B: 10 2B: 0 3B: 1 HR: 2	SF: 0 SAC: 0 DP: 2 HBP: 0	WP: 0 PB: 0 SB: 0 CS: 0	PA: 40	
PITCHER	IP	WLS	BF	H	R	ER	SO	BB	IBB	HBP	BLK	WP	HR	S	P	ERA	WHIP				
Kirk McCaskill, R ERA: 8.16 (1, 1)	4.0	L	19	3	4	3	0	4	0	0	0	0	0	15	31	6.75	1.750				
Pat Clements, L ERA: 5.4 (5, 1)	1.1		7	3	1	1	1	0	0	0	0	0	1	9	9	6.75	2.250				
Doug Corbett, R ERA: 4.91 (6, 1)	1.2		9	4	2	2	1	0	0	0	0	0	1	11	11	10.80	2.400				
Stu Cilburn, R ERA: 1.98 (8, 1)	1.0		5	3	0	0	1	0	0	0	0	0	0	7	7	0.00	3.000				

Batter	1	2	3	4	5	6	7	8	9	AB	R	H	RBI	BB	SO	LOB	TOP					
Gary Pettis, S OBP: 0.363, SLG: 0.330 (1, 8)	0-3 K		0-0 F8		0-0 FC3-4		0-0 FC1-6		0-0 E1	5	0	0	0	0	1	2	California Angels @ Toronto Blue Jays Exhibition Stadium, Toronto, ON Tue May 14 1985, 7:05 PM EDT Att: 22,445 - Unknown					
Rod Carew, L OBP: 0.396, SLG: 0.380 (1, 3)	0-0 3-1		0-0 HR		0-0 4-3		4-0 BB		4-0 BB	3	1	1	1	2	0	1						
Ruppert Jones, L OBP: 0.397, SLG: 0.542 Juan Beniquez, R OBP: 0.293, SLG: 0.372 (7, PH)	0-0 F8		4-0 CS BB		0-0 P4		0-0 F7		0-0 F9	2	0	0	0	1	0	0						
Reggie Jackson, L OBP: 0.352, SLG: 0.531 (1, 9)		0-0 HR	0-0 F8		0-0 BB		0-0 7-3			4	1	3	0	0	0	1						
Bobby Grich, R OBP: 0.420, SLG: 0.423 (1, 5)		0-0 HR		0-0 F8		4-0 BB		0-0 7-3		3	1	1	2	1	0	1						
Rob Wilfong, L OBP: 0.298, SLG: 0.238 (1, 4)	0-3 K		0-0 G4-6-3 1B		0-0 P4		0-0 FC6-4 1B			4	0	2	0	0	1	2						
Brian Downing, R OBP: 0.430, SLG: 0.386 (1, 7)		0-0 1B	0-0 G4-6-3		0-0 K		0-0 FC6-4			4	0	1	0	0	1	4						
Dick Schofield, R OBP: 0.287, SLG: 0.371 (1, 6)	0-0 F3			0-0 F7		0-0 F3		0-0 1-3		4	0	0	0	0	0	1						
Bob Boone, R OBP: 0.284, SLG: 0.224 Jerry Narron, L OBP: 0.324, SLG: 0.455 (9, PH)	0-0 P4			0-0 FC3-4 1B		4-0 FC1-6 BB		0-0 F2		2	0	1	0	1	0	1						
										1	0	0	0	0	0	0						
Inning Stats	R: 0 E: 0 K: 1 S: 5	H: 0 LOB: 0 BB: 0 P: 5	R: 2 E: 0 K: 1 S: 8	H: 3 LOB: 1 BB: 0 P: 8	R: 1 E: 0 K: 0 S: 3	H: 1 LOB: 0 BB: 1 P: 7	R: 0 E: 0 K: 0 S: 3	H: 1 LOB: 0 BB: 0 P: 3	R: 0 E: 0 K: 1 S: 6	H: 1 LOB: 1 BB: 1 P: 4	R: 0 E: 0 K: 0 S: 4	H: 0 LOB: 2 BB: 2 P: 11	R: 0 E: 0 K: 0 S: 4	H: 2 LOB: 1 BB: 0 P: 4	R: 0 E: 1 K: 0 S: 4	H: 0 LOB: 2 BB: 1 P: 8	1B: 7 2B: 1 3B: 0 HR: 2	SF: 0 SAC: 0 DP: 2 HBP: 0	WP: 0 PB: 0 SB: 1 CS: 1	PA: 39		
PITCHER	IP WLS BF H R ER SO BB IBB HBP BLK WP HR S P ERA WHIP	IP WLS BF H R ER SO BB IBB HBP BLK WP HR S P ERA WHIP	IP WLS BF H R ER SO BB IBB HBP BLK WP HR S P ERA WHIP	IP WLS BF H R ER SO BB IBB HBP BLK WP HR S P ERA WHIP	IP WLS BF H R ER SO BB IBB HBP BLK WP HR S P ERA WHIP	IP WLS BF H R ER SO BB IBB HBP BLK WP HR S P ERA WHIP	IP WLS BF H R ER SO BB IBB HBP BLK WP HR S P ERA WHIP	IP WLS BF H R ER SO BB IBB HBP BLK WP HR S P ERA WHIP	IP WLS BF H R ER SO BB IBB HBP BLK WP HR S P ERA WHIP	IP WLS BF H R ER SO BB IBB HBP BLK WP HR S P ERA WHIP	IP WLS BF H R ER SO BB IBB HBP BLK WP HR S P ERA WHIP	IP WLS BF H R ER SO BB IBB HBP BLK WP HR S P ERA WHIP	IP WLS BF H R ER SO BB IBB HBP BLK WP HR S P ERA WHIP	IP WLS BF H R ER SO BB IBB HBP BLK WP HR S P ERA WHIP	IP WLS BF H R ER SO BB IBB HBP BLK WP HR S P ERA WHIP	IP WLS BF H R ER SO BB IBB HBP BLK WP HR S P ERA WHIP	IP WLS BF H R ER SO BB IBB HBP BLK WP HR S P ERA WHIP	IP WLS BF H R ER SO BB IBB HBP BLK WP HR S P ERA WHIP	IP WLS BF H R ER SO BB IBB HBP BLK WP HR S P ERA WHIP	IP WLS BF H R ER SO BB IBB HBP BLK WP HR S P ERA WHIP	IP WLS BF H R ER SO BB IBB HBP BLK WP HR S P ERA WHIP	IP WLS BF H R ER SO BB IBB HBP BLK WP HR S P ERA WHIP
Doyle Alexander, R ERA: 3.72 (1, 1)	6.2 W 28	7 3 3 3	7 3 3 3	3 0 0 0	3 0 0 0	0 0 0 0	0 0 2 6	43 0.00 6.000	4.05 1.500													
Gary Lavelle, L ERA: 2.92 (7, 1)	0.1 3 1 0 0 0	1 0 0 0 1	0 0 0 0 0	0 0 0 0 0	0 0 0 0 0	0 0 0 0 0	0 0 2 3	6 0.00 1.000	0.00 6.000													
Jim Acker, R ERA: 1.09 (8, 1)	1.0 3 1 0 0 0	1 0 0 0 0	0 0 0 0 0	0 0 0 0 0	0 0 0 0 0	0 0 0 0 0	0 0 3 3	6 0.00 1.000	0.00 1.000													
Bill Caudill, R ERA: 4.35 (9, 1)	1.0 S 5	0 0 0 0 0	0 0 0 0 0	0 0 0 0 0	0 0 0 0 0	0 0 0 0 0	0 0 4 8	8 0.00 1.000	0.00 1.000													

Batter	1	2	3	4	5	6	7	8	9	AB	R	H	RBI	BB	SO	LOB	BOTTOM				
Damaso Garcia, R OBP: 0.291, SLG: 0.351 (1, 4)	0-0 FC4-6 1B		0-0 G1-6-3		0-0 E5		0-0 BB		0-0 F9	5	1	2	2	0	0	1	California Angels @ Toronto Blue Jays Exhibition Stadium, Toronto, ON Tue May 14 1985, 7:05 PM EDT Att: 22,445 - Unknown				
Rance Mulliniks, L OBP: 0.381, SLG: 0.414 Jeff Burroughs, R OBP: 0.368, SLG: 0.440 Garth Iorg, R OBP: 0.375, SLG: 0.422 (7, 5)	0-0 F8		0-3 K		4-0 BB		4-0 BB			2	1	0	0	1	1	1					
Lloyd Moseby, L OBP: 0.356, SLG: 0.426 (1, 8)	0-0 FC4-6 2B		0-0 4-3		0-0 3B		0-3 K			4	1	1	2	0	1	4					
Willie Upshaw, L OBP: 0.304, SLG: 0.438 (1, 3)	0-0 2B		0-0 4-3		0-3 K		0-0 5-3			4	0	1	1	0	1	1					
George Bell, R OBP: 0.375, SLG: 0.580 (1, 7)	0-3 K		0-0 1B		0-0 1B		0-0 P4		0-0 G4-6-3 1B	4	0	2	0	0	1	1					
Len Matuszek, L OBP: 0.313, SLG: 0.326 Ron Shepherd, R (7, PH)	0-0 5-3		0-0 1B		0-0 1B		0-0 P6		0-0 G4-6-3	3	0	1	0	0	0	0					
Ernie Whitt, L OBP: 0.312, SLG: 0.466 (1, 2)	0-0 F9		0-0 3-1		0-0 3B		4-0 BB		0-0 1-3	3	1	0	0	1	0	2					
Jesse Barfield, R OBP: 0.353, SLG: 0.481 (1, 9)	0-3 K		0-3 K		0-3 K		0-0 BB		0-0 HR	4	2	2	1	0	2	0					
Tony Fernandez, S OBP: 0.295, SLG: 0.340 (1, 6)		0-0 G1-6-3 BB	4-0 BB		0-0 F3		4-0 BB		0-0 4-3	2	0	0	0	2	0	0					
										2	0	0	0	2	0	0					
Inning Stats	R: 1 E: 0 K: 1 S: 7	H: 2 LOB: 1 BB: 0 P: 7	R: 0 E: 0 K: 1 S: 5	H: 0 LOB: 0 BB: 0 P: 5	R: 0 E: 0 K: 1 S: 4	H: 0 LOB: 0 BB: 1 P: 8	R: 0 E: 0 K: 0 S: 5	H: 2 LOB: 2 BB: 0 P: 5	R: 2 E: 1 K: 2 S: 9	H: 1 LOB: 1 BB: 1 P: 13	R: 2 E: 0 K: 1 S: 7	H: 2 LOB: 3 BB: 3 P: 19	R: 0 E: 0 K: 0 S: 3	H: 1 LOB: 0 BB: 0 P: 3	R: 1 E: 0 K: 0 S: 4	H: 1 LOB: 0 BB: 0 P: 4	1B: 5 2B: 2 3B: 1 HR: 1	SF: 0 SAC: 0 DP: 2 HBP: 0	WP: 0 PB: 0 SB: 2 CS: 0	PA: 37	
PITCHER	IP WLS BF H R ER SO BB IBB HBP BLK WP HR S P ERA WHIP	IP WLS BF H R ER SO BB IBB HBP BLK WP HR S P ERA WHIP	IP WLS BF H R ER SO BB IBB HBP BLK WP HR S P ERA WHIP	IP WLS BF H R ER SO BB IBB HBP BLK WP HR S P ERA WHIP	IP WLS BF H R ER SO BB IBB HBP BLK WP HR S P ERA WHIP	IP WLS BF H R ER SO BB IBB HBP BLK WP HR S P ERA WHIP	IP WLS BF H R ER SO BB IBB HBP BLK WP HR S P ERA WHIP	IP WLS BF H R ER SO BB IBB HBP BLK WP HR S P ERA WHIP	IP WLS BF H R ER SO BB IBB HBP BLK WP HR S P ERA WHIP	IP WLS BF H R ER SO BB IBB HBP BLK WP HR S P ERA WHIP	IP WLS BF H R ER SO BB IBB HBP BLK WP HR S P ERA WHIP	IP WLS BF H R ER SO BB IBB HBP BLK WP HR S P ERA WHIP	IP WLS BF H R ER SO BB IBB HBP BLK WP HR S P ERA WHIP	IP WLS BF H R ER SO BB IBB HBP BLK WP HR S P ERA WHIP	IP WLS BF H R ER SO BB IBB HBP BLK WP HR S P ERA WHIP	IP WLS BF H R ER SO BB IBB HBP BLK WP HR S P ERA WHIP	IP WLS BF H R ER SO BB IBB HBP BLK WP HR S P ERA WHIP	IP WLS BF H R ER SO BB IBB HBP BLK WP HR S P ERA WHIP	IP WLS BF H R ER SO BB IBB HBP BLK WP HR S P ERA WHIP	IP WLS BF H R ER SO BB IBB HBP BLK WP HR S P ERA WHIP	IP WLS BF H R ER SO BB IBB HBP BLK WP HR S P ERA WHIP
Jim Slaton, R ERA: 3.23 (6, 1)	2.1 9	2 1 1 1	1 0 0 0	0 0 0 0	0 0 1 10	14 3.86 1.286															

AB	34
R	3
H	9
RBI	3
BB	5
SO	3
LOB	17



AB	32
R	6
H	9
RBI	6
BB	5
SO	6
LOB	11



Batter	1	2	3	4	5	6	7	8	9	AB	R	H	RBI	BB	SO	LOB	TOP								
Gary Pettis, S OBP: 0.357, SLG: 0.325 (1, 8)	L3	K				K			4-3	5	0	1	1	0	2	2	California Angels @ Toronto Blue Jays Exhibition Stadium, Toronto, ON Wed May 15 1985, 7:05 PM EDT Att: 18,119 - Unknown								
Juan Beniquez, R OBP: 0.299, SLG: 0.367 (1, 3) (9, 6)	6-3		F3			FC1 1B		4-3	BB E BB	4	2	1	0	1	0	0									
Reggie Jackson, L OBP: 0.372, SLG: 0.541 (1, 10)	BB		FC6-4 2B			FC1 2B		CS BB	E HR BB	2	1	1	0	3	0	2									
Bobby Grich, R OBP: 0.419, SLG: 0.426 (1, 5) (9, 4)	P4		FC6-4 BB			3H 1-2 2B		F9	P4	4	0	1	1	1	0	4									
Brian Downing, R OBP: 0.421, SLG: 0.371 (1, 7)		F8	FC6-4			G4-6-3 IBB		CS	F7 E6 BB HR	4	1	0	0	1	0	3									
Mike Brown, R OBP: 0.285, SLG: 0.384 (1, 9)			F8			G4-6-3			FC4 1B	2	1	1	0	0	0	2									
Ruppert Jones, L OBP: 0.408, SLG: 0.541 (5, PH) (5, 9)	2B 1B		F8			1-2			HR BB	2	1	1	0	1	0	3									
Dick Schofield, R OBP: 0.297, SLG: 0.384 (8, PH)	1B							FC4		2	1	1	0	1	0	0									
Rod Carew, L OBP: 0.393, SLG: 0.376 (8, 6)	4-3							SH1-4 BB		1	0	0	0	0	0	1									
Craig Gerber, L OBP: 0.111, SLG: 0.167 (9, PH) (9, 3)	SF9 2B								HR	1	1	1	4	0	0	0									
Jerry Narron, L OBP: 0.342, SLG: 0.559 (9, 3)									1-2 2H HR	4	0	1	1	0	0	1									
Bob Boone, R OBP: 0.283, SLG: 0.225 (1, 2)			F8			SH1-4		1-3	F9	4	0	1	1	0	0	1									
Rob Wilfong, L OBP: 0.280, SLG: 0.227 (1, 4)	2-3 3-H 1B									2	0	0	1	0	1	1									
Darrell Miller, R OBP: 0.364, SLG: 0.500 (9, PH) (9, 5)	SF9					4-3			4-3 3B	1	1	1	0	0	0	0									
Inning Stats	R: 0 E: 0 K: 0 S: 3	H: 0 LOB: 1 BB: 1 P: 7	R: 2 E: 0 K: 1 S: 8	H: 3 LOB: 1 BB: 0 P: 8	R: 0 E: 0 K: 0 S: 4	H: 1 LOB: 2 BB: 1 P: 8	R: 0 E: 0 K: 1 S: 5	H: 0 LOB: 0 BB: 0 P: 5	R: 1 E: 0 K: 0 S: 5	H: 3 LOB: 2 BB: 1 P: 9	R: 0 E: 0 K: 0 S: 2	H: 0 LOB: 0 BB: 1 P: 6	R: 0 E: 0 K: 0 S: 4	H: 1 LOB: 1 BB: 0 P: 4	R: 6 E: 1 K: 0 S: 6	H: 2 LOB: 0 BB: 3 P: 18	1B: 5 2B: 3 3B: 1 HR: 1	SF: 1 SAC: 1 DP: 1 HBP: 0	WP: 0 PB: 0 SB: 0 CS: 1	PA: 45					
PITCHER	IP	WLS	BF	H	R	ER	SO	BB	IBB	HBP	BLK	WP	HR	S	P	ERA	WHIP								
Jimmy Key, L ERA: 2.19 (1, 1)	4.1		21	6	3	3	2	2	0	0	0	0	0	23	31	6.23	1.846								
Dennis Lamp, R ERA: 1.95 (5, 1)	3.0		12	2	0	0	1	2	1	0	0	0	0	11	23	0.00	1.333								
Gary Lavelle, L ERA: 3.38 (8, 1)	1.0		6	1	3	1	0	2	0	0	0	0	0	4	12	9.00	3.000								
Bill Caudill, R ERA: 4.22 (9, 1)	0.2	L	5	1	3	0	0	1	0	0	0	0	1	4	8	0.00	3.000								

Batter	1	2	3	4	5	6	7	8	9	AB	R	H	RBI	BB	SO	LOB	BOTTOM								
Damaso Garcia, R OBP: 0.288, SLG: 0.345 (1, 4)	G3-6-3 1B			F8	4-3			5-3	FC5-4	5	0	1	0	0	0	3	California Angels @ Toronto Blue Jays Exhibition Stadium, Toronto, ON Wed May 15 1985, 7:05 PM EDT Att: 18,119 - Unknown								
Rance Mulliniks, L OBP: 0.391, SLG: 0.466 (1, 5)	G3-6-3			BB	1B			F9	FC1-6 IBB	3	2	2	1	0	0	1									
Garth Iorg, R OBP: 0.380, SLG: 0.413 (7, PH) (8, 5)	1-2			1B	HR					1	0	0	0	1	0	2									
Lloyd Moseby, L OBP: 0.357, SLG: 0.437 (1, 8)	4-3			E 1B SF9 BB	2B 3B			FC1-6 WP 1B		4	2	1	0	1	0	2									
Willie Upshaw, L OBP: 0.315, SLG: 0.453 (1, 3)		F9		SF9 E 1B	2B					5	0	3	3	0	0	0									
George Bell, R OBP: 0.361, SLG: 0.556 (1, 7)		F8		E6 SF9	G3			F9		5	0	0	0	0	0	5									
Len Matuzek, L OBP: 0.300, SLG: 0.318 (1, 10)		4-3		SF9					E6 1B	1	0	0	1	0	0	0									
Jeff Burroughs, R OBP: 0.356, SLG: 0.423 (6, PH)										2	0	0	0	0	0	0									
Manuel Lee, S (8, PR)										0	1	0	0	0	0	0									
Ernie Whitt, L OBP: 0.321, SLG: 0.461 (1, 2)				P6						3	0	1	0	1	0	0									
Jesse Barfield, R OBP: 0.350, SLG: 0.473 (1, 9)				5-3	P4				FC5-4 1B	4	0	1	1	0	0	3									
Tony Fernandez, S OBP: 0.293, SLG: 0.336 (1, 6)				4-3					FC5-4 1B	4	1	1	0	0	0	2									
Inning Stats	R: 0 E: 0 K: 0 S: 3	H: 1 LOB: 0 BB: 0 P: 3	R: 0 E: 0 K: 0 S: 3	H: 0 LOB: 0 BB: 0 P: 3	R: 0 E: 0 K: 0 S: 6	H: 0 LOB: 0 BB: 0 P: 3	R: 2 E: 1 K: 0 S: 6	H: 2 LOB: 3 BB: 2 P: 14	R: 2 E: 0 K: 0 S: 6	H: 3 LOB: 1 BB: 0 P: 6	R: 0 E: 0 K: 0 S: 3	H: 0 LOB: 0 BB: 0 P: 3	R: 1 E: 0 K: 0 S: 5	H: 2 LOB: 2 BB: 1 P: 9	R: 1 E: 1 K: 0 S: 6	H: 2 LOB: 2 BB: 0 P: 6		R: 0 E: 0 K: 0 S: 3	H: 0 LOB: 0 BB: 0 P: 3	1B: 7 2B: 1 3B: 1 HR: 1	SF: 1 SAC: 0 DP: 1 HBP: 0	WP: 1 PB: 0 SB: 0 CS: 0	PA: 41		
PITCHER	IP	WLS	BF	H	R	ER	SO	BB	IBB	HBP	BLK	WP	HR	S	P	ERA	WHIP								
Ron Romanick, R ERA: 3.98 (1, 1)	5.0		23	6	4	3	0	1	1	0	0	0	0	21	29	5.40	1.400								
Pat Clements, L ERA: 5.4 (6, 1)	1.2		8	2	1	1	0	0	1	0	0	0	0	7	11	5.40	1.200								
Donnie Moore, R ERA: 0.76 (7, 1)	2.1	W	10	2	1	0	0	0	0	0	0	1	0	10	10	0.00	0.857								

AB 34
R 9
H 10
RBI 8
BB 8
SO 3
LOB 19




AB 37
R 6
H 10
RBI 6
BB 3
SO 0
LOB 18




Batter	1	2	3	4	5	6	7	8	9	AB	R	H	RBI	BB	SO	LOB	TOP				
Willie Randolph, R (1.4) OBP: 0.377, SLG: 0.309	0-3 K			4-0 F8 1B BB		0-0 L1		0-0 E 1B	4-0 FC1-6 BB	3	2	1	0	2	1	1	New York Yankees @ California Angels Anaheim Stadium, Anaheim, CA Fri May 17 1985, 10:05 PM EDT Att: 61,066 - Unknown				
Ken Griffey, L (1.7) OBP: 0.342, SLG: 0.495	0-0 4-3			0-0 F8 1-2		0-0 6-3		0-0 E3 E 1-3 2-3	0-0 FC1-6 BB 1-2	5	1	0	1	0	0	4					
Don Mattingly, L (1.3) OBP: 0.343, SLG: 0.472	0-3 K			0-0 FC5-4 1B 2-H		4-0 BB		4-0 E 1B IBB	0-0 L3	3	1	1	1	2	1	1					
Dave Winfield, R (1.9) OBP: 0.301, SLG: 0.366		0-0 6-3		0-0 FC5-4 PB 1-2		0-3 K		0-0 E4 S 1B		4	1	0	1	0	1	4					
Don Baylor, R (1.10) OBP: 0.376, SLG: 0.523		0-0 F4		0-3 K 1-2			0-0 F4	0-0 F5		4	0	0	0	0	1	3					
Butch Wynegar, S (1.2) OBP: 0.350, SLG: 0.404		0-3 K			0-0 4-3		0-0 4-3	4-0 1B 1-2 BB		3	0	0	0	1	1	0					
Mike Pagliarulo, L (1.5) OBP: 0.387, SLG: 0.360			0-3 K		0-3 K		0-0 F7	0-0 1B 1-3 2-H 3-H		4	0	1	2	0	2	0					
Omar Moreno, L (1.8) OBP: 0.233, SLG: 0.241			0-0 4-3		0-3 K			0-0 K 1B SH1-3	0-0 F9	3	1	0	0	0	2	0					
Henry Cotto, R (8, PH) OBP: 0.333, SLG: 0.346										1	0	0	0	0	0	2					
Bobby Meacham, S (1.6) OBP: 0.365, SLG: 0.309			0-3 K			0-0 E8 6-3		0-0 SH1-3 1-2	0-0 F8	3	0	0	0	0	1	0					
Inning Stats	R: 0 E: 0 K: 2 S: 7	H: 0 LOB: 0 BB: 0 P: 7	R: 0 E: 0 K: 1 S: 5	H: 0 LOB: 0 BB: 0 P: 5	R: 0 E: 0 K: 2 S: 7	H: 0 LOB: 1 BB: 1 P: 7	R: 1 E: 0 K: 1 S: 6	H: 1 LOB: 1 BB: 1 P: 10	R: 0 E: 0 K: 2 S: 7	H: 0 LOB: 0 BB: 0 P: 7	R: 0 E: 0 K: 0 S: 3	H: 0 LOB: 0 BB: 0 P: 3	R: 5 E: 2 K: 1 S: 10	H: 2 LOB: 2 BB: 2 P: 18	R: 0 E: 0 K: 0 S: 3	H: 0 LOB: 1 BB: 1 P: 7	1B: 3 2B: 0 3B: 0 HR: 0	SF: 0 SAC: 1 DP: 0 HBP: 0	WP: 1 PB: 1 CS: 0	PA: 39	
PITCHER	IP WLS BF H R ER SO BB IBB HBP BLK WP HR S P ERA WHIP	7.2 L 34 3 6 3 10 3 1 0 0 1 0 50 66 3.52 0.783	1.1 5 0 0 0 0 1 0 0 0 0 0 0 4 8 0.00 0.750																		

AB	33
R	6
H	3
RBI	5
BB	5
SO	10
LOB	15



Batter	1	2	3	4	5	6	7	8	9	AB	R	H	RBI	BB	SO	LOB	BOTTOM				
Gary Pettis, S (1.8) OBP: 0.368, SLG: 0.333	0-0 4-3 1B		4-0 BB			0-0 4-3		0-0 DI 1B 1-2		3	0	2	0	1	0	0	New York Yankees @ California Angels Anaheim Stadium, Anaheim, CA Fri May 17 1985, 10:05 PM EDT Att: 61,066 - Unknown				
Rod Carew, L (1.3) OBP: 0.378, SLG: 0.361	0-0 4-3 1-2		0-0 F9			0-0 F9		0-0 F8 2-3		4	0	0	0	0	0	4					
Brian Downing, R (1.10) OBP: 0.431, SLG: 0.368	4-0 G4-6-3 BB			0-0 6-3		4-0 BB BB		4-0 1-2 BB		1	0	0	0	3	0	0					
Reggie Jackson, L (1.9) OBP: 0.368, SLG: 0.525	0-0 G4-6-3 1-2			0-3 K		4-0 BB BB 1-2		0-0 G3		3	0	0	0	1	1	5					
Bobby Grich, R (1.5) OBP: 0.406, SLG: 0.410		0-0 G3		0-0 F7		0-3 K		0-0 F3		4	0	0	0	0	1	2					
Rob Wilfong, L (1.4) OBP: 0.295, SLG: 0.208		0-0 4-3			0-0 F9		0-0 F8		0-0 5-3	4	0	0	0	0	0	2					
Juan Beniquez, R (1.7) OBP: 0.297, SLG: 0.362			0-0 6-3		0-3 K		0-0 6-3			4	0	1	0	0	1	2					
Dick Schofield, R (1.6) OBP: 0.287, SLG: 0.369			0-0 F4		0-3 K			0-0 F9	0-3 K	4	0	0	0	0	2	1					
Bob Boone, R (1.2) OBP: 0.284, SLG: 0.220			0-0 F8			0-0 5-3		4-0 F8 1B BB		2	0	0	0	1	0	0					
Inning Stats	R: 0 E: 0 K: 0 S: 3	H: 1 LOB: 1 BB: 1 P: 7	R: 0 E: 0 K: 0 S: 3	H: 0 LOB: 0 BB: 0 P: 3	R: 0 E: 0 K: 0 S: 3	H: 0 LOB: 1 BB: 1 P: 7	R: 0 E: 0 K: 1 S: 5	H: 0 LOB: 0 BB: 0 P: 5	R: 0 E: 0 K: 2 S: 7	H: 0 LOB: 0 BB: 0 P: 7	R: 0 E: 0 K: 1 S: 3	H: 0 LOB: 2 BB: 2 P: 13	R: 0 E: 0 K: 0 S: 4	H: 1 LOB: 3 BB: 2 P: 12	R: 0 E: 0 K: 1 S: 6	H: 1 LOB: 1 BB: 0 P: 6		1B: 3 2B: 0 3B: 0 HR: 0	SF: 0 SAC: 0 DP: 1 HBP: 0	WP: 0 PB: 0 CS: 0	PA: 35
PITCHER	IP WLS BF H R ER SO BB IBB HBP BLK WP HR S P ERA WHIP	7.2 W 30 2 0 0 4 6 0 0 0 0 0 1 1 0.00 1.043	0.1 1 0 0 0 0 0 0 0 0 0 0 0 1 1 0.00 0.000																		

AB	29
R	0
H	3
RBI	0
BB	6
SO	5
LOB	16




Batter	1	2	3	4	5	6	7	8	9	AB	R	H	RBI	BB	SO	LOB	TOP																			
Rickey Henderson, R OBP: 0.413, SLG: 0.434	F4		CS	E 1B BB		6-3		F9		3	1	0	0	1	0	0	New York Yankees @ California Angels Anaheim Stadium, Anaheim, CA Sun May 19 1985, 6:33 AM EDT Att: 39,724 - Unknown																			
Ken Griffey, L OBP: 0.350, SLG: 0.495	1-3			F7		2B 1B		L6 2B		4	0	2	0	0	0	1																				
Don Mattingly, L OBP: 0.342, SLG: 0.467	G1-4-3			E G3-2-3 1B BB		2B		L6		3	0	1	0	1	0	1																				
Dave Winfield, R OBP: 0.297, SLG: 0.356		F9		E 1B		FC4-2-5-2-5			K	4	0	1	1	0	1	2																				
Don Baylor, R OBP: 0.359, SLG: 0.492		F8		E7		K			F4	4	0	0	0	0	1	4																				
Ron Hassey, L OBP: 0.458, SLG: 0.455		4-3		G3-2-3					3-1	4	0	1	0	0	0	3																				
Willie Randolph, R OBP: 0.380, SLG: 0.319			E6 CS		G1-6-3 BB				F9	2	0	0	0	1	0	1																				
Mike Pagliarulo, L OBP: 0.369, SLG: 0.340			K		G1-6-3				F8	3	0	0	0	0	1	3																				
Bobby Meacham, S OBP: 0.377, SLG: 0.324					F7				G3	3	0	1	0	0	0	1																				
Inning Stats	R: 0 E: 0 K: 0 S: 3	H: 0 LOB: 0 BB: 0 P: 3	R: 0 E: 0 K: 0 S: 3	H: 0 LOB: 0 BB: 0 P: 3	R: 0 E: 1 K: 1 S: 5	H: 1 LOB: 0 BB: 0 P: 5	R: 1 E: 2 K: 0 S: 4	H: 1 LOB: 2 BB: 2 P: 12	R: 0 E: 0 K: 0 S: 2	H: 0 LOB: 0 BB: 1 P: 6	R: 0 E: 0 K: 1 S: 7	H: 2 LOB: 2 BB: 0 P: 7	R: 0 E: 0 K: 0 S: 4	H: 1 LOB: 1 BB: 0 P: 4	R: 0 E: 0 K: 1 S: 5	H: 0 LOB: 0 BB: 0 P: 5	1B: 4 2B: 3 3B: 0 HR: 0	SF: 0 SAC: 0 DP: 3 HBP: 0	WP: 0 PB: 0 CS: 2	PA: 34																
PITCHER	IP	WLS	BF	H	R	ER	SO	BB	IBB	HBP	BLK	WP	HR	S	P	ERA	WHIP	PITCHER		IP	WLS	BF	H	R	ER	SO	BB	IBB	HBP	BLK	WP	HR	S	P	ERA	WHIP
Jim Slaton, R ERA: 2.98	(1, 1)	7.0	W	27	5	1	1	2	3	0	0	0	0	28	40	1.29	1.143																			
Donnie Moore, R ERA: 0.7	(8, 1)	2.0	S	6	1	0	0	1	0	0	0	0	0	8	8	0.00	0.500																			

AB	30
R	1
H	6
RBI	1
BB	3
SO	3
LOB	16



Batter	1	2	3	4	5	6	7	8	9	AB	R	H	RBI	BB	SO	LOB	BOTTOM																				
Rod Carew, L OBP: 0.395, SLG: 0.373	G1-4-3 BB			1B		HR 2B		5-3		3	1	2	0	1	0	0	New York Yankees @ California Angels Anaheim Stadium, Anaheim, CA Sun May 19 1985, 6:33 AM EDT Att: 39,724 - Unknown																				
Rob Wilfong, L OBP: 0.242, SLG: 0.196	F2		F9			F8		K		4	0	0	0	0	1	3																					
Brian Downing, R OBP: 0.421, SLG: 0.381	G1-4-3				5-3	HR		F7		4	1	1	2	0	0	1																					
Reggie Jackson, L OBP: 0.368, SLG: 0.514		4-3			4-3	1B 2B		HR BB		3	0	1	0	1	0	0																					
Darrell Miller, R OBP: 0.364, SLG: 0.500						F4		F9		0	1	0	0	0	0	0																					
Juan Beniquez, R OBP: 0.302, SLG: 0.357						F4		F9		3	0	1	0	1	0	2																					
Ruppert Jones, L OBP: 0.405, SLG: 0.559		F6			G3	1B BB		HR		3	1	1	2	1	0	2																					
Bobby Grich, R OBP: 0.390, SLG: 0.389		F8				F3		F8		4	0	1	0	0	0	2																					
Bob Boone, R OBP: 0.276, SLG: 0.213			K			F6		K		3	0	0	0	0	2	3																					
Dick Schofield, R OBP: 0.287, SLG: 0.358			K					F8		3	0	0	0	0	2	0																					
Inning Stats	R: 0 E: 0 K: 0 S: 2	H: 0 LOB: 1 BB: 1 P: 6	R: 0 E: 0 K: 0 S: 4	H: 1 LOB: 0 BB: 0 P: 4	R: 0 E: 0 K: 2 S: 8	H: 1 LOB: 1 BB: 0 P: 8	R: 0 E: 0 K: 0 S: 3	H: 0 LOB: 1 BB: 1 P: 7	R: 0 E: 0 K: 1 S: 5	H: 0 LOB: 0 BB: 0 P: 5	R: 2 E: 0 K: 1 S: 9	H: 4 LOB: 3 BB: 1 P: 13	R: 0 E: 0 K: 1 S: 5	H: 0 LOB: 0 BB: 0 P: 5	R: 2 E: 0 K: 0 S: 4	H: 1 LOB: 1 BB: 1 P: 8	1B: 3 2B: 2 3B: 0 HR: 2	SF: 0 SAC: 0 DP: 1 HBP: 0	WP: 0 PB: 0 CS: 0	PA: 34																	
PITCHER	IP	WLS	BF	H	R	ER	SO	BB	IBB	HBP	BLK	WP	HR	S	P	ERA	WHIP	PITCHER		IP	WLS	BF	H	R	ER	SO	BB	IBB	HBP	BLK	WP	HR	S	P	ERA	WHIP	
Ed Whitson, R ERA: 6.09	(1, 1)	6.0	L	26	6	2	2	4	3	0	0	0	0	31	43	3.00	1.500																				
Rich Bordi, R ERA: 2.25	(7, 1)	2.0		8	1	2	2	1	1	0	0	0	0	1	9	13	9.00	1.000																			


AB	30
R	4
H	7
RBI	4
BB	4
SO	5
LOB	13



Batter	1	2	3	4	5	6	7	8	9	AB	R	H	RBI	BB	SO	LOB	TOP			
Lou Whitaker, L (1,4) OBP: 0.418, SLG: 0.524	F8		F8			F7		4-3		4	0	0	0	0	0	0				
Alan Trammell, R (1,6) OBP: 0.337, SLG: 0.463	4-3		F9			L4		FC4-6 1B		4	0	1	0	0	0	0				
Kirk Gibson, L (1,9) OBP: 0.343, SLG: 0.472	2B			G3		F7		FC4-6 1-2		4	0	1	0	0	0	1				
Lance Parrish, R (1,2) OBP: 0.326, SLG: 0.500	5-3			1B			F9		L3 1B	4	0	2	0	0	0	1				
Darrell Evans, L (1,3) OBP: 0.333, SLG: 0.479		1B		K		HR BB		L3		3	1	1	0	1	1	2				
Larry Hemdon, R (1,7) OBP: 0.283, SLG: 0.381	F9			K		F9		K		4	0	0	0	0	2	3				
Mike Laga, L (1,10) OBP: 0.240, SLG: 0.520	F2				F5		HR			3	1	1	2	0	0	1				
Chet Lemon, R (1,8) OBP: 0.331, SLG: 0.357	F8					5-3				3	0	1	0	0	0	1				
Tom Brookens, R (1,5) OBP: 0.304, SLG: 0.360								F5		2	0	0	0	0	1	1				
Jim Weaver, L (8, PH) OBP: 0.250, SLG: 0.286										1	0	0	0	0	0	0				
Chris Pizarro, S (8,5) OBP: 0.297, SLG: 0.305			K							0	0	0	0	0	0	0				
Inning Stats	R: 0 E: 0 K: 0 S: 4	H: 1 LOB: 1 BB: 0 P: 4	R: 0 E: 0 K: 0 S: 4	H: 1 LOB: 1 BB: 0 P: 4	R: 0 E: 0 K: 1 S: 5	H: 0 LOB: 0 BB: 0 P: 5	R: 0 E: 0 K: 2 S: 8	H: 1 LOB: 1 BB: 0 P: 8	R: 0 E: 0 K: 0 S: 3	H: 0 LOB: 0 BB: 0 P: 3	R: 2 E: 0 K: 0 S: 4	H: 1 LOB: 0 BB: 1 P: 8	R: 0 E: 0 K: 0 S: 4	H: 1 LOB: 1 BB: 0 P: 4	R: 0 E: 0 K: 1 S: 5	H: 1 LOB: 0 BB: 0 P: 5	1B: 5 2B: 2 3B: 0 HR: 1	SF: 0 SAC: 0 DP: 2 HBP: 0	WP: 0 PB: 0 SB: 0 CS: 0	PA: 33
PITCHER Ron Romanick, R (1,1) ERA: 3.83	IP: 9.0 WLS: W BF: 33 H: 7 R: 2 ER: 2 SO: 4 BB: 1 IBB: 0 HBP: 0 BLK: 0 WP: 0 HR: 1 S: 40 P: 44 ERA: 2.00 WHIP: 0.889															PITCHER				

Detroit Tigers @ California Angels
Anaheim Stadium, Anaheim, CA
Mon May 20 1985, 10:05 PM EDT
Att: 30,519 - Unknown


AB 32
R 2
H 7
RBI 2
BB 1
SO 4
LOB 10



Batter	1	2	3	4	5	6	7	8	9	AB	R	H	RBI	BB	SO	LOB	BOTTOM			
Brian Downing, R (1,7) OBP: 0.416, SLG: 0.371	6-3		5-3		F9	CS BB				3	0	0	0	1	0	1				
Rob Wilfong, L (1,4) OBP: 0.228, SLG: 0.217	G3		E3 1B 2H		1B FC3-6	F8				4	1	2	0	0	0	1				
Juan Beniquez, R (1,8) OBP: 0.309, SLG: 0.363	F8				1B FC3-6 BB	K				4	1	2	0	0	1	1				
Reggie Jackson, L (1,9) OBP: 0.373, SLG: 0.519						F9				1	0	1	0	0	0	0				
Mike Brown, R (2, PR) OBP: 0.269, SLG: 0.229						FC3-6 BB				2	0	0	0	1	1	2				
Ruppert Jones, L (1,10) OBP: 0.386, SLG: 0.528						3-1				4	1	0	1	0	1	3				
Jack Howell, L (1,5) OBP: 0.287, SLG: 0.227						F6				2	2	0	0	2	1	1				
Bobby Grich, R (1,3) OBP: 0.400, SLG: 0.397	CS					6-3				3	1	2	2	1	0	0				
Bob Boone, R (1,2) OBP: 0.287, SLG: 0.227						5-3				3	0	2	2	0	0	0				
Dick Schofield, R (1,6) OBP: 0.286, SLG: 0.354						1-3				4	1	1	1	0	1	4				
Inning Stats	R: 0 E: 0 K: 0 S: 3	H: 0 LOB: 0 BB: 0 P: 3	R: 0 E: 0 K: 1 S: 5	H: 1 LOB: 1 BB: 0 P: 5	R: 2 E: 1 K: 1 S: 8	H: 3 LOB: 2 BB: 1 P: 12	R: 1 E: 0 K: 1 S: 6	H: 2 LOB: 1 BB: 1 P: 10	R: 4 E: 0 K: 1 S: 9	H: 4 LOB: 2 BB: 2 P: 17	R: 0 E: 0 K: 0 S: 4	H: 0 LOB: 1 BB: 1 P: 8	R: 0 E: 0 K: 0 S: 3	H: 0 LOB: 0 BB: 0 P: 3	R: 0 E: 0 K: 0 S: 3	H: 0 LOB: 0 BB: 0 P: 3	1B: 10 2B: 1 3B: 0 HR: 0	SF: 0 SAC: 1 DP: 2 HBP: 0	WP: 0 PB: 0 SB: 0 CS: 2	PA: 37
PITCHER Walt Terrell, R (1,1) ERA: 4.14 Juan Berenguer, R (5,1) ERA: 7.97	IP: 4.2 WLS: L BF: 25 H: 9 R: 7 ER: 7 SO: 3 BB: 4 IBB: 0 HBP: 0 BLK: 0 WP: 0 HR: 0 S: 27 P: 43 ERA: 13.50 WHIP: 2.786															PITCHER				

Detroit Tigers @ California Angels
Anaheim Stadium, Anaheim, CA
Mon May 20 1985, 10:05 PM EDT
Att: 30,519 - Unknown


AB 30
R 7
H 10
RBI 6
BB 5
SO 5
LOB 13



Batter	1	2	3	4	5	6	7	8	9	10	11	AB	R	H	RBI	BB	SO	LOB	TOP					
Lou Whitaker, L OBP: 0.417, SLG: 0.515 (1, 4)												4	0	1	0	1	0	2						
Alan Trammell, R OBP: 0.327, SLG: 0.447 (1, 6)												5	0	0	0	0	0	2						
Kirk Gibson, L OBP: 0.347, SLG: 0.496 (1, 9)												4	1	2	1	0	1	0						
Lance Parrish, R OBP: 0.317, SLG: 0.486 (1, 2)												4	0	0	0	0	0	2						
Darrell Evans, L OBP: 0.330, SLG: 0.470 Barbaro Garbey, R (10, PR) OBP: 0.368, SLG: 0.472 (10, 3)												4	0	1	0	0	0	0						
Lary Hemdon, R OBP: 0.277, SLG: 0.372 (1, 7)												3	0	0	0	0	2	0						
Mike Laga, L OBP: 0.207, SLG: 0.448 (1, 10)												4	0	0	0	0	1	2						
Chet Lemon, R OBP: 0.329, SLG: 0.349 (1, 8)												3	0	0	0	0	0	2						
Tom Brookens, R OBP: 0.300, SLG: 0.355 Johnny Grubb, L (9, PH) OBP: 0.250, SLG: 0.256 Chris Pittaro, S OBP: 0.237, SLG: 0.305 Nelson Simmons, S (11, PH) OBP: 0.333, SLG: 0.452 Marty Castillo, R OBP: 0.180, SLG: 0.042 (11, 5)												1	0	0	0	1	0	0						
Inning Stats	R: 0 E: 0 K: 0 S: 2	H: 0 LOB: 0 BB: 1 P: 6	R: 0 E: 0 K: 1 S: 5	H: 0 LOB: 0 BB: 0 P: 5	R: 0 E: 0 K: 0 S: 2	H: 0 LOB: 1 BB: 1 P: 7	R: 0 E: 0 K: 1 S: 5	H: 0 LOB: 0 BB: 0 P: 5	R: 0 E: 0 K: 0 S: 3	H: 0 LOB: 0 BB: 0 P: 3	R: 1 E: 0 K: 0 S: 4	H: 1 LOB: 0 BB: 0 P: 4	R: 0 E: 0 K: 1 S: 5	H: 0 LOB: 0 BB: 0 P: 5	R: 0 E: 0 K: 1 S: 7	H: 2 LOB: 2 BB: 0 P: 7	R: 0 E: 0 K: 0 S: 4	H: 1 LOB: 2 BB: 0 P: 4	R: 0 E: 0 K: 1 S: 5	H: 0 LOB: 0 BB: 0 P: 5	1B: 3 2B: 0 3B: 0 HR: 1	SF: 0 SAC: 1 DP: 2 HBP: 1	WP: 0 PB: 0 SB: 0 CS: 0	PA: 38
PITCHER	IP 8.2	WLS 8	BF 30	H 3	R 1	ER 0	SO 5	BB 2	IBB 0	HBP 0	BLK 0	WP 0	HR 0	S 37	P 46	ERA 1.04	WHIP 0.577							
Kirk McCaskill, R ERA: 5.48 Donnie Moore, R ERA: 0.64	(1, 1)	(9, 1)	2.1	W	8	1	0	0	1	0	0	0	0	0	10	10	0.00	0.429						

Detroit Tigers @ California Angels
Anaheim Stadium, Anaheim, CA
Tue May 21 1985, 10:05 PM EDT
Att: 35,184 - Unknown


AB 34
R 1
H 4
RBI 1
BB 2
SO 6
LOB 10



Batter	1	2	3	4	5	6	7	8	9	10	11	AB	R	H	RBI	BB	SO	LOB	BOTTOM					
Rob Wilfong, L OBP: 0.257, SLG: 0.206 Darrell Miller, R (10, PH) OBP: 0.333, SLG: 0.455 (11, 9)												3	0	0	0	1	2	0						
Juan Beniquez, R OBP: 0.313, SLG: 0.364 (1, 8)												5	1	2	0	0	1	2						
Brian Downing, R OBP: 0.405, SLG: 0.358 (1, 7)												4	0	0	0	0	0	1						
Ruppert Jones, L OBP: 0.398, SLG: 0.533 (1, 9)												3	0	1	1	2	0	0						
Jack Howell, L OBP: 0.429, SLG: 0.200 (1, 5)												3	0	1	0	0	0	0						
Daryl Sconiers, L (1, 10)												4	0	0	0	0	2	3						
Bobby Grich, R OBP: 0.396, SLG: 0.387 (1, 3)												3	0	0	0	1	0	2						
Bob Boone, R OBP: 0.295, SLG: 0.238 (1, 2)												4	0	2	0	0	1	0						
Dick Schofield, R OBP: 0.207, SLG: 0.379 (1, 6)												3	1	1	1	0	0	1						
Inning Stats	R: 0 E: 0 K: 1 S: 5	H: 0 LOB: 1 BB: 2 P: 10	R: 0 E: 0 K: 0 S: 2	H: 0 LOB: 1 BB: 2 P: 10	R: 0 E: 0 K: 0 S: 3	H: 1 LOB: 1 BB: 1 P: 7	R: 0 E: 0 K: 0 S: 3	H: 0 LOB: 0 BB: 0 P: 3	R: 0 E: 0 K: 1 S: 5	H: 0 LOB: 0 BB: 0 P: 5	R: 1 E: 0 K: 1 S: 6	H: 1 LOB: 2 BB: 1 P: 10	R: 1 E: 0 K: 1 S: 7	H: 2 LOB: 1 BB: 0 P: 7	R: 0 E: 0 K: 0 S: 3	H: 0 LOB: 0 BB: 0 P: 3	R: 0 E: 0 K: 1 S: 6	H: 1 LOB: 1 BB: 0 P: 6	R: 1 E: 0 K: 0 S: 3	H: 2 LOB: 1 BB: 0 P: 3	1B: 5 2B: 2 3B: 0 HR: 1	SF: 0 SAC: 3 DP: 1 HBP: 0	WP: 0 PB: 0 SB: 0 CS: 1	PA: 41
PITCHER	IP 8.0	WLS L	BF 30	H 4	R 1	ER 1	SO 6	BB 4	IBB 0	HBP 0	BLK 0	WP 0	HR 1	S 38	P 54	ERA 1.12	WHIP 1.000							
Jack Morris, R ERA: 2.4 Willie Hernandez, L ERA: 1.93	(1, 1)	(9, 1)	2.1	L	10	3	1	1	1	0	0	0	0	0	12	12	3.86	1.286						

Detroit Tigers @ California Angels
Anaheim Stadium, Anaheim, CA
Tue May 21 1985, 10:05 PM EDT
Att: 35,184 - Unknown


AB 33
R 2
H 7
RBI 2
BB 4
SO 7
LOB 10



Batter	1	2	3	4	5	6	7	8	9	AB	R	H	RBI	BB	SO	LOB	TOP								
Lou Whitaker, L (1,4) OBP: 0.410, SLG: 0.504	3-1			F7	F7		F8		1B	5	0	1	0	0	0	2									
Alan Trammell, R (1,6) OBP: 0.324, SLG: 0.439	K			1B SF7			3-1		G3	5	1	1	0	0	1	3									
Kirk Gibson, L (1,9) OBP: 0.351, SLG: 0.496	4-3			SF7 1B			6-3		CS 1B	4	1	2	0	0	0	0									
Lance Parrish, R (1,2)		K		SF7			1B		FC6-4 1B	3	1	2	1	0	1	0									
Darrell Evans, L (1,10) Alejandro Sanchez, R (8,PH) OBP: 0.339, SLG: 0.476 OBP: 0.352, SLG: 0.651	L6			2-3 3-H			1B		FC6-4 1B	3	0	2	1	0	0	0									
Nelson Simmons, S (1,7) Larry Herndon, R (8,PH) OBP: 0.333, SLG: 0.444 OBP: 0.282, SLG: 0.377	F7			3-H			1B		1-2 1B	3	0	1	1	0	0	1									
Mike Laga, L (1,3) Barbaro Garbey, R (9,PH) OBP: 0.186, SLG: 0.406 OBP: 0.359, SLG: 0.459			K		F4		F9		F5	3	0	0	0	0	1	2									
Chet Lemon, R (1,8) OBP: 0.340, SLG: 0.356				L5-3 BB			1B		4-3	3	0	2	0	1	0	0									
Tom Brookens, R (1,5) OBP: 0.306, SLG: 0.363			L5-3		L7		FC3-6		1B 2B	4	0	1	0	0	0	3									
Inning Stats	R: 0 E: 0 K: 1 S: 5	H: 0 LOB: 0 BB: 0 P: 5	R: 0 E: 0 K: 1 S: 5	H: 0 LOB: 0 BB: 0 P: 5	R: 0 E: 0 K: 1 S: 4	H: 0 LOB: 0 BB: 1 P: 8	R: 2 E: 0 K: 0 S: 6	H: 3 LOB: 1 BB: 0 P: 6	R: 0 E: 0 K: 0 S: 4	H: 1 LOB: 1 BB: 0 P: 4	R: 1 E: 0 K: 0 S: 6	H: 3 LOB: 2 BB: 0 P: 6	R: 0 E: 0 K: 0 S: 4	H: 1 LOB: 1 BB: 0 P: 4	R: 0 E: 0 K: 0 S: 4	H: 3 LOB: 2 BB: 0 P: 4	R: 0 E: 0 K: 0 S: 5	H: 2 LOB: 2 BB: 0 P: 5	1B: 12 2B: 2 3B: 0 HR: 0	SF: 1 SAC: 0 DP: 1 HBP: 0	WP: 0 PB: 0 SB: 0 CS: 1	PA: 38			
PITCHER	IP	WLS	BF	H	R	ER	SO	BB	IBB	HBP	BLK	WP	HR	S	P	ERA	WHIP								
Mike Witt, R (1,1) ERA: 3.31	7.1	L	31	10	3	3	3	1	0	0	0	0	0	36	40	3.68	1.500								
Pat Clements, L (8,1) ERA: 4.79	0.2		2	1	0	0	0	0	0	0	0	0	0	2	2	0.00	1.500								
Stu Cliburn, R (9,1) ERA: 1.72	0.2		3	1	0	0	0	0	0	0	0	0	0	3	3	0.00	1.500								
Tommy John, L (9,1) ERA: 4.7	0.1		2	1	0	0	0	0	0	0	0	0	0	2	2	0.00	3.000								

Detroit Tigers @ California Angels
Anaheim Stadium, Anaheim, CA
Wed May 22 1985, 10:05 PM EDT
Att: 35,062 - Unknown


AB 36
R 3
H 13
RBI 3
BB 1
SO 3
LOB 12



Batter	1	2	3	4	5	6	7	8	9	AB	R	H	RBI	BB	SO	LOB	BOTTOM								
Rob Wilfong, L (1,4) OBP: 0.243, SLG: 0.194	3-1		F7			G3			G3	4	0	0	0	0	0	0									
Juan Beniquez, R (1,8) OBP: 0.311, SLG: 0.360	6-3			G3-6 1B			6-3		4-3	4	0	1	0	0	0	0									
Brian Downing, R (1,7) OBP: 0.401, SLG: 0.363	K			F9			1B		5-3	4	1	1	0	0	1	1									
Ruppert Jones, L (1,9) OBP: 0.396, SLG: 0.526		F5		G3-6-1			2B			3	0	1	1	0	0	1									
Bobby Grich, R (1,3) OBP: 0.388, SLG: 0.377		6-3			5-3		F4			3	0	0	0	0	0	1									
Jack Howell, L (1,5) OBP: 0.300, SLG: 0.125			F7		4-3		K			3	0	0	0	0	1	1									
Jerry Narron, L (1,10) OBP: 0.333, SLG: 0.585				HR			K		6-3	3	1	1	1	0	1	0									
Bob Boone, R (1,2) OBP: 0.287, SLG: 0.231				6-3					1-3	3	0	0	0	0	0	0									
Dick Schofield, R (1,6) OBP: 0.280, SLG: 0.370				6-3			K		G4	3	0	0	0	0	1	0									
Inning Stats	R: 0 E: 0 K: 1 S: 5	H: 0 LOB: 0 BB: 0 P: 5	R: 0 E: 0 K: 0 S: 3	H: 0 LOB: 0 BB: 0 P: 3	R: 1 E: 0 K: 0 S: 4	H: 1 LOB: 0 BB: 0 P: 4	R: 0 E: 0 K: 0 S: 3	H: 1 LOB: 0 BB: 0 P: 3	R: 0 E: 0 K: 1 S: 5	H: 0 LOB: 0 BB: 0 P: 5	R: 1 E: 0 K: 1 S: 7	H: 2 LOB: 1 BB: 0 P: 7	R: 0 E: 0 K: 0 S: 3	H: 0 LOB: 0 BB: 0 P: 3	R: 0 E: 0 K: 0 S: 3	H: 0 LOB: 0 BB: 0 P: 3	1B: 2 2B: 1 3B: 0 HR: 1	SF: 0 SAC: 0 DP: 1 HBP: 0	WP: 0 PB: 0 SB: 0 CS: 0	PA: 30					
PITCHER	IP	WLS	BF	H	R	ER	SO	BB	IBB	HBP	BLK	WP	HR	S	P	ERA	WHIP								
Dan Petry, R (1,1) ERA: 3.2	9.0	W	30	4	2	2	4	0	0	0	0	0	1	38	38	2.00	0.444								

Detroit Tigers @ California Angels
Anaheim Stadium, Anaheim, CA
Wed May 22 1985, 10:05 PM EDT
Att: 35,062 - Unknown

AB 30
R 2
H 4
RBI 2
BB 0
SO 4
LOB 4



Batter	1	2	3	4	5	6	7	8	9	AB	R	H	RBI	BB	SO	LOB	TOP							
Lee Lacy, R OBP: 0.220, SLG: 0.229 (1, 9)	F9		L8	L9		K		F8		5	0	0	0	0	1	7								
Jim Dwyer, L OBP: 0.369, SLG: 0.500 (1, 7)	1B		BB		G4-6-3	1B	FC5-4		K	4	0	3	0	1	1	0								
Cal Ripken Jr., R OBP: 0.363, SLG: 0.546 (1, 6)	F9		F9		G4-6-3		FC5-4		6-3	5	0	0	0	0	0	5								
Eddie Murray, S OBP: 0.327, SLG: 0.443 (1, 3)	F9			F9	4-3		K		F7	5	0	0	0	0	1	2								
Fred Lynn, L OBP: 0.366, SLG: 0.465 (1, 8)		G6-4-3		F7		E	S	FC4-6		3	1	1	0	1	0	1								
Larry Sheets, L OBP: 0.380, SLG: 0.575 Mike Young, S OBP: 0.313, SLG: 0.386 (8, PR)	G6-4-3			HR		L9		SH5-4	WP	4	1	2	1	0	0	2								
Fritz Connally, R OBP: 0.405, SLG: 0.446 (1, 5)	6-3			HR				SH5-4		3	1	2	2	0	0	0								
Lenn Sakata, R OBP: 0.308, SLG: 0.306 (1, 4)				1B	BB					3	0	3	1	1	0	0								
Rick Dempsey, R OBP: 0.367, SLG: 0.385 (1, 2)			FC1-6	1B	BB					4	0	1	0	0	1	5								
Inning Stats	R: 0 E: 0 K: 0 S: 4	H: 1 LOB: 1 BB: 0 P: 4	R: 0 E: 0 K: 0 S: 3	H: 1 LOB: 0 BB: 0 P: 3	R: 0 E: 0 K: 0 S: 4	H: 1 LOB: 2 BB: 1 P: 8	R: 2 E: 0 K: 0 S: 6	H: 3 LOB: 2 BB: 1 P: 10	R: 0 E: 0 K: 0 S: 3	H: 1 LOB: 0 BB: 0 P: 3	R: 1 E: 0 K: 2 S: 9	H: 2 LOB: 2 BB: 1 P: 13	R: 0 E: 0 K: 1 S: 6	H: 1 LOB: 1 BB: 0 P: 6	R: 1 E: 0 K: 0 S: 5	H: 2 LOB: 2 BB: 0 P: 5	R: 0 E: 0 K: 1 S: 5	H: 0 LOB: 0 BB: 0 P: 5	1B: 8 2B: 2 3B: 0 HR: 2	SF: 0 SAC: 1 DP: 2 HBP: 0	WP: 2 PB: 0 SB: 1 CS: 0	PA: 40		
PITCHER	IP	WLS	BF	H	R	ER	SO	BB	IBB	HBP	BLK	WP	HR	S	P	ERA	WHIP							
Jim Slaton, R ERA: 3.17 Stu Cliburn, R ERA: 1.96	(1, 1)	5.1	26	9	3	3	0	3	0	0	0	1	2	23	35	5.06	2.250							
(6, 1)	3.2	L	14	3	1	1	4	0	0	0	0	1	0	22	22	2.46	0.818							

Baltimore Orioles @ California Angels
Anaheim Stadium, Anaheim, CA
Fri May 24 1985, 10:05 PM EDT
Att: 31,356 - Unknown

AB 36
R 4
H 12
RBI 4
BB 3
SO 4
LOB 22



Batter	1	2	3	4	5	6	7	8	9	AB	R	H	RBI	BB	SO	LOB	BOTTOM							
Brian Downing, R OBP: 0.391, SLG: 0.352 (1, 7)	5-3		F9		5-3		F8			4	0	0	0	0	0	1								
Rob Wilfong, L OBP: 0.244, SLG: 0.197 (1, 4)	F7		K		F9					4	0	1	1	0	1	0								
Juan Beniquez, R OBP: 0.317, SLG: 0.365 (1, 8)	1B		1B		5-3		4-3			4	1	2	0	0	0	1								
Jerry Narron, L OBP: 0.327, SLG: 0.556 (1, 10)	L6		1B				F8		F8	4	0	1	0	0	0	1								
Ruppert Jones, L OBP: 0.400, SLG: 0.519 (1, 9)		F9		1B			F7			3	0	1	1	1	0	0								
Jack Howell, L OBP: 0.286, SLG: 0.091 (1, 5)		3B		K			K		K	3	1	0	0	1	3	3								
Bobby Grich, R OBP: 0.384, SLG: 0.389 (1, 3)					6-3					4	0	1	1	0	0	1								
Bob Boone, R OBP: 0.286, SLG: 0.231 (1, 2)		6-3			F7		SH5-4		F6	4	1	1	0	0	0	1								
Dick Schofield, R OBP: 0.276, SLG: 0.364 Daryl Sconiers, L (9, PH)	F7				F5		SH5-4		F5	2	0	0	0	0	0	1								
Inning Stats	R: 0 E: 0 K: 0 S: 4	H: 1 LOB: 1 BB: 0 P: 4	R: 1 E: 0 K: 0 S: 4	H: 1 LOB: 1 BB: 1 P: 8	R: 1 E: 0 K: 2 S: 10	H: 3 LOB: 0 BB: 0 P: 10	R: 0 E: 0 K: 0 S: 3	H: 0 LOB: 0 BB: 0 P: 3	R: 0 E: 0 K: 1 S: 5	H: 0 LOB: 1 BB: 1 P: 9	R: 1 E: 0 K: 0 S: 5	H: 2 LOB: 1 BB: 0 P: 5	R: 0 E: 0 K: 1 S: 5	H: 0 LOB: 0 BB: 0 P: 5	R: 0 E: 0 K: 0 S: 3	H: 0 LOB: 0 BB: 0 P: 3	1B: 6 2B: 0 3B: 1 HR: 0	SF: 0 SAC: 1 DP: 0 HBP: 0	WP: 0 PB: 0 SB: 0 CS: 0	PA: 36				
PITCHER	IP	WLS	BF	H	R	ER	SO	BB	IBB	HBP	BLK	WP	HR	S	P	ERA	WHIP							
Storm Davis, R ERA: 5.44	(1, 1)	9.0	W	36	7	3	3	4	2	0	0	0	0	42	50	3.00	1.000							

Baltimore Orioles @ California Angels
Anaheim Stadium, Anaheim, CA
Fri May 24 1985, 10:05 PM EDT
Att: 31,356 - Unknown

AB 33
R 3
H 7
RBI 3
BB 2
SO 4
LOB 9



Batter	1	2	3	4	5	6	7	8	9	AB	R	H	RBI	BB	SO	LOB	TOP			
Lee Lacy, R OBP: 0.255, SLG: 0.264 (1, 9)										5	0	3	0	0	1	0	Baltimore Orioles @ California Angels Anaheim Stadium, Anaheim, CA Sat May 25 1985, 6:33 AM EDT Att: 26,594 - Unknown			
Jim Dwyer, L OBP: 0.371, SLG: 0.488 (1, 7)										4	0	1	1	1	1	1				
Cal Ripken Jr., R OBP: 0.358, SLG: 0.535 (1, 6)										5	0	1	0	0	1	6				
Eddie Murray, S OBP: 0.331, SLG: 0.440 (1, 3)										3	1	1	0	1	0	1				
Fred Lynn, L OBP: 0.363, SLG: 0.480 (1, 8)										4	1	1	2	0	1	2				
Larry Sheets, L OBP: 0.367, SLG: 0.578 (1, 10)										3	1	1	0	1	0	0				
Joe Nolan, L OBP: 0.310, SLG: 0.280 (1, 2)										4	0	0	0	0	0	2				
Fritzie Connally, R OBP: 0.398, SLG: 0.426 (1, 5)										3	0	0	0	1	0	1				
Lenn Sakata, R OBP: 0.286, SLG: 0.282 Wayne Gross, L (9, PH) OBP: 0.370, SLG: 0.375 (1, 4)										3	0	0	0	0	1	2				
Inning Stats	R: 0 E: 0 K: 1 S: 6	H: 1 LOB: 1 BB: 4 P: 6	R: 0 E: 0 K: 0 S: 3	H: 0 LOB: 0 BB: 0 P: 3	R: 0 E: 0 K: 1 S: 5	H: 0 LOB: 0 BB: 0 P: 5	R: 0 E: 0 K: 0 S: 3	H: 0 LOB: 2 BB: 1 P: 3	R: 0 E: 0 K: 3 S: 10	H: 1 LOB: 0 BB: 1 P: 14	R: 0 E: 0 K: 0 S: 3	H: 0 LOB: 0 BB: 0 P: 3	R: 0 E: 0 K: 0 S: 4	H: 2 LOB: 1 BB: 0 P: 4	R: 3 E: 0 K: 0 S: 7	H: 4 LOB: 3 BB: 2 P: 15	1B: 7 2B: 1 3B: 0 HR: 1	SF: 0 SAC: 0 DP: 1 HBP: 0	WP: 1 PB: 0 SB: 0 CS: 0	PA: 39
PITCHER	IP WLS BF H R ER SO BB IBB HBP BLK WP HR S P ERA WHIP	8.0 W 32 7 2 2 5 2 0 0 0 1 1 40 48 2.25 1.125	1.0 S 7 2 1 1 0 2 0 0 0 0 0 0 5 13 9.00 4.000																	

Batter	1	2	3	4	5	6	7	8	9	AB	R	H	RBI	BB	SO	LOB	BOTTOM			
Rob Wilfong, L OBP: 0.241, SLG: 0.187 (1, 4)										4	0	0	0	1	0	3	Baltimore Orioles @ California Angels Anaheim Stadium, Anaheim, CA Sat May 25 1985, 6:33 AM EDT Att: 26,594 - Unknown			
Juan Beniquez, R OBP: 0.315, SLG: 0.361 (1, 8)									4	1	1	0	0	0	3					
Brian Downing, R OBP: 0.400, SLG: 0.359 (1, 7)									3	1	2	0	0	0	0					
Ruppert Jones, L OBP: 0.413, SLG: 0.554 (1, 10)									2	2	1	2	2	0	1					
Bobby Grich, R OBP: 0.381, SLG: 0.385 (1, 3)									4	1	1	0	0	0	2					
Jerry Narron, L OBP: 0.340, SLG: 0.542 Bob Boone, R OBP: 0.286, SLG: 0.231 (1, 2)									3	0	1	1	1	2	0					
Mike Brown, R OBP: 0.286, SLG: 0.269 (1, 9)									4	0	2	1	0	0	2					
Jack Howell, L OBP: 0.278, SLG: 0.071 (1, 5)									3	0	0	0	1	0	1					
Dick Schofield, R OBP: 0.275, SLG: 0.368 (1, 6)									4	0	1	0	0	0	3					
Inning Stats	R: 0 E: 0 K: 0 S: 4	H: 1 LOB: 1 BB: 0 P: 4	R: 0 E: 0 K: 1 S: 5	H: 0 LOB: 0 BB: 0 P: 5	R: 0 E: 0 K: 0 S: 3	H: 0 LOB: 2 BB: 2 P: 12	R: 0 E: 0 K: 1 S: 6	H: 1 LOB: 0 BB: 0 P: 7	R: 0 E: 0 K: 0 S: 4	H: 2 LOB: 2 BB: 1 P: 8	R: 2 E: 1 K: 0 S: 6	H: 3 LOB: 3 BB: 2 P: 14	1B: 6 2B: 2 3B: 0 HR: 1	SF: 0 SAC: 0 DP: 2 HBP: 1	WP: 0 PB: 0 SB: 1 CS: 0	PA: 37				
PITCHER	IP WLS BF H R ER SO BB IBB HBP BLK WP HR S P ERA WHIP	6.1 L 28 6 3 3 3 2 1 2 1 0 0 0 0 7 15 10.80 2.400	1.2 9 3 2 2 0 1 1 0 0 0 0 0 7 15 10.80 2.400																	



Batter	1	2	3	4	5	6	7	8	9	AB	R	H	RBI	BB	SO	LOB	TOP										
Lee Lacy, R OBP: 0.233, SLG: 0.241 (1, 9)	F9	6-3		6-3		G1			F9	5	0	0	0	0	0	3											
Jim Dwyer, L OBP: 0.374, SLG: 0.488 Gary Roenicke, R OBP: 0.306, SLG: 0.476 (4, FH) (4, 7)	BB HR	4-3		5-3			K		F7	2	1	1	0	0	0	0											
Cal Ripken Jr., R OBP: 0.354, SLG: 0.522 (1, 6)	HR BB	G1-6-3				F7		E5	F8	4	1	0	0	1	0	1											
Eddie Murray, S OBP: 0.335, SLG: 0.460 (1, 3)	HR			1B BB		F7		L7		3	1	1	3	1	0	1											
Fred Lynn, L OBP: 0.355, SLG: 0.467 (1, 8)	K			F8		L3		4-3		4	0	0	0	0	1	2											
Larry Sheets, L OBP: 0.372, SLG: 0.609 (1, 10)	HR			1B		6-3			G3	4	1	2	1	0	0	0											
Wayne Gross, L OBP: 0.379, SLG: 0.393 Fritzie Connally, R OBP: 0.395, SLG: 0.423 (3, FH) (3, 5)	1B			F7		1B		F3		1	0	1	0	0	0	0											
Lenn Sakata, R OBP: 0.283, SLG: 0.279 (1, 4)	1B			F9		F2		6-3		3	0	1	0	0	0	3											
Rick Dempsey, R OBP: 0.371, SLG: 0.384 (1, 2)	K			F8		1B			BB	3	0	1	0	1	1	2											
Inning Stats	R: 4 E: 0 K: 2 S: 12	H: 5 LOB: 2 BB: 1 P: 16	R: 0 E: 0 K: 0 S: 3	H: 0 LOB: 0 BB: 0 P: 3	R: 0 E: 0 K: 0 S: 4	H: 1 LOB: 2 BB: 1 P: 8	R: 0 E: 0 K: 0 S: 3	H: 0 LOB: 0 BB: 0 P: 3	R: 0 E: 0 K: 0 S: 5	H: 2 LOB: 2 BB: 0 P: 5	R: 0 E: 1 K: 1 S: 6	H: 0 LOB: 1 BB: 0 P: 6	R: 0 E: 0 K: 0 S: 3	H: 0 LOB: 0 BB: 0 P: 3	R: 0 E: 0 K: 0 S: 3	H: 0 LOB: 1 BB: 1 P: 7	1B: 6 2B: 0 3B: 0 HR: 2	SF: 0 SAC: 0 DP: 0 HBP: 0	WP: 0 PB: 0 SB: 0 CS: 0	PA: 39							
PITCHER	IP	WLS	BF	H	R	ER	SO	BB	IBB	HBP	BLK	WP	HR	S	P	ERA	WHIP										
Kirk McCaskill, R ERA: 6.39 (1, 1)	2.1		15	6	4	4	2	2	0	0	0	0	2	17	25	15.43	3.429										
Pat Clements, L ERA: 3.62 (3, 1)	6.2	W	24	2	0	0	1	1	0	0	0	0	0	25	29	0.00	0.450										

Baltimore Orioles @ California Angels
Anaheim Stadium, Anaheim, CA
Sun May 26 1985, 6:33 AM EDT
Att: 36,615 - Unknown

AB 36
R 4
H 8
RBI 4
BB 3
SO 3
LOB 15



Batter	1	2	3	4	5	6	7	8	9	AB	R	H	RBI	BB	SO	LOB	BOTTOM										
Rob Wilfong, L OBP: 0.250, SLG: 0.190 (1, 4)	F2	1B BB	G3			BB HR 1B		K		4	1	1	0	1	1	1											
Juan Beniquez, R OBP: 0.326, SLG: 0.366 (1, 8)	4-3 1B	FC6-4 1B		5-3		HR BB		6-3		4	2	2	2	1	0	0											
Brian Downing, R OBP: 0.394, SLG: 0.375 (1, 7)	4-3 1B	FC6-4 1B		F9		HR		6-3		5	1	1	3	0	0	3											
Ruppert Jones, L OBP: 0.417, SLG: 0.586 (1, 10)	2H 1B			3-1		3-1				4	1	2	2	0	0	0											
Bobby Grich, R OBP: 0.377, SLG: 0.376 (1, 3)	1-3					6-3		F9		3	1	0	0	1	0	1											
Mike Brown, R OBP: 0.288, SLG: 0.291 (1, 9)		1-3	SH1-3 BB			6-3		1B 2B		3	1	1	0	0	0	0											
Jack Howell, L OBP: 0.273, SLG: 0.111 (1, 5)		G3	1B SF8 1B			4-3		K		4	1	1	1	0	1	1											
Bob Boone, R OBP: 0.301, SLG: 0.250 (1, 2)		BB 1B 1B				F3				4	1	3	1	0	0	0											
Dick Schofield, R OBP: 0.275, SLG: 0.367 (1, 6)		BB 1B	SF8			F7		5-3		3	1	1	1	0	0	1											
Inning Stats	R: 1 E: 0 K: 0 S: 5	H: 2 LOB: 1 BB: 0 P: 5	R: 2 E: 0 K: 0 S: 6	H: 3 LOB: 2 BB: 1 P: 10	R: 3 E: 0 K: 0 S: 6	H: 3 LOB: 1 BB: 1 P: 10	R: 0 E: 0 K: 0 S: 3	H: 0 LOB: 0 BB: 0 P: 3	R: 0 E: 0 K: 0 S: 3	H: 0 LOB: 0 BB: 0 P: 3	R: 3 E: 0 K: 0 S: 5	H: 2 LOB: 0 BB: 1 P: 9	R: 1 E: 0 K: 1 S: 7	H: 2 LOB: 1 BB: 0 P: 7	R: 0 E: 0 K: 1 S: 5	H: 0 LOB: 0 BB: 0 P: 5	1B: 9 2B: 1 3B: 0 HR: 2	SF: 1 SAC: 1 DP: 0 HBP: 0	WP: 0 PB: 0 SB: 0 CS: 0	PA: 39							
PITCHER	IP	WLS	BF	H	R	ER	SO	BB	IBB	HBP	BLK	WP	HR	S	P	ERA	WHIP										
Mike Boddicker, R ERA: 3.41 (1, 1)	2.0	L	14	6	5	5	0	2	0	0	0	0	1	12	20	22.50	4.000										
Sammy Stewart, R ERA: 3.08 (3, 1)	4.0		17	4	4	4	0	1	0	0	0	0	1	16	20	9.00	1.250										
Tippy Martinez, L ERA: 5.21 (7, 1)	2.0		8	2	1	1	2	0	0	0	0	0	0	12	12	4.50	1.000										

Baltimore Orioles @ California Angels
Anaheim Stadium, Anaheim, CA
Sun May 26 1985, 6:33 AM EDT
Att: 36,615 - Unknown

AB 34
R 10
H 12
RBI 10
BB 3
SO 2
LOB 7



Batter	1	2	3	4	5	6	7	8	9	AB	R	H	RBI	BB	SO	LOB	TOP							
Lee Lacy, R OBP: 0.262, SLG: 0.258 (1, 9)										4	2	2	1	1	1	0	Baltimore Orioles @ California Angels Anaheim Stadium, Anaheim, CA Mon May 27 1985, 6:33 AM EDT Att: 26,621 - Unknown							
Jim Dwyer, L OBP: 0.372, SLG: 0.482 Mike Young, S OBP: 0.319, SLG: 0.402 (7, PH) (7, 7)										3	0	1	1	0	0	1								
Cal Ripken Jr., R OBP: 0.351, SLG: 0.518 (1, 6)										3	1	1	1	0	0	1								
Eddie Murray, S OBP: 0.333, SLG: 0.450 (1, 3)										3	0	0	0	1	0	3								
Fred Lynn, L OBP: 0.358, SLG: 0.468 (1, 8)										4	0	2	1	0	1	0								
Larry Sheets, L OBP: 0.357, SLG: 0.582 (1, 10)										4	0	0	0	0	0	3								
Wayne Gross, L OBP: 0.379, SLG: 0.378 Fritzie Connally, R OBP: 0.398, SLG: 0.438 (7, PH) (7, 5)										1	1	0	0	1	0	0								
Rich Dauer, R OBP: 0.284, SLG: 0.268 Joe Nolan, L OBP: 0.300, SLG: 0.269 Lenn Sakata, R OBP: 0.283, SLG: 0.279 (9, PH) (9, 4)										2	0	1	0	0	0	1								
Rick Dempsey, R OBP: 0.360, SLG: 0.374 (1, 2)										3	1	0	1	0	1	2								
Inning Stats	R: 0 E: 0 K: 0 S: 3	H: 1 LOB: 0 BB: 0 P: 3	R: 0 E: 0 K: 1 S: 5	H: 0 LOB: 0 BB: 0 P: 5	R: 3 E: 1 K: 1 S: 8	H: 2 LOB: 1 BB: 1 P: 12	R: 0 E: 0 K: 0 S: 3	H: 0 LOB: 0 BB: 0 P: 3	R: 0 E: 0 K: 2 S: 7	H: 1 LOB: 0 BB: 1 P: 7	R: 1 E: 0 K: 0 S: 4	H: 2 LOB: 1 BB: 1 P: 8	R: 2 E: 1 K: 0 S: 6	H: 2 LOB: 2 BB: 1 P: 10	R: 0 E: 0 K: 1 S: 5	H: 1 LOB: 0 BB: 0 P: 5		R: 0 E: 0 K: 0 S: 3	H: 0 LOB: 0 BB: 0 P: 3	1B: 7 2B: 3 HR: 0	SF: 2 SAC: 1 DP: 4 HBP: 0	WP: 0 PB: 0 SB: 0 CS: 1	PA: 37	
PITCHER	IP WLS BF H R ER SO BB IBB HBP BLK WP HR S P ERA WHIP	5.1 L 6 2 2 1 0 1 0 0 0 0 0 5 9 6.75 2.250	1.1 L 6 2 2 1 0 1 0 0 0 0 0 5 9 6.75 2.250	2.1 L 8 1 0 0 1 0 0 0 0 0 0 10 10 0.00 0.429																				

AB	31
R	6
H	9
RBI	5
BB	3
SO	5
LOB	11



Batter	1	2	3	4	5	6	7	8	9	AB	R	H	RBI	BB	SO	LOB	BOTTOM							
Juan Beniquez, R OBP: 0.324, SLG: 0.386 (1, 3)										4	1	1	2	0	0	0	Baltimore Orioles @ California Angels Anaheim Stadium, Anaheim, CA Mon May 27 1985, 6:33 AM EDT Att: 26,621 - Unknown							
Ruppert Jones, L OBP: 0.411, SLG: 0.567 (1, 8)										3	0	0	0	1	1	1								
Brian Downing, R OBP: 0.385, SLG: 0.364 (1, 7)										4	0	0	0	0	0	1								
Bobby Grich, R OBP: 0.380, SLG: 0.380 (1, 4)										4	1	2	0	0	0	2								
Darrell Miller, R OBP: 0.313, SLG: 0.400 (1, 10)										4	0	1	0	0	0	2								
Mike Brown, R OBP: 0.286, SLG: 0.339 (1, 9)										4	1	1	2	0	0	1								
Bob Boone, R OBP: 0.299, SLG: 0.250 (1, 2)										4	0	1	0	0	0	2								
Jack Howell, L OBP: 0.280, SLG: 0.100 Reggie Jackson, L OBP: 0.370, SLG: 0.514 (9, PH)										2	1	0	0	1	0	0								
Dick Schofield, R OBP: 0.269, SLG: 0.359 (1, 6)										3	0	0	0	0	0	1								
Inning Stats	R: 0 E: 0 K: 0 S: 3	H: 0 LOB: 1 BB: 1 P: 7	R: 0 E: 0 K: 1 S: 5	H: 1 LOB: 0 BB: 0 P: 5	R: 0 E: 0 K: 1 S: 6	H: 0 LOB: 1 BB: 0 P: 6	R: 2 E: 0 K: 0 S: 5	H: 2 LOB: 0 BB: 0 P: 5	R: 2 E: 1 K: 0 S: 5	H: 1 LOB: 1 BB: 1 P: 9	R: 0 E: 0 K: 1 S: 5	H: 0 LOB: 0 BB: 0 P: 5	R: 0 E: 0 K: 0 S: 3	H: 0 LOB: 0 BB: 0 P: 3	R: 0 E: 0 K: 1 S: 4	H: 1 LOB: 1 BB: 0 P: 4		R: 0 E: 0 K: 1 S: 6	H: 1 LOB: 1 BB: 0 P: 6	1B: 4 2B: 0 HR: 2	SF: 0 SAC: 1 DP: 1 HBP: 0	WP: 0 PB: 0 SB: 0 CS: 0	PA: 36	
PITCHER	IP WLS BF H R ER SO BB IBB HBP BLK WP HR S P ERA WHIP	9.0 W 36 6 4 4 4 2 0 0 0 0 2 42 50 4.00 0.889																						

AB	33
R	4
H	6
RBI	4
BB	2
SO	4
LOB	9



Batter	1	2	3	4	5	6	7	8	9	AB	R	H	RBI	BB	SO	LOB	TOP										
Gary Pettis, S OBP: 0.362, SLG: 0.328	(1, 8) X F7		(2) X F7		(3) X L6			(2) X 4-3		4	0	0	0	0	0	3	California Angels @ New York Yankees Yankee Stadium, Bronx, NY Wed May 29 1985, 7:05 PM EDT Att: 25,049 - Unknown										
Ruppert Jones, L OBP: 0.414, SLG: 0.554	(1, 7) S K		(3) X F8			BB BB		BB		2	0	0	0	2	1	2											
Juan Beniquez, R Daryl Sconiers, L OBP: 0.319, SLG: 0.380 OBP: 0.387, SLG: 0.509	(1, 3) X (5, 3) F5			(1) X K		(1) X F8		(3) X G3		2	0	0	0	0	1	0											
Brian Downing, R OBP: 0.388, SLG: 0.359		(1) X F7		BB BB		BB BB			(1) X E5 2B	2	1	0	0	2	0	0											
Mike Brown, R OBP: 0.284, SLG: 0.349	(1, 9) S K		(2) X K		(2) X K		(2) X G5-4-3		(1) X F9 1B 2B	4	1	1	1	0	2	3											
Jack Howell, L OBP: 0.241, SLG: 0.083	(1, 5) X F6		(3) X 4-3						(1) X F9	4	0	0	0	0	0	2											
Rob Wilfong, L OBP: 0.261, SLG: 0.205			(1) X FC5-4 1B		(1) X F7		(2) X 4-3		(1) X G1-6-3 1B	4	0	2	1	0	0	0											
Dick Schofield, R Reggie Jackson, L OBP: 0.264, SLG: 0.351 OBP: 0.367, SLG: 0.509	(1, 6) X (9, PH) F6		(1) X FC5-4 1B		(2) X K		(3) X F2		(2) X G1-6-3	3	0	0	0	0	1	1											
Bob Boone, R Jerry Narron, L OBP: 0.305, SLG: 0.256 OBP: 0.345, SLG: 0.531	(1, 2) X (4, 2) F6		(1) X 1-2 1B		(1) X BB				(1) X F8	1	0	1	0	0	0	0											
Inning Stats	R: 0 E: 0 K: 1 S: 5	H: 0 LOB: 0 BB: 0 P: 5	R: 0 E: 0 K: 1 S: 5	H: 0 LOB: 0 BB: 0 P: 5	R: 0 E: 0 K: 0 S: 5	H: 2 LOB: 2 BB: 0 P: 5	R: 0 E: 0 K: 2 S: 7	H: 0 LOB: 1 BB: 1 P: 11	R: 0 E: 0 K: 1 S: 5	H: 0 LOB: 1 BB: 1 P: 9	R: 0 E: 0 K: 0 S: 2	H: 0 LOB: 0 BB: 2 P: 10	R: 0 E: 0 K: 0 S: 3	H: 0 LOB: 0 BB: 0 P: 3	R: 0 E: 0 K: 0 S: 3	H: 0 LOB: 1 BB: 1 P: 7		R: 2 E: 1 K: 0 S: 5	H: 2 LOB: 2 BB: 0 P: 5	1B: 3 2B: 1 3B: 0 HR: 0	SF: 0 SAC: 0 DP: 2 HBP: 0	WP: 0 PB: 0 SB: 0 CS: 0	PA: 35				
PITCHER	IP	WLS	BF	H	R	ER	SO	BB	IBB	HBP	BLK	WP	HR	S	P	ERA	WHIP										
Phil Niekro, R ERA: 3.88	(1, 1)	8.0	W	30	2	0	0	5	5	0	0	0	0	35	55	0.00	0.875										
Rich Bordi, R ERA: 2.65	(9, 1)	1.0		5	2	2	1	0	0	0	0	0	0	5	5	9.00	2.000										

Batter	1	2	3	4	5	6	7	8	9	AB	R	H	RBI	BB	SO	LOB	BOTTOM										
Rickey Henderson, R OBP: 0.423, SLG: 0.491	(1, 8) B CS BB		(3) X K		(1) X 1B BB		(1) X 5-3			3	0	1	0	2	1	1	California Angels @ New York Yankees Yankee Stadium, Bronx, NY Wed May 29 1985, 7:05 PM EDT Att: 25,049 - Unknown										
Bobby Meacham, S Andre Robertson, R OBP: 0.394, SLG: 0.336 OBP: 0.367, SLG: 0.509	(1, 6) X (6, FR) (7, 6) F6		(1) X F7		(1) X 1B		(1) X 1B		(2) X K	4	0	2	0	0	0	1											
Don Mattingly, L OBP: 0.355, SLG: 0.497	(1, 3) X F9		(1) X 5-3 1B		(2) X F7		(2) X K		(3) X G3-4-3	5	1	1	0	0	1	4											
Dave Winfield, R OBP: 0.301, SLG: 0.389		(1) X F9 1B 2B		(2) X 5-3		(3) X F8		(3) X L6		4	1	1	0	0	0	4											
Don Baylor, R OBP: 0.365, SLG: 0.483	(1, 10) B BB BB	(1) X 1B FC4-6 BB		(3) X 1B		(1) X F8			(1) X F5	3	1	1	1	1	0	0											
Butch Wynegar, S OBP: 0.352, SLG: 0.362	(1, 2) X F9		(1) X SH5-3 HR BB		(1) X F8 1B		(2) X 4-3			3	1	1	0	1	0	2											
Willie Randolph, R OBP: 0.400, SLG: 0.372	(1, 4) X FC4-6 1B		(1) X SH5-3		(1) X 1B					2	0	2	1	1	0	0											
Mike Pagliarulo, L OBP: 0.344, SLG: 0.333	(1, 5) X FC4-6 2B		(2) X HR		(2) X F8		(3) X F9			4	2	1	3	0	0	4											
Omar Moreno, L OBP: 0.238, SLG: 0.366	(1, 7) X 1B		(1) X HR		(3) X G3				(1) X K	4	1	2	2	0	1	2											
Inning Stats	R: 0 E: 0 K: 0 S: 2	H: 0 LOB: 1 BB: 1 P: 6	R: 3 E: 0 K: 1 S: 8	H: 3 LOB: 1 BB: 1 P: 12	R: 1 E: 0 K: 0 S: 4	H: 2 LOB: 0 BB: 0 P: 4	R: 3 E: 0 K: 0 S: 6	H: 3 LOB: 2 BB: 2 P: 14	R: 0 E: 0 K: 0 S: 5	H: 2 LOB: 2 BB: 0 P: 5	R: 0 E: 0 K: 1 S: 6	H: 1 LOB: 1 BB: 0 P: 6	R: 0 E: 0 K: 0 S: 3	H: 0 LOB: 1 BB: 1 P: 7	R: 0 E: 0 K: 2 S: 8	H: 1 LOB: 1 BB: 0 P: 8		R: 0 E: 0 K: 0 S: 5	H: 0 LOB: 0 BB: 0 P: 5	1B: 8 2B: 2 3B: 0 HR: 2	SF: 0 SAC: 1 DP: 0 HBP: 0	WP: 0 PB: 0 SB: 0 CS: 1	PA: 39				
PITCHER	IP	WLS	BF	H	R	ER	SO	BB	IBB	HBP	BLK	WP	HR	S	P	ERA	WHIP										
Jim Slaton, R ERA: 3.86	(1, 1)	3.1	L	17	6	6	6	1	0	0	0	0	1	16	28	16.20	2.700										
Urbano Lugo, R ERA: 0.9	(4, 1)	3.2		18	5	1	1	1	2	0	0	0	1	18	26	2.46	1.909										
Doug Corbett, R ERA: 5.75	(8, 1)	1.0		4	1	0	0	2	0	0	0	0	0	8	8	0.00	1.000										

Batter	1	2	3	4	5	6	7	8	9	AB	R	H	RBI	BB	SO	LOB	TOP										
Gary Pettis, S (1, 8) OBP: 0.365, SLG: 0.328	0-0 1-3		0-0 CS	0-0 4-3		0-0 CS 1B		0-0 BB	4-0 BB	3	0	1	0	1	0	0	California Angels @ New York Yankees Yankee Stadium, Bronx, NY Thu May 30 1985, 7:05 PM EDT Att: 17,226 - Unknown										
Rob Wilfong, L (1, 4) OBP: 0.283, SLG: 0.198	0-0 F4			0-0 B5-3		0-0 F7		0-0 F7	0-3 K	3	0	0	0	0	0	1											
Juan Beniquez, R (9, PH) OBP: 0.317, SLG: 0.377									0-3 K	1	0	0	0	0	1	1											
Brian Downing, R (1, 7) OBP: 0.379, SLG: 0.349	0-0 F3			0-3 K				0-0 5-3	0-3 K	4	0	0	0	0	2	1											
Reggie Jackson, L (1, 10) OBP: 0.364, SLG: 0.496		0-3 K			4-0 BB BB			0-3 K	0-3 K	3	0	0	0	1	3	1											
Ruppert Jones, L (1, 9) OBP: 0.412, SLG: 0.543		0-0 6-3			4-0 BB BB			0-0 4-3		2	0	0	0	1	0	0											
Bobby Grich, R (1, 3) OBP: 0.373, SLG: 0.371		0-0 F4			0-0 F9			0-0 F7		3	0	0	0	0	0	2											
Jerry Narron, L (1, 2) OBP: 0.328, SLG: 0.500			0-0 L4		0-0 F8			0-0 4-3		3	0	0	0	0	0	2											
Jack Howell, L (1, 5) OBP: 0.250, SLG: 0.222			0-3 K		0-0 F7			0-0 HR		3	1	1	1	0	1	2											
Craig Gerber, L (1, 6) OBP: 0.150, SLG: 0.200			0-0 CS 1B		0-0 F5			0-3 K		2	0	1	0	0	0	0											
Daryl Sconiers, L (8, PH) Mike Brown, R (8, PH) Dick Schofield, R (8, 6)										0	0	0	0	0	0	0											
Inning Stats	R: 0 E: 0 K: 0 S: 3	H: 0 LOB: 0 BB: 0 P: 3	R: 0 E: 0 K: 1 S: 5	H: 0 LOB: 0 BB: 0 P: 5	R: 0 E: 0 K: 1 S: 5	H: 1 LOB: 0 BB: 0 P: 5	R: 0 E: 0 K: 1 S: 5	H: 0 LOB: 0 BB: 0 P: 5	R: 0 E: 0 K: 0 S: 3	H: 0 LOB: 2 BB: 2 P: 11	R: 0 E: 0 K: 0 S: 5	H: 0 LOB: 0 BB: 0 P: 5	R: 0 E: 0 K: 1 S: 6	H: 1 LOB: 0 BB: 0 P: 6	R: 0 E: 0 K: 3 S: 9	H: 0 LOB: 1 BB: 1 P: 13	1B: 2 2B: 0 3B: 0 HR: 1	SF: 0 SAC: 0 DP: 0 HBP: 0	WP: 0 PB: 0 SB: 0 CS: 2	PA: 32							
PITCHER	IP	WLS	BF	H	R	ER	SO	BB	IBB	HBP	BLK	WP	HR	S	P	ERA	WHIP										
Joe Cowley, R (1, 1) ERA: 3.71	7.2	W	26	3	1	1	4	2	0	0	0	0	1	32	40	1.17	0.652										
Dave Righetti, L (8, 1) ERA: 1.62	1.1	S	5	0	0	0	4	1	0	0	0	0	0	12	16	0.00	0.750										

Batter	1	2	3	4	5	6	7	8	9	AB	R	H	RBI	BB	SO	LOB	BOTTOM										
Rickey Henderson, R (1, 8) OBP: 0.410, SLG: 0.473	0-0 6-3			0-0 G3	0-0 F8			0-0 F7		4	0	0	0	0	0	1	California Angels @ New York Yankees Yankee Stadium, Bronx, NY Thu May 30 1985, 7:05 PM EDT Att: 17,226 - Unknown										
Willie Randolph, R (1, 4) OBP: 0.397, SLG: 0.376	0-0 5-3			0-0 WP 1B		0-0 F9		0-0 6-3		4	1	1	0	0	0	0											
Don Mattingly, L (1, 3) OBP: 0.355, SLG: 0.494	0-0 G3			0-0 FC5-4 1B		0-0 4-3		0-0 6-3		3	0	1	1	0	0	0											
Dave Winfield, R (1, 9) OBP: 0.301, SLG: 0.388		0-0 L9-3 1B		0-3 K		0-0 6-3				3	0	1	0	0	1	1											
Don Baylor, R (1, 10) OBP: 0.359, SLG: 0.474		0-0 F7		0-0 FC5-4		0-0 F8		0-0 F8		3	0	0	0	0	0	2											
Dan Pasqua, L (1, 7) OBP: 0.333, SLG: 1.333		0-0 L9-3		0-0 HR		0-0 F9		0-0 F9		3	1	1	1	0	0	1											
Butch Wynegar, S (1, 2) OBP: 0.352, SLG: 0.357			4-0 G4-6-3 BB		0-0 E1 F7		0-0 F9		0-0 F9	2	0	0	0	1	0	0											
Mike Pagliarulo, L (1, 5) OBP: 0.333, SLG: 0.320			0-0 G4-6-3		0-0 F7		0-0 F8		0-0 F8	3	0	0	0	0	0	2											
Andre Robertson, R (1, 6) OBP: 0.250, SLG: 1.000			0-0 5-3		0-0 F8		0-0 HR			3	1	1	1	0	0	1											
Inning Stats	R: 0 E: 0 K: 0 S: 3	H: 0 LOB: 0 BB: 0 P: 3	R: 0 E: 0 K: 0 S: 3	H: 1 LOB: 0 BB: 0 P: 3	R: 0 E: 0 K: 0 S: 2	H: 0 LOB: 0 BB: 1 P: 6	R: 1 E: 0 K: 1 S: 7	H: 2 LOB: 1 BB: 0 P: 7	R: 1 E: 1 K: 0 S: 5	H: 1 LOB: 1 BB: 0 P: 5	R: 0 E: 0 K: 0 S: 3	H: 0 LOB: 0 BB: 0 P: 3	R: 0 E: 0 K: 0 S: 3	H: 0 LOB: 0 BB: 0 P: 3	R: 1 E: 0 K: 0 S: 4	H: 1 LOB: 0 BB: 0 P: 4		1B: 2 2B: 2 3B: 0 HR: 2	SF: 0 SAC: 0 DP: 2 HBP: 0	WP: 1 PB: 0 SB: 0 CS: 0	PA: 29						
PITCHER	IP	WLS	BF	H	R	ER	SO	BB	IBB	HBP	BLK	WP	HR	S	P	ERA	WHIP										
Ron Romanick, R (1, 1) ERA: 3.44	8.0	L	29	5	3	3	1	1	0	0	0	1	2	30	34	3.38	0.750										

Batter	1	2	3	4	5	6	7	8	9	AB	R	H	RBI	BB	SO	LOB	TOP								
Gary Pettis, S OBP: 0.367, SLG: 0.357 (1, 8)	0-0 6-3		0-0 1B FC6-4	0-0 HR		0-3 K		0-0 FC5-4		5	2	3	0	1	3										
Rob Wilfong, L OBP: 0.260, SLG: 0.202 (1, 4)	0-0 3-1		0-0 1-3 FC6-4 1B	0-0 F5		0-3 K			0-0 F6	5	0	1	0	0	1	2									
Ruppert Jones, L OBP: 0.419, SLG: 0.584 (1, 7)	4-0 BB		0-0 FC6-4 1-2 3-H		0-0 HR		0-0 3-1		0-0 HR	4	2	2	3	1	0	1									
Jerry Narron, L OBP: 0.308, SLG: 0.448 (1, 10)	0-0 1-3		0-0 FC6-4 1-2		0-0 G3		0-0 F6		0-0 F5	2	0	0	0	0	0	2									
Brian Downing, R OBP: 0.373, SLG: 0.342 (5, PH)			0-0 FC6-4 1-2		0-0 G3-6 BB		0-0 6-3		0-0 F8	3	0	0	0	0	0	0									
Reggie Jackson, L OBP: 0.360, SLG: 0.483 (1, 9)		0-0 F8	0-0 FC6-4 1-2		4-0 G3-6 BB				0-0 F8	2	0	0	0	1	0	1									
Mike Brown, R OBP: 0.271, SLG: 0.333 (5, 9)										2	0	0	0	0	0	0									
Bobby Grich, R OBP: 0.377, SLG: 0.367 (1, 3)	4-0 HR BB			0-0 F8	0-0 G3-6-1			4-0 S 1B BB		2	2	0	0	2	0	1									
Bob Boone, R OBP: 0.321, SLG: 0.290 (1, 2)	0-0 1-H HR			0-0 5-3		4-0 FC6-4 BB BB		0-0 F8		3	1	1	2	1	0	1									
Dick Schofield, R OBP: 0.271, SLG: 0.350 (1, 6)	0-0 6-3			0-0 S HR 1B		4-0 FC6-4 1-2 BB		0-3 K		3	1	1	0	1	1	1									
Jack Howell, L OBP: 0.268, SLG: 0.206 (1, 5)	0-0 6-3			4-0 1-2 HR BB		0-0 FC6-4 1-2 2-3		0-0 FC5-4 2-H 1B		3	1	1	1	1	0	2									
Inning Stats	R: 0 E: 0 K: 0 S: 3	H: 0 LOB: 1 BB: 1 P: 7	R: 2 E: 0 K: 0 S: 4	H: 1 LOB: 0 BB: 1 P: 8	R: 1 E: 0 K: 0 S: 5	H: 2 LOB: 1 BB: 0 P: 5	R: 3 E: 0 K: 0 S: 5	H: 2 LOB: 0 BB: 1 P: 9	R: 1 E: 0 K: 0 S: 3	H: 1 LOB: 1 BB: 1 P: 7	R: 0 E: 0 K: 2 S: 7	H: 0 LOB: 2 BB: 2 P: 15	R: 0 E: 0 K: 0 S: 3	H: 0 LOB: 0 BB: 0 P: 3	R: 1 E: 0 K: 1 S: 6	H: 1 LOB: 1 BB: 1 P: 10	R: 1 E: 0 K: 0 S: 4	H: 1 LOB: 0 BB: 0 P: 4	1B: 4 2B: 0 3B: 0 HR: 4	SF: 0 SAC: 0 DP: 1 HBP: 0	WP: 0 PB: 0 SB: 3 CS: 0	PA: 41			
PITCHER	IP	WLS	BF	H	R	ER	SO	BB	IBB	HBP	BLK	WP	HR	S	P	ERA	WHIP								
Dan Petry, R ERA: 3.74 (1, 1)	4.0	L	20	5	6	6	0	3	0	0	0	0	2	17	29	13.50	2.000								
Bill Scherrer, L ERA: 5.4 (5, 1)	1.0		4	1	1	1	0	1	0	0	0	0	1	3	7	9.00	2.000								
Juan Berenguer, R ERA: 6.67 (6, 1)	4.0		17	2	2	2	3	3	0	0	0	0	1	20	32	4.50	1.250								

California Angels @ Detroit Tigers
Tiger Stadium, Detroit, MI
Sat Jun 01 1985, 3:33 AM EDT
Att: 36,068 - Unknown

AB	34
R	9
H	8
RBI	9
BB	7
SO	3
LOB	14



Batter	1	2	3	4	5	6	7	8	9	AB	R	H	RBI	BB	SO	LOB	BOTTOM								
Lou Whitaker, L OBP: 0.406, SLG: 0.494 (1, 4)	0-0 4-3			0-0 WP 1B		0-0 1-H HR		0-3 K		4	1	2	2	0	1	0									
Alan Trammell, R OBP: 0.314, SLG: 0.428 (1, 6)	0-0 F8			0-0 F4		0-0 1B		0-0 6-3		4	0	1	0	0	0	1									
Kirk Gibson, L OBP: 0.341, SLG: 0.469 (1, 8)	0-3 K			0-0 F7 1-2		0-0 F7		0-0 4-3		4	0	0	0	0	1	2									
Lance Parrish, R OBP: 0.310, SLG: 0.454 (1, 2)		0-3 K		0-0 F8		0-0 F9		4-0 BB		3	0	0	0	1	1	2									
Darrell Evans, L OBP: 0.319, SLG: 0.465 (1, 10)	0-0 3-1			0-0 F8		0-0 L4		0-0 F8		4	0	0	0	0	0	2									
Johnny Grubb, L OBP: 0.232, SLG: 0.235 (1, 9)	0-0 1-3			0-0 F7		0-0 4-3		0-0 4-3		4	0	0	0	0	0	1									
Larry Hemdon, R OBP: 0.295, SLG: 0.392 (1, 7)			0-0 5-3		0-0 E5		0-0 G3			3	0	0	0	0	0	0									
Dave Bergman, L OBP: 0.333, SLG: 0.333 (1, 3)			0-0 6-3		0-0 F9		0-0 F8			3	0	0	0	0	0	1									
Tom Brookens, R OBP: 0.318, SLG: 0.408 (1, 5)			0-0 4-3		4-0 HR BB		0-0 5-3			2	1	0	0	1	0	0									
Inning Stats	R: 0 E: 0 K: 1 S: 5	H: 0 LOB: 0 BB: 0 P: 5	R: 0 E: 0 K: 1 S: 5	H: 0 LOB: 0 BB: 0 P: 5	R: 0 E: 0 K: 0 S: 3	H: 0 LOB: 0 BB: 0 P: 3	R: 0 E: 0 K: 0 S: 4	H: 1 LOB: 1 BB: 0 P: 4	R: 0 E: 1 K: 0 S: 4	H: 0 LOB: 1 BB: 0 P: 4	R: 2 E: 0 K: 0 S: 5	H: 2 LOB: 1 BB: 1 P: 9	R: 0 E: 0 K: 0 S: 3	H: 0 LOB: 0 BB: 0 P: 3	R: 0 E: 0 K: 1 S: 5	H: 0 LOB: 0 BB: 0 P: 5	R: 0 E: 0 K: 0 S: 3	H: 0 LOB: 1 BB: 1 P: 7	1B: 2 2B: 0 3B: 0 HR: 1	SF: 0 SAC: 0 DP: 0 HBP: 0	WP: 1 PB: 0 SB: 0 CS: 0	PA: 33			
PITCHER	IP	WLS	BF	H	R	ER	SO	BB	IBB	HBP	BLK	WP	HR	S	P	ERA	WHIP								
Mike Witt, R ERA: 3.17 (1, 1)	9.0	W	33	3	2	2	3	2	0	0	0	1	1	37	45	2.00	0.556								

California Angels @ Detroit Tigers
Tiger Stadium, Detroit, MI
Sat Jun 01 1985, 3:33 AM EDT
Att: 36,068 - Unknown


AB	31
R	2
H	3
RBI	2
BB	2
SO	3
LOB	9



Batter	1	2	3	4	5	6	7	8	9	AB R H RBI BB SO LOB	TOP															
Gary Pettis, S (1, 8) OBP: 0.369, SLG: 0.356	1-3		E3 1B	K		FC1-2			SH1-4 BB	4 0 1 0 1 1 2	California Angels @ Baltimore Orioles Memorial Stadium, Baltimore, MD Mon Jun 03 1985, 7:05 PM EDT Att: 18,862 - Unknown															
Rob Wilfong, L (1, 4) OBP: 0.255, SLG: 0.198	F6		E3 1-2	BB		K			SH1-4 1-2	3 0 0 0 1 1 2																
Ruppert Jones, L (1, 7) OBP: 0.396, SLG: 0.541	K		K	F7			3-1		K	5 0 0 0 0 3 4																
Daryl Sconiers, L (1, 10) OBP: 0.250, SLG: 0.300 Brian Downing, R (7, PH) OBP: 0.367, SLG: 0.336		BB		1B 1B	G3		6-3		F7	2 1 1 0 1 0 0 2 0 0 0 0 0 1																
Reggie Jackson, L (1, 9) OBP: 0.357, SLG: 0.472 Darrell Miller, R (7, PH) OBP: 0.294, SLG: 0.375 (7, 9)		BB		1B HR 1B			L8			3 1 2 0 0 0 1 1 0 0 0 0 0 0																
Juan Beniquez, R (1, 3) OBP: 0.307, SLG: 0.362				1B HR 1B			5-3		3-1	4 1 1 1 0 0 2																
Doug DeCinces, R (1, 5) OBP: 0.310, SLG: 0.426				HR			1-3			3 1 1 3 1 0 2																
Bob Boone, R (1, 2) OBP: 0.326, SLG: 0.328				HR			4-3 FC1-2 2B		F7	4 1 2 1 0 0 1																
Dick Schofield, R (1, 6) OBP: 0.276, SLG: 0.349				F9			4-3		FC6-4	4 0 1 0 0 0 2																
Inning Stats	R: 0 E: 0 K: 1 S: 5	H: 0 LOB: 0 BB: 0 P: 5	R: 0 E: 0 K: 0 S: 3	H: 0 LOB: 1 BB: 1 P: 7	R: 1 E: 1 K: 1 S: 7	H: 2 LOB: 1 BB: 0 P: 7	R: 4 E: 0 K: 1 S: 10	H: 5 LOB: 2 BB: 1 P: 14	R: 0 E: 0 K: 0 S: 4	H: 1 LOB: 1 BB: 0 P: 4		R: 0 E: 0 K: 1 S: 6	H: 1 LOB: 1 BB: 0 P: 6	R: 0 E: 0 K: 0 S: 3	H: 0 LOB: 0 BB: 0 P: 3	R: 0 E: 0 K: 0 S: 3	H: 0 LOB: 1 BB: 1 P: 7	R: 0 E: 0 K: 1 S: 5	H: 0 LOB: 1 BB: 1 P: 9	1B: 5 2B: 2 3B: 0 HR: 2	SF: 0 SAC: 1 DP: 0 HBP: 0	WP: 0 PB: 0 SB: 1 CS: 0	PA: 40			
PITCHER	IP WLS BF H R ER SO BB IBB HBP BLK WP HR S P ERA WHIP											IP WLS BF H R ER SO BB IBB HBP BLK WP HR S P ERA WHIP														
Ken Dixon, R (1, 1) ERA: 4.66	3.0	16	6	5	5	2	1	0	0	0	0	2	19	23	15.00	2.333										
Nate Snell, R (4, 1) ERA: 1.59	2.2	12	3	0	0	1	1	0	0	0	0	0	13	17	0.00	1.500										
Tippy Martinez, L (6, 1) ERA: 3.81	3.0	11	0	0	0	2	2	0	0	0	0	0	13	21	0.00	0.667										
Sammy Stewart, R (9, 1) ERA: 2.97	0.1	W	1	0	0	0	0	0	0	0	0	0	1	1	0.00	0.000										

Batter	1	2	3	4	5	6	7	8	9	AB R H RBI BB SO LOB	BOTTOM															
Lee Lacy, R (1, 9) OBP: 0.274, SLG: 0.300	4-3		5-3		G6-4-3 1-2		F9		HR	5 1 1 2 0 0 1	California Angels @ Baltimore Orioles Memorial Stadium, Baltimore, MD Mon Jun 03 1985, 7:05 PM EDT Att: 18,862 - Unknown															
Jim Dwyer, L (1, 7) OBP: 0.381, SLG: 0.455	1B BB		F7			2B SF8 1B	F6			3 1 1 0 1 0 0																
Cal Ripken Jr., R (1, 6) OBP: 0.357, SLG: 0.511	F9			E5 SF7		1B 2B		G4-6-3 1B		4 2 2 0 0 0 1																
Eddie Murray, S (1, 3) OBP: 0.366, SLG: 0.512				E9 FC6-4		SF8	F4			3 0 1 1 0 0 2																
Fred Lynn, L (1, 8) OBP: 0.356, SLG: 0.438	K			SF7		F8		G4-6-3 1-2		3 0 0 1 0 1 4																
Larry Sheets, L (1, 10) OBP: 0.367, SLG: 0.550 Mike Boddicker, R (9, FR)		F7		FC6-4		1B 1B		1B SH BB		3 0 1 1 1 0 1 0 1 0 0 0 0 0																
Wayne Gross, L (1, 5) OBP: 0.374, SLG: 0.430 Mike Young, S (9, PH) OBP: 0.317, SLG: 0.396		F8		4-3		1B 1B		SH SF8 1B		3 0 1 0 0 0 1 1 1 1 0 0 0 0																
Lenn Sakata, R (1, 4) OBP: 0.271, SLG: 0.309		F7				1B	F8		SH SF8 HR	3 1 1 0 0 0 0																
Rick Dempsey, R (1, 2) OBP: 0.362, SLG: 0.373 Joe Nolan, L (9, PH) OBP: 0.273, SLG: 0.250			F8		G6-4-3 BB		F8		SF8	2 0 0 0 1 0 0 0 0 0 1 0 0 0																
Inning Stats	R: 0 E: 0 K: 1 S: 6	H: 1 LOB: 2 BB: 1 P: 10	R: 0 E: 0 K: 0 S: 3	H: 0 LOB: 0 BB: 0 P: 3	R: 0 E: 0 K: 0 S: 3	H: 0 LOB: 0 BB: 0 P: 3	R: 1 E: 2 K: 0 S: 5	H: 0 LOB: 1 BB: 0 P: 5	R: 0 E: 0 K: 0 S: 2	H: 0 LOB: 0 BB: 1 P: 6		R: 2 E: 0 K: 0 S: 7	H: 5 LOB: 2 BB: 0 P: 7	R: 0 E: 0 K: 0 S: 3	H: 0 LOB: 0 BB: 0 P: 3	R: 0 E: 0 K: 0 S: 3	H: 1 LOB: 0 BB: 0 P: 3	R: 4 E: 1 K: 0 S: 4	H: 2 LOB: 1 BB: 1 P: 8	1B: 7 2B: 1 3B: 0 HR: 1	SF: 3 SAC: 1 DP: 2 HBP: 0	WP: 0 PB: 0 SB: 0 CS: 0	PA: 37			
PITCHER	IP WLS BF H R ER SO BB IBB HBP BLK WP HR S P ERA WHIP											IP WLS BF H R ER SO BB IBB HBP BLK WP HR S P ERA WHIP														
Jim Slaton, R (1, 1) ERA: 3.8	5.2	25	5	3	2	1	2	0	0	0	0	0	25	33	3.18	1.235										
Steve Criburn, R (6, 1) ERA: 1.5	1.1	5	2	0	0	0	0	0	0	0	0	0	5	5	0.00	1.500										
Pat Clements, L (8, 1) ERA: 3.6	1.0	3	0	1	1	0	1	0	0	0	0	0	2	6	9.00	1.000										
Donnie Moore, R (9, 1) ERA: 1.91	0.1	L	4	2	3	2	0	0	0	0	0	1	4	4	54.00	6.000										

AB	35
R	5
H	9
RBI	5
BB	4
SO	5
LOB	17



AB	30
R	7
H	9
RBI	6
BB	3
SO	1
LOB	10



Batter	1	2	3	4	5	6	7	8	9	10	11	12	13	14	15	AB	R	H	RBI	BB	SO	LOB	TOP	
Gary Pettis, S OBP: 0.366, SLG: 0.348 (1, 8)																6	1	1	0	1	4	1		
Rob Wilfong, L OBP: 0.224, SLG: 0.196 (1, 4)																6	0	1	0	0	2	1		
Bobby Grich, R OBP: 0.378, SLG: 0.384 (14, 4)																2	0	0	0	0	1	2		
Juan Beniquez, R OBP: 0.308, SLG: 0.361 (1, 3)																6	2	2	0	0	0	0		
Ruppert Jones, L OBP: 0.397, SLG: 0.522 (1, 7)																4	1	0	0	3	1	2		
Reggie Jackson, L OBP: 0.361, SLG: 0.480 (8, PH)																4	1	2	2	0	0	0		
Darrell Miller, R OBP: 0.294, SLG: 0.375 (8, 9)																0	0	0	0	0	0	0		
Jerry Narton, L OBP: 0.314, SLG: 0.435 (10, PH)																1	0	0	0	0	2			
Mike Brown, R OBP: 0.278, SLG: 0.338 (10, 9)																2	0	1	1	0	0			
Daryl Scomiers, L OBP: 0.316, SLG: 0.267 (1, 10)																5	1	1	2	2	1	3		
Doug DeCinces, R OBP: 0.313, SLG: 0.420 (1, 5)																4	0	1	0	1	0	3		
Bob Boone, R OBP: 0.327, SLG: 0.328 (1, 2)																6	0	2	1	0	0	2		
Dick Schofield, R OBP: 0.268, SLG: 0.338 (1, 6)																5	0	0	0	0	2	4		
Brian Downing, R OBP: 0.365, SLG: 0.333 (14, PH)																1	0	0	0	0	1			
Craig Gerber, L OBP: 0.150, SLG: 0.200 (14, 6)																0	0	0	0	0	0	0		
Inning Stats	R: 4 E: 0 K: 3 S: 15	H: 6 LOB: 2 BB: 0 P: 15	R: 0 E: 0 K: 1 S: 5	H: 0 LOB: 0 BB: 0 P: 5	R: 0 E: 0 K: 1 S: 3	H: 0 LOB: 0 BB: 0 P: 3	R: 0 E: 0 K: 1 S: 5	H: 0 LOB: 0 BB: 0 P: 5	R: 0 E: 0 K: 2 S: 7	H: 0 LOB: 0 BB: 0 P: 7	R: 0 E: 0 K: 1 S: 5	H: 0 LOB: 1 BB: 1 P: 7	R: 0 E: 0 K: 0 S: 3	H: 0 LOB: 1 BB: 1 P: 7	R: 0 E: 0 K: 1 S: 5	H: 0 LOB: 0 BB: 0 P: 3	R: 0 E: 0 K: 1 S: 6	H: 0 LOB: 1 BB: 2 P: 10	R: 1 E: 0 K: 1 S: 6	H: 1 LOB: 1 BB: 1 P: 10	1B: 10 2B: 1 3B: 0 HR: 0	SF: 0 SAC: 2 DP: 1 HBP: 0	WP: 1 PB: 0 SB: 2 CS: 1	PA: 62
PITCHER	IP ERA WLS BF H R ER SO BB IBB HBP BLK WP HR S P ERA WHIP	Storm Davis, R ERA: 5.02	Don Aase, R ERA: 4.58	Sammy Stewart, R ERA: 2.66	Tippy Martinez, L ERA: 3.76	Ken Dixon, R ERA: 4.75																		

California Angels @ Baltimore Orioles
Memorial Stadium, Baltimore, MD
Tue Jun 04 1985, 7:05 PM EDT
Att: 17,237 - Unknown

AB 52
R 6
H 11
RBI 6
SO 7
LOB 21

Batter	1	2	3	4	5	6	7	8	9	10	11	12	13	14	15	AB	R	H	RBI	BB	SO	LOB	BOTTOM							
Lee Lacy, R OBP: 0.262, SLG: 0.286 (1, 9)																8	0	1	0	0	0	4								
Jim Dwyer, L OBP: 0.376, SLG: 0.448 (1, 7)																4	0	1	0	0	0	2								
Gary Roenike, R OBP: 0.314, SLG: 0.452 (9, PH)																2	1	0	0	2	0	2								
Cal Ripken Jr., R OBP: 0.368, SLG: 0.515 (1, 6)																6	1	4	0	1	0	2								
Eddie Murray, S OBP: 0.373, SLG: 0.518 (1, 3)																6	1	3	2	1	0	4								
Fred Lynn, L OBP: 0.354, SLG: 0.432 (1, 8)																7	1	2	0	0	1	7								
Larry Sheets, L OBP: 0.362, SLG: 0.534 (1, 10)																7	1	2	1	0	2	4								
Wayne Gross, L OBP: 0.373, SLG: 0.421 (8, PH)																2	0	0	0	1	0	1								
Fritz Connally, R OBP: 0.398, SLG: 0.417 (8, 9)																3	0	0	0	1	0	3								
Rich Dauer, R OBP: 0.287, SLG: 0.276 (1, 4)																0	0	0	0	1	0	0								
Joe Nolan, L OBP: 0.285, SLG: 0.241 (3, PH)																1	0	0	1	0	0	2								
Lenn Sakata, R OBP: 0.266, SLG: 0.300 (4, 4)																5	0	1	0	0	0	1								
Rick Dempsey, R OBP: 0.359, SLG: 0.364 (1, 2)																3	0	0	0	1	1	3								
Mike Young, S OBP: 0.322, SLG: 0.396 (11, PH)																0	0	0	0	1	0	0								
Floyd Rayford, R OBP: 0.304, SLG: 0.500 (12, 2)																2	0	2	0	0	0	0								
Inning Stats	R: 0 E: 0 K: 1 S: 7	H: 2 LOB: 2 BB: 0 P: 7	R: 1 E: 1 K: 0 S: 5	H: 2 LOB: 2 BB: 1 P: 9	R: 2 E: 0 K: 0 S: 5	H: 3 LOB: 1 BB: 1 P: 9	R: 2 E: 0 K: 0 S: 5	H: 3 LOB: 1 BB: 1 P: 9	R: 0 E: 0 K: 0 S: 4	H: 1 LOB: 1 BB: 0 P: 4	R: 0 E: 0 K: 1 S: 4	H: 1 LOB: 2 BB: 1 P: 8	R: 0 E: 0 K: 0 S: 4	H: 0 LOB: 0 BB: 1 P: 8	R: 0 E: 0 K: 0 S: 4	H: 2 LOB: 1 BB: 2 P: 12	R: 0 E: 0 K: 1 S: 5	H: 0 LOB: 0 BB: 0 P: 5	R: 0 E: 0 K: 0 S: 2	H: 1 LOB: 1 BB: 1 P: 10	R: 0 E: 0 K: 0 S: 3	H: 0 LOB: 1 BB: 0 P: 7	R: 0 E: 0 K: 0 S: 4	H: 2 LOB: 2 BB: 0 P: 5	R: 0 E: 0 K: 0 S: 4	H: 1 LOB: 1 BB: 1 P: 4	1B: 13 2B: 5 3B: 0 HR: 0	SF: 0 SAC: 0 DP: 5 HBP: 0	WP: 0 PB: 0 SB: 0 CS: 1	PA: 65
PITCHER	IP ERA WLS BF H R ER SO BB IBB HBP BLK WP HR S P ERA WHIP	Ron Romank, R ERA: 3.44	Doug Corbett, R ERA: 5.48	Pat Clements, L ERA: 3.82	Stu Cillum, R ERA: 1.21																									

California Angels @ Baltimore Orioles
Memorial Stadium, Baltimore, MD
Tue Jun 04 1985, 7:05 PM EDT
Att: 17,237 - Unknown

AB 56
R 5
H 16
RBI 4
BB 9
SO 4
LOB 35

Batter	1	2	3	4	5	6	7	8	9	AB	R	H	RBI	BB	SO	LOB	TOP			
Gary Pettis, S OBP: 0.358, SLG: 0.340 (1, 8)										4	0	0	0	0	1	0				
Rob Wilfong, L OBP: 0.248, SLG: 0.191 (1, 4)										3	0	0	0	0	0	0				
Juan Beniquez, R OBP: 0.308, SLG: 0.356 (1, 3)										2	0	0	0	0	1	0				
Ruppert Jones, L OBP: 0.396, SLG: 0.513 (1, 7)										2	0	0	0	1	1	1				
Reggie Jackson, L OBP: 0.353, SLG: 0.469 (1, 9)										3	0	0	0	0	0	1				
Brian Downing, R OBP: 0.359, SLG: 0.327 (1, 10)										3	0	0	0	0	0	0				
Jerry Narron, L OBP: 0.315, SLG: 0.431 (1, 2)										3	0	1	0	0	0	0				
Bobby Grich, R OBP: 0.372, SLG: 0.377 (1, 5)										3	0	0	0	0	0	1				
Dick Schofield, R OBP: 0.265, SLG: 0.333 Daryl Sconiers, L (9, PH) OBP: 0.300, SLG: 0.250 (1, 6)										2	0	0	0	0	0	0				
Inning Stats	R: 0 E: 0 K: 1 S: 5	H: 0 LOB: 0 BB: 0 P: 5	R: 0 E: 0 K: 0 S: 2	H: 0 LOB: 0 BB: 1 P: 6	R: 0 E: 0 K: 0 S: 3	H: 1 LOB: 0 BB: 0 P: 3	R: 0 E: 0 K: 1 S: 5	H: 0 LOB: 1 BB: 0 P: 6	R: 0 E: 0 K: 0 S: 3	H: 0 LOB: 0 BB: 0 P: 3	R: 0 E: 0 K: 1 S: 5	H: 0 LOB: 0 BB: 0 P: 5	R: 0 E: 0 K: 0 S: 3	H: 0 LOB: 0 BB: 0 P: 3	R: 0 E: 0 K: 0 S: 3	H: 0 LOB: 0 BB: 0 P: 3	1B: 1 2B: 0 3B: 0 HR: 0	SF: 0 SAC: 0 DP: 2 HBP: 1	WP: 0 PB: 0 SB: 1 CS: 0	PA: 28
PITCHER Dennis Martinez, R ERA: 3.64 (1, 1)	IP: 9.0 WLS: W BF: 28 H: 1 R: 0 ER: 0 SO: 3 BB: 1 IBB: 0 HBP: 1 BLK: 0 WP: 0 HR: 0 S: 32 P: 37 ERA: 0.00 WHIP: 0.222															PITCHER				

California Angels @ Baltimore Orioles
Memorial Stadium, Baltimore, MD
Wed Jun 05 1985, 7:05 PM EDT
Att: 18,404 - Unknown

AB	26
R	0
H	1
RBI	0
BB	1
SO	3
LOB	3



Batter	1	2	3	4	5	6	7	8	9	AB	R	H	RBI	BB	SO	LOB	BOTTOM			
Lee Lacy, R OBP: 0.269, SLG: 0.291 (1, 9)										5	1	2	0	0	2	3				
Jim Dwyer, L OBP: 0.378, SLG: 0.449 Gary Roenicke, R (7, PH) OBP: 0.330, SLG: 0.459 (8, 7)										2	0	1	1	0	0	0				
Cal Ripken Jr., R OBP: 0.369, SLG: 0.513 (1, 6)										5	1	2	1	0	0	3				
Eddie Murray, S OBP: 0.381, SLG: 0.515 (1, 3)										1	0	0	0	3	1	0				
Fred Lynn, L OBP: 0.352, SLG: 0.428 (1, 8)										4	0	1	1	0	0	4				
Larry Sheets, L OBP: 0.386, SLG: 0.529 (1, 10)										3	0	1	1	1	0	3				
Wayne Gross, L OBP: 0.390, SLG: 0.417 Fritzie Connally, R (7, PH) OBP: 0.394, SLG: 0.412 (8, 5)										1	0	0	0	2	0	0				
Rich Dauer, R OBP: 0.289, SLG: 0.269 Joe Nolan, L (7, PH) OBP: 0.257, SLG: 0.233 Lenn Sakata, R OBP: 0.266, SLG: 0.300 (8, 4)										3	0	0	0	0	0	4				
Rick Dempsey, R OBP: 0.363, SLG: 0.359 (1, 2)										2	1	0	0	2	0	0				
Inning Stats	R: 2 E: 0 K: 0 S: 5	H: 3 LOB: 1 BB: 1 P: 9	R: 1 E: 0 K: 0 S: 5	H: 2 LOB: 2 BB: 1 P: 9	R: 0 E: 0 K: 0 S: 3	H: 0 LOB: 2 BB: 2 P: 11	R: 0 E: 0 K: 1 S: 5	H: 0 LOB: 0 BB: 0 P: 5	R: 0 E: 0 K: 1 S: 5	H: 0 LOB: 0 BB: 0 P: 5	R: 0 E: 0 K: 0 S: 3	H: 1 LOB: 2 BB: 2 P: 11	R: 1 E: 0 K: 1 S: 7	H: 2 LOB: 3 BB: 2 P: 15	R: 0 E: 0 K: 1 S: 5	H: 0 LOB: 1 BB: 1 P: 9	1B: 8 2B: 0 3B: 0 HR: 0	SF: 0 SAC: 1 DP: 2 HBP: 0	WP: 1 PB: 0 SB: 1 CS: 0	PA: 39
PITCHER Kirk McCaskill, R ERA: 6.0 Tommy John, L ERA: 4.7 Doug Corbett, R ERA: 5.09 (7, 1)	IP: 6.0 WLS: L BF: 28 H: 6 R: 3 ER: 3 SO: 2 BB: 6 IBB: 0 HBP: 0 BLK: 0 WP: 0 HR: 0 S: 26 P: 50 ERA: 4.50 WHIP: 2.000															PITCHER				

California Angels @ Baltimore Orioles
Memorial Stadium, Baltimore, MD
Wed Jun 05 1985, 7:05 PM EDT
Att: 18,404 - Unknown

AB	29
R	4
H	8
RBI	4
BB	9
SO	4
LOB	23



Batter	1	2	3	4	5	6	7	8	9	AB	R	H	RBI	BB	SO	LOB	TOP										
Willie Wilson, S OBP: 0.308, SLG: 0.434	0-3 K		0-0 E3 1B		0-0 G4-1		0-0 6-3		0-0 G3	5	0	0	0	0	1	1	Kansas City Royals @ California Angels Anaheim Stadium, Anaheim, CA Fri Jun 07 1985, 10:05 PM EDT Att: 29,414 - Unknown										
Lonnie Smith, R OBP: 0.335, SLG: 0.271 Lynn Jones, R OBP: 0.234, SLG: 0.279	0-0 G3		0-0 1B		0-0 1B		0-0 5-3			4	1	2	0	0	0	0											
George Brett, L OBP: 0.406, SLG: 0.527 Greg Pryor, R OBP: 0.306, SLG: 0.353	0-3 K		0-0 L7		4-0 1B IBB				0-0 5-3	2	0	0	0	1	1	2											
Jorge Orta, L OBP: 0.333, SLG: 0.410		0-0 4-3		0-0 HR 1B		0-0 1B			0-0 F8	4	1	2	1	0	0	0											
Steve Balboni, R OBP: 0.299, SLG: 0.442		0-0 F7		0-0 HR 1B		0-0 HR			0-0 FC4-6 1B	4	2	3	3	0	0	0											
Pat Sheridan, L OBP: 0.280, SLG: 0.289		0-0 4-3		0-0 F7		0-0 F8			0-0 FC4-6	4	0	0	0	0	0	1											
Frank White, R OBP: 0.272, SLG: 0.441			0-0 4-3 1B		0-0 6-3		0-0 CS 1B		0-0 HR	4	2	3	1	0	0	0											
Jim Sundberg, R OBP: 0.270, SLG: 0.390			0-0 4-3		0-0 5-3		0-0 6-3		0-0 5-3	4	0	0	0	0	0	2											
Onix Concepcion, R OBP: 0.226, SLG: 0.222			0-0 CS 1B		0-0 1-3				0-0 F7	4	0	1	1	0	0	0											
Inning Stats	R: 0 E: 0 K: 2 S: 7	H: 0 LOB: 0 BB: 0 P: 7	R: 0 E: 0 K: 0 S: 3	H: 0 LOB: 0 BB: 0 P: 3	R: 1 E: 1 K: 0 S: 6	H: 3 LOB: 2 BB: 0 P: 6	R: 2 E: 0 K: 0 S: 5	H: 2 LOB: 0 BB: 0 P: 5	R: 1 E: 0 K: 0 S: 4	H: 2 LOB: 2 BB: 1 P: 8	R: 1 E: 0 K: 0 S: 4	H: 2 LOB: 0 BB: 0 P: 4	R: 0 E: 0 K: 0 S: 3	H: 0 LOB: 0 BB: 0 P: 3	R: 0 E: 0 K: 0 S: 4	H: 1 LOB: 1 BB: 0 P: 4		R: 1 E: 0 K: 0 S: 4	H: 1 LOB: 0 BB: 0 P: 4	1B: 8 2B: 0 3B: 0 HR: 3	SF: 0 SAC: 0 DP: 0 HBP: 0	WP: 0 PB: 0 SB: 1 CS: 2	PA: 37				
PITCHER	IP	WLS	BF	H	R	ER	SO	BB	IBB	HBP	BLK	WP	HR	S	P	ERA	WHIP										
Mike Witt, R ERA: 3.46 Urbano Lugo, R ERA: 1.35	(1, 1) 6.0	L	26	9	5	5	2	0	0	0	0	0	2	29	33	7.50	1.500										
(7, 1) 3.0			11	2	1	1	0	0	0	0	0	0	1	11	11	3.00	0.667										

Batter	1	2	3	4	5	6	7	8	9	AB	R	H	RBI	BB	SO	LOB	BOTTOM										
Gary Pettis, S OBP: 0.356, SLG: 0.337	0-0 G3 1B	0-0 F7			0-0 4-3		0-3 K			4	0	1	0	0	1	3	Kansas City Royals @ California Angels Anaheim Stadium, Anaheim, CA Fri Jun 07 1985, 10:05 PM EDT Att: 29,414 - Unknown										
Juan Beniquez, R OBP: 0.319, SLG: 0.366	0-0 G3		0-0 1B		0-0 1B		0-0 1B			4	0	3	0	0	0	1											
Ruppert Jones, L OBP: 0.392, SLG: 0.500	4-0 FC6-4 BB		0-3 K		0-0 F6		0-0 F7			3	0	0	0	1	1	4											
Reggie Jackson, L OBP: 0.344, SLG: 0.455	0-0 L8		0-3 K		0-3 K				0-0 6-3	4	0	0	0	0	2	3											
Doug DeCinces, R OBP: 0.311, SLG: 0.422	0-0 FC6-4		0-0 F3				0-0 2B		0-0 6-3	4	0	1	0	0	0	3											
Brian Downing, R OBP: 0.352, SLG: 0.319		0-0 G3		0-0 G1-4-3		0-0 F7		0-0 6-3		4	0	0	0	0	0	1											
Bob Boone, R OBP: 0.318, SLG: 0.319		0-0 F3		0-0 6-3		0-0 L5			0-0 F8	4	0	0	0	0	0	1											
Bobby Grich, R OBP: 0.369, SLG: 0.373		0-0 E3 2B		0-3 K			0-0 1B 1B		0-0 4-3	4	0	1	0	0	1	0											
Dick Schofield, R OBP: 0.264, SLG: 0.338		0-0 1B			0-0 F3		0-3 K		0-0 3-1	4	0	1	0	0	1	1											
Inning Stats	R: 0 E: 0 K: 0 S: 4	H: 1 LOB: 2 BB: 1 P: 8	R: 0 E: 1 K: 0 S: 5	H: 1 LOB: 2 BB: 0 P: 5	R: 0 E: 0 K: 2 S: 8	H: 1 LOB: 1 BB: 0 P: 8	R: 0 E: 0 K: 1 S: 5	H: 0 LOB: 0 BB: 0 P: 5	R: 0 E: 0 K: 1 S: 4	H: 1 LOB: 1 BB: 0 P: 4	R: 0 E: 0 K: 1 S: 6	H: 1 LOB: 1 BB: 0 P: 6	R: 0 E: 0 K: 2 S: 9	H: 2 LOB: 2 BB: 0 P: 9	R: 0 E: 0 K: 0 S: 3	H: 0 LOB: 0 BB: 0 P: 3		R: 0 E: 0 K: 0 S: 3	H: 0 LOB: 0 BB: 0 P: 3	1B: 5 2B: 2 3B: 0 HR: 0	SF: 0 SAC: 0 DP: 0 HBP: 0	WP: 0 PB: 0 SB: 0 CS: 0	PA: 36				
PITCHER	IP	WLS	BF	H	R	ER	SO	BB	IBB	HBP	BLK	WP	HR	S	P	ERA	WHIP										
Bret Saberhagen, R ERA: 3.38 Dan Quisenberry, R ERA: 3.23	(1, 1) 7.0	W	30	7	0	0	0	0	0	0	0	0	0	41	45	0.00	1.143										
(8, 1) 2.0			6	0	0	0	0	0	0	0	0	0	0	6	6	0.00	0.000										

Batter	1	2	3	4	5	6	7	8	9	AB	R	H	RBI	BB	SO	LOB	TOP			
Willie Wilson, S OBP: 0.305, SLG: 0.429 Darryl Motley, R OBP: 0.250, SLG: 0.385	F8		F8	G4-6-3 1B			G3		G3	5	0	1	0	0	0	0				
Lonnie Smith, R OBP: 0.339, SLG: 0.272 Lynn Jones, R OBP: 0.234, SLG: 0.279	K		1B	G4-6-3 1-2f			2B			3	1	1	0	1	1	2				
Jorge Orta, L OBP: 0.344, SLG: 0.423	F9		1B				2B			3	0	2	1	1	0	0				
Steve Balboni, R OBP: 0.302, SLG: 0.438		BB 2B	FC6 BB				G6-4-3		K	2	1	0	0	2	1	2				
Frank White, R OBP: 0.277, SLG: 0.439		BB 2B	FC6 BB				5-3			3	0	1	0	1	0	3				
Pat Sheridan, L OBP: 0.286, SLG: 0.303							1-3		FC4-6 G6-4-3	4	1	2	1	0	0	1				
Greg Pryor, R OBP: 0.282, SLG: 0.324							5-3		G6-4-3	3	0	0	0	0	0	3				
Jim Sundberg, R OBP: 0.269, SLG: 0.392			FC5-3				K		K	4	1	1	1	0	2	2				
Onix Concepcion, R OBP: 0.227, SLG: 0.231			F6				5-3		L9	4	0	1	1	0	0	0				
Inning Stats	R: 0 E: 0 K: 1 S: 5	H: 0 LOB: 0 BB: 0 P: 5	R: 1 E: 0 K: 0 S: 3	H: 1 LOB: 1 BB: 2 P: 11	R: 0 E: 0 K: 0 S: 5	H: 2 LOB: 3 BB: 1 P: 9	R: 2 E: 0 K: 0 S: 6	H: 4 LOB: 1 BB: 0 P: 6	R: 0 E: 0 K: 1 S: 5	H: 0 LOB: 0 BB: 0 P: 5	R: 1 E: 0 K: 0 S: 6	H: 1 LOB: 1 BB: 1 P: 10	R: 0 E: 0 K: 0 S: 3	H: 1 LOB: 0 BB: 0 P: 3	R: 0 E: 0 K: 1 S: 5	H: 0 LOB: 0 BB: 0 P: 5	1B: 5 2B: 5 3B: 0 HR: 0	SF: 0 SAC: 1 DP: 4 HBP: 0	WP: 0 PB: 0 SB: 0 CS: 0	PA: 37
PITCHER	IP	WLS	BF	H	R	ER	SO	BB	IBB	HBP	BLK	WP	HR	S	P	ERA	WHIP			
Jim Slaton, R ERA: 4.0	3.1	L	18	6	3	3	1	3	0	0	0	0	0	17	29	8.10	2.700			
Doug Corbett, R ERA: 4.55	4.2		16	3	1	1	2	2	0	0	0	0	0	18	26	1.93	1.071			
Donnie Moore, R ERA: 1.85	1.0		3	0	0	0	1	0	0	0	0	0	0	5	5	0.00	0.000			

Kansas City Royals @ California Angels
Anaheim Stadium, Anaheim, CA
Sat Jun 08 1985, 10:05 PM EDT
Att: 46,393 - Unknown

AB 31
R 4
H 9
RBI 4
BB 5
SO 4
LOB 13



Batter	1	2	3	4	5	6	7	8	9	AB	R	H	RBI	BB	SO	LOB	BOTTOM					
Gary Pettis, S OBP: 0.354, SLG: 0.331				F7			K		4-3	3	0	0	0	1	1	2						
Ruppert Jones, L OBP: 0.389, SLG: 0.492				F8			4-3		1B	4	0	1	1	0	0	1						
Juan Beniquez, R OBP: 0.323, SLG: 0.365				F8			L6-4 BB		1B	3	0	1	0	1	0	1						
Reggie Jackson, L OBP: 0.342, SLG: 0.445			K				BB		G4-6-3	3	0	0	0	1	2	2						
Doug DeCinces, R OBP: 0.312, SLG: 0.420				F4			L6-4			3	0	1	0	0	0	2						
Brian Downing, R OBP: 0.347, SLG: 0.313				5-3					3-1	3	0	0	0	0	0	1						
Bobby Grich, R OBP: 0.363, SLG: 0.366			CS	F9			L3		5-3	3	0	0	0	0	0	0						
Bob Boone, R OBP: 0.318, SLG: 0.319				5-3			3-1 1B		F7	3	0	1	0	0	0	0						
Dick Schofield, R OBP: 0.261, SLG: 0.333 Daryl Sconiers, L OBP: 0.333, SLG: 0.353				F8			3-1		4-3 1B 2B	2	0	0	0	0	0	1						
Inning Stats	R: 0 E: 0 K: 0 S: 2	H: 0 LOB: 0 BB: 1 P: 6	R: 0 E: 0 K: 1 S: 5	H: 1 LOB: 0 BB: 0 P: 5	R: 0 E: 0 K: 0 S: 3	H: 0 LOB: 0 BB: 0 P: 3	R: 0 E: 0 K: 0 S: 3	H: 0 LOB: 0 BB: 0 P: 3	R: 0 E: 0 K: 1 S: 5	H: 0 LOB: 0 BB: 0 P: 5	R: 0 E: 0 K: 1 S: 6	H: 1 LOB: 1 BB: 0 P: 6	R: 0 E: 0 K: 0 S: 2	H: 0 LOB: 1 BB: 2 P: 10	R: 0 E: 0 K: 0 S: 3	H: 0 LOB: 0 BB: 0 P: 3	R: 1 E: 0 K: 0 S: 5	H: 3 LOB: 1 BB: 0 P: 5	1B: 4 2B: 2 3B: 0 HR: 0	SF: 0 SAC: 0 DP: 3 HBP: 0	WP: 0 PB: 0 SB: 0 CS: 1	PA: 32
PITCHER	IP	WLS	BF	H	R	ER	SO	BB	IBB	HBP	BLK	WP	HR	S	P	ERA	WHIP					
Mark Gubicza, R ERA: 4.28	8.1	W	29	4	1	1	3	3	0	0	0	0	0	32	44	1.08	0.840					
Dan Quisenberry, R ERA: 3.15	0.2	S	2	1	0	0	0	0	0	0	0	0	0	2	2	0.00	1.500					

Kansas City Royals @ California Angels
Anaheim Stadium, Anaheim, CA
Sat Jun 08 1985, 10:05 PM EDT
Att: 46,393 - Unknown

AB 28
R 1
H 5
RBI 1
BB 3
SO 3
LOB 10



Batter	1	2	3	4	5	6	7	8	9	AB	R	H	RBI	BB	SO	LOB	TOP								
Lonnie Smith, R OBP: 0.337, SLG: 0.272 (1, 7)	G1-6-3		K					K		4	0	1	0	0	2	0	Kansas City Royals @ California Angels Anaheim Stadium, Anaheim, CA Sun Jun 09 1985, 6:33 AM EDT Att: 41,973 - Unknown livebaseballscorecards.com								
Lynn Jones, R OBP: 0.216, SLG: 0.255 (1, 8)	2-3			4-3		F8		6-3		4	0	0	0	0	0	1									
Jorge Orta, L OBP: 0.342, SLG: 0.418 (1, 10)	K			F7				4-3		4	0	1	0	0	1	0									
Steve Balboni, R OBP: 0.311, SLG: 0.444 Willie Wilson, S OBP: 0.305, SLG: 0.429 (9, PR)						K				4	0	3	0	0	1	1									
Frank White, R OBP: 0.277, SLG: 0.435 (1, 4)										0	0	0	0	0	0	0									
Pat Sheridan, L OBP: 0.285, SLG: 0.301 (1, 9)										4	0	1	0	0	1	3									
Greg Pryor, R OBP: 0.286, SLG: 0.325 Dane Iorg, L OBP: 0.238, SLG: 0.308 (9, PH)										4	0	1	0	0	1	2									
John Wathan, R OBP: 0.448, SLG: 0.348 George Brett, L OBP: 0.404, SLG: 0.524 (9, PH)										3	0	1	0	0	0	1									
Onix Concepcion, R OBP: 0.221, SLG: 0.226 (1, 6)										1	0	0	0	0	1	2									
Inning Stats	R: 0 E: 0 K: 1 S: 5	H: 0 LOB: 0 BB: 0 P: 5	R: 0 E: 0 K: 1 S: 6	H: 1 LOB: 1 BB: 0 P: 6	R: 0 E: 0 K: 1 S: 5	H: 0 LOB: 0 BB: 0 P: 5	R: 0 E: 0 K: 0 S: 4	H: 1 LOB: 1 BB: 0 P: 4	R: 0 E: 0 K: 0 S: 3	H: 0 LOB: 1 BB: 1 P: 7	R: 0 E: 0 K: 0 S: 6	H: 2 LOB: 1 BB: 0 P: 6	R: 0 E: 0 K: 0 S: 5	H: 2 LOB: 2 BB: 0 P: 5	R: 0 E: 0 K: 1 S: 9	H: 0 LOB: 0 BB: 0 P: 9		R: 0 E: 0 K: 2 S: 9	H: 2 LOB: 2 BB: 0 P: 9	1B: 8 2B: 0 3B: 0 HR: 0	SF: 0 SAC: 0 DP: 0 HBP: 0	WP: 0 PB: 0 SB: 1 CS: 1	PA: 35		
PITCHER	IP	WLS	BF	H	R	ER	SO	BB	IBB	HBP	BLK	WP	HR	S	P	ERA	WHIP								
Ron Romanick, R ERA: 3.14 (1, 1)	7.0	W	27	6	0	0	4	1	0	0	0	0	0	34	38	0.00	1.000								
Donnie Moore, R ERA: 1.75 (8, 1)	2.0	S	8	2	0	0	3	0	0	0	0	0	0	14	14	0.00	1.000								

Batter	1	2	3	4	5	6	7	8	9	AB	R	H	RBI	BB	SO	LOB	BOTTOM								
Gary Pettis, S OBP: 0.352, SLG: 0.325 (1, 8)	3-4-3							F9		3	0	0	0	1	1	1	Kansas City Royals @ California Angels Anaheim Stadium, Anaheim, CA Sun Jun 09 1985, 6:33 AM EDT Att: 41,973 - Unknown livebaseballscorecards.com								
Juan Beniquez, R OBP: 0.333, SLG: 0.367 (1, 3)										2	0	1	0	1	0	0									
Brian Downing, R OBP: 0.340, SLG: 0.305 (1, 7)										4	0	0	0	0	1	5									
Doug DeCinces, R OBP: 0.310, SLG: 0.415 (1, 5)										4	0	1	0	0	0	0									
Mike Brown, R OBP: 0.276, SLG: 0.333 (1, 9)										4	1	1	0	0	0	1									
Reggie Jackson, L OBP: 0.342, SLG: 0.439 (1, 10)										2	0	0	0	1	1	0									
Bob Boone, R OBP: 0.318, SLG: 0.319 (1, 2)										3	0	1	1	0	0	0									
Bobby Grich, R OBP: 0.358, SLG: 0.360 (1, 4)										3	0	0	0	0	0	2									
Dick Schofield, R OBP: 0.268, SLG: 0.340 (1, 6)										3	0	2	0	0	0	2									
Inning Stats	R: 0 E: 0 K: 0 S: 2	H: 0 LOB: 0 BB: 0 P: 3	R: 0 E: 0 K: 1 S: 5	H: 0 LOB: 0 BB: 0 P: 5	R: 0 E: 0 K: 1 S: 7	H: 2 LOB: 3 BB: 1 P: 11	R: 1 E: 0 K: 0 S: 5	H: 2 LOB: 2 BB: 1 P: 9	R: 0 E: 0 K: 0 S: 4	H: 0 LOB: 0 BB: 0 P: 8	R: 0 E: 0 K: 0 S: 3	H: 0 LOB: 0 BB: 0 P: 3	R: 0 E: 0 K: 0 S: 4	H: 1 LOB: 1 BB: 0 P: 4	R: 0 E: 0 K: 0 S: 4	H: 1 LOB: 1 BB: 0 P: 4		R: 0 E: 0 K: 0 S: 4	H: 1 LOB: 1 BB: 0 P: 4	1B: 6 2B: 0 3B: 0 HR: 0	SF: 0 SAC: 0 DP: 2 HBP: 1	WP: 0 PB: 0 SB: 0 CS: 0	PA: 32		
PITCHER	IP	WLS	BF	H	R	ER	SO	BB	IBB	HBP	BLK	WP	HR	S	P	ERA	WHIP								
Danny Jackson, L ERA: 3.34 (1, 1)	8.0	L	32	6	1	1	3	3	0	1	0	0	0	34	47	1.12	1.125								

Batter	1	2	3	4	5	6	7	8	9	AB	R	H	RBI	BB	SO	LOB	TOP			
Oddibe McDowell, L OBP: 0.215, SLG: 0.271	G3		SF8 1-3 2B		G3		K			4	0	1	0	0	1	1	Texas Rangers @ California Angels Anaheim Stadium, Anaheim, CA Mon Jun 10 1985, 10:05 PM EDT Att: 19,687 - Unknown			
Toby Harrah, R OBP: 0.485, SLG: 0.382	F8		F9				6-3			2	0	0	0	1	0	2				
Tom Dunbar, L OBP: 0.345, SLG: 0.327										1	0	0	0	0	0	0				
Alan Bannister, R (7, PH)										0	0	0	0	0	0	0				
Buddy Bell, R OBP: 0.333, SLG: 0.395	F9		SF8		E6			F7		3	0	0	1	0	0	2				
Larry Parrish, R OBP: 0.306, SLG: 0.425		K	K		K			F9		4	0	0	0	0	3	4				
Gary Ward, R OBP: 0.325, SLG: 0.397	L9				K			F9		4	0	0	0	0	1	3				
Cliff Johnson, R OBP: 0.345, SLG: 0.444										4	0	2	0	0	1	0				
Pete O'Brien, L OBP: 0.281, SLG: 0.327										4	0	1	0	0	1	1				
Don Slaught, R OBP: 0.282, SLG: 0.352										4	0	1	0	0	0	3				
Curtis Wilkerson, S OBP: 0.310, SLG: 0.336										4	1	2	0	0	0	2				
Inning Stats	R: 0 E: 0 K: 0 S: 3	H: 0 LOB: 0 BB: 0 P: 3	R: 0 E: 1 K: 1 S: 7	H: 2 LOB: 2 BB: 0 P: 7	R: 1 E: 0 K: 1 S: 7	H: 2 LOB: 1 BB: 0 P: 7	R: 0 E: 1 K: 0 S: 4	H: 0 LOB: 1 BB: 0 P: 4	R: 0 E: 0 K: 2 S: 9	H: 0 LOB: 0 BB: 0 P: 7	R: 0 E: 0 K: 1 S: 5	H: 0 LOB: 0 BB: 0 P: 5	R: 0 E: 0 K: 0 S: 3	H: 0 LOB: 0 BB: 0 P: 3	R: 0 E: 0 K: 0 S: 4	H: 2 LOB: 1 BB: 0 P: 4	1B: 6 2B: 1 3B: 0 HR: 0	SF: 1 SAC: 0 DP: 1 HBP: 0	WP: 0 PB: 0 SB: 0 CS: 0	PA: 36
PITCHER Kirk McCaskill, R ERA: 5.0	IP: 9.0 WLS: W BF: 36 H: 7 R: 1 ER: 1 SO: 7 BB: 1 IBB: 0 HBP: 0 BLK: 0 WP: 0 HR: 0 S: 49 P: 53 ERA: 1.00 WHIP: 0.889																			

Batter	1	2	3	4	5	6	7	8	9	AB	R	H	RBI	BB	SO	LOB	BOTTOM			
Gary Pettis, S OBP: 0.353, SLG: 0.329	6-3	E4 1B	K							4	2	1	0	1	1	2	Texas Rangers @ California Angels Anaheim Stadium, Anaheim, CA Mon Jun 10 1985, 10:05 PM EDT Att: 19,687 - Unknown			
Juan Beniquez, R OBP: 0.347, SLG: 0.411										5	3	4	1	0	0	1				
Brian Downing, R OBP: 0.337, SLG: 0.310										4	1	1	2	0	0	2				
Doug DeCinces, R OBP: 0.313, SLG: 0.409										4	0	1	1	1	2	2				
Mike Brown, R OBP: 0.296, SLG: 0.377										5	0	3	3	0	0	2				
Reggie Jackson, L OBP: 0.339, SLG: 0.430										3	0	0	0	1	2	4				
Bob Boone, R OBP: 0.317, SLG: 0.313	F7									3	0	0	0	1	0	2				
Dick Schofield, R OBP: 0.262, SLG: 0.331										4	0	0	0	0	0	1				
Rob Wilfong, L OBP: 0.258, SLG: 0.221										3	2	1	1	1	0	1				
Inning Stats	R: 2 E: 0 K: 1 S: 8	H: 3 LOB: 2 BB: 1 P: 12	R: 3 E: 1 K: 1 S: 9	H: 3 LOB: 2 BB: 1 P: 13	R: 0 E: 0 K: 1 S: 5	H: 0 LOB: 1 BB: 1 P: 9	R: 1 E: 0 K: 1 S: 6	H: 1 LOB: 1 BB: 1 P: 10	R: 1 E: 0 K: 0 S: 5	H: 2 LOB: 1 BB: 0 P: 5	R: 0 E: 0 K: 0 S: 4	H: 1 LOB: 1 BB: 0 P: 4	R: 0 E: 0 K: 0 S: 3	H: 0 LOB: 0 BB: 0 P: 3	R: 1 E: 0 K: 1 S: 6	H: 1 LOB: 1 BB: 1 P: 10	1B: 3 2B: 5 3B: 2 HR: 1	SF: 1 SAC: 0 DP: 0 HBP: 0	WP: 0 PB: 2 SB: 0 CS: 0	PA: 41
PITCHER Mike Mason, L ERA: 5.08	IP: 5.0 WLS: L BF: 29 H: 9 R: 7 ER: 3 SO: 4 BB: 3 IBB: 1 HBP: 0 BLK: 0 WP: 0 HR: 1 S: 33 P: 49 ERA: 5.40 WHIP: 2.400																			
Greg Harris, R ERA: 1.59	(6, 1)	1.0	4	1	0	0	0	0	0	0	0	4	4	0.00	1.000					
Dave Schmidt, R ERA: 2.38	(7, 1)	1.0	3	0	0	0	0	0	0	0	3	3	0.00	0.000						
Dave Stewart, R ERA: 5.55	(8, 1)	1.0	5	1	1	1	1	1	0	0	6	10	9.00	2.000						


Batter	1	2	3	4	5	6	7	8	9	AB	R	H	RBI	BB	SO	LOB	TOP								
Oddibe McDowell, L OBP: 0.224, SLG: 0.311 (1, 8)										5	1	2	1	0	0	2	Texas Rangers @ California Angels Anaheim Stadium, Anaheim, CA Tue Jun 11 1985, 10:05 PM EDT Att: 22,693 - Unknown								
Toby Harrah, R OBP: 0.464, SLG: 0.375 (1, 4)										3	0	0	0	1	1	2									
Buddy Bell, R OBP: 0.330, SLG: 0.390 (1, 5)										5	0	1	1	0	0	3									
Cliff Johnson, R OBP: 0.341, SLG: 0.454 (1, 10)										5	1	1	1	0	0	3									
Gary Ward, R OBP: 0.326, SLG: 0.402 (1, 7)										5	1	2	0	0	1	2									
Larry Parrish, R OBP: 0.305, SLG: 0.437 (1, 9)										4	1	1	1	0	0	1									
Pete O'Brien, L OBP: 0.289, SLG: 0.343 (1, 3)										2	1	1	1	2	1	1									
Don Slaught, R OBP: 0.287, SLG: 0.351 (1, 2)										3	0	1	0	1	0	1									
Curtis Wilkerson, S OBP: 0.315, SLG: 0.341 (1, 6)										4	1	2	0	0	1	2									
Inning Stats	R: 0 E: 0 K: 1 S: 6	H: 1 LOB: 1 BB: 0 P: 6	R: 1 E: 0 K: 1 S: 6	H: 1 LOB: 0 BB: 0 P: 6	R: 0 E: 0 K: 0 S: 4	H: 1 LOB: 1 BB: 0 P: 4	R: 2 E: 1 K: 1 S: 6	H: 2 LOB: 0 BB: 1 P: 10	R: 0 E: 0 K: 1 S: 5	H: 0 LOB: 1 BB: 0 P: 6	R: 1 E: 0 K: 0 S: 5	H: 3 LOB: 2 BB: 1 P: 9	R: 1 E: 0 K: 0 S: 4	H: 1 LOB: 0 BB: 0 P: 4	R: 0 E: 0 K: 0 S: 3	H: 0 LOB: 1 BB: 1 P: 7	R: 1 E: 0 K: 0 S: 5	H: 2 LOB: 2 BB: 1 P: 9	1B: 6 2B: 1 3B: 0 HR: 4	SF: 0 SAC: 0 DP: 0 HBP: 1	WP: 1 PB: 0 SB: 3 CS: 1	PA: 42			
PITCHER	IP	WLS	BF	H	R	ER	SO	BB	IBB	HBP	BLK	WP	HR	S	P	ERA	WHIP								
Urbano Lugo, R ERA: 2.12 (1, 1)	4.0	L	17	5	3	2	3	1	0	0	0	1	2	22	26	4.50	1.500								
Doug Corbett, R ERA: 4.55 (5, 1)	2.0		10	3	1	1	1	1	0	1	0	0	1	10	15	4.50	2.000								
Stu Cliburn, R ERA: 1.65 (7, 1)	3.0		14	3	2	2	0	2	0	0	0	0	1	12	20	6.00	1.667								

AB	36
R	6
H	11
RBI	5
BB	4
SO	4
LOB	17



Batter	1	2	3	4	5	6	7	8	9	AB	R	H	RBI	BB	SO	LOB	BOTTOM								
Ruppert Jones, L OBP: 0.377, SLG: 0.473 (1, 7)										5	0	0	0	0	2	5	Texas Rangers @ California Angels Anaheim Stadium, Anaheim, CA Tue Jun 11 1985, 10:05 PM EDT Att: 22,693 - Unknown								
Rod Carew, L OBP: 0.388, SLG: 0.358 (1, 3)										4	0	0	0	1	0	3									
Juan Beniquez, R OBP: 0.348, SLG: 0.411 (1, 8)										5	0	2	0	0	1	1									
Doug DeCinces, R OBP: 0.316, SLG: 0.409 (1, 5)										5	1	2	0	0	2	3									
Reggie Jackson, L OBP: 0.341, SLG: 0.425 (1, 9)										4	0	1	0	1	1	4									
Brian Downing, R OBP: 0.333, SLG: 0.303 (1, 10)										4	2	0	0	0	1	6									
Rob Wilfong, L OBP: 0.256, SLG: 0.222 (1, 4)										4	0	1	0	0	0	1									
Bob Boone, R OBP: 0.327, SLG: 0.325 (1, 2)										4	0	3	2	0	0	0									
Gary Pettis, S OBP: 0.364, SLG: 0.329 (6, PR)										0	1	0	0	0	0	0									
Jerry Narron, L OBP: 0.315, SLG: 0.431 (9, 2)										0	0	0	0	0	0	0									
Dick Schofield, R OBP: 0.265, SLG: 0.333 (1, 6)										2	0	1	0	0	0	2									
Daryl Sconiers, L OBP: 0.364, SLG: 0.353 (6, PH)										0	0	0	0	1	0	0									
Craig Gerber, L OBP: 0.143, SLG: 0.190 (6, PR) (7, 6)										1	0	0	0	0	0	1									
Inning Stats	R: 0 E: 0 K: 0 S: 5	H: 2 LOB: 2 BB: 0 P: 5	R: 0 E: 0 K: 0 S: 3	H: 0 LOB: 0 BB: 0 P: 3	R: 0 E: 0 K: 0 S: 3	H: 1 LOB: 0 BB: 0 P: 3	R: 2 E: 1 K: 0 S: 6	H: 2 LOB: 2 BB: 1 P: 10	R: 0 E: 0 K: 1 S: 6	H: 1 LOB: 1 BB: 0 P: 6	R: 1 E: 0 K: 1 S: 7	H: 2 LOB: 3 BB: 1 P: 12	R: 0 E: 1 K: 1 S: 6	H: 1 LOB: 1 BB: 0 P: 6	R: 1 E: 0 K: 1 S: 6	H: 1 LOB: 1 BB: 0 P: 6	R: 0 E: 1 K: 3 S: 10	H: 0 LOB: 2 BB: 1 P: 14	1B: 10 2B: 0 3B: 0 HR: 0	SF: 0 SAC: 0 DP: 1 HBP: 1	WP: 0 PB: 0 SB: 1 CS: 1	PA: 42			
PITCHER	IP	WLS	BF	H	R	ER	SO	BB	IBB	HBP	BLK	WP	HR	S	P	ERA	WHIP								
Dave Rozema, R ERA: 5.36 (1, 1)	5.0	W	22	4	2	2	6	2	0	0	0	0	0	23	27	0.00	1.400								
Greg Harris, R ERA: 1.83 (6, 1)	4.0	S	20	4	2	2	6	2	0	1	0	0	0	29	38	4.50	1.500								

AB	38
R	4
H	10
RBI	2
BB	3
SO	7
LOB	26




Batter	1	2	3	4	5	6	7	8	9	AB	R	H	RBI	BB	SO	LOB	TOP										
Oddibe McDowell, L OBP: 0.245, SLG: 0.323 (1, 8)										3	2	2	0	1	1	0	Texas Rangers @ California Angels Anaheim Stadium, Anaheim, CA Wed Jun 12 1985, 10:05 PM EDT Att: 22,874 - Unknown										
Curtis Wilkerson, S OBP: 0.309, SLG: 0.333 Bob Jones, L OBP: 0.265, SLG: 0.211 Bill Stein, R OBP: 0.421, SLG: 0.474 (1, 6) (8, PH) (8, 4)										3	0	0	0	0	2	4											
Buddy Bell, R OBP: 0.329, SLG: 0.393 (1, 5)										4	0	1	1	0	1	1											
Cliff Johnson, R OBP: 0.344, SLG: 0.457 Toby Harrah, R OBP: 0.464, SLG: 0.375 (1, 10) (8, PR)										3	0	1	1	1	0	0											
Gary Ward, R OBP: 0.321, SLG: 0.395 (1, 7)										4	0	0	0	0	1	3											
Larry Parrish, R OBP: 0.304, SLG: 0.433 (1, 9)										4	0	1	0	0	1	0											
Pete O'Brien, L OBP: 0.293, SLG: 0.343 (1, 3)										3	0	1	0	1	1	1											
Don Slaught, R OBP: 0.282, SLG: 0.345 Tom Dunbar, L OBP: 0.339, SLG: 0.320 (1, 2) (9, PH)										3	0	0	0	0	0	2											
Wayne Tolleson, S OBP: 0.364, SLG: 0.388 (1, 4) (8, 6)										4	0	1	0	0	0	2											
Inning Stats	R: 1 E: 0 K: 1 S: 6	H: 2 LOB: 1 P: 10	R: 0 E: 0 K: 1 S: 8	H: 3 LOB: 3 BB: 0 P: 8	R: 0 E: 0 K: 1 S: 5	H: 0 LOB: 0 BB: 0 P: 5	R: 0 E: 0 K: 2 S: 7	H: 0 LOB: 0 BB: 0 P: 7	R: 0 E: 0 K: 1 S: 5	H: 0 LOB: 0 BB: 0 P: 5	R: 0 E: 0 K: 0 S: 3	H: 0 LOB: 1 BB: 1 P: 7	R: 1 E: 0 K: 2 S: 8	H: 1 LOB: 1 BB: 1 P: 12	R: 0 E: 0 K: 0 S: 4	H: 1 LOB: 1 BB: 0 P: 4		1B: 5 2B: 2 3B: 0 HR: 0	SF: 0 SAC: 0 DP: 1 HBP: 0	WP: 0 PB: 0 CS: 0	PA: 36						
PITCHER	IP	WLS	BF	H	R	ER	SO	BB	IBB	HBP	BLK	WP	HR	S	P	ERA	WHIP										
Mike Witt, R ERA: 3.38 Donnie Moore, R ERA: 1.69 (1, 1) (8, 1)	7.2	W	31	6	2	2	8	3	0	0	0	0	0	44	56	2.35	1.174										

Batter	1	2	3	4	5	6	7	8	9	AB	R	H	RBI	BB	SO	LOB	BOTTOM										
Rod Carew, L OBP: 0.391, SLG: 0.364 (1, 3)										4	0	2	2	0	0	0	Texas Rangers @ California Angels Anaheim Stadium, Anaheim, CA Wed Jun 12 1985, 10:05 PM EDT Att: 22,874 - Unknown										
Juan Beniquez, R OBP: 0.346, SLG: 0.404 (1, 8) (9, 7)										3	0	0	0	1	0	1											
Reggie Jackson, L OBP: 0.339, SLG: 0.420 (1, 10)										4	0	1	0	0	0	2											
Doug DeCinces, R OBP: 0.314, SLG: 0.412 (1, 5)										4	0	1	0	0	0	1											
Mike Brown, R OBP: 0.294, SLG: 0.370 (1, 9)										4	1	1	0	0	0	2											
Brian Downing, R OBP: 0.341, SLG: 0.315 Gary Pettis, S OBP: 0.353, SLG: 0.329 (1, 7) (8, PR) (9, 8)										3	0	2	0	1	0	0											
Bob Boone, R OBP: 0.327, SLG: 0.320 (1, 2)										2	1	0	1	1	1	3											
Bobby Grich, R OBP: 0.357, SLG: 0.355 (1, 4)										2	1	0	0	1	0	1											
Dick Schofield, R OBP: 0.261, SLG: 0.327 (1, 6)										3	0	0	0	0	1	2											
Inning Stats	R: 0 E: 0 K: 0 S: 3	H: 0 LOB: 0 BB: 0 P: 3	R: 1 E: 0 K: 0 S: 5	H: 2 LOB: 1 BB: 0 P: 5	R: 0 E: 0 K: 0 S: 3	H: 1 LOB: 0 BB: 0 P: 3	R: 0 E: 0 K: 0 S: 3	H: 1 LOB: 0 BB: 0 P: 3	R: 2 E: 0 K: 1 S: 6	H: 1 LOB: 1 BB: 2 P: 14	R: 0 E: 0 K: 1 S: 6	H: 1 LOB: 2 BB: 1 P: 10	R: 0 E: 0 K: 0 S: 4	H: 1 LOB: 2 BB: 1 P: 8	R: 0 E: 0 K: 0 S: 3	H: 1 LOB: 1 BB: 0 P: 3		1B: 5 2B: 2 3B: 0 HR: 0	SF: 0 SAC: 0 DP: 0 HBP: 0	WP: 0 PB: 1 CS: 1	PA: 35						
PITCHER	IP	WLS	BF	H	R	ER	SO	BB	IBB	HBP	BLK	WP	HR	S	P	ERA	WHIP										
Charlie Hough, R ERA: 3.41 (1, 1)	8.0	L	33	7	3	2	2	4	0	0	0	0	0	33	49	2.25	1.375										

Batter	1	2	3	4	5	6	7	8	9	AB	R	H	RBI	BB	SO	LOB	TOP										
Rudy Law, L OBP: 0.317, SLG: 0.392 Luis Salazar, R OBP: 0.185, SLG: 0.320	0-0 BB S 1B	0-0 2H 1B			0-0 2B		0-0 FC3-6 2B		0-0 L5	4	1	3	1	0	0	1											
Tim Hulett, R OBP: 0.349, SLG: 0.429	0-0 F9	0-3 K			0-3 K		0-0 F9			4	0	0	0	0	2	4											
Harold Baines, L OBP: 0.328, SLG: 0.384	0-3 K		0-0 4-3		0-3 K		0-0 1-H 2B			4	0	1	1	0	2	2											
Greg Walker, L OBP: 0.329, SLG: 0.486	4-0 BB BB		0-0 4-3		0-0 2B 2B		0-3 K			3	1	1	0	1	1	1											
Carlton Fisk, R OBP: 0.333, SLG: 0.556	4-0 1-2 2-3 BB		0-0 L9		0-0 F8		0-0 F9			3	0	0	0	1	0	1											
Oscar Gamble, L OBP: 0.356, SLG: 0.341 Tom Paciorek, R OBP: 0.274, SLG: 0.263	0-3 K		0-0 4-3		0-0 2B		0-0 5-3			3	0	1	1	0	1	3											
Daryl Boston, L OBP: 0.266, SLG: 0.343		0-3 K		0-3 K		0-0 F8		0-0 6-3		4	0	0	0	0	2	1											
Julio Cruz, S OBP: 0.323, SLG: 0.208		0-0 F7		0-0 1-3		0-3 K		0-0 5-3		4	0	0	0	0	1	1											
Ozzie Guillen, L OBP: 0.242, SLG: 0.251		0-0 1B 2B		0-0 4-3		0-0 FC3-6 1B		0-0 4-3		4	1	2	0	0	0	0											
Inning Stats	R: 0 E: 0 K: 2 S: 8	H: 1 LOB: 3 BB: 2 P: 16	R: 1 E: 0 K: 2 S: 9	H: 2 LOB: 1 BB: 0 P: 9	R: 0 E: 0 K: 0 S: 3	H: 0 LOB: 0 BB: 0 P: 3	R: 0 E: 0 K: 1 S: 5	H: 1 LOB: 1 BB: 0 P: 5	R: 0 E: 0 K: 2 S: 7	H: 2 LOB: 1 BB: 0 P: 7	R: 1 E: 0 K: 1 S: 7	H: 2 LOB: 1 BB: 0 P: 7	R: 0 E: 0 K: 0 S: 3	H: 0 LOB: 0 BB: 0 P: 3	R: 0 E: 0 K: 0 S: 3	H: 0 LOB: 0 BB: 0 P: 3	1B: 3 2B: 5 3B: 0 HR: 0	SF: 0 SAC: 0 DP: 0 HBP: 0	WP: 0 PB: 0 SB: 1 CS: 0	PA: 37							
PITCHER	IP	WLS	BF	H	R	ER	SO	BB	IBB	HBP	BLK	WP	HR	S	P	ERA	WHIP										
Kirk McCaskill, R ERA: 4.88	(1, 1)	6.2	L	30	8	3	3	8	2	0	0	0	0	44	52	4.05	1.500										
Pat Clements, L ERA: 3.29	(7, 1)	2.1		7	0	0	0	1	0	0	0	0	0	9	9	0.00	0.000										

Chicago White Sox @ California Angels
Anaheim Stadium, Anaheim, CA
Sat Jun 15 1985, 6:33 AM EDT
Att: 27,206 - Unknown


AB 35
R 3
H 8
RBI 3
BB 2
SO 9
LOB 14



Batter	1	2	3	4	5	6	7	8	9	AB	R	H	RBI	BB	SO	LOB	BOTTOM										
Brian Downing, R OBP: 0.329, SLG: 0.301	0-0 F2		0-3 K		0-3 K			0-0 F5		4	0	0	0	0	2	0											
Juan Beniquez, R OBP: 0.345, SLG: 0.397	0-0 L6			0-0 S 1B		0-0 6-3		0-0 FC6 1B		4	0	2	0	0	0	0											
Doug DeCinces, R OBP: 0.321, SLG: 0.422	0-0 2B			0-3 K		0-0 F8		0-0 FC6		4	0	1	0	0	1	2											
Bobby Grich, R OBP: 0.351, SLG: 0.345	0-0 F9			0-0 F7		0-0 4-3		0-0 L8		4	0	0	0	0	0	2											
Mike Brown, R OBP: 0.283, SLG: 0.345 Rod Carew, L OBP: 0.379, SLG: 0.350		0-0 6-3		0-0 F9		0-0 6-3		0-3 K		3	0	0	0	0	0	1											
Bob Boone, R OBP: 0.331, SLG: 0.313 Jerry Narron, L OBP: 0.307, SLG: 0.418		0-3 K			0-0 2B SF8 1B		4-0 FC4-6 BB		0-0 F7	2	1	1	0	1	1	0											
Reggie Jackson, L OBP: 0.335, SLG: 0.418		0-0 4-3			0-0 SF8 2B		0-0 FC4-6			3	1	1	0	0	0	1											
Dick Schofield, R OBP: 0.255, SLG: 0.316			0-0 5-3		0-0 SF8		0-0 4-3			2	0	0	1	0	0	1											
Gary Pettis, S OBP: 0.347, SLG: 0.326 Rob Wilfong, L OBP: 0.280, SLG: 0.227			0-3 K		0-0 SF7		0-0 F6			1	0	0	1	0	1	0											
Inning Stats	R: 0 E: 0 K: 0 S: 4	H: 1 LOB: 1 BB: 0 P: 4	R: 0 E: 0 K: 1 S: 5	H: 0 LOB: 0 BB: 0 P: 5	R: 0 E: 0 K: 2 S: 7	H: 0 LOB: 0 BB: 0 P: 7	R: 0 E: 0 K: 1 S: 6	H: 1 LOB: 1 BB: 0 P: 6	R: 2 E: 0 K: 1 S: 7	H: 2 LOB: 0 BB: 0 P: 7	R: 0 E: 0 K: 0 S: 3	H: 0 LOB: 0 BB: 0 P: 3	R: 0 E: 0 K: 0 S: 3	H: 0 LOB: 1 BB: 1 P: 7	R: 0 E: 0 K: 0 S: 4	H: 1 LOB: 1 BB: 0 P: 4	R: 0 E: 0 K: 1 S: 5	H: 0 LOB: 0 BB: 0 P: 5	1B: 3 2B: 2 3B: 0 HR: 0	SF: 2 SAC: 0 DP: 0 HBP: 0	WP: 0 PB: 0 SB: 1 CS: 0	PA: 33					
PITCHER	IP	WLS	BF	H	R	ER	SO	BB	IBB	HBP	BLK	WP	HR	S	P	ERA	WHIP										
Floyd Bannister, L ERA: 4.14	(1, 1)	5.0		19	4	2	2	5	0	0	0	0	0	29	29	3.60	0.800										
Dan Spillner, R ERA: 3.29	(6, 1)	1.1	W	5	0	0	0	0	1	0	0	0	0	4	8	0.00	0.750										
Juan Agosto, L ERA: 5.27	(7, 1)	0.2		2	0	0	0	0	0	0	0	0	0	2	2	0.00	0.000										
Bob James, R ERA: 2.09	(8, 1)	2.0	S	7	1	0	0	1	0	0	0	0	0	9	9	0.00	0.500										

Chicago White Sox @ California Angels
Anaheim Stadium, Anaheim, CA
Sat Jun 15 1985, 6:33 AM EDT
Att: 27,206 - Unknown

AB 30
R 2
H 5
RBI 2
BB 1
SO 6
LOB 7




Batter	1	2	3	4	5	6	7	8	9	AB	R	H	RBI	BB	SO	LOB	TOP					
Rudy Law, L OBP: 0.315, SLG: 0.384 (1, 7)	F4		F4			G3		FC5-4 BB		3	0	0	0	1	0	0	Chicago White Sox @ California Angels Anaheim Stadium, Anaheim, CA Sun Jun 16 1985, 6:33 AM EDT Att: 40,212 - Unknown					
Luis Salazar, R OBP: 0.188, SLG: 0.318 (1, 5)	S 1B		L7			F5		FC5-4 1-2		4	0	1	0	0	0	2						
Harold Baines, L OBP: 0.326, SLG: 0.391 (1, 9)	K				G3				4-3 3B	4	1	1	0	0	2	1						
Greg Walker, L OBP: 0.323, SLG: 0.476 (1, 3)	F8				3-1				4-3	4	0	0	1	0	0	1						
Carlton Fisk, R OBP: 0.337, SLG: 0.552 (1, 2)		HBP			F7				3-H 1B	3	0	1	0	0	0	0						
Oscar Gamble, L OBP: 0.350, SLG: 0.333 (1, 10)									G6-4-3 1B	2	0	0	0	0	2	1						
Tom Paciorek, R OBP: 0.267, SLG: 0.256 (7, PH)					K				G6-4-3 1-2	2	0	0	0	0	1	1						
Daryl Boston, L OBP: 0.267, SLG: 0.350 (1, 8)										3	0	1	0	0	1	1						
Julio Cruz, S OBP: 0.323, SLG: 0.211 (1, 4)										3	0	1	0	0	2	2						
Ozzie Guillen, L OBP: 0.238, SLG: 0.247 (1, 6)										3	0	0	0	0	1	2						
Inning Stats	R: 0 E: 0 K: 1 S: 6	H: 1 LOB: 1 BB: 0 P: 6	R: 0 E: 0 K: 2 S: 7	H: 0 LOB: 1 BB: 0 P: 8	R: 0 E: 0 K: 1 S: 5	H: 0 LOB: 0 BB: 0 P: 5	R: 0 E: 0 K: 0 S: 3	H: 0 LOB: 0 BB: 0 P: 3	R: 0 E: 0 K: 2 S: 8	H: 1 LOB: 1 BB: 0 P: 8	R: 0 E: 0 K: 1 S: 5	H: 0 LOB: 0 BB: 0 P: 5	R: 0 E: 0 K: 1 S: 5	H: 0 LOB: 0 BB: 0 P: 5	R: 0 E: 0 K: 1 S: 6	H: 1 LOB: 2 BB: 1 P: 10	R: 1 E: 0 K: 0 S: 4	H: 2 LOB: 0 BB: 0 P: 4	1B: 3 2B: 1 3B: 1 HR: 0	SF: 0 SAC: 0 DP: 1 HBP: 1	WP: 0 PB: 0 SB: 1 CS: 0	PA: 33
PITCHER	IP WLS BF H R ER SO BB IBB HBP BLK WP HR S P ERA WHIP	8.0 W 30 4 1 1 9 1 0 1 0 0 0 0 46 51 1.12 0.625	1.0 S 3 1 0 0 0 0 0 0 0 0 0 0 3 3 0.00 1.000	PITCHER										IP WLS BF H R ER SO BB IBB HBP BLK WP HR S P ERA WHIP								
Urbano Lugo, R ERA: 1.8 (1, 1)											8.0 W 30 4 1 1 9 1 0 1 0 0 0 0 46 51 1.12 0.625											
Donnie Moore, R ERA: 1.6 (9, 1)											1.0 S 3 1 0 0 0 0 0 0 0 0 0 0 3 3 0.00 1.000											

Batter	1	2	3	4	5	6	7	8	9	AB	R	H	RBI	BB	SO	LOB	BOTTOM					
Dick Schofield, R OBP: 0.259, SLG: 0.315 (1, 6)	1B		F7			K		F4		4	0	1	0	1	1	3	Chicago White Sox @ California Angels Anaheim Stadium, Anaheim, CA Sun Jun 16 1985, 6:33 AM EDT Att: 40,212 - Unknown					
Juan Beniquez, R OBP: 0.347, SLG: 0.397 (1, 3)	1B					F7		L5		5	0	2	0	0	0	6						
Doug DeCinces, R OBP: 0.320, SLG: 0.417 (1, 5)	1B							G4-6-3		4	0	1	0	0	1	3						
Doug DeCinces, R OBP: 0.320, SLG: 0.417 (1, 5)	F7							4-3		4	0	1	0	0	1	3						
Mike Brown, R OBP: 0.271, SLG: 0.330 (1, 9)	K					5-3		F8		4	0	0	0	0	1	3						
Mike Brown, R OBP: 0.271, SLG: 0.330 (1, 9)	K							4-3		4	0	0	0	0	1	3						
Reggie Jackson, L OBP: 0.339, SLG: 0.435 (1, 10)	K							5-3		3	2	1	1	1	1	2						
Reggie Jackson, L OBP: 0.339, SLG: 0.435 (1, 10)	K					HR		F5		3	1	1	0	1	2	1						
Bobby Grich, R OBP: 0.354, SLG: 0.344 (1, 4)								1B BB		3	1	1	0	1	2	1						
Bobby Grich, R OBP: 0.354, SLG: 0.344 (1, 4)	K							K		3	1	1	0	1	2	1						
Brian Downing, R OBP: 0.332, SLG: 0.302 (1, 7)								1B FC		3	0	1	0	1	1	1						
Brian Downing, R OBP: 0.332, SLG: 0.302 (1, 7)	K							F5		3	0	1	0	1	1	1						
Bob Boone, R OBP: 0.335, SLG: 0.317 (1, 2)								F9 1B BB		4	0	2	2	0	0	1						
Bob Boone, R OBP: 0.335, SLG: 0.317 (1, 2)	F8							1B		4	0	2	2	0	0	1						
Gary Pettis, S OBP: 0.346, SLG: 0.324 (1, 8)								FC 1B		4	0	1	0	0	0	4						
Gary Pettis, S OBP: 0.346, SLG: 0.324 (1, 8)								F9		4	0	1	0	0	0	4						
Inning Stats	R: 0 E: 0 K: 2 S: 9	H: 2 LOB: 2 BB: 0 P: 9	R: 0 E: 0 K: 2 S: 7	H: 0 LOB: 0 BB: 0 P: 7	R: 0 E: 0 K: 1 S: 6	H: 1 LOB: 1 BB: 0 P: 6	R: 1 E: 0 K: 0 S: 5	H: 2 LOB: 2 BB: 1 P: 9	R: 0 E: 0 K: 1 S: 6	H: 1 LOB: 1 BB: 0 P: 6	R: 1 E: 0 K: 1 S: 6	H: 1 LOB: 3 BB: 3 P: 18	R: 0 E: 0 K: 0 S: 3	H: 0 LOB: 0 BB: 0 P: 3	R: 1 E: 0 K: 0 S: 6	H: 3 LOB: 2 BB: 0 P: 6	R: 1 E: 0 K: 0 S: 6	H: 3 LOB: 2 BB: 0 P: 6	1B: 9 2B: 0 3B: 0 HR: 1	SF: 0 SAC: 0 DP: 1 HBP: 0	WP: 0 PB: 0 SB: 0 CS: 0	PA: 38
PITCHER	IP WLS BF H R ER SO BB IBB HBP BLK WP HR S P ERA WHIP	5.2 L 28 7 2 2 7 4 0 0 0 0 0 10 38 54 3.18 1.941	2.1 10 3 1 1 0 0 0 0 0 0 0 0 10 10 3.86 1.286	PITCHER										IP WLS BF H R ER SO BB IBB HBP BLK WP HR S P ERA WHIP								
Tim Lollar, L ERA: 4.0 (1, 1)											5.2 L 28 7 2 2 7 4 0 0 0 0 0 10 38 54 3.18 1.941											
Dan Spillner, R ERA: 3.33 (6, 1)											2.1 10 3 1 1 0 0 0 0 0 0 0 0 10 10 3.86 1.286											

AB	31
R	1
H	5
RBI	1
BB	1
SO	9
LOB	11

AB	34
R	3
H	10
RBI	3
BB	4
SO	7
LOB	24



Batter	1	2	3	4	5	6	7	8	9	AB	R	H	RBI	BB	SO	LOB	TOP								
Gary Pettis, S OBP: 0.350, SLG: 0.326 (1, 8)	0-0 4-3 S 1B	0-0 L6		0-0 1B G1-2-3	4-0 1-2 BB G6-4-3		0-0 1-3		0-0 FC1-6 G1-6-3	5	1	2	1	1	0	1									
Juan Beniquez, R OBP: 0.341, SLG: 0.389 (1, 3)	0-0 4-3 1-3	0-0 F7		0-0 G1-2-3 1B 1-2 2-3	0-0 G6-4-3 1-2 2-3		0-3 K		0-0 G1-6-3 1-2f	6	0	1	0	0	1	5									
Doug DeCinces, R OBP: 0.333, SLG: 0.429 Craig Gerber, L OBP: 0.143, SLG: 0.190 (1, 5) (8, 5)	0-0 4-3			0-0 FC5-4 1B	0-0 G1-2-3 1B 1-2 2-3 3-H		0-0 1B 1B		0-0 1B WP 1B	5	0	4	2	0	0	0									
Mike Brown, R OBP: 0.287, SLG: 0.344 (1, 9)	0-0 1B 2B 1B			0-0 FC5-4 2B 1-2f	0-0 G1-2-3 1-2 2-3 3-H		0-0 1B HR 1B		0-0 1B 1B	5	3	3	0	0	0	4									
Reggie Jackson, L OBP: 0.351, SLG: 0.467 (1, 10)	0-0 2B 1-3 1B			0-0 F9 2B 1-H	0-0 FC6-4 1B 1-2f		0-0 HR 1B		0-3 K	4	1	3	3	1	1	2									
Bobby Grich, R OBP: 0.350, SLG: 0.346 (1, 4)	0-0 1-3 2B			0-0 F9 2-3	0-0 FC6-4 1-2f		0-0 5-3		0-0 4-3	5	0	1	1	0	0	4									
Brian Downing, R OBP: 0.333, SLG: 0.297 (1, 7)	0-0 4-0 BB			0-0 6-3			0-0 F4 1B BB		0-0 2-3	3	0	0	0	2	0	1									
Bob Boone, R OBP: 0.342, SLG: 0.337 (1, 2)	0-0 L8			0-0 1B 2B	0-0 1B 2B		0-0 1B 2B		0-0 5-3	5	1	3	0	0	0	3									
Dick Schofield, R OBP: 0.267, SLG: 0.323 (1, 6)		0-3 K		0-0 1B 1B	0-0 1B 1B		0-0 6-3		0-0 FC1-6 1B	5	1	3	0	0	1	2									
Inning Stats	R: 2 E: 0 K: 0 S: 7	H: 4 LOB: 3 BB: 1 P: 11	R: 0 E: 0 K: 1 S: 5	H: 0 LOB: 0 BB: 0 P: 5	R: 1 E: 0 K: 0 S: 5	H: 2 LOB: 1 BB: 0 P: 5	R: 2 E: 0 K: 0 S: 7	H: 5 LOB: 3 BB: 1 P: 11	R: 0 E: 0 K: 0 S: 4	H: 2 LOB: 2 BB: 1 P: 8	R: 2 E: 0 K: 0 S: 6	H: 4 LOB: 2 BB: 0 P: 10	R: 0 E: 0 K: 0 S: 9	H: 2 LOB: 0 BB: 0 P: 9	R: 0 E: 0 K: 0 S: 3	H: 0 LOB: 0 BB: 0 P: 3	R: 0 E: 0 K: 0 S: 3	H: 1 LOB: 0 BB: 0 P: 3	1B: 15 2B: 4 3B: 0 HR: 1	SF: 0 SAC: 0 DP: 3 HBP: 0	WP: 1 PB: 0 SB: 1 CS: 0	PA: 47			
PITCHER	IP	WLS	BF	H	R	ER	SO	BB	IBB	HBP	BLK	WP	HR	S	P	ERA	WHIP								
Neal Heaton, L ERA: 4.02 (1, 1)	3.0	L	18	8	5	5	1	1	0	0	0	0	0	19	23	15.00	3.000								
Rich Thompson, R ERA: 3.48 (4, 1)	3.0		18	9	2	2	0	2	1	0	0	0	1	15	27	6.00	3.667								
Bryan Clark, L ERA: 6.14 (7, 1)	3.0		11	3	0	0	2	0	0	0	0	1	0	15	15	0.00	1.000								

California Angels @ Cleveland Indians
Cleveland Municipal Stadium, Cleveland, OH

AB 43
R 7
H 20
RBI 7
BB 4
SO 3
LOB 22



WP: 1 PA: 47
PB: 0
SB: 1
CS: 0

California Angels @ Cleveland Indians
Cleveland Municipal Stadium, Cleveland, OH

AB 36
R 3
H 11
RBI 2
BB 2
SO 4
LOB 21



WP: 0 PA: 38
PB: 1
SB: 1
CS: 0

Batter	1	2	3	4	5	6	7	8	9	AB	R	H	RBI	BB	SO	LOB	BOTTOM								
Brett Butler, L OBP: 0.356, SLG: 0.442 (1, 8)	4-0 1B G3-6-3 BB		0-0 4-3		0-0 3-1		4-0 PB BB		0-0 F8	3	1	0	0	2	0	1									
Julio Franco, R OBP: 0.357, SLG: 0.394 (1, 6)	0-0 1-3 1B		0-0 F9			0-0 FC1-4 1B	0-0 6-3		0-0 5-3	5	0	2	0	0	0	3									
Mike Hargrove, L OBP: 0.357, SLG: 0.286 (1, 3)	0-0 G3-6-3 1-2f 3-H		0-0 L4			0-0 FC1-4 1B		0-0 FC6-4 1B		4	0	2	0	0	0	1									
Brook Jacoby, R OBP: 0.345, SLG: 0.447 (1, 5)	0-0 1B 2B			0-0 4-3		0-3 K		0-3 K		4	1	1	0	0	2	3									
Pat Tabler, R OBP: 0.345, SLG: 0.393 (1, 10)	0-0 FC4-6 2-H 1B			0-0 1B		0-0 FC1-4 FC4-6 1-2f 2-3		0-0 FC6-4 2B		4	1	2	1	0	0	3									
Tony Bemazzard, S OBP: 0.380, SLG: 0.462 (1, 4)	0-0 FC4-6 1-2f			0-0 F8		0-0 FC4-6 1-2f		0-0 1B 1-H		4	0	1	1	0	0	4									
George Vukovich, L OBP: 0.314, SLG: 0.326 (1, 9)		0-0 G5-4-3 1B		0-0 F7		0-0 FC5-4 1B		0-0 F7		4	0	2	0	0	0	2									
Joe Carter, R OBP: 0.276, SLG: 0.321 (1, 7)		0-0 G5-4-3 1-2f		0-0 F7		0-0 FC5-4 PB S		0-0 1B		4	0	1	0	0	0	2									
Jerry Willard, L OBP: 0.325, SLG: 0.371 (1, 2)		0-0 4-3		0-3 K		0-0 F7		0-3 K		4	0	0	0	0	2	2									
Inning Stats	R: 2 E: 0 K: 0 S: 5	H: 3 LOB: 1 BB: 1 P: 9	R: 0 E: 0 K: 0 S: 3	H: 1 LOB: 0 BB: 0 P: 3	R: 0 E: 0 K: 0 S: 3	H: 0 LOB: 0 BB: 0 P: 3	R: 0 E: 0 K: 0 S: 4	H: 1 LOB: 1 BB: 0 P: 4	R: 0 E: 0 K: 1 S: 5	H: 0 LOB: 0 BB: 0 P: 5	R: 0 E: 0 K: 1 S: 7	H: 2 LOB: 2 BB: 0 P: 7	R: 0 E: 0 K: 0 S: 4	H: 1 LOB: 1 BB: 1 P: 8	R: 1 E: 0 K: 1 S: 7	H: 2 LOB: 1 BB: 0 P: 7	R: 0 E: 0 K: 1 S: 6	H: 1 LOB: 1 BB: 0 P: 6	1B: 9 2B: 2 3B: 0 HR: 0	SF: 0 SAC: 0 DP: 2 HBP: 0	WP: 0 PA: 38 PB: 1 SB: 1 CS: 0				
PITCHER	IP	WLS	BF	H	R	ER	SO	BB	IBB	HBP	BLK	WP	HR	S	P	ERA	WHIP								
Mike Witt, R ERA: 3.39 (1, 1)	7.2	W	33	10	3	3	3	2	0	0	0	0	0	37	45	3.52	1.565								
Donnie Moore, R ERA: 1.55 (8, 1)	1.1		5	1	0	0	1	0	0	0	0	0	0	7	7	0.00	0.750								

California Angels @ Cleveland Indians
Cleveland Municipal Stadium, Cleveland, OH

AB 36
R 3
H 11
RBI 2
BB 2
SO 4
LOB 21



WP: 0 PA: 38
PB: 1
SB: 1
CS: 0

Tue Jun 18 1985, 7:05 PM EDT
Att: 5,891 - Unknown

livebaseballscores.com


AB 43

Batter	1	2	3	4	5	6	7	8	9	AB	R	H	RBI	BB	SO	LOB	TOP			
Gary Pettis, S OBP: 0.348, SLG: 0.325 (1, 8)										4	0	1	0	0	1	0	California Angels @ Cleveland Indians Cleveland Municipal Stadium, Cleveland, OH Wed Jun 19 1985, 7:05 PM EDT Att: 6,346 - Unknown			
Rod Carew, L OBP: 0.368, SLG: 0.339 (1, 3)										4	0	0	0	0	1	1				
Juan Beniquez, R OBP: 0.341, SLG: 0.389 (1, 7)										3	0	1	0	0	1	0				
Doug DeCinces, R OBP: 0.328, SLG: 0.421 (1, 5)										3	0	0	0	0	0	2				
Daryl Sconiers, L OBP: 0.400, SLG: 0.391 (1, 10)										3	0	1	0	0	0	0				
Reggie Jackson, L OBP: 0.345, SLG: 0.458 (1, 9)										3	0	0	0	0	2	1				
Bobby Grich, R OBP: 0.345, SLG: 0.340 (1, 4)										3	0	0	0	0	1	1				
Bob Boone, R OBP: 0.337, SLG: 0.331 (1, 2)										3	0	0	0	0	0	1				
Dick Schofield, R OBP: 0.264, SLG: 0.319 Ruppert Jones, L (9, PH) OBP: 0.371, SLG: 0.459 (1, 6)										2	0	0	0	0	1	0				
Inning Stats	R: 0 E: 0 K: 1 S: 6	H: 2 LOB: 1 BB: 0 P: 6	R: 0 E: 0 K: 2 S: 8	H: 1 LOB: 1 BB: 0 P: 8	R: 0 E: 0 K: 1 S: 5	H: 0 LOB: 0 BB: 0 P: 5	R: 0 E: 0 K: 0 S: 3	H: 0 LOB: 0 BB: 0 P: 3	R: 0 E: 0 K: 1 S: 5	H: 0 LOB: 0 BB: 0 P: 3	R: 0 E: 0 K: 1 S: 5	H: 0 LOB: 0 BB: 0 P: 5	R: 0 E: 0 K: 0 S: 3	H: 0 LOB: 0 BB: 0 P: 3	R: 0 E: 0 K: 1 S: 5	H: 0 LOB: 0 BB: 0 P: 5	1B: 3 2B: 0 3B: 0 HR: 0	SF: 0 SAC: 0 DP: 1 HBP: 0	WP: 0 PB: 0 SB: 2 CS: 0	PA: 29
PITCHER Bert Blyleven, R ERA: 3.19 (1, 1)	IP: 9.0 WLS: W BF: 29 H: 3 R: 0 ER: 0 SO: 7 BB: 0 IBB: 0 HBP: 0 BLK: 0 WP: 0 HR: 0 S: 43 P: 43 ERA: 0.00 WHIP: 0.333															PITCHER IP: 9.0 WLS: W BF: 29 H: 3 R: 0 ER: 0 SO: 7 BB: 0 IBB: 0 HBP: 0 BLK: 0 WP: 0 HR: 0 S: 43 P: 43 ERA: 0.00 WHIP: 0.333				

Batter	1	2	3	4	5	6	7	8	9	AB	R	H	RBI	BB	SO	LOB	BOTTOM			
Brett Butler, L OBP: 0.351, SLG: 0.435 (1, 8)										4	0	0	0	0	0	1	California Angels @ Cleveland Indians Cleveland Municipal Stadium, Cleveland, OH Wed Jun 19 1985, 7:05 PM EDT Att: 6,346 - Unknown			
Julio Franco, R OBP: 0.355, SLG: 0.396 (1, 6)										4	0	1	0	0	0	0				
Mike Hargrove, L OBP: 0.364, SLG: 0.288 (1, 3)										3	1	1	0	1	1	1				
Brook Jacoby, R OBP: 0.352, SLG: 0.454 (1, 5)										3	1	2	0	1	1	0				
Pat Tabler, R OBP: 0.339, SLG: 0.386 (1, 10)										4	0	0	0	0	1	5				
Tony Bemazard, S OBP: 0.386, SLG: 0.459 (1, 4)										1	0	0	0	3	0	0				
George Vukovich, L OBP: 0.314, SLG: 0.326 (1, 9)										3	0	1	2	0	0	2				
Joe Carter, R OBP: 0.277, SLG: 0.318 (1, 7)										2	0	0	0	1	1	1				
Jerry Willard, L OBP: 0.325, SLG: 0.361 (1, 2)										2	0	0	0	1	0	3				
Inning Stats	R: 0 E: 0 K: 0 S: 5	H: 2 LOB: 2 BB: 0 P: 5	R: 0 E: 0 K: 0 S: 2	H: 0 LOB: 0 BB: 1 P: 6	R: 0 E: 0 K: 1 S: 6	H: 1 LOB: 1 BB: 0 P: 6	R: 0 E: 0 K: 0 S: 2	H: 0 LOB: 2 BB: 2 P: 10	R: 0 E: 0 K: 1 S: 4	H: 0 LOB: 0 BB: 1 P: 8	R: 2 E: 0 K: 1 S: 7	H: 2 LOB: 3 BB: 3 P: 19	R: 0 E: 0 K: 0 S: 3	H: 0 LOB: 0 BB: 0 P: 3	R: 0 E: 0 K: 1 S: 5	H: 0 LOB: 0 BB: 0 P: 5	1B: 3 2B: 2 3B: 0 HR: 0	SF: 0 SAC: 0 DP: 1 HBP: 0	WP: 0 PB: 0 SB: 0 CS: 2	PA: 35
PITCHER Jim Slaton, R ERA: 3.68 Pat Clements, L ERA: 3.18 Stu Cibur, R ERA: 1.6	IP: 5.2 WLS: L BF: 26 H: 5 R: 2 ER: 2 SO: 3 BB: 7 IBB: 0 HBP: 0 BLK: 0 WP: 0 HR: 0 S: 25 P: 53 ERA: 3.18 WHIP: 2.118															PITCHER IP: 1.1 WLS: L BF: 4 H: 0 R: 0 ER: 0 SO: 0 BB: 0 IBB: 0 HBP: 0 BLK: 0 WP: 0 HR: 0 S: 4 P: 4 ERA: 0.00 WHIP: 0.000				
PITCHER Stu Cibur, R ERA: 1.6 (8, 1)	IP: 1.0 WLS: L BF: 3 H: 0 R: 0 ER: 0 SO: 1 BB: 0 IBB: 0 HBP: 0 BLK: 0 WP: 0 HR: 0 S: 5 P: 5 ERA: 0.00 WHIP: 0.000															PITCHER IP: 1.0 WLS: L BF: 3 H: 0 R: 0 ER: 0 SO: 1 BB: 0 IBB: 0 HBP: 0 BLK: 0 WP: 0 HR: 0 S: 5 P: 5 ERA: 0.00 WHIP: 0.000				

Batter	1	2	3	4	5	6	7	8	9	AB	R	H	RBI	BB	SO	LOB	TOP										
Gary Pettis, S OBP: 0.346, SLG: 0.320 (1, 8)	0-3 K	4-0 BB BB		0-3 K			0-0 6-3			3	0	0	0	1	2	0	California Angels @ Cleveland Indians Cleveland Municipal Stadium, Cleveland, OH Thu Jun 20 1985, 7:05 PM EDT Att: 6,346 - Unknown										
Rod Carew, L OBP: 0.372, SLG: 0.333 (1, 3)	0-0 4-3	4-0 BB BB		0-0 6-3			4-0 BB BB			2	0	0	0	2	0	0											
Daryl Sconiers, L OBP: 0.382, SLG: 0.346 (1, 10)	0-0 4-3	4-0 BB BB		0-3 K			0-0 G3-6-3 BB			3	0	0	1	1	1	1											
Doug DeCinces, R OBP: 0.326, SLG: 0.423 (1, 5)		HR 2B				0-0 5-3				4	1	1	0	0	1	3											
Reggie Jackson, L OBP: 0.348, SLG: 0.474 Mike Brown, R OBP: 0.287, SLG: 0.344 (8, 9)		2H HR		4-3 SH5-4 BB		0-0 F7				3	1	1	2	1	0	0											
Rob Wilfong, L OBP: 0.254, SLG: 0.221 (1, 4)		6-3		SH5-4 1-2		0-3 K				0	0	0	0	0	0	0											
Ruppert Jones, L OBP: 0.368, SLG: 0.453 (1, 7)		6-3		4-3		0-3 K				4	1	1	0	0	2	1											
Bob Boone, R OBP: 0.335, SLG: 0.326 (1, 2)		F9 1B		2-3		0-0 2-3				3	0	0	0	1	0	1											
Dick Schofield, R OBP: 0.284, SLG: 0.323 (1, 6)		F9 BB 2B		F9		0-0 F8				4	1	1	1	0	0	2											
Inning Stats	R: 0 E: 0 K: 1 S: 5	H: 0 LOB: 0 BB: 0 P: 5	R: 4 E: 0 K: 0 S: 7	H: 4 LOB: 3 BB: 3 P: 19	R: 0 E: 0 K: 0 S: 3	H: 0 LOB: 0 BB: 2 P: 11	R: 0 E: 0 K: 2 S: 7	H: 0 LOB: 0 BB: 0 P: 7	R: 0 E: 0 K: 1 S: 5	H: 0 LOB: 0 BB: 0 P: 5	R: 0 E: 0 K: 0 S: 2	H: 0 LOB: 0 BB: 1 P: 6	R: 0 E: 0 K: 1 S: 5	H: 0 LOB: 0 BB: 0 P: 5	R: 0 E: 0 K: 1 S: 5	H: 0 LOB: 0 BB: 0 P: 5	1B: 1 2B: 2 3B: 0 HR: 1	SF: 0 SAC: 1 DP: 1 HBP: 0	WP: 0 PB: 0 SB: 1 CS: 0	PA: 36							
PITCHER	IP	WLS	BF	H	R	ER	SO	BB	IBB	HBP	BLK	WP	HR	S	P	ERA	WHIP										
Don Schulze, R ERA: 6.75 (1, 1)	1.2	L	10	4	4	4	1	1	0	0	0	0	1	11	15	21.60	3.000										
Jamie Easterly, L ERA: 2.04 (2, 1)	1.0		7	0	0	0	0	4	0	0	0	0	0	3	19	0.00	4.000										
Jeff Barkley, R ERA: 3.52 (3, 1)	5.1		16	0	0	0	5	1	0	0	0	0	0	25	29	0.00	0.188										
Tom Waddell, R ERA: 3.63 (9, 1)	1.0		3	0	0	0	1	0	0	0	0	0	0	5	5	0.00	0.000										

AB	29
R	4
H	4
RBI	4
BB	6
SO	7
LOB	8



Batter	1	2	3	4	5	6	7	8	9	AB	R	H	RBI	BB	SO	LOB	BOTTOM										
Brett Butler, L OBP: 0.349, SLG: 0.432 (1, 8)	0-0 F9		0-0 S 1B			0-0 F8		0-0 F7		4	0	1	0	0	0	0	California Angels @ Cleveland Indians Cleveland Municipal Stadium, Cleveland, OH Thu Jun 20 1985, 7:05 PM EDT Att: 6,346 - Unknown										
Julio Franco, R OBP: 0.350, SLG: 0.389 (1, 6)	0-0 5-3		0-0 L6-4			0-0 1-3				4	0	0	0	0	0	2											
Mike Hargrove, L OBP: 0.370, SLG: 0.303 (1, 3)	4-0 2B BB		0-0 4-3			0-0 2B				3	0	1	0	1	0	1											
Brook Jacoby, R OBP: 0.354, SLG: 0.457 (1, 5)	0-0 2B					0-0 F8				3	0	1	0	1	0	1											
Pat Tabler, R OBP: 0.333, SLG: 0.379 (1, 10)	0-3 K					0-0 1-3				4	0	0	0	0	1	3											
Tony Bemazzard, S OBP: 0.382, SLG: 0.451 (1, 4)		0-0 4-3		0-0 3-1		0-0 F9				3	0	0	0	0	0	0											
George Vukovich, L OBP: 0.309, SLG: 0.320 (1, 9)		0-0 F8				0-0 F7				3	0	0	0	0	0	0											
Joe Carter, R OBP: 0.273, SLG: 0.312 (1, 7)		0-3 K				0-0 F7				3	0	0	0	0	1	0											
Jerry Willard, L OBP: 0.325, SLG: 0.360 (1, 2)			0-0 L6-4 1B			0-0 4-3				3	0	1	0	0	0	0											
Inning Stats	R: 0 E: 0 K: 1 S: 6	H: 1 LOB: 2 BB: 1 P: 10	R: 0 E: 0 K: 1 S: 5	H: 0 LOB: 0 BB: 0 P: 5	R: 0 E: 0 K: 0 S: 4	H: 2 LOB: 1 BB: 0 P: 4	R: 0 E: 0 K: 0 S: 3	H: 0 LOB: 0 BB: 0 P: 3	R: 0 E: 0 K: 0 S: 4	H: 1 LOB: 1 BB: 0 P: 4	R: 0 E: 0 K: 0 S: 3	H: 0 LOB: 0 BB: 0 P: 3	R: 0 E: 0 K: 0 S: 3	H: 0 LOB: 0 BB: 0 P: 3	R: 0 E: 0 K: 0 S: 3	H: 0 LOB: 1 BB: 1 P: 7	1B: 2 2B: 3 3B: 0 HR: 0	SF: 0 SAC: 0 DP: 1 HBP: 0	WP: 0 PB: 0 SB: 1 CS: 0	PA: 32							
PITCHER	IP	WLS	BF	H	R	ER	SO	BB	IBB	HBP	BLK	WP	HR	S	P	ERA	WHIP										
Ron Romanick, R ERA: 3.02 (1, 1)	9.0	W	32	4	0	0	2	2	0	0	0	0	0	34	42	0.00	0.667										

AB	30
R	0
H	4
RBI	0
BB	2
SO	2
LOB	7



Batter	1	2	3	4	5	6	7	8	9	AB	R	H	RBI	BB	SO	LOB	TOP										
Juan Beniquez, R OBP: 0.352, SLG: 0.399	0-0 SH 1B		0-0 BB 1B		0-0 FC1-5 1B	0-0 BB 1B		0-3 K		5	1	4	1	0	1	0	California Angels @ Chicago White Sox Comiskey Park, Chicago, IL Fri Jun 21 1985, 8:05 PM EDT Att: 33,252 - Unknown										
Dick Schofield, R OBP: 0.285, SLG: 0.323	0-0 SH G6-4-3		0-0 BB 1B		0-0 FC1-5 FC6-4	4-0 BB 1B		0-0 6-3		3	0	1	0	1	0	2											
Brian Downing, R OBP: 0.331, SLG: 0.291	0-3 K		4-0 BB 1B		0-0 L7	0-0 F3			0-0 F4	4	0	0	0	1	1	6											
Doug DeCinces, R OBP: 0.328, SLG: 0.437	0-0 G6-4-3		4-0 BB		0-0 FC6-4			0-0 E6 SH1-4		4	1	1	2	1	0	4											
Bob Boone, R OBP: 0.328, SLG: 0.318		0-3 K	0-0 F3			0-0 5-3	0-0 SH1-4		0-0 F9	4	0	0	0	0	1	3											
Reggie Jackson, L OBP: 0.350, SLG: 0.474		0-0 F8		0-3 K		0-0 3B	4-0 IBB		0-0 F7	4	1	1	0	1	1	0											
Bobby Grich, R OBP: 0.344, SLG: 0.335		0-0 F9		0-0 G3		4-0 3B BB	0-0 F8			3	1	0	0	1	0	2											
Mike Brown, R OBP: 0.286, SLG: 0.360			0-3 K	0-0 1-3		0-0 1B 3B	0-3 K			4	1	1	2	0	2	2											
Gary Pettis, S OBP: 0.349, SLG: 0.323			0-0 CS 1B		0-0 FC1-5 1B	0-3 K		0-3 K		4	0	2	0	0	2	1											
Inning Stats	R: 0 E: 0 K: 1 S: 6	H: 1 LOB: 1 BB: 0 P: 6	R: 0 E: 0 K: 1 S: 5	H: 0 LOB: 0 BB: 0 P: 5	R: 1 E: 0 K: 1 S: 7	H: 3 LOB: 3 BB: 2 P: 15	R: 0 E: 0 K: 1 S: 5	H: 0 LOB: 0 BB: 0 P: 5	R: 0 E: 0 K: 1 S: 5	H: 2 LOB: 2 BB: 0 P: 5	R: 3 E: 0 K: 1 S: 8	H: 3 LOB: 2 BB: 2 P: 16	R: 0 E: 1 K: 1 S: 6	H: 0 LOB: 2 BB: 1 P: 10	R: 0 E: 2 K: 2 S: 7	H: 0 LOB: 0 BB: 0 P: 7		R: 1 E: 0 K: 0 S: 4	H: 1 LOB: 0 BB: 0 P: 4	1B: 7 2B: 1 3B: 1 HR: 1	SF: 0 SAC: 2 DP: 1 HBP: 0	WP: 0 PB: 0 CS: 1	PA: 42				
PITCHER	IP	WLS	BF	H	R	ER	SO	BB	IBB	HBP	BLK	WP	HR	S	P	ERA	WHIP	PITCHER									
Floyd Bannister, L ERA: 4.29	(1, 1)	5.2	L	29	9	4	4	5	4	0	0	0	0	35	51	6.35	2.294										
Gene Nelson, R ERA: 2.83	(6, 1)	3.1		13	1	1	1	3	0	1	0	0	0	1	18	2.70	0.300										

Batter	1	2	3	4	5	6	7	8	9	AB	R	H	RBI	BB	SO	LOB	BOTTOM										
Rudy Law, L OBP: 0.318, SLG: 0.388	0-0 S 1B		0-0 G3		0-0 1B			0-0 G3		4	0	2	0	0	0	2	California Angels @ Chicago White Sox Comiskey Park, Chicago, IL Fri Jun 21 1985, 8:05 PM EDT Att: 33,252 - Unknown										
Tim Lincecum, R OBP: 0.342, SLG: 0.428	0-3 K		0-0 F1		0-0 1B			0-0 L8		4	0	1	0	0	1	3											
Harold Baines, L OBP: 0.333, SLG: 0.408	0-0 5-3		0-0 1B		0-0 F7			0-0 2B		4	0	2	2	0	0	3											
Greg Walker, L OBP: 0.322, SLG: 0.478	0-0 L7		0-0 F7			0-0 L4		0-0 F8		4	0	0	0	0	0	3											
Carlton Fisk, R OBP: 0.312, SLG: 0.520		0-0 5-3		0-0 5-3		0-0 L8			0-3 K	4	0	0	0	0	1	0											
Ron Kittle, R OBP: 0.263, SLG: 0.421		0-0 L4		0-0 6-3		0-3 K			0-0 L6	4	0	0	0	0	1	0											
Daryl Boston, L OBP: 0.277, SLG: 0.359		0-0 4-3		0-0 4-3			0-0 F9			4	0	1	0	0	0	0											
Ozzie Guillen, L OBP: 0.240, SLG: 0.249			0-0 G3 BB 1B		0-0 L8			0-0 5-3		4	1	1	0	0	0	1											
Luis Salazar, R OBP: 0.207, SLG: 0.310			4-0 BB 1B		0-0 4-3					1	1	0	0	1	0	0											
Oscar Gamble, L OBP: 0.358, SLG: 0.341			1-2 BB 1B				0-0 4-3			1	0	0	0	0	0	0											
Scott Fletcher, R OBP: 0.320, SLG: 0.265										0	0	0	0	0	0	0											
Inning Stats	R: 0 E: 0 K: 1 S: 6	H: 1 LOB: 1 BB: 0 P: 6	R: 0 E: 0 K: 0 S: 3	H: 0 LOB: 0 BB: 0 P: 3	R: 2 E: 0 K: 0 S: 5	H: 2 LOB: 1 BB: 1 P: 9	R: 0 E: 0 K: 0 S: 3	H: 0 LOB: 0 BB: 0 P: 3	R: 0 E: 0 K: 1 S: 5	H: 0 LOB: 0 BB: 0 P: 5	R: 0 E: 0 K: 1 S: 3	H: 0 LOB: 0 BB: 0 P: 3	R: 0 E: 0 K: 0 S: 4	H: 1 LOB: 1 BB: 0 P: 4	R: 0 E: 0 K: 1 S: 6	H: 1 LOB: 1 BB: 0 P: 6	1B: 5 2B: 2 3B: 0 HR: 0	SF: 0 SAC: 0 DP: 0 HBP: 0	WP: 0 PB: 0 CS: 0	PA: 35							
PITCHER	IP	WLS	BF	H	R	ER	SO	BB	IBB	HBP	BLK	WP	HR	S	P	ERA	WHIP	PITCHER									
Kirk McCaskill, R ERA: 4.55	(1, 1)	7.2	W	30	6	2	2	2	1	0	0	0	0	33	37	2.35	0.913										
Pat Clements, L ERA: 3.15	(8, 1)	0.1		1	0	0	0	0	0	0	0	0	0	1	1	0.00	0.000										
Donnie Moore, R ERA: 1.51	(9, 1)	1.0	S	4	1	0	0	1	0	0	0	0	0	6	6	0.00	1.000										

Batter	1	2	3	4	5	6	7	8	9	AB	R	H	RBI	BB	SO	LOB	TOP								
Gary Pettis, S OBP: 0.351, SLG: 0.327 (1, 8)	0-0 6-3 E S 1B	0-0 6-3	0-0 1-3 1B		0-3 K		0-0 1B 1B		0-0 F9	6	2	3	0	0	1	2									
Rod Carew, L OBP: 0.373, SLG: 0.336 (1, 3)	0-0 6-3 1-H	0-0 2B 1B		0-3 K	0-3 K		0-0 1B			5	1	2	3	0	2	1									
Daryl Sconiers, L OBP: 0.410, SLG: 0.433 (1, 10)	0-0 4-3	0-0 2B BB		0-0 3B		0-0 1B HR				4	2	2	0	1	1	1									
Reggie Jackson, L OBP: 0.357, SLG: 0.478 Mike Brown, R OBP: 0.297, SLG: 0.419 (1, 9) (4, 9)	0-0 2B E 1B	0-0 1B 2B		0-3 K		0-0 1B HR			3-1	3	1	2	2	0	1	1									
Doug DeCinces, R OBP: 0.338, SLG: 0.436 Dick Schofield, R OBP: 0.261, SLG: 0.313 (1, 5) (7, 6)	0-0 E4 1-H 2B	0-0 1B 2B		0-0 IBB		0-0 HR			6-3	2	1	1	0	2	0	0									
Ruppert Jones, L OBP: 0.369, SLG: 0.479 (1, 7)	0-0 HR	0-0 F9		0-0 L3		0-3 K				5	1	2	1	0	1	4									
Rob Wilfong, L OBP: 0.252, SLG: 0.244 (1, 4)	0-0 G3		0-0 6-3		0-0 HR	0-3 K				5	1	1	1	0	2	1									
Craig Gerber, L OBP: 0.231, SLG: 0.269 (1, 6) (7, 5)		0-0 6-3 1B 1B	0-0 1B 1B		0-0 1B		0-0 3-1			5	1	3	0	0	0	0									
Bob Boone, R OBP: 0.322, SLG: 0.328 Jerry Narron, L OBP: 0.303, SLG: 0.412 (1, 2) (8, 2)		0-0 5-3 1-2	0-0 F7		0-0 F9		0-0 F7		0-3 K	4	0	0	0	0	0	3									
Inning Stats	R: 4 E: 1 K: 0 S: 7	H: 4 LOB: 0 BB: 0 P: 7	R: 3 E: 0 K: 0 S: 6	H: 3 LOB: 2 BB: 2 P: 14	R: 0 E: 0 K: 0 S: 4	H: 2 LOB: 2 BB: 0 P: 4	R: 0 E: 0 K: 2 S: 8	H: 1 LOB: 2 BB: 1 P: 12	R: 1 E: 0 K: 2 S: 9	H: 2 LOB: 1 BB: 0 P: 9	R: 2 E: 0 K: 2 S: 9	H: 2 LOB: 0 BB: 0 P: 9	R: 1 E: 0 K: 1 S: 7	H: 2 LOB: 1 BB: 0 P: 7	R: 0 E: 0 K: 1 S: 6	H: 1 LOB: 1 BB: 0 P: 6	R: 0 E: 0 K: 1 S: 5	H: 0 LOB: 0 BB: 0 P: 5	1B: 10 2B: 3 3B: 1 HR: 3	SF: 0 SAC: 0 DP: 0 HBP: 0	WP: 0 PB: 0 SB: 1 CS: 0	PA: 46			
PITCHER	IP	WLS	BF	H	R	ER	SO	BB	IBB	HBP	BLK	WP	HR	S	P	ERA	WHIP								
Bruce Tanner, R ERA: 6.75 (1, 1)	1.2	L	14	7	7	7	0	1	1	0	0	0	1	12	20	37.80	4.800								
Bob Fallon, L ERA: 8.19 (2, 1)	5.1		25	9	4	4	7	0	1	0	0	0	2	38	42	6.75	1.688								
Bob James, R ERA: 2.03 (8, 1)	1.0		4	1	0	0	1	0	0	0	0	0	0	6	6	0.00	1.000								
Juan Agosto, L ERA: 4.76 (9, 1)	1.0		3	0	0	0	1	0	0	0	0	0	0	5	5	0.00	0.000								

California Angels @ Chicago White Sox
Comiskey Park, Chicago, IL
Sun Jun 23 1985, 4:33 AM EDT
Att: 26,888 - Unknown

AB 43
R 11
H 17
RBI 9
BB 3
SO 9
LOB 13



Batter	1	2	3	4	5	6	7	8	9	AB	R	H	RBI	BB	SO	LOB	BOTTOM								
Rudy Law, L OBP: 0.321, SLG: 0.395 (1, 7)	0-0 6-3		0-0 2B		0-0 4-3		0-0 2B			4	1	2	0	0	0	1									
Tim Lincecum, R OBP: 0.344, SLG: 0.431 (1, 4) (8, 5)	0-0 F8		0-3 K		4-0 BB		0-0 2B			3	0	1	1	1	1	1									
Harold Baines, L OBP: 0.323, SLG: 0.394 Scott Fletcher, R OBP: 0.320, SLG: 0.265 (1, 9) (8, 4)	0-0 4-3			0-0 F7	0-3 K		0-0 F8			4	0	0	0	0	1	3									
Greg Walker, L OBP: 0.320, SLG: 0.481 (1, 3)		0-3 K		0-0 4-3		4-0 FC5-4 BB		0-0 L7		3	0	0	0	1	1	0									
Ron Kittle, R OBP: 0.270, SLG: 0.426 (1, 10)		0-0 FC5-4 1B		0-0 1B		0-3 K		0-0 5-3		4	0	2	0	0	1	1									
Daryl Boston, L OBP: 0.272, SLG: 0.349 (1, 8) (8, 9)		0-3 K		0-0 1B		0-3 K		0-0 5-3		4	0	1	0	0	2	2									
Luis Salazar, R OBP: 0.213, SLG: 0.319 (1, 5) (8, 8)		0-0 FC5-4		0-0 F8		0-0 FC5-4			4-0 FC4-6 BB	3	0	0	0	0	0	4									
Jerry Hairston, S OBP: 0.344, SLG: 0.360 (9, PH)		1-2				1-2				0	0	0	0	1	0	0									
Ozzie Guillen, L OBP: 0.245, SLG: 0.250 (1, 6)			0-0 4-3		0-3 K		0-0 1-3		4-0 FC4-6 BB	4	0	0	0	0	1	1									
Marc Hill, R OBP: 0.260, SLG: 0.143 Oscar Gamble, L OBP: 0.351, SLG: 0.333 (1, 2) (9, PH)			0-3 K		4-0 4-3 BB		0-0 5-3		0-0 8-3	2	0	0	0	1	1	0									
Inning Stats	R: 0 E: 0 K: 0 S: 3	H: 0 LOB: 0 BB: 0 P: 3	R: 0 E: 0 K: 2 S: 8	H: 1 LOB: 1 BB: 0 P: 8	R: 0 E: 0 K: 2 S: 8	H: 1 LOB: 2 BB: 0 P: 8	R: 0 E: 0 K: 0 S: 5	H: 2 LOB: 2 BB: 0 P: 5	R: 0 E: 0 K: 2 S: 7	H: 0 LOB: 1 BB: 1 P: 11	R: 1 E: 0 K: 0 S: 5	H: 2 LOB: 1 BB: 0 P: 5	R: 0 E: 0 K: 0 S: 3	H: 0 LOB: 0 BB: 0 P: 3	R: 0 E: 0 K: 0 S: 2	H: 0 LOB: 0 BB: 1 P: 6	1B: 3 2B: 4 3B: 0 HR: 0	SF: 0 SAC: 0 DP: 1 HBP: 0	WP: 0 PB: 0 SB: 0 CS: 0	PA: 36					
PITCHER	IP	WLS	BF	H	R	ER	SO	BB	IBB	HBP	BLK	WP	HR	S	P	ERA	WHIP								
Mike Witt, R ERA: 3.25 (1, 1)	7.0	W	30	6	1	1	8	3	0	0	0	0	0	43	55	1.29	1.286								
Doug Corbett, R ERA: 4.26 (8, 1)	2.0		6	0	0	0	0	1	0	0	0	0	0	5	9	0.00	0.500								

California Angels @ Chicago White Sox
Comiskey Park, Chicago, IL
Sun Jun 23 1985, 4:33 AM EDT
Att: 26,888 - Unknown

AB 32
R 1
H 6
RBI 1
BB 4
SO 8
LOB 14



Batter	1	2	3	4	5	6	7	8	9	AB	R	H	RBI	BB	SO	LOB	TOP										
Brett Butler, L OBP: 0.347, SLG: 0.429 (1, 8)										4	1	1	0	0	1	1											
Julio Franco, R OBP: 0.341, SLG: 0.373 (1, 6)										3	0	0	0	1	0	1											
Tony Bernazard, S OBP: 0.358, SLG: 0.439 (1, 4)										2	0	0	0	1	0	0											
Brook Jacoby, R OBP: 0.343, SLG: 0.441 (1, 5)										3	0	0	1	0	1	2											
Pat Tabler, R OBP: 0.324, SLG: 0.366 (1, 3)										4	0	1	0	0	1	1											
Carmen Castillo, R OBP: 0.184, SLG: 0.167 (1, 10)										4	0	1	0	0	0	0											
George Vukovich, L OBP: 0.297, SLG: 0.303 (1, 9)										3	0	0	0	0	1	2											
Otis Nixon, S OBP: 0.204, SLG: 0.224 (7, 7)										1	0	0	0	0	0	0											
Joe Carter, R OBP: 0.282, SLG: 0.367 (1, 7)										3	1	1	1	0	0	0											
Jerry Willard, L OBP: 0.344, SLG: 0.373 (1, 2)										3	0	1	0	0	0	0											
Inning Stats	R: 1 E: 0 K: 1 S: 6	H: 1 LOB: 1 BB: 1 P: 10	R: 0 E: 0 K: 0 S: 3	H: 0 LOB: 0 BB: 0 P: 3	R: 0 E: 0 K: 0 S: 3	H: 2 LOB: 2 BB: 0 P: 5	R: 0 E: 0 K: 0 S: 5	H: 0 LOB: 0 BB: 0 P: 3	R: 0 E: 0 K: 1 S: 5	H: 0 LOB: 0 BB: 0 P: 5	R: 0 E: 0 K: 1 S: 5	H: 0 LOB: 0 BB: 0 P: 5	R: 1 E: 0 K: 1 S: 7	H: 2 LOB: 2 BB: 1 P: 11	R: 0 E: 0 K: 0 S: 3	H: 0 LOB: 0 BB: 0 P: 3	1B: 3 2B: 1 3B: 0 HR: 1	SF: 1 SAC: 1 DP: 0 HBP: 0	WP: 0 PB: 0 SB: 0 CS: 0	PA: 34							
PITCHER	IP	WLS	BF	H	R	ER	SO	BB	IBB	HBP	BLK	WP	HR	S	P	ERA	WHIP										
Jim Slaton, R ERA: 3.59 (1, 1)	7.0	L	27	5	2	2	3	1	0	0	0	0	1	32	36	2.57	0.857										
Pat Clements, L ERA: 3.12 (8, 1)	0.1		1	0	0	0	1	0	0	0	0	0	0	3	3	0.00	0.000										
Stu Cliburn, R ERA: 1.64 (8, 1)	1.2		6	0	0	0	0	0	1	0	0	0	0	5	9	0.00	0.000										

Cleveland Indians @ California Angels
Anaheim Stadium, Anaheim, CA
Mon Jun 24 1985, 10:05 PM EDT
Att: 24,218 - Unknown

AB 30
R 2
H 5
RBI 2
BB 2
SO 4
LOB 7



Batter	1	2	3	4	5	6	7	8	9	AB	R	H	RBI	BB	SO	LOB	BOTTOM										
Gary Pettis, S OBP: 0.345, SLG: 0.321 (1, 8)										4	0	0	0	0	2	1											
Rod Carew, L OBP: 0.368, SLG: 0.333 (1, 3)										4	1	1	0	0	0	0											
Juan Beniquez, R OBP: 0.356, SLG: 0.430 (1, 7)										4	0	1	1	0	0	0											
Daryl Sconiers, L OBP: 0.372, SLG: 0.382 (1, 10)										4	0	0	0	0	1	1											
Doug DeCinces, R OBP: 0.338, SLG: 0.434 (1, 5)										3	0	1	0	0	0	1											
Reggie Jackson, L OBP: 0.357, SLG: 0.473 (1, 9)										2	0	0	0	1	2	1											
Rob Wilfong, L OBP: 0.246, SLG: 0.238 (1, 4)										3	0	0	0	0	1	3											
Jerry Narron, L OBP: 0.304, SLG: 0.408 (1, 2)										3	0	1	0	0	2	0											
Craig Gerber, L OBP: 0.214, SLG: 0.250 (1, 6)										2	0	0	0	0	1	1											
Ruppert Jones, L OBP: 0.367, SLG: 0.476 (8, PH)										1	0	0	0	0	1	0											
Dick Schofield, R OBP: 0.261, SLG: 0.313 (9, 6)										0	0	0	0	0	0	0											
Inning Stats	R: 0 E: 0 K: 0 S: 3	H: 0 LOB: 0 BB: 0 P: 3	R: 0 E: 0 K: 1 S: 5	H: 0 LOB: 0 BB: 0 P: 5	R: 0 E: 0 K: 3 S: 10	H: 1 LOB: 1 BB: 0 P: 10	R: 0 E: 0 K: 1 S: 5	H: 0 LOB: 0 BB: 0 P: 5	R: 0 E: 0 K: 2 S: 7	H: 0 LOB: 0 BB: 0 P: 7	R: 1 E: 0 K: 0 S: 5	H: 2 LOB: 2 BB: 1 P: 9	R: 0 E: 0 K: 2 S: 7	H: 0 LOB: 0 BB: 0 P: 7	R: 0 E: 0 K: 0 S: 3	H: 0 LOB: 0 BB: 0 P: 3	1B: 3 2B: 1 3B: 0 HR: 0	SF: 0 SAC: 0 DP: 0 HBP: 0	WP: 0 PB: 0 SB: 0 CS: 1	PA: 31							
PITCHER	IP	WLS	BF	H	R	ER	SO	BB	IBB	HBP	BLK	WP	HR	S	P	ERA	WHIP										
Bert Blyleven, R ERA: 3.03 (1, 1)	9.0	W	31	4	1	1	10	1	0	0	0	0	0	50	54	1.00	0.556										

Cleveland Indians @ California Angels
Anaheim Stadium, Anaheim, CA
Mon Jun 24 1985, 10:05 PM EDT
Att: 24,218 - Unknown

AB 30
R 1
H 4
RBI 1
BB 1
SO 10
LOB 8



Batter	1	2	3	4	5	6	7	8	9	10	11	12	13	AB	R	H	RBI	BB	SO	LOB	TOP			
Brett Butler, L OBP: 0.347, SLG: 0.430 (1.8)														6	1	2	0	0	0	4				
Julio Franco, R OBP: 0.345, SLG: 0.378 (1.8)														5	0	3	1	1	0	1				
Joe Carter, R OBP: 0.274, SLG: 0.356 (9.9)														6	0	0	0	0	1	7				
Brook Jacoby, R OBP: 0.343, SLG: 0.451 (1.5)														6	2	2	1	0	1	2				
Pat Tabler, R OBP: 0.321, SLG: 0.362 (1.3)														5	0	1	0	0	0	2				
Tony Bernazard, S OBP: 0.357, SLG: 0.432 (1.4)															5	0	1	1	1	2				
Carmen Castillo, R OBP: 0.163, SLG: 0.146 (13. PH)														5	0	0	0	0	3	3				
George Vukovich, L OBP: 0.297, SLG: 0.303 (9. PH)														3	0	1	0	0	1	0				
Benny Ayala, R OBP: 0.250, SLG: 0.406 (9.7)														1	0	0	0	0	0					
Olis Nixon, S OBP: 0.196, SLG: 0.216 (9.7)														2	0	0	0	0	0	1				
Jerry Willard, L OBP: 0.347, SLG: 0.360 (1.2)														3	0	0	0	2	1	1				
Inning Stats	R: 1 E: 0 K: 0 S: 5	H: 2 LOB: 1 BB: 0 P: 5	R: 0 E: 0 K: 0 S: 4	H: 1 LOB: 1 BB: 1 P: 8	R: 0 E: 0 K: 0 S: 2	H: 0 LOB: 0 BB: 1 P: 6	R: 0 E: 0 K: 1 S: 6	H: 1 LOB: 1 BB: 0 P: 6	R: 0 E: 0 K: 1 S: 6	H: 0 LOB: 1 BB: 0 P: 6	R: 0 E: 0 K: 0 S: 3	H: 0 LOB: 0 BB: 0 P: 5	R: 0 E: 0 K: 1 S: 6	H: 0 LOB: 2 BB: 1 P: 10	R: 0 E: 0 K: 0 S: 5	H: 0 LOB: 0 BB: 0 P: 7	R: 0 E: 0 K: 1 S: 6	H: 0 LOB: 2 BB: 1 P: 10	R: 1 E: 0 K: 0 S: 5	H: 2 LOB: 1 BB: 0 P: 5	1B: 8 2B: 1 3B: 0 HR: 1	SF: 0 SAC: 1 DP: 1 HBP: 0	WIP: 0 PB: 0 SB: 1 CS: 1	PA: 54
PITCHER	IP	WLS	BF	H	R	ER	SO	BB	IBB	HBP	BLK	WP	HR	S	P	ERA	WHIP							
Ron Romanick, R ERA: 3.0 (1.1)	6.2		29	8	2	2	3	3	0	0	1	0	1	32	44	2.70	1.650							
Doug Corbett, R ERA: 4.09 (7.1)	1.1		5	0	0	0	1	0	0	0	0	0	0	7	7	0.00	0.000							
Pat Clements, L ERA: 3.08 (9.1)	1.0		3	0	0	0	0	0	0	0	0	0	0	3	3	0.00	0.000							
Domie Moore, R ERA: 1.41 (10.1)	3.0		11	0	0	0	4	1	0	0	0	0	0	18	22	0.00	0.333							
Stu Cilburn, R ERA: 1.83 (13.1)	1.0	W	5	2	1	1	0	0	0	0	0	0	0	5	5	9.00	2.000							

Cleveland Indians @ California Angels
Anaheim Stadium, Anaheim, CA
Tue Jun 25 1985, 10:05 PM EDT
Att. 25,610 - Unknown


AB 48
R 3
H 10
RBI 3
BB 4
SO 8
LOB 24



Batter	1	2	3	4	5	6	7	8	9	10	11	12	13	AB	R	H	RBI	BB	SO	LOB	BOTTOM						
Rod Carew, L OBP: 0.372, SLG: 0.333 (1.3)														6	0	2	0	1	0	4							
Juan Beniquez, R OBP: 0.240, SLG: 0.418 (1.8)														6	1	0	0	1	1	5							
Daryl Scorners, L OBP: 0.360, SLG: 0.368 (1.10)														4	0	1	0	0	1	0							
Brian Downing, R OBP: 0.336, SLG: 0.307 (9. PH)														4	1	1	0	3	1	2							
Reggie Jackson, L OBP: 0.364, SLG: 0.473 (1.9)															6	2	0	0	1	2	4						
Doug DeCinces, R OBP: 0.332, SLG: 0.420 (1.5)														6	2	0	0	1	2	4							
Ruppert Jones, L OBP: 0.364, SLG: 0.487 (1.7)														7	1	2	4	0	1	1							
Bobby Grich, R OBP: 0.353, SLG: 0.340 (1.4)														4	0	3	0	0	0	2							
Gary Peltis, S OBP: 0.345, SLG: 0.321 (9. PR)														0	1	0	0	0	0	0							
Jerry Narron, L OBP: 0.321, SLG: 0.417 (10.2)														1	0	1	0	1	0	0							
Craig Gerber, L OBP: 0.226, SLG: 0.258 (1.6)														3	0	1	1	0	0	2							
Mike Brown, R OBP: 0.295, SLG: 0.415 (10. PH)														1	0	0	0	0	2								
Dick Schofield, R OBP: 0.260, SLG: 0.312 (11.6)														1	0	0	0	0	1	1							
Bob Boone, R OBP: 0.325, SLG: 0.328 (1.2)														3	0	1	1	1	0	3							
Rob Wilfong, L OBP: 0.243, SLG: 0.235 (9. PR)														2	0	0	0	0	0	0							
Inning Stats	R: 0 E: 0 K: 0 S: 4	H: 2 LOB: 2 BB: 1 P: 8	R: 0 E: 0 K: 0 S: 5	H: 2 LOB: 0 BB: 0 P: 5	R: 0 E: 0 K: 1 S: 4	H: 1 LOB: 1 BB: 0 P: 6	R: 0 E: 0 K: 0 S: 9	H: 0 LOB: 0 BB: 0 P: 9	R: 0 E: 1 K: 3 S: 5	H: 1 LOB: 1 BB: 0 P: 5	R: 0 E: 0 K: 0 S: 3	H: 0 LOB: 0 BB: 0 P: 3	R: 0 E: 0 K: 0 S: 3	R: 1 E: 1 K: 1 S: 7	H: 2 LOB: 2 BB: 1 P: 11	R: 0 E: 0 K: 2 S: 8	H: 1 LOB: 2 BB: 1 P: 12	R: 0 E: 0 K: 0 S: 4	H: 1 LOB: 2 BB: 0 P: 5	R: 0 E: 0 K: 1 S: 5	H: 0 LOB: 1 BB: 1 P: 9	R: 5 E: 0 K: 0 S: 4	H: 2 LOB: 0 BB: 0 P: 16	1B: 10 2B: 2 3B: 0 HR: 1	SF: 0 SAC: 1 DP: 1 HBP: 1	WIP: 1 PB: 0 SB: 1 CS: 0	PA: 60
PITCHER	IP	WLS	BF	H	R	ER	SO	BB	IBB	HBP	BLK	WP	HR	S	P	ERA	WHIP										
Roy Smith, R ERA: 1.13 (1.1)	8.0		34	8	2	1	4	2	0	0	0	1	0	30	48	1.12	1.250										
Jeff Barkley, R ERA: 3.86 (9.1)	0.2		4	1	0	0	0	0	1	0	0	0	0	3	7	0.00	1.500										
Bryan Clark, L ERA: 5.79 (9.1)	1.0		5	1	0	0	3	1	0	0	0	0	0	10	14	0.00	2.000										
Rich Thompson, R ERA: 3.6 (10.1)	1.0		5	1	0	0	0	0	0	1	0	0	0	4	5	0.00	1.000										
Jamie Easterly, L ERA: 1.98 (11.1)	1.1		5	0	0	0	1	1	0	0	0	0	0	6	10	0.00	0.750										

Cleveland Indians @ California Angels
Anaheim Stadium, Anaheim, CA
Tue Jun 25 1985, 10:05 PM EDT
Att. 25,610 - Unknown

AB 50
R 7
H 13
RBI 7
BB 8
SO 8
LOB 28



Batter	1	2	3	4	5	6	7	8	9	AB	R	H	RBI	BB	SO	LOB	TOP				
Brett Butler, L OBP: 0.344, SLG: 0.424 (1, 8)	4-0 S 1B BB		0-0 1-3		0-0 6-3		0-0 F9		0-0 F8	4	1	0	0	1	0	1					
Julio Franco, R OBP: 0.348, SLG: 0.378 (1, 6)	0-0 4-3		0-0 6-3		0-0 1B		0-0 6-3		0-0 1B	5	0	2	1	0	0	1					
Brook Jacoby, R OBP: 0.340, SLG: 0.446 (1, 5)	0-0 HR 1B		0-3 K		0-0 F3		0-3 K		0-3 K	5	1	1	1	0	3	2					
Pat Tabler, R OBP: 0.320, SLG: 0.364 (1, 3)	0-3 K			0-0 1B 2B		0-0 F7				4	1	1	0	0	2	2					
Andre Thornton, R OBP: 0.212, SLG: 0.207 (1, 10)	0-0 1-H HR			0-3 K		0-0 F6		0-3 K		4	1	1	2	0	2	1					
Tony Bemazzard, S OBP: 0.380, SLG: 0.434 (1, 4)	0-0 3-1			0-0 2B 1B		0-0 1-3		0-0 FC4-6 1B		4	1	2	1	0	0	0					
George Vukovich, L OBP: 0.301, SLG: 0.317 (1, 9)		0-0 4-3		0-0 1-H 2B		0-0 1B 2B		0-0 FC4-6 1-2		4	0	2	1	0	0	1					
Joe Carter, R OBP: 0.278, SLG: 0.359 (1, 7)		0-0 5-3		0-3 K		0-0 1B			0-0 F8 3-1 1B	4	1	2	0	0	1	1					
Jerry Willard, L OBP: 0.333, SLG: 0.344 (1, 2)		0-0 4-3		0-0 L6		0-0 F8			0-0 3-1	4	0	0	0	0	0	4					
Inning Stats	R: 3 E: 0 K: 1 S: 7	H: 2 LOB: 0 BB: 1 P: 11	R: 0 E: 0 K: 0 S: 3	H: 0 LOB: 0 BB: 0 P: 3	R: 0 E: 0 K: 1 S: 5	H: 0 LOB: 0 BB: 0 P: 5	R: 2 E: 0 K: 2 S: 10	H: 3 LOB: 1 BB: 0 P: 10	R: 0 E: 0 K: 0 S: 4	H: 1 LOB: 1 BB: 0 P: 4	R: 0 E: 0 K: 1 S: 5	H: 0 LOB: 0 BB: 0 P: 5	R: 0 E: 0 K: 2 S: 8	H: 1 LOB: 1 BB: 0 P: 8	R: 1 E: 0 K: 1 S: 7	H: 2 LOB: 1 BB: 0 P: 7	1B: 7 2B: 3 3B: 0 HR: 1	SF: 0 SAC: 0 DP: 0 HBP: 0	WP: 0 PB: 0 SB: 1 CS: 0	PA: 39	
PITCHER	IP	WLS	BF	H	R	ER	SO	BB	IBB	HBP	BLK	WP	HR	S	P	ERA	WHIP				
Kirk McCaskill, R ERA: 4.85 (1, 1)	5.2		25	7	5	5	4	1	0	0	0	0	1	32	36	7.94	1.412				
Luis Sanchez, R ERA: 10.8 (6, 1)	3.1	W	14	4	1	1	4	0	0	0	0	0	0	22	22	2.70	1.200				

Cleveland Indians @ California Angels
Anaheim Stadium, Anaheim, CA
Wed Jun 26 1985, 10:05 PM EDT
Att: 28,768 - Unknown

AB 38
R 6
H 11
RBI 6
BB 1
SO 8
LOB 13



Batter	1	2	3	4	5	6	7	8	9	AB	R	H	RBI	BB	SO	LOB	BOTTOM				
Juan Beniquez, R OBP: 0.350, SLG: 0.417 (1, 8) (7, 9)	0-0 5-3		0-0 4-3	4-0 1B 1-2 BB		0-0 SF8				3	0	1	1	1	0	1					
Rod Carew, L OBP: 0.378, SLG: 0.338 (1, 3)	0-0 1-3		0-0 F8	0-0 1-3 2-H 3-H 1B		0-0 BB HR 1B				4	1	2	2	1	0	0					
Doug DeCinces, R OBP: 0.333, SLG: 0.413 (1, 5)	0-0 F8		0-0 BB	0-0 1-3		0-0 HR BB				3	1	0	0	2	0	4					
Reggie Jackson, L OBP: 0.360, SLG: 0.482 (1, 10)		0-3 K	0-3 K		0-3 K		0-0 HR			5	1	1	4	0	4	1					
Brian Downing, R OBP: 0.343, SLG: 0.316 (1, 7) (6, PR) (7, 8)		0-0 1B 1B		0-0 F9 SF8 1B		0-0 F7 1B 1B		0-0 FC4-6 BB		4	1	3	0	0	0	0					
Ruppert Jones, L OBP: 0.370, SLG: 0.490 (1, 9) (7, 7)		0-0 G6-4-3 1B		0-0 1B 1B		0-0 K		0-0 FC4-6 1-2		5	1	3	0	0	1	1					
Bobby Grich, R OBP: 0.350, SLG: 0.333 (1, 4)		0-0 G6-4-3 1-2		0-0 F9				0-0 F3		4	1	0	0	1	0	7					
Craig Gerber, L OBP: 0.235, SLG: 0.273 (1, 6)			0-0 2B 1B		0-0 SF8		0-0 SH3		0-0 F8	2	1	1	1	0	0	0					
Bob Boone, R OBP: 0.333, SLG: 0.342 (1, 2)			0-0 4-3 1-H E 2B		0-0 BB 1B		0-0 BB 1B HR 1B		0-0 F8	4	3	3	1	0	0	0					
Inning Stats	R: 0 E: 0 K: 0 S: 3	H: 0 LOB: 0 BB: 0 P: 3	R: 0 E: 0 K: 1 S: 6	H: 2 LOB: 1 BB: 0 P: 6	R: 2 E: 1 K: 1 S: 7	H: 2 LOB: 1 BB: 1 P: 11	R: 3 E: 0 K: 0 S: 7	H: 4 LOB: 2 BB: 1 P: 11	R: 0 E: 0 K: 2 S: 7	H: 0 LOB: 0 BB: 0 P: 7	R: 5 E: 0 K: 0 S: 8	H: 5 LOB: 2 BB: 2 P: 16	R: 0 E: 0 K: 0 S: 4	H: 1 LOB: 2 BB: 1 P: 8	R: 0 E: 0 K: 1 S: 5	H: 0 LOB: 1 BB: 1 P: 9	1B: 12 2B: 1 3B: 0 HR: 1	SF: 2 SAC: 1 DP: 1 HBP: 0	WP: 0 PB: 0 SB: 0 CS: 0	PA: 43	
PITCHER	IP	WLS	BF	H	R	ER	SO	BB	IBB	HBP	BLK	WP	HR	S	P	ERA	WHIP				
Vern Ruhle, R ERA: 4.57 (1, 1)	3.2		19	7	5	4	2	2	0	0	0	0	0	21	29	9.82	2.455				
Jeff Barkley, R ERA: 4.55 (4, 1)	2.0	L	10	3	3	3	2	1	0	0	0	0	0	13	17	13.50	2.000				
Rich Thompson, R ERA: 3.86 (6, 1)	0.0		1	0	0	0	0	1	0	0	0	0	0	0	4	∞	∞				
Bryan Clark, L ERA: 5.61 (6, 1)	2.1		13	4	2	2	1	2	0	0	0	0	1	13	21	7.71	2.571				

Cleveland Indians @ California Angels
Anaheim Stadium, Anaheim, CA
Wed Jun 26 1985, 10:05 PM EDT
Att: 28,768 - Unknown


AB 34
R 10
H 14
RBI 9
BB 6
SO 5
LOB 14



Batter	1	2	3	4	5	6	7	8	9	10	11	12	13	14	AB	R	H	RBI	BB	SO	LOB	TOP						
Juan Beniquez, R OBP: 0.346, SLG: 0.410 (1, 9)	5-3		FC3-6 FC6-4 1-2r		G3		6-3			G1-4-3 1B		5-3		SH1-4	6	0	1	0	0	0	3							
Rod Carew, L OBP: 0.375, SLG: 0.331 (1, 3)	1-3		F7		F5					G1-4-3 1-2		L7		G6-4-3 IBB	6	0	1	1	1	0	3							
Doug DeCinces, R OBP: 0.327, SLG: 0.403 (1, 5)	5-3		FC6-4		FC6					K				G6-4-3 1B	7	1	1	0	0	1	5							
Daryl Sconiers, L OBP: 0.415, SLG: 0.476 (1, 10)															4	1	3	1	2	1	0							
Ruppert Jones, L OBP: 0.368, SLG: 0.484 (1, 7)		HR			SH1-3 1B					CS BB		SH1-3 BB		1B G4-2-3 1B	4	1	1	0	0	0	3							
Bobby Grich, R OBP: 0.354, SLG: 0.332 (1, 4)		4-3			SH1-3 1-2					F8 1-2		SH1-3 1-2		L4	4	0	1	1	2	1	1							
Gary Pettis, S OBP: 0.348, SLG: 0.318 (1, 8)														1B 1-2 2H	5	0	1	0	1	3	3							
Craig Gerber, L OBP: 0.270, SLG: 0.306 (1, 6)														1B 1-2 2H	3	1	2	0	0	2								
Reggie Jackson, L OBP: 0.358, SLG: 0.479 (9, PH)														1B 1-2 2H	1	0	0	0	0	1	0							
Dick Schofield, R OBP: 0.298, SLG: 0.309 (9, 6)														1B 1-2 2H	2	0	0	0	0	0	5							
Bob Boone, R OBP: 0.338, SLG: 0.345 (1, 2)														1B	4	0	2	0	0	0	0							
Rob Wilfong, L OBP: 0.243, SLG: 0.235 (14, PR)														SH1-4	0	0	0	0	0	0	0							
Jerry Nannon, L OBP: 0.321, SLG: 0.417 (14, 2)														1B	0	0	0	0	0	0	0							
Inning Stats	R: 0 E: 0 K: 0 S: 3	H: 0 LOB: 0 BB: 0 P: 3	R: 1 E: 0 K: 0 S: 3	H: 1 LOB: 1 BB: 2 P: 11	R: 0 E: 0 K: 0 S: 4	H: 1 LOB: 1 BB: 0 P: 4	R: 0 E: 0 K: 2 S: 8	H: 1 LOB: 1 BB: 0 P: 8	R: 1 E: 1 K: 1 S: 5	H: 2 LOB: 1 BB: 0 P: 5	R: 1 E: 1 K: 1 S: 6	H: 1 LOB: 1 BB: 0 P: 6	R: 0 E: 0 K: 0 S: 4	H: 1 LOB: 0 BB: 0 P: 4	R: 0 E: 0 K: 0 S: 2	R: 0 E: 0 K: 2 S: 7	H: 0 LOB: 0 BB: 0 P: 7	R: 0 E: 0 K: 1 S: 6	H: 1 LOB: 1 BB: 2 P: 13	R: 0 E: 0 K: 0 S: 3	H: 0 LOB: 0 BB: 0 P: 3	R: 1 E: 0 K: 0 S: 6	H: 4 LOB: 2 BB: 0 P: 6	R: 0 E: 0 K: 0 S: 3	H: 1 LOB: 2 BB: 1 P: 7	1B: 12 SF: 0 2B: 0 3B: 0 HR: 1	WP: 0 PB: 0 SB: 0 CS: 1	PA: 57
PITCHER	IP 7.0	WLS 29	BF 29	H 7	R 3	ER 3	SO 3	BB 2	IBB 0	HBP 0	BLK 0	WP 0	HR 1	S 33	P 41	ERA 3.23	WHIP 1.286											
Bret Saberhagen, R ERA: 3.23 (8, 1)	4.0	15	1	0	0	4	3	0	0	0	0	0	0	20	32	0.00	1.000											
Joe Beckwith, R ERA: 3.4 (12, 1)	3.0	W	13	5	1	1	0	0	1	0	0	0	0	12	16	3.00	1.667											

California Angels @ Kansas City Royals
Royals Stadium, Kansas City, MO
Fri Jun 28 1985, 8:05 PM EDT
Att. 32,651 - Unknown

AB	46
R	13
H	13
RBI	3
BB	6
SO	7
LOB	25



Batter	1	2	3	4	5	6	7	8	9	10	11	12	13	14	AB	R	H	RBI	BB	SO	LOB	BOTTOM									
Willie Wilson, S OBP: 0.320, SLG: 0.424 (1, 8)	F7		CS S 1B		K					4-3				K	6	0	1	0	1	3	2										
Lonnie Smith, R OBP: 0.331, SLG: 0.319 (1, 7)	K		5-3							6-3					6	0	2	1	1	1	1										
George Brett, L OBP: 0.433, SLG: 0.526 (1, 5)					PO										3	1	3	0	4	0	0										
Jorge Orta, L OBP: 0.317, SLG: 0.384 (1, 10)															3	0	0	0	0	2	4										
Hal McRae, R OBP: 0.364, SLG: 0.481 (8, PH)	F7		K							SH1-4 BB		FC6-4 BB		IBB	2	1	1	2	1	0	3										
Darryl Motley, R OBP: 0.265, SLG: 0.412 (9, 9)														IBB	4	1	3	1	0	1	1										
Frank White, R OBP: 0.284, SLG: 0.371 (1, 4)	G1-4-3														3	0	1	0	0	0	3										
Steve Balboni, R OBP: 0.298, SLG: 0.424 (1, 3)															5	0	0	0	2	2	4										
John Wathan, R OBP: 0.395, SLG: 0.323 (14, PR)														5-3 1B BB	0	1	0	0	0	0	0										
Jim Sundberg, R OBP: 0.297, SLG: 0.432 (1, 2)															7	1	4	0	0	0	3										
Onix Concepcion, R OBP: 0.333, SLG: 0.288 (7, PH)															2	0	0	0	0	0	2										
Dang Iorga, L OBP: 0.224, SLG: 0.267 (8, 6)															1	0	0	0	0	0	1										
Buddy Biancalana, S OBP: 0.204, SLG: 0.204 (13, PH)															2	0	0	0	0	0	1										
Dave Leeper, L OBP: 0.273, SLG: 0.288 (14, 6)															1	0	1	1	0	0	0										
Inning Stats	R: 0 E: 0 K: 1 S: 6	H: 1 LOB: 1 BB: 0 P: 6	R: 0 E: 0 K: 1 S: 4	H: 1 LOB: 2 BB: 1 P: 8	R: 0 E: 0 K: 1 S: 5	H: 1 LOB: 0 BB: 0 P: 9	R: 1 E: 0 K: 1 S: 6	H: 1 LOB: 0 BB: 0 P: 6	R: 0 E: 0 K: 3 S: 5	H: 1 LOB: 1 BB: 0 P: 5	R: 0 E: 0 K: 2 S: 10	H: 1 LOB: 1 BB: 0 P: 10	R: 0 E: 0 K: 0 S: 8	H: 1 LOB: 1 BB: 0 P: 8	R: 2 E: 0 K: 0 S: 7	H: 5 LOB: 2 BB: 0 P: 7	R: 0 E: 0 K: 1 S: 5	H: 0 LOB: 0 BB: 0 P: 5	R: 0 E: 0 K: 1 S: 6	H: 1 LOB: 2 BB: 1 P: 10	R: 0 E: 0 K: 0 S: 3	H: 1 LOB: 3 BB: 3 P: 15	R: 0 E: 0 K: 0 S: 3	H: 0 LOB: 0 BB: 0 P: 3	R: 1 E: 0 K: 1 S: 7	H: 2 LOB: 3 BB: 2 P: 15	R: 1 E: 0 K: 0 S: 3	H: 1 LOB: 1 BB: 1 P: 7	1B: 11 SF: 0 2B: 4 3B: 2 DP: 2 HR: 2	WP: 0 PB: 0 SB: 2 CS: 1	PA: 64
PITCHER	IP 7.1	WLS 29	BF 29	H 7	R 1	ER 1	SO 9	BB 2	IBB 0	HBP 0	BLK 0	WP 0	HR 1	S 45	P 53	ERA 1.23	WHIP 1.227														
Mike Witt, R ERA: 3.13 (8, 1)	0.0	1	1	0	0	0	0	0	0	0	0	0	0	1	1	∞	∞														
Pat Clements, L ERA: 3.27 (8, 1)	2.2	13	5	2	2	2	1	0	0	0	0	0	0	1	16	6.75	2.250														
Donnie Moore, R ERA: 1.82 (11, 1)	3.0	16	3	1	1	1	1	3	2	0	0	0	0	13	33	3.00	2.000														
Stu Cliburn, R ERA: 1.91 (14, 1)	0.2	L	4	1	1	1	0	1	0	0	0	0	0	3	7	13.50	3.000														

California Angels @ Kansas City Royals
Royals Stadium, Kansas City, MO
Fri Jun 28 1985, 8:05 PM EDT
Att. 32,651 - Unknown

AB	53
R	5
H	17
RBI	5
BB	9
SO	12
LOB	30



Batter	1	2	3	4	5	6	7	8	9	AB	R	H	RBI	BB	SO	LOB	TOP					
Mike Brown, R OBP: 0.287, SLG: 0.404 Rod Carew, L OBP: 0.373, SLG: 0.329	F8		6-3		FC5-2		SH1-3	SH1-3	F7	3	0	0	0	0	0	3						
Juan Beniquez, R OBP: 0.347, SLG: 0.407	F8		F8		5-3		1B	1B	IBB	4	2	1	1	1	0	3						
Brian Downing, R OBP: 0.348, SLG: 0.327	F4			F8		F9	1B	1B	1B	5	2	3	2	0	0	0						
Doug DeCinces, R OBP: 0.333, SLG: 0.407		F8				FC6-4	1B	WP	SF7	3	0	2	2	1	0	0						
Bobby Grich, R OBP: 0.355, SLG: 0.333				BB		F9		WP	5-3	5	0	2	1	0	1	4						
Reggie Jackson, L OBP: 0.384, SLG: 0.477		K			F7		FC6-4	1B	IBB	3	0	1	1	2	1	2						
Bob Boone, R OBP: 0.333, SLG: 0.338		FC6-4				FC6-4	1B	G1-2-3		4	0	0	0	0	0	7						
Dick Schofield, R OBP: 0.265, SLG: 0.309						FC6-4	1B		F7	3	1	1	0	1	0	3						
Gary Pettis, S OBP: 0.356, SLG: 0.326			FC4-6					SH1-3	1B	4	2	3	0	1	0	1						
Inning Stats	R: 0 E: 0 K: 0 S: 3	H: 0 LOB: 0 BB: 0 P: 3	R: 0 E: 0 K: 1 S: 6	H: 1 LOB: 1 BB: 0 P: 6	R: 0 E: 0 K: 1 S: 3	H: 0 LOB: 1 BB: 0 P: 4	R: 0 E: 0 K: 1 S: 5	H: 0 LOB: 1 BB: 1 P: 9	R: 0 E: 0 K: 0 S: 3	H: 1 LOB: 2 BB: 1 P: 8	R: 1 E: 0 K: 0 S: 6	H: 3 LOB: 2 BB: 0 P: 6	R: 3 E: 0 K: 0 S: 7	H: 5 LOB: 2 BB: 1 P: 11	R: 3 E: 0 K: 0 S: 6	H: 3 LOB: 1 BB: 2 P: 10	R: 0 E: 0 K: 0 S: 3	H: 0 LOB: 2 BB: 2 P: 11	1B: 12 2B: 1 3B: 0 HR: 0	SF: 1 SAC: 2 DP: 1 HBP: 2	WP: 1 PB: 0 SB: 1 CS: 0	PA: 46
PITCHER	IP WLS BF H R ER SO BB IBB HBP BLK WP HR S P ERA WHIP																					
Bud Black, L ERA: 3.55	(1, 1) 6.1 L 30 8 4 4 2 2 2 0 2 0 0 0 0 30 40 5.68 1.579																					
Michael LaCoss, R ERA: 4.75	(7, 1) 1.0 9 5 3 3 0 0 2 0 0 1 0 7 15 27.00 5.000																					
Mike Jones, L ERA: 4.65	(8, 1) 1.2 7 0 0 0 0 2 2 0 0 0 0 5 13 0.00 1.200																					

California Angels @ Kansas City Royals
Royals Stadium, Kansas City, MO
Sat Jun 29 1985, 8:05 PM EDT
Att: 39,451 - Unknown

AB 35
R 7
H 13
RBI 7
BB 6
SO 2
LOB 25



Batter	1	2	3	4	5	6	7	8	9	AB	R	H	RBI	BB	SO	LOB	BOTTOM			
Willie Wilson, S OBP: 0.325, SLG: 0.419	1-3		F7		6-3			K		4	0	0	0	0	1	1				
Lonnie Smith, R OBP: 0.330, SLG: 0.314	L9		6-3			6-3		WP	1B	3	0	0	0	1	0	0				
George Brett, L OBP: 0.430, SLG: 0.522	4-3		F9			F7		WP	1B	4	0	1	0	0	0	0				
Jorge Orta, L OBP: 0.316, SLG: 0.381		L8		F3		FC5-4	1B	F7		4	0	1	0	0	0	2				
Frank White, R OBP: 0.284, SLG: 0.381				K		FC5-4		6-3		4	1	1	1	0	1	3				
Jim Sundberg, R OBP: 0.296, SLG: 0.429					6-3			F7		4	0	1	0	0	0	0				
Steve Balboni, R OBP: 0.305, SLG: 0.438						F8			FC6-4	3	0	3	0	1	0	0				
Dave Leeper, L OBP: 0.296, SLG: 0.429		F5				F8		L7		4	0	0	0	0	0	5				
Onix Concepcion, R OBP: 0.230, SLG: 0.205						F8				2	0	0	0	0	0	3				
Dane Long, L OBP: 0.220, SLG: 0.261			6-3							1	0	0	0	0	0	1				
Buddy Biancalana, S OBP: 0.204, SLG: 0.204										0	0	0	0	0	0	0				
Hai McRae, R OBP: 0.360, SLG: 0.476									FC6-4	1	0	0	0	0	0	1				
Inning Stats	R: 0 E: 0 K: 0 S: 3	H: 0 LOB: 0 BB: 0 P: 3	R: 1 E: 0 K: 0 S: 6	H: 3 LOB: 2 BB: 0 P: 6	R: 0 E: 0 K: 1 S: 3	H: 0 LOB: 0 BB: 0 P: 3	R: 0 E: 0 K: 1 S: 5	H: 0 LOB: 0 BB: 0 P: 5	R: 0 E: 0 K: 0 S: 4	H: 1 LOB: 1 BB: 0 P: 4	R: 0 E: 0 K: 0 S: 4	H: 1 LOB: 1 BB: 0 P: 4	R: 0 E: 0 K: 0 S: 4	H: 1 LOB: 2 BB: 1 P: 10	R: 0 E: 0 K: 0 S: 3	H: 0 LOB: 1 BB: 1 P: 7	1B: 4 2B: 2 3B: 0 HR: 1	SF: 0 SAC: 0 DP: 0 HBP: 0	WP: 1 PB: 0 SB: 0 CS: 0	PA: 36
PITCHER	IP WLS BF H R ER SO BB IBB HBP BLK WP HR S P ERA WHIP																			
Urbano Lugo, R ERA: 1.8	(1, 1) 9.0 W 36 7 1 1 2 2 2 0 0 0 1 1 38 46 1.00 1.000																			

California Angels @ Kansas City Royals
Royals Stadium, Kansas City, MO
Sat Jun 29 1985, 8:05 PM EDT
Att: 39,451 - Unknown

AB 34
R 1
H 7
RBI 1
BB 2
SO 2
LOB 16



Batter	1	2	3	4	5	6	7	8	9	AB	R	H	RBI	BB	SO	LOB	TOP										
Rod Carew, L OBP: 0.370, SLG: 0.322 (1, 3)	5-3		1-3			G3 BB		K		3	0	0	0	1	1	3	California Angels @ Kansas City Royals Royals Stadium, Kansas City, MO Sun Jun 30 1985, 4:33 AM EDT Att: 33,173 - Unknown livebaseballscorecards.com										
Ruppert Jones, L OBP: 0.395, SLG: 0.497 (1, 9)	K			4-3		G3			HR	4	1	1	1	0	1	1											
Brian Downing, R OBP: 0.342, SLG: 0.321 (1, 7)	6-3			F2		K			6-3	4	0	0	0	0	1	1											
Daryl Sconiers, L OBP: 0.404, SLG: 0.457 (1, 10)		5-3 1B		E3			1-3		F8	4	0	1	0	0	0	0											
Doug DeCinces, R OBP: 0.328, SLG: 0.399 (1, 5)	5-3			4-3			6-3		K	4	0	0	0	0	1	2											
Rob Wilfong, L OBP: 0.238, SLG: 0.230 (1, 4)	L5				F9				F8	3	0	0	0	0	0	1											
Jerry Narron, L OBP: 0.310, SLG: 0.400 (1, 2)	K				6-3				F8	3	0	0	0	0	1	1											
Craig Gerber, L OBP: 0.256, SLG: 0.289 (8, PH)			G3			K2-3				2	0	0	0	0	1	0											
Reggie Jackson, L OBP: 0.356, SLG: 0.480 (8, FR)										1	0	1	0	0	0	0											
Dick Schofield, R OBP: 0.265, SLG: 0.309 (8, 6)										0	0	0	0	0	0	0											
Gary Pettis, S OBP: 0.356, SLG: 0.326 (1, 8)										3	0	1	0	0	2	1											
Juan Beniquez, R OBP: 0.347, SLG: 0.407 (8, 8)						K		K		0	0	0	0	0	0	0											
Inning Stats	R: 0 E: 0 K: 1 S: 5	H: 0 LOB: 0 BB: 0 P: 5	R: 0 E: 0 K: 1 S: 6	H: 1 LOB: 1 BB: 0 P: 6	R: 0 E: 0 K: 0 S: 3	H: 1 LOB: 0 BB: 0 P: 3	R: 0 E: 1 K: 0 S: 4	H: 0 LOB: 1 BB: 0 P: 4	R: 0 E: 0 K: 1 S: 5	H: 0 LOB: 0 BB: 0 P: 5	R: 0 E: 0 K: 2 S: 7	H: 0 LOB: 1 BB: 1 P: 11	R: 0 E: 0 K: 0 S: 3	H: 0 LOB: 0 BB: 0 P: 3	R: 0 E: 0 K: 2 S: 8	H: 1 LOB: 2 BB: 0 P: 8	R: 1 E: 0 K: 1 S: 6	H: 1 LOB: 0 BB: 0 P: 6	1B: 3 2B: 1 3B: 0 HR: 1	SF: 0 SAC: 0 DP: 1 HBP: 0	WP: 0 PB: 0 SB: 1 CS: 0	PA: 32					
PITCHER	IP	WLS	BF	H	R	ER	SO	BB	IBB	HBP	BLK	WP	HR	S	P	ERA	WHIP										
Mark Gubicza, R ERA: 3.91 (1, 1)	8.0	W	28	3	0	0	7	1	0	0	0	0	0	41	45	0.00	0.500										
Dan Quisenberry, R ERA: 2.67 (9, 1)	1.0	S	4	1	1	1	1	0	0	0	0	0	1	6	6	9.00	1.000										

Batter	1	2	3	4	5	6	7	8	9	AB	R	H	RBI	BB	SO	LOB	BOTTOM										
Willie Wilson, S OBP: 0.328, SLG: 0.416 (1, 8)	4-3		G3		F9					4	1	1	0	0	0	2	California Angels @ Kansas City Royals Royals Stadium, Kansas City, MO Sun Jun 30 1985, 4:33 AM EDT Att: 33,173 - Unknown livebaseballscorecards.com										
Lonnie Smith, R OBP: 0.332, SLG: 0.323 (1, 7)			L8			5-3				3	1	1	1	1	0	1											
George Brett, L OBP: 0.428, SLG: 0.517 (1, 5)	F7					4-3				4	0	1	1	0	1	1											
Jorge Orta, L OBP: 0.310, SLG: 0.374 (1, 10)	F8				F9					4	0	0	0	0	0	2											
Steve Balboni, R OBP: 0.302, SLG: 0.433 (1, 3)		F8			4-3					3	0	0	0	0	1	0											
Frank White, R OBP: 0.284, SLG: 0.381 (1, 4)		F8								3	1	1	0	0	1	0											
Lynn Jones, R OBP: 0.242, SLG: 0.281 (1, 9)			E6							2	0	0	0	0	0	0											
John Wathan, R OBP: 0.415, SLG: 0.353 (1, 2)										3	0	2	0	0	0	0											
Onix Concepcion, R OBP: 0.230, SLG: 0.205 (1, 6)										0	0	0	0	0	0	0											
Hal McRae, R OBP: 0.356, SLG: 0.470 (6, PH)			SH1-3							1	0	0	0	0	0	2											
Buddy Biancalana, S OBP: 0.200, SLG: 0.200 (6, 6)										1	0	0	0	0	0	0											
Inning Stats	R: 0 E: 0 K: 0 S: 3	H: 0 LOB: 1 BB: 1 P: 7	R: 0 E: 1 K: 0 S: 3	H: 0 LOB: 0 BB: 0 P: 3	R: 0 E: 0 K: 0 S: 4	H: 1 LOB: 1 BB: 0 P: 4	R: 0 E: 0 K: 1 S: 5	H: 0 LOB: 0 BB: 0 P: 5	R: 0 E: 0 K: 0 S: 4	H: 2 LOB: 1 BB: 0 P: 5	R: 0 E: 0 K: 0 S: 3	H: 0 LOB: 0 BB: 0 P: 3	R: 0 E: 0 K: 2 S: 7	H: 0 LOB: 0 BB: 0 P: 7	R: 2 E: 0 K: 0 S: 6	H: 3 LOB: 1 BB: 0 P: 6	R: 0 E: 0 K: 0 S: 6	H: 0 LOB: 0 BB: 0 P: 6	1B: 5 2B: 0 3B: 1 HR: 0	SF: 0 SAC: 1 DP: 1 HBP: 1	WP: 0 PB: 0 SB: 2 CS: 0	PA: 31					
PITCHER	IP	WLS	BF	H	R	ER	SO	BB	IBB	HBP	BLK	WP	HR	S	P	ERA	WHIP										
Ron Romanick, R ERA: 3.04 (1, 1)	7.2	L	29	5	3	3	3	1	0	1	0	0	0	33	38	3.52	0.783										
Pat Clements, L ERA: 3.24 (8, 1)	0.1		2	1	0	0	0	0	0	0	0	0	0	2	2	0.00	3.000										

Batter	1	2	3	4	5	6	7	8	9	AB	R	H	RBI	BB	SO	LOB	TOP									
Juan Beniquez, R OBP: 0.348, SLG: 0.411										5	1	2	0	0	0	3										
Rod Carew, L OBP: 0.378, SLG: 0.333										4	2	3	1	0	0	1										
Brian Downing, R OBP: 0.337, SLG: 0.315										4	0	0	0	0	1	3										
Reggie Jackson, L OBP: 0.373, SLG: 0.485										4	0	3	0	0	0	0										
Doug DeCinces, R OBP: 0.322, SLG: 0.393										3	1	0	1	0	1	3										
Ruppert Jones, L OBP: 0.388, SLG: 0.512										3	1	1	3	1	0	2										
Bobby Grich, R OBP: 0.357, SLG: 0.336										4	0	2	0	0	0	1										
Craig Gerber, L OBP: 0.238, SLG: 0.268										3	0	0	0	0	0	0										
Daryl Scomiers, L OBP: 0.414, SLG: 0.457										0	0	0	0	1	0	0										
Bob Boone, R OBP: 0.329, SLG: 0.333										3	0	0	0	0	0	0										
Jerry Narron, L OBP: 0.318, SLG: 0.408										1	0	1	0	0	0	0										
Inning Stats	R: 2 E: 0 K: 1 S: 8	H: 3 LOB: 1 BB: 0 P: 8	R: 0 E: 0 K: 0 S: 3	H: 0 LOB: 0 BB: 0 P: 3	R: 0 E: 0 K: 1 S: 6	H: 1 LOB: 0 BB: 0 P: 3	R: 0 E: 1 K: 1 S: 6	H: 2 LOB: 2 BB: 0 P: 6	R: 0 E: 0 K: 0 S: 3	H: 0 LOB: 0 BB: 0 P: 3	R: 3 E: 0 K: 0 S: 6	H: 4 LOB: 1 BB: 0 P: 6	R: 0 E: 1 K: 0 S: 4	H: 1 LOB: 1 BB: 0 P: 4	R: 0 E: 0 K: 0 S: 3	H: 0 LOB: 0 BB: 0 P: 3	R: 0 E: 0 K: 0 S: 3	H: 1 LOB: 2 BB: 2 P: 11	1B: 10 2B: 1 3B: 0 HR: 1	SF: 1 SAC: 0 DP: 2 HBP: 0	WP: 0 PB: 0 SB: 0 CS: 0	PA: 37				
PITCHER	IP	WLS	BF	H	R	ER	SO	BB	IBB	HBP	BLK	WP	HR	S	P	ERA	WHIP									
Glen Cook, R ERA: 3.65	(1, 1)	6.0	W	25	10	5	5	2	0	0	0	0	0	1	29	29	7.50	1.667								
Dave Rozema, R ERA: 4.75	(7, 1)	2.1		11	2	0	0	0	2	0	0	0	0	0	9	17	0.00	1.714								
Dave Schmidt, R ERA: 2.03	(9, 1)	0.2	S	1	0	0	0	0	0	0	0	0	0	0	1	1	0.00	0.000								

California Angels @ Texas Rangers
Arlington Stadium, Arlington, TX
Mon Jul 01 1985, 8:05 PM EDT
Att: 10,087 - Unknown

AB 34
R 5
H 12
RBI 5
BB 2
SO 2
LOB 13



Batter	1	2	3	4	5	6	7	8	9	AB	R	H	RBI	BB	SO	LOB	BOTTOM									
Oddibe McDowell, L OBP: 0.268, SLG: 0.353										3	1	1	0	1	0	0										
Wayne Tolleson, S OBP: 0.371, SLG: 0.360										3	1	1	2	0	1	1										
Bill Stein, R OBP: 0.297, SLG: 0.361										2	0	1	2	0	0	0										
Buddy Bell, R OBP: 0.318, SLG: 0.368										3	2	1	0	1	1	2										
Pete O'Brien, L OBP: 0.322, SLG: 0.411										4	2	3	5	0	0	0										
Gary Ward, R OBP: 0.327, SLG: 0.412										4	0	0	0	0	1	1										
Larry Parrish, R OBP: 0.320, SLG: 0.438										4	1	2	1	0	0	0										
Nick Capra, R OBP: 0.125, SLG: 0.125										0	0	0	0	0	0	0										
Tom Dunbar, L OBP: 0.333, SLG: 0.286										3	0	1	0	1	0	2										
Glenn Brummer, R OBP: 0.417, SLG: 0.308										3	2	1	0	1	0	3										
Curtis Wilkerson, S OBP: 0.294, SLG: 0.302										4	1	1	0	0	1	2										
Inning Stats	R: 2 E: 1 K: 1 S: 7	H: 2 LOB: 0 BB: 0 P: 7	R: 5 E: 1 K: 0 S: 6	H: 3 LOB: 1 BB: 2 P: 14	R: 0 E: 0 K: 0 S: 4	H: 1 LOB: 1 BB: 0 P: 4	R: 0 E: 0 K: 1 S: 6	H: 1 LOB: 1 BB: 0 P: 6	R: 0 E: 0 K: 0 S: 4	H: 1 LOB: 1 BB: 0 P: 4	R: 2 E: 0 K: 0 S: 4	H: 2 LOB: 0 BB: 1 P: 8	R: 1 E: 0 K: 1 S: 6	H: 2 LOB: 1 BB: 1 P: 10	R: 0 E: 0 K: 1 S: 5	H: 0 LOB: 0 BB: 0 P: 5	1B: 7 2B: 3 3B: 1 HR: 1	SF: 0 SAC: 1 DP: 2 HBP: 0	WP: 0 PB: 0 SB: 0 CS: 0	PA: 38						
PITCHER	IP	WLS	BF	H	R	ER	SO	BB	IBB	HBP	BLK	WP	HR	S	P	ERA	WHIP									
Jim Slaton, R ERA: 3.71	(1, 1)	2.0	L	13	5	7	2	1	1	0	0	0	0	0	15	19	6.00	1.667								
Luis Sanchez, R ERA: 9.92	(3, 1)	3.0		14	4	2	2	1	1	0	0	0	0	0	1	1	0.00	0.000								
Pat Clements, L ERA: 3.21	(6, 1)	0.1		1	0	0	0	0	0	0	0	0	0	0	1	1	0.00	0.000								
Stu Cliburn, R ERA: 2.05	(6, 1)	1.2		7	3	1	1	1	1	0	0	0	0	0	8	12	5.40	2.400								
Doug Corbett, R ERA: 4.15	(8, 1)	1.0		3	0	0	0	1	0	0	0	0	0	0	5	5	0.00	0.000								

California Angels @ Texas Rangers
Arlington Stadium, Arlington, TX
Mon Jul 01 1985, 8:05 PM EDT
Att: 10,087 - Unknown

AB 33
R 10
H 12
RBI 10
BB 4
SO 4
LOB 11




Batter	1	2	3	4	5	6	7	8	9	AB	R	H	RBI	BB	SO	LOB	TOP			
Dwight Evans, R OBP: 0.378, SLG: 0.372										4	1	2	0	0	1	3	Boston Red Sox @ California Angels Anaheim Stadium, Anaheim, CA Fri Jul 05 1985, 10:05 PM EDT Att: 36,780 - Unknown			
Wade Boggs, L OBP: 0.425, SLG: 0.430										4	0	2	2	0	0	1				
Jim Rice, R OBP: 0.336, SLG: 0.474										4	1	1	1	0	0	5				
Bill Buckner, L OBP: 0.321, SLG: 0.434										3	0	1	1	0	0	0				
Mike Easter, L OBP: 0.328, SLG: 0.420										4	0	1	0	0	1	2				
Rich Gedman, L OBP: 0.347, SLG: 0.447										4	0	0	0	0	0	2				
Glenn Hoffman, R OBP: 0.329, SLG: 0.415										4	1	1	0	0	1	1				
Steve Lyons, L OBP: 0.324, SLG: 0.341										3	1	1	0	0	1	0				
Marty Barrett, R OBP: 0.359, SLG: 0.351										2	0	0	0	1	0	0				
Inning Stats	R: 1 E: 0 K: 0 S: 5	H: 2 LOB: 1 BB: 0 P: 5	R: 0 E: 0 K: 0 S: 3	H: 0 LOB: 0 BB: 0 P: 3	R: 0 E: 0 K: 0 S: 3	H: 0 LOB: 0 BB: 0 P: 3	R: 1 E: 0 K: 1 S: 6	H: 1 LOB: 0 BB: 0 P: 6	R: 2 E: 0 K: 1 S: 7	H: 3 LOB: 1 BB: 1 P: 11	R: 0 E: 0 K: 0 S: 3	H: 1 LOB: 0 BB: 0 P: 3	R: 0 E: 0 K: 1 S: 5	H: 0 LOB: 0 BB: 0 P: 5	R: 0 E: 0 K: 0 S: 3	H: 1 LOB: 1 BB: 0 P: 6	1B: 7 2B: 1 3B: 0 HR: 1	SF: 1 SAC: 0 DP: 3 HBP: 0	WP: 0 PB: 0 SB: 0 CS: 0	PA: 34
PITCHER	IP WLS BF H R ER SO BB IBB HBP BLK WP HR S P ERA WHIP																			
Ron Romanick, R ERA: 3.22	(1, 1) 5.0 W 22 7 4 4 2 1 0 0 0 0 1 25 29 7.20 1.600																			
Pat Clements, L ERA: 2.77	(6, 1) 4.0 S 12 2 0 0 2 0 0 0 0 0 0 16 16 0.00 0.500																			

Batter	1	2	3	4	5	6	7	8	9	AB	R	H	RBI	BB	SO	LOB	BOTTOM			
Rod Carew, L OBP: 0.368, SLG: 0.322										5	3	3	0	0	0	2	Boston Red Sox @ California Angels Anaheim Stadium, Anaheim, CA Fri Jul 05 1985, 10:05 PM EDT Att: 36,780 - Unknown			
Juan Beniquez, R OBP: 0.382, SLG: 0.412										1	0	1	0	0	0	0				
Ruppert Jones, L OBP: 0.376, SLG: 0.509										3	3	2	0	1	1	1				
Brian Downing, R OBP: 0.342, SLG: 0.322										2	2	1	2	2	0	0				
Mike Brown, R OBP: 0.294, SLG: 0.417										5	1	1	1	0	0	5				
Bobby Grich, R OBP: 0.372, SLG: 0.355										3	2	1	3	2	0	1				
Doug DeCinces, R OBP: 0.333, SLG: 0.423										4	2	2	4	1	1	1				
Darrell Miller, R OBP: 0.417, SLG: 0.439										1	0	1	0	0	0	0				
Daryl Sconiers, L OBP: 0.417, SLG: 0.439										2	0	1	1	1	0	2				
Dick Schofield, R OBP: 0.261, SLG: 0.302										5	0	1	1	0	2	3				
Bob Boone, R OBP: 0.319, SLG: 0.316										4	0	0	0	1	0	3				
Inning Stats	R: 1 E: 0 K: 0 S: 4	H: 2 LOB: 0 BB: 0 P: 4	R: 0 E: 0 K: 1 S: 6	H: 1 LOB: 0 BB: 0 P: 6	R: 6 E: 1 K: 0 S: 7	H: 4 LOB: 1 BB: 3 P: 19	R: 2 E: 0 K: 0 S: 5	H: 2 LOB: 2 BB: 2 P: 13	R: 0 E: 0 K: 2 S: 8	H: 1 LOB: 1 BB: 0 P: 8	R: 0 E: 0 K: 1 S: 5	H: 0 LOB: 1 BB: 1 P: 9	R: 0 E: 0 K: 0 S: 4	H: 1 LOB: 1 BB: 0 P: 4	R: 4 E: 0 K: 0 S: 6	H: 3 LOB: 1 BB: 2 P: 14	1B: 11 2B: 2 3B: 0 HR: 1	SF: 2 SAC: 0 DP: 1 HBP: 0	WP: 1 PB: 0 SB: 1 CS: 0	PA: 45
PITCHER	IP WLS BF H R ER SO BB IBB HBP BLK WP HR S P ERA WHIP																			
Bob Ojeda, L ERA: 3.69	(1, 1) 2.1 L 14 6 6 6 1 2 0 0 0 0 0 1 25 41 5.79 1.929																			
Bruce Kison, R ERA: 4.37	(3, 1) 4.2 23 5 3 3 3 4 0 0 0 0 0 1 25 41 5.79 1.929																			
Tom McCarthy, R ERA: 36.0	(8, 1) 1.0 8 3 4 4 0 2 0 0 0 0 0 0 6 14 36.00 5.000																			

Batter	1	2	3	4	5	6	7	8	9	AB	R	H	RBI	BB	SO	LOB	TOP										
Dwight Evans, R OBP: 0.384, SLG: 0.377										4	1	3	1	0	0	2	Boston Red Sox @ California Angels Anaheim Stadium, Anaheim, CA Sat Jul 06 1985, 6:33 AM EDT Att: 26,952 - Unknown										
Wade Boggs, L OBP: 0.295, SLG: 0.427										4	2	1	0	1	1	4											
Jim Rice, R OBP: 0.334, SLG: 0.470										5	0	1	0	0	0	5											
Bill Buckner, L OBP: 0.322, SLG: 0.437										5	2	2	1	0	0	2											
Mike Easter, L OBP: 0.329, SLG: 0.430										5	1	2	3	0	0	1											
Rich Gedman, L OBP: 0.348, SLG: 0.446										5	0	2	1	0	1	1											
Glenn Hoffman, R OBP: 0.321, SLG: 0.404										4	0	0	0	0	0	1											
Steve Lyons, L OBP: 0.336, SLG: 0.353										4	1	3	0	0	0	2											
Marty Barrett, R OBP: 0.361, SLG: 0.354										4	0	2	0	0	0	3											
Inning Stats	R: 1 E: 0 K: 1 S: 7	H: 2 LOB: 1 BB: 0 P: 7	R: 0 E: 0 K: 0 S: 3	H: 1 LOB: 0 BB: 0 P: 3	R: 0 E: 0 K: 0 S: 4	H: 2 LOB: 1 BB: 0 P: 4	R: 0 E: 0 K: 0 S: 4	H: 2 LOB: 1 BB: 0 P: 4	R: 3 E: 1 K: 0 S: 8	H: 4 LOB: 2 BB: 0 P: 8	R: 2 E: 0 K: 1 S: 7	H: 2 LOB: 1 BB: 0 P: 8	R: 1 E: 0 K: 0 S: 5	H: 2 LOB: 2 BB: 1 P: 9	R: 0 E: 0 K: 0 S: 3	H: 0 LOB: 0 BB: 0 P: 3	1B: 13 2B: 3 3B: 1 HR: 0	SF: 0 SAC: 0 DP: 2 HBP: 1	WP: 2 PB: 0 SB: 1 CS: 1	PA: 43							
PITCHER	IP	WLS	BF	H	R	ER	SO	BB	IBB	HBP	BLK	WP	HR	S	P	ERA	WHIP										
Jim Slaton, R ERA: 3.87	(1, 1)	5.1	23	11	4	4	1	0	0	0	0	1	0	25	25	6.75	2.062										
Stu Clifton, R ERA: 2.39	(6, 1)	1.1	L	8	2	2	0	0	0	1	0	0	0	7	8	13.50	1.500										
Donnie Moore, R ERA: 1.57	(7, 1)	1.1		8	3	1	1	1	0	0	0	1	0	9	13	6.75	3.000										
Luis Sanchez, R ERA: 9.19	(9, 1)	1.0		3	0	0	0	0	0	0	0	0	0	3	3	0.00	0.000										

Batter	1	2	3	4	5	6	7	8	9	AB	R	H	RBI	BB	SO	LOB	BOTTOM										
Rod Carew, L OBP: 0.373, SLG: 0.330										5	1	3	0	0	0	1	Boston Red Sox @ California Angels Anaheim Stadium, Anaheim, CA Sat Jul 06 1985, 6:33 AM EDT Att: 26,952 - Unknown										
Daryl Sconiers, L OBP: 0.390, SLG: 0.403										5	0	0	0	0	0	4											
Reggie Jackson, L OBP: 0.365, SLG: 0.488										4	2	1	2	1	2	2											
Ruppert Jones, L OBP: 0.388, SLG: 0.520										2	2	2	0	2	0	0											
Bobby Grich, R OBP: 0.370, SLG: 0.353										4	0	1	1	0	0	5											
Doug DeCinces, R OBP: 0.332, SLG: 0.419										4	0	1	1	0	0	1											
Brian Downing, R OBP: 0.340, SLG: 0.321										4	0	1	0	0	0	1											
Jerry Narron, L OBP: 0.308, SLG: 0.427										3	0	0	0	0	0	1											
Bob Boone, R OBP: 0.322, SLG: 0.319										1	0	0	0	0	0	0											
Craig Gerber, L OBP: 0.226, SLG: 0.288										3	0	1	0	0	0	0											
Rob Wilfong, L OBP: 0.249, SLG: 0.254										1	0	0	0	0	0	1											
Dick Schofield, R OBP: 0.261, SLG: 0.302										0	0	0	0	0	0	0											
Inning Stats	R: 0 E: 0 K: 1 S: 6	H: 1 LOB: 2 BB: 1 P: 10	R: 0 E: 0 K: 0 S: 3	H: 1 LOB: 0 BB: 0 P: 3	R: 0 E: 0 K: 0 S: 3	H: 1 LOB: 1 BB: 0 P: 3	R: 2 E: 0 K: 0 S: 5	H: 2 LOB: 1 BB: 1 P: 9	R: 3 E: 1 K: 0 S: 7	H: 4 LOB: 1 BB: 0 P: 7	R: 0 E: 0 K: 0 S: 3	H: 0 LOB: 0 BB: 0 P: 3	R: 0 E: 0 K: 0 S: 4	H: 1 LOB: 2 BB: 1 P: 8	R: 0 E: 0 K: 0 S: 4	H: 1 LOB: 1 BB: 0 P: 4	R: 0 E: 0 K: 1 S: 5	H: 0 LOB: 0 BB: 0 P: 5	1B: 9 2B: 1 3B: 0 HR: 1	SF: 0 SAC: 0 DP: 1 HBP: 0	WP: 0 PB: 1 SB: 1 CS: 1	PA: 39					
PITCHER	IP	WLS	BF	H	R	ER	SO	BB	IBB	HBP	BLK	WP	HR	S	P	ERA	WHIP										
Mike Trujillo, R ERA: 6.31	(1, 1)	5.0		24	9	5	4	1	0	0	0	0	0	24	32	7.20	2.200										
Bob Stanley, R ERA: 2.47	(6, 1)	4.0	W	15	2	0	0	1	1	0	0	0	0	16	20	0.00	0.750										

AB	40
R	7
H	16
RBI	6
BB	1
SO	2
LOB	21



Batter	1	2	3	4	5	6	7	8	9	AB	R	H	RBI	BB	SO	LOB	TOP			
Dwight Evans, R OBP: 0.379, SLG: 0.372	F9		F4		F5		FC4-6			4	0	0	0	0	0	3				
Wade Boggs, L OBP: 0.425, SLG: 0.428	5-3					F7				4	0	2	1	0	0	0				
Jim Rice, R OBP: 0.333, SLG: 0.467			F8			F8		5-3		4	0	1	0	0	0	2				
Bill Buckner, L OBP: 0.319, SLG: 0.431	3-1			F6		F6		1-3		4	0	0	0	0	0	2				
Mike Easter, L OBP: 0.371, SLG: 0.431		G5-4-3		F7				5-3		4	1	2	0	0	0	1				
Rich Gedman, L OBP: 0.343, SLG: 0.439		G5-4-3		4-3			F9			4	0	0	0	0	0	2				
Glenn Hoffman, R OBP: 0.325, SLG: 0.407		5-3			6-3					4	1	2	0	0	0	0				
Steve Lyons, L OBP: 0.333, SLG: 0.346			K			4-3				3	0	0	0	1	1	3				
Marty Barrett, R OBP: 0.363, SLG: 0.360					G3					4	1	2	2	0	0	2				
Inning Stats	R: 0 E: 0 K: 0 S: 4	H: 1 LOB: 1 BB: 0 P: 4	R: 0 E: 0 K: 0 S: 3	H: 1 LOB: 0 BB: 3 P: 3	R: 1 E: 0 K: 1 S: 7	H: 2 LOB: 1 BB: 0 P: 7	R: 0 E: 0 K: 0 S: 3	H: 0 LOB: 0 BB: 1 P: 3	R: 0 E: 0 K: 0 S: 3	H: 0 LOB: 0 BB: 0 P: 3	R: 2 E: 0 K: 0 S: 6	H: 3 LOB: 1 BB: 0 P: 6	R: 0 E: 0 K: 0 S: 4	H: 1 LOB: 1 BB: 0 P: 4	R: 0 E: 0 K: 0 S: 4	H: 1 LOB: 1 BB: 0 P: 4	1B: 8 2B: 1 3B: 0 HR: 0	SF: 0 SAC: 0 DP: 1 HBP: 0	WP: 1 PB: 0 SB: 0 CS: 0	PA: 36
PITCHER Kirk McCaskill, R ERA: 4.39	IP: 9.0 WLS: W BF: 36 H: 9 R: 3 ER: 3 SO: 1 BB: 1 IBB: 0 HBP: 0 BLK: 0 WP: 1 HR: 0 S: 37 P: 41 ERA: 3.00 WHIP: 1.111																			

Boston Red Sox @ California Angels
Anaheim Stadium, Anaheim, CA
Sun Jul 07 1985, 6:33 AM EDT
Att: 31,383 - Unknown

AB 35
R 3
H 9
RBI 3
BB 1
SO 1
LOB 15

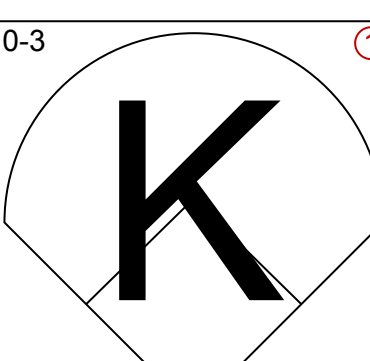
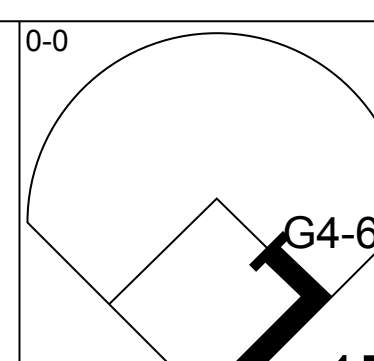
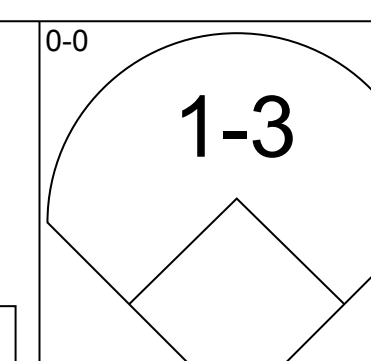
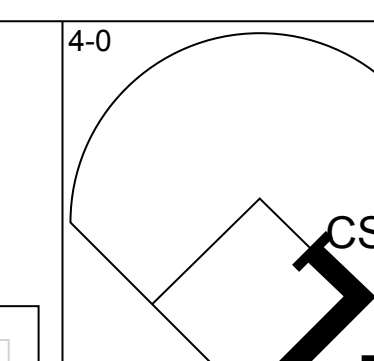
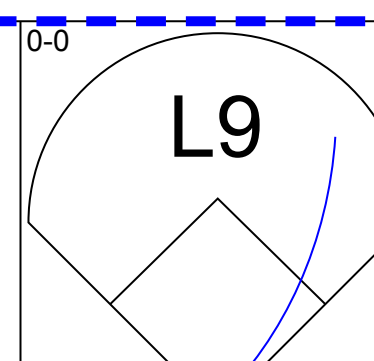
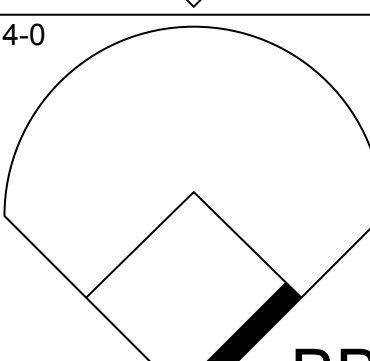
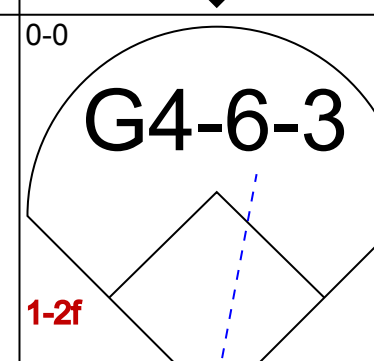
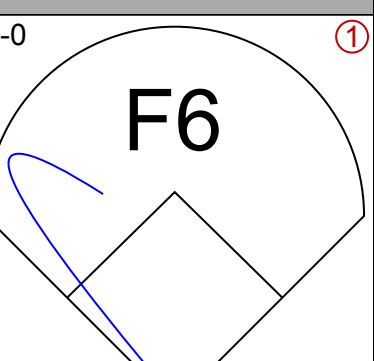
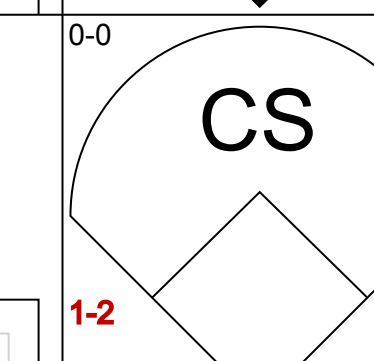
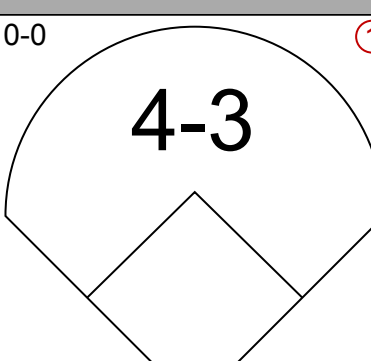
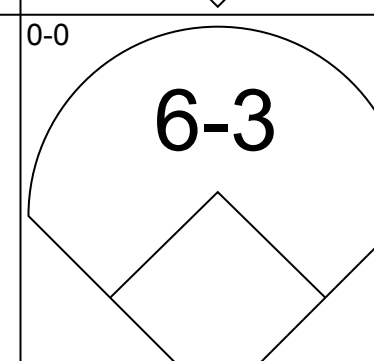
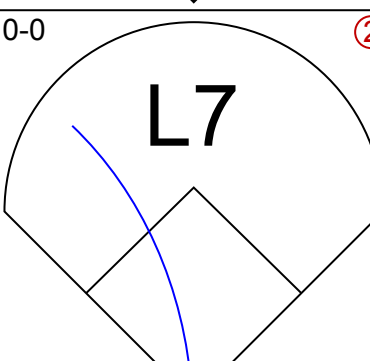
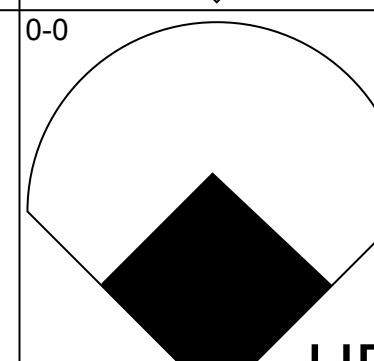
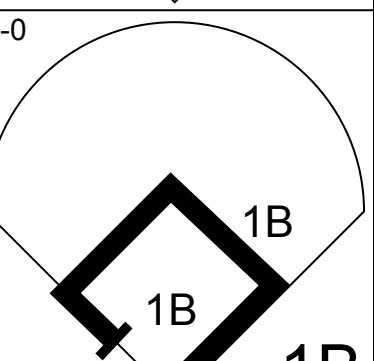
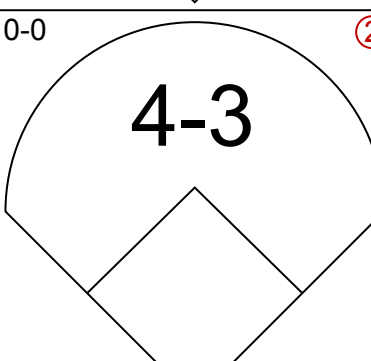
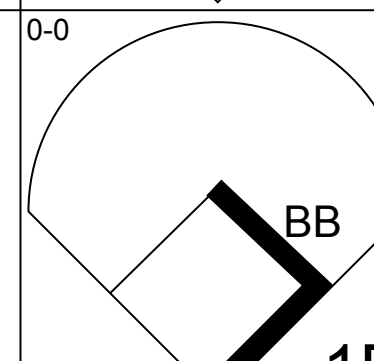
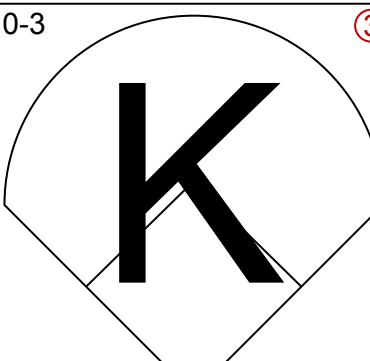
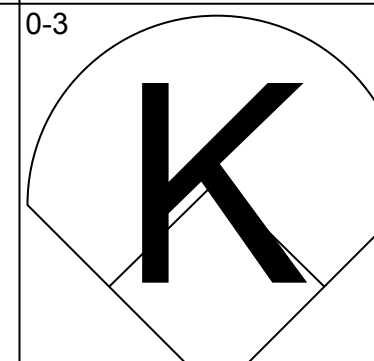
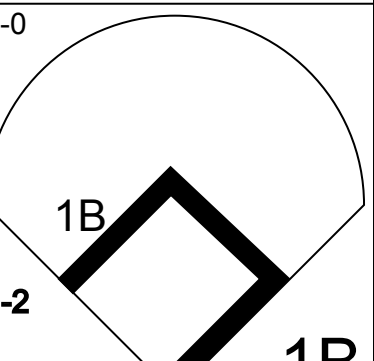
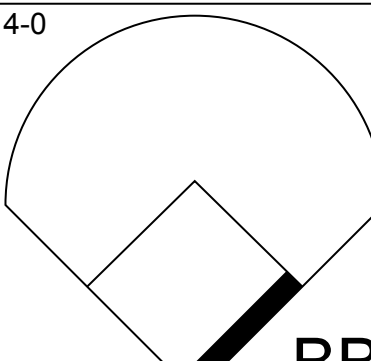
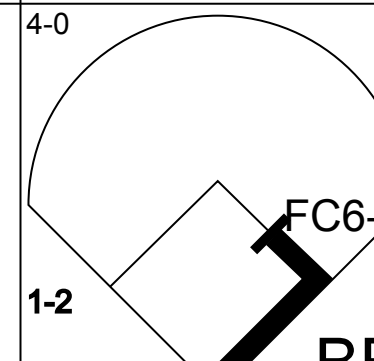
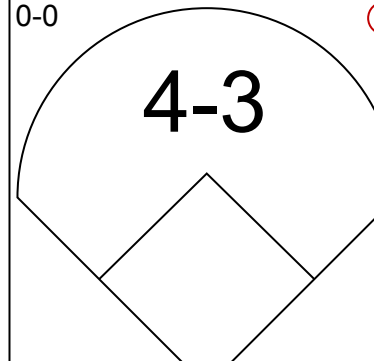
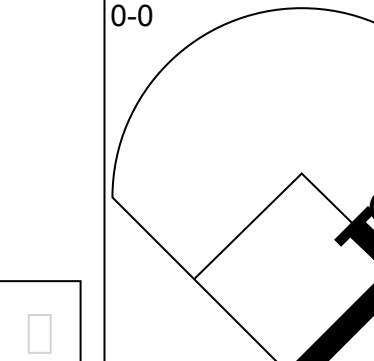
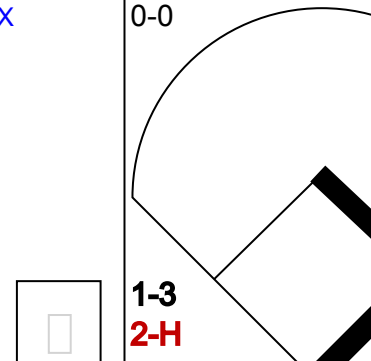
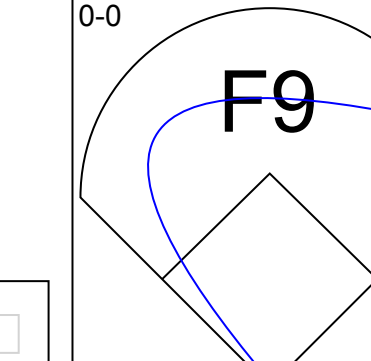
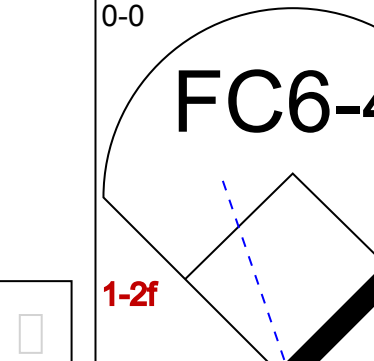
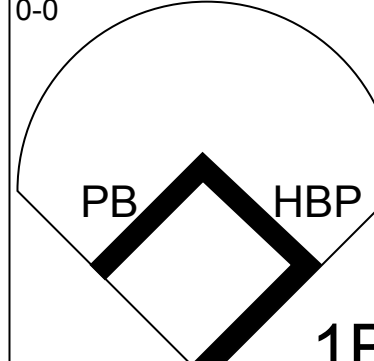
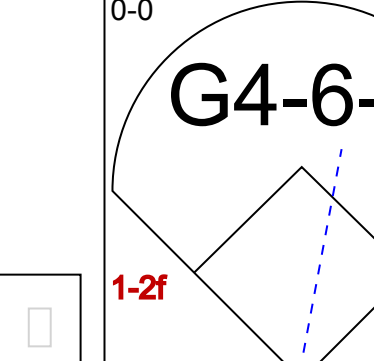
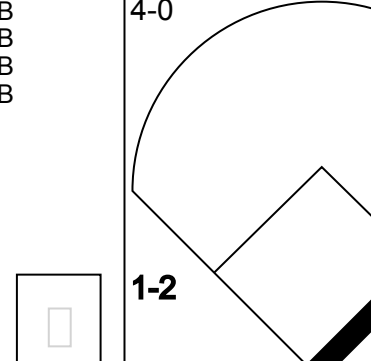
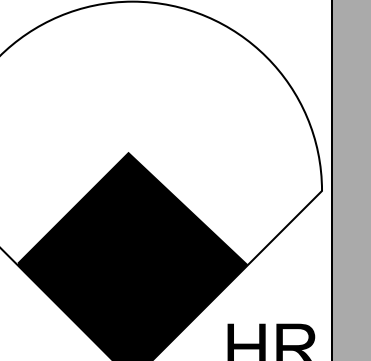
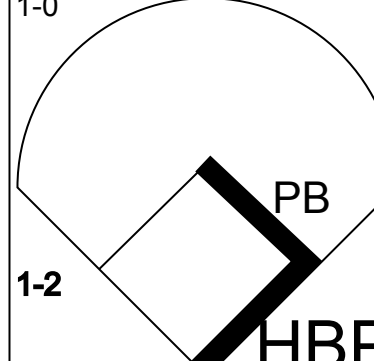
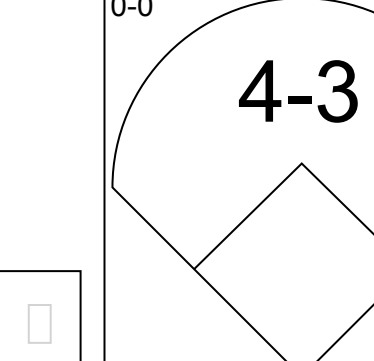
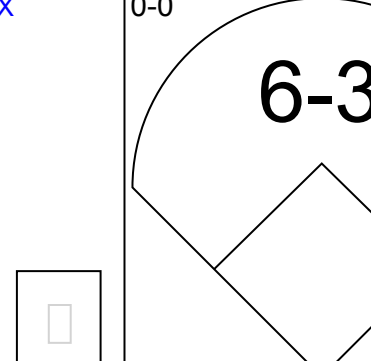
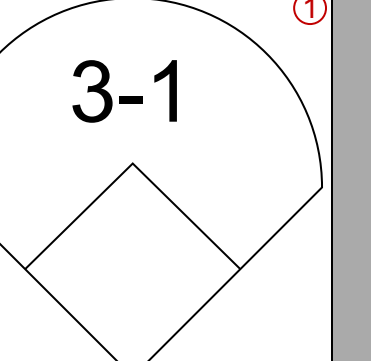
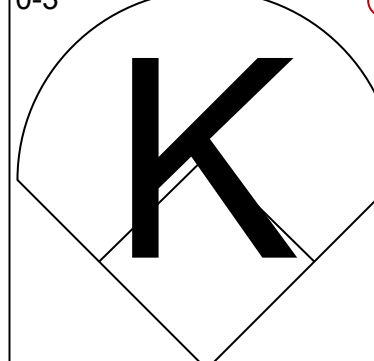
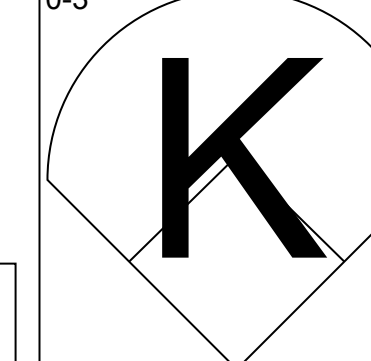
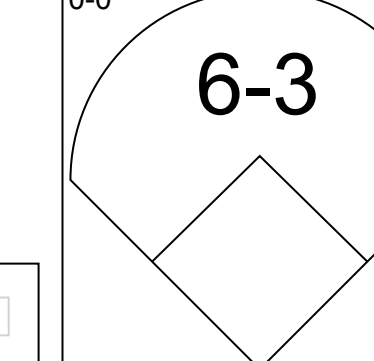
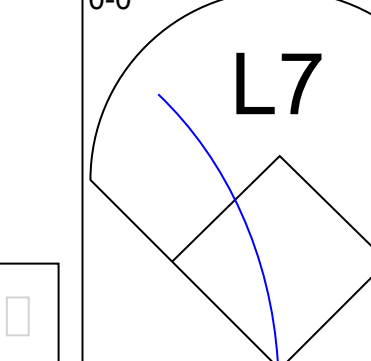
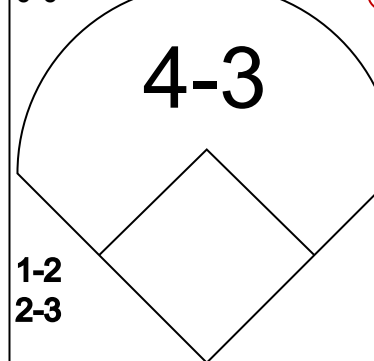
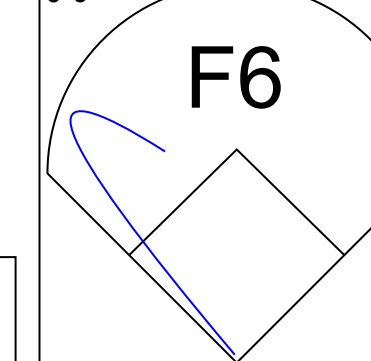
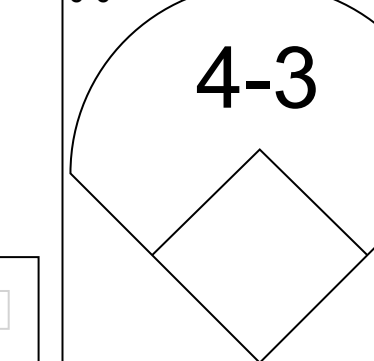
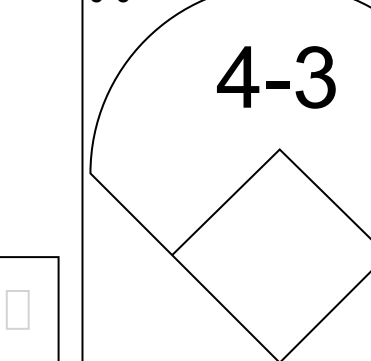


Batter	1	2	3	4	5	6	7	8	9	AB	R	H	RBI	BB	SO	LOB	BOTTOM			
Rod Carew, L OBP: 0.374, SLG: 0.328	6-3			F8	6-3					4	0	1	0	1	0	0				
Daryl Sconiers, L OBP: 0.388, SLG: 0.391	L7									2	1	0	0	1	0	3				
Jerry Narron, L OBP: 0.301, SLG: 0.417		F4		HR	F8					2	0	0	0	0	0	1				
Reggie Jackson, L OBP: 0.371, SLG: 0.505										3	1	2	2	1	0	3				
Mike Brown, R OBP: 0.291, SLG: 0.413		FC5								1	1	0	0	0	0	1				
Ruppert Jones, L OBP: 0.402, SLG: 0.562										3	3	3	3	2	0	0				
Doug DeCinces, R OBP: 0.333, SLG: 0.416	5-3									4	1	1	0	1	2	4				
Bobby Grich, R OBP: 0.379, SLG: 0.356										1	0	1	0	3	0	0				
Rob Wilfong, L OBP: 0.239, SLG: 0.252										1	0	0	0	0	1	0				
Brian Downing, R OBP: 0.341, SLG: 0.322										5	1	2	2	0	2	3				
Bob Boone, R OBP: 0.320, SLG: 0.317										5	0	1	0	0	1	5				
Dick Schofield, R OBP: 0.260, SLG: 0.306										4	0	1	1	0	0	3				
Inning Stats	R: 0 E: 0 K: 0 S: 3	H: 0 LOB: 2 BB: 2 P: 11	R: 1 E: 1 K: 0 S: 6	H: 4 LOB: 3 BB: 1 P: 10	R: 1 E: 0 K: 1 S: 6	H: 1 LOB: 1 BB: 1 P: 10	R: 4 E: 0 K: 0 S: 5	H: 2 LOB: 2 BB: 4 P: 21	R: 0 E: 0 K: 0 S: 3	H: 0 LOB: 0 BB: 0 P: 3	R: 2 E: 1 K: 1 S: 8	H: 3 LOB: 3 BB: 1 P: 12	R: 0 E: 0 K: 3 S: 9	H: 2 LOB: 2 BB: 0 P: 7	R: 0 E: 0 K: 3 S: 9	H: 0 LOB: 0 BB: 0 P: 9	1B: 8 2B: 1 3B: 0 HR: 3	SF: 0 SAC: 0 DP: 0 HBP: 0	WP: 0 PB: 0 SB: 1 CS: 0	PA: 44
PITCHER Jim Dorsey, R ERA: 20.25 Tom McCarthy, R ERA: 23.14 Mark Clear, R ERA: 3.12	IP: 3.2 WLS: L BF: 24 H: 6 R: 6 ER: 6 SO: 2 BB: 7 IBB: 1 HBP: 0 BLK: 0 WP: 0 HR: 2 S: 18 P: 50 ERA: 14.73 WHIP: 3.545																			

Boston Red Sox @ California Angels
Anaheim Stadium, Anaheim, CA
Sun Jul 07 1985, 6:33 AM EDT
Att: 31,383 - Unknown

AB 35
R 8
H 12
RBI 8
BB 9
SO 6
LOB 23




Batter	1	2	3	4	5	6	7	8	9	10	11	AB	R	H	RBI	BB	SO	LOB
Paul Molitor, R OBP: 0.381, SLG: 0.454 (1, 5)												4	0	1	0	1	1	0
Ernest Riles, L OBP: 0.313, SLG: 0.385 (1, 6)												4	0	0	0	1	0	1
Cecil Cooper, L OBP: 0.336, SLG: 0.487 (1, 3)												5	1	3	1	0	0	1
Robin Yount, R OBP: 0.337, SLG: 0.408 (1, 7)												3	0	1	0	2	2	1
Ted Simmons, S OBP: 0.317, SLG: 0.382 (1, 10)												5	0	2	0	0	0	3
Ben Oglivie, L OBP: 0.327, SLG: 0.351 (1, 9)												3	1	2	1	2	0	1
Jim Gantner, L OBP: 0.310, SLG: 0.338 (1, 4)												3	0	0	0	0	0	3
Charlie Moore, R OBP: 0.301, SLG: 0.309 (1, 2)												5	0	0	0	0	2	3
Rick Manning, L OBP: 0.268, SLG: 0.295 (1, 8)												5	0	0	0	0	0	3

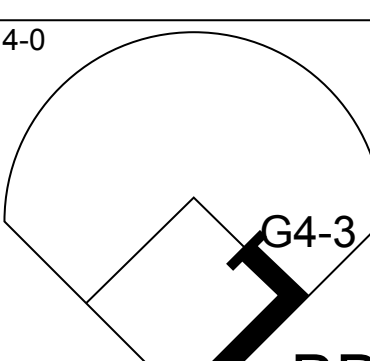
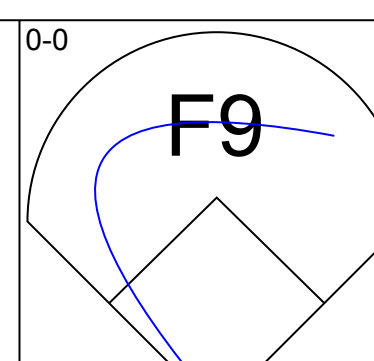
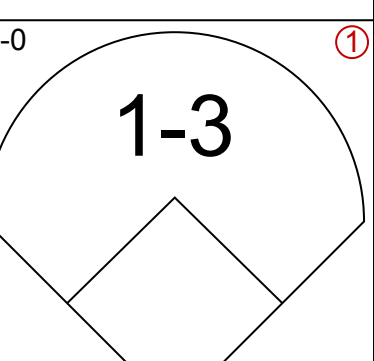
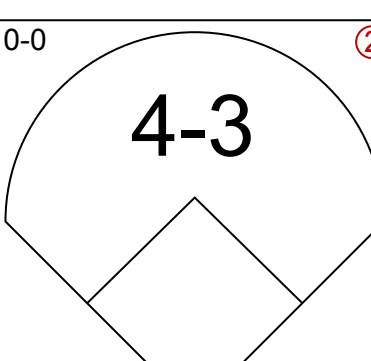
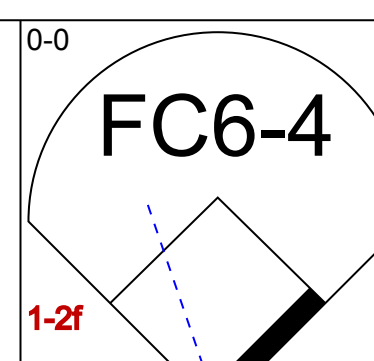
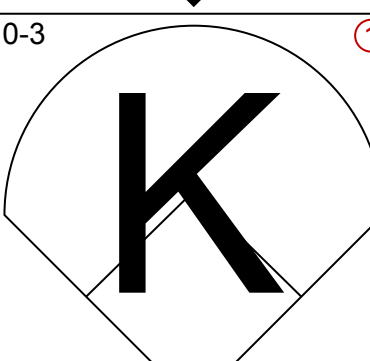
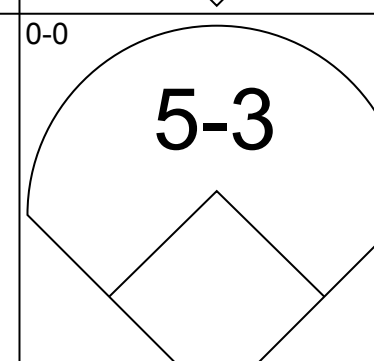
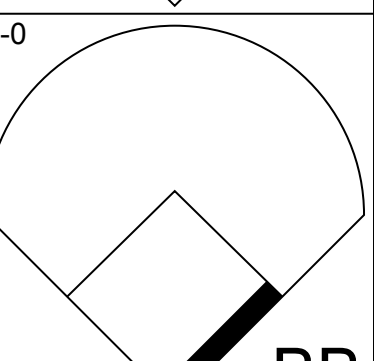
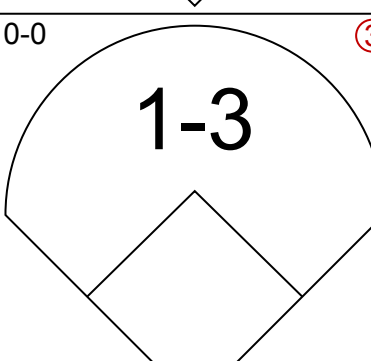

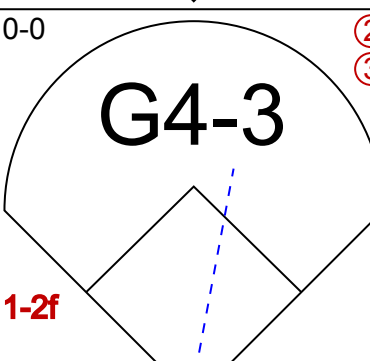
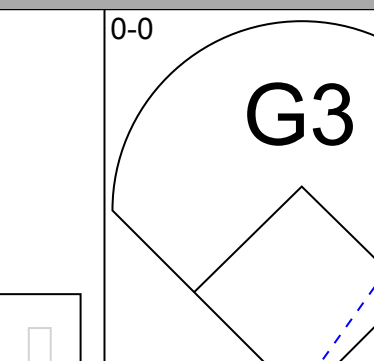
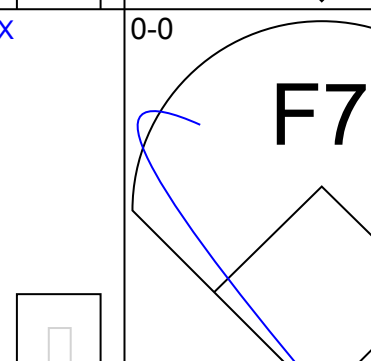
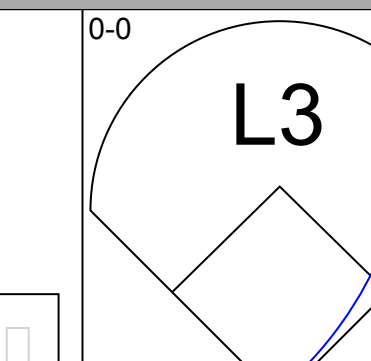

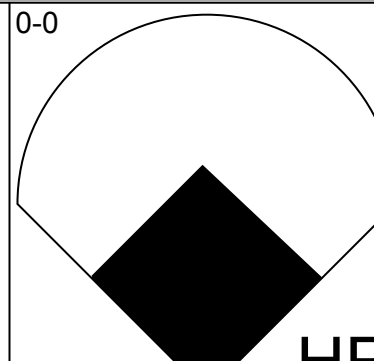
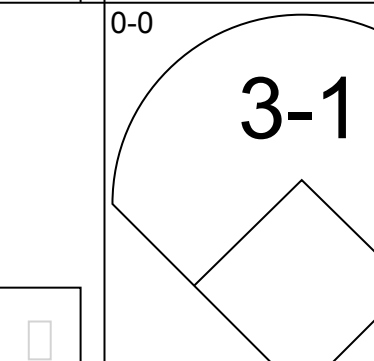
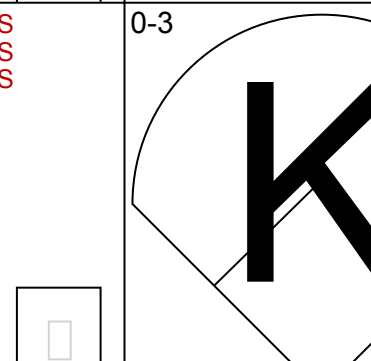

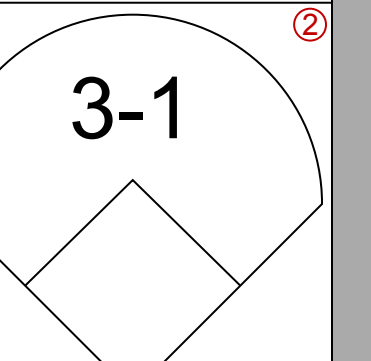

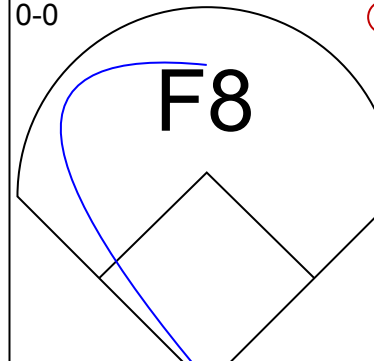
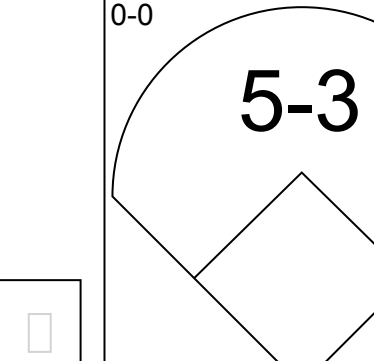




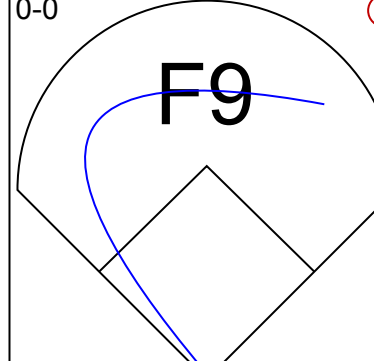
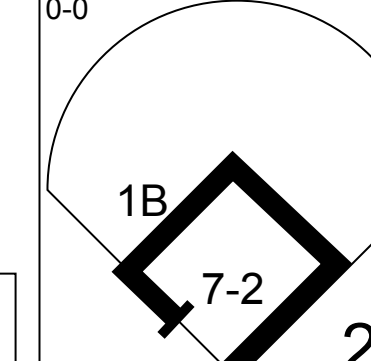
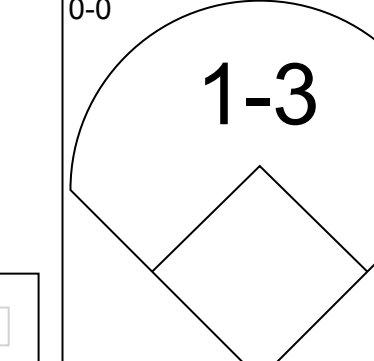

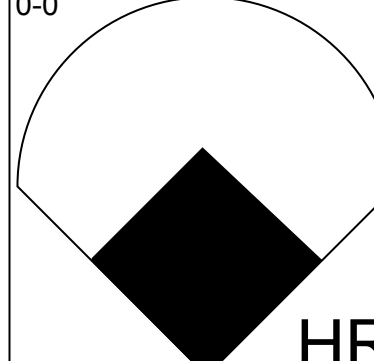
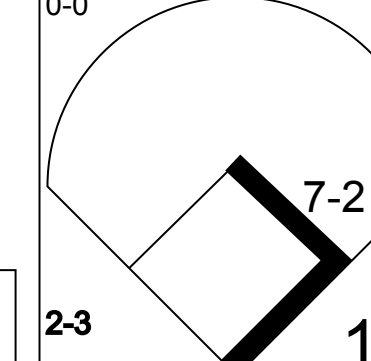
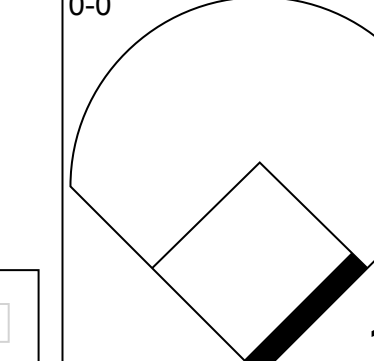

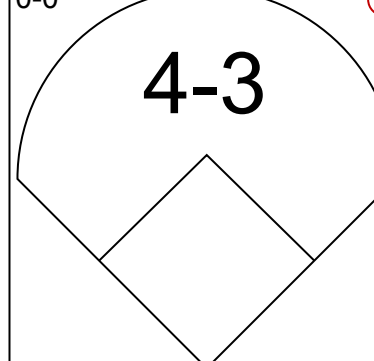
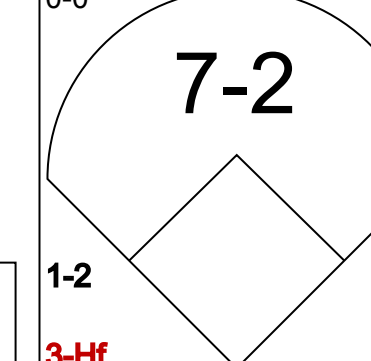
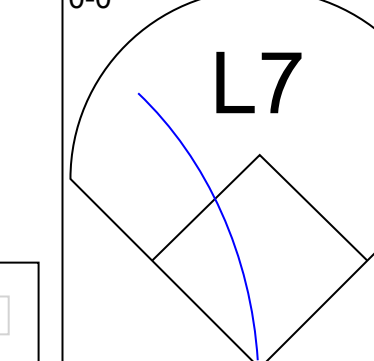

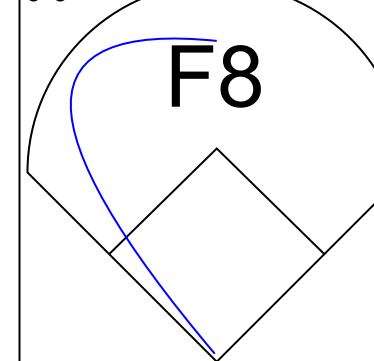
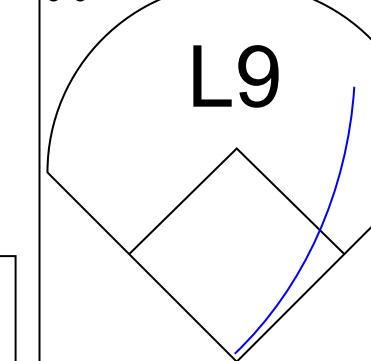

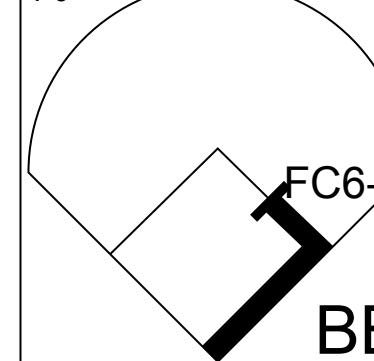
Inning Stats	R: 0	H: 0	E: 0	K: 2	S: 7	LOB: 1	P: 11	R: 0	H: 1	E: 0	K: 1	S: 6	LOB: 2	P: 7	R: 1	H: 2	E: 0	K: 1	S: 6	LOB: 0	P: 6	R: 0	H: 1	E: 0	K: 0	S: 3	LOB: 3	P: 3	R: 0	H: 0	E: 0	K: 1	S: 5	LOB: 0	P: 5	R: 0	H: 3	E: 0	K: 0	S: 5	LOB: 3	P: 9	R: 0	H: 0	E: 0	K: 0	S: 2	LOB: 1	P: 6	R: 0	H: 0	E: 0	K: 0	S: 3	LOB: 1	P: 7	R: 1	H: 1	E: 0	K: 0	S: 4	LOB: 0	P: 4	R: 0	H: 1	E: 0	K: 0	S: 4	LOB: 2	P: 8	R: 0	H: 1	E: 0	K: 0	S: 3	LOB: 1	P: 7	R: 0	H: 0	E: 0	K: 0	S: 3	LOB: 1	P: 7	1B: 7	SF: 0	2B: 0	SAC: 1	3B: 0	DP: 2	HR: 2	HBP: 1	WP: 0	PA: 46	FB: 1	SB: 0	CS: 1
PITCHER	IP	WLS	BF	H	R	ER	SO	BB	IBB	HBP	BLK	WP	HR	S	P	ERA	WHIP																																																																																
Mike Witt, R ERA: 2.96 (1, 1)	9.0		36	8	2	0	5	4	0	0	0	0	0	41	58	2.00	1.333																																																																																
Pat Clements, L ERA: 2.7 (10, 1)	1.1	7	1	0	0	0	0	2	0	0	0	0	0	5	13	0.00	2.250																																																																																
Donnie Moore, R ERA: 1.55 (11, 1)	0.2	W	2	0	0	0	0	0	0	0	0	0	0	2	2	0.00	0.000																																																																																

Milwaukee Brewers @ California Angels
 Anaheim Stadium, Anaheim, CA
 Mon Jul 08 1985, 10:05 PM EDT
 Att: 21,273 - Unknown

livebaseballscorecards.com

AB 37
 R 2
 H 9
 RBI 2
 BB 6
 SO 5
 LOB 16




Batter	1	2	3	4	5	6	7	8	9	10	11	AB	R	H	RBI	BB	SO	LOB
Rod Carew, L OBP: 0.370, SLG: 0.321 (1, 3)												4	0	0	0	1	0	2
Brian Downing, R OBP: 0.342, SLG: 0.318 (1, 7)												3	1	0	0	2	1	1
Reggie Jackson, L OBP: 0.367, SLG: 0.498 (1, 9)												3	0	0	0	0	0	2
Mike Brown, R OBP: 0.289, SLG: 0.410 (9, 9)												1	0	0	0	0	0	0
Ruppert Jones, L OBP: 0.402, SLG: 0.571 (1, 8)												4	1	1	1	1	1	1
Doug DeCinces, R OBP: 0.331, SLG: 0.412 (1, 5)												5	0	1	1	0	0	0
Bobby Grich, R OBP: 0.381, SLG: 0.367 (1, 10)												4	0	2	0	0	0	0
Rob Wilfong, L OBP: 0.252, SLG: 0.286 (1, 4)												4	1	3	1	0	0	1
Bob Boone, R OBP: 0.315, SLG: 0.311 (1, 2)												4	0	0	0	0	0	4
Dick Schofield, R OBP: 0.260, SLG: 0.302 (1, 6)												3	0	0	0	1	0	1

Inning Stats	R: 0	H: 0	E: 0	K: 1	S: 4	LOB: 0	P: 8	R: 2	H: 2	E: 0	K: 0	S: 5	LOB: 0	P: 5	R: 0	H: 0	E: 0	K: 0	S: 3	LOB: 0	P: 3	R: 0	H: 0	E: 0	K: 0	S: 3	LOB: 0	P: 3	R: 0	H: 0	E: 0	K: 0	S: 4	LOB: 1	P: 4	R: 0	H: 1	E: 0	K: 0	S: 4	LOB: 1	P: 4	R: 0	H: 0	E: 0	K: 0	S: 3	LOB: 0	P: 3	R: 0	H: 0	E: 0	K: 0	S: 3	LOB: 0	P: 3	R: 0	H: 1	E: 0	K: 0	S: 4	LOB: 2	P: 8	R: 1	H: 1	E: 0	K: 0	S: 2	LOB: 2	P: 10	1B: 3	SF: 0	2B: 3	SAC: 1	3B: 0	DP: 2	HR: 2	HBP: 0	WP: 0	PA: 41	FB: 0	SB: 0	CS: 0
PITCHER	IP	WLS	BF	H	R	ER	SO	BB	IBB	HBP	BLK	WP	HR	S	P	ERA	WHIP																																																																		
Danny Darwin, R ERA: 3.55 (1, 1)	10.0		37	6	2	0	2	3	0	0	0	0	0	38	50	1.80	0.900																																																																		
Bob Gibson, R ERA: 3.32 (11, 1)	0.1	L	4	1	1	1	0	1	1	0	0	0	0	2	10	27.00	6.000																																																																		

Milwaukee Brewers @ California Angels
 Anaheim Stadium, Anaheim, CA
 Mon Jul 08 1985, 10:05 PM EDT
 Att: 21,273 - Unknown

livebaseballscorecards.com

AB 35
 R 3
 H 7
 RBI 3
 BB 5
 SO 2
 LOB 12



Batter	1	2	3	4	5	6	7	8	9	AB	R	H	RBI	BB	SO	LOB	TOP					
Paul Molitor, R OBP: 0.380, SLG: 0.448 (1, 5)										4	0	0	0	0	0	2	Milwaukee Brewers @ California Angels Anaheim Stadium, Anaheim, CA Wed Jul 10 1985, 10:05 PM EDT Att: 28,179 - Unknown					
Jim Gantner, L OBP: 0.315, SLG: 0.344 (1, 4)			3-1			4-3				3	0	0	0	1	0	2						
Cecil Cooper, L OBP: 0.336, SLG: 0.481 (1, 3)						4-3		4-3		4	0	0	0	0	0	3						
Robin Yount, R OBP: 0.327, SLG: 0.395 (1, 7)		6-3		5-3		5-3				4	0	0	0	0	0	0						
Ted Simmons, S OBP: 0.324, SLG: 0.390 (1, 10)										4	0	1	0	0	0	0						
Ben Oglivie, L OBP: 0.336, SLG: 0.370 (1, 9)										3	0	1	0	1	0	1						
Ernest Riles, L OBP: 0.302, SLG: 0.365 (1, 6)										4	0	0	0	0	0	3						
Paul Householder, S OBP: 0.327, SLG: 0.361 (1, 8)			3-1 							3	1	2	1	0	0	0						
Charlie Moore, R OBP: 0.294, SLG: 0.301 (1, 2)			3-1 		5-3			6-3		3	0	1	0	0	0	0						
Inning Stats	R: 0 E: 0 K: 0 S: 3	H: 0 LOB: 0 BB: 0 P: 3	R: 0 E: 0 K: 0 S: 4	H: 1 LOB: 1 BB: 0 P: 4	R: 0 E: 0 K: 0 S: 5	H: 2 LOB: 2 BB: 0 P: 5	R: 0 E: 0 K: 0 S: 3	H: 0 LOB: 1 BB: 1 P: 7	R: 0 E: 0 K: 0 S: 3	H: 0 LOB: 0 BB: 0 P: 3	R: 0 E: 0 K: 0 S: 3	H: 0 LOB: 0 BB: 0 P: 3	R: 0 E: 0 K: 0 S: 3	H: 0 LOB: 0 BB: 0 P: 3	R: 1 E: 0 K: 0 S: 4	H: 1 LOB: 1 BB: 1 P: 8		R: 0 E: 0 K: 0 S: 4	H: 1 LOB: 1 BB: 0 P: 4	1B: 4 2B: 0 3B: 0 HR: 1	SF: 0 SAC: 0 DP: 0 HBP: 0	WP: 0 PB: 0 SB: 0 CS: 0
PITCHER Ron Romanick, R ERA: 3.06 (1, 1)	IP: 9.0 WLS: W BF: 34 H: 5 R: 1 ER: 1 SO: 0 BB: 2 IBB: 0 HBP: 0 BLK: 0 WP: 0 HR: 1 S: 32 P: 40 ERA: 1.00 WHIP: 0.778															PITCHER						

Batter	1	2	3	4	5	6	7	8	9	AB	R	H	RBI	BB	SO	LOB	BOTTOM			
Rod Carew, L OBP: 0.370, SLG: 0.328 (1, 3)	 									4	0	3	0	0	0	0	Milwaukee Brewers @ California Angels Anaheim Stadium, Anaheim, CA Wed Jul 10 1985, 10:05 PM EDT Att: 28,179 - Unknown			
Brian Downing, R OBP: 0.340, SLG: 0.328 (1, 7)	 									4	0	0	0	0	1	3				
Reggie Jackson, L OBP: 0.375, SLG: 0.526 (6, PR) (9, 9)	4-0 		3-1					 		3	1	2	1	1	0	0				
Ruppert Jones, L OBP: 0.407, SLG: 0.593 (1, 8)							 			3	0	2	0	0	0	0				
Doug DeCinces, R OBP: 0.328, SLG: 0.401 (1, 5)	1-3						 	6-3		2	0	0	0	2	0	4				
Bobby Grich, R OBP: 0.377, SLG: 0.365 (1, 10)		4-0 				 				3	0	0	0	1	1	4				
Rob Wilfong, L OBP: 0.295, SLG: 0.294 (1, 4)		 								2	0	0	0	0	0	1				
Bob Boone, R OBP: 0.308, SLG: 0.304 (1, 2)		 								3	0	0	0	0	0	1				
Dick Schofield, R OBP: 0.259, SLG: 0.313 (1, 6)										3	1	1	1	0	1	1				
Inning Stats	R: 0 E: 0 K: 0 S: 4	H: 2 LOB: 2 BB: 1 P: 8	R: 0 E: 0 K: 1 S: 5	H: 0 LOB: 1 BB: 1 P: 9	R: 0 E: 0 K: 0 S: 3	H: 0 LOB: 0 BB: 0 P: 3	R: 0 E: 0 K: 0 S: 3	H: 0 LOB: 1 BB: 1 P: 7	R: 0 E: 0 K: 0 S: 4	H: 1 LOB: 1 BB: 0 P: 4	R: 1 E: 0 K: 0 S: 3	H: 2 LOB: 0 BB: 1 P: 7	R: 1 E: 0 K: 1 S: 7	H: 2 LOB: 1 BB: 0 P: 7	R: 0 E: 0 K: 1 S: 6	H: 1 LOB: 2 BB: 0 P: 6		1B: 4 2B: 2 3B: 0 HR: 2	SF: 0 SAC: 2 DP: 2 HBP: 0	WP: 0 PB: 0 SB: 0 CS: 1
PITCHER Ray Burris, R ERA: 3.5 (1, 1)	IP: 8.0 WLS: L BF: 33 H: 8 R: 2 ER: 2 SO: 3 BB: 4 IBB: 0 HBP: 0 BLK: 0 WP: 0 HR: 2 S: 35 P: 51 ERA: 2.25 WHIP: 1.500															PITCHER				

Batter	1	2	3	4	5	6	7	8	9	AB	R	H	RBI	BB	SO	LOB	TOP					
Damaso Garcia, R OBP: 0.307, SLG: 0.372 (1, 4)	F8		K			BB 1B		4-3		5	2	2	0	0	1	0	Toronto Blue Jays @ California Angels Anaheim Stadium, Anaheim, CA Thu Jul 11 1985, 10:05 PM EDT Att: 31,672 - Unknown AB 37 R 5 H 11 RBI 5 BB 4 SO 3 LOB 20					
Lloyd Moseby, L OBP: 0.335, SLG: 0.382 (1, 8)	F6		G3			1B E BB		K		4	1	0	0	1	1							
Rance Mulliniks, L OBP: 0.409, SLG: 0.487 Garth Iorg, R OBP: 0.383, SLG: 0.445 (6, PH) (6, 5)						E 1B		6-3		3	2	3	1	0	0	0						
George Bell, R OBP: 0.338, SLG: 0.525 (1, 7)	2B		1B 2B			1B		F4		2	0	0	0	0	0	1						
Al Oliver, L OBP: 0.295, SLG: 0.348 Manuel Lee, S OBP: 0.167, SLG: 0.130 (9, PR) (9, 5)	BB		1B			F4		F4		4	0	2	2	1	0	2						
Willie Upshaw, L OBP: 0.314, SLG: 0.386 (1, 3)	F5		4-3			BB 1B		5-3		5	0	1	1	0	0	5						
Ernie Whitt, L OBP: 0.338, SLG: 0.502 (1, 2)						BB 1B		CS 1B		0	0	0	0	0	0	0						
Jesse Barfield, R OBP: 0.335, SLG: 0.450 (1, 9)						BB 1B		CS 1B		4	0	2	1	0	0	0						
Tony Fernandez, S OBP: 0.331, SLG: 0.384 (1, 6)						BB 1B		CS 1B		3	0	1	0	1	1	3						
Inning Stats	R: 0 E: 0 K: 0 S: 4	H: 1 LOB: 2 BB: 1 P: 8	R: 0 E: 0 K: 0 S: 4	H: 1 LOB: 1 BB: 0 P: 4	R: 1 E: 0 K: 1 S: 7	H: 2 LOB: 1 BB: 0 P: 7	R: 0 E: 0 K: 0 S: 3	H: 0 LOB: 1 BB: 1 P: 7	R: 3 E: 1 K: 1 S: 9	H: 3 LOB: 3 BB: 2 P: 17	R: 1 E: 0 K: 0 S: 5	H: 2 LOB: 1 BB: 0 P: 5	R: 0 E: 0 K: 0 S: 3	H: 1 LOB: 0 BB: 0 P: 3	R: 0 E: 0 K: 0 S: 5	H: 1 LOB: 1 BB: 0 P: 3		1B: 8 2B: 3 3B: 0 HR: 0	SF: 0 SAC: 0 DP: 1 HBP: 0	WP: 0 PB: 0 SB: 1 CS: 1	PA: 42	
PITCHER	IP	WLS	BF	H	R	ER	SO	BB	IBB	HBP	BLK	WP	HR	S	P	ERA	WHIP					
Jim Slaton, R ERA: 3.97 (1, 1)	4.1	L	23	6	4	3	1	3	0	0	0	0	0	22	34	6.23	2.077					
Pat Clements, L ERA: 2.97 (5, 1)	2.2		12	4	1	1	1	1	0	0	0	0	0	13	17	3.38	1.875					
Luis Sanchez, R ERA: 8.15 (8, 1)	2.0		6	1	0	0	1	0	0	0	0	0	0	8	8	0.00	0.500					
Batter	1	2	3	4	5	6	7	8	9	AB	R	H	RBI	BB	SO	LOB	BOTTOM					
Rod Carew, L OBP: 0.375, SLG: 0.340 (1, 3)	F9		1-3						E6	5	0	3	1	0	0	0	Toronto Blue Jays @ California Angels Anaheim Stadium, Anaheim, CA Thu Jul 11 1985, 10:05 PM EDT Att: 31,672 - Unknown AB 37 R 3 H 11 RBI 3 BB 1 SO 5 LOB 15					
Juan Beniquez, R OBP: 0.347, SLG: 0.404 (8, 8)	F8		1-3					G4-3	5	0	0	0	0	0	4							
Reggie Jackson, L OBP: 0.376, SLG: 0.524 (1, 9)	F6		BB					1B	3	0	1	0	1	0	0							
Doug DeCinces, R OBP: 0.327, SLG: 0.398 (1, 5)	4-3		K					1B	4	0	1	0	0	1	2							
Ruppert Jones, L OBP: 0.406, SLG: 0.589 Brian Downing, R OBP: 0.339, SLG: 0.327 (7, PH) (8, 7)			G3					K	3	1	1	0	0	1	2							
Bobby Grich, R OBP: 0.375, SLG: 0.363 (1, 10)	F7							1B	1	0	0	1	0	1	0							
Rob Wilfong, L OBP: 0.256, SLG: 0.295 Mike Brown, R OBP: 0.287, SLG: 0.407 Craig Gerber, L OBP: 0.226, SLG: 0.288 (9, 4)	1B							1B	3	1	1	0	0	0	0							
Dick Schofield, R OBP: 0.263, SLG: 0.316 (1, 6)	F7							L5	4	1	2	0	0	0	2							
Bob Boone, R OBP: 0.307, SLG: 0.303 (1, 2)	F6							6-3	4	1	1	1	0	0	3							
Inning Stats	R: 0 E: 0 K: 0 S: 3	H: 0 LOB: 0 BB: 0 P: 3	R: 1 E: 0 K: 0 S: 6	H: 3 LOB: 2 BB: 0 P: 6	R: 0 E: 0 K: 1 S: 6	H: 1 LOB: 2 BB: 1 P: 10	R: 2 E: 0 K: 0 S: 6	H: 3 LOB: 1 BB: 0 P: 6	R: 0 E: 0 K: 1 S: 5	H: 0 LOB: 0 BB: 0 P: 5	R: 0 E: 0 K: 1 S: 6	H: 1 LOB: 1 BB: 0 P: 6	R: 0 E: 0 K: 1 S: 7	H: 3 LOB: 2 BB: 0 P: 7	R: 0 E: 0 K: 1 S: 5	H: 0 LOB: 0 BB: 0 P: 5		R: 0 E: 1 K: 0 S: 3	H: 0 LOB: 0 BB: 0 P: 3	1B: 10 2B: 2 3B: 0 HR: 0	SF: 0 SAC: 0 DP: 2 HBP: 0	WP: 0 PB: 0 SB: 1 CS: 0
PITCHER	IP	WLS	BF	H	R	ER	SO	BB	IBB	HBP	BLK	WP	HR	S	P	ERA	WHIP					
Doyle Alexander, R ERA: 4.52 (7, 1)	0.0		1	1	0	0	0	0	0	0	0	0	0	1	1	∞	∞					
Jim Acker, R ERA: 2.65 Gary Lavelle, L ERA: 1.9 (7, 1)	2.1	S	7	0	0	0	2	0	0	0	0	0	0	11	11	0.00	0.000					

Batter	1	2	3	4	5	6	7	8	9	AB	R	H	RBI	BB	SO	LOB	TOP								
Damaso Garcia, R (1,4) OBP: 0.306, SLG: 0.371	6-3		4-3		K		4-1		1B	1	0	0	0	0	0	0	Toronto Blue Jays @ California Angels Anaheim Stadium, Anaheim, CA Fri Jul 12 1985, 10:05 PM EDT Att: 35,870 - Unknown								
Manuel Lee, S (1,4) OBP: 0.160, SLG: 0.125										1	0	0	0	0	0	1									
Jeff Burroughs, R (5,PH) OBP: 0.395, SLG: 0.398										1	0	0	0	0	1	2									
Garth Iorg, R (5,4) OBP: 0.385, SLG: 0.446										2	0	1	0	0	0	1									
Lloyd Moseby, L (1,8) OBP: 0.336, SLG: 0.383	K				F8				F6	4	0	1	1	1	1	1									
Rance Mulliniks, L (1,5) OBP: 0.402, SLG: 0.477	6-3				E3		G3		4-3	4	0	0	0	0	0	2									
George Bell, R (1,7) OBP: 0.340, SLG: 0.527		K			6-3					4	0	2	0	0	1	1									
Al Oliver, L (1,10) OBP: 0.283, SLG: 0.333	6-3				6-3		4-3		G3	4	0	0	0	0	0	3									
Willie Upshaw, L (1,3) OBP: 0.310, SLG: 0.381							F6		F6	4	0	0	0	0	1	1									
Ernie Whitt, L (1,2) OBP: 0.345, SLG: 0.505									K	3	1	2	0	1	1	1									
Jesse Barfield, R (1,9) OBP: 0.334, SLG: 0.458					F8		F7		F8	4	1	1	2	0	0	2									
Tony Fernandez, S (1,6) OBP: 0.333, SLG: 0.385					G3				F7	4	1	2	0	0	0	1									
Inning Stats	R: 0 E: 0 K: 1 S: 5	H: 0 LOB: 0 BB: 0 P: 5	R: 0 E: 0 K: 1 S: 5	H: 0 LOB: 0 BB: 0 P: 5	R: 0 E: 0 K: 0 S: 4	H: 1 LOB: 1 BB: 0 P: 4	R: 0 E: 1 K: 0 S: 4	H: 0 LOB: 1 BB: 0 P: 4	R: 0 E: 0 K: 1 S: 7	H: 2 LOB: 2 BB: 0 P: 7	R: 0 E: 0 K: 0 S: 3	H: 1 LOB: 1 BB: 1 P: 7	R: 3 E: 0 K: 0 S: 6	H: 3 LOB: 1 BB: 1 P: 10	R: 0 E: 0 K: 2 S: 8	H: 1 LOB: 1 BB: 0 P: 8	R: 0 E: 0 K: 0 S: 4	H: 1 LOB: 1 BB: 0 P: 4	1B: 6 2B: 2 3B: 0 HR: 1	SF: 0 SAC: 0 DP: 0 HBP: 0	WP: 0 PB: 0 SB: 0 CS: 1	PA: 38			
PITCHER	IP	WLS	BF	H	R	ER	SO	BB	IBB	HBP	BLK	WP	HR	S	P	ERA	WHIP								
Kirk McCaskill, R (1,1) ERA: 4.38	6.1	W	27	6	3	3	3	2	0	0	0	0	1	31	39	4.26	1.263								
Donnie Moore, R (7,1) ERA: 1.45	2.2	S	11	3	0	0	2	0	0	0	0	0	0	15	15	0.00	1.125								

AB 36
R 3
H 9
RBI 3
BB 2
SO 5
LOB 16



Batter	1	2	3	4	5	6	7	8	9	AB	R	H	RBI	BB	SO	LOB	BOTTOM								
Juan Beniquez, R (1,3) OBP: 0.342, SLG: 0.398	5-3		5-3			6-3	FC6-4			4	0	0	0	0	0	1	Toronto Blue Jays @ California Angels Anaheim Stadium, Anaheim, CA Fri Jul 12 1985, 10:05 PM EDT Att: 35,870 - Unknown								
Brian Downing, R (1,7) OBP: 0.341, SLG: 0.329	6-3		6-3			HR				4	1	2	0	0	0	0									
Reggie Jackson, L (1,10) OBP: 0.371, SLG: 0.515	K		K			F7	F7			4	0	0	0	0	2	3									
Mike Brown, R (1,9) OBP: 0.303, SLG: 0.416										2	2	2	0	1	0	0									
Rod Carew, L (8,PH) OBP: 0.373, SLG: 0.338										1	0	0	0	0	0	0									
Doug DeCinces, R (1,5) OBP: 0.330, SLG: 0.425										4	2	2	5	0	1	1									
Bobby Grich, R (1,4) OBP: 0.377, SLG: 0.369										4	0	2	0	0	1	0									
Ruppert Jones, L (1,8) OBP: 0.401, SLG: 0.579										3	0	0	0	0	0	2									
Dick Schofield, R (1,6) OBP: 0.260, SLG: 0.312										3	0	0	0	0	0	1									
Bob Boone, R (1,2) OBP: 0.308, SLG: 0.304										3	0	1	0	0	0	1									
Inning Stats	R: 0 E: 0 K: 1 S: 5	H: 0 LOB: 0 BB: 0 P: 5	R: 2 E: 0 K: 0 S: 6	H: 3 LOB: 1 BB: 0 P: 6	R: 0 E: 0 K: 1 S: 5	H: 0 LOB: 0 BB: 0 P: 5	R: 0 E: 0 K: 0 S: 2	H: 0 LOB: 0 BB: 1 P: 6	R: 0 E: 0 K: 0 S: 3	H: 0 LOB: 0 BB: 0 P: 3	R: 3 E: 0 K: 0 S: 7	H: 4 LOB: 1 BB: 0 P: 7	R: 0 E: 0 K: 0 S: 5	H: 2 LOB: 2 BB: 0 P: 5	R: 0 E: 0 K: 2 S: 7	H: 0 LOB: 0 BB: 0 P: 7	R: 0 E: 0 K: 2 S: 7	H: 0 LOB: 0 BB: 0 P: 7	1B: 6 2B: 1 3B: 0 HR: 2	SF: 0 SAC: 0 DP: 1 HBP: 0	WP: 0 PB: 0 SB: 0 CS: 0	PA: 33			
PITCHER	IP	WLS	BF	H	R	ER	SO	BB	IBB	HBP	BLK	WP	HR	S	P	ERA	WHIP								
Jimmy Key, L (1,1) ERA: 2.85	5.2	L	23	6	5	5	2	1	0	0	0	0	0	26	30	7.94	1.235								
Dennis Lamp, R (6,1) ERA: 3.3	2.1		10	3	0	0	2	0	0	0	0	0	0	14	14	0.00	1.286								

AB 32
R 5
H 9
RBI 5
BB 1
SO 4
LOB 9



Batter	1	2	3	4	5	6	7	8	9	AB	R	H	RBI	BB	SO	LOB	TOP			
Damaso Garcia, R OBP: 0.305, SLG: 0.370 (1, 4)										4	1	1	0	0	0	2	Toronto Blue Jays @ California Angels Anaheim Stadium, Anaheim, CA Sat Jul 13 1985, 10:05 PM EDT Att: 42,054 - Unknown livebaseballscorecards.com			
Lloyd Moseby, L OBP: 0.335, SLG: 0.380 (1, 8)										3	0	0	0	1	1					
Rance Mulliniks, L OBP: 0.395, SLG: 0.467 (1, 5)										4	0	0	0	0	2					
George Bell, R OBP: 0.339, SLG: 0.524 (1, 7)										4	0	1	1	0	0					
Al Oliver, L OBP: 0.291, SLG: 0.371 (1, 10)										4	1	2	1	0	0					
Willie Upshaw, L OBP: 0.310, SLG: 0.380 (1, 3)										4	1	1	0	0	1					
Ernie Whitt, L OBP: 0.348, SLG: 0.502 (1, 2)										3	0	1	0	1	1					
Jesse Barfield, R OBP: 0.333, SLG: 0.453 (1, 9)										3	0	0	0	1	2					
Tony Fernandez, S OBP: 0.329, SLG: 0.380 (1, 6)										4	0	0	0	0	4					
Inning Stats	R: 1 E: 0 K: 0 S: 6	H: 3 LOB: 2 BB: 0 P: 6	R: 0 E: 0 K: 1 S: 5	H: 0 LOB: 1 BB: 1 P: 9	R: 0 E: 0 K: 1 S: 5	H: 0 LOB: 0 BB: 0 P: 5	R: 0 E: 0 K: 0 S: 3	H: 0 LOB: 0 BB: 0 P: 3	R: 0 E: 0 K: 1 S: 5	H: 0 LOB: 0 BB: 0 P: 5	R: 0 E: 0 K: 0 S: 3	H: 2 LOB: 1 BB: 1 P: 8	R: 0 E: 0 K: 0 S: 3	H: 0 LOB: 0 BB: 0 P: 3	R: 1 E: 1 K: 2 S: 9	H: 1 LOB: 1 BB: 0 P: 9	1B: 5 2B: 0 3B: 0 HR: 1	SF: 0 SAC: 0 DP: 1 HBP: 0	WP: 1 PB: 0 SB: 1 CS: 0	PA: 36
PITCHER Mike Witt, R ERA: 2.97 (1, 1)	IP: 9.0 WLS: W BF: 36 H: 6 R: 3 ER: 3 SO: 5 BB: 3 IBB: 0 HBP: 0 BLK: 1 WP: 1 HR: 1 S: 43 P: 55 ERA: 3.00 WHIP: 1.000															PITCHER				

Batter	1	2	3	4	5	6	7	8	9	AB	R	H	RBI	BB	SO	LOB	BOTTOM					
Rod Carew, L OBP: 0.367, SLG: 0.332 (1, 3)										4	0	0	0	0	0	0	Toronto Blue Jays @ California Angels Anaheim Stadium, Anaheim, CA Sat Jul 13 1985, 10:05 PM EDT Att: 42,054 - Unknown livebaseballscorecards.com					
Bobby Grich, R OBP: 0.375, SLG: 0.379 (1, 4)										4	1	1	1	0	0							
Reggie Jackson, L OBP: 0.373, SLG: 0.517 (1, 9)										3	0	1	0	1	1							
Ruppert Jones, L OBP: 0.404, SLG: 0.577 (8, PH)										1	0	0	0	2	0							
Juan Beniquez, R OBP: 0.341, SLG: 0.396 (9, 8)										1	0	0	0	0	1							
Doug DeCinces, R OBP: 0.329, SLG: 0.426 (1, 5)										4	0	1	0	0	1							
Rob Wilfong, L OBP: 0.251, SLG: 0.289 (9, PH)										3	0	0	0	0	2							
Darrell Miller, R OBP: 0.368, SLG: 0.444 (9, PH)										1	0	1	0	0	0							
Brian Downing, R OBP: 0.343, SLG: 0.341 (1, 7)										3	2	1	1	0	1							
Jerry Narron, L OBP: 0.289, SLG: 0.398 (9, PH)										3	0	0	0	0	2							
Mike Brown, R OBP: 0.306, SLG: 0.421 (9, PH)										1	1	1	0	0	0							
Craig Gerber, L OBP: 0.214, SLG: 0.273 (9, PH)										3	0	0	0	0	2							
Bob Boone, R OBP: 0.310, SLG: 0.307 (9, PH)										1	0	1	2	0	0							
Inning Stats	R: 0 E: 0 K: 0 S: 3	H: 0 LOB: 1 BB: 1 P: 7	R: 0 E: 0 K: 0 S: 4	H: 1 LOB: 2 BB: 0 P: 5	R: 0 E: 0 K: 0 S: 3	H: 0 LOB: 0 BB: 0 P: 3	R: 0 E: 0 K: 0 S: 2	H: 0 LOB: 0 BB: 1 P: 6	R: 1 E: 0 K: 0 S: 4	H: 1 LOB: 0 BB: 0 P: 4	R: 1 E: 0 K: 2 S: 8	H: 1 LOB: 1 BB: 1 P: 12	R: 0 E: 0 K: 1 S: 5	H: 0 LOB: 0 BB: 0 P: 5	R: 0 E: 0 K: 0 S: 4	H: 1 LOB: 1 BB: 0 P: 4	R: 2 E: 1 K: 0 S: 5	H: 3 LOB: 1 BB: 0 P: 5	1B: 3 2B: 2 3B: 0 HR: 2	SF: 0 SAC: 0 DP: 1 HBP: 1	WP: 0 PB: 0 SB: 0 CS: 0	PA: 36
PITCHER Dave Stieb, R ERA: 1.87 Gary Lavelle, L ERA: 2.06 Jim Acker, R ERA: 2.65	IP: 7.2 WLS: L BF: 5 H: 4 R: 2 ER: 2 SO: 2 BB: 0 IBB: 0 HBP: 0 BLK: 0 WP: 0 HR: 0 S: 5 P: 45 ERA: 2.35 WHIP: 0.913															PITCHER						


Batter	1	2	3	4	5	6	7	8	9	AB	R	H	RBI	BB	SO	LOB	TOP								
Damaso Garcia, R OBP: 0.305, SLG: 0.369 (1, 4)	F3		F7		SH1-3 1B		SH1-4		F9	4	1	1	0	0	0	1	Toronto Blue Jays @ California Angels Anaheim Stadium, Anaheim, CA Sun Jul 14 1985, 6:33 AM EDT Att: 35,306 - Unknown								
Lloyd Moseby, L OBP: 0.337, SLG: 0.378 (1, 8)	F9		1B		SH1-3		G6-4-3 HBP		K	2	0	0	0	1	1	0									
Rance Mulliniks, L Garth Iorg, R OBP: 0.389, SLG: 0.470 OBP: 0.382, SLG: 0.443 (7, PH) (7, 5)	1-3		1B		1B		G6-4-3			3	0	2	3	0	0	0									
George Bell, R OBP: 0.335, SLG: 0.518 (1, 7)		6-3	F8		F9				5-3	4	0	0	0	0	0	3									
Al Oliver, L OBP: 0.280, SLG: 0.356 (1, 10)		6-3			4-3				4-3	4	0	0	0	0	0	1									
Willie Upshaw, L OBP: 0.314, SLG: 0.380 (1, 3)		BB			1B		K		1B	2	0	1	0	2	1	0									
Ernie Whitt, L OBP: 0.346, SLG: 0.498 (1, 2)		K			F4		G3		BB	4	0	1	0	0	1	2									
Jesse Barfield, R OBP: 0.335, SLG: 0.452 (1, 9)			BB HBP		K		CS 1B		F8	3	1	1	0	0	1	3									
Tony Fernandez, S OBP: 0.331, SLG: 0.380 (1, 6)			F7		SH1-3 1B		CS		L5	3	1	1	0	1	0	1									
Inning Stats	R: 0 E: 0 K: 0 S: 3	H: 0 LOB: 0 BB: 0 P: 3	R: 0 E: 0 K: 1 S: 5	H: 0 LOB: 1 BB: 1 P: 9	R: 1 E: 0 K: 0 S: 4	H: 1 LOB: 2 BB: 1 P: 9	R: 0 E: 0 K: 1 S: 6	H: 1 LOB: 1 BB: 0 P: 6	R: 2 E: 0 K: 0 S: 6	H: 3 LOB: 1 BB: 0 P: 6	R: 0 E: 0 K: 1 S: 5	H: 1 LOB: 0 BB: 0 P: 5	R: 0 E: 0 K: 0 S: 2	H: 0 LOB: 1 BB: 1 P: 7	R: 0 E: 0 K: 0 S: 4	H: 1 LOB: 2 BB: 1 P: 8		R: 0 E: 0 K: 1 S: 5	H: 0 LOB: 0 BB: 0 P: 5	1B: 7 2B: 0 3B: 0 HR: 0	SF: 0 SAC: 2 DP: 1 HBP: 2	WP: 0 PB: 0 SB: 0 CS: 1	PA: 39		
PITCHER	IP	WLS	BF	H	R	ER	SO	BB	IBB	HBP	BLK	WP	HR	S	P	ERA	WHIP								
Urbano Lugo, R ERA: 2.79 (1, 1)	6.1		28	6	3	3	3	3	0	1	0	0	0	30	43	4.26	1.421								
Pat Clements, L ERA: 2.97 (7, 1)	0.0		1	0	0	0	0	0	0	1	0	0	0	1	∞	∞									
Stu Cliburn, R ERA: 2.15 (7, 1)	2.2	W	9	1	0	0	1	1	0	0	0	0	0	10	14	0.00	0.750								

AB	30
R	3
H	7
RBI	3
BB	4
SO	4
LOB	13



Batter	1	2	3	4	5	6	7	8	9	AB	R	H	RBI	BB	SO	LOB	BOTTOM								
Juan Beniquez, R OBP: 0.336, SLG: 0.390 (1, 8) (9, 3)	6-3		4-3			F3		K		4	0	0	0	0	1	1	Toronto Blue Jays @ California Angels Anaheim Stadium, Anaheim, CA Sun Jul 14 1985, 6:33 AM EDT Att: 35,306 - Unknown								
Rod Carew, L OBP: 0.371, SLG: 0.333 Mike Brown, R OBP: 0.306, SLG: 0.417 (1, 3) (8, PH) (9, 9)	4-3				6-3	1B		F8		2	1	1	0	1	0	0									
Reggie Jackson, L OBP: 0.375, SLG: 0.515 Craig Gerber, L OBP: 0.214, SLG: 0.273 (1, 10) (9, PR)	4-3				G3	1B		SH3-4 BB		3	0	1	1	1	0	1									
Ruppert Jones, L OBP: 0.403, SLG: 0.573 (1, 9) (9, 8)	F7				F9	1B		SH3-4		3	0	1	1	0	0	1									
Doug DeCinces, R OBP: 0.324, SLG: 0.419 (1, 5)		B1-3			L7	FC6-4		6-3		4	0	0	0	0	0	4									
Bobby Grich, R OBP: 0.374, SLG: 0.377 (1, 4)	F8				F9			K		4	1	1	1	0	1	0									
Brian Downing, R OBP: 0.342, SLG: 0.351 (1, 7)	F8				L7			6-3		4	1	1	2	0	0	0									
Dick Schofield, R OBP: 0.261, SLG: 0.309 (1, 6)			L8			BB 1B		5-3		2	1	0	0	1	0	0									
Bob Boone, R OBP: 0.307, SLG: 0.303 (1, 2)	F8				F8			F8		3	0	0	0	0	0	1									
Inning Stats	R: 0 E: 0 K: 0 S: 4	H: 1 LOB: 1 BB: 0 P: 4	R: 0 E: 0 K: 0 S: 3	H: 0 LOB: 0 BB: 0 P: 3	R: 0 E: 0 K: 0 S: 3	H: 0 LOB: 0 BB: 0 P: 3	R: 0 E: 0 K: 0 S: 3	H: 0 LOB: 0 BB: 0 P: 3	R: 2 E: 0 K: 0 S: 5	H: 2 LOB: 2 BB: 2 P: 13	R: 0 E: 0 K: 1 S: 5	H: 0 LOB: 0 BB: 0 P: 5	R: 0 E: 0 K: 1 S: 5	H: 0 LOB: 0 BB: 0 P: 5	R: 3 E: 0 K: 0 S: 4	H: 2 LOB: 1 BB: 1 P: 8		1B: 4 2B: 0 3B: 0 HR: 1	SF: 0 SAC: 1 DP: 0 HBP: 0	WP: 0 PB: 0 SB: 0 CS: 0	PA: 34				
PITCHER	IP	WLS	BF	H	R	ER	SO	BB	IBB	HBP	BLK	WP	HR	S	P	ERA	WHIP								
Jim Clancy, R ERA: 4.15 (1, 1)	5.2		22	3	2	2	2	2	0	0	0	0	0	20	28	3.18	0.882								
Dennis Lamp, R ERA: 3.19 (6, 1)	2.0		6	0	0	0	2	0	0	0	0	0	0	10	10	0.00	0.000								
Gary Lavelle, L ERA: 2.62 (8, 1)	1.0	L	6	2	3	3	0	1	0	0	0	0	1	5	9	27.00	3.000								

AB	30
R	5
H	5
RBI	5
BB	3
SO	2
LOB	8



Batter	1	2	3	4	5	6	7	8	9	AB	R	H	RBI	BB	SO	LOB	TOP			
Juan Benquez, R (1, 8) OBP: 0.338, SLG: 0.389	0-0 CS 1B		0-0 5-3			0-0 F9			4-0 2B 1-2 BB	3	0	1	0	1	0	1	California Angels @ Boston Red Sox Fenway Park, Boston, MA Thu Jul 18 1985, 7:05 PM EDT Att: 29,194 - Unknown			
Rod Carew, L (1, 3) OBP: 0.365, SLG: 0.327	0-3 1-2 K			0-3 K		0-0 3-1			0-0 F4	4	0	0	0	0	2	3				
Brian Downing, R (1, 7) OBP: 0.341, SLG: 0.353	0-3 K			0-0 6-3			0-3 K		0-0 2B 1-3 2-H	4	0	1	1	0	2	0				
Mike Brown, R (1, 9) OBP: 0.304, SLG: 0.412		0-0 G5-4-3 1B		0-0 G1-4-3			0-0 6-3		0-3 K	4	0	1	0	0	1	2				
Doug DeCinces, R (1, 5) OBP: 0.319, SLG: 0.413		0-0 G5-4-3 1-2			0-0 E6 FC4-6		0-0 4-3		0-0 1-3	4	0	0	0	0	0	3				
Bobby Grich, R (1, 4) OBP: 0.373, SLG: 0.376		0-0 F9			0-0 F9				0-0 G6-4-3 1B	3	0	1	0	0	0	1				
Reggie Jackson, L (1, 10) Rufino Linares, R (8, PH)			0-0 F7 1B		0-0 F9				0-0 L7	2	0	1	0	0	0	1				
Dick Schofield, R (1, 6) OBP: 0.258, SLG: 0.305			0-0 F7 1-2		0-0 FC4-6 1-2				0-0 G6-4-3 1-2	3	0	0	0	0	0	3				
Bob Boone, R (1, 2) Darrell Miller, R (5, 2) OBP: 0.381, SLG: 0.450			0-0 2B			0-0 F3			0-0 BB 2B 1B	1	0	1	0	0	0	0				
Inning Stats	R: 0 E: 0 K: 2 S: 7	H: 1 LOB: 0 BB: 0 P: 7	R: 0 E: 0 K: 0 S: 3	H: 1 LOB: 0 BB: 0 P: 3	R: 0 E: 0 K: 0 S: 4	H: 2 LOB: 1 BB: 0 P: 4	R: 0 E: 0 K: 1 S: 5	H: 0 LOB: 0 BB: 0 P: 5	R: 0 E: 0 K: 0 S: 4	H: 0 LOB: 1 BB: 0 P: 4	R: 0 E: 0 K: 1 S: 5	H: 0 LOB: 0 BB: 0 P: 5	R: 0 E: 0 K: 0 S: 3	H: 1 LOB: 0 BB: 0 P: 3	R: 1 E: 0 K: 1 S: 7	H: 2 LOB: 2 BB: 1 P: 11	1B: 5 2B: 3 3B: 0 HR: 0	SF: 0 SAC: 0 DP: 3 HBP: 0	WP: 0 PB: 0 SB: 0 CS: 1	PA: 32
PITCHER Bruce Hurst, L (1, 1) ERA: 4.84	IP: 9.0 WLS: W BF: 32 H: 7 R: 1 ER: 1 SO: 5 BB: 1 IBB: 0 HBP: 0 BLK: 0 WP: 0 HR: 0 S: 41 P: 45 ERA: 1.00 WHIP: 0.889																			

Batter	1	2	3	4	5	6	7	8	9	AB	R	H	RBI	BB	SO	LOB	BOTTOM	
Dwight Evans, R (1, 9) OBP: 0.375, SLG: 0.369	0-0 G4-6-3 1B	0-0 1-3 2-H 3-H 1B	0-0 F4			0-0 F4			0-0 F7	5	0	2	2	0	0	3	California Angels @ Boston Red Sox Fenway Park, Boston, MA Thu Jul 18 1985, 7:05 PM EDT Att: 29,194 - Unknown	
Wade Boggs, L (1, 5) OBP: 0.435, SLG: 0.436	0-0 G4-6-3 1-2	0-0 4-3	4-0 1B 1-2 2-3 3-H BB		0-0 FC5-4 1B			0-0 4-3	4	1	1	1	1	0	3			
Jim Rice, R (1, 7) Rick Miller, L (8, 7) OBP: 0.400, SLG: 0.405	0-0 1B		0-0 BB 1B		0-0 FC5-4 1-2			0-0 4-3	4	2	3	2	0	0	1			
Bill Buckner, L (1, 3) OBP: 0.315, SLG: 0.425	0-3 K		0-0 BB 1B		0-0 G3			0-0 1B	5	1	3	2	0	1	2			
Mike Easter, L (1, 10) OBP: 0.332, SLG: 0.419		0-0 4-3	0-0 BB 2B 3-1		0-0 F7			0-0 G3	5	1	1	1	0	0	2			
Rich Gedman, L (1, 2) OBP: 0.372, SLG: 0.462		4-0 BB 1B BB	0-0 F5	0-0 1B		0-0 F4			3	1	1	0	1	0	2			
Glenn Hoffman, R (1, 6) Jackie Gutierrez, R (8, 6) OBP: 0.276, SLG: 0.313		0-0 E5 BB 1B 1-2	0-0 1B BB 1B	0-0 F6		0-0 G1-4-3			4	2	1	1	0	0	2			
Steve Lyons, L (1, 8) OBP: 0.331, SLG: 0.346		0-0 F3	0-0 BB 1B 1B	0-0 G4-6-3 1B			0-3 K		4	1	2	0	0	1	2			
Marty Barrett, R (1, 4) OBP: 0.366, SLG: 0.353		4-0 1B BB	0-0 BB 1B 1B	0-0 G4-6-3			0-0 G1-6-3		3	1	1	1	1	0	2			
Inning Stats	R: 0 E: 0 K: 1 S: 6	H: 2 LOB: 1 BB: 0 P: 6	R: 2 E: 1 K: 0 S: 5	H: 1 LOB: 2 BB: 2 P: 13	R: 8 E: 0 K: 0 S: 11	H: 8 LOB: 1 BB: 1 P: 15	R: 0 E: 0 K: 0 S: 4	H: 2 LOB: 1 BB: 0 P: 4	R: 0 E: 0 K: 0 S: 3	H: 0 LOB: 0 BB: 0 P: 3	R: 0 E: 0 K: 1 S: 5	H: 0 LOB: 0 BB: 0 P: 5	R: 0 E: 0 K: 0 S: 4	H: 1 LOB: 1 BB: 0 P: 4	1B: 13 2B: 2 3B: 0 HR: 0	SF: 0 SAC: 0 DP: 2 HBP: 0	WP: 0 PB: 0 SB: 0 CS: 0	PA: 41
PITCHER Kirk McCaskill, R (1, 1) ERA: 4.86 Luis Sanchez, R (3, 1) ERA: 7.25 Doug Corbett, R (8, 1) ERA: 4.04	IP: 2.1 WLS: L BF: 18 H: 9 R: 8 ER: 6 SO: 1 BB: 2 IBB: 0 HBP: 0 BLK: 0 WP: 0 HR: 0 S: 20 P: 24 ERA: 23.14 WHIP: 4.714																	

Batter	1	2	3	4	5	6	7	8	9	AB	R	H	RBI	BB	SO	LOB	TOP					
Rod Carew, L (1,3) OBP: 0.359, SLG: 0.321			6-3		F9		5-3			4	0	0	0	0	1	0						
Ruppert Jones, L (1,8) OBP: 0.397, SLG: 0.562	3-1		L8		F7		3-1			4	0	0	0	0	0	0						
Bobby Grich, R (1,4) OBP: 0.369, SLG: 0.371	F8			L5		6-3		L5		4	0	0	0	0	0	0						
Doug DeCinces, R (1,5) OBP: 0.318, SLG: 0.408		L7		F9		2B FC4-6 BB		K		3	1	0	0	1	1	0						
Jerry Narron, L (1,10) OBP: 0.297, SLG: 0.413	K			1B 1B 1B		FC4-6 1-3 2B		4-3		4	0	2	0	0	1	0						
Reggie Jackson, L (1,9) OBP: 0.377, SLG: 0.512									4-3	3	0	1	0	1	1	0						
Mike Brown, R (9,9) OBP: 0.304, SLG: 0.412	K			1B 1-2 1B		FC4-6 IBB				0	0	0	0	0	0	0						
Brian Downing, R (1,7) OBP: 0.340, SLG: 0.352			F8			FC4-6 FC5-4		F9		4	0	1	1	0	0	2						
Bob Boone, R (1,2) OBP: 0.309, SLG: 0.309					F8	FC5-4		1-3		4	1	1	0	0	0	5						
Dick Schofield, R (1,6) OBP: 0.258, SLG: 0.318			HR			1-2 2-3 3-H				3	1	1	2	0	0	0						
			1-H HR		3-1			F6														
Inning Stats	R: 0 E: 0 K: 1 S: 5	H: 0 LOB: 0 BB: 0 P: 5	R: 0 E: 0 K: 2 S: 7	H: 0 LOB: 0 BB: 0 P: 7	R: 2 E: 0 K: 0 S: 5	H: 2 LOB: 0 BB: 0 P: 5	R: 0 E: 0 K: 0 S: 6	H: 3 LOB: 3 BB: 0 P: 6	R: 0 E: 0 K: 0 S: 3	H: 0 LOB: 0 BB: 0 P: 3	R: 1 E: 0 K: 0 S: 4	H: 1 LOB: 2 BB: 2 P: 12	R: 0 E: 0 K: 0 S: 3	H: 0 LOB: 0 BB: 0 P: 3	R: 0 E: 0 K: 1 S: 5	H: 0 LOB: 0 BB: 0 P: 5	R: 0 E: 0 K: 0 S: 3	H: 0 LOB: 0 BB: 0 P: 3	1B: 4 2B: 1 3B: 0 HR: 1	SF: 0 SAC: 0 DP: 0 HBP: 0	WP: 0 PB: 0 SB: 0 CS: 0	PA: 35
PITCHER Oil Can Boyd, R (1,1) ERA: 3.14	IP: 9.0 WLS: L BF: 35 H: 6 R: 3 ER: 3 SO: 4 BB: 1 IBB: 1 HBP: 0 BLK: 0 WP: 0 HR: 1 S: 41 P: 49 ERA: 3.00 WHIP: 0.778															PITCHER						

California Angels @ Boston Red Sox
Fenway Park, Boston, MA
Fri Jul 19 1985, 7:05 PM EDT
Att: 31,368 - Unknown

AB	33
R	3
H	6
RBI	3
BB	2
SO	4
LOB	7



Batter	1	2	3	4	5	6	7	8	9	AB	R	H	RBI	BB	SO	LOB	BOTTOM					
Dwight Evans, R (1,9) OBP: 0.377, SLG: 0.372	HR 2B		G5-4-3			G6-4-3 BB		6-3		3	1	1	0	1	0	1						
Wade Boggs, L (1,5) OBP: 0.436, SLG: 0.436	L6					F7			FC4-6 1B	3	0	1	0	1	0	2						
Jim Rice, R (1,7) OBP: 0.327, SLG: 0.451	F3		F5			G6-4-3			K	4	0	0	0	0	1	4						
Bill Buckner, L (1,3) OBP: 0.314, SLG: 0.432	HR			4-3			F8		K	4	1	1	2	0	1	1						
Mike Easter, L (1,10) OBP: 0.329, SLG: 0.414	F6			K2-3			4-3		FC4-6	4	0	0	0	0	1	1						
Rich Gedman, L (1,2) OBP: 0.372, SLG: 0.461		F4		F4		FC6-4 1B				3	0	1	0	0	0	0						
Glenn Hoffman, R (1,6) OBP: 0.320, SLG: 0.399		6-3			F9	FC6-4				3	0	0	0	0	0	1						
Steve Lyons, L (1,8) OBP: 0.337, SLG: 0.358		F8					CS 1B		CS 2B	3	0	2	0	0	0	0						
Marty Barrett, R (1,4) OBP: 0.366, SLG: 0.350			G5-4-3 BB			F8			K	2	0	0	0	1	1	2						
Inning Stats	R: 2 E: 0 K: 0 S: 5	H: 2 LOB: 0 BB: 0 P: 5	R: 0 E: 0 K: 0 S: 3	H: 0 LOB: 0 BB: 0 P: 3	R: 0 E: 0 K: 0 S: 2	H: 0 LOB: 1 BB: 2 P: 10	R: 0 E: 0 K: 1 S: 5	H: 0 LOB: 0 BB: 0 P: 5	R: 0 E: 0 K: 0 S: 3	H: 1 LOB: 0 BB: 0 P: 3	R: 0 E: 0 K: 0 S: 2	H: 0 LOB: 0 BB: 1 P: 6	R: 0 E: 0 K: 0 S: 4	H: 1 LOB: 1 BB: 0 P: 4	R: 0 E: 0 K: 1 S: 5	H: 1 LOB: 0 BB: 0 P: 5	R: 0 E: 0 K: 2 S: 8	H: 1 LOB: 1 BB: 0 P: 8	1B: 3 2B: 2 3B: 0 HR: 1	SF: 0 SAC: 0 DP: 2 HBP: 0	WP: 0 PB: 0 SB: 0 CS: 2	PA: 32
PITCHER Ron Romanick, R (1,1) ERA: 3.01 Donnie Moore, R (9,1) ERA: 1.42	IP: 8.0 WLS: W BF: 28 H: 5 R: 2 ER: 2 SO: 2 BB: 3 IBB: 0 HBP: 0 BLK: 0 WP: 0 HR: 1 S: 29 P: 41 ERA: 2.25 WHIP: 1.000															PITCHER						

California Angels @ Boston Red Sox
Fenway Park, Boston, MA
Fri Jul 19 1985, 7:05 PM EDT
Att: 31,368 - Unknown

AB	29
R	2
H	6
RBI	2
BB	3
SO	4
LOB	12



Batter	1	2	3	4	5	6	7	8	9	AB	R	H	RBI	BB	SO	LOB	TOP			
Rod Carew, L OBP: 0.356, SLG: 0.318 (1, 3)	4-3		BB 1B 1B	6-3			L6		K	5	1	1	0	0	1	1	California Angels @ Boston Red Sox Fenway Park, Boston, MA Sat Jul 20 1985, 3:33 AM EDT Att: 33,147 - Unknown livebaseballscorecards.com			
Juan Beniquez, R OBP: 0.337, SLG: 0.387 (1, 8)	F9		1B BB 4-3 1B	F8			F9			4	1	1	0	0	0	1				
Brian Downing, R OBP: 0.342, SLG: 0.349 (1, 7)	F8		4-3 BB 1-2 2-3 BB		G5-4-3 BB		F7			2	1	0	0	2	0	1				
Mike Brown, R OBP: 0.303, SLG: 0.407 (1, 9)		L5	BB 4-3 1-2 2-3 3-H 1B		G5-4-3 1-2		1-3			4	0	1	1	0	0	1				
Bobby Grich, R OBP: 0.367, SLG: 0.367 (1, 4)	WP HR BB	4-3	4-3		F7		K			3	1	0	1	1	1	2				
Doug DeCinces, R OBP: 0.324, SLG: 0.409 (1, 5)	K		BB			G4-6-3 1B		BB		2	0	1	0	2	1	1				
Rufino Linares, R OBP: 0.300, SLG: 2.000 (1, 10)						G4-6-3 1B		BB		1	1	1	2	0	0	0				
Reggie Jackson, L (3, PH) OBP: 0.377, SLG: 0.508	2-H HR		1-2 2-3 3-H BB		G4-6-3 1-2		K			2	0	0	1	1	1	2				
Bob Boone, R OBP: 0.304, SLG: 0.304 (1, 2)	F8		4-3		5-3			L5		4	0	0	0	0	0	3				
Dick Schofield, R OBP: 0.258, SLG: 0.314 (1, 6)			K		F3		F9 S BB		5-3	3	0	0	0	1	1	0				
Inning Stats	R: 0 E: 0 K: 0 S: 3	H: 0 LOB: 0 BB: 0 P: 3	R: 2 E: 0 K: 1 S: 6	H: 1 LOB: 0 BB: 1 P: 10	R: 3 E: 0 K: 1 S: 8	H: 3 LOB: 3 BB: 3 P: 20	R: 0 E: 0 K: 0 S: 3	H: 0 LOB: 0 BB: 0 P: 3	R: 0 E: 0 K: 0 S: 2	H: 0 LOB: 0 BB: 1 P: 6	R: 0 E: 0 K: 0 S: 3	H: 0 LOB: 1 BB: 1 P: 7	R: 0 E: 0 K: 2 S: 5	H: 0 LOB: 1 BB: 1 P: 11	R: 0 E: 0 K: 1 S: 5	H: 0 LOB: 0 BB: 0 P: 5	1B: 4 2B: 0 3B: 0 HR: 1	SF: 0 SAC: 0 DP: 2 HBP: 0	WP: 1 PB: 0 SB: 1 CS: 0	PA: 37
PITCHER	IP WLS BF H R ER SO BB IBB HBP BLK WP HR S P ERA WHIP																			
Bob Ojeda, L (1, 1) ERA: 4.54	2.1 L 13 4 5 5 2 2 0 0 0 0 1 1 15 23 19.29 2.571																			
Mike Trujillo, R (3, 1) ERA: 5.44	3.2 13 1 0 0 0 3 0 0 0 0 0 0 10 22 0.00 1.091																			
Mark Clear, R (7, 1) ERA: 2.83	2.0 8 0 0 0 2 2 0 0 0 0 0 0 10 18 0.00 1.000																			
Bob Stanley, R (9, 1) ERA: 2.37	1.0 3 0 0 0 1 0 0 0 0 0 0 0 5 5 0.00 0.000																			

Batter	1	2	3	4	5	6	7	8	9	AB	R	H	RBI	BB	SO	LOB	BOTTOM					
Dwight Evans, R OBP: 0.378, SLG: 0.369 (1, 9)	G4-3 BB		BB			E6 2B 6-3		F5		2	1	0	0	2	0	0	California Angels @ Boston Red Sox Fenway Park, Boston, MA Sat Jul 20 1985, 3:33 AM EDT Att: 33,147 - Unknown livebaseballscorecards.com					
Wade Boggs, L OBP: 0.436, SLG: 0.438 (1, 5)	G4-3 1-2		G5-4-3 BB			1-3 2B		K		3	0	1	0	1	1	1						
Jim Rice, R OBP: 0.323, SLG: 0.446 (1, 7)	F3		G5-4-3 1-2			K			6-3	4	0	0	0	0	1	5						
Bill Buckner, L OBP: 0.313, SLG: 0.430 (1, 3)		F8		L4		6-3				4	1	1	1	0	0	1						
Mike Easter, L (1, 10) OBP: 0.333, SLG: 0.425					G6-3 HBP		F7		3B 1B 3B	3	1	2	1	0	0	1						
Rich Gedman, L (1, 2) OBP: 0.370, SLG: 0.458		2B							1B 3B	4	0	1	1	0	0	2						
Dave Sax, R (9, FR) OBP: 0.350, SLG: 0.400		L7		G6-3 1-2			F8		1B	0	0	0	0	0	0	0						
Glenn Hoffman, R (1, 6) OBP: 0.315, SLG: 0.392						K				3	0	0	0	0	3	1						
Rick Miller, L (9, PH) OBP: 0.390, SLG: 0.395						K			F7	1	0	0	0	0	0	1						
Steve Lyons, L (1, 8) OBP: 0.335, SLG: 0.355			BB BB 1B			K			F7	4	0	1	0	0	1	1						
Marty Barrett, R (1, 4) OBP: 0.363, SLG: 0.346			K			4-3			6-3	3	0	0	0	0	1	1						
Inning Stats	R: 0 E: 0 K: 0 S: 2	H: 0 LOB: 1 BB: 1 P: 6	R: 0 E: 0 K: 1 S: 6	H: 1 LOB: 0 BB: 0 P: 6	R: 0 E: 0 K: 1 S: 5	H: 1 LOB: 2 BB: 2 P: 13	R: 0 E: 0 K: 0 S: 2	H: 0 LOB: 0 BB: 0 P: 3	R: 0 E: 0 K: 2 S: 7	H: 0 LOB: 0 BB: 0 P: 7	R: 1 E: 1 K: 1 S: 7	H: 1 LOB: 1 BB: 0 P: 7	R: 0 E: 0 K: 1 S: 5	H: 0 LOB: 0 BB: 0 P: 5	R: 0 E: 0 K: 1 S: 5	H: 0 LOB: 0 BB: 0 P: 5	R: 2 E: 0 K: 0 S: 6	H: 3 LOB: 1 BB: 0 P: 6	1B: 3 2B: 2 3B: 1 HR: 0	SF: 0 SAC: 0 DP: 3 HBP: 1	WP: 0 PB: 0 SB: 0 CS: 0	PA: 35
PITCHER	IP WLS BF H R ER SO BB IBB HBP BLK WP HR S P ERA WHIP																					
Mike Witt, R (1, 1) ERA: 2.92	8.1 W 32 5 3 2 7 3 0 1 0 0 0 0 1 42 55 2.16 0.960																					
Pat Clements, L (9, 1) ERA: 2.97	0.0 1 1 0 0 0 0 0 0 0 0 0 0 1 1 ∞ ∞																					
Donnie Moore, R (9, 1) ERA: 1.4	0.2 S 2 0 0 0 0 0 0 0 0 0 0 0 2 2 0.00 0.000																					

Batter	1	2	3	4	5	6	7	8	9	AB	R	H	RBI	BB	SO	LOB	TOP										
Rod Carew, L OBP: 0.349, SLG: 0.311	4-3	K		FC4-6		4-6	G3		L7	5	0	0	0	0	1	4											
Rob Wilfong, L OBP: 0.250, SLG: 0.282	E1	L9		L3			3-1		FC4-6 BB	4	0	0	0	1	0	4											
Ruppert Jones, L OBP: 0.389, SLG: 0.548	K			F9			3-1		FC4-6 E HBP	5	0	0	0	0	2	2											
Juan Beniquez, R OBP: 0.334, SLG: 0.381	F8			K			K		L9	4	0	0	0	0	2	1											
Reggie Jackson, L OBP: 0.380, SLG: 0.524							4-3			4	2	2	1	1	0	2											
Brian Downing, R OBP: 0.339, SLG: 0.347				L4			K		FC5 HBP	5	1	1	0	0	1	5											
Doug DeCinces, R OBP: 0.333, SLG: 0.421									FC5-4 1B	4	1	4	1	0	0	0											
Bob Boone, R OBP: 0.310, SLG: 0.308									FC5-4	3	0	2	1	1	0	1											
Dick Schofield, R OBP: 0.259, SLG: 0.319									F7	3	0	1	1	0	0	4											
Bobby Grich, R OBP: 0.366, SLG: 0.365									F9	1	0	0	0	0	0	1											
Craig Gerber, L OBP: 0.214, SLG: 0.273										0	0	0	0	0	0	0											
Inning Stats	R: 0 E: 1 K: 1 S: 6	H: 0 LOB: 1 BB: 0 P: 6	R: 2 E: 0 K: 1 S: 9	H: 4 LOB: 2 BB: 0 P: 9	R: 0 E: 0 K: 2 S: 7	H: 0 LOB: 1 BB: 1 P: 11	R: 0 E: 0 K: 0 S: 5	H: 2 LOB: 2 BB: 0 P: 5	R: 0 E: 0 K: 0 S: 3	H: 1 LOB: 2 BB: 1 P: 7	R: 0 E: 0 K: 1 S: 5	H: 0 LOB: 0 BB: 0 P: 5	R: 2 E: 0 K: 0 S: 6	H: 3 LOB: 1 BB: 0 P: 6	R: 0 E: 1 K: 0 S: 4	H: 0 LOB: 3 BB: 1 P: 9	1B: 6 2B: 3 3B: 0 HR: 1	SF: 0 SAC: 0 DP: 0 HBP: 1	WP: 1 PB: 0 SB: 0 CS: 0	PA: 42							
PITCHER	IP	WLS	BF	H	R	ER	SO	BB	IBB	HBP	BLK	WP	HR	S	P	ERA	WHIP										
Al Nipper, R ERA: 4.31	7.0	W	31	7	2	2	6	2	0	0	0	0	0	40	48	2.57	1.286										
Steve Crawford, R ERA: 2.9	1.0		6	3	2	2	0	0	0	0	0	1	1	6	6	18.00	3.000										
Bob Stanley, R ERA: 2.33	1.0		6	0	0	0	0	1	0	1	0	0	0	4	9	0.00	1.000										

California Angels @ Boston Red Sox
Fenway Park, Boston, MA
Sun Jul 21 1985, 3:33 AM EDT
Att: 28,636 - Unknown

AB	38
R	4
H	10
RBI	4
BB	3
SO	6
LOB	24



Batter	1	2	3	4	5	6	7	8	9	AB	R	H	RBI	BB	SO	LOB	BOTTOM										
Dwight Evans, R OBP: 0.378, SLG: 0.379	E 2B BB	K				L5		G6-4-3		5	2	2	1	0	1	2											
Wade Boggs, L OBP: 0.437, SLG: 0.439				1-3		6-3				3	1	1	1	1	0	0											
Jim Rice, R OBP: 0.320, SLG: 0.441	E6 2B			6-3		F8		F8		4	1	0	0	0	0	3											
Bill Buckner, L OBP: 0.315, SLG: 0.436	F7 3B 2B			F8						4	2	2	3	0	1	0											
Mike Easter, L OBP: 0.332, SLG: 0.421	F7			K		1B 2B		K		3	0	0	0	1	2	1											
Rich Gedman, L OBP: 0.378, SLG: 0.484						1B 1B				4	1	4	3	0	0	0											
Glenn Hoffman, R OBP: 0.309, SLG: 0.384	9-3-2			K		FC5-4		6-3		4	0	0	0	0	1	4											
Steve Lyons, L OBP: 0.339, SLG: 0.364								1-3		4	1	2	0	0	0	0											
Marty Barrett, R OBP: 0.361, SLG: 0.345				F3		K				4	0	1	0	0	1	3											
Inning Stats	R: 4 E: 1 K: 0 S: 6	H: 3 LOB: 0 BB: 1 P: 10	R: 0 E: 0 K: 1 S: 5	H: 0 LOB: 0 BB: 0 P: 5	R: 0 E: 0 K: 2 S: 9	H: 2 LOB: 2 BB: 0 P: 9	R: 2 E: 0 K: 0 S: 6	H: 3 LOB: 2 BB: 1 P: 10	R: 1 E: 0 K: 1 S: 7	H: 2 LOB: 1 BB: 0 P: 7	R: 1 E: 0 K: 2 S: 8	H: 1 LOB: 0 BB: 0 P: 8	R: 0 E: 0 K: 0 S: 3	H: 1 LOB: 0 BB: 0 P: 3	1B: 5 2B: 5 3B: 1 HR: 2	SF: 0 SAC: 0 DP: 2 HBP: 0	WP: 0 PB: 0 SB: 0 CS: 0	PA: 37									
PITCHER	IP	WLS	BF	H	R	ER	SO	BB	IBB	HBP	BLK	WP	HR	S	P	ERA	WHIP										
Urbano Lugo, R ERA: 3.3	4.2	L	22	7	6	5	3	1	0	0	0	0	0	27	31	9.64	1.714										
Pat Clements, L ERA: 2.87	0.0		2	1	0	0	0	1	0	0	0	0	0	1	5												
Luis Sanchez, R ERA: 7.01	3.1		13	4	2	2	3	0	0	0	0	0	1	19	19	5.40	1.200										

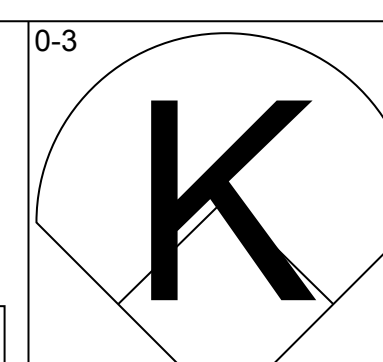
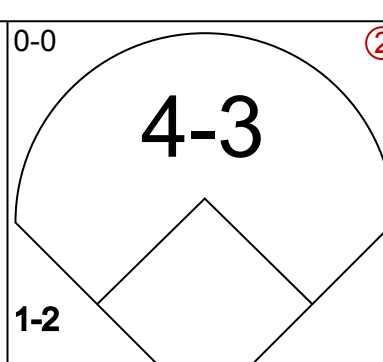
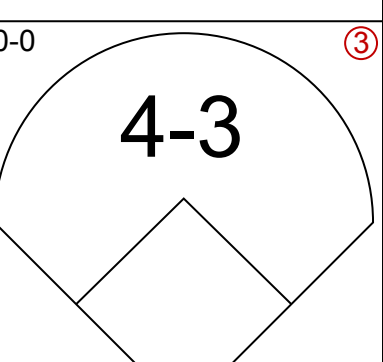
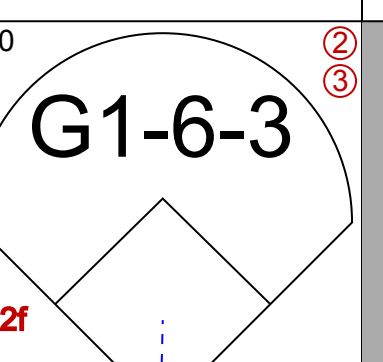
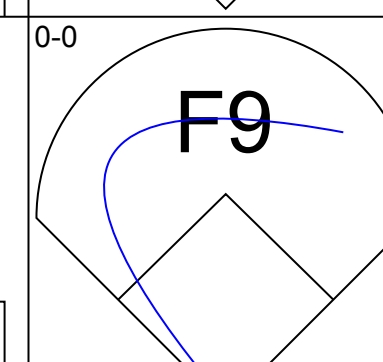
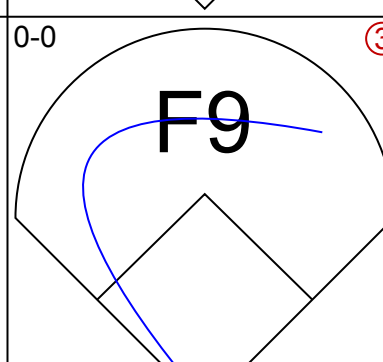
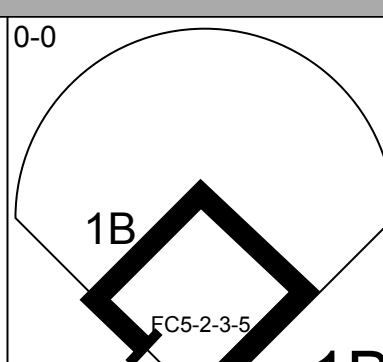
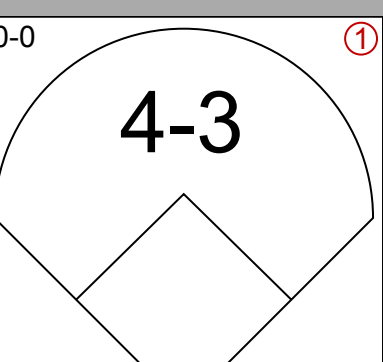
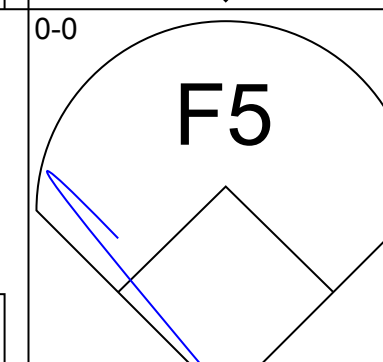
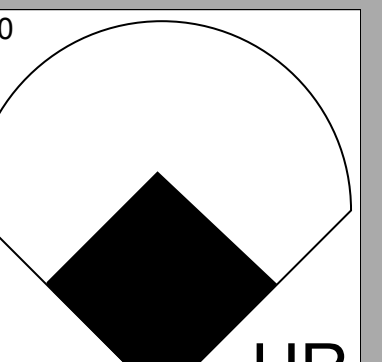
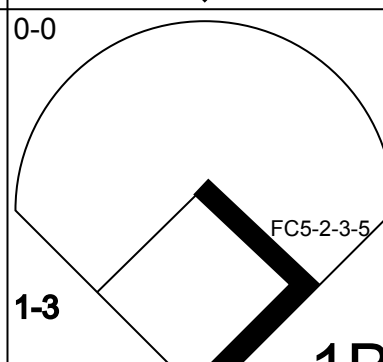
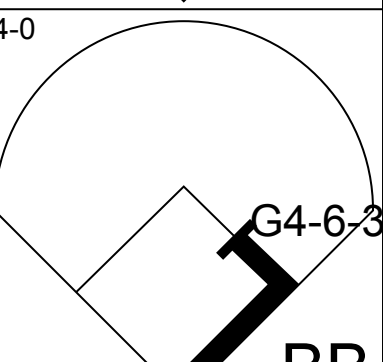
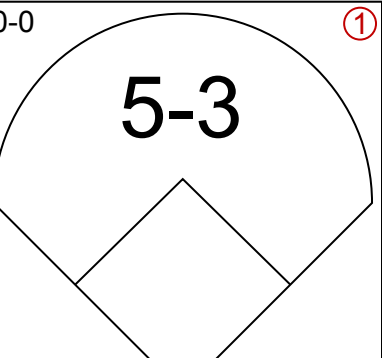

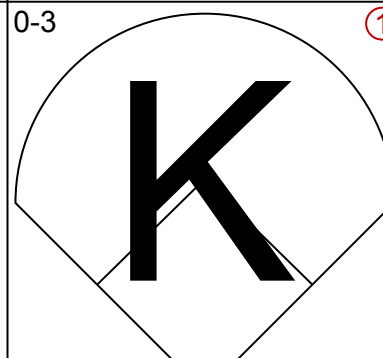
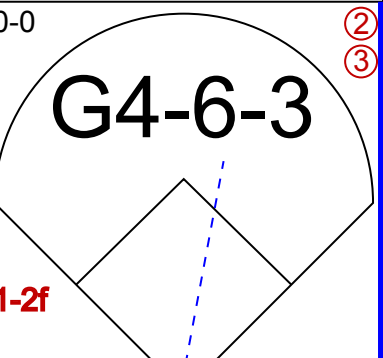

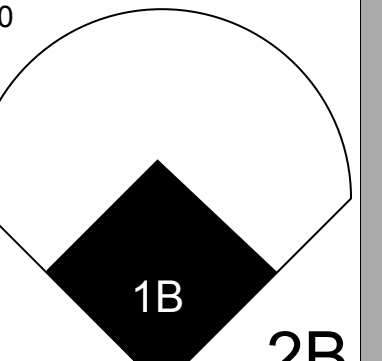
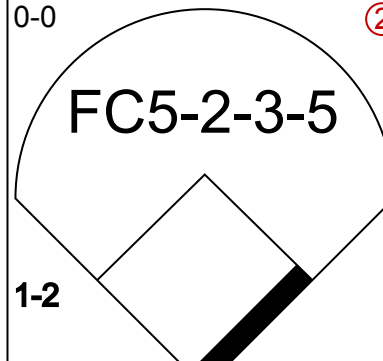
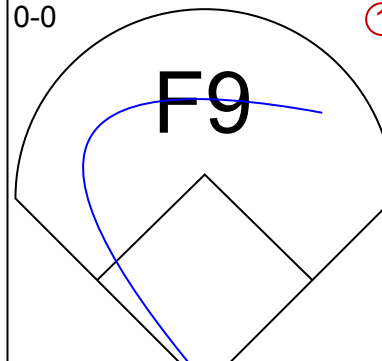

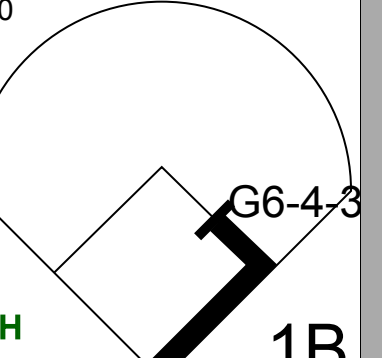
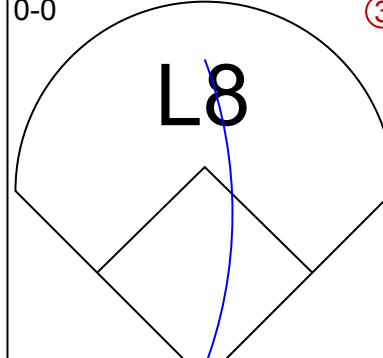
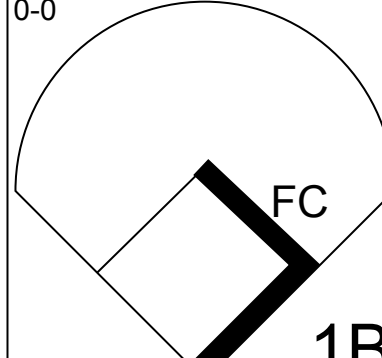

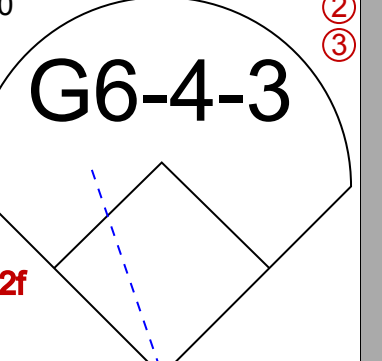
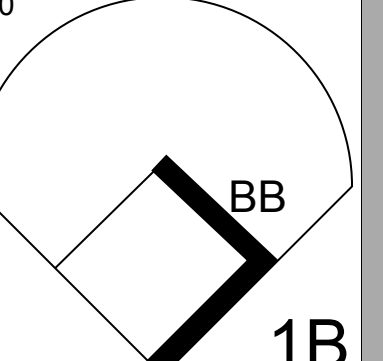
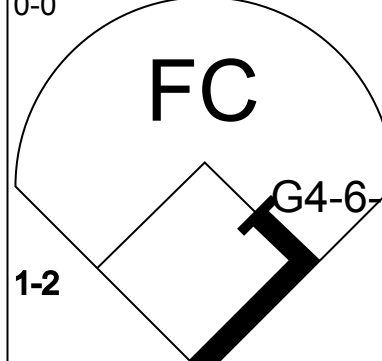
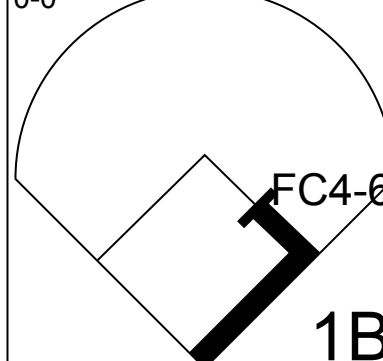
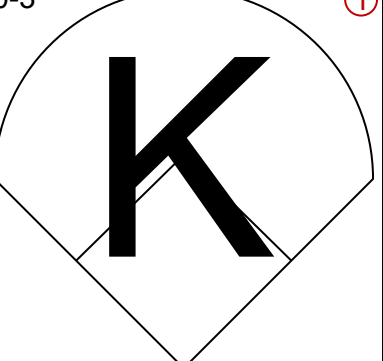
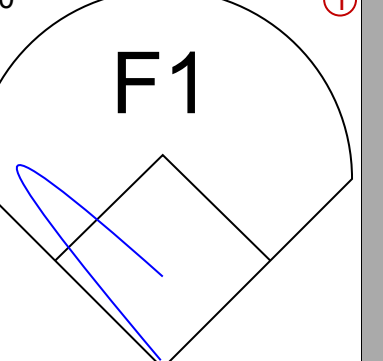
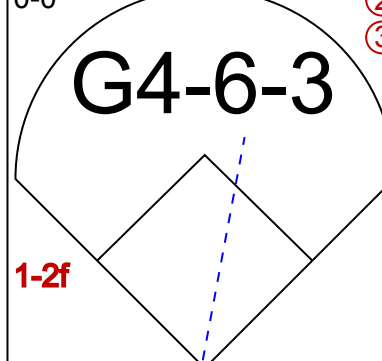
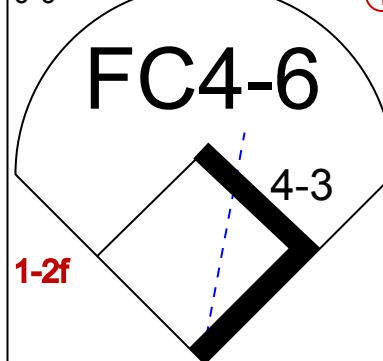
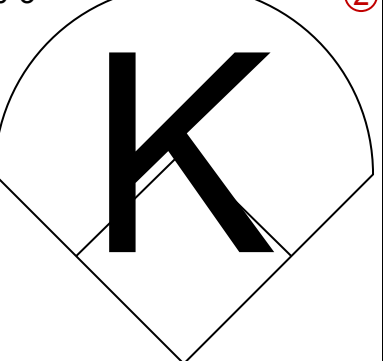
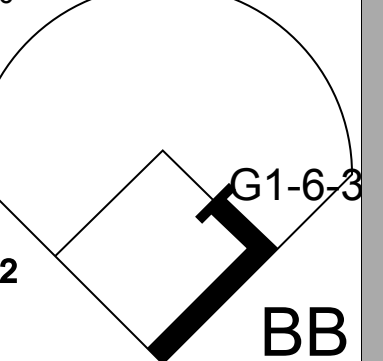

California Angels @ Boston Red Sox
Fenway Park, Boston, MA
Sun Jul 21 1985, 3:33 AM EDT
Att: 28,636 - Unknown

AB	35
R	8
H	12
RBI	8
BB	2
SO	6
LOB	13



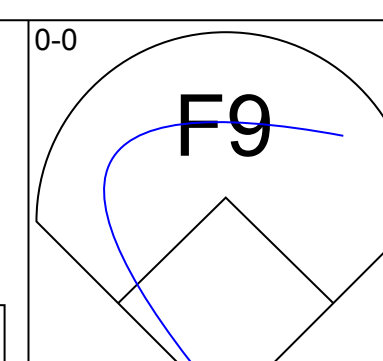
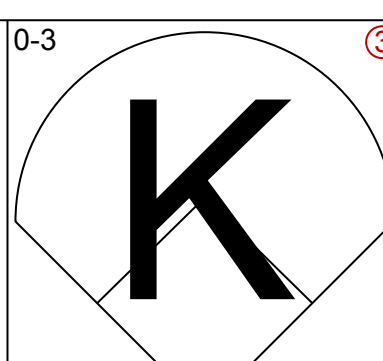
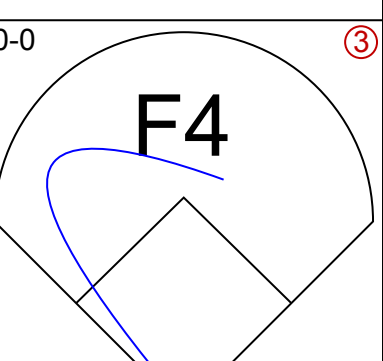
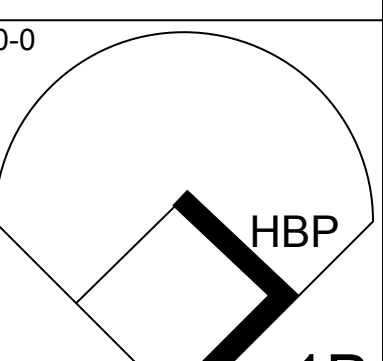
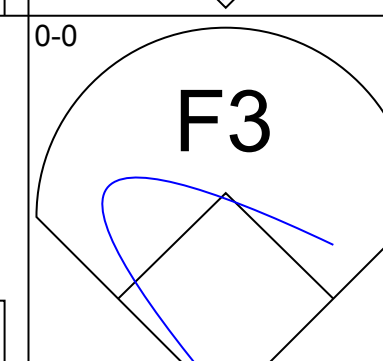
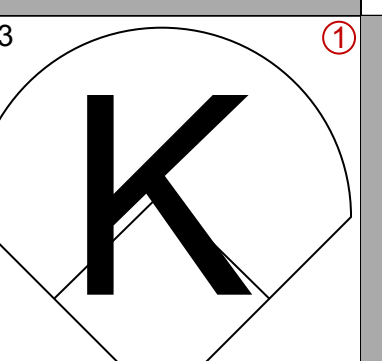
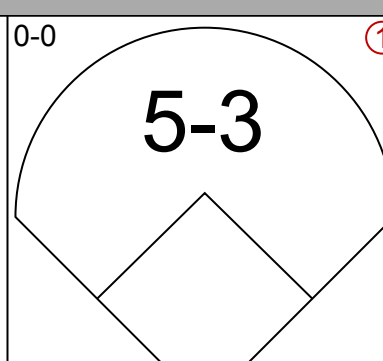
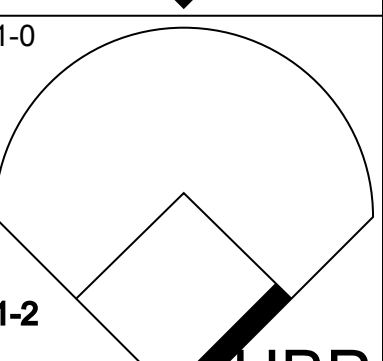
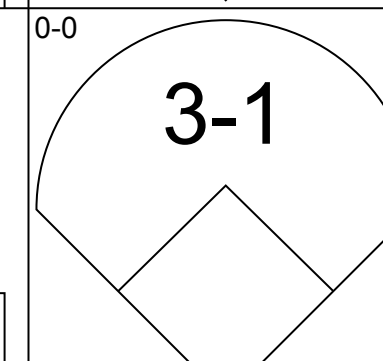
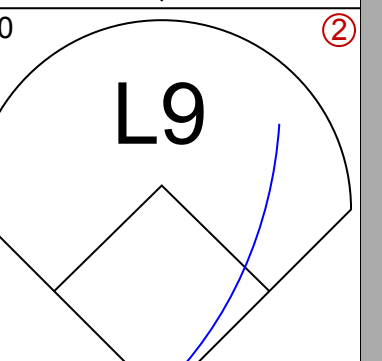
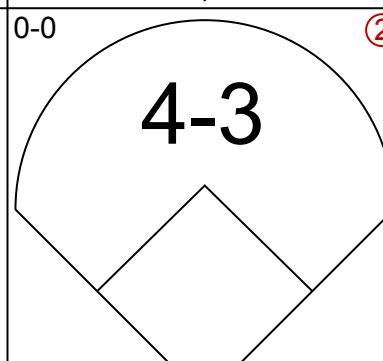
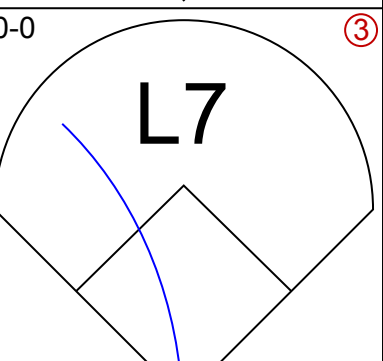
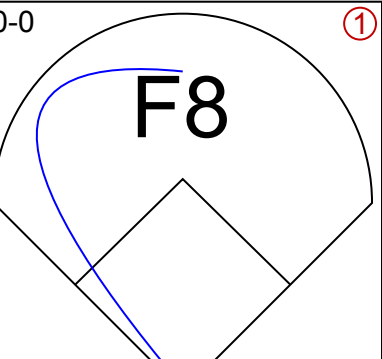
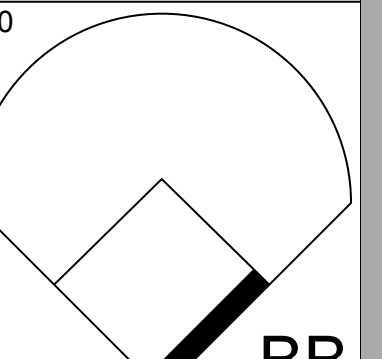
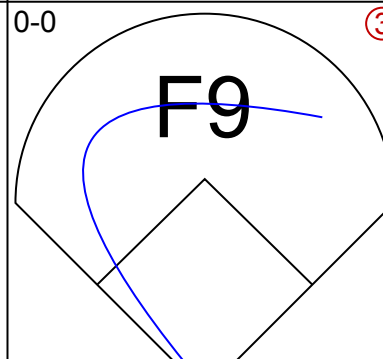
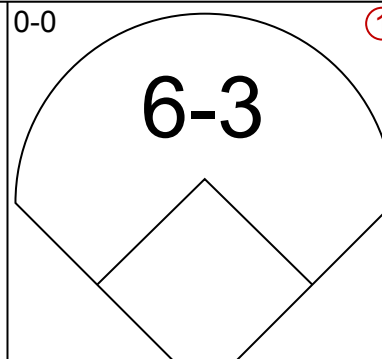
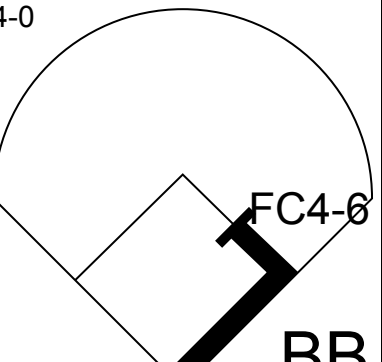
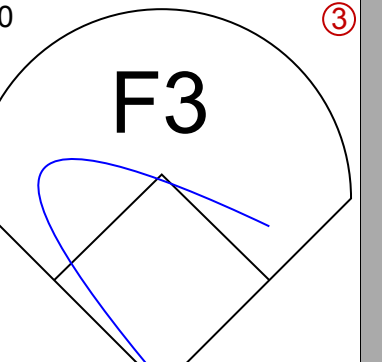
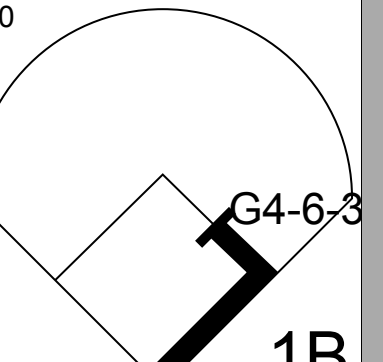
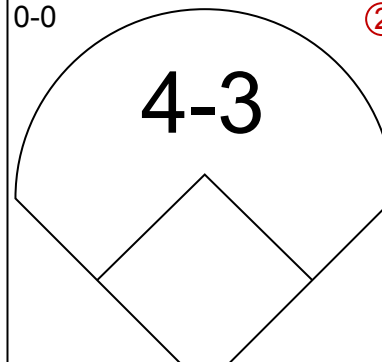

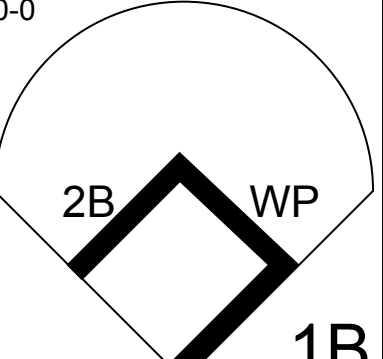
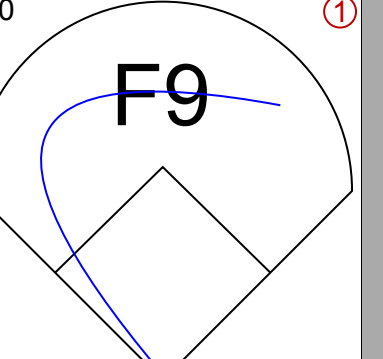
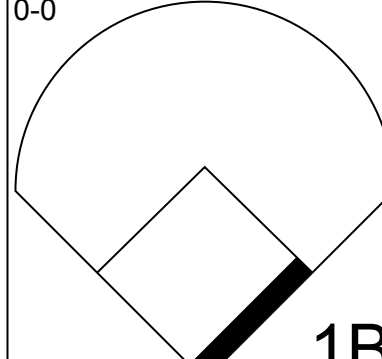

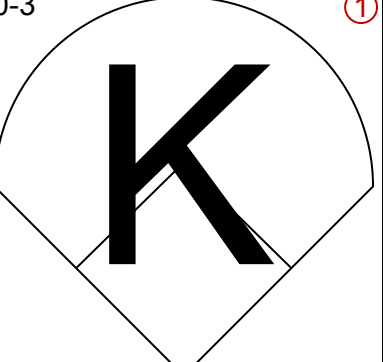
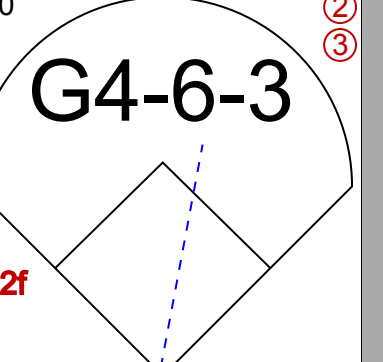
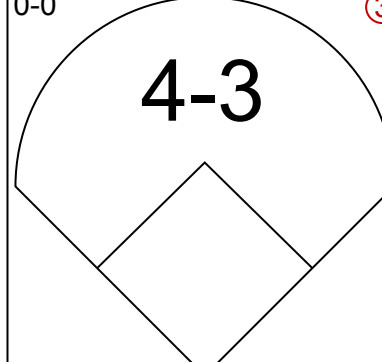
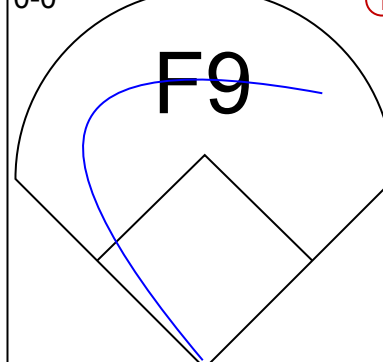
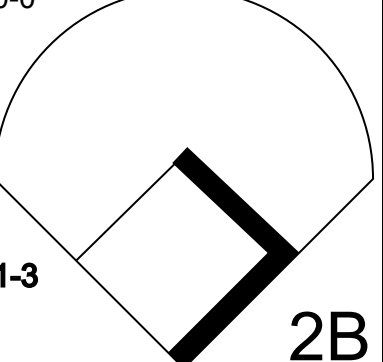
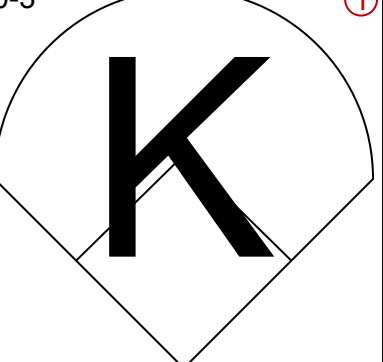
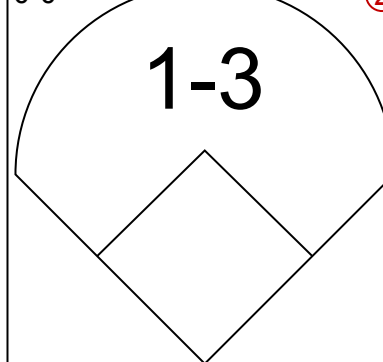
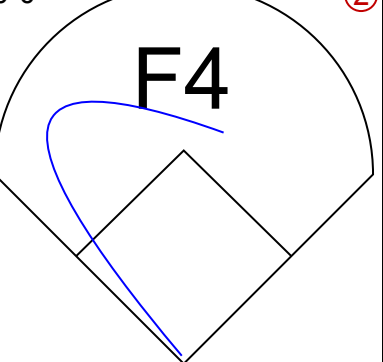
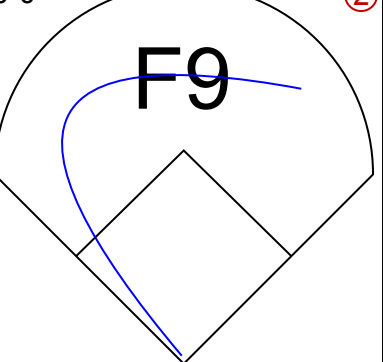
Batter	1	2	3	4	5	6	7	8	9	AB	R	H	RBI	BB	SO	LOB	TOP										
Ruppert Jones, L (1, 8) OBP: 0.395, SLG: 0.552										4	0	3	1	0	0	0	California Angels @ Milwaukee Brewers Milwaukee County Stadium, Milwaukee, WI Mon Jul 22 1985, 8:05 PM EDT Att: 13,389 - Unknown										
Rufino Linares, R (9, PH) OBP: 0.333, SLG: 1.333										1	0	0	0	0	1	2											
Bobby Grich, R (1, 4) OBP: 0.360, SLG: 0.359										5	0	0	0	0	0	7											
Brian Downing, R (1, 7) OBP: 0.341, SLG: 0.344										2	0	0	0	2	2	1											
Reggie Jackson, L (1, 10)										4	1	1	0	0	2	2											
Doug DeCinces, R (1, 5) OBP: 0.336, SLG: 0.438										4	1	2	2	0	0	2											
Rod Carew, L (1, 3) OBP: 0.347, SLG: 0.310										4	0	1	0	0	0	2											
Mike Brown, R (1, 9) OBP: 0.301, SLG: 0.403										4	1	1	0	0	0	2											
Bob Boone, R (1, 2) OBP: 0.310, SLG: 0.311										4	0	1	0	0	0	2											
Dick Schofield, R (1, 6) OBP: 0.263, SLG: 0.319										3	0	1	0	1	0	1											
Inning Stats	R: 0 E: 0 K: 1 S: 5	H: 1 LOB: 1 BB: 0 P: 5	R: 0 E: 0 K: 0 S: 4	H: 1 LOB: 1 BB: 0 P: 4	R: 0 E: 0 K: 0 S: 3	H: 0 LOB: 0 BB: 0 P: 3	R: 0 E: 0 K: 1 S: 5	H: 0 LOB: 1 BB: 1 P: 9	R: 1 E: 0 K: 0 S: 5	H: 2 LOB: 2 BB: 1 P: 9	R: 0 E: 0 K: 1 S: 5	H: 0 LOB: 1 BB: 1 P: 9	R: 0 E: 0 K: 0 S: 5	H: 2 LOB: 2 BB: 0 P: 5	R: 2 E: 0 K: 1 S: 7	H: 2 LOB: 0 BB: 0 P: 7	R: 0 E: 0 K: 1 S: 6	H: 2 LOB: 1 BB: 0 P: 6	1B: 7 2B: 3 3B: 0 HR: 1	SF: 0 SAC: 0 DP: 2 HBP: 0	WP: 0 PB: 0 SB: 0 CS: 1	PA: 38					
PITCHER	IP	WLS	BF	H	R	ER	SO	BB	IBB	HBP	BLK	WP	HR	S	P	ERA	WHIP										
Pete Vuckovich, R (1, 1) ERA: 5.52	6.0	W	24	4	1	1	3	3	0	0	0	0	0	27	39	1.50	1.167										
Rick Waits, L (7, 1) ERA: 4.7	3.0	S	14	6	2	2	2	0	0	0	0	0	1	18	18	6.00	2.000										

Batter	1	2	3	4	5	6	7	8	9	AB	R	H	RBI	BB	SO	LOB	BOTTOM											
Paul Molitor, R (1, 5) OBP: 0.373, SLG: 0.442										6	2	2	1	0	0	3	California Angels @ Milwaukee Brewers Milwaukee County Stadium, Milwaukee, WI Mon Jul 22 1985, 8:05 PM EDT Att: 13,389 - Unknown											
Robin Yount, R (1, 8) OBP: 0.337, SLG: 0.432										5	1	1	1	0	0	1												
Cecil Cooper, L (1, 10) OBP: 0.340, SLG: 0.483										4	3	3	2	1	0	0												
Ted Simmons, S (1, 3) OBP: 0.334, SLG: 0.410										3	4	2	1	2	0	2												
Ben Oglivie, L (1, 7) OBP: 0.346, SLG: 0.406										5	3	2	5	0	0	3												
Jim Gantner, L (1, 4) OBP: 0.313, SLG: 0.333										5	1	1	1	0	0	0												
Ernest Riles, L (1, 6) OBP: 0.309, SLG: 0.383										4	0	3	0	1	0	1												
Rick Manning, L (1, 9) OBP: 0.279, SLG: 0.282										3	1	0	0	2	1	4												
Charlie Moore, R (1, 2) OBP: 0.287, SLG: 0.282										5	1	1	1	0	0	5												
Inning Stats	R: 3 E: 0 K: 0 S: 5	H: 2 LOB: 0 BB: 1 P: 9	R: 0 E: 0 K: 1 S: 5	H: 1 LOB: 0 BB: 0 P: 5	R: 0 E: 0 K: 0 S: 4	H: 1 LOB: 2 BB: 1 P: 8	R: 0 E: 0 K: 0 S: 4	H: 1 LOB: 1 BB: 0 P: 4	R: 3 E: 0 K: 0 S: 6	H: 3 LOB: 0 BB: 0 P: 6	R: 0 E: 0 K: 0 S: 3	H: 1 LOB: 1 BB: 1 P: 7	R: 2 E: 0 K: 0 S: 5	H: 2 LOB: 0 BB: 0 P: 5	R: 8 E: 3 K: 0 S: 10	H: 4 LOB: 2 BB: 3 P: 22	1B: 8 2B: 3 3B: 1 HR: 3	SF: 0 SAC: 0 DP: 1 HBP: 0	WP: 3 PB: 0 SB: 0 CS: 0	PA: 46								
PITCHER	IP	WLS	BF	H	R	ER	SO	BB	IBB	HBP	BLK	WP	HR	S	P	ERA	WHIP											
Jim Slaton, R (1, 1) ERA: 4.31	4.1	L	22	8	6	6	1	2	0	0	0	0	1	1	10	22	13.50	2.250										
Pat Clements, L (5, 1) ERA: 3.93	2.2		13	3	4	4	0	3	0	0	0	1	1	10	22	13.50	2.250											
Doug Corbett, R (8, 1) ERA: 3.93	1.0		11	4	6	0	0	0	1	0	0	0	0	10	14	0.00	4.000											

Batter	1	2	3	4	5	6	7	8	9	AB	R	H	RBI	BB	SO	LOB	TOP			
Ruppert Jones, L (1.8) OBP: 0.388, SLG: 0.542										4	0	0	0	0	1	3				
Rob Wilfong, L (1.4) OBP: 0.250, SLG: 0.281										4	0	1	0	0	0	1				
Brian Downing, R (1.7) OBP: 0.346, SLG: 0.358										3	1	2	1	1	0	0				
Reggie Jackson, L (1.9) OBP: 0.374, SLG: 0.512										4	0	0	0	0	2	3				
Darrell Miller, R (8.9) OBP: 0.391, SLG: 0.450										0	0	0	0	0	0	0				
Doug DeCinces, R (1.5) OBP: 0.334, SLG: 0.439										4	1	1	0	0	0	2				
Rod Carew, L (1.3) OBP: 0.353, SLG: 0.322										4	0	3	1	0	0	2				
Bobby Grich, R (1.10) OBP: 0.359, SLG: 0.357										4	0	1	0	0	0	3				
Bob Boone, R (1.2) OBP: 0.309, SLG: 0.310										4	0	1	0	0	1	3				
Dick Schofield, R (1.6) OBP: 0.263, SLG: 0.316										2	0	0	0	1	1					
Inning Stats	R: 0 E: 0 K: 1 S: 5	H: 0 LOB: 0 BB: 0 P: 5	R: 0 E: 1 K: 0 S: 4	H: 1 LOB: 1 BB: 0 P: 4	R: 0 E: 0 K: 0 S: 4	H: 1 LOB: 1 BB: 0 P: 4	R: 2 E: 0 K: 1 S: 7	H: 3 LOB: 0 BB: 0 P: 7	R: 0 E: 0 K: 2 S: 7	H: 0 LOB: 0 BB: 0 P: 7	R: 0 E: 0 K: 1 S: 3	H: 1 LOB: 1 BB: 1 P: 7	R: 0 E: 0 K: 0 S: 2	H: 0 LOB: 0 BB: 1 P: 6	R: 0 E: 0 K: 0 S: 4	H: 1 LOB: 1 BB: 0 P: 4	1B: 6 2B: 2 3B: 0 HR: 1	SF: 0 SAC: 0 DP: 4 HBP: 0	WP: 0 PB: 0 CS: 0	PA: 35
PITCHER Danny Darwin, R (1.1) ERA: 3.46	IP: 9.0 WLS: L BF: 35	H: 9 R: 2 ER: 2 SO: 5	BB: 2 IBB: 0 HBP: 0 BLK: 0	WP: 0 HR: 1 S: 43 P: 51	ERA: 2.00 WHIP: 1.222	PITCHER														

California Angels @ Milwaukee Brewers
Milwaukee County Stadium, Milwaukee, WI
Tue Jul 23 1985, 8:05 PM EDT
Att: 14,666 - Unknown

AB 33
R 2
H 9
RBI 2
BB 2
SO 5
LOB 18

Batter	1	2	3	4	5	6	7	8	9	AB	R	H	RBI	BB	SO	LOB	BOTTOM					
Paul Molitor, R (1.5) OBP: 0.372, SLG: 0.439										4	0	1	0	0	1	2						
Robin Yount, R (1.8) OBP: 0.336, SLG: 0.428										3	0	0	0	0	1	0						
Cecil Cooper, L (1.10) OBP: 0.336, SLG: 0.477										4	0	0	0	0	0	2						
Ted Simmons, S (1.3) OBP: 0.333, SLG: 0.406										3	0	0	0	1	0	0						
Ben Oglivie, L (1.7) OBP: 0.348, SLG: 0.405										3	0	1	0	1	0	1						
Jim Gantner, L (1.4) OBP: 0.315, SLG: 0.335										4	0	2	0	0	0	2						
Ernest Riles, L (1.6) OBP: 0.303, SLG: 0.375										4	0	0	0	0	1	4						
Paul Householder, S (1.9) OBP: 0.333, SLG: 0.360										3	0	1	0	0	1	0						
Charlie Moore, R (1.2) OBP: 0.283, SLG: 0.279										3	0	0	0	0	0	2						
Inning Stats	R: 0 E: 0 K: 0 S: 3	H: 0 LOB: 0 BB: 0 P: 3	R: 0 E: 0 K: 0 S: 3	H: 0 LOB: 1 BB: 1 P: 7	R: 0 E: 0 K: 1 S: 5	H: 0 LOB: 0 BB: 0 P: 5	R: 0 E: 0 K: 1 S: 5	H: 0 LOB: 1 BB: 1 P: 9	R: 0 E: 0 K: 1 S: 7	H: 2 LOB: 2 BB: 0 P: 7	R: 0 E: 0 K: 0 S: 3	H: 0 LOB: 0 BB: 0 P: 3	R: 0 E: 0 K: 0 S: 3	H: 1 LOB: 0 BB: 0 P: 3	R: 0 E: 0 K: 1 S: 6	H: 1 LOB: 2 BB: 0 P: 7	R: 0 E: 0 K: 0 S: 4	H: 1 LOB: 1 BB: 0 P: 4	1B: 4 2B: 1 3B: 0 HR: 0	SF: 0 SAC: 0 DP: 1 HBP: 1	WP: 1 PB: 0 CS: 0	PA: 34
PITCHER Kirk McCaskill, R (1.1) ERA: 4.42	IP: 9.0 WLS: W BF: 34	H: 5 R: 0 ER: 0 SO: 4	BB: 2 IBB: 0 HBP: 1 BLK: 0	WP: 1 HR: 0 S: 39 P: 48	ERA: 0.00 WHIP: 0.778	PITCHER																

California Angels @ Milwaukee Brewers
Milwaukee County Stadium, Milwaukee, WI
Tue Jul 23 1985, 8:05 PM EDT
Att: 14,666 - Unknown

AB 31
R 0
H 5
RBI 0
BB 2
SO 4
LOB 13



Batter	1	2	3	4	5	6	7	8	9	AB	R	H	RBI	BB	SO	LOB	TOP			
Ruppert Jones, L OBP: 0.386, SLG: 0.536 (1, 8)	F9		G1-6-3			1-6		1B		4	0	1	0	0	0	2	California Angels @ Toronto Blue Jays Exhibition Stadium, Toronto, ON Thu Jul 25 1985, 7:05 PM EDT Att: 32,083 - Unknown			
Rob Wilfong, L OBP: 0.245, SLG: 0.275 (1, 4)	G1-5-3			4-3		F9		4-3		4	0	0	0	0	2					
Brian Downing, R OBP: 0.349, SLG: 0.360 (1, 7)	5-3			5-3			4-3 1B HBP		G4-6-3 1B	3	0	1	0	0	0					
Reggie Jackson, L OBP: 0.372, SLG: 0.506 (1, 9)		F8 SH5-3 BB		G3			K		G4-6-3 1B	3	0	0	0	1	2					
Doug DeCinces, R OBP: 0.338, SLG: 0.443 Craig Gerber, L OBP: 0.241, SLG: 0.298 (5, PR) (5, 5)		SH5-3			G5-4-3 1B		4-3 1B			1	0	1	0	0	0					
Rod Carew, L OBP: 0.348, SLG: 0.316 (1, 3)	F8				G5-4-3 1B		4-3		F8	4	0	0	0	0	5					
Bobby Grich, R OBP: 0.353, SLG: 0.348 (1, 10)	6-3				F7		K			3	0	0	0	0	1					
Jerry Narron, L OBP: 0.298, SLG: 0.411 (1, 2)			E4 G5-4-3			1-6 1B		F7		3	0	1	0	0	0					
Dick Schofield, R OBP: 0.266, SLG: 0.315 (1, 6)			G5-4-3					K		3	0	1	0	0	1					
Inning Stats	R: 0 E: 0 K: 0 S: 3	H: 0 LOB: 0 BB: 0 P: 3	R: 0 E: 0 K: 0 S: 3	H: 0 LOB: 1 BB: 1 P: 7	R: 0 E: 1 K: 0 S: 3	H: 0 LOB: 0 BB: 0 P: 3	R: 0 E: 0 K: 0 S: 3	H: 0 LOB: 0 BB: 0 P: 3	R: 0 E: 0 K: 0 S: 4	H: 2 LOB: 1 BB: 0 P: 4	R: 0 E: 0 K: 2 S: 8	H: 1 LOB: 2 BB: 0 P: 9	R: 0 E: 0 K: 1 S: 6	H: 1 LOB: 1 BB: 0 P: 6	R: 0 E: 0 K: 0 S: 4	H: 2 LOB: 1 BB: 0 P: 4		1B: 7 2B: 1 3B: 0 HR: 0	SF: 0 SAC: 1 DP: 4 HBP: 1	WP: 0 PB: 0 SB: 0 CS: 0
PITCHER Dave Stieb, R ERA: 1.95 (1, 1)	IP: 9.0 WLS: W BF: 33 H: 7 R: 0 ER: 0 SO: 3 BB: 1 IBB: 0 HBP: 1 BLK: 0 WP: 0 HR: 0 S: 37 P: 42 ERA: 0.00 WHIP: 0.889																			

Batter	1	2	3	4	5	6	7	8	9	AB	R	H	RBI	BB	SO	LOB	BOTTOM			
Damaso Garcia, R OBP: 0.297, SLG: 0.358 Manuel Lee, S OBP: 0.143, SLG: 0.111 (1, 4) (9, 4)	F8 G3 1B	S 1B		1-3 1B		1B 2B		1B		5	0	2	2	0	0	4	California Angels @ Toronto Blue Jays Exhibition Stadium, Toronto, ON Thu Jul 25 1985, 7:05 PM EDT Att: 32,083 - Unknown			
Lloyd Moseby, L OBP: 0.332, SLG: 0.377 (1, 8)	G3	S		1-3		F5		F5		5	0	2	2	0	1					
Rance Mulliniks, L OBP: 0.412, SLG: 0.484 Garth Iorg, R OBP: 0.374, SLG: 0.433 (1, 5) (8, 5)	F8									4	1	2	0	0	1					
George Bell, R OBP: 0.327, SLG: 0.496 Lou Thornton, L OBP: 0.242, SLG: 0.281 (7, PH) (8, 7)	K									2	1	1	0	1	1					
Al Oliver, L OBP: 0.276, SLG: 0.372 (1, 10)										4	1	1	0	0	4					
Willie Upshaw, L OBP: 0.326, SLG: 0.392 (1, 3)										4	1	2	2	0	2					
Ernie Whitt, L OBP: 0.346, SLG: 0.513 (1, 2)										4	1	1	1	0	4					
Jesse Barfield, R OBP: 0.343, SLG: 0.479 (1, 9)										2	1	0	0	1	0					
Tony Fernandez, S OBP: 0.333, SLG: 0.382 (1, 6)										4	1	3	0	0	3					
Inning Stats	R: 0 E: 0 K: 1 S: 6	H: 1 LOB: 1 BB: 0 P: 6	R: 2 E: 0 K: 0 S: 5	H: 3 LOB: 2 BB: 1 P: 9	R: 2 E: 0 K: 1 S: 7	H: 3 LOB: 1 BB: 0 P: 7	R: 1 E: 0 K: 0 S: 4	H: 2 LOB: 2 BB: 0 P: 5	R: 0 E: 0 K: 0 S: 4	H: 1 LOB: 1 BB: 1 P: 8	R: 1 E: 0 K: 0 S: 4	H: 2 LOB: 1 BB: 0 P: 4	R: 0 E: 0 K: 2 S: 7	H: 0 LOB: 0 BB: 0 P: 7	R: 1 E: 0 K: 0 S: 5	H: 2 LOB: 1 BB: 0 P: 5		1B: 11 2B: 2 3B: 0 HR: 1	SF: 0 SAC: 0 DP: 0 HBP: 1	WP: 0 PB: 0 SB: 1 CS: 0
PITCHER Mike Witt, R ERA: 3.13 Jim Slaton, R ERA: 4.31 (1, 1) (5, 1)	IP: 4.0 WLS: L BF: 21 H: 9 R: 5 ER: 5 SO: 2 BB: 0 IBB: 1 HBP: 1 BLK: 0 WP: 0 HR: 0 S: 22 P: 27 ERA: 11.25 WHIP: 2.250																			

Batter	1	2	3	4	5	6	7	8	9	AB	R	H	RBI	BB	SO	LOB	TOP										
Rod Carew, L OBP: 0.350, SLG: 0.320										4	0	2	1	0	1	0	California Angels @ Toronto Blue Jays Exhibition Stadium, Toronto, ON Fri Jul 26 1985, 7:05 PM EDT Att: 31,294 - Unknown										
Juan Beniquez, R OBP: 0.338, SLG: 0.384 Dick Schofield, R OBP: 0.266, SLG: 0.315										4	0	1	0	0	2	3											
Reggie Jackson, L OBP: 0.367, SLG: 0.498										4	0	0	0	0	3	2											
Doug DeCinces, R OBP: 0.336, SLG: 0.440										4	1	1	0	0	1	1											
Ruppert Jones, L OBP: 0.386, SLG: 0.547										3	1	1	2	0	0	1											
Darrell Miller, R OBP: 0.346, SLG: 0.440										1	0	0	0	0	0	0											
Mike Brown, R OBP: 0.312, SLG: 0.435										4	0	1	0	0	1	0											
Rob Wilfong, L OBP: 0.239, SLG: 0.269										4	0	0	0	0	1	1											
Bob Boone, R OBP: 0.307, SLG: 0.320										4	1	1	0	0	0	0											
Craig Gerber, L OBP: 0.233, SLG: 0.288 Brian Downing, R OBP: 0.351, SLG: 0.360										2	0	0	0	0	0	0											
Inning Stats	R: 0 E: 0 K: 2 S: 7	H: 0 LOB: 0 BB: 0 P: 7	R: 0 E: 0 K: 0 S: 4	H: 1 LOB: 1 BB: 0 P: 4	R: 0 E: 0 K: 0 S: 3	H: 0 LOB: 0 BB: 0 P: 3	R: 0 E: 0 K: 2 S: 8	H: 1 LOB: 1 BB: 0 P: 8	R: 0 E: 0 K: 1 S: 5	H: 0 LOB: 0 BB: 0 P: 5	R: 0 E: 0 K: 2 S: 8	H: 1 LOB: 1 BB: 0 P: 8	R: 3 E: 0 K: 0 S: 7	H: 4 LOB: 2 BB: 1 P: 11	R: 0 E: 0 K: 1 S: 5	H: 0 LOB: 0 BB: 0 P: 5	R: 0 E: 0 K: 1 S: 5	H: 0 LOB: 0 BB: 0 P: 5	1B: 5 2B: 1 3B: 0 HR: 1	SF: 0 SAC: 0 DP: 0 HBP: 0	WP: 0 PB: 0 SB: 1 CS: 0	PA: 35					
PITCHER	IP	WLS	BF	H	R	ER	SO	BB	IBB	HBP	BLK	WP	HR	S	P	ERA	WHIP										
Jim Clancy, R ERA: 3.96	(1, 1)	5.0	W	17	2	0	5	0	0	0	0	0	0	27	27	0.00	0.400										
Dennis Lamp, R ERA: 3.52	(6, 1)	1.2		10	4	3	3	2	1	0	0	0	1	13	17	16.20	3.000										
Gary Lavelle, L ERA: 2.82	(7, 1)	1.1		5	1	0	0	1	0	0	0	0	0	7	7	0.00	0.750										
Bill Caudill, R ERA: 3.09	(9, 1)	1.0		3	0	0	0	1	0	0	0	0	0	5	5	0.00	0.000										

Batter	1	2	3	4	5	6	7	8	9	AB	R	H	RBI	BB	SO	LOB	BOTTOM										
Damaso Garcia, R OBP: 0.299, SLG: 0.360										4	2	1	0	1	0	2	California Angels @ Toronto Blue Jays Exhibition Stadium, Toronto, ON Fri Jul 26 1985, 7:05 PM EDT Att: 31,294 - Unknown										
Lloyd Moseby, L OBP: 0.336, SLG: 0.378 Lou Thornton, L OBP: 0.265, SLG: 0.303										2	0	1	0	2	0	1											
Rance Mulliniks, L OBP: 0.415, SLG: 0.495 Garth Iorg, R OBP: 0.378, SLG: 0.437										3	1	2	1	0	0	1											
George Bell, R OBP: 0.325, SLG: 0.491										4	0	0	0	1	2	5											
Al Oliver, L OBP: 0.287, SLG: 0.382 Jeff Burroughs, R OBP: 0.395, SLG: 0.433										2	1	2	1	0	0	0											
Willie Upshaw, L OBP: 0.326, SLG: 0.399										2	0	1	2	0	0	3											
Ernie Whitt, L OBP: 0.345, SLG: 0.506										4	1	1	2	0	0	2											
Jesse Barfield, R OBP: 0.347, SLG: 0.480										3	0	0	0	0	1	0											
Tony Fernandez, S OBP: 0.332, SLG: 0.380										2	1	1	0	2	0	0											
Inning Stats	R: 2 E: 0 K: 0 S: 5	H: 3 LOB: 1 BB: 0 P: 5	R: 0 E: 0 K: 1 S: 5	H: 0 LOB: 0 BB: 0 P: 5	R: 0 E: 0 K: 0 S: 3	H: 0 LOB: 1 BB: 1 P: 7	R: 2 E: 0 K: 2 S: 10	H: 3 LOB: 1 BB: 0 P: 10	R: 0 E: 0 K: 0 S: 3	H: 1 LOB: 2 BB: 2 P: 11	R: 0 E: 0 K: 0 S: 2	H: 0 LOB: 1 BB: 1 P: 7	R: 2 E: 0 K: 1 S: 7	H: 2 LOB: 2 BB: 1 P: 11	R: 2 E: 0 K: 0 S: 6	H: 3 LOB: 2 BB: 1 P: 10		1B: 7 2B: 3 3B: 1 HR: 1	SF: 0 SAC: 1 DP: 2 HBP: 1	WP: 0 PB: 0 SB: 2 CS: 0	PA: 40						
PITCHER	IP	WLS	BF	H	R	ER	SO	BB	IBB	HBP	BLK	WP	HR	S	P	ERA	WHIP										
Urbano Lugo, R ERA: 3.63	(1, 1)	4.1	L	20	6	4	4	3	2	0	0	0	0	24	32	8.31	1.846										
Pat Clements, L ERA: 3.59	(5, 1)	1.2		9	2	2	2	0	2	1	1	0	0	5	18	10.80	2.400										
Stu Cliburn, R ERA: 2.32	(7, 1)	2.0		11	4	2	2	1	1	0	0	0	0	12	16	9.00	2.500										

AB	34
R	3
H	7
RBI	3
BB	1
SO	9
LOB	8



AB	32
R	8
H	12
RBI	8
BB	6
SO	4
LOB	17



Batter	1	2	3	4	5	6	7	8	9	AB	R	H	RBI	BB	SO	LOB	TOP			
Rod Carew, L OBP: 0.349, SLG: 0.322	0-0 6-3 1B 2B		0-0 F8			0-0 6-3		0-0 1-3		4	1	1	0	0	0	0				
Juan Beniquez, R OBP: 0.340, SLG: 0.383	0-0 6-3			4-0 2B BB		0-0 F9		0-0 FC4-6 1B		3	1	1	0	1	0	1				
Ruppert Jones, L OBP: 0.387, SLG: 0.551	0-0 G1-6-3 1B			0-0 1B 2B		0-0 G1-6-3		0-0 FC4-6		4	1	2	2	0	0	1				
Reggie Jackson, L OBP: 0.369, SLG: 0.498	0-0 G1-6-3			0-0 G5-4-3 1B				0-0 BB 1B		4	0	2	1	0	1	1				
Doug DeCinces, R OBP: 0.332, SLG: 0.434		0-0 F9		0-0 G5-4-3				0-3 K		4	0	0	0	0	2	2				
Brian Downing, R OBP: 0.347, SLG: 0.355		0-3 K		0-0 F4				0-3 K		4	0	0	0	0	2	1				
Bobby Grich, R OBP: 0.353, SLG: 0.346		0-0 F8				0-0 6-3		4-0 FC5-4 BB		2	0	0	0	1	0	0				
Bob Boone, R OBP: 0.307, SLG: 0.317			4-0 G5-4-3 BB		0-0 5-3			0-0 FC5-4		2	0	0	0	1	0	2				
Dick Schofield, R OBP: 0.264, SLG: 0.312			0-0 G5-4-3			0-3 K		0-0 F8		3	0	0	0	0	1	1				
Inning Stats	R: 1 E: 0 K: 0 S: 4	H: 2 LOB: 0 BB: 0 P: 4	R: 0 E: 0 K: 1 S: 5	H: 0 LOB: 0 BB: 0 P: 5	R: 0 E: 0 K: 0 S: 2	H: 0 LOB: 0 BB: 1 P: 6	R: 2 E: 0 K: 0 S: 4	H: 2 LOB: 0 BB: 1 P: 8	R: 0 E: 0 K: 1 S: 5	H: 0 LOB: 0 BB: 0 P: 5	R: 0 E: 0 K: 0 S: 3	H: 1 LOB: 2 BB: 1 P: 12	R: 0 E: 0 K: 2 S: 4	H: 1 LOB: 1 BB: 0 P: 4	R: 0 E: 0 K: 2 S: 7	H: 0 LOB: 0 BB: 0 P: 7	1B: 4 2B: 2 3B: 0 HR: 0	SF: 0 SAC: 0 DP: 3 HBP: 0	WP: 0 PB: 0 SB: 0 CS: 0	PA: 33
PITCHER	IP WLS BF H R ER SO BB IBB HBP BLK WP HR S P ERA WHIP	IP WLS BF H R ER SO BB IBB HBP BLK WP HR S P ERA WHIP																		
Tom Filer, R ERA: 2.2	(1, 1) 6.0 W 21 4 3 3 2 2 0 0 0 0 0 23 31 4.50 1.000	(7, 1) 3.0 S 12 2 0 0 4 1 0 0 0 0 0 19 23 0.00 1.000																		
Jim Acker, R ERA: 2.61																				

California Angels @ Toronto Blue Jays
Exhibition Stadium, Toronto, ON
Sat Jul 27 1985, 3:33 AM EDT
Att: 44,116 - Unknown

AB	30
R	3
H	6
RBI	3
BB	3
SO	6
LOB	9



Batter	1	2	3	4	5	6	7	8	9	AB	R	H	RBI	BB	SO	LOB	BOTTOM			
Damaso Garcia, R OBP: 0.302, SLG: 0.361	0-0 6-3			0-0 CS 1B						4	0	2	0	1	0	1				
Manuel Lee, S OBP: 0.143, SLG: 0.111		0-0 L6			0-0 CS 1B					0	0	0	0	0	0	0				
Tony Fernandez, S OBP: 0.331, SLG: 0.380	0-0 6-3 1B 2B		0-0 G3	0-0 F6	0-0 CS	0-0 4-3	0-0 F8			5	1	1	0	0	0	4				
Rance Mulliniks, L OBP: 0.414, SLG: 0.496	0-0 6-3		0-0 1B 2B	4-0 1-2 BB		0-0 4-3		0-0 5-3		4	1	1	0	1	0	1				
Garth Iorg, R OBP: 0.378, SLG: 0.437		0-0 2-3	0-0 1B 2B	0-0 1-2 BB		0-0 4-3		0-0 5-3		0	0	0	0	0	0	0				
George Bell, R OBP: 0.326, SLG: 0.489	0-0 1B		0-0 2B 1B	0-0 F3		0-0 L3		0-0 F7		5	1	2	1	0	0	1				
Al Oliver, L OBP: 0.291, SLG: 0.386	0-0 4-3		0-0 1B 2B		0-0 6-3		0-0 G1-5-3	4-0 BB BB		4	0	1	1	1	0	1				
Willie Upshaw, L OBP: 0.328, SLG: 0.403		0-0 1B 2B	4-0 1B IBB		0-0 FC3-6 1B		0-0 F4	0-3 K		4	1	2	0	1	1	1				
Ernie Whitt, L OBP: 0.351, SLG: 0.511		0-0 G6-4-3 1B	0-0 1B	0-0 FC3-6 1B		0-0 FC3-6 1B		0-0 3B 1B		4	2	3	2	0	0	1				
Jesse Barfield, R OBP: 0.349, SLG: 0.486		0-0 G6-4-3	0-0 K	0-0 HR 1B		0-0 HR 1B		0-0 3B		4	1	2	1	0	1	4				
Lou Thornton, L OBP: 0.316, SLG: 0.417		0-0 1B	0-0 F8	0-0 HR		0-0 HR		4-0 BB BB		3	1	2	3	1	0	3				
Inning Stats	R: 1 E: 0 K: 0 S: 5	H: 3 LOB: 1 BB: 0 P: 5	R: 2 E: 0 K: 1 S: 9	H: 4 LOB: 3 BB: 1 P: 13	R: 0 E: 0 K: 0 S: 3	H: 1 LOB: 1 BB: 1 P: 7	R: 3 E: 0 K: 0 S: 6	H: 4 LOB: 0 BB: 0 P: 6	R: 0 E: 0 K: 0 S: 3	H: 0 LOB: 0 BB: 0 P: 3	R: 1 E: 0 K: 0 S: 5	H: 2 LOB: 2 BB: 2 P: 13	R: 0 E: 0 K: 1 S: 5	H: 0 LOB: 1 BB: 1 P: 9	R: 0 E: 0 K: 2 S: 7	H: 0 LOB: 0 BB: 0 P: 7	1B: 10 2B: 4 3B: 1 HR: 1	SF: 0 SAC: 0 DP: 1 HBP: 0	WP: 0 PB: 0 SB: 1 CS: 2	PA: 43
PITCHER	IP WLS BF H R ER SO BB IBB HBP BLK WP HR S P ERA WHIP	IP WLS BF H R ER SO BB IBB HBP BLK WP HR S P ERA WHIP																		
Tony Mack, R ERA: 15.43	(1, 1) 2.1 L 14 8 4 4 0 0 0 0 0 0 1 14 15.43 3.429	(3, 1) 5.2 28 8 4 4 2 4 1 0 0 0 1 27 47 6.35 2.118																		
Luis Sanchez, R ERA: 6.89																				

California Angels @ Toronto Blue Jays
Exhibition Stadium, Toronto, ON
Sat Jul 27 1985, 3:33 AM EDT
Att: 44,116 - Unknown

AB	37
R	8
H	16
RBI	8
BB	5
SO	2
LOB	17



Batter	1	2	3	4	5	6	7	8	9	AB	R	H	RBI	BB	SO	LOB	TOP			
Ruppert Jones, L OBP: 0.388, SLG: 0.545	0-0 2-3		0-0 1B		0-3 K		0-0 F8		4-0 FC6-4 BB	4	0	1	0	1	1	1	California Angels @ Toronto Blue Jays Exhibition Stadium, Toronto, ON Sun Jul 28 1985, 3:33 AM EDT Att: 36,190 - Unknown			
Rob Wilfong, L OBP: 0.238, SLG: 0.267	0-0 F4		0-0 1B		0-0 4-3		0-3 K		0-0 FC6-4 1-2	5	0	1	0	0	1	2				
Rod Carew, L OBP: 0.348, SLG: 0.319	0-0 3-1		0-0 F8		4-0 BB				0-0 F8	3	0	0	0	1	0	2				
Reggie Jackson, L OBP: 0.371, SLG: 0.509		0-0 1B	0-0 4-3		0-3 K				0-0 HR	4	1	2	1	0	1	3				
Brian Downing, R OBP: 0.348, SLG: 0.355		0-0 FC5-4 1B		4-0 FC6-4 BB		0-0 6-3			0-0 F9	3	0	1	0	1	0	0				
Doug DeCinces, R OBP: 0.331, SLG: 0.432		0-3 K		0-0 FC6-4 1B 1-2		0-3 K			0-0 1B	4	0	1	0	0	2	3				
Mike Brown, R OBP: 0.304, SLG: 0.424		0-0 FC5-4 FC6-4 1-2		0-3 K		0-0 F4			0-3 K	4	0	0	0	0	2	4				
Bob Boone, R OBP: 0.307, SLG: 0.316		0-0 FC6-4 1-2		0-0 1B					0-0 F8	4	0	1	0	0	0	2				
Dick Schofield, R OBP: 0.264, SLG: 0.311			0-0 F2		0-3 K				0-3 K	4	0	1	0	0	2	2				
Inning Stats	R: 0 E: 0 K: 0 S: 3	H: 0 LOB: 0 BB: 0 P: 3	R: 0 E: 0 K: 1 S: 7	H: 2 LOB: 2 BB: 0 P: 7	R: 0 E: 0 K: 0 S: 5	H: 2 LOB: 2 BB: 0 P: 5	R: 0 E: 0 K: 2 S: 8	H: 1 LOB: 2 BB: 1 P: 12	R: 0 E: 0 K: 1 S: 5	H: 0 LOB: 1 BB: 0 P: 5	R: 0 E: 0 K: 1 S: 6	H: 1 LOB: 1 BB: 0 P: 6	R: 1 E: 0 K: 1 S: 7	H: 2 LOB: 1 BB: 0 P: 7	R: 0 E: 0 K: 1 S: 5	H: 0 LOB: 1 BB: 1 P: 9	1B: 7 2B: 0 3B: 0 HR: 1	SF: 0 SAC: 0 DP: 0 HBP: 0	WP: 0 PB: 0 SB: 0 CS: 0	PA: 38
PITCHER Doyle Alexander, R ERA: 4.1	IP: 9.0 WLS: W BF: 38 H: 8 R: 1 ER: 1 SO: 9 BB: 3 IBB: 0 HBP: 0 BLK: 0 WP: 0 HR: 1 S: 53 P: 65 ERA: 1.00 WHIP: 1.222																			

Batter	1	2	3	4	5	6	7	8	9	AB	R	H	RBI	BB	SO	LOB	BOTTOM			
Damaso Garcia, R OBP: 0.304, SLG: 0.362	0-0 1B 2B									4	1	2	0	0	0	3	California Angels @ Toronto Blue Jays Exhibition Stadium, Toronto, ON Sun Jul 28 1985, 3:33 AM EDT Att: 36,190 - Unknown			
Manuel Lee, S OBP: 0.143, SLG: 0.111		0-0 FC3-6 1-2 2-3								0	0	0	0	0	0	0				
Tony Fernandez, S OBP: 0.330, SLG: 0.379	0-0 1B 2B									4	1	1	0	0	0	3				
Rance Mulliniks, L OBP: 0.414, SLG: 0.498	0-0 F5									3	1	1	0	0	0	2				
Garth Iorg, R OBP: 0.376, SLG: 0.434			0-0 1-3							1	0	0	0	0	0	0				
George Bell, R OBP: 0.330, SLG: 0.493	0-0 1B 2B									3	0	2	2	1	0	0				
Al Oliver, L OBP: 0.292, SLG: 0.385	0-0 G3									3	0	1	0	0	0	1				
Jeff Burroughs, R OBP: 0.393, SLG: 0.430			0-0 G6-4-3 1-2							1	0	0	0	0	0	0				
Willie Upshaw, L OBP: 0.331, SLG: 0.406		0-0 E 2B								3	2	1	1	1	0	2				
Ernie Whitt, L OBP: 0.350, SLG: 0.515		0-0 E4 FC3-6 2H								4	0	1	1	0	0	2				
Jesse Barfield, R OBP: 0.345, SLG: 0.480		0-3 K								4	0	0	0	0	1	2				
Lou Thornton, L OBP: 0.317, SLG: 0.410		0-0 FC3-6 1B								3	0	1	0	0	0	1				
Inning Stats	R: 2 E: 0 K: 0 S: 5	H: 3 LOB: 0 BB: 0 P: 5	R: 1 E: 1 K: 1 S: 8	H: 2 LOB: 2 BB: 0 P: 8	R: 0 E: 0 K: 0 S: 3	H: 1 LOB: 0 BB: 0 P: 3	R: 1 E: 0 K: 0 S: 4	H: 1 LOB: 1 BB: 1 P: 8	R: 1 E: 0 K: 0 S: 5	H: 2 LOB: 2 BB: 1 P: 9	R: 0 E: 0 K: 0 S: 4	H: 1 LOB: 1 BB: 0 P: 4	R: 0 E: 0 K: 0 S: 3	H: 0 LOB: 0 BB: 0 P: 3	R: 0 E: 0 K: 0 S: 3	H: 0 LOB: 0 BB: 0 P: 3	1B: 6 2B: 3 3B: 1 HR: 0	SF: 0 SAC: 0 DP: 1 HBP: 0	WP: 0 PB: 0 SB: 0 CS: 0	PA: 35
PITCHER Kirk McCaskill, R ERA: 4.67 Pat Clements, L ERA: 3.39	IP: 4.1 WLS: L BF: 23 H: 9 R: 5 ER: 5 SO: 1 BB: 2 IBB: 0 HBP: 0 BLK: 0 WP: 0 HR: 0 S: 23 P: 31 ERA: 10.38 WHIP: 2.538																			

Batter	1	2	3	4	5	6	7	8	9	10	AB	R	H	RBI	BB	SO	LOB	TOP				
Rod Carew, L OBP: 0.345, SLG: 0.313 (1, 3)	F7		F8				1-3		FC4-6		4	0	0	0	1	0	2	California Angels @ Oakland Athletics Oakland-Alameda County Coliseum, Oakland, CA Tue Jul 30 1985, 7:05 PM PDT Att: 24,186 - Unknown				
Juan Beniquez, R OBP: 0.338, SLG: 0.380 (1, 8)	F7			1B	G1-4-3			K	F8		5	1	1	0	0	1	3					
Ruppert Jones, L OBP: 0.388, SLG: 0.547 (1, 10)	K			1B	G6-4-3			1B	PO	G3	5	2	2	0	0	1	0					
Reggie Jackson, L OBP: 0.377, SLG: 0.511 (1, 9)		L4			G6-4-3			1B			3	1	2	2	2	0	0					
Brian Downing, R OBP: 0.349, SLG: 0.355 (1, 7)		F8		G6-4-3				1B			5	0	2	0	0	0	2					
Bobby Grich, R OBP: 0.352, SLG: 0.345 (1, 5)		L5		F9							4	0	1	1	0	1	2					
Rob Wilfong, L OBP: 0.238, SLG: 0.266 (1, 4)			F6						F8		4	0	1	0	0	0	4					
Bob Boone, R OBP: 0.303, SLG: 0.312 (1, 2)			6-3		F3			5-3	F3		4	0	0	0	0	0	3					
Dick Schofield, R OBP: 0.264, SLG: 0.309 (9, PH)											2	0	0	0	1	0	1					
Jerry Naron, L OBP: 0.305, SLG: 0.417 (9, PR)											1	0	1	0	0	0	0					
Craig Gerber, L OBP: 0.233, SLG: 0.288 (9, 6)											0	0	0	0	0	0	0					
Inning Stats	R: 0 E: 0 K: 1 S: 5	H: 0 LOB: 0 BB: 0 P: 5	R: 0 E: 0 K: 0 S: 3	H: 0 LOB: 0 BB: 0 P: 3	R: 0 E: 0 K: 0 S: 3	H: 0 LOB: 1 BB: 1 P: 7	R: 2 E: 0 K: 0 S: 5	H: 3 LOB: 0 BB: 0 P: 5	R: 0 E: 0 K: 1 S: 6	H: 1 LOB: 2 BB: 1 P: 10	R: 0 E: 0 K: 0 S: 3	H: 0 LOB: 0 BB: 0 P: 3	R: 2 E: 0 K: 1 S: 9	H: 4 LOB: 2 BB: 0 P: 9	R: 0 E: 0 K: 0 S: 3	H: 1 LOB: 1 BB: 0 P: 3	R: 0 E: 0 K: 0 S: 2	H: 0 LOB: 0 BB: 1 P: 6	1B: 9 2B: 1 3B: 0 HR: 0	SF: 0 SAC: 0 DP: 2 HBP: 0	WP: 0 PB: 0 SB: 1 CS: 0	PA: 42
PITCHER	IP 5.1	WLS 23	H 5	R 2	ER 2	SO 1	BB 3	IBB 0	HBP 0	BLK 0	WP 0	HR 0	S 22	P 34	ERA 3.38	WHIP 1.500						
Don Sutton, R ERA: 4.14 (6, 1)	2.0	7	1	1	1	2	0	0	0	0	0	0	11	11	4.50	0.500						
Steve Ontiveros, R ERA: 0.84 (8, 1)	2.2	W	11	4	1	1	0	1	0	0	0	0	10	14	3.38	1.875						
Jay Howell, R ERA: 2.05 (9, 6)																						

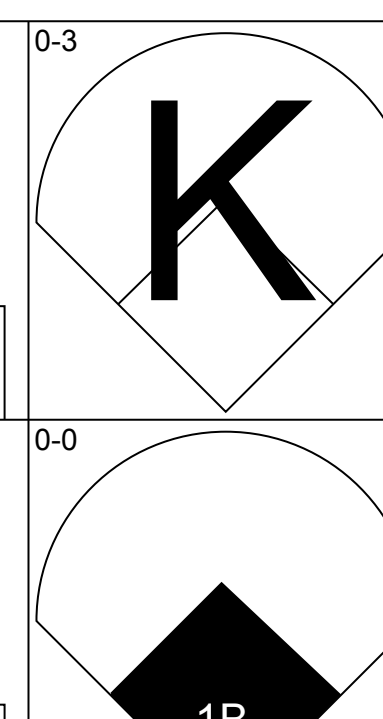
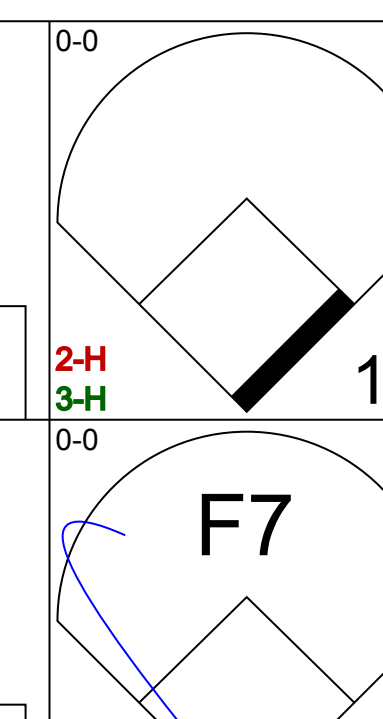
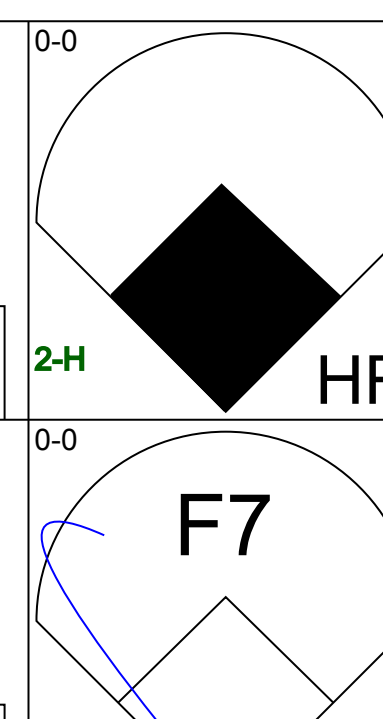
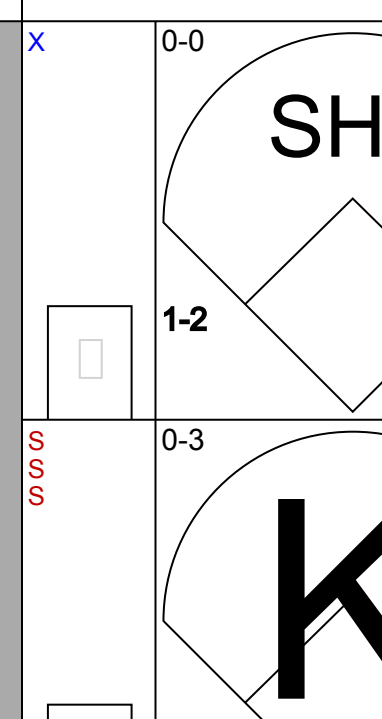
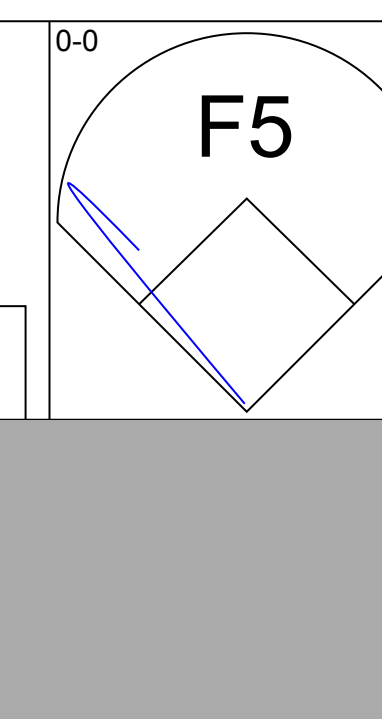
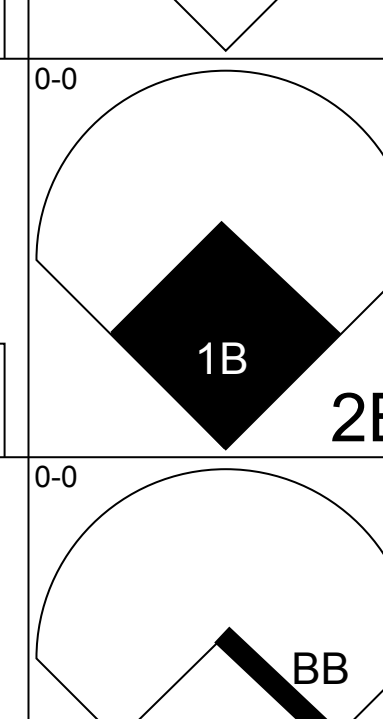
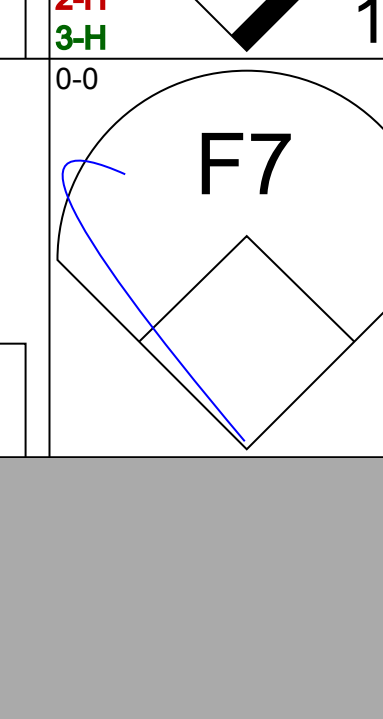
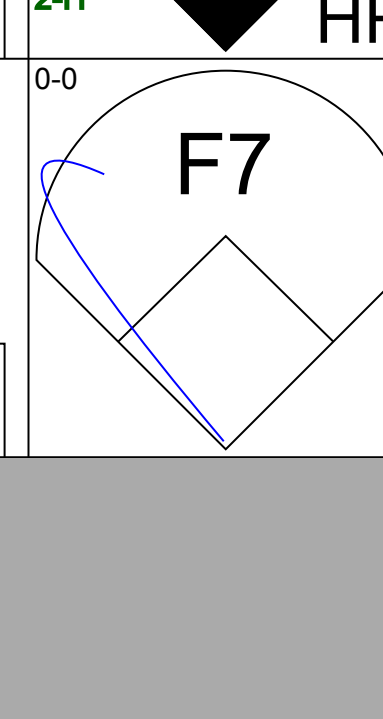
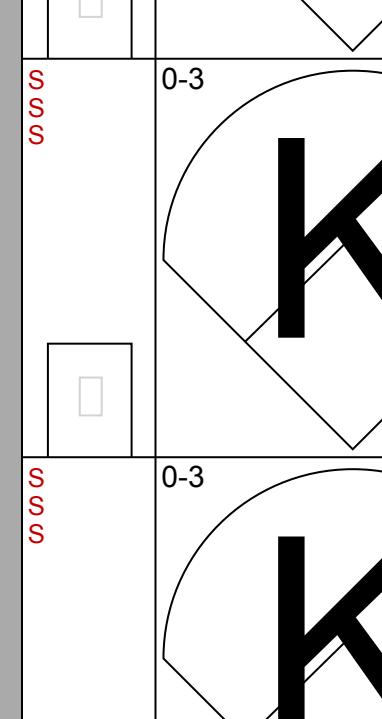
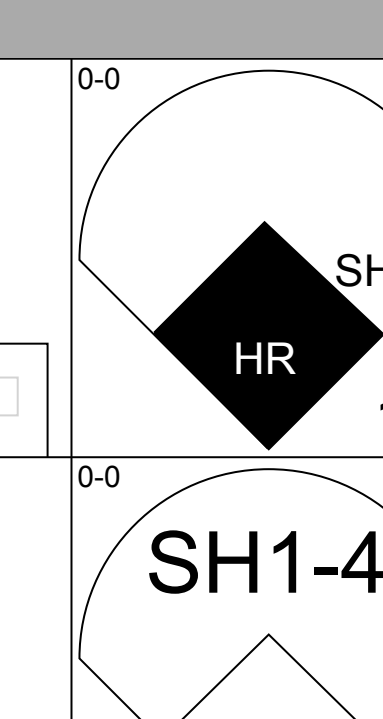
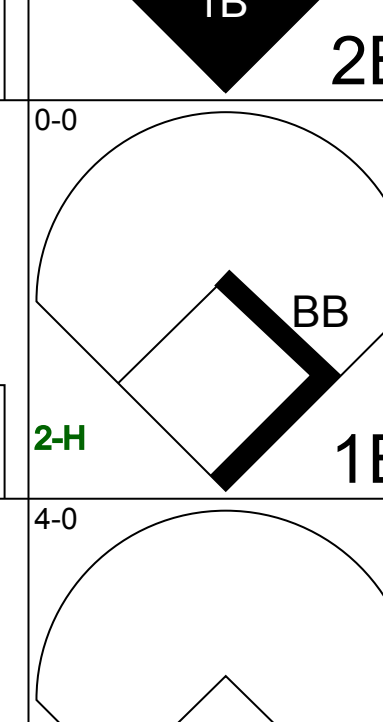
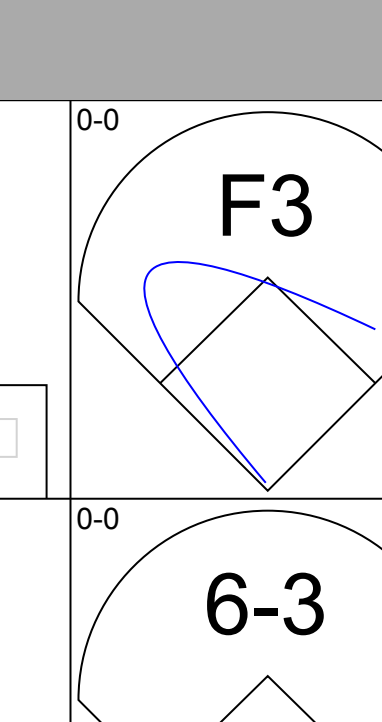
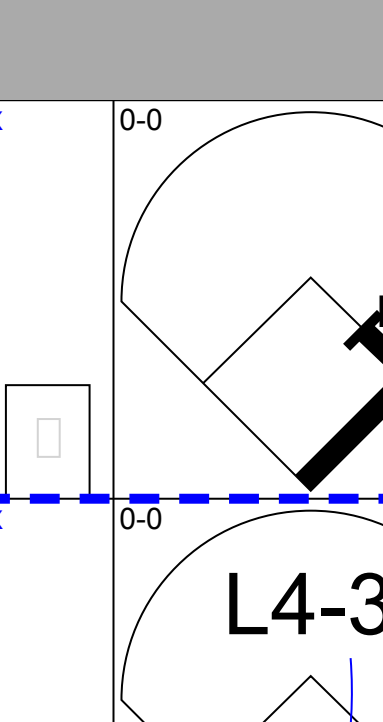
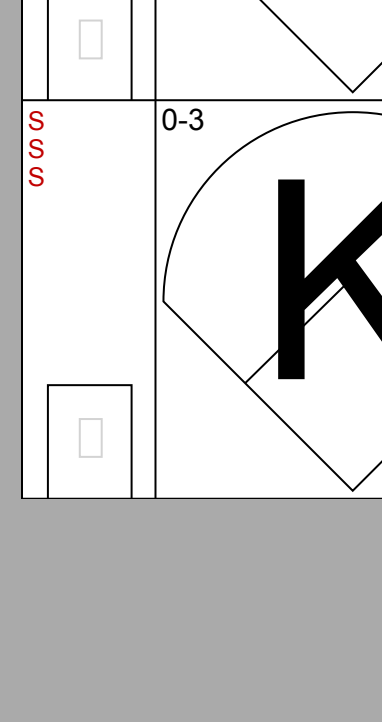
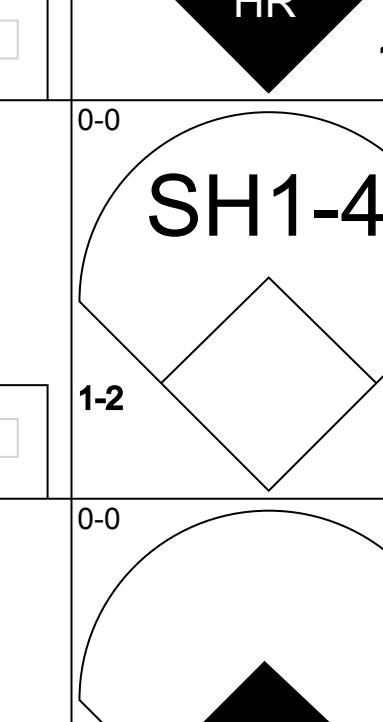
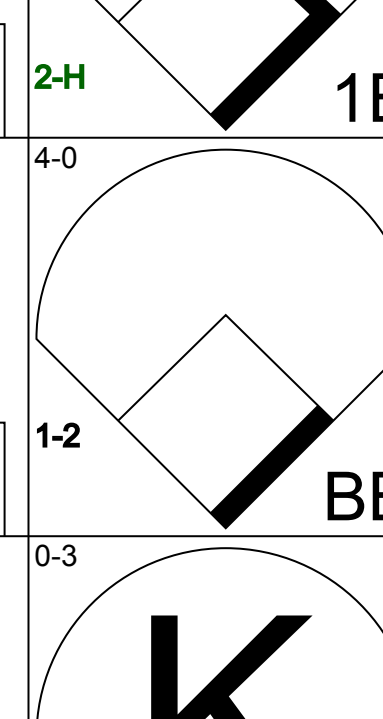
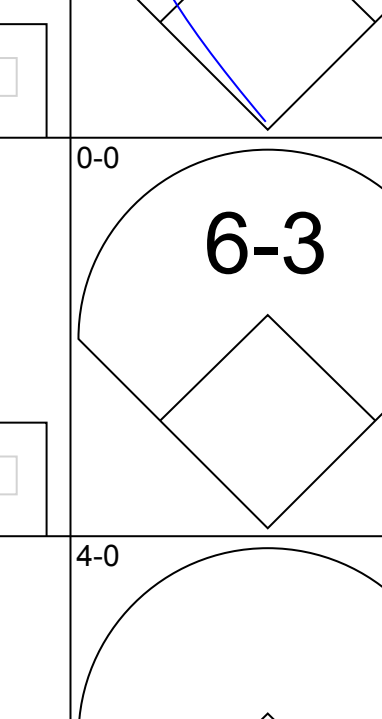
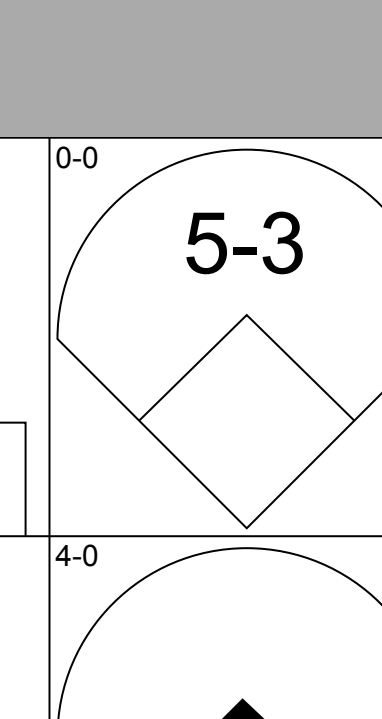
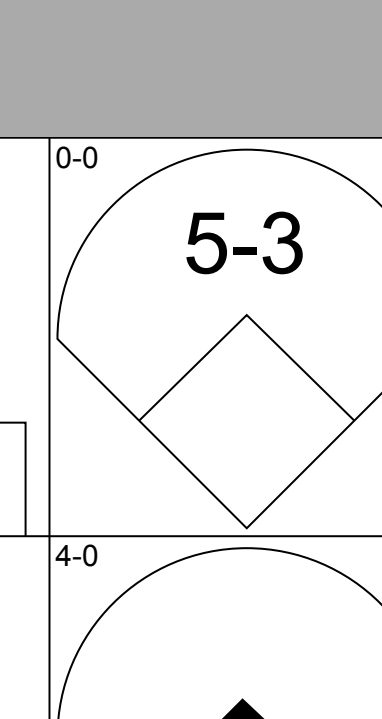
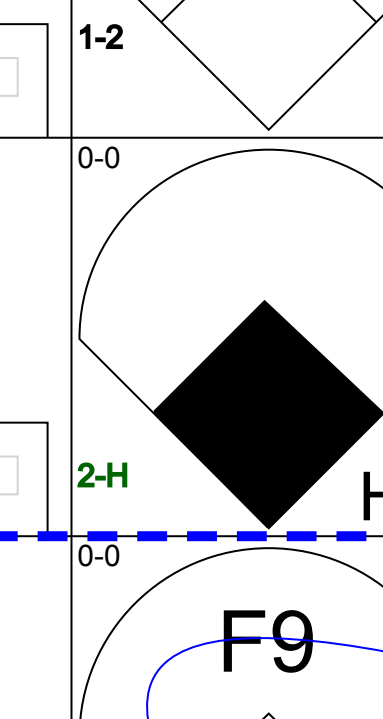
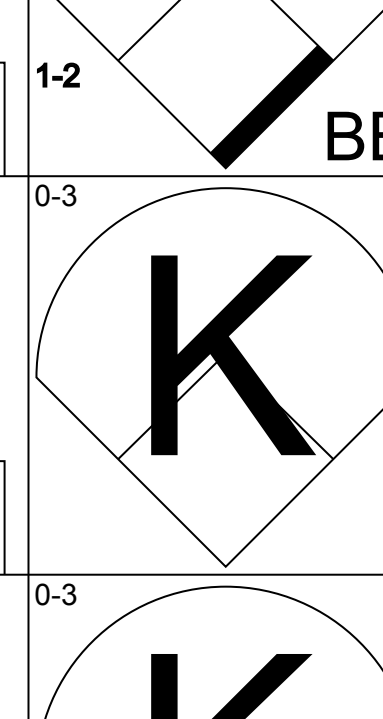
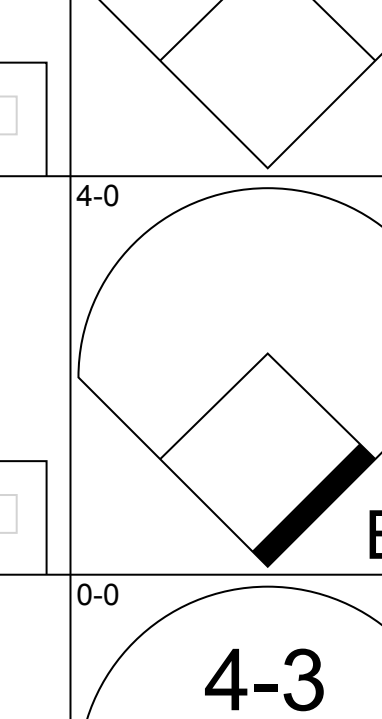
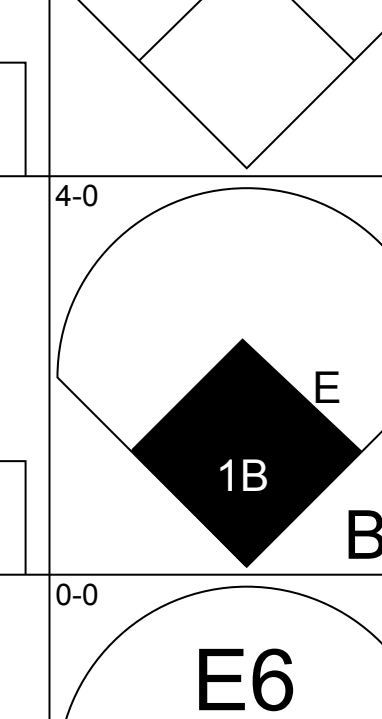
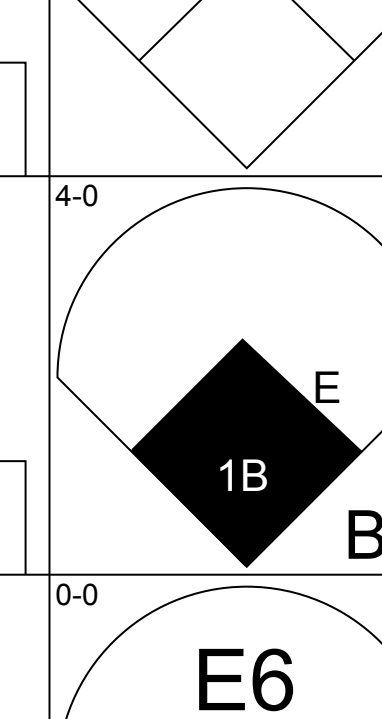
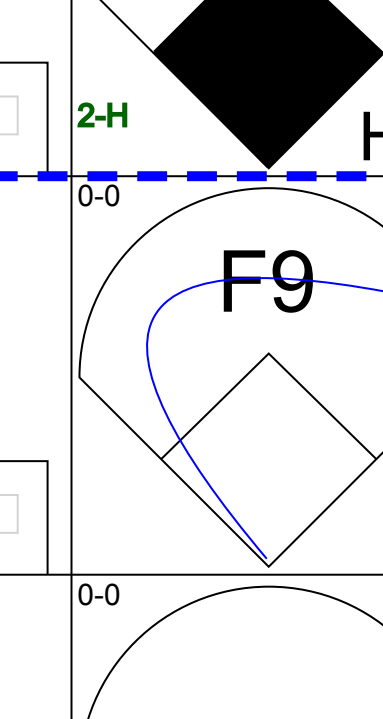
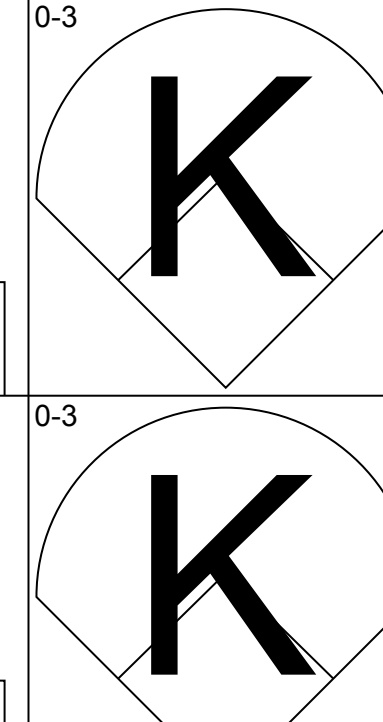
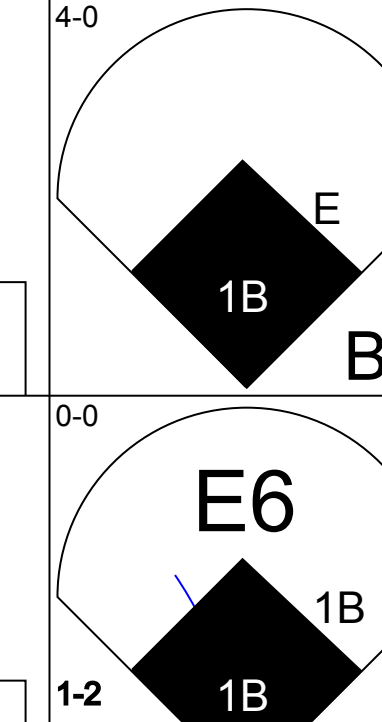
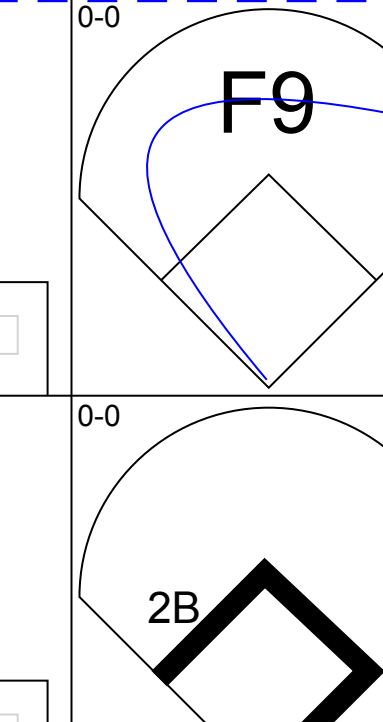
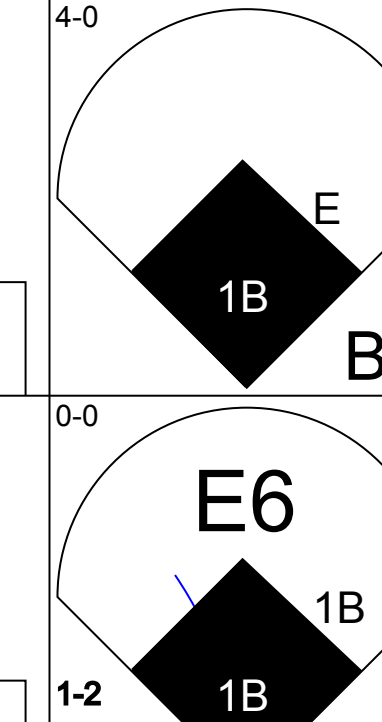
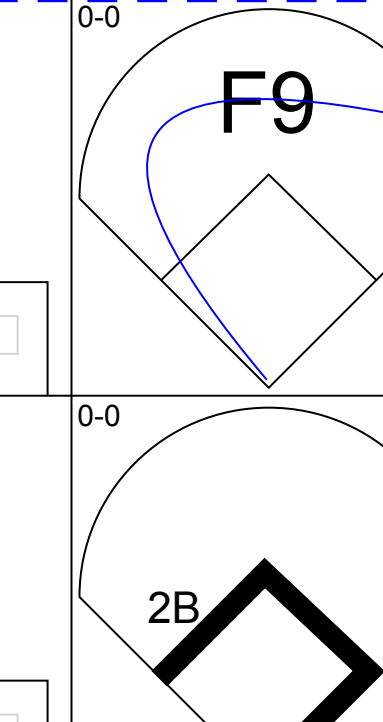
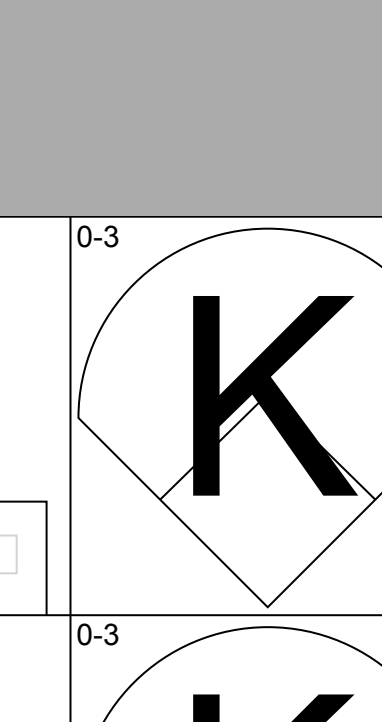
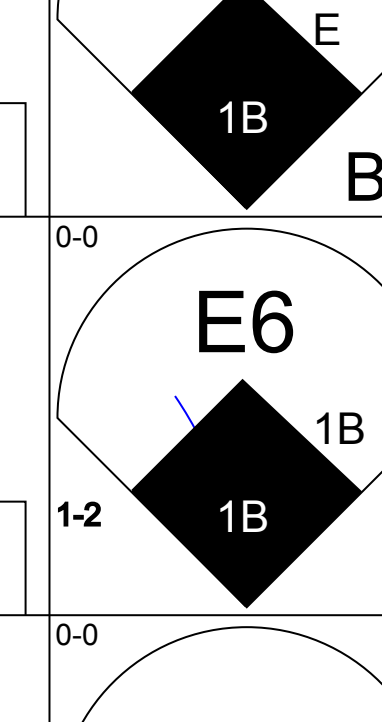
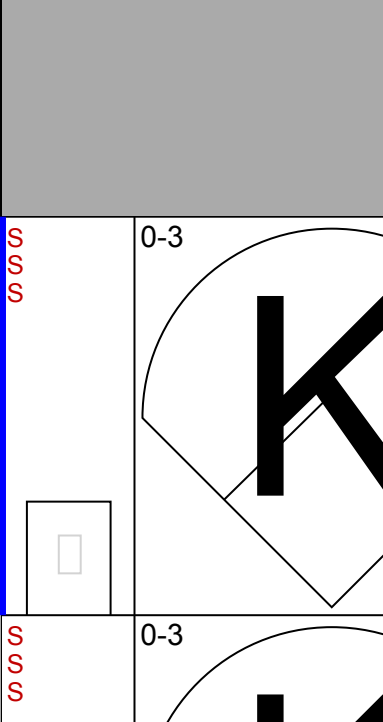
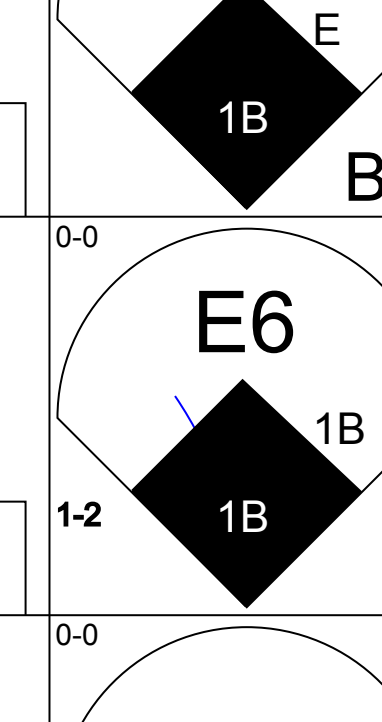
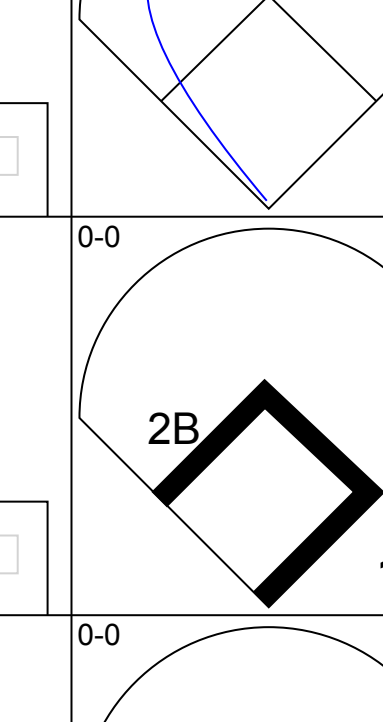
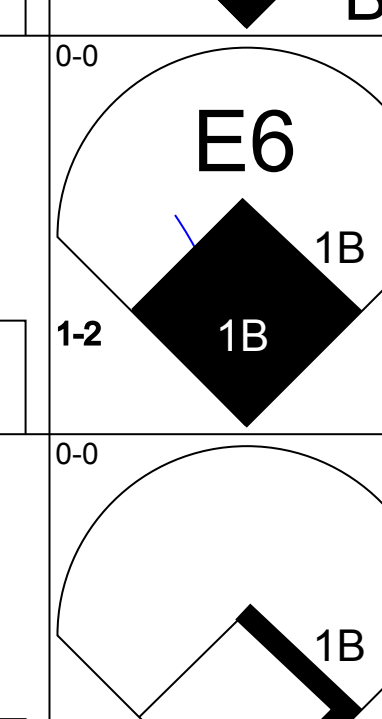
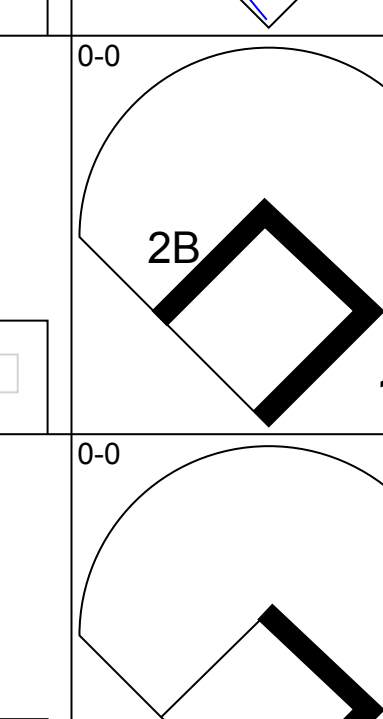
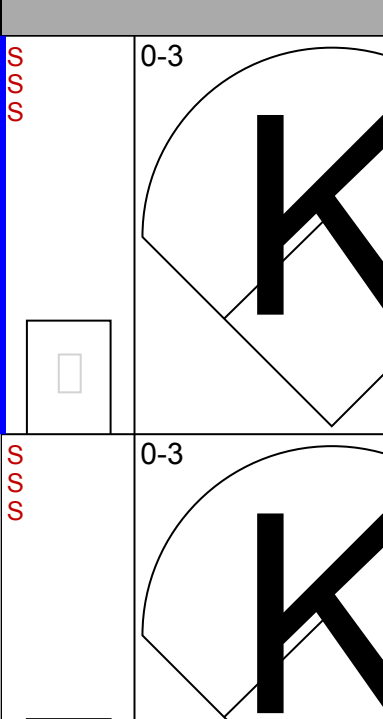
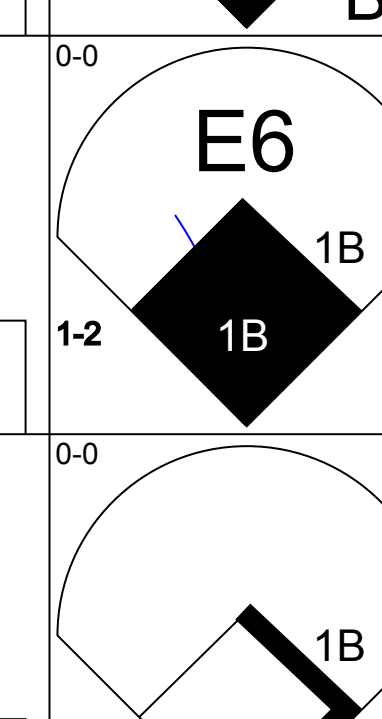
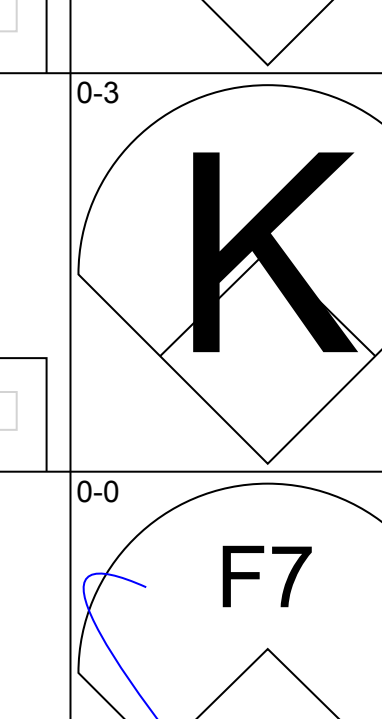
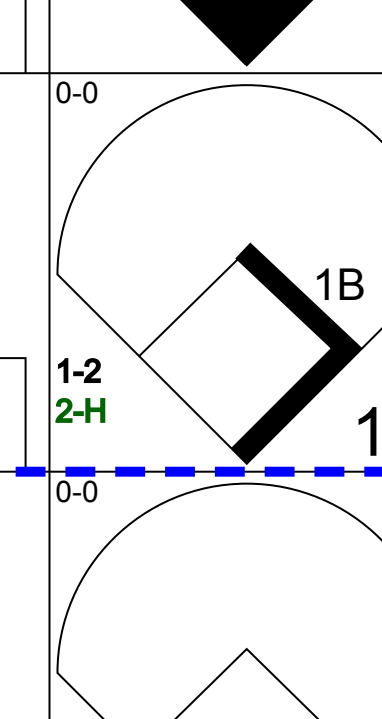
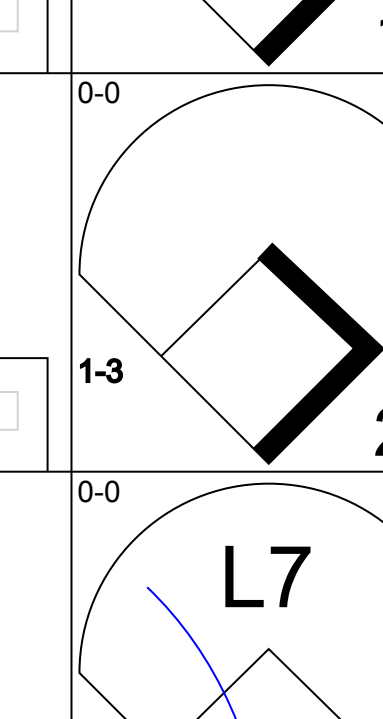
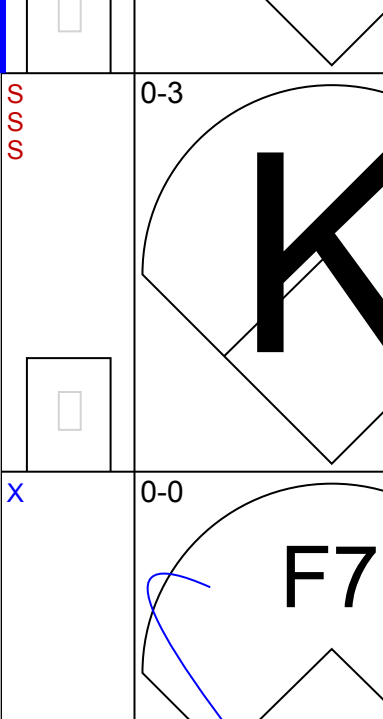
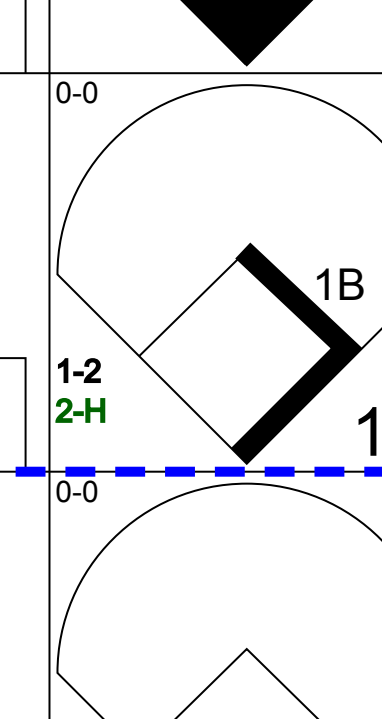
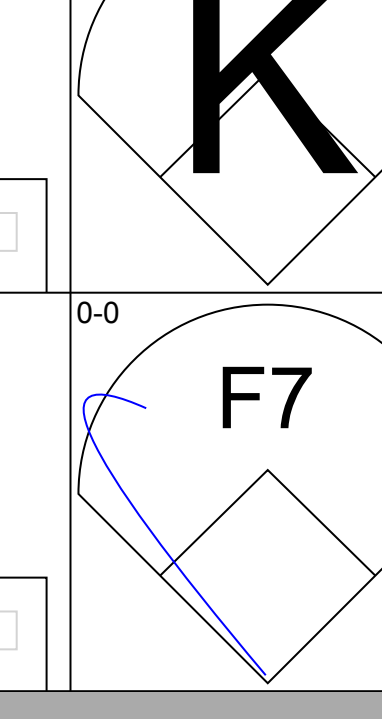
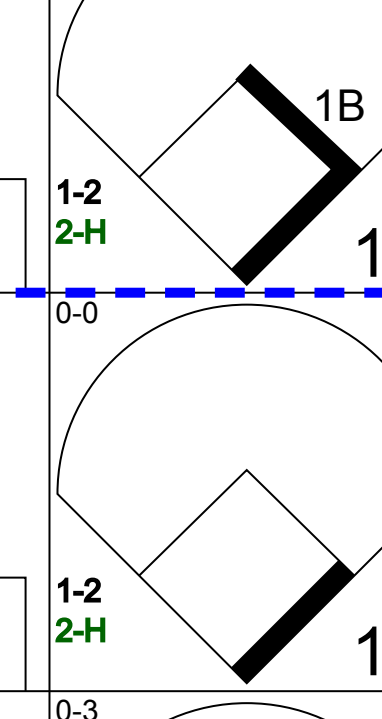
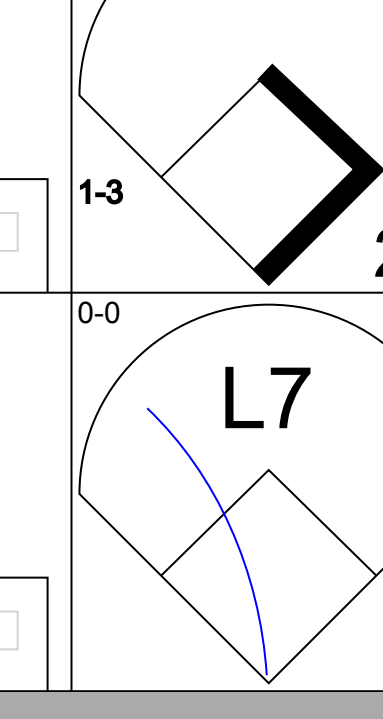
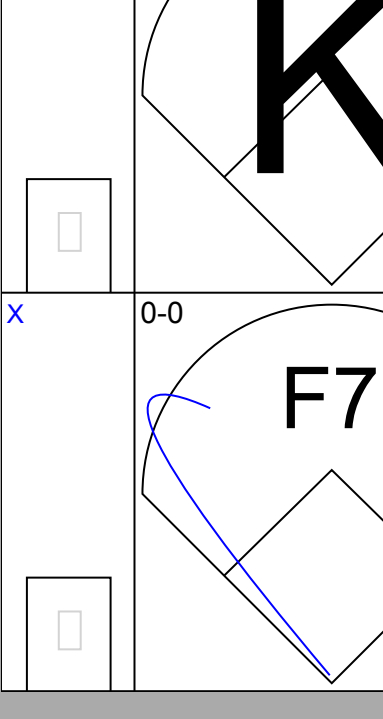
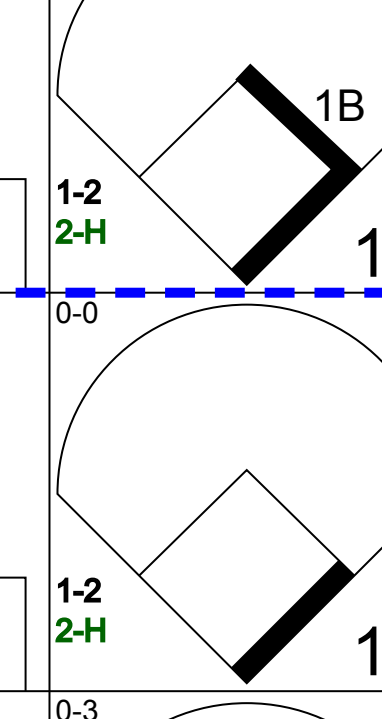
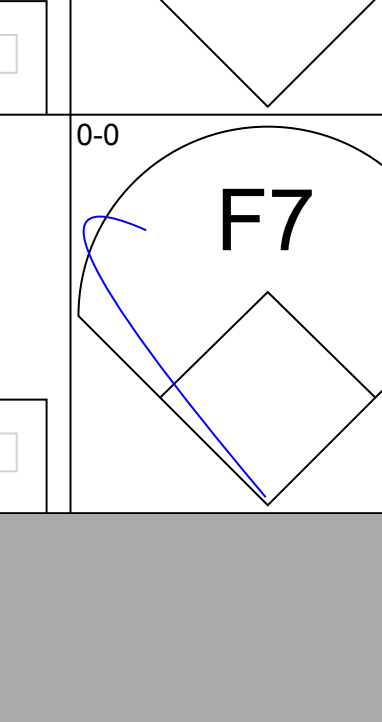
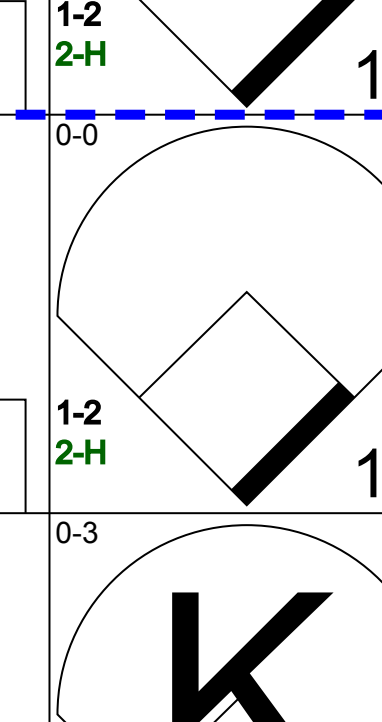
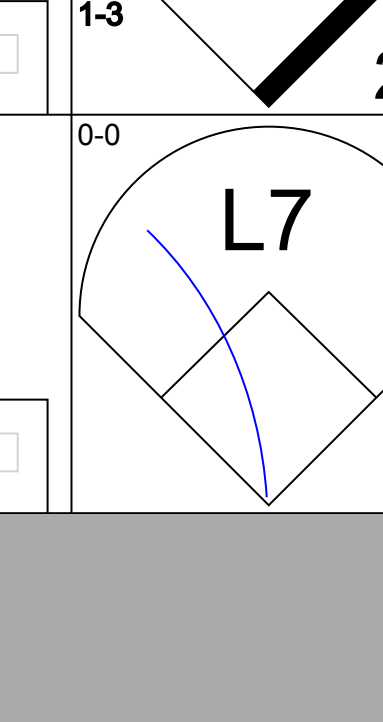
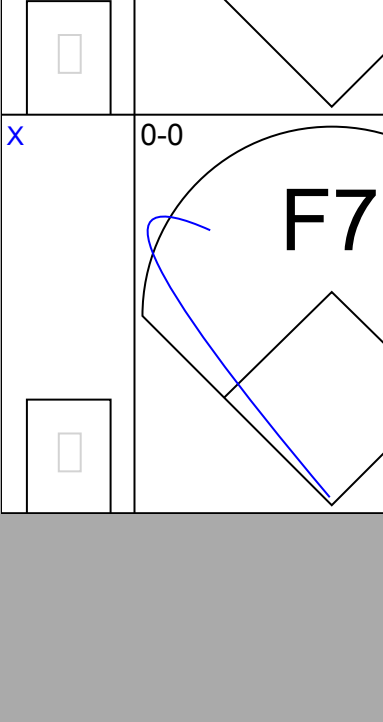
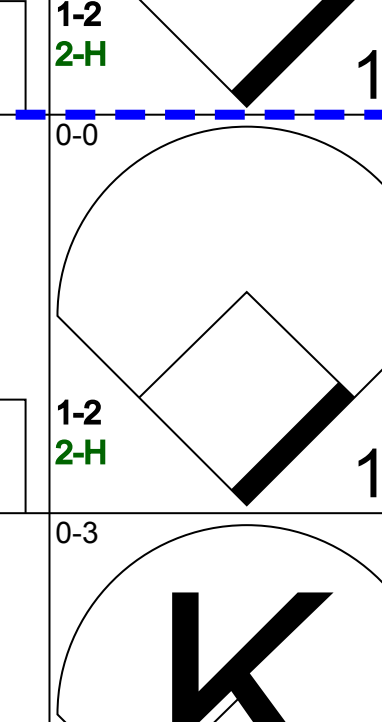
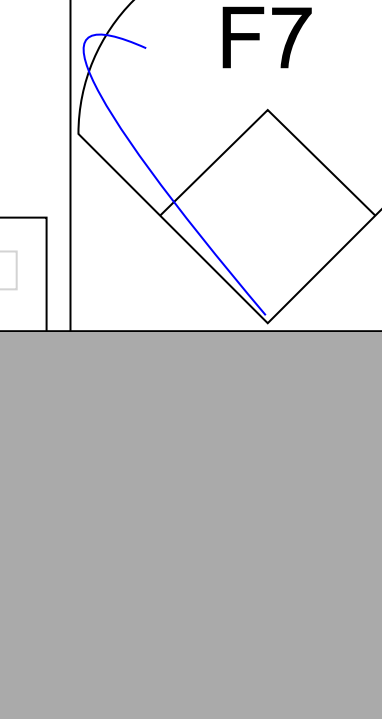
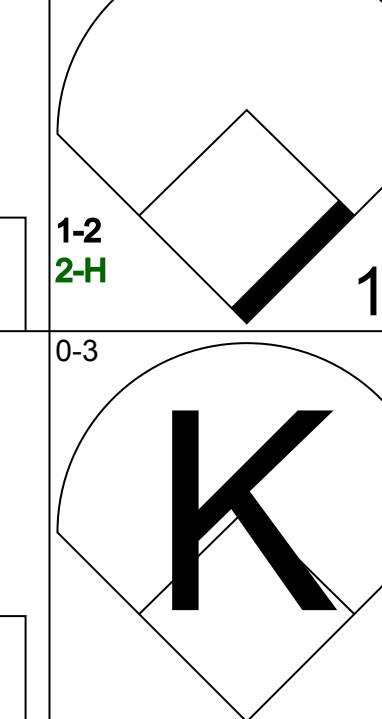
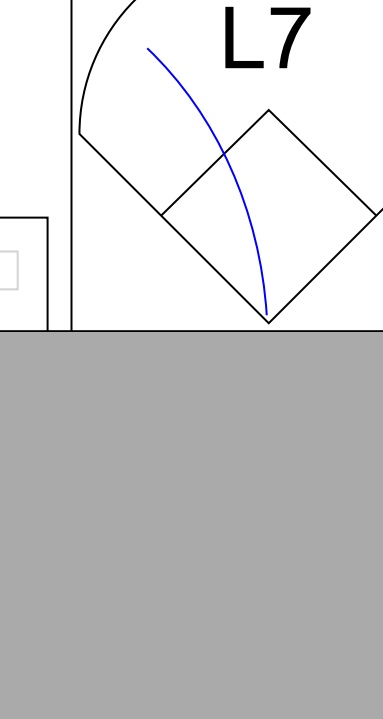
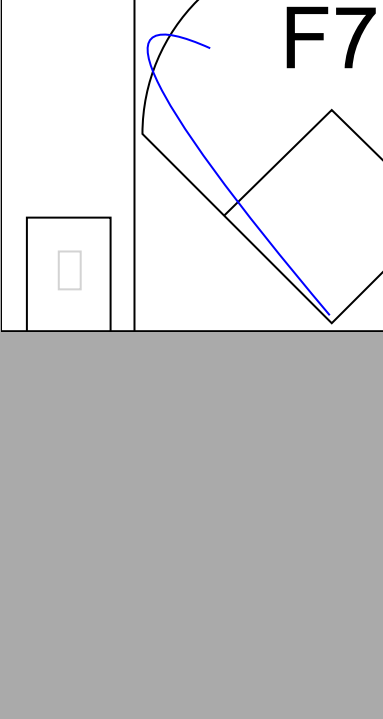
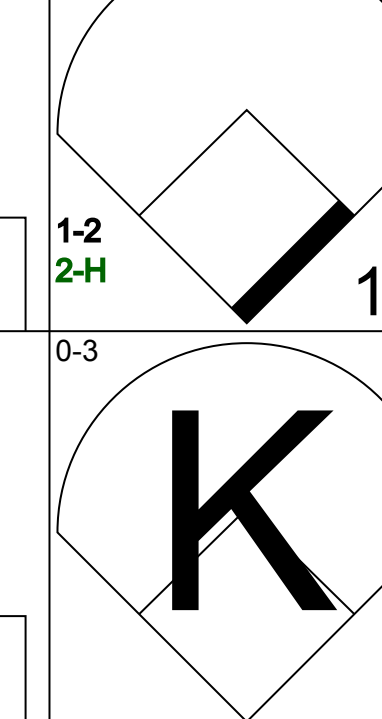
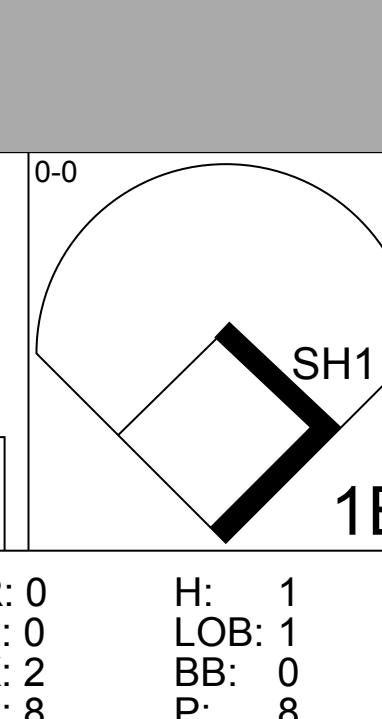
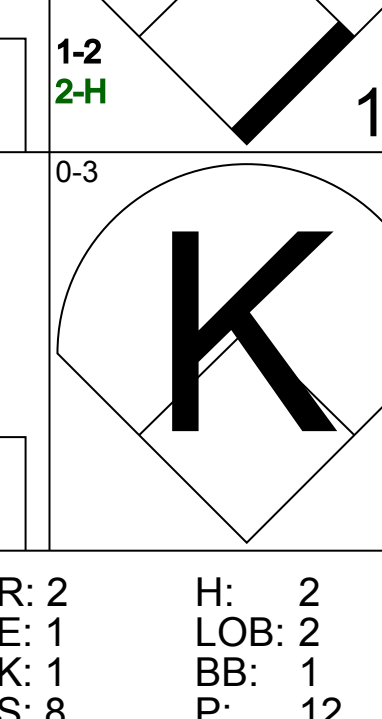
AB	37
R	4
H	10
RBI	3
BB	4
SO	3
LOB	17



Batter	1	2	3	4	5	6	7	8	9	10	AB	R	H	RBI	BB	SO	LOB	BOTTOM						
Alfredo Griffin, S OBP: 0.294, SLG: 0.341 (1, 6)	6-3			K			4-3		SH1-3		4	1	1	0	0	1	1	California Angels @ Oakland Athletics Oakland-Alameda County Coliseum, Oakland, CA Tue Jul 30 1985, 7:05 PM PDT Att: 24,186 - Unknown						
Dwayne Murphy, L OBP: 0.356, SLG: 0.418 (1, 8)	5-3				G1-5-3				K		4	1	1	1	1	1	3							
Bruce Bochte, L OBP: 0.394, SLG: 0.433 (1, 3)											4	1	2	1	1	1	0							
Dave Kingman, R OBP: 0.314, SLG: 0.453 (1, 10)	K										4	1	1	1	0	2	3							
Dusty Baker Jr., R OBP: 0.351, SLG: 0.530 (8, 5)											2	0	0	0	1	0	0							
Mike Gallego, R OBP: 0.290, SLG: 0.338 (8, PH)		5-3									0	0	0	0	0	0	0							
Dave Collins, S OBP: 0.290, SLG: 0.338 (9, 5)											1	0	1	0	0	0	0							
Steve Kiefer, R OBP: 1.000, SLG: 1.000 (1, 9)											1	0	1	0	0	0	0							
Mike Davis, L OBP: 0.364, SLG: 0.520 (1, 5)											5	0	2	1	0	0	2							
Mike Heath, R OBP: 0.320, SLG: 0.429 (8, 7)											3	0	0	0	0	1	1							
Mickey Tettleton, S OBP: 0.368, SLG: 0.390 (1, 2)											4	0	0	0	0	2	1							
Donnie Hill, S OBP: 0.305, SLG: 0.324 (1, 4)											3	1	2	0	1	0	1							
Inning Stats	R: 0 E: 0 K: 1 S: 5	H: 0 LOB: 1 BB: 1 P: 9	R: 0 E: 0 K: 1 S: 5	H: 0 LOB: 0 BB: 0 P: 5	R: 4 E: 1 K: 0 S: 6	H: 3 LOB: 1 BB: 2 P: 14	R: 0 E: 0 K: 2 S: 9	H: 1 LOB: 2 BB: 0 P: 9	R: 0 E: 0 K: 1 S: 5	H: 0 LOB: 0 BB: 0 P: 5	R: 0 E: 0 K: 1 S: 6	H: 1 LOB: 1 BB: 0 P: 6	R: 0 E: 0 K: 0 S: 3	H: 1 LOB: 1 BB: 1 P: 7	R: 0 E: 0 K: 0 S: 3	H: 1 LOB: 0 BB: 0 P: 3	R: 0 E: 0 K: 1 S: 6	H: 1 LOB: 1 BB: 0 P: 6	R: 1 E: 0 K: 1 S: 6	H: 3 LOB: 2 BB: 0 P: 6	1B: 9 2B: 2 3B: 0 HR: 0	SF: 1 SAC: 2 DP: 1 HBP: 0	WP: 3 PB: 0 SB: 1 CS: 1	PA: 43
PITCHER	IP 7.0	WLS 32	H 7	R 4	ER 3	SO 6	BB 4	IBB 0	HBP 0	BLK 0	WP 3	HR 0	S 40	P 56	ERA 3.86	WHIP 1.571								
Mike Witt, R ERA: 3.16 (8, 1)	2.1	L	10	4	1	2	0	0	0	0	0	0	14	14	3.86	1.714								
Donnie Moore, R ERA: 1.48 (9, 6)																								

AB	35
R	5
H	11
RBI	4
BB	4
SO	8
LOB	12

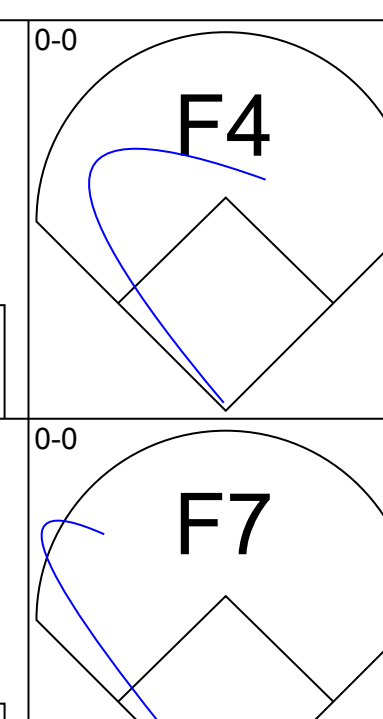
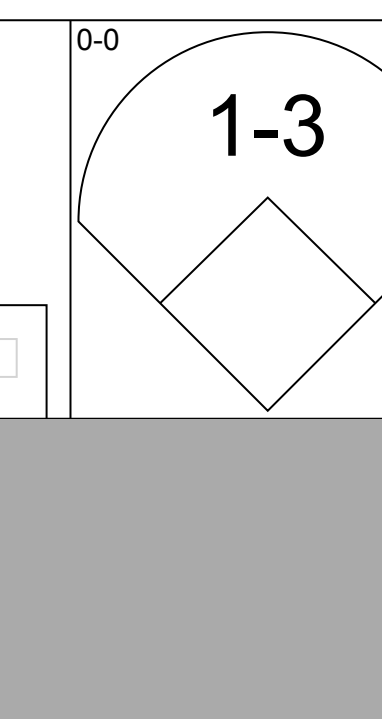
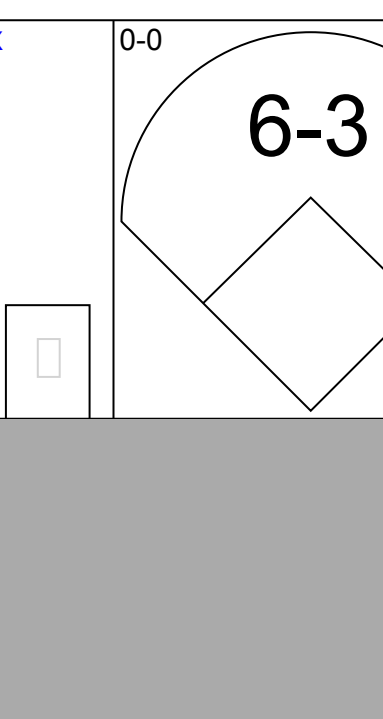
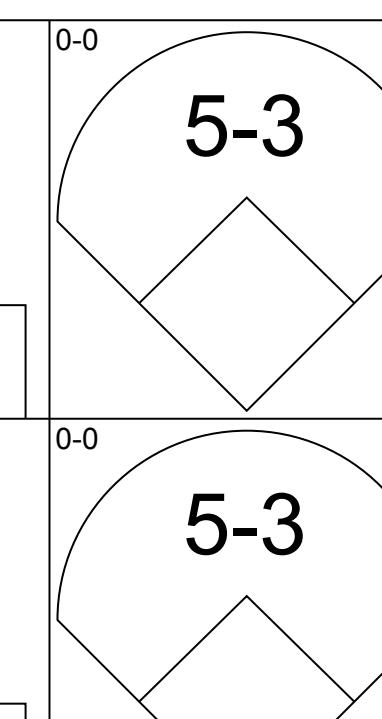
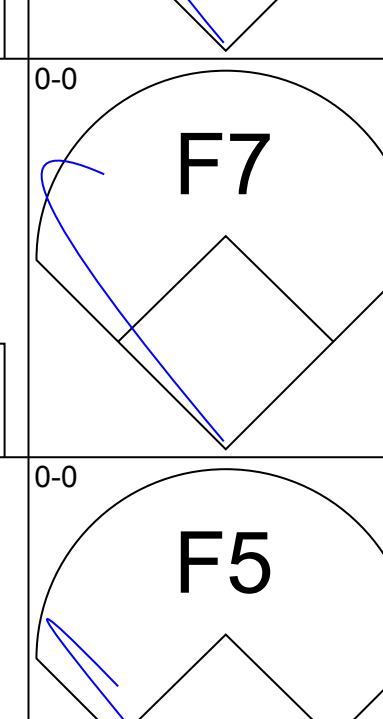
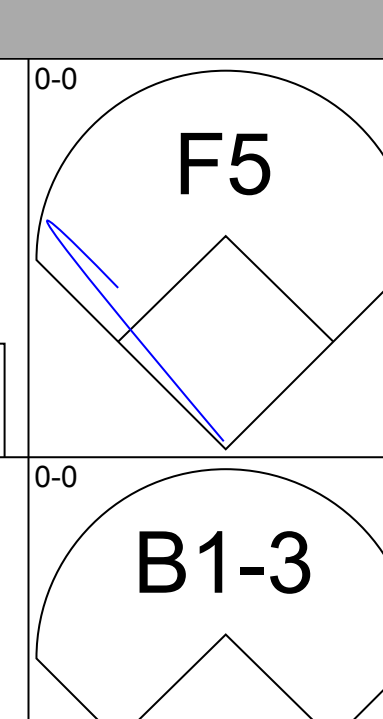
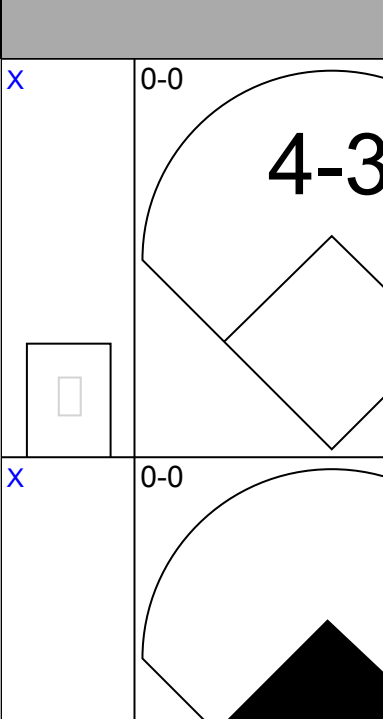
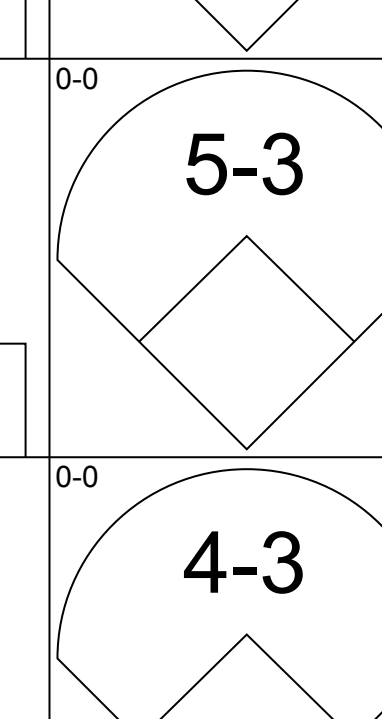
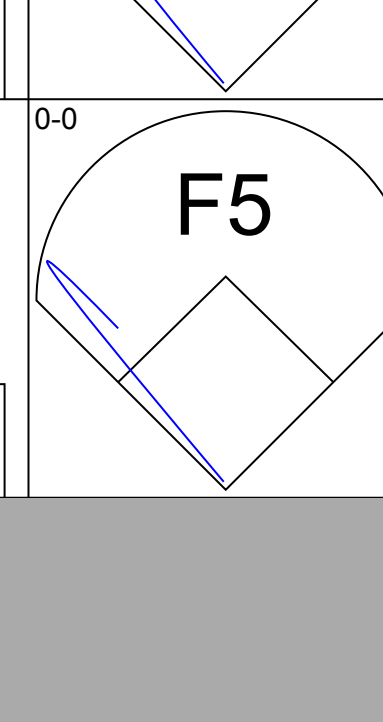
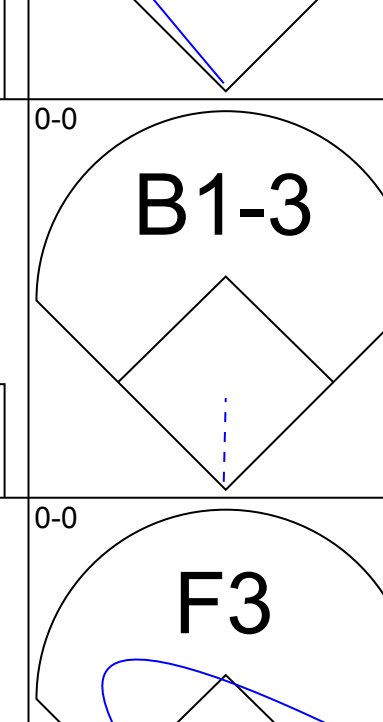
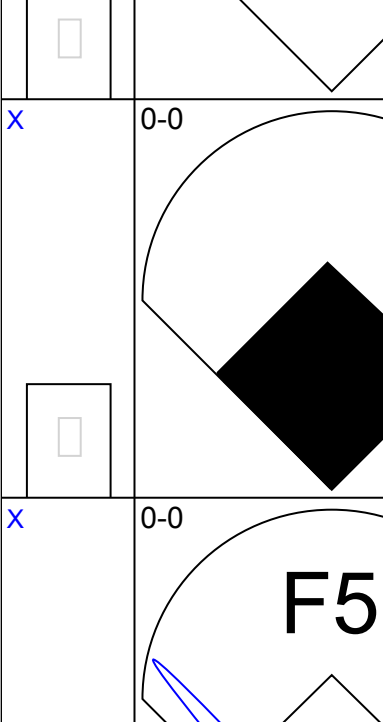
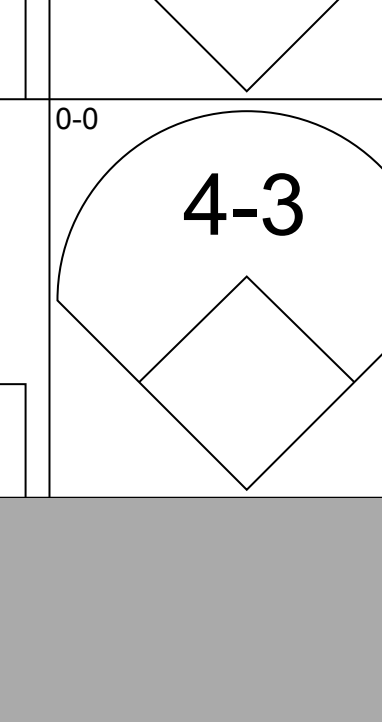
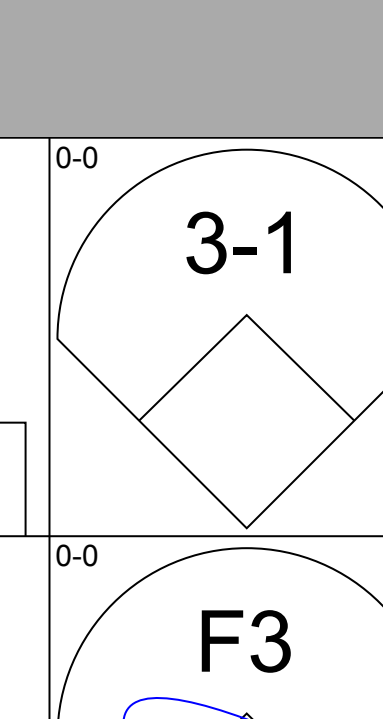
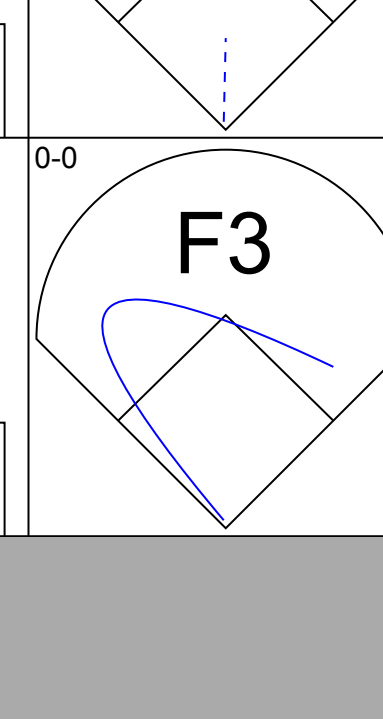
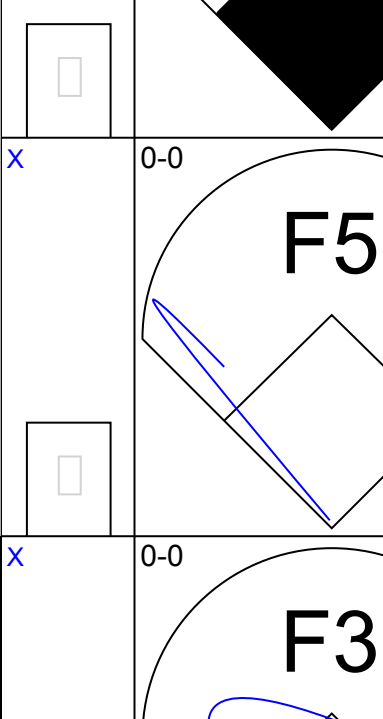
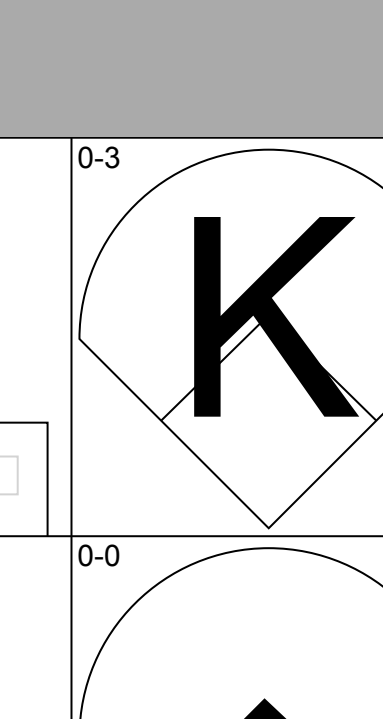
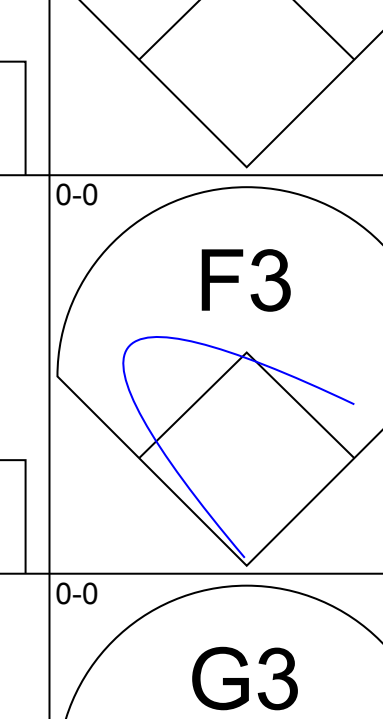
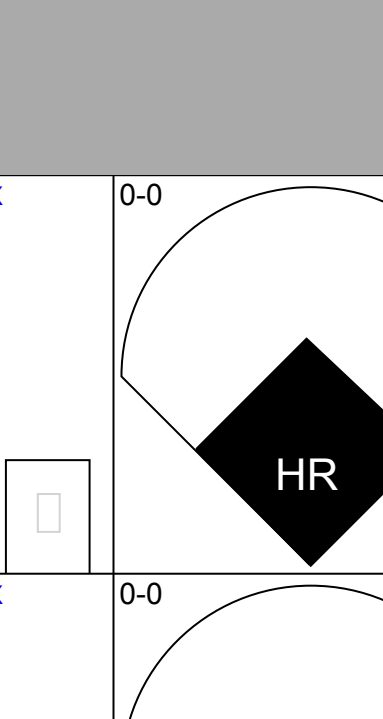
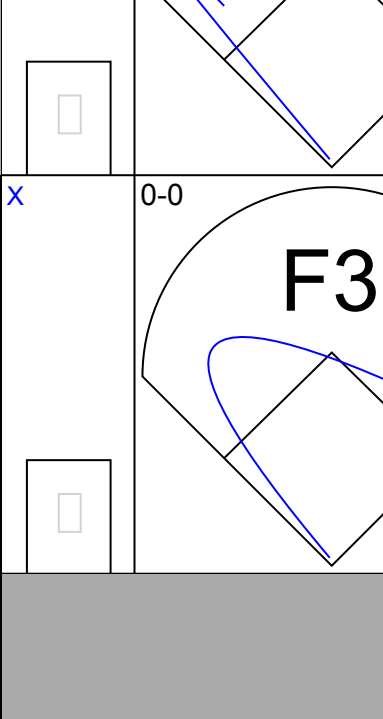
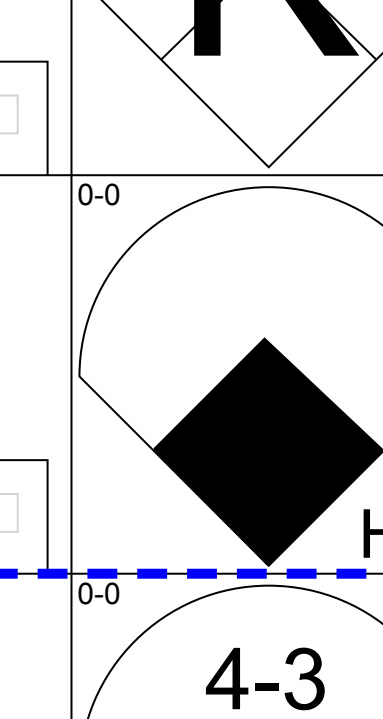
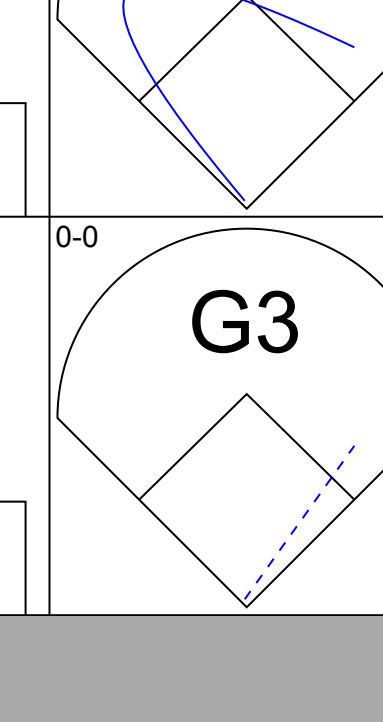
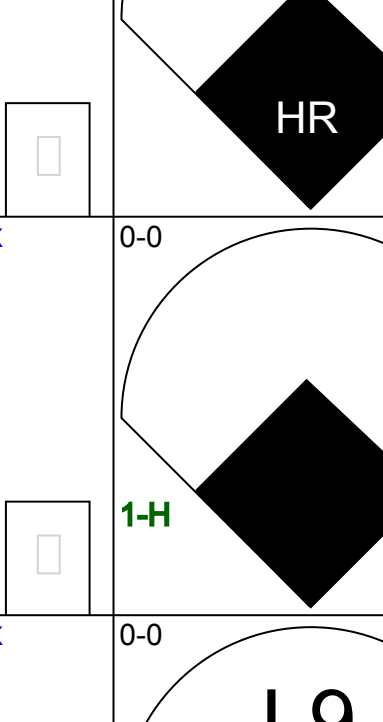
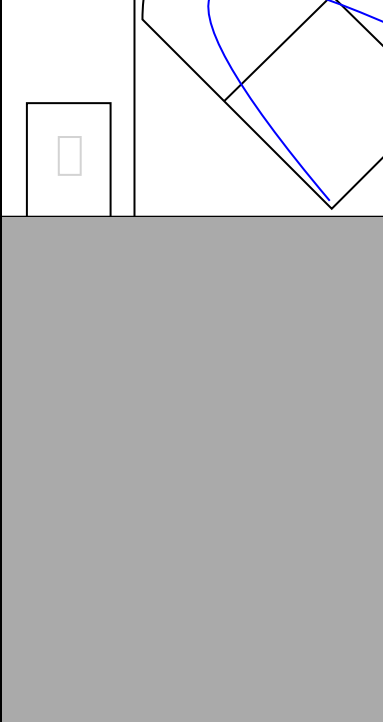

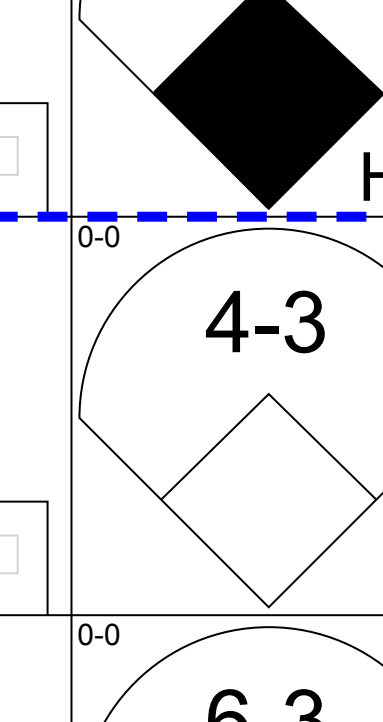
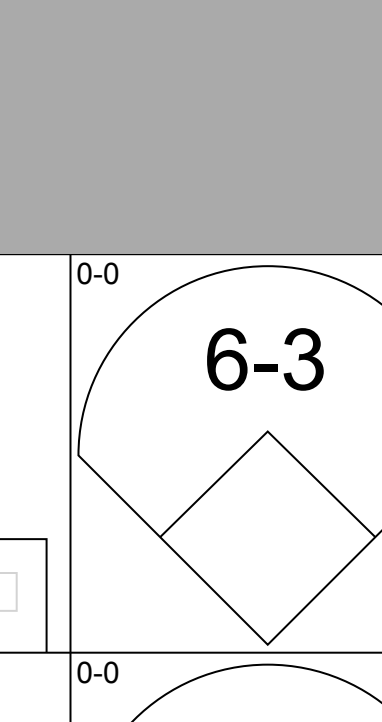
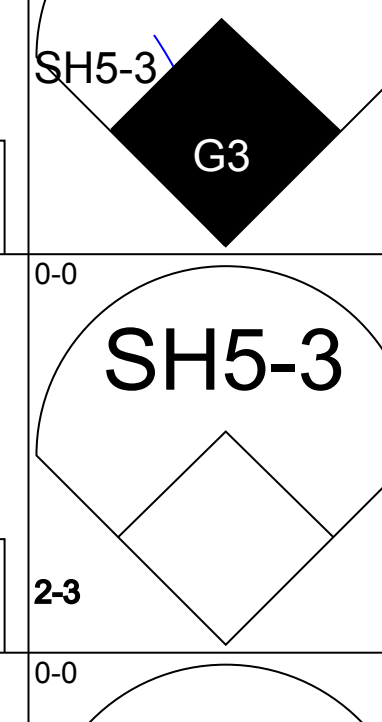
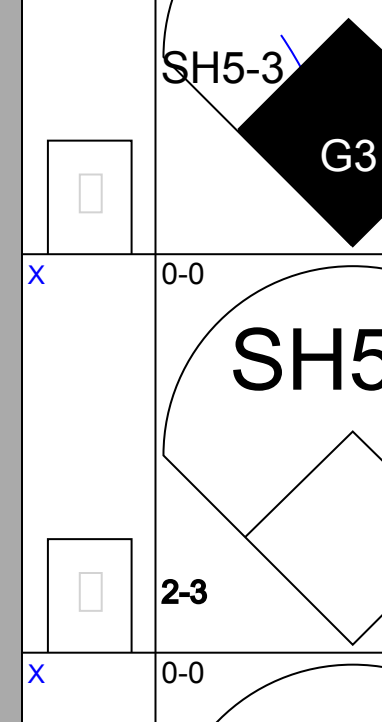
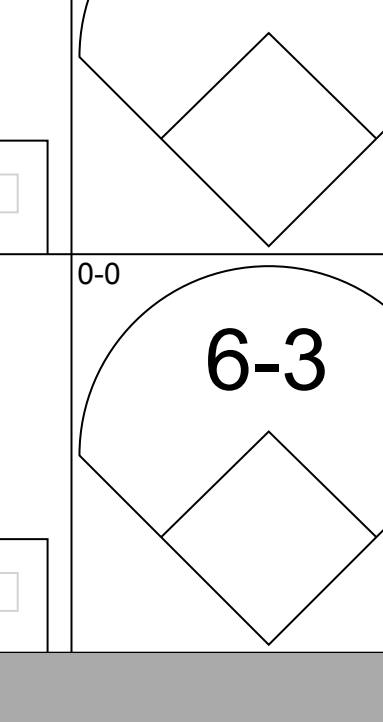

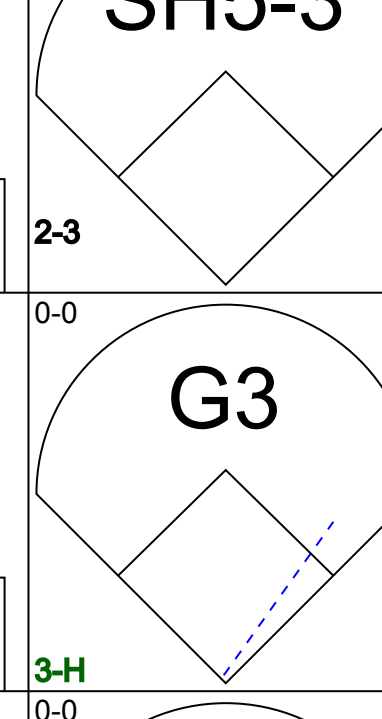
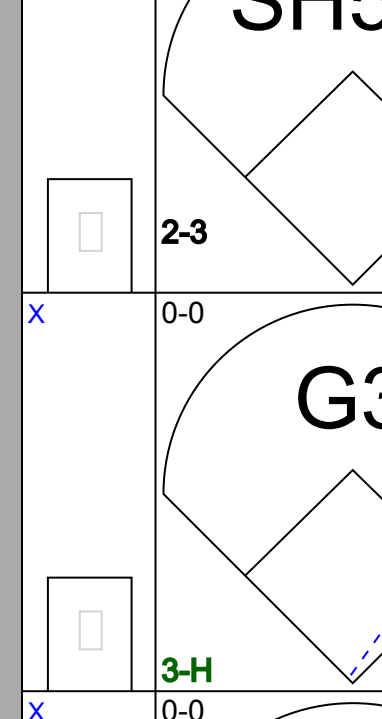
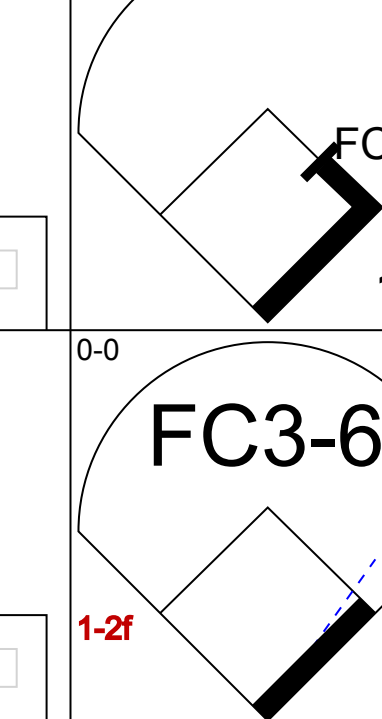
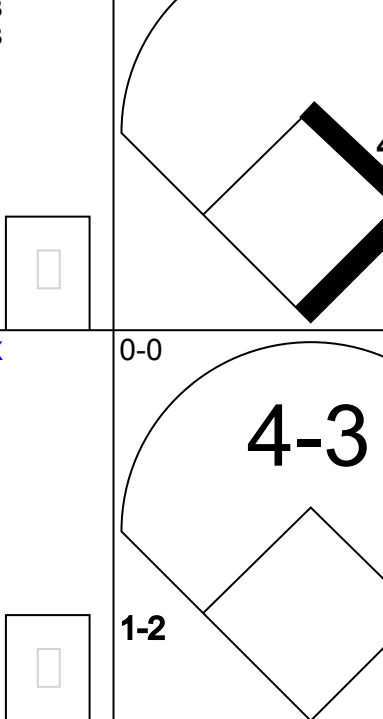
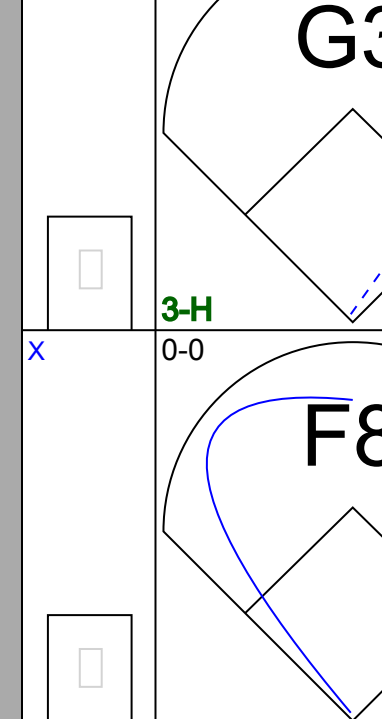


Batter	1	2	3	4	5	6	7	8	9	AB	R	H	RBI	BB	SO	LOB	TOP																
Brian Downing, R OBP: 0.351, SLG: 0.367 (1, 7)										4	1	2	3	0	1	2																	
Bobby Grich, R OBP: 0.353, SLG: 0.349 (1, 4)										5	2	2	0	0	1	2																	
Juan Beniquez, R OBP: 0.340, SLG: 0.381 (1, 3)										4	0	2	1	0	1	1																	
Doug DeCinces, R OBP: 0.332, SLG: 0.439 (1, 5)										4	1	1	2	1	0	1																	
Mike Brown, R OBP: 0.304, SLG: 0.418 (8, PH)										2	0	0	0	1	1	2																	
Ruppert Jones, L OBP: 0.389, SLG: 0.544 (6, PH)										1	1	0	0	1	0	0																	
Rufino Linares, R OBP: 0.222, SLG: 0.889 (6, PH)										2	0	0	0	0	1	3																	
Reggie Jackson, L OBP: 0.377, SLG: 0.509 (6, PH)										3	1	1	0	0	1	1																	
Bob Boone, R OBP: 0.307, SLG: 0.320 (1, 2)										5	1	3	1	0	1	0																	
Dick Schofield, R OBP: 0.266, SLG: 0.307 (8, PH)										1	1	0	0	1	0	0																	
Rod Carew, L OBP: 0.347, SLG: 0.316 (8, PH)										1	0	1	1	0	0	0																	
Craig Gerber, L OBP: 0.230, SLG: 0.283 (8, 6)										1	0	0	0	0	0	2																	
Gary Pettis, S OBP: 0.354, SLG: 0.325 (1, 8)										4	0	1	0	0	1	4																	
Inning Stats	R: 1 E: 0 K: 3 S: 11	H: 2 LOB: 2 BB: 1 P: 15	R: 1 E: 1 K: 0 S: 4	H: 1 LOB: 1 BB: 1 P: 8	R: 0 E: 0 K: 0 S: 3	H: 0 LOB: 1 BB: 1 P: 7	R: 2 E: 0 K: 0 S: 5	H: 2 LOB: 0 BB: 0 P: 5	R: 0 E: 0 K: 2 S: 7	H: 0 LOB: 0 BB: 0 P: 7	R: 0 E: 0 K: 2 S: 8	H: 1 LOB: 1 BB: 0 P: 8	R: 2 E: 1 K: 1 S: 8	H: 2 LOB: 2 BB: 1 P: 12	R: 2 E: 0 K: 0 S: 7	H: 4 LOB: 2 BB: 0 P: 7	1B: 9 2B: 3 3B: 0 HR: 2	SF: 0 SAC: 3 DP: 1 HBP: 0	WP: 0 PB: 0 SB: 0 CS: 0	PA: 44													
PITCHER	IP WLS BF H R ER SO BB IBB HBP BLK WP HR S P ERA WHIP																																
Tim Lirtsas, L ERA: 3.29 (1, 1)	4.0	21	6	4	3	3	3	0	0	0	0	0	1	24	36	6.75	2.250																
Rick Langford, R ERA: 4.13 (5, 1)	3.1	13	2	2	1	4	1	0	0	0	0	0	0	20	24	2.70	0.900																
Steve McCatty, R ERA: 5.93 (8, 1)	1.0	6	3	2	2	1	0	0	0	0	0	1	8	8	18.00	3.000																	
Curt Young, L ERA: 9.0 (9, 1)	0.2	4	2	0	0	0	0	0	0	0	0	0	4	4	0.00	3.000																	

California Angels @ Oakland Athletics
Oakland-Alameda County Coliseum, Oakland, CA
Wed Jul 31 1985, 7:05 PM PDT
Att: 20,293 - Unknown

AB 37
R 8
H 13
RBI 8
BB 4
SO 8
LOB 18



Batter	1	2	3	4	5	6	7	8	9	AB	R	H	RBI	BB	SO	LOB	BOTTOM																
Alfredo Griffin, S OBP: 0.291, SLG: 0.337 (1, 6)										4	0	0	0	0	0	2																	
Dwayne Murphy, L OBP: 0.352, SLG: 0.413 (1, 8)										4	0	0	0	0	0	0																	
Bruce Bochte, L OBP: 0.392, SLG: 0.443 (1, 3)										4	1	1	1	0	0	0																	
Dave Kingman, R OBP: 0.311, SLG: 0.448 (1, 10)										4	0	0	0	0	1	0																	
Dusty Baker Jr., R OBP: 0.383, SLG: 0.544 (1, 7)										4	2	2	1	0	0	0																	
Mike Davis, L OBP: 0.362, SLG: 0.526 (1, 9)										4	2	1	2	0	0	0																	
Mike Heath, R OBP: 0.317, SLG: 0.424 (1, 5)										3	0	0	0	0	0	0																	
Mickey Tettleton, S OBP: 0.374, SLG: 0.392 (1, 2)										2	0	1	1	1	0	0																	
Donnie Hill, S OBP: 0.302, SLG: 0.321 (1, 4)										3	0	0	0	0	0	2																	
Inning Stats	R: 0 E: 0 K: 0 S: 3	H: 0 LOB: 0 BB: 0 P: 3	R: 0 E: 0 K: 0 S: 3	H: 0 LOB: 0 BB: 0 P: 3	R: 0 E: 0 K: 0 S: 4	H: 1 LOB: 1 BB: 0 P: 4	R: 0 E: 0 K: 0 S: 3	H: 0 LOB: 0 BB: 0 P: 3	R: 2 E: 0 K: 0 S: 5	H: 2 LOB: 1 BB: 1 P: 9	R: 1 E: 0 K: 0 S: 4	H: 1 LOB: 0 BB: 0 P: 4	R: 1 E: 1 K: 0 S: 4	H: 0 LOB: 0 BB: 0 P: 4	R: 0 E: 0 K: 0 S: 3	H: 0 LOB: 0 BB: 0 P: 3	R: 1 E: 0 K: 1 S: 6	H: 1 LOB: 0 BB: 0 P: 6	1B: 2 2B: 0 3B: 0 HR: 3	SF: 0 SAC: 1 DP: 0 HBP: 0	WP: 0 PB: 0 SB: 0 CS: 0	PA: 34											
PITCHER	IP WLS BF H R ER SO BB IBB HBP BLK WP HR S P ERA WHIP																																
Ron Romanick, R ERA: 3.02 (1, 1)	8.1	32	5	5	4	1	1	0	0	0	0	0	3	33	37	4.32	0.720																
Donnie Moore, R ERA: 1.46 (9, 1)	0.2	2	0	0	0	0	0	0	0	0	0	0	2	2	0.00	0.000																	

California Angels @ Oakland Athletics
Oakland-Alameda County Coliseum, Oakland, CA
Wed Jul 31 1985, 7:05 PM PDT
Att: 20,293 - Unknown

AB 32
R 5
H 5
RBI 5
BB 1
SO 1
LOB 4



Batter	1	2	3	4	5	6	7	8	9	AB	R	H	RBI	BB	SO	LOB	TOP					
Brian Downing, R OBP: 0.352, SLG: 0.379 (1, 10)										4	1	2	1	0	0	1	California Angels @ Oakland Athletics Oakland-Alameda County Coliseum, Oakland, CA Thu Aug 01 1985, 3:33 AM PDT Att: 25,197 - Unknown					
Gary Pettis, S OBP: 0.351, SLG: 0.321 (1, 8)										3	0	0	0	0	2	1						
Jerry Narron, L OBP: 0.302, SLG: 0.412 (8, PH)										1	0	0	0	0	1	2						
Darrell Miller, R OBP: 0.346, SLG: 0.440 (8, 8)										0	0	0	0	0	0	0						
Rod Carew, L OBP: 0.349, SLG: 0.319 (1, 3)										4	0	2	0	0	0	2						
Reggie Jackson, L OBP: 0.375, SLG: 0.505 (1, 9)										4	0	1	0	0	2	1						
Doug DeCinces, R OBP: 0.328, SLG: 0.433 (1, 5)										4	0	0	0	0	0	3						
Ruppert Jones, L OBP: 0.387, SLG: 0.544 (1, 7)										4	0	1	0	0	0	0						
Rob Wilfong, L OBP: 0.235, SLG: 0.262 (1, 4)										3	0	0	0	0	0	1						
Craig Gerber, L OBP: 0.234, SLG: 0.286 (1, 6)										3	0	1	0	0	0	1						
Bob Boone, R OBP: 0.308, SLG: 0.318 (1, 2)										2	0	0	0	1	0	2						
Inning Stats	R: 1 E: 0 K: 1 S: 6	H: 1 LOB: 0 BB: 0 P: 6	R: 0 E: 0 K: 0 S: 3	H: 0 LOB: 0 BB: 0 P: 3	R: 0 E: 0 K: 0 S: 4	H: 1 LOB: 1 BB: 0 P: 4	R: 0 E: 0 K: 1 S: 5	H: 1 LOB: 0 BB: 0 P: 5	R: 0 E: 0 K: 0 S: 4	H: 1 LOB: 1 BB: 0 P: 4	R: 0 E: 0 K: 0 S: 7	H: 2 LOB: 2 BB: 0 P: 7	R: 0 E: 0 K: 0 S: 3	H: 0 LOB: 0 BB: 0 P: 3	R: 0 E: 0 K: 1 S: 5	H: 1 LOB: 1 BB: 1 P: 9	R: 0 E: 0 K: 1 S: 5	H: 0 LOB: 0 BB: 0 P: 5	1B: 5 2B: 1 3B: 0 HR: 1	SF: 0 SAC: 0 DP: 2 HBP: 0	WP: 2 PB: 0 SB: 0 CS: 0	PA: 33
PITCHER	IP WLS BF H R ER SO BB IBB HBP BLK WP HR S P ERA WHIP																					
Chris Codiroli, R ERA: 4.1 (1, 1)	7.0 W 27 6 1 1 3 1 0 0 0 2 1 32 36 1.29 1.000																					
Jay Howell, R ERA: 1.99 (8, 1)	2.0 S 6 1 0 0 2 0 0 0 0 0 0 0 10 10 0.00 0.500																					

Batter	1	2	3	4	5	6	7	8	9	AB	R	H	RBI	BB	SO	LOB	BOTTOM			
Alfredo Griffin, S OBP: 0.288, SLG: 0.333 (1, 6)										4	0	0	0	0	0	1	California Angels @ Oakland Athletics Oakland-Alameda County Coliseum, Oakland, CA Thu Aug 01 1985, 3:33 AM PDT Att: 25,197 - Unknown			
Dwayne Murphy, L OBP: 0.356, SLG: 0.418 (1, 8)										3	1	2	1	1	0	0				
Bruce Bochte, L OBP: 0.390, SLG: 0.444 (1, 3)										4	0	1	0	0	0	2				
Dave Kingman, R OBP: 0.311, SLG: 0.447 (1, 10)										3	1	1	1	0	0	1				
Dusty Baker Jr., R OBP: 0.378, SLG: 0.536 (1, 7)										3	0	0	0	0	0	2				
Steve Kiefer, R OBP: 1.000, SLG: 1.000 (9, 5)										0	0	0	0	0	0	0				
Mike Davis, L OBP: 0.385, SLG: 0.524 (1, 9)										1	0	0	0	2	0	0				
Mike Heath, R OBP: 0.317, SLG: 0.423 (9, 7)										3	0	1	0	0	1	1				
Mickey Tettleton, S OBP: 0.373, SLG: 0.386 (1, 2)										2	0	0	1	1	1	2				
Mike Gallego, R (1, 4)										2	1	0	0	1	1	1				
Inning Stats	R: 1 E: 0 K: 0 S: 4	H: 1 LOB: 1 BB: 1 P: 8	R: 0 E: 0 K: 2 S: 6	H: 0 LOB: 1 BB: 1 P: 10	R: 1 E: 0 K: 0 S: 3	H: 1 LOB: 0 BB: 1 P: 7	R: 1 E: 0 K: 0 S: 4	H: 2 LOB: 1 BB: 1 P: 8	R: 0 E: 0 K: 0 S: 3	H: 0 LOB: 0 BB: 0 P: 3	R: 0 E: 0 K: 1 S: 5	H: 0 LOB: 1 BB: 1 P: 9	R: 0 E: 0 K: 0 S: 3	H: 0 LOB: 0 BB: 0 P: 3	R: 0 E: 0 K: 0 S: 3	H: 1 LOB: 0 BB: 0 P: 3	1B: 3 2B: 4 3B: 0 HR: 0	SF: 0 SAC: 0 DP: 3 HBP: 0	WP: 0 PB: 0 SB: 0 CS: 1	PA: 31
PITCHER	IP WLS BF H R ER SO BB IBB HBP BLK WP HR S P ERA WHIP																			
Urbano Lugo, R ERA: 3.86 (1, 1)	3.0 L 13 2 0 0 1 2 0 0 0 0 0 0 16 24 0.00 0.923																			
Stu Cliburn, R ERA: 2.15 (4, 1)	4.1 16 2 0 0 1 2 0 0 0 0 0 0 16 24 0.00 0.923																			
Pat Clements, L ERA: 3.34 (8, 1)	0.2 1 0 0 0 0 0 0 0 0 0 0 0 1 1 0.00 0.000																			

Batter	1	2	3	4	5	6	7	8	9	AB	R	H	RBI	BB	SO	LOB	TOP																				
Kirby Puckett, R OBP: 0.320, SLG: 0.379	1-3		1-3			B1-3			F9	4	0	0	0	0	0	0																					
Roy Smalley, S OBP: 0.383, SLG: 0.439	HR		F8			6-3			1B BB	3	1	1	1	1	0	0																					
Kent Hrbek, L OBP: 0.326, SLG: 0.492 Ron Washington, R OBP: 0.270, SLG: 0.294	F4			G3			F7		1-3 1B	4	0	1	0	0	0	0																					
Tom Brunansky, R OBP: 0.345, SLG: 0.481	F8			F8			F7		F5	4	0	0	0	0	0	2																					
Dave Engle, R OBP: 0.365, SLG: 0.512		K			F7					3	0	0	0	0	2	0																					
Randy Bush, L OBP: 0.281, SLG: 0.460		F5				3-1			F4	3	0	0	0	0	0	0																					
Gary Gaetti, R OBP: 0.313, SLG: 0.427						5-3			F8	3	0	1	0	0	0	0																					
Tim Teufel, R OBP: 0.345, SLG: 0.379							F9		F1	3	0	0	0	0	0	1																					
Mark Salas, L OBP: 0.347, SLG: 0.438									F5	3	0	0	0	0	0	0																					
Inning Stats	R: 1 E: 0 K: 0 S: 4	H: 1 LOB: 0 BB: 0 P: 4	R: 0 E: 0 K: 1 S: 6	H: 1 LOB: 1 BB: 0 P: 6	R: 0 E: 0 K: 0 S: 3	H: 0 LOB: 0 BB: 0 P: 3	R: 0 E: 0 K: 0 S: 3	H: 0 LOB: 0 BB: 0 P: 3	R: 0 E: 0 K: 0 S: 3	H: 0 LOB: 0 BB: 0 P: 3	R: 0 E: 0 K: 1 S: 5	H: 0 LOB: 0 BB: 0 P: 5	R: 0 E: 0 K: 0 S: 3	H: 0 LOB: 0 BB: 0 P: 3	R: 0 E: 0 K: 0 S: 4	H: 1 LOB: 2 BB: 1 P: 8	1B: 2 2B: 0 3B: 0 HR: 1	SF: 0 SAC: 0 DP: 0 HBP: 0	WP: 1 PB: 0 CS: 0	PA: 31																	
PITCHER	IP	WLS	BF	H	R	ER	SO	BB	IBB	HBP	BLK	WP	HR	S	P	ERA	WHIP	PITCHER			IP	WLS	BF	H	R	ER	SO	BB	IBB	HBP	BLK	WP	HR	S	P	ERA	WHIP
Kirk McCaskill, R ERA: 4.39	8.2	W	29	2	1	1	2	1	0	0	0	1	1	32	36	1.04	0.346																				
Donnie Moore, R ERA: 1.45	0.1	S	2	1	0	0	0	0	0	0	0	0	0	2	2	0.00	3.000																				

Minnesota Twins @ California Angels
Anaheim Stadium, Anaheim, CA
Fri Aug 02 1985, 10:05 PM EDT
Att: 30,646 - Unknown

AB	30
R	1
H	3
RBI	1
BB	1
SO	2
LOB	3



Batter	1	2	3	4	5	6	7	8	9	AB	R	H	RBI	BB	SO	LOB	BOTTOM																				
Gary Pettis, S OBP: 0.356, SLG: 0.325	CS BB		4-3 S 1B			CS 1B			G3	3	0	2	0	1	0	2																					
Rod Carew, L OBP: 0.355, SLG: 0.323	1-2 1B		4-3 1-3			1-2 HR BB			1B FC4-2 1B	3	1	2	0	1	0	1																					
Brian Downing, R OBP: 0.354, SLG: 0.390	F7		1-3			1-H HR			FC4-2 1B 1B	4	2	2	2	0	0	2																					
Reggie Jackson, L OBP: 0.374, SLG: 0.502 Darrell Miller, R OBP: 0.342, SLG: 0.440	G3					G5-4-3 1B			FC4-2 1B 1-2 3-H	4	0	1	0	0	1	3																					
Doug DeCinces, R OBP: 0.327, SLG: 0.434			3-1 FC4-2 2B			1-2 G5-4-3			K	4	0	1	0	0	1	3																					
Ruppert Jones, L OBP: 0.388, SLG: 0.541	3-1			4-3					SH1-3 BB	3	0	1	1	1	0	1																					
Bobby Grich, R OBP: 0.351, SLG: 0.347									1-2 SH1-3	2	0	0	0	0	0	1																					
Bob Boone, R OBP: 0.305, SLG: 0.315									1-3 2-H 1B	3	0	0	0	0	1	2																					
Dick Schofield, R OBP: 0.264, SLG: 0.305 Juan Benquez, R OBP: 0.342, SLG: 0.381 Craig Gerber, L OBP: 0.234, SLG: 0.286									IBB	2	0	0	0	0	1	0																					
Inning Stats	R: 0 E: 0 K: 0 S: 3	H: 1 LOB: 1 BB: 1 P: 7	R: 0 E: 0 K: 1 S: 6	H: 1 LOB: 1 BB: 0 P: 6	R: 0 E: 0 K: 0 S: 4	H: 1 LOB: 1 BB: 0 P: 4	R: 0 E: 0 K: 1 S: 5	H: 0 LOB: 0 BB: 0 P: 5	R: 0 E: 0 K: 0 S: 3	H: 3 LOB: 2 BB: 2 P: 11	R: 0 E: 0 K: 1 S: 7	H: 3 LOB: 2 BB: 0 P: 7	R: 0 E: 0 K: 0 S: 3	H: 0 LOB: 0 BB: 0 P: 7	R: 0 E: 0 K: 0 S: 4	H: 0 LOB: 0 BB: 0 P: 8	1B: 7 2B: 1 3B: 0 HR: 1	SF: 0 SAC: 1 DP: 1 HBP: 0	WP: 0 PB: 0 CS: 2	PA: 33																	
PITCHER	IP	WLS	BF	H	R	ER	SO	BB	IBB	HBP	BLK	WP	HR	S	P	ERA	WHIP	PITCHER			IP	WLS	BF	H	R	ER	SO	BB	IBB	HBP	BLK	WP	HR	S	P	ERA	WHIP
Ken Schrom, R ERA: 5.06	6.0	L	24	6	2	2	3	3	0	0	0	0	1	27	39	3.00	1.500																				
Frank Eufemia, R ERA: 2.52	1.0		4	0	0	0	0	0	1	0	0	0	0	3	7	0.00	0.000																				
Pete Filson, L ERA: 4.19	0.1		3	2	1	1	0	0	0	0	0	0	0	3	3	27.00	6.000																				
Ron Davis, R ERA: 3.76	0.2		2	1	0	0	1	0	0	0	0	0	0	4	4	0.00	1.500																				

Minnesota Twins @ California Angels
Anaheim Stadium, Anaheim, CA
Fri Aug 02 1985, 10:05 PM EDT
Att: 30,646 - Unknown

AB	28
R	3
H	9
RBI	3
BB	4
SO	4
LOB	15




Batter	1	2	3	4	5	6	7	8	9	AB	R	H	RBI	BB	SO	LOB	TOP		
Kirby Puckett, R OBP: 0.317, SLG: 0.374 (1, 8)	0-0 1-3	0-0 5-3		0-0 CS	0-3 K		0-0 L3		0-0 4-3	5	0	0	0	0	1	1	Minnesota Twins @ California Angels Anaheim Stadium, Anaheim, CA Sat Aug 03 1985, 10:05 PM EDT Att: 40,290 - Unknown		
Ron Washington, R OBP: 0.276, SLG: 0.301 (1, 6)	0-0 5-3	0-3 K		1-2	0-0 WP 1B		0-0 S 1B		0-0 F8	5	1	2	0	0	1	1			
Kent Hrbek, L OBP: 0.333, SLG: 0.413 (1, 3)	4-0 1B 2B BB			0-0 HR	0-0 G1-4-3 1H 1B		4-0 1-2 BB			2	2	2	2	2	0	0			
Tom Brunansky, R OBP: 0.344, SLG: 0.478 (1, 9)	0-0 1-2 2B 1B			0-0 F8	0-0 G1-4-3		0-3 K			4	1	1	0	0	1	3			
Dave Engle, R OBP: 0.380, SLG: 0.523 (1, 10)	0-0 E 1-2H 2B			4-0 G6-4-3 BB	4-0 BB		0-3 K			2	0	1	2	2	1	2			
Gary Gaetti, R OBP: 0.309, SLG: 0.422 (1, 5)	0-0 E6			0-0 G6-4-3	0-0 F4				0-0 F8	4	0	0	0	0	0	4			
Tim Laudner, R OBP: 0.283, SLG: 0.418 (1, 2)	0-3 K			0-0 G6-4-3 1B	0-0 F8				0-0 F7	4	0	1	0	0	1	2			
Tim Teufel, R OBP: 0.341, SLG: 0.374 (1, 4)		0-0 5-3		0-0 G6-4-3	0-0 6-3				0-0 F7	4	0	0	0	0	0	1			
Dave Meier, R OBP: 0.314, SLG: 0.220 (1, 7)		0-0 5-3 2B		4-0 CS BB	0-3 K				0-3 K	3	0	1	0	1	2	0			
Inning Stats	R: 2 E: 1 K: 1 S: 8	H: 2 LOB: 2 BB: 1 P: 12	R: 0 E: 0 K: 1 S: 6	H: 1 LOB: 1 BB: 0 P: 6	R: 1 E: 0 K: 0 S: 3	H: 1 LOB: 0 BB: 1 P: 7	R: 0 E: 0 K: 0 S: 2	H: 1 LOB: 2 BB: 1 P: 11	R: 0 E: 0 K: 2 S: 5	H: 1 LOB: 2 BB: 1 P: 12	R: 0 E: 0 K: 0 S: 3	H: 0 LOB: 0 BB: 0 P: 3	R: 0 E: 0 K: 1 S: 5	H: 0 LOB: 0 BB: 0 P: 5	1B: 5 2B: 2 3B: 0 HR: 1	SF: 0 SAC: 0 DP: 2 HBP: 0		WP: 1 PB: 0 CS: 1	PA: 39
PITCHER	IP	WLS	BF	H	R	ER	SO	BB	IBB	HBP	BLK	WP	HR	S	P	ERA	WHIP		
Geoff Zahn, L ERA: 2.51 (1, 1)	4.1		21	7	4	4	3	3	0	0	0	1	1	24	36	8.31	2.308		
Luis Sanchez, R ERA: 6.45 (5, 1)	2.0		8	1	0	0	1	1	0	0	0	0	0	9	13	0.00	1.000		
Al Holland, L ERA: 3.36 (7, 1)	1.2		6	0	0	0	2	1	0	0	0	0	0	9	13	0.00	0.600		
Stu Cliburn, R ERA: 2.11 (9, 1)	1.0	W	3	0	0	0	1	0	0	0	0	0	0	5	5	0.00	0.000		

Batter	1	2	3	4	5	6	7	8	9	AB	R	H	RBI	BB	SO	LOB	BOTTOM			
Rod Carew, L OBP: 0.353, SLG: 0.322 (1, 3)	0-0 F8			0-0 BB BB G4-6-3 1B		0-0 F6		0-0 F8		4	1	1	0	0	0	2	Minnesota Twins @ California Angels Anaheim Stadium, Anaheim, CA Sat Aug 03 1985, 10:05 PM EDT Att: 40,290 - Unknown			
Juan Beniquez, R OBP: 0.341, SLG: 0.378 (1, 8)	0-0 5-3			4-0 G4-6-3 1-2 HR BB		0-0 6-3		0-0 F9		3	1	0	0	1	0	0				
Brian Downing, R OBP: 0.355, SLG: 0.392 (1, 7)	0-0 G3			4-0 G4-6-3 1-2 2-3 BB		0-0 6-3		0-0 HR 2B		3	1	1	0	1	0	0				
Doug DeCinces, R OBP: 0.327, SLG: 0.442 (1, 5)		0-0 6-3		0-0 G4-6-3		0-0 F5		0-0 HR		4	1	1	2	0	0	2				
Ruppert Jones, L OBP: 0.388, SLG: 0.551 (1, 10)		0-0 B1-3		0-0 HR		0-0 F9				3	1	1	2	0	0	0				
Reggie Jackson, L OBP: 0.371, SLG: 0.497 (1, 9)		0-0 4-3		0-0 F7		0-3 K				3	0	0	0	0	1	0				
Bobby Grich, R OBP: 0.350, SLG: 0.347 (1, 4)			0-0 5-3		0-0 L7					3	0	1	0	0	0	0				
Gary Pettis, S OBP: 0.356, SLG: 0.325 (8, PR)										0	0	0	0	0	0	0				
Rob Wilfong, L OBP: 0.235, SLG: 0.262 (9, 4)										0	0	0	0	0	0	0				
Jerry Narron, L OBP: 0.294, SLG: 0.400 (1, 2)			0-0 4-3		0-0 F5					3	0	0	0	0	1	1				
Dick Schofield, R OBP: 0.262, SLG: 0.303 (1, 6)										2	0	0	0	0	0	0				
George Hendrick, R OBP: 0.277, SLG: 0.311 (8, PH)										1	0	0	0	0	0	1				
Craig Gerber, L OBP: 0.234, SLG: 0.286 (9, 6)										0	0	0	0	0	0	0				
Inning Stats	R: 0 E: 0 K: 0 S: 3	H: 0 LOB: 0 BB: 0 P: 3	R: 0 E: 0 K: 0 S: 3	H: 0 LOB: 0 BB: 0 P: 3	R: 0 E: 0 K: 0 S: 3	H: 0 LOB: 0 BB: 0 P: 3	R: 3 E: 0 K: 0 S: 4	H: 2 LOB: 0 BB: 2 P: 12	R: 0 E: 0 K: 0 S: 3	H: 0 LOB: 0 BB: 0 P: 3	R: 0 E: 0 K: 1 S: 5	H: 0 LOB: 0 BB: 0 P: 5	R: 0 E: 0 K: 1 S: 6	H: 1 LOB: 2 BB: 0 P: 6	R: 2 E: 0 K: 0 S: 3	H: 2 LOB: 0 BB: 0 P: 3	1B: 2 2B: 1 3B: 0 HR: 2	SF: 0 SAC: 0 DP: 1 HBP: 0	WP: 0 PB: 0 CS: 0	PA: 31
PITCHER	IP	WLS	BF	H	R	ER	SO	BB	IBB	HBP	BLK	WP	HR	S	P	ERA	WHIP			
Bert Blyleven, R ERA: 3.35 (1, 1)	8.1	L	31	5	5	5	2	2	0	0	0	0	2	33	41	5.40	0.840			

AB	33
R	4
H	8
RBI	4
BB	5
SO	7
LOB	14



AB	29
R	5
H	5
RBI	4
BB	2
SO	2
LOB	6




Batter	1	2	3	4	5	6	7	8	9	AB	R	H	RBI	BB	SO	LOB	TOP					
Kirby Puckett, R OBP: 0.318, SLG: 0.374 (1, 8)	F9		SF7		SF8		K		BB	3	0	1	3	1	1	1	Minnesota Twins @ California Angels Anaheim Stadium, Anaheim, CA Sun Aug 04 1985, 6:33 AM EDT Att: 41,630 - Unknown					
Ron Washington, R OBP: 0.288, SLG: 0.293 Roy Smalley, S OBP: 0.381, SLG: 0.436 (7, PH) (7, 6)	F9		F9		SF8		1-3		BB	2	0	0	1	0	0	1						
Kent Hrbek, L OBP: 0.329, SLG: 0.409 (1, 3)	K			K	G3				K	4	0	0	0	0	3	1						
Tom Brunansky, R OBP: 0.341, SLG: 0.473 (1, 9)		F7		6-3		K			F9	4	0	0	0	0	1	0						
Mickey Hatcher, R OBP: 0.321, SLG: 0.374 (1, 10)	K			4-3		1B	2B		5-3	4	1	1	0	0	1	0						
Dave Engle, R OBP: 0.382, SLG: 0.517 Mark Salas, L OBP: 0.345, SLG: 0.434 (6, PH) (6, 2)	6-3				BB	1B	F9		F8	1	1	0	0	1	0	0						
Gary Gaetti, R OBP: 0.311, SLG: 0.421 (1, 5)			6-3		K		CS	1B	BB	3	0	1	1	1	1	1						
Tim Teufel, R OBP: 0.346, SLG: 0.378 Randy Bush, L OBP: 0.270, SLG: 0.457 (9, PH) (9, PH)			1B	SF7	BB		CS	1B	F5	2	2	2	0	1	0	0						
Dave Meier, R OBP: 0.333, SLG: 0.233 Mike Stenhouse, L OBP: 0.359, SLG: 0.402 Greg Gagne, R OBP: 0.297, SLG: 0.359 (9, PR) (9, PR)					1B	SF8	BB		SH1-4	1	1	1	0	1	0	0						
Inning Stats	R: 0 E: 0 K: 1 S: 5	H: 0 LOB: 0 BB: 0 P: 5	R: 0 E: 0 K: 1 S: 5	H: 0 LOB: 0 BB: 0 P: 5	R: 1 E: 0 K: 0 S: 4	H: 1 LOB: 1 BB: 1 P: 8	R: 0 E: 0 K: 1 S: 5	H: 0 LOB: 0 BB: 0 P: 5	R: 3 E: 0 K: 1 S: 7	H: 2 LOB: 1 BB: 2 P: 15	R: 1 E: 0 K: 1 S: 6	H: 2 LOB: 0 BB: 0 P: 6	R: 0 E: 0 K: 1 S: 6	H: 1 LOB: 1 BB: 0 P: 6	R: 0 E: 0 K: 1 S: 5	H: 0 LOB: 0 BB: 0 P: 5	R: 0 E: 0 K: 0 S: 4	H: 1 LOB: 3 BB: 2 P: 12	1B: 6 2B: 1 3B: 0 HR: 0	SF: 2 SAC: 1 DP: 0 HBP: 0	WP: 0 PB: 0 CS: 1	PA: 39
PITCHER	IP	WLS	BF	H	R	ER	SO	BB	IBB	HBP	BLK	WP	HR	S	P	ERA	WHIP					
John Candelaria, L ERA: 3.94 Stu Cliburn, R ERA: 2.15 Donnie Moore, R ERA: 1.43	(1, 1) (6, 1) (9, 1)	5.0 3.0 1.0	21 11 6	3 3 1	4 1 0	4 1 0	4 3 0	3 0 2	0 0 0	0 0 0	0 0 0	0 0 0	0 0 0	26 17 4	38 17 12	7.20 3.00 0.00	1.200 1.000 3.000					

Batter	1	2	3	4	5	6	7	8	9	AB	R	H	RBI	BB	SO	LOB	BOTTOM				
Brian Downing, R OBP: 0.359, SLG: 0.397 (1, 10)	6-3		1B	WP	BB		1-3			4	0	2	1	1	0	1	Minnesota Twins @ California Angels Anaheim Stadium, Anaheim, CA Sun Aug 04 1985, 6:33 AM EDT Att: 41,630 - Unknown				
Rod Carew, L OBP: 0.351, SLG: 0.320 (1, 3)	1-3					F7		2B	1B	5	0	1	0	0	0	3					
Bobby Grich, R OBP: 0.346, SLG: 0.342 (1, 4)	1-3		G6-4-3			1-3				4	0	0	0	0	0	3					
Doug DeCinces, R OBP: 0.329, SLG: 0.441 (1, 5)		L4				F4				3	1	1	0	1	0	0					
George Hendrick, R OBP: 0.277, SLG: 0.308 (1, 9)		K				F7		3B	BB	3	1	0	0	1	1	3					
Juan Beniquez, R OBP: 0.343, SLG: 0.386 (1, 7)						E6				4	1	2	1	0	0	1					
Gary Pettis, S OBP: 0.355, SLG: 0.324 (1, 8)		L4				BLK				4	2	1	1	0	1	2					
Bob Boone, R OBP: 0.307, SLG: 0.315 (1, 2)						F9				3	0	1	1	1	0	1					
Dick Schofield, R OBP: 0.263, SLG: 0.315 Reggie Jackson, L OBP: 0.370, SLG: 0.495 Craig Gerber, L OBP: 0.234, SLG: 0.286 (8, PH) (8, PR) (9, 6)						BLK				2	1	1	2	0	0	1					
Inning Stats	R: 0 E: 0 K: 0 S: 3	H: 0 LOB: 0 BB: 0 P: 3	R: 0 E: 0 K: 1 S: 6	H: 1 LOB: 1 BB: 0 P: 6	R: 1 E: 0 K: 0 S: 4	H: 2 LOB: 1 BB: 1 P: 8	R: 3 E: 1 K: 0 S: 7	H: 3 LOB: 1 BB: 0 P: 7	R: 0 E: 0 K: 0 S: 3	H: 0 LOB: 0 BB: 0 P: 3	R: 1 E: 0 K: 1 S: 6	H: 1 LOB: 1 BB: 1 P: 10	R: 0 E: 0 K: 0 S: 4	H: 1 LOB: 2 BB: 1 P: 8	R: 1 E: 1 K: 0 S: 5	H: 1 LOB: 2 BB: 1 P: 9	1B: 6 2B: 1 3B: 1 HR: 1	SF: 1 SAC: 0 DP: 1 HBP: 0	WP: 1 PB: 0 CS: 0	PA: 38	
PITCHER	IP	WLS	BF	H	R	ER	SO	BB	IBB	HBP	BLK	WP	HR	S	P	ERA	WHIP				
Frank Viola, L ERA: 4.47 Frank Eufemia, R ERA: 2.45 Pete Filson, L ERA: 4.16 Ron Davis, R ERA: 3.73	(1, 1) (7, 1) (8, 1) (8, 1)	6.1 1.0 0.1 0.1	29 6 1 2	8 0 0 1	5 1 0 0	3 0 0 0	2 0 0 0	0 2 0 0	0 0 0 0	0 0 0 0	0 0 0 0	0 0 0 0	0 0 0 0	4 1 1 2	12 1 1 2	0.00 0.00 0.00 0.00	4.26 1.579 0.000 3.000				

AB	30
R	5
H	7
RBI	5
BB	5
SO	7
LOB	10



AB	33
R	6
H	9
RBI	6
BB	4
SO	2
LOB	17



Batter	1	2	3	4	5	6	7	8	9	AB	R	H	RBI	BB	SO	LOB	TOP			
Domingo Ramos, R OBP: 0.245, SLG: 0.233 (1, 6)	4-3		G1-4-3 1B			6-3			K	4	0	1	0	0	1	0				
Phil Bradley, R OBP: 0.369, SLG: 0.485 (1, 7)	2B 1B		G1-4-3 1-2			HR			L3	4	1	2	1	0	0	1				
Alvin Davis, L OBP: 0.371, SLG: 0.396 (1, 3)	2B			F7		G3			L4	4	0	1	0	0	0	0				
Gorman Thomas, R OBP: 0.355, SLG: 0.514 (1, 10)	F8			L5					5-3	3	0	0	0	0	0	2				
Al Cowens, R OBP: 0.281, SLG: 0.433 (1, 9)	1-3			K					K	3	0	0	0	0	2	2				
Jim Prestey, R OBP: 0.346, SLG: 0.537 (1, 5)		6-3							4-3	3	0	1	0	0	0	0				
Dave Henderson, R OBP: 0.305, SLG: 0.378 (1, 8)		K				K			6-3	3	0	0	0	0	2	1				
Bob Kearney, R OBP: 0.304, SLG: 0.400 (1, 2)		K				6-3			6-3	3	0	0	0	0	1	0				
Harold Reynolds, S OBP: 0.289, SLG: 0.204 Jack Perconte, L OBP: 0.282, SLG: 0.306 (8, PH) (8, 4)			4-3						F8	2	0	0	0	0	0	0				
										1	0	0	0	0	0	0				
Inning Stats	R: 0 E: 0 K: 0 S: 5	H: 2 LOB: 2 BB: 0 P: 5	R: 0 E: 0 K: 2 S: 7	H: 0 LOB: 0 BB: 0 P: 7	R: 0 E: 0 K: 0 S: 3	H: 1 LOB: 0 BB: 0 P: 3	R: 0 E: 0 K: 1 S: 5	H: 0 LOB: 0 BB: 0 P: 5	R: 0 E: 0 K: 1 S: 4	H: 1 LOB: 0 BB: 0 P: 4	R: 0 E: 0 K: 1 S: 5	H: 0 LOB: 0 BB: 0 P: 5	R: 0 E: 0 K: 0 S: 3	H: 0 LOB: 0 BB: 0 P: 3	R: 0 E: 0 K: 1 S: 5	H: 0 LOB: 0 BB: 0 P: 5	1B: 3 2B: 2 3B: 0 HR: 1	SF: 0 SAC: 0 DP: 2 HBP: 0	WP: 0 PB: 0 SB: 0 CS: 1	PA: 30
PITCHER Mike Witt, R ERA: 3.05 (1, 1)	IP: 9.0 WLS: W BF: 30 H: 5 R: 1 ER: 1 SO: 6 BB: 0 IBB: 0 HBP: 0 BLK: 0 WP: 0 HR: 1 S: 42 P: 42 ERA: 1.00 WHIP: 0.556															PITCHER	IP: 9.0 WLS: W BF: 30 H: 5 R: 1 ER: 1 SO: 6 BB: 0 IBB: 0 HBP: 0 BLK: 0 WP: 0 HR: 1 S: 42 P: 42 ERA: 1.00 WHIP: 0.556			

Seattle Mariners @ California Angels
Anaheim Stadium, Anaheim, CA
Mon Aug 05 1985, 10:05 PM EDT
Att: 31,197 - Unknown

AB 30
R 1
H 5
RBI 1
BB 0
SO 6
LOB 6



Batter	1	2	3	4	5	6	7	8	9	AB	R	H	RBI	BB	SO	LOB	BOTTOM			
Gary Pettis, S OBP: 0.355, SLG: 0.324 (1, 8)	B1-3	1-3 2H 1B			SH2-4 1-2	4-3				3	0	1	0	0	0	2				
Rod Carew, L OBP: 0.350, SLG: 0.316 (1, 3)	4-3		1-3		FC6-5 2-3		SH1-4 BB			3	0	0	0	1	0	1				
Brian Downing, R OBP: 0.361, SLG: 0.398 (1, 7)	1B		4-3 HBP		F9		SH1-4 1-2			2	0	1	0	0	0	1				
Ruppert Jones, L OBP: 0.387, SLG: 0.548 Juan Beniquez, R OBP: 0.342, SLG: 0.385 (7, PH)	F9		4-3			SH3-4 E 1B	K			3	1	1	0	0	0	2				
										1	0	0	0	0	1	1				
Doug DeCinces, R OBP: 0.329, SLG: 0.438 (1, 5)		6-3	K			SH3-4 1-2		IBB		2	0	0	0	1	1	1				
Reggie Jackson, L OBP: 0.371, SLG: 0.497 Darrell Miller, R OBP: 0.346, SLG: 0.440 (8, 9)		1B 2B		1-3		E 1B IBB	F8			3	2	1	0	1	0	2				
										0	0	0	0	0	0	0				
Bobby Grich, R OBP: 0.345, SLG: 0.341 (1, 4)		4-3 1B 1B		1-4-3		E1 1B 1-3 2H			K	4	0	1	1	0	1	1				
Bob Boone, R OBP: 0.303, SLG: 0.311 (1, 2)		4-3		6-3			5-3			4	0	0	0	0	0	3				
Dick Schofield, R OBP: 0.266, SLG: 0.315 (1, 6)		1B HBP			E5 FC6-5 SH2-4				K	3	0	1	1	0	1	0				
Inning Stats	R: 0 E: 0 K: 0 S: 4	H: 1 LOB: 1 BB: 0 P: 4	R: 1 E: 0 K: 0 S: 5	H: 3 LOB: 2 BB: 0 P: 6	R: 0 E: 0 K: 1 S: 5	H: 0 LOB: 1 BB: 0 P: 6	R: 0 E: 0 K: 0 S: 3	H: 0 LOB: 0 BB: 0 P: 3	R: 0 E: 0 K: 0 S: 4	H: 0 LOB: 1 BB: 0 P: 4	R: 2 E: 1 K: 0 S: 6	H: 2 LOB: 2 BB: 1 P: 10	R: 0 E: 0 K: 1 S: 5	H: 0 LOB: 2 BB: 2 P: 13	R: 0 E: 0 K: 2 S: 7	H: 0 LOB: 0 BB: 0 P: 7	1B: 5 2B: 1 3B: 0 HR: 0	SF: 0 SAC: 3 DP: 0 HBP: 2	WP: 0 PB: 0 SB: 0 CS: 0	PA: 36
PITCHER Bill Swift, R ERA: 4.76 Ed Yande Berg, L ERA: 3.91 Bob Long, R ERA: 1.98 (7, 1) (8, 1)	IP: 6.1 WLS: L BF: 30 H: 6 R: 3 ER: 3 SO: 1 BB: 0 IBB: 1 HBP: 0 BLK: 0 WP: 0 HR: 0 S: 28 P: 38 ERA: 1.42 WHIP: 1.105															PITCHER	IP: 6.1 WLS: L BF: 30 H: 6 R: 3 ER: 3 SO: 1 BB: 0 IBB: 1 HBP: 0 BLK: 0 WP: 0 HR: 0 S: 28 P: 38 ERA: 1.42 WHIP: 1.105			

Seattle Mariners @ California Angels
Anaheim Stadium, Anaheim, CA
Mon Aug 05 1985, 10:05 PM EDT
Att: 31,197 - Unknown

AB 28
R 3
H 6
RBI 2
BB 3
SO 4
LOB 14



Batter	1	2	3	4	5	6	7	8	9	AB	R	H	RBI	BB	SO	LOB	TOP			
Brian Downing, R OBP: 0.363, SLG: 0.402 (1, 7)	0-0 1B 1B		0-0 2B		0-0 5-3		0-0 F4		0-0 6-3	5	0	2	0	0	0	2	California Angels @ Minnesota Twins Hubert H. Humphrey Metrodome, Minneapolis, MN Fri Aug 09 1985, 8:05 PM EDT Att: 21,738 - Unknown livebaseballscorecards.com			
Darrell Miller, R OBP: 0.333, SLG: 0.414 Reggie Jackson, L OBP: 0.371, SLG: 0.493 (1, 10) (9, PH)	0-3 K		0-0 5-3		0-0 CS 1B 1B		0-3 K		4-0 BB	4	0	1	0	0	2	2				
Juan Beniquez, R OBP: 0.347, SLG: 0.390 (1, 3)	0-0 FC4-6 1B				0-0 1B		0-0 FC6-4 1B		0-0 F5	5	0	4	0	0	0	2				
Doug DeCinces, R OBP: 0.324, SLG: 0.430 (1, 5)	0-0 F8		0-0 5-3		0-3 K 2-3		0-0 FC6-4			4	0	0	0	0	1	7				
George Hendrick, R OBP: 0.273, SLG: 0.303 (1, 9)	0-0 FC4-6 1-2				0-0 6-3		0-0 5-3		0-0 6-3	4	0	0	0	0	0	2				
Bobby Grich, R OBP: 0.341, SLG: 0.335 (1, 4)		0-0 L5		0-3 K		0-0 1B 1B		0-0 F9		4	0	1	0	0	1	0				
Gary Pettis, S OBP: 0.356, SLG: 0.331 (1, 8)		0-3 K		0-0 1B 2B		0-0 G6-4-3 1B		0-0 F7		4	1	2	0	0	1	0				
Bob Boone, R OBP: 0.304, SLG: 0.309 Jery Naron, L OBP: 0.300, SLG: 0.416 (1, 2) (7, 2)		4-0 BB		0-0 1B		0-0 G6-4-3 1-2			0-0 2B	2	0	1	1	1	0	2				
Dick Schofield, R OBP: 0.267, SLG: 0.316 Rod Carew, L OBP: 0.350, SLG: 0.321 (1, 6) (9, PH)	0-3 K		0-0 F1		0-0 1B 1B		0-0 1B 1B		0-0 F8	3	0	1	0	0	1	2				
Inning Stats	R: 0 E: 0 K: 1 S: 7	H: 2 LOB: 2 BB: 0 P: 7	R: 0 E: 0 K: 2 S: 7	H: 0 LOB: 1 BB: 1 P: 11	R: 0 E: 0 K: 0 S: 4	H: 2 LOB: 1 BB: 0 P: 4	R: 1 E: 0 K: 1 S: 7	H: 2 LOB: 2 BB: 0 P: 7	R: 0 E: 0 K: 0 S: 6	H: 2 LOB: 2 BB: 0 P: 6	R: 0 E: 0 K: 1 S: 7	H: 2 LOB: 2 BB: 0 P: 7	R: 0 E: 0 K: 0 S: 3	H: 0 LOB: 0 BB: 0 P: 3	R: 0 E: 0 K: 0 S: 4	H: 1 LOB: 2 BB: 1 P: 8		1B: 10 2B: 4 3B: 0 HR: 0	SF: 0 SAC: 0 DP: 2 HBP: 0	WP: 0 PB: 0 SB: 0 CS: 1
PITCHER	IP WLS BF H R ER SO BB IBB HBP BLK WP HR S P ERA WHIP	IP WLS BF H R ER SO BB IBB HBP BLK WP HR S P ERA WHIP																		
Frank Viola, L ERA: 4.35 Frank Eufemia, R ERA: 2.32 (1, 1) (7, 1)	6.2 W 30 12 1 1 6 1 0 0 0 0 0 41 45 1.35 1.950	2.1 L 9 1 0 0 0 1 0 0 0 0 0 8 12 0.00 0.857																		

Batter	1	2	3	4	5	6	7	8	9	AB	R	H	RBI	BB	SO	LOB	BOTTOM			
Kirby Puckett, R OBP: 0.322, SLG: 0.379 (1, 8)	0-0 CS 1B		0-0 BB 2B 1B	0-0 FC4-6 CS		0-3 K		0-0 1B		5	1	3	0	0	1	3	California Angels @ Minnesota Twins Hubert H. Humphrey Metrodome, Minneapolis, MN Fri Aug 09 1985, 8:05 PM EDT Att: 21,738 - Unknown livebaseballscorecards.com			
Ron Washington, R OBP: 0.293, SLG: 0.373 (1, 6)	0-0 1-2 HR		4-0 2B BB	0-0 CS	0-0 SF9 3B	0-0 G4-6-3		0-3 K		4	3	2	1	1	1	4				
Kent Hrbek, L OBP: 0.329, SLG: 0.407 (1, 3)	0-0 5-3		0-0 1H 2H 2B		4-0 1B BB		0-0 1B			3	1	2	2	1	0	0				
Tom Brunansky, R OBP: 0.334, SLG: 0.462 (1, 9)	0-0 F7		0-0 F2		0-0 SF9		0-0 F4			3	0	0	1	0	0	2				
Mickey Hatcher, R OBP: 0.323, SLG: 0.377 (1, 10)		0-0 F7	0-0 2H 2B	0-0 2B	0-0 1B		0-0 F8		0-0 F8	4	0	2	1	0	0	1				
Gary Gaetti, R OBP: 0.310, SLG: 0.416 (1, 5)		0-0 F3	0-3 K		0-0 F8		0-0 F9			4	0	0	0	0	1	4				
Tim Laudner, R OBP: 0.283, SLG: 0.410 (1, 2)		0-0 FC5-4 1B		0-0 SH1-3 1B		0-3 K		0-0 F2		4	1	2	0	0	1	2				
Tim Teufel, R OBP: 0.349, SLG: 0.377 (1, 4)		0-0 FC5-4 1-2		0-0 SH1-3		0-0 1B 1B		0-0 F3		3	0	1	0	0	0	1				
Dave Meier, R OBP: 0.338, SLG: 0.242 Randy Bush, L OBP: 0.290, SLG: 0.464 (1, 7) (6, PH) (7, 7)			0-0 F8	0-0 FC4-6 1B	0-0 G4-6-3 1B		0-0 1B BB			2	0	1	1	0	0	0				
Inning Stats	R: 1 E: 0 K: 0 S: 4	H: 2 LOB: 0 BB: 0 P: 4	R: 0 E: 0 K: 0 S: 4	H: 1 LOB: 0 BB: 0 P: 4	R: 3 E: 0 K: 1 S: 8	H: 3 LOB: 1 BB: 1 P: 12	R: 1 E: 0 K: 0 S: 4	H: 2 LOB: 2 BB: 0 P: 4	R: 1 E: 0 K: 1 S: 7	H: 2 LOB: 2 BB: 1 P: 11	R: 0 E: 0 K: 1 S: 6	H: 2 LOB: 1 BB: 0 P: 6	R: 0 E: 0 K: 0 S: 4	H: 1 LOB: 1 BB: 0 P: 4	R: 0 E: 0 K: 1 S: 6	H: 1 LOB: 2 BB: 1 P: 10		1B: 10 2B: 2 3B: 1 HR: 1	SF: 1 SAC: 1 DP: 1 HBP: 0	WP: 0 PB: 0 SB: 0 CS: 2
PITCHER	IP WLS BF H R ER SO BB IBB HBP BLK WP HR S P ERA WHIP	IP WLS BF H R ER SO BB IBB HBP BLK WP HR S P ERA WHIP																		
Geoff Zahn, L ERA: 3.86 Steve Criburn, R ERA: 2.09 Al Holland, L ERA: 3.26 (1, 1) (5, 1) (7, 1)	4.0 L 21 8 3 0 0 2 0 0 0 0 0 12 12 0.00 1.500	2.0 L 8 3 0 0 0 1 0 0 0 0 0 10 14 0.00 1.500																		

Batter	1	2	3	4	5	6	7	8	9	AB	R	H	RBI	BB	SO	LOB	TOP					
Brian Downing, R OBP: 0.366, SLG: 0.403										4	2	2	0	1	1	0	California Angels @ Minnesota Twins Hubert H. Humphrey Metrodome, Minneapolis, MN Sat Aug 10 1985, 8:05 PM EDT Att: 18,396 - Unknown livebaseballscorecards.com					
Rob Wilfong, L OBP: 0.234, SLG: 0.260										4	2	1	0	0	0	2						
Ruppert Jones, L OBP: 0.384, SLG: 0.547										5	2	2	4	0	0	1						
Reggie Jackson, L OBP: 0.367, SLG: 0.487										4	0	0	0	0	1	3						
Darrell Miller, R OBP: 0.323, SLG: 0.400										1	0	0	1	0	0	0						
Rod Carew, L OBP: 0.351, SLG: 0.320										4	1	1	0	1	0	1						
Doug DeCinces, R OBP: 0.323, SLG: 0.431										4	1	1	3	0	2	1						
Bob Boone, R OBP: 0.306, SLG: 0.311										4	0	2	1	0	0	1						
Craig Gerber, L OBP: 0.246, SLG: 0.294										2	0	2	0	0	0	0						
Juan Beniquez, R OBP: 0.349, SLG: 0.389										1	0	0	0	0	0	1						
Dick Schofield, R OBP: 0.266, SLG: 0.314										1	0	0	0	0	1	0						
Gary Pettis, S OBP: 0.355, SLG: 0.327										3	1	0	0	1	1	4						
Inning Stats	R: 0 E: 0 K: 1 S: 6	H: 1 LOB: 1 BB: 0 P: 6	R: 0 E: 0 K: 1 S: 7	H: 2 LOB: 2 BB: 0 P: 7	R: 0 E: 0 K: 1 S: 5	H: 0 LOB: 0 BB: 0 P: 5	R: 0 E: 0 K: 1 S: 5	H: 0 LOB: 0 BB: 0 P: 5	R: 0 E: 0 K: 0 S: 3	H: 1 LOB: 0 BB: 0 P: 3	R: 5 E: 0 K: 0 S: 7	H: 4 LOB: 1 BB: 2 P: 15	R: 0 E: 0 K: 0 S: 3	H: 0 LOB: 0 BB: 0 P: 3	R: 0 E: 0 K: 1 S: 6	H: 1 LOB: 1 BB: 0 P: 6	R: 4 E: 1 K: 1 S: 8	H: 2 LOB: 0 BB: 1 P: 12	1B: 9 2B: 2 3B: 1 HR: 0	SF: 0 SAC: 1 DP: 2 HBP: 0	WP: 0 PB: 0 CS: 0	PA: 41
PITCHER	IP WLS BF H R ER SO BB IBB HBP BLK WP HR S P ERA WHIP																					
Mike Smithson, R ERA: 4.67	(1, 1) 5.1 L 25 8 5 5 4 1 1 0 0 0 0 0 31 39 8.44 1.688																					
Pete Filson, L ERA: 4.19	(6, 1) 3.0 14 3 4 3 2 1 0 0 0 0 0 0 17 21 9.00 1.333																					
Rick Lysander, R ERA: 5.94	(9, 1) 0.2 2 0 0 0 0 0 0 0 0 0 0 0 2 2 0.00 0.000																					

Batter	1	2	3	4	5	6	7	8	9	AB	R	H	RBI	BB	SO	LOB	BOTTOM					
Kirby Puckett, R OBP: 0.319, SLG: 0.376										4	0	0	0	0	1	2	California Angels @ Minnesota Twins Hubert H. Humphrey Metrodome, Minneapolis, MN Sat Aug 10 1985, 8:05 PM EDT Att: 18,396 - Unknown livebaseballscorecards.com					
Roy Smalley, S OBP: 0.384, SLG: 0.432										3	0	1	0	1	1	0						
Mike Stenhouse, L OBP: 0.359, SLG: 0.389										3	0	0	0	1	0	1						
Tom Brunansky, R OBP: 0.334, SLG: 0.462										0	0	0	0	0	0	0						
Kent Hrbek, L OBP: 0.326, SLG: 0.403										4	0	0	0	0	1	3						
Randy Bush, L OBP: 0.289, SLG: 0.477										4	1	1	1	0	0	2						
Dave Engle, R OBP: 0.373, SLG: 0.526										4	0	0	0	0	1	2						
Gary Gaetti, R OBP: 0.308, SLG: 0.412										3	0	0	0	0	0	0						
Tim Teufel, R OBP: 0.349, SLG: 0.375										2	0	0	0	1	1	0						
Mark Salas, L OBP: 0.340, SLG: 0.427										3	0	1	0	0	0	0						
Inning Stats	R: 0 E: 0 K: 0 S: 4	H: 1 LOB: 1 BB: 0 P: 4	R: 0 E: 0 K: 0 S: 3	H: 0 LOB: 0 BB: 0 P: 3	R: 0 E: 0 K: 1 S: 5	H: 0 LOB: 0 BB: 0 P: 5	R: 0 E: 0 K: 1 S: 5	H: 0 LOB: 0 BB: 0 P: 5	R: 1 E: 0 K: 0 S: 5	H: 2 LOB: 2 BB: 1 P: 9	R: 0 E: 0 K: 0 S: 3	H: 0 LOB: 2 BB: 2 P: 11	R: 0 E: 0 K: 1 S: 5	H: 0 LOB: 0 BB: 0 P: 5	R: 0 E: 0 K: 1 S: 5	H: 0 LOB: 0 BB: 0 P: 5	R: 0 E: 0 K: 1 S: 5	H: 0 LOB: 0 BB: 0 P: 5	1B: 2 2B: 0 3B: 0 HR: 1	SF: 0 SAC: 0 DP: 0 HBP: 0	WP: 0 PB: 0 CS: 0	PA: 33
PITCHER	IP WLS BF H R ER SO BB IBB HBP BLK WP HR S P ERA WHIP																					
Kirk McCaskill, R ERA: 4.14	(1, 1) 9.0 W 33 3 1 1 5 3 0 0 0 0 0 1 40 52 1.00 0.667																					

Batter	1	2	3	4	5	6	7	8	9	AB	R	H	RBI	BB	SO	LOB	TOP								
Brian Downing, R OBP: 0.366, SLG: 0.409 Darrell Miller, R OBP: 0.313, SLG: 0.387	0-0 1B 1B	0-0 F8			0-0 6-3	0-0 F7	0-0 3B		0-0 F8	5	1	2	3	0	0	3									
Gary Pettis, S OBP: 0.358, SLG: 0.331	0-3 K	0-0 1B			0-0 1B	0-0 1B	0-0 6-3		0-0 6-3	6	1	3	2	0	1	4									
Rod Carew, L OBP: 0.355, SLG: 0.323	0-0 1B	0-0 4-3			4-0 1B	0-0 F7		0-0 1B		4	1	2	0	1	0	3									
Ruppert Jones, L OBP: 0.387, SLG: 0.551	0-0 1B			0-0 3-1	0-0 E2		0-0 1B	0-0 2B	0-0 G4-6-3	5	1	3	2	0	0	1									
Doug DeCinces, R OBP: 0.325, SLG: 0.431 Craig Gerber, L OBP: 0.243, SLG: 0.290	4-0 1B			0-0 6-3	0-0 SF9		0-0 1B	0-0 F5		2	0	1	2	1	0	0									
Reggie Jackson, L OBP: 0.365, SLG: 0.481	0-0 G1-2-3			0-3 K	0-3 K		0-0 FC3-6		4-0 1B	4	2	0	0	1	2	5									
Bobby Grich, R OBP: 0.341, SLG: 0.336		0-0 5-3		0-0 5-3		0-0 1B	0-0 6-3		0-0 1B	5	2	2	0	0	0	1									
Bob Boone, R OBP: 0.310, SLG: 0.316 Jery Naron, L OBP: 0.297, SLG: 0.412		0-0 1B		0-0 F4		0-0 SH1-3	4-0 BB		0-0 F8	2	2	1	0	1	0	0									
Dick Schofield, R OBP: 0.274, SLG: 0.329		4-0 1B		0-0 F9		0-0 1B	4-0 BB		0-0 3B	3	2	2	3	2	0	0									
Inning Stats	R: 1 E: 0 K: 1 S: 7	H: 3 LOB: 2 BB: 1 P: 11	R: 1 E: 0 K: 0 S: 5	H: 2 LOB: 2 BB: 1 P: 9	R: 0 E: 0 K: 1 S: 5	H: 0 LOB: 0 BB: 0 P: 5	R: 0 E: 0 K: 0 S: 3	H: 0 LOB: 0 BB: 0 P: 3	R: 2 E: 1 K: 1 S: 7	H: 2 LOB: 1 BB: 1 P: 11	R: 2 E: 0 K: 0 S: 6	H: 3 LOB: 1 BB: 0 P: 6	R: 4 E: 0 K: 0 S: 6	H: 3 LOB: 2 BB: 2 P: 14	R: 0 E: 0 K: 0 S: 3	H: 1 LOB: 0 BB: 0 P: 3	R: 2 E: 0 K: 0 S: 5	H: 2 LOB: 1 BB: 1 P: 9	1B: 11 2B: 3 3B: 2 HR: 0	SF: 1 SAC: 1 DP: 2 HBP: 0	WP: 0 PB: 0 SB: 2 CS: 0	PA: 47			
PITCHER	IP	WLS	BF	H	R	ER	SO	BB	IBB	HBP	BLK	WP	HR	S	P	ERA	WHIP								
John Butcher, R ERA: 4.89	5.0	L	25	8	5	5	3	3	0	0	0	0	0	28	40	9.00	2.200								
Frank Eufemia, R ERA: 2.99	1.0		7	4	3	3	0	0	0	0	0	0	0	7	7	27.00	4.000								
Rick Lysander, R ERA: 6.2	0.2		4	0	0	0	0	2	0	0	0	0	0	2	10	0.00	3.000								
Mark Brown, R ERA: 6.89	2.1		11	4	4	4	0	1	0	0	0	0	0	10	14	15.43	2.143								

California Angels @ Minnesota Twins
Hubert H. Humphrey Metrodome, Minneapolis, MN
Sun Aug 11 1985, 4:33 AM EDT
Att: 19,688 - Unknown

AB 39
R 12
H 16
RBI 12
BB 6
SO 3
LOB 20



Batter	1	2	3	4	5	6	7	8	9	AB	R	H	RBI	BB	SO	LOB	BOTTOM								
Kirby Puckett, R OBP: 0.318, SLG: 0.373	4-0 F7		0-3 K		0-0 F9		0-0 1-3			3	0	0	0	1	1	3									
Ron Washington, R OBP: 0.292, SLG: 0.368	0-0 F8		0-0 1B		0-3 K			0-0 F8		4	0	1	0	0	1	2									
Mickey Hatcher, R OBP: 0.319, SLG: 0.372	0-0 F7		0-0 F8		0-0 5-3		0-0 F9		0-0 F9	4	0	0	0	0	0	2									
Tom Brunansky, R OBP: 0.333, SLG: 0.460	0-0 6-3			0-0 6-3		0-0 FC4-6		0-0 F9		4	0	1	0	0	0	1									
Dave Engle, R OBP: 0.366, SLG: 0.515 Roy Smalley, S OBP: 0.382, SLG: 0.429	0-0 5-3			0-0 F7		0-0 FC4-6		0-0 F7		2	0	0	0	0	0	0									
Gary Gaetti, R OBP: 0.307, SLG: 0.411	0-0 5-3			0-0 1B		0-0 F8		0-0 F9		4	0	1	0	0	0	1									
Tim Lefel, R OBP: 0.350, SLG: 0.379 Mike Stenhouse, L OBP: 0.357, SLG: 0.385 Alvaro Espinoza, R OBP: 0.339, SLG: 0.425	0-0 2B			0-0 5-3			0-0 F6		0-0 1-3	2	0	1	0	0	0	1									
Tim Laudner, R OBP: 0.279, SLG: 0.403 Mark Salas, L OBP: 0.339, SLG: 0.425	0-3 K				0-0 L8		0-0 F2			2	0	0	0	0	1	1									
Dave Meier, R OBP: 0.355, SLG: 0.266 Kent Hrbek, L OBP: 0.328, SLG: 0.405			0-0 1B		0-0 1B					2	0	2	0	0	0	0									
Inning Stats	R: 0 E: 0 K: 0 S: 3	H: 0 LOB: 1 BB: 1 P: 7	R: 0 E: 0 K: 1 S: 6	H: 1 LOB: 1 BB: 0 P: 6	R: 0 E: 0 K: 1 S: 6	H: 2 LOB: 1 BB: 0 P: 6	R: 0 E: 0 K: 0 S: 4	H: 1 LOB: 1 BB: 0 P: 4	R: 0 E: 0 K: 0 S: 4	H: 1 LOB: 1 BB: 0 P: 4	R: 0 E: 0 K: 0 S: 3	H: 0 LOB: 0 BB: 0 P: 3	R: 0 E: 0 K: 0 S: 3	H: 0 LOB: 0 BB: 0 P: 3	1B: 6 2B: 1 3B: 0 HR: 0	SF: 0 SAC: 0 DP: 0 HBP: 0	WP: 0 PB: 0 SB: 1 CS: 0	PA: 34							
PITCHER	IP	WLS	BF	H	R	ER	SO	BB	IBB	HBP	BLK	WP	HR	S	P	ERA	WHIP								
John Candelaria, L ERA: 3.84	5.0		20	5	0	0	3	1	0	0	0	0	0	25	29	0.00	1.200								
Stu Cliburn, R ERA: 1.97	4.0	S	14	2	0	0	0	0	0	0	0	0	0	14	14	0.00	0.500								

California Angels @ Minnesota Twins
Hubert H. Humphrey Metrodome, Minneapolis, MN
Sun Aug 11 1985, 4:33 AM EDT
Att: 19,688 - Unknown

AB 33
R 0
H 7
RBI 0
BB 1
SO 3
LOB 12



Batter	1	2	3	4	5	6	7	8	9	AB	R	H	RBI	BB	SO	LOB	TOP					
Brian Downing, R OBP: 0.368, SLG: 0.410	0-0 1B FC4-6	0-0 CS	0-0 FC4-6 1B		0-0 F8		0-3 K			4	1	2	0	0	1	0	California Angels @ Seattle Mariners The Kingdome, Seattle, WA Mon Aug 12 1985, 10:05 PM EDT Unknown					
Gary Pettis, S OBP: 0.353, SLG: 0.326	0-0 L7		0-0 FC4-6 CS		0-0 F7			0-0 4-3		4	0	0	0	0	0	2						
Rod Carew, L OBP: 0.360, SLG: 0.329	0-0 FC4-6 1B		0-0 FC4-6 1B			0-3 K		0-0 CS 1B		4	0	3	0	0	1	0						
Ruppert Jones, L OBP: 0.382, SLG: 0.543	0-0 FC4-6 HR		0-0 4-3			0-0 F7		0-3 K		4	1	0	1	0	1	3						
Reggie Jackson, L OBP: 0.372, SLG: 0.494	0-0 HR			4-0 FC5-4 BB		0-0 HR 1B			4-0 SH2-4 BB	2	2	2	2	2	0	0						
Jack Howell, L OBP: 0.292, SLG: 0.317	0-0 L8			0-3 K		0-0 HR			0-0 SH2-4	3	1	1	2	0	1	1						
Rob Wilfong, L OBP: 0.231, SLG: 0.256		0-3 K		0-3 K					4-0 IBB	3	0	0	0	0	3	1						
Doug DeCinces, R OBP: 0.327, SLG: 0.431										0	0	0	0	1	0	0						
Bobby Grich, R OBP: 0.341, SLG: 0.336										0	0	0	0	0	0	0						
Bob Boone, R OBP: 0.307, SLG: 0.313		0-0 F7		0-0 FC5-4			0-0 6-3		0-0 F6	3	0	0	0	0	0	1						
Jerry Narron, L OBP: 0.295, SLG: 0.408										1	0	0	0	0	0	2						
Craig Gerber, L OBP: 0.243, SLG: 0.288		0-0 CS 1B			0-0 3-1			0-0 F8		0-0 F6	4	0	1	0	0	0	2					
Inning Stats	R: 3 E: 0 K: 0 S: 6	H: 3 LOB: 0 BB: 0 P: 6	R: 0 E: 0 K: 1 S: 5	H: 1 LOB: 0 BB: 0 P: 5	R: 0 E: 0 K: 0 S: 4	H: 2 LOB: 1 BB: 0 P: 4	R: 0 E: 0 K: 2 S: 7	H: 0 LOB: 1 BB: 1 P: 11	R: 0 E: 0 K: 0 S: 3	H: 0 LOB: 0 BB: 0 P: 3	R: 2 E: 0 K: 2 S: 9	H: 2 LOB: 0 BB: 0 P: 9	R: 0 E: 0 K: 1 S: 5	H: 0 LOB: 0 BB: 0 P: 5	R: 0 E: 0 K: 1 S: 5	H: 1 LOB: 1 BB: 0 P: 5	R: 0 E: 0 K: 0 S: 3	H: 0 LOB: 2 BB: 2 P: 11	1B: 7 2B: 1 3B: 0 HR: 2	SF: 0 SAC: 1 DP: 1 HBP: 0	WP: 0 PB: 0 SB: 1 CS: 3	PA: 37
PITCHER	IP WLS BF H R ER SO BB IBB HBP BLK WP HR S P ERA WHIP	7.0 28 8 5 5 6 1 0 0 0 0 2 39 43 6.43 1.286	8.1 6 1 0 0 1 1 1 0 0 0 0 6 14 0.00 1.500	9.1 2 0 0 0 0 0 0 0 0 0 0 2 2 0.00 0.000	PITCHER																	

AB	32
R	5
H	9
RBI	5
BB	3
SO	7
LOB	12



Batter	1	2	3	4	5	6	7	8	9	AB	R	H	RBI	BB	SO	LOB	BOTTOM			
Jack Perconte, L OBP: 0.280, SLG: 0.301	0-0 1-3		0-0 L6		0-0 L6		0-0 FC6-4 1B		0-0 6-3	5	0	1	0	0	0	0	California Angels @ Seattle Mariners The Kingdome, Seattle, WA Mon Aug 12 1985, 10:05 PM EDT Unknown			
Phil Bradley, R OBP: 0.365, SLG: 0.486	0-3 K		0-0 4-3		0-0 5-3		0-0 FC6-4 1-2		0-0 HR	5	1	1	1	0	1	1				
Alvin Davis, L OBP: 0.374, SLG: 0.415	0-0 F7			0-0 HR		0-0 2B		0-0 1-3		4	1	2	1	0	0	0				
Ken Phelps, L OBP: 0.333, SLG: 0.447		0-0 1B 1B		0-0 G3		0-3 K		4-0 HR BB		3	1	1	0	1	1	1				
Jim Prestey, R OBP: 0.347, SLG: 0.535		0-0 1-2 1B		0-0 2B 1B		0-0 E5		0-3 K		4	1	2	0	0	1	2				
Barry Bonnell, R OBP: 0.265, SLG: 0.320		0-3 K		0-3 K		0-3 K		0-0 HR		4	1	1	2	0	3	5				
Dave Henderson, R OBP: 0.306, SLG: 0.392		0-0 F8		0-0 1-2 2B		0-0 6-3		0-0 HR		4	1	2	2	0	0	4				
Bob Kearney, R OBP: 0.286, SLG: 0.373		0-0 F2		0-0 2-3			0-3 K	0-3 K		4	0	0	0	0	2	3				
Spike Owen, S OBP: 0.314, SLG: 0.348			0-0 5-3		0-0 6-3		0-0 4-3		0-0 6-3	4	0	0	0	0	0	0				
Inning Stats	R: 0 E: 0 K: 1 S: 5	H: 0 LOB: 0 BB: 0 P: 5	R: 0 E: 0 K: 1 S: 7	H: 2 LOB: 2 BB: 0 P: 7	R: 0 E: 0 K: 0 S: 3	H: 0 LOB: 0 BB: 0 P: 3	R: 2 E: 0 K: 1 S: 8	H: 3 LOB: 1 BB: 0 P: 8	R: 0 E: 0 K: 2 S: 9	H: 1 LOB: 2 BB: 0 P: 9	R: 0 E: 0 K: 1 S: 6	H: 1 LOB: 1 BB: 0 P: 6	R: 3 E: 0 K: 2 S: 9	H: 2 LOB: 0 BB: 1 P: 13	R: 1 E: 0 K: 0 S: 3	H: 1 LOB: 0 BB: 0 P: 3		1B: 4 2B: 2 3B: 0 HR: 4	SF: 0 SAC: 0 DP: 0 HBP: 0	WP: 0 PB: 0 SB: 0 CS: 0
PITCHER	IP WLS BF H R ER SO BB IBB HBP BLK WP HR S P ERA WHIP	7.2 33 33 8 4 4 4 7 1 0 0 0 0 2 7 7 18.00 2.000	8.1 5 2 2 2 1 0 0 0 0 0 2 7 7 18.00 2.000	PITCHER																

AB	37
R	6
H	10
RBI	6
BB	1
SO	8
LOB	16



Batter	1	2	3	4	5	6	7	8	9	AB	R	H	RBI	BB	SO	LOB	TOP				
Brian Downing, R OBP: 0.373, SLG: 0.419 (1, 7)										2	1	1	2	1	0	0					
Gary Pettis, S OBP: 0.355, SLG: 0.328 (1, 8)										4	0	2	0	0	1	1					
Juan Beniquez, R OBP: 0.345, SLG: 0.388 (8, PH)										1	0	0	0	0	0	2					
Rod Carew, L OBP: 0.363, SLG: 0.329 (1, 3)										3	0	1	1	2	1	1					
Ruppert Jones, L OBP: 0.382, SLG: 0.537 (1, 9)										3	0	0	0	2	0	5					
Reggie Jackson, L OBP: 0.372, SLG: 0.490 (1, 10)										4	0	1	0	1	1	3					
Doug DeCinces, R OBP: 0.326, SLG: 0.432 (1, 5)										4	1	1	0	0	0	5					
Bobby Grich, R OBP: 0.339, SLG: 0.333 (1, 4)										3	0	0	0	0	1	2					
Jerry Narron, L OBP: 0.302, SLG: 0.421 (1, 2)										4	2	2	1	0	1	0					
Bob Boone, R OBP: 0.307, SLG: 0.313 (8, 2)										0	0	0	0	0	0	0					
Dick Schofield, R OBP: 0.274, SLG: 0.331 (1, 6)										4	0	1	0	0	0	2					
Inning Stats	R: 0 E: 0 K: 0 S: 2	H: 0 LOB: 0 BB: 0 P: 3	R: 0 E: 0 K: 0 S: 3	H: 1 LOB: 1 BB: 1 P: 7	R: 1 E: 0 K: 0 S: 6	H: 3 LOB: 3 BB: 0 P: 7	R: 3 E: 0 K: 0 S: 7	H: 4 LOB: 2 BB: 1 P: 11	R: 0 E: 0 K: 1 S: 5	H: 0 LOB: 0 BB: 0 P: 5	R: 0 E: 0 K: 1 S: 4	H: 0 LOB: 0 BB: 3 P: 16	R: 0 E: 0 K: 0 S: 4	H: 1 LOB: 2 BB: 1 P: 8	R: 0 E: 0 K: 2 S: 7	H: 0 LOB: 0 BB: 0 P: 7	1B: 5 2B: 4 3B: 0 HR: 1	SF: 0 SAC: 1 DP: 3 HBP: 2	WP: 0 PB: 1 SB: 2 CS: 0	PA: 41	
PITCHER	IP WLS BF H R ER SO BB IBB HBP BLK WP HR S P ERA WHIP	IP WLS BF H R ER SO BB IBB HBP BLK WP HR S P ERA WHIP	IP WLS BF H R ER SO BB IBB HBP BLK WP HR S P ERA WHIP	IP WLS BF H R ER SO BB IBB HBP BLK WP HR S P ERA WHIP	IP WLS BF H R ER SO BB IBB HBP BLK WP HR S P ERA WHIP	IP WLS BF H R ER SO BB IBB HBP BLK WP HR S P ERA WHIP	IP WLS BF H R ER SO BB IBB HBP BLK WP HR S P ERA WHIP	IP WLS BF H R ER SO BB IBB HBP BLK WP HR S P ERA WHIP	IP WLS BF H R ER SO BB IBB HBP BLK WP HR S P ERA WHIP	IP WLS BF H R ER SO BB IBB HBP BLK WP HR S P ERA WHIP	IP WLS BF H R ER SO BB IBB HBP BLK WP HR S P ERA WHIP	IP WLS BF H R ER SO BB IBB HBP BLK WP HR S P ERA WHIP	IP WLS BF H R ER SO BB IBB HBP BLK WP HR S P ERA WHIP	IP WLS BF H R ER SO BB IBB HBP BLK WP HR S P ERA WHIP	IP WLS BF H R ER SO BB IBB HBP BLK WP HR S P ERA WHIP	IP WLS BF H R ER SO BB IBB HBP BLK WP HR S P ERA WHIP	IP WLS BF H R ER SO BB IBB HBP BLK WP HR S P ERA WHIP	IP WLS BF H R ER SO BB IBB HBP BLK WP HR S P ERA WHIP	IP WLS BF H R ER SO BB IBB HBP BLK WP HR S P ERA WHIP	IP WLS BF H R ER SO BB IBB HBP BLK WP HR S P ERA WHIP	IP WLS BF H R ER SO BB IBB HBP BLK WP HR S P ERA WHIP

California Angels @ Seattle Mariners
The Kingdome, Seattle, WA
Mon Aug 12 1985, 10:05 PM EDT
Att: 32,597 - Unknown

AB	32
R	4
H	9
RBI	4
BB	6
SO	5
LOB	21



Batter	1	2	3	4	5	6	7	8	9	AB	R	H	RBI	BB	SO	LOB	BOTTOM				
Jack Perconte, L OBP: 0.289, SLG: 0.313 (1, 4)										2	1	2	0	2	0	0					
Al Cowens, R OBP: 0.284, SLG: 0.437 (9, PH)										1	0	0	0	0	0	0					
Phil Bradley, R OBP: 0.307, SLG: 0.482 (1, 7)										4	1	0	0	0	0	5					
Alvin Davis, L OBP: 0.373, SLG: 0.416 (1, 3)										4	0	1	2	0	1	1					
Gorman Thomas, R OBP: 0.345, SLG: 0.495 (1, 10)										4	1	1	1	0	2	2					
Jim Prestey, R OBP: 0.346, SLG: 0.533 (1, 5)										4	0	1	0	0	2	1					
Barry Bonnell, R OBP: 0.286, SLG: 0.311 (1, 9)										3	0	0	0	1	1	2					
Dave Henderson, R OBP: 0.302, SLG: 0.387 (1, 8)										4	0	0	0	0	1	1					
Donnie Scott, S OBP: 0.256, SLG: 0.327 (1, 2)										2	0	2	0	1	0	0					
Ken Phelps, L OBP: 0.330, SLG: 0.442 (8, PH)										1	0	0	0	0	1	1					
Bob Kearney, R OBP: 0.286, SLG: 0.373 (9, 2)										0	0	0	0	0	0	0					
Spike Owen, S OBP: 0.309, SLG: 0.343 (1, 6)										4	0	0	0	0	0	3					
Inning Stats	R: 2 E: 0 K: 3 S: 11	H: 2 LOB: 1 BB: 0 P: 12	R: 0 E: 0 K: 0 S: 5	H: 2 LOB: 2 BB: 0 P: 5	R: 0 E: 0 K: 1 S: 6	H: 1 LOB: 1 BB: 0 P: 6	R: 0 E: 0 K: 0 S: 3	H: 0 LOB: 2 BB: 2 P: 11	R: 1 E: 0 K: 0 S: 4	H: 1 LOB: 0 BB: 0 P: 4	R: 0 E: 0 K: 1 S: 5	H: 0 LOB: 1 BB: 1 P: 9	R: 0 E: 0 K: 3 S: 9	H: 0 LOB: 1 BB: 1 P: 13	R: 0 E: 0 K: 0 S: 3	H: 0 LOB: 0 BB: 0 P: 3	1B: 4 2B: 1 3B: 1 HR: 1	SF: 0 SAC: 0 DP: 0 HBP: 1	WP: 0 PB: 0 SB: 1 CS: 1	PA: 39	
PITCHER	IP WLS BF H R ER SO BB IBB HBP BLK WP HR S P ERA WHIP	IP WLS BF H R ER SO BB IBB HBP BLK WP HR S P ERA WHIP	IP WLS BF H R ER SO BB IBB HBP BLK WP HR S P ERA WHIP	IP WLS BF H R ER SO BB IBB HBP BLK WP HR S P ERA WHIP	IP WLS BF H R ER SO BB IBB HBP BLK WP HR S P ERA WHIP	IP WLS BF H R ER SO BB IBB HBP BLK WP HR S P ERA WHIP	IP WLS BF H R ER SO BB IBB HBP BLK WP HR S P ERA WHIP	IP WLS BF H R ER SO BB IBB HBP BLK WP HR S P ERA WHIP	IP WLS BF H R ER SO BB IBB HBP BLK WP HR S P ERA WHIP	IP WLS BF H R ER SO BB IBB HBP BLK WP HR S P ERA WHIP	IP WLS BF H R ER SO BB IBB HBP BLK WP HR S P ERA WHIP	IP WLS BF H R ER SO BB IBB HBP BLK WP HR S P ERA WHIP	IP WLS BF H R ER SO BB IBB HBP BLK WP HR S P ERA WHIP	IP WLS BF H R ER SO BB IBB HBP BLK WP HR S P ERA WHIP	IP WLS BF H R ER SO BB IBB HBP BLK WP HR S P ERA WHIP	IP WLS BF H R ER SO BB IBB HBP BLK WP HR S P ERA WHIP	IP WLS BF H R ER SO BB IBB HBP BLK WP HR S P ERA WHIP	IP WLS BF H R ER SO BB IBB HBP BLK WP HR S P ERA WHIP	IP WLS BF H R ER SO BB IBB HBP BLK WP HR S P ERA WHIP	IP WLS BF H R ER SO BB IBB HBP BLK WP HR S P ERA WHIP	IP WLS BF H R ER SO BB IBB HBP BLK WP HR S P ERA WHIP

California Angels @ Seattle Mariners
The Kingdome, Seattle, WA
Mon Aug 12 1985, 10:05 PM EDT
Att: 32,597 - Unknown

AB	33
R	3
H	7
RBI	3
BB	4
SO	8
LOB	16



Batter	1	2	3	4	5	6	7	8	9	AB	R	H	RBI	BB	SO	LOB	TOP					
Brian Downing, R OBP: 0.376, SLG: 0.431 Rob Wilfong, L OBP: 0.231, SLG: 0.256	G5-4-3 1B		F8		HR			FC4-6 1B		4	1	3	1	0	0	1	<p>California Angels @ Seattle Mariners</p> <p>The Kingdome, Seattle, WA</p> <p>Tue Aug 13 1985, 10:05 PM EDT</p> <p>Att: 9,444 - Unknown</p>					
Dick Schofield, R OBP: 0.271, SLG: 0.327	K			4-3	6-3			FC4-6 FC5-4		4	0	0	1	0	1	2						
Bobby Grich, R OBP: 0.335, SLG: 0.329	G5-4-3			4-3				K		4	0	0	0	0	1	2						
Doug DeCinces, R OBP: 0.325, SLG: 0.430		F8		BB 1B				FC5-4		4	1	1	0	0	0	1						
Juan Beniquez, R OBP: 0.347, SLG: 0.387	G1-4-3 1B			1B BB					5-3	3	0	1	0	1	0	0						
George Hendrick, R OBP: 0.276, SLG: 0.317	G1-4-3								HR	4	1	2	2	0	0	1						
Bob Boone, R OBP: 0.308, SLG: 0.314 Jerry Narron, L OBP: 0.297, SLG: 0.413			G5-4-3 1B	5-3					4-3	2	0	1	0	0	0	2						
Gary Pettis, S OBP: 0.354, SLG: 0.325			G5-4-3		5-3				F3	3	0	0	0	1	0	1						
Jack Howell, L OBP: 0.308, SLG: 0.356				4-3					1-3 1B FC4-6 2B	4	1	2	0	0	0	1						
Inning Stats	R: 0 E: 0 K: 1 S: 5	H: 1 LOB: 0 BB: 0 P: 5	R: 0 E: 0 K: 0 S: 3	H: 1 LOB: 0 BB: 0 P: 3	R: 0 E: 0 K: 0 S: 4	H: 2 LOB: 1 BB: 0 P: 4	R: 1 E: 0 K: 0 S: 5	H: 2 LOB: 2 BB: 1 P: 9	R: 1 E: 0 K: 0 S: 4	H: 1 LOB: 0 BB: 0 P: 4	R: 0 E: 0 K: 0 S: 3	H: 0 LOB: 0 BB: 0 P: 3	R: 0 E: 0 K: 0 S: 3	H: 0 LOB: 0 BB: 0 P: 3	R: 1 E: 0 K: 1 S: 7	H: 2 LOB: 1 BB: 0 P: 7		R: 1 E: 0 K: 0 S: 4	H: 1 LOB: 1 BB: 1 P: 8	1B: 7 2B: 1 3B: 0 HR: 2	SF: 0 SAC: 0 DP: 3 HBP: 0	WP: 0 PB: 0 SB: 0 CS: 0
PITCHER Mark Langston, L ERA: 4.47	IP: 9.0 WLS: W BF: 36 H: 10 R: 4 ER: 4 SO: 2 BB: 2 IBB: 0 HBP: 0 BLK: 0 WP: 0 HR: 2 S: 38 P: 46 ERA: 4.00 WHIP: 1.333																					

Batter	1	2	3	4	5	6	7	8	9	AB	R	H	RBI	BB	SO	LOB	BOTTOM			
Jack Perconte, L OBP: 0.298, SLG: 0.320 Harold Reynolds, S OBP: 0.266, SLG: 0.202	2B 1B									3	1	3	2	1	0	0	<p>California Angels @ Seattle Mariners</p> <p>The Kingdome, Seattle, WA</p> <p>Tue Aug 13 1985, 10:05 PM EDT</p> <p>Att: 9,444 - Unknown</p>			
Phil Bradley, R OBP: 0.307, SLG: 0.482	1B									4	1	1	0	1	2	4				
Alvin Davis, L OBP: 0.371, SLG: 0.421	K									5	1	1	1	0	1	4				
Gorman Thomas, R OBP: 0.345, SLG: 0.495	1B SF8 BB									4	2	1	0	1	1	0				
Al Cowens, R OBP: 0.285, SLG: 0.435										4	1	1	2	1	0	1				
Jim Prestley, R OBP: 0.345, SLG: 0.530	SF8									4	1	1	1	0	1	1				
Dave Henderson, R OBP: 0.304, SLG: 0.588	F2									4	2	2	2	0	0	1				
Bob Kearney, R OBP: 0.289, SLG: 0.375										4	2	2	1	0	1	0				
Spike Owen, S OBP: 0.313, SLG: 0.351 Domingo Ramos, R OBP: 0.247, SLG: 0.235										3	0	2	2	0	0	0				
Inning Stats	R: 3 E: 0 K: 1 S: 8	H: 3 LOB: 1 BB: 1 P: 12	R: 0 E: 0 K: 1 S: 6	H: 1 LOB: 2 BB: 1 P: 10	R: 3 E: 0 K: 1 S: 10	H: 5 LOB: 2 BB: 0 P: 10	R: 4 E: 0 K: 1 S: 9	H: 4 LOB: 2 BB: 2 P: 17	R: 0 E: 0 K: 1 S: 5	H: 0 LOB: 0 BB: 0 P: 5	R: 0 E: 0 K: 0 S: 3	H: 0 LOB: 0 BB: 0 P: 3	R: 0 E: 0 K: 1 S: 5	H: 0 LOB: 0 BB: 0 P: 5	R: 1 E: 0 K: 0 S: 4	H: 1 LOB: 0 BB: 0 P: 4		1B: 10 2B: 3 3B: 0 HR: 1	SF: 1 SAC: 0 DP: 0 HBP: 0	WP: 0 PB: 0 SB: 0 CS: 0
PITCHER Ron Romanick, R ERA: 3.71 Al Holland, L ERA: 3.18	IP: 3.2 WLS: L BF: 26 H: 12 R: 10 ER: 10 SO: 3 BB: 3 IBB: 0 HBP: 0 BLK: 1 WP: 0 HR: 0 S: 29 P: 41 ERA: 24.55 WHIP: 4.091																			

Batter	1	2	3	4	5	6	7	8	9	10	11	12	AB	R	H	RBI	BB	SO	LOB	TOP
Gary Pettis, S OBP: 0.350, SLG: 0.325 (1, 8)	0-0 6-3		0-0 5-3		0-0 4-3			0-0 F7		0-0 F3		0-0 2B	6	1	1	0	0	0	2	
Rod Carew, L OBP: 0.363, SLG: 0.332 (1, 3)	0-0 6-3		0-3 K		0-0 5-3			0-0 1-3 1B		0-0 L6		0-0 2B 5-3 1B 2B	6	1	2	1	0	1	2	
Doug DeCinces, R OBP: 0.320, SLG: 0.422 (1, 10)	0-0 F7		0-3 K			0-0 5-3		0-0 1-3		0-3 K		0-0 5-3	6	0	0	0	0	2	3	
Ruppert Jones, L OBP: 0.378, SLG: 0.529 (1, 7)		0-3 K		0-0 F4		0-0 L9		0-0 F8			0-3 K	0-0 1B	6	0	1	1	0	2	1	
Reggie Jackson, L OBP: 0.374, SLG: 0.495 Juan Beniquez, R OBP: 0.347, SLG: 0.387 (12, 9)		0-0 1B 2B		0-3 K		0-0 2B			0-0 5-3		4-0 2B BB	0-3 K	5	1	2	0	1	2	0	
Jack Howell, L OBP: 0.316, SLG: 0.360 (1, 5)		0-0 1B 2B		0-0 1B		0-0 L1			0-0 1-3		0-3 K		5	0	2	0	0	1	2	
Rob Wilfong, L OBP: 0.227, SLG: 0.253 Brian Downing, R OBP: 0.378, SLG: 0.431 Bobby Grich, R OBP: 0.337, SLG: 0.334 (9, PH)		0-3 K		0-3 K			0-3 K		0-3 K		0-0 2B		3	0	0	0	0	3	3	
Bob Boone, R OBP: 0.309, SLG: 0.313 (1, 2)		0-0 FC6-4 1B		0-0 F7					0-3 K		0-0 K		4	0	1	1	1	2	1	
Dick Schofield, R OBP: 0.272, SLG: 0.331 (1, 6)	0-0 FC6-4		0-0 2B		0-0 F2				0-0 F2		0-0 1B		5	0	2	0	0	0	5	
Inning Stats	R: 0 E: 0 K: 0 S: 3	H: 0 LOB: 0 BB: 0 P: 3	R: 1 E: 0 K: 2 S: 10	H: 3 LOB: 2 BB: 0 P: 10	R: 0 E: 0 K: 2 S: 7	H: 0 LOB: 0 BB: 0 P: 7	R: 0 E: 0 K: 2 S: 8	H: 1 LOB: 1 BB: 0 P: 8	R: 0 E: 0 K: 0 S: 4	H: 1 LOB: 1 BB: 0 P: 4	R: 0 E: 0 K: 1 S: 5	H: 0 LOB: 1 BB: 0 P: 6	R: 0 E: 0 K: 1 S: 6	H: 1 LOB: 1 BB: 2 P: 16	R: 2 E: 0 K: 1 S: 7	H: 3 LOB: 0 BB: 0 P: 7	1B: 6 2B: 6 3B: 0 HR: 0	SF: 0 SAC: 0 DP: 0 HBP: 1	WP: 0 PB: 0 SB: 0 CS: 0	PA: 50
PITCHER	IP WLS BF H R ER SO BB IBB HBP BLK WP HR S P ERA WHIP	IP WLS BF H R ER SO BB IBB HBP BLK WP HR S P ERA WHIP																		
Mike Moore, R ERA: 3.18 Ed Nunez, R ERA: 2.83 (1, 1)	11.0 L 5 3 2 2 1 0 0 0 0 0 0 7 7 18.00 3.000																			

California Angels @ Seattle Mariners
The Kingdom, Seattle, WA
Wed Aug 14 1985, 6:33 AM EDT
Unknown

AB	47
R	3
H	12
RBI	3
BB	2
SO	13
LOB	19



Batter	1	2	3	4	5	6	7	8	9	10	11	12	AB	R	H	RBI	BB	SO	LOB	BOTTOM				
Jack Perconte, L OBP: 0.296, SLG: 0.319 Ken Phelps, L OBP: 0.328, SLG: 0.438 (11, PH)	0-0 4-3			0-0 F2			0-0 1B 7-2 1B	0-0 G3			0-3 K		4	0	1	0	0	0	1					
Phil Bradley, R OBP: 0.365, SLG: 0.479 (1, 7)	0-0 G3			0-0 L7			0-0 1B 1B		0-0 1-3		0-3 K		5	1	1	0	0	1	0					
Alvin Davis, L OBP: 0.371, SLG: 0.420 Harold Reynolds, S OBP: 0.266, SLG: 0.202 (11, PR)	0-0 F8			0-0 F5			0-0 1B 1B		0-3 K		0-0 1B		5	0	2	0	0	1	0					
Gorman Thomas, R OBP: 0.343, SLG: 0.490 (1, 10)		0-0 L4			0-3 K		0-0 7-2		0-0 1B		0-0 F5		5	0	1	0	0	1	4					
Al Cowens, R OBP: 0.290, SLG: 0.435 (1, 9)		0-0 4-3		4-0 G4-6-3 BB		0-0 1B	0-0 3-HF		0-3 K			0-0 1B	4	0	2	1	1	1	1					
Jim Presley, R OBP: 0.341, SLG: 0.523 (1, 5)		0-3 K		0-0 G4-6-3		0-0 4-3	0-0 1-2 2-3		0-0 1-3		0-0 1B		5	0	0	0	0	2	4					
Dave Henderson, R OBP: 0.303, SLG: 0.386 (1, 8)			0-0 E6		0-3 K		0-0 6-3		0-0 1B		0-0 F9		5	0	1	0	0	1	1					
Bob Kearney, R OBP: 0.285, SLG: 0.369 Donnie Scott, S OBP: 0.294, SLG: 0.324 (12, PH)			0-0 G5-4-3		0-0 F7		0-0 F8		0-3 K		0-3 K		4	0	0	0	0	1	2					
Spike Owen, S OBP: 0.312, SLG: 0.349 (1, 6)			0-0 L7		0-3 K		0-0 E9		0-0 F8				4	0	1	0	0	1	1					
Inning Stats	R: 0 E: 0 K: 0 S: 3	H: 0 LOB: 0 BB: 0 P: 3	R: 0 E: 0 K: 1 S: 5	H: 0 LOB: 0 BB: 0 P: 5	R: 0 E: 1 K: 0 S: 3	H: 0 LOB: 0 BB: 0 P: 3	R: 0 E: 0 K: 0 S: 3	H: 0 LOB: 0 BB: 0 P: 8	R: 0 E: 0 K: 2 S: 7	H: 0 LOB: 0 BB: 0 P: 7	R: 1 E: 0 K: 0 S: 6	H: 4 LOB: 2 BB: 0 P: 6	R: 0 E: 1 K: 1 S: 4	H: 1 LOB: 1 BB: 0 P: 4	R: 0 E: 0 K: 2 S: 8	H: 1 LOB: 1 BB: 0 P: 8	R: 0 E: 0 K: 2 S: 8	H: 1 LOB: 1 BB: 0 P: 8	R: 0 E: 0 K: 2 S: 8	H: 1 LOB: 1 BB: 0 P: 8	1B: 9 2B: 1 3B: 0 HR: 0	SF: 0 SAC: 0 DP: 3 HBP: 0	WP: 0 PB: 0 SB: 1 CS: 0	PA: 44
PITCHER	IP WLS BF H R ER SO BB IBB HBP BLK WP HR S P ERA WHIP	IP WLS BF H R ER SO BB IBB HBP BLK WP HR S P ERA WHIP																						
Kirk McCaskill, R ERA: 3.97 Stu Cliburn, R ERA: 1.88 Donnie Moore, R ERA: 1.66 (8, 1)	7.2 W 13 3 1 0 0 0 0 0 0 0 0 23 23 0.00 0.900																							
Donnie Moore, R ERA: 1.66 (12, 1)	1.0 S 4 1 0 0 2 0 0 0 0 0 0 8 8 0.00 1.000																							

California Angels @ Seattle Mariners
The Kingdom, Seattle, WA
Wed Aug 14 1985, 6:33 AM EDT
Unknown

AB	43
R	1
H	9
RBI	1
BB	1
SO	11
LOB	15



Batter	1	2	3	4	5	6	7	8	9	AB	R	H	RBI	BB	SO	LOB	TOP										
Gary Pettis, S OBP: 0.346, SLG: 0.320 (1, 8)	F7		K		K		FC6			4	0	0	0	0	2	2	California Angels @ Seattle Mariners The Kingdome, Seattle, WA Wed Aug 14 1985, 6:38 AM EDT Att: 14,421 - Unknown livebaseballscorecards.com										
Rod Carew, L OBP: 0.364, SLG: 0.332 (1, 3)	S BB		CS 1B			F7		6-3		3	0	1	0	1	0	0											
Brian Downing, R OBP: 0.374, SLG: 0.427 (1, 7)	F9		CS	F7		4-3		F9		4	0	0	0	0	0	1											
Ruppert Jones, L OBP: 0.377, SLG: 0.529 (1, 9)	K			4-3			2B	F8		4	0	1	0	0	1	1											
Reggie Jackson, L OBP: 0.373, SLG: 0.491 (1, 10)		4-3				F8			1-3	3	0	0	0	1	0	1											
Doug DeCinces, R OBP: 0.319, SLG: 0.420 (1, 5)	K			F9				5-3	G1-6-3 1B	4	0	1	0	0	1	1											
Jerry Narron, L OBP: 0.303, SLG: 0.416 (1, 2)	E4 WP								G1-6-3 1B	4	1	2	0	0	0	1											
Bobby Grich, R OBP: 0.334, SLG: 0.331 (1, 4)	K			F8				5-4-3		3	0	0	0	0	1	3											
Dick Schofield, R OBP: 0.271, SLG: 0.329 (7, PH)				F4						2	0	0	0	0	0	1											
Jack Howell, L OBP: 0.328, SLG: 0.373 (7, PH)										1	0	1	1	0	0	0											
Craig Gerber, L OBP: 0.243, SLG: 0.288 (7, 6)										0	0	0	0	0	0	0											
Inning Stats	R: 0 E: 0 K: 1 S: 5	H: 0 LOB: 1 BB: 1 P: 9	R: 0 E: 1 K: 2 S: 8	H: 0 LOB: 1 BB: 0 P: 8	R: 0 E: 0 K: 1 S: 5	H: 1 LOB: 0 BB: 0 P: 5	R: 0 E: 0 K: 0 S: 3	H: 0 LOB: 1 BB: 1 P: 7	R: 0 E: 0 K: 1 S: 6	H: 1 LOB: 1 BB: 0 P: 6	R: 0 E: 0 K: 0 S: 4	H: 1 LOB: 1 BB: 0 P: 4	R: 1 E: 0 K: 0 S: 5	H: 2 LOB: 1 BB: 0 P: 5	R: 0 E: 0 K: 0 S: 3	H: 0 LOB: 0 BB: 0 P: 3	R: 0 E: 0 K: 0 S: 3	H: 1 LOB: 0 BB: 0 P: 3	1B: 5 2B: 1 3B: 0 HR: 0	SF: 0 SAC: 0 DP: 1 HBP: 0	WP: 1 PB: 0 SB: 1 CS: 1	PA: 35					
PITCHER	IP	WLS	BF	H	R	ER	SO	BB	IBB	HBP	BLK	WP	HR	S	P	ERA	WHIP										
Jim Beattie, R ERA: 7.11 (1, 1)	6.0	W	23	3	0	0	5	2	0	0	0	1	0	31	39	0.00	0.833										
Jack Lazorko, R ERA: (7, 1)	3.0	S	11	3	1	0	0	0	0	0	0	0	0	11	11	0.00	1.000										

Batter	1	2	3	4	5	6	7	8	9	AB	R	H	RBI	BB	SO	LOB	BOTTOM										
Domingo Ramos, R OBP: 0.240, SLG: 0.229 (1, 6)	6-3		SH 1B BB		6-3	5-3		G6-3		4	0	0	0	0	0	2	California Angels @ Seattle Mariners The Kingdome, Seattle, WA Wed Aug 14 1985, 6:38 AM EDT Att: 14,421 - Unknown livebaseballscorecards.com										
Phil Bradley, R OBP: 0.365, SLG: 0.484 (1, 7)	F9		1B BB		HR 1B		1B 3B			3	2	2	1	1	0	0											
Al Cowens, R OBP: 0.292, SLG: 0.445 (1, 9)	K		G5-4-3 1B		HR		1-3			4	1	2	3	0	1	1											
Gorman Thomas, R OBP: 0.340, SLG: 0.484 (1, 10)	K		K		E5		L5			4	0	0	0	0	2	4											
Jim Prestley, R OBP: 0.340, SLG: 0.521 (1, 5)	6-3		G5-4-3		5-3		1B			4	0	1	1	0	0	4											
Dave Henderson, R OBP: 0.302, SLG: 0.384 (1, 8)	4-3			L7	5-3		1B			4	0	1	0	0	0	1											
Barry Bonnell, R OBP: 0.284, SLG: 0.345 (1, 3)			2B 2B				F7			4	1	3	0	0	0	2											
Donnie Scott, S OBP: 0.264, SLG: 0.351 (1, 2)			SH BB 2B		K		WP 2B		G6-3 1B	3	1	2	1	0	1	1											
Bob Kearney, R OBP: 0.297, SLG: 0.372 (7, 2)										1	0	1	0	0	0	0											
Harold Reynolds, S OBP: 0.285, SLG: 0.196 (1, 4)			BB SH 1B BB		4-3			F7		3	1	0	0	1	1	3											
Inning Stats	R: 0 E: 0 K: 1 S: 5	H: 0 LOB: 0 BB: 0 P: 5	R: 0 E: 0 K: 1 S: 5	H: 0 LOB: 0 BB: 0 P: 5	R: 3 E: 1 K: 1 S: 8	H: 3 LOB: 2 BB: 2 P: 16	R: 0 E: 0 K: 1 S: 6	H: 1 LOB: 1 BB: 0 P: 6	R: 2 E: 1 K: 0 S: 6	H: 2 LOB: 1 BB: 0 P: 6	R: 0 E: 0 K: 1 S: 6	H: 2 LOB: 1 BB: 0 P: 6	R: 1 E: 0 K: 0 S: 6	H: 3 LOB: 2 BB: 0 P: 6	R: 0 E: 0 K: 0 S: 3	H: 1 LOB: 0 BB: 0 P: 3	1B: 6 2B: 4 3B: 1 HR: 1	SF: 0 SAC: 1 DP: 2 HBP: 0	WP: 1 PB: 0 SB: 0 CS: 1	PA: 37							
PITCHER	IP	WLS	BF	H	R	ER	SO	BB	IBB	HBP	BLK	WP	HR	S	P	ERA	WHIP										
Geoff Zahn, L ERA: 4.38 (1, 1)	4.1	L	22	6	5	4	4	2	0	0	0	1	0	8	8	0.00	1.200										
Jim Slaton, R ERA: 4.29 (5, 1)	1.2		6	2	0	0	1	0	0	0	0	0	0	8	8	0.00	1.200										
Luis Sanchez, R ERA: 5.19 (7, 1)	2.0		9	4	1	1	0	0	0	0	0	0	0	9	9	4.50	2.000										

Batter	1	2	3	4	5	6	7	8	9	AB	R	H	RBI	BB	SO	LOB	TOP								
Alfredo Griffin, S OBP: 0.292, SLG: 0.336 (1, 6)										4	0	2	0	0	0	3									
Dwayne Murphy, L OBP: 0.355, SLG: 0.412 (1, 8)										4	0	0	0	0	2	3									
Dusty Baker Jr., R OBP: 0.382, SLG: 0.518 (1, 3)										3	0	0	0	1	1	0									
Dave Kingman, R OBP: 0.311, SLG: 0.424 (1, 10)										4	0	1	0	0	0	1									
Mike Heath, R OBP: 0.310, SLG: 0.395 (1, 2)										3	1	1	0	1	1	0									
Mike Davis, L OBP: 0.366, SLG: 0.527 (1, 9)										4	1	1	0	0	0	2									
Steve Henderson, R OBP: 0.395, SLG: 0.374 (1, 7)										4	0	1	0	0	2	2									
Donnie Hill, S OBP: 0.330, SLG: 0.362 (1, 4)										4	0	3	2	0	0	0									
Steve Kiefer, R OBP: 0.191, SLG: 0.261 (7, PH)										2	0	0	0	0	1	2									
Dave Collins, S OBP: 0.277, SLG: 0.326 (7, PH)										1	0	0	0	0	1	1									
Mike Gallego, R (7, 5)										0	0	0	0	0	0	0									
Bruce Bochte, L OBP: 0.389, SLG: 0.451 (9, PH)										1	0	0	0	0	1	1									
Inning Stats	R: 0 E: 0 K: 1 S: 5	H: 1 LOB: 1 BB: 1 P: 9	R: 2 E: 0 K: 1 S: 7	H: 3 LOB: 1 BB: 1 P: 11	R: 0 E: 0 K: 0 S: 3	H: 0 LOB: 0 BB: 0 P: 3	R: 0 E: 0 K: 2 S: 7	H: 0 LOB: 0 BB: 0 P: 7	R: 0 E: 0 K: 0 S: 4	H: 1 LOB: 1 BB: 0 P: 4	R: 0 E: 0 K: 2 S: 9	H: 2 LOB: 2 BB: 0 P: 9	R: 0 E: 0 K: 1 S: 8	H: 1 LOB: 1 BB: 0 P: 8	R: 0 E: 0 K: 0 S: 3	H: 0 LOB: 0 BB: 0 P: 3	R: 0 E: 0 K: 1 S: 6	H: 1 LOB: 1 BB: 0 P: 6	1B: 8 2B: 2 3B: 0 HR: 0	SF: 0 SAC: 0 DP: 1 HBP: 0	WP: 0 PB: 0 SB: 1 CS: 1	PA: 36			
PITCHER	IP	WLS	BF	H	R	ER	SO	BB	IBB	HBP	BLK	WP	HR	S	P	ERA	WHIP								
John Candelaria, L ERA: 3.58 (1, 1)	6.0	W	25	7	2	2	6	2	0	0	0	0	0	35	43	3.00	1.500								
Stu Cliburn, R ERA: 1.6 (7, 1)	3.0	S	11	2	0	0	3	0	0	0	0	0	0	17	17	0.00	0.667								

Oakland Athletics @ California Angels
Anaheim Stadium, Anaheim, CA
Fri Aug 16 1985, 10:05 PM EDT
Att: 32,925 - Unknown

AB 34
R 2
H 9
RBI 2
BB 2
SO 9
LOB 15



Batter	1	2	3	4	5	6	7	8	9	AB	R	H	RBI	BB	SO	LOB	BOTTOM									
Brian Downing, R OBP: 0.373, SLG: 0.433 (1, 7)										4	1	1	3	0	0	1										
Rod Carew, L OBP: 0.366, SLG: 0.332 (1, 3)										3	2	1	0	1	1	0										
Juan Beniquez, R OBP: 0.346, SLG: 0.383 (1, 9)										3	0	0	0	1	0	1										
Doug DeCinces, R OBP: 0.321, SLG: 0.419 (1, 5)										3	0	1	1	1	0	1										
Bobby Grich, R OBP: 0.333, SLG: 0.333 (1, 4)										4	0	1	1	0	2	3										
George Hendrick, R OBP: 0.273, SLG: 0.314 (1, 10)										3	0	0	0	0	1	4										
Reggie Jackson, L OBP: 0.375, SLG: 0.491 (8, PH)										0	0	0	0	1	0	0										
Bob Boone, R OBP: 0.306, SLG: 0.309 (1, 2)										4	0	0	0	0	0	2										
Dick Schofield, R OBP: 0.274, SLG: 0.339 (1, 6)										3	1	2	0	0	0	0										
Gary Pettis, S OBP: 0.343, SLG: 0.317 (1, 8)										3	1	0	0	0	0	2										
Inning Stats	R: 0 E: 0 K: 0 S: 3	H: 0 LOB: 0 BB: 0 P: 3	R: 0 E: 0 K: 2 S: 7	H: 0 LOB: 1 BB: 1 P: 11	R: 4 E: 1 K: 0 S: 6	H: 3 LOB: 1 BB: 2 P: 14	R: 0 E: 0 K: 0 S: 4	H: 1 LOB: 1 BB: 0 P: 4	R: 1 E: 0 K: 0 S: 5	H: 2 LOB: 1 BB: 0 P: 5	R: 0 E: 0 K: 0 S: 3	H: 0 LOB: 0 BB: 0 P: 3	R: 0 E: 0 K: 1 S: 5	H: 0 LOB: 0 BB: 0 P: 5	R: 0 E: 0 K: 1 S: 5	H: 0 LOB: 1 BB: 1 P: 9	1B: 2 2B: 4 3B: 0 HR: 1	SF: 0 SAC: 0 DP: 1 HBP: 0	WP: 0 PB: 0 SB: 1 CS: 0	PA: 34						
PITCHER	IP	WLS	BF	H	R	ER	SO	BB	IBB	HBP	BLK	WP	HR	S	P	ERA	WHIP									
Tim Birtsas, L ERA: 3.43 (1, 1)	2.0	L	13	3	4	3	2	3	0	0	0	0	0	1	14	26	13.50	3.000								
Rick Langford, R ERA: 3.73 (3, 1)	4.0		14	3	1	1	0	0	0	0	0	0	0	14	14	2.25	0.750									
Steve Mura, R ERA: 4.05 (7, 1)	2.0		7	0	0	0	2	1	0	0	0	0	0	10	14	0.00	0.500									

Oakland Athletics @ California Angels
Anaheim Stadium, Anaheim, CA
Fri Aug 16 1985, 10:05 PM EDT
Att: 32,925 - Unknown

AB 30
R 5
H 6
RBI 5
BB 4
SO 4
LOB 14



Batter	1	2	3	4	5	6	7	8	9	AB	R	H	RBI	BB	SO	LOB	TOP					
Alfredo Griffin, S OBP: 0.295, SLG: 0.338 (1, 6)	5-3		1B S 4-3		E S 1B		L8		F7	5	1	2	0	0	0	0						
Dwayne Murphy, L OBP: 0.356, SLG: 0.410 (1, 8)	F8		1B 4-3		G4-6-3 BB		HR 1B		F7	4	1	2	0	1	0	0						
Bruce Bochte, L OBP: 0.391, SLG: 0.460 (1, 3)	BB BB		4-3		G4-6-3 1-2		HR 1B			3	1	1	3	1	0	3						
Dusty Baker Jr., R OBP: 0.381, SLG: 0.510 (1, 10)	1-2 BB		F4		FC4-6 1B		F6			3	0	1	0	1	0	1						
Mike Davis, L OBP: 0.366, SLG: 0.523 (1, 9)	L8		F8		FC4-6 1B				SH5-3 SH1-3 1B	4	1	1	0	0	0	4						
Donnie Hill, S OBP: 0.332, SLG: 0.361 (1, 4)			F9 SH1-3 1B		L6				SH5-3	2	0	1	0	1	0	0						
Dave Collins, S OBP: 0.278, SLG: 0.333 (1, 7)			SH1-3		F7		F9		SH1-3	2	0	0	1	0	0	2						
Mike Heath, R OBP: 0.304, SLG: 0.386 (1, 2)			F9		F9		6-3		6-3	4	0	0	0	0	0	3						
Mike Gallego, R (1, 5)			L7		6-3		F9		F3	4	0	0	0	0	0	1						
Inning Stats	R: 0 E: 0 K: 0 S: 3	H: 0 LOB: 2 BB: 2 P: 11	R: 0 E: 0 K: 0 S: 4	H: 1 LOB: 1 BB: 0 P: 4	R: 1 E: 0 K: 0 S: 5	H: 2 LOB: 1 BB: 0 P: 5	R: 0 E: 0 K: 0 S: 3	H: 0 LOB: 0 BB: 0 P: 3	R: 0 E: 0 K: 0 S: 4	H: 1 LOB: 2 BB: 1 P: 7	R: 0 E: 0 K: 0 S: 4	H: 1 LOB: 2 BB: 1 P: 8	R: 2 E: 0 K: 0 S: 5	H: 2 LOB: 0 BB: 0 P: 5	R: 1 E: 0 K: 0 S: 4	H: 1 LOB: 0 BB: 0 P: 4	R: 0 E: 0 K: 0 S: 3	H: 0 LOB: 0 BB: 0 P: 3	1B: 7 2B: 0 3B: 0 HR: 1	SF: 0 SAC: 3 DP: 1 HBP: 0	WP: 0 PB: 0 SB: 3 CS: 0	PA: 38
PITCHER	IP	WLS	BF	H	R	ER	SO	BB	IBB	HBP	BLK	WP	HR	S	P	ERA	WHIP					
Ron Romanick, R ERA: 3.67 (1, 1)	6.2		29	6	2	2	0	4	0	0	0	0	0	25	41	2.70	1.500					
Al Holland, L ERA: 3.31 (7, 1)	0.0		1	1	1	1	0	0	0	0	0	0	1	1	1	∞	∞					
Donnie Moore, R ERA: 1.74 (7, 1)	2.1	L	8	1	1	1	0	0	0	0	0	0	0	8	8	3.86	0.429					

Oakland Athletics @ California Angels
Anaheim Stadium, Anaheim, CA
Sun Aug 18 1985, 6:33 AM EDT
Att: 28,793 - Unknown

AB 31
R 4
H 8
RBI 4
BB 4
SO 0
LOB 14



Batter	1	2	3	4	5	6	7	8	9	AB	R	H	RBI	BB	SO	LOB	BOTTOM					
Brian Downing, R OBP: 0.381, SLG: 0.443 (1, 7)	G4-6-3 1B		4-3		1H 2H 2B		FC1-6 BB		F9	4	0	2	2	1	0	1						
Juan Beniquez, R OBP: 0.346, SLG: 0.392 (1, 3) (6, 9)	G4-6-3 1B		HR		5-3		F3		K	5	1	2	1	0	1	3						
George Hendrick, R OBP: 0.271, SLG: 0.311 (1, 9)	G4-6-3		5-3		G6-3 BB		FC1-6			2	0	0	0	0	0	2						
Rod Carew, L OBP: 0.367, SLG: 0.328 (5, PH) (6, 3)	1-2 2-3		5-3		G6-3 BB		1-2			1	0	0	0	1	0	1						
Bobby Grich, R OBP: 0.336, SLG: 0.330 (1, 4)	BB BB		5-3		G6-3		F3			3	0	0	0	1	0	3						
Reggie Jackson, L OBP: 0.375, SLG: 0.500 (1, 10)	4-3				F8		K		K	4	0	0	0	0	2	2						
Dick Schofield, R OBP: 0.272, SLG: 0.338 (1, 6)					1-3		5-3		K	3	0	0	0	0	0	0						
Ruppert Jones, L OBP: 0.376, SLG: 0.523 (8, PH)			F4		1-3		5-3		K	1	0	0	0	0	1	0						
Craig Gerber, L OBP: 0.243, SLG: 0.288 (9, 6)							K		K	0	0	0	0	0	0	0						
Gary Pettis, S OBP: 0.343, SLG: 0.316 (1, 8)					F9		S BB		K	3	0	1	0	1	1	0						
Jack Howell, L OBP: 0.379, SLG: 0.393 (1, 5)			L7				SH 2B 1B			3	1	2	0	1	0	1						
Bob Boone, R OBP: 0.303, SLG: 0.304 (1, 2)			L7		SH 2B		5-3		F5	3	1	0	0	0	0	4						
Inning Stats	R: 0 E: 0 K: 0 S: 4	H: 2 LOB: 2 BB: 1 P: 8	R: 0 E: 0 K: 0 S: 4	H: 1 LOB: 0 BB: 0 P: 4	R: 1 E: 0 K: 0 S: 4	H: 1 LOB: 0 BB: 0 P: 4	R: 0 E: 0 K: 0 S: 3	H: 0 LOB: 0 BB: 0 P: 3	R: 2 E: 0 K: 1 S: 5	H: 2 LOB: 1 BB: 1 P: 9	R: 0 E: 0 K: 1 S: 5	H: 0 LOB: 2 BB: 2 P: 13	R: 0 E: 0 K: 3 S: 9	H: 0 LOB: 0 BB: 1 P: 7	R: 0 E: 0 K: 3 S: 9	H: 0 LOB: 0 BB: 0 P: 9	R: 0 E: 0 K: 1 S: 6	H: 1 LOB: 1 BB: 0 P: 6	1B: 5 2B: 1 3B: 0 HR: 1	SF: 0 SAC: 1 DP: 2 HBP: 0	WP: 0 PB: 0 SB: 2 CS: 0	PA: 38
PITCHER	IP	WLS	BF	H	R	ER	SO	BB	IBB	HBP	BLK	WP	HR	S	P	ERA	WHIP					
Tommy John, L ERA: 5.03 (1, 1)	4.0		19	6	3	3	0	1	0	0	0	0	0	18	22	6.75	1.750					
Jose Rijo, R ERA: 1.74 (5, 1)	4.0	W	16	1	0	0	4	3	1	0	0	0	0	20	36	0.00	1.000					
Steve Ontiveros, R ERA: 0.83 (9, 1)	1.0	S	3	0	0	0	1	0	0	0	0	0	0	5	5	0.00	0.000					

Oakland Athletics @ California Angels
Anaheim Stadium, Anaheim, CA
Sun Aug 18 1985, 6:33 AM EDT
Att: 28,793 - Unknown

AB 32
R 3
H 7
RBI 3
BB 5
SO 5
LOB 17



Batter	1	2	3	4	5	6	7	8	9	AB	R	H	RBI	BB	SO	LOB	TOP										
Alfredo Griffin, S (1, 6) OBP: 0.294, SLG: 0.336	B1-3		F6				B1-3		F4	5	0	1	0	0	0	0											
Dwayne Murphy, L (1, 8) OBP: 0.355, SLG: 0.406	K		F6				L4			4	0	0	0	0	1	1											
Bruce Bochte, L (1, 3) OBP: 0.393, SLG: 0.459	K			1B		G3				3	0	1	0	1	1	0											
Dave Kingman, R (1, 10) OBP: 0.310, SLG: 0.429				K		F7	F5			4	1	1	1	0	1	2											
Mike Davis, L (1, 9) OBP: 0.367, SLG: 0.525	L7							4-3		4	1	2	0	0	0	0											
Donnie Hill, S (1, 4) OBP: 0.331, SLG: 0.360	L7			1B						4	1	1	1	0	0	2											
Dave Collins, S (1, 7) OBP: 0.281, SLG: 0.338										4	1	2	0	0	0	2											
Mike Heath, R (1, 2) OBP: 0.303, SLG: 0.387										4	0	1	2	0	0	1											
Mike Gallego, R (1, 5) OBP: 0.379, SLG: 0.368			K							2	0	0	0	0	1	0											
Steve Henderson, R (6, PH) OBP: 0.180, SLG: 0.250										1	0	0	0	0	0	1											
Steve Kiefer, R (6, 5) OBP: 0.380, SLG: 0.508										0	0	0	0	0	0	0											
Dusty Baker Jr., R (9, PH) OBP: 0.380, SLG: 0.508										1	0	0	0	0	0	0											
Inning Stats	R: 0 E: 0 K: 2 S: 7	H: 0 LOB: 0 BB: 0 P: 7	R: 1 E: 0 K: 0 S: 5	H: 2 LOB: 1 BB: 0 P: 5	R: 0 E: 0 K: 1 S: 5	H: 0 LOB: 0 BB: 0 P: 5	R: 0 E: 0 K: 1 S: 6	H: 1 LOB: 2 BB: 1 P: 10	R: 0 E: 0 K: 0 S: 4	H: 1 LOB: 1 BB: 0 P: 4	R: 3 E: 0 K: 0 S: 7	H: 4 LOB: 1 BB: 0 P: 7	R: 0 E: 0 K: 0 S: 4	H: 1 LOB: 1 BB: 0 P: 4	R: 0 E: 0 K: 0 S: 3	H: 0 LOB: 0 BB: 0 P: 3	R: 0 E: 0 K: 0 S: 3	H: 0 LOB: 0 BB: 0 P: 3	1B: 5 2B: 3 3B: 0 HR: 1	SF: 0 SAC: 0 DP: 0 HBP: 0	WP: 0 PB: 0 SB: 0 CS: 0	PA: 37					
PITCHER	IP	WLS	BF	H	R	ER	SO	BB	IBB	HBP	BLK	WP	HR	S	P	ERA	WHIP										
Kirk McCaskill, R (1, 1) ERA: 4.07	5.2	W	26	8	4	4	4	1	0	0	0	0	1	33	37	6.35	1.588										
Stu Cliburn, R (6, 1) ERA: 1.72	3.1	S	11	1	0	0	0	0	0	0	0	0	0	11	11	0.00	0.300										

Oakland Athletics @ California Angels
Anaheim Stadium, Anaheim, CA
Mon Aug 19 1985, 10:05 PM EDT
Att: 25,154 - Unknown

AB	36
R	4
H	9
RBI	4
BB	1
SO	4
LOB	9



Batter	1	2	3	4	5	6	7	8	9	AB	R	H	RBI	BB	SO	LOB	BOTTOM										
Brian Downing, R (1, 7) OBP: 0.377, SLG: 0.438	F8		5-3	F3			F3			4	0	0	0	0	0	1											
Gary Pettis, S (1, 8) OBP: 0.339, SLG: 0.312	K		F8				4-3			4	0	0	0	0	1	0											
Ruppert Jones, L (1, 10) OBP: 0.375, SLG: 0.517			K							3	1	0	0	1	2	0											
Reggie Jackson, L (1, 9) OBP: 0.376, SLG: 0.509										4	2	2	2	0	0	0											
Rod Carew, L (9, 3) OBP: 0.397, SLG: 0.328										0	0	0	0	0	0	0											
Jack Howell, L (1, 5) OBP: 0.371, SLG: 0.400	F5									4	1	1	0	0	1	0											
Juan Beniquez, R (1, 3) OBP: 0.346, SLG: 0.389										2	1	0	0	1	0	1											
Rob Wilfong, L (1, 4) OBP: 0.229, SLG: 0.260										2	0	1	1	0	0	1											
Dick Schofield, R (1, 6) OBP: 0.272, SLG: 0.338										3	0	1	1	0	0	2											
Bob Boone, R (1, 2) OBP: 0.300, SLG: 0.301										3	0	0	0	0	0	2											
Inning Stats	R: 2 E: 0 K: 1 S: 6	H: 1 LOB: 0 BB: 1 P: 10	R: 0 E: 0 K: 0 S: 4	H: 1 LOB: 1 BB: 0 P: 4	R: 0 E: 0 K: 1 S: 5	H: 0 LOB: 0 BB: 0 P: 5	R: 3 E: 1 K: 0 S: 7	H: 3 LOB: 1 BB: 0 P: 7	R: 0 E: 0 K: 1 S: 5	H: 0 LOB: 0 BB: 0 P: 5	R: 0 E: 0 K: 0 S: 3	H: 0 LOB: 1 BB: 1 P: 7	R: 0 E: 0 K: 0 S: 3	H: 0 LOB: 0 BB: 0 P: 3	R: 0 E: 0 K: 1 S: 5	H: 0 LOB: 0 BB: 0 P: 5	1B: 2 2B: 2 3B: 0 HR: 1	SF: 1 SAC: 0 DP: 0 HBP: 0	WP: 0 PB: 0 SB: 0 CS: 0	PA: 32							
PITCHER	IP	WLS	BF	H	R	ER	SO	BB	IBB	HBP	BLK	WP	HR	S	P	ERA	WHIP										
Don Sutton, R (1, 1) ERA: 3.95	7.0	L	29	5	5	3	3	2	0	0	0	0	0	33	41	3.86	1.000										
Jay Howell, R (8, 1) ERA: 1.93	1.0		3	0	0	0	1	0	0	0	0	0	0	5	5	0.00	0.000										

Oakland Athletics @ California Angels
Anaheim Stadium, Anaheim, CA
Mon Aug 19 1985, 10:05 PM EDT
Att: 25,154 - Unknown

AB	29
R	5
H	5
RBI	4
BB	2
SO	4
LOB	7



Batter	1	2	3	4	5	6	7	8	9	AB	R	H	RBI	BB	SO	LOB	TOP				
Rickey Henderson, R OBP: 0.435, SLG: 0.568 (1, 8)	L3	4-3		1-3			HR	K		5	1	1	1	0	1	5	New York Yankees @ California Angels Anaheim Stadium, Anaheim, CA Tue Aug 20 1985, 10:05 PM EDT Att: 38,791 - Unknown livebaseballscorecards.com				
Don Mattingly, L OBP: 0.382, SLG: 0.566 (1, 3)	HR		F7	HR			F4		F7	5	2	2	2	0	0						
Dave Winfield, R OBP: 0.336, SLG: 0.487 (1, 9)	HR		6-3	6-3			4-3		6-3	5	1	1	1	0	0						
Ken Griffey, L OBP: 0.327, SLG: 0.399 (1, 7)	1-3		4-3		1-3		F8		F8	5	0	0	0	0	0						
Dan Pasqua, L OBP: 0.308, SLG: 0.418 Don Baylor, R OBP: 0.344, SLG: 0.448 (8, PH)	4-3			2B	G6-4-3			FC1-5	1B	1	1	0	0	2	0	0					
Willie Randolph, R OBP: 0.382, SLG: 0.361 (1, 4)		6-3		2B	G6-4-3			BB	FC1-5	1B	4	1	2	0	0	1					
Butch Wynegar, S OBP: 0.346, SLG: 0.331 (1, 2)		1B	FC3-2	HR	2B		F7		FC1-5	BB	3	1	1	2	1	0		2			
Mike Pagliarulo, L OBP: 0.324, SLG: 0.444 (1, 5)				HR			K		F7		4	1	2	2	0	1		2			
Bobby Meacham, S OBP: 0.317, SLG: 0.272 (1, 6)		FC3-2		HR	L4		K			BB	3	0	0	0	1	1		2			
Inning Stats	R: 2 E: 0 K: 0 S: 5	H: 2 LOB: 0 BB: 0 P: 5	R: 0 E: 0 K: 0 S: 4	H: 1 LOB: 2 BB: 1 P: 8	R: 0 E: 0 K: 0 S: 3	H: 0 LOB: 0 BB: 0 P: 3	R: 5 E: 0 K: 0 S: 7	H: 4 LOB: 0 BB: 1 P: 11	R: 0 E: 0 K: 2 S: 7	H: 0 LOB: 0 BB: 0 P: 7	R: 1 E: 0 K: 0 S: 4	H: 1 LOB: 0 BB: 0 P: 4	R: 0 E: 0 K: 1 S: 6	H: 1 LOB: 3 BB: 2 P: 14	R: 0 E: 0 K: 0 S: 3	H: 0 LOB: 0 BB: 0 P: 3		1B: 2 2B: 2 3B: 0 HR: 5	SF: 0 SAC: 0 DP: 1 HBP: 0	WP: 0 PB: 0 CS: 0	PA: 40
PITCHER	IP	WLS	BF	H	R	ER	SO	BB	IBB	HBP	BLK	WP	HR	S	P	ERA	WHIP				
Jim Slaton, R ERA: 4.42 (1, 1)	3.0	L	16	5	5	5	0	2	0	0	0	0	2	14	22	15.00	2.3333				
Luis Sanchez, R ERA: 5.32 (4, 1)	4.0		15	3	3	3	2	1	0	0	0	0	3	18	22	6.75	1.000				
Al Holland, L ERA: 3.22 (8, 1)	2.0		9	1	0	0	1	2	0	0	0	0	0	9	17	0.00	1.500				

Batter	1	2	3	4	5	6	7	8	9	AB	R	H	RBI	BB	SO	LOB	BOTTOM					
Gary Pettis, S OBP: 0.334, SLG: 0.307 (1, 8)	K		K		F9	F7			4-3	5	0	0	0	0	2	5	New York Yankees @ California Angels Anaheim Stadium, Anaheim, CA Tue Aug 20 1985, 10:05 PM EDT Att: 38,791 - Unknown livebaseballscorecards.com					
Rod Carew, L OBP: 0.365, SLG: 0.326 (1, 3)	4-3		F7		F7	4-3			1B	5	0	1	0	0	0	5						
Brian Downing, R OBP: 0.380, SLG: 0.439 (1, 7)				5-3	1B			L8		4	0	2	0	1	0	0						
Reggie Jackson, L OBP: 0.374, SLG: 0.504 (1, 9)	F8			F7	1B			5-3	K	5	0	1	2	0	1	3						
Jack Howell, L OBP: 0.361, SLG: 0.387 Doug DeCinces, R OBP: 0.320, SLG: 0.417 Dick Schofield, R OBP: 0.271, SLG: 0.337 (1, 5)			K	K	K			K		2	0	0	0	0	2	0						
Ruppert Jones, L OBP: 0.376, SLG: 0.515 (1, 10)		F4			HR	1B		K		3	2	1	0	1	1	0						
Bobby Grich, R OBP: 0.338, SLG: 0.341 (1, 4)		L7			HR	1B		6-3		4	1	2	2	0	0	0						
Craig Gerber, L OBP: 0.250, SLG: 0.284 (6, 5)				L4				L6		1	1	0	0	1	0	0						
Juan Beniquez, R OBP: 0.344, SLG: 0.387 (6, PH)					1B	1B				2	0	0	0	0	1	2						
Bob Boone, R OBP: 0.305, SLG: 0.306 (1, 2)		E8			1B			K		4	1	3	1	0	1	0						
Inning Stats	R: 0 E: 0 K: 1 S: 5	H: 0 LOB: 1 BB: 1 P: 9	R: 0 E: 0 K: 1 S: 5	H: 0 LOB: 0 BB: 0 P: 5	R: 0 E: 1 K: 1 S: 6	H: 1 LOB: 1 BB: 0 P: 6	R: 0 E: 0 K: 1 S: 5	H: 0 LOB: 0 BB: 0 P: 5	R: 4 E: 0 K: 1 S: 10	H: 5 LOB: 2 BB: 1 P: 14	R: 1 E: 0 K: 1 S: 7	H: 2 LOB: 2 BB: 1 P: 11	R: 0 E: 0 K: 1 S: 5	H: 0 LOB: 0 BB: 0 P: 5	R: 0 E: 0 K: 1 S: 5	H: 0 LOB: 0 BB: 0 P: 5	R: 0 E: 0 K: 2 S: 9	H: 2 LOB: 2 BB: 0 P: 9	1B: 9 2B: 0 3B: 0 HR: 1	SF: 0 SAC: 0 DP: 0 HBP: 0	WP: 0 PB: 0 CS: 0	PA: 40
PITCHER	IP	WLS	BF	H	R	ER	SO	BB	IBB	HBP	BLK	WP	HR	S	P	ERA	WHIP					
Ed Whitson, R ERA: 4.57 (1, 1)	4.0		18	4	4	4	4	2	0	0	0	0	1	24	32	9.00	1.500					
Bob Shirley, L ERA: 3.0 (5, 1)	1.0		7	3	1	1	1	1	0	0	0	0	0	8	12	9.00	4.000					
Rich Bordi, R ERA: 2.88 (6, 1)	3.2	W	14	3	0	0	4	0	0	0	0	0	0	22	22	0.00	0.818					
Dave Righetti, L ERA: 2.95 (9, 1)	0.1	S	1	0	0	0	1	0	0	0	0	0	0	3	3	0.00	0.000					

Batter	1	2	3	4	5	6	7	8	9	AB	R	H	RBI	BB	SO	LOB	TOP					
Rickey Henderson, R OBP: 0.434, SLG: 0.568										4	1	0	0	1	0	5	New York Yankees @ California Angels Anaheim Stadium, Anaheim, CA Thu Aug 22 1985, 10:05 PM EDT Att: 44,796 - Unknown					
Don Mattingly, L OBP: 0.376, SLG: 0.557										5	0	0	0	0	1	4						
Dave Winfield, R OBP: 0.335, SLG: 0.485										4	0	2	1	0	2	2						
Ken Griffey, L OBP: 0.325, SLG: 0.398										4	0	1	0	0	2	1						
Don Baylor, R OBP: 0.345, SLG: 0.448										4	0	0	0	0	3	2						
Willie Randolph, R OBP: 0.376, SLG: 0.356										3	1	1	0	1	0	0						
Mike Pagliarulo, L OBP: 0.327, SLG: 0.453										4	0	1	0	0	0	2						
Butch Wynegar, S OBP: 0.355, SLG: 0.337										3	0	1	0	1	1	1						
Bobby Meacham, S OBP: 0.324, SLG: 0.282										4	0	2	1	0	1	2						
Inning Stats	R: 1 E: 1 K: 0 S: 5	H: 2 LOB: 1 BB: 0 P: 5	R: 0 E: 0 K: 1 S: 7	H: 2 LOB: 2 BB: 0 P: 7	R: 0 E: 0 K: 3 S: 10	H: 1 LOB: 1 BB: 0 P: 10	R: 1 E: 2 K: 0 S: 4	H: 1 LOB: 1 BB: 1 P: 8	R: 0 E: 0 K: 1 S: 5	H: 0 LOB: 0 BB: 0 P: 5	R: 0 E: 0 K: 1 S: 5	H: 0 LOB: 0 BB: 0 P: 5	R: 0 E: 0 K: 1 S: 6	H: 1 LOB: 2 BB: 1 P: 10	R: 0 E: 0 K: 2 S: 8	H: 1 LOB: 1 BB: 0 P: 8	R: 0 E: 0 K: 1 S: 5	H: 0 LOB: 1 BB: 1 P: 9	1B: 7 2B: 1 3B: 0 HR: 0	SF: 0 SAC: 0 DP: 0 HBP: 0	WP: 1 PB: 0 CS: 0	PA: 38
PITCHER Mike Witt, R ERA: 3.07	IP: 9.0 WLS: W BF: 38	H: 8 R: 2 ER: 0 SO: 10	BB: 3 IBB: 0 HBP: 0 BLK: 0	WP: 1 HR: 0 S: 55 P: 67	ERA: 0.00 WHIP: 1.222	PITCHER																

Batter	1	2	3	4	5	6	7	8	9	AB	R	H	RBI	BB	SO	LOB	BOTTOM					
Gary Pettis, S OBP: 0.334, SLG: 0.305										4	0	2	0	0	1	0	New York Yankees @ California Angels Anaheim Stadium, Anaheim, CA Thu Aug 22 1985, 10:05 PM EDT Att: 44,796 - Unknown					
Dick Schofield, R OBP: 0.265, SLG: 0.335										4	1	1	0	0	0	1						
Brian Downing, R OBP: 0.385, SLG: 0.457										3	1	2	2	1	0	0						
Reggie Jackson, L OBP: 0.370, SLG: 0.496										4	0	0	0	0	3	2						
Bobby Grich, R OBP: 0.340, SLG: 0.353										3	1	2	0	1	1	0						
Juan Beniquez, R OBP: 0.346, SLG: 0.391										3	0	1	0	0	0	2						
George Hendrick, R OBP: 0.268, SLG: 0.307										3	0	0	0	0	1	1						
Rod Carew, L OBP: 0.370, SLG: 0.331										1	0	0	0	0	0	2						
Jack Howell, L OBP: 0.333, SLG: 0.352										4	0	0	0	0	1	2						
Jerry Narron, L OBP: 0.294, SLG: 0.402										3	0	0	0	0	0	0						
Bob Boone, R OBP: 0.304, SLG: 0.306										1	0	1	1	0	0	0						
Inning Stats	R: 0 E: 0 K: 0 S: 3	H: 0 LOB: 0 BB: 0 P: 3	R: 0 E: 0 K: 2 S: 8	H: 1 LOB: 1 BB: 0 P: 8	R: 0 E: 0 K: 0 S: 4	H: 1 LOB: 1 BB: 0 P: 4	R: 0 E: 0 K: 0 S: 3	H: 1 LOB: 1 BB: 1 P: 7	R: 0 E: 0 K: 1 S: 5	H: 0 LOB: 0 BB: 0 P: 5	R: 2 E: 0 K: 1 S: 8	H: 4 LOB: 1 BB: 0 P: 8	R: 0 E: 0 K: 0 S: 3	H: 0 LOB: 0 BB: 0 P: 3	R: 0 E: 0 K: 2 S: 8	H: 1 LOB: 1 BB: 0 P: 8	R: 1 E: 0 K: 1 S: 6	H: 1 LOB: 2 BB: 1 P: 10	1B: 5 2B: 3 3B: 0 HR: 1	SF: 0 SAC: 1 DP: 1 HBP: 0	WP: 0 PB: 0 CS: 0	PA: 36
PITCHER Ron Guidry, L ERA: 2.93	IP: 8.0 WLS: L BF: 2	H: 0 R: 0 ER: 0 SO: 1	BB: 1 IBB: 0 HBP: 0 BLK: 0	WP: 0 HR: 1 S: 42 P: 46	ERA: 2.25 WHIP: 1.125	PITCHER																
Rich Bordi, R ERA: 3.01	IP: 0.0 WLS: L BF: 2	H: 0 R: 1 ER: 1 SO: 0	BB: 1 IBB: 0 HBP: 0 BLK: 0	WP: 0 HR: 0 S: 5 P: 5	ERA: 0.00 WHIP: 1.500	PITCHER																
Dave Righetti, L ERA: 2.85	IP: 0.2 WLS: L BF: 3	H: 0 R: 0 ER: 0 SO: 1	BB: 0 IBB: 0 HBP: 0 BLK: 0	WP: 0 HR: 0 S: 5 P: 5	ERA: 0.00 WHIP: 1.500	PITCHER																

Batter	1	2	3	4	5	6	7	8	9	AB	R	H	RBI	BB	SO	LOB	TOP			
Lou Whitaker, L OBP: 0.383, SLG: 0.498 (1, 4)										4	1	1	0	1	0	2				
Alan Trammell, R OBP: 0.314, SLG: 0.378 (1, 6)										4	0	1	1	0	0	1				
Kirk Gibson, L OBP: 0.365, SLG: 0.523 (1, 8)										5	2	2	2	0	1	2				
Lance Parrish, R OBP: 0.324, SLG: 0.466 (1, 2)										4	2	2	1	1	0	0				
Darrell Evans, L OBP: 0.354, SLG: 0.495 (1, 3)										4	0	1	1	0	0	1				
Nelson Simmons, S OBP: 0.312, SLG: 0.468 (1, 9)										3	0	1	1	0	0	2				
Johnny Grubb, L Alejandro Sanchez, R OBP: 0.295, SLG: 0.285 OBP: 0.245, SLG: 0.520 (7, PH)										2	0	0	0	1	0	1	AB 35			
Larry Hemdon, R OBP: 0.293, SLG: 0.389 (1, 7)										4	0	1	0	0	0	2	R 6			
Tom Brookens, R OBP: 0.277, SLG: 0.370 (1, 5)										4	1	0	0	0	0	1	H 9			
Inning Stats	R: 3 E: 0 K: 0 S: 6	H: 3 LOB: 2 BB: 2 P: 14	R: 3 E: 2 K: 0 S: 7	H: 2 LOB: 1 BB: 0 P: 7	R: 0 E: 0 K: 0 S: 4	H: 1 LOB: 1 BB: 0 P: 4	R: 0 E: 0 K: 0 S: 3	H: 0 LOB: 0 BB: 0 P: 3	R: 0 E: 0 K: 0 S: 3	H: 1 LOB: 0 BB: 1 P: 10	R: 0 E: 0 K: 0 S: 4	H: 1 LOB: 1 BB: 0 P: 4	R: 0 E: 0 K: 0 S: 3	H: 0 LOB: 0 BB: 0 P: 3	R: 0 E: 0 K: 0 S: 3	H: 0 LOB: 0 BB: 0 P: 3	1B: 4 2B: 3 3B: 1 HR: 2	SF: 2 SAC: 0 DP: 1 HBP: 0	WP: 0 PB: 0 SB: 0 CS: 0	PA: 40
PITCHER	IP WLS BF H R ER SO BB IBB HBP BLK WP HR S P ERA WHIP																			
Ron Romanick, R ERA: 3.79 (1, 1)	2.0 15 5 6 3 0 2 0 0 0 0 0 2 13 21 13.50 3.500																			
Alan Fowkes, R (3, 1)	4.0 15 3 0 0 1 1 0 0 0 0 0 0 16 20 0.00 1.000																			
Al Holland, L ERA: 3.05 (7, 1)	2.0 7 1 0 0 0 0 0 0 0 0 0 0 7 7 0.00 0.500																			
Luis Sanchez, R ERA: 5.22 (9, 1)	1.0 W 3 0 0 0 0 0 0 0 0 0 0 0 3 3 0.00 0.000																			

Detroit Tigers @ California Angels
Anaheim Stadium, Anaheim, CA
Fri Aug 23 1985, 10:05 PM EDT
Att: 39,932 - Unknown


AB	35
R	6
H	9
RBI	6
BB	3
SO	1
LOB	13



Batter	1	2	3	4	5	6	7	8	9	AB	R	H	RBI	BB	SO	LOB	BOTTOM					
Gary Pettis, S OBP: 0.335, SLG: 0.304 (1, 8)										4	1	1	1	1	1	0						
Rod Carew, L OBP: 0.370, SLG: 0.328 (1, 3)										3	1	0	0	2	1	1						
Brian Downing, R OBP: 0.383, SLG: 0.461 (1, 7)										5	1	1	2	0	1	2						
Ruppert Jones, L OBP: 0.376, SLG: 0.507 (1, 10)										3	0	0	0	1	2	1						
Reggie Jackson, L OBP: 0.372, SLG: 0.493 (1, 9)										2	0	0	0	2	2	1						
Bobby Grich, R OBP: 0.339, SLG: 0.352 (1, 4)										4	1	1	0	0	1	2						
Jerry Narron, L OBP: 0.287, SLG: 0.392 ERA: 3.28 (1, 2)										3	0	0	0	0	0	2	AB 31					
Juan Beniquez, R OBP: 0.347, SLG: 0.391 (9, PH)										0	1	0	0	1	0	0	R 7					
Jack Howell, L OBP: 0.321, SLG: 0.338 ERA: 3.05 (1, 5)										3	0	0	0	0	1	2	H 4					
Bob Boone, R OBP: 0.306, SLG: 0.306 (9, PH)										0	1	0	0	1	0	0	RBI 5					
Dick Schofield, R OBP: 0.269, SLG: 0.334 (1, 6)										4	1	1	2	0	1	2	BB 8					
Inning Stats	R: 0 E: 0 K: 1 S: 5	H: 0 LOB: 1 BB: 1 P: 9	R: 0 E: 0 K: 1 S: 6	H: 1 LOB: 2 BB: 1 P: 10	R: 0 E: 0 K: 1 S: 5	H: 0 LOB: 0 BB: 0 P: 5	R: 0 E: 0 K: 3 S: 9	H: 0 LOB: 0 BB: 0 P: 9	R: 0 E: 0 K: 0 S: 3	H: 0 LOB: 0 BB: 0 P: 3	R: 2 E: 0 K: 1 S: 6	H: 1 LOB: 1 BB: 2 P: 14	R: 0 E: 0 K: 1 S: 5	H: 0 LOB: 0 BB: 0 P: 5	R: 0 E: 0 K: 1 S: 5	H: 0 LOB: 0 BB: 0 P: 5	R: 5 E: 2 K: 1 S: 7	H: 2 LOB: 2 BB: 4 P: 23	1B: 3 2B: 0 3B: 0 HR: 1	SF: 0 SAC: 0 DP: 0 HBP: 0	WP: 0 PB: 1 SB: 0 CS: 0	PA: 39
PITCHER	IP WLS BF H R ER SO BB IBB HBP BLK WP HR S P ERA WHIP																					
Dan Petry, R ERA: 3.28 (1, 1)	2.0 9 1 0 0 2 2 0 0 0 0 0 1 36 48 4.26 0.632																					
Bill Scherrer, L ERA: 3.73 (3, 1)	6.1 23 1 3 3 8 3 0 0 0 0 0 1 36 48 4.26 0.632																					
Willie Hernandez, L ERA: 3.05 (9, 1)	0.1 L 5 2 3 2 0 2 0 0 0 0 0 0 3 11 54.00 12.000																					
Aurelio Lopez, R ERA: 4.07 (9, 1)	0.0 2 0 1 0 0 0 0 1 0 0 0 0 0 1 5 = =																					

Detroit Tigers @ California Angels
Anaheim Stadium, Anaheim, CA
Fri Aug 23 1985, 10:05 PM EDT
Att: 39,932 - Unknown


AB	31
R	7
H	4
RBI	5
BB	8
SO	10
LOB	13



Batter	1	2	3	4	5	6	7	8	9	AB	R	H	RBI	BB	SO	LOB	TOP										
Lou Whitaker, L (1, 4) OBP: 0.382, SLG: 0.499	4-0 2B BB		0-3 K		0-0 L9		0-0 F7			3	0	0	0	1	1	3											
Alan Trammell, R (1, 6) OBP: 0.312, SLG: 0.383	0-0 F4		0-0 F8			0-0 HR	0-0 FC6-4			4	1	1	1	0	0	3											
Kirk Gibson, L (1, 9) OBP: 0.365, SLG: 0.519	0-3 K			0-0 F7		0-0 2-5 1B		0-3 K		4	0	1	0	0	2	1											
Darrell Evans, L (1, 3) OBP: 0.354, SLG: 0.495	0-0 2B			0-3 K		0-0 1B		0-0 F6		4	0	2	0	0	1	0											
Nelson Simmons, S (1, 10) OBP: 0.307, SLG: 0.449	0-0 3-1			0-0 1B		0-0 2-5		0-0 F8		4	0	1	0	0	0	4											
Larry Hemdon, R (1, 7) OBP: 0.296, SLG: 0.388		0-0 FC5-4 2B		0-3 K		0-0 F9			0-0 G3	4	0	1	0	0	1	2											
Chet Lemon, R (1, 8) OBP: 0.320, SLG: 0.396		0-0 FC5-4 G6-4-3 2-3			0-0 5-3 1B		0-3 K		0-0 F9	4	0	1	0	0	1	1											
Tom Brookens, R (1, 5) OBP: 0.280, SLG: 0.373					0-0 5-3				0-0 6-3	2	0	0	0	1	0	2											
Dave Bergman, L (9, PH) OBP: 0.263, SLG: 0.238		0-0 G6-4-3 1-2			0-0 1-2					1	0	0	0	0	0	0											
Marty Castillo, R (1, 2) OBP: 0.167, SLG: 0.261			0-0 F7		0-3 K		0-0 FC			3	0	0	0	0	1	2											
Inning Stats	R: 0 E: 0 K: 1 S: 6	H: 1 LOB: 2 BB: 1 P: 10	R: 0 E: 0 K: 0 S: 3	H: 1 LOB: 0 BB: 0 P: 3	R: 0 E: 0 K: 1 S: 5	H: 0 LOB: 0 BB: 0 P: 5	R: 0 E: 0 K: 2 S: 8	H: 1 LOB: 1 BB: 0 P: 8	R: 0 E: 0 K: 1 S: 6	H: 1 LOB: 1 BB: 0 P: 6	R: 1 E: 0 K: 0 S: 5	H: 3 LOB: 1 BB: 0 P: 5	R: 0 E: 0 K: 1 S: 6	H: 0 LOB: 2 BB: 1 P: 10	R: 0 E: 0 K: 1 S: 5	H: 0 LOB: 0 BB: 0 P: 3	1B: 4 2B: 3 3B: 0 HR: 1	SF: 0 SAC: 0 DP: 2 HBP: 0	WP: 0 PB: 0 SB: 0 CS: 0	PA: 35							
PITCHER	IP	WLS	BF	H	R	ER	SO	BB	IBB	HBP	BLK	WP	HR	S	P	ERA	WHIP										
Jim Slaton, R (1, 1) ERA: 4.3	5.2		23	7	1	1	5	1	0	0	0	0	1	32	36	1.59	1.412										
Stu Cliburn, R (6, 1) ERA: 1.6	3.1	W	12	0	0	0	2	1	0	0	0	0	0	15	19	0.00	0.300										

Detroit Tigers @ California Angels
Anaheim Stadium, Anaheim, CA
Sun Aug 25 1985, 6:33 AM EDT
Att: 36,026 - Unknown


AB 33
R 1
H 7
RBI 1
BB 2
SO 7
LOB 18



Batter	1	2	3	4	5	6	7	8	9	AB	R	H	RBI	BB	SO	LOB	BOTTOM										
Ruppert Jones, L (1, 9) OBP: 0.369, SLG: 0.498	0-0 L7		0-0 L4		0-3 K	0-0 L8		0-0 1B 2B		5	1	1	0	0	1	2											
Rod Carew, L (1, 3) OBP: 0.372, SLG: 0.338	0-0 6-3		0-0 E8 FC5-2 1B		0-0 4-3	0-0 1B 1B		0-0 1B 1B		4	1	2	1	1	0	0											
Juan Beniquez, R (1, 7) OBP: 0.351, SLG: 0.395	0-3 K		0-0 FC5-2 1-2 3-H		0-0 1B 1B	0-0 1B 1B		0-0 E8 SF7 1B		5	1	3	2	0	1	2											
Reggie Jackson, L (1, 10) OBP: 0.366, SLG: 0.485		0-0 4-3	0-3 K		0-0 1B 1B	0-0 F7		0-0 SF7		4	0	1	1	0	1	4											
Jack Howell, L (1, 5) OBP: 0.304, SLG: 0.317		0-3 K		0-0 6-3	0-3 K		0-0 F5	0-3 K		5	0	0	0	0	3	2											
Gary Pettis, S (1, 8) OBP: 0.339, SLG: 0.303		4-0 1B BB		0-0 FC5 1B		4-0 SH 1B BB		0-0 3-1		2	1	1	0	2	0	0											
Rob Wilfong, L (1, 4) OBP: 0.234, SLG: 0.265		0-0 1B		0-0 FC5 1B		0-0 SH 1B E		0-0 4-3		3	1	2	0	0	0	0											
Bob Boone, R (1, 2) OBP: 0.303, SLG: 0.302		0-0 F9		0-0 FC5 1-2 2-3		0-0 E8 FC3-5 1B		0-0 F9		4	0	1	1	0	0	4											
Dick Schofield, R (1, 6) OBP: 0.274, SLG: 0.333			4-0 E FC5-2 BB		0-0 4-3	0-0 FC3-5 1B		4-0 2B 1B BB		2	2	0	0	2	0	3											
Inning Stats	R: 0 E: 0 K: 1 S: 5	H: 0 LOB: 0 BB: 0 P: 5	R: 0 E: 0 K: 1 S: 6	H: 1 LOB: 2 BB: 1 P: 10	R: 0 E: 1 K: 1 S: 6	H: 1 LOB: 2 BB: 1 P: 10	R: 0 E: 0 K: 0 S: 5	H: 2 LOB: 2 BB: 0 P: 5	R: 0 E: 0 K: 2 S: 9	H: 2 LOB: 2 BB: 0 P: 9	R: 3 E: 2 K: 0 S: 7	H: 3 LOB: 2 BB: 1 P: 11	R: 0 E: 0 K: 0 S: 3	H: 0 LOB: 0 BB: 0 P: 3	R: 4 E: 1 K: 1 S: 7	H: 2 LOB: 2 BB: 2 P: 15	1B: 10 2B: 1 3B: 0 HR: 0	SF: 1 SAC: 1 DP: 0 HBP: 0	WP: 0 PB: 0 SB: 1 CS: 0	PA: 41							
PITCHER	IP	WLS	BF	H	R	ER	SO	BB	IBB	HBP	BLK	WP	HR	S	P	ERA	WHIP										
Walt Terrell, R (1, 1) ERA: 3.87	7.1	L	39	11	7	4	5	4	0	0	0	0	0	44	64	4.91	2.045										
Chuck Cary, L (8, 1) ERA:	0.2		2	0	0	0	1	0	0	0	0	0	0	4	4	0.00	0.000										

Detroit Tigers @ California Angels
Anaheim Stadium, Anaheim, CA
Sun Aug 25 1985, 6:33 AM EDT
Att: 36,026 - Unknown

AB 34
R 7
H 11
RBI 5
BB 5
SO 6
LOB 17



Batter	1	2	3	4	5	6	7	8	9	AB	R	H	RBI	BB	SO	LOB	TOP
Alan Wiggins, S <small>OBP: 0.312, SLG: 0.307</small> 										5	2	2	0	0	0	2	
Lee Lacy, R <small>OBP: 0.358, SLG: 0.446</small> 										5	2	2	0	1	2	3	
Cal Ripken Jr., R <small>OBP: 0.336, SLG: 0.452</small> 										4	3	2	2	1	1	1	
Eddie Murray, S <small>OBP: 0.380, SLG: 0.523</small> Rich Dauer, R <small>OBP: 0.295, SLG: 0.276</small> 										5	3	4	9	1	0	1	
Mike Young, S <small>OBP: 0.341, SLG: 0.536</small> Wayne Gross, L <small>OBP: 0.385, SLG: 0.451</small> 										3	0	0	0	1	1	1	
Floyd Rayford, R <small>OBP: 0.342, SLG: 0.507</small> 										6	1	2	1	0	0	3	
Gary Roenicke, R <small>OBP: 0.332, SLG: 0.443</small> 										5	1	1	1	0	2	2	
John Shelby, S <small>OBP: 0.283, SLG: 0.404</small> 										5	2	3	1	0	1	0	
Rick Dempsey, R <small>OBP: 0.341, SLG: 0.397</small> 										3	3	1	2	2	1	1	
Inning Stats <small>R: 4, H: 3, E: 0, K: 2, S: 10</small> <small>H: 3, LOB: 0, BB: 0, P: 11</small> <small>R: 3, H: 3, E: 0, K: 0, S: 6</small> <small>H: 3, LOB: 1, BB: 1, P: 10</small> <small>R: 2, H: 3, E: 0, K: 2, S: 10</small> <small>H: 3, LOB: 1, BB: 0, P: 10</small> <small>R: 1, H: 1, E: 0, K: 1, S: 6</small> <small>H: 1, LOB: 1, BB: 1, P: 10</small> <small>R: 4, H: 1, E: 0, K: 1, S: 7</small> <small>H: 1, LOB: 0, BB: 0, P: 15</small> <small>R: 0, H: 1, E: 0, K: 1, S: 6</small> <small>H: 1, LOB: 1, BB: 0, P: 6</small> <small>R: 0, H: 0, E: 0, K: 0, S: 5</small> <small>H: 0, LOB: 0, BB: 1, P: 9</small> <small>R: 0, H: 1, E: 0, K: 0, S: 3</small> <small>H: 1, LOB: 0, BB: 0, P: 3</small> <small>R: 3, H: 4, E: 0, K: 1, S: 9</small> <small>H: 4, LOB: 2, BB: 1, P: 13</small> <small>1B: 9, SF: 1, 2B: 1, 3B: 0, HR: 7</small> <small>SF: 1, SAC: 0, DP: 1, HBP: 1</small>	AB 43 R 17 H 17 RBI 16 BB 6 SO 9 LOB 16																
PITCHER John Candelaria, L <small>ERA: 4.76</small> Alan Fowlkes, R <small>ERA: 9.0</small> Al Holland, L <small>ERA: 2.96</small> Donnie Moore, R <small>ERA: 1.69</small> Luis Sanchez, R <small>ERA: 6.29</small>	PITCHER IP 1.2 WLS L BF 13 H 6 R 7 ER 7 SO 2 BB 1 IBB 0 HBP 1 BLK 0 WP 1 HR 2 S 15 P 20 ERA 37.80 WHIP 4.200	PITCHER IP 3.0 WLS 5 BF 18 H 5 R 7 ER 7 SO 4 BB 3 IBB 0 HBP 0 BLK 0 WP 1 HR 4 S 23 P 35 ERA 21.00 WHIP 2.667	PITCHER IP 2.1 WLS 1 BF 9 H 0 R 0 ER 0 SO 2 BB 1 IBB 0 HBP 0 BLK 0 WP 1 HR 0 S 12 P 16 ERA 0.00 WHIP 0.857	PITCHER IP 1.0 WLS 3 BF 1 H 0 R 0 ER 0 SO 0 BB 0 IBB 0 HBP 0 BLK 0 WP 0 HR 3 S 3 P 3 ERA 0.00 WHIP 1.000	PITCHER IP 1.0 WLS 4 BF 8 H 3 R 3 ER 3 SO 1 BB 1 IBB 0 HBP 0 BLK 0 WP 0 HR 1 S 9 P 13 ERA 27.00 WHIP 5.000												
Batter Rod Carew, L <small>OBP: 0.370, SLG: 0.336</small> 										5	1	1	0	0	1	2	
Juan Beniquez, R <small>OBP: 0.350, SLG: 0.402</small> 										4	1	1	2	0	0	0	
Reggie Jackson, L <small>OBP: 0.365, SLG: 0.481</small> Gary Pettis, S <small>OBP: 0.339, SLG: 0.303</small> 										3	0	0	0	1	1	0	
Brian Downing, R <small>OBP: 0.383, SLG: 0.457</small> 										2	0	1	0	2	0	1	
Ruppert Jones, L <small>OBP: 0.368, SLG: 0.495</small> 										4	0	1	0	0	0	3	
Bobby Grich, R <small>OBP: 0.340, SLG: 0.359</small> 										3	1	1	1	0	0	2	
Jack Howell, L <small>OBP: 0.302, SLG: 0.306</small> 										3	0	0	0	1	0	2	
Dick Schofield, R <small>OBP: 0.274, SLG: 0.332</small> 										4	0	1	0	0	0	1	
Bob Boone, R <small>OBP: 0.302, SLG: 0.301</small> Jerry Narron, L <small>OBP: 0.282, SLG: 0.385</small> 										1	0	0	0	0	0	0	
George Hendrick, R <small>OBP: 0.270, SLG: 0.307</small> 										2	0	0	0	0	0	1	
Inning Stats <small>R: 2, H: 2, E: 0, K: 0, S: 5</small> <small>H: 2, LOB: 2, BB: 1, P: 10</small> <small>R: 0, H: 0, E: 0, K: 1, S: 5</small> <small>H: 0, LOB: 0, BB: 0, P: 5</small> <small>R: 0, H: 0, E: 0, K: 0, S: 3</small> <small>H: 0, LOB: 1, BB: 1, P: 7</small> <small>R: 1, H: 2, E: 0, K: 0, S: 5</small> <small>H: 2, LOB: 1, BB: 0, P: 5</small> <small>R: 0, H: 1, E: 0, K: 1, S: 6</small> <small>H: 1, LOB: 0, BB: 0, P: 6</small> <small>R: 0, H: 0, E: 0, K: 0, S: 2</small> <small>H: 0, LOB: 0, BB: 1, P: 6</small> <small>R: 0, H: 0, E: 0, K: 0, S: 3</small> <small>H: 0, LOB: 0, BB: 0, P: 3</small> <small>R: 0, H: 1, E: 0, K: 0, S: 3</small> <small>H: 1, LOB: 1, BB: 1, P: 7</small> <small>R: 0, H: 0, E: 0, K: 0, S: 3</small> <small>H: 0, LOB: 1, BB: 1, P: 7</small> <small>1B: 4, SF: 0, 2B: 1, 3B: 0, HR: 2</small> <small>SF: 0, SAC: 0, DP: 2, HBP: 1</small>	AB 31 R 3 H 6 RBI 3 BB 5 SO 2 LOB 12																
PITCHER Dennis Martinez, R <small>ERA: 4.97</small> Tippy Martinez, L <small>ERA: 5.4</small>	PITCHER IP 8.0 WLS W BF 33 H 6 R 3 ER 3 SO 2 BB 4 IBB 0 HBP 1 BLK 0 WP 0 HR 2 S 32 P 49 ERA 3.38 WHIP 1.250	PITCHER IP 1.0 WLS 4 BF 0 H 0 R 0 ER 0 SO 0 BB 1 IBB 0 HBP 0 BLK 0 WP 0 HR 0 S 3 P 7 ERA 0.00 WHIP 1.000															

Batter	1	2	3	4	5	6	7	8	9	AB	R	H	RBI	BB	SO	LOB	TOP										
Gary Pettis, S OBP: 0.342, SLG: 0.301 (1, 8)	0-0 4-3		0-0 4-3 S 1B		0-3 K			4-0 G6-4-3 BB		3	0	1	0	1	1	1	California Angels @ New York Yankees Yankee Stadium, Bronx, NY Thu Aug 29 1985, 7:05 PM EDT Att: 32,169 - Unknown livebaseballscorecards.com										
Ruppert Jones, L OBP: 0.394, SLG: 0.489 (1, 10)	0-0 F5		0-0 F7		0-3 K			0-0 G6-4-3 1-2		3	0	0	0	0	1	2											
Juan Beniquez, R OBP: 0.349, SLG: 0.400 (8, FH)										1	0	0	0	0	0	1											
Rod Carew, L OBP: 0.367, SLG: 0.333 (1, 3)	0-0 E8 1B		0-0 4-3		0-0 F7			0-3 K		4	0	1	0	0	1	1											
Brian Downing, R OBP: 0.379, SLG: 0.449 (1, 7)	0-0 6-3		0-0 5-3		0-0 F7			0-3 K		4	0	0	0	0	1	2											
Jack Howell, L OBP: 0.298, SLG: 0.366 (1, 5)			0-3 K		0-0 F9			0-3 K		4	0	0	0	0	2	0											
George Hendrick, R OBP: 0.288, SLG: 0.307 (1, 9)			0-0 5-3		0-0 5-3			0-0 F4		4	0	0	0	0	1	0											
Rob Wilfong, L OBP: 0.235, SLG: 0.262 (1, 4)			4-0 S BB		0-0 F7			0-0 F7		2	0	0	0	1	0	1											
Dick Schofield, R OBP: 0.274, SLG: 0.329 (1, 6)			4-0 1-2 BB		0-0 F8			0-0 F3		2	0	0	0	1	0	1											
Bob Boone, R OBP: 0.305, SLG: 0.305 (1, 2)			0-0 F8		0-0 PB 1B			0-0 2B		3	0	2	0	0	0	2											
Inning Stats	R: 0 E: 1 K: 0 S: 4	H: 1 LOB: 1 BB: 2 P: 4	R: 0 E: 0 K: 1 S: 5	H: 0 LOB: 2 BB: 2 P: 13	R: 0 E: 0 K: 0 S: 4	H: 1 LOB: 1 BB: 0 P: 4	R: 0 E: 0 K: 0 S: 3	H: 0 LOB: 0 BB: 0 P: 3	R: 0 E: 0 K: 1 S: 6	H: 1 LOB: 2 BB: 0 P: 6	R: 0 E: 0 K: 1 S: 4	H: 0 LOB: 0 BB: 1 P: 8	R: 0 E: 0 K: 2 S: 7	H: 0 LOB: 0 BB: 0 P: 7	1B: 3 2B: 1 3B: 0 HR: 0	SF: 0 SAC: 0 DP: 1 HBP: 0	WP: 0 PB: 2 SB: 2 CS: 0	PA: 33									
PITCHER	IP	WLS	BF	H	R	ER	SO	BB	IBB	HBP	BLK	WP	HR	S	P	ERA	WHIP										
Phil Niekro, R ERA: 4.06 (1, 1)	7.0	W	28	4	0	0	4	3	0	0	0	0	0	33	45	0.00	1.000										
Dave Righetti, L ERA: 2.69 (8, 1)	2.0		5	0	0	0	3	0	0	0	0	0	0	11	11	0.00	0.000										

Batter	1	2	3	4	5	6	7	8	9	AB	R	H	RBI	BB	SO	LOB	BOTTOM										
Rickey Henderson, R OBP: 0.430, SLG: 0.549 (1, 8)	0-0 F7 BB 1B	4-0 L4-3 S BB		0-0 F7				0-0 CS 1B		3	1	2	0	1	0	1	California Angels @ New York Yankees Yankee Stadium, Bronx, NY Thu Aug 29 1985, 7:05 PM EDT Att: 32,169 - Unknown livebaseballscorecards.com										
Willie Randolph, R OBP: 0.395, SLG: 0.341 (1, 4)	4-0 F7 1B BB	0-0 F8		0-0 6-3				0-0 1-3		3	1	0	0	1	0	4											
Don Mattingly, L OBP: 0.377, SLG: 0.556 (1, 3)	0-0 F7	0-0 L4-3		0-0 F7				0-0 F7		4	0	0	0	0	0	3											
Dave Winfield, R OBP: 0.337, SLG: 0.483 (1, 9)	0-0 HBP BB 1B		0-0 E1 G3		0-0 F9			0-0 5-3		4	1	1	2	0	0	0											
Ron Hassey, L OBP: 0.347, SLG: 0.500 (1, 2)	0-0 BB HBP 1B		0-0 G3		0-0 4-3			0-0 BB 1B		4	0	2	0	0	0	1											
Dan Pasqua, L OBP: 0.313, SLG: 0.423 (1, 7)	0-3 K		0-3 K		0-0 G3			0-3 K		4	0	0	0	0	3	4											
Don Baylor, R OBP: 0.344, SLG: 0.441 (1, 10)	1-0 BB HBP		0-0 F7		0-0 L6			4-0 BB		2	0	0	0	1	0	1											
Mike Pagliarulo, L OBP: 0.327, SLG: 0.457 (1, 5)	4-0 BB		0-0 SH5-3 1B		0-0 6-3			0-0 F6		3	0	1	1	1	0	2											
Bobby Meacham, S OBP: 0.316, SLG: 0.273 (1, 6)	0-3 K		0-0 SH5-3		0-0 1B			1B E		2	1	1	0	0	1	3											
Inning Stats	R: 3 E: 0 K: 2 S: 10	H: 3 LOB: 3 BB: 2 P: 19	R: 0 E: 0 K: 0 S: 2	H: 0 LOB: 0 BB: 1 P: 6	R: 0 E: 1 K: 1 S: 6	H: 0 LOB: 1 BB: 0 P: 6	R: 0 E: 0 K: 0 S: 4	H: 1 LOB: 1 BB: 0 P: 4	R: 0 E: 0 K: 0 S: 3	H: 0 LOB: 0 BB: 0 P: 3	R: 1 E: 1 K: 0 S: 4	H: 2 LOB: 0 BB: 0 P: 4	R: 0 E: 0 K: 1 S: 6	H: 1 LOB: 2 BB: 1 P: 10	1B: 7 2B: 1 3B: 0 HR: 0	SF: 0 SAC: 1 DP: 1 HBP: 1	WP: 0 PB: 0 SB: 1 CS: 1	PA: 35									
PITCHER	IP	WLS	BF	H	R	ER	SO	BB	IBB	HBP	BLK	WP	HR	S	P	ERA	WHIP										
Kirk McCaskill, R ERA: 4.32 (1, 1)	8.0	L	35	7	4	3	4	4	0	1	0	0	0	38	55	3.38	1.375										

Batter	1	2	3	4	5	6	7	8	9	AB	R	H	RBI	BB	SO	LOB	TOP					
Brian Downing, R OBP: 0.376, SLG: 0.444 (1, 7)	5-3		K		F9		G3 1B		1B	5	0	2	0	0	1	1	California Angels @ New York Yankees Yankee Stadium, Bronx, NY Sat Aug 31 1985, 3:33 AM EDT Att: 26,991 - Unknown					
Ruppert Jones, L OBP: 0.365, SLG: 0.503 (1, 9)	F7			1B 2B	1B HR		G3		K	5	2	2	2	0	1	3						
Rod Carew, L OBP: 0.369, SLG: 0.337 Juan Beniquez, R OBP: 0.349, SLG: 0.399 (7, PH) (7, 3)	1-3			2B 6-3	1B					3	1	1	0	0	0	0						
Reggie Jackson, L OBP: 0.362, SLG: 0.477 (1, 10)		1-3		1-3 2H	2B		K		F7	4	0	1	1	0	1	3						
Jack Howell, L OBP: 0.304, SLG: 0.396 (1, 5)		K		6-3			K		K	4	0	0	1	0	3	1						
Bobby Grich, R OBP: 0.339, SLG: 0.351 (1, 4)				3H	K		FC6-4 BB		K	2	0	0	0	2	2	1						
Bob Boone, R OBP: 0.303, SLG: 0.303 (1, 2)		BB			F9		FC6-4		5-3	4	0	0	0	0	0	3						
Gary Pettis, S OBP: 0.342, SLG: 0.296 (1, 8)			K		K		BB		G5-4-3 BB	2	0	0	0	2	2	0						
Dick Schofield, R OBP: 0.275, SLG: 0.329 (1, 6)			F5				FC6-4-6 G3 1B		G5-4-3	4	1	1	0	0	0	2						
Inning Stats	R: 0 E: 0 K: 0 S: 3	H: 0 LOB: 0 BB: 0 P: 3	R: 0 E: 0 K: 1 S: 5	H: 0 LOB: 1 BB: 1 P: 9	R: 0 E: 0 K: 2 S: 7	H: 0 LOB: 0 BB: 0 P: 7	R: 2 E: 0 K: 1 S: 8	H: 3 LOB: 1 BB: 0 P: 8	R: 2 E: 0 K: 1 S: 7	H: 2 LOB: 0 BB: 0 P: 7	R: 0 E: 0 K: 2 S: 7	H: 0 LOB: 1 BB: 1 P: 11	R: 0 E: 0 K: 0 S: 4	H: 1 LOB: 3 BB: 2 P: 12	R: 0 E: 0 K: 2 S: 7	H: 0 LOB: 0 BB: 0 P: 7		R: 0 E: 0 K: 1 S: 5	H: 1 LOB: 1 BB: 1 P: 9	1B: 5 2B: 1 3B: 0 HR: 1	SF: 0 SAC: 0 DP: 1 HBP: 0	WP: 0 PB: 0 SB: 0 CS: 0
PITCHER	IP	WLS	BF	H	R	ER	SO	BB	IBB	HBP	BLK	WP	HR	S	P	ERA	WHIP					
Ed Whitson, R ERA: 4.73 (1, 1)	4.2		20	5	4	4	5	1	0	0	0	0	1	29	33	7.71	1.286					
Dave Righetti, L ERA: 2.92 (5, 1)	2.1	W	11	1	0	0	2	3	0	0	0	0	0	12	24	0.00	1.714					
Neil Allen, R ERA: 4.6 (8, 1)	2.0		7	1	0	0	3	1	0	0	0	0	0	12	16	0.00	1.000					


Batter	1	2	3	4	5	6	7	8	9	AB	R	H	RBI	BB	SO	LOB	BOTTOM					
Rickey Henderson, R OBP: 0.424, SLG: 0.540 (1, 8)	F8	SF9		L6	FC6-4		G6-4-3			4	0	0	1	0	0	2	California Angels @ New York Yankees Yankee Stadium, Bronx, NY Sat Aug 31 1985, 3:33 AM EDT Att: 26,991 - Unknown					
Ken Griffey, L OBP: 0.318, SLG: 0.387 Dan Pasqua, L OBP: 0.304, SLG: 0.410 (7, 7)	F9 1B	2B BB		L4		FC3-6 1B			6-3	3	1	2	0	1	0	0						
Don Mattingly, L OBP: 0.375, SLG: 0.549 (1, 3)	1B BB	FC5-4 1B		F8		FC3-6 BB HR			F7	4	1	1	1	1	0	1						
Dave Winfield, R OBP: 0.337, SLG: 0.477 (1, 9)	F9	FC5-4			5-3	HR BB			F8	4	1	0	0	1	0	4						
Ron Hassey, L OBP: 0.353, SLG: 0.515 (1, 2)			K		HR BB	HR				3	2	2	4	1	1	0						
Don Baylor, R OBP: 0.342, SLG: 0.442 (1, 10)	6-3				K	6-3				4	0	1	0	0	1	3						
Willie Randolph, R OBP: 0.370, SLG: 0.340 (1, 4)		1B SF9 4-3 1B		K	HR 1B	1-3				4	2	2	0	0	1	1						
Mike Pagliarulo, L OBP: 0.333, SLG: 0.468 (1, 5)		4-3		K			G6-4-3 BB			3	1	1	3	1	1	2						
Bobby Meacham, S OBP: 0.319, SLG: 0.285 (1, 6)		SF9 1B			HR	FC6-4 1B			F6	4	2	3	1	0	0	1						
Inning Stats	R: 1 E: 0 K: 0 S: 5	H: 2 LOB: 2 BB: 1 P: 9	R: 2 E: 0 K: 0 S: 6	H: 3 LOB: 2 BB: 1 P: 10	R: 0 E: 0 K: 3 S: 10	H: 1 LOB: 1 BB: 0 P: 10	R: 1 E: 0 K: 0 S: 4	H: 1 LOB: 0 BB: 0 P: 4	R: 3 E: 0 K: 1 S: 8	H: 3 LOB: 1 BB: 1 P: 12	R: 3 E: 0 K: 0 S: 5	H: 2 LOB: 0 BB: 1 P: 9	R: 0 E: 0 K: 0 S: 2	H: 0 LOB: 0 BB: 1 P: 6	R: 0 E: 0 K: 0 S: 3	H: 0 LOB: 0 BB: 0 P: 3		1B: 7 2B: 2 3B: 0 HR: 3	SF: 1 SAC: 0 DP: 1 HBP: 0	WP: 0 PB: 0 SB: 1 CS: 0	PA: 40	
PITCHER	IP	WLS	BF	H	R	ER	SO	BB	IBB	HBP	BLK	WP	HR	S	P	ERA	WHIP					
Ron Romanick, R ERA: 3.92 (1, 1)	4.0		21	7	4	4	3	2	0	0	0	0	1	25	33	9.00	2.250					
Doug Corbett, R ERA: 5.12 (5, 1)	2.0	L	13	5	6	6	1	2	0	0	0	0	2	13	21	27.00	3.500					
Luis Sanchez, R ERA: 6.05 (7, 1)	2.0		6	0	0	0	0	1	0	0	0	0	0	5	9	0.00	0.500					


Batter	1	2	3	4	5	6	7	8	9	AB	R	H	RBI	BB	SO	LOB	TOP																
Brian Downing, R OBP: 0.378, SLG: 0.443 (1, 7)										3	1	1	0	2	0	0	California Angels @ New York Yankees Yankee Stadium, Bronx, NY Sun Sep 01 1985, 3:33 AM EDT Att: 33,080 - Unknown livebaseballscorecards.com																
Rod Carew, L OBP: 0.370, SLG: 0.336 (1, 3)										4	1	1	0	1	2	3																	
Ruppert Jones, L OBP: 0.361, SLG: 0.497 (1, 9)										4	0	0	0	0	2	3																	
Reggie Jackson, L OBP: 0.363, SLG: 0.476 (1, 10)										3	1	1	0	1	1	0																	
Jack Howell, L OBP: 0.310, SLG: 0.404 (1, 5)										3	0	1	1	1	0	2																	
Rob Wilfong, L OBP: 0.241, SLG: 0.261 (8, PH) Bobby Grich, R OBP: 0.339, SLG: 0.350 (8, 4)										1	0	0	0	2	0	2																	
Bob Boone, R OBP: 0.301, SLG: 0.301 (8, PH) Jerry Narron, L OBP: 0.281, SLG: 0.376 (8, 2)										3	0	0	0	0	1	4																	
Dick Schofield, R OBP: 0.272, SLG: 0.326 (8, PH) Daryl Scomiers, L OBP: 0.393, SLG: 0.385 (8, 6) Craig Gerber, L OBP: 0.250, SLG: 0.284 (8, 6)										3	0	0	0	0	1	0																	
Gary Pettis, S OBP: 0.341, SLG: 0.295 (1, 8)										4	0	1	0	0	2	0																	
Inning Stats	R: 3 E: 0 K: 1 S: 7	H: 3 LOB: 1 BB: 2 P: 15	R: 0 E: 1 K: 0 S: 3	H: 0 LOB: 1 BB: 1 P: 7	R: 0 E: 0 K: 3 S: 10	H: 1 LOB: 2 BB: 1 P: 14	R: 0 E: 0 K: 2 S: 7	H: 0 LOB: 0 BB: 0 P: 7	R: 0 E: 0 K: 0 S: 3	H: 0 LOB: 2 BB: 2 P: 11	R: 0 E: 0 K: 0 S: 3	H: 0 LOB: 0 BB: 0 P: 3	R: 0 E: 0 K: 0 S: 3	H: 0 LOB: 0 BB: 0 P: 3	R: 0 E: 0 K: 2 S: 7	H: 0 LOB: 0 BB: 0 P: 7		1B: 4 2B: 2 3B: 0 HR: 0	SF: 0 SAC: 0 DP: 1 HBP: 0	WP: 4 PB: 0 SB: 1 CS: 0	PA: 38												
PITCHER	IP WLS BF H R ER SO BB IBB HBP BLK WP HR S P ERA WHIP	IP WLS BF H R ER SO BB IBB HBP BLK WP HR S P ERA WHIP																															
Joe Cowley, R ERA: 4.01 (1, 1)	5.2	28	5	3	3	6	7	0	0	0	0	2	0	33	61	4.76		2.118															
Bob Shirley, L ERA: 2.95 (6, 1)	1.1	W	4	0	0	0	1	0	0	0	0	0	0	6	6	0.00	0.000																
Brian Fisher, R ERA: 2.23 (8, 1)	2.0	S	6	0	0	0	2	0	0	0	0	0	0	10	10	0.00	0.000																

Batter	1	2	3	4	5	6	7	8	9	AB	R	H	RBI	BB	SO	LOB	BOTTOM																
Rickey Henderson, R OBP: 0.425, SLG: 0.537 (1, 8)										2	1	0	0	2	0	0	California Angels @ New York Yankees Yankee Stadium, Bronx, NY Sun Sep 01 1985, 3:33 AM EDT Att: 33,080 - Unknown livebaseballscorecards.com																
Ken Griffey, L OBP: 0.319, SLG: 0.387 (1, 10) Don Baylor, R OBP: 0.344, SLG: 0.451 (7, PH)										3	0	1	0	0	1	2																	
Don Mattingly, L OBP: 0.376, SLG: 0.560 (1, 3)										4	2	2	3	0	0	2																	
Dave Winfield, R OBP: 0.335, SLG: 0.473 (1, 9)										4	0	0	0	0	1	2																	
Ron Hassey, L OBP: 0.351, SLG: 0.510 (1, 2)										4	1	1	0	0	0	1																	
Mike Pagliarulo, L OBP: 0.329, SLG: 0.462 (1, 5)										4	0	0	0	0	1	1																	
Dan Pasqua, L OBP: 0.303, SLG: 0.404 (1, 7)										4	0	1	1	0	1	0																	
Willie Randolph, R OBP: 0.372, SLG: 0.342 (1, 4)										3	0	2	0	0	1	0																	
Bobby Meacham, S OBP: 0.316, SLG: 0.282 (1, 6)										3	0	0	0	0	2	4																	
Inning Stats	R: 0 E: 0 K: 1 S: 5	H: 0 LOB: 1 BB: 1 P: 9	R: 0 E: 0 K: 1 S: 5	H: 0 LOB: 0 BB: 0 P: 5	R: 0 E: 0 K: 1 S: 5	H: 0 LOB: 0 BB: 0 P: 5	R: 0 E: 0 K: 0 S: 4	H: 1 LOB: 1 BB: 0 P: 4	R: 0 E: 0 K: 1 S: 6	H: 1 LOB: 1 BB: 0 P: 6	R: 3 E: 1 K: 2 S: 11	H: 3 LOB: 3 BB: 1 P: 16	R: 2 E: 0 K: 0 S: 5	H: 2 LOB: 0 BB: 0 P: 5	R: 0 E: 0 K: 1 S: 5	H: 1 LOB: 0 BB: 0 P: 5		1B: 5 2B: 0 3B: 0 HR: 3	SF: 0 SAC: 0 DP: 0 HBP: 1	WP: 0 PB: 0 SB: 1 CS: 1	PA: 36												
PITCHER	IP WLS BF H R ER SO BB IBB HBP BLK WP HR S P ERA WHIP	IP WLS BF H R ER SO BB IBB HBP BLK WP HR S P ERA WHIP																															
Mike Witt, R ERA: 3.11 (1, 1)	6.0	L	7	2	2	2	1	0	0	0	0	0	2	9	9	10.80		1.200															
Al Holland, L ERA: 3.12 (7, 1)	1.2	L	7	2	2	2	1	0	0	0	0	0	2	9	9	10.80	1.200																
Dave Smith, R ERA: (8, 1)	0.1	1	1	0	0	0	0	0	0	0	0	0	0	1	1	0.00	3.000																

Batter	1	2	3	4	5	6	7	8	9	AB	R	H	RBI	BB	SO	LOB	TOP										
Gary Pettis, S OBP: 0.342, SLG: 0.303 (1, 8)										5	1	2	2	0	1	0	California Angels @ Detroit Tigers Tiger Stadium, Detroit, MI Mon Sep 02 1985, 3:33 AM EDT Att: 19,703 - Unknown										
Bobby Grich, R OBP: 0.342, SLG: 0.358 Devon White, S (8, 7)										3	2	1	1	2	1	1											
Juan Beniquez, R OBP: 0.350, SLG: 0.397 (1, 3)										4	0	1	0	1	1	4											
Brian Downing, R OBP: 0.377, SLG: 0.439 Rob Wilfong, L OBP: 0.241, SLG: 0.261 (8, 4)										4	1	0	1	1	0	3											
Rufino Linares, R OBP: 0.286, SLG: 0.786 (1, 10)										5	1	2	1	0	0	2											
George Hendrick, R OBP: 0.270, SLG: 0.319 Darrell Miller, R OBP: 0.313, SLG: 0.387 (9, 9)										5	2	2	3	0	0	1											
Bob Boone, R OBP: 0.305, SLG: 0.308 (1, 2)										5	1	3	1	0	1	1											
Dick Schofield, R OBP: 0.277, SLG: 0.331 (1, 6)										4	1	2	0	0	0	2											
Jack Howell, L OBP: 0.306, SLG: 0.394 (1, 5)										5	2	1	2	0	1	2											
Inning Stats	R: 0 E: 0 K: 1 S: 4	H: 0 LOB: 0 BB: 1 P: 8	R: 0 E: 0 K: 0 S: 4	H: 1 LOB: 1 BB: 0 P: 4	R: 1 E: 0 K: 1 S: 7	H: 2 LOB: 2 BB: 1 P: 11	R: 9 E: 0 K: 0 S: 10	H: 7 LOB: 1 BB: 2 P: 19	R: 1 E: 0 K: 0 S: 5	H: 2 LOB: 1 BB: 0 P: 5	R: 0 E: 0 K: 0 S: 3	H: 0 LOB: 0 BB: 0 P: 3	R: 0 E: 0 K: 2 S: 5	H: 0 LOB: 0 BB: 0 P: 5	R: 0 E: 0 K: 1 S: 8	H: 1 LOB: 1 BB: 0 P: 8		1B: 8 2B: 3 3B: 1 HR: 2	SF: 0 SAC: 0 DP: 1 HBP: 1	WP: 0 PB: 0 SB: 0 CS: 0	PA: 45						
PITCHER	IP	WLS	BF	H	R	ER	SO	BB	IBB	HBP	BLK	WP	HR	S	P	ERA	WHIP										
Frank Tanana, L ERA: 4.58 (1, 1)	3.0	L	18	7	6	6	2	2	0	1	0	0	0	19	28	18.00	3.000										
Aurelio Lopez, R ERA: 4.59 (4, 1)	1.0		8	3	4	4	0	2	0	0	0	0	1	6	14	36.00	5.000										
Chuck Cary, L ERA: 2.85 (5, 1)	3.0		12	3	1	1	0	0	0	0	0	0	1	12	12	3.00	1.000										
Randy O'Neal, R ERA: 2.95 (8, 1)	1.0		3	0	0	0	1	0	0	0	0	0	0	5	5	0.00	0.000										
Willie Hernandez, L ERA: 2.98 (9, 1)	1.0		4	1	0	0	2	0	0	0	0	0	0	8	8	0.00	1.000										

Batter	1	2	3	4	5	6	7	8	9	AB	R	H	RBI	BB	SO	LOB	BOTTOM										
Lou Whitaker, L OBP: 0.378, SLG: 0.482 (1, 4)										3	0	0	0	1	0	1	California Angels @ Detroit Tigers Tiger Stadium, Detroit, MI Mon Sep 02 1985, 3:33 AM EDT Att: 19,703 - Unknown										
Alan Trammell, R OBP: 0.313, SLG: 0.385 Doug Flynn, R OBP: 0.217, SLG: 0.283 (9, 6)										4	0	1	0	0	1	1											
Kirk Gibson, L OBP: 0.362, SLG: 0.511 Alejandro Sanchez, R OBP: 0.242, SLG: 0.515 (9, 9)										4	0	0	0	0	0	3											
Lance Parrish, R OBP: 0.323, SLG: 0.479 Marty Castillo, R OBP: 0.162, SLG: 0.254 (7, 2)										3	0	0	0	0	1	2											
Darrell Evans, L OBP: 0.353, SLG: 0.499 (1, 10)										3	1	2	1	1	0	0											
Nelson Simmons, S OBP: 0.305, SLG: 0.423 (1, 7)										3	0	2	0	1	1	0											
Dave Bergman, L OBP: 0.255, SLG: 0.268 (1, 3)										4	0	0	0	0	1	5											
Chet Lemon, R OBP: 0.323, SLG: 0.414 (1, 8)										4	0	0	0	0	1	4											
Tom Brookens, R OBP: 0.282, SLG: 0.382 Johnny Grubb, L OBP: 0.291, SLG: 0.271 (9, PH)										3	0	1	0	0	0	1											
Inning Stats	R: 0 E: 0 K: 0 S: 3	H: 0 LOB: 0 BB: 0 P: 3	R: 0 E: 0 K: 2 S: 7	H: 0 LOB: 0 BB: 0 P: 7	R: 0 E: 0 K: 1 S: 5	H: 0 LOB: 0 BB: 0 P: 5	R: 0 E: 0 K: 0 S: 5	H: 0 LOB: 0 BB: 0 P: 5	R: 1 E: 1 K: 0 S: 4	H: 1 LOB: 1 BB: 1 P: 8	R: 0 E: 0 K: 0 S: 3	H: 0 LOB: 1 BB: 1 P: 7	R: 0 E: 0 K: 1 S: 7	H: 2 LOB: 2 BB: 0 P: 7	1B: 5 2B: 0 3B: 0 HR: 1	SF: 0 SAC: 0 DP: 1 HBP: 0		WP: 1 PB: 0 SB: 0 CS: 0	PA: 36								
PITCHER	IP	WLS	BF	H	R	ER	SO	BB	IBB	HBP	BLK	WP	HR	S	P	ERA	WHIP										
Jim Slaton, R ERA: 4.11 (1, 1)	8.0	W	33	6	1	1	4	3	0	0	0	0	0	38	50	1.12	1.125										
Donnie Moore, R ERA: 1.64 (9, 1)	1.0		3	0	0	0	1	0	0	0	0	0	0	5	5	0.00	0.000										

Batter	1	2	3	4	5	6	7	8	9	AB	R	H	RBI	BB	SO	LOB	TOP	
Gary Pettis, S OBP: 0.343, SLG: 0.302	G3		FC5-4			FC6			F4-3	4	0	1	1	1	0	1	California Angels @ Detroit Tigers Tiger Stadium, Detroit, MI Tue Sep 03 1985, 7:05 PM EDT Att: 14,123 - Unknown	
Rod Carew, L OBP: 0.370, SLG: 0.343	1B		6-3		FC6	K			1B	5	2	2	0	0	1	3		
Brian Downing, R OBP: 0.377, SLG: 0.438	F5			F4	BB				F6	5	1	2	2	0	0	1		
Reggie Jackson, L OBP: 0.363, SLG: 0.491	F5			HR	F8				K	5	2	2	3	0	1	2		
Ruppert Jones, L OBP: 0.359, SLG: 0.491		4-3		4-3					6-3	4	0	0	0	1	0	0		
Bobby Grich, R OBP: 0.341, SLG: 0.355	K			BB	BB				F7	3	1	0	0	1	2	2		
Jack Howell, L OBP: 0.304, SLG: 0.384	F8			BB	BB				1-3	3	1	0	0	1	0	0		
Bob Boone, R OBP: 0.308, SLG: 0.313									1-3	3	0	2	2	0	0	0		
Daryl Scotters, L OBP: 0.378, SLG: 0.379									G3	1	0	0	0	0	0	0		
Jerry Narron, L OBP: 0.281, SLG: 0.376			FC5-4							0	0	0	0	0	0	0		
Dick Schofield, R OBP: 0.276, SLG: 0.330			F7		3-1				F8	4	1	1	0	0	0	2		
																		
Inning Stats	R: 0 E: 0 K: 0 S: 4	H: 1 LOB: 1 BB: 0 P: 4	R: 0 E: 0 K: 1 S: 5	H: 0 LOB: 0 BB: 0 P: 5	R: 0 E: 0 K: 0 S: 4	H: 1 LOB: 1 BB: 0 P: 4	R: 3 E: 0 K: 0 S: 5	H: 2 LOB: 1 BB: 2 P: 13	R: 1 E: 1 K: 0 S: 4	H: 1 LOB: 2 BB: 2 P: 12	R: 0 E: 0 K: 1 S: 5	H: 0 LOB: 0 BB: 0 P: 5	R: 0 E: 0 K: 1 S: 5	H: 0 LOB: 0 BB: 0 P: 5	R: 3 E: 0 K: 0 S: 6	H: 3 LOB: 0 BB: 0 P: 6	1B: 6 2B: 1 3B: 1 HR: 2 SF: 0 SAC: 0 DP: 0 HBP: 0	WP: 1 PA: 41 PB: 0 SB: 1 CS: 0
PITCHER	IP WLS BF H R ER SO BB IBB HBP BLK WP HR S P ERA WHIP																	
Dan Petry, R ERA: 3.29	5.0 W 24 5 4 3 1 4 0 0 0 0 1 1 22 38 5.40 1.800																	
Bob Stoddard, R ERA: 9.0	4.0 S 17 5 4 4 3 0 0 0 0 0 1 1 23 23 9.00 1.250																	

Batter	1	2	3	4	5	6	7	8	9	AB	R	H	RBI	BB	SO	LOB	BOTTOM	
Lou Whitaker, L OBP: 0.380, SLG: 0.486	BB			K					1-3	4	1	2	1	1	1	0	California Angels @ Detroit Tigers Tiger Stadium, Detroit, MI Tue Sep 03 1985, 7:05 PM EDT Att: 14,123 - Unknown	
Doug Flynn, R OBP: 0.217, SLG: 0.283	1B								2B	0	0	0	0	0	0	0		
Darrell Evans, L OBP: 0.354, SLG: 0.496	K			HR					K	4	3	1	1	1	2	3		
Kirk Gibson, L OBP: 0.582, SLG: 0.532									2B	4	2	4	5	1	0	0		
Alejandro Sanchez, R OBP: 0.242, SLG: 0.515									1B	0	0	0	0	0	0	0		
Lance Parrish, R OBP: 0.322, SLG: 0.476	BB			HR					2B	5	1	1	0	0	3	5		
Bob Melvin, R OBP: 0.196, SLG: 0.275	K								F9	0	0	0	0	0	0	0		
Nelson Simmons, S OBP: 0.307, SLG: 0.421	4-3			4-3					SF7	3	1	1	1	1	0	2		
Chel Lemon, R OBP: 0.326, SLG: 0.421									F6	3	2	1	3	2	0	2		
Dave Bergman, L OBP: 0.259, SLG: 0.268									F5	4	0	1	0	0	0	1		
Barbaro Garbey, R OBP: 0.299, SLG: 0.345									F5	1	0	0	0	0	0	1		
Tom Brookens, R OBP: 0.281, SLG: 0.381									F6	4	2	1	1	0	2	1		
Marty Castillo, R OBP: 0.160, SLG: 0.250									E1	1	0	0	0	0	1	1		
Doug Baker, S OBP: 0.167, SLG: 0.333									F8	4	2	1	1	0	0	2		
																		
Inning Stats	R: 0 E: 0 K: 2 S: 8	H: 1 LOB: 2 BB: 1 P: 12	R: 5 E: 1 K: 1 S: 8	H: 3 LOB: 0 BB: 2 P: 16	R: 0 E: 0 K: 1 S: 5	H: 0 LOB: 1 BB: 1 P: 9	R: 5 E: 0 K: 1 S: 8	H: 3 LOB: 2 BB: 2 P: 16	R: 0 E: 0 K: 1 S: 5	H: 0 LOB: 0 BB: 0 P: 5	R: 1 E: 0 K: 1 S: 7	H: 2 LOB: 1 BB: 0 P: 7	R: 3 E: 1 K: 1 S: 9	H: 3 LOB: 1 BB: 0 P: 9	R: 0 E: 0 K: 1 S: 6	H: 1 LOB: 1 BB: 0 P: 6	1B: 6 2B: 3 3B: 1 HR: 3 SF: 1 SAC: 0 DP: 0 HBP: 0	WP: 1 PA: 44 PB: 0 SB: 0 CS: 0
PITCHER	IP WLS BF H R ER SO BB IBB HBP BLK WP HR S P ERA WHIP																	
Kirk McCaskill, R ERA: 4.74	3.2 L 23 6 9 9 5 0 0 0 0 0 0 1 13 13 9.00 1.500																	
Dave Smith, R ERA: 7.71	4.1 9 3 2 2 2 0 0 0 0 0 0 1 13 13 9.00 1.500																	
Luis Sanchez, R ERA: 6.07	6.1 8 3 3 1 1 0 0 0 0 0 0 0 10 10 6.75 2.250																	
Al Holland, L ERA: 3.09	8.1 4 1 0 0 1 0 0 0 0 0 0 0 6 6 0.00 1.000																	

Batter	1	2	3	4	5	6	7	8	9	AB	R	H	RBI	BB	SO	LOB	TOP										
Ruppert Jones, L (1, 9) OBP: 0.355, SLG: 0.484	L8		F8			F5	F7		F9	5	0	0	0	0	0	3											
Rod Carew, L (1, 3) OBP: 0.368, SLG: 0.339	F4-3			F7		HR		K	G6-4-3	4	1	0	0	1	1	1											
Brian Downing, R (1, 7) OBP: 0.380, SLG: 0.450 Devon White, S (8, PR) (8, 7)	1B			6-3		HR		1B	2B	4	1	3	2	0	0	0											
Reggie Jackson, L (1, 10) OBP: 0.362, SLG: 0.488	K			K		F4-3		2B	1B	4	1	1	0	0	2	1											
Bobby Grich, R (1, 4) OBP: 0.342, SLG: 0.359 (8, 5)		F8			K		SH	1B	1B	4	1	2	1	0	1	0											
Jack Howell, L (1, 5) OBP: 0.299, SLG: 0.377 Juan Beniquez, R (8, PH) Rob Wilfong, L (8, 4) OBP: 0.241, SLG: 0.261	3-1			F4-3		SH		1B	1B	2	0	0	0	0	0	0											
Gary Pettis, S (1, 8) OBP: 0.347, SLG: 0.305	K			FC6-4	1B	BB		1B	1B	3	0	2	1	1	1	0											
Bob Boone, R (1, 2) OBP: 0.304, SLG: 0.311			5-3	FC6-4		SF8		G5-4-3	G5-4-3	3	0	0	1	0	0	4											
Craig Gerber, L (1, 6) OBP: 0.244, SLG: 0.276 Daryl Sconiers, L (7, PH) Dick Schofield, R (7, 6) OBP: 0.278, SLG: 0.331	F8			F4		K		G6-4-3	1B	2	0	0	0	0	0	0											
Inning Stats	R: 0 E: 0 K: 1 S: 6	H: 1 LOB: 1 BB: 0 P: 6	R: 0 E: 0 K: 1 S: 5	H: 0 LOB: 0 BB: 0 P: 5	R: 0 E: 0 K: 0 S: 3	H: 0 LOB: 0 BB: 0 P: 3	R: 0 E: 0 K: 1 S: 5	H: 0 LOB: 0 BB: 0 P: 5	R: 0 E: 0 K: 1 S: 6	H: 1 LOB: 1 BB: 0 P: 6	R: 2 E: 0 K: 0 S: 4	H: 1 LOB: 0 BB: 1 P: 8	R: 1 E: 1 K: 1 S: 7	H: 1 LOB: 2 BB: 1 P: 11	R: 2 E: 0 K: 1 S: 8	H: 4 LOB: 2 BB: 1 P: 12	R: 0 E: 0 K: 0 S: 3	H: 1 LOB: 0 BB: 0 P: 3	1B: 6 2B: 2 3B: 0 HR: 1	SF: 1 SAC: 1 DP: 2 HBP: 0	WP: 0 PA: 38 PB: 0 SB: 0 CS: 0						
PITCHER	IP	WLS	BF	H	R	ER	SO	BB	IBB	HBP	BLK	WP	HR	S	P	ERA	WHIP										
Jack Morris, R (1, 1) ERA: 3.3	7.0	L	28	4	3	3	5	2	0	0	0	0	1	36	44	3.86	0.857										
Chuck Cary, L (8, 1) ERA: 4.66	0.1		3	2	2	2	1	0	0	0	0	0	0	5	5	54.00	6.000										
Randy O'Neal, R (8, 1) ERA: 2.95	0.0		1	1	0	0	0	0	0	0	0	0	0	1	1	∞	∞										
Bill Scherrer, L (8, 1) ERA: 3.71	0.0		2	1	0	0	0	0	1	0	0	0	0	1	5	∞	∞										
Aurelio Lopez, R (8, 1) ERA: 4.3	1.2		4	1	0	0	0	0	0	0	0	0	0	4	4	0.00	0.600										

California Angels @ Detroit Tigers
Tiger Stadium, Detroit, MI
Wed Sep 04 1985, 7:05 PM EDT
Att: 15,123 - Unknown

AB	33
R	5
H	9
RBI	5
BB	3
SO	6
LOB	11



Batter	1	2	3	4	5	6	7	8	9	AB	R	H	RBI	BB	SO	LOB	BOTTOM										
Alan Trammell, R (1, 6) OBP: 0.314, SLG: 0.384	BB		F9		FC6-4		F8			3	0	1	1	1	0	1											
Barbaro Garbey, R (1, 3) OBP: 0.295, SLG: 0.341 Johnny Grubb, L (8, PH) Marty Castillo, R (9, 5) OBP: 0.160, SLG: 0.250	L6			F8	FC6-4			4-3		3	0	0	0	0	0	3											
Kirk Gibson, L (1, 9) OBP: 0.366, SLG: 0.528	K			K			K		F7	4	0	0	0	0	3	1											
Lance Parrish, R (1, 2) OBP: 0.321, SLG: 0.476	F9					F8		L8		4	0	1	0	0	0	1											
Chet Lemon, R (1, 8) OBP: 0.325, SLG: 0.424		F8		F7				L5		4	0	1	0	0	0	1											
Larry Hemdon, R (1, 7) OBP: 0.296, SLG: 0.391		G6-4-3		6-3			HR	F8		3	1	1	1	1	0	0											
Nelson Simmons, S (1, 10) OBP: 0.311, SLG: 0.420		G6-4-3			2B		6-3		BB	3	1	1	0	1	0	1											
Tom Brookens, R (1, 5) OBP: 0.280, SLG: 0.379 Lou Whitaker, L (7, PH) OBP: 0.376, SLG: 0.484			F8		F8			K		2	0	0	0	0	0	1											
Doug Flynn, R (1, 4) OBP: 0.229, SLG: 0.313 Darrell Evans, L (7, PH) (9, 3)			F7		1B					2	0	1	0	0	0	0											
Inning Stats	R: 0 E: 0 K: 1 S: 5	H: 0 LOB: 1 BB: 1 P: 9	R: 0 E: 0 K: 0 S: 2	H: 0 LOB: 0 BB: 1 P: 6	R: 0 E: 0 K: 0 S: 3	H: 0 LOB: 0 BB: 0 P: 3	R: 0 E: 0 K: 1 S: 6	H: 1 LOB: 1 BB: 0 P: 6	R: 1 E: 0 K: 0 S: 6	H: 3 LOB: 2 BB: 0 P: 6	R: 0 E: 0 K: 1 S: 5	H: 1 LOB: 1 BB: 0 P: 5	R: 1 E: 0 K: 1 S: 7	H: 2 LOB: 1 BB: 0 P: 7	R: 0 E: 0 K: 0 S: 3	H: 0 LOB: 0 BB: 0 P: 3	R: 0 E: 0 K: 1 S: 5	H: 0 LOB: 1 BB: 1 P: 9	1B: 3 2B: 2 3B: 1 HR: 1	SF: 0 SAC: 0 DP: 1 HBP: 0	WP: 0 PA: 35 PB: 0 SB: 0 CS: 0						
PITCHER	IP	WLS	BF	H	R	ER	SO	BB	IBB	HBP	BLK	WP	HR	S	P	ERA	WHIP										
John Candelaria, L (1, 1) ERA: 4.24	6.0	W	23	5	1	1	3	2	0	0	0	0	0	27	35	1.50	1.167										
Donnie Moore, R (7, 1) ERA: 1.69	3.0	S	12	2	1	1	2	1	0	0	0	0	1	15	19	3.00	1.000										

California Angels @ Detroit Tigers
Tiger Stadium, Detroit, MI
Wed Sep 04 1985, 7:05 PM EDT
Att: 15,123 - Unknown

AB	32
R	2
H	7
RBI	2
BB	3
SO	5
LOB	10



Batter	1	2	3	4	5	6	7	8	9	AB	R	H	RBI	BB	SO	LOB	TOP		
Rod Carew, L (1,3) OBP: 0.369, SLG: 0.339										3	1	1	0	1	0	0	California Angels @ Baltimore Orioles Memorial Stadium, Baltimore, MD Fri Sep 06 1985, 7:05 PM EDT Att: 20,071 - Unknown		
Juan Beniquez, R (1,8) OBP: 0.391, SLG: 0.394										3	0	0	0	1	0	0			
Ruppert Jones, L (1,9) OBP: 0.351, SLG: 0.478										4	0	0	0	0	1	3			
Brian Downing, R (1,7) OBP: 0.379, SLG: 0.449										4	1	1	0	0	2	3			
Reggie Jackson, L (1,10) OBP: 0.359, SLG: 0.483										4	0	0	0	0	2	2			
Bobby Grich, R (1,4) OBP: 0.341, SLG: 0.356										3	0	0	0	1	0	1			
Jerry Narron, L (1,2) Devon White, S (7, PR) Bob Boone, R (7, 2) OBP: 0.304, SLG: 0.310										3	0	1	1	0	0	0			
Jack Howell, L (1,5) OBP: 0.305, SLG: 0.385										3	0	1	0	1	0	1			
Craig Gerber, L (1,6) Daryl Sconiers, L (8, PH) Dick Schofield, R (8, 6) OBP: 0.278, SLG: 0.331										2	0	0	0	0	0	1			
										1	0	0	0	0	0	2			
Inning Stats	R: 1 E: 1 K: 1 S: 7	H: 1 LOB: 1 BB: 0 P: 7	R: 0 E: 0 K: 0 S: 3	H: 0 LOB: 0 BB: 0 P: 3	R: 0 E: 0 K: 1 S: 5	H: 0 LOB: 0 BB: 0 P: 5	R: 0 E: 0 K: 0 S: 3	H: 0 LOB: 1 BB: 1 P: 7	R: 0 E: 0 K: 1 S: 7	H: 2 LOB: 2 BB: 0 P: 7	R: 0 E: 0 K: 1 S: 5	H: 0 LOB: 2 BB: 2 P: 13	R: 0 E: 0 K: 1 S: 6	H: 1 LOB: 2 BB: 1 P: 10	1B: 3 2B: 1 3B: 0 HR: 0	SF: 0 SAC: 0 DP: 0 HBP: 0	WP: 0 PB: 0 SB: 1 CS: 0	PA: 36	
PITCHER	IP WLS BF H R ER SO BB IBB HBP BLK WP HR S P ERA WHIP	7.0 W 26 3 2 1 3 1 0 0 0 0 0 31 35 1.29 0.571	2.0 S 10 1 0 0 2 3 0 0 0 0 0 0 11 23 0.00 2.000																

Batter	1	2	3	4	5	6	7	8	9	AB	R	H	RBI	BB	SO	LOB	BOTTOM						
Alan Wiggins, S (1,4) OBP: 0.321, SLG: 0.315											3	1	1	0	1	0	California Angels @ Baltimore Orioles Memorial Stadium, Baltimore, MD Fri Sep 06 1985, 7:05 PM EDT Att: 20,071 - Unknown						
John Shelby, S (1,8) OBP: 0.281, SLG: 0.412										3	1	1	0	1	0	1							
Cal Ripken Jr., R (1,6) OBP: 0.346, SLG: 0.472											4	1	3	3	0	0							
Eddie Murray, S (1,3) OBP: 0.372, SLG: 0.506										4	0	0	0	0	3								
Mike Young, S (1,7) OBP: 0.345, SLG: 0.542										3	0	0	0	0	1	2							
Larry Sheets, L (1,10) Lenn Sakata, R (8, PR) OBP: 0.274, SLG: 0.318										3	1	3	1	1	0	0							
Jim Dwyer, L (1,9) OBP: 0.353, SLG: 0.415										1	0	0	0	3	0	1							
Floyd Rayford, R (1,5) OBP: 0.344, SLG: 0.518										4	0	0	0	0	2	7							
Rick Dempsey, R (1,2) OBP: 0.342, SLG: 0.399										2	1	0	0	1	0	4							
										1	B: 6	2B: 1	3B: 0	HR: 2	SF: 0	SAC: 0		DP: 3	HBP: 1	WP: 0	PB: 1	SB: 1	CS: 4
Inning Stats	R: 1 E: 0 K: 0 S: 4	H: 1 LOB: 1 BB: 1 P: 8	R: 0 E: 0 K: 1 S: 5	H: 1 LOB: 1 BB: 0 P: 5	R: 2 E: 0 K: 0 S: 4	H: 2 LOB: 1 BB: 2 P: 12	R: 1 E: 0 K: 0 S: 3	H: 1 LOB: 0 BB: 1 P: 7	R: 0 E: 0 K: 0 S: 3	H: 1 LOB: 0 BB: 0 P: 3	R: 0 E: 0 K: 1 S: 6	H: 1 LOB: 3 BB: 1 P: 11	R: 1 E: 0 K: 0 S: 4	H: 1 LOB: 0 BB: 0 P: 4	R: 1 E: 0 K: 1 S: 4	H: 0 LOB: 1 BB: 2 P: 12	1B: 6 2B: 1 3B: 0 HR: 2	SF: 0 SAC: 0 DP: 3 HBP: 1	WP: 0 PB: 1 SB: 1 CS: 4	PA: 36			
PITCHER	IP WLS BF H R ER SO BB IBB HBP BLK WP HR S P ERA WHIP	3.0 L 15 5 4 4 1 3 3 0 0 0 0 1 14 26 12.00 2.667	5.0 20 3 2 2 2 3 1 1 0 0 1 19 36 3.60 1.200																				

Batter	1	2	3	4	5	6	7	8	9	AB	R	H	RBI	BB	SO	LOB	TOP					
Lonnie Smith, R OBP: 0.338, SLG: 0.353 (1, 7)	L8		K			F3			5-3	4	0	0	0	0	1	0						
Lynn Jones, R OBP: 0.279, SLG: 0.285 Omar Moreno, L OBP: 0.284, SLG: 0.482 (1, 8) (9, PH)	1-3			4-3			L4		4-3	3	0	0	0	0	0	0						
George Brett, L OBP: 0.447, SLG: 0.591 (1, 5)	4-3			K			K			3	0	0	0	0	2	0						
Hal McRae, R OBP: 0.346, SLG: 0.451 (1, 10)		2B		K					5-3	3	0	1	0	0	1	0						
Frank White, R OBP: 0.279, SLG: 0.407 (1, 4)	F8				5-3				F5	3	0	0	0	0	0	1						
Steve Balboni, R OBP: 0.304, SLG: 0.487 (1, 3)	F3				5-3				L7	3	0	0	0	0	0	1						
Darryl Motley, R OBP: 0.264, SLG: 0.442 (1, 9)	F4				L4				HR	3	1	1	1	0	0	1						
John Wathan, R OBP: 0.344, SLG: 0.353 (1, 2)			6-3			F7			5-3	3	0	0	0	0	0	0						
Onix Concepcion, R OBP: 0.262, SLG: 0.257 Jorge Orta, L OBP: 0.322, SLG: 0.373 (1, 6) (9, PH)			4-3			F8			4-3	2	0	0	0	0	0	0						
Inning Stats	R: 0 E: 0 K: 0 S: 3	H: 0 LOB: 0 BB: 0 P: 3	R: 0 E: 0 K: 0 S: 4	H: 1 LOB: 1 BB: 0 P: 4	R: 0 E: 0 K: 1 S: 5	H: 0 LOB: 0 BB: 0 P: 5	R: 0 E: 0 K: 2 S: 7	H: 0 LOB: 0 BB: 0 P: 7	R: 0 E: 0 K: 0 S: 3	H: 0 LOB: 0 BB: 0 P: 3	R: 0 E: 0 K: 1 S: 5	H: 0 LOB: 0 BB: 0 P: 5	R: 0 E: 0 K: 0 S: 4	H: 1 LOB: 0 BB: 0 P: 4	R: 0 E: 0 K: 0 S: 3	H: 0 LOB: 0 BB: 0 P: 3	1B: 0 2B: 1 3B: 0 HR: 1	SF: 0 SAC: 0 DP: 0 HBP: 0	WP: 0 PB: 0 SB: 0 CS: 0	PA: 29		
PITCHER	IP	WLS	BF	H	R	ER	SO	BB	IBB	HBP	BLK	WP	HR	S	P	ERA	WHIP					
John Candelaria, L ERA: 3.97 Doug Corbett, R ERA: 4.89	(1, 1)	8.0	W	26	2	1	1	4	0	0	0	0	0	1	34	34	1.12	0.250				
(9, 1)	1.0		3	0	0	0	0	0	0	0	0	0	0	0	3	3	0.00	0.000				

Kansas City Royals @ California Angels
Anaheim Stadium, Anaheim, CA
Mon Sep 09 1985, 10:05 PM EDT
Att: 29,688 - Unknown

AB 29
R 1
H 2
RBI 1
BB 0
SO 4
LOB 3



Batter	1	2	3	4	5	6	7	8	9	AB	R	H	RBI	BB	SO	LOB	BOTTOM				
Rod Carew, L OBP: 0.366, SLG: 0.337 (1, 3)	F7		F8		SF8		4-3			3	0	0	1	0	0	2					
Ruppert Jones, L OBP: 0.351, SLG: 0.484 (1, 7)	1-3			HR	F7			HR		4	2	2	1	0	0	0					
Daryl Sconiers, L OBP: 0.367, SLG: 0.419 (1, 10)	K			G3		F2		HR		4	1	1	2	0	1	0					
Reggie Jackson, L OBP: 0.356, SLG: 0.476 Darrell Miller, R OBP: 0.314, SLG: 0.382 (1, 9) (7, 9)	F7			K		K		K		3	0	0	0	0	2	0					
Jack Howell, L OBP: 0.286, SLG: 0.357 (1, 5)	L7			1-3		3-1		G3		4	0	0	0	0	0	0					
Bobby Grich, R OBP: 0.351, SLG: 0.368 (1, 4)	F8				BLK E 3B	SH1-4 1B		6-3		3	2	1	0	1	0	0					
Gary Pettis, S OBP: 0.349, SLG: 0.307 (1, 8)	1-3				E3 3B	SH1-4 BB				2	1	0	0	0	0	1					
Craig Gerber, L OBP: 0.265, SLG: 0.321 (1, 6)				4-1 1B		SH1-4 1B				3	1	3	3	0	0	0					
Bob Boone, R OBP: 0.300, SLG: 0.304 (1, 2)	4-1				5-3	F7				3	0	0	0	0	0	3					
Inning Stats	R: 0 E: 0 K: 1 S: 5	H: 0 LOB: 0 BB: 0 P: 5	R: 0 E: 0 K: 0 S: 3	H: 0 LOB: 0 BB: 0 P: 3	R: 0 E: 0 K: 0 S: 4	H: 1 LOB: 1 BB: 0 P: 4	R: 1 E: 0 K: 1 S: 6	H: 1 LOB: 0 BB: 0 P: 6	R: 3 E: 1 K: 0 S: 6	H: 2 LOB: 0 BB: 0 P: 6	R: 0 E: 0 K: 1 S: 5	H: 0 LOB: 0 BB: 0 P: 5	R: 1 E: 0 K: 0 S: 4	H: 1 LOB: 1 BB: 1 P: 8	R: 2 E: 0 K: 1 S: 7	H: 2 LOB: 0 BB: 0 P: 7	1B: 4 2B: 0 3B: 1 HR: 2	SF: 1 SAC: 1 DP: 0 HBP: 0	WP: 0 PB: 0 SB: 0 CS: 0	PA: 33	
PITCHER	IP	WLS	BF	H	R	ER	SO	BB	IBB	HBP	BLK	WP	HR	S	P	ERA	WHIP				
Bret Saberhagen, R ERA: 2.81 Mark Huisman, R ERA: 7.36	(1, 1)	7.0	L	28	5	5	3	3	1	0	0	1	1	33	37	3.86	0.857				
(8, 1)	1.0		5	2	2	2	1	0	0	0	0	0	1	7	7	18.00	2.000				

Kansas City Royals @ California Angels
Anaheim Stadium, Anaheim, CA
Mon Sep 09 1985, 10:05 PM EDT
Att: 29,688 - Unknown

AB 30
R 7
H 7
RBI 7
BB 1
SO 4
LOB 6



Batter	1	2	3	4	5	6	7	8	9	AB	R	H	RBI	BB	SO	LOB	TOP				
Omar Moreno, L (1, 8) OBP: 0.283, SLG: 0.466	1-3		F9		HR		L3			3	1	0	0	1	0	0					
Lonnie Smith, R (1, 7) Lynn Jones, R (8, 7) OBP: 0.337, SLG: 0.359 OBP: 0.279, SLG: 0.285	5-3			4-3	HR		F8			4	1	1	2	0	0	0					
George Brett, L (1, 5) OBP: 0.448, SLG: 0.591	2B			2B	1B		F7			4	2	2	0	0	0	0					
Hal McRae, R (1, 10) OBP: 0.351, SLG: 0.461	1H			HR	2B		2B		6-3	3	1	2	2	1	0	0					
Frank White, R (1, 4) OBP: 0.281, SLG: 0.414			G6-4-3		HR		F4		6-3	4	1	2	2	0	0	1					
Steve Balboni, R (1, 3) OBP: 0.304, SLG: 0.487			G6-4-3		HR				K	4	0	1	0	0	1	1					
Darryl Motley, R (1, 9) OBP: 0.264, SLG: 0.438			5-3		F9					3	0	0	0	1	0	0					
John Wathan, R (1, 2) OBP: 0.335, SLG: 0.343				F3			F5		G6-4-3	4	0	0	0	0	0	4					
Onix Concepcion, R (1, 6) OBP: 0.259, SLG: 0.253			6-3				4-3		F5	4	0	0	0	0	0	3					
Inning Stats	R: 1 E: 0 K: 0 S: 4	H: 2 LOB: 1 BB: 0 P: 4	R: 0 E: 0 K: 0 S: 3	H: 1 LOB: 0 BB: 0 P: 3	R: 0 E: 0 K: 0 S: 3	H: 0 LOB: 0 BB: 0 P: 3	R: 3 E: 0 K: 0 S: 6	H: 3 LOB: 0 BB: 0 P: 6	R: 2 E: 0 K: 0 S: 4	H: 1 LOB: 3 BB: 2 P: 8	R: 0 E: 0 K: 0 S: 3	H: 0 LOB: 0 BB: 0 P: 3	R: 0 E: 0 K: 1 S: 5	H: 0 LOB: 0 BB: 0 P: 5	R: 0 E: 1 K: 0 S: 3	H: 0 LOB: 0 BB: 0 P: 3	1B: 3 2B: 3 3B: 0 HR: 2	SF: 0 SAC: 0 DP: 2 HBP: 0	WP: 0 PB: 0 SB: 0 CS: 0	PA: 36	
PITCHER	IP	WLS	BF	H	R	ER	SO	BB	IBB	HBP	BLK	WP	HR	S	P	ERA	WHIP				
Kirk McCaskill, R (1, 1) ERA: 4.95	4.2	L	20	7	6	6	0	1	0	0	0	0	2	19	23	11.57	1.714				
Al Holland, L (5, 1) ERA: 2.59	2.1		10	1	0	0	0	1	1	0	0	0	0	8	16	0.00	0.857				
Dave Smith, R (8, 1) ERA: 4.15	2.0		6	0	0	0	1	0	0	0	0	0	0	8	8	0.00	0.000				

Kansas City Royals @ California Angels
Anaheim Stadium, Anaheim, CA
Tue Sep 10 1985, 10:05 PM EDT
Att: 37,813 - Unknown

AB 33
R 6
H 8
RBI 6
BB 3
SO 1
LOB 9



Batter	1	2	3	4	5	6	7	8	9	AB	R	H	RBI	BB	SO	LOB	BOTTOM				
Gary Pettis, S (1, 8) OBP: 0.345, SLG: 0.304	6-3		G6-4-3			F8			K	4	0	0	0	0	1	2					
Dick Schofield, R (1, 6) OBP: 0.276, SLG: 0.328	L8			4-3		5-3			G5-4-3	4	0	1	0	0	0	0					
Juan Beniquez, R (1, 3) OBP: 0.354, SLG: 0.402	L4			K					G5-4-3	4	0	1	0	0	1	1					
Brian Downing, R (1, 7) OBP: 0.378, SLG: 0.442		6-3		BLK		K				2	0	0	0	1	1	1					
Rufino Linares, R (1, 10) OBP: 0.250, SLG: 0.583		6-3		F7		FC5-4				3	0	0	0	0	0	2					
Bobby Grich, R (1, 4) OBP: 0.351, SLG: 0.367						5-3				3	0	1	0	0	1	1					
George Hendrick, R (1, 9) OBP: 0.268, SLG: 0.312			6-3		G5-4-3				6-3	3	0	0	0	0	0	1					
Bob Boone, R (1, 2) OBP: 0.298, SLG: 0.301			E5		F9				5-3	3	0	0	0	0	0	0					
Jack Howell, L (1, 5) OBP: 0.289, SLG: 0.354						6-3				1	0	0	0	1	0	0					
Doug DeCinces, R (8, PH) OBP: 0.322, SLG: 0.420										1	0	0	0	0	1	0					
Pat Keedy, R (9, 5)			G6-4-3						K	0	0	0	0	0	0	0					
Inning Stats	R: 0 E: 0 K: 0 S: 3	H: 0 LOB: 0 BB: 0 P: 3	R: 0 E: 0 K: 1 S: 5	H: 0 LOB: 0 BB: 0 P: 5	R: 0 E: 1 K: 0 S: 3	H: 0 LOB: 1 BB: 1 P: 7	R: 0 E: 0 K: 1 S: 5	H: 0 LOB: 1 BB: 1 P: 9	R: 0 E: 0 K: 0 S: 3	H: 1 LOB: 0 BB: 0 P: 3	R: 0 E: 0 K: 0 S: 6	H: 0 LOB: 0 BB: 0 P: 6	R: 0 E: 0 K: 1 S: 5	H: 0 LOB: 0 BB: 0 P: 5	R: 0 E: 0 K: 1 S: 5	H: 1 LOB: 0 BB: 0 P: 5	1B: 3 2B: 0 3B: 0 HR: 0	SF: 0 SAC: 0 DP: 3 HBP: 0	WP: 0 PB: 0 SB: 1 CS: 0	PA: 30	
PITCHER	IP	WLS	BF	H	R	ER	SO	BB	IBB	HBP	BLK	WP	HR	S	P	ERA	WHIP				
Charlie Leibrandt, L (1, 1) ERA: 2.76	9.0	W	30	3	0	0	5	2	0	0	0	0	0	38	46	0.00	0.556				

Kansas City Royals @ California Angels
Anaheim Stadium, Anaheim, CA
Tue Sep 10 1985, 10:05 PM EDT
Att: 37,813 - Unknown

AB 28
R 0
H 3
RBI 0
BB 2
SO 5
LOB 8



Batter	1	2	3	4	5	6	7	8	9	AB	R	H	RBI	BB	SO	LOB	TOP				
Oddibe McDowell, L (1, 8) OBP: 0.312, SLG: 0.444										4	0	1	0	0	0	0	Texas Rangers @ California Angels Anaheim Stadium, Anaheim, CA Thu Sep 12 1985, 10:05 PM EDT Att: 19,926 - Unknown				
Alan Bannister, R (1, 4) OBP: 0.333, SLG: 0.373										4	1	1	1	0	1	1					
Pete O'Brien, L (1, 3) OBP: 0.329, SLG: 0.432										4	0	2	0	0	0	1					
Ellis Valentine, R (1, 10) OBP: 0.353, SLG: 0.267										4	0	0	0	0	1	3					
Gary Ward, R (1, 7) OBP: 0.317, SLG: 0.410										4	1	1	0	0	2	0					
Duane Walker, L (1, 9) OBP: 0.264, SLG: 0.308										4	0	0	0	0	1	1					
Don Slaught, R (1, 2) OBP: 0.334, SLG: 0.419										4	0	2	0	0	0	1					
Steve Buechele, R (1, 5) OBP: 0.279, SLG: 0.311										3	1	1	2	0	0	1					
Bob Jones, L (9, PH) OBP: 0.272, SLG: 0.287										1	0	0	0	0	0	1					
Curtis Wilkerson, S (1, 6) OBP: 0.284, SLG: 0.285										3	0	0	0	0	1	0					
Inning Stats	R: 0 E: 0 K: 0 S: 4	H: 1 LOB: 1 BB: 0 P: 4	R: 0 E: 0 K: 1 S: 6	H: 1 LOB: 1 BB: 0 P: 6	R: 1 E: 0 K: 1 S: 7	H: 2 LOB: 1 BB: 0 P: 7	R: 0 E: 0 K: 0 S: 3	H: 0 LOB: 0 BB: 0 P: 3	R: 0 E: 0 K: 2 S: 7	H: 0 LOB: 0 BB: 0 P: 7	R: 2 E: 0 K: 0 S: 5	H: 2 LOB: 2 BB: 0 P: 5	R: 0 E: 0 K: 0 S: 4	H: 1 LOB: 1 BB: 0 P: 4	R: 0 E: 0 K: 2 S: 8	H: 1 LOB: 1 BB: 0 P: 8	1B: 5 2B: 1 3B: 0 HR: 2	SF: 0 SAC: 0 DP: 0 HBP: 0	WP: 0 PB: 0 SB: 0 CS: 0	PA: 35	
PITCHER	IP	WLS	BF	H	R	ER	SO	BB	IBB	HBP	BLK	WP	HR	S	P	ERA	WHIP				
Mike Witt, R (1, 1) ERA: 3.15	7.0	W	27	6	3	3	4	0	0	0	0	0	2	35	35	3.86	0.857				
Donnie Moore, R (8, 1) ERA: 1.64	2.0	S	8	2	0	0	2	0	0	0	0	0	0	12	12	0.00	1.000				

AB	35
R	3
H	8
RBI	3
BB	0
SO	6
LOB	9



Batter	1	2	3	4	5	6	7	8	9	AB	R	H	RBI	BB	SO	LOB	BOTTOM				
Gary Pettis, S (1, 8) OBP: 0.348, SLG: 0.308										4	0	1	0	0	0	2	Texas Rangers @ California Angels Anaheim Stadium, Anaheim, CA Thu Sep 12 1985, 10:05 PM EDT Att: 19,926 - Unknown				
Rod Carew, L (1, 3) OBP: 0.367, SLG: 0.338										4	2	2	1	0	0	3					
Brian Downing, R (1, 7) OBP: 0.373, SLG: 0.435										3	0	0	0	0	1	3					
Ruppert Jones, L (1, 10) OBP: 0.351, SLG: 0.491										4	0	2	2	0	1	1					
Reggie Jackson, L (1, 9) OBP: 0.354, SLG: 0.472										4	0	1	0	0	2	4					
Jerry Narron, L (8, 2) OBP: 0.283, SLG: 0.375										0	0	0	0	0	0	0					
Bobby Grich, R (1, 4) OBP: 0.352, SLG: 0.372										3	1	1	1	1	1	0					
Jack Howell, L (1, 5) OBP: 0.284, SLG: 0.346										4	0	1	0	0	0	2					
Craig Gerber, L (1, 6) OBP: 0.279, SLG: 0.333										3	1	2	0	0	0	2					
Bob Boone, R (1, 2) OBP: 0.228, SLG: 0.304										3	0	1	0	0	1	2					
Daryl Scott, L (8, PH) OBP: 0.228, SLG: 0.304										0	1	0	0	0	0	0					
Darryl Miller, R (8, PH) OBP: 0.314, SLG: 0.382										1	0	1	1	0	0	0					
Inning Stats	R: 1 E: 0 K: 1 S: 7	H: 2 LOB: 1 BB: 0 P: 7	R: 1 E: 0 K: 1 S: 7	H: 2 LOB: 1 BB: 0 P: 7	R: 0 E: 0 K: 2 S: 8	H: 1 LOB: 1 BB: 0 P: 8	R: 0 E: 0 K: 0 S: 4	H: 1 LOB: 2 BB: 1 P: 8	R: 2 E: 0 K: 1 S: 8	H: 2 LOB: 2 BB: 0 P: 8	R: 1 E: 0 K: 1 S: 7	H: 2 LOB: 1 BB: 0 P: 7	1B: 8 2B: 2 3B: 1 HR: 1	SF: 0 SAC: 3 DP: 0 HBP: 0	WP: 0 PB: 0 SB: 0 CS: 1	PA: 37					
PITCHER	IP	WLS	BF	H	R	ER	SO	BB	IBB	HBP	BLK	WP	HR	S	P	ERA	WHIP				
Dave Stewart, R (1, 1) ERA: 5.42	6.0	L	27	9	3	3	4	1	0	0	0	0	0	34	38	4.50	1.667				
Dwayne Henry, R (7, 1) ERA: 2.65	2.0	L	10	3	2	2	2	0	0	0	0	0	0	14	14	9.00	1.500				

AB	33
R	5
H	12
RBI	5
BB	1
SO	6
LOB	19



Batter	1	2	3	4	5	6	7	8	9	AB	R	H	RBI	BB	SO	LOB	TOP										
Oddibe McDowell, L (1, 8) OBP: 0.314, SLG: 0.444	F8		FC6-4 BB			F3		1B		3	0	1	0	1	0	0	Texas Rangers @ California Angels Anaheim Stadium, Anaheim, CA Fri Sep 13, 1985, 10:05 PM EDT Att: 25,398 - Unknown										
Alan Bannister, R (1, 4) OBP: 0.323, SLG: 0.360	F6		FC6-4			F9		1B		3	0	0	0	0	0	1											
Bob Jones, L (8, PH) OBP: 0.279, SLG: 0.295	F6		FC6-4			F9		1B		1	0	1	0	0	0	0											
Wayne Tolleson, S (8, PR) OBP: 0.373, SLG: 0.419	F6		FC6-4			F9		1B		0	0	0	0	0	0	0											
Toby Harrah, R (8, 6) OBP: 0.434, SLG: 0.388	F6		FC6-4			F9		1B		0	0	0	0	0	0	0											
Pete O'Brien, L (1, 3) OBP: 0.330, SLG: 0.430				G5-4-3 BB		F3		F7		2	0	0	0	2	0	2											
Ellis Valentine, R (1, 10) OBP: 0.286, SLG: 0.211	K			G5-4-3				F5		4	0	0	0	0	1	2											
Gary Ward, R (1, 7) OBP: 0.317, SLG: 0.411		1-3				F8		F9		4	0	1	0	0	0	0											
Don Slaught, R (1, 2) OBP: 0.337, SLG: 0.423	F8			F8						4	0	2	0	0	0	1											
Duane Walker, L (1, 9) OBP: 0.258, SLG: 0.300	G3					F3		F7		4	0	0	0	0	0	2											
Steve Buechele, R (1, 5) OBP: 0.274, SLG: 0.305			6-3			F5		1-3		3	0	0	0	0	0	0											
Curtis Wilkerson, S (1, 6) OBP: 0.283, SLG: 0.283										2	0	0	0	0	1	0											
Bill Stein, R (8, PH) OBP: 0.264, SLG: 0.329			K			4-3		F8		1	0	0	0	0	0	0											
Inning Stats	R: 0 E: 0 K: 1 S: 5	H: 0 LOB: 1 BB: 1 P: 9	R: 0 E: 0 K: 0 S: 3	H: 0 LOB: 0 BB: 0 P: 3	R: 0 E: 0 K: 1 S: 5	H: 0 LOB: 1 BB: 1 P: 9	R: 0 E: 0 K: 0 S: 3	H: 1 LOB: 1 BB: 1 P: 7	R: 0 E: 0 K: 0 S: 3	H: 0 LOB: 0 BB: 0 P: 3	R: 0 E: 0 K: 0 S: 4	H: 1 LOB: 1 BB: 0 P: 4	R: 0 E: 0 K: 0 S: 5	H: 2 LOB: 2 BB: 0 P: 5	R: 0 E: 0 K: 0 S: 4	H: 1 LOB: 1 BB: 0 P: 4	1B: 3 2B: 2 3B: 0 HR: 0	SF: 0 SAC: 0 DP: 1 HBP: 0	WP: 0 PB: 0 SB: 0 CS: 0	PA: 34							
PITCHER	IP	WLS	BF	H	R	ER	SO	BB	IBB	HBP	BLK	WP	HR	S	P	ERA	WHIP										
Don Sutton, R (1, 1) ERA: 3.75	7.0	W	25	2	0	0	2	3	0	0	0	0	0	26	38	0.00	0.714										
Stu Cliburn, R (8, 1) ERA: 1.73	1.0		5	2	0	0	0	0	0	0	0	0	0	5	5	0.00	2.000										
Donnie Moore, R (9, 1) ERA: 1.62	1.0	S	4	1	0	0	0	0	0	0	0	0	0	4	4	0.00	1.000										

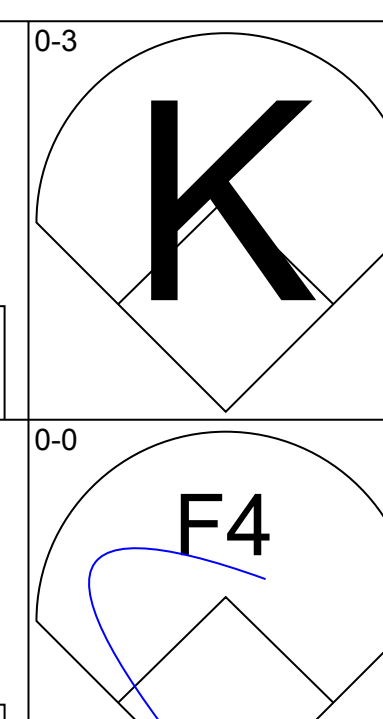
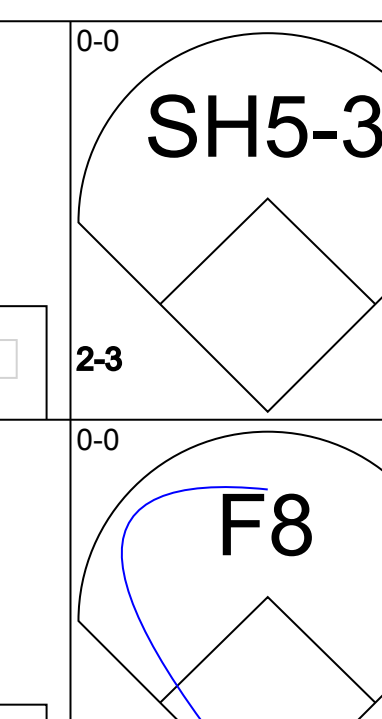
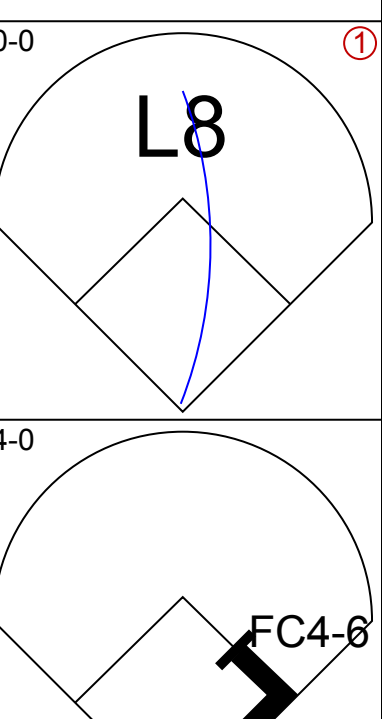
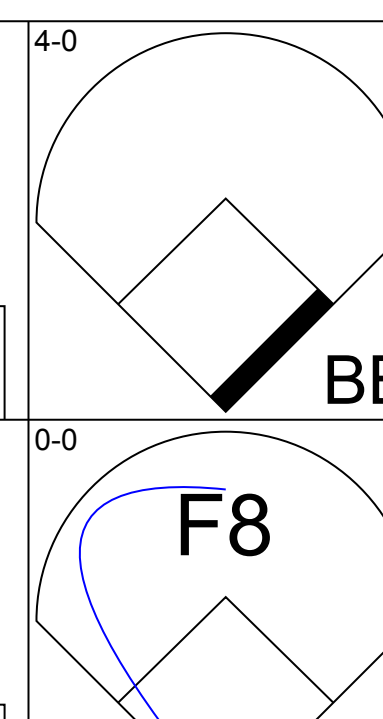
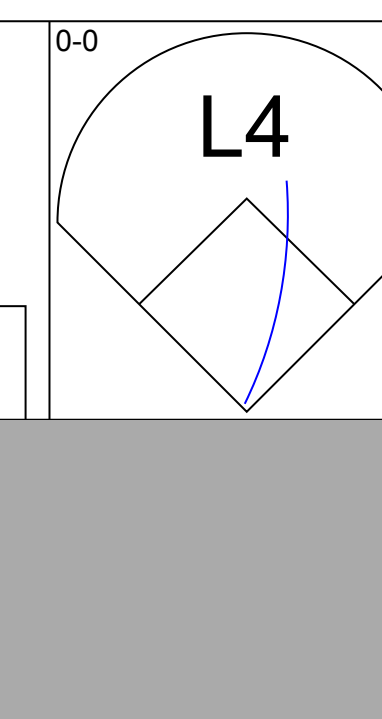
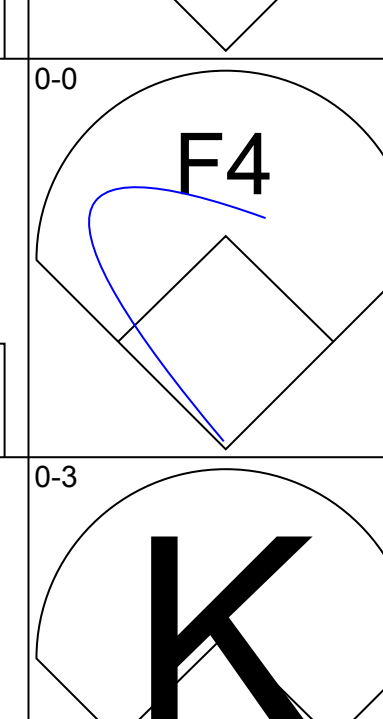
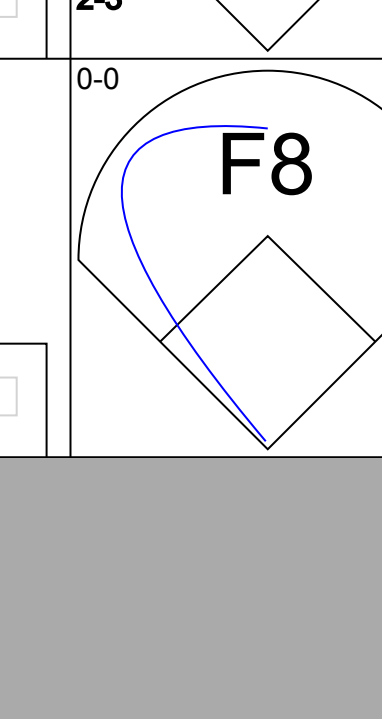
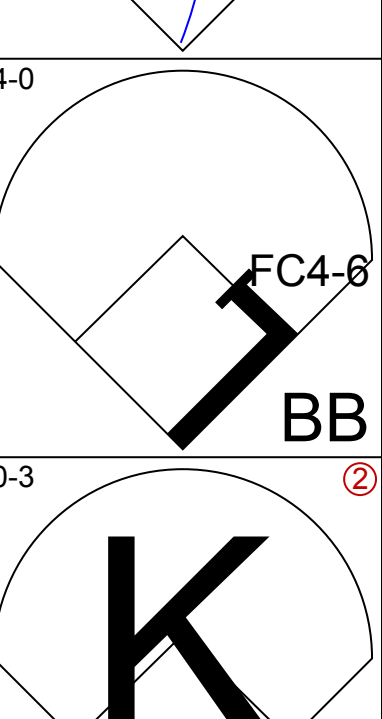
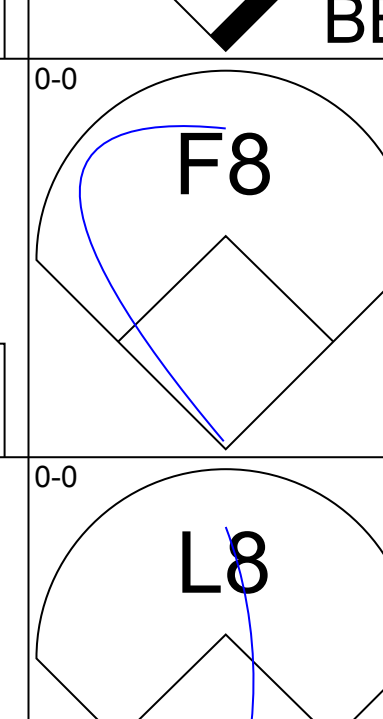
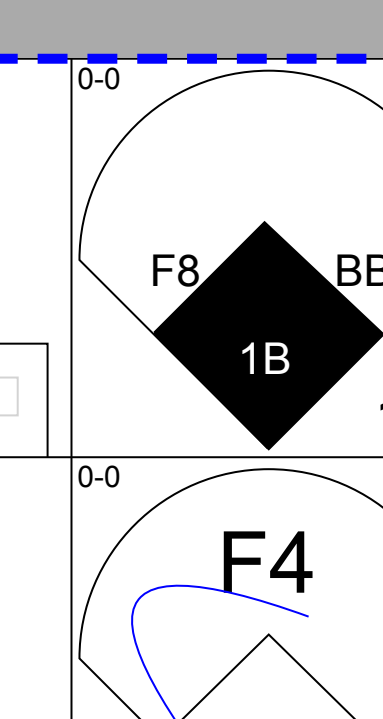
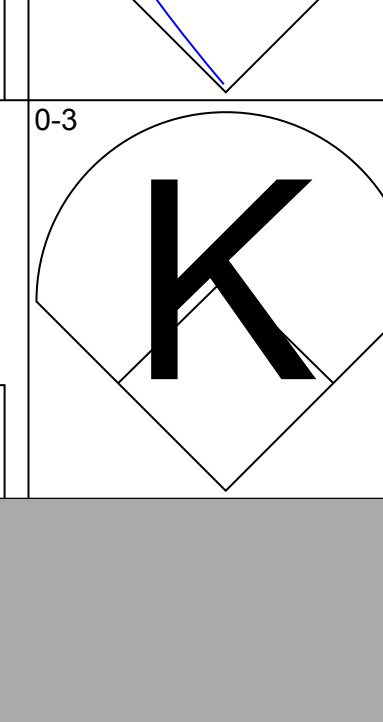
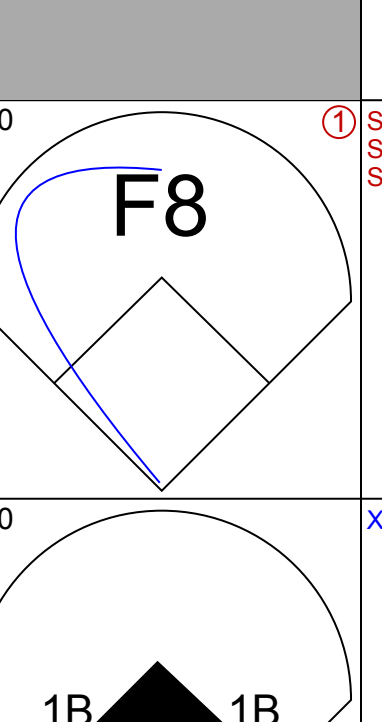
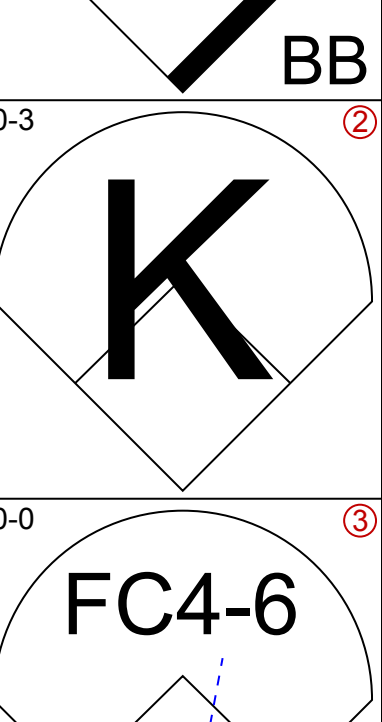
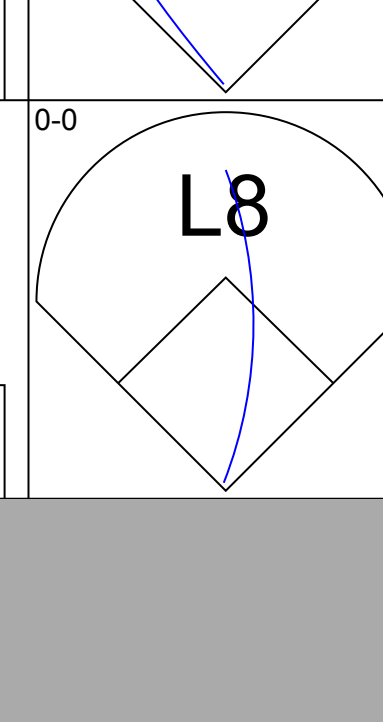
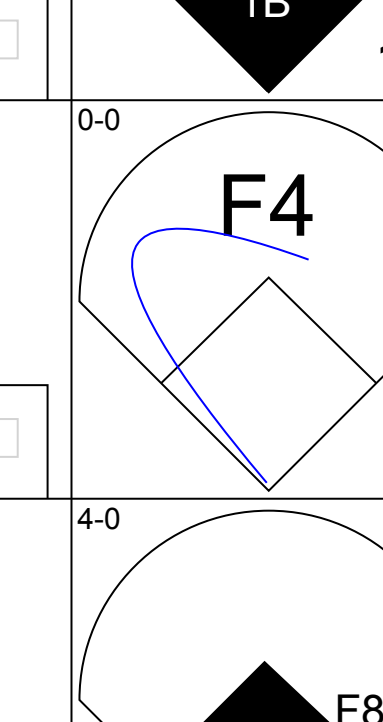
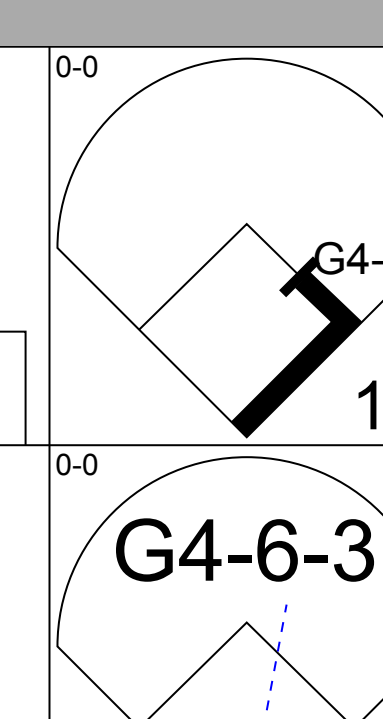
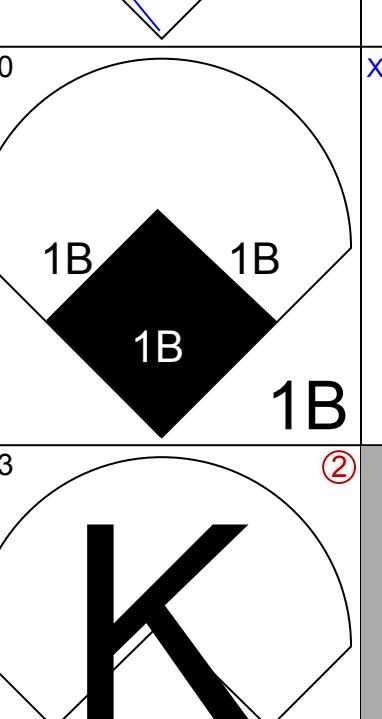
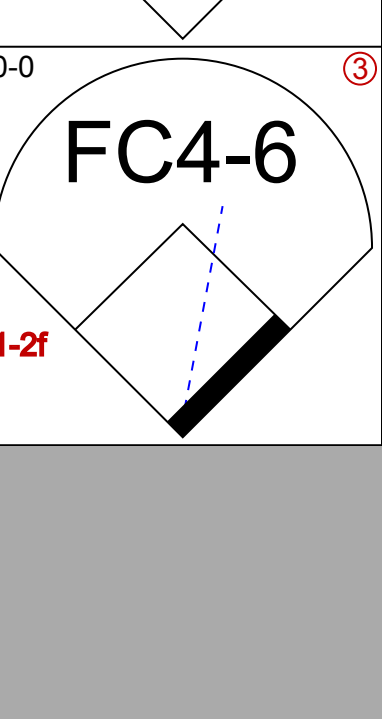
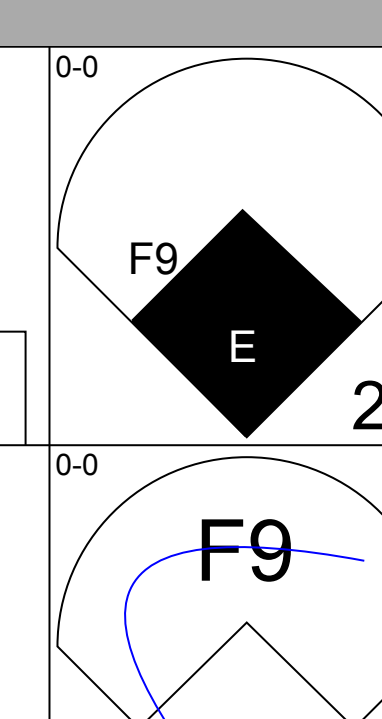
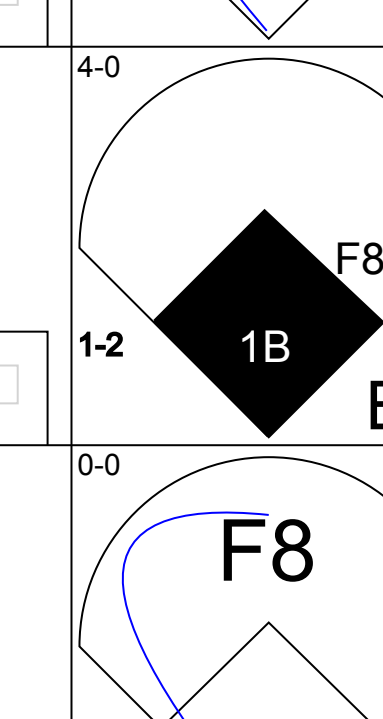
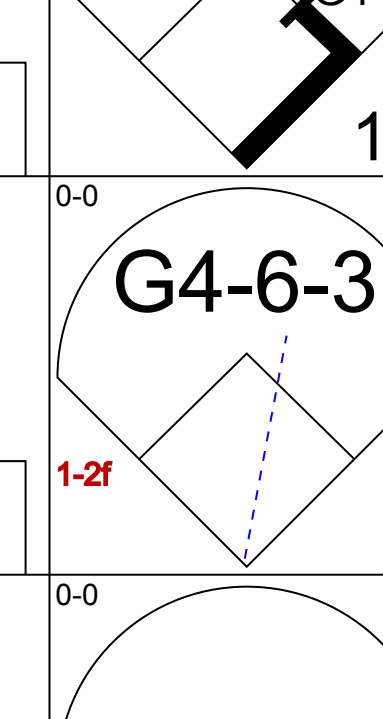
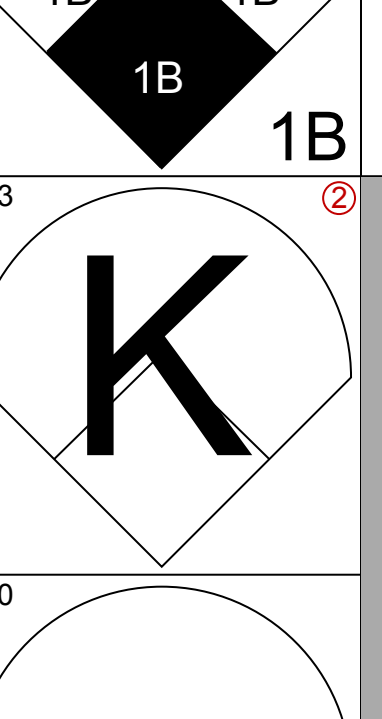
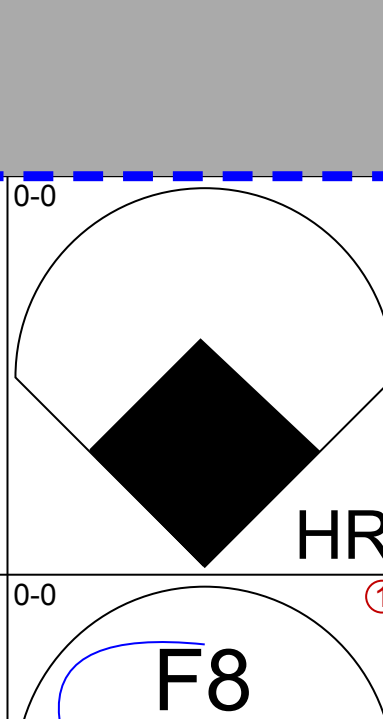
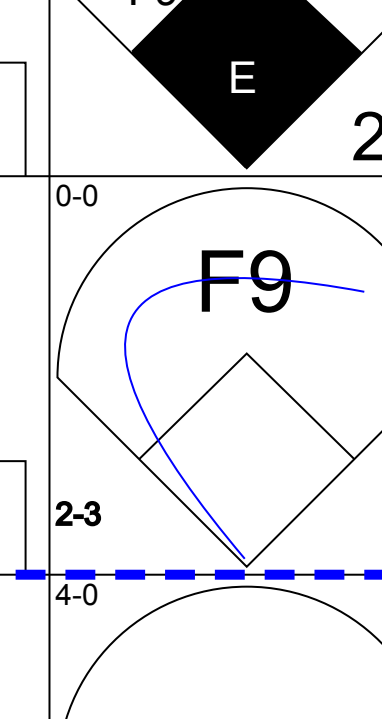
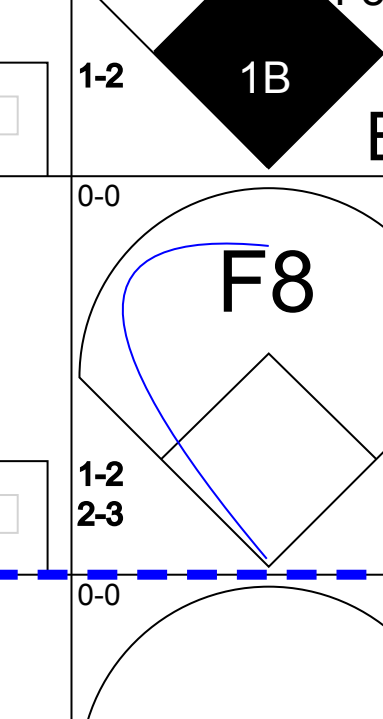
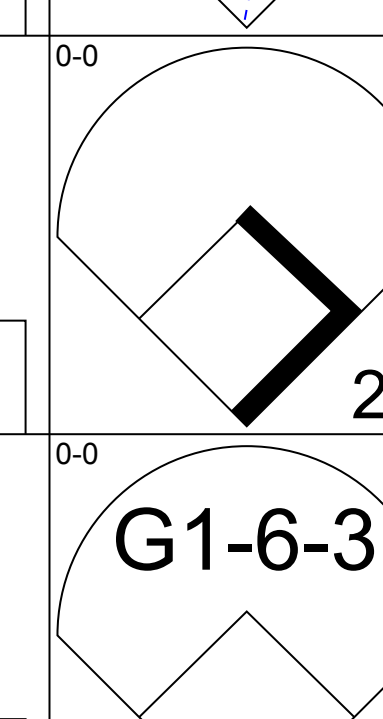
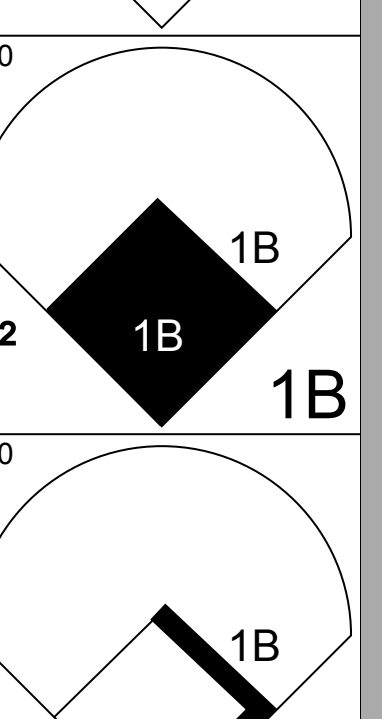
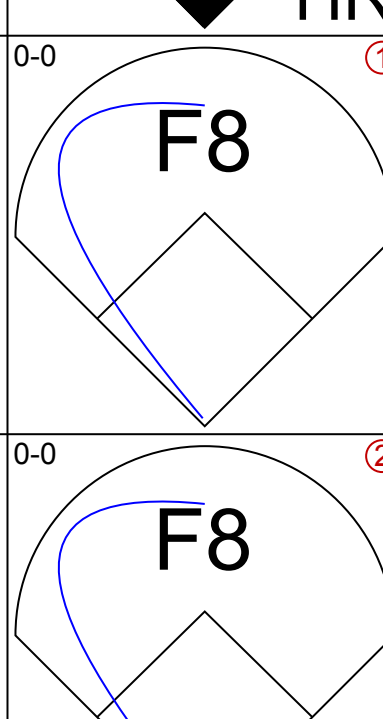
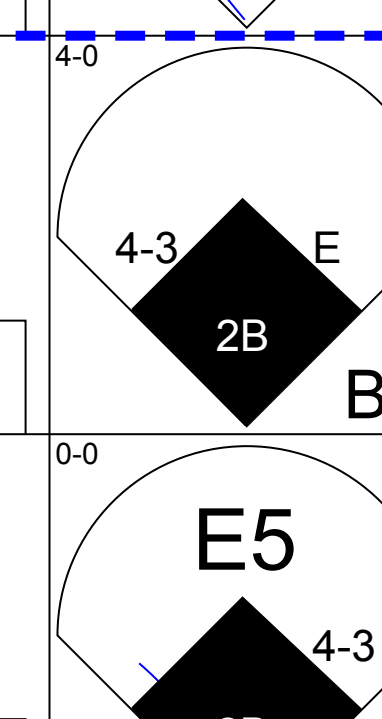
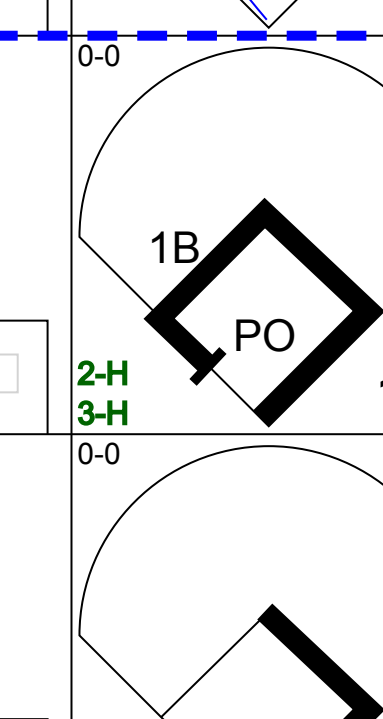
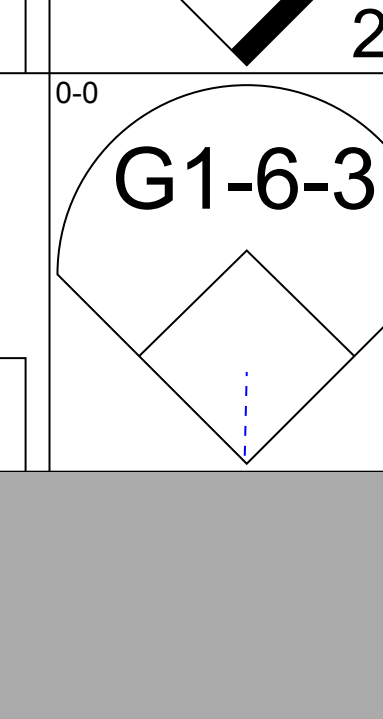
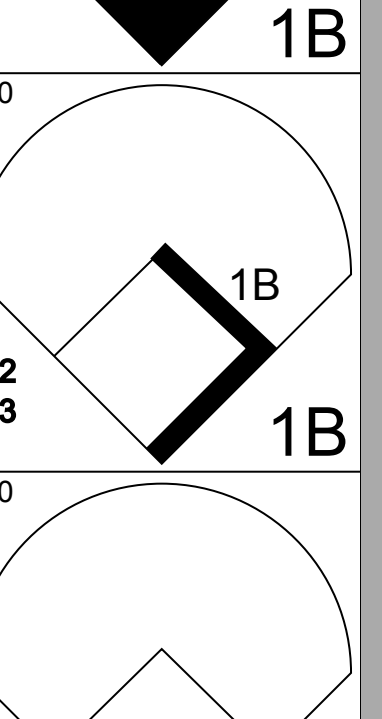
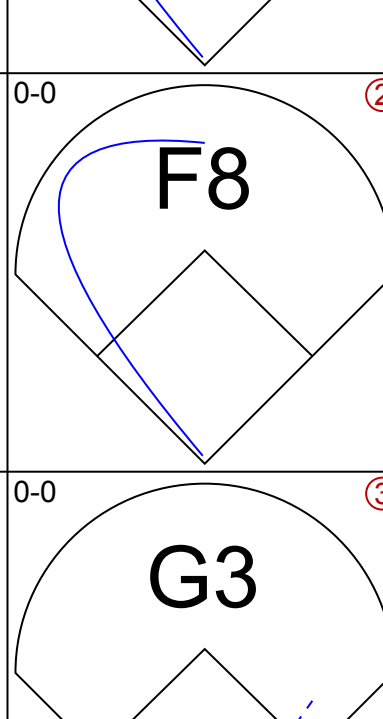
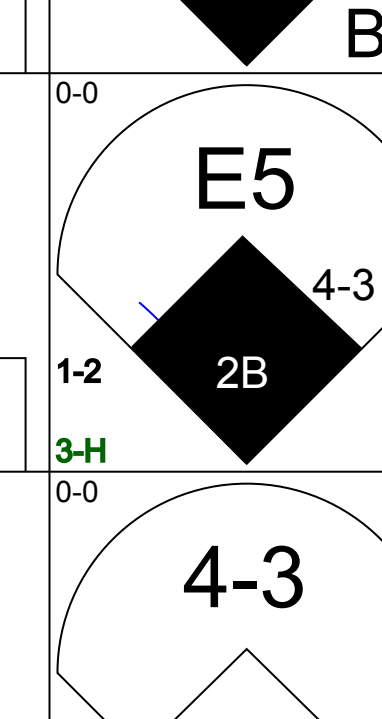
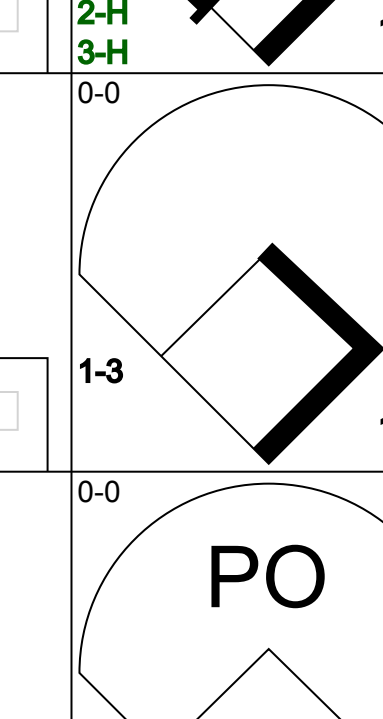
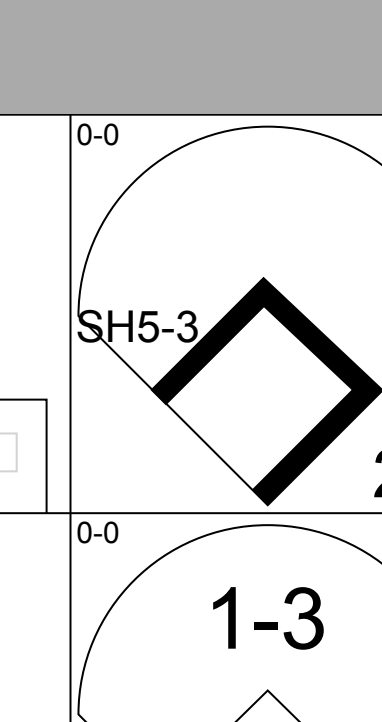
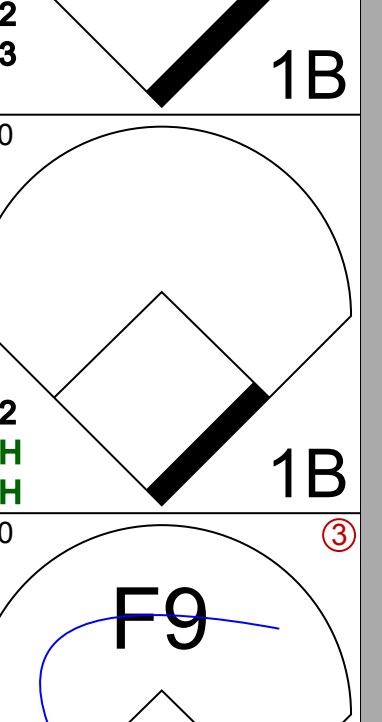
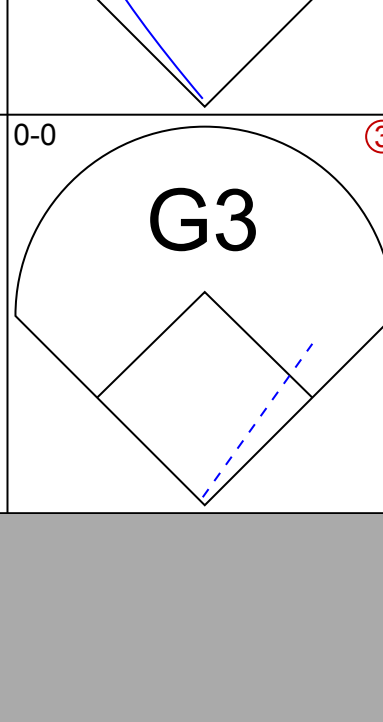
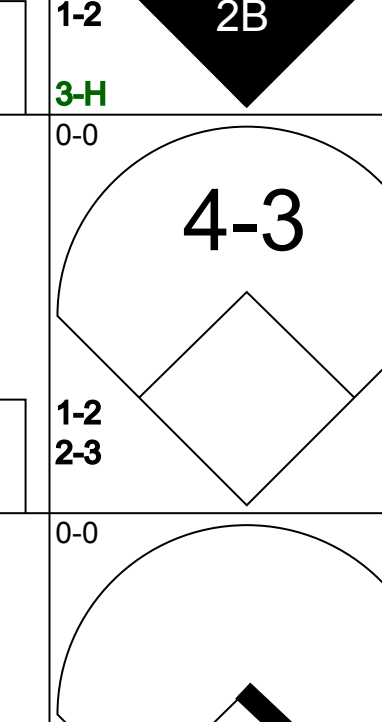
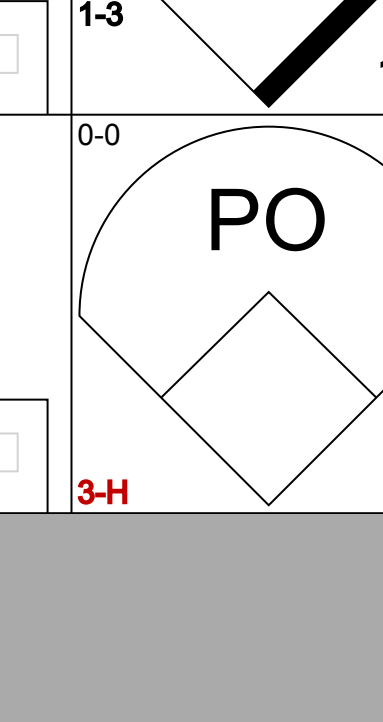
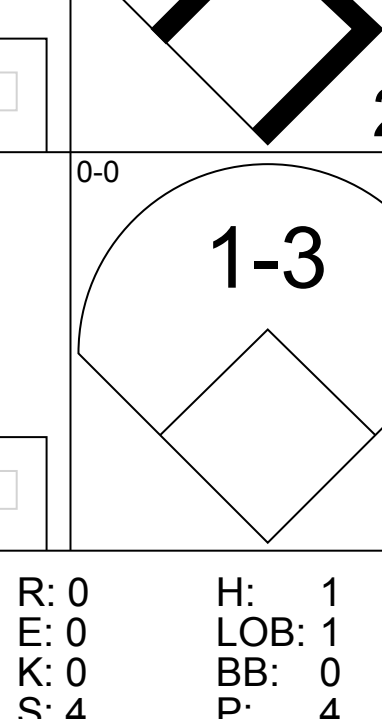
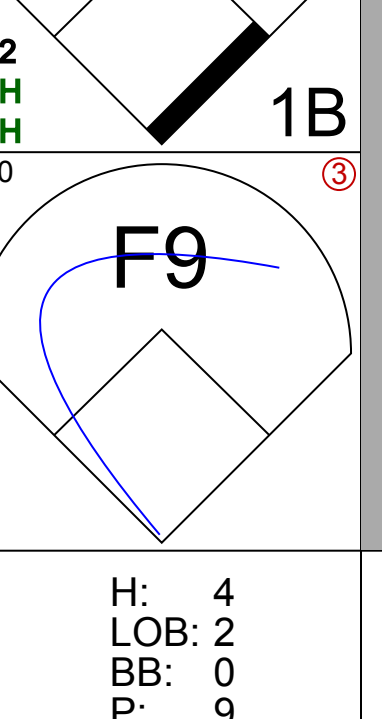
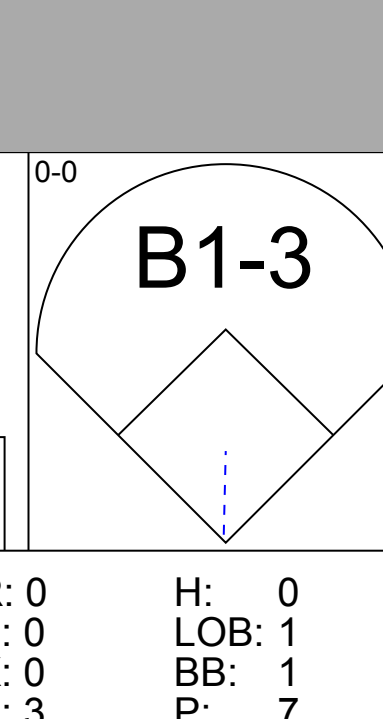

AB	31
R	0
H	5
RBI	0
BB	3
SO	2
LOB	8



Batter	1	2	3	4	5	6	7	8	9	AB	R	H	RBI	BB	SO	LOB	BOTTOM										
Gary Pettis, S (1, 8) OBP: 0.345, SLG: 0.305	4-3		F3		F3		L3-6			4	0	0	0	0	0	1	Texas Rangers @ California Angels Anaheim Stadium, Anaheim, CA Fri Sep 13, 1985, 10:05 PM EDT Att: 25,398 - Unknown										
Ruppert Jones, L (1, 10) OBP: 0.348, SLG: 0.486	F9		F7			K		4-3		4	0	0	0	0	1	0											
Rod Carew, L (1, 3) OBP: 0.368, SLG: 0.345	1-3			HR		BB		1-3		4	1	2	0	0	0	0											
Reggie Jackson, L (1, 9) OBP: 0.356, SLG: 0.480		F3				BB				2	1	1	2	1	0	0											
Darrell Miller, R (6, PR) OBP: 0.306, SLG: 0.371		F3		HR		BB		K		1	0	0	0	0	1	0											
Brian Downing, R (1, 7) OBP: 0.375, SLG: 0.434		1B				BB				1	0	0	0	1	0	0											
Devon White, S (8, 7)		HBP				BB				0	0	0	0	0	0	0											
Doug DeCinces, R (1, 5) OBP: 0.322, SLG: 0.418						BB				3	0	1	0	0	1	3											
Bobby Grich, R (1, 4) OBP: 0.349, SLG: 0.369		F7				BB				3	0	0	0	0	0	5											
Dick Schofield, R (1, 6) OBP: 0.280, SLG: 0.329		F4								3	0	1	0	0	1	2											
Bob Boone, R (1, 2) OBP: 0.296, SLG: 0.302			F5							3	0	0	0	0	1	2											
Inning Stats	R: 0 E: 0 K: 0 S: 3	H: 1 LOB: 2 BB: 0 P: 5	R: 0 E: 0 K: 0 S: 3	H: 0 LOB: 0 BB: 0 P: 3	R: 2 E: 0 K: 1 S: 7	H: 2 LOB: 0 BB: 0 P: 7	R: 0 E: 0 K: 0 S: 3	H: 1 LOB: 2 BB: 0 P: 3	R: 0 E: 0 K: 2 S: 7	H: 0 LOB: 0 BB: 0 P: 7	R: 0 E: 0 K: 1 S: 5	H: 0 LOB: 0 BB: 0 P: 5	R: 0 E: 0 K: 1 S: 5	H: 0 LOB: 0 BB: 0 P: 5	1B: 3 2B: 1 3B: 1 HR: 1	SF: 0 SAC: 0 DP: 2 HBP: 1	WP: 0 PB: 2 SB: 1 CS: 0	PA: 31									
PITCHER	IP	WLS	BF	H	R	ER	SO	BB	IBB	HBP	BLK	WP	HR	S	P	ERA	WHIP										
Charlie Hough, R (1, 1) ERA: 3.27	8.0	L	31	5	2	2	5	2	0	1	0	0	1	38	47	2.25	0.875										

AB	28
R	2
H	5
RBI	2
BB	2
SO	5
LOB	13

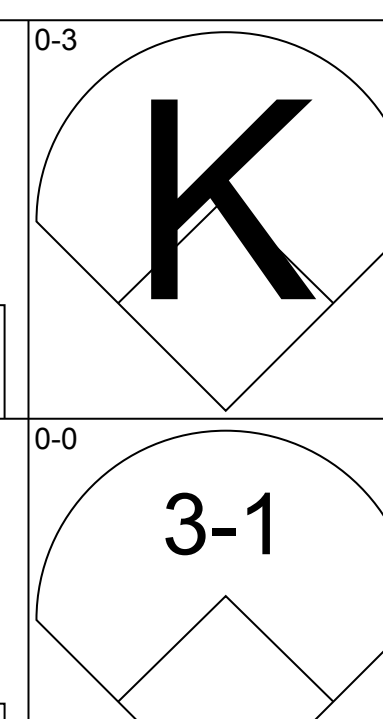
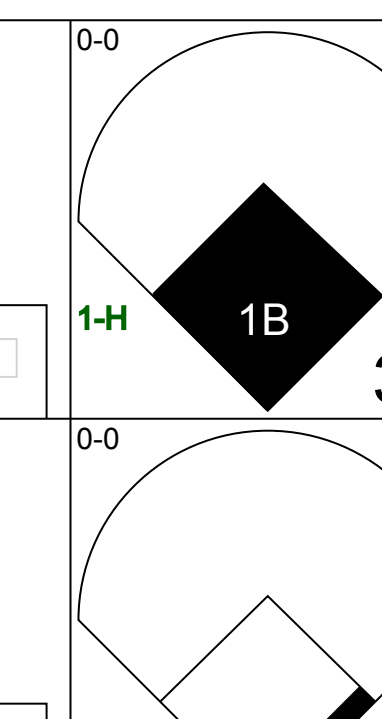
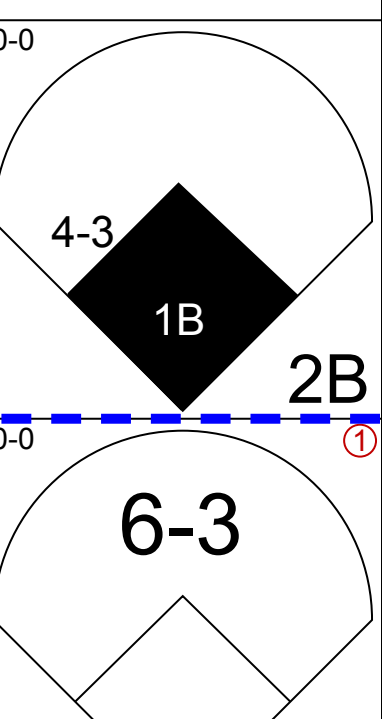
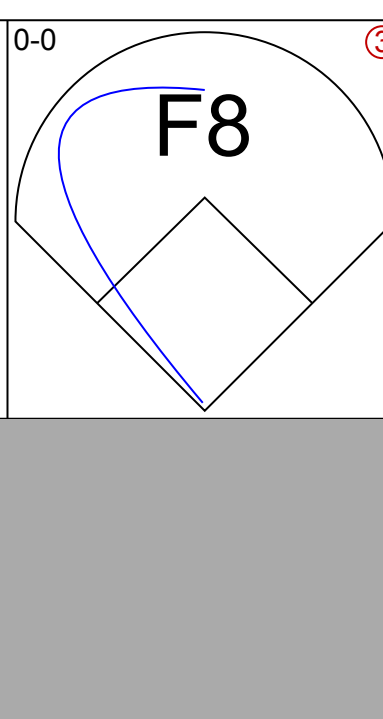
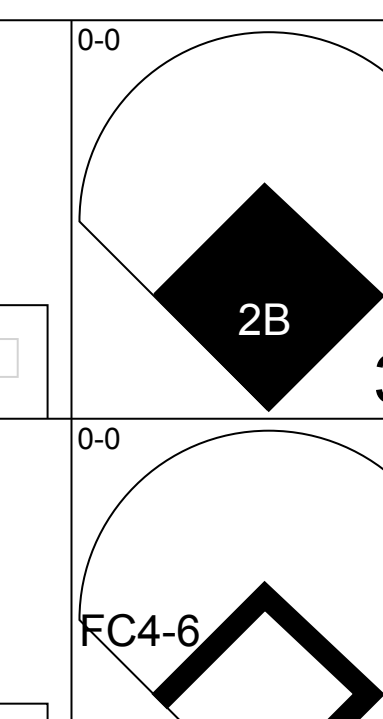
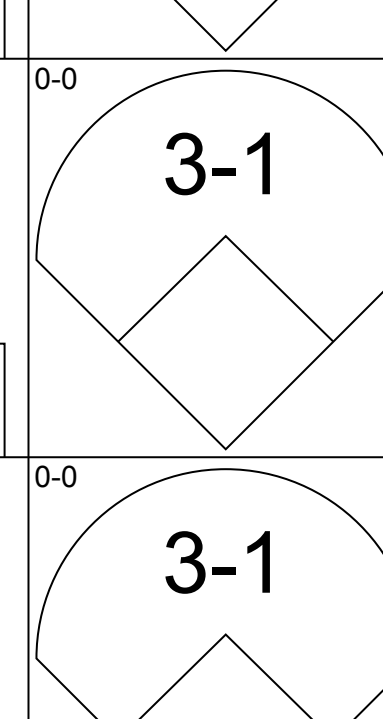
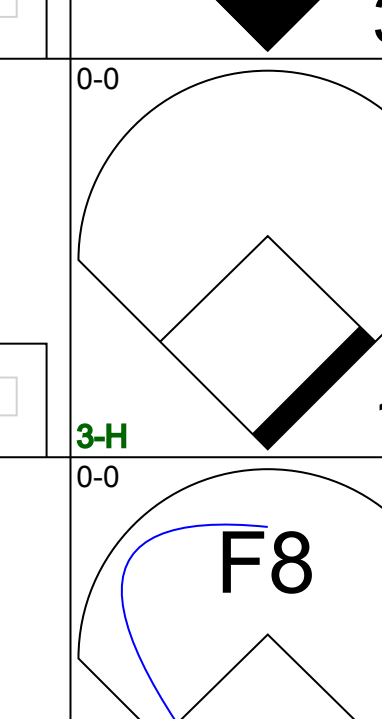
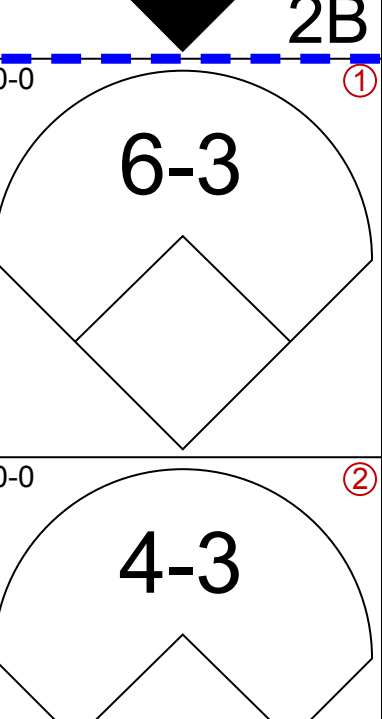
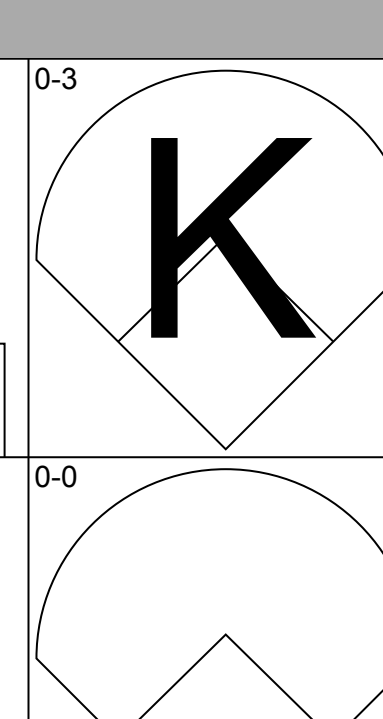
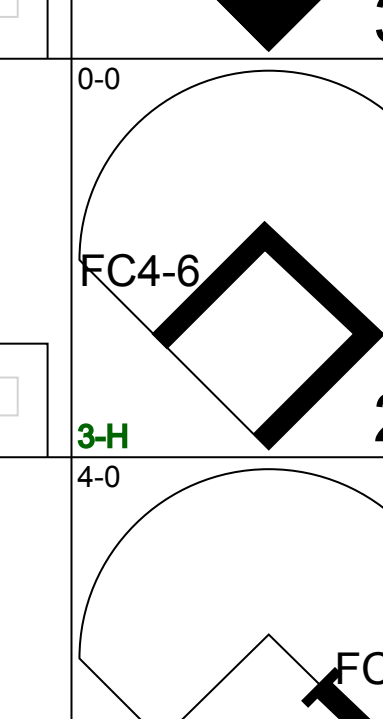
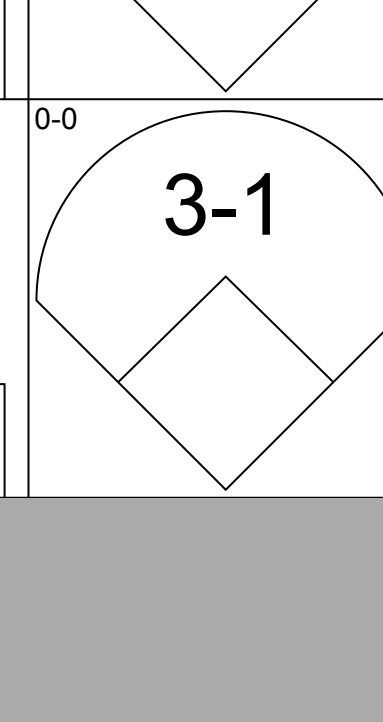
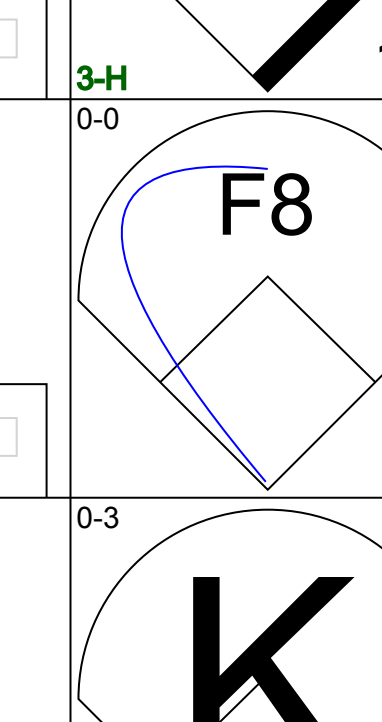
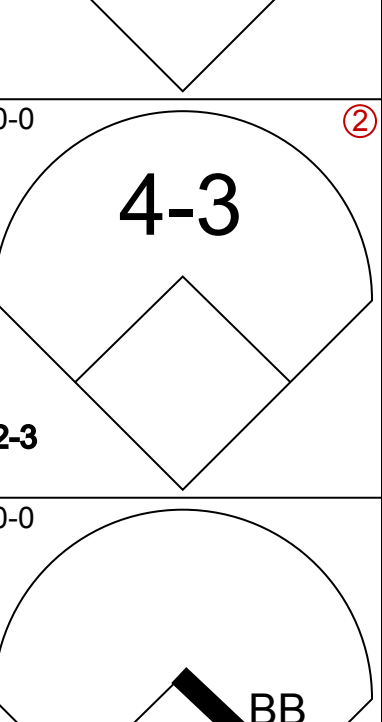
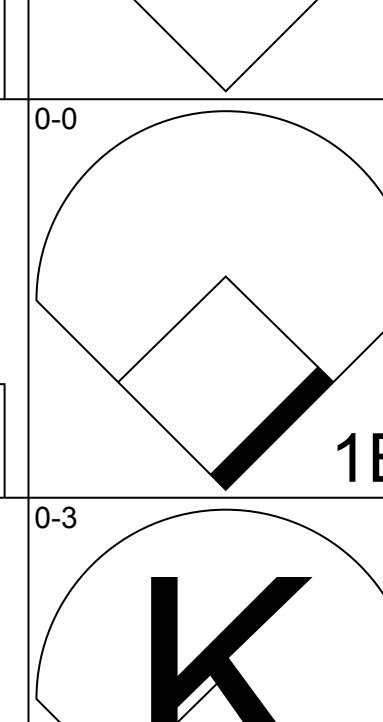
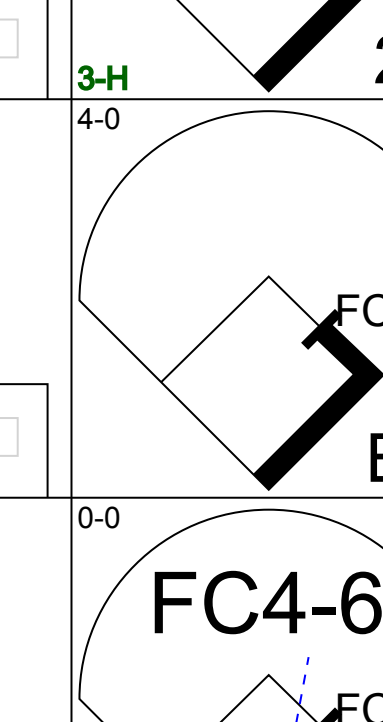
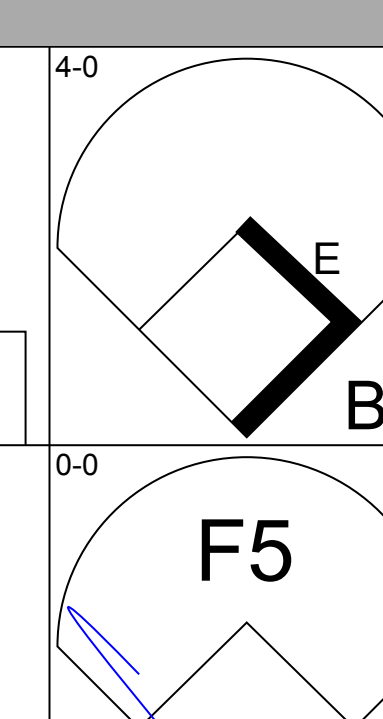
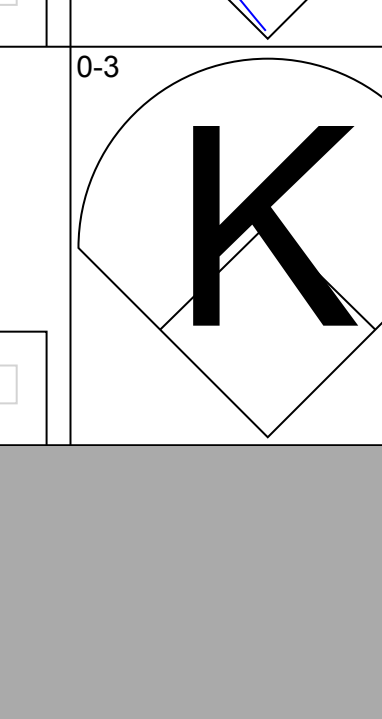
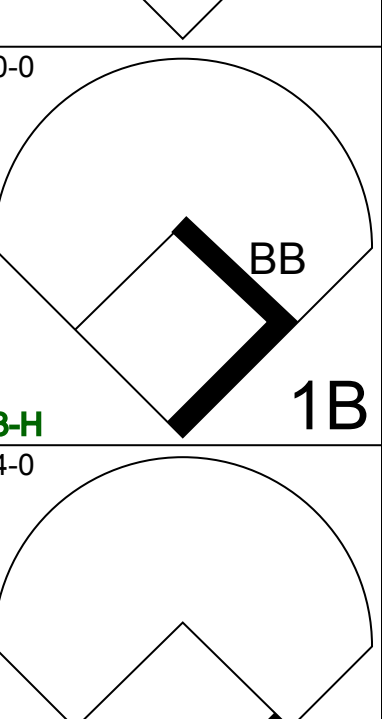
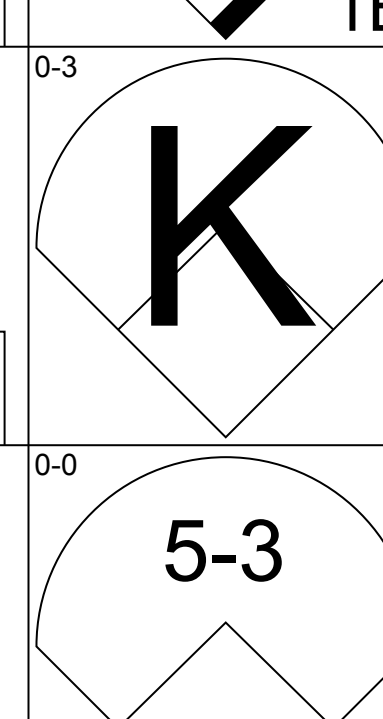
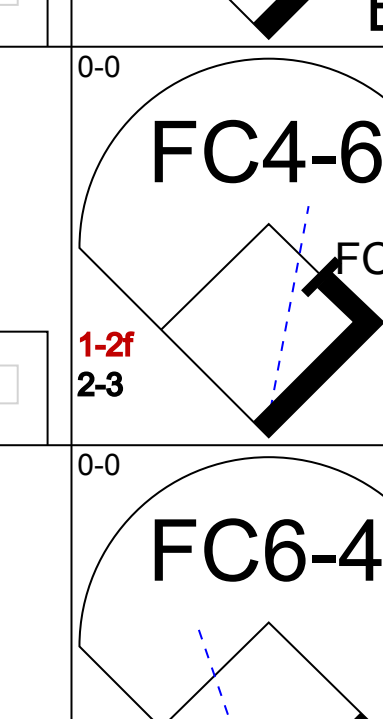
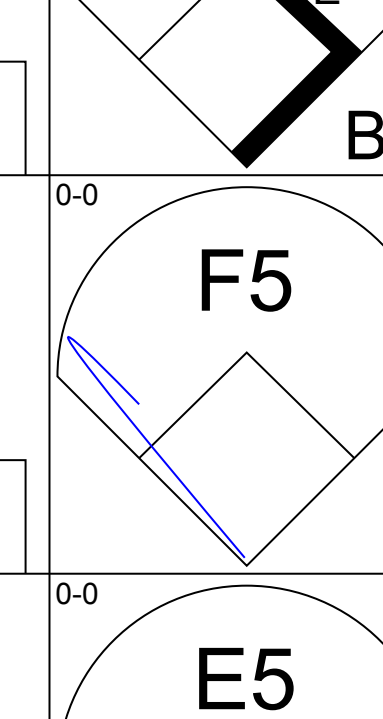
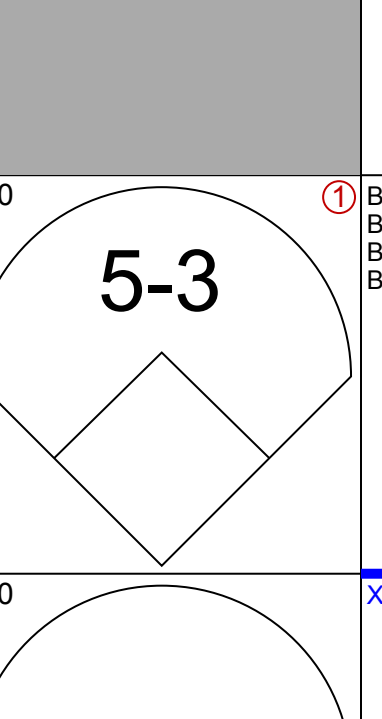

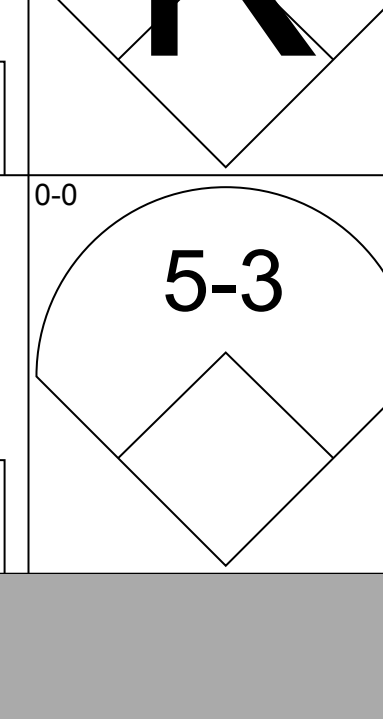
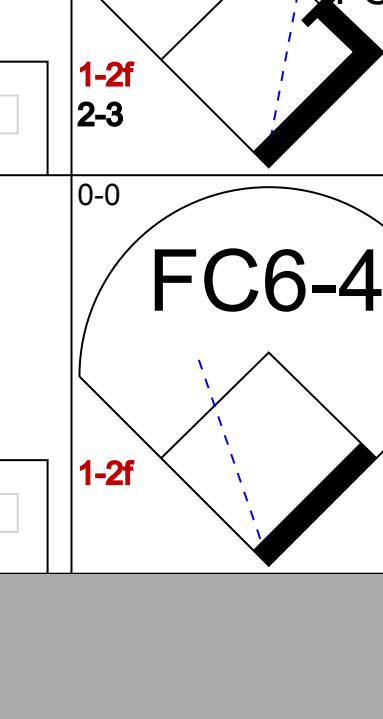
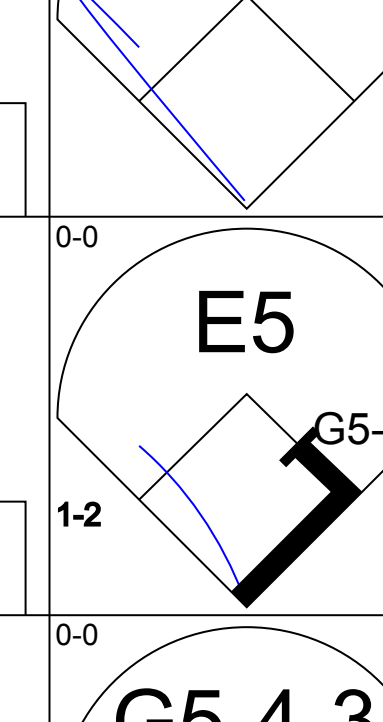
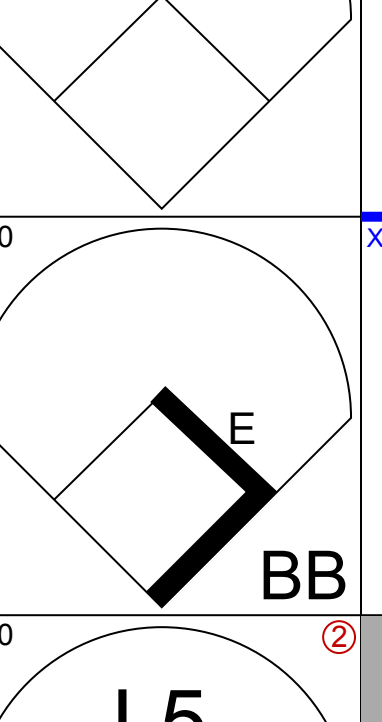
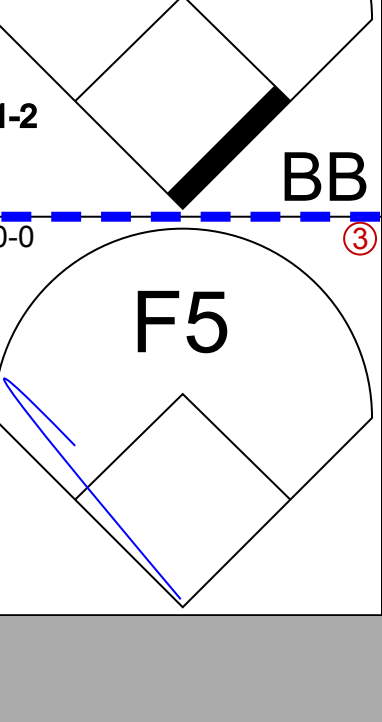
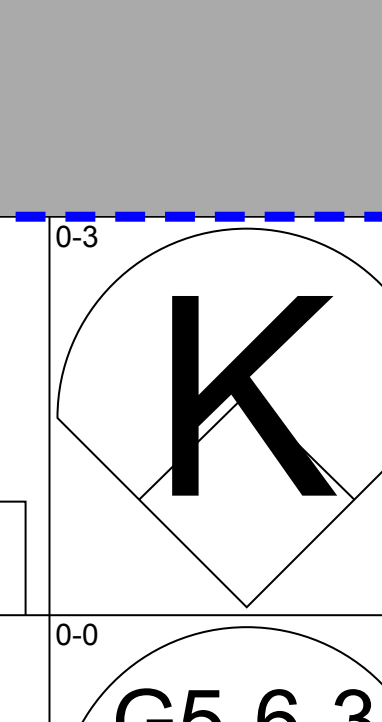
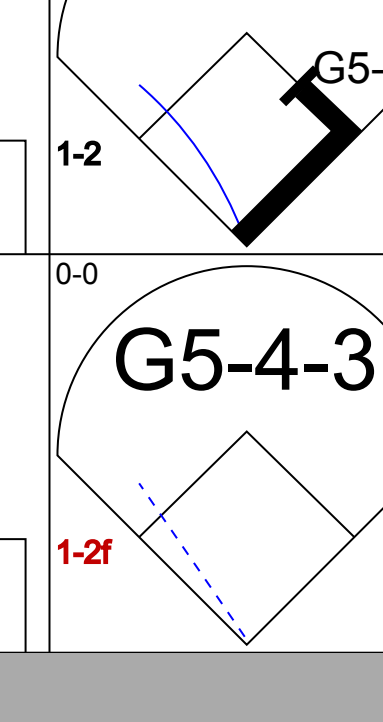
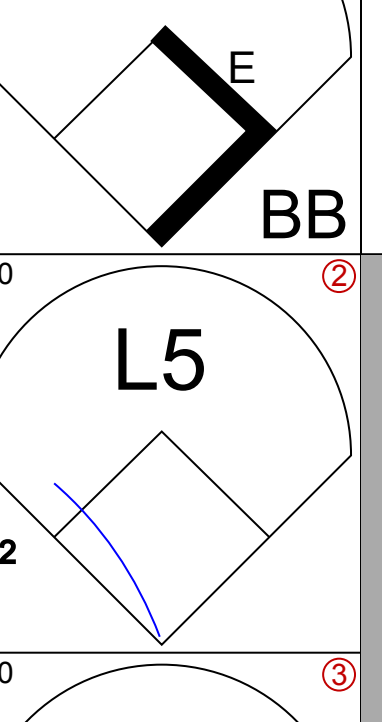
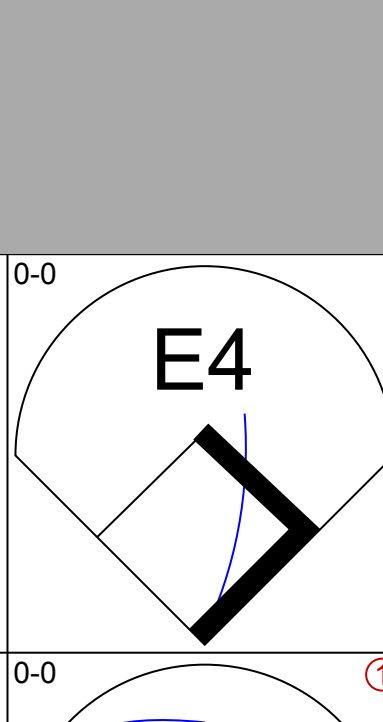
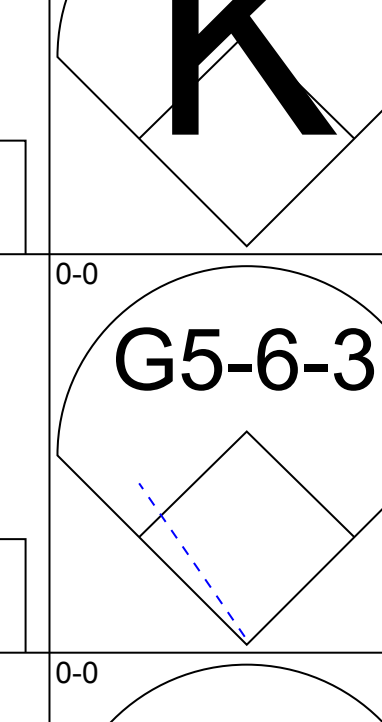
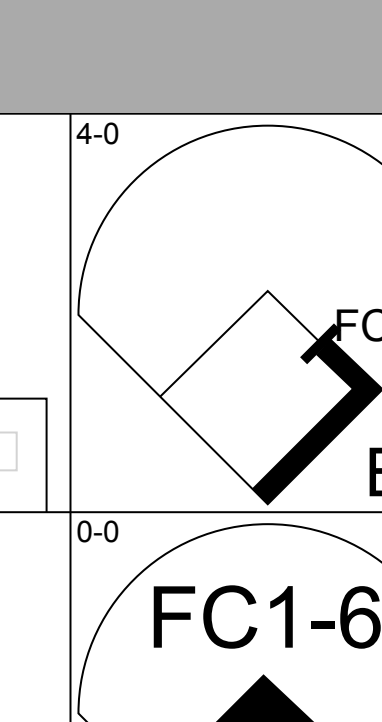
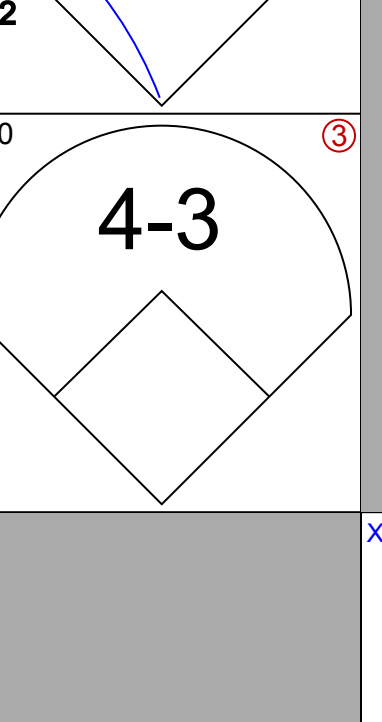
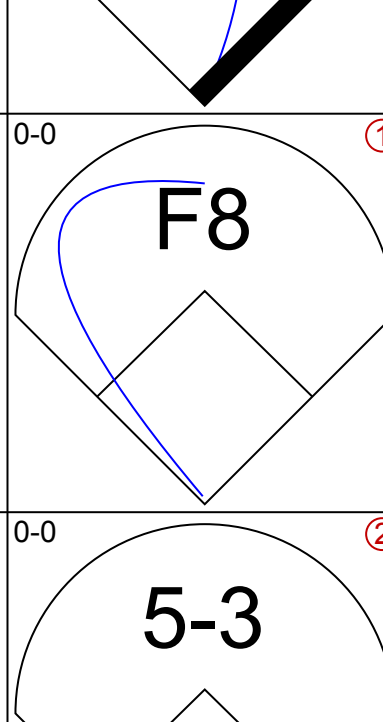
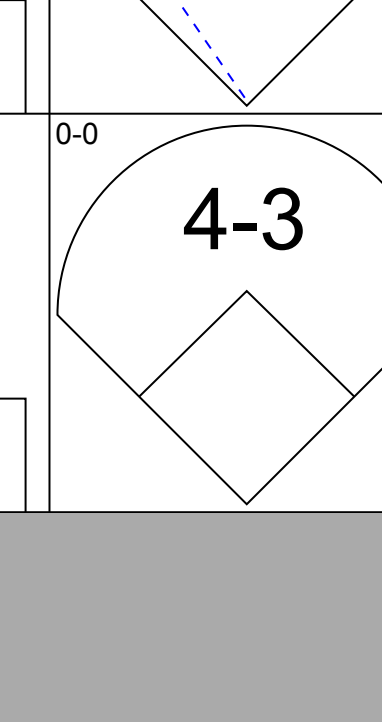
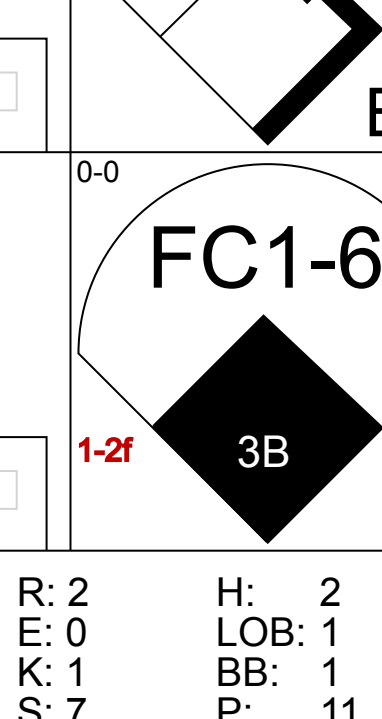
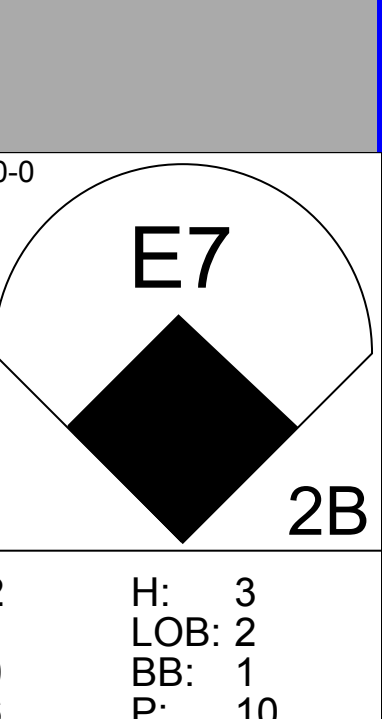
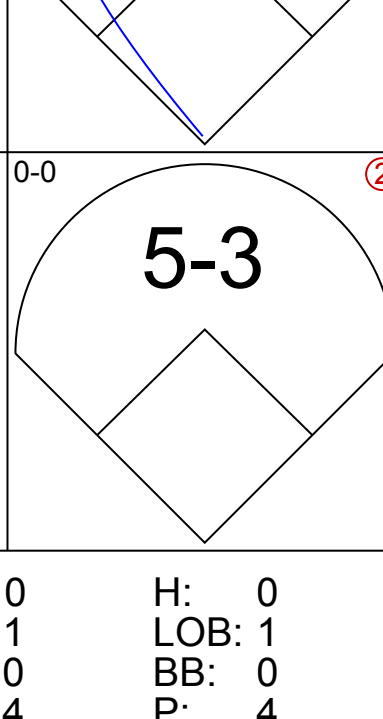
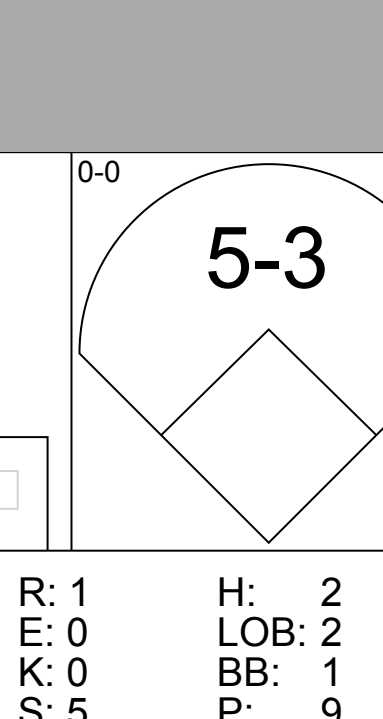


Batter	1	2	3	4	5	6	7	8	9	AB	R	H	RBI	BB	SO	LOB	TOP				
Oddibe McDowell, L (1, 8) OBP: 0.313, SLG: 0.440										3	0	0	0	1	1	1					
Alan Bannister, R (1, 4) OBP: 0.327, SLG: 0.356										4	1	1	0	1	0	2					
Don Slaughter, R (1, 2) OBP: 0.331, SLG: 0.416										5	0	0	0	0	2	3					
Larry Parrish, R (1, 10) OBP: 0.318, SLG: 0.420 Wayne Tolleson, S (8, PR) OBP: 0.375, SLG: 0.419									4	1	3	0	0	0	1						
Gary Ward, R (1, 7) OBP: 0.316, SLG: 0.414									5	1	1	1	0	1	5						
Bill Stein, R (1, 3) OBP: 0.284, SLG: 0.361 Pete O'Brien, L (6, PH) OBP: 0.332, SLG: 0.431									2	1	2	0	0	0	0						
Steve Buechele, R (1, 5) OBP: 0.277, SLG: 0.308									5	1	2	1	0	0	3						
George Wright, S (1, 9) OBP: 0.245, SLG: 0.249										4	0	2	2	0	2						
Curtis Wilkerson, S (1, 6) OBP: 0.282, SLG: 0.286									4	0	1	2	0	0	3						
Inning Stats	R: 0 E: 0 K: 2 S: 7	H: 0 LOB: 0 BB: 7	R: 0 E: 0 K: 0 S: 4	H: 2 LOB: 1 BB: 4	R: 0 E: 0 K: 0 S: 4	H: 1 LOB: 1 BB: 0	R: 2 E: 0 K: 1 S: 9	H: 4 LOB: 2 BB: 0	R: 0 E: 0 K: 1 S: 5	H: 0 LOB: 0 BB: 1	R: 0 E: 0 K: 0 S: 3	H: 0 LOB: 1 BB: 1	R: 3 E: 1 K: 0 S: 6	H: 2 LOB: 1 BB: 1	R: 2 E: 0 K: 0 S: 5	H: 3 LOB: 1 BB: 9	1B: 8 2B: 4 3B: 0 HR: 1	SF: 0 SAC: 1 DP: 1 HBP: 0	WP: 0 PB: 0 SB: 0 CS: 0	PA: 44	
PITCHER	IP	WLS	BF	H	R	ER	SO	BB	IBB	HBP	BLK	WP	HR	S	P	ERA	WHIP				
John Candelaria, L (1, 1) ERA: 3.95	5.0		22	7	2	2	4	1	0	0	0	0	0	29	33	3.60	1.600				
Jim Slaton, R (6, 1) ERA: 4.21	2.1	10	2	3	3	0	1	0	0	0	0	0	1	9	13	11.57	1.286				
Doug Corbett, R (8, 1) ERA: 5.23	0.2	L	5	1	1	1	0	1	0	0	0	0	0	4	8	13.50	3.000				
Dave Smith, R (9, 1) ERA: 7.2	0.2		4	1	2	2	0	1	0	0	0	0	0	3	7	27.00	3.000				
Al Holland, L (9, 1) ERA: 2.89	0.1		2	2	0	0	0	0	0	0	0	0	0	2	2	0.00	6.000				

Texas Rangers @ California Angels
Anaheim Stadium, Anaheim, CA
Sat Sep 14 1985, 10:05 PM EDT
Att: 29,988 - Unknown


AB 38
R 8
H 13
RBI 8
BB 4
SO 4
LOB 20



Batter	1	2	3	4	5	6	7	8	9	AB	R	H	RBI	BB	SO	LOB	BOTTOM				
Gary Pettis, S (1, 8) OBP: 0.348, SLG: 0.322										5	3	3	1	0	1	1					
Ruppert Jones, L (1, 10) OBP: 0.348, SLG: 0.486 Juan Beniquez, R (5, PH) OBP: 0.355, SLG: 0.403										2	0	1	1	0	0	0					
Rod Carew, L (1, 3) OBP: 0.368, SLG: 0.344										4	0	1	0	1	0	2					
Reggie Jackson, L (1, 9) OBP: 0.357, SLG: 0.479 Darrell Miller, R (8, 9) OBP: 0.306, SLG: 0.371 Daryl Sconiers, L (9, PH) OBP: 0.370, SLG: 0.421 Devon White, S (9, PR)										3	0	1	1	1	2	2					
Brian Downing, R (1, 7) OBP: 0.373, SLG: 0.430											4	0	0	0	1	0	4				
Doug DeCinces, R (1, 5) OBP: 0.321, SLG: 0.415											3	0	0	0	1	3					
Bobby Grich, R (1, 4) OBP: 0.348, SLG: 0.365											4	0	0	0	0	3					
Jerry Narron, L (1, 2) OBP: 0.286, SLG: 0.372 Bob Boone, R (6, 2) OBP: 0.295, SLG: 0.301											1	0	0	0	1	0	1				
Dick Schofield, R (1, 6) OBP: 0.279, SLG: 0.331										4	2	1	0	0	0	2					
Inning Stats	R: 0 E: 0 K: 1 S: 5	H: 0 LOB: 0 BB: 5	R: 0 E: 1 K: 0 S: 3	H: 0 LOB: 1 BB: 1	R: 2 E: 0 K: 1 S: 7	H: 2 LOB: 1 BB: 1	R: 0 E: 1 K: 0 S: 3	H: 0 LOB: 1 BB: 1	R: 2 E: 1 K: 0 S: 6	H: 3 LOB: 2 BB: 1	R: 0 E: 0 K: 2 S: 8	H: 1 LOB: 1 BB: 0	R: 0 E: 0 K: 1 S: 5	H: 0 LOB: 0 BB: 0	R: 1 E: 0 K: 0 S: 5	H: 2 LOB: 2 BB: 1	1B: 3 2B: 3 3B: 2 HR: 0	SF: 0 SAC: 0 DP: 1 HBP: 0	WP: 0 PB: 0 SB: 0 CS: 0	PA: 41	
PITCHER	IP	WLS	BF	H	R	ER	SO	BB	IBB	HBP	BLK	WP	HR	S	P	ERA	WHIP				
Jeff Russell, R (1, 1) ERA: 8.24	4.0		19	4	4	4	2	3	0	0	0	0	0	20	32	9.00	1.750				
Ricky Wright, L (5, 1) ERA: 18.0	0.2		4	1	0	0	0	1	0	0	0	0	0	3	7	0.00	3.000				
Matt Williams, R (5, 1) ERA: 2.25	2.1	W	9	1	0	0	2	0	0	0	0	0	0	13	13	0.00	0.429				
Rick Surhoff, R (8, 1) ERA: 3.0	2.0	S	9	2	1	1	1	1	0	0	0	0	0	10	14	4.50	1.500				


Texas Rangers @ California Angels
Anaheim Stadium, Anaheim, CA
Sat Sep 14 1985, 10:05 PM EDT
Att: 29,988 - Unknown

AB 36
R 5
H 8
RBI 4
BB 5
SO 5
LOB 22




Batter	1	2	3	4	5	6	7	8	9	AB	R	H	RBI	BB	SO	LOB	TOP			
Oddibe McDowell, L (1,8) OBP: 0.313, SLG: 0.439 Gary Ward, R (7,PH) OBP: 0.317, SLG: 0.416	L8		FC4-6 1B		1-3		1-3 1B			3	0	1	0	0	0	1	Texas Rangers @ California Angels Anaheim Stadium, Anaheim, CA Sun Sep 15 1985, 6:33 AM EDT Att: 30,177 - Unknown			
Wayne Tolleson, S (1,6) OBP: 0.370, SLG: 0.412	4-3		FC4-6 1-2			K	9-3 1-2			4	0	0	0	0	1	3				
Pete O'Brien, L (1,3) OBP: 0.333, SLG: 0.431			F8			HR 1B		4-3		4	1	2	0	0	0	1				
Larry Parrish, R (1,10) OBP: 0.321, SLG: 0.432	FC5-4 1-2			G6-4-3 1B		HR 1B		4-3		4	1	2	2	0	0	1				
George Wright, S (1,9) OBP: 0.243, SLG: 0.246		1-3		G6-4-3 1-2		K		3-1		4	0	0	0	0	1	1				
Duane Walker, L (1,7) OBP: 0.258, SLG: 0.317	F7			F9		HR		F6		4	1	1	1	0	0	0				
Geno Petralli, L (1,2) OBP: 0.300, SLG: 0.258					F8	K		1B 2B		4	1	2	0	0	1	0				
Steve Buechele, R (1,5) OBP: 0.277, SLG: 0.307	F2				F9		F3	1B		4	0	1	1	0	0	1				
Curtis Wilkerson, S (1,4) OBP: 0.285, SLG: 0.296			G3			1B 3B		K		4	0	2	0	0	1	0				
Inning Stats	R: 0 E: 0 K: 0 S: 4	H: 1 LOB: 1 BB: 0 P: 4	R: 0 E: 0 K: 0 S: 4	H: 1 LOB: 1 BB: 0 P: 4	R: 0 E: 0 K: 0 S: 4	H: 1 LOB: 0 BB: 0 P: 3	R: 0 E: 0 K: 0 S: 4	H: 1 LOB: 1 BB: 0 P: 4	R: 3 E: 0 K: 3 S: 12	H: 3 LOB: 0 BB: 0 P: 12	R: 0 E: 0 K: 0 S: 4	H: 2 LOB: 1 BB: 0 P: 4	R: 0 E: 0 K: 0 S: 3	H: 0 LOB: 0 BB: 0 P: 3	R: 1 E: 0 K: 1 S: 6	H: 2 LOB: 0 BB: 0 P: 6		1B: 8 2B: 2 3B: 1 HR: 2	SF: 0 SAC: 0 DP: 2 HBP: 0	WP: 0 PB: 0 SB: 0 CS: 0
PITCHER	IP WLS BF H R ER SO BB IBB HBP BLK WP HR S P ERA WHIP	6.1 W 27 9 3 3 3 0 0 0 0 0 2 33 33 4.26 1.421	2.2 S 9 3 1 1 1 0 0 0 0 0 0 11 11 3.38 1.125											IP WLS BF H R ER SO BB IBB HBP BLK WP HR S P ERA WHIP						
Kirk McCaskill, R (1,1) ERA: 4.92 Stu Cliburn, R (7,1) ERA: 1.63																				

AB	36
R	4
H	12
RBI	4
BB	0
SO	4
LOB	8



Batter	1	2	3	4	5	6	7	8	9	AB	R	H	RBI	BB	SO	LOB	BOTTOM			
Gary Pettis, S (1,8) OBP: 0.355, SLG: 0.329	PB HR 1B			L4		F9 1B BB	BB 1B	1B 1B		4	3	3	1	2	0	1	Texas Rangers @ California Angels Anaheim Stadium, Anaheim, CA Sun Sep 15 1985, 6:33 AM EDT Att: 30,177 - Unknown			
Ruppert Jones, L (1,9) OBP: 0.348, SLG: 0.482 Juan Beniquez, R (7,PH) OBP: 0.359, SLG: 0.407	K	L3		FC6-4 BB		F3	BB 1B	1B 1B		3	0	0	0	1	1	3				
Darrell Miller, R (9,9) OBP: 0.306, SLG: 0.371						1-2 2-H	1B	1B 1B		0	0	0	0	0	0	0				
Rod Carew, L (1,3) OBP: 0.368, SLG: 0.342	FC HR		4-3	FC6-4 1-2		F9	FC6-4 BB	1B 1B		5	1	1	1	1	0	4				
Reggie Jackson, L (1,10) OBP: 0.359, SLG: 0.485	HR		F7		F5	1B	FC6-4 1-2	1B		5	1	2	4	1	0	3				
Brian Downing, R (1,7) OBP: 0.379, SLG: 0.435 Devon White, S (8,PR) OBP: 0.319, SLG: 0.420	F9 2B				S 1B BB	1-2 3-H	1B	HR BB	K	2	1	2	1	3	0	0				
Doug DeCinces, R (1,5) OBP: 0.319, SLG: 0.420	F9		F3		K	F8		HR		5	1	1	2	0	1	5				
Bobby Grich, R (1,4) OBP: 0.349, SLG: 0.364	K			2B BB	1B IBB		F9	G5-4-3 1B HBP		2	2	0	0	2	1	1				
Dick Schofield, R (1,6) OBP: 0.281, SLG: 0.330		K		K	1-2 2-H		K	G5-4-3 BB		4	0	1	1	1	3	1				
Bob Boone, R (1,2) OBP: 0.296, SLG: 0.304	F3				F9	1B 1B		G5-4-3		5	1	2	1	0	0	4				
Inning Stats	R: 3 E: 0 K: 2 S: 11	H: 3 LOB: 1 BB: 0 P: 11	R: 0 E: 0 K: 1 S: 6	H: 1 LOB: 1 BB: 0 P: 6	R: 0 E: 0 K: 0 S: 3	H: 0 LOB: 1 BB: 1 P: 7	R: 1 E: 0 K: 1 S: 6	H: 1 LOB: 2 BB: 2 P: 14	R: 1 E: 0 K: 0 S: 4	H: 1 LOB: 2 BB: 2 P: 12	R: 1 E: 0 K: 1 S: 7	H: 2 LOB: 3 BB: 2 P: 15	R: 5 E: 0 K: 1 S: 9	H: 5 LOB: 2 BB: 2 P: 18	1B: 9 2B: 3 3B: 0 HR: 2	SF: 0 SAC: 0 DP: 1 HBP: 1	WP: 0 PB: 1 SB: 3 CS: 0	PA: 50		
PITCHER	IP WLS BF H R ER SO BB IBB HBP BLK WP HR S P ERA WHIP	5.0 L 27 2 2 2 1 2 1 0 0 0 0 9 21 10.80 2.400	0.1 3 1 0 0 0 1 0 0 0 0 0 2 6 0.00 6.000	0.2 9 5 5 5 0 2 0 1 0 0 1 6 15 67.50 10.500	0.1 1 0 0 0 1 0 0 0 0 0 0 3 3 0.00 0.000											IP WLS BF H R ER SO BB IBB HBP BLK WP HR S P ERA WHIP				
Jose Guzman, R (1,1) ERA: 7.2 Bob Sebra, R (6,1) ERA: 9.0 Chris Welsh, L (7,1) ERA: 4.13 Glen Cook, R (8,1) ERA: 8.76 Rick Sutthoff, R (8,1) ERA: 2.7																				

AB	38
R	12
H	14
RBI	12
BB	11
SO	7
LOB	24



Batter	1	2	3	4	5	6	7	8	9	AB	R	H	RBI	BB	SO	LOB	TOP		
Ruppert Jones, L (1, 9) OBP: 0.343, SLG: 0.473 Darrell Miller, R (8, FH) OBP: 0.316, SLG: 0.378 (8, 9)	G3		SH1-3		F9		1B	BB	L4	3	1	1	1	0	0	0			
Daryl Scanlens, L (1, 3) OBP: 0.386, SLG: 0.417 Rod Carew, L (7, 3) OBP: 0.369, SLG: 0.343	4-3		SF8		PO		1B	K		3	1	2	2	0	0	0			
Bobby Grich, R (1, 4) OBP: 0.353, SLG: 0.361	5-3		F9		PO		1B			3	0	1	1	1	0	0			
Doug DeCinces, R (1, 5) OBP: 0.315, SLG: 0.412 Craig Gerber, L (8, 5) OBP: 0.279, SLG: 0.333		6-3			F8		SH1-3	K	K	4	0	0	0	0	2	4			
Brian Downing, R (1, 7) OBP: 0.381, SLG: 0.449 Devon White, S (8, PR) (8, 7)					1B	FC1-2	BB		F7	3	0	2	0	1	0	1			
Reggie Jackson, L (1, 10) OBP: 0.365, SLG: 0.499					FC1-2	1B				4	2	3	3	1	0	1			
Bob Boone, R (1, 2) OBP: 0.301, SLG: 0.315					F9	FC1-2				5	2	1	1	0	0	4			
Dick Schofield, R (1, 6) OBP: 0.283, SLG: 0.329					F9			E5	6-3	4	0	1	0	0	1	5			
Gary Pettis, S (1, 8) OBP: 0.358, SLG: 0.332					SH1-3	S	SF8	1B		5	1	3	0	0	1	1			
Inning Stats	R: 0 E: 0 K: 0 S: 3	H: 0 LOB: 0 BB: 0 P: 3	R: 0 E: 0 K: 1 S: 6	H: 1 LOB: 2 BB: 1 P: 10	R: 1 E: 0 K: 0 S: 4	H: 1 LOB: 0 BB: 0 P: 4	R: 0 E: 0 K: 0 S: 4	H: 1 LOB: 2 BB: 1 P: 8	R: 0 E: 0 K: 0 S: 3	H: 0 LOB: 0 BB: 0 P: 4	R: 3 E: 1 K: 2 S: 11	H: 3 LOB: 1 BB: 0 P: 11	R: 3 E: 0 K: 2 S: 12	H: 5 LOB: 3 BB: 1 P: 16	R: 1 E: 0 K: 0 S: 6	H: 3 LOB: 2 BB: 0 P: 6	1B: 11 2B: 1 3B: 0 HR: 3	SF: 1 SAC: 3 DP: 0 HBP: 1	WP: 1 PA: 47 CS: 0
PITCHER	IP	WLS	BF	H	R	ER	SO	BB	IBB	HBP	BLK	WP	HR	S	P	ERA	WHIP		
Tom Seaver, R (1, 1) ERA: 3.19	6.2	L	29	6	4	1	2	2	0	1	0	0	0	30	39	1.35	1.200		
Dave Wehmeister, R (7, 1) ERA: 3.33	0.1		5	4	3	3	1	0	0	0	0	0	2	7	7	81.00	12.000		
Jerry Don Gleaton, L (8, 1) ERA: 0.23	0.2		5	2	0	0	1	1	0	0	0	0	0	6	10	0.00	4.500		
Ed Correa, R (8, 1) ERA: 3.86	1.1		7	3	1	1	1	0	0	0	0	1	1	9	9	6.75	2.250		

California Angels @ Chicago White Sox
Comiskey Park, Chicago, IL
Thu Sep 19 1985, 8:05 PM EDT
Att: 11,404 - Unknown

AB 38
R 8
H 15
RBI 8
BB 3
SO 5
LOB 20



Batter	1	2	3	4	5	6	7	8	9	AB	R	H	RBI	BB	SO	LOB	BOTTOM				
Reid Nichols, R (1, 7) OBP: 0.317, SLG: 0.311	4-3		F9			F9		F3		4	0	0	0	0	0	0					
Scott Fletcher, R (1, 6) OBP: 0.333, SLG: 0.292	G3		4-3			FC5-4	BB	1B	BB	2	0	0	0	2	0	0					
Harold Baines, L (1, 9) OBP: 0.354, SLG: 0.471 Daryl Boston, L (9, 9) OBP: 0.276, SLG: 0.338					K	FC5-4				4	0	2	0	0	1	1					
Carlton Fisk, R (1, 2) OBP: 0.319, SLG: 0.501 Joel Skinner, R (9, 2) OBP: 0.500, SLG: 0.690					F9	1-2		1B		4	0	0	0	0	1	4					
Ron Kittle, R (1, 10) OBP: 0.291, SLG: 0.429					F9			F5		0	0	0	0	0	0	0					
Luis Salazar, R (1, 8) OBP: 0.258, SLG: 0.374					5-3			K		4	0	0	0	0	1	2					
Greg Walker, L (1, 3) OBP: 0.307, SLG: 0.436					5-3					4	0	2	0	0	1	0					
Tim Hulett, R (1, 5) OBP: 0.322, SLG: 0.359					6-3			E	1B	4	0	1	0	0	1	1					
Julio Cruz, S (1, 4) OBP: 0.298, SLG: 0.233					4-3			FC6-4	1B	4	0	1	0	0	1	1					
					K					4	0	1	0	0	1	1					
					K					4	0	1	0	0	1	3					
					1B					3	0	0	0	0	0	3					
					L1					3	0	0	0	0	0	3					
					F9					3	0	0	0	0	0	3					
Inning Stats	R: 0 E: 0 K: 1 S: 6	H: 1 LOB: 1 BB: 0 P: 6	R: 0 E: 0 K: 1 S: 6	H: 1 LOB: 1 BB: 0 P: 6	R: 0 E: 0 K: 0 S: 3	H: 0 LOB: 0 BB: 0 P: 3	R: 0 E: 0 K: 1 S: 5	H: 0 LOB: 0 BB: 0 P: 5	R: 0 E: 0 K: 0 S: 6	H: 1 LOB: 1 BB: 0 P: 6	R: 0 E: 0 K: 0 S: 3	H: 0 LOB: 1 BB: 1 P: 7	R: 0 E: 1 K: 0 S: 5	H: 2 LOB: 2 BB: 0 P: 5	R: 0 E: 0 K: 1 S: 6	H: 1 LOB: 2 BB: 1 P: 10	R: 0 E: 0 K: 1 S: 5	H: 0 LOB: 0 BB: 0 P: 5	1B: 4 2B: 2 3B: 0 HR: 0	SF: 0 SAC: 0 DP: 0 HBP: 0	WP: 0 PA: 35 CS: 0
PITCHER	IP	WLS	BF	H	R	ER	SO	BB	IBB	HBP	BLK	WP	HR	S	P	ERA	WHIP				
John Candelaria, L (1, 1) ERA: 3.82	9.0	W	35	6	0	0	6	2	0	0	0	0	0	45	53	0.00	0.889				

California Angels @ Chicago White Sox
Comiskey Park, Chicago, IL
Thu Sep 19 1985, 8:05 PM EDT
Att: 11,404 - Unknown

AB 33
R 0
H 6
RBI 0
BB 2
SO 6
LOB 14



Batter	1	2	3	4	5	6	7	8	9	AB	R	H	RBI	BB	SO	LOB	TOP										
Brett Butler, L OBP: 0.370, SLG: 0.430 (1, 8)										4	0	0	0	1	0	0	Cleveland Indians @ California Angels Anaheim Stadium, Anaheim, CA Fri Sep 20 1985, 10:05 PM EDT Att: 30,821 - Unknown										
Julio Franco, R OBP: 0.340, SLG: 0.377 (1, 6)										4	0	1	0	0	0	3											
Brook Jacoby, R OBP: 0.326, SLG: 0.418 (1, 5)										4	1	1	1	0	0	4											
Andre Thornton, R OBP: 0.295, SLG: 0.380 (1, 10)										4	1	1	1	0	2	0											
Mike Hargrove, L OBP: 0.375, SLG: 0.349 (1, 3) Mike Fischlin, R OBP: 0.258, SLG: 0.298 (8, PR) (8, 3)										3	1	1	0	1	0	0											
Joe Carter, R OBP: 0.296, SLG: 0.405 (1, 7)										4	1	1	0	0	0	1											
George Vukovich, L OBP: 0.293, SLG: 0.332 (1, 9)										4	0	1	0	0	2	1											
Tony Bernazard, S OBP: 0.356, SLG: 0.393 (1, 4)										4	0	1	2	0	2	0											
Jerry Willard, L OBP: 0.333, SLG: 0.366 (1, 2)										4	1	1	1	0	0	2											
Inning Stats	R: 2 E: 0 K: 0 S: 5	H: 2 LOB: 0 BB: 0 P: 5	R: 0 E: 0 K: 2 S: 7	H: 0 LOB: 0 BB: 0 P: 7	R: 0 E: 0 K: 0 S: 4	H: 1 LOB: 1 BB: 0 P: 4	R: 0 E: 0 K: 0 S: 3	H: 0 LOB: 0 BB: 0 P: 3	R: 1 E: 0 K: 0 S: 4	H: 1 LOB: 0 BB: 0 P: 4	R: 0 E: 0 K: 1 S: 5	H: 0 LOB: 0 BB: 0 P: 5	R: 2 E: 0 K: 0 S: 7	H: 4 LOB: 3 BB: 1 P: 11	R: 0 E: 0 K: 2 S: 7	H: 0 LOB: 1 BB: 1 P: 11		R: 0 E: 0 K: 1 S: 5	H: 0 LOB: 0 BB: 0 P: 5	1B: 4 2B: 1 3B: 0 HR: 3	SF: 0 SAC: 0 DP: 0 HBP: 0	WP: 0 PB: 0 SB: 0 CS: 0	PA: 37				
PITCHER	IP	WLS	BF	H	R	ER	SO	BB	IBB	HBP	BLK	WP	HR	S	P	ERA	WHIP										
Ron Romanick, R ERA: 4.04 (1, 1)	5.0		19	4	3	3	2	0	0	0	0	0	3	23	23	5.40	0.800										
Stu Cliburn, R ERA: 2.08 (6, 1)	1.0	W	7	4	2	2	1	0	0	0	0	0	0	9	9	18.00	4.000										
Doug Corbett, R ERA: 5.11 (7, 1)	1.0	S	7	4	0	0	0	0	1	0	0	0	0	3	7	0.00	0.000										
Donnie Moore, R ERA: 1.54 (8, 1)	2.0		7	0	0	0	3	1	0	0	0	0	0	12	16	0.00	0.500										

Batter	1	2	3	4	5	6	7	8	9	AB	R	H	RBI	BB	SO	LOB	BOTTOM										
Gary Pettis, S OBP: 0.358, SLG: 0.331 (1, 8)										2	1	0	0	1	0	2	Cleveland Indians @ California Angels Anaheim Stadium, Anaheim, CA Fri Sep 20 1985, 10:05 PM EDT Att: 30,821 - Unknown										
Rod Carew, L OBP: 0.371, SLG: 0.347 (1, 3)										4	2	2	1	0	0	0											
Brian Downing, R OBP: 0.382, SLG: 0.450 (1, 7) Devon White, S ERA: 2.08 (9, 7)										4	1	2	1	0	0	0											
Reggie Jackson, L OBP: 0.364, SLG: 0.496 (1, 10)										2	1	0	1	1	0	0											
Doug DeCinces, R OBP: 0.317, SLG: 0.411 (1, 5)										3	1	1	1	1	0	1											
Ruppert Jones, L OBP: 0.340, SLG: 0.469 (1, 9) Darrell Miller, R OBP: 0.316, SLG: 0.378 (9, 9)										3	0	0	0	0	1	2											
Bobby Grich, R OBP: 0.352, SLG: 0.358 (1, 4)										3	0	0	0	1	0	1											
Craig Gerber, L OBP: 0.279, SLG: 0.333 (1, 6) Juan Benitez, R OBP: 0.259, SLG: 0.409 (1, PH) Dick Schofield, R OBP: 0.281, SLG: 0.327 (2, 6)										0	0	0	0	0	0	0											
Bob Boone, R OBP: 0.301, SLG: 0.315 (1, 2)										3	1	1	0	0	0	2											
Inning Stats	R: 5 E: 1 K: 1 S: 9	H: 4 LOB: 3 BB: 3 P: 21	R: 0 E: 0 K: 0 S: 3	H: 0 LOB: 0 BB: 0 P: 3	R: 0 E: 0 K: 0 S: 3	H: 0 LOB: 1 BB: 1 P: 7	R: 0 E: 0 K: 0 S: 3	H: 0 LOB: 0 BB: 0 P: 3	R: 0 E: 0 K: 0 S: 3	H: 0 LOB: 0 BB: 0 P: 3	R: 2 E: 1 K: 0 S: 6	H: 3 LOB: 1 BB: 0 P: 6	R: 0 E: 0 K: 0 S: 3	H: 0 LOB: 0 BB: 0 P: 3	R: 0 E: 0 K: 0 S: 3	H: 0 LOB: 0 BB: 0 P: 3		1B: 6 2B: 1 3B: 0 HR: 0	SF: 1 SAC: 2 DP: 0 HBP: 0	WP: 0 PB: 0 SB: 1 CS: 0	PA: 35						
PITCHER	IP	WLS	BF	H	R	ER	SO	BB	IBB	HBP	BLK	WP	HR	S	P	ERA	WHIP										
Tom Waddell, R ERA: 4.87 (1, 1)	0.1		7	3	5	5	1	3	0	0	0	0	0	6	18	135.00	18.000										
Dave Vonohren, L ERA: 2.5 (1, 1)	6.0	L	22	3	2	0	0	1	0	0	0	0	0	21	25	0.00	0.667										
Jerry Reed, R ERA: 4.43 (7, 1)	1.2		6	1	0	0	0	0	0	0	0	0	0	6	6	0.00	0.600										

Batter	1	2	3	4	5	6	7	8	9	AB	R	H	RBI	BB	SO	LOB	TOP					
Brett Butler, L OBP: 0.369, SLG: 0.428 Otis Nixon, S OBP: 0.271, SLG: 0.315	F2		G1					4-3		2	0	0	0	1	0	1	Cleveland Indians @ California Angels Anaheim Stadium, Anaheim, CA Sat Sep 21 1985, 10:05 PM EDT Att: 29,219 - Unknown					
Julio Franco, R OBP: 0.340, SLG: 0.376 Mike Fischlin, R OBP: 0.258, SLG: 0.298	K						L3	1-3		4	0	1	0	0	1	1						
Brook Jacoby, R OBP: 0.323, SLG: 0.415	K		G6-3				L9	F4		4	0	0	0	0	1	2						
Andre Thornton, R OBP: 0.293, SLG: 0.378 Benny Ayala, R OBP: 0.276, SLG: 0.394		K		F3			L8		K	3	0	0	0	0	1	0						
Mike Hargrove, L OBP: 0.373, SLG: 0.347		6-3		F7			F9		HR	4	1	1	0	0	0	0						
Joe Carter, R OBP: 0.300, SLG: 0.409									K	3	0	2	0	1	1	1						
George Vukovich, L OBP: 0.294, SLG: 0.332 Carmen Castillo, R OBP: 0.307, SLG: 0.479								G6-4-3		1	0	0	0	1	0	1						
Tony Bernazard, S OBP: 0.357, SLG: 0.399									HR	3	1	1	1	1	0	2						
Chris Bando, S OBP: 0.223, SLG: 0.164									HR	3	0	0	0	1	0	1						
Inning Stats	R: 0 E: 0 K: 2 S: 7	H: 0 LOB: 0 BB: 0 P: 7	R: 0 E: 0 K: 1 S: 5	H: 0 LOB: 2 BB: 2 P: 13	R: 0 E: 0 K: 0 S: 3	H: 1 LOB: 1 BB: 1 P: 7	R: 0 E: 0 K: 0 S: 4	H: 1 LOB: 1 BB: 0 P: 4	R: 0 E: 0 K: 0 S: 3	H: 0 LOB: 0 BB: 1 P: 7	R: 0 E: 0 K: 0 S: 3	H: 1 LOB: 1 BB: 1 P: 7	R: 0 E: 0 K: 0 S: 3	H: 0 LOB: 0 BB: 0 P: 3	R: 0 E: 0 K: 0 S: 3	H: 0 LOB: 0 BB: 0 P: 3		R: 3 E: 0 K: 2 S: 10	H: 3 LOB: 0 BB: 0 P: 10	1B: 3 2B: 1 3B: 0 HR: 2	SF: 0 SAC: 0 DP: 2 HBP: 0	WP: 0 PB: 0 SB: 1 CS: 0
PITCHER Kirk McCaskill, R ERA: 4.69 Jim Slaton, R ERA: 4.37	IP: 8.0 WLS: W BF: 30	H: 3 R: 0 ER: 0 SO: 3	BB: 5 IBB: 0 HBP: 0 BLK: 0	WP: 0 HR: 0 S: 31 P: 51	ERA: 0.00 WHIP: 1.000	IP: 1.0 WLS: L BF: 6	H: 3 R: 3 ER: 3 SO: 2	BB: 0 IBB: 0 HBP: 0 BLK: 0	WP: 0 HR: 2 S: 10 P: 10	ERA: 27.00 WHIP: 3.000												

Batter	1	2	3	4	5	6	7	8	9	AB	R	H	RBI	BB	SO	LOB	BOTTOM								
Gary Pettis, S OBP: 0.361, SLG: 0.338	F7									4	1	2	2	1	1	2	Cleveland Indians @ California Angels Anaheim Stadium, Anaheim, CA Sat Sep 21 1985, 10:05 PM EDT Att: 29,219 - Unknown								
Juan Beniquez, R OBP: 0.381, SLG: 0.414 Devon White, S (5, PH) (6, 9) (7, 7)										3	2	2	0	0	0	2									
Brian Downing, R OBP: 0.381, SLG: 0.448 Darrell Miller, R OBP: 0.333, SLG: 0.395										4	1	1	2	0	0	5									
Doug DeCinces, R OBP: 0.319, SLG: 0.424 Jack Howell, L OBP: 0.297, SLG: 0.346										3	1	2	4	0	0	1									
Reggie Jackson, L OBP: 0.364, SLG: 0.494 Rufino Linares, R OBP: 0.207, SLG: 0.483										2	1	0	0	1	1	1									
Bobby Grich, R OBP: 0.354, SLG: 0.358 Rob Wilfong, L OBP: 0.239, SLG: 0.258										3	1	1	0	1	1	1									
George Hendrick, R OBP: 0.266, SLG: 0.310 Rod Carew, L OBP: 0.370, SLG: 0.345 (6, 3)										2	0	0	0	0	2	1									
Bob Boone, R OBP: 0.304, SLG: 0.317 Jerry Naron, L OBP: 0.296, SLG: 0.372										3	1	2	2	1	0	0									
Dick Schofield, R OBP: 0.283, SLG: 0.325										2	2	0	0	1	0	3									
Inning Stats	R: 1 E: 0 K: 0 S: 5	H: 2 LOB: 1 BB: 0 P: 5	R: 0 E: 0 K: 1 S: 5	H: 0 LOB: 1 BB: 1 P: 9	R: 3 E: 1 K: 2 S: 10	H: 3 LOB: 1 BB: 1 P: 14	R: 2 E: 0 K: 1 S: 7	H: 2 LOB: 1 BB: 0 P: 8	R: 3 E: 0 K: 0 S: 4	H: 1 LOB: 2 BB: 4 P: 20	R: 1 E: 0 K: 2 S: 8	H: 1 LOB: 2 BB: 2 P: 16	R: 2 E: 0 K: 0 S: 4	H: 2 LOB: 0 BB: 0 P: 5	R: 0 E: 0 K: 1 S: 5	H: 0 LOB: 0 BB: 0 P: 5		1B: 7 2B: 3 3B: 1 HR: 1	SF: 2 SAC: 0 DP: 1 HBP: 2	WP: 0 PB: 0 SB: 3 CS: 0	PA: 44				
PITCHER Neal Heaton, L ERA: 4.95 Rich Thompson, R ERA: 6.45 Ramon Romero, L ERA: 6.58	IP: 3.1 WLS: L BF: 19	H: 6 R: 6 ER: 6 SO: 4	BB: 2 IBB: 0 HBP: 0 BLK: 0	WP: 0 HR: 1 S: 24 P: 33	ERA: 16.20 WHIP: 2.400	IP: 1.2 WLS: L BF: 11	H: 2 R: 3 ER: 3 SO: 0	BB: 4 IBB: 0 HBP: 0 BLK: 0	WP: 0 HR: 7 S: 23 P: 23	ERA: 16.20 WHIP: 3.600	IP: 3.0 WLS: L BF: 14	H: 3 R: 3 ER: 3 SO: 3	BB: 2 IBB: 0 HBP: 1 BLK: 0	WP: 0 HR: 0 S: 17 P: 26	ERA: 9.00 WHIP: 1.667										

Batter	1	2	3	4	5	6	7	8	9	10	11	12	AB	R	H	RBI	BB	SO	LOB	TOP		
Brett Butler, L OBP: 0.369, SLG: 0.427 (1.8)													6	2	2	0	0	0	3			
Julio Franco, R OBP: 0.339, SLG: 0.376 (1.6)													5	2	1	1	1	1	0	2		
Brook Jacoby, R OBP: 0.324, SLG: 0.420 (1.5)													6	1	2	2	0	2	1			
Andre Thornton, R OBP: 0.294, SLG: 0.384 (1.10)													6	1	2	3	0	2	0			
Mike Hargrove, L OBP: 0.375, SLG: 0.354 (1.3)													4	0	2	0	0	0	0			
Otis Nixon, S OBP: 0.271, SLG: 0.315 (8. PR)													0	0	0	0	0	0	0			
Carmen Castillo, R OBP: 0.305, SLG: 0.476 (9. PH)													1	0	0	0	0	0	2			
Mike Fischlin, R OBP: 0.270, SLG: 0.310 (9.3)													1	0	1	0	0	0	0			
Joe Carter, R OBP: 0.266, SLG: 0.404 (8.3)													5	0	0	0	0	1	4			
George Vukovich, L OBP: 0.294, SLG: 0.332 (1.9)													6	1	2	0	0	2	4			
Tony Bernazard, S OBP: 0.359, SLG: 0.400 (1.4)													4	1	2	0	1	0	1			
Jerry Willard, L OBP: 0.331, SLG: 0.363 (1.2)													5	1	1	1	0	0	3			
Inning Stats	R: 3 E: 0 K: 1 S: 9	H: 4 LOB: 1 BB: 0 P: 9	R: 0 E: 1 K: 0 S: 3	H: 0 LOB: 0 BB: 3	R: 2 E: 0 K: 1 S: 6	H: 1 LOB: 0 BB: 10	R: 3 E: 3 K: 1 S: 8	H: 2 LOB: 0 BB: 8	R: 0 E: 0 K: 1 S: 5	H: 0 LOB: 1 BB: 0 P: 4	R: 0 E: 0 K: 0 S: 3	H: 1 LOB: 2 BB: 1 P: 10	R: 1 E: 0 K: 1 S: 6	H: 3 LOB: 2 BB: 0 P: 6	R: 0 E: 0 K: 1 S: 5	H: 0 LOB: 0 BB: 0 P: 5	R: 0 E: 0 K: 1 S: 3	H: 1 LOB: 0 BB: 0 P: 3	1B: 11 2B: 2 3B: 0 HR: 2	SF: 0 SAC: 1 DP: 2 HBP: 0	WP: 1 PB: 0 SB: 0 CS: 1	PA: 53
PITCHER	IP WLS BF H R ER SO BB IBB HBP BLK WP HR S P ERA WHIP	IP WLS BF H R ER SO BB IBB HBP BLK WP HR S P ERA WHIP																			IP WLS BF H R ER SO BB IBB HBP BLK WP HR S P ERA WHIP	
Mike Witt, R ERA: 3.37 (1.1)	3.0	18	7	8	6	2	0	0	0	0	0	0	0	0	18	18	0.00	0.750				
Urbano Lugo, R ERA: 3.63 (4.1)	4.0	14	3	0	0	2	0	0	0	0	0	0	0	0	18	18	0.00	0.750				
Donnie Moore, R ERA: 1.59 (8.1)	3.0	14	4	1	1	2	1	0	0	0	0	0	0	0	17	21	3.00	1.667				
Stu Cliburn, R ERA: 2.03 (11.1)	2.0	W	6	1	0	0	1	0	0	0	0	0	0	0	8	8	0.00	0.500				

Cleveland Indians @ California Angels
 Anaheim Stadium, Anaheim, CA
 Sun Sep 22 1985, 6:33 AM EDT
 Att. 47,895 - Unknown


AB	49
R	9
H	15
RBI	7
BB	2
SO	7
LOB	20



Batter	1	2	3	4	5	6	7	8	9	10	11	12	AB	R	H	RBI	BB	SO	LOB	BOTTOM						
Rod Carew, L OBP: 0.370, SLG: 0.343 (1.3)													5	1	1	0	1	0	1							
Juan Beniquez, R OBP: 0.366, SLG: 0.419 (8. PR)													5	2	4	1	0	0	1							
Devon White, S OBP: 0.340, SLG: 0.468 (12.9)													1	0	0	0	0	0	0							
Brian Downing, R OBP: 0.379, SLG: 0.446 (1.7)													5	1	1	0	0	0	6							
Darrell Miller, R OBP: 0.333, SLG: 0.395 (9.9)													0	0	0	0	0	0	0							
Ruppert Jones, L OBP: 0.340, SLG: 0.468 (12.9)													1	0	0	0	0	0	0							
Doug DeCinces, R OBP: 0.319, SLG: 0.430 (1.5)													6	1	2	3	0	1	2							
Reggie Jackson, L OBP: 0.362, SLG: 0.492 (1.10)													6	1	1	0	0	4	3							
Bobby Grich, R OBP: 0.355, SLG: 0.364 (1.4)													4	1	1	4	2	1	1							
Dick Schofield, R OBP: 0.285, SLG: 0.327 (1.6)													4	1	2	0	0	1	2							
Daryl Scott, L OBP: 0.373, SLG: 0.417 (9. PH)													0	0	0	0	1	0	0							
Craig Gerber, L OBP: 0.279, SLG: 0.333 (10.6)													0	1	0	0	0	0	0							
Rufino Linares, R OBP: 0.233, SLG: 0.483 (12. PH)													0	1	0	0	1	0	0							
Bob Boone, R OBP: 0.303, SLG: 0.316 (1.2)													5	1	1	0	0	1	5							
Gary Pettis, S OBP: 0.351, SLG: 0.337 (1.8)													4	0	1	1	1	1	0							
Inning Stats	R: 4 E: 0 K: 1 S: 10	H: 4 LOB: 1 BB: 0 P: 10	R: 0 E: 0 K: 0 S: 4	H: 1 LOB: 1 BB: 4	R: 0 E: 0 K: 2 S: 12	H: 1 LOB: 2 BB: 1	R: 3 E: 0 K: 1 S: 8	H: 3 LOB: 0 BB: 1	R: 2 E: 0 K: 1 S: 6	H: 3 LOB: 2 BB: 1	R: 0 E: 0 K: 0 S: 3	H: 0 LOB: 0 BB: 0 P: 3	R: 0 E: 0 K: 0 S: 3	H: 1 LOB: 0 BB: 0 P: 10	R: 0 E: 0 K: 2 S: 7	H: 0 LOB: 2 BB: 2 P: 15	R: 0 E: 0 K: 1 S: 5	H: 0 LOB: 0 BB: 0 P: 5	R: 0 E: 0 K: 1 S: 6	H: 1 LOB: 1 BB: 0 P: 6	R: 1 E: 1 K: 0 S: 2	H: 0 LOB: 2 BB: 2 P: 10	1B: 11 2B: 1 3B: 0 HR: 2	SF: 1 SAC: 2 DP: 0 HBP: 0	WP: 1 PB: 0 SB: 0 CS: 1	PA: 55
PITCHER	IP WLS BF H R ER SO BB IBB HBP BLK WP HR S P ERA WHIP	IP WLS BF H R ER SO BB IBB HBP BLK WP HR S P ERA WHIP																			IP WLS BF H R ER SO BB IBB HBP BLK WP HR S P ERA WHIP					
Jamie Easterly, L ERA: 3.67 (5.1)	4.2	28	11	9	9	5	2	0	0	0	0	0	0	0	36	44	17.36	2.786								
Vern Ruhle, R ERA: 4.51 (5.1)	2.1	8	1	0	0	0	0	0	0	0	0	0	0	0	8	8	0.00	0.429								
Jerry Reed, R ERA: 4.21 (8.1)	3.1	13	2	0	0	3	2	0	0	0	0	0	0	17	25	0.00	1.200									
Bryan Clark, L ERA: 5.87 (11.1)	1.0	L	6	0	1	0	2	0	0	0	0	0	0	6	14	0.00	2.000									


Cleveland Indians @ California Angels
 Anaheim Stadium, Anaheim, CA
 Sun Sep 22 1985, 6:33 AM EDT
 Att. 47,895 - Unknown


AB	46
R	10
H	14
RBI	9
BB	6
SO	9
LOB	21



Batter	1	2	3	4	5	6	7	8	9	AB	R	H	RBI	BB	SO	LOB	TOP										
Reid Nichols, R OBP: 0.331, SLG: 0.318 (1, 8)	F3		F8		SH1-4 HR 1B	F9		1-3		5	1	1	0	0	0	1	Chicago White Sox @ California Angels Anaheim Stadium, Anaheim, CA Tue Sep 24 1985, 10:05 PM EDT Att: 28,864 - Unknown										
Scott Fletcher, R OBP: 0.334, SLG: 0.304 (1, 4)				2B 2B	SH1-4 1-2		L4	4-3		4	1	2	0	0	0	0											
Harold Baines, L OBP: 0.356, SLG: 0.481 (1, 9)	K			F5	F8		2B 2B		FC2-4 1B	5	1	2	0	0	1	3											
Carlton Fisk, R OBP: 0.319, SLG: 0.501 Mike Squires, L (9, PR)	F8			2B 1B HBP		2H HR	WP SF9 2B	FC2-4 G3 1B		4	3	2	3	0	0	2											
Joel Skinner, R OBP: 0.500, SLG: 0.697 (9, 2)				1B HBP		2H HR				0	0	0	0	0	0	0											
Ron Kittle, R OBP: 0.297, SLG: 0.434 Daryl Boston, L (7, PR)				1B 2B			1B BB			2	1	2	1	1	0	0											
Jerry Hairston, S OBP: 0.373, SLG: 0.336 (1, 10)	F6			1B SH5-3 IBB			SF9	G3		3	1	0	1	1	1	4											
Greg Walker, L OBP: 0.309, SLG: 0.443 (1, 3)	G6-3			SH5-3 1B			1-3 1B			5	0	2	2	0	1	4											
Tim Hulett, R OBP: 0.316, SLG: 0.351 (1, 5)			K	SH5-3			F7	F9		3	0	0	1	0	1	2											
Ozzie Guillen, L OBP: 0.291, SLG: 0.350 (1, 6)			K	F9				F8		4	0	1	0	0	1	1											
Inning Stats	R: 0 E: 0 K: 1 S: 6	H: 1 LOB: 1 BB: 0 P: 6	R: 0 E: 0 K: 0 S: 3	H: 1 LOB: 0 BB: 0 P: 3	R: 0 E: 0 K: 2 S: 7	H: 0 LOB: 0 BB: 0 P: 7	R: 4 E: 0 K: 0 S: 6	H: 3 LOB: 1 BB: 0 P: 11	R: 2 E: 0 K: 1 S: 7	H: 2 LOB: 1 BB: 0 P: 8	R: 0 E: 0 K: 1 S: 6	H: 1 LOB: 1 BB: 0 P: 6	R: 2 E: 0 K: 0 S: 6	H: 3 LOB: 2 BB: 1 P: 10	R: 0 E: 0 K: 0 S: 3	H: 0 LOB: 0 BB: 0 P: 3	R: 0 E: 0 K: 0 S: 5	H: 2 LOB: 3 BB: 0 P: 5	1B: 7 2B: 4 3B: 1 HR: 1	SF: 1 SAC: 2 DP: 1 HBP: 2	WP: 1 PB: 0 SB: 0 CS: 0	PA: 43					
PITCHER	IP WLS BF H R ER SO BB IBB HBP BLK WP HR S P ERA WHIP	6.0 L 28 8 6 6 5 0 1 2 0 0 1 35 41 9.00 1.333	2.0 10 3 2 2 0 1 0 0 0 1 0 9 13 9.00 2.000	1.0 5 2 0 0 0 0 0 0 0 0 0 5 5 0.00 2.000	PITCHER										IP WLS BF H R ER SO BB IBB HBP BLK WP HR S P ERA WHIP												
John Candelaria, L ERA: 3.9											6.0	L	28	8	6	6	5	0	1	2	0	0	1	35	41	9.00	1.333
Kirk McCaskill, R ERA: 4.74											2.0	10	3	2	2	0	1	0	0	0	1	0	9	13	9.00	2.000	
Luis Sanchez, R ERA: 5.97											1.0	5	2	0	0	0	0	0	0	0	0	0	5	5	0.00	2.000	

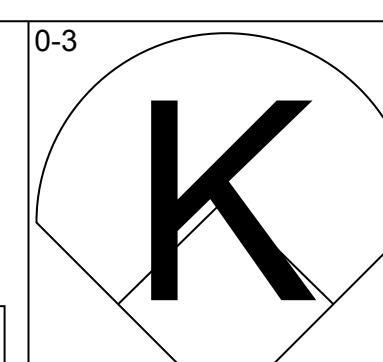
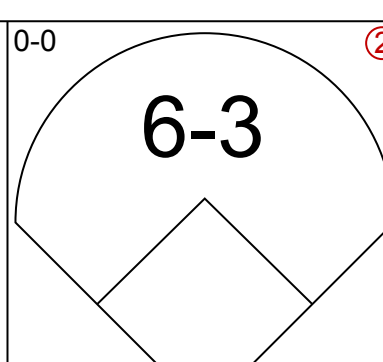
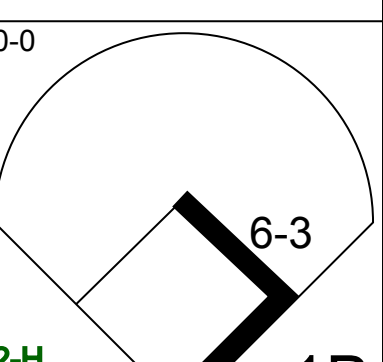
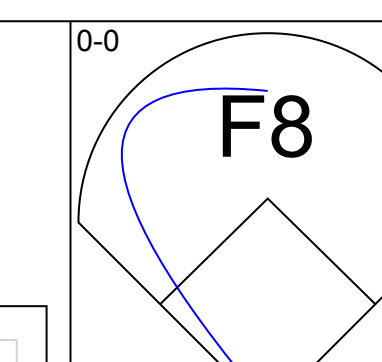
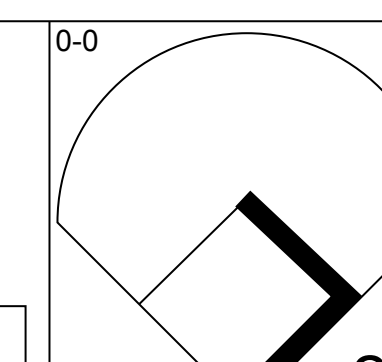
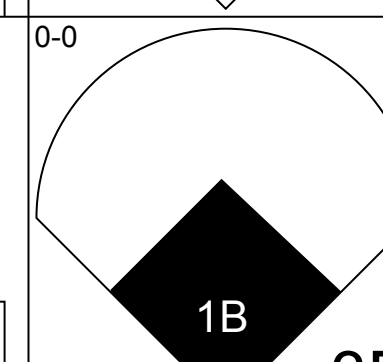
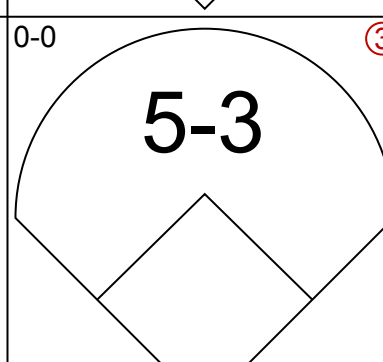
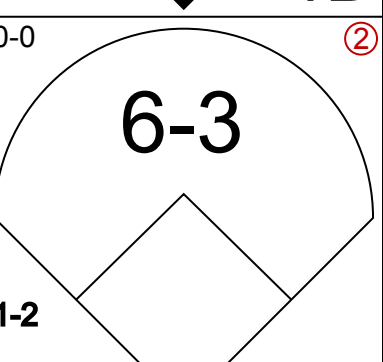

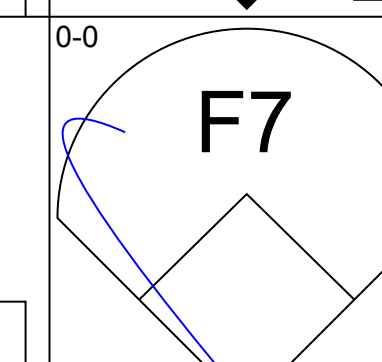
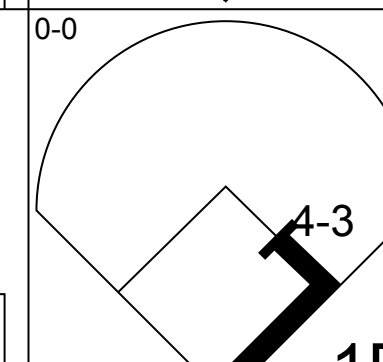
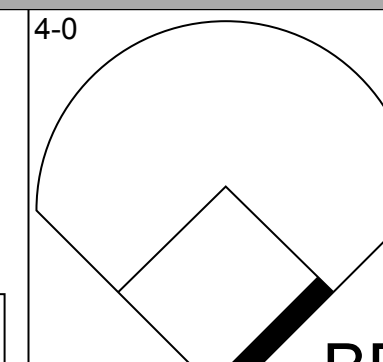
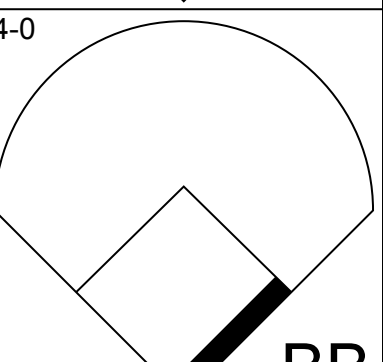


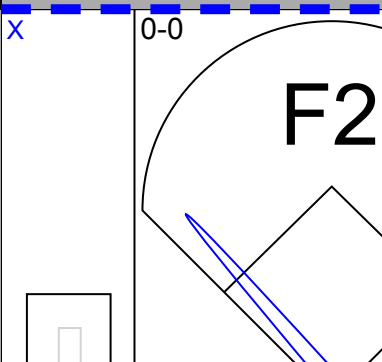
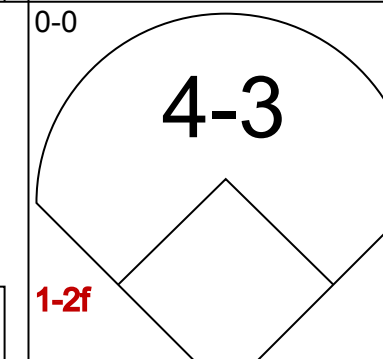
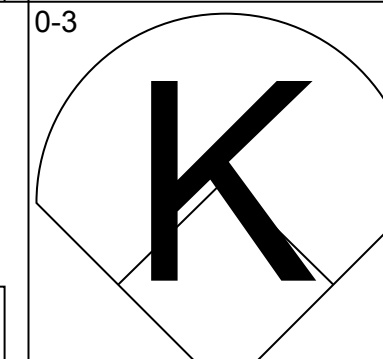
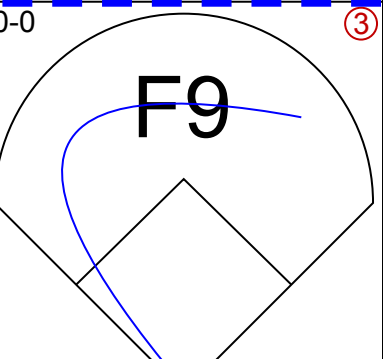


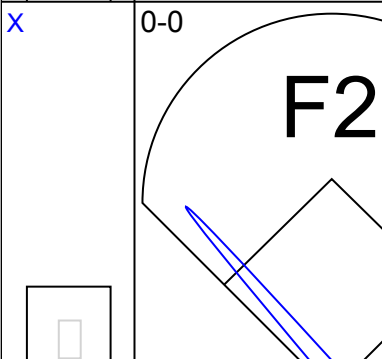
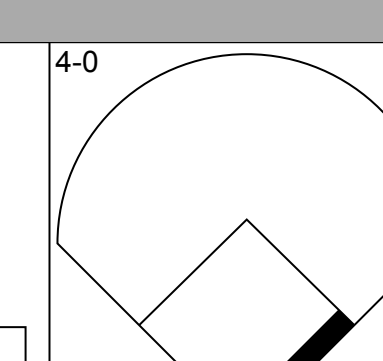
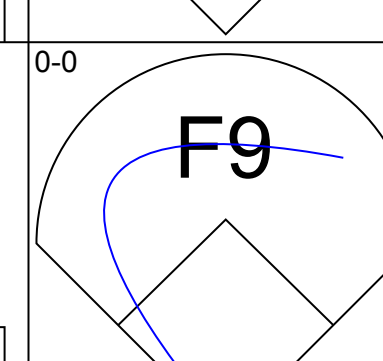
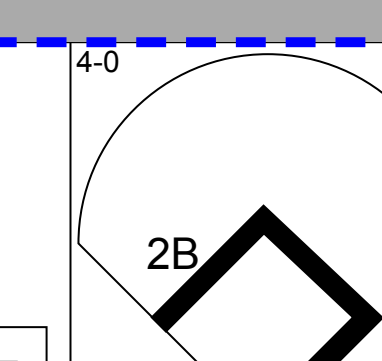
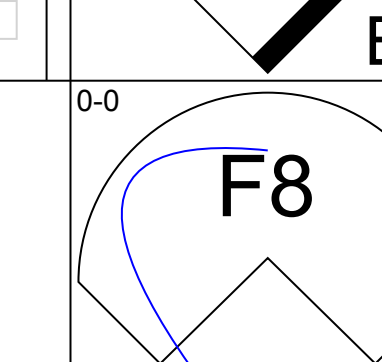

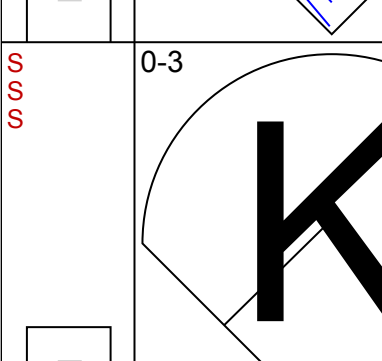
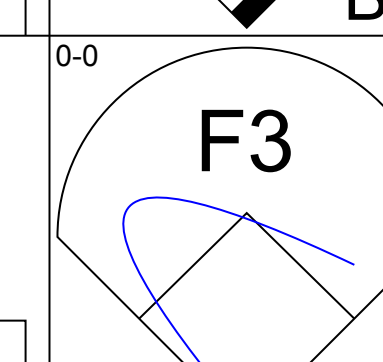
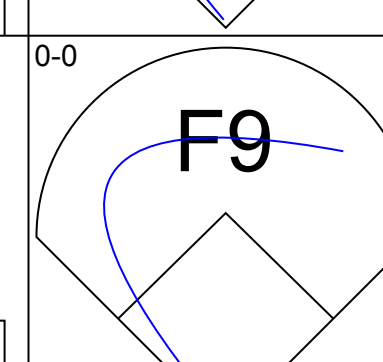
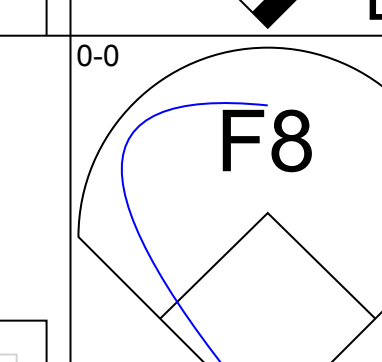

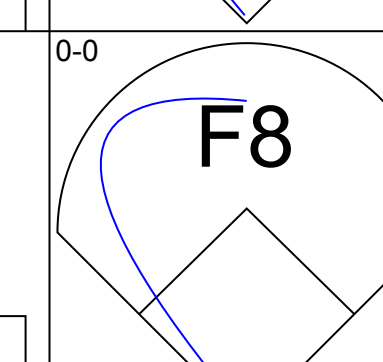
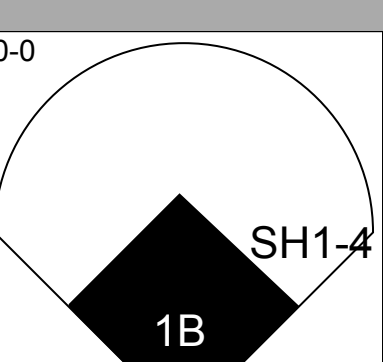
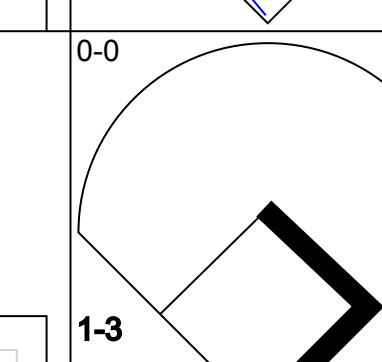

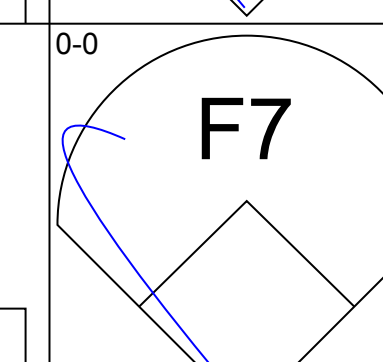
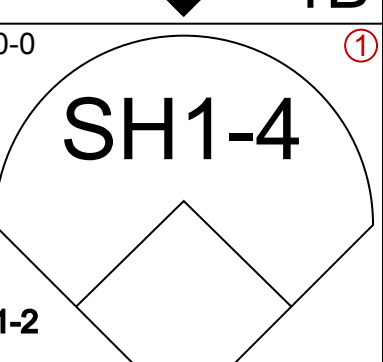
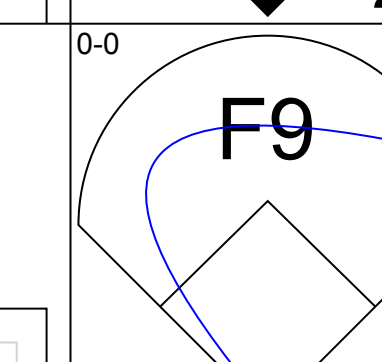
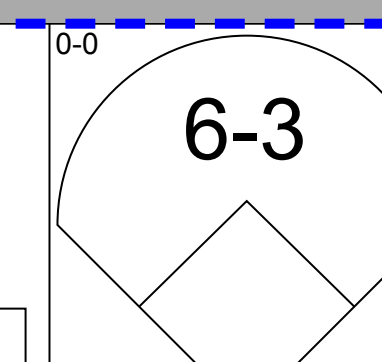
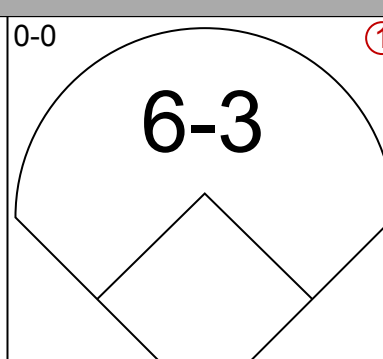
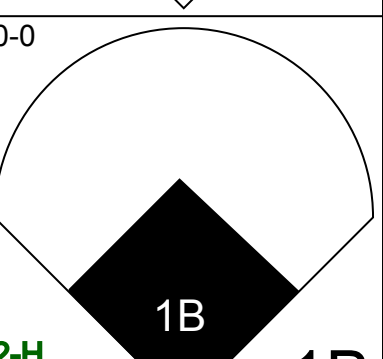
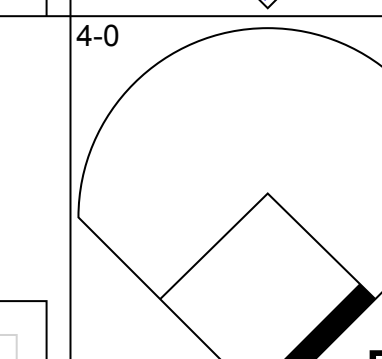
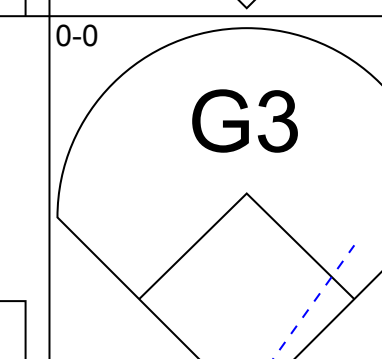
Batter	1	2	3	4	5	6	7	8	9	AB	R	H	RBI	BB	SO	LOB	BOTTOM										
Gary Pettis, S OBP: 0.356, SLG: 0.330 (1, 8)	K		K2-6		F6			F9		4	0	0	0	0	2	3	Chicago White Sox @ California Angels Anaheim Stadium, Anaheim, CA Tue Sep 24 1985, 10:05 PM EDT Att: 28,864 - Unknown										
Ruppert Jones, L OBP: 0.337, SLG: 0.462 Rufino Linares, R (8, PH)	L3			F4		G3		G3		3	0	0	0	0	0	0											
Daryl Sconiers, L OBP: 0.381, SLG: 0.437 Juan Beniquez, R (6, PH)	4-3			1B 1B		1B 2B		F4		3	1	2	0	0	0	0											
Doug DeCinces, R OBP: 0.320, SLG: 0.434 (1, 5)		6-3		F9		K		F3		4	0	0	0	0	1	2											
Brian Downing, R OBP: 0.378, SLG: 0.442 (1, 7)		F3						K		4	0	2	1	0	1	0											
Reggie Jackson, L OBP: 0.357, SLG: 0.486 (1, 10)		K		K		K		K		4	0	0	0	0	4	3											
Bobby Grich, R OBP: 0.358, SLG: 0.363 (1, 4)			6-3		K			K		3	0	0	0	0	2	0											
Bob Boone, R OBP: 0.309, SLG: 0.323 (1, 2)			1B 1B		1-3 2B			6-3		3	0	2	0	0	0	0											
Dick Schofield, R OBP: 0.284, SLG: 0.325 (1, 6)			1-3 K2-6 1B		1-3 2B			L6		3	0	1	0	0	0	1											
Inning Stats	R: 0 E: 0 K: 1 S: 5	H: 0 LOB: 0 BB: 0 P: 5	R: 0 E: 0 K: 1 S: 5	H: 0 LOB: 0 BB: 0 P: 5	R: 0 E: 0 K: 1 S: 6	H: 2 LOB: 2 BB: 0 P: 6	R: 0 E: 0 K: 1 S: 7	H: 2 LOB: 2 BB: 0 P: 7	R: 0 E: 0 K: 1 S: 6	H: 1 LOB: 1 BB: 0 P: 6	R: 1 E: 0 K: 2 S: 9	H: 2 LOB: 1 BB: 0 P: 9	R: 0 E: 0 K: 1 S: 5	H: 0 LOB: 0 BB: 0 P: 5	R: 0 E: 0 K: 0 S: 3	H: 0 LOB: 0 BB: 0 P: 3		R: 0 E: 0 K: 2 S: 7	H: 0 LOB: 0 BB: 0 P: 7	1B: 5 2B: 3 3B: 0 HR: 0	SF: 0 SAC: 0 DP: 1 HBP: 0	WP: 0 PB: 0 SB: 0 CS: 0	PA: 33				
PITCHER	IP WLS BF H R ER SO BB IBB HBP BLK WP HR S P ERA WHIP	7.0 W 27 7 1 1 8 0 0 0 0 0 0 43 43 1.29 1.000	1.0 3 0 0 0 0 0 0 0 0 0 0 3 3 0.00 0.000	1.0 3 0 0 0 0 2 0 0 0 0 0 7 7 0.00 0.000	PITCHER										IP WLS BF H R ER SO BB IBB HBP BLK WP HR S P ERA WHIP												
Tom Seaver, R ERA: 3.15											7.0	W	27	7	1	1	8	0	0	0	0	0	0	43	43	1.29	1.000
Jerry Don Gleaton, L ERA: 5.79											1.0	3	0	0	0	0	0	0	0	0	0	0	3	3	0.00	0.000	
Dave Wehrmeister, R ERA: 2.91											1.0	3	0	0	0	2	0	0	0	0	0	0	7	7	0.00	0.000	

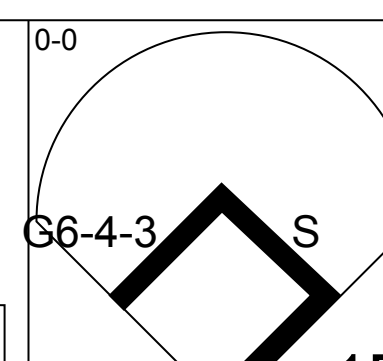
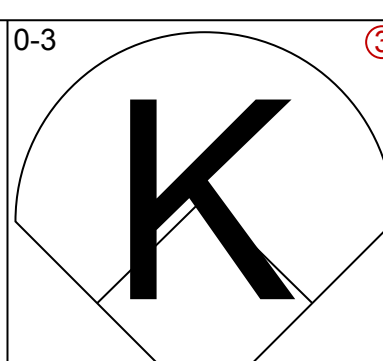
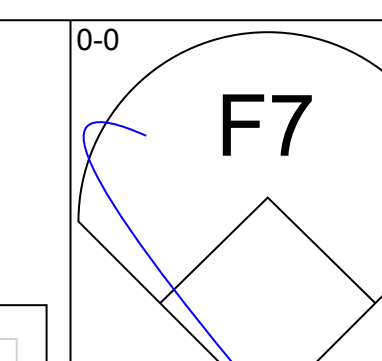
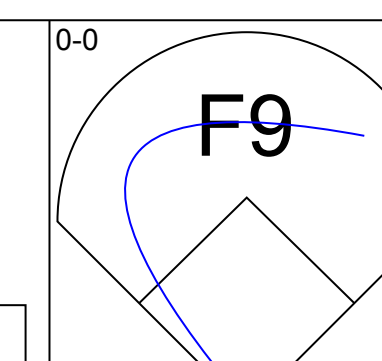
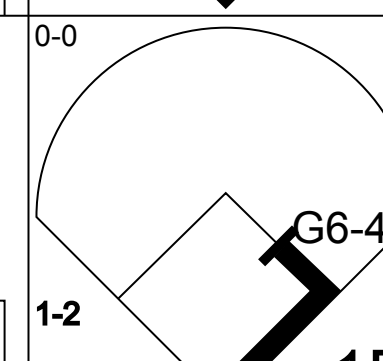
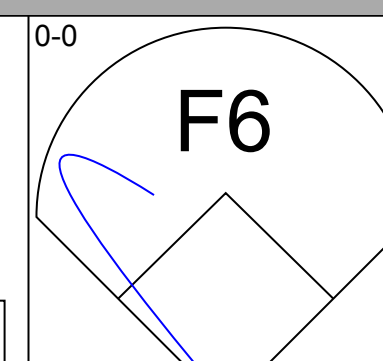
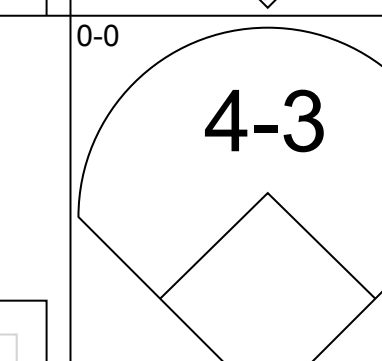
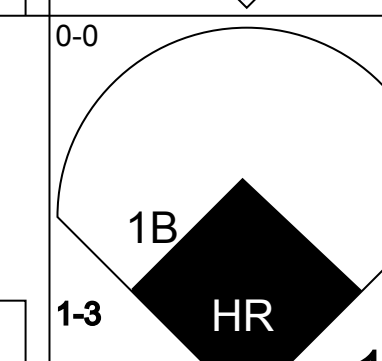
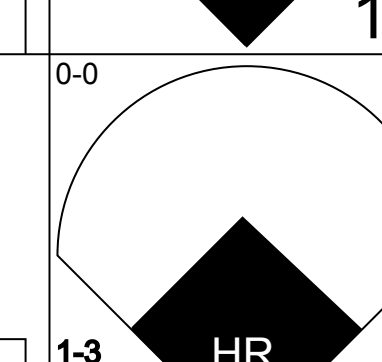
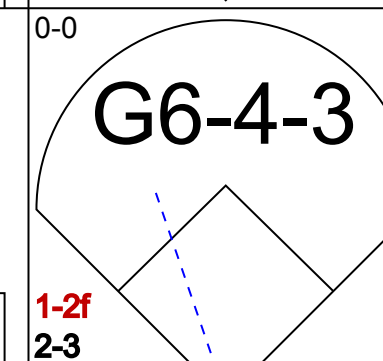
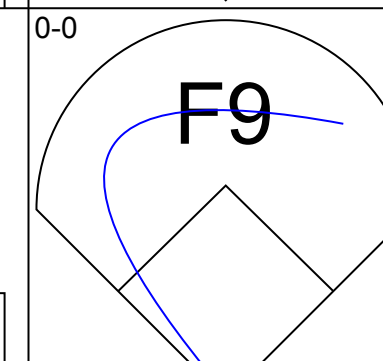


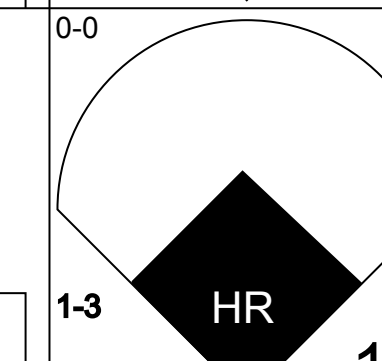
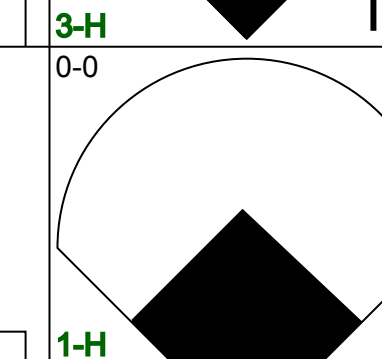
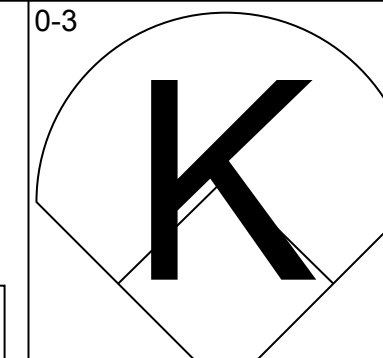
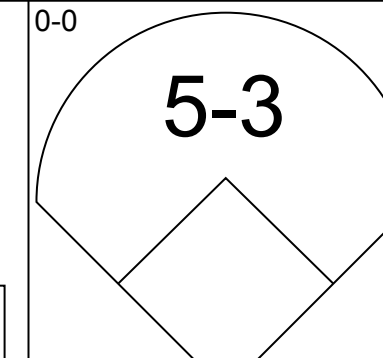

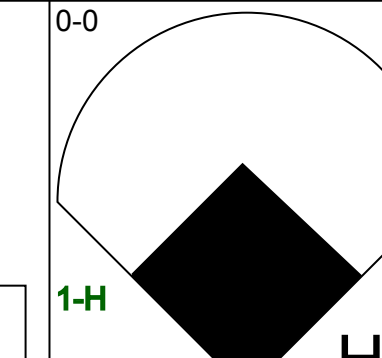
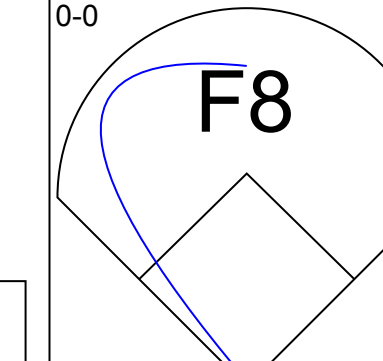
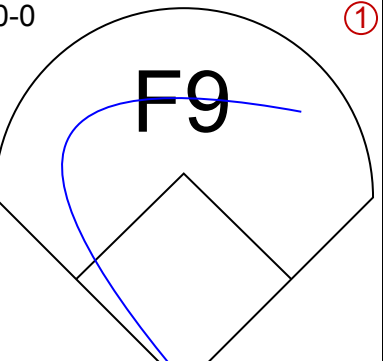

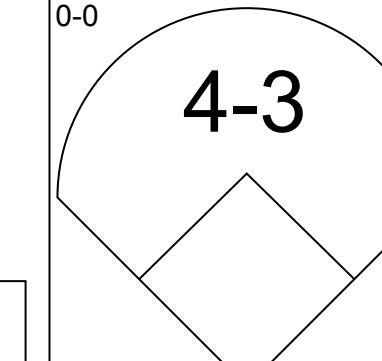
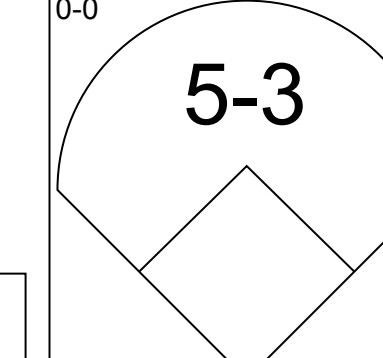
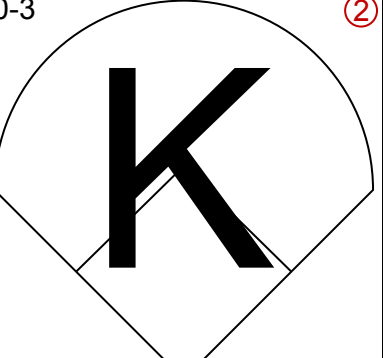

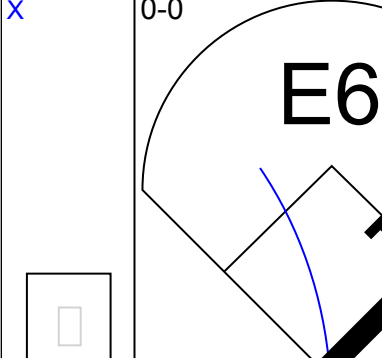
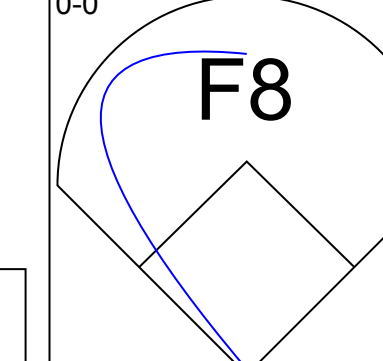
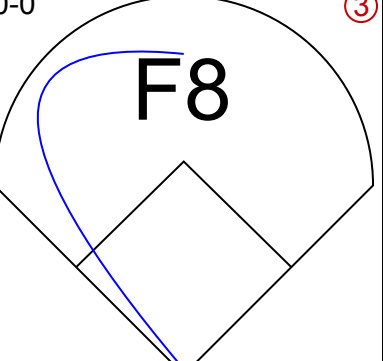
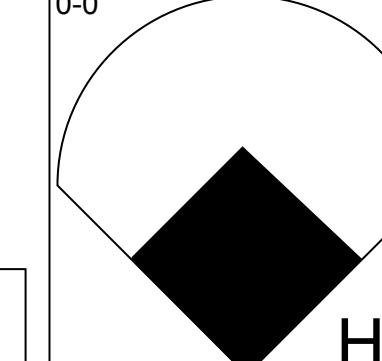
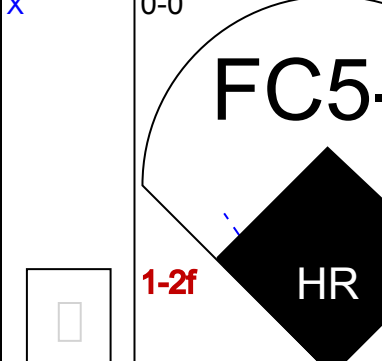
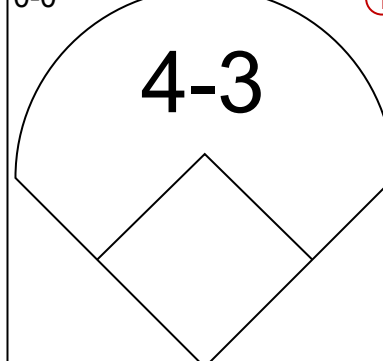
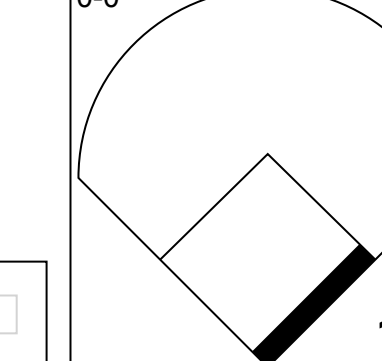
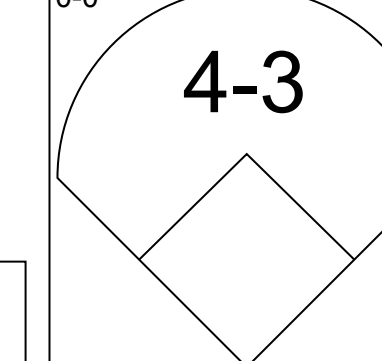
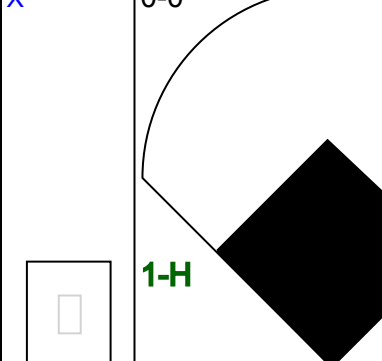
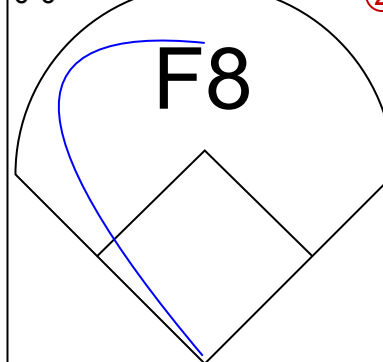
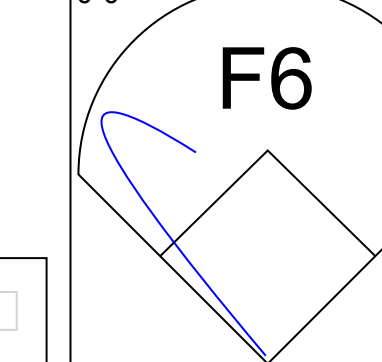
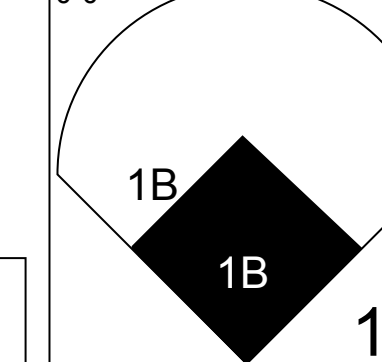
Batter	1	2	3	4	5	6	7	8	9	AB	R	H	RBI	BB	SO	LOB	TOP					
Rudy Law, L OBP: 0.310, SLG: 0.379 (1, 7)	F2		1-H 3B		K		4-3			4	0	1	1	0	1	1	Chicago White Sox @ California Angels Anaheim Stadium, Anaheim, CA Wed Sep 25 1985, 10:05 PM EDT Att: 33,028 - Unknown					
Scott Fletcher, R OBP: 0.331, SLG: 0.301 (1, 4)	F9		F9			F7		K		3	0	0	0	0	0	1						
Jerry Hairston, S OBP: 0.371, SLG: 0.333 (8, FH)										1	0	0	0	0	1	0						
Bryan Little, S OBP: 0.347, SLG: 0.335 (8, 4)										0	0	0	0	0	0	0						
Harold Baines, L OBP: 0.353, SLG: 0.478 (1, 9)	L5		4-3			4-3		K		4	0	0	0	0	1	1						
Greg Walker, L OBP: 0.309, SLG: 0.442 (1, 3)					6-3			K		4	0	1	0	0	1	0						
Carlton Fisk, R OBP: 0.322, SLG: 0.508 (1, 2)		1B								3	1	2	1	0	0	1						
Ron Kittle, R OBP: 0.297, SLG: 0.441 (1, 10)	F9		G5-4-3 HBP					HR		4	1	1	1	0	0	3						
Daryl Boston, L OBP: 0.276, SLG: 0.335 (1, 8)	F8		G5-4-3 1-2					HR		4	1	1	1	0	0	3						
Ozzie Guillen, L OBP: 0.288, SLG: 0.347 (1, 6)					K			F8		4	0	0	0	0	2	2						
Tim Hulett, R OBP: 0.321, SLG: 0.364 (1, 5)			5-3			F9		4-3		4	0	0	0	0	0	1						
										3	2	3	1	0	0	0	AB 34 R 4 H 8 RBI 4 BB 0 SO 6 LOB 10					
										3	2	3	1	0	0	0						
Inning Stats	R: 0 E: 0 K: 0 S: 3	H: 0 LOB: 0 BB: 0 P: 3	R: 0 E: 0 K: 1 S: 6	H: 1 LOB: 1 BB: 0 P: 6	R: 1 E: 0 K: 0 S: 5	H: 2 LOB: 1 BB: 0 P: 5	R: 0 E: 0 K: 0 S: 2	H: 0 LOB: 0 BB: 0 P: 3	R: 1 E: 0 K: 2 S: 8	H: 1 LOB: 0 BB: 0 P: 8	R: 0 E: 0 K: 0 S: 3	H: 0 LOB: 0 BB: 0 P: 3	R: 2 E: 0 K: 0 S: 6	H: 3 LOB: 1 BB: 0 P: 6	R: 0 E: 0 K: 3 S: 9	H: 0 LOB: 0 BB: 0 P: 9	R: 0 E: 0 K: 0 S: 4		H: 1 LOB: 1 BB: 0 P: 4	1B: 4 2B: 0 3B: 1 HR: 3	SF: 0 SAC: 0 DP: 1 HBP: 1	WP: 0 PB: 0 SB: 0 CS: 0
PITCHER	IP WLS BF H R ER SO BB IBB HBP BLK WP HR S P ERA WHIP																					
Ron Romanick, R ERA: 4.09 (1, 1)	6.2 W 26 6 4 4 3 0 0 0 0 0 3 31 32 5.40 0.900																					
Donnie Moore, R ERA: 1.55 (7, 1)	2.1 S 9 2 0 0 3 0 0 0 0 0 0 0 15 15 0.00 0.857																					

Batter	1	2	3	4	5	6	7	8	9	AB	R	H	RBI	BB	SO	LOB	BOTTOM			
Rod Carew, L OBP: 0.371, SLG: 0.344 (1, 3)	4-3	K		HR				FC6-4		5	1	2	0	0	1	2	Chicago White Sox @ California Angels Anaheim Stadium, Anaheim, CA Wed Sep 25 1985, 10:05 PM EDT Att: 33,028 - Unknown			
Juan Beniquez, R OBP: 0.388, SLG: 0.426 (1, 9)			K							3	1	2	3	1	1	0				
Brian Downing, R OBP: 0.378, SLG: 0.440 (1, 7)	FC6-4									3	1	0	0	1	0	3				
Devon White, S OBP: 0.374, SLG: 0.427 (5, FH)										0	0	0	0	0	0	0				
Doug DeCinces, R OBP: 0.319, SLG: 0.438 (1, 5)	5-3									4	0	1	1	0	0	1				
Bobby Grich, R OBP: 0.357, SLG: 0.361 (1, 4)			6-3							3	1	0	0	1	0	1				
Rufino Linares, R OBP: 0.285, SLG: 0.469 (1, 10)										1	0	0	0	1	0	0				
Daryl Sconiers, L OBP: 0.374, SLG: 0.427 (5, FH)	L3									2	0	0	0	0	2	1				
Bob Boone, R OBP: 0.311, SLG: 0.323 (1, 2)										1	1	0	1	1	1	2				
Dick Schofield, R OBP: 0.286, SLG: 0.327 (1, 6)										4	2	2	0	0	1	1				
Gary Pettis, S OBP: 0.356, SLG: 0.333 (1, 8)										3	0	1	2	0	0	1	AB 29 R 7 H 8 RBI 7 BB 5 SO 6 LOB 12			
										3	0	1	2	0	0	1				
Inning Stats	R: 0 E: 0 K: 0 S: 4	H: 1 LOB: 1 BB: 0 P: 4	R: 2 E: 0 K: 1 S: 7	H: 2 LOB: 1 BB: 1 P: 11	R: 1 E: 0 K: 2 S: 8	H: 1 LOB: 2 BB: 2 P: 16	R: 3 E: 0 K: 0 S: 6	H: 3 LOB: 0 BB: 0 P: 6	R: 1 E: 0 K: 2 S: 7	H: 0 LOB: 0 BB: 1 P: 11	R: 0 E: 0 K: 0 S: 3	H: 1 LOB: 1 BB: 1 P: 7	R: 0 E: 0 K: 1 S: 5	H: 0 LOB: 0 BB: 0 P: 5	R: 0 E: 0 K: 0 S: 3	H: 0 LOB: 1 BB: 0 P: 4	1B: 4 2B: 2 3B: 1 HR: 1		SF: 0 SAC: 2 DP: 1 HBP: 1	WP: 0 PB: 0 SB: 1 CS: 0
PITCHER	IP WLS BF H R ER SO BB IBB HBP BLK WP HR S P ERA WHIP																			
Britt Burns, L ERA: 3.81 (1, 1)	4.0 L 22 7 6 6 3 3 0 0 0 0 0 1 25 37 13.50 2.500																			
Dan Spillner, R ERA: 3.58 (5, 1)	1.1 7 1 1 0 2 2 0 0 0 0 0 0 9 17 0.00 2.250																			
Bruce Tanner, R ERA: 5.13 (6, 1)	2.2 8 0 0 0 1 0 0 0 1 0 0 0 9 10 0.00 0.000																			

Batter	1	2	3	4	5	6	7	8	9	AB	R	H	RBI	BB	SO	LOB	TOP					
Gary Pettis, S OBP: 0.353, SLG: 0.329 (1, 8)	F3	F3			FC4-6 BLK		K			4	0	0	0	0	1	3	California Angels @ Cleveland Indians Cleveland Municipal Stadium, Cleveland, OH Fri Sep 27 1985, 7:05 PM EDT Att: 5,695 - Unknown					
Juan Beniquez, R OBP: 0.369, SLG: 0.426 (1, 3)	HR	1B	1-3		BB		K			3	1	1	0	1	1	0						
Brian Downing, R OBP: 0.375, SLG: 0.436 (1, 7)	K		6-3		F7		F3			4	0	0	0	0	1	3						
Doug DeCinces, R OBP: 0.318, SLG: 0.443 (1, 5)	HR		L6		F4		6-3			4	1	1	2	0	0	2						
Bobby Grich, R OBP: 0.356, SLG: 0.367 (1, 4)	K				F9		F8		HR	4	1	1	1	0	1	0						
Reggie Jackson, L OBP: 0.355, SLG: 0.482 (1, 10)		F4			K		6-3		K	4	0	0	0	0	2	0						
Darrell Miller, R OBP: 0.357, SLG: 0.400 Rod Carew, L OBP: 0.370, SLG: 0.343 (9, PH)		1B			1B		K		3-1	2	0	1	0	0	1	0						
Dick Schofield, R OBP: 0.284, SLG: 0.325 Daryl Scomiers, L OBP: 0.370, SLG: 0.422 Craig Gerber, L OBP: 0.276, SLG: 0.329 Ruppert Jones, L OBP: 0.336, SLG: 0.460 (9, PH)		F9			F8		F3		K	2	0	0	0	0	0	2						
Bob Boone, R OBP: 0.313, SLG: 0.323 (1, 2)					FC4-6 BB		G3			2	0	1	0	1	0	0						
Inning Stats	R: 2 E: 0 K: 2 S: 9	H: 2 LOB: 0 BB: 0 P: 9	R: 0 E: 0 K: 0 S: 5	H: 2 LOB: 2 BB: 0 P: 5	R: 0 E: 0 K: 0 S: 3	H: 0 LOB: 0 BB: 0 P: 3	R: 0 E: 0 K: 1 S: 5	H: 0 LOB: 1 BB: 0 P: 6	R: 0 E: 0 K: 0 S: 3	H: 0 LOB: 2 BB: 2 P: 11	R: 0 E: 0 K: 1 S: 5	H: 0 LOB: 0 BB: 0 P: 5	R: 0 E: 0 K: 1 S: 5	H: 0 LOB: 0 BB: 0 P: 5	R: 0 E: 0 K: 2 S: 8	H: 0 LOB: 0 BB: 0 P: 8		R: 1 E: 0 K: 2 S: 8	H: 1 LOB: 0 BB: 0 P: 8	1B: 3 2B: 0 3B: 0 HR: 2	SF: 0 SAC: 0 DP: 0 HBP: 1	WP: 0 PB: 0 SB: 0 CS: 0
PITCHER	IP WLS BF H R ER SO BB IBB HBP BLK WP HR S P ERA WHIP	IP WLS BF H R ER SO BB IBB HBP BLK WP HR S P ERA WHIP															IP WLS BF H R ER SO BB IBB HBP BLK WP HR S P ERA WHIP					
Neal Heaton, L ERA: 4.89 Vern Ruhle, R ERA: 4.47 (1, 1) (7, 1)	6.0 W 25 4 2 2 4 2 0 0 1 1 0 1 30 39 3.00 1.000	3.0 S 10 1 1 1 4 0 0 0 0 0 1 18 18 3.00 0.333																				

Batter	1	2	3	4	5	6	7	8	9	AB	R	H	RBI	BB	SO	LOB	BOTTOM					
Brett Butler, L OBP: 0.372, SLG: 0.427 (1, 8)	6-3			S 1B	F6	CS BB				3	1	1	0	1	0	0	California Angels @ Cleveland Indians Cleveland Municipal Stadium, Cleveland, OH Fri Sep 27 1985, 7:05 PM EDT Att: 5,695 - Unknown					
Tony Bemazzard, S OBP: 0.380, SLG: 0.403 (1, 4)	4-3			1B 2B	E9 1B	CS	CS 2B			4	2	3	0	0	0	0						
Julio Franco, R OBP: 0.348, SLG: 0.382 (1, 6)	G6-4-3			2B 1B	1B 1B		F8			4	2	2	1	0	0	1						
Andre Thornton, R OBP: 0.297, SLG: 0.384 (1, 10)		F9		1B 2B	F6		1B			4	1	2	2	0	0	2						
Mike Hargrove, L OBP: 0.378, SLG: 0.358 (1, 3)		F8		4-3 2B 1B	1B		F8			4	1	2	2	0	0	1						
Brook Jacoby, R OBP: 0.325, SLG: 0.422 (1, 5)		4-3		4-3 2B 1B	1B		L9			4	0	1	1	0	0	1						
George Vukovich, L OBP: 0.295, SLG: 0.334 (9, 9)				F9	G3		F8			4	0	1	1	0	0	2						
Jerry Willard, L OBP: 0.330, SLG: 0.361 (1, 2)				F7	K		F9			4	0	0	0	0	2	1						
Carmen Castillo, R OBP: 0.299, SLG: 0.467 Otis Nixon, S OBP: 0.271, SLG: 0.315 (9, 7)				K	F9		F8			3	0	0	0	0	1	1						
Inning Stats	R: 0 E: 0 K: 0 S: 3	H: 0 LOB: 0 BB: 0 P: 3	R: 0 E: 0 K: 0 S: 3	H: 0 LOB: 0 BB: 0 P: 3	R: 0 E: 0 K: 1 S: 5	H: 0 LOB: 0 BB: 0 P: 5	R: 5 E: 0 K: 1 S: 11	H: 6 LOB: 1 BB: 0 P: 11	R: 2 E: 0 K: 0 S: 7	H: 4 LOB: 2 BB: 0 P: 7	R: 0 E: 0 K: 0 S: 2	H: 0 LOB: 0 BB: 1 P: 6	R: 0 E: 0 K: 0 S: 4	H: 2 LOB: 1 BB: 0 P: 4	R: 0 E: 0 K: 1 S: 5	H: 0 LOB: 0 BB: 0 P: 5		R: 0 E: 0 K: 1 S: 5	H: 0 LOB: 0 BB: 0 P: 5	1B: 9 2B: 3 3B: 0 HR: 0	SF: 0 SAC: 0 DP: 0 HBP: 0	WP: 0 PB: 0 SB: 1 CS: 2
PITCHER	IP WLS BF H R ER SO BB IBB HBP BLK WP HR S P ERA WHIP	IP WLS BF H R ER SO BB IBB HBP BLK WP HR S P ERA WHIP															IP WLS BF H R ER SO BB IBB HBP BLK WP HR S P ERA WHIP					
Mike Witt, R ERA: 3.52 Urbano Lugo, R ERA: 3.69 Al Holland, L ERA: 2.9 (1, 1) (4, 1) (7, 1)	3.0 L 14 7 2 2 1 1 0 0 0 0 0 0 18 22 4.91 2.182	1.1 4 0 0 0 1 0 0 0 0 0 0 0 6 6 0.00 0.000																				


Batter	1	2	3	4	5	6	7	8	9	AB	R	H	RBI	BB	SO	LOB	TOP								
Rod Carew, L OBP: 0.370, SLG: 0.346										5	0	2	1	0	1	3	California Angels @ Cleveland Indians Cleveland Municipal Stadium, Cleveland, OH Sat Sep 28 1985, 3:33 AM EDT Att: 6,673 - Unknown								
Juan Beniquez, R OBP: 0.367, SLG: 0.428										5	1	1	0	0	0	2									
Brian Downing, R OBP: 0.379, SLG: 0.440										3	1	2	1	2	0	0									
Doug DeCinces, R OBP: 0.317, SLG: 0.439										4	1	0	0	1	1	4									
Bobby Grich, R OBP: 0.358, SLG: 0.366										3	0	1	1	2	1	1									
Rufino Linares, R OBP: 0.237, SLG: 0.429										3	0	0	1	0	0	3									
Dick Schofield, R OBP: 0.286, SLG: 0.329										4	1	2	0	0	0	2									
Bob Boone, R OBP: 0.311, SLG: 0.321										3	0	0	0	0	0	3									
Gary Pettis, S OBP: 0.354, SLG: 0.329										3	1	1	1	1	0	0									
Inning Stats	R: 1 E: 0 K: 1 S: 6	H: 2 LOB: 0 BB: 0 P: 6	R: 0 E: 0 K: 0 S: 3	H: 0 LOB: 1 BB: 1 P: 7	R: 0 E: 0 K: 0 S: 3	H: 0 LOB: 0 BB: 0 P: 3	R: 0 E: 0 K: 1 S: 5	H: 0 LOB: 1 BB: 1 P: 9	R: 2 E: 0 K: 0 S: 6	H: 3 LOB: 2 BB: 1 P: 10	R: 0 E: 0 K: 0 S: 4	H: 1 LOB: 1 BB: 2 P: 12	R: 2 E: 0 K: 0 S: 5	H: 2 LOB: 1 BB: 1 P: 9	R: 0 E: 0 K: 0 S: 4	H: 1 LOB: 1 BB: 0 P: 4	R: 0 E: 0 K: 1 S: 5	H: 0 LOB: 0 BB: 0 P: 5	1B: 5 2B: 4 3B: 1 HR: 0	SF: 1 SAC: 1 DP: 1 HBP: 0	WP: 0 PB: 0 SB: 0 CS: 0	PA: 41			
PITCHER	IP	WLS	BF	H	R	ER	SO	BB	IBB	HBP	BLK	WP	HR	S	P	ERA	WHIP								
Jamie Easterly, L ERA: 3.77	4.2		21	5	3	3	2	3	0	0	0	0	0	22	34	5.79	1.714								
Rich Thompson, R ERA: 6.34	0.1		1	0	0	0	0	0	0	0	0	0	0	1	1	0.00	0.000								
Dave Vonohien, L ERA: 2.55	2.0		12	3	2	2	0	2	1	0	0	0	0	9	21	9.00	2.500								
Keith Creel, R ERA: 5.37	1.0		4	1	0	0	0	0	0	0	0	0	0	4	4	0.00	1.000								
Jerry Reed, R ERA: 4.1	1.0	W	3	0	0	0	1	0	0	0	0	0	0	5	5	0.00	0.000								

Batter	1	2	3	4	5	6	7	8	9	AB	R	H	RBI	BB	SO	LOB	BOTTOM								
Brett Butler, L OBP: 0.371, SLG: 0.426										4	0	1	0	0	1	2	California Angels @ Cleveland Indians Cleveland Municipal Stadium, Cleveland, OH Sat Sep 28 1985, 3:33 AM EDT Att: 6,673 - Unknown								
Tony Bemazzard, S OBP: 0.381, SLG: 0.404										4	1	2	0	0	0	1									
Julio Franco, R OBP: 0.349, SLG: 0.381										3	1	1	1	1	0	2									
Andre Thornton, R OBP: 0.297, SLG: 0.390										4	1	1	3	0	1	2									
Mike Hargrove, L OBP: 0.373, SLG: 0.352										4	0	0	0	0	0	1									
Brook Jacoby, R OBP: 0.323, SLG: 0.419										4	0	0	0	0	1	1									
George Vukovich, L OBP: 0.294, SLG: 0.341										4	2	1	1	0	0	1									
Jerry Willard, L OBP: 0.332, SLG: 0.374										4	1	2	2	0	0	0									
Carmen Castillo, R OBP: 0.299, SLG: 0.464										3	1	1	0	0	0	1									
Inning Stats	R: 0 E: 0 K: 1 S: 6	H: 2 LOB: 1 BB: 0 P: 6	R: 0 E: 0 K: 0 S: 3	H: 0 LOB: 0 BB: 0 P: 3	R: 0 E: 0 K: 0 S: 3	H: 0 LOB: 0 BB: 0 P: 3	R: 0 E: 0 K: 1 S: 5	H: 0 LOB: 0 BB: 0 P: 5	R: 0 E: 0 K: 0 S: 4	H: 1 LOB: 1 BB: 0 P: 4	R: 0 E: 0 K: 0 S: 3	H: 0 LOB: 1 BB: 1 P: 7	R: 5 E: 0 K: 0 S: 8	H: 5 LOB: 0 BB: 0 P: 8	R: 2 E: 1 K: 0 S: 3	H: 1 LOB: 0 BB: 0 P: 3	1B: 6 2B: 0 3B: 0 HR: 3	SF: 0 SAC: 0 DP: 1 HBP: 0	WP: 0 PB: 0 SB: 1 CS: 0	PA: 35					
PITCHER	IP	WLS	BF	H	R	ER	SO	BB	IBB	HBP	BLK	WP	HR	S	P	ERA	WHIP								
Don Sutton, R ERA: 3.79	7.0		24	3	0	0	3	1	0	0	0	0	0	29	33	0.00	0.571								
Donnie Moore, R ERA: 1.89	1.0		8	5	5	5	0	0	0	0	0	0	2	8	8	45.00	5.000								
Stu Cliburn, R ERA: 2.12	0.1	L	3	1	2	1	0	0	0	0	0	0	1	3	3	27.00	3.000								

Batter	1	2	3	4	5	6	7	8	9	AB	R	H	RBI	BB	SO	LOB	TOP										
Rod Carew, L (1, 3) OBP: 0.372, SLG: 0.350	K		4-3 1B 2B	FC4-6 HBP CS BB	BB			4-3		4	1	2	1	1	1	0	California Angels @ Cleveland Indians Cleveland Municipal Stadium, Cleveland, OH Sun Sep 29 1985, 3:33 AM EDT Att: 11,502 - Unknown										
Juan Beniquez, R (1, 9) OBP: 0.371, SLG: 0.428 Darrell Miller, R (5, FR) OBP: 0.372, SLG: 0.488	1B		4-3	FC4-6 HBP	BB		BB	HR		2	0	1	0	1	0	1											
Brian Downing, R (1, 7) OBP: 0.377, SLG: 0.436 Devon White, S (6, 7)	F9		1B BB	FC4-6	FC5-4 BB			4-3		4	1	0	1	1	0	5											
Doug DeCinces, R (1, 5) OBP: 0.316, SLG: 0.436	K		1B BB	1-2 2-3 3-H	1-2			F9		5	0	1	1	0	2	3											
Bobby Grich, R (1, 4) OBP: 0.362, SLG: 0.370		2B SF8 1B	PB 2B 1B		CS BB			G5-4-3 1B		4	2	3	1	1	1	0											
Reggie Jackson, L (1, 10) OBP: 0.357, SLG: 0.483	2B	2B BB	2B BB		1B BB			K		3	1	1	0	2	1	1											
Bob Boone, R (1, 2) OBP: 0.312, SLG: 0.325	SF8	2B	2B		3B BB			G5-4-3		4	1	2	2	0	0	1											
Dick Schofield, R (1, 6) OBP: 0.286, SLG: 0.333	6-3	2B	K		1B 3B			5-3		4	1	1	2	0	1	3											
Gary Pettis, S (1, 8) OBP: 0.353, SLG: 0.329	1-3			HBP FC4-6 1B	6-3			4-3		4	1	1	0	0	0	2											
Inning Stats	R: 0 E: 0 K: 2 S: 8	H: 1 LOB: 1 BB: 0 P: 8	R: 1 E: 0 K: 0 S: 5	H: 2 LOB: 1 BB: 0 P: 5	R: 3 E: 0 K: 1 S: 8	H: 4 LOB: 2 BB: 2 P: 16	R: 1 E: 0 K: 1 S: 5	H: 1 LOB: 2 BB: 1 P: 10	R: 3 E: 0 K: 0 S: 5	H: 3 LOB: 2 BB: 3 P: 17	R: 0 E: 0 K: 0 S: 5	H: 0 LOB: 0 BB: 0 P: 5	R: 0 E: 0 K: 0 S: 3	H: 0 LOB: 0 BB: 0 P: 3	R: 1 E: 0 K: 0 S: 4	H: 1 LOB: 0 BB: 0 P: 4		R: 0 E: 0 K: 1 S: 5	H: 1 LOB: 0 BB: 0 P: 5	1B: 8 2B: 4 3B: 1 HR: 1	SF: 1 SAC: 0 DP: 2 HBP: 1	WP: 0 PB: 1 SB: 1 CS: 2	PA: 43				
PITCHER	IP	WLS	BF	H	R	ER	SO	BB	IBB	HBP	BLK	WP	HR	S	P	ERA	WHIP										
Curt Wardle, L (1, 1) ERA: 6.2	2.2	L	15	6	4	4	2	2	0	0	0	0	0	17	25	13.50	3.000										
Rich Thompson, R (3, 1) ERA: 6.35	1.1		7	2	1	1	2	1	0	1	0	0	0	9	14	6.75	2.250										
Bryan Clark, L (5, 1) ERA: 6.35	0.2		7	3	3	3	0	3	0	0	0	0	0	4	16	40.50	9.000										
Vern Ruhle, R (5, 1) ERA: 4.39	4.1		14	2	1	1	2	0	0	0	0	0	1	18	18	2.08	0.462										

Batter	1	2	3	4	5	6	7	8	9	AB	R	H	RBI	BB	SO	LOB	BOTTOM										
Brett Butler, L (1, 8) OBP: 0.372, SLG: 0.428	3B 2B		G3-6-3 1B		F5			F3		4	1	2	0	0	0	1	California Angels @ Cleveland Indians Cleveland Municipal Stadium, Cleveland, OH Sun Sep 29 1985, 3:33 AM EDT Att: 11,502 - Unknown										
Tony Bernazard, S (1, 4) OBP: 0.380, SLG: 0.405 Mike Fischlin, R (9, 4) OBP: 0.270, SLG: 0.310	K		G3-6-3		F9 6-3 2B			F7		4	1	1	0	0	1	3											
Julio Franco, R (1, 6) OBP: 0.348, SLG: 0.384	SF8 3B		K		F9			K		4	1	1	1	0	2	2											
Andre Thornton, R (1, 10) OBP: 0.294, SLG: 0.387	SF8		F3		6-3			K		3	0	0	2	0	1	0											
Mike Hargrove, L (1, 3) OBP: 0.372, SLG: 0.351	6-3		3-1		L3			1B		4	0	1	0	0	0	0											
Joe Carter, R (1, 7) OBP: 0.295, SLG: 0.406	K		K		K			F8		4	0	0	0	0	3	1											
George Vukovich, L (1, 9) OBP: 0.295, SLG: 0.341	6-3				1B			F5		3	0	1	0	0	0	0											
Brook Jacoby, R (1, 5) OBP: 0.322, SLG: 0.417	K		K		K			K		3	0	0	0	0	3	1											
Jerry Willard, L (1, 2) OBP: 0.332, SLG: 0.374			G3-6-3 1B 1B		F8			4-3		3	0	1	0	0	0	1											
Inning Stats	R: 2 E: 0 K: 1 S: 7	H: 2 LOB: 0 BB: 0 P: 7	R: 0 E: 0 K: 2 S: 7	H: 0 LOB: 0 BB: 0 P: 7	R: 0 E: 0 K: 1 S: 6	H: 2 LOB: 1 BB: 0 P: 6	R: 0 E: 0 K: 1 S: 5	H: 0 LOB: 0 BB: 0 P: 5	R: 0 E: 0 K: 1 S: 6	H: 1 LOB: 1 BB: 0 P: 6	R: 1 E: 0 K: 0 S: 4	H: 1 LOB: 0 BB: 0 P: 4	R: 0 E: 0 K: 2 S: 7	H: 0 LOB: 0 BB: 0 P: 7	R: 0 E: 0 K: 0 S: 3	H: 0 LOB: 0 BB: 0 P: 3		R: 0 E: 0 K: 2 S: 8	H: 1 LOB: 1 BB: 0 P: 8	1B: 4 2B: 2 3B: 1 HR: 0	SF: 1 SAC: 0 DP: 1 HBP: 0	WP: 0 PB: 0 SB: 0 CS: 0	PA: 33				
PITCHER	IP	WLS	BF	H	R	ER	SO	BB	IBB	HBP	BLK	WP	HR	S	P	ERA	WHIP										
Kirk McCaskill, R (1, 1) ERA: 4.66	9.0	W	33	7	3	3	10	0	0	0	0	0	0	53	53	3.00	0.778										

AB	35
R	9
H	13
RBI	9
BB	6
SO	6
LOB	16



AB	32
R	3
H	7
RBI	3
BB	0
SO	10
LOB	9



Batter	1	2	3	4	5	6	7	8	9	AB	R	H	RBI	BB	SO	LOB	TOP					
Rod Carew, L OBP: 0.371, SLG: 0.349 (1, 3)	0-0 4-3		0-0 1B		0-0 F5			0-3 K		4	0	1	0	0	1	2						
Ruppert Jones, L OBP: 0.333, SLG: 0.455 (1, 7)	0-0 4-3		0-3 K					0-3 K	0-0 6-3	4	0	0	0	0	2	1						
Daryl Sconiers, L OBP: 0.357, SLG: 0.404 (1, 10)	0-3 K			0-0 F7				0-3 K	0-0 6-3	4	0	0	0	0	2	0						
Doug DeCinces, R OBP: 0.317, SLG: 0.443 (1, 5)		0-0 HR		0-0 F8				0-3 K	4-0 BB	3	1	1	1	1	1	0						
Reggie Jackson, L OBP: 0.354, SLG: 0.479 (1, 9)	0-0 F2			0-0 1-3					0-3 K	4	0	0	0	0	1	1						
Bobby Grich, R OBP: 0.380, SLG: 0.367 (1, 4)	0-3 K				0-3 K				0-0 F7	3	0	0	0	0	2	0						
Gary Pettis, S OBP: 0.355, SLG: 0.331 (1, 8)	0-3 K				0-0 BB 1B				0-0 CS 1B	3	0	2	0	0	1	0						
Craig Gerber, L OBP: 0.289, SLG: 0.333 (1, 6)			0-0 SH3 1B 1B		4-0 1-2 BB			0-0 CS	0-0 4-3	2	0	1	0	1	0	0						
Bob Boone, R OBP: 0.311, SLG: 0.324 (1, 2)			0-0 SH3		0-0 L8				0-0 6-3	2	0	0	0	0	0	2						
Inning Stats	R: 0 E: 0 K: 1 S: 5	H: 0 LOB: 0 BB: 0 P: 5	R: 1 E: 0 K: 2 S: 8	H: 1 LOB: 0 BB: 0 P: 8	R: 0 E: 0 K: 1 S: 6	H: 2 LOB: 1 BB: 0 P: 6	R: 0 E: 0 K: 0 S: 3	H: 0 LOB: 0 BB: 0 P: 3	R: 0 E: 0 K: 1 S: 6	H: 1 LOB: 2 BB: 1 P: 10	R: 0 E: 0 K: 3 S: 9	H: 0 LOB: 0 BB: 0 P: 9	R: 0 E: 0 K: 0 S: 3	H: 1 LOB: 0 BB: 0 P: 3	R: 0 E: 0 K: 1 S: 5	H: 0 LOB: 0 BB: 0 P: 5	R: 0 E: 0 K: 1 S: 5	H: 0 LOB: 1 BB: 1 P: 9	1B: 4 2B: 0 3B: 0 HR: 1	SF: 0 SAC: 1 DP: 0 HBP: 0	WP: 0 PB: 0 SB: 0 CS: 1	PA: 33
PITCHER Bret Saberhagen, R ERA: 2.79 (1, 1)	IP 9.0	WLS W	BF 32	H 5	R 1	ER 1	SO 10	BB 2	IBB 0	HBP 0	BLK 0	WP 0	HR 1	S 50	P 58	ERA 1.00	WHIP 0.778					

California Angels @ Kansas City Royals
Royals Stadium, Kansas City, MO
Mon Sep 30 1985, 8:05 PM EDT
Att: 34,200 - Unknown

AB 29
R 1
H 5
RBI 1
BB 2
SO 10
LOB 6



Batter	1	2	3	4	5	6	7	8	9	AB	R	H	RBI	BB	SO	LOB	BOTTOM					
Lonnie Smith, R OBP: 0.341, SLG: 0.370 (1, 7)	0-0 1B		0-0 5-3		0-0 FC5-2			0-0 6-3		4	0	1	0	0	0	2						
Willie Wilson, S OBP: 0.314, SLG: 0.404 (1, 8)	0-0 1B		0-0 5-3		0-0 F9			0-0 SF9 3B		4	1	2	0	0	0	2						
George Brett, L OBP: 0.432, SLG: 0.565 (1, 5)	0-0 F7			0-0 HR				0-0 SF9		3	1	1	2	0	0	2						
Hal McRae, R OBP: 0.349, SLG: 0.450 Lynn Jones, R OBP: 0.292, SLG: 0.262 (8, PH)	0-0 G6-3			0-3 K				0-0 4-3		3	0	1	0	0	1	2						
Frank White, R OBP: 0.286, SLG: 0.415 (1, 4)		0-0 6-3		0-0 F7				0-3 K		4	0	0	0	0	1	1						
Steve Balboni, R OBP: 0.304, SLG: 0.473 (1, 3)	0-3 K			0-3 K						3	0	1	0	0	2	0						
Darryl Motley, R OBP: 0.261, SLG: 0.418 (1, 9)	4-0 BB				4-0 WP SH1-4 FC5-2 BB			0-0 F8		1	0	0	0	2	0	0						
Jim Sundberg, R OBP: 0.304, SLG: 0.382 (1, 2)	0-0 F8				0-0 SH1-4			0-0 HR		2	1	1	1	0	0	1						
Onix Conception, R OBP: 0.255, SLG: 0.245 (1, 6)			0-0 G3		0-3 K FC5-2			0-0 6-3		3	0	0	0	0	1	1						
Inning Stats	R: 0 E: 0 K: 0 S: 4	H: 2 LOB: 1 BB: 0 P: 4	R: 0 E: 0 K: 1 S: 5	H: 0 LOB: 1 BB: 1 P: 9	R: 0 E: 0 K: 0 S: 3	H: 0 LOB: 0 BB: 0 P: 3	R: 1 E: 0 K: 2 S: 8	H: 1 LOB: 0 BB: 0 P: 8	R: 0 E: 0 K: 1 S: 6	H: 0 LOB: 2 BB: 1 P: 10	R: 0 E: 0 K: 0 S: 4	H: 2 LOB: 0 BB: 0 P: 4	R: 1 E: 0 K: 0 S: 4	H: 1 LOB: 0 BB: 0 P: 4	R: 1 E: 0 K: 1 S: 6	H: 1 LOB: 0 BB: 0 P: 6	1B: 4 2B: 0 3B: 1 HR: 2	SF: 1 SAC: 1 DP: 1 HBP: 0	WP: 1 PB: 0 SB: 0 CS: 0	PA: 32		
PITCHER John Candelaria, L ERA: 3.89 Stu Cliburn, R ERA: 2.11 (8, 1)	IP 7.1	WLS L	BF 30	H 7	R 3	ER 3	SO 4	BB 7	IBB 3	HBP 0	BLK 0	WP 1	HR 2	S 36	P 44	ERA 3.68	WHIP 1.227					

California Angels @ Kansas City Royals
Royals Stadium, Kansas City, MO
Mon Sep 30 1985, 8:05 PM EDT
Att: 34,200 - Unknown

AB 28
R 3
H 7
RBI 3
BB 2
SO 5
LOB 11



Batter	1	2	3	4	5	6	7	8	9	AB	R	H	RBI	BB	SO	LOB	TOP										
Brian Downing, R OBP: 0.379, SLG: 0.438 Devon White, S (9, 7)	0-0 SH5-3 1B		0-0 5-3		0-0 1B 2B		4-0 SH1-3 BB BB		0-0 G3	4	1	2	1	1	0	0											
Rod Carew, L OBP: 0.372, SLG: 0.349 (1, 3)	0-0 SH5-3 1-2		0-0 6-3		0-0 E G5-2-3 1B		4-0 SH1-3 BB		0-0 6-3	3	0	1	1	1	0	0											
Juan Beniquez, R OBP: 0.370, SLG: 0.426 Darrell Miller, R OBP: 0.372, SLG: 0.488 (1, 9) (9, 9)	0-3 K		0-0 1B		0-0 F9		0-0 SH1-3		0-0 5-3	4	0	1	0	0	1	3											
Doug DeCinces, R OBP: 0.317, SLG: 0.441 (1, 5)	0-0 F3		0-3 K		0-0 E5 1B		0-3 K			4	0	1	1	0	2	4											
Reggie Jackson, L OBP: 0.355, SLG: 0.477 (1, 10)		0-3 K		0-3 K		0-0 IBB		4-0 IBB		2	0	0	0	2	2	0											
Bobby Grich, R OBP: 0.359, SLG: 0.373 (1, 4)	0-0 HR		0-0 F9		0-0 G5-2-3		0-0 F8			4	1	1	1	0	0	6											
Bob Boone, R OBP: 0.308, SLG: 0.321 (1, 2)	0-0 6-3		0-0 F4		0-0 1-3		0-0 F8			4	0	0	0	0	0	0											
Dick Schofield, R OBP: 0.288, SLG: 0.335 (1, 6)	0-0 1B		0-0 SH 2B 1B		0-0 F2		0-0 2-3			4	1	2	0	0	0	0											
Gary Pettis, S OBP: 0.353, SLG: 0.329 (1, 8)	0-3 K		0-0 SH 2B 1B		0-3 K		0-0 F7			3	1	0	0	0	2	1											
Inning Stats	R: 0 E: 0 K: 1 S: 6	H: 1 LOB: 1 BB: 0 P: 6	R: 1 E: 0 K: 2 S: 9	H: 2 LOB: 1 BB: 0 P: 9	R: 0 E: 0 K: 1 S: 6	H: 1 LOB: 1 BB: 0 P: 6	R: 0 E: 0 K: 1 S: 5	H: 0 LOB: 0 BB: 0 P: 5	R: 3 E: 2 K: 0 S: 7	H: 4 LOB: 2 BB: 1 P: 11	R: 0 E: 0 K: 1 S: 5	H: 0 LOB: 3 BB: 3 P: 17	R: 0 E: 0 K: 0 S: 3	H: 0 LOB: 0 BB: 0 P: 3	R: 0 E: 0 K: 0 S: 3	H: 0 LOB: 0 BB: 0 P: 3	1B: 6 2B: 1 3B: 0 HR: 1	SF: 0 SAC: 3 DP: 1 HBP: 0	WP: 0 PB: 0 SB: 0 CS: 0	PA: 39							
PITCHER	IP	WLS	BF	H	R	ER	SO	BB	IBB	HBP	BLK	WP	HR	S	P	ERA	WHIP										
Charlie Leibrandt, L ERA: 2.69 Steve Farr, R ERA: 3.19 Joe Beckwith, R ERA: 4.18 Dan Quisenberry, R ERA: 2.49	4.1	L	22	8	4	3	5	0	0	0	0	0	1	32	32	6.23	1.846										

California Angels @ Kansas City Royals
Royals Stadium, Kansas City, MO
Tue Oct 01 1985, 8:05 PM EDT
Att: 26,273 - Unknown

AB	32
R	4
H	8
RBI	4
BB	4
SO	7
LOB	14



Batter	1	2	3	4	5	6	7	8	9	AB	R	H	RBI	BB	SO	LOB	BOTTOM										
Lonnie Smith, R OBP: 0.338, SLG: 0.367 (1, 7)	0-0 1-3		0-0 F9		0-0 F5		0-0 FC6-4 3B			4	1	0	0	0	0	1											
Willie Wilson, S OBP: 0.315, SLG: 0.408 (1, 8)	0-0 F7		0-0 F8 BB 1B		0-0 4-3		0-0 4-3 1B		0-0 FC6-4 1B 3B	4	1	2	1	0	0	0											
George Brett, L OBP: 0.432, SLG: 0.563 (1, 5)	0-0 L6		0-0 F8		0-0 F8		0-0 4-3		0-0 L8	3	0	1	1	1	0	0											
Jorge Orta, L OBP: 0.315, SLG: 0.379 (1, 10)		0-0 F8		0-0 F8		0-0 4-3		0-0 L8		4	0	0	0	0	0	3											
Frank White, R OBP: 0.285, SLG: 0.414 (1, 4)	0-0 4-3		0-3 K		0-0 1B		0-0 K		0-3 K	4	0	1	0	0	2	2											
Steve Balboni, R OBP: 0.304, SLG: 0.472 (1, 3)	0-3 K		0-0 G3 1B		0-0 F9		0-0 L6		0-0 K	4	0	1	0	0	1	1											
Omar Moreno, L OBP: 0.248, SLG: 0.379 (1, 9)			0-0 1-3		0-0 G3		0-0 F7		0-3 K	4	0	0	0	0	1	2											
Jim Sundberg, R OBP: 0.302, SLG: 0.379 (1, 2)			0-3 K		0-0 5-3		0-0 K		0-3 K	3	0	0	0	0	2	1											
Buddy Biancalana, S OBP: 0.278, SLG: 0.271 Dane Long, L OBP: 0.253, SLG: 0.328 Onix Conception, R OBP: 0.254, SLG: 0.245 Pat Sheridan, L OBP: 0.300, SLG: 0.316 Greg Pryor, R OBP: 0.272, SLG: 0.264 (1, 6) (5, PH) (6, 6) (8, PH) (9, 6)			0-3 K		0-0 5-3		0-0 FC6-4 1B			1	0	0	0	0	1	0											
Inning Stats	R: 0 E: 0 K: 0 S: 3	H: 0 LOB: 0 BB: 0 P: 3	R: 0 E: 0 K: 1 S: 5	H: 0 LOB: 0 BB: 0 P: 5	R: 0 E: 0 K: 2 S: 7	H: 0 LOB: 0 BB: 0 P: 7	R: 0 E: 0 K: 1 S: 6	H: 1 LOB: 2 BB: 1 P: 10	R: 0 E: 0 K: 0 S: 4	H: 1 LOB: 1 BB: 0 P: 4	R: 0 E: 0 K: 0 S: 3	H: 0 LOB: 0 BB: 0 P: 3	R: 0 E: 0 K: 1 S: 4	H: 3 LOB: 1 BB: 0 P: 8	R: 2 E: 0 K: 1 S: 8	H: 0 LOB: 0 BB: 0 P: 7	1B: 5 2B: 0 3B: 1 HR: 0	SF: 0 SAC: 0 DP: 0 HBP: 0	WP: 0 PB: 0 SB: 0 CS: 0	PA: 34							
PITCHER	IP	WLS	BF	H	R	ER	SO	BB	IBB	HBP	BLK	WP	HR	S	P	ERA	WHIP										
Mike Witt, R ERA: 3.48 Donnie Moore, R ERA: 1.96	7.2	W	30	6	2	2	5	1	0	0	0	0	0	8	43	0.00	0.913										

California Angels @ Kansas City Royals
Royals Stadium, Kansas City, MO
Tue Oct 01 1985, 8:05 PM EDT
Att: 26,273 - Unknown

AB	33
R	2
H	6
RBI	2
BB	1
SO	7
LOB	11



Batter	1	2	3	4	5	6	7	8	9	AB	R	H	RBI	BB	SO	LOB	TOP		
Brian Downing, R OBP: 0.376, SLG: 0.435	0-0 5-3			0-0 F9		0-0 6-3			0-0 F8	4	0	0	0	0	0	0			
Rod Carew, L OBP: 0.371, SLG: 0.346	0-3 K			0-0 6-3			0-0 L7		4-0 BB	3	0	0	0	1	1	0			
Juan Beniquez, R OBP: 0.366, SLG: 0.422	0-0 4-3			0-0 6-3			0-0 F4		0-0 F8	4	0	0	0	0	0	1			
Doug DeCinces, R OBP: 0.316, SLG: 0.439		0-0 F8			0-0 5-3			0-0 1B	0-0 5-3	4	0	1	0	0	0	1			
Bobby Grich, R OBP: 0.359, SLG: 0.373		0-0 G6-3 1B			0-0 F8			0-3 K		3	0	1	0	0	1	1			
Reggie Jackson, L OBP: 0.355, SLG: 0.475		0-0 G6-3 1-2			4-0 BB			0-3 K		2	0	0	0	1	1	1			
Gary Pettis, S OBP: 0.353, SLG: 0.329			0-3 K		0-3 K			0-0 4-3 1B		3	0	1	0	0	2	1			
Dick Schofield, R OBP: 0.286, SLG: 0.333			0-0 4-3			0-0 F4		0-0 4-3		3	0	0	0	0	0	1			
Bob Boone, R OBP: 0.306, SLG: 0.318			0-0 5-3			0-0 5-3		0-0 6-3		3	0	0	0	0	0	1			
Inning Stats	R: 0 E: 0 K: 1 S: 5	H: 0 LOB: 0 BB: 0 P: 5	R: 0 E: 0 K: 0 S: 3	H: 1 LOB: 0 BB: 0 P: 3	R: 0 E: 0 K: 1 S: 5	H: 0 LOB: 0 BB: 0 P: 5	R: 0 E: 0 K: 0 S: 3	H: 0 LOB: 0 BB: 0 P: 3	R: 0 E: 0 K: 1 S: 5	H: 0 LOB: 1 BB: 0 P: 3	R: 0 E: 0 K: 1 S: 6	H: 1 LOB: 1 BB: 0 P: 6	R: 0 E: 0 K: 1 S: 6	H: 1 LOB: 1 BB: 0 P: 6	R: 0 E: 0 K: 0 S: 3	H: 0 LOB: 1 BB: 1 P: 7	1B: 3 2B: 0 3B: 0 HR: 0	SF: 0 SAC: 0 DP: 1 HBP: 0	WP: 0 PA: 31 SB: 0 CS: 0
PITCHER Bud Black, L ERA: 4.33	IP: 9.0 WLS: W BF: 31 H: 3 R: 0 ER: 0 SO: 5 BB: 2 IBB: 0 HBP: 0 BLK: 0 WP: 0 HR: 0 S: 39 P: 47 ERA: 0.00 WHIP: 0.556															PITCHER			

California Angels @ Kansas City Royals
Royals Stadium, Kansas City, MO
Wed Oct 02 1985, 8:05 PM EDT
Att: 28,401 - Unknown

AB 29
R 0
H 3
RBI 0
BB 2
SO 5
LOB 7



Batter	1	2	3	4	5	6	7	8	9	AB	R	H	RBI	BB	SO	LOB	BOTTOM
Lonnie Smith, R OBP: 0.338, SLG: 0.366	0-0 HR 1B	0-0 3			0-0 5-3		0-0 6-3			4	1	1	0	0	0	1	
Willie Wilson, S OBP: 0.315, SLG: 0.406	1-0 HR HBP		0-0 F9		0-3 K		0-0 4-3			3	1	0	0	0	1	0	
George Brett, L OBP: 0.434, SLG: 0.572	0-0 HR		0-0 4-3 FC1-2 2B		0-0 1B			0-0 F7		4	1	3	3	0	0	0	
Jorge Orta, L OBP: 0.315, SLG: 0.378	0-0 4-3		0-0 4-3		0-0 F7			0-0 1B 1B		4	1	1	0	0	0	2	
Frank White, R OBP: 0.284, SLG: 0.411	0-0 F7		0-0 FC1-2			0-3 K		0-0 F4		4	0	0	0	0	1	2	
Steve Balboni, R OBP: 0.305, SLG: 0.472	0-0 E5			0-0 4-3 1B		0-3 K		0-0 1B 1B		4	0	2	0	0	1	0	
Pat Sheridan, L OBP: 0.303, SLG: 0.325	0-3 K			0-0 4-3		0-0 2B		0-0 1B		4	0	2	1	0	1	2	
Jim Sundberg, R OBP: 0.299, SLG: 0.375		0-0 6-3			0-0 K		0-0 L6			3	0	0	0	0	1	2	
Buddy Biancalana, S OBP: 0.279, SLG: 0.273		0-0 1B			0-3 K			0-3 K		3	0	1	0	0	2	1	
Inning Stats	R: 3 E: 1 K: 1 S: 8	H: 2 LOB: 1 BB: 0 P: 9	R: 0 E: 0 K: 0 S: 3	H: 1 LOB: 0 BB: 0 P: 3	R: 0 E: 0 K: 2 S: 8	H: 1 LOB: 1 BB: 0 P: 8	R: 0 E: 0 K: 2 S: 8	H: 1 LOB: 1 BB: 0 P: 8	R: 0 E: 0 K: 1 S: 5	H: 3 LOB: 2 BB: 0 P: 5	1B: 7 2B: 3 3B: 0 HR: 1	SF: 0 SAC: 0 DP: 1 HBP: 1	WP: 0 PA: 34 SB: 1 CS: 0				
PITCHER Ron Romanick, R ERA: 4.11	IP: 8.0 WLS: L BF: 34 H: 10 R: 4 ER: 4 SO: 7 BB: 0 IBB: 0 HBP: 1 BLK: 0 WP: 0 HR: 1 S: 47 P: 48 ERA: 4.50 WHIP: 1.250															PITCHER	

California Angels @ Kansas City Royals
Royals Stadium, Kansas City, MO
Wed Oct 02 1985, 8:05 PM EDT
Att: 28,401 - Unknown

AB 33
R 4
H 10
RBI 4
BB 0
SO 7
LOB 10



Batter	1	2	3	4	5	6	7	8	9	AB	R	H	RBI	BB	SO	LOB	TOP				
Juan Beniquez, R OBP: 0.364, SLG: 0.420 (1, 8)	5-3		4-3		G1-6-3			4-3 1B	K	5	0	1	0	0	1	3					
Rod Carew, L OBP: 0.373, SLG: 0.348 (1, 3)	1B		1B		F7			4-3		4	0	2	0	0	0	2					
Brian Downing, R OBP: 0.374, SLG: 0.432 (1, 7)	F2		F9		5-3			K		4	0	0	0	0	1	4					
Doug DeCinces, R OBP: 0.316, SLG: 0.437 (1, 5)	1B		6-3		5-3			F8		4	0	1	0	0	0	2					
Bob Boone, R OBP: 0.306, SLG: 0.318 (1, 2)	F4		F9 1B		6-3			6-3		4	0	1	0	0	0	2					
Dick Schofield, R OBP: 0.286, SLG: 0.334 (1, 6)		F6	1B		1-2		FC4-6 1B	1-3		4	0	2	0	0	0	0					
Rufino Linares, R OBP: 0.238, SLG: 0.410 (1, 10)	1-3		F9		F9		FC4-6 G5-4-3	E9 3B		4	1	1	0	0	0	3					
Bobby Grich, R OBP: 0.359, SLG: 0.376 (1, 4)	K		K		K		G5-4-3			4	0	1	1	0	2	3					
Darrell Miller, R OBP: 0.391, SLG: 0.500 (1, 9)			5-3							3	0	2	0	0	0	0					
Reggie Jackson, L OBP: 0.356, SLG: 0.475 (9, PH)					G1-6-3 1B					0	0	0	0	0	1	0					
Inning Stats	R: 0 E: 0 K: 0 S: 5	H: 2 LOB: 2 BB: 0 P: 5	R: 0 E: 0 K: 1 S: 5	H: 0 LOB: 0 BB: 0 P: 5	R: 0 E: 0 K: 0 S: 4	H: 1 LOB: 1 BB: 0 P: 4	R: 0 E: 0 K: 1 S: 7	H: 2 LOB: 2 BB: 0 P: 7	R: 0 E: 0 K: 0 S: 3	H: 0 LOB: 0 BB: 0 P: 3	R: 0 E: 0 K: 0 S: 3	H: 1 LOB: 0 BB: 0 P: 3	R: 0 E: 0 K: 1 S: 7	H: 2 LOB: 2 BB: 0 P: 7	R: 1 E: 1 K: 1 S: 7	H: 2 LOB: 2 BB: 1 P: 11	1B: 10 2B: 0 3B: 1 HR: 0	SF: 0 SAC: 0 DP: 2 HBP: 0	WP: 0 PB: 0 SB: 0 CS: 0	PA: 37	
PITCHER	IP	WLS	BF	H	R	ER	SO	BB	IBB	HBP	BLK	WP	HR	S	P	ERA	WHIP				
Danny Jackson, L ERA: 3.42 (1, 1)	8.2	W	35	11	1	1	3	0	0	0	0	0	0	41	41	1.04	1.269				
Dan Quisenberry, R ERA: 2.45 (9, 1)	0.1	S	2	0	0	0	1	1	0	0	0	0	0	3	7	0.00	3.000				

California Angels @ Kansas City Royals
Royals Stadium, Kansas City, MO
Thu Oct 03 1985, 8:05 PM EDT
Att: 40,894 - Unknown

AB 36
R 1
H 11
RBI 1
BB 1
SO 4
LOB 19



Batter	1	2	3	4	5	6	7	8	9	AB	R	H	RBI	BB	SO	LOB	BOTTOM				
Lonnie Smith, R OBP: 0.336, SLG: 0.363 (1, 7)	K	K			L9			K		4	0	0	0	0	3	1					
Willie Wilson, S OBP: 0.313, SLG: 0.403 (1, 8)	K		F6		3-1			6-3		4	0	0	0	0	1	0					
George Brett, L OBP: 0.434, SLG: 0.576 (1, 10)	HR BB		F9		HR			4-3		3	2	1	1	1	0	0					
Frank White, R OBP: 0.283, SLG: 0.415 (1, 4)	HR		F8		L7			F6		4	1	1	2	0	0	0					
Steve Balboni, R OBP: 0.306, SLG: 0.479 (1, 3)	2B			HR				6-3		4	1	2	1	0	1	0					
Pat Sheridan, L OBP: 0.308, SLG: 0.332 (1, 9)	K			CS BB				1B 2B		2	0	1	0	1	1	1					
Jim Sundberg, R OBP: 0.305, SLG: 0.379 (1, 2)		6-3 BB			1-2 1B			G5-4-3 1B		2	0	2	0	1	0	0					
Greg Pryor, R OBP: 0.265, SLG: 0.257 (1, 5)		6-3			K			G5-4-3		3	0	0	0	0	1	4					
Buddy Biancalana, S OBP: 0.273, SLG: 0.267 (1, 6)		K			K			K		3	0	0	0	0	3	2					
Inning Stats	R: 2 E: 0 K: 3 S: 11	H: 2 LOB: 1 BB: 1 P: 15	R: 0 E: 0 K: 2 S: 7	H: 0 LOB: 1 BB: 1 P: 11	R: 0 E: 0 K: 0 S: 3	H: 0 LOB: 0 BB: 0 P: 3	R: 1 E: 0 K: 2 S: 8	H: 2 LOB: 1 BB: 1 P: 12	R: 1 E: 0 K: 0 S: 4	H: 1 LOB: 0 BB: 0 P: 4	R: 0 E: 0 K: 1 S: 6	H: 2 LOB: 1 BB: 0 P: 6	R: 0 E: 0 K: 2 S: 7	H: 0 LOB: 0 BB: 0 P: 7	R: 0 E: 0 K: 0 S: 3	H: 0 LOB: 0 BB: 0 P: 3	1B: 2 2B: 2 3B: 0 HR: 3	SF: 0 SAC: 0 DP: 1 HBP: 0	WP: 0 PB: 0 SB: 0 CS: 1	PA: 32	
PITCHER	IP	WLS	BF	H	R	ER	SO	BB	IBB	HBP	BLK	WP	HR	S	P	ERA	WHIP				
Don Sutton, R ERA: 3.86 (1, 1)	5.0	L	22	5	4	4	7	3	0	0	0	0	0	16	16	0.00	0.667				
Stu Cliburn, R ERA: 2.04 (6, 1)	3.0		10	2	0	0	3	0	0	0	0	0	0	16	16	0.00	0.667				

California Angels @ Kansas City Royals
Royals Stadium, Kansas City, MO
Thu Oct 03 1985, 8:05 PM EDT
Att: 40,894 - Unknown

AB 29
R 4
H 7
RBI 4
BB 3
SO 10
LOB 8



Batter	1	2	3	4	5	6	7	8	9	AB	R	H	RBI	BB	SO	LOB	TOP			
Gary Pettis, S OBP: 0.350, SLG: 0.326 (1, 8)	G3	K		4-3			B2-3			4	0	0	0	0	1	3				
Rod Carew, L OBP: 0.372, SLG: 0.347 (1, 3)	E5 FC1-5	3-1			F7		1-3			4	0	1	0	0	0	2				
Brian Downing, R OBP: 0.372, SLG: 0.428 (1, 7)	FC1-5 BB 2-3		1-3		K			5-3		4	0	0	0	0	1	1				
Reggie Jackson, L OBP: 0.359, SLG: 0.481 (1, 9)	BB 1-2			2B				G3		4	0	3	0	0	0	0				
Doug DeCinces, R OBP: 0.315, SLG: 0.434 (1, 5)	BB 1-2 2-3		F6		5-3			5-3		3	0	0	0	1	0	2				
Ruppert Jones, L OBP: 0.330, SLG: 0.451 (1, 10)	K		F7			4-3			B1-3	4	0	0	0	0	1	4				
Bobby Grich, R OBP: 0.356, SLG: 0.373 (1, 4)		F8		L4		5-3			6-3	4	0	0	0	0	0	0				
Dick Schofield, R OBP: 0.288, SLG: 0.333 (1, 6)		BB 1B		5-3		5-3			6-3	4	0	1	0	0	0	0				
Bob Boone, R OBP: 0.308, SLG: 0.320 (1, 2)		BB 1-2					1-3			3	0	2	0	0	0	0				
Inning Stats	R: 0 E: 1 K: 1 S: 7	H: 2 LOB: 3 BB: 1 P: 11	R: 0 E: 0 K: 1 S: 7	H: 2 LOB: 2 BB: 0 P: 7	R: 0 E: 0 K: 0 S: 4	H: 1 LOB: 1 BB: 0 P: 4	R: 0 E: 0 K: 0 S: 4	H: 1 LOB: 0 BB: 0 P: 4	R: 0 E: 0 K: 0 S: 3	H: 0 LOB: 0 BB: 0 P: 3	R: 0 E: 0 K: 0 S: 3	H: 0 LOB: 0 BB: 0 P: 3	R: 0 E: 0 K: 0 S: 3	H: 0 LOB: 0 BB: 0 P: 3	R: 0 E: 0 K: 0 S: 3	H: 0 LOB: 0 BB: 0 P: 3	1B: 5 2B: 2 3B: 0 HR: 0	SF: 0 SAC: 0 DP: 0 HBP: 0	WP: 0 PB: 0 SB: 0 CS: 0	PA: 35
PITCHER Dave Schmidt, R ERA: 3.15 (1, 1)	IP: 9.0 WLS: W BF: 35 H: 7 R: 0 ER: 0 SO: 3 BB: 1 IBB: 0 HBP: 0 BLK: 0 WP: 0 HR: 0 S: 40 P: 44 ERA: 0.00 WHIP: 0.889																			

California Angels @ Texas Rangers
Arlington Stadium, Arlington, TX
Fri Oct 04 1985, 8:05 PM EDT
Att: 12,850 - Unknown

AB 34
R 0
H 7
RBI 0
BB 1
SO 3
LOB 12



Batter	1	2	3	4	5	6	7	8	9	AB	R	H	RBI	BB	SO	LOB	BOTTOM			
Wayne Tolleson, S OBP: 0.356, SLG: 0.387 (1, 6)	E 1B		BB 2B	CS BB			G4-6-3 1B			3	2	3	0	1	0	0				
Don Slaught, R OBP: 0.330, SLG: 0.423 (1, 2)	E6 BB 1-2		F7	CS 1-2	F8		F4			4	0	0	0	0	0	3				
Pete O'Brien, L OBP: 0.342, SLG: 0.454 (1, 3)	BB 1-3 2-H		BB 1-H		6-3		G4-6-3 1-2			4	1	2	2	0	0	1				
Larry Parrish, R OBP: 0.316, SLG: 0.440 (1, 10)	FC3-2-5 1-2 3-H		BB 1B		F7			6-3		4	0	1	1	0	0	2				
Gary Ward, R OBP: 0.329, SLG: 0.432 (1, 7)	K		BB 1-2			6-3				4	1	2	0	0	1	2				
Bob Jones, L OBP: 0.280, SLG: 0.354 (1, 9)	L4		L8			4-3		SF9 3B		3	0	0	1	0	0	4				
George Wright, S OBP: 0.243, SLG: 0.247 (1, 8)		6-3	K			HR 1B		K		4	1	1	0	0	2	2				
Steve Buechele, R OBP: 0.265, SLG: 0.352 (1, 5)		1-3			G3	HR				3	1	1	2	0	0	0				
Curtis Wilkerson, S OBP: 0.296, SLG: 0.312 (1, 4)		4-3			F7		K			3	0	0	0	0	1	0				
Inning Stats	R: 1 E: 1 K: 1 S: 8	H: 2 LOB: 2 BB: 0 P: 8	R: 0 E: 0 K: 0 S: 3	H: 0 LOB: 0 BB: 0 P: 3	R: 2 E: 0 K: 1 S: 9	H: 4 LOB: 2 BB: 0 P: 9	R: 0 E: 0 K: 0 S: 2	H: 0 LOB: 0 BB: 1 P: 6	R: 0 E: 0 K: 0 S: 3	H: 0 LOB: 0 BB: 0 P: 3	R: 2 E: 0 K: 1 S: 7	H: 2 LOB: 0 BB: 0 P: 7	R: 0 E: 0 K: 0 S: 3	H: 1 LOB: 0 BB: 0 P: 3	R: 1 E: 0 K: 1 S: 6	H: 1 LOB: 0 BB: 0 P: 6	1B: 7 2B: 1 3B: 1 HR: 1	SF: 1 SAC: 0 DP: 1 HBP: 0	WP: 0 PB: 0 SB: 0 CS: 1	PA: 35
PITCHER Kirk McCaskill, R ERA: 4.7 Luis Sanchez, R ERA: 5.92 (7, 1)	IP: 6.0 WLS: L BF: 27 H: 8 R: 5 ER: 4 SO: 3 BB: 1 IBB: 0 HBP: 0 BLK: 0 WP: 0 HR: 1 S: 32 P: 36 ERA: 6.00 WHIP: 1.500																			

California Angels @ Texas Rangers
Arlington Stadium, Arlington, TX
Fri Oct 04 1985, 8:05 PM EDT
Att: 12,850 - Unknown

AB 32
R 6
H 10
RBI 6
BB 1
SO 4
LOB 14



Batter	1	2	3	4	5	6	7	8	9	AB	R	H	RBI	BB	SO	LOB	TOP										
Brian Downing, R OBP: 0.371, SLG: 0.427 Devon White, S (8, FR) (8, 7)										4	0	1	0	0	2	1											
Rod Carew, L OBP: 0.371, SLG: 0.345										2	1	0	0	1	1	1											
Reggie Jackson, L OBP: 0.360, SLG: 0.487 Darrell Miller, R OBP: 0.391, SLG: 0.500										3	1	1	2	1	0	2											
Doug DeCinces, R OBP: 0.317, SLG: 0.440										3	1	1	1	1	1	3											
Ruppert Jones, L OBP: 0.328, SLG: 0.447 Juan Beniquez, R OBP: 0.364, SLG: 0.418										3	0	0	0	0	1	1											
Bobby Grich, R OBP: 0.355, SLG: 0.372										4	0	1	0	0	1	0											
Gary Pettis, S OBP: 0.347, SLG: 0.323										4	0	0	0	0	2	2											
Dick Schofield, R OBP: 0.287, SLG: 0.331										3	0	0	0	1	0	0											
Bob Boone, R OBP: 0.306, SLG: 0.318										3	0	0	0	0	2	1											
Inning Stats	R: 2 E: 0 K: 2 S: 9	H: 2 LOB: 2 BB: 2 P: 17	R: 0 E: 0 K: 0 S: 3	H: 0 LOB: 0 BB: 0 P: 3	R: 0 E: 0 K: 1 S: 4	H: 0 LOB: 0 BB: 1 P: 8	R: 0 E: 0 K: 1 S: 5	H: 0 LOB: 0 BB: 0 P: 5	R: 0 E: 0 K: 2 S: 7	H: 1 LOB: 1 BB: 1 P: 11	R: 0 E: 0 K: 0 S: 4	H: 0 LOB: 0 BB: 0 P: 4	R: 0 E: 1 K: 1 S: 7	H: 1 LOB: 2 BB: 0 P: 7	R: 0 E: 0 K: 1 S: 5	H: 0 LOB: 0 BB: 0 P: 5	1B: 2 2B: 0 3B: 0 HR: 2	SF: 0 SAC: 1 DP: 1 HBP: 0	WP: 0 PB: 0 SB: 0 CS: 0	PA: 35							
PITCHER	IP	WLS	BF	H	R	ER	SO	BB	IBB	HBP	BLK	WP	HR	S	P	ERA	WHIP										
Matt Williams, R ERA: 2.42	7.0	L	29	4	3	3	8	4	0	0	0	0	2	41	57	3.86	1.143										
Ricky Wright, L ERA: 4.7	2.0		6	0	0	0	2	0	0	0	0	0	0	10	10	0.00	0.000										

California Angels @ Texas Rangers
Arlington Stadium, Arlington, TX
Sat Oct 05 1985, 4:33 AM EDT
Att: 8,853 - Unknown

AB	30
R	3
H	4
RBI	3
BB	4
SO	10
LOB	13



Batter	1	2	3	4	5	6	7	8	9	AB	R	H	RBI	BB	SO	LOB	BOTTOM										
Wayne Tolleson, S OBP: 0.358, SLG: 0.387 Bob Jones, L OBP: 0.278, SLG: 0.351										3	1	1	0	1	1	0											
Don Slaught, R OBP: 0.331, SLG: 0.423										5	0	2	0	0	1	2											
Pete O'Brien, L OBP: 0.341, SLG: 0.453										4	0	1	1	0	1	4											
Larry Parrish, R OBP: 0.315, SLG: 0.436										3	0	0	0	1	2	4											
Gary Ward, R OBP: 0.326, SLG: 0.430										4	0	0	0	0	1	4											
Alan Bannister, R OBP: 0.338, SLG: 0.336										3	0	1	0	1	0	0											
George Wright, S OBP: 0.244, SLG: 0.245										3	0	0	0	1	1	1											
Steve Buechele, R OBP: 0.270, SLG: 0.356 Oddibe McDowell, L OBP: 0.305, SLG: 0.432										3	0	2	0	0	0	2											
Curtis Wilkerson, S OBP: 0.295, SLG: 0.311										4	0	1	0	0	0	4											
Inning Stats	R: 0 E: 0 K: 2 S: 9	H: 2 LOB: 0 BB: 0 P: 9	R: 0 E: 0 K: 1 S: 6	H: 2 LOB: 0 BB: 0 P: 6	R: 0 E: 0 K: 2 S: 8	H: 1 LOB: 0 BB: 0 P: 8	R: 0 E: 0 K: 0 S: 3	H: 0 LOB: 2 BB: 2 P: 11	R: 0 E: 1 K: 1 S: 6	H: 0 LOB: 2 BB: 1 P: 10	R: 0 E: 0 K: 0 S: 4	H: 1 LOB: 0 BB: 0 P: 4	R: 1 E: 0 K: 1 S: 5	H: 1 LOB: 0 BB: 1 P: 9	R: 0 E: 0 K: 0 S: 3	H: 0 LOB: 0 BB: 0 P: 3	R: 0 E: 0 K: 0 S: 4	H: 1 LOB: 1 BB: 0 P: 4	1B: 8 2B: 1 3B: 0 HR: 0	SF: 0 SAC: 0 DP: 2 HBP: 0	WP: 0 PB: 0 SB: 1 CS: 1	PA: 38					
PITCHER	IP	WLS	BF	H	R	ER	SO	BB	IBB	HBP	BLK	WP	HR	S	P	ERA	WHIP										
John Candelaria, L ERA: 3.73	5.0	W	23	5	0	0	6	3	0	0	0	0	0	9	13	4.50	1.600										
Steve Criburn, R ERA: 2.09	2.0		8	2	1	1	1	1	0	0	0	0	0	7	7	0.00	0.500										
Donnie Moore, R ERA: 1.92	2.0	S	7	1	0	0	0	0	0	0	0	0	0	7	7	0.00	0.500										

California Angels @ Texas Rangers
Arlington Stadium, Arlington, TX
Sat Oct 05 1985, 4:33 AM EDT
Att: 8,853 - Unknown

AB	34
R	1
H	8
RBI	1
BB	4
SO	7
LOB	22



Batter	1	2	3	4	5	6	7	8	9	AB	R	H	RBI	BB	SO	LOB	TOP										
Rob Wilfong, L OBP: 0.243, SLG: 0.258 (1, 4)										4	1	1	0	1	0	0	California Angels @ Texas Rangers Arlington Stadium, Arlington, TX Sun Oct 06 1985, 4:33 AM EDT Att: 9,856 - Unknown										
Devon White, S OBP: 0.333, SLG: 0.143 (1, 8) (8, 7)										4	1	1	0	0	2	1											
Daryl Sconiers, L OBP: 0.371, SLG: 0.429 (1, 3)										4	0	3	0	0	1	2											
Jack Howell, L OBP: 0.279, SLG: 0.336 (1, 5)										4	0	0	0	0	2	5											
Rufino Linares, R OBP: 0.283, SLG: 0.512 (1, 10)										4	2	3	3	0	0	1											
Darrell Miller, R OBP: 0.400, SLG: 0.583 (1, 9)										4	1	2	2	0	2	2											
Pat Keedy, R OBP: 1.500 Gary Pettis, S OBP: 0.347, SLG: 0.323 (1, 7) (8, 8)										4	1	2	1	0	0	2											
Jerry Narron, L OBP: 0.280, SLG: 0.364 Bob Boone, R OBP: 0.306, SLG: 0.317 (1, 2) (8, 2)										3	0	0	0	0	0	2											
Craig Gerber, L OBP: 0.277, SLG: 0.319 (1, 6)										1	0	0	0	0	1	0											
Inning Stats	R: 0 E: 0 K: 2 S: 7	H: 1 LOB: 1 BB: 1 P: 11	R: 0 E: 0 K: 1 S: 6	H: 1 LOB: 1 BB: 0 P: 6	R: 0 E: 0 K: 1 S: 5	H: 0 LOB: 0 BB: 0 P: 5	R: 3 E: 0 K: 0 S: 6	H: 4 LOB: 0 BB: 0 P: 6	R: 0 E: 0 K: 0 S: 3	H: 0 LOB: 0 BB: 0 P: 3	R: 0 E: 0 K: 2 S: 8	H: 1 LOB: 1 BB: 0 P: 8	R: 0 E: 0 K: 0 S: 3	H: 1 LOB: 1 BB: 0 P: 3	R: 3 E: 0 K: 1 S: 9	H: 4 LOB: 1 BB: 0 P: 9		R: 0 E: 0 K: 1 S: 5	H: 0 LOB: 0 BB: 0 P: 5	1B: 6 2B: 4 3B: 0 HR: 3	SF: 0 SAC: 0 DP: 2 HBP: 0	WP: 0 PB: 0 SB: 0 CS: 2	PA: 37				
PITCHER	IP	WLS	BF	H	R	ER	SO	BB	IBB	HBP	BLK	WP	HR	S	P	ERA	WHIP										
Jeff Russell, R ERA: 7.55 (1, 1)	7.0		27	8	3	3	6	1	0	0	0	0	2	38	42	3.86	1.286										
Rick Sturhoff, R ERA: 8.75 (8, 1)	0.2	L	6	4	3	3	1	0	0	0	0	0	1	8	8	40.50	6.000										
Dwayne Henry, R ERA: 2.57 (8, 1)	1.1		4	0	0	0	1	0	0	0	0	0	0	6	6	0.00	0.000										

AB	36
R	6
H	12
RBI	6
BB	1
SO	8
LOB	16



Batter	1	2	3	4	5	6	7	8	9	AB	R	H	RBI	BB	SO	LOB	BOTTOM										
Wayne Tolleson, S OBP: 0.353, SLG: 0.381 (1, 6)										5	0	0	0	0	2	2	California Angels @ Texas Rangers Arlington Stadium, Arlington, TX Sun Oct 06 1985, 4:33 AM EDT Att: 9,856 - Unknown										
Curtis Wilkerson, S OBP: 0.292, SLG: 0.307 (1, 4)										4	0	0	0	0	3	1											
Pete O'Brien, L OBP: 0.342, SLG: 0.452 (1, 3)										3	2	1	0	1	0	0											
Larry Parrish, R OBP: 0.314, SLG: 0.434 (1, 10)										4	0	1	0	0	2	2											
Gary Ward, R OBP: 0.329, SLG: 0.433 (1, 7)										4	2	3	2	0	0	1											
Bob Jones, L OBP: 0.284, SLG: 0.351 Alan Bannister, R OBP: 0.338, SLG: 0.336 (1, 9) (8, 9)										3	1	1	0	1	2	2											
Don Slaughter, R OBP: 0.331, SLG: 0.423 Geno Petralli, L OBP: 0.319, SLG: 0.290 (1, 2) (2, PH) (3, 2)										0	0	0	0	0	0	0											
Oddibe McDowell, L OBP: 0.304, SLG: 0.431 Glenn Brummer, R OBP: 0.355, SLG: 0.315 (8, PH) (9, 2)										1	0	0	0	0	0	1											
George Wright, S OBP: 0.241, SLG: 0.242 (1, 8)										4	0	0	0	0	4	3											
Steve Buechele, R OBP: 0.271, SLG: 0.356 Bill Stein, R OBP: 0.272, SLG: 0.354 (1, 5) (9, PH)										3	0	1	1	0	1	0											
Inning Stats	R: 0 E: 0 K: 2 S: 7	H: 0 LOB: 0 BB: 0 P: 7	R: 2 E: 0 K: 1 S: 8	H: 3 LOB: 2 BB: 1 P: 12	R: 1 E: 0 K: 2 S: 9	H: 2 LOB: 1 BB: 0 P: 9	R: 0 E: 0 K: 3 S: 9	H: 0 LOB: 0 BB: 0 P: 9	R: 0 E: 0 K: 1 S: 5	H: 0 LOB: 0 BB: 0 P: 5	R: 1 E: 0 K: 3 S: 11	H: 2 LOB: 1 BB: 0 P: 11	R: 0 E: 1 K: 1 S: 5	H: 0 LOB: 0 BB: 0 P: 5	R: 0 E: 0 K: 0 S: 4	H: 0 LOB: 1 BB: 1 P: 8	R: 0 E: 0 K: 3 S: 9	H: 0 LOB: 0 BB: 0 P: 9	1B: 7 2B: 2 3B: 0 HR: 0	SF: 0 SAC: 0 DP: 0 HBP: 0	WP: 1 PB: 0 SB: 3 CS: 1	PA: 37					
PITCHER	IP	WLS	BF	H	R	ER	SO	BB	IBB	HBP	BLK	WP	HR	S	P	ERA	WHIP										
Mike Witt, R ERA: 3.56 (1, 1)	7.0		30	7	5	5	13	2	0	0	0	0	0	13	13	0.00	1.000										
Luis Sanchez, R ERA: 5.72 (8, 1)	2.0	S	7	2	0	0	3	0	0	0	0	0	0	13	13	0.00	1.000										

AB	35
R	5
H	9
RBI	5
BB	2
SO	16
LOB	12

