

California Angels - 1986

Batter	1	2	3	4	5	6	7	8	9	10	AB	R	H	RBI	BB	SO	LOB	TOP	
Bobby Grich, R OBP: 0.400, SLG: 1.000 (1, 4)											4	1	1	1	0	0	1	California Angels @ Seattle Mariners The Kingdome, Seattle, WA Tue Apr 08 1986, 9:05 PM EST Att: 42,121 - Unknown	
Ruppert Jones, L (1, 9) (9, 7)											3	2	0	0	2	2	3		
Wally Joyner, L OBP: 0.200, SLG: 0.400 (1, 3)											5	0	1	0	0	0	1		
Reggie Jackson, L OBP: 0.600, SLG: 1.500 (1, 10)											4	1	2	2	1	1	0		
Doug DeCinces, R OBP: 0.200, SLG: 0.200 (1, 5)											5	0	1	0	0	1	4		
Brian Downing, R Darrell Miller, R (1, 7) (9, 9)											2	0	0	1	1	1	2		
Rick Burleson, R OBP: 0.200, SLG: 0.200 (1, 6)											5	0	1	0	0	0	3		
Bob Boone, R OBP: 0.600, SLG: 0.500 (1, 2)											4	0	2	0	1	0	2		
Gary Pettis, S (1, 8)											4	0	0	0	1	0	2		
Inning Stats	R: 3 E: 0 K: 0 S: 6	H: 3 LOB: 2 BB: 2 P: 14	R: 0 E: 0 K: 0 S: 3	H: 0 LOB: 0 BB: 0 P: 3	R: 0 E: 0 K: 1 S: 6	H: 1 LOB: 1 BB: 0 P: 6	R: 0 E: 0 K: 1 S: 6	H: 1 LOB: 0 BB: 0 P: 3	R: 0 E: 0 K: 1 S: 5	H: 0 LOB: 1 BB: 1 P: 9	R: 0 E: 0 K: 1 S: 5	H: 0 LOB: 0 BB: 0 P: 5	R: 0 E: 0 K: 0 S: 3	H: 0 LOB: 1 BB: 1 P: 7	1B: 4 2B: 2 3B: 0 HR: 2	SF: 0 SAC: 0 DP: 0 HBP: 2	WP: 0 PB: 0 SB: 1 CS: 0		PA: 45
PITCHER	IP WLS BF H R ER SO ERA WHIP	IP WLS BF H R ER SO ERA WHIP	IP WLS BF H R ER SO ERA WHIP	IP WLS BF H R ER SO ERA WHIP	IP WLS BF H R ER SO ERA WHIP	IP WLS BF H R ER SO ERA WHIP	IP WLS BF H R ER SO ERA WHIP	IP WLS BF H R ER SO ERA WHIP	IP WLS BF H R ER SO ERA WHIP	IP WLS BF H R ER SO ERA WHIP	IP WLS BF H R ER SO ERA WHIP	IP WLS BF H R ER SO ERA WHIP	IP WLS BF H R ER SO ERA WHIP	IP WLS BF H R ER SO ERA WHIP	IP WLS BF H R ER SO ERA WHIP	IP WLS BF H R ER SO ERA WHIP	IP WLS BF H R ER SO ERA WHIP	IP WLS BF H R ER SO ERA WHIP	
Mike Moore, R ERA: 4.7 (1, 1)	7.2	37	8	4	4	3	4	4	3	4	4	3	4	4	3	4	4	3	4
Paul Mirabella, L ERA: (8, 1)	1.0	3	0	0	0	2	0	0	0	0	0	0	0	0	0	0	0	0	0
Pete Ladd, R ERA: (9, 1)	1.1	5	0	0	0	0	1	0	0	0	0	0	0	0	0	0	0	0	0

AB	37
R	4
H	8
RBI	4
BB	6
SO	5
LOB	18



Batter	1	2	3	4	5	6	7	8	9	10	AB	R	H	RBI	BB	SO	LOB	BOTTOM				
Danny Tartabull, R (1, 4)											5	0	0	0	0	3	1	California Angels @ Seattle Mariners The Kingdome, Seattle, WA Tue Apr 08 1986, 9:05 PM EST Att: 42,121 - Unknown				
Phil Bradley, R (1, 7)											4	1	0	0	1	1	1					
Ivan Calderon, R OBP: 0.600, SLG: 0.500 (1, 9)											4	1	2	0	1	1	0					
Gorman Thomas, R OBP: 0.400, SLG: 1.000 (1, 10)											4	2	1	1	1	3	2					
Alvin Davis, L OBP: 0.250, SLG: 0.500 Barry Bonnell, R (9, PR) (10, 3)											4	0	1	0	0	0	0					
Jim Presley, R OBP: 0.800, SLG: 2.250 (1, 5)											4	2	3	6	0	1	0					
Dave Henderson, R OBP: 0.250, SLG: 0.500 (1, 8)											4	1	1	0	0	1	4					
Sveve Yeager, R OBP: 0.500, SLG: 0.500 Ken Phelps, L (7, PH) Bob Kearney, R (7, PR) (8, 2)											2	0	1	0	0	0	0					
Spike Owen, S OBP: 0.250, SLG: 0.750 (1, 6)											4	0	1	0	0	0	5					
Inning Stats	R: 0 E: 0 K: 2 S: 7	H: 0 LOB: 1 BB: 1 P: 11	R: 0 E: 0 K: 1 S: 5	H: 1 LOB: 1 BB: 0 P: 5	R: 0 E: 0 K: 1 S: 6	H: 1 LOB: 1 BB: 0 P: 6	R: 1 E: 0 K: 1 S: 6	H: 1 LOB: 0 BB: 0 P: 6	R: 1 E: 0 K: 0 S: 4	H: 2 LOB: 0 BB: 0 P: 4	R: 0 E: 0 K: 3 S: 9	H: 0 LOB: 2 BB: 1 P: 8	R: 0 E: 0 K: 1 S: 6	H: 1 LOB: 1 BB: 0 P: 6	R: 2 E: 0 K: 1 S: 7	H: 2 LOB: 1 BB: 0 P: 7	R: 4 E: 0 K: 1 S: 6		H: 2 LOB: 0 BB: 2 P: 14	1B: 4 2B: 3 3B: 1 HR: 3	SF: 0 SAC: 0 DP: 3 HBP: 1	WP: 1 PB: 0 SB: 0 CS: 1
PITCHER	IP WLS BF H R ER SO ERA WHIP	IP WLS BF H R ER SO ERA WHIP	IP WLS BF H R ER SO ERA WHIP	IP WLS BF H R ER SO ERA WHIP	IP WLS BF H R ER SO ERA WHIP	IP WLS BF H R ER SO ERA WHIP	IP WLS BF H R ER SO ERA WHIP	IP WLS BF H R ER SO ERA WHIP	IP WLS BF H R ER SO ERA WHIP	IP WLS BF H R ER SO ERA WHIP	IP WLS BF H R ER SO ERA WHIP	IP WLS BF H R ER SO ERA WHIP	IP WLS BF H R ER SO ERA WHIP	IP WLS BF H R ER SO ERA WHIP	IP WLS BF H R ER SO ERA WHIP	IP WLS BF H R ER SO ERA WHIP	IP WLS BF H R ER SO ERA WHIP	IP WLS BF H R ER SO ERA WHIP				
Mike Witt, R ERA: 2.45 (1, 1)	7.1	28	5	2	2	8	2	2	8	2	2	2	2	2	2	2	2	8				
Donnie Moore, R ERA: 10.8 (8, 1)	1.2	8	3	2	2	2	0	0	0	0	0	0	0	0	0	0	0	12				
Ken Fotsch, R ERA: 54.0 (10, 1)	0.2	6	2	4	4	1	2	0	0	0	0	0	0	0	0	0	0	14				


AB	37
R	8
H	10
RBI	7
BB	4
SO	11
LOB	17



Batter	1	2	3	4	5	6	7	8	9	AB	R	H	RBI	BB	SO	LOB	TOP										
Bobby Grich, R OBP: 0.364, SLG: 0.500 (1, 4)										4	2	0	0	2	0	5											
Wally Joyner, L OBP: 0.364, SLG: 0.727 (1, 3)										6	1	3	2	0	2	4											
Doug DeCinces, R OBP: 0.273, SLG: 0.400 (1, 5)										5	2	2	1	0	0	1											
Brian Downing, R OBP: 0.667, SLG: 1.600 (1, 10)										3	2	2	4	2	1	1											
George Hendrick, R OBP: 0.200, SLG: 0.200 (1, 9)										5	1	1	0	0	1	4											
Darrell Miller, R OBP: 0.333, SLG: 0.400 (1, 7)										4	1	1	0	1	1	3											
Rick Burleson, R OBP: 0.500, SLG: 0.286 (1, 6)										2	0	1	1	3	0	0											
Bob Boone, R OBP: 0.375, SLG: 0.286 (1, 2)										3	0	0	1	0	0	3											
Gary Pettis, S OBP: 0.400, SLG: 0.143 (1, 8)										3	0	1	0	2	2	1											
Inning Stats	R: 1 E: 1 K: 1 S: 7	H: 1 LOB: 1 BB: 0 P: 7	R: 0 E: 0 K: 1 S: 5	H: 0 LOB: 0 BB: 0 P: 5	R: 5 E: 0 K: 1 S: 9	H: 4 LOB: 3 BB: 4 P: 25	R: 0 E: 0 K: 1 S: 6	H: 1 LOB: 2 BB: 1 P: 10	R: 0 E: 0 K: 1 S: 5	H: 0 LOB: 2 BB: 2 P: 13	R: 0 E: 0 K: 0 S: 3	H: 0 LOB: 1 BB: 1 P: 7	R: 0 E: 0 K: 0 S: 3	H: 1 LOB: 2 BB: 2 P: 11	R: 3 E: 0 K: 1 S: 9	H: 4 LOB: 1 BB: 0 P: 9	R: 0 E: 0 K: 1 S: 5	H: 0 LOB: 0 BB: 0 P: 5	1B: 6 2B: 2 3B: 0 HR: 3	SF: 1 SAC: 2 DP: 0 HBP: 0	WP: 1 PB: 0 SB: 0 CS: 1	PA: 48					
PITCHER	IP	WLS	BF	H	R	ER	SO	BB	IBB	HBP	BLK	WP	HR	S	P	ERA	WHIP										
Mark Langston, L ERA: 19.29 (1, 1)	2.1	L	15	5	6	5	3	2	0	0	0	1	2	19	27	19.29	3.000										
Bill Swift, R ERA: (3, 1)	2.2		14	1	0	0	2	5	0	0	0	0	0	13	33	0.00	2.250										
Mike Morgan, R ERA: (6, 1)	1.2		8	1	0	0	2	3	0	0	0	0	0	5	17	0.00	2.400										
Paul Mirabella, L ERA: 16.2 (7, 1)	0.2		6	4	3	3	0	0	0	0	0	0	1	6	6	40.50	6.000										
Lee Guetterman, L ERA: (8, 1)	1.2		5	0	0	0	2	0	0	0	0	0	0	9	9	0.00	0.000										

California Angels @ Seattle Mariners
The Kingdome, Seattle, WA
Wed Apr 09 1986, 9:05 PM EST
Att: 12,199 - Unknown


AB	35
R	9
H	11
RBI	9
BB	10
SO	7
LOB	22

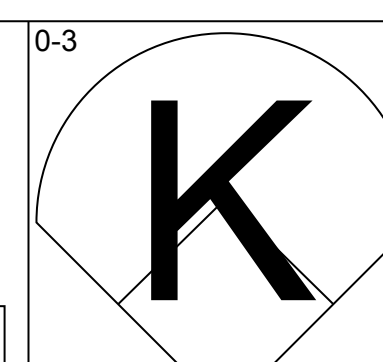
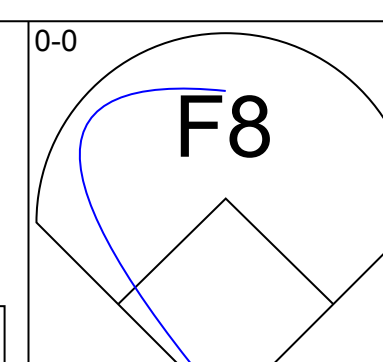
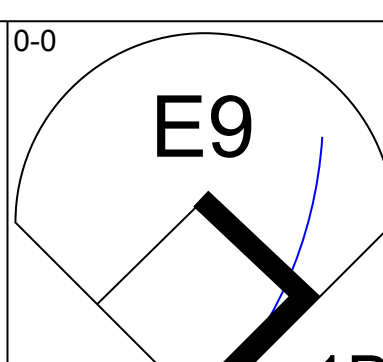
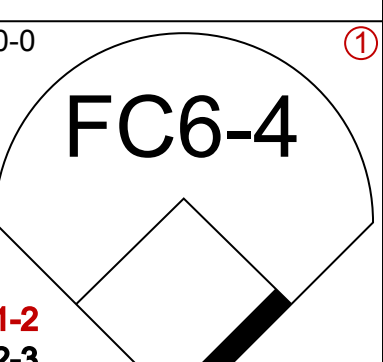
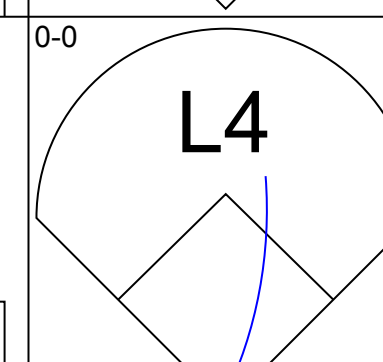
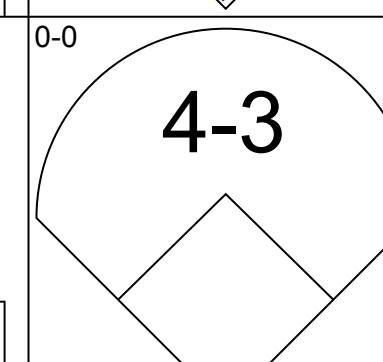
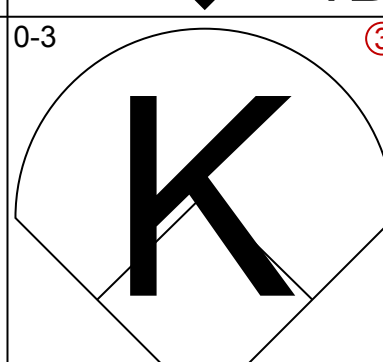
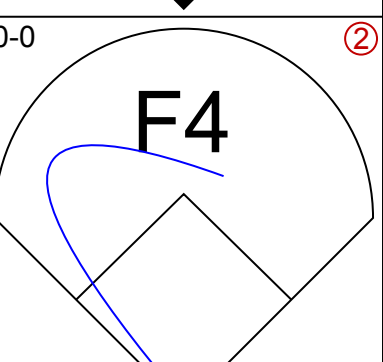
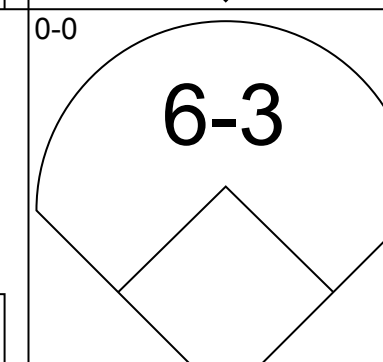
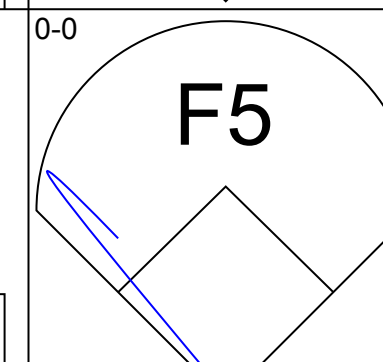
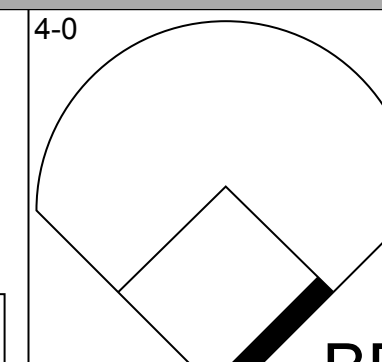
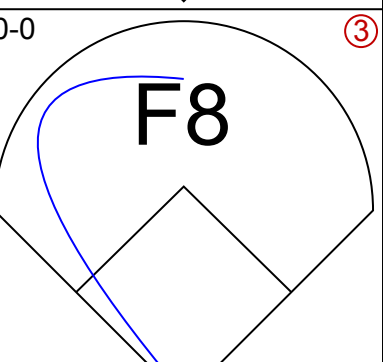
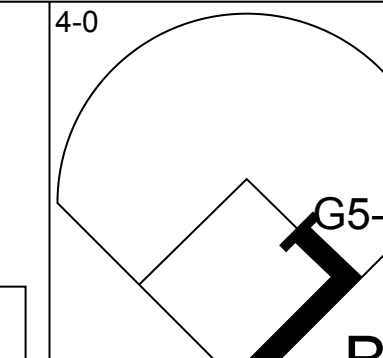
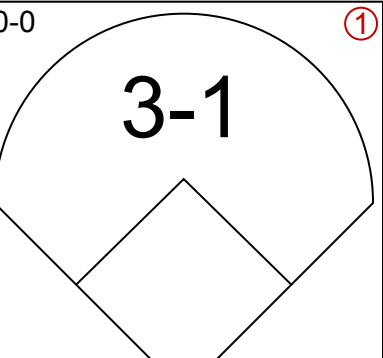
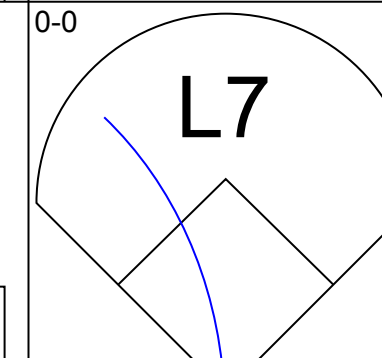
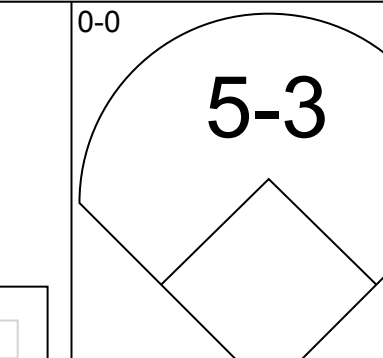
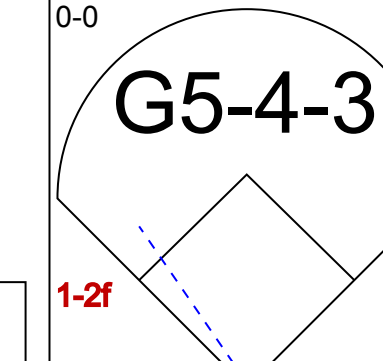
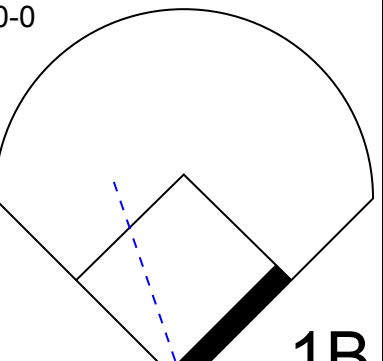
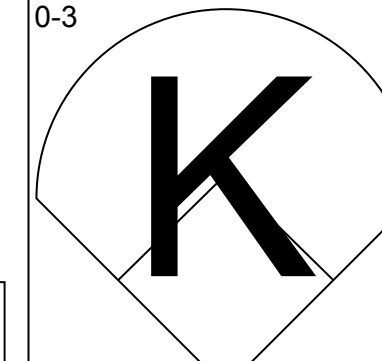
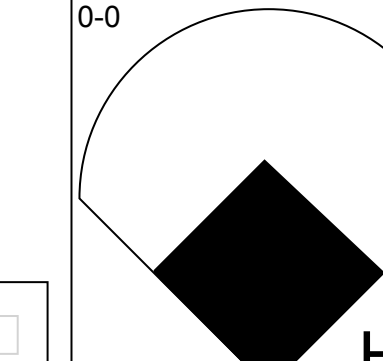
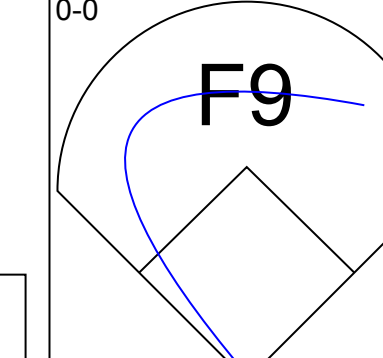
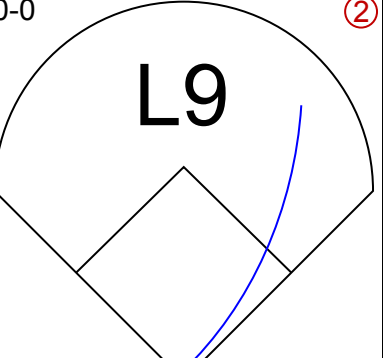
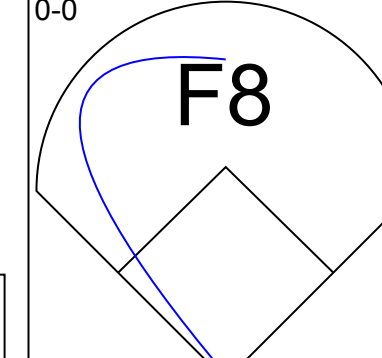
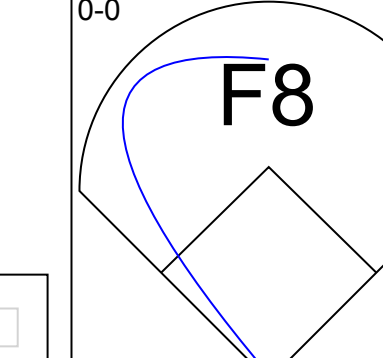
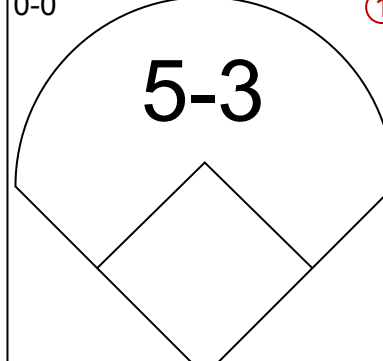
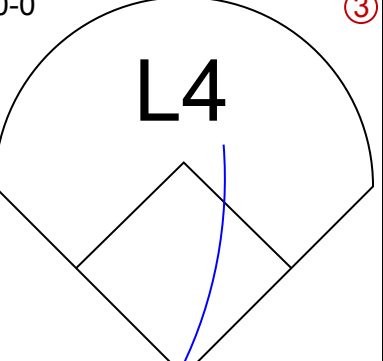
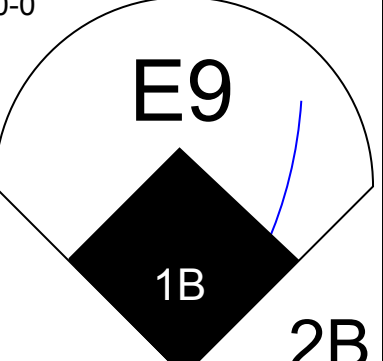
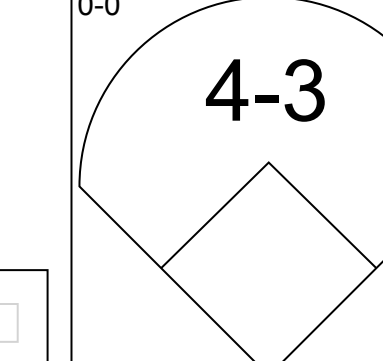
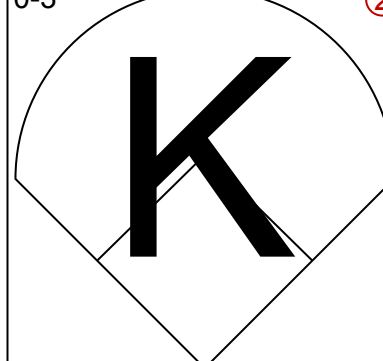
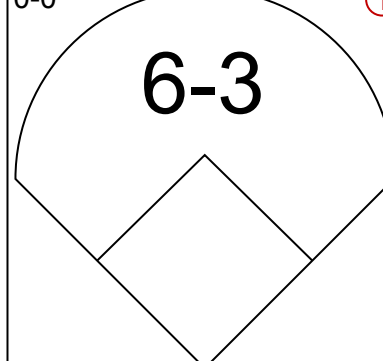
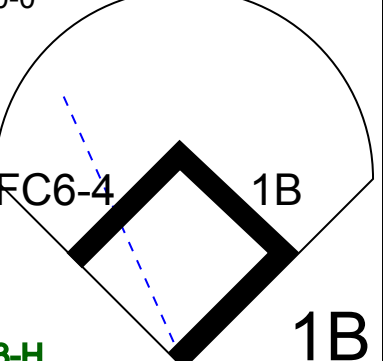
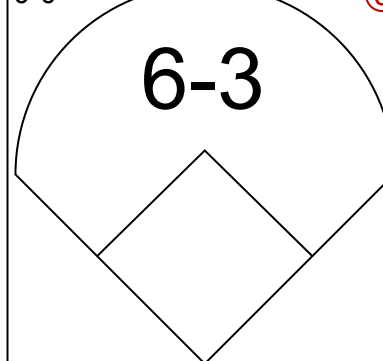
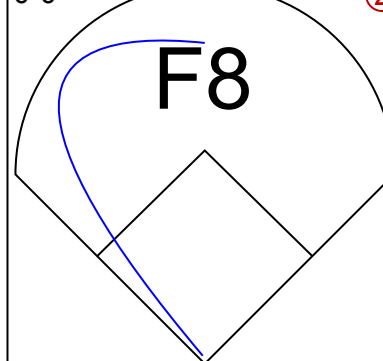
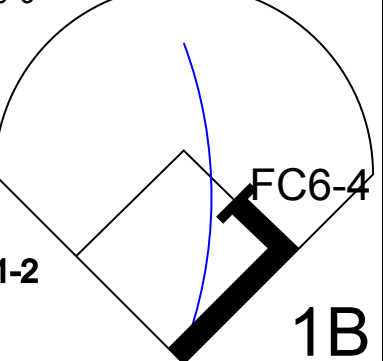


Batter	1	2	3	4	5	6	7	8	9	AB	R	H	RBI	BB	SO	LOB	BOTTOM										
Danny Tartabull, R OBP: 0.400, SLG: 0.500 (1, 4)										5	1	4	2	0	0	0											
Phil Bradley, R OBP: 0.250, SLG: 0.143 (1, 7)										3	0	1	1	0	0	1											
Ivan Calderon, R OBP: 0.556, SLG: 0.571 (1, 9)										3	0	1	0	1	0	2											
Gorman Thomas, R OBP: 0.333, SLG: 0.625 (1, 10)										4	0	1	0	0	1	3											
Jim Prestey, R OBP: 0.556, SLG: 1.250 (1, 5)										4	0	1	0	0	2	3											
Dave Henderson, R OBP: 0.250, SLG: 0.286 (1, 8)										3	1	0	0	1	1	3											
Barry Bonnell, R OBP: 0.200, SLG: 0.200 (1, 3)										4	1	1	0	0	0	2											
Steve Yeager, R OBP: 0.400, SLG: 0.400 Ken Phelps, L (9, PH)										3	1	1	1	0	0	1											
Spike Owen, S OBP: 0.250, SLG: 0.625 (1, 6)										4	1	1	1	0	0	1											
Inning Stats	R: 1 E: 1 K: 0 S: 4	H: 2 LOB: 0 BB: 0 P: 4	R: 3 E: 0 K: 0 S: 6	H: 4 LOB: 1 BB: 1 P: 10	R: 0 E: 0 K: 0 S: 4	H: 1 LOB: 1 BB: 0 P: 4	R: 1 E: 1 K: 0 S: 4	H: 2 LOB: 0 BB: 0 P: 4	R: 0 E: 0 K: 0 S: 3	H: 0 LOB: 0 BB: 0 P: 3	R: 0 E: 0 K: 1 S: 6	H: 1 LOB: 1 BB: 0 P: 6	R: 0 E: 0 K: 2 S: 7	H: 0 LOB: 0 BB: 0 P: 7	R: 0 E: 0 K: 0 S: 3	H: 0 LOB: 0 BB: 0 P: 3	1B: 8 2B: 3 3B: 0 HR: 0	SF: 0 SAC: 1 DP: 1 HBP: 0	WP: 0 PB: 0 SB: 1 CS: 1	PA: 38							
PITCHER	IP	WLS	BF	H	R	ER	SO	BB	IBB	HBP	BLK	WP	HR	S	P	ERA	WHIP										
John Candelaria, L ERA: 18.0 (1, 1)	2.0		11	6	4	4	0	1	0	0	0	0	0	10	14	18.00	3.500										
Jim Slaton, R ERA: (3, 1)	7.0	W	26	5	1	0	4	1	0	0	0	0	0	33	37	0.00	0.857										

California Angels @ Seattle Mariners
The Kingdome, Seattle, WA
Wed Apr 09 1986, 9:05 PM EST
Att: 12,199 - Unknown

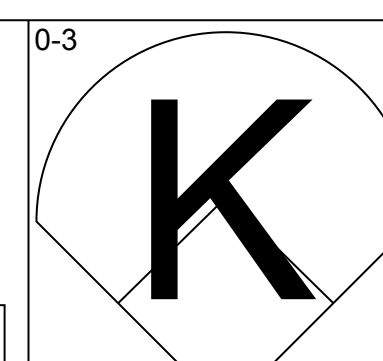
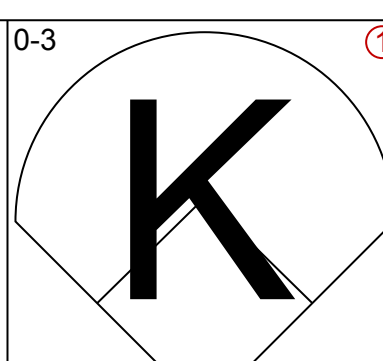
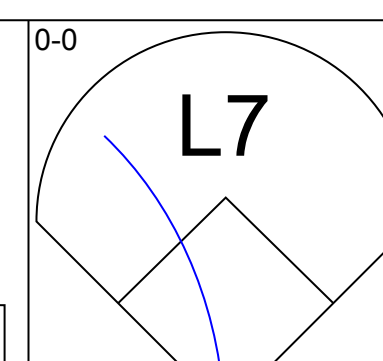
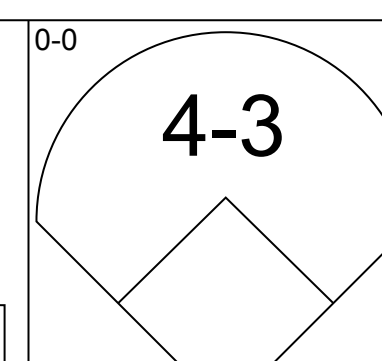
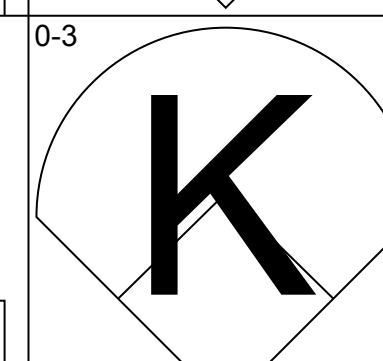
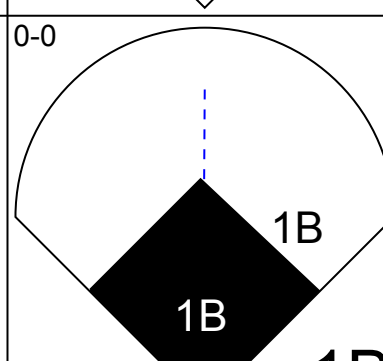
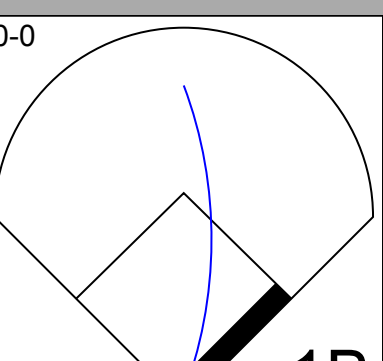
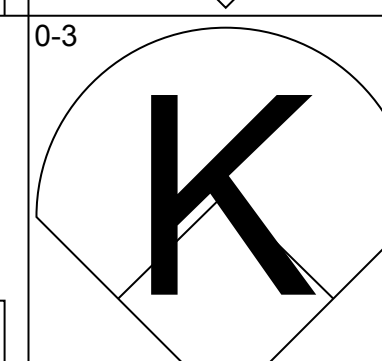
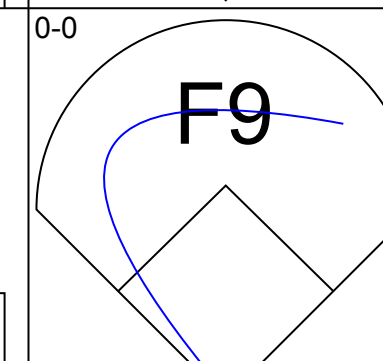
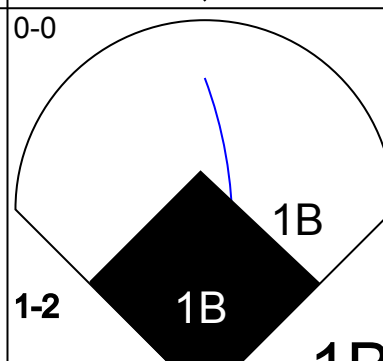
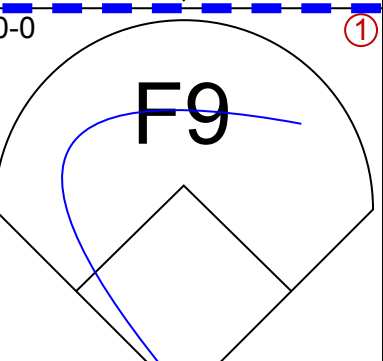
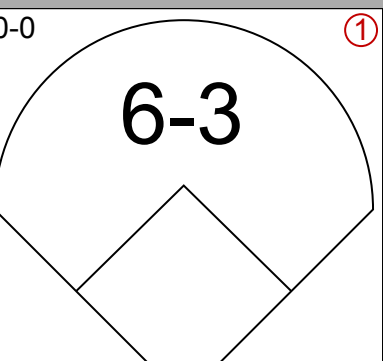
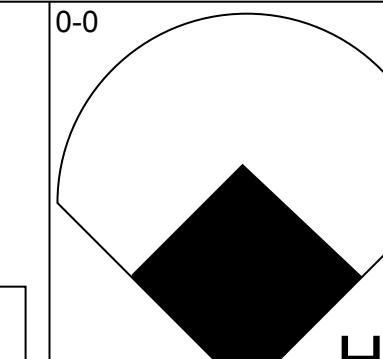
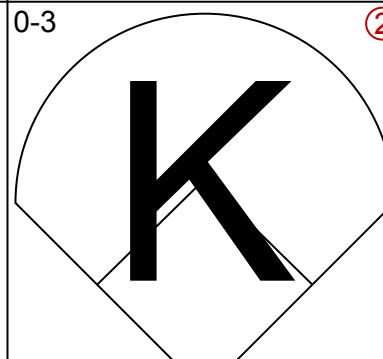
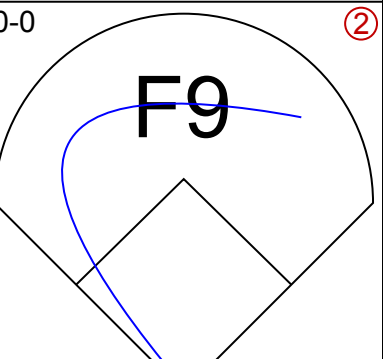
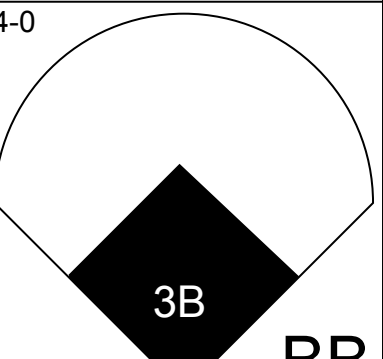
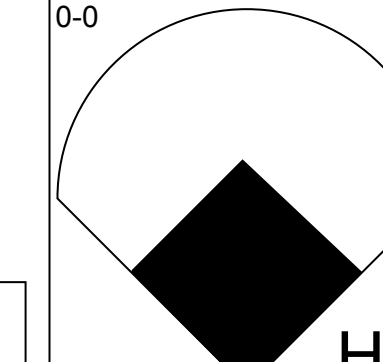
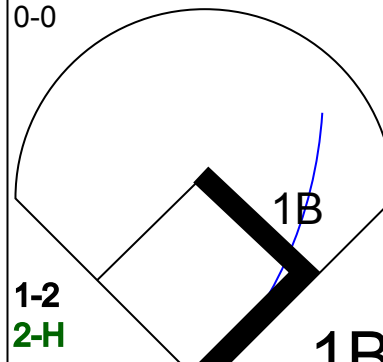
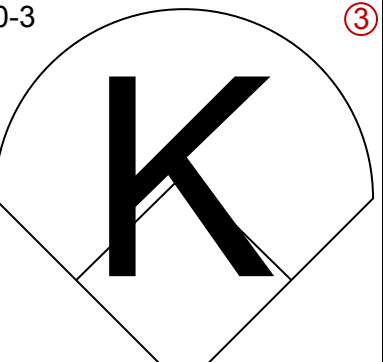
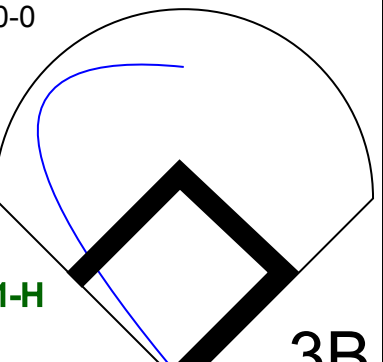

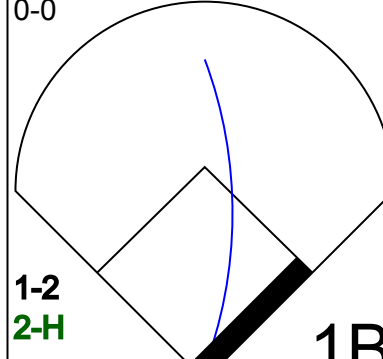
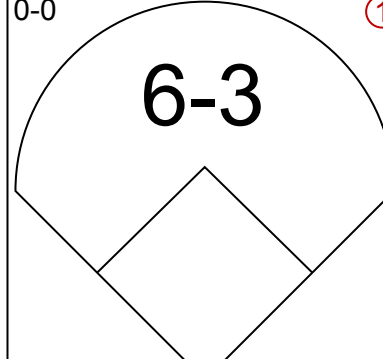
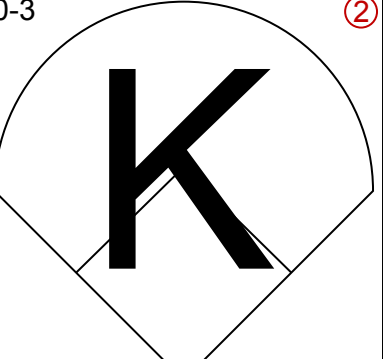
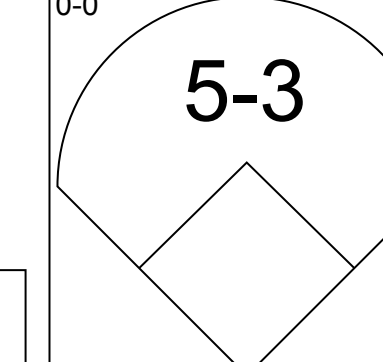
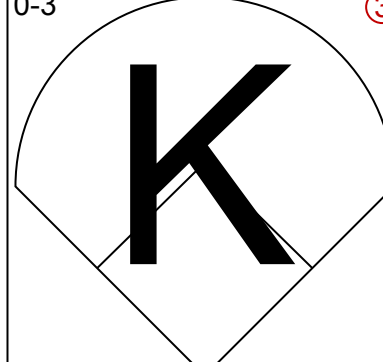
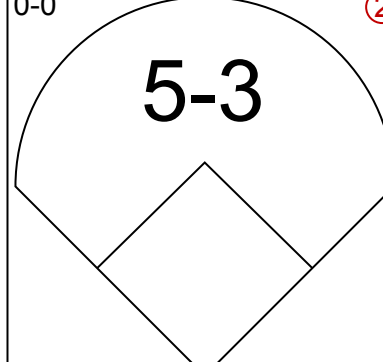
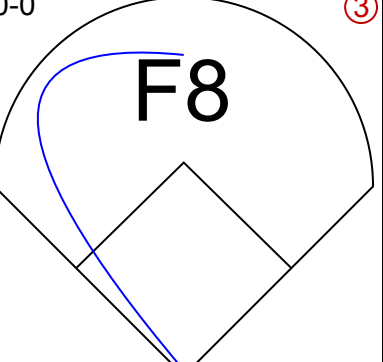
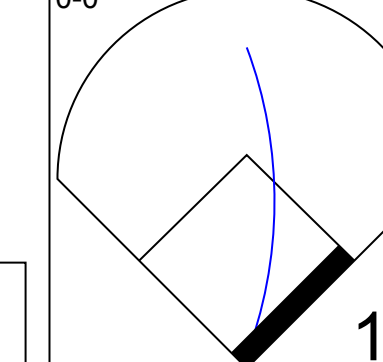
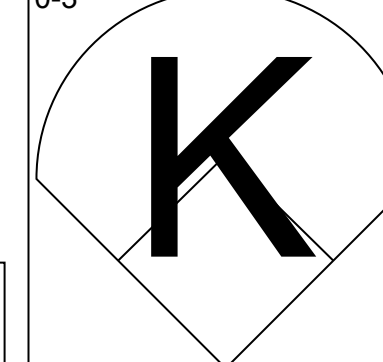
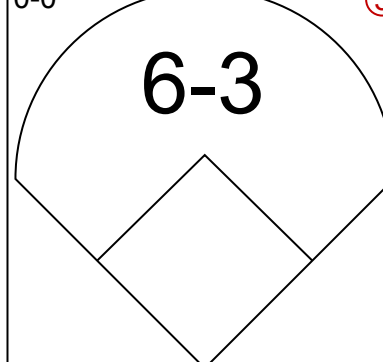

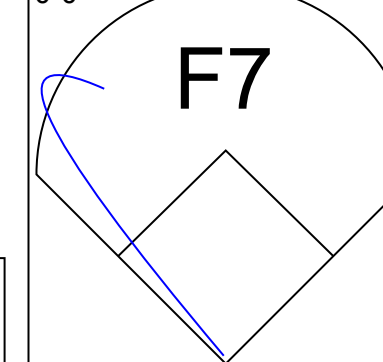
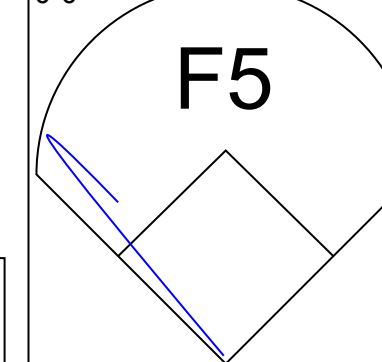
AB	34
R	5
H	11
RBI	5
BB	2
SO	4
LOB	16



Batter	1	2	3	4	5	6	7	8	9	AB	R	H	RBI	BB	SO	LOB	TOP					
Bobby Grich, R OBP: 0.333, SLG: 0.417 (1, 4)						 1B		 1-2 2-3		4	0	1	0	0	1	2	California Angels @ Seattle Mariners The Kingdome, Seattle, WA Thu Apr 10 1986, 9:05 PM EST Att: 10,780 - Unknown					
Wally Joyner, L OBP: 0.287, SLG: 0.533 (1, 3)										4	0	0	0	0	1	3						
Doug DeCinces, R OBP: 0.267, SLG: 0.308 (1, 5)										3	0	0	0	1	0	2						
Brian Downing, R OBP: 0.538, SLG: 1.000 (1, 10)		 BB								3	0	0	0	1	0	1						
George Hendrick, R OBP: 0.333, SLG: 0.667 (1, 9)		 1-2								4	1	2	1	0	1	2						
Darrell Miller, R OBP: 0.200, SLG: 0.222 (1, 7)										4	0	0	0	0	0	2						
Dick Schofield, R OBP: 0.250, SLG: 0.500 (1, 6)								 1B		4	1	1	0	0	0	1						
Gary Pettis, S OBP: 0.385, SLG: 0.200 (1, 8)								 1B		3	0	1	1	0	1	0						
Bob Boone, R OBP: 0.364, SLG: 0.300 (1, 2)								 1-2 1B		3	0	1	0	0	0	0						
Inning Stats	R: 0 E: 0 K: 1 S: 5	H: 0 LOB: 0 BB: 0 P: 5	R: 0 E: 0 K: 0 S: 2	H: 0 LOB: 0 BB: 1 P: 6	R: 0 E: 0 K: 1 S: 5	H: 0 LOB: 0 BB: 0 P: 5	R: 0 E: 0 K: 0 S: 3	H: 0 LOB: 0 BB: 0 P: 3	R: 0 E: 0 K: 1 S: 4	H: 1 LOB: 1 BB: 0 P: 4	R: 0 E: 1 K: 1 S: 6	H: 1 LOB: 1 BB: 0 P: 6	R: 0 E: 0 K: 1 S: 5	H: 0 LOB: 1 BB: 1 P: 9	R: 1 E: 1 K: 0 S: 6	H: 3 LOB: 2 BB: 0 P: 6	R: 1 E: 0 K: 0 S: 4	H: 1 LOB: 0 BB: 0 P: 4	1B: 4 2B: 1 3B: 0 HR: 1	SF: 0 SAC: 0 DP: 1 HBP: 0	WP: 0 PB: 0 SB: 0 CS: 0	PA: 34
PITCHER Matt Young, L ERA: 2.0 (1, 1)	IP: 9.0 WLS: W BF: 34 H: 6 R: 2 ER: 2 SO: 4 BB: 2 IBB: 0 HBP: 0 BLK: 0 WP: 0 HR: 1 S: 40 P: 48 ERA: 2.00 WHIP: 0.889															PITCHER						

AB	32
R	2
H	6
RBI	2
BB	2
SO	4
LOB	13



Batter	1	2	3	4	5	6	7	8	9	AB	R	H	RBI	BB	SO	LOB	BOTTOM					
Danny Tartabull, R OBP: 0.286, SLG: 0.357 (1, 4)										4	0	0	0	0	2	0	California Angels @ Seattle Mariners The Kingdome, Seattle, WA Thu Apr 10 1986, 9:05 PM EST Att: 10,780 - Unknown					
Phil Bradley, R OBP: 0.333, SLG: 0.273 (1, 7)			 1B							4	1	2	0	0	2	0						
Ivan Calderon, R OBP: 0.462, SLG: 0.455 (1, 9)			 1-2 1B							4	1	1	0	0	0	1						
Gorman Thomas, R OBP: 0.385, SLG: 0.818 (1, 10)								 BB		3	2	1	1	1	1	3						
Alvin Davis, L OBP: 0.500, SLG: 1.250 (1, 3)			 1-2 2-H 1B					 1-H		4	1	3	3	0	1	1						
Jim Prester, R OBP: 0.492, SLG: 0.917 (1, 5)			 1-2 2-H 1B							4	0	1	1	0	2	1						
Dave Henderson, R OBP: 0.167, SLG: 0.182 (1, 8)										4	0	0	0	0	1	3						
Steve Yeager, R OBP: 0.375, SLG: 0.375 (1, 2)										3	0	1	0	0	1	0						
Spike Owen, S OBP: 0.182, SLG: 0.455 (1, 6)										3	0	0	0	0	0	1						
Inning Stats	R: 0 E: 0 K: 2 S: 7	H: 3 LOB: 0 BB: 0 P: 7	R: 2 E: 0 K: 1 S: 8	H: 3 LOB: 1 BB: 0 P: 8	R: 2 E: 0 K: 3 S: 13	H: 4 LOB: 2 BB: 0 P: 13	R: 0 E: 0 K: 1 S: 5	H: 0 LOB: 0 BB: 0 P: 5	R: 0 E: 0 K: 0 S: 3	H: 1 LOB: 1 BB: 0 P: 6	R: 0 E: 0 K: 0 S: 5	H: 0 LOB: 0 BB: 0 P: 3	R: 0 E: 0 K: 1 S: 5	H: 0 LOB: 0 BB: 0 P: 5	R: 1 E: 0 K: 0 S: 6	H: 1 LOB: 1 BB: 1 P: 10	R: 1 E: 0 K: 1 S: 6	H: 1 LOB: 1 BB: 1 P: 10	1B: 6 2B: 0 3B: 1 HR: 2	SF: 0 SAC: 0 DP: 0 HBP: 0	WP: 0 PB: 0 SB: 0 CS: 0	PA: 34
PITCHER Don Sutton, R ERA: 9.0 (1, 1)	IP: 4.0 WLS: L BF: 20 H: 8 R: 4 ER: 4 SO: 7 BB: 0 IBB: 0 HBP: 0 BLK: 0 WP: 0 HR: 2 S: 34 P: 34 ERA: 9.00 WHIP: 2.000															PITCHER						
T.R. Bryden, R ERA: 2.25 (5, 1)	IP: 4.0 WLS: L BF: 14 H: 1 R: 1 ER: 1 SO: 3 BB: 1 IBB: 0 HBP: 0 BLK: 0 WP: 0 HR: 0 S: 19 P: 23 ERA: 2.25 WHIP: 0.500															PITCHER						

AB	33
R	5
H	9
RBI	5
BB	1
SO	10
LOB	10



Batter	1	2	3	4	5	6	7	8	9	AB	R	H	RBI	BB	SO	LOB	TOP																				
Gary Pettis, S OBP: 0.353, SLG: 0.286 (1, 8)	F6		F7			6-3	1B 2B		SH2-4	4	1	1	0	0	0	0																					
Ruppert Jones, L George Hendrick, R OBP: 0.400, SLG: 0.667 (9, PH) (9, 9)	G4-1		G3-4-1			F6	F7		BB 1B HR IBB	4	0	0	0	0	0	1																					
Wally Joyner, L OBP: 0.400, SLG: 0.579 (1, 3)			3-1			HR 1B	1B 2H 1B		HR 1B	4	2	3	2	1	0	0																					
Reggie Jackson, L OBP: 0.600, SLG: 1.375 (1, 10)	K				K	HR 1B	FC5-4 1B		HR 1B	4	2	2	2	1	2	1																					
Brian Downing, R Darrell Miller, R OBP: 0.500, SLG: 1.000 OBP: 0.200, SLG: 0.222 (1, 7) (9, 7)		F3			K	BB 1B BB	FC5-4 1B		HR BB	4	2	1	4	1	1	2																					
Bobby Grich, R OBP: 0.350, SLG: 0.563 (1, 4)		HR			F8	1B 1-2 BB			F9	4	1	1	1	1	0	0																					
Doug DeCinces, R OBP: 0.250, SLG: 0.278 (1, 5)		F9			6-3	1-3 2-H 1B			5-3	5	0	1	1	0	0	0																					
Rick Burleson, R OBP: 0.429, SLG: 0.273 (1, 6)		FC5-4 1B			F4	F3			K	4	0	1	0	0	1	2																					
Bob Boone, R OBP: 0.333, SLG: 0.231 (1, 2)		FC5-4 1-2			5-3				F8 SH2-4 1B BB	3	1	0	0	1	0	1																					
Inning Stats	R: 0 E: 0 K: 1 S: 5	H: 0 LOB: 1 BB: 1 P: 9	R: 1 E: 0 K: 0 S: 5	H: 2 LOB: 1 BB: 0 P: 5	R: 0 E: 0 K: 2 S: 3	H: 0 LOB: 0 BB: 0 P: 3	R: 0 E: 0 K: 2 S: 7	H: 0 LOB: 0 BB: 0 P: 7	R: 0 E: 0 K: 0 S: 3	H: 0 LOB: 0 BB: 0 P: 3	R: 3 E: 0 K: 0 S: 6	H: 3 LOB: 2 BB: 2 P: 14	R: 1 E: 0 K: 0 S: 6	H: 3 LOB: 2 BB: 0 P: 6	R: 0 E: 0 K: 1 S: 5	H: 0 LOB: 0 BB: 0 P: 5	R: 5 E: 0 K: 0 S: 5	H: 2 LOB: 0 BB: 3 P: 17	1B: 6 2B: 1 3B: 0 HR: 3	SF: 0 SAC: 1 DP: 0 HBP: 0	WP: 0 PB: 0 SB: 0 CS: 0	PA: 43															
PITCHER	IP	WLS	BF	H	R	ER	SO	BB	IBB	HBP	BLK	WP	HR	S	P	ERA	WHIP	PITCHER	IP	WLS	BF	H	R	ER	SO	BB	IBB	HBP	BLK	WP	HR	S	P	ERA	WHIP		
Rick Langford, R ERA: 6.35 (1, 1)	5.2	L	24	4	4	4	3	3	0	0	0	0	2	27	39	6.35	1.235																				
Keith Atherton, R ERA: 3.35 (6, 1)	0.2		4	2	1	1	0	0	0	0	0	0	0	4	4	13.50	3.000																				
Steve Ontiveros, R ERA: (7, 1)	1.2		7	2	0	0	1	0	0	0	0	0	0	9	9	0.00	1.200																				
Tim Birtsas, L ERA: 45.0 (9, 1)	1.0		8	2	5	5	0	2	1	0	0	0	1	5	17	45.00	4.000																				

California Angels @ Oakland Athletics
Oakland-Alameda County Coliseum, Oakland, CA

AB 36
R 10
H 10
RBI 10
BB 6
SO 4
LOB 7



WP: 0 PA: 43
PB: 0
SB: 0
CS: 0

California Angels @ Oakland Athletics
Oakland-Alameda County Coliseum, Oakland, CA

AB 30
R 3
H 7
RBI 3
BB 2
SO 5
LOB 7



WP: 0 PA: 33
PB: 0
SB: 1
CS: 0

Batter	1	2	3	4	5	6	7	8	9	AB	R	H	RBI	BB	SO	LOB	BOTTOM																					
Tony Phillips, S OBP: 0.611, SLG: 0.643 (1, 4)	F8		G3			2B 1B 1B			F7	4	1	1	0	0	0	1																						
Bruce Bochte, L OBP: 0.385, SLG: 0.364 (1, 3)	F9				K	1B 1-3 1B			L8	4	1	1	0	0	1	0																						
Dwayne Murphy, L OBP: 0.500, SLG: 0.533 (1, 8)					5-3	FC3-6 SF3-3-5 1B			K	4	1	2	1	0	1	0																						
Dave Kingman, R OBP: 0.125, SLG: 0.133 (1, 10)			K		K	FC3-6 1-2 3-H 1B			6-3	4	0	1	1	0	2	0																						
Mike Davis, L OBP: 0.250, SLG: 0.214 (1, 9)			F9			G3			F8	4	0	0	0	0	0	2																						
Camey Lansford, R OBP: 0.063, SLG: 0.133 (1, 5)			6-3			F9			4-3	3	0	0	1	0	0	0																						
Jose Canseco, R OBP: 0.333, SLG: 0.417 (1, 7)						4-3			L6	2	0	0	0	1	0	0																						
Alfredo Griffin, S OBP: 0.333, SLG: 0.286 (1, 6)						6-3 1B			G4-3 BB	2	0	2	0	1	0	0																						
Mickey Tettleton, S OBP: 0.083, SLG: 0.083 (1, 2)			6-3			6-3 1B			G4-3	3	0	0	0	0	1	4																						
Inning Stats	R: 0 E: 0 K: 0 S: 3	H: 1 LOB: 1 BB: 0 P: 3	R: 0 E: 0 K: 1 S: 5	H: 0 LOB: 0 BB: 0 P: 5	R: 0 E: 0 K: 2 S: 4	H: 0 LOB: 0 BB: 0 P: 4	R: 0 E: 0 K: 2 S: 7	H: 0 LOB: 0 BB: 0 P: 7	R: 0 E: 0 K: 1 S: 6	H: 1 LOB: 2 BB: 1 P: 10	R: 3 E: 0 K: 0 S: 6	H: 4 LOB: 0 BB: 0 P: 6	R: 0 E: 0 K: 0 S: 2	H: 0 LOB: 1 BB: 1 P: 6	R: 0 E: 0 K: 1 S: 5	H: 0 LOB: 0 BB: 0 P: 5	R: 0 E: 0 K: 0 S: 3	H: 0 LOB: 0 BB: 0 P: 3	1B: 6 2B: 2 3B: 0 HR: 0	SF: 1 SAC: 0 DP: 2 HBP: 0	WP: 0 PB: 0 SB: 1 CS: 0	PA: 33																
PITCHER	IP	WLS	BF	H	R	ER	SO	BB	IBB	HBP	BLK	WP	HR	S	P	ERA	WHIP	PITCHER	IP	WLS	BF	H	R	ER	SO	BB	IBB	HBP	BLK	WP	HR	S	P	ERA	WHIP			
Ron Romanick, R ERA: 4.5 (1, 1)	6.0		24	7	3	3	4	1	0	0	0	0	0	31	35	4.50	1.333																					
Ken Forsch, R ERA: 9.82 (7, 1)	3.0	S	9	0	0	0	1	1	0	0	0	0	0	10	14	0.00	0.333																					

WP: 0 PA: 33
PB: 0
SB: 1
CS: 0

Batter	1	2	3	4	5	6	7	8	9	AB	R	H	RBI	BB	SO	LOB	TOP					
Gary Pettis, S OBP: 0.370, SLG: 0.286 (1, 8)	FC4 SH1-3 1B		F4			3-1 1B BB	SF9	1B BB		2	1	1	1	2	0	0	California Angels @ Oakland Athletics Oakland-Alameda County Coliseum, Oakland, CA Sun Apr 13 1986, 3:33 AM PST Att: 17,677 - Unknown livebaseballscorecards.com					
Rob Wilfong, L OBP: 0.444, SLG: 0.778 (1, 4)	SH1-3		B1			F9		1B BB		4	0	2	2	0	0	2						
Wally Joyner, L OBP: 0.400, SLG: 0.481 (1, 3)	FC4 BB		F7			3-1 1B	4-3	1B		4	0	2	2	1	0	2						
Reggie Jackson, L OBP: 0.550, SLG: 1.154 (1, 10)	FC4 1-2 2-3			K		3-1		F7		4	0	0	0	1	1	6						
Brian Downing, R OBP: 0.500, SLG: 0.800 (1, 7)	F8			1B 2B		F8	G1-4-3 BB			5	1	1	0	0	0	5						
Ruppert Jones, L OBP: 0.222, SLG: 0.071 (1, 9)	WP BB		L8				BB S SF9 1B	G3		4	2	1	0	1	0	1						
Doug DeCinces, R OBP: 0.300, SLG: 0.370 (1, 5)	L8					2B BB		5-3		4	1	2	1	1	0	1						
Rick Burleson, R OBP: 0.435, SLG: 0.316 (1, 6)	6-3		F7			2B BB		G3		4	0	1	1	1	0	2						
Bob Boone, R OBP: 0.333, SLG: 0.421 (1, 2)	L3					F9 1B BB		F8		2	1	1	0	0	0	1						
Jerry Narron, L OBP: 0.333, SLG: 0.333 (6, PH)						1B				3	1	1	0	0	0	5						
Inning Stats	R: 0 E: 0 K: 0 S: 4	H: 1 LOB: 2 BB: 1 P: 8	R: 0 E: 0 K: 0 S: 3	H: 0 LOB: 1 BB: 1 P: 7	R: 0 E: 0 K: 1 S: 3	H: 0 LOB: 0 BB: 0 P: 3	R: 1 E: 0 K: 1 S: 7	H: 2 LOB: 1 BB: 0 P: 7	R: 1 E: 0 K: 0 S: 5	H: 2 LOB: 2 BB: 1 P: 9	R: 2 E: 0 K: 0 S: 5	H: 2 LOB: 0 BB: 1 P: 13	R: 0 E: 0 K: 0 S: 2	H: 0 LOB: 0 BB: 1 P: 6	R: 2 E: 0 K: 0 S: 6	H: 3 LOB: 2 BB: 1 P: 10	R: 1 E: 1 K: 0 S: 5	H: 2 LOB: 1 BB: 0 P: 5	1B: 10 2B: 2 3B: 0 HR: 0	SF: 1 SAC: 1 DP: 2 HBP: 0	WP: 1 PB: 0 SB: 1 CS: 0	PA: 45
PITCHER	IP WLS BF H R ER SO BB IBB HBP BLK WP HR S P ERA WHIP																					
Chris Codiroli, R ERA: 3.6 (1, 1)	5.0 W 25 6 4 4 1 4 0 0 0 0 1 0 23 39 7.20 2.000																					
Keith Atherton, R ERA: 2.7 (6, 1)	0.2 4 1 0 0 0 1 0 0 0 0 0 0 3 7 0.00 3.000																					
Steve Ontiveros, R ERA: 3.0 (6, PH)	2.1 11 3 2 2 0 2 0 0 0 0 0 0 9 17 7.71 2.143																					
Jay Howell, R ERA: 4.15 (9, 1)	1.0 5 2 1 0 0 0 0 0 0 0 0 0 5 5 0.00 2.000																					

Batter	1	2	3	4	5	6	7	8	9	AB	R	H	RBI	BB	SO	LOB	BOTTOM			
Tony Phillips, S OBP: 0.519, SLG: 0.476 (1, 4)	4-3		E FC5-2 1B	1-6-3 1-2 2-3	FC4		K			4	0	1	1	1	1	5	California Angels @ Oakland Athletics Oakland-Alameda County Coliseum, Oakland, CA Sun Apr 13 1986, 3:33 AM PST Att: 17,677 - Unknown livebaseballscorecards.com			
Brucy Bochte, L OBP: 0.318, SLG: 0.263 (1, 3)	G3		E4 FC5-2 BB SF7	1-6-3		F8				5	1	0	1	0	0	7				
Dwayne Murphy, L OBP: 0.440, SLG: 0.409 (1, 8)	5-3		FC5-2 1B BB	F7				F7		3	2	0	0	2	0	1				
Dave Kingman, R OBP: 0.200, SLG: 0.208 (1, 10)	5-3		FC5-2 1B			1B HR 1B		K		5	2	2	0	0	1	3				
Mike Davis, L OBP: 0.280, SLG: 0.318 (1, 9)	G3 S 1B		SF7			F5		3-1		4	1	2	1	0	0	1				
Camey Lansford, R OBP: 0.320, SLG: 0.286 (1, 5)	G3					HR 1B		CS BB		3	1	2	2	2	0	1				
Jose Canseco, R OBP: 0.292, SLG: 0.476 (1, 7)	F3		F8			HR		K		5	1	2	5	0	1	4				
Alfredo Griffin, S OBP: 0.292, SLG: 0.227 (1, 6)			K 1B			1-3		G1		5	2	1	0	0	1	2				
Mickey Tettleton, S OBP: 0.316, SLG: 0.133 (1, 2)			E BB			FC4 1-6-3 1B				1	1	1	0	3	0	0				
Inning Stats	R: 0 E: 0 K: 0 S: 3	H: 0 LOB: 0 BB: 0 P: 3	R: 0 E: 0 K: 0 S: 4	H: 1 LOB: 0 BB: 0 P: 4	R: 4 E: 1 K: 1 S: 9	H: 2 LOB: 2 BB: 2 P: 17	R: 1 E: 0 K: 0 S: 4	H: 1 LOB: 1 BB: 1 P: 8	R: 3 E: 0 K: 0 S: 7	H: 4 LOB: 2 BB: 1 P: 11	R: 3 E: 0 K: 1 S: 8	H: 3 LOB: 3 BB: 3 P: 20	R: 0 E: 0 K: 1 S: 5	H: 0 LOB: 0 BB: 0 P: 5	R: 0 E: 0 K: 1 S: 4	H: 0 LOB: 0 BB: 1 P: 8	1B: 10 2B: 1 3B: 0 HR: 1	SF: 1 SAC: 0 DP: 1 HBP: 0	WP: 1 PB: 0 SB: 2 CS: 1	PA: 44
PITCHER	IP WLS BF H R ER SO BB IBB HBP BLK WP HR S P ERA WHIP																			
Mike Witt, R ERA: 5.4 (1, 1)	4.1 L 25 7 8 5 1 3 0 0 0 0 1 1 24 36 10.38 2.308																			
T.R. Bryden, R ERA: 6.35 (5, 1)	1.2 13 4 3 3 1 4 0 0 0 0 0 0 11 27 16.20 4.800																			
Doug Corbett, R ERA: (7, 1)	2.0 6 0 0 0 0 2 1 0 0 0 0 0 9 13 0.00 0.500																			

Batter	1	2	3	4	5	6	7	8	9	AB	R	H	RBI	BB	SO	LOB	TOP								
Danny Tartabull, R (1.4) OBP: 0.375, SLG: 0.742	F9		HR		K		K		6-3	5	1	1	2	0	2	1									
Phil Bradley, R (1.7) OBP: 0.433, SLG: 0.407	F6		CS			1B	BB		K	4	1	2	0	1	1	0									
Ivan Calderon, R (1.8) OBP: 0.355, SLG: 0.393	K		2B			1B	F4		F9	5	1	2	0	0	1	1									
Gorman Thomas, R (1.10) OBP: 0.433, SLG: 0.680		FC4-6	5-3			SF8	K			3	1	1	1	1	1	2									
Alvin Davis, L (1.3) OBP: 0.280, SLG: 0.500	FC4-6				F8	1B			F9	3	0	0	0	1	0	1									
Al Cowens, R (1.9) OBP: 0.311, SLG: 0.125	FC6-4				F9	SF8			1B	3	1	1	1	0	0	1									
Dave Henderson, R (8.8) OBP: 0.150, SLG: 0.158	FC6-4				F9	SF8			1B	0	0	0	0	0	0	0									
Jim Prestley, R (1.5) OBP: 0.379, SLG: 0.556	L8				6-3	1B			1B	3	0	1	0	1	0	1									
Steve Yeager, R (1.2) OBP: 0.286, SLG: 0.308			F6		K	1B			SF8	3	0	1	2	0	1	0									
Spike Owen, S (1.6) OBP: 0.417, SLG: 0.565			HR			CS			K	4	1	2	0	0	1	4									
Inning Stats	R: 0 E: 0 K: 1 S: 5	H: 0 LOB: 0 BB: 0 P: 5	R: 0 E: 0 K: 0 S: 3	H: 0 LOB: 1 BB: 1 P: 7	R: 2 E: 0 K: 0 S: 6	H: 4 LOB: 1 BB: 0 P: 6	R: 0 E: 0 K: 0 S: 3	H: 0 LOB: 0 BB: 0 P: 3	R: 0 E: 0 K: 2 S: 7	H: 1 LOB: 1 BB: 0 P: 7	R: 0 E: 0 K: 0 S: 6	H: 4 LOB: 2 BB: 2 P: 14	R: 0 E: 0 K: 2 S: 7	H: 0 LOB: 1 BB: 1 P: 11	R: 1 E: 0 K: 1 S: 7	H: 2 LOB: 1 BB: 0 P: 7	R: 0 E: 0 K: 1 S: 5	H: 0 LOB: 0 BB: 0 P: 5	1B: 9 2B: 2 3B: 0 HR: 1	SF: 2 SAC: 0 DP: 2 HBP: 0	WP: 0 PB: 0 SB: 1 CS: 2	PA: 39			
PITCHER	IP	WLS	BF	H	R	ER	SO	BB	IBB	HBP	BLK	WP	HR	S	P	ERA	WHIP								
Jim Slaton, R (1.1) ERA: 3.65	5.1		25	8	5	5	3	2	1	0	0	0	1	28	40	8.44	1.875								
Ken Forsch, R (6.1) ERA: 7.11	2.2		11	3	1	1	3	1	0	0	0	0	0	16	20	3.38	1.500								
Donnie Moore, R (9.1) ERA: 4.91	1.0	W	3	0	0	0	1	0	0	0	0	0	0	5	5	0.00	0.000								

Seattle Mariners @ California Angels
Anaheim Stadium, Anaheim, CA
Mon Apr 14 1986, 6:33 AM EST
Att: 37,489 - Unknown

AB	33
R	6
H	11
RBI	6
BB	4
SO	7
LOB	11



Batter	1	2	3	4	5	6	7	8	9	AB	R	H	RBI	BB	SO	LOB	BOTTOM								
Bobby Grich, R (1.4) OBP: 0.360, SLG: 0.571	4-3		1-3			K				5	0	2	1	0	1	1									
Wally Joyner, L (1.3) OBP: 0.382, SLG: 0.452	4-3		G1-6-3		SH3-4				4-3	4	0	1	0	0	1	1									
Doug DeCinces, R (1.5) OBP: 0.286, SLG: 0.323	BB		G1-6-3		6-3				L8	4	1	0	0	1	0	3									
Brian Downing, R (1.10) OBP: 0.545, SLG: 0.913	BB		1B		6-3				E4	3	3	2	0	1	0	1									
George Hendrick, R (1.9) OBP: 0.533, SLG: 0.923	1B		BB		1B				E6	4	1	3	2	1	0	1									
Darrell Miller, R (1.7) OBP: 0.267, SLG: 0.308	F8		SF9		SF9				F8	4	0	2	2	0	0	2									
Rick Burleson, R (1.6) OBP: 0.444, SLG: 0.364			6-3		E				K	3	1	1	0	1	1	2									
Bob Boone, R (1.2) OBP: 0.333, SLG: 0.409			F7		E				K	3	0	1	0	0	1	1									
Ruppert Jones, L (8.7) OBP: 0.263, SLG: 0.071			F7		E				K	0	1	0	0	1	0	0									
Gary Pettis, S (1.8) OBP: 0.355, SLG: 0.280			F9		6-3				4-3	4	0	1	1	0	0	3									
Inning Stats	R: 1 E: 0 K: 0 S: 4	H: 1 LOB: 2 BB: 2 P: 12	R: 0 E: 0 K: 0 S: 3	H: 0 LOB: 0 BB: 0 P: 3	R: 0 E: 0 K: 0 S: 3	H: 1 LOB: 0 BB: 0 P: 3	R: 1 E: 1 K: 0 S: 5	H: 3 LOB: 2 BB: 1 P: 9	R: 0 E: 0 K: 0 S: 4	H: 1 LOB: 1 BB: 0 P: 4	R: 2 E: 0 K: 2 S: 10	H: 3 LOB: 1 BB: 0 P: 10	R: 1 E: 1 K: 2 S: 9	H: 2 LOB: 2 BB: 1 P: 13	R: 1 E: 0 K: 0 S: 4	H: 1 LOB: 1 BB: 1 P: 8	R: 1 E: 1 K: 0 S: 2	H: 1 LOB: 2 BB: 0 P: 3	1B: 8 2B: 3 3B: 1 HR: 1	SF: 1 SAC: 1 DP: 1 HBP: 1	WP: 0 PB: 0 SB: 0 CS: 0	PA: 42			
PITCHER	IP	WLS	BF	H	R	ER	SO	BB	IBB	HBP	BLK	WP	HR	S	P	ERA	WHIP								
Mark Langston, L (1.1) ERA: 10.13	5.2		27	9	4	4	1	3	0	0	0	0	1	26	38	6.35	2.118								
Bill Swift, R (6.1) ERA: 4.5	1.1		7	2	1	1	3	1	0	0	0	0	0	12	16	6.75	2.250								
Lee Guetterman, L (8.1) ERA: 1.29	0.2		4	1	1	1	0	1	0	0	0	0	0	3	7	13.50	3.000								
Pete Ladd, R (8.1) ERA:	0.1	L	4	1	1	0	0	0	0	1	0	0	0	3	4	0.00	3.000								

Seattle Mariners @ California Angels
Anaheim Stadium, Anaheim, CA
Mon Apr 14 1986, 6:33 AM EST
Att: 37,489 - Unknown

AB	34
R	7
H	13
RBI	6
BB	5
SO	4
LOB	15



Batter	1	2	3	4	5	6	7	8	9	AB	R	H	RBI	BB	SO	LOB	TOP					
Danny Tartabull, R (1,4) OBP: 0.390, SLG: 0.730										3	0	0	0	1	0	0						
Phil Bradley, R (1,7) OBP: 0.462, SLG: 0.424										2	0	0	0	2	1	0						
Ivan Calderon, R (1,9) OBP: 0.325, SLG: 0.432										4	0	1	0	0	0	2						
Gorman Thomas, R (1,10) OBP: 0.436, SLG: 0.594										4	0	1	0	0	2	3						
Alvin Davis, L (1,3)										4	0	0	0	0	1	2						
Jim Prestley, R (1,5) OBP: 0.376, SLG: 0.444										4	0	0	0	0	1	1						
Dave Henderson, R (1,8)										1	0	0	0	2	1	0						
Bob Kearney, R (1,2) OBP: 0.182, SLG: 0.182										2	0	0	0	0	0	1						
Ken Phelps, L (7,PH)										1	0	0	0	0	0	1						
Steve Yeager, R (7,2) OBP: 0.278, SLG: 0.250										0	0	0	0	0	0	0						
Spike Owen, S (1,6) OBP: 0.400, SLG: 0.500										2	0	0	0	0	0	1						
Domingo Ramos, R (5,6)										1	0	0	0	0	0	0						
Inning Stats	R: 0 E: 1 K: 1 S: 4	H: 0 LOB: 1 BB: 2 P: 12	R: 0 E: 0 K: 2 S: 7	H: 0 LOB: 0 BB: 0 P: 7	R: 0 E: 0 K: 0 S: 3	H: 0 LOB: 0 BB: 0 P: 3	R: 0 E: 0 K: 1 S: 5	H: 0 LOB: 1 BB: 1 P: 9	R: 0 E: 0 K: 0 S: 3	H: 0 LOB: 1 BB: 1 P: 7	R: 0 E: 0 K: 0 S: 4	H: 1 LOB: 1 BB: 0 P: 4	R: 0 E: 0 K: 1 S: 5	H: 0 LOB: 1 BB: 1 P: 9	R: 0 E: 0 K: 1 S: 5	H: 0 LOB: 0 BB: 0 P: 5	R: 0 E: 0 K: 0 S: 4	H: 1 LOB: 1 BB: 0 P: 4	1B: 2 2B: 0 3B: 0 HR: 0	SF: 0 SAC: 0 DP: 0 HBP: 0	WP: 0 PB: 0 SB: 0 CS: 1	PA: 33
PITCHER Ron Romanick, R (1,1) ERA: 1.8	IP: 9.0 WLS: W BF: 33 H: 2 R: 0 ER: 0 SO: 6 BB: 5 IBB: 0 HBP: 0 BLK: 0 WP: 0 HR: 0 S: 40 P: 60 ERA: 0.00 WHIP: 0.778															PITCHER						

Seattle Mariners @ California Angels
Anaheim Stadium, Anaheim, CA
Wed Apr 16 1986, 9:05 PM EST
Att: 22,510 - Unknown

AB 28
R 0
H 2
RBI 0
BB 5
SO 6
LOB 11



Batter	1	2	3	4	5	6	7	8	9	AB	R	H	RBI	BB	SO	LOB	BOTTOM			
Gary Pettis, S (1,8) OBP: 0.385, SLG: 0.313										4	0	3	1	0	0	0				
Ruppert Jones, L (1,9) OBP: 0.375, SLG: 0.176										3	1	2	0	1	1	1				
Wally Joyner, L (1,3) OBP: 0.381, SLG: 0.513										3	1	1	1	0	1	4				
Reggie Jackson, L (1,10) OBP: 0.560, SLG: 1.000										3	1	1	0	1	1	3				
Brian Downing, R (1,7) OBP: 0.500, SLG: 0.767										2	0	0	1	1	0	2				
Doug DeCinces, R (1,5) OBP: 0.318, SLG: 0.410										4	0	1	0	0	0	4				
Rob Wilfong, L (1,4) OBP: 0.412, SLG: 0.563										3	1	1	1	1	0	1				
Rick Burleson, R (1,6) OBP: 0.429, SLG: 0.321										2	0	0	0	1	1	0				
Bob Boone, R (1,2) OBP: 0.258, SLG: 0.310										4	0	0	0	0	1	3				
Inning Stats	R: 1 E: 0 K: 1 S: 6	H: 2 LOB: 0 BB: 0 P: 6	R: 0 E: 0 K: 0 S: 2	H: 0 LOB: 0 BB: 1 P: 6	R: 0 E: 0 K: 2 S: 7	H: 0 LOB: 0 BB: 0 P: 7	R: 2 E: 0 K: 0 S: 6	H: 4 LOB: 2 BB: 0 P: 6	R: 0 E: 0 K: 0 S: 3	H: 1 LOB: 0 BB: 0 P: 3	R: 0 E: 0 K: 0 S: 4	H: 1 LOB: 2 BB: 1 P: 8	R: 1 E: 1 K: 2 S: 9	H: 1 LOB: 3 BB: 2 P: 17	R: 0 E: 1 K: 0 S: 4	H: 0 LOB: 2 BB: 1 P: 8	1B: 8 2B: 0 3B: 0 HR: 1	SF: 1 SAC: 2 DP: 1 HBP: 0	WP: 0 PB: 0 SB: 1 CS: 1	PA: 37
PITCHER Milt Wilcox, R (1,1) ERA: 9.0	IP: 4.2 WLS: L BF: 19 H: 7 R: 3 ER: 3 SO: 3 BB: 1 IBB: 0 HBP: 0 BLK: 0 WP: 0 HR: 1 S: 24 P: 28 ERA: 5.79 WHIP: 1.714															PITCHER				
Lee Guetterman, L (5,1) ERA: 1.13	IP: 1.0 WLS: L BF: 4 H: 1 R: 0 ER: 0 SO: 0 BB: 1 IBB: 0 HBP: 0 BLK: 0 WP: 0 HR: 0 S: 3 P: 7 ERA: 0.00 WHIP: 2.000															PITCHER				
Bill Swift, R (6,1) ERA: 4.05	IP: 0.2 WLS: L BF: 4 H: 0 R: 1 ER: 0 SO: 0 BB: 1 IBB: 0 HBP: 0 BLK: 0 WP: 0 HR: 0 S: 3 P: 7 ERA: 0.00 WHIP: 1.500															PITCHER				
Paul Mirabella, L (7,1) ERA: 10.13	IP: 0.2 WLS: L BF: 4 H: 1 R: 0 ER: 0 SO: 2 BB: 1 IBB: 0 HBP: 0 BLK: 0 WP: 0 HR: 0 S: 7 P: 11 ERA: 0.00 WHIP: 3.000															PITCHER				
Pete Ladd, R (8,1) ERA: 1.00	IP: 1.0 WLS: L BF: 5 H: 0 R: 0 ER: 0 SO: 0 BB: 1 IBB: 0 HBP: 0 BLK: 0 WP: 0 HR: 0 S: 4 P: 8 ERA: 0.00 WHIP: 1.000															PITCHER				

Seattle Mariners @ California Angels
Anaheim Stadium, Anaheim, CA
Wed Apr 16 1986, 9:05 PM EST
Att: 22,510 - Unknown

AB 28
R 4
H 9
RBI 4
BB 5
SO 5
LOB 18



Batter	1	2	3	4	5	6	7	8	9	AB	R	H	RBI	BB	SO	LOB	TOP										
Kirby Puckett, R OBP: 0.364, SLG: 0.475 (1, 8)	0-0 1-3	0-0 1-2 2-H 1B		0-0 L8			0-0 F9		0-0 BB	4	0	1	1	1	0	1											
Randy Bush, L OBP: 0.417, SLG: 0.700 Mickey Hatcher, R OBP: 0.045, SLG: 0.045 (9, PH) (9, 7)	0-3 K	0-0 4-3		0-0 CS	0-0 F8		0-0 1-3		0-3 K	4	0	0	0	0	1	2											
Kent Hrbek, L OBP: 0.372, SLG: 0.432 (1, 3)	0-0 FC5-4 1B		4-0 1B 1B		0-0 4-3		0-0 1-3		0-0 PO	3	1	1	0	1	0	0											
Tom Brunansky, R OBP: 0.310, SLG: 0.550 (1, 9)	0-0 FC5-4		0-0 G4-6-3 1B 1-2		0-0 1B 1B				0-3 K	4	0	2	0	0	1	1											
Roy Smalley, S OBP: 0.400, SLG: 0.486 (1, 10)		0-3 K		0-0 G4-6-3 1B 1-2 2-H		0-0 1-3 1B			0-0 6-3	4	0	2	1	0	1	0											
Mark Salas, L OBP: 0.231, SLG: 0.289 (1, 2)		0-0 1B 1B		0-0 G4-6-3 1-2 2-3		0-0 G3			0-0 F8	4	1	1	0	0	0	4											
Gary Gaetti, R OBP: 0.359, SLG: 0.622 (1, 5)		0-0 F9		0-0 F8		0-0 L6			0-0 SH3-4 3B	4	1	1	0	0	0	2											
Steve Lombardozzi, R OBP: 0.208, SLG: 0.182 (1, 4)		0-0 1B 1B		0-0 6-3		0-0 F8			0-0 SH3-4	3	1	1	0	0	0	0											
Greg Gagne, R OBP: 0.200, SLG: 0.241 (1, 6)		0-0 1-2 3-H 1B		0-0 CS 1B		0-0 F9			0-0 PO 3B	4	0	3	2	0	0	0											
Inning Stats	R: 0 E: 0 K: 1 S: 6	H: 1 LOB: 1 BB: 0 P: 6	R: 2 E: 0 K: 1 S: 9	H: 4 LOB: 2 BB: 0 P: 9	R: 1 E: 0 K: 0 S: 4	H: 2 LOB: 1 BB: 1 P: 8	R: 0 E: 0 K: 0 S: 3	H: 1 LOB: 0 BB: 0 P: 3	R: 0 E: 0 K: 0 S: 5	H: 2 LOB: 2 BB: 0 P: 5	R: 0 E: 0 K: 0 S: 3	H: 0 LOB: 0 BB: 0 P: 3	R: 0 E: 0 K: 1 S: 5	H: 0 LOB: 0 BB: 0 P: 5	R: 0 E: 0 K: 1 S: 5	H: 0 LOB: 0 BB: 0 P: 5	R: 1 E: 0 K: 1 S: 6	H: 2 LOB: 1 BB: 1 P: 10	1B: 10 2B: 1 3B: 1 HR: 0	SF: 0 SAC: 1 DP: 1 HBP: 0	WP: 0 PB: 0 CS: 1	PA: 40					
PITCHER	IP	WLS	BF	H	R	ER	SO	BB	IBB	HBP	BLK	WP	HR	S	P	ERA	WHIP										
Kirk McCaskill, R ERA: 3.86 (1, 1)	8.1	L	35	11	4	4	3	1	0	0	0	0	0	40	44	4.32	1.440										
T.R. Bryden, R ERA: 4.15 (9, 1)	0.0		2	1	0	0	0	1	0	0	0	0	0	1	5	∞	∞										
Terry Forster, L ERA: (9, 1)	0.2		1	0	0	0	1	0	0	0	0	0	0	3	3	0.00	0.000										

Minnesota Twins @ California Angels
Anaheim Stadium, Anaheim, CA
Thu Apr 17 1986, 9:05 PM EST
Att: 22,787 - Unknown

AB 35
R 4
H 12
RBI 4
BB 2
SO 4
LOB 12



Batter	1	2	3	4	5	6	7	8	9	AB	R	H	RBI	BB	SO	LOB	BOTTOM										
Gary Pettis, S OBP: 0.372, SLG: 0.306 (1, 8)	0-3 K		0-0 B2			0-0 BB WP 1B	0-3 K			4	0	1	0	0	2	2											
Wally Joyner, L OBP: 0.348, SLG: 0.465 (1, 3)	0-0 F9			0-0 F6		0-0 F7		0-0 1-3		4	0	0	0	0	0	2											
Doug DeCinces, R OBP: 0.313, SLG: 0.395 (1, 5)	0-0 F8			0-0 FC1-4 1B		0-3 K		0-0 F9		4	0	1	0	0	1	2											
Brian Downing, R OBP: 0.478, SLG: 0.697 (1, 10)		0-3 K		0-0 F7		4-0 BB BB		0-0 F4		3	0	0	0	1	1	1											
George Hendrick, R OBP: 0.500, SLG: 0.905 (1, 9)		0-0 G4-3 1B		0-0 FC1-4		4-0 1-2 2-3 3-H BB		0-0 5-3		3	0	1	1	1	0	1											
Darrell Miller, R OBP: 0.227, SLG: 0.250 (1, 7)		0-0 G4-3		0-0 4-3		0-3 K		0-3 K		4	0	0	0	0	2	4											
Rick Burleson, R OBP: 0.410, SLG: 0.290 (1, 4)			4-0 BB		0-0 6-3		0-0 F4		0-3 K	3	0	0	0	1	1	0											
Dick Schofield, R OBP: 0.143, SLG: 0.286 (1, 6)			0-0 F9		0-3 K		0-0 B2-3			3	0	0	0	0	1	1											
Bob Boone, R OBP: 0.294, SLG: 0.344 (1, 2)			0-0 F5		0-0 F7 1B BB 1B		0-0 1B			3	1	2	0	0	0	1											
Inning Stats	R: 0 E: 0 K: 1 S: 5	H: 0 LOB: 0 BB: 0 P: 5	R: 0 E: 0 K: 1 S: 5	H: 1 LOB: 0 BB: 0 P: 5	R: 0 E: 0 K: 0 S: 3	H: 0 LOB: 1 BB: 1 P: 7	R: 0 E: 0 K: 0 S: 4	H: 1 LOB: 0 BB: 0 P: 4	R: 0 E: 0 K: 1 S: 5	H: 0 LOB: 0 BB: 0 P: 5	R: 1 E: 0 K: 2 S: 9	H: 2 LOB: 3 BB: 2 P: 17	R: 0 E: 0 K: 1 S: 6	H: 1 LOB: 1 BB: 0 P: 6	R: 0 E: 0 K: 0 S: 3	H: 0 LOB: 0 BB: 0 P: 3	R: 0 E: 0 K: 2 S: 7	H: 0 LOB: 0 BB: 0 P: 7	1B: 5 2B: 0 3B: 0 HR: 0	SF: 0 SAC: 0 DP: 1 HBP: 0	WP: 1 PB: 0 CS: 0	PA: 34					
PITCHER	IP	WLS	BF	H	R	ER	SO	BB	IBB	HBP	BLK	WP	HR	S	P	ERA	WHIP										
Frank Viola, L ERA: 3.22 (1, 1)	9.0	W	34	5	1	1	8	3	0	0	0	1	0	47	59	1.00	0.889										

Minnesota Twins @ California Angels
Anaheim Stadium, Anaheim, CA
Thu Apr 17 1986, 9:05 PM EST
Att: 22,787 - Unknown

AB 31
R 1
H 5
RBI 1
BB 3
SO 8
LOB 14



Batter	1	2	3	4	5	6	7	8	9	AB	R	H	RBI	BB	SO	LOB	TOP											
Kirby Puckett, R OBP: 0.388, SLG: 0.556 (1, 8)										5	1	3	5	0	0	0	Minnesota Twins @ California Angels Anaheim Stadium, Anaheim, CA Fri Apr 18 1986, 9:05 PM EST Att: 30,535 - Unknown											
Randy Bush, L OBP: 0.497, SLG: 0.652 Alejandro Sanchez, R (7, PH) (7, 7)										3	0	1	0	0	1	2												
Kent Hrbek, L OBP: 0.383, SLG: 0.425 (1, 3)										3	0	1	0	1	0	1												
Tom Brunansky, R OBP: 0.304, SLG: 0.523 (1, 9)										4	0	1	0	0	0	2												
Roy Smalley, S OBP: 0.386, SLG: 0.450 (1, 10)										3	0	0	0	1	1	2												
Mark Salas, L OBP: 0.233, SLG: 0.286 (1, 2)										4	1	1	0	0	2	2												
Gary Gaetti, R OBP: 0.372, SLG: 0.610 (1, 5)										4	2	2	0	0	0	2												
Steve Lombardozzi, R OBP: 0.222, SLG: 0.200 Mickey Hatcher, R OBP: 0.043, SLG: 0.043 (9, PH)										3	1	1	0	0	1	2												
Greg Gagne, R OBP: 0.242, SLG: 0.281 Tim Laudner, R (9, PH)										3	0	2	0	0	1	0												
Inning Stats	R: 0 E: 0 K: 0 S: 3	H: 1 LOB: 0 BB: 0 P: 3	R: 0 E: 0 K: 1 S: 6	H: 2 LOB: 1 BB: 0 P: 6	R: 0 E: 0 K: 2 S: 7	H: 0 LOB: 0 BB: 0 P: 7	R: 0 E: 0 K: 1 S: 5	H: 0 LOB: 0 BB: 0 P: 5	R: 2 E: 1 K: 0 S: 7	H: 3 LOB: 2 BB: 0 P: 7	R: 0 E: 0 K: 1 S: 4	H: 0 LOB: 1 BB: 2 P: 12	R: 1 E: 0 K: 0 S: 5	H: 3 LOB: 1 BB: 0 P: 5	R: 0 E: 0 K: 1 S: 6	H: 1 LOB: 1 BB: 0 P: 6		R: 2 E: 0 K: 2 S: 9	H: 2 LOB: 0 BB: 0 P: 9	1B: 11 2B: 0 3B: 0 HR: 1	SF: 0 SAC: 0 DP: 4 HBP: 0	WP: 0 PB: 0 CS: 0	PA: 38					
PITCHER	IP	WLS	BF	H	R	ER	SO	BB	IBB	HBP	BLK	WP	HR	S	P	ERA	WHIP											
Mike Witt, R ERA: 4.0 Ken Forsch, R ERA: 7.11 Terry Forster, L ERA: Donnie Moore, R ERA: 6.35	(1, 1) (7, 1) (7, 1) (8, 1)	6.1 0.0 0.2 2.0	W 1 S	27 1 8	8 1 2	3 0 2	1 0 2	5 0 3	2 0 0	0 0 0	0 0 0	0 0 0	0 0 0	0 1 1	35 1 2	43 1 2	1.42 ∞ 0.00 9.00	1.579 ∞ 1.500 1.000										

Batter	1	2	3	4	5	6	7	8	9	AB	R	H	RBI	BB	SO	LOB	BOTTOM										
Ruppert Jones, L OBP: 0.379, SLG: 0.150 (9, 7)										3	2	0	0	2	0	1	Minnesota Twins @ California Angels Anaheim Stadium, Anaheim, CA Fri Apr 18 1986, 9:05 PM EST Att: 30,535 - Unknown										
Wally Joyner, L OBP: 0.373, SLG: 0.532 (1, 3)										4	1	2	1	1	1	5											
Reggie Jackson, L OBP: 0.567, SLG: 1.045 (1, 10)										5	1	3	3	0	1	4											
Brian Downing, R OBP: 0.471, SLG: 0.649 George Hendrick, R OBP: 0.500, SLG: 0.995 (9, 9)										4	0	1	1	1	0	4											
Rob Wilfong, L OBP: 0.364, SLG: 0.476 (1, 4)										5	0	1	0	0	1	4											
Doug DeCinces, R OBP: 0.327, SLG: 0.426 (1, 5)										4	0	2	0	0	0	2											
Rick Burleson, R OBP: 0.395, SLG: 0.314 (1, 6)										4	1	1	0	0	0	4											
Bob Boone, R OBP: 0.342, SLG: 0.371 (1, 2)										3	0	2	1	1	0	0											
Gary Pettis, S OBP: 0.383, SLG: 0.325 (1, 8)										4	1	2	0	0	0	2											
Inning Stats	R: 2 E: 0 K: 0 S: 7	H: 4 LOB: 2 BB: 0 P: 7	R: 0 E: 0 K: 2 S: 8	H: 1 LOB: 3 BB: 2 P: 16	R: 1 E: 0 K: 0 S: 5	H: 2 LOB: 1 BB: 0 P: 5	R: 0 E: 0 K: 0 S: 3	H: 1 LOB: 0 BB: 0 P: 3	R: 0 E: 0 K: 0 S: 4	H: 1 LOB: 1 BB: 0 P: 4	R: 1 E: 0 K: 0 S: 5	H: 2 LOB: 3 BB: 2 P: 13	R: 0 E: 0 K: 0 S: 3	H: 1 LOB: 0 BB: 0 P: 3	R: 2 E: 0 K: 1 S: 7	H: 2 LOB: 1 BB: 1 P: 11		1B: 10 2B: 2 3B: 0 HR: 2	SF: 0 SAC: 0 DP: 2 HBP: 0	WP: 0 PB: 0 CS: 0	PA: 41						
PITCHER	IP	WLS	BF	H	R	ER	SO	BB	IBB	HBP	BLK	WP	HR	S	P	ERA	WHIP										
Mike Smithson, R ERA: 3.86 Peter Filson, L ERA: 4.29 Mark Portugal, R ERA: 10.8 Ron Davis, R ERA:	(1, 1) (6, 1) (6, 1) (8, 1)	5.1 0.1 1.2 0.2	L	27 3 9 2	10 1 3 0	4 0 2 0	4 0 2 0	2 1 0 1	2 0 0 0	0 0 0 0	0 0 0 0	0 0 0 0	0 0 7 4	2 6 15 4	37 6 15 4	6.75 0.00 10.80 0.00	2.250 6.000 3.000 0.000										

Batter	1	2	3	4	5	6	7	8	9	AB	R	H	RBI	BB	SO	LOB	TOP					
Kirby Puckett, R OBP: 0.370, SLG: 0.540	0-0 1B 2B		0-0 1-3		0-0 E9 SF8			0-0 6-3	0-3 K	5	2	1	0	0	1	1	Minnesota Twins @ California Angels Anaheim Stadium, Anaheim, CA Sat Apr 19 1986, 6:33 AM EST Att: 23,498 - Unknown					
Mickey Hatcher, R OBP: 0.074, SLG: 0.077	0-0 1-3		0-0 F9		0-0 SF8			0-0 PB SF9 1B		3	1	1	1	0	0	1						
Kent Hrbek, L OBP: 0.412, SLG: 0.500	4-0 1B BB		0-0 HR		0-0 F8			4-0 SF9 PB BB		2	1	1	1	2	0	0						
Tom Brunansky, R OBP: 0.280, SLG: 0.489	0-0 F9		0-0 F8		0-0 F9			0-0 SF9		3	0	0	1	0	0	2						
Roy Smalley, S OBP: 0.396, SLG: 0.442	0-0 1-2 2-H 1B		0-0 F9		0-0 F4			4-0 FC6-4 BB		3	0	1	1	1	0	0						
Gary Gaetti, R OBP: 0.362, SLG: 0.578	0-0 4-3		0-0 S 1B		0-3 K			0-0 FC6-4		4	0	1	0	0	1	4						
Chris Pittaro, S OBP: 0.077, SLG: 0.077		0-3 K		0-3 K				0-0 1-3		3	0	0	0	0	2	1						
Alejandro Sanchez, R (9, PH)		0-3 K		1-2 K				0-0 1-3		1	0	0	0	0	1	0						
Greg Gagne, R OBP: 0.229, SLG: 0.265		0-3 K		0-0 6-3				0-0 F8		2	0	0	0	0	1	1						
Mark Salas, L OBP: 0.222, SLG: 0.273		0-0 K		0-0 6-3				0-0 F7		2	0	0	0	0	0	0						
Jeff Reed, L (1, 2)		0-0 G3		0-0 G3				0-0 F6		3	0	0	0	0	0	0						
Steve Lombardozzi, R OBP: 0.222, SLG: 0.250					0-0 F6			0-0 1-3		0	0	0	0	0	0	0						
Randy Bush, L OBP: 0.429, SLG: 0.652								0-0 1-3		0	0	0	0	1	0	0						
Inning Stats	R: 1 E: 0 K: 0 S: 5	H: 2 LOB: 2 BB: 1 P: 9	R: 0 E: 0 K: 2 S: 7	H: 0 LOB: 0 BB: 0 P: 7	R: 1 E: 0 K: 0 S: 4	H: 1 LOB: 1 BB: 0 P: 4	R: 0 E: 0 K: 1 S: 6	H: 1 LOB: 0 BB: 0 P: 6	R: 1 E: 1 K: 0 S: 4	H: 0 LOB: 0 BB: 0 P: 4	R: 0 E: 0 K: 0 S: 5	H: 0 LOB: 0 BB: 0 P: 5	R: 0 E: 0 K: 0 S: 3	H: 0 LOB: 0 BB: 0 P: 3	R: 1 E: 0 K: 0 S: 4	H: 1 LOB: 2 BB: 2 P: 12	R: 0 E: 0 K: 2 S: 7	H: 0 LOB: 1 BB: 1 P: 11	1B: 3 2B: 1 3B: 0 HR: 1	SF: 2 SAC: 0 DP: 0 HBP: 0	WP: 0 PB: 2 CS: 1	PA: 37
PITCHER	IP WLS BF H R ER SO BB IBB HBP BLK WP HR S P ERA WHIP	7.1 W 29 5 4 2 4 1 0 0 0 0 1 36 40 2.46 0.818	0.0 1 0 0 0 0 1 0 0 0 0 0 0 0 4 ∞ ∞	1.2 S 7 0 0 0 2 2 0 0 0 0 0 9 17 0.00 1.200											IP WLS BF H R ER SO BB IBB HBP BLK WP HR S P ERA WHIP							
Jim Slaton, R ERA: 3.2																						
Terry Forster, L ERA:																						
Donnie Moore, R ERA: 4.91																						

AB	31
R	4
H	5
RBI	4
BB	4
SO	6
LOB	10



Batter	1	2	3	4	5	6	7	8	9	AB	R	H	RBI	BB	SO	LOB	BOTTOM					
Gary Pettis, S OBP: 0.353, SLG: 0.295	0-0 G3		0-0 F8		0-0 F9			0-0 F8		4	0	0	0	0	0	0	Minnesota Twins @ California Angels Anaheim Stadium, Anaheim, CA Sat Apr 19 1986, 6:33 AM EST Att: 23,498 - Unknown					
Wally Joyner, L OBP: 0.370, SLG: 0.520	0-0 5-3 1B		0-3 K		0-0 5-3			0-0 F6		3	0	1	0	0	1	0						
George Hendrick, R OBP: 0.480, SLG: 0.864			0-0 K		0-3 K			0-0 5-3		1	0	0	0	0	0	0						
Brian Downing, R OBP: 0.455, SLG: 0.610	0-0 5-3 1-2		0-0 1B FC4-6 1B		0-0 K			0-0 5-3		4	1	1	0	0	1	1						
Doug DeCinces, R OBP: 0.327, SLG: 0.420	0-0 6-3		0-0 FC4-6 1B 1B		0-0 E6 E3			0-0 E3		3	1	1	0	0	0	1						
Reggie Jackson, L OBP: 0.545, SLG: 0.960		0-3 K		0-0 FC4-6 1B				0-0 E3 G4-6-3		3	0	1	0	0	1	1						
Ruppert Jones, L OBP: 0.344, SLG: 0.130		0-3 K		0-0 FC4-6 1B HR				0-0 G4-6-3		3	1	0	1	0	1	3						
Rob Wilfong, L OBP: 0.360, SLG: 0.458	0-0 4-3		0-0 4-3		0-0 HR 1B			0-0 4-3		3	1	1	1	0	0	0						
Dick Schofield, R OBP: 0.200, SLG: 0.600			0-0 5-3		0-0 HR			0-0 5-3		3	1	1	3	0	0	0						
Jerry Narron, L OBP: 0.167, SLG: 0.167			0-0 3-1		0-3 K			0-0 4-3		3	0	0	0	0	1	0						
Inning Stats	R: 0 E: 0 K: 0 S: 4	H: 1 LOB: 1 BB: 0 P: 4	R: 0 E: 0 K: 2 S: 7	H: 0 LOB: 0 BB: 0 P: 7	R: 0 E: 0 K: 0 S: 3	H: 0 LOB: 0 BB: 0 P: 3	R: 0 E: 0 K: 2 S: 12	H: 5 LOB: 0 BB: 0 P: 12	R: 0 E: 0 K: 1 S: 5	H: 0 LOB: 0 BB: 0 P: 5	R: 0 E: 0 K: 0 S: 3	H: 0 LOB: 0 BB: 0 P: 3	R: 0 E: 2 K: 0 S: 3	H: 0 LOB: 0 BB: 0 P: 3	R: 0 E: 0 K: 0 S: 3	H: 0 LOB: 0 BB: 0 P: 3	R: 0 E: 0 K: 0 S: 3	H: 0 LOB: 0 BB: 0 P: 3	1B: 5 2B: 0 3B: 0 HR: 1	SF: 0 SAC: 0 DP: 1 HBP: 0	WP: 0 PB: 0 CS: 0	PA: 30
PITCHER	IP WLS BF H R ER SO BB IBB HBP BLK WP HR S P ERA WHIP	8.0 L 30 6 5 5 5 0 0 0 0 0 1 40 40 5.62 0.750											IP WLS BF H R ER SO BB IBB HBP BLK WP HR S P ERA WHIP									
John Butcher, R ERA: 5.14																						

AB	30
R	5
H	6
RBI	5
BB	0
SO	5
LOB	6



Batter	1	2	3	4	5	6	7	8	9	AB	R	H	RBI	BB	SO	LOB	TOP				
Kirby Puckett, R OBP: 0.362, SLG: 0.574	L5		HR		5-3			F5		4	1	1	1	0	0	0	Minnesota Twins @ California Angels Anaheim Stadium, Anaheim, CA Sun Apr 20 1986, 6:33 AM EST Att: 58,066 - Unknown				
Mickey Hatcher, R OBP: 0.065, SLG: 0.067	5-3		4-3		1-3			6-3		4	0	0	0	0	0	0					
Kent Hrbek, L OBP: 0.436, SLG: 0.500									6-3	2	1	1	0	2	0	0					
Tom Brunansky, R OBP: 0.278, SLG: 0.529	F7				F8			F5		4	1	1	1	0	0	3					
Roy Smalley, S OBP: 0.385, SLG: 0.413		G3						G4-6-3		3	1	0	0	1	0	1					
Gary Gaetti, R OBP: 0.353, SLG: 0.551					F4					4	0	1	0	0	0	2					
Mark Salas, L OBP: 0.229, SLG: 0.340										3	1	1	3	0	0	1					
Greg Gagne, R OBP: 0.211, SLG: 0.243										3	0	0	0	0	1	0					
Steve Lombardozzi, R OBP: 0.200, SLG: 0.179										3	0	0	0	0	0	0					
Inning Stats	R: 0 E: 0 K: 0 S: 3	H: 0 LOB: 1 BB: 1 P: 7	R: 0 E: 0 K: 0 S: 3	H: 1 LOB: 0 BB: 0 P: 3	R: 1 E: 0 K: 1 S: 6	H: 1 LOB: 0 BB: 0 P: 6	R: 3 E: 0 K: 0 S: 5	H: 2 LOB: 0 BB: 1 P: 9	R: 0 E: 0 K: 0 S: 3	H: 0 LOB: 0 BB: 1 P: 6	R: 0 E: 0 K: 0 S: 3	H: 0 LOB: 0 BB: 0 P: 3	R: 0 E: 0 K: 0 S: 3	H: 0 LOB: 0 BB: 0 P: 3	R: 1 E: 0 K: 0 S: 4	H: 1 LOB: 0 BB: 0 P: 4	1B: 2 2B: 0 3B: 0 HR: 3	SF: 0 SAC: 0 DP: 1 HBP: 0	WP: 0 PB: 0 CS: 1	PA: 33	
PITCHER	IP	WLS	BF	H	R	ER	SO	BB	IBB	HBP	BLK	WP	HR	S	P	ERA	WHIP				
Don Sutton, R ERA: 11.37	(1, 1)	8.0	29	4	4	4	1	3	0	0	0	0	2	28	40	4.50	0.875				
Terry Forster, L ERA: 3.95	(9, 1)	1.0	W	4	1	1	0	0	0	0	0	0	1	4	4	9.00	1.000				

Batter	1	2	3	4	5	6	7	8	9	AB	R	H	RBI	BB	SO	LOB	BOTTOM					
Ruppert Jones, L OBP: 0.351, SLG: 0.115	4-3							4-3		3	1	0	0	2	1	0	Minnesota Twins @ California Angels Anaheim Stadium, Anaheim, CA Sun Apr 20 1986, 6:33 AM EST Att: 58,066 - Unknown					
Wally Joyner, L OBP: 0.390, SLG: 0.545										5	3	3	1	0	0	1						
Doug DeCinces, R OBP: 0.333, SLG: 0.463										4	1	1	2	1	2	4						
Brian Downing, R OBP: 0.483, SLG: 0.711										4	2	3	4	0	1	1						
Reggie Jackson, L OBP: 0.541, SLG: 0.931										4	0	2	0	0	2	2						
Rob Wilfong, L OBP: 0.345, SLG: 0.407										3	0	0	0	1	0	3						
Dick Schofield, R OBP: 0.143, SLG: 0.429										4	0	0	0	0	1	5						
Darrell Miller, R OBP: 0.200, SLG: 0.217										3	0	0	0	0	0	2						
Jerry Narron, L OBP: 0.143, SLG: 0.143										1	0	0	0	0	1	2						
Gary Pettis, S OBP: 0.333, SLG: 0.277										3	0	0	0	0	1	0						
Rick Burleson, R OBP: 0.409, SLG: 0.333										1	1	1	0	0	0	0						
Inning Stats	R: 1 E: 0 K: 2 S: 9	H: 2 LOB: 1 BB: 0 P: 9	R: 0 E: 0 K: 0 S: 3	H: 0 LOB: 0 BB: 0 P: 3	R: 0 E: 0 K: 0 S: 3	H: 0 LOB: 1 BB: 1 P: 7	R: 0 E: 0 K: 0 S: 5	H: 2 LOB: 2 BB: 0 P: 5	R: 0 E: 0 K: 1 S: 5	H: 0 LOB: 0 BB: 0 P: 5	R: 0 E: 0 K: 2 S: 7	H: 0 LOB: 1 BB: 1 P: 11	R: 0 E: 0 K: 1 S: 5	H: 0 LOB: 0 BB: 0 P: 5	R: 3 E: 0 K: 2 S: 10	H: 3 LOB: 2 BB: 1 P: 15	R: 4 E: 0 K: 1 S: 6	H: 3 LOB: 0 BB: 1 P: 10	1B: 5 2B: 3 3B: 0 HR: 2	SF: 0 SAC: 0 DP: 0 HBP: 1	WP: 1 PB: 0 CS: 0	PA: 40
PITCHER	IP	WLS	BF	H	R	ER	SO	BB	IBB	HBP	BLK	WP	HR	S	P	ERA	WHIP					
Bert Blyleven, R ERA: 3.47	(1, 1)	7.1	30	6	3	3	6	2	0	0	0	0	1	40	48	3.68	1.091					
Ron Davis, R ERA: 7.94	(8, 1)	1.0	L	4	5	5	3	1	1	1	0	1	1	13	22	45.00	5.000					

Batter	1	2	3	4	5	6	7	8	9	AB	R	H	RBI	BB	SO	LOB	TOP			
Tony Phillips, S OBP: 0.484, SLG: 0.431	4-3		F8						G3	4	1	1	0	1	0	0	Oakland Athletics @ California Angels Anaheim Stadium, Anaheim, CA Mon Apr 21 1986, 9:05 PM EST Att: 24,171 - Unknown			
Dwayne Murphy, L OBP: 0.456, SLG: 0.444	FC5-4 BB		5-3						HR	4	2	1	1	1	1	3				
Jose Canseco, R OBP: 0.321, SLG: 0.520	FC5-4 PB BB 1-2		HR						1-3	5	2	2	4	0	1	2				
Dave Kingman, R OBP: 0.229, SLG: 0.333 Steve Henderson, R (9, PR)	PB BB 1-2		5-3						1B	4	0	1	0	1	1	0				
Mike Davis, L OBP: 0.333, SLG: 0.400 Rick Peters, S OBP: 0.333, SLG: 0.333	4-3								1B	0	0	0	0	0	0	0				
Carney Lansford, R OBP: 0.368, SLG: 0.380									1B	4	0	1	0	0	0	2				
Bruce Bochte, L OBP: 0.333, SLG: 0.333									1B	1	0	1	0	0	0	0				
Alfredo Griffin, S OBP: 0.400, SLG: 0.367									6-3	5	1	3	0	0	0	3				
Bill Bathe, R OBP: 0.167, SLG: 0.250									1B	4	0	1	0	0	1	3				
Inning Stats	R: 0 E: 0 K: 0 S: 3	H: 0 LOB: 2 BB: 2 P: 11	R: 1 E: 0 K: 0 S: 4	H: 3 LOB: 0 BB: 0 P: 4	R: 1 E: 0 K: 0 S: 4	H: 1 LOB: 1 BB: 0 P: 4	R: 0 E: 0 K: 0 S: 4	H: 1 LOB: 1 BB: 0 P: 4	R: 0 E: 0 K: 1 S: 6	H: 1 LOB: 1 BB: 0 P: 6	R: 3 E: 0 K: 0 S: 6	H: 3 LOB: 0 BB: 0 P: 6	R: 0 E: 0 K: 1 S: 6	H: 1 LOB: 2 BB: 1 P: 10	R: 1 E: 0 K: 0 S: 6	H: 3 LOB: 2 BB: 0 P: 6	1B: 10 2B: 0 3B: 0 HR: 3	SF: 0 SAC: 1 DP: 1 HBP: 0	WP: 0 PB: 1 SB: 2 CS: 0	PA: 42
PITCHER	IP WLS BF H R ER SO BB IBB HBP BLK WP HR S P ERA WHIP																			
Ron Romanick, R ERA: 3.27	(1, 1) 7.0 L 31 9 5 5 4 3 0 0 0 0 0 2 36 48 6.43 1.714																			
Doug Corbett, R ERA: 1.93	(8, 1) 2.0 11 4 1 1 1 0 1 0 0 0 0 1 12 16 4.50 2.000																			

AB	37
R	6
H	13
RBI	6
BB	4
SO	5
LOB	17



Batter	1	2	3	4	5	6	7	8	9	AB	R	H	RBI	BB	SO	LOB	BOTTOM			
Ruppert Jones, L OBP: 0.357, SLG: 0.133	4-3		FC4-6 BB						FC4-6 1B	4	0	1	0	1	2	1	Oakland Athletics @ California Angels Anaheim Stadium, Anaheim, CA Mon Apr 21 1986, 9:05 PM EST Att: 24,171 - Unknown			
Wally Joyner, L OBP: 0.355, SLG: 0.500	G3		FC4-6 1B BB 1-2						FC4-6	5	1	0	0	0	0	4				
Reggie Jackson, L OBP: 0.561, SLG: 0.906			BB 1B 1-2						4-3	3	0	2	0	1	0	1				
Brian Downing, R OBP: 0.469, SLG: 0.673	F7		BB 1B 1-2 2-3						4-3	4	0	1	0	0	0	2				
Doug DeCinces, R OBP: 0.344, SLG: 0.446			1-3 HBP						F7	2	0	0	1	1	0	0				
Rob Wilfong, L OBP: 0.303, SLG: 0.355	1-3		FC4-6						F7	4	0	0	0	0	0	4				
Gary Pettis, S OBP: 0.310, SLG: 0.255	F6								K	4	0	0	0	0	1	1				
Dick Schofield, R OBP: 0.167, SLG: 0.556	K								F8	4	1	1	1	0	1	1				
Bob Boone, R OBP: 0.341, SLG: 0.368 Darrell Miller, R (7, PR)	5-3		5-3						1B	3	0	1	0	0	0	0				
Inning Stats	R: 0 E: 0 K: 0 S: 4	H: 1 LOB: 1 BB: 0 P: 4	R: 0 E: 0 K: 1 S: 5	H: 0 LOB: 1 BB: 0 P: 6	R: 1 E: 0 K: 0 S: 4	H: 1 LOB: 3 BB: 3 P: 16	R: 0 E: 0 K: 0 S: 3	H: 0 LOB: 0 BB: 0 P: 3	R: 0 E: 0 K: 1 S: 6	H: 0 LOB: 0 BB: 0 P: 3	R: 1 E: 0 K: 1 S: 7	H: 2 LOB: 1 BB: 0 P: 7	R: 0 E: 0 K: 0 S: 3	H: 0 LOB: 0 BB: 0 P: 3	R: 1 E: 0 K: 1 S: 7	H: 2 LOB: 2 BB: 0 P: 7	1B: 6 2B: 0 3B: 0 HR: 1	SF: 0 SAC: 0 DP: 0 HBP: 1	WP: 0 PB: 0 SB: 0 CS: 0	PA: 38
PITCHER	IP WLS BF H R ER SO BB IBB HBP BLK WP HR S P ERA WHIP																			
Joaquin Andujar, R ERA: 5.51	(1, 1) 6.0 W 25 3 1 1 2 3 0 0 1 0 0 0 25 38 1.50 1.000																			
Steve Ontiveros, R ERA: 2.31	(7, 1) 3.0 S 13 4 1 1 2 0 0 0 0 0 0 1 17 17 3.00 1.333																			

AB	34
R	2
H	7
RBI	2
BB	3
SO	4
LOB	14



Batter	1	2	3	4	5	6	7	8	9	AB	R	H	RBI	BB	SO	LOB	TOP					
Tony Phillips, S OBP: 0.470, SLG: 0.407	4-0 CS BB		0-3 K			0-3 K FC5-4		0-0 F9		3	0	0	0	1	2	1						
Dwayne Murphy, L OBP: 0.429, SLG: 0.408	0-3 K			0-0 4-3		0-0 FC5-4 BB 1-2 2-3		0-3 K		4	0	0	0	0	2	3						
Jose Canseco, R OBP: 0.333, SLG: 0.500	0-3 K 1-2			4-0 G5-4-3 BB		4-0 BB 1-2		0-0 F9		2	0	0	0	2	1	1						
Dave Kingman, R OBP: 0.231, SLG: 0.313		4-0 BB		0-0 G5-4-3 BB 1-2		0-3 K		0-3 K		3	0	0	0	1	2	4						
Mike Davis, L OBP: 0.297, SLG: 0.353		0-0 F8			0-3 K	0-3 K			0-3 K	4	0	0	0	0	3	4						
Carney Lansford, R OBP: 0.350, SLG: 0.358		0-3 K			0-3 K		0-0 F8			3	0	0	0	0	2	1						
Bruce Bochte, L OBP: 0.313, SLG: 0.310		0-0 4-3			0-0 F7		0-0 F8			3	0	0	0	0	0	1						
Alfredo Griffin, S OBP: 0.414, SLG: 0.373			0-0 G6-4-3 1B			4-0 2B BB		0-0 4-3		2	1	1	0	1	0	0						
Mickey Tettleton, S OBP: 0.282, SLG: 0.235			0-0 G6-4-3 1-2			0-0 FC5-4 1-H 2B		0-0 4-3		3	0	1	1	0	0	1						
Inning Stats	R: 0 E: 0 K: 2 S: 6	H: 0 LOB: 0 BB: 1 P: 10	R: 0 E: 0 K: 1 S: 5	H: 0 LOB: 1 BB: 1 P: 9	R: 0 E: 0 K: 1 S: 5	H: 1 LOB: 0 BB: 0 P: 5	R: 0 E: 0 K: 0 S: 2	H: 0 LOB: 0 BB: 1 P: 6	R: 0 E: 0 K: 2 S: 7	H: 0 LOB: 0 BB: 0 P: 7	R: 1 E: 0 K: 3 S: 11	H: 1 LOB: 3 BB: 2 P: 19	R: 0 E: 0 K: 0 S: 3	H: 0 LOB: 0 BB: 0 P: 3	R: 0 E: 0 K: 1 S: 5	H: 0 LOB: 0 BB: 0 P: 5	R: 0 E: 0 K: 2 S: 7	H: 0 LOB: 0 BB: 0 P: 7	1B: 1 2B: 1 3B: 0 HR: 0	SF: 0 SAC: 0 DP: 2 HBP: 0	WP: 1 PB: 0 SB: 0 CS: 1	PA: 32
PITCHER Kirk McCaskill, R ERA: 2.84	IP: 9.0 WLS: W BF: 32 H: 2 R: 1 ER: 1 SO: 12 BB: 5 IBB: 0 HBP: 0 BLK: 0 WP: 1 HR: 0 S: 51 P: 71 ERA: 1.00 WHIP: 0.778															PITCHER	IP: WLS: BF: H: R: ER: SO: BB: IBB: HBP: BLK: WP: HR: S: P: ERA: WHIP:					

Oakland Athletics @ California Angels
Anaheim Stadium, Anaheim, CA
Tue Apr 22 1986, 9:05 PM EST
Att: 24,351 - Unknown

livebaseballscores.com

AB 27
R 1
H 2
RBI 1
BB 5
SO 12
LOB 16



Batter	1	2	3	4	5	6	7	8	9	AB	R	H	RBI	BB	SO	LOB	BOTTOM			
Gary Pettis, S OBP: 0.306, SLG: 0.255	0-0 CS 1B		0-3 K		0-0 E1 G4-6-3 1-3 2-H			0-0 6-3		4	0	1	0	0	1	1				
Rob Wilfong, L OBP: 0.270, SLG: 0.314	0-0 F7 1-2			0-0 F8	0-0 F4			0-0 5-3		4	0	0	0	0	0	3				
Wally Joyner, L OBP: 0.353, SLG: 0.531	0-0 G3			0-0 HR	0-0 G4-6-3 1-2			0-0 F2		4	1	1	1	0	0	2				
Reggie Jackson, L OBP: 0.545, SLG: 0.857		0-0 F7		0-0 HR 1B		0-0 4-3				3	1	1	0	0	0	0				
Brian Downing, R OBP: 0.448, SLG: 0.635		0-0 5-3		0-3 K		0-3 K				3	0	0	0	0	2	1				
George Hendrick, R OBP: 0.480, SLG: 0.864										0	0	0	0	0	0	0				
Doug DeCinces, R OBP: 0.343, SLG: 0.492		0-0 4-3		0-0 HR		0-0 4-3				3	1	1	2	0	0	0				
Ruppert Jones, L OBP: 0.333, SLG: 0.121			0-0 G3		0-0 F7			0-0 4-3		3	0	0	0	0	0	0				
Dick Schofield, R OBP: 0.238, SLG: 0.714				0-0 HR		0-0 BB E 1B		0-0 F5		3	2	2	1	0	0	0				
Bob Boone, R OBP: 0.341, SLG: 0.350			0-0 5-3		0-0 E BB			0-0 5-3		2	0	0	0	1	0	0				
Inning Stats	R: 0 E: 0 K: 0 S: 3	H: 1 LOB: 0 BB: 0 P: 3	R: 0 E: 0 K: 0 S: 3	H: 0 LOB: 0 BB: 0 P: 3	R: 1 E: 0 K: 1 S: 6	H: 1 LOB: 0 BB: 0 P: 6	R: 3 E: 0 K: 1 S: 8	H: 3 LOB: 0 BB: 0 P: 8	R: 1 E: 1 K: 0 S: 4	H: 1 LOB: 1 BB: 1 P: 8	R: 0 E: 0 K: 1 S: 5	H: 0 LOB: 0 BB: 0 P: 5	R: 0 E: 0 K: 0 S: 3	H: 0 LOB: 0 BB: 0 P: 3	R: 0 E: 0 K: 0 S: 3	H: 0 LOB: 0 BB: 0 P: 3	1B: 3 2B: 0 3B: 0 HR: 3	SF: 0 SAC: 0 DP: 1 HBP: 0	WP: 0 PB: 0 SB: 0 CS: 1	PA: 30
PITCHER Rick Langford, R ERA: 7.45	IP: 4.0 WLS: L BF: 18 H: 6 R: 5 ER: 4 SO: 4 BB: 6 IBB: 0 HBP: 0 BLK: 0 WP: 0 HR: 3 S: 21 P: 25 ERA: 9.00 WHIP: 1.750															PITCHER	IP: WLS: BF: H: R: ER: SO: BB: IBB: HBP: BLK: WP: HR: S: P: ERA: WHIP:			
Bill Krueger, L ERA: 2.25	IP: 4.0 WLS: L BF: 12 H: 0 R: 0 ER: 0 SO: 1 BB: 0 IBB: 0 HBP: 0 BLK: 0 WP: 0 HR: 0 S: 14 P: 14 ERA: 0.00 WHIP: 0.000															PITCHER	IP: WLS: BF: H: R: ER: SO: BB: IBB: HBP: BLK: WP: HR: S: P: ERA: WHIP:			

Oakland Athletics @ California Angels
Anaheim Stadium, Anaheim, CA
Tue Apr 22 1986, 9:05 PM EST
Att: 24,351 - Unknown

livebaseballscores.com

AB 29
R 5
H 6
RBI 4
BB 1
SO 3
LOB 7



Batter	1	2	3	4	5	6	7	8	9	AB	R	H	RBI	BB	SO	LOB	TOP			
Tony Phillips, S OBP: 0.448, SLG: 0.386 Donnie Hill, S OBP: 0.600, SLG: 1.250 (8, PH)	0-3 K			0-0 6-3		0-3 K		4-0 BB		3	0	0	0	0	2	0				
Dwayne Murphy, L OBP: 0.418, SLG: 0.396	0-0 G1-6-3 1B			0-3 K			0-0 1-3	0-0 FC5 2-3f		4	0	1	0	0	1	3				
Jose Canseco, R OBP: 0.313, SLG: 0.464	0-0 G1-6-3 1-2f			0-3 K			0-3 K		0-0 F9	4	0	0	0	0	2	1				
Dusty Baker Jr., R OBP: 0.290, SLG: 0.214		0-0 6-3			0-0 6-3			0-0 FC4-6 1B	0-0 4-3	4	0	1	0	0	0	0				
Mike Davis, L OBP: 0.293, SLG: 0.342		0-0 4-3			0-0 1B			0-0 FC4-6 1-2f	0-0 F7	4	0	1	0	0	0	1				
Carney Lansford, R OBP: 0.333, SLG: 0.339		0-0 F9			0-0 F9				0-0 F8	3	0	0	0	0	0	1				
Bruce Bochte, L OBP: 0.294, SLG: 0.289			0-0 4-3		0-3 K				0-3 K	3	0	0	0	0	2	1				
Alfredo Griffin, S OBP: 0.410, SLG: 0.370			0-3 K			0-0 3-1			0-0 2B 1B	3	0	1	0	0	1	0				
Mickey Tettleton, S OBP: 0.268, SLG: 0.222 Rick Peters, S OBP: 0.453, SLG: 0.571 Bill Bathe, R OBP: 0.167, SLG: 0.250	0-0 4-3			0-0 4-3			0-0 4-3		0-0 FC5 1-3 2B	2	0	0	0	0	0	0				
Inning Stats	R: 0 E: 0 K: 1 S: 5	H: 1 LOB: 0 BB: 0 P: 5	R: 0 E: 0 K: 0 S: 3	H: 0 LOB: 0 BB: 0 P: 3	R: 0 E: 0 K: 1 S: 5	H: 0 LOB: 0 BB: 0 P: 5	R: 0 E: 0 K: 2 S: 7	H: 0 LOB: 0 BB: 0 P: 7	R: 0 E: 0 K: 1 S: 6	H: 1 LOB: 1 BB: 0 P: 6	R: 0 E: 0 K: 1 S: 6	H: 1 LOB: 1 BB: 0 P: 6	R: 0 E: 0 K: 1 S: 7	H: 2 LOB: 3 BB: 1 P: 11	R: 0 E: 0 K: 0 S: 3	H: 0 LOB: 0 BB: 0 P: 3	1B: 4 2B: 1 3B: 0 HR: 0	SF: 0 SAC: 0 DP: 1 HBP: 0	WP: 0 PB: 0 SB: 0 CS: 0	PA: 32
PITCHER Mike Witt, R ERA: 2.67	IP: 9.0 WLS: W BF: 32 H: 5 R: 0 ER: 0 SO: 8 BB: 1 IBB: 0 HBP: 0 BLK: 0 WP: 0 HR: 0 S: 47 P: 51 ERA: 0.00 WHIP: 0.667											PITCHER	IP: 9.0 WLS: W BF: 32 H: 5 R: 0 ER: 0 SO: 8 BB: 1 IBB: 0 HBP: 0 BLK: 0 WP: 0 HR: 0 S: 47 P: 51 ERA: 0.00 WHIP: 0.667							

Oakland Athletics @ California Angels
Anaheim Stadium, Anaheim, CA
Wed Apr 23 1986, 9:05 PM EST
Att: 25,001 - Unknown

livebaseballscorecards.com

AB 31
R 0
H 5
RBI 0
BB 1
SO 8
LOB 7



Batter	1	2	3	4	5	6	7	8	9	AB	R	H	RBI	BB	SO	LOB	BOTTOM			
Gary Pettis, S OBP: 0.303, SLG: 0.271	0-0 E 2B				0-3 K			0-0 5-3		4	1	1	0	0	2	0				
Wally Joyner, L OBP: 0.333, SLG: 0.500	0-0 E7 G4-3-6 2H 2B		0-0 G3		0-0 G3		0-0 3-1			4	1	0	0	0	0	0				
Reggie Jackson, L OBP: 0.542, SLG: 0.816	1-0 G4-3-6 HBP		0-3 K		0-0 G3		0-0 1B			3	0	1	0	0	1	0				
Brian Downing, R OBP: 0.451, SLG: 0.679 George Hendrick, R OBP: 0.490, SLG: 0.664	0-0 G4-3-6 1-2f 2-3					0-0 HR	0-0 F4			4	1	2	1	0	0	3				
Doug DeCinces, R OBP: 0.338, SLG: 0.468	4-0 2B BB				0-0 F6			0-0 6-3		3	1	0	0	1	0	1				
Ruppert Jones, L OBP: 0.347, SLG: 0.216	0-0 WP 1-H 3-H 2B				0-0 F7		0-0 E 4-3 2B	0-0 F8		4	1	2	2	0	0	0				
Dick Schofield, R OBP: 0.200, SLG: 0.600	0-3 K 2-3				0-0 3-1		0-0 E4 4-3 2-3	0-0 6-3		4	0	0	0	0	1	2				
Rob Wilfong, L OBP: 0.275, SLG: 0.342		0-0 F9				0-0 2B				3	0	1	1	0	0	1				
Bob Boone, R OBP: 0.319, SLG: 0.326		0-3 K			0-0 F7		0-0 F7			3	0	0	0	0	1	2				
Inning Stats	R: 3 E: 1 K: 1 S: 7	H: 2 LOB: 1 BB: 1 P: 12	R: 0 E: 0 K: 2 S: 7	H: 0 LOB: 0 BB: 0 P: 7	R: 0 E: 0 K: 1 S: 6	H: 1 LOB: 1 BB: 0 P: 6	R: 0 E: 0 K: 0 S: 4	H: 1 LOB: 1 BB: 0 P: 4	R: 0 E: 0 K: 0 S: 5	H: 0 LOB: 0 BB: 0 P: 5	R: 2 E: 1 K: 0 S: 6	H: 2 LOB: 1 BB: 0 P: 6	R: 0 E: 0 K: 0 S: 4	H: 1 LOB: 1 BB: 0 P: 4	R: 0 E: 0 K: 0 S: 3	H: 0 LOB: 0 BB: 0 P: 3	1B: 2 2B: 4 3B: 0 HR: 1	SF: 0 SAC: 0 DP: 1 HBP: 1	WP: 1 PB: 0 SB: 0 CS: 0	PA: 34
PITCHER Chris Codiroli, R ERA: 2.28 Bill Mooneyham, R ERA Jay Howell, R ERA: 2.79	IP: 6.0 WLS: L BF: 27 H: 6 R: 5 ER: 1 SO: 27 BB: 1 IBB: 0 HBP: 1 BLK: 0 WP: 1 HR: 1 S: 35 P: 40 ERA: 1.50 WHIP: 1.167											PITCHER	IP: 6.0 WLS: L BF: 27 H: 6 R: 5 ER: 1 SO: 27 BB: 1 IBB: 0 HBP: 1 BLK: 0 WP: 1 HR: 1 S: 35 P: 40 ERA: 1.50 WHIP: 1.167							

Oakland Athletics @ California Angels
Anaheim Stadium, Anaheim, CA
Wed Apr 23 1986, 9:05 PM EST
Att: 25,001 - Unknown

livebaseballscorecards.com

AB 32
R 5
H 7
RBI 4
BB 1
SO 5
LOB 9



Batter	1	2	3	4	5	6	7	8	9	AB	R	H	RBI	BB	SO	LOB	TOP			
Rick Burleson, R OBP: 0.417, SLG: 0.375 (1, 6)										4	1	2	0	0	0	0	California Angels @ Minnesota Twins Hubert H. Humphrey Metrodome, Minneapolis, MN Fri Apr 25 1986, 7:05 PM EST Att: 16,156 - Unknown			
Wally Joyner, L OBP: 0.355, SLG: 0.542 (1, 3)										4	2	3	0	0	0	1				
Doug DeCinces, R OBP: 0.333, SLG: 0.455 (1, 5)										4	0	1	2	0	0	3				
Brian Downing, R OBP: 0.440, SLG: 0.667 (1, 7)										4	0	1	1	0	1	2				
Reggie Jackson, L OBP: 0.519, SLG: 0.833 (1, 10)										4	1	1	1	0	2	2				
Ruppert Jones, L OBP: 0.321, SLG: 0.195 (1, 9)										4	0	0	0	0	0	1				
Rob Wilfong, L OBP: 0.290, SLG: 0.310 (1, 4)										4	0	0	0	0	1	0				
Gary Pettis, S OBP: 0.290, SLG: 0.258 (1, 8)										3	0	0	0	0	0	0				
Bob Boone, R OBP: 0.300, SLG: 0.304 (1, 2)										3	0	0	0	0	0	0				
Inning Stats	R: 1 E: 0 K: 2 S: 9	H: 2 LOB: 1 BB: 0 P: 9	R: 0 E: 0 K: 1 S: 5	H: 0 LOB: 0 BB: 0 P: 5	R: 1 E: 0 K: 0 S: 5	H: 2 LOB: 1 BB: 0 P: 5	R: 0 E: 0 K: 0 S: 3	H: 0 LOB: 0 BB: 0 P: 3	R: 0 E: 0 K: 1 S: 7	H: 2 LOB: 1 BB: 0 P: 7	R: 0 E: 0 K: 0 S: 3	H: 0 LOB: 0 BB: 0 P: 3	R: 0 E: 0 K: 0 S: 3	H: 1 LOB: 0 BB: 0 P: 3	R: 1 E: 0 K: 0 S: 4	H: 1 LOB: 0 BB: 0 P: 4	1B: 3 2B: 4 3B: 0 HR: 1	SF: 0 SAC: 0 DP: 1 HBP: 0	WP: 0 PB: 1 SB: 0 CS: 0	PA: 34
PITCHER Bert Blyleven, R ERA: 3.62 (1, 1)	IP: 9.0 WLS: W BF: 34 H: 8 R: 4 ER: 4 SO: 4 BB: 0 IBB: 0 HBP: 0 BLK: 0 WP: 0 HR: 1 S: 42 P: 42 ERA: 4.00 WHIP: 0.889															PITCHER				

Batter	1	2	3	4	5	6	7	8	9	AB	R	H	RBI	BB	SO	LOB	BOTTOM			
Kirby Puckett, R OBP: 0.364, SLG: 0.666 (1, 8)										4	1	1	0	0	0	2	California Angels @ Minnesota Twins Hubert H. Humphrey Metrodome, Minneapolis, MN Fri Apr 25 1986, 7:05 PM EST Att: 16,156 - Unknown			
Randy Bush, L OBP: 0.409, SLG: 0.500 Billy Beane, R (9, 7)										4	1	1	1	0	2	2				
Kent Hrbek, L OBP: 0.438, SLG: 0.458 (1, 3)										3	2	2	2	1	0	1				
Tom Brunansky, R OBP: 0.319, SLG: 0.500 (1, 9)										4	0	2	1	0	0	3				
Roy Smalley, S OBP: 0.400, SLG: 0.574 (1, 10)										4	1	2	3	0	1	3				
Gary Gaetti, R OBP: 0.336, SLG: 0.477 (1, 5)										4	0	1	0	0	1	3				
Mark Salas, L OBP: 0.250, SLG: 0.429 (1, 2)										4	0	0	0	0	1	4				
Steve Lombardozzi, R OBP: 0.179, SLG: 0.189 (1, 4)										4	0	1	0	0	0	1				
Greg Gagne, R OBP: 0.259, SLG: 0.288 (1, 6)										4	2	2	0	0	2	1				
Inning Stats	R: 0 E: 0 K: 1 S: 4	H: 0 LOB: 0 BB: 0 P: 5	R: 0 E: 0 K: 1 S: 6	H: 1 LOB: 0 BB: 0 P: 6	R: 2 E: 1 K: 0 S: 7	H: 4 LOB: 2 BB: 0 P: 7	R: 0 E: 0 K: 0 S: 3	H: 0 LOB: 0 BB: 0 P: 3	R: 0 E: 0 K: 1 S: 5	H: 0 LOB: 0 BB: 0 P: 5	R: 2 E: 0 K: 0 S: 5	H: 2 LOB: 1 BB: 1 P: 9	R: 3 E: 0 K: 2 S: 11	H: 4 LOB: 2 BB: 0 P: 12	R: 0 E: 0 K: 2 S: 8	H: 1 LOB: 1 BB: 0 P: 8	1B: 8 2B: 3 3B: 0 HR: 1	SF: 0 SAC: 0 DP: 0 HBP: 2	WP: 0 PB: 0 SB: 0 CS: 1	PA: 38
PITCHER Jim Slaton, R ERA: 3.96 Ken Forsch, R ERA: 8.0 (6, 1)	IP: 5.1 WLS: L BF: 24 H: 7 R: 4 ER: 4 SO: 3 BB: 1 IBB: 0 HBP: 1 BLK: 0 WP: 0 HR: 1 S: 28 P: 33 ERA: 6.75 WHIP: 1.500															PITCHER				

Batter	1	2	3	4	5	6	7	8	9	AB	R	H	RBI	BB	SO	LOB	TOP										
Bobby Grich, R (1,4) OBP: 0.300, SLG: 0.462 Jerry Narron, L (9,2) OBP: 0.143, SLG: 0.143	F9		F7			L6		F3	K	5	0	0	0	0	1	2	California Angels @ Minnesota Twins Hubert H. Humphrey Metrodome, Minneapolis, MN Sat Apr 26 1986, 7:05 PM EST Att: 31,966 - Unknown livebaseballscorecards.com										
Wally Joyner, L (1,3) OBP: 0.370, SLG: 0.584	F7			4-3		SF9			HR	5	2	3	2	0	0	0											
Doug DeCinces, R (1,5) OBP: 0.325, SLG: 0.437	6-3			F9				F3	K	5	0	1	0	0	1	1											
Brian Downing, R (1,10) OBP: 0.430, SLG: 0.667		K			K				HR	3	1	1	1	0	2	0											
George Hendrick, R (1,9) OBP: 0.483, SLG: 0.923						F8			HR	4	1	2	2	0	0	1											
Dick Schofield, R (1,6) OBP: 0.214, SLG: 0.556 Rob Wilfong, L (9,PH) OBP: 0.267, SLG: 0.326		1B							HR	2	0	0	0	1	0	1											
Bob Boone, R (1,2) OBP: 0.283, SLG: 0.286 Ruppert Jones, L (9,PH) OBP: 0.333, SLG: 0.286									HR	1	1	1	0	0	0	0											
Darrell Miller, R (1,7) OBP: 0.241, SLG: 0.231 Rick Burleson, R (9,PH) OBP: 0.406, SLG: 0.366			4-3						F2	2	0	0	0	1	1	0											
Gary Pettis, S (1,8) OBP: 0.292, SLG: 0.262 Reggie Jackson, L (9,PH) OBP: 0.528, SLG: 0.833									HR	3	0	1	0	0	0	2											
Inning Stats	R: 0 E: 0 K: 0 S: 3	H: 0 LOB: 0 BB: 0 P: 3	R: 0 E: 0 K: 1 S: 6	H: 1 LOB: 1 BB: 0 P: 6	R: 0 E: 0 K: 0 S: 3	H: 1 LOB: 0 BB: 0 P: 3	R: 0 E: 0 K: 1 S: 5	H: 0 LOB: 0 BB: 0 P: 5	R: 0 E: 0 K: 0 S: 3	H: 0 LOB: 2 BB: 2 P: 11	R: 1 E: 0 K: 0 S: 5	H: 2 LOB: 1 BB: 0 P: 5	R: 0 E: 0 K: 1 S: 5	H: 0 LOB: 0 BB: 0 P: 5	R: 0 E: 0 K: 0 S: 4	H: 1 LOB: 1 BB: 0 P: 4		R: 6 E: 0 K: 2 S: 12	H: 5 LOB: 0 BB: 1 P: 16	1B: 6 2B: 1 3B: 0 HR: 3	SF: 1 SAC: 0 DP: 0 HBP: 0	WP: 0 PB: 0 CS: 1	PA: 39				
PITCHER	IP	WLS	BF	H	R	ER	SO	BB	IBB	HBP	BLK	WP	HR	S	P	ERA	WHIP										
Frank Viola, L (1,1) ERA: 2.97 Ron Davis, R (9,1) ERA: 12.15	8.0		32	7	3	3	3	2	0	0	0	0	1	36	44	3.38	1.125										

Batter	1	2	3	4	5	6	7	8	9	AB	R	H	RBI	BB	SO	LOB	BOTTOM										
Kirby Puckett, R (1,8) OBP: 0.378, SLG: 0.645	5-3									5	2	3	1	0	0	2	California Angels @ Minnesota Twins Hubert H. Humphrey Metrodome, Minneapolis, MN Sat Apr 26 1986, 7:05 PM EST Att: 31,966 - Unknown livebaseballscorecards.com										
Randy Bush, L (1,7) OBP: 0.383, SLG: 0.462 Mickey Hatcher, R (6,PH) OBP: 0.057, SLG: 0.061	4-3		G3							3	0	0	0	0	1	2											
Kent Hrbek, L (1,3) OBP: 0.449, SLG: 0.468	F4									3	0	1	1	2	0	1											
Tom Brunansky, R (1,9) OBP: 0.312, SLG: 0.479		K		5-3					L4	5	0	1	0	0	1	3											
Roy Smalley, S (1,10) OBP: 0.387, SLG: 0.545	6-3								4-3	5	1	1	0	0	0	3											
Gary Gaetti, R (1,5) OBP: 0.342, SLG: 0.500									L7	5	0	2	0	0	2	2											
Mark Salas, L (1,2) OBP: 0.250, SLG: 0.415										2	0	0	1	1	0	2											
Steve Lombardozzi, R (1,4) OBP: 0.209, SLG: 0.200										3	2	1	0	1	1	3											
Greg Gagne, R (1,6) OBP: 0.276, SLG: 0.357										4	1	2	2	0	0	1											
Inning Stats	R: 0 E: 0 K: 0 S: 3	H: 1 LOB: 2 BB: 1 P: 10	R: 0 E: 0 K: 0 S: 4	H: 1 LOB: 2 BB: 1 P: 8	R: 1 E: 0 K: 1 S: 7	H: 2 LOB: 1 BB: 0 P: 7	R: 1 E: 0 K: 1 S: 7	H: 2 LOB: 1 BB: 0 P: 7	R: 3 E: 0 K: 1 S: 8	H: 3 LOB: 0 BB: 0 P: 8	R: 0 E: 0 K: 1 S: 6	H: 1 LOB: 2 BB: 1 P: 10	R: 1 E: 0 K: 0 S: 4	H: 1 LOB: 1 BB: 1 P: 8	R: 0 E: 0 K: 0 S: 3	H: 0 LOB: 0 BB: 0 P: 3		1B: 6 2B: 3 3B: 0 HR: 2	SF: 2 SAC: 0 DP: 0 HBP: 0	WP: 0 PB: 0 CS: 0	PA: 42						
PITCHER	IP	WLS	BF	H	R	ER	SO	BB	IBB	HBP	BLK	WP	HR	S	P	ERA	WHIP										
Don Sutton, R (1,1) ERA: 10.31 Terry Forster, L (6,1) ERA: 2.45 T.R. Bryden, R (8,1) ERA: 4.66 Donnie Moore, R (9,1) ERA: 4.32	5.2		28	9	5	5	4	2	0	0	0	0	0	7	11	0.00	1.500										

Batter	1	2	3	4	5	6	7	8	9	AB	R	H	RBI	BB	SO	LOB	TOP										
Gary Pettis, S OBP: 0.286, SLG: 0.271 (1, 8)	6-3	HR	K		FC4-6		5-3			5	1	1	0	0	1	2	California Angels @ Minnesota Twins Hubert H. Humphrey Metrodome, Minneapolis, MN Sun Apr 27 1986, 4:33 AM EDT Att: 15,126 - Unknown										
Ruppert Jones, L OBP: 0.356, SLG: 0.383 (1, 7)	2B	HR			4-3		F9			5	3	3	2	0	0	1											
Wally Joyner, L OBP: 0.384, SLG: 0.575 (1, 3)	2B	1B			F8			F9		3	1	1	0	1	0	1											
Reggie Jackson, L OBP: 0.534, SLG: 0.830 George Hendrick, R OBP: 0.493, SLG: 0.923 (8, 9)	2B	HR			F8			4-3		5	1	3	2	0	0	2											
Jerry Narron, L OBP: 0.125, SLG: 0.143 Brian Downing, R OBP: 0.410, SLG: 0.627 (2, PH)	SF7	1B			K			6-3		0	0	0	1	0	0	0											
Rob Wilfong, L OBP: 0.281, SLG: 0.340 (1, 4)	BB	6-3			1B			1-3		4	1	1	0	1	1	2											
Rick Burleson, R OBP: 0.407, SLG: 0.391 (1, 5)	K				F8			5-3		5	0	2	2	0	1	2											
Bob Boone, R OBP: 0.276, SLG: 0.333 (1, 2)		HR			F9			4-3		5	1	1	1	0	0	2											
Dick Schofield, R OBP: 0.250, SLG: 0.581 (1, 6)	F9				2B			F8		4	0	2	0	0	0	0											
Inning Stats	R: 2 E: 0 K: 1 S: 8	H: 3 LOB: 2 BB: 1 P: 12	R: 3 E: 0 K: 0 S: 7	H: 4 LOB: 2 BB: 0 P: 8	R: 0 E: 0 K: 1 S: 6	H: 1 LOB: 1 BB: 0 P: 6	R: 3 E: 0 K: 1 S: 9	H: 4 LOB: 1 BB: 0 P: 9	R: 0 E: 0 K: 0 S: 4	H: 1 LOB: 1 BB: 0 P: 4	R: 0 E: 0 K: 0 S: 3	H: 0 LOB: 0 BB: 0 P: 3	R: 0 E: 0 K: 1 S: 5	H: 0 LOB: 0 BB: 0 P: 5	1B: 7 2B: 5 3B: 0 HR: 2	SF: 1 SAC: 0 DP: 0 HBP: 1		WP: 0 PB: 0 SB: 3 CS: 0	PA: 44								
PITCHER	IP	WLS	BF	H	R	ER	SO	BB	IBB	HBP	BLK	WP	HR	S	P	ERA	WHIP										
Mike Smithson, R ERA: 4.01 (1, 1)	1.1		10	5	4	4	1	1	0	0	0	0	1	11	15	27.00	4.500										
Pete Filson, L ERA: 5.89 (2, 1)	0.0		3	2	1	1	0	0	0	1	0	0	1	2	3	∞	∞										
Roy Smith, R ERA: 7.36 Bill Latham, L ERA: 3.0 (5, 1)	3.1	L	16	6	3	3	2	0	0	0	0	0	0	20	20	8.10	1.800										
4.1			15	1	0	0	1	1	0	0	0	0	0	16	20	0.00	0.462										


Batter	1	2	3	4	5	6	7	8	9	AB	R	H	RBI	BB	SO	LOB	BOTTOM										
Kirby Puckett, R OBP: 0.407, SLG: 0.700 (1, 8)	P3	HR			2B		8-3			4	2	4	2	0	0	0	California Angels @ Minnesota Twins Hubert H. Humphrey Metrodome, Minneapolis, MN Sun Apr 27 1986, 4:33 AM EDT Att: 15,126 - Unknown										
Mickey Hatcher, R OBP: 0.077, SLG: 0.108 (1, 10)	P3	F4			G3		8-3			4	1	1	0	0	0	2											
Kent Hrbek, L OBP: 0.427, SLG: 0.439 (1, 3)	4-3				G3			K		4	0	0	1	0	1	1											
Tom Brunansky, R OBP: 0.309, SLG: 0.468 (1, 9)		HR			F7			6-3		4	1	1	1	0	0	0											
Randy Bush, L OBP: 0.373, SLG: 0.429 (1, 7)		HR			K			F8		3	1	0	0	1	1	0											
Gary Gaetti, R OBP: 0.325, SLG: 0.473 (1, 5)	L8				K			K		4	0	0	0	0	3	2											
Mark Salas, L OBP: 0.284, SLG: 0.456 (1, 2)		HR			F9			K		3	1	1	3	1	1	0											
Steve Lombardozzi, R OBP: 0.239, SLG: 0.233 Roy Smalley, S OBP: 0.395, SLG: 0.545 Alejandro Sanchez, R (9, PR)		HR			G6-4-3			G6-4-3		3	1	2	0	0	0	1											
Greg Gagne, R OBP: 0.262, SLG: 0.339 Billy Beane, R (9, PH)		HR			1B			BB		0	0	0	0	1	0	0											
		K			K			F3		3	0	0	0	0	2	2											
Inning Stats	R: 0 E: 0 K: 0 S: 3	H: 1 LOB: 0 BB: 0 P: 3	R: 5 E: 0 K: 1 S: 9	H: 4 LOB: 0 BB: 1 P: 13	R: 0 E: 0 K: 1 S: 5	H: 0 LOB: 0 BB: 0 P: 5	R: 0 E: 0 K: 2 S: 8	H: 1 LOB: 1 BB: 0 P: 8	R: 2 E: 0 K: 0 S: 5	H: 2 LOB: 0 BB: 0 P: 5	R: 0 E: 0 K: 1 S: 4	H: 0 LOB: 0 BB: 1 P: 8	R: 0 E: 0 K: 1 S: 3	H: 1 LOB: 0 BB: 0 P: 3	R: 0 E: 0 K: 2 S: 7	H: 0 LOB: 1 BB: 1 P: 11	1B: 6 2B: 3 3B: 0 HR: 2	SF: 0 SAC: 0 DP: 3 HBP: 0	WP: 0 PB: 0 SB: 0 CS: 0	PA: 36							
PITCHER	IP	WLS	BF	H	R	ER	SO	BB	IBB	HBP	BLK	WP	HR	S	P	ERA	WHIP										
Ron Romanick, R ERA: 4.88 (1, 1)	2.0		11	5	5	5	1	1	0	0	0	0	0	12	16	22.50	3.000										
T.R. Bryden, R ERA: 4.3 (3, 1)	5.0	W	18	4	2	2	4	1	0	0	0	0	0	25	29	3.60	1.000										
Terry Forster, L ERA: 2.25 (8, 1)	0.1		1	0	0	0	1	0	0	0	0	0	0	3	3	0.00	0.000										
Donnie Moore, R ERA: 3.6 (8, 1)	1.2	S	6	0	0	0	2	1	0	0	0	0	0	9	13	0.00	0.600										

Batter	1	2	3	4	5	6	7	8	9	AB	R	H	RBI	BB	SO	LOB	TOP			
Rick Burleson, R OBP: 0.424, SLG: 0.420 Dick Schofield, R OBP: 0.250, SLG: 0.581	0-3 K		0-0 4-3		0-0 2B		1-0 FC5 SH1-3 1-2 HBP		0-0 CI FC3-6 1B	4	1	2	0	0	1	0				
Ruppert Jones, L OBP: 0.355, SLG: 0.367	0-0 F7		0-0 F9		4-0 BB		0-0 SH1-3		0-1 CI FC3-6	2	0	0	0	1	0	0				
Wally Joyner, L OBP: 0.385, SLG: 0.595	0-0 4-3			0-0 HR	0-3 K		4-0 IBB		0-0 FC3-6 1-2 2-H	4	1	1	1	1	1	3				
Doug DeCinces, R OBP: 0.306, SLG: 0.408		0-0 F9		0-0 E8 2-3 3B	5-3		0-3 K		0-0 F8	5	1	0	0	0	1	6				
Brian Downing, R OBP: 0.402, SLG: 0.606		0-0 BB 1B		0-0 2-3		0-0 F6	0-0 FC5			4	1	1	0	0	0	4				
Reggie Jackson, L OBP: 0.516, SLG: 0.780	4-0 1B 1-2 BB		0-3 K		0-0 1-3		0-3 K			3	0	0	0	1	2	1				
Rob Wilfong, L OBP: 0.315, SLG: 0.431	0-0 1-3 2-H 1B		0-0 2-H 3B		0-0 2B		0-0 K			4	0	3	2	0	0	0				
Gary Pettis, S OBP: 0.272, SLG: 0.257	0-0 5-3		0-0 G3		0-3 K		0-3 K			4	0	0	0	0	2	3				
Bob Boone, R OBP: 0.274, SLG: 0.328			0-0 6-3		0-0 L4		0-0 SH1-3 HBP 1B		0-0 F2	4	0	1	0	0	0	0				
Inning Stats	R: 0 E: 0 K: 1 S: 5	H: 0 LOB: 0 BB: 0 P: 5	R: 1 E: 0 K: 0 S: 4	H: 2 LOB: 1 BB: 1 P: 8	R: 0 E: 0 K: 0 S: 3	H: 0 LOB: 0 BB: 0 P: 3	R: 2 E: 1 K: 1 S: 8	H: 2 LOB: 1 BB: 0 P: 8	R: 0 E: 0 K: 1 S: 6	H: 1 LOB: 2 BB: 1 P: 10	R: 0 E: 0 K: 1 S: 6	H: 1 LOB: 1 BB: 0 P: 6	R: 0 E: 0 K: 2 S: 7	H: 0 LOB: 0 BB: 0 P: 7	R: 1 E: 1 K: 0 S: 5	H: 1 LOB: 1 BB: 0 P: 5	1B: 4 2B: 2 3B: 1 HR: 1	SF: 0 SAC: 1 DP: 0 HBP: 1	WP: 0 PB: 0 SB: 0 CS: 0	PA: 40
PITCHER	IP	WLS	BF	H	R	ER	SO	BB	IBB	HBP	BLK	WP	HR	S	P	ERA	WHIP			
Dave Stieb, R ERA: 6.75	6.0		28	7	3	2	4	2	0	1	0	0	1	33	42	3.00	1.500			
Mark Eichhorn, R ERA: 0.49	3.0	L	12	1	1	0	3	0	1	0	0	0	0	17	21	0.00	0.333			

California Angels @ Toronto Blue Jays
Exhibition Stadium, Toronto, ON
Tue Apr 29 1986, 7:05 PM EDT
Att: 18,103 - Unknown

livebaseballscorecards.com

AB 34
R 4
H 8
RBI 3
BB 3
SO 7
LOB 17




Batter	1	2	3	4	5	6	7	8	9	AB	R	H	RBI	BB	SO	LOB	BOTTOM					
Lloyd Moseby, L OBP: 0.345, SLG: 0.463	0-0 F5	0-0 F7		0-0 6-3			0-0 FC5-4 1B		0-0 F9	5	0	1	0	0	0	1						
Tony Fernandez, S OBP: 0.310, SLG: 0.316	0-0 4-3 1B		0-0 F7 2B		0-0 1B		0-0 FC5-4 PB 1-2			4	2	3	0	0	0	1						
Rance Mulliniks, L OBP: 0.345, SLG: 0.347 Cliff Johnson, R OBP: 0.432, SLG: 0.514 Kelly Gruber, R OBP: 0.294, SLG: 0.647	0-0 4-3 1-2		0-0 F7 2-3		0-0 F8		4-0 IBB			3	0	0	0	0	0	3						
Willie Upshaw, L OBP: 0.390, SLG: 0.373	0-0 E S 2-H 1B		0-3 K		0-0 F5		0-3 K			4	0	1	1	0	2	4						
George Bell, R OBP: 0.397, SLG: 0.618	4-0 1-3 BB		0-0 1B 2B		4-3				0-0 4-3	3	1	1	1	1	0	1						
Cecil Fielder, R OBP: 0.143, SLG: 0.343	0-3 K		0-0 2-H 1B		0-0 6-3		0-0 K		0-3 K	4	0	1	1	0	2	2						
Rick Leach, L OBP: 0.364, SLG: 0.333		0-0 F7	0-0 4-3		4-0 G6-4-3 BB		0-0 6-3		0-0 6-3	3	0	0	0	1	0	1						
Jeff Hearnor, R OBP: 0.320, SLG: 0.273		0-3 K		0-0 L4		0-0 G6-4-3 1-2			0-0 6-3	4	0	0	0	0	1	1						
Damaso Garcia, R OBP: 0.279, SLG: 0.250 Garth Iorg, R OBP: 0.316, SLG: 0.257		1-0 HBP		0-3 K		0-0 6-3			0-3 K	0	0	0	0	0	0	0						
Inning Stats	R: 1 E: 0 K: 1 S: 7	H: 2 LOB: 2 BB: 1 P: 11	R: 0 E: 0 K: 1 S: 5	H: 0 LOB: 1 BB: 0 P: 6	R: 2 E: 0 K: 1 S: 8	H: 3 LOB: 1 BB: 0 P: 8	R: 0 E: 0 K: 1 S: 5	H: 0 LOB: 0 BB: 0 P: 5	R: 0 E: 0 K: 0 S: 4	H: 1 LOB: 1 BB: 0 P: 4	R: 0 E: 0 K: 0 S: 2	H: 0 LOB: 0 BB: 1 P: 6	R: 0 E: 0 K: 1 S: 6	H: 1 LOB: 2 BB: 1 P: 10	R: 0 E: 0 K: 1 S: 5	H: 0 LOB: 0 BB: 0 P: 5	R: 0 E: 0 K: 1 S: 5	H: 0 LOB: 0 BB: 0 P: 5	1B: 5 2B: 2 3B: 0 HR: 0	SF: 0 SAC: 0 DP: 1 HBP: 1	WP: 0 PB: 1 SB: 1 CS: 0	PA: 37
PITCHER	IP	WLS	BF	H	R	ER	SO	BB	IBB	HBP	BLK	WP	HR	S	P	ERA	WHIP					
Kirk McCaskill, R ERA: 3.13	6.1		28	7	3	3	4	2	0	1	0	0	0	33	42	4.26	1.421					
Terry Forster, L ERA: 1.59	1.2	W	6	0	0	0	2	0	1	0	0	0	0	9	13	0.00	0.000					
Donnie Moore, R ERA: 3.27	1.0	S	3	0	0	0	1	0	0	0	0	0	0	5	5	0.00	0.000					

California Angels @ Toronto Blue Jays
Exhibition Stadium, Toronto, ON
Tue Apr 29 1986, 7:05 PM EDT
Att: 18,103 - Unknown

livebaseballscorecards.com

AB 33
R 3
H 7
RBI 3
BB 3
SO 7
LOB 14



Batter	1	2	3	4	5	6	7	8	9	AB	R	H	RBI	BB	SO	LOB	TOP										
Rick Burleson, R OBP: 0.456, SLG: 0.517 (1, 10)	F9	FC4-6 1B		2B 1B		1-3		L9		5	1	2	1	0	0	0											
Wally Joyner, L OBP: 0.380, SLG: 0.582 (1, 3)	BB BB	FC4-6		L7			E4 3B 1B		K	4	1	1	0	1	1	3											
Brian Downing, R OBP: 0.406, SLG: 0.633 (1, 7)	BB BB			1B 2B			1B 3B		K	4	2	3	3	1	1	0											
Doug DeCinces, R OBP: 0.298, SLG: 0.400 (1, 5)	F9		6-3	G3			FC5-4 1B		E5 FC5-4	5	0	1	1	0	0	4											
George Hendrick, R OBP: 0.412, SLG: 0.774 (1, 9)	F4		F8				K		FC5-4	5	0	0	0	0	2	5											
Bobby Grich, R OBP: 0.314, SLG: 0.433 (1, 4)		2B BB	2B 1B				4-3		F9	3	1	1	1	1	0	1											
Dick Schofield, R OBP: 0.250, SLG: 0.571 (1, 6)		1B 2B	K				F8		FC5-4	4	1	1	1	0	1	2											
Bob Boone, R OBP: 0.271, SLG: 0.318 (1, 2)	F9						L7		5-3	4	0	1	0	0	0	1											
Gary Pettis, S OBP: 0.259, SLG: 0.244 (1, 8)							K		6-3	1	0	0	0	0	1	1											
Darrell Miller, R OBP: 0.219, SLG: 0.207 (2, 8)				FC4-6 1B 2B			K			3	1	0	0	0	1	1											
Inning Stats	R: 0 E: 0 K: 0 S: 3	H: 0 LOB: 2 BB: 2 P: 11	R: 2 E: 0 K: 1 S: 7	H: 2 LOB: 1 BB: 1 P: 11	R: 1 E: 0 K: 1 S: 7	H: 2 LOB: 1 BB: 0 P: 7	R: 2 E: 0 K: 0 S: 6	H: 3 LOB: 1 BB: 0 P: 6	R: 0 E: 0 K: 1 S: 5	H: 0 LOB: 0 BB: 0 P: 5	R: 2 E: 1 K: 1 S: 8	H: 3 LOB: 1 BB: 0 P: 8	R: 0 E: 0 K: 0 S: 3	H: 0 LOB: 0 BB: 0 P: 3	R: 0 E: 1 K: 2 S: 8	H: 0 LOB: 1 BB: 0 P: 8	1B: 6 2B: 3 3B: 1 HR: 0	SF: 0 SAC: 0 DP: 0 HBP: 0	WP: 0 PB: 0 SB: 1 CS: 0	PA: 41							
PITCHER	IP	WLS	BF	H	R	ER	SO	BB	IBB	HBP	BLK	WP	HR	S	P	ERA	WHIP										
Jimmy Key, L ERA: 11.94 (1, 1)	3.2	L	21	7	5	5	2	3	0	0	0	0	0	22	34	12.27	2.727										
Dennis Lamp, R ERA: 7.56 (4, 1)	2.1		10	3	2	2	2	0	0	0	0	0	0	14	14	7.71	1.286										
Don Gordon, R ERA: 3.0 (7, 1)	1.0		3	0	0	0	1	0	0	0	0	0	0	5	5	0.00	0.000										
Bill Caudill, R ERA: (8, 1)	1.0		3	0	0	0	0	0	0	0	0	0	0	3	3	0.00	0.000										
Tom Henke, R ERA: 10.13 (9, 1)	1.0		4	0	0	0	2	0	0	0	0	0	0	8	8	0.00	0.000										
Batter	1	2	3	4	5	6	7	8	9	AB	R	H	RBI	BB	SO	LOB	BOTTOM										
Lloyd Moseby, L OBP: 0.333, SLG: 0.433 (1, 8)	F5		3-1				4-3		F7	4	0	0	0	1	0	3											
Tony Fernandez, S OBP: 0.301, SLG: 0.318 (1, 6)	3-1		6-3 2B				K		G3	5	0	1	0	0	1	3											
Rance Mulliniks, L OBP: 0.313, SLG: 0.309 (1, 5)										3	0	0	0	0	0	2											
Cecil Fielder, R OBP: 0.139, SLG: 0.333 (6, PH) (9, 5)	F6		6-3				4-3		K	1	0	0	0	0	1	0											
Willie Upshaw, L OBP: 0.422, SLG: 0.419 (1, 3)		G5-3 1B	4-3				L5		1B	4	0	2	0	0	0	1											
George Bell, R OBP: 0.395, SLG: 0.587 (1, 7)		G5-3 1B		FC5-4 1B BB			F9		K	3	1	1	0	1	1	1											
Jesse Barfield, R OBP: 0.310, SLG: 0.456 (1, 9)		G5-3		FC5-4 1B			F3		HR	4	1	2	1	0	0	2											
Cliff Johnson, R OBP: 0.423, SLG: 0.477 (1, 10)		HR BB		FC5-4 CS			4-3		6-3	3	1	0	0	1	0	2											
Ernie Whitt, L OBP: 0.071, SLG: 0.286 (1, 2)										2	1	1	3	0	1	2											
Buck Martinez, R OBP: 0.233, SLG: 0.192 (7, PH) (8, 2)										1	0	1	0	0	0	0											
Rick Leach, L OBP: 0.391, SLG: 0.364 (9, PH)		HR							1B	1	0	1	0	0	0	0											
Kelly Gruber, R OBP: 0.286, SLG: 0.571 (1, 4)									1B	4	0	1	0	0	1	1											
Inning Stats	R: 0 E: 0 K: 0 S: 3	H: 0 LOB: 0 BB: 0 P: 3	R: 3 E: 0 K: 0 S: 5	H: 3 LOB: 0 BB: 1 P: 9	R: 0 E: 0 K: 1 S: 4	H: 1 LOB: 1 BB: 0 P: 4	R: 0 E: 0 K: 1 S: 5	H: 1 LOB: 2 BB: 1 P: 9	R: 0 E: 0 K: 0 S: 3	H: 0 LOB: 0 BB: 0 P: 3	R: 0 E: 0 K: 1 S: 6	H: 1 LOB: 1 BB: 0 P: 6	R: 0 E: 0 K: 2 S: 8	H: 1 LOB: 2 BB: 0 P: 8	R: 1 E: 0 K: 0 S: 6	H: 3 LOB: 2 BB: 0 P: 6	1B: 6 2B: 3 3B: 0 HR: 2	SF: 0 SAC: 0 DP: 2 HBP: 0	WP: 0 PB: 0 SB: 1 CS: 1	PA: 38							
PITCHER	IP	WLS	BF	H	R	ER	SO	BB	IBB	HBP	BLK	WP	HR	S	P	ERA	WHIP										
Jim Slaton, R ERA: 4.06 (1, 1)	6.0	W	24	5	3	3	2	3	0	0	0	0	0	14	14	4.50	1.333										
Tery Forster, L ERA: 2.25 (7, 1)	2.0		8	2	0	0	3	0	0	0	0	0	0	14	14	0.00	1.000										
Ken Forsch, R ERA: 8.68 (9, 1)	0.1		3	2	1	1	0	0	0	0	0	0	1	3	3	27.00	6.000										
Donnie Moore, R ERA: 4.38 (9, 1)	0.2	S	3	1	0	0	0	0	0	0	0	0	0	3	3	0.00	1.500										

California Angels @ Toronto Blue Jays
Exhibition Stadium, Toronto, ON
Thu May 01 1986, 7:05 PM EDT
Att: 20,102 - Unknown

AB	38
R	7
H	10
RBI	7
BB	3
SO	7
LOB	18




California Angels @ Toronto Blue Jays
Exhibition Stadium, Toronto, ON
Thu May 01 1986, 7:05 PM EDT
Att: 20,102 - Unknown


AB	35
R	4
H	10
RBI	4
BB	3
SO	5
LOB	17



Batter	1	2	3	4	5	6	7	8	9	AB	R	H	RBI	BB	SO	LOB	TOP					
Rick Burleson, R OBP: 0.438, SLG: 0.492 (1, 10)										5	1	1	0	0	0	3	California Angels @ Milwaukee Brewers Milwaukee County Stadium, Milwaukee, WI Fri May 02 1986, 8:05 PM EDT Att: 9,476 - Unknown					
Wally Joyner, L OBP: 0.381, SLG: 0.573 (1, 3)										5	0	2	0	0	1	1						
Brian Downing, R OBP: 0.406, SLG: 0.627 (1, 7)										4	1	1	1	1	1	4						
Doug DeCinces, R OBP: 0.303, SLG: 0.400 (1, 5)										5	0	2	2	0	0	1						
George Hendrick, R OBP: 0.410, SLG: 0.778 (1, 9)										5	0	2	0	0	0	3						
Bobby Grich, R OBP: 0.333, SLG: 0.471 (1, 4)										4	1	2	0	0	1	2						
Dick Schofield, R OBP: 0.300, SLG: 0.568 (1, 6)										2	0	1	0	2	0	1						
Darrell Miller, R OBP: 0.194, SLG: 0.182 (1, 2)										4	0	0	0	0	1	6						
Gary Pettis, S OBP: 0.270, SLG: 0.256 (1, 8)										4	1	2	1	0	0	3						
Inning Stats	R: 1 E: 0 K: 0 S: 5	H: 3 LOB: 1 BB: 0 P: 5	R: 1 E: 0 K: 0 S: 5	H: 2 LOB: 1 BB: 0 P: 5	R: 0 E: 0 K: 1 S: 2	H: 0 LOB: 0 BB: 1 P: 6	R: 0 E: 0 K: 1 S: 6	H: 1 LOB: 2 BB: 1 P: 10	R: 0 E: 0 K: 0 S: 3	H: 0 LOB: 0 BB: 0 P: 3	R: 0 E: 0 K: 1 S: 4	H: 1 LOB: 1 BB: 0 P: 4	R: 0 E: 0 K: 1 S: 7	H: 2 LOB: 2 BB: 0 P: 7	R: 0 E: 0 K: 1 S: 6	H: 1 LOB: 2 BB: 1 P: 10	R: 2 E: 0 K: 1 S: 8	H: 3 LOB: 1 BB: 0 P: 8	1B: 10 2B: 2 3B: 1 HR: 0	SF: 0 SAC: 0 DP: 2 HBP: 0	WP: 0 PB: 1 CS: 0	PA: 41
PITCHER	IP	WLS	BF	H	R	ER	SO	BB	IBB	HBP	BLK	WP	HR	S	P	ERA	WHIP					
Juan Nieves, L ERA: 4.2 (1, 1)	6.2	W	29	9	2	2	1	2	0	0	0	0	0	29	37	2.70	1.650					
Dan Plesac, L ERA: 5.25 (7, 1)	2.1	S	12	4	2	2	3	1	0	0	0	0	0	17	21	7.71	2.143					

Batter	1	2	3	4	5	6	7	8	9	AB	R	H	RBI	BB	SO	LOB	BOTTOM				
Paul Molitor, R OBP: 0.389, SLG: 0.434 (1, 5)										3	3	2	1	1	0	1	California Angels @ Milwaukee Brewers Milwaukee County Stadium, Milwaukee, WI Fri May 02 1986, 8:05 PM EDT Att: 9,476 - Unknown				
Ernest Riles, L OBP: 0.280, SLG: 0.351 (1, 6)										3	0	2	1	0	0	0					
Cecil Cooper, L OBP: 0.245, SLG: 0.283 (1, 10)										4	0	0	0	0	2	3					
Robin Yount, R OBP: 0.453, SLG: 0.526 (1, 8)										4	0	1	1	0	2	1					
Billy Jo Robidoux, L OBP: 0.437, SLG: 0.429 (1, 3)										4	0	0	0	0	0	2					
Rob Deer, R OBP: 0.317, SLG: 0.473 (1, 9)										4	0	1	0	0	0	2					
Mike Felder, S OBP: 0.306, SLG: 0.327 (1, 7)										4	0	0	0	0	0	1					
Rick Manning, L OBP: 0.400, SLG: 0.400 (9, 7)										0	0	0	0	0	0	0					
Juan Castillo, S OBP: 0.353, SLG: 0.214 (1, 4)										3	0	2	0	0	0	0					
Charlie Moore, R OBP: 0.407, SLG: 0.555 (1, 2)										3	2	1	1	0	0	2					
Inning Stats	R: 1 E: 0 K: 0 S: 6	H: 3 LOB: 2 BB: 0 P: 6	R: 0 E: 0 K: 0 S: 4	H: 1 LOB: 1 BB: 0 P: 4	R: 0 E: 0 K: 1 S: 5	H: 0 LOB: 0 BB: 0 P: 5	R: 0 E: 0 K: 0 S: 3	H: 0 LOB: 0 BB: 0 P: 3	R: 2 E: 0 K: 1 S: 5	H: 2 LOB: 0 BB: 0 P: 5	R: 0 E: 0 K: 1 S: 6	H: 1 LOB: 1 BB: 0 P: 6	R: 2 E: 0 K: 2 S: 9	H: 2 LOB: 1 BB: 1 P: 13	R: 0 E: 0 K: 0 S: 3	H: 0 LOB: 0 BB: 0 P: 3	1B: 7 2B: 0 3B: 1 HR: 1	SF: 1 SAC: 0 DP: 0 HBP: 0	WP: 0 PB: 0 CS: 0	PA: 34	
PITCHER	IP	WLS	BF	H	R	ER	SO	BB	IBB	HBP	BLK	WP	HR	S	P	ERA	WHIP				
Don Sutton, R ERA: 9.12 (1, 1)	6.1	L	27	8	4	4	2	8	4	4	2	0	0	31	31	5.68	1.263				
T.R. Bryden, R ERA: 4.41 (7, 1)	1.2		7	1	1	1	2	1	0	0	0	0	0	10	14	5.40	1.200				

Batter	1	2	3	4	5	6	7	8	9	10	AB	R	H	RBI	BB	SO	LOB	TOP									
Gary Pettis, S OBP: 0.258, SLG: 0.244 (1, 8)	F8		K		FC6-4			F7		SH3-4	4	0	0	0	0	1	3	California Angels @ Milwaukee Brewers Milwaukee County Stadium, Milwaukee, WI Sat May 03 1986, 4:33 AM EDT Atl. 11.674 - Unknown livebaseballscorecards.com AB 37 R 3 H 11 RBI 2 BB 2 SO 5 LOB 17 									
Rob Wilfong, L OBP: 0.302, SLG: 0.400 (1, 4)	F8			FC4-6 1B				F6		K	5	0	2	0	0	1	2										
Wally Joyner, L OBP: 0.382, SLG: 0.590 (1, 3)	F7			FC4-6 G6-4-3				4-3			4	1	1	1	1	0	1										
Reggie Jackson, L OBP: 0.465, SLG: 0.678 (1, 10)		L9		G6-4-3				4-3		K	5	0	0	0	0	2	3										
Brian Downing, R OBP: 0.410, SLG: 0.632 (1, 7)		1B						6-3			4	1	2	0	0	0	0										
Doug DeCinces, R OBP: 0.311, SLG: 0.404 (1, 5)		1B								E	4	0	2	0	0	0	0										
Ruppert Jones, L OBP: 0.343, SLG: 0.368 (1, 9)		G3-6-3 1B						FC5-4 1B		E4	4	0	2	0	0	0	0										
Dick Schofield, R OBP: 0.318, SLG: 0.561 (1, 6)								FC5-4 1B		F7	4	1	1	0	0	1	4										
Bob Boone, R OBP: 0.284, SLG: 0.319 Darrell Miller, R OBP: 0.194, SLG: 0.182 (10, PR) (10, 2)								F6		SH3-4 BB	3	0	1	0	1	0	2										
Inning Stats	R: 0 E: 0 K: 0 S: 3	H: 0 LOB: 0 BB: 0 P: 3	R: 0 E: 0 K: 0 S: 4	H: 2 LOB: 1 BB: 0 P: 4	R: 0 E: 0 K: 1 S: 5	H: 1 LOB: 0 BB: 0 P: 5	R: 0 E: 0 K: 0 S: 3	H: 1 LOB: 0 BB: 0 P: 3	R: 1 E: 1 K: 0 S: 6	H: 3 LOB: 2 BB: 0 P: 6	R: 1 E: 0 K: 0 S: 4	H: 2 LOB: 0 BB: 0 P: 4	R: 0 E: 0 K: 1 S: 6	H: 1 LOB: 1 BB: 0 P: 6	R: 0 E: 0 K: 0 S: 3	H: 0 LOB: 0 BB: 0 P: 3	R: 1 E: 1 K: 2 S: 7		H: 1 LOB: 1 BB: 0 P: 7	R: 0 E: 0 K: 2 S: 7	H: 0 LOB: 2 BB: 2 P: 15	1B: 8 2B: 2 3B: 0 HR: 1	SF: 0 SAC: 1 DP: 2 HBP: 0	WP: 0 PB: 0 SB: 0 CS: 2	PA: 40		
PITCHER	IP	WLS	BF	H	R	ER	SO	BB	IBB	HBP	BLK	WP	HR	S	P	ERA	WHIP										
Bill Wegman, R ERA: 3.51 Mark Clear, R ERA: 1.08 (1, 1) (10, 1)	9.0	W	35	11	3	2	3	0	0	0	0	0	0	7	15	0.00	2.000										

Batter	1	2	3	4	5	6	7	8	9	10	AB	R	H	RBI	BB	SO	LOB	BOTTOM									
Paul Molitor, R OBP: 0.385, SLG: 0.432 (1, 5)	FC3-6 1B		WP FC 1B	F8				5-3		B1	5	0	2	1	0	0	3	California Angels @ Milwaukee Brewers Milwaukee County Stadium, Milwaukee, WI Sat May 03 1986, 4:33 AM EDT Atl. 11.674 - Unknown livebaseballscorecards.com AB 35 R 4 H 9 RBI 4 BB 8 SO 4 LOB 25 									
Ernest Riles, L OBP: 0.276, SLG: 0.341 (1, 6)	FC3-6 FC6-4		FC BB		F7			F8			5	0	1	1	0	0	2										
Cecil Cooper, L OBP: 0.259, SLG: 0.280 (1, 10)	L8		K								4	0	1	1	1	2	3										
Robin Yount, R OBP: 0.462, SLG: 0.513 (1, 8)	FC6-4										2	0	0	0	3	0	2										
Billy Jo Robidoux, L OBP: 0.435, SLG: 0.419 (1, 3)											4	0	1	0	1	0	7										
Ben Oglivie, L OBP: 0.278, SLG: 0.313 Rick Manning, L OBP: 0.400, SLG: 0.400 (1, 7) (10, PR)											5	1	2	0	0	0	3										
Rob Deer, R OBP: 0.313, SLG: 0.458 (1, 9)											0	1	0	0	0	0	0										
Randy Ready, R OBP: 0.212, SLG: 0.194 Juan Castillo, S OBP: 0.389, SLG: 0.214 (1, 4) (10, 4)											3	1	1	0	0	0	1										
Rick Cerone, R OBP: 0.191, SLG: 0.159 Jim Gantner, L OBP: 0.351, SLG: 0.456 Charlie Moore, R OBP: 0.429, SLG: 0.565 (1, 2) (9, PH) (9, PR) (10, 2)											3	0	0	1	0	0	1										
Inning Stats	R: 0 E: 0 K: 0 S: 4	H: 1 LOB: 1 BB: 0 P: 4	R: 0 E: 0 K: 1 S: 5	H: 0 LOB: 1 BB: 1 P: 9	R: 0 E: 0 K: 1 S: 7	H: 1 LOB: 3 BB: 1 P: 11	R: 1 E: 0 K: 0 S: 5	H: 2 LOB: 1 BB: 0 P: 5	R: 0 E: 0 K: 0 S: 3	H: 0 LOB: 0 BB: 0 P: 3	R: 0 E: 0 K: 2 S: 8	H: 1 LOB: 2 BB: 1 P: 12	R: 2 E: 0 K: 0 S: 5	H: 3 LOB: 3 BB: 2 P: 13	R: 1 E: 0 K: 0 S: 3	H: 1 LOB: 2 BB: 2 P: 11	1B: 8 2B: 1 3B: 0 HR: 0		SF: 1 SAC: 2 DP: 1 HBP: 0	WP: 1 PB: 0 SB: 0 CS: 0	PA: 46						
PITCHER	IP	WLS	BF	H	R	ER	SO	BB	IBB	HBP	BLK	WP	HR	S	P	ERA	WHIP										
Ron Romanick, R ERA: 4.22 Donnie Moore, R ERA: 5.14 (1, 1) (9, 1)	8.0	L	35	6	2	2	4	4	0	0	0	1	0	39	55	2.25	1.250										

Batter	1	2	3	4	5	6	7	8	9	AB	R	H	RBI	BB	SO	LOB	TOP				
Rick Burleson, R OBP: 0.416, SLG: 0.463 (1, 10)										4	0	0	0	0	1	1	California Angels @ Milwaukee Brewers Milwaukee County Stadium, Milwaukee, WI Sun May 04 1986, 4:33 AM EDT Att: 12,432 - Unknown				
Wally Joyner, L OBP: 0.386, SLG: 0.615 (1, 3)										4	1	2	2	0	1	0					
Brian Downing, R OBP: 0.404, SLG: 0.611 (1, 7)										3	0	0	0	1	0	1					
Doug DeCinces, R OBP: 0.308, SLG: 0.398 (1, 5)										4	0	1	0	0	1	0					
George Hendrick, R OBP: 0.395, SLG: 0.800 (1, 9)										4	1	1	1	0	0	2					
Bobby Grich, R OBP: 0.349, SLG: 0.459 (1, 4)										3	0	1	0	1	1	2					
Dick Schofield, R OBP: 0.313, SLG: 0.533 (1, 6)										4	0	1	0	0	1	1					
Bob Boone, R OBP: 0.286, SLG: 0.310 (1, 2)										2	0	0	0	1	0	2					
Ruppert Jones, L OBP: 0.336, SLG: 0.362 (9, PH)										1	0	0	0	0	1	0					
Gary Pettis, S OBP: 0.247, SLG: 0.233 (1, 8)										4	1	0	0	0	1	3					
Inning Stats	R: 0 E: 0 K: 1 S: 5	H: 0 LOB: 0 BB: 0 P: 5	R: 0 E: 0 K: 1 S: 6	H: 1 LOB: 1 BB: 0 P: 6	R: 1 E: 0 K: 0 S: 4	H: 1 LOB: 1 BB: 1 P: 8	R: 1 E: 0 K: 1 S: 6	H: 1 LOB: 0 BB: 0 P: 6	R: 0 E: 0 K: 0 S: 3	H: 0 LOB: 0 BB: 0 P: 3	R: 0 E: 0 K: 0 S: 4	H: 1 LOB: 2 BB: 1 P: 8	R: 1 E: 0 K: 2 S: 9	H: 2 LOB: 2 BB: 1 P: 13	R: 0 E: 0 K: 2 S: 7	H: 0 LOB: 0 BB: 0 P: 7	1B: 4 2B: 0 3B: 0 HR: 2	SF: 0 SAC: 0 DP: 0 HBP: 0	WP: 0 PB: 0 SB: 1 CS: 0	PA: 36	
PITCHER	IP	WLS	BF	H	R	ER	SO	BB	IBB	HBP	BLK	WP	HR	S	P	ERA	WHIP				
Teddy Higuera, L ERA: 2.45 (1, 1)	7.1	W	30	5	3	3	4	3	0	0	0	0	2	35	47	3.68	1.091				
Mark Clear, R ERA: 0.9 (8, 1)	1.2	S	6	1	0	0	3	0	0	0	0	0	0	12	12	0.00	0.600				

Batter	1	2	3	4	5	6	7	8	9	AB	R	H	RBI	BB	SO	LOB	BOTTOM				
Paul Molitor, R OBP: 0.380, SLG: 0.424 (1, 5)										4	0	1	1	0	1	1	California Angels @ Milwaukee Brewers Milwaukee County Stadium, Milwaukee, WI Sun May 04 1986, 4:33 AM EDT Att: 12,432 - Unknown				
Ernest Riles, L OBP: 0.294, SLG: 0.326 (1, 6)										4	0	0	0	0	2	1					
Cecil Cooper, L OBP: 0.258, SLG: 0.296 (1, 10)										4	1	1	0	0	0	0					
Robin Yount, R OBP: 0.453, SLG: 0.500 (1, 8)										4	1	1	0	0	0	0					
Billy Jo Roidoux, L OBP: 0.427, SLG: 0.410 (1, 3)										4	1	1	1	0	0	1					
Ben Oglivie, L OBP: 0.286, SLG: 0.316 (1, 7)										3	1	1	0	0	1	2					
Rick Manning, L OBP: 0.333, SLG: 0.333 (8, 7)										1	0	0	0	0	0	0					
Rob Deer, R OBP: 0.314, SLG: 0.468 (1, 9)										3	0	1	2	0	2	1					
Randy Ready, R OBP: 0.194, SLG: 0.176 (1, 4)										3	0	0	0	0	0	2					
Juan Castillo, S OBP: 0.389, SLG: 0.214 (7, 4)										0	0	0	0	0	0	0					
Charlie Moore, R OBP: 0.452, SLG: 0.615 (1, 2)										3	1	2	1	0	0	1					
Inning Stats	R: 0 E: 0 K: 2 S: 7	H: 0 LOB: 0 BB: 0 P: 7	R: 0 E: 0 K: 0 S: 3	H: 0 LOB: 0 BB: 0 P: 3	R: 0 E: 0 K: 1 S: 6	H: 1 LOB: 1 BB: 0 P: 6	R: 0 E: 1 K: 1 S: 6	H: 0 LOB: 1 BB: 0 P: 6	R: 2 E: 0 K: 1 S: 8	H: 3 LOB: 1 BB: 0 P: 8	R: 3 E: 0 K: 1 S: 9	H: 4 LOB: 1 BB: 0 P: 9	R: 0 E: 0 K: 0 S: 3	H: 0 LOB: 0 BB: 0 P: 3	R: 0 E: 0 K: 0 S: 3	H: 0 LOB: 0 BB: 0 P: 3	1B: 5 2B: 3 3B: 0 HR: 0	SF: 0 SAC: 0 DP: 0 HBP: 0	WP: 0 PB: 0 SB: 0 CS: 0	PA: 33	
PITCHER	IP	WLS	BF	H	R	ER	SO	BB	IBB	HBP	BLK	WP	HR	S	P	ERA	WHIP				
Kirk McCaskill, R ERA: 3.89 (1, 1)	5.1	L	25	8	5	5	6	0	0	0	0	0	0	8	8	8.44	1.500				
Doug Corbett, R ERA: 1.5 (6, 1)	2.2		8	0	0	0	0	0	0	0	0	0	0	8	8	0.00	0.000				

Batter	1	2	3	4	5	6	7	8	9	AB	R	H	RBI	BB	SO	LOB	TOP
Rick Burleson, R OBP: 0.407, SLG: 0.451 (1, 10)										4	0	1	0	0	2	2	California Angels @ Boston Red Sox Fenway Park, Boston, MA Mon May 05 1986, 7:05 PM EDT Att: 16,886 - Unknown
Wally Joyner, L OBP: 0.373, SLG: 0.593 (1, 3)										4	0	0	0	0	1	3	
Brian Downing, R OBP: 0.425, SLG: 0.634 (1, 7)										3	0	3	0	0	0	0	
Doug DeCinces, R OBP: 0.297, SLG: 0.382 (1, 5)										4	0	0	0	0	0	5	
George Hendrick, R OBP: 0.362, SLG: 0.727 (1, 9)											4	0	0	0	0	3	
Bobby Grich, R OBP: 0.340, SLG: 0.439 (1, 4)											4	0	1	0	0	1	
Dick Schofield, R OBP: 0.314, SLG: 0.521 (1, 6)										3	0	1	0	0	0	1	
Bob Boone, R OBP: 0.288, SLG: 0.311 (1, 2)										3	0	1	0	0	1	1	
Gary Pettis, S OBP: 0.250, SLG: 0.237 (1, 8)										3	0	1	0	0	1	1	
Inning Stats	R: 0 E: 0 K: 0 S: 5	H: 2 LOB: 2 BB: 0 P: 5	R: 0 E: 0 K: 1 S: 6	H: 1 LOB: 1 BB: 0 P: 6	R: 0 E: 0 K: 0 S: 3	H: 1 LOB: 0 BB: 0 P: 3	R: 0 E: 0 K: 0 S: 2	H: 0 LOB: 0 BB: 0 P: 3	R: 0 E: 0 K: 2 S: 7	H: 0 LOB: 0 BB: 0 P: 7	R: 0 E: 0 K: 0 S: 4	H: 1 LOB: 1 BB: 0 P: 4	1B: 7 2B: 2 3B: 0 HR: 0	SF: 0 SAC: 0 DP: 2 HBP: 1	WP: 1 PB: 0 SB: 1 CS: 1	PA: 33	
PITCHER Bruce Hurst, L ERA: 2.98 (1, 1)	IP: 9.0 WLS: W BF: 33 H: 8 R: 0 ER: 0 SO: 5 BB: 0 IBB: 0 HBP: 1 BLK: 0 WP: 1 HR: 0 S: 42 P: 43 ERA: 0.00 WHIP: 0.889																

Batter	1	2	3	4	5	6	7	8	9	AB	R	H	RBI	BB	SO	LOB	BOTTOM	
Dwight Evans, R OBP: 0.373, SLG: 0.418 (1, 9)										3	0	0	0	1	1	2	California Angels @ Boston Red Sox Fenway Park, Boston, MA Mon May 05 1986, 7:05 PM EDT Att: 16,886 - Unknown	
Wade Boggs, L OBP: 0.473, SLG: 0.534 (1, 5)										2	0	1	1	2	0	2		
Bill Buckner, L OBP: 0.255, SLG: 0.354 (1, 3)										4	0	0	0	0	0	4		
Jim Rice, R OBP: 0.346, SLG: 0.510 (1, 7)										4	1	2	0	0	1	1		
Don Baylor, R OBP: 0.314, SLG: 0.341 (1, 10)										3	1	1	1	1	0	1		
Rich Gedman, L OBP: 0.306, SLG: 0.395 (1, 2)										4	0	1	0	0	0	2		
Marty Barrett, R OBP: 0.389, SLG: 0.450 (1, 4)										3	0	1	1	0	0	1		
Steve Lyons, L OBP: 0.300, SLG: 0.370 (1, 8)										3	0	0	0	1	1	1		
Glenn Hoffman, R OBP: 0.316, SLG: 0.375 (1, 6)										4	1	2	0	0	0	3		
Inning Stats	R: 0 E: 0 K: 1 S: 5	H: 0 LOB: 1 BB: 1 P: 9	R: 0 E: 0 K: 0 S: 2	H: 0 LOB: 0 BB: 1 P: 6	R: 1 E: 0 K: 1 S: 7	H: 2 LOB: 1 BB: 0 P: 7	R: 0 E: 0 K: 0 S: 4	H: 1 LOB: 1 BB: 0 P: 4	R: 0 E: 0 K: 0 S: 3	H: 0 LOB: 0 BB: 0 P: 3	R: 0 E: 0 K: 0 S: 4	H: 1 LOB: 2 BB: 1 P: 8	R: 2 E: 0 K: 0 S: 6	H: 3 LOB: 2 BB: 1 P: 10	1B: 5 2B: 3 3B: 0 HR: 0	SF: 1 SAC: 0 DP: 1 HBP: 0	WP: 1 PB: 2 SB: 0 CS: 0	PA: 36
PITCHER Mike Witt, R ERA: 3.02 Ken Forsch, R ERA: 8.35 (8, 1)	IP: 7.2 WLS: L BF: 35 H: 8 R: 3 ER: 3 SO: 3 BB: 5 IBB: 0 HBP: 0 BLK: 0 WP: 1 HR: 0 S: 36 P: 56 ERA: 3.52 WHIP: 1.696																	

Batter	1	2	3	4	5	6	7	8	9	AB	R	H	RBI	BB	SO	LOB	TOP									
Gary Pettis, S OBP: 0.255, SLG: 0.274 George Hendrick, R OBP: 0.367, SLG: 0.711	(1, 8) 0-3 K		X 0-0 HR		X 0-0 5-3		X 0-0 SH3-4	X 4-0 FC6 1B BB		2	1	1	2	0	1	0										
Rob Wilfong, L OBP: 0.309, SLG: 0.400	(1, 4) 0-0 F3		X 0-0 3-1		X 0-3 K		X 0-0 1-2	X 0-0 FC6 1B		5	0	2	1	0	1	0										
Wally Joyner, L OBP: 0.358, SLG: 0.566	(1, 3) 0-0 3-1			X 0-0 4-3		X 0-0 L8		X 0-0 F6	X 0-0 FC6	5	0	0	1	0	0	3										
Reggie Jackson, L OBP: 0.434, SLG: 0.625	(1, 10)	X 0-0 F7		X 0-0 F7		X 0-0 4-3	X 0-0 F7	X 0-3 K		5	0	0	0	0	1	4										
Brian Downing, R OBP: 0.427, SLG: 0.639	(1, 7)	X 0-0 5-3		X 0-0 L8		X 0-0 FC5-4 1B		X 0-0 1B 2B		4	1	2	0	0	0	0										
Doug DeCinces, R OBP: 0.287, SLG: 0.368	(1, 5)	X 0-0 F9			X 0-0 5-3		X 0-0 FC5-4 1B	X 0-0 L9		4	0	0	0	0	0	2										
Ruppert Jones, L OBP: 0.347, SLG: 0.361	(1, 9) (5, 8)		X 0-0 E6 FC3-6		X 0-3 K		X 0-0 1B	X 4-0 1B E IBB		3	1	1	0	1	1	0										
Jerry Narron, L OBP: 0.182, SLG: 0.300 Bob Boone, R OBP: 0.236, SLG: 0.320	(1, 2) (9, PH) (9, 2)		X 0-0 FC3-6 E HR		X 0-0 2B		X 0-0 F8	X 0-0 E8 1B FC6 1B		3	1	1	0	0	0	3										
Dick Schofield, R OBP: 0.309, SLG: 0.500	(1, 6)		X 0-0 F5		X 0-3 K		X 0-0 SH3-4 1B	X 0-3 K		4	1	1	0	0	2	3										
Inning Stats	R: 0 E: 0 K: 1 S: 5	H: 0 LOB: 0 BB: 0 P: 5	R: 0 E: 0 K: 0 S: 3	H: 0 LOB: 0 BB: 0 P: 3	R: 2 E: 2 K: 0 S: 5	H: 1 LOB: 0 BB: 0 P: 5	R: 0 E: 0 K: 0 S: 3	H: 0 LOB: 0 BB: 0 P: 3	R: 0 E: 0 K: 2 S: 8	H: 1 LOB: 1 BB: 0 P: 8	R: 0 E: 0 K: 1 S: 5	H: 0 LOB: 0 BB: 0 P: 5	R: 0 E: 0 K: 0 S: 5	H: 2 LOB: 2 BB: 0 P: 5	R: 1 E: 0 K: 0 S: 5	H: 2 LOB: 1 BB: 0 P: 5	R: 3 E: 1 K: 2 S: 11	H: 3 LOB: 3 BB: 2 P: 19	1B: 6 2B: 2 3B: 0 HR: 1	SF: 0 SAC: 1 DP: 0 HBP: 0	WP: 0 PB: 0 SB: 0 CS: 0	PA: 40				
PITCHER	IP	WLS	BF	H	R	ER	SO	BB	IBB	HBP	BLK	WP	HR	S	P	ERA	WHIP									
Oil Can Boyd, R ERA: 3.57	(1, 1)	7.1	L	29	6	3	1	4	0	0	0	0	0	1	37	37	1.23	0.818								
Joe Sambito, L ERA: 3.85	(8, 1)	0.2		2	0	0	0	0	0	0	0	0	0	2	2	0.00	0.000									
Steve Crawford, R ERA: 3.68	(9, 1)	0.2		6	2	3	3	1	1	0	0	0	0	6	14	40.50	4.500									
Tim Lollar, L ERA: 2.16	(9, 1)	0.1		3	1	0	0	1	0	0	0	0	0	5	5	0.00	3.000									

California Angels @ Boston Red Sox
Fenway Park, Boston, MA
Tue May 06 1986, 3:33 AM EDT
Att: 14,072 - Unknown

AB	37
R	6
H	9
RBI	5
BB	2
SO	6
LOB	15



Batter	1	2	3	4	5	6	7	8	9	AB	R	H	RBI	BB	SO	LOB	BOTTOM								
Dwight Evans, R OBP: 0.374, SLG: 0.427	(1, 9) 0-3 K			X 0-0 2B SF9 1B	X 0-0 FC6-4		X 0-0 1-3 2H 2B		X 0-0 FC4-6	5	1	2	1	0	1	2									
Wade Boggs, L OBP: 0.482, SLG: 0.560	(1, 5) 0-0 1-3			X 0-0 2B		X 0-0 2B		X 4-0 BB		3	0	2	0	1	0	0									
Bill Buckner, L OBP: 0.245, SLG: 0.343	(1, 3) 0-0 F9			X 0-0 SF9		X 0-0 F9	X 0-0 F4			3	0	0	1	0	0	4									
Jim Rice, R OBP: 0.333, SLG: 0.490	(1, 7)	X 0-0 5-3		X 0-0 6-3		X 0-0 F9		X 0-0 5-3		4	0	0	0	0	0	2									
Don Baylor, R OBP: 0.311, SLG: 0.330	(1, 10)	X 0-0 4-3		X 4-0 BB		X 0-0 5-3		X 0-0 G3		3	0	0	0	1	0	1									
Rich Gedman, L OBP: 0.292, SLG: 0.376	(1, 2)	X 0-0 F5		X 0-0 F7		X 0-0 F9	X 0-0 L6			4	0	0	0	0	0	2									
Marty Barrett, R OBP: 0.383, SLG: 0.440	(1, 4)		X 0-0 F9		X 0-0 1-3		X 0-0 BB 2B 1B		X 0-0 6-3	4	1	1	0	0	0	0									
Steve Lyons, L OBP: 0.294, SLG: 0.333	(1, 8)		X 0-0 F7		X 0-0 F7		X 4-0 2B BB		X 0-0 L5	3	0	0	0	1	0	0									
Glenn Hoffman, R OBP: 0.318, SLG: 0.368 Tony Armas, R OBP: 0.279, SLG: 0.317 Ed Romero, R OBP: 0.281, SLG: 0.298	(1, 6) (9, PH) (9, PR)		X 0-0 6-3		X 0-0 FC6-4 1B		X 0-0 L5		X 0-0 FC4-6 1B	3	0	1	0	0	0	2									
Inning Stats	R: 0 E: 0 K: 1 S: 5	H: 0 LOB: 0 BB: 0 P: 5	R: 0 E: 0 K: 0 S: 3	H: 0 LOB: 0 BB: 0 P: 3	R: 0 E: 0 K: 0 S: 3	H: 0 LOB: 0 BB: 0 P: 3	R: 1 E: 0 K: 0 S: 5	H: 2 LOB: 2 BB: 1 P: 9	R: 0 E: 0 K: 0 S: 4	H: 1 LOB: 1 BB: 0 P: 4	R: 0 E: 0 K: 0 S: 4	H: 1 LOB: 0 BB: 0 P: 4	R: 1 E: 0 K: 0 S: 5	H: 2 LOB: 2 BB: 2 P: 13	R: 0 E: 0 K: 0 S: 3	H: 0 LOB: 0 BB: 0 P: 3	R: 0 E: 0 K: 0 S: 4	H: 1 LOB: 1 BB: 0 P: 4	1B: 4 2B: 3 3B: 0 HR: 0	SF: 1 SAC: 0 DP: 0 HBP: 0	WP: 0 PB: 0 SB: 0 CS: 0	PA: 37			
PITCHER	IP	WLS	BF	H	R	ER	SO	BB	IBB	HBP	BLK	WP	HR	S	P	ERA	WHIP								
Jim Slaton, R ERA: 3.82	(1, 1)	6.2		28	6	2	2	1	2	0	0	0	0	1	5	0.00	3.000								
Terry Forster, L ERA: 2.16	(7, 1)	0.1	W	2	0	0	0	0	1	0	0	0	0	1	5	0.00	3.000								
Doug Corbett, R ERA: 1.29	(8, 1)	2.0	S	7	1	0	0	0	0	0	0	0	0	7	7	0.00	0.500								

California Angels @ Boston Red Sox
Fenway Park, Boston, MA
Tue May 06 1986, 3:33 AM EDT
Att: 14,072 - Unknown

AB	33
R	2
H	7
RBI	2
BB	3
SO	1
LOB	13



Batter	1	2	3	4	5	6	7	8	9	AB	R	H	RBI	BB	SO	LOB	TOP					
Lloyd Moseby, L (1, 8) OBP: 0.358, SLG: 0.442										4	0	0	0	0	2	1	Toronto Blue Jays @ California Angels Anaheim Stadium, Anaheim, CA Wed May 07 1986, 10:05 PM EDT Att: 24,895 - Unknown livebaseballscorecards.com					
Tony Fernandez, S (1, 6) OBP: 0.298, SLG: 0.296										4	0	0	0	0	1	0						
Willie Upshaw, L (1, 3) OBP: 0.402, SLG: 0.414										4	1	3	0	0	0	0						
George Bell, R (1, 7) OBP: 0.387, SLG: 0.551										4	0	3	1	0	0	0						
Jesse Barfield, R (1, 9) OBP: 0.294, SLG: 0.485										4	0	0	0	0	2	4						
Cliff Johnson, R (1, 10) OBP: 0.390, SLG: 0.469										4	1	1	0	0	1	0						
Ernie Whitt, L (1, 2) OBP: 0.200, SLG: 0.364										4	0	0	0	0	0	1						
Garth Iorg, R (1, 5) OBP: 0.313, SLG: 0.267										2	0	1	0	0	0	0						
Rick Leach, L (7, PH) OBP: 0.385, SLG: 0.375										0	0	0	1	0	0	0						
Kelly Gruber, R (7, 5) OBP: 0.233, SLG: 0.500										1	0	0	0	0	1	0						
Damaso Garcia, R (1, 4) OBP: 0.286, SLG: 0.264										3	0	1	0	0	0	1						
Inning Stats	R: 1 E: 0 K: 2 S: 9	H: 2 LOB: 1 BB: 0 P: 9	R: 0 E: 0 K: 0 S: 4	H: 1 LOB: 1 BB: 0 P: 4	R: 0 E: 0 K: 0 S: 3	H: 1 LOB: 0 BB: 0 P: 3	R: 0 E: 0 K: 1 S: 5	H: 0 LOB: 0 BB: 0 P: 5	R: 0 E: 0 K: 1 S: 6	H: 1 LOB: 1 BB: 0 P: 6	R: 0 E: 1 K: 1 S: 6	H: 1 LOB: 1 BB: 0 P: 6	R: 1 E: 0 K: 0 S: 4	H: 1 LOB: 0 BB: 0 P: 4	R: 0 E: 0 K: 1 S: 7	H: 2 LOB: 2 BB: 0 P: 7	R: 0 E: 0 K: 1 S: 5	H: 0 LOB: 0 BB: 0 P: 5	1B: 6 2B: 2 3B: 1 HR: 0	SF: 1 SAC: 0 DP: 0 HBP: 0	WP: 0 PB: 0 SB: 0 CS: 0	PA: 35
PITCHER	IP WLS BF H R ER SO BB IBB HBP BLK WP HR S P ERA WHIP																					
Don Sutton, R (1, 1) ERA: 7.63	6.0 W 23 6 1 1 5 0 0 0 0 0 0 0 33 33 1.50 1.000																					
Doug Corbett, R (7, 1) ERA: 1.99	3.0 S 12 3 1 1 2 0 0 0 0 0 0 0 16 16 3.00 1.000																					

Batter	1	2	3	4	5	6	7	8	9	AB	R	H	RBI	BB	SO	LOB	BOTTOM			
Rick Burleson, R (1, 5) OBP: 0.407, SLG: 0.453										4	1	1	0	1	2	7	Toronto Blue Jays @ California Angels Anaheim Stadium, Anaheim, CA Wed May 07 1986, 10:05 PM EDT Att: 24,895 - Unknown livebaseballscorecards.com			
Ruppert Jones, L (1, 7) OBP: 0.338, SLG: 0.338										4	0	0	0	1	1	3				
Wally Joyner, L (1, 3) OBP: 0.359, SLG: 0.559										5	1	2	2	0	1	3				
Reggie Jackson, L (1, 9) OBP: 0.425, SLG: 0.603										4	0	1	0	0	0	3				
Darrell Miller, R (7, PR) OBP: 0.189, SLG: 0.176										1	1	0	0	0	0	0				
Rob Wilfong, L (1, 4) OBP: 0.319, SLG: 0.449										4	2	2	2	0	1	0				
George Hendrick, R (1, 8) OBP: 0.358, SLG: 0.673										4	0	1	1	0	2	0				
Jerry Narron, L (1, 10) OBP: 0.333, SLG: 0.385										3	0	2	1	1	0	0				
Dick Schofield, R (1, 6) OBP: 0.322, SLG: 0.500										4	0	2	0	0	0	3				
Bob Boone, R (1, 2) OBP: 0.310, SLG: 0.325										2	1	1	0	1	0	2				
Inning Stats	R: 0 E: 0 K: 1 S: 6	H: 1 LOB: 0 BB: 0 P: 6	R: 0 E: 0 K: 2 S: 7	H: 0 LOB: 0 BB: 0 P: 7	R: 0 E: 0 K: 1 S: 7	H: 1 LOB: 2 BB: 0 P: 7	R: 0 E: 0 K: 1 S: 5	H: 0 LOB: 0 BB: 0 P: 5	R: 2 E: 0 K: 0 S: 5	H: 3 LOB: 2 BB: 2 P: 13	R: 1 E: 0 K: 1 S: 7	H: 2 LOB: 2 BB: 1 P: 11	R: 3 E: 0 K: 0 S: 8	H: 5 LOB: 3 BB: 1 P: 12	R: 0 E: 0 K: 1 S: 5	H: 0 LOB: 0 BB: 0 P: 5	1B: 10 2B: 1 3B: 0 HR: 1	SF: 0 SAC: 1 DP: 1 HBP: 0	WP: 1 PB: 0 SB: 0 CS: 0	PA: 40
PITCHER	IP WLS BF H R ER SO BB IBB HBP BLK WP HR S P ERA WHIP																			
Jim Clancy, R (1, 1) ERA: 3.2	5.1 L 25 6 3 3 5 0 0 0 0 0 0 0 10 10 5.06 1.688																			
Dennis Lamp, R (6, 1) ERA: 8.24	1.0 8 5 3 3 1 0 0 0 0 0 0 0 10 10 27.00 5.000																			
Bill Caudill, R (7, 1) ERA: 5.4	0.2 4 1 0 0 0 1 0 0 0 0 0 0 3 7 0.00 3.000																			
Don Gordon, R (8, 1) ERA: 3.38	1.0 3 0 0 0 1 0 0 0 0 0 0 0 5 5 0.00 0.000																			

Batter	1	2	3	4	5	6	7	8	9	AB	R	H	RBI	BB	SO	LOB	TOP										
Damaso Garcia, R OBP: 0.262, SLG: 0.241	4-3	F9			F4	6-3		6-3		5	0	0	0	0	0	5											
Lloyd Moseby, L OBP: 0.375, SLG: 0.443	3-1			CS BB	1B	1B	1B FC3 HBP	CS BB		2	2	1	0	2	0	0											
Rance Mulliniks, L OBP: 0.318, SLG: 0.315	F7				SF7		1B FC3	CS	F3	2	0	0	1	0	0	1											
Garth Iorg, R OBP: 0.320, SLG: 0.277							1B			2	1	1	0	0	0	0											
Willie Upshaw, L OBP: 0.393, SLG: 0.404		4-3	1-3				FC3 1B		1-3	5	1	1	2	0	0	2											
George Bell, R OBP: 0.378, SLG: 0.544		WP SF7 2B			K	F7			L8	5	1	1	0	0	1	3											
Jesse Barfield, R OBP: 0.310, SLG: 0.491		WP 2B BB								3	1	2	0	1	0	2											
Ernie Whitt, L OBP: 0.189, SLG: 0.353										1	0	0	1	0	0	1											
Buck Martinez, R OBP: 0.257, SLG: 0.200	SF7				F8	F9				2	0	1	2	0	0	1											
Rick Leach, L OBP: 0.393, SLG: 0.423										2	0	1	1	0	0	1											
Cecil Fielder, R OBP: 0.175, SLG: 0.316		1B 2B			F9					1	0	0	0	1	0	1											
Tony Fernandez, S OBP: 0.296, SLG: 0.303						1B SF7 1B			B5-3	4	1	2	0	0	1	2											
Inning Stats	R: 0 E: 0 K: 0 S: 3	H: 0 LOB: 0 BB: 3 P: 3	R: 2 E: 0 K: 0 S: 6	H: 3 LOB: 2 BB: 1 P: 10	R: 0 E: 0 K: 1 S: 2	H: 0 LOB: 0 BB: 1 P: 6	R: 0 E: 0 K: 1 S: 6	H: 1 LOB: 1 BB: 0 P: 6	R: 2 E: 0 K: 0 S: 6	H: 3 LOB: 1 BB: 0 P: 6	R: 0 E: 0 K: 1 S: 6	H: 1 LOB: 2 BB: 1 P: 10	R: 3 E: 0 K: 0 S: 6	H: 2 LOB: 1 BB: 0 P: 7	R: 0 E: 0 K: 0 S: 2	H: 0 LOB: 0 BB: 0 P: 6	R: 0 E: 0 K: 0 S: 3	H: 0 LOB: 0 BB: 0 P: 3	1B: 8 2B: 2 3B: 0 HR: 0	SF: 2 SAC: 0 DP: 0 HBP: 1	WP: 1 PB: 0 SB: 0 CS: 2	PA: 42					
PITCHER	IP	WLS	BF	H	R	ER	SO	BB	IBB	HBP	BLK	WP	HR	S	P	ERA	WHIP										
Ron Romanick, R ERA: 4.62	5.0		24	8	4	4	1	2	0	0	0	1	0	24	32	7.20	2.000										
Tery Forster, L ERA: 4.5	1.2	L	10	2	3	3	1	1	0	1	0	0	0	10	15	16.20	1.800										
T.R. Bryden, R ERA: 4.08	1.1		4	0	0	0	0	1	0	0	0	0	0	3	7	0.00	0.750										
Donnie Moore, R ERA: 4.8	1.0		3	0	0	0	0	0	0	0	0	0	0	3	3	0.00	0.000										

Toronto Blue Jays @ California Angels
Anaheim Stadium, Anaheim, CA
Thu May 08 1986, 10:05 PM EDT
Att: 23,650 - Unknown

AB 34
R 7
H 10
RBI 7
BB 4
SO 2
LOB 19



Batter	1	2	3	4	5	6	7	8	9	AB	R	H	RBI	BB	SO	LOB	BOTTOM										
Ruppert Jones, L OBP: 0.353, SLG: 0.362	L9			4-3		E7 2B				4	1	2	1	1	0	0											
Rob Wilfong, L OBP: 0.312, SLG: 0.425	6-3			6-3		L7				4	1	0	0	1	0	2											
Wally Joyner, L OBP: 0.368, SLG: 0.582	G3									4	1	2	4	1	0	0											
Reggie Jackson, L OBP: 0.412, SLG: 0.575		3-1								5	1	1	0	0	3	2											
Doug DeCinces, R OBP: 0.300, SLG: 0.382										4	0	2	0	1	0	2											
Brian Downing, R OBP: 0.426, SLG: 0.620										3	0	0	0	2	1	3											
George Hendrick, R OBP: 0.351, SLG: 0.660										4	0	1	1	0	1	3											
Dick Schofield, R OBP: 0.306, SLG: 0.475										3	0	0	0	0	1	2											
Jerry Nannon, L OBP: 0.313, SLG: 0.357										1	0	0	0	0	1	0											
Rick Burleson, R OBP: 0.407, SLG: 0.453										0	0	0	0	0	0	0											
Bob Boone, R OBP: 0.318, SLG: 0.325										3	2	1	0	1	0	0											
Inning Stats	R: 0 E: 0 K: 0 S: 3	H: 0 LOB: 0 BB: 0 P: 3	R: 0 E: 0 K: 1 S: 6	H: 1 LOB: 1 BB: 0 P: 6	R: 5 E: 0 K: 1 S: 9	H: 4 LOB: 2 BB: 3 P: 21	R: 0 E: 0 K: 0 S: 3	H: 0 LOB: 0 BB: 0 P: 3	R: 0 E: 0 K: 1 S: 6	H: 2 LOB: 2 BB: 1 P: 10	R: 0 E: 1 K: 0 S: 4	H: 1 LOB: 1 BB: 0 P: 4	R: 0 E: 0 K: 2 S: 7	H: 0 LOB: 1 BB: 1 P: 11	R: 1 E: 0 K: 1 S: 6	H: 1 LOB: 1 BB: 1 P: 10	R: 0 E: 0 K: 1 S: 5	H: 0 LOB: 1 BB: 1 P: 9	1B: 5 2B: 3 3B: 0 HR: 1	SF: 0 SAC: 0 DP: 0 HBP: 0	WP: 1 PB: 0 SB: 1 CS: 1	PA: 42					
PITCHER	IP	WLS	BF	H	R	ER	SO	BB	IBB	HBP	BLK	WP	HR	S	P	ERA	WHIP										
Jim Acker, R ERA: 4.57	2.2		16	5	5	5	2	3	0	0	0	0	0	14	18	0.00	1.200										
Mark Eichhorn, R ERA: 9.59	3.1	W	13	3	0	0	1	1	0	0	0	0	0	3	7	0.00	3.000										
Jimmy Key, L ERA: 13.05	0.1		2	0	0	0	1	1	0	0	0	0	0	3	7	0.00	3.000										
Tom Henke, R ERA: 7.71	2.2	S	11	1	1	1	3	2	0	0	0	1	0	15	23	3.38	1.125										

Toronto Blue Jays @ California Angels
Anaheim Stadium, Anaheim, CA
Thu May 08 1986, 10:05 PM EDT
Att: 23,650 - Unknown

AB 35
R 6
H 9
RBI 6
BB 7
SO 7
LOB 14



Batter	1	2	3	4	5	6	7	8	9	AB	R	H	RBI	BB	SO	LOB	TOP			
Paul Moltor, R OBP: 0.393, SLG: 0.469 Juan Castillo, S OBP: 0.400, SLG: 0.200	4-3		HR		SH1-4		K		FC6-4 BB	3	1	1	0	0	0	1	Milwaukee Brewers @ California Angels Anaheim Stadium, Anaheim, CA Fri May 09 1986, 10:05 PM EDT Att: 40,716 - Unknown			
Ernest Riles, L OBP: 0.297, SLG: 0.370	F7		HR	2B			F7		4-3	6	2	3	3	0	0	2				
Cecil Cooper, L OBP: 0.313, SLG: 0.403	K		HR	F7	F5				FC6-4 1B	6	2	3	5	0	1	3				
Robin Yount, R OBP: 0.429, SLG: 0.458		4-3	FC3-6 1B	2B	K				FC6-4 1B	5	3	1	1	1	2	3				
Billy Jo Roddoux, L OBP: 0.420, SLG: 0.396		BB	FC3-6 BB	2B					1B	3	1	2	2	3	0	0				
Ben Oglivie, L OBP: 0.351, SLG: 0.424 Rick Manning, L OBP: 0.444, SLG: 0.375		BB	FC3-6 SF9	F7			F7		1B	3	1	0	0	1	0	4				
Rob Deer, R OBP: 0.315, SLG: 0.407		BB	1B	F7			HBP		1B	1	0	1	1	0	0	0				
Jim Gantner, L OBP: 0.402, SLG: 0.473		F8	E	L7					FC6-4 1B	6	1	3	2	0	1	4				
Bill Schroeder, R OBP: 0.400, SLG: 0.500		F7	E	SH1-4 1B	G3-6-3				FC6-4 1B	5	2	2	0	1	0	6				
				E5	1-6-3				4-3 BB 1B	4	2	2	1	0	0	1				
Inning Stats	R: 0 E: 0 K: 1 S: 5	H: 0 LOB: 0 BB: 0 P: 5	R: 0 E: 0 K: 0 S: 3	H: 0 LOB: 2 BB: 2 P: 11	R: 7 E: 2 K: 0 S: 9	H: 6 LOB: 1 BB: 2 P: 17	R: 2 E: 0 K: 0 S: 5	H: 2 LOB: 1 BB: 1 P: 9	R: 1 E: 1 K: 1 S: 8	H: 2 LOB: 2 BB: 0 P: 8	R: 0 E: 0 K: 0 S: 3	H: 0 LOB: 0 BB: 0 P: 5	R: 1 E: 0 K: 2 S: 3	H: 1 LOB: 1 BB: 0 P: 9	R: 5 E: 0 K: 0 S: 9	H: 6 LOB: 2 BB: 1 P: 13	1B: 12 2B: 4 3B: 0 HR: 2	SF: 1 SAC: 1 DP: 1 HBP: 1	WP: 0 PB: 0 SB: 1 CS: 0	PA: 53
PITCHER	IP WLS BF H R ER SO	IP WLS BF H R ER SO	IP WLS BF H R ER SO	IP WLS BF H R ER SO	IP WLS BF H R ER SO	IP WLS BF H R ER SO	IP WLS BF H R ER SO	IP WLS BF H R ER SO	IP WLS BF H R ER SO	IP WLS BF H R ER SO	IP WLS BF H R ER SO	IP WLS BF H R ER SO	IP WLS BF H R ER SO	IP WLS BF H R ER SO	IP WLS BF H R ER SO	IP WLS BF H R ER SO	ERA WHIP	ERA WHIP		
Kirk McCaskill, R ERA: 4.85 Ken Forsch, R ERA: 9.0 T.R. Bryden, R ERA: 5.06 Terry Forster, L ERA: 5.73	2.0 L 14 5 6 5 1	2.1 4 14 4 4 3 0	3.2 5 18 4 4 4 4	1.0 7 4 2 2 0	2.0 L 14 5 6 5 1	3.1 4 14 4 4 3 0	3.2 5 18 4 4 4 4	1.0 7 4 2 2 0	2.0 L 14 5 6 5 1	3.1 4 14 4 4 3 0	3.2 5 18 4 4 4 4	1.0 7 4 2 2 0	2.0 L 14 5 6 5 1	3.1 4 14 4 4 3 0	3.2 5 18 4 4 4 4	1.0 7 4 2 2 0	22.50 4.000	11.57 2.571	9.82 1.909	18.00 4.000

Batter	1	2	3	4	5	6	7	8	9	AB	R	H	RBI	BB	SO	LOB	BOTTOM					
Ruppert Jones, L OBP: 0.348, SLG: 0.370 Rick Burleson, R OBP: 0.402, SLG: 0.447	K		FC4-6 1B	K			E9 SF8 2B		F4	4	1	1	0	0	2	4	Milwaukee Brewers @ California Angels Anaheim Stadium, Anaheim, CA Fri May 09 1986, 10:05 PM EDT Att: 40,716 - Unknown					
Wally Joyner, L OBP: 0.382, SLG: 0.571	F7		1B	F9			SF8		F8	4	0	1	2	0	0	3						
Brian Downing, R OBP: 0.421, SLG: 0.606	F6		5-3		G4-6-3 1B		K		K	4	0	1	0	0	1	2						
Reggie Jackson, L OBP: 0.416, SLG: 0.560		F8		1B	2B		K		K	2	1	0	0	2	1	0						
Doug DeCinces, R OBP: 0.290, SLG: 0.368		K		F3	G4-6-3				1-3	4	0	0	0	0	1	3						
George Hendrick, R OBP: 0.381, SLG: 0.643		HBP		1B	2B		K		6-3	3	1	1	0	0	1	1						
Rob Wilfong, L OBP: 0.321, SLG: 0.429	CS		FC4-6 1B	2B	1B		F5		F7	4	2	2	0	0	0	0						
Dick Schofield, R OBP: 0.318, SLG: 0.492			F9	1B	2B		K		1B	4	0	2	2	0	1	1						
Bob Boone, R OBP: 0.326, SLG: 0.333			FC4-6 1B	2B	1B		F4		F4	4	0	2	1	0	0	1						
				1B	2B					1B: 8 2B: 2 3B: 0 HR: 0	SF: 1 SAC: 0 DP: 1 HBP: 1	WP: 0 PB: 0 SB: 0 CS: 1	PA: 39									
Inning Stats	R: 0 E: 0 K: 1 S: 5	H: 0 LOB: 0 BB: 0 P: 5	R: 0 E: 0 K: 1 S: 4	H: 0 LOB: 0 BB: 0 P: 5	R: 1 E: 0 K: 0 S: 6	H: 3 LOB: 0 BB: 0 P: 6	R: 3 E: 0 K: 1 S: 9	H: 4 LOB: 2 BB: 1 P: 13	R: 0 E: 0 K: 1 S: 5	H: 1 LOB: 1 BB: 1 P: 9	R: 0 E: 0 K: 1 S: 5	H: 0 LOB: 0 BB: 0 P: 5	R: 1 E: 1 K: 2 S: 8	H: 1 LOB: 0 BB: 0 P: 8	R: 0 E: 0 K: 0 S: 3	H: 0 LOB: 0 BB: 0 P: 3	R: 0 E: 0 K: 0 S: 4	H: 1 LOB: 1 BB: 0 P: 4	1B: 8 2B: 2 3B: 0 HR: 0	SF: 1 SAC: 0 DP: 1 HBP: 1	WP: 0 PB: 0 SB: 0 CS: 1	PA: 39
PITCHER	IP WLS BF H R ER SO	IP WLS BF H R ER SO	IP WLS BF H R ER SO	IP WLS BF H R ER SO	IP WLS BF H R ER SO	IP WLS BF H R ER SO	IP WLS BF H R ER SO	IP WLS BF H R ER SO	IP WLS BF H R ER SO	IP WLS BF H R ER SO	IP WLS BF H R ER SO	IP WLS BF H R ER SO	IP WLS BF H R ER SO	IP WLS BF H R ER SO	IP WLS BF H R ER SO	IP WLS BF H R ER SO	ERA WHIP	ERA WHIP				
Tim Leary, R ERA: 4.95 Danny Darwin, R ERA: 2.51 Bob McClure, L ERA:	4.0 W 12 1 1 0 4	4.0 W 12 1 1 0 4	1.0 4 1 0 0 0	4.0 W 12 1 1 0 4	1.0 4 1 0 0 0	4.0 W 12 1 1 0 4	1.0 4 1 0 0 0	4.0 W 12 1 1 0 4	1.0 4 1 0 0 0	4.0 W 12 1 1 0 4	1.0 4 1 0 0 0	4.0 W 12 1 1 0 4	1.0 4 1 0 0 0	4.0 W 12 1 1 0 4	1.0 4 1 0 0 0	4.0 W 12 1 1 0 4	9.00 2.500	0.00 0.250	0.00 1.000			

Batter	1	2	3	4	5	6	7	8	9	AB	R	H	RBI	BB	SO	LOB	TOP										
Randy Ready, R OBP: 0.226, SLG: 0.275 (1, 5)										4	0	2	0	0	1	0	Milwaukee Brewers @ California Angels Anaheim Stadium, Anaheim, CA Sun May 11 1986, 6:33 AM EDT Att: 35,418 - Unknown										
Ernest Riles, L OBP: 0.276, SLG: 0.353 (1, 6)										4	0	0	0	0	0	4											
Cecil Cooper, L OBP: 0.308, SLG: 0.380 (1, 10)										4	0	0	0	0	1	0											
Robin Yount, R OBP: 0.449, SLG: 0.482 (1, 8)										4	1	3	0	0	1	0											
Billy Jo Robidoux, L OBP: 0.417, SLG: 0.404 (1, 3)										4	0	1	0	0	1	3											
Ben Oglivie, L OBP: 0.364, SLG: 0.425 (1, 7)										4	0	2	1	0	0	1											
Jim Gantner, L OBP: 0.389, SLG: 0.444 (1, 4)										4	0	1	0	0	0	3											
Paul Householder, S OBP: 0.222, SLG: 0.220 (1, 9)										4	0	0	0	0	1	1											
Rick Cerone, R OBP: 0.182, SLG: 0.154 (1, 2)										3	0	1	0	0	1	1											
Inning Stats	R: 0 E: 0 K: 1 S: 5	H: 0 LOB: 0 BB: 0 P: 5	R: 1 E: 0 K: 0 S: 4	H: 2 LOB: 0 BB: 0 P: 4	R: 0 E: 0 K: 0 S: 4	H: 2 LOB: 1 BB: 0 P: 4	R: 0 E: 0 K: 1 S: 6	H: 1 LOB: 1 BB: 0 P: 6	R: 0 E: 0 K: 0 S: 5	H: 2 LOB: 2 BB: 0 P: 5	R: 0 E: 0 K: 2 S: 9	H: 2 LOB: 2 BB: 0 P: 9	R: 0 E: 0 K: 0 S: 7	H: 0 LOB: 0 BB: 0 P: 7	R: 0 E: 0 K: 0 S: 4	H: 1 LOB: 1 BB: 0 P: 4	R: 0 E: 0 K: 0 S: 3	H: 0 LOB: 0 BB: 0 P: 3	1B: 9 2B: 1 3B: 0 HR: 0	SF: 0 SAC: 0 DP: 2 HBP: 0	WP: 0 PB: 0 SB: 0 CS: 0	PA: 35					
PITCHER	IP	WLS	BF	H	R	ER	SO	BB	IBB	HBP	BLK	WP	HR	S	P	ERA	WHIP										
Jim Slaton, R ERA: 3.5 (1, 1)	6.0	W	25	9	1	1	4	0	0	0	0	0	0	33	33	1.50	1.500										
Doug Corbett, R ERA: 1.35 (7, 1)	3.0	S	10	1	0	0	2	0	0	0	0	0	0	14	14	0.00	0.333										

Batter	1	2	3	4	5	6	7	8	9	AB	R	H	RBI	BB	SO	LOB	BOTTOM										
Ruppert Jones, L OBP: 0.355, SLG: 0.403 (1, 8)										4	1	2	1	0	1	1	Milwaukee Brewers @ California Angels Anaheim Stadium, Anaheim, CA Sun May 11 1986, 6:33 AM EDT Att: 35,418 - Unknown										
Wally Joyner, L OBP: 0.383, SLG: 0.579 (1, 3)										4	1	2	1	0	0	2											
Brian Downing, R OBP: 0.410, SLG: 0.573 (1, 7)										3	0	0	0	1	0	1											
Reggie Jackson, L OBP: 0.415, SLG: 0.588 (1, 10)										4	1	2	2	0	2	1											
Doug DeCinces, R OBP: 0.288, SLG: 0.369 (1, 5)										4	0	0	0	0	0	2											
George Hendrick, R OBP: 0.319, SLG: 0.571 (1, 9)										4	0	0	0	0	0	2											
Rob Wilfong, L OBP: 0.329, SLG: 0.469 (1, 4)										4	2	2	1	0	1	0											
Dick Schofield, R OBP: 0.324, SLG: 0.471 (1, 6)										4	0	2	0	0	0	1											
Bob Boone, R OBP: 0.313, SLG: 0.311 (1, 2)										4	0	0	0	0	0	3											
Inning Stats	R: 0 E: 0 K: 1 S: 6	H: 1 LOB: 1 BB: 0 P: 6	R: 1 E: 0 K: 0 S: 5	H: 2 LOB: 1 BB: 0 P: 5	R: 1 E: 0 K: 0 S: 5	H: 2 LOB: 2 BB: 1 P: 9	R: 1 E: 0 K: 0 S: 5	H: 2 LOB: 1 BB: 0 P: 5	R: 1 E: 0 K: 0 S: 4	H: 1 LOB: 0 BB: 0 P: 4	R: 0 E: 1 K: 1 S: 6	H: 0 LOB: 1 BB: 0 P: 6	R: 1 E: 0 K: 1 S: 6	H: 1 LOB: 0 BB: 0 P: 6	R: 0 E: 0 K: 1 S: 6	H: 1 LOB: 1 BB: 0 P: 6	1B: 5 2B: 2 3B: 0 HR: 3	SF: 0 SAC: 0 DP: 0 HBP: 0	WP: 1 PB: 0 SB: 1 CS: 0	PA: 36							
PITCHER	IP	WLS	BF	H	R	ER	SO	BB	IBB	HBP	BLK	WP	HR	S	P	ERA	WHIP										
Bill Wegman, R ERA: 4.68 (1, 1)	5.0	L	24	8	4	4	1	1	0	0	0	0	1	12	12	4.50	1.800										
Jaime Cocanower, R ERA: 4.32 (6, 1)	2.0		8	1	1	1	2	0	0	0	0	0	0	6	6	0.00	1.000										
Mark Clear, R ERA: 0.82 (8, 1)	1.0		4	1	0	0	1	0	0	0	0	0	0	6	6	0.00	1.000										

Batter	1	2	3	4	5	6	7	8	9	AB	R	H	RBI	BB	SO	LOB	TOP					
Dwight Evans, R OBP: 0.381, SLG: 0.425 Steve Lyons, L OBP: 0.302, SLG: 0.291	(1, 9) 0-3 K		(4, 0) 1B BB		(0, 0) G5-4-3		(0, 3) K		(4, 0) 1B BB	3	1	0	0	2	2	2						
Wade Boggs, L OBP: 0.474, SLG: 0.548	(1, 5) 0-0 L5		(0, 0) FC3-6 1B		(0, 0) 5-3		(0, 0) HR		(0, 0) 1B 2B 1B	5	2	3	2	0	0	0						
Bill Buckner, L OBP: 0.250, SLG: 0.338	(1, 10) 0-0 4-3		(0, 0) FC3-6 1-2			(0, 0) F8	(0, 0) F8		(0, 0) 2B 1B	5	1	1	1	0	0	2						
Jim Rice, R OBP: 0.354, SLG: 0.496		(0, 0) 1-3		(0, 0) 1B 1B		(0, 3) K		(0, 0) E5 1B HR	(0, 0) 1B 2B	5	1	2	1	0	1	0						
Don Baylor, R OBP: 0.306, SLG: 0.341 Dave Stapleton, R OBP: 1.000, SLG: 1.000		(4, 0) BB		(0, 0) F9 1B		(0, 0) 1B 1B		(0, 0) HR 1B	(0, 0) 5-3 1B	3	1	2	0	1	0	1						
Tony Armas, R OBP: 0.280, SLG: 0.292	(1, 8) 0-3 K		(0, 3) K		(0, 0) K		(0, 0) 1B		(0, 0) F9 5-3	5	0	1	0	0	2	6						
Rich Gedman, L OBP: 0.320, SLG: 0.415	(1, 2) 0-3 K			(0, 0) 1B		(0, 3) K		(0, 0) HR	(0, 0) 4-3	5	1	2	3	0	2	5						
Marty Barrett, R OBP: 0.369, SLG: 0.458			(0, 3) K	(0, 3) K			(0, 0) F9	(0, 0) F8	(0, 3) K	5	0	0	0	0	3	4						
Ed Romero, R OBP: 0.305, SLG: 0.286			(0, 0) 6-3		(0, 0) G5-4-3 1B		(0, 0) E4 HR	(0, 0) 5-3		4	1	1	0	0	0	0						
Inning Stats	R: 0 E: 0 K: 1 S: 5	H: 0 LOB: 0 BB: 0 P: 5	R: 0 E: 0 K: 2 S: 7	H: 0 LOB: 1 BB: 1 P: 11	R: 0 E: 0 K: 1 S: 6	H: 1 LOB: 2 BB: 1 P: 10	R: 0 E: 0 K: 2 S: 9	H: 2 LOB: 2 BB: 0 P: 9	R: 0 E: 0 K: 0 S: 3	H: 1 LOB: 0 BB: 0 P: 3	R: 0 E: 0 K: 2 S: 9	H: 2 LOB: 2 BB: 0 P: 9	R: 2 E: 1 K: 1 S: 7	H: 1 LOB: 0 BB: 0 P: 7	R: 3 E: 1 K: 0 S: 6	H: 2 LOB: 0 BB: 0 P: 6	R: 3 E: 0 K: 1 S: 9	H: 4 LOB: 2 BB: 1 P: 13	1B: 10 2B: 1 3B: 0 HR: 2	SF: 0 SAC: 0 DP: 1 HBP: 0	WP: 0 PB: 0 SB: 0 CS: 0	PA: 44
PITCHER	IP	WLS	BF	H	R	ER	SO	BB	IBB	HBP	BLK	WP	HR	S	P	ERA	WHIP					
Kirk McCaskill, R ERA: 4.11	(1, 1) 7.0		30	7	2	0	9	2	0	0	0	0	1	46	54	0.00	1.286					
Ken Forsyth, R ERA: 10.22	(8, 1) 0.1		4	2	3	2	0	0	0	0	0	0	1	4	4	54.00	6.000					
T.R. Bryden, R ERA: 6.04	(8, 1) 1.0	L	8	4	3	3	0	1	0	0	0	0	0	7	11	27.00	5.000					
Terry Forster, L ERA: 4.61	(9, 1) 0.2		2	0	0	0	1	0	0	0	0	0	0	4	4	0.00	0.000					

Boston Red Sox @ California Angels
Anaheim Stadium, Anaheim, CA
Wed May 14 1986, 10:05 PM EDT
Att: 32,966 - Unknown

AB 41
R 8
H 13
RBI 8
BB 3
SO 10
LOB 20



Batter	1	2	3	4	5	6	7	8	9	AB	R	H	RBI	BB	SO	LOB	BOTTOM					
Rob Wilfong, L OBP: 0.333, SLG: 0.444 Bobby Grich, R OBP: 0.365, SLG: 0.457	(1, 4) 0-3 K		(0, 0) F8		(0, 0) 6-3		(0, 0) FC6-4 1B		(0, 0) 1B	4	0	1	0	0	1	1						
Wally Joyner, L OBP: 0.383, SLG: 0.616	(1, 3) 0-0 F6		(0, 0) 4-3		(4, 0) BB BB		(0, 0) F7		(0, 3) K	4	0	0	0	1	1	3						
Brian Downing, R OBP: 0.411, SLG: 0.554 Bob Boone, R OBP: 0.287, SLG: 0.286	(1, 7) 1-0 HR HBP		(0, 3) K		(0, 3) K		(0, 0) FC6-4 1-2		(0, 0) F7	3	1	0	0	0	2	2						
Reggie Jackson, L OBP: 0.425, SLG: 0.591	(1, 10) 0-0 HR		(0, 0) 4-3		(4, 0) BB BB		(0, 0) 1B		(0, 0) F9 2B 1B	3	2	2	2	1	0	0						
Doug DeCinces, R OBP: 0.306, SLG: 0.389	(1, 5) 4-0 WP 1B BB		(0, 3) K		(0, 0) L9		(0, 0) F9		(0, 0) F9	3	1	0	0	1	1	3						
Jerry Narron, L OBP: 0.388, SLG: 0.375 George Hendrick, R OBP: 0.314, SLG: 0.563	(1, 2) 0-0 1B			(4, 0) 1-3 WP BB		(0, 3) K		(0, 0) F8		2	1	1	1	1	1	0						
Ruppert Jones, L OBP: 0.381, SLG: 0.417	(1, 9) 0-0 F9			(0, 3) K		(4, 0) G6-3 BB		(0, 0) WP 2B		3	0	1	1	1	1	2						
Dick Schofield, R OBP: 0.302, SLG: 0.420		(0, 0) 1B		(0, 0) 1-3		(0, 0) 1-2		(0, 0) G6-3 1-2		4	0	1	0	0	1	3						
Gary Pettis, S OBP: 0.246, SLG: 0.262 Rick Burleson, R OBP: 0.391, SLG: 0.444	(1, 8) 0-0 B5		(0, 3) K		(0, 3) K		(0, 3) K		(0, 0) F7	3	0	0	0	0	2	1						
Inning Stats	R: 3 E: 0 K: 1 S: 7	H: 2 LOB: 1 BB: 1 P: 12	R: 0 E: 0 K: 0 S: 4	H: 1 LOB: 1 BB: 0 P: 4	R: 0 E: 0 K: 2 S: 7	H: 0 LOB: 0 BB: 0 P: 7	R: 1 E: 0 K: 2 S: 7	H: 0 LOB: 1 BB: 1 P: 11	R: 0 E: 0 K: 1 S: 5	H: 0 LOB: 2 BB: 2 P: 13	R: 0 E: 0 K: 1 S: 4	H: 0 LOB: 0 BB: 1 P: 8	R: 0 E: 0 K: 1 S: 6	H: 1 LOB: 1 BB: 0 P: 6	R: 1 E: 0 K: 1 S: 7	H: 2 LOB: 1 BB: 0 P: 7	R: 0 E: 0 K: 1 S: 6	H: 1 LOB: 1 BB: 0 P: 6	1B: 5 2B: 1 3B: 0 HR: 1	SF: 0 SAC: 0 DP: 1 HBP: 1	WP: 4 PB: 0 SB: 0 CS: 0	PA: 39
PITCHER	IP	WLS	BF	H	R	ER	SO	BB	IBB	HBP	BLK	WP	HR	S	P	ERA	WHIP					
Roger Clemens, R ERA: 2.5	(1, 1) 8.0		35	6	5	5	9	5	0	1	0	0	0	47	68	5.62	1.375					
Joe Sambito, L ERA: 2.09	(9, 1) 1.0	S	4	1	0	0	1	0	0	0	0	0	0	6	6	0.00	1.000					

Boston Red Sox @ California Angels
Anaheim Stadium, Anaheim, CA
Wed May 14 1986, 10:05 PM EDT
Att: 32,966 - Unknown

AB 33
R 5
H 7
RBI 4
BB 5
SO 10
LOB 17



Batter	1	2	3	4	5	6	7	8	9	AB	R	H	RBI	BB	SO	LOB	TOP										
Rick Burleson, R OBP: 0.388, SLG: 0.437 (1, 10) X	0-0 FC4-6 1B	0-0 5-3		0-3 K			0-0 F8	0-3 K		5	0	1	0	0	2	4											
Wally Joyner, L OBP: 0.357, SLG: 0.631 (1, 3) X	0-0 FC4-6 BB HR	0-0 F9			0-0 F6		0-0 BB 1B	0-0 F7		5	1	1	0	0	0	2											
Brian Downing, R OBP: 0.423, SLG: 0.551 (1, 7) B B B	4-0 HR BB		0-0 F8		0-0 5-3		4-0 BB 1-2	0-0 F6		3	1	0	0	2	0	0											
Doug DeCinces, R OBP: 0.310, SLG: 0.396 (1, 5) X	0-0 HR		0-3 K		0-0 F7		0-0 F2	0-0 E3 BB		5	1	1	3	0	1	2											
George Hendrick, R OBP: 0.320, SLG: 0.537 (1, 9) X	0-0 6-3		4-0 BB		0-0 F7		0-0 F6	4-0 FC6-4 BB		3	0	0	0	2	0	0											
Bobby Grich, R OBP: 0.344, SLG: 0.418 (1, 4) X	0-0 FC6-4 1B		0-0 F8		0-0 F8		0-0 6-3	0-0 FC6-4		5	0	1	0	0	0	3											
Dick Schofield, R OBP: 0.337, SLG: 0.477 (1, 6) X	0-0 FC6-4 1-2		0-0 4-3		4-0 BB		0-0 1B 1B			3	1	1	0	1	0	1											
Gary Pettis, S OBP: 0.266, SLG: 0.302 (1, 8) X		0-0 SH1-4 1B		0-0 1B		0-0 5-3		0-0 1B 1B		4	0	3	0	0	0	1											
Bob Boone, R OBP: 0.284, SLG: 0.276 (1, 2) X		0-0 SH1-4		0-0 F7		0-0 F8		1-2 2-H 1B		3	0	1	1	0	0	1											
Inning Stats	R: 3 E: 0 K: 0 S: 6	H: 3 LOB: 1 BB: 1 P: 10	R: 0 E: 0 K: 0 S: 4	H: 1 LOB: 1 BB: 0 P: 4	R: 0 E: 0 K: 1 S: 5	H: 0 LOB: 1 BB: 1 P: 9	R: 0 E: 0 K: 1 S: 6	H: 1 LOB: 1 BB: 0 P: 6	R: 0 E: 0 K: 0 S: 3	H: 0 LOB: 0 BB: 0 P: 3	R: 0 E: 0 K: 0 S: 3	H: 0 LOB: 1 BB: 1 P: 7	R: 0 E: 0 K: 0 S: 4	H: 1 LOB: 2 BB: 1 P: 8	R: 1 E: 0 K: 1 S: 8	H: 3 LOB: 2 BB: 0 P: 8	R: 0 E: 1 K: 0 S: 4	H: 0 LOB: 2 BB: 1 P: 8	1B: 8 2B: 0 3B: 0 HR: 1	SF: 0 SAC: 1 DP: 0 HBP: 0	WP: 0 PB: 0 SB: 0 CS: 0	PA: 42					
PITCHER	IP	WLS	BF	H	R	ER	SO	BB	IBB	HBP	BLK	WP	HR	S	P	ERA	WHIP										
Dave LaPoint, L ERA: 4.75 (1, 1)	7.0	W	31	6	3	3	2	4	0	0	0	0	1	31	47	3.86	1.429										
Willie Hernandez, L ERA: 4.57 (8, 1)	2.0		11	3	1	1	1	1	0	0	0	0	0	12	16	4.50	2.000										

California Angels @ Detroit Tigers
Tiger Stadium, Detroit, MI
Sat May 17 1986, 3:33 AM EDT
Att: 28,709 - Unknown

AB	36
R	4
H	9
RBI	4
BB	5
SO	3
LOB	14



Batter	1	2	3	4	5	6	7	8	9	AB	R	H	RBI	BB	SO	LOB	BOTTOM										
Lou Whitaker, L OBP: 0.305, SLG: 0.415 (1, 4) X	0-0 3B 1B	0-0 CS	0-0 F9		0-0 HR		0-3 K	0-0 2B		5	2	3	3	0	1	1											
Alan Trammell, R OBP: 0.293, SLG: 0.424 (1, 6) X	0-0 F8		0-0 F8		0-0 1-3		0-0 HR 1B	0-0 5-3		5	1	1	1	0	0	2											
Johnny Grubb, L OBP: 0.500, SLG: 1.000 (1, 9) X	0-0 1B 3B		0-0 3-1		0-0 4-3		0-0 HR			3	1	1	1	0	0	0											
Larry Herndon, R OBP: 0.240, SLG: 0.287 (7, PH) (8, 7) X	0-0 1B 3B		0-0 3-1		0-0 4-3		0-0 HR			1	1	1	2	0	0	0											
Lance Parrish, R OBP: 0.307, SLG: 0.403 (1, 2) X	0-0 1B		0-0 F5		0-0 F3		0-0 4-3			4	0	1	1	0	0	0											
Darrell Evans, L OBP: 0.313, SLG: 0.451 (1, 10) X	0-0 F9		0-0 F4		4-0 2B BB		0-0 HR			3	1	1	1	1	0	1											
Darnell Coles, R OBP: 0.354, SLG: 0.467 (1, 5) X	0-0 F7		4-0 BB		0-0 F7		0-3 K			3	0	0	0	1	1	2											
Dave Bergman, L OBP: 0.400, SLG: 0.478 (1, 3) X		0-0 F7		0-3 K		0-0 2B		0-0 5-3 1B 1B		4	1	2	0	0	1	1											
Chet Lemon, R OBP: 0.367, SLG: 0.460 (1, 8) X		0-0 F5		0-0 F5		0-0 SH5-4 1B 1B		0-0 5-3		4	1	1	0	0	0	1											
Dave Collins, S OBP: 0.404, SLG: 0.389 (1, 7) X		4-0 CS BB		0-0 HR 1B		0-0 SH5-4		0-0 2B 1B		1	1	1	0	1	0	0											
Pat Sheridan, L OBP: 0.196, SLG: 0.347 (8, 9) X										1	1	1	1	0	0	0											
Inning Stats	R: 2 E: 0 K: 0 S: 6	H: 3 LOB: 1 BB: 0 P: 6	R: 0 E: 0 K: 0 S: 2	H: 0 LOB: 0 BB: 1 P: 6	R: 0 E: 0 K: 0 S: 3	H: 0 LOB: 0 BB: 0 P: 3	R: 0 E: 0 K: 1 S: 5	H: 0 LOB: 1 BB: 1 P: 9	R: 2 E: 0 K: 0 S: 5	H: 2 LOB: 0 BB: 0 P: 5	R: 0 E: 0 K: 0 S: 3	H: 1 LOB: 2 BB: 1 P: 7	R: 3 E: 0 K: 1 S: 8	H: 3 LOB: 0 BB: 0 P: 8	R: 3 E: 0 K: 1 S: 9	H: 4 LOB: 1 BB: 0 P: 9	R: 3 E: 0 K: 1 S: 9	H: 4 LOB: 1 BB: 0 P: 9	1B: 7 2B: 2 3B: 1 HR: 3	SF: 0 SAC: 1 DP: 0 HBP: 0	WP: 0 PB: 0 SB: 0 CS: 1	PA: 39					
PITCHER	IP	WLS	BF	H	R	ER	SO	BB	IBB	HBP	BLK	WP	HR	S	P	ERA	WHIP										
Jim Slaton, R ERA: 3.99 (1, 1)	6.0	L	26	7	5	5	1	3	0	0	0	0	1	25	37	7.50	1.667										
Terry Forster, L ERA: 5.02 (7, 1)	0.2		3	1	0	0	1	0	0	0	0	0	0	5	5	0.00	1.500										
Doug Corbett, R ERA: 2.7 (7, 1)	1.1		9	5	5	5	1	0	0	0	0	0	2	11	11	33.75	3.750										

California Angels @ Detroit Tigers
Tiger Stadium, Detroit, MI
Sat May 17 1986, 3:33 AM EDT
Att: 28,709 - Unknown

AB	34
R	10
H	13
RBI	10
BB	3
SO	3
LOB	8



Batter	1	2	3	4	5	6	7	8	9	AB	R	H	RBI	BB	SO	LOB	TOP	
Rob Wilfong, L OBP: 0.324, SLG: 0.421	4-3	K		1-3		6-3			SH3-4 2B BB	4	1	0	0	1	1	2		
Wally Joyner, L OBP: 0.354, SLG: 0.621	4-3	1B		F8			3-1		SH3-4	4	0	1	1	0	0	0		
Ruppert Jones, L OBP: 0.386, SLG: 0.424										3	1	1	1	1	1	0		
Darrell Miller, R OBP: 0.171, SLG: 0.158										0	0	0	0	0	0	0		
Rick Burleson, R OBP: 0.384, SLG: 0.432	S								F9	1	0	0	0	0	0	1		
George Hendrick, R OBP: 0.320, SLG: 0.537	1B BB	1B								0	0	0	0	0	0	0		
Reggie Jackson, L OBP: 0.431, SLG: 0.588		K								4	0	2	1	1	1	2		
Brian Downing, R OBP: 0.422, SLG: 0.553	E1			E5						5	1	2	1	0	1	2		
Doug DeCinces, R OBP: 0.300, SLG: 0.382	F3			F3						5	0	0	0	0	1	6		
Dick Schofield, R OBP: 0.333, SLG: 0.461				1-3						3	1	0	0	0	1	2		
Bob Boone, R OBP: 0.300, SLG: 0.287		1B BB								3	1	2	2	1	0	0		
Gary Pettis, S OBP: 0.266, SLG: 0.300		1B 1B		K						4	1	1	0	0	3	2		
Inning Stats	R: 1 H: 1 E: 1 K: 0 S: 5	H: 3 R: 2 ER: 0 LOB: 2 BB: 1 P: 14	H: 2 R: 1 ER: 1 LOB: 1 BB: 0 P: 9	H: 0 R: 0 ER: 0 LOB: 0 BB: 0 P: 5	H: 1 R: 0 ER: 0 LOB: 0 BB: 0 P: 4	H: 0 R: 0 ER: 0 LOB: 0 BB: 0 P: 5	H: 0 R: 0 ER: 0 LOB: 0 BB: 0 P: 3	H: 1 R: 1 ER: 0 LOB: 2 BB: 2 P: 9	H: 1 R: 1 ER: 0 LOB: 2 BB: 2 P: 14	1B: 8 2B: 1 3B: 0 HR: 0	SF: 0 SAC: 1 DP: 0 HBP: 1	WP: 0 PB: 0 SB: 2 CS: 0	PA: 42					
PITCHER	IP WLS BF H R ER SO BB IBB HBP BLK WP HR S P ERA WHIP																	
Mike Boddicker, R ERA: 3.43	8.0 L 37 8 6 5 8 3 0 1 0 0 0 49 62 5.62 1.375																	
Brad Havens, L ERA: 6.41	0.1 1 0 0 0 0 0 0 0 0 0 0 1 1 0.00 0.000																	
Don Aase, R ERA: 0.92	0.2 4 1 0 0 1 0 1 0 0 0 0 5 9 0.00 1.500																	

California Angels @ Baltimore Orioles
Memorial Stadium, Baltimore, MD
Tue May 20 1986, 7:05 PM EDT
Att: 13,893 - Unknown

AB	36
R	6
H	9
RBI	6
BB	4
SO	9
LOB	17



Batter	1	2	3	4	5	6	7	8	9	AB	R	H	RBI	BB	SO	LOB	BOTTOM
Alan Wiggins, S OBP: 0.336, SLG: 0.325	CS BB			1B 1B					F7	4	1	1	0	1	0	0	
Lee Lacy, R OBP: 0.331, SLG: 0.373	K			1B 1B						3	1	2	0	1	1	1	
Fred Lynn, L OBP: 0.363, SLG: 0.419	BB 1B			K						3	0	1	0	1	2	3	
Eddie Murray, S OBP: 0.375, SLG: 0.477	BB			BB						3	1	2	1	1	0	2	
Cal Ripken Jr., R OBP: 0.340, SLG: 0.392	K			K						4	1	1	3	0	2	4	
Larry Sheets, L OBP: 0.352, SLG: 0.536				3-1						4	0	0	0	0	1	0	
Juan Beniquez, R OBP: 0.354, SLG: 0.345				6-3						4	0	0	0	0	1	0	
John Shelby, S OBP: 0.231, SLG: 0.276				5-3						4	0	0	0	0	3	0	
Rick Dempsey, R OBP: 0.275, SLG: 0.394				K2-3						3	0	0	0	0	1	0	
Jim Dwyer, L OBP: 0.282, SLG: 0.528									F9	1	0	0	0	0	0	0	
Inning Stats	R: 0 H: 1 E: 0 K: 2 S: 7	H: 0 R: 4 ER: 0 LOB: 0 BB: 0 P: 3	H: 3 R: 4 ER: 0 LOB: 0 BB: 0 P: 12	H: 0 R: 0 ER: 0 LOB: 0 BB: 0 P: 7	H: 0 R: 1 ER: 0 LOB: 2 BB: 2 P: 11	H: 0 R: 0 ER: 0 LOB: 0 BB: 0 P: 3	H: 0 R: 0 ER: 0 LOB: 0 BB: 0 P: 5	H: 3 R: 3 ER: 0 LOB: 0 BB: 0 P: 10	H: 0 R: 0 ER: 0 LOB: 0 BB: 0 P: 5	1B: 5 2B: 1 3B: 0 HR: 1	SF: 0 SAC: 0 DP: 0 HBP: 0	WP: 0 PB: 0 SB: 0 CS: 1	PA: 37				
PITCHER	IP WLS BF H R ER SO BB IBB HBP BLK WP HR S P ERA WHIP																
Kirk McCaskill, R ERA: 4.22	7.1 W 32 7 4 4 9 4 0 0 0 0 0 46 62 4.91 1.500																
Donnie Moore, R ERA: 4.32	1.2 S 5 0 0 0 2 0 0 0 0 0 0 9 9 0.00 0.000																

California Angels @ Baltimore Orioles
Memorial Stadium, Baltimore, MD
Tue May 20 1986, 7:05 PM EDT
Att: 13,893 - Unknown

AB	33
R	4
H	7
RBI	4
BB	4
SO	11
LOB	10



Batter	1	2	3	4	5	6	7	8	9	AB	R	H	RBI	BB	SO	LOB	TOP										
Rick Burleson, R OBP: 0.369, SLG: 0.413 (1, 6)	1-3		F9		K			5-3		4	0	0	0	0	1	1	California Angels @ Baltimore Orioles Memorial Stadium, Baltimore, MD Wed May 21 1986, 7:05 PM EDT Att: 16,651 - Unknown										
Wally Joyner, L OBP: 0.363, SLG: 0.624 (1, 3)	1B		F8			WP		1B		4	1	3	0	0	0	1											
Doug DeCinces, R OBP: 0.305, SLG: 0.381 (1, 5)	F8		BB			K		1B		3	0	1	0	1	1	2											
Reggie Jackson, L OBP: 0.425, SLG: 0.574 (1, 10)	1B		4-3			K		G1-6-3		4	0	1	0	0	1	5											
Brian Downing, R OBP: 0.418, SLG: 0.544 (1, 7)	4-3				K					4	0	1	1	0	1	2											
George Hendrick, R OBP: 0.394, SLG: 0.507 (1, 9)					6-3					4	0	0	0	0	1	1											
Dick Schofield, R OBP: 0.333, SLG: 0.461 (9, PR)			K							0	0	0	0	0	0	0											
Rob Wilfong, L OBP: 0.330, SLG: 0.418 (1, 4)	L3									3	0	1	0	1	0	0											
Gary Pettis, S OBP: 0.260, SLG: 0.293 (1, 8)										3	0	0	0	0	1	0											
Ruppert Jones, L OBP: 0.363, SLG: 0.419 (9, PH)	L5				CS			F4		1	0	0	0	0	0	2											
Bob Boone, R OBP: 0.298, SLG: 0.286 (1, 2)								F4		4	0	1	0	0	0	2											
Inning Stats	R: 0 E: 0 K: 0 S: 5	H: 2 LOB: 2 BB: 0 P: 5	R: 0 E: 0 K: 1 S: 5	H: 0 LOB: 0 BB: 0 P: 5	R: 0 E: 0 K: 0 S: 4	H: 1 LOB: 2 BB: 1 P: 8	R: 0 E: 0 K: 1 S: 4	H: 0 LOB: 0 BB: 1 P: 8	R: 0 E: 0 K: 2 S: 5	H: 0 LOB: 0 BB: 0 P: 5	R: 1 E: 0 K: 2 S: 9	H: 2 LOB: 1 BB: 0 P: 9	R: 0 E: 0 K: 1 S: 5	H: 0 LOB: 1 BB: 0 P: 5	R: 0 E: 0 K: 0 S: 4	H: 2 LOB: 1 BB: 0 P: 4	R: 0 E: 1 K: 0 S: 5	H: 1 LOB: 2 BB: 0 P: 5	1B: 8 2B: 0 3B: 0 HR: 0	SF: 0 SAC: 0 DP: 1 HBP: 0	WP: 1 PB: 0 SB: 0 CS: 1	PA: 37					
PITCHER	IP	WLS	BF	H	R	ER	SO	BB	IBB	HBP	BLK	WP	HR	S	P	ERA	WHIP										
Storm Davis, R ERA: 2.92 (1, 1)	8.1	W	34	8	1	1	6	2	0	0	0	1	0	44	52	1.08	1.200										
Don Aase, R ERA: 0.89 (9, 1)	0.2	S	2	0	0	0	0	0	0	0	0	0	0	2	2	0.00	0.000										

Batter	1	2	3	4	5	6	7	8	9	AB	R	H	RBI	BB	SO	LOB	BOTTOM										
Alan Wiggins, S OBP: 0.333, SLG: 0.317 (1, 4)	F8									3	0	0	0	1	0	1	California Angels @ Baltimore Orioles Memorial Stadium, Baltimore, MD Wed May 21 1986, 7:05 PM EDT Att: 16,651 - Unknown										
Floyd Rayford, R OBP: 0.234, SLG: 0.237 (9, 5)								4-3		0	0	0	0	0	0	0											
Lee Lacy, R OBP: 0.331, SLG: 0.367 (1, 9)	L1									2	0	0	0	1	0	0											
Fred Lynn, L OBP: 0.370, SLG: 0.425 (1, 8)	4-3									3	1	2	0	0	0	0											
Eddie Murray, S OBP: 0.368, SLG: 0.467 (1, 3)										3	0	0	0	0	1	2											
Cal Ripken Jr., R OBP: 0.340, SLG: 0.414 (1, 6)										3	1	1	2	0	1	0											
Mike Young, S OBP: 0.383, SLG: 0.354 (1, 10)										3	0	0	0	0	0	0											
Juan Beniquez, R OBP: 0.353, SLG: 0.345 (1, 5)										3	0	1	0	0	2	0											
Rex Hudler, R (9, 4)										0	0	0	0	0	0	0											
John Shelby, S OBP: 0.223, SLG: 0.267 (1, 7)										3	0	0	0	0	2	1											
John Stefero, L OBP: 0.276, SLG: 0.308 (1, 2)										3	0	0	0	0	3	1											
Inning Stats	R: 0 E: 0 K: 0 S: 3	H: 0 LOB: 0 BB: 0 P: 3	R: 0 E: 0 K: 0 S: 3	H: 0 LOB: 0 BB: 0 P: 3	R: 0 E: 0 K: 2 S: 7	H: 0 LOB: 0 BB: 0 P: 7	R: 0 E: 0 K: 0 S: 2	H: 1 LOB: 1 BB: 2 P: 10	R: 0 E: 0 K: 2 S: 7	H: 0 LOB: 0 BB: 0 P: 7	R: 2 E: 0 K: 1 S: 7	H: 2 LOB: 0 BB: 0 P: 7	R: 0 E: 0 K: 2 S: 8	H: 1 LOB: 1 BB: 0 P: 8	1B: 3 2B: 0 3B: 0 HR: 1	SF: 0 SAC: 0 DP: 0 HBP: 0	WP: 0 PB: 0 SB: 0 CS: 1	PA: 28									
PITCHER	IP	WLS	BF	H	R	ER	SO	BB	IBB	HBP	BLK	WP	HR	S	P	ERA	WHIP										
Mike Witt, R ERA: 2.66 (1, 1)	8.0	L	28	4	2	2	9	2	0	0	0	0	1	44	52	2.25	0.750										



Batter	1	2	3	4	5	6	7	8	9	AB	R	H	RBI	BB	SO	LOB	TOP										
Rick Burleson, R OBP: 0.370, SLG: 0.406 (1, 10)	F3		F7		K		G5-4-3 BB BB		G6-3 1B	4	0	1	0	1	1	1	California Angels @ Baltimore Orioles Memorial Stadium, Baltimore, MD Thu May 22 1986, 3:33 AM EDT Att: 4,891 - Unknown livebaseballscorecards.com										
Wally Joyner, L OBP: 0.387, SLG: 0.633 Ruppert Jones, L OBP: 0.378, SLG: 0.406 (1, 3) (1, 9) (6, 8)	1B 2B		F8			F9	G5-4-3 BB		K	1	1	1	0	0	0	0											
Doug DeCinces, R OBP: 0.302, SLG: 0.375 (1, 5)	FC5-4 BB 2H 1B		F5			F8	G5-4-3		G6-3	5	0	1	1	0	0	4											
Brian Downing, R OBP: 0.222, SLG: 0.540 (1, 7)	FC5-4 1-2 BB			6-3					F6	3	1	1	0	1	0	1											
Bobby Grich, R OBP: 0.338, SLG: 0.407 (1, 4)	FC5-4 1-2 2-3			F9					K	4	1	1	0	0	1	2											
George Hendrick, R OBP: 0.301, SLG: 0.493 (1, 9) (1, 3)	F4			K					F9	4	0	1	1	0	1	2											
Darrell Miller, R OBP: 0.263, SLG: 0.214 Bob Boone, R OBP: 0.298, SLG: 0.286 (1, 2) (8, 2)			G4-6-3 1B		F3		BB 1B		FC5-4 1B	4	0	3	1	0	0	0											
Dick Schofield, R OBP: 0.330, SLG: 0.446 (1, 6)			G4-6-3 1-2		L4		1-2 2-3 BB		FC5-4	3	0	0	0	1	0	2											
Gary Pettis, S OBP: 0.263, SLG: 0.304 Reggie Jackson, L OBP: 0.426, SLG: 0.573 (1, 8) (6, PH) (6, 9)			6-3				K		1B	2	0	1	0	0	0	0											
									1B	2	0	1	0	0	1	3											
Inning Stats	R: 1 E: 0 K: 0 S: 5	H: 2 LOB: 2 BB: 1 P: 9	R: 0 E: 0 K: 0 S: 3	H: 1 LOB: 0 BB: 0 P: 3	R: 0 E: 0 K: 1 S: 5	H: 0 LOB: 0 BB: 0 P: 5	R: 0 E: 0 K: 1 S: 6	H: 1 LOB: 1 BB: 0 P: 6	R: 2 E: 0 K: 1 S: 9	H: 4 LOB: 3 BB: 1 P: 13	R: 0 E: 0 K: 0 S: 2	H: 0 LOB: 1 BB: 2 P: 10	R: 0 E: 0 K: 1 S: 6	H: 1 LOB: 1 BB: 0 P: 6	R: 0 E: 0 K: 1 S: 6	H: 2 LOB: 1 BB: 0 P: 6	1B: 9 2B: 2 3B: 0 HR: 0	SF: 0 SAC: 0 DP: 3 HBP: 0	WP: 0 PB: 0 SB: 0 CS: 0	PA: 39							
PITCHER	IP	WLS	BF	H	R	ER	SO	BB	IBB	HBP	BLK	WP	HR	S	P	ERA	WHIP										
Scott McGregor, L ERA: 4.35 Rich Bordi, R ERA: 2.4	(1, 1)	5.2	W	26	8	3	3	2	2	0	0	0	0	28	36	4.76	1.765										
(6, 1)	3.1	S	13	3	0	0	3	2	0	0	0	0	0	17	25	0.00	1.500										

Batter	1	2	3	4	5	6	7	8	9	AB	R	H	RBI	BB	SO	LOB	BOTTOM										
Juan Bonilla, R OBP: 0.345, SLG: 0.392 (1, 4)	1B HR 1B		F3		F5	1-3			2-3	5	1	1	0	0	0	1	California Angels @ Baltimore Orioles Memorial Stadium, Baltimore, MD Thu May 22 1986, 3:33 AM EDT Att: 4,891 - Unknown livebaseballscorecards.com										
Jim Dwyer, L OBP: 0.310, SLG: 0.526 Lee Lacy, R OBP: 0.326, SLG: 0.361 (1, 7) (6, PH) (7, 9)	1B HR 1B		1-3		BB 2B HBP	5-3			K	2	2	1	0	0	0	0											
Fred Lynn, L OBP: 0.387, SLG: 0.463 (1, 8)	1H 3H HR			S 1B	2B BB	1B		1B		3	2	3	3	1	0	0											
Eddie Murray, S OBP: 0.377, SLG: 0.478 (1, 3)	BB		K		1-3 2H 3H	2B		1B		3	0	2	2	1	1	1											
Cal Ripken Jr., R OBP: 0.338, SLG: 0.404 (1, 6)	F9		1B BB		5-3	F7				3	0	0	0	1	0	5											
Larry Sheets, L OBP: 0.347, SLG: 0.521 (1, 10)	F4				G3			K		4	0	1	1	0	1	1											
John Shelby, S OBP: 0.224, SLG: 0.266 (1, 9) (7, 7)	K				F5	F8 WP		F8		4	0	1	0	0	1	3											
Floyd Rayford, R OBP: 0.221, SLG: 0.222 (1, 5)			5-3		6-3	F8		6-3		4	0	0	0	0	0	1											
Rick Dempsey, R OBP: 0.274, SLG: 0.381 (1, 2)	F9			BB PB 2B BB	F8			F5		3	1	0	0	1	0	1											
Inning Stats	R: 3 E: 0 K: 1 S: 8	H: 3 LOB: 1 BB: 1 P: 12	R: 0 E: 0 K: 0 S: 3	H: 0 LOB: 0 BB: 0 P: 3	R: 1 E: 0 K: 1 S: 7	H: 2 LOB: 1 BB: 1 P: 11	R: 2 E: 0 K: 0 S: 4	H: 1 LOB: 2 BB: 2 P: 13	R: 0 E: 0 K: 0 S: 4	H: 2 LOB: 2 BB: 0 P: 5	R: 0 E: 0 K: 1 S: 5	H: 0 LOB: 0 BB: 0 P: 5	R: 0 E: 0 K: 1 S: 5	H: 0 LOB: 0 BB: 0 P: 5	R: 0 E: 0 K: 1 S: 5	H: 0 LOB: 0 BB: 0 P: 5		1B: 7 2B: 1 3B: 0 HR: 1	SF: 0 SAC: 0 DP: 0 HBP: 1	WP: 1 PB: 1 SB: 1 CS: 0	PA: 38						
PITCHER	IP	WLS	BF	H	R	ER	SO	BB	IBB	HBP	BLK	WP	HR	S	P	ERA	WHIP										
Jim Slaton, R ERA: 4.61 Terry Forster, L ERA: 4.41 Doug Corbett, R ERA: 2.59	(1, 1)	5.0	L	27	7	6	6	2	4	0	1	0	0	10	10	0.00	1.000										
(8, 1)	1.0	3	0	0	0	0	1	0	0	0	0	0	0	5	5	0.00	0.000										

Batter	1	2	3	4	5	6	7	8	9	AB	R	H	RBI	BB	SO	LOB	TOP														
Gary Pettis, S OBP: 0.270, SLG: 0.318 (1, 8)										4	1	2	2	0	1	1	California Angels @ New York Yankees Yankee Stadium, Bronx, NY Fri May 23 1986, 7:05 PM EDT Att: 26,491 - Unknown														
Wally Joyner, L OBP: 0.381, SLG: 0.625 (1, 3)										2	0	0	1	0	1	0															
Brian Downing, R OBP: 0.410, SLG: 0.524 (1, 7)										4	0	0	0	0	2	2															
Doug DeCinces, R OBP: 0.301, SLG: 0.368 (1, 5)										3	0	0	0	1	0	0															
George Hendrick, R OBP: 0.287, SLG: 0.468 (1, 9)										4	0	0	0	0	3	1															
Reggie Jackson, L OBP: 0.421, SLG: 0.561 (1, 10)										4	1	1	0	0	2	0															
Bobby Grich, R OBP: 0.348, SLG: 0.413 (1, 4)										4	1	2	0	0	1	0															
Dick Schofield, R OBP: 0.340, SLG: 0.452 (1, 6)										1	1	1	1	1	0	0															
Bob Boone, R OBP: 0.302, SLG: 0.283 (7, PH)										1	1	0	0	1	0	1															
Jerry Narron, L OBP: 0.350, SLG: 0.353 (7, 2)										1	0	0	0	0	0	1															
Inning Stats	R: 0 E: 0 K: 0 S: 3	H: 1 LOB: 0 BB: 0 P: 3	R: 0 E: 0 K: 2 S: 7	H: 0 LOB: 0 BB: 0 P: 7	R: 4 E: 0 K: 1 S: 7	H: 2 LOB: 1 BB: 3 P: 19	R: 1 E: 0 K: 1 S: 7	H: 2 LOB: 1 BB: 0 P: 7	R: 0 E: 0 K: 3 S: 9	H: 0 LOB: 0 BB: 0 P: 9	R: 0 E: 0 K: 0 S: 3	H: 1 LOB: 0 BB: 0 P: 3	R: 0 E: 0 K: 0 S: 3	H: 0 LOB: 0 BB: 0 P: 3	R: 0 E: 0 K: 1 S: 5	H: 0 LOB: 0 BB: 0 P: 5	1B: 5 2B: 1 3B: 0 HR: 0	SF: 2 SAC: 1 DP: 1 HBP: 0	WP: 2 PB: 0 SB: 0 CS: 1	PA: 34											
PITCHER	IP WLS BF H R ER SO BB IBB HBP BLK WP HR S P ERA WHIP																														
Dennis Rasmussen, L ERA: 4.88 (1, 1)	2.2	13	3	4	4	3	3	0	0	0	1	0	16	28	13.50	2.250															
Ed Whitson, R ERA: 5.23 (3, 1)	5.1	W 18	3	1	1	6	0	0	0	0	0	0	30	30	1.69	0.562															
Brian Fisher, R ERA: 4.88 (9, 1)	1.0	3	0	0	0	1	0	0	0	0	0	0	5	5	0.00	0.000															

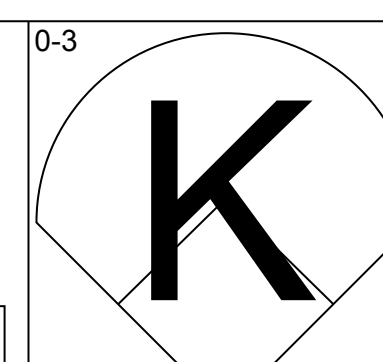
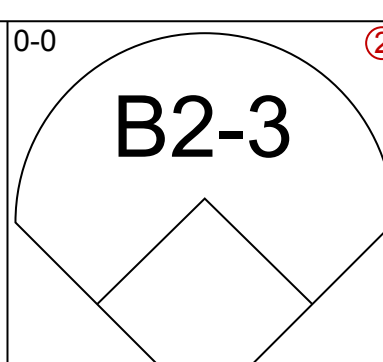
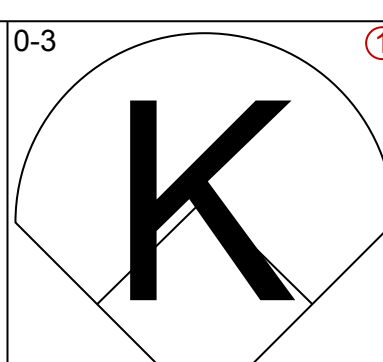
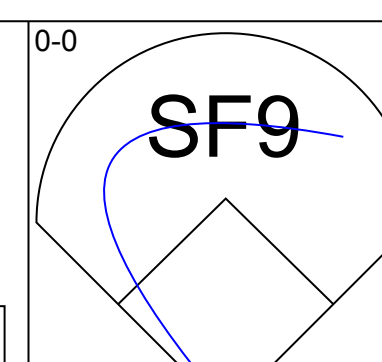
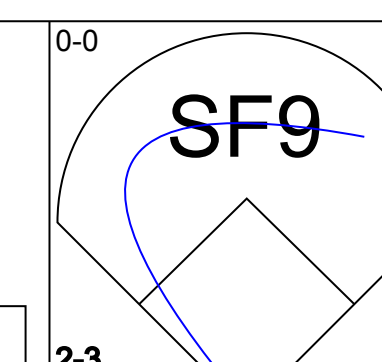

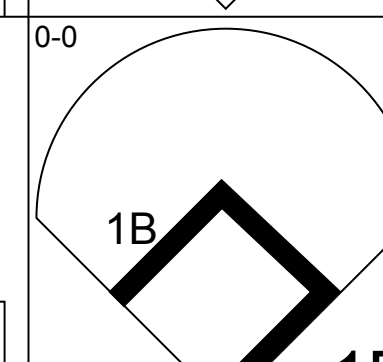
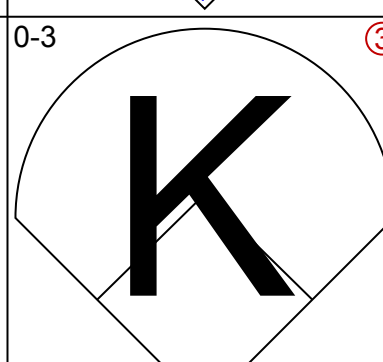
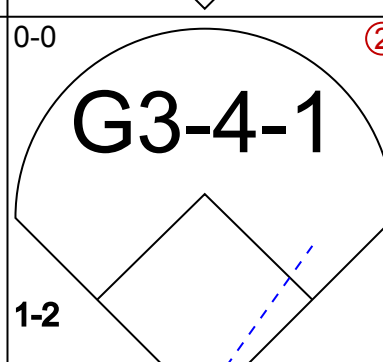
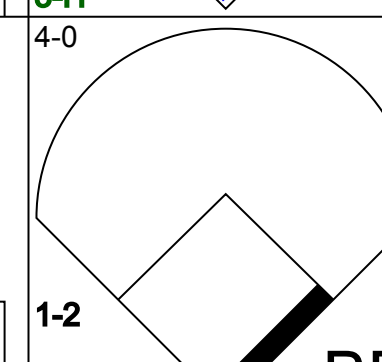
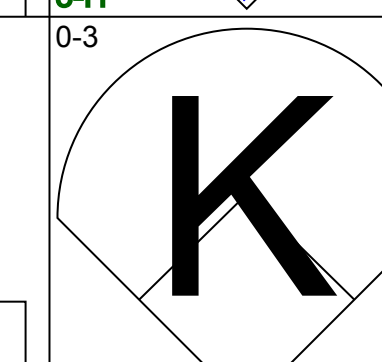
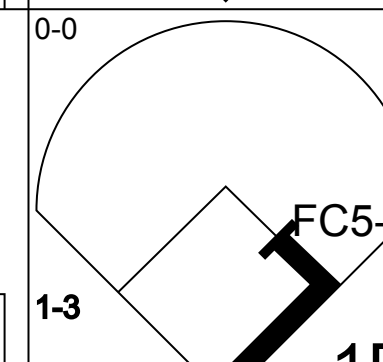
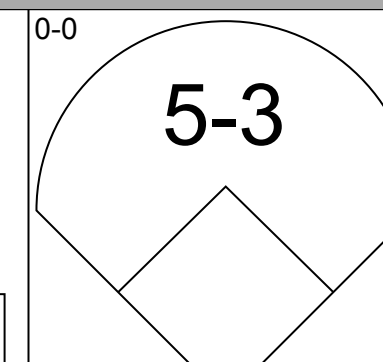
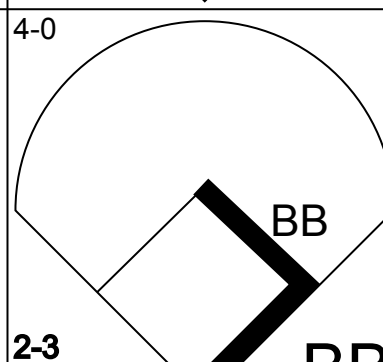
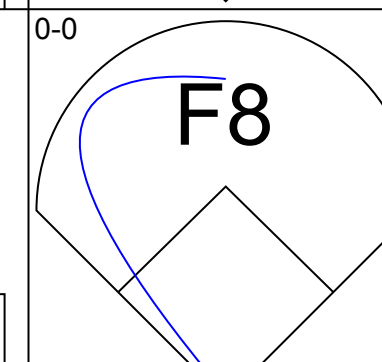
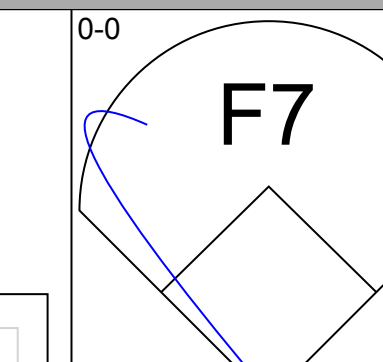
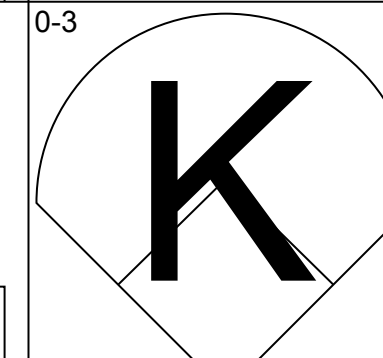
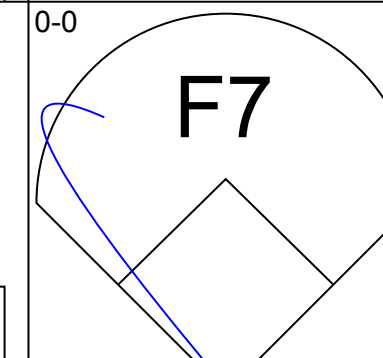
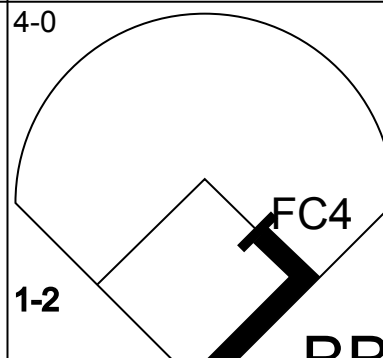
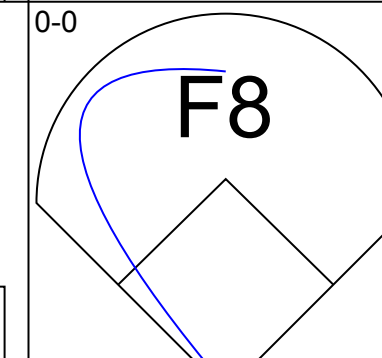
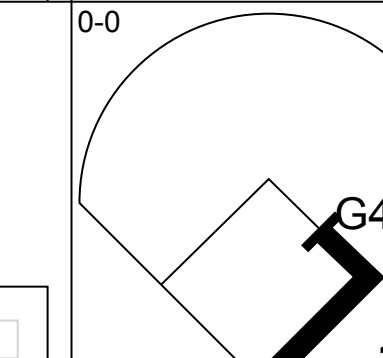
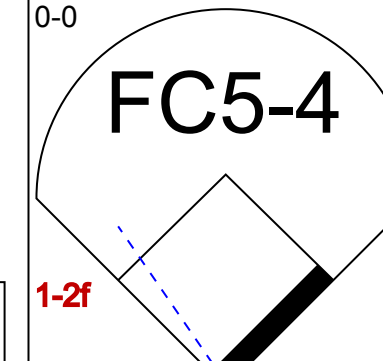
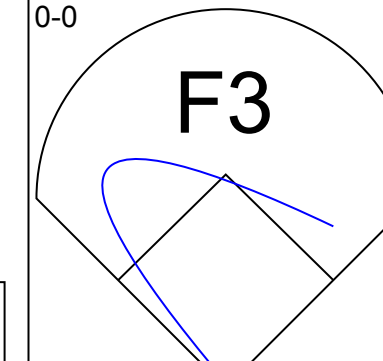
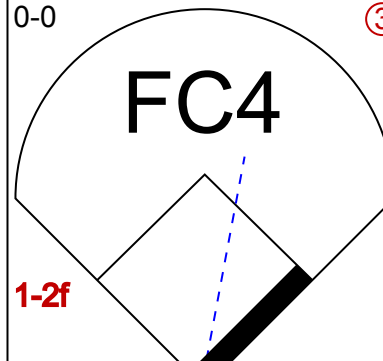
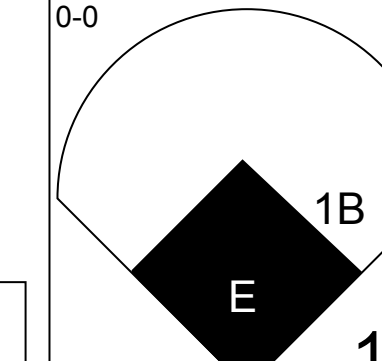
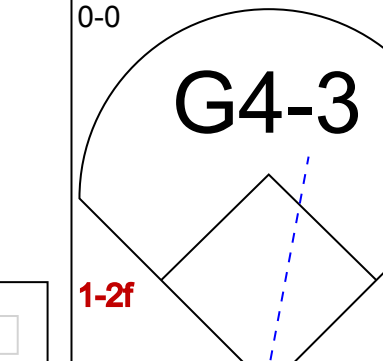
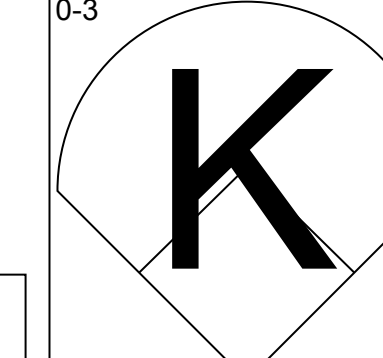
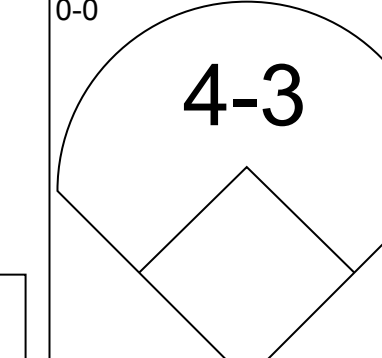
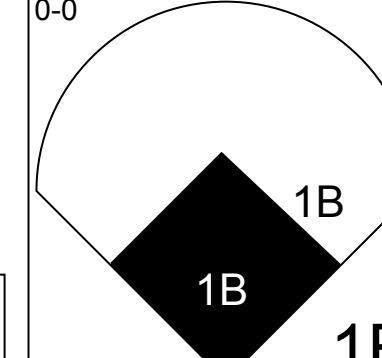
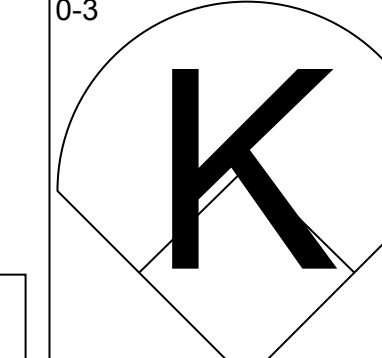
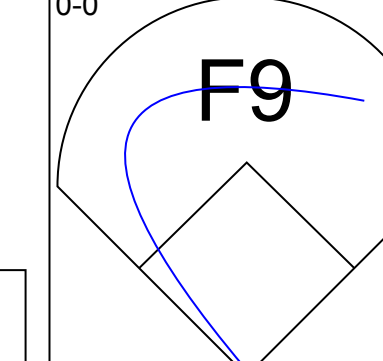
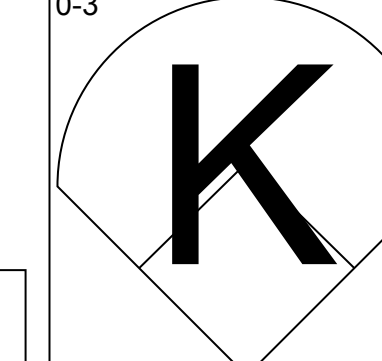
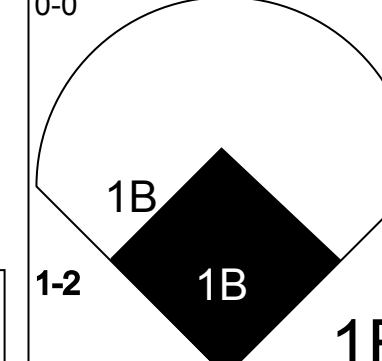
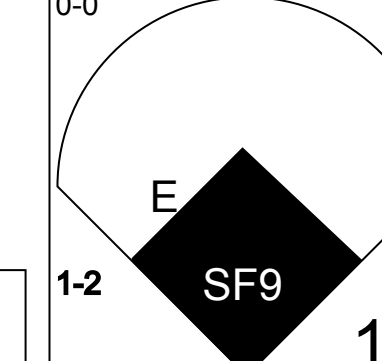
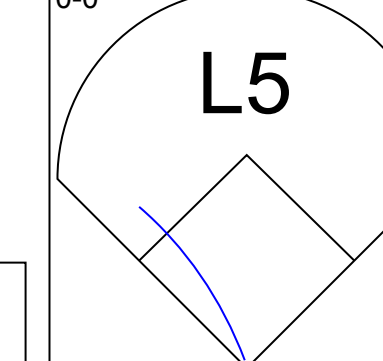
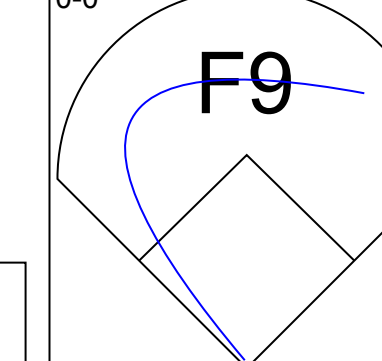
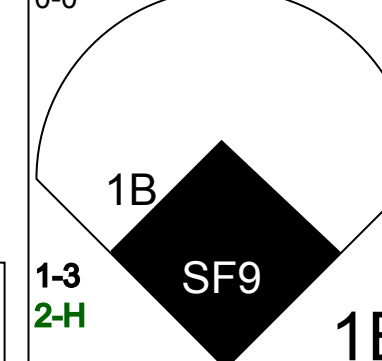
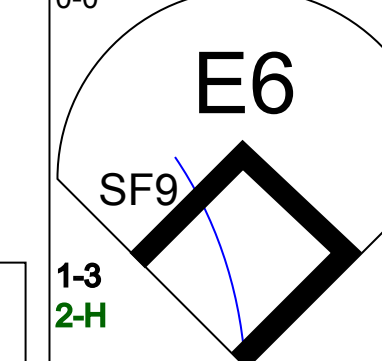
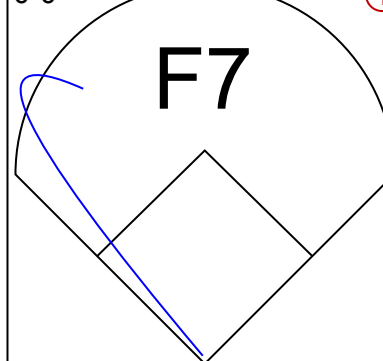
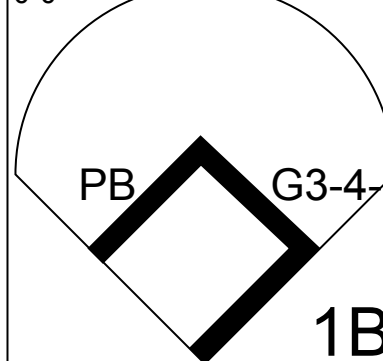
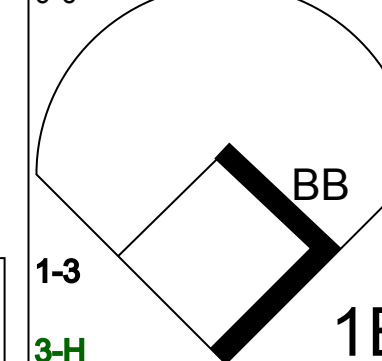
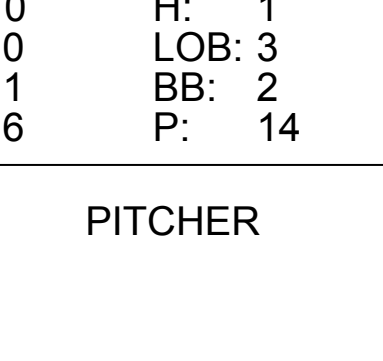
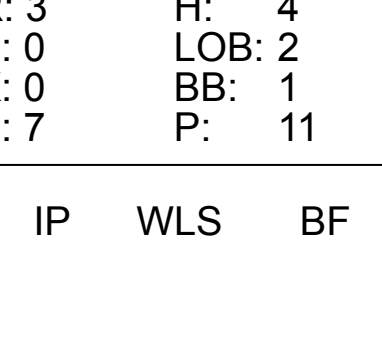


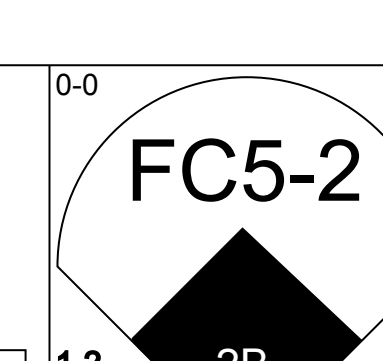
AB	28
R	5
H	6
RBI	4
BB	3
SO	10
LOB	6

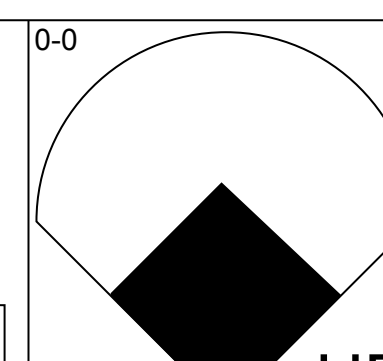
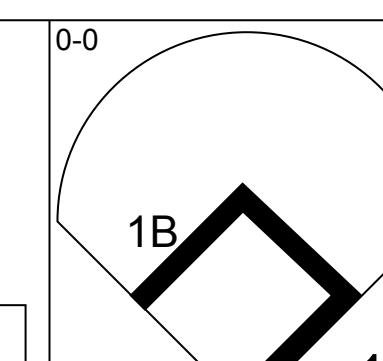
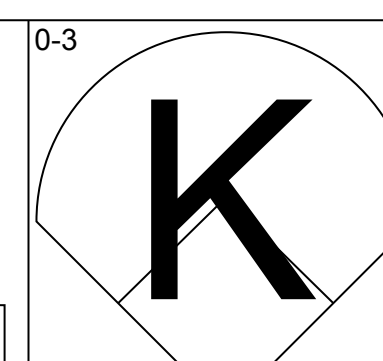
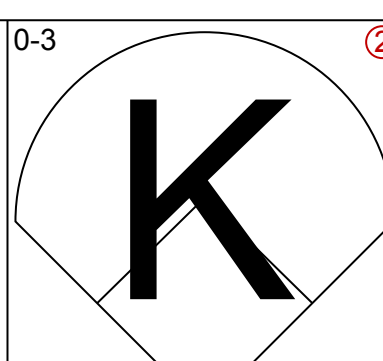
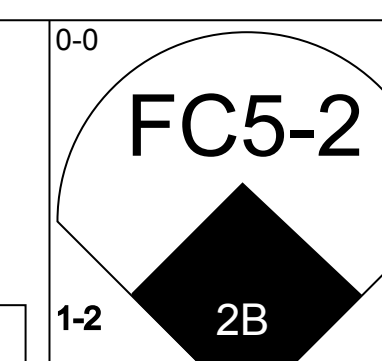

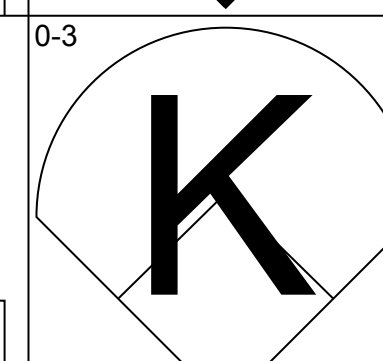
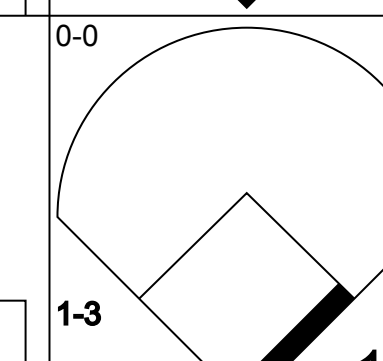
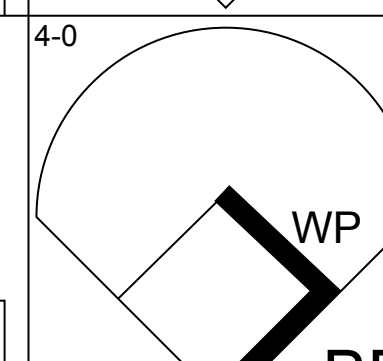
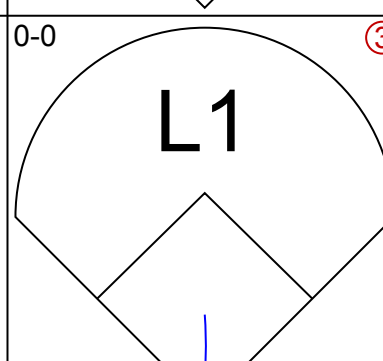
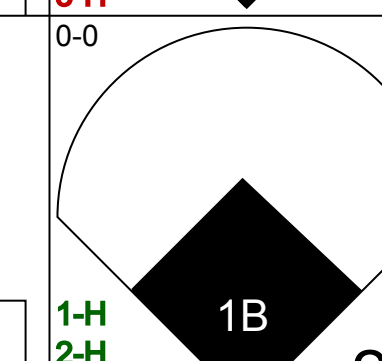
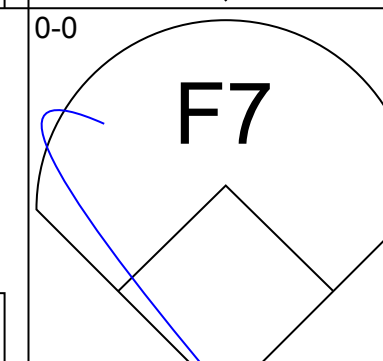
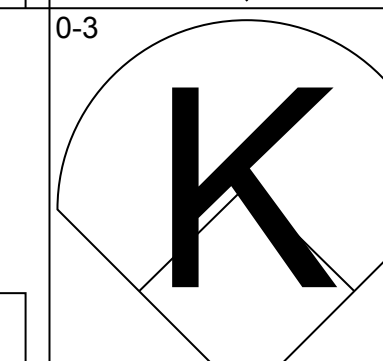
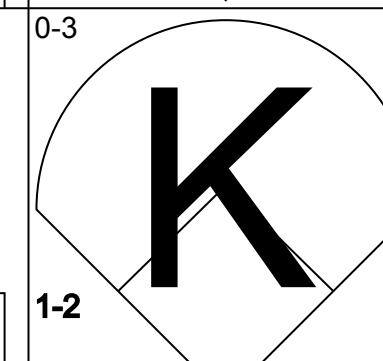

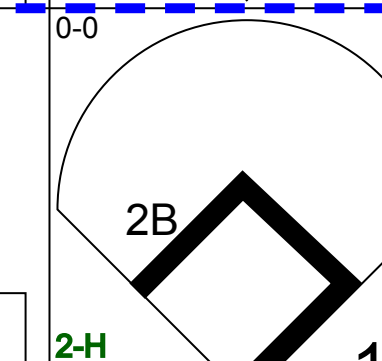
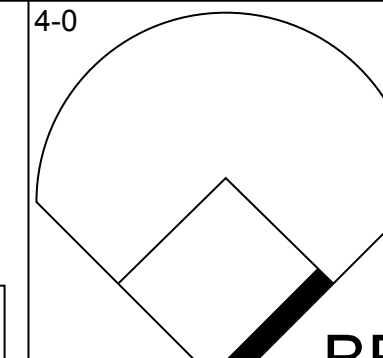
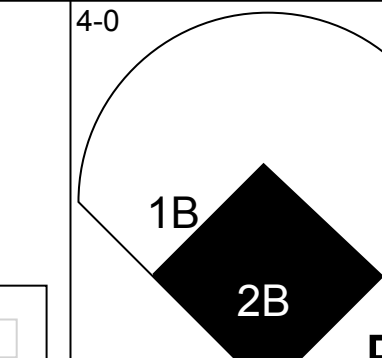
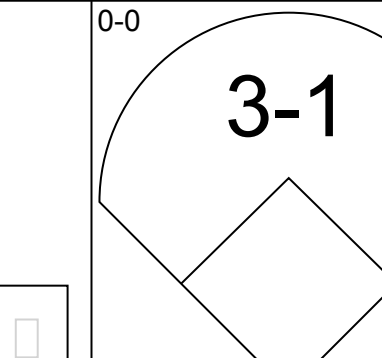



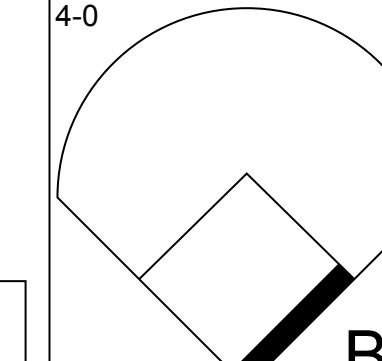
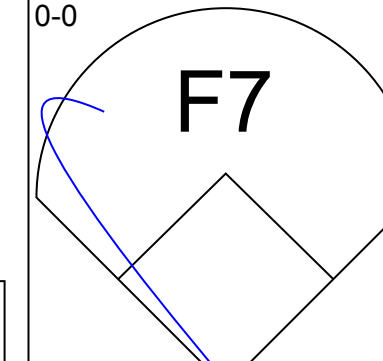
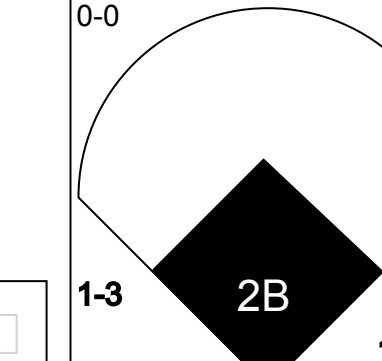

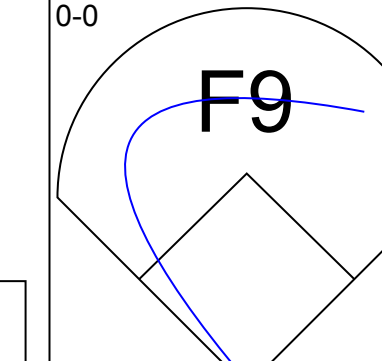

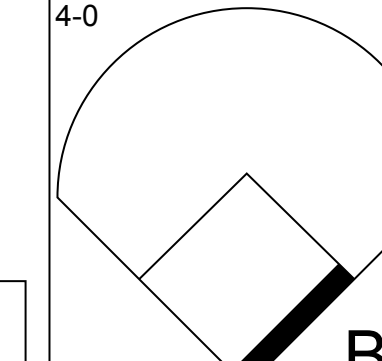
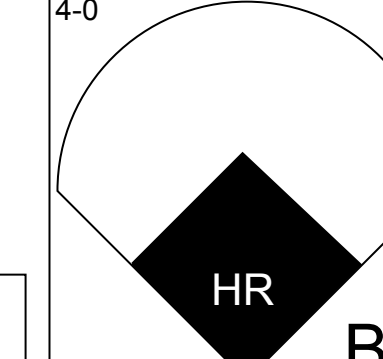
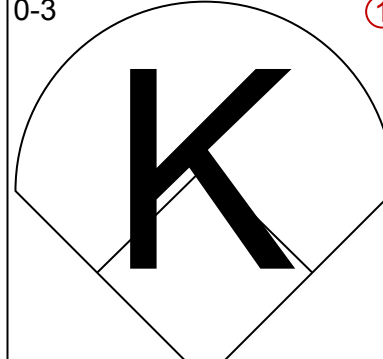
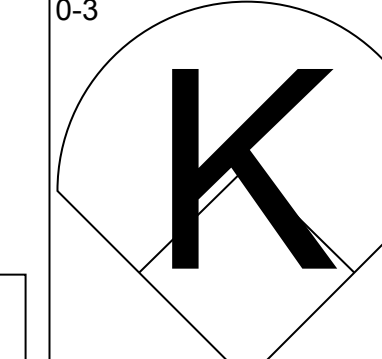

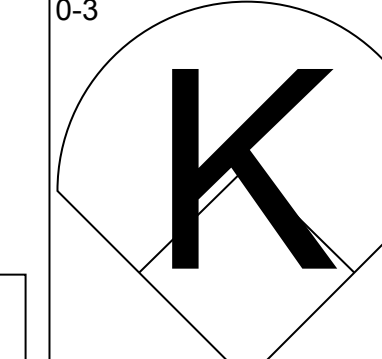
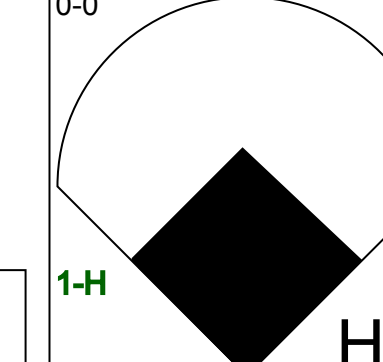
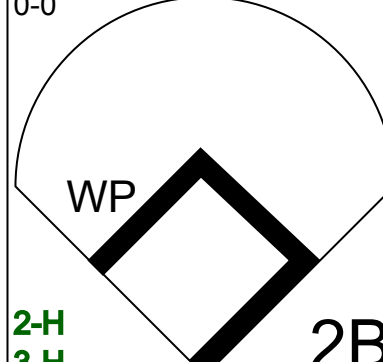

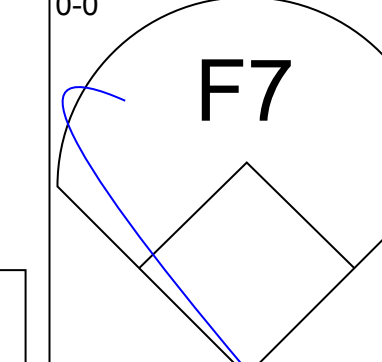
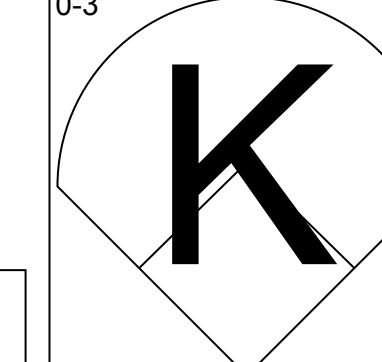
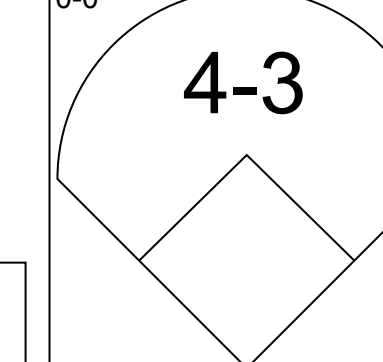
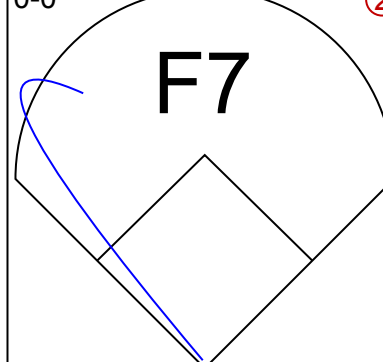
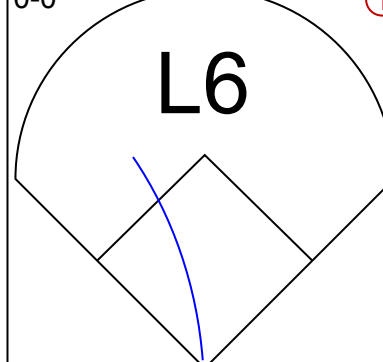
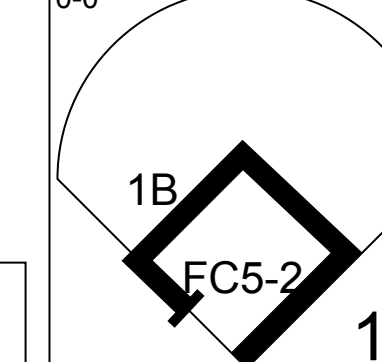


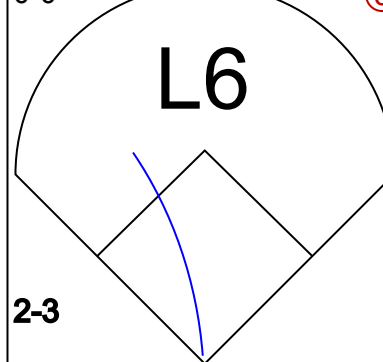
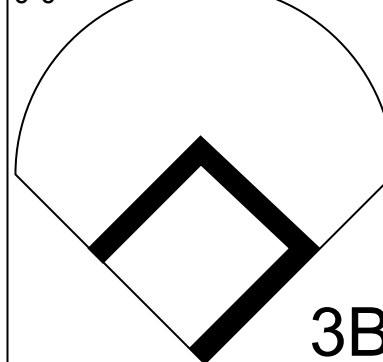
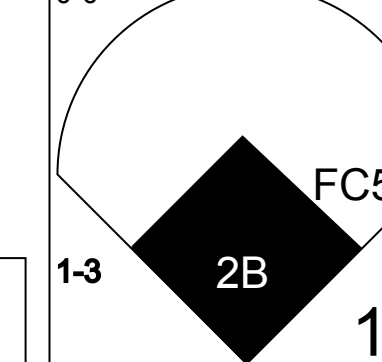


Batter	1	2	3	4	5	6	7	8	9	AB	R	H	RBI	BB	SO	LOB	BOTTOM														
Rickey Henderson, R OBP: 0.356, SLG: 0.485 (1, 8)										5	3	3	1	0	1	1	California Angels @ New York Yankees Yankee Stadium, Bronx, NY Fri May 23 1986, 7:05 PM EDT Att: 26,491 - Unknown														
Willie Randolph, R OBP: 0.441, SLG: 0.352 (1, 4)										4	2	2	2	0	1	1															
Don Mattingly, L OBP: 0.368, SLG: 0.506 (1, 3)										5	1	1	3	0	0	2															
Dan Pasqua, L OBP: 0.600, SLG: 1.400 (1, 7)										2	1	0	0	2	1	1															
Dave Winfield, R OBP: 0.374, SLG: 0.456 (1, 9)										3	0	1	0	1	0	1															
Mike Easter, L OBP: 0.352, SLG: 0.434 (1, 10)										4	0	3	2	0	1	0															
Ron Hassey, L OBP: 0.316, SLG: 0.284 (1, 2)										3	0	0	0	1	1	3															
Mike Pagliarulo, L OBP: 0.291, SLG: 0.415 (1, 5)										4	2	2	2	0	1	1															
Bobby Meacham, S OBP: 0.336, SLG: 0.302 (1, 6)										2	1	0	0	1	1	0															
Inning Stats	R: 3 E: 1 K: 1 S: 9	H: 4 LOB: 1 BB: 0 P: 9	R: 4 E: 0 K: 0 S: 7	H: 4 LOB: 2 BB: 2 P: 15	R: 2 E: 0 K: 2 S: 9	H: 2 LOB: 1 BB: 1 P: 13	R: 0 E: 0 K: 1 S: 5	H: 0 LOB: 0 BB: 0 P: 5	R: 1 E: 0 K: 1 S: 5	H: 1 LOB: 1 BB: 0 P: 6	R: 0 E: 0 K: 0 S: 3	H: 1 LOB: 2 BB: 1 P: 7	R: 0 E: 0 K: 1 S: 4	H: 0 LOB: 0 BB: 1 P: 8	R: 0 E: 0 K: 1 S: 5	H: 0 LOB: 0 BB: 0 P: 5		1B: 6 2B: 3 3B: 1 HR: 3	SF: 0 SAC: 1 DP: 2 HBP: 1	WP: 0 PB: 0 SB: 0 CS: 1	PA: 39										
PITCHER	IP WLS BF H R ER SO BB IBB HBP BLK WP HR S P ERA WHIP																														
Don Sutton, R ERA: 7.38 (2, 1)	4.2	22	5	4	4	4	4	0	1	0	0	1	25	42	7.71	1.929															
Ken Forsch, R ERA: 9.53 (7, 1)	2.0	6	0	0	0	2	1	0	0	0	0	0	9	13	0.00	0.500															

AB	32
R	10
H	12
RBI	10
BB	5
SO	7
LOB	10



Batter	1	2	3	4	5	6	7	8	9	AB	R	H	RBI	BB	SO	LOB	TOP					
Gary Pettis, S OBP: 0.259, SLG: 0.307 (1, 8)										3	0	0	2	0	2	1	<p>California Angels @ New York Yankees Yankee Stadium, Bronx, NY Sun May 25 1986, 3:33 AM EDT Att: 50,906 - Unknown</p> <p>livebaseballscores.com</p> <p>AB 35 R 5 H 10 RBI 4 BB 4 SO 8 LOB 18</p> 					
Wally Joyner, L OBP: 0.358, SLG: 0.602 (1, 3)										4	0	1	0	1	2	3						
Brian Downing, R OBP: 0.404, SLG: 0.507 (1, 7)										4	0	1	0	1	0	2						
Doug DeCinces, R OBP: 0.302, SLG: 0.363 (1, 5)										4	0	1	0	1	1	4						
George Hendrick, R OBP: 0.309, SLG: 0.483 (1, 9)										5	1	1	0	0	0	6						
Reggie Jackson, L OBP: 0.415, SLG: 0.550 (1, 10)										4	1	1	0	0	2	1						
Bobby Grich, R OBP: 0.359, SLG: 0.408 (1, 4)										4	2	2	0	0	1	0						
Dick Schofield, R OBP: 0.339, SLG: 0.441 (1, 6)										4	1	1	1	0	0	1						
Bob Boone, R OBP: 0.301, SLG: 0.286 (7, PH)										2	0	1	0	0	0	0						
Jerry Narron, L OBP: 0.381, SLG: 0.389 (7, 2)										1	0	1	1	0	0	0						
Rick Burleson, R OBP: 0.372, SLG: 0.400 (8, PH)										0	0	0	0	1	0	0						
Darrell Miller, R OBP: 0.222, SLG: 0.214 (8, 2)										0	0	0	0	0	0	0						
Inning Stats	R: 0 E: 0 K: 2 S: 9	H: 2 LOB: 2 BB: 0 P: 9	R: 0 E: 0 K: 1 S: 5	H: 0 LOB: 0 BB: 0 P: 5	R: 0 E: 0 K: 1 S: 5	H: 0 LOB: 0 BB: 0 P: 5	R: 0 E: 0 K: 0 S: 3	H: 0 LOB: 0 BB: 0 P: 3	R: 0 E: 0 K: 1 S: 6	H: 1 LOB: 2 BB: 2 P: 14	R: 3 E: 0 K: 0 S: 7	H: 4 LOB: 2 BB: 1 P: 11	R: 2 E: 1 K: 2 S: 10	H: 2 LOB: 2 BB: 1 P: 14	R: 0 E: 0 K: 0 S: 3	H: 1 LOB: 0 BB: 0 P: 3		1B: 10 2B: 0 3B: 0 HR: 0	SF: 2 SAC: 0 DP: 1 HBP: 0	WP: 0 PB: 1 SB: 0 CS: 0	PA: 41	
PITCHER	IP WLS BF H R ER SO BB IBB HBP BLK WP HR S P ERA WHIP	6.0 26 6 3 3 6 2 0 0 0 0 0 36 44 4.50 1.333	1.0 6 2 1 0 0 1 0 0 0 0 0 5 9 0.00 3.000	2.0 W 9 2 1 0 2 0 1 0 0 0 0 0 12 16 0.00 1.000																		

Batter	1	2	3	4	5	6	7	8	9	AB	R	H	RBI	BB	SO	LOB	BOTTOM					
Rickey Henderson, R OBP: 0.353, SLG: 0.472 (1, 8)										5	2	2	1	0	2	3	<p>California Angels @ New York Yankees Yankee Stadium, Bronx, NY Sun May 25 1986, 3:33 AM EDT Att: 50,906 - Unknown</p> <p>livebaseballscores.com</p> <p>AB 36 R 8 H 12 RBI 8 BB 6 SO 11 LOB 19</p> 					
Willie Randolph, R OBP: 0.455, SLG: 0.375 (1, 4)										4	1	2	2	1	1	1						
Don Mattingly, L OBP: 0.375, SLG: 0.500 (1, 3)										4	0	1	1	1	2	3						
Dan Pasqua, L OBP: 0.565, SLG: 1.067 (1, 7)										3	1	1	0	2	1	2						
Mike Easter, L OBP: 0.351, SLG: 0.421 Gary Roenicke, R OBP: 0.491, SLG: 0.476 (1, 9)										4	1	1	0	0	0	2						
Ken Griffey, L OBP: 0.333, SLG: 0.410 Dave Winfield, R OBP: 0.374, SLG: 0.471 (1, 10)										3	1	0	0	1	3	3						
Mike Pagliarulo, L OBP: 0.307, SLG: 0.446 (1, 5)										4	1	2	4	0	1	0						
Butch Wynegar, S OBP: 0.317, SLG: 0.369 Mike Fischlin, R OBP: 0.354, SLG: 0.300 (1, 2)										4	0	1	0	0	0	1						
Bobby Meacham, S OBP: 0.327, SLG: 0.308 Ron Hassey, L OBP: 0.325, SLG: 0.294 (1, 6)										3	0	1	0	0	0	1						
Inning Stats	R: 1 E: 0 K: 1 S: 6	H: 1 LOB: 1 BB: 1 P: 10	R: 2 E: 0 K: 1 S: 8	H: 3 LOB: 2 BB: 1 P: 12	R: 2 E: 0 K: 1 S: 7	H: 2 LOB: 1 BB: 1 P: 11	R: 0 E: 0 K: 2 S: 7	H: 0 LOB: 1 BB: 1 P: 11	R: 0 E: 0 K: 1 S: 5	H: 0 LOB: 0 BB: 0 P: 5	R: 0 E: 0 K: 1 S: 6	H: 1 LOB: 1 BB: 0 P: 6	R: 0 E: 0 K: 2 S: 7	H: 0 LOB: 1 BB: 1 P: 11	R: 3 E: 0 K: 2 S: 12	H: 5 LOB: 3 BB: 1 P: 16		1B: 6 2B: 3 3B: 1 HR: 2	SF: 0 SAC: 0 DP: 0 HBP: 0	WP: 2 PB: 0 SB: 0 CS: 0	PA: 42	
PITCHER	IP WLS BF H R ER SO BB IBB HBP BLK WP HR S P ERA WHIP	7.0 33 7 5 5 9 5 0 0 0 0 0 36 46 6.43 1.714	0.2 L 5 3 3 3 1 0 0 0 0 0 0 0 7 7 40.50 4.500	0.1 4 2 0 0 1 1 0 0 0 0 0 0 5 9 0.00 9.000																		

Batter	1	2	3	4	5	6	7	8	9	AB	R	H	RBI	BB	SO	LOB	TOP										
Gary Pettis, S OBP: 0.258, SLG: 0.305 Rick Burleson, R OBP: 0.368, SLG: 0.396 Mike Witt, R (9, 1) Terry Forster, L (9, 1)	0-0 5-3		0-0 FC6-4						0-0 6-3	4	1	1	0	0	0	3	California Angels @ New York Yankees Yankee Stadium, Bronx, NY Mon May 26 1986, 3:33 AM EDT Att: 30,475 - Unknown										
Ruppert Jones, L OBP: 0.381, SLG: 0.422 Brian Downing, R OBP: 0.405, SLG: 0.506	0-0 F9		0-0 3-1			4-0 2B BB	0-3 K		0-0 HR	2	1	0	0	1	0	1											
Wally Joyner, L OBP: 0.359, SLG: 0.613	0-0 F9			0-0 L6-4 BB		0-0 F8	0-0 4-3		0-0 HR	5	1	2	2	0	0	2											
Reggie Jackson, L OBP: 0.418, SLG: 0.540 Darrell Miller, R OBP: 0.239, SLG: 0.256		0-0 G3		4-0 BB		4-0 2B BB	0-0 4-3		0-0 HR	2	1	0	0	2	0	0											
George Hendrick, R OBP: 0.314, SLG: 0.521		0-0 HR		0-0 L6-4		0-0 2B BB		0-0 6-3	0-0 F9	5	2	3	0	0	3												
Doug DeCinces, R OBP: 0.301, SLG: 0.366		0-0 6-3		0-0 L1		0-0 1B SF7		0-0 F8		4	1	1	2	0	0	1											
Rob Wilfong, L OBP: 0.375, SLG: 0.410 Bobby Grich, R OBP: 0.375, SLG: 0.425		0-0 F9			0-0 4-3	0-0 1B		0-0 1B		2	0	0	0	0	0	0											
Dick Schofield, R OBP: 0.336, SLG: 0.438			0-0 FC6-4 1B		0-0 4-3	0-0 SF7		0-0 F3		3	0	1	1	0	0	1											
Bob Boone, R OBP: 0.299, SLG: 0.285			0-0 F7		0-0 F8	0-0 1B		0-0 F9		4	0	1	0	0	0	1											
Inning Stats	R: 0 E: 0 K: 0 S: 3	H: 0 LOB: 0 BB: 0 P: 3	R: 1 E: 0 K: 0 S: 4	H: 1 LOB: 0 BB: 0 P: 4	R: 0 E: 0 K: 0 S: 4	H: 1 LOB: 1 BB: 0 P: 4	R: 0 E: 0 K: 0 S: 3	H: 0 LOB: 0 BB: 0 P: 3	R: 5 E: 0 K: 0 S: 8	H: 5 LOB: 2 BB: 2 P: 16	R: 0 E: 0 K: 1 S: 5	H: 0 LOB: 0 BB: 0 P: 5	R: 0 E: 0 K: 0 S: 4	H: 1 LOB: 1 BB: 0 P: 4	R: 2 E: 0 K: 0 S: 6	H: 3 LOB: 1 BB: 0 P: 6		1B: 7 2B: 4 3B: 0 HR: 2	SF: 1 SAC: 0 DP: 1 HBP: 0	WP: 0 PB: 0 SB: 2 CS: 0	PA: 41						
PITCHER	IP	WLS	BF	H	R	ER	SO	BB	IBB	HBP	BLK	WP	HR	S	P	ERA	WHIP										
Joe Niekro, R ERA: 3.09	5.1		21	4	3	3	0	2	0	0	0	0	1	19	27	5.06	1.125										
Al Holland, L ERA: 8.53	0.0		1	0	0	0	0	1	0	0	0	0	0	0	4	∞	∞										
Brian Fisher, R ERA: 5.34	0.0		2	2	2	0	0	0	0	0	0	0	0	2	2	∞	∞										
Bob Shirley, L ERA: 5.0	2.2		11	3	1	1	1	0	0	0	0	0	0	13	13	3.38	1.125										
Dave Righetti, L ERA: 3.18	1.0	L	6	3	2	2	0	0	0	0	0	0	1	6	6	18.00	3.000										

Batter	1	2	3	4	5	6	7	8	9	AB	R	H	RBI	BB	SO	LOB	BOTTOM										
Ken Griffey, L OBP: 0.329, SLG: 0.402	0-0 F7	0-0 G3		0-0 BB 1B		0-0 FC4-5-6		0-0 4-3		5	0	1	0	0	0	3	California Angels @ New York Yankees Yankee Stadium, Bronx, NY Mon May 26 1986, 3:33 AM EDT Att: 30,475 - Unknown										
Willie Randolph, R OBP: 0.494, SLG: 0.377	0-0 HR 1B		4-0 SH5-3 BB FC	4-0 BB		0-3 K		4-0 1B BB		2	2	1	0	3	1	1											
Don Mattingly, L OBP: 0.380, SLG: 0.497	4-0 HR BB		4-0 FC SH5-3 BB	0-0 F7		0-0 3-1		0-0 1B		3	1	1	1	2	0	2											
Dan Pasqua, L OBP: 0.481, SLG: 0.842	0-3 K		0-0 SH5-3	0-3 K		0-0 F9		0-3 K		4	0	0	0	0	3	4											
Mike Easter, L OBP: 0.370, SLG: 0.460 Rickey Henderson, R OBP: 0.356, SLG: 0.472	0-0 HR		4-0 FC IBB		0-0 G4-6-3 1B		0-0 HR 1B		0-0 FC6-4 1B	3	2	3	3	1	0	0											
Ron Hassey, L OBP: 0.321, SLG: 0.333 Dave Winfield, R OBP: 0.372, SLG: 0.468	0-0 3-1		0-0 FC	0-0 G4-6-3		0-0 HR		0-0 FC6-4 1B		4	1	1	3	0	0	3											
Mike Pagliarulo, L OBP: 0.299, SLG: 0.433 Gary Roenicke, R OBP: 0.500, SLG: 0.488		0-0 3-1	0-0 K	0-0 F5		0-3 K		0-0 1B		4	0	0	0	0	2	3											
Butch Wynegar, S OBP: 0.311, SLG: 0.360		0-0 FC3-6 1B	0-0 F3		0-0 F8		0-3 K		0-0 F7	5	0	1	0	0	1	5											
Bobby Meacham, S OBP: 0.331, SLG: 0.309		0-0 FC3-6		0-3 K		0-0 FC4-5 WP 1B		1-0 4-3 1B HBP		3	1	1	0	0	1	1											
Inning Stats	R: 3 E: 0 K: 1 S: 7	H: 2 LOB: 0 BB: 1 P: 11	R: 0 E: 0 K: 0 S: 4	H: 1 LOB: 1 BB: 0 P: 4	R: 1 E: 0 K: 1 S: 6	H: 0 LOB: 3 BB: 3 P: 18	R: 0 E: 0 K: 2 S: 8	H: 1 LOB: 2 BB: 1 P: 12	R: 0 E: 0 K: 0 S: 3	H: 1 LOB: 0 BB: 0 P: 3	R: 0 E: 0 K: 1 S: 6	H: 1 LOB: 1 BB: 0 P: 6	R: 2 E: 0 K: 1 S: 7	H: 2 LOB: 0 BB: 0 P: 7	R: 1 E: 0 K: 1 S: 5	H: 1 LOB: 2 BB: 1 P: 10		R: 0 E: 0 K: 1 S: 7	H: 2 LOB: 2 BB: 0 P: 7	1B: 9 2B: 0 3B: 0 HR: 2	SF: 0 SAC: 1 DP: 1 HBP: 1	WP: 1 PB: 0 SB: 0 CS: 0	PA: 44				
PITCHER	IP	WLS	BF	H	R	ER	SO	BB	IBB	HBP	BLK	WP	HR	S	P	ERA	WHIP										
Mike Witt, R ERA: 3.2	8.1	W	41	10	7	7	8	5	1	1	0	1	2	50	75	7.56	1.800										
Mike Witt, R ERA: 3.2	8.1	W	41	10	7	7	8	5	1	1	0	1	2	50	75	7.56	1.800										
Terry Forster, L ERA: 4.67	0.2	S	3	1	0	0	0	0	0	0	0	0	0	3	3	0.00	1.500										

Batter	1	2	3	4	5	6	7	8	9	AB	R	H	RBI	BB	SO	LOB	TOP								
Lou Whitaker, L (1,4) OBP: 0.329, SLG: 0.437	4-3		F9			1B		F8		5	0	2	1	0	0	2									
Dave Collins, S (1,9) OBP: 0.394, SLG: 0.388	1-3		G3			1B		F8		5	0	1	0	0	0	3									
Darrell Evans, L (1,3) OBP: 0.319, SLG: 0.441	F5		1B			1-3		K		4	1	0	0	1	2	2									
Lance Parrish, R (1,2) OBP: 0.337, SLG: 0.450		F9	1B			K		SF9		4	1	2	1	1	1	2									
Harry Spilman, L (1,10) OBP: 0.342, SLG: 0.514 Brian Harper, R (7,PH) OBP: 0.176, SLG: 0.129	F6		1B			1-3		SF9		2	0	1	1	1	0	0									
Darnell Coles, R (1,5) OBP: 0.348, SLG: 0.493		F9	1B			BB		SF9		1	0	1	1	0	0	0									
Pat Sheridan, L (1,8) OBP: 0.197, SLG: 0.299	FC6-4					2B		FC5-2-5		5	0	2	0	0	0	7									
Larry Hemdon, R (1,7) OBP: 0.272, SLG: 0.349	FC6-4					1B		SH1-4		4	1	2	0	0	0	2									
Tom Brookens, R (1,6) OBP: 0.382, SLG: 0.388			G3			F9		SH1-4		2	1	0	0	0	1	1									
Inning Stats	R: 0 E: 0 K: 0 S: 3	H: 0 LOB: 0 BB: 0 P: 3	R: 0 E: 0 K: 0 S: 4	H: 1 LOB: 2 BB: 1 P: 8	R: 2 E: 0 K: 0 S: 5	H: 2 LOB: 2 BB: 2 P: 13	R: 0 E: 0 K: 0 S: 3	H: 0 LOB: 0 BB: 0 P: 3	R: 0 E: 0 K: 1 S: 7	H: 2 LOB: 3 BB: 1 P: 11	R: 1 E: 0 K: 0 S: 5	H: 2 LOB: 1 BB: 0 P: 5	R: 1 E: 0 K: 2 S: 9	H: 2 LOB: 1 BB: 0 P: 9	R: 0 E: 0 K: 0 S: 4	H: 1 LOB: 1 BB: 0 P: 4	R: 0 E: 0 K: 2 S: 8	H: 1 LOB: 2 BB: 1 P: 12	1B: 7 2B: 3 HR: 0	SF: 1 SAC: 1 DP: 0 HBP: 0	WP: 0 PB: 0 SB: 1 CS: 0	PA: 43			
PITCHER	IP	WLS	BF	H	R	ER	SO	BB	IBB	HBP	BLK	WP	HR	S	P	ERA	WHIP								
Jim Slaton, R (1,1) ERA: 4.62	0.0	L	0	0	0	0	0	0	0	0	0	0	0	0	0	∞	∞								
Terry Forster, L (6,1) ERA: 4.91	1.0	S	5	2	1	1	1	0	0	0	0	0	0	7	7	9.00	2.000								
T.R. Bryden, R (7,1) ERA: 5.06	2.1		10	2	0	0	3	1	0	0	0	0	0	15	19	0.00	1.286								

Detroit Tigers @ California Angels
Anaheim Stadium, Anaheim, CA
Wed May 28 1986, 10:05 PM EDT
Att: 30,321 - Unknown

AB	36
R	4
H	11
RBI	4
BB	5
SO	5
LOB	22



Batter	1	2	3	4	5	6	7	8	9	AB	R	H	RBI	BB	SO	LOB	BOTTOM								
Gary Pettis, S (1,8) OBP: 0.258, SLG: 0.303	G3		F6			K		G3		4	1	1	0	0	1	1									
Wally Joyner, L (1,3) OBP: 0.356, SLG: 0.605	G3		F9			L4-3		K		4	0	1	0	0	1	2									
Brian Downing, R (1,7) OBP: 0.413, SLG: 0.506	CS		1B			L4-3		BB		2	0	1	1	2	0	1									
Reggie Jackson, L (1,10) OBP: 0.406, SLG: 0.521	F7		L8			F8		K		4	0	0	0	0	1	4									
Doug DeCinces, R (1,5) OBP: 0.299, SLG: 0.363	CS		F7			F7		1B		4	0	1	0	0	0	0									
Bobby Grich, R (1,4) OBP: 0.389, SLG: 0.416	6-3		F3			FC6		L6		4	0	1	0	0	0	1									
Ruppert Jones, L (1,9) OBP: 0.385, SLG: 0.419	FC5-4		4-3			1B		F8		3	0	1	0	1	0	1									
Dick Schofield, R (1,6) OBP: 0.325, SLG: 0.422	FC5-4		5-3			FC6		K		4	0	0	0	0	1	4									
Bob Boone, R (1,2) OBP: 0.300, SLG: 0.280			BB			B5-3		G5-4-3		2	0	0	0	1	0	3									
Inning Stats	R: 1 E: 0 K: 0 S: 4	H: 2 LOB: 0 BB: 0 P: 4	R: 0 E: 0 K: 0 S: 3	H: 0 LOB: 1 BB: 1 P: 7	R: 0 E: 0 K: 0 S: 3	H: 0 LOB: 2 BB: 2 P: 11	R: 0 E: 0 K: 0 S: 3	H: 0 LOB: 0 BB: 0 P: 3	R: 0 E: 0 K: 1 S: 5	H: 0 LOB: 0 BB: 0 P: 5	R: 0 E: 0 K: 0 S: 3	H: 1 LOB: 0 BB: 0 P: 3	R: 0 E: 0 K: 0 S: 7	H: 2 LOB: 2 BB: 0 P: 5	R: 0 E: 0 K: 2 S: 6	H: 0 LOB: 1 BB: 1 P: 11	R: 0 E: 0 K: 1 S: 6	H: 1 LOB: 1 BB: 0 P: 6	1B: 6 2B: 1 HR: 0	SF: 0 SAC: 0 DP: 2 HBP: 0	WP: 0 PB: 0 SB: 1 CS: 1	PA: 36			
PITCHER	IP	WLS	BF	H	R	ER	SO	BB	IBB	HBP	BLK	WP	HR	S	P	ERA	WHIP								
Dan Petry, R (1,1) ERA: 4.55	8.0		31	5	1	1	3	4	0	0	0	0	0	33	49	1.12	1.125								
Eric King, R (9,1) ERA:	1.0	S	4	1	0	0	1	0	0	0	0	0	0	6	6	0.00	1.000								


Detroit Tigers @ California Angels
Anaheim Stadium, Anaheim, CA
Wed May 28 1986, 10:05 PM EDT
Att: 30,321 - Unknown


AB	31
R	1
H	6
RBI	1
BB	4
SO	4
LOB	17



Batter	1	2	3	4	5	6	7	8	9	AB R H RBI BB SO LOB	TOP									
Lou Whitaker, L (1.4) OBP: 0.331, SLG: 0.451	F9		HR	4-3		BB		4-3		4 1 1 1 1 0 1	Detroit Tigers @ California Angels Anaheim Stadium, Anaheim, CA Thu May 29 1986, 10:05 PM EDT Att: 28,841 - Unknown									
Dave Collins, S (1.9) OBP: 0.387, SLG: 0.389	2B		L4		G3	F8		4-3		5 1 1 0 0 0 3										
Darrell Evans, L (1.3) OBP: 0.315, SLG: 0.439	F8		K				F9	K		5 0 1 0 0 2 1										
Lance Parrish, R (1.2) OBP: 0.345, SLG: 0.477	2H		K		1-3		2B	HR		4 2 2 2 1 1 1										
Harry Spilman, L (1.10) OBP: 0.341, SLG: 0.500 Brian Harper, R (7, PH) OBP: 0.194, SLG: 0.182	F9			BB	1B		1B	5-3		3 1 1 0 0 1 2 2 1 1 1 0 0 0										
Darnell Coles, R (1.5) OBP: 0.357, SLG: 0.494		6-3		BB	1B	FC2-5		F3		4 1 2 1 0 0 0										
Pat Sheridan, L (1.8) OBP: 0.184, SLG: 0.278		1-3		K		FC2-5		K		5 0 0 0 0 3 4										
Larry Hemdon, R (1.7) OBP: 0.288, SLG: 0.361					L6					2 0 1 0 2 0 1										
Tom Brookens, R (1.6) OBP: 0.379, SLG: 0.385 Alan Trammell, R (6.6) OBP: 0.293, SLG: 0.400		5-3		FC6-4				F5		3 0 1 1 0 0 2 1 0 0 0 0 0 2										
Inning Stats	R: 1 E: 0 K: 0 S: 5	H: 2 LOB: 1 BB: 0 P: 5	R: 0 E: 0 K: 0 S: 4	H: 1 LOB: 1 BB: 0 P: 4	R: 1 E: 0 K: 2 S: 8	H: 1 LOB: 0 BB: 0 P: 8	R: 2 E: 1 K: 1 S: 7	H: 2 LOB: 1 BB: 1 P: 11	R: 0 E: 0 K: 1 S: 6	H: 1 LOB: 1 BB: 0 P: 6		R: 0 E: 0 K: 1 S: 7	H: 2 LOB: 2 BB: 2 P: 15	R: 0 E: 0 K: 1 S: 5	H: 0 LOB: 0 BB: 0 P: 5	R: 1 E: 0 K: 1 S: 6	H: 1 LOB: 0 BB: 0 P: 6	1B: 4 2B: 5 3B: 0 HR: 2	SF: 0 SAC: 0 DP: 0 HBP: 1	WP: 0 PB: 1 SB: 1 CS: 0
PITCHER	IP WLS BF H R ER SO BB IBB HBP BLK WP HR S P ERA WHIP											PITCHER	IP WLS BF H R ER SO BB IBB HBP BLK WP HR S P ERA WHIP							
Don Sutton, R (1.1) ERA: 7.05	5.2 L 27 8 4 3 4 1 0 1 0 0 1 33 38 4.76 1.588																			
Chuck Finley, L (6.1) ERA: 18.0	1.0 8 2 2 2 1 3 0 0 0 0 0 7 19 18.00 5.000																			
Todd Fischer, R (7.1) ERA: 3.86	2.1 8 1 1 1 2 0 0 0 0 0 0 1 12 3.86 0.429																			

Batter	1	2	3	4	5	6	7	8	9	AB R H RBI BB SO LOB	BOTTOM									
Gary Pettis, S (1.8) OBP: 0.256, SLG: 0.300	K		F9			G4-6-3		K		5 0 1 0 0 2 0	Detroit Tigers @ California Angels Anaheim Stadium, Anaheim, CA Thu May 29 1986, 10:05 PM EDT Att: 28,841 - Unknown									
Wally Joyner, L (1.3) OBP: 0.348, SLG: 0.589	F5			K		G4-6-3		K		5 0 0 0 0 2 1										
Brian Downing, R (1.7) OBP: 0.423, SLG: 0.509				L4		FC6-4				3 0 2 0 2 0 0										
Doug DeCinces, R (1.5) OBP: 0.293, SLG: 0.355 Rob Wilfong, L (8.4) OBP: 0.321, SLG: 0.406	L4					FC6-4		BB		4 0 0 0 0 2 4 1 0 0 0 0 0 1										
George Hendrick, R (1.9) OBP: 0.321, SLG: 0.531		K			E6		1B	BB		4 1 2 0 0 1 0										
Bobby Grich, R (1.4) OBP: 0.384, SLG: 0.400		K			K		1B	HR		3 1 0 0 1 2 2										
Rick Burleson, R (1.10) OBP: 0.373, SLG: 0.394					F8					3 1 1 0 1 0 1										
Dick Schofield, R (1.6) OBP: 0.331, SLG: 0.446					F9			F7		3 1 1 4 1 0 2										
Bob Boone, R (1.2) OBP: 0.292, SLG: 0.271					1-3			F7		4 0 0 0 0 0 4										
Inning Stats	R: 0 E: 0 K: 1 S: 5	H: 0 LOB: 1 BB: 1 P: 9	R: 0 E: 0 K: 2 S: 7	H: 0 LOB: 0 BB: 0 P: 7	R: 0 E: 0 K: 2 S: 7	H: 0 LOB: 0 BB: 0 P: 7	R: 0 E: 1 K: 1 S: 6	H: 0 LOB: 2 BB: 1 P: 10	R: 0 E: 0 K: 0 S: 4	H: 2 LOB: 1 BB: 0 P: 4		R: 4 E: 0 K: 3 S: 13	H: 3 LOB: 2 BB: 2 P: 21	R: 0 E: 0 K: 0 S: 4	H: 1 LOB: 2 BB: 1 P: 8	R: 0 E: 0 K: 0 S: 4	H: 1 LOB: 1 BB: 0 P: 4	1B: 5 2B: 1 3B: 0 HR: 1	SF: 0 SAC: 0 DP: 1 HBP: 0	WP: 0 PB: 0 SB: 0 CS: 0
PITCHER	IP WLS BF H R ER SO BB IBB HBP BLK WP HR S P ERA WHIP											PITCHER	IP WLS BF H R ER SO BB IBB HBP BLK WP HR S P ERA WHIP							
Dave LaPoint, L (1.1) ERA: 4.83	6.0 W 26 5 4 4 6 3 0 0 0 0 0 35 47 6.00 1.333																			
Willie Hernandez, L (7.1) ERA: 3.67	3.0 S 14 2 0 0 3 2 0 0 0 0 0 0 18 26 0.00 1.333																			

Batter	1	2	3	4	5	6	7	8	9	AB	R	H	RBI	BB	SO	LOB	TOP
Alan Wiggins, S (1,4) OBP: 0.347, SLG: 0.322 John Shelby, S (9, PH) OBP: 0.219, SLG: 0.277	0-0 G6-4-3 1B			0-0 6-3		0-0 F7		0-0 6-3	0-0 6-3	3	0	1	0	0	0	1	<p>Baltimore Orioles @ California Angels Anaheim Stadium, Anaheim, CA Sat May 31 1986, 10:05 PM EDT Att: 35,729 - Unknown</p> <p>livebaseballscores.com</p> <p>AB 27 R 0 H 2 RBI 0 BB 3 SO 5 LOB 10</p> 
Lee Lacy, R (1,9) OBP: 0.308, SLG: 0.369	0-0 G6-4-3 1-2			0-0 4-3		0-0 F8		0-0 F9	0-0 F9	4	0	0	0	0	0	3	
Fred Lynn, L (1,8) OBP: 0.395, SLG: 0.481	0-0 3-1			0-0 G3				0-0 4-3	0-0 F7	4	0	0	0	0	0	1	
Eddie Murray, S (1,3) OBP: 0.398, SLG: 0.470		4-0 G3-6-3 BB			0-0 F6			0-0 6-3		2	0	0	0	1	0	0	
Cal Ripken Jr., R (1,6) OBP: 0.350, SLG: 0.435		0-3 K			4-0 5-3 BB			0-0 4-3		2	0	0	0	1	1	1	
Larry Sheets, L (1,10) OBP: 0.352, SLG: 0.566		0-0 G3-6-3 1-2			0-0 5-3			0-3 K		3	0	0	0	0	1	2	
Mike Young, S (1,7) OBP: 0.399, SLG: 0.368			0-0 F8		0-3 K			0-0 G3		3	0	0	0	0	1	1	
Floyd Rayford, R (1,5) OBP: 0.181, SLG: 0.179			0-3 K			0-0 F9		0-3 K		3	0	0	0	0	2	0	
Rick Dempsey, R (1,2) OBP: 0.297, SLG: 0.417 Jim Dwyer, L (9, PH) OBP: 0.354, SLG: 0.659			0-0 L7			4-0 BB		0-0 6-3 2B		1	0	0	0	1	0	0	
Inning Stats	R: 0 E: 0 K: 0 S: 3	H: 1 LOB: 0 BB: 0 P: 3	R: 0 E: 0 K: 1 S: 4	H: 0 LOB: 0 BB: 1 P: 8	R: 0 E: 0 K: 1 S: 5	H: 0 LOB: 0 BB: 0 P: 5	R: 0 E: 0 K: 0 S: 3	H: 0 LOB: 1 BB: 1 P: 3	R: 0 E: 0 K: 0 S: 3	H: 0 LOB: 0 BB: 0 P: 3	R: 0 E: 0 K: 2 S: 7	H: 0 LOB: 0 BB: 0 P: 7	R: 0 E: 0 K: 0 S: 4	H: 1 LOB: 1 BB: 0 P: 4	1B: 1 2B: 1 3B: 0 HR: 0	SF: 0 SAC: 0 DP: 2 HBP: 0	WP: 0 PA: 30 PB: 0 SB: 0 CS: 0
PITCHER Kirk McCaskill, R (1,1) ERA: 3.89	IP: 9.0 WLS: W BF: 30 H: 2 R: 0 ER: 0 SO: 5 BB: 3 IBB: 0 HBP: 0 BLK: 0 WP: 0 HR: 0 S: 37 P: 49 ERA: 0.00 WHIP: 0.556																

Batter	1	2	3	4	5	6	7	8	9	AB	R	H	RBI	BB	SO	LOB	BOTTOM			
Ruppert Jones, L (1,9) OBP: 0.378, SLG: 0.409	0-0 G3		0-0 F8		0-0 CS	0-0 G3		0-0 FC3-6 1B		4	0	1	0	0	0	1	<p>Baltimore Orioles @ California Angels Anaheim Stadium, Anaheim, CA Sat May 31 1986, 10:05 PM EDT Att: 35,729 - Unknown</p> <p>livebaseballscores.com</p> <p>AB 28 R 2 H 7 RBI 2 BB 4 SO 5 LOB 18</p> 			
Rob Wilfong, L (1,4) OBP: 0.316, SLG: 0.396	0-3 K		0-0 CS	0-0 G3		0-0 BB 1B		0-0 F4		4	0	1	0	0	1	2				
Wally Joyner, L (1,3) OBP: 0.349, SLG: 0.579	0-0 F7			0-0 G4-6-3 1B		4-0 1B BB		0-0 FC3-6 BB		3	0	1	0	1	0	2				
Brian Downing, R (1,7) OBP: 0.416, SLG: 0.491		0-0 F5		0-0 G4-6-3 1-2		0-0 F8		4-0 BB		3	0	0	0	1	0	3				
Reggie Jackson, L (1,10) OBP: 0.414, SLG: 0.516		4-0 FC4-6 BB			0-0 2B 1B 1B	0-3 K		0-0 6-3		3	1	1	0	1	1	5				
Jack Howell, L (1,5) OBP: 0.323, SLG: 0.441		0-0 FC4-6 1-2			0-3 K			0-3 K		3	0	0	0	0	2	2				
Dick Schofield, R (1,6) OBP: 0.323, SLG: 0.441		0-0 F9			0-0 1B 2B			0-3 K		3	1	1	0	0	1	1				
Bob Boone, R (1,2) OBP: 0.282, SLG: 0.261			0-0 6-3		0-0 F2			0-0 5-3		3	0	0	0	0	0	2				
Gary Pettis, S (1,8) OBP: 0.267, SLG: 0.305			4-0 CS BB		0-0 CS 1B			0-0 FC3-6 1B 1B		2	0	2	2	1	0	0				
Inning Stats	R: 0 E: 0 K: 1 S: 5	H: 0 LOB: 0 BB: 0 P: 5	R: 0 E: 0 K: 0 S: 3	H: 0 LOB: 1 BB: 1 P: 7	R: 0 E: 0 K: 0 S: 2	H: 0 LOB: 0 BB: 1 P: 6	R: 0 E: 0 K: 0 S: 3	H: 1 LOB: 0 BB: 0 P: 3	R: 2 E: 0 K: 1 S: 7	H: 3 LOB: 0 BB: 0 P: 7	R: 0 E: 0 K: 1 S: 6	H: 1 LOB: 2 BB: 1 P: 10	R: 0 E: 0 K: 0 S: 7	H: 0 LOB: 0 BB: 0 P: 7	R: 0 E: 0 K: 0 S: 5	H: 2 LOB: 3 BB: 1 P: 9		1B: 6 2B: 1 3B: 0 HR: 0	SF: 0 SAC: 0 DP: 1 HBP: 0	WP: 0 PA: 34 PB: 0 SB: 0 CS: 2
PITCHER Storm Davis, R (1,1) ERA: 3.65 Tippy Martinez, L (8,1) ERA: 9.0	IP: 7.1 WLS: L BF: 29 H: 7 R: 2 ER: 2 SO: 5 BB: 3 IBB: 0 HBP: 0 BLK: 0 WP: 0 HR: 0 S: 36 P: 48 ERA: 2.46 WHIP: 1.364																			

Batter	1	2	3	4	5	6	7	8	9	AB	R	H	RBI	BB	SO	LOB	TOP									
Alan Wiggins, S OBP: 0.343, SLG: 0.318 (1, 4)	4-3		K		1-3		4-3		G6-4-3 1B	5	0	1	0	0	1	0										
Lee Lacy, R OBP: 0.305, SLG: 0.364 (1, 9)	L9		FC6 1B		K			F8	G6-4-3 1-2 2-3	5	0	1	0	0	1	2										
Cal Ripken Jr., R OBP: 0.356, SLG: 0.433 (1, 6)	BB		FC6 1-2					L9	BB	3	0	1	0	2	0	1										
Eddie Murray, S OBP: 0.398, SLG: 0.464 (1, 3)	G3			BB FC1-2 1B	K			BB	1-3	4	0	1	0	1	1	4										
Jim Dwyer, L OBP: 0.346, SLG: 0.625 (1, 10)		G6-4-3 1B		F9		K		F8		4	0	1	0	0	1	2										
Juan Beniquez, R OBP: 0.388, SLG: 0.382 (1, 5)	G6-4-3 1-2		FC1-2 1-2 1B		F9				HR 1B	4	1	2	0	0	0	1										
Mike Young, S OBP: 0.401, SLG: 0.391 (1, 7)	K			FC1-2 1-2 2-3 BB	K				HR 1B	3	1	1	2	1	2	0										
John Shelby, S OBP: 0.229, SLG: 0.343 (1, 8)			HR	FC1-2 FC5 1-2 2-3 3-H		F8			HR	4	2	2	2	0	0	3										
Floyd Rayford, R OBP: 0.174, SLG: 0.173 Larry Sheets, L OBP: 0.358, SLG: 0.570 (9, PH)	K		K	FC5 1-2		K			G6-4-3 1B 1B	3	0	0	0	0	2	3										
Inning Stats	R: 0 E: 0 K: 0 S: 3	H: 0 LOB: 1 BB: 1 P: 7	R: 0 E: 0 K: 1 S: 5	H: 1 LOB: 0 BB: 0 P: 5	R: 1 E: 0 K: 2 S: 9	H: 2 LOB: 1 BB: 0 P: 9	R: 0 E: 0 K: 0 S: 5	H: 2 LOB: 3 BB: 1 P: 9	R: 0 E: 0 K: 2 S: 8	H: 1 LOB: 1 BB: 0 P: 8	R: 0 E: 0 K: 1 S: 7	H: 0 LOB: 0 BB: 0 P: 7	R: 0 E: 0 K: 1 S: 5	H: 0 LOB: 0 BB: 0 P: 5	R: 0 E: 0 K: 0 S: 3	H: 0 LOB: 1 BB: 1 P: 7	R: 3 E: 0 K: 0 S: 7	H: 5 LOB: 2 BB: 1 P: 11	1B: 8 2B: 0 3B: 0 HR: 3	SF: 0 SAC: 0 DP: 2 HBP: 0	WP: 0 PB: 0 SB: 0 CS: 0	PA: 40				
PITCHER	IP	WLS	BF	H	R	ER	SO	BB	IBB	HBP	BLK	WP	HR	S	P	ERA	WHIP									
Mike Witt, R ERA: 3.32 Doug Corbett, R ERA: 3.46	(1, 1)	8.0	W	36	10	4	4	8	3	0	0	0	0	3	49	61	4.50	1.625								
(9, 1)	1.0	S	4	1	0	0	0	1	0	0	0	0	0	3	7	0.00	2.000									

Baltimore Orioles @ California Angels
Anaheim Stadium, Anaheim, CA
Sun Jun 01 1986, 6:33 AM EDT
Att: 47,408 - Unknown

AB	36
R	4
H	11
RBI	4
BB	4
SO	8
LOB	16



Batter	1	2	3	4	5	6	7	8	9	AB	R	H	RBI	BB	SO	LOB	BOTTOM									
Gary Pettis, S OBP: 0.266, SLG: 0.304 (1, 8)	5-3		F9		6-3			1B 2B 1B		4	1	1	0	0	0	2										
Wally Joyner, L OBP: 0.352, SLG: 0.592 (1, 3)	K		F8			HR		2B 1B 1B		4	2	2	1	0	1	1										
Brian Downing, R OBP: 0.413, SLG: 0.491 (1, 7)	K		FC6-4 1-2			F7		1-3 2-H 1B 2B		4	1	1	1	0	1	1										
Doug DeCinces, R OBP: 0.296, SLG: 0.352 (1, 10)		F5		G6-4-3 1B		K		F7		4	0	1	0	0	1	2										
George Hendrick, R OBP: 0.327, SLG: 0.548 (1, 9)		HR		G6-4-3 1-2		K		1B 2B 1B		3	2	1	1	1	1	1										
Bobby Grich, R OBP: 0.358, SLG: 0.402 (1, 4)	L8			6-3			6-3 2B	1-2 2-H 3-H 1B		4	1	2	2	0	0	0										
Dick Schofield, R OBP: 0.328, SLG: 0.438 (1, 6)	BB				SH1-3 1B		6-3 2-3	K		3	0	1	0	1	1	3										
Jack Howell, L OBP: 0.167, SLG: 0.333 (1, 5)	4-3				SH1-3 1-2		K	1-2 2-H 2B		3	0	1	2	0	1	2										
Bob Boone, R OBP: 0.281, SLG: 0.255 (1, 2)			FC6-4 BB		K		F7	F7		3	0	0	0	1	1	3										
Inning Stats	R: 0 E: 0 K: 2 S: 7	H: 0 LOB: 0 BB: 0 P: 7	R: 1 E: 0 K: 0 S: 4	H: 1 LOB: 1 BB: 1 P: 8	R: 0 E: 0 K: 0 S: 3	H: 0 LOB: 0 BB: 0 P: 3	R: 0 E: 0 K: 1 S: 6	H: 1 LOB: 1 BB: 0 P: 6	R: 1 E: 0 K: 2 S: 8	H: 1 LOB: 0 BB: 0 P: 8	R: 0 E: 0 K: 1 S: 6	H: 1 LOB: 1 BB: 0 P: 6	R: 5 E: 0 K: 1 S: 10	H: 5 LOB: 1 BB: 1 P: 14	R: 3 E: 0 K: 0 S: 7	H: 5 LOB: 2 BB: 1 P: 11	1B: 5 2B: 3 3B: 0 HR: 2	SF: 0 SAC: 1 DP: 1 HBP: 0	WP: 0 PB: 0 SB: 0 CS: 0	PA: 36						
PITCHER	IP	WLS	BF	H	R	ER	SO	BB	IBB	HBP	BLK	WP	HR	S	P	ERA	WHIP									
Scott McGregor, L ERA: 4.76 Rich Bordi, R ERA: 2.63	(1, 1)	7.0	L	30	8	5	5	6	2	0	0	0	0	2	40	48	6.43	1.429								
(8, 1)	1.0		6	2	2	2	1	0	1	0	0	0	0	7	11	18.00	2.000									

Baltimore Orioles @ California Angels
Anaheim Stadium, Anaheim, CA
Sun Jun 01 1986, 6:33 AM EDT
Att: 47,408 - Unknown

AB	32
R	7
H	10
RBI	7
BB	3
SO	7
LOB	15



Batter	1	2	3	4	5	6	7	8	9	AB	R	H	RBI	BB	SO	LOB	TOP										
Rickey Henderson, R OBP: 0.360, SLG: 0.488 (1, 8)	L5		K			CS 1B		1-2 1B		4	0	2	0	0	1	1	New York Yankees @ California Angels Anaheim Stadium, Anaheim, CA Tue Jun 03 1986, 10:05 PM EDT Att: 33,309 - Unknown										
Wille Randolph, R OBP: 0.431, SLG: 0.352 (1, 4)	6-3		5-3			K		F8		4	0	0	0	0	1	4											
Don Mattingly, L OBP: 0.373, SLG: 0.493 (1, 3)	L7			F7		L8		F7		4	0	0	0	0	0	2											
Mike Easter, L OBP: 0.364, SLG: 0.473 (1, 10)		BB 1B		3-1				3-1		4	0	1	0	0	0	0											
Dave Winfield, R OBP: 0.352, SLG: 0.458 (1, 9)	F8			K				6-3		4	0	0	0	0	1	1											
Dan Pasqua, L OBP: 0.417, SLG: 0.553 (1, 7)		G3-6-1 BB			F8			F4		2	0	0	0	1	0	0											
Gary Roenicke, R OBP: 0.492, SLG: 0.490 (8, PH)									BB	0	0	0	0	1	0	0											
Mike Pagliarulo, L OBP: 0.333, SLG: 0.526 (1, 5)	G3-6-1				HR			1B FC4-6 BB		3	2	1	1	1	1	3											
Ron Hassey, L OBP: 0.337, SLG: 0.346 (1, 2)					F7			FC4-6 1B		3	0	2	0	0	0	0											
Mike Fischlin, R OBP: 0.333, SLG: 0.357 (1, 6)						K2-3		FC4-6 F8 1B		2	0	0	0	0	2	1											
Ken Griffey, L OBP: 0.327, SLG: 0.421 (8, PH)								1-2 3-H		1	0	0	1	0	0	1											
Bobby Meacham, S OBP: 0.306, SLG: 0.283 (8, 6)										0	0	0	0	0	0	0											
Inning Stats	R: 0 E: 0 K: 0 S: 3	H: 0 LOB: 0 BB: 0 P: 3	R: 0 E: 0 K: 0 S: 3	H: 1 LOB: 1 BB: 1 P: 7	R: 0 E: 0 K: 2 S: 8	H: 1 LOB: 1 BB: 0 P: 8	R: 0 E: 0 K: 1 S: 5	H: 0 LOB: 0 BB: 0 P: 5	R: 1 E: 0 K: 1 S: 6	H: 1 LOB: 0 BB: 0 P: 6	R: 0 E: 0 K: 0 S: 3	H: 0 LOB: 0 BB: 0 P: 3	R: 1 E: 0 K: 0 S: 5	H: 2 LOB: 2 BB: 1 P: 9	R: 0 E: 0 K: 1 S: 5	H: 0 LOB: 1 BB: 1 P: 9	1B: 4 2B: 1 3B: 0 HR: 1	SF: 0 SAC: 0 DP: 1 HBP: 0	WP: 0 PB: 0 SB: 0 CS: 1	PA: 34							
PITCHER	IP	WLS	BF	H	R	ER	SO	BB	IBB	HBP	BLK	WP	HR	S	P	ERA	WHIP										
Don Sutton, R ERA: 6.32 (1, 1)	8.0	W	30	6	2	2	5	2	0	0	0	0	1	38	46	2.25	1.000										
Terry Forster, L ERA: 4.66 (9, 1)	1.0	S	4	0	0	0	1	1	0	0	0	0	0	5	9	0.00	1.000										

AB	31
R	2
H	6
RBI	2
BB	3
SO	6
LOB	13



Batter	1	2	3	4	5	6	7	8	9	AB	R	H	RBI	BB	SO	LOB	BOTTOM										
Gary Pettis, S OBP: 0.277, SLG: 0.305 (1, 8)	CS 1B		1-2 BB			K		5-3		3	0	1	0	1	1	0	New York Yankees @ California Angels Anaheim Stadium, Anaheim, CA Tue Jun 03 1986, 10:05 PM EDT Att: 33,309 - Unknown										
Wally Joyner, L OBP: 0.342, SLG: 0.572 (1, 3)	4-3		F3			6-3		F9		4	0	0	0	0	0	3											
Brian Downing, R OBP: 0.414, SLG: 0.483 (1, 7)	F8			6-3		K		FC5-4 BB		3	0	0	0	1	1	0											
George Hendrick, R OBP: 0.322, SLG: 0.528 (1, 9)		6-3		6-3			F7	FC5-4		4	0	0	0	0	0	1											
Bobby Grich, R OBP: 0.347, SLG: 0.419 (1, 4)		F7			HR			F8		3	1	1	1	0	0	0											
Dick Schofield, R OBP: 0.333, SLG: 0.429 (1, 6)			K		F9			E 1B HR BB		2	1	0	0	1	1	0											
Rick Burleson, R OBP: 0.366, SLG: 0.389 (1, 10)			F8			K		E5 HR 1B		3	1	1	0	0	1	0											
Bob Boone, R OBP: 0.281, SLG: 0.273 (1, 2)			BB BB		L8			1-2 HR		2	1	1	3	1	0	0											
Jack Howell, L OBP: 0.154, SLG: 0.167 (1, 5)			F7		F7			5-3		3	0	0	0	0	0	1											
Inning Stats	R: 0 E: 0 K: 0 S: 3	H: 1 LOB: 0 BB: 0 P: 3	R: 0 E: 0 K: 1 S: 5	H: 0 LOB: 0 BB: 0 P: 5	R: 0 E: 0 K: 0 S: 3	H: 0 LOB: 2 BB: 2 P: 11	R: 1 E: 0 K: 0 S: 4	H: 1 LOB: 0 BB: 0 P: 4	R: 0 E: 0 K: 1 S: 5	H: 0 LOB: 0 BB: 0 P: 5	R: 0 E: 0 K: 2 S: 7	H: 0 LOB: 0 BB: 0 P: 7	R: 3 E: 1 K: 0 S: 5	H: 2 LOB: 0 BB: 1 P: 9	R: 0 E: 0 K: 0 S: 3	H: 0 LOB: 1 BB: 1 P: 7		1B: 2 2B: 0 3B: 0 HR: 2	SF: 0 SAC: 0 DP: 0 HBP: 0	WP: 0 PB: 0 SB: 0 CS: 1	PA: 31						
PITCHER	IP	WLS	BF	H	R	ER	SO	BB	IBB	HBP	BLK	WP	HR	S	P	ERA	WHIP										
Dennis Rasmussen, L ERA: 4.02 (1, 1)	8.0	L	31	4	4	4	4	4	0	0	0	0	2	35	51	4.50	1.000										

AB	27
R	4
H	4
RBI	4
BB	4
SO	4
LOB	5



Batter	1	2	3	4	5	6	7	8	9	AB	R	H	RBI	BB	SO	LOB	TOP					
Rickey Henderson, R OBP: 0.355, SLG: 0.479	6-3		L4	FC4		F3	G6-3		FC5 1B	6	0	1	0	0	0	4						
Don Mattingly, L OBP: 0.376, SLG: 0.493	L8		HR	4-3		F8			HR 1B	6	2	3	2	0	0	2						
Dave Winfield, R OBP: 0.356, SLG: 0.489	HR		HR			L8			F8 1B	5	2	2	3	1	0	3						
Mike Easter, L OBP: 0.365, SLG: 0.490	K		1B	L6					F9 1B	5	1	2	2	0	1	3						
Ron Hassey, L OBP: 0.350, SLG: 0.365		3-1	F7						HR	4	2	2	0	1	0	1						
Dan Pasqua, L OBP: 0.434, SLG: 0.581	E4		1B						G3-6-3 BB	5	1	3	1	0	0	1						
Mike Pagliarulo, L OBP: 0.330, SLG: 0.513	L8		F6						F7	4	1	0	0	1	0	4						
Willie Randolph, R OBP: 0.435, SLG: 0.358	L9								K	5	0	3	1	0	1	1						
Mike Fischlin, R OBP: 0.350, SLG: 0.368			E8 1B	B1					1B 1B	5	2	2	1	0	0	3						
Inning Stats	R: 1 E: 0 K: 1 S: 6	H: 1 LOB: 0 BB: 0 P: 6	R: 0 E: 1 K: 0 S: 4	H: 0 LOB: 1 BB: 0 P: 4	R: 3 E: 1 K: 0 S: 8	H: 4 LOB: 2 BB: 0 P: 8	R: 0 E: 0 K: 0 S: 5	H: 1 LOB: 3 BB: 1 P: 9	R: 1 E: 1 K: 0 S: 5	H: 3 LOB: 1 BB: 0 P: 5	R: 0 E: 0 K: 0 S: 3	H: 0 LOB: 0 BB: 0 P: 3	R: 3 E: 0 K: 0 S: 6	H: 4 LOB: 1 BB: 1 P: 10	R: 2 E: 0 K: 0 S: 4	H: 2 LOB: 0 BB: 1 P: 8	R: 1 E: 0 K: 1 S: 8	H: 3 LOB: 2 BB: 0 P: 8	1B: 13 2B: 2 3B: 0 HR: 3	SF: 0 SAC: 0 DP: 3 HBP: 0	WP: 0 PB: 0 CS: 0	PA: 48
PITCHER	IP	WLS	BF	H	R	ER	SO	BB	IBB	HBP	BLK	WP	HR	S	P	ERA	WHIP					
Ron Romanick, R ERA: 4.55	2.2	L	15	5	4	3	1	0	0	0	0	0	2	17	17	10.12	1.875					
Chuck Finley, L ERA: 9.0	1.2		11	4	1	1	0	0	1	0	0	0	0	10	14	5.40	2.400					
Todd Fischer, R ERA: 7.2	2.2		11	4	3	3	0	0	1	0	0	0	0	10	14	10.12	1.500					
T.R. Bryden, R ERA: 6.16	2.0		11	5	3	3	1	1	0	0	0	0	1	12	16	13.50	3.000					

New York Yankees @ California Angels
Anaheim Stadium, Anaheim, CA
Wed Jun 04 1986, 10:05 PM EDT
Att: 39,676 - Unknown

AB 45
R 11
H 18
RBI 10
BB 3
SO 2
LOB 22



Batter	1	2	3	4	5	6	7	8	9	AB	R	H	RBI	BB	SO	LOB	BOTTOM					
Gary Pettis, S OBP: 0.282, SLG: 0.311	K			K						3	0	1	0	1	2	0						
Wally Joyner, L OBP: 0.336, SLG: 0.561	E4			F9					F9	4	0	0	0	0	0	3						
Brian Downing, R OBP: 0.406, SLG: 0.472	L9-3			6-3					F3	4	0	0	0	0	0	3						
Reggie Jackson, L OBP: 0.418, SLG: 0.508		L9							K	2	0	0	0	2	1	0						
Ruppert Jones, L OBP: 0.359, SLG: 0.385	K			FC4					F8	4	0	0	0	0	1	2						
Jack Howell, L OBP: 0.125, SLG: 0.133	4-3									3	0	0	0	0	1	2						
Rob Wilfong, L OBP: 0.305, SLG: 0.382			G3						F8	3	0	0	0	0	1	2						
Dick Schofield, R OBP: 0.327, SLG: 0.419			F2						6-3	3	0	0	0	0	0	0						
Bob Boone, R OBP: 0.278, SLG: 0.269			F9						F8	2	0	0	0	0	0	1						
Jerry Narron, L OBP: 0.364, SLG: 0.368										1	0	0	0	0	0	0						
Inning Stats	R: 0 E: 1 K: 1 S: 5	H: 0 LOB: 0 BB: 0 P: 5	R: 0 E: 0 K: 1 S: 5	H: 0 LOB: 0 BB: 0 P: 5	R: 0 E: 0 K: 0 S: 3	H: 0 LOB: 0 BB: 0 P: 3	R: 0 E: 0 K: 1 S: 5	H: 0 LOB: 0 BB: 0 P: 5	R: 0 E: 1 K: 0 S: 4	H: 0 LOB: 2 BB: 1 P: 8	R: 0 E: 0 K: 1 S: 5	H: 0 LOB: 1 BB: 1 P: 9	R: 0 E: 0 K: 0 S: 4	H: 0 LOB: 1 BB: 1 P: 9	R: 0 E: 0 K: 0 S: 4	H: 1 LOB: 0 BB: 0 P: 4	R: 0 E: 0 K: 1 S: 5	H: 0 LOB: 0 BB: 0 P: 5	1B: 0 2B: 2 3B: 0 HR: 0	SF: 0 SAC: 0 DP: 1 HBP: 0	WP: 0 PB: 1 CS: 0	PA: 32
PITCHER	IP	WLS	BF	H	R	ER	SO	BB	IBB	HBP	BLK	WP	HR	S	P	ERA	WHIP					
Joe Niekro, R ERA: 3.21	8.0	W	29	1	0	0	5	3	0	0	0	0	0	5	5	0.00	0.500					
Al Holland, L ERA: 5.00	1.0		3	0	0	0	1	0	0	0	0	0	0	5	5	0.00	0.000					

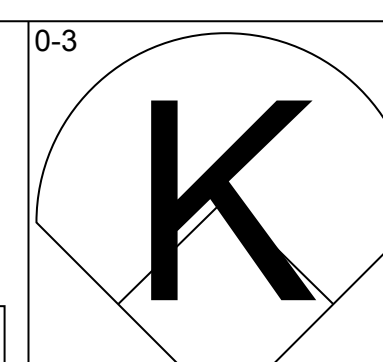
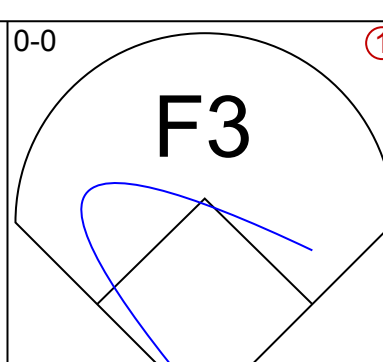
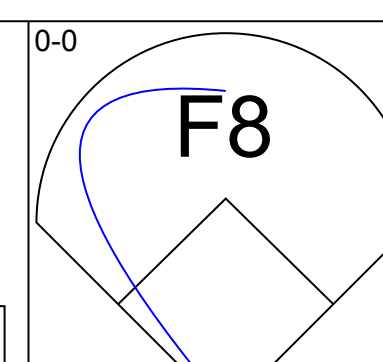
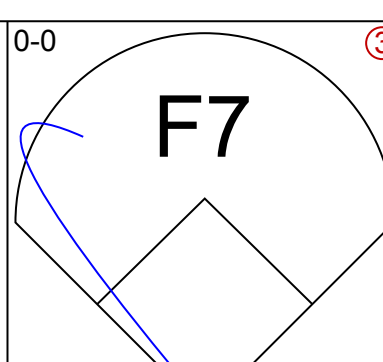
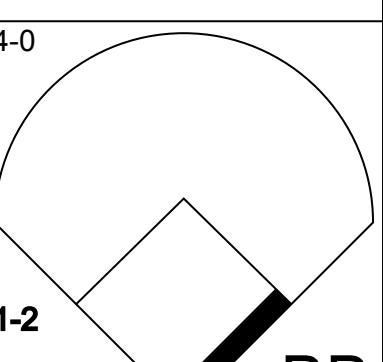
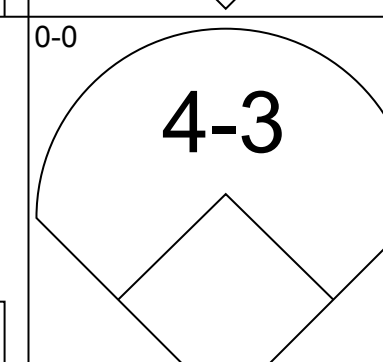
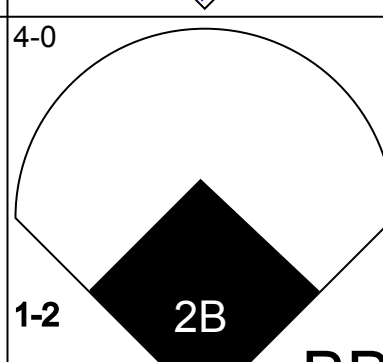
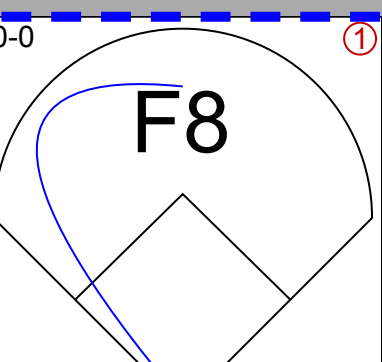
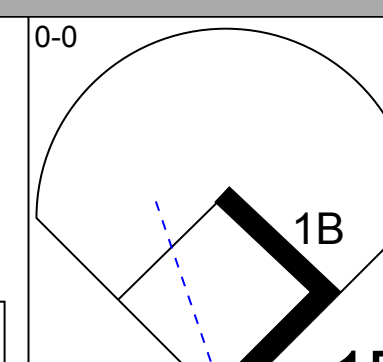
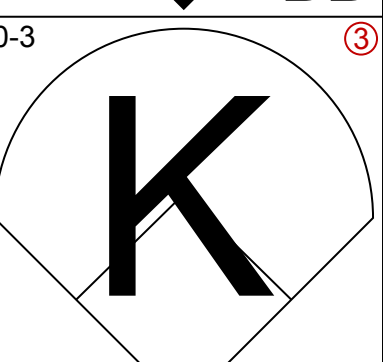
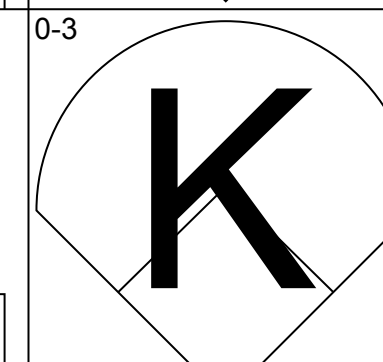
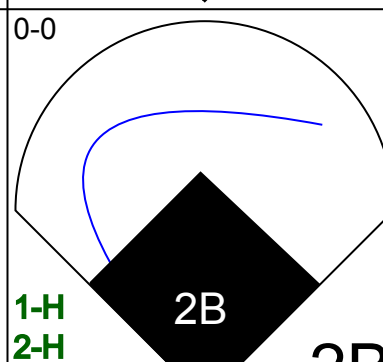
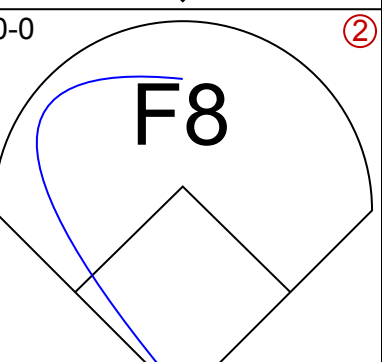
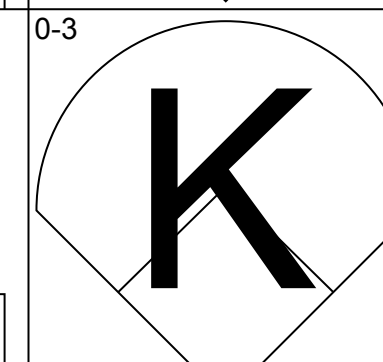
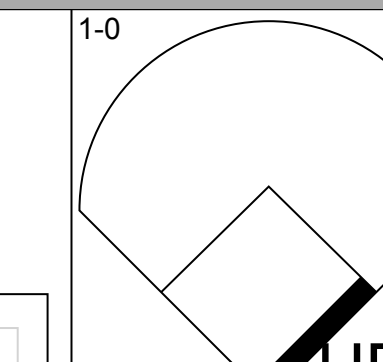
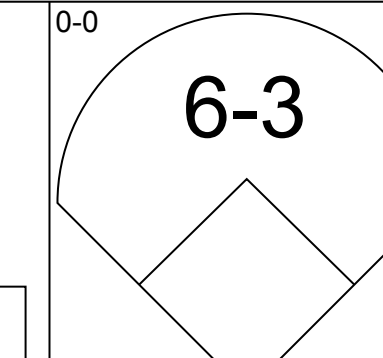
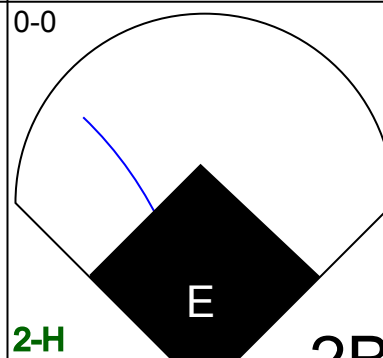
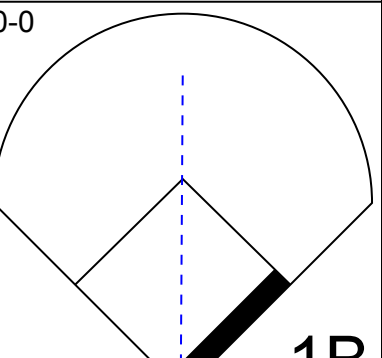
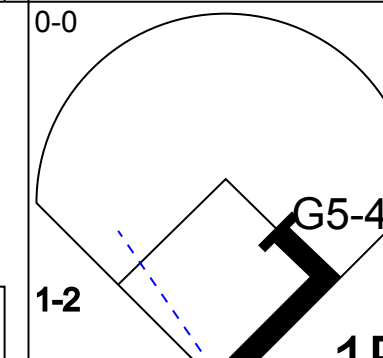
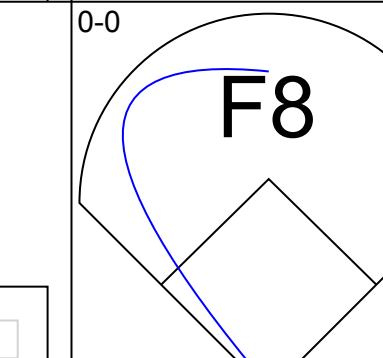
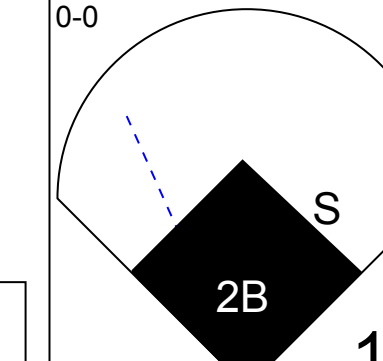
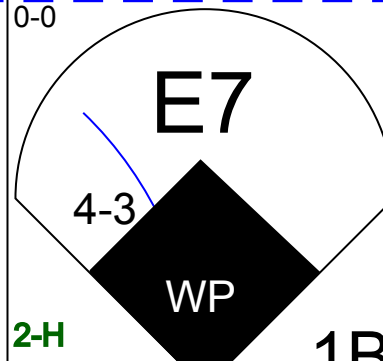
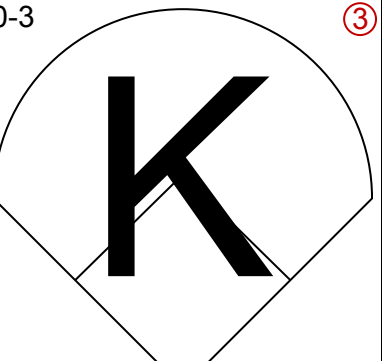
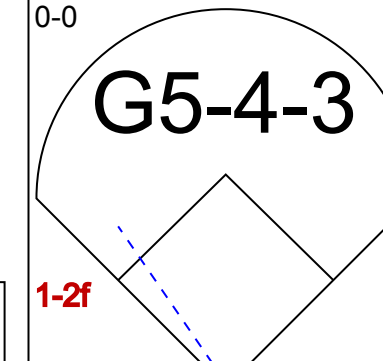
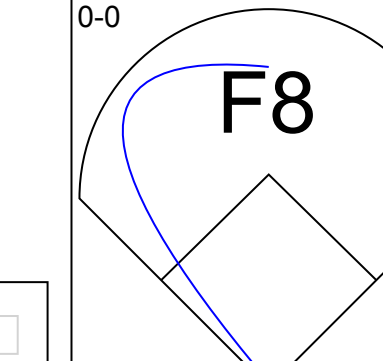
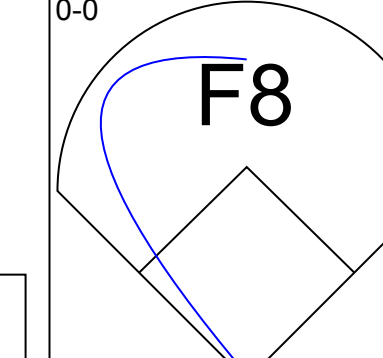
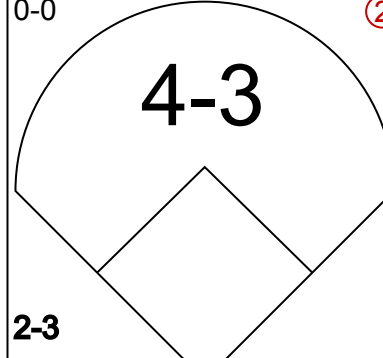
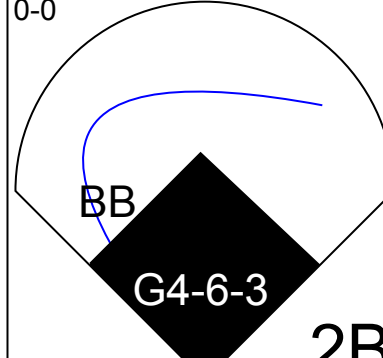
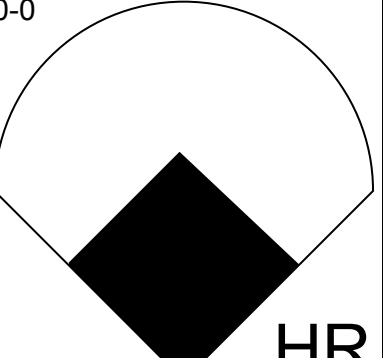
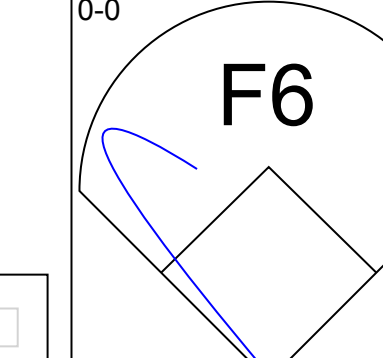
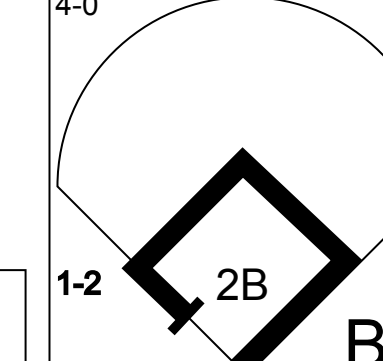
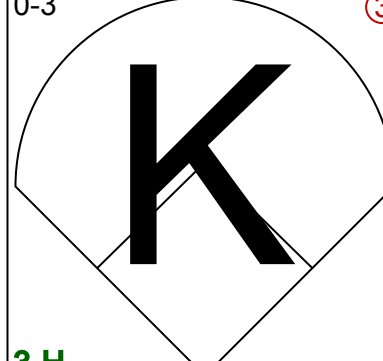
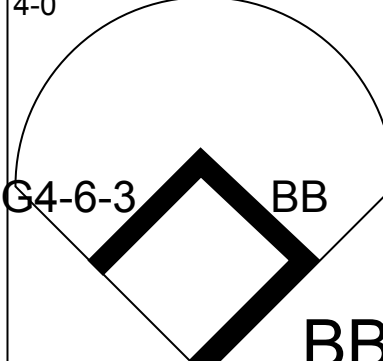
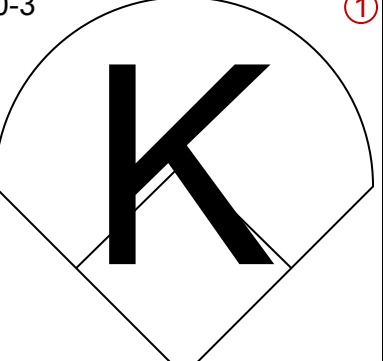
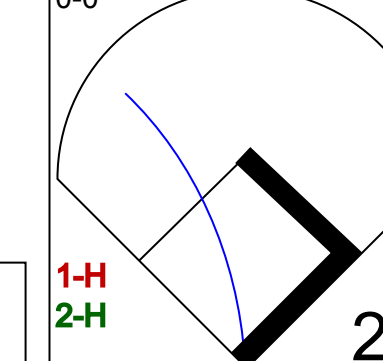
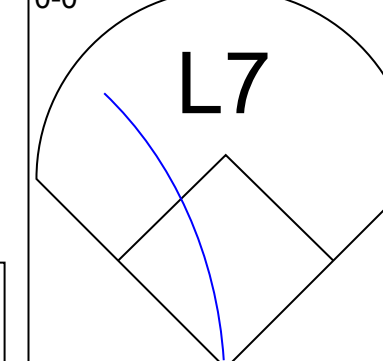
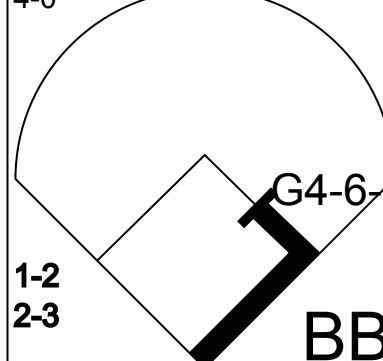
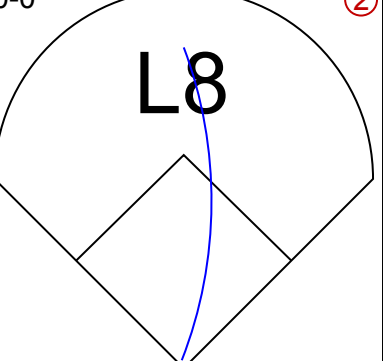
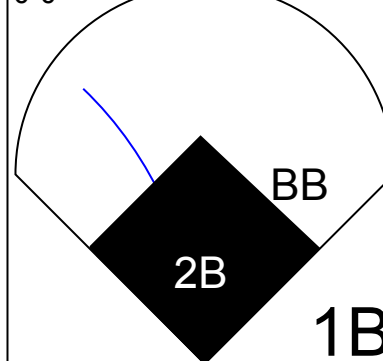
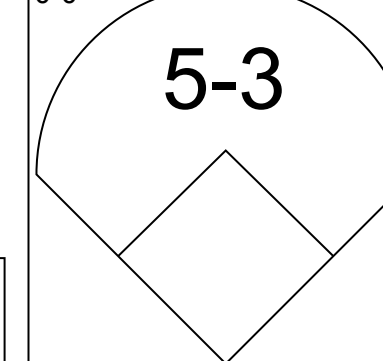
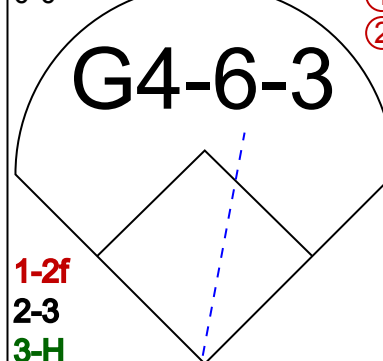
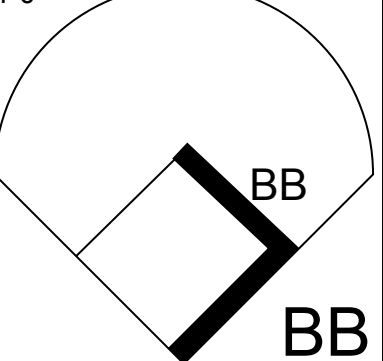

New York Yankees @ California Angels
Anaheim Stadium, Anaheim, CA
Wed Jun 04 1986, 10:05 PM EDT
Att: 39,676 - Unknown

AB 29
R 0
H 1
RBI 0
BB 3
SO 6
LOB 13



Batter	1	2	3	4	5	6	7	8	9	AB	R	H	RBI	BB	SO	LOB	TOP			
Gary Pettis, S OBP: 0.281, SLG: 0.310 (1, 8)	0-0 4-3 1B		0-0 6-3			0-3 K			0-0 5-3	4	0	1	0	0	1	0	California Angels @ Cleveland Indians Cleveland Municipal Stadium, Cleveland, OH Fri Jun 06 1986, 7:05 PM EDT Att: 9,387 - Unknown livebaseballscorecards.com			
Wally Joyner, L OBP: 0.331, SLG: 0.551 (1, 3)	0-0 4-3 1-2		0-0 4-3			0-0 F9			0-3 K	4	0	0	0	0	1	1				
Brian Downing, R OBP: 0.404, SLG: 0.464 (1, 7)	0-0 L5			0-0 5-3			4-0 FC4-6 BB		0-0 F9	3	0	0	0	1	0	1				
Reggie Jackson, L OBP: 0.410, SLG: 0.496 (1, 10)	0-0 1-3			0-0 L9			0-0 F7			3	0	0	0	0	0	2				
Ruppert Jones, L OBP: 0.352, SLG: 0.375 (1, 9)		0-3 K		0-3 K			0-0 FC4-6 1-2			3	0	0	0	0	2	1				
Rob Wilfong, L OBP: 0.298, SLG: 0.372 (1, 4)		0-0 4-3			0-0 F9		0-3 K			3	0	0	0	0	1	1				
Jack Howell, L OBP: 0.158, SLG: 0.167 (1, 5)		0-0 1B			0-0 L9			0-0 F7		3	0	1	0	0	0	0				
Dick Schofield, R OBP: 0.320, SLG: 0.409 (1, 6)		0-0 L8			0-0 L1			0-0 B2-3		3	0	0	0	0	0	1				
Bob Boone, R OBP: 0.273, SLG: 0.264 (1, 2)			0-0 5-3			0-0 5-3			0-0 5-3	3	0	0	0	0	0	0				
Inning Stats	R: 0 E: 0 K: 0 S: 4	H: 1 LOB: 1 BB: 0 P: 4	R: 0 E: 0 K: 1 S: 6	H: 1 LOB: 1 BB: 0 P: 6	R: 0 E: 0 K: 0 S: 3	H: 0 LOB: 0 BB: 0 P: 3	R: 0 E: 0 K: 1 S: 5	H: 0 LOB: 0 BB: 0 P: 5	R: 0 E: 0 K: 0 S: 3	H: 0 LOB: 1 BB: 1 P: 9	R: 0 E: 0 K: 1 S: 5	H: 0 LOB: 0 BB: 0 P: 5	R: 0 E: 0 K: 1 S: 5	H: 0 LOB: 0 BB: 0 P: 5	R: 0 E: 0 K: 1 S: 5	H: 0 LOB: 0 BB: 0 P: 5	1B: 2 2B: 0 3B: 0 HR: 0	SF: 0 SAC: 0 DP: 0 HBP: 0	WP: 0 PB: 0 SB: 0 CS: 0	PA: 30
PITCHER Ken Schrom, R ERA: 3.66 (1, 1)	IP: 9.0 WLS: W BF: 30	H: 2 R: 0 ER: 0 SO: 5	BB: 1 IBB: 0 HBP: 0 BLK: 0	WP: 0 HR: 0 S: 39 P: 43	ERA: 0.00 WHIP: 0.333	PITCHER										IP: 9.0 WLS: W BF: 30	H: 2 R: 0 ER: 0 SO: 5	BB: 1 IBB: 0 HBP: 0 BLK: 0	WP: 0 HR: 0 S: 39 P: 43	ERA: 0.00 WHIP: 0.333

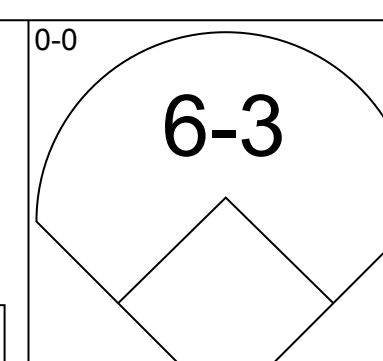
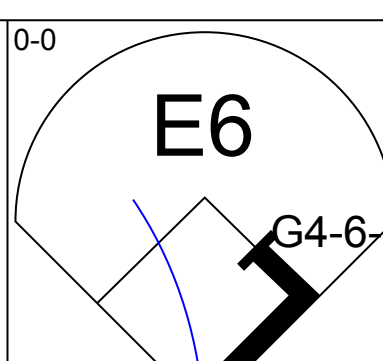
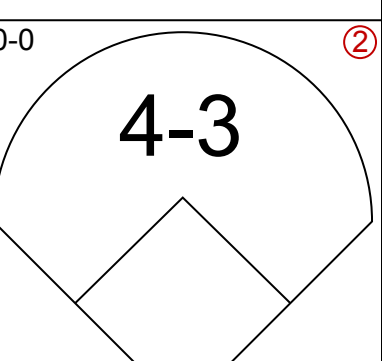
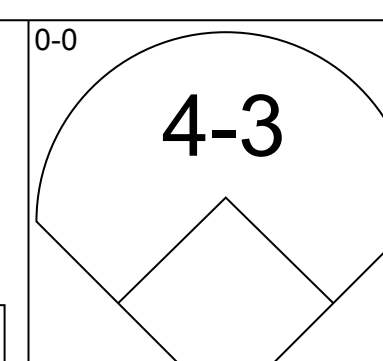
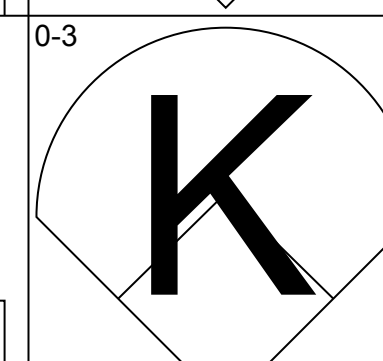
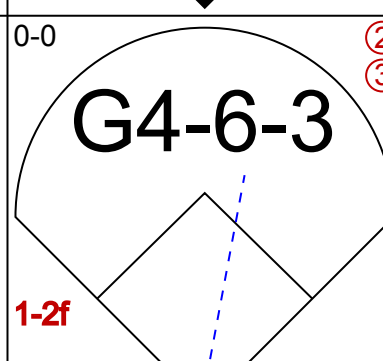
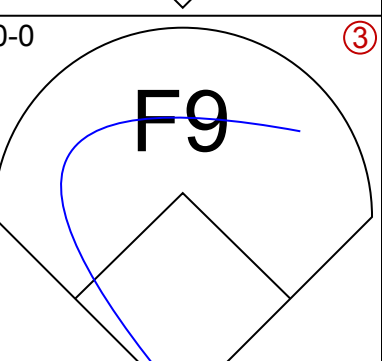
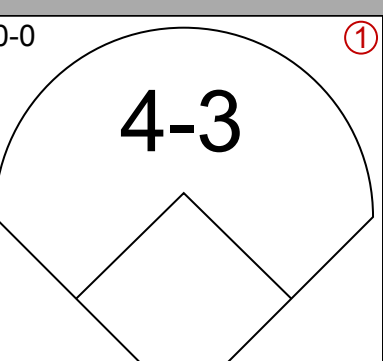
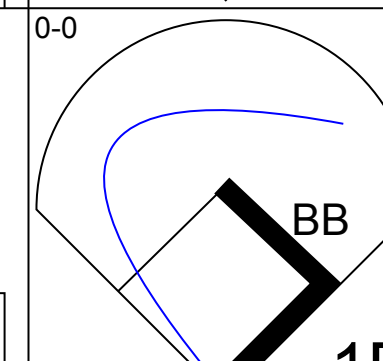
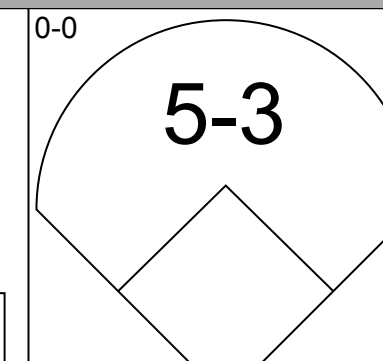
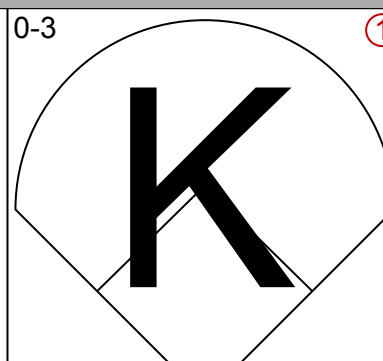
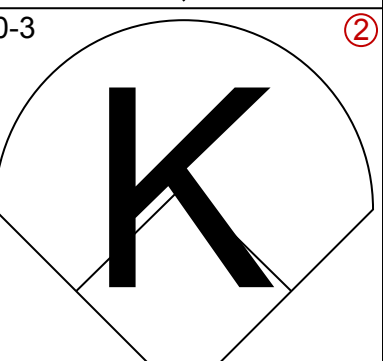
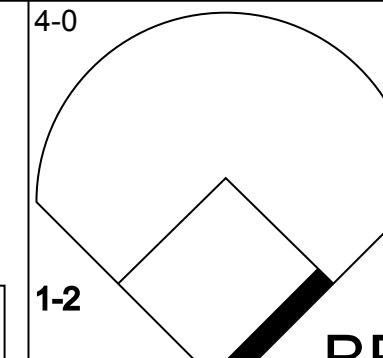
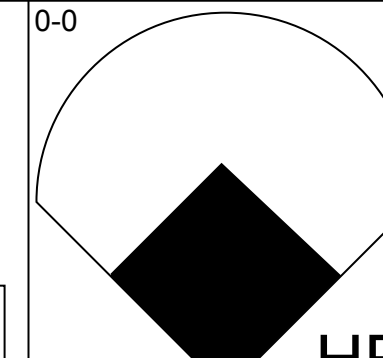
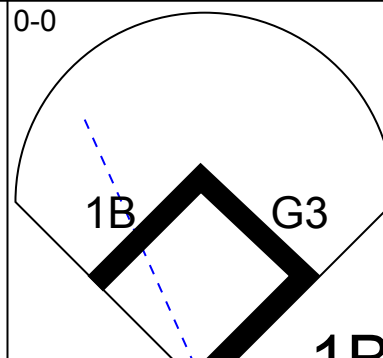
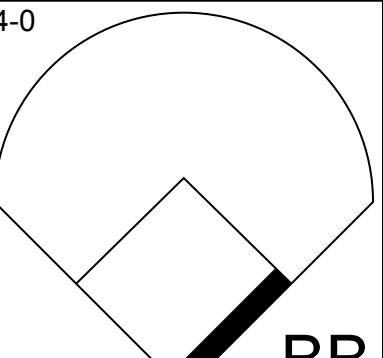
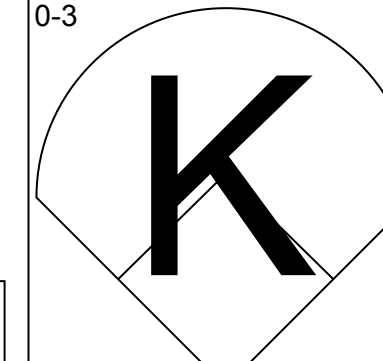
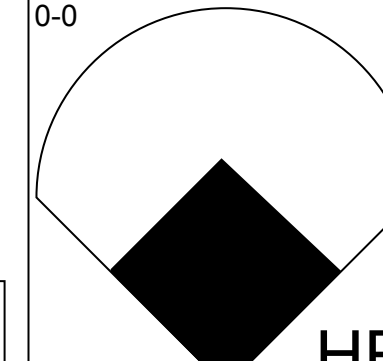
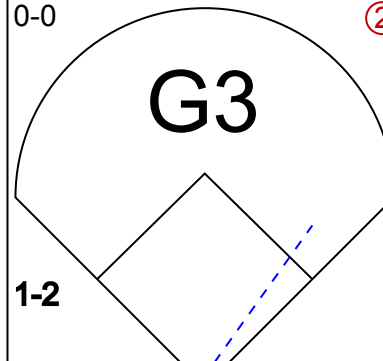
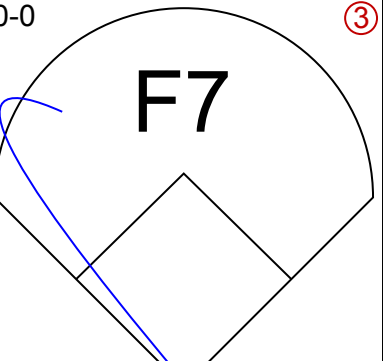
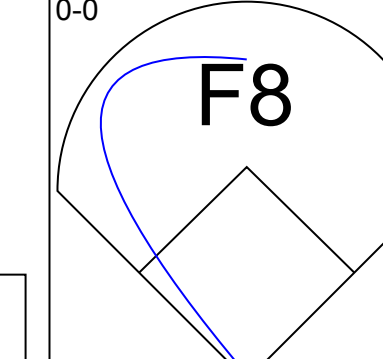
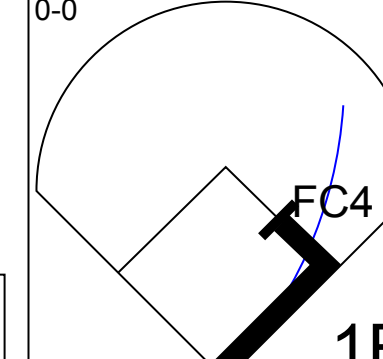
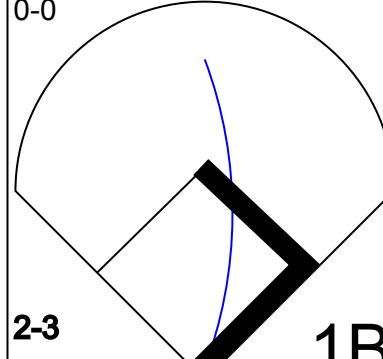

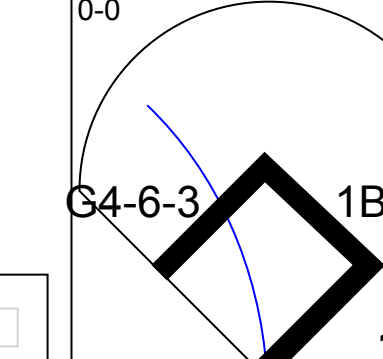
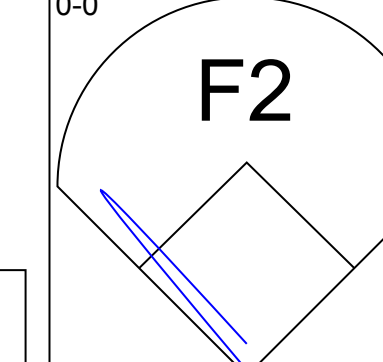
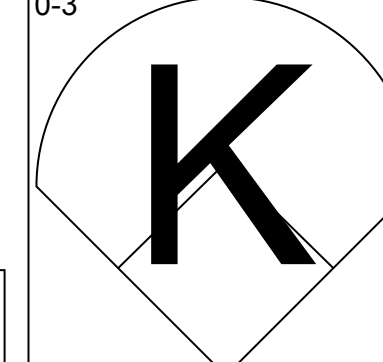
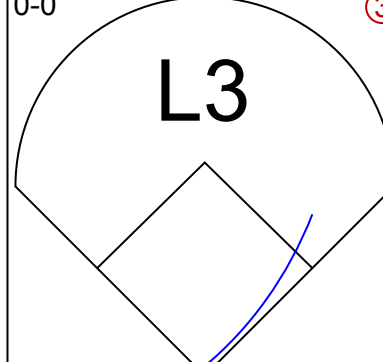

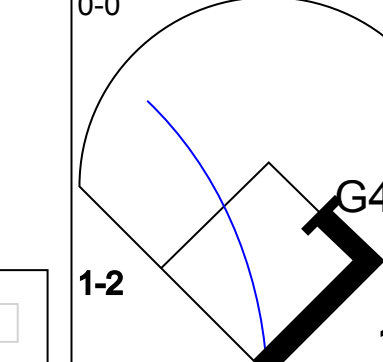
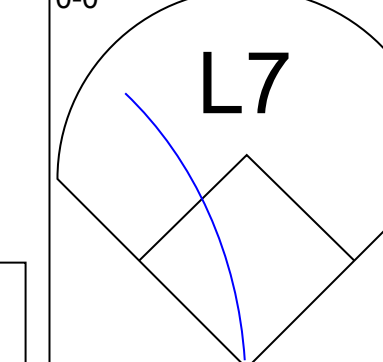
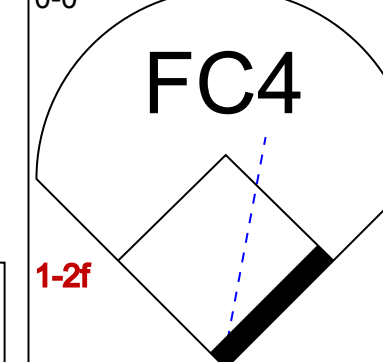
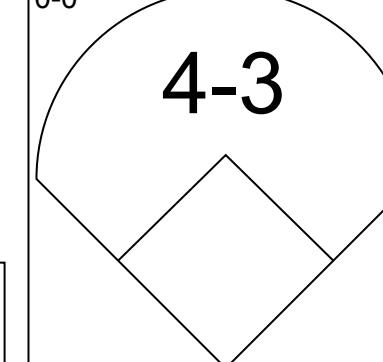
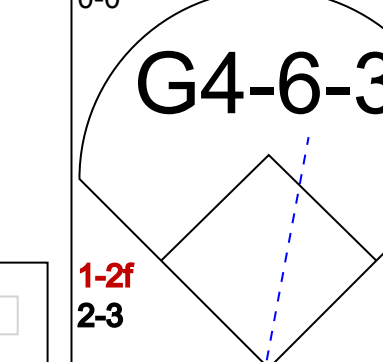
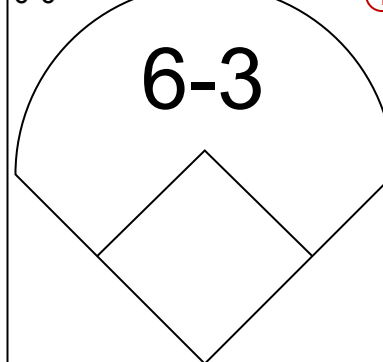
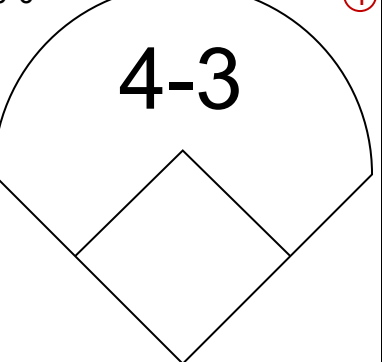
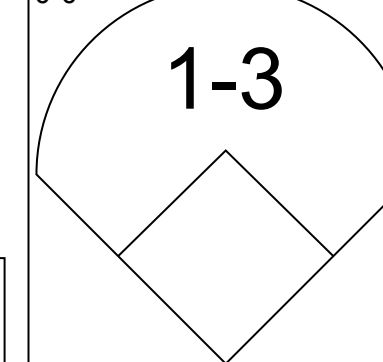
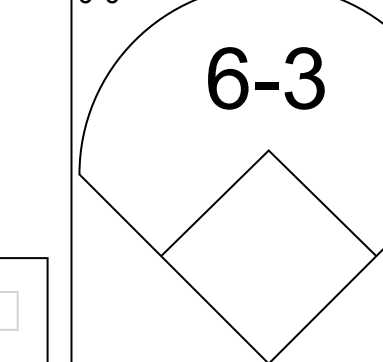
Batter	1	2	3	4	5	6	7	8	9	AB	R	H	RBI	BB	SO	LOB	BOTTOM			
Brett Butler, L OBP: 0.349, SLG: 0.332 (1, 8)	0-0 3-1		0-0 6-3		0-0 FC1-5			0-0 FC3-6 1-2 HR		4	1	0	0	0	0	2	California Angels @ Cleveland Indians Cleveland Municipal Stadium, Cleveland, OH Fri Jun 06 1986, 7:05 PM EDT Att: 9,387 - Unknown livebaseballscorecards.com			
Julio Franco, R OBP: 0.305, SLG: 0.377 (1, 6)	0-0 6-3		0-0 F9		0-0 G3		0-0 F9		0-0 F9	4	0	0	0	0	0	2				
Joe Carter, R OBP: 0.324, SLG: 0.443 (1, 7)	0-0 1B		4-0 BB			0-3 K		0-0 HR		3	1	2	2	1	1	0				
Andre Thornton, R OBP: 0.305, SLG: 0.361 (1, 10)	0-0 F5		0-0 F8			0-0 F8		0-0 6-3		4	0	0	0	0	0	2				
Mel Hall, L OBP: 0.319, SLG: 0.512 (1, 9)		0-0 1B 5-3 1B		0-0 4-3		0-3 K				3	1	1	0	0	1	0				
Tony Bemazard, S OBP: 0.388, SLG: 0.409 (1, 4)		0-0 1-3 1B		0-0 3-1		0-3 K				3	0	1	0	0	1	0				
Pat Tabler, R OBP: 0.335, SLG: 0.421 (1, 3)		0-0 5-3		0-3 K		0-0 6-3				3	0	0	1	0	1	1				
Brook Jacoby, R OBP: 0.349, SLG: 0.411 (1, 5)		0-3 K		0-0 FC1-5 SH5-3 1B		0-3 K				3	0	1	0	0	2	1				
Andy Allanson, R OBP: 0.298, SLG: 0.344 (1, 2)		0-0 6-3		0-0 SH5-3		0-0 FC3-6 1B				2	0	1	0	0	0	1				
Inning Stats	R: 0 E: 0 K: 0 S: 4	H: 1 LOB: 1 BB: 0 P: 4	R: 1 E: 0 K: 1 S: 7	H: 2 LOB: 1 BB: 0 P: 7	R: 0 E: 0 K: 1 S: 5	H: 0 LOB: 1 BB: 0 P: 5	R: 0 E: 0 K: 2 S: 7	H: 0 LOB: 0 BB: 0 P: 7	R: 0 E: 0 K: 2 S: 7	H: 0 LOB: 0 BB: 0 P: 7	R: 0 E: 0 K: 0 S: 5	H: 2 LOB: 0 BB: 0 P: 5	R: 2 E: 0 K: 0 S: 5	H: 2 LOB: 0 BB: 0 P: 5	R: 2 E: 0 K: 0 S: 5	H: 2 LOB: 0 BB: 0 P: 5	1B: 5 2B: 0 3B: 0 HR: 1	SF: 0 SAC: 1 DP: 0 HBP: 0	WP: 0 PB: 0 SB: 1 CS: 0	PA: 31
PITCHER Kirk McCaskill, R ERA: 3.84 (1, 1)	IP: 8.0 WLS: L BF: 31	H: 6 R: 3 ER: 3 SO: 6	BB: 1 IBB: 0 HBP: 0 BLK: 0	WP: 0 HR: 1 S: 42 P: 46	ERA: 3.38 WHIP: 0.875	PITCHER										IP: 8.0 WLS: L BF: 31	H: 6 R: 3 ER: 3 SO: 6	BB: 1 IBB: 0 HBP: 0 BLK: 0	WP: 0 HR: 1 S: 42 P: 46	ERA: 3.38 WHIP: 0.875

Batter	1	2	3	4	5	6	7	8	9	AB	R	H	RBI	BB	SO	LOB	TOP			
Brian Downing, R OBP: 0.399, SLG: 0.455 (1, 7)										4	0	0	0	1	1	2				
Gary Pettis, S OBP: 0.284, SLG: 0.309 (1, 8)										4	1	1	0	1	1	2				
Reggie Jackson, L OBP: 0.410, SLG: 0.496 (1, 10)										4	1	1	2	0	2	1				
Doug DeCinces, R OBP: 0.304, SLG: 0.364 (1, 5)										5	1	3	1	0	0	1				
George Hendrick, R OBP: 0.325, SLG: 0.522 (1, 9)										5	2	2	0	0	1	4				
Wally Joyner, L OBP: 0.332, SLG: 0.566 (1, 3)										5	2	2	1	0	0	3				
Bobby Grich, R OBP: 0.352, SLG: 0.411 (1, 4)										2	0	0	0	2	2	0				
Dick Schofield, R OBP: 0.325, SLG: 0.415 (1, 6)										3	0	1	1	1	0	0				
Bob Boone, R OBP: 0.278, SLG: 0.265 (1, 2)										3	1	1	0	1	0	2				
Inning Stats	R: 0 E: 0 K: 2 S: 7	H: 0 LOB: 0 BB: 0 P: 7	R: 1 E: 0 K: 0 S: 4	H: 2 LOB: 2 BB: 1 P: 8	R: 5 E: 1 K: 1 S: 9	H: 4 LOB: 0 BB: 1 P: 13	R: 0 E: 0 K: 0 S: 3	H: 0 LOB: 0 BB: 0 P: 3	R: 0 E: 0 K: 1 S: 6	H: 1 LOB: 1 BB: 0 P: 6	R: 0 E: 0 K: 1 S: 6	H: 2 LOB: 1 BB: 0 P: 6	R: 1 E: 0 K: 2 S: 8	H: 1 LOB: 2 BB: 0 P: 16	R: 0 E: 0 K: 0 S: 3	H: 0 LOB: 1 BB: 0 P: 4	1B: 6 2B: 4 3B: 0 HR: 1	SF: 0 SAC: 0 DP: 2 HBP: 1	WP: 1 PB: 0 SB: 1 CS: 0	PA: 42
PITCHER	IP	WLS	BF	H	R	ER	SO	BB	IBB	HBP	BLK	WP	HR	S	P	ERA	WHIP			
Tom Candiotti, R ERA: 4.33 (1, 1)	2.1	L	13	5	5	5	2	2	0	0	0	0	0	15	23	19.29	3.000			
Rich Yeti, R ERA: 4.5 (3, 1)	1.2		6	1	1	0	1	0	0	0	0	1	0	8	8	0.00	0.600			
Bryan Oelkers, L ERA: 3.0 (5, 1)	5.0		23	5	2	2	4	4	0	1	0	0	1	26	43	3.60	1.800			

California Angels @ Cleveland Indians
Cleveland Municipal Stadium, Cleveland, OH
Sat Jun 07 1986, 3:33 AM EDT
Att: 20,010 - Unknown

AB 35
R 8
H 11
RBI 5
BB 6
SO 7
LOB 15



Batter	1	2	3	4	5	6	7	8	9	AB	R	H	RBI	BB	SO	LOB	BOTTOM					
Brett Butler, L OBP: 0.342, SLG: 0.324 (1, 8)										4	0	0	0	0	0	0						
Julio Franco, R OBP: 0.300, SLG: 0.370 (1, 6)										4	0	0	0	0	1	1						
Joe Carter, R OBP: 0.322, SLG: 0.439 (1, 3)										4	0	1	0	0	2	0						
Andre Thornton, R OBP: 0.318, SLG: 0.385 (1, 10)										2	1	2	1	2	0	0						
Mel Hall, L OBP: 0.317, SLG: 0.528 (1, 9)										4	1	1	1	0	1	4						
Tony Bemazard, S OBP: 0.376, SLG: 0.417 (1, 4)										4	0	3	0	0	0	0						
Brook Jacoby, R OBP: 0.347, SLG: 0.408 (1, 5)										4	0	1	0	0	1	3						
Chris Bando, S OBP: 0.390, SLG: 0.426 (1, 2)										4	0	0	0	0	0	3						
Otis Nixon, S OBP: 0.262, SLG: 0.225 Pat Tabler, R OBP: 0.333, SLG: 0.419 (9, PH)										3	0	0	0	0	0	0						
Inning Stats	R: 0 E: 0 K: 2 S: 8	H: 1 LOB: 2 BB: 1 P: 12	R: 0 E: 0 K: 0 S: 3	H: 0 LOB: 0 BB: 0 P: 3	R: 0 E: 1 K: 0 S: 3	H: 0 LOB: 0 BB: 0 P: 3	R: 2 E: 0 K: 1 S: 8	H: 3 LOB: 1 BB: 0 P: 8	R: 0 E: 0 K: 0 S: 3	H: 0 LOB: 0 BB: 0 P: 3	R: 0 E: 0 K: 1 S: 7	H: 2 LOB: 2 BB: 0 P: 7	R: 0 E: 0 K: 0 S: 3	H: 0 LOB: 0 BB: 0 P: 3	R: 0 E: 0 K: 1 S: 5	H: 0 LOB: 1 BB: 1 P: 9	R: 0 E: 0 K: 0 S: 4	H: 2 LOB: 1 BB: 0 P: 4	1B: 6 2B: 0 3B: 0 HR: 2	SF: 0 SAC: 0 DP: 2 HBP: 0	WP: 0 PB: 0 SB: 0 CS: 0	PA: 36
PITCHER	IP	WLS	BF	H	R	ER	SO	BB	IBB	HBP	BLK	WP	HR	S	P	ERA	WHIP					
Mike Witt, R ERA: 3.23 (1, 1)	8.0	W	34	8	2	2	5	2	0	0	0	0	0	42	50	2.25	1.250					
Doug Corbett, R ERA: 3.29 (9, 1)	1.0		2	0	0	0	0	0	0	0	0	0	0	2	2	0.00	0.000					

California Angels @ Cleveland Indians
Cleveland Municipal Stadium, Cleveland, OH
Sat Jun 07 1986, 3:33 AM EDT
Att: 20,010 - Unknown

AB 34
R 2
H 8
RBI 2
BB 2
SO 5
LOB 12



Batter	1	2	3	4	5	6	7	8	9	AB	R	H	RBI	BB	SO	LOB	TOP										
Bobby Grich, R OBP: 0.339, SLG: 0.394 (1,4)	5-3		G5-4-3			L7		F7		4	0	0	0	0	0	1	California Angels @ Cleveland Indians Cleveland Municipal Stadium, Cleveland, OH Sun Jun 08 1986, 3:33 AM EDT Att: 10,109 - Unknown										
Gary Pettis, S OBP: 0.278, SLG: 0.302 (1,8)	5-3		6-3			4-3		E5 HR		4	1	0	0	0	0	0											
Doug DeCinces, R OBP: 0.308, SLG: 0.380 (1,5)	1B BB				F7	6-3		1B HR		3	1	1	2	1	0	0											
Brian Downing, R OBP: 0.397, SLG: 0.450 (1,7)	1-2 1B				F4		F3	F7		4	0	1	0	0	0	0											
George Hendrick, R OBP: 0.323, SLG: 0.513 (1,9) (4,3)	F6				6-3		4-3		FC4 1B	4	0	1	0	0	0	2											
Wally Joyner, L OBP: 0.331, SLG: 0.563 (1,3)		L7							F4	1	0	0	0	0	0	0											
Ruppert Jones, L OBP: 0.358, SLG: 0.402 (4,9)					HR		BB			2	1	1	1	1	0	1											
Rick Burleson, R OBP: 0.362, SLG: 0.384 (1,10)		F5			G6-4-3 1B		5-3		FC4 1-2	4	0	1	0	0	0	2											
Dick Schofield, R OBP: 0.323, SLG: 0.432 (1,6)		6-3			F8			HR	5-3	4	1	1	1	0	0	2											
Bob Boone, R OBP: 0.281, SLG: 0.268 (1,2)						G6-4-3			3-1	2	0	1	0	0	0	1											
Jerry Narron, L OBP: 0.348, SLG: 0.350 (5,2)					1B	1-2				1	0	0	0	0	0	0											
Inning Stats	R: 0 E: 0 K: 0 S: 4	H: 1 LOB: 2 BB: 1 P: 8	R: 0 E: 0 K: 0 S: 3	H: 0 LOB: 0 BB: 0 P: 3	R: 0 E: 0 K: 0 S: 3	H: 1 LOB: 0 BB: 0 P: 3	R: 0 E: 0 K: 0 S: 3	H: 0 LOB: 0 BB: 0 P: 3	R: 1 E: 0 K: 0 S: 4	H: 2 LOB: 0 BB: 0 P: 4	R: 0 E: 0 K: 0 S: 3	H: 0 LOB: 1 BB: 1 P: 7	R: 3 E: 1 K: 0 S: 6	H: 2 LOB: 0 BB: 0 P: 6	R: 0 E: 1 K: 0 S: 4	H: 1 LOB: 1 BB: 0 P: 4	1B: 4 2B: 0 3B: 0 HR: 3	SF: 0 SAC: 0 DP: 2 HBP: 0	WP: 0 PB: 0 SB: 0 CS: 0	PA: 35							
PITCHER	IP	WLS	BF	H	R	ER	SO	BB	IBB	HBP	BLK	WP	HR	S	P	ERA	WHIP										
Neal Heaton, L ERA: 4.3 (1,1)	8.0	W	32	7	4	2	0	2	0	0	0	0	3	30	38	2.25	1.125										
Scott Bailes, L ERA: 4.91 (9,1)	1.0		3	0	0	0	0	0	0	0	0	0	0	3	3	0.00	0.000										

Batter	1	2	3	4	5	6	7	8	9	AB	R	H	RBI	BB	SO	LOB	BOTTOM											
Brett Butler, L OBP: 0.344, SLG: 0.319 (1,8)	1B BB			4-3 1B BB		F5	5-3			3	2	0	0	2	0	2	California Angels @ Cleveland Indians Cleveland Municipal Stadium, Cleveland, OH Sun Jun 08 1986, 3:33 AM EDT Att: 10,109 - Unknown											
Tony Bemazzard, S OBP: 0.371, SLG: 0.408 (1,4)	K	F8		F3		1B BB		K		4	0	0	0	1	2	2												
Joe Carter, R OBP: 0.320, SLG: 0.443 (1,3)	1B 3B	L7		4-3		F4		K2-3		5	1	1	1	0	1	2												
Andre Thornton, R OBP: 0.333, SLG: 0.398 (1,10)	HR 1B			HR 1B				1B BB		4	2	4	2	1	0	0												
Otis Nixon, S OBP: 0.262, SLG: 0.225 (8, PR)	HR 1B	1B		HR 1B		1-2 1B		1B BB		0	0	0	0	0	0	0												
Mel Hall, L OBP: 0.326, SLG: 0.550 (1,7)	HR BB	F7		HR		F8		1B		4	2	2	2	1	0	3												
Brook Jacoby, R OBP: 0.348, SLG: 0.438 (1,5)	HR		F3	K				HR	3-1	5	2	2	4	0	1	2												
Carmen Castillo, R OBP: 0.261, SLG: 0.328 (1,9)	6-3		WP SF8 1B		K			6-3 SF8 2B		4	2	2	0	0	1	0												
Andy Allanson, R OBP: 0.296, SLG: 0.339 (1,2)	2B BB		SF8 1-2		F3			6-3		2	0	0	1	1	0	1												
Fran Mullins, R OBP: 0.250, SLG: 0.429 (1,6)	2B		F7		K			SF8		3	0	1	1	0	1	0												
Inning Stats	R: 5 E: 0 K: 1 S: 9	H: 4 LOB: 3 BB: 3 P: 21	R: 0 E: 0 K: 0 S: 4	H: 1 LOB: 1 BB: 0 P: 4	R: 1 E: 0 K: 0 S: 4	H: 1 LOB: 0 BB: 0 P: 4	R: 3 E: 0 K: 1 S: 7	H: 2 LOB: 0 BB: 1 P: 11	R: 0 E: 0 K: 2 S: 7	H: 0 LOB: 0 BB: 0 P: 7	R: 0 E: 0 K: 0 S: 4	H: 1 LOB: 2 BB: 1 P: 8	R: 2 E: 0 K: 0 S: 5	H: 2 LOB: 0 BB: 0 P: 5	R: 0 E: 0 K: 2 S: 8	H: 1 LOB: 2 BB: 1 P: 12	1B: 6 2B: 2 3B: 1 HR: 3	SF: 2 SAC: 0 DP: 0 HBP: 0	WP: 1 PB: 0 SB: 1 CS: 0	PA: 42								
PITCHER	IP	WLS	BF	H	R	ER	SO	BB	IBB	HBP	BLK	WP	HR	S	P	ERA	WHIP											
Jim Slaton, R ERA: 5.19 (1,1)	0.1	L	6	3	5	5	1	2	0	0	0	0	1	1	18	26	9.82	1.909										
T.R. Bryden, R ERA: 6.55 (1,1)	3.2		18	5	4	4	1	2	0	0	0	1	1	18	26	9.82	1.909											
Todd Fischer, R ERA: 7.04 (5,1)	2.2		12	3	2	2	2	1	0	0	0	0	1	15	19	6.75	1.500											
Chuck Finley, L ERA: 6.23 (7,1)	1.1		6	1	0	0	2	1	0	0	0	0	0	9	13	0.00	1.500											

Batter	1	2	3	4	5	6	7	8	9	AB	R	H	RBI	BB	SO	LOB	TOP				
Ruppert Jones, L OBP: 0.359, SLG: 0.405 (1, 9)	0-0 2B		0-0 F5		0-0 F6			4-0 SH5-3 BB	0-3 K	4	0	1	0	1	1	2					
Wally Joyner, L OBP: 0.327, SLG: 0.556 (1, 3)	0-0 F7		0-0 6-3		0-0 L4			0-0 SH5-3		3	0	0	0	0	0	1					
Brian Downing, R OBP: 0.394, SLG: 0.443 (1, 7)	0-0 5-3			1-0 SH3 1B HR HBP		0-0 5-3		0-0 6-3		3	1	0	0	0	0	2					
Reggie Jackson, L OBP: 0.424, SLG: 0.500 (1, 10)	4-0 FC5-4 BB			0-0 SH3 1B HR		1-0 S HBP		4-0 BB		1	1	1	0	2	0	0					
Bobby Grich, R OBP: 0.330, SLG: 0.382 (1, 4)	0-0 FC5-4			0-0 SH3		0-0 F9		0-0 L9		3	0	0	0	0	0	5					
Doug DeCinces, R OBP: 0.311, SLG: 0.398 (1, 5)		0-0 F8		0-0 HR		0-0 5-3			0-0 FC1-6 1B	4	1	2	3	0	0	1					
Bob Boone, R OBP: 0.274, SLG: 0.261 (1, 2)	0-3 K		0-0 6-3		0-0 5-3			0-0 FC1-6 BB		4	0	0	0	0	1	1	AB 29				
Dick Schofield, R OBP: 0.315, SLG: 0.420 (1, 6)	0-0 F7		0-0 F6		0-0 6-3			0-0 F8		4	0	0	0	0	0	1	R 3				
Gary Pettis, S OBP: 0.278, SLG: 0.297 (1, 8)			0-0 G3		0-0 F7			4-0 BB		3	0	0	0	1	0	0	H 4				
Inning Stats	R: 0 E: 0 K: 0 S: 4	H: 1 LOB: 2 BB: 1 P: 8	R: 0 E: 0 K: 1 S: 5	H: 0 LOB: 0 BB: 0 P: 5	R: 0 E: 0 K: 0 S: 3	H: 0 LOB: 0 BB: 0 P: 3	R: 3 E: 0 K: 0 S: 5	H: 2 LOB: 0 BB: 0 P: 6	R: 0 E: 0 K: 0 S: 3	H: 0 LOB: 1 BB: 0 P: 4	R: 0 E: 0 K: 0 S: 3	H: 0 LOB: 0 BB: 0 P: 3	R: 0 E: 0 K: 0 S: 3	H: 0 LOB: 2 BB: 2 P: 11	R: 0 E: 0 K: 1 S: 6	H: 1 LOB: 2 BB: 1 P: 10	1B: 2 2B: 1 3B: 0 HR: 1	SF: 0 SAC: 2 DP: 0 HBP: 2	WP: 0 PB: 0 SB: 1 CS: 0	PA: 37	
PITCHER	IP	WLS	BF	H	R	ER	SO	BB	IBB	HBP	BLK	WP	HR	S	P	ERA	WHIP				
Tom Seaver, R ERA: 3.91 (1, 1)	7.0	L	27	3	3	3	1	1	0	2	0	0	1	26	32	3.86	0.571				
Joel McKeon, L ERA: 0.69 (8, 1)	0.2		4	0	0	0	0	2	0	0	0	0	0	2	10	0.00	3.000				
Gene Nelson, R ERA: 2.2 (8, 1)	1.1		6	1	0	0	1	1	0	0	0	0	0	7	11	0.00	1.500				

California Angels @ Chicago White Sox
Comiskey Park, Chicago, IL
Mon Jun 09 1986, 8:05 PM EDT
Att: 19,611 - Unknown

AB 29
R 3
H 4
RBI 3
BB 4
SO 2
LOB 13



Batter	1	2	3	4	5	6	7	8	9	AB	R	H	RBI	BB	SO	LOB	BOTTOM				
John Cangelosi, S OBP: 0.360, SLG: 0.264 (1, 8)	0-3 K		0-0 F7			0-0 6-3		0-0 1-3		4	0	0	0	0	1	0					
Carlton Fisk, R OBP: 0.289, SLG: 0.292 (1, 2)	0-0 F3			0-3 K		0-0 F8		0-0 F7		4	0	0	0	0	1	0					
Harold Baines, L OBP: 0.342, SLG: 0.451 (1, 9)	4-0 BB			0-0 4-3		0-0 3-1		0-0 F7		3	0	0	0	1	0	0					
Greg Walker, L OBP: 0.402, SLG: 0.605 (1, 3)	0-0 F9			0-0 F8		0-0 F9		0-3 K		4	0	0	0	0	1	1					
Bobby Bonilla, S OBP: 0.356, SLG: 0.357 (1, 7)		0-3 K			0-0 1B		4-0 BB			2	0	1	0	1	1	0					
Scott Bradley, L OBP: 0.368, SLG: 0.294 (1, 10)		0-0 F7			0-0 1B		0-0 F9			3	0	1	0	0	0	1					
Tim Lueft, R OBP: 0.315, SLG: 0.439 (1, 5)		0-0 L8			0-3 K		0-0 F8			3	0	0	0	0	1	3	AB 29				
Ozzie Guillen, L OBP: 0.241, SLG: 0.292 (1, 6)			0-0 F5		0-3 K			0-3 K		3	0	0	0	0	2	2	R 0				
Julio Cruz, S OBP: 0.317, SLG: 0.208 (1, 4)			0-0 4-3		0-3 K			0-0 G3		3	0	0	0	0	1	2	H 2				
Inning Stats	R: 0 E: 0 K: 1 S: 5	H: 0 LOB: 1 BB: 1 P: 9	R: 0 E: 0 K: 1 S: 5	H: 0 LOB: 0 BB: 0 P: 5	R: 0 E: 0 K: 1 S: 3	H: 0 LOB: 0 BB: 0 P: 3	R: 0 E: 0 K: 3 S: 11	H: 2 LOB: 2 BB: 0 P: 11	R: 0 E: 0 K: 0 S: 3	H: 0 LOB: 0 BB: 0 P: 3	R: 0 E: 0 K: 0 S: 3	H: 0 LOB: 1 BB: 1 P: 7	R: 0 E: 0 K: 1 S: 5	H: 0 LOB: 0 BB: 0 P: 5	R: 0 E: 0 K: 1 S: 5	H: 0 LOB: 0 BB: 0 P: 5	1B: 2 2B: 0 3B: 0 HR: 0	SF: 0 SAC: 0 DP: 0 HBP: 0	WP: 0 PB: 0 SB: 0 CS: 0	PA: 31	
PITCHER	IP	WLS	BF	H	R	ER	SO	BB	IBB	HBP	BLK	WP	HR	S	P	ERA	WHIP				
Don Sutton, R ERA: 5.4 (1, 1)	9.0	W	31	2	0	0	8	2	0	0	0	0	0	45	53	0.00	0.444				

California Angels @ Chicago White Sox
Comiskey Park, Chicago, IL
Mon Jun 09 1986, 8:05 PM EDT
Att: 19,611 - Unknown

AB 29
R 0
H 2
RBI 0
BB 2
SO 8
LOB 9



Batter	1	2	3	4	5	6	7	8	9	AB	R	H	RBI	BB	SO	LOB	TOP								
Gary Pettis, S OBP: 0.276, SLG: 0.299 (1, 8)	0-0 4-3		0-3 K		0-0 G3		0-0 4-3 2B		0-0 4-3	5	0	1	1	0	1	3	California Angels @ Chicago White Sox Comiskey Park, Chicago, IL Tue Jun 10 1986, 8:05 PM EDT Att: 13,497 - Unknown livebaseballscorecards.com								
Ruppert Jones, L OBP: 0.391, SLG: 0.415 (1, 9) (5, 7)	4-0 CS BB			0-0 F8		0-0 5-3 3B		0-0 4-3	0-0 3-1	4	1	1	0	1	0	1									
Brian Downing, R OBP: 0.395, SLG: 0.444 George Hendrick, R OBP: 0.323, SLG: 0.504 (1, 7) (5, 9)	0-3 K			0-0 1B		0-0 5-3		0-0 6-3	4-0 1B BB	2	0	1	0	0	1	1									
Reggie Jackson, L OBP: 0.418, SLG: 0.489 (1, 10)		0-3 K		0-3 K		0-0 6-3		0-0 4-3	0-0 1B	5	0	1	0	0	2	1									
Doug DeCinces, R OBP: 0.313, SLG: 0.400 (1, 5)		0-3 K		0-3 K		0-0 2B		4-0 FC4-6 BB BB	0-0 F7	4	1	1	0	1	2	3									
Wally Joyner, L OBP: 0.333, SLG: 0.561 (1, 3)	0-0 4-3				0-0 5-3 1B	0-0 2B		4-0 FC4-6 1-2 BB		3	0	2	1	1	0	0									
Bobby Grich, R OBP: 0.319, SLG: 0.368 (1, 4)			0-0 6-3		0-3 K	0-0 6-3		0-0 FC4-6 1-2 2-3 BB		4	0	0	0	0	1	4									
Dick Schofield, R OBP: 0.321, SLG: 0.428 (8, PH) Jerry Narron, L OBP: 0.375, SLG: 0.350 Rick Burleson, R OBP: 0.362, SLG: 0.384 (8, 6) (8, 6)			0-0 6-3		4-0 5-3 1-2 BB		0-0 2B 2B	4-0 FC5-4 1-2 BB		2	1	1	0	1	0	0									
Bob Boone, R OBP: 0.274, SLG: 0.261 (1, 2)			0-0 1B		0-0 5-3	1-2 2-3		0-0 L9 1-2 BB	0-0 FC5-4	4	0	1	0	0	0	6									
Inning Stats	R: 0 E: 0 K: 1 S: 4	H: 0 LOB: 1 BB: 1 P: 8	R: 0 E: 0 K: 2 S: 7	H: 0 LOB: 0 BB: 0 P: 7	R: 0 E: 0 K: 1 S: 6	H: 1 LOB: 1 BB: 0 P: 6	R: 0 E: 0 K: 2 S: 8	H: 1 LOB: 1 BB: 0 P: 8	R: 0 E: 0 K: 1 S: 6	H: 1 LOB: 2 BB: 1 P: 10	R: 2 E: 0 K: 0 S: 6	H: 3 LOB: 1 BB: 0 P: 6	R: 1 E: 0 K: 0 S: 5	H: 2 LOB: 1 BB: 0 P: 5	R: 0 E: 0 K: 0 S: 3	H: 0 LOB: 3 BB: 3 P: 15		R: 0 E: 0 K: 0 S: 4	H: 1 LOB: 2 BB: 1 P: 8	1B: 4 2B: 5 3B: 1 HR: 0	SF: 0 SAC: 0 DP: 1 HBP: 0	WP: 0 PB: 0 SB: 0 CS: 1	PA: 41		
PITCHER	IP	WLS	BF	H	R	ER	SO	BB	IBB	HBP	BLK	WP	HR	S	P	ERA	WHIP								
Neil Allen, R ERA: 4.83 (1, 1)	5.2	W	24	6	2	2	7	2	0	0	0	0	0	36	44	3.18	1.412								
Gene Nelson, R ERA: 2.31 (6, 1)	1.2		9	2	1	1	0	2	0	0	0	0	0	7	15	5.40	2.400								
Bob James, R ERA: 6.0 (8, 1)	1.2	S	8	1	0	0	0	2	0	0	0	0	0	6	14	0.00	1.800								

Batter	1	2	3	4	5	6	7	8	9	AB	R	H	RBI	BB	SO	LOB	BOTTOM								
John Cangelosi, S OBP: 0.363, SLG: 0.269 (1, 8)	0-0 1B 3B 1B		0-0 G6-4-3 1B		0-0 F5		0-0 F8			4	1	2	0	0	0	2	California Angels @ Chicago White Sox Comiskey Park, Chicago, IL Tue Jun 10 1986, 8:05 PM EDT Att: 13,497 - Unknown livebaseballscorecards.com								
Carlton Fisk, R OBP: 0.276, SLG: 0.302 (1, 2)	0-0 1-2 3B 1B		0-0 F8		0-0 FC5 1B		0-0 1B			4	1	3	2	0	0	1									
Harold Baines, L OBP: 0.345, SLG: 0.461 (1, 9)	0-0 1-2 2H 3B		0-0 G6-4-3 1-2		0-0 1B		0-0 F5			4	1	2	2	0	0	2									
Greg Walker, L OBP: 0.390, SLG: 0.585 (1, 3)	0-0 4-3			0-3 K	0-0 FC5		0-0 F8			4	0	0	1	0	1	3									
Bobby Bonilla, S OBP: 0.354, SLG: 0.350 (1, 7)	0-0 F7			0-0 4-3		0-0 4-3		4-0 FC5-4 BB		3	0	0	0	1	0	0									
Scott Bradley, L OBP: 0.384, SLG: 0.300 Wayne Tolleson, S OBP: 0.341, SLG: 0.363 (1, 10) (8, PH)	0-0 G4-1			0-0 4-3		0-0 CS 1B		0-0 FC5-4 1B 1-2 1B		3	0	1	0	0	0	0									
Tim Lulett, R OBP: 0.320, SLG: 0.443 (1, 5)		0-0 F8			0-0 1B 1B 2B	4-0 1B 1-2 1B BB		0-3 K		3	2	1	0	1	1	1									
Ozzie Guillen, L OBP: 0.253, SLG: 0.302 (1, 6)		0-0 4-3			0-0 G3 1B 2-3 1B	0-0 1B 1-2 1B		0-0 1B 1-3 1B		4	1	3	0	0	0	0									
Julio Cruz, S OBP: 0.328, SLG: 0.228 (1, 4)		0-0 F9			0-0 G3 1-2	0-0 1-3 2H 1B		0-0 1B 1-3 3H		4	0	2	2	0	0	2									
Inning Stats	R: 3 E: 0 K: 0 S: 6	H: 3 LOB: 0 BB: 0 P: 6	R: 0 E: 0 K: 0 S: 3	H: 0 LOB: 0 BB: 0 P: 3	R: 0 E: 0 K: 1 S: 5	H: 0 LOB: 0 BB: 0 P: 5	R: 2 E: 0 K: 0 S: 7	H: 4 LOB: 2 BB: 0 P: 7	R: 1 E: 0 K: 0 S: 4	H: 3 LOB: 1 BB: 1 P: 8	R: 0 E: 0 K: 0 S: 4	H: 1 LOB: 1 BB: 0 P: 4	R: 1 E: 0 K: 1 S: 6	H: 2 LOB: 2 BB: 1 P: 10	R: 0 E: 0 K: 0 S: 4	H: 0 LOB: 1 BB: 1 P: 10		1B: 12 2B: 1 3B: 1 HR: 0	SF: 0 SAC: 0 DP: 1 HBP: 0	WP: 0 PB: 0 SB: 0 CS: 1	PA: 36				
PITCHER	IP	WLS	BF	H	R	ER	SO	BB	IBB	HBP	BLK	WP	HR	S	P	ERA	WHIP								
Ron Romanick, R ERA: 4.91 (1, 1)	4.2	L	20	7	5	5	1	0	0	0	0	0	0	22	22	9.64	1.500								
Chuck Finley, L ERA: 5.4 (5, 1)	2.1		11	5	1	1	0	1	0	0	0	0	0	10	14	3.86	2.571								
Terry Forster, L ERA: 4.87 (8, 1)	1.0		5	2	1	1	1	1	0	0	0	0	0	6	10	9.00	3.000								

Batter	1	2	3	4	5	6	7	8	9	AB	R	H	RBI	BB	SO	LOB	TOP								
Gary Pettis, S OBP: 0.285, SLG: 0.309 (1, 8)										4	3	3	1	0	1	1	California Angels @ Chicago White Sox Comiskey Park, Chicago, IL Wed Jun 11 1986, 4:33 AM EDT Att: 14,177 - Unknown								
Ruppert Jones, L OBP: 0.396, SLG: 0.459 Brian Downing, R OBP: 0.396, SLG: 0.460 (6, 7)										3	2	2	3	0	0	1									
Wally Joyner, L OBP: 0.335, SLG: 0.558 (1, 3)										5	0	2	2	0	1	1									
Reggie Jackson, L OBP: 0.417, SLG: 0.486 (1, 10)										5	0	2	1	0	1	2									
Jerry Narron, L OBP: 0.333, SLG: 0.304 Bob Boone, R OBP: 0.271, SLG: 0.258 (6, 2)											3	0	0	0	0	2									
George Hendrick, R OBP: 0.319, SLG: 0.492 (1, 9)										5	1	1	0	0	2	0									
Rob Wilfong, L OBP: 0.296, SLG: 0.368 (1, 4)											4	0	1	0	0	1		0							
Jack Howell, L OBP: 0.217, SLG: 0.364 (1, 5)										4	2	2	1	0	1	1									
Dick Schofield, R OBP: 0.325, SLG: 0.443 (1, 6)										4	3	2	1	0	0	1									
Inning Stats	R: 1 E: 0 K: 0 S: 5	H: 2 LOB: 1 BB: 0 P: 5	R: 0 E: 0 K: 1 S: 5	H: 0 LOB: 0 BB: 0 P: 5	R: 3 E: 2 K: 1 S: 8	H: 3 LOB: 0 BB: 0 P: 8	R: 4 E: 0 K: 0 S: 8	H: 5 LOB: 1 BB: 0 P: 8	R: 0 E: 0 K: 1 S: 6	H: 1 LOB: 1 BB: 0 P: 6	R: 1 E: 0 K: 3 S: 11	H: 2 LOB: 1 BB: 0 P: 11	R: 0 E: 0 K: 1 S: 5	H: 0 LOB: 0 BB: 0 P: 5	R: 3 E: 0 K: 0 S: 6	H: 3 LOB: 0 BB: 0 P: 6	R: 0 E: 0 K: 1 S: 5	H: 0 LOB: 0 BB: 0 P: 5	1B: 10 2B: 1 3B: 3 HR: 2	SF: 0 SAC: 2 DP: 1 HBP: 0	WP: 0 PB: 0 SB: 1 CS: 0	PA: 43			
PITCHER	IP WLS BF H R ER SO BB IBB HBP BLK WP HR S P ERA WHIP	IP WLS BF H R ER SO BB IBB HBP BLK WP HR S P ERA WHIP	IP WLS BF H R ER SO BB IBB HBP BLK WP HR S P ERA WHIP	IP WLS BF H R ER SO BB IBB HBP BLK WP HR S P ERA WHIP	IP WLS BF H R ER SO BB IBB HBP BLK WP HR S P ERA WHIP	IP WLS BF H R ER SO BB IBB HBP BLK WP HR S P ERA WHIP	IP WLS BF H R ER SO BB IBB HBP BLK WP HR S P ERA WHIP	IP WLS BF H R ER SO BB IBB HBP BLK WP HR S P ERA WHIP	IP WLS BF H R ER SO BB IBB HBP BLK WP HR S P ERA WHIP	IP WLS BF H R ER SO BB IBB HBP BLK WP HR S P ERA WHIP	IP WLS BF H R ER SO BB IBB HBP BLK WP HR S P ERA WHIP	IP WLS BF H R ER SO BB IBB HBP BLK WP HR S P ERA WHIP	IP WLS BF H R ER SO BB IBB HBP BLK WP HR S P ERA WHIP	IP WLS BF H R ER SO BB IBB HBP BLK WP HR S P ERA WHIP	IP WLS BF H R ER SO BB IBB HBP BLK WP HR S P ERA WHIP	IP WLS BF H R ER SO BB IBB HBP BLK WP HR S P ERA WHIP	IP WLS BF H R ER SO BB IBB HBP BLK WP HR S P ERA WHIP	IP WLS BF H R ER SO BB IBB HBP BLK WP HR S P ERA WHIP	IP WLS BF H R ER SO BB IBB HBP BLK WP HR S P ERA WHIP	IP WLS BF H R ER SO BB IBB HBP BLK WP HR S P ERA WHIP	IP WLS BF H R ER SO BB IBB HBP BLK WP HR S P ERA WHIP	IP WLS BF H R ER SO BB IBB HBP BLK WP HR S P ERA WHIP	IP WLS BF H R ER SO BB IBB HBP BLK WP HR S P ERA WHIP	IP WLS BF H R ER SO BB IBB HBP BLK WP HR S P ERA WHIP	IP WLS BF H R ER SO BB IBB HBP BLK WP HR S P ERA WHIP

Batter	1	2	3	4	5	6	7	8	9	AB	R	H	RBI	BB	SO	LOB	BOTTOM									
John Cangelosi, S OBP: 0.365, SLG: 0.271 Jerry Hairston, S OBP: 0.325, SLG: 0.362 (9, 7)											3	2	1	0	1	0	0									
Carlton Fisk, R OBP: 0.281, SLG: 0.300 (1, 10)											4	1	1	1	1	1	2									
Harold Baines, L OBP: 0.346, SLG: 0.471 (1, 9)											4	1	1	2	1	2	3									
Greg Walker, L OBP: 0.390, SLG: 0.579 (1, 3)											3	1	1	1	1	1	3									
Bobby Bonilla, S OBP: 0.360, SLG: 0.364 (1, 7)											5	2	3	2	0	1	2									
Tim Lincecum, R OBP: 0.326, SLG: 0.466 (1, 5)											5	1	3	4	0	0	0									
Wayne Tolleson, S OBP: 0.333, SLG: 0.353 (1, 6)											5	0	0	1	0	0	3									
Joel Skinner, R OBP: 0.255, SLG: 0.276 Ron Kittle, R OBP: 0.253, SLG: 0.339 Ozzie Guillen, L OBP: 0.253, SLG: 0.302 (9, 7)											3	0	1	0	1	1	1									
Julio Cruz, S OBP: 0.333, SLG: 0.242 (1, 4)											5	2	2	0	0	0	3									
Inning Stats	R: 0 E: 0 K: 1 S: 5	H: 0 LOB: 0 BB: 0 P: 5	R: 1 E: 0 K: 1 S: 7	H: 3 LOB: 1 BB: 0 P: 7	R: 2 E: 0 K: 1 S: 7	H: 3 LOB: 1 BB: 1 P: 11	R: 0 E: 0 K: 0 S: 3	H: 0 LOB: 0 BB: 0 P: 3	R: 3 E: 0 K: 1 S: 8	H: 3 LOB: 2 BB: 2 P: 16	R: 0 E: 1 K: 1 S: 6	H: 1 LOB: 1 BB: 0 P: 6	R: 0 E: 0 K: 1 S: 5	H: 0 LOB: 0 BB: 0 P: 5	R: 0 E: 0 K: 0 S: 3	H: 0 LOB: 1 BB: 1 P: 7	R: 5 E: 0 K: 0 S: 7	H: 4 LOB: 1 BB: 1 P: 12	1B: 10 2B: 2 3B: 0 HR: 2	SF: 1 SAC: 0 DP: 1 HBP: 1	WP: 1 PB: 0 SB: 0 CS: 1	PA: 46				
PITCHER	IP WLS BF H R ER SO BB IBB HBP BLK WP HR S P ERA WHIP	IP WLS BF H R ER SO BB IBB HBP BLK WP HR S P ERA WHIP	IP WLS BF H R ER SO BB IBB HBP BLK WP HR S P ERA WHIP	IP WLS BF H R ER SO BB IBB HBP BLK WP HR S P ERA WHIP	IP WLS BF H R ER SO BB IBB HBP BLK WP HR S P ERA WHIP	IP WLS BF H R ER SO BB IBB HBP BLK WP HR S P ERA WHIP	IP WLS BF H R ER SO BB IBB HBP BLK WP HR S P ERA WHIP	IP WLS BF H R ER SO BB IBB HBP BLK WP HR S P ERA WHIP	IP WLS BF H R ER SO BB IBB HBP BLK WP HR S P ERA WHIP	IP WLS BF H R ER SO BB IBB HBP BLK WP HR S P ERA WHIP	IP WLS BF H R ER SO BB IBB HBP BLK WP HR S P ERA WHIP	IP WLS BF H R ER SO BB IBB HBP BLK WP HR S P ERA WHIP	IP WLS BF H R ER SO BB IBB HBP BLK WP HR S P ERA WHIP	IP WLS BF H R ER SO BB IBB HBP BLK WP HR S P ERA WHIP	IP WLS BF H R ER SO BB IBB HBP BLK WP HR S P ERA WHIP	IP WLS BF H R ER SO BB IBB HBP BLK WP HR S P ERA WHIP	IP WLS BF H R ER SO BB IBB HBP BLK WP HR S P ERA WHIP	IP WLS BF H R ER SO BB IBB HBP BLK WP HR S P ERA WHIP	IP WLS BF H R ER SO BB IBB HBP BLK WP HR S P ERA WHIP	IP WLS BF H R ER SO BB IBB HBP BLK WP HR S P ERA WHIP	IP WLS BF H R ER SO BB IBB HBP BLK WP HR S P ERA WHIP	IP WLS BF H R ER SO BB IBB HBP BLK WP HR S P ERA WHIP	IP WLS BF H R ER SO BB IBB HBP BLK WP HR S P ERA WHIP	IP WLS BF H R ER SO BB IBB HBP BLK WP HR S P ERA WHIP	IP WLS BF H R ER SO BB IBB HBP BLK WP HR S P ERA WHIP	IP WLS BF H R ER SO BB IBB HBP BLK WP HR S P ERA WHIP

California Angels @ Chicago White Sox
 Comiskey Park, Chicago, IL
 Wed Jun 11 1986, 4:33 AM EDT
 Att: 14,177 - Unknown




Batter	1	2	3	4	5	6	7	8	9	AB	R	H	RBI	BB	SO	LOB	TOP				
Willie Wilson, S (1.8) OBP: 0.322, SLG: 0.357	0-3 K		0-3 K					0-0 6-3		4	1	1	0	0	2	0	Kansas City Royals @ California Angels Anaheim Stadium, Anaheim, CA Thu Jun 12 1986, 10:05 PM EDT Att: 27,701 - Unknown livebaseballscorecards.com				
Lonnie Smith, R (1.7) OBP: 0.304, SLG: 0.281	4-0 BB BB		4-0 BB BB			0-0 2B 1B		0-0 F4		2	0	1	1	2	0	0					
Rudy Law, L (1.9) OBP: 0.355, SLG: 0.437	0-3 K		0-0 F9			0-0 5-3		0-0 1B 1B		4	1	1	0	0	1	3					
George Brett, L (1.5) OBP: 0.422, SLG: 0.468	4-0 BB BB			0-0 L4		0-0 FC3-2 FC3-6		0-0 1B 1B		3	0	1	0	1	0	1					
Jorge Orta, L (1.10) OBP: 0.376, SLG: 0.442	0-0 F8			0-0 6-3		0-0 FC3-6 FC3-6		0-0 1B 1B		4	0	1	1	0	0	3					
Frank White, R (1.4) OBP: 0.313, SLG: 0.456		0-0 L8		0-3 K			0-0 5-3	0-3 K		4	0	0	0	0	2	2					
Steve Balboni, R (1.3) OBP: 0.289, SLG: 0.417		0-3 K			0-0 F3		0-0 F4	0-3 K		4	0	0	0	0	2	0					
Jim Sundberg, R (1.2) OBP: 0.291, SLG: 0.296		0-3 K			0-0 L8		0-0 1B	0-0 1-3		4	0	1	0	0	1	0					
Angel Salazar, R (1.6) OBP: 0.280, SLG: 0.299			0-3 K			0-0 1-3		0-0 F7		2	0	0	0	0	1	0					
Jamie Quirk, L (7. PH) OBP: 0.276, SLG: 0.327										1	0	0	0	0	0	1					
Buddy Biancalana, S (7.6) OBP: 0.283, SLG: 0.368										0	0	0	0	0	0	0					
Hal McRae, R (9. PH) OBP: 0.276, SLG: 0.385										1	0	0	0	0	0	0					
Inning Stats	R: 0 E: 0 K: 2 S: 7	H: 0 LOB: 2 BB: 2 P: 15	R: 0 E: 0 K: 2 S: 7	H: 0 LOB: 0 BB: 0 P: 7	R: 0 E: 0 K: 2 S: 7	H: 0 LOB: 1 BB: 1 P: 11	R: 0 E: 0 K: 1 S: 5	H: 0 LOB: 0 BB: 0 P: 5	R: 0 E: 0 K: 0 S: 3	H: 0 LOB: 0 BB: 0 P: 3	R: 1 E: 0 K: 0 S: 5	H: 2 LOB: 1 BB: 0 P: 5	R: 0 E: 0 K: 0 S: 4	H: 1 LOB: 1 BB: 0 P: 4	R: 1 E: 0 K: 1 S: 8	H: 3 LOB: 2 BB: 0 P: 8	R: 0 E: 0 K: 1 S: 5	H: 0 LOB: 0 BB: 0 P: 5	1B: 5 2B: 1 3B: 0 HR: 0	SF: 0 SAC: 0 DP: 0 HBP: 0	WP: 0 PA: 36 SB: 0 CS: 0
PITCHER Mike Witt, R (1.1) ERA: 3.12	IP: 9.0 WLS: W BF: 36 H: 6 R: 2 ER: 2 SO: 9 BB: 3 IBB: 0 HBP: 0 BLK: 0 WP: 0 HR: 0 S: 51 P: 63 ERA: 2.00 WHIP: 1.000															PITCHER IP: WLS: BF: H: R: ER: SO: BB: IBB: HBP: BLK: WP: HR: S: P: ERA: WHIP					

Batter	1	2	3	4	5	6	7	8	9	AB	R	H	RBI	BB	SO	LOB	BOTTOM		
Gary Pettis, S (1.8) OBP: 0.284, SLG: 0.304	4-0 6-3 BB SF8 BB		0-3 K		0-3 K		0-3 K			3	1	0	0	1	3	2	Kansas City Royals @ California Angels Anaheim Stadium, Anaheim, CA Thu Jun 12 1986, 10:05 PM EDT Att: 27,701 - Unknown livebaseballscorecards.com		
Dick Schofield, R (1.6) OBP: 0.325, SLG: 0.441	4-0 SF8 6-3 BB		0-0 3B 1B		0-0 F4		0-0 F8			3	1	1	0	1	0	0			
Brian Downing, R (1.7) OBP: 0.393, SLG: 0.465	0-0 6-3		0-0 1B		0-0 5-3		0-0 5-3			4	0	1	2	0	0	2			
Doug DeCinces, R (1.5) OBP: 0.308, SLG: 0.394	0-0 SF8		0-0 F2		0-0 6-3		0-0 5-3			3	0	0	1	0	0	1			
George Hendrick, R (1.9) OBP: 0.319, SLG: 0.488	0-0 F7		0-3 K		0-0 1B		0-0 K			3	0	1	0	0	1	2			
Bobby Grich, R (1.4) OBP: 0.311, SLG: 0.358		0-3 K		0-3 K		0-3 K				3	0	0	0	0	3	1			
Wally Joyner, L (1.3) OBP: 0.331, SLG: 0.551		0-0 1-3		0-3 K		0-0 4-3				3	0	0	0	0	1	0			
Rick Burleson, R (1.10) OBP: 0.362, SLG: 0.383		0-0 F3		0-0 5-3		0-0 1B		0-0 L5		3	0	1	0	0	0	0			
Bob Boone, R (1.2) OBP: 0.272, SLG: 0.265			0-0 1B 3B 2B		0-0 6-3					3	1	1	0	0	0	1			
Inning Stats	R: 1 E: 0 K: 0 S: 3	H: 0 LOB: 1 BB: 2 P: 11	R: 0 E: 0 K: 1 S: 5	H: 0 LOB: 0 BB: 0 P: 5	R: 2 E: 0 K: 2 S: 10	H: 3 LOB: 1 BB: 0 P: 10	R: 0 E: 0 K: 2 S: 7	H: 0 LOB: 0 BB: 0 P: 7	R: 0 E: 0 K: 1 S: 5	H: 0 LOB: 0 BB: 0 P: 5	R: 0 E: 0 K: 1 S: 6	H: 1 LOB: 1 BB: 0 P: 6	R: 0 E: 0 K: 1 S: 6	H: 1 LOB: 1 BB: 0 P: 6	R: 0 E: 0 K: 0 S: 3	H: 0 LOB: 0 BB: 0 P: 3		1B: 3 2B: 1 3B: 1 HR: 0	SF: 1 SAC: 0 DP: 0 HBP: 0
PITCHER Danny Jackson, L (1.1) ERA: 4.21	IP: 8.0 WLS: L BF: 31 H: 5 R: 3 ER: 3 SO: 8 BB: 2 IBB: 0 HBP: 0 BLK: 0 WP: 0 HR: 0 S: 45 P: 53 ERA: 3.38 WHIP: 0.875															PITCHER IP: WLS: BF: H: R: ER: SO: BB: IBB: HBP: BLK: WP: HR: S: P: ERA: WHIP			

Batter	1	2	3	4	5	6	7	8	9	AB	R	H	RBI	BB	SO	LOB	TOP								
Willie Wilson, S OBP: 0.321, SLG: 0.360 Lynn Jones, R OBP: 0.238, SLG: 0.111	G3	FC1-6 E S 1B		FC4-2 E 1-3 2H 2B		3-1		1-3		4	2	1	1	0	0	1									
Lonnie Smith, R OBP: 0.317, SLG: 0.315 Mike Brewer, R OBP: 0.400, SLG: 0.250	1B BB	1B		FC4-2 E		HR		1B	1B	3	3	2	2	1	0	2									
Rudy Law, L OBP: 0.346, SLG: 0.426	F5	4-3		E6 FC6-4 2-3 3H		G3		F9		5	0	0	0	0	0	3									
George Brett, L OBP: 0.419, SLG: 0.464 Greg Pryor, R OBP: 0.276, SLG: 0.333	1B HR	1B		F7	FC6-4 1-2		3-1	F9		4	1	1	0	0	0	1									
Jorge Orta, L OBP: 0.377, SLG: 0.440	1-2 HR	1B		F7		3-1	F6	1-3 1B		5	1	2	1	0	0	0									
Steve Balboni, R OBP: 0.292, SLG: 0.444	1-1 HR		6-3			HR	K	F8		5	2	2	4	0	1	2									
Jim Sundberg, R OBP: 0.291, SLG: 0.291	L4			1B 2B BB	6-3			L8		3	1	0	0	1	0	0									
Buddy Biancalana, S OBP: 0.348, SLG: 0.381		FC1-6 BB		2B FC4-2 1B		K		BB		2	0	1	0	2	1	0									
Angel Salazar, R OBP: 0.273, SLG: 0.291		K		K			1-3	L8		4	0	0	0	0	2	4									
Inning Stats	R: 4 E: 0 K: 0 S: 6	H: 3 LOB: 0 BB: 1 P: 10	R: 1 E: 0 K: 1 S: 6	H: 1 LOB: 1 BB: 1 P: 10	R: 0 E: 0 K: 0 S: 3	H: 0 LOB: 0 BB: 0 P: 3	R: 3 E: 1 K: 1 S: 8	H: 2 LOB: 1 BB: 1 P: 12	R: 1 E: 0 K: 0 S: 6	H: 1 LOB: 0 BB: 0 P: 6	R: 1 E: 0 K: 0 S: 4	H: 1 LOB: 0 BB: 0 P: 4	R: 0 E: 0 K: 1 S: 5	H: 0 LOB: 0 BB: 0 P: 5	R: 0 E: 0 K: 0 S: 3	H: 0 LOB: 1 BB: 1 P: 7	R: 0 E: 0 K: 0 S: 5	H: 2 LOB: 2 BB: 0 P: 5	1B: 6 2B: 1 3B: 0 HR: 3	SF: 0 SAC: 0 DP: 0 HBP: 0	WP: 0 PB: 0 SB: 1 CS: 0	PA: 42			
PITCHER	IP	WLS	BF	H	R	ER	SO	BB	IBB	HBP	BLK	WP	HR	S	P	ERA	WHIP	PITCHER							
Jim Slaton, R ERA: 5.7	3.1	L	19	6	8	6	2	3	0	0	0	0	1	20	32	16.20	2.700								
Chuck Finley, L ERA: 5.23	3.2		14	2	2	2	2	0	0	0	0	0	2	18	18	4.91	0.545								
Todd Fischer, R ERA: 5.59	2.0		9	2	0	0	0	1	0	0	0	0	0	8	12	0.00	1.500								
Batter	1	2	3	4	5	6	7	8	9	AB	R	H	RBI	BB	SO	LOB	BOTTOM								
Gary Pettis, S OBP: 0.284, SLG: 0.303	K			1-2 1B		FC1-6		K		4	0	1	0	0	2	2									
Wally Joyner, L OBP: 0.326, SLG: 0.542	4-3		F8		F8			4-3		4	0	0	0	0	0	3									
Ruppert Jones, L OBP: 0.358, SLG: 0.445	1-3		K			F9		4-3		4	0	0	0	0	1	2									
Reggie Jackson, L OBP: 0.419, SLG: 0.483		G6-4-3 BB		K		F7		3B 1B		3	1	1	0	1	1	0									
Doug DeCinces, R OBP: 0.305, SLG: 0.390 Jack Howell, L OBP: 0.240, SLG: 0.458	G6-4-3 1-2		K		G3			1H 3B		2	0	0	0	0	1	1									
Brian Downing, R OBP: 0.399, SLG: 0.485		1B		1B		HR		K		4	1	3	1	0	1	1									
Rob Wilfong, L OBP: 0.295, SLG: 0.364	1-3			K		FC5-4 1B		3-1		4	0	1	0	0	1	2									
Dick Schofield, R OBP: 0.322, SLG: 0.429			F8		F7		FC5-4 1-2	3-1		4	0	0	0	0	0	1									
Bob Boone, R OBP: 0.276, SLG: 0.269 Jerry Narron, L OBP: 0.333, SLG: 0.308		1B 1B		1B		FC1-6 1B		L9		1	0	1	0	0	0	0									
Inning Stats	R: 0 E: 0 K: 1 S: 5	H: 0 LOB: 0 BB: 0 P: 5	R: 0 E: 0 K: 0 S: 3	H: 1 LOB: 1 BB: 1 P: 7	R: 0 E: 0 K: 1 S: 7	H: 2 LOB: 2 BB: 0 P: 7	R: 0 E: 0 K: 3 S: 10	H: 1 LOB: 1 BB: 0 P: 10	R: 0 E: 0 K: 0 S: 4	H: 1 LOB: 1 BB: 0 P: 4	R: 0 E: 0 K: 0 S: 3	H: 0 LOB: 0 BB: 0 P: 3	R: 1 E: 0 K: 1 S: 7	H: 2 LOB: 1 BB: 0 P: 7	R: 1 E: 0 K: 1 S: 7	H: 2 LOB: 1 BB: 0 P: 7	R: 0 E: 0 K: 0 S: 3	H: 0 LOB: 0 BB: 0 P: 3	1B: 7 2B: 0 3B: 1 HR: 1	SF: 0 SAC: 0 DP: 1 HBP: 0	WP: 0 PB: 0 SB: 1 CS: 0	PA: 36			
PITCHER	IP	WLS	BF	H	R	ER	SO	BB	IBB	HBP	BLK	WP	HR	S	P	ERA	WHIP	PITCHER							
Bret Saberhagen, R ERA: 3.31	7.0	W	28	7	1	1	6	1	0	0	0	0	1	39	43	1.29	1.143								
Bud Black, L ERA: 4.54	1.0		5	2	1	1	1	0	0	0	0	0	0	7	7	9.00	2.000								
Steve Farr, R ERA: 1.99	1.0		3	0	0	0	0	0	0	0	0	0	0	3	3	0.00	0.000								


Kansas City Royals @ California Angels
Anaheim Stadium, Anaheim, CA
Fri Jun 13 1986, 10:05 PM EDT
Att: 35,992 - Unknown

AB 38
R 10
H 10
RBI 8
BB 4
SO 4
LOB 15



Kansas City Royals @ California Angels
Anaheim Stadium, Anaheim, CA
Fri Jun 13 1986, 10:05 PM EDT
Att: 35,992 - Unknown

AB 35
R 2
H 9
RBI 2
BB 1
SO 7
LOB 13



Batter	1	2	3	4	5	6	7	8	9	AB	R	H	RBI	BB	SO	LOB	TOP								
Willie Wilson, S (1, 8) OBP: 0.319, SLG: 0.354	F8		F6	F2			HBP 1B BB		F8	4	1	0	0	1	0	1	Kansas City Royals @ California Angels Anaheim Stadium, Anaheim, CA Sat Jun 14 1986, 6:33 AM EDT Att: 40,005 - Unknown livebaseballscorecards.com								
Lonnie Smith, R (1, 7) OBP: 0.327, SLG: 0.352	4-3 1B 2B		HR				1B FC3-2 HBP		5-3	4	2	2	1	0	0	0									
Rudy Law, L (1, 9) OBP: 0.354, SLG: 0.435	4-3 2-3		1B 2B				FC3-2 1B			3	1	2	1	1	0	1									
George Brett, L (1, 5) OBP: 0.420, SLG: 0.462	1B		1B IBB				FC3-2			3	0	1	1	1	1	3									
Jorge Orta, L (1, 10) OBP: 0.373, SLG: 0.434	F5		G5-4-3 1B				1-3 3-H		1-3	4	0	1	1	0	1	4									
Frank White, R (1, 4) OBP: 0.307, SLG: 0.448		F7	G5-4-3 1-2			K		F3		4	0	0	0	0	1	2									
Steve Balboni, R (1, 3) OBP: 0.291, SLG: 0.445		K		2B		F7		F5		4	0	1	0	0	1	0									
Jamie Quirk, L (1, 2) OBP: 0.258, SLG: 0.304		K		1-3		F4		K		4	0	0	0	0	2	1									
Buddy Biancalana, S (1, 6) OBP: 0.346, SLG: 0.500										3	1	1	1	0	1	1									
Hal McRae, R (9, PH) OBP: 0.273, SLG: 0.381			HR	K				4-3	5-3	1	0	0	0	0	0	0									
Inning Stats	R: 1 E: 0 K: 0 S: 5	H: 2 LOB: 1 BB: 0 P: 5	R: 0 E: 0 K: 2 S: 7	H: 0 LOB: 0 BB: 0 P: 7	R: 3 E: 0 K: 0 S: 6	H: 4 LOB: 1 BB: 1 P: 10	R: 0 E: 0 K: 1 S: 6	H: 1 LOB: 1 BB: 0 P: 6	R: 0 E: 0 K: 2 S: 7	H: 0 LOB: 1 BB: 1 P: 11	R: 0 E: 0 K: 1 S: 5	H: 0 LOB: 0 BB: 0 P: 5	R: 1 E: 0 K: 0 S: 4	H: 1 LOB: 2 BB: 1 P: 9	R: 0 E: 0 K: 1 S: 5	H: 0 LOB: 0 BB: 0 P: 5	R: 0 E: 0 K: 3 S: 3	H: 0 LOB: 0 BB: 0 P: 3	1B: 3 2B: 3 3B: 0 HR: 2	SF: 0 SAC: 0 DP: 1 HBP: 1	WP: 0 PB: 0 SB: 0 CS: 0	PA: 38			
PITCHER	IP	WLS	BF	H	R	ER	SO	BB	IBB	HBP	BLK	WP	HR	S	P	ERA	WHIP								
Don Sutton, R (1, 1) ERA: 5.56	6.1		29	7	5	5	6	2	1	1	0	0	2	37	50	7.11	1.421								
Terry Forster, L (7, 1) ERA: 4.57	0.2		3	1	0	0	0	0	0	0	0	0	0	3	3	0.00	1.500								
Doug Corbett, R (8, 1) ERA: 4.13	2.0	W	6	0	0	0	1	0	0	0	0	0	0	8	8	0.00	0.000								


Batter	1	2	3	4	5	6	7	8	9	AB	R	H	RBI	BB	SO	LOB	BOTTOM								
Ruppert Jones, L (1, 9) OBP: 0.367, SLG: 0.471	HR						4-3 HBP	K		3	2	2	1	0	1	0	Kansas City Royals @ California Angels Anaheim Stadium, Anaheim, CA Sat Jun 14 1986, 6:33 AM EDT Att: 40,005 - Unknown livebaseballscorecards.com								
George Hendrick, R (8, PH) OBP: 0.317, SLG: 0.484	1B HR	HR					1-3 HBP	K		1	0	0	0	0	1	2									
Wally Joyner, L (1, 3) OBP: 0.328, SLG: 0.557	1-3 HR	K					4-3			4	2	2	2	0	1	1									
Brian Downing, R (1, 7) OBP: 0.401, SLG: 0.481	K		5-3				1B BB			2	0	0	0	2	1	0									
Reggie Jackson, L (1, 10) OBP: 0.426, SLG: 0.493	1B BB		2B				1-2 2-H 1B			3	1	2	1	1	0	1									
Doug DeCinces, R (1, 5) OBP: 0.304, SLG: 0.402	K		L8				K			4	1	1	1	0	2	4									
Rob Wilong, L (1, 4) OBP: 0.295, SLG: 0.363	E8		K				K			3	0	1	0	0	2	3									
Bobby Grich, R (8, PH) OBP: 0.308, SLG: 0.355	1-3 1B		K				K			1	0	0	0	0	0	0									
Dick Schofield, R (1, 6) OBP: 0.315, SLG: 0.419	K						F8			4	0	0	0	0	2	2									
Bob Boone, R (1, 2) OBP: 0.270, SLG: 0.263		E6 G4-6-3					F7			4	0	0	0	0	1	1									
Gary Pettis, S (1, 8) OBP: 0.283, SLG: 0.299		G4-6-3					1-3			3	0	0	0	1	0	1									
Inning Stats	R: 3 E: 1 K: 3 S: 12	H: 3 LOB: 1 BB: 1 P: 16	R: 1 E: 1 K: 1 S: 6	H: 1 LOB: 0 BB: 0 P: 6	R: 0 E: 0 K: 1 S: 6	H: 1 LOB: 1 BB: 0 P: 6	R: 0 E: 0 K: 2 S: 7	H: 0 LOB: 0 BB: 0 P: 7	R: 1 E: 0 K: 3 S: 11	H: 2 LOB: 2 BB: 1 P: 15	R: 0 E: 0 K: 0 S: 3	H: 0 LOB: 0 BB: 0 P: 3	R: 0 E: 0 K: 0 S: 2	H: 0 LOB: 1 BB: 1 P: 7	R: 1 E: 2 K: 1 S: 7	H: 1 LOB: 2 BB: 1 P: 11	1B: 3 2B: 2 3B: 0 HR: 3	SF: 0 SAC: 0 DP: 1 HBP: 1	WP: 0 PB: 0 SB: 0 CS: 0	PA: 37					
PITCHER	IP	WLS	BF	H	R	ER	SO	BB	IBB	HBP	BLK	WP	HR	S	P	ERA	WHIP								
Dennis Leonard, R (1, 1) ERA: 2.82	6.0		28	7	5	4	10	2	0	1	0	0	1	6	14	5.40	1.500								
Bud Black, L (7, 1) ERA: 4.57	1.2	L	8	1	1	1	0	2	0	0	0	0	1	6	14	5.40	1.800								
David Cone, R (8, 1) ERA: 9.0	0.1		1	0	0	0	1	0	0	0	0	0	0	3	3	0.00	0.000								

Batter	1	2	3	4	5	6	7	8	9	AB	R	H	RBI	BB	SO	LOB	TOP																					
Willie Wilson, S (1.8) OBP: 0.316, SLG: 0.351	G3		G4-6-3 1B		G3		F8		K	5	0	1	0	0	1	1	Kansas City Royals @ California Angels Anaheim Stadium, Anaheim, CA Sun Jun 15 1986, 6:33 AM EDT Att: 53,659 - Unknown																					
Lonnie Smith, R (1.7) OBP: 0.325, SLG: 0.348 Lynn Jones, R (7.9) OBP: 0.273, SLG: 0.111			G4-6-3 1-2		6-3		K			4	0	1	0	0	1	2																						
Rudy Law, L (1.9) OBP: 0.350, SLG: 0.426	G3				3-1		F9		F8	4	0	0	0	1	0	2																						
George Brett, L (1.5) OBP: 0.420, SLG: 0.458							F7		F9	4	1	1	0	1	0	3																						
Jorge Orta, L (1.10) OBP: 0.377, SLG: 0.436									F6	4	1	2	0	0	0	1																						
Frank White, R (1.4) OBP: 0.310, SLG: 0.462									F4	4	2	2	2	0	0	2																						
Steve Balboni, R (1.3) OBP: 0.294, SLG: 0.457										3	1	1	3	1	1	2																						
Jim Sundberg, R (1.2) OBP: 0.290, SLG: 0.290										4	0	1	0	0	0	2																						
Buddy Biancalana, S (1.6) OBP: 0.367, SLG: 0.607										4	1	2	1	0	1	2																						
Inning Stats	R: 0 E: 0 K: 0 S: 3	H: 1 LOB: 0 BB: 0 P: 3	R: 0 E: 0 K: 0 S: 5	H: 2 LOB: 2 BB: 0 P: 5	R: 0 E: 0 K: 0 S: 3	H: 1 LOB: 0 BB: 0 P: 3	R: 2 E: 0 K: 1 S: 6	H: 1 LOB: 0 BB: 1 P: 10	R: 1 E: 0 K: 0 S: 4	H: 1 LOB: 0 BB: 0 P: 4	R: 3 E: 0 K: 0 S: 6	H: 3 LOB: 0 BB: 0 P: 6	R: 0 E: 0 K: 1 S: 6	H: 1 LOB: 2 BB: 1 P: 10	R: 0 E: 0 K: 1 S: 6	H: 0 LOB: 1 BB: 1 P: 9		1B: 8 2B: 0 3B: 0 HR: 3	SF: 0 SAC: 0 DP: 1 HBP: 0	WP: 0 PB: 0 SB: 0 CS: 1	PA: 40																	
PITCHER	IP	WLS	BF	H	R	ER	SO	BB	IBB	HBP	BLK	WP	HR	S	P	ERA	WHIP	PITCHER				IP	WLS	BF	H	R	ER	SO	BB	IBB	HBP	BLK	WP	HR	S	P	ERA	WHIP
Ron Romanick, R (1.1) ERA: 5.25	6.0	L	26	9	6	6	1	1	0	0	0	0	3	27	31	9.00	1.667																					
Todd Fischer, R (7.1) ERA: 4.53	2.0		10	2	0	0	2	2	0	0	0	0	0	12	20	0.00	2.000																					
Terry Forster, L (9.1) ERA: 4.37	1.0		4	0	0	0	1	1	0	0	0	0	0	5	9	0.00	1.000																					

AB	36
R	6
H	11
RBI	6
BB	4
SO	4
LOB	17



Batter	1	2	3	4	5	6	7	8	9	AB	R	H	RBI	BB	SO	LOB	BOTTOM																					
Rick Burleson, R (1.10) OBP: 0.366, SLG: 0.387 Jack Howell, L (9, PH) OBP: 0.231, SLG: 0.440	SH5-3 1B		F6			F8 1B 1B		F8	6-3	4	1	2	0	0	0	0	Kansas City Royals @ California Angels Anaheim Stadium, Anaheim, CA Sun Jun 15 1986, 6:33 AM EDT Att: 53,659 - Unknown																					
Dick Schofield, R (1.6) OBP: 0.319, SLG: 0.421	SH5-3 1-2		F9			F8 E 1B		1B BB 1B	K	4	2	2	0	0	1	0																						
Brian Downing, R (1.7) OBP: 0.398, SLG: 0.476	K					F8 1-2 2-3		BB BB 2B 1B		4	1	1	0	0	1	3																						
Doug DeCinces, R (1.5) OBP: 0.307, SLG: 0.401	5-3					E6 2H 3H 1B		BB BB 2B BB		3	1	1	1	1	0	1																						
George Hendrick, R (1.9) OBP: 0.317, SLG: 0.481						F8 2H 3H 1B		BB BB 2B BB		3	0	1	0	0	0	1																						
Reggie Jackson, L (8, PH) OBP: 0.429, SLG: 0.493 Rob Wilfong, L (9.4) OBP: 0.295, SLG: 0.363			G5-4-3 1B			F8 1-2 2-3 3H BB		2B BB		0	0	0	1	1	0	0																						
Bobby Grich, R (1.4) OBP: 0.306, SLG: 0.360			G5-4-3 1-2			F8 1-3 2H 3H BB		2B BB		0	0	0	0	0	0	0																						
Wally Joyner, L (1.3) ERA: 3.97 Ruppert Jones, L (6.9) OBP: 0.368, SLG: 0.468						F8 1-3 2H 3H BB		BB BB 2B BB		4	0	1	2	0	0	1																						
Wally Joyner, L (1.3) ERA: 3.97 Ruppert Jones, L (6.9) OBP: 0.368, SLG: 0.468						F7 BB		BB BB 2B BB		1	0	0	0	1	0	0																						
Bob Boone, R (1.2) OBP: 0.264, SLG: 0.257						F7 BB		BB BB 2B BB		1	0	0	0	1	0	0																						
Bob Boone, R (1.2) OBP: 0.264, SLG: 0.257						F7 BB		BB BB 2B BB		1	0	0	0	1	0	0																						
Inning Stats	R: 0 E: 0 K: 1 S: 6	H: 1 LOB: 1 BB: 0 P: 6	R: 0 E: 0 K: 0 S: 3	H: 1 LOB: 1 BB: 1 P: 7	R: 0 E: 0 K: 0 S: 3	H: 0 LOB: 0 BB: 0 P: 3	R: 0 E: 0 K: 0 S: 3	H: 0 LOB: 0 BB: 0 P: 3	R: 2 E: 1 K: 0 S: 6	H: 3 LOB: 1 BB: 0 P: 6	R: 0 E: 0 K: 0 S: 3	H: 0 LOB: 0 BB: 0 P: 3	R: 3 E: 0 K: 0 S: 6	H: 3 LOB: 3 BB: 3 P: 18	R: 0 E: 0 K: 2 S: 7	H: 0 LOB: 0 BB: 0 P: 7	1B: 7 2B: 1 3B: 0 HR: 0	SF: 0 SAC: 1 DP: 1 HBP: 0	WP: 0 PB: 0 SB: 0 CS: 0	PA: 38																		
PITCHER	IP	WLS	BF	H	R	ER	SO	BB	IBB	HBP	BLK	WP	HR	S	P	ERA	WHIP	PITCHER				IP	WLS	BF	H	R	ER	SO	BB	IBB	HBP	BLK	WP	HR	S	P	ERA	WHIP
Charlie Leibrandt, L (1.1) ERA: 3.97	7.2	W	30	7	4	3	1	1	0	0	0	0	31	35	3.52	1.043																						
Steve Farr, R (8.1) ERA: 2.17	0.0		2	0	0	0	0	2	0	0	0	0	0	8	-	-																						
Dan Quisenberry, R (8.1) ERA: 2.3	1.1	S	6	1	1	1	2	0	1	0	0	0	0	9	13	6.75	0.750																					



Batter	1	2	3	4	5	6	7	8	9	AB	R	H	RBI	BB	SO	LOB	TOP			
Oddibe McDowell, L (1, 8) OBP: 0.352, SLG: 0.452	F7		CS BB		6-3			F8		3	0	0	0	1	0	0				
Scott Fletcher, R (1, 6) OBP: 0.383, SLG: 0.382	K		F9			F5		L8		4	0	0	0	0	1	1				
Pete O'Brien, L (1, 3) OBP: 0.388, SLG: 0.483	1B		BB			F8			K	3	0	1	0	1	1	0				
Pete Incaviglia, R (1, 10) OBP: 0.326, SLG: 0.510	K		BB			4-3			1B BB	3	0	0	0	1	2	2				
Gary Ward, R (1, 7) OBP: 0.347, SLG: 0.365			G4-6-3 1B		5-3				F3	4	0	1	0	0	0	1				
George Wright, S (9, 7) OBP: 0.290, SLG: 0.321										0	0	0	0	0	0	0				
Ruben Sierra, S (1, 9) OBP: 0.274, SLG: 0.492	G4-6-3		1-2		K		HBP		FC4-6 1B	3	0	1	0	0	1	1				
Toby Harrah, R (1, 4) OBP: 0.310, SLG: 0.324	E8 1B				1-3				FC4-6 1-2	4	1	0	0	0	1	3				
Steve Buechele, R (1, 5) OBP: 0.286, SLG: 0.397			2H 1B			K				3	0	1	1	0	2	1				
Orlando Mercado, R (1, 2) OBP: 0.276, SLG: 0.250	F3					K			K	3	0	0	0	0	2	1				
Inning Stats	R: 0 E: 0 K: 2 S: 8	H: 1 LOB: 1 BB: 0 P: 8	R: 1 E: 1 K: 0 S: 5	H: 2 LOB: 1 BB: 0 P: 5	R: 0 E: 0 K: 1 S: 4	H: 0 LOB: 1 BB: 2 P: 12	R: 0 E: 0 K: 1 S: 5	H: 0 LOB: 0 BB: 0 P: 5	R: 0 E: 0 K: 2 S: 7	H: 0 LOB: 0 BB: 0 P: 7	R: 0 E: 0 K: 0 S: 3	H: 0 LOB: 1 BB: 0 P: 3	R: 0 E: 0 K: 2 S: 7	H: 0 LOB: 1 BB: 0 P: 8	R: 0 E: 0 K: 1 S: 5	H: 1 LOB: 2 BB: 0 P: 10	1B: 4 2B: 0 3B: 0 HR: 0	SF: 0 SAC: 0 DP: 1 HBP: 1	WP: 0 PB: 0 SB: 0 CS: 1	PA: 34
PITCHER Kirk McCaskill, R (1, 1) ERA: 3.84	IP: 9.0 WLS: W BF: 34 H: 4 R: 1 ER: 0 SO: 10 BB: 3 IBB: 0 HBP: 1 BLK: 0 WP: 0 HR: 0 S: 50 P: 63 ERA: 0.00 WHIP: 0.778															PITCHER				

Texas Rangers @ California Angels
Anaheim Stadium, Anaheim, CA
Mon Jun 16 1986, 10:05 PM EDT
Att: 24,993 - Unknown

AB	30
R	1
H	4
RBI	1
BB	3
SO	10
LOB	10



Batter	1	2	3	4	5	6	7	8	9	AB	R	H	RBI	BB	SO	LOB	BOTTOM					
Gary Pettis, S (1, 8) OBP: 0.274, SLG: 0.288	4-3		F7			6-3			E7 1B	3	0	0	0	0	0	1						
Jack Howell, L (9, FH) OBP: 0.222, SLG: 0.423										1	1	0	0	0	0	0						
Wally Joyner, L (1, 3) OBP: 0.328, SLG: 0.550	F6				F9			G3		4	1	1	1	0	0	0						
Doug DeCinces, R (1, 5) OBP: 0.302, SLG: 0.393	K				F8			K		4	0	0	0	0	3	1						
Reggie Jackson, L (1, 10) OBP: 0.431, SLG: 0.487		K			K					2	0	0	0	2	2	0						
George Hendrick, R (1, 9) OBP: 0.308, SLG: 0.467		K				5-3				4	0	0	0	0	2	2						
Brian Downing, R (1, 7) OBP: 0.394, SLG: 0.470						6-3				3	0	0	0	0	0	0						
Rob Wilfong, L (1, 4) OBP: 0.296, SLG: 0.357					4-1					2	0	0	0	1	0	0						
Dick Schofield, R (1, 6) OBP: 0.314, SLG: 0.413					6-3					3	0	0	0	0	0	1						
Bob Boone, R (1, 2) OBP: 0.267, SLG: 0.256										1	0	0	0	1	0	0						
Ruppert Jones, L (9, FH) OBP: 0.366, SLG: 0.465								F7		1	0	0	0	0	1	0						
Inning Stats	R: 0 E: 0 K: 1 S: 5	H: 0 LOB: 0 BB: 0 P: 5	R: 0 E: 0 K: 2 S: 7	H: 0 LOB: 0 BB: 0 P: 7	R: 0 E: 0 K: 0 S: 3	H: 0 LOB: 1 BB: 1 P: 7	R: 0 E: 0 K: 1 S: 5	H: 0 LOB: 0 BB: 0 P: 5	R: 0 E: 0 K: 0 S: 3	H: 0 LOB: 0 BB: 1 P: 7	R: 0 E: 0 K: 0 S: 3	H: 0 LOB: 0 BB: 0 P: 3	R: 0 E: 0 K: 1 S: 4	H: 0 LOB: 0 BB: 1 P: 8	R: 0 E: 0 K: 0 S: 3	H: 0 LOB: 0 BB: 0 P: 3	R: 2 E: 1 K: 3 S: 11	H: 1 LOB: 1 BB: 1 P: 15	1B: 1 2B: 0 3B: 0 HR: 0	SF: 0 SAC: 0 DP: 1 HBP: 0	WP: 0 PB: 2 SB: 0 CS: 0	PA: 32
PITCHER Charlie Hough, R (1, 1) ERA: 2.88	IP: 8.2 WLS: L BF: 32 H: 1 R: 2 ER: 0 SO: 8 BB: 3 IBB: 1 HBP: 0 BLK: 0 WP: 0 HR: 0 S: 44 P: 60 ERA: 0.00 WHIP: 0.462															PITCHER						

Texas Rangers @ California Angels
Anaheim Stadium, Anaheim, CA
Mon Jun 16 1986, 10:05 PM EDT
Att: 24,993 - Unknown

AB	28
R	2
H	1
RBI	1
BB	4
SO	8
LOB	5



Batter	1	2	3	4	5	6	7	8	9	AB	R	H	RBI	BB	SO	LOB	TOP					
Oddibe McDowell, L OBP: 0.350, SLG: 0.448 (1, 8)										4	0	1	0	0	0	3	Texas Rangers @ California Angels Anaheim Stadium, Anaheim, CA Tue Jun 17 1986, 10:05 PM EDT Att: 27,457 - Unknown					
Curtis Wilkerson, S OBP: 0.274, SLG: 0.281 (1, 4) (3, 6)										4	0	1	0	0	2	2						
Pete O'Brien, L OBP: 0.386, SLG: 0.479 (1, 3)										4	0	1	0	0	1	4						
Pete Incaviglia, R OBP: 0.324, SLG: 0.502 (1, 10)										3	0	0	0	1	1	1						
Gary Ward, R OBP: 0.345, SLG: 0.363 (1, 7)										4	0	1	0	0	0	1						
Ruben Sierra, S OBP: 0.273, SLG: 0.476 (1, 9)										4	0	1	0	0	0	1						
Geno Petralli, L OBP: 0.255, SLG: 0.340 (1, 2)										4	0	0	0	0	1	2						
Steve Buechele, R OBP: 0.289, SLG: 0.400 Toby Harrah, R OBP: 0.306, SLG: 0.320 (3, FR) (3, 4)										1	0	1	0	0	0	0						
Scott Fletcher, R OBP: 0.373, SLG: 0.398 (3, 5)										2	0	0	0	0	0	0						
Inning Stats	R: 0 E: 0 K: 0 S: 4	H: 1 LOB: 1 BB: 0 P: 4	R: 0 E: 0 K: 0 S: 3	H: 1 LOB: 0 BB: 0 P: 3	R: 0 E: 0 K: 2 S: 9	H: 2 LOB: 2 BB: 0 P: 9	R: 0 E: 0 K: 0 S: 2	H: 0 LOB: 0 BB: 1 P: 6	R: 0 E: 0 K: 1 S: 6	H: 2 LOB: 2 BB: 0 P: 6	R: 0 E: 0 K: 0 S: 5	H: 0 LOB: 0 BB: 0 P: 5	R: 0 E: 0 K: 0 S: 3	H: 0 LOB: 0 BB: 0 P: 3	R: 0 E: 0 K: 0 S: 5	H: 2 LOB: 2 BB: 0 P: 5		R: 0 E: 0 K: 1 S: 6	H: 1 LOB: 1 BB: 0 P: 6	1B: 8 2B: 1 3B: 0 HR: 0	SF: 0 SAC: 0 DP: 1 HBP: 0	WP: 0 PB: 0 SB: 0 CS: 1
PITCHER Mike Witt, R ERA: 2.86 (1, 1)	IP: 9.0 WLS: W BF: 34 H: 9 R: 0 ER: 0 SO: 5 BB: 1 IBB: 0 HBP: 0 BLK: 0 WP: 0 HR: 0 S: 43 P: 47 ERA: 0.00 WHIP: 1.111															PITCHER	IP: 9.0 WLS: W BF: 34 H: 9 R: 0 ER: 0 SO: 5 BB: 1 IBB: 0 HBP: 0 BLK: 0 WP: 0 HR: 0 S: 43 P: 47 ERA: 0.00 WHIP: 1.111					


Batter	1	2	3	4	5	6	7	8	9	AB	R	H	RBI	BB	SO	LOB	BOTTOM					
Dick Schofield, R OBP: 0.316, SLG: 0.406 (1, 6)										3	1	0	0	2	0	2	Texas Rangers @ California Angels Anaheim Stadium, Anaheim, CA Tue Jun 17 1986, 10:05 PM EDT Att: 27,457 - Unknown					
Wally Joyner, L OBP: 0.327, SLG: 0.544 (1, 3)										3	0	0	0	1	0	3						
Brian Downing, R OBP: 0.390, SLG: 0.468 (1, 7)										5	0	1	1	0	0	2						
Reggie Jackson, L OBP: 0.443, SLG: 0.497 (1, 10)										3	1	3	0	1	0	0						
George Hendrick, R OBP: 0.320, SLG: 0.467 (1, 9)										2	1	1	0	2	1	2						
Doug DeCinces, R OBP: 0.301, SLG: 0.405 (1, 5)										4	1	1	3	0	1	6						
Bobby Grich, R OBP: 0.305, SLG: 0.356 (1, 4)										4	0	1	0	0	0	1						
Bob Boone, R OBP: 0.271, SLG: 0.257 (1, 2)										3	0	1	0	1	1	1						
Gary Pettis, S OBP: 0.278, SLG: 0.289 (1, 8)										3	0	1	0	1	1	2						
Inning Stats	R: 1 E: 0 K: 2 S: 9	H: 2 LOB: 2 BB: 1 P: 13	R: 0 E: 0 K: 0 S: 4	H: 1 LOB: 1 BB: 0 P: 4	R: 0 E: 0 K: 0 S: 4	H: 1 LOB: 2 BB: 1 P: 8	R: 0 E: 0 K: 0 S: 3	H: 1 LOB: 2 BB: 2 P: 11	R: 3 E: 0 K: 1 S: 9	H: 4 LOB: 1 BB: 0 P: 9	R: 0 E: 0 K: 0 S: 3	H: 0 LOB: 0 BB: 2 P: 3	R: 0 E: 0 K: 0 S: 2	H: 0 LOB: 1 BB: 2 P: 10	R: 0 E: 0 K: 1 S: 5	H: 0 LOB: 2 BB: 2 P: 13		R: 0 E: 0 K: 1 S: 5	H: 0 LOB: 2 BB: 2 P: 13	1B: 7 2B: 2 3B: 0 HR: 1	SF: 0 SAC: 1 DP: 2 HBP: 0	WP: 0 PB: 0 SB: 1 CS: 0
PITCHER Mickey Mahler, L ERA: 3.67 Jeff Russell, R ERA: 7.5 Dale Mohorcic, R ERA: 2.7 Greg Harris, R ERA: 2.87 (5, 1) (7, 1) (8, 1)	IP: 4.0 WLS: L BF: 20 H: 4 R: 1 ER: 1 SO: 1 BB: 2 IBB: 0 HBP: 0 BLK: 0 WP: 0 HR: 0 S: 20 P: 36 ERA: 2.25 WHIP: 2.250															PITCHER	IP: 4.0 WLS: L BF: 20 H: 4 R: 1 ER: 1 SO: 1 BB: 2 IBB: 0 HBP: 0 BLK: 0 WP: 0 HR: 0 S: 20 P: 36 ERA: 2.25 WHIP: 2.250					

AB	33
R	0
H	9
RBI	0
BB	1
SO	5
LOB	14




AB	30
R	4
H	9
RBI	4
BB	8
SO	4
LOB	19



Batter	1	2	3	4	5	6	7	8	9	AB	R	H	RBI	BB	SO	LOB	TOP			
Oddibe McDowell, L OBP: 0.345, SLG: 0.441 (1, 8)	F8		F5			1-3		F8	4 0 0 0 0 0 0											
Gary Ward, R OBP: 0.339, SLG: 0.356 (1, 7)	F9			F8		4-3		K	4 0 0 0 0 1 0											
Pete O'Brien, L OBP: 0.382, SLG: 0.472 (1, 3)	F6			L8		4-3			3 0 0 0 0 0 0											
Pete Incaviglia, R OBP: 0.324, SLG: 0.515 (1, 10)		5-3		L7		HR			3 1 1 1 0 0 0											
Larry Parrish, R OBP: 0.327, SLG: 0.500 (1, 5)	F6			F9		K			3 0 0 0 0 1 0											
Ruben Sierra, S OBP: 0.290, SLG: 0.485 (1, 9)	1B			K				FC4-6 1B	3 0 2 0 0 1 0											
Toby Harrah, R OBP: 0.301, SLG: 0.314 (1, 4)	4-3			6-3				FC4-6 G4-6-3 1-2	3 0 0 0 0 0 2								AB 29 R 1 H 3 RBI 1 BB 0 SO 3 LOB 3			
Geno Petralli, L OBP: 0.241, SLG: 0.321 (1, 2)			F8			F8		G4-6-3 1-2	3 0 0 0 0 0 1											
Scott Fletcher, R OBP: 0.367, SLG: 0.391 (1, 6)			F7			5-3		F8	3 0 0 0 0 0 0											
Inning Stats	R: 0 E: 0 K: 0 S: 3	H: 0 LOB: 0 BB: 0 P: 3	R: 0 E: 0 K: 0 S: 4	H: 1 LOB: 1 BB: 0 P: 4	R: 0 E: 0 K: 0 S: 3	H: 0 LOB: 0 BB: 0 P: 3	R: 0 E: 0 K: 1 S: 5	H: 0 LOB: 0 BB: 0 P: 5	R: 0 E: 0 K: 0 S: 3	H: 0 LOB: 0 BB: 0 P: 3	R: 1 E: 0 K: 1 S: 6	H: 1 LOB: 0 BB: 0 P: 6	R: 0 E: 0 K: 0 S: 3	H: 1 LOB: 0 BB: 0 P: 3	R: 0 E: 0 K: 1 S: 5	H: 0 LOB: 0 BB: 0 P: 5	1B: 2 2B: 0 3B: 0 HR: 1	SF: 0 SAC: 0 DP: 1 HBP: 0	WP: 0 PB: 0 CS: 0	PA: 29
PITCHER Don Sutton, R ERA: 5.03 (1, 1)	IP: 9.0 WLS: W BF: 29 H: 3 R: 1 ER: 1 SO: 3 BB: 0 IBB: 0 HBP: 0 BLK: 0 WP: 0 HR: 1 S: 35 P: 35 ERA: 1.00 WHIP: 0.333															PITCHER				

Texas Rangers @ California Angels
Anaheim Stadium, Anaheim, CA
Wed Jun 18 1986, 10:05 PM EDT
Att: 37,044 - Unknown

livebaseballscores.com

Batter	1	2	3	4	5	6	7	8	9	AB	R	H	RBI	BB	SO	LOB	BOTTOM			
Gary Pettis, S OBP: 0.282, SLG: 0.290 (1, 8)	1B FC6-4 BB	K		S 1B			K		3 1 1 0 1 2 0											
Wally Joyner, L OBP: 0.326, SLG: 0.539 (1, 3)	FC6-4 1B	4-3		F7		4-3			4 0 1 0 0 0 1											
Brian Downing, R OBP: 0.392, SLG: 0.482 (1, 7)	FC6-4 1B 1-2 3-H		S 1B		6-3		HR		4 2 2 2 0 0 1											
Reggie Jackson, L OBP: 0.439, SLG: 0.491 (1, 10)	BB 1B		F8		K		6-3		4 1 1 0 0 1 1											
Ruppert Jones, L OBP: 0.375, SLG: 0.486 (1, 9)	1B BB		1B BB		HR		F9		2 1 1 1 2 0 0											
Doug DeCinces, R OBP: 0.305, SLG: 0.404 (1, 5)	F7		FC6 1B		F5		2B BB		3 0 1 0 1 0 3											
Rob Wilfong, L OBP: 0.302, SLG: 0.369 (1, 4)	1B		FC6 1B		F9		2B		4 0 2 2 0 0 2								AB 31 R 5 H 9 RBI 5 BB 5 SO 3 LOB 14			
Dick Schofield, R OBP: 0.315, SLG: 0.399 (1, 6)	F9		E6 G6-3		B5-3		G6-4-3 IBB		3 0 0 0 1 0 2											
Bob Boone, R OBP: 0.266, SLG: 0.251 (1, 2)	L4		G6-3		F7		G6-4-3		4 0 0 0 0 0 4											
Inning Stats	R: 3 E: 0 K: 0 S: 6	H: 3 LOB: 2 BB: 2 P: 14	R: 0 E: 0 K: 1 S: 5	H: 0 LOB: 0 BB: 0 P: 5	R: 0 E: 0 K: 0 S: 4	H: 2 LOB: 2 BB: 1 P: 8	R: 0 E: 1 K: 0 S: 4	H: 1 LOB: 1 BB: 0 P: 4	R: 1 E: 0 K: 1 S: 6	H: 1 LOB: 0 BB: 0 P: 6	R: 0 E: 0 K: 0 S: 3	H: 0 LOB: 0 BB: 0 P: 3	R: 1 E: 0 K: 1 S: 6	H: 1 LOB: 0 BB: 0 P: 6	R: 0 E: 0 K: 0 S: 3	H: 1 LOB: 2 BB: 2 P: 11	1B: 6 2B: 1 3B: 0 HR: 2	SF: 0 SAC: 0 DP: 2 HBP: 0	WP: 0 PB: 0 CS: 0	PA: 36
PITCHER Jose Guzman, R ERA: 4.09 Mitch Williams, L ERA: 1.6 (7, 1)	IP: 6.2 WLS: L BF: 30 H: 8 R: 5 ER: 5 SO: 3 BB: 3 IBB: 0 HBP: 0 BLK: 0 WP: 0 HR: 2 S: 33 P: 45 ERA: 6.75 WHIP: 1.650															PITCHER				

Texas Rangers @ California Angels
Anaheim Stadium, Anaheim, CA
Wed Jun 18 1986, 10:05 PM EDT
Att: 37,044 - Unknown

Batter	1	2	3	4	5	6	7	8	9	AB	R	H	RBI	BB	SO	LOB	TOP											
Ruppert Jones, L OBP: 0.376, SLG: 0.517 (1, 9)	0-0 HR	0-0 1-H 3-H 3B		0-0 F7		0-0 E6 G4-6-3		0-0 F8		5	1	2	3	0	0	2	California Angels @ Kansas City Royals Royals Stadium, Kansas City, MO Fri Jun 20 1986, 8:05 PM EDT Att: 35,086 - Unknown											
Wally Joyner, L OBP: 0.324, SLG: 0.531 (1, 3)	4-0 BB	0-0 F7			0-0 F8	0-0 G4-6-3 1-2		0-0 F8		4	0	0	0	1	0	2												
Brian Downing, R OBP: 0.392, SLG: 0.482 (1, 7)	0-0 F3		1-0 1B SF7 HBP		0-0 2B 2B		0-0 F7		0-0 6-3	4	2	1	0	0	0	1												
Reggie Jackson, L OBP: 0.433, SLG: 0.482 (1, 10)	0-3 K		0-0 1-3 FC3-6 1B		0-0 F7		0-0 F8		0-0 4-3	5	0	1	0	0	1	2												
Jack Howell, L OBP: 0.226, SLG: 0.448 (1, 5)	0-0 F5		0-0 SF7		0-0 1B 2B		0-0 L7			3	1	1	2	0	0	1												
Rob Wilfong, L OBP: 0.308, SLG: 0.368 (1, 4)		0-0 F8	0-0 FC3-6 1-2		0-0 1B			0-0 BB HBP		3	0	1	1	0	0	1												
Rick Burleson, R OBP: 0.370, SLG: 0.385 (1, 6)		0-0 1B 3B 1B	0-0 F8		0-0 FC6-4 BB			0-3 K		3	1	1	0	1	1	2												
Gary Pettis, S OBP: 0.286, SLG: 0.290 (1, 8)		0-0 1-3 3B 1B		0-0 F8	0-0 FC6-4 1-2			4-0 BB		3	1	1	0	1	0	2												
Bob Boone, R OBP: 0.261, SLG: 0.246 (1, 2)	0-0 F4		0-0 1-3		0-0 F7			0-0 F4		4	0	0	0	0	0	4												
Inning Stats	R: 1 E: 0 K: 1 S: 6	H: 1 LOB: 1 BB: 1 P: 10	R: 2 E: 0 K: 0 S: 6	H: 3 LOB: 1 BB: 0 P: 6	R: 1 E: 0 K: 0 S: 4	H: 1 LOB: 0 BB: 0 P: 5	R: 0 E: 0 K: 0 S: 3	H: 0 LOB: 0 BB: 0 P: 3	R: 2 E: 0 K: 0 S: 6	H: 3 LOB: 2 BB: 1 P: 10	R: 0 E: 1 K: 0 S: 3	H: 0 LOB: 0 BB: 0 P: 3	R: 0 E: 0 K: 1 S: 5	H: 0 LOB: 2 BB: 1 P: 10	R: 0 E: 0 K: 0 S: 3	H: 0 LOB: 0 BB: 0 P: 3	1B: 4 2B: 2 3B: 1 HR: 1	SF: 1 SAC: 0 DP: 1 HBP: 2	WP: 0 PB: 0 SB: 1 CS: 0	PA: 40								
PITCHER	IP	WLS	BF	H	R	ER	SO	BB	IBB	HBP	BLK	WP	HR	S	P	ERA	WHIP											
Dennis Leonard, R ERA: 3.1 (1, 1)	3.0	L	16	5	4	4	1	1	0	1	0	0	0	1	16	21	12.00	2.000										
Bud Black, L ERA: 4.66 (4, 1)	4.0		16	3	2	2	0	1	0	0	0	0	0	15	19	4.50	1.000											
David Cone, R ERA: 7.71 (8, 1)	1.0		5	0	0	0	1	1	0	1	0	0	0	5	10	0.00	1.000											
Steve Farr, R ERA: 2.13 (9, 1)	1.0		3	0	0	0	0	0	0	0	0	0	0	3	3	0.00	0.000											

Batter	1	2	3	4	5	6	7	8	9	AB	R	H	RBI	BB	SO	LOB	BOTTOM										
Willie Wilson, S OBP: 0.326, SLG: 0.359 (1, 8)	4-0 5-3 BB		0-0 4-3		0-0 1-2 1B		0-0 4-3 2B		0-0 E 1B	4	0	3	0	1	0	0	California Angels @ Kansas City Royals Royals Stadium, Kansas City, MO Fri Jun 20 1986, 8:05 PM EDT Att: 35,086 - Unknown										
Lonnie Smith, R OBP: 0.311, SLG: 0.331 (1, 7)	0-0 5-3 1-2		0-0 1B		0-0 F8		0-0 4-3		0-0 E5 G4-6-3 1-2	5	0	1	1	0	0	5											
Rudy Law, L OBP: 0.341, SLG: 0.413 (1, 9)	4-0 BB		0-0 1-3			0-0 3-1	0-0 6-3		0-0 G4-6-3 1-2	2	0	0	0	1	0	1											
Mike Brewer, R OBP: 0.286, SLG: 0.308 (7, 9)										1	0	0	0	0	0	1											
Jamie Quirk, L OBP: 0.269, SLG: 0.300 (9, PH)										1	0	0	0	0	0	2											
George Brett, L OBP: 0.423, SLG: 0.447 (1, 5)	0-0 F5			0-0 F7		0-0 F9		0-0 1B SF7 4-3 1B		4	1	1	0	0	0	2											
Jorge Orta, L OBP: 0.366, SLG: 0.419 (1, 10)	0-0 4-3			0-0 G3		0-0 1B 1B		0-0 4-3		4	0	1	0	0	0	3											
Frank White, R OBP: 0.306, SLG: 0.444 (1, 4)		0-3 K		0-0 5-3		0-0 1B 1B		0-0 FC4-6 1B		4	0	2	0	0	1	0											
Steve Balboni, R OBP: 0.284, SLG: 0.435 (1, 3)		0-0 5-3			0-0 4-3	0-0 L6		0-0 SF7		3	0	0	1	0	0	2											
Jim Sundberg, R OBP: 0.284, SLG: 0.281 (1, 2)		0-0 F3			0-0 FC4-6 1B		0-0 6-3	0-0 FC4-6 1-2		4	0	1	0	0	0	1											
Buddy Biancalana, S OBP: 0.341, SLG: 0.513 (1, 6)			0-0 3-1		0-0 FC4-6 1B		0-0 2B 4-3 1B		0-0 1-3	4	1	1	0	0	0	1											
Inning Stats	R: 0 E: 0 K: 0 S: 3	H: 0 LOB: 2 BB: 2 P: 11	R: 0 E: 0 K: 1 S: 5	H: 0 LOB: 0 BB: 0 P: 5	R: 0 E: 0 K: 0 S: 4	H: 1 LOB: 1 BB: 0 P: 4	R: 0 E: 0 K: 0 S: 3	H: 0 LOB: 0 BB: 0 P: 3	R: 0 E: 0 K: 0 S: 5	H: 2 LOB: 2 BB: 0 P: 5	R: 0 E: 0 K: 0 S: 5	H: 2 LOB: 1 BB: 0 P: 5	R: 1 E: 0 K: 0 S: 5	H: 2 LOB: 1 BB: 0 P: 5	R: 0 E: 1 K: 0 S: 4	H: 1 LOB: 1 BB: 0 P: 4	1B: 9 2B: 1 3B: 0 HR: 0	SF: 1 SAC: 0 DP: 1 HBP: 0	WP: 0 PB: 0 SB: 0 CS: 0	PA: 39							
PITCHER	IP	WLS	BF	H	R	ER	SO	BB	IBB	HBP	BLK	WP	HR	S	P	ERA	WHIP										
Ron Romanick, R ERA: 5.01 (1, 1)	7.0	W	31	8	2	2	1	2	0	0	0	0	0	31	39	2.57	1.429										
Doug Corbett, R ERA: 3.89 (8, 1)	2.0		8	2	0	0	0	0	0	0	0	0	0	8	8	0.00	1.000										

Batter	1	2	3	4	5	6	7	8	9	AB	R	H	RBI	BB	SO	LOB	TOP			
Rick Burleson, R OBP: 0.359, SLG: 0.373 Rob Wilfong, L OBP: 0.306, SLG: 0.366	F7	F6		L8			F7		L7	4	0	0	0	0	0	3	California Angels @ Kansas City Royals Royals Stadium, Kansas City, MO Sat Jun 21 1986, 8:05 PM EDT Att: 40,646 - Unknown			
Dick Schofield, R OBP: 0.317, SLG: 0.401	1B	1B		F8			L4		6-3	4	1	1	0	1	0	3				
Brian Downing, R OBP: 0.399, SLG: 0.487	2B	1B							L8	4	1	3	2	1	0	1				
Doug DeCinces, R OBP: 0.304, SLG: 0.405	1B	2B					F3			4	1	1	0	0	0	5				
George Hendrick, R OBP: 0.298, SLG: 0.464 Ruppert Jones, L OBP: 0.374, SLG: 0.513	1B			F9					1-3	3	0	1	2	0	0	0				
Bobby Grich, R OBP: 0.320, SLG: 0.347 Wally Joyner, L OBP: 0.326, SLG: 0.531	F3			6-3			F3		2-3	3	0	0	0	0	0	1				
Jack Howell, L OBP: 0.200, SLG: 0.394	4-3			L8			G3		2-3	4	0	0	0	0	0	2				
Bob Boone, R OBP: 0.256, SLG: 0.241				F8			L7		L6	4	0	0	0	0	0	1				
Gary Pettis, S OBP: 0.298, SLG: 0.314		1B							6-3	3	1	3	0	1	0	0				
Inning Stats	R: 3 E: 0 K: 0 S: 7	H: 4 LOB: 1 BB: 0 P: 7	R: 1 E: 0 K: 0 S: 5	H: 2 LOB: 2 BB: 1 P: 9	R: 0 E: 0 K: 0 S: 3	H: 0 LOB: 0 BB: 0 P: 3	R: 0 E: 0 K: 0 S: 4	H: 1 LOB: 1 BB: 0 P: 4	R: 0 E: 0 K: 0 S: 3	H: 0 LOB: 0 BB: 0 P: 3	R: 0 E: 0 K: 0 S: 4	H: 1 LOB: 2 BB: 1 P: 8	R: 0 E: 0 K: 0 S: 3	H: 0 LOB: 1 BB: 1 P: 7	R: 0 E: 0 K: 0 S: 3	H: 0 LOB: 1 BB: 1 P: 7		1B: 5 2B: 3 3B: 1 HR: 0	SF: 0 SAC: 0 DP: 0 HBP: 0	WP: 0 PB: 0 SB: 1 CS: 1
PITCHER	IP	WLS	BF	H	R	ER	SO	BB	IBB	HBP	BLK	WP	HR	S	P	ERA	WHIP			
Charlie Leibrandt, L ERA: 4.05 Steve Farr, R ERA: 2.05	7.0	L	31	9	4	4	0	2	0	0	0	0	0	29	37	5.14	1.571			

Batter	1	2	3	4	5	6	7	8	9	AB	R	H	RBI	BB	SO	LOB	BOTTOM			
Willie Wilson, S OBP: 0.324, SLG: 0.356	F7	FC1-5		4-3		K		FC1-6		5	0	1	0	0	1	2	California Angels @ Kansas City Royals Royals Stadium, Kansas City, MO Sat Jun 21 1986, 8:05 PM EDT Att: 40,646 - Unknown			
Lonnie Smith, R OBP: 0.326, SLG: 0.355	1B	FC1-5		BLK		BB		L5-3		4	1	3	0	1	0	2				
Rudy Law, L OBP: 0.338, SLG: 0.408	1B	F4		F4		K		L5-3		5	1	1	1	0	1	7				
George Brett, L OBP: 0.426, SLG: 0.455	1B	F8				2B		1-3		5	1	3	0	0	0	2				
Jorge Orta, L OBP: 0.370, SLG: 0.421 Mike Brewer, R OBP: 0.333, SLG: 0.308	1B			F5		F6		SH5-4		4	0	2	1	0	0	1				
Frank White, R OBP: 0.305, SLG: 0.441	1B			6-3		F8		SH5-4		4	0	1	1	0	1	2				
Steve Balboni, R OBP: 0.283, SLG: 0.430	K					6-3		FC5-2-5		5	0	1	0	0	1	6				
Jim Sundberg, R OBP: 0.285, SLG: 0.281 Hai McRae, R OBP: 0.289, SLG: 0.379 Jamie Quirk, L OBP: 0.269, SLG: 0.300	F8			B1-3		FC3-6		F5		3	0	1	0	0	0	3				
Buddy Biancalana, S OBP: 0.356, SLG: 0.488		FC1-5				6-3		FC3-6		2	0	0	0	2	0	1				
Inning Stats	R: 3 E: 0 K: 1 S: 10	H: 5 LOB: 2 BB: 0 P: 10	R: 0 E: 0 K: 0 S: 4	H: 1 LOB: 2 BB: 1 P: 8	R: 0 E: 0 K: 0 S: 4	H: 1 LOB: 1 BB: 0 P: 4	R: 0 E: 0 K: 0 S: 4	H: 1 LOB: 1 BB: 0 P: 4	R: 0 E: 0 K: 2 S: 8	H: 1 LOB: 2 BB: 1 P: 12	R: 0 E: 0 K: 0 S: 5	H: 2 LOB: 2 BB: 0 P: 5	R: 0 E: 0 K: 0 S: 3	H: 1 LOB: 1 BB: 1 P: 7	R: 0 E: 0 K: 1 S: 5	H: 0 LOB: 1 BB: 1 P: 9		1B: 11 2B: 2 3B: 1 HR: 0	SF: 0 SAC: 1 DP: 1 HBP: 0	WP: 0 PB: 0 SB: 0 CS: 0
PITCHER	IP	WLS	BF	H	R	ER	SO	BB	IBB	HBP	BLK	WP	HR	S	P	ERA	WHIP			
Kirk McCaskill, R ERA: 3.87 Doug Corbett, R ERA: 3.82 Terry Forster, L ERA: 4.01	6.1	W	33	12	3	3	3	2	0	0	0	0	0	2	2	0.00	0.000			

Batter	1	2	3	4	5	6	7	8	9	AB	R	H	RBI	BB	SO	LOB	TOP					
Ruppert Jones, L OBP: 0.376, SLG: 0.510										3	2	1	0	1	2	2	California Angels @ Kansas City Royals Royals Stadium, Kansas City, MO Sun Jun 22 1986, 4:33 AM EDT Att: 33,417 - Unknown					
Wally Joyner, L OBP: 0.325, SLG: 0.527										4	1	1	0	0	0	2						
Brian Downing, R OBP: 0.397, SLG: 0.483										4	0	1	1	0	1	1						
Reggie Jackson, L OBP: 0.429, SLG: 0.476										4	0	1	1	0	1	2						
Rob Wilfong, L OBP: 0.299, SLG: 0.360										2	0	0	1	0	1	0						
Bobby Grich, R OBP: 0.298, SLG: 0.347										0	0	0	0	0	0	0						
Jack Howell, L OBP: 0.194, SLG: 0.382										1	0	0	0	0	0	1						
Rick Burleson, R OBP: 0.359, SLG: 0.373										0	0	0	0	0	0	0						
Doug DeCinces, R OBP: 0.307, SLG: 0.402										2	0	0	0	2	0	1						
Jerry Narron, L OBP: 0.324, SLG: 0.400										4	1	1	1	0	1	2						
Gary Pettis, S OBP: 0.293, SLG: 0.308										4	0	0	0	0	3	1						
Dick Schofield, R OBP: 0.320, SLG: 0.400										3	0	1	0	0	0	1						
Inning Stats	R: 2 E: 0 K: 0 S: 6	H: 3 LOB: 1 BB: 0 P: 6	R: 0 E: 0 K: 2 S: 7	H: 0 LOB: 0 BB: 0 P: 8	R: 0 E: 0 K: 2 S: 7	H: 0 LOB: 0 BB: 0 P: 7	R: 0 E: 0 K: 1 S: 4	H: 0 LOB: 0 BB: 0 P: 8	R: 0 E: 0 K: 1 S: 6	H: 1 LOB: 0 BB: 0 P: 6	R: 0 E: 0 K: 0 S: 3	H: 0 LOB: 0 BB: 0 P: 3	R: 1 E: 0 K: 1 S: 6	H: 1 LOB: 0 BB: 0 P: 6	R: 1 E: 0 K: 0 S: 4	H: 1 LOB: 1 BB: 1 P: 8	R: 0 E: 0 K: 2 S: 7	H: 0 LOB: 1 BB: 1 P: 11	1B: 5 2B: 0 3B: 0 HR: 1	SF: 1 SAC: 0 DP: 1 HBP: 1	WP: 0 PB: 0 SB: 2 CS: 0	PA: 36
PITCHER	IP WLS BF H R ER SO BB IBB HBP BLK WP HR S P ERA WHIP																					
Scott Bankhead, R ERA: 2.86	(1, 1) 7.0 W 28 5 4 4 7 2 0 0 1 0 0 1 39 48 5.14 1.000																					
Bud Black, L ERA: 4.5	(8, 1) 0.2 3 1 0 0 0 0 0 0 0 0 0 0 3 3 0.00 1.500																					
Dan Quisenberry, R ERA: 2.08	(8, 1) 1.1 S 5 0 0 0 2 1 0 0 0 0 0 0 8 12 0.00 0.750																					

Batter	1	2	3	4	5	6	7	8	9	AB	R	H	RBI	BB	SO	LOB	BOTTOM			
Willie Wilson, S OBP: 0.323, SLG: 0.354										4	0	1	0	0	2	1	California Angels @ Kansas City Royals Royals Stadium, Kansas City, MO Sun Jun 22 1986, 4:33 AM EDT Att: 33,417 - Unknown			
Lonnie Smith, R OBP: 0.324, SLG: 0.353										4	0	1	0	0	2	2				
Lynn Jones, R OBP: 0.259, SLG: 0.091										0	0	0	0	0	0	0				
Rudy Law, L OBP: 0.332, SLG: 0.400										4	0	0	0	0	0	1				
Mike Brewer, R OBP: 0.333, SLG: 0.308										0	0	0	0	0	0	0				
George Brett, L OBP: 0.431, SLG: 0.462										3	3	2	0	1	0	0				
Jorge Orta, L OBP: 0.369, SLG: 0.419										3	1	1	0	0	0	1				
Hal McRae, R OBP: 0.274, SLG: 0.384										1	1	1	0	0	0	0				
Frank White, R OBP: 0.311, SLG: 0.451										3	1	2	2	1	0	0				
Steve Balboni, R OBP: 0.282, SLG: 0.439										4	1	1	3	0	1	2				
Buddy Biancalana, S OBP: 0.347, SLG: 0.467										4	0	1	0	0	2	3				
Jamie Quirk, L OBP: 0.271, SLG: 0.290										2	0	0	0	0	0	1				
Inning Stats	R: 0 E: 0 K: 1 S: 5	H: 1 LOB: 0 BB: 0 P: 5	R: 4 E: 0 K: 2 S: 10	H: 3 LOB: 1 BB: 1 P: 15	R: 0 E: 0 K: 0 S: 3	H: 0 LOB: 0 BB: 0 P: 3	R: 0 E: 0 K: 1 S: 6	H: 1 LOB: 1 BB: 0 P: 6	R: 0 E: 0 K: 2 S: 7	H: 0 LOB: 0 BB: 0 P: 7	R: 1 E: 0 K: 1 S: 7	H: 2 LOB: 1 BB: 0 P: 7	R: 0 E: 0 K: 0 S: 3	H: 1 LOB: 0 BB: 0 P: 3	R: 2 E: 1 K: 0 S: 5	H: 2 LOB: 1 BB: 1 P: 9	1B: 7 2B: 1 3B: 1 HR: 1	SF: 0 SAC: 0 DP: 1 HBP: 1	WP: 0 PB: 0 SB: 0 CS: 2	PA: 36
PITCHER	IP WLS BF H R ER SO BB IBB HBP BLK WP HR S P ERA WHIP																			
Mike Witt, R ERA: 3.08	(1, 1) 7.0 L 29 8 5 5 7 1 0 1 0 0 0 1 41 46 6.43 1.286																			
Terry Forster, L ERA: 3.99	(8, 1) 0.1 2 1 1 0 0 0 0 0 0 0 0 0 2 2 0.00 3.000																			
Doug Corbett, R ERA: 3.75	(8, 1) 0.2 4 1 1 0 0 1 0 0 0 0 0 0 3 7 0.00 3.000																			

Batter	1	2	3	4	5	6	7	8	9	AB	R	H	RBI	BB	SO	LOB	TOP					
Ruppert Jones, L OBP: 0.370, SLG: 0.500 George Hendrick, R OBP: 0.329, SLG: 0.468 (6, FH) (6, 9)	4-3		F7		K	BB 1B BB		SH3	1B	3	0	0	0	0	1	2	California Angels @ Texas Rangers Arlington Stadium, Arlington, TX Mon Jun 23 1986, 8:05 PM EDT Att: 18,344 - Unknown					
Wally Joyner, L OBP: 0.329, SLG: 0.524 (1, 3)	G3			3-1	1B IBB	1B		BB 1B	G3	5	0	2	2	1	0	2						
Brian Downing, R OBP: 0.401, SLG: 0.481 (1, 7)	F9			E5 WP	1B			BB IBB		3	1	1	1	2	0	0						
Reggie Jackson, L OBP: 0.424, SLG: 0.466 (1, 10)		K		E6 4-3 WP	G6-4-3	G3		BB IBB		4	0	0	0	1	1	7						
Doug DeCinces, R OBP: 0.313, SLG: 0.417 (1, 5)				4-3 BB			6-3	K		4	1	2	1	1	1	3						
Rob Wilfong, L OBP: 0.303, SLG: 0.362 (1, 4)				4-3 1B		6-3	G3		BB 1B	5	1	2	0	0	0	2						
Dick Schofield, R OBP: 0.322, SLG: 0.400 (1, 6)				6-3		1B	1B		K	5	1	2	0	0	1	4						
Bob Boone, R OBP: 0.255, SLG: 0.240 (1, 2)			K		2B 1B	K	4-3		F7	5	1	1	0	0	2	3						
Gary Pettis, S OBP: 0.303, SLG: 0.314 (1, 8)			K		1B 2B	BB 1B		SH3 BB	1B	2	1	1	0	3	1	0						
Inning Stats	R: 0 E: 0 K: 0 S: 3	H: 0 LOB: 0 BB: 0 P: 3	R: 0 E: 0 K: 1 S: 6	H: 2 LOB: 1 BB: 0 P: 6	R: 0 E: 0 K: 2 S: 7	H: 0 LOB: 2 BB: 1 P: 9	R: 1 E: 2 K: 1 S: 5	H: 3 LOB: 2 BB: 1 P: 11	R: 3 E: 0 K: 1 S: 8	H: 3 LOB: 3 BB: 3 P: 20	R: 0 E: 0 K: 0 S: 4	H: 1 LOB: 1 BB: 0 P: 4	R: 0 E: 0 K: 1 S: 5	H: 1 LOB: 2 BB: 3 P: 17	R: 1 E: 0 K: 1 S: 7	H: 2 LOB: 2 BB: 1 P: 11		1B: 10 2B: 1 3B: 0 HR: 1	SF: 0 SAC: 1 DP: 1 HBP: 0	WP: 1 PB: 0 SB: 2 CS: 1	PA: 47	
PITCHER	IP	WLS	BF	H	R	ER	SO	BB	IBB	HBP	BLK	WP	HR	S	P	ERA	WHIP					
Jose Guzman, R ERA: 4.23 Ricky Wright, L ERA: 4.75 Dale Mohorcic, R ERA: 2.19 Mitch Williams, L ERA: 1.82 Greg Harris, R ERA: 3.0	(1, 1)	5.2	L	27	7	5	4	5	2	1	0	0	1	1	34	46	6.35	1.588				

Batter	1	2	3	4	5	6	7	8	9	AB	R	H	RBI	BB	SO	LOB	BOTTOM					
Oddibe McDowell, L OBP: 0.356, SLG: 0.469 (1, 8)	F5		1B			HR 1B		SF9		4	2	3	0	0	0	0	California Angels @ Texas Rangers Arlington Stadium, Arlington, TX Mon Jun 23 1986, 8:05 PM EDT Att: 18,344 - Unknown					
Scott Fletcher, R OBP: 0.373, SLG: 0.395 (1, 6)	6-3		F9			HR 1B		SF9		3	1	1	1	0	0	1						
Pete O'Brien, L OBP: 0.380, SLG: 0.470 (1, 3)					F8			BB 1B		4	1	3	3	0	0	0						
Pete Incaviglia, R OBP: 0.331, SLG: 0.498 (1, 9)			K		WP 1B	L8		BB		3	0	1	0	1	1	1						
Larry Parrish, R OBP: 0.319, SLG: 0.490 (1, 10)			F7		F7	G4-6-3 1B		F8		4	0	1	0	0	0	3						
Ruben Sierra, S OBP: 0.247, SLG: 0.439 (1, 7)			G3		3-1	G4-6-3		G3		4	0	0	0	0	0	4						
Steve Buechele, R OBP: 0.296, SLG: 0.429 (1, 5)			5-3			F9		G4-6-3 1B		3	0	1	0	0	0	0						
Orlando Mercado, R OBP: 0.304, SLG: 0.274 Geno Petralli, L OBP: 0.226, SLG: 0.283 (3, 2)			G3			L7		G4-6-3		4	0	0	0	0	0	2						
Curtis Wilkerson, S OBP: 0.275, SLG: 0.283 (1, 4)			F9			K		K		4	0	0	0	0	2	0						
Inning Stats	R: 0 E: 0 K: 1 S: 6	H: 1 LOB: 1 BB: 0 P: 6	R: 0 E: 0 K: 0 S: 3	H: 0 LOB: 0 BB: 0 P: 3	R: 0 E: 0 K: 0 S: 4	H: 1 LOB: 1 BB: 0 P: 4	R: 0 E: 0 K: 0 S: 4	H: 1 LOB: 1 BB: 0 P: 4	R: 0 E: 0 K: 1 S: 5	H: 0 LOB: 0 BB: 0 P: 5	R: 3 E: 0 K: 0 S: 6	H: 4 LOB: 0 BB: 0 P: 6	R: 0 E: 0 K: 1 S: 5	H: 1 LOB: 0 BB: 1 P: 9	R: 1 E: 0 K: 0 S: 5	H: 2 LOB: 2 BB: 1 P: 9		R: 0 E: 0 K: 0 S: 2	H: 0 LOB: 0 BB: 0 P: 3	1B: 8 2B: 0 3B: 1 HR: 1	SF: 1 SAC: 0 DP: 3 HBP: 1	WP: 1 PB: 0 SB: 0 CS: 0
PITCHER	IP	WLS	BF	H	R	ER	SO	BB	IBB	HBP	BLK	WP	HR	S	P	ERA	WHIP					
Don Sutton, R ERA: 5.05 Jim Staton, R ERA: 5.65 Terry Forster, L ERA: 3.96 Doug Corbett, R ERA: 3.58	(1, 1)	5.0	W	21	6	3	3	2	0	0	0	0	0	10	10	5.40	1.200					

Batter	1	2	3	4	5	6	7	8	9	AB	R	H	RBI	BB	SO	LOB	TOP			
Brett Butler, L OBP: 0.324, SLG: 0.328 (1, 8)	0-0 BB HR 1B		0-0 6-3		0-3 K			0-0 F5	0-0 F7	5	1	1	0	0	1	2	Cleveland Indians @ California Angels Anaheim Stadium, Anaheim, CA Fri Jun 27 1986, 10:05 PM EDT Att: 36,109 - Unknown			
Julio Franco, R OBP: 0.309, SLG: 0.367 (1, 6)	4-0 HR BB		0-0 4-3				0-0 4-3	4-0 FC6-4 BB		2	1	0	0	2	0	0				
Joe Carter, R OBP: 0.343, SLG: 0.491 (1, 3)	0-0 F4		0-0 5-3				0-0 1B	0-0 FC6-4 1-2		4	0	1	0	0	0	3				
Andre Thornton, R OBP: 0.330, SLG: 0.380 Otis Nixon, S OBP: 0.239, SLG: 0.205 (9, PR)	0-0 F8			0-0 F8			0-0 F7		4-0 SH 1B FC5-6 BB	3	0	0	0	1	0	3				
Mel Hall, L OBP: 0.363, SLG: 0.596 (1, 7)	0-0 HR			0-0 1B			0-0 4-3		0-0 FC5-6 SH 1-2 1B	4	1	3	3	0	0	1				
Brook Jacoby, R OBP: 0.334, SLG: 0.427 (1, 5)	0-3 K			0-0 F9					0-0 SH 1B FC5-6 G3	3	1	0	0	0	2	1				
Cory Snyder, R OBP: 0.240, SLG: 0.500 (1, 9)				0-3 K			0-3 K		0-0 FC5-6 1B G3	4	1	0	1	0	2	3				
Chris Bando, S OBP: 0.350, SLG: 0.365 (1, 2)				0-3 K			0-0 4-3		0-0 G3	4	0	0	0	0	1	2				
Fran Mullins, R OBP: 0.167, SLG: 0.235 (1, 4)				0-0 L4			0-0 F8		0-0 1B	4	0	1	2	0	0	0				
Inning Stats	R: 3 E: 0 K: 1 S: 7	H: 2 LOB: 0 BB: 1 P: 11	R: 0 E: 0 K: 0 S: 3	H: 0 LOB: 0 BB: 0 P: 3	R: 0 E: 0 K: 1 S: 6	H: 1 LOB: 1 BB: 0 P: 6	R: 0 E: 0 K: 2 S: 7	H: 0 LOB: 0 BB: 0 P: 7	R: 0 E: 0 K: 0 S: 4	H: 1 LOB: 0 BB: 0 P: 4	R: 0 E: 0 K: 2 S: 7	H: 0 LOB: 0 BB: 0 P: 7	R: 0 E: 0 K: 0 S: 3	H: 0 LOB: 1 BB: 1 P: 7	R: 3 E: 0 K: 0 S: 6	H: 2 LOB: 2 BB: 1 P: 10	1B: 5 2B: 0 3B: 0 HR: 1	SF: 0 SAC: 1 DP: 0 HBP: 0	WP: 0 PB: 0 SB: 0 CS: 0	PA: 37
PITCHER Mike Witt, R ERA: 3.29 (1, 1)	IP: 9.0 WLS: L BF: 37 H: 6 R: 6 ER: 6 SO: 6 BB: 3 IBB: 0 HBP: 0 BLK: 0 WP: 0 HR: 1 S: 46 P: 58 ERA: 6.00 WHIP: 1.000															PITCHER				

AB	33
R	6
H	6
RBI	6
BB	3
SO	6
LOB	15



Batter	1	2	3	4	5	6	7	8	9	AB	R	H	RBI	BB	SO	LOB	BOTTOM					
Ruppert Jones, L OBP: 0.361, SLG: 0.476 (1, 9) (8, 7)	0-0 L7	0-0 L6		0-0 F4				0-0 G3		5	0	0	0	0	0	4	Cleveland Indians @ California Angels Anaheim Stadium, Anaheim, CA Fri Jun 27 1986, 10:05 PM EDT Att: 36,109 - Unknown					
Gary Pettis, S OBP: 0.308, SLG: 0.314 (1, 8)	0-0 4-3		0-3 K		0-0 G3 SF9 1B		0-0 5-3		0-0 4-3	5	1	1	0	0	1	0						
Wally Joyner, L OBP: 0.334, SLG: 0.521 (1, 3)	0-0 BB 1B		0-0 BB 1B		0-0 G3		0-0 F5		0-0 L7	5	0	2	0	0	0	1						
Reggie Jackson, L OBP: 0.440, SLG: 0.467 (1, 10)	4-0 BB 1-2 BB		4-0 G6-4-3 BB		0-0 SF9		4-0 SH2-4 BB		0-0 1B	1	0	1	1	3	0	0						
Doug DeCinces, R OBP: 0.318, SLG: 0.421 (1, 5)	0-0 F9		0-0 G6-4-3 1-2		0-0 2B		0-0 SH2-4		0-0 1B	4	1	2	0	0	0	4						
Jack Howell, L OBP: 0.250, SLG: 0.439 George Hendrick, R OBP: 0.317, SLG: 0.443 (7, PH) (8, 9)		0-0 F8		0-0 F8		0-0 1B 2B		0-3 K		0-0 K	3	1	1	1	0	0						
Rob Wilfong, L OBP: 0.305, SLG: 0.366 Bobby Grich, R OBP: 0.301, SLG: 0.350 (5, PH) (6, 4)		0-0 F7		0-0 WP BB 1B		0-0 BB 1B		0-0 6-3		2	0	1	0	0	0	0						
Rick Burleson, R OBP: 0.373, SLG: 0.394 (1, 6)		0-0 2B 1B		4-0 WP BB		4-0 BB		0-3 K		2	0	1	0	2	1	0						
Bob Boone, R OBP: 0.268, SLG: 0.261 (1, 2)		0-0 1-3 2B		0-0 F4		0-0 F9		0-0 F9		4	0	1	0	0	0	4						
Inning Stats	R: 0 E: 0 K: 0 S: 4	H: 1 LOB: 2 BB: 1 P: 8	R: 0 E: 0 K: 0 S: 5	H: 2 LOB: 0 BB: 0 P: 5	R: 0 E: 0 K: 1 S: 5	H: 1 LOB: 1 BB: 1 P: 9	R: 0 E: 0 K: 0 S: 4	H: 1 LOB: 2 BB: 1 P: 8	R: 3 E: 0 K: 0 S: 7	H: 4 LOB: 2 BB: 1 P: 11	R: 0 E: 0 K: 0 S: 3	H: 0 LOB: 0 BB: 0 P: 3	R: 0 E: 0 K: 1 S: 5	H: 0 LOB: 1 BB: 1 P: 9	R: 0 E: 0 K: 1 S: 5	H: 0 LOB: 0 BB: 0 P: 5	R: 0 E: 0 K: 1 S: 7	H: 2 LOB: 2 BB: 0 P: 7	1B: 8 2B: 3 3B: 0 HR: 0	SF: 1 SAC: 1 DP: 1 HBP: 0	WP: 1 PB: 0 SB: 1 CS: 0	PA: 42
PITCHER Don Schulze, R ERA: 4.84 Bryan Oelkers, L ERA: 2.91 Dickie Noles, R ERA: 7.27 Ernie Camacho, R ERA: 4.5 (1, 1) (5, 1) (7, 1) (9, 1)	IP: 4.2 WLS: 8 BF: 24 H: 8 R: 3 ER: 3 SO: 3 BB: 2 IBB: 0 HBP: 0 BLK: 0 WP: 0 HR: 0 S: 23 P: 35 ERA: 5.79 WHIP: 2.357															PITCHER						

AB	35
R	3
H	11
RBI	3
BB	5
SO	4
LOB	17



Batter	1	2	3	4	5	6	7	8	9	AB	R	H	RBI	BB	SO	LOB	TOP			
Brett Butler, L OBP: 0.327, SLG: 0.331 (1, 8)	0-3 K		0-0 4-3		0-0 1-2 1B		0-0 1B			4	0	2	0	0	1	0	Cleveland Indians @ California Angels Anaheim Stadium, Anaheim, CA Sat Jun 28 1986, 10:05 PM EDT Att: 43,385 - Unknown			
Julio Franco, R OBP: 0.305, SLG: 0.361 (1, 6)	0-3 K		0-0 6-3		0-0 L9		0-0 F4			4	0	0	0	0	1	3				
Joe Carter, R OBP: 0.341, SLG: 0.487 (1, 3)	0-0 1B		0-0 F9				0-0 F4	0-3 K		4	0	1	0	0	1	0				
Andre Thornton, R OBP: 0.325, SLG: 0.373 (1, 10)	0-0 F5			0-0 F8		0-0 E5		0-0 5-3		4	0	0	0	0	0	1				
Mel Hall, L OBP: 0.356, SLG: 0.583 (1, 7)		0-0 5-3		0-3 K		0-0 F8		0-0 1-3		4	0	0	0	0	1	1				
Brook Jacoby, R OBP: 0.333, SLG: 0.425 (1, 5)		0-0 HR		0-0 F8		0-3 K		0-0 6-3		4	1	1	0	0	1	1				
Cory Snyder, R OBP: 0.259, SLG: 0.611 (1, 9)		0-0 HR			0-0 F3		0-0 HR		0-0 F9	4	2	2	3	0	0	0				
Chris Bando, S OBP: 0.357, SLG: 0.372 (1, 2)		0-0 4-3			0-0 1B		0-3 K		0-0 FC6-4 1B	4	0	2	0	0	1	0				
Fran Mullins, R OBP: 0.136, SLG: 0.190 (1, 4)		0-0 5-3			0-0 F8		0-3 K		0-0 FC6-4	4	0	0	0	0	1	2				
Inning Stats	R: 0 E: 0 K: 2 S: 8	H: 1 LOB: 1 BB: 0 P: 8	R: 2 E: 0 K: 0 S: 5	H: 2 LOB: 0 BB: 0 P: 5	R: 0 E: 0 K: 1 S: 3	H: 0 LOB: 0 BB: 0 P: 3	R: 0 E: 0 K: 1 S: 5	H: 0 LOB: 0 BB: 0 P: 5	R: 0 E: 1 K: 1 S: 6	H: 0 LOB: 1 BB: 0 P: 6	R: 1 E: 0 K: 2 S: 9	H: 2 LOB: 1 BB: 0 P: 9	R: 0 E: 0 K: 1 S: 5	H: 0 LOB: 0 BB: 0 P: 5	R: 0 E: 0 K: 0 S: 4	H: 1 LOB: 1 BB: 0 P: 4	1B: 6 2B: 0 3B: 0 HR: 2	SF: 0 SAC: 0 DP: 0 HBP: 0	WP: 0 PB: 0 SB: 2 CS: 0	PA: 36
PITCHER	IP WLS BF H R ER SO BB IBB HBP BLK WP HR S P ERA WHIP	7.0 W 29 7 3 3 6 0 0 0 0 0 2 41 41 3.86 1.000	2.0 W 7 1 0 0 1 0 0 0 0 0 0 9 9 0.00 0.500	PITCHER																

AB	36
R	3
H	8
RBI	3
BB	0
SO	7
LOB	8



Batter	1	2	3	4	5	6	7	8	9	AB	R	H	RBI	BB	SO	LOB	BOTTOM		
Ruppert Jones, L OBP: 0.367, SLG: 0.480 (1, 9)	0-0 WP		0-0 4-3		0-0 4-3	4-0 1B		4-0 E 1B BB		3	1	1	0	2	0	0	Cleveland Indians @ California Angels Anaheim Stadium, Anaheim, CA Sat Jun 28 1986, 10:05 PM EDT Att: 43,385 - Unknown		
Gary Pettis, S OBP: 0.314, SLG: 0.317 (1, 8)	0-3 K		4-0 1B		0-0 3B	0-0 1B	1-2 3-H 1B	0-0 1B BB		4	2	2	1	1	1	2			
Wally Joyner, L OBP: 0.339, SLG: 0.529 (1, 3)	0-0 4-3		0-0 1B		0-0 E	0-3 K		0-0 1B BB		5	2	3	2	0	1	3			
Reggie Jackson, L OBP: 0.439, SLG: 0.459 (1, 10)	4-0 BB		0-0 F4		4-0 BB	0-3 K		0-0 F4		3	0	0	0	2	1	6			
Doug DeCinces, R OBP: 0.320, SLG: 0.418 (1, 5)	0-0 F2		4-0 BB		0-0 E4		0-0 6-3	0-0 BB BB 1B		4	1	1	2	1	0	3			
Brian Downing, R OBP: 0.408, SLG: 0.484 (1, 7)		0-0 6-3 1B		0-3 K		4-0 BB	0-0 BB 1B	4-0 BB BB		3	1	2	0	2	1	3			
Rob Wilfong, L OBP: 0.308, SLG: 0.363 (1, 4)	0-0 6-3			0-0 B3	0-0 G6-4-3		0-0 BB 1B	4-0 BB BB		4	1	1	1	1	0	4			
Dick Schofield, R OBP: 0.312, SLG: 0.383 (1, 6)	0-0 F6			0-0 L1		0-0 B1-3		0-0 F9		4	0	0	0	1	0	4			
Bob Boone, R OBP: 0.273, SLG: 0.276 (1, 2)		0-0 2-H 1B			0-0 1-3		0-0 BB 3B	0-0 G1-2-3		3	1	2	0	0	0	0			
Jack Howell, L OBP: 0.244, SLG: 0.429 (7, PH)										1	0	0	0	0	0	3			
Jerry Narron, L OBP: 0.361, SLG: 0.452 (8, 2)										1	0	1	3	0	0	0			
Inning Stats	R: 0 E: 0 K: 1 S: 6	H: 1 LOB: 2 BB: 1 P: 10	R: 0 E: 0 K: 0 S: 4	H: 2 LOB: 3 BB: 0 P: 4	R: 0 E: 0 K: 0 S: 3	H: 0 LOB: 0 BB: 0 P: 3	R: 2 E: 1 K: 0 S: 5	H: 2 LOB: 2 BB: 2 P: 13	R: 1 E: 0 K: 2 S: 9	H: 2 LOB: 2 BB: 1 P: 13	R: 0 E: 0 K: 0 S: 4	H: 2 LOB: 2 BB: 1 P: 8	R: 6 E: 1 K: 0 S: 6	H: 3 LOB: 1 BB: 3 P: 18	1B: 9 2B: 2 3B: 2 HR: 0	SF: 0 SAC: 0 DP: 2 HBP: 0	WP: 1 PB: 0 SB: 1 CS: 0	PA: 45	
PITCHER	IP WLS BF H R ER SO BB IBB HBP BLK WP HR S P ERA WHIP	6.1 L 3 0 2 2 0 1 0 0 0 0 0 2 6 27.00 1.500	1.0 7 3 4 3 0 2 0 0 0 0 0 0 5 13 27.00 5.000	PITCHER															



Batter	1	2	3	4	5	6	7	8	9	AB	R	H	RBI	BB	SO	LOB	TOP					
Tony Bernazard, S (1,4) Fran Mullins, R (7,4) OBP: 0.375, SLG: 0.447 OBP: 0.130, SLG: 0.182	F6							FC5-4		3	0	1	1	1	0	1						
Brett Butler, L (1,8) OBP: 0.326, SLG: 0.327	4-3		F8				SH5-4		K	3	1	0	0	1	1	1						
Joe Carter, R (1,3) OBP: 0.342, SLG: 0.496	1B		5-3				F9		K	5	1	2	3	0	1	2						
Mel Hall, L (1,7) Andre Thornton, R (9,PH) Otis Nixon, S (9,7) OBP: 0.364, SLG: 0.584 OBP: 0.326, SLG: 0.388 OBP: 0.239, SLG: 0.205	1B		F7				1B		HR	3	0	2	0	1	0	1						
Cory Snyder, R (1,9) OBP: 0.271, SLG: 0.593	K			F8			5-3			5	0	2	0	0	1	4						
Brook Jacoby, R (1,5) OBP: 0.331, SLG: 0.432		K		F9		F2				5	1	1	1	0	1	3						
Julio Franco, R (1,6) OBP: 0.308, SLG: 0.363				F8						4	0	2	0	0	1	0						
Carmen Castillo, R (1,10) OBP: 0.317, SLG: 0.433		L4-3					G1-6-3			3	0	1	0	1	0	2						
Andy Allanson, R (1,2) Chris Bando, S (8,2) OBP: 0.288, SLG: 0.343 OBP: 0.357, SLG: 0.372					2B		FC1-6		K	4	2	1	0	0	1	2						
Inning Stats	R: 0 E: 0 K: 1 S: 7	H: 2 LOB: 2 BB: 0 P: 7	R: 0 E: 0 K: 1 S: 5	H: 1 LOB: 0 BB: 0 P: 5	R: 1 E: 0 K: 0 S: 5	H: 2 LOB: 1 BB: 0 P: 5	R: 0 E: 0 K: 0 S: 3	H: 0 LOB: 0 BB: 0 P: 3	R: 3 E: 0 K: 0 S: 6	H: 3 LOB: 2 BB: 2 P: 14	R: 0 E: 0 K: 0 S: 3	H: 1 LOB: 0 BB: 0 P: 3	R: 0 E: 0 K: 0 S: 3	H: 0 LOB: 2 BB: 2 P: 11	R: 1 E: 0 K: 2 S: 9	H: 2 LOB: 1 BB: 0 P: 9	R: 1 E: 0 K: 2 S: 9	H: 2 LOB: 1 BB: 0 P: 9	1B: 8 2B: 3 3B: 0 HR: 3	SF: 0 SAC: 1 DP: 2 HBP: 0	WP: 0 PB: 0 SB: 1 CS: 0	PA: 42
PITCHER	IP	WLS	BF	H	R	ER	SO	BB	IBB	HBP	BLK	WP	HR	S	P	ERA	WHIP					
Ron Romanick, R (1,1) ERA: 4.85	5.0	L	24	8	4	4	2	2	0	0	0	0	1	26	34	7.20	2.000					
Todd Fischer, R (6,1) ERA: 4.5	2.1		11	3	1	1	1	1	1	0	0	0	1	11	19	3.86	1.714					
Terry Forster, L (8,1) ERA: 4.05	1.2		7	2	1	1	3	0	0	0	0	0	1	13	13	5.40	1.200					

Cleveland Indians @ California Angels
Anaheim Stadium, Anaheim, CA
Sun Jun 29 1986, 6:33 AM EDT
Att: 29,128 - Unknown


AB	37
R	6
H	13
RBI	6
BB	4
SO	6
LOB	17



Batter	1	2	3	4	5	6	7	8	9	AB	R	H	RBI	BB	SO	LOB	BOTTOM					
Ruppert Jones, L (1,9) OBP: 0.364, SLG: 0.475	F8									4	1	1	0	0	2	0						
Gary Pettis, S (1,8) OBP: 0.313, SLG: 0.316										4	0	1	0	0	1	1						
Wally Joyner, L (1,3) OBP: 0.344, SLG: 0.536	L7									4	1	3	1	0	0	1						
Reggie Jackson, L (1,10) OBP: 0.436, SLG: 0.452										3	0	0	0	1	1	3						
Doug DeCinces, R (1,5) OBP: 0.322, SLG: 0.420										4	1	2	1	0	1	2						
Brian Downing, R (1,7) OBP: 0.409, SLG: 0.500										4	1	2	2	0	0	1						
Rob Wilfong, L (1,4) OBP: 0.301, SLG: 0.354										4	0	0	0	0	0	1						
Dick Schofield, R (1,6) Jack Howell, L (7,PH) Rick Burleson, R (8,6) OBP: 0.309, SLG: 0.379 OBP: 0.239, SLG: 0.419 OBP: 0.371, SLG: 0.391										2	0	0	0	0	0	0						
Bob Boone, R (1,2) Jerry Narron, L (9,PH) OBP: 0.269, SLG: 0.272 OBP: 0.351, SLG: 0.438										3	0	0	0	0	0	0						
Inning Stats	R: 0 E: 0 K: 1 S: 6	H: 1 LOB: 1 BB: 0 P: 6	R: 1 E: 0 K: 0 S: 4	H: 1 LOB: 0 BB: 0 P: 4	R: 1 E: 0 K: 2 S: 9	H: 2 LOB: 2 BB: 1 P: 13	R: 0 E: 0 K: 0 S: 3	H: 0 LOB: 0 BB: 0 P: 3	R: 0 E: 0 K: 1 S: 5	H: 0 LOB: 0 BB: 0 P: 5	R: 1 E: 0 K: 0 S: 5	H: 3 LOB: 1 BB: 0 P: 5	R: 0 E: 0 K: 2 S: 7	H: 0 LOB: 0 BB: 0 P: 7	R: 1 E: 0 K: 0 S: 5	H: 2 LOB: 1 BB: 0 P: 5	R: 0 E: 0 K: 0 S: 3	H: 0 LOB: 0 BB: 0 P: 3	1B: 6 2B: 2 3B: 0 HR: 1	SF: 0 SAC: 0 DP: 1 HBP: 0	WP: 0 PB: 0 SB: 2 CS: 0	PA: 36
PITCHER	IP	WLS	BF	H	R	ER	SO	BB	IBB	HBP	BLK	WP	HR	S	P	ERA	WHIP					
Ken Schrom, R (1,1) ERA: 3.88	7.2		31	8	4	4	6	1	0	0	0	0	1	42	46	4.70	1.174					
Ernie Camacho, R (8,1) ERA: 4.25	1.1	S	5	1	0	0	0	0	0	0	0	0	0	5	5	0.00	0.750					

Cleveland Indians @ California Angels
Anaheim Stadium, Anaheim, CA
Sun Jun 29 1986, 6:33 AM EDT
Att: 29,128 - Unknown


AB	35
R	4
H	9
RBI	4
BB	1
SO	6
LOB	9



Batter	1	2	3	4	5	6	7	8	9	AB	R	H	RBI	BB	SO	LOB	TOP					
John Cangelosi, S OBP: 0.392, SLG: 0.304 (1, 8)										3	1	0	0	1	1	2						
Ozzie Guillen, L OBP: 0.282, SLG: 0.330 (1, 6)										4	0	1	3	0	2	0						
Harold Baines, L OBP: 0.353, SLG: 0.465 (1, 9)										4	0	1	0	0	1	1						
Greg Walker, L OBP: 0.343, SLG: 0.489 (1, 3)										4	0	0	0	0	1	1						
Ron Kittle, R OBP: 0.263, SLG: 0.414 (1, 10)										4	0	0	0	0	1	1						
Carlton Fisk, R OBP: 0.292, SLG: 0.336 (1, 2)										3	1	2	0	1	0	0						
Bobby Bonilla, S OBP: 0.366, SLG: 0.358 (1, 7)										2	1	0	0	2	2	2						
Wayne Tolleson, S OBP: 0.328, SLG: 0.329 (1, 5)										2	0	0	0	1	0	1						
Julio Cruz, S OBP: 0.388, SLG: 0.274 (1, 4)										3	1	1	1	0	0	2						
Inning Stats	R: 0 E: 0 K: 3 S: 9	H: 0 LOB: 0 BB: 0 P: 9	R: 0 E: 0 K: 2 S: 8	H: 1 LOB: 1 BB: 0 P: 8	R: 0 E: 0 K: 0 S: 3	H: 0 LOB: 0 BB: 0 P: 3	R: 0 E: 0 K: 0 S: 3	H: 0 LOB: 0 BB: 0 P: 3	R: 4 E: 0 K: 0 S: 5	H: 2 LOB: 1 BB: 3 P: 17	R: 0 E: 0 K: 0 S: 3	H: 0 LOB: 0 BB: 0 P: 3	R: 0 E: 0 K: 0 S: 3	H: 1 LOB: 1 BB: 1 P: 7	R: 0 E: 0 K: 2 S: 8	H: 1 LOB: 1 BB: 0 P: 8	R: 0 E: 0 K: 1 S: 4	H: 0 LOB: 0 BB: 1 P: 8	1B: 4 2B: 1 3B: 1 HR: 0	SF: 0 SAC: 1 DP: 2 HBP: 0	WP: 0 PB: 0 SB: 0 CS: 0	PA: 35
PITCHER	IP	WLS	BF	H	R	ER	SO	BB	IBB	HBP	BLK	WP	HR	S	P	ERA	WHIP					
Kirk McCaskill, R ERA: 3.69 (1, 1)	8.0	L	32	5	4	4	7	4	0	0	0	0	0	42	58	4.50	1.125					
Donnie Moore, R ERA: 4.95 (9, 1)	1.0		3	0	0	0	1	1	0	0	0	0	0	4	8	0.00	1.000					

Chicago White Sox @ California Angels
Anaheim Stadium, Anaheim, CA
Mon Jun 30 1986, 10:05 PM EDT
Att: 22,289 - Unknown


AB 29
R 4
H 5
RBI 4
BB 5
SO 8
LOB 10



Batter	1	2	3	4	5	6	7	8	9	AB	R	H	RBI	BB	SO	LOB	BOTTOM					
Ruppert Jones, L OBP: 0.370, SLG: 0.495 (1, 9)										5	2	3	1	0	1	2						
Gary Pettis, S OBP: 0.312, SLG: 0.315 (1, 8)										4	0	1	0	0	1	0						
Wally Joyner, L OBP: 0.345, SLG: 0.537 (1, 3)										5	1	2	0	0	1	4						
Reggie Jackson, L OBP: 0.435, SLG: 0.445 (1, 10)										3	0	0	0	2	1	3						
Brian Downing, R OBP: 0.416, SLG: 0.500 (1, 7)										2	0	1	2	3	0	0						
Doug DeCinces, R OBP: 0.317, SLG: 0.411 (1, 5)										5	0	0	0	0	2	10						
Rob Wilfong, L OBP: 0.299, SLG: 0.358 (1, 4)										4	0	1	0	0	1	0						
Dick Schofield, R OBP: 0.313, SLG: 0.379 (1, 6)										3	0	1	0	1	1	1						
Bob Boone, R OBP: 0.266, SLG: 0.269 (1, 2)										3	0	0	0	0	0	2						
Jerry Narron, L OBP: 0.342, SLG: 0.424 (8, PH) (9, 2)										1	0	0	0	0	0	0						
Inning Stats	R: 1 E: 0 K: 0 S: 4	H: 2 LOB: 2 BB: 2 P: 12	R: 0 E: 0 K: 2 S: 8	H: 1 LOB: 1 BB: 0 P: 8	R: 1 E: 0 K: 1 S: 7	H: 2 LOB: 1 BB: 0 P: 7	R: 0 E: 0 K: 0 S: 3	H: 0 LOB: 1 BB: 1 P: 7	R: 0 E: 0 K: 1 S: 5	H: 0 LOB: 0 BB: 0 P: 5	R: 0 E: 0 K: 0 S: 4	H: 1 LOB: 1 BB: 0 P: 4	R: 1 E: 0 K: 1 S: 7	H: 2 LOB: 3 BB: 2 P: 15	R: 0 E: 0 K: 1 S: 5	H: 0 LOB: 0 BB: 0 P: 5	R: 0 E: 1 K: 2 S: 9	H: 1 LOB: 3 BB: 1 P: 13	1B: 6 2B: 2 3B: 0 HR: 1	SF: 0 SAC: 1 DP: 1 HBP: 0	WP: 0 PB: 0 SB: 2 CS: 0	PA: 42
PITCHER	IP	WLS	BF	H	R	ER	SO	BB	IBB	HBP	BLK	WP	HR	S	P	ERA	WHIP					
Joel Davis, R ERA: 4.56 (1, 1)	6.0	W	26	6	2	2	4	3	0	0	1	0	1	31	43	3.00	1.500					
Gene Nelson, R ERA: 3.73 (7, 1)	0.2		6	2	1	1	0	2	0	0	0	0	0	4	12	13.50	6.000					
Bill Dawley, R ERA: 2.68 (7, 1)	1.1		6	1	0	0	2	0	0	0	0	0	0	10	10	0.00	0.750					
Joel McKeon, L ERA: 3.86 (9, 1)	0.2		3	0	0	0	1	0	1	0	0	0	0	4	8	0.00	0.000					
Dave Schmidt, R ERA: 4.38 (9, 1)	0.1	S	1	0	0	0	1	0	0	0	0	0	0	3	3	0.00	0.000					

Chicago White Sox @ California Angels
Anaheim Stadium, Anaheim, CA
Mon Jun 30 1986, 10:05 PM EDT
Att: 22,289 - Unknown

AB 35
R 3
H 9
RBI 3
BB 6
SO 8
LOB 22



Batter	1	2	3	4	5	6	7	8	9	AB	R	H	RBI	BB	SO	LOB	TOP								
John Cangelosi , S (1, 8) OBP: 0.386, SLG: 0.298										5	0	0	0	0	1	5	Chicago White Sox @ California Angels Anaheim Stadium, Anaheim, CA Tue Jul 01 1986, 10:05 PM EDT Att: 28,421 - Unknown								
Ozzie Guillen , L (1, 6) OBP: 0.284, SLG: 0.333										4	1	1	2	1	1	1									
Harold Baines , L (1, 9) OBP: 0.352, SLG: 0.460										3	1	0	0	1	0	1									
Greg Walker , L (1, 3) OBP: 0.346, SLG: 0.486										3	0	1	1	1	1	0									
Ron Kittle , R (1, 10) OBP: 0.266, SLG: 0.416 Wayne Tolleson , S (8, PR) OBP: 0.328, SLG: 0.329										4	0	2	0	0	1	2									
Carlton Fisk , R (1, 2) OBP: 0.289, SLG: 0.331										4	0	0	0	0	1	2									
Bobby Bonilla , S (1, 7) OBP: 0.372, SLG: 0.363										3	1	2	0	1	0	0									
Steve Lyons , L (1, 5) OBP: 0.310, SLG: 0.359										4	1	1	0	0	2	3									
Julio Cruz , S (1, 4) OBP: 0.391, SLG: 0.269										2	1	0	0	2	0	1									
Inning Stats	R: 0 E: 0 K: 1 S: 5	H: 0 LOB: 0 P: 5	R: 0 E: 0 K: 0 S: 3	H: 1 LOB: 0 BB: 0 P: 3	R: 5 E: 1 K: 0 S: 7	H: 4 LOB: 1 BB: 2 P: 15	R: 0 E: 0 K: 1 S: 6	H: 1 LOB: 1 BB: 0 P: 6	R: 0 E: 0 K: 2 S: 7	H: 0 LOB: 0 BB: 1 P: 11	R: 0 E: 0 K: 1 S: 5	H: 0 LOB: 0 BB: 1 P: 5	R: 0 E: 0 K: 0 S: 3	H: 0 LOB: 2 BB: 1 P: 7	R: 0 E: 0 K: 2 S: 8	H: 1 LOB: 2 BB: 1 P: 12		R: 0 E: 0 K: 0 S: 2	H: 0 LOB: 0 BB: 1 P: 6	1B: 6 2B: 1 3B: 0 HR: 0	SF: 0 SAC: 0 DP: 2 HBP: 0	WP: 0 PB: 0 SB: 2 CS: 0	PA: 38		
PITCHER	IP	WLS	BF	H	R	ER	SO	BB	IBB	HBP	BLK	WP	HR	S	P	ERA	WHIP								
Mike Cook , R (1, 1) ERA: 12.0	3.0	L	15	5	5	4	1	1	1	0	0	0	0	15	23	12.00	2.000								
Chuck Finley , L (4, 1) ERA: 3.52	5.0		21	2	0	0	6	4	0	0	0	0	0	29	45	0.00	1.200								
Terry Forster , L (9, 1) ERA: 3.9	1.0		2	0	0	0	0	0	0	0	0	0	0	2	2	0.00	0.000								

Batter	1	2	3	4	5	6	7	8	9	AB	R	H	RBI	BB	SO	LOB	BOTTOM								
Rick Burleson , R (1, 10) OBP: 0.372, SLG: 0.413										5	2	2	1	0	0	3	Chicago White Sox @ California Angels Anaheim Stadium, Anaheim, CA Tue Jul 01 1986, 10:05 PM EDT Att: 28,421 - Unknown								
Dick Schofield , R (1, 6) OBP: 0.316, SLG: 0.378 Jack Howell , L (9, PH) OBP: 0.234, SLG: 0.409										3	1	1	0	1	0	0									
Brian Downing , R (1, 7) OBP: 0.410, SLG: 0.492										4	0	0	1	0	0	2									
Doug DeCinces , R (1, 5) OBP: 0.316, SLG: 0.409										4	0	1	1	0	0	1									
George Hendrick , R (1, 9) OBP: 0.315, SLG: 0.438										4	0	1	0	0	0	1									
Bobby Grich , R (1, 4) OBP: 0.299, SLG: 0.346										4	0	1	0	0	0	1									
Wally Joyner , L (1, 3) OBP: 0.347, SLG: 0.535										3	0	1	0	1	1	1									
Bob Boone , R (1, 2) OBP: 0.268, SLG: 0.271 Ruppert Jones , L (6, PH) OBP: 0.373, SLG: 0.495 Jerry Narron , L (7, 2) OBP: 0.333, SLG: 0.412										2	0	1	0	0	0	2									
Gary Pettis , S (1, 8) OBP: 0.309, SLG: 0.311 Reggie Jackson , L (9, PH) OBP: 0.438, SLG: 0.445										3	0	0	0	0	1	4									
Inning Stats	R: 1 E: 0 K: 0 S: 4	H: 1 LOB: 0 P: 4	R: 0 E: 0 K: 1 S: 7	H: 2 LOB: 2 BB: 0 P: 7	R: 0 E: 0 K: 0 S: 3	H: 0 LOB: 1 BB: 1 P: 7	R: 0 E: 0 K: 0 S: 4	H: 2 LOB: 1 BB: 0 P: 4	R: 2 E: 1 K: 1 S: 8	H: 3 LOB: 1 BB: 0 P: 8	R: 0 E: 0 K: 0 S: 3	H: 0 LOB: 0 BB: 2 P: 11	R: 0 E: 0 K: 0 S: 3	H: 0 LOB: 0 BB: 0 P: 3	R: 0 E: 0 K: 0 S: 3	H: 0 LOB: 0 BB: 0 P: 3		R: 0 E: 0 K: 0 S: 3	H: 0 LOB: 1 BB: 1 P: 7	1B: 7 2B: 1 3B: 0 HR: 1	SF: 0 SAC: 0 DP: 1 HBP: 0	WP: 0 PB: 0 SB: 1 CS: 0	PA: 38		
PITCHER	IP	WLS	BF	H	R	ER	SO	BB	IBB	HBP	BLK	WP	HR	S	P	ERA	WHIP								
Floyd Bannister , L (1, 1) ERA: 3.02	5.0	W	23	8	3	2	2	1	0	0	0	0	1	26	30	3.60	1.800								
Dave Schmidt , R (6, 1) ERA: 4.21	2.0		8	0	0	0	0	2	0	0	0	0	0	6	14	0.00	1.000								
Bob James , R (8, 1) ERA: 5.28	2.0	S	7	0	0	0	0	1	0	0	0	0	0	6	10	0.00	0.500								

Batter	1	2	3	4	5	6	7	8	9	AB	R	H	RBI	BB	SO	LOB	TOP			
John Cangelosi, S OBP: 0.380, SLG: 0.293	L8		F7		5-3			K		4	0	0	0	0	1	0				
Ozzie Guillen, L OBP: 0.284, SLG: 0.332	BB HR 1B		4-3		F7			L9		4	1	1	0	0	0	0				
Harold Baines, L OBP: 0.354, SLG: 0.459	HR BB 1-2		1B		1B		G3	3-1		3	1	1	0	1	0	0				
Greg Walker, L OBP: 0.353, SLG: 0.505	HR		1B		BB			K		3	1	2	3	1	1	0				
Ron Kittle, R OBP: 0.262, SLG: 0.409	F8		1-3		K			3-1		4	0	0	0	0	1	3				
Carlton Fisk, R OBP: 0.285, SLG: 0.326	K				K			F8		4	0	0	0	0	2	1				
Bobby Bonilla, S OBP: 0.368, SLG: 0.357			K		4-3			K		3	0	0	0	0	2	0				
Steve Lyons, L OBP: 0.310, SLG: 0.359			K		K			K		3	0	1	0	0	2	0				
Julio Cruz, S OBP: 0.382, SLG: 0.261	F7				K			K		3	0	0	0	0	2	1				
Inning Stats	R: 3 H: 2 E: 0 K: 1 S: 7	H: 2 R: 3 ER: 3 SO: 11 BB: 1 P: 11	R: 0 H: 1 E: 0 K: 1 S: 5	H: 1 R: 3 ER: 3 SO: 11 BB: 0 P: 5	R: 0 H: 2 E: 0 K: 0 S: 5	H: 0 R: 1 ER: 0 SO: 61 BB: 0 P: 7	R: 0 H: 0 E: 0 K: 1 S: 5	H: 0 R: 1 ER: 0 SO: 9 BB: 1 P: 9	R: 0 H: 0 E: 0 K: 1 S: 5	H: 0 R: 0 ER: 0 SO: 5 BB: 0 P: 5	R: 0 H: 0 E: 0 K: 1 S: 5	R: 0 H: 0 E: 0 K: 1 S: 5	R: 0 H: 0 E: 0 K: 1 S: 5	R: 0 H: 0 E: 0 K: 1 S: 5	R: 0 H: 0 E: 0 K: 1 S: 5	R: 0 H: 0 E: 0 K: 1 S: 5	1B: 4 2B: 0 3B: 0 HR: 1	SF: 0 SAC: 0 DP: 0 HBP: 0	WP: 0 PB: 0 CS: 1	PA: 33
PITCHER Mike Witt, R ERA: 3.27	IP: 9.0 WLS: W BF: 33 H: 5 R: 3 ER: 3 SO: 11 BB: 2 IBB: 0 HBP: 0 BLK: 0 WP: 0 HR: 1 S: 53 P: 61 ERA: 3.00 WHIP: 0.778																			

Chicago White Sox @ California Angels
 Anaheim Stadium, Anaheim, CA
 Wed Jul 02 1986, 10:05 PM EDT
 Att: 27,596 - Unknown

livebaseballscores.com

AB 31
 R 3
 H 5
 RBI 3
 BB 2
 SO 11
 LOB 5



Batter	1	2	3	4	5	6	7	8	9	AB	R	H	RBI	BB	SO	LOB	BOTTOM				
Ruppert Jones, L OBP: 0.366, SLG: 0.484	3-1	3-1			F8		F8			4	0	0	0	0	0	0					
Gary Pettis, S OBP: 0.315, SLG: 0.315	1B 3B BB		4-3		1B			WP BB 1B		3	1	2	0	1	0	0					
Wally Joyner, L OBP: 0.345, SLG: 0.531	HBP 3B 1B		G3		F9			B2		4	1	1	0	0	0	2					
Brian Downing, R OBP: 0.415, SLG: 0.492	3B HBP		K		1B 1B			WP BB		2	1	1	0	1	1	0					
Reggie Jackson, L OBP: 0.434, SLG: 0.451	SF9 3B				K		F7	K		4	1	1	3	0	2	3					
Doug DeCinces, R OBP: 0.315, SLG: 0.408	SF9				6-3			4-3		3	0	1	1	0	0	2					
Rob Wilfong, L OBP: 0.300, SLG: 0.357	F8				1B		G4-6-3 1B	4-3		3	0	1	0	0	0	2					
Rick Burleson, R OBP: 0.365, SLG: 0.404		2-3			6-3			L8		3	0	0	0	0	0	1					
Jerry Narron, L OBP: 0.310, SLG: 0.378		K			K2-3			G4		3	0	0	0	0	2	0					
Inning Stats	R: 4 H: 2 E: 0 K: 0 S: 5	H: 2 R: 29 ER: 4 SO: 4 BB: 1 P: 10	R: 0 H: 0 E: 0 K: 1 S: 5	H: 0 R: 0 ER: 0 SO: 4 BB: 0 P: 5	R: 0 H: 1 E: 0 K: 1 S: 6	H: 1 R: 35 ER: 0 SO: 40 BB: 0 P: 6	R: 0 H: 2 E: 0 K: 0 S: 4	H: 0 R: 0 ER: 0 SO: 3 BB: 0 P: 4	R: 0 H: 1 E: 0 K: 1 S: 6	R: 0 H: 1 E: 0 K: 1 S: 6	R: 0 H: 1 E: 0 K: 1 S: 6	R: 0 H: 1 E: 0 K: 1 S: 6	R: 0 H: 1 E: 0 K: 1 S: 6	R: 0 H: 1 E: 0 K: 1 S: 6	R: 0 H: 1 E: 0 K: 1 S: 6	R: 0 H: 1 E: 0 K: 1 S: 6	R: 0 H: 1 E: 0 K: 1 S: 6	1B: 6 2B: 0 3B: 1 HR: 0	SF: 1 SAC: 0 DP: 1 HBP: 1	WP: 1 PB: 0 CS: 0	PA: 33
PITCHER Neil Allen, R ERA: 5.09	IP: 7.0 WLS: L BF: 29 H: 7 R: 4 ER: 4 SO: 4 BB: 1 IBB: 0 HBP: 0 BLK: 0 WP: 0 HR: 0 S: 35 P: 40 ERA: 5.14 WHIP: 1.143																				
Joel McKeon, L ERA: 3.74	(8, 1) 0.2 3 0 0 0 1 1 0 0 0 0 0 0 4 8 0.00 1.500																				
Bill Dawley, R ERA: 2.66	(8, 1) 0.1 1 0 0 0 0 0 0 0 0 1 0 1 1 0.00 0.000																				

Chicago White Sox @ California Angels
 Anaheim Stadium, Anaheim, CA
 Wed Jul 02 1986, 10:05 PM EDT
 Att: 27,596 - Unknown

livebaseballscores.com


AB 29
 R 4
 H 7
 RBI 4
 BB 2
 SO 5
 LOB 10



Batter	1	2	3	4	5	6	7	8	9	AB R H RBI BB SO LOB	TOP												
Ruppert Jones, L (1, 9) OBP: 0.361, SLG: 0.471	F9			E3		F8	K		K	5 0 0 0 1 2 7	California Angels @ Toronto Blue Jays Exhibition Stadium, Toronto, ON Fri Jul 04, 1986, 7:05 PM EDT Att: 30,283 - Unknown												
Rob Wilfong, L (1, 4) OBP: 0.297, SLG: 0.364	4-3		F4	L9		SF9	5-3			5 1 1 1 0 0 7													
Wally Joyner, L (1, 3) OBP: 0.346, SLG: 0.528			L6		HR	SF9		K		2 1 0 1 2 1 2													
Reggie Jackson, L (1, 10) OBP: 0.430, SLG: 0.442	K		K		HR	F8		3-1		4 1 0 0 1 2 3													
Jack Howell, L (1, 5) OBP: 0.269, SLG: 0.551								K		5 2 3 4 0 1 0													
Brian Downing, R (1, 7) OBP: 0.411, SLG: 0.485	FC6-4			HR					F4	4 2 0 0 0 0 1													
Rick Burleson, R (1, 6) Dick Schofield, R (7, PR) OBP: 0.366, SLG: 0.403 OBP: 0.319, SLG: 0.381	F8			1B		L8		1B		3 0 1 0 1 0 1 1 1 1 0 0 0 0													
Bob Boone, R (1, 2) OBP: 0.270, SLG: 0.274	FC6-4			FC6-4		5-3		2B		5 0 2 1 0 0 2													
Gary Pettis, S (1, 8) OBP: 0.320, SLG: 0.332				F7					FC3-6	5 1 3 2 0 0 3													
Inning Stats	R: 0 E: 0 K: 1 S: 5	H: 0 LOB: 1 BB: 1 P: 9	R: 0 E: 0 K: 0 S: 4	H: 1 LOB: 1 BB: 0 P: 4	R: 0 E: 0 K: 1 S: 6	H: 1 LOB: 2 BB: 1 P: 10	R: 2 E: 1 K: 0 S: 6	H: 2 LOB: 2 BB: 0 P: 7	R: 3 E: 0 K: 0 S: 4	H: 1 LOB: 0 BB: 2 P: 12		R: 2 E: 0 K: 0 S: 5	H: 2 LOB: 0 BB: 0 P: 5	R: 2 E: 1 K: 1 S: 8	H: 2 LOB: 3 BB: 1 P: 12	R: 0 E: 0 K: 2 S: 7	H: 0 LOB: 0 BB: 0 P: 7	R: 0 E: 0 K: 1 S: 7	H: 2 LOB: 2 BB: 0 P: 7	1B: 6 2B: 1 3B: 2 HR: 2	SF: 1 SAC: 0 DP: 0 HBP: 1	WP: 0 PB: 0 SB: 2 CS: 0	PA: 46
PITCHER	IP WLS BF H R ER SO BB IBB HBP BLK WP HR S P ERA WHIP											PITCHER	IP WLS BF H R ER SO BB IBB HBP BLK WP HR S P ERA WHIP										
Dave Stieb, R (1, 1) ERA: 5.78	4.0 L 23 5 5 5 2 4 0 0 1 0 0 2 22 39 11.25 2.250																						
Jim Acker, R (5, 1) ERA: 4.35	4.0 18 4 4 3 3 1 0 0 1 0 0 0 23 27 6.75 1.250																						
Dennis Lamp, R (9, 1) ERA: 5.96	1.0 5 2 0 0 0 1 0 0 0 0 0 0 7 7 0.00 2.000																						
Batter	1	2	3	4	5	6	7	8	9	AB R H RBI BB SO LOB	BOTTOM												
Tony Fernandez, S (1, 6) Garth Iorg, R (9, 6) OBP: 0.344, SLG: 0.422 OBP: 0.300, SLG: 0.328	F8		6-3		4-3				L8	4 0 0 0 0 0 2 0 0 0 0 0 0 0	California Angels @ Toronto Blue Jays Exhibition Stadium, Toronto, ON Fri Jul 04, 1986, 7:05 PM EDT Att: 30,283 - Unknown												
Rance Mulliniks, L (1, 5) OBP: 0.353, SLG: 0.460	F7		4-3			4-3			4-3	4 0 0 0 0 0 0													
Lloyd Moseby, L (1, 8) OBP: 0.374, SLG: 0.463	B1-3				K	4-3			4-3	4 0 1 0 0 1 0													
George Bell, R (1, 7) OBP: 0.354, SLG: 0.541					L8	F8			FC6-4	4 1 1 1 0 0 1													
Jesse Barfield, R (1, 9) Ron Shepherd, R (8, 9) OBP: 0.355, SLG: 0.564 OBP: 0.333, SLG: 0.333			6-3		K				5-3	3 0 0 0 0 1 0 1 0 0 0 0 0 1													
Ernie Whitt, L (1, 2) OBP: 0.318, SLG: 0.420						F7			F5	2 0 0 0 1 0 0													
Willie Upshaw, L (1, 3) OBP: 0.362, SLG: 0.348									4-3	2 0 0 0 1 0 1													
Damaso Garcia, R (1, 4) Kelly Gruber, R (8, 4) OBP: 0.329, SLG: 0.388 OBP: 0.186, SLG: 0.328									F8	2 0 1 0 0 0 1 1 0 0 0 0 0 0													
Rick Leach, L (1, 10) OBP: 0.337, SLG: 0.469									F9	3 0 1 0 0 1 0													
Inning Stats	R: 0 E: 0 K: 0 S: 3	H: 0 LOB: 0 BB: 0 P: 3	R: 1 E: 0 K: 0 S: 4	H: 2 LOB: 2 BB: 1 P: 8	R: 0 E: 0 K: 1 S: 5	H: 0 LOB: 0 BB: 0 P: 5	R: 0 E: 0 K: 2 S: 7	H: 0 LOB: 0 BB: 0 P: 7	R: 0 E: 0 K: 0 S: 4	H: 1 LOB: 2 BB: 1 P: 8		R: 0 E: 0 K: 0 S: 3	H: 0 LOB: 0 BB: 0 P: 3	R: 0 E: 0 K: 0 S: 3	H: 0 LOB: 0 BB: 0 P: 3	R: 0 E: 0 K: 0 S: 3	H: 0 LOB: 0 BB: 0 P: 3	R: 0 E: 0 K: 0 S: 4	H: 1 LOB: 1 BB: 0 P: 4	1B: 1 2B: 2 3B: 0 HR: 1	SF: 0 SAC: 0 DP: 0 HBP: 0	WP: 0 PB: 0 SB: 0 CS: 0	PA: 32
PITCHER	IP WLS BF H R ER SO BB IBB HBP BLK WP HR S P ERA WHIP											PITCHER	IP WLS BF H R ER SO BB IBB HBP BLK WP HR S P ERA WHIP										
Don Sutton, R (1, 1) ERA: 4.59	9.0 W 32 4 1 1 3 2 0 0 0 0 0 1 36 44 1.00 0.667																						

livebaseballscores.com

AB 39
R 9
H 11
RBI 9
BB 5
SO 6
LOB 26



livebaseballscores.com

AB 30
R 1
H 4
RBI 1
BB 2
SO 3
LOB 6



Batter	1	2	3	4	5	6	7	8	9	AB	R	H	RBI	BB	SO	LOB	TOP				
Ruppert Jones, L OBP: 0.359, SLG: 0.464 (1, 9)	E3 SH5-3		F8		4-3			3-1 BB		3	0	0	0	1	0	0	California Angels @ Toronto Blue Jays Exhibition Stadium, Toronto, ON Sat Jul 05 1986, 3:33 AM EDT Att: 40,426 - Unknown				
Rob Wilfong, L OBP: 0.293, SLG: 0.358 (1, 4)	SH5-3		K		L5			3-1		3	0	0	0	0	1	2					
Wally Joyner, L OBP: 0.342, SLG: 0.523 (1, 3)	3-1			K		F8		SF8		3	0	0	1	0	1	1					
Reggie Jackson, L OBP: 0.431, SLG: 0.438 (1, 10)	BB			1-6-3 BB		6-3		F7		2	1	0	0	2	0	1					
Jack Howell, L OBP: 0.250, SLG: 0.509 (1, 5)	K			1-6-3		F9			F8	4	0	0	0	0	1	3					
Brian Downing, R OBP: 0.406, SLG: 0.477 (1, 7)		1-3		E5 1B		F8			F8	4	1	0	0	0	0	0					
Rick Burleson, R OBP: 0.365, SLG: 0.399 (1, 6)		6-3		1B		F8			F4	4	0	1	1	0	0	0					
Jerry Narron, L OBP: 0.289, SLG: 0.350 (1, 2)		4-3		F7		F8				3	0	0	0	0	0	1					
Gary Pettis, S OBP: 0.320, SLG: 0.332 (1, 8)			K		G3			3-1 BB SF8 1B		3	1	1	0	0	1	0					
Inning Stats	R: 0 E: 1 K: 1 S: 6	H: 0 LOB: 2 BB: 1 P: 10	R: 0 E: 0 K: 0 S: 3	H: 0 LOB: 0 BB: 0 P: 3	R: 0 E: 0 K: 2 S: 7	H: 0 LOB: 0 BB: 0 P: 7	R: 2 E: 1 K: 1 S: 7	H: 1 LOB: 1 BB: 1 P: 11	R: 0 E: 0 K: 0 S: 3	H: 0 LOB: 0 BB: 0 P: 3	R: 0 E: 0 K: 0 S: 3	H: 0 LOB: 0 BB: 0 P: 3	R: 1 E: 0 K: 0 S: 4	H: 1 LOB: 1 BB: 1 P: 8	R: 0 E: 0 K: 0 S: 3	H: 0 LOB: 0 BB: 0 P: 3	1B: 2 2B: 0 3B: 0 HR: 0	SF: 1 SAC: 1 DP: 0 HBP: 0	WP: 0 PB: 0 SB: 1 CS: 0	PA: 34	
PITCHER	IP WLS BF H R ER SO BB IBB HBP BLK WP HR S P ERA WHIP	8.0 W 31 2 3 1 4 3 0 0 0 0 0 0 36 48 1.12 0.625	1.0 L 3 0 0 0 0 0 0 0 0 0 0 0 3 3 0.00 0.000	PITCHER										IP WLS BF H R ER SO BB IBB HBP BLK WP HR S P ERA WHIP							
Jim Clancy, R ERA: 4.08 (1, 1)											8.0 W 31 2 3 1 4 3 0 0 0 0 0 0 36 48 1.12 0.625										
Tom Henke, R ERA: 3.95 (9, 1)											1.0 L 3 0 0 0 0 0 0 0 0 0 0 0 3 3 0.00 0.000										

Batter	1	2	3	4	5	6	7	8	9	AB	R	H	RBI	BB	SO	LOB	BOTTOM				
Tony Fernandez, S OBP: 0.342, SLG: 0.422 (1, 6)	6-3		4-3	5-3		1B 2B		4-3		5	1	1	2	0	0	1	California Angels @ Toronto Blue Jays Exhibition Stadium, Toronto, ON Sat Jul 05 1986, 3:33 AM EDT Att: 40,426 - Unknown				
Rance Mulliniks, L OBP: 0.350, SLG: 0.454 (1, 5)	K		K		4-3	1B		1-3		5	0	1	1	0	2	0					
Lloyd Moseby, L OBP: 0.370, SLG: 0.458 (1, 8)			G3		F9					4	0	0	0	0	1	1					
Ron Shepherd, R OBP: 0.333, SLG: 0.333 (7, 9)	K				4-3					0	0	0	0	0	0	0					
George Bell, R OBP: 0.350, SLG: 0.534 (1, 7)		F8		F6	F6		L4			4	0	0	0	0	0	0					
Jesse Barfield, R OBP: 0.354, SLG: 0.560 (7, 8)		F8		HR 1B		K	F8			4	1	1	0	0	1	0					
Cliff Johnson, R OBP: 0.372, SLG: 0.491 (1, 10)		1B BB		HR 1B		FC3-6 BB	1B			1	1	1	2	2	0	0					
Rick Leach, L OBP: 0.343, SLG: 0.474 (7, FH)		1B BB		HR 1B		FC3-6 BB	1B			1	0	1	0	0	0	0					
Willie Upshaw, L OBP: 0.367, SLG: 0.357 (1, 3)		BB 1B		G3 1B	2B	FC3-6 BB	1B			4	2	3	0	0	0	1					
Ernie Whitt, L OBP: 0.322, SLG: 0.415 (1, 2)		BB		G3		1B BB	K			2	1	0	0	2	1	3					
Garth Iorg, R OBP: 0.306, SLG: 0.333 (1, 4)		F8		3H 1B		1B 2B	K			4	1	2	2	0	1	3					
Inning Stats	R: 0 E: 0 K: 2 S: 7	H: 1 LOB: 3 BB: 2 P: 12	R: 0 E: 0 K: 0 S: 4	H: 1 LOB: 3 BB: 2 P: 12	R: 0 E: 0 K: 1 S: 5	H: 0 LOB: 0 BB: 0 P: 5	R: 3 E: 0 K: 0 S: 7	H: 4 LOB: 1 BB: 0 P: 7	R: 0 E: 0 K: 0 S: 3	H: 0 LOB: 0 BB: 0 P: 3	R: 4 E: 0 K: 1 S: 8	H: 3 LOB: 1 BB: 2 P: 16	R: 0 E: 0 K: 1 S: 7	H: 2 LOB: 2 BB: 0 P: 7	R: 0 E: 0 K: 1 S: 5	H: 0 LOB: 0 BB: 0 P: 5	1B: 7 2B: 2 3B: 0 HR: 1	SF: 0 SAC: 0 DP: 0 HBP: 0	WP: 0 PB: 0 SB: 0 CS: 0	PA: 38	
PITCHER	IP WLS BF H R ER SO BB IBB HBP BLK WP HR S P ERA WHIP	5.2 L 28 7 7 7 4 4 0 0 0 0 0 0 32 48 11.12 1.941	0.1 L 2 1 0 0 0 0 0 0 0 0 0 0 2 2 0.00 3.000	2.0 L 8 2 0 0 2 0 0 0 0 0 0 0 12 12 0.00 1.000	PITCHER										IP WLS BF H R ER SO BB IBB HBP BLK WP HR S P ERA WHIP						
Ron Romanick, R ERA: 5.21 (1, 1)											5.2 L 28 7 7 7 4 4 0 0 0 0 0 0 32 48 11.12 1.941										
Terry Forster, L ERA: 3.99 (6, 1)											0.1 L 2 1 0 0 0 0 0 0 0 0 0 0 2 2 0.00 3.000										
Mike Cook, R ERA: 7.2 (7, 1)											2.0 L 8 2 0 0 2 0 0 0 0 0 0 0 12 12 0.00 1.000										

Batter	1	2	3	4	5	6	7	8	9	AB R H RBI BB SO LOB	TOP									
Ruppert Jones, L OBP: 0.364, SLG: 0.472 (1, 9)	F8		F5		2B		SH3-4 1B		BLK 1B	5 2 3 0 0 0 0	California Angels @ Toronto Blue Jays Exhibition Stadium, Toronto, ON Sun Jul 06 1986, 3:33 AM EDT Att: 36,197 - Unknown									
Gary Pettis, S OBP: 0.326, SLG: 0.342 (1, 8)	E6 1B S		L4-3 1B		2B		SH3-4 1-2		SH1-3 E 1B	4 2 3 2 0 0 0										
Wally Joyner, L OBP: 0.344, SLG: 0.525 (1, 3)	G4-6-3 1B		L4-3 1-2		1B		K		SH1-3 1-2	4 0 2 1 0 1 2										
Reggie Jackson, L OBP: 0.434, SLG: 0.441 (1, 10)	G4-6-3 1-2			SH1-3 BB	F9		IBB		E4 HR 2B	3 1 1 1 2 0 3										
Jack Howell, L OBP: 0.271, SLG: 0.518 Doug DeCinces, R OBP: 0.314, SLG: 0.406 (9, 5)	G2 1B			SH1-3 1-2			K		5-3	3 1 2 0 0 1 2 1 0 0 0 0 0 1										
Brian Downing, R OBP: 0.403, SLG: 0.470 (1, 7)	G2 1-2			6-3	F9			K	HR BB	4 1 0 0 1 1 4										
Rob Wilfong, L OBP: 0.302, SLG: 0.360 Bobby Grich, R OBP: 0.304, SLG: 0.375 (9, 4)				FC5-4 IBB		4-3			HR	2 0 1 1 2 0 0 1 1 1 3 0 0 0										
Dick Schofield, R OBP: 0.312, SLG: 0.372 (1, 6)	F9			FC5-4 1-2		G3		F8	F8	5 0 0 0 0 0 4										
Bob Boone, R OBP: 0.266, SLG: 0.269 (1, 2)	5-3					K		4-3		4 0 0 0 0 2 2										
Inning Stats	R: 0 E: 1 K: 0 S: 4	H: 1 LOB: 1 BB: 0 P: 4	R: 1 E: 0 K: 0 S: 5	H: 2 LOB: 1 BB: 0 P: 5	R: 0 E: 0 K: 0 S: 3	H: 1 LOB: 0 BB: 0 P: 3	R: 0 E: 0 K: 0 S: 3	H: 0 LOB: 2 BB: 2 P: 11	R: 2 E: 0 K: 1 S: 9	H: 4 LOB: 2 BB: 0 P: 9		R: 0 E: 0 K: 2 S: 8	H: 1 LOB: 2 BB: 1 P: 12	R: 0 E: 0 K: 1 S: 5	H: 0 LOB: 1 BB: 1 P: 9	R: 5 E: 1 K: 0 S: 7	H: 4 LOB: 0 BB: 1 P: 11	1B: 8 2B: 5 3B: 0 HR: 1	SF: 0 SAC: 0 DP: 2 HBP: 0	WP: 0 PB: 0 SB: 1 CS: 0
PITCHER	IP WLS BF H R ER SO BB IBB HBP BLK WP HR S P ERA WHIP											IP WLS BF H R ER SO BB IBB HBP BLK WP HR S P ERA WHIP								
Dennis Lamp, R ERA: 5.81 (1, 1)	4.1 L 19 5 2 2 1 1 1 0 0 0 0 0 19 27 4.15 1.385																			
Mark Eichhorn, R ERA: 1.39 (5, 1)	2.2 13 4 1 1 3 0 1 0 0 0 0 0 18 22 3.38 1.500																			
Bill Caudill, R ERA: 4.5 (8, 1)	1.0 4 0 0 0 1 1 0 0 0 0 0 0 5 9 0.00 1.000																			
Stan Clarke, L ERA: 45.0 (9, 1)	1.0 8 4 5 5 0 1 0 0 1 0 1 7 11 45.00 5.000																			

Batter	1	2	3	4	5	6	7	8	9	AB R H RBI BB SO LOB	BOTTOM							
Tony Fernandez, S OBP: 0.341, SLG: 0.420 (1, 6)	3-1			4-3				5-3		4 0 1 0 0 0 0	California Angels @ Toronto Blue Jays Exhibition Stadium, Toronto, ON Sun Jul 06 1986, 3:33 AM EDT Att: 36,197 - Unknown							
Ernie Whitt, L OBP: 0.325, SLG: 0.428 (1, 2)	K			4-3					1B	4 1 2 0 0 1 0								
Lloyd Moseby, L OBP: 0.369, SLG: 0.455 (1, 8)	K			K			F6		G6-4-3 1B	4 0 1 1 0 2 1								
George Bell, R OBP: 0.348, SLG: 0.529 (1, 7)		K			2B		F8		G6-4-3 1-2	3 1 0 0 1 1 1								
Jesse Barfield, R OBP: 0.358, SLG: 0.565 (1, 9)		K			4-3 1-H				1B	3 0 2 1 1 1 0								
Willie Upshaw, L OBP: 0.363, SLG: 0.352 (1, 3)					4-3		F5		F7	4 0 0 0 0 0 3								
Garth Iorg, R OBP: 0.299, SLG: 0.326 (1, 4)							F9			3 0 0 0 0 2 2								
Rick Leach, L OBP: 0.333, SLG: 0.460 (1, 10)									3-1	3 0 0 0 0 1 1								
Kelly Gruber, R OBP: 0.178, SLG: 0.314 (1, 5)									5-3	3 0 0 0 0 1 0								
Inning Stats	R: 0 E: 0 K: 2 S: 7	H: 0 LOB: 0 BB: 0 P: 7	R: 0 E: 0 K: 2 S: 7	H: 0 LOB: 0 BB: 0 P: 7	R: 0 E: 0 K: 1 S: 5	H: 0 LOB: 0 BB: 0 P: 5	R: 0 E: 0 K: 1 S: 5	H: 2 LOB: 1 BB: 0 P: 6	R: 0 E: 0 K: 0 S: 3	H: 0 LOB: 1 BB: 1 P: 7		R: 0 E: 0 K: 0 S: 3	H: 0 LOB: 0 BB: 0 P: 3	R: 1 E: 0 K: 0 S: 5	H: 3 LOB: 1 BB: 0 P: 5	1B: 4 2B: 1 3B: 1 HR: 0	SF: 0 SAC: 0 DP: 1 HBP: 0	WP: 0 PB: 0 SB: 0 CS: 0
PITCHER	IP WLS BF H R ER SO BB IBB HBP BLK WP HR S P ERA WHIP											IP WLS BF H R ER SO BB IBB HBP BLK WP HR S P ERA WHIP						
Kirk McCaskill, R ERA: 3.57 (1, 1)	9.0 W 33 6 2 2 9 2 0 0 0 0 0 0 49 57 2.00 0.889																	

Batter	1	2	3	4	5	6	7	8	9	AB	R	H	RBI	BB	SO	LOB	TOP										
Brian Downing, R OBP: 0.404, SLG: 0.459 (1, 7)	0-0 6-3	0-0 E5		4-0 1B		0-0 5-3		0-0 4-3	0-0 F5	5	0	0	0	1	0	4											
Dick Schofield, R OBP: 0.312, SLG: 0.373 (1, 6)	0-0 F9	0-0 F7		0-0 SF9		0-0 1B		0-3 K		4	0	1	1	0	1	2											
Wally Joyner, L OBP: 0.349, SLG: 0.533 (1, 3)	0-0 FC6-4		0-3 K	4-0 1B		0-0 L3		0-0 1B		5	0	3	1	0	1	1											
Bobby Grich, R OBP: 0.323, SLG: 0.390 (1, 4)	0-0 FC6-4		0-0 6-3	4-0 1B			0-0 1B	0-0 F5		4	0	1	0	1	0	2											
George Hendrick, R OBP: 0.316, SLG: 0.453 (1, 9)		0-0 1B	0-0 E5	0-0 F3			0-0 F7		0-0 6-3	5	1	1	0	0	0	4											
Doug DeCinces, R OBP: 0.313, SLG: 0.403 (1, 5)		0-0 6-3	0-0 FC5-4		0-0 F2		0-3 K		0-0 1B	5	1	1	0	0	1	3											
Rick Burleson, R OBP: 0.377, SLG: 0.418 (1, 10)	4-0 1B			4-0 BB	0-3 K		4-0 1B		0-0 FC1-6	2	2	1	1	3	1	0											
Bob Boone, R OBP: 0.267, SLG: 0.267 (1, 2)	0-0 E		0-0 SH1-3	0-0 4-3		0-0 4-3		0-0 FC1-6		4	0	2	1	0	0	2											
Gary Pettis, S OBP: 0.325, SLG: 0.335 (1, 8)	0-0 SF9		4-0 SF9		0-0 F8		0-0 FC1-6		0-0 FC1-6	3	2	1	1	1	0	2											
Inning Stats	R: 0 E: 0 K: 0 S: 4	H: 1 LOB: 1 BB: 0 P: 4	R: 2 E: 1 K: 0 S: 6	H: 2 LOB: 2 BB: 1 P: 10	R: 0 E: 1 K: 1 S: 6	H: 0 LOB: 1 BB: 0 P: 6	R: 2 E: 0 K: 0 S: 4	H: 1 LOB: 3 BB: 4 P: 20	R: 0 E: 0 K: 1 S: 5	H: 0 LOB: 0 BB: 0 P: 5	R: 0 E: 0 K: 0 S: 4	H: 1 LOB: 1 BB: 0 P: 4	R: 0 E: 0 K: 1 S: 6	H: 1 LOB: 2 BB: 1 P: 10	R: 1 E: 0 K: 0 S: 7	H: 2 LOB: 1 BB: 0 P: 7	R: 1 E: 0 K: 0 S: 6	H: 3 LOB: 2 BB: 0 P: 6	1B: 9 2B: 2 3B: 0 HR: 0	SF: 2 SAC: 1 DP: 0 HBP: 0	WP: 1 PB: 0 SB: 1 CS: 0	PA: 46					
PITCHER	IP	WLS	BF	H	R	ER	SO	BB	IBB	HBP	BLK	WP	HR	S	P	ERA	WHIP										
Teddy Higuera, L ERA: 2.76 (1, 1)	3.2	L	22	4	4	4	1	5	0	0	0	0	0	19	39	9.82	2.455										
Dan Plesac, L ERA: 3.5 (4, 1)	4.1		18	4	1	1	3	1	0	0	0	1	0	23	27	2.08	1.154										
Ray Seearge, L ERA: 7.23 (9, 1)	1.0		6	3	1	1	0	0	0	0	0	0	0	6	6	9.00	3.000										

California Angels @ Milwaukee Brewers
Milwaukee County Stadium, Milwaukee, WI
Wed Jul 09 1986, 4:33 AM EDT
Att: 23,198 - Unknown

AB 37
R 6
H 11
RBI 5
BB 6
SO 4
LOB 20



Batter	1	2	3	4	5	6	7	8	9	AB	R	H	RBI	BB	SO	LOB	BOTTOM										
Ernest Riles, L OBP: 0.334, SLG: 0.363 (1, 6)	0-0 CS			0-0 F8		0-0 F7		0-0 1B		4	0	2	0	0	0	0											
Charlie Moore, R OBP: 0.356, SLG: 0.424 (1, 2)	0-3 K			0-0 F7		0-0 F9		0-0 1B		4	0	1	1	0	1	1											
Robin Yount, R OBP: 0.413, SLG: 0.459 (1, 8)	0-0 F8			0-0 E		0-0 6-3		0-0 F9		4	0	1	0	0	0	2											
Cecil Cooper, L OBP: 0.315, SLG: 0.390 (1, 3)		0-0 F9		4-0 E		0-0 5-3		0-0 5-3		3	0	0	0	1	0	0											
Paul Molitor, R OBP: 0.375, SLG: 0.452 (1, 10)		0-0 F7		0-0 E5		0-3 K		0-0 1B		4	0	1	0	0	1	2											
Rick Manning, L OBP: 0.286, SLG: 0.352 (1, 7)		0-0 4-3		0-3 K		0-3 K		0-0 1B		4	0	1	0	0	2	3											
Rob Deer, R OBP: 0.310, SLG: 0.451 (1, 9)			0-0 L1		0-3 K		0-0 F7		0-3 K	4	0	0	0	0	2	2											
Jim Gantner, L OBP: 0.319, SLG: 0.354 (1, 4)			0-0 F8		0-0 F7		0-0 F9		0-0 L3	4	0	0	0	0	0	2											
Dale Sveum, S OBP: 0.320, SLG: 0.374 (1, 5)			0-3 K		0-3 K		4-0 1B			2	1	0	0	1	2	0											
Inning Stats	R: 0 E: 0 K: 1 S: 5	H: 1 LOB: 0 BB: 0 P: 5	R: 0 E: 0 K: 0 S: 3	H: 0 LOB: 0 BB: 0 P: 3	R: 0 E: 1 K: 1 S: 7	H: 0 LOB: 0 BB: 1 P: 11	R: 0 E: 0 K: 2 S: 7	H: 0 LOB: 0 BB: 0 P: 7	R: 0 E: 0 K: 0 S: 3	H: 0 LOB: 0 BB: 0 P: 3	R: 0 E: 0 K: 2 S: 7	H: 0 LOB: 0 BB: 0 P: 7	R: 1 E: 0 K: 0 S: 5	H: 2 LOB: 2 BB: 1 P: 9	R: 0 E: 0 K: 1 S: 7	H: 2 LOB: 2 BB: 0 P: 7	1B: 6 2B: 0 3B: 0 HR: 0	SF: 0 SAC: 0 DP: 0 HBP: 0	WP: 0 PB: 0 SB: 0 CS: 1	PA: 35							
PITCHER	IP	WLS	BF	H	R	ER	SO	BB	IBB	HBP	BLK	WP	HR	S	P	ERA	WHIP										
Don Sutton, R ERA: 4.34 (1, 1)	7.2	W	29	4	1	1	7	2	0	0	0	0	0	41	49	1.17	0.783										
Donnie Moore, R ERA: 4.07 (8, 1)	1.1	S	6	2	0	0	1	0	0	0	0	0	0	8	8	0.00	1.500										

California Angels @ Milwaukee Brewers
Milwaukee County Stadium, Milwaukee, WI
Wed Jul 09 1986, 4:33 AM EDT
Att: 23,198 - Unknown

AB 33
R 1
H 6
RBI 1
BB 2
SO 8
LOB 12



Batter	1	2	3	4	5	6	7	8	9	AB	R	H	RBI	BB	SO	LOB	TOP										
Ruppert Jones, L OBP: 0.371, SLG: 0.467 (1, 9)										5	1	2	0	0	2	3											
Wally Joyner, L OBP: 0.357, SLG: 0.543 (1, 3)										5	0	2	1	0	0	2											
Doug DeCinces, R OBP: 0.311, SLG: 0.403 (1, 5)										5	0	1	1	0	1	3											
Reggie Jackson, L OBP: 0.424, SLG: 0.457 (1, 10)										5	2	3	2	0	1	2											
Brian Downing, R OBP: 0.406, SLG: 0.455 (1, 7)										4	0	2	0	1	0	0											
Bobby Grich, R OBP: 0.333, SLG: 0.400 (1, 4)										4	1	1	0	1	1	4											
Bob Boone, R OBP: 0.267, SLG: 0.270 (1, 2)										4	0	2	0	0	0	2											
Dick Schofield, R OBP: 0.308, SLG: 0.362 (1, 6)										4	0	0	0	0	0	6											
Gary Pettis, S OBP: 0.325, SLG: 0.338 (1, 8)										4	1	2	1	0	1	2											
Inning Stats	R: 0 E: 0 K: 0 S: 3	H: 1 LOB: 0 BB: 0 P: 3	R: 1 E: 0 K: 1 S: 8	H: 3 LOB: 2 BB: 0 P: 8	R: 0 E: 0 K: 1 S: 6	H: 1 LOB: 1 BB: 0 P: 6	R: 0 E: 0 K: 0 S: 4	H: 1 LOB: 1 BB: 0 P: 4	R: 1 E: 0 K: 1 S: 6	H: 2 LOB: 0 BB: 0 P: 6	R: 1 E: 0 K: 1 S: 7	H: 2 LOB: 1 BB: 0 P: 7	R: 1 E: 0 K: 0 S: 5	H: 2 LOB: 1 BB: 0 P: 5	R: 1 E: 0 K: 0 S: 7	H: 2 LOB: 2 BB: 1 P: 11	R: 0 E: 0 K: 1 S: 6	H: 1 LOB: 2 BB: 1 P: 10	1B: 10 2B: 4 3B: 0 HR: 2	SF: 0 SAC: 0 DP: 2 HBP: 0	WP: 0 PB: 0 SB: 1 CS: 0	PA: 42					
PITCHER	IP	WLS	BF	H	R	ER	SO	BB	IBB	HBP	BLK	WP	HR	S	P	ERA	WHIP										
Tom Seaver, R ERA: 4.18 (1, 1)	6.2	L	30	12	4	4	4	0	0	0	0	0	2	38	38	5.40	1.800										
Tim Lollar, L ERA: 4.7 (7, 1)	2.1		12	3	1	1	2	2	0	0	0	0	0	14	22	3.86	2.143										

California Angels @ Boston Red Sox
Fenway Park, Boston, MA
Fri Jul 11, 1986, 7:05 PM EDT
Att: 35,497 - Unknown

AB	40
R	5
H	15
RBI	5
BB	2
SO	6
LOB	24



Batter	1	2	3	4	5	6	7	8	9	AB	R	H	RBI	BB	SO	LOB	BOTTOM										
Marty Barrett, R OBP: 0.353, SLG: 0.402 (1, 4)										4	0	1	0	0	0	0											
Wade Boggs, L OBP: 0.470, SLG: 0.498 (1, 5)										4	0	0	0	0	0	1											
Bill Buckner, L OBP: 0.284, SLG: 0.386 (1, 3)										4	0	2	0	0	0	0											
Jim Rice, R OBP: 0.390, SLG: 0.513 (1, 7)										4	0	1	0	0	0	1											
Don Baylor, R OBP: 0.361, SLG: 0.442 (1, 10)										2	0	1	0	2	1	2											
Dwight Evans, R OBP: 0.387, SLG: 0.445 (1, 9)										4	0	1	0	0	1	3											
Rich Gedman, L OBP: 0.325, SLG: 0.400 (1, 2)										3	0	0	0	0	2	2											
Rey Quinones, R OBP: 0.329, SLG: 0.341 (1, 6)										4	0	2	0	0	0	2											
Kevin Romine, R OBP: 0.222, SLG: 0.235 Mike Stenhouse, L (9, PH) OBP: 0.450, SLG: 0.231 (1, 8)										3	0	0	0	0	2	3											
Inning Stats	R: 0 E: 0 K: 0 S: 3	H: 0 LOB: 0 BB: 0 P: 3	R: 0 E: 0 K: 2 S: 7	H: 0 LOB: 1 BB: 1 P: 11	R: 0 E: 0 K: 1 S: 6	H: 2 LOB: 1 BB: 0 P: 6	R: 0 E: 0 K: 0 S: 4	H: 1 LOB: 1 BB: 0 P: 4	R: 0 E: 0 K: 1 S: 5	H: 0 LOB: 0 BB: 0 P: 5	R: 0 E: 0 K: 1 S: 7	H: 2 LOB: 2 BB: 0 P: 7	R: 0 E: 0 K: 1 S: 6	H: 2 LOB: 1 BB: 0 P: 6	R: 0 E: 0 K: 0 S: 4	H: 1 LOB: 1 BB: 0 P: 4	R: 0 E: 0 K: 0 S: 3	H: 0 LOB: 2 BB: 1 P: 8	1B: 7 2B: 1 3B: 0 HR: 0	SF: 0 SAC: 0 DP: 1 HBP: 1	WP: 0 PB: 0 SB: 0 CS: 0	PA: 36					
PITCHER	IP	WLS	BF	H	R	ER	SO	BB	IBB	HBP	BLK	WP	HR	S	P	ERA	WHIP										
Kirk McCaskill, R ERA: 3.32 (1, 1)	9.0	W	36	8	0	0	6	2	0	1	0	0	0	45	54	0.00	1.111										

California Angels @ Boston Red Sox
Fenway Park, Boston, MA
Fri Jul 11, 1986, 7:05 PM EDT
Att: 35,497 - Unknown

AB	33
R	0
H	8
RBI	0
BB	2
SO	6
LOB	16



Batter	1	2	3	4	5	6	7	8	9	AB	R	H	RBI	BB	SO	LOB	TOP			
Ruppert Jones, L (1, 9) OBP: 0.369, SLG: 0.463	0-3 K			0-0 SH1-4 1B	0-3 K			0-0 F8		4	1	1	0	0	2	2	California Angels @ Boston Red Sox Fenway Park, Boston, MA Sat Jul 12 1986, 3:33 AM EDT Att: 32,932 - Unknown			
Jack Howell, L (1, 7) OBP: 0.232, SLG: 0.439	0-0 4-3			0-0 SH1-4 1-2			0-0 E3 2B	0-0 4-3		3	1	0	0	0	0	0				
Wally Joyner, L (1, 3) OBP: 0.359, SLG: 0.545	0-0 F8			0-0 WP 2-H 1B			0-0 F9 1-H 2B	0-0 6-3		4	0	2	2	0	0	0				
Reggie Jackson, L (1, 10) OBP: 0.421, SLG: 0.451		0-3 K		4-0 G4-6-3 1-3 BB			0-3 K		0-0 F7	3	0	0	0	1	2	1				
Jerry Narron, L (1, 2) OBP: 0.280, SLG: 0.333		0-3 K		0-0 G4-6-3 1-2			0-0 F9		0-0	4	0	1	0	0	1	3				
Rick Burleson, R (9, PR) OBP: 0.361, SLG: 0.422									1B	0	0	0	0	0	0	0				
Doug DeCinces, R (1, 5) OBP: 0.307, SLG: 0.397		0-3 K					0-0 F7	0-0 5-3		4	0	0	0	0	1	2				
Bobby Grich, R (1, 4) OBP: 0.331, SLG: 0.392				0-0 F8			4-0 4-3 1B BB		0-3 K	3	0	0	0	1	1	1				
Dick Schofield, R (1, 6) OBP: 0.306, SLG: 0.362				0-3 K			0-0 4-3 1-2 1B		0-0 F2	3	0	1	0	0	1	0				
Gary Pettis, S (1, 8) OBP: 0.322, SLG: 0.334				0-0 6-3			0-0 4-3 1-2 2-3		0-0 4-3	3	0	0	0	0	0	2				
Inning Stats	R: 0 E: 0 K: 1 S: 5	H: 0 LOB: 0 BB: 0 P: 5	R: 0 E: 0 K: 3 S: 9	H: 0 LOB: 0 BB: 0 P: 9	R: 0 E: 0 K: 1 S: 5	H: 0 LOB: 0 BB: 0 P: 5	R: 1 E: 0 K: 0 S: 4	H: 2 LOB: 1 BB: 1 P: 8	R: 0 E: 0 K: 1 S: 6	H: 1 LOB: 2 BB: 1 P: 10	R: 1 E: 1 K: 1 S: 7	H: 1 LOB: 1 BB: 0 P: 7	R: 0 E: 0 K: 1 S: 5	H: 0 LOB: 0 BB: 0 P: 5	R: 0 E: 0 K: 0 S: 3	H: 1 LOB: 1 BB: 0 P: 4	1B: 4 2B: 1 3B: 0 HR: 0	SF: 0 SAC: 1 DP: 1 HBP: 0	WP: 1 PB: 0 SB: 2 CS: 0	PA: 34
PITCHER Rogier Clemens, R (1, 1) ERA: 2.48	IP: 9.0 WLS: W BF: 34 H: 5 R: 2 ER: 1 SO: 8 BB: 2 IBB: 0 HBP: 0 BLK: 0 WP: 1 HR: 0 S: 48 P: 56 ERA: 1.00 WHIP: 0.778															PITCHER				

Batter	1	2	3	4	5	6	7	8	9	AB	R	H	RBI	BB	SO	LOB	BOTTOM			
Marty Barrett, R (1, 4) OBP: 0.352, SLG: 0.401	0-0 F7		0-0 F9		0-0 CS	0-0 HR 1B		0-0 F7		4	1	1	0	0	0	0	California Angels @ Boston Red Sox Fenway Park, Boston, MA Sat Jul 12 1986, 3:33 AM EDT Att: 32,932 - Unknown			
Wade Boggs, L (1, 5) OBP: 0.466, SLG: 0.493	0-0 F8			4-0 1B BB		0-0 L4		0-3 K		3	1	0	0	1	1	1				
Bill Buckner, L (1, 3) OBP: 0.290, SLG: 0.403	0-0 2B			0-0 1B 1-2 1B		0-0 1-H HR				3	1	3	2	0	0	0				
Jim Rice, R (1, 7) OBP: 0.389, SLG: 0.512	0-0 F8			0-0 1-3 2-H 1B		0-0 F9				3	0	1	1	0	0	1				
Don Baylor, R (1, 10) OBP: 0.358, SLG: 0.438		0-3 K		0-3 K		0-0 6-3				3	0	0	0	0	2	1				
Dwight Evans, R (1, 9) OBP: 0.364, SLG: 0.440		0-0 3-1		0-3 K			0-0 1-3			3	0	0	0	0	1	1				
Rich Gedman, L (1, 2) OBP: 0.321, SLG: 0.395					0-3 K		0-0 F8			3	0	0	0	0	2	0				
Rey Quinones, R (1, 6) OBP: 0.329, SLG: 0.341				0-0 F8		0-0 FC6-4 1B		0-0 6-3		3	0	1	0	0	0	0				
La Schelle Tarver, L (1, 8) Kevin Romine, R (9, 8) OBP: 0.222, SLG: 0.235				0-3 K		0-0 FC6-4 CS		0-0 4-3		3	0	0	0	0	1	1				
Inning Stats	R: 0 E: 0 K: 0 S: 4	H: 1 LOB: 1 BB: 0 P: 4	R: 0 E: 0 K: 2 S: 7	H: 0 LOB: 0 BB: 0 P: 7	R: 0 E: 0 K: 1 S: 5	H: 0 LOB: 0 BB: 0 P: 5	R: 1 E: 0 K: 2 S: 8	H: 2 LOB: 1 BB: 1 P: 12	R: 0 E: 0 K: 1 S: 5	H: 1 LOB: 0 BB: 0 P: 5	R: 2 E: 0 K: 0 S: 5	H: 2 LOB: 0 BB: 0 P: 5	R: 0 E: 0 K: 0 S: 3	H: 0 LOB: 0 BB: 0 P: 3	R: 0 E: 0 K: 1 S: 5	H: 0 LOB: 0 BB: 0 P: 5		1B: 4 2B: 1 3B: 0 HR: 1	SF: 0 SAC: 0 DP: 0 HBP: 0	WP: 0 PB: 0 SB: 0 CS: 1
PITCHER Mike Witt, R (1, 1) ERA: 3.08	IP: 8.0 WLS: L BF: 29 H: 6 R: 3 ER: 3 SO: 7 BB: 1 IBB: 0 HBP: 0 BLK: 0 WP: 0 HR: 1 S: 42 P: 46 ERA: 3.38 WHIP: 0.875															PITCHER				

AB	31
R	2
H	5
RBI	2
BB	2
SO	8
LOB	11



AB	28
R	3
H	6
RBI	3
BB	1
SO	7
LOB	5



Batter	1	2	3	4	5	6	7	8	9	AB	R	H	RBI	BB	SO	LOB	TOP						
Ruppert Jones, L (1,9) George Hendrick, R (8,PH) OBP: 0.371, SLG: 0.468 OBP: 0.330, SLG: 0.463										4	0	2	0	0	2	2	California Angels @ Boston Red Sox						
Gary Pettis, S (1,8) OBP: 0.320, SLG: 0.332										5	1	1	2	0	3	2	Fenway Park, Boston, MA						
Wally Joyner, L (1,3) OBP: 0.361, SLG: 0.543										5	1	2	1	0	0	3	Sun Jul 13 1986, 3:33 AM EDT						
Brian Downing, R (1,7) OBP: 0.407, SLG: 0.465										5	2	2	2	1	2	3	Att: 29,374 - Unknown						
Reggie Jackson, L (1,10) OBP: 0.414, SLG: 0.441										5	0	0	0	0	3	6	livebaseballscores.com						
Doug DeCinces, R (1,5) Jack Howell, L (8,5) OBP: 0.312, SLG: 0.404 OBP: 0.232, SLG: 0.439										5	1	3	2	0	1	1							
Bobby Grich, R (1,4) OBP: 0.333, SLG: 0.389										4	1	1	1	1	2	3							
Dick Schofield, R (1,6) OBP: 0.317, SLG: 0.386										4	2	3	3	1	0	0							
Bob Boone, R (1,2) OBP: 0.273, SLG: 0.278										4	2	2	0	1	0	3							
Inning Stats	R: 0 E: 0 K: 1 S: 5	H: 1 LOB: 0 BB: 0 P: 5	R: 1 E: 0 K: 2 S: 9	H: 2 LOB: 2 BB: 1 P: 13	R: 0 E: 1 K: 0 S: 5	H: 2 LOB: 2 BB: 0 P: 5	R: 1 E: 0 K: 1 S: 6	H: 1 LOB: 1 BB: 1 P: 10	R: 0 E: 0 K: 2 S: 7	H: 0 LOB: 0 BB: 0 P: 7	R: 2 E: 0 K: 2 S: 9	H: 2 LOB: 1 BB: 1 P: 13	R: 2 E: 0 K: 2 S: 9	H: 2 LOB: 1 BB: 0 P: 10	R: 4 E: 0 K: 1 S: 9	H: 4 LOB: 2 BB: 2 P: 17	R: 2 E: 0 K: 2 S: 10	H: 3 LOB: 1 BB: 0 P: 10	1B: 10 2B: 6 HR: 2	SF: 0 SAC: 1 DP: 1 HBP: 1	WP: 2 PB: 0 SB: 0 CS: 0	PA: 49	
PITCHER	IP WLS BF H R ER SO BB IBB HBP BLK WP HR S P ERA WHIP																						
Jeff Sellers, R (1,1) ERA: 3.31	3.2 L 18 6 2 2 3 2 0 0 0 1 1 22 30 4.91 2.182																						
Tim Lollar, L (4,1) ERA: 5.13	2.2 2 12 2 3 3 5 1 0 1 0 0 0 20 25 10.12 1.125																						
Bob Stanley, R (7,1) ERA: 4.32	0.2 6 4 3 3 2 0 0 0 0 0 1 10 10 40.50 6.000																						
Joe Sambito, L (8,1) ERA: 3.67	1.0 7 2 2 2 1 1 1 0 0 0 0 7 15 18.00 3.000																						
Mike Brown, R (9,1) ERA: 5.34	1.0 6 3 2 2 2 0 0 0 0 1 0 10 10 18.00 3.000																						

Batter	1	2	3	4	5	6	7	8	9	AB	R	H	RBI	BB	SO	LOB	BOTTOM						
Marty Barrett, R (1,4) Dave Stapleton, R (8,FR) OBP: 0.346, SLG: 0.396 OBP: 0.286, SLG: 0.308										4	0	0	0	0	1	2	California Angels @ Boston Red Sox						
Wade Boggs, L (1,5) OBP: 0.468, SLG: 0.497										4	1	2	0	0	2	1	Fenway Park, Boston, MA						
Bill Buckner, L (1,3) OBP: 0.289, SLG: 0.401										4	0	1	2	0	0	2	Sun Jul 13 1986, 3:33 AM EDT						
Jim Rice, R (1,7) OBP: 0.385, SLG: 0.506										4	0	0	0	0	2	2	Att: 29,374 - Unknown						
Don Baylor, R (1,10) OBP: 0.354, SLG: 0.433										4	0	0	0	0	0	1							
Dwight Evans, R (1,9) OBP: 0.385, SLG: 0.438										2	0	0	0	2	0	0	livebaseballscores.com						
Rey Quinones, R (1,6) OBP: 0.333, SLG: 0.366										4	1	2	1	0	0	1							
Marc Sullivan, R (1,2) OBP: 0.260, SLG: 0.257										4	0	0	0	0	1	2							
Kevin Romine, R (1,8) OBP: 0.286, SLG: 0.263										2	0	1	0	1	1	0							
Inning Stats	R: 0 E: 0 K: 2 S: 7	H: 0 LOB: 0 BB: 0 P: 7	R: 0 E: 0 K: 2 S: 8	H: 1 LOB: 2 BB: 1 P: 12	R: 0 E: 0 K: 1 S: 5	H: 0 LOB: 1 BB: 1 P: 9	R: 0 E: 0 K: 0 S: 3	H: 0 LOB: 1 BB: 1 P: 7	R: 0 E: 0 K: 1 S: 5	H: 0 LOB: 0 BB: 0 P: 5	R: 0 E: 0 K: 1 S: 6	H: 1 LOB: 1 BB: 0 P: 6	R: 0 E: 0 K: 0 S: 3	H: 0 LOB: 0 BB: 0 P: 3	R: 2 E: 0 K: 0 S: 5	H: 3 LOB: 1 BB: 0 P: 5	R: 1 E: 0 K: 0 S: 4	H: 1 LOB: 0 BB: 0 P: 4	1B: 4 2B: 1 HR: 1	SF: 0 SAC: 0 DP: 1 HBP: 0	WP: 1 PB: 0 SB: 0 CS: 0	PA: 35	
PITCHER	IP WLS BF H R ER SO BB IBB HBP BLK WP HR S P ERA WHIP																						
John Candelaria, L (1,1) ERA: 2.92	5.1 W 21 2 0 0 6 3 0 0 0 0 0 30 42 0.00 0.938																						
Doug Corbett, R (6,1) ERA: 3.54	3.2 S 14 4 3 3 1 0 0 0 0 1 1 16 16 7.36 1.091																						

Batter	1	2	3	4	5	6	7	8	9	AB	R	H	RBI	BB	SO	LOB	TOP										
Tony Fernandez, S OBP: 0.349, SLG: 0.431 (1, 6)										5	1	1	0	0	2	2	Toronto Blue Jays @ California Angels Anaheim Stadium, Anaheim, CA Thu Jul 17 1986, 10:05 PM EDT Att: 31,585 - Unknown livebaseballscores.com										
Rance Mulliniks, L OBP: 0.386, SLG: 0.476 Garth Iorg, R OBP: 0.294, SLG: 0.322 (1, 5) (7, PH) (7, 5)										2	2	1	3	1	0	0											
Lloyd Moseby, L OBP: 0.359, SLG: 0.443 (1, 8)										5	0	2	1	0	2	0											
George Bell, R OBP: 0.359, SLG: 0.541 (1, 7)										4	0	0	0	1	1	1											
Jesse Barfield, R OBP: 0.374, SLG: 0.561 (1, 9)										3	0	1	0	1	1	1											
Willie Upshaw, L OBP: 0.363, SLG: 0.363 (1, 3)										4	1	1	0	0	1	1											
Cliff Johnson, R OBP: 0.375, SLG: 0.487 (1, 10)										2	1	0	0	2	1	1											
Ernie Whitt, L OBP: 0.316, SLG: 0.407 (1, 2)										4	1	2	0	0	0	1											
Damaso Garcia, R OBP: 0.326, SLG: 0.394 (1, 4)										4	2	2	3	0	0	1											
Inning Stats	R: 1 E: 1 K: 0 S: 4	H: 1 LOB: 1 BB: 1 P: 8	R: 0 E: 0 K: 1 S: 4	H: 0 LOB: 0 BB: 1 P: 8	R: 0 E: 0 K: 1 S: 5	H: 0 LOB: 0 BB: 0 P: 5	R: 0 E: 1 K: 2 S: 8	H: 1 LOB: 1 BB: 0 P: 8	R: 5 E: 0 K: 2 S: 11	H: 4 LOB: 0 BB: 1 P: 15	R: 0 E: 0 K: 1 S: 5	H: 0 LOB: 0 BB: 0 P: 5	R: 1 E: 1 K: 1 S: 6	H: 2 LOB: 2 BB: 2 P: 14	R: 1 E: 0 K: 0 S: 5	H: 2 LOB: 1 BB: 0 P: 5	R: 0 E: 0 K: 0 S: 3	H: 0 LOB: 0 BB: 0 P: 3	1B: 7 2B: 2 3B: 0 HR: 1	SF: 0 SAC: 0 DP: 1 HBP: 0	WP: 0 PB: 0 SB: 0 CS: 1	PA: 41					
PITCHER	IP	WLS	BF	H	R	ER	SO	BB	IBB	HBP	BLK	WP	HR	S	P	ERA	WHIP										
Don Sutton, R ERA: 4.6 (1, 1)	4.0	L	20	6	6	5	4	3	0	0	0	0	1	25	37	11.25	2.250										
Chuck Finley, L ERA: 3.39 (5, 1)	2.2		10	2	1	1	4	0	0	0	0	0	0	18	18	3.38	0.750										
Mike Cook, R ERA: 9.0 (7, 1)	0.1		2	0	0	0	0	2	0	0	0	0	0	0	8	0.00	6.000										
Gary Lucas, L ERA: 27.0 (8, 1)	0.1		3	2	1	1	0	0	0	0	0	0	0	3	3	27.00	6.000										
Doug Corbett, R ERA: 3.42 (8, 1)	1.2		5	0	0	0	0	0	0	0	0	0	0	5	5	0.00	0.000										

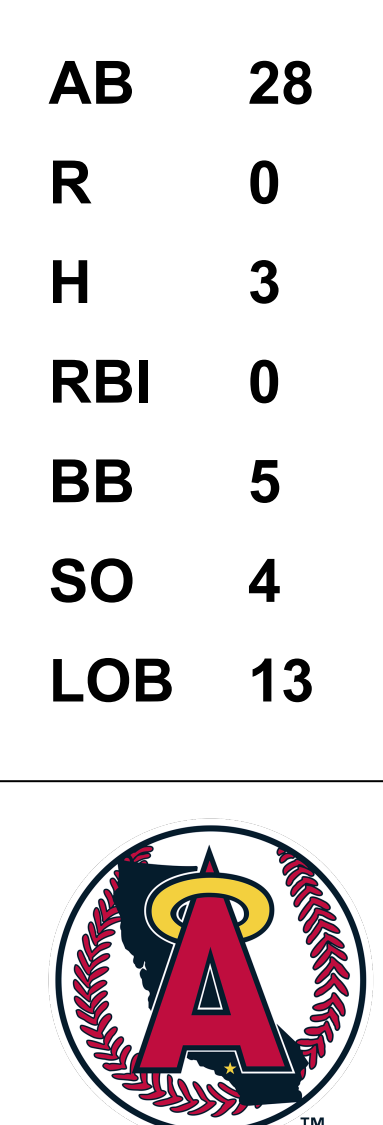
Batter	1	2	3	4	5	6	7	8	9	AB	R	H	RBI	BB	SO	LOB	BOTTOM										
Rick Burleson, R OBP: 0.387, SLG: 0.447 (1, 10)										5	2	3	1	0	1	2	Toronto Blue Jays @ California Angels Anaheim Stadium, Anaheim, CA Thu Jul 17 1986, 10:05 PM EDT Att: 31,585 - Unknown livebaseballscores.com										
Wally Joyner, L OBP: 0.394, SLG: 0.544 (1, 3)										5	1	3	0	0	0	2											
Brian Downing, R OBP: 0.407, SLG: 0.462 (1, 7)										4	1	1	0	1	2	4											
Doug DeCinces, R OBP: 0.310, SLG: 0.401 (1, 5) (9, 6)										5	0	1	1	0	2	3											
George Hendrick, R OBP: 0.335, SLG: 0.461 Ruppert Jones, L OBP: 0.375, SLG: 0.491 (1, 9) (7, PH) (8, 9)										1	0	0	0	2	0	2											
Bobby Grich, R OBP: 0.345, SLG: 0.396 Reggie Jackson, L OBP: 0.413, SLG: 0.439 Rob Wilfong, L OBP: 0.303, SLG: 0.359 (1, 4) (7, PH) (8, 4)										2	0	2	0	1	0	0											
Dick Schofield, R OBP: 0.318, SLG: 0.382 Jerry Narron, L OBP: 0.288, SLG: 0.326 (1, 6) (8, PH) (9, 2)										2	0	0	0	1	0	3											
Bob Boone, R OBP: 0.273, SLG: 0.276 Jack Howell, L OBP: 0.239, SLG: 0.441 (1, 2) (8, PH) (9, 5)										2	0	0	0	1	0	5											
Gary Pettis, S OBP: 0.316, SLG: 0.328 (1, 8)										4	0	0	0	0	2	3											
Inning Stats	R: 1 E: 0 K: 1 S: 5	H: 1 LOB: 1 BB: 1 P: 9	R: 0 E: 0 K: 0 S: 2	H: 0 LOB: 2 BB: 2 P: 10	R: 0 E: 0 K: 1 S: 6	H: 1 LOB: 1 BB: 0 P: 6	R: 0 E: 0 K: 0 S: 3	H: 1 LOB: 2 BB: 2 P: 11	R: 1 E: 0 K: 2 S: 10	H: 3 LOB: 2 BB: 0 P: 10	R: 0 E: 0 K: 1 S: 6	H: 1 LOB: 2 BB: 1 P: 10	R: 2 E: 0 K: 2 S: 9	H: 2 LOB: 0 BB: 0 P: 9	R: 0 E: 0 K: 1 S: 7	H: 2 LOB: 2 BB: 0 P: 7	R: 1 E: 0 K: 0 S: 5	H: 2 LOB: 2 BB: 0 P: 6	1B: 10 2B: 2 3B: 0 HR: 2	SF: 0 SAC: 0 DP: 3 HBP: 1	WP: 0 PB: 0 SB: 1 CS: 1	PA: 44					
PITCHER	IP	WLS	BF	H	R	ER	SO	BB	IBB	HBP	BLK	WP	HR	S	P	ERA	WHIP										
Jimmy Key, L ERA: 4.31 (1, 1)	6.0	W	29	8	3	2	5	6	0	0	0	0	1	33	57	3.00	2.333										
Mark Eichhorn, R ERA: 1.97 (7, 1)	2.1		12	5	2	2	3	0	0	0	0	0	1	18	18	7.71	2.143										
John Cerutti, L ERA: 4.28 (9, 1)	0.2	S	3	0	0	0	0	0	0	1	0	0	0	2	3	0.00	0.000										

Batter	1	2	3	4	5	6	7	8	9	AB	R	H	RBI	BB	SO	LOB	TOP			
Tony Fernandez, S (1, 6) OBP: 0.348, SLG: 0.432										4	1	1	0	0	0	1	Toronto Blue Jays @ California Angels Anaheim Stadium, Anaheim, CA Fri Jul 18 1986, 10:05 PM EDT Att: 31,672 - Unknown			
Rance Mulliniks, L (1, 5) Garth Iorg, R (9, 5) OBP: 0.381, SLG: 0.469 OBP: 0.294, SLG: 0.322										4	0	0	0	0	0	1				
Lloyd Moseby, L (1, 8) OBP: 0.357, SLG: 0.439										3	1	0	0	1	0	1				
George Bell, R (1, 7) OBP: 0.360, SLG: 0.540										4	0	2	1	0	0	1				
Jesse Barfield, R (1, 9) OBP: 0.378, SLG: 0.560										2	0	1	0	1	0	1				
Ernie Whitt, L (1, 2) OBP: 0.310, SLG: 0.399											4	0	0	0	0	2		4		
Willie Upshaw, L (1, 3) OBP: 0.368, SLG: 0.368										4	0	3	1	0	0	0				
Damaso Garcia, R (1, 4) OBP: 0.325, SLG: 0.392										4	0	1	0	0	0	3				
Rick Leach, L (1, 10) Ron Shepherd, R (9, PH) OBP: 0.323, SLG: 0.439 OBP: 0.500, SLG: 0.727										3	0	0	0	0	0	1	1			
Inning Stats	R: 1 E: 0 K: 0 S: 5	H: 2 LOB: 2 BB: 1 P: 9	R: 0 E: 0 K: 0 S: 4	H: 1 LOB: 1 BB: 0 P: 4	R: 0 E: 0 K: 0 S: 4	H: 1 LOB: 0 BB: 0 P: 4	R: 0 E: 0 K: 0 S: 3	H: 0 LOB: 0 BB: 0 P: 3	R: 0 E: 0 K: 0 S: 7	H: 2 LOB: 2 BB: 1 P: 11	R: 0 E: 0 K: 0 S: 3	H: 0 LOB: 0 BB: 0 P: 3	R: 0 E: 0 K: 0 S: 2	H: 0 LOB: 0 BB: 0 P: 3	R: 0 E: 0 K: 2 S: 8	H: 2 LOB: 1 BB: 0 P: 8	1B: 7 2B: 1 3B: 0 HR: 0	SF: 0 SAC: 0 DP: 0 HBP: 1	WP: 0 PB: 0 SB: 0 CS: 2	PA: 37
PITCHER	IP WLS BF H R ER SO BB IBB HBP BLK WP HR S P ERA WHIP																			
Kirk McCaskill, R (1, 1) ERA: 3.26	8.0 L 32 6 2 2 1 2 2 0 1 0 0 0 0 31 40 2.25 1.000																			
Chuck Finley, L (9, 1) ERA: 3.29	0.2 3 2 0 0 1 0 0 0 0 0 0 0 5 5 0.00 3.000																			
Doug Corbett, R (9, 1) ERA: 3.4	0.1 1 0 0 0 1 0 0 0 0 0 0 0 3 3 0.00 0.000																			

AB	33
R	2
H	8
RBI	2
BB	2
SO	3
LOB	14



Batter	1	2	3	4	5	6	7	8	9	AB	R	H	RBI	BB	SO	LOB	BOTTOM			
Ruppert Jones, L (1, 9) OBP: 0.374, SLG: 0.487										4	0	1	0	0	0	1	Toronto Blue Jays @ California Angels Anaheim Stadium, Anaheim, CA Fri Jul 18 1986, 10:05 PM EDT Att: 31,672 - Unknown			
Gary Pettis, S (1, 8) OBP: 0.313, SLG: 0.324										4	0	0	0	0	2	2				
Wally Joyner, L (1, 3) OBP: 0.365, SLG: 0.542										3	0	1	0	1	0	0				
Reggie Jackson, L (1, 10) OBP: 0.410, SLG: 0.433										3	0	0	0	1	1	2				
Rob Wilfong, L (1, 4) OBP: 0.302, SLG: 0.357										4	0	1	0	0	0	1				
Brian Downing, R (1, 7) OBP: 0.405, SLG: 0.457										3	0	0	0	1	0	2				
Jack Howell, L (1, 5) OBP: 0.240, SLG: 0.423										3	0	0	0	1	1	4				
Dick Schofield, R (1, 6) Jery Naron, L (9, 2) OBP: 0.318, SLG: 0.379 OBP: 0.298, SLG: 0.326										2	0	0	0	1	0	1				
Bob Boone, R (1, 2) Rick Burleson, R (8, PH) OBP: 0.272, SLG: 0.275 OBP: 0.385, SLG: 0.444										1	0	0	0	0	0	0	0			
Inning Stats	R: 0 E: 0 K: 1 S: 5	H: 0 LOB: 1 BB: 1 P: 9	R: 0 E: 0 K: 0 S: 3	H: 0 LOB: 1 BB: 1 P: 7	R: 0 E: 0 K: 0 S: 3	H: 1 LOB: 0 BB: 0 P: 3	R: 0 E: 0 K: 1 S: 6	H: 1 LOB: 2 BB: 1 P: 10	R: 0 E: 0 K: 0 S: 3	H: 0 LOB: 0 BB: 0 P: 3	R: 0 E: 0 K: 1 S: 5	H: 0 LOB: 0 BB: 0 P: 5	R: 0 E: 0 K: 1 S: 5	H: 0 LOB: 0 BB: 0 P: 5	R: 0 E: 0 K: 0 S: 4	H: 1 LOB: 2 BB: 1 P: 8	1B: 3 2B: 0 3B: 0 HR: 0	SF: 0 SAC: 1 DP: 1 HBP: 0	WP: 0 PB: 0 SB: 0 CS: 0	PA: 34
PITCHER	IP WLS BF H R ER SO BB IBB HBP BLK WP HR S P ERA WHIP																			
Jim Clancy, R (1, 1) ERA: 3.83	8.1 W 31 2 0 0 4 5 0 0 0 0 0 0 34 54 0.00 0.840																			
Mark Eichhorn, R (9, 1) ERA: 1.95	0.2 S 3 1 0 0 0 0 0 0 0 0 0 0 3 3 0.00 1.500																			



Batter	1	2	3	4	5	6	7	8	9	AB	R	H	RBI	BB	SO	LOB	TOP								
Tony Fernandez, S (1, 6) OBP: 0.350, SLG: 0.435	FC1-6 1B			HR 2B	F9			F6		4	1	2	0	0	0	0									
Lloyd Moseby, L (1, 8) OBP: 0.354, SLG: 0.435	FC1-6 G6-3 1-2			1-3		K		F6		4	0	0	0	0	1	2									
Damaso Garcia, R (1, 4) OBP: 0.324, SLG: 0.394	G6-3 1-2			K					F7	4	0	1	0	0	1	2									
George Bell, R (1, 7) OBP: 0.362, SLG: 0.556		K		HR		L7			HR	4	2	2	3	0	1	1									
Jesse Barfield, R (1, 9) OBP: 0.377, SLG: 0.557	F9			FC5 BB 1B		F9		F4		4	0	1	0	0	0	1									
Willie Upshaw, L (1, 3) OBP: 0.369, SLG: 0.371	K			BB				F3		3	0	1	0	1	1	0									
Garth Iorg, R (1, 5) OBP: 0.291, SLG: 0.318			5-3	FC5		3-1		6-3		2	0	0	0	0	0	2									
Rance Mulliniks, L (7, PH) OBP: 0.358, SLG: 0.465			2-3							2	0	0	0	0	0	1									
Buck Martinez, R (1, 2) OBP: 0.257, SLG: 0.278			F7		L7					2	0	0	0	0	0	0									
Ernie Whitt, L (7, PH) OBP: 0.309, SLG: 0.397						4-3				1	0	0	0	0	0	0									
Kelly Gruber, R (1, 10) OBP: 0.163, SLG: 0.289			F3		K			F8		2	0	0	0	0	1	0									
Rick Leach, L (8, PH) OBP: 0.321, SLG: 0.435										1	0	0	0	0	0	0									
Inning Stats	R: 0 E: 0 K: 0 S: 3	H: 1 LOB: 0 BB: 0 P: 3	R: 0 E: 0 K: 2 S: 7	H: 0 LOB: 0 BB: 0 P: 7	R: 0 E: 0 K: 0 S: 3	H: 0 LOB: 0 BB: 0 P: 3	R: 2 E: 0 K: 1 S: 8	H: 3 LOB: 2 BB: 1 P: 12	R: 0 E: 0 K: 1 S: 5	H: 0 LOB: 0 BB: 0 P: 5	R: 0 E: 0 K: 0 S: 6	H: 1 LOB: 1 BB: 0 P: 6	R: 0 E: 0 K: 0 S: 3	H: 0 LOB: 0 BB: 0 P: 3	R: 0 E: 0 K: 0 S: 3	H: 0 LOB: 0 BB: 0 P: 3	R: 1 E: 0 K: 0 S: 5	H: 2 LOB: 1 BB: 0 P: 5	1B: 2 2B: 3 3B: 0 HR: 2	SF: 0 SAC: 0 DP: 1 HBP: 0	WP: 0 PB: 0 SB: 0 CS: 0	PA: 34			
PITCHER	IP	WLS	BF	H	R	ER	SO	BB	IBB	HBP	BLK	WP	HR	S	P	ERA	WHIP								
John Candelaria, L (1, 1) ERA: 3.06	5.1	W	20	4	2	2	5	1	0	0	0	0	1	29	33	3.38	0.938								
Vern Ruhle, R (6, 1) ERA	1.2		6	1	0	0	0	0	0	0	0	0	0	6	6	0.00	0.600								
Donnie Moore, R (8, 1) ERA: 3.9	2.0		8	2	1	1	0	0	0	0	0	0	1	8	8	4.50	1.000								

Toronto Blue Jays @ California Angels
Anaheim Stadium, Anaheim, CA
Sat Jul 19 1986, 6:33 AM EDT
Att: 30,577 - Unknown

AB 33
R 3
H 7
RBI 3
BB 1
SO 5
LOB 9



Batter	1	2	3	4	5	6	7	8	9	AB	R	H	RBI	BB	SO	LOB	BOTTOM								
Ruppert Jones, L (1, 9) OBP: 0.378, SLG: 0.513	HR	E 1B HBP		K	4-3			HR		4	3	2	4	0	1	4									
Rob Wilfong, L (1, 4) OBP: 0.294, SLG: 0.349	G3	E3 CS 1B		SF8		F9	F8			4	0	0	2	0	0	1									
Wally Joyner, L (1, 3) OBP: 0.371, SLG: 0.544	K							G3-6-1 1B		4	0	3	1	1	1	0									
Reggie Jackson, L (1, 10) OBP: 0.407, SLG: 0.437	3B	F8 2-3		K		K		G3-6-1 1B		5	0	1	0	0	2	6									
Jack Howell, L (1, 5) OBP: 0.250, SLG: 0.413	BB			K		K		5-3		4	1	1	0	1	2	1									
Brian Downing, R (1, 7) OBP: 0.406, SLG: 0.454	F4			4-3		K				2	1	0	0	1	0	2									
Rick Burleson, R (1, 6) OBP: 0.394, SLG: 0.442										3	1	1	0	0	1	0									
Dick Schofield, R (8, 6) OBP: 0.318, SLG: 0.379		5-3		K		SH1-4 1B		HR 1B		0	0	0	0	0	0	0									
Gary Pettis, S (1, 8) OBP: 0.318, SLG: 0.327		HBP S E 1B		E S SF8 1B				K		3	2	2	0	1	1	2									
Bob Boone, R (1, 2) OBP: 0.272, SLG: 0.272		E5 HBP E		1B BB		SF7		F7		2	1	0	1	1	0	3									
Inning Stats	R: 1 E: 0 K: 1 S: 7	H: 2 LOB: 2 BB: 1 P: 11	R: 3 E: 2 K: 0 S: 6	H: 2 LOB: 1 BB: 0 P: 7	R: 0 E: 0 K: 2 S: 7	H: 0 LOB: 0 BB: 0 P: 7	R: 1 E: 0 K: 2 S: 9	H: 2 LOB: 2 BB: 1 P: 13	R: 1 E: 0 K: 0 S: 4	H: 1 LOB: 2 BB: 2 P: 12	R: 0 E: 0 K: 2 S: 7	H: 0 LOB: 1 BB: 1 P: 11	R: 3 E: 0 K: 1 S: 7	H: 2 LOB: 0 BB: 0 P: 8	R: 0 E: 0 K: 0 S: 3	H: 1 LOB: 0 BB: 0 P: 3	1B: 7 2B: 0 3B: 1 HR: 2	SF: 2 SAC: 1 DP: 1 HBP: 2	WP: 0 PB: 0 SB: 2 CS: 1	PA: 41					
PITCHER	IP	WLS	BF	H	R	ER	SO	BB	IBB	HBP	BLK	WP	HR	S	P	ERA	WHIP								
Dave Stieb, R (1, 1) ERA: 5.78	3.2	L	21	6	5	2	4	2	1	0	0	0	0	14	26	3.86	1.286								
Stan Clarke, L (4, 1) ERA: 10.8	2.1		11	1	1	1	3	2	1	0	0	0	0	7	8	27.00	2.000								
Bill Caudill, R (7, 1) ERA: 5.55	1.0		6	2	3	3	1	0	0	1	0	0	0	3	3	0.00	1.000								
Dennis Lamp, R (8, 1) ERA: 5.83	1.0		3	1	0	0	0	0	0	0	0	0	0	3	3	0.00	1.000								

Toronto Blue Jays @ California Angels
Anaheim Stadium, Anaheim, CA
Sat Jul 19 1986, 6:33 AM EDT
Att: 30,577 - Unknown

AB 31
R 9
H 10
RBI 8
BB 5
SO 8
LOB 19



Batter	1	2	3	4	5	6	7	8	9	AB	R	H	RBI	BB	SO	LOB	TOP								
Paul Moltitor, R (1, 10) OBP: 0.370, SLG: 0.465	F9		F4	F9			1-3			4	0	0	0	0	0	0									
Robin Yount, R (1, 8) OBP: 0.404, SLG: 0.440	6-3		BB 1B				F8			4	1	1	0	0	0	0									
Cecil Cooper, L (1, 3) OBP: 0.313, SLG: 0.372	4-3		BB 1-2 1B				G3			3	1	0	0	1	0	0									
Ben Oglivie, L (1, 7) OBP: 0.352, SLG: 0.411		F6	F3							4	0	1	0	0	0	2									
Rick Manning, L (9, 7) OBP: 0.296, SLG: 0.337										0	0	0	0	0	0	0									
Ernest Riles, L (1, 6) OBP: 0.324, SLG: 0.355	1-3		1B 2B				K			3	1	1	0	1	1	1									
Rob Deer, R (1, 9) OBP: 0.319, SLG: 0.461	1B		1-3 2B				K			4	2	2	2	0	1	1									
Dale Sveum, S (1, 5) OBP: 0.336, SLG: 0.394	1B		1-3 1B				K			4	0	2	2	0	1	0									
Jim Gantner, L (1, 4) OBP: 0.323, SLG: 0.362	FC3-6 1B						L8			4	0	2	1	0	0	0									
Charlie Moore, R (1, 2) OBP: 0.352, SLG: 0.424	FC3-6		G6-4-3				G1-5-3			4	0	0	0	0	0	3									
Inning Stats	R: 0 E: 0 K: 0 S: 3	H: 0 LOB: 0 BB: 0 P: 3	R: 1 E: 0 K: 0 S: 6	H: 3 LOB: 2 BB: 0 P: 6	R: 4 E: 0 K: 0 S: 5	H: 3 LOB: 1 BB: 2 P: 13	R: 0 E: 0 K: 0 S: 3	H: 1 LOB: 0 BB: 0 P: 3	R: 0 E: 0 K: 1 S: 6	H: 1 LOB: 1 BB: 0 P: 6	R: 0 E: 0 K: 2 S: 7	H: 0 LOB: 0 BB: 0 P: 7	R: 0 E: 0 K: 0 S: 3	H: 0 LOB: 0 BB: 0 P: 3	R: 0 E: 0 K: 0 S: 4	H: 1 LOB: 1 BB: 0 P: 4	R: 0 E: 0 K: 0 S: 3	H: 0 LOB: 0 BB: 0 P: 3	1B: 7 2B: 2 3B: 0 HR: 0	SF: 0 SAC: 0 DP: 1 HBP: 0	WP: 0 PB: 0 SB: 0 CS: 0	PA: 36			
PITCHER	IP	WLS	BF	H	R	ER	SO	BB	IBB	HBP	BLK	WP	HR	S	P	ERA	WHIP								
Ron Romanick, R (1, 1) ERA: 5.5	4.2	L	22	8	5	5	0	2	0	0	0	0	0	20	28	9.64	2.143								
Gary Lucas, L (5, 1) ERA: 1.93	4.1		14	1	0	0	3	0	0	0	0	0	0	20	20	0.00	0.231								

Milwaukee Brewers @ California Angels
Anaheim Stadium, Anaheim, CA
Mon Jul 21 1986, 10:05 PM EDT
Att: 22,449 - Unknown

AB 34
R 5
H 9
RBI 5
BB 2
SO 3
LOB 7



Batter	1	2	3	4	5	6	7	8	9	AB	R	H	RBI	BB	SO	LOB	BOTTOM								
Ruppert Jones, L (1, 9) OBP: 0.367, SLG: 0.496	F9		G3					SF8		3	0	0	0	0	1	0									
George Hendrick, R (8, PH) OBP: 0.332, SLG: 0.456										0	0	0	1	0	0	0									
Rob Wilfong, L (1, 4) OBP: 0.297, SLG: 0.356	F8							FC1-4		3	0	1	0	0	0	0									
Bobby Grich, R (8, PH) OBP: 0.339, SLG: 0.389										1	0	0	0	0	0	1									
Wally Joyner, L (1, 3) OBP: 0.365, SLG: 0.534	4-3							F8		4	0	0	0	0	0	2									
Brian Downing, R (1, 7) OBP: 0.401, SLG: 0.447		K								4	0	0	0	0	2	1									
Reggie Jackson, L (1, 10) OBP: 0.405, SLG: 0.431	F8									4	0	0	0	0	1	1									
Doug DeCinces, R (1, 5) OBP: 0.315, SLG: 0.402										3	1	2	0	1	0	0									
Dick Schofield, R (1, 6) OBP: 0.317, SLG: 0.381	F8									4	1	1	0	0	0	2									
Gary Pettis, S (1, 8) OBP: 0.315, SLG: 0.324			6-3							3	1	1	1	0	0	1									
Bob Boone, R (1, 2) OBP: 0.270, SLG: 0.271										1	0	0	1	0	0	0									
Jack Howell, L (8, PH) OBP: 0.267, SLG: 0.432										1	0	1	0	0	0	0									
Jerry Narron, L (9, 2) OBP: 0.304, SLG: 0.327										0	0	0	0	0	0	0									
Inning Stats	R: 0 E: 0 K: 0 S: 3	H: 0 LOB: 0 BB: 0 P: 3	R: 0 E: 0 K: 1 S: 6	H: 1 LOB: 0 BB: 0 P: 6	R: 0 E: 0 K: 0 S: 3	H: 0 LOB: 0 BB: 0 P: 3	R: 0 E: 0 K: 0 S: 4	H: 1 LOB: 1 BB: 0 P: 4	R: 2 E: 0 K: 1 S: 6	H: 1 LOB: 0 BB: 1 P: 10	R: 0 E: 0 K: 0 S: 3	H: 0 LOB: 0 BB: 0 P: 3	R: 0 E: 0 K: 0 S: 3	H: 0 LOB: 0 BB: 0 P: 3	R: 1 E: 0 K: 0 S: 5	H: 2 LOB: 1 BB: 0 P: 5	R: 0 E: 0 K: 2 S: 8	H: 1 LOB: 1 BB: 0 P: 8	1B: 5 2B: 1 3B: 0 HR: 0	SF: 2 SAC: 0 DP: 0 HBP: 0	WP: 0 PB: 0 SB: 0 CS: 0	PA: 34			
PITCHER	IP	WLS	BF	H	R	ER	SO	BB	IBB	HBP	BLK	WP	HR	S	P	ERA	WHIP								
Bill Wegman, R (1, 1) ERA: 4.9	7.0	W	27	5	3	3	2	1	0	0	0	0	0	30	34	3.86	0.857								
Dan Plesac, L (8, 1) ERA: 3.49	2.0	S	7	1	0	0	2	0	0	0	0	0	0	11	11	0.00	0.500								


Milwaukee Brewers @ California Angels
Anaheim Stadium, Anaheim, CA
Mon Jul 21 1986, 10:05 PM EDT
Att: 22,449 - Unknown

AB 31
R 3
H 6
RBI 3
BB 1
SO 4
LOB 8



Batter	1	2	3	4	5	6	7	8	9	AB	R	H	RBI	BB	SO	LOB	TOP										
Paul Moltzer, R OBP: 0.371, SLG: 0.470 (1, 5)	5-3		K		2B		6-3		1B	5	2	2	0	0	1	0	Milwaukee Brewers @ California Angels Anaheim Stadium, Anaheim, CA Tue Jul 22, 1986, 10:05 PM EDT Att: 28,731 - Unknown										
Ernest Riles, L OBP: 0.325, SLG: 0.357 (1, 6)	F5			4-3	2B	2B	4-3		6-3	4	2	1	0	1	0	2											
Cecil Cooper, L OBP: 0.314, SLG: 0.376 (1, 3)	3-1			4-3			K			5	0	2	4	0	1	1											
Gorman Thomas, R OBP: 0.321, SLG: 0.414 Robin Yount, R OBP: 0.402, SLG: 0.438 (8, PR)	F7			1B		K			K	4	0	2	1	0	1	1											
Ben Oglivie, L OBP: 0.350, SLG: 0.409 Rick Manning, L OBP: 0.286, SLG: 0.337 (8, 8)	E6			G6-3			5-3		K	4	0	1	0	0	1	1											
Glenn Braggs, R OBP: 0.190, SLG: 0.200 (8, 7)	6-3			G6-3			6-3		L7	4	0	0	0	0	0	4											
Rob Deer, R OBP: 0.322, SLG: 0.472 (1, 9)	F9					HR	2B		K	3	1	1	1	0	1	2											
Jim Gantner, L OBP: 0.322, SLG: 0.364 (1, 4)	F6			3-1					F8	4	0	1	0	0	0	0											
Bill Schroeder, R OBP: 0.260, SLG: 0.328 (1, 2)	K						F8		E6	4	1	0	0	0	1	2											
Inning Stats	R: 0 E: 0 K: 0 S: 3	H: 0 LOB: 0 BB: 0 P: 3	R: 0 E: 1 K: 0 S: 4	H: 0 LOB: 1 BB: 0 P: 4	R: 0 E: 0 K: 2 S: 7	H: 0 LOB: 0 BB: 0 P: 7	R: 1 E: 0 K: 0 S: 5	H: 3 LOB: 1 BB: 0 P: 5	R: 3 E: 0 K: 1 S: 8	H: 3 LOB: 1 BB: 1 P: 12	R: 0 E: 0 K: 0 S: 4	H: 1 LOB: 2 BB: 0 P: 5	R: 0 E: 0 K: 1 S: 5	H: 0 LOB: 0 BB: 0 P: 5	R: 0 E: 0 K: 2 S: 8	H: 1 LOB: 1 BB: 0 P: 8		R: 2 E: 1 K: 1 S: 8	H: 2 LOB: 1 BB: 0 P: 8	1B: 5 2B: 4 3B: 0 HR: 1	SF: 0 SAC: 0 DP: 1 HBP: 1	WP: 1 PB: 0 CS: 0	PA: 40				
PITCHER	IP	WLS	BF	H	R	ER	SO	BB	IBB	HBP	BLK	WP	HR	S	P	ERA	WHIP										
Don Sutton, R ERA: 4.63 (1, 1)	7.0	L	30	7	4	4	4	1	0	1	0	1	1	36	41	5.14	1.143										
Doug Corbett, R ERA: 3.78 (8, 1)	1.1		7	2	2	0	2	0	0	0	0	0	0	11	11	0.00	1.500										
Doug Corbett, R ERA: 3.78 (9, 1)	1.1		7	2	2	0	2	0	0	0	0	0	0	11	11	0.00	1.500										
Chuck Finley, L ERA: 3.1 (9, 1)	0.2		3	1	0	0	1	0	0	0	0	0	0	5	5	0.00	1.500										

Batter	1	2	3	4	5	6	7	8	9	AB	R	H	RBI	BB	SO	LOB	BOTTOM										
Brian Downing, R OBP: 0.398, SLG: 0.443 (1, 7)	2-3		F6		SF8	F8			BLK	3	0	0	1	1	0	3	Milwaukee Brewers @ California Angels Anaheim Stadium, Anaheim, CA Tue Jul 22, 1986, 10:05 PM EDT Att: 28,731 - Unknown										
Wally Joyner, L OBP: 0.388, SLG: 0.534 (1, 3)	4-3		L9		FC5	1B			K	4	0	2	0	1	1	2											
Doug DeCinces, R OBP: 0.313, SLG: 0.399 (1, 5)	4-3		F7			1B			K	5	0	1	1	0	1	4											
Bobby Grich, R OBP: 0.341, SLG: 0.389 (1, 4)	F7			G6-4-3	FC5				4-3	5	0	2	0	0	0	5											
George Hendrick, R OBP: 0.320, SLG: 0.453 Ruppert Jones, L OBP: 0.366, SLG: 0.494 (7, PH)	F6			G6-4-3					G4-6-3	3	0	1	0	0	0	1											
Ruppert Jones, L OBP: 0.366, SLG: 0.494 (8, 9)				1-2f					1B	1	0	0	0	0	0	2											
Rick Burleson, R OBP: 0.391, SLG: 0.447 (1, 10)	F7			5-3					1B	4	0	2	0	0	0	0											
Dick Schofield, R OBP: 0.320, SLG: 0.382 Jack Howell, L OBP: 0.264, SLG: 0.427 Jerry Narron, L OBP: 0.304, SLG: 0.327 (1, 6)					F9	1B			F3	2	1	1	0	1	0	2											
Bob Boone, R OBP: 0.274, SLG: 0.273 Reggie Jackson, L OBP: 0.403, SLG: 0.429 Doug Corbett, R (8, PH)						BB			K	2	1	1	0	1	0	2											
Chuck Finley, L (9, 1)					1B	1B				0	0	0	0	0	0	0											
Gary Pettis, S OBP: 0.317, SLG: 0.322 (1, 8)	K				F9				CS	2	0	0	0	2	1	4											
Inning Stats	R: 0 E: 0 K: 0 S: 4	H: 1 LOB: 1 BB: 0 P: 4	R: 0 E: 0 K: 1 S: 6	H: 1 LOB: 2 BB: 1 P: 10	R: 0 E: 0 K: 0 S: 3	H: 0 LOB: 0 BB: 0 P: 3	R: 0 E: 0 K: 0 S: 3	H: 1 LOB: 0 BB: 0 P: 3	R: 2 E: 0 K: 0 S: 5	H: 2 LOB: 2 BB: 2 P: 13	R: 0 E: 0 K: 0 S: 5	H: 2 LOB: 3 BB: 1 P: 9	R: 0 E: 0 K: 1 S: 4	H: 2 LOB: 1 BB: 0 P: 4	R: 0 E: 0 K: 1 S: 5	H: 1 LOB: 2 BB: 0 P: 5	R: 0 E: 0 K: 2 S: 7	H: 0 LOB: 2 BB: 2 P: 15	1B: 10 2B: 0 3B: 0 HR: 0	SF: 1 SAC: 0 DP: 2 HBP: 0	WP: 0 PB: 0 CS: 1	PA: 41					
PITCHER	IP	WLS	BF	H	R	ER	SO	BB	IBB	HBP	BLK	WP	HR	S	P	ERA	WHIP										
Juan Nieves, L ERA: 4.62 (1, 1)	5.0	W	24	7	2	2	1	3	0	0	0	0	0	23	35	3.60	2.000										
Bryan Clutterbuck, R ERA: (6, 1)	3.0		12	3	0	0	1	2	0	0	0	0	0	12	20	0.00	1.667										
Mark Clear, R ERA: 2.23 (9, 1)	1.0		4	0	0	0	2	1	0	0	1	0	0	7	11	0.00	1.000										



Batter	1	2	3	4	5	6	7	8	9	10	AB	R	H	RBI	BB	SO	LOB	TOP								
Paul Molitor, R OBP: 0.366, SLG: 0.462 (1.5)	K		2B		5-3			F8		F9	5	1	1	0	0	1	0	Milwaukee Brewers @ California Angels Anaheim Stadium, Anaheim, CA Wed Jul 23 1986, 10:05 PM EDT Att: 27,809 - Unknown								
Robin Yount, R OBP: 0.402, SLG: 0.436 (1.8)			F7		4-3			K			4	0	1	0	1	1										
Cecil Cooper, L OBP: 0.315, SLG: 0.380 (1.3)	L5		1B					FC6-4		F8	5	0	2	1	0	1	2									
Gorman Thomas, R OBP: 0.313, SLG: 0.403 (1.10)	F8		K		K2-3			FC6-4		K	5	0	0	0	0	3	4									
Ben Oglive, L OBP: 0.302, SLG: 0.408 (9, PR)		3-1			4-3						3	0	1	0	1	0	0									
Rick Manning, L OBP: 0.286, SLG: 0.337 (9.7)											0	0	0	0	0	0	0									
Ernest Riles, L OBP: 0.322, SLG: 0.353 (1.6)	K				F8			F5		FC3-6	4	0	0	0	0	1	1									
Rob Deer, R OBP: 0.321, SLG: 0.472 (1.9)					K			K		K	4	0	1	0	0	3	1									
Jim Gantner, L OBP: 0.327, SLG: 0.375 (1.4)		2B									2	1	1	1	2	0	0									
Bill Schroeder, R OBP: 0.252, SLG: 0.317 (1.2)		BB			F8			HR		FC5-4	4	0	0	0	0	2	4									
					6-3			K		FC5-4	4	0	0	0	0	2	4									
Inning Stats	R: 0 E: 0 K: 1 S: 6	H: 1 LOB: 1 BB: 0 P: 6	R: 0 E: 0 K: 2 S: 8	H: 1 LOB: 2 BB: 1 P: 12	R: 1 E: 0 K: 1 S: 7	H: 3 LOB: 2 BB: 0 P: 7	R: 0 E: 0 K: 1 S: 5	H: 0 LOB: 0 BB: 0 P: 5	R: 0 E: 0 K: 2 S: 7	H: 0 LOB: 0 BB: 0 P: 7	R: 1 E: 0 K: 2 S: 8	H: 1 LOB: 0 BB: 0 P: 8	R: 0 E: 0 K: 1 S: 6	H: 1 LOB: 1 BB: 0 P: 6	R: 0 E: 0 K: 1 S: 5	H: 0 LOB: 2 BB: 1 P: 13	R: 0 E: 0 K: 1 S: 5	H: 0 LOB: 1 BB: 1 P: 9	1B: 4 2B: 2 3B: 0 HR: 1	SF: 0 SAC: 0 DP: 0 HBP: 0	WP: 0 PB: 0 SB: 0 CS: 0	PA: 40				
PITCHER Kirk McCaskill, R ERA: 3.17 (1.1)	IP: 10.0 W: 7 L: 2 S: 10	WLS: 40 BF: 7 R: 2 ER: 2 SO: 12	H: 7 R: 2 ER: 2 SO: 12	BB: 4 IBB: 0 HBP: 0 BLK: 0	WP: 0 HR: 1 S: 60 P: 76	ERA: 1.80 WHIP: 1.100	PITCHER														IP: 10.0 W: 7 L: 2 S: 10	WLS: 40 BF: 7 R: 2 ER: 2 SO: 12	H: 7 R: 2 ER: 2 SO: 12	BB: 4 IBB: 0 HBP: 0 BLK: 0	WP: 0 HR: 1 S: 60 P: 76	ERA: 1.80 WHIP: 1.100


AB	36
R	2
H	7
RBI	2
BB	4
SO	12
LOB	13



Batter	1	2	3	4	5	6	7	8	9	10	AB	R	H	RBI	BB	SO	LOB	BOTTOM								
Ruppert Jones, L OBP: 0.361, SLG: 0.486 (1.9)	4-3		F8			F9		G4-6-3			4	0	0	0	0	0	2	Milwaukee Brewers @ California Angels Anaheim Stadium, Anaheim, CA Wed Jul 23 1986, 10:05 PM EDT Att: 27,809 - Unknown								
Gary Pettis, S OBP: 0.314, SLG: 0.318 (1.8)	G3		K			F7				4-3	4	0	0	0	0	1	0									
Wally Joyner, L OBP: 0.369, SLG: 0.541 (1.3)	3-1					4-3				FC3-6	4	1	2	1	0	0	0									
Reggie Jackson, L OBP: 0.401, SLG: 0.424 (1.10)						F7				FC3-6	3	0	0	0	1	0	1									
Doug DeCinces, R OBP: 0.309, SLG: 0.393 (1.5)		FC5-4				F9				FC5-4	4	1	0	0	0	0	2									
Brian Downing, R OBP: 0.399, SLG: 0.453 (1.7)		SH3-4								FC5-4	4	1	0	0	0	0	2									
Bobby Grich, R OBP: 0.348, SLG: 0.393 (1.4)		SH3-4									4	1	2	1	0	2	0									
Dick Schofield, R OBP: 0.317, SLG: 0.378 (1.6)		1B								HR	1	0	1	1	1	0	0									
Bob Boone, R OBP: 0.271, SLG: 0.270 (1.2)											3	0	0	0	0	0	3									
											1	0	1	1	1	0	0									
Inning Stats	R: 0 E: 0 K: 0 S: 3	H: 0 LOB: 0 BB: 0 P: 3	R: 1 E: 0 K: 0 S: 4	H: 1 LOB: 1 BB: 1 P: 8	R: 0 E: 0 K: 1 S: 5	H: 0 LOB: 0 BB: 0 P: 5	R: 1 E: 0 K: 1 S: 6	H: 1 LOB: 0 BB: 0 P: 6	R: 0 E: 0 K: 0 S: 2	H: 0 LOB: 0 BB: 1 P: 6	R: 0 E: 1 K: 0 S: 4	H: 1 LOB: 1 BB: 0 P: 4	R: 0 E: 0 K: 0 S: 4	H: 1 LOB: 1 BB: 0 P: 4	R: 1 E: 0 K: 0 S: 1	H: 1 LOB: 0 BB: 0 P: 1	1B: 3 2B: 0 3B: 0 HR: 2	SF: 0 SAC: 1 DP: 2 HBP: 0	WP: 0 PB: 0 SB: 0 CS: 0	PA: 33						
PITCHER Danny Darwin, R ERA: 2.83 (1.1)	IP: 9.0 W: 5 L: 3 S: 9	WLS: 33 BF: 5 R: 3 ER: 3 SO: 3	H: 5 R: 3 ER: 3 SO: 3	BB: 2 IBB: 0 HBP: 0 BLK: 0	WP: 0 HR: 2 S: 37 P: 45	ERA: 3.00 WHIP: 0.778	PITCHER														IP: 9.0 W: 5 L: 3 S: 9	WLS: 33 BF: 5 R: 3 ER: 3 SO: 3	H: 5 R: 3 ER: 3 SO: 3	BB: 2 IBB: 0 HBP: 0 BLK: 0	WP: 0 HR: 2 S: 37 P: 45	ERA: 3.00 WHIP: 0.778

AB	30
R	3
H	5
RBI	3
BB	2
SO	3
LOB	11



Batter	1	2	3	4	5	6	7	8	9	AB	R	H	RBI	BB	SO	LOB	TOP		
Marty Barrett, R OBP: 0.350, SLG: 0.387 (1, 4)	0-0 4-3		4-0 2B BB		0-0 F8 BB 1B	0-0 F4		0-0 4-3	4 2 1 0 1 0 0										
Wade Boggs, L OBP: 0.464, SLG: 0.486 (1, 5)	0-0 E7 2B		0-0 SF7		4-0 FC4-6 1-2 HR BB	0-0 F7		0-0 G6-3 1B	3 1 2 1 1 0 0										
Bill Buckner, L OBP: 0.287, SLG: 0.397 (1, 3)	0-0 L6		0-0 2B		0-0 F8		0-0 6-3	5 0 1 2 0 0 4											
Jim Rice, R OBP: 0.385, SLG: 0.495 Mike Greenwell, L (9, 7)	0-0 4-3		0-0 F9		0-0 FC4-6 1-2 HR BB		0-0 1-3	4 0 1 1 0 0 2	0 0 0 0 0 0 0										
Don Baylor, R OBP: 0.349, SLG: 0.440 (1, 10)		0-0 CS 1B	0-0 F8		0-0 FC4-6 HR BB		0-0 2B	4 1 2 0 0 0 3											
Dwight Evans, R OBP: 0.399, SLG: 0.452 (1, 9)	0-3 K 1-2		0-0 F8		4-0 HR BB		0-0 F9	3 1 0 0 1 1 2											
Rich Gedman, L OBP: 0.316, SLG: 0.406 (1, 2)	0-0 F8			1-0 HBP	0-0 HR		0-0 F9	3 1 1 4 0 0 0											
Rey Quinones, R OBP: 0.314, SLG: 0.339 (1, 6)			4-0 2B SF7 BB		0-0 F8		0-0 5-3	3 1 0 0 1 0 1											
Kevin Romine, R OBP: 0.303, SLG: 0.300 (1, 8)			0-0 2B		0-0 F9		0-0 F8	4 1 1 0 0 1 1											
Inning Stats	R: 0 E: 1 K: 0 S: 4	H: 1 LOB: 1 BB: 0 P: 4	R: 0 E: 0 K: 1 S: 5	H: 1 LOB: 0 BB: 0 P: 5	R: 3 E: 0 K: 0 S: 5	H: 2 LOB: 1 BB: 2 P: 13	R: 0 E: 0 K: 0 S: 3	H: 0 LOB: 1 BB: 0 P: 4	R: 5 E: 0 K: 0 S: 6	H: 3 LOB: 0 BB: 2 P: 14	R: 0 E: 0 K: 0 S: 4	H: 1 LOB: 1 BB: 0 P: 4	R: 0 E: 0 K: 1 S: 5	H: 0 LOB: 0 BB: 0 P: 5	R: 0 E: 0 K: 0 S: 3	H: 1 LOB: 0 BB: 0 P: 3	1B: 4 2B: 5 3B: 0 HR: 1	SF: 1 SAC: 0 DP: 2 HBP: 1	WP: 0 PA: 39 PB: 0 SB: 0 CS: 1
PITCHER	IP WLS BF H R ER SO BB IBB HBP BLK WP HR S P ERA WHIP	IP WLS BF H R ER SO BB IBB HBP BLK WP HR S P ERA WHIP																	
John Candelaria, L ERA: 4.5 (1, 1)	4.1 L 21 5 5 5 1 3 0 1 0 0 0 1 19 32 10.38 1.846	4.2 18 4 3 3 1 1 0 0 0 0 1 19 23 5.79 1.071																	
Vern Ruhle, R ERA: 4.26 (5, 1)																			

Boston Red Sox @ California Angels
Anaheim Stadium, Anaheim, CA
Fri Jul 25 1986, 10:05 PM EDT
Att: 50,688 - Unknown

AB 33
R 8
H 9
RBI 8
BB 4
SO 2
LOB 13



Batter	1	2	3	4	5	6	7	8	9	AB	R	H	RBI	BB	SO	LOB	BOTTOM		
Ruppert Jones, L OBP: 0.359, SLG: 0.480 (1, 9)	0-0 F9		0-0 CS		0-0 F8		0-0 F8		4-0 BB	3 0 0 0 1 0 0									
Jack Howell, L OBP: 0.253, SLG: 0.407 (1, 5)	0-3 K		0-0 4-3				0-0 L8		0-0 F8	4 0 0 0 0 1 1									
Wally Joyner, L OBP: 0.366, SLG: 0.535 (1, 3)	0-3 K		0-0 G4-1				0-0 3-1		0-0 F8	4 0 0 0 0 1 1									
Reggie Jackson, L OBP: 0.403, SLG: 0.427 (1, 10)		0-0 4-3			0-0 3-1 SF9 2B		4-0 2B BB		0-3 K	3 1 1 0 1 1 1									
Jerry Narron, L OBP: 0.305, SLG: 0.346 (1, 2)		0-3 K			0-0 3-1		0-0 2B			3 0 1 0 0 1 1									
Brian Downing, R OBP: 0.396, SLG: 0.450 (1, 7)		0-0 F9			0-0 SF9		0-0 F9			2 0 0 1 0 0 2									
Rob Wilfong, L OBP: 0.292, SLG: 0.350 (1, 4)			0-3 K		0-0 1-3			0-3 K		3 0 0 0 0 2 0									
Dick Schofield, R OBP: 0.314, SLG: 0.373 (1, 6)			0-0 6-3			0-0 5-3		0-0 F8		3 0 0 0 0 0 0									
Gary Pettis, S OBP: 0.311, SLG: 0.315 (1, 8)			0-0 E1 CS			0-0 4-3		0-3 K		3 0 0 0 0 1 0									
Inning Stats	R: 0 E: 0 K: 2 S: 7	H: 0 LOB: 0 BB: 0 P: 7	R: 0 E: 0 K: 1 S: 5	H: 0 LOB: 0 BB: 0 P: 5	R: 0 E: 1 K: 1 S: 5	H: 0 LOB: 0 BB: 0 P: 5	R: 0 E: 0 K: 0 S: 3	H: 0 LOB: 0 BB: 0 P: 3	R: 1 E: 0 K: 0 S: 4	H: 1 LOB: 0 BB: 0 P: 4	R: 0 E: 0 K: 0 S: 3	H: 0 LOB: 0 BB: 0 P: 3	R: 0 E: 0 K: 2 S: 7	H: 0 LOB: 0 BB: 0 P: 7	R: 0 E: 0 K: 1 S: 5	H: 0 LOB: 1 BB: 1 P: 9	1B: 0 2B: 2 3B: 0 HR: 0	SF: 1 SAC: 0 DP: 0 HBP: 0	WP: 0 PA: 32 PB: 0 SB: 0 CS: 1
PITCHER	IP WLS BF H R ER SO BB IBB HBP BLK WP HR S P ERA WHIP	IP WLS BF H R ER SO BB IBB HBP BLK WP HR S P ERA WHIP																	
Roger Clemens, R ERA: 2.5 (1, 1)	9.0 W 31 2 1 1 7 2 0 0 0 0 0 43 51 1.00 0.444																		

Boston Red Sox @ California Angels
Anaheim Stadium, Anaheim, CA
Fri Jul 25 1986, 10:05 PM EDT
Att: 50,688 - Unknown

AB 28
R 1
H 2
RBI 1
BB 2
SO 7
LOB 6



Batter	1	2	3	4	5	6	7	8	9	AB	R	H	RBI	BB	SO	LOB	TOP																			
Marty Barrett, R (1,4) OBP: 0.347, SLG: 0.383	F9		6-3		FC1-6			L6-3		4	0	0	0	0	0	3																				
Wade Boggs, L (1,5) OBP: 0.455, SLG: 0.481	G3			4-3		L4		E4		4	0	0	0	0	0	0																				
Bill Buckner, L (1,3) OBP: 0.286, SLG: 0.398	6-3			1B	2B	F7		G3-6-3		4	0	1	0	0	0	1																				
Jim Rice, R (1,7) OBP: 0.383, SLG: 0.492		F8		1B	1B	K		F4		4	0	1	0	0	1	0																				
Don Baylor, R (1,10) OBP: 0.346, SLG: 0.437	K		FC8-2-6			F8				3	0	0	0	0	1	2																				
Dwight Evans, R (1,9) OBP: 0.372, SLG: 0.452	K				1B		G4-6-3	BB		2	0	1	0	1	1	0																				
Rich Gedman, L (1,2) OBP: 0.316, SLG: 0.415			HR		L6		G4-6-3			3	1	1	1	0	0	2																				
Ray Quinones, R (1,6) OBP: 0.314, SLG: 0.339			5-3				F3			3	0	1	0	0	0	0																				
Kevin Romine, R (1,8) OBP: 0.286, SLG: 0.281			F9							2	0	0	0	0	1	2																				
La Schelle Tarver, L (8,8) OBP: 0.152, SLG: 0.143					K			L6-3	BB	0	0	0	0	1	0	0																				
Inning Stats	R: 0 H: 0 E: 0 K: 0 S: 3	H: 0 LOB: 0 BB: 0 P: 3	R: 0 H: 0 E: 0 K: 2 S: 7	H: 0 LOB: 0 BB: 0 P: 7	R: 1 H: 1 E: 0 K: 0 S: 4	H: 1 LOB: 0 BB: 0 P: 4	R: 0 H: 2 E: 0 K: 0 S: 4	H: 2 LOB: 1 BB: 0 P: 4	R: 0 H: 2 E: 0 K: 1 S: 5	H: 0 LOB: 0 BB: 0 P: 5	R: 0 H: 0 E: 0 K: 0 S: 2	H: 0 LOB: 0 BB: 1 P: 6	R: 0 H: 0 E: 0 K: 0 S: 2	H: 0 LOB: 0 BB: 1 P: 6	R: 0 H: 0 E: 1 K: 0 S: 3	H: 0 LOB: 0 BB: 0 P: 3	1B: 3 2B: 3 3B: 0 HR: 1	SF: 0 SAC: 0 DP: 4 HBP: 0	WP: 0 PA: 31 PB: 0 SB: 0 CS: 0																	
PITCHER	IP	WLS	BF	H	R	ER	SO	BB	IBB	HBP	BLK	WP	HR	S	P	ERA	WHIP	PITCHER		IP	WLS	BF	H	R	ER	SO	BB	IBB	HBP	BLK	WP	HR	S	P	ERA	WHIP
Mike Witt, R (1,1) ERA: 2.94	8.0	W	29	5	1	1	4	2	0	0	0	0	1	35	43	1.12	0.875																			
Donnie Moore, R (9,1) ERA: 3.99	1.0	S	2	0	0	0	0	0	0	0	0	0	0	2	2	0.00	0.000																			

Boston Red Sox @ California Angels
Anaheim Stadium, Anaheim, CA
Sat Jul 26 1986, 6:33 AM EDT
Att: 33,977 - Unknown

AB 29
R 1
H 5
RBI 1
BB 2
SO 4
LOB 10



Batter	1	2	3	4	5	6	7	8	9	AB	R	H	RBI	BB	SO	LOB	BOTTOM																			
Rick Burleson, R (1,10) OBP: 0.387, SLG: 0.442	K		F2	K			F8			2	0	0	0	0	1	1																				
Reggie Jackson, L (4,PH) OBP: 0.400, SLG: 0.424										2	0	0	0	0	1	2																				
Wally Joyner, L (1,3) OBP: 0.382, SLG: 0.530	F8			L8	G1-4-3		3-1			4	0	0	0	0	0	0																				
Brian Downing, R (1,7) OBP: 0.397, SLG: 0.447	F8			HR	BB	3-1		BB		2	1	0	0	2	0	0																				
Doug DeCinces, R (1,5) OBP: 0.309, SLG: 0.401		F7		HR	K		K			4	1	1	2	0	2	1																				
George Hendrick, R (1,9) OBP: 0.330, SLG: 0.449		F8		F9		5-3		6-3	SH3	4	0	1	0	0	0	0																				
Bobby Grich, R (1,4) OBP: 0.353, SLG: 0.415	K			HR		6-3	1B	SH3		3	1	2	1	0	1	0																				
Dick Schofield, R (1,6) OBP: 0.320, SLG: 0.379			E6	1B	2B	1B		6-3		4	1	3	0	0	0	1																				
Bob Boone, R (1,2) OBP: 0.271, SLG: 0.273			4-3		1B		6-3	L4		4	0	1	1	0	0	4																				
Gary Pettis, S (1,8) OBP: 0.311, SLG: 0.313			K		BB		K			2	0	0	0	1	2	3																				
Inning Stats	R: 0 H: 0 E: 0 K: 1 S: 5	H: 0 LOB: 0 BB: 0 P: 5	R: 0 H: 0 E: 0 K: 1 S: 5	H: 0 LOB: 0 BB: 0 P: 5	R: 0 H: 1 E: 1 K: 1 S: 6	H: 1 LOB: 1 BB: 0 P: 6	R: 4 H: 4 E: 0 K: 1 S: 9	H: 4 LOB: 2 BB: 2 P: 17	R: 0 H: 0 E: 0 K: 1 S: 5	H: 0 LOB: 0 BB: 0 P: 5	R: 0 H: 2 E: 0 K: 1 S: 7	H: 2 LOB: 2 BB: 0 P: 7	R: 0 H: 0 E: 0 K: 1 S: 5	H: 0 LOB: 1 BB: 1 P: 9	R: 0 H: 1 E: 0 K: 0 S: 4	H: 1 LOB: 1 BB: 0 P: 4	1B: 5 2B: 1 3B: 0 HR: 2	SF: 0 SAC: 1 DP: 0 HBP: 0	WP: 0 PA: 35 PB: 0 SB: 0 CS: 0																	
PITCHER	IP	WLS	BF	H	R	ER	SO	BB	IBB	HBP	BLK	WP	HR	S	P	ERA	WHIP	PITCHER		IP	WLS	BF	H	R	ER	SO	BB	IBB	HBP	BLK	WP	HR	S	P	ERA	WHIP
Bruce Hurst, L (1,1) ERA: 3.34	3.2	L	18	5	4	4	3	2	0	0	0	0	2	22	30	9.82	1.909																			
Calvin Schiraldi, R (4,1) ERA: 1.04	3.2		15	3	0	0	4	1	0	0	0	0	0	22	26	0.00	1.091																			
Bob Stanley, R (8,1) ERA: 3.9	0.2		2	0	0	0	0	0	0	0	0	0	0	2	2	0.00	0.000																			

Boston Red Sox @ California Angels
Anaheim Stadium, Anaheim, CA
Sat Jul 26 1986, 6:33 AM EDT
Att: 33,977 - Unknown

AB 31
R 4
H 8
RBI 4
BB 3
SO 7
LOB 12



Batter	1	2	3	4	5	6	7	8	9	AB	R	H	RBI	BB	SO	LOB	TOP					
Marty Barrett, R OBP: 0.346, SLG: 0.381 (1, 4)	F3		2B 1B		F9		FC4-6			4	0	1	0	0	0	1						
Wade Boggs, L OBP: 0.457, SLG: 0.476 (1, 5)	3-1		F8		F7			F7 1B BB		3	0	0	0	1	0	1						
Bill Buckner, L OBP: 0.288, SLG: 0.404 (1, 3)							F3	L7		4	0	2	0	0	0	1						
Jim Rice, R OBP: 0.384, SLG: 0.492 (1, 7)	L8		5-3						F7 1B	4	0	2	0	0	0	3						
Don Baylor, R OBP: 0.344, SLG: 0.434 Mike Greenwell, L (6, PH)		K		K			F5	F7 1B		2	0	0	0	0	2	0						
Dwight Evans, R OBP: 0.370, SLG: 0.450 (1, 9)				K			L5		6-3	4	0	1	0	0	1	1						
Tony Armas, R OBP: 0.330, SLG: 0.411 (1, 8)									K	4	0	2	0	0	1	1	AB 34					
Rich Gedman, L OBP: 0.312, SLG: 0.410 (1, 2)					6-3			K	K	4	0	0	0	0	2	3	R 0					
Rey Quinones, R OBP: 0.314, SLG: 0.345 (1, 6)			5-3					K		3	0	1	0	0	1	1	H 9					
Inning Stats	R: 0 E: 0 K: 0 S: 4	H: 1 LOB: 1 BB: 0 P: 4	R: 0 E: 0 K: 1 S: 6	H: 1 LOB: 1 BB: 0 P: 6	R: 0 E: 0 K: 0 S: 5	H: 2 LOB: 2 BB: 0 P: 5	R: 0 E: 0 K: 2 S: 8	H: 1 LOB: 1 BB: 0 P: 8	R: 0 E: 0 K: 0 S: 3	H: 1 LOB: 0 BB: 0 P: 3	R: 0 E: 0 K: 0 S: 4	H: 1 LOB: 1 BB: 0 P: 4	R: 0 E: 0 K: 2 S: 8	H: 1 LOB: 2 BB: 1 P: 8	R: 0 E: 0 K: 0 S: 3	H: 1 LOB: 2 BB: 1 P: 7	R: 0 E: 0 K: 2 S: 7	H: 0 LOB: 0 BB: 0 P: 7	1B: 6 2B: 3 3B: 0 HR: 0	SF: 0 SAC: 0 DP: 0 HBP: 0	WP: 0 PB: 0 SB: 0 CS: 0	PA: 35
PITCHER	IP	WLS	BF	H	R	ER	SO	BB	IBB	HBP	BLK	WP	HR	S	P	ERA	WHIP					
Don Sutton, R ERA: 4.4 (1, 1)	6.0	W	25	8	0	0	3	0	0	0	0	0	0	31	31	0.00	1.333					
Gary Lucas, L ERA: 1.5 (7, 1)	1.1		5	0	0	0	2	1	0	0	0	0	0	8	12	0.00	0.750					
Donnie Moore, R ERA: 3.77 (8, 1)	1.2	S	5	1	0	0	2	0	0	0	0	0	0	9	9	0.00	0.600					

Boston Red Sox @ California Angels
Anaheim Stadium, Anaheim, CA
Sun Jul 27 1986, 6:33 AM EDT
Att: 61,559 - Unknown

AB 34
R 0
H 9
RBI 0
BB 1
SO 7
LOB 15



Batter	1	2	3	4	5	6	7	8	9	AB	R	H	RBI	BB	SO	LOB	BOTTOM					
Ruppert Jones, L OBP: 0.358, SLG: 0.480 (1, 9)		K		K			K			4	0	1	0	0	3	3						
Wally Joyner, L OBP: 0.394, SLG: 0.528 (1, 3)	F9						4-3			3	0	1	0	1	0	1						
Doug DeCinces, R OBP: 0.309, SLG: 0.399 (1, 5)	5-3		6-3		SH1-4 BB		4-3			2	0	0	0	1	0	1						
Reggie Jackson, L OBP: 0.404, SLG: 0.422 (1, 10)	FC5-4 BB		FC5-4 BB		SH1-4 BB		BB			1	0	0	0	3	1	1						
Brian Downing, R OBP: 0.396, SLG: 0.451 (1, 7)	FC5-4 1-2		FC5-4 1-2		G5-4-3					4	1	1	0	0	0	5						
Bobby Grich, R OBP: 0.351, SLG: 0.429 (1, 4)		F3		HR			F4		SF9 3B	4	1	1	1	0	1	1						
Bob Boone, R OBP: 0.274, SLG: 0.281 (1, 2)		6-3		1B 2B					SF9	3	1	2	1	0	0	0	AB 27					
Dick Schofield, R OBP: 0.319, SLG: 0.377 (1, 6)		K					5-3		F9	4	0	1	0	0	1	1	H 9					
Gary Pettis, S OBP: 0.317, SLG: 0.320 (1, 8)				CS 2B						2	0	2	1	1	0	0	RBI 3					
Inning Stats	R: 0 E: 0 K: 0 S: 4	H: 1 LOB: 2 BB: 1 P: 8	R: 0 E: 0 K: 2 S: 8	H: 0 LOB: 2 BB: 1 P: 12	R: 0 E: 0 K: 0 S: 3	H: 1 LOB: 1 BB: 1 P: 7	R: 2 E: 0 K: 1 S: 7	H: 4 LOB: 1 BB: 0 P: 7	R: 0 E: 0 K: 0 S: 2	H: 0 LOB: 2 BB: 2 P: 10	R: 0 E: 0 K: 0 S: 4	H: 2 LOB: 2 BB: 0 P: 4	R: 0 E: 0 K: 2 S: 7	H: 0 LOB: 1 BB: 1 P: 11	R: 1 E: 0 K: 1 S: 6	H: 1 LOB: 0 BB: 0 P: 6	1B: 4 2B: 4 3B: 1 HR: 1	SF: 1 SAC: 1 DP: 2 HBP: 0	WP: 1 PB: 0 SB: 1 CS: 1	PA: 35		
PITCHER	IP	WLS	BF	H	R	ER	SO	BB	IBB	HBP	BLK	WP	HR	S	P	ERA	WHIP					
Tom Seaver, R ERA: 4.04 (1, 1)	6.0	L	27	8	2	2	3	5	0	0	0	0	0	28	48	3.00	2.167					
Sammy Stewart, R ERA: 1.91 (7, 1)	2.0		8	1	1	1	3	1	0	0	0	0	0	13	17	4.50	1.000					

Boston Red Sox @ California Angels
Anaheim Stadium, Anaheim, CA
Sun Jul 27 1986, 6:33 AM EDT
Att: 61,559 - Unknown

AB 27
R 3
H 9
RBI 3
BB 6
SO 6
LOB 13



Batter	1	2	3	4	5	6	7	8	9	AB	R	H	RBI	BB	SO	LOB	TOP										
Gary Pettis, S OBP: 0.325, SLG: 0.334 (1, 8)	6-3		S S 2H 1B		G3 S BB		F9			3	0	1	1	1	0	0	California Angels @ Oakland Athletics Oakland-Alameda County Coliseum, Oakland, CA Tue Jul 29 1986, 7:05 PM PDT Att: 13,080 - Unknown livebaseballscorecards.com										
Ruppert Jones, L OBP: 0.352, SLG: 0.467 George Hendrick, R OBP: 0.328, SLG: 0.446 (8, PH) (8, 9)	L4		S BB		G3 1-3			6-3		2	0	0	0	1	0	1											
Wally Joyner, L OBP: 0.363, SLG: 0.524 (1, 3)	K		F8 1-2 2-3		K			1-3 1B		4	0	1	0	0	2	3											
Reggie Jackson, L OBP: 0.405, SLG: 0.418 (1, 10)		K		F8		FC6-4 BB		1-3 1-2		3	0	0	0	1	1	1											
Doug DeCinces, R OBP: 0.309, SLG: 0.408 (1, 5)		K		F4		FC6-4 CS		6-3		4	0	0	0	0	1	2											
Jack Howell, L OBP: 0.274, SLG: 0.416 (1, 7)	G3				1B		1-2 BB		FC5-4 1B		3	0	2	0	1	0											
Rob Wilfong, L OBP: 0.292, SLG: 0.348 (1, 4)			SH5-3 1B	4-3		F7		FC5-4 G5-4-3 1-2		4	1	1	0	0	0	3											
Dick Schofield, R OBP: 0.319, SLG: 0.387 Brian Downing, R OBP: 0.395, SLG: 0.447 (9, PH)			SH5-3 1-2		HR		6-3		G5-4-3 1-2		2	1	1	1	0	0											
Bob Boone, R OBP: 0.268, SLG: 0.274 (1, 2)			F2		F8		6-3				3	0	0	0	0	1											
Inning Stats	R: 0 E: 0 K: 1 S: 5	H: 0 LOB: 0 BB: 0 P: 5	R: 0 E: 0 K: 2 S: 7	H: 0 LOB: 0 BB: 0 P: 7	R: 1 E: 0 K: 0 S: 5	H: 2 LOB: 2 BB: 1 P: 9	R: 0 E: 0 K: 0 S: 4	H: 1 LOB: 1 BB: 0 P: 4	R: 1 E: 0 K: 1 S: 6	H: 1 LOB: 1 BB: 1 P: 10	R: 0 E: 0 K: 0 S: 2	H: 0 LOB: 1 BB: 2 P: 10	R: 0 E: 0 K: 0 S: 3	H: 0 LOB: 0 BB: 0 P: 3	R: 0 E: 0 K: 0 S: 4	H: 1 LOB: 1 BB: 0 P: 4		R: 0 E: 0 K: 0 S: 3	H: 1 LOB: 0 BB: 0 P: 3	1B: 5 2B: 0 3B: 0 HR: 1	SF: 0 SAC: 1 DP: 1 HBP: 0	WP: 0 PB: 0 SB: 4 CS: 1	PA: 35				
PITCHER	IP	WLS	BF	H	R	ER	SO	BB	IBB	HBP	BLK	WP	HR	S	P	ERA	WHIP										
Dave Stewart, R ERA: 4.48 (1, 1)	7.0	W	28	4	2	2	4	4	0	0	0	0	1	32	48	2.57	1.143										
Dave Vonohlen, L ERA: (8, 1)	0.2		3	1	0	0	0	0	0	0	0	0	0	3	3	0.00	1.500										
Jay Howell, R ERA: 4.84 (8, 1)	1.1	S	4	1	0	0	0	0	0	0	0	0	0	4	4	0.00	0.750										

Batter	1	2	3	4	5	6	7	8	9	AB	R	H	RBI	BB	SO	LOB	BOTTOM										
Tony Phillips, S OBP: 0.359, SLG: 0.338 (1, 4)	G3		FC5-4 BB		1B BB		FC6-4 1B BB	K		3	1	0	1	2	1	3	California Angels @ Oakland Athletics Oakland-Alameda County Coliseum, Oakland, CA Tue Jul 29 1986, 7:05 PM PDT Att: 13,080 - Unknown livebaseballscorecards.com										
Mike Davis, L OBP: 0.307, SLG: 0.432 (1, 9)	F9		FC5-4 BB		1B		F4			3	0	1	0	1	0	2											
Jose Canseco, R OBP: 0.348, SLG: 0.491 (1, 7)	F4		FC5-4 FC6-4 1-2 2-3		K		BB 1B			4	0	1	1	0	1	4											
Bruce Bochte, L OBP: 0.376, SLG: 0.370 (1, 3)		1-3 2B BB	FC6-4 1-2		F5		BB 1B			3	1	1	0	1	0	2											
Carney Lansford, R OBP: 0.328, SLG: 0.405 (1, 5)		1-3 1-2		F9		F8		BB		3	0	0	1	1	0	1											
Dave Kingman, R OBP: 0.245, SLG: 0.410 (1, 10)		2H 2B		6-3		F8		5-3		4	0	1	1	0	0	3											
Dwayne Murphy, L OBP: 0.372, SLG: 0.365 (1, 8)		K		4-3				5-3		4	1	1	0	0	1	1											
Mickey Tettleton, S OBP: 0.303, SLG: 0.297 Donnie Hill, S OBP: 0.324, SLG: 0.370 Jerry Willard, L OBP: 0.366, SLG: 0.406 (8, 2)		4-3				G6-4-3 BB		L4		1	0	0	0	1	0	1											
Alfredo Griffin, S OBP: 0.330, SLG: 0.354 (1, 6)			F8		G6-4-3 1-2		FC6-4 1B 2B		E4 FC6-4		4	0	0	0	0	3											
Inning Stats	R: 0 E: 0 K: 0 S: 3	H: 0 LOB: 0 BB: 0 P: 3	R: 1 E: 0 K: 1 S: 6	H: 1 LOB: 1 BB: 1 P: 10	R: 0 E: 0 K: 0 S: 3	H: 0 LOB: 2 BB: 2 P: 11	R: 0 E: 0 K: 0 S: 3	H: 0 LOB: 0 BB: 0 P: 3	R: 0 E: 0 K: 1 S: 5	H: 1 LOB: 2 BB: 2 P: 13	R: 0 E: 0 K: 0 S: 3	H: 0 LOB: 0 BB: 0 P: 3	R: 3 E: 1 K: 0 S: 8	H: 4 LOB: 3 BB: 1 P: 12	R: 0 E: 1 K: 1 S: 6	H: 0 LOB: 1 BB: 0 P: 6		1B: 4 2B: 2 3B: 0 HR: 0	SF: 0 SAC: 0 DP: 1 HBP: 0	WP: 0 PB: 0 SB: 0 CS: 0	PA: 37						
PITCHER	IP	WLS	BF	H	R	ER	SO	BB	IBB	HBP	BLK	WP	HR	S	P	ERA	WHIP										
Ray Chadwick, R ERA: 3.0 (7, 1)	6.0	L	26	4	3	2	2	5	0	0	0	0	0	25	45	3.00	1.500										
Gary Lucas, L ERA: 1.35 (7, 1)	0.2		3	0	0	0	0	0	0	0	0	0	0	3	3	0.00	0.000										
Doug Corbett, R ERA: 3.78 (7, 1)	0.0		1	1	0	0	0	0	0	0	0	0	0	1	1	∞	∞										
Chuck Finley, L ERA: 3.1 (7, 1)	0.0		2	1	1	0	0	1	0	0	0	0	0	1	5	∞	∞										
Vern Riffe, R ERA: 3.52 (7, 1)	1.1		5	0	0	0	1	0	0	0	0	0	0	7	7	0.00	0.000										

Batter	1	2	3	4	5	6	7	8	9	AB	R	H	RBI	BB	SO	LOB	TOP																		
Gary Pettis, S OBP: 0.324, SLG: 0.330 (1, 8)										4	0	0	0	1	1	3	California Angels @ Oakland Athletics Oakland-Alameda County Coliseum, Oakland, CA Wed Jul 30 1986, 7:05 PM PDT Att: 15,800 - Unknown livebaseballscorecards.com																		
Wally Joyner, L OBP: 0.381, SLG: 0.522 (1, 3)										5	0	1	0	0	1	2																			
Brian Downing, R OBP: 0.395, SLG: 0.446 (1, 7)										5	2	2	0	0	0	2																			
Reggie Jackson, L OBP: 0.408, SLG: 0.419 (1, 10)										4	1	2	0	1	2	2																			
Jack Howell, L OBP: 0.286, SLG: 0.418 Doug DeCinces, R OBP: 0.313, SLG: 0.415 (1, 5) (8, 5)										2	0	1	1	1	0	0																			
Ruppert Jones, L OBP: 0.348, SLG: 0.462 George Hendrick, R OBP: 0.330, SLG: 0.444 (1, 9) (8, 9)										3	0	0	0	0	2	5																			
Rob Wilfong, L OBP: 0.292, SLG: 0.353 Bobby Grich, R OBP: 0.345, SLG: 0.417 (1, 4) (8, 4)										3	1	1	0	0	1	2																			
Dick Schofield, R OBP: 0.321, SLG: 0.387 (1, 6)										3	0	1	2	1	0	2																			
Bob Boone, R OBP: 0.265, SLG: 0.271 (1, 2)										3	0	0	1	0	0	1																			
Inning Stats	R: 0 E: 1 K: 3 S: 11	H: 1 LOB: 3 BB: 1 P: 15	R: 0 E: 0 K: 0 S: 3	H: 0 LOB: 0 BB: 1 P: 3	R: 0 E: 0 K: 0 S: 2	H: 0 LOB: 0 BB: 1 P: 6	R: 0 E: 0 K: 1 S: 5	H: 0 LOB: 0 BB: 0 P: 5	R: 1 E: 0 K: 1 S: 7	H: 2 LOB: 1 BB: 0 P: 7	R: 1 E: 0 K: 2 S: 9	H: 2 LOB: 2 BB: 1 P: 13	R: 0 E: 0 K: 0 S: 3	H: 0 LOB: 0 BB: 0 P: 3	R: 3 E: 0 K: 0 S: 5	H: 2 LOB: 3 BB: 3 P: 17		R: 1 E: 0 K: 1 S: 8	H: 3 LOB: 2 BB: 0 P: 8	1B: 7 2B: 3 3B: 0 HR: 0	SF: 1 SAC: 0 DP: 1 HBP: 0	WP: 0 PB: 0 SB: 1 CS: 0	PA: 43												
PITCHER	IP WLS BF H R ER SO BB IBB HBP BLK WP HR S P ERA WHIP	IP WLS BF H R ER SO BB IBB HBP BLK WP HR S P ERA WHIP																																	
Jose Rijo, R ERA: 4.24 (1, 1)	7.1	30	5	2	2	7	3	0	0	0	0	0	0	0	41	53	2.46	1.091																	
Dave Leiper, L ERA: 3.53 (8, 1)	0.0	L	3	2	1	1	0	0	1	0	0	0	0	0	2	6	∞	∞																	
Doug Bair, R ERA: 2.39 (8, 1)	1.2	10	3	3	3	1	2	0	0	0	0	0	0	10	18	16.20	3.000																		

Batter	1	2	3	4	5	6	7	8	9	AB	R	H	RBI	BB	SO	LOB	BOTTOM																		
Tony Phillips, S OBP: 0.361, SLG: 0.340 (1, 4)										4	1	2	0	1	0	2	California Angels @ Oakland Athletics Oakland-Alameda County Coliseum, Oakland, CA Wed Jul 30 1986, 7:05 PM PDT Att: 15,800 - Unknown livebaseballscorecards.com																		
Alfredo Griffin, S OBP: 0.332, SLG: 0.355 (1, 6)										4	1	2	0	0	0	1																			
Jose Canseco, R OBP: 0.347, SLG: 0.488 (1, 7)										4	0	1	1	0	2	3																			
Dave Kingman, R OBP: 0.246, SLG: 0.407 (1, 10)										3	0	0	0	1	1	1																			
Carney Lansford, R OBP: 0.328, SLG: 0.402 (1, 3)										3	0	0	0	0	0	4																			
Dusty Baker Jr., R OBP: 0.319, SLG: 0.319 (1, 9)										4	0	1	0	0	0	2																			
Donnie Hill, S OBP: 0.322, SLG: 0.368 (1, 5)										4	0	1	0	0	1	1																			
Mike Davis, L OBP: 0.303, SLG: 0.426 (1, 8)										4	0	0	0	0	0	3																			
Mickey Tettleton, S OBP: 0.296, SLG: 0.289 Jerry Willard, L OBP: 0.353, SLG: 0.412 (1, 2) (8, 2)										3	0	0	0	0	2	0																			
Inning Stats	R: 2 E: 1 K: 0 S: 6	H: 3 LOB: 1 BB: 0 P: 6	R: 0 E: 0 K: 2 S: 7	H: 0 LOB: 0 BB: 0 P: 7	R: 0 E: 0 K: 0 S: 3	H: 0 LOB: 0 BB: 0 P: 3	R: 0 E: 0 K: 0 S: 4	H: 1 LOB: 2 BB: 0 P: 5	R: 0 E: 0 K: 2 S: 8	H: 1 LOB: 1 BB: 0 P: 8	R: 0 E: 0 K: 1 S: 5	H: 0 LOB: 0 BB: 0 P: 5	R: 0 E: 0 K: 0 S: 3	H: 0 LOB: 0 BB: 0 P: 3	R: 0 E: 0 K: 1 S: 5	H: 1 LOB: 2 BB: 2 P: 13		R: 0 E: 0 K: 0 S: 5	H: 2 LOB: 2 BB: 0 P: 5	1B: 8 2B: 0 3B: 0 HR: 0	SF: 0 SAC: 0 DP: 1 HBP: 1	WP: 0 PB: 0 SB: 1 CS: 0	PA: 37												
PITCHER	IP WLS BF H R ER SO BB IBB HBP BLK WP HR S P ERA WHIP	IP WLS BF H R ER SO BB IBB HBP BLK WP HR S P ERA WHIP																																	
John Candelaria, L ERA: 3.72 (1, 1)	7.0	W	27	5	2	1	5	0	0	1	0	0	0	0	36	37	1.29	0.714																	
Donnie Moore, R ERA: 3.44 (8, 1)	2.0	S	10	3	0	0	1	2	0	0	0	0	0	10	18	0.00	2.500																		

Batter	1	2	3	4	5	6	7	8	9	AB	R	H	RBI	BB	SO	LOB	TOP								
Bobby Grich, R OBP: 0.340, SLG: 0.404 (1, 4)	L6		F4	K			L4		FC5-4	5	0	0	0	0	1	3									
Wally Joyner, L OBP: 0.358, SLG: 0.516 (1, 3)	G3		FC5-4 BB	K			4-3			3	0	0	0	1	1	2									
Doug DeCinces, R OBP: 0.317, SLG: 0.418 (1, 5)	FC6-4 BB		FC5-4				F3			2	0	0	0	2	0	1									
Reggie Jackson, L OBP: 0.408, SLG: 0.414 (8, PH)	FC6-4		K						K	3	0	0	0	0	1	3									
Rick Burleson, R OBP: 0.379, SLG: 0.432 (8, PH)					G6-4-3					1	0	0	0	0	1	0									
Jack Howell, L OBP: 0.286, SLG: 0.396 (8, PH)		6-3		BB 1B	L6				G6-4-3 HBP	2	1	0	0	1	0	0									
Brian Downing, R OBP: 0.397, SLG: 0.452 (8, 7)										0	0	0	0	0	0	0									
Ruppert Jones, L OBP: 0.349, SLG: 0.459 (8, PH)				BB 1B			F7			2	1	1	0	1	0	0									
George Hendrick, R OBP: 0.332, SLG: 0.459 (8, 9)	2-3 BB 1B			BB 1B					G6-4-3	1	0	0	0	0	0	1									
Gary Pettis, S OBP: 0.324, SLG: 0.327 (1, 8)				S 1B 1B			F7			3	0	1	1	1	1	0									
Dick Schofield, R OBP: 0.319, SLG: 0.389 (1, 6)		2-3							L4	4	1	2	2	0	0	2									
Bob Boone, R OBP: 0.266, SLG: 0.280 (6, PH)										2	0	0	0	0	0	4									
Jerry Narron, L OBP: 0.311, SLG: 0.340 (6, 2)	5-3			L9			6-3		FC5-4 BB	1	0	0	0	1	0	0									
Inning Stats	R: 0 E: 0 K: 0 S: 3	H: 0 LOB: 1 BB: 1 P: 7	R: 0 E: 0 K: 0 S: 4	H: 1 LOB: 2 BB: 1 P: 8	R: 0 E: 0 K: 1 S: 5	H: 0 LOB: 1 BB: 1 P: 9	R: 2 E: 0 K: 2 S: 9	H: 2 LOB: 2 BB: 2 P: 17	R: 0 E: 0 K: 0 S: 2	H: 0 LOB: 0 BB: 0 P: 6	R: 1 E: 0 K: 0 S: 4	H: 1 LOB: 0 BB: 0 P: 4	R: 0 E: 0 K: 0 S: 3	H: 0 LOB: 0 BB: 0 P: 3	R: 0 E: 0 K: 1 S: 4	H: 0 LOB: 1 BB: 1 P: 5	R: 0 E: 0 K: 1 S: 5	H: 0 LOB: 0 BB: 0 P: 9	1B: 3 2B: 0 3B: 0 HR: 1	SF: 0 SAC: 0 DP: 2 HBP: 1	WP: 0 PB: 0 SB: 3 CS: 0	PA: 37			
PITCHER	IP	WLS	BF	H	R	ER	SO	BB	IBB	HBP	BLK	WP	HR	S	P	ERA	WHIP								
Mike Moore, R ERA: 4.79 (1, 1)	3.0		17	3	2	2	1	5	0	0	0	0	0	14	34	6.00	2.667								
Mark Huisman, R ERA: 4.95 (4, 1)	4.0	W	13	1	1	1	2	1	0	0	0	0	1	16	20	2.25	0.500								
Matt Young, L ERA: 3.29 (8, 1)	2.0		7	0	0	0	2	1	0	1	0	0	0	9	14	0.00	0.500								

California Angels @ Seattle Mariners
The Kingdome, Seattle, WA
Sat Aug 02 1986, 10:05 PM EDT
Att: 16,447 - Unknown

AB 29
R 3
H 4
RBI 3
BB 7
SO 5
LOB 16



Batter	1	2	3	4	5	6	7	8	9	AB	R	H	RBI	BB	SO	LOB	BOTTOM								
John Moses, S OBP: 0.340, SLG: 0.339 (1, 8)	4-3		K		BB HR		4-3			3	1	0	0	1	1	1									
Phil Bradley, R OBP: 0.383, SLG: 0.410 (1, 7)	4-3		6-3		HR 1B		F8			4	1	1	0	0	0	1									
Jim Presley, R OBP: 0.302, SLG: 0.493 (1, 5)	K		HR BB		HR		K			3	2	1	3	1	2	0									
Ken Phelps, L OBP: 0.425, SLG: 0.571 (1, 3)		4-3	HR		F7				4-3	4	1	1	3	0	0	0									
Alvin Davis, L OBP: 0.406, SLG: 0.481 (8, PR)			5-3		4-3				FC6-4 1B	4	1	2	1	0	0	0									
Ricky Nelson, L OBP: 0.167, SLG: 0.167 (8, PR)		HR								0	0	0	0	0	0	0									
Danny Tartabull, R OBP: 0.344, SLG: 0.495 (1, 9)		F9			FC6-4 1B		K		FC6-4	4	0	1	0	0	1	1									
Scott Bradley, L OBP: 0.340, SLG: 0.442 (1, 2)					FC6-4		F4		6-3	4	0	1	0	0	0	2									
Spike Owen, S OBP: 0.311, SLG: 0.351 (1, 6)		F6			F5		L9			3	0	0	0	0	0	2									
Harold Reynolds, S OBP: 0.288, SLG: 0.272 (1, 4)					B5-3		4-3			3	1	1	0	0	0	1									
Inning Stats	R: 0 E: 0 K: 1 S: 5	H: 0 LOB: 0 BB: 0 P: 5	R: 1 E: 0 K: 0 S: 5	H: 2 LOB: 1 BB: 0 P: 5	R: 3 E: 1 K: 1 S: 7	H: 2 LOB: 0 BB: 1 P: 11	R: 0 E: 0 K: 0 S: 4	H: 1 LOB: 1 BB: 0 P: 4	R: 3 E: 0 K: 1 S: 7	H: 2 LOB: 0 BB: 1 P: 11	R: 0 E: 0 K: 0 S: 3	H: 0 LOB: 0 BB: 0 P: 3	R: 0 E: 0 K: 1 S: 5	H: 0 LOB: 0 BB: 0 P: 5	R: 0 E: 0 K: 0 S: 4	H: 1 LOB: 1 BB: 0 P: 4	R: 0 E: 0 K: 1 S: 5	H: 0 LOB: 0 BB: 0 P: 9	1B: 5 2B: 0 3B: 0 HR: 3	SF: 0 SAC: 0 DP: 0 HBP: 0	WP: 0 PB: 0 SB: 0 CS: 0	PA: 34			
PITCHER	IP	WLS	BF	H	R	ER	SO	BB	IBB	HBP	BLK	WP	HR	S	P	ERA	WHIP								
Kirk McCaskill, R ERA: 3.43 (1, 1)	4.0	L	21	7	7	7	2	0	0	0	0	0	0	5	5	0.00	0.000								
Gary Lucas, L ERA: 0.97 (6, 1)	1.0		3	0	0	0	1	0	0	0	0	0	0	3	3	0.00	0.000								
Chuck Finley, L ERA: 2.95 (7, 1)	2.0		7	1	0	0	1	0	0	0	0	0	0	9	9	0.00	0.500								

California Angels @ Seattle Mariners
The Kingdome, Seattle, WA
Sat Aug 02 1986, 10:05 PM EDT
Att: 16,447 - Unknown

AB 32
R 7
H 8
RBI 7
BB 2
SO 4
LOB 8



Batter	1	2	3	4	5	6	7	8	9	AB	R	H	RBI	BB	SO	LOB	TOP					
Rick Burleson, R OBP: 0.381, SLG: 0.450 Wally Joyner, L OBP: 0.357, SLG: 0.513										4	1	2	1	0	0	2	California Angels @ Minnesota Twins Hubert H. Humphrey Metrodome, Minneapolis, MN Mon Aug 04 1986, 8:05 PM EDT Att: 14,986 - Unknown					
Dick Schofield, R OBP: 0.317, SLG: 0.397										4	1	1	1	0	0	2						
Brian Downing, R OBP: 0.392, SLG: 0.443										3	0	0	0	1	0	0						
Doug DeCinces, R OBP: 0.316, SLG: 0.427										3	1	1	2	0	0	0						
George Hendrick, R OBP: 0.325, SLG: 0.449										5	0	0	0	0	1	2						
Bobby Grich, R OBP: 0.352, SLG: 0.426										4	1	3	0	0	1	0						
Bob Boone, R OBP: 0.266, SLG: 0.280										4	0	1	0	0	0	2						
Ruppert Jones, L OBP: 0.344, SLG: 0.460										4	0	0	0	0	1	3						
Gary Pettis, S OBP: 0.327, SLG: 0.328										4	1	2	1	0	0	0						
Inning Stats	R: 1 E: 0 K: 0 S: 4	H: 1 LOB: 0 BB: 0 P: 4	R: 1 E: 0 K: 0 S: 6	H: 3 LOB: 2 BB: 0 P: 6	R: 0 E: 0 K: 0 S: 3	H: 0 LOB: 0 BB: 0 P: 3	R: 0 E: 0 K: 0 S: 4	H: 1 LOB: 1 BB: 0 P: 4	R: 1 E: 0 K: 0 S: 4	H: 2 LOB: 1 BB: 1 P: 8	R: 0 E: 0 K: 2 S: 7	H: 0 LOB: 0 BB: 0 P: 7	R: 0 E: 0 K: 1 S: 5	H: 0 LOB: 0 BB: 0 P: 5	R: 2 E: 0 K: 0 S: 6	H: 3 LOB: 1 BB: 0 P: 6		R: 0 E: 0 K: 0 S: 3	H: 0 LOB: 0 BB: 0 P: 3	1B: 5 2B: 2 3B: 0 HR: 3	SF: 1 SAC: 0 DP: 0 HBP: 0	WP: 1 PB: 0 SB: 0 CS: 0
PITCHER	IP WLS BF H R ER SO BB IBB HBP BLK WP HR S P ERA WHIP																					
Neal Heaton, L ERA: 3.85	(1, 1) 7.0 30 8 4 4 3 1 0 0 0 0 1 2 34 38 5.14 1.286																					
Frank Pastore, R ERA: 3.43	(8, 1) 2.0 W 8 2 1 1 0 0 0 0 0 0 0 1 8 8 4.50 1.000																					

Batter	1	2	3	4	5	6	7	8	9	AB	R	H	RBI	BB	SO	LOB	BOTTOM					
Kirby Puckett, R OBP: 0.380, SLG: 0.566										4	0	1	1	1	1	2	California Angels @ Minnesota Twins Hubert H. Humphrey Metrodome, Minneapolis, MN Mon Aug 04 1986, 8:05 PM EDT Att: 14,986 - Unknown					
Mickey Hatcher, R OBP: 0.280, SLG: 0.327 Kent Hrbek, L OBP: 0.345, SLG: 0.547										3	1	1	2	0	0	1						
Gary Gaetti, R OBP: 0.334, SLG: 0.501										5	0	2	1	0	2	2						
Tom Brunansky, R OBP: 0.322, SLG: 0.469										3	1	1	0	1	1	0						
Tim Laudner, R OBP: 0.372, SLG: 0.524 Randy Bush, L OBP: 0.345, SLG: 0.433 Jeff Reed, L OBP: 0.284, SLG: 0.304										2	1	1	1	1	1	1						
Roy Smalley, S OBP: 0.352, SLG: 0.495										4	0	0	0	0	1	4						
Steve Lombardozzi, R OBP: 0.340, SLG: 0.414 Mark Salas, L OBP: 0.287, SLG: 0.352 Alvaro Espinoza, R OBP: 0.294, SLG: 0.356										2	0	0	0	1	1	0						
Billy Beane, R OBP: 0.233, SLG: 0.215										4	2	2	0	0	1	4						
Greg Gagne, R OBP: 0.294, SLG: 0.356										2	1	0	0	1	0	2						
Inning Stats	R: 0 E: 0 K: 1 S: 5	H: 0 LOB: 0 BB: 0 P: 5	R: 1 E: 0 K: 1 S: 6	H: 1 LOB: 0 BB: 0 P: 6	R: 2 E: 0 K: 1 S: 7	H: 2 LOB: 0 BB: 0 P: 7	R: 0 E: 0 K: 2 S: 7	H: 1 LOB: 0 BB: 0 P: 7	R: 1 E: 1 K: 0 S: 6	H: 2 LOB: 2 BB: 0 P: 6	R: 0 E: 0 K: 1 S: 4	H: 0 LOB: 0 BB: 1 P: 8	R: 0 E: 0 K: 1 S: 5	H: 0 LOB: 2 BB: 2 P: 13	R: 1 E: 1 K: 0 S: 5	H: 2 LOB: 3 BB: 1 P: 9		R: 1 E: 0 K: 1 S: 4	H: 1 LOB: 2 BB: 2 P: 12	1B: 6 2B: 2 3B: 0 HR: 2	SF: 0 SAC: 1 DP: 3 HBP: 0	WP: 1 PB: 0 SB: 1 CS: 1
PITCHER	IP WLS BF H R ER SO BB IBB HBP BLK WP HR S P ERA WHIP																					
John Candelaria, L ERA: 4.04	(1, 1) 6.2 28 6 4 4 7 2 1 0 1 1 2 39 51 5.40 1.200																					
Donnie Moore, R ERA: 3.35	(7, 1) 1.2 L 11 3 2 1 1 2 1 0 0 0 1 0 10 22 5.40 3.000																					

Batter	1	2	3	4	5	6	7	8	9	AB	R	H	RBI	BB	SO	LOB	TOP			
Rick Burleson, R (1, 6) OBP: 0.384, SLG: 0.447										4	0	2	0	0	0	1				
Reggie Jackson, L (1, 10) OBP: 0.402, SLG: 0.415										4	1	1	1	0	2	2				
Doug DeCinces, R (1, 5) OBP: 0.320, SLG: 0.434										4	1	1	1	0	2	2				
Brian Downing, R (1, 7) OBP: 0.394, SLG: 0.448										4	0	0	0	0	0	1				
Ruppert Jones, L (1, 9) OBP: 0.338, SLG: 0.448										3	0	0	0	0	1	0				
George Hendrick, R (1, 3) OBP: 0.324, SLG: 0.445										3	0	0	0	0	1	0				
Rob Wilfong, L (1, 4) OBP: 0.293, SLG: 0.347										3	0	0	0	0	0	0				
Gary Pettis, S (1, 8) OBP: 0.332, SLG: 0.332										3	0	0	0	0	1	0				
Jerry Narron, L (1, 2) OBP: 0.308, SLG: 0.333										3	0	1	0	0	0	0				
Inning Stats	R: 0 E: 0 K: 1 S: 5	H: 1 LOB: 0 BB: 0 P: 5	R: 0 E: 0 K: 1 S: 5	H: 0 LOB: 0 BB: 0 P: 5	R: 0 E: 0 K: 1 S: 6	H: 1 LOB: 1 BB: 0 P: 6	R: 2 E: 0 K: 0 S: 5	H: 2 LOB: 0 BB: 0 P: 5	R: 0 E: 0 K: 0 S: 3	H: 0 LOB: 0 BB: 0 P: 3	R: 0 E: 0 K: 1 S: 5	H: 0 LOB: 0 BB: 0 P: 5	R: 0 E: 0 K: 0 S: 3	H: 0 LOB: 0 BB: 0 P: 3	R: 0 E: 0 K: 2 S: 8	H: 1 LOB: 1 BB: 0 P: 8	1B: 3 2B: 0 3B: 0 HR: 2	SF: 0 SAC: 0 DP: 1 HBP: 0	WP: 0 PB: 0 SB: 0 CS: 0	PA: 31
PITCHER Bert Blyleven, R (1, 1) ERA: 4.39	IP: 9.0 WLS: W BF: 31 H: 5 R: 2 ER: 2 SO: 7 BB: 0 IBB: 0 HBP: 0 BLK: 0 WP: 0 HR: 2 S: 45 P: 45 ERA: 2.00 WHIP: 0.556																			

California Angels @ Minnesota Twins
 Hubert H. Humphrey Metrodome, Minneapolis, MN
 Wed Aug 06 1986, 4:33 AM EDT
 Att: 21,129 - Unknown

AB 31
 R 2
 H 5
 RBI 2
 BB 0
 SO 7
 LOB 6



Batter	1	2	3	4	5	6	7	8	9	AB	R	H	RBI	BB	SO	LOB	BOTTOM			
Kirby Puckett, R (1, 8) OBP: 0.376, SLG: 0.558										4	1	1	0	0	1	0				
Roy Smalley, S (1, 10) OBP: 0.347, SLG: 0.486										4	1	1	0	0	0	0				
Kent Hrbek, L (1, 3) OBP: 0.378, SLG: 0.539										3	1	1	0	1	1	0				
Gary Gaetti, R (1, 5) OBP: 0.333, SLG: 0.507										4	2	2	3	0	0	1				
Randy Bush, L (1, 9) OBP: 0.346, SLG: 0.437										4	0	2	2	0	0	0				
Mickey Hatcher, R (1, 7) OBP: 0.287, SLG: 0.330										3	0	2	0	1	0	1				
Steve Lombardozzi, R (1, 4) OBP: 0.337, SLG: 0.499										4	0	0	0	0	1	4				
Tim Laudner, R (1, 2) OBP: 0.364, SLG: 0.512										3	0	0	0	0	3	2				
Greg Gagne, R (1, 6) OBP: 0.290, SLG: 0.351										3	0	0	0	0	0	0				
Inning Stats	R: 0 E: 0 K: 1 S: 5	H: 0 LOB: 0 BB: 0 P: 5	R: 0 E: 1 K: 1 S: 7	H: 1 LOB: 2 BB: 0 P: 7	R: 0 E: 0 K: 1 S: 5	H: 0 LOB: 0 BB: 0 P: 5	R: 1 E: 0 K: 1 S: 7	H: 2 LOB: 1 BB: 0 P: 7	R: 4 E: 0 K: 1 S: 9	H: 4 LOB: 2 BB: 2 P: 17	R: 0 E: 0 K: 1 S: 5	H: 0 LOB: 0 BB: 0 P: 5	R: 0 E: 0 K: 0 S: 3	H: 1 LOB: 0 BB: 0 P: 3	R: 0 E: 0 K: 0 S: 3	H: 1 LOB: 0 BB: 0 P: 3	1B: 6 2B: 2 3B: 0 HR: 1	SF: 0 SAC: 0 DP: 1 HBP: 0	WP: 0 PB: 0 SB: 2 CS: 1	PA: 34
PITCHER Don Sutton, R (1, 1) ERA: 4.48 Doug Corbett, R (6, 1) ERA: 3.41	IP: 5.0 WLS: L BF: 25 H: 7 R: 5 ER: 5 SO: 5 BB: 1 IBB: 1 HBP: 0 BLK: 0 WP: 0 HR: 1 S: 33 P: 41 ERA: 9.00 WHIP: 1.600																			

California Angels @ Minnesota Twins
 Hubert H. Humphrey Metrodome, Minneapolis, MN
 Wed Aug 06 1986, 4:33 AM EDT
 Att: 21,129 - Unknown

AB 32
 R 5
 H 9
 RBI 5
 BB 2
 SO 6
 LOB 8



Batter	1	2	3	4	5	6	7	8	9	10	11	AB	R	H	RBI	BB	SO	LOB	TOP										
John Moses, S OBP: 0.333, SLG: 0.336 (1, 8)	3-1			4-3 SF8 1B				B1-3		F7		5	1	2	0	0	0	0											
Phil Bradley, R OBP: 0.354, SLG: 0.429 (1, 7)				4-3			F9	K			1B	5	0	2	0	0	1	2											
Jim Presley, R OBP: 0.303, SLG: 0.486 (1, 5)	K			SF8			F8			F4		3	0	0	1	1	1	3											
Ken Phelps, L OBP: 0.421, SLG: 0.553 (1, 3)		F7		G3				1-3		K		5	1	1	0	0	1	2											
Alvin Davis, L OBP: 0.400, SLG: 0.467 (1, 10)	5-3				4-3		F7				1-3	5	0	0	0	0	1	1											
Dave Henderson, R OBP: 0.359, SLG: 0.484 (1, 9)	L9						F8				1B	4	1	2	1	1	0	1											
Scott Bradley, L OBP: 0.351, SLG: 0.462 Bob Kearney, R OBP: 0.277, SLG: 0.367 (7, PR) (7, 2)			4-3		FC3-6 1B		F8				BB	4	1	2	1	1	0	1											
Spike Owen, S OBP: 0.312, SLG: 0.343 (1, 6)			4-3				FC5 1B			F9		3	0	1	1	0	0	1											
Harold Reynolds, S OBP: 0.261, SLG: 0.260 (1, 4)				L4				K		G3		4	0	0	0	0	1	3											
Inning Stats	R: 0 E: 0 K: 1 S: 5	H: 1 LOB: 1 BB: 0 P: 5	R: 0 E: 0 K: 0 S: 3	H: 0 LOB: 0 BB: 0 P: 3	R: 0 E: 0 K: 0 S: 3	H: 0 LOB: 0 BB: 0 P: 3	R: 1 E: 0 K: 0 S: 4	H: 1 LOB: 0 BB: 0 P: 4	R: 0 E: 0 K: 0 S: 4	H: 1 LOB: 1 BB: 1 P: 6	R: 1 E: 0 K: 1 S: 5	H: 2 LOB: 2 BB: 1 P: 9	R: 0 E: 0 K: 1 S: 5	H: 0 LOB: 1 BB: 1 P: 9	R: 1 E: 0 K: 1 S: 7	H: 2 LOB: 1 BB: 0 P: 7	R: 0 E: 0 K: 1 S: 6	H: 1 LOB: 1 BB: 0 P: 6	R: 0 E: 0 K: 0 S: 3	H: 1 LOB: 1 BB: 1 P: 7	1B: 8 2B: 2 3B: 0 HR: 1	SF: 1 SAC: 0 DP: 2 HBP: 0	WP: 0 PB: 0 SB: 3 CS: 1	PA: 44					
PITCHER	IP WLS BF H R ER SO BB IBB HBP BLK WP HR S P ERA WHIP																												
Kirk McCaskill, R ERA: 3.41 Donnie Moore, R ERA: 3.18 (1, 1) (10, 1)	2.0	W	8	2	0	0	1	1	0	0	0	0	0	0	9	13	0.00	1.500											

Seattle Mariners @ California Angels
Anaheim Stadium, Anaheim, CA
Thu Aug 07 1986, 10:05 PM EDT
Att: 27,970 - Unknown

AB 40
R 3
H 10
RBI 3
BB 3
SO 5
LOB 16



Batter	1	2	3	4	5	6	7	8	9	10	11	AB	R	H	RBI	BB	SO	LOB	BOTTOM										
Gary Pettis, S OBP: 0.331, SLG: 0.329 (1, 8)	2B BB	FC1			F8		1-3		SH5-4			3	1	0	0	1	0	1											
Reggie Jackson, L OBP: 0.400, SLG: 0.416 George Hendrick, R OBP: 0.327, SLG: 0.448 (1, 10) (9, PH)	BB SF8	L8			K		K		FC6-4 1B			4	1	1	0	0	2	1											
Doug DeCinces, R OBP: 0.321, SLG: 0.432 (1, 5)	SF8 BB		5-3		BB 1B		F7		FC6-4 BB			4	0	1	0	1	0	1											
Wally Joyner, L OBP: 0.360, SLG: 0.517 (1, 3)	S BB		F6		BB 1B			G5-4-3 BB		BB		2	0	1	1	3	0	0											
Brian Downing, R OBP: 0.392, SLG: 0.444 Jerry Narron, L OBP: 0.308, SLG: 0.333 (1, 7) (10, 2)	SF8		K		BB		G5-4-3 BB		1-3			3	0	0	1	1	1	3											
Ruppert Jones, L OBP: 0.339, SLG: 0.446 (1, 9)	K			SH1-4 BB	F9			2B 1B		K		4	0	1	0	1	2	5											
Bobby Grich, R OBP: 0.350, SLG: 0.419 (1, 4)	K			SH1-4			6-3			F8		4	0	1	0	0	1	2											
Dick Schofield, R OBP: 0.318, SLG: 0.397 (1, 6)		6-3			G6-4-3 BB		5-3		4-3		6-3	4	0	0	0	1	0	2											
Bob Boone, R OBP: 0.291, SLG: 0.291 Jack Howell, L OBP: 0.301, SLG: 0.452 (1, 2) (9, PH) (10, 7)	FC1 2B			G6-4-3			5-3		SH5-4 1B 2B		HR	3	0	1	0	0	0	2											
Inning Stats	R: 2 E: 0 K: 2 S: 8	H: 1 LOB: 2 BB: 3 P: 20	R: 0 E: 0 K: 0 S: 4	H: 1 LOB: 1 BB: 0 P: 4	R: 0 E: 0 K: 1 S: 5	H: 0 LOB: 0 BB: 0 P: 5	R: 0 E: 0 K: 0 S: 2	H: 0 LOB: 1 BB: 2 P: 10	R: 0 E: 0 K: 1 S: 7	H: 2 LOB: 3 BB: 1 P: 11	R: 0 E: 0 K: 0 S: 3	H: 0 LOB: 0 BB: 0 P: 3	R: 0 E: 0 K: 1 S: 5	H: 0 LOB: 2 BB: 1 P: 8	R: 1 E: 0 K: 0 S: 5	H: 2 LOB: 2 BB: 1 P: 9	R: 0 E: 0 K: 1 S: 5	H: 0 LOB: 0 BB: 0 P: 5	R: 1 E: 0 K: 0 S: 1	H: 1 LOB: 0 BB: 0 P: 1	1B: 4 2B: 4 3B: 0 HR: 1	SF: 1 SAC: 2 DP: 2 HBP: 0	WP: 0 PB: 0 SB: 1 CS: 0	PA: 45					
PITCHER	IP WLS BF H R ER SO BB IBB HBP BLK WP HR S P ERA WHIP																												
Mike Moore, R ERA: 4.7 Matt Young, L ERA: 3.76 Pete Ladd, R ERA: 3.43 (1, 1) (9, 1) (9, 1)	8.0	0.2	4	1	0	0	0	0	0	0	0	0	0	0	1	7	6.75	0.750											

Seattle Mariners @ California Angels
Anaheim Stadium, Anaheim, CA
Thu Aug 07 1986, 10:05 PM EDT
Att: 27,970 - Unknown

AB 34
R 4
H 9
RBI 4
BB 8
SO 6
LOB 17




Batter	1	2	3	4	5	6	7	8	9	AB	R	H	RBI	BB	SO	LOB	TOP				
John Moses, S (1, 8) OBP: 0.329, SLG: 0.331	6-3		4-3			K		K		4	0	0	0	0	2	1	Seattle Mariners @ California Angels Anaheim Stadium, Anaheim, CA Fri Aug 08, 1986, 10:05 PM EDT Att: 29,950 - Unknown				
Phil Bradley, R (1, 7) OBP: 0.395, SLG: 0.426	1B		3-1			L4		1B		2	2	0	0	2	0						
Alvin Davis, L (1, 10) OBP: 0.401, SLG: 0.467	K					1B		FC5-4		4	1	2	1	0	1						
Ken Phelps, L (1, 3) OBP: 0.430, SLG: 0.560	1B					1B		1B		3	0	3	2	1	0						
Jim Prestley, R (1, 5) OBP: 0.301, SLG: 0.482	L4					G6-4-3		FC5-4		4	0	0	0	0	1						
Scott Bradley, L (1, 2) OBP: 0.347, SLG: 0.455						4-3		4-3		4	0	1	0	0	0						
Dave Henderson, R (1, 9) OBP: 0.346, SLG: 0.479						4-3		FC5-4		4	0	0	0	0	2						
Spike Owen, S (1, 6) OBP: 0.309, SLG: 0.340						6-3		4-3		4	0	0	0	0	0						
Domingo Ramos, R (1, 4) OBP: 0.270, SLG: 0.232						6-3		1B		4	1	1	0	0	0						
Inning Stats	R: 1 E: 0 K: 1 S: 6	H: 1 LOB: 1 BB: 1 P: 10	R: 0 E: 0 K: 1 S: 5	H: 0 LOB: 0 BB: 0 P: 5	R: 0 E: 0 K: 0 S: 3	H: 0 LOB: 0 BB: 0 P: 3	R: 1 E: 0 K: 0 S: 4	H: 2 LOB: 0 BB: 0 P: 4	R: 0 E: 0 K: 0 S: 3	H: 0 LOB: 0 BB: 0 P: 3	R: 0 E: 0 K: 1 S: 5	H: 1 LOB: 2 BB: 1 P: 10	R: 2 E: 0 K: 1 S: 8	H: 3 LOB: 2 BB: 1 P: 12	R: 0 E: 0 K: 1 S: 5	H: 0 LOB: 0 BB: 0 P: 5	1B: 7 2B: 0 3B: 0 HR: 0	SF: 0 SAC: 0 DP: 1 HBP: 0	WP: 0 PB: 0 SB: 1 CS: 0	PA: 36	
PITCHER	IP	WLS	BF	H	R	ER	SO	BB	IBB	HBP	BLK	WP	HR	S	P	ERA	WHIP				
Vern Ruhle, R (1, 1) ERA: 2.49	7.0	W	27	5	3	3	4	2	0	0	0	0	0	33	41	3.86	1.000				
Gary Lucas, L (8, 1) ERA: 3.27	0.1		4	2	1	1	1	1	0	0	0	0	0	5	9	27.00	9.000				
Doug Corbett, R (8, 1) ERA: 3.32	1.2	S	5	0	0	0	1	0	0	0	0	0	0	7	7	0.00	0.000				

Batter	1	2	3	4	5	6	7	8	9	AB	R	H	RBI	BB	SO	LOB	BOTTOM				
Gary Pettis, S (1, 8) OBP: 0.329, SLG: 0.326	E4		SH2-4			K				3	1	0	0	0	1	0	Seattle Mariners @ California Angels Anaheim Stadium, Anaheim, CA Fri Aug 08, 1986, 10:05 PM EDT Att: 29,950 - Unknown				
Reggie Jackson, L (1, 10) OBP: 0.398, SLG: 0.414	L8		4-3			FC5-4		F7		4	0	1	0	0	0						
Brian Downing, R (1, 7) OBP: 0.391, SLG: 0.442	4-3		BB			FC5-4		K		4	0	1	2	0	1						
Wally Joyner, L (1, 3) OBP: 0.362, SLG: 0.514	5-3		1B			F9		BB		2	0	0	0	2	0						
Jack Howell, L (1, 5) OBP: 0.308, SLG: 0.449			6-3			1B		BB		3	1	1	0	1	0						
Ruppert Jones, L (1, 9) OBP: 0.344, SLG: 0.448						1B		F9		3	1	2	0	1	0						
Rob Wilfong, L (1, 4) OBP: 0.300, SLG: 0.359			CS			FC5-4		1B		4	1	3	1	0	0						
Dick Schofield, R (1, 6) OBP: 0.317, SLG: 0.405			1B			FC5-4		1B		4	1	1	3	0	0						
Bob Boone, R (1, 2) OBP: 0.276, SLG: 0.291			4-3			G5-4-3		B2-6		4	1	1	0	0	0						
Inning Stats	R: 1 E: 1 K: 0 S: 4	H: 0 LOB: 0 BB: 0 P: 4	R: 0 E: 0 K: 0 S: 4	H: 2 LOB: 1 BB: 0 P: 4	R: 1 E: 0 K: 0 S: 5	H: 2 LOB: 2 BB: 1 P: 9	R: 0 E: 0 K: 0 S: 2	H: 0 LOB: 0 BB: 1 P: 6	R: 0 E: 0 K: 0 S: 4	H: 1 LOB: 1 BB: 0 P: 4	R: 4 E: 0 K: 1 S: 9	H: 4 LOB: 0 BB: 0 P: 9	R: 0 E: 0 K: 1 S: 5	H: 0 LOB: 2 BB: 2 P: 13	R: 0 E: 0 K: 0 S: 3	H: 1 LOB: 0 BB: 0 P: 3	1B: 8 2B: 1 3B: 0 HR: 1	SF: 0 SAC: 1 DP: 2 HBP: 0	WP: 0 PB: 0 SB: 2 CS: 1	PA: 36	
PITCHER	IP	WLS	BF	H	R	ER	SO	BB	IBB	HBP	BLK	WP	HR	S	P	ERA	WHIP				
Bill Swift, R (1, 1) ERA: 5.89	5.1	L	26	9	6	5	0	2	0	0	0	0	1	24	32	8.44	2.062				
Karl Best, R (6, 1) ERA: 4.55	1.2		7	0	0	0	2	2	0	0	0	0	0	9	17	0.00	1.200				
Lee Guetterman, L (8, 1) ERA: 6.54	1.0		3	1	0	0	0	0	0	0	0	0	0	3	3	0.00	1.000				

Batter	1	2	3	4	5	6	7	8	9	AB	R	H	RBI	BB	SO	LOB	TOP			
Mickey Brantley, R OBP: 0.250, SLG: 0.750 (1, 8)										4	0	1	0	0	1	2				
Phil Bradley, R OBP: 0.391, SLG: 0.421 (1, 7)										4	0	0	0	0	4	1				
Jim Presley, R OBP: 0.298, SLG: 0.477 (1, 5)										4	0	0	0	0	2	1				
Dave Henderson, R OBP: 0.348, SLG: 0.477 (1, 9)										3	0	1	0	1	0	0				
Ken Phelps, L OBP: 0.424, SLG: 0.550 (1, 3)										4	0	0	0	0	1	3				
Alvin Davis, L OBP: 0.401, SLG: 0.466 (1, 10)										3	0	1	0	0	0	0				
Spike Owen, S OBP: 0.307, SLG: 0.338 (1, 6)										2	0	0	0	0	1	0	AB 29			
Steve Yeager, R OBP: 0.281, SLG: 0.278 (1, 2)										3	0	0	0	0	0	1	R 0			
Domingo Ramos, R OBP: 0.273, SLG: 0.225 (1, 4)										2	0	0	0	1	1	0	H 3			
Inning Stats	R: 0 E: 0 K: 2 S: 8	H: 1 LOB: 2 BB: 1 P: 12	R: 0 E: 0 K: 0 S: 4	H: 1 LOB: 2 BB: 1 P: 8	R: 0 E: 0 K: 1 S: 5	H: 0 LOB: 0 BB: 0 P: 5	R: 0 E: 0 K: 1 S: 5	H: 0 LOB: 0 BB: 0 P: 5	R: 0 E: 0 K: 2 S: 8	H: 1 LOB: 1 BB: 0 P: 8	R: 0 E: 0 K: 1 S: 5	H: 0 LOB: 0 BB: 0 P: 5	R: 0 E: 0 K: 2 S: 7	H: 0 LOB: 0 BB: 0 P: 7	R: 0 E: 0 K: 0 S: 3	H: 0 LOB: 0 BB: 0 P: 3	1B: 2 2B: 0 3B: 1 HR: 0	SF: 0 SAC: 1 DP: 0 HBP: 0	WP: 0 PB: 0 SB: 0 CS: 0	PA: 32
PITCHER John Candelaria, L ERA: 3.22 (1, 1)	IP: 9.0 WLS: W BF: 32 H: 3 R: 0 ER: 0 SO: 10 BB: 2 IBB: 0 HBP: 0 BLK: 0 WP: 0 HR: 0 S: 50 P: 58 ERA: 0.00 WHIP: 0.556															PITCHER				

Seattle Mariners @ California Angels
Anaheim Stadium, Anaheim, CA
Sat Aug 09 1986, 10:05 PM EDT
Att: 37,373 - Unknown


AB 29
R 0
H 3
RBI 0
BB 2
SO 10
LOB 8



Batter	1	2	3	4	5	6	7	8	9	AB	R	H	RBI	BB	SO	LOB	BOTTOM			
Bobby Grich, R OBP: 0.352, SLG: 0.417 (1, 4)										3	2	1	0	0	0	0				
Gary Pettis, S OBP: 0.326, SLG: 0.324 (1, 8)										3	0	0	0	0	1	1				
Reggie Jackson, L OBP: 0.397, SLG: 0.410 (1, 10)										3	1	0	0	1	1	1				
Wally Joyner, L OBP: 0.363, SLG: 0.516 (1, 3)										4	0	2	2	0	1	0				
Doug DeCinces, R OBP: 0.326, SLG: 0.453 (1, 5)										4	2	3	3	0	0	1				
Ruppert Jones, L OBP: 0.343, SLG: 0.445 (1, 7)										4	0	1	0	0	1	2				
George Hendrick, R OBP: 0.326, SLG: 0.441 (1, 9)										3	0	0	0	1	2	1	AB 30			
Dick Schofield, R OBP: 0.314, SLG: 0.401 (1, 6)										3	0	0	0	0	2		R 5			
Bob Boone, R OBP: 0.274, SLG: 0.288 (1, 2)										3	0	0	0	0	1	1	H 7			
Inning Stats	R: 1 E: 0 K: 0 S: 5	H: 2 LOB: 1 BB: 0 P: 5	R: 0 E: 0 K: 2 S: 7	H: 0 LOB: 1 BB: 1 P: 11	R: 0 E: 0 K: 1 S: 5	H: 0 LOB: 0 BB: 0 P: 5	R: 1 E: 0 K: 0 S: 5	H: 2 LOB: 1 BB: 0 P: 5	R: 2 E: 0 K: 1 S: 7	H: 2 LOB: 2 BB: 1 P: 12	R: 0 E: 0 K: 1 S: 5	H: 0 LOB: 0 BB: 0 P: 5	R: 0 E: 0 K: 2 S: 8	H: 1 LOB: 0 BB: 0 P: 8	R: 1 E: 0 K: 2 S: 8	H: 1 LOB: 0 BB: 0 P: 8	1B: 4 2B: 1 3B: 0 HR: 2	SF: 0 SAC: 1 DP: 0 HBP: 1	WP: 0 PB: 0 SB: 0 CS: 0	PA: 34
PITCHER Mike Morgan, R ERA: 4.88 Mark Huisman, R ERA: 4.42 (1, 1) (5, 1)	IP: 4.2 WLS: L BF: 23 H: 6 R: 4 ER: 4 SO: 4 BB: 2 IBB: 0 HBP: 1 BLK: 0 WP: 0 HR: 1 S: 28 P: 37 ERA: 7.71 WHIP: 1.714															PITCHER				

Seattle Mariners @ California Angels
Anaheim Stadium, Anaheim, CA
Sat Aug 09 1986, 10:05 PM EDT
Att: 37,373 - Unknown

AB 30
R 5
H 7
RBI 5
BB 2
SO 7
LOB 9



Batter	1	2	3	4	5	6	7	8	9	AB	R	H	RBI	BB	SO	LOB	TOP										
Kirby Puckett, R OBP: 0.378, SLG: 0.558 (1, 8)										4	0	1	0	0	1	0	Minnesota Twins @ California Angels Anaheim Stadium, Anaheim, CA Mon Aug 11 1986, 10:05 PM EDT Att: 25,802 - Unknown										
Roy Smalley, S OBP: 0.335, SLG: 0.475 (1, 10)										4	0	1	0	0	0	1											
Gary Gaetti, R OBP: 0.341, SLG: 0.512 (1, 5)										3	1	1	1	1	0	2											
Kent Hrbek, L OBP: 0.376, SLG: 0.525 (1, 3)										4	0	0	0	0	2	4											
Tom Brunansky, R OBP: 0.330, SLG: 0.462 (1, 9)										4	1	2	0	0	0	0											
Tim Laudner, R OBP: 0.358, SLG: 0.493 (1, 2)										4	0	1	0	0	0	4											
Billy Beane, R OBP: 0.222, SLG: 0.207 (1, 7)										4	0	2	1	0	0	1											
Steve Lombardozzi, R OBP: 0.336, SLG: 0.399 (1, 4)										4	0	0	0	0	2	2											
Alvaro Espinoza, R OBP: 0.100, SLG: 0.100 (1, 6)										3	0	0	0	0	0	0											
Inning Stats	R: 0 E: 0 K: 0 S: 5	H: 2 LOB: 3 BB: 1 P: 9	R: 0 E: 0 K: 1 S: 5	H: 0 LOB: 0 BB: 0 P: 5	R: 0 E: 1 K: 1 S: 6	H: 1 LOB: 1 BB: 0 P: 6	R: 0 E: 0 K: 1 S: 6	H: 1 LOB: 1 BB: 0 P: 6	R: 0 E: 0 K: 0 S: 3	H: 0 LOB: 0 BB: 0 P: 3	R: 1 E: 0 K: 0 S: 5	H: 2 LOB: 1 BB: 0 P: 5	R: 0 E: 0 K: 1 S: 5	H: 0 LOB: 0 BB: 0 P: 5	R: 1 E: 0 K: 0 S: 4	H: 2 LOB: 2 BB: 0 P: 4	1B: 7 2B: 1 3B: 0 HR: 1	SF: 0 SAC: 0 DP: 3 HBP: 0	WP: 0 PB: 0 CS: 1	PA: 35							
PITCHER	IP	WLS	BF	H	R	ER	SO	BB	IBB	HBP	BLK	WP	HR	S	P	ERA	WHIP										
Don Sutton, R ERA: 4.32 (1, 1)	7.0	L	28	6	1	1	4	1	0	0	0	0	1	35	39	1.29	1.000										
Gary Lucas, L ERA: 3.0 (8, 1)	1.0		3	0	0	0	1	0	0	0	0	0	0	5	5	0.00	0.000										
Doug Corbett, R ERA: 3.41 (9, 1)	1.0		4	2	1	1	0	0	0	0	0	0	0	4	4	9.00	2.000										

AB	34
R	2
H	8
RBI	2
BB	1
SO	5
LOB	14



Batter	1	2	3	4	5	6	7	8	9	AB	R	H	RBI	BB	SO	LOB	BOTTOM										
Rick Burleson, R OBP: 0.376, SLG: 0.433 (1, 6)										3	0	0	0	1	0	1	Minnesota Twins @ California Angels Anaheim Stadium, Anaheim, CA Mon Aug 11 1986, 10:05 PM EDT Att: 25,802 - Unknown										
Reggie Jackson, L OBP: 0.391, SLG: 0.403 (1, 10)										4	0	0	0	0	2	1											
Doug DeCinces, R OBP: 0.327, SLG: 0.451 (1, 5)										4	0	0	0	0	1	0											
Wally Joyner, L OBP: 0.360, SLG: 0.509 (1, 3)										4	0	1	0	0	1	0											
Brian Downing, R OBP: 0.389, SLG: 0.442 (1, 7)										3	0	1	0	0	0	1											
Ruppert Jones, L OBP: 0.343, SLG: 0.442 (1, 9)										2	0	0	0	1	0	1											
Rob Wilfong, L OBP: 0.301, SLG: 0.359 (1, 4)										3	0	1	0	0	0	1											
Jerry Narron, L OBP: 0.299, SLG: 0.322 (1, 2)										2	0	0	0	0	1	0											
Gary Pettis, S OBP: 0.324, SLG: 0.321 (1, 8)										2	0	0	0	0	1	0											
Jack Howell, L OBP: 0.305, SLG: 0.444 (8, PH)										1	0	0	0	0	0	1											
George Hendrick, R OBP: 0.333, SLG: 0.442 (9, 9)										0	0	0	0	0	0	0											
Inning Stats	R: 0 E: 0 K: 1 S: 5	H: 0 LOB: 0 BB: 0 P: 5	R: 0 E: 0 K: 0 S: 4	H: 1 LOB: 1 BB: 0 P: 4	R: 0 E: 0 K: 2 S: 7	H: 0 LOB: 1 BB: 1 P: 11	R: 0 E: 0 K: 1 S: 5	H: 1 LOB: 1 BB: 1 P: 9	R: 0 E: 0 K: 1 S: 5	H: 0 LOB: 0 BB: 0 P: 5	R: 0 E: 0 K: 0 S: 3	H: 0 LOB: 0 BB: 0 P: 3	R: 0 E: 0 K: 1 S: 5	H: 0 LOB: 0 BB: 0 P: 5	R: 0 E: 0 K: 0 S: 4	H: 1 LOB: 1 BB: 0 P: 4	R: 0 E: 0 K: 0 S: 3	H: 0 LOB: 0 BB: 0 P: 3	1B: 3 2B: 0 3B: 0 HR: 0	SF: 0 SAC: 1 DP: 0 HBP: 0	WP: 0 PB: 0 CS: 0	PA: 32					
PITCHER	IP	WLS	BF	H	R	ER	SO	BB	IBB	HBP	BLK	WP	HR	S	P	ERA	WHIP										
Bert Blyleven, R ERA: 4.18 (1, 1)	9.0	W	31	3	0	0	6	2	0	0	0	0	0	41	49	0.00	0.556										

AB	28
R	0
H	3
RBI	0
BB	2
SO	6
LOB	6



Batter	1	2	3	4	5	6	7	8	9	10	11	12	AB	R	H	RBI	BB	SO	LOB	TOP				
Kirby Puckett, R OBP: 0.379, SLG: 0.559 (1, 8)	0-0 6-3 2B	0-0 2-3			0-0 1B 1B		0-0 3B 1B		0-3 K		0-0 F8		6	1	3	0	0	1	2					
Roy Smalley, S OBP: 0.338, SLG: 0.479 (10, 6)	0-0 6-3	0-0 G1-4-3			0-0 1B 1B		0-0 1B 3B		0-0 E3		0-0 F7		6	0	2	2	0	0	3					
Gary Gaetti, R OBP: 0.339, SLG: 0.507 (1, 5)	0-3 K		0-0 F9		0-0 1B G5-4-3		0-0 F4		0-0 F8		0-0 F8		6	0	1	0	0	1	4					
Kent Hrbek, L OBP: 0.376, SLG: 0.521 (1, 3)	4-0 BB BB		0-0		0-3 K		0-0 G3		0-0 E3		0-0 4-3		5	0	1	0	1	1	5					
Tom Brunansky, R OBP: 0.328, SLG: 0.457 (1, 9)	4-0 1B BB		0-0 L9		0-0 G5-4-3		0-0 L6		0-3 K		0-0 6-3		5	0	0	0	1	1	7					
Tim Laudner, R OBP: 0.354, SLG: 0.496 Mark Salas, L OBP: 0.283, SLG: 0.349 (6, PH)	0-3 K		0-0 5-3			0-0 G3		0-0 F9		0-0 SH1-4 1B		2	0	0	0	0	1	4						
Ron Davis, R Roy Lee Jackson, R (12, 1)												0	0	0	0	0	0	0	0					
Billy Beane, R Steve Lombardozzi, R OBP: 0.335, SLG: 0.398 (7, 4)		0-0 E3 WP 1B			0-0 F9		0-3 K		0-0 F3		0-0 SH1-4		3	1	0	0	0	1	0					
Greg Gagne, R OBP: 0.290, SLG: 0.352 Mickey Hatcher, R OBP: 0.301, SLG: 0.339 Keith Atherton, R (10, 1)		0-0			0-3 K		0-3 K2-3		0-0 F3		0-0 6-3		4	0	1	1	0	2	0					
Jeff Reed, L OBP: 0.281, SLG: 0.302 (12, 2)		1-4 1B										0	0	0	0	0	0	0	0					
Alvaro Espinoza, R OBP: 0.353, SLG: 0.483 Randy Bush, L OBP: 0.345, SLG: 0.430 (7, PH)		0-3 K			0-0 F8		0-0 1B 3B 1B		0-0 E 1B		0-0 6-3		2	0	0	0	0	1	1					
												3	2	2	0	0	0	1						
Inning Stats	R: 0 E: 0 K: 2 S: 8	H: 1 LOB: 3 BB: 2 P: 16	R: 1 E: 1 K: 1 S: 7	H: 1 LOB: 1 BB: 0 P: 7	R: 0 E: 0 K: 0 S: 4	H: 1 LOB: 1 BB: 0 P: 4	R: 0 E: 0 K: 1 S: 5	H: 0 LOB: 0 BB: 0 P: 6	R: 0 E: 0 K: 1 S: 7	H: 3 LOB: 2 BB: 0 P: 7	R: 0 E: 0 K: 0 S: 3	H: 0 LOB: 0 BB: 0 P: 3	R: 1 E: 2 K: 2 S: 10	H: 1 LOB: 2 BB: 0 P: 10	R: 0 E: 0 K: 0 S: 4	H: 1 LOB: 1 BB: 0 P: 4	R: 0 E: 0 K: 0 S: 3	H: 0 LOB: 0 BB: 0 P: 3	R: 0 E: 0 K: 1 S: 5	H: 0 LOB: 0 BB: 0 P: 6	1B: 9 2B: 1 3B: 1 HR: 0	SF: 0 SAC: 1 DP: 1 HBP: 0	WP: 1 PB: 0 SB: 0 CS: 0	PA: 51
PITCHER	IP WLS BF H R ER SO BB IBB HBP BLK WP HR S P ERA WHIP	7.0 3.0 13 2 1 0 2 0 0 0 0 0 0 17 17 0.00 0.667	2.0 W 6 0 0 0 1 0 0 0 0 0 0 8 8 0.00 0.000																					

Minnesota Twins @ California Angels
Anaheim Stadium, Anaheim, CA
Tue Aug 12 1986, 10:05 PM EDT
Alt. 29,094 - Unknown

AB 48
R 4
H 11
RBI 3
BB 2
SO 10
LOB 28



Batter	1	2	3	4	5	6	7	8	9	10	11	12	AB	R	H	RBI	BB	SO	LOB	BOTTOM				
Ruppert Jones, L OBP: 0.346, SLG: 0.453 (1, 9)	0-0 HR		0-0 E WP 1B	0-0 G3			0-0 3-1 1B		0-0 F3		0-0 G3-6-1		6	2	3	1	0	0	4					
Wally Joyner, L OBP: 0.362, SLG: 0.508 (1, 3)	4-0 G3-6-3 1B BB		0-0 E4 1B WP 1B		0-0 F8		0-0 3-1		0-0		0-0 1B		5	2	2	1	1	0	2					
Brian Downing, R OBP: 0.389, SLG: 0.440 (1, 7)	0-0 G3-6-3 1B		0-3 3H 1B		0-0 6-3		0-0 F4		0-0 F8		0-0 1B BB		6	0	2	0	0	1	4					
Reggie Jackson, L OBP: 0.393, SLG: 0.491 (1, 10)	0-0 G3-6-3		0-0 1B		0-0		0-3 K		0-0 3-1		0-0 1B 1B		4	0	1	0	2	1	3					
Doug DeCinces, R OBP: 0.329, SLG: 0.452 (1, 5)	0-0 5-3		0-0 1B		0-0 L9		0-0		0-0 G3-6 1B		0-0 F7		6	0	3	2	0	0	2					
Rob Wilfong, L OBP: 0.298, SLG: 0.353 (1, 4)		0-0 G3	0-0 G4-6-3		0-0	4-0 SH1-3 BB		0-0 G3-6		0-0 6-3		4	0	0	0	1	0	3						
Bob Boone, R OBP: 0.289, SLG: 0.282 Jack Howell, L OBP: 0.311, SLG: 0.444 Jerry Narron, L OBP: 0.299, SLG: 0.322 (11, PH)		0-0 F7		0-0 5-3		0-0 SH1-3		0-3 K2-3		4-0 BB BB		3	0	0	0	0	1	0	0					
Dick Schofield, R OBP: 0.317, SLG: 0.397 (1, 6)	0-0 F8		0-0 F7		0-0 F7		4-0 G4-6-3 BB		0-0 4-3		4-0 G3-6-1 BB		3	0	0	0	2	0	0					
Gary Pettis, S OBP: 0.327, SLG: 0.325 (1, 8)			0-0 1B E 1B		0-0	0-0 G4-6-3		0-0 1B 1B		0-0 1B K		5	1	3	0	0	1	4						
Inning Stats	R: 1 E: 0 K: 0 S: 4	H: 2 LOB: 1 BB: 1 P: 8	R: 0 E: 0 K: 0 S: 3	H: 0 LOB: 0 BB: 0 P: 3	R: 3 E: 1 K: 1 S: 9	H: 4 LOB: 1 BB: 0 P: 9	R: 0 E: 0 K: 0 S: 4	H: 1 LOB: 1 BB: 0 P: 4	R: 0 E: 0 K: 0 S: 3	H: 0 LOB: 1 BB: 1 P: 7	R: 0 E: 0 K: 0 S: 2	H: 1 LOB: 1 BB: 0 P: 5	R: 0 E: 0 K: 0 S: 5	H: 2 LOB: 2 BB: 0 P: 5	R: 0 E: 0 K: 0 S: 3	H: 0 LOB: 0 BB: 0 P: 3	R: 0 E: 0 K: 1 S: 4	H: 0 LOB: 1 BB: 1 P: 12	R: 1 E: 0 K: 0 S: 3	H: 3 LOB: 3 BB: 1 P: 7	1B: 13 2B: 0 3B: 0 HR: 1	SF: 0 SAC: 1 DP: 5 HBP: 0	WP: 1 PB: 0 SB: 0 CS: 0	PA: 50
PITCHER	IP WLS BF H R ER SO BB IBB HBP BLK WP HR S P ERA WHIP	8.0 3.0 12 2 0 0 1 2 0 0 0 0 12 20 0.00 1.333	3.0 L 3 2 1 1 0 0 1 0 0 0 2 6 ∞ ∞																					

Minnesota Twins @ California Angels
Anaheim Stadium, Anaheim, CA
Tue Aug 12 1986, 10:05 PM EDT
Alt. 29,094 - Unknown

AB 42
R 5
H 14
RBI 4
BB 7
SO 4
LOB 22



Batter	1	2	3	4	5	6	7	8	9	AB	R	H	RBI	BB	SO	LOB	TOP			
Kirby Puckett, R OBP: 0.382, SLG: 0.565 (1, 8)	0-0 4-3		0-0 1B		0-0 HR	4-0 BB		0-0 6-3	0-0 6-3	4	2	1	1	0	0		Minnesota Twins @ California Angels Anaheim Stadium, Anaheim, CA Wed Aug 13 1986, 10:05 PM EDT Att: 27,533 - Unknown			
Roy Smalley, S OBP: 0.347, SLG: 0.476 (1, 10)	0-0 5-3		0-0 F4		0-3 K	4-0 BB		0-0 1B	0-0 1B	4	0	1	0	1	1					
Kent Hrbek, L OBP: 0.374, SLG: 0.524 (1, 3)	0-0 F8		0-0 F4		0-0 HR	0-0 5-3		0-0 F8	0-0 F8	5	1	1	1	0	4					
Gary Gaetti, R OBP: 0.342, SLG: 0.508 (1, 5)		0-0 1B	0-0 1B		0-0 1-3	0-0 1B		0-0 6-3	0-3 K	5	2	3	0	0	1					
Randy Bush, L OBP: 0.351, SLG: 0.435 Billy Beane, R OBP: 0.216, SLG: 0.200 (1, 7) (9, 7)		0-0 BB	0-0 1B		0-0 1-3	0-0 1B		0-0 F8		4	1	3	1	0	0					
Tom Brunansky, R OBP: 0.325, SLG: 0.453 (1, 9)		0-3 K	0-0 L8		0-0 1-3	0-0 1-2		0-0 4-3		4	0	0	0	0	1	6				
Mark Salas, L OBP: 0.282, SLG: 0.349 (1, 2)		0-0 SF8		0-0 F9		0-0 1B		0-0 G3		3	0	1	3	0	0					
Steve Lombardozzi, R OBP: 0.334, SLG: 0.394 (1, 4)		4-0 BB		0-0 L6		0-0 F8		0-0 F8		3	0	0	0	1	0	0				
Greg Gagne, R OBP: 0.287, SLG: 0.348 (1, 6)		0-3 K		0-0 F9		0-3 K		0-0 F8		4	0	0	0	0	2	2				
Inning Stats	R: 0 E: 0 K: 0 S: 3	H: 0 LOB: 0 BB: 0 P: 3	R: 1 E: 0 K: 2 S: 9	H: 2 LOB: 2 BB: 1 P: 13	R: 1 E: 0 K: 0 S: 6	H: 3 LOB: 2 BB: 0 P: 6	R: 0 E: 0 K: 0 S: 3	H: 0 LOB: 0 BB: 0 P: 3	R: 4 E: 0 K: 1 S: 9	H: 5 LOB: 1 BB: 0 P: 9	R: 0 E: 0 K: 0 S: 5	H: 0 LOB: 2 BB: 2 P: 13	R: 0 E: 0 K: 0 S: 3	H: 0 LOB: 0 BB: 0 P: 3	R: 0 E: 0 K: 1 S: 6	H: 1 LOB: 1 BB: 0 P: 6		1B: 9 2B: 0 3B: 0 HR: 2	SF: 1 SAC: 0 DP: 0 HBP: 0	WP: 0 PB: 0 CS: 0
PITCHER	IP WLS BF H R ER SO BB IBB HBP BLK WP HR S P ERA WHIP	IP WLS BF H R ER SO BB IBB HBP BLK WP HR S P ERA WHIP																		
Vern Ruhle, R ERA: 3.81 Chuck Finley, L ERA: 2.99 Doug Corbett, R ERA: 3.36 (1, 1) (5, 1) (9, 1)	4.1 L 22 8 5 5 3 1 0 0 0 0 2 27 31 10.38 2.077	3.2 14 2 1 1 1 2 0 0 0 0 0 14 22 2.46 1.091	1.0 4 1 0 0 1 0 0 0 0 0 0 6 6 0.00 1.000																	

AB	36
R	6
H	11
RBI	6
BB	3
SO	5
LOB	14



Batter	1	2	3	4	5	6	7	8	9	AB	R	H	RBI	BB	SO	LOB	BOTTOM			
Bobby Grich, R OBP: 0.357, SLG: 0.427 (1, 3)	0-3 K		0-0 F8			0-0 5-3		0-0 1B		4	0	1	0	0	1	0	Minnesota Twins @ California Angels Anaheim Stadium, Anaheim, CA Wed Aug 13 1986, 10:05 PM EDT Att: 27,533 - Unknown			
Dick Schofield, R OBP: 0.319, SLG: 0.399 (1, 6)	0-0 2B			4-0 CS		0-0 F2		0-0 F4		3	0	1	0	1	0	1				
Doug DeCinces, R OBP: 0.328, SLG: 0.453 (1, 10)	0-0 F8			0-3 K		0-0 HR		0-0 F8		4	1	1	0	0	1	2				
Brian Downing, R OBP: 0.385, SLG: 0.436 (1, 7)	0-0 F8			0-0 F8		0-0 L5		0-0 6-3		4	0	0	0	0	0	2				
George Hendrick, R OBP: 0.336, SLG: 0.458 (1, 9)		0-0 F8			0-0 F7		0-0 HR		0-0 1B	4	1	2	2	0	0					
Rick Burleson, R OBP: 0.374, SLG: 0.426 (1, 4)		0-0 L8			4-0 BB		0-3 K		0-0 6-3	3	0	0	0	1	1					
Bob Boone, R OBP: 0.266, SLG: 0.279 (1, 2)		0-0 F4			0-0 F9		0-3 K			3	0	0	0	0	1	1				
Jack Howell, L OBP: 0.303, SLG: 0.432 (1, 5)			0-0 4-3		0-0 4-3			0-0 F8		3	0	0	0	0	0	1				
Gary Pettis, S OBP: 0.325, SLG: 0.322 (1, 8)			0-3 K			0-0 F4		0-0 F9		3	0	0	0	0	1	0				
Inning Stats	R: 0 E: 0 K: 1 S: 6	H: 1 LOB: 1 BB: 0 P: 6	R: 0 E: 0 K: 0 S: 3	H: 0 LOB: 0 BB: 0 P: 3	R: 0 E: 0 K: 1 S: 5	H: 0 LOB: 0 BB: 0 P: 5	R: 0 E: 0 K: 1 S: 4	H: 0 LOB: 1 BB: 1 P: 8	R: 0 E: 0 K: 0 S: 3	H: 0 LOB: 0 BB: 0 P: 3	R: 2 E: 0 K: 2 S: 9	H: 2 LOB: 2 BB: 0 P: 9	R: 0 E: 0 K: 0 S: 4	H: 1 LOB: 1 BB: 0 P: 4	R: 0 E: 0 K: 0 S: 4	H: 1 LOB: 1 BB: 0 P: 4		1B: 2 2B: 2 3B: 0 HR: 1	SF: 0 SAC: 0 DP: 0 HBP: 0	WP: 0 PB: 0 CS: 1
PITCHER	IP WLS BF H R ER SO BB IBB HBP BLK WP HR S P ERA WHIP	IP WLS BF H R ER SO BB IBB HBP BLK WP HR S P ERA WHIP																		
Frank Viola, L ERA: 4.5 (1, 1)	9.0 W 33 5 2 2 5 2 0 0 0 0 1 41 49 2.00 0.778																			

AB	31
R	2
H	5
RBI	2
BB	2
SO	5
LOB	8



Batter	1	2	3	4	5	6	7	8	9	AB	R	H	RBI	BB	SO	LOB	TOP								
Alfredo Griffin, S OBP: 0.324, SLG: 0.352 (1, 6)										4	0	0	0	0	1	1									
Rusty Tillman, R OBP: 0.273, SLG: 0.364 Bruce Bochte, L OBP: 0.363, SLG: 0.356 (6, PH) (6, 3)										2	0	0	0	0	0	0									
Jose Canseco, R OBP: 0.335, SLG: 0.480 (1, 7)										4	0	0	0	0	3	1									
Dave Kingman, R OBP: 0.257, SLG: 0.443 (1, 10)										4	0	0	0	0	2	1									
Carney Lansford, R OBP: 0.330, SLG: 0.392 (1, 5)										3	1	1	0	0	0	0									
Dusty Baker Jr., R OBP: 0.313, SLG: 0.325 (1, 3) (6, 9)										2	0	0	0	0	0	2									
Mike Davis, L OBP: 0.309, SLG: 0.439 (7, PH) (7, 9)										2	1	1	0	0	0	0									
Donnie Hill, S OBP: 0.332, SLG: 0.393 (1, 4)										4	1	1	3	0	0	1									
Dwayne Murphy, L OBP: 0.345, SLG: 0.346 (1, 8)										3	0	0	0	0	0	0									
Mickey Tettleton, S OBP: 0.327, SLG: 0.345 (1, 2)										2	1	1	1	1	1	0									
Inning Stats	R: 0 E: 0 K: 2 S: 7	H: 0 LOB: 0 BB: 0 P: 7	R: 0 E: 0 K: 1 S: 5	H: 0 LOB: 1 BB: 0 P: 6	R: 1 E: 0 K: 0 S: 4	H: 1 LOB: 0 BB: 0 P: 4	R: 0 E: 0 K: 2 S: 8	H: 1 LOB: 1 BB: 0 P: 8	R: 0 E: 0 K: 0 S: 3	H: 0 LOB: 1 BB: 1 P: 7	R: 0 E: 0 K: 0 S: 2	H: 0 LOB: 0 BB: 1 P: 6	R: 3 E: 1 K: 1 S: 8	H: 2 LOB: 0 BB: 0 P: 8	R: 0 E: 0 K: 2 S: 7	H: 0 LOB: 0 BB: 0 P: 7	R: 0 E: 0 K: 0 S: 3	H: 0 LOB: 0 BB: 0 P: 3	1B: 1 2B: 1 3B: 0 HR: 2	SF: 0 SAC: 0 DP: 1 HBP: 1	WP: 0 PB: 0 SB: 0 CS: 0	PA: 34			
PITCHER	IP	WLS	BF	H	R	ER	SO	BB	IBB	HBP	BLK	WP	HR	S	P	ERA	WHIP								
John Candelaria, L ERA: 3.08 (1, 1)	5.0	W	20	2	1	1	5	2	0	1	0	0	1	27	36	1.80	0.800								
Doug Corbett, R ERA: 3.59 (6, 1)	1.0		5	2	3	2	0	0	0	0	0	0	1	5	5	18.00	2.000								
Gary Lucas, L ERA: 2.35 (7, 1)	1.1		4	0	0	0	2	0	0	0	0	0	0	8	8	0.00	0.000								
Donnie Moore, R ERA: 2.78 (8, 1)	1.2	S	5	0	0	0	1	0	0	0	0	0	0	7	7	0.00	0.000								

Oakland Athletics @ California Angels
Anaheim Stadium, Anaheim, CA
Fri Aug 15 1986, 10:05 PM EDT
Att: 36,027 - Unknown

AB 31
R 4
H 4
RBI 4
BB 2
SO 8
LOB 6



Batter	1	2	3	4	5	6	7	8	9	AB	R	H	RBI	BB	SO	LOB	BOTTOM								
Rob Wilfong, L OBP: 0.295, SLG: 0.348 (1, 4)										3	0	0	0	0	0	1									
Wally Joyner, L OBP: 0.363, SLG: 0.511 (1, 3)										3	2	2	1	0	0	1									
Brian Downing, R OBP: 0.386, SLG: 0.435 (1, 7)										3	1	1	1	1	0	0									
Reggie Jackson, L OBP: 0.397, SLG: 0.413 (1, 10)										3	2	2	3	1	0	1									
Doug DeCinces, R OBP: 0.328, SLG: 0.449 (1, 5)										3	0	0	0	1	0	2									
Ruppert Jones, L OBP: 0.346, SLG: 0.450 (1, 9)										2	0	0	0	1	1	1									
Dick Schofield, R OBP: 0.319, SLG: 0.397 (1, 6)										4	0	1	1	0	1	2									
Bob Boone, R OBP: 0.263, SLG: 0.276 (1, 2)										4	0	0	0	0	0	3									
Gary Pettis, S OBP: 0.327, SLG: 0.321 (1, 8)										1	1	0	0	2	0	0									
Inning Stats	R: 3 E: 0 K: 1 S: 7	H: 2 LOB: 1 BB: 1 P: 11	R: 0 E: 0 K: 0 S: 3	H: 0 LOB: 0 BB: 0 P: 3	R: 1 E: 1 K: 0 S: 4	H: 2 LOB: 0 BB: 0 P: 4	R: 0 E: 0 K: 1 S: 5	H: 0 LOB: 1 BB: 1 P: 9	R: 1 E: 0 K: 0 S: 3	H: 0 LOB: 0 BB: 1 P: 7	R: 0 E: 0 K: 0 S: 3	H: 0 LOB: 1 BB: 1 P: 7	R: 0 E: 0 K: 0 S: 3	H: 0 LOB: 1 BB: 1 P: 7	R: 1 E: 0 K: 0 S: 5	H: 2 LOB: 2 BB: 1 P: 9	1B: 4 2B: 2 3B: 0 HR: 1	SF: 1 SAC: 2 DP: 1 HBP: 0	WP: 0 PB: 1 SB: 1 CS: 0	PA: 35					
PITCHER	IP	WLS	BF	H	R	ER	SO	BB	IBB	HBP	BLK	WP	HR	S	P	ERA	WHIP								
Jose Rijo, R ERA: 4.65 (1, 1)	7.2	L	34	6	6	5	2	5	1	0	0	0	1	32	56	5.87	1.435								
Bill Mooneyham, R ERA: 4.45 (8, 1)	0.1		1	0	0	0	0	0	0	0	0	0	0	1	1	0.00	0.000								

Oakland Athletics @ California Angels
Anaheim Stadium, Anaheim, CA
Fri Aug 15 1986, 10:05 PM EDT
Att: 36,027 - Unknown

AB 26
R 6
H 6
RBI 6
BB 6
SO 2
LOB 11



Batter	1	2	3	4	5	6	7	8	9	AB	R	H	RBI	BB	SO	LOB	TOP			
Donnie Hill, S OBP: 0.327, SLG: 0.386 (1,4)	6-3		K			K		5-3		4	0	0	0	0	2	1				
Dwayne Murphy, L OBP: 0.344, SLG: 0.358 (1,8)	HR				F7	K			F4	4	1	1	1	0	1	0				
Jose Canseco, R OBP: 0.332, SLG: 0.475 (1,7)	6-3				E6				K	4	0	0	0	0	1	0				
Bruce Bochte, L OBP: 0.359, SLG: 0.351 (1,3)	4-3				F5				1-3	4	0	0	0	0	0	1				
Dave Kingman, R OBP: 0.256, SLG: 0.440 (1,10)			K		F8					3	0	0	0	0	1	1				
Carney Lansford, R OBP: 0.328, SLG: 0.390 (1,5)									L8	3	0	0	0	0	0	0				
Mike Davis, L OBP: 0.309, SLG: 0.441 (1,9)			K						E 3-1 2B	3	1	1	0	0	1	0				
Mickey Tettleton, S OBP: 0.322, SLG: 0.338 (1,2)					4-1				3-1 2B	3	0	0	0	0	0	1				
Alfredo Griffin, S OBP: 0.322, SLG: 0.349 (1,6)					4-3				E4 3H	3	0	0	0	0	0	0				
Inning Stats	R: 1 E: 0 K: 0 S: 4	H: 1 LOB: 0 BB: 0 P: 4	R: 0 E: 0 K: 2 S: 7	H: 0 LOB: 0 BB: 0 P: 7	R: 0 E: 0 K: 1 S: 5	H: 0 LOB: 0 BB: 0 P: 5	R: 0 E: 1 K: 0 S: 4	H: 0 LOB: 1 BB: 0 P: 4	R: 0 E: 0 K: 0 S: 3	H: 0 LOB: 0 BB: 0 P: 3	R: 0 E: 0 K: 0 S: 3	H: 0 LOB: 0 BB: 0 P: 3	R: 1 E: 1 K: 0 S: 5	H: 1 LOB: 1 BB: 0 P: 5	R: 0 E: 0 K: 1 S: 5	H: 0 LOB: 0 BB: 0 P: 5	1B: 0 2B: 1 3B: 0 HR: 1	SF: 0 SAC: 0 DP: 0 HBP: 0	WP: 0 PB: 0 SB: 0 CS: 0	PA: 31
PITCHER Mike Witt, R ERA: 2.74 (1,1)	IP: 9.0 WLS: W BF: 31	H: 2 R: 2 ER: 1 SO: 6	BB: 0 IBB: 0 HBP: 0 BLK: 0	WP: 0 HR: 1 S: 43 P: 43	ERA: 1.00 WHIP: 0.222															

Oakland Athletics @ California Angels
Anaheim Stadium, Anaheim, CA
Sat Aug 16 1986, 10:05 PM EDT
Att: 43,796 - Unknown

AB 31
R 2
H 2
RBI 1
BB 0
SO 6
LOB 4



Batter	1	2	3	4	5	6	7	8	9	AB	R	H	RBI	BB	SO	LOB	BOTTOM			
Rick Burleson, R OBP: 0.376, SLG: 0.433 (1,10)	6-3		E HR 1B							4	2	2	0	0	0	0				
Wally Joyner, L OBP: 0.381, SLG: 0.509 (1,3)	5-3		SF9							2	0	0	1	0	0	0				
Doug DeCinces, R OBP: 0.332, SLG: 0.463 (1,5)	F3		3H HR							4	1	3	3	0	0	0				
Brian Downing, R OBP: 0.385, SLG: 0.432 (1,7)			F3 BB							3	0	0	0	1	1	2				
George Hendrick, R OBP: 0.330, SLG: 0.449 (1,9)			F6							4	0	0	0	0	0	2				
Dick Schofield, R OBP: 0.321, SLG: 0.397 (1,6)			CS 1B							3	0	1	0	1	1	0				
Bobby Grich, R OBP: 0.384, SLG: 0.444 (1,4)			CS 1-2							3	1	2	1	1	0	0				
Bob Boone, R OBP: 0.263, SLG: 0.275 (1,2)										4	0	1	0	0	1	3				
Gary Pettis, S OBP: 0.325, SLG: 0.319 (1,8)			E6 1B SF9							3	1	0	0	0	0	3				
Inning Stats	R: 0 E: 0 K: 0 S: 3	H: 0 LOB: 0 BB: 0 P: 3	R: 0 E: 0 K: 0 S: 3	H: 1 LOB: 0 BB: 0 P: 3	R: 4 E: 2 K: 0 S: 7	H: 3 LOB: 1 BB: 1 P: 11	R: 0 E: 0 K: 1 S: 6	H: 1 LOB: 1 BB: 0 P: 6	R: 0 E: 0 K: 0 S: 4	H: 1 LOB: 1 BB: 0 P: 4	R: 0 E: 0 K: 1 S: 6	H: 1 LOB: 2 BB: 1 P: 10	R: 1 E: 0 K: 1 S: 7	H: 2 LOB: 1 BB: 0 P: 7	R: 0 E: 0 K: 0 S: 2	H: 0 LOB: 0 BB: 1 P: 6	1B: 5 2B: 2 3B: 0 HR: 2	SF: 1 SAC: 1 DP: 1 HBP: 0	WP: 0 PB: 0 SB: 2 CS: 1	PA: 36
PITCHER Curt Young, L ERA: 3.6 (1,1)	IP: 6.1 WLS: L BF: 29	H: 8 R: 5 ER: 2 SO: 2	BB: 2 IBB: 0 HBP: 0 BLK: 0	WP: 0 HR: 2 S: 31 P: 39	ERA: 2.84 WHIP: 1.579															
PITCHER Eric Plunk, R ERA: 5.31 (7,1)	IP: 1.2 WLS: L BF: 6	H: 1 R: 0 ER: 0 SO: 1	BB: 1 IBB: 0 HBP: 0 BLK: 1	WP: 0 HR: 0 S: 7 P: 11	ERA: 0.00 WHIP: 1.200															

Oakland Athletics @ California Angels
Anaheim Stadium, Anaheim, CA
Sat Aug 16 1986, 10:05 PM EDT
Att: 43,796 - Unknown

AB 30
R 5
H 9
RBI 5
BB 3
SO 3
LOB 10



Batter	1	2	3	4	5	6	7	8	9	AB	R	H	RBI	BB	SO	LOB	TOP			
Alfredo Griffin, S OBP: 0.322, SLG: 0.350 (1, 6)	5-3		1B		F8		1B		K	5	0	2	0	0	1	1				
Dwayne Murphy, L OBP: 0.346, SLG: 0.361 (1, 8)	1B		1B		6-3		K			4	0	2	0	0	1	1				
Jose Canseco, R OBP: 0.329, SLG: 0.471 (1, 7)	K		F3			K		6-3		4	0	0	0	0	2	3				
Bruce Bochte, L OBP: 0.355, SLG: 0.347 (1, 3)	4-3		F8			F9		L9		4	0	0	0	0	0	3				
Dave Kingman, R OBP: 0.256, SLG: 0.436 (1, 10)		5-3		5-3		1B		6-3		3	0	0	0	1	0	0				
Carmy Lansford, R OBP: 0.331, SLG: 0.400 (1, 5)		HR		L5		1B		1B	1B	4	2	3	1	0	0	0				
Mike Davis, L OBP: 0.308, SLG: 0.447 (1, 9)		L8		HR		G3		1-3		4	1	1	1	0	0	3				
Donnie Hill, S OBP: 0.326, SLG: 0.384 (1, 4)		4-3		4-3			F7		SF8	4	0	1	0	0	0	0				
Mickey Tettleton, S OBP: 0.316, SLG: 0.331 Jerry Willard, L OBP: 0.353, SLG: 0.395 (8, 2)			4-3		6-3		F6		SF8	3	0	0	0	0	0	0				
Inning Stats	R: 0 E: 0 K: 1 S: 6	H: 1 LOB: 1 BB: 0 P: 6	R: 1 E: 0 K: 0 S: 4	H: 1 LOB: 0 BB: 4	R: 0 E: 0 K: 0 S: 5	H: 2 LOB: 2 BB: 0 P: 5	R: 1 E: 0 K: 0 S: 4	H: 1 LOB: 0 BB: 0 P: 4	R: 0 E: 0 K: 1 S: 3	H: 0 LOB: 2 BB: 1 P: 10	R: 0 E: 0 K: 1 S: 6	H: 1 LOB: 1 BB: 0 P: 6	R: 0 E: 0 K: 0 S: 3	H: 0 LOB: 0 BB: 0 P: 3	R: 1 E: 0 K: 1 S: 7	H: 2 LOB: 1 BB: 0 P: 7	1B: 7 2B: 0 3B: 0 HR: 2	SF: 1 SAC: 0 DP: 0 HBP: 0	WP: 0 PB: 0 SB: 0 CS: 0	PA: 37
PITCHER	IP	WLS	BF	H	R	ER	SO	BB	IBB	HBP	BLK	WP	HR	S	P	ERA	WHIP			
Don Sutton, R ERA: 4.27 Gary Lucas, L ERA: 2.45	(1, 1) (7, 1)	6.0 3.0	W S	25 12	6 3	2 1	2 1	2 2	0 0	0 0	0 0	0 0	2 0	28 16	32 16	3.00 3.00	1.167 1.000			

Oakland Athletics @ California Angels
Anaheim Stadium, Anaheim, CA
Sun Aug 17 1986, 6:33 AM EDT
Att: 28,504 - Unknown

AB 35
R 3
H 9
RBI 3
BB 1
SO 4
LOB 11



Batter	1	2	3	4	5	6	7	8	9	AB	R	H	RBI	BB	SO	LOB	BOTTOM			
Gary Pettis, S OBP: 0.333, SLG: 0.327 (1, 8)	3-1		1B				SH1-3			3	3	3	1	2	0	0				
Wally Joyner, L OBP: 0.360, SLG: 0.507 (1, 3)	3-1		2B		1B					4	0	1	1	0	1	4				
Brian Downing, R OBP: 0.388, SLG: 0.433 (1, 7)				BLK		1B				3	1	2	1	0	0	1				
Reggie Jackson, L OBP: 0.401, SLG: 0.417 (1, 10)			L6		1B		1B			2	1	1	0	2	0	1				
Doug DeCinces, R OBP: 0.333, SLG: 0.463 (1, 5)		6-3		F4		1B				4	0	2	2	0	0	1				
Ruppert Jones, L OBP: 0.344, SLG: 0.447 George Hendrick, R OBP: 0.332, SLG: 0.449 (6, PH) (7, 9)		G3		K		G1-2-3		F9		2	0	0	0	0	1	1				
Rob Wilfong, L OBP: 0.345 Bobby Grich, R OBP: 0.369, SLG: 0.447 (6, PH) (7, 4)		G3			F8		G1-2-3			2	0	0	0	0	0	0				
Rick Burleson, R OBP: 0.370, SLG: 0.424 (1, 6)			F3		1-3		G1-2-3		E3	4	1	0	0	0	0	4				
Jerry Narron, L OBP: 0.296, SLG: 0.317 (1, 2)			4-3		1B		4-3		G3	4	0	1	0	0	0	3				
Inning Stats	R: 1 E: 0 K: 0 S: 3	H: 2 LOB: 2 BB: 1 P: 7	R: 0 E: 0 K: 0 S: 3	H: 0 LOB: 0 BB: 0 P: 3	R: 1 E: 0 K: 0 S: 4	H: 2 LOB: 1 BB: 0 P: 4	R: 0 E: 0 K: 1 S: 5	H: 0 LOB: 1 BB: 0 P: 6	R: 0 E: 0 K: 1 S: 7	H: 2 LOB: 2 BB: 0 P: 7	R: 2 E: 0 K: 0 S: 6	H: 4 LOB: 2 BB: 1 P: 10	R: 1 E: 0 K: 0 S: 4	H: 1 LOB: 2 BB: 2 P: 12	R: 2 E: 2 K: 0 S: 4	H: 1 LOB: 0 BB: 1 P: 8	1B: 10 2B: 2 3B: 0 HR: 0	SF: 0 SAC: 1 DP: 2 HBP: 1	WP: 0 PB: 2 SB: 1 CS: 0	PA: 38
PITCHER	IP	WLS	BF	H	R	ER	SO	BB	IBB	HBP	BLK	WP	HR	S	P	ERA	WHIP			
Joaquin Andujar, R ERA: 4.38 Dave Vonchlen, L ERA: 1.08 Doug Bair, R ERA: 2.58 Dave Leiper, L ERA: 4.73 Jay Howell, R ERA: 3.21	(1, 1) (6, 1) (6, 1) (7, 1) (7, 1)	5.0 0.0 1.0 0.2 1.1	L	23	8	4	4	2	0	0	0	0	0	1	1	7.20 2.000 9.00 0.00 0.00	2.000 2.000 2.000 1.500 2.250			

Oakland Athletics @ California Angels
Anaheim Stadium, Anaheim, CA
Sun Aug 17 1986, 6:33 AM EDT
Att: 28,504 - Unknown

AB 31
R 7
H 12
RBI 6
BB 5
SO 2
LOB 17



Batter	1	2	3	4	5	6	7	8	9	AB	R	H	RBI	BB	SO	LOB	TOP		
Gary Pettis, S OBP: 0.336, SLG: 0.325 (1, 8)	0-0 1-3	0-3 K		4-0 BB		4-0 BB		4-0 BB		2	0	0	0	3	1	1	California Angels @ Detroit Tigers Tiger Stadium, Detroit, MI Tue Aug 19 1986, 3:33 AM EDT Unknown livebaseballscores.com		
Wally Joyner, L OBP: 0.356, SLG: 0.501 (1, 3)	0-0 4-3	0-0 4-3		0-0 F6		0-0 G3-6-3		0-0 3-1		5	0	0	0	0	0	7			
Brian Downing, R OBP: 0.389, SLG: 0.430 Dick Schofield, R OBP: 0.321, SLG: 0.397 (9, 6)	4-0 1B PB BB		1-0 FC6-4 HBP		0-0 5-3		0-0 5-3		0-0 6-3	3	1	0	0	1	0	0			
Reggie Jackson, L OBP: 0.398, SLG: 0.413 (1, 10)	0-0 PB 3B 1B		0-0 FC6-4 1B		0-3 K		0-0 4-3		0-3 K	5	1	1	0	0	2	1			
Doug DeCinces, R OBP: 0.337, SLG: 0.473 (1, 5)	0-0 1-H 3-H 3B		0-0 G5-4-3 1B		0-0 2B		0-0 F8		0-3 K	5	0	3	1	0	1	0			
Bobby Grich, R OBP: 0.383, SLG: 0.439 (1, 4)	0-3 K		0-3 G5-4-3		0-3 K				0-0 E5 SH1-3 HR	4	1	0	0	0	2	4			
Ruppert Jones, L OBP: 0.343, SLG: 0.446 (9, 7)		0-0 3-1		0-0 G3		0-0 1B SH2-4		0-0 SH1-3		3	0	1	0	0	0	0			
Rick Burleson, R OBP: 0.373, SLG: 0.428 George Hendrick, R OBP: 0.332, SLG: 0.449 (9, 9)		0-0 CS 2B 1B		0-0 WP 1B		0-0 SH2-4		0-0 5-3		3	1	2	0	0	0	1			
Bob Boone, R OBP: 0.268, SLG: 0.293 (1, 2)	0-0 1-H 2B		0-0 F8		0-0 BB 1B		0-0 HR			4	1	3	3	0	0	1			
Inning Stats	R: 2 E: 0 K: 1 S: 7	H: 2 LOB: 1 BB: 1 P: 11	R: 1 E: 0 K: 1 S: 7	H: 2 LOB: 1 BB: 0 P: 7	R: 0 E: 0 K: 0 S: 3	H: 1 LOB: 2 BB: 1 P: 4	R: 0 E: 0 K: 0 S: 4	H: 1 LOB: 2 BB: 1 P: 8	R: 0 E: 0 K: 0 S: 3	H: 0 LOB: 0 BB: 0 P: 3	R: 2 E: 1 K: 0 S: 5	H: 1 LOB: 1 BB: 1 P: 9	R: 0 E: 0 K: 2 S: 7	H: 0 LOB: 0 BB: 0 P: 7	1B: 6 2B: 2 3B: 1 HR: 1	SF: 0 SAC: 2 DP: 2 HBP: 1		WP: 1 PB: 1 SB: 1 CS: 1	PA: 41
PITCHER	IP WLS BF H R ER SO BB IBB HBP BLK WP HR S P ERA WHIP																		
Dan Petry, R ERA: 4.86 (1, 1)	5.0 L	24 7	3 2	2 4	2 2	0 0	1 0	0 0	0 0	0 0	0 0	29 38	3.60	1.800					
Mark Thurmond, L ERA: 5.07 (6, 1)	3.0 S	14 3	2 0	0 0	2 2	0 0	0 0	0 0	0 0	0 0	1 12	20	0.00	1.667					
Jim Slaton, R ERA: 5.07 (9, 1)	0.0 S	0 0	0 0	0 0	0 0	0 0	0 0	0 0	0 0	0 0	0 0	0	∞	∞					

Batter	1	2	3	4	5	6	7	8	9	AB	R	H	RBI	BB	SO	LOB	BOTTOM			
Lou Whitaker, L OBP: 0.339, SLG: 0.459 (1, 4)	0-0 L8		0-0 HR		4-0 CS BB		0-0 F7			3	1	1	2	1	0	0	California Angels @ Detroit Tigers Tiger Stadium, Detroit, MI Tue Aug 19 1986, 3:33 AM EDT Unknown livebaseballscores.com			
Alan Trammell, R OBP: 0.344, SLG: 0.430 (1, 6)	0-0 5-3		0-0 F7		0-0 BB 1B		0-0 F9			4	0	1	0	0	0	0				
Kirk Gibson, L OBP: 0.377, SLG: 0.474 (1, 9)	4-0 1B BB		0-0 F8		4-0 1-2 BB		4-0 WP BB			1	0	0	0	3	0	0				
Johnny Grubb, L OBP: 0.423, SLG: 0.679 (1, 10)	0-0 1-3 1B		0-0 F8		0-0 L7		0-3 K			4	0	1	0	0	1	3				
Darrell Evans, L OBP: 0.359, SLG: 0.452 (1, 3)	0-0 F8			0-0 4-3		0-0 4-3		0-0 F8		4	0	0	0	0	0	3				
Dave Collins, S OBP: 0.360, SLG: 0.348 (1, 7)		0-0 4-3		0-0 4-3		0-3 K		0-0 1B		4	0	1	0	0	1	0				
Darnell Coles, R OBP: 0.326, SLG: 0.436 (1, 5)		0-0 F9		0-0 FC4-6 1B		0-0 F7		0-0 F8		4	0	1	0	0	0	1				
Chet Lemon, R OBP: 0.315, SLG: 0.378 (1, 8)		0-0 5-3		0-0 FC4-6			0-0 4-3		0-0 F9	4	0	0	0	0	2					
Dwight Lowry, L OBP: 0.400, SLG: 0.426 (1, 2)			4-0 HR BB		0-0 F8		0-0 5-3		0-0 F6	3	1	0	0	1	0	1				
Inning Stats	R: 0 E: 0 K: 0 S: 4	H: 1 LOB: 2 BB: 1 P: 8	R: 0 E: 0 K: 0 S: 3	H: 0 LOB: 0 BB: 0 P: 3	R: 2 E: 0 K: 0 S: 4	H: 1 LOB: 0 BB: 1 P: 8	R: 0 E: 0 K: 0 S: 4	H: 1 LOB: 1 BB: 0 P: 4	R: 0 E: 0 K: 1 S: 5	H: 0 LOB: 0 BB: 0 P: 5	R: 0 E: 0 K: 0 S: 3	H: 0 LOB: 0 BB: 0 P: 3	R: 0 E: 0 K: 1 S: 5	H: 1 LOB: 1 BB: 1 P: 9	R: 0 E: 0 K: 0 S: 4	H: 1 LOB: 1 BB: 0 P: 4		1B: 4 2B: 0 3B: 0 HR: 1	SF: 0 SAC: 0 DP: 0 HBP: 0	WP: 1 PB: 0 SB: 0 CS: 1
PITCHER	IP WLS BF H R ER SO BB IBB HBP BLK WP HR S P ERA WHIP																			
Kirk McCaskill, R ERA: 3.34 (1, 1)	7.1 W	30 4	2 2	2 1	0 0	0 0	5 3	0 0	0 0	0 0	1 27	47	2.46	1.227						
Donnie Moore, R ERA: 2.66 (8, 1)	1.2 S	6 1	0 0	0 1	0 0	0 0	0 0	0 0	0 0	1 1	0 8	8	0.00	0.600						

Batter	1	2	3	4	5	6	7	8	9	AB	R	H	RBI	BB	SO	LOB	TOP					
Gary Pettis, S OBP: 0.334, SLG: 0.326			B1-3		FC6-4 2B		F7		K	5	2	1	0	0	1	2						
Jack Howell, L OBP: 0.310, SLG: 0.461	F8				L4					4	1	2	1	0	0	2						
Wally Joyner, L OBP: 0.355, SLG: 0.502	SF8		G4-6-3 1B							3	0	1	2	0	0	1						
Reggie Jackson, L OBP: 0.396, SLG: 0.410	K				4-3					3	0	0	0	1	1	1						
Ruppert Jones, L OBP: 0.342, SLG: 0.442		1-3								3	0	0	0	1	1	1						
George Hendrick, R OBP: 0.335, SLG: 0.452										3	0	1	0	1	0	1						
Rob Wilfong, L OBP: 0.288, SLG: 0.339										4	0	0	0	0	0	3						
Jerry Narron, L OBP: 0.307, SLG: 0.318										3	0	1	0	1	1	2						
Dick Schofield, R OBP: 0.320, SLG: 0.395										4	0	1	0	0	1	3						
Inning Stats	R: 1 E: 0 K: 1 S: 6	H: 1 LOB: 0 BB: 0 P: 6	R: 0 E: 0 K: 1 S: 6	H: 1 LOB: 2 BB: 1 P: 10	R: 0 E: 0 K: 0 S: 3	H: 0 LOB: 0 BB: 0 P: 3	R: 0 E: 0 K: 0 S: 3	H: 0 LOB: 2 BB: 0 P: 11	R: 1 E: 0 K: 1 S: 5	H: 2 LOB: 1 BB: 0 P: 5	R: 0 E: 0 K: 1 S: 5	H: 0 LOB: 0 BB: 0 P: 5	R: 0 E: 0 K: 1 S: 5	H: 0 LOB: 0 BB: 0 P: 5	R: 1 E: 0 K: 0 S: 4	H: 1 LOB: 1 BB: 1 P: 8	R: 0 E: 0 K: 1 S: 6	H: 1 LOB: 1 BB: 0 P: 6	1B: 3 2B: 3 3B: 0 HR: 1	SF: 1 SAC: 0 DP: 1 HBP: 0	WP: 0 PB: 0 SB: 0 CS: 0	PA: 37
PITCHER Randy O'Neal, R ERA: 4.53	IP: 9.0 WLS: W BF: 37 H: 7 R: 3 ER: 3 SO: 5 BB: 4 IBB: 0 HBP: 0 BLK: 0 WP: 0 HR: 1 S: 43 P: 59 ERA: 3.00 WHIP: 1.222															PITCHER	IP: 9.0 WLS: W BF: 37 H: 7 R: 3 ER: 3 SO: 5 BB: 4 IBB: 0 HBP: 0 BLK: 0 WP: 0 HR: 1 S: 43 P: 59 ERA: 3.00 WHIP: 1.222					

California Angels @ Detroit Tigers
Tiger Stadium, Detroit, MI
Tue Aug 19 1986, 7:05 PM EDT
Att: 28,717 - Unknown

AB 32
R 3
H 7
RBI 3
BB 4
SO 5
LOB 16



Batter	1	2	3	4	5	6	7	8	9	AB	R	H	RBI	BB	SO	LOB	BOTTOM			
Lou Whitaker, L OBP: 0.339, SLG: 0.461	L8			G3-1				4-3		5	1	2	5	0	0	0				
Dave Collins, S OBP: 0.358, SLG: 0.346	F7									3	0	0	0	0	0	1				
Kirk Gibson, L OBP: 0.381, SLG: 0.478										4	1	3	0	0	0	0				
Johnny Grubb, L OBP: 0.417, SLG: 0.669										2	0	0	0	0	0	1				
Larry Herndon, R OBP: 0.313, SLG: 0.381										2	0	0	0	0	1	2				
Darrell Evans, L OBP: 0.360, SLG: 0.454										3	0	1	1	1	0	1				
Darnell Coles, R OBP: 0.325, SLG: 0.442										4	1	1	1	0	1	4				
Pat Sheridan, L OBP: 0.294, SLG: 0.363										3	2	1	0	1	0	0				
Tom Brookens, R OBP: 0.320, SLG: 0.345										3	2	2	0	0	0	0				
Mike Heath, R OBP: 0.291, SLG: 0.332										4	1	1	0	0	1	3				
Inning Stats	R: 0 E: 1 K: 0 S: 5	H: 1 LOB: 3 BB: 1 P: 9	R: 4 E: 0 K: 0 S: 7	H: 4 LOB: 0 BB: 0 P: 7	R: 0 E: 0 K: 0 S: 3	H: 0 LOB: 0 BB: 0 P: 3	R: 1 E: 0 K: 0 S: 4	H: 1 LOB: 0 BB: 0 P: 4	R: 0 E: 0 K: 2 S: 8	H: 1 LOB: 1 BB: 0 P: 8	R: 1 E: 0 K: 1 S: 6	H: 1 LOB: 1 BB: 1 P: 10	R: 2 E: 0 K: 0 S: 5	H: 3 LOB: 0 BB: 0 P: 5	R: 0 E: 1 K: 0 S: 3	H: 0 LOB: 0 BB: 0 P: 3	1B: 8 2B: 3 3B: 0 HR: 1	SF: 0 SAC: 2 DP: 1 HBP: 0	WP: 1 PB: 0 SB: 2 CS: 0	PA: 37
PITCHER Vern Ruhle, R ERA: 4.91	IP: 3.1 WLS: L BF: 18 H: 6 R: 5 ER: 5 SO: 3 BB: 1 IBB: 0 HBP: 0 BLK: 0 WP: 0 HR: 0 S: 19 P: 21 ERA: 5.40 WHIP: 1.500															PITCHER Chuck Finley, L ERA: 3.19	IP: 3.1 WLS: L BF: 14 H: 4 R: 2 ER: 2 SO: 3 BB: 1 IBB: 0 HBP: 0 BLK: 0 WP: 0 HR: 0 S: 19 P: 23 ERA: 5.40 WHIP: 1.500			
PITCHER Doug Corbett, R ERA: 3.66	IP: 7.1 WLS: L BF: 5 H: 1 R: 1 ER: 1 SO: 0 BB: 0 IBB: 0 HBP: 0 BLK: 0 WP: 0 HR: 1 S: 5 P: 5 ERA: 6.75 WHIP: 0.750															PITCHER	IP: 7.1 WLS: L BF: 5 H: 1 R: 1 ER: 1 SO: 0 BB: 0 IBB: 0 HBP: 0 BLK: 0 WP: 0 HR: 1 S: 5 P: 5 ERA: 6.75 WHIP: 0.750			

California Angels @ Detroit Tigers
Tiger Stadium, Detroit, MI
Tue Aug 19 1986, 7:05 PM EDT
Att: 28,717 - Unknown

AB 33
R 8
H 11
RBI 7
BB 2
SO 3
LOB 12




Batter	1	2	3	4	5	6	7	8	9	AB	R	H	RBI	BB	SO	LOB	TOP
Gary Pettis, S OBP: 0.331, SLG: 0.323 (1, 8)	0-3 K		0-0 B3			0-3 K			0-0 F7	4	0	0	0	0	2	0	California Angels @ Detroit Tigers Tiger Stadium, Detroit, MI Wed Aug 20 1986, 7:05 PM EDT Att: 22,755 - Unknown
Jack Howell, L OBP: 0.315, SLG: 0.453 (1, 7)	4-0 BB			4-0 FC6-4 BB		0-0 4-3			0-0 F4	2	0	0	0	2	0	0	
Wally Joyner, L OBP: 0.355, SLG: 0.502 (1, 3)	0-0 F8			0-0 F9		0-0 F8			0-0 2B	4	0	1	0	0	0	2	
Reggie Jackson, L OBP: 0.395, SLG: 0.406 (1, 10)	0-0 L4			4-0 FC6-4 BB					0-0 F8	3	0	0	0	1	0	2	
Doug DeCinces, R OBP: 0.334, SLG: 0.469 (1, 5)		0-0 F9		0-0 FC6-4					0-0 3-1	3	0	0	0	0	0	2	
George Hendrick, R OBP: 0.331, SLG: 0.446 (1, 9)		0-0 6-3		0-0 F7					0-3 K	3	0	0	0	0	1	2	
Rob Wilfong, L OBP: 0.285, SLG: 0.335 (1, 4)		0-0 5-3			0-0 F2				0-0 L8	3	0	0	0	0	0	0	
Bob Boone, R OBP: 0.266, SLG: 0.290 (1, 2)			0-0 4-3		0-0 F9				0-0 5-3	3	0	0	0	0	0	0	
Dick Schofield, R OBP: 0.317, SLG: 0.391 (1, 6)			0-0 5-3		0-0 F8				0-0 F8	3	0	0	0	0	0	0	
Inning Stats	R: 0 E: 0 K: 1 S: 5	H: 0 LOB: 1 BB: 1 P: 9	R: 0 E: 0 K: 0 S: 3	H: 0 LOB: 0 BB: 0 P: 3	R: 0 E: 0 K: 0 S: 3	H: 0 LOB: 2 BB: 2 P: 11	R: 0 E: 0 K: 0 S: 3	H: 0 LOB: 0 BB: 0 P: 3	R: 0 E: 0 K: 1 S: 5	H: 0 LOB: 0 BB: 0 P: 5	R: 0 E: 0 K: 0 S: 3	H: 0 LOB: 0 BB: 0 P: 3	R: 0 E: 0 K: 0 S: 4	H: 1 LOB: 1 BB: 0 P: 4	1B: 0 2B: 1 3B: 0 HR: 0	SF: 0 SAC: 0 DP: 0 HBP: 0	WP: 0 PA: 31 PB: 0 SB: 0 CS: 0
PITCHER Walt Terrell, R ERA: 4.23 (1, 1)	IP: 9.0 WLS: W BF: 31 H: 1 R: 0 ER: 0 SO: 3 BB: 3 IBB: 0 HBP: 0 BLK: 0 WP: 0 HR: 0 S: 34 P: 46 ERA: 0.00 WHIP: 0.444											PITCHER	IP: 9.0 WLS: W BF: 31 H: 1 R: 0 ER: 0 SO: 3 BB: 3 IBB: 0 HBP: 0 BLK: 0 WP: 0 HR: 0 S: 34 P: 46 ERA: 0.00 WHIP: 0.444				

Batter	1	2	3	4	5	6	7	8	9	AB	R	H	RBI	BB	SO	LOB	BOTTOM
Tom Brookens, R OBP: 0.319, SLG: 0.340 (1, 4)	4-0 E S PO BB		0-0 F8			0-0 F9	0-3 K			3	0	0	0	1	1	1	California Angels @ Detroit Tigers Tiger Stadium, Detroit, MI Wed Aug 20 1986, 7:05 PM EDT Att: 22,755 - Unknown
Alan Trammell, R OBP: 0.346, SLG: 0.440 (1, 6)	0-0 F7		0-0 F5			0-0 2B			0-0 HR	4	1	2	1	0	0	1	
Kirk Gibson, L OBP: 0.377, SLG: 0.472 (1, 9)	0-3 K			0-0 F6		0-3 K			0-0 F7	4	0	0	0	0	2	2	
Larry Herndon, R OBP: 0.312, SLG: 0.378 (1, 7)	0-0 PO	0-0 WP 1B		0-0 L9		0-0 F8			0-3 K	4	0	1	0	0	1	1	
Darnell Coles, R OBP: 0.327, SLG: 0.440 (1, 5)		0-0 F3		0-0 6-3		4-0 SH2-4 1B BB		4-0 BB		2	1	0	0	2	0	1	
Chet Lemon, R OBP: 0.313, SLG: 0.375 (1, 8)		0-0 L8			0-0 F9	0-0 SH2-4		0-3 K		3	0	0	0	0	1	2	
Darrell Evans, L OBP: 0.364, SLG: 0.457 (1, 3)		4-0 1-2 BB			0-0 1B	0-0 1B SF9				2	1	2	1	1	0	0	
Mike Heath, R OBP: 0.292, SLG: 0.332 (1, 2)		0-3 K			0-0 F6	0-0 1B				3	0	1	0	0	1	3	
Dave Collins, S OBP: 0.355, SLG: 0.344 (1, 10)			0-0 F3		0-0 F8	0-0 SF9				2	0	0	1	0	0	1	
Inning Stats	R: 0 E: 0 K: 1 S: 4	H: 0 LOB: 1 BB: 1 P: 8	R: 0 E: 0 K: 1 S: 6	H: 1 LOB: 2 BB: 1 P: 10	R: 0 E: 0 K: 0 S: 3	H: 0 LOB: 0 BB: 0 P: 3	R: 0 E: 0 K: 0 S: 3	H: 0 LOB: 0 BB: 0 P: 3	R: 0 E: 0 K: 1 S: 6	H: 1 LOB: 1 BB: 0 P: 6	R: 2 E: 0 K: 1 S: 7	H: 2 LOB: 1 BB: 1 P: 11	R: 1 E: 0 K: 2 S: 8	H: 1 LOB: 1 BB: 1 P: 12	1B: 4 2B: 1 3B: 0 HR: 1	SF: 1 SAC: 1 DP: 0 HBP: 0	WP: 1 PA: 34 PB: 0 SB: 1 CS: 0
PITCHER John Candelaria, L ERA: 3.02 Doug Corbett, R ERA: 3.74 (8, 1)	IP: 7.0 WLS: L BF: 28 H: 5 R: 2 ER: 2 SO: 4 BB: 3 IBB: 0 HBP: 0 BLK: 0 WP: 1 HR: 0 S: 33 P: 45 ERA: 2.57 WHIP: 1.143											PITCHER	IP: 1.0 WLS: L BF: 5 H: 1 R: 1 ER: 1 SO: 2 BB: 1 IBB: 0 HBP: 0 BLK: 0 WP: 0 HR: 1 S: 8 P: 12 ERA: 9.00 WHIP: 2.000				

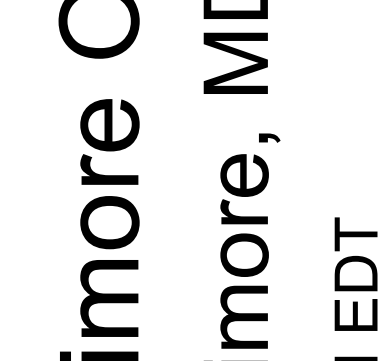
Batter	1	2	3	4	5	6	7	8	9	AB	R	H	RBI	BB	SO	LOB	TOP				
Rick Burleson, R OBP: 0.370, SLG: 0.423 (1, 10) (8, 6)										5	0	1	0	0	0	4	California Angels @ Baltimore Orioles Memorial Stadium, Baltimore, MD Sat Aug 23 1986, 3:33 AM EDT Att: 25,370 - Unknown livebaseballscorecards.com				
Wally Joyner, L OBP: 0.352, SLG: 0.497 (1, 3) (8, 4)										5	1	0	0	0	0	2					
Brian Downing, R OBP: 0.384, SLG: 0.428 (1, 7) (8, 1)										4	0	0	0	0	2	2					
Doug DeCinces, R OBP: 0.329, SLG: 0.460 (1, 5) (8, 4)										4	1	2	0	0	0	0					
George Hendrick, R OBP: 0.337, SLG: 0.456 (1, 9) (8, 1)										4	0	3	2	0	0	0					
Bobby Grich, R OBP: 0.359, SLG: 0.433 (1, 4) (8, 4)										3	0	1	0	0	0	1					
Rob Wilfong, L OBP: 0.283, SLG: 0.333 (8, 4) (8, 1)										1	0	0	0	0	0	2					
Dick Schofield, R OBP: 0.316, SLG: 0.393 (1, 6) (8, 1)										3	0	0	0	0	2	4					
Reggie Jackson, L OBP: 0.395, SLG: 0.402 (8, 1) (8, 1)										1	0	0	0	0	0	2					
Chuck Finley, L (8, 1)										0	0	0	0	0	0	0					
Gary Pettis, S OBP: 0.333, SLG: 0.322 (1, 8) (8, 8)										3	0	1	0	0	0	1					
Ruppert Jones, L OBP: 0.339, SLG: 0.434 (8, 8) (8, 8)										1	0	0	0	0	1	2					
Bob Boone, R OBP: 0.274, SLG: 0.310 (1, 2) (8, 1)										2	0	1	0	1	0	0					
Jack Howell, L OBP: 0.313, SLG: 0.449 (8, 1) (8, 1)										1	0	0	0	0	0	0					
Inning Stats	R: 2 E: 0 K: 1 S: 9	H: 4 LOB: 2 BB: 0 P: 9	R: 0 E: 0 K: 0 S: 3	H: 0 LOB: 0 BB: 0 P: 3	R: 0 E: 0 K: 1 S: 5	H: 0 LOB: 0 BB: 0 P: 5	R: 0 E: 1 K: 1 S: 7	H: 1 LOB: 3 BB: 1 P: 11	R: 0 E: 0 K: 0 S: 4	H: 1 LOB: 1 BB: 0 P: 4	R: 0 E: 0 K: 1 S: 6	H: 1 LOB: 1 BB: 0 P: 6	R: 0 E: 0 K: 1 S: 7	H: 2 LOB: 2 BB: 0 P: 7	R: 0 E: 0 K: 0 S: 3	H: 0 LOB: 0 BB: 0 P: 3	1B: 7 2B: 2 3B: 0 HR: 0	SF: 0 SAC: 0 DP: 0 HBP: 0	WP: 0 PB: 0 SB: 0 CS: 0	PA: 38	
PITCHER	IP	WLS	BF	H	R	ER	SO	BB	IBB	HBP	BLK	WP	HR	S	P	ERA	WHIP				
Mike Flanagan, L ERA: 3.77 (1, 1)	6.2	W	29	7	2	2	3	1	0	0	0	0	0	34	38	2.70	1.200				
Rich Bordi, R ERA: 3.71 (7, 1)	0.1		2	1	0	0	1	0	0	0	0	0	0	4	4	0.00	3.000				
Don Aase, R ERA: 2.01 (8, 1)	2.0	S	7	1	0	0	1	0	0	0	0	0	0	9	9	0.00	0.500				

Batter	1	2	3	4	5	6	7	8	9	AB	R	H	RBI	BB	SO	LOB	BOTTOM				
Jackie Gutierrez, R OBP: 0.218, SLG: 0.231 (1, 4) (8, 1)										3	0	1	0	0	1	0	California Angels @ Baltimore Orioles Memorial Stadium, Baltimore, MD Sat Aug 23 1986, 3:33 AM EDT Att: 25,370 - Unknown livebaseballscorecards.com				
Fred Lynn, L OBP: 0.384, SLG: 0.520 (1, 8) (8, 1)										4	1	1	1	0	1	2					
Cal Ripken Jr., R OBP: 0.376, SLG: 0.480 (1, 6) (8, 1)										4	1	3	1	0	0	2					
Eddie Murray, S OBP: 0.391, SLG: 0.440 (1, 10) (8, 1)										3	1	1	0	1	1	1					
Jim Traber, L OBP: 0.400, SLG: 0.632 (1, 3) (8, 1)										3	1	1	2	1	0	1					
Jim Dwyer, L OBP: 0.380, SLG: 0.581 (1, 9) (8, 9)										2	0	0	0	1	1	1					
John Shelby, S OBP: 0.258, SLG: 0.345 (8, 9) (8, 1)										1	0	0	0	0	0	1					
Larry Sheets, L OBP: 0.337, SLG: 0.548 (1, 7) (8, 1)										4	0	1	0	0	1	3					
Floyd Rayford, R OBP: 0.197, SLG: 0.224 (1, 5) (8, 1)										4	0	0	0	0	3	2					
John Stefero, L OBP: 0.246, SLG: 0.291 (1, 2) (8, 1)										2	0	0	0	0	1	0					
Rick Dempsey, R OBP: 0.312, SLG: 0.385 (7, 2) (8, 1)										1	0	0	0	0	0	1					
Inning Stats	R: 3 E: 0 K: 1 S: 7	H: 3 LOB: 1 BB: 2 P: 15	R: 0 E: 1 K: 2 S: 8	H: 0 LOB: 2 BB: 0 P: 9	R: 0 E: 0 K: 0 S: 4	H: 1 LOB: 1 BB: 0 P: 4	R: 0 E: 0 K: 0 S: 3	H: 0 LOB: 0 BB: 0 P: 3	R: 1 E: 0 K: 0 S: 4	H: 2 LOB: 0 BB: 0 P: 4	R: 0 E: 0 K: 2 S: 8	H: 1 LOB: 1 BB: 0 P: 8	R: 0 E: 0 K: 2 S: 8	H: 1 LOB: 1 BB: 0 P: 8	R: 0 E: 0 K: 2 S: 7	H: 0 LOB: 1 BB: 1 P: 11	1B: 4 2B: 2 3B: 0 HR: 3	SF: 0 SAC: 0 DP: 1 HBP: 1	WP: 0 PB: 0 SB: 1 CS: 1	PA: 35	
PITCHER	IP	WLS	BF	H	R	ER	SO	BB	IBB	HBP	BLK	WP	HR	S	P	ERA	WHIP				
Ray Chadwick, R ERA: 8.18 (1, 1)	5.0	L	23	6	4	4	3	2	0	1	0	0	0	26	35	7.20	1.600				
Chuck Finley, L ERA: 2.87 (6, 1)	3.0		12	2	0	0	6	1	0	0	0	0	0	23	27	0.00	1.000				
Chuck Finley, L ERA: 2.87 (8, 1)	3.0		12	2	0	0	6	1	0	0	0	0	0	23	27	0.00	1.000				

AB 37
R 2
H 9
RBI 2
BB 1
SO 5
LOB 20



AB 31
R 4
H 8
RBI 4
BB 3
SO 9
LOB 14



Batter	1	2	3	4	5	6	7	8	9	AB	R	H	RBI	BB	SO	LOB	TOP			
Gary Pettis, S OBP: 0.335, SLG: 0.329 (1, 8)	0-0 SH5-3 1B 2B	0-0 1-3 2B		0-0 G5-4-3 1-2			0-3 K			4	1	2	0	0	1	3	California Angels @ Baltimore Orioles Memorial Stadium, Baltimore, MD Sun Aug 24 1986, 3:33 AM EDT Att: 33,349 - Unknown			
Rob Wilfong, L OBP: 0.281, SLG: 0.331 Bobby Grich, R OBP: 0.358, SLG: 0.431 (7, PH) (7, 4)	0-0 SH5-3 2-3	0-0 F7			0-0 1-3		0-0 F8 1-2 3-H 0-0			2	0	0	0	0	0	2				
Wally Joyner, L OBP: 0.351, SLG: 0.495 (1, 3)	0-0 1B 1B 3-H	0-0 F7			0-0 F7		0-0 6-3			4	1	1	1	0	0	3				
Reggie Jackson, L OBP: 0.396, SLG: 0.401 (1, 10)	0-0 1B 1-2 1B		4-0 FC1-6 BB		0-0 4-3			0-0 L7		3	0	1	0	1	0	0				
Doug DeCinces, R OBP: 0.331, SLG: 0.459 (1, 5)	0-0 G6-3 1-2 2-H 1B		0-0 FC1-6 6-3 1-2		4-0 FC5-4 BB		0-0 6-3			3	0	1	1	1	0	1				
Brian Downing, R OBP: 0.381, SLG: 0.424 (1, 7)	0-0 G6-3 1-2		0-0 6-3 1-2		0-0 FC5-4 G4-6-3 1-2		0-0 F8			4	0	0	0	0	0	4				
Ruppert Jones, L OBP: 0.338, SLG: 0.432 (1, 9)		0-0 E 1B 1B		0-0 4-3		0-0 G4-6-3 1-2		0-3 K		4	1	1	0	0	1	2				
Dick Schofield, R OBP: 0.316, SLG: 0.393 (1, 6)		0-0 SH5-3 1-3 1B		0-0 6-3		0-0 1B WP 1B		0-0 B2-3		3	1	1	0	0	0	0				
Bob Boone, R OBP: 0.279, SLG: 0.313 (1, 2)		0-0 2B 3-H 1B		4-0 G5-4-3 BB		0-0 1B WP 1B		0-0 F9		3	0	2	1	1	0	0				
Inning Stats	R: 2 E: 0 K: 0 S: 6	H: 4 LOB: 1 BB: 0 P: 6	R: 1 E: 1 K: 0 S: 6	H: 3 LOB: 2 BB: 0 P: 6	R: 0 E: 0 K: 0 S: 3	H: 0 LOB: 1 BB: 1 P: 7	R: 0 E: 0 K: 0 S: 2	H: 0 LOB: 0 BB: 1 P: 6	R: 0 E: 0 K: 0 S: 3	H: 0 LOB: 0 BB: 0 P: 3	R: 0 E: 0 K: 1 S: 7	H: 2 LOB: 1 BB: 0 P: 7	R: 0 E: 0 K: 0 S: 3	H: 0 LOB: 0 BB: 0 P: 3	R: 0 E: 0 K: 1 S: 5	H: 0 LOB: 0 BB: 0 P: 5	1B: 7 2B: 2 3B: 0 HR: 0	SF: 0 SAC: 2 DP: 3 HBP: 0	WP: 1 PB: 0 SB: 0 CS: 0	PA: 36
PITCHER	IP WLS BF H R ER SO BB IBB HBP BLK WP HR S P ERA WHIP	IP WLS BF H R ER SO BB IBB HBP BLK WP HR S P ERA WHIP	IP WLS BF H R ER SO BB IBB HBP BLK WP HR S P ERA WHIP	IP WLS BF H R ER SO BB IBB HBP BLK WP HR S P ERA WHIP	IP WLS BF H R ER SO BB IBB HBP BLK WP HR S P ERA WHIP	IP WLS BF H R ER SO BB IBB HBP BLK WP HR S P ERA WHIP	IP WLS BF H R ER SO BB IBB HBP BLK WP HR S P ERA WHIP	IP WLS BF H R ER SO BB IBB HBP BLK WP HR S P ERA WHIP	IP WLS BF H R ER SO BB IBB HBP BLK WP HR S P ERA WHIP	IP WLS BF H R ER SO BB IBB HBP BLK WP HR S P ERA WHIP	IP WLS BF H R ER SO BB IBB HBP BLK WP HR S P ERA WHIP	IP WLS BF H R ER SO BB IBB HBP BLK WP HR S P ERA WHIP	IP WLS BF H R ER SO BB IBB HBP BLK WP HR S P ERA WHIP	IP WLS BF H R ER SO BB IBB HBP BLK WP HR S P ERA WHIP	IP WLS BF H R ER SO BB IBB HBP BLK WP HR S P ERA WHIP	IP WLS BF H R ER SO BB IBB HBP BLK WP HR S P ERA WHIP	IP WLS BF H R ER SO BB IBB HBP BLK WP HR S P ERA WHIP			
Storm Davis, R ERA: 3.56 (1, 1)	1.1 L 10	7 3 2 0	0 0 0 0	0 0 0 0	0 0 0 0	0 0 0 0	0 0 0 0	0 0 0 0	0 0 0 0	13.50	5.250									
Tony Arnold, R ERA: 3.0 (2, 1)	4.2 17	2 1 1 0	3 0 0 0	0 0 0 0	0 0 0 0	0 0 0 0	0 0 0 0	0 0 0 0	0 0 0 0	1.93	1.071									
Brad Havens, L ERA: 5.07 (7, 1)	3.0 9	0 0 0 2	0 0 0 0	0 0 0 0	1 0 13 13	0.00	0.000													

Batter	1	2	3	4	5	6	7	8	9	AB	R	H	RBI	BB	SO	LOB	BOTTOM			
Jackie Gutierrez, R OBP: 0.203, SLG: 0.214 John Snelby, S OBP: 0.260, SLG: 0.348 (9, PH) (8, PH)	0-3 K	0-0 L4		0-0 5-3			0-3 K		0-0 1-2 2-H 1B	4	0	0	0	0	2	2	California Angels @ Baltimore Orioles Memorial Stadium, Baltimore, MD Sun Aug 24 1986, 3:33 AM EDT Att: 33,349 - Unknown			
Fred Lynn, L OBP: 0.382, SLG: 0.516 (1, 8)	0-0 6-3		0-0 4-3 1B		0-0 6-3		0-0 L8		0-3 K	5	0	1	0	0	1	2				
Cal Ripken Jr., R OBP: 0.375, SLG: 0.477 (1, 6)	4-0 2B BB		0-0 4-3 1-2		0-3 K		0-3 K			3	1	0	0	1	2	1				
Eddie Murray, S OBP: 0.394, SLG: 0.448 (1, 10)	0-0 1-H 2B		4-0 BB		0-0 G3		0-0 2B			3	0	2	1	1	0	0				
Jim Traber, L OBP: 0.388, SLG: 0.612 (1, 3)	0-0 6-3		0-0 F8		0-0 F8		0-3 K			4	0	0	0	0	1	4				
Jim Dwyer, L OBP: 0.351, SLG: 0.564 (1, 9)		0-0 F9	0-0 F5		0-0 G3		0-0 F5			4	0	0	0	0	0	2				
Larry Sheets, L OBP: 0.339, SLG: 0.557 (1, 7)		0-0 HR		4-0 6-3 BB		0-0 G3		0-3 K		3	1	1	1	1	1	0				
Floyd Rayford, R OBP: 0.193, SLG: 0.219 Juan Benitez, R OBP: 0.362, SLG: 0.359 (9, PH)	0-3 K		0-0 6-3 1-2		0-0 F8		4-0 1B 1B BB			3	0	0	0	0	1	1				
Rick Dempsey, R OBP: 0.312, SLG: 0.382 John Stefero, L OBP: 0.258, SLG: 0.304 (9, PH)	4-0 BB		0-0 F4		0-3 K		0-0 1B 1-2 1B			2	0	0	0	1	1	1				
Inning Stats	R: 1 E: 0 K: 1 S: 6	H: 1 LOB: 1 BB: 1 P: 10	R: 1 E: 0 K: 1 S: 6	H: 1 LOB: 1 BB: 1 P: 10	R: 0 E: 0 K: 0 S: 4	H: 1 LOB: 2 BB: 1 P: 8	R: 0 E: 0 K: 0 S: 3	H: 0 LOB: 1 BB: 1 P: 7	R: 0 E: 0 K: 0 S: 5	H: 0 LOB: 0 BB: 0 P: 5	R: 0 E: 0 K: 1 S: 7	H: 0 LOB: 0 BB: 0 P: 3	R: 0 E: 0 K: 2 S: 8	H: 1 LOB: 1 BB: 0 P: 8	R: 0 E: 0 K: 2 S: 9	H: 2 LOB: 2 BB: 1 P: 13	1B: 3 2B: 2 3B: 0 HR: 1	SF: 0 SAC: 0 DP: 0 HBP: 0	WP: 0 PB: 0 SB: 0 CS: 0	PA: 38
PITCHER	IP WLS BF H R ER SO BB IBB HBP BLK WP HR S P ERA WHIP	IP WLS BF H R ER SO BB IBB HBP BLK WP HR S P ERA WHIP	IP WLS BF H R ER SO BB IBB HBP BLK WP HR S P ERA WHIP	IP WLS BF H R ER SO BB IBB HBP BLK WP HR S P ERA WHIP	IP WLS BF H R ER SO BB IBB HBP BLK WP HR S P ERA WHIP	IP WLS BF H R ER SO BB IBB HBP BLK WP HR S P ERA WHIP	IP WLS BF H R ER SO BB IBB HBP BLK WP HR S P ERA WHIP	IP WLS BF H R ER SO BB IBB HBP BLK WP HR S P ERA WHIP	IP WLS BF H R ER SO BB IBB HBP BLK WP HR S P ERA WHIP	IP WLS BF H R ER SO BB IBB HBP BLK WP HR S P ERA WHIP	IP WLS BF H R ER SO BB IBB HBP BLK WP HR S P ERA WHIP	IP WLS BF H R ER SO BB IBB HBP BLK WP HR S P ERA WHIP	IP WLS BF H R ER SO BB IBB HBP BLK WP HR S P ERA WHIP	IP WLS BF H R ER SO BB IBB HBP BLK WP HR S P ERA WHIP	IP WLS BF H R ER SO BB IBB HBP BLK WP HR S P ERA WHIP	IP WLS BF H R ER SO BB IBB HBP BLK WP HR S P ERA WHIP				
Kirk McCaskill, R ERA: 3.33 (1, 1)	8.2 W 36	5 3 3 8	0 0 0 0	0 0 0 0	0 0 0 0	0 0 0 0	0 0 0 0	0 0 0 0	0 0 0 0	3.12	1.154									
Donnie Moore, R ERA: 3.1 (9, 1)	0.1 S 2	1 0 0 1	0 0 0 0	0 0 0 0	0 0 4 4	0.00	3.000													

Batter	1	2	3	4	5	6	7	8	9	AB	R	H	RBI	BB	SO	LOB	TOP				
Gary Pettis, S OBP: 0.331, SLG: 0.325 (1, 8)										5	0	0	0	0	3	2	California Angels @ New York Yankees Yankee Stadium, Bronx, NY Mon Aug 25 1986, 7:05 PM EDT Att: 30,941 - Unknown				
Wally Joyner, L OBP: 0.352, SLG: 0.493 (1, 3)									4	1	1	0	1	1	0						
Brian Downing, R OBP: 0.382, SLG: 0.426 (1, 7)									3	0	1	0	1	0	0						
Reggie Jackson, L OBP: 0.394, SLG: 0.396 (1, 10)									4	0	0	0	1	1	3						
Doug DeCinces, R OBP: 0.334, SLG: 0.475 (1, 5)									4	2	2	2	1	0	3						
George Hendrick, R OBP: 0.340, SLG: 0.455 (1, 9)									3	2	1	0	1	1	2						
Bobby Grich, R OBP: 0.361, SLG: 0.438 (1, 4)									3	0	2	0	0	0	1						
Dick Schofield, R OBP: 0.316, SLG: 0.391 (1, 6)									4	0	1	0	0	1	3						
Bob Boone, R OBP: 0.282, SLG: 0.315 (1, 2)									4	0	2	2	0	0	2						
Inning Stats	R: 0 E: 0 K: 1 S: 5	H: 0 LOB: 1 BB: 1 P: 9	R: 2 E: 0 K: 1 S: 8	H: 4 LOB: 1 BB: 0 P: 8	R: 0 E: 0 K: 1 S: 5	H: 0 LOB: 0 BB: 0 P: 5	R: 1 E: 0 K: 0 S: 5	H: 2 LOB: 1 BB: 0 P: 5	R: 1 E: 1 K: 1 S: 6	H: 1 LOB: 1 BB: 1 P: 10	R: 0 E: 0 K: 1 S: 6	H: 1 LOB: 2 BB: 1 P: 10	R: 0 E: 0 K: 1 S: 5	H: 1 LOB: 0 BB: 0 P: 5	R: 0 E: 1 K: 1 S: 6	H: 0 LOB: 2 BB: 1 P: 10	1B: 6 2B: 2 3B: 0 HR: 2	SF: 0 SAC: 2 DP: 1 HBP: 0	WP: 0 PB: 0 SB: 0 CS: 0	PA: 41	
PITCHER	IP	WLS	BF	H	R	ER	SO	BB	IBB	HBP	BLK	WP	HR	S	P	ERA	WHIP				
Joe Niekro, R ERA: 4.94 (1, 1)	4.1	L	21	7	4	3	3	2	0	0	0	0	2	25	33	6.23	2.077				
Bob Shirley, L ERA: 5.81 (5, 1)	0.1		1	0	0	0	1	0	0	0	0	0	0	3	3	0.00	0.000				
Tim Stoddard, R ERA: 3.56 (5, 1)	4.1		19	3	1	1	3	3	0	0	0	0	0	22	34	2.08	1.385				

Batter	1	2	3	4	5	6	7	8	9	AB	R	H	RBI	BB	SO	LOB	BOTTOM					
Rickey Henderson, R OBP: 0.358, SLG: 0.468 (1, 8)										4	1	0	0	0	0	0	California Angels @ New York Yankees Yankee Stadium, Bronx, NY Mon Aug 25 1986, 7:05 PM EDT Att: 30,941 - Unknown					
Willie Randolph, R OBP: 0.395, SLG: 0.336 (1, 4)										3	2	3	0	1	0	0						
Don Mattingly, L OBP: 0.382, SLG: 0.551 (1, 3)										4	0	2	1	0	0	2						
Dave Winfield, R OBP: 0.355, SLG: 0.467 (1, 9)										4	0	0	2	0	1	3						
Ron Kittle, R OBP: 0.277, SLG: 0.404 (1, 10)										3	0	1	0	0	2	2						
Mike Easter, L OBP: 0.366, SLG: 0.457 (8, PH)										0	0	0	0	1	0	0						
Dan Pasqua, L OBP: 0.391, SLG: 0.526 (1, 7)										4	0	0	0	0	2	2						
Joel Skinner, R OBP: 0.247, SLG: 0.319 (1, 2)										3	0	1	0	0	1	1						
Claudell Washington, L OBP: 0.312, SLG: 0.453 (9, PH)										1	0	0	0	0	1	0						
Wayne Tolleson, S OBP: 0.342, SLG: 0.342 (1, 5)										4	0	0	0	0	1	2						
Mike Fischlin, R OBP: 0.275, SLG: 0.241 (1, 6)										3	0	0	0	0	2	1						
Mike Pagliarulo, L OBP: 0.330, SLG: 0.528 (9, PH)										1	0	0	0	0	1	0						
Inning Stats	R: 0 E: 0 K: 0 S: 4	H: 1 LOB: 1 BB: 0 P: 4	R: 0 E: 0 K: 3 S: 10	H: 1 LOB: 0 BB: 0 P: 10	R: 2 E: 1 K: 1 S: 8	H: 2 LOB: 1 BB: 0 P: 8	R: 0 E: 0 K: 1 S: 6	H: 1 LOB: 1 BB: 0 P: 6	R: 1 E: 0 K: 1 S: 7	H: 2 LOB: 1 BB: 0 P: 7	R: 0 E: 0 K: 1 S: 5	H: 0 LOB: 0 BB: 0 P: 5	R: 0 E: 0 K: 1 S: 5	H: 0 LOB: 1 BB: 1 P: 9	R: 0 E: 0 K: 1 S: 4	H: 0 LOB: 0 BB: 1 P: 8	R: 0 E: 0 K: 2 S: 7	H: 0 LOB: 0 BB: 0 P: 7	1B: 6 2B: 1 3B: 0 HR: 0	SF: 0 SAC: 0 DP: 1 HBP: 0	WP: 0 PB: 0 SB: 0 CS: 0	PA: 36
PITCHER	IP	WLS	BF	H	R	ER	SO	BB	IBB	HBP	BLK	WP	HR	S	P	ERA	WHIP					
John Candelaria, L ERA: 2.9 (1, 1)	5.1	W	24	7	3	1	7	0	0	0	0	0	0	10	18	0.00	1.312					
Vern Ruhle, R ERA: 4.5 (6, 1)	2.0		8	0	0	0	2	2	0	0	0	0	0	1	1	0.00	0.000					
Gary Lucas, L ERA: 3.0 (8, 1)	0.2		1	0	0	0	0	0	0	0	0	0	0	1	1	0.00	0.000					
Donnie Moore, R ERA: 3.04 (9, 1)	1.0	S	3	0	0	0	2	0	0	0	0	0	0	7	7	0.00	0.000					

Batter	1	2	3	4	5	6	7	8	9	AB	R	H	RBI	BB	SO	LOB	TOP
Gary Pettis, S (1, 8) OBP: 0.333, SLG: 0.325	0-3 K		0-3 K		X 0-0 1-2 1B			4-0 1B BB		3	0	1	0	1	2	0	California Angels @ New York Yankees Yankee Stadium, Bronx, NY Tue Aug 26 1986, 7:05 PM EDT Att: 28,060 - Unknown
Ruppert Jones, L (1, 9) OBP: 0.334, SLG: 0.427	0-0 F4		0-0 F4		X 0-0 F6			0-0 F8		4	0	0	0	0	0	3	
Wally Joyner, L (1, 3) OBP: 0.351, SLG: 0.491	0-0 F7		0-0 F9		X 0-0 F8			0-0 FC5-4 1-3 1B		4	0	1	0	0	0	0	
Reggie Jackson, L (1, 10) OBP: 0.393, SLG: 0.394 George Hendrick, R (8, PH) OBP: 0.339, SLG: 0.452		4-0 5-3 2B BB		X 0-0 F7		0-3 K		0-0 F5		2	1	0	0	1	1	0	
Doug DeCinces, R (1, 5) OBP: 0.331, SLG: 0.470		0-0 5-3		X 0-0 F4		X 0-0 L6		0-0 FC5-4 1-2		4	0	0	0	0	0	3	
Jack Howell, L (1, 7) OBP: 0.313, SLG: 0.455 Brian Downing, R (9, PH) OBP: 0.381, SLG: 0.425		0-0 4-3 1B 2H		0-3 K		0-3 K			0-3 K	3	1	1	1	0	2	0	
Rob Wilfong, L (1, 4) OBP: 0.277, SLG: 0.325		0-0 4-3		X 0-0 F5		X 0-0 F5			0-3 K	4	0	0	0	0	1	1	
Dick Schofield, R (1, 6) OBP: 0.317, SLG: 0.398		0-0 FC6-4 1B 3H		X 0-0 6-3		X 0-0 K			0-3 K	4	0	2	1	0	1	0	
Bob Boone, R (1, 2) OBP: 0.282, SLG: 0.315		0-0 FC6-4 1-2		X 0-0 1B		X 0-3 K				3	0	1	0	0	1	2	
Inning Stats	R: 0 E: 0 K: 1 S: 5	H: 0 LOB: 0 BB: 0 P: 5	R: 2 E: 0 K: 0 S: 5	H: 2 LOB: 1 BB: 1 P: 9	R: 0 E: 0 K: 1 S: 5	H: 0 LOB: 0 BB: 0 P: 5	R: 0 E: 0 K: 0 S: 5	H: 2 LOB: 2 BB: 0 P: 5	R: 0 E: 0 K: 2 S: 8	H: 1 LOB: 1 BB: 0 P: 8	R: 0 E: 0 K: 0 S: 4	H: 1 LOB: 2 BB: 1 P: 8	R: 0 E: 0 K: 3 S: 9	H: 0 LOB: 0 BB: 0 P: 9	1B: 4 2B: 1 3B: 1 HR: 0	SF: 0 SAC: 0 DP: 0 HBP: 0	WP: 0 PA: 35 PB: 0 CS: 0
PITCHER	IP WLS BF H R ER SO BB IBB HBP BLK WP HR S P ERA WHIP	IP WLS BF H R ER SO BB IBB HBP BLK WP HR S P ERA WHIP															
Doug Drabek, R (1, 1) ERA: 4.57	7.1 L 30 6 2 2 6	1.2 5 0 0 0 3															
Rod Scumey, L (8, 1) ERA: 2.43	1.2 5 0 0 0 3	0 0 0 0 0 0															

Batter	1	2	3	4	5	6	7	8	9	AB	R	H	RBI	BB	SO	LOB	BOTTOM		
Claudell Washington, L (1, 8) OBP: 0.307, SLG: 0.445	0-0 F8			X 0-0 4-3	X 0-0 F7			X 0-0 G3		4	0	0	0	0	0	2	California Angels @ New York Yankees Yankee Stadium, Bronx, NY Tue Aug 26 1986, 7:05 PM EDT Att: 28,060 - Unknown		
Willie Randolph, R (1, 4) OBP: 0.394, SLG: 0.335	0-0 7-4 1B			X 0-0 4-3		X 0-0 F9			X 0-0 4-3	4	0	1	0	0	0	0			
Don Mattingly, L (1, 3) OBP: 0.381, SLG: 0.549	0-0 7-4 1-2			X 0-0 FC6-4 1B	X 0-0 F7				X 0-0 F7	4	0	1	0	0	0	1			
Dan Pasqua, L (1, 7) OBP: 0.388, SLG: 0.521		X 0-0 G3		X 0-0 F7	X 0-0 5-3				X 0-0 4-3	4	0	1	0	0	0	0			
Dave Winfield, R (1, 9) OBP: 0.353, SLG: 0.464		0-3 K		X 0-0 FC6 2-3		X 0-0 6-3				3	0	0	0	0	1	2			
Mike Easter, L (1, 10) OBP: 0.396, SLG: 0.456		0-0 4-3			X 0-0 FC1-6 1B		X 0-0 F8			3	0	1	0	0	0	0			
Wayne Tolleson, S (1, 5) OBP: 0.339, SLG: 0.339			0-3 K		X 0-0 FC1-6 G3 BB 1-2		X 0-0 6-3			3	0	0	0	0	1	1			
Joel Skinner, R (1, 2) OBP: 0.248, SLG: 0.316			0-0 6-3		X 4-0 G3 BB			0-3 K		2	0	0	0	1	1	0			
Mike Fischlin, R (1, 6) OBP: 0.289, SLG: 0.235 Rickey Henderson, R (8, PH) OBP: 0.357, SLG: 0.467			0-3 K		X 0-0 G3			0-3 K		2	0	0	0	0	1	2			
Inning Stats	R: 0 E: 0 K: 0 S: 3	H: 1 LOB: 0 BB: 0 P: 3	R: 0 E: 0 K: 1 S: 5	H: 0 LOB: 0 BB: 0 P: 5	R: 0 E: 0 K: 2 S: 7	H: 0 LOB: 0 BB: 0 P: 7	R: 0 E: 0 K: 0 S: 5	H: 2 LOB: 2 BB: 0 P: 5	R: 0 E: 0 K: 0 S: 4	H: 1 LOB: 2 BB: 1 P: 8	R: 0 E: 0 K: 0 S: 3	H: 0 LOB: 0 BB: 0 P: 3	R: 0 E: 0 K: 2 S: 7	H: 0 LOB: 0 BB: 0 P: 7	R: 0 E: 0 K: 0 S: 3	H: 0 LOB: 0 BB: 0 P: 3	1B: 4 2B: 1 3B: 0 HR: 0	SF: 0 SAC: 0 DP: 1 HBP: 0	WP: 0 PA: 31 PB: 0 CS: 0
PITCHER	IP WLS BF H R ER SO BB IBB HBP BLK WP HR S P ERA WHIP	IP WLS BF H R ER SO BB IBB HBP BLK WP HR S P ERA WHIP																	
Mike Witt, R (1, 1) ERA: 2.52	9.0 W 31 4 0 0 5	1 0 0 0 0 5																	
	9.0 W 31 4 0 0 5	1 0 0 0 0 5																	

Batter	1	2	3	4	5	6	7	8	9	AB	R	H	RBI	BB	SO	LOB	TOP																					
Lou Whitaker, L (1,4) OBP: 0.341, SLG: 0.452	4-3		1B		K			G4-6-3		4	0	1	0	0	1	2																						
Alan Trammell, R (1,6) OBP: 0.341, SLG: 0.447	F7		1B			F8			HR	4	1	2	2	0	0	0																						
Kirk Gibson, L (1,9) OBP: 0.374, SLG: 0.462	F8		4-3			3-1			L6	4	0	0	0	0	0	2																						
Johnny Grubb, L (1,10) OBP: 0.420, SLG: 0.652		6-3		FC6-4 BB		K			G3	3	0	0	0	1	1	0																						
Darrell Evans, L (1,3) OBP: 0.361, SLG: 0.457	G3			F7			F8		L6	4	0	0	0	0	0	1																						
Dave Collins, S (1,7) OBP: 0.346, SLG: 0.337	F8			FC6-4 CS			4-3			3	0	0	0	0	0	1																						
Darnell Coles, R (1,5) OBP: 0.325, SLG: 0.442			1B	CS	F4		K			3	1	1	0	0	1	0																						
Pat Sheridan, L (1,8) OBP: 0.282, SLG: 0.347			F4		6-3			3-1		3	0	0	0	0	0	1																						
Dwight Lowry, L (1,2) OBP: 0.384, SLG: 0.395			F6					G4-6-3 BB		2	0	1	0	1	0	1																						
Inning Stats	R: 0 E: 0 K: 0 S: 3	H: 0 LOB: 0 BB: 0 P: 3	R: 0 E: 0 K: 0 S: 3	H: 0 LOB: 0 BB: 0 P: 3	R: 1 E: 0 K: 0 S: 6	H: 3 LOB: 2 BB: 0 P: 6	R: 0 E: 0 K: 0 S: 2	H: 0 LOB: 0 BB: 1 P: 6	R: 0 E: 0 K: 1 S: 6	H: 1 LOB: 1 BB: 0 P: 6	R: 0 E: 0 K: 1 S: 5	H: 0 LOB: 0 BB: 0 P: 5	R: 0 E: 0 K: 1 S: 5	H: 0 LOB: 0 BB: 0 P: 5	R: 0 E: 0 K: 0 S: 2	H: 0 LOB: 0 BB: 1 P: 6	R: 1 E: 0 K: 0 S: 4	H: 1 LOB: 0 BB: 0 P: 4	1B: 4 2B: 0 3B: 0 HR: 1	SF: 0 SAC: 0 DP: 1 HBP: 0	WP: 0 PB: 0 SB: 0 CS: 1	PA: 33																
PITCHER	IP	WLS	BF	H	R	ER	SO	BB	IBB	HBP	BLK	WP	HR	S	P	ERA	WHIP	PITCHER				IP	WLS	BF	H	R	ER	SO	BB	IBB	HBP	BLK	WP	HR	S	P	ERA	WHIP
Don Sutton, R (1,1) ERA: 4.16	7.1	W	27	4	1	1	3	2	0	0	0	0	0	31	39	1.23	0.818																					
Donnie Moore, R (8,1) ERA: 3.12	1.2	S	5	1	1	1	0	0	0	0	0	0	1	5	5	5.40	0.600																					

Detroit Tigers @ California Angels
Anaheim Stadium, Anaheim, CA
Thu Aug 28 1986, 10:05 PM EDT
Att: 33,762 - Unknown

AB 30
R 2
H 5
RBI 2
BB 2
SO 3
LOB 8



Batter	1	2	3	4	5	6	7	8	9	AB	R	H	RBI	BB	SO	LOB	BOTTOM																					
Ruppert Jones, L (1,9) OBP: 0.333, SLG: 0.434	F6		K		SH5-3		HR	F7		4	1	1	1	0	1	1																						
Wally Joyner, L (1,3) OBP: 0.352, SLG: 0.489	6-3		4-3		IBB		FC4-6 1B BB			2	1	0	0	2	0	0																						
Brian Downing, R (1,7) OBP: 0.380, SLG: 0.424	K		F9		SF8		FC4-6 1B			3	0	1	1	0	1	0																						
Reggie Jackson, L (1,10) OBP: 0.390, SLG: 0.389		6-3		4-3	G3		FC4-6 1B			4	0	0	0	0	0	4																						
Doug DeCinces, R (1,5) OBP: 0.335, SLG: 0.473		BB HBP 1B		6-3		SH5-3 1B	L4-3 1B			4	1	3	1	0	0	0																						
Rob Wilfong, L (1,4) OBP: 0.275, SLG: 0.331		F7		E7		SH5-3	L4-3			2	0	1	0	0	0	1																						
Bobby Grich, R (7,PH) OBP: 0.360, SLG: 0.436				2B						1	0	0	0	0	0	2																						
Dick Schofield, R (1,6) OBP: 0.319, SLG: 0.398		BB HBP		F5		6-3 1B		F4		3	0	1	1	0	0	1																						
Bob Boone, R (1,2) OBP: 0.284, SLG: 0.314					SH5-3 1B SF8 BB	6-3		F9		2	1	0	0	2	0	1																						
Gary Pettis, S (1,8) OBP: 0.334, SLG: 0.326		F7			SF8 SH5-3 1B	G3				4	0	2	0	0	0	4																						
Inning Stats	R: 0 E: 0 K: 1 S: 5	H: 0 LOB: 0 BB: 0 P: 5	R: 0 E: 0 K: 0 S: 4	H: 1 LOB: 1 BB: 1 P: 9	R: 0 E: 0 K: 1 S: 5	H: 0 LOB: 0 BB: 0 P: 5	R: 0 E: 1 K: 0 S: 4	H: 1 LOB: 1 BB: 0 P: 4	R: 1 E: 0 K: 0 S: 4	H: 1 LOB: 2 BB: 2 P: 12	R: 1 E: 0 K: 0 S: 5	H: 2 LOB: 1 BB: 0 P: 5	R: 2 E: 0 K: 0 S: 5	H: 3 LOB: 1 BB: 1 P: 9	R: 0 E: 0 K: 0 S: 4	H: 1 LOB: 1 BB: 0 P: 4	1B: 7 2B: 2 3B: 0 HR: 1	SF: 1 SAC: 2 DP: 1 HBP: 1	WP: 0 PB: 0 SB: 0 CS: 0	PA: 37																		
PITCHER	IP	WLS	BF	H	R	ER	SO	BB	IBB	HBP	BLK	WP	HR	S	P	ERA	WHIP	PITCHER				IP	WLS	BF	H	R	ER	SO	BB	IBB	HBP	BLK	WP	HR	S	P	ERA	WHIP
Eric King, R (1,1) ERA: 3.61	6.0	L	29	6	4	4	2	3	1	0	0	0	0	3	3	6.00	1.500																					
Mark Thurmond, L (7,1) ERA: 4.94	0.1		3	2	0	0	0	0	0	0	0	0	0	3	3	0.00	6.000																					
Jim Slaton, R (7,1) ERA: 4.89	1.2		5	1	0	0	0	0	0	0	0	0	0	5	5	0.00	0.600																					

Detroit Tigers @ California Angels
Anaheim Stadium, Anaheim, CA
Thu Aug 28 1986, 10:05 PM EDT
Att: 33,762 - Unknown

AB 29
R 4
H 9
RBI 4
BB 4
SO 2
LOB 14



Batter	1	2	3	4	5	6	7	8	9	AB	R	H	RBI	BB	SO	LOB	TOP										
Lou Whitaker, L (1, 4) OBP: 0.338, SLG: 0.445	4-0 WP BB		0-0 G6-4-3 1-2		0-0 2H 1B		0-3 K		0-0 4-3 2-3	4	0	1	1	1	1	4											
Alan Trammell, R (1, 6) OBP: 0.340, SLG: 0.447	0-0 F8		0-0 L8		0-0 F7		0-3 K		0-0 6-3	5	0	0	0	0	1	5											
Kirk Gibson, L (1, 9) OBP: 0.374, SLG: 0.460	0-3 K 1-2			0-0 L6		0-0 6-3		0-0 G3		4	0	0	0	0	1	3											
Johnny Grubb, L (1, 10) OBP: 0.413, SLG: 0.648 Larry Herndon, R (8, PH) OBP: 0.306, SLG: 0.373	0-0 6-3			0-0 1-3		0-0 4-3		0-3 K		3	0	0	0	0	0	1											
Darrell Evans, L (1, 3) OBP: 0.368, SLG: 0.484		0-0 F8		4-0 BB		0-0 HR		0-0 HR		3	2	2	2	1	0	0											
Dave Collins, S (1, 7) OBP: 0.349, SLG: 0.343		0-0 4-3		0-0 F7		0-0 FC5-4 1B		0-0 F9		4	0	1	0	0	0	1											
Darnell Coles, R (1, 5) OBP: 0.323, SLG: 0.447					0-0 6-3		0-0 FC5-4 1-2		0-0 1-3	4	1	1	1	0	0	1											
Chet Lemon, R (1, 8) OBP: 0.314, SLG: 0.382		0-0 5-3			0-0 4-3		0-0 BB 1B		0-0 F7	4	0	1	0	0	0	0											
Dwight Lowry, L (1, 2) OBP: 0.392, SLG: 0.412 Mike Heath, R (7, PH) OBP: 0.306, SLG: 0.356				0-0 G6-4-3 1B		0-0 1B 2B		4-0 1-2 BB		2	1	2	0	0	0	0											
Inning Stats	R: 0 E: 0 K: 1 S: 5	H: 0 LOB: 1 BB: 1 P: 9	R: 1 E: 0 K: 0 S: 4	H: 1 LOB: 0 BB: 0 P: 4	R: 0 E: 0 K: 0 S: 3	H: 1 LOB: 0 BB: 0 P: 3	R: 0 E: 0 K: 0 S: 3	H: 0 LOB: 1 BB: 1 P: 7	R: 1 E: 0 K: 0 S: 5	H: 2 LOB: 1 BB: 0 P: 5	R: 1 E: 0 K: 0 S: 5	H: 2 LOB: 1 BB: 0 P: 5	R: 0 E: 0 K: 2 S: 8	H: 1 LOB: 2 BB: 1 P: 12	R: 1 E: 0 K: 1 S: 6	H: 1 LOB: 0 BB: 0 P: 6	R: 0 E: 0 K: 0 S: 4	H: 1 LOB: 1 BB: 0 P: 4	1B: 4 2B: 2 3B: 0 HR: 3	SF: 0 SAC: 0 DP: 1 HBP: 0	WP: 1 PB: 0 SB: 0 CS: 0	PA: 38					
PITCHER	IP	WLS	BF	H	R	ER	SO	BB	IBB	HBP	BLK	WP	HR	S	P	ERA	WHIP										
Ray Chadwick, R (1, 1) ERA: 6.88	6.0		26	7	3	3	1	2	0	0	0	1	2	26	34	4.50	1.500										
Gary Lucas, L (7, 1) ERA: 3.0	3.0	W	12	2	1	1	3	1	0	0	0	0	1	17	21	3.00	1.000										

Detroit Tigers @ California Angels
Anaheim Stadium, Anaheim, CA
Sat Aug 30 1986, 10:05 PM EDT
Att: 39,633 - Unknown

AB 35
R 4
H 9
RBI 4
BB 3
SO 4
LOB 15



Batter	1	2	3	4	5	6	7	8	9	AB	R	H	RBI	BB	SO	LOB	BOTTOM										
Gary Pettis, S (1, 8) OBP: 0.332, SLG: 0.323	0-0 1-3		0-0 G1 1-H		0-0 G3			4-0 G3-6-1 BB		3	0	0	1	1	0	1											
Wally Joyner, L (1, 3) OBP: 0.352, SLG: 0.485	0-0 F7		0-0 3-1			0-0 4-3		0-0 G3-6-1 1-2		4	0	0	0	0	0	1											
Brian Downing, R (1, 7) OBP: 0.381, SLG: 0.429 Rob Wilfong, L (9, PR) OBP: 0.278, SLG: 0.331	0-0 F9			4-0 G4-6-3 BB		0-0 4-3		4-0 HR BB		2	0	0	0	2	0	0											
Reggie Jackson, L (1, 10) OBP: 0.388, SLG: 0.388		0-0 G6-4-3 1B		0-0 G4-6-3 1-2		0-0 F8		0-3 K		4	0	1	0	0	1	2											
Doug DeCinces, R (1, 5) OBP: 0.336, SLG: 0.477		0-0 G6-4-3 1-2		0-0 L7			4-0 SH3-4 BB		0-0 1-H HR	3	1	1	2	1	0	1											
Ruppert Jones, L (1, 9) OBP: 0.336, SLG: 0.432		0-0 5-3			4-0 SH1-4 1B BB		0-0 SH3-4 1-2			1	1	0	0	1	0	0											
Bobby Grich, R (1, 4) OBP: 0.358, SLG: 0.432			0-0 E5 6-3 1B		0-0 SH1-4 1-2		0-0 F4			2	1	0	0	0	0	1											
Bob Boone, R (1, 2) OBP: 0.285, SLG: 0.314			0-0 6-3 2-3		0-0 2H 1B		0-0 F8			3	0	1	1	0	0	2											
Dick Schofield, R (1, 6) OBP: 0.323, SLG: 0.408			0-0 E G1 3H		0-0 F7		0-0 F8			3	1	1	1	0	0	1											
Inning Stats	R: 0 E: 0 K: 0 S: 3	H: 0 LOB: 0 BB: 0 P: 3	R: 0 E: 0 K: 0 S: 3	H: 1 LOB: 0 BB: 0 P: 3	R: 2 E: 1 K: 0 S: 5	H: 1 LOB: 0 BB: 0 P: 5	R: 0 E: 0 K: 0 S: 2	H: 0 LOB: 0 BB: 1 P: 6	R: 1 E: 0 K: 0 S: 4	H: 1 LOB: 1 BB: 1 P: 8	R: 0 E: 0 K: 0 S: 3	H: 0 LOB: 0 BB: 0 P: 3	R: 0 E: 0 K: 0 S: 3	H: 0 LOB: 1 BB: 1 P: 7	R: 0 E: 0 K: 0 S: 2	H: 0 LOB: 0 BB: 1 P: 6	R: 2 E: 0 K: 1 S: 4	H: 1 LOB: 1 BB: 1 P: 8	1B: 3 2B: 0 3B: 0 HR: 1	SF: 0 SAC: 2 DP: 3 HBP: 0	WP: 0 PB: 0 SB: 1 CS: 0	PA: 32					
PITCHER	IP	WLS	BF	H	R	ER	SO	BB	IBB	HBP	BLK	WP	HR	S	P	ERA	WHIP										
Dan Petry, R (1, 1) ERA: 4.36	7.0		26	3	3	1	0	3	0	0	0	0	0	23	35	1.29	0.857										
Bill Campbell, R (8, 1) ERA: 4.15	1.1	L	6	1	2	2	1	2	0	0	0	0	1	6	14	13.50	2.250										

Detroit Tigers @ California Angels
Anaheim Stadium, Anaheim, CA
Sat Aug 30 1986, 10:05 PM EDT
Att: 39,633 - Unknown


AB 25
R 5
H 4
RBI 5
BB 5
SO 1
LOB 9



Batter	1	2	3	4	5	6	7	8	9	AB	R	H	RBI	BB	SO	LOB	TOP								
Lou Whitaker, L (1,4) OBP: 0.336, SLG: 0.442	B1-3		4-3		SF7			3-1		3	0	1	0	0	0		Detroit Tigers @ California Angels Anaheim Stadium, Anaheim, CA Sun Aug 31 1986, 6:33 AM EDT Att: 30,662 - Unknown								
Alan Trammell, R (1,6) OBP: 0.338, SLG: 0.444	F3		F9		F9			F9		4	0	0	0	0	1										
Darnell Coles, R (1,10) OBP: 0.322, SLG: 0.447	F9		6-3					K		4	0	1	0	0	1										
Larry Herndon, R (1,7) OBP: 0.309, SLG: 0.370 Dave Bergman, L (9, PH) OBP: 0.356, SLG: 0.345		FC5-4 1B E BB			F8			F9		2	1	0	0	1	0	1									
Darrell Evans, L (1,3) OBP: 0.365, SLG: 0.479		K			F5			4-3		4	1	0	0	0	1	2									
Chet Lemon, R (1,8) OBP: 0.314, SLG: 0.381 Johnny Grubb, L (9, PH) OBP: 0.411, SLG: 0.644					4-3			K		3	0	1	0	0	1	1									
Mike Heath, R (1,2) OBP: 0.302, SLG: 0.351 Kirk Gibson, L (9, PH) OBP: 0.375, SLG: 0.462		FC5-4 E 1-2 2-3			E2 1B			F9		3	0	0	0	0	2										
Tom Brookens, R (1,5) OBP: 0.324, SLG: 0.344		E6 FC5-4 1-2 3-H			1B SF7 1B			L8		4	1	1	0	0	2										
Dave Collins, S (1,9) OBP: 0.349, SLG: 0.343		FC5-4 1-2						6-3		3	0	1	0	0	2										
Inning Stats	R: 0 E: 0 K: 0 S: 3	H: 0 LOB: 0 BB: 0 P: 3	R: 1 E: 1 K: 1 S: 7	H: 1 LOB: 2 BB: 1 P: 11	R: 0 E: 0 K: 0 S: 3	H: 0 LOB: 0 BB: 0 P: 3	R: 0 E: 0 K: 0 S: 3	H: 0 LOB: 0 BB: 0 P: 3	R: 1 E: 1 K: 0 S: 5	H: 2 LOB: 1 BB: 0 P: 5	R: 0 E: 0 K: 1 S: 6	H: 1 LOB: 1 BB: 0 P: 6	R: 0 E: 0 K: 0 S: 3	H: 0 LOB: 0 BB: 0 P: 3	R: 0 E: 0 K: 1 S: 5	H: 0 LOB: 0 BB: 0 P: 5		R: 1 E: 1 K: 1 S: 7	H: 1 LOB: 1 BB: 0 P: 7	1B: 4 2B: 1 3B: 0 HR: 0	SF: 1 SAC: 0 DP: 0 HBP: 0	WP: 0 PB: 0 SB: 1 CS: 0	PA: 35		
PITCHER	IP	WLS	BF	H	R	ER	SO	BB	IBB	HBP	BLK	WP	HR	S	P	ERA	WHIP								
John Candelaria, L (1,1) ERA: 2.84	4.2		19	3	2	1	1	1	0	0	0	0	0	20	24	1.93	0.857								
Gary Lucas, L (5,1) ERA: 2.7	2.2		9	1	0	0	1	0	0	0	0	0	0	11	11	0.00	0.375								
Donnie Moore, R (8,1) ERA: 3.02	1.2	W	7	1	1	0	2	0	0	0	1	0	0	11	11	0.00	0.600								
Donnie Moore, R (9,1) ERA: 3.02	1.2	W	7	1	1	0	2	0	0	0	1	0	0	11	11	0.00	0.600								

Batter	1	2	3	4	5	6	7	8	9	AB	R	H	RBI	BB	SO	LOB	BOTTOM								
Ruppert Jones, L (1,8) OBP: 0.338, SLG: 0.442 Rob Wilfong, L (9,4) OBP: 0.279, SLG: 0.331	HR				K			F7		4	1	2	1	0	1	0	Detroit Tigers @ California Angels Anaheim Stadium, Anaheim, CA Sun Aug 31 1986, 6:33 AM EDT Att: 30,662 - Unknown								
Bobby Grich, R (1,4) OBP: 0.384, SLG: 0.430 Devon White, S (8, FR) (9,7)	2B 6-3 BB				5-3			G4-6-3 BB		1	1	0	0	3	0	0									
Wally Joyner, L (1,3) OBP: 0.351, SLG: 0.485					F7			G4-6-3 1-2		4	0	1	0	0	3										
Reggie Jackson, L (1,10) OBP: 0.387, SLG: 0.384 Gary Pettis, S (8, PR) (9,8)	F7				F7			BB 1B 2B BB		3	0	0	0	1	0	2									
Doug DeCinces, R (1,5) OBP: 0.335, SLG: 0.475	6-3				F3			BB 2B 1B		4	1	1	1	0	0	1									
Brian Downing, R (1,7) OBP: 0.384, SLG: 0.429 Donnie Moore, L (9,1)	FC6-4 BB				F8			2B BB		2	1	1	0	2	0	0									
George Hendrick, R (1,9) OBP: 0.342, SLG: 0.457	FC6-4 1-2				F4			1-2 2-3 2B		4	0	1	3	0	0	3									
Bob Boone, R (1,2) OBP: 0.282, SLG: 0.310					6-3			F9		4	0	0	0	0	2										
Dick Schofield, R (1,6) OBP: 0.320, SLG: 0.405					K			6-3		3	0	0	0	0	2	0									
Inning Stats	R: 2 E: 0 K: 0 S: 5	H: 2 LOB: 2 BB: 2 P: 13	R: 0 E: 0 K: 1 S: 6	H: 1 LOB: 2 BB: 1 P: 10	R: 0 E: 0 K: 0 S: 3	H: 0 LOB: 0 BB: 0 P: 3	R: 0 E: 0 K: 1 S: 5	H: 0 LOB: 0 BB: 0 P: 5	R: 0 E: 0 K: 0 S: 5	H: 0 LOB: 0 BB: 0 P: 5	R: 0 E: 0 K: 0 S: 4	H: 1 LOB: 1 BB: 0 P: 4	R: 0 E: 0 K: 0 S: 3	H: 0 LOB: 0 BB: 0 P: 3	R: 3 E: 0 K: 0 S: 4	H: 2 LOB: 2 BB: 3 P: 16		R: 0 E: 0 K: 0 S: 0	H: 0 LOB: 0 BB: 0 P: 0	1B: 3 2B: 2 3B: 0 HR: 1	SF: 0 SAC: 0 DP: 1 HBP: 0	WP: 0 PB: 0 SB: 0 CS: 0	PA: 35		
PITCHER	IP	WLS	BF	H	R	ER	SO	BB	IBB	HBP	BLK	WP	HR	S	P	ERA	WHIP								
Walt Terrell, R (1,1) ERA: 4.53	7.2	L	34	6	5	5	3	6	0	0	0	0	0	1	58	5.87	1.565								
Jim Slaton, R (8,1) ERA: 4.89	0.1		1	0	0	0	0	0	0	0	0	0	0	1	1	0.00	0.000								

AB	33
R	3
H	5
RBI	1
BB	1
SO	4
LOB	12



Batter	1	2	3	4	5	6	7	8	9	AB	R	H	RBI	BB	SO	LOB	TOP								
John Shelby, S OBP: 0.268, SLG: 0.366 (1, 9)										5	2	3	2	0	1	0	Baltimore Orioles @ California Angels Anaheim Stadium, Anaheim, CA Mon Sep 01 1986, 6:33 AM EDT Att: 34,748 - Unknown livebaseballscores.com								
Fred Lynn, L OBP: 0.382, SLG: 0.517 (1, 8)										4	2	1	1	1	1	1									
Cal Ripken Jr., R OBP: 0.374, SLG: 0.483 (1, 6)										4	2	2	1	0	0	0									
Eddie Murray, S OBP: 0.393, SLG: 0.458 (1, 3)										4	1	2	3	0	1	0									
Larry Sheets, L OBP: 0.332, SLG: 0.529 Rick Dempsey, R OBP: 0.305, SLG: 0.372 (6, 2)										3	0	0	0	0	0	0									
Jim Traber, L OBP: 0.341, SLG: 0.540 Floyd Rayford, R OBP: 0.198, SLG: 0.221 (7, 5)										3	0	0	0	0	0	0									
Juan Beniquez, R OBP: 0.369, SLG: 0.396 (7, 7)										3	1	0	0	1	0	2									
Mike Young, S OBP: 0.332, SLG: 0.349 (1, 10)										4	0	0	0	0	2	1									
Jackie Gutierrez, R OBP: 0.198, SLG: 0.205 (1, 4)										4	1	0	0	0	1	2									
Inning Stats	R: 0 E: 0 K: 2 S: 7	H: 0 LOB: 0 BB: 0 P: 7	R: 0 E: 0 K: 0 S: 3	H: 0 LOB: 0 BB: 0 P: 3	R: 5 E: 1 K: 1 S: 8	H: 3 LOB: 2 BB: 2 P: 16	R: 0 E: 0 K: 1 S: 5	H: 0 LOB: 0 BB: 0 P: 5	R: 1 E: 0 K: 1 S: 6	H: 1 LOB: 0 BB: 0 P: 6	R: 0 E: 0 K: 1 S: 5	H: 0 LOB: 0 BB: 0 P: 5	R: 1 E: 1 K: 0 S: 5	H: 1 LOB: 1 BB: 0 P: 5	R: 1 E: 0 K: 0 S: 5	H: 3 LOB: 1 BB: 0 P: 5		R: 1 E: 0 K: 0 S: 4	H: 1 LOB: 0 BB: 0 P: 4	1B: 2 2B: 4 3B: 0 HR: 3	SF: 0 SAC: 0 DP: 1 HBP: 0	WP: 0 PB: 0 SB: 0 CS: 0	PA: 38		
PITCHER	IP	WLS	BF	H	R	ER	SO	BB	IBB	HBP	BLK	WP	HR	S	P	ERA	WHIP								
Mike Witt, R ERA: 2.69 (1, 1)	6.2	L	28	5	7	6	6	2	0	0	0	0	2	38	46	8.10	1.050								
Terry Forster, L ERA: 3.73 (7, 1)	0.1		3	2	1	1	0	0	0	0	0	0	0	3	3	27.00	6.000								
Doug Corbett, R ERA: 3.78 (8, 1)	2.0		7	2	1	1	0	0	0	0	0	0	1	7	7	4.50	1.000								

Batter	1	2	3	4	5	6	7	8	9	AB	R	H	RBI	BB	SO	LOB	BOTTOM								
Gary Pettis, S OBP: 0.333, SLG: 0.322 (1, 8)										4	0	1	0	1	1	1	Baltimore Orioles @ California Angels Anaheim Stadium, Anaheim, CA Mon Sep 01 1986, 6:33 AM EDT Att: 34,748 - Unknown livebaseballscores.com								
Wally Joyner, L OBP: 0.353, SLG: 0.488 (1, 3)										5	0	3	0	0	0	2									
Brian Downing, R OBP: 0.382, SLG: 0.429 (1, 10)										5	0	1	0	0	0	6									
Doug DeCinces, R OBP: 0.331, SLG: 0.469 (1, 5)										5	0	0	0	0	0	6									
George Hendrick, R OBP: 0.341, SLG: 0.466 (1, 9)										4	1	1	1	0	0	0									
Bobby Grich, R OBP: 0.386, SLG: 0.433 (1, 4)										3	1	1	0	1	0	0									
Dick Schofield, R OBP: 0.325, SLG: 0.420 (1, 6)										4	1	3	1	0	1	1									
Bob Boone, R OBP: 0.279, SLG: 0.307 Jerry Narron, L OBP: 0.303, SLG: 0.313 (9, 2)										4	0	0	1	0	0	3									
Devon White, S OBP: 0.500, SLG: 0.500 (1, 7)										4	0	2	0	0	0	0									
Inning Stats	R: 0 E: 0 K: 0 S: 4	H: 1 LOB: 1 BB: 0 P: 4	R: 0 E: 0 K: 0 S: 4	H: 1 LOB: 1 BB: 0 P: 4	R: 0 E: 0 K: 1 S: 5	H: 2 LOB: 2 BB: 1 P: 8	R: 0 E: 0 K: 1 S: 5	H: 0 LOB: 1 BB: 1 P: 9	R: 0 E: 1 K: 1 S: 6	H: 1 LOB: 1 BB: 0 P: 6	R: 1 E: 0 K: 0 S: 5	H: 2 LOB: 1 BB: 0 P: 5	R: 0 E: 0 K: 0 S: 5	H: 2 LOB: 2 BB: 0 P: 5	R: 2 E: 0 K: 0 S: 5	H: 2 LOB: 0 BB: 0 P: 5		R: 0 E: 0 K: 0 S: 4	H: 1 LOB: 1 BB: 0 P: 4	1B: 6 2B: 4 3B: 2 HR: 1	SF: 0 SAC: 0 DP: 1 HBP: 0	WP: 1 PB: 0 SB: 2 CS: 0	PA: 40		
PITCHER	IP	WLS	BF	H	R	ER	SO	BB	IBB	HBP	BLK	WP	HR	S	P	ERA	WHIP								
Scott McGregor, L ERA: 4.67 (1, 1)	8.0	W	36	11	3	3	2	2	0	0	0	0	1	38	46	3.38	1.625								
Don Aase, R ERA: 2.45 (9, 1)	1.0		4	1	0	0	0	0	0	0	0	0	0	4	4	0.00	1.000								

Batter	1	2	3	4	5	6	7	8	9	AB	R	H	RBI	BB	SO	LOB	TOP										
John Shelby S (1, 9) OBP: 0.267, SLG: 0.365	E1 1B		BB 1B		4-3			F7		4	1	1	0	0	0	0	Baltimore Orioles @ California Angels Anaheim Stadium, Anaheim, CA Tue Sep 02 1986, 10:05 PM EDT Att: 24,636 - Unknown										
Fred Lynn L (1, 8) OBP: 0.380, SLG: 0.514	FC5-6 2H 1B		L9		K			G3		4	0	1	1	0	1	1											
Cal Ripken Jr. R (1, 6) OBP: 0.372, SLG: 0.479	F3		K		K			6-3		4	0	0	0	0	1	2											
Eddie Murray S (1, 3) OBP: 0.391, SLG: 0.454	FC5-6 1-2		BB		4-3			L9		3	0	0	0	1	0	1											
Jim Traber L (1, 7) OBP: 0.333, SLG: 0.526	K2-3		5-3		K			F9		4	0	0	0	0	2	3											
Larry Sheets L (1, 2) OBP: 0.331, SLG: 0.525		FC4-6 1B			K			F7		4	0	1	0	0	1	0											
Juan Beniquez R (1, 5) OBP: 0.366, SLG: 0.391		L7			F8			F9		3	0	0	0	0	0	1											
Mike Young S (1, 10) OBP: 0.332, SLG: 0.347		FC4-6 1-2			K			BB		2	0	0	0	1	1	1											
Juan Bonilla R (1, 4) OBP: 0.312, SLG: 0.299		F3			F8			K		2	0	0	0	0	0	1											
Jim Dwyer L (7, PH) OBP: 0.346, SLG: 0.540										1	0	0	0	0	1	1											
Jackie Gutierrez R (7, 4) OBP: 0.198, SLG: 0.205										0	0	0	0	0	0	0											
Inning Stats	R: 1 E: 1 K: 1 S: 7	H: 1 LOB: 1 BB: 0 P: 7	R: 0 E: 0 K: 0 S: 4	H: 1 LOB: 1 BB: 0 P: 4	R: 0 E: 0 K: 1 S: 6	H: 1 LOB: 2 BB: 1 P: 10	R: 0 E: 0 K: 2 S: 7	H: 0 LOB: 0 BB: 0 P: 7	R: 0 E: 0 K: 1 S: 5	H: 0 LOB: 0 BB: 0 P: 5	R: 0 E: 0 K: 1 S: 5	H: 0 LOB: 1 BB: 1 P: 9	R: 0 E: 0 K: 0 S: 3	H: 0 LOB: 0 BB: 0 P: 3	R: 0 E: 0 K: 0 S: 3	H: 0 LOB: 0 BB: 0 P: 3	1B: 3 2B: 0 3B: 0 HR: 0	SF: 0 SAC: 0 DP: 0 HBP: 0	WP: 0 PB: 0 SB: 0 CS: 0	PA: 33							
PITCHER	IP	WLS	BF	H	R	ER	SO	BB	IBB	HBP	BLK	WP	HR	S	P	ERA	WHIP										
Don Sutton R (1, 1) ERA: 3.99	7.0	W	27	3	1	0	7	2	0	0	0	0	0	39	47	0.00	0.714										
Donnie Moore R (8, 1) ERA: 2.91	2.0		6	0	0	0	0	0	0	0	0	0	0	6	6	0.00	0.000										

AB	31
R	1
H	3
RBI	1
BB	2
SO	7
LOB	11



Batter	1	2	3	4	5	6	7	8	9	AB	R	H	RBI	BB	SO	LOB	BOTTOM										
Rick Burleson R (1, 10) OBP: 0.372, SLG: 0.423	6-3		BB			F8		1B 2B		3	1	1	2	1	0	0	Baltimore Orioles @ California Angels Anaheim Stadium, Anaheim, CA Tue Sep 02 1986, 10:05 PM EDT Att: 24,636 - Unknown										
Mark Ryal L (8, FH) OBP: 1.000, SLG: 4.000			BB					1B 2B		1	1	1	2	0	0	0											
Wally Joyner L (1, 3) OBP: 0.352, SLG: 0.484	G3		5-3			K		1B IBB		4	0	0	0	1	1	1											
Brian Downing R (1, 7) OBP: 0.385, SLG: 0.441								1B 2B		4	2	3	3	0	0	0											
Devon White S (7, PR) OBP: 0.500, SLG: 0.500	F8							1B 2B		0	0	0	0	0	0	0											
Doug DeCinces R (1, 5) OBP: 0.333, SLG: 0.468		5-3				FC6 BB		1B 2B		3	0	1	1	1	0	2											
George Hendrick R (1, 9) OBP: 0.336, SLG: 0.458		F9				FC6 G6-4-3		1B 2B		4	0	0	0	0	1	4											
Bobby Grich R (1, 4) OBP: 0.387, SLG: 0.436	F7		G6-4-3					SH3-4 1B 2B		3	2	1	0	1	0	1											
Dick Schofield R (1, 6) OBP: 0.326, SLG: 0.423			4-3 2B			K		SH3-4 2B 1B		4	2	2	0	0	1	1											
Gary Pettis S (1, 8) OBP: 0.333, SLG: 0.322			4-3			K2-3		SH3-4 1B		3	1	1	1	0	1	1											
Bob Boone R (1, 2) OBP: 0.279, SLG: 0.305			4-3			F9		2B 1B IBB		3	1	0	1	1	0	1											
Inning Stats	R: 0 E: 0 K: 0 S: 3	H: 0 LOB: 0 BB: 0 P: 3	R: 0 E: 0 K: 0 S: 3	H: 0 LOB: 0 BB: 0 P: 3	R: 1 E: 0 K: 0 S: 3	H: 1 LOB: 1 BB: 1 P: 8	R: 0 E: 0 K: 2 S: 7	H: 0 LOB: 0 BB: 0 P: 7	R: 1 E: 0 K: 2 S: 9	H: 2 LOB: 1 BB: 0 P: 9	R: 4 E: 0 K: 0 S: 6	H: 3 LOB: 3 BB: 3 P: 18	R: 3 E: 0 K: 0 S: 6	H: 3 LOB: 0 BB: 0 P: 6	R: 3 E: 0 K: 0 S: 6	H: 3 LOB: 0 BB: 0 P: 6	1B: 4 2B: 4 3B: 0 HR: 2	SF: 0 SAC: 1 DP: 1 HBP: 0	WP: 0 PB: 0 SB: 0 CS: 0	PA: 38							
PITCHER	IP	WLS	BF	H	R	ER	SO	BB	IBB	HBP	BLK	WP	HR	S	P	ERA	WHIP										
Mike Flanagan L (1, 1) ERA: 3.96	6.1	L	28	6	7	7	4	3	1	0	0	0	1	32	48	9.95	1.421										
Rich Bordi R (7, 1) ERA: 4.18	1.2		10	4	3	3	0	0	1	0	0	0	1	9	13	16.20	2.400										

AB	32
R	10
H	10
RBI	10
BB	5
SO	4
LOB	11




Batter	1	2	3	4	5	6	7	8	9	AB	R	H	RBI	BB	SO	LOB	TOP			
John Shelby S (1,9) OBP: 0.264, SLG: 0.360	F5		F9		F7		K			4	0	0	0	0	1	2	Baltimore Orioles @ California Angels Anaheim Stadium, Anaheim, CA Wed Sep 03 1986, 10:05 PM EDT Att: 26,025 - Unknown livebaseballscorecards.com			
Fred Lynn L (1,8) OBP: 0.377, SLG: 0.508	F9		1-3		1-3		K			4	0	0	0	0	1	1				
Cal Ripken Jr. R (1,6) OBP: 0.371, SLG: 0.476	HBP		F9		5-3			6-3		3	0	0	0	0	0	0				
Eddie Murray S (1,3) OBP: 0.392, SLG: 0.455	1B			2B SF8 1B	4-3			F7		4	1	2	0	0	0	0				
Jim Dwyer L (1,10) OBP: 0.349, SLG: 0.542	F8			SF8 1-3 SF8 2B	E3 1B			BB		3	1	1	0	1	0	2				
Larry Sheets L (1,7) OBP: 0.330, SLG: 0.523		F8		SF8		1-2		F8		3	0	1	1	0	0	1				
Juan Beniquez R (1,5) OBP: 0.361, SLG: 0.387		F9		SF8		F7			4-3	3	0	0	1	0	0	2				
John Stefero L (1,2) OBP: 0.305, SLG: 0.319				3-1			L5		4-3	2	0	0	0	1	0	0				
Mike Young S (9,PH) OBP: 0.331, SLG: 0.346										1	0	0	0	0	0	0				
Ricky Jones R (1,4) OBP: 0.667, SLG: 0.500									F8	2	0	1	0	1	0	1				
Jim Traber L (9,PH) OBP: 0.331, SLG: 0.523										1	0	0	0	0	0	0				
Inning Stats	R: 0 E: 0 K: 0 S: 4	H: 1 LOB: 2 BB: 0 P: 5	R: 0 E: 0 K: 0 S: 3	H: 0 LOB: 1 BB: 1 P: 7	R: 0 E: 0 K: 0 S: 3	H: 0 LOB: 0 BB: 0 P: 3	R: 2 E: 0 K: 0 S: 5	H: 2 LOB: 0 BB: 0 P: 5	R: 0 E: 0 K: 0 S: 3	H: 1 LOB: 2 BB: 0 P: 3	R: 0 E: 0 K: 0 S: 7	H: 0 LOB: 1 BB: 1 P: 11	R: 0 E: 0 K: 0 S: 3	H: 0 LOB: 1 BB: 1 P: 7	R: 0 E: 0 K: 0 S: 3	H: 0 LOB: 0 BB: 0 P: 3	1B: 4 2B: 1 3B: 0 HR: 0	SF: 2 SAC: 0 DP: 0 HBP: 1	WP: 0 PB: 0 SB: 0 CS: 0	PA: 36
PITCHER Kirk McCaskill R (1,1) ERA: 3.44	IP: 9.0 WLS: W BF: 36 H: 5 R: 2 ER: 2 SO: 2 BB: 3 IBB: 0 HBP: 1 BLK: 0 WP: 0 HR: 0 S: 36 P: 49 ERA: 2.00 WHIP: 0.889															PITCHER				

Batter	1	2	3	4	5	6	7	8	9	AB	R	H	RBI	BB	SO	LOB	BOTTOM			
Gary Pettis S (1,8) OBP: 0.333, SLG: 0.327	K		1-3		1B 3B		SH1-4			3	1	1	1	0	1	1	Baltimore Orioles @ California Angels Anaheim Stadium, Anaheim, CA Wed Sep 03 1986, 10:05 PM EDT Att: 26,025 - Unknown livebaseballscorecards.com			
Rob Wilfong L (1,4) OBP: 0.282, SLG: 0.331	G3		WP BB		3-1 S 1B		G3			3	0	1	1	1	0	1				
Wally Joyner L (1,3) OBP: 0.351, SLG: 0.483	F7		3-1		3-1			1B		4	0	1	1	0	0	2				
Reggie Jackson L (1,10) OBP: 0.390, SLG: 0.387		6-3 HR 1B		FC1-6 1B	G6-4-3 IBB		K			3	1	2	0	1	1	1				
Doug DeCinces R (1,5) OBP: 0.330, SLG: 0.464		K		FC1-6 4-3 S	G6-4-3			L9		4	0	0	0	0	1	4				
Brian Downing R (1,7) OBP: 0.382, SLG: 0.437		6-3		4-3			F9			4	0	0	0	0	0	2				
Devon White S (9,7) OBP: 0.500, SLG: 0.500		1-2		1-3				6-3		0	0	0	0	0	0	0				
Ruppert Jones L (1,9) OBP: 0.342, SLG: 0.451		HR		IBB				K		2	1	1	2	2	1	0				
Dick Schofield R (1,6) OBP: 0.326, SLG: 0.421		4-3		6-3						2	0	0	0	1	0	2				
Bob Boone R (1,2) OBP: 0.284, SLG: 0.311			1-3 BB		3B 2B		CS		G3 SH1-4 1B 1B	2	2	2	0	1	0	0				
Inning Stats	R: 0 E: 0 K: 1 S: 5	H: 0 LOB: 0 BB: 0 P: 5	R: 2 E: 0 K: 1 S: 7	H: 2 LOB: 0 BB: 0 P: 7	R: 0 E: 0 K: 0 S: 2	H: 0 LOB: 1 BB: 2 P: 10	R: 0 E: 0 K: 0 S: 4	H: 1 LOB: 2 BB: 1 P: 8	R: 2 E: 0 K: 0 S: 5	H: 3 LOB: 1 BB: 1 P: 9	R: 0 E: 0 K: 0 S: 1	H: 0 LOB: 0 BB: 2 P: 9	R: 1 E: 0 K: 1 S: 7	H: 2 LOB: 1 BB: 0 P: 7	R: 0 E: 0 K: 1 S: 5	H: 0 LOB: 0 BB: 0 P: 5	1B: 5 2B: 1 3B: 1 HR: 1	SF: 0 SAC: 1 DP: 1 HBP: 0	WP: 1 PB: 0 SB: 2 CS: 2	PA: 35
PITCHER Storm Davis R (1,1) ERA: 3.62	IP: 3.0 WLS: L BF: 22 H: 6 R: 3 ER: 3 SO: 2 BB: 2 IBB: 2 HBP: 0 BLK: 0 WP: 0 HR: 0 S: 14 P: 22 ERA: 6.00 WHIP: 1.333															PITCHER				
Odell Jones R (4,1) ERA: 2.53	IP: 5.0 WLS: L BF: 22 H: 6 R: 3 ER: 3 SO: 2 BB: 2 IBB: 2 HBP: 0 BLK: 0 WP: 0 HR: 0 S: 22 P: 38 ERA: 5.40 WHIP: 1.600															PITCHER				

Batter	1	2	3	4	5	6	7	8	9	AB	R	H	RBI	BB	SO	LOB	TOP																					
Claudet Washington, L (1,8) OBP: 0.305, SLG: 0.424	0-0 4-3		0-0 1B PO		0-0 F8	0-3 K			4-0 FC6-4 BB	4	0	1	0	1	1	2																						
Wille Randolph, R (1,4) OBP: 0.365, SLG: 0.324	0-0 F9		0-0 1B 1-3 2-H		0-0 F4		0-0 F7		0-0 FC6-4 WP 1B 1-2 2-3	5	0	1	1	0	0	2																						
Don Mattingly, L (1,3) OBP: 0.378, SLG: 0.548	0-0 4-3		0-0 PO	0-0 F8 BB 1B	0-0 F7		0-0 1-3		0-0 WP 1B 1-2 3-H	5	1	2	1	0	0	0																						
Dan Pasqua, L (1,7) OBP: 0.406, SLG: 0.530		0-0 L4		4-0 1-3 1B 1-2 BB		1-0 1B 1B HBP		0-3 K	0-0 F8 1-2 2-3	3	2	0	0	1	1	2																						
Dave Winfield, R (1,9) OBP: 0.357, SLG: 0.459		0-0 6-3		0-0 F8		0-0 L9		0-3 K		4	0	0	0	0	1	3																						
Mike Easter, L (1,10) OBP: 0.362, SLG: 0.443		0-0 G1		0-0 1-3 1B		0-0 1B		0-0 F8		4	2	2	1	0	0	0																						
Mike Pagliarulo, L (1,5) OBP: 0.328, SLG: 0.523			0-3 K	0-0 1-3		0-0 1B		0-3 K		4	0	1	0	0	2	2																						
Joel Skinner, R (1,2) OBP: 0.250, SLG: 0.310			0-0 F7	0-0 1B		0-0 1B		0-0 5-3		4	0	2	4	0	0	0																						
Wayne Tolleson, S (1,6) OBP: 0.338, SLG: 0.329			4-0 1B BB	0-3 K		0-0 L8		0-0 FC6-4 WP 1B		3	2	1	0	1	1	3																						
Inning Stats	R: 0 E: 0 K: 0 S: 3	H: 0 LOB: 0 BB: 0 P: 3	R: 0 E: 0 K: 0 S: 3	H: 0 LOB: 0 BB: 0 P: 3	R: 1 E: 0 K: 1 S: 6	H: 2 LOB: 1 BB: 1 P: 10	R: 3 E: 0 K: 1 S: 8	H: 3 LOB: 1 BB: 1 P: 12	R: 0 E: 0 K: 0 S: 3	H: 0 LOB: 0 BB: 0 P: 3	R: 2 E: 0 K: 1 S: 8	H: 3 LOB: 2 BB: 0 P: 9	R: 0 E: 0 K: 1 S: 5	H: 0 LOB: 0 BB: 0 P: 5	R: 0 E: 0 K: 2 S: 7	H: 0 LOB: 0 BB: 0 P: 7	R: 1 E: 0 K: 0 S: 5	H: 2 LOB: 2 BB: 1 P: 9	1B: 10 2B: 0 3B: 0 HR: 0	SF: 0 SAC: 0 DP: 0 HBP: 1	WP: 2 PA: 41 CS: 0																	
PITCHER	IP	WLS	BF	H	R	ER	SO	BB	IBB	HBP	BLK	WP	HR	S	P	ERA	WHIP	PITCHER				IP	WLS	BF	H	R	ER	SO	BB	IBB	HBP	BLK	WP	HR	S	P	ERA	WHIP
Ray Chadwick, R (1,1) ERA: 7.4	3.2	L	17	5	4	4	1	2	0	0	0	0	0	17	25	9.82	1.909																					
Chuck Finley, L (4,1) ERA: 3.59	2.1		11	3	2	2	2	0	0	1	0	0	0	14	15	7.71	1.286																					
Gary Lucas, L (7,1) ERA: 2.73	3.0		12	2	1	1	3	1	0	0	0	2	0	17	21	3.00	1.000																					

New York Yankees @ California Angels
Anaheim Stadium, Anaheim, CA
Fri Sep 05 1986, 10:05 PM EDT
Att: 44,701 - Unknown


AB 36
R 7
H 10
RBI 7
BB 3
SO 6
LOB 14



Batter	1	2	3	4	5	6	7	8	9	AB	R	H	RBI	BB	SO	LOB	BOTTOM																					
Devon White, S (1,8) OBP: 0.375, SLG: 0.286	0-0 6-3		0-0 G3		0-0 F9		4-0 1B BB			3	0	0	0	1	0	1																						
Wally Joyner, L (1,3) OBP: 0.352, SLG: 0.482	0-0 1-3		0-0 F7			4-0 HR BB	0-0 1B			3	1	1	0	1	0	0																						
Brian Downing, R (1,7) OBP: 0.379, SLG: 0.433	0-0 F8			0-0 6-3		0-0 F3	0-3 K			4	0	0	0	0	1	3																						
Reggie Jackson, L (1,10) OBP: 0.394, SLG: 0.409		0-0 G3 E 1B		0-0 HR		0-0 1-H HR		0-3 K		3	3	3	3	0	0	0																						
Rick Burleson, R (8,PH) OBP: 0.371, SLG: 0.421								0-3 K		1	0	0	0	0	1	0																						
Doug DeCinces, R (1,5) OBP: 0.327, SLG: 0.459		0-0 G3		0-0 6-3		0-3 K		0-3 K		4	0	0	0	0	2	1																						
Ruppert Jones, L (1,9) OBP: 0.344, SLG: 0.452		0-0 E9		0-0 F5		4-0 BB		0-0 6-3		2	0	1	0	1	0	0																						
George Hendrick, R (8,PH) OBP: 0.335, SLG: 0.456		2-H 1B								1	0	0	0	0	0	0																						
Rob Wilfong, L (1,4) OBP: 0.279, SLG: 0.327		0-0 L8			0-0 4-3	0-3 K			0-0 6-3	3	0	0	0	0	1	2																						
Bobby Grich, R (9,PH) OBP: 0.366, SLG: 0.434										1	0	0	0	0	0	0																						
Dick Schofield, R (1,6) OBP: 0.326, SLG: 0.419		0-0 1-3			0-0 E S 1B		0-0 F5		0-0 F5	4	0	1	0	0	0	1																						
Bob Boone, R (1,2) OBP: 0.284, SLG: 0.310			0-0 1B		0-3 K		0-0 5-3		0-0 L9	4	0	1	0	0	1	1																						
Inning Stats	R: 0 E: 0 K: 0 S: 3	H: 2 LOB: 1 BB: 0 P: 5	R: 1 E: 1 K: 0 S: 5	H: 2 LOB: 1 BB: 0 P: 5	R: 0 E: 0 K: 0 S: 3	H: 1 LOB: 0 BB: 0 P: 3	R: 1 E: 0 K: 0 S: 4	H: 1 LOB: 0 BB: 0 P: 4	R: 0 E: 0 K: 1 S: 6	H: 1 LOB: 1 BB: 0 P: 6	R: 2 E: 0 K: 2 S: 8	H: 1 LOB: 1 BB: 2 P: 16	R: 0 E: 0 K: 1 S: 6	H: 1 LOB: 2 BB: 1 P: 10	R: 0 E: 0 K: 2 S: 7	H: 0 LOB: 0 BB: 0 P: 7	R: 0 E: 0 K: 0 S: 3	H: 0 LOB: 0 BB: 0 P: 3	1B: 5 2B: 0 3B: 0 HR: 2	SF: 0 SAC: 0 DP: 0 HBP: 0	WP: 0 PA: 36 CS: 0																	
PITCHER	IP	WLS	BF	H	R	ER	SO	BB	IBB	HBP	BLK	WP	HR	S	P	ERA	WHIP	PITCHER				IP	WLS	BF	H	R	ER	SO	BB	IBB	HBP	BLK	WP	HR	S	P	ERA	WHIP
Doug Drabek, R (1,1) ERA: 4.88	5.1	W	22	6	4	4	1	1	0	0	0	0	0	23	27	6.75	1.312																					
Brian Fisher, R (6,1) ERA: 4.73	1.1		6	0	0	0	2	2	0	0	0	0	0	8	16	0.00	1.500																					
Dave Righetti, L (7,1) ERA: 2.5	2.1	S	8	1	0	0	3	0	0	0	0	0	0	14	14	0.00	0.429																					

New York Yankees @ California Angels
Anaheim Stadium, Anaheim, CA
Fri Sep 05 1986, 10:05 PM EDT
Att: 44,701 - Unknown

AB 33
R 4
H 7
RBI 3
BB 3
SO 6
LOB 9



Batter	1	2	3	4	5	6	7	8	9	AB	R	H	RBI	BB	SO	LOB	TOP			
Claudell Washington, L (1, 8) Henry Cotto, R (1, PH) OBP: 0.304, SLG: 0.422 OBP: 0.185, SLG: 0.192	0-3 K		0-0 4-3			0-3 K			0-0 F7	0	0	0	0	0	0	0				
Willie Randolph, R (1, 4) OBP: 0.395, SLG: 0.324	0-3 K			0-0 G3-6 1B		0-0 CS	4-0 3-1 BB		0-0 1-3	3	0	1	0	1	1	0				
Don Mattingly, L (1, 3) OBP: 0.379, SLG: 0.551	0-0 2B			0-0 L8			0-0 3-1		0-0 1B 2B	4	1	2	0	0	0	2				
Dan Pasqua, L (1, 7) OBP: 0.403, SLG: 0.525	0-3 K			0-0 G3-6			0-0 K		0-0 2B 1B	4	0	1	1	0	2	3				
Dave Winfield, R (1, 9) OBP: 0.354, SLG: 0.455		0-0 6-3			0-0 6-3				0-0 K	4	0	0	0	0	2	2				
Mike Easter, L (1, 10) OBP: 0.364, SLG: 0.451		0-0 4-3			0-0 G4-6-3 1B					3	1	2	1	0	0	0				
Mike Pagliarulo, L (1, 5) Leo Hernandez, R (8, 5) OBP: 0.328, SLG: 0.522 OBP: 0.214, SLG: 0.500		0-3 K			0-0 G4-6-3				0-0 FC4-6 1B	3	0	1	0	0	1	1				
Joel Skinner, R (1, 2) OBP: 0.251, SLG: 0.308			0-0 F8			4-0 FC6-4 BB			0-0 FC4-6 G4-6-3	2	0	0	0	1	0	1				
Wayne Tolleson, S (1, 6) Bobby Meacham, S (8, 6) OBP: 0.336, SLG: 0.326 OBP: 0.301, SLG: 0.278			0-0 1-3			0-0 FC6-4 CS			0-0 G4-6-3	3	0	0	0	0	0	2				
Inning Stats	R: 0 E: 0 K: 3 S: 10	H: 1 LOB: 1 BB: 0 P: 10	R: 0 E: 0 K: 1 S: 5	H: 0 LOB: 0 BB: 0 P: 5	R: 0 E: 0 K: 0 S: 3	H: 0 LOB: 0 BB: 0 P: 3	R: 0 E: 0 K: 0 S: 3	H: 1 LOB: 0 BB: 0 P: 3	R: 0 E: 0 K: 1 S: 4	H: 0 LOB: 0 BB: 1 P: 8	R: 0 E: 0 K: 2 S: 7	H: 0 LOB: 1 BB: 1 P: 11	R: 1 E: 0 K: 0 S: 4	H: 2 LOB: 2 BB: 0 P: 4	R: 1 E: 0 K: 1 S: 7	H: 2 LOB: 1 BB: 0 P: 7	1B: 4 2B: 2 3B: 0 HR: 1	SF: 0 SAC: 0 DP: 3 HBP: 0	WP: 0 PB: 0 CS: 1	PA: 33
PITCHER Mike Witt, R (1, 1) ERA: 2.66	IP: 9.0 WLS: W BF: 32	H: 7 R: 2 ER: 2 SO: 8	BB: 2 IBB: 0 HBP: 0 BLK: 0	WP: 0 HR: 1 S: 46 P: 54	ERA: 2.00 WHIP: 1.000															

New York Yankees @ California Angels
Anaheim Stadium, Anaheim, CA
Sat Sep 06 1986, 10:05 PM EDT
Att: 51,182 - Unknown

AB 30
R 2
H 7
RBI 2
BB 2
SO 8
LOB 12



Batter	1	2	3	4	5	6	7	8	9	AB	R	H	RBI	BB	SO	LOB	BOTTOM			
Gary Pettis, S (1, 8) OBP: 0.335, SLG: 0.327	4-0 S BB		0-0 E S 1B	4-0 HR BB		0-3 K		0-0 L7		3	2	1	0	2	1	0				
Wally Joyner, L (1, 3) OBP: 0.351, SLG: 0.479	0-0 6-3 1-2		0-0 F8	0-0 F7		0-0 BB 1B		0-0 L3		5	0	1	0	0	0	3				
Brian Downing, R (1, 7) Devon White, S (6, PR) OBP: 0.382, SLG: 0.440 OBP: 0.444, SLG: 0.375	0-0 F9		4-0 1B PB E BB	0-0 1-H HR		4-0 1-2 BB		0-0 2B 1B		2	2	1	2	2	0	1				
Reggie Jackson, L (1, 10) OBP: 0.395, SLG: 0.410	0-0 F6		4-0 E 1B BB	0-3 K		0-0 F7		0-0 1-H 2B		4	1	1	1	1	1	3				
Doug DeCinces, R (1, 5) Jack Howell, L (6, 5) OBP: 0.329, SLG: 0.468 OBP: 0.314, SLG: 0.460		0-0 HR	0-0 E2 1B 1B		0-3 K		0-3 K	0-0 F8		3	1	2	2	0	1	0				
George Hendrick, R (1, 9) Darrell Miller, R (8, 9) OBP: 0.341, SLG: 0.477 OBP: 0.239, SLG: 0.256		0-0 F9	0-0 2-3 3-H 1B		0-0 E7 1B 2B		0-0 HR			4	2	3	2	0	0	0				
Bobby Grich, R (1, 4) OBP: 0.368, SLG: 0.435	0-0 1-3		0-0 L6		0-0 G5-4-3 1B		0-0 E7 1B			4	0	2	1	0	0	2				
Dick Schofield, R (1, 6) OBP: 0.325, SLG: 0.416	4-0 S BB		0-0 F4		0-0 G5-4-3		0-3 K			3	0	0	0	1	1	4				
Bob Boone, R (1, 2) OBP: 0.281, SLG: 0.307	0-0 F8 1-2			0-0 F7		0-0 L8		0-0 5-3		4	0	0	0	0	0	2				
Inning Stats	R: 0 E: 0 K: 0 S: 3	H: 0 LOB: 1 BB: 1 P: 7	R: 1 E: 0 K: 0 S: 4	H: 1 LOB: 1 BB: 1 P: 8	R: 3 E: 1 K: 0 S: 6	H: 3 LOB: 2 BB: 2 P: 14	R: 2 E: 0 K: 1 S: 6	H: 1 LOB: 0 BB: 1 P: 10	R: 1 E: 1 K: 1 S: 6	H: 2 LOB: 0 BB: 0 P: 6	R: 0 E: 0 K: 1 S: 6	H: 1 LOB: 2 BB: 1 P: 10	R: 1 E: 1 K: 2 S: 9	H: 2 LOB: 1 BB: 0 P: 9	R: 1 E: 0 K: 0 S: 5	H: 2 LOB: 1 BB: 0 P: 5	1B: 7 2B: 2 3B: 0 HR: 3	SF: 0 SAC: 0 DP: 1 HBP: 0	WP: 0 PB: 1 CS: 0	PA: 41
PITCHER Joe Niekro, R (1, 1) ERA: 4.87 Bob Tewksbury, R (3, 1) ERA: 3.79 Brad Arnsberg, R (6, 1) ERA: 6.0	IP: 2.1 WLS: L BF: 14	H: 3 R: 4 ER: 3 SO: 0	BB: 4 IBB: 0 HBP: 0 BLK: 0	WP: 0 HR: 1 S: 10 P: 26	ERA: 11.57 WHIP: 3.000															
PITCHER	IP: 3.0 WLS: L BF: 15	H: 5 R: 2 ER: 2 SO: 3	BB: 1 IBB: 0 HBP: 0 BLK: 0	WP: 0 HR: 1 S: 20 P: 24	ERA: 6.00 WHIP: 2.000															

New York Yankees @ California Angels
Anaheim Stadium, Anaheim, CA
Sat Sep 06 1986, 10:05 PM EDT
Att: 51,182 - Unknown

AB 35
R 9
H 12
RBI 8
BB 6
SO 5
LOB 16



Batter	1	2	3	4	5	6	7	8	9	AB	R	H	RBI	BB	SO	LOB	TOP			
Wayne Tolleson, S (1, 6) OBP: 0.335, SLG: 0.324	0-0 4-3		0-0 F5		4-0 G4-6-3 BB		0-0 5-3			3	0	0	0	1	0	0	New York Yankees @ California Angels Anaheim Stadium, Anaheim, CA Sun Sep 07 1986, 6:33 AM EDT Att: 35,480 - Unknown			
Mike Pagliarulo, L (1, 5) OBP: 0.328, SLG: 0.519	0-0 G3		0-0 G3		0-0 L9		0-0 1B			4	0	1	0	0	0	1				
Don Mattingly, L (1, 3) OBP: 0.380, SLG: 0.550	4-0 BB		0-0 1B		0-0 G4-6-3 1-2		0-0 F8			3	0	1	0	1	0	2				
Mike Easter, L (1, 10) OBP: 0.363, SLG: 0.450	0-3 K		0-0 F7		0-0 FC6-4 1B		0-0 F7			4	0	1	0	0	1	3				
Dave Winfield, R (1, 9) OBP: 0.353, SLG: 0.454 Gary Roenicke, R (2, 9) OBP: 0.390, SLG: 0.370		0-3 K		0-3 K		0-0 F7		0-0 F7		1	0	0	0	0	1	0				
Ron Kittle, R (1, 7) OBP: 0.280, SLG: 0.407		0-0 1B E		0-0 1B		0-0 FC6-4 1-2		0-0 F4		4	1	2	0	0	0	1				
Henry Cotto, R (1, 8) OBP: 0.190, SLG: 0.196		0-0 E7 1-H 1B		0-0 F7		0-0 F7		0-0 F7		4	1	1	0	0	0	2				
Joel Skinner, R (1, 2) OBP: 0.255, SLG: 0.311		0-0 F9		0-0 1-2 1B		0-0 6-3		0-0 1B		4	0	2	0	0	0	0				
Bryan Little, S (1, 4) OBP: 0.235, SLG: 0.174 Phil Lombardi, R (9, PH) OBP: 0.444, SLG: 0.750		0-0 G3		0-0 L6		0-0 6-3		0-0 5-3		3	0	0	0	0	0	2				
										1	0	0	0	0	0	1				
Inning Stats	R: 0 E: 0 K: 1 S: 5	H: 0 LOB: 1 BB: 1 P: 9	R: 2 E: 1 K: 1 S: 7	H: 2 LOB: 0 BB: 0 P: 7	R: 0 E: 0 K: 1 S: 4	H: 1 LOB: 1 BB: 0 P: 4	R: 0 E: 0 K: 0 S: 2	H: 0 LOB: 0 BB: 1 P: 6	R: 0 E: 0 K: 0 S: 3	H: 0 LOB: 0 BB: 0 P: 3	R: 0 E: 0 K: 0 S: 4	H: 1 LOB: 1 BB: 0 P: 4	R: 0 E: 0 K: 0 S: 4	H: 1 LOB: 1 BB: 0 P: 4	R: 0 E: 0 K: 0 S: 4	H: 1 LOB: 1 BB: 0 P: 4	1B: 8 2B: 0 3B: 0 HR: 0	SF: 0 SAC: 0 DP: 1 HBP: 0	WP: 0 PB: 0 CS: 0	PA: 36
PITCHER	IP WLS BF H R ER SO BB IBB HBP BLK WP HR S P ERA WHIP	IP WLS BF H R ER SO BB IBB HBP BLK WP HR S P ERA WHIP	PITCHER																	
Don Sutton, R (1, 1) ERA: 3.85	6.0 W 25 6 2 0 3 2 0 0 0 0 0 29 37 0.00 1.333	3.0 S 11 2 0 0 0 0 0 0 0 0 0 0 11 11 0.00 0.667																		
Gary Lucas, L (7, 1) ERA: 2.48																				

AB	34
R	2
H	8
RBI	0
BB	2
SO	3
LOB	14



Batter	1	2	3	4	5	6	7	8	9	AB	R	H	RBI	BB	SO	LOB	BOTTOM			
Gary Pettis, S (1, 8) OBP: 0.336, SLG: 0.330	0-0 4-3	0-3 K		0-0 1B 1-H 2-H 2B	0-0 F7			0-0 1-3 1B		5	1	2	2	0	1	2	New York Yankees @ California Angels Anaheim Stadium, Anaheim, CA Sun Sep 07 1986, 6:33 AM EDT Att: 35,480 - Unknown			
Dick Schofield, R (1, 6) OBP: 0.328, SLG: 0.415	4-0 HR BB	0-0 F8		0-0 1B FC6-4 2-3 1B		4-0 L4-3 BB		0-0 F3		3	2	1	0	2	0	2				
Brian Downing, R (1, 7) OBP: 0.384, SLG: 0.447 Devon White, S (9, 7) OBP: 0.444, SLG: 0.375	0-0 1-H HR		4-0 BB	0-0 FC6-4 1-3 3-H 1B		0-0 L4-3 1-2		0-0 1-3		4	1	2	3	1	0	2				
Doug DeCinces, R (1, 5) OBP: 0.328, SLG: 0.465	0-0 1B		0-3 K	0-0 FC6-4 1-2 3-H 1B		0-0 1-3		0-0 F8		5	0	1	1	0	1	3				
Bobby Grich, R (1, 3) OBP: 0.370, SLG: 0.440	0-0 1-3 1B		0-0 F6	0-0 F7		0-0 2B				4	0	2	0	0	0	2				
George Hendrick, R (1, 9) OBP: 0.341, SLG: 0.488 Jack Howell, L (7, PH) OBP: 0.319, SLG: 0.460 Darrell Miller, R (8, 9) OBP: 0.239, SLG: 0.256	0-0 F6		0-0 F4		0-0 HR		4-0 BB			3	1	1	1	0	0	3				
Rick Burleson, R (1, 10) OBP: 0.371, SLG: 0.424 Mark Ryal, L (7, PH) OBP: 0.500, SLG: 2.000	0-0 F9			0-0 G3		0-0 2B		0-0 F9		3	0	1	0	0	0	2				
Bob Boone, R (1, 2) OBP: 0.281, SLG: 0.306		0-0 F4		0-0 1B 2B 1B		0-0 L9		0-0 F8		4	1	1	0	0	0	3				
Gus Polidor, R (1, 4) OBP: 0.500, SLG: 0.750		0-0 2B		0-0 1-2 2B 1B		0-0 F4		0-0 F3		4	1	2	0	0	0	3				
										1B: 7 2B: 5 3B: 0 HR: 2	SF: 0 SAC: 0 DP: 1 HBP: 0	WP: 0 PB: 0 CS: 0	PA: 40							
Inning Stats	R: 2 E: 0 K: 0 S: 6	H: 3 LOB: 2 BB: 1 P: 10	R: 0 E: 0 K: 1 S: 6	H: 1 LOB: 1 BB: 0 P: 6	R: 0 E: 0 K: 1 S: 5	H: 0 LOB: 1 BB: 1 P: 9	R: 4 E: 0 K: 0 S: 8	H: 5 LOB: 1 BB: 0 P: 8	R: 1 E: 0 K: 0 S: 5	H: 2 LOB: 1 BB: 0 P: 5	R: 0 E: 0 K: 0 S: 2	H: 0 LOB: 0 BB: 1 P: 6	R: 0 E: 0 K: 0 S: 4	H: 1 LOB: 2 BB: 1 P: 8	R: 0 E: 0 K: 0 S: 4	H: 1 LOB: 1 BB: 0 P: 4	1B: 7 2B: 5 3B: 0 HR: 2	SF: 0 SAC: 0 DP: 1 HBP: 0	WP: 0 PB: 0 CS: 0	PA: 40
PITCHER	IP WLS BF H R ER SO BB IBB HBP BLK WP HR S P ERA WHIP	IP WLS BF H R ER SO BB IBB HBP BLK WP HR S P ERA WHIP	PITCHER																	
Dennis Rasmussen, L (1, 1) ERA: 3.98	3.1 L 21 9 6 6 2 2 0 0 0 0 0 1 23 31 3.38 1.125	2.2 10 2 1 1 0 1 0 0 0 0 0 1 9 13 3.38 1.125																		
Tim Stoddard, R (4, 1) ERA: 3.55																				
Scott Nielsen, R (7, 1) ERA: 6.38																				

AB	36
R	7
H	13
RBI	7
BB	4
SO	2
LOB	24



Batter	1	2	3	4	5	6	7	8	9	AB	R	H	RBI	BB	SO	LOB	TOP										
Gary Pettis, S OBP: 0.336, SLG: 0.327 (1, 8)										4	2	0	0	2	1	3	California Angels @ Cleveland Indians Cleveland Municipal Stadium, Cleveland, OH Tue Sep 09 1986, 7:05 PM EDT Att: 5,404 - Unknown										
Wally Joyner, L OBP: 0.351, SLG: 0.478 (1, 3)										5	1	1	1	1	0	2											
Brian Downing, R OBP: 0.386, SLG: 0.447 Devon White, S OBP: 0.444, SLG: 0.375 (8, PR) (8, 7)										3	1	1	0	1	2	2											
Reggie Jackson, L OBP: 0.395, SLG: 0.410 (1, 10)										5	1	2	1	0	0	3											
Doug DeCinces, R OBP: 0.331, SLG: 0.465 (1, 5)										4	1	2	0	0	1	2											
Ruppert Jones, L OBP: 0.345, SLG: 0.449 (1, 9)										4	1	1	0	1	0	3											
Bobby Grich, R OBP: 0.374, SLG: 0.443 (1, 4)										3	1	1	1	2	0	3											
Dick Schofield, R OBP: 0.329, SLG: 0.419 (1, 6)										4	0	2	1	0	0	3											
Bob Boone, R OBP: 0.280, SLG: 0.305 (1, 2)										5	0	1	1	0	0	2											
Inning Stats	R: 2 E: 1 K: 0 S: 4	H: 0 LOB: 3 BB: 3 P: 17	R: 2 E: 0 K: 1 S: 7	H: 2 LOB: 3 BB: 2 P: 16	R: 0 E: 0 K: 0 S: 3	H: 0 LOB: 0 BB: 0 P: 3	R: 0 E: 0 K: 1 S: 5	H: 0 LOB: 0 BB: 0 P: 5	R: 0 E: 0 K: 0 S: 3	H: 1 LOB: 2 BB: 1 P: 12	R: 3 E: 0 K: 0 S: 6	H: 4 LOB: 1 BB: 1 P: 10	R: 0 E: 0 K: 0 S: 5	H: 2 LOB: 2 BB: 0 P: 5	R: 1 E: 1 K: 0 S: 5	H: 2 LOB: 1 BB: 0 P: 5		1B: 8 2B: 3 3B: 0 HR: 0	SF: 1 SAC: 0 DP: 2 HBP: 2	WP: 0 PB: 2 SB: 1 CS: 0	PA: 47						
PITCHER	IP	WLS	BF	H	R	ER	SO	BB	IBB	HBP	BLK	WP	HR	S	P	ERA	WHIP										
Tom Candiotti, R ERA: 3.73 (1, 1)	6.0	L	34	6	7	5	4	7	0	2	1	0	0	33	63	7.50	2.167										
Dickie Noles, R ERA: 5.1 (7, 1)	1.0		3	1	0	0	0	0	0	0	0	0	0	3	3	0.00	1.000										
John Butcher, R ERA: 6.56 (8, 1)	2.0		10	4	1	1	0	0	0	0	0	0	0	10	10	4.50	2.000										
Batter	1	2	3	4	5	6	7	8	9	AB	R	H	RBI	BB	SO	LOB	BOTTOM										
Tony Bernazard, S OBP: 0.370, SLG: 0.453 (1, 4)										4	1	1	0	0	2	0	California Angels @ Cleveland Indians Cleveland Municipal Stadium, Cleveland, OH Tue Sep 09 1986, 7:05 PM EDT Att: 5,404 - Unknown										
Brett Butler, L OBP: 0.338, SLG: 0.342 (1, 8)										4	0	2	0	0	0	0											
Julio Franco, R OBP: 0.329, SLG: 0.407 (1, 6)										3	0	0	1	0	0	1											
Joe Carter, R OBP: 0.338, SLG: 0.521 (1, 3)										4	0	1	0	0	1	2											
Mel Hall, L OBP: 0.340, SLG: 0.488 (1, 7)										4	0	1	0	0	0	2											
Cory Snyder, R OBP: 0.300, SLG: 0.520 (1, 9)										3	0	0	0	1	2	2											
Pat Tabler, R OBP: 0.374, SLG: 0.433 (1, 10)										3	0	1	0	1	0	1											
Brook Jacoby, R OBP: 0.333, SLG: 0.424 (1, 5)										3	0	0	0	0	0	4											
Chris Bando, S OBP: 0.339, SLG: 0.325 (1, 2)										3	0	0	0	0	2	1											
Inning Stats	R: 0 E: 0 K: 1 S: 5	H: 0 LOB: 0 BB: 0 P: 5	R: 0 E: 0 K: 1 S: 6	H: 1 LOB: 2 BB: 1 P: 10	R: 0 E: 0 K: 2 S: 7	H: 0 LOB: 0 BB: 0 P: 7	R: 0 E: 0 K: 1 S: 6	H: 1 LOB: 1 BB: 0 P: 6	R: 0 E: 0 K: 1 S: 5	H: 1 LOB: 0 BB: 0 P: 5	R: 1 E: 0 K: 0 S: 5	H: 2 LOB: 1 BB: 0 P: 5	R: 0 E: 0 K: 0 S: 3	H: 0 LOB: 1 BB: 1 P: 7	R: 0 E: 0 K: 1 S: 6	H: 1 LOB: 0 BB: 0 P: 6		R: 0 E: 0 K: 0 S: 3	H: 0 LOB: 0 BB: 0 P: 3	1B: 5 2B: 1 3B: 0 HR: 0	SF: 1 SAC: 0 DP: 1 HBP: 0	WP: 0 PB: 1 SB: 0 CS: 0	PA: 34				
PITCHER	IP	WLS	BF	H	R	ER	SO	BB	IBB	HBP	BLK	WP	HR	S	P	ERA	WHIP										
Kirk McCaskill, R ERA: 3.34 (1, 1)	9.0	W	34	6	1	1	7	2	0	0	0	0	0	46	54	1.00	0.889										

AB 37
R 8
H 11
RBI 5
BB 7
SO 4
LOB 23



AB 31
R 1
H 6
RBI 1
BB 2
SO 7
LOB 13



Batter	1	2	3	4	5	6	7	8	9	10	11	12	13	14	AB	R	H	RBI	BB	SO	LOB	TOP
Bobby Grich, R OBP: 0.368, SLG: 0.434 (9, 2)															5	0	0	0	0	2	3	
Jerry Narron, L OBP: 0.303, SLG: 0.313 (12, PH)															0	0	0	0	0	0	0	
Darrell Miller, R OBP: 0.250, SLG: 0.267 (12, 2)															2	1	1	0	0	0	0	
Dick Schofield, R OBP: 0.324, SLG: 0.412 (1, 6)															6	0	0	0	0	0	1	3
Brian Downing, R OBP: 0.387, SLG: 0.445 (1, 7)															2	0	0	0	1	1	0	
Ruggert Jones, L OBP: 0.345, SLG: 0.447 (9, 7)															2	1	0	0	1	0	1	
Doug DeCinces, R OBP: 0.330, SLG: 0.468 (1, 5)															6	1	1	2	1	1	2	
George Hendrick, R OBP: 0.344, SLG: 0.490 (9, PH)															3	1	2	0	0	1	0	
Mark Ryan, L OBP: 0.687, SLG: 1.200 (9, 9)															3	0	2	1	1	0	0	
Rick Burleson, R OBP: 0.366, SLG: 0.419 (9, PH)															3	0	0	0	0	1	2	
Reggie Jackson, L OBP: 0.396, SLG: 0.409 (9, PH)															3	1	1	0	1	1	2	
Wally Joyner, L OBP: 0.348, SLG: 0.476 (1, 3)															7	1	1	1	0	1	4	
Gary Pettis, S OBP: 0.338, SLG: 0.335 (9, PH)															3	1	2	1	0	0	0	
Jack Howell, L OBP: 0.324, SLG: 0.464 (9, PR)															1	0	1	1	0	0	0	
Devon White, S OBP: 0.364, SLG: 0.300 (9, 8)															2	0	0	0	0	0	0	
Bob Boone, R OBP: 0.289, SLG: 0.305 (9, PH)															3	0	1	1	0	0	1	
Rob Wilfong, L OBP: 0.276, SLG: 0.323 (9, 4)															3	0	0	0	0	0	1	
Inning Stats	R: 0 E: 0 K: 1 S: 5	H: 0 LOB: 0 BB: 0 P: 5	R: 0 E: 0 K: 1 S: 5	H: 0 LOB: 0 BB: 0 P: 5	R: 1 E: 0 K: 1 S: 7	H: 2 LOB: 1 BB: 0 P: 7	R: 0 E: 0 K: 1 S: 6	H: 1 LOB: 1 BB: 0 P: 6	R: 0 E: 0 K: 0 S: 3	H: 0 LOB: 0 BB: 0 P: 3	R: 0 E: 0 K: 1 S: 5	H: 0 LOB: 1 BB: 0 P: 6	R: 2 E: 0 K: 0 S: 6	H: 1 LOB: 1 BB: 2 P: 14	R: 0 E: 0 K: 1 S: 5	H: 0 LOB: 0 BB: 0 P: 5	R: 1 E: 0 K: 0 S: 5	H: 2 LOB: 3 BB: 2 P: 13	1B: 8 2B: 2 3B: 1 HR: 1	SF: 0 SAC: 1 DP: 0 HBP: 1	WP: 0 PB: 0 CS: 0	PA: 61
PITCHER	IP	WLS	BF	H	R	ER	SO	BB	IBB	HBP	BLK	WP	HR	S	P	ERA	WHIP					
Scott Bailes, L ERA: 4.4 (8, 1)	7.0		27	5	2	2	6									4.4	0.857					
Doug Jones, R ERA: 12.27 (9, 1)	1.1		7	2	2	2	1	0	0	1	0	0	0	0	8	13.50	1.500					
Ernie Camacho, R ERA: 3.76 (12, 1)	2.2		11	2	0	0	0	0	0	0	0	0	0	11	11	0.00	0.750					
Bryan Oelkers, L ERA: 4.79 (14, 1)	2.0		9	1	2	2	2	2	0	0	0	0	1	11	19	9.00	1.500					
Rich Yett, R ERA: 9.92 (14, 1)	1.0		L	7	2	1	1	0	1	1	0	0	0	5	13	9.00	3.000					

California Angels @ Cleveland Indians
Cleveland Municipal Stadium, Cleveland, OH
Wed Sep 10 1986, 7:05 PM EDT
Att. 6,472 - Unknown

AB 54
R 7
H 12
RBI 7
BB 5
SO 9
LOB 19



Batter	1	2	3	4	5	6	7	8	9	10	11	12	13	14	AB	R	H	RBI	BB	SO	LOB	BOTTOM						
Tony Bernazard, S OBP: 0.371, SLG: 0.453 (1, 4)															6	1	3	0	0	0	1							
Brett Butler, L OBP: 0.339, SLG: 0.345 (1, 8)															4	2	1	0	1	0	2							
Julio Franco, R OBP: 0.332, SLG: 0.412 (1, 6)															6	1	4	1	0	0	2							
Joe Carter, R OBP: 0.339, SLG: 0.522 (1, 3)															7	1	3	3	0	1	5							
Mel Hall, L OBP: 0.339, SLG: 0.486 (10, 7)															4	0	1	0	0	1	5							
Olis Nixon, S OBP: 0.274, SLG: 0.261 (12, PH)															1	0	1	0	0	0	0							
Andre Thornton, R OBP: 0.335, SLG: 0.394 (12, PR)															1	1	0	0	0	1	1							
Fran Mullins, R OBP: 0.188, SLG: 0.267 (13, 3)															6	0	0	0	0	2	4							
Cory Snyder, R OBP: 0.295, SLG: 0.511 (1, 9)															3	0	2	0	1	1	0							
Pat Tabler, R OBP: 0.370, SLG: 0.435 (8, PR)															2	0	1	1	0	1	1							
Brook Jacoby, R OBP: 0.330, SLG: 0.419 (1, 5)															6	0	0	0	0	1	5							
Andy Allanson, R OBP: 0.271, SLG: 0.293 (9, PH)															3	0	0	0	0	0	2							
Dave Clark, L OBP: 0.385, SLG: 0.273 (10, 2)															0	0	0	0	1	0	0							
Chris Rutledge, S OBP: 0.336, SLG: 0.322 (10, 2)															2	0	0	0	0	1	0							
Inning Stats	R: 2 E: 0 K: 1 S: 7	H: 2 LOB: 1 BB: 1 P: 11	R: 0 E: 0 K: 0 S: 4	H: 1 LOB: 1 BB: 0 P: 4	R: 1 E: 0 K: 0 S: 5	H: 2 LOB: 1 BB: 0 P: 5	R: 0 E: 0 K: 1 S: 6	H: 0 LOB: 0 BB: 0 P: 5	R: 1 E: 0 K: 0 S: 5	H: 3 LOB: 1 BB: 0 P: 5	R: 0 E: 0 K: 0 S: 3	H: 0 LOB: 1 BB: 1 P: 7	R: 0 E: 0 K: 0 S: 3	H: 1 LOB: 2 BB: 0 P: 3	R: 0 E: 0 K: 2 S: 8	H: 1 LOB: 1 BB: 0 P: 8	R: 0 E: 0 K: 1 S: 5	H: 1 LOB: 0 BB: 0 P: 5	R: 2 E: 0 K: 1 S: 8	H: 3 LOB: 1 BB: 0 P: 8	R: 0 E: 0 K: 0 S: 3	H: 0 LOB: 0 BB: 0 P: 3	R: 0 E: 0 K: 3 S: 10	H: 1 LOB: 1 BB: 0 P: 10	1B: 12 2B: 4 3B: 1 HR: 0	SF: 1 SAC: 4 DP: 3 HBP: 0	WP: 2 PB: 0 SB: 1 CS: 0	PA: 60
PITCHER	IP	WLS	BF	H	R	ER	SO	BB	IBB	HBP	BLK	WP	HR	S	P	ERA	WHIP											
Willie Fraser, R ERA: 8.31 (5, 1)	4.1		20	6	4	4	2									8.31	1.615											
Doug Corbett, R ERA: 3.76 (5, 1)	0.0		2	2	0	0	0	0	0	0	0	0	0	2	2	∞	∞											
Terry Forster, L ERA: 3.95 (7, 1)	1.2		5	2	0	0	0	1	0	0	0	0	0	4	8	0.00	0.600											
Vern Riffe, R ERA: 4.86 (8, 1)	1.0		5	2	0	0	0	0	0	0	0	0	0	5	5	0.00	2.000											
Urbano Lugo, R ERA: (8, 1)	1.0		3	1	0	0	0	0	0	0	0	0	0	3	3	0.00	1.000											
Donnie Moore, R ERA: 2.81 (9, 1)	2.0		9	1	0	0	2									2.81	0.900											
Gary Lucas, L ERA: 2.86 (11, 1)	2.0		9	4	2	2	2	0	0	0	0	1	0	13	13	9.00	2.000											
Chuck Finley, L ERA: 3.49 (13, 1)	2.0		W	7	1	0	0	3	0	0	0	1	0	13	13	0.00	0.500											

California Angels @ Cleveland Indians
Cleveland Municipal Stadium, Cleveland, OH
Wed Sep 10 1986, 7:05 PM EDT
Att. 6,472 - Unknown

AB 52
R 6
H 17
RBI 6
BB 3
SO 9
LOB 28



Batter	1	2	3	4	5	6	7	8	9	10	AB	R	H	RBI	BB	SO	LOB
Rick Burleson, R (1, 10) OBP: 0.362, SLG: 0.413 Reggie Jackson, L (7, PH) OBP: 0.334, SLG: 0.407	5-3			F9		4-3	K			K	3	0	0	0	0	0	1
Dick Schofield, R (1, 6) OBP: 0.326, SLG: 0.412	1-3			S 1B					F7		3	0	1	0	1	0	0
Brian Downing, R (1, 7) OBP: 0.384, SLG: 0.442	F9			F9		SF8			K		3	0	0	1	0	1	1
Doug DeCinces, R (1, 5) OBP: 0.327, SLG: 0.464		F8		4-3		F4			1-3		4	0	0	0	0	0	2
George Hendrick, R (1, 9) OBP: 0.343, SLG: 0.466 (7, 3)		F8			5-3				F3		4	1	1	0	0	0	0
Bobby Grich, R (1, 4) OBP: 0.369, SLG: 0.437		K			5-3				F9		3	0	1	0	1	1	0
Wally Joyner, L (1, 3) OBP: 0.347, SLG: 0.474 Darrell Miller, R (7, PH) OBP: 0.265, SLG: 0.283 (7, 9)				4-3		5-3			F2		2	0	0	0	0	0	1
Ruppert Jones, L (9, PH) OBP: 0.344, SLG: 0.445 (9, 9)					2-3						1	0	0	0	0	0	0
Devon White, S (1, 8) OBP: 0.333, SLG: 0.286				5-3		F8					4	0	1	0	0	0	1
Bob Boone, R (1, 2) OBP: 0.282, SLG: 0.310				F9							4	1	2	0	0	0	0

California Angels @ Chicago White Sox
Comiskey Park, Chicago, IL
Fri Sep 12 1986, 8:05 PM EDT
Att. 11,609 - Unknown

AB 34
R 2
H 7
RBI 2
BB 2
SO 4
LOB 8



Inning Stats	R: 0	H: 0	E: 0	K: 0	S: 3	R: 0	H: 0	E: 0	K: 1	S: 5	R: 0	H: 0	E: 0	K: 0	S: 3	R: 0	H: 1	E: 0	K: 0	S: 4	R: 0	H: 1	E: 0	K: 0	S: 4	R: 1	H: 1	E: 0	K: 0	S: 4	R: 1	H: 4	E: 0	K: 1	S: 7	R: 0	H: 0	E: 0	K: 1	S: 5	R: 0	H: 0	E: 0	K: 0	S: 3	R: 0	H: 0	E: 0	K: 1	S: 5	R: 0	H: 0	E: 0	K: 1	S: 5	1B: 5	SF: 1	2B: 0	SAC: 0	3B: 0	DP: 0	HR: 0	HBP: 0	WP: 0	PA: 37
--------------	------	------	------	------	------	------	------	------	------	------	------	------	------	------	------	------	------	------	------	------	------	------	------	------	------	------	------	------	------	------	------	------	------	------	------	------	------	------	------	------	------	------	------	------	------	------	------	------	------	------	------	------	------	------	------	-------	-------	-------	--------	-------	-------	-------	--------	-------	--------

PITCHER	IP	WLS	BF	H	R	ER	SO	BB	IBB	HBP	BLK	WP	HR	S	P	ERA	WHIP
Floyd Bannister, L (1, 1) ERA: 3.45	6.1		26	6	2	2	1	2	0	0	0	0	0	26	34	2.84	1.263
Gene Nelson, R (7, 1) ERA: 3.98	0.1		1	1	0	0	0	0	0	0	0	0	0	1	1	0.00	3.000
Ray Searage, L (7, 1) ERA: 3.71	0.1		1	0	0	0	1	0	0	0	0	0	0	3	3	0.00	0.000
Bobby Thigpen, R (8, 1) ERA: 0.67	3.0	W	9	0	0	0	2	0	0	0	0	0	0	13	13	0.00	0.000

WP: 0 PA: 37
PB: 0
SB: 1
CS: 0

Batter	1	2	3	4	5	6	7	8	9	10	AB	R	H	RBI	BB	SO	LOB
Daryl Boston, L (1, 8) OBP: 0.371, SLG: 0.465	1B 1B	F8			1B BB		F9			WP SH1-3 1B BB	3	2	1	0	2	0	0
Steve Lyons, L (1, 7) OBP: 0.288, SLG: 0.322	F8			F4		F9		G3		SH1-3	4	0	0	0	0	0	2
Harold Baines, L (1, 9) OBP: 0.334, SLG: 0.462	F7			6-3 2B		1-3 1B		G3-4-1		1B	5	0	3	1	0	0	1
Ron Hassey, L (1, 10) OBP: 0.397, SLG: 0.487 John Cangelosi, S (8, PR) OBP: 0.357, SLG: 0.313	1B E 1B			6-3		4-3		CS S 1B			4	1	2	0	0	0	3
Jerry Hairston, S (1, 3) OBP: 0.300, SLG: 0.402	E 1B			4-3				F8			3	0	1	1	1	0	2
Carlton Fisk, R (1, 2) OBP: 0.257, SLG: 0.320	E5 1-3 2-H 1B									L4	4	0	0	0	0	0	2
Ozzie Guillen, L (1, 6) OBP: 0.263, SLG: 0.306	F7			L4		F5				K	4	0	0	0	0	1	3
Tim Lincecum, R (1, 5) OBP: 0.274, SLG: 0.395		F2		5-3		F7				HBP	3	0	0	0	0	0	1
Jack Perconte, L (1, 4) OBP: 0.400, SLG: 0.276		6-3				F9				G3	4	0	0	0	0	0	1

California Angels @ Chicago White Sox
Comiskey Park, Chicago, IL
Fri Sep 12 1986, 8:05 PM EDT
Att. 11,609 - Unknown

AB 34
R 3
H 7
RBI 2
BB 3
SO 1
LOB 15



Inning Stats	R: 2	H: 3	E: 1	K: 0	S: 7	R: 0	H: 0	E: 0	K: 0	S: 3	R: 0	H: 1	E: 0	K: 0	S: 4	R: 0	H: 0	E: 0	K: 0	S: 3	R: 0	H: 0	E: 0	K: 0	S: 3	R: 0	H: 0	E: 0	K: 0	S: 3	R: 0	H: 1	E: 0	K: 0	S: 3	R: 0	H: 0	E: 0	K: 1	S: 5	R: 1	H: 1	E: 0	K: 0	S: 2	R: 0	H: 1	E: 0	K: 0	S: 2	1B: 6	SF: 0	2B: 1	SAC: 1	3B: 0	DP: 0	HR: 0	HBP: 1	WP: 1	PA: 39
--------------	------	------	------	------	------	------	------	------	------	------	------	------	------	------	------	------	------	------	------	------	------	------	------	------	------	------	------	------	------	------	------	------	------	------	------	------	------	------	------	------	------	------	------	------	------	------	------	------	------	------	-------	-------	-------	--------	-------	-------	-------	--------	-------	--------

PITCHER	IP	WLS	BF	H	R	ER	SO	BB	IBB	HBP	BLK	WP	HR	S	P	ERA	WHIP
Don Sutton, R (1, 1) ERA: 3.77	6.0		26	5	2	1	0	2	0	0	0	0	0	24	32	1.50	1.167
Gary Lucas, L (7, 1) ERA: 2.7	2.0		6	1	0	0	0	0	0	0	0	0	0	6	6	0.00	0.500
Vern Riffe, R (9, 1) ERA: 4.72	1.0		4	0	0	0	1	0	0	1	0	0	0	5	6	0.00	0.000
Chuck Finley, L (10, 1) ERA: 3.69	0.1	L	3	1	1	1	0	1	0	0	0	1	0	2	6	27.00	6.000

Batter	1	2	3	4	5	6	7	8	9	10	11	12	13	14	15	AB	R	H	RBI	BB	SO	LOB	TOP														
Rick Burleson, R OBP: 0.357, SLG: 0.407 Reggie Jackson, L OBP: 0.353, SLG: 0.406	F8		G4-3 1B			K		4-3		K		6-3			F9	6	0	1	0	0	2	2	1	0	0	0	0	0									
Dick Schofield, R OBP: 0.323, SLG: 0.409	L7		G4-3 1B			4-3			6-3			6-3			K	7	1	1	0	0	1	2															
Brian Downing, R OBP: 0.385, SLG: 0.444 Gary Pettis, S OBP: 0.340, SLG: 0.338	K					K2-3									K	4	1	2	0	0	2	0	3	1	2	1	0	1	0								
George Hendrick, R OBP: 0.338, SLG: 0.475																																					
Bobby Grich, R OBP: 0.372, SLG: 0.438																																					
Darrell Miller, R OBP: 0.278, SLG: 0.320 Ruppert Jones, L OBP: 0.345, SLG: 0.447																																					
Gus Polidor, R OBP: 0.333, SLG: 0.375 Jack Howell, L OBP: 0.321, SLG: 0.460																																					
Devon White, S OBP: 0.286, SLG: 0.250																																					
Bob Boone, R OBP: 0.283, SLG: 0.309 Mark McLemore, S OBP: 0.304, SLG: 0.304																																					
Inning Stats	R: 0 E: 0 K: 1 S: 5	H: 0 LOB: 0 BB: 0 P: 5	R: 0 E: 0 K: 1 S: 3	H: 1 LOB: 1 BB: 1 P: 7	R: 0 E: 0 K: 0 S: 4	H: 2 LOB: 1 BB: 0 P: 4	R: 1 E: 0 K: 0 S: 4	H: 1 LOB: 0 BB: 0 P: 4	R: 0 E: 0 K: 0 S: 2	H: 0 LOB: 0 BB: 1 P: 6	R: 0 E: 0 K: 1 S: 5	H: 0 LOB: 0 BB: 0 P: 7	R: 0 E: 0 K: 1 S: 3	H: 1 LOB: 1 BB: 1 P: 7	R: 0 E: 0 K: 1 S: 5	H: 0 LOB: 0 BB: 0 P: 9	R: 0 E: 0 K: 1 S: 5	H: 0 LOB: 0 BB: 0 P: 5	R: 0 E: 0 K: 2 S: 7	H: 1 LOB: 0 BB: 0 P: 7	R: 0 E: 0 K: 2 S: 6	H: 1 LOB: 1 BB: 0 P: 8	R: 1 E: 0 K: 0 S: 5	H: 2 LOB: 1 BB: 1 P: 5	1B: 8 2B: 2 3B: 1 HR: 0	SF: 1 SAC: 1 DP: 4 HBP: 0	WP: 0 PB: 0 CS: 0	PA: 58									
Steve Carlton, L ERA: 5.4	IP: 9.0 WLS: 9.0 BF: 33	H: 7 R: 2 ER: 4 SO: 4	BB: 3 IBB: 0 HBP: 0 BLK: 0	WP: 0 HR: 0 S: 38 P: 50	ERA: 2.00 WHIP: 1.111	PITCHER											IP: 9.0 WLS: 9.0 BF: 33	H: 7 R: 2 ER: 4 SO: 4	BB: 3 IBB: 0 HBP: 0 BLK: 0	WP: 0 HR: 0 S: 38 P: 50	ERA: 2.00 WHIP: 1.111	PITCHER											IP: 9.0 WLS: 9.0 BF: 33	H: 7 R: 2 ER: 4 SO: 4	BB: 3 IBB: 0 HBP: 0 BLK: 0	WP: 0 HR: 0 S: 38 P: 50	ERA: 2.00 WHIP: 1.111
Ray Searage, L ERA: 3.47	IP: 10.1 WLS: 3.0	H: 13 R: 1 ER: 0 SO: 2	BB: 2 IBB: 1 HBP: 0 BLK: 0	WP: 0 HR: 0 S: 14 P: 26	ERA: 0.00 WHIP: 1.000	PITCHER											IP: 10.1 WLS: 3.0	H: 13 R: 1 ER: 0 SO: 2	BB: 2 IBB: 1 HBP: 0 BLK: 0	WP: 0 HR: 0 S: 14 P: 26	ERA: 0.00 WHIP: 1.000	PITCHER											IP: 10.1 WLS: 3.0	H: 13 R: 1 ER: 0 SO: 2	BB: 2 IBB: 1 HBP: 0 BLK: 0	WP: 0 HR: 0 S: 14 P: 26	ERA: 0.00 WHIP: 1.000
Bill Dawley, R ERA: 3.13	IP: 13.1 WLS: 3.0	L: 12 H: 3 ER: 1 SO: 4	BB: 0 IBB: 0 HBP: 0 BLK: 0	WP: 0 HR: 0 S: 20 P: 20	ERA: 3.00 WHIP: 1.000	PITCHER											IP: 13.1 WLS: 3.0	L: 12 H: 3 ER: 1 SO: 4	BB: 0 IBB: 0 HBP: 0 BLK: 0	WP: 0 HR: 0 S: 20 P: 20	ERA: 3.00 WHIP: 1.000	PITCHER											IP: 13.1 WLS: 3.0	L: 12 H: 3 ER: 1 SO: 4	BB: 0 IBB: 0 HBP: 0 BLK: 0	WP: 0 HR: 0 S: 20 P: 20	ERA: 3.00 WHIP: 1.000

California Angels @ Chicago White Sox
Comiskey Park, Chicago, IL
Sat Sep 13 1986 8:05 PM EDT
Att: 16,341 - Unknown

AB 50
R 3
H 11
RBI 3
BB 6
SO 10
LOB 19



Batter	1	2	3	4	5	6	7	8	9	10	11	12	13	14	15	AB	R	H	RBI	BB	SO	LOB	BOTTOM														
Daryl Boston, L OBP: 0.367, SLG: 0.453	6-3		FC6-4 1B												L6	6	0	1	0	1	1	3															
Steve Lyons, L OBP: 0.282, SLG: 0.315 Roid Nichols, R OBP: 0.278, SLG: 0.255	4-3		G4-6-3 1B																																		
Harold Baines, L OBP: 0.332, SLG: 0.459	K																																				
Ron Hassey, L OBP: 0.356, SLG: 0.484																																					
Jerry Hairston, S OBP: 0.350, SLG: 0.389																																					
Carlton Fisk, R OBP: 0.258, SLG: 0.327																																					
Ozzie Guillen, L OBP: 0.282, SLG: 0.304																																					
Tim Lincecum, R OBP: 0.270, SLG: 0.390																																					
Jack Perconte, L OBP: 0.400, SLG: 0.250 Russ Morman, S OBP: 0.349, SLG: 0.395 John Cangelosi, S OBP: 0.357, SLG: 0.313																																					
Inning Stats	R: 0 E: 0 K: 1 S: 5	H: 0 LOB: 0 BB: 0 P: 5	R: 0 E: 0 K: 1 S: 7	H: 2 LOB: 2 BB: 0 P: 7	R: 0 E: 0 K: 0 S: 2	H: 0 LOB: 0 BB: 1 P: 6	R: 2 E: 0 K: 0 S: 5	H: 2 LOB: 0 BB: 0 P: 5	R: 0 E: 0 K: 1 S: 5	H: 1 LOB: 1 BB: 1 P: 9	R: 0 E: 0 K: 1 S: 3	H: 0 LOB: 0 BB: 0 P: 3	R: 0 E: 0 K: 1 S: 5	H: 0 LOB: 0 BB: 0 P: 5	R: 0 E: 0 K: 1 S: 6	H: 1 LOB: 1 BB: 0 P: 6	R: 0 E: 0 K: 1 S: 5	H: 0 LOB: 0 BB: 0 P: 5	R: 0 E: 0 K: 1 S: 6	H: 1 LOB: 1 BB: 0 P: 6	R: 0 E: 0 K: 3 S: 3	H: 0 LOB: 0 BB: 0 P: 3	R: 0 E: 0 K: 0 S: 5	H: 0 LOB: 0 BB: 0 P: 3	1B: 7 2B: 0 3B: 0 HR: 1	SF: 0 SAC: 1 DP: 2 HBP: 1	WP: 0 PB: 0 CS: 0	PA: 55									
Mike Witt, R ERA: 2.64	IP: 9.0 WLS: 9.0 BF: 34	H: 7 R: 2 ER: 4 SO: 4	BB: 2 IBB: 0 HBP: 0 BLK: 0	WP: 0 HR: 1 S: 40 P: 48	ERA: 2.00 WHIP: 1.000	PITCHER											IP: 9.0 WLS: 9.0 BF: 34	H: 7 R: 2 ER: 4 SO: 4	BB: 2 IBB: 0 HBP: 0 BLK: 0	WP: 0 HR: 1 S: 40 P: 48	ERA: 2.00 WHIP: 1.000	PITCHER											IP: 9.0 WLS: 9.0 BF: 34	H: 7 R: 2 ER: 4 SO: 4	BB: 2 IBB: 0 HBP: 0 BLK: 0	WP: 0 HR: 1 S: 40 P: 48	ERA: 2.00 WHIP: 1.000
Donnie Moore, R ERA: 2.67	IP: 10.1 WLS: 3.0	H: 10 R: 0 ER: 0 SO: 3	BB: 1 IBB: 0 HBP: 0 BLK: 0	WP: 0 HR: 0 S: 15 P: 19	ERA: 0.00 WHIP: 0.333	PITCHER											IP: 10.1 WLS: 3.0	H: 10 R: 0 ER: 0 SO: 3	BB: 1 IBB: 0 HBP: 0 BLK: 0	WP: 0 HR: 0 S: 15 P: 19	ERA: 0.00 WHIP: 0.333	PITCHER											IP: 10.1 WLS: 3.0	H: 10 R: 0 ER: 0 SO: 3	BB: 1 IBB: 0 HBP: 0 BLK: 0	WP: 0 HR: 0 S: 15 P: 19	ERA: 0.00 WHIP: 0.333
Gary Lucas, L ERA: 2.56	IP: 2.0 WLS: 7	H: 1 R: 0 ER: 0 SO: 1	BB: 0 IBB: 0 HBP: 0 BLK: 0	WP: 0 HR: 0 S: 9 P: 9	ERA: 0.00 WHIP: 0.500	PITCHER											IP: 2.0 WLS: 7	H: 1 R: 0 ER: 0 SO: 1	BB: 0 IBB: 0 HBP: 0 BLK: 0	WP: 0 HR: 0 S: 9 P: 9	ERA: 0.00 WHIP: 0.500	PITCHER											IP: 2.0 WLS: 7	H: 1 R: 0 ER: 0 SO: 1	BB: 0 IBB: 0 HBP: 0 BLK: 0	WP: 0 HR: 0 S: 9 P: 9	ERA: 0.00 WHIP: 0.500
Terry Forster, L ERA: 3.44	IP: 15.1 WLS: 1.0	S: 4 H: 0 ER: 0 SO: 1	BB: 0 IBB: 0 HBP: 1 BLK: 0	WP: 0 HR: 0 S: 5 P: 6	ERA: 0.00 WHIP: 0.000	PITCHER											IP: 15.1 WLS: 1.0	S: 4 H: 0 ER: 0 SO: 1	BB: 0 IBB: 0 HBP: 1 BLK: 0	WP: 0 HR: 0 S: 5 P: 6	ERA: 0.00 WHIP: 0.000	PITCHER											IP: 15.1 WLS: 1.0	S: 4 H: 0 ER: 0 SO: 1	BB: 0 IBB: 0 HBP: 1 BLK: 0	WP: 0 HR: 0 S: 5 P: 6	ERA: 0.00 WHIP: 0.000

California Angels @ Chicago White Sox
Comiskey Park, Chicago, IL
Sat Sep 13 1986 8:05 PM EDT
Att: 16,341 - Unknown

AB 50
R 2
H 8
RBI 2
BB 3
SO 9
LOB 18



Batter	1	2	3	4	5	6	7	8	9	AB	R	H	RBI	BB	SO	LOB	TOP					
Ruppert Jones, L OBP: 0.342, SLG: 0.442 (1, 9)	G3		4-3		F8		K			4	0	0	0	0	1	2	California Angels @ Chicago White Sox Comiskey Park, Chicago, IL Sun Sep 14 1986, 4:33 AM EDT Att: 17,307 - Unknown					
Gary Pettis, S OBP: 0.341, SLG: 0.339 (1, 8)		1B	1B		K		K			4	0	2	0	0	2	1						
Jack Howell, L OBP: 0.319, SLG: 0.454 (1, 5)	F8		1B			F9		F2		4	0	1	0	0	0	1						
Reggie Jackson, L OBP: 0.392, SLG: 0.403 (1, 10)	6-3		G6-4-3					6-3		3	0	0	0	1	0	3						
Mark Ryal, L OBP: 0.400, SLG: 0.667 (1, 3)		K			F3				3-1	4	0	0	0	0	1	1						
Rob Wilfong, L OBP: 0.272, SLG: 0.318 (1, 4)		E3			6-3			G3		4	0	0	0	0	0	0						
Jerry Narron, L OBP: 0.289, SLG: 0.288 (1, 2)		FC4-6			F8			F2		4	0	0	0	0	0	1						
Devon White, S OBP: 0.375, SLG: 0.364 (1, 7)										2	1	2	0	1	0	0						
Dick Schofield, R OBP: 0.324, SLG: 0.412 (1, 6)					SH5-3			2B		2	0	1	1	0	0	2						
Inning Stats	R: 0 E: 0 K: 0 S: 4	H: 1 LOB: 1 BB: 0 P: 4	R: 0 E: 1 K: 1 S: 6	H: 0 LOB: 2 BB: 1 P: 10	R: 0 E: 0 K: 0 S: 4	H: 2 LOB: 1 BB: 0 P: 4	R: 0 E: 0 K: 0 S: 3	H: 0 LOB: 0 BB: 0 P: 3	R: 0 E: 0 K: 1 S: 6	H: 1 LOB: 1 BB: 0 P: 6	R: 0 E: 0 K: 0 S: 2	H: 0 LOB: 0 BB: 1 P: 6	R: 1 E: 0 K: 1 S: 7	H: 2 LOB: 1 BB: 0 P: 7	R: 0 E: 0 K: 1 S: 5	H: 0 LOB: 0 BB: 0 P: 5	R: 0 E: 0 K: 0 S: 3	H: 0 LOB: 0 BB: 0 P: 3	1B: 4 2B: 2 3B: 0 HR: 0	SF: 0 SAC: 1 DP: 2 HBP: 0	WP: 0 PB: 0 SB: 0 CS: 0	PA: 34
PITCHER Joe Cowley, R ERA: 4.08 (1, 1)	IP: 9.0 WLS: W BF: 34 H: 6 R: 1 ER: 1 SO: 4 BB: 2 IBB: 0 HBP: 0 BLK: 0 WP: 0 HR: 0 S: 40 P: 48 ERA: 1.00 WHIP: 0.889															PITCHER						

Batter	1	2	3	4	5	6	7	8	9	AB	R	H	RBI	BB	SO	LOB	BOTTOM			
John Cangelosi, S OBP: 0.354, SLG: 0.310 (1, 7)	K	L5			B5-3	6-3				4	0	0	0	0	1	3	California Angels @ Chicago White Sox Comiskey Park, Chicago, IL Sun Sep 14 1986, 4:33 AM EDT Att: 17,307 - Unknown			
Daryl Boston, L OBP: 0.359, SLG: 0.441 (1, 8)	K		F8		F8		4-3			4	0	0	0	0	1	0				
Harold Baines, L OBP: 0.333, SLG: 0.460 (1, 9)	K		F9				1-6	BB		3	0	1	0	1	1	0				
Ron Hassey, L OBP: 0.403, SLG: 0.491 (1, 10)		1B								2	1	2	0	2	0	0				
Russ Morman, R OBP: 0.346, SLG: 0.390 (1, 3)		SH1-3			K		L8			4	1	1	0	0	1	5				
Dave Cochrane, S OBP: 0.240, SLG: 0.182 Kenny Williams, R (8, FR) OBP: 0.125, SLG: 0.125 Tim Hulet, R OBP: 0.270, SLG: 0.390 (1, 5)	K				K					4	1	2	0	0	2	2				
Ozzie Guillen, L OBP: 0.265, SLG: 0.307 (1, 6)		SH1-3								0	0	0	0	0	0	0				
Jack Perconte, L OBP: 0.386, SLG: 0.250 (1, 4)										0	0	0	0	0	0	0				
Ron Karkovice, R OBP: 0.237, SLG: 0.315 (1, 2)										0	0	0	0	1	2	5				
Inning Stats	R: 0 E: 0 K: 3 S: 9	H: 0 LOB: 0 BB: 0 P: 9	R: 2 E: 0 K: 1 S: 8	H: 3 LOB: 2 BB: 1 P: 12	R: 0 E: 0 K: 1 S: 6	H: 1 LOB: 1 BB: 0 P: 6	R: 0 E: 0 K: 3 S: 10	H: 1 LOB: 1 BB: 0 P: 10	R: 0 E: 0 K: 0 S: 4	H: 1 LOB: 2 BB: 1 P: 8	R: 1 E: 0 K: 1 S: 7	H: 2 LOB: 1 BB: 0 P: 7	R: 0 E: 0 K: 0 S: 2	H: 0 LOB: 2 BB: 2 P: 10	R: 0 E: 0 K: 0 S: 4	H: 1 LOB: 2 BB: 0 P: 4	1B: 7 2B: 3 3B: 0 HR: 0	SF: 0 SAC: 2 DP: 1 HBP: 0	WP: 3 PB: 0 SB: 1 CS: 0	PA: 36
PITCHER Kirk McCaskill, R ERA: 3.36 Terry Forster, L ERA: 3.29 (7, 1)	IP: 6.1 WLS: L BF: 30 H: 3 R: 3 ER: 3 SO: 9 BB: 2 IBB: 1 HBP: 0 BLK: 1 WP: 3 HR: 0 S: 45 P: 57 ERA: 4.26 WHIP: 1.579															PITCHER				

Batter	1	2	3	4	5	6	7	8	9	AB	R	H	RBI	BB	SO	LOB	TOP										
Gary Pettis, S OBP: 0.341, SLG: 0.338 (1, 8)	B1-3		K						B1-3	4	1	2	1	1	1		California Angels @ Chicago White Sox Comiskey Park, Chicago, IL Mon Sep 15 1986, 8:05 PM EDT Att: 10,069 - Unknown										
Ruppert Jones, L OBP: 0.338, SLG: 0.437 (1, 9)	F8			F3	CS	G3	SF7		G3	4	0	0	2	0	0												
Brian Downing, R OBP: 0.388, SLG: 0.445 Devon White, S OBP: 0.375, SLG: 0.364 (7, PR) (7, 7)	K			E	BB	G4-6-3				2	0	1	1	2	1	0											
Reggie Jackson, L OBP: 0.388, SLG: 0.398 (1, 10)		F6		E3	FC4-6	G4-6-3	F8			4	0	0	0	0	0	3											
Doug DeCinces, R OBP: 0.327, SLG: 0.466 (1, 5)	K			K				F7		4	1	1	0	0	2	2											
Mark Ryal, L OBP: 0.429, SLG: 0.615 (1, 3)	F7			FC4-6						4	1	2	1	0	0	2											
Bobby Grich, R OBP: 0.375, SLG: 0.436 (1, 4)				FC5-6	BB	SH3-4	1B	K		1	1	0	0	2	1	1											
Dick Schofield, R OBP: 0.322, SLG: 0.409 (1, 6)			FC5-6	FC4-6	SH3-4		E5	F8		3	1	0	0	0	0	3											
Bob Boone, R OBP: 0.283, SLG: 0.308 (1, 2)			FC4-6		K				K	4	1	1	0	0	2	2											
Inning Stats	R: 0 E: 0 K: 1 S: 5	H: 0 LOB: 0 BB: 0 P: 5	R: 0 E: 0 K: 1 S: 5	H: 0 LOB: 0 BB: 0 P: 5	R: 0 E: 0 K: 1 S: 5	H: 0 LOB: 1 BB: 1 P: 9	R: 0 E: 1 K: 1 S: 6	H: 0 LOB: 2 BB: 1 P: 10	R: 1 E: 0 K: 0 S: 5	H: 1 LOB: 0 BB: 1 P: 9	R: 0 E: 0 K: 0 S: 2	H: 0 LOB: 0 BB: 1 P: 6	R: 5 E: 1 K: 0 S: 8	H: 4 LOB: 1 BB: 1 P: 12	R: 0 E: 0 K: 1 S: 6	H: 1 LOB: 1 BB: 0 P: 6		R: 0 E: 0 K: 1 S: 5	H: 0 LOB: 0 BB: 0 P: 5	1B: 5 2B: 0 3B: 1 HR: 0	SF: 1 SAC: 2 DP: 1 HBP: 0	WP: 0 PA: 39 SB: 0 CS: 1					
PITCHER	IP	WLS	BF	H	R	ER	SO	BB	IBB	HBP	BLK	WP	HR	S	P	ERA	WHIP										
Jose DeLeon, R ERA: 4.08 (1, 1)	6.1	L	27	4	5	4	5	4	0	0	0	0	0	33	49	5.68	1.263										
Dave Schmidt, R ERA: 3.4 (7, 1)	2.2		11	2	1	0	2	1	0	0	0	0	0	14	18	0.00	1.125										

Batter	1	2	3	4	5	6	7	8	9	AB	R	H	RBI	BB	SO	LOB	BOTTOM										
John Cangelosi, S OBP: 0.351, SLG: 0.307 (1, 7)	F8		F8		L4					4	0	0	0	0	0	1	California Angels @ Chicago White Sox Comiskey Park, Chicago, IL Mon Sep 15 1986, 8:05 PM EDT Att: 10,069 - Unknown										
Jerry Hairston, S OBP: 0.353, SLG: 0.392 (9, PH)							F7			1	0	1	0	0	0	0											
Kenny Williams, R OBP: 0.125, SLG: 0.125 (9, PR)									1B	0	0	0	0	0	0	0											
Daryl Boston, L OBP: 0.360, SLG: 0.436 (1, 8)	K		S	BB	F6				F8	4	1	1	0	1	1	2											
Harold Baines, L OBP: 0.332, SLG: 0.458 (1, 9)	F8		F8			G4-6-3	1B		F8	5	0	1	0	0	0	3											
Ron Hassey, L OBP: 0.407, SLG: 0.495 (1, 10)			4-3	1B	BB	FC4-6	BB		F8	2	1	1	1	2	0	1											
Carlton Fisk, R OBP: 0.259, SLG: 0.327 (7, 2)					F9				E	3	0	1	0	0	0	2											
Ron Karkovice, R OBP: 0.233, SLG: 0.309 (7, 2)					4-3	1B	G4-6-3		E5	1	1	0	0	0	0	1											
Russ Morman, R OBP: 0.343, SLG: 0.385 (1, 3)	K				K				E	4	0	1	1	0	2	3											
Ozzie Guillen, L OBP: 0.265, SLG: 0.306 (1, 6)			4-3		FC4-6				SF9	2	1	0	1	1	0	3											
Tim Lulett, R OBP: 0.268, SLG: 0.386 (1, 4)	K						F7		FC5-4	4	0	0	0	0	1	4											
Dave Cochrane, S OBP: 0.276, SLG: 0.346 (1, 5)					F7					4	1	2	2	0	1	0											
Inning Stats	R: 0 E: 0 K: 1 S: 5	H: 0 LOB: 0 BB: 0 P: 5	R: 0 E: 0 K: 2 S: 8	H: 1 LOB: 2 BB: 1 P: 12	R: 0 E: 0 K: 0 S: 3	H: 0 LOB: 1 BB: 1 P: 7	R: 0 E: 0 K: 1 S: 5	H: 0 LOB: 1 BB: 1 P: 9	R: 0 E: 0 K: 0 S: 4	H: 1 LOB: 1 BB: 0 P: 4	R: 0 E: 0 K: 0 S: 3	H: 1 LOB: 0 BB: 0 P: 3	R: 2 E: 0 K: 0 S: 4	H: 1 LOB: 0 BB: 1 P: 8	R: 3 E: 1 K: 0 S: 7	H: 3 LOB: 1 BB: 0 P: 7	R: 0 E: 0 K: 1 S: 6	H: 1 LOB: 1 BB: 0 P: 6	1B: 6 2B: 1 3B: 0 HR: 1	SF: 1 SAC: 0 DP: 1 HBP: 0	WP: 1 PA: 39 SB: 0 CS: 0						
PITCHER	IP	WLS	BF	H	R	ER	SO	BB	IBB	HBP	BLK	WP	HR	S	P	ERA	WHIP										
Urbano Lugo, R ERA: 2.35 (1, 1)	6.2	W	27	4	2	2	4	4	0	0	0	0	1	31	47	2.70	1.200										
Gary Lucas, L ERA: 2.97 (7, 1)	0.2		4	2	2	2	0	0	0	0	0	1	0	4	4	27.00	3.000										
Donnie Moore, R ERA: 2.6 (8, 1)	1.2	S	8	2	1	0	1	0	0	0	0	0	0	10	10	0.00	1.200										

Batter	1	2	3	4	5	6	7	8	9	AB	R	H	RBI	BB	SO	LOB	TOP															
Willie Wilson, S (1.8) OBP: 0.318, SLG: 0.364										5	2	3	0	0	0	2	Kansas City Royals @ California Angels Anaheim Stadium, Anaheim, CA Tue Sep 16 1986, 10:05 PM EDT Att: 26,057 - Unknown livebaseballscorecards.com															
Lonnie Smith, R (1.7) OBP: 0.384, SLG: 0.405										5	1	4	2	0	0	0																
George Brett, L (1.5) OBP: 0.408, SLG: 0.488										5	0	0	0	0	1	5																
Hal McRae, R (1.10) OBP: 0.305, SLG: 0.382 Lynn Jones, R (9, PR) OBP: 0.216, SLG: 0.156										5	1	2	1	0	0	3																
Frank White, R (1.4) OBP: 0.319, SLG: 0.449										4	0	0	0	1	2	5																
Kevin Seitzer, R (1.3) OBP: 0.405, SLG: 0.432										4	0	0	0	0	1	4																
Bo Jackson, R (1.9) OBP: 0.375, SLG: 0.567										3	1	1	2	1	0	0																
Jim Sundberg, R (1.2) OBP: 0.297, SLG: 0.300										4	0	1	0	0	1	1																
Buddy Biancalana, S (1.6) OBP: 0.327, SLG: 0.326 Mike Kingsley, L (8, PH) OBP: 0.307, SLG: 0.390 Greg Pryor, R (8.6) OBP: 0.187, SLG: 0.200										3	0	0	0	0	1	1																
Inning Stats	R: 1 E: 0 K: 0 S: 5	H: 2 LOB: 2 BB: 1 P: 9	R: 0 E: 0 K: 2 S: 7	H: 0 LOB: 0 BB: 0 P: 7	R: 0 E: 0 K: 1 S: 7	H: 2 LOB: 2 BB: 0 P: 7	R: 0 E: 0 K: 0 S: 3	H: 0 LOB: 1 BB: 1 P: 7	R: 2 E: 0 K: 2 S: 10	H: 3 LOB: 1 BB: 0 P: 10	R: 0 E: 0 K: 0 S: 3	H: 1 LOB: 0 BB: 0 P: 3	R: 2 E: 1 K: 1 S: 9	H: 3 LOB: 2 BB: 0 P: 9	R: 0 E: 0 K: 0 S: 4	H: 1 LOB: 1 BB: 0 P: 4	1B: 8 2B: 2 3B: 1 HR: 1	SF: 0 SAC: 0 DP: 1 HBP: 0	WP: 1 PB: 0 SB: 0 CS: 0	PA: 41												
PITCHER	IP WLS BF H R ER SO BB IBB HBP BLK WP HR S P ERA WHIP																															
John Candelaria, L (1.1) ERA: 3.01	5.0	24	7	3	3	5	1	1	0	0	1	0	32	40	5.40	1.600																
Vern Riffe, R (6.1) ERA: 4.38	2.2	9	1	1	1	1	0	0	0	0	0	0	11	11	3.38	0.375																
Donnie Moore, R (8.1) ERA: 2.73	0.1	4	3	1	0	0	0	0	0	0	1	4	4	0.00	9.000																	
Gary Lucas, L (9.1) ERA: 2.9	1.0	W	4	1	0	0	0	0	0	0	0	4	4	0.00	1.000																	

Batter	1	2	3	4	5	6	7	8	9	AB	R	H	RBI	BB	SO	LOB	BOTTOM														
Rick Burleson, R (1.10) OBP: 0.358, SLG: 0.404										4	1	1	0	1	1	3	Kansas City Royals @ California Angels Anaheim Stadium, Anaheim, CA Tue Sep 16 1986, 10:05 PM EDT Att: 26,057 - Unknown livebaseballscorecards.com														
Dick Schofield, R (1.6) OBP: 0.323, SLG: 0.409										3	1	1	1	1	0	2															
Brian Downing, R (1.7) OBP: 0.387, SLG: 0.443										4	0	1	1	0	1	2															
Doug DeCinces, R (1.5) OBP: 0.326, SLG: 0.464										4	1	1	2	0	1	0															
George Hendrick, R (1.9) OBP: 0.337, SLG: 0.473										3	0	1	1	0	0	2															
Bobby Grich, R (1.3) OBP: 0.376, SLG: 0.435										3	1	1	0	1	0	1															
Gary Pettis, S (1.8) OBP: 0.339, SLG: 0.335										4	0	0	0	0	0	2															
Gus Polidor, R (1.4) OBP: 0.417, SLG: 0.455 Wally Joyner, L (8, PH) OBP: 0.348, SLG: 0.475 Devon White, S (8, PR) OBP: 0.375, SLG: 0.364 Mark Ryal, L (9.3) OBP: 0.429, SLG: 0.615										3	0	2	0	0	0	1															
Bob Boone, R (1.2) OBP: 0.286, SLG: 0.309										2	1	1	1	1	1	1															
Inning Stats	R: 0 E: 0 K: 1 S: 5	H: 0 LOB: 0 BB: 0 P: 5	R: 1 E: 1 K: 0 S: 3	H: 0 LOB: 0 BB: 1 P: 7	R: 0 E: 0 K: 1 S: 7	H: 2 LOB: 2 BB: 0 P: 7	R: 0 E: 0 K: 0 S: 3	H: 1 LOB: 0 BB: 0 P: 3	R: 0 E: 0 K: 1 S: 7	H: 2 LOB: 2 BB: 0 P: 7	R: 0 E: 0 K: 1 S: 5	H: 0 LOB: 0 BB: 0 P: 5	R: 4 E: 0 K: 0 S: 6	H: 3 LOB: 2 BB: 3 P: 18	R: 1 E: 0 K: 0 S: 5	H: 2 LOB: 2 BB: 0 P: 5	1B: 10 2B: 0 3B: 0 HR: 0	SF: 1 SAC: 1 DP: 1 HBP: 0	WP: 0 PB: 0 SB: 1 CS: 1	PA: 37											
PITCHER	IP WLS BF H R ER SO BB IBB HBP BLK WP HR S P ERA WHIP																														
Charlie Leibrandt, L (1.1) ERA: 4.26	6.2	29	6	5	4	4	4	0	0	0	0	33	49	5.40	1.500																
Dan Quisenberry, R (7.1) ERA: 2.76	1.1	L	8	4	1	1	0	0	0	0	0	8	8	6.75	3.000																

Batter	1	2	3	4	5	6	7	8	9	10	AB	R	H	RBI	BB	SO	LOB	TOP	
Willie Wilson, S OBP: 0.315, SLG: 0.361 (1, 8)	G3			K		F6		K		6-3	5	0	0	0	0	2	0	Kansas City Royals @ California Angels Anaheim Stadium, Anaheim, CA Wed Sep 17 1986, 10:05 PM EDT Att: 27,067 - Unknown livebaseballscorecards.com	
Lonnie Smith, R OBP: 0.361, SLG: 0.401 (1, 10)	F8			F4		K		5-3		6-3	5	0	0	0	0	1	0		
Rudy Law, L OBP: 0.328, SLG: 0.384 (1, 7)	F9				1B	F8					4	0	2	0	0	0	0		
Jamie Quirk, L OBP: 0.294, SLG: 0.358 (1, 5)		1-3		F7				FC3-6 1B	FC6-4 IBB		3	0	1	0	1	0	1		
Frank White, R OBP: 0.316, SLG: 0.445 (1, 4)	F6				F4	FC3-6 BLK	FC6-4				4	0	0	0	0	0	3		
Kevin Seitzer, R OBP: 0.361, SLG: 0.400 (1, 3)	L6				FC6-4 BB	F9			F8		3	0	0	0	1	0	1		
Bo Jackson, R OBP: 0.361, SLG: 0.515 (1, 9)			6-3		FC6-4 E S		1-2 BB		5-3		3	0	0	0	1	0	1		
Jim Sundberg, R OBP: 0.298, SLG: 0.299 (7, PH)			L8						6-3		1	0	0	0	1	0	0		
Jorge Orta, L OBP: 0.326, SLG: 0.415 (7, 2)					1-3 BB	4-3					1	0	0	0	0	0	2		
Terry Bell, R OBP: 0.195, SLG: 0.198 (8, 6)			F5		K					1-3	1	0	0	0	0	0	0		
Buddy Biancalana, S OBP: 0.323, SLG: 0.321 (8, PH)											2	0	0	0	0	1	2		
Hal McRae, R OBP: 0.307, SLG: 0.395 (8, 6)											1	1	1	1	0	0	0		
Greg Pryor, R OBP: 0.195, SLG: 0.198 (8, 6)											1	0	0	0	0	0	0		
Inning Stats	R: 0 E: 0 K: 0 S: 3	H: 0 LOB: 0 BB: 0 P: 3	R: 0 E: 0 K: 0 S: 3	H: 0 LOB: 0 BB: 0 P: 3	R: 0 E: 0 K: 1 S: 6	H: 1 LOB: 1 BB: 0 P: 6	R: 0 E: 0 K: 1 S: 5	H: 0 LOB: 2 BB: 0 P: 5	R: 0 E: 0 K: 0 S: 4	H: 1 LOB: 2 BB: 1 P: 8	R: 1 E: 0 K: 1 S: 7	H: 2 LOB: 2 BB: 1 P: 11	R: 0 E: 0 K: 0 S: 3	H: 0 LOB: 0 BB: 0 P: 3	R: 0 E: 0 K: 0 S: 3	H: 0 LOB: 0 BB: 0 P: 3	1B: 2 2B: 1 3B: 0 HR: 1	SF: 0 SAC: 0 DP: 0 HBP: 0	WP: 0 PA: 38 PB: 0 SB: 1 CS: 0
PITCHER	IP 7.0	WLS 27	H 3	R 1	ER 1	SO 3	BB 3	IBB 0	HBP 0	BLK 1	WP 0	HR 1	S 30	P 42	ERA 1.29	WHIP 0.857			
Don Sutton, R ERA: 3.68 (1, 1)																			
Doug Corbett, R ERA: 3.63 (8, 1)																			

Batter	1	2	3	4	5	6	7	8	9	10	AB	R	H	RBI	BB	SO	LOB	BOTTOM			
Gary Pettis, S OBP: 0.338, SLG: 0.334 (1, 8)	4-3				K			6-3		1-3	5	0	1	0	0	1	0	Kansas City Royals @ California Angels Anaheim Stadium, Anaheim, CA Wed Sep 17 1986, 10:05 PM EDT Att: 27,067 - Unknown livebaseballscorecards.com			
Dick Schofield, R OBP: 0.328, SLG: 0.413 (1, 6)	G3				BB 1B			SH3-4 1B		HR 1B	5	1	4	0	0	0	0				
Brian Downing, R OBP: 0.367, SLG: 0.449 (1, 7)	F3				BB 1B			SH3-4 1B		HR	3	1	1	2	1	1	2				
Doug DeCinces, R OBP: 0.326, SLG: 0.469 (1, 5)		5-3			K			5-3			4	1	1	1	0	1	3				
George Hendrick, R OBP: 0.337, SLG: 0.472 (8, PH)					HR						3	0	1	0	0	0	0				
Ruppert Jones, L OBP: 0.340, SLG: 0.437 (9, 9)	F7				WP 1B			L9			0	0	0	0	1	0	0				
Bobby Grich, R OBP: 0.376, SLG: 0.434 (8, PH)								L7			3	0	1	0	0	0	1				
Wally Joyner, L OBP: 0.348, SLG: 0.474 (9, 3)					F8			L7			1	0	0	0	0	0	2				
Rick Burleson, R OBP: 0.357, SLG: 0.399 (1, 10)								6-3			3	0	0	0	1	0	1				
Gus Polidor, R OBP: 0.313, SLG: 0.333 (1, 4)					G5-4-3 BB					F7	4	0	0	0	0	0	2				
Bob Boone, R OBP: 0.283, SLG: 0.306 (1, 2)											4	0	0	0	0	0	0				
Inning Stats	R: 0 E: 0 K: 0 S: 3	H: 0 LOB: 0 BB: 0 P: 3	R: 0 E: 0 K: 0 S: 4	H: 1 LOB: 1 BB: 0 P: 4	R: 0 E: 0 K: 1 S: 7	H: 2 LOB: 2 BB: 0 P: 7	R: 1 E: 0 K: 0 S: 4	H: 2 LOB: 1 BB: 1 P: 8	R: 0 E: 0 K: 2 S: 8	H: 1 LOB: 2 BB: 1 P: 12	R: 0 E: 0 K: 0 S: 3	H: 0 LOB: 0 BB: 0 P: 3	R: 0 E: 0 K: 0 S: 4	H: 1 LOB: 2 BB: 1 P: 8	R: 0 E: 0 K: 0 S: 3	H: 0 LOB: 0 BB: 0 P: 3	R: 2 E: 0 K: 0 S: 3	H: 2 LOB: 0 BB: 0 P: 3	1B: 7 2B: 0 3B: 0 HR: 2	SF: 0 SAC: 1 DP: 1 HBP: 0	WP: 1 PA: 39 PB: 0 SB: 0 CS: 0
PITCHER	IP 7.1	WLS 30	H 7	R 1	ER 1	SO 3	BB 2	IBB 0	HBP 0	BLK 0	WP 1	HR 1	S 34	P 42	ERA 1.23	WHIP 1.227					
Danny Jackson, L ERA: 3.39 (8, 1)																					
Steve Farr, R ERA: 2.73 (8, 1)																					
Bud Black, L ERA: 3.47 (8, 1)																					



Batter	1	2	3	4	5	6	7	8	9	AB	R	H	RBI	BB	SO	LOB	TOP										
Willie Wilson, S OBP: 0.315, SLG: 0.361 Bo Jackson, R OBP: 0.342, SLG: 0.486	0-0 6-3		0-0 2B 1B		0-3 K		0-3 K		0-3 K	3	1	1	0	0	1	0	Kansas City Royals @ California Angels Anaheim Stadium, Anaheim, CA Thu Sep 18 1986, 10:05 PM EDT Att: 25,876 - Unknown livebaseballscorecards.com										
Lonnie Smith, R OBP: 0.396, SLG: 0.417	0-0 3B		0-0 1B 2B			0-0 2B 2B		0-0 2B		4	2	4	1	0	0	0											
Rudy Law, L OBP: 0.330, SLG: 0.389	0-0 6-3		0-0 1B			0-0 2B		0-0 4-3		4	0	2	1	0	0	2											
Jamie Quirk, L OBP: 0.278, SLG: 0.350	0-0 F7		0-0 F9			0-0 F2		0-0 G3		4	0	0	1	0	0	4											
Frank White, R OBP: 0.315, SLG: 0.443 Rondin Johnson, S OBP: 0.385, SLG: 0.538		0-0 F8		0-0 F8		0-0 F8		0-0 FC4-6 1B		3	0	0	0	0	0	1											
Mike Kingsley, L OBP: 0.294, SLG: 0.381	0-3 K		0-0 4-3			0-0 F8		0-0 FC4-6		4	0	0	0	0	1	2											
Kevin Seitzer, R OBP: 0.380, SLG: 0.372		0-0 F8		0-3 K			0-0 6-3		4-0 FC6-4 BB	3	0	0	0	1	1	0											
Jim Sundberg, R OBP: 0.299, SLG: 0.300 Terry Bell, R (5.2)			0-3 K		0-0 G1-6-3 1B		4-0 BB		0-0 F9	2	0	1	0	0	1	0											
Buddy Biancalana, S OBP: 0.314, SLG: 0.313			0-0 F1		0-0 G1-6-3		0-0 L5		0-0 FC6-4	4	0	0	0	0	0	3											
Inning Stats	R: 0 E: 0 K: 0 S: 4	H: 1 LOB: 1 BB: 0 P: 4	R: 0 E: 0 K: 1 S: 5	H: 0 LOB: 0 BB: 0 P: 5	R: 1 E: 0 K: 1 S: 8	H: 3 LOB: 2 BB: 0 P: 8	R: 0 E: 0 K: 1 S: 5	H: 0 LOB: 0 BB: 0 P: 5	R: 0 E: 0 K: 1 S: 5	H: 1 LOB: 1 BB: 0 P: 5	R: 1 E: 0 K: 0 S: 5	H: 2 LOB: 1 BB: 0 P: 5	R: 0 E: 0 K: 0 S: 5	H: 0 LOB: 1 BB: 0 P: 5	R: 0 E: 0 K: 1 S: 5	H: 0 LOB: 1 BB: 1 P: 9		1B: 4 2B: 4 3B: 1 HR: 0	SF: 0 SAC: 0 DP: 1 HBP: 0	WP: 0 PB: 0 SB: 0 CS: 0	PA: 37						
PITCHER	IP	WLS	BF	H	R	ER	SO	BB	IBB	HBP	BLK	WP	HR	S	P	ERA	WHIP										
Mike Witt, R ERA: 2.64 Terry Forster, L ERA: 3.35	(1.1) 7.0	W	28	7	2	2	5	1	0	0	0	0	0	37	41	2.57	1.143										

Batter	1	2	3	4	5	6	7	8	9	AB	R	H	RBI	BB	SO	LOB	BOTTOM										
Ruppert Jones, L OBP: 0.344, SLG: 0.437 Mark Ryal, L OBP: 0.500, SLG: 0.667	4-0 HR	4-0 BB		0-3 K	0-0 E9 1B		0-0 BB 1B	0-0 3B 1B		2	1	1	1	2	1	2	Kansas City Royals @ California Angels Anaheim Stadium, Anaheim, CA Thu Sep 18 1986, 10:05 PM EDT Att: 25,876 - Unknown livebaseballscorecards.com										
Wally Joyner, L OBP: 0.346, SLG: 0.470	0-0 F8	0-0 L3		4-0 1B HR IBB	0-0 3-1		0-0 F8	0-0 F5		5	1	0	0	1	0	7											
Brian Downing, R OBP: 0.389, SLG: 0.449 Devon White, S OBP: 0.370, SLG: 0.440	0-3 K		4-0 G6-4-3 BB	0-0 1-2 2H 3H 1B		0-0 G3	0-3 K	0-0 HR 3B		2	1	1	2	1	1	1											
Reggie Jackson, L OBP: 0.394, SLG: 0.426	0-0 1-2 HR		0-0 G6-4-3	0-0 1-2 2H 3H HR		4-0 2B BB	4-0 E 1B BB	0-0 HR		4	4	3	7	2	0	1											
Doug DeCinces, R OBP: 0.326, SLG: 0.470 Jack Howell, L OBP: 0.333, SLG: 0.481	0-3 K		0-0 F9	0-0 2B		0-0 1-3 2B	0-0 E9 BB 1B	0-0 1B 2B		3	0	1	0	0	1	0											
Bobby Grich, R OBP: 0.375, SLG: 0.433 Rob Wilfong, L OBP: 0.272, SLG: 0.315		0-0 SH1-4 1B		0-0 K	0-0 F9		0-3 K	0-0 BB BB	0-0 F9	3	1	1	0	0	1	1											
Gary Pettis, S OBP: 0.340, SLG: 0.335		0-0 SH1-4		0-0 BB 1B	0-3 K		0-0 3-1	4-0 1-2 2-3 3H BB	0-0 FC6-4	4	1	2	1	1	1	2											
Dick Schofield, R OBP: 0.331, SLG: 0.414 Rick Burleson, R OBP: 0.360, SLG: 0.404		0-0 F8 WP 1B		4-0 1B 1B BB	0-0 F4			0-0 FC6-4		2	1	1	1	1	0	0											
Bob Boone, R OBP: 0.287, SLG: 0.315 Jerry Narron, L OBP: 0.289, SLG: 0.288		0-0 F8		0-0 1B 1B	0-0 S		0-0 1-3 2H 1B	0-0 K		5	3	3	2	0	1	4											
Inning Stats	R: 2 E: 0 K: 2 S: 8	H: 1 LOB: 0 BB: 1 P: 12	R: 1 E: 0 K: 0 S: 5	H: 2 LOB: 2 BB: 1 P: 9	R: 0 E: 0 K: 0 S: 2	H: 0 LOB: 0 BB: 1 P: 6	R: 6 E: 0 K: 2 S: 12	H: 5 LOB: 1 BB: 2 P: 20	R: 1 E: 1 K: 1 S: 7	H: 2 LOB: 1 BB: 0 P: 7	R: 0 E: 0 K: 1 S: 6	H: 1 LOB: 2 BB: 1 P: 10	R: 5 E: 1 K: 2 S: 11	H: 4 LOB: 3 BB: 3 P: 24	R: 3 E: 0 K: 0 S: 8	H: 5 LOB: 2 BB: 0 P: 8		1B: 11 2B: 4 3B: 2 HR: 3	SF: 0 SAC: 1 DP: 1 HBP: 1	WP: 1 PB: 0 SB: 1 CS: 0	PA: 53						
PITCHER	IP	WLS	BF	H	R	ER	SO	BB	IBB	HBP	BLK	WP	HR	S	P	ERA	WHIP										
Dennis Leonard, R ERA: 4.18 David Cone, R ERA: 6.75 Steve Farr, R ERA: 3.13 Dan Quisenberry, R ERA: 3.08	(1.1) 2.1 (7.1) (7.1)	L	21 13 9 10	5 2 4 5	8 2 5 3	8 2 5 3	4 2 1 3	4 0 0 0	0 0 1 0	0 0 1 0	0 0 0 0	0 0 0 1	1 16 8 11	24 20 17 15	44 20 17 15	19.64 7.71 67.50 20.25	2.727 2.571 9.000 4.500										


Batter	1	2	3	4	5	6	7	8	9	AB	R	H	RBI	BB	SO	LOB	TOP								
Daryl Boston, L (1, 8) OBP: 0.356, SLG: 0.438	0-3 K			0-0 1B	0-0 2B			0-0 SH1-3	0-0 1-3	4	1	2	1	0	1	0	Chicago White Sox @ California Angels Anaheim Stadium, Anaheim, CA Fri Sep 19, 1986, 10:05 PM EDT Att: 28,647 - Unknown								
Steve Lyons, L (1, 7) OBP: 0.285, SLG: 0.317 Reid Nichols, R (8, PH) OBP: 0.276, SLG: 0.248	0-0 B2-3			0-0 1B	0-0 F9			4-0 E		3	1	1	0	0	0	1									
Harold Baines, L (1, 9) OBP: 0.334, SLG: 0.458	0-0 L5			0-0 1B				0-3 K		4	0	1	1	0	1	2									
Ron Hassey, L (1, 10) OBP: 0.401, SLG: 0.483		0-0 1B		0-0 1B				0-0 E9		4	1	2	1	0	0	2									
Russ Morman, R (1, 3) OBP: 0.360, SLG: 0.417	0-0 G6-4-3			0-0 1B				0-0 1B		4	0	1	2	0	0	2									
Ozzie Guillen, L (1, 6) OBP: 0.288, SLG: 0.312	0-0 L7			0-3 K				0-0 FC6-4		4	0	0	0	0	1	2									
Tim Lueft, R (1, 5) OBP: 0.269, SLG: 0.387			0-3 K		0-0 2B			0-0 F9		4	1	1	0	0	1	0									
Jack Perconte, L (1, 4) OBP: 0.321, SLG: 0.298			0-3 K		0-3 K			0-0 G3		4	0	0	0	0	2	1									
Ron Karkovice, R (1, 2) OBP: 0.243, SLG: 0.344			0-0 4-3		0-3 K			4-0 SH1-3	0-0 HR	3	2	1	1	1	1	1									
Inning Stats	R: 0 E: 0 K: 1 S: 5	H: 0 LOB: 0 BB: 0 P: 5	R: 0 E: 0 K: 0 S: 3	H: 1 LOB: 0 BB: 0 P: 3	R: 0 E: 0 K: 2 S: 7	H: 0 LOB: 0 BB: 0 P: 7	R: 2 E: 0 K: 1 S: 8	H: 3 LOB: 1 BB: 0 P: 8	R: 1 E: 1 K: 2 S: 9	H: 2 LOB: 1 BB: 0 P: 9	R: 0 E: 0 K: 0 S: 3	H: 0 LOB: 0 BB: 0 P: 3	R: 0 E: 0 K: 0 S: 3	H: 0 LOB: 0 BB: 0 P: 3	R: 3 E: 1 K: 1 S: 7	H: 2 LOB: 1 BB: 2 P: 15	R: 1 E: 0 K: 0 S: 4	H: 1 LOB: 0 BB: 0 P: 4	1B: 7 2B: 1 3B: 0 HR: 1	SF: 0 SAC: 1 DP: 1 HBP: 0	WP: 0 PB: 0 SB: 1 CS: 0	PA: 37			
PITCHER	IP	WLS	BF	H	R	ER	SO	BB	IBB	HBP	BLK	WP	HR	S	P	ERA	WHIP								
Kirk McCaskill, R (1, 1) ERA: 3.41	7.1	L	28	6	4	4	6	1	0	0	0	0	0	39	43	4.91	0.955								
Chuck Finley, L (8, 1) ERA: 3.92	0.0		1	0	0	0	0	1	0	0	0	0	0	0	4	∞	∞								
Terry Forster, L (8, 1) ERA: 3.29	0.2		4	2	2	1	1	0	0	0	0	0	0	6	6	13.50	3.000								
Vern Ruhle, R (9, 1) ERA: 4.5	1.0		4	1	1	1	0	0	0	0	0	0	1	4	4	9.00	1.000								

Batter	1	2	3	4	5	6	7	8	9	AB	R	H	RBI	BB	SO	LOB	BOTTOM								
Gary Pettis, S (1, 8) OBP: 0.339, SLG: 0.333	0-0 G3		0-3 K			4-0 SF8		0-3 K		3	0	0	0	1	2	1	Chicago White Sox @ California Angels Anaheim Stadium, Anaheim, CA Fri Sep 19, 1986, 10:05 PM EDT Att: 28,647 - Unknown								
Wally Joyner, L (1, 3) OBP: 0.347, SLG: 0.468	0-0 4-3			4-0 PB		4-0 BB		0-0 L6		2	0	0	0	2	0	0									
Brian Downing, R (1, 7) OBP: 0.388, SLG: 0.446	0-0 F5			0-0 F9		0-0 F4			4-0 G6-4-3	3	0	0	0	1	0	4									
Reggie Jackson, L (1, 10) OBP: 0.391, SLG: 0.423		0-0 F7		0-0 F5		0-0 SF8		0-0 F8		3	0	0	1	0	0	2									
Doug DeCinces, R (1, 5) OBP: 0.323, SLG: 0.466		0-0 F4		0-3 K		0-0 F4			0-0 G6-4-3	4	0	0	0	0	1	4									
Bobby Grich, R (1, 4) OBP: 0.372, SLG: 0.429		0-0 F9			0-3 K					3	0	0	0	0	2	0									
Devon White, S (1, 9) OBP: 0.333, SLG: 0.393			0-3 K		0-0 G3					3	0	0	0	0	2	0									
Dick Schofield, R (1, 6) OBP: 0.331, SLG: 0.412			4-0 CS		0-3 K			0-0 F8		2	0	0	0	1	1	0									
Bob Boone, R (1, 2) OBP: 0.289, SLG: 0.314			4-0 BB		4-0 BB			0-0 F7		1	1	0	0	2	0	0									
Inning Stats	R: 0 E: 0 K: 0 S: 3	H: 0 LOB: 0 BB: 0 P: 3	R: 0 E: 0 K: 0 S: 3	H: 0 LOB: 0 BB: 0 P: 3	R: 0 E: 0 K: 2 S: 6	H: 0 LOB: 1 BB: 2 P: 14	R: 0 E: 0 K: 1 S: 5	H: 0 LOB: 1 BB: 1 P: 9	R: 0 E: 0 K: 2 S: 7	H: 0 LOB: 0 BB: 0 P: 7	R: 1 E: 0 K: 0 S: 3	H: 0 LOB: 2 BB: 3 P: 15	R: 0 E: 0 K: 2 S: 7	H: 0 LOB: 0 BB: 0 P: 7	R: 0 E: 0 K: 1 S: 5	H: 0 LOB: 0 BB: 0 P: 5	R: 0 E: 0 K: 0 S: 2	H: 0 LOB: 0 BB: 1 P: 6	1B: 0 2B: 0 3B: 0 HR: 0	SF: 1 SAC: 0 DP: 1 HBP: 0	WP: 0 PB: 1 SB: 1 CS: 1	PA: 32			
PITCHER	IP	WLS	BF	H	R	ER	SO	BB	IBB	HBP	BLK	WP	HR	S	P	ERA	WHIP								
Joe Cowley, R (1, 1) ERA: 3.88	9.0	W	32	0	1	1	8	7	0	0	0	0	0	41	69	1.00	0.778								

Batter	1	2	3	4	5	6	7	8	9	AB	R	H	RBI	BB	SO	LOB	TOP					
Daryl Boston, L (1, 8) OBP: 0.347, SLG: 0.425										5	1	0	0	0	2	4						
Steve Lyons, L (1, 7) OBP: 0.287, SLG: 0.315										1	0	0	0	1	0	0						
Reid Nichols, R (5, PH) OBP: 0.271, SLG: 0.243										2	0	0	0	0	0	4						
Jerry Hairston, S (9, PH) OBP: 0.346, SLG: 0.384										1	0	0	0	0	0	0						
Kenny Williams, R (9, 7) OBP: 0.083, SLG: 0.083										0	0	0	0	0	0	0						
Harold Baines, L (1, 9) OBP: 0.337, SLG: 0.465										5	2	3	2	0	2	1						
Ron Hassey, L (1, 10) OBP: 0.401, SLG: 0.482										5	0	2	0	0	0	3						
John Cangelosi, S (9, PR) OBP: 0.351, SLG: 0.307										0	0	0	0	0	0	0						
Russ Morman, R (1, 3) OBP: 0.348, SLG: 0.401										5	0	0	0	0	2	4						
Ozzie Guillen, L (1, 6) OBP: 0.270, SLG: 0.313										4	2	2	0	0	0	1						
Tim Lulett, R (1, 5) OBP: 0.271, SLG: 0.401										4	2	2	3	0	1	2						
Jack Perconte, L (1, 4) OBP: 0.333, SLG: 0.250										4	0	2	0	0	0	0						
Ron Karkovics, R (1, 2) OBP: 0.257, SLG: 0.368										4	0	2	1	0	1	1						
Inning Stats	R: 0 E: 0 K: 2 S: 7	H: 0 LOB: 1 BB: 1 P: 11	R: 2 E: 0 K: 0 S: 6	H: 3 LOB: 1 BB: 0 P: 6	R: 0 E: 0 K: 1 S: 5	H: 0 LOB: 0 BB: 0 P: 5	R: 1 E: 0 K: 0 S: 4	H: 1 LOB: 0 BB: 0 P: 4	R: 1 E: 1 K: 1 S: 8	H: 2 LOB: 2 BB: 0 P: 8	R: 1 E: 0 K: 2 S: 10	H: 3 LOB: 2 BB: 0 P: 10	R: 1 E: 1 K: 0 S: 5	H: 2 LOB: 1 BB: 0 P: 5	R: 0 E: 0 K: 1 S: 5	H: 0 LOB: 0 BB: 0 P: 5	R: 1 E: 0 K: 1 S: 6	H: 2 LOB: 1 BB: 0 P: 6	1B: 8 2B: 2 3B: 0 HR: 3	SF: 0 SAC: 0 DP: 0 HBP: 0	WP: 1 PB: 0 CS: 1	PA: 41
PITCHER	IP	WLS	BF	H	R	ER	SO	BB	IBB	HBP	BLK	WP	HR	S	P	ERA	WHIP					
Urbano Lugo, R (1, 1) ERA: 3.86	4.0		18	5	4	3	3	1	0	0	0	0	2	23	27	6.75	1.500					
Gary Lucas, L (5, 1) ERA: 2.98	2.0		13	6	2	1	3	0	0	0	0	1	0	19	19	4.50	3.000					
Doug Corbett, R (7, 1) ERA: 3.53	2.0		6	0	0	0	1	0	0	0	0	0	0	8	8	0.00	0.000					
Donnie Moore, R (9, 1) ERA: 2.83	1.0	W	4	2	1	1	1	0	0	0	0	0	1	6	6	9.00	2.000					

Chicago White Sox @ California Angels
Anaheim Stadium, Anaheim, CA
Sat Sep 20 1986, 6:33 AM EDT
Att: 34,219 - Unknown


AB	40
R	7
H	13
RBI	6
BB	1
SO	8
LOB	20




Batter	1	2	3	4	5	6	7	8	9	AB	R	H	RBI	BB	SO	LOB	BOTTOM					
Gary Pettis, S (1, 8) OBP: 0.340, SLG: 0.331										3	1	0	0	2	0	1						
Wally Joyner, L (1, 3) OBP: 0.347, SLG: 0.468										4	1	1	0	1	0	2						
Brian Downing, R (1, 7) OBP: 0.389, SLG: 0.447										3	2	2	1	0	0	2						
Devon White, S (9, 7) OBP: 0.333, SLG: 0.393										0	0	0	0	0	0	0						
Mark Ryal, L (9, PH) OBP: 0.529, SLG: 0.667										0	0	0	0	1	0	0						
Reggie Jackson, L (1, 10) OBP: 0.389, SLG: 0.418										4	0	0	0	1	1	2						
Doug DeCinces, R (1, 5) OBP: 0.324, SLG: 0.466										5	2	2	1	0	1	2						
Ruppert Jones, L (1, 9) OBP: 0.345, SLG: 0.438										4	1	2	1	0	0	0						
Rick Burleson, R (1, 6) OBP: 0.358, SLG: 0.402										4	0	1	2	0	0	2						
Rob Wilfong, L (1, 4) OBP: 0.276, SLG: 0.330										4	1	2	2	0	1	1						
Bob Boone, R (1, 2) OBP: 0.289, SLG: 0.312										3	0	0	0	1	0	2						
Inning Stats	R: 1 E: 0 K: 1 S: 5	H: 0 LOB: 0 BB: 1 P: 9	R: 0 E: 0 K: 0 S: 3	H: 0 LOB: 0 BB: 0 P: 3	R: 0 E: 0 K: 1 S: 5	H: 0 LOB: 0 BB: 0 P: 5	R: 3 E: 0 K: 0 S: 7	H: 4 LOB: 1 BB: 0 P: 7	R: 0 E: 0 K: 0 S: 2	H: 0 LOB: 2 BB: 2 P: 10	R: 0 E: 0 K: 1 S: 5	H: 0 LOB: 0 BB: 0 P: 5	R: 1 E: 0 K: 0 S: 4	H: 1 LOB: 1 BB: 1 P: 8	R: 2 E: 0 K: 0 S: 7	H: 4 LOB: 2 BB: 0 P: 7	R: 1 E: 0 K: 0 S: 2	H: 1 LOB: 2 BB: 2 P: 10	1B: 8 2B: 1 3B: 0 HR: 1	SF: 1 SAC: 0 DP: 1 HBP: 0	WP: 1 PB: 2 CS: 0	PA: 41
PITCHER	IP	WLS	BF	H	R	ER	SO	BB	IBB	HBP	BLK	WP	HR	S	P	ERA	WHIP					
Jose DeLeon, R (1, 1) ERA: 4.2	4.1		20	4	4	3	2	3	0	0	0	0	1	9	13	6.23	1.615					
Bill Dawley, R (5, 1) ERA: 3.15	2.1		8	1	1	1	1	1	0	0	0	0	1	9	13	3.86	0.857					
Bobby Thigpen, R (7, 1) ERA: 1.16	1.0		7	4	2	2	0	0	0	0	0	0	0	7	7	18.00	4.000					
Dave Schmidt, R (8, 1) ERA: 3.43	0.2	L	6	1	1	0	0	0	2	0	0	1	0	3	11	0.00	1.500					

Chicago White Sox @ California Angels
Anaheim Stadium, Anaheim, CA
Sat Sep 20 1986, 6:33 AM EDT
Att: 34,219 - Unknown

AB	34
R	8
H	10
RBI	7
BB	6
SO	3
LOB	14



Batter	1	2	3	4	5	6	7	8	9	AB	R	H	RBI	BB	SO	LOB	TOP										
Kenny Williams, R (1,8) OBP: 0.067, SLG: 0.067 Jerry Hairston, S (9, PH) OBP: 0.344, SLG: 0.382	0-0 F7		0-3 K			0-0 F8		0-0 4-3	3 0 0 0 0 1 0 1 0 0 0 0 0 0																		
Reid Nichols, R (1,7) OBP: 0.284, SLG: 0.236 Ron Hassey, L (9, PH) OBP: 0.399, SLG: 0.481	0-0 F9			0-0 5-3			0-0 F4	0-0 F8	3 0 0 0 0 0 0 1 0 0 0 0 0 0																		
Harold Baines, L (1,9) OBP: 0.337, SLG: 0.463	4-0 BB			0-0 F7			0-3 K		2 0 0 0 1 1 0																		
Russ Morman, R (1,3)	0-0 F4			0-3 K			0-0 F8		3 0 0 0 0 1 1																		
Ivan Calderon, R (1,10) OBP: 0.280, SLG: 0.323		0-0 G5-4-3 1B			0-0 F8			0-3 K	3 0 1 0 0 1 0																		
Dave Cochrane, S (1,5) OBP: 0.256, SLG: 0.306		0-0 G5-4-3 1-2			0-3 K			0-0 1B	3 0 1 0 0 1 1																		
Tim Hulett, R (1,4) OBP: 0.269, SLG: 0.398		0-0 L8			0-0 F8			0-0 F8	3 0 0 0 0 0 1																		
Ozzie Guillen, L (1,6) OBP: 0.268, SLG: 0.311			0-3 K			0-3 K		0-0 F8	3 0 0 0 0 2 1																		
Ron Karkovice, R (1,2) OBP: 0.250, SLG: 0.357 Daryl Boston, L (9, PH) OBP: 0.345, SLG: 0.423			0-3 K			0-3 K		0-0 F7	2 0 0 0 0 2 0 1 0 0 0 0 0 0																		
Inning Stats	R: 0 E: 0 K: 0 S: 3	H: 0 LOB: 1 BB: 1 P: 7	R: 0 E: 0 K: 0 S: 3	H: 1 LOB: 0 BB: 0 P: 3	R: 0 E: 0 K: 3 S: 9	H: 0 LOB: 0 BB: 0 P: 9	R: 0 E: 0 K: 1 S: 5	H: 0 LOB: 0 BB: 0 P: 5	R: 0 E: 0 K: 2 S: 7	H: 0 LOB: 0 BB: 0 P: 7	R: 0 E: 0 K: 1 S: 5	H: 0 LOB: 0 BB: 0 P: 5	R: 0 E: 0 K: 1 S: 6	H: 1 LOB: 1 BB: 0 P: 6	R: 0 E: 0 K: 0 S: 3	H: 0 LOB: 0 BB: 0 P: 3	1B: 2 2B: 0 3B: 0 HR: 0	SF: 0 SAC: 0 DP: 1 HBP: 0	WP: 0 PB: 0 SB: 0 CS: 0	PA: 29							
PITCHER	IP	WLS	BF	H	R	ER	SO	BB	IBB	HBP	BLK	WP	HR	S	P	ERA	WHIP										
John Candelaria, L (1,1) ERA: 2.75	7.0	W	22	1	0	0	8	1	0	0	0	0	0	37	41	0.00	0.286										
Donnie Moore, R (8,1) ERA: 2.74	2.0	S	7	1	0	0	1	0	0	0	0	0	0	9	9	0.00	0.500										

Chicago White Sox @ California Angels
Anaheim Stadium, Anaheim, CA
Sun Sep 21 1986, 6:33 AM EDT
Att: 25,322 - Unknown

AB 28
R 0
H 2
RBI 0
BB 1
SO 9
LOB 4



Batter	1	2	3	4	5	6	7	8	9	AB	R	H	RBI	BB	SO	LOB	BOTTOM										
Gary Pettis, S (1,8) OBP: 0.341, SLG: 0.333	0-3 K		0-0 1B		0-0 G3			0-0 BB S BB 1B	4 1 2 0 0 1 1																		
Wally Joyner, L (1,3) OBP: 0.347, SLG: 0.467	0-0 4-3		0-0 1B			0-0 G3		0-3 K	4 0 1 0 0 1 1																		
Brian Downing, R (1,7) OBP: 0.386, SLG: 0.444 Devon White, S (9,7) OBP: 0.333, SLG: 0.393	0-0 F4		0-0 FC6-4 1B			0-0 F7		0-0 5-3	4 0 0 0 0 0 3 0 0 0 0 0 0 0																		
Reggie Jackson, L (1,10) OBP: 0.390, SLG: 0.425		0-3 K		0-3 K		0-0 HR		4-0 BB BB IBB	3 1 1 1 1 2 0																		
Doug DeCinces, R (1,5) OBP: 0.326, SLG: 0.472		0-3 K		0-0 4-3		0-0 HR		4-0 BB BB	3 1 1 1 1 1 0																		
Ruppert Jones, L (1,9) OBP: 0.345, SLG: 0.436 George Hendrick, R (8, PH) OBP: 0.339, SLG: 0.472		4-0 BB		0-3 K		0-3 K		4-0 FC6 BB	2 0 0 0 1 2 0 0 0 0 1 1 0 0																		
Rob Wilfong, L (1,4) OBP: 0.326, SLG: 0.326 Bobby Grich, R (8, PH) OBP: 0.371, SLG: 0.427		0-0 F3			0-0 4-3			0-0 FC6	3 0 0 0 0 0 1 1 0 0 0 0 0 3																		
Jerry Narron, L (1,2) OBP: 0.279, SLG: 0.276 Bob Boone, R (9,2) OBP: 0.289, SLG: 0.312			0-3 K			0-0 F6		0-0 3-1	3 0 0 0 0 1 0 0 0 0 0 0 0 0																		
Dick Schofield, R (1,6) OBP: 0.331, SLG: 0.411			0-0 6-3			0-0 1B		0-0 6-3	3 0 1 0 0 0 0																		
Inning Stats	R: 0 E: 0 K: 1 S: 5	H: 0 LOB: 0 BB: 0 P: 5	R: 0 E: 0 K: 2 S: 7	H: 0 LOB: 1 BB: 1 P: 11	R: 0 E: 0 K: 1 S: 7	H: 2 LOB: 2 BB: 0 P: 7	R: 0 E: 0 K: 2 S: 7	H: 0 LOB: 0 BB: 0 P: 7	R: 2 E: 0 K: 1 S: 3	H: 2 LOB: 0 BB: 0 P: 7	R: 0 E: 0 K: 0 S: 3	H: 0 LOB: 0 BB: 0 P: 3	R: 1 E: 0 K: 1 S: 6	H: 1 LOB: 3 BB: 3 P: 18	1B: 4 2B: 0 3B: 0 HR: 2	SF: 0 SAC: 0 DP: 0 HBP: 0	WP: 0 PB: 0 SB: 1 CS: 0	PA: 34									
PITCHER	IP	WLS	BF	H	R	ER	SO	BB	IBB	HBP	BLK	WP	HR	S	P	ERA	WHIP										
Richard Dotson, R (1,1) ERA: 5.35	7.2	L	32	6	3	3	8	2	1	0	0	0	2	45	57	3.52	1.043										
Ray Seavage, L (8,1) ERA: 3.45	0.0		1	0	0	0	0	1	0	0	0	0	0	4	4	∞	∞										
Gene Nelson, R (8,1) ERA: 3.95	0.1		1	0	0	0	0	0	0	0	0	0	0	1	1	0.00	0.000										

Chicago White Sox @ California Angels
Anaheim Stadium, Anaheim, CA
Sun Sep 21 1986, 6:33 AM EDT
Att: 25,322 - Unknown

AB 30
R 3
H 6
RBI 3
BB 4
SO 8
LOB 9



Batter	1	2	3	4	5	6	7	8	9	AB	R	H	RBI	BB	SO	LOB	TOP								
Tony Bernazard, S (1,4) OBP: 0.366, SLG: 0.456	4-3		F9		F7		L4-6			4	0	0	0	0	0	2	Cleveland Indians @ California Angels Anaheim Stadium, Anaheim, CA Mon Sep 22 1986, 6:33 AM EDT Unknown								
Brett Butler, L (1,8) OBP: 0.350, SLG: 0.361	6-3		B5-3		E9			G6-4-3 BB		3	0	1	1	1	0	0									
Julio Franco, R (1,6) OBP: 0.331, SLG: 0.410				F7	F8			L9		4	0	1	0	0	0	2									
Joe Carter, R (1,3) OBP: 0.337, SLG: 0.511	F9			SF8 3B		L5		G6-4-3 1-2		4	1	1	0	0	0	2									
Mel Hall, L (1,7) OBP: 0.344, SLG: 0.495 Otis Nixon, S (9, PR) OBP: 0.301, SLG: 0.253	4-3			SF8					CS 1B	3	1	2	2	0	0	0									
Cory Snyder, R (1,9) OBP: 0.311, SLG: 0.518	F7			E6 1B		F8		F8		4	0	1	0	0	0	1									
Dave Clark, L (1,10) OBP: 0.357, SLG: 0.261				4-3				G3-4-1 1-2		4	0	1	0	0	1	2									
Brook Jacoby, R (1,5) OBP: 0.336, SLG: 0.426	F3									3	1	2	0	0	0	1									
Andy Allanson, R (1,2) OBP: 0.260, SLG: 0.281			L7							1	0	0	0	0	0	0									
Inning Stats	R: 0 E: 0 K: 0 S: 4	H: 1 LOB: 1 BB: 0 P: 4	R: 0 E: 0 K: 0 S: 4	H: 1 LOB: 1 BB: 0 P: 4	R: 0 E: 0 K: 0 S: 3	H: 0 LOB: 0 BB: 0 P: 3	R: 1 E: 1 K: 0 S: 5	H: 2 LOB: 1 BB: 0 P: 5	R: 1 E: 1 K: 0 S: 5	H: 2 LOB: 1 BB: 0 P: 5	R: 1 E: 0 K: 1 S: 6	H: 1 LOB: 0 BB: 0 P: 6	R: 0 E: 0 K: 0 S: 3	H: 1 LOB: 0 BB: 0 P: 3	R: 0 E: 0 K: 0 S: 2	H: 0 LOB: 0 BB: 1 P: 6	R: 0 E: 0 K: 0 S: 3	H: 1 LOB: 1 BB: 0 P: 3	1B: 7 2B: 1 3B: 1 HR: 1	SF: 1 SAC: 2 DP: 2 HBP: 0	WP: 0 PB: 0 SB: 1 CS: 1	PA: 34			
PITCHER	IP	WLS	BF	H	R	ER	SO	BB	IBB	HBP	BLK	WP	HR	S	P	ERA	WHIP								
Don Sutton, R (1,1) ERA: 3.7	6.0	W	26	8	3	3	1	0	0	0	0	0	1	28	28	4.50	1.333								
Chuck Finley, L (7,1) ERA: 3.53	1.0		3	0	0	0	0	1	0	0	0	0	0	2	6	0.00	1.000								
Doug Corbett, R (8,1) ERA: 3.43	2.0	S	5	1	0	0	0	0	0	0	0	0	0	5	5	0.00	0.500								

Batter	1	2	3	4	5	6	7	8	9	AB	R	H	RBI	BB	SO	LOB	BOTTOM								
Gary Pettis, S (1,8) OBP: 0.339, SLG: 0.330	5-3		6-3		F9		G3			4	0	0	0	0	0	1	Cleveland Indians @ California Angels Anaheim Stadium, Anaheim, CA Mon Sep 22 1986, 6:33 AM EDT Unknown								
Dick Schofield, R (1,6) OBP: 0.326, SLG: 0.407	E6 1B			K		6-3	K			4	0	0	0	0	2	0									
Brian Downing, R (1,7) OBP: 0.360, SLG: 0.449 Devon White, S (7, PR) OBP: 0.333, SLG: 0.393					F9 2B					3	1	3	0	1	0	0									
Doug DeCinces, R (1,5) OBP: 0.323, SLG: 0.468	F8-6-4 1B				F9 2B					0	0	0	0	0	0	0									
Doug DeCinces, R (1,5) OBP: 0.323, SLG: 0.468	F8-6-4 1-2				F9 2-3					4	0	0	0	0	1	5									
George Hendrick, R (1,9) OBP: 0.298, SLG: 0.470 Mark Ryal, L (8, PH) OBP: 0.500, SLG: 0.625	F8			6-3						3	1	1	0	0	0	1									
Bobby Grich, R (1,3) OBP: 0.369, SLG: 0.435	F8				L8					1	0	0	0	0	0	0									
Darrell Miller, R (1,10) OBP: 0.327, SLG: 0.327 Reggie Jackson, L (8, PH) OBP: 0.391, SLG: 0.427										2	1	1	0	1	0	0									
Bob Boone, R (1,2) OBP: 0.293, SLG: 0.314										1	0	1	0	0	0	0									
Gus Polidor, R (1,4) OBP: 0.333, SLG: 0.353 Wally Joyner, L (6, PH) OBP: 0.346, SLG: 0.465										3	0	2	0	1	0	1									
Gus Polidor, R (1,4) OBP: 0.333, SLG: 0.353 Wally Joyner, L (6, PH) OBP: 0.346, SLG: 0.465										2	0	1	1	0	0	1									
Gus Polidor, R (1,4) OBP: 0.333, SLG: 0.353 Wally Joyner, L (6, PH) OBP: 0.346, SLG: 0.465										2	0	0	0	0	0	4									
Inning Stats	R: 0 E: 1 K: 0 S: 4	H: 1 LOB: 1 BB: 0 P: 4	R: 0 E: 0 K: 0 S: 3	H: 0 LOB: 0 BB: 0 P: 3	R: 0 E: 0 K: 1 S: 6	H: 1 LOB: 1 BB: 0 P: 6	R: 1 E: 0 K: 0 S: 4	H: 1 LOB: 1 BB: 1 P: 8	R: 3 E: 0 K: 1 S: 8	H: 3 LOB: 2 BB: 2 P: 16	R: 0 E: 0 K: 1 S: 6	H: 1 LOB: 1 BB: 0 P: 6	R: 0 E: 0 K: 0 S: 5	H: 2 LOB: 2 BB: 0 P: 5	R: 0 E: 0 K: 0 S: 5	H: 2 LOB: 2 BB: 0 P: 5	1B: 8 2B: 2 3B: 0 HR: 1	SF: 0 SAC: 0 DP: 2 HBP: 0	WP: 0 PB: 0 SB: 0 CS: 0	PA: 36					
PITCHER	IP	WLS	BF	H	R	ER	SO	BB	IBB	HBP	BLK	WP	HR	S	P	ERA	WHIP								
Scott Bailes, L (1,1) ERA: 4.88	5.2	L	25	7	4	4	2	2	0	0	0	0	1	27	35	6.35	1.588								
Doug Jones, R (6,1) ERA: 4.22	2.1		11	3	0	0	1	1	0	0	0	0	0	12	16	0.00	1.714								

Batter	1	2	3	4	5	6	7	8	9	AB	R	H	RBI	BB	SO	LOB	TOP					
Tony Bernazard, S (1,4) OBP: 0.363, SLG: 0.453	F8		F8		K		4-3		K	5	0	0	0	0	2	3	Cleveland Indians @ California Angels Anaheim Stadium, Anaheim, CA Tue Sep 23 1986, 10:05 PM EDT Att: 22,678 - Unknown					
Brett Butler, L (1,8) OBP: 0.355, SLG: 0.372	F7		BB			2B	FC4-6		2B	4	2	3	1	1	0	0						
Julio Franco, R (1,6) OBP: 0.333, SLG: 0.412										0	0	0	0	0	0	0						
Dave Clark, L (1,PH) OBP: 0.323, SLG: 0.231	K		K			F5	FC4-6		F7	4	0	0	0	0	2	6						
Andy Allanson, R (7,2) OBP: 0.259, SLG: 0.280										1	0	0	0	0	0	1						
Joe Carter, R (1,3) OBP: 0.337, SLG: 0.513		F8			6-3					5	0	2	2	0	0	0						
Mel Hall, L (1,7) OBP: 0.345, SLG: 0.494		K			L5		2B			4	1	1	0	1	1	1						
Cory Snyder, R (1,9) OBP: 0.309, SLG: 0.514							K			4	0	1	0	0	1	3						
Pat Tabler, R (1,10) OBP: 0.373, SLG: 0.429					6-3		FC6-4			3	1	1	1	1	0	3						
Brook Jacoby, R (1,5) OBP: 0.342, SLG: 0.429										4	0	2	1	0	1	0						
Chris Bando, S (1,2) OBP: 0.312, SLG: 0.305										3	0	1	0	0	1	2						
Otis Nixon, S (7,PR) OBP: 0.299, SLG: 0.250			K			F2			F8	1	1	0	0	0	0	1						
Inning Stats	R: 0 E: 0 K: 1 S: 5	H: 0 LOB: 0 BB: 0 P: 5	R: 0 E: 0 K: 1 S: 5	H: 0 LOB: 0 BB: 0 P: 5	R: 0 E: 0 K: 2 S: 8	H: 1 LOB: 3 BB: 2 P: 16	R: 0 E: 0 K: 0 S: 4	H: 1 LOB: 1 BB: 0 P: 4	R: 0 E: 0 K: 2 S: 7	H: 0 LOB: 0 BB: 0 P: 7	R: 1 E: 0 K: 1 S: 7	H: 2 LOB: 2 BB: 1 P: 11	R: 1 E: 0 K: 0 S: 5	H: 2 LOB: 2 BB: 0 P: 5	R: 2 E: 0 K: 0 S: 6	H: 3 LOB: 1 BB: 0 P: 6	R: 1 E: 0 K: 1 S: 7	H: 2 LOB: 1 BB: 0 P: 7	1B: 5 2B: 5 3B: 1 HR: 0	SF: 0 SAC: 0 DP: 0 HBP: 0	WP: 0 PB: 0 SB: 0 CS: 0	PA: 41
PITCHER	IP	WLS	BF	H	R	ER	SO	BB	IBB	HBP	BLK	WP	HR	S	P	ERA	WHIP					
Mike Witt, R (1,1) ERA: 2.7	7.2	L	35	9	4	4	7	3	0	0	0	0	0	46	58	4.70	1.565					
Gary Lucas, L (8,1) ERA: 3.09	1.1		6	2	1	1	1	0	0	0	0	0	0	8	8	6.75	1.500					

AB	38
R	5
H	11
RBI	5
BB	3
SO	8
LOB	20



Batter	1	2	3	4	5	6	7	8	9	AB	R	H	RBI	BB	SO	LOB	BOTTOM				
Rick Burleson, R (1,10) OBP: 0.355, SLG: 0.395	6-3		G1-4-3		F7			F8		4	0	0	0	0	0	2	Cleveland Indians @ California Angels Anaheim Stadium, Anaheim, CA Tue Sep 23 1986, 10:05 PM EDT Att: 22,678 - Unknown				
Wally Joyner, L (1,3) OBP: 0.346, SLG: 0.463	F6		CS			4-3			4-3	4	0	1	1	0	0	0					
Brian Downing, R (1,7) OBP: 0.389, SLG: 0.448			CS		1B	F3			K	4	1	1	0	0	1	0					
Doug DeCinces, R (1,5) OBP: 0.325, SLG: 0.467					1B	F2			5-3	3	0	1	0	1	0	0					
George Hendrick, R (1,9) OBP: 0.337, SLG: 0.467		SH1-3			1B	F8				2	0	0	1	0	0	1					
Bobby Grich, R (1,4) OBP: 0.386, SLG: 0.431		SH1-3			1B					3	0	0	0	0	2	2					
Dick Schofield, R (1,6) OBP: 0.326, SLG: 0.405										3	0	0	0	0	1	2					
Gary Pettis, S (1,8) OBP: 0.339, SLG: 0.329										2	1	0	0	1	1	0					
Bob Boone, R (1,2) OBP: 0.294, SLG: 0.315										2	0	1	0	0	0	0					
Mark McLemore, S (8,PR) OBP: 0.267, SLG: 0.263										0	0	0	0	0	0	0					
Jerry Narron, L (9,2) OBP: 0.267, SLG: 0.263										0	0	0	0	0	0	0					
Inning Stats	R: 0 E: 0 K: 0 S: 3	H: 0 LOB: 0 BB: 0 P: 3	R: 0 E: 0 K: 2 S: 7	H: 0 LOB: 1 BB: 1 P: 11	R: 1 E: 0 K: 0 S: 3	H: 1 LOB: 0 BB: 1 P: 7	R: 1 E: 0 K: 0 S: 5	H: 2 LOB: 1 BB: 0 P: 5	R: 0 E: 0 K: 0 S: 3	H: 0 LOB: 0 BB: 0 P: 3	R: 0 E: 0 K: 1 S: 5	H: 0 LOB: 0 BB: 0 P: 5	R: 0 E: 0 K: 1 S: 5	H: 1 LOB: 1 BB: 0 P: 5	R: 0 E: 0 K: 1 S: 5	H: 0 LOB: 0 BB: 0 P: 5	1B: 4 2B: 0 3B: 0 HR: 0	SF: 0 SAC: 2 DP: 0 HBP: 0	WP: 1 PB: 0 SB: 1 CS: 2	PA: 32	
PITCHER	IP	WLS	BF	H	R	ER	SO	BB	IBB	HBP	BLK	WP	HR	S	P	ERA	WHIP				
Greg Swindell, L (1,1) ERA: 4.05	9.0	W	31	4	2	2	5	2	0	0	0	1	0	39	47	2.00	0.667				



Batter	1	2	3	4	5	6	7	8	9	AB	R	H	RBI	BB	SO	LOB	TOP				
Tony Bernazard, S OBP: 0.363, SLG: 0.452	0-3 K		0-0 F8			0-0 B2-6-3			0-0 FC5-4 1B	4	0	1	0	0	1	2					
Brett Butler, L OBP: 0.353, SLG: 0.369	0-0 F7		0-0 L8			0-0 F7			0-0 F8	4	0	0	0	0	0	2					
Joe Carter, R OBP: 0.335, SLG: 0.510	0-3 K		0-0 CS	0-0 F8			0-0 F8		0-0 FC5-4	4	0	0	0	0	1	1					
Mel Hall, L OBP: 0.342, SLG: 0.489		0-0 F7		0-0 3-1			0-0 F8		0-0 6-3	4	0	0	0	0	0	1					
Cory Snyder, R OBP: 0.309, SLG: 0.520		0-3 K		0-0 4-3			0-0 HR			3	1	1	1	0	1	0					
Pat Tabler, R OBP: 0.372, SLG: 0.430		0-0 HR 2B			0-3 K		0-3 K			3	1	1	0	0	2	0					
Dave Clark, L OBP: 0.324, SLG: 0.345		0-0 HR		0-0 4-3				0-3 K		3	1	1	2	0	1	0					
Brook Jacoby, R OBP: 0.342, SLG: 0.427		0-0 HR		0-0 L9				4-0 CS BB		2	0	0	0	1	0	0					
Chris Bando, S OBP: 0.316, SLG: 0.304			4-0 CS BB			4-0 B2-6-3 BB		0-3 K		1	0	0	0	2	1	1					
Inning Stats	R: 0 E: 0 K: 2 S: 7	H: 0 LOB: 0 BB: 0 P: 7	R: 2 E: 0 K: 1 S: 7	H: 2 LOB: 0 BB: 0 P: 7	R: 0 E: 0 K: 0 S: 2	H: 0 LOB: 0 BB: 1 P: 6	R: 0 E: 0 K: 0 S: 3	H: 0 LOB: 0 BB: 0 P: 3	R: 0 E: 0 K: 1 S: 5	H: 0 LOB: 0 BB: 0 P: 5	R: 1 E: 0 K: 1 S: 6	H: 1 LOB: 0 BB: 0 P: 6	R: 0 E: 0 K: 2 S: 6	H: 0 LOB: 0 BB: 1 P: 10	R: 0 E: 0 K: 0 S: 4	H: 1 LOB: 1 BB: 0 P: 4	1B: 1 2B: 1 3B: 0 HR: 2	SF: 0 SAC: 0 DP: 1 HBP: 0	WP: 0 PB: 0 SB: 0 CS: 2	PA: 32	
PITCHER	IP	WLS	BF	H	R	ER	SO	BB	IBB	HBP	BLK	WP	HR	S	P	ERA	WHIP				
Kirk McCaskill, R ERA: 3.41	8.0	W	27	3	3	3	7	3	0	0	0	0	2	38	50	3.38	0.750				
Donnie Moore, R ERA: 2.7	1.0	S	4	1	0	0	0	0	0	0	0	0	0	4	4	0.00	1.000				

Cleveland Indians @ California Angels
Anaheim Stadium, Anaheim, CA
Thu Sep 25 1986, 10:05 PM EDT
Att: 22,684 - Unknown


AB 28
R 3
H 4
RBI 3
BB 3
SO 7
LOB 7



Batter	1	2	3	4	5	6	7	8	9	AB	R	H	RBI	BB	SO	LOB	BOTTOM					
Gary Pettis, S OBP: 0.337, SLG: 0.330	0-0 2B		0-0 5-3	0-3 K			0-0 F7	0-0 SF7		4	0	1	1	0	1	0						
Ruppert Jones, L OBP: 0.342, SLG: 0.432	0-0 6-3		0-0 WP 1B 2B		0-3 K		0-0 F5	0-0 F8		5	1	1	0	0	1	2						
Brian Downing, R OBP: 0.393, SLG: 0.450	4-0 BB		4-0 1B BB		0-0 2B		4-0 BB	0-0 F7		2	1	1	0	3	0	1						
Wally Joyner, L OBP: 0.347, SLG: 0.462	0-0 F7		0-0 1B BB		4-0 BB		0-0 F8			3	0	1	1	1	0	3						
Doug DeCinces, R OBP: 0.326, SLG: 0.467	0-3 K		0-0 1B		0-0 F7			0-0 HR 1B		4	1	2	1	0	1	4						
Reggie Jackson, L OBP: 0.391, SLG: 0.430		0-0 F5	4-0 BB		0-0 4-3			0-0 HR 1B		3	1	1	2	1	0	2						
Bobby Grich, R OBP: 0.365, SLG: 0.431		0-0 5-3	0-0 6-3			0-0 F8		0-0 SH 1B 2B		4	1	1	0	0	0	3						
Dick Schofield, R OBP: 0.326, SLG: 0.404		0-0 5-3		0-0 F9		0-0 L1-3 1B		0-0 SH 1B SF7		3	1	1	0	0	0	0						
Bob Boone, R OBP: 0.293, SLG: 0.315			0-0 5-3	0-0 F4		0-0 L1-3		0-0 1B		4	0	1	1	0	0	1						
Inning Stats	R: 0 E: 0 K: 1 S: 6	H: 1 LOB: 2 BB: 1 P: 10	R: 0 E: 0 K: 0 S: 3	H: 0 LOB: 0 BB: 0 P: 3	R: 2 E: 0 K: 0 S: 6	H: 3 LOB: 3 BB: 2 P: 14	R: 0 E: 0 K: 1 S: 5	H: 0 LOB: 0 BB: 0 P: 5	R: 0 E: 0 K: 1 S: 6	H: 1 LOB: 2 BB: 1 P: 10	R: 0 E: 0 K: 0 S: 3	H: 1 LOB: 0 BB: 0 P: 3	R: 0 E: 0 K: 0 S: 3	H: 0 LOB: 1 BB: 1 P: 7	R: 4 E: 0 K: 0 S: 8	H: 4 LOB: 1 BB: 0 P: 8	1B: 5 2B: 5 3B: 0 HR: 1	SF: 1 SAC: 1 DP: 1 HBP: 0	WP: 1 PB: 0 SB: 0 CS: 0	PA: 39		
PITCHER	IP	WLS	BF	H	R	ER	SO	BB	IBB	HBP	BLK	WP	HR	S	P	ERA	WHIP					
Phil Niekro, R ERA: 4.32	7.0	L	31	6	2	2	3	5	0	0	0	0	1	5	5	∞	∞					
Frank Wilks, R ERA: 4.88	0.0	L	5	4	4	4	0	0	0	0	0	0	0	1	5	5	∞	∞				
Ernie Camacho, R ERA: 4.01	1.0	S	3	0	0	0	0	0	0	0	0	0	0	3	3	0.00	0.000					

Cleveland Indians @ California Angels
Anaheim Stadium, Anaheim, CA
Thu Sep 25 1986, 10:05 PM EDT
Att: 22,684 - Unknown

AB 32
R 6
H 10
RBI 6
BB 5
SO 3
LOB 16



Batter	1	2	3	4	5	6	7	8	9	AB	R	H	RBI	BB	SO	LOB	TOP										
Scott Fletcher, R (1,6) OBP: 0.359, SLG: 0.399	2-3		BB 1B					F4		4	0	2	1	0	0	0	Texas Rangers @ California Angels Anaheim Stadium, Anaheim, CA Fri Sep 26 1986, 10:05 PM EDT Att: 46,677 - Unknown livebaseballscorecards.com										
Ruben Sierra, S (1,8) OBP: 0.305, SLG: 0.488			CS 1B	FC6-4 BB		5-3		F2		3	0	1	0	1	0	1											
Pete O'Brien, L (1,3) OBP: 0.382, SLG: 0.472	F8		K					WP 1B		4	1	1	0	0	2	3											
Larry Parrish, R (1,10) OBP: 0.345, SLG: 0.517	CS	K	FC6-4					1B		3	0	1	1	1	1	2											
Pete Incaviglia, R (1,9) OBP: 0.315, SLG: 0.452		K						FC6-4 1B		4	0	0	0	0	1	2											
Tom Paciorek, R (1,7) OBP: 0.301, SLG: 0.373		K								3	0	0	0	0	2	1											
Oddibe McDowell, L (9, PH) OBP: 0.342, SLG: 0.434		K								1	0	0	0	0	1	0											
Don Slaught, R (1,2) OBP: 0.299, SLG: 0.451			K							4	0	0	0	0	1	0											
Steve Buechele, R (1,5) OBP: 0.306, SLG: 0.410										3	1	1	0	0	1	0											
Geno Petrilli, L (9, PH) OBP: 0.293, SLG: 0.430			2B 3B							1	0	0	0	0	1	0											
Toby Harrah, R (1,4) OBP: 0.326, SLG: 0.375			1B 2B							3	1	1	1	0	1	0											
Inning Stats	R: 0 E: 0 K: 0 S: 3	H: 1 LOB: 0 BB: 0 P: 3	R: 0 E: 0 K: 3 S: 9	H: 0 LOB: 0 BB: 0 P: 9	R: 2 E: 0 K: 2 S: 10	H: 3 LOB: 2 BB: 1 P: 14	R: 0 E: 0 K: 0 S: 3	H: 0 LOB: 0 BB: 0 P: 3	R: 0 E: 0 K: 2 S: 7	H: 1 LOB: 1 BB: 0 P: 8	R: 0 E: 0 K: 0 S: 3	H: 0 LOB: 0 BB: 0 P: 3	R: 0 E: 0 K: 0 S: 5	H: 0 LOB: 1 BB: 0 P: 5	R: 0 E: 0 K: 2 S: 7	H: 0 LOB: 0 BB: 0 P: 7	1B: 5 2B: 1 3B: 1 HR: 0	SF: 0 SAC: 0 DP: 0 HBP: 0	WP: 1 PB: 0 SB: 0 CS: 1	PA: 36							
PITCHER	IP	WLS	BF	H	R	ER	SO	BB	IBB	HBP	BLK	WP	HR	S	P	ERA	WHIP										
John Candelaria, L (1,1) ERA: 2.73	7.0	W	27	5	2	2	9	2	0	0	0	0	0	43	51	2.57	1.000										
Donnie Moore, R (8,1) ERA: 2.75	2.0		8	2	1	1	2	0	0	0	0	1	0	12	12	4.50	1.000										

Batter	1	2	3	4	5	6	7	8	9	AB	R	H	RBI	BB	SO	LOB	BOTTOM										
Gary Pettis, S (1,8) OBP: 0.338, SLG: 0.337	S SH3-4 1B		F9					HR		4	1	2	1	0	1	2	Texas Rangers @ California Angels Anaheim Stadium, Anaheim, CA Fri Sep 26 1986, 10:05 PM EDT Att: 46,677 - Unknown livebaseballscorecards.com										
Wally Joyner, L (1,3) OBP: 0.347, SLG: 0.462	SH3-4		G3					HR		3	2	1	1	0	0	0											
Brian Downing, R (1,7) OBP: 0.353, SLG: 0.462	FC5-2-5									4	2	2	5	0	0	1											
Devon White, S (8,7) OBP: 0.294, SLG: 0.344								HR		0	0	0	0	0	0	0											
Doug DeCinces, R (1,5) OBP: 0.325, SLG: 0.465	1-3							HR		3	0	0	0	1	0	1											
George Hendrick, R (1,9) OBP: 0.339, SLG: 0.482		SH2-3								4	1	2	1	0	0	1											
Darrell Miller, R (8,9) OBP: 0.298, SLG: 0.327		2B						HR		0	0	0	0	0	0	0											
Bobby Grich, R (1,4) OBP: 0.382, SLG: 0.427	SH2-3									3	0	0	0	0	1	0											
Rick Burleson, R (1,10) OBP: 0.391, SLG: 0.391		2-3								2	0	0	0	0	0	1											
Reggie Jackson, L (7, PH) OBP: 0.389, SLG: 0.428		5-3								2	0	0	0	0	2	0											
Dick Schofield, R (1,6) OBP: 0.325, SLG: 0.401		K								3	1	0	0	1	1	1											
Bob Boone, R (1,2) OBP: 0.294, SLG: 0.313										2	1	0	0	1	0	0											
Inning Stats	R: 0 E: 0 K: 0 S: 4	H: 1 LOB: 1 BB: 0 P: 4	R: 0 E: 0 K: 1 S: 6	H: 1 LOB: 0 BB: 0 P: 6	R: 0 E: 0 K: 0 S: 3	H: 0 LOB: 0 BB: 0 P: 3	R: 0 E: 0 K: 0 S: 3	H: 0 LOB: 0 BB: 0 P: 3	R: 4 E: 1 K: 1 S: 9	H: 3 LOB: 0 BB: 0 P: 9	R: 4 E: 0 K: 2 S: 9	H: 2 LOB: 1 BB: 3 P: 21	R: 0 E: 0 K: 1 S: 5	H: 0 LOB: 0 BB: 0 P: 5	R: 0 E: 0 K: 1 S: 5	H: 0 LOB: 0 BB: 0 P: 5	1B: 2 2B: 1 3B: 0 HR: 4	SF: 0 SAC: 2 DP: 0 HBP: 0	WP: 0 PB: 0 SB: 1 CS: 0	PA: 35							
PITCHER	IP	WLS	BF	H	R	ER	SO	BB	IBB	HBP	BLK	WP	HR	S	P	ERA	WHIP										
Mike Mason, L (1,1) ERA: 3.97	5.1		20	3	2	2	1	0	0	0	0	0	1	22	22	3.38	0.562										
Dale Mohorcic, R (6,1) ERA: 2.52	0.2	L	4	2	2	1	1	0	0	0	0	0	2	6	6	13.50	3.000										
Mitch Williams, L (7,1) ERA: 3.56	0.1		3	0	2	2	1	2	0	0	0	0	0	3	11	54.00	6.000										
Greg Harris, R (7,1) ERA: 2.86	0.2		5	2	2	2	1	1	0	0	0	0	1	6	10	27.00	4.500										
Jeff Russell, R (8,1) ERA: 3.48	1.0		3	0	0	0	1	0	0	0	0	0	0	5	5	0.00	0.000										

Batter	1	2	3	4	5	6	7	8	9	AB	R	H	RBI	BB	SO	LOB	TOP	
Oddibe McDowell, L (1, 8) OBP: 0.343, SLG: 0.434	0-3 K		4-0 1B BB		0-0 F5			0-0 CS 1B		3	0	1	0	1	1	0	Texas Rangers @ California Angels Anaheim Stadium, Anaheim, CA Sat Sep 27 1986, 6:33 AM EDT Att: 30,886 - Unknown	
Ruben Sierra, S (1, 7) OBP: 0.308, SLG: 0.486	0-0 4-3		0-0 1-3 1B		0-0 6-3			0-0 6-3 1-2		4	0	1	0	0	0	1		
Pete O'Brien, L (1, 3) OBP: 0.381, SLG: 0.470	4-0 BB		0-0 F7		0-0 4-3			0-3 K		3	0	0	0	1	1	2		
Darrell Porter, L (1, 10) OBP: 0.355, SLG: 0.543 Mike Stanley, R (9, PH) OBP: 0.376, SLG: 0.556	0-3 K		0-0 F9		0-3 K			0-0 1-3		3	0	0	0	0	2	1		
Larry Parrish, R (1, 5) OBP: 0.346, SLG: 0.523 Bob Brower, R (9, PR) OBP: 0.333, SLG: 0.667		0-0 F8		0-0 HR		0-0 6-3		4-0 S BB		3	1	1	1	1	0	0		
Pete Incaviglia, R (1, 9) OBP: 0.314, SLG: 0.449 Steve Buechele, R (9, 5) OBP: 0.306, SLG: 0.410		0-0 F7		4-0 FC5-4 BB		0-0 F2		0-3 K 1-2		3	0	0	0	1	1	1		
Geno Petralli, L (1, 2) OBP: 0.287, SLG: 0.420		0-0 4-3		0-0 F8		0-0 F8				3	0	0	0	0	0	1		
Jeff Kunkel, R (1, 6) OBP: 0.200, SLG: 0.200			0-0 4-3		0-0 FC5-4 1-2		0-0 5-3			3	0	0	0	0	0	1		
Curtis Wilkerson, S (1, 4) OBP: 0.275, SLG: 0.308			0-0 4-3		0-0 4-3			0-0 6-3		3	0	0	0	0	0	0		
Inning Stats	R: 0 E: 0 K: 2 S: 7	H: 0 LOB: 1 BB: 1 P: 11	R: 0 E: 0 K: 0 S: 3	H: 0 LOB: 0 BB: 0 P: 3	R: 0 E: 0 K: 0 S: 4	H: 1 LOB: 2 BB: 1 P: 8	R: 1 E: 0 K: 0 S: 4	H: 1 LOB: 1 BB: 1 P: 8	R: 0 E: 0 K: 1 S: 5	H: 0 LOB: 0 BB: 0 P: 5	R: 0 E: 0 K: 0 S: 3	H: 0 LOB: 0 BB: 0 P: 3	R: 0 E: 0 K: 0 S: 3	H: 1 LOB: 2 BB: 1 P: 11	1B: 2 2B: 0 3B: 0 HR: 1	SF: 0 SAC: 0 DP: 0 HBP: 0		WP: 0 PB: 0 SB: 1 CS: 1
PITCHER	IP WLS BF H R ER SO BB IBB HBP BLK WP HR S P ERA WHIP																	
Don Sutton, R (1, 1) ERA: 3.61	7.1 L 27 2 1 1 3 3 0 0 0 0 0 1 30 42 1.23 0.682																	
Gary Lucas, L (8, 1) ERA: 2.98	1.2 6 1 0 0 2 1 0 0 0 0 0 0 9 13 0.00 1.200																	

AB	29
R	1
H	3
RBI	1
BB	4
SO	5
LOB	7



Batter	1	2	3	4	5	6	7	8	9	AB	R	H	RBI	BB	SO	LOB	BOTTOM					
Devon White, S (1, 8) OBP: 0.289, SLG: 0.314	0-0 F8			0-0 L8		4-0 BB BB		0-0 F8		3	0	0	0	1	0	3	Texas Rangers @ California Angels Anaheim Stadium, Anaheim, CA Sat Sep 27 1986, 6:33 AM EDT Att: 30,886 - Unknown					
Jack Howell, L (1, 5) OBP: 0.335, SLG: 0.468	0-0 4-3			0-0 4-3		4-0 1-2 2-3 BB		0-3 K		3	0	0	0	1	1	3						
Mark Ryal, L (1, 3) OBP: 0.385, SLG: 0.458	0-0 3-1			0-0 L3		0-0 F8			0-0 F7	4	0	0	0	0	0	3						
Reggie Jackson, L (1, 10) OBP: 0.388, SLG: 0.425		0-0 F9			0-0 F9		0-3 K		4-0 FC6-4 BB	3	0	0	0	1	1	0						
Ruppert Jones, L (1, 7) OBP: 0.342, SLG: 0.430		0-0 4-3			0-3 K		0-0 G4-3 1B		0-3 K	4	0	1	0	0	2	1						
Darrell Miller, R (1, 9) Brian Downing, R (9, PH) OBP: 0.393, SLG: 0.462		0-0 5-3			0-3 K		0-0 G4-3 1-2		0-0 FC6-4 1-2	3	0	0	0	0	1	1						
Jerry Narron, L (1, 2) OBP: 0.269, SLG: 0.265 Gary Pettis, S (6, PR) OBP: 0.338, SLG: 0.337 Dick Schofield, R (9, 6) OBP: 0.325, SLG: 0.401			0-0 1-3			0-0 F9		0-0 PB SH 1B		3	0	1	0	0	0	0						
Mark McLemore, S (1, 4) OBP: 0.294, SLG: 0.313			0-3 K			4-0 FC1-8 BB		0-0 SH PB 1-2		1	0	0	0	1	1	0						
Gus Polidor, R (1, 6) OBP: 0.300, SLG: 0.316 Wally Joyner, L (8, PH) OBP: 0.346, SLG: 0.461 Bob Boone, R (9, 2) OBP: 0.294, SLG: 0.313			0-0 F4			0-0 FC1-6 BB 1-2		0-0 F5 1-2 2-3		2	0	0	0	0	0	1						
Inning Stats	R: 0 E: 0 K: 0 S: 3	H: 0 LOB: 0 BB: 0 P: 3	R: 0 E: 0 K: 0 S: 3	H: 0 LOB: 0 BB: 0 P: 3	R: 0 E: 0 K: 1 S: 5	H: 0 LOB: 0 BB: 0 P: 5	R: 0 E: 0 K: 0 S: 3	H: 0 LOB: 0 BB: 0 P: 3	R: 0 E: 0 K: 2 S: 7	H: 0 LOB: 0 BB: 0 P: 7	R: 0 E: 1 K: 0 S: 3	H: 0 LOB: 3 BB: 3 P: 15	R: 0 E: 0 K: 1 S: 5	H: 1 LOB: 0 BB: 0 P: 5	R: 0 E: 1 K: 1 S: 7	H: 1 LOB: 3 BB: 0 P: 7		R: 0 E: 0 K: 1 S: 5	H: 0 LOB: 1 BB: 1 P: 9	1B: 2 2B: 0 3B: 0 HR: 0	SF: 0 SAC: 1 DP: 1 HBP: 0	WP: 0 PB: 1 SB: 0 CS: 0
PITCHER	IP WLS BF H R ER SO BB IBB HBP BLK WP HR S P ERA WHIP																					
Charlie Hough, R (1, 1) ERA: 3.72	9.0 W 33 2 0 0 6 4 0 0 0 0 0 0 41 57 0.00 0.667																					

AB	28
R	0
H	2
RBI	0
BB	4
SO	6
LOB	15



Batter	1	2	3	4	5	6	7	8	9	AB	R	H	RBI	BB	SO	LOB	TOP				
Oddibe McDowell, L (1, 8) OBP: 0.340, SLG: 0.431	0-3 K		0-0 G3			0-0 G4-6-3		0-0 G3-6		4	0	0	0	0	1	2					
Ruben Sierra, S (1, 7) OBP: 0.307, SLG: 0.483	0-0 1-3			0-0 4-3			0-0 1B HR	0-0 1-3		4	1	1	0	0	0	0					
Pete O'Brien, L (1, 3) OBP: 0.380, SLG: 0.468	0-3 K			0-0 L8			0-0 1B HR		0-0 3-1	4	1	1	0	0	1	0					
Darrell Porter, L (1, 10) OBP: 0.358, SLG: 0.536		4-0 BB		0-0 5-3			0-3 K		4-0 BB	2	0	0	0	2	1	2					
Larry Parrish, R (1, 5) OBP: 0.345, SLG: 0.519		0-3 K			0-0 F8		4-0 HR		0-0 F6	3	1	0	0	0	1	1	2				
Curtis Wilkerson, S (9, 4) OBP: 0.275, SLG: 0.308							HR			0	0	0	0	0	0	0					
Pete Incaviglia, R (1, 9) OBP: 0.314, SLG: 0.454		0-3 K			0-0 6-3		0-0 IBB		0-3 K	4	1	1	4	0	2	2					
Bob Brower, R (9, 7) OBP: 0.333, SLG: 0.667							1-3 2-H 3-H HR			0	0	0	0	0	0	0					
Don Slaught, R (1, 2) OBP: 0.297, SLG: 0.446			0-0 F8		0-0 F7		0-0 1-3			3	0	0	0	0	0	1					
Steve Buechele, R (1, 4) OBP: 0.306, SLG: 0.409			0-3 K			0-0 G4-6-3 1B	0-3 K			3	0	1	0	0	2	0					
Scott Fletcher, R (1, 6) OBP: 0.359, SLG: 0.398			0-3 K			0-0 F8		4-0 BB		2	0	0	0	1	1	1					
Inning Stats	R: 0 E: 0 K: 2 S: 7	H: 0 LOB: 0 BB: 0 P: 7	R: 0 E: 0 K: 2 S: 7	H: 0 LOB: 1 BB: 1 P: 11	R: 0 E: 0 K: 2 S: 7	H: 0 LOB: 0 BB: 0 P: 7	R: 0 E: 0 K: 0 S: 3	H: 0 LOB: 0 BB: 0 P: 3	R: 0 E: 0 K: 0 S: 3	H: 1 LOB: 0 BB: 0 P: 3	R: 4 E: 0 K: 2 S: 10	H: 3 LOB: 0 BB: 1 P: 14	R: 0 E: 0 K: 0 S: 2	H: 0 LOB: 0 BB: 1 P: 6	R: 0 E: 0 K: 1 S: 5	H: 0 LOB: 1 BB: 1 P: 9	1B: 3 2B: 0 3B: 0 HR: 1	SF: 0 SAC: 0 DP: 2 HBP: 0	WP: 0 PB: 0 SB: 0 CS: 0	PA: 33	
PITCHER	IP	WLS	BF	H	R	ER	SO	BB	IBB	HBP	BLK	WP	HR	S	P	ERA	WHIP				
Mike Witt, R (1, 1) ERA: 2.74	9.0	L	33	4	4	4	9	3	1	0	0	0	1	47	63	4.00	0.778				

Texas Rangers @ California Angels
Anaheim Stadium, Anaheim, CA
Sun Sep 28 1986, 6:33 AM EDT
Att: 57,224 - Unknown

AB	29
R	4
H	4
RBI	4
BB	4
SO	9
LOB	10



Batter	1	2	3	4	5	6	7	8	9	AB	R	H	RBI	BB	SO	LOB	BOTTOM					
Ruppert Jones, L (1, 9) OBP: 0.339, SLG: 0.426	0-3 K		0-0 3-1		0-0 6-3		0-0 F3		0-3 K	3	0	0	0	0	1	0						
George Hendrick, R (7, PH) OBP: 0.337, SLG: 0.478										2	0	0	0	0	1	2						
Gary Pettis, S (1, 8) OBP: 0.341, SLG: 0.340	4-0 F8-4 S BB		4-0 S BB			0-0 F7	0-0 1-3 2-H 2B			2	0	1	1	2	0	0						
Wally Joyner, L (1, 3) OBP: 0.349, SLG: 0.463	0-0 F8-4 1-3		4-0 1-2 BB			0-0 4-3 2B	4-0 BB			2	0	1	0	2	0	1						
Reggie Jackson, L (1, 10) OBP: 0.387, SLG: 0.422		4-0 SH2-4 BB	0-3 K			0-0 4-3 2-3 2B	0-3 K			3	0	0	0	1	2	6						
Brian Downing, R (1, 7) OBP: 0.391, SLG: 0.459		0-0 SH2-4 1-2		0-0 1-3		0-0 F7		0-3 K		3	0	0	0	0	1	1						
Doug DeCinces, R (1, 5) OBP: 0.325, SLG: 0.462		0-3 K		0-0 F9			4-0 1B SF9 BB	0-0 F9		3	1	0	0	1	1	1						
Rob Wilfong, L (1, 4) OBP: 0.269, SLG: 0.320		0-3 K		0-0 4-3			0-0 1B 2B 1B	0-0 3-1		4	1	1	0	0	1	1						
Dick Schofield, R (1, 6) OBP: 0.325, SLG: 0.408			0-0 HR		0-3 K		0-0 SF9		0-0 1-3	3	1	1	2	0	1	0						
Bob Boone, R (1, 2) OBP: 0.294, SLG: 0.313			0-0 6-3			0-0 K	3-H 0-0 2B 1-2 1B		0-3 K	3	0	1	0	0	1	0						
Jack Howell, L (9, PH) OBP: 0.333, SLG: 0.464					0-3 K					1	0	0	0	0	1	0						
Inning Stats	R: 0 E: 0 K: 1 S: 4	H: 0 LOB: 0 BB: 1 P: 8	R: 0 E: 0 K: 2 S: 7	H: 0 LOB: 1 BB: 1 P: 11	R: 1 E: 0 K: 1 S: 6	H: 1 LOB: 2 BB: 2 P: 14	R: 0 E: 0 K: 0 S: 3	H: 0 LOB: 0 BB: 0 P: 3	R: 0 E: 0 K: 0 S: 7	H: 0 LOB: 0 BB: 0 P: 7	R: 0 E: 0 K: 0 S: 4	H: 1 LOB: 1 BB: 0 P: 4	R: 2 E: 0 K: 1 S: 8	H: 3 LOB: 3 BB: 2 P: 16	R: 0 E: 0 K: 1 S: 5	H: 0 LOB: 0 BB: 0 P: 5	R: 0 E: 0 K: 2 S: 7	H: 0 LOB: 0 BB: 0 P: 7	1B: 2 2B: 3 3B: 0 HR: 1	SF: 1 SAC: 1 DP: 1 HBP: 0	WP: 0 PB: 0 SB: 0 CS: 0	PA: 37
PITCHER	IP	WLS	BF	H	R	ER	SO	BB	IBB	HBP	BLK	WP	HR	S	P	ERA	WHIP					
Bobby Witt, R (1, 1) ERA: 5.6	6.1	W	27	4	3	3	6	5	0	0	0	0	1	34	54	4.26	1.421					
Mitch Williams, L (7, 1) ERA: 3.53	0.2		4	1	0	0	1	1	0	0	0	0	0	5	9	0.00	3.000					
Greg Harris, R (8, 1) ERA: 2.81	2.0	S	6	0	0	0	3	0	0	0	0	0	0	12	12	0.00	0.000					

Texas Rangers @ California Angels
Anaheim Stadium, Anaheim, CA
Sun Sep 28 1986, 6:33 AM EDT
Att: 57,224 - Unknown

AB	29
R	3
H	5
RBI	3
BB	6
SO	10
LOB	12



Batter	1	2	3	4	5	6	7	8	9	AB	R	H	RBI	BB	SO	LOB	TOP										
Gary Pettis, S OBP: 0.343, SLG: 0.341 (1, 8)										4	2	1	1	2	1	3											
Devon White, S OBP: 0.298, SLG: 0.302 (1, 7)										5	2	0	1	1	1	4											
Jack Howell, L OBP: 0.339, SLG: 0.476 (1, 5)										3	1	2	1	1	0	1											
Wally Joyner, L OBP: 0.349, SLG: 0.463 (1, 3)										2	0	1	3	1	0	1											
Reggie Jackson, L OBP: 0.382, SLG: 0.415 (1, 10)										5	0	1	2	0	1	3											
Mark Ryal, L OBP: 0.412, SLG: 0.563 (1, 9)										5	1	2	0	0	2	2											
Rob Wilfong, L OBP: 0.271, SLG: 0.319 (1, 4)										4	1	1	0	1	1	1	AB 36										
Jerry Narron, L OBP: 0.297, SLG: 0.311 (1, 2)										4	1	3	0	1	0	0	R 8										
Dick Schofield, R OBP: 0.323, SLG: 0.404 (1, 6)										4	0	0	0	1	0	8	H 11										
Inning Stats	R: 1 E: 0 K: 2 S: 8	H: 1 LOB: 1 BB: 1 P: 12	R: 0 E: 0 K: 2 S: 8	H: 1 LOB: 1 BB: 0 P: 8	R: 1 E: 0 K: 0 S: 5	H: 2 LOB: 1 BB: 0 P: 5	R: 0 E: 0 K: 1 S: 7	H: 2 LOB: 2 BB: 0 P: 7	R: 0 E: 0 K: 0 S: 4	H: 1 LOB: 1 BB: 0 P: 4	R: 5 E: 0 K: 1 S: 8	H: 3 LOB: 2 BB: 4 P: 24	R: 0 E: 0 K: 0 S: 3	H: 0 LOB: 1 BB: 1 P: 7	R: 1 E: 1 K: 0 S: 4	H: 0 LOB: 0 BB: 0 P: 4	R: 0 E: 0 K: 0 S: 4	H: 1 LOB: 3 BB: 2 P: 12	1B: 8 2B: 2 3B: 1 HR: 0	SF: 3 SAC: 0 DP: 0 HBP: 0	WP: 2 PA: 47 SB: 0 CS: 0						
PITCHER	IP	WLS	BF	H	R	ER	SO	BB	IBB	HBP	BLK	WP	HR	S	P	ERA	WHIP	PITCHER									
Bret Saberhagen, R ERA: 4.11 (1, 1)	5.0		23	7	2	2	5	1	0	0	0	0	0	32	36	3.60	1.600										
Scott Bankhead, R ERA: 4.51 (6, 1)	0.1	L	5	2	4	4	0	2	0	0	0	0	0	3	11	108.00	12.000										
Steve Shields, R ERA: 5.12 (6, 1)	2.2		13	1	2	1	1	2	1	0	0	1	0	12	24	3.38	1.125										
David Cone, R ERA: 5.96 (9, 1)	1.0		6	1	0	0	0	1	1	0	0	1	0	4	12	0.00	2.000										

California Angels @ Kansas City Royals
 Royals Stadium, Kansas City, MO
 Tue Sep 30 1986, 8:05 PM EDT
 Att: 18,107 - Unknown

AB 36
 R 8
 H 11
 RBI 8
 BB 8
 SO 6
 LOB 23



Batter	1	2	3	4	5	6	7	8	9	AB	R	H	RBI	BB	SO	LOB	BOTTOM										
Rudy Law, L OBP: 0.326, SLG: 0.381 (1, 7)										3	1	0	0	0	2	2											
Willie Wilson, S OBP: 0.316, SLG: 0.372 (7, PH)										2	0	0	0	2	0												
Mike Kingsley, L OBP: 0.294, SLG: 0.390 (1, 8)										4	0	1	0	0	2												
Kevin Seitzer, R OBP: 0.434, SLG: 0.463 (1, 3)										2	1	1	0	2	0	2											
George Brett, L OBP: 0.405, SLG: 0.490 (1, 10)										4	1	1	1	0	0	2											
Jamie Quirk, L OBP: 0.275, SLG: 0.362 (8, 5)										3	0	0	0	0	2												
Greg Pryor, R OBP: 0.191, SLG: 0.205 (8, PH)										1	0	0	0	1	1												
Rondin Johnson, S OBP: 0.298, SLG: 0.323 (1, 4)										4	0	1	0	0	1												
Bo Jackson, R OBP: 0.303, SLG: 0.368 (1, 9)										3	1	1	2	1	2	2											
Bill Pecota, R OBP: 0.292, SLG: 0.333 (8, 6)										4	0	0	0	0	1												
Buddy Biancalana, S OBP: 0.309, SLG: 0.341 (7, PH)										2	0	2	1	0	0	0											
Lonnie Smith, R OBP: 0.339, SLG: 0.416 (8, 2)										1	0	0	0	0	0	0											
Terry Bell, R (8, 2)										0	0	0	0	0	0	0											
Jim Sundberg, R OBP: 0.305, SLG: 0.322 (9, PH)										1	0	0	0	0	0	0											
Inning Stats	R: 3 E: 1 K: 0 S: 6	H: 3 LOB: 2 BB: 1 P: 10	R: 0 E: 0 K: 0 S: 5	H: 2 LOB: 0 BB: 0 P: 5	R: 0 E: 0 K: 0 S: 3	H: 0 LOB: 0 BB: 0 P: 3	R: 1 E: 0 K: 0 S: 4	H: 1 LOB: 1 BB: 1 P: 8	R: 0 E: 0 K: 0 S: 2	H: 0 LOB: 0 BB: 1 P: 6	R: 0 E: 0 K: 1 S: 5	H: 0 LOB: 0 BB: 0 P: 5	R: 0 E: 0 K: 1 S: 5	H: 0 LOB: 0 BB: 0 P: 5	R: 0 E: 1 K: 2 S: 9	H: 1 LOB: 2 BB: 0 P: 9	R: 0 E: 0 K: 1 S: 5	H: 0 LOB: 0 BB: 0 P: 5	1B: 7 2B: 0 3B: 0 HR: 0	SF: 0 SAC: 0 DP: 1 HBP: 0	WP: 0 PA: 37 SB: 0 CS: 0						
PITCHER	IP	WLS	BF	H	R	ER	SO	BB	IBB	HBP	BLK	WP	HR	S	P	ERA	WHIP	PITCHER									
Ray Chadwick, R ERA: 7.24 (1, 1)	3.1		18	5	4	1	0	2	0	0	0	0	0	15	23	2.70	2.100										
Chuck Finley, L ERA: 3.35 (4, 1)	5.2	W	20	2	0	0	5	1	0	0	0	0	0	29	33	0.00	0.529										

California Angels @ Kansas City Royals
 Royals Stadium, Kansas City, MO
 Tue Sep 30 1986, 8:05 PM EDT
 Att: 18,107 - Unknown

AB 34
 R 4
 H 7
 RBI 4
 BB 3
 SO 5
 LOB 15



Batter	1	2	3	4	5	6	7	8	9	AB	R	H	RBI	BB	SO	LOB	TOP	
Bobby Grich, R OBP: 0.356, SLG: 0.417	4-0 SH1-3 BB		0-0 4-3			0-0 5-3		0-0 5-3		3	0	0	0	1	0	1		
Dick Schofield, R OBP: 0.323, SLG: 0.404	0-0 SH1-3 1-2		0-0 6-3			0-0 6-3			0-0 BB 1B	3	0	1	0	0	0	0		
Brian Downing, R OBP: 0.388, SLG: 0.454	0-0 F3			0-0 5-3		0-0 F3			0-0 F7	4	0	0	0	0	0	2		
Doug DeCinces, R OBP: 0.326, SLG: 0.460 Jack Howell, L OBP: 0.339, SLG: 0.476	4-0 BB			0-3 K		0-3 K			0-0 BB 1B	3	0	1	0	1	2	0		
George Hendrick, R OBP: 0.331, SLG: 0.470	0-0 F1			0-0 E6		0-0 F3			0-3 K	4	0	0	0	0	1	4		
Rick Burleson, R OBP: 0.357, SLG: 0.388		0-0 6-3		0-0 F8		0-0 F5			4-0 BB	3	0	0	0	1	0	1		
Gary Pettis, S OBP: 0.341, SLG: 0.338		0-0 6-3			0-3 K				0-0 6-3 L9	4	0	0	0	0	1	3		
Devon White, S OBP: 0.300, SLG: 0.289		0-0 4-3			0-3 K				4-0 FC5-4 BB	2	0	0	0	1	1	0		
Bob Boone, R OBP: 0.292, SLG: 0.311 Mark McLemore, S OBP: 0.297, SLG: 0.311			0-0 F6		0-0 4-3				0-0 FC5-4 1-2	3	0	0	0	0	0	1		
Inning Stats	R: 0 E: 0 K: 0 S: 3	H: 0 LOB: 2 BB: 2 P: 11	R: 0 E: 0 K: 0 S: 3	H: 0 LOB: 0 BB: 0 P: 3	R: 0 E: 1 K: 1 S: 6	H: 0 LOB: 1 BB: 0 P: 6	R: 0 E: 0 K: 2 S: 7	H: 0 LOB: 0 BB: 0 P: 7	R: 0 E: 0 K: 1 S: 5	H: 0 LOB: 0 BB: 0 P: 5	R: 0 E: 0 K: 0 S: 3	H: 0 LOB: 1 BB: 1 P: 7	R: 0 E: 0 K: 1 S: 7	H: 2 LOB: 3 BB: 1 P: 11	1B: 2 2B: 0 3B: 0 HR: 0	SF: 0 SAC: 1 DP: 0 HBP: 0	WP: 0 PB: 0 SB: 0 CS: 0	PA: 34
PITCHER Danny Jackson, L ERA: 3.12	IP: 9.0 WLS: W BF: 34 H: 2 R: 0 ER: 0 SO: 5 BB: 4 IBB: 0 HBP: 0 BLK: 0 WP: 0 HR: 0 S: 40 P: 56 ERA: 0.00 WHIP: 0.667																	

California Angels @ Kansas City Royals
Royals Stadium, Kansas City, MO
Wed Oct 01 1986, 8:05 PM EDT
Att: 19,225 - Unknown

AB	29
R	0
H	2
RBI	0
BB	4
SO	5
LOB	12



Batter	1	2	3	4	5	6	7	8	9	AB	R	H	RBI	BB	SO	LOB	BOTTOM			
Willie Wilson, S OBP: 0.315, SLG: 0.371	0-0 E S 1B		0-3 K		0-0 3-1		0-0 F5			4	0	1	0	0	1	0				
Lonnie Smith, R OBP: 0.380, SLG: 0.417 Lynn Jones, R OBP: 0.226, SLG: 0.170	4-0 FC6-4 BB		0-0 E 2B		0-0 F8		0-0 F9			3	1	1	0	1	0	0				
Kevin Seitzer, R OBP: 0.447, SLG: 0.477	0-0 F2		0-0 E8 1B		0-0 1B			0-0 FC5 1B		4	1	3	1	0	0	2				
George Brett, L OBP: 0.404, SLG: 0.487	0-0 F9		0-0 F8		0-3 K			0-0 FC3-6 FC5 1B		4	0	1	0	0	1	4				
Frank White, R OBP: 0.322, SLG: 0.461	0-0 FC6-4 1-2		0-0 1B		0-0 2B			0-0 FC5 FC3-6		4	0	2	1	0	0	4				
Bo Jackson, R OBP: 0.288, SLG: 0.347 Mike Kingery, L OBP: 0.294, SLG: 0.390		0-0 6-3	0-0 1-3		0-3 K			0-0 FC3-6 PO		4	0	0	0	0	1	4				
Jim Sundberg, R OBP: 0.303, SLG: 0.320		0-0 5-3		0-0 6-3		0-3 K		0-0 PO		3	0	0	0	0	1	1				
Bill Pecota, R OBP: 0.296, SLG: 0.304		4-0 BB		0-0 5-3		0-0 6-3				2	0	0	0	1	0	1				
Buddy Biancalana, S OBP: 0.304, SLG: 0.335		0-0 F4		0-0 5-3			0-0 F7			3	0	0	0	0	0	1				
Inning Stats	R: 0 E: 0 K: 0 S: 4	H: 1 LOB: 2 BB: 1 P: 8	R: 0 E: 0 K: 0 S: 3	H: 0 LOB: 1 BB: 1 P: 7	R: 2 E: 1 K: 1 S: 8	H: 3 LOB: 1 BB: 0 P: 8	R: 0 E: 0 K: 0 S: 3	H: 0 LOB: 0 BB: 0 P: 3	R: 0 E: 0 K: 1 S: 6	H: 1 LOB: 1 BB: 0 P: 6	R: 0 E: 0 K: 2 S: 8	H: 1 LOB: 0 BB: 0 P: 8	R: 0 E: 0 K: 0 S: 3	H: 0 LOB: 0 BB: 0 P: 3	R: 0 E: 0 K: 0 S: 4	H: 2 LOB: 1 BB: 0 P: 4	1B: 6 2B: 2 3B: 0 HR: 0	SF: 0 SAC: 0 DP: 0 HBP: 0	WP: 0 PB: 0 SB: 1 CS: 0	PA: 34
PITCHER Don Sutton, R ERA: 3.58 Vern Riffe, R ERA: 4.43 Donnie Moore, R ERA: 2.67	IP: 2.0 WLS: L BF: 17 H: 5 R: 2 ER: 1 SO: 4 BB: 0 IBB: 0 HBP: 0 BLK: 0 WP: 0 HR: 0 S: 25 P: 25 ERA: 2.25 WHIP: 1.250																			

California Angels @ Kansas City Royals
Royals Stadium, Kansas City, MO
Wed Oct 01 1986, 8:05 PM EDT
Att: 19,225 - Unknown

AB	31
R	2
H	8
RBI	2
BB	2
SO	4
LOB	17



Batter	1	2	3	4	5	6	7	8	9	AB	R	H	RBI	BB	SO	LOB	TOP											
Gary Pettis, S OBP: 0.340, SLG: 0.345 (1, 8)	0-0 3-1		0-3 K		0-3 K		0-0 6-3		0-3 K	5	0	0	0	0	3	2	California Angels @ Texas Rangers Arlington Stadium, Arlington, TX Fri Oct 03 1986, 8:05 PM EDT Att: 17,701 - Unknown livebaseballscorecards.com											
Devon White, S OBP: 0.316, SLG: 0.353 (1, 9)	0-0 G3		4-0 S BB		0-0 1-3		0-0 F9		0-0 F9	3	0	0	0	1	0	0												
Jack Howell, L OBP: 0.349, SLG: 0.477 (1, 5)	0-0 S 1B		4-0 S BB		0-0 F7		4-0 FC5-4 BB		4-0 FC5-4 BB	2	0	1	0	2	0	0												
Wally Joyner, L OBP: 0.349, SLG: 0.460 (1, 3)	4-0 1-2 BB		0-0 3-1		0-0 5-3		0-0 FC5-4 1-2 BB		0-0 FC5-4 1-2 BB	3	0	0	0	1	0	3												
Reggie Jackson, L OBP: 0.379, SLG: 0.411 (1, 10)	0-0 F9		0-0 4-3		0-0 L4		0-0 F7		0-0 F7	4	0	0	0	0	3	0												
Ruppert Jones, L OBP: 0.341, SLG: 0.433 Rick Burleson, R OBP: 0.366, SLG: 0.396 (9, PH)	0-3 K		0-0 HR		4-0 WP BB		0-0 BB HBP BB		4-0 BB HBP BB	2	1	1	1	1	1	0												
Rob Wilfong, L OBP: 0.316, SLG: 0.316 Brian Downing, R OBP: 0.389, SLG: 0.453 (9, PH)	0-0 G3		0-0 F9		0-0 6-3		1-0 FC5-2 BB HBP		1-0 FC5-2 BB HBP	3	0	0	0	0	0	1												
Jerry Narron, L OBP: 0.301, SLG: 0.315 Darrell Miller, R OBP: 0.274, SLG: 0.298 (7, PH)	0-0 F2		0-0 1B		0-0 F8		4-0 FC5-2 BB		4-0 FC5-2 BB	2	0	1	0	0	0	0												
Doug DeCinces, R OBP: 0.327, SLG: 0.458 (9, PH)			0-0 F6		0-0 F9		1-2 2-3 H		1-2 2-3 H	0	0	0	0	1	0	0												
Dick Schofield, R OBP: 0.322, SLG: 0.400 (1, 6)			0-0 F6		0-0 F9		0-0 FC5-2-5		0-0 FC5-2-5	4	0	0	0	0	0	4												
Inning Stats	R: 0 E: 0 K: 0 S: 4	H: 1 LOB: 2 BB: 1 P: 8	R: 0 E: 0 K: 1 S: 5	H: 0 LOB: 0 BB: 0 P: 5	R: 0 E: 0 K: 1 S: 5	H: 0 LOB: 2 BB: 2 P: 13	R: 1 E: 0 K: 0 S: 5	H: 2 LOB: 1 BB: 0 P: 5	R: 0 E: 0 K: 1 S: 5	H: 0 LOB: 0 BB: 0 P: 5	R: 0 E: 0 K: 0 S: 3	H: 0 LOB: 0 BB: 0 P: 7	R: 0 E: 0 K: 0 S: 3	H: 0 LOB: 0 BB: 0 P: 3	R: 0 E: 0 K: 0 S: 3	H: 0 LOB: 1 BB: 1 P: 7		R: 0 E: 0 K: 1 S: 4	H: 0 LOB: 2 BB: 2 P: 13	1B: 2 2B: 0 3B: 0 HR: 1	SF: 0 SAC: 0 DP: 1 HBP: 1	WP: 1 PB: 0 SB: 2 CS: 0	PA: 37					
PITCHER	IP	WLS	BF	H	R	ER	SO	BB	IBB	HBP	BLK	WP	HR	S	P	ERA		WHIP	PITCHER									
Bobby Witt, R ERA: 5.48 (1, 1)	5.0	W	21	3	1	1	3	3	0	0	0	0	1	24	36	1.80		1.200										
Mitch Williams, L ERA: 3.59 (6, 1)	3.0		14	0	0	0	0	4	0	1	0	1	0	9	26	0.00	1.333											
Greg Harris, R ERA: 2.83 (9, 1)	1.0	S	2	0	0	0	1	0	0	0	0	0	0	4	4	0.00	0.000											

Batter	1	2	3	4	5	6	7	8	9	AB	R	H	RBI	BB	SO	LOB	BOTTOM											
Oddibe McDowell, L OBP: 0.340, SLG: 0.426 (1, 8)	0-3 K		0-0 1-3		0-3 K			0-0 F7		4	0	0	0	0	2	1	California Angels @ Texas Rangers Arlington Stadium, Arlington, TX Fri Oct 03 1986, 8:05 PM EDT Att: 17,701 - Unknown livebaseballscorecards.com											
Jerry Browne, S OBP: 0.500, SLG: 0.579 (1, 4)	0-0 5-3		0-0 F7		0-3 K		0-0 6-3		0-0 6-3	4	0	0	0	0	1	1												
Pete O'Brien, L OBP: 0.387, SLG: 0.471 (1, 3)	0-0 F8		4-0 S 1B BB		0-0 WP 1B BB		0-0 S WP 1B		0-0 1B 3B 1B	3	2	2	1	1	0	0												
Pete Incaviglia, R OBP: 0.317, SLG: 0.454 (1, 10)			0-0 G5-4-3 1B		0-0 F7		0-3 K		0-0 1B 3B 1B	4	1	2	0	0	1	2												
Ruben Sierra, S OBP: 0.308, SLG: 0.485 (1, 9)	0-0 F6		4-0 1B E BB		0-3 K		0-0 K		0-0 1B 3B	3	1	1	2	1	1	2												
Larry Parrish, R OBP: 0.348, SLG: 0.514 Steve Buechele, R OBP: 0.303, SLG: 0.412 (8, 5)	0-0 G5-4-3		0-0 E8 1B		0-0 E8 1B		0-3 K		0-0 5-3	3	0	1	1	0	1	1												
Don Slaught, R OBP: 0.302, SLG: 0.445 Orlando Mercado, R OBP: 0.275, SLG: 0.290 (8, 2)			0-0 1B		0-0 6-3		0-3 K		0-3 K	3	0	1	0	0	1	1												
Bob Brower, R OBP: 0.167, SLG: 0.333 (1, 7)			0-0 L3		0-0 6-3		0-3 K		0-3 K	3	0	0	0	0	1	1												
Jeff Kunkel, R OBP: 0.273, SLG: 0.545 (1, 6)			0-0 HR		0-0 5-3		0-0 6-3 1B 1B		0-0 6-3 1B 1B	3	2	2	1	0	0	0												
Inning Stats	R: 0 E: 0 K: 1 S: 5	H: 0 LOB: 0 BB: 0 P: 5	R: 0 E: 0 K: 0 S: 3	H: 1 LOB: 0 BB: 0 P: 3	R: 1 E: 0 K: 0 S: 4	H: 2 LOB: 0 BB: 0 P: 4	R: 2 E: 1 K: 0 S: 4	H: 1 LOB: 1 BB: 2 P: 12	R: 0 E: 0 K: 1 S: 5	H: 0 LOB: 0 BB: 0 P: 5	R: 0 E: 0 K: 3 S: 10	H: 1 LOB: 1 BB: 0 P: 10	R: 0 E: 0 K: 3 S: 9	H: 0 LOB: 0 BB: 0 P: 9	R: 3 E: 0 K: 0 S: 7	H: 4 LOB: 1 BB: 0 P: 7		1B: 7 2B: 1 3B: 1 HR: 1	SF: 0 SAC: 0 DP: 2 HBP: 0	WP: 2 PB: 0 SB: 1 CS: 0	PA: 33							
PITCHER	IP	WLS	BF	H	R	ER	SO	BB	IBB	HBP	BLK	WP	HR	S	P	ERA		WHIP	PITCHER									
Kirk McCaskill, R ERA: 3.36 (1, 1)	7.0	L	26	5	3	2	8	2	0	0	0	0	0	40	48	2.57		1.000										
Donnie Moore, R ERA: 3.01 (8, 1)	1.0		7	4	3	3	0	0	0	0	0	0	0	7	7	27.00		4.000										

Batter	1	2	3	4	5	6	7	8	9	AB	R	H	RBI	BB	SO	LOB	TOP	
Brian Downing, R (1, 7) OBP: 0.389, SLG: 0.454 Devon White, S (9, 7) OBP: 0.316, SLG: 0.353	4-0 SH3-4 BB	0-0 1-3 2-H 3-H 4-0 2B			0-3 K		0-3 K			3	0	1	2	1	2	0		
Gary Pettis, S (1, 8) OBP: 0.340, SLG: 0.344	0-0 SH3-4 1-2				0-0 L7			0-0 L5		2	0	0	0	1	0	0		
Wally Joyner, L (1, 3) OBP: 0.347, SLG: 0.457	0-0 4-3				0-0 L7			0-3 K		4	0	0	0	0	1	4		
Doug DeCinces, R (1, 5) OBP: 0.325, SLG: 0.455	0-0 F7				0-3 K			0-3 K2-3		4	0	0	0	0	2	1		
Reggie Jackson, L (1, 10) OBP: 0.380, SLG: 0.409		4-0 BB 1B 2B BB			0-0 3-1			0-0 F2		2	1	0	0	2	0	0		
Ruppert Jones, L (1, 9) OBP: 0.342, SLG: 0.432		0-0 BB 2B 1B			0-3 K			0-0 F6		3	1	1	0	1	1	1		
Dick Schofield, R (1, 6) OBP: 0.321, SLG: 0.397		4-0 2B 1-2 2-3 BB			0-0 6-3			0-3 K		3	0	0	0	1	1	1		
Rob Wilfong, L (1, 4) OBP: 0.266, SLG: 0.312		0-3 K			0-3 K			0-0 6-3		3	0	0	0	0	2	3		
Bob Boone, R (1, 2) OBP: 0.287, SLG: 0.305		0-3 K			0-0 L5			0-0 F4		3	0	0	0	0	1	3		
Inning Stats	R: 0 E: 0 K: 0 S: 3	H: 0 LOB: 1 BB: 1 P: 7	R: 2 E: 0 K: 2 S: 9	H: 2 LOB: 3 BB: 3 P: 21	R: 0 E: 0 K: 2 S: 6	H: 0 LOB: 0 BB: 1 P: 10	R: 0 E: 0 K: 1 S: 5	H: 0 LOB: 0 BB: 0 P: 5	R: 0 E: 0 K: 1 S: 5	H: 0 LOB: 1 BB: 1 P: 9	R: 0 E: 0 K: 2 S: 7	H: 0 LOB: 0 BB: 0 P: 7	R: 0 E: 0 K: 0 S: 3	H: 0 LOB: 0 BB: 0 P: 3	1B: 1 2B: 1 3B: 0 HR: 0	SF: 0 SAC: 1 DP: 0 HBP: 0	WP: 0 PB: 0 SB: 0 CS: 1	PA: 34
PITCHER Ed Correa, R (1, 1) ERA: 4.23	IP: 9.0 WLS: L BF: 34 H: 2 R: 2 ER: 2 SO: 10 BB: 6 IBB: 0 HBP: 0 BLK: 0 WP: 0 HR: 0 S: 48 P: 72 ERA: 2.00 WHIP: 0.889																	

California Angels @ Texas Rangers
Arlington Stadium, Arlington, TX
Sat Oct 04 1986, 8:05 PM EDT
Att: 23,040 - Unknown

AB 27
R 2
H 2
RBI 2
BB 6
SO 10
LOB 13



Batter	1	2	3	4	5	6	7	8	9	AB	R	H	RBI	BB	SO	LOB	BOTTOM			
Toby Harrah, R (1, 4) OBP: 0.322, SLG: 0.367	0-0 F7		0-0 F6			0-0 4-3			0-3 K	4	0	0	0	0	1	1				
Bob Brower, R (1, 8) OBP: 0.311, SLG: 0.222 Darrell Porter, L (9, PH) OBP: 0.350, SLG: 0.535	0-0 L9				0-0 6-3			0-3 K	0-0 G3	3	0	0	0	0	1	0				
Ruben Sierra, S (1, 9) OBP: 0.305, SLG: 0.481	0-0 6-3				0-3 K			0-0 G3		3	0	0	0	0	1	0				
Pete Incaviglia, R (1, 10) OBP: 0.317, SLG: 0.453		0-0 5-3			0-0 1B			0-0 F9		3	0	1	0	0	0	0				
Larry Parrish, R (1, 5) OBP: 0.346, SLG: 0.511		0-0 F9			0-0 2-3			0-0 F9		3	0	0	0	0	0	1				
Tom Paciorek, R (1, 3) OBP: 0.305, SLG: 0.376 Jerry Browne, S (8, PH) OBP: 0.476, SLG: 0.550 Curtis Wilkerson, S (9, 6) OBP: 0.274, SLG: 0.306		0-3 K			0-3 K			0-3 K		2	0	0	0	0	2	0				
Steve Buechele, R (1, 7) OBP: 0.302, SLG: 0.410 Oddibe McDowell, L (8, PH) OBP: 0.339, SLG: 0.425			0-0 F8			0-0 6-3			0-0 F8	2	0	0	0	0	0	0				
Orlando Mercado, R (1, 2) OBP: 0.279, SLG: 0.294 Pete O'Brien, L (8, PH) OBP: 0.386, SLG: 0.470					0-0 1B			0-0 4-3		2	0	1	0	0	0	0				
Jeff Kunkel, R (1, 6) OBP: 0.231, SLG: 0.462 Geno Petralli, L (9, 2) OBP: 0.283, SLG: 0.414			0-3 K			0-0 F3			0-0 F8	2	0	0	0	0	1	1				
Inning Stats	R: 0 E: 0 K: 0 S: 3	H: 0 LOB: 0 BB: 0 P: 3	R: 0 E: 0 K: 1 S: 5	H: 0 LOB: 0 BB: 0 P: 5	R: 0 E: 0 K: 1 S: 6	H: 1 LOB: 1 BB: 0 P: 6	R: 0 E: 0 K: 1 S: 6	H: 1 LOB: 1 BB: 0 P: 6	R: 0 E: 0 K: 1 S: 5	H: 0 LOB: 0 BB: 0 P: 5	R: 0 E: 0 K: 1 S: 3	H: 0 LOB: 0 BB: 0 P: 3	R: 0 E: 0 K: 1 S: 5	H: 0 LOB: 0 BB: 0 P: 5	R: 0 E: 0 K: 1 S: 5	H: 0 LOB: 0 BB: 0 P: 5	1B: 2 2B: 0 3B: 0 HR: 0	SF: 0 SAC: 0 DP: 0 HBP: 0	WP: 0 PB: 0 SB: 0 CS: 0	PA: 29
PITCHER John Candelaria, L (1, 1) ERA: 2.55 Vern Ruhle, R (7, 1) ERA: 4.15	IP: 6.0 WLS: W BF: 20 H: 2 R: 0 ER: 0 SO: 5 BB: 0 IBB: 0 HBP: 0 BLK: 0 WP: 0 HR: 0 S: 30 P: 30 ERA: 0.00 WHIP: 0.333																			

California Angels @ Texas Rangers
Arlington Stadium, Arlington, TX
Sat Oct 04 1986, 8:05 PM EDT
Att: 23,040 - Unknown

AB 29
R 0
H 2
RBI 0
BB 0
SO 7
LOB 3



Batter	1	2	3	4	5	6	7	8	9	AB	R	H	RBI	BB	SO	LOB	TOP					
Reggie Jackson, L (1, 10) OBP: 0.379, SLG: 0.408 Jack Howell, L (4, FH) OBP: 0.349, SLG: 0.470	F7			1B E 1B BB		L9		G3		1	0	0	0	0	0	0	California Angels @ Texas Rangers Arlington Stadium, Arlington, TX Sun Oct 05 1986, 4:33 AM EDT Att: 19,686 - Unknown					
Gary Pettis, S (1, 8) OBP: 0.339, SLG: 0.343	3-1			E4 1B		F8		1B		4	1	1	0	0	0	1						
Brian Downing, R (1, 7) OBP: 0.389, SLG: 0.452 Devon White, S (8, 7) OBP: 0.316, SLG: 0.353	F7			1B		K		6-3		4	0	1	0	0	1	1						
Wally Joyner, L (1, 3) OBP: 0.348, SLG: 0.457		K		1B					G3	4	1	2	2	0	1	0						
Doug DeCinces, R (1, 5) OBP: 0.325, SLG: 0.459	F7			F7					F6	4	1	1	2	0	0	2						
Ruppert Jones, L (1, 9) OBP: 0.339, SLG: 0.427	F8			G4-6-3					F8	4	0	0	0	0	0	2						
Rick Burleson, R (1, 6) OBP: 0.363, SLG: 0.391									F8	3	0	0	0	0	0	0						
Rob Wilfong, L (1, 4) OBP: 0.263, SLG: 0.309				6-3					F8	3	0	0	0	0	0	0						
Jerry Narron, L (1, 2) OBP: 0.292, SLG: 0.305				F9					3-1	3	0	0	0	0	0	0						
Inning Stats	R: 0 E: 0 K: 0 S: 3	H: 0 LOB: 0 BB: 0 P: 3	R: 0 E: 0 K: 1 S: 5	H: 0 LOB: 0 BB: 0 P: 5	R: 0 E: 0 K: 0 S: 3	H: 0 LOB: 0 BB: 0 P: 3	R: 2 E: 1 K: 0 S: 5	H: 2 LOB: 1 BB: 1 P: 9	R: 0 E: 0 K: 0 S: 3	H: 0 LOB: 0 BB: 0 P: 3	R: 0 E: 0 K: 1 S: 5	H: 0 LOB: 0 BB: 0 P: 5	R: 2 E: 0 K: 0 S: 5	H: 2 LOB: 0 BB: 0 P: 5	R: 0 E: 0 K: 0 S: 4	H: 1 LOB: 1 BB: 0 P: 4		R: 0 E: 0 K: 0 S: 3	H: 0 LOB: 0 BB: 0 P: 3	1B: 4 2B: 0 3B: 0 HR: 1	SF: 0 SAC: 0 DP: 1 HBP: 0	WP: 0 PB: 0 SB: 1 CS: 0
PITCHER Charlie Hough, R (1, 1) ERA: 3.79	IP: 9.0 WLS: W BF: 33 H: 5 R: 4 ER: 3 SO: 2 BB: 1 IBB: 0 HBP: 0 BLK: 0 WP: 0 HR: 1 S: 36 P: 40 ERA: 3.00 WHIP: 0.667											PITCHER	IP: 9.0 WLS: W BF: 33 H: 5 R: 4 ER: 3 SO: 2 BB: 1 IBB: 0 HBP: 0 BLK: 0 WP: 0 HR: 1 S: 36 P: 40 ERA: 3.00 WHIP: 0.667									

Batter	1	2	3	4	5	6	7	8	9	AB	R	H	RBI	BB	SO	LOB	BOTTOM			
Oddibe McDowell, L (1, 8) OBP: 0.340, SLG: 0.427	3-1	G3						F7		5	1	2	2	0	0	2	California Angels @ Texas Rangers Arlington Stadium, Arlington, TX Sun Oct 05 1986, 4:33 AM EDT Att: 19,686 - Unknown			
Scott Fletcher, R (1, 6) OBP: 0.350, SLG: 0.400 Curtis Wilkerson, S (8, FH) OBP: 0.273, SLG: 0.305	6-3	HR		5-3		K		F8		4	1	1	0	0	1	2				
Pete O'Brien, L (1, 3) OBP: 0.385, SLG: 0.468	6-3			4-3						4	0	1	1	0	0	1				
Pete Incaviglia, R (1, 9) OBP: 0.320, SLG: 0.463 Bob Brower, R (8, 7) OBP: 0.111, SLG: 0.222	HR			2B		FC6-4				4	2	3	2	0	0	1				
Ruben Sierra, S (1, 7) OBP: 0.302, SLG: 0.476	G3			F8						4	0	0	0	0	0	2				
Larry Parrish, R (1, 5) OBP: 0.347, SLG: 0.509 Steve Buechele, R (8, 5) OBP: 0.302, SLG: 0.410		WP		1B		F9		6-3		2	0	0	0	2	0	0				
Don Slaught, R (1, 10) OBP: 0.308, SLG: 0.449		FC3-2		BB		B5-3		1B		4	1	3	1	0	0	0				
Geno Petralli, L (1, 2) OBP: 0.282, SLG: 0.409		L7				F9				4	1	1	1	0	0	4				
Jerry Browne, S (1, 4) OBP: 0.440, SLG: 0.500		FC3-2				5-3				4	1	1	0	0	1	2				
Inning Stats	R: 2 E: 0 K: 0 S: 5	H: 2 LOB: 0 BB: 0 P: 5	R: 0 E: 0 K: 0 S: 4	H: 1 LOB: 2 BB: 1 P: 8	R: 0 E: 0 K: 0 S: 4	H: 1 LOB: 1 BB: 0 P: 4	R: 0 E: 0 K: 0 S: 3	H: 0 LOB: 0 BB: 0 P: 3	R: 1 E: 1 K: 1 S: 7	H: 2 LOB: 1 BB: 0 P: 7	R: 3 E: 0 K: 0 S: 7	H: 4 LOB: 1 BB: 0 P: 7	R: 1 E: 0 K: 0 S: 5	H: 2 LOB: 2 BB: 1 P: 9	R: 0 E: 0 K: 1 S: 5	H: 0 LOB: 0 BB: 0 P: 5		1B: 8 2B: 3 3B: 0 HR: 1	SF: 0 SAC: 0 DP: 0 HBP: 0	WP: 3 PB: 0 SB: 1 CS: 0
PITCHER Don Sutton, R (1, 1) ERA: 3.74 Chuck Finley, L (8, 1) ERA: 3.3 Doug Corbett, R (7, 1) ERA: 3.66 Donnie Moore, R (8, 1) ERA: 2.97	IP: 5.2 WLS: L BF: 27 H: 9 R: 6 ER: 6 SO: 1 BB: 1 IBB: 0 HBP: 0 BLK: 0 WP: 1 HR: 1 S: 28 P: 32 ERA: 9.53 WHIP: 1.765											PITCHER	IP: 5.2 WLS: L BF: 27 H: 9 R: 6 ER: 6 SO: 1 BB: 1 IBB: 0 HBP: 0 BLK: 0 WP: 1 HR: 1 S: 28 P: 32 ERA: 9.53 WHIP: 1.765							

Batter	1	2	3	4	5	6	7	8	9	AB	R	H	RBI	BB	SO	LOB	TOP											
Ruppert Jones, L OBP: 0.250, SLG: 0.250 Rick Burleson, R (8, FH) Devon White, S (8, 9)	1-3 K	2-1 2B 1B	2-2 F6			2-1 G3		1-0 F3		4	1	1	1	0	1	2	California Angels @ Boston Red Sox Fenway Park, Boston, MA Tue Oct 07 1986, 7:05 PM EDT Att: 32,993 - Unknown											
Wally Joyner, L OBP: 0.600, SLG: 1.000	2-1 2B	2-2 1B 2B		0-1 3-1		0-0 F9		4-2 1B BB		4	1	2	1	1	0	0												
Brian Downing, R OBP: 0.400, SLG: 0.400	1-2 L5	1-3 3-H 2B 1B		0-0 F7		1-1 F8		1-1 FC3-6 1B		5	0	2	4	0	0	1												
Reggie Jackson, L (1, 10)	4-2 BB	3-2 K		0-2 4-3		3-2 F5		0-1 FC3-6 1B		4	0	0	0	1	1	3												
Doug DeCinces, R OBP: 0.200, SLG: 0.200	1-0 F8		0-1 6-3		2-1 1B		0-0 6-3		1-0 6-3		5	0	1	0	0	2												
Rob Wilfong, L (1, 4)		2-3 K	1-2 E6 1B		0-2 F8		0-0 4-3		1-0 4-3		5	1	0	0	0	1												
Dick Schofield, R OBP: 0.200, SLG: 0.200		0-3 K	0-3 K		1-2 F7		1-2 1B		2-2 F8		5	1	1	0	0	2												
Bob Boone, R OBP: 0.750, SLG: 0.667		4-1 BB 1B	1-0 1B		1-2 6-3		1-2 BB 1B				3	2	2	1	1	0												
Gary Pettis, S OBP: 0.750, SLG: 0.667		4-2 1B BB	0-1 1B		2-1 F7		2-0 BB 1B		1-2 1B		3	2	2	1	1	0												
Inning Stats	R: 0 E: 0 K: 1 S: 11	H: 1 LOB: 2 BB: 1 P: 20	R: 4 E: 0 K: 3 S: 25	H: 3 LOB: 1 BB: 2 P: 45	R: 1 E: 1 K: 1 S: 16	H: 2 LOB: 2 BB: 0 P: 19	R: 0 E: 0 K: 0 S: 7	H: 0 LOB: 0 BB: 0 P: 7	R: 0 E: 0 K: 0 S: 14	H: 1 LOB: 1 BB: 0 P: 18	R: 0 E: 0 K: 0 S: 5	H: 0 LOB: 0 BB: 0 P: 9	R: 0 E: 0 K: 0 S: 7	H: 0 LOB: 0 BB: 0 P: 11	R: 3 E: 0 K: 0 S: 17	H: 4 LOB: 2 BB: 1 P: 27	R: 0 E: 0 K: 0 S: 6	H: 0 LOB: 0 BB: 0 P: 10	1B: 9 2B: 2 3B: 0 HR: 0	SF: 0 SAC: 0 DP: 0 HBP: 0	WP: 0 PB: 0 SB: 1 CS: 0	PA: 43						
PITCHER	IP	WLS	BF	H	R	ER	SO	BB	IBB	HBP	BLK	WP	HR	S	P	ERA	WHIP											
Roger Clemens, R ERA: 8.59	(1, 1)	7.1	L	36	10	8	7	5	3	0	0	0	0	0	94	142	8.59	1.773										
Joe Sambito, L ERA	(8, 1)	0.1		2	0	0	0	0	1	0	0	0	0	0	4	9	0.00	3.000										
Bob Stanley, R ERA	(8, 1)	1.1		5	1	0	0	0	0	0	0	0	0	0	10	15	0.00	0.750										

Batter	1	2	3	4	5	6	7	8	9	AB	R	H	RBI	BB	SO	LOB	BOTTOM											
Wade Boggs, L OBP: 0.500, SLG: 0.333	4-2 BB			2-2 L7		0-1 1B		2-2 G3		3	0	1	0	1	0	1	California Angels @ Boston Red Sox Fenway Park, Boston, MA Tue Oct 07 1986, 7:05 PM EDT Att: 32,993 - Unknown											
Marty Barrett, R OBP: 0.500, SLG: 0.500	1-1 G5-4-3			1-0 F9		1-2 1B		1-1 1B		4	0	2	1	0	0	1												
Bill Buckner, L (1, 3)	1-2 L8			3-1 F8		0-1 F7		0-1 F7		4	0	0	0	0	0	4												
Jim Rice, R (1, 7)		1-1 1-3		1-1 6-3		1-1 F2		1-3 K		4	0	0	0	0	1	0												
Don Baylor, R OBP: 0.250, SLG: 0.500		2-1 F3		0-0 F2		3-1 2B		0-0 F9		4	0	1	0	0	0	0												
Dwight Evans, R (1, 9)		1-0 5-3		1-3 K		0-1 5-3		1-1 F9		4	0	0	0	0	1	1												
Rich Gedman, L (1, 2)			0-0 F8		1-2 F8		1-1 L7			3	0	0	0	0	0	1												
Tony Armas, R (1, 8)			2-2 5-3		1-0 F9		3-1 F7			3	0	0	0	0	0	0												
Spike Owen, S OBP: 0.667, SLG: 0.500			2-3 K		4-1 1B BB		0-1 1B G3			2	1	1	0	1	1	0												
Inning Stats	R: 0 E: 0 K: 0 S: 11	H: 0 LOB: 0 BB: 1 P: 17	R: 0 E: 0 K: 0 S: 5	H: 0 LOB: 0 BB: 0 P: 9	R: 0 E: 1 K: 1 S: 9	H: 0 LOB: 0 BB: 0 P: 13	R: 0 E: 0 K: 0 S: 6	H: 0 LOB: 0 BB: 0 P: 12	R: 0 E: 0 K: 1 S: 6	H: 0 LOB: 0 BB: 0 P: 8	R: 1 E: 0 K: 0 S: 12	H: 2 LOB: 2 BB: 1 P: 19	R: 0 E: 0 K: 0 S: 8	H: 1 LOB: 1 BB: 0 P: 13	R: 0 E: 0 K: 0 S: 11	H: 2 LOB: 2 BB: 0 P: 17	R: 0 E: 0 K: 1 S: 6	H: 0 LOB: 0 BB: 0 P: 8	1B: 4 2B: 1 3B: 0 HR: 0	SF: 0 SAC: 0 DP: 1 HBP: 0	WP: 0 PB: 0 SB: 0 CS: 0	PA: 33						
PITCHER	IP	WLS	BF	H	R	ER	SO	BB	IBB	HBP	BLK	WP	HR	S	P	ERA	WHIP											
Mike Witt, R ERA: 1.0	(1, 1)	9.0	W	33	5	1	1	3	2	0	0	0	0	0	74	116	1.00	0.778										

AB	39
R	8
H	11
RBI	8
BB	4
SO	5
LOB	14



Batter	1	2	3	4	5	6	7	8	9	AB	R	H	RBI	BB	SO	LOB	TOP			
Rick Burleson, R (1, 10) OBP: 0.167, SLG: 0.167	1-2 F4		1-1 F9		0-1 6-3		0-1 G4-6-3 1B		0-1 FC5-4	5	0	1	0	0	0	1				
Wally Joyner, L (1, 3) OBP: 0.556, SLG: 1.125	3-2 FC5-4 1B		1-0 F9		1-2 HR		3-1 G4-6-3 1-2f			4	1	2	1	0	0	1				
Brian Downing, R (1, 7) OBP: 0.333, SLG: 0.333	1-2 FC5-4 1-2f			0-1 E 1B 1B	1-2 F3		2-3 K			4	1	1	0	0	1	1				
Doug DeCinces, R (1, 5) OBP: 0.222, SLG: 0.222	0-0 F9			1-2 1B E 1B	1-2 6-3			1-0 F9		4	0	1	0	0	0	1				
George Hendrick, R (1, 9)		2-3 K		1-0 F5		0-1 F3		0-1 3-1		4	0	0	0	0	1	2				
Bobby Grich, R (1, 4) OBP: 0.500, SLG: 0.500		2-2 1B		3-2 E5 1B	1-2 2-3 1B	1-1 1B 1B		2-0 6-3		4	0	2	0	0	0	2				
Dick Schofield, R (1, 6) OBP: 0.333, SLG: 0.333		0-1 F8		0-1 1-2 2-3 3-H 1B	2-0 1B 1-2 1B	2-0 1B 1-2 1B		1-1 F4		4	0	2	1	0	0	1				
Bob Boone, R (1, 2) OBP: 0.500, SLG: 0.429		1-3 K		1-3 F4	1-1 1-3 2-H 1B	1-1 1-3 2-H 1B		2-2 F8		4	0	1	0	0	1	4				
Gary Pettis, S (1, 8) OBP: 0.500, SLG: 0.429			1-2 5-3	0-0 F8	1-3 K	1-3 K		0-0 FC5-4 1B		4	0	1	0	0	1	5				
Inning Stats	R: 0 E: 0 K: 0 S: 11	H: 1 LOB: 1 BB: 0 P: 16	R: 0 E: 0 K: 2 S: 13	H: 1 LOB: 0 BB: 0 P: 18	R: 0 E: 0 K: 0 S: 6	H: 0 LOB: 0 BB: 0 P: 9	R: 1 E: 1 K: 0 S: 13	H: 3 LOB: 3 BB: 0 P: 18	R: 1 E: 0 K: 0 S: 15	H: 1 LOB: 0 BB: 0 P: 18	R: 0 E: 0 K: 1 S: 7	H: 1 LOB: 0 BB: 0 P: 12	R: 0 E: 0 K: 0 S: 4	H: 0 LOB: 0 BB: 0 P: 7	R: 0 E: 0 K: 0 S: 10	H: 1 LOB: 1 BB: 0 P: 13	1B: 10 2B: 0 3B: 0 HR: 1	SF: 0 SAC: 0 DP: 1 HBP: 0	WP: 0 PB: 0 SB: 0 CS: 0	PA: 37
PITCHER Bruce Hurst, L (1, 1) ERA: 1.0	IP: 9.0 WLS: W BF: 37 H: 11 R: 2 ER: 1 SO: 4 BB: 0 IBB: 0 HBP: 0 BLK: 0 WP: 0 HR: 1 S: 90 P: 127 ERA: 1.00 WHIP: 1.222															PITCHER				

California Angels @ Boston Red Sox
Fenway Park, Boston, MA
Wed Oct 08 1986, 3:33 AM EDT
Att: 32,786 - Unknown

AB 37
R 2
H 11
RBI 2
BB 0
SO 4
LOB 18



Batter	1	2	3	4	5	6	7	8	9	AB	R	H	RBI	BB	SO	LOB	BOTTOM			
Wade Boggs, L (1, 5) OBP: 0.500, SLG: 0.714	2-2 2B 3B	0-2 1B 1B		0-2 6-3		1-0 L4		1-1 SH5-3		4	1	2	0	0	0	0				
Marty Barrett, R (1, 4) OBP: 0.556, SLG: 0.667	3-2 FC6 2B 3-H	0-2 G3-6-1 1B			1-3 K		2-3 K	3-1 HR 1B		5	1	3	2	0	2	0				
Bill Buckner, L (1, 3) OBP: 0.111, SLG: 0.125	0-1 L8				1-1 BB 2B 1B		0-0 E4 BB 1B E	1-0 SF7		4	2	1	1	0	0	4				
Dave Stapleton, R (9, 3)		G3-6-1 1-2f						3-H		0	0	0	0	0	0	0				
Jim Rice, R (1, 7) OBP: 0.222, SLG: 0.556	0-2 FC6 1B 2-3		1-3 K		2-3 K		1-2 E BB FC4-6 1B	0-0 HR		5	2	2	2	0	2	2				
Don Baylor, R (1, 10) OBP: 0.667, SLG: 0.667	1-0 1B		4-2 FC5-4 BB		4-2 2B BB		4-2 E BB	3-2 1B		2	1	2	0	3	0	0				
Dwight Evans, R (1, 9) OBP: 0.311, SLG: 0.222	0-1 L8		2-0 F9		1-2 2B		0-1 E5 FC4-6	0-1 L5		5	0	1	2	0	0	6				
Rich Gedman, L (1, 2) OBP: 0.143, SLG: 0.143		0-0 1B 1B 1B	1-1 FC5-4		2-3 K2-5-3		1-0 FC4-6			4	1	1	1	0	1	4				
Tony Armas, R (1, 8)		0-3 K		1-2 G3		0-0 6-3		1-2 5-3		4	0	0	0	0	1	2				
Dave Henderson, R (8, 8)										0	0	0	0	0	0	0				
Spike Owen, S (1, 6) OBP: 0.571, SLG: 0.400	1-2 1B 1B 1B		3-2 G3		3-2 G3		4-1 1B SH5-3 SF7 BB			3	1	1	0	1	0	0				
Inning Stats	R: 1 E: 0 K: 0 S: 15	H: 3 LOB: 2 BB: 0 P: 21	R: 1 E: 0 K: 1 S: 17	H: 4 LOB: 0 BB: 0 P: 19	R: 0 E: 0 K: 1 S: 8	H: 0 LOB: 1 BB: 1 P: 16	R: 0 E: 0 K: 0 S: 9	H: 0 LOB: 0 BB: 0 P: 13	R: 1 E: 0 K: 3 S: 19	H: 2 LOB: 2 BB: 1 P: 30	R: 0 E: 0 K: 0 S: 5	H: 0 LOB: 0 BB: 0 P: 9	R: 3 E: 3 K: 1 S: 19	H: 1 LOB: 1 BB: 1 P: 28	R: 3 E: 0 K: 0 S: 15	H: 3 LOB: 1 BB: 1 P: 27	1B: 9 2B: 2 3B: 1 HR: 1	SF: 1 SAC: 1 DP: 1 HBP: 0	WP: 0 PB: 0 SB: 0 CS: 0	PA: 42
PITCHER Kirk McCaskill, R (1, 1) ERA: 3.86	IP: 7.0 WLS: L BF: 35 H: 10 R: 6 ER: 3 SO: 6 BB: 3 IBB: 0 HBP: 0 BLK: 0 WP: 0 HR: 0 S: 92 P: 136 ERA: 3.86 WHIP: 1.857															PITCHER				
Gary Lucas, L (8, 1) ERA: 27.0	0.2 4 1 2 2 0 1 0 0 0 0 0 6 15 27.00 3.000																			
Doug Corbett, R (8, 1) ERA: 27.0	0.1 3 2 1 1 0 0 0 0 0 0 1 9 12 27.00 6.000																			

California Angels @ Boston Red Sox
Fenway Park, Boston, MA
Wed Oct 08 1986, 3:33 AM EDT
Att: 32,786 - Unknown

AB 36
R 9
H 13
RBI 8
BB 4
SO 6
LOB 18

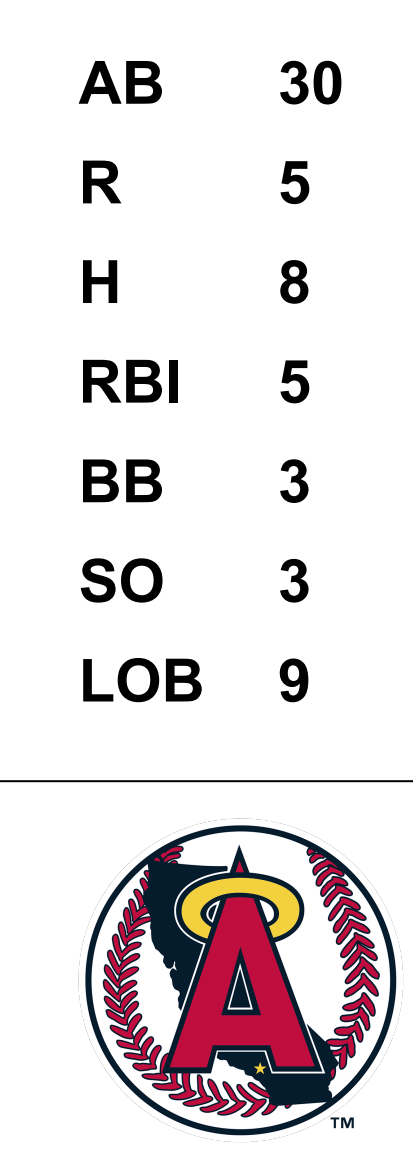


Batter	1	2	3	4	5	6	7	8	9	AB	R	H	RBI	BB	SO	LOB	TOP			
Wade Boggs, L (1,5) OBP: 0.385, SLG: 0.455	F8		F7				F7		F8	4	0	0	0	1	0	0	Boston Red Sox @ California Angels Anaheim Stadium, Anaheim, CA Fri Oct 10 1986, 10:05 PM EDT Att: 64,206 - Unknown			
Marty Barrett, R (1,4) OBP: 0.500, SLG: 0.571	5-3		6-3				F3	2B BLK	1B	5	1	2	0	0	0	3				
Bill Buckner, L (1,3) OBP: 0.071, SLG: 0.077	K		K				G3	F8	F7	5	0	0	0	0	2	5				
Jim Rice, R (1,7) OBP: 0.308, SLG: 0.583		1B 1B 1B BB		K			K	BLK 1B		3	2	1	0	1	2	0				
Don Baylor, R (1,10) OBP: 0.615, SLG: 0.556		1B		F8				F6	2B	3	0	1	0	1	0	1				
Dwight Evans, R (1,9) OBP: 0.231, SLG: 0.250		1B		F9			F8	1B BB		3	0	1	0	1	0	1				
Rich Gedman, L (1,2) OBP: 0.364, SLG: 0.364		1B					2B 1B	F8	1B	4	0	3	2	0	0	1				
Tony Armas, R (1,8) OBP: 0.091, SLG: 0.182		P3					F8	F8		4	0	1	0	0	0	4				
Spike Owen, S (1,6) OBP: 0.400, SLG: 0.250							1-3 G3		F8	3	0	0	0	0	1	4				
Mike Greenwell, L (9,PH)										1	0	0	0	0	0	0				
Inning Stats	R: 0 E: 0 K: 1 S: 12	H: 0 LOB: 0 BB: 0 P: 13	R: 1 E: 0 K: 0 S: 15	H: 3 LOB: 2 BB: 1 P: 24	R: 0 E: 0 K: 1 S: 8	H: 0 LOB: 0 BB: 0 P: 10	R: 0 E: 0 K: 1 S: 7	H: 0 LOB: 3 BB: 1 P: 10	R: 0 E: 0 K: 1 S: 10	H: 0 LOB: 1 BB: 1 P: 18	R: 0 E: 0 K: 1 S: 7	H: 0 LOB: 0 BB: 0 P: 9	R: 2 E: 0 K: 0 S: 20	H: 3 LOB: 2 BB: 1 P: 28	R: 0 E: 0 K: 0 S: 6	H: 1 LOB: 1 BB: 0 P: 10	1B: 7 2B: 2 3B: 0 HR: 0	SF: 0 SAC: 0 DP: 0 HBP: 0	WP: 0 PB: 0 SB: 0 CS: 0	PA: 39
PITCHER	IP WLS BF H R ER SO BB IBB HBP BLK WP HR S P ERA WHIP																			
John Candelaria, L (1,1) ERA: 1.29	7.0 W 28 5 1 1 5 3 0 0 0 0 0 0 72 103 1.29 1.143																			
Donnie Moore, R (8,1) ERA: 9.0	2.0 S 11 4 2 2 0 1 0 0 1 0 0 0 26 38 9.00 2.500																			

AB	35
R	3
H	9
RBI	2
BB	4
SO	5
LOB	19



Batter	1	2	3	4	5	6	7	8	9	AB	R	H	RBI	BB	SO	LOB	BOTTOM			
Gary Pettis, S (1,8) OBP: 0.500, SLG: 0.700				1-3		K				3	1	1	2	1	1	0	Boston Red Sox @ California Angels Anaheim Stadium, Anaheim, CA Fri Oct 10 1986, 10:05 PM EDT Att: 64,206 - Unknown			
Wally Joyner, L (1,3) OBP: 0.538, SLG: 0.909	4-3			1B		FC5 1B		4-3		3	1	1	0	1	0	1				
Brian Downing, R (1,7) OBP: 0.308, SLG: 0.308				1B		FC5 1B		L6		4	0	1	0	0	1	1				
Reggie Jackson, L (1,10) OBP: 0.333, SLG: 0.143		F8		P6				SF8 BB		3	1	1	1	1	0	2				
Doug DeCinces, R (1,5) OBP: 0.231, SLG: 0.231		F7				G5-4-3		E5		4	0	1	0	0	0	3				
Ruppert Jones, L (1,9) OBP: 0.125, SLG: 0.143										3	0	0	1	0	0	0				
Devon White, S (9,9)								SF8		0	0	0	0	0	0	0				
Bobby Grich, R (1,4) OBP: 0.250, SLG: 0.250				F5		F7		F7		4	0	0	0	0	1	1				
Dick Schofield, R (1,6) OBP: 0.417, SLG: 0.750				5-3						3	1	2	1	0	0	0				
Bob Boone, R (1,2) OBP: 0.455, SLG: 0.400				6-3						3	1	1	0	0	0	1				
Inning Stats	R: 0 E: 0 K: 1 S: 7	H: 0 LOB: 0 BB: 1 P: 13	R: 0 E: 0 K: 0 S: 7	H: 0 LOB: 0 BB: 0 P: 10	R: 0 E: 0 K: 0 S: 5	H: 0 LOB: 0 BB: 0 P: 7	R: 0 E: 0 K: 0 S: 12	H: 3 LOB: 2 BB: 0 P: 15	R: 0 E: 0 K: 1 S: 8	H: 1 LOB: 1 BB: 0 P: 11	R: 1 E: 0 K: 1 S: 10	H: 1 LOB: 1 BB: 1 P: 15	R: 3 E: 0 K: 1 S: 11	H: 3 LOB: 0 BB: 0 P: 14	R: 1 E: 1 K: 0 S: 16	H: 0 LOB: 1 BB: 1 P: 26	1B: 5 2B: 1 3B: 0 HR: 2	SF: 1 SAC: 0 DP: 1 HBP: 0	WP: 0 PB: 0 SB: 0 CS: 1	PA: 34
PITCHER	IP WLS BF H R ER SO BB IBB HBP BLK WP HR S P ERA WHIP																			
Oil Can Boyd, R (1,1) ERA: 5.4	6.2 L 28 8 4 4 3 2 0 0 0 0 0 0 1 1 5.40 1.500																			
Joe Sambito, L (7,1) ERA:	0.1 1 0 0 0 0 0 0 0 0 0 0 0 1 1 0.00 0.000																			
Calvin Schiraldi, R (8,1) ERA:	1.0 5 0 0 1 0 0 1 0 0 0 0 0 0 16 26 0.00 1.000																			



Batter	1	2	3	4	5	6	7	8	9	AB	R	H	RBI	BB	SO	LOB	TOP					
Gary Pettis, S OBP: 0.480, SLG: 0.591 (1, 8)	F8	G3 1B		K			6-3	F7		5	0	1	0	0	1	4						
Ruppert Jones, L OBP: 0.398, SLG: 0.231 (1, 9)	2B BB	G3		L9			L3	F7		4	1	0	0	1	0	3						
Brian Downing, R OBP: 0.310, SLG: 0.333 (1, 7)	K	F9			6-3		HR	F6		5	1	1	1	0	1	2						
Reggie Jackson, L OBP: 0.292, SLG: 0.318 (1, 10)	2B		K		G4-3 1B		F8	2B		5	1	3	1	0	1	0						
Doug DeCinces, R OBP: 0.286, SLG: 0.500 (1, 5)	1B 2B		K		G4-3			F8		5	0	1	1	0	1	2						
Dick Schofield, R OBP: 0.370, SLG: 0.500 (1, 6)	HBP 1B		F7			F3		5-3 1B		4	1	2	0	0	0	0						
Bobby Grich, R OBP: 0.261, SLG: 0.364 (1, 3)	HBP 1B			1B		F1		5-3		3	0	1	0	0	0	1						
Rob Wilfong, L OBP: 0.333, SLG: 0.417 (1, 4)	F3			1B		FC6-4 1B		E6		4	0	2	0	0	0	3						
Bob Boone, R OBP: 0.476, SLG: 0.600 Jack Howell, L (8, PH) Jerry Narron, L OBP: 1.000, SLG: 1.000 (8, 2)		6-3		K		FC6-4		BB		3	0	0	0	0	1	3						
Inning Stats	R: 2 E: 0 K: 1 S: 30	H: 3 LOB: 3 BB: 1 P: 44	R: 0 E: 0 K: 0 S: 10	H: 1 LOB: 1 BB: 0 P: 15	R: 0 E: 0 K: 2 S: 10	H: 0 LOB: 0 BB: 0 P: 14	R: 0 E: 0 K: 2 S: 11	H: 2 LOB: 2 BB: 0 P: 12	R: 0 E: 0 K: 0 S: 9	H: 1 LOB: 0 BB: 0 P: 14	R: 0 E: 0 K: 0 S: 6	H: 1 LOB: 1 BB: 0 P: 9	R: 1 E: 0 K: 0 S: 10	H: 1 LOB: 0 BB: 0 P: 16	R: 1 E: 1 K: 0 S: 14	H: 1 LOB: 2 BB: 1 P: 22	R: 0 E: 0 K: 0 S: 8	H: 1 LOB: 1 BB: 0 P: 12	1B: 7 2B: 3 3B: 0 HR: 1	SF: 0 SAC: 0 DP: 1 HBP: 1	WP: 0 PB: 0 SB: 0 CS: 0	PA: 41
PITCHER	IP WLS BF H R ER SO BB IBB HBP BLK WP HR S P ERA WHIP	7.0 W 31 9 3 3 5 1 0 1 0 0 0 1 86 124 3.86 1.429	2.0 L 10 2 1 0 0 1 0 0 0 0 0 0 22 34 0.00 1.500	PITCHER										IP WLS BF H R ER SO BB IBB HBP BLK WP HR S P ERA WHIP								
Oil Can Boyd, R ERA: 4.61 Bob Stanley, R ERA: 4.76																						

California Angels @ Boston Red Sox
Fenway Park, Boston, MA
Tue Oct 14 1986, 7:05 PM EDT
Att: 32,998 - Unknown

AB	38
R	4
H	11
RBI	3
BB	2
SO	5
LOB	18



Batter	1	2	3	4	5	6	7	8	9	AB	R	H	RBI	BB	SO	LOB	BOTTOM			
Wade Boggs, L OBP: 0.345, SLG: 0.360 (1, 5)	G3 BB PB BB		2B 1B	FC4-6 1B	G6-4-3		6-3			4	2	1	0	1	0	5				
Marty Barrett, R OBP: 0.454, SLG: 0.500 (1, 4)	PB G3 4-3 BB		1B 2B	FC6-4 1B		G5-4-3 1B	F8			4	1	3	1	1	0	1				
Bill Buckner, L OBP: 0.185, SLG: 0.231 Dave Stapleton, R OBP: 1.000, SLG: 1.000 (6, PR) (7, 3)	G3		1B E	F8		G5-4-3 1B		G5-4-3 1B		4	1	2	1	0	0	4				
Jim Rice, R OBP: 0.179, SLG: 0.296 (1, 7)	4-3		FC5-2-6-5-2 E	FC6-4		G5-4-3		K		5	1	0	1	0	1	7				
Don Baylor, R OBP: 0.464, SLG: 0.545 (1, 10)	F7		E3 1B 1B		1B FC5 HBP		K	G5-4-3		4	2	1	0	0	1	3				
Dwight Evans, R OBP: 0.259, SLG: 0.240 (1, 9)		F9			FC5 1B		6-3			4	0	2	1	0	0	0				
Rich Gedman, L OBP: 0.440, SLG: 0.583 (1, 2)		5-3		K		1B FC5 1B		BB 3B 1B		4	1	2	0	0	1	1				
Dave Henderson, R OBP: 0.250, SLG: 0.667 (1, 8)			K	F6		FC5 1B		3B BB		3	1	0	1	1	1	3				
Spike Owen, S OBP: 0.474, SLG: 0.529 (1, 6)			1B 2B 1B		FC4-6 1B		G6-4-3 1B			4	1	4	2	0	0	0				
Inning Stats	R: 2 E: 0 K: 0 S: 14	H: 0 LOB: 0 BB: 2 P: 27	R: 0 E: 0 K: 1 S: 7	H: 0 LOB: 0 BB: 0 P: 12	R: 5 E: 1 K: 1 S: 24	H: 6 LOB: 1 BB: 0 P: 36	R: 0 E: 0 K: 0 S: 10	H: 2 LOB: 2 BB: 0 P: 15	R: 1 E: 0 K: 0 S: 15	H: 3 LOB: 2 BB: 0 P: 23	R: 0 E: 0 K: 1 S: 8	H: 2 LOB: 1 BB: 1 P: 14	R: 2 E: 0 K: 0 S: 13	H: 2 LOB: 1 BB: 1 P: 23	R: 0 E: 0 K: 1 S: 8	H: 1 LOB: 0 BB: 0 P: 13	1B: 14 2B: 1 3B: 1 HR: 0	SF: 0 SAC: 0 DP: 3 HBP: 1	WP: 0 PB: 1 SB: 0 CS: 0	PA: 41
PITCHER	IP WLS BF H R ER SO BB IBB HBP BLK WP HR S P ERA WHIP	2.1 L 15 6 2 0 0 1 0 0 0 0 0 0 14 21 0.00 1.500	1.1 L 6 2 0 0 1 0 0 0 0 0 0 0 33 53 10.12 3.000	2.2 L 15 7 3 3 1 1 0 1 0 0 0 0 12 21 0.00 0.600	PITCHER										IP WLS BF H R ER SO BB IBB HBP BLK WP HR S P ERA WHIP					
Kirk McCaskill, R ERA: 7.71 Gary Lucas, L ERA: 11.97 Doug Corbett, R ERA: 5.4 Chuck Finley, L ERA:																				

California Angels @ Boston Red Sox
Fenway Park, Boston, MA
Tue Oct 14 1986, 7:05 PM EDT
Att: 32,998 - Unknown

AB	37
R	10
H	16
RBI	7
BB	3
SO	4
LOB	24



Batter	1	2	3	4	5	6	7	8	9	AB	R	H	RBI	BB	SO	LOB	TOP				
Ruppert Jones, L OBP: 0.348, SLG: 0.235 (1, 9)	F8		FC4-6 1B				F7										4 1 1 0 0 0 3				
Rob Wilfong, L OBP: 0.308, SLG: 0.385 Rick Burleson, R OBP: 0.273, SLG: 0.273 (1, 4) (2, 4)	B5-3						F4										1 0 0 0 0 0 0 3 0 2 0 0 0 2				
Brian Downing, R OBP: 0.333, SLG: 0.333 (1, 7)			F3														3 0 1 0 1 1 4				
Reggie Jackson, L OBP: 0.250, SLG: 0.269 (1, 10)	G3																4 0 0 0 0 1 4				
Doug DeCinces, R OBP: 0.281, SLG: 0.469 (1, 5)																	4 0 1 1 0 1 1				
Dick Schofield, R OBP: 0.323, SLG: 0.433 (1, 6)																	4 0 0 0 0 0 2				
Gary Pettis, S OBP: 0.414, SLG: 0.500 (1, 8)																	4 0 0 0 0 1 0				
Bobby Grich, R OBP: 0.269, SLG: 0.333 Jack Howell, L (9, PH)																	2 0 0 0 0 2 1 1 0 0 0 0 1 0				
Bob Boone, R OBP: 0.500, SLG: 0.591 Jerry Narron, L OBP: 0.667, SLG: 0.500 (9, PH)																	2 0 1 0 0 0 1 1 0 0 0 0 1 0				
Inning Stats	R: 0 E: 0 K: 0 S: 5	H: 0 LOB: 1 BB: 1 P: 10	R: 0 E: 0 K: 0 S: 5	H: 0 LOB: 0 BB: 0 P: 10	R: 0 E: 0 K: 1 S: 13	H: 1 LOB: 2 BB: 0 P: 20	R: 0 E: 0 K: 1 S: 5	H: 0 LOB: 0 BB: 0 P: 5	R: 0 E: 0 K: 0 S: 12	H: 1 LOB: 2 BB: 0 P: 18	R: 0 E: 1 K: 1 S: 10	H: 0 LOB: 1 BB: 0 P: 14	R: 1 E: 0 K: 2 S: 17	H: 3 LOB: 2 BB: 0 P: 23	R: 0 E: 0 K: 3 S: 9	H: 0 LOB: 0 BB: 0 P: 13	1B: 6 2B: 0 3B: 0 HR: 0	SF: 0 SAC: 0 DP: 1 HBP: 2	WP: 0 PB: 0 SB: 0 CS: 0	PA: 36	
PITCHER	IP WLS BF H R ER SO BB IBB HBP BLK WP HR S P ERA WHIP	IP WLS BF H R ER SO BB IBB HBP BLK WP HR S P ERA WHIP	IP WLS BF H R ER SO BB IBB HBP BLK WP HR S P ERA WHIP	IP WLS BF H R ER SO BB IBB HBP BLK WP HR S P ERA WHIP	IP WLS BF H R ER SO BB IBB HBP BLK WP HR S P ERA WHIP	IP WLS BF H R ER SO BB IBB HBP BLK WP HR S P ERA WHIP	IP WLS BF H R ER SO BB IBB HBP BLK WP HR S P ERA WHIP	IP WLS BF H R ER SO BB IBB HBP BLK WP HR S P ERA WHIP	IP WLS BF H R ER SO BB IBB HBP BLK WP HR S P ERA WHIP	IP WLS BF H R ER SO BB IBB HBP BLK WP HR S P ERA WHIP	IP WLS BF H R ER SO BB IBB HBP BLK WP HR S P ERA WHIP	IP WLS BF H R ER SO BB IBB HBP BLK WP HR S P ERA WHIP	IP WLS BF H R ER SO BB IBB HBP BLK WP HR S P ERA WHIP	IP WLS BF H R ER SO BB IBB HBP BLK WP HR S P ERA WHIP	IP WLS BF H R ER SO BB IBB HBP BLK WP HR S P ERA WHIP	IP WLS BF H R ER SO BB IBB HBP BLK WP HR S P ERA WHIP	IP WLS BF H R ER SO BB IBB HBP BLK WP HR S P ERA WHIP	IP WLS BF H R ER SO BB IBB HBP BLK WP HR S P ERA WHIP	IP WLS BF H R ER SO BB IBB HBP BLK WP HR S P ERA WHIP	IP WLS BF H R ER SO BB IBB HBP BLK WP HR S P ERA WHIP	IP WLS BF H R ER SO BB IBB HBP BLK WP HR S P ERA WHIP

California Angels @ Boston Red Sox
Fenway Park, Boston, MA
Wed Oct 15 1986, 7:05 PM EDT
Att: 33,001 - Unknown

AB 33
R 1
H 6
RBI 1
BB 1
SO 8
LOB 18



Batter	1	2	3	4	5	6	7	8	9	AB	R	H	RBI	BB	SO	LOB	BOTTOM				
Wade Boggs, L OBP: 0.324, SLG: 0.333 (1, 5)	6-3																5 0 1 2 0 1 2				
Marty Barrett, R OBP: 0.406, SLG: 0.433 (1, 4)	5-3																4 0 0 0 0 0 4				
Bill Buckner, L OBP: 0.207, SLG: 0.250 Dave Stapleton, R OBP: 0.750, SLG: 0.667 (3, PR) (4, 3)	4-3																2 0 1 0 0 0 0 1 1 0 0 1 0 1				
Jim Rice, R OBP: 0.188, SLG: 0.387 (1, 7)																	4 2 1 3 0 0 1				
Don Baylor, R OBP: 0.469, SLG: 0.577 (1, 10)																	4 1 2 0 0 1 0				
Dwight Evans, R OBP: 0.290, SLG: 0.357 (1, 9)																	3 2 1 1 1 1 3				
Rich Gedman, L OBP: 0.379, SLG: 0.500 (1, 2)																	4 0 0 1 0 1 5				
Dave Henderson, R OBP: 0.250, SLG: 0.444 (1, 8)																	3 1 0 0 1 0 0				
Spike Owen, S OBP: 0.478, SLG: 0.524 (1, 6)																	4 1 2 1 0 0 3				
Inning Stats	R: 0 E: 0 K: 0 S: 6	H: 0 LOB: 0 BB: 0 P: 9	R: 3 E: 1 K: 0 S: 14	H: 2 LOB: 2 BB: 2 P: 26	R: 0 E: 0 K: 1 S: 10	H: 2 LOB: 3 BB: 0 P: 15	R: 4 E: 1 K: 2 S: 19	H: 2 LOB: 0 BB: 1 P: 31	R: 0 E: 0 K: 0 S: 11	H: 0 LOB: 0 BB: 0 P: 17	R: 0 E: 0 K: 0 S: 7	H: 1 LOB: 1 BB: 0 P: 11	R: 1 E: 0 K: 0 S: 8	H: 1 LOB: 0 BB: 0 P: 9	R: 0 E: 0 K: 0 S: 5	H: 0 LOB: 0 BB: 0 P: 6	1B: 5 2B: 1 3B: 0 HR: 2	SF: 0 SAC: 0 DP: 0 HBP: 0	WP: 0 PB: 0 SB: 1 CS: 0	PA: 37	
PITCHER	IP WLS BF H R ER SO BB IBB HBP BLK WP HR S P ERA WHIP	IP WLS BF H R ER SO BB IBB HBP BLK WP HR S P ERA WHIP	IP WLS BF H R ER SO BB IBB HBP BLK WP HR S P ERA WHIP	IP WLS BF H R ER SO BB IBB HBP BLK WP HR S P ERA WHIP	IP WLS BF H R ER SO BB IBB HBP BLK WP HR S P ERA WHIP	IP WLS BF H R ER SO BB IBB HBP BLK WP HR S P ERA WHIP	IP WLS BF H R ER SO BB IBB HBP BLK WP HR S P ERA WHIP	IP WLS BF H R ER SO BB IBB HBP BLK WP HR S P ERA WHIP	IP WLS BF H R ER SO BB IBB HBP BLK WP HR S P ERA WHIP	IP WLS BF H R ER SO BB IBB HBP BLK WP HR S P ERA WHIP	IP WLS BF H R ER SO BB IBB HBP BLK WP HR S P ERA WHIP	IP WLS BF H R ER SO BB IBB HBP BLK WP HR S P ERA WHIP	IP WLS BF H R ER SO BB IBB HBP BLK WP HR S P ERA WHIP	IP WLS BF H R ER SO BB IBB HBP BLK WP HR S P ERA WHIP	IP WLS BF H R ER SO BB IBB HBP BLK WP HR S P ERA WHIP	IP WLS BF H R ER SO BB IBB HBP BLK WP HR S P ERA WHIP	IP WLS BF H R ER SO BB IBB HBP BLK WP HR S P ERA WHIP	IP WLS BF H R ER SO BB IBB HBP BLK WP HR S P ERA WHIP	IP WLS BF H R ER SO BB IBB HBP BLK WP HR S P ERA WHIP	IP WLS BF H R ER SO BB IBB HBP BLK WP HR S P ERA WHIP	IP WLS BF H R ER SO BB IBB HBP BLK WP HR S P ERA WHIP

California Angels @ Boston Red Sox
Fenway Park, Boston, MA
Wed Oct 15 1986, 7:05 PM EDT
Att: 33,001 - Unknown

AB 34
R 8
H 8
RBI 8
BB 3
SO 4
LOB 19

