

California Angels - 1987

Batter	1	2	3	4	5	6	7	8	9	AB	R	H	RBI	BB	SO	LOB	TOP										
Donell Nixon, R (1, 10) Scott Bradley, L (8, FH)	0-0 6-3		0-0 SH1-3		0-3 K			0-0 F5		2	0	0	0	0	1	1											
John Moses, S (1, 8)	0-0 1-3		0-0 6-3					0-0 G6-3		4	0	0	1	0	0	1											
Phil Bradley, R (1, 7)	0-0 L8		0-0 L9					0-0 G3		4	0	0	0	0	0	0											
Jim Presley, R (1, 5) OBP: 0.250, SLG: 0.250		0-0 4-3		0-3 K				0-0 5-3		4	0	0	0	0	1	0											
Mickey Brantley, R (1, 9)		0-0 F8		0-3 K				0-0 1-3		4	0	0	0	0	2	0											
Alvin Davis, L (1, 3) OBP: 0.286, SLG: 0.286		0-0 BB 1B		0-0 1-3				0-3 K		3	0	1	0	0	1	0											
Dave Valle, R (1, 2) OBP: 0.429, SLG: 0.500		4-0 FC6-4 BB 2B						0-0 F8 1B		2	0	2	0	1	0	0											
Rey Quinones, R (1, 6)		0-0 FC6-4						0-0 F8 2-3		3	0	0	0	0	1	4											
Harold Reynolds, S (1, 4) OBP: 0.500, SLG: 0.500			0-0 SH1-3 6-3 1B					0-0 G6-3 1B		3	1	2	0	0	0	1											
Inning Stats	R: 0 E: 0 K: 0 S: 3	H: 0 LOB: 0 BB: 0 P: 3	R: 0 E: 0 K: 0 S: 4	H: 1 LOB: 2 BB: 1 P: 8	R: 1 E: 0 K: 0 S: 4	H: 1 LOB: 0 BB: 0 P: 4	R: 0 E: 0 K: 2 S: 7	H: 0 LOB: 0 BB: 0 P: 7	R: 0 E: 0 K: 1 S: 6	H: 1 LOB: 1 BB: 0 P: 6	R: 0 E: 0 K: 0 S: 3	H: 0 LOB: 0 BB: 0 P: 3	R: 0 E: 0 K: 2 S: 8	H: 1 LOB: 1 BB: 0 P: 8	R: 0 E: 0 K: 0 S: 3	H: 0 LOB: 0 BB: 0 P: 5	R: 0 E: 0 K: 1 S: 5	H: 0 LOB: 0 BB: 0 P: 5	1B: 4 2B: 1 3B: 0 HR: 0	SF: 0 SAC: 1 DP: 1 HBP: 0	WP: 0 PB: 0 SB: 1 CS: 0	PA: 32					
PITCHER	IP	WLS	BF	H	R	ER	SO	BB	IBB	HBP	BLK	WP	HR	S	P	ERA	WHIP										
John Candelaria, L (1, 1) ERA: 1.35	6.2	W	25	4	1	1	4	1	0	0	0	0	0	32	36	1.35	0.750										
Willie Fraser, R (7, 1) ERA:	2.1		7	1	0	0	2	0	0	0	0	0	0	11	11	0.00	0.429										

Seattle Mariners @ California Angels
Anaheim Stadium, Anaheim, CA
Wed Apr 08 1987, 10:05 PM EDT
Att: 24,703 - Unknown

AB	30
R	1
H	5
RBI	1
BB	1
SO	6
LOB	8



Batter	1	2	3	4	5	6	7	8	9	AB	R	H	RBI	BB	SO	LOB	BOTTOM										
Brian Downing, R (1, 10) OBP: 0.600, SLG: 1.125	0-0 5-3		0-0 4-3	0-0 F9		0-0 HR		0-0 G4-6-3 1-2 2-H 1B		5	1	2	2	0	0	1											
Devon White, S (1, 9) OBP: 0.333, SLG: 0.625	0-0 3B		4-0 BB BB		0-0 1B SF8 2B			0-3 K		4	1	2	0	1	1	2											
Wally Joyner, L (1, 3) OBP: 0.300, SLG: 0.333	0-0 F8		4-0 G3-6-3 1-2 BB		0-0 1B 1B			0-0 G4-6-3 1-2		4	1	1	0	1	0	3											
Doug DeCinces, R (1, 5) OBP: 0.667, SLG: 1.333		4-0 BB								2	1	1	2	1	0	2											
Gus Polidor, R (9, 5)			0-0 G3-6-3 1-2		0-0 SF8					0	0	0	0	0	0	0											
Jack Howell, L (1, 7) OBP: 0.250, SLG: 0.250	0-0 4-3			0-0 G3 1B 1B		0-3 K		0-3 K		4	1	1	0	0	2	3											
Butch Wynegar, S (1, 2) OBP: 0.250, SLG: 0.250		0-0 4-3 SH1-3 1B		0-0 F6		0-0 1B		0-3 K2-3		4	0	2	0	0	1	1											
Dick Schofield, R (1, 6) OBP: 0.429, SLG: 0.200		0-0 SH1-3		4-0 G3 1B BB		0-0 1B		0-3 K		2	1	1	1	1	1	0											
Gary Pettis, S (1, 8) OBP: 0.500, SLG: 0.625		0-0 4-3		0-0 G3		0-3 K		0-0 S 1B 1B		4	1	1	0	0	1	5											
Mark McLemore, S (1, 4) OBP: 0.429, SLG: 0.429		0-0 L7		0-0 2-3		0-0 1B		0-0 1B		4	0	2	2	0	0	1											
Inning Stats	R: 0 E: 0 K: 0 S: 4	H: 1 LOB: 2 BB: 1 P: 8	R: 0 E: 0 K: 0 S: 4	H: 1 LOB: 1 BB: 0 P: 4	R: 0 E: 0 K: 0 S: 2	H: 0 LOB: 1 BB: 2 P: 10	R: 2 E: 0 K: 0 S: 5	H: 2 LOB: 1 BB: 1 P: 9	R: 2 E: 0 K: 2 S: 11	H: 4 LOB: 2 BB: 0 P: 11	R: 1 E: 0 K: 0 S: 4	H: 1 LOB: 0 BB: 0 P: 4	R: 1 E: 0 K: 3 S: 10	H: 1 LOB: 0 BB: 0 P: 10	R: 1 E: 0 K: 1 S: 7	H: 3 LOB: 1 BB: 0 P: 7	R: 1 E: 0 K: 1 S: 7	H: 3 LOB: 1 BB: 0 P: 7	1B: 9 2B: 1 3B: 1 HR: 2	SF: 1 SAC: 1 DP: 2 HBP: 0	WP: 0 PB: 0 SB: 1 CS: 0	PA: 39					
PITCHER	IP	WLS	BF	H	R	ER	SO	BB	IBB	HBP	BLK	WP	HR	S	P	ERA	WHIP										
Mike Moore, R (1, 1) ERA: 7.5	6.0	L	30	9	5	5	2	4	0	0	0	0	0	30	46	7.50	2.167										
Jerry Reed, R (7, 1) ERA: 9.0	2.0		9	4	2	2	4	0	0	0	0	0	1	17	17	9.00	2.000										

Seattle Mariners @ California Angels
Anaheim Stadium, Anaheim, CA
Wed Apr 08 1987, 10:05 PM EDT
Att: 24,703 - Unknown

AB	33
R	7
H	13
RBI	7
BB	4
SO	6
LOB	18



Batter	1	2	3	4	5	6	7	8	9	AB	R	H	RBI	BB	SO	LOB	TOP								
Donell Nixon, R (1, 8) John Moses, S (8, 8) OBP: 0.200, SLG: 0.400	F9		HBP			F8		F9	G3 1B 2B	3	0	0	0	0	0	0									
Mike Kingery, L (1, 9) OBP: 0.222, SLG: 0.125	K		5-3 1-2			CS 1B		WP 1B BB	G3 2-3	4	1	1	0	1	1	3									
Phil Bradley, R (1, 7) OBP: 0.385, SLG: 0.111	4-3		4-3			S BB 1-2		1B 2B BB	BB 1B	3	1	1	1	2	0	2									
Ken Phelps, L (1, 10) Mickey Brantley, R (8, PH) OBP: 0.143, SLG: 0.143 OBP: 0.333, SLG: 0.200		F7		F9		F8		2B 1B	BB 1B	3	0	0	0	0	0	1									
Alvin Davis, L (1, 3) OBP: 0.333, SLG: 0.500	F7		K				HR 2B	4-3 2B	K	5	1	2	2	0	2	2									
Jim Prestley, R (1, 5) OBP: 0.187, SLG: 0.167	F7		K				6-3	4-3		4	0	0	0	0	1	2									
Dave Valle, R (1, 2) OBP: 0.545, SLG: 1.222			HR			F9		FC6-4 BB		3	2	2	3	1	0	0									
Rey Quinones, R (1, 6) OBP: 0.100, SLG: 0.200			4-3 2B			L5		B1-3 FC6-4		4	0	1	0	0	0	2									
Harold Reynolds, S (1, 4) OBP: 0.300, SLG: 0.300			4-3 2-3			G3		6-3	K	4	0	0	0	0	1	1									
Inning Stats	R: 0 E: 0 K: 1 S: 5	H: 0 LOB: 0 BB: 0 P: 5	R: 0 E: 0 K: 0 S: 3	H: 0 LOB: 0 BB: 0 P: 3	R: 1 E: 0 K: 0 S: 5	H: 2 LOB: 2 BB: 0 P: 6	R: 0 E: 0 K: 2 S: 7	H: 0 LOB: 0 BB: 0 P: 7	R: 0 E: 0 K: 0 S: 3	H: 0 LOB: 0 BB: 0 P: 3	R: 0 E: 0 K: 0 S: 3	H: 1 LOB: 1 BB: 1 P: 7	R: 2 E: 0 K: 0 S: 5	H: 2 LOB: 0 BB: 0 P: 5	R: 3 E: 0 K: 0 S: 5	H: 2 LOB: 2 BB: 3 P: 17	R: 1 E: 0 K: 2 S: 9	H: 2 LOB: 2 BB: 1 P: 13	1B: 3 2B: 4 3B: 0 HR: 2	SF: 0 SAC: 0 DP: 0 HBP: 1	WP: 1 PB: 0 SB: 2 CS: 1	PA: 41			
PITCHER	IP	WLS	BF	H	R	ER	SO	BB	IBB	HBP	BLK	WP	HR	S	P	ERA	WHIP								
Don Sutton, R (1, 1) ERA: 4.26	6.1	L	25	5	3	3	3	1	0	1	0	0	2	29	34	4.26	0.947								
Mike Cook, R (7, 1) ERA: 18.0	1.0		5	0	2	2	0	2	0	0	0	1	0	3	11	18.00	2.000								
Gary Lucas, L (8, 1) ERA:	0.0		2	2	1	1	0	0	0	0	0	0	0	2	2	∞	∞								
Chuck Finley, L (8, 1) ERA: 5.4	1.2		9	2	1	1	2	2	0	0	0	0	0	11	19	5.40	2.400								

Seattle Mariners @ California Angels
Anaheim Stadium, Anaheim, CA
Thu Apr 09 1987, 10:05 PM EDT
Att: 24,244 - Unknown

AB	35
R	7
H	9
RBI	7
BB	5
SO	5
LOB	13



Batter	1	2	3	4	5	6	7	8	9	AB	R	H	RBI	BB	SO	LOB	BOTTOM								
Brian Downing, R (1, 10) OBP: 0.643, SLG: 1.000	FC3-6 BB		F8 2-3			FC3-6 1B		FC6-4 1B		3	0	2	0	1	0	1									
Devon White, S (1, 9) OBP: 0.231, SLG: 0.417	FC3-6 S 1-2		G3			FC3-6 1-2		FC6-4 S 1-2		4	0	0	0	0	0	4									
Wally Joyner, L (1, 3) OBP: 0.214, SLG: 0.231	F8				F5	4-3		F9 1-2		4	0	0	0	0	0	3									
Doug DeCinces, R (1, 5) OBP: 0.538, SLG: 0.714	K 1-2				5-3		1B SF8 1B	K		4	1	1	0	0	2	2									
Jack Howell, L (1, 7) OBP: 0.250, SLG: 0.625	F9		G3			F9		HR		4	1	1	1	0	0	1									
Darrell Miller, R (1, 2) Mark Ryal, L (7, PH) Butch Wynegar, S (8, 2) OBP: 1.000, SLG: 1.000 OBP: 0.222, SLG: 0.222	G3				K		1B 1-3 1B	L8		2	0	0	0	0	1	0									
Dick Schofield, R (1, 6) OBP: 0.273, SLG: 0.125	K				F4		SF8	L8		3	0	0	1	0	1	0									
Gary Pettis, S (1, 8) OBP: 0.417, SLG: 0.500			K		4-3		3-H 1-2 1B	4-3		4	0	1	0	0	1	0									
Mark McLemore, S (1, 4) OBP: 0.400, SLG: 0.500			F8 2B			K		K		3	0	1	0	0	2	2									
Inning Stats	R: 0 E: 0 K: 1 S: 5	H: 0 LOB: 1 BB: 1 P: 9	R: 0 E: 0 K: 1 S: 5	H: 0 LOB: 0 BB: 0 P: 5	R: 0 E: 0 K: 1 S: 6	H: 1 LOB: 1 BB: 0 P: 6	R: 0 E: 0 K: 0 S: 3	H: 0 LOB: 0 BB: 0 P: 3	R: 0 E: 0 K: 1 S: 5	H: 0 LOB: 0 BB: 0 P: 5	R: 0 E: 0 K: 1 S: 6	H: 1 LOB: 1 BB: 0 P: 6	R: 1 E: 0 K: 1 S: 8	H: 3 LOB: 2 BB: 0 P: 8	R: 0 E: 0 K: 1 S: 6	H: 1 LOB: 1 BB: 0 P: 6	R: 1 E: 0 K: 0 S: 4	H: 1 LOB: 0 BB: 0 P: 4	1B: 5 2B: 1 3B: 0 HR: 1	SF: 1 SAC: 0 DP: 0 HBP: 0	WP: 0 PB: 0 SB: 2 CS: 0	PA: 35			
PITCHER	IP	WLS	BF	H	R	ER	SO	BB	IBB	HBP	BLK	WP	HR	S	P	ERA	WHIP								
Scott Bankhead, R (1, 1) ERA: 1.35	6.2	W	26	5	1	1	5	1	0	0	0	0	1	35	39	1.35	0.900								
Steve Shields, R (7, 1) ERA: 3.86	2.1	S	9	2	1	1	2	0	0	0	0	0	1	13	13	3.86	0.857								

Seattle Mariners @ California Angels
Anaheim Stadium, Anaheim, CA
Thu Apr 09 1987, 10:05 PM EDT
Att: 24,244 - Unknown

AB	33
R	2
H	7
RBI	2
BB	1
SO	7
LOB	13



Batter	1	2	3	4	5	6	7	8	9	AB	R	H	RBI	BB	SO	LOB	TOP							
Brian Downing, R OBP: 0.526, SLG: 0.938 (1, 10)										5	1	1	1	0	0	4								
Devon White, S OBP: 0.276, SLG: 0.471 (1, 9)										5	2	2	1	0	2	1								
Wally Joyner, L OBP: 0.283, SLG: 0.235 (1, 3)										4	1	1	0	1	0	2								
Doug DeCinces, R OBP: 0.556, SLG: 0.727 (1, 5)										4	0	2	4	1	2	1								
Jack Howell, L OBP: 0.385, SLG: 0.545 (1, 7)										3	0	1	0	2	0	1								
Butch Wynegar, S OBP: 0.214, SLG: 0.154 (1, 2)										4	0	0	0	1	1	6								
Dick Schofield, R OBP: 0.250, SLG: 0.154 (1, 6)										5	1	1	0	0	1	3								
Gary Pettis, S OBP: 0.313, SLG: 0.375 (1, 8)										4	0	0	0	0	1	1								
Mark McLemore, S OBP: 0.500, SLG: 0.455 (1, 4)										1	1	0	0	3	0	0								
Inning Stats	R: 1 E: 0 K: 2 S: 9	H: 2 LOB: 1 BB: 0 P: 9	R: 0 E: 0 K: 1 S: 5	H: 0 LOB: 0 BB: 0 P: 5	R: 0 E: 1 K: 0 S: 4	H: 0 LOB: 1 BB: 0 P: 4	R: 0 E: 0 K: 1 S: 5	H: 0 LOB: 1 BB: 1 P: 9	R: 0 E: 0 K: 0 S: 2	H: 0 LOB: 0 BB: 1 P: 6	R: 0 E: 0 K: 1 S: 5	H: 0 LOB: 2 BB: 2 P: 13	R: 4 E: 0 K: 1 S: 8	H: 3 LOB: 2 BB: 3 P: 20	R: 0 E: 0 K: 0 S: 3	H: 0 LOB: 1 BB: 1 P: 7	R: 1 E: 0 K: 1 S: 8	H: 3 LOB: 2 BB: 0 P: 8	1B: 5 2B: 2 3B: 0 HR: 1	SF: 0 SAC: 0 DP: 0 HBP: 0	WP: 0 PB: 0 CS: 2 CS: 1	PA: 43		
PITCHER	IP	WLS	BF	H	R	ER	SO	BB	IBB	HBP	BLK	WP	HR	S	P	ERA	WHIP							
Dave Stewart, R ERA: 5.87 (1, 1)	7.2	L	36	5	5	5	6	7	1	0	0	0	1	40	72	5.87	1.565							
Gene Nelson, R ERA: 9.0 (8, 1)	1.1		7	3	1	1	1	0	0	0	0	0	0	9	9	6.75	2.250							

California Angels @ Oakland Athletics
Oakland-Alameda County Coliseum, Oakland, CA
Fri Apr 10 1987, 7:05 PM PDT
Att: 46,120 - Unknown

AB	35
R	6
H	8
RBI	6
BB	8
SO	7
LOB	19



Batter	1	2	3	4	5	6	7	8	9	AB	R	H	RBI	BB	SO	LOB	BOTTOM							
Mike Davis, L OBP: 0.316, SLG: 0.556 (1, 9)										5	0	0	0	0	2	3								
Tony Phillips, S OBP: 0.222, SLG: 0.375 (1, 4)										4	1	1	1	0	0	0								
Carney Lansford, R OBP: 0.471, SLG: 0.357 (1, 5)										4	1	1	0	0	0	0								
Jose Canseco, R OBP: 0.125, SLG: 0.188 (1, 7)										4	0	0	0	0	2	1								
Reggie Jackson, L OBP: 0.308, SLG: 0.455 (1, 10)										3	1	1	2	1	0	0								
Dwayne Murphy, L OBP: 0.357, SLG: 0.100 (1, 8)										3	0	1	0	1	1	1								
Mark McGwire, R OBP: 0.125, SLG: 0.500 (1, 3)										4	1	1	1	0	2	3								
Mickey Tettleton, S (1, 2)										2	0	0	0	1	1	0								
Ron Cey, R (9, PH)										0	0	0	0	1	0	0								
Stan Javier, S OBP: 0.500, SLG: 0.500 (9, PR)										0	0	0	0	0	0	0								
Alfredo Griffin, S OBP: 0.200, SLG: 0.400 (1, 6)										4	0	0	0	0	1	4								
Inning Stats	R: 0 E: 0 K: 0 S: 3	H: 0 LOB: 0 BB: 0 P: 3	R: 0 E: 0 K: 2 S: 7	H: 0 LOB: 1 BB: 1 P: 11	R: 0 E: 0 K: 1 S: 5	H: 0 LOB: 0 BB: 0 P: 5	R: 0 E: 0 K: 1 S: 5	H: 0 LOB: 0 BB: 0 P: 5	R: 0 E: 0 K: 1 S: 6	H: 1 LOB: 2 BB: 1 P: 10	R: 3 E: 0 K: 2 S: 10	H: 3 LOB: 0 BB: 0 P: 10	R: 1 E: 0 K: 2 S: 8	H: 1 LOB: 0 BB: 0 P: 8	R: 0 E: 0 K: 0 S: 3	H: 0 LOB: 0 BB: 0 P: 3	R: 0 E: 1 K: 0 S: 4	H: 0 LOB: 3 BB: 2 P: 12	1B: 2 2B: 0 3B: 0 HR: 3	SF: 0 SAC: 0 DP: 0 HBP: 0	WP: 0 PB: 0 CS: 0	PA: 37		
PITCHER	IP	WLS	BF	H	R	ER	SO	BB	IBB	HBP	BLK	WP	HR	S	P	ERA	WHIP							
Kirk McCaskill, R ERA: 4.5 (1, 1)	6.0	W	24	4	3	3	7	2	0	0	0	0	2	36	44	4.50	1.000							
Donnie Moore, R ERA: 3.0 (7, 1)	3.0	S	13	1	1	1	2	2	0	0	0	0	1	15	23	3.00	1.000							

California Angels @ Oakland Athletics
Oakland-Alameda County Coliseum, Oakland, CA
Fri Apr 10 1987, 7:05 PM PDT
Att: 46,120 - Unknown

AB	33
R	4
H	5
RBI	4
BB	4
SO	9
LOB	12



Batter	1	2	3	4	5	6	7	8	9	AB	R	H	RBI	BB	SO	LOB	TOP
Brian Downing, R OBP: 0.500, SLG: 0.870 (1, 10)	FC1-6 BB		K			2H 1B		L5		3	0	1	1	1	1	2	
Wally Joyner, L OBP: 0.250, SLG: 0.269 (1, 3)	FC1-6 FC6-4				F9	K		F8		4	0	0	0	0	1	3	
Dick Schofield, R OBP: 0.208, SLG: 0.100 (1, 6)	L9				F8	K			F8	4	0	0	0	0	1	2	
George Hendrick, R OBP: 0.111, SLG: 0.111 (1, 9)	FC6-4				F6			F5		4	0	0	0	0	0	1	
Devon White, S OBP: 0.296, SLG: 0.400 (1, 7)		5-3				6-3			5-3	4	0	1	0	0	0	0	
Butch Wynegar, S OBP: 0.381, SLG: 0.333 Darrell Miller, R (6, 2)		G6-4-3 BB			6-3		4-3			1	0	0	0	1	0	0	
Gus Polidor, R (1, 5)		G6-4-3			F3		6-3			3	0	0	0	0	0	2	
Gary Pettis, S OBP: 0.435, SLG: 0.524 (1, 8)			K			1B 2B		5-3 2B		3	1	2	0	0	1	0	
Mark McLemore, S OBP: 0.429, SLG: 0.353 (1, 4)			CS 1B			K		5-3		3	0	1	0	0	1	2	
Inning Stats	R: 0 E: 0 K: 0 S: 3	H: 0 LOB: 1 BB: 1 P: 7	R: 0 E: 0 K: 0 S: 2	H: 0 LOB: 0 BB: 1 P: 6	R: 0 E: 0 K: 2 S: 7	H: 1 LOB: 0 BB: 0 P: 7	R: 0 E: 0 K: 0 S: 3	H: 0 LOB: 0 BB: 0 P: 3	R: 0 E: 0 K: 0 S: 4	H: 1 LOB: 1 BB: 0 P: 4	R: 0 E: 0 K: 0 S: 4	H: 1 LOB: 1 BB: 0 P: 4	R: 0 E: 0 K: 0 S: 3	H: 0 LOB: 0 BB: 0 P: 3	1B: 3 2B: 2 3B: 0 HR: 0	SF: 0 SAC: 0 DP: 1 HBP: 0	WP: 0 PA: 32 CS: 1
PITCHER Curt Young, L ERA: 2.25 (1, 1)	IP: 9.0 WLS: W BF: 32 H: 5 R: 1 ER: 1 SO: 5 BB: 2 IBB: 0 HBP: 0 BLK: 0 WP: 0 HR: 0 S: 40 P: 48 ERA: 1.00 WHIP: 0.778											PITCHER	IP: 9.0 WLS: W BF: 32 H: 5 R: 1 ER: 1 SO: 5 BB: 2 IBB: 0 HBP: 0 BLK: 0 WP: 0 HR: 0 S: 40 P: 48 ERA: 1.00 WHIP: 0.778				

California Angels @ Oakland Athletics
Oakland-Alameda County Coliseum, Oakland, CA
Sun Apr 12 1987, 3:33 AM PDT
Att: 37,162 - Unknown

AB	30
R	1
H	5
RBI	1
BB	2
SO	5
LOB	13



Batter	1	2	3	4	5	6	7	8	9	AB	R	H	RBI	BB	SO	LOB	BOTTOM		
Mike Davis, L OBP: 0.310, SLG: 0.607 Jose Canseco, R OBP: 0.100, SLG: 0.150 (1, 9)	E 3B 1B	1-H HR			1B 2B	F8		F7		5	3	3	3	0	0	0			
Tony Phillips, S OBP: 0.286, SLG: 0.400 (1, 4)	FC6 3B	K			1B 1B	BB BB		2B		4	2	2	0	1	1	1			
Carney Lansford, R OBP: 0.556, SLG: 0.524 (1, 5)	1-H 2-H 3B		F7		1B 1B	BB BB		K		4	0	2	4	1	1	1			
Reggie Jackson, L OBP: 0.333, SLG: 0.389 (1, 10)	K		K		K	F8				4	0	0	0	0	3	4			
Dwayne Murphy, L OBP: 0.318, SLG: 0.222 (1, 8)	K		4-3		K			F8		4	0	0	0	0	2	2			
Rob Nelson, L OBP: 0.250, SLG: 0.250 (1, 3)	K			K	BB 1B	FC6-4 1B				4	0	2	0	0	2	1			
Mickey Tettleton, S (1, 2)		K		6-3	BB BB	BB BB		K		3	0	0	0	1	2	1			
Stan Javier, S OBP: 0.167, SLG: 0.167 (9, 9)		G1-4-3		K	F9	FC6-4 1B				4	0	0	0	0	1	4			
Alfredo Griffin, S OBP: 0.273, SLG: 0.500 Johnnie LeMaster, R (8, 6)		HR 1B			2B 3B	6-3		5-3		3	2	2	0	0	0	0			
Inning Stats	R: 2 E: 1 K: 3 S: 12	H: 2 LOB: 1 BB: 0 P: 12	R: 2 E: 0 K: 2 S: 9	H: 2 LOB: 0 BB: 0 P: 9	R: 0 E: 0 K: 1 S: 5	H: 0 LOB: 0 BB: 0 P: 5	R: 0 E: 0 K: 2 S: 7	H: 0 LOB: 0 BB: 0 P: 7	R: 3 E: 0 K: 2 S: 12	H: 5 LOB: 3 BB: 1 P: 16	R: 0 E: 0 K: 0 S: 3	H: 0 LOB: 2 BB: 2 P: 11	R: 0 E: 0 K: 1 S: 6	H: 1 LOB: 1 BB: 0 P: 6	R: 0 E: 0 K: 1 S: 6	H: 1 LOB: 1 BB: 0 P: 6	1B: 6 2B: 2 3B: 2 HR: 1	SF: 0 SAC: 0 DP: 0 HBP: 0	WP: 0 PA: 39 CS: 0
PITCHER Mike Witt, R ERA: 4.85 Chuck Finley, L ERA: 1.93 Mike Cook, R ERA: 9.0	IP: 4.0 WLS: L BF: 21 H: 8 R: 7 ER: 6 SO: 8 BB: 8 IBB: 0 HBP: 0 BLK: 0 WP: 0 HR: 1 S: 37 P: 37 ERA: 13.50 WHIP: 2.000											PITCHER	IP: 4.0 WLS: L BF: 21 H: 8 R: 7 ER: 6 SO: 8 BB: 8 IBB: 0 HBP: 0 BLK: 0 WP: 0 HR: 1 S: 37 P: 37 ERA: 13.50 WHIP: 2.000						

California Angels @ Oakland Athletics
Oakland-Alameda County Coliseum, Oakland, CA
Sun Apr 12 1987, 3:33 AM PDT
Att: 37,162 - Unknown

AB	36
R	7
H	11
RBI	7
BB	3
SO	12
LOB	14




Batter	1	2	3	4	5	6	7	8	9	10	AB	R	H	RBI	BB	SO	LOB				
Brian Downing, R OBP: 0.438, SLG: 0.741 (1, 10)	5-3		9-3		K		P3			SH1-4	4	0	0	0	0	1	3				
Devon White, S OBP: 0.344, SLG: 0.500 (1, 9)	K			FC4-6 BB	2B BB			K		HR	3	2	1	2	2	2	0				
Wally Joyner, L OBP: 0.242, SLG: 0.290 (1, 3)	F8			FC4-6 1B	2B			4-3		F9	5	0	1	3	0	0	1				
Mark Ryal, L OBP: 0.167, SLG: 0.167 (1, 7)		F6		F6	6-3			G3		K	5	0	0	0	0	1	2				
Jack Howell, L OBP: 0.318, SLG: 0.421 (1, 5)		4-3 1B				1-3			K		4	0	2	0	0	1	0				
Butch Wynegar, S OBP: 0.399, SLG: 0.318 (1, 2)		4-3		L8		G3			1B		4	0	1	0	0	0	3				
Dick Schofield, R OBP: 0.179, SLG: 0.083 (1, 6)					6-3			F5		F7	4	0	0	0	0	1	2				
Gary Pettis, S OBP: 0.407, SLG: 0.480 (1, 8)			G3		BB 1B 2B 1B			3-1		K	4	1	1	0	0	1	1				
Mark McLemore, S OBP: 0.480, SLG: 0.429 (1, 4)					BB 1B 2B 1B			F8		SH1-4 HR 1B	4	2	3	0	0	0	0				
Inning Stats	R: 0 E: 0 K: 1 S: 5	H: 0 LOB: 0 BB: 0 P: 5	R: 0 E: 0 K: 1 S: 6	H: 1 LOB: 1 BB: 0 P: 6	R: 0 E: 0 K: 0 S: 3	H: 1 LOB: 0 BB: 0 P: 3	R: 0 E: 0 K: 0 S: 4	H: 1 LOB: 2 BB: 1 P: 8	R: 3 E: 0 K: 1 S: 8	H: 3 LOB: 1 BB: 1 P: 12	R: 0 E: 0 K: 0 S: 3	H: 0 LOB: 0 BB: 0 P: 3	R: 0 E: 0 K: 1 S: 5	H: 0 LOB: 0 BB: 0 P: 5	R: 0 E: 0 K: 2 S: 8	H: 1 LOB: 1 BB: 0 P: 8	R: 2 E: 0 K: 1 S: 7	H: 2 LOB: 0 BB: 0 P: 7	1B: 7 2B: 2 3B: 0 HR: 1	SF: 0 SAC: 1 DP: 1 HBP: 0	WP: 0 PA: 40 PB: 0 SB: 0 CS: 0
PITCHER	IP 9.0	WLS 7	BF 35	H 7	R 3	ER 3	SO 6	BB 2	IBB 0	HBP 0	BLK 0	WP 0	HR 0	S 45	P 53	ERA 3.00	WHIP 1.000				
Mike Moore, R ERA: 4.8 (1, 1)																					
Ed Nunez, R ERA: 6.75 (10, 1)	1.0	L	5	2	2	2	1	0	0	0	0	0	1	7	7	18.00	2.000				

California Angels @ Seattle Mariners
The Kingdome, Seattle, WA
Mon Apr 13 1987, 10:05 PM EDT
Att. 11,834 - Unknown

livebaseballscorecards.com

AB	37
R	5
H	9
RBI	5
BB	2
SO	7
LOB	12




Batter	1	2	3	4	5	6	7	8	9	10	AB	R	H	RBI	BB	SO	LOB				
Donell Nixon, R OBP: 0.308, SLG: 0.227 (1, 10)	K				L8						3	0	1	0	0	1	2				
Scott Bradley, L OBP: 0.500, SLG: 0.500 (7, PH)			1B								2	0	2	2	0	0	0				
Mickey Brantley, R OBP: 0.300, SLG: 0.333 (1, 9)	6-3			5-3		F7	BB 1B			1B	3	0	0	0	0	0	0				
Ken Phelps, L OBP: 0.400, SLG: 0.833 (7, PH)											0	0	0	0	1	0	0				
Mike Kingery, L OBP: 0.261, SLG: 0.150 (8, 9)							G6-4-3 BB				1	0	0	0	0	0	1				
Phil Bradley, R OBP: 0.300, SLG: 0.045 (1, 7)	K			2B BB		K	G6-4-3 1-2f			K	4	0	0	0	1	3	3				
Jim Presley, R OBP: 0.276, SLG: 0.222 (1, 5)		6-3		F8		1B			L6		4	0	1	0	1	0	1				
Alvin Davis, L OBP: 0.310, SLG: 0.429 (1, 3)						5-3			F6		5	0	2	0	0	0	2				
Dave Valle, R OBP: 0.348, SLG: 0.762 (1, 2)		G5-4-3 1B		1B					F6		4	1	1	1	0	0	1				
Rey Quinones, R OBP: 0.346, SLG: 0.385 (1, 6)											4	1	2	0	0	0	0				
John Moses, S OBP: 0.400, SLG: 0.700 (1, 8)											4	1	3	0	0	0	1				
Harold Reynolds, S OBP: 0.217, SLG: 0.261 (1, 4)											4	0	2	0	0	1	3				
Inning Stats	R: 0 E: 0 K: 2 S: 7	H: 0 LOB: 0 BB: 0 P: 7	R: 0 E: 0 K: 0 S: 3	H: 1 LOB: 0 BB: 0 P: 3	R: 0 E: 0 K: 0 S: 4	H: 3 LOB: 2 BB: 0 P: 4	R: 0 E: 0 K: 1 S: 7	H: 2 LOB: 2 BB: 0 P: 7	R: 0 E: 0 K: 1 S: 6	H: 1 LOB: 1 BB: 0 P: 6	R: 2 E: 0 K: 0 S: 6	H: 4 LOB: 3 BB: 1 P: 10	R: 0 E: 0 K: 0 S: 3	H: 0 LOB: 0 BB: 0 P: 3	R: 1 E: 0 K: 0 S: 5	H: 2 LOB: 1 BB: 0 P: 5	R: 0 E: 0 K: 1 S: 4	H: 0 LOB: 0 BB: 1 P: 8	1B: 10 2B: 3 3B: 1 HR: 1	SF: 0 SAC: 0 DP: 3 HBP: 0	WP: 0 PA: 41 PB: 0 SB: 0 CS: 2
PITCHER	IP 6.0	WLS 2	BF 25	H 10	R 2	ER 2	SO 4	BB 1	IBB 0	HBP 0	BLK 0	WP 0	HR 1	S 32	P 36	ERA 3.00	WHIP 1.833				
John Candelaria, L ERA: 2.13 (7, 1)																					
Willie Fraser, R ERA: 3.6 (9, 1)	2.0	W	8	2	1	1	1	1	0	0	0	0	0	9	13	4.50	1.500				

California Angels @ Seattle Mariners
The Kingdome, Seattle, WA
Mon Apr 13 1987, 10:05 PM EDT
Att. 11,834 - Unknown

livebaseballscorecards.com

AB	38
R	3
H	14
RBI	3
BB	3
SO	5
LOB	14



Batter	1	2	3	4	5	6	7	8	9	AB	R	H	RBI	BB	SO	LOB	TOP				
Brian Downing, R OBP: 0.486, SLG: 0.833 (1, 10)	0-0 HR		4-0 2B BB		4-0 BB		0-0 FC3-6 1B	0-0 F6		3	1	2	1	2	0	2					
Devon White, S OBP: 0.351, SLG: 0.606 (1, 9)	0-0 4-3		0-0 1-3 2B		0-0 L4		0-3 K		0-0 HR	5	1	2	1	0	1	4					
Wally Joyner, L OBP: 0.237, SLG: 0.278 (1, 3)	0-0 F5		0-0 G3			0-0 1B 1B	0-0 FC3-6 WP BB		0-0 4-3	5	1	1	0	0	0	4					
Doug DeCinces, R OBP: 0.464, SLG: 0.474 (1, 5)	0-0 6-3			0-0 6-3		0-3 K	4-0 WP BB		0-0 6-3	4	0	0	0	1	1	1					
Jack Howell, L OBP: 0.333, SLG: 0.417 (1, 7)		0-0 F8		0-0 G4-6-3 1B		0-0 1B 1B	0-0 F7		0-3 K	5	0	2	0	0	1	2					
Dick Schofield, R OBP: 0.194, SLG: 0.111 Ruppert Jones, L (8, PH) (8, 8)		0-0 L7		0-0 G4-6-3 1-2		0-0 1B 1-2 2-H		0-0 4-3		3	0	1	1	0	0	1					
Darrell Miller, R Mark Ryal, L OBP: 0.143, SLG: 0.143 Butch Wynegar, S OBP: 0.360, SLG: 0.318 (8, PH) (8, 2)		0-0 L9			0-0 F7	0-0 F9		0-0 3-1		3	0	0	0	0	0	2	AB 36 R 4 H 10 RBI 3 BB 4 SO 5 LOB 19				
Gary Pettis, S OBP: 0.419, SLG: 0.500 Gus Polidor, R (8, 6)			0-0 F4		0-0 2B	0-3 K		1-0 HBP		3	0	1	0	0	1	2					
Mark McLemore, S OBP: 0.483, SLG: 0.417 (1, 4)			0-0 3-1		0-3 K		0-0 FC3-6 WP 1B 1B	4-0 BB		3	1	1	0	1	1	1					
Inning Stats	R: 1 E: 0 K: 0 S: 4	H: 1 LOB: 0 BB: 0 P: 4	R: 0 E: 0 K: 0 S: 3	H: 0 LOB: 0 BB: 0 P: 3	R: 0 E: 0 K: 0 S: 4	H: 1 LOB: 2 BB: 1 P: 8	R: 0 E: 0 K: 0 S: 3	H: 1 LOB: 0 BB: 0 P: 3	R: 0 E: 0 K: 1 S: 6	H: 3 LOB: 2 BB: 1 P: 10	R: 1 E: 0 K: 1 S: 7	H: 2 LOB: 2 BB: 1 P: 11	R: 0 E: 0 K: 0 S: 3	H: 0 LOB: 0 BB: 1 P: 8	R: 1 E: 0 K: 1 S: 6	H: 1 LOB: 0 BB: 0 P: 6	1B: 6 2B: 2 3B: 0 HR: 2	SF: 0 SAC: 0 DP: 1 HBP: 1	WP: 1 PB: 0 SB: 1 CS: 0	PA: 41	
PITCHER	IP WLS BF H R ER SO BB IBB HBP BLK WP HR S P ERA WHIP	IP WLS BF H R ER SO BB IBB HBP BLK WP HR S P ERA WHIP	IP WLS BF H R ER SO BB IBB HBP BLK WP HR S P ERA WHIP	IP WLS BF H R ER SO BB IBB HBP BLK WP HR S P ERA WHIP	IP WLS BF H R ER SO BB IBB HBP BLK WP HR S P ERA WHIP	IP WLS BF H R ER SO BB IBB HBP BLK WP HR S P ERA WHIP	IP WLS BF H R ER SO BB IBB HBP BLK WP HR S P ERA WHIP	IP WLS BF H R ER SO BB IBB HBP BLK WP HR S P ERA WHIP	IP WLS BF H R ER SO BB IBB HBP BLK WP HR S P ERA WHIP	IP WLS BF H R ER SO BB IBB HBP BLK WP HR S P ERA WHIP	IP WLS BF H R ER SO BB IBB HBP BLK WP HR S P ERA WHIP	IP WLS BF H R ER SO BB IBB HBP BLK WP HR S P ERA WHIP	IP WLS BF H R ER SO BB IBB HBP BLK WP HR S P ERA WHIP	IP WLS BF H R ER SO BB IBB HBP BLK WP HR S P ERA WHIP	IP WLS BF H R ER SO BB IBB HBP BLK WP HR S P ERA WHIP	IP WLS BF H R ER SO BB IBB HBP BLK WP HR S P ERA WHIP	IP WLS BF H R ER SO BB IBB HBP BLK WP HR S P ERA WHIP	IP WLS BF H R ER SO BB IBB HBP BLK WP HR S P ERA WHIP	IP WLS BF H R ER SO BB IBB HBP BLK WP HR S P ERA WHIP	IP WLS BF H R ER SO BB IBB HBP BLK WP HR S P ERA WHIP	IP WLS BF H R ER SO BB IBB HBP BLK WP HR S P ERA WHIP

California Angels @ Seattle Mariners
The Kingdome, Seattle, WA
Tue Apr 14 1987, 10:05 PM EDT
Att: 7,301 - Unknown



Batter	1	2	3	4	5	6	7	8	9	AB	R	H	RBI	BB	SO	LOB	BOTTOM					
Donell Nixon, R OBP: 0.300, SLG: 0.231 Mickey Brantley, R OBP: 0.300, SLG: 0.333 (1, 8) (7, 8)	0-0 P3			0-3 K		0-3 K				4	0	1	0	0	2	2						
John Moses, S OBP: 0.500, SLG: 0.786 (1, 9) (7, 3)	0-0 HR	0-3 K2-3			0-0 4-3 SF9	0-0 1-3 2-H 1B				4	2	3	1	0	1	1						
Phil Bradley, R OBP: 0.294, SLG: 0.192 (1, 7)	0-0 HR		0-0 F8		0-0 4-3	0-0 4-1				4	1	1	2	0	0	3						
Ken Phelps, L OBP: 0.375, SLG: 0.714 (1, 10)	0-0 F8		0-0 4-3		4-0 FC6-4 BB		0-3 K			3	0	0	0	1	1	0						
Alvin Davis, L OBP: 0.344, SLG: 0.429 Mike Kingery, L OBP: 0.250, SLG: 0.143 (1, 3) (7, 9)	4-0 2B 1B BB		4-0 1B BB		0-0 SF9		0-0 6-3			0	1	0	1	2	0	0						
Jim Prestley, R OBP: 0.303, SLG: 0.290 (1, 5)	0-0 1B 2B		0-0 1B		0-0 FC6-4		0-0 3-1			4	0	2	0	0	0	1						
Dave Valle, R OBP: 0.720 Bob Kearney, R (9, 2)	0-0 2-H 3-H 1B		0-3 K		0-0 1B 1B		0-0 5-3			4	1	2	1	0	1	2	AB 32 R 6 H 11 RBI 6 BB 3 SO 6 LOB 10					
Rey Quinones, R OBP: 0.333, SLG: 0.467 (1, 6)		0-0 HR		0-0 5-3		0-3 K		0-0 4-3		4	1	1	1	0	1	1						
Harold Reynolds, S OBP: 0.222, SLG: 0.259 (1, 4)		0-0 F7		0-0 F8		0-0 1B 1-2 1B		0-0 F7		4	0	1	0	0	0	0						
Inning Stats	R: 3 E: 0 K: 0 S: 6	H: 4 LOB: 2 BB: 1 P: 10	R: 1 E: 0 K: 1 S: 6	H: 2 LOB: 0 BB: 0 P: 6	R: 0 E: 0 K: 1 S: 6	H: 1 LOB: 2 BB: 1 P: 10	R: 0 E: 0 K: 1 S: 5	H: 0 LOB: 0 BB: 0 P: 5	R: 1 E: 0 K: 0 S: 4	H: 1 LOB: 1 BB: 1 P: 8	R: 1 E: 0 K: 2 S: 10	H: 3 LOB: 0 BB: 0 P: 10	R: 0 E: 0 K: 1 S: 5	H: 0 LOB: 0 BB: 0 P: 5	R: 0 E: 0 K: 0 S: 3	H: 0 LOB: 0 BB: 0 P: 3	R: 0 E: 0 K: 0 S: 6	H: 0 LOB: 0 BB: 0 P: 6	1B: 7 2B: 2 3B: 0 HR: 2	SF: 1 SAC: 0 DP: 0 HBP: 0	WP: 0 PB: 0 SB: 0 CS: 1	PA: 36
PITCHER	IP WLS BF H R ER SO BB IBB HBP BLK WP HR S P ERA WHIP	IP WLS BF H R ER SO BB IBB HBP BLK WP HR S P ERA WHIP	IP WLS BF H R ER SO BB IBB HBP BLK WP HR S P ERA WHIP	IP WLS BF H R ER SO BB IBB HBP BLK WP HR S P ERA WHIP	IP WLS BF H R ER SO BB IBB HBP BLK WP HR S P ERA WHIP	IP WLS BF H R ER SO BB IBB HBP BLK WP HR S P ERA WHIP	IP WLS BF H R ER SO BB IBB HBP BLK WP HR S P ERA WHIP	IP WLS BF H R ER SO BB IBB HBP BLK WP HR S P ERA WHIP	IP WLS BF H R ER SO BB IBB HBP BLK WP HR S P ERA WHIP	IP WLS BF H R ER SO BB IBB HBP BLK WP HR S P ERA WHIP	IP WLS BF H R ER SO BB IBB HBP BLK WP HR S P ERA WHIP	IP WLS BF H R ER SO BB IBB HBP BLK WP HR S P ERA WHIP	IP WLS BF H R ER SO BB IBB HBP BLK WP HR S P ERA WHIP	IP WLS BF H R ER SO BB IBB HBP BLK WP HR S P ERA WHIP	IP WLS BF H R ER SO BB IBB HBP BLK WP HR S P ERA WHIP	IP WLS BF H R ER SO BB IBB HBP BLK WP HR S P ERA WHIP	IP WLS BF H R ER SO BB IBB HBP BLK WP HR S P ERA WHIP	IP WLS BF H R ER SO BB IBB HBP BLK WP HR S P ERA WHIP	IP WLS BF H R ER SO BB IBB HBP BLK WP HR S P ERA WHIP	IP WLS BF H R ER SO BB IBB HBP BLK WP HR S P ERA WHIP	IP WLS BF H R ER SO BB IBB HBP BLK WP HR S P ERA WHIP	IP WLS BF H R ER SO BB IBB HBP BLK WP HR S P ERA WHIP

California Angels @ Seattle Mariners
The Kingdome, Seattle, WA
Tue Apr 14 1987, 10:05 PM EDT
Att: 7,301 - Unknown



Batter	1	2	3	4	5	6	7	8	9	AB	R	H	RBI	BB	SO	LOB	TOP								
Brian Downing, R OBP: 0.512, SLG: 0.909 (1, 10)										3	1	2	2	1	0	0									
Devon White, S OBP: 0.341, SLG: 0.568 (1, 9)										4	0	1	0	0	0	2									
Wally Joyner, L OBP: 0.214, SLG: 0.250 (1, 3)										4	0	0	0	0	1	2									
Doug DeCinces, R OBP: 0.406, SLG: 0.391 (1, 5)										4	0	0	0	0	2	1									
Jack Howell, L OBP: 0.355, SLG: 0.444 (1, 7)										3	1	1	0	1	0	0									
Butch Wynegar, S OBP: 0.379, SLG: 0.346 (1, 2)										4	0	2	1	0	1	0									
Dick Schofield, R OBP: 0.235, SLG: 0.300 (1, 6)										3	2	2	1	0	0	2									
Gary Pettis, S OBP: 0.371, SLG: 0.438 (1, 8)										4	0	0	0	0	1	4									
Mark McLemore, S OBP: 0.438, SLG: 0.370 (1, 4)										3	0	0	0	0	0	2									
Inning Stats	R: 1 E: 0 K: 1 S: 6	H: 1 LOB: 0 BB: 0 P: 6	R: 1 E: 0 K: 0 S: 5	H: 2 LOB: 1 BB: 0 P: 5	R: 0 E: 0 K: 0 S: 3	H: 1 LOB: 0 BB: 0 P: 3	R: 0 E: 0 K: 1 S: 5	H: 0 LOB: 0 BB: 0 P: 5	R: 1 E: 0 K: 0 S: 5	H: 2 LOB: 1 BB: 0 P: 5	R: 0 E: 0 K: 0 S: 5	H: 0 LOB: 0 BB: 0 P: 5	R: 1 E: 0 K: 1 S: 6	H: 1 LOB: 0 BB: 0 P: 6	R: 0 E: 0 K: 1 S: 5	H: 0 LOB: 1 BB: 1 P: 9	R: 0 E: 0 K: 0 S: 3	H: 1 LOB: 1 BB: 1 P: 7	1B: 4 2B: 2 3B: 0 HR: 2	SF: 0 SAC: 1 DP: 2 HBP: 0	WP: 0 PB: 0 SB: 0 CS: 0	PA: 35			
PITCHER	IP	WLS	BF	H	R	ER	SO	BB	IBB	HBP	BLK	WP	HR	S	P	ERA	WHIP								
Mike Morgan, R ERA: 7.2 (1, 1)	7.0	L	27	7	4	4	4	0	0	0	0	0	2	35	35	5.14	1.000								
Bill Wilkinson, L ERA: (8, 1)	1.0		4	0	0	0	1	1	0	0	0	0	0	5	9	0.00	1.000								
Rich Monteleone, R ERA: (9, 1)	1.0		4	1	0	0	0	1	0	0	0	0	0	3	7	0.00	2.000								

California Angels @ Seattle Mariners
The Kingdome, Seattle, WA
Wed Apr 15 1987, 6:33 AM EDT
Att: 8,333 - Unknown

AB 32
R 4
H 8
RBI 4
BB 2
SO 5
LOB 13



Batter	1	2	3	4	5	6	7	8	9	AB	R	H	RBI	BB	SO	LOB	BOTTOM								
John Moses, S OBP: 0.444, SLG: 0.667 (1, 8)										4	0	1	0	0	1	0									
Scott Bradley, L OBP: 0.333, SLG: 0.333 (1, 5)										4	0	0	0	0	0	1									
Phil Bradley, R OBP: 0.324, SLG: 0.214 (1, 7)										2	0	1	0	1	1	1									
Ken Phelps, L OBP: 0.333, SLG: 0.625 (1, 10)										3	0	0	0	0	0	1									
Alvin Davis, L OBP: 0.343, SLG: 0.419 (1, 3)										3	0	1	0	0	1	0									
Dave Valle, R OBP: 0.333, SLG: 0.643 (1, 2)										3	0	0	0	0	3	1									
Mickey Brantley, R OBP: 0.308, SLG: 0.333 (1, 9)										3	0	1	0	0	1	0									
Rey Quinones, R OBP: 0.303, SLG: 0.424 (1, 6)										3	0	0	0	0	1	1									
Harold Reynolds, S OBP: 0.200, SLG: 0.233 (1, 4)										3	0	0	0	0	1	0									
Inning Stats	R: 0 E: 0 K: 1 S: 4	H: 0 LOB: 0 BB: 1 P: 8	R: 0 E: 0 K: 1 S: 5	H: 1 LOB: 0 BB: 0 P: 5	R: 0 E: 0 K: 1 S: 5	H: 0 LOB: 0 BB: 0 P: 5	R: 0 E: 0 K: 2 S: 7	H: 1 LOB: 1 BB: 0 P: 7	R: 0 E: 0 K: 0 S: 3	H: 0 LOB: 0 BB: 0 P: 3	R: 0 E: 0 K: 0 S: 4	H: 1 LOB: 1 BB: 0 P: 4	R: 0 E: 0 K: 2 S: 8	H: 1 LOB: 1 BB: 0 P: 8	R: 0 E: 0 K: 1 S: 5	H: 0 LOB: 0 BB: 0 P: 5	1B: 4 2B: 1 3B: 0 HR: 0	SF: 0 SAC: 0 DP: 1 HBP: 0	WP: 0 PB: 0 SB: 0 CS: 2	PA: 31					
PITCHER	IP	WLS	BF	H	R	ER	SO	BB	IBB	HBP	BLK	WP	HR	S	P	ERA	WHIP								
Kirk McCaskill, R ERA: 1.8 (1, 1)	9.0	W	29	4	0	0	9	1	0	0	0	0	0	46	50	0.00	0.556								

California Angels @ Seattle Mariners
The Kingdome, Seattle, WA
Wed Apr 15 1987, 6:33 AM EDT
Att: 8,333 - Unknown

AB 28
R 0
H 4
RBI 0
BB 1
SO 9
LOB 5



Batter	1	2	3	4	5	6	7	8	9	AB	R	H	RBI	BB	SO	LOB	TOP					
Al Newman, S OBP: 0.346, SLG: 0.360 (1, 4)										4	0	0	0	0	0	2	Minnesota Twins @ California Angels Anaheim Stadium, Anaheim, CA Fri Apr 17 1987, 10:05 PM EDT Att: 36,175 - Unknown					
Randy Bush, L OBP: 0.333, SLG: 0.594 (1, 9)										4	1	1	0	0	0	1						
Kirby Puckett, R OBP: 0.477, SLG: 0.900 (1, 8)										4	0	1	1	0	1	0						
Kent Hrbek, L OBP: 0.359, SLG: 0.323 (1, 3)										4	0	0	0	0	1	2						
Gary Gaetti, R OBP: 0.262, SLG: 0.410 (1, 5)										4	0	0	0	0	2	2						
Roy Smalley, S OBP: 0.273, SLG: 0.485 (1, 10)										4	0	0	0	0	1	2						
Tom Brunansky, R OBP: 0.250, SLG: 0.276 (1, 7)										3	0	0	0	0	1	2						
Greg Gagne, R OBP: 0.367, SLG: 0.414 (1, 6)										3	0	1	0	0	0	0						
Tom Nieto, R OBP: 0.294, SLG: 0.333 (1, 2)										1	0	0	0	1	0	1						
Dan Gladden, R OBP: 0.391, SLG: 0.476 (8, PH)										1	0	0	0	0	1	0						
Tim Laudner, R OBP: 0.200, SLG: 0.800 (8, 2)										0	0	0	0	0	0	0						
Inning Stats	R: 0 E: 0 K: 0 S: 3	H: 0 LOB: 0 BB: 0 P: 3	R: 0 E: 0 K: 2 S: 7	H: 0 LOB: 0 BB: 0 P: 7	R: 0 E: 0 K: 0 S: 4	H: 1 LOB: 1 BB: 0 P: 4	R: 1 E: 1 K: 1 S: 8	H: 2 LOB: 2 BB: 0 P: 8	R: 0 E: 0 K: 0 S: 3	H: 0 LOB: 1 BB: 1 P: 7	R: 0 E: 0 K: 1 S: 5	H: 0 LOB: 0 BB: 0 P: 5	R: 0 E: 0 K: 1 S: 5	H: 0 LOB: 0 BB: 0 P: 5	R: 0 E: 0 K: 1 S: 5	H: 0 LOB: 0 BB: 0 P: 5	R: 0 E: 0 K: 1 S: 6	H: 0 LOB: 1 BB: 0 P: 6	1B: 2 2B: 0 3B: 1 HR: 0	SF: 0 SAC: 0 DP: 0 HBP: 0	WP: 0 PB: 1 CS: 0	PA: 33
PITCHER Mike Witt, R ERA: 3.27 (1, 1)	IP: 9.0 WLS: W BF: 33 H: 3 R: 1 ER: 1 SO: 7 BB: 1 IBB: 0 HBP: 0 BLK: 0 WP: 0 HR: 0 S: 46 P: 50 ERA: 1.00 WHIP: 0.444															PITCHER Mike Witt, R ERA: 3.27 (1, 1)	IP: 9.0 WLS: W BF: 33 H: 3 R: 1 ER: 1 SO: 7 BB: 1 IBB: 0 HBP: 0 BLK: 0 WP: 0 HR: 0 S: 46 P: 50 ERA: 1.00 WHIP: 0.444					

AB	32
R	1
H	3
RBI	1
BB	1
SO	7
LOB	12



Batter	1	2	3	4	5	6	7	8	9	AB	R	H	RBI	BB	SO	LOB	BOTTOM			
Brian Downing, R OBP: 0.511, SLG: 0.892 (1, 10)										4	0	2	0	0	0	1	Minnesota Twins @ California Angels Anaheim Stadium, Anaheim, CA Fri Apr 17 1987, 10:05 PM EDT Att: 36,175 - Unknown			
Devon White, S OBP: 0.333, SLG: 0.610 (1, 9)										4	1	1	1	0	2	4				
Wally Joyner, L OBP: 0.217, SLG: 0.250 (1, 3)										4	0	1	1	0	0	2				
Doug DeCinces, R OBP: 0.444, SLG: 0.400 (1, 5)										2	0	1	0	1	0	1				
Jack Howell, L OBP: 0.324, SLG: 0.400 (1, 7)										3	0	0	0	0	1	4				
Butch Wynegar, S OBP: 0.394, SLG: 0.310 (1, 2)										3	0	0	0	1	0	1				
Dick Schofield, R OBP: 0.237, SLG: 0.294 (1, 6)										4	0	1	0	0	0	2				
Gary Pettis, S OBP: 0.368, SLG: 0.429 (1, 8)										3	0	1	0	0	1	1				
Mark McLemore, S OBP: 0.457, SLG: 0.414 (1, 4)										2	1	1	0	1	0	2				
Inning Stats	R: 0 E: 0 K: 1 S: 6	H: 1 LOB: 1 BB: 0 P: 6	R: 0 E: 0 K: 0 S: 4	H: 1 LOB: 2 BB: 1 P: 8	R: 1 E: 0 K: 1 S: 7	H: 2 LOB: 1 BB: 0 P: 7	R: 0 E: 0 K: 0 S: 3	H: 1 LOB: 0 BB: 0 P: 3	R: 1 E: 1 K: 1 S: 7	H: 2 LOB: 2 BB: 0 P: 8	R: 0 E: 0 K: 1 S: 5	H: 0 LOB: 0 BB: 0 P: 5	R: 0 E: 1 K: 0 S: 3	H: 1 LOB: 1 BB: 1 P: 7	R: 0 E: 0 K: 0 S: 3	H: 0 LOB: 1 BB: 1 P: 7	1B: 5 2B: 3 3B: 0 HR: 1	SF: 0 SAC: 1 DP: 2 HBP: 1	WP: 0 PB: 0 CS: 1	PA: 34
PITCHER Bert Blyleven, R ERA: 3.88 (1, 1)	IP: 8.0 WLS: L BF: 34 H: 8 R: 2 ER: 2 SO: 4 BB: 3 IBB: 0 HBP: 1 BLK: 0 WP: 0 HR: 1 S: 38 P: 51 ERA: 2.25 WHIP: 1.375															PITCHER Bert Blyleven, R ERA: 3.88 (1, 1)	IP: 8.0 WLS: L BF: 34 H: 8 R: 2 ER: 2 SO: 4 BB: 3 IBB: 0 HBP: 1 BLK: 0 WP: 0 HR: 1 S: 38 P: 51 ERA: 2.25 WHIP: 1.375			


AB	29
R	2
H	8
RBI	2
BB	3
SO	4
LOB	18



Batter	1	2	3	4	5	6	7	8	9	AB	R	H	RBI	BB	SO	LOB	TOP			
Dan Gladden, R OBP: 0.333, SLG: 0.400 (1, 7)	F7		G6-4-3			L9		K		4	0	0	0	0	1	2				
Mark Davidson, R OBP: 0.182, SLG: 0.182 Randy Bush, L OBP: 0.324, SLG: 0.576 (8, PH) (8, 9)	6-3			F8		F7		F5		3	0	0	0	0	0	0				
Kirby Puckett, R OBP: 0.479, SLG: 0.860 (1, 8)	1-3			1-3		BB		1B		3	0	1	0	1	0	0				
Gary Gaetti, R OBP: 0.239, SLG: 0.372 (1, 5)		6-3		F4		F4		K		4	0	0	0	0	1	2				
Tom Brunansky, R OBP: 0.229, SLG: 0.250 Roy Smalley, S OBP: 0.265, SLG: 0.471 (9, PH)		F8			5-3		K		F7	3	0	0	0	0	1	0				
Kent Hrbek, L OBP: 0.372, SLG: 0.343 (1, 3)		1B		1B		F8		4-3		4	0	2	0	0	0	1				
Greg Gagne, R OBP: 0.333, SLG: 0.375 (1, 6)		5-3			K		5-3			3	0	0	0	0	1	2				
Steve Lombardozzi, R OBP: 0.367, SLG: 0.320 (1, 4)			F7			1B		SH1-4 BB		2	0	1	0	1	0	0				
Tom Nieto, R OBP: 0.306, SLG: 0.344 (1, 2)			G6-4-3 1B			K		SH1-4		2	0	1	0	0	1	2				
Inning Stats	R: 0 E: 0 K: 0 S: 3	H: 0 LOB: 0 BB: 0 P: 3	R: 0 E: 0 K: 0 S: 4	H: 1 LOB: 1 BB: 0 P: 4	R: 0 E: 0 K: 0 S: 3	H: 1 LOB: 0 BB: 0 P: 3	R: 0 E: 0 K: 0 S: 3	H: 0 LOB: 0 BB: 0 P: 3	R: 0 E: 0 K: 2 S: 9	H: 2 LOB: 2 BB: 0 P: 9	R: 0 E: 0 K: 1 S: 5	H: 0 LOB: 0 BB: 0 P: 5	R: 0 E: 0 K: 1 S: 5	H: 0 LOB: 1 BB: 1 P: 9	R: 0 E: 0 K: 1 S: 6	H: 1 LOB: 1 BB: 0 P: 6	1B: 5 2B: 0 3B: 0 HR: 0	SF: 0 SAC: 1 DP: 1 HBP: 0	WP: 0 PB: 0 SB: 1 CS: 0	PA: 33
PITCHER	IP	WLS	BF	H	R	ER	SO	BB	IBB	HBP	BLK	WP	HR	S	P	ERA	WHIP			
John Candelaria, L ERA: 1.35 Donnie Moore, R ERA: 2.7	7.1	W	27	4	0	0	3	2	0	0	0	0	0	31	39	0.00	0.818			
	1.2	S	6	1	0	0	2	0	0	0	0	0	0	10	10	0.00	0.600			

Minnesota Twins @ California Angels
Anaheim Stadium, Anaheim, CA
Sat Apr 18, 1987, 10:05 PM EDT
Att: 36,881 - Unknown


AB	30
R	0
H	5
RBI	0
BB	2
SO	5
LOB	11



Batter	1	2	3	4	5	6	7	8	9	AB	R	H	RBI	BB	SO	LOB	BOTTOM			
Brian Downing, R OBP: 0.469, SLG: 0.805 (1, 10)	K		5-3			FC5-4		G2-6-3		4	0	0	0	0	1	2				
Wally Joyner, L OBP: 0.220, SLG: 0.250 (1, 3)	F6			6-3		F9		1B		4	0	1	0	0	0	1				
George Hendrick, R OBP: 0.077, SLG: 0.077 (1, 9)	6-3			F5		1-3		F6		4	0	0	0	0	0	1				
Doug DeCinces, R OBP: 0.462, SLG: 0.429 (1, 5)		4-3 SH2-3 1B		F4		1B E 1B				3	1	2	0	0	0	0				
Dick Schofield, R OBP: 0.250, SLG: 0.306 (1, 6)		SH2-3		6-3		E 1B				2	0	1	0	0	0	0				
Devon White, S OBP: 0.313, SLG: 0.568 (1, 7)		4-3		L9		F2				3	0	0	0	0	0	3				
Butch Wynegar, S OBP: 0.361, SLG: 0.313 (1, 2)		G3		F7		E4 1-3 2-H 1B				3	0	1	0	0	0	1				
Gary Pettis, S OBP: 0.341, SLG: 0.395 (1, 8)			K			K		F7		3	0	0	0	0	2	2				
Mark McLemore, S OBP: 0.474, SLG: 0.419 (1, 4)			6-3			FC5-4 BB		G2-6-3 1B		2	0	1	0	1	0	0				
Inning Stats	R: 0 E: 0 K: 1 S: 5	H: 0 LOB: 0 BB: 0 P: 5	R: 0 E: 0 K: 0 S: 4	H: 1 LOB: 1 BB: 0 P: 4	R: 0 E: 0 K: 1 S: 5	H: 0 LOB: 0 BB: 0 P: 5	R: 0 E: 0 K: 0 S: 3	H: 0 LOB: 0 BB: 0 P: 3	R: 0 E: 0 K: 1 S: 5	H: 0 LOB: 1 BB: 1 P: 9	R: 1 E: 1 K: 0 S: 6	H: 3 LOB: 2 BB: 0 P: 6	R: 0 E: 0 K: 0 S: 4	H: 2 LOB: 1 BB: 0 P: 4	1B: 6 2B: 0 3B: 0 HR: 0	SF: 0 SAC: 1 DP: 1 HBP: 0	WP: 0 PB: 0 SB: 0 CS: 0	PA: 30		
PITCHER	IP	WLS	BF	H	R	ER	SO	BB	IBB	HBP	BLK	WP	HR	S	P	ERA	WHIP			
Frank Viola, L ERA: 1.74	8.0	L	30	6	1	0	3	1	0	0	0	0	0	35	39	0.00	0.875			

Minnesota Twins @ California Angels
Anaheim Stadium, Anaheim, CA
Sat Apr 18, 1987, 10:05 PM EDT
Att: 36,881 - Unknown

AB	28
R	1
H	6
RBI	0
BB	1
SO	3
LOB	10



Batter	1	2	3	4	5	6	7	8	9	AB	R	H	RBI	BB	SO	LOB	TOP					
Al Newman, S (1, 6) OBP: 0.355, SLG: 0.345	F8		BB				F7		SH5-3 1B	4	0	1	1	1	1	1	Minnesota Twins @ California Angels Anaheim Stadium, Anaheim, CA Sun Apr 19 1987, 6:33 AM EDT Att: 49,627 - Unknown livebaseballscorecards.com					
Randy Bush, L (1, 9) OBP: 0.316, SLG: 0.528 Mark Davidson, R (9, 9) OBP: 0.182, SLG: 0.182	G3		1-3		4-3				SH5-3 1B	3	0	0	0	1	0	2						
Kirby Puckett, R (1, 8) OBP: 0.491, SLG: 0.830	HBP						K		6-3	4	2	2	1	0	1	2						
Kent Hrbek, L (1, 3) OBP: 0.375, SLG: 0.350	F6						K		3-1	5	1	2	0	0	1	3						
Gary Gaetti, R (1, 5) OBP: 0.240, SLG: 0.426									6-3	4	1	1	3	0	2	2						
Roy Smalley, S (1, 10) OBP: 0.283, SLG: 0.444	4-3								6-3	2	0	0	1	1	0	0						
Tom Brunansky, R (1, 7) OBP: 0.231, SLG: 0.250	CS 1B								K	4	0	1	0	0	2	2						
Mark Salas, L (1, 2) OBP: 0.714, SLG: 0.500	CS		4-3						E SH 1B BB	2	1	1	0	2	0	0						
Sieve Lombardozzi, R (1, 4) OBP: 0.333, SLG: 0.286			P3						SH SH5-3 1B 1-3 6-3	3	1	0	0	0	1	2						
Inning Stats	R: 0 E: 0 K: 0 S: 3	H: 0 LOB: 1 BB: 0 P: 4	R: 0 E: 0 K: 1 S: 5	H: 1 LOB: 0 BB: 0 P: 5	R: 0 E: 0 K: 0 S: 3	H: 0 LOB: 1 BB: 1 P: 7	R: 1 E: 0 K: 2 S: 9	H: 2 LOB: 1 BB: 0 P: 9	R: 0 E: 0 K: 1 S: 6	H: 1 LOB: 1 BB: 0 P: 6	R: 3 E: 0 K: 1 S: 7	H: 3 LOB: 1 BB: 2 P: 15	R: 0 E: 0 K: 2 S: 7	H: 0 LOB: 1 BB: 1 P: 11	R: 0 E: 0 K: 1 S: 5	H: 0 LOB: 0 BB: 0 P: 5	R: 2 E: 1 K: 0 S: 5	H: 1 LOB: 1 BB: 1 P: 9	1B: 7 2B: 0 3B: 0 HR: 1	SF: 1 SAC: 2 DP: 1 HBP: 1	WP: 0 PB: 0 SB: 2 CS: 1	PA: 41
PITCHER	IP	WLS	BF	H	R	ER	SO	BB	IBB	HBP	BLK	WP	HR	S	P	ERA	WHIP					
Don Sutton, R (1, 1) ERA: 7.07	5.0	L	23	7	4	4	4	1	0	1	0	0	1	29	34	7.20	1.600					
Willie Fraser, R (6, 1) ERA: 1.99	4.0		17	1	2	2	4	4	0	0	0	0	0	21	37	4.50	1.250					

Batter	1	2	3	4	5	6	7	8	9	AB	R	H	RBI	BB	SO	LOB	BOTTOM					
Brian Downing, R (1, 10) OBP: 0.463, SLG: 0.778	G1-6-3 BB		F6						F7	4	0	1	0	1	0	2	Minnesota Twins @ California Angels Anaheim Stadium, Anaheim, CA Sun Apr 19 1987, 6:33 AM EDT Att: 49,627 - Unknown livebaseballscorecards.com					
Devon White, S (1, 9) OBP: 0.321, SLG: 0.604	F9		K						4-3 2B	4	1	1	1	0	1	2						
Ruppert Jones, L (1, 7) OBP: 0.333, SLG: 0.200	G1-6-3								1B HBP	4	0	1	2	1	0	1						
Wally Joyner, L (1, 3) OBP: 0.236, SLG: 0.250									1-3 2-H 3-H 1B	4	1	1	0	1	0	4						
Jack Howell, L (1, 5) OBP: 0.368, SLG: 0.500										2	1	1	2	2	0	1						
Butch Wynegar, S (1, 2) OBP: 0.325, SLG: 0.278	G3									4	0	0	0	0	1	4						
Dick Schofield, R (1, 6) OBP: 0.250, SLG: 0.282	F4								5-3	3	0	0	0	1	1	0						
Gary Pettis, S (1, 8) OBP: 0.356, SLG: 0.390	6-3								HBP 1B BB	3	1	1	0	1	1	1						
Mark McLemore, S (1, 4) OBP: 0.452, SLG: 0.400			K						1-2 1B 1B	4	1	1	0	0	1	2						
Inning Stats	R: 0 E: 0 K: 0 S: 2	H: 0 LOB: 0 BB: 1 P: 6	R: 2 E: 0 K: 0 S: 4	H: 1 LOB: 0 BB: 1 P: 8	R: 0 E: 0 K: 2 S: 7	H: 0 LOB: 0 BB: 0 P: 7	R: 0 E: 0 K: 1 S: 5	H: 0 LOB: 1 BB: 1 P: 9	R: 0 E: 0 K: 1 S: 5	H: 1 LOB: 0 BB: 0 P: 5	R: 1 E: 0 K: 0 S: 5	H: 2 LOB: 1 BB: 0 P: 5	R: 0 E: 0 K: 1 S: 5	H: 0 LOB: 1 BB: 1 P: 9	R: 0 E: 0 K: 0 S: 4	H: 1 LOB: 3 BB: 2 P: 12	R: 2 E: 0 K: 0 S: 5	H: 2 LOB: 2 BB: 1 P: 10	1B: 4 2B: 1 3B: 0 HR: 2	SF: 0 SAC: 0 DP: 1 HBP: 1	WP: 0 PB: 0 SB: 2 CS: 0	PA: 40
PITCHER	IP	WLS	BF	H	R	ER	SO	BB	IBB	HBP	BLK	WP	HR	S	P	ERA	WHIP					
Mark Portugal, R (1, 1) ERA: 6.75	5.2	W	22	4	3	3	4	3	0	0	0	0	2	27	39	4.76	1.235					
Juan Berenguer, R (6, 1) ERA: 2.45	1.1		6	1	0	0	1	1	0	0	0	0	0	7	11	0.00	1.500					
Jeff Reardon, R (8, 1) ERA: 6.35	2.0	S	12	2	2	2	0	3	0	1	0	0	0	8	21	9.00	2.500					

Batter	1	2	3	4	5	6	7	8	9	AB R H RBI BB SO LOB	TOP																
Mike Davis, L OBP: 0.279, SLG: 0.544 (1, 9)										4 3 2 0 1 1 0	<p>Oakland Athletics @ California Angels Anaheim Stadium, Anaheim, CA</p> <p>Mon Apr 20 1987, 10:05 PM EDT Att: 26,821 - Unknown</p> <p>livebaseballscores.com</p> <p>AB 35 R 10 H 10 RBI 10 BB 3 SO 10 LOB 8</p>																
Tony Phillips, S OBP: 0.381, SLG: 0.423 (1, 4)										4 1 2 4 1 0 0																	
Carney Lansford, R OBP: 0.429, SLG: 0.519 (1, 5)										4 0 0 1 0 0 2																	
Reggie Jackson, L OBP: 0.250, SLG: 0.341 (1, 10)										4 0 0 1 0 1 2																	
Jose Canseco, R OBP: 0.222, SLG: 0.352 (1, 7)										4 1 1 0 0 3 2																	
Dwayne Murphy, L OBP: 0.383, SLG: 0.462 (1, 8)										4 2 3 2 0 1 0																	
Terry Steinbach, R OBP: 0.314, SLG: 0.516 (1, 2)										3 2 1 2 1 1 1																	
Mark McGwire, R OBP: 0.269, SLG: 0.273 (1, 3)										4 0 0 0 0 2 1																	
Alfredo Griffin, S OBP: 0.288, SLG: 0.392 (1, 6)										4 1 1 0 0 1 0																	
Inning Stats	R: 1 E: 0 K: 2 S: 9	H: 2 LOB: 1 BB: 0 P: 9	R: 0 E: 0 K: 1 S: 5	H: 1 LOB: 0 BB: 0 P: 5	R: 0 E: 0 K: 1 S: 5	H: 0 LOB: 0 BB: 0 P: 5	R: 0 E: 0 K: 1 S: 5	H: 0 LOB: 0 BB: 0 P: 5	R: 2 E: 0 K: 1 S: 7	H: 2 LOB: 0 BB: 0 P: 7	R: 0 E: 0 K: 0 S: 3	H: 0 LOB: 0 BB: 0 P: 3	R: 2 E: 0 K: 1 S: 7	H: 2 LOB: 0 BB: 0 P: 7	R: 1 E: 0 K: 1 S: 6	H: 1 LOB: 1 BB: 1 P: 10	R: 4 E: 0 K: 2 S: 9	H: 2 LOB: 2 BB: 2 P: 17	1B: 4 2B: 3 3B: 0 HR: 3	SF: 1 SAC: 0 DP: 1 HBP: 0	WP: 0 PB: 0 SB: 0 CS: 0	PA: 39					
PITCHER	IP WLS BF H R ER SO BB IBB HBP BLK WP HR S P ERA WHIP											IP WLS BF H R ER SO BB IBB HBP BLK WP HR S P ERA WHIP															
Kirk McCaskill, R ERA: 2.57 (1, 1)	6.0	22	5	3	3	6	0	0	0	0	0	1	34	34	4.50	0.833											
Mike Cook, R ERA: 9.0 (7, 1)	1.0	5	2	2	2	1	0	0	0	0	0	1	7	7	18.00	2.000											
Gary Lucas, L ERA: 13.5 (8, 1)	2.0	L	12	3	5	5	3	3	0	0	0	0	1	15	27	22.50	3.000										

Batter	1	2	3	4	5	6	7	8	9	AB R H RBI BB SO LOB	BOTTOM															
Brian Downing, R OBP: 0.475, SLG: 0.800 (1, 10)										5 1 3 1 0 1 1	<p>Oakland Athletics @ California Angels Anaheim Stadium, Anaheim, CA</p> <p>Mon Apr 20 1987, 10:05 PM EDT Att: 26,821 - Unknown</p> <p>livebaseballscores.com</p> <p>AB 33 R 5 H 11 RBI 4 BB 3 SO 7 LOB 14</p>															
Ruppert Jones, L OBP: 0.273, SLG: 0.200 (1, 7)										5 1 1 0 0 1 3																
Devon White, S OBP: 0.333, SLG: 0.627 (1, 9)										3 1 1 0 1 0 0																
Wally Joyner, L OBP: 0.237, SLG: 0.255 (1, 3)										3 1 1 2 0 0 0																
Jack Howell, L OBP: 0.381, SLG: 0.500 (1, 5)										4 0 2 0 0 1 3																
Butch Wynegar, S OBP: 0.341, SLG: 0.263 (1, 2)										2 0 0 0 2 0 2																
Dick Schofield, R OBP: 0.250, SLG: 0.279 (1, 6)										4 0 1 1 0 2 4																
Gary Pettis, S OBP: 0.367, SLG: 0.444 (1, 8)										4 1 2 0 0 2 0																
Mark McLemore, S OBP: 0.422, SLG: 0.368 (1, 4)										3 0 0 0 0 0 1																
Inning Stats	R: 2 E: 0 K: 2 S: 9	H: 2 LOB: 2 BB: 2 P: 17	R: 0 E: 0 K: 1 S: 6	H: 1 LOB: 1 BB: 0 P: 6	R: 0 E: 0 K: 0 S: 4	H: 1 LOB: 2 BB: 1 P: 8	R: 1 E: 0 K: 0 S: 4	H: 2 LOB: 0 BB: 0 P: 4	R: 2 E: 0 K: 0 S: 5	H: 3 LOB: 1 BB: 0 P: 5	R: 0 E: 0 K: 2 S: 7	H: 0 LOB: 0 BB: 0 P: 7	R: 0 E: 0 K: 1 S: 5	H: 0 LOB: 0 BB: 0 P: 5	R: 0 E: 0 K: 1 S: 5	H: 1 LOB: 0 BB: 0 P: 5	R: 0 E: 0 K: 0 S: 4	H: 1 LOB: 1 BB: 0 P: 4	1B: 7 2B: 2 3B: 2 HR: 0	SF: 1 SAC: 1 DP: 2 HBP: 0	WP: 1 PB: 0 SB: 1 CS: 0	PA: 38				
PITCHER	IP WLS BF H R ER SO BB IBB HBP BLK WP HR S P ERA WHIP											IP WLS BF H R ER SO BB IBB HBP BLK WP HR S P ERA WHIP														
Dave Stewart, R ERA: 5.06 (1, 1)	7.0	31	9	5	5	6	3	0	0	0	0	0	40	52	6.43	1.714										
Jay Howell, R ERA: 8.64 (8, 1)	2.0	S	7	2	0	0	1	0	0	0	0	0	9	9	0.00	1.000										

Batter	1	2	3	4	5	6	7	8	9	AB	R	H	RBI	BB	SO	LOB	TOP								
Mike Davis, L OBP: 0.273, SLG: 0.508 (1, 9)	F6	4-3		F4		4-3		BB		4	0	0	0	1	0	3									
Tony Phillips, S OBP: 0.353, SLG: 0.386 (1, 4)	4-3		4-3		F8		K	4-3		5	0	0	0	0	1	2									
Carney Lansford, R OBP: 0.426, SLG: 0.500 (1, 5) (8, 3)	F8		L6		K		1-3		1B	4	0	1	0	1	1	0									
Reggie Jackson, L OBP: 0.264, SLG: 0.333 (1, 10)		1B	F7		1B		1-3		F6	4	2	1	0	1	0	2									
Jose Canseco, R OBP: 0.250, SLG: 0.375 Stan Javier, S OBP: 0.333, SLG: 0.231 (1, 7) (4, 7)	2B			FC3-6	1B	1B			K	2	0	2	0	0	0	0									
Dwayne Murphy, L OBP: 0.385, SLG: 0.455 (1, 8)	K		FC3-6	1B	1B		4-3		FC6-4	5	1	2	1	0	1	5									
Terry Steinbach, R OBP: 0.325, SLG: 0.528 (1, 2)			HR	1B		K			FC6-4	5	1	2	1	0	2	4									
Mark McGwire, R OBP: 0.300, SLG: 0.400 Mike Gallego, R (1, 3) (8, 5)				HR		K		F9		3	1	1	3	1	1	0									
Alfredo Griffin, S OBP: 0.286, SLG: 0.382 (1, 6)	K		F5		F9					0	0	0	0	0	0	0									
Inning Stats	R: 0 E: 0 K: 0 S: 3	H: 0 LOB: 0 BB: 0 P: 3	R: 1 E: 0 K: 2 S: 10	H: 3 LOB: 3 BB: 1 P: 14	R: 0 E: 0 K: 0 S: 3	H: 0 LOB: 0 BB: 0 P: 3	R: 3 E: 0 K: 0 S: 6	H: 3 LOB: 0 BB: 0 P: 6	R: 1 E: 0 K: 2 S: 9	H: 2 LOB: 2 BB: 1 P: 13	R: 0 E: 0 K: 1 S: 5	H: 0 LOB: 0 BB: 0 P: 5	R: 0 E: 0 K: 1 S: 5	H: 0 LOB: 2 BB: 2 P: 13	R: 0 E: 0 K: 1 S: 6	H: 1 LOB: 2 BB: 1 P: 10	R: 0 E: 0 K: 1 S: 7	H: 2 LOB: 2 BB: 0 P: 7	1B: 9 2B: 1 3B: 0 HR: 1	SF: 0 SAC: 0 DP: 0 HBP: 0	WP: 0 PB: 0 SB: 3 CS: 0	PA: 43			
PITCHER	IP	WLS	BF	H	R	ER	SO	BB	IBB	HBP	BLK	WP	HR	S	P	ERA	WHIP								
Urbano Lugo, R ERA: 7.3 (1, 1)	5.0		25	8	5	5	4	2	0	0	0	0	1	31	39	9.00	2.000								
Mike Cook, R ERA: 5.14 (6, 1)	3.0	W	13	1	0	0	3	3	0	0	0	0	0	16	28	0.00	1.333								
Willie Fraser, R ERA: 1.46 (9, 1)	1.0	S	5	2	0	0	1	0	0	0	0	0	0	7	7	0.00	2.000								

Oakland Athletics @ California Angels
Anaheim Stadium, Anaheim, CA
Tue Apr 21 1987, 10:05 PM EDT
Att: 27,388 - Unknown

AB 38
R 5
H 11
RBI 5
BB 5
SO 8
LOB 20



Batter	1	2	3	4	5	6	7	8	9	AB	R	H	RBI	BB	SO	LOB	BOTTOM									
Brian Downing, R OBP: 0.469, SLG: 0.755 (1, 10)	L5			G1			K	1B		3	1	0	0	2	1	2										
Ruppert Jones, L OBP: 0.333, SLG: 0.308 George Hendrick, R OBP: 0.077, SLG: 0.077 Darrell Miller, R (1, 7) (8, PH) (8, PH) (9, 7)			K		4-3		1B	FC5-2		3	1	1	0	1	1	1										
Devon White, S OBP: 0.355, SLG: 0.679 (1, 9)	F7		L7				2B	1B		5	2	3	3	0	0	2										
Wally Joyner, L OBP: 0.250, SLG: 0.310 (1, 3)	K		G3				1B	SF8		3	1	1	2	1	1	2										
Jack Howell, L OBP: 0.400, SLG: 0.500 Gus Polidor, R (1, 5) (6, 5)		1B		BB	3-1		1B	F2		2	1	1	0	1	0	0										
Mark Ryal, L OBP: 0.250, SLG: 0.250 Doug DeCinces, R OBP: 0.450, SLG: 0.414 (7, PH) (8, 5)		BB		4-3	1B		G4-6-3			0	0	0	0	0	0	0										
Butch Wynegar, S OBP: 0.333, SLG: 0.262 (1, 2)	F7		4-3	BB		K	G4-6-3			4	0	1	0	0	1	3										
Dick Schofield, R OBP: 0.288, SLG: 0.304 (1, 6)				4-3		5-3		E8		3	1	2	0	1	0	0										
Gary Pettis, S OBP: 0.358, SLG: 0.429 (1, 8)	K		4-3			K		BLK		4	0	1	2	0	2	4										
Mark McLemore, S OBP: 0.408, SLG: 0.341 (1, 4)	K		1-3			6-3		FC5-2		3	1	0	0	1	1	4										
Inning Stats	R: 0 E: 0 K: 1 S: 5	H: 0 LOB: 1 BB: 1 P: 9	R: 0 E: 0 K: 2 S: 8	H: 1 LOB: 2 BB: 1 P: 12	R: 0 E: 0 K: 1 S: 5	H: 0 LOB: 1 BB: 1 P: 9	R: 1 E: 0 K: 0 S: 5	H: 2 LOB: 2 BB: 1 P: 9	R: 2 E: 0 K: 1 S: 7	H: 2 LOB: 0 BB: 0 P: 7	R: 0 E: 0 K: 1 S: 5	H: 0 LOB: 0 BB: 0 P: 5	R: 2 E: 0 K: 1 S: 7	H: 3 LOB: 1 BB: 1 P: 11	R: 3 E: 1 K: 0 S: 6	H: 3 LOB: 2 BB: 2 P: 14	1B: 8 2B: 1 3B: 0 HR: 2	SF: 1 SAC: 0 DP: 1 HBP: 0	WP: 0 PB: 1 SB: 1 CS: 0	PA: 41						
PITCHER	IP	WLS	BF	H	R	ER	SO	BB	IBB	HBP	BLK	WP	HR	S	P	ERA	WHIP									
Jose Rijo, R ERA: 6.19 (1, 1)	5.0		24	5	3	3	5	4	0	0	0	0	0	14	18	18.00	3.000									
Dennis Eckerstley, R ERA: 5.14 (6, 1)	2.0	L	11	5	4	4	2	1	0	0	0	0	0	0	8	8	9.00	1.000								
Bill Krueger, L ERA: 9.64 (8, 1)	0.0		2	0	0	0	0	1	1	0	1	0	0	0	0	0	0									
Gene Nelson, R ERA: 7.0 (8, 1)	1.0		4	1	1	1	0	0	0	0	0	0	0	4	4	9.00	1.000									

Oakland Athletics @ California Angels
Anaheim Stadium, Anaheim, CA
Tue Apr 21 1987, 10:05 PM EDT
Att: 27,388 - Unknown

AB 33
R 8
H 11
RBI 8
BB 7
SO 7
LOB 23



Batter	1	2	3	4	5	6	7	8	9	AB	R	H	RBI	BB	SO	LOB	TOP								
Brian Downing, R OBP: 0.478, SLG: 0.817 (1, 10)	F8			5-3		5-3	4-3		HR	5	1	1	2	0	0	0	California Angels @ Minnesota Twins Hubert H. Humphrey Metrodome, Minneapolis, MN Thu Apr 23 1987, 8:05 PM EDT Att: 14,204 - Unknown								
Wally Joyner, L OBP: 0.274, SLG: 0.409 (1, 3)	K			HR		HR		SH2-4 1B	4-3	4	2	2	1	1	1	0									
Devon White, S OBP: 0.343, SLG: 0.672 (1, 9)	G3			HR		K		SH2-4 1-2		3	1	1	2	0	1	0									
Doug DeCinces, R OBP: 0.438, SLG: 0.389 (1, 5)		F6		K		1B		F3		4	1	1	0	0	1	1									
Dick Schofield, R OBP: 0.271, SLG: 0.283 (1, 6)		F7		F8		1B		1-3		4	0	1	0	0	0	1									
Darrell Miller, R OBP: 0.143, SLG: 0.357 Mark Ryal, L OBP: 0.300, SLG: 0.400 (9, PH) (9, 7)		K			F7			L7		3	0	1	1	0	1	0									
Butch Wynegar, S OBP: 0.315, SLG: 0.250 (1, 2)			L5		FC6-4 1B			1-3		4	0	1	0	0	0	2									
Gary Pettis, S OBP: 0.355, SLG: 0.483 (1, 8)			4-3		F8		1-3		1B 2B	4	1	1	0	0	0	1									
Mark McLemore, S OBP: 0.386, SLG: 0.327 (1, 4)			K		FC6-4 1-2		K		HR 1B	4	1	1	1	0	2	1									
Inning Stats	R: 0 E: 0 K: 1 S: 5	H: 0 LOB: 0 BB: 0 P: 5	R: 0 E: 0 K: 1 S: 5	H: 0 LOB: 0 BB: 0 P: 5	R: 0 E: 0 K: 1 S: 5	H: 0 LOB: 0 BB: 0 P: 5	R: 2 E: 0 K: 1 S: 6	H: 1 LOB: 0 BB: 1 P: 10	R: 0 E: 0 K: 0 S: 4	H: 1 LOB: 0 BB: 0 P: 4	R: 2 E: 0 K: 1 S: 9	H: 4 LOB: 2 BB: 0 P: 9	R: 0 E: 0 K: 0 S: 5	H: 0 LOB: 0 BB: 0 P: 5	R: 0 E: 0 K: 0 S: 4	H: 1 LOB: 1 BB: 0 P: 4		R: 3 E: 0 K: 0 S: 6	H: 3 LOB: 0 BB: 0 P: 6	1B: 6 2B: 1 3B: 0 HR: 3	SF: 0 SAC: 1 DP: 0 HBP: 0	WP: 0 PB: 0 SB: 1 CS: 0	PA: 38		
PITCHER	IP	WLS	BF	H	R	ER	SO	BB	IBB	HBP	BLK	WP	HR	S	P	ERA	WHIP								
Frank Viola, L ERA: 2.57 (1, 1)	7.1	L	30	7	4	4	6	1	0	0	0	0	2	41	45	4.91	1.091								
Keith Atherton, R ERA: 3.18 (8, 1)	1.2		8	3	3	3	0	0	0	0	0	0	1	8	8	16.20	1.800								

Batter	1	2	3	4	5	6	7	8	9	AB	R	H	RBI	BB	SO	LOB	BOTTOM								
Al Newman, S OBP: 0.333, SLG: 0.378 Randy Bush, L OBP: 0.326, SLG: 0.512 (9, PH) (1, 6)	F8		K		E6 6-3		6-3		K	4	0	0	1	0	1	3	California Angels @ Minnesota Twins Hubert H. Humphrey Metrodome, Minneapolis, MN Thu Apr 23 1987, 8:05 PM EDT Att: 14,204 - Unknown								
Dan Gladden, R OBP: 0.324, SLG: 0.371 (1, 7)	K		FC6-5 FC5-4		6-3 1-2 2-3		6-3		F9	5	0	0	0	0	1	6									
Kirby Puckett, R OBP: 0.406, SLG: 0.639 (1, 8)	E5 HR		FC5-4 1-2		K				E5 F8	4	1	0	0	0	1	3									
Gary Gaetti, R OBP: 0.258, SLG: 0.484 (1, 5)	HR			K		5-3		F8 1-2		4	1	1	2	0	1	1									
Tom Brunansky, R OBP: 0.250, SLG: 0.294 (1, 9)	4-3			K		F9		F9		4	0	0	0	0	1	1									
Kent Hrbek, L OBP: 0.385, SLG: 0.375 (1, 3)		1-3		CS 1B		F5		BB E 1B		4	0	2	0	0	0	0									
Tim Laidner, R OBP: 0.250, SLG: 0.571 Mark Davidson, R OBP: 0.235, SLG: 0.235 Roy Smalley, S OBP: 0.250, SLG: 0.457 (7, PR) (9, PH)		5-3		CS 1-2		SH5-4 1B E BB		E4		2	1	0	0	1	0	0									
Steve Lombardozzi, R OBP: 0.357, SLG: 0.306 (1, 4)		K				6-3 SH5-4 1B		F8		3	0	1	0	1	1	1									
Tom Nieto, R OBP: 0.311, SLG: 0.350 Mark Salas, L OBP: 0.455, SLG: 0.286 (9, PH) (1, 2)			FC6-5 2B		SH5-4 1-2 2-3		F8		F4	2	0	1	0	0	0	1									
Inning Stats	R: 2 E: 1 K: 1 S: 7	H: 1 LOB: 0 BB: 0 P: 7	R: 0 E: 0 K: 1 S: 5	H: 0 LOB: 0 BB: 0 P: 5	R: 0 E: 0 K: 1 S: 6	H: 1 LOB: 1 BB: 0 P: 6	R: 0 E: 0 K: 2 S: 7	H: 1 LOB: 0 BB: 0 P: 7	R: 1 E: 1 K: 1 S: 7	H: 1 LOB: 2 BB: 1 P: 11	R: 0 E: 0 K: 0 S: 3	H: 0 LOB: 0 BB: 0 P: 3	R: 0 E: 1 K: 0 S: 4	H: 0 LOB: 1 BB: 0 P: 4	R: 0 E: 1 K: 0 S: 4	H: 0 LOB: 1 BB: 0 P: 4		R: 0 E: 1 K: 1 S: 7	H: 1 LOB: 3 BB: 1 P: 11	1B: 3 2B: 1 3B: 0 HR: 1	SF: 0 SAC: 1 DP: 0 HBP: 0	WP: 0 PB: 0 SB: 0 CS: 1	PA: 39		
PITCHER	IP	WLS	BF	H	R	ER	SO	BB	IBB	HBP	BLK	WP	HR	S	P	ERA	WHIP								
John Candelaria, L ERA: 1.33 (1, 1)	7.0	W	28	4	3	1	6	1	0	0	0	0	0	11	15	0.00	1.000								
Donnie Moore, R ERA: 2.06 (8, 1)	2.0	S	10	1	0	0	1	1	0	0	0	0	0	11	15	0.00	1.000								

Batter	1	2	3	4	5	6	7	8	9	AB	R	H	RBI	BB	SO	LOB	TOP								
Brian Downing, R (1, 10) OBP: 0.470, SLG: 0.765	5-3		1-3 2B		4-0 HR BB		4-3	F6		4	1	1	0	1	0	3	California Angels @ Minnesota Twins Hubert H. Humphrey Metrodome, Minneapolis, MN Sat Apr 25 1987, 8:05 PM EDT Att: 51,717 - Unknown livebaseballscorecards.com								
Ruppert Jones, L (1, 7) OBP: 0.273, SLG: 0.400	F7		K		0-0 HR		FC3-2	F8	5	1	1	2	0	1	2	0									
Doug DeCinces, R (9, 5)					1-H HR				0	0	0	0	0	0	0	0									
Devon White, S (1, 9) OBP: 0.325, SLG: 0.616	4-3		1-3		L5		4-3		5	1	1	0	0	0	2										
Wally Joyner, L (1, 3) OBP: 0.325, SLG: 0.446		G3	F8		L8			2B 1B BB	4	1	1	1	1	0	1										
Jack Howell, L (1, 5) OBP: 0.400, SLG: 0.489		1B 1B		2B G3 BB	4-3			1B 2B	4	3	2	0	1	1	1										
Butch Wynegar, S (1, 2) OBP: 0.328, SLG: 0.293		1B 1B		G3 2B		L8		L5	5	0	2	0	0	0	3										
Dick Schofield, R (1, 6)				G3				K	2	0	1	2	1	0	1										
Mark Ryal, L (8, PH) OBP: 0.273, SLG: 0.364				1-2 3-H 1B	2-3 3-H BB				1	0	0	0	0	1	2										
Gus Polidor, R (8, 6)					4-3				3	0	0	0	1	1	4										
Gary Pettis, S (1, 8) OBP: 0.338, SLG: 0.439		K		4-3		G6-4-3 1-2		1B BB																	
Mark McLemore, S (1, 4) OBP: 0.394, SLG: 0.351		L5		6-3				4-3 FC3-2 1B	4	0	2	2	0	0	3										
Inning Stats	R: 0 E: 0 K: 0 S: 3	H: 0 LOB: 0 BB: 0 P: 3	R: 1 E: 0 K: 1 S: 8	H: 3 LOB: 2 BB: 0 P: 8	R: 0 E: 0 K: 1 S: 6	H: 1 LOB: 1 BB: 0 P: 6	R: 1 E: 0 K: 0 S: 4	H: 1 LOB: 1 BB: 1 P: 8	R: 2 E: 0 K: 0 S: 4	H: 1 LOB: 0 BB: 1 P: 6	R: 0 E: 0 K: 0 S: 2	H: 0 LOB: 0 BB: 0 P: 6	R: 0 E: 0 K: 0 S: 4	H: 1 LOB: 1 BB: 0 P: 4	R: 2 E: 0 K: 1 S: 7	H: 2 LOB: 2 BB: 2 P: 15		R: 1 E: 0 K: 1 S: 7	H: 2 LOB: 1 BB: 0 P: 7	1B: 6 2B: 4 3B: 0 HR: 1	SF: 0 SAC: 0 DP: 1 HBP: 0	WP: 0 PB: 0 SB: 2 CS: 0	PA: 42		
PITCHER	IP	WLS	BF	H	R	ER	SO	BB	IBB	HBP	BLK	WP	HR	S	P	ERA		WHIP							
Mike Smithson, R (1, 1) ERA: 2.93	5.1		25	6	4	4	2	3	0	0	0	0	1	26	38	6.75	1.688								
George Frazier, R (6, 1) ERA: 4.15	1.2		5	1	0	0	0	0	0	0	0	0	0	5	5	0.00	0.600								
Jeff Reardon, R (8, 1) ERA: 8.22	2.0	W	12	4	3	3	2	2	0	0	0	0	0	14	22	13.50	3.000								

Batter	1	2	3	4	5	6	7	8	9	AB	R	H	RBI	BB	SO	LOB	BOTTOM									
Al Newman, S (1, 4) OBP: 0.310, SLG: 0.333	FC4-6 BB	L4-3			K				F8	4	0	1	0	1	1	1	California Angels @ Minnesota Twins Hubert H. Humphrey Metrodome, Minneapolis, MN Sat Apr 25 1987, 8:05 PM EDT Att: 51,717 - Unknown livebaseballscorecards.com									
Randy Bush, L (1, 9) OBP: 0.315, SLG: 0.458	FC4-6				K		SH2-4 1B		3	0	1	0	0	1	1											
Mark Davidson, R (8, 7) OBP: 0.278, SLG: 0.278	1-2 CS 1B				K		SH2-4	1B	1	1	1	0	0	0	0											
Kirby Puckett, R (1, 8) OBP: 0.410, SLG: 0.623	1-2 K				K		SF8	1B BB	4	0	2	1	0	2	2											
Kent Hrbek, L (1, 3) OBP: 0.351, SLG: 0.328	G3			4-3	F3		G3	1B BB	4	0	0	0	1	0	3											
Gary Gaetti, R (1, 5) OBP: 0.280, SLG: 0.514		HR BB			F4		6-3	HR 1B	4	2	2	2	1	0	0											
Roy Smalley, S (1, 10) OBP: 0.286, SLG: 0.509					K		F8		4	1	2	2	0	1	0											
Dan Gladden, R (8, FR) OBP: 0.324, SLG: 0.371		HR						1B	0	0	0	0	0	0	0											
Tom Brunansky, R (1, 7) OBP: 0.281, SLG: 0.310		5-3			E7 HR			F6	3	1	0	0	1	0	1											
Greg Gagne, R (1, 6) OBP: 0.318, SLG: 0.488		HR			HR		K	K	4	2	2	3	0	2	2											
Tom Nieto, R (1, 2) OBP: 0.327, SLG: 0.364		L4-3 1B			5-3		SH2-4 1B SF8	K	4	1	2	0	0	1	1											
Inning Stats	R: 0 E: 0 K: 1 S: 5	H: 0 LOB: 1 BB: 1 P: 9	R: 3 E: 0 K: 0 S: 5	H: 3 LOB: 0 BB: 1 P: 9	R: 0 E: 0 K: 1 S: 5	H: 1 LOB: 0 BB: 0 P: 5	R: 2 E: 1 K: 1 S: 7	H: 1 LOB: 0 BB: 0 P: 7	R: 0 E: 0 K: 2 S: 8	H: 1 LOB: 1 BB: 0 P: 8	R: 0 E: 0 K: 1 S: 5	H: 0 LOB: 1 BB: 1 P: 9	R: 1 E: 0 K: 0 S: 5	H: 2 LOB: 1 BB: 0 P: 5	R: 1 E: 0 K: 2 S: 9	H: 2 LOB: 2 BB: 0 P: 9		R: 1 E: 0 K: 0 S: 4	H: 3 LOB: 3 BB: 1 P: 8	1B: 9 2B: 2 3B: 0 HR: 4	SF: 1 SAC: 1 DP: 2 HBP: 0	WP: 0 PB: 0 SB: 3 CS: 1	PA: 41			
PITCHER	IP	WLS	BF	H	R	ER	SO	BB	IBB	HBP	BLK	WP	HR	S	P	ERA		WHIP								
Willie Fraser, R (1, 1) ERA: 2.76	4.0		18	5	3	3	3	2	0	0	0	0	0	22	30	6.75		1.750								
DeWayne Buice, R (5, 1) ERA: 3.39	2.2		12	3	1	1	3	1	0	0	0	0	0	17	21	3.38	1.500									
Gary Lucas, L (7, 1) ERA: 11.81	1.1		6	2	1	1	2	0	0	0	0	0	1	10	10	6.75	1.500									
Chuck Finley, L (9, 1) ERA: 1.5	0.1	L	5	3	1	1	0	1	0	0	0	0	0	4	8	27.00	12.000									

Batter	1	2	3	4	5	6	7	8	9	AB	R	H	RBI	BB	SO	LOB	TOP								
Brian Downing, R OBP: 0.471, SLG: 0.792 (1, 10)	L7		1B		HR		F7			4	1	2	1	0	0	1	California Angels @ Minnesota Twins Hubert H. Humphrey Metrodome, Minneapolis, MN Sun Apr 26 1987, 4:33 AM EDT Att: 19,116 - Unknown								
Devon White, S OBP: 0.310, SLG: 0.584 (1, 9)	3-1		K		4-3		K			4	0	0	0	0	2	2									
Wally Joyner, L OBP: 0.333, SLG: 0.532 (1, 3)	HR				1-3		SF8			3	2	2	3	0	0	0									
Doug DeCinces, R OBP: 0.429, SLG: 0.386 (1, 5)	5-3			2B SF9 1B	F9		CS	L7		4	1	1	0	0	0	0									
Jack Howell, L OBP: 0.407, SLG: 0.510 (1, 7)		FC8-4 1B		WP 1-3 2B		K		K		4	0	2	0	0	2	0									
Darrell Miller, R OBP: 0.111, SLG: 0.294 (1, 2)	FC8-4 G5-4-3 1-2			SF9		5-3		F7		3	0	0	1	0	0	1									
Dick Schofield, R OBP: 0.324, SLG: 0.317 (1, 6)	G5-4-3 1-2			3-H 4-0 2-3 BB		E4 1B		F9		3	0	1	0	1	0	1									
Gary Pettis, S OBP: 0.333, SLG: 0.420 (1, 8)			K	K		K		G4-6-3 BB		3	0	0	0	1	3	3									
Mark McLemore, S OBP: 0.386, SLG: 0.333 (1, 4)			K	K			4-0 WP SF8 BB	G4-6-3 1-2		3	1	0	0	1	2	3									
Inning Stats	R: 1 E: 0 K: 0 S: 4	H: 1 LOB: 0 BB: 0 P: 4	R: 0 E: 0 K: 0 S: 3	H: 1 LOB: 0 BB: 0 P: 3	R: 0 E: 0 K: 3 S: 10	H: 1 LOB: 1 BB: 0 P: 10	R: 2 E: 0 K: 2 S: 10	H: 3 LOB: 2 BB: 1 P: 14	R: 1 E: 0 K: 0 S: 4	H: 1 LOB: 0 BB: 0 P: 4	R: 0 E: 1 K: 2 S: 8	H: 1 LOB: 1 BB: 0 P: 8	R: 1 E: 0 K: 1 S: 5	H: 0 LOB: 0 BB: 1 P: 9	R: 0 E: 0 K: 1 S: 5	H: 0 LOB: 0 BB: 1 P: 5		R: 0 E: 0 K: 0 S: 2	H: 0 LOB: 0 BB: 1 P: 6	1B: 4 2B: 1 3B: 0 HR: 3	SF: 2 SAC: 0 DP: 2 HBP: 0	WP: 2 PB: 0 SB: 1 CS: 1	PA: 37		
PITCHER	IP	WLS	BF	H	R	ER	SO	BB	IBB	HBP	BLK	WP	HR	S	P	ERA	WHIP								
Bert Blyleven, R ERA: 4.24 (1, 1)	6.0		26	8	4	4	7	1	0	0	0	1	3	39	43	6.00	1.500								
George Frazier, R ERA: 3.86 (7, 1)	3.0	W	10	0	1	1	2	2	0	0	0	1	0	12	20	3.00	0.667								

Batter	1	2	3	4	5	6	7	8	9	AB	R	H	RBI	BB	SO	LOB	BOTTOM								
Dan Gladden, R OBP: 0.310, SLG: 0.375 (1, 7)	6-3 1B 2B	CS	K		F7		F8	K		5	1	1	0	0	2	0	California Angels @ Minnesota Twins Hubert H. Humphrey Metrodome, Minneapolis, MN Sun Apr 26 1987, 4:33 AM EDT Att: 19,116 - Unknown								
Steve Lombardozzi, R OBP: 0.392, SLG: 0.361 (1, 4)	6-3 2-3				F8		HR	G5-4-3 BB		3	1	1	1	2	0	1									
Kirby Puckett, R OBP: 0.410, SLG: 0.649 (1, 8)	K		F9		HR		2B BB 1B	G5-4-3 1-2		5	2	2	1	0	1	3									
Kent Hrbek, L OBP: 0.359, SLG: 0.328 (1, 3)	HR 1B		F2		F7		2B BB			3	2	1	1	1	0	1									
Gary Gaetti, R OBP: 0.291, SLG: 0.548 (1, 5)	HR			K		2B BB	K			3	2	1	2	1	2	2									
Roy Smalley, S OBP: 0.317, SLG: 0.554 (1, 10)	K				1B BB		F8 1-H 2B	1B 2B		3	1	2	3	1	1	0									
Tom Brunansky, R OBP: 0.294, SLG: 0.323 (1, 9)										4	0	2	1	0	2	1									
Randy Bush, L OBP: 0.315, SLG: 0.458 (8, 9)		K			1-2 1B		K	WP 1B		0	0	0	0	0	0	0									
Tim Laudner, R OBP: 0.167, SLG: 0.364 (1, 2)		K			K		F8	K		4	0	0	0	0	3	4									
Greg Gagne, R OBP: 0.333, SLG: 0.545 (1, 6)					L8		F9			3	1	1	1	1	0	3									
Inning Stats	R: 3 E: 0 K: 2 S: 10	H: 3 LOB: 0 BB: 0 P: 10	R: 0 E: 0 K: 2 S: 6	H: 0 LOB: 1 BB: 1 P: 10	R: 0 E: 0 K: 1 S: 5	H: 0 LOB: 1 BB: 1 P: 9	R: 0 E: 0 K: 2 S: 8	H: 1 LOB: 2 BB: 1 P: 12	R: 1 E: 0 K: 0 S: 4	H: 1 LOB: 0 BB: 0 P: 4	R: 1 E: 0 K: 1 S: 6	H: 1 LOB: 1 BB: 1 P: 10	R: 4 E: 0 K: 2 S: 11	H: 4 LOB: 1 BB: 1 P: 15	R: 1 E: 0 K: 1 S: 5	H: 1 LOB: 0 BB: 1 P: 9	1B: 4 2B: 3 3B: 0 HR: 4	SF: 0 SAC: 0 DP: 1 HBP: 0	WP: 1 PB: 0 SB: 1 CS: 1	PA: 40					
PITCHER	IP	WLS	BF	H	R	ER	SO	BB	IBB	HBP	BLK	WP	HR	S	P	ERA	WHIP								
Urbano Lugo, R ERA: 7.79 (1, 1)	5.0		24	6	5	5	7	4	0	0	0	0	2	34	50	9.00	2.000								
Mike Cook, R ERA: 5.91 (6, 1)	1.1	L	7	2	3	3	1	1	0	0	0	0	1	8	12	20.25	2.250								
DeWayne Buice, R ERA: 6.23 (7, 1)	1.2		8	3	2	2	3	1	0	0	0	1	1	13	17	10.80	2.400								

Batter	1	2	3	4	5	6	7	8	9	10	11	12	AB	R	H	RBI	BB	SO	LOB	TOP			
Paul Molitor, R OBP: 0.440, SLG: 0.605													5	2	2	1	1	0	0				
Robin Yount, R OBP: 0.346, SLG: 0.440													5	0	0	0	0	2	3				
Glenn Briggs, R OBP: 0.389, SLG: 0.486													6	2	3	3	0	1	1				
Paul Mirabella, L (12, 1)													0	0	0	0	0	0	0				
Greg Brock, L OBP: 0.412, SLG: 0.552													5	2	1	1	1	1	2				
Rob Deer, R OBP: 0.474, SLG: 0.877													5	2	2	2	1	2	0				
Cecil Cooper, L OBP: 0.109, SLG: 0.136													4	0	1	0	0	0	1				
Rick Manning, L OBP: 0.200, SLG: 0.200													2	1	1	1	0	0	0				
B.J. Surhoff, L OBP: 0.356, SLG: 0.487													5	0	2	1	0	0	2				
Dale Sveum, S OBP: 0.352, SLG: 0.477													4	0	0	0	0	0	2				
Jim Gantner, L OBP: 0.346, SLG: 0.382													4	1	1	0	1	0	1				
Inning Stats	R: 3 E: 0 K: 2 S: 10	H: 3 LOB: 0 BB: 0 P: 10	R: 0 E: 0 K: 0 S: 3	H: 0 LOB: 0 BB: 0 P: 3	R: 0 E: 0 K: 1 S: 3	H: 0 LOB: 0 BB: 0 P: 3	R: 2 E: 1 K: 0 S: 5	H: 1 LOB: 0 BB: 1 P: 9	R: 1 E: 0 K: 2 S: 6	H: 1 LOB: 0 BB: 0 P: 6	R: 0 E: 0 K: 0 S: 3	H: 1 LOB: 0 BB: 0 P: 3	R: 0 E: 0 K: 0 S: 5	H: 0 LOB: 0 BB: 0 P: 5	R: 0 E: 0 K: 0 S: 3	H: 0 LOB: 0 BB: 0 P: 3	R: 3 E: 0 K: 0 S: 6	H: 3 LOB: 2 BB: 2 P: 14	1B: 10 2B: 1 3B: 0 HR: 2	SF: 1 SAC: 2 DP: 0 HBP: 0	WP: 0 PB: 0 SB: 2 CS: 1	PA: 52	
PITCHER	IP WLS BF H R ER SO BB IBB HBP BLK WP HR S P ERA WHIP	32 8.0 12 3 1 5 5 1 0 0 0 0 2 41 17 45 5.62 1.000	3 1 1 1 0 1 0 0 0 0 0 0 0 13 17 3.00 1.000	1 1 0 0 0 0 0 0 0 0 0 0 0 6 14 27.00 4.000																			

Milwaukee Brewers @ California Angels
Anaheim Stadium, Anaheim, CA
Mon Apr 27 1987, 10:05 PM EDT
Alt. 32,290 - Unknown

AB 45
R 10
H 13
RBI 9
BB 4
SO 6
LOB 12



Batter	1	2	3	4	5	6	7	8	9	10	11	12	AB	R	H	RBI	BB	SO	LOB	BOTTOM								
Brian Downing, R OBP: 0.462, SLG: 0.766													5	0	1	0	1	1	4									
Wally Joyner, L OBP: 0.333, SLG: 0.525													3	1	1	0	0	0	1									
Mark Ryval, L OBP: 0.214, SLG: 0.286													3	0	0	0	0	1	1									
Dick Schofield, R OBP: 0.299, SLG: 0.290													6	0	0	0	0	1	2									
Doug DeCinces, R OBP: 0.419, SLG: 0.354													4	1	0	0	2	1	0									
Devon White, S OBP: 0.333, SLG: 0.580													4	1	2	0	2	1	2									
Darrell Miller, R OBP: 0.208, SLG: 0.318													5	2	2	2	1	0	2									
Jack Howell, L OBP: 0.415, SLG: 0.574													5	2	2	4	1	1	4									
Gary Pettis, S OBP: 0.321, SLG: 0.400													6	0	1	0	0	0	1									
Mark McLemore, S OBP: 0.382, SLG: 0.323													5	0	1	1	1	0	0									
Inning Stats	R: 0 E: 0 K: 0 S: 3	H: 0 LOB: 0 BB: 0 P: 3	R: 0 E: 0 K: 0 S: 4	H: 1 LOB: 1 BB: 0 P: 4	R: 0 E: 0 K: 1 S: 5	H: 0 LOB: 0 BB: 0 P: 5	R: 4 E: 0 K: 0 S: 6	H: 3 LOB: 0 BB: 1 P: 10	R: 0 E: 0 K: 1 S: 6	H: 3 LOB: 1 BB: 0 P: 6	R: 1 E: 0 K: 1 S: 7	H: 2 LOB: 3 BB: 2 P: 15	R: 0 E: 0 K: 0 S: 3	H: 0 LOB: 0 BB: 0 P: 3	R: 2 E: 0 K: 1 S: 8	H: 3 LOB: 0 BB: 0 P: 8	R: 0 E: 0 K: 1 S: 5	H: 0 LOB: 3 BB: 3 P: 17	R: 0 E: 0 K: 1 S: 5	H: 0 LOB: 1 BB: 1 P: 9	R: 0 E: 0 K: 0 S: 3	H: 0 LOB: 1 BB: 1 P: 7	R: 0 E: 0 K: 0 S: 3	H: 0 LOB: 0 BB: 0 P: 3	1B: 7 2B: 2 3B: 0 HR: 1	SF: 0 SAC: 0 DP: 0 HBP: 0	WP: 1 PB: 0 SB: 2 CS: 0	PA: 54
PITCHER	IP WLS BF H R ER SO BB IBB HBP BLK WP HR S P ERA WHIP	21 5.0 12 4 2 2 2 2 0 0 0 0 1 14 22 7.71 2.143	4 2 1 1 0 3 0 0 0 0 0 0 0 8 12 0.00 0.750	2 0 0 0 0 0 0 0 0 0 0 0 0 6 10 0.00 0.500																								

Milwaukee Brewers @ California Angels
Anaheim Stadium, Anaheim, CA
Mon Apr 27 1987, 10:05 PM EDT
Alt. 32,290 - Unknown

AB 46
R 7
H 10
RBI 7
BB 8
SO 6
LOB 17



Batter	1	2	3	4	5	6	7	8	9	AB	R	H	RBI	BB	SO	LOB	TOP					
Paul Moltitor, R OBP: 0.449, SLG: 0.600	0-0 1-3 1B SF8	0-0 4-3		0-0 6-3		0-0 FC5-2 1B		4-0 BB BB		4	1	2	1	1	0	1	Milwaukee Brewers @ California Angels Anaheim Stadium, Anaheim, CA Tue Apr 28 1987, 10:05 PM EDT Att: 31,358 - Unknown					
Robin Yount, R OBP: 0.360, SLG: 0.443	0-0 1-2 1B	0-0 6-3		0-0 1-2 2H 1B		0-0 FC5-2 1B		4-0 BB BB		4	1	2	1	1	0	2						
Glenn Braggs, R OBP: 0.360, SLG: 0.468	0-0 1-2 2-3		0-0 BB 1B	0-0 6-3		0-0 G1		0-0 1-3		5	0	1	0	0	0	7						
Rob Deer, R OBP: 0.444, SLG: 0.826	0-0 SF8		0-0 F3		0-0 F7		0-3 K		0-0 F7		4	0	0	1	0	1						
Cecil Cooper, L OBP: 0.157, SLG: 0.167	0-0 1B 1B		0-0 BB	0-3 K		0-0 1B		0-3 K		4	1	2	1	1	2	0						
Dale Sveum, S OBP: 0.342, SLG: 0.457	0-0 1-3 1B		0-3 K		0-3 K		0-3 K		0-0 3-1		5	0	1	0	0	3						
Greg Brock, L OBP: 0.417, SLG: 0.548	0-0 1-2 3H 1B		0-0 F6		0-0 SH5-4 1B		0-0 F5				4	1	2	1	0	0						
Bill Schroeder, R OBP: 0.378, SLG: 0.556	0-0 FC5-4		0-3 K		0-0 1B SH5-4 FC5-2 1B			0-0 F8		4	0	1	0	0	1	2						
Jim Gantner, L OBP: 0.348, SLG: 0.379		0-0 4-3		0-0 6-3 1B		0-0 SH5-4		0-0 F8		3	1	1	0	0	0	0						
Inning Stats	R: 3 E: 0 K: 0 S: 8	H: 5 LOB: 2 BB: 0 P: 8	R: 0 E: 0 K: 0 S: 3	H: 0 LOB: 0 BB: 0 P: 3	R: 0 E: 0 K: 1 S: 6	H: 1 LOB: 2 BB: 1 P: 10	R: 1 E: 0 K: 1 S: 7	H: 2 LOB: 1 BB: 0 P: 7	R: 0 E: 0 K: 2 S: 7	H: 0 LOB: 0 BB: 0 P: 7	R: 1 E: 0 K: 0 S: 6	H: 3 LOB: 2 BB: 0 P: 6	R: 0 E: 0 K: 2 S: 8	H: 1 LOB: 1 BB: 0 P: 8	R: 0 E: 0 K: 0 S: 3	H: 0 LOB: 2 BB: 2 P: 11		R: 0 E: 0 K: 1 S: 5	H: 0 LOB: 0 BB: 0 P: 5	1B: 12 2B: 0 3B: 0 HR: 0	SF: 1 SAC: 1 DP: 0 HBP: 0	WP: 0 PB: 0 SB: 0 CS: 0
PITCHER	IP WLS BF H R ER SO BB IBB HBP BLK WP HR S P ERA WHIP	IP WLS BF H R ER SO BB IBB HBP BLK WP HR S P ERA WHIP																				
John Candelaria, L ERA: 2.51	(1, 1) 5.1 W 28 11 5 5 4	(6, 1) 3.2 L 14 1 0 0 3																				
DeWayne Buice, R ERA: 3.35	(6, 1) 3.2 W 14 1 0 0 3	(1, 1) 5.1 L 28 11 5 5 4																				


Batter	1	2	3	4	5	6	7	8	9	AB	R	H	RBI	BB	SO	LOB	BOTTOM					
Brian Downing, R OBP: 0.469, SLG: 0.802	0-0 1B 2B			4-0 BB		0-0 HR		0-0 F9		4	2	2	2	1	1	1	Milwaukee Brewers @ California Angels Anaheim Stadium, Anaheim, CA Tue Apr 28 1987, 10:05 PM EDT Att: 31,358 - Unknown					
Wally Joyner, L OBP: 0.358, SLG: 0.530	0-0 WP 1B		0-0 F8 1B	0-0 F7		4-0 SH2-4 2B BB		4-0 SH5-4 HR BB		3	2	2	1	2	0	2						
Devon White, S OBP: 0.333, SLG: 0.571	0-0 WP 1B		0-3 K		0-0 F9		0-0 SH2-4		0-0 SH5-4		3	0	1	0	0	1						
Jack Howell, L OBP: 0.429, SLG: 0.621	0-0 F9		0-0 1B		0-0 HR		0-0 1-3		4-0 HR IBB		4	2	2	1	1	0						
Doug DeCinces, R OBP: 0.433, SLG: 0.472	0-0 L9		0-0 F8		0-0 1B 2B		0-0 1B 2B		0-0 1H 2H HR		5	1	3	4	0	0						
Darrell Miller, R OBP: 0.241, SLG: 0.333	0-0 6-3		0-0 1-3		0-0 1B 1B		0-0 4-3		0-0 1B		5	1	2	0	0	0						
Dick Schofield, R OBP: 0.317, SLG: 0.351		0-0 HR		0-0 F7		0-0 1B		0-0 F3		5	1	3	2	0	0	1						
Gary Pettis, S OBP: 0.302, SLG: 0.375		0-0 F9		0-0 4-3		0-0 F7		0-3 K		5	0	0	0	0	1	3						
Mark McLemore, S OBP: 0.388, SLG: 0.333		0-0 L6		0-0 S 1B		0-0 HR 1B		0-0 B3		4	1	2	0	0	0	1						
Inning Stats	R: 1 E: 0 K: 0 S: 6	H: 3 LOB: 2 BB: 0 P: 6	R: 1 E: 0 K: 1 S: 6	H: 1 LOB: 0 BB: 0 P: 6	R: 0 E: 0 K: 1 S: 7	H: 2 LOB: 2 BB: 0 P: 7	R: 0 E: 0 K: 0 S: 4	H: 1 LOB: 2 BB: 1 P: 8	R: 2 E: 0 K: 0 S: 6	H: 4 LOB: 1 BB: 0 P: 6	R: 3 E: 0 K: 0 S: 6	H: 3 LOB: 1 BB: 1 P: 10	R: 0 E: 0 K: 1 S: 6	H: 1 LOB: 1 BB: 0 P: 6	R: 3 E: 0 K: 0 S: 5	H: 2 LOB: 1 BB: 2 P: 13		R: 0 E: 0 K: 0 S: 5	H: 0 LOB: 0 BB: 0 P: 5	1B: 10 2B: 3 3B: 0 HR: 4	SF: 0 SAC: 2 DP: 0 HBP: 0	WP: 1 PB: 0 SB: 1 CS: 0
PITCHER	IP WLS BF H R ER SO BB IBB HBP BLK WP HR S P ERA WHIP	IP WLS BF H R ER SO BB IBB HBP BLK WP HR S P ERA WHIP																				
Mark Ciardi, R ERA: 8.82	(1, 1) 5.0 L 26 11 4 4 2	(6, 1) 2.1 L 16 6 6 6 1																				
Chuck Cmm, R ERA: 4.09	(6, 1) 2.1 L 16 6 6 6 1	(1, 1) 5.0 L 26 11 4 4 2																				
Paul Mirabella, L ERA:	(8, 1) 0.2 2 0 0 0 0	(1, 1) 5.0 L 26 11 4 4 2																				

Batter	1	2	3	4	5	6	7	8	9	10	AB	R	H	RBI	BB	SO	LOB	TOP				
Pat Sheridan, L OBP: 0.323, SLG: 0.311 (1, 9)	F7			F7		G3		F8		4-3	5	0	0	0	0	0	3					
Bill Bean, L OBP: 0.412, SLG: 0.529 Chet Lemon, R OBP: 0.351, SLG: 0.379 (9, PH) (9, 8)	F7			4-3					F3		3	0	1	0	0	0	0					
Lou Whitaker, L OBP: 0.307, SLG: 0.313 (1, 4)	CS BB			F4		F8			L7		3	0	0	0	1	0	1					
Alan Trammell, R OBP: 0.367, SLG: 0.458 (1, 6)	CS					F7			F8		4	0	2	0	0	0	0					
Darrell Evans, L OBP: 0.455, SLG: 0.577 Terry Harper, R OBP: 0.192, SLG: 0.217 (10, PR) (10, 8)				F8		F3		FC2-6 1B			3	0	0	0	1	0	2					
Larry Hemdon, R OBP: 0.405, SLG: 0.583 (1, 7)				F8				FC2-6 CS			4	1	1	0	0	1	2					
Matt Nokes, L OBP: 0.339, SLG: 0.500 (1, 2)						E4		K			4	1	2	1	0	0	1					
Dave Bergman, L OBP: 0.455, SLG: 0.577 Darrell Coles, R OBP: 0.213, SLG: 0.221 (8, PH) (8, 3) (10, 5)				F6					L8		2	0	0	0	0	1	2					
Tom Brookens, R OBP: 0.328, SLG: 0.481 Johnny Grubb, L OBP: 0.250, SLG: 0.133 Mike Heath, R OBP: 0.458, SLG: 0.632 (10, 3) (10, 3)				L5					F4		2	0	0	0	0	0	0					
Inning Stats	R: 0 E: 0 K: 0 S: 2	H: 0 LOB: 0 BB: 1 P: 6	R: 0 E: 0 K: 0 S: 3	H: 1 LOB: 0 BB: 0 P: 3	R: 0 E: 0 K: 0 S: 3	H: 0 LOB: 0 BB: 0 P: 3	R: 0 E: 0 K: 0 S: 3	H: 0 LOB: 0 BB: 0 P: 3	R: 0 E: 1 K: 1 S: 7	H: 1 LOB: 2 BB: 0 P: 7	R: 0 E: 0 K: 0 S: 4	H: 1 LOB: 1 BB: 0 P: 4	R: 0 E: 0 K: 1 S: 5	H: 1 LOB: 0 BB: 0 P: 4	R: 0 E: 0 K: 0 S: 3	H: 0 LOB: 0 BB: 0 P: 3	R: 1 E: 0 K: 0 S: 5	H: 2 LOB: 3 BB: 1 P: 9	1B: 5 2B: 2 3B: 0 HR: 1	SF: 0 SAC: 0 DP: 1 HBP: 0	WP: 0 PA: 38	
PITCHER	IP WLS BF H R ER SO ERA WHIP	IP WLS BF H R ER SO ERA WHIP	IP WLS BF H R ER SO ERA WHIP	IP WLS BF H R ER SO ERA WHIP	IP WLS BF H R ER SO ERA WHIP	IP WLS BF H R ER SO ERA WHIP	IP WLS BF H R ER SO ERA WHIP	IP WLS BF H R ER SO ERA WHIP	IP WLS BF H R ER SO ERA WHIP	IP WLS BF H R ER SO ERA WHIP	IP WLS BF H R ER SO ERA WHIP	IP WLS BF H R ER SO ERA WHIP	IP WLS BF H R ER SO ERA WHIP	IP WLS BF H R ER SO ERA WHIP	IP WLS BF H R ER SO ERA WHIP	IP WLS BF H R ER SO ERA WHIP	IP WLS BF H R ER SO ERA WHIP	IP WLS BF H R ER SO ERA WHIP	IP WLS BF H R ER SO ERA WHIP	IP WLS BF H R ER SO ERA WHIP	IP WLS BF H R ER SO ERA WHIP	
Don Sutton, R ERA: 4.23 Gary Lucas, L ERA: 9.95 Donnie Moore, R ERA: 2.63 (1, 1) (8, 1) (9, 1)	7.0 1.0 2.0	0 3 9	25 0 9	5 0 2	1 0 1	1 0 1	2 0 0	0 0 0	0 0 1	0 0 0	0 0 0	0 0 0	0 0 0	0 0 0	0 0 0	0 0 0	0 0 0	0 0 0	0 0 0	0 0 0	0 0 0	0 0 0

Detroit Tigers @ California Angels
Anaheim Stadium, Anaheim, CA
Wed Apr 29 1987, 10:05 PM EDT
Att: 26,126 - Unknown

livebaseballscores.com

AB 35
R 2
H 7
RBI 2
BB 2
SO 2
LOB 14




Batter	1	2	3	4	5	6	7	8	9	10	AB	R	H	RBI	BB	SO	LOB	BOTTOM					
Brian Downing, R OBP: 0.476, SLG: 0.786 (1, 10)	K									G1-4-3	3	0	1	0	1	1	0						
Wally Joyner, L OBP: 0.343, SLG: 0.506 (1, 3)	F8									F8	4	0	0	0	0	0	3						
Devon White, S OBP: 0.337, SLG: 0.562 (1, 9)	4-3									6-3	5	0	2	1	0	0	1						
Jack Howell, L OBP: 0.405, SLG: 0.581 (1, 7)											4	0	0	0	0	0	4						
Doug DeCinces, R OBP: 0.445, SLG: 0.500 (1, 5)											1	0	1	0	3	0	0						
Darrell Miller, R OBP: 0.212, SLG: 0.290 (1, 2)											4	0	0	0	0	1	6						
Dick Schofield, R OBP: 0.302, SLG: 0.333 (1, 6)											4	0	0	0	0	1	2						
Gary Pettis, S OBP: 0.289, SLG: 0.357 (1, 8)											4	0	0	0	0	1	1						
Mark McLemore, S OBP: 0.381, SLG: 0.319 (1, 4)											3	1	0	0	1	1	0						
Inning Stats	R: 0 E: 0 K: 1 S: 5	H: 0 LOB: 0 BB: 5 P: 5	R: 0 E: 0 K: 1 S: 5	H: 0 LOB: 1 BB: 1 P: 9	R: 0 E: 0 K: 0 S: 3	H: 0 LOB: 1 BB: 1 P: 7	R: 0 E: 0 K: 0 S: 3	H: 1 LOB: 1 BB: 1 P: 7	R: 0 E: 0 K: 0 S: 3	H: 0 LOB: 0 BB: 0 P: 3	R: 0 E: 0 K: 0 S: 4	H: 1 LOB: 1 BB: 0 P: 4	R: 0 E: 0 K: 2 S: 4	H: 1 LOB: 1 BB: 0 P: 4	R: 1 E: 0 K: 1 S: 6	H: 1 LOB: 3 BB: 2 P: 15	R: 0 E: 0 K: 2 S: 7	H: 0 LOB: 0 BB: 0 P: 7	R: 0 E: 0 K: 0 S: 3	H: 0 LOB: 0 BB: 0 P: 3	1B: 3 2B: 1 3B: 0 HR: 0	SF: 0 SAC: 1 DP: 0 HBP: 1	WP: 1 PA: 39
PITCHER	IP WLS BF H R ER SO ERA WHIP	IP WLS BF H R ER SO ERA WHIP	IP WLS BF H R ER SO ERA WHIP	IP WLS BF H R ER SO ERA WHIP	IP WLS BF H R ER SO ERA WHIP	IP WLS BF H R ER SO ERA WHIP	IP WLS BF H R ER SO ERA WHIP	IP WLS BF H R ER SO ERA WHIP	IP WLS BF H R ER SO ERA WHIP	IP WLS BF H R ER SO ERA WHIP	IP WLS BF H R ER SO ERA WHIP	IP WLS BF H R ER SO ERA WHIP	IP WLS BF H R ER SO ERA WHIP	IP WLS BF H R ER SO ERA WHIP	IP WLS BF H R ER SO ERA WHIP	IP WLS BF H R ER SO ERA WHIP	IP WLS BF H R ER SO ERA WHIP	IP WLS BF H R ER SO ERA WHIP	IP WLS BF H R ER SO ERA WHIP	IP WLS BF H R ER SO ERA WHIP	IP WLS BF H R ER SO ERA WHIP		
Dan Petry, R ERA: 5.61 Eric King, R ERA: 2.45 (1, 1) (8, 1)	7.0 3.0	28 11	3 1	1 0	1 0	2 3	0 0	0 0	0 0	0 0	0 0	0 0	0 0	0 0	0 0	0 0	0 0	0 0	0 0	0 0	0 0	0 0	

Detroit Tigers @ California Angels
Anaheim Stadium, Anaheim, CA
Wed Apr 29 1987, 10:05 PM EDT
Att: 26,126 - Unknown

livebaseballscores.com

AB 32
R 1
H 4
RBI 1
BB 5
SO 5
LOB 17



Batter	1	2	3	4	5	6	7	8	9	AB	R	H	RBI	BB	SO	LOB	TOP										
Pat Sheridan, L OBP: 0.324, SLG: 0.313 (1, 9)	B1-3		F6			2-3	F6		FC4-6	6	1	2	0	0	0	2											
Bill Bean, L OBP: 0.450, SLG: 0.526 Larry Herndon, R OBP: 0.400, SLG: 0.564 (7, 7)					F8		SH1-3	K	FC5	2	0	1	0	1	0	1											
Lou Whitaker, L OBP: 0.333, SLG: 0.333 (1, 4)	P3						SH1-3		FC4-6	5	3	3	1	1	0	2											
Alan Trammell, R OBP: 0.358, SLG: 0.431 Jack Morris, R (8, 1)	5-3		G5-3		E5		SH1-3		F9	3	1	0	0	1	0	4											
Darrell Evans, L OBP: 0.366, SLG: 0.403 Terry Harper, R OBP: 0.192, SLG: 0.217 Johnny Grubb, L OBP: 0.270, SLG: 0.133 Mike Heath, R OBP: 0.480, SLG: 0.650 (8, 3)		L9			F6					2	0	0	0	1	0	0											
Matt Nokes, L OBP: 0.359, SLG: 0.552 (1, 2)						F6				4	2	2	4	1	0	3											
Chet Lemon, R OBP: 0.354, SLG: 0.361 (1, 8)					4-3					3	1	0	0	1	1	3											
Dave Bergman, L OBP: 0.486, SLG: 0.704 Darnell Coles, R OBP: 0.244, SLG: 0.232 (6, 3)										1	1	1	2	1	0	0											
Tom Brookens, R OBP: 0.317, SLG: 0.448 (8, 6)										4	0	0	0	1	1	5											
Inning Stats	R: 0 E: 1 K: 0 S: 3	H: 0 LOB: 1 BB: 1 P: 7	R: 2 E: 0 K: 1 S: 6	H: 1 LOB: 0 BB: 1 P: 10	R: 0 E: 0 K: 0 S: 4	H: 2 LOB: 1 BB: 0 P: 4	R: 0 E: 0 K: 0 S: 4	H: 1 LOB: 2 BB: 1 P: 8	R: 1 E: 1 K: 0 S: 4	H: 1 LOB: 2 BB: 2 P: 12	R: 1 E: 0 K: 0 S: 3	H: 1 LOB: 0 BB: 0 P: 4	R: 4 E: 0 K: 1 S: 8	H: 3 LOB: 2 BB: 3 P: 20	R: 2 E: 0 K: 1 S: 7	H: 2 LOB: 1 BB: 1 P: 11	R: 2 E: 1 K: 0 S: 4	H: 1 LOB: 1 BB: 2 P: 12	1B: 10 2B: 0 3B: 0 HR: 2	SF: 0 SAC: 1 DP: 2 HBP: 1	WP: 3 PB: 0 SB: 0 CS: 1	PA: 49					
PITCHER	IP	WLS	BF	H	R	ER	SO	BB	IBB	HBP	BLK	WP	HR	S	P	ERA	WHIP										
Willie Fraser, R ERA: 3.38 Gary Lucas, L ERA: 10.57 Mike Cook, R ERA: 6.94 Miguel Garcia, L ERA: 16.2	5.0	L	25	5	4	3	1	4	1	1	0	2	1	21	42	5.40	1.800										

Detroit Tigers @ California Angels
Anaheim Stadium, Anaheim, CA
Thu Apr 30 1987, 10:05 PM EDT
Att: 27,656 - Unknown


AB 36
R 12
H 12
RBI 9
BB 11
SO 3
LOB 23



Batter	1	2	3	4	5	6	7	8	9	AB	R	H	RBI	BB	SO	LOB	BOTTOM										
Brian Downing, R OBP: 0.472, SLG: 0.761 (1, 10)							5-3		K2-3	4	1	1	0	1	2	1											
Devon White, S OBP: 0.343, SLG: 0.591 (1, 9)										4	2	2	2	0	1	1											
Wally Joyner, L OBP: 0.350, SLG: 0.505 (1, 3)										4	0	2	0	0	0	1											
Doug DeCinces, R OBP: 0.440, SLG: 0.466 (1, 5)										4	0	0	0	0	2	4											
Jack Howell, L OBP: 0.385, SLG: 0.545 (1, 7)										4	0	0	0	0	2	2											
Dick Schofield, R OBP: 0.311, SLG: 0.341 (1, 6)										4	1	2	1	0	1	0											
Darrell Miller, R OBP: 0.189, SLG: 0.257 (1, 2)										4	0	0	0	0	0	3											
Gary Pettis, S OBP: 0.309, SLG: 0.368 (1, 8)										3	0	2	0	1	0	0											
Mark McLemore, S OBP: 0.364, SLG: 0.303 (1, 4)										4	0	0	0	0	0	3											
Inning Stats	R: 2 E: 0 K: 1 S: 7	H: 3 LOB: 0 BB: 0 P: 7	R: 0 E: 0 K: 1 S: 6	H: 1 LOB: 1 BB: 0 P: 6	R: 0 E: 0 K: 1 S: 5	H: 0 LOB: 1 BB: 1 P: 9	R: 1 E: 0 K: 0 S: 4	H: 1 LOB: 1 BB: 1 P: 8	R: 0 E: 0 K: 1 S: 5	H: 0 LOB: 0 BB: 0 P: 5	R: 0 E: 0 K: 1 S: 5	H: 0 LOB: 0 BB: 0 P: 5	R: 0 E: 0 K: 2 S: 10	H: 1 LOB: 1 BB: 0 P: 4	R: 1 E: 0 K: 2 S: 10	H: 3 LOB: 2 BB: 0 P: 10	R: 0 E: 0 K: 1 S: 5	H: 0 LOB: 0 BB: 0 P: 5	1B: 8 2B: 0 3B: 0 HR: 1	SF: 0 SAC: 0 DP: 1 HBP: 0	WP: 2 PB: 0 SB: 2 CS: 0	PA: 37					
PITCHER	IP	WLS	BF	H	R	ER	SO	BB	IBB	HBP	BLK	WP	HR	S	P	ERA	WHIP										
Jack Morris, R ERA: 3.43 Jack Morris, R ERA: 3.43	9.0	W	37	9	4	4	8	2	0	0	0	1	1	51	59	4.00	1.222										

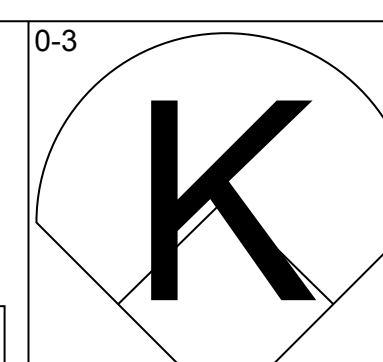
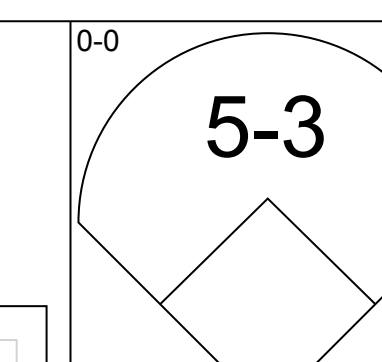
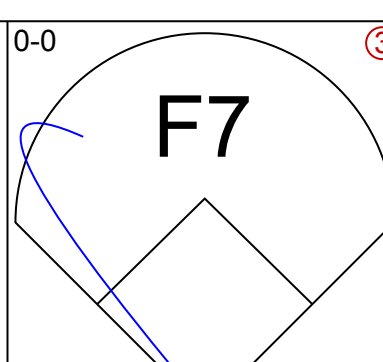
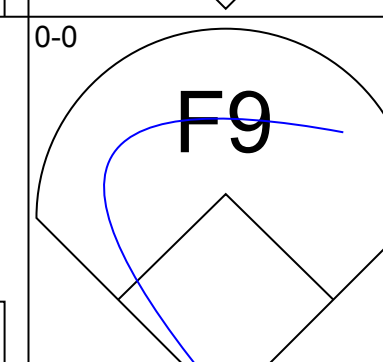

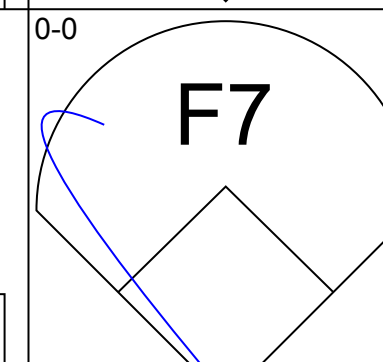

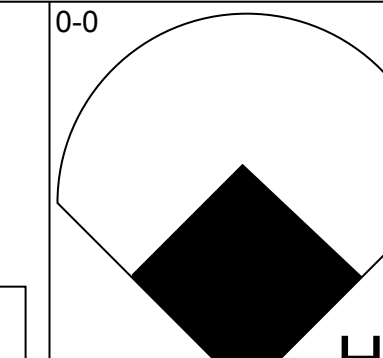








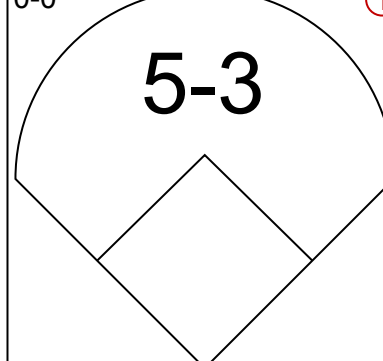
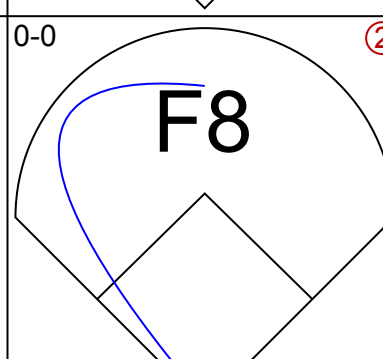
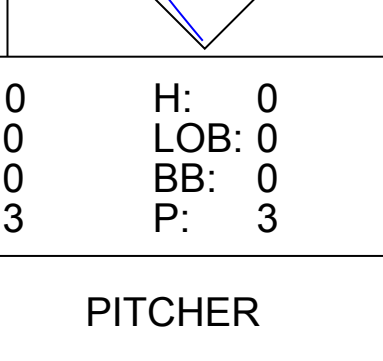
Detroit Tigers @ California Angels
Anaheim Stadium, Anaheim, CA
Thu Apr 30 1987, 10:05 PM EDT
Att: 27,656 - Unknown

AB 35
R 4
H 9
RBI 3
BB 2
SO 8
LOB 15



Batter	1	2	3	4	5	6	7	8	9	AB	R	H	RBI	BB	SO	LOB	TOP					
Wade Boggs, L (1, 5) OBP: 0.396, SLG: 0.452 Ed Romero, R (8, FH) OBP: 0.365, SLG: 0.333 (8, 5)	K	F7		HR		HR		G5-3 1B		4	2	5	0	1	2	1 1 1 0 0 0 0	Boston Red Sox @ California Angels Anaheim Stadium, Anaheim, CA Fri May 01 1987, 10:05 PM EDT Att: 50,352 - Unknown livebaseballscorecards.com					
Marty Barrett, R (1, 4) OBP: 0.295, SLG: 0.162	K		P4	K		F9		G5-3 1-2 2-3f		5	0	0	0	0	2	2						
Bill Buckner, L (1, 3) OBP: 0.275, SLG: 0.315	L3		5-3			F9		1B		5	1	2	1	0	0	0						
Don Baylor, R (1, 10) OBP: 0.388, SLG: 0.450		F9 2B 1B	FC5-4 BB			HR 1B		5-3		3	2	1	0	2	0	1						
Dwight Evans, R (1, 9) OBP: 0.375, SLG: 0.627		BB 2B BB	FC5-4 1-2f			HR		WP E 1B		4	3	2	3	1	0	1						
Mike Greenwell, L (1, 7) Dave Henderson, R (7, 7) OBP: 0.313, SLG: 0.403		F9 2-3		HR 2B		G3		E9 G5-4-3 1B		4	1	2	0	0	0	2						
Glenn Hoffman, R (1, 6) OBP: 0.267, SLG: 0.286		BB 2B 1-2 BB		6-3		F2		G5-4-3 1-2f		4	0	0	0	1	1	2						
Danny Sheaffer, R (1, 2) OBP: 0.152, SLG: 0.281		K		K		5-3		K		4	0	0	0	0	3	4						
Ellis Burks, R (1, 8) OBP: 0.571, SLG: 0.833				HR BB				G5-3 1B		3	2	3	2	1	0	0						
Inning Stats	R: 0 E: 0 K: 2 S: 7	H: 0 LOB: 0 BB: 0 P: 7	R: 2 E: 0 K: 1 S: 7	H: 2 LOB: 2 BB: 2 P: 15	R: 0 E: 0 K: 0 S: 3	H: 0 LOB: 1 BB: 1 P: 7	R: 3 E: 0 K: 2 S: 9	H: 2 LOB: 0 BB: 1 P: 13	R: 3 E: 0 K: 0 S: 5	H: 2 LOB: 0 BB: 0 P: 9	R: 2 E: 0 K: 0 S: 5	H: 2 LOB: 0 BB: 0 P: 5	R: 1 E: 1 K: 1 S: 6	H: 2 LOB: 0 BB: 0 P: 6	R: 1 E: 0 K: 0 S: 5	H: 3 LOB: 1 BB: 0 P: 5		R: 0 E: 0 K: 2 S: 7	H: 0 LOB: 0 BB: 0 P: 7	1B: 7 2B: 3 3B: 0 HR: 3	SF: 0 SAC: 0 DP: 2 HBP: 0	WP: 2 PB: 0 SB: 0 CS: 0
PITCHER	IP WLS BF H R ER SO BB IBB HBP BLK WP HR S P ERA WHIP																					
Urbano Lugo, R (1, 1) ERA: 9.27	5.0 L 26 6 8 8 5 5 0 0 0 0 1 2 31 51 14.40 2.200																					
Gary Lucas, L (6, 1) ERA: 10.97	3.0 14 7 4 4 1 0 0 0 0 1 1 16 16 12.00 2.333																					
DeWayne Buice, R (9, 1) ERA: 3.0	1.0 3 0 0 0 2 0 0 0 0 0 0 0 7 7 0.00 0.000																					

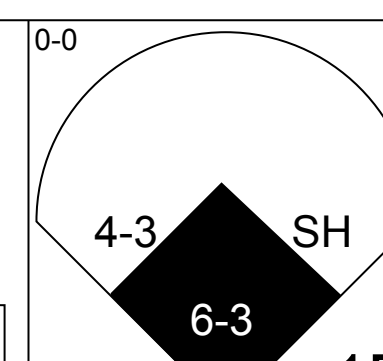
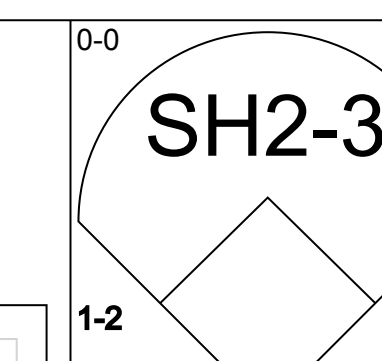

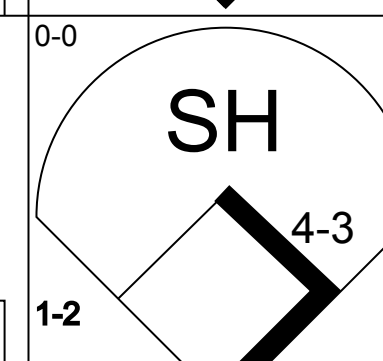
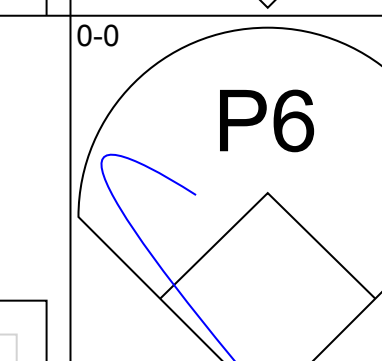

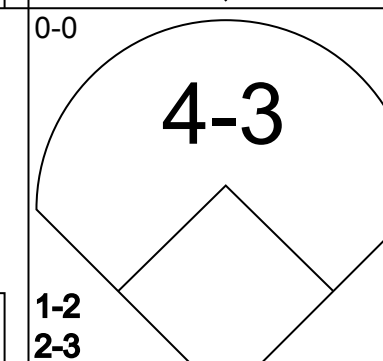
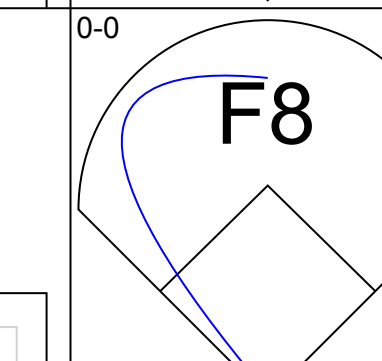
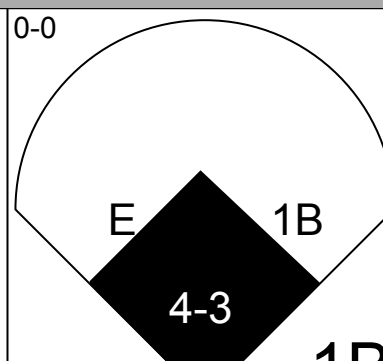
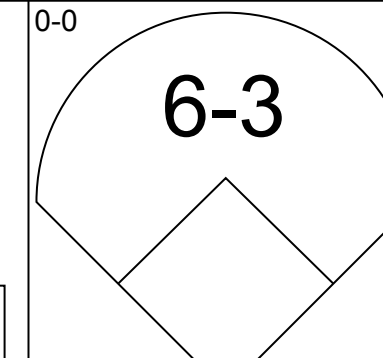
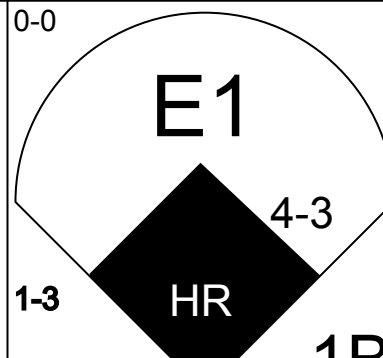
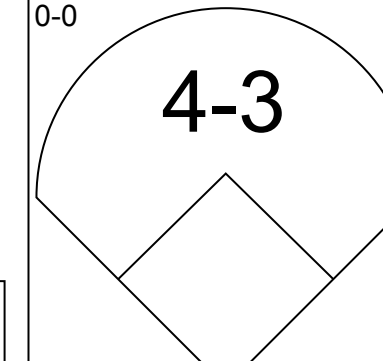
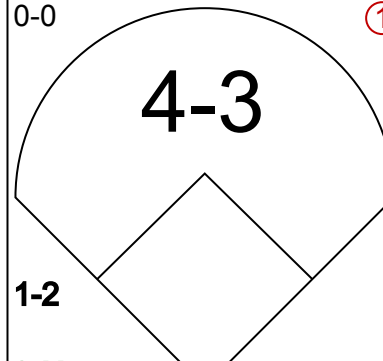

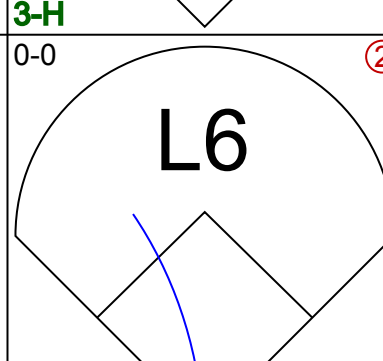
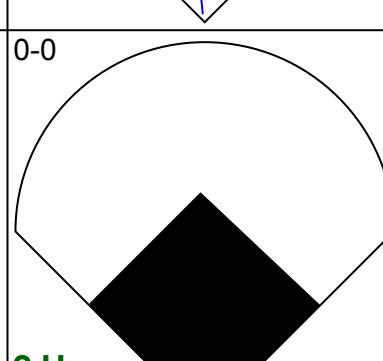
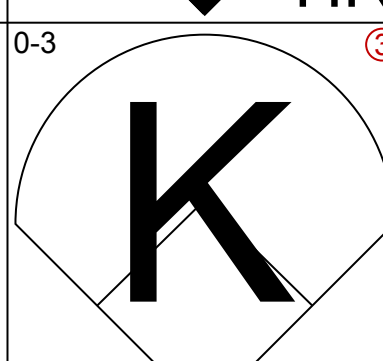
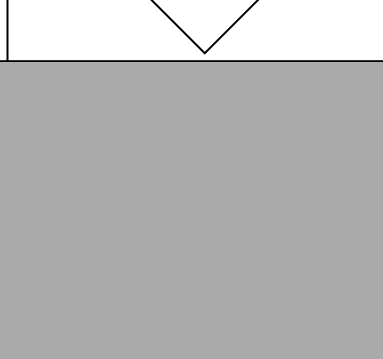
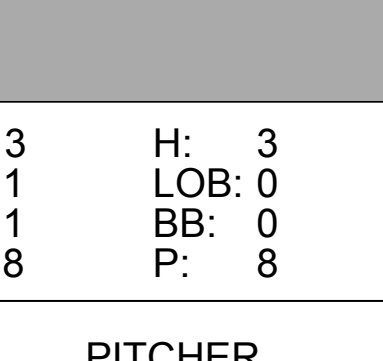
Batter	1	2	3	4	5	6	7	8	9	AB	R	H	RBI	BB	SO	LOB	BOTTOM			
Brian Downing, R (1, 10) OBP: 0.469, SLG: 0.736	HR BB		F8				G6-4-3 1-2f 2-3		6-3	3	1	0	0	2	0	3	Boston Red Sox @ California Angels Anaheim Stadium, Anaheim, CA Fri May 01 1987, 10:05 PM EDT Att: 50,352 - Unknown livebaseballscorecards.com			
Devon White, S (1, 9) OBP: 0.327, SLG: 0.561	K		FC4-6 BB			F7		F9		5	0	0	0	0	2	4				
Wally Joyner, L (1, 3) OBP: 0.364, SLG: 0.543						K		2B 6-3 1B		3	2	2	2	1	1	1				
Doug DeCinces, R (1, 5) Gus Polidor, R (9, 5) OBP: 0.430, SLG: 0.468	P3		F8			F7		1-3 2B		4	0	1	0	0	0	3				
Jack Howell, L (1, 7) OBP: 0.378, SLG: 0.529	K					F5		K		4	0	1	0	0	2	2				
Dick Schofield, R (1, 6) OBP: 0.305, SLG: 0.337			6-3			1-3 1B		6-3		4	0	1	1	0	0	2				
Darrell Miller, R (1, 2) OBP: 0.195, SLG: 0.237			P4			1-3		G6-4-3 1-2f		3	0	0	0	1	0	2				
Gary Pettis, S (1, 8) OBP: 0.316, SLG: 0.360			K					BB K		2	0	0	0	2	2	2				
Mark McLemore, S (1, 4) OBP: 0.370, SLG: 0.304						K		G6-4-3 1-2f BB		3	0	1	0	1	2	2				
Inning Stats	R: 2 E: 1 K: 2 S: 8	H: 1 LOB: 0 BB: 1 P: 12	R: 0 E: 0 K: 1 S: 5	H: 0 LOB: 0 BB: 0 P: 5	R: 0 E: 0 K: 0 S: 4	H: 1 LOB: 2 BB: 1 P: 8	R: 0 E: 0 K: 1 S: 6	H: 1 LOB: 2 BB: 1 P: 10	R: 0 E: 0 K: 0 S: 3	H: 0 LOB: 0 BB: 0 P: 3	R: 0 E: 0 K: 1 S: 4	H: 0 LOB: 2 BB: 2 P: 12	R: 1 E: 0 K: 2 S: 9	H: 2 LOB: 2 BB: 1 P: 13	R: 0 E: 0 K: 1 S: 5	H: 0 LOB: 0 BB: 0 P: 5		1B: 4 2B: 1 3B: 0 HR: 1	SF: 0 SAC: 0 DP: 2 HBP: 0	WP: 0 PB: 0 SB: 0 CS: 0
PITCHER	IP WLS BF H R ER SO BB IBB HBP BLK WP HR S P ERA WHIP																			
Roger Clemens, R (1, 1) ERA: 2.97	8.0 W 35 6 3 3 8 7 0 0 0 0 0 1 44 72 3.38 1.625																			
Calvin Schiraldi, R (9, 1) ERA: 8.0	1.0 3 0 0 0 1 0 0 0 0 0 0 0 5 5 0.00 0.000																			

Batter	1	2	3	4	5	6	7	8	9	AB	R	H	RBI	BB	SO	LOB	TOP			
Wade Boggs, L (1, 5) OBP: 0.390, SLG: 0.443																	4 1 1 0 0 1 0			
Marty Barrett, R (1, 4) OBP: 0.233, SLG: 0.195																	4 0 2 0 0 1 0			
Bill Buckner, L (1, 3) OBP: 0.274, SLG: 0.304																	3 0 0 0 1 0 2			
Don Baylor, R (1, 10) OBP: 0.392, SLG: 0.482																	3 1 1 1 1 0 2			
Dwight Evans, R (1, 9) OBP: 0.444, SLG: 0.603																	3 0 0 0 1 1 3			
Mike Greenwell, L (1, 7) OBP: 0.357, SLG: 0.654																	3 0 0 1 1 1 3			
Dave Henderson, R (8, PR) OBP: 0.313, SLG: 0.403																	0 0 0 0 0 0 0			
Glenn Hoffman, R (1, 6) OBP: 0.245, SLG: 0.261																	4 0 0 0 0 0 3			
Danny Sheaffer, R (1, 2) OBP: 0.143, SLG: 0.265																	2 0 0 0 0 0 0			
Rich Gedman, L (8, PH) (8, 2)																	1 0 0 0 0 1 0			
Ellis Burks, R (1, 8) OBP: 0.400, SLG: 0.556																	3 0 0 0 0 0 0			
Inning Stats	R: 0 E: 0 K: 1 S: 5	H: 0 LOB: 0 BB: 0 P: 5	R: 1 E: 0 K: 0 S: 4	H: 1 LOB: 0 BB: 0 P: 4	R: 0 E: 0 K: 0 S: 3	H: 0 LOB: 0 BB: 0 P: 3	R: 0 E: 0 K: 1 S: 5	H: 0 LOB: 0 BB: 0 P: 5	R: 0 E: 0 K: 0 S: 3	H: 0 LOB: 0 BB: 0 P: 3	R: 0 E: 0 K: 0 S: 3	H: 1 LOB: 2 BB: 2 P: 11	R: 0 E: 0 K: 1 S: 5	H: 0 LOB: 0 BB: 0 P: 5	R: 1 E: 1 K: 1 S: 7	H: 2 LOB: 2 BB: 2 P: 15	1B: 3 2B: 0 3B: 0 HR: 1	SF: 0 SAC: 0 DP: 1 HBP: 0	WP: 0 PB: 0 SB: 0 CS: 0	PA: 34
PITCHER Mike Witt, R (1, 1) ERA: 4.5	IP: 9.0 WLS: W BF: 34 H: 4 R: 2 ER: 2 SO: 5 BB: 4 IBB: 0 HBP: 0 BLK: 0 WP: 0 HR: 1 S: 40 P: 56 ERA: 2.00 WHIP: 0.889											PITCHER	IP: 9.0 WLS: W BF: 34 H: 4 R: 2 ER: 2 SO: 5 BB: 4 IBB: 0 HBP: 0 BLK: 0 WP: 0 HR: 1 S: 40 P: 56 ERA: 2.00 WHIP: 0.889							

Boston Red Sox @ California Angels
Anaheim Stadium, Anaheim, CA
Sat May 02 1987, 10:05 PM EDT
Att: 43,726 - Unknown

AB 30
R 2
H 4
RBI 2
BB 4
SO 5
LOB 13



Batter	1	2	3	4	5	6	7	8	9	AB	R	H	RBI	BB	SO	LOB	BOTTOM			
Brian Downing, R (1, 10) OBP: 0.466, SLG: 0.723																	3 1 1 0 0 0 1			
Devon White, S (1, 8) OBP: 0.327, SLG: 0.564																	3 0 1 0 0 0 1			
Wally Joyner, L (1, 3) OBP: 0.369, SLG: 0.536																	3 1 1 0 1 0 3			
Doug DeCinces, R (1, 5) OBP: 0.422, SLG: 0.455																	4 1 1 1 0 1 3			
Mark Ryal, L (1, 9) OBP: 0.167, SLG: 0.222																	4 0 0 1 0 0 2			
Gary Pettis, S (9, 8) OBP: 0.316, SLG: 0.360																	0 0 0 0 0 0 0			
Jack Howell, L (1, 7) OBP: 0.372, SLG: 0.514																	4 0 1 0 0 1 1			
Dick Schofield, R (1, 6) OBP: 0.316, SLG: 0.378																	4 1 2 2 0 0 0			
Mark McLemore, S (1, 4) OBP: 0.358, SLG: 0.293																	3 0 0 0 0 1 2			
Darrell Miller, R (1, 2) OBP: 0.227, SLG: 0.268																	3 0 2 0 0 0 0			
Inning Stats	R: 1 E: 1 K: 0 S: 5	H: 1 LOB: 1 BB: 0 P: 5	R: 0 E: 0 K: 1 S: 5	H: 0 LOB: 0 BB: 0 P: 5	R: 0 E: 0 K: 0 S: 5	H: 1 LOB: 1 BB: 0 P: 4	R: 0 E: 0 K: 0 S: 5	H: 2 LOB: 2 BB: 0 P: 5	R: 0 E: 0 K: 0 S: 3	H: 1 LOB: 0 BB: 0 P: 3	R: 3 E: 1 K: 1 S: 8	H: 3 LOB: 0 BB: 0 P: 8	R: 0 E: 0 K: 1 S: 6	H: 1 LOB: 2 BB: 1 P: 10	R: 0 E: 0 K: 0 S: 3	H: 0 LOB: 0 BB: 0 P: 3	1B: 7 2B: 1 3B: 0 HR: 1	SF: 0 SAC: 2 DP: 1 HBP: 0	WP: 0 PB: 0 SB: 0 CS: 0	PA: 34
PITCHER Bob Stanley, R (1, 1) ERA: 3.92	IP: 8.0 WLS: L BF: 34 H: 9 R: 4 ER: 3 SO: 3 BB: 0 IBB: 1 HBP: 0 BLK: 0 WP: 0 HR: 1 S: 39 P: 43 ERA: 3.38 WHIP: 1.125											PITCHER	IP: 8.0 WLS: L BF: 34 H: 9 R: 4 ER: 3 SO: 3 BB: 0 IBB: 1 HBP: 0 BLK: 0 WP: 0 HR: 1 S: 39 P: 43 ERA: 3.38 WHIP: 1.125							

Boston Red Sox @ California Angels
Anaheim Stadium, Anaheim, CA
Sat May 02 1987, 10:05 PM EDT
Att: 43,726 - Unknown

AB 31
R 4
H 9
RBI 4
BB 1
SO 3
LOB 13



Batter	1	2	3	4	5	6	7	8	9	AB	R	H	RBI	BB	SO	LOB	TOP								
Wade Boggs, L (1,5) OBP: 0.385, SLG: 0.435	F8		1-3		F8			FC6-5 1B		4	0	1	0	0	0	1	Boston Red Sox @ California Angels Anaheim Stadium, Anaheim, CA Sun May 03 1987, 6:33 AM EDT Att: 40,018 - Unknown								
Marty Barrett, R (1,4) OBP: 0.277, SLG: 0.227	1B		BB		L5			FC6-5 1B		3	1	2	0	1	0	0									
Bill Buckner, L (1,3) OBP: 0.263, SLG: 0.292	F8		F5		3-1			FC6-5 1B		4	1	0	0	0	0	5									
Don Baylor, R (1,10) OBP: 0.387, SLG: 0.506	F9				1-3			HR		4	1	1	3	0	0	1									
Dwight Evans, R (1,9) OBP: 0.427, SLG: 0.573	K		3-1		F8			5-3		4	0	0	0	0	1	0									
Dave Henderson, R (1,7) OBP: 0.321, SLG: 0.440	F7		HR		PB 1B BB			K		3	1	1	1	1	1	0									
Ed Romero, R (1,6) OBP: 0.358, SLG: 0.328	6-3		5-3		PB 1B			K		4	0	1	0	0	1	0									
Marc Sullivan, R (1,2) OBP: 0.174, SLG: 0.244			F8		4-3			F7		2	0	0	0	0	0	0									
Glenn Hoffman, R (7,PH) OBP: 0.240, SLG: 0.255								K2-3		1	0	0	0	0	0	2									
Rich Gedman, L (7,2)								5-3		1	0	0	0	0	1	0									
Ellis Burks, R (1,8) OBP: 0.357, SLG: 0.538			2B		K			K		4	0	1	0	0	2	2									
Inning Stats	R: 0 E: 0 K: 0 S: 4	H: 1 LOB: 1 BB: 0 P: 4	R: 0 E: 0 K: 1 S: 5	H: 0 LOB: 0 BB: 0 P: 5	R: 0 E: 0 K: 0 S: 4	H: 1 LOB: 2 BB: 1 P: 8	R: 1 E: 0 K: 0 S: 4	H: 1 LOB: 0 BB: 0 P: 4	R: 0 E: 0 K: 1 S: 5	H: 0 LOB: 0 BB: 0 P: 5	R: 0 E: 0 K: 0 S: 3	H: 0 LOB: 2 BB: 0 P: 3	R: 0 E: 0 K: 1 S: 6	H: 1 LOB: 2 BB: 1 P: 10	R: 3 E: 0 K: 1 S: 8	H: 3 LOB: 0 BB: 0 P: 8	R: 0 E: 0 K: 2 S: 7	H: 0 LOB: 0 BB: 0 P: 7	1B: 4 2B: 1 3B: 0 HR: 2	SF: 0 SAC: 0 DP: 0 HBP: 0	WP: 0 PB: 1 SB: 1 CS: 0	PA: 36			
PITCHER	IP	WLS	BF	H	R	ER	SO	BB	IBB	HBP	BLK	WP	HR	S	P	ERA	WHIP								
John Candelaria, L (1,1) ERA: 2.95	7.1	W	31	7	4	4	3	2	0	0	0	0	2	35	43	4.91	1.227								
DeWayne Buice, R (8,1) ERA: 2.53	1.2		5	0	0	0	3	0	0	0	0	0	0	11	11	0.00	0.000								

Batter	1	2	3	4	5	6	7	8	9	AB	R	H	RBI	BB	SO	LOB	BOTTOM								
Brian Downing, R (1,10) OBP: 0.479, SLG: 0.732	G4-6-3 BB		FC5		FC4-6 BB	F3 HR 1B		2B		3	1	2	2	2	0	1	Boston Red Sox @ California Angels Anaheim Stadium, Anaheim, CA Sun May 03 1987, 6:33 AM EDT Att: 40,018 - Unknown								
Devon White, S (1,9) OBP: 0.313, SLG: 0.538	G4-6-3 1-2		F3		FC4-6 HR	F3		6-3		5	1	0	0	0	0	7									
Wally Joyner, L (1,3) OBP: 0.371, SLG: 0.554	6-3		G3		HR	HR		K		4	2	1	2	1	1	3									
Doug DeCinces, R (1,5) OBP: 0.420, SLG: 0.493		1-3			E7 HR	1B		4-3		5	2	2	4	0	0	1									
Jack Howell, L (1,7) OBP: 0.367, SLG: 0.538		K			HR	K		K		4	1	1	2	0	3	1									
Gary Pettis, S (1,8) OBP: 0.314, SLG: 0.348		3-1			F8	1B 2B BB		P3		3	1	0	0	1	0	0									
Dick Schofield, R (1,6) OBP: 0.333, SLG: 0.398			SH3-4 FC5 2B		CS BB	B1		1B		3	1	2	0	1	0	1									
Mark McLemore, S (1,4) OBP: 0.364, SLG: 0.294			S SH3-4 BB		F8	2B 1B 1B		K		3	1	1	0	1	1	2									
Darrell Miller, R (1,2) OBP: 0.234, SLG: 0.295			SH3-4		5-3	1B HR 2B		5-3		3	1	1	1	0	0	1									
Inning Stats	R: 0 E: 0 K: 0 S: 2	H: 0 LOB: 0 BB: 1 P: 6	R: 0 E: 0 K: 1 S: 5	H: 0 LOB: 0 BB: 0 P: 5	R: 1 E: 0 K: 0 S: 5	H: 1 LOB: 1 BB: 1 P: 9	R: 2 E: 1 K: 0 S: 4	H: 1 LOB: 0 BB: 1 P: 8	R: 2 E: 0 K: 1 S: 7	H: 2 LOB: 1 BB: 1 P: 11	R: 6 E: 0 K: 1 S: 9	H: 4 LOB: 0 BB: 2 P: 17	R: 0 E: 0 K: 1 S: 6	H: 1 LOB: 1 BB: 0 P: 6	R: 0 E: 0 K: 1 S: 6	H: 1 LOB: 1 BB: 0 P: 6		1B: 4 2B: 3 3B: 0 HR: 3	SF: 0 SAC: 1 DP: 1 HBP: 0	WP: 0 PB: 0 SB: 2 CS: 1	PA: 40				
PITCHER	IP	WLS	BF	H	R	ER	SO	BB	IBB	HBP	BLK	WP	HR	S	P	ERA	WHIP								
Al Nipper, R (1,1) ERA: 3.43	4.2	L	21	3	5	4	1	4	0	0	0	0	2	19	35	7.71	1.500								
Jeff Sellers, R (5,1) ERA: 9.6	0.2		6	3	3	3	1	1	0	0	0	0	0	7	11	40.50	6.000								
Wes Gardner, R (6,1) ERA: 5.52	0.2		5	2	3	3	1	0	1	0	0	0	1	6	10	40.50	3.000								
Joe Sambito, L (7,1) ERA:	2.0		8	2	0	0	2	0	0	0	0	0	0	12	12	0.00	1.000								

Batter	1	2	3	4	5	6	7	8	9	AB	R	H	RBI	BB	SO	LOB	TOP			
Brian Downing, R OBP: 0.472, SLG: 0.743 (1, 10)	F4			HR		F9			F6	4	1	1	1	0	0	0	California Angels @ Milwaukee Brewers Milwaukee County Stadium, Milwaukee, WI Tue May 05 1987, 8:05 PM EDT Att: 13,137 - Unknown livebaseballscorecards.com			
Devon White, S OBP: 0.303, SLG: 0.518 (1, 9)	L4			K		B5-3			6-3	4	0	0	0	0	1	0				
Wally Joyner, L OBP: 0.361, SLG: 0.538 (1, 3)	F4			L4					F7	3	0	0	0	0	0	0				
Doug DeCinces, R OBP: 0.407, SLG: 0.473 (1, 5)		5-3		K					F4	3	0	0	0	0	1	0				
Jack Howell, L OBP: 0.376, SLG: 0.575 (1, 7)		BB							4-3	2	1	1	1	1	0	0				
Dick Schofield, R OBP: 0.324, SLG: 0.385 (1, 6)	1-3					F8			F8	3	0	0	0	0	0	1				
Gary Pettis, S OBP: 0.314, SLG: 0.358 (1, 8)				CS		K			3-1	3	0	1	0	0	1	0				
Mark McLemore, S OBP: 0.353, SLG: 0.284 (1, 4)				K		L6			3-1	3	0	0	0	0	1	1				
Darrell Miller, R OBP: 0.224, SLG: 0.283 (1, 2)				F4					3-1	2	0	0	0	0	1	1				
Mark Ryal, L OBP: 0.158, SLG: 0.211 (9, PH)						K				1	0	0	0	0	0	0				
Bob Boone, R (9, 2)										0	0	0	0	0	0	0				
Inning Stats	R: 0 E: 0 K: 0 S: 3	H: 0 LOB: 0 BB: 0 P: 3	R: 0 E: 0 K: 0 S: 2	H: 0 LOB: 0 BB: 1 P: 6	R: 0 E: 0 K: 1 S: 5	H: 1 LOB: 0 BB: 0 P: 5	R: 1 E: 0 K: 2 S: 8	H: 1 LOB: 0 BB: 0 P: 8	R: 1 E: 0 K: 1 S: 6	H: 1 LOB: 0 BB: 0 P: 6	R: 0 E: 0 K: 0 S: 3	H: 0 LOB: 0 BB: 0 P: 3	R: 0 E: 0 K: 0 S: 3	H: 0 LOB: 0 BB: 0 P: 3	R: 0 E: 0 K: 0 S: 3	H: 0 LOB: 0 BB: 0 P: 3	1B: 0 2B: 2 3B: 0 HR: 2	SF: 0 SAC: 0 DP: 1 HBP: 0	WP: 0 PB: 0 SB: 0 CS: 1	PA: 29
PITCHER Bill Wegman, R ERA: 2.93 (1, 1)	IP: 9.0 WLS: L BF: 29 H: 3 R: 2 ER: 2 SO: 5 BB: 1 IBB: 0 HBP: 0 BLK: 0 WP: 0 HR: 2 S: 38 P: 42 ERA: 2.00 WHIP: 0.444																			

Batter	1	2	3	4	5	6	7	8	9	AB	R	H	RBI	BB	SO	LOB	BOTTOM			
Robin Yount, R OBP: 0.342, SLG: 0.394 (1, 8)	2B		F9		K					4	0	2	0	0	1	1	California Angels @ Milwaukee Brewers Milwaukee County Stadium, Milwaukee, WI Tue May 05 1987, 8:05 PM EDT Att: 13,137 - Unknown livebaseballscorecards.com			
Dale Sveum, S OBP: 0.337, SLG: 0.447 (1, 6)	L5		6-3			G3			L3	4	0	0	0	0	0	3				
Glenn Braggs, R OBP: 0.366, SLG: 0.515 (1, 9)						F9			BB	3	0	1	0	1	1	1				
Greg Brock, L OBP: 0.384, SLG: 0.460 (1, 3)				4-3		4-3			F9	3	0	0	0	0	1	2				
Billy Jo Roubidoux, L OBP: 0.277, SLG: 0.190 (1, 10)	4-3			4-3					K	4	0	0	0	0	2	4				
Charlie O'Brien, R (1, 2)									K	3	0	0	0	0	0	1				
Cecil Cooper, L OBP: 0.169, SLG: 0.194 (9, PH)	F6			L5		5-3			K	1	0	0	0	0	1	1				
Rick Manning, L OBP: 0.143, SLG: 0.154 (1, 7)	F6					F6			F9	3	0	0	0	0	0	0				
Juan Castillo, S OBP: 0.517, SLG: 0.565 (1, 4)		4-3							L4	2	0	0	0	1	0	0				
Jim Gantner, L OBP: 0.386, SLG: 0.475 (1, 5)									1B	3	0	1	0	0	0	1				
Inning Stats	R: 0 E: 0 K: 1 S: 6	H: 1 LOB: 2 BB: 0 P: 7	R: 0 E: 0 K: 0 S: 3	H: 0 LOB: 0 BB: 0 P: 3	R: 0 E: 0 K: 0 S: 3	H: 0 LOB: 0 BB: 0 P: 3	R: 0 E: 0 K: 0 S: 4	H: 1 LOB: 1 BB: 0 P: 4	R: 0 E: 0 K: 0 S: 5	H: 0 LOB: 1 BB: 1 P: 9	R: 0 E: 0 K: 1 S: 5	H: 0 LOB: 0 BB: 0 P: 5	R: 0 E: 0 K: 1 S: 5	H: 2 LOB: 1 BB: 0 P: 4	R: 0 E: 0 K: 2 S: 7	H: 0 LOB: 1 BB: 1 P: 11	1B: 3 2B: 2 3B: 0 HR: 0	SF: 0 SAC: 0 DP: 1 HBP: 1	WP: 0 PB: 0 SB: 0 CS: 0	PA: 33
PITCHER Don Sutton, R ERA: 3.38 Donnie Moore, R ERA: 2.3 (8, 1)	IP: 7.0 WLS: W BF: 25 H: 2 R: 0 ER: 0 SO: 4 BB: 1 IBB: 0 HBP: 1 BLK: 0 WP: 0 HR: 0 S: 31 P: 36 ERA: 0.00 WHIP: 0.429																			

Batter	1	2	3	4	5	6	7	8	9	AB	R	H	RBI	BB	SO	LOB	TOP								
Brian Downing, R OBP: 0.465, SLG: 0.721 (1, 10)	F7		5-3					K		3	0	0	0	1	1	0	California Angels @ Milwaukee Brewers Milwaukee County Stadium, Milwaukee, WI Wed May 06 1987, 4:33 AM EDT Att: 13,552 - Unknown livebaseballscorecards.com								
Devon White, S OBP: 0.293, SLG: 0.500 (1, 9)	K		6-3					K		4	0	0	0	0	3	2									
Wally Joyner, L OBP: 0.350, SLG: 0.519 (1, 3)	6-3		3-1					L7		4	0	0	0	0	0	0									
Doug DeCinces, R OBP: 0.400, SLG: 0.462 (1, 5)		F4							K	4	0	1	0	0	2	0									
Jack Howell, L OBP: 0.381, SLG: 0.619 (1, 7)				4-3					1B	4	2	2	1	0	0	1									
Dick Schofield, R OBP: 0.330, SLG: 0.410 (1, 6)					F9					4	1	2	0	0	0	1									
Butch Wynegar, S OBP: 0.313, SLG: 0.279 Darrell Miller, R OBP: 0.220, SLG: 0.283 (8, 2)						1-3			F8	3	0	0	0	0	1	1									
Gary Pettis, S OBP: 0.321, SLG: 0.357 (1, 8)							5-3			3	0	1	1	1	0	0									
Mark McLemore, S OBP: 0.349, SLG: 0.293 (1, 4)										4	0	1	0	0	2	3									
Inning Stats	R: 0 E: 0 K: 1 S: 5	H: 0 LOB: 0 BB: 0 P: 5	R: 1 E: 0 K: 2 S: 9	H: 2 LOB: 2 BB: 1 P: 13	R: 0 E: 0 K: 0 S: 3	H: 0 LOB: 0 BB: 0 P: 3	R: 0 E: 0 K: 1 S: 5	H: 0 LOB: 0 BB: 0 P: 5	R: 0 E: 0 K: 1 S: 6	H: 1 LOB: 2 BB: 1 P: 10	R: 0 E: 0 K: 0 S: 4	H: 1 LOB: 1 BB: 0 P: 4	R: 0 E: 0 K: 0 S: 3	H: 0 LOB: 0 BB: 0 P: 3	R: 0 E: 0 K: 2 S: 7	H: 0 LOB: 0 BB: 0 P: 7		R: 2 E: 1 K: 2 S: 10	H: 3 LOB: 1 BB: 0 P: 10	1B: 3 2B: 2 3B: 1 HR: 1	SF: 1 SAC: 0 DP: 0 HBP: 0	WP: 0 PA: 36 CS: 0			
PITCHER	IP	WLS	BF	H	R	ER	SO	BB	IBB	HBP	BLK	WP	HR	S	P	ERA	WHIP								
Mike Birkbeck, R ERA: 5.1 (1, 1)	7.0	L	27	4	1	1	5	2	0	0	0	0	1	35	43	1.29	0.857								
Chris Bosio, R ERA: 4.95 (8, 1)	1.0		3	0	0	0	2	0	0	0	0	0	0	7	7	0.00	0.000								
Mark Clear, R ERA: 5.25 (9, 1)	1.0		6	3	2	2	2	0	0	0	0	0	0	10	10	18.00	3.000								

Batter	1	2	3	4	5	6	7	8	9	AB	R	H	RBI	BB	SO	LOB	BOTTOM								
Robin Yount, R OBP: 0.345, SLG: 0.407 (1, 8)			K						L6	4	0	1	0	1	2	4	California Angels @ Milwaukee Brewers Milwaukee County Stadium, Milwaukee, WI Wed May 06 1987, 4:33 AM EDT Att: 13,552 - Unknown livebaseballscorecards.com								
Dale Sveum, S OBP: 0.324, SLG: 0.429 (1, 6)					F9					4	0	0	0	0	3	5									
Glenn Braggs, R OBP: 0.355, SLG: 0.495 (1, 9)										4	0	0	0	0	2	1									
Greg Brock, L OBP: 0.388, SLG: 0.449 (1, 3)					6-3					2	0	0	0	2	1	0									
Cecil Cooper, L OBP: 0.159, SLG: 0.182 (1, 10)						3-1				4	0	0	0	0	1	3									
Charlie O'Brien, R (1, 2)										4	0	0	0	0	0	1									
Jim Gantner, L OBP: 0.391, SLG: 0.488 (1, 5)										4	0	2	0	0	0	0									
Juan Castillo, S OBP: 0.531, SLG: 0.560 (1, 4)										2	0	1	0	1	0	1									
Rick Manning, L OBP: 0.222, SLG: 0.188 (1, 7)										3	0	1	0	1	1	2									
Inning Stats	R: 0 E: 0 K: 2 S: 8	H: 1 LOB: 2 BB: 1 P: 12	R: 0 E: 0 K: 0 S: 4	H: 1 LOB: 1 BB: 0 P: 4	R: 0 E: 0 K: 2 S: 7	H: 0 LOB: 0 BB: 0 P: 7	R: 0 E: 0 K: 0 S: 3	H: 0 LOB: 0 BB: 0 P: 3	R: 0 E: 0 K: 2 S: 8	H: 1 LOB: 2 BB: 1 P: 12	R: 0 E: 0 K: 1 S: 5	H: 0 LOB: 1 BB: 1 P: 9	R: 0 E: 0 K: 2 S: 8	H: 1 LOB: 2 BB: 1 P: 12	R: 0 E: 0 K: 1 S: 5	H: 0 LOB: 0 BB: 0 P: 5		R: 0 E: 0 K: 0 S: 4	H: 1 LOB: 2 BB: 1 P: 8	1B: 3 2B: 1 3B: 1 HR: 0	SF: 0 SAC: 1 DP: 0 HBP: 0	WP: 0 PA: 37 CS: 0			
PITCHER	IP	WLS	BF	H	R	ER	SO	BB	IBB	HBP	BLK	WP	HR	S	P	ERA	WHIP								
Mike Witt, R ERA: 3.86 (1, 1)	7.0	W	29	4	0	0	9	4	0	0	0	0	0	43	59	0.00	1.143								
DeWayne Buice, R ERA: 2.13 (8, 1)	2.0	S	8	1	0	0	1	1	0	0	0	0	0	9	13	0.00	1.000								

Batter	1	2	3	4	5	6	7	8	9	AB	R	H	RBI	BB	SO	LOB	TOP										
Brian Downing, R (1, 10) OBP: 0.459, SLG: 0.731 Ruppert Jones, L (7, PR) OBP: 0.273, SLG: 0.400 Bob Boone, R (9, PH) OBP: 1.000, SLG: 1.000	F9		F9				FC5-4 1B		FC5 1B	4	1	1	2	0	0	2	California Angels @ Boston Red Sox Fenway Park, Boston, MA Fri May 08 1987, 7:05 PM EDT Att: 32,072 - Unknown										
Devon White, S (1, 9) OBP: 0.313, SLG: 0.508	4-3 BB				4-3		FC6-4 1B		1B	4	0	3	1	1	0	0											
Wally Joyner, L (1, 3) OBP: 0.336, SLG: 0.496	4-3		L4		5-3		FC6-4 1B		FC5	5	0	0	0	0	0	6											
Doug DeCinces, R (1, 5) OBP: 0.384, SLG: 0.439	F6					1-3			5-3	4	0	0	0	0	1	1											
Jack Howell, L (1, 7) OBP: 0.396, SLG: 0.621		CS SH5-4 BB				4-3			5-3	3	0	1	0	1	0	0											
Dick Schofield, R (1, 6) OBP: 0.321, SLG: 0.398		SH5-4			5-3				4-3	3	0	0	0	0	0	1											
Gary Pettis, S (1, 8) OBP: 0.327, SLG: 0.356					L7		FC5-4 1B		K	3	1	1	0	1	1	1											
Darrell Miller, R (1, 2) OBP: 0.222, SLG: 0.340		F8			5-3		K		HR	4	1	1	1	0	1	3											
Mark McLemore, S (1, 4) OBP: 0.345, SLG: 0.292			B2-3				E6 FC5-4 1B		4-3	4	1	1	0	0	0	1											
Inning Stats	R: 0 E: 0 K: 0 S: 3	H: 0 LOB: 1 BB: 1 P: 7	R: 0 E: 0 K: 0 S: 2	H: 0 LOB: 1 BB: 2 P: 10	R: 0 E: 0 K: 1 S: 4	H: 1 LOB: 1 BB: 0 P: 4	R: 0 E: 0 K: 1 S: 6	H: 1 LOB: 1 BB: 0 P: 6	R: 2 E: 0 K: 0 S: 5	H: 2 LOB: 0 BB: 0 P: 5	R: 0 E: 0 K: 0 S: 3	H: 0 LOB: 0 BB: 0 P: 3	R: 1 E: 1 K: 1 S: 8	H: 2 LOB: 2 BB: 0 P: 8	R: 0 E: 0 K: 0 S: 3	H: 0 LOB: 0 BB: 0 P: 3		R: 1 E: 0 K: 1 S: 8	H: 3 LOB: 2 BB: 0 P: 8	1B: 6 2B: 1 3B: 0 HR: 2	SF: 0 SAC: 1 DP: 0 HBP: 0	WP: 0 PB: 0 SB: 0 CS: 1	PA: 39				
PITCHER	IP	WLS	BF	H	R	ER	SO	BB	IBB	HBP	BLK	WP	HR	S	P	ERA	WHIP										
Bob Stanley, R (1, 1) ERA: 3.75	6.2		29	6	3	2	2	3	0	0	0	0	1	30	42	2.70	1.350										
Joe Sambito, L (7, 1) ERA: 0.93	2.1	W	10	3	1	1	1	0	0	0	0	0	1	12	12	3.86	1.286										

Batter	1	2	3	4	5	6	7	8	9	AB	R	H	RBI	BB	SO	LOB	BOTTOM										
Ellis Burks, R (1, 8) OBP: 0.333, SLG: 0.462	F7		L4		SH3-4		K			3	0	0	0	0	1	0	California Angels @ Boston Red Sox Fenway Park, Boston, MA Fri May 08 1987, 7:05 PM EDT Att: 32,072 - Unknown										
Marty Barrett, R (1, 4) OBP: 0.286, SLG: 0.255			4-3		E6 PB		F8			4	0	1	0	0	0	1											
Wade Boggs, L (1, 5) OBP: 0.397, SLG: 0.455			F7		SF8				6-3	3	0	0	1	0	1	1											
Jim Rice, R (1, 7) OBP: 0.326, SLG: 0.405	F9				F4		K		HR	4	1	1	0	0	1	2											
Don Baylor, R (1, 10) OBP: 0.390, SLG: 0.552					F8				HR	3	3	2	2	1	0	0											
Dwight Evans, R (1, 9) OBP: 0.417, SLG: 0.585					4-3 1B		1B		HR	4	1	3	3	0	0	0											
Bill Buckner, L (1, 3) OBP: 0.286, SLG: 0.315			4-3				4-3		BB	4	0	2	0	0	0	1											
Ed Romero, R (1, 6) OBP: 0.380, SLG: 0.338					F9		K		G6-4-3 BB	3	0	1	0	1	1	2											
Marc Sullivan, R (1, 2) OBP: 0.188, SLG: 0.255 Rich Gedman, L (7, PH) (8, 2)			F4				L3		G6-4-3	2	1	1	0	0	0	1											
Inning Stats	R: 0 E: 0 K: 1 S: 6	H: 1 LOB: 1 BB: 0 P: 6	R: 1 E: 0 K: 0 S: 5	H: 3 LOB: 0 BB: 0 P: 5	R: 0 E: 0 K: 0 S: 3	H: 0 LOB: 0 BB: 0 P: 3	R: 0 E: 0 K: 0 S: 5	H: 2 LOB: 2 BB: 0 P: 5	R: 1 E: 1 K: 1 S: 7	H: 1 LOB: 1 BB: 0 P: 7	R: 1 E: 0 K: 1 S: 6	H: 1 LOB: 0 BB: 0 P: 6	R: 0 E: 0 K: 1 S: 5	H: 0 LOB: 0 BB: 0 P: 5	R: 3 E: 0 K: 0 S: 5	H: 3 LOB: 1 BB: 2 P: 13		1B: 6 2B: 2 3B: 0 HR: 3	SF: 1 SAC: 1 DP: 1 HBP: 0	WP: 0 PB: 1 SB: 0 CS: 0	PA: 36						
PITCHER	IP	WLS	BF	H	R	ER	SO	BB	IBB	HBP	BLK	WP	HR	S	P	ERA	WHIP										
John Candelaria, L (1, 1) ERA: 2.82	5.0		22	7	2	1	2	0	0	0	0	0	2	26	26	1.80	1.400										
DeWayne Buice, R (6, 1) ERA: 4.2	2.1	L	11	3	4	4	2	0	1	0	0	0	2	14	18	15.43	1.286										
Chuck Finley, L (8, 1) ERA: 3.29	0.2		3	1	0	0	0	1	0	0	0	0	0	2	6	0.00	3.000										

Batter	1	2	3	4	5	6	7	8	9	AB	R	H	RBI	BB	SO	LOB	TOP			
Gary Pettis, S OBP: 0.320, SLG: 0.333	(1, 8) X F8		(2) X F8		(3) X K			(1) X 5-3		4	0	0	0	0	1	2	California Angels @ Boston Red Sox Fenway Park, Boston, MA Sun May 10 1987, 3:33 AM EDT Att: 32,121 - Unknown			
Dick Schofield, R OBP: 0.314, SLG: 0.378	(1, 6) X 6-3		(3) X F7			(2) X FC6-4 1B		(2) X F8		4	0	1	0	0	0	1				
Brian Downing, R OBP: 0.451, SLG: 0.696	(1, 10) X K			(1) X 5-3		(1) X F9		(3) X K		4	0	0	0	0	2	1				
Doug DeCinces, R OBP: 0.370, SLG: 0.429	(1, 3) X	(1) X 6-3		(2) X 1B		(2) X FC6-4 1-2		(1) X K		4	0	1	0	0	1	1				
Bob Boone, R OBP: 0.500, SLG: 0.750	(1, 2) X	(2) X FC6-4 1B		(2) X F8		(3) X F2		(2) X K		4	0	1	0	0	1	2				
Darrell Miller, R OBP: 0.207, SLG: 0.315	(1, 7) X	(2) X K		(3) X K			(1) X K		(3) X 6-3	4	0	0	0	0	3	2				
Gus Polidor, R OBP: 0.143, SLG: 0.143	(1, 5) X	(3) X FC6-4 1-2			(1) X FC4-6 1B		(2) X K			3	0	1	0	0	1	1				
Devon White, S OBP: 0.331, SLG: 0.536	(1, 9) X		(1) X SH1-3 1B		(1) X FC4-6 1-2		(4) X FC5-4 BB			2	0	1	0	1	0	1				
Mark McLemore, S OBP: 0.342, SLG: 0.284	(1, 4) X		(1) X SH1-3 1-2		(2) X FC5-4 1-2		(3) X FC5-4 1-2			2	0	0	0	0	0	2				
Inning Stats	R: 0 E: 0 K: 1 S: 5	H: 0 LOB: 0 BB: 0 P: 5	R: 0 E: 0 K: 1 S: 6	H: 1 LOB: 1 BB: 0 P: 6	R: 0 E: 0 K: 0 S: 4	H: 1 LOB: 1 BB: 0 P: 4	R: 0 E: 0 K: 1 S: 6	H: 1 LOB: 1 BB: 0 P: 6	R: 0 E: 0 K: 0 S: 4	H: 1 LOB: 1 BB: 0 P: 4	R: 0 E: 0 K: 2 S: 7	H: 0 LOB: 1 BB: 1 P: 11	R: 0 E: 0 K: 1 S: 5	H: 0 LOB: 0 BB: 0 P: 5	R: 0 E: 0 K: 2 S: 7	H: 0 LOB: 0 BB: 0 P: 7	1B: 5 2B: 0 3B: 0 HR: 0	SF: 0 SAC: 1 DP: 0 HBP: 0	WP: 0 PB: 0 SB: 0 CS: 0	PA: 33
PITCHER Bruce Hurst, L ERA: 2.86	(1, 1)	IP: 9.0 WLS: W BF: 33	H: 5 R: 0 ER: 0 SO: 9	BB: 1 IBB: 0 HBP: 0 BLK: 0	WP: 0 HR: 0 S: 50 P: 54	ERA: 0.00 WHIP: 0.667	PITCHER	IP: 9.0 WLS: W BF: 33	H: 5 R: 0 ER: 0 SO: 9	BB: 1 IBB: 0 HBP: 0 BLK: 0	WP: 0 HR: 0 S: 50 P: 54	ERA: 0.00 WHIP: 0.667	PITCHER	IP: 9.0 WLS: W BF: 33	H: 5 R: 0 ER: 0 SO: 9	BB: 1 IBB: 0 HBP: 0 BLK: 0	WP: 0 HR: 0 S: 50 P: 54	ERA: 0.00 WHIP: 0.667		

Batter	1	2	3	4	5	6	7	8	9	AB	R	H	RBI	BB	SO	LOB	BOTTOM			
Ellis Burks, R OBP: 0.314, SLG: 0.500	(1, 8) X F8 2B 1B		(3) X HR		(3) X 1-3		(2) X L8			4	2	2	1	0	0	1	California Angels @ Boston Red Sox Fenway Park, Boston, MA Sun May 10 1987, 3:33 AM EDT Att: 32,121 - Unknown			
Marty Barrett, R OBP: 0.289, SLG: 0.238	(1, 4) X F8 1-3		(1) X HR 1B		(1) X 6-3		(3) X K			4	1	1	0	0	1	2				
Wade Boggs, L OBP: 0.411, SLG: 0.481	(1, 5) X 3-H 2B		(2) X HR 1B		(2) X 4-3		(1) X WP E 1B			4	2	3	1	0	0	0				
Mike Greenwell, L OBP: 0.450, SLG: 0.861	(1, 7) X F7		(2) X HR 1B		(3) X F7		(1) X E8 1-H 1B 1B			4	2	2	4	0	0	1				
Don Baylor, R OBP: 0.381, SLG: 0.538	(1, 10) X 4-3		(1) X F8		(1) X F8		(1) X F7			4	0	0	0	0	0	2				
Dwight Evans, R OBP: 0.407, SLG: 0.559	(1, 9) X	(1) X K	(2) X F9		(2) X K		(1) X G6-4-3 1B			4	0	1	1	0	2	0				
Bill Buckner, L OBP: 0.271, SLG: 0.296	(1, 3) X	(2) X G3	(3) X F7		(3) X 6-3		(3) X G6-4-3 1-2			4	0	0	0	0	0	1				
Ed Romero, R OBP: 0.388, SLG: 0.342	(1, 6) X	(1) X 1B		(1) X P3		(4) X SH1-3 BB				2	0	1	0	1	0	0				
Rich Gedman, L (1, 2)	(3) X P4		(2) X F2		(1) X SH1-3					2	0	0	0	0	0	1				
Inning Stats	R: 1 E: 0 K: 0 S: 5	H: 2 LOB: 1 BB: 0 P: 5	R: 0 E: 0 K: 1 S: 6	H: 1 LOB: 1 BB: 0 P: 6	R: 4 E: 0 K: 0 S: 7	H: 4 LOB: 0 BB: 0 P: 7	R: 0 E: 0 K: 0 S: 3	H: 0 LOB: 0 BB: 0 P: 3	R: 0 E: 0 K: 1 S: 5	H: 0 LOB: 1 BB: 1 P: 5	R: 0 E: 0 K: 1 S: 5	H: 0 LOB: 1 BB: 1 P: 9	R: 2 E: 1 K: 0 S: 5	H: 3 LOB: 0 BB: 0 P: 5	R: 0 E: 0 K: 0 S: 5	H: 0 LOB: 0 BB: 0 P: 5	1B: 7 2B: 1 3B: 0 HR: 2	SF: 0 SAC: 1 DP: 1 HBP: 0	WP: 1 PB: 0 SB: 1 CS: 0	PA: 34
PITCHER Don Sutton, R ERA: 4.08 Mike Cook, R ERA: 5.93 Chuck Finley, L ERA: 3.68	(1, 1)	IP: 5.0 WLS: L BF: 22	H: 7 R: 5 ER: 5 SO: 1	BB: 0 IBB: 0 HBP: 0 BLK: 0	WP: 0 HR: 2 S: 24 P: 24	ERA: 9.00 WHIP: 1.400	PITCHER	IP: 8.1 WLS: L BF: 33	H: 10 R: 7 ER: 7 SO: 14	BB: 1 IBB: 0 HBP: 0 BLK: 0	WP: 1 HR: 0 S: 10 P: 14	ERA: 0.00 WHIP: 0.500	PITCHER	IP: 8.1 WLS: L BF: 33	H: 10 R: 7 ER: 7 SO: 14	BB: 1 IBB: 0 HBP: 0 BLK: 0	WP: 1 HR: 0 S: 10 P: 14	ERA: 9.00 WHIP: 3.000		

Batter	1	2	3	4	5	6	7	8	9	AB	R	H	RBI	BB	SO	LOB	TOP				
Brian Downing, R OBP: 0.463, SLG: 0.697 Darrell Miller, R OBP: 0.207, SLG: 0.315	0-0 BB 2B 1B	4-0 BB			6-3		BB 1B 1B		0-0 PB SH E 1B	4	1	3	0	1	0	0					
Devon White, S OBP: 0.325, SLG: 0.527	0-0 L4	0-0 4-3			1-3		BB 1B		0-0 SH FC6-4 PB G3	4	1	1	1	0	0	2					
Ruppert Jones, L OBP: 0.250, SLG: 0.320	4-0 2B 1-2 BB		0-0 3-1		3-1				0-0 E7 FC6-4	4	0	0	0	1	1	3					
Doug DeCinces, R OBP: 0.372, SLG: 0.432	0-0 1-3 2H 2B		0-0 5-3				F8 1-2 2-3 BB		0-0 FC6-4 G3 1B	4	1	1	1	1	0	2					
Mark Ryal, L OBP: 0.167, SLG: 0.174	4-0 IBB		0-0 G3				K L8		0-0 G3	4	0	0	1	1	1	4					
Butch Wynegar, S OBP: 0.319, SLG: 0.277	0-3 K		0-0 F8						0-0 6-3	4	0	1	1	1	1	3					
Dick Schofield, R OBP: 0.302, SLG: 0.362	0-3 K		0-0 F6				L9		0-0 F9	5	0	0	0	0	1	5					
Gary Pettis, S OBP: 0.325, SLG: 0.333		0-0 F7					FC6-4 1B		0-3 K	3	0	1	0	1	1	0					
Mark McLemore, S OBP: 0.339, SLG: 0.283		0-0 F7					FC6-4 1-2		0-0 1B 1B	4	1	1	0	0	0	2					
Inning Stats	R: 1 E: 0 K: 2 S: 9	H: 2 LOB: 3 BB: 2 P: 17	R: 0 E: 0 K: 0 S: 3	H: 0 LOB: 1 BB: 1 P: 7	R: 0 E: 0 K: 0 S: 3	H: 0 LOB: 0 BB: 0 P: 3	R: 0 E: 0 K: 0 S: 4	H: 1 LOB: 1 BB: 0 P: 4	R: 0 E: 0 K: 1 S: 5	H: 0 LOB: 1 BB: 1 P: 9	R: 1 E: 0 K: 2 S: 10	H: 3 LOB: 3 BB: 1 P: 14	R: 0 E: 0 K: 0 S: 3	H: 0 LOB: 1 BB: 1 P: 7	R: 3 E: 2 K: 0 S: 7	H: 2 LOB: 3 BB: 0 P: 7	1B: 7 2B: 1 3B: 0 HR: 0	SF: 0 SAC: 1 DP: 0 HBP: 0	WP: 0 PB: 1 SB: 0 CS: 0	PA: 43	
PITCHER	IP WLS BF H R ER SO BB IBB HBP BLK WP HR S P ERA WHIP	7.0 L 32 6 2 2 5 4 1 0 0 0 0 0 37 57 2.57 1.429	1.1 8 1 3 0 0 1 0 0 0 0 0 0 7 11 0.00 1.500	0.1 2 1 0 0 0 0 0 0 0 0 0 2 2 0.00 3.000	0.1 1 0 0 0 0 0 0 0 0 0 0 1 1 0.00 0.000	PITCHER										IP WLS BF H R ER SO BB IBB HBP BLK WP HR S P ERA WHIP					
Walt Terrell, R ERA: 2.68											7.0 L 32 6 2 2 5 4 1 0 0 0 0 0 37 57 2.57 1.429										
Jeff Robinson, R ERA: 4.1											1.1 8 1 3 0 0 1 0 0 0 0 0 0 7 11 0.00 1.500										
Mark Thurmond, L ERA: 2.31											0.1 2 1 0 0 0 0 0 0 0 0 0 2 2 0.00 3.000										
Mike Henneman, R ERA:											0.1 1 0 0 0 0 0 0 0 0 0 0 1 1 0.00 0.000										

California Angels @ Detroit Tigers
Tiger Stadium, Detroit, MI
Mon May 11, 1987, 7:05 PM EDT
Att: 11,079 - Unknown

AB 36
R 5
H 8
RBI 4
BB 6
SO 5
LOB 21



Batter	1	2	3	4	5	6	7	8	9	AB	R	H	RBI	BB	SO	LOB	BOTTOM				
Lou Whitaker, L OBP: 0.315, SLG: 0.321	0-0 4-3	0-0 L7			0-0 F8	0-0 1-3			0-0 G3	5	0	0	0	0	0	3					
Mike Heath, R OBP: 0.483, SLG: 0.712	0-3 K		0-0 4-3 2B		0-0 E7 2B		0-3 K2-3		0-0 F7	5	0	2	0	0	2	0					
Kirk Gibson, L OBP: 0.370, SLG: 0.565	0-0 1B		0-0 4-3		4-0 BB		4-0 BB		0-0 1B 1B	3	0	2	0	2	0	1					
Alan Trammell, R OBP: 0.302, SLG: 0.355	0-0 1B		0-3 K		0-3 K		0-0 P3		0-0 1B	5	0	2	0	0	2	4					
Pat Sheridan, L OBP: 0.343, SLG: 0.343	0-0 FC6-4		0-3 K		0-0 4-3		0-3 K		0-0 FC6-4 1B	5	0	1	0	0	2	6					
Matt Nokes, L OBP: 0.360, SLG: 0.538		0-0 HR		0-0 4-3 1B		0-0 FC4-6 1B		0-0 4-3	0-0 FC6-4	5	1	3	1	0	0	3					
Darrell Evans, L OBP: 0.345, SLG: 0.447		0-0 G3		0-0 F7		0-0 FC4-6 BB		0-0 BB 1B		4	0	1	0	0	0	2					
Bill Bean, L OBP: 0.326, SLG: 0.341 Johnny Grubb, L OBP: 0.273, SLG: 0.114		0-3 K		0-0 4-3		0-3 K		4-0 BB		3	0	0	0	0	2	2					
Darnell Coles, R OBP: 0.232, SLG: 0.193 Tom Brookens, R OBP: 0.296, SLG: 0.400 Dave Bergman, L OBP: 0.431, SLG: 0.525		4-0 BB		0-0 5-3		4-0 BB		0-0 G4-6-3 BB		0	0	0	0	1	0	0					
Inning Stats	R: 0 E: 0 K: 1 S: 7	H: 2 LOB: 2 BB: 0 P: 7	R: 1 E: 0 K: 1 S: 6	H: 1 LOB: 1 BB: 1 P: 10	R: 0 E: 0 K: 2 S: 8	H: 1 LOB: 1 BB: 0 P: 8	R: 0 E: 0 K: 0 S: 4	H: 1 LOB: 1 BB: 0 P: 4	R: 0 E: 0 K: 1 S: 6	H: 1 LOB: 2 BB: 1 P: 10	R: 0 E: 0 K: 2 S: 7	H: 0 LOB: 1 BB: 1 P: 11	R: 0 E: 0 K: 0 S: 3	H: 1 LOB: 3 BB: 1 P: 7	R: 0 E: 0 K: 0 S: 6	H: 3 LOB: 3 BB: 0 P: 6	1B: 8 2B: 2 3B: 0 HR: 1	SF: 0 SAC: 0 DP: 1 HBP: 0	WP: 0 PB: 0 SB: 0 CS: 0	PA: 42	
PITCHER	IP WLS BF H R ER SO BB IBB HBP BLK WP HR S P ERA WHIP	6.1 W 30 4 0 0 1 1 0 0 0 0 0 13 17 0.00 1.875	PITCHER										IP WLS BF H R ER SO BB IBB HBP BLK WP HR S P ERA WHIP								
Mike Witt, R ERA: 3.58											6.1 W 30 4 0 0 1 1 0 0 0 0 0 13 17 0.00 1.875										
DeWayne Buice, R ERA: 3.57											2.2 S 12 4 0 0 1 1 0 0 0 0 0 13 17 0.00 1.875										

California Angels @ Detroit Tigers
Tiger Stadium, Detroit, MI
Mon May 11, 1987, 7:05 PM EDT
Att: 11,079 - Unknown

AB 37
R 1
H 11
RBI 1
BB 5
SO 8
LOB 24



Batter	1	2	3	4	5	6	7	8	9	10	AB	R	H	RBI	BB	SO	LOB	TOP							
Mike Young, S OBP: 0.363, SLG: 0.387	4-0 FC5-4 BB		0-3 K		4-0 HR BB	0-3 K			0-0 FC6-4		2	1	0	0	2	2	1								
Alan Wiggins, S OBP: 0.363, SLG: 0.387									1-2		1	0	0	0	0	0	1								
Jim Dwyer, L OBP: 0.364, SLG: 0.563	0-0 FC5-4 G4-6-3		0-3 K		0-0 HR	0-0 1-3			0-0 G3		5	1	1	2	0	1	2								
Cal Ripken Jr., R OBP: 0.400, SLG: 0.662	0-0 G4-6-3		4-0 HR BB		0-0 5-3	0-0 6-3					4	1	0	0	1	0	1								
Eddie Murray, S OBP: 0.338, SLG: 0.555		0-0 F9	0-0 HR		4-0 BB	0-0 F8			0-0 F8		4	1	2	2	1	0	0								
Fred Lynn, L OBP: 0.382, SLG: 0.471		0-0 HR	0-3 K		0-0 F4	0-0 4-3			0-0 1B		5	1	2	1	0	1	1								
Ray Knight, R OBP: 0.380, SLG: 0.461		0-0 2B 1B			0-0 P3	0-3 K			0-0 F8		5	1	1	0	0	1	3								
Terry Kennedy, L OBP: 0.277, SLG: 0.357		0-0 F8			0-0 WP 1B	0-3 K			0-0 4-3		5	0	1	0	0	2	3								
Larry Sheets, L OBP: 0.449, SLG: 0.652		0-0 1B			0-0 F7	0-0 FC5-4 1B			0-0 FC6-4 1B		4	0	3	1	0	0	1								
Ken Gerhart, R OBP: 0.293, SLG: 0.411		1-H 2B			0-0 F7	0-0 FC5-4 1B			0-0 FC6-4 1B		0	0	0	0	0	0	0								
Rick Burleson, R OBP: 0.275, SLG: 0.211		0-0 L4			0-0 F9	0-0 FC5-4			0-0 F8		4	0	0	0	0	0	4								
Inning Stats	R: 0 E: 0 K: 0 S: 2	H: 0 LOB: 0 BB: 1 P: 6	R: 2 E: 0 K: 0 S: 6	H: 3 LOB: 1 BB: 0 P: 6	R: 2 E: 0 K: 3 S: 10	H: 1 LOB: 0 BB: 1 P: 14	R: 0 E: 0 K: 1 S: 4	H: 1 LOB: 1 BB: 0 P: 4	R: 2 E: 0 K: 1 S: 6	H: 1 LOB: 1 BB: 2 P: 14	R: 0 E: 0 K: 2 S: 8	H: 0 LOB: 0 BB: 0 P: 3	R: 0 E: 0 K: 0 S: 3	H: 0 LOB: 0 BB: 0 P: 3	R: 0 E: 0 K: 0 S: 4	H: 1 LOB: 1 BB: 0 P: 4	R: 0 E: 0 K: 1 S: 7	H: 2 LOB: 2 BB: 0 P: 7	1B: 6 2B: 1 3B: 0 HR: 3	SF: 0 SAC: 0 DP: 1 HBP: 0	WP: 1 PB: 0 SB: 0 CS: 0	PA: 43			
PITCHER	IP 4.0	WLS 20	BF 6	H 6	R 6	ER 6	SO 3	BB 3	IBB 0	HBP 0	BLK 0	WP 1	HR 3	S 23	P 35	ERA 13.50	WHIP 2.250								
Don Sutton, R ERA: 4.95	3.0	11	1	0	0	3	1	0	0	0	0	0	0	16	20	0.00	0.667								
DeWayne Buice, R ERA: 3.05	3.0	W 12	3	0	0	1	0	0	0	0	0	0	0	14	14	0.00	1.000								
Donnie Moore, R ERA: 2.29																									

Baltimore Orioles @ California Angels
Anaheim Stadium, Anaheim, CA
Fri May 15 1987, 10:05 PM EDT
Att: 34,755 - Unknown

AB 39
R 6
H 10
RBI 6
BB 4
SO 7
LOB 17



Batter	1	2	3	4	5	6	7	8	9	10	AB	R	H	RBI	BB	SO	LOB	BOTTOM							
Brian Downing, R OBP: 0.472, SLG: 0.679	4-0 1B BB	0-0 4-3		0-0 SH2-3 1B		4-0 1-3 BB		4-0 1-2 BB		0-0 E7 1B IBB	3	1	2	1	3	0	0								
Wally Joyner, L OBP: 0.353, SLG: 0.525	0-0 1B 1B	0-3 K		0-0 F7		0-0 1-3		0-0 G3		4-0 1B IBB	5	1	1	0	1	1	3								
Devon White, S OBP: 0.325, SLG: 0.517	0-3 K	0-3 K		0-0 SH2-3		0-0 G3			0-3 K	0-0 1B	5	0	1	1	0	3	3								
Doug DeCinces, R OBP: 0.370, SLG: 0.421	0-0 BB 1B		0-0 1B 2B	0-0 5-3		0-0 6-3		0-0 6-3		4-0 BB	4	2	2	1	1	0	1								
Darrell Miller, R OBP: 0.215, SLG: 0.300	0-3 K		0-0 6-3		0-0 6-3		0-0 G1-4-3		0-3 K		3	0	0	0	0	1	3								
Mark Ryal, L OBP: 0.250, SLG: 0.467			0-0 5-3		0-0 6-3		0-0 S BB		0-3 K		4	1	1	1	1	1	2								
Dick Schofield, R OBP: 0.293, SLG: 0.336	0-0 BB 1B		0-0 5-3		0-0 6-3		0-0 F7				4	0	2	1	1	0	1								
Bob Boone, R OBP: 0.524, SLG: 0.556	4-0 E BB		0-0 1B		0-0 1B		0-0 F7				4	0	2	1	1	0	1								
Gary Pettis, S OBP: 0.312, SLG: 0.312	0-0 E8		0-3 K		0-3 K			0-0 B6		0-0 E 1B 1B	5	1	1	0	0	2	3								
Mark McLemore, S OBP: 0.333, SLG: 0.286	0-0 4-3			4-0 S 1B BB		0-0 F8		0-0 CS 1B		0-0 F9	4	1	1	0	1	0	3								
Inning Stats	R: 4 E: 1 K: 2 S: 11	H: 3 LOB: 2 BB: 2 P: 19	R: 0 E: 0 K: 2 S: 7	H: 0 LOB: 0 BB: 0 P: 7	R: 1 E: 0 K: 1 S: 7	H: 2 LOB: 1 BB: 0 P: 7	R: 1 E: 0 K: 0 S: 4	H: 1 LOB: 1 BB: 1 P: 8	R: 0 E: 0 K: 1 S: 6	H: 1 LOB: 1 BB: 1 P: 6	R: 0 E: 0 K: 0 S: 3	H: 0 LOB: 1 BB: 1 P: 7	R: 0 E: 0 K: 0 S: 3	H: 1 LOB: 1 BB: 1 P: 7	R: 0 E: 0 K: 3 S: 9	H: 0 LOB: 1 BB: 1 P: 13	R: 1 E: 1 K: 0 S: 5	H: 3 LOB: 3 BB: 1 P: 9	1B: 10 2B: 1 3B: 0 HR: 0	SF: 0 SAC: 1 DP: 0 HBP: 0	WP: 0 PB: 0 SB: 2 CS: 1	PA: 48			
PITCHER	IP 0.2	WLS 8	BF 4	H 3	R 4	ER 2	SO 2	BB 2	IBB 0	HBP 0	BLK 0	WP 0	HR 0	S 10	P 18	ERA 27.00	WHIP 7.500								
Eric Bell, L ERA: 4.05	5.1	22	4	2	2	4	2	0	0	0	0	0	0	28	36	3.38	1.125								
Mark Williamson, R ERA: 5.06	1.2	7	1	0	0	0	2	0	0	0	0	0	0	5	13	0.00	1.800								
Dave Schmidt, R ERA: 2.08	2.0	L 10	2	1	1	3	1	1	0	0	0	0	0	14	22	4.50	1.500								
Jack O'Connor, L ERA: 4.91	0.0	1	1	0	0	0	0	0	0	0	0	0	0	1	1	∞	∞								
Ken Dixon, R ERA: 5.56																									

Baltimore Orioles @ California Angels
Anaheim Stadium, Anaheim, CA
Fri May 15 1987, 10:05 PM EDT
Att: 34,755 - Unknown

AB 39
R 7
H 11
RBI 5
BB 8
SO 9
LOB 20



Batter	1	2	3	4	5	6	7	8	9	AB	R	H	RBI	BB	SO	LOB	TOP								
Tony Fernandez, S (1, 6) OBP: 0.362, SLG: 0.385 Garth Iorg, R (8, 5) OBP: 0.242, SLG: 0.148										5	2	3	1	0	0	2									
Rance Mulliniks, L (1, 10) OBP: 0.333, SLG: 0.375 Cecil Fielder, R (7, PH) OBP: 0.415, SLG: 0.686										3	0	1	0	0	0	2									
Lloyd Moseby, L (1, 8) OBP: 0.300, SLG: 0.441 Rob Ducey, L (7, 8) OBP: 0.357, SLG: 0.150										4	2	1	2	0	0	3									
George Bell, R (1, 7) OBP: 0.353, SLG: 0.620										4	1	2	2	1	1	0									
Jesse Barfield, R (1, 9) OBP: 0.392, SLG: 0.563										4	2	1	0	1	2	4									
Willie Upshaw, L (1, 3) OBP: 0.372, SLG: 0.530										5	2	2	2	0	1	2									
Ernie Whitt, L (1, 2) OBP: 0.360, SLG: 0.418										4	1	1	3	1	0	2									
Kelly Gruber, R (1, 5) OBP: 0.316, SLG: 0.329										5	0	2	0	0	3	0									
Mike Sharperson, R (1, 4) OBP: 0.266, SLG: 0.276									5	1	1	0	0	0	3										
Inning Stats	R: 0 E: 0 K: 0 S: 3	H: 1 LOB: 0 BB: 0 P: 3	R: 3 E: 0 K: 2 S: 9	H: 2 LOB: 0 BB: 1 P: 13	R: 0 E: 0 K: 0 S: 4	H: 1 LOB: 2 BB: 1 P: 8	R: 0 E: 0 K: 0 S: 4	H: 1 LOB: 1 BB: 0 P: 4	R: 2 E: 0 K: 1 S: 7	H: 2 LOB: 0 BB: 0 P: 7	R: 0 E: 0 K: 2 S: 7	H: 0 LOB: 0 BB: 0 P: 7	R: 7 E: 2 K: 0 S: 10	H: 6 LOB: 2 BB: 2 P: 18	R: 0 E: 0 K: 1 S: 7	H: 2 LOB: 2 BB: 0 P: 7	R: 0 E: 0 K: 1 S: 5	H: 0 LOB: 0 BB: 0 P: 5	1B: 9 2B: 4 3B: 0 HR: 2	SF: 0 SAC: 0 DP: 1 HBP: 0	WP: 2 PB: 0 SB: 2 CS: 0	PA: 46			
PITCHER	IP	WLS	BF	H	R	ER	SO	BB	IBB	HBP	BLK	WP	HR	S	P	ERA	WHIP								
Mike Cook, R (1, 1) ERA: 6.26	5.0	L	23	7	5	5	3	2	0	0	0	1	2	27	35	9.00	1.800								
Chuck Finley, L (6, 1) ERA: 6.05	1.0		10	5	7	6	2	1	0	0	0	0	0	13	17	54.00	6.000								
Bryan Harvey, R (7, 1) ERA:	2.0		10	3	0	0	1	1	0	0	0	1	0	11	15	0.00	2.000								
Gary Lucas, L (9, 1) ERA: 11.4	1.0		3	0	0	0	1	0	0	0	0	0	0	5	5	0.00	0.000								

Toronto Blue Jays @ California Angels
Anaheim Stadium, Anaheim, CA
Mon May 18 1987, 10:05 PM EDT
Att: 23,710 - Unknown

AB 42
R 12
H 15
RBI 10
BB 4
SO 7
LOB 20



Batter	1	2	3	4	5	6	7	8	9	AB	R	H	RBI	BB	SO	LOB	BOTTOM								
Brian Downing, R (1, 10) OBP: 0.440, SLG: 0.622										4	0	0	0	0	0	2									
Wally Joyner, L (1, 3) OBP: 0.351, SLG: 0.508										4	0	0	0	0	2	1									
Devon White, S (1, 9) OBP: 0.321, SLG: 0.513 Mark Ryal, L (8, 9) OBP: 0.235, SLG: 0.438										3	0	1	0	0	1	0									
Jack Howell, L (1, 7) OBP: 0.357, SLG: 0.557										3	0	0	0	0	1	1									
Doug DeCinces, R (1, 5) OBP: 0.370, SLG: 0.402 Ruppert Jones, L (8, 7) OBP: 0.265, SLG: 0.276										3	0	0	0	0	2	0									
Dick Schofield, R (1, 6) OBP: 0.276, SLG: 0.317										3	0	0	0	0	1	0									
Bob Boone, R (1, 2) OBP: 0.484 Darrell Miller, R (9, 2) OBP: 0.229, SLG: 0.286										3	0	0	0	0	0	0									
Gary Pettis, S (1, 8) OBP: 0.305, SLG: 0.304										3	0	0	0	0	2	0									
Mark McLemore, S (1, 4) OBP: 0.340, SLG: 0.302										2	0	1	0	1	0	0									
Inning Stats	R: 0 E: 0 K: 1 S: 5	H: 0 LOB: 0 BB: 0 P: 5	R: 0 E: 0 K: 2 S: 7	H: 0 LOB: 0 BB: 0 P: 7	R: 0 E: 0 K: 1 S: 5	H: 0 LOB: 1 BB: 1 P: 9	R: 0 E: 0 K: 2 S: 7	H: 0 LOB: 0 BB: 0 P: 7	R: 0 E: 0 K: 1 S: 5	H: 0 LOB: 0 BB: 0 P: 5	R: 0 E: 0 K: 1 S: 6	H: 1 LOB: 1 BB: 0 P: 6	R: 0 E: 0 K: 0 S: 3	H: 1 LOB: 0 BB: 0 P: 3	R: 0 E: 0 K: 1 S: 5	H: 0 LOB: 0 BB: 0 P: 5	R: 0 E: 0 K: 0 S: 3	H: 0 LOB: 0 BB: 0 P: 3	1B: 2 2B: 0 3B: 0 HR: 0	SF: 0 SAC: 0 DP: 1 HBP: 0	WP: 0 PB: 0 SB: 0 CS: 0	PA: 29			
PITCHER	IP	WLS	BF	H	R	ER	SO	BB	IBB	HBP	BLK	WP	HR	S	P	ERA	WHIP								
Jim Clancy, R (1, 1) ERA: 2.73	9.0	W	29	2	0	0	9	1	0	0	0	0	0	46	50	0.00	0.333								

Toronto Blue Jays @ California Angels
Anaheim Stadium, Anaheim, CA
Mon May 18 1987, 10:05 PM EDT
Att: 23,710 - Unknown

AB 28
R 0
H 2
RBI 0
BB 1
SO 9
LOB 4



Batter	1	2	3	4	5	6	7	8	9	AB	R	H	RBI	BB	SO	LOB	TOP										
Tony Fernandez, S (1, 6) OBP: 0.367, SLG: 0.386	0-0 3-1 WP 1B		4-0 FC3-2 BB		0-0 F8			0-0 SH5-4		2	1	1	0	1	0	1	Toronto Blue Jays @ California Angels Anaheim Stadium, Anaheim, CA Tue May 19 1987, 10:05 PM EDT Att: 23,622 - Unknown										
Rance Mulliniks, L (1, 10) OBP: 0.318, SLG: 0.355	0-0 3-1		0-0 FC3-2			0-0 F7		0-0 G3		4	0	0	0	0	0	5											
Lloyd Moseby, L (1, 8) OBP: 0.299, SLG: 0.432	0-0 P3		1-2 3-H 0-3 K			4-0 BB		0-3 K		3	0	0	0	1	2	5											
George Bell, R (1, 7) OBP: 0.351, SLG: 0.610	0-0 F8			0-0 F7		0-0 F7			0-0 E7 F9 1B	4	0	1	0	0	0	1											
Jesse Barfield, R (1, 9) OBP: 0.389, SLG: 0.553		0-0 8-4 G3 1B		0-0 6-3		0-0 5-3			0-0 F7	4	0	1	0	0	0	2											
Willie Upshaw, L (1, 3) OBP: 0.368, SLG: 0.519		0-0 G3		0-0 F8			0-0 6-3		4-0 BB	3	0	0	0	1	0	1											
Ernie Whitt, L (1, 2) OBP: 0.356, SLG: 0.412		0-0 8-4			0-0 G5-4-3 1B		0-0 P4		0-0 F9	4	0	1	0	0	0	3											
Kelly Gruber, R (1, 5) OBP: 0.316, SLG: 0.329			0-0 FC3-2 1B		0-0 G5-4-3		0-0 F2		0-0 F8	3	0	1	0	0	0	1											
Fred McGriff, L (9, PH) OBP: 0.376, SLG: 0.387					1-2					1	0	0	0	0	0	2											
Mike Sharperson, R (1, 4) OBP: 0.271, SLG: 0.273			0-3 K		4-0 BB			0-0 G3 SH5-4 1B		1	0	0	0	1	1	1											
Rick Leach, L (8, PH) OBP: 0.607, SLG: 0.526			1-3							1	0	1	0	0	0	0											
Garth Iorg, R (8, 4) OBP: 0.242, SLG: 0.148										0	0	0	0	0	0	0											
Inning Stats	R: 1 E: 0 K: 0 S: 4	H: 1 LOB: 0 BB: 0 P: 4	R: 0 E: 0 K: 0 S: 3	H: 1 LOB: 0 BB: 0 P: 3	R: 0 E: 0 K: 2 S: 8	H: 1 LOB: 2 BB: 1 P: 12	R: 0 E: 0 K: 0 S: 3	H: 0 LOB: 0 BB: 0 P: 3	R: 0 E: 0 K: 0 S: 3	H: 1 LOB: 1 BB: 1 P: 7	R: 0 E: 0 K: 0 S: 3	H: 0 LOB: 0 BB: 0 P: 3	R: 0 E: 0 K: 1 S: 6	H: 1 LOB: 2 BB: 0 P: 6	R: 0 E: 1 K: 0 S: 4	H: 1 LOB: 2 BB: 1 P: 8	1B: 6 2B: 1 3B: 0 HR: 0	SF: 0 SAC: 1 DP: 2 HBP: 0	WP: 1 PB: 0 SB: 3 CS: 0	PA: 35							
PITCHER	IP	WLS	BF	H	R	ER	SO	BB	IBB	HBP	BLK	WP	HR	S	P	ERA	WHIP										
Don Sutton, R (1, 1) ERA: 4.44	7.0		26	4	1	1	2	3	0	0	0	1	0	27	39	1.29	1.000										
DeWayne Buice, R (8, 1) ERA: 3.18	1.0	W	4	1	0	0	1	0	0	0	0	0	0	6	6	0.00	1.000										
Donnie Moore, R (9, 1) ERA: 2.18	1.0	S	5	1	0	0	0	1	0	0	0	0	0	4	8	0.00	2.000										

Batter	1	2	3	4	5	6	7	8	9	AB	R	H	RBI	BB	SO	LOB	BOTTOM										
Ruppert Jones, L (1, 10) OBP: 0.316, SLG: 0.313	0-0 5-3		0-0 1-3 1B		4-0 L4-3 BB		0-0 G4-6-3 1B			3	0	2	0	1	0	0	Toronto Blue Jays @ California Angels Anaheim Stadium, Anaheim, CA Tue May 19 1987, 10:05 PM EDT Att: 23,622 - Unknown										
Wally Joyner, L (1, 3) OBP: 0.342, SLG: 0.493	0-0 6-3		0-0 F7		0-0 L4-3		0-0 G4-6-3			4	0	0	0	0	0	5											
Devon White, S (1, 9) OBP: 0.320, SLG: 0.506	0-3 K			0-0 F8 BB 1B		0-0 G3		0-0 4-3		4	1	1	0	0	1	1											
Jack Howell, L (1, 7) OBP: 0.362, SLG: 0.560		0-3 K		4-0 1B BB		0-0 F7		0-0 FC4-6 1B 2B		3	1	1	0	1	1	0											
Doug DeCinces, R (1, 5) OBP: 0.367, SLG: 0.391		0-0 L5		0-0 F8		0-0 4-3		4-0 FC4-6 1B		3	0	0	0	1	0	2											
Gary Pettis, S (1, 8) OBP: 0.310, SLG: 0.309		0-0 CS 1B		0-0 P5		0-0 S S 1B		0-0 FC4-6 1B		4	0	2	0	0	0	4											
Mark McLemore, S (1, 4) OBP: 0.358, SLG: 0.318		0-0 CS		0-0 1B 1B		4-0 S BB 1B		0-0 1-2 3-H 1B		3	0	3	2	1	0	0											
Bob Boone, R (1, 2) OBP: 0.429, SLG: 0.419			0-0 F8		0-0 F8		0-3 K		0-0 3-1	4	0	0	0	0	1	7											
Dick Schofield, R (1, 6) OBP: 0.273, SLG: 0.310			0-0 F7			0-0 E5			0-0 5-3	3	0	0	0	0	0	1											
Inning Stats	R: 0 E: 0 K: 1 S: 5	H: 0 LOB: 0 BB: 0 P: 5	R: 0 E: 0 K: 1 S: 5	H: 1 LOB: 0 BB: 0 P: 5	R: 0 E: 0 K: 0 S: 5	H: 2 LOB: 2 BB: 0 P: 5	R: 1 E: 0 K: 0 S: 5	H: 2 LOB: 2 BB: 1 P: 9	R: 0 E: 0 K: 0 S: 3	H: 0 LOB: 1 BB: 1 P: 7	R: 0 E: 0 K: 1 S: 6	H: 1 LOB: 2 BB: 1 P: 10	R: 0 E: 0 K: 0 S: 3	H: 1 LOB: 0 BB: 0 P: 3	R: 1 E: 0 K: 0 S: 5	H: 2 LOB: 2 BB: 1 P: 9		1B: 8 2B: 2 3B: 0 HR: 0	SF: 0 SAC: 0 DP: 2 HBP: 0	WP: 0 PB: 0 SB: 3 CS: 1	PA: 36						
PITCHER	IP	WLS	BF	H	R	ER	SO	BB	IBB	HBP	BLK	WP	HR	S	P	ERA	WHIP										
Dave Stieb, R (1, 1) ERA: 5.36	5.2		25	6	1	1	2	3	0	0	0	0	0	26	38	1.59	1.588										
Mark Eichhorn, R (6, 1) ERA: 2.27	0.2		3	1	0	0	1	0	0	0	0	0	0	5	5	0.00	1.500										
Jeff Musselman, L (7, 1) ERA: 3.13	1.2	L	7	2	1	1	0	0	1	0	0	0	0	6	10	5.40	1.200										

Batter	1	2	3	4	5	6	7	8	9	10	AB	R	H	RBI	BB	SO	LOB	TOP	
Tony Fernandez, S OBP: 0.368, SLG: 0.383 (1, 6)	F7		F8			1B		FC6-4		BB	4	0	1	0	1	0	1	Toronto Blue Jays @ California Angels Anaheim Stadium, Anaheim, CA Wed May 20 1987, 10:05 PM EDT Att: 23,766 - Unknown AB 35 R 4 H 7 RBI 3 BB 3 SO 5 LOB 13	
Rob Ducey, L OBP: 0.333, SLG: 0.160 (1, 8)	F7		F8			F8			K	BB	5	0	1	0	0	1			
Fred McGriff, L OBP: 0.372, SLG: 0.418 Cecil Fielder, R OBP: 0.429, SLG: 0.686 (10, PH)	P5			K		3				HR	4	1	1	1	0	1			
George Bell, R OBP: 0.342, SLG: 0.593 (1, 7)		F9		5-3			F4		CI	G5-4-3	4	1	0	0	0	3			
Jesse Barfield, R OBP: 0.391, SLG: 0.570 (1, 9)				1-3			K			4-3 2B HBP	3	2	1	1	0	1			
Willie Upshaw, L OBP: 0.385, SLG: 0.511 (1, 3)		F7				S 1B	F9			4-3	4	0	1	0	0	2			
Ernie Whitt, L OBP: 0.361, SLG: 0.425 (1, 2)						F8		4-3			4	0	2	1	0	0			
Kelly Gruber, R OBP: 0.309, SLG: 0.320 Rick Leach, L OBP: 0.588, SLG: 0.500 Mike Sharperson, R OBP: 0.288, SLG: 0.270 (8, PH)						K		F8		F8	2	0	0	0	0	1			
Garth Iorg, R OBP: 0.234, SLG: 0.143 Rance Mulliniks, L OBP: 0.322, SLG: 0.351 (8, PH)			K			F8				G3	2	0	0	0	0	1			
Inning Stats	R: 0 E: 0 K: 0 S: 3	H: 0 LOB: 0 BB: 0 P: 3	R: 1 E: 0 K: 0 S: 5	H: 2 LOB: 1 BB: 0 P: 5	R: 0 E: 0 K: 1 S: 5	H: 0 LOB: 0 BB: 0 P: 5	R: 0 E: 0 K: 1 S: 6	H: 1 LOB: 1 BB: 0 P: 6	R: 0 E: 0 K: 0 S: 3	H: 0 LOB: 0 BB: 0 P: 5	R: 0 E: 0 K: 1 S: 5	H: 0 LOB: 1 BB: 1 P: 7	R: 3 E: 1 K: 1 S: 8	H: 2 LOB: 1 BB: 0 P: 9	R: 0 E: 0 K: 0 S: 3	H: 1 LOB: 2 BB: 2 P: 11	1B: 4 2B: 2 3B: 0 HR: 2		SF: 0 SAC: 0 DP: 2 HBP: 1
PITCHER	IP WLS BF H R ER SO	IP WLS BF H R ER SO	IP WLS BF H R ER SO	IP WLS BF H R ER SO	IP WLS BF H R ER SO	IP WLS BF H R ER SO	IP WLS BF H R ER SO	IP WLS BF H R ER SO	IP WLS BF H R ER SO	IP WLS BF H R ER SO	IP WLS BF H R ER SO	IP WLS BF H R ER SO	IP WLS BF H R ER SO	IP WLS BF H R ER SO	IP WLS BF H R ER SO	IP WLS BF H R ER SO	ERA WHIP	ERA WHIP	
Jack Lazorko, R ERA: 2.16 (1, 1)	8.1	7	5	3	3	5	BB: 1 IBB: 0 HBP: 0 BLK: 0	WP: 0 HR: 2 S: 40 P: 44	3.24	0.720									
DeWayne Buice, R ERA: 3.42 (9, 1)	1.0	7	2	1	0	0	1	0	1	0	0	0	0	5	10	0.00	3.000		
Gary Lucas, L ERA: 10.81 (10, 1)	0.2	W	2	0	0	0	1	0	0	0	0	0	0	1	5	0.00	1.500		

Batter	1	2	3	4	5	6	7	8	9	10	AB	R	H	RBI	BB	SO	LOB	BOTTOM	
Dick Schofield, R OBP: 0.270, SLG: 0.306 (1, 6)	BLK 1B	6-3		F9			6-3			P4	5	1	1	0	0	0	1	Toronto Blue Jays @ California Angels Anaheim Stadium, Anaheim, CA Wed May 20 1987, 10:05 PM EDT Att: 23,766 - Unknown AB 36 R 5 H 9 RBI 5 BB 2 SO 9 LOB 10	
Wally Joyner, L OBP: 0.344, SLG: 0.511 (1, 3)	BLK 1B			F7		G3	K			HR	5	2	2	1	0	1			
Brian Downing, R OBP: 0.430, SLG: 0.605 (1, 10)	F7		F7			K		K			4	0	0	0	0	2			
Doug DeCinces, R OBP: 0.371, SLG: 0.395 (1, 5)	1B 1-3		FC5-4		L5		K	K			4	0	2	2	0	1			
Devon White, S OBP: 0.318, SLG: 0.506 (1, 9)	1-3		FC5-4			6-3					4	0	1	0	0	2			
Bob Boone, R OBP: 0.438, SLG: 0.412 (1, 2)				6-3		6-3		BB		K	3	1	1	0	1	1			
Jack Howell, L OBP: 0.367, SLG: 0.573 (1, 7)	F7			2B BB			CS 3B		K		3	1	1	1	1	2			
Gary Pettis, S OBP: 0.302, SLG: 0.301 (1, 8)		6-3		K		K		K			4	0	0	0	0	3			
Mark McLemore, S OBP: 0.355, SLG: 0.323 (1, 4)		6-3					F2			3-1	4	0	1	1	0	0			
Inning Stats	R: 2 E: 0 K: 0 S: 7	H: 4 LOB: 2 BB: 0 P: 7	R: 0 E: 0 K: 0 S: 3	H: 0 LOB: 0 BB: 0 P: 3	R: 0 E: 0 K: 0 S: 4	H: 1 LOB: 1 BB: 0 P: 4	R: 1 E: 0 K: 1 S: 6	H: 1 LOB: 1 BB: 0 P: 10	R: 0 E: 0 K: 1 S: 5	H: 0 LOB: 0 BB: 0 P: 5	R: 0 E: 0 K: 3 S: 10	H: 1 LOB: 1 BB: 0 P: 10	R: 0 E: 0 K: 2 S: 7	H: 0 LOB: 0 BB: 0 P: 7	R: 1 E: 0 K: 0 S: 2	H: 1 LOB: 0 BB: 0 P: 2	1B: 5 2B: 2 3B: 1 HR: 1		SF: 0 SAC: 0 DP: 0 HBP: 0
PITCHER	IP WLS BF H R ER SO	IP WLS BF H R ER SO	IP WLS BF H R ER SO	IP WLS BF H R ER SO	IP WLS BF H R ER SO	IP WLS BF H R ER SO	IP WLS BF H R ER SO	IP WLS BF H R ER SO	IP WLS BF H R ER SO	IP WLS BF H R ER SO	IP WLS BF H R ER SO	IP WLS BF H R ER SO	IP WLS BF H R ER SO	IP WLS BF H R ER SO	IP WLS BF H R ER SO	IP WLS BF H R ER SO	ERA WHIP	ERA WHIP	
Jimmy Key, L ERA: 3.69 (1, 1)	7.0	7	4	4	4	4	BB: 2 IBB: 0 HBP: 0 BLK: 1	WP: 0 HR: 0 S: 35 P: 43	3.86	0.857									
Tom Henke, R ERA: 0.42 (8, 1)	2.1	L	9	2	1	5	0	0	0	0	0	1	19	19	3.86	0.857			

Batter	1	2	3	4	5	6	7	8	9	AB	R	H	RBI	BB	SO	LOB	TOP										
Rickey Henderson, R OBP: 0.463, SLG: 0.611 (1, 8)	0-3 K		0-0 E 2B	0-0 F9		0-0 1-3			0-0 G6-4-3 1B	5	1	2	0	0	1	1	New York Yankees @ California Angels Anaheim Stadium, Anaheim, CA Fri May 22 1987, 10:05 PM EDT Att: 50,110 - Unknown livebaseballscorecards.com										
Wille Randolph, R OBP: 0.412, SLG: 0.392 (1, 4)	0-0 5-3		0-0 E8 HR 1B	0-0 6-3			0-0 1-3		0-0 G6-4-3 1-2f	5	1	1	1	0	0	1											
Don Mattingly, L OBP: 0.362, SLG: 0.500 (1, 3)	0-3 K		0-0 HR	0-0 3-1			0-0 WP 1B		0-0 2B	5	1	3	2	0	1	0											
Gary Ward, R OBP: 0.342, SLG: 0.493 (1, 7)		0-0 F9	4-0 HR BB		0-0 F9		0-0 WP 1B		0-0 F9	4	1	1	0	1	0	1											
Dave Winfield, R OBP: 0.397, SLG: 0.520 (1, 9)		0-3 K	0-0 F9		0-0 E6 CS		0-3 K			4	0	0	0	0	2	3											
Dan Pasqua, L OBP: 0.313, SLG: 0.323 (1, 10)		0-0 BB 2B	0-0 HR		0-3 K 1-2		0-3 K			4	2	2	2	0	2	3											
Mike Pagliarulo, L OBP: 0.291, SLG: 0.382 (1, 5)		4-0 2B 1-2 BB	0-0 2B			0-0 1-3 E 1B		0-0 P3		3	1	2	0	1	0	0											
Rick Cerone, R OBP: 0.280, SLG: 0.273 (1, 2)		0-0 1-3 2H 2B	0-0 F9		0-0 1-3		0-0 5-3			4	0	1	1	0	0	2											
Wayne Tolleson, S OBP: 0.347, SLG: 0.303 (1, 6)		0-0 1-3	0-0 5-3		0-0 E4 CS 2H 1B		0-0 F8			4	0	1	1	0	0	3											
Inning Stats	R: 0 E: 0 K: 2 S: 7	H: 0 LOB: 0 BB: 0 P: 7	R: 1 E: 0 K: 1 S: 7	H: 2 LOB: 2 BB: 1 P: 11	R: 5 E: 1 K: 0 S: 8	H: 5 LOB: 1 BB: 1 P: 12	R: 0 E: 0 K: 0 S: 3	H: 0 LOB: 0 BB: 0 P: 3	R: 0 E: 1 K: 1 S: 5	H: 2 LOB: 1 BB: 0 P: 5	R: 0 E: 0 K: 2 S: 9	H: 2 LOB: 2 BB: 0 P: 9	R: 0 E: 0 K: 0 S: 3	H: 0 LOB: 0 BB: 0 P: 3	R: 0 E: 0 K: 0 S: 4	H: 2 LOB: 1 BB: 0 P: 4	R: 0 E: 0 K: 0 S: 3	H: 2 LOB: 1 BB: 0 P: 4	1B: 7 2B: 5 3B: 0 HR: 2	SF: 0 SAC: 0 DP: 2 HBP: 0	WP: 1 PB: 0 CS: 2	PA: 40					
PITCHER	IP	WLS	BF	H	R	ER	SO	BB	IBB	HBP	BLK	WP	HR	S	P	ERA	WHIP										
Mike Witt, R ERA: 4.43 (1, 1)	3.0	L	18	7	6	6	3	2	0	0	0	0	2	22	30	18.00	3.000										
Mike Cook, R ERA: 5.28 (4, 1)	6.0		22	6	1	1	3	0	0	0	0	1	0	28	28	1.50	1.000										

Batter	1	2	3	4	5	6	7	8	9	AB	R	H	RBI	BB	SO	LOB	BOTTOM										
Brian Downing, R OBP: 0.429, SLG: 0.605 (1, 10)	0-0 4-3 1B		0-0 2B		0-0 5-3		0-0 F8 2-3		0-0 F2	5	1	2	0	0	0	2	New York Yankees @ California Angels Anaheim Stadium, Anaheim, CA Fri May 22 1987, 10:05 PM EDT Att: 50,110 - Unknown livebaseballscorecards.com										
Wally Joyner, L OBP: 0.354, SLG: 0.517 (1, 3)	0-0 4-3 1-2		0-0 2H 1B		4-0 BB		4-0 BB			2	1	1	1	2	0	1											
Devon White, S OBP: 0.316, SLG: 0.500 (1, 9)	0-3 K		0-0 2H 1B		0-0 F9		0-0 P4			4	0	1	1	0	1	4											
Jack Howell, L OBP: 0.363, SLG: 0.557 (1, 7)	0-0 5-3		4-0 1-2 BB		0-0 4-3			0-0 4-3		3	0	0	0	1	0	2											
Doug DeCinces, R OBP: 0.367, SLG: 0.385 (1, 5)		0-3 K	0-0 F5			0-3 K		4-0 G6-4-3 BB		3	0	0	0	1	2	2											
Gary Pettis, S OBP: 0.301, SLG: 0.299 (1, 8)		0-0 S 1B	0-3 K			0-3 K		0-0 G6-4-3 1-2f		4	0	1	0	0	2	3											
Mark McLemore, S OBP: 0.346, SLG: 0.314 (1, 4)		0-3 K 1-2		0-0 6-3		0-0 6-3			0-0 6-3	4	0	0	0	0	1	1											
Bob Boone, R OBP: 0.395, SLG: 0.368 (1, 2)		0-0 F8		0-3 K			0-0 F3		0-0 1-3	4	0	0	0	0	1	1											
Dick Schofield, R OBP: 0.276, SLG: 0.318 (1, 6)			0-0 4-3		0-0 L1		0-0 F8 2B		0-0 1B	4	0	2	0	0	0	0											
Inning Stats	R: 0 E: 0 K: 1 S: 6	H: 1 LOB: 1 BB: 0 P: 6	R: 0 E: 0 K: 2 S: 8	H: 1 LOB: 1 BB: 0 P: 8	R: 2 E: 0 K: 1 S: 8	H: 3 LOB: 2 BB: 1 P: 12	R: 0 E: 0 K: 1 S: 5	H: 0 LOB: 0 BB: 0 P: 5	R: 0 E: 0 K: 0 S: 3	H: 0 LOB: 1 BB: 1 P: 7	R: 0 E: 0 K: 2 S: 7	H: 0 LOB: 0 BB: 0 P: 7	R: 0 E: 0 K: 0 S: 4	H: 1 LOB: 2 BB: 1 P: 8	R: 0 E: 0 K: 0 S: 2	H: 0 LOB: 0 BB: 1 P: 6	R: 0 E: 0 K: 0 S: 4	H: 1 LOB: 1 BB: 0 P: 4	1B: 4 2B: 3 3B: 0 HR: 0	SF: 0 SAC: 0 DP: 1 HBP: 0	WP: 0 PB: 0 CS: 0	PA: 37					
PITCHER	IP	WLS	BF	H	R	ER	SO	BB	IBB	HBP	BLK	WP	HR	S	P	ERA	WHIP										
Rick Rhoden, R ERA: 4.08 (1, 1)	6.2	W	29	6	2	2	7	3	0	0	0	0	0	40	52	2.70	1.350										
Pat Clements, L ERA: 3.94 (7, 1)	2.1		8	1	0	0	0	1	0	0	0	0	0	7	11	0.00	0.857										

Batter	1	2	3	4	5	6	7	8	9	AB	R	H	RBI	BB	SO	LOB	TOP		
Rickey Henderson, R OBP: 0.467, SLG: 0.605	L6	BB		K					FC4-6 1B	3	0	1	1	2	1	0	New York Yankees @ California Angels Anaheim Stadium, Anaheim, CA Sat May 23 1987, 10:05 PM EDT Att: 43,781 - Unknown		
Willie Randolph, R OBP: 0.406, SLG: 0.388	6-3	SF9		F9					FC4-6 1B	4	0	1	1	0	0	2			
Don Mattingly, L OBP: 0.363, SLG: 0.494	FC6-4 BB	F9							FC4-6 FC6-4	4	0	1	0	1	0	4			
Gary Ward, R OBP: 0.338, SLG: 0.483	FC6-4			5-3					FC6-4	5	0	1	0	0	0	4			
Dave Winfield, R OBP: 0.388, SLG: 0.507		F8		F8						4	0	0	0	0	0	1			
Dan Pasqua, L OBP: 0.318, SLG: 0.316		1B BB BB		1B BB					F8	2	1	0	0	2	0	1			
Mike Pagliarulo, L OBP: 0.296, SLG: 0.381		1B BB BB		FC5-4 1B					F8	3	1	1	0	1	0	0			
Rick Cerone, R OBP: 0.296, SLG: 0.292		BB SF9 1B		FC5-4					F7	4	1	2	0	0	0	2			
Wayne Tolleson, S OBP: 0.344, SLG: 0.301		SF9 BB 1B		F8					6-3	4	0	1	1	0	1	1			
Inning Stats	R: 0 E: 0 K: 0 S: 3	H: 0 LOB: 1 BB: 1 P: 7	R: 3 E: 0 K: 0 S: 5	H: 2 LOB: 2 BB: 3 P: 17	R: 0 E: 0 K: 0 S: 4	H: 1 LOB: 2 BB: 1 P: 8	R: 0 E: 0 K: 1 S: 5	H: 0 LOB: 0 BB: 0 P: 5	R: 0 E: 0 K: 0 S: 4	H: 1 LOB: 1 BB: 0 P: 4	R: 0 E: 0 K: 0 S: 6	H: 1 LOB: 2 BB: 1 P: 10	R: 0 E: 0 K: 0 S: 3	H: 0 LOB: 0 BB: 0 P: 3	R: 0 E: 0 K: 0 S: 5	H: 2 LOB: 2 BB: 0 P: 5	1B: 8 2B: 0 3B: 0 HR: 0	SF: 1 SAC: 0 DP: 1 HBP: 0	WP: 0 PA: 40 CS: 0
PITCHER	IP WLS BF H R ER SO BB IBB HBP BLK WP HR S P ERA WHIP	8.1 L 38 8 3 3 2 6 0 0 0 0 0 0 36 60 3.24 1.680	0.2 2 0 0 0 0 0 0 0 0 0 0 0 0 2 2 0.00 0.000	PITCHER															

Batter	1	2	3	4	5	6	7	8	9	AB	R	H	RBI	BB	SO	LOB	BOTTOM		
Brian Downing, R OBP: 0.420, SLG: 0.590	1-3			K					F3	4	0	0	0	0	1	1	New York Yankees @ California Angels Anaheim Stadium, Anaheim, CA Sat May 23 1987, 10:05 PM EDT Att: 43,781 - Unknown		
Wally Joyner, L OBP: 0.357, SLG: 0.517	4-3			FC3-6 1B					4-3	4	0	2	0	0	0	1			
Devon White, S OBP: 0.309, SLG: 0.488	K			FC3-6 1B					G2	4	0	0	0	0	1	2			
Doug DeCinces, R OBP: 0.371, SLG: 0.389		F3		1-3 1B					F7	4	0	2	0	0	0	1			
Jack Howell, L OBP: 0.352, SLG: 0.536		6-3		G4-1					F8	4	0	0	0	0	1	3			
Dick Schofield, R OBP: 0.266, SLG: 0.310		K							P6	4	0	0	0	0	1	1			
Bob Boone, R OBP: 0.370, SLG: 0.341				6-3					F9	3	0	0	0	0	0	0			
Gary Pettis, S OBP: 0.301, SLG: 0.307				K					1-3	3	0	1	0	0	1	0			
Mark McLemore, S OBP: 0.346, SLG: 0.314				4-3					S 1B	3	0	1	0	0	0	1			
Inning Stats	R: 0 E: 0 K: 1 S: 5	H: 0 LOB: 0 BB: 0 P: 5	R: 0 E: 0 K: 1 S: 5	H: 0 LOB: 0 BB: 0 P: 5	R: 0 E: 0 K: 1 S: 7	H: 0 LOB: 0 BB: 0 P: 7	R: 0 E: 0 K: 0 S: 4	H: 2 LOB: 2 BB: 0 P: 7	R: 0 E: 0 K: 0 S: 4	H: 1 LOB: 1 BB: 0 P: 4	R: 0 E: 0 K: 0 S: 5	H: 0 LOB: 0 BB: 0 P: 5	R: 0 E: 0 K: 0 S: 4	H: 1 LOB: 1 BB: 0 P: 4	R: 0 E: 0 K: 0 S: 4	H: 1 LOB: 1 BB: 0 P: 4	1B: 5 2B: 1 3B: 0 HR: 0	SF: 0 SAC: 0 DP: 0 HBP: 0	WP: 0 PA: 33 CS: 0
PITCHER	IP WLS BF H R ER SO BB IBB HBP BLK WP HR S P ERA WHIP	7.2 W 28 5 0 0 0 0 0 0 0 0 0 5 38 0.00 0.652	1.1 S 5 1 0 0 0 0 0 0 0 0 0 5 5 0.00 0.750	PITCHER															

Batter	1	2	3	4	5	6	7	8	9	AB	R	H	RBI	BB	SO	LOB	TOP										
Rickey Henderson, R OBP: 0.461, SLG: 0.603 (1, 10)										4	2	1	1	1	0	3											
Wille Randolph, R OBP: 0.404, SLG: 0.387 (1, 4)										5	1	2	0	0	0	0											
Don Mattingly, L OBP: 0.373, SLG: 0.489 (1, 3)										3	1	1	0	2	0	3											
Gary Ward, R OBP: 0.341, SLG: 0.475 (1, 8)										3	0	0	1	1	0	3											
Dave Winfield, R OBP: 0.388, SLG: 0.497 (1, 9)										4	0	1	2	0	2	3											
Dan Pasqua, L OBP: 0.328, SLG: 0.373 (1, 7)										3	1	1	1	1	0	2											
Mike Pagliarulo, L OBP: 0.292, SLG: 0.387 (1, 5)										3	0	0	0	1	0	3											
Joel Skinner, R OBP: 0.208, SLG: 0.290 (9, PR)										4	0	1	0	0	2	1											
Henry Cotto, R OBP: 0.296, SLG: 0.292 (9, 2)										0	1	0	0	0	0	0											
Rick Cerone, R OBP: 0.296, SLG: 0.292 (9, 2)										0	0	0	0	0	0	0											
Wayne Tolleson, S OBP: 0.350, SLG: 0.306 (1, 6)										4	0	1	1	0	1	1											
Inning Stats	R: 1 E: 0 K: 1 S: 5	H: 1 LOB: 2 BB: 2 P: 13	R: 1 E: 0 K: 2 S: 8	H: 1 LOB: 1 BB: 1 P: 12	R: 0 E: 0 K: 1 S: 6	H: 1 LOB: 0 BB: 1 P: 6	R: 0 E: 0 K: 0 S: 2	H: 0 LOB: 0 BB: 1 P: 6	R: 3 E: 1 K: 0 S: 6	H: 2 LOB: 2 BB: 2 P: 14	R: 0 E: 0 K: 1 S: 5	H: 0 LOB: 0 BB: 0 P: 5	R: 0 E: 0 K: 0 S: 3	H: 0 LOB: 0 BB: 0 P: 3	R: 0 E: 0 K: 0 S: 3	H: 0 LOB: 0 BB: 0 P: 3	R: 1 E: 0 K: 0 S: 5	H: 3 LOB: 2 BB: 0 P: 5	1B: 5 2B: 3 3B: 0 HR: 2	SF: 0 SAC: 0 DP: 3 HBP: 0	WP: 0 PA: 39 CS: 1						
PITCHER	IP	WLS	BF	H	R	ER	SO	BB	IBB	HBP	BLK	WP	HR	S	P	ERA	WHIP										
Jack Lazorko, R ERA: 3.86 (1, 1)	8.0	L	35	6	6	5	5	5	1	0	0	0	2	39	63	5.62	1.375										
Mike Cook, R ERA: 5.22 (9, 1)	0.1		3	2	0	0	0	0	0	0	0	0	0	3	3	0.00	6.000										
Gary Lucas, L ERA: 10.47 (9, 1)	0.2		1	0	0	0	0	0	0	0	0	0	0	1	1	0.00	0.000										

New York Yankees @ California Angels
Anaheim Stadium, Anaheim, CA
Mon May 25 1987, 6:33 AM EDT
Att: 34,762 - Unknown

AB 33
R 6
H 8
RBI 6
BB 6
SO 5
LOB 19



Batter	1	2	3	4	5	6	7	8	9	AB	R	H	RBI	BB	SO	LOB	BOTTOM										
Gary Pettis, S OBP: 0.307, SLG: 0.314 (1, 8)										4	0	2	0	1	0	1											
Wally Joyner, L OBP: 0.354, SLG: 0.529 (1, 3)										5	0	0	1	0	1	5											
Brian Downing, R OBP: 0.421, SLG: 0.577 (1, 10)										4	0	1	0	0	1	1											
Doug DeCinces, R OBP: 0.363, SLG: 0.368 (1, 5)										4	0	0	0	0	0	1											
Devon White, S OBP: 0.316, SLG: 0.497 (1, 9)										4	0	2	0	0	1	0											
Dick Schofield, R OBP: 0.287, SLG: 0.323 (1, 6)										4	1	1	0	0	1	3											
Jack Howell, L OBP: 0.343, SLG: 0.538 (1, 7)										4	0	0	0	0	0	4											
Bob Boone, R OBP: 0.365, SLG: 0.340 (9, PH)										3	1	2	1	0	0	0											
Mark McLemore, S OBP: 0.335, SLG: 0.311 (1, 4)										4	1	1	0	0	1	1											
Inning Stats	R: 0 E: 0 K: 0 S: 3	H: 0 LOB: 0 BB: 0 P: 3	R: 0 E: 0 K: 1 S: 5	H: 0 LOB: 0 BB: 0 P: 5	R: 0 E: 0 K: 2 S: 9	H: 2 LOB: 2 BB: 0 P: 9	R: 0 E: 0 K: 0 S: 5	H: 2 LOB: 2 BB: 0 P: 5	R: 0 E: 0 K: 1 S: 5	H: 0 LOB: 0 BB: 0 P: 5	R: 3 E: 2 K: 0 S: 6	H: 3 LOB: 1 BB: 1 P: 10	R: 0 E: 0 K: 1 S: 6	H: 1 LOB: 1 BB: 0 P: 6	R: 0 E: 1 K: 0 S: 4	H: 0 LOB: 1 BB: 0 P: 4	1B: 8 2B: 1 3B: 0 HR: 0	SF: 0 SAC: 0 DP: 0 HBP: 0	WP: 0 PA: 38 CS: 0								
PITCHER	IP	WLS	BF	H	R	ER	SO	BB	IBB	HBP	BLK	WP	HR	S	P	ERA	WHIP										
Tommy John, L ERA: 3.71 (7, 1)	6.1	W	27	8	3	2	4	0	0	0	0	0	0	35	35	2.84	1.263										
Bob Shirley, L ERA: 3.52 (7, 1)	0.1		2	0	0	0	0	1	0	0	0	0	0	1	5	0.00	3.000										
Tim Stoddard, R ERA: 3.72 (7, 1)	2.1	S	9	1	0	0	1	0	0	0	0	0	0	11	11	0.00	0.429										

New York Yankees @ California Angels
Anaheim Stadium, Anaheim, CA
Mon May 25 1987, 6:33 AM EDT
Att: 34,762 - Unknown

AB 37
R 3
H 9
RBI 2
BB 1
SO 5
LOB 16




Batter	1	2	3	4	5	6	7	8	9	AB	R	H	RBI	BB	SO	LOB	TOP										
Gary Pettis, S OBP: 0.315, SLG: 0.323 Gus Polidor, R OBP: 0.091, SLG: 0.091	(1, 8) K		FC4-6 1B		5-3		BB 1B			5	0	3	1	0	1	0	California Angels @ Baltimore Orioles Memorial Stadium, Baltimore, MD Wed May 27 1987, 7:05 PM EDT Att: 26,741 - Unknown livebaseballscorecards.com										
Wally Joyner, L OBP: 0.344, SLG: 0.512	(1, 3) K		FC4-6 CS		K		F8	F9		5	0	0	1	0	2	4											
Brian Downing, R OBP: 0.426, SLG: 0.590	(1, 10) F7		CS	HR	BB		BB		6-3	3	1	1	1	2	0	0											
Doug DeCinces, R OBP: 0.358, SLG: 0.358		F6		K	BB		K		F6	4	0	0	0	1	2	2											
Devon White, S OBP: 0.318, SLG: 0.495		6-3		1B	BB		F7		F8	5	1	2	0	0	0	4											
Dick Schofield, R OBP: 0.283, SLG: 0.317 Ruppert Jones, L OBP: 0.317, SLG: 0.294	(1, 6) (8, PH) (8, 9)	F6		F4		K		4-3		3	0	0	0	0	1	1											
Darrell Miller, R OBP: 0.243, SLG: 0.299 Jack Howell, L OBP: 0.350, SLG: 0.590	(1, 7) (6, PH) (6, 7)		1-3	1B	1B	HR		HR	F3	2	0	1	0	0	0	0											
Bob Boone, R OBP: 0.382, SLG: 0.360 Mark Ryval, L OBP: 0.257, SLG: 0.455 Jack Fimple, R (8, 2)	(1, 2) (8, PH) (8, 2)		BB	1B	1B	F8		1B		3	1	2	1	0	0	0											
Mark McLemore, S OBP: 0.333, SLG: 0.305	(1, 4)		1B	FC4-6	BB	F8		F7		3	1	0	0	1	1	3											
Inning Stats	R: 0 E: 0 K: 2 S: 7	H: 0 LOB: 0 BB: 0 P: 7	R: 0 E: 0 K: 0 S: 3	H: 0 LOB: 0 BB: 0 P: 3	R: 2 E: 0 K: 0 S: 4	H: 2 LOB: 0 BB: 1 P: 8	R: 2 E: 0 K: 2 S: 11	H: 4 LOB: 2 BB: 2 P: 11	R: 0 E: 0 K: 1 S: 5	H: 0 LOB: 0 BB: 0 P: 13	R: 1 E: 0 K: 1 S: 6	H: 1 LOB: 0 BB: 0 P: 6	R: 0 E: 0 K: 1 S: 6	H: 1 LOB: 2 BB: 1 P: 10	R: 1 E: 0 K: 0 S: 6	H: 3 LOB: 2 BB: 1 P: 6		R: 0 E: 0 K: 0 S: 4	H: 1 LOB: 2 BB: 1 P: 8	1B: 9 2B: 0 3B: 0 HR: 3	SF: 0 SAC: 0 DP: 0 HBP: 0	WP: 0 PB: 0 SB: 1 CS: 1	PA: 44				
PITCHER	IP	WLS	BF	H	R	ER	SO	BB	IBB	HBP	BLK	WP	HR	S	P	ERA		WHIP									
Scott McGregor, L ERA: 5.56	(1, 1)	3.2	17	6	4	4	3	1	0	0	0	0	1	22	26	9.82		1.909									
John Habyan, R ERA: 3.59	(4, 1)	2.1	W	11	2	1	1	3	2	0	0	0	0	1	15	23		3.86	1.714								
Jack O'Connor, L ERA: 3.24	(7, 1)	0.1		2	0	0	0	1	0	0	0	0	0	1	5	0.00		3.000									
Tom Niedener, R ERA: 3.43	(7, 1)	2.2	S	13	4	1	1	1	1	0	0	0	1	14	18	3.38		1.875									

Batter	1	2	3	4	5	6	7	8	9	AB	R	H	RBI	BB	SO	LOB	BOTTOM									
Lee Lacy, R OBP: 0.316, SLG: 0.313	(1, 9) G6-4-3 1B			BB	FC6		6-3		CS	4	1	2	0	1	0	4	California Angels @ Baltimore Orioles Memorial Stadium, Baltimore, MD Wed May 27 1987, 7:05 PM EDT Att: 26,741 - Unknown livebaseballscorecards.com									
Jim Dwyer, L OBP: 0.400, SLG: 0.646 Mike Young, S OBP: 0.414, SLG: 0.150	(1, 10) (6, PH) (6, PH)	K		BB	BB	1B	BB	4-3		2	2	1	0	1	1	1										
Cal Ripken Jr., R OBP: 0.375, SLG: 0.564	(1, 6) G6-4-3			E	SF8	K		5-3		4	1	1	1	1	1	2										
Eddie Murray, S OBP: 0.337, SLG: 0.546	(1, 3) L5			E3	2B	1B	K			3	1	0	1	1	1	3										
Fred Lynn, L OBP: 0.351, SLG: 0.472	(1, 8) CS			SF8		K		4-3		3	0	1	1	0	1	2										
Ray Knight, R OBP: 0.380, SLG: 0.471 Rene Gonzales, R OBP: 0.267, SLG: 0.429	(1, 5) (7, PR) (8, 5)	5-3		BB	2B	1B	FC3-6			3	0	2	2	1	0	1										
Terry Kennedy, L OBP: 0.322, SLG: 0.422	(1, 2) G6-3			BB	BB	4-3	FC3-6	2B	BLK	3	1	1	0	1	0	3										
Larry Sheets, L OBP: 0.382, SLG: 0.586 Ken Gerhart, R OBP: 0.304, SLG: 0.464	(1, 7) (7, PH) (8, 7)	F9		K		SH2-3	BLK	PO	2B	3	1	1	0	0	0	0										
Rick Burleson, R OBP: 0.288, SLG: 0.260	(1, 4) G6-3			FC6	BB	SH2-3	PO		HR	2	1	1	1	1	0	1										
Inning Stats	R: 0 E: 0 K: 1 S: 5	H: 1 LOB: 0 BB: 0 P: 5	R: 0 E: 0 K: 0 S: 3	H: 1 LOB: 0 BB: 0 P: 3	R: 0 E: 0 K: 0 S: 3	H: 1 LOB: 0 BB: 0 P: 3	R: 4 E: 1 K: 1 S: 7	H: 1 LOB: 3 BB: 5 P: 27	R: 1 E: 0 K: 2 S: 9	H: 2 LOB: 2 BB: 1 P: 13	R: 1 E: 0 K: 1 S: 7	H: 2 LOB: 1 BB: 1 P: 11	R: 1 E: 1 K: 0 S: 3	H: 1 LOB: 1 BB: 1 P: 7	R: 1 E: 0 K: 0 S: 4	H: 2 LOB: 0 BB: 0 P: 4		1B: 8 2B: 2 3B: 0 HR: 1	SF: 1 SAC: 1 DP: 2 HBP: 0	WP: 0 PB: 0 SB: 0 CS: 2	PA: 40					
PITCHER	IP	WLS	BF	H	R	ER	SO	BB	IBB	HBP	BLK	WP	HR	S	P	ERA		WHIP								
Mike Witt, R ERA: 4.52	(1, 1)	4.2		24	6	5	3	4	6	0	0	0	0	26	50	5.79		2.571								
Gary Lucas, L ERA: 9.92	(5, 1)	2.0	L	11	3	2	1	1	2	0	0	0	0	11	19	4.50		2.500								
Mike Cook, R ERA: 5.28	(7, 1)	1.1		4	2	1	1	0	0	0	0	1	0	4	4	6.75		1.500								

Batter	1	2	3	4	5	6	7	8	9	10	11	12	AB	R	H	RBI	BB	SO	LOB			
Ruppert Jones, L OBP: 0.341, SLG: 0.389 (6, FH) (6, 5)	4-0 BB		0-0 HR		0-0 L7	0-3 K		0-0 F6		0-3 K			2 1 1 1 1 0 1 3 0 0 0 0 2 3									
Wally Joyner, L OBP: 0.349, SLG: 0.530 (1, 3)	0-0 E4		0-0 1B		0-0 1B			0-0 F7		0-0 HR		0-0 G3	6 1 3 2 0 0 1									
Brian Downing, R OBP: 0.413, SLG: 0.570 (1, 10)	0-3 K		0-0 F9		0-0 K		0-0 5-3		0-3 K		0-0 5-3	6 0 0 0 0 3 4										
Jack Howell, L OBP: 0.349, SLG: 0.578 (6, 7)	0-0 F5		0-0 1B		0-0 F4		0-0 1B		0-3 K		0-3 K	6 0 2 0 0 2 3										
Devon White, S OBP: 0.313, SLG: 0.484 (1, 9)	0-3 K		0-3 K			0-0 3-1	0-0 1B		0-0 6-3			0-0 F8	6 0 1 0 0 2 4									
Bob Boons, R OBP: 0.380, SLG: 0.389 (10, FH) (10, 2)		0-0 F6		0-0 G1-6-3 1B		0-0 WP 2B	0-0 F9		0-0 1B 2B		0-0 1B 2B	0-0 1B 4-3 1B	4 1 2 0 0 0 2 1 1 1 0 0 0 0 1 1 1 0 0 0 0									
Dick Schofield, R OBP: 0.265, SLG: 0.324 (1, 6)	0-0 L5		0-0 G1-6-3 1B		0-0 F9 1B 2B		0-0 F4		0-0 F2		0-0 4-3 1B	6 1 2 1 0 0 2										
Gary Pettis, S OBP: 0.316, SLG: 0.324 (1, 8)	0-0 3-1		0-0 K		0-0 F9		0-0 1B		0-0 1B		0-0 4-3	6 0 2 2 0 1 2										
Mark McLemore, S OBP: 0.333, SLG: 0.301 (1, 4)			0-0 4-3		0-0 L7 1B BB	0-0 1B	0-0 F8		0-3 K		0-0 1-3	5 1 1 1 1 1 3										
Inning Stats	R: 0 E: 1 K: 2 S: 8	H: 0 LOB: 2 BB: 1 P: 12	R: 0 E: 0 K: 0 S: 3	H: 0 LOB: 0 BB: 3	R: 1 E: 0 K: 1 S: 8	H: 3 LOB: 2 BB: 0 P: 8	R: 0 E: 0 K: 1 S: 5	H: 1 LOB: 1 BB: 10	R: 2 E: 0 K: 1 S: 8	H: 3 LOB: 1 BB: 0 P: 8	R: 0 E: 0 K: 0 S: 4	H: 1 LOB: 1 BB: 0 P: 4	R: 1 E: 0 K: 2 S: 9	H: 2 LOB: 1 BB: 0 P: 9	R: 0 E: 0 K: 1 S: 5	H: 0 LOB: 0 BB: 0 P: 5	R: 1 E: 0 K: 0 S: 5	H: 2 LOB: 1 BB: 0 P: 6	1B: 11 2B: 3 3B: 0 HR: 2	SF: 0 SAC: 0 DP: 1 HBP: 0	WP: 1 PB: 0 SB: 3 CS: 0	PA: 54
PITCHER	IP WLS BF H R ER SO BB IBB HBP BLK WP HR S P ERA WHIP	PITCHER												IP WLS BF H R ER SO BB IBB HBP BLK WP HR S P ERA WHIP								
Mike Bodicker, R ERA: 2.59	1.1 5.1	0 25	0 7	0 4	0 5	0 2	0 1	0 33	0 41	0.00 6.75	0.00 3.000											
Jack O'Connor, L ERA: 3.12	0.1	2	1	0	0	0	0	0	0	0.00	3.000											
Dave Schmidt, R ERA: 1.72	1.1	6	2	0	0	1	0	0	8	0.00	1.500											
Ken Dixon, R ERA: 5.8	3.0	13	4	2	2	4	0	0	1	6.00	1.333											
Mark Williamson, R ERA: 4.73	2.0	W 8	2	1	1	1	0	0	0	4.50	1.000											

California Angels @ Baltimore Orioles
Memorial Stadium, Baltimore, MD
Thu May 28 1987, 7:05 PM EDT
Alt. 28,361 - Unknown


AB 52
R 7
H 16
RBI 7
BB 2
SO 11
LOB 25



Batter	1	2	3	4	5	6	7	8	9	10	11	12	AB	R	H	RBI	BB	SO	LOB			
Lee Lacy, R OBP: 0.306, SLG: 0.292 (1, 9)	0-0 F9	0-0 F3		0-3 K			0-0 F9		0-3 K			4-0 HR BB	5 1 0 0 1 2 2									
Jim Dwyer, L OBP: 0.391, SLG: 0.630 (5, FH) (5, 5)	0-0 F7		0-0 F5		0-3 K		0-0 1B		0-0 HR			0-0 HR	2 0 0 0 0 0 0 4 2 3 3 0 1 0									
Cal Ripken Jr., R OBP: 0.376, SLG: 0.575 (1, 6)	0-0 1B		0-0 HR		0-0 L9		0-0 F8		0-0 F8		0-0 F4	5 1 2 1 0 0 1										
Eddie Murray, S OBP: 0.336, SLG: 0.542 (1, 3)	0-0 1B		0-0 3-1		0-0 1B		0-0 4-3		0-0 F4		0-0 F4	5 0 2 0 0 0 0										
Fred Lynn, L OBP: 0.353, SLG: 0.466 (1, 8)	0-0 3-1		0-0 G3		0-3 K		0-0 CS BB		0-0 1B		0-0 1B	4 0 1 0 1 1 3										
Ray Knight, R OBP: 0.375, SLG: 0.459 (1, 5)		0-0 HR BB		0-3 K		0-3 K		0-0 L9		0-3 K		4 1 0 0 1 3 2										
Terry Kennedy, L OBP: 0.320, SLG: 0.418 (9, PR) (10, 2)	0-0 F7		0-0 K		0-0 K		0-0 CS		0-0 SH3-4 1B		0-3 K	4 0 1 0 0 1 1 0 0 0 0 0 0 0 1 0 0 0 0 1 0										
Larry Sheets, L OBP: 0.389, SLG: 0.647 (9, 7)	0-0 HR		0-0 HR		0-0 3-1		0-0 SH3-4		0-0 1-3		0-0 F8	3 2 2 3 0 0 0 1 0 0 0 0 0 0										
Rick Burleson, R OBP: 0.286, SLG: 0.281 (1, 4)	0-0 F8		0-0 HR		0-0 F8		0-0 F4		0-0 F8		0-0 F8	5 1 1 1 0 0 2										
Inning Stats	R: 0 E: 0 K: 0 S: 5	H: 2 LOB: 2 BB: 1 P: 8	R: 2 E: 0 K: 0 S: 4	H: 1 LOB: 0 BB: 1 P: 8	R: 1 E: 0 K: 0 S: 8	H: 1 LOB: 0 BB: 0 P: 4	R: 2 E: 0 K: 3 S: 11	H: 2 LOB: 0 BB: 11	R: 0 E: 0 K: 1 S: 8	H: 1 LOB: 1 BB: 0 P: 8	R: 0 E: 0 K: 0 S: 4	H: 0 LOB: 0 BB: 1 P: 6	R: 0 E: 0 K: 1 S: 7	H: 2 LOB: 1 BB: 0 P: 7	R: 0 E: 0 K: 1 S: 5	H: 0 LOB: 0 BB: 0 P: 5	R: 2 E: 0 K: 0 S: 1	H: 1 LOB: 0 BB: 1 P: 6	1B: 6 2B: 0 3B: 0 HR: 6	SF: 0 SAC: 1 DP: 0 HBP: 0	WP: 0 PB: 0 SB: 0 CS: 1	PA: 48
PITCHER	IP WLS BF H R ER SO BB IBB HBP BLK WP HR S P ERA WHIP	PITCHER												IP WLS BF H R ER SO BB IBB HBP BLK WP HR S P ERA WHIP								
Willie Fraser, R ERA: 3.2	1.1 4.0	0 15	0 3	0 0	0 3	1 0	0 0	0 0	20 24	0.00 1.000												
Chuck Finley, L ERA: 5.01	0.1	3	0	0	0	0	0	0	20	24	9.00	1.333										
DeWayne Buice, R ERA: 3.56	3.0	L 13	3	3	3	3	1	0	0	0	2	18	22	9.00	1.333							

California Angels @ Baltimore Orioles
Memorial Stadium, Baltimore, MD
Thu May 28 1987, 7:05 PM EDT
Alt. 28,361 - Unknown

AB 43
R 8
H 12
RBI 8
BB 3
SO 9
LOB 11



Batter	1	2	3	4	5	6	7	8	9	AB	R	H	RBI	BB	SO	LOB	TOP										
Ruppert Jones, L OBP: 0.354, SLG: 0.462 (1, 7)										3	1	1	1	1	1	0	California Angels @ Toronto Blue Jays Exhibition Stadium, Toronto, ON Fri May 29 1987, 7:05 PM EDT Att: 33,107 - Unknown										
Wally Joyner, L OBP: 0.347, SLG: 0.523 (1, 3)										4	0	1	0	0	0	2											
Devon White, S OBP: 0.312, SLG: 0.479 (1, 9)										4	0	1	0	0	1	0											
Jack Howell, L OBP: 0.353, SLG: 0.576 (1, 5)										4	0	2	0	0	0	2											
Mark Ryal, L OBP: 0.282, SLG: 0.486 Brian Downing, R OBP: 0.411, SLG: 0.566 (8, PH)									3	0	1	0	0	0	1	2											
Gary Pettis, S OBP: 0.314, SLG: 0.322 (1, 8)										4	0	1	0	0	1	3											
Mark McLemore, S OBP: 0.326, SLG: 0.294 (1, 4)										4	0	0	0	0	0	1											
Bob Boone, R OBP: 0.365, SLG: 0.362 (1, 2)										4	0	0	0	0	1	1											
Dick Schofield, R OBP: 0.265, SLG: 0.322 (1, 6)										4	0	1	0	0	0	1											
Inning Stats	R: 1 E: 0 K: 1 S: 8	H: 3 LOB: 2 BB: 0 P: 8	R: 0 E: 0 K: 0 S: 3	H: 0 LOB: 0 BB: 0 P: 3	R: 0 E: 0 K: 0 S: 5	H: 2 LOB: 2 BB: 0 P: 5	R: 0 E: 0 K: 1 S: 6	H: 1 LOB: 1 BB: 0 P: 6	R: 0 E: 0 K: 1 S: 5	H: 0 LOB: 0 BB: 0 P: 5	R: 0 E: 0 K: 0 S: 4	H: 1 LOB: 2 BB: 1 P: 8	R: 0 E: 1 K: 1 S: 6	H: 1 LOB: 1 BB: 0 P: 6	R: 0 E: 0 K: 0 S: 3	H: 0 LOB: 0 BB: 0 P: 3	1B: 7 2B: 0 3B: 0 HR: 1	SF: 0 SAC: 0 DP: 0 HBP: 0	WP: 0 PB: 0 SB: 0 CS: 0	PA: 36							
PITCHER	IP	WLS	BF	H	R	ER	SO	BB	IBB	HBP	BLK	WP	HR	S	P	ERA	WHIP										
Dave Stieb, R ERA: 5.02 (1, 1)	7.0	W	29	7	1	1	4	1	0	0	0	0	1	36	40	1.29	1.143										
Jeff Musselman, L ERA: 2.53 (8, 1)	0.1		2	1	0	0	0	0	0	0	0	0	0	2	2	0.00	3.000										
Tom Henke, R ERA: 1.04 (8, 1)	1.2	S	5	0	0	0	1	0	0	0	0	0	0	7	7	0.00	0.000										

AB 35
R 1
H 8
RBI 1
BB 1
SO 5
LOB 13



Batter	1	2	3	4	5	6	7	8	9	AB	R	H	RBI	BB	SO	LOB	BOTTOM										
Tony Fernandez, S OBP: 0.376, SLG: 0.403 (1, 6)										4	2	2	0	0	0	1	California Angels @ Toronto Blue Jays Exhibition Stadium, Toronto, ON Fri May 29 1987, 7:05 PM EDT Att: 33,107 - Unknown										
Lloyd Moseby, L OBP: 0.296, SLG: 0.427 (1, 8)										4	0	3	1	0	0	0											
Rance Mulliniks, L OBP: 0.330, SLG: 0.368 (1, 10)										4	0	2	1	0	1	3											
George Bell, R OBP: 0.335, SLG: 0.642 (1, 7)										4	0	0	0	0	1	3											
Jesse Barfield, R OBP: 0.374, SLG: 0.538 (1, 9)										4	1	1	0	0	0	1											
Fred McGriff, L OBP: 0.371, SLG: 0.402 (1, 3)										2	0	1	0	2	0	0											
Ernie Whitt, L OBP: 0.331, SLG: 0.411 (1, 2)										4	0	0	0	0	0	4											
Kelly Gruber, R OBP: 0.327, SLG: 0.433 (1, 5)										3	0	1	0	0	0	2											
Manuel Lee, S OBP: 0.200, SLG: 0.200 Garth Iorg, R OBP: 0.219, SLG: 0.138 (7, PR) (8, 4)										3	0	1	0	0	1	2											
Inning Stats	R: 1 E: 0 K: 0 S: 4	H: 2 LOB: 0 BB: 0 P: 4	R: 1 E: 0 K: 0 S: 5	H: 2 LOB: 1 BB: 0 P: 5	R: 1 E: 0 K: 0 S: 5	H: 3 LOB: 1 BB: 0 P: 5	R: 0 E: 0 K: 1 S: 6	H: 1 LOB: 1 BB: 0 P: 6	R: 0 E: 0 K: 0 S: 4	H: 0 LOB: 0 BB: 1 P: 4	R: 0 E: 0 K: 1 S: 7	H: 2 LOB: 2 BB: 0 P: 7	R: 0 E: 0 K: 1 S: 5	H: 0 LOB: 1 BB: 1 P: 9	R: 0 E: 0 K: 0 S: 3	H: 0 LOB: 0 BB: 0 P: 3	1B: 8 2B: 2 3B: 1 HR: 0	SF: 0 SAC: 0 DP: 2 HBP: 0	WP: 1 PB: 0 SB: 0 CS: 1	PA: 34							
PITCHER	IP	WLS	BF	H	R	ER	SO	BB	IBB	HBP	BLK	WP	HR	S	P	ERA	WHIP										
Don Sutton, R ERA: 4.84 (1, 1)	8.0	L	34	11	3	3	3	2	0	0	0	1	0	38	46	3.38	1.625										

AB 32
R 3
H 11
RBI 2
BB 2
SO 3
LOB 16



Batter	1	2	3	4	5	6	7	8	9	10	AB	R	H	RBI	BB	SO	LOB	TOP	
Dick Schofield, R OBP: 0.259, SLG: 0.315 (1, 6)	0-0 1-3		0-0 F3			0-3 K		0-0 FC5-4			4	0	0	0	0	1	1		
Wally Joyner, L OBP: 0.347, SLG: 0.517 (1, 3)	0-3 K			0-0 L8			1-0 HR	0-0 FC5-4			2	1	0	0	0	1	0		
Gus Polidor, R OBP: 0.083, SLG: 0.083 (7, 5)								1-2f			1	0	0	0	0	0	1		
Brian Downing, R OBP: 0.413, SLG: 0.580 (1, 10)	4-0 FC6-4 BB			0-0 6-3			0-0 HR	0-3 K			3	1	1	2	1	1	1		
Doug DeCinces, R OBP: 0.349, SLG: 0.368 (1, 5)	0-0 FC6-4			0-0 L9			0-0 HR				4	1	1	1	0	1	1		
Devon White, S OBP: 0.326, SLG: 0.470 (1, 9)		0-0 6-3			0-0 L9		0-0 F2		0-3 K		4	0	0	0	0	1	0		
Bob Boone, R OBP: 0.358, SLG: 0.344 (1, 2)		0-0 5-3			0-0 6-3		4-0 BB		0-0 F6		3	0	0	0	1	0	0		
Jack Howell, L OBP: 0.344, SLG: 0.559 (1, 7)	0-3 K				0-0 G3		0-3 K				4	0	0	0	0	3	1		
Gary Pettis, S OBP: 0.308, SLG: 0.315 (1, 8)			0-0 F6			0-3 K	0-0 L9			0-0 1-3	4	0	0	0	0	1	1		
Mark McLemore, S OBP: 0.324, SLG: 0.293 (1, 4)			0-0 1-3			0-0 5-3		0-0 FC5-4 1B		0-0 F4	4	0	1	0	0	0	0		
Inning Stats	R: 0 E: 0 K: 1 S: 5	H: 0 LOB: 1 BB: 1 P: 9	R: 0 E: 0 K: 1 S: 5	H: 0 LOB: 0 BB: 0 P: 5	R: 0 E: 0 K: 0 S: 3	H: 0 LOB: 0 BB: 0 P: 3	R: 0 E: 0 K: 2 S: 7	H: 0 LOB: 0 BB: 0 P: 7	R: 3 E: 0 K: 1 S: 7	H: 2 LOB: 1 BB: 1 P: 12	R: 0 E: 0 K: 1 S: 6	H: 1 LOB: 1 BB: 0 P: 6	R: 0 E: 0 K: 2 S: 7	H: 0 LOB: 0 BB: 0 P: 7	R: 0 E: 0 K: 1 S: 5	H: 0 LOB: 0 BB: 0 P: 5	1B: 1 2B: 0 3B: 0 HR: 2	SF: 0 SAC: 0 DP: 0 HBP: 1	WP: 0 PA: 36 PB: 0 SB: 0 CS: 0
PITCHER	IP 8.0	WLS 3	BF 30	H 3	R 3	ER 3	SO 6	BB 2	IBB 0	HBP 1	BLK 0	WP 0	HR 2	S 39	P 48	ERA 3.38	WHIP 0.625		
Jimmy Key, L ERA: 3.56 (1, 1)																			
Mark Eichhorn, R ERA: 2.36 (9, 1)																			

California Angels @ Toronto Blue Jays
Exhibition Stadium, Toronto, ON
Sat May 30 1987, 3:33 AM EDT
Att: 36,055 - Unknown

AB 33
R 3
H 3
RBI 3
BB 2
SO 9
LOB 6

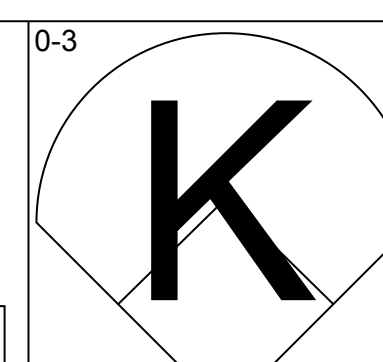
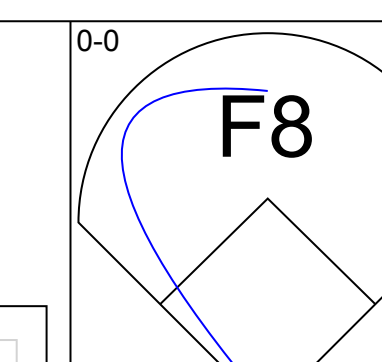
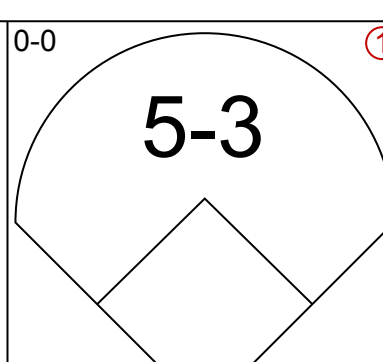
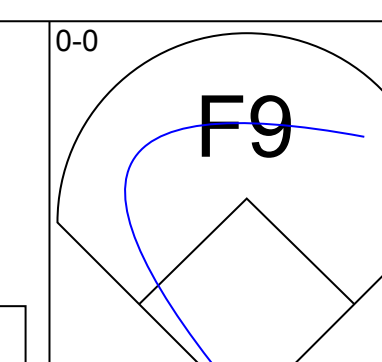
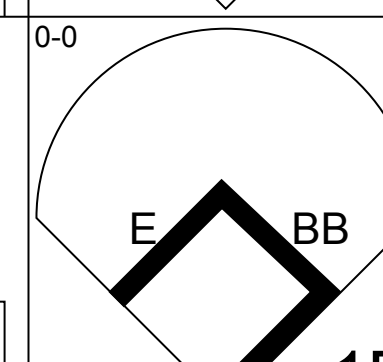
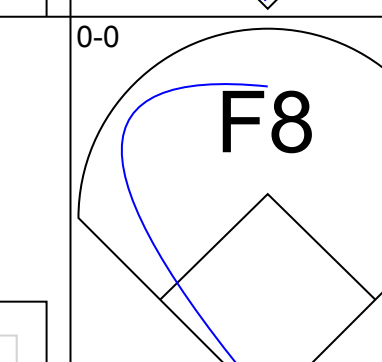
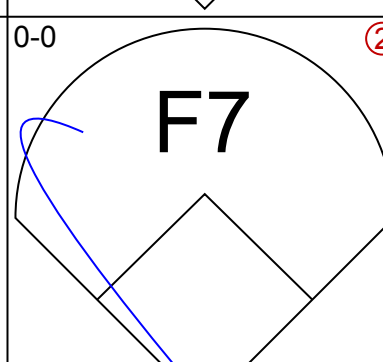

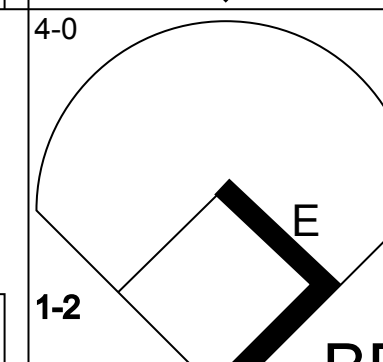
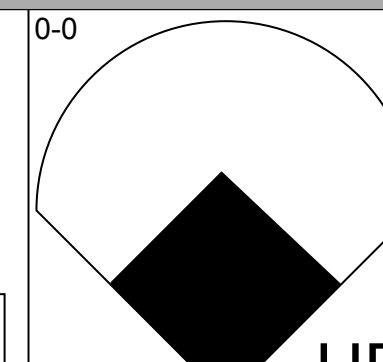
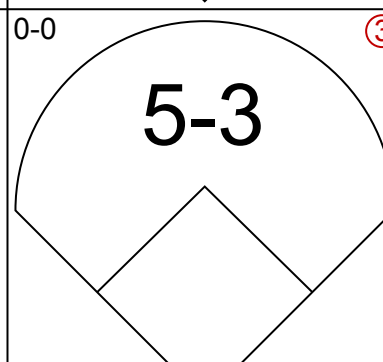

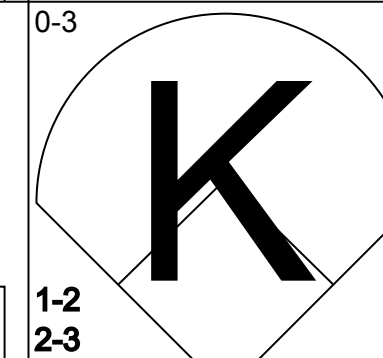
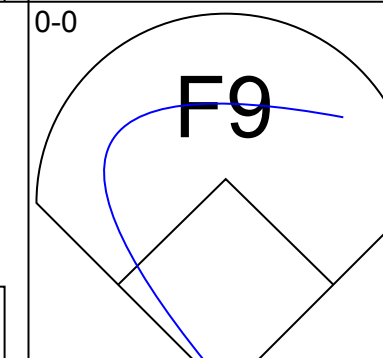
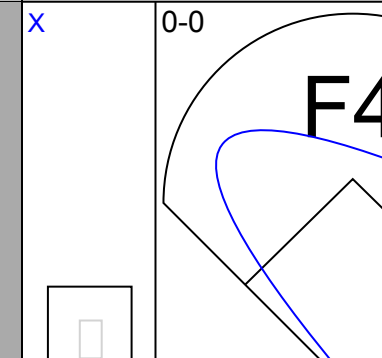
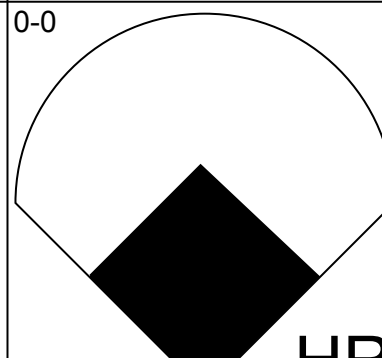
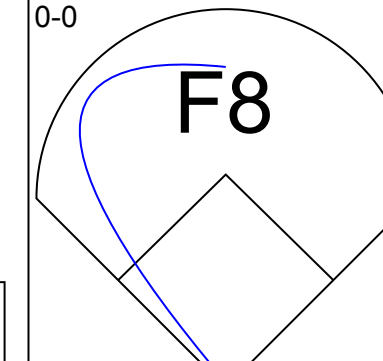
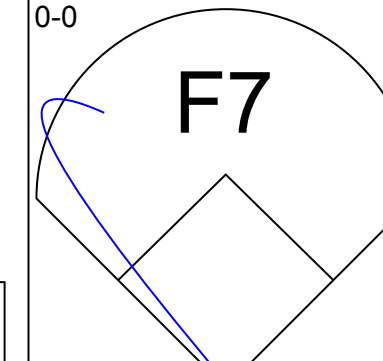
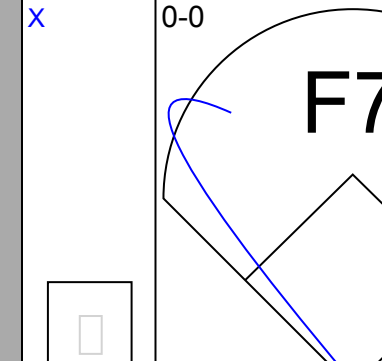
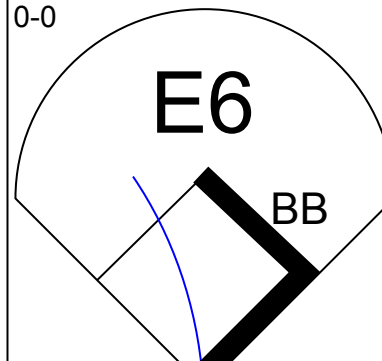
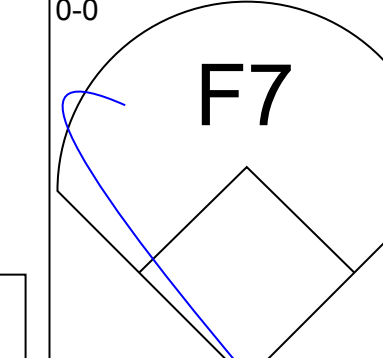
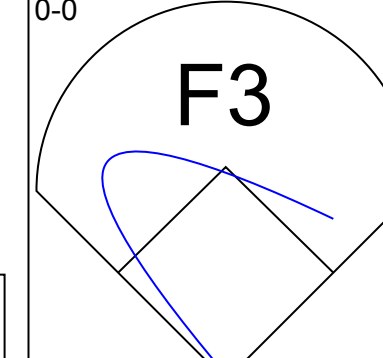
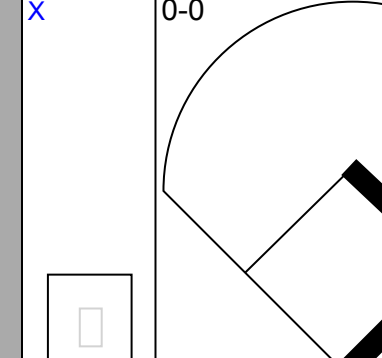
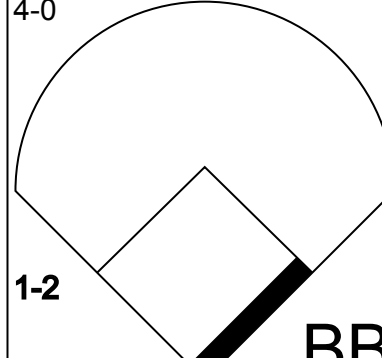
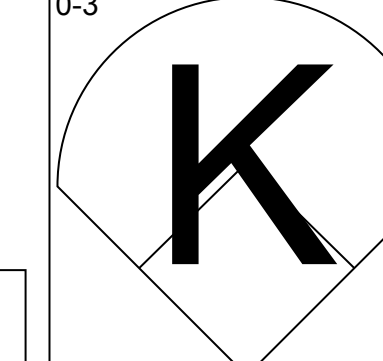
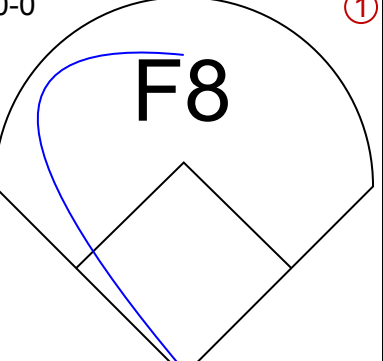
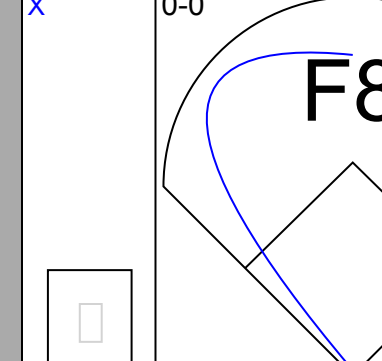
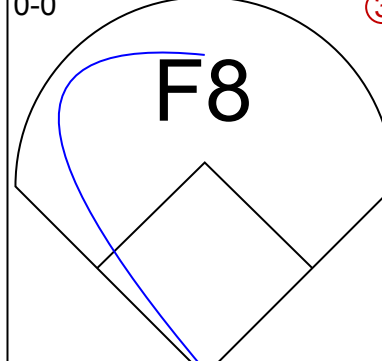
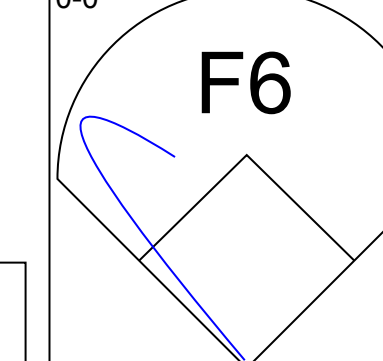
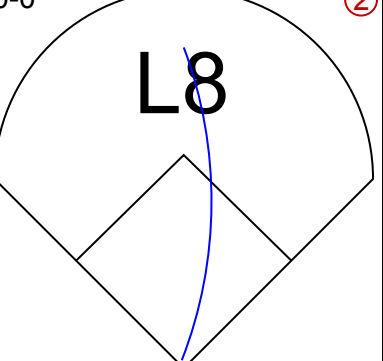
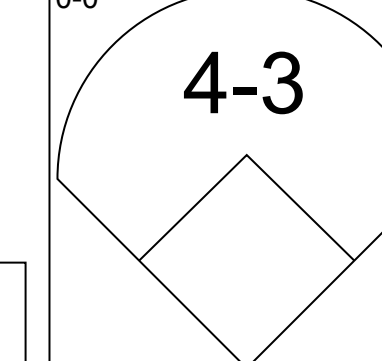
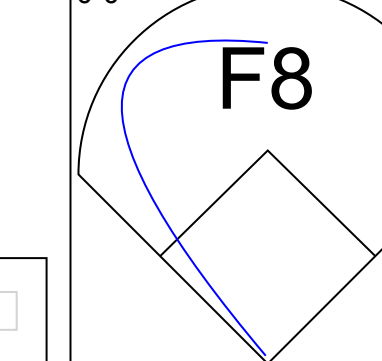
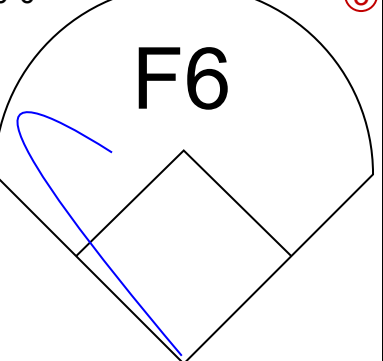
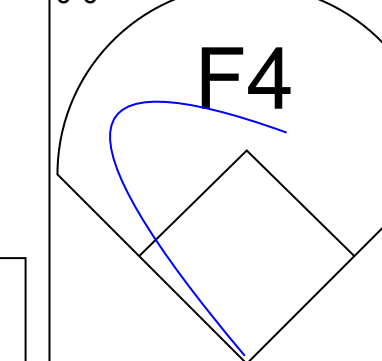


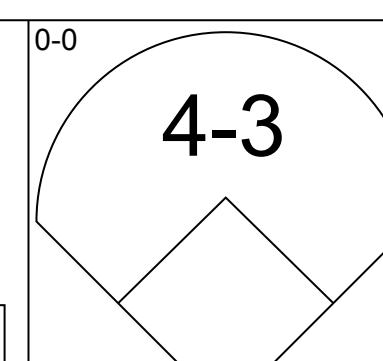
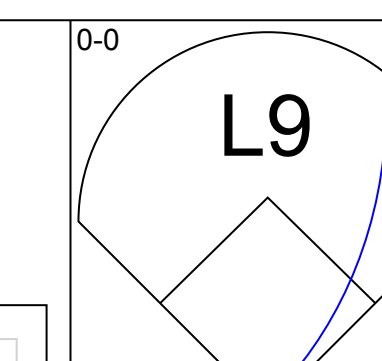
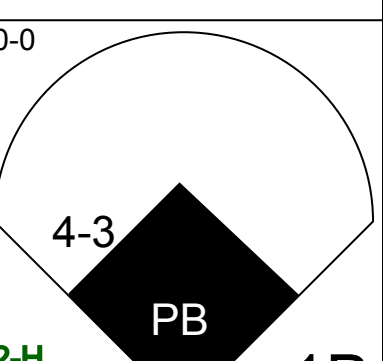
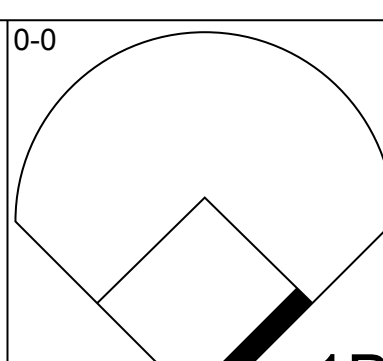
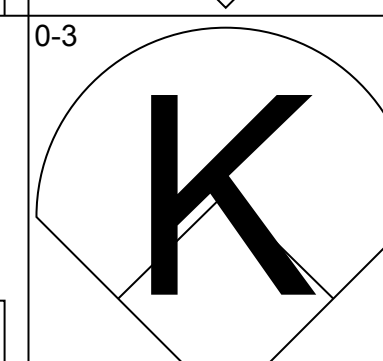
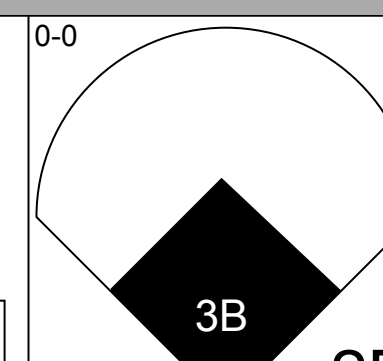
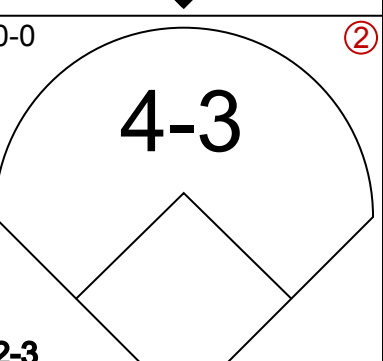
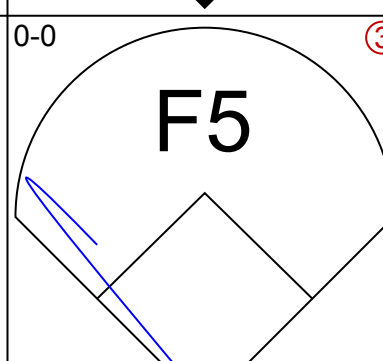
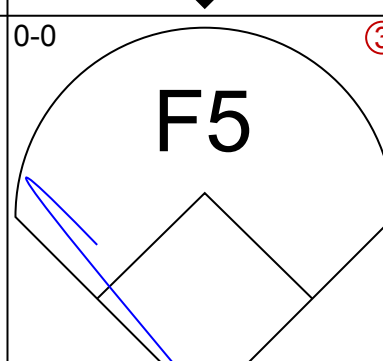
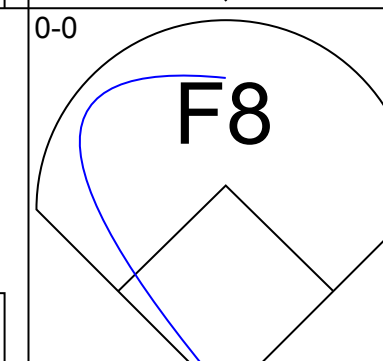
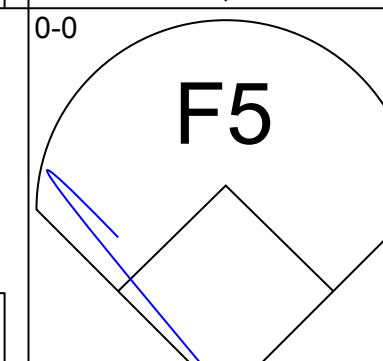
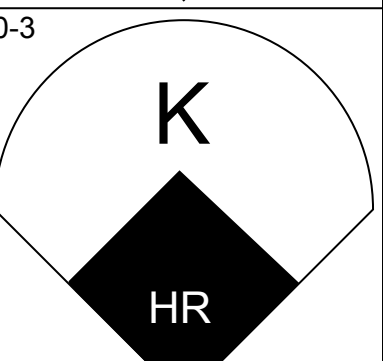
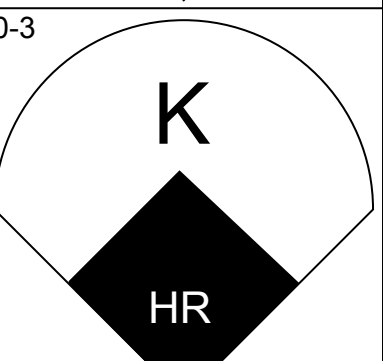
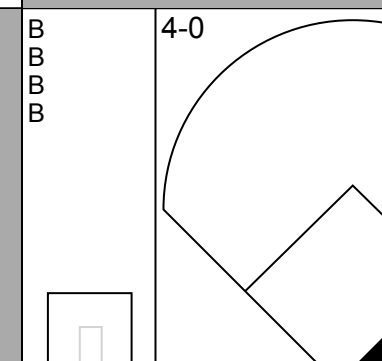
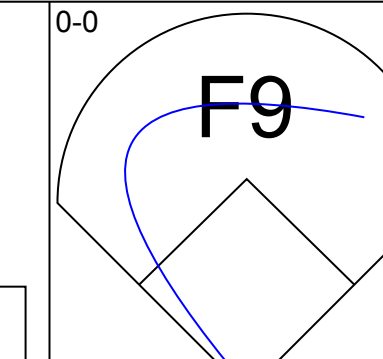
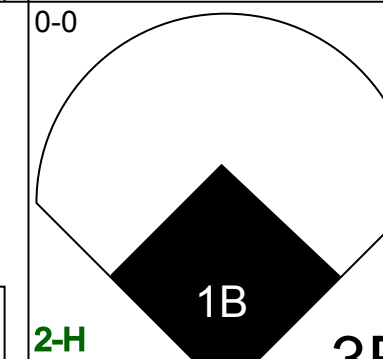
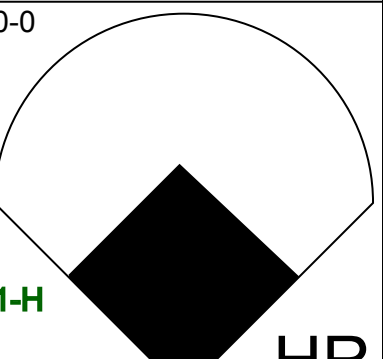
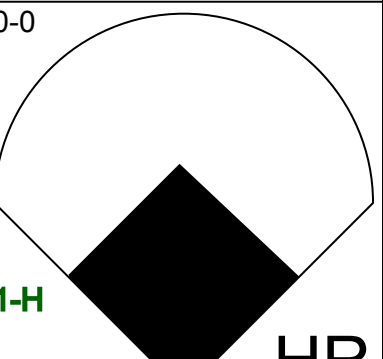
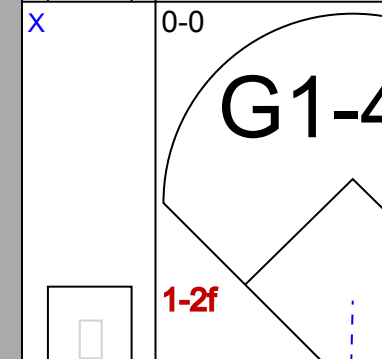
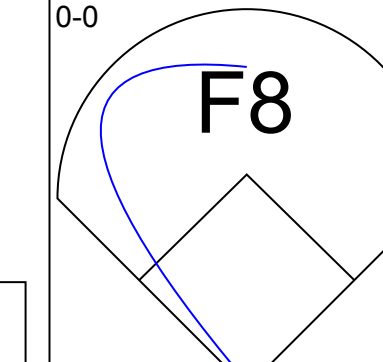
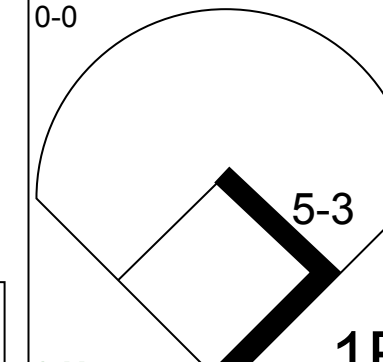
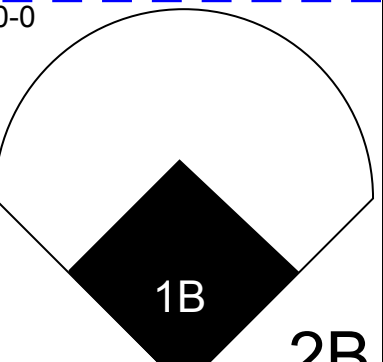
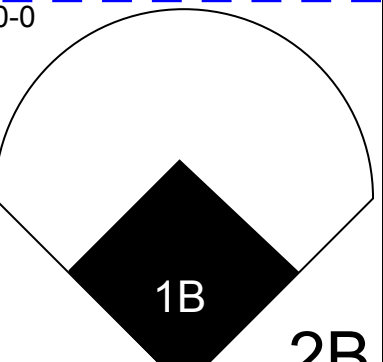
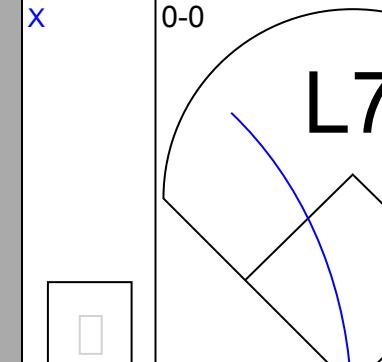
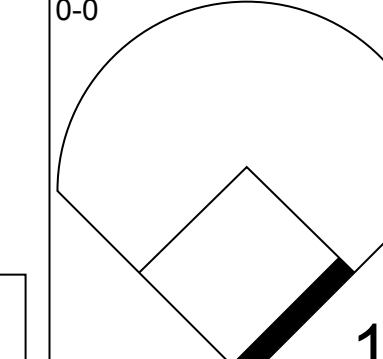
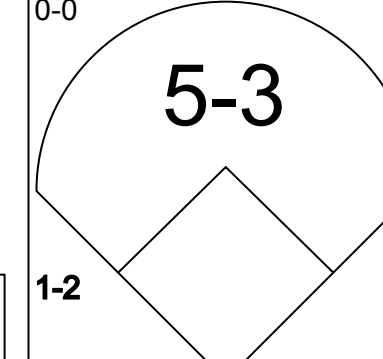
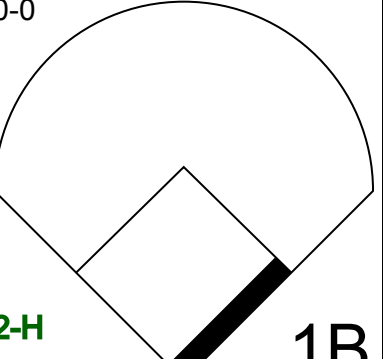
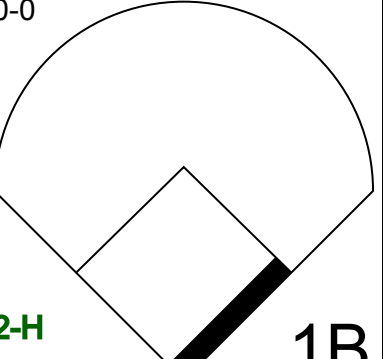
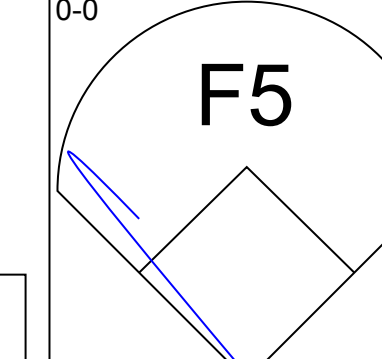
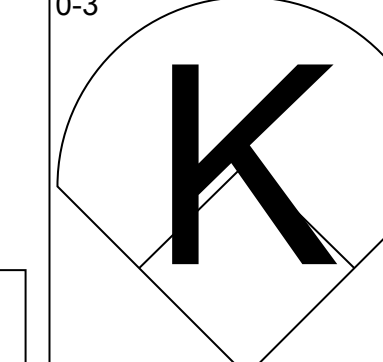
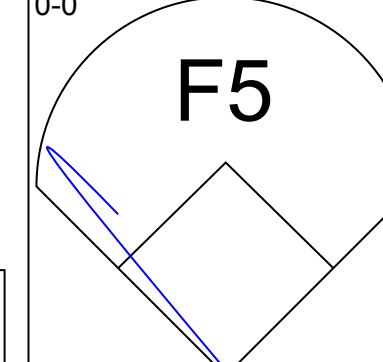
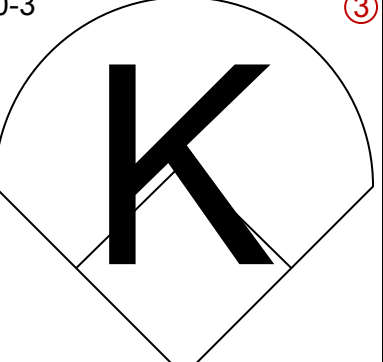
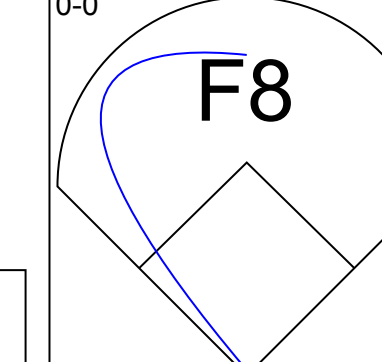
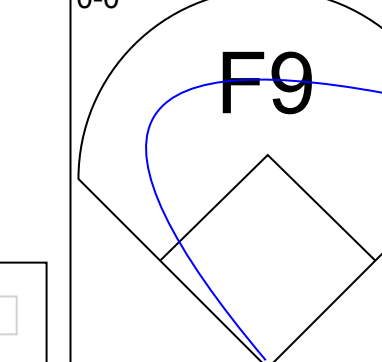
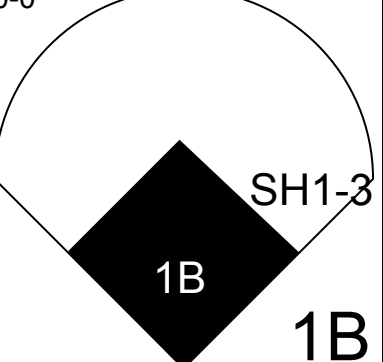
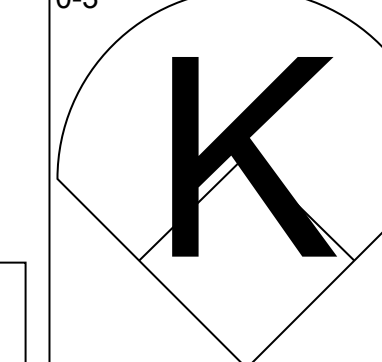
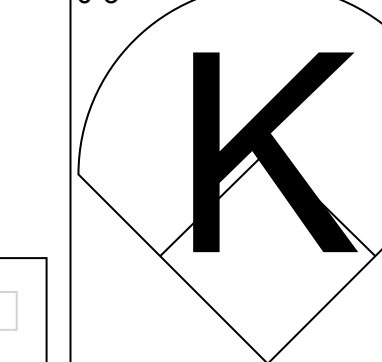
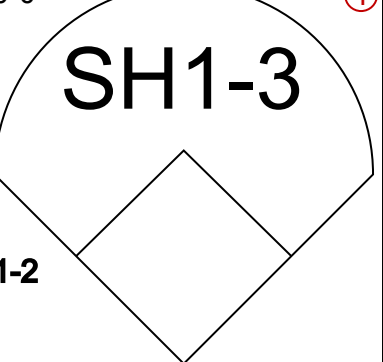
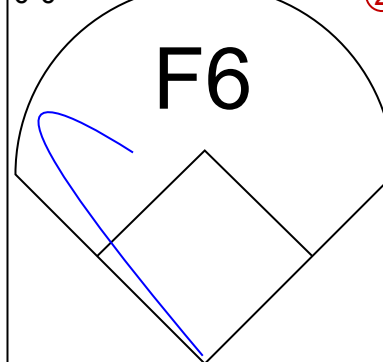
Batter	1	2	3	4	5	6	7	8	9	10	AB	R	H	RBI	BB	SO	LOB	BOTTOM	
Tony Fernandez, S OBP: 0.374, SLG: 0.400 (1, 6)	0-0 HR 1B		0-0 3-1		0-0 4-3			0-0 SH3-4		0-0 FC5-2	4	1	1	0	0	0	3		
Lloyd Moseby, L OBP: 0.296, SLG: 0.420 (1, 8)	0-0 HR 1B		0-0 F8			0-3 K		0-0 6-3		1-2 2-3 3-H FC2	5	1	1	0	0	1	4		
Rick Leach, L OBP: 0.528, SLG: 0.552 (1, 7)	0-0 HR		0-0 4-3			0-0 F8		0-0 F7		1-2 2-3 3-H BB	3	1	1	3	0	0	0		
Rob Ducey, L OBP: 0.333, SLG: 0.148 (7, 7)	1-H 2-H HR									4-0 BB	1	0	0	1	1	0	1		
George Bell, R OBP: 0.328, SLG: 0.628 (1, 10)	0-0 5-3			0-0 F6		0-0 5-3			0-0 6-3		4	0	0	0	0	0	0		
Jesse Barfield, R OBP: 0.372, SLG: 0.530 (1, 9)	0-0 5-3			0-0 1B			0-0 F8		0-0 1-3		4	0	1	0	0	0	0		
Fred McGriff, L OBP: 0.358, SLG: 0.385 (1, 3)	0-0 F8		0-0 F8		0-0 F8		0-0 4-3		0-0 F7		4	0	0	0	0	0	1		
Ernie Whitt, L OBP: 0.336, SLG: 0.417 (1, 2)		0-0 F8		0-0 G3			4-0 BB			0-0 FC5-2 2B	3	0	1	0	1	0	1		
Kelly Gruber, R OBP: 0.324, SLG: 0.426 (9, 4)		0-0 6-3			0-0 5-3		0-3 K			FC5-2 FC2 1B	4	0	1	0	0	1	1		
Garth Iorg, R OBP: 0.213, SLG: 0.134 (1, 4)		0-0 F9			0-0 F9			0-0 SH3-4 1B		4-0 FC2 FC5-2 1B IBB	2	0	0	0	0	0	0		
Rance Mulliniks, L OBP: 0.338, SLG: 0.375 (8, PH)											1	0	1	0	0	0	0		
Cecil Fielder, R OBP: 0.447, SLG: 0.649 (10, PH)											0	0	0	0	1	0	0		
Manuel Lee, S OBP: 0.200, SLG: 0.200 (10, PR)											0	1	0	0	0	0	0		
Inning Stats	R: 3 E: 0 K: 0 S: 6	H: 3 LOB: 0 BB: 0 P: 6	R: 0 E: 0 K: 0 S: 3	H: 0 LOB: 0 BB: 0 P: 3	R: 0 E: 0 K: 0 S: 3	H: 1 LOB: 1 BB: 0 P: 4	R: 0 E: 0 K: 0 S: 3	H: 0 LOB: 0 BB: 0 P: 3	R: 0 E: 0 K: 1 S: 5	H: 0 LOB: 1 BB: 1 P: 9	R: 0 E: 0 K: 0 S: 4	H: 1 LOB: 1 BB: 0 P: 4	R: 0 E: 0 K: 0 S: 3	H: 0 LOB: 0 BB: 0 P: 3	R: 1 E: 0 K: 0 S: 4	H: 2 LOB: 3 BB: 2 P: 12	1B: 5 2B: 1 3B: 0 HR: 1	SF: 0 SAC: 1 DP: 0 HBP: 0	WP: 0 PA: 39 PB: 0 SB: 0 CS: 0
PITCHER	IP 9.0	WLS L	BF 35	H 7	R 4	ER 4	SO 2	BB 1	IBB 0	HBP 0	BLK 0	WP 0	HR 1	S 38	P 42	ERA 4.00	WHIP 0.889		
Jack Lazorko, R ERA: 3.91 (1, 1)																			
Gary Lucas, L ERA: 9.47 (10, 1)																			

California Angels @ Toronto Blue Jays
Exhibition Stadium, Toronto, ON
Sat May 30 1987, 3:33 AM EDT
Att: 36,055 - Unknown

AB 35
R 4
H 7
RBI 4
BB 3
SO 2
LOB 11



Batter	1	2	3	4	5	6	7	8	9	AB	R	H	RBI	BB	SO	LOB	TOP			
Gary Pettis, S OBP: 0.302, SLG: 0.308 (1, 8)										4	0	0	0	0	1	0	California Angels @ Toronto Blue Jays Exhibition Stadium, Toronto, ON Sun May 31 1987, 3:33 AM EDT Att: 40,313 - Unknown			
Devon White, S OBP: 0.305, SLG: 0.465 (1, 9)										4	0	1	0	0	0	0				
Brian Downing, R OBP: 0.415, SLG: 0.592 (1, 10)										3	1	1	1	1	0	0				
Doug DeCinces, R OBP: 0.347, SLG: 0.385 (1, 3)										4	1	1	1	0	1	2				
Darrell Miller, R OBP: 0.241, SLG: 0.292 (1, 7)										4	0	0	0	0	0	2				
Dick Schofield, R OBP: 0.284, SLG: 0.321 (1, 6)										3	0	1	0	1	0	0				
Bob Boone, R Jack Fimple, R (1, 2) (7, 2)										3	0	0	0	0	1	1				
Jack Howell, L OBP: 0.338, SLG: 0.547 (1, 5)										3	0	0	0	0	0	0				
Mark McLemore, S OBP: 0.319, SLG: 0.287 (1, 4)										3	0	0	0	0	0	0				
Inning Stats	R: 0 E: 1 K: 2 S: 8	H: 1 LOB: 2 BB: 1 P: 12	R: 0 E: 0 K: 1 S: 5	H: 0 LOB: 0 BB: 0 P: 5	R: 0 E: 0 K: 0 S: 3	H: 0 LOB: 0 BB: 0 P: 3	R: 1 E: 0 K: 0 S: 4	H: 1 LOB: 0 BB: 0 P: 4	R: 0 E: 0 K: 0 S: 3	H: 0 LOB: 0 BB: 0 P: 3	R: 0 E: 0 K: 0 S: 4	H: 1 LOB: 1 BB: 0 P: 4	R: 0 E: 0 K: 0 S: 3	H: 0 LOB: 0 BB: 0 P: 3	R: 1 E: 1 K: 0 S: 5	H: 1 LOB: 2 BB: 1 P: 9		1B: 1 2B: 1 3B: 0 HR: 2	SF: 0 SAC: 0 DP: 0 HBP: 0	WP: 0 PB: 0 SB: 0 CS: 0
PITCHER John Cerutti, L ERA: 4.19 (1, 1)	IP: 9.0 WLS: W BF: 34 H: 4 R: 2 ER: 2 SO: 3 BB: 2 IBB: 0 HBP: 0 BLK: 0 WP: 0 HR: 2 S: 38 P: 46 ERA: 2.00 WHIP: 0.667															PITCHER John Cerutti, L ERA: 4.19 (1, 1)	IP: 9.0 WLS: W BF: 34 H: 4 R: 2 ER: 2 SO: 3 BB: 2 IBB: 0 HBP: 0 BLK: 0 WP: 0 HR: 2 S: 38 P: 46 ERA: 2.00 WHIP: 0.667			

Batter	1	2	3	4	5	6	7	8	9	AB	R	H	RBI	BB	SO	LOB	BOTTOM			
Tony Fernandez, S OBP: 0.376, SLG: 0.402 (1, 6)										4	1	2	1	0	0	0	California Angels @ Toronto Blue Jays Exhibition Stadium, Toronto, ON Sun May 31 1987, 3:33 AM EDT Att: 40,313 - Unknown			
Lloyd Moseby, L OBP: 0.295, SLG: 0.422 (1, 8)										4	1	1	0	0	1	2				
Cecil Fielder, R OBP: 0.431, SLG: 0.600 (1, 3)										3	1	0	0	1	1	1				
George Bell, R OBP: 0.332, SLG: 0.652 (1, 7)										4	2	2	3	0	0	1				
Jesse Barfield, R OBP: 0.374, SLG: 0.536 (1, 9)										4	1	2	1	0	0	0				
Kelly Gruber, R OBP: 0.330, SLG: 0.429 (1, 5)										4	0	2	1	0	0	1				
Rick Leach, L OBP: 0.476, SLG: 0.485 (1, 10)										4	0	0	0	0	2	3				
Garth Iorg, R OBP: 0.215, SLG: 0.141 (1, 4)										4	1	1	0	0	2	0				
Jeffrey DeWitt, R OBP: 0.130, SLG: 0.304 (1, 2)										2	0	0	0	0	1	0				
Inning Stats	R: 0 E: 0 K: 1 S: 5	H: 0 LOB: 0 BB: 0 P: 5	R: 0 E: 0 K: 1 S: 6	H: 1 LOB: 1 BB: 0 P: 6	R: 0 E: 0 K: 1 S: 5	H: 0 LOB: 0 BB: 0 P: 5	R: 2 E: 0 K: 0 S: 6	H: 3 LOB: 1 BB: 0 P: 6	R: 5 E: 0 K: 2 S: 13	H: 5 LOB: 1 BB: 0 P: 13	R: 0 E: 0 K: 1 S: 6	H: 1 LOB: 1 BB: 0 P: 6	R: 0 E: 0 K: 0 S: 2	H: 0 LOB: 0 BB: 1 P: 6	R: 0 E: 0 K: 1 S: 5	H: 0 LOB: 0 BB: 0 P: 5		1B: 6 2B: 2 3B: 1 HR: 1	SF: 0 SAC: 1 DP: 1 HBP: 0	WP: 0 PB: 1 SB: 0 CS: 0
PITCHER John Candelaria, L ERA: 4.15 Mike Cook, R ERA: 5.03 (1, 1) (5, 1)	IP: 4.2 WLS: L BF: 22 H: 7 R: 6 ER: 3 SO: 4 BB: 0 IBB: 0 HBP: 0 BLK: 0 WP: 0 HR: 1 S: 30 P: 30 ERA: 5.79 WHIP: 1.500															PITCHER John Candelaria, L ERA: 4.15 Mike Cook, R ERA: 5.03 (1, 1) (5, 1)	IP: 4.2 WLS: L BF: 22 H: 7 R: 6 ER: 3 SO: 4 BB: 0 IBB: 0 HBP: 0 BLK: 0 WP: 0 HR: 1 S: 30 P: 30 ERA: 5.79 WHIP: 1.500			


Batter	1	2	3	4	5	6	7	8	9	AB	R	H	RBI	BB	SO	LOB	TOP					
Gary Pettis, S OBP: 0.304, SLG: 0.306 (1, 8)										4	1	1	0	1	2	1	California Angels @ New York Yankees Yankee Stadium, Bronx, NY Mon Jun 01 1987, 7:05 PM EDT Att: 21,154 - Unknown					
Devon White, S OBP: 0.307, SLG: 0.481 (1, 9)										4	2	2	2	0	1							
Wally Joyner, L OBP: 0.353, SLG: 0.534 (1, 3)										2	1	1	3	2	0							
Brian Downing, R OBP: 0.414, SLG: 0.596 (1, 10)										4	2	1	0	1	1	4						
Jack Howell, L OBP: 0.333, SLG: 0.542 (1, 7)										5	0	1	3	0	1	0						
Doug DeCinces, R OBP: 0.344, SLG: 0.401 (1, 5)										4	1	1	1	0	2	1						
Dick Schofield, R OBP: 0.264, SLG: 0.319 (1, 6)										4	0	1	0	0	0	0						
Bob Boone, R OBP: 0.324, SLG: 0.309 (1, 2)										4	1	0	0	0	0	1						
Mark McLemore, S OBP: 0.328, SLG: 0.298 (1, 4)										4	1	3	0	0	0	1						
Inning Stats	R: 0 E: 0 K: 2 S: 7	H: 0 LOB: 0 BB: 0 P: 7	R: 1 E: 0 K: 0 S: 4	H: 1 LOB: 0 BB: 0 P: 4	R: 0 E: 0 K: 1 S: 6	H: 1 LOB: 1 BB: 0 P: 6	R: 0 E: 0 K: 1 S: 4	H: 0 LOB: 0 BB: 1 P: 8	R: 2 E: 1 K: 0 S: 6	H: 2 LOB: 3 BB: 2 P: 14	R: 0 E: 0 K: 2 S: 7	H: 0 LOB: 0 BB: 0 P: 7	R: 4 E: 0 K: 1 S: 9	H: 4 LOB: 1 BB: 1 P: 13	R: 0 E: 0 K: 0 S: 3	H: 1 LOB: 0 BB: 0 P: 3	R: 2 E: 0 K: 0 S: 5	H: 2 LOB: 0 BB: 0 P: 5	1B: 5 2B: 3 3B: 2 HR: 2	SF: 2 SAC: 0 DP: 2 HBP: 0	WP: 0 PB: 0 SB: 0 CS: 1	PA: 41
PITCHER	IP WLS BF H R ER SO BB IBB HBP BLK WP HR S P ERA WHIP	IP WLS BF H R ER SO BB IBB HBP BLK WP HR S P ERA WHIP															IP WLS BF H R ER SO BB IBB HBP BLK WP HR S P ERA WHIP					
Charles Hudson, R ERA: 3.44 (1, 1)	6.1 L 29 7 6 5 6 3 0 0 0 0 1 38 50 7.11 1.579															2.2 12 4 3 3 1 1 0 0 0 0 1 13 17 10.12 1.875						
Bob Shirley, L ERA: 4.45 (7, 1)																						

Batter	1	2	3	4	5	6	7	8	9	AB	R	H	RBI	BB	SO	LOB	BOTTOM					
Willie Randolph, R OBP: 0.392, SLG: 0.409 (1, 4)										4	1	1	0	0	1	0	California Angels @ New York Yankees Yankee Stadium, Bronx, NY Mon Jun 01 1987, 7:05 PM EDT Att: 21,154 - Unknown					
Don Mattingly, L OBP: 0.394, SLG: 0.487 (1, 3)										3	0	2	1	1	0	0						
Dave Winfield, R OBP: 0.389, SLG: 0.511 (1, 9)										3	0	0	0	1	2	2						
Dan Pasqua, L OBP: 0.324, SLG: 0.350 (1, 10)										4	0	0	0	0	3	3						
Gary Ward, R OBP: 0.344, SLG: 0.475 (1, 7)										4	1	0	0	0	1	2						
Mike Pagliarulo, L OBP: 0.291, SLG: 0.383 (1, 5)										4	0	1	0	0	1	0						
Rick Cerone, R OBP: 0.290, SLG: 0.262 (1, 2)										4	0	0	1	0	0	1						
Henry Cotto, R OBP: 0.200, SLG: 0.467 (1, 8)										3	0	1	0	0	2	1						
Wayne Tolleson, S OBP: 0.337, SLG: 0.302 (1, 6)										3	0	0	0	0	1	2						
Inning Stats	R: 1 E: 0 K: 1 S: 6	H: 1 LOB: 0 BB: 0 P: 6	R: 0 E: 0 K: 0 S: 3	H: 0 LOB: 0 BB: 0 P: 3	R: 0 E: 0 K: 2 S: 7	H: 0 LOB: 0 BB: 0 P: 7	R: 0 E: 0 K: 2 S: 7	H: 1 LOB: 0 BB: 0 P: 7	R: 1 E: 1 K: 1 S: 7	H: 1 LOB: 1 BB: 0 P: 7	R: 0 E: 0 K: 2 S: 8	H: 1 LOB: 2 BB: 1 P: 12	R: 0 E: 0 K: 0 S: 4	H: 1 LOB: 1 BB: 0 P: 4	R: 0 E: 0 K: 1 S: 5	H: 0 LOB: 1 BB: 1 P: 9	R: 0 E: 0 K: 2 S: 7	H: 0 LOB: 0 BB: 0 P: 7	1B: 3 2B: 2 3B: 1 HR: 0	SF: 0 SAC: 0 DP: 1 HBP: 0	WP: 0 PB: 0 SB: 0 CS: 1	PA: 34
PITCHER	IP WLS BF H R ER SO BB IBB HBP BLK WP HR S P ERA WHIP	IP WLS BF H R ER SO BB IBB HBP BLK WP HR S P ERA WHIP															IP WLS BF H R ER SO BB IBB HBP BLK WP HR S P ERA WHIP					
Mike Witt, R ERA: 4.12 (1, 1)	9.0 W 34 5 2 1 11 2 0 0 0 0 0 54 62 1.00 0.778																					

Batter	1	2	3	4	5	6	7	8	9	AB	R	H	RBI	BB	SO	LOB	TOP				
Gary Pettis, S OBP: 0.310, SLG: 0.306 (1, 8)	4-0 WP 1B BB	0-0 CS 1-2	4-0 BB BB		0-0 E4		0-0 1B 1B		0-3 K	3	1	1	0	2	1	0					
Wally Joyner, L OBP: 0.397, SLG: 0.533 (1, 3)	0-0 WP HR 1B		4-0 BB BB		0-0 F8		0-0 1B 1B		0-0 1B	4	1	3	0	1	0	1					
Brian Downing, R OBP: 0.398, SLG: 0.568 (1, 10)	0-3 K 1-3 2-H		0-0 F7		0-0 F8		0-0 F9		0-0 F8	5	0	0	0	0	1	7					
Doug DeCinces, R OBP: 0.332, SLG: 0.384 (1, 5)	0-0 F2		0-0 P4			0-3 K		0-0 F9		4	0	0	0	0	1	3					
Devon White, S OBP: 0.311, SLG: 0.505 (1, 9)	0-0 HR		0-0 F8			0-0 G3		4-0 BB BB		3	1	1	2	1	0	2					
Dick Schofield, R OBP: 0.284, SLG: 0.330 (1, 6)	0-3 K			0-3 K		4-0 BB		0-0 F9		3	0	0	0	1	2	1					
Jack Howell, L OBP: 0.341, SLG: 0.530 (1, 7)		4-0 CS BB		0-0 G6-4-3 1B		0-0 G3		4-0 BB		2	0	1	0	2	0	1					
Darrell Miller, R OBP: 0.235, SLG: 0.284 (7, PH)		0-3 K		0-0 G6-4-3			0-0 G3	0-3 K		2	0	0	0	0	1	2					
Mark Ryval, L OBP: 0.275, SLG: 0.474 (7, 2)				0-0 G6-4-3						1	0	0	0	0	0	0					
Jack Fimple, R (7, 2)				1-2						1	0	0	0	0	1	2					
Gus Polidor, R OBP: 0.077, SLG: 0.077 (5, PH)		0-3 K					0-0 5-3		0-0 F8	1	0	0	0	0	1	1					
Mark McLemore, S OBP: 0.325, SLG: 0.295 (5, 4)										3	0	0	0	0	0	0					
Inning Stats	R: 3 E: 0 K: 2 S: 9	H: 2 LOB: 0 BB: 1 P: 13	R: 0 E: 0 K: 2 S: 6	H: 0 LOB: 0 BB: 1 P: 10	R: 0 E: 0 K: 0 S: 3	H: 0 LOB: 2 BB: 2 P: 11	R: 0 E: 0 K: 1 S: 5	H: 1 LOB: 0 BB: 0 P: 5	R: 0 E: 1 K: 0 S: 4	H: 0 LOB: 1 BB: 1 P: 4	R: 0 E: 0 K: 1 S: 5	H: 2 LOB: 2 BB: 0 P: 5	R: 0 E: 0 K: 1 S: 5	H: 0 LOB: 2 BB: 2 P: 13	R: 0 E: 0 K: 1 S: 6	H: 1 LOB: 1 BB: 0 P: 6	1B: 5 2B: 0 3B: 0 HR: 1	SF: 0 SAC: 0 DP: 1 HBP: 0	WP: 3 PB: 0 SB: 0 CS: 1	PA: 40	
PITCHER	IP	WLS	BF	H	R	ER	SO	BB	IBB	HBP	BLK	WP	HR	S	P	ERA	WHIP				
Dennis Rasmussen, L ERA: 4.13	2.0		11	2	3	3	4	4	0	0	0	1	1	15	31	13.50	3.000				
Rich Bondi, R ERA: 4.82	4.2	W	18	3	0	0	2	1	0	0	0	0	0	21	25	0.00	0.857				
Tim Stoddard, R ERA: 3.38	1.1		6	0	0	0	1	2	0	0	0	0	0	6	14	0.00	1.500				
Ron Guidry, L ERA: 2.45	1.0		4	1	0	0	1	0	0	0	0	0	0	6	6	0.00	1.000				

California Angels @ New York Yankees
Yankee Stadium, Bronx, NY
Wed Jun 03 1987, 7:05 PM EDT
Att: 18,244 - Unknown

AB	32
R	3
H	6
RBI	2
BB	7
SO	8
LOB	20



Batter	1	2	3	4	5	6	7	8	9	AB	R	H	RBI	BB	SO	LOB	BOTTOM				
Claudel Washington, L OBP: 0.354, SLG: 0.500 (1, 8)	0-0 1B 1B		0-0 F9 1-3		0-3 K		0-0 FC4			5	0	1	0	0	1	4					
Willie Randolph, R OBP: 0.403, SLG: 0.433 (1, 4)	0-0 1B 1-3		0-0 1B 1B	4-0 E BB	0-0 1B		0-0 1B	0-0 F9		4	2	3	0	1	0	0					
Don Mattingly, L OBP: 0.387, SLG: 0.483 (1, 3)	0-0 F6		0-0 BB 1B 1-2 2-3	0-0 E SF9	0-0 1B		0-0 F9	0-0 F7		5	2	2	0	0	0	2					
Gary Ward, R OBP: 0.333, SLG: 0.458 (1, 7)	0-0 F9		0-0 BB 1B 1-2 2-H 3-H	0-0 E3		0-0 F8		0-0 6-3		5	1	1	2	0	0	2					
Dave Winfield, R OBP: 0.384, SLG: 0.497 (1, 9)		0-0 F7	0-0 1B 1B 1-2 2-3	0-0 4-3		0-0 G3-6 1B				3	1	1	0	1	0	2					
Mike Pagliaro, L OBP: 0.305, SLG: 0.429 (1, 5)		0-0 HR	0-0 1B 1B 1-3 2-H 3-H	0-0 SF9		0-0 G3-6				3	2	2	4	0	0	1					
Dan Pasqua, L OBP: 0.338, SLG: 0.360 (4, PH)		0-0 G4-6-3 1B	0-0 K	0-0 IBB			0-0 5-3			2	0	1	0	0	1	2					
Ron Kittle, R OBP: 0.328, SLG: 0.517 (4, PH)			0-0 K							1	0	0	0	1	0	0					
Rick Cerone, R OBP: 0.286, SLG: 0.250 (1, 2)		0-0 G4-6-3	0-0 BB 1B 2-H 3-H	0-3 K			0-0 5-3			4	0	1	2	0	1	3					
Wayne Tolleson, S OBP: 0.344, SLG: 0.303 (1, 6)			0-0 1B 1B		0-3 K		4-0 FC4 BB			2	1	1	0	2	1	0					
Inning Stats	R: 0 E: 0 K: 0 S: 4	H: 2 LOB: 0 BB: 0 P: 4	R: 1 E: 0 K: 0 S: 4	H: 2 LOB: 0 BB: 0 P: 4	R: 6 E: 0 K: 1 S: 11	H: 6 LOB: 2 BB: 2 P: 19	R: 2 E: 1 K: 1 S: 7	H: 1 LOB: 2 BB: 2 P: 15	R: 0 E: 0 K: 2 S: 8	H: 1 LOB: 1 BB: 0 P: 8	R: 0 E: 0 K: 0 S: 3	H: 1 LOB: 0 BB: 0 P: 3	R: 0 E: 0 K: 0 S: 3	H: 0 LOB: 1 BB: 1 P: 7	R: 0 E: 0 K: 0 S: 3	H: 0 LOB: 0 BB: 0 P: 3	1B: 12 2B: 0 3B: 0 HR: 1	SF: 1 SAC: 0 DP: 2 HBP: 0	WP: 0 PB: 0 SB: 1 CS: 0	PA: 40	
PITCHER	IP	WLS	BF	H	R	ER	SO	BB	IBB	HBP	BLK	WP	HR	S	P	ERA	WHIP				
Don Sutton, R ERA: 5.37	2.1	L	13	8	5	5	0	0	0	0	0	0	0	5	13	54.00	12.000				
Mike Cook, R ERA: 5.5	0.1		5	2	2	2	1	2	0	0	0	0	0	5	13	0.00	1.154				
Chuck Finley, L ERA: 4.23	4.1		19	3	2	0	3	2	1	0	0	0	0	22	34	0.00	1.154				
DeWayne Buice, R ERA: 3.45	1.0		3	0	0	0	0	0	0	0	0	0	0	3	3	0.00	0.000				

California Angels @ New York Yankees
Yankee Stadium, Bronx, NY
Wed Jun 03 1987, 7:05 PM EDT
Att: 18,244 - Unknown

AB	34
R	9
H	13
RBI	8
BB	5
SO	4
LOB	16



Batter	1	2	3	4	5	6	7	8	9	AB	R	H	RBI	BB	SO	LOB	TOP			
Daryl Boston, L (1, 7) OBP: 0.320, SLG: 0.434	F8		F8		F7			4-3		4	0	0	0	0	0	0	Chicago White Sox @ California Angels Anaheim Stadium, Anaheim, CA Thu Jun 04 1987, 10:05 PM EDT Att: 25,234 - Unknown			
Jerry Royster, R (1, 5) OBP: 0.371, SLG: 0.540	F8			HR		5-3		K		4	1	1	0	0	1	0				
Harold Baines, L (1, 10) OBP: 0.376, SLG: 0.510 Fred Manrique, R (9, PR) OBP: 0.243, SLG: 0.282	4-3			HR					G3-6 1B	3	1	2	2	1	0	0				
Greg Walker, L (1, 3) OBP: 0.332, SLG: 0.514		G6-4-3 BB						F9		2	0	0	0	2	0	2				
Ivan Calderon, R (1, 9) OBP: 0.388, SLG: 0.556	G6-4-3 1-2			K				K		4	0	0	0	3	4					
Carlton Fisk, R (1, 2) OBP: 0.303, SLG: 0.321				L7				G6-3 1B		3	0	2	0	0	0	1				
Ozzie Guillen, L (1, 6) OBP: 0.352, SLG: 0.392				1B				G6-3 1-2		3	0	0	0	0	0	3				
Tim Lueft, R (1, 4) OBP: 0.259, SLG: 0.380			F8					F9		3	0	1	0	0	0	0				
Kenny Williams, R (1, 8) OBP: 0.319, SLG: 0.467			5-3		F9			F7		3	0	0	0	0	0	1				
Inning Stats	R: 0 E: 0 K: 1 S: 3	H: 0 LOB: 0 BB: 0 P: 3	R: 0 E: 0 K: 0 S: 3	H: 1 LOB: 1 BB: 1 P: 7	R: 0 E: 0 K: 0 S: 3	H: 0 LOB: 0 BB: 0 P: 3	R: 2 E: 0 K: 1 S: 7	H: 2 LOB: 1 BB: 1 P: 11	R: 0 E: 0 K: 0 S: 5	H: 0 LOB: 1 BB: 1 P: 9	R: 0 E: 0 K: 0 S: 3	H: 1 LOB: 0 BB: 0 P: 3	R: 0 E: 0 K: 1 S: 5	H: 0 LOB: 0 BB: 0 P: 5	R: 0 E: 0 K: 1 S: 5	H: 1 LOB: 1 BB: 0 P: 5		1B: 5 2B: 0 3B: 0 HR: 1	SF: 0 SAC: 0 DP: 3 HBP: 0	WP: 0 PB: 0 SB: 0 CS: 1
PITCHER Jack Lazorko, R (1, 1) ERA: 3.41	IP: 9.0 WLS: W BF: 32 H: 6 R: 2 ER: 2 SO: 4 BB: 3 IBB: 0 HBP: 0 BLK: 0 WP: 0 HR: 1 S: 37 P: 49 ERA: 2.00 WHIP: 1.000															PITCHER				

Batter	1	2	3	4	5	6	7	8	9	AB	R	H	RBI	BB	SO	LOB	BOTTOM	
Gary Pettis, S (1, 8) OBP: 0.318, SLG: 0.308	K							1B S 1B		2	1	1	0	2	1	0	Chicago White Sox @ California Angels Anaheim Stadium, Anaheim, CA Thu Jun 04 1987, 10:05 PM EDT Att: 25,234 - Unknown	
Devon White, S (1, 9) OBP: 0.310, SLG: 0.500	F8		E BB		F6			1B 1B		4	0	1	1	0	0	4		
Wally Joyner, L (1, 3) OBP: 0.364, SLG: 0.530	F2		SF8		FC4-6			G1-6-3 1B		3	0	1	2	0	0	2		
Brian Downing, R (1, 10) OBP: 0.391, SLG: 0.556		6-3	F8					K		4	0	0	0	0	1	4		
Jack Howell, L (1, 7) OBP: 0.339, SLG: 0.520	F8			F7				G1-6-3		3	0	0	0	1	0	2		
Doug DeCinces, R (1, 5) OBP: 0.326, SLG: 0.377		4-3		F4				L6-3		3	0	0	0	0	0	1		
Dick Schofield, R (1, 6) OBP: 0.261, SLG: 0.325			B1-3		6-3			F7		3	0	0	0	0	0	0		
Bob Boone, R (1, 2) OBP: 0.338, SLG: 0.315			BB E BB 1B					F5		2	1	1	0	1	0	0		
Mark McLemore, S (1, 4) OBP: 0.325, SLG: 0.292			E SF8 BB		F6			6-3		2	1	0	0	1	0	1		
Inning Stats	R: 0 E: 0 K: 1 S: 5	H: 0 LOB: 0 BB: 0 P: 5	R: 0 E: 0 K: 0 S: 3	H: 0 LOB: 0 BB: 0 P: 3	R: 2 E: 1 K: 0 S: 5	H: 1 LOB: 2 BB: 2 P: 13	R: 0 E: 0 K: 0 S: 3	H: 0 LOB: 0 BB: 0 P: 3	R: 0 E: 0 K: 0 S: 2	H: 0 LOB: 0 BB: 1 P: 6	R: 0 E: 0 K: 0 S: 3	H: 0 LOB: 0 BB: 0 P: 3	R: 1 E: 0 K: 1 S: 7	H: 3 LOB: 1 BB: 0 P: 7	1B: 4 2B: 1 3B: 0 HR: 0	SF: 1 SAC: 0 DP: 2 HBP: 0		WP: 0 PB: 0 SB: 1 CS: 0
PITCHER Jose DeLeon, R (1, 1) ERA: 3.11 Ray Searge, L (8, 1) ERA: 2.42 Jim Winn, R (8, 1) ERA: 3.93	IP: 7.0 WLS: L BF: 29 H: 3 R: 3 ER: 2 SO: 2 BB: 5 IBB: 0 HBP: 0 BLK: 0 WP: 0 HR: 0 S: 26 P: 46 ERA: 2.57 WHIP: 1.143															PITCHER		

Batter	1	2	3	4	5	6	7	8	9	AB	R	H	RBI	BB	SO	LOB	TOP					
Kenny Williams, R (1, 8) OBP: 0.320, SLG: 0.447 Daryl Boston, L (8, PH) OBP: 0.318, SLG: 0.431	F9	F7						K		2	0	0	0	0	0	0	20					
Jerry Royster, R (1, 10) OBP: 0.394, SLG: 0.537	HR		5-3					5-3		4	1	1	0	0	0	0	41					
Gary Redus, R (1, 7) OBP: 0.338, SLG: 0.371	E8									2	1	0	0	2	0	1	21					
Carlton Fisk, R (1, 3) OBP: 0.308, SLG: 0.348	HR									4	1	2	3	0	1	2	41					
Ivan Calderon, R (1, 9) OBP: 0.391, SLG: 0.572	HR									3	1	1	1	1	0	1	31					
Tim Lincecum, R (1, 4) OBP: 0.280, SLG: 0.380 Harold Baines, L (9, PH) OBP: 0.373, SLG: 0.505	K									3	0	1	0	0	1	0	30					
Pat Keedy, R (1, 5)	L5									3	0	0	0	0	2	1	30					
Fred Manrique, R (1, 6) OBP: 0.234, SLG: 0.270										3	0	0	0	0	1	0	30					
Ron Karkovics, R (1, 2) OBP: 0.189, SLG: 0.169 Jerry Hairston, S (8, PH) OBP: 0.300, SLG: 0.280										2	0	0	0	0	0	0	20					
Inning Stats	R: 4 E: 1 K: 1 S: 9	H: 3 LOB: 0 BB: 0 P: 9	R: 0 E: 0 K: 1 S: 5	H: 0 LOB: 0 BB: 1 P: 5	R: 0 E: 0 K: 0 S: 2	H: 0 LOB: 0 BB: 1 P: 6	R: 0 E: 0 K: 1 S: 5	H: 1 LOB: 1 BB: 0 P: 5	R: 0 E: 0 K: 0 S: 2	H: 0 LOB: 0 BB: 0 P: 3	R: 0 E: 0 K: 0 S: 4	H: 1 LOB: 1 BB: 0 P: 4	R: 0 E: 0 K: 1 S: 5	H: 0 LOB: 0 BB: 0 P: 5	R: 0 E: 0 K: 2 S: 7	H: 0 LOB: 0 BB: 2 P: 7	R: 0 E: 0 K: 1 S: 4	H: 0 LOB: 1 BB: 2 P: 12	1B: 2 2B: 3 3B: 0 HR: 2	SF: 0 SAC: 0 DP: 3 HBP: 1	WP: 0 PB: 0 CS: 3	PA: 34
PITCHER	IP	WLS	BF	H	R	ER	SO	BB	IBB	HBP	BLK	WP	HR	S	P	ERA	WHIP					
John Candelaria, L (1, 1) ERA: 4.12	7.0	W	26	5	4	3	4	1	0	1	0	0	2	32	37	3.86	0.857					
DeWayne Buice, R (8, 1) ERA: 3.24	2.0	S	7	0	0	0	3	2	0	0	0	0	0	11	19	0.00	1.000					

Chicago White Sox @ California Angels
 Anaheim Stadium, Anaheim, CA
 Fri Jun 05 1987, 10:05 PM EDT
 Att: 39,585 - Unknown

AB	29
R	4
H	5
RBI	4
BB	3
SO	7
LOB	6



Batter	1	2	3	4	5	6	7	8	9	AB	R	H	RBI	BB	SO	LOB	BOTTOM				
Gary Pettis, S (1, 8) OBP: 0.321, SLG: 0.312	K									4	1	2	1	0	1	0	41				
Devon White, S (1, 9) OBP: 0.309, SLG: 0.495	K									4	1	1	1	0	2	2	41				
Wally Joyner, L (1, 3) OBP: 0.358, SLG: 0.519	K									4	0	0	1	0	1	3	40				
Brian Downing, R (1, 10) OBP: 0.389, SLG: 0.548										3	1	0	0	1	1	0	31				
Jack Howell, L (1, 7) OBP: 0.343, SLG: 0.545										4	1	2	3	0	0	0	41				
Doug DeCinces, R (1, 5) OBP: 0.325, SLG: 0.373										4	0	1	0	0	1	1	40				
Dick Schofield, R (1, 6) OBP: 0.280, SLG: 0.323										4	0	1	0	0	1	1	40				
Bob Boone, R (1, 2) OBP: 0.357, SLG: 0.320										2	1	1	0	2	1	0	21				
Mark McLemore, S (1, 4) OBP: 0.328, SLG: 0.293										3	1	1	0	1	0	4	31				
Inning Stats	R: 0 E: 0 K: 3 S: 9	H: 0 LOB: 0 BB: 0 P: 9	R: 0 E: 0 K: 0 S: 4	H: 1 LOB: 1 BB: 0 P: 4	R: 0 E: 0 K: 1 S: 7	H: 2 LOB: 2 BB: 0 P: 7	R: 0 E: 0 K: 0 S: 3	H: 0 LOB: 0 BB: 0 P: 3	R: 6 E: 0 K: 2 S: 11	H: 4 LOB: 0 BB: 2 P: 19	R: 0 E: 0 K: 0 S: 2	H: 0 LOB: 0 BB: 1 P: 6	R: 0 E: 0 K: 1 S: 5	H: 0 LOB: 0 BB: 0 P: 5	R: 0 E: 0 K: 1 S: 7	H: 2 LOB: 3 BB: 1 P: 11	1B: 7 2B: 1 3B: 0 HR: 1	SF: 0 SAC: 0 DP: 1 HBP: 0	WP: 1 PB: 0 SB: 0 CS: 0	PA: 36	
PITCHER	IP	WLS	BF	H	R	ER	SO	BB	IBB	HBP	BLK	WP	HR	S	P	ERA	WHIP				
Neil Allen, R (1, 1) ERA: 13.5	4.2	L	23	7	6	6	5	2	0	0	0	0	1	31	39	11.57	1.929				
Scott Nielsen, R (5, 1) ERA:	3.1		13	2	0	0	3	2	0	0	0	0	0	17	25	0.00	1.200				

Chicago White Sox @ California Angels
 Anaheim Stadium, Anaheim, CA
 Fri Jun 05 1987, 10:05 PM EDT
 Att: 39,585 - Unknown

AB	32
R	6
H	9
RBI	6
BB	4
SO	8
LOB	11



Batter	1	2	3	4	5	6	7	8	9	10	AB	R	H	RBI	BB	SO	LOB	TOP				
Daryl Boston, L OBP: 0.315, SLG: 0.430 (1, 8)	F9 2B		F7		4-3		G3-2 3-HF			5-3	5	0	1	0	0	0	4					
Gary Redus, R OBP: 0.332, SLG: 0.363 (1, 7)	F9 2-3		K			K		F9			4	0	0	0	0	2	2					
Harold Baines, L OBP: 0.361, SLG: 0.486 (1, 10)	K			1-3		4-3		F7			4	0	0	0	0	1	1					
Greg Walker, L OBP: 0.335, SLG: 0.530 (1, 3)	F9				HR			F5			4	1	2	1	0	0	1					
Ivan Calderon, R OBP: 0.351, SLG: 0.556 (1, 9)		6-3		F8		K				F9	4	0	0	0	0	1	1					
Carlton Fisk, R OBP: 0.313, SLG: 0.353 (1, 2)	K			FC6-4 1B			FC5-6 1B			K	4	0	2	0	0	2	0					
Jerry Royster, R OBP: 0.357, SLG: 0.517 (1, 5)		3-1		FC6-4 1-2			1B FC5-6 G3-2 1B			K	4	0	1	0	0	1	1					
Tim Lincecum, R OBP: 0.280, SLG: 0.374 (1, 4)			1-3 BB			6-3		FC5-6 1B 1-2 2-3			3	0	0	0	1	1	2					
Ozzie Guillen, L OBP: 0.350, SLG: 0.388 (1, 6)			1-3			F8				F8	4	0	1	0	0	0	1					
Inning Stats	R: 0 E: 0 K: 1 S: 6	H: 1 LOB: 1 BB: 0 P: 5	R: 0 E: 0 K: 1 S: 5	H: 0 LOB: 0 BB: 0 P: 5	R: 0 E: 0 K: 1 S: 5	H: 0 LOB: 1 BB: 1 P: 9	R: 1 E: 0 K: 0 S: 5	H: 2 LOB: 1 BB: 0 P: 5	R: 0 E: 0 K: 0 S: 3	H: 0 LOB: 0 BB: 0 P: 3	R: 0 E: 0 K: 2 S: 8	H: 1 LOB: 1 BB: 0 P: 8	R: 0 E: 0 K: 0 S: 3	H: 3 LOB: 2 BB: 0 P: 5	R: 0 E: 0 K: 2 S: 7	H: 0 LOB: 0 BB: 0 P: 3	R: 0 E: 0 K: 1 S: 5	H: 0 LOB: 0 BB: 0 P: 5	1B: 5 2B: 1 3B: 0 HR: 1	SF: 0 SAC: 0 DP: 1 HBP: 0	WP: 0 PB: 0 SB: 0 CS: 0	PA: 37
PITCHER Mike Witt, R ERA: 3.76 (1, 1)	IP: 10.0 W: 7 L: 1 S: 8	WLS: 37 BF: 7 R: 1 ER: 1 SO: 8	H: 7 R: 1 ER: 1 SO: 8	BB: 1 IBB: 0 HBP: 0 BLK: 0	WP: 0 HR: 1 S: 52 P: 56	ERA: 0.90 WHIP: 0.800																

Chicago White Sox @ California Angels
Anaheim Stadium, Anaheim, CA
Sat Jun 06 1987, 6:33 AM EDT
Att: 24,763 - Unknown

AB 36
R 1
H 7
RBI 1
BB 1
SO 8
LOB 13



Batter	1	2	3	4	5	6	7	8	9	10	AB	R	H	RBI	BB	SO	LOB	BOTTOM						
Gary Pettis, S OBP: 0.320, SLG: 0.310 (1, 8)	G1-6-3 1B			K		G3		K			4	0	1	0	0	2	2							
Devon White, S OBP: 0.308, SLG: 0.491 (1, 9)	K			BB 1B		G3		FC6-4 1-2			4	0	1	0	0	1	3							
Wally Joyner, L OBP: 0.356, SLG: 0.510 (1, 3)	G1-6-3 1-2			4-0 1-2 BB			3-1			K	3	0	0	0	1	1	1							
Jack Howell, L OBP: 0.335, SLG: 0.531 (1, 5)		4-3		F8			K			G3	4	0	0	0	0	1	2							
Mark Ryal, L OBP: 0.295, SLG: 0.548 (1, 10)				6-3				HR		4-3	4	1	2	1	0	0	2							
Ruppert Jones, L OBP: 0.346, SLG: 0.512 (1, 7)				G3-6-3 1B				K			4	1	1	1	0	1	1							
Dick Schofield, R OBP: 0.257, SLG: 0.319 (1, 6)				F9				6-3			3	0	0	0	0	0	0							
Bob Boone, R OBP: 0.356, SLG: 0.312 (1, 2)				1-3				1B BB			2	0	0	0	1	1	0							
Mark McLemore, S OBP: 0.329, SLG: 0.293 (1, 4)				K				FC6-4 1B			3	0	1	0	0	1	0							
Inning Stats	R: 0 E: 0 K: 1 S: 5	H: 1 LOB: 0 BB: 0 P: 5	R: 0 E: 0 K: 0 S: 3	H: 1 LOB: 0 BB: 0 P: 3	R: 0 E: 0 K: 1 S: 5	H: 0 LOB: 0 BB: 1 P: 5	R: 0 E: 0 K: 1 S: 6	H: 1 LOB: 2 BB: 1 P: 10	R: 0 E: 0 K: 1 S: 5	H: 0 LOB: 0 BB: 0 P: 5	R: 0 E: 0 K: 3 S: 3	H: 0 LOB: 0 BB: 0 P: 3	R: 1 E: 0 K: 2 S: 8	H: 1 LOB: 0 BB: 0 P: 8	R: 0 E: 0 K: 1 S: 6	H: 1 LOB: 2 BB: 1 P: 10	R: 0 E: 0 K: 1 S: 5	H: 0 LOB: 0 BB: 0 P: 5	R: 1 E: 0 K: 0 S: 1	H: 1 LOB: 0 BB: 0 P: 1	1B: 4 2B: 0 3B: 0 HR: 2	SF: 0 SAC: 0 DP: 2 HBP: 0	WP: 0 PB: 0 SB: 0 CS: 0	PA: 33
PITCHER Richard Dotson, R ERA: 3.92 (1, 1)	IP: 9.0 W: 1 L: 1 S: 8	WLS: 32 BF: 1 R: 1 ER: 1 SO: 8	H: 5 R: 1 ER: 1 SO: 8	BB: 2 IBB: 0 HBP: 0 BLK: 0	WP: 0 HR: 1 S: 46 P: 54	ERA: 1.00 WHIP: 0.778																		
PITCHER Bob James, R ERA: 3.55 (10, 1)	IP: 0.0 W: 1 L: 1 S: 1	WLS: 1 BF: 1 R: 1 ER: 1 SO: 0	H: 1 R: 1 ER: 1 SO: 0	BB: 0 IBB: 0 HBP: 0 BLK: 0	WP: 0 HR: 1 S: 1 P: 1	ERA: ∞ WHIP: ∞																		

Chicago White Sox @ California Angels
Anaheim Stadium, Anaheim, CA
Sat Jun 06 1987, 6:33 AM EDT
Att: 24,763 - Unknown

AB 31
R 2
H 6
RBI 2
BB 2
SO 8
LOB 11



Batter	1	2	3	4	5	6	7	8	9	AB	R	H	RBI	BB	SO	LOB	TOP			
Daryl Boston, L (1, 7) OBP: 0.319, SLG: 0.438	F8		1-2 1B		F9			G3 2B		4	0	2	0	0	0	0	Chicago White Sox @ California Angels Anaheim Stadium, Anaheim, CA Sun Jun 07 1987, 6:33 AM EDT Att: 42,573 - Unknown			
Ozzie Guillen, L (1, 6) OBP: 0.342, SLG: 0.379	F9		K		F8			G3		4	0	0	0	0	1	3				
Harold Baines, L (1, 10) OBP: 0.357, SLG: 0.478	K			2-3 1B		G3		4-3		4	1	1	0	0	1	1				
Greg Walker, L (1, 3) OBP: 0.329, SLG: 0.519		4-3		2-3 1B		K			F7	4	0	0	0	0	1	1				
Ivan Calderon, R (1, 9) OBP: 0.378, SLG: 0.548		6-3		HR 1B		K			2-3	4	1	1	1	0	1	0				
Carlton Fisk, R (1, 2) OBP: 0.317, SLG: 0.399		6-3		HR			F5		HR	4	2	2	3	0	0	0				
Tim Lueftl, R (1, 5) OBP: 0.255, SLG: 0.366			G3	1-3			F5		F4	4	0	0	0	0	0	0				
Fred Manrique, R (1, 4) OBP: 0.238, SLG: 0.273			FC3-6 1B	F8			L8			3	0	1	0	0	0	0				
Kenny Williams, R (1, 8) OBP: 0.302, SLG: 0.420			FC3-6 1B		4-3			F8		3	0	0	0	0	0	1				
Inning Stats	R: 0 E: 0 K: 1 S: 5	H: 0 LOB: 0 BB: 0 P: 5	R: 0 E: 0 K: 0 S: 3	H: 0 LOB: 0 BB: 0 P: 3	R: 0 E: 0 K: 1 S: 7	H: 2 LOB: 2 BB: 0 P: 7	R: 3 E: 0 K: 0 S: 6	H: 3 LOB: 0 BB: 0 P: 6	R: 0 E: 0 K: 2 S: 7	H: 0 LOB: 0 BB: 0 P: 7	R: 0 E: 0 K: 0 S: 3	H: 0 LOB: 0 BB: 0 P: 3	R: 0 E: 0 K: 0 S: 4	H: 1 LOB: 1 BB: 0 P: 4	R: 1 E: 0 K: 0 S: 4	H: 1 LOB: 0 BB: 0 P: 4	1B: 4 2B: 1 3B: 0 HR: 2	SF: 0 SAC: 0 DP: 0 HBP: 0	WP: 0 PB: 0 SB: 0 CS: 0	PA: 34
PITCHER Willie Fraser, R (1, 1) ERA: 3.36	IP: 9.0 WLS: L BF: 34 H: 7 R: 4 ER: 4 SO: 4 BB: 0 IBB: 0 HBP: 0 BLK: 0 WP: 0 HR: 2 S: 42 P: 42 ERA: 4.00 WHIP: 0.778																			

Batter	1	2	3	4	5	6	7	8	9	AB	R	H	RBI	BB	SO	LOB	BOTTOM						
Gary Pettis, S (1, 8) OBP: 0.314, SLG: 0.304	K		F8			G3		6-3		4	0	0	0	0	1	1	Chicago White Sox @ California Angels Anaheim Stadium, Anaheim, CA Sun Jun 07 1987, 6:33 AM EDT Att: 42,573 - Unknown						
Gus Polidor, R (9, 6) OBP: 0.077, SLG: 0.077										0	0	0	0	0	0	0							
Devon White, S (1, 9) OBP: 0.303, SLG: 0.482	K			4-3		F7			F8	4	0	0	0	0	1	0							
Wally Joyner, L (1, 3) OBP: 0.354, SLG: 0.510				4-3			4-3		G3	4	0	1	0	0	0	0							
Brian Downing, R (1, 10) OBP: 0.395, SLG: 0.557			F8		1B				1B	4	0	3	0	0	0	1							
Jack Howell, L (1, 7) OBP: 0.333, SLG: 0.524		K		1-3			K		1-2 1B	4	0	1	0	0	2	2							
Doug DeCinces, R (1, 5) OBP: 0.323, SLG: 0.371			CS 1B		5-3		F8		6-3	4	0	1	0	0	0	3							
Dick Schofield, R (1, 6) OBP: 0.348, SLG: 0.316					F9					2	0	0	0	0	0	1							
Ruppert Jones, L (8, PH) OBP: 0.340, SLG: 0.500		P3								1	0	0	0	0	1	0							
Bob Boone, R (1, 2) OBP: 0.348, SLG: 0.304			CS 1B		F7					2	0	0	0	0	0	0							
Mark Ryal, L (8, PH) OBP: 0.311, SLG: 0.558		CS			F8					1	0	1	0	0	0	0							
Jack Fimple, R (9, 2) OBP: 0.324, SLG: 0.289		1-2							1B	0	0	0	0	0	0	0							
Mark McLemore, S (1, 4) OBP: 0.324, SLG: 0.289				K		F7			L8	3	0	0	0	0	1	1							
Inning Stats	R: 0 E: 0 K: 2 S: 8	H: 1 LOB: 1 BB: 0 P: 8	R: 0 E: 0 K: 1 S: 5	H: 1 LOB: 0 BB: 0 P: 5	R: 0 E: 0 K: 1 S: 5	H: 0 LOB: 0 BB: 0 P: 5	R: 0 E: 0 K: 0 S: 4	H: 1 LOB: 1 BB: 0 P: 4	R: 0 E: 0 K: 0 S: 3	H: 0 LOB: 0 BB: 0 P: 3	R: 0 E: 0 K: 0 S: 3	H: 0 LOB: 0 BB: 0 P: 3	R: 0 E: 0 K: 1 S: 6	H: 1 LOB: 1 BB: 0 P: 6	R: 0 E: 0 K: 1 S: 6	H: 1 LOB: 2 BB: 0 P: 6		R: 0 E: 0 K: 0 S: 5	H: 2 LOB: 2 BB: 0 P: 5	1B: 5 2B: 2 3B: 0 HR: 0	SF: 0 SAC: 0 DP: 0 HBP: 0	WP: 0 PB: 0 SB: 0 CS: 1	PA: 34
PITCHER Bill Long, R (1, 1) ERA: 2.98	IP: 9.0 WLS: W BF: 33 H: 7 R: 0 ER: 0 SO: 6 BB: 0 IBB: 0 HBP: 0 BLK: 0 WP: 0 HR: 0 S: 45 P: 45 ERA: 0.00 WHIP: 0.778																						

Batter	1	2	3	4	5	6	7	8	9	AB	R	H	RBI	BB	SO	LOB	TOP										
Brett Butler, L OBP: 0.404, SLG: 0.373 (1, 8)	0-0 4-3		0-0 L6			0-0 F8		0-0 3-1		4	0	0	0	0	0	0											
Julio Franco, R OBP: 0.411, SLG: 0.444 (1, 6)	0-0 1B			0-0 F4		0-0 4-3		0-0 1B		4	0	2	0	0	0	0											
Pat Tabler, R OBP: 0.370, SLG: 0.500 (1, 10)	0-0 F9			0-0 F9		0-0 5-3		0-0 FC5-4		4	0	0	0	0	0	2											
Joe Carter, R OBP: 0.283, SLG: 0.491 (1, 3)	0-0 4-3			0-0 1B			0-0 6-3		0-0 6-3	4	0	1	0	0	0	1											
Mel Hall, L OBP: 0.257, SLG: 0.371 (1, 7)		0-3 K		0-0 G3			0-0 L9		0-3 K	4	0	0	0	0	2	1											
Tony Bemazzard, S OBP: 0.273, SLG: 0.375 (1, 4)	0-0 6-3				0-3 K			0-0 1B	0-0 G3	4	0	1	0	0	1	0											
Cory Snyder, R OBP: 0.250, SLG: 0.432 (1, 9)	0-0 6-3				0-0 HR			0-0 F9		3	1	1	1	0	0	1											
Brook Jacoby, R OBP: 0.313, SLG: 0.387 (1, 5)			0-0 5-3		0-0 4-3			0-0 HR		3	1	1	1	0	0	0											
Chris Bando, S OBP: 0.241, SLG: 0.247 (1, 2)			0-0 1-3		0-0 F9			0-0 F5		3	0	0	0	0	0	0											
Inning Stats	R: 0 E: 0 K: 0 S: 4	H: 1 LOB: 1 BB: 0 P: 4	R: 0 E: 0 K: 1 S: 5	H: 0 LOB: 0 BB: 0 P: 5	R: 0 E: 0 K: 0 S: 3	H: 0 LOB: 0 BB: 0 P: 3	R: 0 E: 0 K: 0 S: 4	H: 1 LOB: 1 BB: 0 P: 4	R: 1 E: 0 K: 1 S: 6	H: 1 LOB: 0 BB: 0 P: 6	R: 0 E: 0 K: 0 S: 3	H: 0 LOB: 0 BB: 0 P: 3	R: 0 E: 0 K: 0 S: 4	H: 1 LOB: 1 BB: 0 P: 4	R: 1 E: 0 K: 0 S: 5	H: 2 LOB: 1 BB: 0 P: 5	R: 0 E: 0 K: 1 S: 5	H: 0 LOB: 0 BB: 0 P: 5	1B: 4 2B: 0 3B: 0 HR: 2	SF: 0 SAC: 0 DP: 0 HBP: 0	WP: 0 PB: 0 SB: 1 CS: 0	PA: 33					
PITCHER	IP	WLS	BF	H	R	ER	SO	BB	IBB	HBP	BLK	WP	HR	S	P	ERA	WHIP										
Don Sutton, R ERA: 5.02 (1, 1)	8.0	L	30	6	2	2	2	0	0	0	0	0	2	34	34	2.25	0.750										
Greg Minton, R ERA: 3.24 (9, 1)	1.0	S	3	0	0	0	1	0	0	0	0	0	0	5	5	0.00	0.000										

Cleveland Indians @ California Angels
Anaheim Stadium, Anaheim, CA
Mon Jun 08 1987, 10:05 PM EDT
Att: 23,752 - Unknown

AB 33
R 2
H 6
RBI 2
BB 0
SO 3
LOB 5



Batter	1	2	3	4	5	6	7	8	9	AB	R	H	RBI	BB	SO	LOB	BOTTOM										
Gary Pettis, S OBP: 0.313, SLG: 0.300 (1, 8)	0-0 F6		0-0 5-3		4-0 BB		0-0 4-3			3	0	0	0	1	0	2											
Wally Joyner, L OBP: 0.348, SLG: 0.500 (1, 3)	0-0 F5			0-3 K	0-3 K			0-0 F8		4	0	0	0	0	2	2											
Brian Downing, R OBP: 0.397, SLG: 0.553 (1, 10)	0-0 4-3			0-0 WP BB 1B	0-0 F5			4-0 BB		3	0	1	0	1	0	2											
Jack Howell, L OBP: 0.332, SLG: 0.515 (1, 7)		0-0 F5		4-0 WP BB	0-0 F7			0-3 K		3	0	0	0	1	1	1											
Doug DeCinces, R OBP: 0.317, SLG: 0.362 (1, 5)		0-3 K		0-3 K	0-0 F7			0-3 K		4	0	0	0	0	3	3											
Devon White, S OBP: 0.302, SLG: 0.476 (1, 9)	0-0 L1			4-0 BB	0-0 F9			0-3 K		3	0	0	0	1	1	0											
Dick Schofield, R OBP: 0.250, SLG: 0.310 (1, 6)			0-0 5-3		0-0 F8			0-0 F6		4	0	0	0	0	0	3											
Mark McLemore, S OBP: 0.329, SLG: 0.291 (1, 4)					0-0 G3			4-0 BB		2	0	1	0	1	0	0											
Darrell Miller, R OBP: 0.232, SLG: 0.280 (9, PH)			0-0 WP S 1B		0-0 G3			0-0 BB		1	0	0	0	0	1	0											
Bob Boone, R OBP: 0.348, SLG: 0.305 (1, 2)			0-0 F9		0-0 BB 1B			0-0 F7		3	0	1	0	0	0	2											
Inning Stats	R: 0 E: 0 K: 0 S: 3	H: 0 LOB: 0 BB: 0 P: 3	R: 0 E: 0 K: 1 S: 5	H: 0 LOB: 0 BB: 0 P: 5	R: 0 E: 0 K: 0 S: 4	H: 1 LOB: 1 BB: 0 P: 4	R: 0 E: 0 K: 2 S: 8	H: 1 LOB: 2 BB: 2 P: 16	R: 0 E: 0 K: 1 S: 6	H: 1 LOB: 2 BB: 1 P: 10	R: 0 E: 0 K: 0 S: 3	H: 0 LOB: 0 BB: 0 P: 3	R: 0 E: 0 K: 2 S: 7	H: 0 LOB: 1 BB: 1 P: 7	R: 0 E: 0 K: 2 S: 7	H: 0 LOB: 1 BB: 1 P: 11	R: 0 E: 0 K: 2 S: 7	H: 0 LOB: 0 BB: 0 P: 7	1B: 3 2B: 0 3B: 0 HR: 0	SF: 0 SAC: 0 DP: 0 HBP: 0	WP: 2 PB: 0 SB: 1 CS: 0	PA: 35					
PITCHER	IP	WLS	BF	H	R	ER	SO	BB	IBB	HBP	BLK	WP	HR	S	P	ERA	WHIP										
Phil Niekro, R ERA: 5.54 (1, 1)	7.1	W	30	3	0	0	4	5	0	0	0	0	0	33	53	0.00	1.091										
Scott Bailes, L ERA: 2.01 (8, 1)	1.2	S	5	0	0	0	4	0	0	0	0	0	0	13	13	0.00	0.000										

Cleveland Indians @ California Angels
Anaheim Stadium, Anaheim, CA
Mon Jun 08 1987, 10:05 PM EDT
Att: 23,752 - Unknown


AB 30
R 0
H 3
RBI 0
BB 5
SO 8
LOB 15




Batter	1	2	3	4	5	6	7	8	9	AB	R	H	RBI	BB	SO	LOB	TOP										
Brett Butler, L OBP: 0.412, SLG: 0.375 (1, 8)										2	0	1	0	2	0	0	Cleveland Indians @ California Angels Anaheim Stadium, Anaheim, CA Tue Jun 09 1987, 10:05 PM EDT Att: 23,252 - Unknown										
Julio Franco, R OBP: 0.406, SLG: 0.438 Doug Frobel, L OBP: 0.148, SLG: 0.240 Dave Clark, L OBP: 0.111, SLG: 0.111 (8, 9)										3	0	0	0	0	2	2											
Pat Tabler, R OBP: 0.364, SLG: 0.491 (1, 10)										4	1	0	0	0	3	2											
Joe Carter, R OBP: 0.287, SLG: 0.489 (1, 3)										3	1	1	0	0	1	1											
Mel Hall, L OBP: 0.263, SLG: 0.391 (1, 7)										4	2	2	1	0	0	1											
Tony Bemazzard, S OBP: 0.272, SLG: 0.371 (1, 4)										2	0	0	1	1	0	0											
Cory Snyder, R OBP: 0.259, SLG: 0.448 (6, 6)										4	0	2	2	0	0	1											
Brook Jacoby, R OBP: 0.316, SLG: 0.389 (1, 5)										3	0	0	0	0	0	2											
Rick Dempsey, R OBP: 0.333, SLG: 0.287 (1, 2)										3	0	0	0	0	0	2											
Inning Stats	R: 0 E: 0 K: 2 S: 6	H: 0 LOB: 0 BB: 1 P: 10	R: 0 E: 0 K: 0 S: 2	H: 0 LOB: 0 BB: 0 P: 3	R: 1 E: 0 K: 0 S: 5	H: 2 LOB: 1 BB: 0 P: 5	R: 3 E: 1 K: 0 S: 5	H: 3 LOB: 0 BB: 1 P: 9	R: 0 E: 0 K: 1 S: 5	H: 0 LOB: 0 BB: 0 P: 5	R: 0 E: 0 K: 1 S: 3	H: 1 LOB: 1 BB: 1 P: 7	R: 0 E: 0 K: 3 S: 9	H: 0 LOB: 1 BB: 1 P: 13	R: 1 E: 0 K: 0 S: 3	H: 1 LOB: 0 BB: 1 P: 7	1B: 5 2B: 1 3B: 0 HR: 2	SF: 1 SAC: 0 DP: 4 HBP: 1	WP: 0 PB: 0 SB: 0 CS: 3	PA: 36							
PITCHER	IP	WLS	BF	H	R	ER	SO	BB	IBB	HBP	BLK	WP	HR	S	P	ERA	WHIP										
Jack Lazorko, R ERA: 3.48 DeWayne Buice, R ERA: 3.31	(1, 1) (8, 1)	7.0 S	28 7	6 1	4 1	3 1	4 3	3 1	1 0	1 0	0 0	0 0	1 1	31 12	48 16	3.86 4.50	1.286 1.000										

Batter	1	2	3	4	5	6	7	8	9	AB	R	H	RBI	BB	SO	LOB	BOTTOM										
Gary Pettis, S OBP: 0.324, SLG: 0.302 (1, 8)										2	2	1	0	3	1	0	Cleveland Indians @ California Angels Anaheim Stadium, Anaheim, CA Tue Jun 09 1987, 10:05 PM EDT Att: 23,252 - Unknown										
Devon White, S OBP: 0.306, SLG: 0.479 (1, 9)										3	1	2	1	0	0	1											
Wally Joyner, L OBP: 0.349, SLG: 0.502 (1, 3)										5	1	2	3	0	0	4											
Brian Downing, R OBP: 0.390, SLG: 0.543 (1, 10)										4	0	0	0	0	0	5											
Jack Howell, L OBP: 0.330, SLG: 0.506 (1, 7)										3	1	0	0	1	1	1											
Doug DeCinces, R OBP: 0.316, SLG: 0.356 (1, 5)										3	0	0	0	1	0	0											
Mark McLemore, S OBP: 0.332, SLG: 0.292 (1, 4)										3	0	1	2	1	1	0											
Bob Boone, R OBP: 0.344, SLG: 0.302 (1, 2)										4	0	1	0	0	0	3											
Dick Schofield, R OBP: 0.248, SLG: 0.307 Ruppert Jones, L OBP: 0.333, SLG: 0.489 Gus Polidor, R OBP: 0.071, SLG: 0.071 (7, PH) (8, 6)										2	1	0	0	0	0	1											
Inning Stats	R: 1 E: 0 K: 1 S: 7	H: 2 LOB: 1 BB: 0 P: 7	R: 0 E: 0 K: 0 S: 4	H: 1 LOB: 1 BB: 0 P: 4	R: 0 E: 0 K: 0 S: 3	H: 0 LOB: 1 BB: 1 P: 7	R: 0 E: 0 K: 1 S: 5	H: 0 LOB: 0 BB: 0 P: 5	R: 1 E: 1 K: 0 S: 5	H: 1 LOB: 2 BB: 1 P: 9	R: 0 E: 1 K: 0 S: 3	H: 0 LOB: 1 BB: 1 P: 7	R: 4 E: 2 K: 0 S: 6	H: 2 LOB: 2 BB: 3 P: 18	R: 0 E: 0 K: 1 S: 6	H: 1 LOB: 1 BB: 0 P: 6	1B: 6 2B: 1 3B: 0 HR: 0	SF: 0 SAC: 2 DP: 0 HBP: 0	WP: 2 PB: 0 SB: 0 CS: 0	PA: 39							
PITCHER	IP	WLS	BF	H	R	ER	SO	BB	IBB	HBP	BLK	WP	HR	S	P	ERA	WHIP										
Ken Schrom, R ERA: 5.43 Ed Yande Berg, L ERA: 5.49 Mike Armstrong, R ERA: 10.38 Rich Yett, R ERA: 4.78 Mark Huisman, R ERA: 5.27	(1, 1) (5, 1) (5, 1) (7, 1) (7, 1)	4.1 0.1 1.1 0.2 1.1	20 1 5 7 6	4 0 0 1 2	2 0 0 4 0	1 0 0 0 0	2 0 0 4 1	0 0 1 3 0	0 0 0 0 0	0 0 0 2 0	0 0 0 4 8	0 0 0 16 8	0 0 0 0 0	0 1 4 4 8	22 1 8 16 8	2.08 0.00 0.00 0.00 0.00	1.385 0.000 0.750 6.000 1.500										

AB 28
R 5
H 7
RBI 5
BB 5
SO 7
LOB 11



AB 31
R 6
H 7
RBI 6
BB 6
SO 3
LOB 15



Batter	1	2	3	4	5	6	7	8	9	AB	R	H	RBI	BB	SO	LOB	TOP										
Carmen Castillo, R (1, 9) OBP: 0.306, SLG: 0.565 Brett Butler, L (6, PH) OBP: 0.413, SLG: 0.372 (6, 8)	F7		6-3	F9		FC4 BB		F7		3	0	0	0	0	0	1											
Julio Franco, R (1, 6) OBP: 0.402, SLG: 0.432	K		1B		F4	FC4		K		5	1	1	0	0	2	1											
Pat Tabler, R (1, 3) OBP: 0.373, SLG: 0.516	HR		1B	1B	1B	F9				5	2	4	1	0	0	1											
Joe Carter, R (1, 8) OBP: 0.289, SLG: 0.487 (6, 7)	E5		1B		2B	K		K		5	1	2	1	0	2	2											
Cory Snyder, R (1, 7) OBP: 0.267, SLG: 0.456 (6, 9)	FC6-4 1B		K		HR		G3 HBP 1B	L5		5	1	3	1	0	1	2											
Andre Thornton, R (1, 10) OBP: 0.222, SLG: 0.172	FC6-4 1-2		F8		P3		K	5-3		5	0	0	0	0	1	7											
Brook Jacoby, R (1, 5) OBP: 0.322, SLG: 0.388				6-3	HR			5-3		3	1	1	0	1	0	0											
Tony Bernazard, S (1, 4) OBP: 0.277, SLG: 0.389	F8			FC4 1B		G3				4	1	2	4	0	0	3											
Chris Bando, S (1, 2) OBP: 0.232, SLG: 0.237 Mel Hall, L (7, PH) OBP: 0.261, SLG: 0.389 Rick Dempsey, R (7, 2) OBP: 0.333, SLG: 0.287	G5-4-3 1-2			FC4	4-3		6-3			3	0	0	0	0	0	2											
Inning Stats	R: 1 E: 1 K: 1 S: 8	H: 2 LOB: 2 BB: 0 P: 8	R: 0 E: 0 K: 0 S: 3	H: 1 LOB: 0 BB: 0 P: 3	R: 1 E: 0 K: 1 S: 8	H: 3 LOB: 2 BB: 0 P: 8	R: 0 E: 0 K: 0 S: 4	H: 1 LOB: 1 BB: 0 P: 4	R: 5 E: 0 K: 1 S: 7	H: 4 LOB: 1 BB: 1 P: 11	R: 0 E: 0 K: 1 S: 5	H: 0 LOB: 1 BB: 1 P: 9	R: 0 E: 0 K: 1 S: 6	H: 1 LOB: 2 BB: 0 P: 7	R: 0 E: 0 K: 2 S: 8	H: 1 LOB: 1 BB: 0 P: 8	R: 0 E: 0 K: 0 S: 3	H: 0 LOB: 0 BB: 0 P: 3	1B: 9 2B: 2 3B: 0 HR: 2	SF: 0 SAC: 0 DP: 1 HBP: 1	WP: 0 PB: 0 SB: 0 CS: 0	PA: 43					
PITCHER	IP	WLS	BF	H	R	ER	SO	BB	IBB	HBP	BLK	WP	HR	S	P	ERA	WHIP										
John Candelaria, L (1, 1) ERA: 4.78 Greg Minton, R (6, 1) ERA: 2.79	5.0		27	11	7	7	2	1	0	0	0	0	2	30	34	12.60	2.400										

Cleveland Indians @ California Angels
Anaheim Stadium, Anaheim, CA
Wed Jun 10 1987, 10:05 PM EDT
Att: 24,467 - Unknown

AB	40
R	7
H	13
RBI	7
BB	2
SO	6
LOB	21



Batter	1	2	3	4	5	6	7	8	9	AB	R	H	RBI	BB	SO	LOB	BOTTOM										
Gary Pettis, S (1, 8) OBP: 0.325, SLG: 0.298	S BLK 1B BB		K		K		SH1-4	K		3	1	0	0	2	3	3											
Devon White, S (1, 9) OBP: 0.311, SLG: 0.492	2-3		FC6		S					6	1	3	2	0	1	5											
Wally Joyner, L (1, 3) OBP: 0.349, SLG: 0.495	1B S PB BB			6-3	4-3			1B WP		5	2	1	0	1	2	5											
Brian Downing, R (1, 10) OBP: 0.398, SLG: 0.549	1B PB BB			3B	L8			3-1 WP 1B		3	2	2	0	2	0	1											
Jack Howell, L (1, 7) OBP: 0.342, SLG: 0.509 (2, 5)	PB 1B			3B				3-1 BB		3	1	2	1	2	1	3											
Doug DeCinces, R (1, 5) OBP: 0.314, SLG: 0.354 Ruppert Jones, L (1, PH) OBP: 0.333, SLG: 0.521 (2, 7)	K		F2		1B		4-3	3-1		0	0	0	0	0	0	0											
George Hendrick, R (7, PH) OBP: 0.071, SLG: 0.071 (6, 7)	1-3 2-H 3-H			1B	3B			1-2 2-3		1	0	0	0	0	0	2											
Mark McLemore, S (1, 4) OBP: 0.338, SLG: 0.296				S	S		F7	F8		4	1	2	1	1	0	3											
Bob Boone, R (1, 2) OBP: 0.347, SLG: 0.311	F8			L6			F8			4	0	1	1	1	0	4											
Dick Schofield, R (1, 6) OBP: 0.251, SLG: 0.306				F5			E9 SH1-4 HR	F2		4	1	1	0	1	0	2											
Inning Stats	R: 3 E: 0 K: 1 S: 6	H: 1 LOB: 3 BB: 4 P: 22	R: 0 E: 0 K: 3 S: 10	H: 1 LOB: 2 BB: 2 P: 18	R: 1 E: 0 K: 1 S: 7	H: 2 LOB: 2 BB: 1 P: 11	R: 3 E: 0 K: 0 S: 6	H: 3 LOB: 1 BB: 1 P: 10	R: 0 E: 0 K: 1 S: 6	H: 1 LOB: 1 BB: 0 P: 6	R: 0 E: 0 K: 0 S: 4	H: 1 LOB: 1 BB: 0 P: 4	R: 3 E: 1 K: 0 S: 7	H: 3 LOB: 2 BB: 1 P: 11	R: 0 E: 0 K: 2 S: 8	H: 1 LOB: 2 BB: 1 P: 12	1B: 9 2B: 2 3B: 1 HR: 1	SF: 0 SAC: 1 DP: 0 HBP: 0	WP: 1 PB: 2 SB: 5 CS: 0	PA: 48							
PITCHER	IP	WLS	BF	H	R	ER	SO	BB	IBB	HBP	BLK	WP	HR	S	P	ERA	WHIP										
Tom Candiotti, R (1, 1) ERA: 5.88 Rich Yeti, R (1, 1) ERA: 5.95 Mike Armstrong, R (4, 1) ERA: 6.43 Scott Bailes, L (7, 1) ERA: 2.36 Mark Huisman, R (8, 1) ERA: 5.14	0.2		18	6	4	4	4	4	0	0	0	0	0	22	38	13.50	3.750										
Ed Vande Berg, L (8, 1) ERA: 5.4	0.1		1	0	0	0	1	0	0	0	0	0	0	3	3	0.00	0.000										

Cleveland Indians @ California Angels
Anaheim Stadium, Anaheim, CA
Wed Jun 10 1987, 10:05 PM EDT
Att: 24,467 - Unknown

AB	37
R	10
H	13
RBI	7
BB	10
SO	8
LOB	30



Batter	1	2	3	4	5	6	7	8	9	AB	R	H	RBI	BB	SO	LOB	TOP			
Gary Pettis, S OBP: 0.320, SLG: 0.292	L7			4-3		K			K	4	0	0	0	0	2	0				
Devon White, S OBP: 0.306, SLG: 0.484	K			6-3			F4		F9	4	0	0	0	0	1	0				
Jack Howell, L OBP: 0.340, SLG: 0.514	F9			K					F8	4	0	1	0	0	1	0				
Wally Joyner, L OBP: 0.348, SLG: 0.498		L9			F9		F4			3	0	1	0	0	0	1				
Mark Ryal, L OBP: 0.292, SLG: 0.522		K			K		F8			3	0	0	0	0	2	2				
Ruppert Jones, L OBP: 0.317, SLG: 0.490		3-1			F9				F4	3	0	0	0	0	0	1				
Mark McLemore, S OBP: 0.338, SLG: 0.296			K		K				1-3	3	0	1	0	0	2	1				
Bob Boone, R OBP: 0.340, SLG: 0.304			4-3			F9			1-3	2	0	0	0	0	0	0				
Brian Downing, R OBP: 0.397, SLG: 0.547			4-3						1-2	1	0	0	0	0	0	1				
Jack Fimple, R										0	0	0	0	0	0	0				
Dick Schofield, R OBP: 0.249, SLG: 0.303			1-3						L6	2	0	0	0	0	0	0				
Doug DeCinces, R OBP: 0.313, SLG: 0.352			1-3							1	0	0	0	0	0	1				
Gus Polidor, R OBP: 0.071, SLG: 0.071										0	0	0	0	0	0	0				
Inning Stats	R: 0 E: 0 K: 1 S: 5	H: 0 LOB: 0 BB: 0 P: 5	R: 0 E: 0 K: 1 S: 5	H: 0 LOB: 0 BB: 0 P: 5	R: 0 E: 0 K: 1 S: 5	H: 0 LOB: 0 BB: 0 P: 5	R: 0 E: 0 K: 2 S: 8	H: 1 LOB: 1 BB: 0 P: 8	R: 0 E: 0 K: 1 S: 5	H: 0 LOB: 0 BB: 0 P: 5	R: 0 E: 0 K: 0 S: 4	H: 1 LOB: 1 BB: 0 P: 4	R: 0 E: 0 K: 0 S: 4	H: 1 LOB: 1 BB: 0 P: 4	R: 0 E: 0 K: 1 S: 5	H: 0 LOB: 0 BB: 0 P: 5	1B: 1 2B: 1 3B: 1 HR: 0	SF: 0 SAC: 0 DP: 0 HBP: 0	WP: 0 PB: 0 SB: 0 CS: 0	PA: 30
PITCHER Bret Saberhagen, R ERA: 2.0	IP: 9.0 WLS: W BF: 30 H: 3 R: 0 ER: 0 SO: 8 BB: 0 IBB: 0 HBP: 0 BLK: 0 WP: 0 HR: 0 S: 46 P: 46 ERA: 0.00 WHIP: 0.333																			

California Angels @ Kansas City Royals
 Royals Stadium, Kansas City, MO
 Fri Jun 12 1987, 8:05 PM EDT
 Att: 35,415 - Unknown

AB 30
 R 0
 H 3
 RBI 0
 BB 0
 SO 8
 LOB 7



Batter	1	2	3	4	5	6	7	8	9	AB	R	H	RBI	BB	SO	LOB	BOTTOM			
Willie Wilson, S OBP: 0.329, SLG: 0.395	5-3		6-3		1-3			1-3		4	0	0	0	0	0	2				
Kevin Seitzer, R OBP: 0.385, SLG: 0.420	5-3			2B		4-3		K		4	1	1	0	0	1	1				
George Brett, L OBP: 0.480, SLG: 0.500	F7			1-H		1-3				3	0	1	1	0	0	0				
Danny Tartabull, R OBP: 0.380, SLG: 0.471		6-3		K		F8				3	0	0	0	0	1	1				
Frank White, R OBP: 0.298, SLG: 0.363		2B		L7		K		K		3	0	1	0	0	1	1				
Bo Jackson, R OBP: 0.316, SLG: 0.489		K		6-3		K		K		3	0	0	0	0	2	2				
Steve Balboni, R OBP: 0.283, SLG: 0.391		K			BB			L7		2	0	0	0	1	1	1				
Angel Salazar, R OBP: 0.241, SLG: 0.303			4-3		L8			E5		3	0	0	0	0	0	1				
Jamie Quirk, L OBP: 0.322, SLG: 0.333			F8		F7			FC1-6		3	0	0	0	0	0	2				
Inning Stats	R: 0 E: 0 K: 0 S: 3	H: 0 LOB: 0 BB: 0 P: 3	R: 0 E: 0 K: 2 S: 8	H: 1 LOB: 1 BB: 0 P: 8	R: 0 E: 0 K: 0 S: 3	H: 0 LOB: 0 BB: 0 P: 3	R: 1 E: 0 K: 1 S: 7	H: 2 LOB: 1 BB: 0 P: 7	R: 0 E: 0 K: 0 S: 3	H: 0 LOB: 1 BB: 1 P: 7	R: 0 E: 0 K: 0 S: 3	H: 0 LOB: 0 BB: 0 P: 3	R: 0 E: 0 K: 2 S: 7	H: 0 LOB: 0 BB: 0 P: 7	R: 0 E: 1 K: 1 S: 6	H: 0 LOB: 1 BB: 0 P: 6	1B: 1 2B: 2 3B: 0 HR: 0	SF: 0 SAC: 0 DP: 0 HBP: 0	WP: 0 PB: 0 SB: 0 CS: 0	PA: 29
PITCHER Mike Witt, R ERA: 3.54	IP: 8.0 WLS: L BF: 29 H: 3 R: 1 ER: 1 SO: 6 BB: 1 IBB: 0 HBP: 0 BLK: 0 WP: 0 HR: 0 S: 40 P: 44 ERA: 1.12 WHIP: 0.500																			

California Angels @ Kansas City Royals
 Royals Stadium, Kansas City, MO
 Fri Jun 12 1987, 8:05 PM EDT
 Att: 35,415 - Unknown

AB 28
 R 1
 H 3
 RBI 1
 BB 1
 SO 6
 LOB 11



Batter	1	2	3	4	5	6	7	8	9	AB	R	H	RBI	BB	SO	LOB	TOP										
Jerry Browne, S OBP: 0.362, SLG: 0.343	0-0 WP 3B	0-0 6-3		0-0 6-3		0-0 F4		0-0 4-3		5	1	1	0	0	0	0											
Scott Fletcher, R OBP: 0.360, SLG: 0.400	0-3 K		0-0 F4	0-0 6-3		4-0 2B BB		0-0 F9		4	1	0	0	1	1	0											
Ruben Sierra, S OBP: 0.320, SLG: 0.451	0-0 F5		0-0 2B 1B	0-0 5-3		0-0 1-H 2B		0-0 E3 CS		5	1	2	1	0	0	0											
Pete O'Brien, L OBP: 0.335, SLG: 0.537	0-0 HR		0-0 F8 1-H BLK 2B		0-0 1B 1B	0-3 K		0-0 F9 1-2		5	2	3	2	0	1	2											
Larry Parrish, R OBP: 0.357, SLG: 0.565	4-0 HR BB		0-0 F8 2-3		0-0 F7	0-3 K				3	1	0	0	1	1	2											
Pete Incaviglia, R OBP: 0.348, SLG: 0.548	0-0 1-H HR		0-0 HR		0-0 1B	0-3 K				4	2	3	3	0	1	0											
Oddibe McDowell, L OBP: 0.373, SLG: 0.466	0-0 F7		0-0 1B 2B		0-3 K	0-0 F7				4	1	1	0	0	1	2											
Mike Stanley, R OBP: 0.333, SLG: 0.364		0-0 6-3		0-0 2-H 1B		0-3 K		0-0 5-3		4	0	1	1	0	1	2											
Steve Buechele, R OBP: 0.274, SLG: 0.414		0-0 F7		0-0 F4		0-0 F9		0-3 K		4	0	0	0	0	1	1											
Inning Stats	R: 4 E: 0 K: 1 S: 8	H: 3 LOB: 0 BB: 1 P: 12	R: 0 E: 0 K: 0 S: 3	H: 0 LOB: 0 BB: 0 P: 3	R: 4 E: 0 K: 0 S: 8	H: 5 LOB: 1 BB: 0 P: 8	R: 0 E: 0 K: 2 S: 9	H: 0 LOB: 0 BB: 0 P: 3	R: 0 E: 0 K: 2 S: 9	H: 2 LOB: 2 BB: 0 P: 9	R: 1 E: 0 K: 1 S: 6	H: 1 LOB: 1 BB: 1 P: 10	R: 0 E: 0 K: 2 S: 7	H: 0 LOB: 0 BB: 0 P: 7	R: 0 E: 0 K: 1 S: 5	H: 0 LOB: 0 BB: 0 P: 5	R: 0 E: 1 K: 0 S: 3	H: 0 LOB: 0 BB: 0 P: 3	1B: 4 2B: 3 3B: 1 HR: 3	SF: 0 SAC: 0 DP: 0 HBP: 0	WP: 1 PB: 0 SB: 0 CS: 1	PA: 40					
PITCHER	IP	WLS	BF	H	R	ER	SO	BB	IBB	HBP	BLK	WP	HR	S	P	ERA	WHIP										
Jack Lazorko, R ERA: 4.5	2.2		14	5	6	6	1	1	0	0	0	1	2	15	19	20.25	2.250										
Chuck Finley, L ERA: 4.55	3.1	L	17	6	3	3	3	1	0	0	1	0	1	22	26	8.10	2.100										
DeWayne Buice, R ERA: 3.05	3.0		9	0	0	0	3	0	0	0	0	0	0	15	15	0.00	0.000										

Texas Rangers @ California Angels
Anaheim Stadium, Anaheim, CA
Mon Jun 15 1987, 10:05 PM EDT
Att: 23,064 - Unknown


AB 38
R 9
H 11
RBI 7
BB 2
SO 7
LOB 9



Batter	1	2	3	4	5	6	7	8	9	AB	R	H	RBI	BB	SO	LOB	BOTTOM										
Devon White, S OBP: 0.311, SLG: 0.479	4-0 HR BB BB	0-3 K 1-2		0-0 G3	0-3 K			0-0 F8 1-3		4	1	0	0	1	2	4											
Dick Schofield, R OBP: 0.254, SLG: 0.316	0-0 F8	0-0 S 4-3 2B		0-0 S 1B		0-0 F4		0-0 L3		5	1	2	1	0	0	2											
Brian Downing, R OBP: 0.393, SLG: 0.553	4-0 1-2 HR BB	0-0 4-3		0-3 K		0-0 5-3		0-3 K		4	1	0	1	1	2	2											
Doug DeCinces, R OBP: 0.327, SLG: 0.382	0-0 1-H 2-H HR	4-0 BB		0-0 6-3		0-0 WP 2B		0-0 FC5-4 1B		4	1	3	3	1	0	1											
George Hendrick, R OBP: 0.150, SLG: 0.300	0-0 F4	0-0 5-3			0-0 G1-6-3 1B		0-0 F8 2-3		0-0 F6		2	0	0	0	0	1											
Ruppert Jones, L OBP: 0.317, SLG: 0.481	(5, PH) (6, 9)				0-0 G1-6-3 1B				0-0 F6		3	0	1	0	0	2											
Bob Boone, R OBP: 0.348, SLG: 0.314	4-0 2B BB			0-0 4-3		0-0 G1-6-3 1-2		0-0 4-3		3	1	0	0	1	0	1											
Mark Ryal, L OBP: 0.288, SLG: 0.520	(9, PH)				0-0 1-2			0-0 FC5-4 1-2		1	0	0	0	0	0	1											
Wally Joyner, L OBP: 0.353, SLG: 0.507	0-0 1-H 2B			0-0 F7		0-0 HR		0-0 F9		5	1	2	2	0	0	1											
Darrell Miller, R OBP: 0.247, SLG: 0.276	(1, PH)				0-0 1B				0-0 F6		0	0	0	0	0	0											
Jack Howell, L OBP: 0.347, SLG: 0.516	(2, 7)				0-0 1B					4	0	2	0	0	0	1											
Mark McLemore, S OBP: 0.336, SLG: 0.292		4-0 S 2B BB		0-0 1-3		4-0 1-2 BB		4-0 F8 E BB		1	1	0	0	3	0	1											
Inning Stats	R: 4 E: 0 K: 0 S: 5	H: 2 LOB: 1 BB: 3 P: 17	R: 2 E: 0 K: 1 S: 6	H: 1 LOB: 2 BB: 2 P: 14	R: 0 E: 0 K: 0 S: 4	H: 1 LOB: 1 BB: 0 P: 4	R: 0 E: 0 K: 1 S: 6	H: 1 LOB: 1 BB: 0 P: 6	R: 1 E: 0 K: 1 S: 7	H: 3 LOB: 2 BB: 1 P: 11	R: 0 E: 0 K: 0 S: 4	H: 1 LOB: 1 BB: 0 P: 4	R: 0 E: 0 K: 0 S: 3	H: 0 LOB: 0 BB: 0 P: 3	R: 0 E: 1 K: 1 S: 5	H: 0 LOB: 1 BB: 1 P: 9	R: 0 E: 0 K: 0 S: 4	H: 1 LOB: 1 BB: 0 P: 4	1B: 5 2B: 3 3B: 0 HR: 2	SF: 0 SAC: 0 DP: 1 HBP: 0	WP: 1 PB: 0 SB: 0 CS: 0	PA: 43					
PITCHER	IP	WLS	BF	H	R	ER	SO	BB	IBB	HBP	BLK	WP	HR	S	P	ERA	WHIP										
Mike Jeffcoat, L ERA: 12.86	0.2		2	4	4	4	0	3	0	0	0	0	0	6	14	18.00	3.000										
Mike Loynd, R ERA: 4.46	1.0		6	1	2	2	1	2	0	0	0	0	0	6	14	18.00	3.000										
Jeff Russell, R ERA: 4.13	5.1	W	23	6	1	1	2	2	0	0	0	1	1	25	33	1.69	1.500										
Dale Mohorcic, R ERA: 2.51	2.0	S	7	1	0	0	1	0	0	0	0	0	0	9	9	0.00	0.500										

Texas Rangers @ California Angels
Anaheim Stadium, Anaheim, CA
Mon Jun 15 1987, 10:05 PM EDT
Att: 23,064 - Unknown

AB 36
R 7
H 10
RBI 7
BB 7
SO 4
LOB 17




Batter	1	2	3	4	5	6	7	8	9	AB	R	H	RBI	BB	SO	LOB	TOP			
Jerry Browne, S (1,4) OBP: 0.363, SLG: 0.356	6-3	1-3				K			S	5	0	2	2	0	1	1	Texas Rangers @ California Angels Anaheim Stadium, Anaheim, CA Tue Jun 16 1987, 10:05 PM EDT Att: 25,660 - Unknown			
Scott Fletcher, R (1,6) OBP: 0.365, SLG: 0.404	1B		1B BB		1B	F4			F9	5	0	3	0	0	0	2				
Ruben Sierra, S (1,9) OBP: 0.318, SLG: 0.444	F8		1B		F7				5-3	4	0	0	0	1	0	3				
Larry Parrish, R (1,10) OBP: 0.355, SLG: 0.559	K		1B		K				6-3	4	0	1	0	0	2	2				
Pete Incaviglia, R (1,7) OBP: 0.346, SLG: 0.543		F9 1B	K		F9				F7	4	1	1	0	0	1	3				
Pete O'Brien, L (1,3) OBP: 0.337, SLG: 0.536		F9 1B	K		BB 1B				G3	4	2	2	0	0	1	3				
Mike Stanley, R (1,2) OBP: 0.325, SLG: 0.351		F9 1B			F9				5-3	4	1	1	0	0	0	2				
Oddibe McDowell, L (1,8) OBP: 0.370, SLG: 0.457	K				K				4-3	3	1	0	0	1	2	2				
Steve Buechele, R (1,5) OBP: 0.268, SLG: 0.406	E5				F9				6-3	3	0	0	1	0	0	0				
Inning Stats	R: 0 E: 0 K: 1 S: 6	H: 1 LOB: 1 BB: 0 P: 6	R: 2 E: 1 K: 1 S: 8	H: 2 LOB: 1 BB: 0 P: 8	R: 0 E: 0 K: 2 S: 8	H: 2 LOB: 2 BB: 1 P: 12	R: 0 E: 0 K: 1 S: 5	H: 0 LOB: 0 BB: 0 P: 5	R: 0 E: 0 K: 2 S: 8	H: 1 LOB: 1 BB: 0 P: 8	R: 0 E: 0 K: 0 S: 3	H: 0 LOB: 0 BB: 0 P: 3	R: 0 E: 0 K: 0 S: 3	H: 0 LOB: 0 BB: 0 P: 3	R: 0 E: 0 K: 0 S: 4	H: 1 LOB: 1 BB: 0 P: 4	1B: 9 2B: 0 3B: 1 HR: 0	SF: 1 SAC: 0 DP: 0 HBP: 0	WP: 0 PB: 0 SB: 2 CS: 0	PA: 39
PITCHER	IP	WLS	BF	H	R	ER	SO	BB	IBB	HBP	BLK	WP	HR	S	P	ERA	WHIP			
John Candelaria, L (1,1) ERA: 4.78	5.2	L	28	9	5	3	7	2	0	0	0	0	0	40	48	4.76	1.941			
Gary Lucas, L (6,1) ERA: 8.06	3.1		11	1	0	0	0	0	0	0	0	0	0	11	11	0.00	0.300			

Batter	1	2	3	4	5	6	7	8	9	AB	R	H	RBI	BB	SO	LOB	BOTTOM			
Mark McLemore, S (1,4) OBP: 0.335, SLG: 0.288	K			K			K		F7 WP	3	1	0	0	1	3	0	Texas Rangers @ California Angels Anaheim Stadium, Anaheim, CA Tue Jun 16 1987, 10:05 PM EDT Att: 25,660 - Unknown			
Devon White, S (1,9) OBP: 0.310, SLG: 0.473	G3			K			G3		FC1-6 BB	3	0	0	0	1	1	0				
Wally Joyner, L (1,3) OBP: 0.347, SLG: 0.498	F7			4-3			K		F7	4	0	0	0	0	1	2				
Brian Downing, R (1,10) OBP: 0.391, SLG: 0.545		G5-4-3 BB			4-3		K		FC1-6 WP	3	1	0	1	1	1	1				
Doug DeCinces, R (1,5) OBP: 0.330, SLG: 0.405		G5-4-3			K			1B	HR	4	2	2	2	0	1	1				
Jack Howell, L (1,7) OBP: 0.346, SLG: 0.511	K				6-3			1B	K	4	0	1	1	0	2	0				
Dick Schofield, R (1,6) OBP: 0.259, SLG: 0.318			G4-6-3 BB			L4			1B	2	0	1	0	1	0	0				
Bob Boone, R (1,2) OBP: 0.342, SLG: 0.308										2	0	0	0	0	0	1				
Ruppert Jones, L (8, PH) OBP: 0.317, SLG: 0.481				G4-6-3			5-3		K	0	0	0	0	0	0	0				
George Hendrick, R (8, PH) OBP: 0.143, SLG: 0.286										1	0	0	0	0	1	2				
Darrell Miller, R (9,2) OBP: 0.247, SLG: 0.276										0	0	0	0	0	0	0				
Gary Pettis, S (1,8) OBP: 0.313, SLG: 0.286				L6			K		K	3	0	0	0	0	2	2				
Inning Stats	R: 0 E: 0 K: 1 S: 5	H: 0 LOB: 0 BB: 0 P: 5	R: 0 E: 0 K: 1 S: 4	H: 0 LOB: 0 BB: 1 P: 8	R: 0 E: 0 K: 0 S: 2	H: 0 LOB: 0 BB: 1 P: 6	R: 0 E: 0 K: 2 S: 7	H: 0 LOB: 0 BB: 0 P: 7	R: 0 E: 0 K: 1 S: 5	H: 0 LOB: 0 BB: 0 P: 5	R: 0 E: 0 K: 2 S: 7	H: 0 LOB: 0 BB: 0 P: 7	R: 1 E: 0 K: 3 S: 12	H: 3 LOB: 2 BB: 0 P: 12	R: 3 E: 0 K: 1 S: 6	H: 1 LOB: 0 BB: 2 P: 14	1B: 2 2B: 1 3B: 0 HR: 1	SF: 0 SAC: 0 DP: 2 HBP: 0	WP: 2 PB: 0 SB: 0 CS: 0	PA: 33
PITCHER	IP	WLS	BF	H	R	ER	SO	BB	IBB	HBP	BLK	WP	HR	S	P	ERA	WHIP			
Jose Guzman, R (1,1) ERA: 5.23	7.1	W	25	3	1	1	9	2	0	0	0	0	0	41	49	1.23	0.682			
Mitch Williams, L (8,1) ERA: 4.54	0.2		4	0	2	2	2	2	0	0	0	1	0	6	14	27.00	3.000			
Dale Mohorcic, R (9,1) ERA: 2.62	1.0	S	4	1	1	1	1	0	0	0	0	1	1	6	6	9.00	1.000			

AB	36
R	5
H	10
RBI	3
BB	2
SO	7
LOB	18



AB	29
R	4
H	4
RBI	4
BB	4
SO	12
LOB	9



Batter	1	2	3	4	5	6	7	8	9	AB	R	H	RBI	BB	SO	LOB	TOP										
Jerry Browne, S (1,4) OBP: 0.361, SLG: 0.350	F7		BB														3 0 0 0 1 1 2										
Scott Fletcher, R (1,6) OBP: 0.359, SLG: 0.397	F8		F9														4 0 0 0 0 0 4										
Ruben Sierra, S (1,9) OBP: 0.317, SLG: 0.439	F8		BB														3 0 0 0 1 0 0										
Pete O'Brien, L (1,3)			G3														4 1 2 1 0 0 3										
Larry Parrish, R (1,10) OBP: 0.357, SLG: 0.556																	3 0 1 0 1 1 1										
Pete Incaviglia, R (1,7) OBP: 0.341, SLG: 0.534																	4 0 0 0 0 2 3										
Oddibe McDowell, L (1,8) OBP: 0.368, SLG: 0.448																	3 0 0 0 1 2 1										
Geno Petralli, L (1,2) OBP: 0.465, SLG: 0.535																	4 0 1 0 0 1 2										
Steve Buechele, R (1,5) OBP: 0.269, SLG: 0.401																	2 0 0 0 1 0 1										
Darrell Porter, L (9, PH) OBP: 0.328, SLG: 0.380																	1 0 0 0 0 1 0										
Inning Stats	R: 0 E: 0 K: 0 S: 3	H: 0 LOB: 0 BB: 0 P: 3	R: 1 E: 0 K: 3 S: 10	H: 1 LOB: 0 BB: 0 P: 10	R: 0 E: 0 K: 0 S: 4	H: 1 LOB: 3 BB: 2 P: 12	R: 0 E: 0 K: 2 S: 8	H: 1 LOB: 1 BB: 0 P: 8	R: 0 E: 0 K: 0 S: 3	H: 0 LOB: 0 BB: 0 P: 3	R: 0 E: 0 K: 0 S: 4	H: 1 LOB: 1 BB: 0 P: 4	R: 0 E: 0 K: 1 S: 5	H: 0 LOB: 2 BB: 2 P: 13	R: 0 E: 0 K: 0 S: 3	H: 0 LOB: 1 BB: 1 P: 7	R: 0 E: 0 K: 2 S: 7	H: 0 LOB: 0 BB: 0 P: 7	1B: 3 2B: 0 3B: 0 HR: 1	SF: 0 SAC: 0 DP: 0 HBP: 0	WP: 1 PB: 0 SB: 0 CS: 0	PA: 36					
PITCHER	IP	WLS	BF	H	R	ER	SO	BB	IBB	HBP	BLK	WP	HR	S	P	ERA	WHIP										
Mike Witt, R (1,1) ERA: 3.35	8.0	W	33	4	1	1	6	5	0	0	0	1	1	40	60	1.12	1.125										
Greg Minton, R (9,1) ERA: 2.53	1.0		3	0	0	0	2	0	0	0	0	0	0	7	7	0.00	0.000										

Texas Rangers @ California Angels
Anaheim Stadium, Anaheim, CA
Wed Jun 17 1987, 10:05 PM EDT
Att: 23,829 - Unknown


AB 31
R 1
H 4
RBI 1
BB 5
SO 8
LOB 17



Batter	1	2	3	4	5	6	7	8	9	AB	R	H	RBI	BB	SO	LOB	BOTTOM										
Brian Downing, R (1,10) OBP: 0.395, SLG: 0.543																	3 2 1 0 1 1 0										
Devon White, S (1,9) OBP: 0.316, SLG: 0.483	F8																5 2 3 1 0 0 1										
Wally Joyner, L (1,3) OBP: 0.352, SLG: 0.494																	2 0 0 0 3 1 3										
Doug DeCinces, R (1,5) OBP: 0.332, SLG: 0.402																	4 1 1 1 1 1 5										
Jack Howell, L (1,7) OBP: 0.348, SLG: 0.515																	4 0 2 1 0 0 1										
Dick Schofield, R (1,6) OBP: 0.283, SLG: 0.321																	4 0 2 0 0 2 2										
Bob Boone, R (1,2) OBP: 0.347, SLG: 0.315																	4 0 2 0 0 1 2										
Gary Pettis, S (1,8) OBP: 0.309, SLG: 0.281																	4 0 0 0 0 1 6										
Mark McLemore, S (1,4) OBP: 0.333, SLG: 0.287																	4 1 1 0 0 1 1										
Inning Stats	R: 0 E: 0 K: 0 S: 2	H: 0 LOB: 1 BB: 1 P: 7	R: 0 E: 0 K: 1 S: 6	H: 1 LOB: 0 BB: 0 P: 6	R: 4 E: 0 K: 1 S: 11	H: 6 LOB: 2 BB: 0 P: 11	R: 2 E: 2 K: 0 S: 4	H: 1 LOB: 1 BB: 2 P: 12	R: 0 E: 0 K: 0 S: 4	H: 2 LOB: 1 BB: 0 P: 4	R: 0 E: 0 K: 0 S: 3	H: 0 LOB: 1 BB: 1 P: 7	R: 0 E: 0 K: 3 S: 10	H: 1 LOB: 1 BB: 0 P: 10	R: 0 E: 0 K: 3 S: 10	H: 1 LOB: 2 BB: 1 P: 14	1B: 9 2B: 3 3B: 0 HR: 0	SF: 0 SAC: 0 DP: 2 HBP: 1	WP: 0 PB: 0 SB: 0 CS: 1	PA: 40							
PITCHER	IP	WLS	BF	H	R	ER	SO	BB	IBB	HBP	BLK	WP	HR	S	P	ERA	WHIP										
Greg Harris, R (1,1) ERA: 5.59	3.1	L	20	8	6	2	2	2	0	1	0	0	0	21	30	5.40	3.000										
Paul Kilgus, L (4,1) ERA: 1.13	2.2		12	3	0	0	0	1	1	0	0	0	0	10	18	0.00	1.500										
Jeff Russell, R (7,1) ERA: 3.86	1.2		6	1	0	0	5	0	0	0	0	0	0	16	16	0.00	0.600										
Mitch Williams, L (8,1) ERA: 4.5	0.1		2	0	0	0	1	1	0	0	0	0	0	3	7	0.00	3.000										

Texas Rangers @ California Angels
Anaheim Stadium, Anaheim, CA
Wed Jun 17 1987, 10:05 PM EDT
Att: 23,829 - Unknown

AB 34
R 6
H 12
RBI 3
BB 5
SO 8
LOB 21



Batter	1	2	3	4	5	6	7	8	9	AB	R	H	RBI	BB	SO	LOB	TOP										
Willie Wilson, S (1, 8) OBP: 0.329, SLG: 0.398	0-3 K		0-0 1B 2B 1B	0-0 L5			0-0 1B 2B 1B	0-0 HR		5	3	3	1	0	1	0											
Kevin Seitzer, R (1, 5) OBP: 0.391, SLG: 0.422	0-0 F4		0-0 2B 1B		0-3 K		0-0 2B SF8 1B	0-3 K		5	2	2	1	0	2	0											
George Brett, L (1, 10) OBP: 0.429, SLG: 0.492	0-0 F5		4-0 2B 1B IBB		4-0 HR BB		0-0 1-3 3-H 2B	0-3 K	0-3 K	3	2	1	1	2	1	0											
Danny Tartabull, R (1, 9) OBP: 0.381, SLG: 0.493		4-0 WP BB	0-3 K		0-0 HR BB		0-3 K	0-0 5-3	0-0 5-3	4	1	1	2	1	2	5											
Frank White, R (1, 4) OBP: 0.297, SLG: 0.371	0-0 F7		0-0 1B 2B		0-3 K		0-0 SF8	0-0 5-3		4	1	1	3	0	1	1											
Bo Jackson, R (1, 7) OBP: 0.330, SLG: 0.522	0-3 K		0-0 FC6-4 1B		0-0 F9		0-0 HBP			3	0	1	2	0	1	1											
Steve Balboni, R (1, 3) OBP: 0.283, SLG: 0.394	0-3 K		0-0 FC6-4 1B		0-0 F8		0-0 F7			4	0	0	0	0	1	4											
Angel Salazar, R (1, 6) OBP: 0.232, SLG: 0.284			4-0 1B 1B BB	0-0 1-3		0-0 F9		0-0 F8		3	1	0	0	1	0	0											
Jamie Quirk, L (1, 2) OBP: 0.316, SLG: 0.325			0-0 F7	0-0 F5		0-0 F7		0-0 4-3		4	0	0	0	0	0	1											
Inning Stats	R: 0 E: 0 K: 1 S: 5	H: 0 LOB: 0 BB: 0 P: 5	R: 0 E: 0 K: 2 S: 7	H: 0 LOB: 1 BB: 1 P: 11	R: 5 E: 0 K: 1 S: 9	H: 4 LOB: 1 BB: 2 P: 17	R: 0 E: 0 K: 0 S: 3	H: 0 LOB: 0 BB: 0 P: 3	R: 2 E: 0 K: 2 S: 8	H: 1 LOB: 0 BB: 1 P: 12	R: 0 E: 0 K: 0 S: 3	H: 0 LOB: 0 BB: 0 P: 3	R: 2 E: 0 K: 1 S: 8	H: 3 LOB: 2 BB: 0 P: 9	R: 1 E: 0 K: 1 S: 6	H: 1 LOB: 0 BB: 0 P: 6	R: 0 E: 0 K: 1 S: 5	H: 0 LOB: 0 BB: 0 P: 5	1B: 5 2B: 2 3B: 0 HR: 2	SF: 1 SAC: 0 DP: 0 HBP: 1	WP: 2 PB: 0 SB: 0 CS: 0	PA: 41					
PITCHER	IP	WLS	BF	H	R	ER	SO	BB	IBB	HBP	BLK	WP	HR	S	P	ERA	WHIP										
Willie Fraser, R (1, 1) ERA: 3.51	6.0	L	27	5	7	7	6	3	1	0	0	1	1	35	51	10.50	1.333										
Chuck Finley, L (7, 1) ERA: 5.23	0.0		3	3	2	2	0	0	0	0	0	1	0	3	3	∞	∞										
DeWayne Buice, R (7, 1) ERA: 3.12	2.0		8	1	1	1	2	0	0	1	0	0	1	11	12	4.50	0.500										
Gary Lucas, L (9, 1) ERA: 7.71	1.0		3	0	0	0	1	0	0	0	0	0	0	5	5	0.00	0.000										

Kansas City Royals @ California Angels
Anaheim Stadium, Anaheim, CA
Thu Jun 18 1987, 10:05 PM EDT
Att: 42,923 - Unknown


AB	35
R	10
H	9
RBI	10
BB	4
SO	9
LOB	12



Batter	1	2	3	4	5	6	7	8	9	AB	R	H	RBI	BB	SO	LOB	BOTTOM										
Brian Downing, R (1, 10) OBP: 0.396, SLG: 0.540	1-0 BB 1B HBP		0-0 5-3		0-0 BB 1B		0-0 6-3			3	1	1	0	0	0	0											
Devon White, S (1, 8) OBP: 0.318, SLG: 0.481	4-0 1B G3-6-1 BB		0-3 K		0-3 K		0-0 G4-6-3 1B			3	1	1	0	1	2	1											
Wally Joyner, L (1, 3) OBP: 0.358, SLG: 0.496	0-0 G3-6-1 1B		0-0 HR 1B		4-0 1-2 BB		0-0 G4-6-3 1-2			3	1	2	1	1	0	1											
Jack Howell, L (1, 7) OBP: 0.347, SLG: 0.525	0-0 G3-6-1 1-2 3-H		0-0 HR		0-0 G3		0-0 F8			4	1	1	2	0	0	3											
Doug DeCinces, R (1, 5) OBP: 0.335, SLG: 0.398	0-0 L6		0-0 F8		4-0 G1-6-3 BB		4-0 FC4-6 BB			2	0	0	0	2	0	0											
Mark Ryal, L (1, 9) OBP: 0.288, SLG: 0.481		0-0 4-3		0-0 3-1		0-0 G1-6-3 1-2		0-0 FC4-6 6-3 1-2		4	0	0	0	0	0	2											
Dick Schofield, R (1, 6) OBP: 0.259, SLG: 0.315	0-3 K		0-0 F8		0-0 F3		0-0 6-3			4	0	0	0	0	1	1											
Bob Boone, R (1, 2) OBP: 0.347, SLG: 0.315	0-0 1B		0-3 K		0-0 F5		0-3 K			3	0	1	0	0	1	0											
Ruppert Jones, L (9, PH) OBP: 0.313, SLG: 0.473										1	0	0	0	0	1	1											
Mark McLemore, S (1, 4) OBP: 0.329, SLG: 0.283	0-0 5-3				0-0 6-3		0-0 6-3			3	0	0	0	0	0	1											
Inning Stats	R: 2 E: 0 K: 0 S: 3	H: 1 LOB: 0 BB: 1 P: 8	R: 0 E: 0 K: 1 S: 6	H: 1 LOB: 0 BB: 0 P: 6	R: 2 E: 0 K: 1 S: 7	H: 2 LOB: 0 BB: 0 P: 7	R: 0 E: 0 K: 1 S: 5	H: 0 LOB: 0 BB: 0 P: 5	R: 0 E: 0 K: 0 S: 2	H: 0 LOB: 0 BB: 1 P: 6	R: 0 E: 0 K: 0 S: 3	H: 0 LOB: 0 BB: 0 P: 3	R: 0 E: 0 K: 0 S: 3	H: 1 LOB: 0 BB: 0 P: 3	R: 0 E: 0 K: 1 S: 5	H: 0 LOB: 1 BB: 1 P: 9	1B: 5 2B: 0 3B: 0 HR: 1	SF: 0 SAC: 0 DP: 3 HBP: 1	WP: 0 PB: 0 SB: 0 CS: 0	PA: 35							
PITCHER	IP	WLS	BF	H	R	ER	SO	BB	IBB	HBP	BLK	WP	HR	S	P	ERA	WHIP										
Mark Gubicza, R (1, 1) ERA: 4.81	9.0	W	35	6	4	4	5	4	0	1	0	0	1	40	57	4.00	1.111										

Kansas City Royals @ California Angels
Anaheim Stadium, Anaheim, CA
Thu Jun 18 1987, 10:05 PM EDT
Att: 42,923 - Unknown

AB	30
R	4
H	6
RBI	3
BB	4
SO	5
LOB	10



Batter	1	2	3	4	5	6	7	8	9	AB	R	H	RBI	BB	SO	LOB	TOP					
Willie Wilson, S (1, 8) OBP: 0.336, SLG: 0.407			1-3				HR		F7 G3	5	2	4	0	0	0	0	Kansas City Royals @ California Angels Anaheim Stadium, Anaheim, CA Sat Jun 20 1987, 10:05 PM EDT Att: 39,510 - Unknown livebaseballscorecards.com					
Kevin Seitzer, R (1, 5) OBP: 0.388, SLG: 0.427	F9		F9			BB	HR		G3	4	1	1	2	1	0	2						
George Brett, L (1, 10) OBP: 0.430, SLG: 0.529	HR		HR				G1-4-3		F7	3	2	1	2	2	1	3						
Danny Tartabull, R (1, 9) OBP: 0.387, SLG: 0.507	K		HR				F9		G1-4-3	4	1	1	2	1	1	3						
Frank White, R (1, 4) OBP: 0.298, SLG: 0.367	BB		F2				F5		BB	4	0	1	0	1	1	4						
Bo Jackson, R (1, 7) OBP: 0.328, SLG: 0.509	K						BB		BB	4	0	0	0	0	4	2						
Steve Balboni, R (1, 3) OBP: 0.286, SLG: 0.408		L5					HR		L3-6	4	1	2	1	0	0	0						
Angel Salazar, R (1, 6) OBP: 0.228, SLG: 0.278		K					K		L3-6	4	0	0	0	0	2	1						
Jamie Quirk, L (1, 2) OBP: 0.312, SLG: 0.344		4-3					HR		4-3	4	1	1	1	0	1	0						
Inning Stats	R: 2 E: 0 K: 2 S: 9	H: 2 LOB: 1 BB: 1 P: 13	R: 0 E: 0 K: 1 S: 5	H: 0 LOB: 0 BB: 0 P: 5	R: 2 E: 0 K: 0 S: 4	H: 1 LOB: 0 BB: 1 P: 8	R: 0 E: 0 K: 1 S: 5	H: 0 LOB: 0 BB: 0 P: 5	R: 1 E: 0 K: 3 S: 7	H: 2 LOB: 2 BB: 1 P: 11	R: 1 E: 0 K: 3 S: 10	H: 1 LOB: 1 BB: 0 P: 10	R: 2 E: 0 K: 1 S: 7	H: 3 LOB: 1 BB: 1 P: 11	R: 0 E: 0 K: 0 S: 3	H: 1 LOB: 0 BB: 0 P: 3	R: 0 E: 0 K: 1 S: 6	H: 1 LOB: 2 BB: 1 P: 10	1B: 5 2B: 2 3B: 0 HR: 5	SF: 0 SAC: 0 DP: 2 HBP: 0	WP: 0 PB: 0 SB: 1 CS: 1	PA: 41
PITCHER	IP WLS BF H R ER SO BB IBB HBP BLK WP HR S P ERA WHIP																					
Jack Lazorko, R (1, 1) ERA: 5.06	4.0 L 20 5 5 5 4 3 0 0 0 0 3 25 37 11.25 2.000																					
DeWayne Buice, R (5, 1) ERA: 3.53	3.0 13 4 3 3 5 1 0 0 0 0 2 22 26 9.00 1.667																					
Chuck Finley, L (8, 1) ERA: 4.91	2.0 8 2 0 0 0 1 1 0 0 0 0 0 9 13 0.00 1.500																					

Batter	1	2	3	4	5	6	7	8	9	AB	R	H	RBI	BB	SO	LOB	BOTTOM					
Brian Downing, R (1, 10) OBP: 0.412, SLG: 0.564	CS BB		HR				G3		4-3	5	2	4	1	0	0	0	Kansas City Royals @ California Angels Anaheim Stadium, Anaheim, CA Sat Jun 20 1987, 10:05 PM EDT Att: 39,510 - Unknown livebaseballscorecards.com					
Wally Joyner, L (1, 3) OBP: 0.353, SLG: 0.483	BB		4-3				G3		4-3	3	0	0	0	1	0	2						
Devon White, S (1, 9) OBP: 0.313, SLG: 0.471	K						6-3		1B	4	0	1	1	0	2	3						
Doug DeCinces, R (1, 5) OBP: 0.336, SLG: 0.397	K						F8		2B	4	0	2	0	0	1	2						
George Hendrick, R (1, 7) OBP: 0.103, SLG: 0.207		K					K		F8	4	0	0	0	0	2	3						
Dick Schofield, R (1, 6) OBP: 0.296, SLG: 0.310		F7					F9		L5	3	0	0	0	0	0	1						
Jack Howell, L (8, PH) OBP: 0.345, SLG: 0.523									4-3	1	0	0	0	0	0	0						
Gary Pettis, S (1, 8) OBP: 0.312, SLG: 0.286		1-3					5-3		1-3	4	1	2	0	0	0	0						
Gus Polidor, R (1, 4) OBP: 0.050, SLG: 0.050			1-3				K		2B	3	0	0	0	0	2	2						
Ruppert Jones, L (8, PH) OBP: 0.323, SLG: 0.536									K	1	1	1	2	0	0	0						
Bob Boone, R (1, 2) OBP: 0.338, SLG: 0.308									HR	2	0	0	0	0	0	0						
Darrell Miller, R (8, PH) OBP: 0.244, SLG: 0.273			F2				F6		4-3	1	0	0	0	0	0	0						
Mark Ryal, L (8, PH) OBP: 0.263, SLG: 0.473									K	1	0	0	0	0	1	0						
Inning Stats	R: 0 E: 0 K: 2 S: 7	H: 1 LOB: 2 BB: 1 P: 11	R: 0 E: 0 K: 1 S: 5	H: 0 LOB: 0 BB: 0 P: 5	R: 1 E: 0 K: 0 S: 4	H: 1 LOB: 0 BB: 0 P: 4	R: 0 E: 0 K: 2 S: 7	H: 0 LOB: 0 BB: 0 P: 7	R: 0 E: 0 K: 1 S: 5	H: 0 LOB: 0 BB: 0 P: 5	R: 0 E: 0 K: 0 S: 4	H: 1 LOB: 1 BB: 0 P: 4	R: 0 E: 0 K: 1 S: 7	H: 2 LOB: 2 BB: 0 P: 7	R: 1 E: 0 K: 0 S: 6	H: 3 LOB: 2 BB: 0 P: 6	R: 2 E: 0 K: 1 S: 7	H: 2 LOB: 0 BB: 0 P: 7	1B: 6 2B: 3 3B: 0 HR: 2	SF: 0 SAC: 0 DP: 1 HBP: 0	WP: 0 PB: 0 SB: 0 CS: 1	PA: 37
PITCHER	IP WLS BF H R ER SO BB IBB HBP BLK WP HR S P ERA WHIP																					
Charlie Leibrandt, L (1, 1) ERA: 2.35	8.0 W 32 8 2 2 2 7 1 0 0 0 0 1 45 49 2.25 1.125																					
Dan Quisenberry, R (8, 1) ERA: 2.05	1.0 5 2 2 2 1 0 0 0 0 0 0 1 7 7 18.00 2.000																					

Batter	1	2	3	4	5	6	7	8	9	AB	R	H	RBI	BB	SO	LOB	TOP		
Willie Wilson, S OBP: 0.331, SLG: 0.400 (1, 8)	0-0 4-3		0-0 G4-6-3		0-0 4-3			0-0 F9		4	0	0	0	0	0	2	Kansas City Royals @ California Angels Anaheim Stadium, Anaheim, CA Sun Jun 21 1987, 6:33 AM EDT Att: 47,797 - Unknown livebaseballscorecards.com		
Kevin Seitzer, R OBP: 0.386, SLG: 0.424 (1, 5)	0-0 4-3			0-0 6-3		0-0 G1-4-3 1B		0-0 G6-4-3		4	0	1	0	0	0	1			
George Brett, L OBP: 0.433, SLG: 0.527 (1, 10)	0-0 4-3			0-0 1B 1B		0-3 K			0-0 1B	4	0	2	0	0	1	1			
Danny Tartabull, R OBP: 0.385, SLG: 0.502 (1, 9)		0-0 F7		0-0 1B 1B		0-0 G1-4-3			0-0 F9	4	0	1	0	0	0	2			
Frank White, R OBP: 0.303, SLG: 0.371 Bill Pecota, R OBP: 0.478, SLG: 0.727 (7, PR) (7, 4)		0-0 F9		0-0 FC5-4 1B			0-0 FC6 1B		0-3 K	3	0	2	0	0	0	0			
Bo Jackson, R OBP: 0.326, SLG: 0.505 (1, 7)		0-0 FC5-4 1B		0-3 K			0-3 K		0-3 K	4	0	1	0	0	3	5			
Steve Balboni, R OBP: 0.283, SLG: 0.402 (1, 3)		0-0 FC5-4		0-0 FC5-4			0-0 F8			3	0	0	0	0	0	5			
Angel Salazar, R OBP: 0.225, SLG: 0.274 (1, 6)			0-0 1-3		0-0 4-3			0-0 FC6		3	0	0	0	0	0	1			
Larry Owen, R OBP: 0.239, SLG: 0.290 (1, 2)			0-0 E5		0-3 K			0-0 G6-4-3 1B		3	0	1	0	0	1	0			
Inning Stats	R: 0 E: 0 K: 0 S: 3	H: 0 LOB: 0 BB: 0 P: 3	R: 0 E: 0 K: 0 S: 4	H: 1 LOB: 1 BB: 0 P: 4	R: 0 E: 1 K: 0 S: 3	H: 0 LOB: 0 BB: 0 P: 3	R: 0 E: 0 K: 1 S: 8	H: 3 LOB: 3 BB: 0 P: 8	R: 0 E: 0 K: 1 S: 5	H: 0 LOB: 0 BB: 0 P: 5	R: 0 E: 0 K: 1 S: 6	H: 1 LOB: 1 BB: 0 P: 6	R: 0 E: 0 K: 0 S: 3	H: 1 LOB: 0 BB: 0 P: 3	R: 0 E: 0 K: 2 S: 8	H: 1 LOB: 1 BB: 0 P: 8		1B: 8 2B: 0 3B: 0 HR: 0	SF: 0 SAC: 0 DP: 3 HBP: 0
PITCHER Jerry Reuss, L ERA: 6.11 (1, 1)	IP: 9.0 WLS: W BF: 33 H: 8 R: 0 ER: 0 SO: 6 BB: 0 IBB: 0 HBP: 0 BLK: 0 WP: 0 HR: 0 S: 45 P: 45 ERA: 0.00 WHIP: 0.889															PITCHER			

Batter	1	2	3	4	5	6	7	8	9	AB	R	H	RBI	BB	SO	LOB	BOTTOM		
Brian Downing, R OBP: 0.408, SLG: 0.555 (1, 10)	0-0 F7		4-0 2B E 1-2 BB	0-0 6-3		0-0 P3		0-0 F7		4	1	0	0	1	0	0	Kansas City Royals @ California Angels Anaheim Stadium, Anaheim, CA Sun Jun 21 1987, 6:33 AM EDT Att: 47,797 - Unknown livebaseballscorecards.com		
Devon White, S OBP: 0.318, SLG: 0.477 (1, 9)	0-0 1-3		0-0 E9 HR 1-H 2-H	0-0 S 1B		0-3 K		0-0 1B		5	1	3	1	0	1	0			
Wally Joyner, L OBP: 0.353, SLG: 0.498 (1, 3)	0-0 F8		0-0 HR 2-H	0-3 K		0-0 2B		0-3 K		5	1	2	2	0	2	2			
Jack Howell, L OBP: 0.343, SLG: 0.515 (1, 7)		0-0 5-3	4-0 BB HBP 1B BB	0-3 K		0-0 4-3				3	1	0	0	1	1	2			
Doug DeCinces, R OBP: 0.339, SLG: 0.396 (1, 5)		0-0 F8	1-0 BB 1B HBP		0-3 K		0-0 G3 WP 1B			3	1	1	0	0	1	0			
Bob Boone, R OBP: 0.343, SLG: 0.333 (1, 2)		0-0 6-3	4-0 1B 2B BB		0-0 HR		0-0 F7			3	2	1	1	1	0	1			
Dick Schofield, R OBP: 0.259, SLG: 0.313 (1, 6)			K		0-0 1B		0-0 G3			4	0	2	2	0	1	1			
Gary Pettis, S OBP: 0.311, SLG: 0.290 (1, 8)			F8		0-3 K		0-0 P4			4	0	1	1	0	1	2			
Mark McLemore, S OBP: 0.324, SLG: 0.278 (1, 4)			E6		0-3 K		0-0 5-3			4	1	0	0	0	2	3			
Inning Stats	R: 0 E: 0 K: 0 S: 3	H: 0 LOB: 0 BB: 0 P: 3	R: 0 E: 0 K: 0 S: 3	H: 0 LOB: 0 BB: 0 P: 3	R: 7 E: 2 K: 2 S: 12	H: 4 LOB: 2 BB: 3 P: 25	R: 0 E: 0 K: 2 S: 8	H: 1 LOB: 1 BB: 0 P: 8	R: 1 E: 0 K: 3 S: 11	H: 2 LOB: 1 BB: 0 P: 11	R: 0 E: 0 K: 1 S: 6	H: 1 LOB: 1 BB: 0 P: 6	R: 0 E: 0 K: 1 S: 6	H: 1 LOB: 1 BB: 0 P: 6	R: 0 E: 0 K: 2 S: 8	H: 1 LOB: 1 BB: 0 P: 8		1B: 5 2B: 3 3B: 0 HR: 2	SF: 0 SAC: 0 DP: 0 HBP: 1
PITCHER Bob Sloddard, R ERA: 4.6 Steve Farr, R ERA: 4.6 Bob Shirley, L ERA: 6.51 Jerry Don Gleaton, L ERA: 4.43	IP: 2.2 WLS: L BF: 16 H: 3 R: 7 ER: 0 SO: 1 BB: 3 IBB: 0 HBP: 0 BLK: 0 WP: 0 HR: 1 S: 14 P: 27 ERA: 0.00 WHIP: 2.250	IP: 3.1 WLS: L BF: 15 H: 5 R: 1 ER: 1 SO: 7 BB: 0 IBB: 0 HBP: 0 BLK: 0 WP: 0 HR: 0 S: 29 P: 29 ERA: 2.70 WHIP: 1.500	IP: 7.1 WLS: L BF: 4 H: 1 R: 0 ER: 0 SO: 0 BB: 0 IBB: 0 HBP: 0 BLK: 0 WP: 1 HR: 0 S: 4 P: 4 ERA: 0.00 WHIP: 1.000	IP: 8.1 WLS: L BF: 4 H: 1 R: 0 ER: 0 SO: 1 BB: 0 IBB: 0 HBP: 0 BLK: 0 WP: 0 HR: 0 S: 6 P: 6 ERA: 0.00 WHIP: 1.000															PITCHER

Batter	1	2	3	4	5	6	7	8	9	AB	R	H	RBI	BB	SO	LOB	TOP				
Brian Downing, R OBP: 0.414, SLG: 0.556 (1, 10)										3	2	2	1	2	0	0	California Angels @ Texas Rangers Arlington Stadium, Arlington, TX Mon Jun 22 1987, 8:05 PM EDT Att: 25,118 - Unknown				
Devon White, S OBP: 0.322, SLG: 0.483 (1, 9)										5	2	3	1	0	0	1					
Wally Joyner, L OBP: 0.354, SLG: 0.500 (1, 3)										5	0	2	2	0	0	4					
Jack Howell, L OBP: 0.345, SLG: 0.510 (1, 7)										4	0	1	1	1	2	2					
Doug DeCinces, R OBP: 0.336, SLG: 0.389 (1, 5)										4	0	0	0	1	1	4					
Bob Boone, R OBP: 0.338, SLG: 0.323 (1, 2)										4	0	0	0	1	2	5					
Dick Schofield, R OBP: 0.299, SLG: 0.310 (1, 6)										3	1	0	0	1	0	3					
Gary Pettis, S OBP: 0.310, SLG: 0.286 (1, 8)										3	1	0	0	1	3	2					
Mark McLemore, S OBP: 0.324, SLG: 0.288 (1, 4)										3	1	1	1	0	1	1					
Inning Stats	R: 1 E: 1 K: 2 S: 9	H: 2 LOB: 1 BB: 0 P: 9	R: 0 E: 1 K: 2 S: 7	H: 0 LOB: 1 BB: 1 P: 11	R: 1 E: 0 K: 0 S: 5	H: 2 LOB: 2 BB: 1 P: 9	R: 2 E: 0 K: 1 S: 6	H: 1 LOB: 0 BB: 1 P: 10	R: 0 E: 0 K: 1 S: 5	H: 0 LOB: 0 BB: 0 P: 5	R: 2 E: 1 K: 1 S: 8	H: 3 LOB: 2 BB: 1 P: 12	R: 1 E: 0 K: 0 S: 3	H: 1 LOB: 1 BB: 2 P: 11	R: 0 E: 0 K: 1 S: 5	H: 0 LOB: 0 BB: 0 P: 5	1B: 6 2B: 3 3B: 1 HR: 0	SF: 0 SAC: 1 DP: 1 HBP: 0	WP: 0 PB: 0 SB: 2 CS: 0	PA: 42	
PITCHER	IP WLS BF H R ER SO BB IBB HBP BLK WP HR S P ERA WHIP	IP WLS BF H R ER SO BB IBB HBP BLK WP HR S P ERA WHIP	IP WLS BF H R ER SO BB IBB HBP BLK WP HR S P ERA WHIP	IP WLS BF H R ER SO BB IBB HBP BLK WP HR S P ERA WHIP	IP WLS BF H R ER SO BB IBB HBP BLK WP HR S P ERA WHIP	IP WLS BF H R ER SO BB IBB HBP BLK WP HR S P ERA WHIP	IP WLS BF H R ER SO BB IBB HBP BLK WP HR S P ERA WHIP	IP WLS BF H R ER SO BB IBB HBP BLK WP HR S P ERA WHIP	IP WLS BF H R ER SO BB IBB HBP BLK WP HR S P ERA WHIP	IP WLS BF H R ER SO BB IBB HBP BLK WP HR S P ERA WHIP	IP WLS BF H R ER SO BB IBB HBP BLK WP HR S P ERA WHIP	IP WLS BF H R ER SO BB IBB HBP BLK WP HR S P ERA WHIP	IP WLS BF H R ER SO BB IBB HBP BLK WP HR S P ERA WHIP	IP WLS BF H R ER SO BB IBB HBP BLK WP HR S P ERA WHIP	IP WLS BF H R ER SO BB IBB HBP BLK WP HR S P ERA WHIP	IP WLS BF H R ER SO BB IBB HBP BLK WP HR S P ERA WHIP	IP WLS BF H R ER SO BB IBB HBP BLK WP HR S P ERA WHIP	IP WLS BF H R ER SO BB IBB HBP BLK WP HR S P ERA WHIP	IP WLS BF H R ER SO BB IBB HBP BLK WP HR S P ERA WHIP	IP WLS BF H R ER SO BB IBB HBP BLK WP HR S P ERA WHIP	IP WLS BF H R ER SO BB IBB HBP BLK WP HR S P ERA WHIP
Greg Harris, R ERA: 5.81 (1, 1)	6.0 L	29 7	7 6	5 7	4 0	0 0	0 0	0 0	0 0	39 55	7.50	1.833									
Mitch Williams, L ERA: 4.23 (7, 1)	2.0	10 2	1 1	1 1	1 1	2 0	0 0	0 0	0 0	9 21	4.50	1.500									
Dale Mohorcic, R ERA: 2.51 (9, 1)	1.0	3 0	0 0	0 1	0 1	0 0	0 0	0 0	0 0	5 5	0.00	0.000									

AB	34
R	7
H	9
RBI	6
BB	7
SO	9
LOB	22



Batter	1	2	3	4	5	6	7	8	9	AB	R	H	RBI	BB	SO	LOB	BOTTOM				
Jerry Browne, S OBP: 0.352, SLG: 0.338 (1, 4)										4	1	2	0	0	1	0	California Angels @ Texas Rangers Arlington Stadium, Arlington, TX Mon Jun 22 1987, 8:05 PM EDT Att: 25,118 - Unknown				
Scott Fletcher, R OBP: 0.368, SLG: 0.432 (1, 6)										3	1	2	2	1	1	0					
Ruben Sierra, S OBP: 0.317, SLG: 0.441 (1, 9)										4	0	0	0	0	2	3					
Pete O'Brien, L OBP: 0.347, SLG: 0.533 (1, 3)										3	0	1	0	1	0	0					
Larry Parrish, R OBP: 0.359, SLG: 0.578 (1, 10)										4	0	2	0	0	0	2					
Pete Incaviglia, R OBP: 0.338, SLG: 0.535 (1, 7)										3	1	0	0	1	1	2					
Oddibe McDowell, L OBP: 0.369, SLG: 0.445 (1, 8)										4	0	2	0	0	1	2					
Mike Stanley, R OBP: 0.389, SLG: 0.388 (1, 2)										4	0	0	0	0	1	2					
Steve Buechele, R OBP: 0.260, SLG: 0.387 Darrell Porter, L OBP: 0.308, SLG: 0.352 (9, PH)										3	0	0	0	0	0	0					
Inning Stats	R: 0 E: 0 K: 1 S: 5	H: 0 LOB: 2 BB: 2 P: 13	R: 1 E: 0 K: 0 S: 3	H: 1 LOB: 0 BB: 1 P: 7	R: 2 E: 0 K: 1 S: 9	H: 4 LOB: 2 BB: 0 P: 9	R: 0 E: 0 K: 2 S: 7	H: 0 LOB: 0 BB: 0 P: 7	R: 0 E: 0 K: 1 S: 5	H: 1 LOB: 0 BB: 0 P: 5	R: 0 E: 0 K: 0 S: 5	H: 2 LOB: 2 BB: 0 P: 5	R: 0 E: 0 K: 0 S: 3	H: 0 LOB: 0 BB: 0 P: 3	R: 0 E: 0 K: 0 S: 3	H: 1 LOB: 0 BB: 0 P: 3	1B: 8 2B: 0 3B: 0 HR: 1	SF: 0 SAC: 0 DP: 2 HBP: 0	WP: 0 PB: 0 SB: 0 CS: 0	PA: 36	
PITCHER	IP WLS BF H R ER SO BB IBB HBP BLK WP HR S P ERA WHIP	IP WLS BF H R ER SO BB IBB HBP BLK WP HR S P ERA WHIP	IP WLS BF H R ER SO BB IBB HBP BLK WP HR S P ERA WHIP	IP WLS BF H R ER SO BB IBB HBP BLK WP HR S P ERA WHIP	IP WLS BF H R ER SO BB IBB HBP BLK WP HR S P ERA WHIP	IP WLS BF H R ER SO BB IBB HBP BLK WP HR S P ERA WHIP	IP WLS BF H R ER SO BB IBB HBP BLK WP HR S P ERA WHIP	IP WLS BF H R ER SO BB IBB HBP BLK WP HR S P ERA WHIP	IP WLS BF H R ER SO BB IBB HBP BLK WP HR S P ERA WHIP	IP WLS BF H R ER SO BB IBB HBP BLK WP HR S P ERA WHIP	IP WLS BF H R ER SO BB IBB HBP BLK WP HR S P ERA WHIP	IP WLS BF H R ER SO BB IBB HBP BLK WP HR S P ERA WHIP	IP WLS BF H R ER SO BB IBB HBP BLK WP HR S P ERA WHIP	IP WLS BF H R ER SO BB IBB HBP BLK WP HR S P ERA WHIP	IP WLS BF H R ER SO BB IBB HBP BLK WP HR S P ERA WHIP	IP WLS BF H R ER SO BB IBB HBP BLK WP HR S P ERA WHIP	IP WLS BF H R ER SO BB IBB HBP BLK WP HR S P ERA WHIP	IP WLS BF H R ER SO BB IBB HBP BLK WP HR S P ERA WHIP	IP WLS BF H R ER SO BB IBB HBP BLK WP HR S P ERA WHIP	IP WLS BF H R ER SO BB IBB HBP BLK WP HR S P ERA WHIP	IP WLS BF H R ER SO BB IBB HBP BLK WP HR S P ERA WHIP
Mike Witt, R ERA: 3.53 (1, 1)	2.1	13 4	3 3	1 1	12 24	0 0	0 0	0 0	0 0	28 28	0.00	0.923									
DeWayne Buice, R ERA: 3.21 (3, 1)	4.1	16 4	0 0	0 6	0 0	0 0	0 0	0 0	0 0	28 28	0.00	0.923									
Greg Minton, R ERA: 2.36 (7, 1)	2.1	7 1	0 0	0 0	0 0	0 0	0 0	0 0	0 0	7 7	0.00	0.429									



Batter	1	2	3	4	5	6	7	8	9	AB	R	H	RBI	BB	SO	LOB	TOP					
Brian Downing, R OBP: 0.414, SLG: 0.549 (1, 10)	4-0 PB S BB		0-0 F9			0-0 6-3	4-0 E 2B BB		0-0 F9	3	1	0	0	2	0	0						
Devon White, S OBP: 0.327, SLG: 0.503 (1, 9)	0-3 K		4-0 PO BB			0-0 HR	0-0 E6 2B		0-0 HR	4	3	2	2	1	1	2						
Wally Joyner, L OBP: 0.362, SLG: 0.518 (1, 3)	4-0 BB		0-0 PO	0-0 4-3		0-0 HR	0-0 1B 2B		4-0 1B BB	3	2	2	3	2	0	0						
Doug DeCinces, R OBP: 0.341, SLG: 0.391 (1, 5)	0-0 F7			0-0 6-3		4-0 PB S 1B BB	0-0 2H 1B		0-0 1-3 1B	4	1	2	1	1	0	2						
Jack Howell, L OBP: 0.342, SLG: 0.500 (1, 7)	0-0 1-3			0-0 L8		4-0 PB 1B BB	0-3 K		0-3 K	4	1	0	0	1	2	5						
Bob Boone, R OBP: 0.336, SLG: 0.320 (1, 2)		0-0 F4			0-3 K	0-0 1B			0-0 L8	4	0	1	2	0	1	0						
Dick Schofield, R OBP: 0.255, SLG: 0.305 (1, 6)		0-0 F7			0-0 F3	0-0 F3			0-0 6-3	4	0	0	0	0	0	1						
Gary Pettis, S OBP: 0.305, SLG: 0.282 (1, 8)		0-0 4-3			0-0 6-3		0-3 K		0-0 5-3	4	0	0	0	0	1	0						
Mark McLemore, S OBP: 0.319, SLG: 0.283 (1, 4)			0-3 K2-3			0-0 P6	0-3 K		0-0 F9	4	0	0	0	0	2	0						
Inning Stats	R: 0 E: 0 K: 1 S: 5	H: 0 LOB: 2 BB: 2 P: 13	R: 0 E: 0 K: 0 S: 3	H: 0 LOB: 0 BB: 0 P: 3	R: 0 E: 0 K: 1 S: 4	H: 0 LOB: 0 BB: 1 P: 8	R: 0 E: 0 K: 0 S: 3	H: 0 LOB: 0 BB: 0 P: 3	R: 0 E: 0 K: 1 S: 5	H: 0 LOB: 0 BB: 0 P: 5	R: 4 E: 0 K: 0 S: 6	H: 3 LOB: 1 BB: 2 P: 14	R: 3 E: 1 K: 3 S: 12	H: 2 LOB: 1 BB: 1 P: 16	R: 0 E: 0 K: 0 S: 3	H: 0 LOB: 0 BB: 0 P: 3	R: 1 E: 0 K: 1 S: 7	H: 2 LOB: 2 BB: 1 P: 11	1B: 3 2B: 1 3B: 0 HR: 3	SF: 0 SAC: 0 DP: 0 HBP: 0	WP: 0 PB: 2 SB: 2 CS: 0	PA: 42
PITCHER	IP WLS BF H R ER SO BB IBB HBP BLK WP HR S P ERA WHIP	IP WLS BF H R ER SO BB IBB HBP BLK WP HR S P ERA WHIP																				
Charlie Hough, R ERA: 3.88 (1, 1)	6.2 L 31 5 7 3 5	2.1 10 2 1 1 2																				
Mitch Williams, L ERA: 4.2 (7, 1)	2.1 10 2 1 1 2	1 0 0 0																				

California Angels @ Texas Rangers
Arlington Stadium, Arlington, TX
Tue Jun 23 1987, 8:05 PM EDT
Att: 32,996 - Unknown

AB 34
R 8
H 7
RBI 8
BB 7
SO 7
LOB 10



Batter	1	2	3	4	5	6	7	8	9	AB	R	H	RBI	BB	SO	LOB	BOTTOM					
Jerry Browne, S OBP: 0.353, SLG: 0.333 (1, 4)	0-0 L8		4-0 E 1B BB	0-0 G3		0-0 6-3		4-0 BB		3	1	0	1	2	0	1						
Scott Fletcher, R OBP: 0.372, SLG: 0.443 (1, 6)	0-0 WP 2B		0-0 E6 FC5 1B		0-0 WP 2B		0-0 1-3	0-0 FC5		5	0	3	0	0	0	3						
Ruben Sierra, S OBP: 0.319, SLG: 0.438 (1, 9)	0-3 K		1-0 HBP		0-0 P4		0-0 1-3		0-0 1B G6-4-3 1B	4	1	1	0	0	1	2						
Pete O'Brien, L OBP: 0.344, SLG: 0.526 (1, 3)	0-0 4-3		0-0 F6		0-0 G3		0-0 G3		0-0 1B G6-4-3 1B	5	0	1	0	0	0	4						
Larry Parrish, R OBP: 0.356, SLG: 0.570 (1, 10)		0-3 K	0-3 K		0-0 F7		0-0 BB 1B		0-0 G6-4-3 1B	5	1	1	0	0	2	4						
Pete Incaviglia, R OBP: 0.336, SLG: 0.532 (1, 7)	0-0 L8		0-0 FC5			0-0 2B 2B		0-3 K	0-0 L4	5	1	1	0	0	1	3						
Oddibe McDowell, L OBP: 0.381, SLG: 0.480 (1, 8)		0-0 HR		0-0 G5-4-3 1B		0-0 F9 SF8 2B		0-0 BB BB 1B		4	2	4	2	0	0	0						
Mike Stanley, R OBP: 0.397, SLG: 0.385 (8, PR)		0-0 1B		0-0 G5-4-3		0-0 F9		4-0 FC5 BB BB		3	0	1	0	1	0	2						
Bob Brower, R OBP: 0.384, SLG: 0.429 (8, PR)				0-0 1-2 2B		2-3		1-2 2-3 3H		0	0	0	0	0	0	0						
Don Slaught, R OBP: 0.279, SLG: 0.386 (8, PH)				0-0 WP 2B		0-0 SF8		0-3 K		0	0	0	0	0	0	0						
Steve Buechele, R OBP: 0.261, SLG: 0.393 (8, PH)		0-0 4-3								2	0	1	1	0	0	1						
Geno Petralli, L OBP: 0.440, SLG: 0.500 (8, PH)										1	0	0	0	0	1	3						
Inning Stats	R: 0 E: 0 K: 1 S: 6	H: 1 LOB: 1 BB: 0 P: 6	R: 1 E: 0 K: 1 S: 7	H: 2 LOB: 1 BB: 0 P: 7	R: 1 E: 2 K: 1 S: 6	H: 1 LOB: 2 BB: 1 P: 11	R: 0 E: 0 K: 0 S: 4	H: 2 LOB: 1 BB: 0 P: 4	R: 0 E: 0 K: 0 S: 4	H: 1 LOB: 1 BB: 0 P: 4	R: 2 E: 0 K: 0 S: 5	H: 2 LOB: 0 BB: 0 P: 5	R: 0 E: 0 K: 0 S: 3	H: 0 LOB: 0 BB: 0 P: 3	R: 1 E: 0 K: 2 S: 9	H: 2 LOB: 3 BB: 2 P: 17	R: 1 E: 0 K: 0 S: 4	H: 2 LOB: 0 BB: 0 P: 4	1B: 7 2B: 5 3B: 0 HR: 1	SF: 1 SAC: 0 DP: 2 HBP: 1	WP: 3 PB: 0 SB: 0 CS: 0	PA: 42
PITCHER	IP WLS BF H R ER SO BB IBB HBP BLK WP HR S P ERA WHIP	IP WLS BF H R ER SO BB IBB HBP BLK WP HR S P ERA WHIP																				
Willie Fraser, R ERA: 3.58 (7, 1)	1.1 6 2 1 1 1																					
Gary Lucas, L ERA: 6.63 (8, 1)	1.2 S 8 2 1 1 1																					
Greg Minton, R ERA: 2.5 (8, 1)	1.2 S 8 2 1 1 1																					

California Angels @ Texas Rangers
Arlington Stadium, Arlington, TX
Tue Jun 23 1987, 8:05 PM EDT
Att: 32,996 - Unknown

AB 37
R 6
H 13
RBI 4
BB 3
SO 5
LOB 23



Batter	1	2	3	4	5	6	7	8	9	AB	R	H	RBI	BB	SO	LOB	TOP				
Brian Downing, R OBP: 0.414, SLG: 0.543 (1, 10)	F8		FC3-6 BB		F3		CS HBP		E5 1B 1B	3	0	0	0	1	0	0					
Devon White, S OBP: 0.325, SLG: 0.498 (1, 9)	K		FC3-6 SF8 1-2		K		F7		1B	5	1	1	0	0	2	2					
Wally Joyner, L OBP: 0.366, SLG: 0.520 (1, 3)	1B		SF8 2-H				L8		G5-3 1B	3	0	2	1	1	0	1					
Doug DeCinces, R OBP: 0.338, SLG: 0.384 (1, 5)	K		F2		P4				G5-3 1B	4	1	0	0	1	1	5					
Jack Howell, L OBP: 0.340, SLG: 0.493 (1, 7)		5-3 E BB			G1-6-3		F8		4-3	3	1	0	0	1	0	1					
Bob Boone, R OBP: 0.340, SLG: 0.333 (1, 2)		5-3 1-2			BB 1B		2B		1-3	4	1	2	0	0	0	2					
Dick Schofield, R OBP: 0.259, SLG: 0.308 (1, 6)		E9 G3 2-H 1B			F9		E6 2B		FC6-4 1B	4	0	2	2	0	0	2					
Gary Pettis, S OBP: 0.305, SLG: 0.278 (1, 8)		G3 2-3			F7		F7		FC6-4 1-2	3	0	0	0	1	0	4					
Mark McLemore, S OBP: 0.318, SLG: 0.286 (1, 4)		4-3			F7		2B 1-H 2-H		3-1	4	0	1	1	0	0	3					
Inning Stats	R: 0 E: 0 K: 2 S: 8	H: 1 LOB: 1 BB: 0 P: 8	R: 1 E: 1 K: 0 S: 4	H: 1 LOB: 1 BB: 1 P: 8	R: 1 E: 1 K: 0 S: 3	H: 0 LOB: 0 BB: 1 P: 7	R: 0 E: 0 K: 0 S: 4	H: 1 LOB: 2 BB: 1 P: 8	R: 0 E: 0 K: 1 S: 5	H: 2 LOB: 2 BB: 0 P: 5	R: 0 E: 0 K: 0 S: 2	H: 0 LOB: 0 BB: 0 P: 3	R: 1 E: 0 K: 0 S: 4	H: 1 LOB: 1 BB: 1 P: 8	R: 0 E: 1 K: 0 S: 5	H: 2 LOB: 2 BB: 0 P: 5	1B: 6 2B: 2 3B: 0 HR: 0	SF: 1 SAC: 0 DP: 1 HBP: 1	WP: 1 PB: 0 SB: 2 CS: 1	PA: 40	
PITCHER	IP	WLS	BF	H	R	ER	SO	BB	IBB	HBP	BLK	WP	HR	S	P	ERA	WHIP				
Mike Loynd, R ERA: 4.08 (1, 1)	6.0	L	27	5	3	1	3	4	0	0	0	0	0	29	45	1.50	1.500				
Jeff Russell, R ERA: 3.31 (7, 1)	2.1		11	2	1	1	0	1	0	1	0	1	0	9	14	3.86	1.286				
Mitch Williams, L ERA: 4.2 (9, 1)	0.0		1	1	0	0	0	0	0	0	0	0	0	1	1	∞	∞				
Dale Mohorcic, R ERA: 2.48 (9, 1)	0.2		1	0	0	0	0	0	0	0	0	0	0	1	1	0.00	0.000				

California Angels @ Texas Rangers
Arlington Stadium, Arlington, TX
Wed Jun 24 1987, 8:05 PM EDT
Att: 17,218 - Unknown

AB 33
R 4
H 8
RBI 4
BB 5
SO 3
LOB 20



Batter	1	2	3	4	5	6	7	8	9	AB	R	H	RBI	BB	SO	LOB	BOTTOM				
Jerry Browne, S OBP: 0.347, SLG: 0.327 (1, 4)	F7		1-3			K		K		4	0	0	0	0	2	2					
Scott Fletcher, R OBP: 0.370, SLG: 0.438 (1, 6)	L4			WP 1B BB		K		5-3		3	1	0	0	1	1	0					
Ruben Sierra, S OBP: 0.314, SLG: 0.432 (1, 9)	1-3			F8 1-2		F8		1-3		4	0	0	0	0	0	1					
Pete O'Brien, L OBP: 0.343, SLG: 0.522 (1, 3)		P6 1B		2-H 1B		L4		K		4	0	1	1	0	1	0					
Larry Parrish, R OBP: 0.356, SLG: 0.567 (1, 10)		F9		G6-4-3 1B		K				3	0	1	0	0	1	0					
Pete Incaviglia, R OBP: 0.332, SLG: 0.526 (1, 7)		5-3		G6-4-3 1-2		K				3	0	0	0	0	1	2					
Oddibe McDowell, L OBP: 0.385, SLG: 0.489 (1, 8)				2B		G3-4-1		4-3 1B		3	0	2	0	0	0	0					
Mike Stanley, R OBP: 0.383, SLG: 0.370 (1, 2)				4-3		6-3		4-3		2	0	0	0	0	0	1					
Geno Petrilli, L OBP: 0.435, SLG: 0.494 (8, PH) (9, 5)								1-2		1	0	0	0	0	0	1					
Steve Buechele, R OBP: 0.259, SLG: 0.389 (1, 5)				F8		F8		F7		2	0	0	0	0	0	1					
Darrell Porter, L OBP: 0.303, SLG: 0.345 (8, PH)										1	0	0	0	0	0	1					
Don Slaught, R OBP: 0.279, SLG: 0.386 (9, 2)										0	0	0	0	0	0	0					
Inning Stats	R: 0 E: 0 K: 0 S: 3	H: 0 LOB: 0 BB: 0 P: 3	R: 0 E: 0 K: 0 S: 3	H: 0 LOB: 0 BB: 0 P: 3	R: 0 E: 0 K: 0 S: 4	H: 1 LOB: 1 BB: 0 P: 4	R: 1 E: 0 K: 0 S: 4	H: 2 LOB: 1 BB: 1 P: 8	R: 0 E: 0 K: 2 S: 7	H: 0 LOB: 0 BB: 0 P: 7	R: 0 E: 0 K: 2 S: 7	H: 0 LOB: 0 BB: 0 P: 7	R: 0 E: 0 K: 1 S: 6	H: 1 LOB: 1 BB: 0 P: 6	R: 0 E: 0 K: 1 S: 5	H: 0 LOB: 0 BB: 0 P: 5	1B: 3 2B: 1 3B: 0 HR: 0	SF: 0 SAC: 0 DP: 1 HBP: 0	WP: 1 PB: 0 SB: 0 CS: 0	PA: 31	
PITCHER	IP	WLS	BF	H	R	ER	SO	BB	IBB	HBP	BLK	WP	HR	S	P	ERA	WHIP				
Don Sutton, R ERA: 4.22 (1, 1)	7.0	W	24	3	1	1	4	1	0	0	0	0	0	31	35	1.29	0.571				
DeWayne Buice, R ERA: 3.09 (8, 1)	2.0	S	7	1	0	0	2	0	0	0	0	0	0	11	11	0.00	0.500				

California Angels @ Texas Rangers
Arlington Stadium, Arlington, TX
Wed Jun 24 1987, 8:05 PM EDT
Att: 17,218 - Unknown

AB 30
R 1
H 4
RBI 1
BB 1
SO 6
LOB 9



Batter	1	2	3	4	5	6	7	8	9	AB	R	H	RBI	BB	SO	LOB	TOP					
Brian Downing, R OBP: 0.408, SLG: 0.533 (1, 10)	F4	F7			2-3		L8		5-3	5	0	0	0	0	0	1						
Ruppert Jones, L OBP: 0.314, SLG: 0.500 (1, 7)	K		K		G3		K		BB	4	0	0	0	1	3	1						
Wally Joyner, L OBP: 0.366, SLG: 0.515 (1, 3)	BB 1B		F7		K		1B IBB		4-3	4	1	1	0	1	1	1						
Jack Howell, L OBP: 0.343, SLG: 0.491 (1, 5)	1B 1B BB		F7		4-3		1B			3	1	1	1	1	0	0						
Mark Ryal, L OBP: 0.262, SLG: 0.458 (1, 9)	1B 1-3 2-H		F8		K		3-1			4	0	1	1	0	1	2						
Bob Boone, R OBP: 0.351, SLG: 0.341 (1, 2)	1-3 3-H		1B BB		2B 1B		5-3			3	0	2	1	1	0	0						
Dick Schofield, R OBP: 0.299, SLG: 0.311 (1, 6)	K		F9		F8		F8			4	0	1	0	0	1	3						
Gary Pettis, S OBP: 0.304, SLG: 0.278 (1, 8)		6-3		E4 1-3 1B	4-3		K			4	0	1	0	0	1	2						
Mark McLemore, S OBP: 0.317, SLG: 0.286 (1, 4)	1-3		K				S 1B 1B		6-3	4	1	1	0	0	1	2						
Inning Stats	R: 2 E: 0 K: 2 S: 10	H: 3 LOB: 2 BB: 1 P: 14	R: 0 E: 0 K: 0 S: 3	H: 0 LOB: 0 BB: 0 P: 3	R: 0 E: 0 K: 1 S: 5	H: 0 LOB: 0 BB: 0 P: 5	R: 0 E: 1 K: 1 S: 6	H: 1 LOB: 2 BB: 1 P: 10	R: 0 E: 0 K: 1 S: 5	H: 2 LOB: 2 BB: 0 P: 7	R: 1 E: 0 K: 1 S: 7	H: 2 LOB: 2 BB: 1 P: 11	R: 0 E: 0 K: 1 S: 5	H: 0 LOB: 0 BB: 0 P: 5	R: 0 E: 0 K: 0 S: 3	H: 0 LOB: 1 BB: 1 P: 7	1B: 7 2B: 1 3B: 0 HR: 0	SF: 0 SAC: 0 DP: 0 HBP: 0	WP: 0 PB: 0 SB: 1 CS: 0	PA: 39		
PITCHER	IP	WLS	BF	H	R	ER	SO	BB	IBB	HBP	BLK	WP	HR	S	P	ERA	WHIP					
Jose DeLeon, R ERA: 3.95 Bryan Clark, L ERA: 2.63	(1, 1)	8.2	L	38	8	3	3	8	3	1	0	0	0	0	50	66	3.12	1.269				
(9, 1)	0.1	1	0	0	0	0	0	0	0	0	0	0	0	1	1	0.00	0.000					

California Angels @ Chicago White Sox
Comiskey Park, Chicago, IL
Fri Jun 26 1987, 8:05 PM EDT
Att: 19,086 - Unknown

AB 35
R 3
H 8
RBI 3
BB 4
SO 8
LOB 12



Batter	1	2	3	4	5	6	7	8	9	AB	R	H	RBI	BB	SO	LOB	BOTTOM					
Jerry Royster, R OBP: 0.347, SLG: 0.471 (1, 5)	G1-4-3 BB			6-3		1B		1-2 1B		3	0	2	0	1	0	0						
Gary Redus, R OBP: 0.329, SLG: 0.383 (1, 7)	G1-4-3 1-2			2-3 1B BB		F9		L8		3	1	0	0	1	0	3						
Harold Baines, L OBP: 0.352, SLG: 0.474 (1, 10)	6-3			2-3 1-2		3-1		WP 1B		4	0	1	0	0	0	1						
Greg Walker, L OBP: 0.320, SLG: 0.486 (1, 3)		4-3		FC4 2H 1B		4-3		K		4	0	1	1	0	1	1						
Ivan Calderon, R OBP: 0.365, SLG: 0.528 (1, 9)	K			FC4 1-2		FC1-4 1B		K		4	0	1	0	0	2	2						
Carlton Fisk, R OBP: 0.290, SLG: 0.359 Ron Karkovics, R OBP: 0.163, SLG: 0.143 (8, PR)	6-3			5-3		FC1-4 1-2		E6		4	0	0	0	0	0	2						
Kenny Williams, R OBP: 0.324, SLG: 0.438 Daryl Boston, L OBP: 0.308, SLG: 0.418 (8, PH)				L7		F8		6-3		3	0	0	0	0	0	0						
Donnie Hill, S OBP: 0.266, SLG: 0.318 (1, 4)				6-3		6-3		FC5-4 1B		3	0	1	0	0	0	0						
Ozzie Guillen, L OBP: 0.319, SLG: 0.363 Jerry Hairston, S OBP: 0.333, SLG: 0.500 Fred Manrique, R OBP: 0.245, SLG: 0.296 (8, PR)				6-3		K		FC5-4 1B 1-2		2	0	0	0	0	1	0						
Inning Stats	R: 0 E: 0 K: 0 S: 2	H: 0 LOB: 0 BB: 1 P: 6	R: 0 E: 0 K: 1 S: 5	H: 0 LOB: 0 BB: 0 P: 5	R: 0 E: 0 K: 0 S: 3	H: 0 LOB: 0 BB: 0 P: 3	R: 1 E: 0 K: 0 S: 4	H: 1 LOB: 1 BB: 1 P: 8	R: 0 E: 0 K: 0 S: 3	H: 0 LOB: 0 BB: 0 P: 3	R: 0 E: 0 K: 1 S: 5	H: 1 LOB: 0 BB: 0 P: 5	R: 0 E: 0 K: 0 S: 4	H: 1 LOB: 1 BB: 0 P: 4	R: 0 E: 0 K: 0 S: 5	H: 2 LOB: 2 BB: 0 P: 5	R: 0 E: 1 K: 2 S: 9	H: 1 LOB: 2 BB: 0 P: 9	1B: 6 2B: 0 3B: 0 HR: 0	SF: 0 SAC: 0 DP: 1 HBP: 0	WP: 1 PB: 0 SB: 0 CS: 0	PA: 34
PITCHER	IP	WLS	BF	H	R	ER	SO	BB	IBB	HBP	BLK	WP	HR	S	P	ERA	WHIP					
Jerry Reuss, L ERA: 5.33 Greg Minton, R ERA: 2.45	(1, 1)	8.1	W	31	6	1	1	3	2	0	0	0	0	0	35	43	1.08	0.960				
(9, 1)	0.2	S	3	0	0	0	1	0	0	0	0	1	0	5	5	0.00	0.000					

California Angels @ Chicago White Sox
Comiskey Park, Chicago, IL
Fri Jun 26 1987, 8:05 PM EDT
Att: 19,086 - Unknown

AB 32
R 1
H 6
RBI 1
BB 2
SO 4
LOB 12



Batter	1	2	3	4	5	6	7	8	9	AB	R	H	RBI	BB	SO	LOB	TOP					
Brian Downing, R OBP: 0.402, SLG: 0.525 (1, 10)										4	0	0	0	0	2	0	California Angels @ Chicago White Sox Comiskey Park, Chicago, IL Sat Jun 27 1987, 4:33 AM EDT Att: 15,998 - Unknown					
Devon White, S OBP: 0.327, SLG: 0.507 (1, 9)										3	2	1	1	1	1	0						
Dick Schofield, R OBP: 0.280, SLG: 0.311 (1, 6)										3	0	1	0	0	0	0						
Doug DeCinces, R OBP: 0.337, SLG: 0.379 (1, 5)										3	1	0	0	1	0	1						
George Hendrick, R OBP: 0.121, SLG: 0.212 (1, 7)										4	0	1	0	0	1	1						
Bob Boone, R OBP: 0.351, SLG: 0.341 (1, 2)										3	0	1	0	0	0	0						
Wally Joyner, L OBP: 0.368, SLG: 0.513 (1, 3)										1	0	0	1	2	0	0						
Gary Pettis, S OBP: 0.303, SLG: 0.277 (1, 8)										4	0	1	0	0	0	3						
Mark McLemore, S OBP: 0.314, SLG: 0.282 (1, 4)										3	0	0	0	0	0	3						
Inning Stats	R: 0 E: 0 K: 1 S: 6	H: 1 LOB: 1 BB: 0 P: 6	R: 0 E: 0 K: 0 S: 4	H: 1 LOB: 2 BB: 1 P: 8	R: 0 E: 0 K: 2 S: 7	H: 0 LOB: 0 BB: 0 P: 7	R: 1 E: 0 K: 1 S: 5	H: 1 LOB: 0 BB: 1 P: 9	R: 0 E: 0 K: 0 S: 3	H: 0 LOB: 0 BB: 0 P: 3	R: 1 E: 1 K: 0 S: 3	H: 0 LOB: 0 BB: 1 P: 7	R: 0 E: 0 K: 0 S: 4	H: 1 LOB: 1 BB: 0 P: 4	R: 1 E: 0 K: 0 S: 4	H: 1 LOB: 0 BB: 1 P: 4	R: 0 E: 0 K: 0 S: 3	H: 0 LOB: 1 BB: 1 P: 7	1B: 4 2B: 0 3B: 0 HR: 1	SF: 1 SAC: 2 DP: 0 HBP: 0	WP: 0 PB: 0 SB: 0 CS: 1	PA: 36
PITCHER Floyd Bannister, L ERA: 4.97 (1, 1)	IP: 9.0 WLS: L BF: 35 H: 5 R: 3 ER: 3 SO: 4 BB: 4 IBB: 0 HBP: 0 BLK: 0 WP: 0 HR: 1 S: 39 P: 55 ERA: 3.00 WHIP: 1.000															PITCHER						

Batter	1	2	3	4	5	6	7	8	9	AB	R	H	RBI	BB	SO	LOB	BOTTOM					
Ozzie Guillen, L OBP: 0.324, SLG: 0.372 (1, 6)										5	0	3	1	0	0	1	California Angels @ Chicago White Sox Comiskey Park, Chicago, IL Sat Jun 27 1987, 4:33 AM EDT Att: 15,998 - Unknown					
Donnie Hill, S OBP: 0.259, SLG: 0.308 (1, 4)										4	0	0	0	0	0	4						
Harold Baines, L OBP: 0.355, SLG: 0.474 (1, 10)										4	0	2	0	0	1	0						
Greg Walker, L OBP: 0.323, SLG: 0.482 (1, 3)										2	0	0	0	2	1	1						
Ivan Calderon, R OBP: 0.363, SLG: 0.523 (1, 9)										4	0	1	0	0	2	3						
Carlton Fisk, R OBP: 0.289, SLG: 0.362 (1, 2)										4	0	1	0	0	1	5						
Daryl Boston, L OBP: 0.303, SLG: 0.410 (1, 7)										4	0	0	0	0	3	3						
Steve Lyons, L (1, 5)										3	1	0	0	1	2	0						
Kenny Williams, R OBP: 0.324, SLG: 0.434 Jerry Hairston, S OBP: 0.348, SLG: 0.500 (8, PH)										3	0	1	0	0	1	0						
Inning Stats	R: 0 E: 0 K: 1 S: 5	H: 1 LOB: 0 BB: 0 P: 5	R: 0 E: 0 K: 2 S: 8	H: 1 LOB: 0 BB: 0 P: 8	R: 0 E: 0 K: 1 S: 6	H: 1 LOB: 1 BB: 0 P: 6	R: 0 E: 0 K: 1 S: 6	H: 1 LOB: 1 BB: 0 P: 6	R: 1 E: 0 K: 0 S: 4	H: 2 LOB: 1 BB: 1 P: 8	R: 0 E: 0 K: 2 S: 8	H: 1 LOB: 2 BB: 1 P: 12	R: 0 E: 0 K: 1 S: 5	H: 0 LOB: 0 BB: 0 P: 5	R: 0 E: 0 K: 1 S: 6	H: 1 LOB: 2 BB: 1 P: 10	R: 0 E: 0 K: 2 S: 7	H: 0 LOB: 1 BB: 1 P: 11	1B: 6 2B: 3 3B: 0 HR: 0	SF: 0 SAC: 0 DP: 2 HBP: 0	WP: 0 PB: 0 SB: 0 CS: 0	PA: 37
PITCHER Mike Witt, R ERA: 3.38 DeWayne Buice, R ERA: 3.0 (8, 1)	IP: 7.2 WLS: W BF: 32 H: 8 R: 1 ER: 1 SO: 8 BB: 3 IBB: 0 HBP: 0 BLK: 0 WP: 0 HR: 0 S: 45 P: 57 ERA: 1.17 WHIP: 1.435															PITCHER						

Batter	1	2	3	4	5	6	7	8	9	AB	R	H	RBI	BB	SO	LOB	TOP					
Brian Downing, R OBP: 0.407, SLG: 0.537 (1, 10)										5	3	3	1	0	2	3	California Angels @ Chicago White Sox Comiskey Park, Chicago, IL Sun Jun 28 1987, 4:33 AM EDT Att: 15,268 - Unknown					
Devon White, S OBP: 0.332, SLG: 0.520 (1, 9)										4	2	3	3	0	1	0						
Wally Joyner, L OBP: 0.372, SLG: 0.536 (1, 3)										4	3	2	3	1	0	2						
Jack Howell, L OBP: 0.344, SLG: 0.491 (1, 5)										4	0	1	0	1	0	2						
Mark Ryal, L OBP: 0.258, SLG: 0.450 George Hendrick, R OBP: 0.147, SLG: 0.324 (3, PH) (3, 7) (5, 7)										1	0	0	0	0	0	1						
Ruppert Jones, L OBP: 0.315, SLG: 0.540 (5, 7) (5, 7)										1	1	1	3	0	0	0						
Butch Wynegar, S OBP: 0.312, SLG: 0.261 (1, 2)										3	1	1	1	0	0	1						
Gary Pettis, S OBP: 0.308, SLG: 0.278 (1, 8)										3	1	1	0	2	0	0	AB 37 R 13 H 14 RBI 13 BB 7 SO 5 LOB 12					
Mark McLemore, S OBP: 0.312, SLG: 0.280 (1, 4)										5	0	1	0	0	1	2						
Dick Schofield, R OBP: 0.265, SLG: 0.311 (1, 6)										3	1	1	2	2	1	0						
Inning Stats	R: 3 E: 0 K: 0 S: 6	H: 4 LOB: 0 BB: 0 P: 6	R: 0 E: 0 K: 2 S: 6	H: 0 LOB: 0 BB: 1 P: 10	R: 5 E: 0 K: 1 S: 10	H: 5 LOB: 2 BB: 2 P: 18	R: 0 E: 0 K: 1 S: 5	H: 0 LOB: 0 BB: 0 P: 5	R: 1 E: 0 K: 0 S: 4	H: 1 LOB: 0 BB: 0 P: 4	R: 3 E: 0 K: 0 S: 5	H: 2 LOB: 1 BB: 1 P: 10	R: 1 E: 0 K: 0 S: 4	H: 2 LOB: 2 BB: 2 P: 12	R: 0 E: 0 K: 0 S: 3	H: 0 LOB: 0 BB: 0 P: 3	R: 0 E: 0 K: 1 S: 5	H: 0 LOB: 1 BB: 1 P: 9	1B: 7 2B: 2 3B: 0 HR: 6	SF: 0 SAC: 1 DP: 2 HBP: 1	WP: 0 PB: 0 SB: 0 CS: 1	PA: 46
PITCHER	IP WLS BF H R ER SO BB IBB HBP BLK WP HR S P ERA WHIP																					
Bill Long, R ERA: 3.93 (1, 1)	2.1 L 12 5 5 5 2 2 0 0 0 0 0 2 14 22 19.29 3.000																					
Ray Seearge, L ERA: 5.04 (3, 1)	0.1 5 3 1 1 0 1 0 0 0 0 1 4 8 27.00 12.000																					
Ralph Citarella, R ERA: 9.0 (3, 1)	2.2 14 4 6 6 2 1 0 0 1 0 0 3 16 20.25 1.875																					
Bryan Clark, L ERA: 2.6 (6, 1)	3.2 15 2 1 1 1 3 0 0 0 0 0 0 14 26 2.46 1.364																					

Batter	1	2	3	4	5	6	7	8	9	AB	R	H	RBI	BB	SO	LOB	BOTTOM			
Ozzie Guillen, L OBP: 0.319, SLG: 0.366 Fred Manrique, R OBP: 0.245, SLG: 0.296 (1, 6) (8, 6)										4	0	0	0	0	0	1	California Angels @ Chicago White Sox Comiskey Park, Chicago, IL Sun Jun 28 1987, 4:33 AM EDT Att: 15,268 - Unknown			
Donnie Hill, S OBP: 0.252, SLG: 0.299 (1, 4)										4	0	0	0	0	0	1				
Harold Baines, L OBP: 0.353, SLG: 0.480 (1, 10)										4	1	1	0	0	0	0				
Greg Walker, L OBP: 0.329, SLG: 0.500 (1, 3)										3	2	2	1	1	0	0				
Ivan Calderon, R OBP: 0.365, SLG: 0.525 (1, 9)										3	0	1	2	1	0	1				
Carlton Fisk, R OBP: 0.289, SLG: 0.358 Ron Karkovice, R OBP: 0.161, SLG: 0.141 (1, 2) (8, 2)										2	0	0	0	0	1	2				
Daryl Boston, L OBP: 0.298, SLG: 0.403 (1, 7)										4	0	0	0	0	0	3				
Steve Lyons, L (1, 5)										4	0	0	0	0	1	2				
Kenny Williams, R OBP: 0.324, SLG: 0.441 (1, 8)										3	0	1	0	0	0	2				
Inning Stats	R: 0 E: 0 K: 0 S: 3	H: 0 LOB: 0 BB: 0 P: 3	R: 1 E: 0 K: 1 S: 6	H: 1 LOB: 2 BB: 1 P: 11	R: 2 E: 0 K: 0 S: 5	H: 2 LOB: 1 BB: 1 P: 9	R: 0 E: 0 K: 0 S: 3	H: 0 LOB: 0 BB: 0 P: 3	R: 0 E: 0 K: 1 S: 6	H: 1 LOB: 1 BB: 0 P: 6	R: 0 E: 0 K: 0 S: 4	H: 1 LOB: 1 BB: 0 P: 4	R: 0 E: 0 K: 0 S: 3	H: 0 LOB: 0 BB: 0 P: 3	R: 0 E: 0 K: 0 S: 3	H: 0 LOB: 0 BB: 0 P: 3	1B: 0 2B: 3 3B: 1 HR: 1	SF: 0 SAC: 0 DP: 0 HBP: 1	WP: 0 PB: 0 SB: 0 CS: 0	PA: 35
PITCHER	IP WLS BF H R ER SO BB IBB HBP BLK WP HR S P ERA WHIP																			
Willie Fraser, R ERA: 3.53 (1, 1)	9.0 W 35 5 3 3 2 2 0 0 1 0 0 1 36 45 3.00 0.778																			

Batter	1	2	3	4	5	6	7	8	9	AB	R	H	RBI	BB	SO	LOB	TOP							
Brian Downing, R OBP: 0.410, SLG: 0.542 (1, 10)										5	2	3	1	0	0	2								
Devon White, S OBP: 0.331, SLG: 0.515 (1, 9)										3	1	0	0	0	0	3								
Dick Schofield, R OBP: 0.288, SLG: 0.327 (1, 6)										5	1	2	2	0	0	3								
Doug DeCinces, R OBP: 0.342, SLG: 0.391 (1, 5)										3	2	1	1	2	1	1								
George Hendrick, R OBP: 0.162, SLG: 0.324 Ruppert Jones, L (7, PH) OBP: 0.320, SLG: 0.531 (7, 7)										3	0	1	2	0	0	2								
Bob Boone, R OBP: 0.352, SLG: 0.333 (1, 2)										3	1	0	0	2	0	3								
Wally Joyner, L OBP: 0.372, SLG: 0.544 (1, 3)										5	1	2	4	0	0	1								
Gary Pettis, S OBP: 0.316, SLG: 0.287 (1, 8)										2	1	1	0	3	1	0								
Mark McLemore, S OBP: 0.311, SLG: 0.280 (1, 4)										4	1	1	1	0	0	2								
Inning Stats	R: 1 E: 0 K: 0 S: 5	H: 2 LOB: 1 BB: 0 P: 5	R: 0 E: 0 K: 0 S: 2	H: 0 LOB: 1 BB: 2 P: 10	R: 3 E: 0 K: 0 S: 5	H: 3 LOB: 2 BB: 1 P: 10	R: 0 E: 0 K: 0 S: 3	H: 0 LOB: 1 BB: 1 P: 7	R: 0 E: 0 K: 0 S: 3	H: 0 LOB: 1 BB: 1 P: 7	R: 0 E: 0 K: 0 S: 5	H: 2 LOB: 1 BB: 0 P: 5	R: 6 E: 0 K: 0 S: 7	H: 4 LOB: 1 BB: 3 P: 19	R: 0 E: 0 K: 1 S: 5	H: 0 LOB: 0 BB: 0 P: 5	R: 0 E: 0 K: 1 S: 5	H: 0 LOB: 0 BB: 0 P: 5	1B: 5 2B: 2 3B: 1 HR: 3	SF: 0 SAC: 2 DP: 1 HBP: 1	WP: 0 PB: 0 SB: 3 CS: 0	PA: 45		
PITCHER	IP	WLS	BF	H	R	ER	SO	BB	IBB	HBP	BLK	WP	HR	S	P	ERA	WHIP							
Greg Swindell, L ERA: 5.1 (1, 1)	5.0	L	24	5	4	4	0	5	0	1	0	0	0	18	39	7.20	2.000							
Ed Vande Berg, L ERA: 5.71 (6, 1)	0.1		3	2	1	1	0	0	0	0	0	0	0	3	3	27.00	6.000							
Mike Armstrong, R ERA: 5.94 (6, 1)	0.2		6	2	4	4	0	2	0	0	0	0	2	4	12	54.00	6.000							
Mark Huisman, R ERA: 4.7 (7, 1)	3.0		12	2	2	2	2	1	0	0	0	0	1	15	19	6.00	1.000							

California Angels @ Cleveland Indians
Cleveland Municipal Stadium, Cleveland, OH
Mon Jun 29 1987, 7:05 PM EDT
Att: 5,888 - Unknown

AB 34
R 11
H 11
RBI 11
BB 8
SO 2
LOB 17



Batter	1	2	3	4	5	6	7	8	9	AB	R	H	RBI	BB	SO	LOB	BOTTOM							
Brett Butler, L OBP: 0.413, SLG: 0.407 (1, 8)										5	1	3	0	0	0	1								
Julio Franco, R OBP: 0.383, SLG: 0.424 (1, 6)										5	1	1	1	0	0	4								
Pat Tabler, R OBP: 0.362, SLG: 0.465 (1, 3)										4	0	0	0	0	2	2								
Joe Carter, R OBP: 0.293, SLG: 0.477 (1, 10)										4	0	1	1	0	1	1								
Mel Hall, L OBP: 0.267, SLG: 0.377 (1, 7)										4	0	2	0	0	0	1								
Cory Snyder, R OBP: 0.285, SLG: 0.420 (1, 9)										4	0	1	0	0	1	2								
Tony Bernazard, S OBP: 0.288, SLG: 0.411 (1, 4)										4	1	2	0	0	0	1								
Brook Jacoby, R OBP: 0.342, SLG: 0.459 (1, 5)										3	1	1	1	1	0	2								
Rick Dempsey, R OBP: 0.319, SLG: 0.279 Casey Parsons, L (8, PH) OBP: 0.222, SLG: 0.222 (1, 2)										3	0	0	0	0	2	3								
Inning Stats	R: 0 E: 0 K: 0 S: 4	H: 1 LOB: 2 BB: 0 P: 4	R: 0 E: 0 K: 0 S: 5	H: 2 LOB: 0 BB: 0 P: 5	R: 2 E: 0 K: 0 S: 6	H: 3 LOB: 1 BB: 0 P: 6	R: 0 E: 0 K: 1 S: 5	H: 0 LOB: 0 BB: 0 P: 5	R: 0 E: 0 K: 1 S: 4	H: 1 LOB: 1 BB: 0 P: 4	R: 0 E: 0 K: 1 S: 5	H: 1 LOB: 1 BB: 1 P: 9	R: 0 E: 0 K: 2 S: 7	H: 1 LOB: 1 BB: 0 P: 7	R: 2 E: 0 K: 1 S: 8	H: 3 LOB: 1 BB: 0 P: 8	1B: 9 2B: 3 3B: 0 HR: 0	SF: 0 SAC: 0 DP: 1 HBP: 0	WP: 1 PB: 0 SB: 1 CS: 0	PA: 38				
PITCHER	IP	WLS	BF	H	R	ER	SO	BB	IBB	HBP	BLK	WP	HR	S	P	ERA	WHIP							
Don Sutton, R ERA: 4.19 (1, 1)	5.0	W	21	6	2	2	2	0	0	0	0	1	0	24	25	3.60	1.200							
Greg Minton, R ERA: 2.66 (6, 1)	4.0	S	17	6	2	2	4	1	0	0	0	1	0	24	28	4.50	1.750							

California Angels @ Cleveland Indians
Cleveland Municipal Stadium, Cleveland, OH
Mon Jun 29 1987, 7:05 PM EDT
Att: 5,888 - Unknown

AB 37
R 4
H 12
RBI 4
BB 1
SO 6
LOB 17



Batter	1	2	3	4	5	6	7	8	9	AB	R	H	RBI	BB	SO	LOB	TOP				
Brian Downing, R (1, 10) OBP: 0.405, SLG: 0.534	0-0 6-3		0-0 F7			0-0 F8		0-0 F9		4	0	0	0	0	0	1					
Devon White, S (1, 9) OBP: 0.333, SLG: 0.518	0-0 CS 2B		0-0 F7			0-0 1B		0-3 K		4	0	2	0	0	1	1					
Wally Joyner, L (1, 3) OBP: 0.371, SLG: 0.538	4-0 BB			0-0 3-1		0-0 F7		0-0 F8		3	0	0	0	1	0	1					
Doug DeCinces, R (1, 5) OBP: 0.337, SLG: 0.385	0-3 K 2-3			0-0 6-3		0-0 F4		0-0 F9		4	0	0	0	0	1	3					
Ruppert Jones, L (1, 7) OBP: 0.329, SLG: 0.529		0-0 F8		0-0 FC6-4 1B		0-0 F8		0-0 HBP 1B 1B		4	1	2	0	0	0	0					
Bob Boone, R (1, 2) OBP: 0.346, SLG: 0.326		0-0 5-3		0-0 FC6-4 1-2		0-0 F4		0-0 1B HBP 1B		3	0	0	0	0	0	1					
Jack Howell, L (9, PH) OBP: 0.346, SLG: 0.493										1	0	1	0	0	0	0					
Dick Schofield, R (1, 6) OBP: 0.271, SLG: 0.327		0-3 K			0-0 6-3		0-0 1B		1-0 1B HBP	3	0	1	0	0	1	0					
Gary Pettis, S (1, 8) OBP: 0.317, SLG: 0.288			0-0 SH1-4 1B		0-0 F4		0-0 G3		0-0 1-2 2-3 3-H 1B	3	0	1	0	0	0	1					
Mark Ryval, L (9, PH) OBP: 0.256, SLG: 0.450										0	0	0	0	0	0	0					
George Hendrick, R (9, PH) OBP: 0.184, SLG: 0.342										1	0	1	1	0	0	0					
Mark McLemore, S (1, 4) OBP: 0.309, SLG: 0.278			0-0 SH1-4		0-3 K				0-3 G3	2	0	0	0	0	1	0					
Butch Wynegar, S (9, PH) OBP: 0.308, SLG: 0.257									0-3 K	1	0	0	0	0	1	3					
Inning Stats	R: 0 E: 0 K: 1 S: 5	H: 1 LOB: 1 BB: 1 P: 9	R: 0 E: 0 K: 1 S: 5	H: 0 LOB: 0 BB: 0 P: 5	R: 0 E: 0 K: 0 S: 4	H: 1 LOB: 1 BB: 0 P: 4	R: 0 E: 0 K: 0 S: 4	H: 0 LOB: 0 BB: 0 P: 4	R: 0 E: 0 K: 1 S: 5	H: 1 LOB: 1 BB: 0 P: 4	R: 0 E: 0 K: 0 S: 4	H: 1 LOB: 1 BB: 0 P: 4	R: 0 E: 0 K: 1 S: 5	H: 0 LOB: 0 BB: 0 P: 5	R: 1 E: 0 K: 1 S: 8	H: 3 LOB: 3 BB: 0 P: 9	1B: 7 2B: 1 3B: 0 HR: 0	SF: 0 SAC: 1 DP: 0 HBP: 1	WP: 0 PB: 0 SB: 0 CS: 1	PA: 36	
PITCHER	IP WLS BF H R ER SO BB IBB HBP BLK WP HR S P ERA WHIP	8.2 W 34 7 1 1 4 1 0 1 0 0 0 4 45 1.04 0.923	0.1 S 2 1 0 0 1 0 0 0 0 0 0 4 4 0.00 3.000																		

California Angels @ Cleveland Indians
Cleveland Municipal Stadium, Cleveland, OH
Tue Jun 30 1987, 7:05 PM EDT
Att: 12,337 - Unknown

AB 33
R 1
H 8
RBI 1
BB 1
SO 5
LOB 11



Batter	1	2	3	4	5	6	7	8	9	AB	R	H	RBI	BB	SO	LOB	BOTTOM				
Brett Butler, L (1, 8) OBP: 0.410, SLG: 0.409	0-0 3-6 2B		0-0 F9			0-0 FC1-4 1B 1-2 1B		0-0 F7		4	1	1	0	0	0	2					
Julio Franco, R (1, 6) OBP: 0.383, SLG: 0.423	0-0 3-6 2-3			0-0 F8		0-0 1B CS 1B		0-0 1B CS 1B		3	1	1	0	0	0	1					
Pat Tabler, R (1, 3) OBP: 0.361, SLG: 0.463	0-0 L6			0-0 5-3		0-0 CS 1B		1-3 3-H 1B		3	0	1	1	0	0	0					
Joe Carter, R (1, 10) OBP: 0.290, SLG: 0.471		0-0 F7		0-0 5-3		0-0 CS	0-0 6-3			3	0	0	0	0	0	0					
Mel Hall, L (1, 7) OBP: 0.268, SLG: 0.376		0-0 F9			0-0 CS 1B		0-0 G3			3	0	1	0	0	0	0					
Cory Snyder, R (1, 9) OBP: 0.266, SLG: 0.419					0-3 K		0-0 1-3			3	0	1	0	0	1	1					
Brook Jacoby, R (1, 5) OBP: 0.339, SLG: 0.454		0-0 F8			0-0 6-3 1-2			0-0 F7		3	0	0	0	0	0	2					
Tony Bernazard, S (1, 4) OBP: 0.285, SLG: 0.406			0-0 6-3			0-3 K		0-0 F8		3	0	0	0	0	1	0					
Chris Bando, S (1, 2) OBP: 0.263, SLG: 0.318			0-0 1-3			0-0 FC1-4 1B		0-0 1B		3	0	2	0	0	0	0					
Inning Stats	R: 0 E: 0 K: 0 S: 3	H: 1 LOB: 0 BB: 0 P: 3	R: 0 E: 0 K: 0 S: 4	H: 1 LOB: 1 BB: 0 P: 4	R: 0 E: 0 K: 0 S: 3	H: 0 LOB: 0 BB: 0 P: 3	R: 0 E: 0 K: 0 S: 3	H: 0 LOB: 0 BB: 0 P: 3	R: 0 E: 0 K: 1 S: 5	H: 1 LOB: 0 BB: 0 P: 5	R: 2 E: 0 K: 1 S: 7	H: 3 LOB: 0 BB: 0 P: 7	R: 0 E: 0 K: 0 S: 3	H: 0 LOB: 0 BB: 0 P: 3	R: 0 E: 0 K: 0 S: 4	H: 1 LOB: 1 BB: 0 P: 4	1B: 6 2B: 2 3B: 0 HR: 0	SF: 0 SAC: 0 DP: 1 HBP: 0	WP: 0 PB: 0 SB: 0 CS: 2	PA: 29	
PITCHER	IP WLS BF H R ER SO BB IBB HBP BLK WP HR S P ERA WHIP	8.0 L 28 7 2 2 2 0 0 0 0 0 0 32 32 2.25 0.875																			

California Angels @ Cleveland Indians
Cleveland Municipal Stadium, Cleveland, OH
Tue Jun 30 1987, 7:05 PM EDT
Att: 12,337 - Unknown

AB 28
R 2
H 7
RBI 1
BB 0
SO 2
LOB 6



Batter	1	2	3	4	5	6	7	8	9	10	11	12	13	AB	R	H	RBI	BB	SO	LOB	TOP							
Mike Felder, S OBP: 0.351, SLG: 0.351 (8, 4)	E1 WP 1B	K		4-3		5-3		L4		FC4			5-3	7	1	0	0	0	1	4								
Robin Yount, R OBP: 0.374, SLG: 0.456 (1, 10)	1-3			G6-4-3 1B						5-3		K	F9	6	0	2	0	1	1	3								
B.J. Surhoff, L OBP: 0.333, SLG: 0.458 (1, 2)	G3 2B 1B	F9		G6-4-3 1-2		5-3				G3		F8	1-3	7	1	1	1	0	0	6								
Greg Brock, L OBP: 0.362, SLG: 0.455 (1, 3)	G3							F8					G3	6	2	3	0	0	0	1								
Rob Deer, R OBP: 0.374, SLG: 0.545 (1, 7)	2B 2B			K		K								5	2	3	1	1	2	2								
Ernest Riles, L OBP: 0.263, SLG: 0.333 (1, 6)	2B 2B			F7		G3		G4-3 1B					E2 1B	6	1	2	3	0	1	4								
Glenn Braggs, R OBP: 0.337, SLG: 0.400 (1, 9)	2B			E 1B		6-3								4	0	1	1	2	1	2								
Jim Paciorek, R OBP: 0.330, SLG: 0.349 (1, 5)	5-3			E3									FC5-6 BB	5	0	2	0	1	0	3								
Juan Castillo, S OBP: 0.358, SLG: 0.420 (8, PH)				L8		6-3							G3-6	3	0	0	0	0	1	3								
Rick Manning, L OBP: 0.358, SLG: 0.358 (8, 8)	K							FC4-6 1B					FC4 1B	3	0	1	0	0	0	2								
Inning Stats	R: 4 E: 1 K: 0 S: 8	H: 4 LOB: 1 BB: 0 P: 8	R: 0 E: 0 K: 2 S: 8	H: 1 LOB: 1 BB: 8 P: 8	R: 1 E: 1 K: 1 S: 7	H: 1 LOB: 2 BB: 11 P: 11	R: 0 E: 0 K: 0 S: 3	H: 1 LOB: 0 BB: 0 P: 3	R: 0 E: 0 K: 0 S: 4	H: 1 LOB: 2 BB: 1 P: 8	R: 0 E: 0 K: 0 S: 3	H: 1 LOB: 0 BB: 0 P: 3	R: 0 E: 0 K: 0 S: 6	H: 1 LOB: 1 BB: 6 P: 6	R: 2 E: 1 K: 0 S: 6	H: 3 LOB: 1 BB: 0 P: 6	R: 0 E: 0 K: 1 S: 6	H: 1 LOB: 2 BB: 10 P: 10	R: 0 E: 0 K: 1 S: 4	H: 0 LOB: 1 BB: 1 P: 8	R: 0 E: 0 K: 0 S: 2	H: 0 LOB: 0 BB: 1 P: 6	R: 0 E: 0 K: 0 S: 3	H: 0 LOB: 0 BB: 0 P: 3	1B: 10 2B: 6 3B: 0 HR: 0	SF: 0 SAC: 0 DP: 4 HBP: 0	WP: 2 PB: 0 SB: 0 CS: 1	PA: 57
PITCHER	IP WLS BF H R ER SO BB IBB HBP BLK WP HR S P ERA WHIP	4.1 23 8 8 5 0 4 0 1 0 0 0 0 30 34 0.00 1.846																										
Mike Witt, R ERA: 3.25 (1, 1)	2.0 8 1 0 0 0 0 0 0 0 0 0 7 11 0.00 0.500																											
Gary Lucas, L ERA: 6.37 (5, 1)	2.2 13 5 2 2 1 1 0 0 0 0 0 14 18 6.75 2.250																											
Greg Minton, R ERA: 2.91 (7, 1)	4.0 W 13 1 0 0 2 2 0 0 0 0 0 15 23 0.00 0.750																											
Chuck Finley, L ERA: 4.38 (10, 1)																												

Milwaukee Brewers @ California Angels
Anaheim Stadium, Anaheim, CA
Thu Jul 02 1987, 10:05 PM EDT
Att: 28,116 - Unknown

AB 52
R 7
H 15
RBI 6
BB 5
SO 7
LOB 30



Batter	1	2	3	4	5	6	7	8	9	10	11	12	13	AB	R	H	RBI	BB	SO	LOB	BOTTOM					
Brian Downing, R OBP: 0.403, SLG: 0.516 (1, 10)	G6-4-3 BB												F7	5	0	0	0	1	4	2						
Devon White, S OBP: 0.338, SLG: 0.539 (1, 9)	G6-4-3 1-2												E5 BB	6	1	2	3	0	0	1						
Dick Schofield, R OBP: 0.273, SLG: 0.323 (1, 6)	K			4-3										5	0	0	0	1	1	1						
Doug DeCinces, R OBP: 0.347, SLG: 0.388 (1, 5)														4	3	1	0	2	1	2						
George Hendrick, R OBP: 0.227, SLG: 0.395 (8, PH)														3	0	1	0	0	1	1						
Ruppert Jones, L OBP: 0.329, SLG: 0.521 (9, 7)	K													1	0	1	0	0	0	0						
Butch Wynegar, S OBP: 0.304, SLG: 0.254 (10, PH)														1	0	0	0	0	1	0						
Jack Howell, L OBP: 0.345, SLG: 0.491 (11, 7)														1	0	0	0	0	2	0						
Bob Boone, R OBP: 0.349, SLG: 0.340 (1, 2)	6-3													4	1	1	1	0	2	0						
Wally Joyner, L OBP: 0.367, SLG: 0.530 (1, 3)														5	0	1	2	1	0	1						
Gary Pettis, S OBP: 0.318, SLG: 0.288 (1, 8)														5	2	1	0	1	2	5						
Mark McLemore, S OBP: 0.307, SLG: 0.286 (1, 4)														5	2	1	2	1	0	3						
Inning Stats	R: 0 E: 0 K: 1 S: 4	H: 0 LOB: 0 BB: 1 P: 8	R: 0 E: 0 K: 1 S: 5	H: 0 LOB: 0 BB: 0 P: 5	R: 2 E: 0 K: 1 S: 7	H: 2 LOB: 1 BB: 11 P: 11	R: 1 E: 0 K: 0 S: 4	H: 1 LOB: 1 BB: 1 P: 8	R: 1 E: 0 K: 0 S: 6	H: 1 LOB: 0 BB: 0 P: 6	R: 2 E: 0 K: 0 S: 5	H: 2 LOB: 1 BB: 1 P: 9	R: 0 E: 0 K: 1 S: 5	H: 0 LOB: 0 BB: 0 P: 5	R: 0 E: 0 K: 3 S: 9	H: 0 LOB: 0 BB: 0 P: 9	R: 0 E: 0 K: 1 S: 5	H: 0 LOB: 0 BB: 0 P: 5	R: 0 E: 1 K: 0 S: 4	H: 0 LOB: 2 BB: 1 P: 8	R: 2 E: 0 K: 1 S: 5	H: 1 LOB: 0 BB: 1 P: 9	1B: 4 2B: 3 3B: 0 HR: 2	SF: 1 SAC: 1 DP: 1 HBP: 0	WP: 0 PB: 0 SB: 2 CS: 0	PA: 54
PITCHER	IP WLS BF H R ER SO BB IBB HBP BLK WP HR S P ERA WHIP	6.0 27 6 6 6 4 2 0 0 0 0 0 12 16 9.00 1.667																								
Juan Nieves, L ERA: 5.0 (1, 1)	2.0 9 2 1 1 2 0 1 0 1 0 0 12 16 4.50 1.000																									
Jay Aldrich, R ERA: 4.98 (7, 1)	4.0 14 0 0 0 5 1 0 0 0 0 0 23 27 0.00 0.250																									
Dan Plesac, L ERA: 1.17 (9, 1)	0.2 L 4 1 2 2 1 1 0 0 0 0 1 5 9 27.00 3.000																									
Mark Clear, R ERA: 5.82 (13, 1)																										

Milwaukee Brewers @ California Angels
Anaheim Stadium, Anaheim, CA
Thu Jul 02 1987, 10:05 PM EDT
Att: 28,116 - Unknown

AB 45
R 9
H 9
RBI 8
BB 7
SO 12
LOB 18



Batter	1	2	3	4	5	6	7	8	9	AB	R	H	RBI	BB	SO	LOB	TOP										
Mike Felder, S OBP: 0.306, SLG: 0.347	F6	K					SH1-4	F8		4	0	1	1	0	1	3											
Robin Yount, R OBP: 0.374, SLG: 0.453	L8		F8	K			BB		1B	3	0	0	0	2	1	1											
B.J. Surhoff, L OBP: 0.335, SLG: 0.453			G3						L4	4	0	1	0	1	0	1											
Greg Brock, L OBP: 0.358, SLG: 0.451	K		F7				SF7			4	0	1	1	0	1	1											
Rob Deer, R OBP: 0.371, SLG: 0.536		F8					F8		K	4	1	0	0	1	2	4											
Ernest Riles, L OBP: 0.345, SLG: 0.478							F8		F8	5	3	2	1	0	0	2											
Glenn Braggs, R OBP: 0.292, SLG: 0.358							G3			3	1	2	2	1	0	0											
Rick Manning, L OBP: 0.355, SLG: 0.411										0	0	0	0	0	0	0											
Juan Castillo, S OBP: 0.355, SLG: 0.411							1-3		K	3	0	0	0	1	1	3											
Dale Sveum, S OBP: 0.271, SLG: 0.368	F9						E5	F8		3	1	0	1	0	0	3											
Inning Stats	R: 0 E: 0 K: 1 S: 6	H: 1 LOB: 1 BB: 0 P: 6	R: 1 E: 0 K: 1 S: 6	H: 1 LOB: 2 BB: 2 P: 14	R: 0 E: 0 K: 0 S: 3	H: 0 LOB: 0 BB: 0 P: 3	R: 3 E: 0 K: 1 S: 8	H: 3 LOB: 1 BB: 1 P: 12	R: 0 E: 0 K: 0 S: 5	H: 0 LOB: 0 BB: 0 P: 3	R: 1 E: 1 K: 0 S: 4	H: 0 LOB: 2 BB: 2 P: 12	R: 1 E: 1 K: 1 S: 7	H: 1 LOB: 1 BB: 0 P: 7	R: 0 E: 0 K: 1 S: 6	H: 1 LOB: 2 BB: 1 P: 10	1B: 5 2B: 1 3B: 0 HR: 1	SF: 2 SAC: 1 DP: 0 HBP: 0	WP: 0 PB: 0 SB: 1 CS: 0	PA: 42							
PITCHER	IP	WLS	BF	H	R	ER	SO	BB	IBB	HBP	BLK	WP	HR	S	P	ERA	WHIP										
Willie Fraser, R ERA: 3.74	4.0	L	20	5	4	4	3	3	0	0	0	0	1	23	35	9.00	2.000										
Gary Lucas, L ERA: 5.79	3.0		12	0	1	0	1	1	1	0	0	0	0	12	20	0.00	0.333										
Donnie Moore, R ERA: 2.66	2.0		10	2	1	0	2	1	0	0	0	0	0	13	17	0.00	1.500										

Milwaukee Brewers @ California Angels
Anaheim Stadium, Anaheim, CA
Fri Jul 03 1987, 10:05 PM EDT
Att: 32,759 - Unknown

AB 33
R 6
H 7
RBI 6
BB 6
SO 6
LOB 18

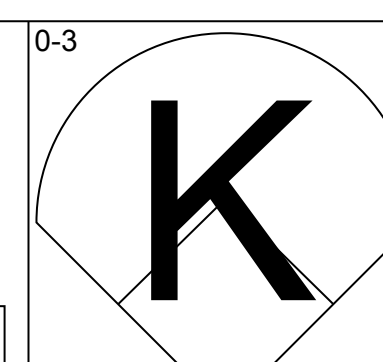
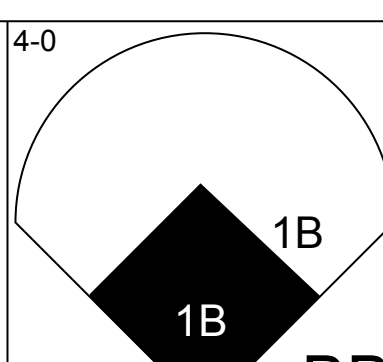
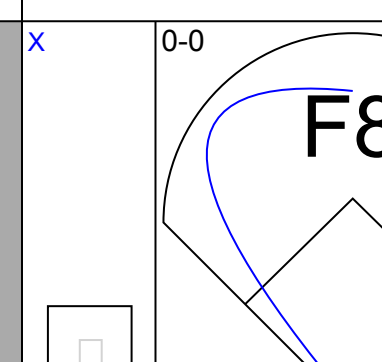
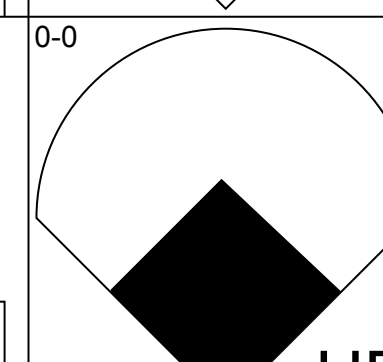
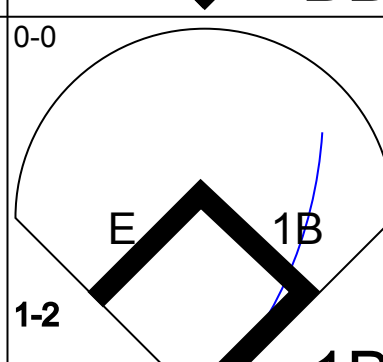
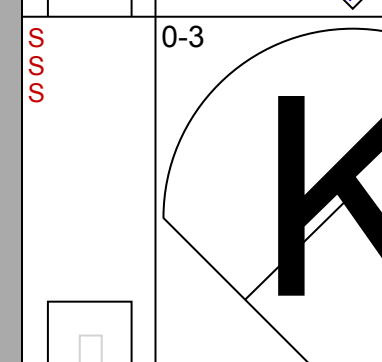
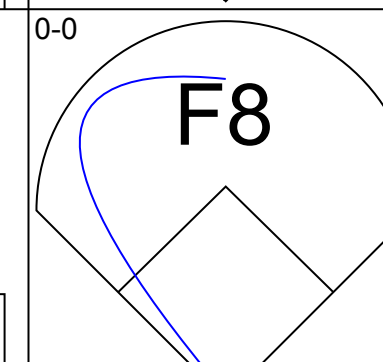
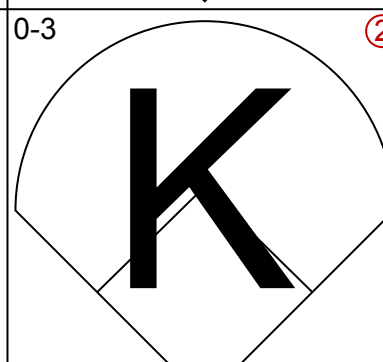

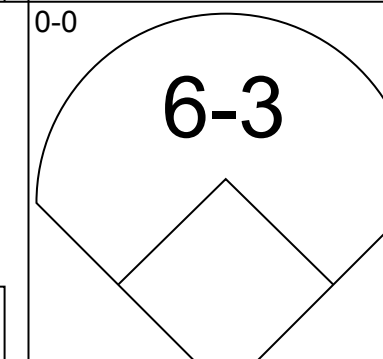
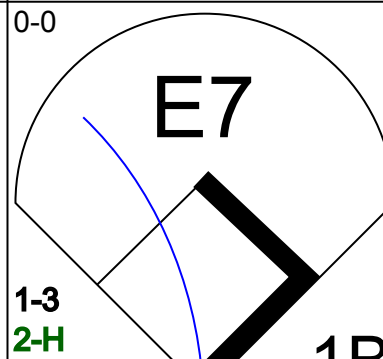

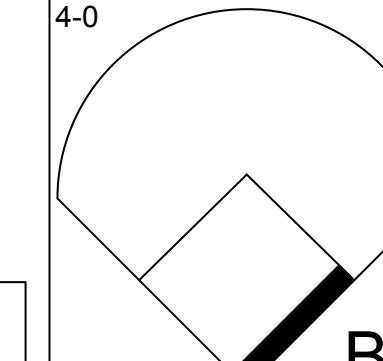
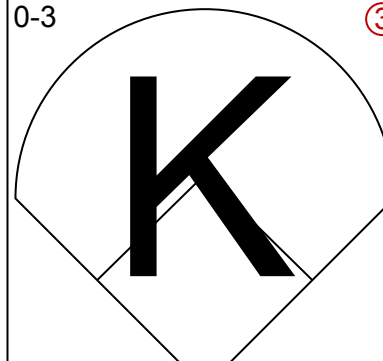

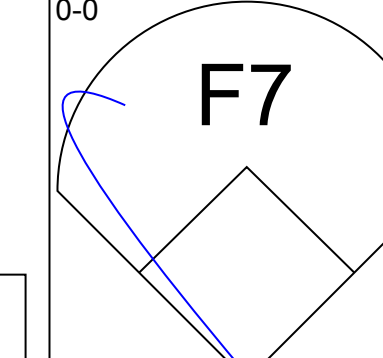

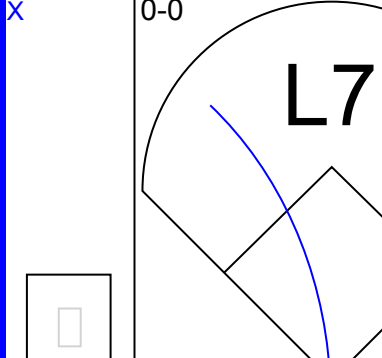
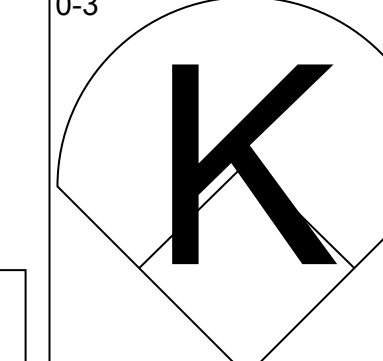

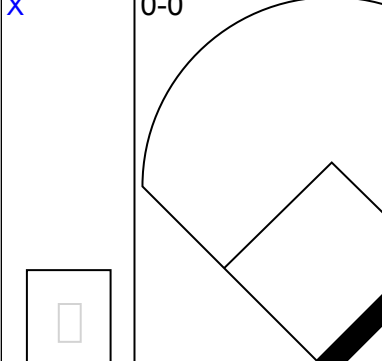
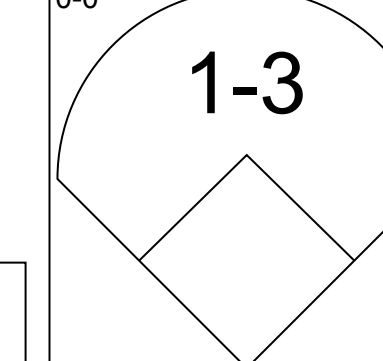

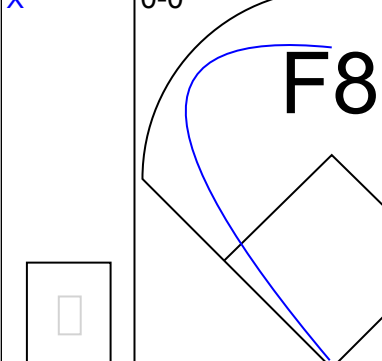
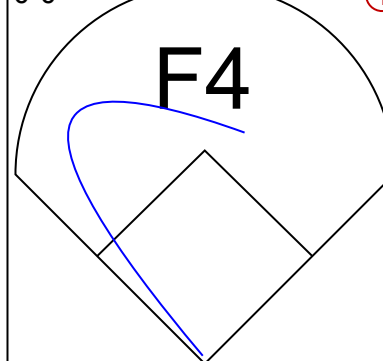
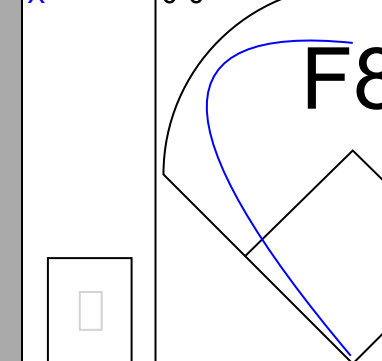
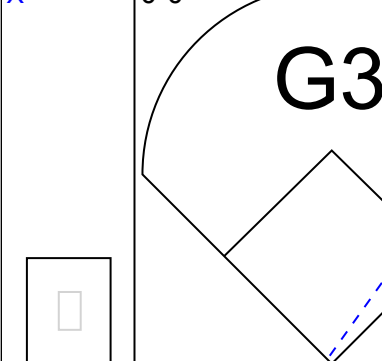


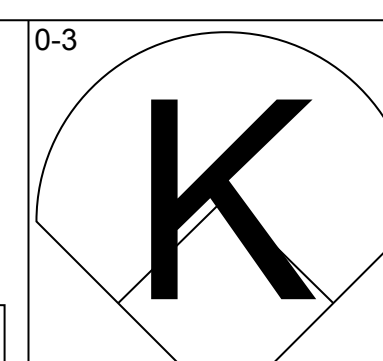
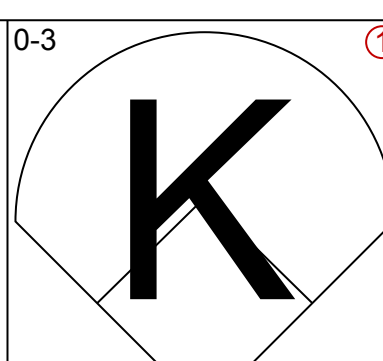
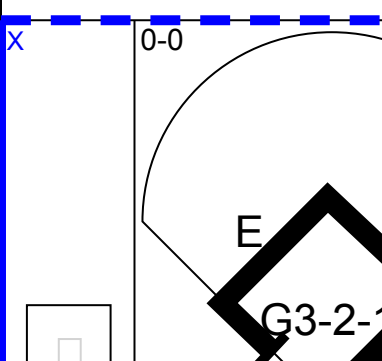
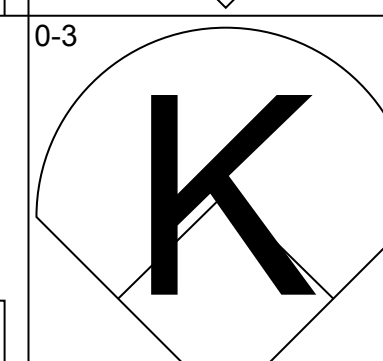
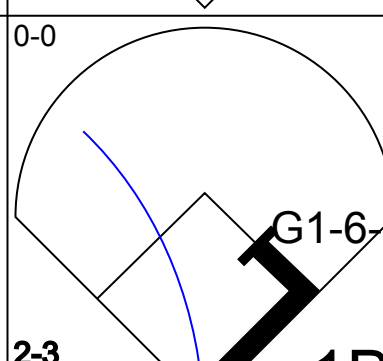
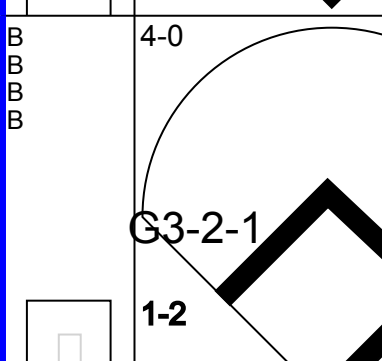
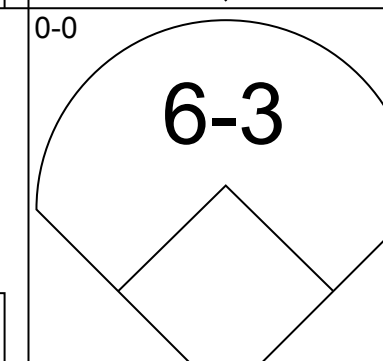
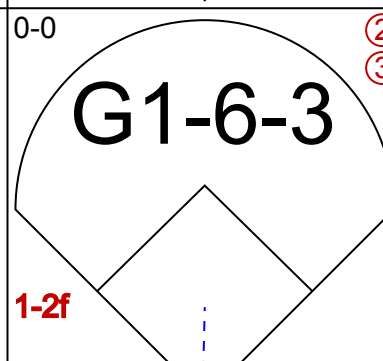
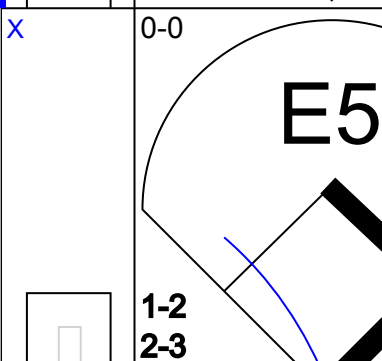
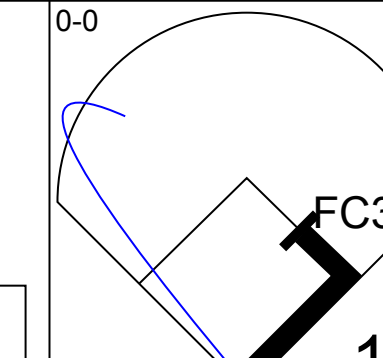
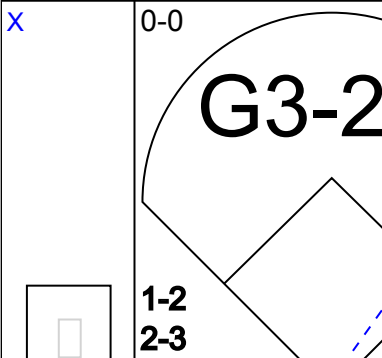
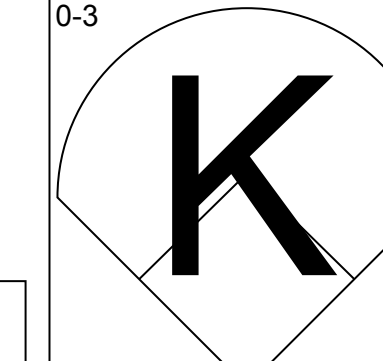
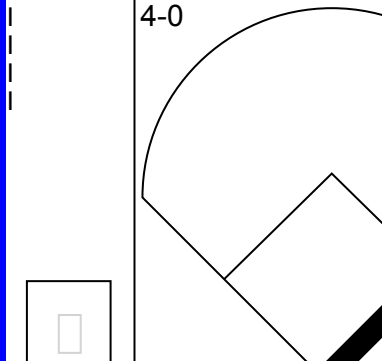
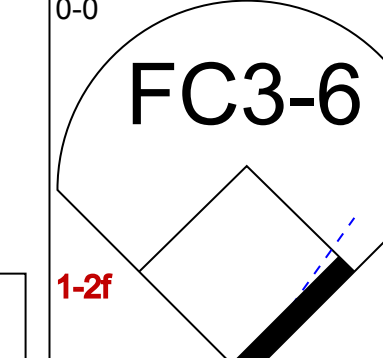
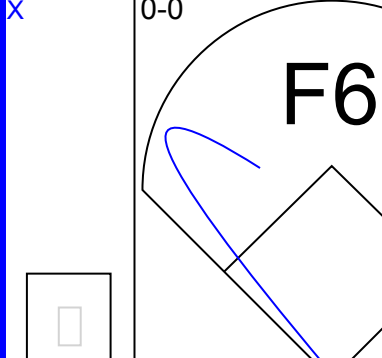
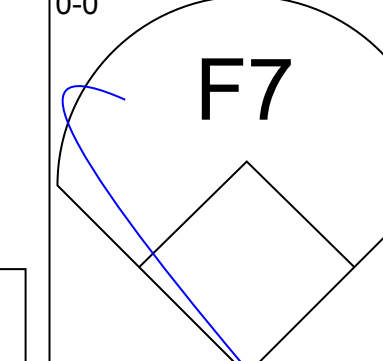

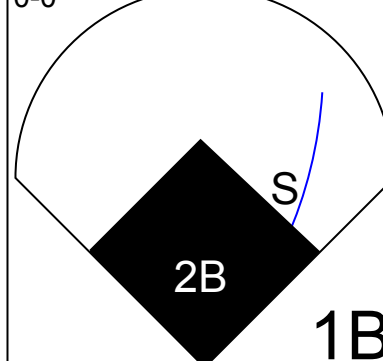

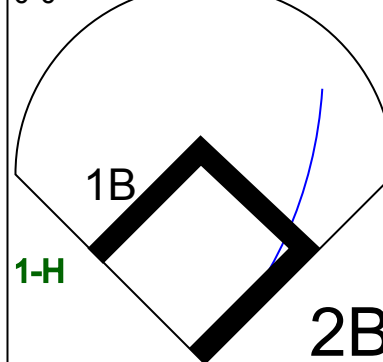

Batter	1	2	3	4	5	6	7	8	9	AB	R	H	RBI	BB	SO	LOB	BOTTOM										
Brian Downing, R OBP: 0.403, SLG: 0.521	K						K		F4	5	0	2	1	0	2	1											
Devon White, S OBP: 0.335, SLG: 0.532	E6	F8					F7			4	1	0	0	0	0	2											
Dick Schofield, R OBP: 0.276, SLG: 0.329	S	L8					E	F8		4	1	2	1	0	0	1											
Doug DeCinces, R OBP: 0.349, SLG: 0.388	1B						E3	5-3		3	0	1	1	1	0	1											
George Hendrick, R OBP: 0.250, SLG: 0.457							F9			3	1	1	1	1	0	3											
Butch Wynegar, S OBP: 0.301, SLG: 0.253							K		L4	4	0	1	0	0	1	1											
Wally Joyner, L OBP: 0.363, SLG: 0.523	G1-2-3						F7		F8	4	0	0	0	0	1	3											
Gary Pettis, S OBP: 0.317, SLG: 0.285							B2-3		5-3	3	1	0	0	1	1	0											
Mark McLemore, S OBP: 0.307, SLG: 0.287							F4			3	0	1	0	0	0	0											
Inning Stats	R: 2 E: 1 K: 1 S: 8	H: 3 LOB: 2 BB: 1 P: 12	R: 1 E: 0 K: 0 S: 4	H: 1 LOB: 1 BB: 1 P: 8	R: 0 E: 0 K: 1 S: 4	H: 0 LOB: 0 BB: 1 P: 8	R: 0 E: 0 K: 1 S: 5	H: 0 LOB: 0 BB: 0 P: 5	R: 0 E: 1 K: 0 S: 5	H: 2 LOB: 2 BB: 0 P: 5	R: 0 E: 0 K: 1 S: 5	H: 0 LOB: 0 BB: 0 P: 5	R: 0 E: 0 K: 0 S: 4	H: 1 LOB: 0 BB: 0 P: 4	R: 0 E: 0 K: 0 S: 4	H: 1 LOB: 1 BB: 0 P: 4	1B: 5 2B: 2 3B: 0 HR: 1	SF: 0 SAC: 1 DP: 2 HBP: 0	WP: 0 PB: 0 SB: 1 CS: 1	PA: 37							
PITCHER	IP	WLS	BF	H	R	ER	SO	BB	IBB	HBP	BLK	WP	HR	S	P	ERA	WHIP										
Teddy Higuera, L ERA: 5.2	9.0	W	37	8	4	3	5	3	0	0	0	0	1	44	56	3.00	1.222										

Milwaukee Brewers @ California Angels
Anaheim Stadium, Anaheim, CA
Fri Jul 03 1987, 10:05 PM EDT
Att: 32,759 - Unknown

AB 33
R 4
H 8
RBI 4
BB 3
SO 5
LOB 12



Batter	1	2	3	4	5	6	7	8	9	AB	R	H	RBI	BB	SO	LOB	TOP										
Ernest Riles, L OBP: 0.321, SLG: 0.462 (1, 5)										3	1	1	0	1	1	0	Milwaukee Brewers @ California Angels Anaheim Stadium, Anaheim, CA Sat Jul 04 1987, 10:05 PM EDT Att: 62,531 - Unknown										
Robin Yount, R OBP: 0.376, SLG: 0.464 (1, 8)										4	1	2	1	0	1	1											
Cecil Cooper, L OBP: 0.302, SLG: 0.393 (1, 10)										4	0	0	0	0	1	3											
Greg Brock, L OBP: 0.361, SLG: 0.450 (1, 3)										3	0	1	1	0	0	0											
Rob Deer, R OBP: 0.372, SLG: 0.531 Rick Manning, L OBP: 0.355, SLG: 0.358 (8, 9)										2	0	0	0	1	2	2											
Glenn Briggs, R OBP: 0.347, SLG: 0.406 Mike Felder, S OBP: 0.303, SLG: 0.343 (8, 7)										1	0	0	0	2	0	1											
Bill Schroeder, R OBP: 0.379, SLG: 0.505 (1, 2)										4	0	1	0	0	2	5											
Jim Gantner, L OBP: 0.333, SLG: 0.371 (1, 4)										4	0	0	0	0	0	4											
Dale Sveum, S OBP: 0.267, SLG: 0.362 (1, 6)										4	0	0	0	0	0	1											
Inning Stats	R: 1 E: 0 K: 1 S: 6	H: 1 LOB: 0 BB: 0 P: 6	R: 0 E: 0 K: 1 S: 5	H: 0 LOB: 1 BB: 1 P: 9	R: 1 E: 1 K: 2 S: 9	H: 2 LOB: 2 BB: 1 P: 13	R: 0 E: 0 K: 1 S: 4	H: 0 LOB: 0 BB: 1 P: 8	R: 0 E: 0 K: 0 S: 2	H: 1 LOB: 1 BB: 0 P: 4	R: 0 E: 0 K: 1 S: 5	H: 0 LOB: 0 BB: 0 P: 5	R: 0 E: 0 K: 1 S: 5	H: 0 LOB: 0 BB: 0 P: 5	R: 0 E: 0 K: 0 S: 4	H: 1 LOB: 0 BB: 0 P: 4		1B: 4 2B: 0 3B: 0 HR: 1	SF: 0 SAC: 0 DP: 1 HBP: 2	WP: 0 PB: 0 SB: 0 CS: 1	PA: 36						
PITCHER	IP	WLS	BF	H	R	ER	SO	BB	IBB	HBP	BLK	WP	HR	S	P	ERA	WHIP										
Don Sutton, R ERA: 4.16 (1, 1)	5.0	L	24	4	2	2	5	4	0	2	0	0	1	28	46	3.60	1.600										
DeWayne Buice, R ERA: 2.75 (6, 1)	4.0		12	1	0	0	2	0	0	0	0	0	0	16	16	0.00	0.250										

Batter	1	2	3	4	5	6	7	8	9	AB	R	H	RBI	BB	SO	LOB	BOTTOM										
Gary Pettis, S OBP: 0.314, SLG: 0.282 Doug DeCinces, R OBP: 0.352, SLG: 0.390 (9, FH)										3	0	0	0	0	2	1	Milwaukee Brewers @ California Angels Anaheim Stadium, Anaheim, CA Sat Jul 04 1987, 10:05 PM EDT Att: 62,531 - Unknown										
Jack Howell, L OBP: 0.345, SLG: 0.489 Brian Downing, R OBP: 0.404, SLG: 0.521 (9, FH)										3	0	1	0	0	1	0											
Devon White, S OBP: 0.331, SLG: 0.526 (1, 9)										4	0	0	0	0	0	4											
Wally Joyner, L OBP: 0.362, SLG: 0.519 (1, 3)										4	0	1	0	0	0	3											
Ruppert Jones, L OBP: 0.318, SLG: 0.500 George Hendrick, R OBP: 0.265, SLG: 0.457 (9, FH)										3	0	0	0	0	3	1											
Mark Ryal, L OBP: 0.246, SLG: 0.429 Butch Wynegar, S OBP: 0.298, SLG: 0.250 (9, FH)										3	0	0	0	0	0	1											
Bob Boone, R OBP: 0.343, SLG: 0.333 (1, 2)										3	0	0	0	0	0	1											
Dick Schofield, R OBP: 0.276, SLG: 0.329 (1, 6)										3	1	1	0	0	0	0											
Mark McLemore, S OBP: 0.308, SLG: 0.291 (1, 4)										3	0	1	1	0	1	0											
Inning Stats	R: 0 E: 0 K: 2 S: 7	H: 0 LOB: 0 BB: 0 P: 7	R: 0 E: 0 K: 1 S: 6	H: 1 LOB: 1 BB: 0 P: 6	R: 1 E: 0 K: 1 S: 7	H: 3 LOB: 1 BB: 0 P: 7	R: 0 E: 0 K: 1 S: 5	H: 0 LOB: 0 BB: 0 P: 5	R: 0 E: 0 K: 1 S: 5	H: 0 LOB: 0 BB: 0 P: 5	R: 0 E: 0 K: 0 S: 3	H: 0 LOB: 0 BB: 0 P: 3	R: 0 E: 0 K: 1 S: 5	H: 0 LOB: 0 BB: 0 P: 5	R: 0 E: 1 K: 0 S: 4	H: 1 LOB: 3 BB: 2 P: 12		1B: 4 2B: 1 3B: 0 HR: 0	SF: 0 SAC: 0 DP: 2 HBP: 0	WP: 0 PB: 0 SB: 1 CS: 0	PA: 33						
PITCHER	IP	WLS	BF	H	R	ER	SO	BB	IBB	HBP	BLK	WP	HR	S	P	ERA	WHIP										
Chris Bosio, R ERA: 5.43 (1, 1)	8.0		27	4	1	1	7	0	0	0	0	0	0	41	41	1.12	0.500										
Dan Plesac, L ERA: 1.15 (9, 1)	1.0	S	6	1	0	0	0	1	1	0	0	0	0	4	12	0.00	2.000										

Batter	1	2	3	4	5	6	7	8	9	10	11	12	AB	R	H	RBI	BB	SO	LOB	TOP			
Mike Felder, S OBP: 0.296, SLG: 0.365 (1.7)	6-3		B1-3			HR		1-3			L3		5	1	1	1	0	0	1				
Robin Yount, R OBP: 0.376, SLG: 0.466 (1.8)	F8			G5-4-3 1B		F2				2B	K		5	1	2	0	0	1	0				
Cecil Cooper, L OBP: 0.296, SLG: 0.385 (1.10)	4-3			G5-4-3 1-2		1-3				F7	F9		5	0	0	0	0	0	2				
Greg Brock, L OBP: 0.357, SLG: 0.448 (1.3)		3-1			1-3			F8		6-3 2H	2B	K	5	0	1	1	0	1	0				
B.J. Surhoff, L OBP: 0.327, SLG: 0.441 (1.2)		4-3				6-3		F8		6-3		F8	5	0	0	0	0	0	1				
Ernest Riles, L OBP: 0.303, SLG: 0.419 (1.5)					1-3			4-3		4-3		K	5	0	1	0	0	1	1				
Glenn Braggs, R OBP: 0.345, SLG: 0.416 (1.9)						HR		F7			K		4	1	1	1	0	1	1				
Jim Gantner, L OBP: 0.332, SLG: 0.369 (1.4)			4-3		4-3						K		4	0	1	0	0	1	0				
Dale Sveum, S OBP: 0.263, SLG: 0.356 (1.6)			1-3					F8			F4		4	0	0	0	0	1	1				
Inning Stats	R: 0 E: 0 K: 3 S: 3	H: 0 LOB: 0 BB: 3 P: 3	R: 0 E: 0 K: 4 S: 4	H: 1 LOB: 1 BB: 0 P: 4	R: 0 E: 0 K: 0 S: 3	H: 0 LOB: 0 BB: 0 P: 3	R: 0 E: 0 K: 0 S: 3	H: 1 LOB: 0 BB: 0 P: 3	R: 1 E: 0 K: 0 S: 4	H: 1 LOB: 0 BB: 0 P: 4	R: 0 E: 0 K: 0 S: 3	H: 0 LOB: 0 BB: 0 P: 3	R: 0 E: 0 K: 2 S: 7	H: 0 LOB: 0 BB: 0 P: 7	R: 0 E: 0 K: 1 S: 5	H: 0 LOB: 0 BB: 0 P: 5	R: 0 E: 0 K: 2 S: 7	H: 0 LOB: 0 BB: 0 P: 7	1B: 3 2B: 2 3B: 0 HR: 2	SF: 0 SAC: 0 DP: 1 HBP: 0	WP: 0 PB: 0 SB: 0 CS: 0	PA: 42	
PITCHER	IP WLS BF H R ER SO BB IBB HBP BLK WP HR S P ERA WHIP	IP WLS BF H R ER SO BB IBB HBP BLK WP HR S P ERA WHIP	IP WLS BF H R ER SO BB IBB HBP BLK WP HR S P ERA WHIP	IP WLS BF H R ER SO BB IBB HBP BLK WP HR S P ERA WHIP	IP WLS BF H R ER SO BB IBB HBP BLK WP HR S P ERA WHIP	IP WLS BF H R ER SO BB IBB HBP BLK WP HR S P ERA WHIP	IP WLS BF H R ER SO BB IBB HBP BLK WP HR S P ERA WHIP	IP WLS BF H R ER SO BB IBB HBP BLK WP HR S P ERA WHIP	IP WLS BF H R ER SO BB IBB HBP BLK WP HR S P ERA WHIP	IP WLS BF H R ER SO BB IBB HBP BLK WP HR S P ERA WHIP	IP WLS BF H R ER SO BB IBB HBP BLK WP HR S P ERA WHIP	IP WLS BF H R ER SO BB IBB HBP BLK WP HR S P ERA WHIP	IP WLS BF H R ER SO BB IBB HBP BLK WP HR S P ERA WHIP	IP WLS BF H R ER SO BB IBB HBP BLK WP HR S P ERA WHIP	IP WLS BF H R ER SO BB IBB HBP BLK WP HR S P ERA WHIP	IP WLS BF H R ER SO BB IBB HBP BLK WP HR S P ERA WHIP	IP WLS BF H R ER SO BB IBB HBP BLK WP HR S P ERA WHIP	IP WLS BF H R ER SO BB IBB HBP BLK WP HR S P ERA WHIP	IP WLS BF H R ER SO BB IBB HBP BLK WP HR S P ERA WHIP	IP WLS BF H R ER SO BB IBB HBP BLK WP HR S P ERA WHIP	IP WLS BF H R ER SO BB IBB HBP BLK WP HR S P ERA WHIP	IP WLS BF H R ER SO BB IBB HBP BLK WP HR S P ERA WHIP	
Jack Lazorko, R ERA: 4.43 Greg Minton, R ERA: 3.05 Chuck Finley, L ERA: 3.95	(1.1) (8.1) (9.1)	7.0 1.0 4.0	24 5 13	4 2 1	2 1 0	2 1 0	2 1 0	24 7 23	24 7 23	2.57 9.00 0.00	0.571 2.000 0.250												

Milwaukee Brewers @ California Angels
Anaheim Stadium, Anaheim, CA
Sun Jul 05 1987, 6:33 AM EDT
Att. 27,525 - Unknown

AB 42
R 3
H 7
RBI 3
BB 0
SO 6
LOB 7



Batter	1	2	3	4	5	6	7	8	9	10	11	12	AB	R	H	RBI	BB	SO	LOB	BOTTOM			
Brian Downing, R OBP: 0.403, SLG: 0.517 (1.10)	F8		F9		6-3			F8					6	0	2	1	0	0	0				
Devon White, S OBP: 0.332, SLG: 0.524 (1.9)	HR 1B		K			4-3					K		5	1	2	0	0	2	2				
Wally Joyner, L OBP: 0.359, SLG: 0.524 (1.3)	HR 1H		3-1			4-3		4-3					5	1	1	2	0	0	1				
Jack Howell, L OBP: 0.346, SLG: 0.487 (1.7)	FC5-4 1B					K					L4		5	0	2	0	0	1	0				
Doug DeCinces, R OBP: 0.349, SLG: 0.396 (1.5)	FC5-4 1-2				F7			F8		P3		1B	5	0	1	0	0	0	2				
Butch Wynegar, S OBP: 0.282, SLG: 0.247 (1.2)	4-3				L9			L7		L5		1B	5	0	1	0	0	0	1				
Dick Schofield, R OBP: 0.275, SLG: 0.337 (1.6)						HR		4-3			K	P3	5	1	1	1	0	2	2				
Gary Pettis, S OBP: 0.313, SLG: 0.281 (1.8)								K		F7		E7 1B	5	1	1	0	0	2	0				
Mark McLemore, S OBP: 0.306, SLG: 0.289 (1.4)					4-3			L8			1B	6-3	5	0	1	0	0	0	1				
Inning Stats	R: 2 E: 0 K: 0 S: 6	H: 3 LOB: 1 BB: 0 P: 3	R: 0 E: 0 K: 2 S: 7	H: 0 LOB: 0 BB: 0 P: 7	R: 0 E: 0 K: 1 S: 5	H: 0 LOB: 0 BB: 0 P: 5	R: 0 E: 0 K: 1 S: 5	H: 0 LOB: 0 BB: 0 P: 6	R: 1 E: 0 K: 0 S: 4	H: 1 LOB: 0 BB: 0 P: 4	R: 0 E: 0 K: 0 S: 5	H: 0 LOB: 0 BB: 0 P: 3	R: 0 E: 0 K: 2 S: 9	H: 2 LOB: 2 BB: 0 P: 9	R: 0 E: 0 K: 0 S: 5	H: 2 LOB: 2 BB: 0 P: 5	R: 1 E: 1 K: 0 S: 3	H: 2 LOB: 1 BB: 0 P: 3	1B: 10 2B: 0 3B: 0 HR: 2	SF: 0 SAC: 0 DP: 0 HBP: 0	WP: 0 PB: 0 SB: 1 CS: 0	PA: 46	
PITCHER	IP WLS BF H R ER SO BB IBB HBP BLK WP HR S P ERA WHIP	IP WLS BF H R ER SO BB IBB HBP BLK WP HR S P ERA WHIP	IP WLS BF H R ER SO BB IBB HBP BLK WP HR S P ERA WHIP	IP WLS BF H R ER SO BB IBB HBP BLK WP HR S P ERA WHIP	IP WLS BF H R ER SO BB IBB HBP BLK WP HR S P ERA WHIP	IP WLS BF H R ER SO BB IBB HBP BLK WP HR S P ERA WHIP	IP WLS BF H R ER SO BB IBB HBP BLK WP HR S P ERA WHIP	IP WLS BF H R ER SO BB IBB HBP BLK WP HR S P ERA WHIP	IP WLS BF H R ER SO BB IBB HBP BLK WP HR S P ERA WHIP	IP WLS BF H R ER SO BB IBB HBP BLK WP HR S P ERA WHIP	IP WLS BF H R ER SO BB IBB HBP BLK WP HR S P ERA WHIP	IP WLS BF H R ER SO BB IBB HBP BLK WP HR S P ERA WHIP	IP WLS BF H R ER SO BB IBB HBP BLK WP HR S P ERA WHIP	IP WLS BF H R ER SO BB IBB HBP BLK WP HR S P ERA WHIP	IP WLS BF H R ER SO BB IBB HBP BLK WP HR S P ERA WHIP	IP WLS BF H R ER SO BB IBB HBP BLK WP HR S P ERA WHIP	IP WLS BF H R ER SO BB IBB HBP BLK WP HR S P ERA WHIP	IP WLS BF H R ER SO BB IBB HBP BLK WP HR S P ERA WHIP	IP WLS BF H R ER SO BB IBB HBP BLK WP HR S P ERA WHIP	IP WLS BF H R ER SO BB IBB HBP BLK WP HR S P ERA WHIP	IP WLS BF H R ER SO BB IBB HBP BLK WP HR S P ERA WHIP	IP WLS BF H R ER SO BB IBB HBP BLK WP HR S P ERA WHIP	
Mark Krutson, R ERA: 3.38 Chuck Crim, R ERA: 4.31 Mark Clear, R ERA: 5.73	(1.1) (9.1) (11.1)	8.0 2.2 0.2	30 12 4	6 0 2	3 0 1	3 0 0	5 2 0	40 16 4	40 16 4	3.38 0.00 0.00	0.750 1.500 3.000												

Milwaukee Brewers @ California Angels
Anaheim Stadium, Anaheim, CA
Sun Jul 05 1987, 6:33 AM EDT
Att. 27,525 - Unknown


AB 46
R 4
H 12
RBI 4
BB 0
SO 7
LOB 9



Batter	1	2	3	4	5	6	7	8	9	10	11	12	AB	R	H	RBI	BB	SO	LOB	TOP
Ellis Burks, R OBP: 0.289, SLG: 0.461 (1.8)													5	1	0	0	1	0	3	
Marty Barrett, R OBP: 0.326, SLG: 0.316 (1.4)													5	1	2	0	1	0	1	
Wade Boggs, L OBP: 0.475, SLG: 0.597 (1.5)													6	1	2	0	0	0	4	
Jim Rice, R OBP: 0.354, SLG: 0.397 (1.7)													6	1	2	3	0	0	0	
Don Baylor, R OBP: 0.349, SLG: 0.408 (1.10)													6	1	0	0	0	1	2	
Dwight Evans, R OBP: 0.411, SLG: 0.552 (1.3)													5	2	3	2	1	0	1	
Todd Benzinger, S OBP: 0.426, SLG: 0.422 (1.9)													6	0	3	1	0	0	4	
Spike Owen, S OBP: 0.324, SLG: 0.344 (1.8)													4	0	0	0	0	0	3	
Bill Buckner, L OBP: 0.290, SLG: 0.318 (11, PH)													1	0	0	0	0	0	0	
Ed Romero, R OBP: 0.374, SLG: 0.323 (11, 0)													0	0	0	0	0	0	0	
Marc Sullivan, R OBP: 0.236, SLG: 0.279 (1.2)													4	0	2	0	0	0	0	
Mike Greenwell, L OBP: 0.361, SLG: 0.591 (11, PH)													1	0	0	0	0	0	0	
Rich Gedman, L OBP: 0.257, SLG: 0.254 (11, 2)													0	0	0	0	0	0	0	
Inning Stats	R: 5 E: 1 K: 0 S: 7	H: 5 LOB: 0 BB: 1 P: 11	R: 0 E: 0 K: 0 S: 4	H: 1 LOB: 1 BB: 0 P: 4	R: 1 E: 1 K: 0 S: 5	H: 1 LOB: 1 BB: 0 P: 5	R: 0 E: 0 K: 0 S: 3	H: 1 LOB: 0 BB: 0 P: 3	R: 0 E: 0 K: 1 S: 5	H: 0 LOB: 0 BB: 0 P: 5	R: 0 E: 0 K: 0 S: 3	H: 1 LOB: 1 BB: 0 P: 4	R: 0 E: 0 K: 0 S: 3	H: 2 LOB: 3 BB: 1 P: 9	R: 0 E: 0 K: 0 S: 5	H: 2 LOB: 0 BB: 0 P: 3	1B: 11 2B: 0 3B: 0 HR: 3	SF: 0 SAC: 0 DP: 2 HBP: 0	WP: 0 PB: 0 SB: 0 CS: 0	PA: 52
PITCHER	IP WLS BF H R ER SO BB IBB HBP BLK WP HR S P ERA WHIP	PITCHER																		
Jerry Reuss, L ERA: 5.74 (1.1)	5.1	27	11	7	6	0	1	1	0	0	0	0	0	0	13	17	0.00	0.273		
Gary Lucas, L ERA: 5.2 (6.1)	3.2	12	0	0	0	1	1	0	0	0	0	0	0	0	13	17	0.00	0.273		
Greg Minton, R ERA: 2.85 (10.1)	3.0	W	13	3	0	0	0	1	0	0	0	0	0	0	12	16	0.00	1.333		

Boston Red Sox @ California Angels
Anaheim Stadium, Anaheim, CA
Mon Jul 06 1987, 10:05 PM EDT
Alt. 28.963 - Unknown


AB	49
R	7
H	14
RBI	6
BB	3
SO	1
LOB	18



Batter	1	2	3	4	5	6	7	8	9	10	11	12	AB	R	H	RBI	BB	SO	LOB	BOTTOM								
Brian Downing, R OBP: 0.415, SLG: 0.528 (1.10)													3	2	3	0	3	0	0									
Devon White, S OBP: 0.326, SLG: 0.513 (7.8)													7	1	0	0	0	0	8									
Wally Joyner, L OBP: 0.384, SLG: 0.533 (1.3)													6	1	3	3	1	0	3									
Doug DeCinces, R OBP: 0.348, SLG: 0.393 (1.5)													6	2	1	2	1	2	7									
Jack Howell, L OBP: 0.348, SLG: 0.494 (7.4)													5	1	1	3	2	0	2									
Bob Boone, R OBP: 0.337, SLG: 0.327 (1.2)													6	0	1	0	0	0	2									
Dick Schofield, R OBP: 0.279, SLG: 0.338 (1.6)													5	1	2	0	1	0	1									
Gary Pettis, S OBP: 0.314, SLG: 0.280 (7.1)													1	0	0	0	1	1	2									
Ruppert Jones, L OBP: 0.326, SLG: 0.494 (7.7)													3	1	1	0	1	1	1									
Mark McLemore, S OBP: 0.304, SLG: 0.287 (1.4)													2	0	0	0	0	1	4									
Mark Ryal, L OBP: 0.246, SLG: 0.463 (7.9)													4	1	1	2	0	1	3									
Inning Stats	R: 0 E: 0 K: 0 S: 4	H: 1 LOB: 1 BB: 0 P: 4	R: 0 E: 0 K: 2 S: 8	H: 1 LOB: 2 BB: 1 P: 12	R: 0 E: 0 K: 1 S: 5	H: 0 LOB: 1 BB: 0 P: 6	R: 0 E: 0 K: 0 S: 4	H: 1 LOB: 2 BB: 1 P: 8	R: 0 E: 0 K: 1 S: 6	H: 1 LOB: 1 BB: 0 P: 6	R: 0 E: 0 K: 0 S: 3	H: 0 LOB: 0 BB: 0 P: 3	R: 4 E: 0 K: 1 S: 6	H: 3 LOB: 1 BB: 2 P: 16	R: 3 E: 0 K: 0 S: 5	H: 2 LOB: 2 BB: 3 P: 17	R: 0 E: 0 K: 1 S: 5	H: 0 LOB: 0 BB: 0 P: 5	R: 0 E: 0 K: 0 S: 4	H: 1 LOB: 2 BB: 1 P: 8	R: 0 E: 0 K: 0 S: 4	H: 1 LOB: 2 BB: 1 P: 8	R: 3 E: 0 K: 0 S: 4	H: 2 LOB: 0 BB: 1 P: 8	1B: 6 2B: 3 3B: 1 HR: 3	SF: 0 SAC: 0 DP: 0 HBP: 1	WP: 1 PB: 1 SB: 0 CS: 0	PA: 59
PITCHER	IP WLS BF H R ER SO BB IBB HBP BLK WP HR S P ERA WHIP	PITCHER																										
Roger Clemens, R ERA: 3.54 (1.1)	6.2	32	7	4	4	5	4	0	1	0	1	1	37	54	5.40	1.650												
Calvin Schiraldi, R ERA: 4.3 (7.1)	0.2	5	1	3	3	0	2	0	0	0	0	1	3	11	40.50	4.500												
Joe Santillo, L ERA: 3.91 (8.1)	0.2	4	1	0	0	0	0	1	0	0	0	0	3	7	0.00	1.500												
Wes Gardner, R ERA: 6.75 (8.1)	3.2	L	18	4	3	3	1	1	2	0	0	0	1	17	29	7.36	1.364											

Boston Red Sox @ California Angels
Anaheim Stadium, Anaheim, CA
Mon Jul 06 1987, 10:05 PM EDT
Alt. 28.963 - Unknown

AB	48
R	10
H	13
RBI	10
BB	10
SO	6
LOB	33



Batter	1	2	3	4	5	6	7	8	9	AB	R	H	RBI	BB	SO	LOB	TOP																						
Ellis Burks, R OBP: 0.287, SLG: 0.455 (1, 8)										5	0	1	0	0	3	0	Boston Red Sox @ California Angels Anaheim Stadium, Anaheim, CA Tue Jul 07 1987, 10:05 PM EDT Att: 31,526 - Unknown																						
Marty Barrett, R OBP: 0.329, SLG: 0.318 (1, 4)										4	1	2	0	0	0	0																							
Wade Boggs, L OBP: 0.476, SLG: 0.605 (1, 5)										4	2	2	2	0	1	2																							
Jim Rice, R OBP: 0.360, SLG: 0.407 (1, 7)										4	1	3	0	0	0	1																							
Mike Greenwell, L OBP: 0.364, SLG: 0.589 (1, 10)										4	0	2	2	0	0	1																							
Dwight Evans, R OBP: 0.409, SLG: 0.546 (1, 9)										3	0	0	0	1	0	1																							
Bill Buckner, L OBP: 0.289, SLG: 0.317 (1, 3)										4	0	1	0	0	0	4																							
Spike Owen, S OBP: 0.319, SLG: 0.339 (8, PH)										3	0	0	0	0	1	1																							
Don Baylor, R OBP: 0.348, SLG: 0.406 (8, PH)										1	0	0	0	0	0	3																							
Ed Romero, R OBP: 0.374, SLG: 0.323 (8, 6)										0	0	0	0	0	0	0																							
Marc Sullivan, R OBP: 0.230, SLG: 0.271 (1, 2)										3	0	0	0	0	0	0																							
Todd Benzinger, S OBP: 0.418, SLG: 0.413 (8, PH)										1	0	0	0	0	1	0																							
Inning Stats	R: 0 E: 0 K: 0 S: 4	H: 1 LOB: 1 BB: 0 P: 4	R: 0 E: 0 K: 1 S: 6	H: 1 LOB: 1 BB: 0 P: 6	R: 0 E: 0 K: 2 S: 8	H: 1 LOB: 0 BB: 0 P: 8	R: 0 E: 0 K: 0 S: 3	H: 0 LOB: 0 BB: 0 P: 3	R: 3 E: 0 K: 1 S: 9	H: 4 LOB: 1 BB: 0 P: 9	R: 0 E: 0 K: 0 S: 3	H: 0 LOB: 0 BB: 0 P: 3	R: 1 E: 0 K: 0 S: 6	H: 3 LOB: 3 BB: 1 P: 10	R: 0 E: 0 K: 2 S: 7	H: 0 LOB: 0 BB: 0 P: 7	1B: 9 2B: 1 3B: 0 HR: 1	SF: 0 SAC: 1 DP: 1 HBP: 0	WP: 0 PB: 0 SB: 0 CS: 0	PA: 38																			
PITCHER	IP: 7.1 WLS: W BF: 33 ERA: 3.35	IP: 1.2 WLS: S BF: 5 ERA: 2.67											IP: 1.1 WLS: W BF: 11 ERA: 4.91	IP: 8.1 WLS: S BF: 5 ERA: 0.00											IP: 44 WLS: 1 BF: 40 ERA: 0.00	IP: 9 WLS: 9 BF: 9 ERA: 0.00	ERA: 4.91 WHIP: 1.636	ERA: 0.00 WHIP: 0.000											ERA: 0.00 WHIP: 0.000


AB 36
R 4
H 11
RBI 4
BB 1
SO 6
LOB 13




Batter	1	2	3	4	5	6	7	8	9	AB	R	H	RBI	BB	SO	LOB	BOTTOM															
Brian Downing, R OBP: 0.412, SLG: 0.521 (1, 10)										4	1	0	0	1	1	1	Boston Red Sox @ California Angels Anaheim Stadium, Anaheim, CA Tue Jul 07 1987, 10:05 PM EDT Att: 31,526 - Unknown															
Devon White, S OBP: 0.325, SLG: 0.510 (1, 9)										4	1	1	1	0	2	0																
Wally Joyner, L OBP: 0.365, SLG: 0.530 (1, 3)										2	2	0	0	2	0	0																
Jack Howell, L OBP: 0.350, SLG: 0.500 (1, 7)										3	1	1	3	1	0	1																
Doug DeCinces, R OBP: 0.353, SLG: 0.408 (1, 5)										3	2	2	1	1	1	1																
Bob Boone, R OBP: 0.335, SLG: 0.333 (1, 2)										3	0	1	3	0	1	2																
Dick Schofield, R OBP: 0.279, SLG: 0.337 (1, 6)										4	0	1	0	0	0	1																
Gary Pettis, S OBP: 0.313, SLG: 0.279 (1, 8)										4	1	1	0	0	0	1																
Mark McLemore, S OBP: 0.303, SLG: 0.284 (1, 4)										3	1	0	0	1	0	1																
Inning Stats	R: 0 E: 0 K: 2 S: 7	H: 0 LOB: 0 BB: 0 P: 7	R: 1 E: 0 K: 0 S: 4	H: 1 LOB: 0 BB: 0 P: 4	R: 0 E: 0 K: 0 S: 3	H: 0 LOB: 0 BB: 0 P: 3	R: 2 E: 0 K: 1 S: 6	H: 1 LOB: 1 BB: 1 P: 10	R: 6 E: 0 K: 0 S: 6	H: 3 LOB: 1 BB: 4 P: 22	R: 0 E: 0 K: 0 S: 3	H: 0 LOB: 0 BB: 0 P: 3	R: 0 E: 0 K: 2 S: 8	H: 1 LOB: 2 BB: 1 P: 12	R: 0 E: 0 K: 0 S: 4	H: 1 LOB: 1 BB: 0 P: 4		1B: 4 2B: 1 3B: 1 HR: 1	SF: 1 SAC: 0 DP: 0 HBP: 0	WP: 1 PB: 2 SB: 2 CS: 0	PA: 37											
PITCHER	IP: 4.1 WLS: L BF: 20 ERA: 5.21	IP: 2.2 WLS: L BF: 13 ERA: 4.5	IP: 1.0 WLS: L BF: 4 ERA: 3.76											IP: 1.1 WLS: L BF: 11 ERA: 10.38	IP: 5.1 WLS: L BF: 23 ERA: 6.75	IP: 8.1 WLS: S BF: 9 ERA: 0.00	IP: 35 WLS: 1 BF: 40 ERA: 0.00	IP: 26 WLS: 14 BF: 26 ERA: 1.000	ERA: 10.38 WHIP: 1.615	ERA: 6.75 WHIP: 1.500	ERA: 0.00 WHIP: 1.000											ERA: 0.00 WHIP: 0.000

AB 30
R 9
H 7
RBI 8
BB 6
SO 5
LOB 8




Batter	1	2	3	4	5	6	7	8	9	AB	R	H	RBI	BB	SO	LOB	TOP								
Ellis Burks, R OBP: 0.285, SLG: 0.454 (1, 8)	0-0 1-3		0-0 G3 2B		0-0 5-3		0-3 K		0-0 F7	5	0	1	0	0	1	1	Boston Red Sox @ California Angels Anaheim Stadium, Anaheim, CA Wed Jul 08 1987, 10:05 PM EDT Att: 32,576 - Unknown AB 35 R 3 H 9 RBI 3 BB 4 SO 6 LOB 15 								
Marty Barrett, R OBP: 0.327, SLG: 0.316 (1, 4)	0-3 K		0-0 6-3		0-0 4-3		0-0 1B 1B 1B		0-0 L4	5	0	1	0	0	1	1									
Wade Boggs, L OBP: 0.477, SLG: 0.613 (1, 5)	4-0 BB BB		0-0 G3 2-3		0-0 HR		0-0 1B 1B		0-0 4-3	4	1	2	2	1	0	1									
Jim Rice, R OBP: 0.362, SLG: 0.407 (1, 7)	4-0 FC4-6 BB		0-3 K		0-0 F8		0-0 1B 1B		0-0 K	3	0	1	0	1	1	1									
Mike Greenwell, L OBP: 0.362, SLG: 0.578 (1, 10)	0-0 FC4-6 1-2		0-0 4-3		0-0 BB BB		0-3 K		0-0 F5	3	0	0	0	1	1	5									
Dwight Evans, R OBP: 0.410, SLG: 0.555 (1, 9)		0-3 K		0-0 HR		0-0 BB BB		0-0 F5	3	1	1	1	1	1	1	0									
Bill Buckner, L OBP: 0.288, SLG: 0.316 (1, 3)		0-0 1B		0-0 F9		0-0 G6-4-3 1-2		0-0 G3	4	0	1	0	0	0	2										
Spike Owen, S OBP: 0.323, SLG: 0.342 (1, 6)		0-0 F5		0-0 G3		0-0 1B 1B 1B		0-0 1B	4	1	2	0	0	0	1										
Marc Sullivan, R OBP: 0.224, SLG: 0.264 (1, 2)		0-0 F7		0-0 6-3		0-3 K		0-0 L8	3	0	0	0	0	1	2										
Don Baylor, R OBP: 0.347, SLG: 0.405 (8, PH)									1	0	0	0	0	0	1										
Danny Sheaffer, R OBP: 0.143, SLG: 0.265 (8, 2)									0	0	0	0	0	0	0										
Inning Stats	R: 0 E: 0 K: 1 S: 5	H: 0 LOB: 2 BB: 2 P: 13	R: 0 E: 0 K: 1 S: 6	H: 1 LOB: 1 BB: 0 P: 6	R: 0 E: 0 K: 1 S: 6	H: 1 LOB: 1 BB: 0 P: 6	R: 1 E: 0 K: 0 S: 4	H: 1 LOB: 2 BB: 0 P: 4	R: 0 E: 0 K: 0 S: 3	H: 0 LOB: 0 BB: 0 P: 3	R: 1 E: 0 K: 0 S: 3	H: 1 LOB: 3 BB: 2 P: 11	R: 1 E: 0 K: 3 S: 13	H: 4 LOB: 3 BB: 0 P: 13	R: 0 E: 0 K: 0 S: 4	H: 1 LOB: 1 BB: 0 P: 4	R: 0 E: 0 K: 0 S: 3	H: 0 LOB: 0 BB: 0 P: 3	1B: 6 2B: 1 3B: 0 HR: 2	SF: 0 SAC: 0 DP: 1 HBP: 0	WP: 0 PB: 0 SB: 0 CS: 0	PA: 39			
PITCHER	IP	WLS	BF	H	R	ER	SO	BB	IBB	HBP	BLK	WP	HR	S	P	ERA	WHIP								
Willie Fraser, R ERA: 3.72 (1, 1)	5.1	W	23	4	2	2	3	3	0	0	0	0	2	26	38	3.38	1.312								
Donnie Moore, R ERA: 2.94 (6, 1)	1.2		9	4	1	1	3	1	0	0	0	0	0	14	18	5.40	3.000								
DeWayne Buice, R ERA: 2.59 (8, 1)	2.0	S	7	1	0	0	0	0	0	0	0	0	0	7	7	0.00	0.500								

Batter	1	2	3	4	5	6	7	8	9	AB	R	H	RBI	BB	SO	LOB	BOTTOM								
Brian Downing, R OBP: 0.409, SLG: 0.516 (1, 10)	0-0 5-3	0-0 1-3		0-0 L8		0-0 FC4 1B		0-3 K		5	0	1	0	0	1	4	Boston Red Sox @ California Angels Anaheim Stadium, Anaheim, CA Wed Jul 08 1987, 10:05 PM EDT Att: 32,576 - Unknown AB 33 R 5 H 8 RBI 5 BB 4 SO 3 LOB 19 								
Devon White, S OBP: 0.324, SLG: 0.507 (1, 9)	0-0 L7	0-3 K		0-0 1-3 2-H 1B		0-0 FC4 G4-1 S 1-2		0-0 G4-1		4	0	1	1	0	1	3									
Wally Joyner, L OBP: 0.364, SLG: 0.524 (1, 3)	4-0 BB	0-0 4-3		0-0 F7		0-0 G4-1 1-3		0-0 4-3		3	0	0	0	1	0	5									
Jack Howell, L OBP: 0.349, SLG: 0.508 (1, 7)	0-0 G3		0-0 F8		0-0 HR		0-0 4-3		0-0 L5	4	1	1	1	0	0	2									
Doug DeCinces, R OBP: 0.351, SLG: 0.403 (1, 5)		4-0 1B 1B BB	0-3 K		0-0 5-3		0-0 L5		0-0 4-3	3	1	0	0	1	1	0									
Butch Wynegar, S OBP: 0.290, SLG: 0.247 (1, 2)		0-0 BB 1B 2B 1B	0-0 4-3		0-0 F4		0-0 4-3		0-0 6-3	4	1	1	0	0	0	0									
Dick Schofield, R OBP: 0.284, SLG: 0.342 (1, 6)		0-0 BB 2B 1B		0-0 FC5-6 S 1B		0-0 E 1B		0-0 6-3		4	1	3	1	0	0	0									
Gary Pettis, S OBP: 0.315, SLG: 0.277 (1, 8)		4-0 2B BB		4-0 FC5-6 1B BB		0-0 E4		0-0 6-3		2	1	0	0	2	0	1									
Mark McLemore, S OBP: 0.303, SLG: 0.287 (1, 4)		0-0 1-3 2-H 3-H 2B		0-0 FC5-6 1B		0-0 4-3		0-0 F8		4	0	1	2	0	0	4									
Inning Stats	R: 0 E: 0 K: 0 S: 3	H: 0 LOB: 1 BB: 1 P: 7	R: 3 E: 0 K: 1 S: 8	H: 3 LOB: 2 BB: 2 P: 16	R: 0 E: 0 K: 1 S: 5	H: 0 LOB: 0 BB: 0 P: 5	R: 1 E: 0 K: 0 S: 5	H: 2 LOB: 2 BB: 1 P: 9	R: 1 E: 0 K: 0 S: 6	H: 2 LOB: 2 BB: 0 P: 6	R: 0 E: 0 K: 0 S: 4	H: 1 LOB: 1 BB: 0 P: 4	R: 0 E: 0 K: 0 S: 3	H: 0 LOB: 0 BB: 0 P: 3	R: 0 E: 0 K: 1 S: 5	H: 0 LOB: 0 BB: 0 P: 5	1B: 6 2B: 1 3B: 0 HR: 1	SF: 0 SAC: 0 DP: 0 HBP: 0	WP: 0 PB: 0 SB: 2 CS: 0	PA: 37					
PITCHER	IP	WLS	BF	H	R	ER	SO	BB	IBB	HBP	BLK	WP	HR	S	P	ERA	WHIP								
Jeff Sellers, R ERA: 7.09 (1, 1)	3.2	L	20	5	4	4	2	4	0	0	0	0	0	20	36	9.82	2.455								
Steve Crawford, R ERA: 5.63 (4, 1)	4.1		17	3	1	1	1	0	0	0	0	0	1	19	19	2.08	0.692								

Batter	1	2	3	4	5	6	7	8	9	AB	R	H	RBI	BB	SO	LOB	TOP										
Lou Whitaker, L (1, 4) OBP: 0.335, SLG: 0.403	F6		4-3			4-3			F7	4	0	0	0	0	0	1											
Bill Madlock, R (1, 10) OBP: 0.326, SLG: 0.476	F2		5-3			F8			6-3	4	0	0	0	0	0	1											
Kirk Gibson, L (1, 7) OBP: 0.364, SLG: 0.485	K					F8			2-3	4	1	1	1	0	1	0											
Alan Trammell, R (1, 6) OBP: 0.382, SLG: 0.517		F8				K			F8	3	0	0	0	0	1	0											
Matt Nokes, L (1, 2) OBP: 0.369, SLG: 0.573						L4				2	1	1	1	0	0	0											
Pat Sheridan, L (1, 9) OBP: 0.343, SLG: 0.375						G6-3			F8	3	0	0	0	0	0	1											
Darrell Evans, L (1, 3) OBP: 0.380, SLG: 0.543						F7			2-3	3	0	0	0	0	0	0											
Chet Lemon, R (1, 8) OBP: 0.364, SLG: 0.455						1-3			5-3	3	0	0	0	0	1	0											
Tom Brookens, R (1, 5) OBP: 0.295, SLG: 0.388						F8			6-3	2	0	1	0	0	0	0											
Johnny Grubb, L (8, PH) OBP: 0.282, SLG: 0.257										1	0	0	0	0	0	0											
Jim Walewander, S (8, 5) OBP: 0.250, SLG: 0.263										0	0	0	0	0	0	0											
Inning Stats	R: 0 E: 0 K: 1 S: 5	H: 0 LOB: 0 BB: 0 P: 5	R: 1 E: 0 K: 0 S: 4	H: 1 LOB: 0 BB: 0 P: 4	R: 0 E: 0 K: 1 S: 6	H: 1 LOB: 1 BB: 0 P: 6	R: 1 E: 0 K: 1 S: 5	H: 1 LOB: 0 BB: 0 P: 6	R: 0 E: 0 K: 0 S: 3	H: 0 LOB: 0 BB: 0 P: 3	R: 0 E: 0 K: 0 S: 3	H: 0 LOB: 0 BB: 0 P: 3	R: 0 E: 0 K: 0 S: 3	H: 0 LOB: 0 BB: 0 P: 3	R: 0 E: 0 K: 0 S: 3	H: 0 LOB: 0 BB: 0 P: 3	1B: 1 2B: 0 3B: 0 HR: 2	SF: 0 SAC: 0 DP: 1 HBP: 1	WP: 0 PB: 0 SB: 0 CS: 0	PA: 30							
PITCHER	IP	WLS	BF	H	R	ER	SO	BB	IBB	HBP	BLK	WP	HR	S	P	ERA	WHIP										
Don Sutton, R (1, 1) ERA: 4.06	7.0	W	24	3	2	2	3	0	0	1	0	0	2	29	30	2.57	0.429										
Greg Minton, R (8, 1) ERA: 2.74	2.0	S	6	0	0	0	0	0	0	0	0	0	0	6	6	0.00	0.000										

Detroit Tigers @ California Angels
Anaheim Stadium, Anaheim, CA
Thu Jul 09 1987, 10:05 PM EDT
Att: 30,966 - Unknown


AB 29
R 2
H 3
RBI 2
BB 0
SO 3
LOB 3



Batter	1	2	3	4	5	6	7	8	9	AB	R	H	RBI	BB	SO	LOB	BOTTOM										
Brian Downing, R (1, 10) OBP: 0.405, SLG: 0.510	6-3	F2				6-3			6-3	4	0	0	0	0	0	1											
Devon White, S (1, 9) OBP: 0.324, SLG: 0.503	K					4-3			F4	3	0	0	0	1	1	0											
Wally Joyner, L (1, 3) OBP: 0.365, SLG: 0.527						BB			L4	4	0	2	0	0	0	1											
Jack Howell, L (1, 7) OBP: 0.348, SLG: 0.516	4-3					F9			P3	4	1	1	1	0	0	2											
Doug DeCinces, R (1, 5) OBP: 0.350, SLG: 0.404						HR			SF8	4	1	1	0	0	0	1											
Bob Boone, R (1, 2) OBP: 0.339, SLG: 0.339						F8			2B	3	1	1	0	1	0	0											
Dick Schofield, R (1, 6) OBP: 0.287, SLG: 0.343						BB			BB	2	2	1	1	1	0	0											
Gary Pettis, S (1, 8) OBP: 0.318, SLG: 0.285						BB			K	3	0	1	1	1	2	1											
Mark McLemore, S (1, 4) OBP: 0.300, SLG: 0.284						BB			K	3	0	0	1	0	0	3											
Inning Stats	R: 0 E: 0 K: 1 S: 6	H: 1 LOB: 1 BB: 0 P: 6	R: 2 E: 0 K: 0 S: 5	H: 2 LOB: 1 BB: 1 P: 9	R: 0 E: 0 K: 0 S: 4	H: 1 LOB: 1 BB: 0 P: 4	R: 0 E: 0 K: 1 S: 5	H: 0 LOB: 0 BB: 0 P: 5	R: 0 E: 0 K: 0 S: 3	H: 0 LOB: 1 BB: 1 P: 7	R: 2 E: 0 K: 0 S: 5	H: 2 LOB: 1 BB: 1 P: 9	R: 0 E: 0 K: 0 S: 3	H: 0 LOB: 0 BB: 0 P: 3	R: 1 E: 0 K: 1 S: 6	H: 1 LOB: 1 BB: 1 P: 10	1B: 2 2B: 3 3B: 1 HR: 1	SF: 1 SAC: 0 DP: 0 HBP: 0	WP: 3 PB: 0 SB: 0 CS: 0	PA: 35							
PITCHER	IP	WLS	BF	H	R	ER	SO	BB	IBB	HBP	BLK	WP	HR	S	P	ERA	WHIP										
Jack Morris, R (1, 1) ERA: 3.88	8.0	L	35	7	5	5	3	4	0	0	0	2	1	37	53	5.62	1.375										

Detroit Tigers @ California Angels
Anaheim Stadium, Anaheim, CA
Thu Jul 09 1987, 10:05 PM EDT
Att: 30,966 - Unknown


AB 30
R 5
H 7
RBI 4
BB 4
SO 3
LOB 9



Batter	1	2	3	4	5	6	7	8	9	AB	R	H	RBI	BB	SO	LOB	TOP								
Lou Whitaker, L (1, 4) OBP: 0.340, SLG: 0.408 Larry Hemdon, R (8, PH) OBP: 0.380, SLG: 0.521 Jim Walevander, S (8, 4) OBP: 0.250, SLG: 0.263	0-0 HR 1B	0-3 K		4-0 BB		0-0 E 2B		0-0 6-3		3	1	2	2	1	1	1									
Bill Madlock, R (1, 10) OBP: 0.323, SLG: 0.464	1-0 HR HBP	0-3 K		0-0 F9		0-3 K			0-0 5-3	4	1	0	0	0	2	3									
Kirk Gibson, L (1, 7) OBP: 0.364, SLG: 0.500	0-0 HR 1H 2H		0-0 F9		0-3 K	0-0 F9			0-0 FC1-6 2B	5	1	2	3	0	1	1									
Alan Trammell, R (1, 6) OBP: 0.379, SLG: 0.510	0-0 F4		0-0 6-3		4-0 1B BB		0-0 6-3		0-0 FC1-6 2-3	4	0	0	0	1	0	1									
Matt Nokes, L (1, 2) OBP: 0.373, SLG: 0.584	0-0 HR		0-3 K		0-0 1-3 1B		1-0 HBP		0-3 K	4	1	2	1	0	2	1									
Darrell Evans, L (1, 3) OBP: 0.382, SLG: 0.541	4-0 FC6-4 BB			0-0 HR 1B		0-0 F7		0-3 K		3	1	1	0	1	1	2									
Pat Sheridan, L (1, 9) OBP: 0.338, SLG: 0.369	0-0 FC6-4 2B 1-2			0-3 K		0-3 K		0-0 1-3		4	1	0	0	0	2	3									
Chet Lemon, R (1, 8) OBP: 0.373, SLG: 0.482	0-0 2B 1-H			0-0 HR		0-0 2B 1B		0-0 G6-4-3 1B		4	2	4	3	0	0	0									
Tom Brookens, R (1, 5) OBP: 0.298, SLG: 0.393		0-0 CS 1B		0-0 F9		0-0 2B 2B		0-0 G6-4-3 1-2		4	1	2	0	0	0	1									
Inning Stats	R: 5 E: 0 K: 0 S: 6	H: 4 LOB: 1 BB: 1 P: 11	R: 0 E: 0 K: 2 S: 7	H: 1 LOB: 1 BB: 0 P: 7	R: 0 E: 0 K: 1 S: 5	H: 0 LOB: 0 BB: 0 P: 5	R: 2 E: 0 K: 1 S: 7	H: 2 LOB: 1 BB: 1 P: 11	R: 0 E: 0 K: 1 S: 5	H: 1 LOB: 1 BB: 1 P: 9	R: 2 E: 1 K: 2 S: 10	H: 3 LOB: 1 BB: 0 P: 10	R: 0 E: 0 K: 1 S: 5	H: 0 LOB: 1 BB: 0 P: 6	R: 0 E: 0 K: 0 S: 3	H: 1 LOB: 0 BB: 0 P: 3	R: 0 E: 0 K: 1 S: 6	H: 1 LOB: 1 BB: 0 P: 6	1B: 6 2B: 5 3B: 0 HR: 3	SF: 0 SAC: 0 DP: 2 HBP: 2	WP: 0 PB: 0 SB: 0 CS: 1	PA: 41			
PITCHER	IP	WLS	BF	H	R	ER	SO	BB	IBB	HBP	BLK	WP	HR	S	P	ERA	WHIP								
Jack Lazorko, R (1, 1) ERA: 5.06	1.0	L	9	5	5	5	0	1	0	1	0	0	2	7	12	45.00	6.000								
Chuck Finley, L (2, 1) ERA: 4.3	5.0		21	6	4	4	7	2	0	0	0	0	1	33	41	7.20	1.600								
Gary Lucas, L (7, 1) ERA: 4.81	3.0		11	2	0	0	2	0	0	1	0	0	0	14	15	0.00	0.667								

Detroit Tigers @ California Angels
Anaheim Stadium, Anaheim, CA
Fri Jul 10 1987, 10:05 PM EDT
Att: 31,073 - Unknown


AB 36
R 9
H 13
RBI 9
BB 3
SO 9
LOB 13



Batter	1	2	3	4	5	6	7	8	9	AB	R	H	RBI	BB	SO	LOB	BOTTOM								
Brian Downing, R (1, 10) OBP: 0.405, SLG: 0.506	0-0 1-3	0-0 1-3 2H 1B			4-0 BB BB		0-0 6-3		0-0 F6	4	0	1	1	1	0	2									
Devon White, S (1, 9) OBP: 0.320, SLG: 0.497 (8, 8)	0-3 K	0-3 K			0-3 K		0-0 4-3			4	0	0	0	0	3	4									
Wally Joyner, L (1, 3) OBP: 0.367, SLG: 0.535	0-0 4-3		0-0 F5		4-0 G4-6-3 BB			0-0 HR		3	1	1	1	1	0	0									
Jack Howell, L (1, 7) OBP: 0.346, SLG: 0.512 (8, 4)		0-0 1B 3-1 1B	0-3 K		0-0 G4-6-3 1-2		0-3 K			4	1	1	0	0	2	2									
Doug DeCinces, R (1, 5) OBP: 0.352, SLG: 0.406		0-0 1B 3-1 SF7 1B	0-0 F4		0-0 G6-4-3 1B		0-0 F6		0-0 F6	4	1	2	0	0	0	0									
Butch Wynegar, S (1, 2) OBP: 0.287, SLG: 0.244 Bob Boone, R (3, 2) OBP: 0.333, SLG: 0.333		0-0 3-1		0-3 K		0-0 G6-4-3 1-2		0-0 5-3		1	0	0	1	0	0	1									
Dick Schofield, R (1, 6) OBP: 0.289, SLG: 0.341		0-0 1B BB		0-0 4-3		0-0 G3			0-0 BB	2	1	0	0	2	0	0									
Gary Pettis, S (1, 8) OBP: 0.322, SLG: 0.287 Mark Ryval, L (7, PH) OBP: 0.257, SLG: 0.463 George Hendrick, R (9, PH) OBP: 0.260, SLG: 0.447		0-0 1B 2-3 1B		4-0 S BB		4-0 FC5-4 BB			0-0 F2	1	0	1	0	1	0	0									
Mark McLemore, S (1, 4) OBP: 0.298, SLG: 0.283 Ruppert Jones, L (7, PH) OBP: 0.319, SLG: 0.481 (8, 7)		0-0 SF7		0-3 K		0-0 FC5-4 6-3			0-0 F8	1	0	0	1	0	1	1									
Inning Stats	R: 0 E: 0 K: 1 S: 5	H: 0 LOB: 0 BB: 0 P: 5	R: 3 E: 0 K: 1 S: 9	H: 4 LOB: 2 BB: 1 P: 13	R: 0 E: 0 K: 1 S: 5	H: 0 LOB: 0 BB: 0 P: 5	R: 0 E: 0 K: 2 S: 7	H: 0 LOB: 1 BB: 1 P: 11	R: 0 E: 0 K: 1 S: 4	H: 0 LOB: 2 BB: 2 P: 12	R: 0 E: 0 K: 0 S: 3	H: 1 LOB: 0 BB: 0 P: 3	R: 0 E: 0 K: 0 S: 3	H: 0 LOB: 1 BB: 1 P: 7	R: 1 E: 0 K: 1 S: 6	H: 1 LOB: 0 BB: 0 P: 6	R: 0 E: 0 K: 0 S: 3	H: 0 LOB: 1 BB: 1 P: 7	1B: 5 2B: 0 3B: 0 HR: 1	SF: 1 SAC: 0 DP: 2 HBP: 0	WP: 0 PB: 0 SB: 1 CS: 0	PA: 37			
PITCHER	IP	WLS	BF	H	R	ER	SO	BB	IBB	HBP	BLK	WP	HR	S	P	ERA	WHIP								
Dan Petry, R (1, 1) ERA: 5.74	1.2		10	4	3	3	1	1	0	0	0	0	0	11	15	16.20	3.000								
Eric King, R (2, 1) ERA: 3.74	6.1	W	23	2	1	1	6	4	0	0	0	0	1	31	47	1.42	0.947								
Willie Hernandez, L (9, 1) ERA: 3.08	1.0		4	0	0	0	0	1	0	0	0	0	0	3	7	0.00	1.000								

Detroit Tigers @ California Angels
Anaheim Stadium, Anaheim, CA
Fri Jul 10 1987, 10:05 PM EDT
Att: 31,073 - Unknown


AB 30
R 4
H 6
RBI 4
BB 6
SO 7
LOB 14



Batter	1	2	3	4	5	6	7	8	9	AB	R	H	RBI	BB	SO	LOB	TOP										
Tom Brookens, R OBP: 0.292, SLG: 0.384 (1, 5)	0-0 1-3	0-0 6-3		0-0 1-3		0-0 F7	0-3 K	0-3 K		6	0	0	0	0	2	7											
Mike Heath, R OBP: 0.360, SLG: 0.474 (1, 2)	0-0 1B	0-0 2B		0-0 5-3		0-0 F7	0-0 1B		0-0 6-3	6	2	3	4	0	0	0											
Kirk Gibson, L OBP: 0.367, SLG: 0.498 (1, 7)	0-0 1B	2-H 3-H 4-0 2B		0-0 1B		0-3 K	0-3 K		0-3 K	5	1	2	0	1	3	1											
Aian Trammell, R OBP: 0.387, SLG: 0.520 (1, 6)	0-0 1B	0-0 2B		0-0 1B			0-0 1B	0-0 E3	0-0 1B	6	2	5	3	0	0	0											
Larry Herndon, R OBP: 0.374, SLG: 0.512 Johnny Grubb, L OBP: 0.292, SLG: 0.260 (1, 10)	0-0 G6-4-3	0-0 6-3		0-0 4-3			0-0 1B	4-0 BB	0-0 L7	2	0	0	0	0	0	3											
Chet Lemon, R OBP: 0.381, SLG: 0.487 Dave Bergman, L OBP: 0.432, SLG: 0.507 (1, 8)		0-0 F9	1-6 H		0-0 1B		0-0 L4-3	0-0 F5		4	2	3	1	0	0	2											
Darrell Evans, L OBP: 0.382, SLG: 0.536 (1, 3)		0-0 E		0-0 F9		0-0 L4-3	4-0 1B	0-0 F8		4	2	1	0	1	0	4											
Darnell Coles, R OBP: 0.262, SLG: 0.297 Pat Sheridan, L OBP: 0.330, SLG: 0.370 (7, 9)		0-0 F9		0-0 L8		4-0 BB	0-0 FC4-2	0-0 BB		2	0	0	0	1	0	3											
Jim Walewander, S OBP: 0.217, SLG: 0.227 Lou Whitaker, L OBP: 0.344, SLG: 0.414 (7, 4)		0-0 FC3		0-0 F6		0-0 F7	0-0 1B	4-0 BB		3	1	0	0	0	0	3											
Inning Stats	R: 1 E: 0 K: 0 S: 5	H: 3 LOB: 1 BB: 0 P: 5	R: 5 E: 1 K: 0 S: 8	H: 4 LOB: 1 BB: 1 P: 12	R: 0 E: 0 K: 0 S: 3	H: 0 LOB: 1 BB: 0 P: 4	R: 0 E: 0 K: 0 S: 5	H: 2 LOB: 2 BB: 0 P: 5	R: 0 E: 0 K: 1 S: 5	H: 0 LOB: 0 BB: 0 P: 5	R: 0 E: 0 K: 1 S: 5	H: 0 LOB: 0 BB: 0 P: 5	R: 5 E: 0 K: 2 S: 12	H: 5 LOB: 1 BB: 1 P: 16	R: 1 E: 1 K: 1 S: 7	H: 1 LOB: 3 BB: 2 P: 15	R: 0 E: 0 K: 1 S: 6	H: 1 LOB: 1 BB: 0 P: 6	1B: 14 2B: 4 3B: 0 HR: 0	SF: 0 SAC: 0 DP: 2 HBP: 1	WP: 0 PB: 0 SB: 0 CS: 0	PA: 50					
PITCHER	IP	WLS	BF	H	R	ER	SO	BB	IBB	HBP	BLK	WP	HR	S	P	ERA	WHIP										
Jerry Reuss, L ERA: 5.7 (1, 1)	2.0	L	14	7	6	1	0	1	0	0	0	0	0	13	17	4.50	4.000										
Kirk McCaskill, R ERA: 3.24 (3, 1)	4.0		19	6	3	3	1	1	0	1	0	0	0	19	24	6.75	1.750										
DeWayne Buice, R ERA: 2.81 (7, 1)	1.1		9	2	3	2	2	2	0	0	0	0	0	11	14	13.50	3.000										
Gary Lucas, L ERA: 4.61 (8, 1)	1.2		8	2	0	0	2	1	0	0	0	0	0	11	15	0.00	1.800										

Detroit Tigers @ California Angels
 Anaheim Stadium, Anaheim, CA
 Sat Jul 11 1987, 10:05 PM EDT
 Att: 44,219 - Unknown


AB	44
R	12
H	17
RBI	11
BB	5
SO	5
LOB	29

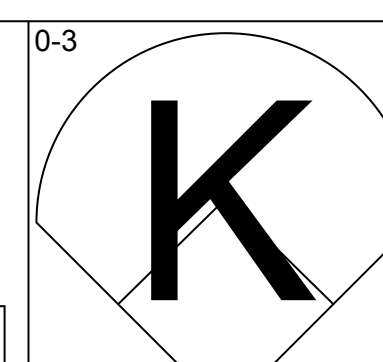
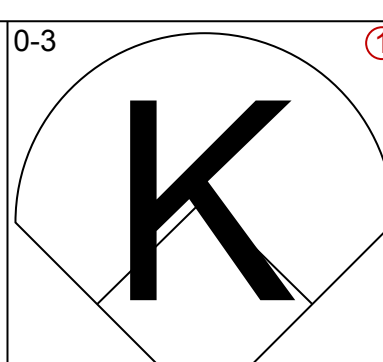
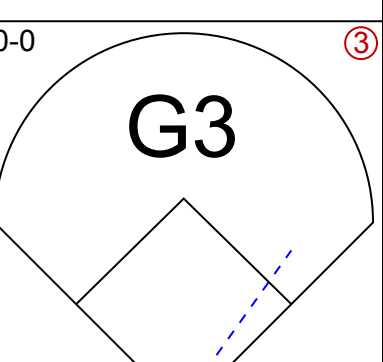
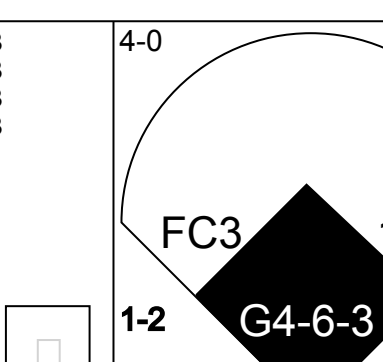
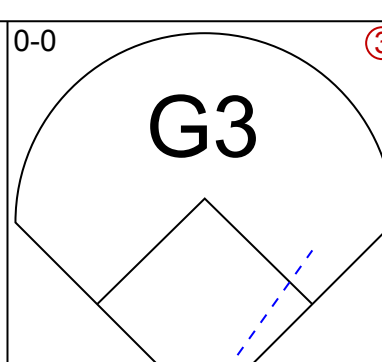
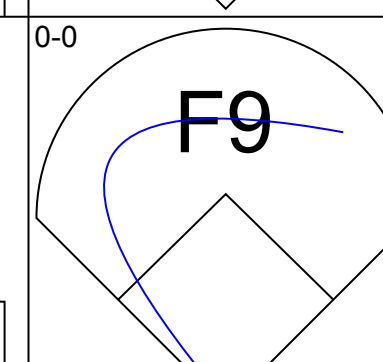
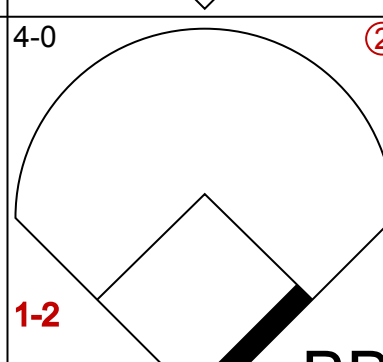
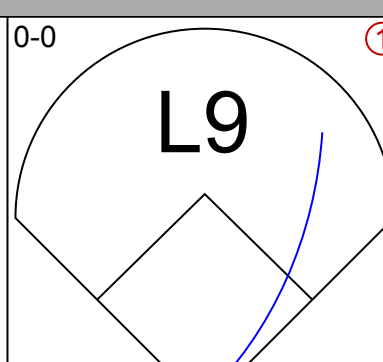
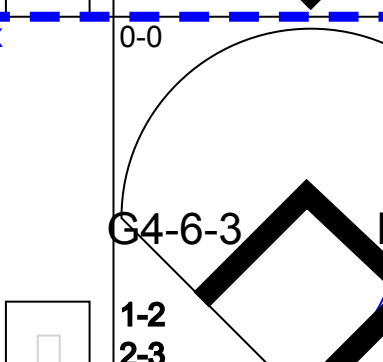
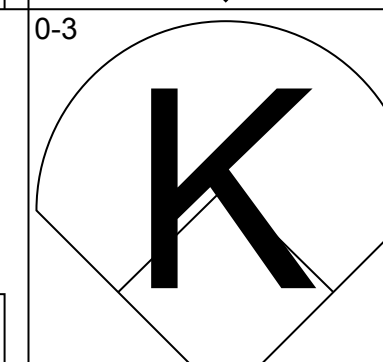
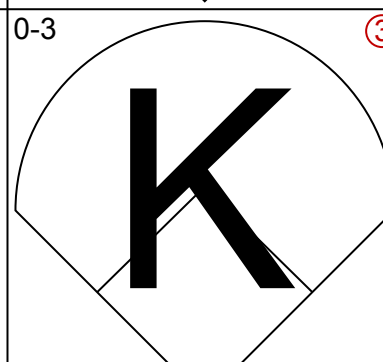
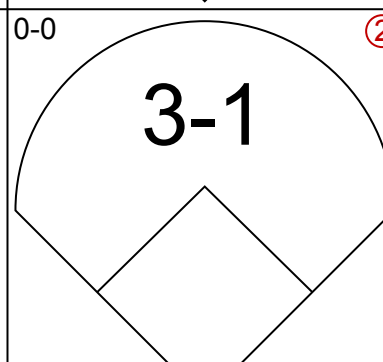
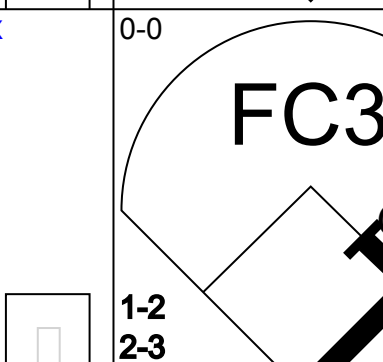
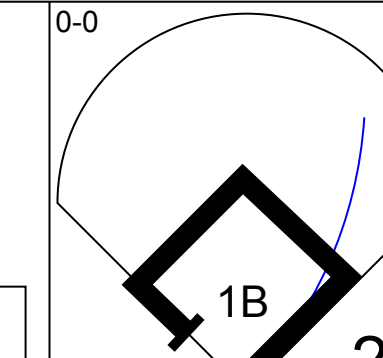
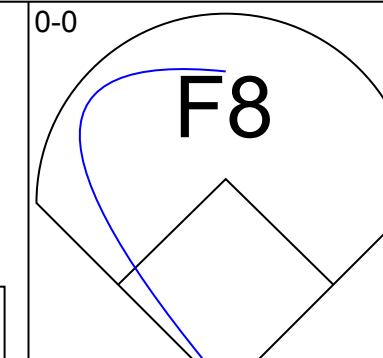
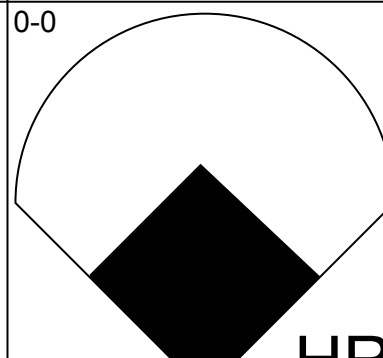
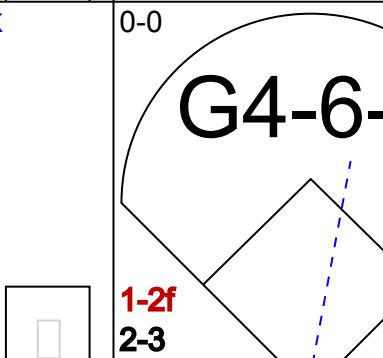
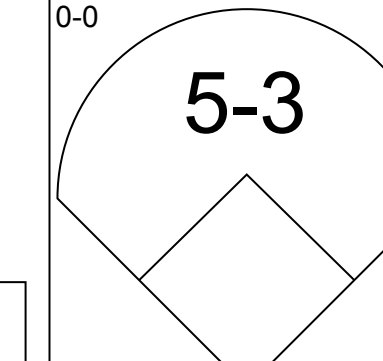
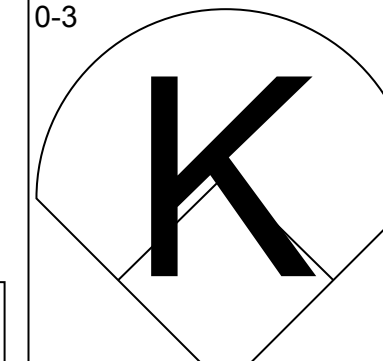
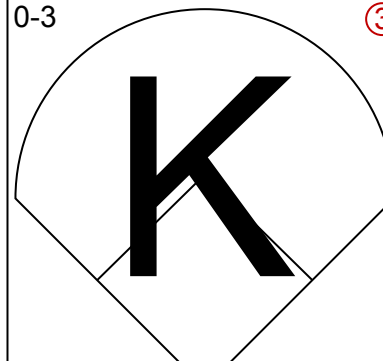
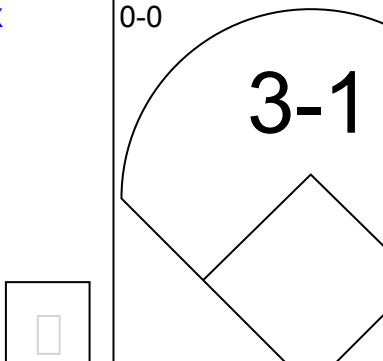
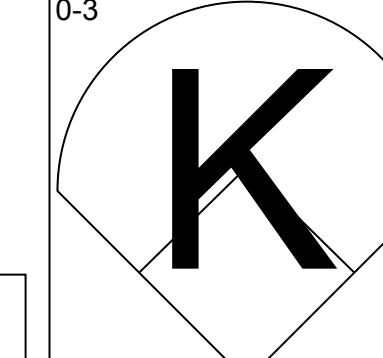
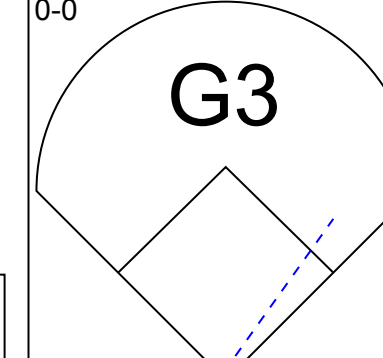
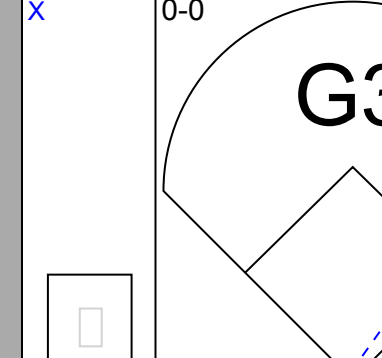
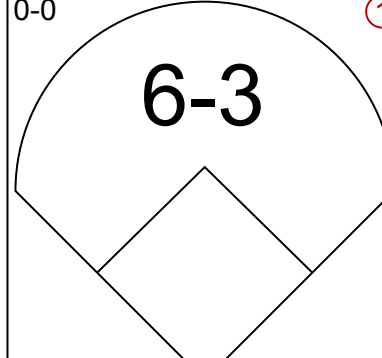
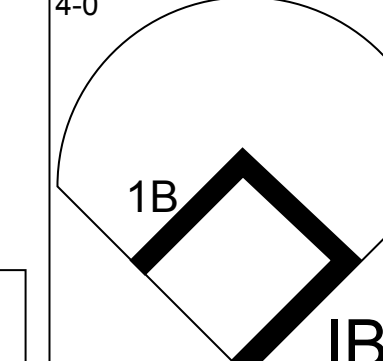
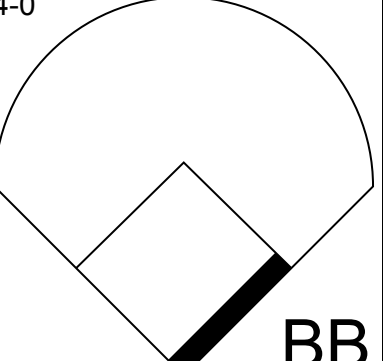
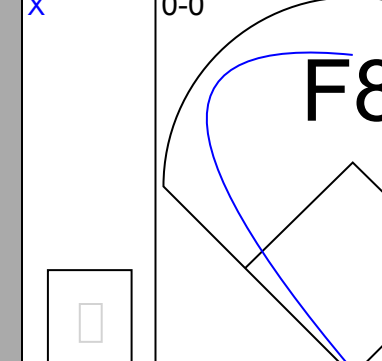
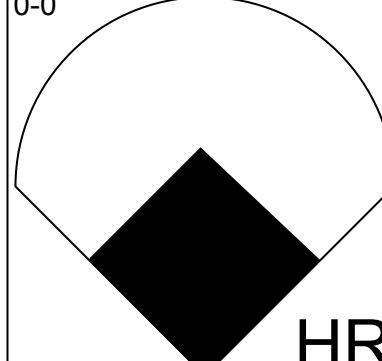
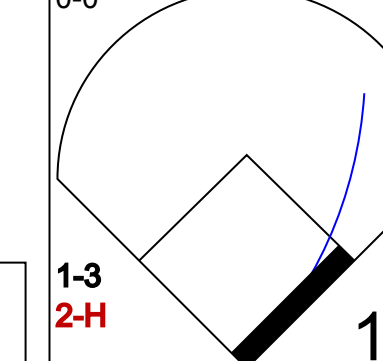
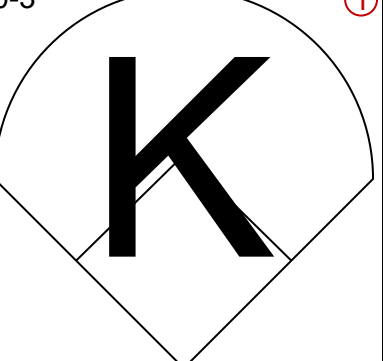
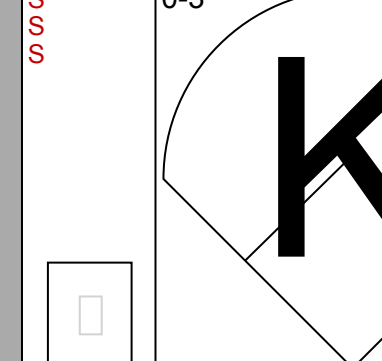
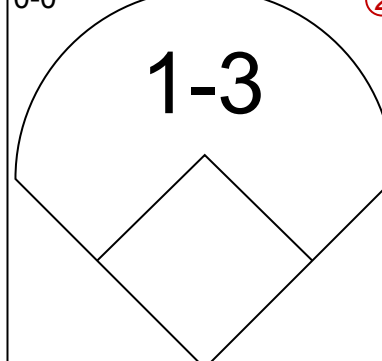
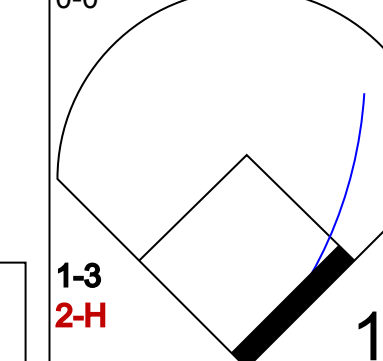
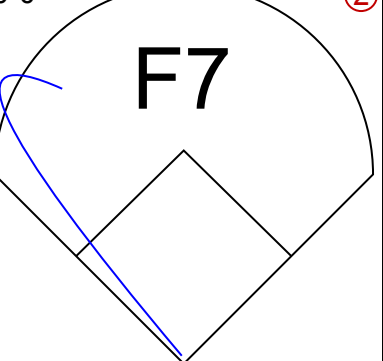
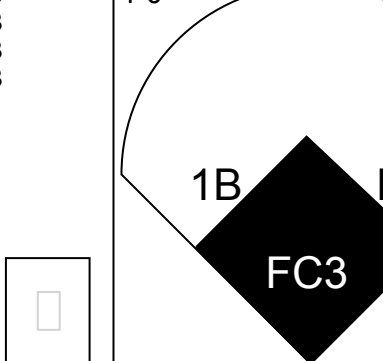
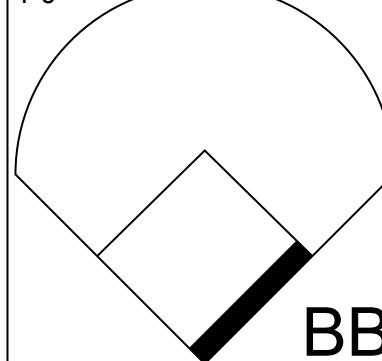
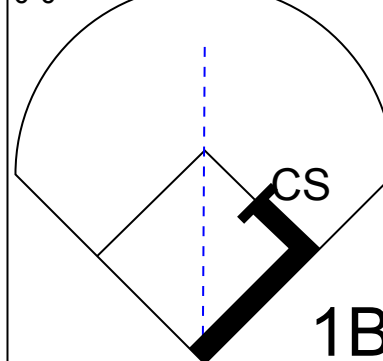
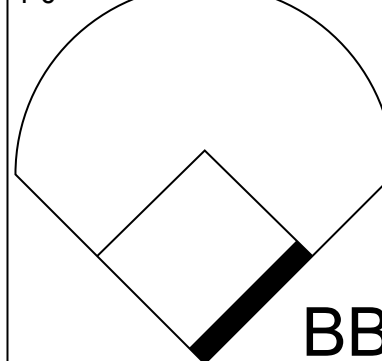


Batter	1	2	3	4	5	6	7	8	9	AB	R	H	RBI	BB	SO	LOB	BOTTOM										
Brian Downing, R OBP: 0.405, SLG: 0.514 (1, 10)	0-0 F6		0-0 HR		0-0 1B	0-3 K			0-0 F7	5	2	2	2	0	1	1											
Devon White, S OBP: 0.321, SLG: 0.499 (1, 9)	0-0 F7		0-0 2B		0-3 K		0-0 F8		0-3 K	5	1	2	0	0	2	1											
Wally Joyner, L OBP: 0.365, SLG: 0.528 (1, 3)	0-0 4-3		0-0 6-3		4-0 1B		0-0 L4		0-0 1-3	4	1	0	0	1	0	2											
Jack Howell, L OBP: 0.352, SLG: 0.512 (9, 4)		4-0 L4-6	0-0 3-1		0-0 1B		4-0 FC6-4			2	0	1	2	2	0	0											
Doug DeCinces, R OBP: 0.351, SLG: 0.405 (1, 5)		0-0 BB	0-0 F7		0-0 SF7		0-0 F8			3	0	1	1	0	0	2											
Bob Boone, R OBP: 0.327, SLG: 0.326 (1, 2)		0-0 L4-6		0-0 5-3	0-0 FC6-4		0-0 F9			4	0	0	0	0	0	5											
Dick Schofield, R OBP: 0.295, SLG: 0.344 (1, 6)		4-0 BB		0-0 4-3		0-0 1B			0-0 1-3	3	0	2	0	1	0	0											
Gary Pettis, S OBP: 0.319, SLG: 0.284 Mark Ryval, L OBP: 0.254, SLG: 0.456 (8, 9)		0-3 K		0-0 4-3		0-3 K			0-0 6-3	3	0	0	0	0	2	4											
Mark McLemore, S OBP: 0.298, SLG: 0.284 Ruppert Jones, L OBP: 0.315, SLG: 0.475 (8, 7)			0-0 HR		0-0 1B		0-0 F7		0-0 L8	3	1	1	0	0	0	2											
Inning Stats	R: 0 E: 0 K: 0 S: 3	H: 0 LOB: 0 BB: 0 P: 3	R: 0 E: 0 K: 1 S: 5	H: 1 LOB: 2 BB: 2 P: 13	R: 3 E: 0 K: 0 S: 6	H: 3 LOB: 0 BB: 0 P: 6	R: 0 E: 0 K: 0 S: 4	H: 1 LOB: 1 BB: 0 P: 4	R: 2 E: 0 K: 1 S: 7	H: 2 LOB: 1 BB: 1 P: 11	R: 0 E: 0 K: 2 S: 8	H: 1 LOB: 0 BB: 0 P: 8	R: 0 E: 0 K: 0 S: 4	H: 1 LOB: 2 BB: 1 P: 8	R: 0 E: 0 K: 0 S: 3	H: 0 LOB: 0 BB: 0 P: 3	R: 0 E: 0 K: 1 S: 5	H: 0 LOB: 0 BB: 0 P: 5	1B: 7 2B: 2 3B: 0 HR: 1	SF: 1 SAC: 0 DP: 1 HBP: 0	WP: 0 PB: 0 SB: 1 CS: 0	PA: 39					
PITCHER	IP	WLS	BF	H	R	ER	SO	BB	IBB	HBP	BLK	WP	HR	S	P	ERA	WHIP										
Walt Terrell, R ERA: 4.41 (1, 1)	4.1		22	7	5	2	2	3	0	0	0	0	0	23	35	10.38	2.308										
Mike Henneman, R ERA: 2.36 (5, 1)	4.2	W	17	2	0	0	3	1	0	0	0	0	0	22	26	0.00	0.643										

Detroit Tigers @ California Angels
 Anaheim Stadium, Anaheim, CA
 Sat Jul 11 1987, 10:05 PM EDT
 Att: 44,219 - Unknown


AB	34
R	5
H	9
RBI	5
BB	4
SO	5
LOB	17

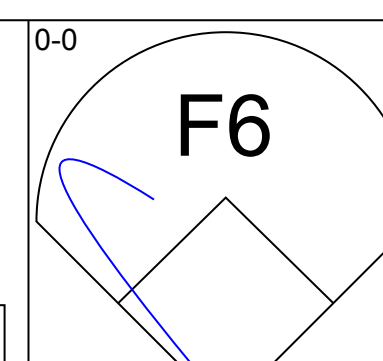
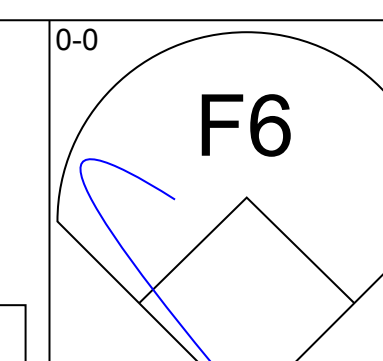
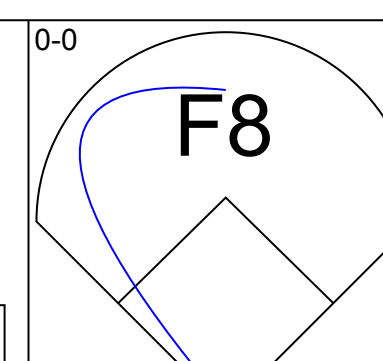
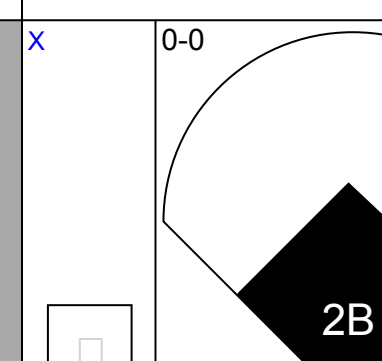
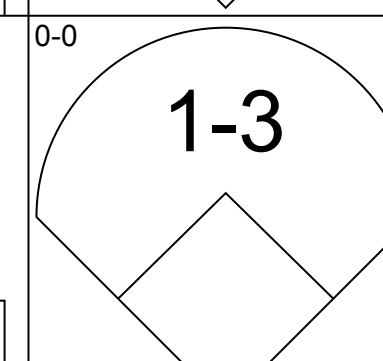
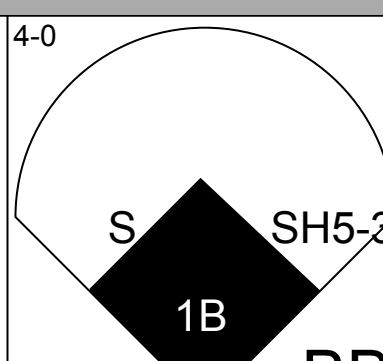
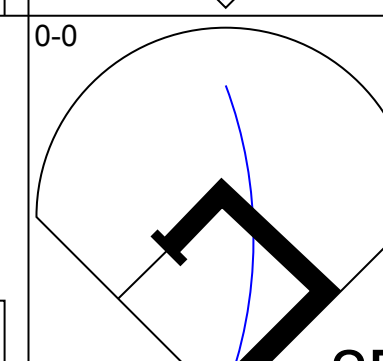
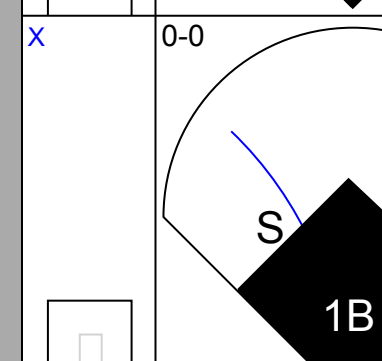
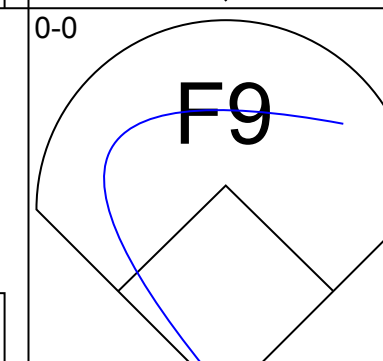
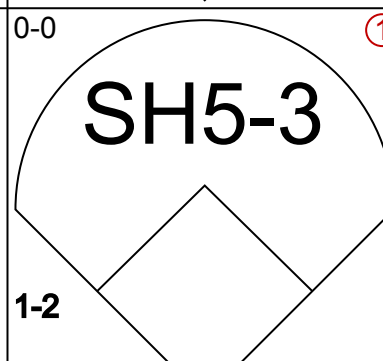
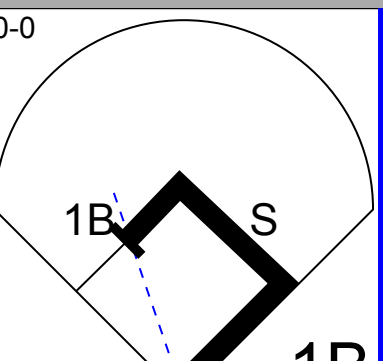
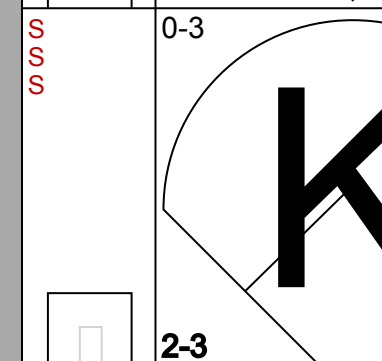
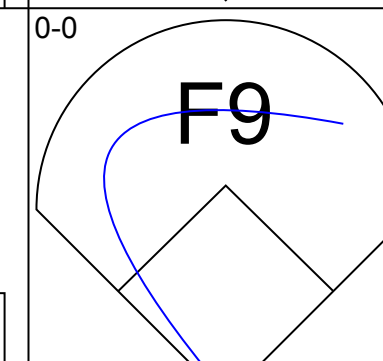
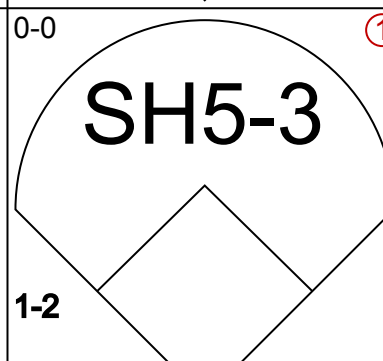
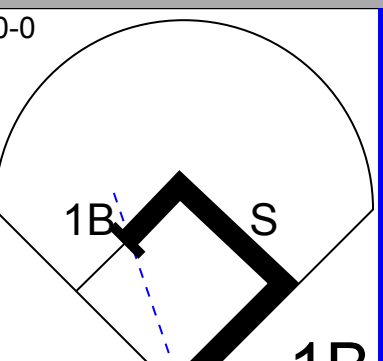
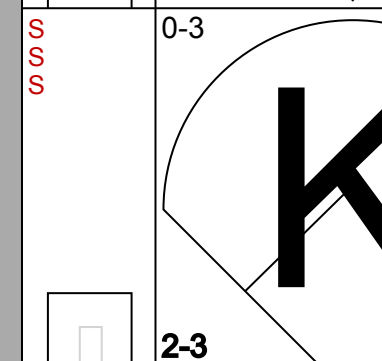
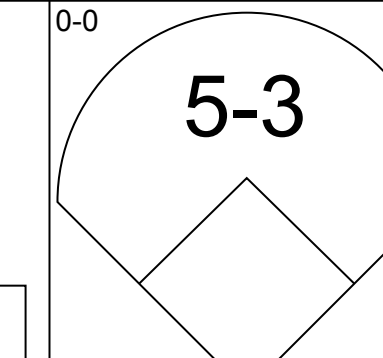
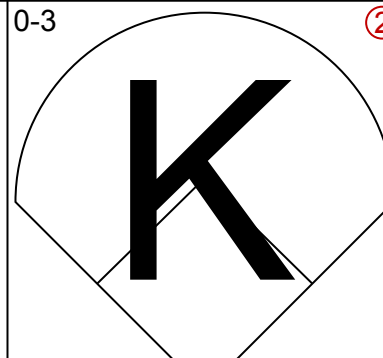
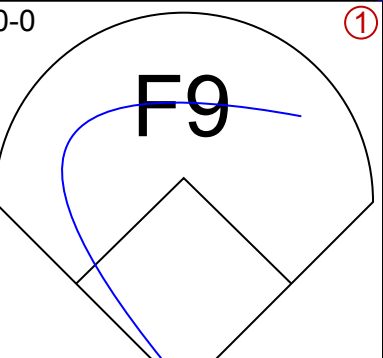
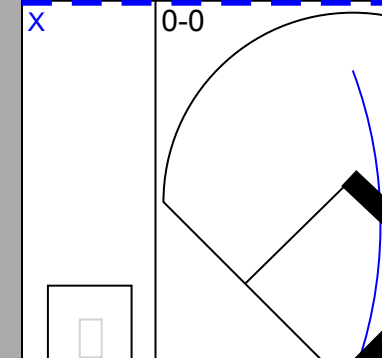
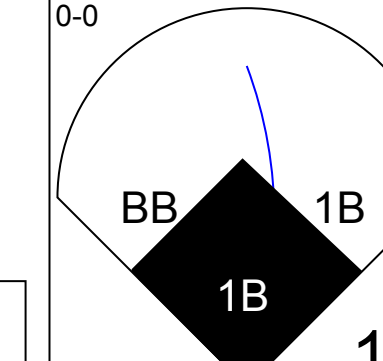
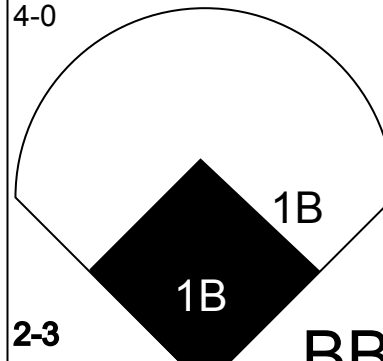

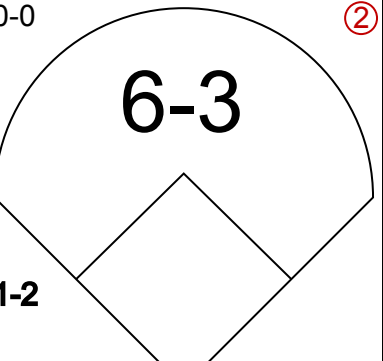
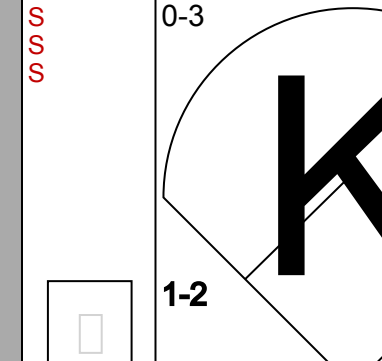
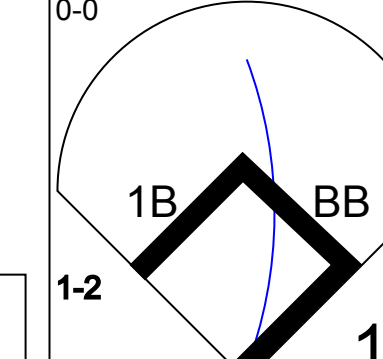
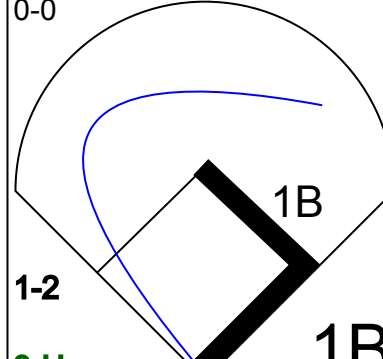

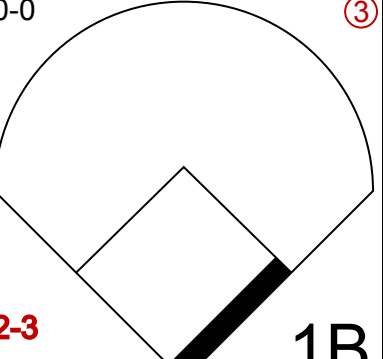
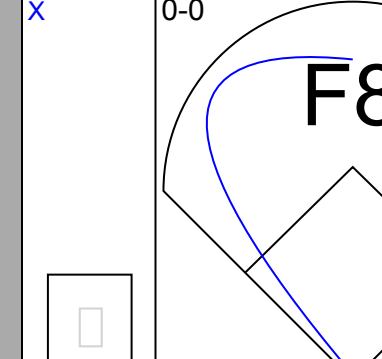
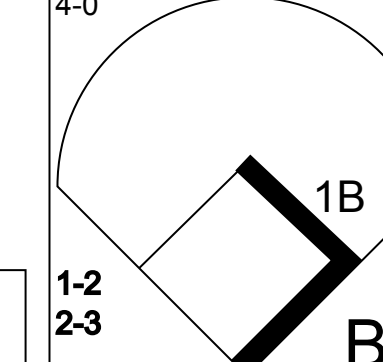
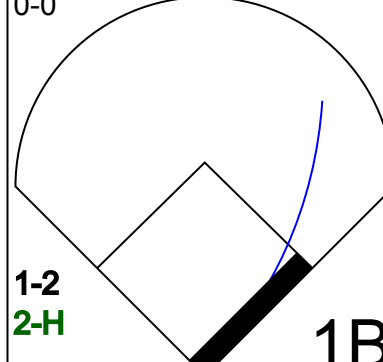



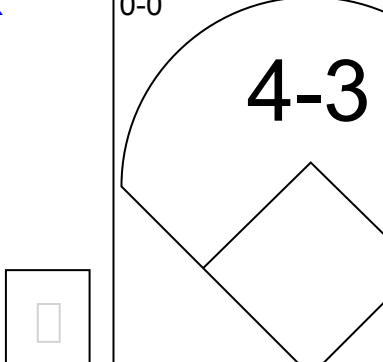
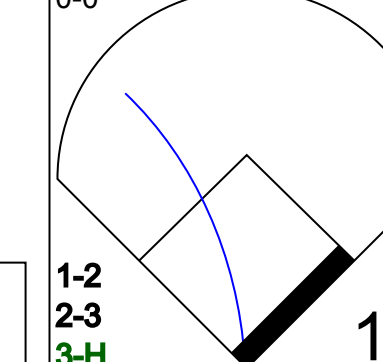
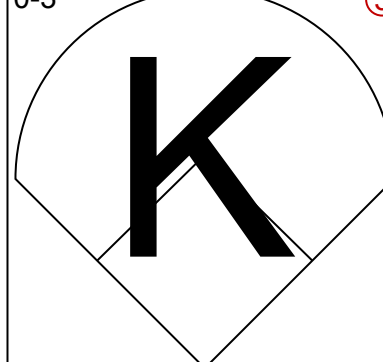

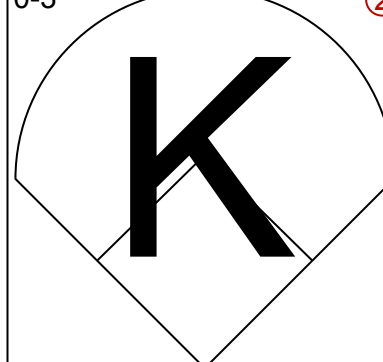
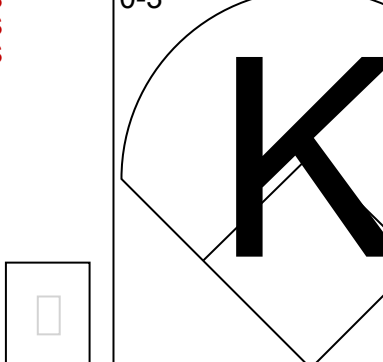
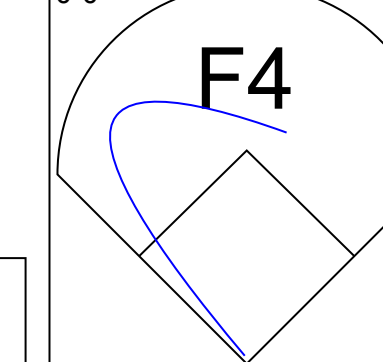
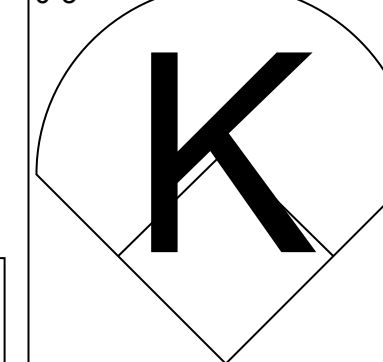
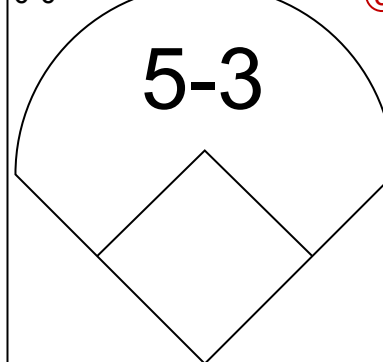
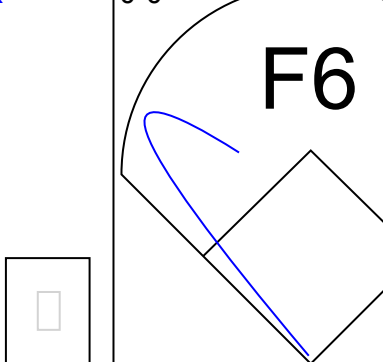


Batter	1	2	3	4	5	6	7	8	9	AB	R	H	RBI	BB	SO	LOB	TOP				
Lou Whitaker, L (1, 4) OBP: 0.342, SLG: 0.408												4	1	0	0	1	2	3			
Darrell Evans, L (1, 10) OBP: 0.394, SLG: 0.534												3	0	1	0	1	0	0			
Kirk Gibson, L (1, 7) OBP: 0.362, SLG: 0.490												4	0	0	1	0	2	3			
Matt Nokes, L (1, 2) OBP: 0.375, SLG: 0.598												4	1	2	1	0	0	2			
Pat Sheridan, L (1, 8) OBP: 0.334, SLG: 0.364												4	0	0	0	0	2	2			
Johnny Grubb, L (1, 9) OBP: 0.280, SLG: 0.247												4	0	0	0	0	1	1			
Dave Bergman, L (1, 3) OBP: 0.444, SLG: 0.545												2	1	1	1	2	0	0			
Tom Brookens, R (1, 5) OBP: 0.292, SLG: 0.383												3	0	1	0	0	2	1			
Chet Lemon, R (9, PH) OBP: 0.380, SLG: 0.485												1	0	0	0	0	0	0			
Jim Walewander, S (1, 6) OBP: 0.269, SLG: 0.250												2	1	1	0	1	0	1			
Alan Trammell, R (9, PH) OBP: 0.389, SLG: 0.520												0	0	0	0	1	0	0			
Inning Stats	R: 0 E: 0 K: 2 S: 7	H: 0 LOB: 0 BB: 0 P: 7	R: 0 E: 0 K: 1 S: 6	H: 2 LOB: 2 BB: 1 P: 10	R: 0 E: 0 K: 2 S: 7	H: 1 LOB: 1 BB: 1 P: 11	R: 0 E: 0 K: 1 S: 5	H: 0 LOB: 0 BB: 0 P: 5	R: 0 E: 0 K: 1 S: 5	H: 0 LOB: 1 BB: 1 P: 9	R: 1 E: 0 K: 1 S: 6	H: 1 LOB: 0 BB: 0 P: 6	R: 0 E: 0 K: 1 S: 5	H: 0 LOB: 0 BB: 0 P: 5	R: 2 E: 1 K: 0 S: 4	H: 1 LOB: 1 BB: 2 P: 12	R: 1 E: 0 K: 0 S: 4	H: 1 LOB: 1 BB: 1 P: 8	1B: 3 2B: 1 3B: 0 HR: 2	SF: 0 SAC: 0 DP: 1 HBP: 0	WP: 0 PA: 37 PB: 1 SB: 0 CS: 1
PITCHER	IP WLS BF H R ER SO BB IBB HBP BLK WP HR S P ERA WHIP																				
Mike Witt, R (1, 1) ERA: 3.31	7.0 W 28 4 3 2 9 4 1 0 0 0 1 41 61 2.57 1.143																				
Greg Minton, R (8, 1) ERA: 2.61	2.0 S 9 2 1 1 0 1 0 0 0 0 0 1 8 12 4.50 1.500																				

Detroit Tigers @ California Angels
Anaheim Stadium, Anaheim, CA
Sun Jul 12 1987, 6:33 AM EDT
Att: 42,682 - Unknown


AB 31
R 4
H 6
RBI 3
BB 6
SO 9
LOB 13



Batter	1	2	3	4	5	6	7	8	9	AB	R	H	RBI	BB	SO	LOB	BOTTOM
Brian Downing, R (1, 10) OBP: 0.403, SLG: 0.517										4	1	1	0	0	0	3	
Devon White, S (1, 9) OBP: 0.326, SLG: 0.505										3	2	2	1	1	0	0	
Dick Schofield, R (1, 6) OBP: 0.296, SLG: 0.345										2	0	1	0	0	0	0	
Gus Polidor, R (6, 6) OBP: 0.048, SLG: 0.048										1	0	0	0	0	1	1	
Doug DeCinces, R (1, 5) OBP: 0.350, SLG: 0.403										4	0	1	1	0	1	2	
George Hendrick, R (1, 7) OBP: 0.278, SLG: 0.440										3	2	1	0	1	1	2	
Bob Boone, R (1, 2) OBP: 0.335, SLG: 0.335										4	0	3	1	0	0	1	
Wally Joyner, L (1, 3) OBP: 0.366, SLG: 0.526										3	0	1	1	1	0	0	
Gary Pettis, S (1, 8) OBP: 0.318, SLG: 0.284										4	0	1	1	0	3	2	
Mark McLemore, S (1, 4) OBP: 0.294, SLG: 0.280										4	0	0	0	0	1	3	
Inning Stats	R: 0 E: 0 K: 0 S: 3	H: 3 LOB: 3 BB: 1 P: 10	R: 2 E: 0 K: 2 S: 9	H: 2 LOB: 2 BB: 2 P: 17	R: 0 E: 0 K: 1 S: 5	H: 1 LOB: 0 BB: 0 P: 5	R: 0 E: 0 K: 0 S: 4	H: 2 LOB: 2 BB: 0 P: 4	R: 0 E: 0 K: 1 S: 5	H: 0 LOB: 0 BB: 0 P: 5	R: 2 E: 0 K: 2 S: 10	H: 3 LOB: 1 BB: 0 P: 10	R: 0 E: 0 K: 1 S: 5	H: 0 LOB: 0 BB: 0 P: 5	1B: 8 2B: 2 3B: 1 HR: 0	SF: 0 SAC: 1 DP: 0 HBP: 0	WP: 1 PA: 36 PB: 0 SB: 3 CS: 0
PITCHER	IP WLS BF H R ER SO BB IBB HBP BLK WP HR S P ERA WHIP																
Frank Tanana, L (1, 1) ERA: 3.85	6.1 L 30 10 5 5 5 3 0 0 0 0 0 37 49 7.11 2.053																
Jeff Robinson, R (7, 1) ERA: 5.38	0.2 3 1 0 0 1 0 0 0 0 0 1 0 5 5 0.00 1.500																
Willie Hernandez, L (8, 1) ERA: 2.96	1.0 3 0 0 0 1 0 0 0 0 0 0 0 5 5 0.00 0.000																

Detroit Tigers @ California Angels
Anaheim Stadium, Anaheim, CA
Sun Jul 12 1987, 6:33 AM EDT
Att: 42,682 - Unknown

AB 32
R 5
H 11
RBI 5
BB 3
SO 7
LOB 14



Batter	1	2	3	4	5	6	7	8	9	AB	R	H	RBI	BB	SO	LOB	TOP										
Brian Downing, R OBP: 0.394, SLG: 0.504 (1, 10)	F4	F4			F3		F8			4	0	0	0	0	0	4	California Angels @ Milwaukee Brewers Milwaukee County Stadium, Milwaukee, WI Fri Jul 17 1987, 8:05 PM EDT Att: 19,858 - Unknown										
Devon White, S OBP: 0.318, SLG: 0.493 (1, 8)	1-3		K		6-3			5-3		4	0	0	0	0	1	1											
Wally Joyner, L OBP: 0.370, SLG: 0.532 (1, 3)	HBP		F8			F8		L1		3	0	0	0	0	0	0											
Jack Howell, L OBP: 0.345, SLG: 0.500 (1, 7) (7, 4)	K		K			F9		K		4	0	0	0	0	3	1											
Doug DeCinces, R OBP: 0.349, SLG: 0.394 (1, 5)		3B			F8		F7		F6	3	1	0	0	1	0	0											
Ruppert Jones, L OBP: 0.313, SLG: 0.488 (1, 9) (7, 7)		2B	3B		3-1			3-1		4	1	1	1	0	0	0											
Bob Boone, R OBP: 0.346, SLG: 0.360 (1, 2)		4-3	2B		F9		1B	1B		4	0	2	1	0	0	0											
Mark McLemore, S OBP: 0.297, SLG: 0.284 (1, 4) (7, 6)		B3-4			K					3	0	1	0	0	1	1											
Gus Polidor, R OBP: 0.115, SLG: 0.154 (1, 6)		4-3								2	0	1	0	0	0	1											
Mark Ryal, L OBP: 0.250, SLG: 0.449 (7, PH) (7, 9)		2-3			2B		F9			1	0	0	0	0	0	2											
Inning Stats	R: 0 E: 0 K: 1 S: 5	H: 0 LOB: 1 BB: 0 P: 6	R: 2 E: 0 K: 0 S: 5	H: 2 LOB: 1 BB: 1 P: 9	R: 0 E: 0 K: 2 S: 7	H: 0 LOB: 0 BB: 0 P: 7	R: 0 E: 0 K: 0 S: 3	H: 0 LOB: 0 BB: 0 P: 3	R: 0 E: 0 K: 1 S: 6	H: 1 LOB: 1 BB: 0 P: 6	R: 0 E: 0 K: 0 S: 3	H: 2 LOB: 2 BB: 0 P: 5	R: 0 E: 0 K: 1 S: 5	H: 0 LOB: 0 BB: 0 P: 5	R: 0 E: 0 K: 0 S: 3	H: 0 LOB: 0 BB: 0 P: 3	1B: 2 2B: 2 3B: 1 HR: 0	SF: 0 SAC: 0 DP: 0 HBP: 1	WP: 0 PB: 0 SB: 0 CS: 0	PA: 34							
PITCHER	IP	WLS	BF	H	R	ER	SO	BB	IBB	HBP	BLK	WP	HR	S	P	ERA	WHIP										
Bill Wegman, R ERA: 4.05 (1, 1)	7.0	W	28	5	2	2	4	1	0	1	0	0	0	34	39	2.57	0.857										
Paul Mirabella, L ERA: 7.5 (8, 1)	1.0		3	0	0	0	1	0	0	0	0	0	0	5	5	0.00	0.000										
Jay Aldrich, R ERA: 4.91 (9, 1)	1.0		3	0	0	0	0	0	0	0	0	0	0	3	3	0.00	0.000										

Batter	1	2	3	4	5	6	7	8	9	AB	R	H	RBI	BB	SO	LOB	BOTTOM										
Paul Molitor, R OBP: 0.402, SLG: 0.506 (1, 10)	F8			1B		1-2	F8			5	0	3	0	0	0	0	California Angels @ Milwaukee Brewers Milwaukee County Stadium, Milwaukee, WI Fri Jul 17 1987, 8:05 PM EDT Att: 19,858 - Unknown										
Ernest Riles, L OBP: 0.313, SLG: 0.345 (1, 6)	1B		F8	1-2		4-3	L3			5	0	2	0	0	0	2											
Robin Yount, R OBP: 0.372, SLG: 0.470 (1, 8)	F9		L8		K		1B	L5		5	1	1	0	0	1	4											
Greg Brock, L OBP: 0.345, SLG: 0.430 (1, 3)	4-3			HR			1B	4-3		5	2	2	1	0	0	3											
Rob Deer, R OBP: 0.386, SLG: 0.578 (1, 7)			G5-4-3	HR	K		1B			5	2	4	2	0	1	0											
Steve Kiefer, R OBP: 0.125, SLG: 0.125 (1, 5)	G5-4-3		K	HR	K		2B	K		5	1	1	0	0	3	2											
Glenn Braggs, R OBP: 0.336, SLG: 0.410 (1, 9)	6-3				1B	2B		K		4	2	2	2	0	0	0											
Bill Schroeder, R OBP: 0.382, SLG: 0.508 (1, 2)			F7	HR			F3			4	1	2	1	0	0	2											
Dale Sveum, S OBP: 0.279, SLG: 0.416 (1, 4)				HR		K		HR		4	3	3	6	0	1	1											
Inning Stats	R: 0 E: 0 K: 0 S: 4	H: 1 LOB: 1 BB: 0 P: 4	R: 0 E: 0 K: 0 S: 3	H: 1 LOB: 0 BB: 0 P: 3	R: 1 E: 0 K: 0 S: 5	H: 2 LOB: 1 BB: 0 P: 5	R: 5 E: 0 K: 2 S: 14	H: 7 LOB: 2 BB: 0 P: 14	R: 0 E: 0 K: 2 S: 7	H: 0 LOB: 0 BB: 0 P: 7	R: 0 E: 0 K: 1 S: 6	H: 2 LOB: 1 BB: 0 P: 6	R: 6 E: 0 K: 0 S: 9	H: 6 LOB: 0 BB: 0 P: 9	R: 0 E: 0 K: 1 S: 6	H: 1 LOB: 1 BB: 0 P: 6		1B: 13 2B: 3 3B: 0 HR: 4	SF: 0 SAC: 0 DP: 1 HBP: 0	WP: 0 PB: 0 SB: 0 CS: 0	PA: 42						
PITCHER	IP	WLS	BF	H	R	ER	SO	BB	IBB	HBP	BLK	WP	HR	S	P	ERA	WHIP										
Mike Witt, R ERA: 3.62 (1, 1)	3.1	L	18	9	6	6	1	0	0	0	0	0	1	20	20	16.20	2.700										
Chuck Finley, L ERA: 5.14 (4, 1)	3.0		18	10	6	6	4	0	0	0	0	0	1	26	26	18.00	3.333										
Gary Lucas, L ERA: 4.54 (7, 1)	0.2		2	0	0	0	0	0	0	0	0	0	0	2	2	0.00	0.000										
Greg Minton, R ERA: 2.75 (8, 1)	1.0		4	1	0	0	1	0	0	0	0	0	0	6	6	0.00	1.000										

Batter	1	2	3	4	5	6	7	8	9	AB	R	H	RBI	BB	SO	LOB	TOP		
Brian Downing, R OBP: 0.397, SLG: 0.512 (1, 10)										4	1	1	0	1	0	2	California Angels @ Milwaukee Brewers Milwaukee County Stadium, Milwaukee, WI Sun Jul 19 1987, 4:33 AM EDT Att: 30,635 - Unknown		
Wally Joyner, L OBP: 0.371, SLG: 0.537 (1, 3)										5	1	2	2	0	0	2			
Doug DeCinces, R OBP: 0.353, SLG: 0.400 (1, 5)										4	1	2	2	1	2	2			
George Hendrick, R OBP: 0.313, SLG: 0.483 (8, 9)										4	1	1	0	1	1	1			
Devon White, S OBP: 0.320, SLG: 0.496 (8, 8)										5	1	1	1	0	1	3			
Bob Boone, R OBP: 0.341, SLG: 0.351 (1, 2)										3	0	0	0	1	1	2			
Gary Pettis, S OBP: 0.314, SLG: 0.277 (8, PH)										3	0	0	0	0	1	3			
Jack Howell, L OBP: 0.347, SLG: 0.498 (8, 4)										0	1	0	0	1	0	0			
Gus Polidor, R OBP: 0.118, SLG: 0.147 (8, PH)										3	0	1	0	0	0	0			
Ruppert Jones, L OBP: 0.320, SLG: 0.500 (8, 7)										1	1	1	3	0	0	0			
Mark McLemore, S OBP: 0.304, SLG: 0.288 (8, 6)										3	1	1	0	1	0	2			
Inning Stats	R: 0 E: 0 K: 1 S: 5	H: 0 LOB: 0 BB: 0 P: 5	R: 0 E: 0 K: 1 S: 5	H: 0 LOB: 1 BB: 1 P: 9	R: 3 E: 0 K: 0 S: 7	H: 4 LOB: 1 BB: 0 P: 7	R: 0 E: 0 K: 1 S: 5	H: 0 LOB: 0 BB: 0 P: 6	R: 0 E: 0 K: 2 S: 9	H: 2 LOB: 2 BB: 0 P: 9	R: 0 E: 0 K: 0 S: 4	H: 1 LOB: 1 BB: 0 P: 4	R: 5 E: 0 K: 1 S: 8	H: 3 LOB: 2 BB: 4 P: 24	R: 0 E: 0 K: 0 S: 3	H: 0 LOB: 0 BB: 0 P: 3	1B: 7 2B: 3 3B: 0 HR: 0	SF: 0 SAC: 1 DP: 0 HBP: 0	WP: 0 PA: 42 SB: 0 CS: 1
PITCHER	IP WLS BF H R ER SO BB IBB HBP BLK WP HR S P ERA WHIP																		
Juan Nieves, L ERA: 5.33 (1, 1)	7.0	31	7	5	5	5	4	0	0	0	0	0	0	0	37	53	6.43	1.571	
Jay Aldrich, R ERA: 5.54 (8, 1)	0.1	L	3	1	0	0	0	1	0	0	0	0	0	2	6	0.00	3.000		
Paul Mirabella, L ERA: 7.85 (8, 1)	0.1		4	2	3	3	0	1	0	0	0	0	0	3	7	81.00	6.000		
Chuck Crim, R ERA: 4.09 (8, 1)	1.1		4	0	0	1	0	0	0	0	0	0	0	6	6	0.00	0.000		

Batter	1	2	3	4	5	6	7	8	9	AB	R	H	RBI	BB	SO	LOB	BOTTOM		
Mike Felder, S OBP: 0.296, SLG: 0.347 (1, 7)										4	1	1	0	0	0	0	California Angels @ Milwaukee Brewers Milwaukee County Stadium, Milwaukee, WI Sun Jul 19 1987, 4:33 AM EDT Att: 30,635 - Unknown		
Robin Yount, R OBP: 0.370, SLG: 0.480 (1, 8)										4	1	2	3	0	0	0			
Paul Molitor, R OBP: 0.396, SLG: 0.494 (1, 10)										4	0	1	0	0	1	2			
Rob Deer, R OBP: 0.385, SLG: 0.569 (1, 3)										4	0	0	0	0	3	2			
Steve Kiefer, R OBP: 0.188, SLG: 0.375 (1, 5)										4	0	0	0	0	2	1			
Glenn Briggs, R OBP: 0.336, SLG: 0.405 (1, 9)										4	0	2	0	0	0	1			
Dale Sveum, S OBP: 0.276, SLG: 0.409 (1, 4)										4	1	1	0	0	0	3			
Bill Schroeder, R OBP: 0.389, SLG: 0.571 (1, 2)										4	1	1	2	0	1	1			
Ernest Riles, L OBP: 0.306, SLG: 0.348 (1, 6)										4	1	2	0	0	0	1			
Inning Stats	R: 0 E: 0 K: 0 S: 3	H: 0 LOB: 0 BB: 0 P: 3	R: 0 E: 0 K: 0 S: 4	H: 1 LOB: 1 BB: 0 P: 4	R: 1 E: 0 K: 1 S: 7	H: 2 LOB: 1 BB: 0 P: 7	R: 0 E: 0 K: 2 S: 7	H: 0 LOB: 0 BB: 0 P: 7	R: 4 E: 0 K: 2 S: 12	H: 6 LOB: 1 BB: 0 P: 12	R: 0 E: 0 K: 0 S: 4	H: 1 LOB: 1 BB: 0 P: 4	R: 0 E: 1 K: 0 S: 3	H: 0 LOB: 0 BB: 0 P: 3	R: 0 E: 0 K: 1 S: 5	H: 0 LOB: 0 BB: 0 P: 5		1B: 6 2B: 1 3B: 1 HR: 2	SF: 0 SAC: 1 DP: 1 HBP: 0
PITCHER	IP WLS BF H R ER SO BB IBB HBP BLK WP HR S P ERA WHIP																		
Jerry Reuss, L ERA: 5.99 (5, 1)	2.2	W	11	2	0	0	3	0	0	0	0	0	0	17	17	0.00	0.750		
Jack Lazorko, R ERA: 4.51 (8, 1)	2.0	S	6	0	0	0	1	0	0	0	0	0	0	8	8	0.00	0.000		

Batter	1	2	3	4	5	6	7	8	9	AB	R	H	RBI	BB	SO	LOB	TOP								
Brian Downing, R OBP: 0.401, SLG: 0.514 (1, 10)	0-0 WP BB 1B		0-0 G3 1B		4-0 1-2 2B BB			0-0 SH1-4 1B 1B	0-3 K 2-3	4	2	3	0	1	1	1	California Angels @ Boston Red Sox Fenway Park, Boston, MA Mon Jul 20 1987, 7:05 PM EDT Att: 27,322 - Unknown livebaseballscorecards.com								
Ruppert Jones, L OBP: 0.330, SLG: 0.511 (1, 8) (8, 7)	4-0 WP BB 1-2		0-0 G3 1-2		0-0 1-2 2B 1-H 2-H			0-0 SH1-4 1-2		2	0	1	2	1	0	1									
Devon White, S OBP: 0.320, SLG: 0.494 (1, 9)	0-3 K 1-2 2-3		0-3 K 2-3		0-0 4-1			0-0 1B 2-H		4	0	1	1	0	2	4									
Jack Howell, L OBP: 0.345, SLG: 0.494 (1, 7)	0-3 K 2-3			0-3 K 2-3		0-0 4-3		0-0 1-3 1B		4	0	1	0	0	2	2									
Gary Pettis, S OBP: 0.314, SLG: 0.277 (8, 8)										0	0	0	0	0	0	0									
Doug DeCinces, R OBP: 0.349, SLG: 0.395 (1, 5)	0-0 1-3			0-0 F3		0-0 6-3		0-0 F5 1B		4	0	0	0	0	0	4									
Butch Wynegar, S OBP: 0.278, SLG: 0.236 (1, 2)		0-0 F9		0-0 L3		0-0 3-1		0-0 F5		3	0	0	0	0	0	0									
Mark Ryal, L OBP: 0.240, SLG: 0.431 (8, PH)										1	0	0	0	0	0	2									
Bob Boone, R OBP: 0.341, SLG: 0.351 (8, 2)										0	0	0	0	0	0	0									
George Hendrick, R OBP: 0.309, SLG: 0.488 (1, 3)		0-0 5-3			0-0 F6		0-0 5-3		0-0 WP SH1-3 1B	4	0	1	0	0	0	0									
Mark McLemore, S OBP: 0.301, SLG: 0.285 (1, 4)		0-0 6-3			0-3 K		0-0 F8		0-0 SH1-3 1-2	3	0	0	0	0	1	0									
Gus Polidor, R OBP: 0.132, SLG: 0.158 (1, 6)			0-0 6-3		0-0 BB 2B 1B		0-0 L8		0-0 F2	4	1	1	0	0	0	1									
Inning Stats	R: 0 E: 0 K: 2 S: 8	H: 1 LOB: 2 BB: 1 P: 12	R: 0 E: 0 K: 0 S: 3	H: 0 LOB: 0 BB: 0 P: 3	R: 0 E: 0 K: 1 S: 6	H: 1 LOB: 1 BB: 0 P: 6	R: 0 E: 0 K: 1 S: 5	H: 0 LOB: 0 BB: 0 P: 5	R: 2 E: 0 K: 1 S: 7	H: 2 LOB: 1 BB: 1 P: 11	R: 0 E: 0 K: 0 S: 3	H: 0 LOB: 0 BB: 0 P: 3	R: 0 E: 0 K: 0 S: 3	H: 0 LOB: 0 BB: 0 P: 3	R: 1 E: 0 K: 0 S: 6	H: 3 LOB: 2 BB: 0 P: 6	R: 0 E: 0 K: 1 S: 6	H: 1 LOB: 1 BB: 0 P: 6	1B: 7 2B: 1 3B: 0 HR: 0	SF: 0 SAC: 2 DP: 0 HBP: 0	WP: 2 PB: 2 SB: 0 CS: 0	PA: 37			
PITCHER	IP	WLS	BF	H	R	ER	SO	BB	IBB	HBP	BLK	WP	HR	S	P	ERA	WHIP								
Jeff Sellers, R ERA: 6.62 (1, 1)	7.1	L	31	7	3	3	5	2	0	0	0	1	0	39	47	3.68	1.227								
Calvin Schiraldi, R ERA: 5.04 (8, 1)	1.2		6	1	0	0	1	0	0	0	0	1	0	8	8	0.00	0.600								

Batter	1	2	3	4	5	6	7	8	9	AB	R	H	RBI	BB	SO	LOB	BOTTOM								
Ellis Burks, R OBP: 0.311, SLG: 0.478 (1, 8)	0-3 K 2-3		0-0 5-3			0-0 FC5-4 1B		0-3 K		4	0	1	0	0	2	0	California Angels @ Boston Red Sox Fenway Park, Boston, MA Mon Jul 20 1987, 7:05 PM EDT Att: 27,322 - Unknown livebaseballscorecards.com								
Ed Romero, R OBP: 0.371, SLG: 0.324 (1, 4)	0-3 K			0-0 L7		0-0 FC5-4 3B		0-0 L5		4	1	0	1	0	1	1									
Wade Boggs, L OBP: 0.462, SLG: 0.612 (1, 5)	0-0 1-2 2B			0-0 1-5-3		0-0 1-H 3B		0-0 F8		4	0	2	1	0	0	0									
Jim Rice, R OBP: 0.355, SLG: 0.407 (1, 7)	0-0 F9			0-0 5-3		0-0 1-3		0-0 1B		4	0	1	0	0	0	2									
Todd Benzinger, S OBP: 0.406, SLG: 0.407 (9, PR)										0	0	0	0	0	0	0									
Mike Greenwell, L OBP: 0.363, SLG: 0.549 (1, 10)		0-3 K			0-0 F4		0-0 G6-4-3 1B		0-3 K	4	0	1	0	0	2	1									
Dwight Evans, R OBP: 0.415, SLG: 0.577 (1, 9)		0-0 F8			0-0 4-3		0-0 G6-4-3 1-2			3	0	0	0	0	0	1									
Bill Buckner, L OBP: 0.296, SLG: 0.321 (1, 3)		0-0 L9			0-3 K		0-0 6-3			3	0	0	0	0	1	0									
Spike Owen, S OBP: 0.324, SLG: 0.333 (1, 6)			0-0 F8			0-0 1B SH1-3 FC5-4 1B		0-0 F8		3	1	1	0	0	0	0									
Danny Sheaffer, R OBP: 0.105, SLG: 0.179 (1, 2)										1	0	0	0	0	0	0									
Don Baylor, R OBP: 0.349, SLG: 0.404 (8, PH)										1	0	0	0	0	1	0									
Marc Sullivan, R OBP: 0.213, SLG: 0.250 (9, 2)										0	0	0	0	0	0	0									
Inning Stats	R: 0 E: 0 K: 2 S: 8	H: 1 LOB: 1 BB: 0 P: 8	R: 0 E: 0 K: 1 S: 5	H: 0 LOB: 0 BB: 0 P: 5	R: 0 E: 0 K: 0 S: 3	H: 0 LOB: 0 BB: 0 P: 3	R: 0 E: 0 K: 0 S: 3	H: 0 LOB: 0 BB: 0 P: 3	R: 2 E: 0 K: 0 S: 6	H: 3 LOB: 1 BB: 0 P: 6	R: 0 E: 0 K: 0 S: 3	H: 1 LOB: 0 BB: 0 P: 3	R: 0 E: 0 K: 2 S: 7	H: 0 LOB: 0 BB: 0 P: 7	R: 0 E: 0 K: 1 S: 6	H: 1 LOB: 1 BB: 0 P: 6	1B: 4 2B: 1 3B: 1 HR: 0	SF: 0 SAC: 1 DP: 1 HBP: 0	WP: 0 PB: 0 SB: 0 CS: 0	PA: 32					
PITCHER	IP	WLS	BF	H	R	ER	SO	BB	IBB	HBP	BLK	WP	HR	S	P	ERA	WHIP								
Willie Fraser, R ERA: 3.6 (1, 1)	3.2		12	1	0	0	3	1	0	0	0	0	0	18	18	0.00	0.273								
Gary Lucas, L ERA: 4.74 (4, 1)	2.0	9	3	2	2	2	1	0	0	0	0	0	0	11	11	9.00	1.500								
Greg Minton, R ERA: 2.59 (6, 1)	1.1	W	4	1	0	0	0	0	0	0	0	0	0	4	4	0.00	0.750								
DeWayne Buice, R ERA: 2.89 (8, 1)	2.0	S	7	1	0	0	3	0	0	0	0	0	0	13	13	0.00	0.500								

Batter	1	2	3	4	5	6	7	8	9	AB	R	H	RBI	BB	SO	LOB	TOP			
Brian Downing, R OBP: 0.398, SLG: 0.509 (1, 10)	6-3		F9		F4			6-3		4	0	0	0	0	0	0				
Ruppert Jones, L OBP: 0.327, SLG: 0.511 (1, 8) (8, 7)	4-3 2B		1-3				4-3	G3		4	0	1	0	0	0	0				
Devon White, S OBP: 0.319, SLG: 0.491 (1, 9)	4-3 2-3		F8					F9		4	0	1	0	0	0	1				
Jack Howell, L OBP: 0.341, SLG: 0.487 (1, 7) (8, 4)	4-3			F8			F8	F8		4	0	0	0	0	0	2				
Doug DeCinces, R OBP: 0.347, SLG: 0.393 (1, 5)		1B		F4			F5	F8		4	0	1	0	0	0	1				
George Hendrick, R OBP: 0.310, SLG: 0.462 (1, 3)		F2						5-3		3	0	1	0	0	0	1				
Bob Boone, R OBP: 0.336, SLG: 0.345 (1, 2)		F9		F3				6-3		3	0	0	0	0	0	2				
Mark McLemore, S OBP: 0.302, SLG: 0.285 (1, 4) (8, 6)								G3		3	0	1	0	0	0	0				
Gus Polidor, R OBP: 0.125, SLG: 0.150 (1, 6)								5-3		2	0	0	0	0	0	2				
Mark Ryal, L OBP: 0.237, SLG: 0.425 (8, PH)										1	0	0	0	0	0	0				
Gary Pettis, S OBP: 0.314, SLG: 0.277 (8, 8)										0	0	0	0	0	0	0				
Inning Stats	R: 0 E: 0 K: 0 S: 4	H: 1 LOB: 1 BB: 0 P: 4	R: 0 E: 0 K: 0 S: 5	H: 2 LOB: 2 BB: 0 P: 5	R: 0 E: 0 K: 0 S: 3	H: 0 LOB: 0 BB: 0 P: 3	R: 0 E: 0 K: 0 S: 4	H: 1 LOB: 1 BB: 0 P: 4	R: 0 E: 0 K: 0 S: 3	H: 0 LOB: 0 BB: 0 P: 3	R: 0 E: 0 K: 0 S: 3	H: 0 LOB: 0 BB: 0 P: 3	R: 0 E: 0 K: 0 S: 3	H: 0 LOB: 0 BB: 0 P: 3	R: 0 E: 0 K: 0 S: 3	H: 0 LOB: 0 BB: 0 P: 3	1B: 4 2B: 1 3B: 0 HR: 0	SF: 0 SAC: 0 DP: 0 HBP: 0	WP: 0 PB: 0 SB: 0 CS: 0	PA: 32
PITCHER Roger Clemens, R ERA: 3.56 (1, 1)	IP: 9.0 WLS: W BF: 32 H: 5 R: 0 ER: 0 SO: 0 BB: 0 IBB: 0 HBP: 0 BLK: 0 WP: 0 HR: 0 S: 32 P: 32 ERA: 0.00 WHIP: 0.556																			

California Angels @ Boston Red Sox
Fenway Park, Boston, MA
Tue Jul 21 1987, 7:05 PM EDT
Att: 30,301 - Unknown

AB	32
R	0
H	5
RBI	0
BB	0
SO	0
LOB	9




Batter	1	2	3	4	5	6	7	8	9	AB	R	H	RBI	BB	SO	LOB	BOTTOM			
Ellis Burks, R OBP: 0.311, SLG: 0.474 (1, 8)	CS 1B		L4		K		K			4	0	1	0	0	2	1				
Ed Romero, R OBP: 0.368, SLG: 0.321 (1, 4)	F3		6-3		5-3		G4-6-3 1B			4	0	1	0	0	0	2				
Wade Boggs, L OBP: 0.462, SLG: 0.613 (1, 5)	1-2 2B			HR 1B		L8	G4-6-3 1-2 1B			4	1	2	0	0	0	1				
Jim Rice, R OBP: 0.357, SLG: 0.422 (1, 7)	F9			HR 1B		1B 2B	F9			4	2	2	2	0	0	1				
Dwight Evans, R OBP: 0.416, SLG: 0.574 (1, 9)		F4		BB BB		1B BB	F9			2	0	0	0	2	0	0				
Mike Greenwell, L OBP: 0.365, SLG: 0.548 (1, 10)		G4-3 1B		F7		1-2 2-3 1B	1-3			4	0	2	0	0	0	1				
Bill Buckner, L OBP: 0.300, SLG: 0.323 (1, 3)		G4-3 1-2		G4-3 BB		1-2 2-3 1B	1B			2	0	1	1	1	0	1				
Spike Owen, S OBP: 0.320, SLG: 0.329 (1, 6)			E4 SH1	G4-3 1-2		F8				3	0	0	0	0	0	5				
Marc Sullivan, R OBP: 0.210, SLG: 0.246 (1, 2)			SH1		F7	K				2	0	0	0	0	1	3				
Inning Stats	R: 0 E: 0 K: 0 S: 4	H: 2 LOB: 1 BB: 0 P: 4	R: 0 E: 1 K: 0 S: 4	H: 1 LOB: 1 BB: 0 P: 3	R: 0 E: 0 K: 0 S: 4	H: 0 LOB: 1 BB: 0 P: 4	R: 2 E: 0 K: 0 S: 4	H: 2 LOB: 1 BB: 2 P: 12	R: 0 E: 0 K: 1 S: 5	H: 0 LOB: 0 BB: 0 P: 5	R: 1 E: 0 K: 1 S: 8	H: 3 LOB: 3 BB: 1 P: 12	R: 0 E: 0 K: 1 S: 5	H: 1 LOB: 0 BB: 0 P: 5	R: 0 E: 0 K: 0 S: 3	H: 0 LOB: 0 BB: 0 P: 3	1B: 6 2B: 2 3B: 0 HR: 1	SF: 0 SAC: 1 DP: 3 HBP: 0	WP: 0 PB: 0 SB: 0 CS: 1	PA: 33
PITCHER Kirk McCaskill, R ERA: 4.6 (1, 1)	IP: 3.0 WLS: L BF: 14 H: 5 R: 2 ER: 2 SO: 0 BB: 1 IBB: 0 HBP: 0 BLK: 0 WP: 0 HR: 1 S: 13 P: 17 ERA: 6.00 WHIP: 2.000																			
Jack Lazorko, R ERA: 4.52 (4, 1)	3.1 15 4 1 1 3 2 0 0 0 0 0 19 27 2.70 1.800																			
Chuck Finley, L ERA: 4.97 (7, 1)	1.2 4 0 0 0 0 0 0 0 0 0 4 4 0.00 0.000																			

California Angels @ Boston Red Sox
Fenway Park, Boston, MA
Tue Jul 21 1987, 7:05 PM EDT
Att: 30,301 - Unknown


AB	29
R	3
H	9
RBI	3
BB	3
SO	3
LOB	15




Batter	1	2	3	4	5	6	7	8	9	AB	R	H	RBI	BB	SO	LOB	TOP								
Gary Pettis, S OBP: 0.315, SLG: 0.275	FC6-4 1B E BB	K		K		K			SH1-3 1B BB	3	2	0	0	2	3	0									
Devon White, S OBP: 0.321, SLG: 0.491	FC6-4 1B	K		K			G5-4-3 1B 1B		SH1-3	4	0	2	0	0	2	0									
Doug DeCinces, R OBP: 0.351, SLG: 0.397	FC6-4 E 2B				4-3 2B 2B		G5-4-3 1B		P3	4	2	2	0	1	0	3									
Brian Downing, R OBP: 0.395, SLG: 0.504	E3 2B FC6-4	6-3			4-3		G5-4-3			5	1	1	2	0	0	5									
George Hendrick, R OBP: 0.329, SLG: 0.493	FC6-4 1B 2B				6-3 2B		F7		F8	4	1	2	2	1	0	2									
Jack Howell, L OBP: 0.340, SLG: 0.482	FC6-4 IBB			F7	6-3				4-3	3	0	0	0	1	0	2									
Bob Boone, R OBP: 0.330, SLG: 0.338	FC6-4 WP 1B			F6	F9				E4 FC4	4	0	0	1	0	0	4	AB 35 R 6 H 8 RBI 6 BB 5 SO 5 LOB 21								
Gus Polidor, R OBP: 0.136, SLG: 0.159	WP 1B			F6			F9		F9	4	0	1	1	0	0	2									
Mark McLemore, S OBP: 0.298, SLG: 0.282	5-3			F7			6-3		FC4	4	0	0	0	0	0	3									
Inning Stats	R: 4 E: 1 K: 0 S: 7	H: 3 LOB: 2 BB: 2 P: 15	R: 0 E: 0 K: 2 S: 7	H: 0 LOB: 1 BB: 1 P: 11	R: 0 E: 0 K: 0 S: 3	H: 0 LOB: 1 BB: 1 P: 7	R: 0 E: 0 K: 2 S: 7	H: 0 LOB: 0 BB: 0 P: 7	R: 1 E: 0 K: 0 S: 5	H: 2 LOB: 1 BB: 0 P: 5	R: 0 E: 0 K: 1 S: 5	H: 0 LOB: 0 BB: 0 P: 5	R: 0 E: 0 K: 0 S: 4	H: 2 LOB: 1 BB: 0 P: 4	R: 0 E: 1 K: 0 S: 4	H: 0 LOB: 1 BB: 0 P: 4	R: 1 E: 0 K: 0 S: 4	H: 1 LOB: 1 BB: 1 P: 8	1B: 5 2B: 3 3B: 0 HR: 0	SF: 0 SAC: 1 DP: 1 HBP: 0	WP: 1 PB: 0 SB: 0 CS: 0	PA: 41			
PITCHER	IP	WLS	BF	H	R	ER	SO	BB	IBB	HBP	BLK	WP	HR	S	P	ERA	WHIP								
Oil Can Boyd, R ERA: 5.51	0.2		8	3	4	2	0	1	1	0	0	0	0	6	14	27.00	6.000								
Wes Gardner, R ERA: 6.12	8.1		33	5	2	2	5	3	0	0	0	1	0	40	52	2.16	0.960								

California Angels @ Boston Red Sox
Fenway Park, Boston, MA
Wed Jul 22 1987, 7:05 PM EDT
Att: 31,729 - Unknown

livebaseballscores.com

Batter	1	2	3	4	5	6	7	8	9	AB	R	H	RBI	BB	SO	LOB	BOTTOM								
Ellis Burks, R OBP: 0.312, SLG: 0.473	1B 1B	F9			6-3				F8	5	1	2	1	0	0	2									
Ed Romero, R OBP: 0.369, SLG: 0.331	K			K	5-3				1B 2B	5	2	2	0	0	2	1									
Wade Boggs, L OBP: 0.399, SLG: 0.607	F7			1B BB	4-3				F8	4	0	0	0	1	0	4									
Jim Rice, R OBP: 0.364, SLG: 0.439				K					BB	5	1	4	3	0	1	1									
Todd Benzinger, S OBP: 0.406, SLG: 0.407	FC4 1B			K					BB	0	0	0	0	0	0	0									
Dwight Evans, R OBP: 0.419, SLG: 0.576	FC4			1B					1B	4	0	2	1	1	1	2									
Mike Greenwell, L OBP: 0.357, SLG: 0.534		G3		F9					F5	5	0	0	0	0	1	6									
Bill Buckner, L OBP: 0.299, SLG: 0.322		1B 1B			F9				6-3	4	0	1	0	0	0	0	AB 40 R 5 H 13 RBI 5 BB 2 SO 5 LOB 18								
Spike Owen, S OBP: 0.319, SLG: 0.328		1B			F8				G3	4	0	1	0	0	0	0									
Rich Gedman, L OBP: 0.257, SLG: 0.261		F7			F7				4-3	4	1	1	0	0	0	2									
Inning Stats	R: 0 E: 0 K: 1 S: 7	H: 2 LOB: 0 BB: 0 P: 7	R: 0 E: 0 K: 0 S: 5	H: 2 LOB: 2 BB: 0 P: 5	R: 0 E: 0 K: 2 S: 8	H: 1 LOB: 2 BB: 1 P: 12	R: 0 E: 0 K: 0 S: 3	H: 0 LOB: 0 BB: 0 P: 3	R: 0 E: 0 K: 0 S: 3	H: 0 LOB: 0 BB: 0 P: 3	R: 1 E: 0 K: 2 S: 8	H: 1 LOB: 0 BB: 0 P: 8	R: 3 E: 0 K: 0 S: 8	H: 5 LOB: 2 BB: 0 P: 8	R: 0 E: 0 K: 0 S: 3	H: 0 LOB: 0 BB: 0 P: 3	R: 1 E: 0 K: 0 S: 5	H: 2 LOB: 2 BB: 1 P: 9	1B: 9 2B: 3 3B: 0 HR: 1	SF: 0 SAC: 0 DP: 0 HBP: 0	WP: 0 PB: 0 SB: 0 CS: 0	PA: 42			
PITCHER	IP	WLS	BF	H	R	ER	SO	BB	IBB	HBP	BLK	WP	HR	S	P	ERA	WHIP								
Mike Witt, R ERA: 3.71	6.1	W	29	9	4	4	0	0	0	0	0	0	0	9	9	4.50	1.579								
DeWayne Buice, R ERA: 2.74	2.0		9	3	1	1	0	0	0	0	0	0	0	9	9	4.50	1.500								
Gary Lucas, L ERA: 4.7	0.1	S	1	0	0	0	0	0	0	0	0	0	0	1	1	0.00	0.000								
Greg Minton, R ERA: 2.57	0.1	S	3	1	0	0	0	1	0	0	0	0	0	2	6	0.00	6.000								

California Angels @ Boston Red Sox
Fenway Park, Boston, MA
Wed Jul 22 1987, 7:05 PM EDT
Att: 31,729 - Unknown

Batter	1	2	3	4	5	6	7	8	9	AB	R	H	RBI	BB	SO	LOB	TOP			
Brian Downing, R OBP: 0.398, SLG: 0.500 (1, 10)	6-3		1B BB				FC3-6 1B		5-3	4	0	2	0	1	0	0	California Angels @ Detroit Tigers Tiger Stadium, Detroit, MI Sun Jul 26 1987, 3:33 AM EDT Att: 31,339 - Unknown			
Jack Howell, L OBP: 0.344, SLG: 0.472 (1, 7)	F7		1B				FC3-6 S		3-1	4	0	1	1	1	0	1				
Devon White, S OBP: 0.318, SLG: 0.480 (1, 8)	G3		K				1-2 BB			3	0	0	0	1	2	4				
George Hendrick, R OBP: 0.337, SLG: 0.480 (1, 3)		K			F8		G3		4-3	4	0	0	0	0	1	2				
Ruppert Jones, L OBP: 0.316, SLG: 0.476 (1, 9)		4-3			3-1		K		F8	4	0	0	0	0	1	0				
Doug DeCinces, R OBP: 0.353, SLG: 0.397 (1, 5)		1-3			1B		1B			4	0	3	0	0	0	0				
Butch Wynegar, S OBP: 0.277, SLG: 0.228 (1, 2)			6-3 4-3 WP BB		K		F9		F6	3	1	0	0	1	1	3				
Mark McLemore, S OBP: 0.296, SLG: 0.279 (1, 4)			4-3		B4-3		1B FC3-6 1B		K	4	1	1	0	0	1	2				
Gus Polidor, R OBP: 0.191, SLG: 0.170 Mark Ryal, L OBP: 0.244, SLG: 0.430 (9, PH)	6-3		2-3		5-3		F9		K	3	0	0	0	0	0	2				
										1	0	0	0	0	1	0				
Inning Stats	R: 0 E: 0 K: 0 S: 3	H: 0 LOB: 0 BB: 0 P: 3	R: 0 E: 0 K: 1 S: 5	H: 0 LOB: 0 BB: 0 P: 5	R: 1 E: 0 K: 1 S: 6	H: 1 LOB: 2 BB: 2 P: 14	R: 0 E: 0 K: 1 S: 6	H: 1 LOB: 1 BB: 1 P: 6	R: 0 E: 0 K: 1 S: 6	H: 1 LOB: 2 BB: 1 P: 10	R: 1 E: 0 K: 0 S: 5	H: 2 LOB: 2 BB: 1 P: 9	R: 0 E: 0 K: 1 S: 6	H: 1 LOB: 1 BB: 0 P: 6	R: 0 E: 0 K: 1 S: 5	H: 0 LOB: 0 BB: 0 P: 5		1B: 7 2B: 0 3B: 0 HR: 0	SF: 0 SAC: 0 DP: 0 HBP: 0	WP: 1 PB: 1 SB: 1 CS: 0
PITCHER	IP WLS BF H R ER SO BB IBB HBP BLK WP HR S P ERA WHIP	9.0 W 38 7 2 2 7 4 0 0 0 1 0 48 64 2.00 1.222	9.0 W 38 7 2 2 7 4 0 0 0 1 0 48 64 2.00 1.222																	

Batter	1	2	3	4	5	6	7	8	9	AB	R	H	RBI	BB	SO	LOB	BOTTOM			
Pat Sheridan, L OBP: 0.338, SLG: 0.366 (1, 9)	F5	F8			F8	G3		2-3		5	0	0	0	0	0	2	California Angels @ Detroit Tigers Tiger Stadium, Detroit, MI Sun Jul 26 1987, 3:33 AM EDT Att: 31,339 - Unknown			
Darrell Evans, L OBP: 0.383, SLG: 0.519 (8, 3)	2B BB		3-1		S BB		1-3	BB		2	1	0	0	3	0	0				
Kirk Gibson, L OBP: 0.356, SLG: 0.487 (1, 7)	2B		K		K		1-3 1B BB	F7		4	2	1	0	1	2	3				
Alan Trammell, R OBP: 0.386, SLG: 0.525 (1, 6)	F4		F9		BB		E5 1B 1-3			3	1	0	0	1	0	3				
Matt Nokes, L OBP: 0.359, SLG: 0.573 Mike Heath, R OBP: 0.350, SLG: 0.475 (4, PR)	2B				1B FC1-2-5 HBP		1-3			1	0	1	2	0	0	0				
Dave Bergman, L OBP: 0.440, SLG: 0.522 Larry Herndon, R OBP: 0.370, SLG: 0.519 Walt Terrell, L (8, 1)	F8				WP FC1-2-5 1B		K	1B		3	0	1	0	0	1	1				
Chet Lemon, R OBP: 0.387, SLG: 0.498 (1, 8)		K			FC1-2-5 WP 1-2 3H		HR BB	L5		3	1	0	0	1	1	3				
Tom Brookens, R OBP: 0.288, SLG: 0.363 (1, 5)					S G4-6-3 IBB		F7		F9	3	0	1	0	1	0	1				
Jim Walewander, S OBP: 0.294, SLG: 0.333 (1, 4)	F5				G4-6-3 1-2 2-3		1-H HR	2-3 BB		3	1	1	2	1	0	4				
										1B: 3 2B: 2 3B: 0 HR: 1	SF: 0 SAC: 0 DP: 1 HBP: 1	WP: 1 PB: 0 SB: 2 CS: 0	PA: 39							
Inning Stats	R: 2 E: 0 K: 0 S: 5	H: 2 LOB: 1 BB: 1 P: 9	R: 0 E: 0 K: 1 S: 6	H: 1 LOB: 0 BB: 0 P: 6	R: 0 E: 0 K: 1 S: 5	H: 0 LOB: 0 BB: 0 P: 5	R: 0 E: 0 K: 0 S: 3	H: 1 LOB: 3 BB: 1 P: 8	R: 0 E: 0 K: 1 S: 5	H: 0 LOB: 2 BB: 2 P: 13	R: 2 E: 0 K: 0 S: 5	H: 1 LOB: 1 BB: 1 P: 9	R: 0 E: 0 K: 0 S: 3	H: 0 LOB: 2 BB: 2 P: 11	1B: 3 2B: 2 3B: 0 HR: 1	SF: 0 SAC: 0 DP: 1 HBP: 1	WP: 1 PB: 0 SB: 2 CS: 0	PA: 39		
PITCHER	IP WLS BF H R ER SO BB IBB HBP BLK WP HR S P ERA WHIP	6.0 L 28 5 4 4 4 4 1 1 30 51 6.00 1.500	1.0 6 1 2 0 0 1 0 0 0 0 0 5 9 0.00 2.000	1.0 5 0 0 0 0 2 0 0 0 0 0 3 11 0.00 2.000																


Batter	1	2	3	4	5	6	7	8	9	AB	R	H	RBI	BB	SO	LOB	TOP			
Mark McLemore, S (1, 4) OBP: 0.292, SLG: 0.276	6-3		F8		6-3			K		4	0	0	0	0	1	1	California Angels @ Oakland Athletics Oakland-Alameda County Coliseum, Oakland, CA Mon Jul 27 1987, 7:05 PM PDT Att: 20,153 - Unknown livebaseballscorecards.com			
Ruppert Jones, L (1, 9) OBP: 0.314, SLG: 0.467	4-3			1B		F6		F9		4	0	1	0	0	0	0				
Devon White, S (1, 8) OBP: 0.320, SLG: 0.480	F8			1B				K		4	0	2	0	0	1	0				
Brian Downing, R (1, 10) OBP: 0.396, SLG: 0.496		F6		F4					4-3	3	0	0	0	0	0	2				
Jack Howell, L (1, 7) OBP: 0.339, SLG: 0.465	K			K			HBP		F6	4	0	0	0	0	3	4				
Doug DeCinces, R (1, 5) OBP: 0.349, SLG: 0.392	F9			K				F7		4	0	0	0	0	1	4				
George Hendrick, R (1, 3) OBP: 0.337, SLG: 0.487						F7		4-3		3	0	1	0	0	0	0				
Bob Boone, R (1, 2) OBP: 0.323, SLG: 0.344			F7		6-3			L7		3	0	0	0	0	0	1				
Gus Polidor, R (1, 6) OBP: 0.161, SLG: 0.232	F9							5-3		3	1	1	1	0	0	1				
Inning Stats	R: 0 E: 0 K: 0 S: 3	H: 0 LOB: 0 BB: 0 P: 3	R: 0 E: 0 K: 1 S: 5	H: 0 LOB: 0 BB: 0 P: 5	R: 0 E: 0 K: 0 S: 4	H: 1 LOB: 1 BB: 0 P: 4	R: 0 E: 0 K: 2 S: 9	H: 2 LOB: 2 BB: 0 P: 9	R: 1 E: 0 K: 0 S: 4	H: 1 LOB: 0 BB: 0 P: 4	R: 0 E: 0 K: 1 S: 6	H: 1 LOB: 0 BB: 0 P: 7	R: 0 E: 0 K: 0 S: 3	H: 0 LOB: 0 BB: 0 P: 3	R: 0 E: 0 K: 0 S: 3	H: 0 LOB: 0 BB: 0 P: 3	1B: 3 2B: 1 3B: 0 HR: 1	SF: 0 SAC: 0 DP: 0 HBP: 1	WP: 0 PB: 0 SB: 1 CS: 0	PA: 33
PITCHER Dave Stewart, R (1, 1) ERA: 3.52	IP: 9.0 WLS: W BF: 33 H: 5 R: 1 ER: 1 SO: 6 BB: 0 IBB: 0 HBP: 1 BLK: 0 WP: 0 HR: 1 S: 44 P: 45 ERA: 1.00 WHIP: 0.556															PITCHER				


Batter	1	2	3	4	5	6	7	8	9	AB	R	H	RBI	BB	SO	LOB	BOTTOM			
Luis Polonia, L (1, 8) OBP: 0.362, SLG: 0.436	FC3-6 WP 1B	G4-3 BB 1B		SH5-3 1B	4-3		5-3			5	2	3	1	0	0	1	California Angels @ Oakland Athletics Oakland-Alameda County Coliseum, Oakland, CA Mon Jul 27 1987, 7:05 PM PDT Att: 20,153 - Unknown livebaseballscorecards.com			
Mike Davis, L (1, 9) OBP: 0.343, SLG: 0.549	K	G4-3 BB		SH5-3				5-3		2	0	1	0	1	1	1				
Stan Javier, S (7, 9)										1	0	0	0	0	0	0				
Jose Canseco, R (1, 7) OBP: 0.322, SLG: 0.499	FC3-6 BB	G4-3		BB 1B				6-3		4	0	2	1	1	0	2				
Mark McGwire, R (1, 3) OBP: 0.376, SLG: 0.672	FC3-6 BB	1B		2H 1B				4-3		5	0	1	1	0	0	5				
Carney Lansford, R (1, 5) OBP: 0.377, SLG: 0.440								F9		2	0	1	0	2	0	2				
Reggie Jackson, L (1, 10) OBP: 0.277, SLG: 0.395	K	K		K				K		4	0	0	0	0	4	9				
Tony Bernazard, S (1, 4) OBP: 0.319, SLG: 0.422		1B			5-3			6-3		1	0	1	0	0	0	0				
Johnnie LeMaster, R (2, PR) OBP: 0.091, SLG: 0.048		1B								3	1	0	0	0	1	0				
Terry Steinbach, R (1, 2) OBP: 0.353, SLG: 0.493		1B		F8				F4		4	2	2	1	0	0	0				
Alfredo Griffin, S (1, 6) OBP: 0.320, SLG: 0.344		1B		K				6-3		4	1	2	1	0	1	0				
Inning Stats	R: 0 E: 0 K: 2 S: 8	H: 1 LOB: 3 BB: 2 P: 16	R: 4 E: 0 K: 1 S: 10	H: 6 LOB: 2 BB: 1 P: 14	R: 0 E: 0 K: 2 S: 7	H: 0 LOB: 0 BB: 0 P: 7	R: 1 E: 0 K: 1 S: 7	H: 2 LOB: 2 BB: 1 P: 11	R: 1 E: 0 K: 0 S: 4	H: 1 LOB: 0 BB: 0 P: 4	R: 0 E: 0 K: 1 S: 7	H: 2 LOB: 2 BB: 0 P: 7	R: 0 E: 0 K: 0 S: 4	H: 1 LOB: 1 BB: 0 P: 4	R: 0 E: 0 K: 0 S: 3	H: 0 LOB: 0 BB: 0 P: 3	1B: 12 2B: 0 3B: 0 HR: 1	SF: 0 SAC: 1 DP: 1 HBP: 0	WP: 2 PB: 0 SB: 1 CS: 0	PA: 40
PITCHER Kirk McCaskill, R (1, 1) ERA: 5.4	IP: 3.2 WLS: L BF: 23 H: 9 R: 5 ER: 5 SO: 5 BB: 4 IBB: 0 HBP: 0 BLK: 0 WP: 1 HR: 0 S: 29 P: 45 ERA: 12.27 WHIP: 3.545															PITCHER				
Chuck Finley, L (4, 1) ERA: 4.94	IP: 4.1 WLS: L BF: 17 H: 4 R: 1 ER: 1 SO: 2 BB: 0 IBB: 0 HBP: 0 BLK: 0 WP: 1 HR: 1 S: 21 P: 21 ERA: 2.08 WHIP: 0.923															PITCHER				

Batter	1	2	3	4	5	6	7	8	9	AB	R	H	RBI	BB	SO	LOB	TOP										
Gary Pettis, S OBP: 0.308, SLG: 0.269 (1, 8)	G3	K				F7		K		5	1	1	0	0	2	4	California Angels @ Oakland Athletics Oakland-Alameda County Coliseum, Oakland, CA Tue Jul 28 1987, 7:05 PM PDT Att: 16,326 - Unknown										
Devon White, S OBP: 0.320, SLG: 0.482 (1, 9)	F6		6-3			HBP 1B	6-3	E 2B		5	2	2	3	0	0	0											
Brian Downing, R OBP: 0.396, SLG: 0.493 (1, 10)	K		5-3			HBP 1B	L8	E7 1B		4	0	1	1	0	1	0											
Bill Buckner, L OBP: 0.304, SLG: 0.330 George Hendrick, R OBP: 0.337, SLG: 0.487 (9, 3)		G6-4-3 2B	4-3			HBP 1B		4-3		5	1	3	2	0	0	1											
Doug DeCinces, R OBP: 0.350, SLG: 0.388 (1, 5)	G6-4-3 1B BB					L4	FC6-4 BB		F9	3	1	0	0	2	1	1											
Jack Howell, L OBP: 0.340, SLG: 0.464 (1, 7)	G6-4-3 1B					6-3	F6		K	5	1	2	0	0	1	3											
Bob Boone, R OBP: 0.321, SLG: 0.341 (1, 2)	G6-4-3					F8	FC6-4		F9	5	1	1	0	0	0	5											
Gus Polidor, R OBP: 0.167, SLG: 0.233 (1, 6)	E6					F8	SH1-4 1B		K	4	1	1	0	0	1	2											
Mark McLemore, S OBP: 0.295, SLG: 0.277 (1, 4)						SH1-4	K		E8 2B 1B	2	1	1	1	1	1	0											
Inning Stats	R: 0 E: 0 K: 1 S: 5	H: 0 LOB: 0 BB: 0 P: 5	R: 2 E: 1 K: 1 S: 7	H: 2 LOB: 2 BB: 2 P: 15	R: 0 E: 0 K: 0 S: 3	H: 0 LOB: 0 BB: 0 P: 3	R: 0 E: 0 K: 0 S: 3	H: 0 LOB: 0 BB: 0 P: 3	R: 3 E: 0 K: 0 S: 7	H: 4 LOB: 3 BB: 1 P: 12	R: 0 E: 0 K: 1 S: 5	H: 0 LOB: 0 BB: 0 P: 5	R: 0 E: 0 K: 1 S: 6	H: 1 LOB: 1 BB: 0 P: 6	R: 4 E: 2 K: 2 S: 12	H: 5 LOB: 1 BB: 0 P: 12		R: 0 E: 0 K: 1 S: 5	H: 0 LOB: 0 BB: 0 P: 5	1B: 10 2B: 2 3B: 0 HR: 0	SF: 0 SAC: 1 DP: 1 HBP: 1	WP: 0 PB: 0 CS: 0	PA: 43				
PITCHER	IP	WLS	BF	H	R	ER	SO	BB	IBB	HBP	BLK	WP	HR	S	P	ERA	WHIP										
Joaquin Andujar, R ERA: 5.7 (1, 1)	4.1	L	22	6	5	4	2	2	0	1	0	0	0	23	32	8.31	1.846										
Gene Nelson, R ERA: 2.53 (5, 1)	2.2		10	1	0	0	2	1	0	0	0	0	0	13	17	0.00	0.750										
Bill Caudill, R ERA: 9.0 (8, 1)	0.2		7	5	4	4	2	0	0	0	0	0	0	11	11	54.00	7.500										
Greg Cadaret, L ERA: 6.97 (8, 1)	1.1		4	0	0	0	1	0	0	0	0	0	0	6	6	0.00	0.000										

Batter	1	2	3	4	5	6	7	8	9	AB	R	H	RBI	BB	SO	LOB	BOTTOM										
Luis Polonia, L OBP: 0.361, SLG: 0.433 (1, 8)			K		G3			L8		4	0	1	0	0	1	3	California Angels @ Oakland Athletics Oakland-Alameda County Coliseum, Oakland, CA Tue Jul 28 1987, 7:05 PM PDT Att: 16,326 - Unknown										
Mike Davis, L OBP: 0.339, SLG: 0.542 (1, 10)	F7				6-3			4-3		4	0	0	0	0	0	2											
Jose Canseco, R OBP: 0.319, SLG: 0.494 (1, 7)	K				6-3			F8		4	0	0	0	0	2	1											
Mark McGwire, R OBP: 0.375, SLG: 0.667 (1, 3)	K				WP 1B			L8		4	0	1	0	0	2	1											
Carney Lansford, R OBP: 0.375, SLG: 0.444 (1, 5)		F5			F4			F9		4	1	1	0	0	0	1											
Reggie Jackson, L OBP: 0.280, SLG: 0.407 (1, 9)	K				FC6-4 HBP 1B			K		4	1	2	2	0	2	0											
Terry Steinbach, R OBP: 0.349, SLG: 0.487 Matt Sinatro, R (9, 2) Stan Javier, S (9, PH) OBP: 0.296, SLG: 0.288	K				K			K		3	0	0	0	0	3	1											
Alfredo Griffin, S OBP: 0.320, SLG: 0.342 (1, 6)					4-3			6-3		2	0	0	0	0	0	0											
Johnnie LeMaster, R OBP: 0.120, SLG: 0.083 (1, 4)					6-3			FC6-4 HBP 1B		3	0	1	0	0	0	2											
Inning Stats	R: 0 E: 0 K: 2 S: 8	H: 1 LOB: 1 BB: 0 P: 8	R: 0 E: 0 K: 2 S: 7	H: 0 LOB: 0 BB: 0 P: 7	R: 0 E: 0 K: 1 S: 5	H: 0 LOB: 0 BB: 0 P: 5	R: 0 E: 0 K: 0 S: 4	H: 1 LOB: 1 BB: 0 P: 4	R: 0 E: 0 K: 1 S: 6	H: 1 LOB: 2 BB: 0 P: 7	R: 0 E: 0 K: 1 S: 5	H: 0 LOB: 0 BB: 0 P: 5	R: 0 E: 0 K: 2 S: 7	H: 0 LOB: 0 BB: 0 P: 7	R: 0 E: 0 K: 0 S: 4	H: 1 LOB: 1 BB: 0 P: 4		R: 2 E: 0 K: 2 S: 9	H: 2 LOB: 2 BB: 0 P: 9	1B: 4 2B: 0 3B: 1 HR: 1	SF: 0 SAC: 0 DP: 0 HBP: 1	WP: 1 PB: 0 CS: 0	PA: 34				
PITCHER	IP	WLS	BF	H	R	ER	SO	BB	IBB	HBP	BLK	WP	HR	S	P	ERA	WHIP										
Mike Witt, R ERA: 3.61 (1, 1)	9.0	W	34	6	2	2	11	0	0	1	0	1	1	55	56	2.00	0.667										



Batter	1	2	3	4	5	6	7	8	9	AB	R	H	RBI	BB	SO	LOB	TOP											
Gary Pettis, S OBP: 0.307, SLG: 0.268	0-3 K			0-0 HR	4-3		0-0 E9		0-0 1-3	5	1	1	0	0	1	1	California Angels @ Oakland Athletics Oakland-Alameda County Coliseum, Oakland, CA Wed Jul 29 1987, 3:33 AM PDT Att: 22,616 - Unknown											
Ruppert Jones, L OBP: 0.310, SLG: 0.450	0-0 F7			4-0 HR	3-1		0-0 G3		0-3 K	4	1	0	0	1	1													
Devon White, S OBP: 0.322, SLG: 0.489	0-0 4-3			0-0 HR			0-3 K		0-0 1B	4	2	2	3	0	1	0												
Bill Buckner, L OBP: 0.300, SLG: 0.325		0-3 K		0-0 E4	6-3		0-0 6-3		0-0 F6	4	0	0	0	0	1	1												
Brian Downing, R OBP: 0.397, SLG: 0.493		0-0 F8		0-0 G5-4-3			0-0 1B		0-0 FC4-6	4	0	2	0	0	0	1												
Jack Howell, L OBP: 0.342, SLG: 0.463		0-3 K		4-0 BB			0-0 1B		0-0 FC3	3	0	1	0	1	1	1												
Mark McLemore, S OBP: 0.292, SLG: 0.274			0-3 K	0-0 1-3	4-3		0-0 4-3		0-0 FC4-6	4	0	0	0	0	1	5												
Bob Boone, R OBP: 0.316, SLG: 0.335			0-0 F9		4-3		0-0 1-6-3		0-0 F7	4	0	0	0	0	0	2												
Gus Polidor, R OBP: 0.172, SLG: 0.250			0-0 2-3			0-0 4-3			0-0 F7	4	1	1	0	0	0	0												
Inning Stats	R: 0 E: 0 K: 1 S: 5	H: 0 LOB: 0 BB: 0 P: 5	R: 0 E: 0 K: 2 S: 7	H: 0 LOB: 0 BB: 0 P: 7	R: 0 E: 0 K: 1 S: 5	H: 0 LOB: 0 BB: 0 P: 5	R: 3 E: 1 K: 0 S: 5	H: 2 LOB: 1 BB: 2 P: 13	R: 1 E: 0 K: 0 S: 4	H: 1 LOB: 0 BB: 0 P: 4	R: 0 E: 0 K: 1 S: 7	H: 2 LOB: 2 BB: 0 P: 7	R: 0 E: 1 K: 0 S: 6	H: 0 LOB: 1 BB: 0 P: 4	R: 1 E: 1 K: 0 S: 6	H: 2 LOB: 2 BB: 0 P: 6		R: 0 E: 0 K: 1 S: 5	H: 0 LOB: 0 BB: 0 P: 5	1B: 5 2B: 1 3B: 0 HR: 1	SF: 0 SAC: 0 DP: 1 HBP: 0	WP: 1 PB: 0 SB: 1 CS: 0	PA: 38					
PITCHER	IP	WLS	BF	H	R	ER	SO	BB	IBB	HBP	BLK	WP	HR	S	P	ERA	WHIP											
Steve Ontiveros, R ERA: 3.15	(1, 1)	8.0	L	35	7	5	4	5	2	0	0	0	1	1	43	51	4.50	1.125										
Dennis Eckersley, R ERA: 2.93	(9, 1)	1.0		3	0	0	0	1	0	0	0	0	0	0	5	5	0.00	0.000										

Batter	1	2	3	4	5	6	7	8	9	AB	R	H	RBI	BB	SO	LOB	BOTTOM										
Luis Polonia, L OBP: 0.359, SLG: 0.429	0-0 4-3		0-0 6-3		0-0 4-3			4-0 G3		3	1	0	0	1	0	0	California Angels @ Oakland Athletics Oakland-Alameda County Coliseum, Oakland, CA Wed Jul 29 1987, 3:33 AM PDT Att: 22,616 - Unknown										
Alfredo Griffin, S OBP: 0.317, SLG: 0.338	0-0 F8		0-0 F9			0-0 B1-3		0-0 G3		4	0	0	0	0	0	2											
Jose Canseco, R OBP: 0.321, SLG: 0.492	0-0 5-3			0-3 K		4-0 BB		0-0 5-3		3	0	1	2	1	1	0											
Mark McGwire, R OBP: 0.373, SLG: 0.671		0-3 K		0-0 HR		0-0 F9		0-0 5-3		4	1	1	1	0	1	2											
Carney Lansford, R OBP: 0.374, SLG: 0.442		0-0 4-3		0-0 L8		0-3 K		0-0 F7		4	0	1	0	0	1	2											
Mike Davis, L OBP: 0.338, SLG: 0.537		0-0 4-3		4-0 BB			0-0 F8		0-3 K	3	0	0	0	1	1	1											
Reggie Jackson, L OBP: 0.276, SLG: 0.401		0-3 K		0-0 G3			0-3 K		0-3 K	4	0	0	0	0	3	2											
Terry Steinbach, R OBP: 0.347, SLG: 0.496			0-0 HR		0-0 F4		0-0 F2		0-0 6-3	4	1	1	1	0	0	0											
Mike Gallego, R OBP: 0.320, SLG: 0.318			0-0 F9		0-0 F3			4-0 G3		2	1	0	0	1	0	0											
Inning Stats	R: 0 E: 0 K: 0 S: 3	H: 0 LOB: 0 BB: 0 P: 3	R: 0 E: 0 K: 2 S: 8	H: 1 LOB: 1 BB: 0 P: 8	R: 1 E: 0 K: 0 S: 4	H: 1 LOB: 0 BB: 0 P: 4	R: 1 E: 0 K: 1 S: 6	H: 1 LOB: 1 BB: 1 P: 10	R: 0 E: 0 K: 0 S: 3	H: 0 LOB: 0 BB: 0 P: 3	R: 0 E: 0 K: 1 S: 5	H: 0 LOB: 1 BB: 1 P: 9	R: 0 E: 0 K: 1 S: 5	H: 0 LOB: 0 BB: 0 P: 5	R: 2 E: 0 K: 0 S: 4	H: 1 LOB: 1 BB: 2 P: 12		R: 0 E: 0 K: 2 S: 7	H: 0 LOB: 0 BB: 0 P: 7	1B: 2 2B: 0 3B: 0 HR: 2	SF: 0 SAC: 0 DP: 0 HBP: 0	WP: 0 PB: 0 SB: 0 CS: 0	PA: 35				
PITCHER	IP	WLS	BF	H	R	ER	SO	BB	IBB	HBP	BLK	WP	HR	S	P	ERA	WHIP										
Don Sutton, R ERA: 4.34	(1, 1)	5.0	W	19	3	2	2	3	1	0	0	0	0	24	28	3.60	0.800										
Greg Minton, R ERA: 2.97	(6, 1)	2.1		11	1	2	2	2	3	0	0	0	0	12	24	7.71	1.714										
DeWayne Buice, R ERA: 2.65	(8, 1)	1.2	S	5	0	0	0	2	0	0	0	0	0	9	9	0.00	0.000										

Batter	1	2	3	4	5	6	7	8	9	AB	R	H	RBI	BB	SO	LOB	TOP								
Donell Nixon, R OBP: 0.280, SLG: 0.262	4-3		F3		F9		G5-4-3			4	0	0	0	0	0	3	Seattle Mariners @ California Angels Anaheim Stadium, Anaheim, CA Fri Jul 31 1987, 10:05 PM EDT Att: 32,471 - Unknown								
Phil Bradley, R OBP: 0.353, SLG: 0.484	5-3		K			1B		F8		4	0	1	0	0	1	2									
Jim Presley, R OBP: 0.289, SLG: 0.433	2B		K			F3		1B		4	0	2	0	0	1	3									
Gary Matthews, R OBP: 0.356, SLG: 0.444	6-3			G5-3	1B	1B		G6-4-3		3	1	1	0	1	0	2									
Alvin Davis, L OBP: 0.385, SLG: 0.508		G3		1B		1B			HR	4	1	3	1	0	0	0									
Dave Valle, R OBP: 0.314, SLG: 0.551	F7		G5-3			1B		F8		4	0	1	1	0	0	2									
Mickey Brantley, R OBP: 0.320, SLG: 0.416	6-3		5-3			1B		1B		4	0	1	0	0	0	3									
Rey Quinones, R OBP: 0.323, SLG: 0.422			BB		F8			G5-4-3		3	0	1	0	1	0	1									
Harold Reynolds, S OBP: 0.324, SLG: 0.367			BB	4-3		FC4				2	0	0	0	1	0	1									
Inning Stats	R: 0 E: 0 K: 0 S: 4	H: 1 LOB: 1 BB: 0 P: 4	R: 0 E: 0 K: 0 S: 3	H: 0 LOB: 0 BB: 0 P: 3	R: 0 E: 0 K: 2 S: 7	H: 0 LOB: 2 BB: 2 P: 15	R: 0 E: 0 K: 0 S: 3	H: 1 LOB: 1 BB: 1 P: 7	R: 0 E: 0 K: 0 S: 3	H: 0 LOB: 0 BB: 0 P: 3	R: 1 E: 0 K: 0 S: 6	H: 4 LOB: 2 BB: 0 P: 6	R: 0 E: 0 K: 0 S: 3	H: 1 LOB: 0 BB: 0 P: 3	R: 0 E: 0 K: 0 S: 3	H: 1 LOB: 0 BB: 0 P: 3	R: 1 E: 0 K: 0 S: 4	H: 2 LOB: 2 BB: 0 P: 4	1B: 8 2B: 1 3B: 0 HR: 1	SF: 0 SAC: 0 DP: 4 HBP: 0	WP: 0 PB: 0 SB: 0 CS: 1	PA: 35			
PITCHER	IP	WLS	BF	H	R	ER	SO	BB	IBB	HBP	BLK	WP	HR	S	P	ERA	WHIP								
Jerry Reuss, L ERA: 5.96	1.0		4	1	0	0	0	0	0	0	0	0	0	4	4	0.00	1.000								
Jack Lazorko, R ERA: 4.29	4.2	W	20	5	1	1	2	3	0	0	0	0	0	21	33	1.93	1.714								
Greg Minton, R ERA: 2.86	3.1	S	11	4	1	1	0	0	0	0	0	0	1	11	11	2.70	1.200								

Batter	1	2	3	4	5	6	7	8	9	AB	R	H	RBI	BB	SO	LOB	BOTTOM								
Brian Downing, R OBP: 0.396, SLG: 0.495	1B	F7		F9		SF9		K		3	1	1	1	0	0	3	Seattle Mariners @ California Angels Anaheim Stadium, Anaheim, CA Fri Jul 31 1987, 10:05 PM EDT Att: 32,471 - Unknown								
Gary Pettis, S OBP: 0.306, SLG: 0.267	FC3-6									1	0	0	0	0	1	0									
Wally Joyner, L OBP: 0.365, SLG: 0.540	1B			HR	F9	SF8				3	1	2	2	0	0	1									
Devon White, S OBP: 0.321, SLG: 0.494	FC3-6			HR		F9		6-3		4	1	1	2	0	0	2									
Bill Buckner, L OBP: 0.300, SLG: 0.322	4-3		1-3			L4				3	0	0	0	1	0	1									
Jack Howell, L OBP: 0.344, SLG: 0.465	CS		F9		G4-6-3			L4-6		3	1	1	0	1	0	1									
Doug DeCinces, R OBP: 0.354, SLG: 0.389		1B	K			1B				2	1	1	0	2	1	0									
Bob Boone, R OBP: 0.319, SLG: 0.338		K		1B	SF9	1B		L4-6		4	2	2	0	0	1	4									
Gus Polidor, R OBP: 0.206, SLG: 0.279						SF9	BB	G3		4	1	3	2	0	0	0									
Mark McLemore, S OBP: 0.292, SLG: 0.272	F6			SF9				1-3		2	0	0	1	1	0	2									
Inning Stats	R: 1 E: 0 K: 0 S: 4	H: 2 LOB: 0 BB: 0 P: 4	R: 1 E: 0 K: 1 S: 7	H: 2 LOB: 1 BB: 1 P: 11	R: 2 E: 0 K: 1 S: 7	H: 2 LOB: 0 BB: 0 P: 7	R: 0 E: 0 K: 0 S: 2	H: 0 LOB: 0 BB: 1 P: 6	R: 3 E: 0 K: 0 S: 6	H: 3 LOB: 1 BB: 1 P: 10	R: 0 E: 0 K: 0 S: 2	H: 0 LOB: 2 BB: 2 P: 10	R: 0 E: 0 K: 1 S: 5	H: 0 LOB: 0 BB: 0 P: 5	1B: 7 2B: 3 3B: 0 HR: 2	SF: 3 SAC: 0 DP: 2 HBP: 0	WP: 0 PB: 0 SB: 0 CS: 1	PA: 38							
PITCHER	IP	WLS	BF	H	R	ER	SO	BB	IBB	HBP	BLK	WP	HR	S	P	ERA	WHIP								
Scott Bankhead, R ERA: 5.35	3.2	L	19	8	5	5	2	1	0	0	0	0	0	3	7	0.00	0.750								
Dennis Powell, L ERA: 5.79	1.1		4	0	0	0	0	1	0	0	0	0	0	6	10	27.00	4.000								
Roy Thomas, R ERA: 7.52	1.0		4	0	0	0	0	2	0	0	0	0	0	2	10	0.00	2.000								
Steve Shields, R ERA: 5.64	1.0		3	0	0	0	1	0	0	0	0	0	0	5	5	0.00	0.000								

Batter	1	2	3	4	5	6	7	8	9	AB	R	H	RBI	BB	SO	LOB	TOP										
Donell Nixon, R OBP: 0.278, SLG: 0.261 (1, 8)	B5-3		5-3		2H 3H 1B		1-2			4	0	1	1	0	1	1	Seattle Mariners @ California Angels Anaheim Stadium, Anaheim, CA Sat Aug 01 1987, 10:05 PM EDT Att: 42,142 - Unknown										
Phil Bradley, R OBP: 0.396, SLG: 0.488 (1, 7)	F8			BB		G4-3		L4-6		3	0	2	0	1	0	0											
Scott Bradley, L OBP: 0.295, SLG: 0.339 (1, 2)	K			F8		G4-3		K		4	0	0	0	0	2	3											
Arvin Davis, L OBP: 0.383, SLG: 0.504 (1, 3)		3-1		K		BB		L4-6		3	0	0	0	1	1	2											
Gary Matthews, R OBP: 0.341, SLG: 0.424 (1, 10)	F4			F9		4-3			5-3		4	0	0	0	0	2											
Jim Prestley, R OBP: 0.291, SLG: 0.450 (1, 5)	HR			5-3			HR		K		4	2	2	2	0	1		0									
Mickey Brantley, R OBP: 0.313, SLG: 0.406 (1, 9)	5-3			K			5-3		K		4	0	0	0	0	2											
Rey Quinones, R OBP: 0.323, SLG: 0.421 (1, 6)			F8		2B 1B		6-3			3	1	1	0	0	0	0											
Harold Reynolds, S OBP: 0.327, SLG: 0.373 (1, 4)	F8			1-3 1B 2B			S 1B			3	0	2	0	0	0	0											
Inning Stats	R: 0 E: 0 K: 1 S: 5	H: 0 LOB: 0 BB: 0 P: 5	R: 1 E: 0 K: 0 S: 4	H: 1 LOB: 0 BB: 0 P: 4	R: 0 E: 0 K: 0 S: 3	H: 0 LOB: 0 BB: 0 P: 3	R: 0 E: 0 K: 1 S: 5	H: 0 LOB: 1 BB: 1 P: 9	R: 1 E: 0 K: 1 S: 7	H: 3 LOB: 2 BB: 0 P: 7	R: 0 E: 0 K: 0 S: 3	H: 1 LOB: 1 BB: 1 P: 7	R: 1 E: 0 K: 1 S: 7	H: 2 LOB: 1 BB: 0 P: 7	R: 0 E: 0 K: 2 S: 5	H: 1 LOB: 0 BB: 0 P: 5	R: 0 E: 0 K: 2 S: 7	H: 0 LOB: 0 BB: 0 P: 7	1B: 4 2B: 3 3B: 0 HR: 2	SF: 0 SAC: 0 DP: 2 HBP: 0	WP: 0 PB: 0 SB: 1 CS: 0	PA: 34					
PITCHER	IP	WLS	BF	H	R	ER	SO	BB	IBB	HBP	BLK	WP	HR	S	P	ERA	WHIP										
Willie Fraser, R ERA: 3.76 (1, 1)	6.0	W	24	6	3	3	3	2	0	0	0	0	2	28	36	4.50	1.333										
DeWayne Buice, R ERA: 2.55 (7, 1)	3.0	S	10	2	0	0	4	0	0	0	0	0	0	18	18	0.00	0.667										

AB	32
R	3
H	8
RBI	3
BB	2
SO	7
LOB	8



Batter	1	2	3	4	5	6	7	8	9	AB	R	H	RBI	BB	SO	LOB	BOTTOM										
Ruppert Jones, L OBP: 0.300, SLG: 0.435 (1, 7)	F6		G3	F6		1-3				4	0	0	0	0	0	3	Seattle Mariners @ California Angels Anaheim Stadium, Anaheim, CA Sat Aug 01 1987, 10:05 PM EDT Att: 42,142 - Unknown										
Gary Pettis, S OBP: 0.306, SLG: 0.267 (9, 8)			K		WP 2B		1B			4	0	2	0	0	1	0											
Jack Howell, L OBP: 0.346, SLG: 0.468 (1, 9)	3-1				K		F5			3	1	1	0	1	1	2											
Devon White, S OBP: 0.323, SLG: 0.495 (1, 8)	E9 2B			G3 BB	K		F8			4	1	1	0	0	0	3											
Wally Joyner, L OBP: 0.368, SLG: 0.540 (1, 3)	F6			G3 1B 2B	L9		G3			4	0	1	1	0	0	3											
Bill Buckner, L OBP: 0.299, SLG: 0.325 (1, 10)		F9 2B		G3 3-1	3-1		G3			4	0	1	1	0	0	3											
Doug DeCinces, R OBP: 0.356, SLG: 0.388 (1, 5)	F9 2-3			BB 1B BB	1B SH3-4 1B		F4			3	1	1	0	1	0	1											
Mark McLemore, S OBP: 0.292, SLG: 0.273 (1, 4)	K			1-2 3H BB 1B	SH3-4 1-2		3-1			3	0	1	1	0	1	1											
Bob Boone, R OBP: 0.325, SLG: 0.339 (1, 2)	4-3			1B WP 1B	2-3 BB		BB			2	1	1	0	2	0	1											
Gus Polidor, R OBP: 0.208, SLG: 0.278 (1, 6)			K	P3		1-3 3H 1B		K		4	0	1	1	0	2	4											
Inning Stats	R: 0 E: 1 K: 0 S: 4	H: 1 LOB: 1 BB: 0 P: 4	R: 0 E: 0 K: 1 S: 6	H: 1 LOB: 1 BB: 0 P: 6	R: 0 E: 0 K: 2 S: 7	H: 0 LOB: 0 BB: 0 P: 7	R: 2 E: 0 K: 0 S: 5	H: 2 LOB: 3 BB: 3 P: 17	R: 0 E: 0 K: 1 S: 6	H: 1 LOB: 1 BB: 0 P: 6	R: 2 E: 0 K: 0 S: 5	H: 3 LOB: 0 BB: 0 P: 5	R: 0 E: 0 K: 0 S: 4	H: 1 LOB: 1 BB: 0 P: 4	R: 0 E: 0 K: 1 S: 5	H: 0 LOB: 1 BB: 1 P: 9	1B: 5 2B: 4 3B: 0 HR: 0	SF: 0 SAC: 1 DP: 0 HBP: 0	WP: 2 PB: 0 SB: 0 CS: 0	PA: 36							
PITCHER	IP	WLS	BF	H	R	ER	SO	BB	IBB	HBP	BLK	WP	HR	S	P	ERA	WHIP										
Mike Moore, R ERA: 5.39 (1, 1)	8.0	L	36	9	4	4	5	4	0	0	0	2	0	42	58	4.50	1.625										

AB	31
R	4
H	9
RBI	3
BB	4
SO	5
LOB	18



Batter	1	2	3	4	5	6	7	8	9	AB	R	H	RBI	BB	SO	LOB	TOP										
Donell Nixon, R OBP: 0.277, SLG: 0.261 John Moses, S OBP: 0.296, SLG: 0.334										4	0	1	0	0	1	2											
Phil Bradley, R OBP: 0.481										5	0	0	0	0	4	3											
Alvin Davis, L OBP: 0.382, SLG: 0.501										4	1	1	0	0	0	0											
Jim Presley, R OBP: 0.296, SLG: 0.448										1	1	0	0	3	0	0											
Ken Phelps, L OBP: 0.393, SLG: 0.498										2	1	1	0	2	1	0											
Mike Kingery, L OBP: 0.313, SLG: 0.440										4	1	1	4	0	0	4											
Dave Valle, R OBP: 0.318, SLG: 0.555										4	1	2	0	0	0	0											
Domingo Ramos, R OBP: 0.307, SLG: 0.403										4	0	2	0	0	0	1											
Harold Reynolds, S OBP: 0.323, SLG: 0.369										4	0	0	0	0	0	4											
Inning Stats	R: 4 E: 0 K: 2 S: 9	H: 2 LOB: 0 BB: 2 P: 17	R: 0 E: 0 K: 1 S: 6	H: 1 LOB: 1 BB: 0 P: 6	R: 0 E: 0 K: 0 S: 2	H: 0 LOB: 1 BB: 2 P: 10	R: 0 E: 0 K: 0 S: 3	H: 0 LOB: 0 BB: 0 P: 3	R: 0 E: 0 K: 1 S: 5	H: 1 LOB: 0 BB: 0 P: 5	R: 0 E: 0 K: 0 S: 4	H: 1 LOB: 2 BB: 0 P: 8	R: 0 E: 0 K: 0 S: 4	H: 1 LOB: 2 BB: 1 P: 7	R: 1 E: 1 K: 1 S: 7	H: 2 LOB: 1 BB: 0 P: 7	1B: 4 2B: 4 3B: 0 HR: 1	SF: 0 SAC: 1 DP: 1 HBP: 0	WP: 0 PB: 0 SB: 0 CS: 1	PA: 38							
PITCHER	IP	WLS	BF	H	R	ER	SO	BB	IBB	HBP	BLK	WP	HR	S	P	ERA	WHIP										
Kirk McCaskill, R ERA: 5.27	(1, 1)	7.2	31	5	4	4	5	5	0	0	0	0	1	36	56	4.70	1.304										
Gary Lucas, L ERA: 4.44	(8, 1)	0.1	2	1	0	0	0	0	0	0	0	0	0	2	2	0.00	3.000										
Greg Minton, R ERA: 2.81	(9, 1)	1.0	L	5	2	1	0	1	0	0	0	0	0	7	7	0.00	2.000										

Seattle Mariners @ California Angels
Anaheim Stadium, Anaheim, CA
Sun Aug 02 1987, 6:33 AM EDT
Att: 28,318 - Unknown

AB	32
R	5
H	8
RBI	5
BB	5
SO	6
LOB	14



Batter	1	2	3	4	5	6	7	8	9	AB	R	H	RBI	BB	SO	LOB	BOTTOM										
Brian Downing, R OBP: 0.396, SLG: 0.492										4	0	1	1	1	0	3											
Wally Joyner, L OBP: 0.394, SLG: 0.532										5	0	0	0	0	2	3											
Doug DeCinces, R OBP: 0.356, SLG: 0.387										4	1	1	0	1	0	0											
George Hendrick, R OBP: 0.337, SLG: 0.494 Jack Howell, L OBP: 0.350, SLG: 0.472										3	0	1	0	0	0	2											
Devon White, S OBP: 0.319, SLG: 0.490										5	1	0	0	0	0	6											
Bob Boone, R OBP: 0.328, SLG: 0.341 Bill Buckner, L OBP: 0.301, SLG: 0.327 Mark Ryal, L OBP: 0.244, SLG: 0.430										2	1	1	0	1	0	1											
Gus Polidor, R OBP: 0.213, SLG: 0.280 Ruppert Jones, L OBP: 0.300, SLG: 0.435 Darrell Miller, R OBP: 0.250, SLG: 0.278										3	0	1	0	0	1	2											
Gary Pettis, S OBP: 0.303, SLG: 0.264										4	0	0	0	0	2	5											
Mark McLemore, S OBP: 0.294, SLG: 0.282										3	1	1	1	1	1	2											
Inning Stats	R: 0 E: 0 K: 0 S: 3	H: 0 LOB: 0 BB: 0 P: 3	R: 0 E: 0 K: 0 S: 4	H: 1 LOB: 1 BB: 0 P: 4	R: 0 E: 0 K: 0 S: 3	H: 0 LOB: 0 BB: 0 P: 3	R: 0 E: 0 K: 0 S: 3	H: 0 LOB: 0 BB: 0 P: 3	R: 0 E: 0 K: 1 S: 6	H: 1 LOB: 1 BB: 0 P: 6	R: 1 E: 0 K: 3 S: 11	H: 2 LOB: 2 BB: 1 P: 15	R: 2 E: 0 K: 1 S: 8	H: 3 LOB: 3 BB: 2 P: 16	R: 0 E: 0 K: 0 S: 4	H: 1 LOB: 1 BB: 0 P: 4	1B: 8 2B: 1 3B: 0 HR: 1	SF: 0 SAC: 0 DP: 0 HBP: 0	WP: 0 PB: 0 SB: 0 CS: 0	PA: 41							
PITCHER	IP	WLS	BF	H	R	ER	SO	BB	IBB	HBP	BLK	WP	HR	S	P	ERA	WHIP										
Mark Langston, L ERA: 4.22	(1, 1)	7.0	29	6	2	2	5	2	0	0	0	0	1	37	45	2.57	1.143										
Ed Nunez, R ERA: 3.09	(8, 1)	0.1	4	2	2	2	0	1	0	0	0	0	0	3	7	54.00	9.000										
Dennis Powell, L ERA:	(8, 1)	0.1	3	1	0	0	1	1	0	0	0	0	0	4	8	0.00	6.000										
Steve Shields, R ERA: 5.32	(8, 1)	1.1	W	5	1	0	0	0	0	0	0	0	0	5	5	0.00	0.750										

Seattle Mariners @ California Angels
Anaheim Stadium, Anaheim, CA
Sun Aug 02 1987, 6:33 AM EDT
Att: 28,318 - Unknown

AB	37
R	4
H	10
RBI	4
BB	4
SO	6
LOB	24



Batter	1	2	3	4	5	6	7	8	9	AB	R	H	RBI	BB	SO	LOB	TOP									
Randy Bush, L OBP: 0.314, SLG: 0.381 Mark Davidson, R OBP: 0.319, SLG: 0.314	4-3		FC4-6 BB 1B		6-3	F8		G3	FC6-4	5	1	0	0	0	0	3										
Greg Gagne, R OBP: 0.310, SLG: 0.429	4-1		F9		F6			1B HR	1B	5	2	2	0	0	0	1										
Kirby Puckett, R OBP: 0.361, SLG: 0.502	1B		BB 1B		F9		P3	F3		5	1	2	0	0	0	2										
Kent Hrbek, L OBP: 0.380, SLG: 0.525	1B		BB 1B			E4 1B 1B BB	1B IBB	HR 1B		3	3	2	0	2	0	0										
Gary Gaetti, R OBP: 0.303, SLG: 0.486	F8		FC5-4 1B			BB SF7 1B	L6	HR		5	2	3	5	0	0	4										
Tom Brunansky, R OBP: 0.399, SLG: 0.494		F8	FC5-4 1B			BB 1B	BB 1B	6-3		5	1	2	1	0	0	2										
Gene Larkin, S OBP: 0.350, SLG: 0.447	K			4-3		BB	1B BLK BB		F8	3	1	0	1	2	1	0	AB 40									
Steve Lombardozzi, R OBP: 0.293, SLG: 0.339	K			F7		P3	BLK 1B		4-3	5	0	1	2	0	1	3	R 11									
Sal Butera, R OBP: 0.247, SLG: 0.321			FC4-6 BB	F9		SF7	F8		FC6-4 1B	3	0	1	1	1	0	1	H 13									
Inning Stats	R: 0 E: 0 K: 0 S: 5	H: 2 LOB: 2 BB: 0 P: 5	R: 0 E: 0 K: 2 S: 7	H: 0 LOB: 0 BB: 0 P: 7	R: 2 E: 0 K: 0 S: 5	H: 2 LOB: 2 BB: 2 P: 13	R: 0 E: 0 K: 0 S: 3	H: 0 LOB: 0 BB: 0 P: 3	R: 0 E: 0 K: 0 S: 3	H: 0 LOB: 0 BB: 0 P: 3	R: 2 E: 1 K: 0 S: 6	H: 2 LOB: 2 BB: 1 P: 10	R: 4 E: 0 K: 0 S: 6	H: 3 LOB: 1 BB: 2 P: 14	R: 3 E: 0 K: 0 S: 6	H: 3 LOB: 0 BB: 0 P: 6	R: 0 E: 0 K: 0 S: 4	H: 1 LOB: 1 BB: 0 P: 4	1B: 11 2B: 0 3B: 1 HR: 1	SF: 1 SAC: 0 DP: 0 HBP: 0	WP: 0 PB: 0 CS: 0	PA: 46				
PITCHER	IP	WLS	BF	H	R	ER	SO	BB	IBB	HBP	BLK	WP	HR	S	P	ERA	WHIP									
Mike Witt, R ERA: 3.74	(1, 1)	6.2	L	33	8	7	5	2	3	1	0	0	0	33	49	6.75	1.650									
Jack Lazorko, R ERA: 4.55	(7, 1)	1.1		9	4	4	4	0	1	0	0	1	0	1	8	12	27.00	3.750								
Chuck Finley, L ERA: 4.85	(9, 1)	1.0		4	1	0	0	0	0	0	0	0	0	4	4	0.00	1.000									

Minnesota Twins @ California Angels
Anaheim Stadium, Anaheim, CA
Mon Aug 03 1987, 10:05 PM EDT
Att: 33,983 - Unknown


AB	40
R	11
H	13
RBI	10
BB	5
SO	2
LOB	17



Batter	1	2	3	4	5	6	7	8	9	AB	R	H	RBI	BB	SO	LOB	BOTTOM									
Brian Downing, R OBP: 0.398, SLG: 0.499	BB SH5-3 BB	K		1B BB		HR			P5	3	1	1	1	2	1	1										
Devon White, S OBP: 0.322, SLG: 0.492 Gary Pettis, S OBP: 0.301, SLG: 0.263	SH5-3	1B		G4-6-3 1B		P6			6-3	2	0	2	1	0	0	0										
Wally Joyner, L OBP: 0.363, SLG: 0.529 Darrell Miller, R OBP: 0.247, SLG: 0.275	1-3	1B		G4-6-3 1B		F8			F7	4	0	1	0	0	0	3										
Doug DeCinces, R OBP: 0.358, SLG: 0.384	BB BB	BB			5-3				5-3	2	0	0	0	2	0	0										
Bill Buckner, L OBP: 0.304, SLG: 0.327	BB	BB		S 1B		3-1				3	0	1	0	1	0	3										
George Hendrick, R OBP: 0.323, SLG: 0.471	P6		G3		F9			F8		4	0	0	0	0	0	4										
Mark McLemore, S OBP: 0.294, SLG: 0.282		1B PB 1B	F7		6-3			6-3		4	1	1	0	0	0	1	AB 33									
Bob Boone, R OBP: 0.332, SLG: 0.343		1B PB 1B	1-3			F9		FC4-6 1B		4	1	2	0	0	0	0	R 3									
Gus Polidor, R OBP: 0.203, SLG: 0.266	P4			6-3		6-3		FC4-6 1B		4	0	0	0	0	0	2	H 8									
Inning Stats	R: 0 E: 0 K: 0 S: 3	H: 4 LOB: 3 BB: 3 P: 15	R: 2 E: 0 K: 1 S: 9	H: 4 LOB: 1 BB: 1 P: 13	R: 0 E: 0 K: 0 S: 3	H: 0 LOB: 0 BB: 0 P: 3	R: 0 E: 0 K: 0 S: 3	H: 1 LOB: 2 BB: 1 P: 7	R: 0 E: 0 K: 0 S: 4	H: 1 LOB: 1 BB: 0 P: 4	R: 1 E: 0 K: 0 S: 4	H: 1 LOB: 0 BB: 0 P: 4	R: 0 E: 0 K: 0 S: 3	H: 0 LOB: 0 BB: 0 P: 3	R: 0 E: 0 K: 0 S: 4	H: 1 LOB: 1 BB: 0 P: 4	R: 0 E: 0 K: 0 S: 3	H: 0 LOB: 0 BB: 0 P: 3	1B: 7 2B: 0 3B: 0 HR: 1	SF: 0 SAC: 1 DP: 1 HBP: 0	WP: 0 PB: 2 CS: 0	PA: 39				
PITCHER	IP	WLS	BF	H	R	ER	SO	BB	IBB	HBP	BLK	WP	HR	S	P	ERA	WHIP									
Joe Niekro, R ERA: 4.54	(1, 1)	3.1		18	4	2	2	1	4	0	0	0	0	16	32	5.40	2.400									
Dan Schatzeder, L ERA: 5.12	(4, 1)	5.2	W	21	4	1	1	0	1	0	0	0	0	1	20	24	1.59	0.882								

Minnesota Twins @ California Angels
Anaheim Stadium, Anaheim, CA
Mon Aug 03 1987, 10:05 PM EDT
Att: 33,983 - Unknown

AB	33
R	3
H	8
RBI	2
BB	5
SO	1
LOB	14



Batter	1	2	3	4	5	6	7	8	9	AB	R	H	RBI	BB	SO	LOB	TOP				
Randy Bush, L OBP: 0.314, SLG: 0.380 Mark Davidson, R OBP: 0.325, SLG: 0.320	0-0 FC1-4 1B		0-0 F8		0-0 F8		0-0 1B			3	0	1	0	0	0	0					
Greg Gagne, R OBP: 0.309, SLG: 0.426	0-0 F8		0-0 F9		0-0 6-3		0-0 1B			4	0	1	0	0	0	1					
Kirby Puckett, R OBP: 0.358, SLG: 0.498 Al Newman, S OBP: 0.280, SLG: 0.317	0-0 FC1-4 1-2		0-0 F8		0-0 F4		0-0 G5-4-3			4	0	0	0	0	0	3					
Kent Hrbek, L OBP: 0.376, SLG: 0.519	0-0 P4			0-0 3-1		0-0 6-3		0-0 G3		4	0	0	0	0	1						
Gary Gaetti, R OBP: 0.305, SLG: 0.483		0-0 F5		4-0 2B HR BB		4-0 1B BB		0-3 K		2	1	0	0	2	1	0					
Gene Larkin, S OBP: 0.382, SLG: 0.460		4-0 BB BB		0-0 1-3 HR 2B		0-0 1-2 1B		0-0 F9		3	1	2	0	1	0	0					
Tom Brunansky, R OBP: 0.355, SLG: 0.489		0-0 P3		0-0 5-3		0-3 K				4	0	0	0	0	2	5					
Steve Lombardozzi, R OBP: 0.295, SLG: 0.349		4-0 1-2 BB		0-0 2-H 3-H HR		0-0 P4		0-0 1-3		3	1	1	3	1	0	2					
Sal Butera, R OBP: 0.239, SLG: 0.310 Dan Gladden, R OBP: 0.320, SLG: 0.357		0-3 K		0-3 K		0-3 K		0-3 K		3	0	0	0	0	3	2					
Inning Stats	R: 0 E: 0 K: 0 S: 4	H: 1 LOB: 1 P: 4	R: 0 E: 0 K: 1 S: 5	H: 0 LOB: 2 P: 13	R: 0 E: 0 K: 1 S: 3	H: 0 LOB: 0 P: 3	R: 3 E: 0 K: 1 S: 7	H: 2 LOB: 0 P: 11	R: 0 E: 0 K: 0 S: 3	H: 1 LOB: 2 P: 10	R: 0 E: 0 K: 1 S: 6	H: 2 LOB: 1 P: 6	R: 0 E: 0 K: 1 S: 5	H: 0 LOB: 0 P: 5	R: 0 E: 0 K: 2 S: 7	H: 0 LOB: 0 P: 7	1B: 4 2B: 1 3B: 0 HR: 1	SF: 0 SAC: 0 DP: 1 HBP: 0	WP: 0 PB: 0 CS: 0	PA: 36	
PITCHER	IP WLS BF H R ER SO BB IBB HBP BLK WP HR S P ERA WHIP		IP WLS BF H R ER SO BB IBB HBP BLK WP HR S P ERA WHIP		IP WLS BF H R ER SO BB IBB HBP BLK WP HR S P ERA WHIP		IP WLS BF H R ER SO BB IBB HBP BLK WP HR S P ERA WHIP		IP WLS BF H R ER SO BB IBB HBP BLK WP HR S P ERA WHIP		IP WLS BF H R ER SO BB IBB HBP BLK WP HR S P ERA WHIP		IP WLS BF H R ER SO BB IBB HBP BLK WP HR S P ERA WHIP		IP WLS BF H R ER SO BB IBB HBP BLK WP HR S P ERA WHIP		IP WLS BF H R ER SO BB IBB HBP BLK WP HR S P ERA WHIP		IP WLS BF H R ER SO BB IBB HBP BLK WP HR S P ERA WHIP		IP WLS BF H R ER SO BB IBB HBP BLK WP HR S P ERA WHIP

Minnesota Twins @ California Angels
Anaheim Stadium, Anaheim, CA
Tue Aug 04 1987, 10:05 PM EDT
Att: 37,371 - Unknown

AB 32
R 3
H 6
RBI 3
BB 4
SO 7
LOB 14



Batter	1	2	3	4	5	6	7	8	9	AB	R	H	RBI	BB	SO	LOB	BOTTOM			
Brian Downing, R OBP: 0.397, SLG: 0.497	0-0 1B 2B	4-0 FC6-4 BB	0-0 P6		0-0 FC6-4 1B 2B	0-0 F2		0-3 K		5	2	1	1	1	1	7				
Darrell Miller, R OBP: 0.255, SLG: 0.282	0-0 1B 2-3	0-0 FC6-4 1-2		0-0 5-3	0-0 2B 1B	0-0 4-3				5	1	2	1	0	0	5				
Doug DeCinces, R OBP: 0.361, SLG: 0.399	0-3 K		0-0 HR	0-0 F7	0-0 1-H 2-H 2B		0-0 1B			5	1	3	3	0	1	2				
George Hendrick, R OBP: 0.320, SLG: 0.472 Jack Howell, L OBP: 0.351, SLG: 0.474	0-0 F4		0-0 PB 1B 2B	0-0 L7	0-0 F7		0-0 1B			4	1	1	0	0	0	3				
Bill Buckner, L OBP: 0.306, SLG: 0.329 Wally Joyner, L OBP: 0.364, SLG: 0.539	0-0 FC6-4 1-3 3-H 1B		0-0 FC6-4 2-H 1B		0-0 6-3	0-0 1-3		0-0 HR		4	0	2	2	0	0	0				
Bob Boone, R OBP: 0.337, SLG: 0.350	0-0 FC6-4 1-2		0-0 FC6-4 1-2 2B WP		4-0 1B BB	0-0 1B 1B		0-0 F8-4 2B		4	3	2	0	1	0	3				
Gus Polidor, R OBP: 0.226, SLG: 0.277		0-0 5-3	4-0 2B FC6-4 BB		0-0 1B BB FC6-4 1B	0-0 BB 1B		0-0 F8-4 2-3		4	1	2	0	1	0	1				
Gary Pettis, S OBP: 0.305, SLG: 0.268		0-0 6-3	0-0 FC6-4 1-3 2-H 2B		4-0 FC6-4 1B BB	0-0 BB 1B		0-3 K		4	1	2	2	1	1	0				
Mark McLemore, S OBP: 0.298, SLG: 0.284		0-0 BB 1B	0-0 FC5-2-5 2-3 3-H		0-0 1-2 2-3 3-H 1B	4-0 FC6-4 BB		0-0 4-3		4	0	2	1	1	0	2				
Inning Stats	R: 1 E: 0 K: 1 S: 8	H: 3 LOB: 2 P: 8	R: 0 E: 0 K: 0 S: 4	H: 1 LOB: 1 P: 8	R: 3 E: 0 K: 0 S: 7	H: 4 LOB: 2 P: 11	R: 0 E: 0 K: 0 S: 3	H: 0 LOB: 0 P: 3	R: 5 E: 0 K: 0 S: 7	H: 4 LOB: 1 P: 15	R: 1 E: 0 K: 0 S: 6	H: 3 LOB: 3 P: 10	R: 2 E: 0 K: 0 S: 5	H: 4 LOB: 0 P: 5	R: 0 E: 0 K: 2 S: 7	H: 0 LOB: 0 P: 7	1B: 12 2B: 6 3B: 0 HR: 2	SF: 0 SAC: 0 DP: 1 HBP: 0	WP: 1 PB: 1 CS: 0	PA: 46
PITCHER	IP WLS BF H R ER SO BB IBB HBP BLK WP HR S P ERA WHIP		IP WLS BF H R ER SO BB IBB HBP BLK WP HR S P ERA WHIP		IP WLS BF H R ER SO BB IBB HBP BLK WP HR S P ERA WHIP		IP WLS BF H R ER SO BB IBB HBP BLK WP HR S P ERA WHIP		IP WLS BF H R ER SO BB IBB HBP BLK WP HR S P ERA WHIP		IP WLS BF H R ER SO BB IBB HBP BLK WP HR S P ERA WHIP		IP WLS BF H R ER SO BB IBB HBP BLK WP HR S P ERA WHIP		IP WLS BF H R ER SO BB IBB HBP BLK WP HR S P ERA WHIP		IP WLS BF H R ER SO BB IBB HBP BLK WP HR S P ERA WHIP		IP WLS BF H R ER SO BB IBB HBP BLK WP HR S P ERA WHIP	

Minnesota Twins @ California Angels
Anaheim Stadium, Anaheim, CA
Tue Aug 04 1987, 10:05 PM EDT
Att: 37,371 - Unknown

AB 41
R 12
H 19
RBI 12
BB 5
SO 3
LOB 23




Batter	1	2	3	4	5	6	7	8	9	AB	R	H	RBI	BB	SO	LOB	TOP				
Dan Gladden, R OBP: 0.322, SLG: 0.357 (1, 7)										3	0	1	0	1	0	0	Minnesota Twins @ California Angels Anaheim Stadium, Anaheim, CA Wed Aug 05 1987, 6:33 AM EDT Att: 34,059 - Unknown				
Greg Gagne, R OBP: 0.306, SLG: 0.421 (1, 6) (8, 4)										3	0	0	0	0	1	2					
Randy Bush, L OBP: 0.318, SLG: 0.380 (9, PH)										0	0	0	0	1	0	0					
Kirby Puckett, R OBP: 0.357, SLG: 0.495 (1, 8)										4	0	1	0	0	2	2					
Gary Gaetti, R OBP: 0.303, SLG: 0.479 (1, 5)										3	0	0	0	0	1	2					
Tom Brunansky, R OBP: 0.355, SLG: 0.487 (1, 9)										3	1	1	0	0	1	0					
Kent Hrbek, L OBP: 0.376, SLG: 0.520 (1, 3)										3	0	1	0	0	1	0					
Gene Larkin, S OBP: 0.361, SLG: 0.457 (1, 10)										3	0	1	0	0	0	2					
Tim Laudner, R OBP: 0.256, SLG: 0.423 (1, 2)										2	0	0	1	0	1	1					
Steve Lombardozzi, R OBP: 0.294, SLG: 0.347 Roy Smalley, S OBP: 0.344, SLG: 0.416 (8, PH) (8, 6)										2	0	0	0	0	0	1					
										1	0	0	0	0	1						
Inning Stats	R: 0 E: 0 K: 2 S: 7	H: 1 LOB: 0 BB: 0 P: 7	R: 0 E: 0 K: 0 S: 3	H: 0 LOB: 0 BB: 0 P: 3	R: 0 E: 0 K: 0 S: 3	H: 1 LOB: 0 BB: 0 P: 3	R: 0 E: 0 K: 1 S: 5	H: 0 LOB: 0 BB: 0 P: 5	R: 0 E: 0 K: 3 S: 9	H: 0 LOB: 0 BB: 0 P: 9	R: 0 E: 0 K: 1 S: 5	H: 1 LOB: 1 BB: 1 P: 7	R: 1 E: 0 K: 1 S: 7	H: 2 LOB: 1 BB: 0 P: 7	R: 0 E: 0 K: 0 S: 2	H: 0 LOB: 0 BB: 1 P: 6	1B: 4 2B: 1 3B: 0 HR: 0	SF: 1 SAC: 0 DP: 2 HBP: 0	WP: 0 PB: 0 CS: 2	PA: 30	
PITCHER	IP	WLS	BF	H	R	ER	SO	BB	IBB	HBP	BLK	WP	HR	S	P	ERA	WHIP				
John Candelaria, L ERA: 4.4 (1, 1)	6.0	W	18	2	0	0	7	0	0	0	0	0	0	32	32	0.00	0.333				
Greg Minton, R ERA: 2.95 (7, 1)	2.0		9	3	1	1	1	1	0	0	0	0	0	10	14	4.50	2.000				
DeWayne Buice, R ERA: 2.52 (9, 1)	1.0		3	0	0	0	0	1	0	0	0	0	0	2	6	0.00	1.000				

AB	27
R	1
H	5
RBI	1
BB	2
SO	8
LOB	11



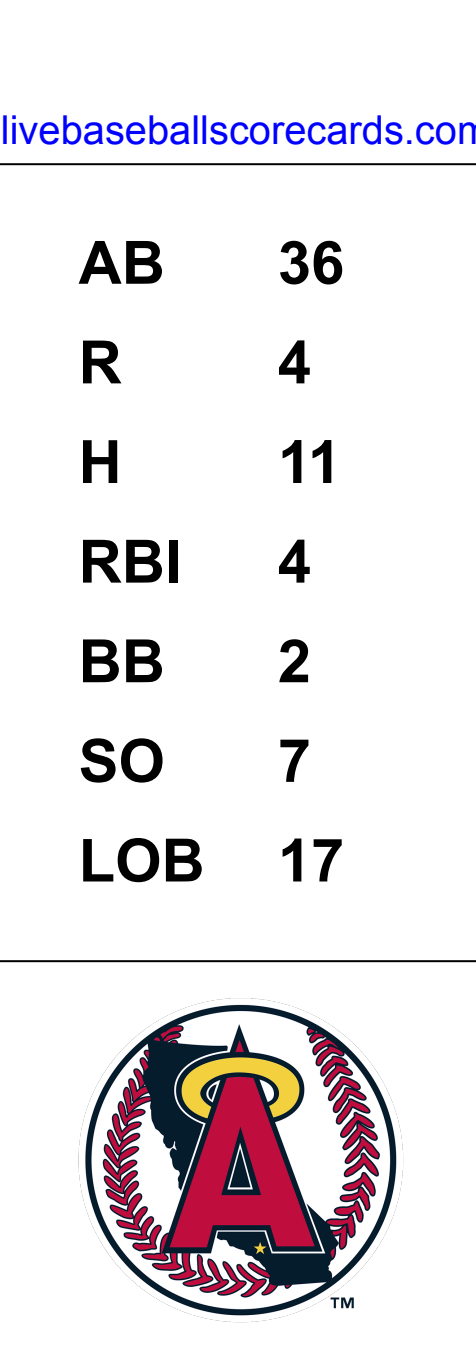
Batter	1	2	3	4	5	6	7	8	9	AB	R	H	RBI	BB	SO	LOB	BOTTOM				
Brian Downing, R OBP: 0.396, SLG: 0.495 (1, 7)										4	1	1	0	0	0	0	Minnesota Twins @ California Angels Anaheim Stadium, Anaheim, CA Wed Aug 05 1987, 6:33 AM EDT Att: 34,059 - Unknown				
Jack Howell, L OBP: 0.350, SLG: 0.469 (1, 9)										3	0	0	0	1	1	0					
Wally Joyner, L OBP: 0.363, SLG: 0.534 (1, 3)										3	1	0	0	1	1	2					
Bill Buckner, L OBP: 0.308, SLG: 0.344 (1, 10)										4	2	2	3	0	0	1					
Doug DeCinces, R OBP: 0.362, SLG: 0.399 (1, 5)										3	2	1	0	1	0	0					
Bob Boone, R OBP: 0.336, SLG: 0.349 (1, 2)										4	0	1	0	0	0	2					
Gus Polidor, R OBP: 0.239, SLG: 0.291 (1, 6)										3	0	2	2	0	0	0					
Mark McLemore, S OBP: 0.298, SLG: 0.285 (1, 4)										3	0	1	1	0	1	2					
Gary Pettis, S OBP: 0.303, SLG: 0.266 (1, 8)										3	0	0	0	0	3	2					
Inning Stats	R: 0 E: 0 K: 1 S: 5	H: 0 LOB: 0 BB: 0 P: 5	R: 1 E: 0 K: 1 S: 7	H: 2 LOB: 1 BB: 0 P: 7	R: 0 E: 0 K: 2 S: 7	H: 0 LOB: 0 BB: 0 P: 7	R: 2 E: 1 K: 1 S: 8	H: 3 LOB: 2 BB: 1 P: 12	R: 3 E: 0 K: 0 S: 5	H: 2 LOB: 0 BB: 1 P: 9	R: 0 E: 0 K: 1 S: 5	H: 1 LOB: 0 BB: 0 P: 5	R: 0 E: 0 K: 0 S: 3	H: 0 LOB: 1 BB: 1 P: 7	R: 0 E: 0 K: 0 S: 3	H: 0 LOB: 0 BB: 0 P: 3		1B: 6 2B: 1 3B: 0 HR: 1	SF: 1 SAC: 0 DP: 1 HBP: 0	WP: 0 PB: 0 CS: 0	PA: 34
PITCHER	IP	WLS	BF	H	R	ER	SO	BB	IBB	HBP	BLK	WP	HR	S	P	ERA	WHIP				
Bert Blyleven, R ERA: 4.4 (1, 1)	5.0	L	24	7	6	6	5	1	0	0	0	0	0	32	40	10.80	1.600				
George Frazier, R ERA: 5.59 (6, 1)	1.0		3	1	0	0	1	0	0	0	0	0	0	5	5	0.00	1.000				
Dan Schatzeder, L ERA: 5.03 (7, 1)	1.0		4	0	0	0	0	1	0	0	0	0	0	3	7	0.00	1.000				
Keith Atherton, R ERA: 4.14 (8, 1)	1.0		3	0	0	0	0	0	0	0	0	0	0	3	3	0.00	0.000				

AB	30
R	6
H	8
RBI	6
BB	3
SO	6
LOB	9



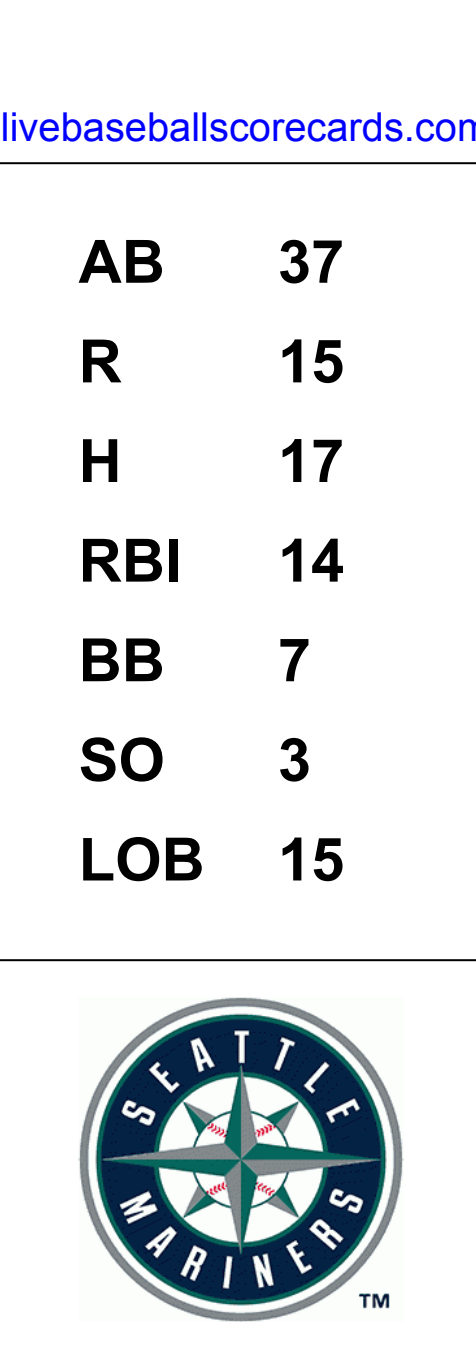
Batter	1	2	3	4	5	6	7	8	9	AB	R	H	RBI	BB	SO	LOB	TOP			
Brian Downing, R OBP: 0.395, SLG: 0.495 Ruppert Jones, L OBP: 0.298, SLG: 0.431	0-0 4-1 2B	0-0 5-3		0-3 K		0-3 K		0-0 F9	4 0 1 0 0 2 2 1 0 0 0 0 0 1											
Devon White, S OBP: 0.323, SLG: 0.493	0-0 F6		0-0 1B		0-0 G3 2B		0-0 L7	0-0 G3	5 0 2 0 0 0 2											
Wally Joyner, L OBP: 0.362, SLG: 0.531	0-0 4-1 2-3		0-0 1B FC5-4		0-3 K		0-0 4-3		4 1 1 0 0 1 2											
Bill Buckner, L OBP: 0.308, SLG: 0.343	0-0 L9		0-0 1B FC5-4		0-0 G3 2-3		0-0 F8		4 0 1 0 0 0 2											
Doug DeCinces, R OBP: 0.365, SLG: 0.402 Mark Ryal, L OBP: 0.241, SLG: 0.425		0-0 E 2B	0-0 1B FC5-4		4-0 BB		0-3 K	0-3 K	2 1 1 1 1 0 1 1 0 0 0 0 1 0											
Jack Howell, L OBP: 0.349, SLG: 0.466	0-0 F5	0-0 F5	0-0 1B		0-3 K		0-3 K	0-3 K	4 0 1 0 0 2 3											
Mark McLemore, S OBP: 0.303, SLG: 0.288		4-0 E 4-3 BB		0-0 S 1B		0-3 K		0-0 2B 1B	3 2 2 0 1 1 0								AB 36 R 4 H 11 RBI 4 BB 2 SO 7 LOB 17			
Bob Boone, R OBP: 0.336, SLG: 0.348 Darrell Miller, R OBP: 0.263, SLG: 0.302		0-0 E2 4-3 1-3 2-H 1B		0-0 6-3		0-0 F8		0-0 1-H 2B	3 0 1 1 0 0 1 1 0 1 1 0 0 0											
Gus Polidor, R OBP: 0.228, SLG: 0.278	0-0 4-3 2-3 3-H		0-0 6-3		0-0 6-3		0-0 F9		4 0 0 1 0 0 3											
Inning Stats	R: 0 E: 0 K: 0 S: 4	H: 1 LOB: 1 BB: 0 P: 4	R: 2 E: 1 K: 0 S: 5	H: 2 LOB: 1 BB: 1 P: 9	R: 1 E: 0 K: 0 S: 5	H: 4 LOB: 2 BB: 0 P: 5	R: 0 E: 0 K: 1 S: 6	H: 1 LOB: 1 BB: 0 P: 6	R: 0 E: 0 K: 2 S: 8	H: 0 LOB: 0 BB: 1 P: 12	R: 0 E: 0 K: 1 S: 5	H: 0 LOB: 0 BB: 0 P: 5	R: 0 E: 0 K: 2 S: 7	H: 0 LOB: 0 BB: 0 P: 7	R: 1 E: 0 K: 0 S: 5	H: 2 LOB: 1 BB: 0 P: 5	1B: 7 2B: 4 3B: 0 HR: 0	SF: 0 SAC: 0 DP: 0 HBP: 0	WP: 0 PB: 0 SB: 1 CS: 0	PA: 38
PITCHER Mike Moore, R ERA: 5.24	IP: 9.0 WLS: W BF: 38 H: 11 R: 4 ER: 3 SO: 7 BB: 2 IBB: 0 HBP: 0 BLK: 0 WP: 0 HR: 0 S: 50 P: 58 ERA: 3.00 WHIP: 1.444																			

California Angels @ Seattle Mariners
The Kingdome, Seattle, WA
Thu Aug 06 1987, 10:05 PM EDT
Att: 11,065 - Unknown



Batter	1	2	3	4	5	6	7	8	9	AB	R	H	RBI	BB	SO	LOB	BOTTOM			
John Moses, S OBP: 0.297, SLG: 0.332	4-0 1B WP BB	0-0 CS 1B		0-0 E6 BLK 1B		0-0 E3 5-3 HR	0-0 F5		4 3 1 1 1 0 2											
Phil Bradley, R OBP: 0.380, SLG: 0.470	0-0 WP BB 1-3 1B	0-0 CS 1-2	0-0 6-3	4-0 1B 1-2 BB		0-0 5-3 1-2	0-0 6-3		4 0 1 0 1 0 2											
Scott Bradley, L OBP: 0.292, SLG: 0.332	4-0 WP 1-2 BB		0-0 4-3	0-0 1B 1-3 2-H		0-0 SF8 3-H		0-0 L8	3 0 1 2 1 0 0											
Alvin Davis, L OBP: 0.387, SLG: 0.508	0-3 K		4-0 WP HR BB		0-0 2B 1B	0-0 HR 2-H		0-0 3-1	4 3 2 2 1 1 3											
Jim Prestey, R OBP: 0.300, SLG: 0.460	0-3 K 1-2 2-3 3-H		0-0 HR		4-0 2B BB	4-0 3B BB		0-0 2B 2B	3 4 2 2 2 1 2											
Ken Phelps, L OBP: 0.397, SLG: 0.516	0-0 L8		0-0 1B 2B		0-0 4-3 1-H 2-H 2B	0-0 2B 1-H 3B		4-0 2B BB	4 2 3 3 1 0 2											
Mike Kingery, L OBP: 0.315, SLG: 0.438		0-0 F7	0-0 1B		0-0 4-3 2-3	0-0 2B		0-0 1B 2B	5 1 3 2 0 0 1								AB 37 R 15 H 17 RBI 14 BB 7 SO 3 LOB 15			
Rey Quinones, R OBP: 0.316, SLG: 0.408		0-3 K		0-0 F4	0-0 1-3	0-0 G3		0-0 1B	5 0 1 2 0 1 2											
Harold Reynolds, S OBP: 0.332, SLG: 0.386		0-0 1B 3B		0-0 CS 1B		0-0 SF8 2B		0-0 F9 F8	5 2 3 0 0 0 1											
Inning Stats	R: 1 E: 0 K: 2 S: 8	H: 1 LOB: 2 BB: 2 P: 16	R: 1 E: 0 K: 1 S: 6	H: 2 LOB: 0 BB: 0 P: 6	R: 2 E: 0 K: 0 S: 5	H: 3 LOB: 1 BB: 1 P: 9	R: 1 E: 1 K: 0 S: 4	H: 2 LOB: 2 BB: 1 P: 8	R: 2 E: 0 K: 0 S: 4	H: 2 LOB: 1 BB: 1 P: 8	R: 5 E: 1 K: 0 S: 8	H: 4 LOB: 1 BB: 1 P: 12	R: 0 E: 0 K: 0 S: 3	H: 0 LOB: 0 BB: 0 P: 3	R: 3 E: 0 K: 0 S: 6	H: 3 LOB: 1 BB: 1 P: 10	1B: 7 2B: 6 3B: 2 HR: 2	SF: 1 SAC: 0 DP: 0 HBP: 0	WP: 2 PB: 0 SB: 0 CS: 2	PA: 46
PITCHER Willie Fraser, R ERA: 3.97 Chuck Finley, L ERA: 5.02 Jack Lazorko, R ERA: 4.76	IP: 2.2 WLS: L BF: 14 H: 4 R: 4 ER: 4 SO: 3 BB: 3 IBB: 0 HBP: 0 BLK: 1 WP: 0 HR: 1 S: 17 P: 29 ERA: 13.50 WHIP: 2.625																			

California Angels @ Seattle Mariners
The Kingdome, Seattle, WA
Thu Aug 06 1987, 10:05 PM EDT
Att: 11,065 - Unknown



Batter	1	2	3	4	5	6	7	8	9	AB	R	H	RBI	BB	SO	LOB	TOP			
Brian Downing, R OBP: 0.395, SLG: 0.493	4-0 FC5-4 BB		0-3 K		0-0 L7		0-3 K		0-0 1B	4	0	1	0	1	2	2	California Angels @ Seattle Mariners The Kingdome, Seattle, WA Fri Aug 07 1987, 10:05 PM EDT Att: 12,464 - Unknown			
Darrell Miller, R OBP: 0.260, SLG: 0.308	0-0 FC5-4 1B		0-0 F8		0-0 F7		0-0 F4		0-0 F4	5	0	1	0	0	0	4				
Doug DeCinces, R OBP: 0.363, SLG: 0.401	0-0 F4		0-3 K		0-0 G3				0-0 1B	4	0	1	0	0	1	2				
George Hendrick, R OBP: 0.327, SLG: 0.467	0-0 1B			4-0 1B BB		0-3 K		0-0 F7		3	0	1	0	1	1	2				
Bob Boone, R OBP: 0.335, SLG: 0.347	0-0 4-3			0-3 K		0-3 K		0-3 K		1	0	0	0	0	0	2				
Jack Howell, L OBP: 0.346, SLG: 0.462										3	0	0	0	0	3	3				
Devon White, S OBP: 0.323, SLG: 0.491		0-3 K		0-0 FC6-4 1B		0-0 5-3		0-3 K		4	0	1	0	0	2	2				
Gus Polidor, R OBP: 0.240, SLG: 0.287		0-0 BB 1B		0-3 K			0-0 G6-4-3 1B		0-0 F9	4	0	2	0	0	1	2				
Mark McLemore, S OBP: 0.304, SLG: 0.286		4-0 G6-4-3 BB		0-0 FC6-4			0-0 G6-4-3		4-0 1B BB	2	0	0	0	2	0	3				
Gary Pettis, S OBP: 0.305, SLG: 0.264		0-0 G6-4-3			4-0 S BB		4-0 BB		0-3 K	2	0	0	0	2	1	3				
Inning Stats	R: 0 E: 0 K: 1 S: 4	H: 1 LOB: 2 BB: 1 P: 8	R: 0 E: 0 K: 1 S: 5	H: 1 LOB: 1 BB: 1 P: 9	R: 0 E: 0 K: 2 S: 7	H: 0 LOB: 0 BB: 0 P: 7	R: 0 E: 0 K: 2 S: 8	H: 1 LOB: 1 BB: 1 P: 12	R: 0 E: 0 K: 0 S: 3	H: 0 LOB: 1 BB: 1 P: 7	R: 0 E: 0 K: 1 S: 5	H: 1 LOB: 1 BB: 1 P: 9	R: 0 E: 0 K: 2 S: 9	H: 2 LOB: 2 BB: 0 P: 9	R: 0 E: 0 K: 1 S: 6	H: 1 LOB: 2 BB: 1 P: 10	1B: 6 2B: 1 3B: 0 HR: 0	SF: 0 SAC: 0 DP: 2 HBP: 0	WP: 0 PB: 0 SB: 1 CS: 0	PA: 38
PITCHER Mark Langston, L ERA: 4.02	IP: 9.0 WLS: W BF: 38	H: 7 R: 0 ER: 0 SO: 11	BB: 6 IBB: 0 HBP: 0 BLK: 0	WP: 0 HR: 0 S: 54 P: 78	ERA: 0.00 WHIP: 1.444	PITCHER										IP: 9.0 WLS: W BF: 38	H: 7 R: 0 ER: 0 SO: 11	BB: 6 IBB: 0 HBP: 0 BLK: 0	WP: 0 HR: 0 S: 54 P: 78	ERA: 0.00 WHIP: 1.444

Batter	1	2	3	4	5	6	7	8	9	AB	R	H	RBI	BB	SO	LOB	BOTTOM			
John Moses, S OBP: 0.299, SLG: 0.329	1-0 CS HBP	0-0 4-3		0-0 E3 HR		4-0 1B E BB		0-0 L6		3	2	0	0	1	0	3	California Angels @ Seattle Mariners The Kingdome, Seattle, WA Fri Aug 07 1987, 10:05 PM EDT Att: 12,464 - Unknown			
Phil Bradley, R OBP: 0.382, SLG: 0.482	0-3 K		0-0 4-3	0-0 1B HR		0-0 E1 1B		0-0 1B 2B		5	3	3	5	0	1	1				
Scott Bradley, L OBP: 0.294, SLG: 0.337	0-0 G3		0-0 G3 2B	0-0 F9		0-0 6-3 2B		0-0 1B 1B		5	1	2	1	0	0	1				
Alvin Davis, L OBP: 0.387, SLG: 0.505		4-0 PB HR BB	0-0 G3	0-0 F6		0-0 1B		0-0 E5 BB 1B		4	1	1	1	1	0	2				
Jim Prestey, R OBP: 0.301, SLG: 0.458		4-0 HR BB	0-0 1-3	0-0 F8		0-3 K		0-0 BB 1B		4	1	1	1	1	1	2				
Ken Phelps, L OBP: 0.404, SLG: 0.544		0-0 HR		4-0 FC1-5 1B BB		0-0 F7		4-0 HR		3	2	2	4	2	0	0				
Mike Kingery, L OBP: 0.317, SLG: 0.441	0-0 F7		0-0 G3 FC1-5 1B	0-0 E 1B		0-0 1B 2B		0-0 F9 F8		5	2	2	0	0	0	3				
Rey Quinones, R OBP: 0.317, SLG: 0.406	0-0 L9		0-0 FC1-5 E G3 HR	0-0 G3		0-0 1B 1B		0-0 G6-4-3		4	2	1	0	0	0	5				
Harold Reynolds, S OBP: 0.331, SLG: 0.384	0-0 S 1B		0-0 G3	0-0 G3		0-0 1-3		0-0 F9		4	0	1	0	0	0	5				
Inning Stats	R: 0 E: 0 K: 1 S: 4	H: 2 LOB: 1 BB: 2 P: 13	R: 0 E: 0 K: 0 S: 4	H: 1 LOB: 1 BB: 0 P: 4	R: 4 E: 1 K: 0 S: 6	H: 2 LOB: 0 BB: 1 P: 10	R: 0 E: 0 K: 0 S: 3	H: 0 LOB: 0 BB: 0 P: 3	R: 4 E: 1 K: 1 S: 9	H: 4 LOB: 1 BB: 1 P: 13	R: 1 E: 0 K: 0 S: 4	H: 1 LOB: 1 BB: 0 P: 5	R: 2 E: 1 K: 0 S: 6	H: 3 LOB: 2 BB: 1 P: 10	1B: 7 2B: 4 3B: 0 HR: 3	SF: 0 SAC: 0 DP: 2 HBP: 2		WP: 1 PB: 1 SB: 1 CS: 1	PA: 44	
PITCHER Kirk McCaskill, R ERA: 5.66 Gary Lucas, L ERA: 4.44	IP: 5.0 WLS: L BF: 26	H: 7 R: 5 ER: 5 SO: 1	BB: 3 IBB: 0 HBP: 1 BLK: 0	WP: 1 HR: 2 S: 24 P: 37	ERA: 9.00 WHIP: 2.000	PITCHER										IP: 6.1 WLS: L BF: 18	H: 6 R: 5 ER: 3 SO: 1	BB: 2 IBB: 0 HBP: 1 BLK: 0	WP: 1 HR: 1 S: 17 P: 26	ERA: 9.00 WHIP: 2.667

Batter	1	2	3	4	5	6	7	8	9	AB	R	H	RBI	BB	SO	LOB	TOP										
Ruppert Jones, L BP: 0.306, SLG: 0.437 Brian Downing, R BP: 0.298, SLG: 0.493 Gary Matthews, S OBP: 0.305, SLG: 0.284 Darrel Miller, R BP: 0.257, SLG: 0.304	F8		2B 1B		HR 1B	1-2 2-3 BB		F4		3	1	2	0	0	0	0	3 1 2 0 0 0 0 0 0 0 0 0 1 0 0 0 0 0 0 0 0 0 0 1 0 0 0 0 0 0 0										
Wally Joyner, L OBP: 0.363, SLG: 0.540	F7		1-H 2B		HR			F9		5	1	2	2	0	1	3	5 1 2 2 0 1 3										
Devon White, S OBP: 0.323, SLG: 0.490	CS 1B			FC4-6 E 1B	4-3			F7		5	1	2	0	0	1	0	5 1 2 0 0 1 0										
Bill Buckner, L OBP: 0.309, SLG: 0.342	CS 1-2	1-3		FC4-6 BB	6-3			F5		4	0	1	0	1	0	0	4 0 1 0 1 0 0										
Jack Howell, L OBP: 0.343, SLG: 0.457 George Hendrick, R OBP: 0.333, SLG: 0.473		6-3		FC4-6 BB	4-3			FC5-4 1B		3	0	0	0	0	0	2	3 0 0 0 0 0 2 1 0 1 0 0 0 0										
Doug DeCinces, R OBP: 0.360, SLG: 0.396	E5							K		4	0	0	0	0	2	4	4 0 0 0 0 2 4										
Bob Boone, R OBP: 0.337, SLG: 0.347	1-3			E BB				BB 1B	FC5-4 1-2	3	0	1	0	1	0	3	3 0 1 0 1 0 3										
Gus Polidor, R OBP: 0.240, SLG: 0.286			F7	E5				F9		4	0	1	0	0	2	2	4 0 1 0 0 0 2										
Mark McLemore, S OBP: 0.301, SLG: 0.283			K	1-3				F9		4	0	0	0	0	2	5	4 0 0 0 0 2 5										
Inning Stats	R: 0 E: 0 K: 0 S: 3	H: 1 LOB: 0 BB: 0 P: 3	R: 0 E: 1 K: 0 S: 4	H: 0 LOB: 1 BB: 0 P: 4	R: 0 E: 0 K: 1 S: 6	H: 2 LOB: 2 BB: 0 P: 6	R: 1 E: 1 K: 1 S: 7	H: 1 LOB: 3 BB: 2 P: 15	R: 2 E: 0 K: 0 S: 5	H: 2 LOB: 0 BB: 0 P: 5	R: 0 E: 0 K: 1 S: 7	H: 2 LOB: 2 BB: 0 P: 7	R: 0 E: 0 K: 1 S: 5	H: 0 LOB: 0 BB: 0 P: 5	R: 0 E: 0 K: 2 S: 7	H: 0 LOB: 0 BB: 0 P: 7	1B: 8 2B: 1 3B: 0 HR: 1	SF: 0 SAC: 0 DP: 0 HBP: 0	WP: 0 PB: 0 SB: 1 CS: 1	PA: 41							
PITCHER	IP	WLS	BF	H	R	ER	SO	BB	IBB	HBP	BLK	WP	HR	S	P	ERA	WHIP										
Mike Morgan, R ERA: 4.44	5.1	W	26	8	3	2	2	2	0	0	0	0	1	28	36	3.38	1.875										
Bill Wilkinson, L ERA: 3.65	6.1	S	14	2	0	0	4	1	0	0	0	0	0	21	25	0.00	0.818										

California Angels @ Seattle Mariners
The Kingdome, Seattle, WA
Sat Aug 08 1987, 10:05 PM EDT
Att: 15,540 - Unknown

AB	37
R	3
H	10
RBI	2
BB	3
SO	6
LOB	19



Batter	1	2	3	4	5	6	7	8	9	AB	R	H	RBI	BB	SO	LOB	BOTTOM										
John Moses, S OBP: 0.297, SLG: 0.327	K	1-3 2-H 3-H 1B		3-1 2-3		G3 1-2		L4		5	0	1	1	0	1	3	5 0 1 1 0 1 3										
Phil Bradley, R OBP: 0.351, SLG: 0.479	5-3			K			SH1-3 BB			3	1	0	0	1	2	3	3 1 0 0 1 2 3										
Scott Bradley, L OBP: 0.298, SLG: 0.348	HR 2B		G3 1B 2B		4-3		SH1-3			3	2	2	0	0	0	0	3 2 2 0 0 0 0										
Alvin Davis, L OBP: 0.390, SLG: 0.513	2-H HR		G3		1B BB		1B IBB			2	1	1	2	2	0	1	2 1 1 2 2 0 1										
Jim Prestey, R OBP: 0.303, SLG: 0.459	K		6-3		G1-6-3 1B		1-2 2-H 1B			4	0	2	1	0	1	1	4 0 2 1 0 1 1										
Ken Phelps, L OBP: 0.406, SLG: 0.541		BB 1B BB		3-H 1B	G1-6-3		K			3	1	1	1	1	1	4	3 1 1 1 1 1 4										
Mike Kingery, L OBP: 0.316, SLG: 0.438		F9	L6				1B SH4-3 1B	4-3		4	0	1	0	0	0	4	4 0 1 0 0 0 4										
Rey Quinones, R OBP: 0.317, SLG: 0.405		BB 1B 1B		K			SH4-3			3	0	1	0	0	1	0	3 0 1 0 0 1 0										
Harold Reynolds, S OBP: 0.335, SLG: 0.389		1B BB		3-1 2B			CS 1B	G3		3	0	2	0	1	0	0	3 0 2 0 1 0 0										
Inning Stats	R: 2 E: 0 K: 2 S: 9	H: 2 LOB: 2 BB: 0 P: 9	R: 1 E: 0 K: 1 S: 6	H: 2 LOB: 2 BB: 2 P: 14	R: 1 E: 0 K: 0 S: 5	H: 2 LOB: 1 BB: 0 P: 5	R: 0 E: 0 K: 2 S: 8	H: 1 LOB: 1 BB: 0 P: 8	R: 0 E: 0 K: 0 S: 3	H: 1 LOB: 1 BB: 1 P: 7	R: 0 E: 0 K: 0 S: 4	H: 2 LOB: 1 BB: 0 P: 4	R: 1 E: 0 K: 1 S: 6	H: 1 LOB: 2 BB: 2 P: 14	R: 0 E: 0 K: 0 S: 3	H: 0 LOB: 0 BB: 0 P: 3	1B: 7 2B: 3 3B: 0 HR: 1	SF: 0 SAC: 2 DP: 1 HBP: 0	WP: 0 PB: 0 SB: 0 CS: 1	PA: 37							
PITCHER	IP	WLS	BF	H	R	ER	SO	BB	IBB	HBP	BLK	WP	HR	S	P	ERA	WHIP										
Mike Witt, R ERA: 3.87	6.1	L	32	11	5	5	5	4	1	0	0	0	1	37	57	7.11	2.368										
Chuck Finley, L ERA: 4.85	1.2		5	0	0	0	1	0	0	0	0	0	0	7	7	0.00	0.000										

California Angels @ Seattle Mariners
The Kingdome, Seattle, WA
Sat Aug 08 1987, 10:05 PM EDT
Att: 15,540 - Unknown

AB	30
R	5
H	11
RBI	5
BB	5
SO	6
LOB	16



Batter	1	2	3	4	5	6	7	8	9	AB	R	H	RBI	BB	SO	LOB	TOP			
Brian Downing, R OBP: 0.398, SLG: 0.500 (1, 10)										2	1	2	2	0	0		California Angels @ Seattle Mariners The Kingdome, Seattle, WA Sun Aug 09 1987, 6:33 AM EDT Att: 16,191 - Unknown			
Wally Joyner, L OBP: 0.381, SLG: 0.540 (1, 3)										4	0	1	1	0	0	2				
Doug DeCinces, R OBP: 0.356, SLG: 0.390 (1, 5)										5	0	0	0	0	1	3				
George Hendrick, R OBP: 0.333, SLG: 0.463 Ruppert Jones, L OBP: 0.301, SLG: 0.430 (7, PH) (7, 7)										2	0	0	0	1	0	0				
Devon White, S OBP: 0.326, SLG: 0.492 (8, 9) (8, 9)										4	1	2	0	1	1	1				
Bob Boone, R OBP: 0.335, SLG: 0.341 (1, 2)										4	0	0	0	1	2	2				
Darrell Miller, R OBP: 0.262, SLG: 0.301 Jack Howell, L OBP: 0.344, SLG: 0.456 (5, PH) (5, 7) (7, 9) (8, 4)										1	1	0	0	1	0	0				
Gus Polidor, R OBP: 0.252, SLG: 0.320 Bill Buckner, L OBP: 0.311, SLG: 0.344 Gary Pettis, S OBP: 0.305, SLG: 0.264 (8, PH) (8, FR) (8, 8)										2	1	1	1	0	0	0				
Mark McLemore, S OBP: 0.303, SLG: 0.289 (8, 6) (8, 6)										3	1	1	2	1	0	0				
Inning Stats	R: 1 E: 0 K: 1 S: 6	H: 1 LOB: 1 BB: 1 P: 10	R: 0 E: 0 K: 0 S: 3	H: 1 LOB: 2 BB: 2 P: 12	R: 0 E: 0 K: 0 S: 4	H: 1 LOB: 1 BB: 0 P: 4	R: 1 E: 0 K: 0 S: 5	H: 2 LOB: 2 BB: 1 P: 9	R: 0 E: 0 K: 1 S: 4	H: 0 LOB: 0 BB: 2 P: 12	R: 0 E: 0 K: 0 S: 3	H: 0 LOB: 0 BB: 0 P: 7	R: 0 E: 0 K: 1 S: 8	H: 3 LOB: 1 BB: 2 P: 16	R: 0 E: 0 K: 1 S: 5	H: 0 LOB: 0 BB: 0 P: 5		1B: 2 2B: 2 3B: 1 HR: 2	SF: 2 SAC: 0 DP: 0 HBP: 1	WP: 0 PB: 0 SB: 0 CS: 1
PITCHER	IP WLS BF H R ER SO BB IBB HBP BLK WP HR S P ERA WHIP																			
Lee Guetterman, L ERA: 4.19 Mike Trujillo, R ERA: 7.18 Dennis Powell, L ERA: 2.7 Ed Nunez, R ERA: 3.44	(1, 1) (4, 1) (8, 1) (8, 1)	3.2 3.2 0.0 1.2	20 13 L 8	4 1 0 2	3 1 0 3	3 1 0 3	1 4 0 1	1 0 0 1	0 0 0 0	0 0 0 0	0 0 0 0	0 0 0 0	0 0 0 0	2 19 4 9	34 27 4 13	7.36 2.46 ∞ 16.20	2.182 0.818 ∞ 1.800			

Batter	1	2	3	4	5	6	7	8	9	AB	R	H	RBI	BB	SO	LOB	BOTTOM					
John Moses, S OBP: 0.299, SLG: 0.331 (1, 8)										5	0	2	1	0	1	1	California Angels @ Seattle Mariners The Kingdome, Seattle, WA Sun Aug 09 1987, 6:33 AM EDT Att: 16,191 - Unknown					
Phil Bradley, R OBP: 0.380, SLG: 0.479 (1, 7)										4	1	1	1	0	2	2						
Dave Valle, R OBP: 0.306, SLG: 0.532 (1, 2)										4	0	0	0	0	1	2						
Alvin Davis, L OBP: 0.393, SLG: 0.522 (1, 3)										3	1	2	2	1	0	0						
Jim Prestey, R OBP: 0.300, SLG: 0.454 (1, 5)										4	0	0	0	0	1	2						
Ken Phelps, L OBP: 0.400, SLG: 0.532 (1, 10)										4	0	0	0	0	1	2						
Mike Kingery, L OBP: 0.322, SLG: 0.453 (1, 9)										3	2	2	1	1	0	0						
Rey Quinones, R OBP: 0.318, SLG: 0.405 (1, 6)										3	0	1	0	0	1	2						
Harold Reynolds, S OBP: 0.334, SLG: 0.388 (1, 4)										4	1	1	0	0	0	2						
Inning Stats	R: 0 E: 0 K: 1 S: 5	H: 0 LOB: 0 BB: 0 P: 5	R: 0 E: 0 K: 1 S: 6	H: 1 LOB: 2 BB: 1 P: 10	R: 3 E: 0 K: 1 S: 8	H: 3 LOB: 0 BB: 0 P: 8	R: 0 E: 0 K: 0 S: 4	H: 1 LOB: 1 BB: 0 P: 4	R: 0 E: 1 K: 0 S: 3	H: 0 LOB: 0 BB: 0 P: 3	R: 0 E: 0 K: 0 S: 3	H: 0 LOB: 0 BB: 0 P: 3	R: 1 E: 0 K: 1 S: 7	H: 2 LOB: 1 BB: 0 P: 7	R: 0 E: 0 K: 1 S: 5	H: 0 LOB: 1 BB: 1 P: 9		R: 1 E: 0 K: 2 S: 8	H: 1 LOB: 0 BB: 0 P: 8	1B: 5 2B: 2 3B: 0 HR: 2	SF: 0 SAC: 1 DP: 1 HBP: 0	WP: 0 PB: 0 SB: 1 CS: 0
PITCHER	IP WLS BF H R ER SO BB IBB HBP BLK WP HR S P ERA WHIP																					
Don Sutton, R ERA: 4.36 DeWayne Buice, R ERA: 2.64	(1, 1) (7, 1)	6.0 3.0	WLS W	24 13	H 3	R 2	ER 2	SO 4	BB 1	IBB 0	HBP 0	BLK 0	WP 0	HR 1	S 29	P 33	4.50 6.00	1.167 1.333				

Batter	1	2	3	4	5	6	7	8	9	AB	R	H	RBI	BB	SO	LOB	TOP					
Brian Downing, R OBP: 0.397, SLG: 0.498										4	0	1	0	0	2	1	California Angels @ Minnesota Twins Hubert H. Humphrey Metrodome, Minneapolis, MN Tue Aug 11 1987, 8:05 PM EDT Att: 39,163 - Unknown					
Wally Joyner, L OBP: 0.390, SLG: 0.537										4	1	1	0	0	1	2						
Devon White, S OBP: 0.326, SLG: 0.490										4	1	1	0	0	2	0						
Doug DeCinces, R OBP: 0.352, SLG: 0.386										4	0	0	0	0	0	2						
George Hendrick, R OBP: 0.349, SLG: 0.480										3	0	2	2	1	0	0						
Bill Buckner, L OBP: 0.310, SLG: 0.343										4	0	1	0	0	1	2						
Bob Boone, R OBP: 0.335, SLG: 0.341										3	0	1	0	0	0	0						
Jack Howell, L OBP: 0.343, SLG: 0.455										1	0	0	0	0	1	2						
Gus Polidor, R OBP: 0.255, SLG: 0.320										3	0	1	0	0	0	1						
Ruppert Jones, L OBP: 0.209, SLG: 0.426										1	0	0	0	0	1	2						
Mark McLemore, S OBP: 0.303, SLG: 0.288										4	0	1	0	0	0	4						
Inning Stats	R: 0 E: 0 K: 1 S: 5	H: 0 LOB: 0 BB: 0 P: 5	R: 0 E: 0 K: 0 S: 3	H: 1 LOB: 0 BB: 0 P: 3	R: 0 E: 0 K: 0 S: 5	H: 2 LOB: 2 BB: 0 P: 5	R: 0 E: 0 K: 1 S: 5	H: 0 LOB: 0 BB: 0 P: 5	R: 0 E: 0 K: 1 S: 4	H: 1 LOB: 1 BB: 0 P: 4	R: 2 E: 0 K: 2 S: 10	H: 3 LOB: 1 BB: 0 P: 10	R: 0 E: 0 K: 1 S: 6	H: 1 LOB: 1 BB: 0 P: 6	R: 0 E: 0 K: 1 S: 5	H: 0 LOB: 0 BB: 0 P: 5	R: 0 E: 0 K: 2 S: 8	H: 1 LOB: 2 BB: 1 P: 12	1B: 8 2B: 1 3B: 0 HR: 0	SF: 0 SAC: 0 DP: 1 HBP: 0	WP: 1 PB: 0 SB: 0 CS: 0	PA: 36
PITCHER	IP WLS BF H R ER SO BB IBB HBP BLK WP HR S P ERA WHIP																					
Frank Viola, L ERA: 2.9	(1, 1) 8.0 W 33 9 2 2 6 1 0 0 0 0 1 0 44 48 2.25 1.250																					
Keith Atherton, R ERA: 4.01	(9, 1) 1.0 3 0 0 0 2 0 0 0 0 0 0 0 7 7 0.00 0.000																					

Batter	1	2	3	4	5	6	7	8	9	AB	R	H	RBI	BB	SO	LOB	BOTTOM			
Dan Gladden, R OBP: 0.317, SLG: 0.349										4	0	0	0	0	0	2	California Angels @ Minnesota Twins Hubert H. Humphrey Metrodome, Minneapolis, MN Tue Aug 11 1987, 8:05 PM EDT Att: 39,163 - Unknown			
Al Newman, S OBP: 0.285, SLG: 0.319										4	0	1	1	0	0	0				
Kirby Puckett, R OBP: 0.362, SLG: 0.506										4	1	1	0	0	0	0				
Gary Gaetti, R OBP: 0.311, SLG: 0.499										4	2	2	1	0	0	1				
Gene Larkin, S OBP: 0.352, SLG: 0.438										4	1	1	0	0	0	1				
Tom Brunansky, R OBP: 0.399, SLG: 0.500										4	1	2	2	0	0	0				
Tim Laudner, R OBP: 0.256, SLG: 0.436										4	1	1	0	0	0	3				
Greg Gagne, R OBP: 0.313, SLG: 0.435										3	0	1	1	0	1	2				
Mark Davidson, R OBP: 0.328, SLG: 0.333										3	1	2	2	0	0	1				
Inning Stats	R: 0 E: 0 K: 0 S: 3	H: 0 LOB: 0 BB: 0 P: 3	R: 3 E: 0 K: 1 S: 9	H: 4 LOB: 1 BB: 0 P: 9	R: 0 E: 0 K: 0 S: 3	H: 0 LOB: 0 BB: 0 P: 3	R: 1 E: 0 K: 0 S: 5	H: 2 LOB: 1 BB: 0 P: 5	R: 0 E: 0 K: 0 S: 3	H: 0 LOB: 0 BB: 0 P: 3	R: 1 E: 0 K: 0 S: 4	H: 1 LOB: 0 BB: 0 P: 4	R: 1 E: 0 K: 0 S: 4	H: 2 LOB: 1 BB: 0 P: 4	R: 1 E: 0 K: 0 S: 5	H: 2 LOB: 1 BB: 0 P: 5		1B: 7 2B: 2 3B: 1 HR: 1	SF: 0 SAC: 0 DP: 0 HBP: 0	WP: 0 PB: 0 SB: 0 CS: 0
PITCHER	IP WLS BF H R ER SO BB IBB HBP BLK WP HR S P ERA WHIP																			
John Candelaria, L ERA: 4.57	(1, 1) 5.0 L 21 6 4 4 4 0 0 0 0 0 0 1 8 8 9.00 1.500																			
Willie Fraser, R ERA: 4.05	(6, 1) 2.0 8 3 2 2 0 0 0 0 0 0 0 1 8 8 9.00 1.500																			
Greg Minton, R ERA: 2.96	(8, 1) 1.0 5 2 1 1 0 0 0 0 0 0 0 0 5 5 9.00 2.000																			

Batter	1	2	3	4	5	6	7	8	9	AB	R	H	RBI	BB	SO	LOB	TOP																				
Brian Downing, R OBP: 0.399, SLG: 0.496 Gary Pettis, S OBP: 0.305, SLG: 0.264	F9	FC6-4		G3 WP WP IBB		FC4-6 1B		FC6-4 BB		3	1	1	0	2	0	1																					
Jack Howell, L OBP: 0.341, SLG: 0.449	5-3		1B BB	G3	F7			FC6-4 1-2		4	1	0	1	1	0	3																					
Wally Joyner, L OBP: 0.358, SLG: 0.532	1B		F7	F8	FC4-6 1-2			4-3		5	0	1	0	0	0	3																					
Bill Buckner, L OBP: 0.312, SLG: 0.343	4-3		F9		FC5-4 1B			4-3		5	1	2	0	0	0	2																					
Devon White, S OBP: 0.324, SLG: 0.487		4-3	1B	F8			K	4-3		5	0	1	1	0	1	2																					
Ruppert Jones, L OBP: 0.303, SLG: 0.449		2B 1B	F8	FC5-4 1B			HR	4-3		5	2	2	2	0	0	2																					
Mark McLemore, S OBP: 0.307, SLG: 0.291		K		SH1-3 2B BB	FC5-4 1B		G5-4-3 1B			3	1	2	0	1	1	1																					
Bob Boone, R OBP: 0.334, SLG: 0.345		1B	2B	SH1-3	FC5-4		G5-4-3			3	1	1	0	0	0	3																					
Gus Polidor, R OBP: 0.264, SLG: 0.336	FC6-4 1B			WP G3 2B			6-3	6-3		4	1	2	3	0	0	0																					
Inning Stats	R: 0 E: 0 K: 0 S: 4	H: 1 LOB: 1 BB: 0 P: 4	R: 2 E: 0 K: 1 S: 8	H: 3 LOB: 1 BB: 0 P: 8	R: 1 E: 0 K: 0 S: 6	H: 1 LOB: 1 BB: 1 P: 10	R: 3 E: 0 K: 0 S: 4	H: 1 LOB: 0 BB: 2 P: 12	R: 0 E: 0 K: 0 S: 5	H: 2 LOB: 2 BB: 0 P: 5	R: 0 E: 0 K: 0 S: 4	H: 1 LOB: 1 BB: 0 P: 4	R: 2 E: 0 K: 1 S: 7	H: 3 LOB: 0 BB: 0 P: 7	R: 0 E: 0 K: 0 S: 3	H: 0 LOB: 0 BB: 0 P: 7	R: 0 E: 0 K: 0 S: 3	H: 0 LOB: 0 BB: 0 P: 3	1B: 9 2B: 2 3B: 0 HR: 1	SF: 0 SAC: 1 DP: 1 HBP: 0	WP: 2 PB: 0 SB: 1 CS: 0	PA: 42															
PITCHER	IP	WLS	BF	H	R	ER	SO	BB	IBB	HBP	BLK	WP	HR	S	P	ERA	WHIP	PITCHER	IP	WLS	BF	H	R	ER	SO	BB	IBB	HBP	BLK	WP	HR	S	P	ERA	WHIP		
Les Straker, R ERA: 4.63	3.1	L	19	6	6	6	1	2	1	0	0	0	0	20	32	16.20	2.400																				
Dan Schatzeder, L ERA: 4.95	3.2		16	6	2	2	1	0	0	0	0	2	1	18	18	4.91	1.636																				
George Frazier, R ERA: 5.37	2.0		7	0	0	0	0	1	0	0	0	0	0	6	10	0.00	0.500																				

California Angels @ Minnesota Twins
Hubert H. Humphrey Metrodome, Minneapolis, MN
Wed Aug 12 1987, 8:05 PM EDT
Att: 33,033 - Unknown

AB 37
R 8
H 12
RBI 7
BB 4
SO 2
LOB 17



Batter	1	2	3	4	5	6	7	8	9	AB	R	H	RBI	BB	SO	LOB	BOTTOM																			
Dan Gladden, R OBP: 0.316, SLG: 0.346	6-3		1-2 BB		K			F9		3	0	0	0	1	1	1																				
Al Newman, S OBP: 0.285, SLG: 0.318	F8		F7		F8			FC5-4 1B		4	0	1	0	0	0	3																				
Kirby Puckett, R OBP: 0.359, SLG: 0.501	F9			F7		5-3		FC5-4 1-2		4	0	0	0	0	0	1																				
Kent Hrbek, L OBP: 0.375, SLG: 0.545		G5-4-3 BB		HR		F8		4-3		3	1	1	1	1	0	1																				
Gary Gaetti, R OBP: 0.308, SLG: 0.494		G5-4-3 1-2		K		K		5-3		4	0	0	0	0	2	1																				
Roy Smalley, S OBP: 0.343, SLG: 0.426		K		BB				K		3	1	1	1	1	2	0																				
Tom Brunansky, R OBP: 0.356, SLG: 0.495			F8	K			HR	K		4	0	0	0	0	2	1																				
Greg Gagne, R OBP: 0.313, SLG: 0.434			4-3					K2-3		3	0	1	0	0	1	0																				
Sal Butera, R OBP: 0.242, SLG: 0.300			BB BB		F8			F9		2	0	0	0	1	0	1																				
Inning Stats	R: 0 E: 0 K: 0 S: 3	H: 0 LOB: 0 BB: 0 P: 3	R: 0 E: 0 K: 1 S: 4	H: 0 LOB: 0 BB: 1 P: 8	R: 0 E: 0 K: 0 S: 3	H: 0 LOB: 2 BB: 2 P: 11	R: 1 E: 0 K: 2 S: 8	H: 1 LOB: 1 BB: 1 P: 12	R: 0 E: 0 K: 1 S: 6	H: 1 LOB: 0 BB: 0 P: 6	R: 0 E: 0 K: 1 S: 5	H: 0 LOB: 0 BB: 0 P: 5	R: 1 E: 0 K: 2 S: 8	H: 1 LOB: 0 BB: 0 P: 8	R: 0 E: 0 K: 0 S: 4	H: 1 LOB: 1 BB: 0 P: 4	R: 0 E: 0 K: 1 S: 5	H: 0 LOB: 0 BB: 0 P: 5	1B: 2 2B: 0 3B: 0 HR: 2	SF: 0 SAC: 0 DP: 1 HBP: 0	WP: 0 PB: 0 SB: 0 CS: 0	PA: 34														
PITCHER	IP	WLS	BF	H	R	ER	SO	BB	IBB	HBP	BLK	WP	HR	S	P	ERA	WHIP	PITCHER	IP	WLS	BF	H	R	ER	SO	BB	IBB	HBP	BLK	WP	HR	S	P	ERA	WHIP	
Kirk McCaskill, R ERA: 5.24	7.1	W	29	4	2	2	7	4	0	0	0	0	0	7	7	0.00	1.091																			
DeWayne Buice, R ERA: 2.59	1.2		5	0	0	0	1	0	0	0	0	0	0	7	7	0.00	0.000																			

California Angels @ Minnesota Twins
Hubert H. Humphrey Metrodome, Minneapolis, MN
Wed Aug 12 1987, 8:05 PM EDT
Att: 33,033 - Unknown

AB 30
R 2
H 4
RBI 2
BB 4
SO 8
LOB 9



Batter	1	2	3	4	5	6	7	8	9	AB	R	H	RBI	BB	SO	LOB	TOP										
Brian Downing, R OBP: 0.399, SLG: 0.494 Gary Pettis, S OBP: 0.305, SLG: 0.264	L9		L9	K				6-3		4	0	1	0	1	1	3	California Angels @ Minnesota Twins Hubert H. Humphrey Metrodome, Minneapolis, MN Thu Aug 13 1987, 4:33 AM EDT Att: 35,837 - Unknown										
Devon White, S OBP: 0.323, SLG: 0.483	6-3		L4	F7					G1-5-3	4	1	0	0	1	0	6											
Doug DeCinces, R OBP: 0.353, SLG: 0.394	6-3		G6-4-3		K				5-3	5	1	2	2	0	1	1											
George Hendrick, R OBP: 0.351, SLG: 0.476			G6-4-3						F9	5	0	2	1	0	0	2											
Bill Buckner, L OBP: 0.311, SLG: 0.342 Wally Joyner, L OBP: 0.358, SLG: 0.532	4-3				1-3					4	1	1	0	0	0	2											
Bob Boone, R OBP: 0.333, SLG: 0.344					5-3					4	1	1	0	0	0	1											
Gus Polidor, R OBP: 0.283, SLG: 0.333										4	0	1	1	0	0	0											
Dick Schofield, R OBP: 0.301, SLG: 0.356										4	0	3	1	0	1	0											
Mark McLemore, S OBP: 0.307, SLG: 0.289										3	1	0	0	1	0	4											
Inning Stats	R: 1 E: 0 K: 0 S: 4	H: 1 LOB: 1 BB: 1 P: 8	R: 0 E: 0 K: 1 S: 5	H: 0 LOB: 0 BB: 0 P: 5	R: 1 E: 0 K: 0 S: 4	H: 2 LOB: 1 BB: 1 P: 8	R: 2 E: 0 K: 1 S: 9	H: 4 LOB: 2 BB: 0 P: 9	R: 0 E: 0 K: 0 S: 4	H: 1 LOB: 1 BB: 1 P: 6	R: 0 E: 0 K: 0 S: 4	H: 1 LOB: 0 BB: 0 P: 4	R: 0 E: 0 K: 0 S: 3	H: 0 LOB: 1 BB: 0 P: 3	R: 0 E: 0 K: 0 S: 3	H: 0 LOB: 0 BB: 0 P: 3		1B: 8 2B: 2 3B: 0 HR: 1	SF: 0 SAC: 0 DP: 1 HBP: 0	WP: 0 PB: 0 SB: 1 CS: 0	PA: 40						
PITCHER	IP	WLS	BF	H	R	ER	SO	BB	IBB	HBP	BLK	WP	HR	S	P	ERA	WHIP										
Steve Carlton, L ERA: 5.64	(1, 1)	7.0	L 33	10	5	5	3	3	0	0	0	0	1	36	48	6.43	1.857										
George Frazier, R ERA: 5.29	(8, 1)	1.0	4	1	0	0	0	0	0	0	0	0	0	4	4	0.00	1.000										
Jeff Reardon, R ERA: 5.11	(9, 1)	1.0	3	0	0	0	0	0	0	0	0	0	0	3	3	0.00	0.000										

Batter	1	2	3	4	5	6	7	8	9	AB	R	H	RBI	BB	SO	LOB	BOTTOM										
Al Newman, S OBP: 0.287, SLG: 0.317	F5	FC1-5		4-3						4	0	1	0	1	0	3	California Angels @ Minnesota Twins Hubert H. Humphrey Metrodome, Minneapolis, MN Thu Aug 13 1987, 4:33 AM EDT Att: 35,837 - Unknown										
Randy Bush, L OBP: 0.330, SLG: 0.380	K									5	1	2	0	0	2	2											
Kirby Puckett, R OBP: 0.359, SLG: 0.499										4	0	1	0	1	0	2											
Kent Hrbek, L OBP: 0.376, SLG: 0.549										5	0	2	1	0	0	4											
Gary Gaetti, R OBP: 0.305, SLG: 0.489	L8									4	0	0	0	0	0	5											
Tom Brunansky, R OBP: 0.385, SLG: 0.491										3	0	0	0	1	1	1											
Gene Larkin, S OBP: 0.349, SLG: 0.432										4	0	1	0	0	0	3											
Tim Laudner, R OBP: 0.256, SLG: 0.433										4	0	1	0	0	1	0											
Steve Lombardozzi, R OBP: 0.291, SLG: 0.344 Roy Smalley, S OBP: 0.346, SLG: 0.425										3	0	1	0	0	0	2											
Inning Stats	R: 0 E: 0 K: 1 S: 7	H: 2 LOB: 2 BB: 0 P: 7	R: 0 E: 0 K: 0 S: 5	H: 2 LOB: 0 BB: 0 P: 5	R: 1 E: 0 K: 1 S: 7	H: 2 LOB: 1 BB: 0 P: 7	R: 0 E: 0 K: 1 S: 6	H: 1 LOB: 1 BB: 0 P: 6	R: 0 E: 0 K: 0 S: 4	H: 1 LOB: 0 BB: 0 P: 4	R: 0 E: 0 K: 0 S: 3	H: 0 LOB: 0 BB: 0 P: 3	R: 0 E: 0 K: 0 S: 3	H: 0 LOB: 2 BB: 0 P: 3	R: 0 E: 0 K: 1 S: 5	H: 0 LOB: 2 BB: 2 P: 13		1B: 5 2B: 4 3B: 0 HR: 0	SF: 0 SAC: 0 DP: 0 HBP: 0	WP: 0 PB: 0 SB: 0 CS: 0	PA: 40						
PITCHER	IP	WLS	BF	H	R	ER	SO	BB	IBB	HBP	BLK	WP	HR	S	P	ERA	WHIP										
Mike Witt, R ERA: 3.75	(1, 1)	8.0	W 35	9	1	1	3	1	0	0	0	0	0	40	44	1.12	1.250										
DeWayne Buice, R ERA: 2.56	(9, 1)	1.0	5	0	0	0	1	2	0	0	0	0	0	5	13	0.00	2.000										

Batter	1	2	3	4	5	6	7	8	9	AB	R	H	RBI	BB	SO	LOB	TOP										
Alfredo Griffin, S OBP: 0.315, SLG: 0.339 (1, 6)	6-3		6-3	1B HR	5-3				F8	6	1	2	3	0	0	2											
Steve Henderson, R OBP: 0.435, SLG: 0.554 (1, 9) (9, 7)	K		6-3	1B HR	K				5-3	5	1	1	1	0	2	2											
Jose Canseco, R OBP: 0.323, SLG: 0.487 Luis Polonia, L OBP: 0.331, SLG: 0.411 (1, 7) (6, 7) (9, 8)	K			1B HR	5-3				6-3	5	1	2	3	0	1	2											
Mark McGwire, R OBP: 0.365, SLG: 0.628 (1, 3)			F9	F9					5-3	5	1	1	0	0	0	1											
Carney Lansford, R OBP: 0.372, SLG: 0.449 (1, 5)				6-3	F8	BB 1B BB			F8	4	2	1	2	1	0	0											
Terry Steinbach, R OBP: 0.353, SLG: 0.483 (1, 10)				1B BB	BB 1B				F6	4	2	1	0	1	1	1											
Tony Bernazard, S OBP: 0.323, SLG: 0.445 Mike Gallego, R OBP: 0.300, SLG: 0.333 (6, PR) (6, 4)	K			BB 1B	BB 1B				K	2	2	1	0	2	1	0											
Mike Davis, L OBP: 0.331, SLG: 0.507 (9, 9)				1B BB	1B BB				K	1	1	0	0	0	1	0											
Mickey Tettleton, S OBP: 0.306, SLG: 0.327 (1, 2)				L6	1B 2B BB					0	0	0	0	0	0	0											
Dwayne Murphy, L OBP: 0.408, SLG: 0.357 (9, 4)	K			1B BB	2B 1B				3-1	4	1	2	4	1	1	1											
Inning Stats	R: 0 E: 0 K: 2 S: 7	H: 0 LOB: 0 BB: 0 P: 7	R: 2 E: 0 K: 2 S: 9	H: 2 LOB: 1 BB: 1 P: 13	R: 0 E: 0 K: 0 S: 4	H: 1 LOB: 1 BB: 0 P: 4	R: 6 E: 0 K: 0 S: 7	H: 4 LOB: 0 BB: 2 P: 15	R: 3 E: 0 K: 1 S: 8	H: 3 LOB: 2 BB: 2 P: 16	R: 2 E: 0 K: 0 S: 4	H: 1 LOB: 2 BB: 3 P: 16	R: 0 E: 0 K: 2 S: 7	H: 0 LOB: 0 BB: 0 P: 7	R: 0 E: 0 K: 0 S: 3	H: 0 LOB: 0 BB: 0 P: 3	R: 0 E: 0 K: 0 S: 3	H: 0 LOB: 0 BB: 0 P: 3	1B: 8 2B: 1 3B: 0 HR: 2	SF: 0 SAC: 0 DP: 0 HBP: 0	WP: 0 PB: 0 SB: 0 CS: 0	PA: 46					
PITCHER	IP	WLS	BF	H	R	ER	SO	BB	IBB	HBP	BLK	WP	HR	S	P	ERA	WHIP										
John Candelaria, L ERA: 5.21 (1, 1)	4.0	L	22	7	8	8	4	3	0	0	0	0	2	27	39	18.00	2.500										
Jack Lazorko, R ERA: 5.19 (5, 1)	1.2		14	4	5	5	1	5	0	0	0	0	0	11	31	27.00	5.400										
Gary Lucas, L ERA: 4.11 (6, 1)	3.1		10	0	0	0	2	0	0	0	0	0	0	14	14	0.00	0.000										

Oakland Athletics @ California Angels
Anaheim Stadium, Anaheim, CA
Sat Aug 15 1987, 10:05 PM EDT
Att: 43,868 - Unknown

AB	38
R	13
H	11
RBI	13
BB	8
SO	7
LOB	11



Batter	1	2	3	4	5	6	7	8	9	AB	R	H	RBI	BB	SO	LOB	BOTTOM										
Brian Downing, R OBP: 0.397, SLG: 0.495 Gary Pettis, S OBP: 0.301, SLG: 0.261 (1, 7) (8, 8)	5-3		P5		1B				G1-6-3	4	0	1	0	0	0	0											
Devon White, S OBP: 0.323, SLG: 0.477 (1, 8) (8, 9)	F3			2B 1B	F7				K	4	1	1	0	0	1	1											
Wally Joyner, L OBP: 0.360, SLG: 0.535 (1, 3)	P6			1B 2B	1B				L3	4	1	2	0	0	0	0											
Bill Buckner, L OBP: 0.312, SLG: 0.343 (1, 10)			G3	1B	G3				1B	4	0	2	2	0	0	2											
Doug DeCinces, R OBP: 0.352, SLG: 0.392 Jack Howell, L OBP: 0.341, SLG: 0.448 (1, 5) (6, 5)	F5			2H 3H	F7				3-1	2	0	0	0	0	0	1											
Ruppert Jones, L OBP: 0.318, SLG: 0.477 (1, 9) (8, 7)				1B	1B				G4-6-3	2	0	1	0	0	0	0											
Dick Schofield, R OBP: 0.301, SLG: 0.354 (1, 4)				1B	1B				G4-6-3	4	1	3	1	0	0	2											
Gus Polidor, R OBP: 0.268, SLG: 0.333 (1, 6)					F7				HR	4	0	0	0	0	0	3											
Bob Boone, R OBP: 0.329, SLG: 0.342 Darrell Miller, R OBP: 0.280, SLG: 0.323 (1, 2) (6, 2)	F9				F7				P4	4	0	1	0	0	0	2											
					F8				P3	2	0	0	0	0	0	0											
					F8				F8	1	0	0	0	1	0	0											
Inning Stats	R: 0 E: 0 K: 0 S: 3	H: 0 LOB: 0 BB: 0 P: 3	R: 0 E: 0 K: 0 S: 3	H: 1 LOB: 1 BB: 0 P: 4	R: 0 E: 0 K: 0 S: 3	H: 0 LOB: 0 BB: 0 P: 3	R: 2 E: 0 K: 0 S: 7	H: 4 LOB: 2 BB: 0 P: 7	R: 0 E: 0 K: 0 S: 5	H: 2 LOB: 2 BB: 0 P: 5	R: 1 E: 0 K: 0 S: 4	H: 1 LOB: 0 BB: 0 P: 4	R: 0 E: 0 K: 1 S: 5	H: 0 LOB: 0 BB: 0 P: 5	R: 0 E: 0 K: 0 S: 4	H: 2 LOB: 1 BB: 0 P: 4	R: 0 E: 0 K: 0 S: 3	H: 1 LOB: 1 BB: 1 P: 7	1B: 9 2B: 1 3B: 0 HR: 1	SF: 0 SAC: 0 DP: 2 HBP: 0	WP: 0 PB: 0 SB: 0 CS: 0	PA: 37					
PITCHER	IP	WLS	BF	H	R	ER	SO	BB	IBB	HBP	BLK	WP	HR	S	P	ERA	WHIP										
Dave Stewart, R ERA: 3.71 (1, 1)	7.0	W	29	8	3	3	1	0	0	0	0	0	1	31	31	3.86	1.143										
Rick Rodriguez, R ERA: 3.09 (8, 1)	2.0		8	3	0	0	0	1	0	0	0	0	0	7	11	0.00	2.000										

Oakland Athletics @ California Angels
Anaheim Stadium, Anaheim, CA
Sat Aug 15 1987, 10:05 PM EDT
Att: 43,868 - Unknown

AB	36
R	3
H	11
RBI	3
BB	1
SO	1
LOB	13



Batter	1	2	3	4	5	6	7	8	9	AB	R	H	RBI	BB	SO	LOB	TOP							
Tony Bernazard, S OBP: 0.333, SLG: 0.444 (1, 4)										6	1	2	1	0	0	6								
Mike Davis, L OBP: 0.327, SLG: 0.500 (1, 9)										5	1	0	1	0	0	4								
Jose Canseco, R OBP: 0.325, SLG: 0.499 (1, 7)										5	2	3	2	0	1	1								
Mark McGwire, R OBP: 0.364, SLG: 0.622 (1, 3)										4	0	0	0	1	0	3								
Dwayne Murphy, L OBP: 0.423, SLG: 0.366 (1, 8)										3	1	2	2	2	1	0								
Carney Lansford, R OBP: 0.372, SLG: 0.446 (6, PH)										2	0	0	0	1	1	2								
Mike Gallego, R OBP: 0.293, SLG: 0.325 (6, 5)										2	0	0	0	0	0	3								
Reggie Jackson, L OBP: 0.278, SLG: 0.393 (9, PR)										4	2	2	0	1	1	2								
Luis Polonia, L OBP: 0.331, SLG: 0.411 (9, PR)										0	1	0	0	0	0	0								
Terry Steinbach, R OBP: 0.356, SLG: 0.484 (1, 2)										3	0	2	1	0	0	0								
Alfredo Griffin, S OBP: 0.316, SLG: 0.340 (1, 6)										5	1	2	2	0	0	4								
Inning Stats	R: 0 E: 0 K: 1 S: 6	H: 1 LOB: 1 BB: 0 P: 6	R: 1 E: 0 K: 1 S: 6	H: 1 LOB: 2 BB: 2 P: 14	R: 1 E: 0 K: 0 S: 5	H: 2 LOB: 1 BB: 0 P: 5	R: 0 E: 0 K: 0 S: 3	H: 0 LOB: 1 BB: 0 P: 3	R: 2 E: 0 K: 1 S: 8	H: 3 LOB: 1 BB: 2 P: 8	R: 3 E: 1 K: 0 S: 6	H: 2 LOB: 3 BB: 2 P: 15	R: 1 E: 0 K: 0 S: 5	H: 2 LOB: 1 BB: 0 P: 5	R: 0 E: 0 K: 1 S: 5	H: 0 LOB: 0 BB: 0 P: 5	R: 1 E: 0 K: 0 S: 4	H: 2 LOB: 2 BB: 1 P: 8	1B: 9 2B: 3 3B: 0 HR: 1	SF: 0 SAC: 1 DP: 1 HBP: 1	WP: 1 PB: 1 SB: 0 CS: 0	PA: 46		
PITCHER	IP	WLS	BF	H	R	ER	SO	BB	IBB	HBP	BLK	WP	HR	S	P	ERA	WHIP							
Willie Fraser, R ERA: 4.17 (1, 1)	5.0		24	7	4	4	3	2	0	0	0	1	1	28	36	7.20	1.800							
Chuck Finley, L ERA: 4.87 (6, 1)	0.2	L	8	2	3	1	0	1	1	1	0	0	0	5	14	13.50	4.500							
Greg Minton, R ERA: 3.01 (6, 1)	3.1		14	4	2	1	1	1	0	0	0	0	0	15	19	2.70	1.500							

Oakland Athletics @ California Angels
Anaheim Stadium, Anaheim, CA
Sun Aug 16 1987, 6:33 AM EDT
Att: 40,457 - Unknown

AB 39
R 9
H 13
RBI 9
BB 5
SO 4
LOB 25



Batter	1	2	3	4	5	6	7	8	9	AB	R	H	RBI	BB	SO	LOB	BOTTOM								
Brian Downing, R OBP: 0.397, SLG: 0.493 (1, 7)										4	1	1	0	0	1	2									
Jack Howell, L OBP: 0.345, SLG: 0.458 (1, 5)										4	2	2	2	1	0	2									
Devon White, S OBP: 0.320, SLG: 0.472 (1, 8)										5	0	0	0	0	0	4									
Wally Joyner, L OBP: 0.359, SLG: 0.533 (1, 3)										4	0	1	0	0	0	1									
Bill Buckner, L OBP: 0.310, SLG: 0.340 (7, PH)										3	0	0	0	0	0	1									
Doug DeCinces, R OBP: 0.351, SLG: 0.391 (7, PH)										1	0	0	0	0	1	1									
Ruppert Jones, L OBP: 0.316, SLG: 0.471 (1, 9)										4	0	1	0	0	1	2									
Dick Schofield, R OBP: 0.300, SLG: 0.353 (1, 6)										4	1	1	0	0	1	1									
Darrell Miller, R OBP: 0.282, SLG: 0.354 (8, 2)										3	1	1	1	0	1	2									
Bob Boone, R OBP: 0.328, SLG: 0.341 (8, 2)										1	0	0	0	0	1	0									
Mark McLemore, S OBP: 0.310, SLG: 0.301 (1, 4)										4	1	3	2	0	0	0									
Inning Stats	R: 1 E: 1 K: 1 S: 8	H: 2 LOB: 2 BB: 0 P: 8	R: 4 E: 0 K: 0 S: 6	H: 3 LOB: 0 BB: 0 P: 7	R: 0 E: 0 K: 1 S: 6	H: 1 LOB: 1 BB: 0 P: 6	R: 0 E: 0 K: 0 S: 4	H: 1 LOB: 1 BB: 0 P: 4	R: 0 E: 0 K: 0 S: 3	R: 0 E: 0 K: 1 S: 6	H: 2 LOB: 0 BB: 0 P: 6	R: 0 E: 0 K: 1 S: 5	H: 0 LOB: 1 BB: 1 P: 9	R: 0 E: 0 K: 2 S: 7	H: 0 LOB: 0 BB: 0 P: 7	R: 0 E: 0 K: 0 S: 4	H: 1 LOB: 1 BB: 0 P: 4	1B: 7 2B: 0 3B: 0 HR: 3	SF: 0 SAC: 0 DP: 0 HBP: 1	WP: 0 PB: 1 SB: 0 CS: 1	PA: 39				
PITCHER	IP	WLS	BF	H	R	ER	SO	BB	IBB	HBP	BLK	WP	HR	S	P	ERA	WHIP								
Steve Ontiveros, R ERA: 3.79 (1, 1)	1.1		11	5	5	4	1	0	0	0	0	0	0	3	12	13	27.00	3.750							
Greg Cadaret, L ERA: 4.05 (2, 1)	3.2	W	14	3	1	0	1	0	0	0	0	0	0	16	16	0.00	0.818								
Dennis Lamp, R ERA: 4.25 (6, 1)	1.0		4	1	0	0	1	1	0	0	0	0	0	5	9	0.00	2.000								
Dave Leiper, L ERA: 2.76 (7, 1)	0.2		2	0	0	0	0	0	0	0	0	0	0	2	2	0.00	0.000								
Dennis Eckersley, R ERA: 2.91 (7, 1)	2.1	S	8	1	0	0	3	0	0	0	0	0	0	14	14	0.00	0.429								

Oakland Athletics @ California Angels
Anaheim Stadium, Anaheim, CA
Sun Aug 16 1987, 6:33 AM EDT
Att: 40,457 - Unknown

AB 37
R 6
H 10
RBI 5
BB 1
SO 6
LOB 16



Batter	1	2	3	4	5	6	7	8	9	AB	R	H	RBI	BB	SO	LOB	TOP										
Tony Bernazard, S (1,4) OBP: 0.335, SLG: 0.441	0-0 6-3		0-0 4-3			4-0 1B SF9 BB	4-0 E BB			2	1	0	1	2	0	0											
Mike Davis, L (1,9) OBP: 0.326, SLG: 0.497	0-0 F8		0-0 F8			0-0 1B	0-0 P4			4	0	1	0	0	0	1											
Jose Canseco, R (1,7) OBP: 0.323, SLG: 0.496	0-0 F8			0-3 K2-3		0-0 SF9		0-0 F8		3	0	0	1	0	1	0											
Mark McGwire, R (1,3)		0-0 F7		0-0 G4-6-3 1B		0-3 K		0-0 F9		4	0	1	0	0	1	1											
Dwayne Murphy, L (1,8) OBP: 0.418, SLG: 0.356		4-0 FC6-4 BB		0-0 G4-6-3 1B		0-0 F8		0-3 K		3	0	0	0	1	1	2											
Camey Lansford, R (1,5) OBP: 0.371, SLG: 0.444		0-0 FC6-4 BB			0-0 5-3		0-0 HR 1B		0-0 F9	4	1	1	0	0	0	1											
Reggie Jackson, L (1,10) OBP: 0.280, SLG: 0.403		0-0 F8			1-0 HBP		0-0 HR		0-3 K	3	1	1	2	0	1	1											
Terry Steinbach, R (1,2) OBP: 0.354, SLG: 0.478			0-0 6-3		0-3 K		0-0 P5		0-0 F7	4	0	0	0	0	1	1											
Alfredo Griffin, S (1,6) OBP: 0.317, SLG: 0.345			0-0 4-3 3B		0-0 F9		0-0 6-3			3	1	1	0	0	0	1											
Inning Stats	R: 0 E: 0 K: 0 S: 3	H: 0 LOB: 0 BB: 0 P: 3	R: 0 E: 0 K: 0 S: 3	H: 0 LOB: 1 BB: 1 P: 7	R: 1 E: 0 K: 0 S: 4	H: 1 LOB: 0 BB: 0 P: 4	R: 0 E: 0 K: 1 S: 5	H: 1 LOB: 1 BB: 0 P: 6	R: 0 E: 0 K: 1 S: 5	H: 0 LOB: 1 BB: 1 P: 6	R: 1 E: 0 K: 1 S: 6	H: 1 LOB: 1 BB: 1 P: 10	R: 2 E: 1 K: 0 S: 5	H: 2 LOB: 1 BB: 1 P: 9	R: 0 E: 0 K: 1 S: 5	H: 0 LOB: 0 BB: 0 P: 5	R: 0 E: 0 K: 1 S: 5	H: 0 LOB: 0 BB: 0 P: 5	1B: 3 2B: 0 3B: 1 HR: 1	SF: 1 SAC: 0 DP: 1 HBP: 1	WP: 0 PB: 0 SB: 0 CS: 0	PA: 35					
PITCHER	IP	WLS	BF	H	R	ER	SO	BB	IBB	HBP	BLK	WP	HR	S	P	ERA	WHIP										
Mike Witt, R (1,1) ERA: 3.8	7.0	W	29	5	4	4	3	3	0	1	0	0	1	31	44	5.14	1.143										
DeWayne Buice, R (8,1) ERA: 2.53	2.0	S	6	0	0	0	2	0	0	0	0	0	0	10	10	0.00	0.000										

Oakland Athletics @ California Angels
Anaheim Stadium, Anaheim, CA
Mon Aug 17 1987, 10:05 PM EDT
Att: 30,090 - Unknown

AB 30
R 4
H 5
RBI 4
BB 3
SO 5
LOB 8



Batter	1	2	3	4	5	6	7	8	9	AB	R	H	RBI	BB	SO	LOB	BOTTOM										
Brian Downing, R (1,7) OBP: 0.400, SLG: 0.494	0-0 FC6 1B		0-0 6-3			4-0 FC4-6 BB	0-0 HR BB 1B	0-0 F9		3	1	2	0	1	0	0											
Gary Pettis, S (8,8) OBP: 0.300, SLG: 0.260										1	0	0	0	0	0	2											
Jack Howell, L (1,9) OBP: 0.342, SLG: 0.453	0-0 FC6 1-2		0-0 F7		0-3 K		4-0 HR BB			3	0	0	0	0	1	2											
George Hendrick, R (7,PH) OBP: 0.361, SLG: 0.486										0	1	0	0	1	0	0											
Devon White, S (1,8) OBP: 0.319, SLG: 0.476	0-3 K			0-0 P4	0-0 FC4-6 1-2		0-0 HR			4	1	1	4	0	1	2											
Wally Joyner, L (1,3) OBP: 0.358, SLG: 0.529	0-0 6-3			4-0 1B E BB		0-0 G3	0-0 F8			3	1	0	0	1	0	1											
Bill Buckner, L (1,10) OBP: 0.312, SLG: 0.345		0-0 F8		0-0 E7 6-3 1-2 1B 1B		0-0 2B	0-0 F9			4	1	2	0	0	0	0											
Doug DeCinces, R (1,5) OBP: 0.348, SLG: 0.387		0-0 6-3		0-0 6-3 2-3		0-0 F2		0-0 G3		4	0	0	0	0	0	2											
Dick Schofield, R (1,6) OBP: 0.302, SLG: 0.355		0-0 E4 1B		0-0 BLK 1B		0-0 F9		0-0 F7		4	0	2	1	0	0	1											
Mark McLemore, S (1,4) OBP: 0.309, SLG: 0.301		0-3 K		0-0 6-3 1-2			0-0 4-3	0-0 1B 1B		4	0	1	0	0	1	2											
Bob Boone, R (1,2) OBP: 0.330, SLG: 0.341			0-0 F7		0-0 F8		4-0 BB 1B HR BB	0-0 1-2 1B		3	1	1	0	1	0	0											
Inning Stats	R: 0 E: 0 K: 1 S: 6	H: 1 LOB: 1 BB: 0 P: 6	R: 0 E: 1 K: 1 S: 6	H: 1 LOB: 0 BB: 0 P: 6	R: 0 E: 0 K: 0 S: 3	H: 0 LOB: 0 BB: 0 P: 3	R: 2 E: 1 K: 0 S: 5	H: 2 LOB: 1 BB: 1 P: 9	R: 0 E: 0 K: 1 S: 5	H: 0 LOB: 1 BB: 1 P: 9	R: 0 E: 0 K: 0 S: 4	H: 1 LOB: 1 BB: 0 P: 4	R: 4 E: 0 K: 0 S: 5	H: 2 LOB: 2 BB: 2 P: 13	R: 0 E: 0 K: 0 S: 5	H: 2 LOB: 2 BB: 0 P: 5	1B: 7 2B: 1 3B: 0 HR: 1	SF: 0 SAC: 0 DP: 0 HBP: 0	WP: 0 PB: 0 SB: 0 CS: 0	PA: 37							
PITCHER	IP	WLS	BF	H	R	ER	SO	BB	IBB	HBP	BLK	WP	HR	S	P	ERA	WHIP										
Jose Rijo, R (1,1) ERA: 5.75	6.1	L	28	6	4	3	3	3	0	0	1	0	0	31	43	4.26	1.421										
Dave Leiper, L (7,1) ERA: 3.08	0.2	L	4	1	2	2	0	1	0	0	0	0	1	3	7	27.00	3.000										
Jay Howell, R (8,1) ERA: 5.7	1.0		5	2	0	0	0	0	0	0	0	0	0	5	5	0.00	2.000										

Oakland Athletics @ California Angels
Anaheim Stadium, Anaheim, CA
Mon Aug 17 1987, 10:05 PM EDT
Att: 30,090 - Unknown

AB 33
R 6
H 9
RBI 5
BB 4
SO 3
LOB 12



Batter	1	2	3	4	5	6	7	8	9	AB	R	H	RBI	BB	SO	LOB	TOP			
Jim Dwyer, L (1, 10) OBP: 0.383, SLG: 0.495 Alan Wiggins, S (6, PH) OBP: 0.302, SLG: 0.276										2	0	0	0	0	1	2				
Billy Ripken, R (1, 4) OBP: 0.368, SLG: 0.367										4	0	1	1	1	1	1				
Cal Ripken Jr., R (1, 6) OBP: 0.344, SLG: 0.458										4	0	2	1	1	0	1				
Eddie Murray, S (1, 3) OBP: 0.351, SLG: 0.511										5	0	2	0	0	0	3				
Fred Lynn, L (1, 8) OBP: 0.328, SLG: 0.476										5	1	2	0	0	1	6				
Ray Knight, R (1, 5) OBP: 0.322, SLG: 0.381										5	0	1	0	0	0	4				
Terry Kennedy, L (1, 2) OBP: 0.318, SLG: 0.410										5	1	2	2	0	0	2				
Larry Sheets, L (1, 9) OBP: 0.367, SLG: 0.599										3	1	1	0	1	0	2				
Mike Young, S (1, 7) OBP: 0.337, SLG: 0.409										3	1	1	0	1	1	2				
Inning Stats	R: 0 E: 0 K: 1 S: 6	H: 1 LOB: 1 BB: 0 P: 6	R: 1 E: 0 K: 0 S: 5	H: 2 LOB: 2 BB: 1 P: 9	R: 0 E: 0 K: 2 S: 8	H: 1 LOB: 2 BB: 1 P: 12	R: 3 E: 0 K: 0 S: 7	H: 4 LOB: 2 BB: 1 P: 11	R: 0 E: 0 K: 0 S: 4	H: 1 LOB: 1 BB: 0 P: 8	R: 0 E: 0 K: 1 S: 6	H: 1 LOB: 1 BB: 0 P: 6	R: 0 E: 0 K: 0 S: 3	H: 1 LOB: 0 BB: 0 P: 4	R: 0 E: 0 K: 0 S: 4	H: 1 LOB: 1 BB: 0 P: 4	1B: 11 2B: 2 3B: 0 HR: 1	SF: 0 SAC: 1 DP: 1 HBP: 0	WP: 0 PB: 0 SB: 0 CS: 0	PA: 43
PITCHER	IP WLS BF H R ER SO BB IBB HBP BLK WP HR S P ERA WHIP																			
Kirk McCaskill, R (1, 1) ERA: 5.46	4.1 L 24 8 4 4 3 3 0 0 0 0 0 1 27 39 8.31 2.538																			
Chuck Finley, L (5, 1) ERA: 4.54	4.2 19 5 0 0 1 1 0 0 0 0 0 0 20 24 0.00 1.286																			

Baltimore Orioles @ California Angels
Anaheim Stadium, Anaheim, CA
Tue Aug 18 1987, 10:05 PM EDT
Att: 25,360 - Unknown

AB 38
R 4
H 13
RBI 4
BB 4
SO 4
LOB 23



Batter	1	2	3	4	5	6	7	8	9	AB	R	H	RBI	BB	SO	LOB	BOTTOM			
Brian Downing, R (1, 7) OBP: 0.397, SLG: 0.490										4	0	0	0	0	0	1				
Jack Howell, L (1, 9) OBP: 0.341, SLG: 0.451										4	0	1	0	0	1	0				
Devon White, S (1, 8) OBP: 0.317, SLG: 0.472										4	0	0	0	0	2	1				
Wally Joyner, L (1, 3) OBP: 0.355, SLG: 0.523										4	0	0	0	0	0	1				
Bill Buckner, L (1, 10) OBP: 0.309, SLG: 0.342										3	0	0	0	0	0	0				
Doug DeCinces, R (1, 5) OBP: 0.348, SLG: 0.395										3	1	1	1	0	0	0				
Dick Schofield, R (1, 6) OBP: 0.308, SLG: 0.361										2	0	2	0	1	0	0				
Bob Boone, R (1, 2) OBP: 0.328, SLG: 0.338 Ruppert Jones, L (8, PH) OBP: 0.314, SLG: 0.467 Jack Fimple, R (9, 2)										2	0	0	0	0	1	2				
Mark McLemore, S (1, 4) OBP: 0.307, SLG: 0.298										3	0	0	0	0	0	1				
Inning Stats	R: 0 E: 0 K: 1 S: 6	H: 1 LOB: 1 BB: 0 P: 6	R: 0 E: 0 K: 1 S: 6	H: 1 LOB: 1 BB: 0 P: 6	R: 0 E: 0 K: 0 S: 3	H: 0 LOB: 0 BB: 0 P: 3	R: 0 E: 0 K: 0 S: 3	H: 0 LOB: 0 BB: 0 P: 3	R: 0 E: 0 K: 1 S: 5	H: 0 LOB: 0 BB: 0 P: 5	R: 0 E: 0 K: 0 S: 3	H: 0 LOB: 0 BB: 0 P: 3	R: 1 E: 0 K: 0 S: 4	H: 1 LOB: 1 BB: 1 P: 8	R: 0 E: 0 K: 1 S: 5	H: 0 LOB: 0 BB: 0 P: 5	1B: 2 2B: 1 3B: 0 HR: 1	SF: 0 SAC: 0 DP: 1 HBP: 0	WP: 0 PB: 0 SB: 0 CS: 0	PA: 31
PITCHER	IP WLS BF H R ER SO BB IBB HBP BLK WP HR S P ERA WHIP																			
Ken Dixon, R (1, 1) ERA: 6.1	5.0 W 17 3 0 0 2 0 0 0 0 0 0 1 21 21 0.00 0.600																			
John Habyan, R (6, 1) ERA: 4.14	4.0 S 14 1 1 1 2 1 0 0 0 0 0 1 17 21 2.25 0.500																			

Baltimore Orioles @ California Angels
Anaheim Stadium, Anaheim, CA
Tue Aug 18 1987, 10:05 PM EDT
Att: 25,360 - Unknown

AB 30
R 1
H 4
RBI 1
BB 1
SO 4
LOB 7



Batter	1	2	3	4	5	6	7	8	9	AB	R	H	RBI	BB	SO	LOB	TOP										
Jim Dwyer, L (1, 10) OBP: 0.382, SLG: 0.508 Alan Wiggins, S (7, PH) OBP: 0.301, SLG: 0.275										3	1	1	1	0	1	2											
Billy Ripken, R (1, 4) OBP: 0.372, SLG: 0.366										3	0	1	0	1	0	1											
Cal Ripken Jr., R (1, 6) OBP: 0.343, SLG: 0.456										4	0	1	0	0	0	2											
Eddie Murray, S (1, 3) OBP: 0.349, SLG: 0.506										4	0	0	0	0	1	2											
Fred Lynn, L (1, 8) OBP: 0.327, SLG: 0.473										4	0	1	0	0	1	1											
Ray Knight, R (1, 5) OBP: 0.319, SLG: 0.377										4	0	0	0	0	0	2											
Terry Kennedy, L (1, 2) OBP: 0.319, SLG: 0.419										4	1	2	1	0	0	0											
Larry Sheets, L (1, 9) OBP: 0.371, SLG: 0.601										4	0	3	0	0	0	1											
Mike Young, S (1, 7) OBP: 0.332, SLG: 0.403										4	0	0	0	0	2	4											
Inning Stats	R: 1 E: 0 K: 0 S: 5	H: 2 LOB: 1 BB: 0 P: 5	R: 1 E: 1 K: 0 S: 5	H: 2 LOB: 1 BB: 0 P: 5	R: 0 E: 0 K: 0 S: 5	H: 2 LOB: 2 BB: 0 P: 5	R: 0 E: 0 K: 1 S: 6	H: 1 LOB: 0 BB: 0 P: 6	R: 0 E: 0 K: 0 S: 4	H: 0 LOB: 0 BB: 1 P: 8	R: 0 E: 0 K: 0 S: 3	H: 0 LOB: 0 BB: 0 P: 3	R: 0 E: 0 K: 1 S: 6	H: 1 LOB: 1 BB: 0 P: 6	R: 0 E: 0 K: 1 S: 5	H: 0 LOB: 0 BB: 0 P: 5	R: 0 E: 0 K: 1 S: 6	H: 1 LOB: 1 BB: 0 P: 6	R: 0 E: 0 K: 1 S: 6	H: 1 LOB: 1 BB: 0 P: 6	1B: 7 2B: 0 3B: 0 HR: 2	SF: 0 SAC: 0 DP: 1 HBP: 0	WP: 0 PB: 0 SB: 0 CS: 0	PA: 36			
PITCHER	IP	WLS	BF	H	R	ER	SO	BB	IBB	HBP	BLK	WP	HR	S	P	ERA	WHIP										
Don Sutton, R (1, 1) ERA: 4.44	6.0	L	25	7	2	2	2	1	0	0	0	0	2	28	32	3.00	1.333										
Gary Lucas, L (7, 1) ERA: 3.9	3.0		11	2	0	0	3	0	0	0	0	0	0	17	17	0.00	0.667										

Baltimore Orioles @ California Angels
Anaheim Stadium, Anaheim, CA
Wed Aug 19 1987, 10:05 PM EDT
Att: 25,824 - Unknown

AB 35
R 2
H 9
RBI 2
BB 1
SO 5
LOB 16



Batter	1	2	3	4	5	6	7	8	9	AB	R	H	RBI	BB	SO	LOB	BOTTOM										
Ruppert Jones, L (1, 9) OBP: 0.308, SLG: 0.457 Tony Armas, R (7, 9)										3	0	0	0	0	0	0											
Jack Howell, L (1, 5) OBP: 0.338, SLG: 0.446										4	0	0	0	0	1	2											
Wally Joyner, L (1, 3) OBP: 0.354, SLG: 0.521										4	0	1	0	0	0	0											
Bill Buckner, L (1, 10) OBP: 0.309, SLG: 0.341										4	0	1	0	0	0	0											
Brian Downing, R (1, 7) OBP: 0.394, SLG: 0.485										4	0	0	0	0	1	0											
Devon White, S (1, 8) OBP: 0.317, SLG: 0.470										2	0	0	0	1	0	0											
Dick Schofield, R (1, 6) OBP: 0.308, SLG: 0.361										3	1	1	0	0	1	1											
Bob Boone, R (1, 2) OBP: 0.331, SLG: 0.339										2	0	1	1	0	0	0											
Mark McLemore, S (1, 4) OBP: 0.305, SLG: 0.296										3	0	0	0	0	1	3											
Inning Stats	R: 0 E: 0 K: 0 S: 3	H: 0 LOB: 0 BB: 0 P: 3	R: 0 E: 0 K: 0 S: 3	H: 0 LOB: 0 BB: 0 P: 3	R: 0 E: 0 K: 1 S: 5	H: 0 LOB: 0 BB: 0 P: 5	R: 0 E: 0 K: 1 S: 6	H: 2 LOB: 2 BB: 0 P: 6	R: 1 E: 0 K: 0 S: 4	H: 1 LOB: 1 BB: 1 P: 8	R: 0 E: 0 K: 0 S: 3	H: 0 LOB: 0 BB: 0 P: 3	R: 0 E: 0 K: 1 S: 5	H: 0 LOB: 0 BB: 0 P: 5	R: 0 E: 0 K: 1 S: 6	H: 1 LOB: 2 BB: 0 P: 7	R: 0 E: 0 K: 0 S: 3	H: 0 LOB: 0 BB: 0 P: 3	R: 0 E: 0 K: 1 S: 6	H: 0 LOB: 0 BB: 0 P: 3	1B: 4 2B: 0 3B: 0 HR: 0	SF: 0 SAC: 0 DP: 0 HBP: 1	WP: 0 PB: 0 SB: 1 CS: 0	PA: 32			
PITCHER	IP	WLS	BF	H	R	ER	SO	BB	IBB	HBP	BLK	WP	HR	S	P	ERA	WHIP										
Mike Boddicker, R (1, 1) ERA: 3.76	5.0	W	18	3	1	1	2	1	0	0	0	0	0	21	25	1.80	0.800										
Mike Griffin, R (6, 1) ERA: 3.77	2.0		8	1	0	0	1	0	0	1	0	0	0	9	10	0.00	0.500										
Tom Niedenfuer, R (8, 1) ERA: 4.72	2.0	S	6	0	0	0	1	0	0	0	0	0	0	8	8	0.00	0.000										

Baltimore Orioles @ California Angels
Anaheim Stadium, Anaheim, CA
Wed Aug 19 1987, 10:05 PM EDT
Att: 25,824 - Unknown

AB 30
R 1
H 4
RBI 1
BB 1
SO 4
LOB 8



Batter	1	2	3	4	5	6	7	8	9	10	11	12	AB	R	H	RBI	BB	SO	LOB	TOP						
Alan Wiggins, S OF: 0.297, SLG: 0.271 Jim Dwyer, L OBP: 0.385, SLG: 0.511	4-3		L1-6			F8			1-3		G4-6-3 1B		4 0 0 0 0 0 1 1 0 1 0 0 0 0													
Billy Ripken, R OBP: 0.366, SLG: 0.361	4-3			F9		6-3			1B		G4-6-3 1B		5 0 1 0 0 0 2													
Cal Ripken Jr., R OBP: 0.342, SLG: 0.454	6-3			F8		L4			F7			5-3 2B 1B	5 1 1 0 0 0 1													
Eddie Murray, S OBP: 0.347, SLG: 0.503		F8		F8			L3 1B		K			5-3 1B	5 0 1 0 0 1 2													
Fred Lynn, L OBP: 0.331, SLG: 0.492		HR					K			4-3		2B IBB	4 3 2 2 1 1 1													
Ray Knight, R OBP: 0.318, SLG: 0.376 Ron Washington, R OBP: 0.262, SLG: 0.439	P4				F7		L3			G6-4-3 1B		G3 1-H 2-H 2B	4 0 1 0 0 0 1 1 0 1 2 0 0 0													
Terry Kennedy, L OBP: 0.318, SLG: 0.416	F9								4-3		G6-4-3 1B	G3	5 0 1 0 0 0 2													
Larry Sheets, L OBP: 0.369, SLG: 0.595			L1-6 5-3 1B		L6				4-3			K	5 0 1 0 0 2 2													
Lee Lacy, R OBP: 0.321, SLG: 0.374			5-3		K				4-3			1B BB	3 0 0 0 1 1 2													
Inning Stats	R: 0 E: 0 K: 0 S: 3	H: 0 LOB: 0 BB: 0 P: 3	R: 1 E: 0 K: 0 S: 4	H: 1 LOB: 0 BB: 0 P: 4	R: 0 E: 0 K: 0 S: 3	H: 1 LOB: 0 BB: 0 P: 3	R: 0 E: 0 K: 0 S: 3	H: 0 LOB: 0 BB: 0 P: 3	R: 1 E: 0 K: 1 S: 7	H: 2 LOB: 0 BB: 0 P: 7	R: 0 E: 0 K: 0 S: 3	H: 0 LOB: 0 BB: 0 P: 3	R: 0 E: 0 K: 1 S: 6	H: 1 LOB: 1 BB: 0 P: 6	R: 0 E: 0 K: 0 S: 3	H: 1 LOB: 1 BB: 0 P: 3	R: 0 E: 0 K: 1 S: 5	H: 1 LOB: 1 BB: 1 P: 9	R: 2 E: 0 K: 1 S: 7	H: 2 LOB: 1 BB: 1 P: 11	1B: 7 2B: 3 3B: 0 HR: 2	SF: 0 SAC: 0 DP: 4 HBP: 0	WP: 0 PB: 0 SB: 0 CS: 0	PA: 44		
PITCHER	IP WLS BF H R ER SO BB IBB HBP BLK WP HR S P ERA WHIP	IP WLS BF H R ER SO BB IBB HBP BLK WP HR S P ERA WHIP																								
John Candelaria, L ERA: 4.95 DeWayne Buice, R ERA: 2.61	(1.1) 8.0	(9.1) 4.0	(1.10) L 17	(1.10) 2 5	(1.10) 2 2	(1.10) 2 2	(1.10) 3 3	(1.10) 1 1	(1.10) 0 0	(1.10) 0 0	(1.10) 0 0	(1.10) 21 29	(1.10) 4.50 1.500													

Baltimore Orioles @ California Angels
Anaheim Stadium, Anaheim, CA
Thu Aug 20 1987, 10:05 PM EDT
Att. 27,004 - Unknown

AB 42
R 4
H 10
RBI 4
BB 2
SO 5
LOB 14



Batter	1	2	3	4	5	6	7	8	9	10	11	12	AB	R	H	RBI	BB	SO	LOB	BOTTOM						
Brian Downing, R OBP: 0.390, SLG: 0.479	K	F2		G6-4-3			F7			6-3		FC6-4	6 0 0 0 0 1 5													
Dick Schofield, R OBP: 0.309, SLG: 0.360	BB		1B		5-3			6-3		6-3			4 1 1 0 1 0 0													
Doug DeCinces, R OBP: 0.348, SLG: 0.395	L5		K		F7		G1-6-3 1B				1B		5 0 2 0 0 1 2													
George Hendrick, R OBP: 0.350, SLG: 0.468 Ruppert Jones, L OBP: 0.306, SLG: 0.454	F7		5-3		5-3		G1-6-3				L8		4 0 0 0 0 0 3 1 0 0 0 0 0 1													
Tony Armas, R OBP: 0.200, SLG: 0.200 Jack Howell, L OBP: 0.337, SLG: 0.444	5-3		1B		P6			P4			E6		4 0 1 1 0 0 0 1 0 0 0 0 0 0													
Devon White, S OBP: 0.315, SLG: 0.470		1B		K		4-3		F9			K		5 1 1 0 0 2 2													
Wally Joyner, L OBP: 0.356, SLG: 0.520		1B		BB		5-3					BB		4 0 2 1 1 0 0													
Bob Boone, R OBP: 0.329, SLG: 0.335				B2		5-3			L7			4-3	4 0 0 0 1 0 2													
Mark McLemore, S ERA: 4.8 Bill Buckner, L OBP: 0.310, SLG: 0.343 Gus Polidor, R OBP: 0.268, SLG: 0.333	K					F7				1-3		FC6-4 1B	3 0 0 0 1 1 2 1 0 1 0 0 0 0 0 0 0 0 0 0 0													
Inning Stats	R: 0 E: 0 K: 1 S: 5	H: 0 LOB: 1 BB: 1 P: 9	R: 1 E: 0 K: 1 S: 7	H: 2 LOB: 2 BB: 1 P: 11	R: 1 E: 0 K: 2 S: 9	H: 2 LOB: 1 BB: 0 P: 9	R: 0 E: 0 K: 0 S: 3	H: 1 LOB: 1 BB: 1 P: 7	R: 0 E: 0 K: 0 S: 3	H: 0 LOB: 0 BB: 0 P: 3	R: 0 E: 0 K: 0 S: 3	H: 0 LOB: 0 BB: 0 P: 3	R: 0 E: 0 K: 0 S: 3	H: 0 LOB: 0 BB: 0 P: 3	R: 0 E: 0 K: 0 S: 6	H: 0 LOB: 0 BB: 0 P: 3	R: 0 E: 1 K: 1 S: 6	H: 1 LOB: 1 BB: 0 P: 6	R: 0 E: 0 K: 0 S: 4	H: 1 LOB: 1 BB: 0 P: 4	1B: 7 2B: 1 3B: 0 HR: 0	SF: 0 SAC: 0 DP: 2 HBP: 0	WP: 0 PB: 0 SB: 3 CS: 0	PA: 46		
PITCHER	IP WLS BF H R ER SO BB IBB HBP BLK WP HR S P ERA WHIP	IP WLS BF H R ER SO BB IBB HBP BLK WP HR S P ERA WHIP																								
Eric Bell, L ERA: 4.8 Mark Williamson, R ERA: 3.88	(1.1) 9.0	(10.1) 3.0	(1.10) W 11	(1.10) 6 2	(1.10) 2 2	(1.10) 4 4	(1.10) 0 0	(1.10) 0 0	(1.10) 39 13	(1.10) 55 13	(1.10) 2.00 0.00	(1.10) 1.111 0.667														

Baltimore Orioles @ California Angels
Anaheim Stadium, Anaheim, CA
Thu Aug 20 1987, 10:05 PM EDT
Att. 27,004 - Unknown

AB 42
R 2
H 8
RBI 2
BB 4
SO 5
LOB 17



Batter	1	2	3	4	5	6	7	8	9	AB	R	H	RBI	BB	SO	LOB	TOP										
Lloyd Moseby, L (1, 8) OBP: 0.347, SLG: 0.448	6-3		1B		4-3		5-3			4	0	1	0	0	0	3	Toronto Blue Jays @ California Angels Anaheim Stadium, Anaheim, CA Fri Aug 21, 1987, 10:05 PM EDT Att: 47,925 - Unknown										
Juan Beniquez, R (1, 10) OBP: 0.298, SLG: 0.380 Rick Leach, L (7, PH) OBP: 0.396, SLG: 0.408	K		K			FC6-5 1B	BB			3	0	1	0	0	2	1											
Jesse Barfield, R (1, 9) OBP: 0.328, SLG: 0.464	K		K			FC6-5 1B	K			4	0	1	0	0	3	4											
George Bell, R (1, 7) OBP: 0.346, SLG: 0.621		F8		5-3		FC6-5 1B		6-3		4	0	0	0	0	2												
Cecil Fielder, R (1, 3) OBP: 0.361, SLG: 0.572 Willie Upshaw, L (8, PH) OBP: 0.322, SLG: 0.411	2B 4-3 1B			G6-4-3 BB		K		4-3		2	1	1	0	1	1	2											
Kelly Gruber, R (1, 6) OBP: 0.283, SLG: 0.407	2B			G6-4-3 1B		F3		6-3		4	0	1	0	0	3												
Garth Iorg, R (1, 4) OBP: 0.284, SLG: 0.307	4-3					F8		5-3		4	0	0	1	0	0	1											
Rance Mulliniks, L (1, 5) OBP: 0.355, SLG: 0.451	K					F7	2B 1B	F8		4	0	1	0	0	1	1											
Charlie Moore, R (1, 2) OBP: 0.299, SLG: 0.372 Ernie Whitt, L (9, PH) OBP: 0.331, SLG: 0.418			5-3				1B	1-3 2B	1-3	3	0	2	0	0	0	0											
Inning Stats	R: 0 E: 0 K: 2 S: 7	H: 0 LOB: 0 BB: 0 P: 7	R: 1 E: 0 K: 1 S: 7	H: 2 LOB: 1 BB: 0 P: 7	R: 0 E: 0 K: 2 S: 8	H: 1 LOB: 1 BB: 0 P: 8	R: 0 E: 0 K: 0 S: 2	H: 0 LOB: 0 BB: 1 P: 6	R: 0 E: 0 K: 0 S: 4	H: 1 LOB: 1 BB: 0 P: 4	R: 0 E: 0 K: 1 S: 7	H: 2 LOB: 2 BB: 0 P: 7	R: 0 E: 0 K: 1 S: 7	H: 2 LOB: 2 BB: 1 P: 11	R: 0 E: 0 K: 0 S: 3	H: 0 LOB: 0 BB: 0 P: 3		R: 0 E: 0 K: 0 S: 3	H: 0 LOB: 0 BB: 0 P: 3	1B: 6 2B: 2 3B: 0 HR: 0	SF: 0 SAC: 0 DP: 1 HBP: 0	WP: 0 PB: 0 SB: 1 CS: 0	PA: 36				
PITCHER	IP	WLS	BF	H	R	ER	SO	BB	IBB	HBP	BLK	WP	HR	S	P	ERA	WHIP										
Jerry Reuss, L (1, 1) ERA: 5.99	6.2	W	28	8	1	1	6	1	0	0	0	0	0	39	43	1.35	1.350										
Greg Minton, R (7, 1) ERA: 2.92	2.1	S	8	0	0	0	1	1	0	0	0	0	0	9	13	0.00	0.429										

Batter	1	2	3	4	5	6	7	8	9	AB	R	H	RBI	BB	SO	LOB	BOTTOM										
Ruppert Jones, L (1, 7) OBP: 0.304, SLG: 0.448	1B BLK 1B		K		4-3		K			4	1	1	0	0	2	2	Toronto Blue Jays @ California Angels Anaheim Stadium, Anaheim, CA Fri Aug 21, 1987, 10:05 PM EDT Att: 47,925 - Unknown										
Devon White, S (1, 8) OBP: 0.319, SLG: 0.477	G6-4-3 1B		CS S BB			HR	K			3	1	2	1	1	1	2											
Wally Joyner, L (1, 3) OBP: 0.358, SLG: 0.519	G6-4-3 1B							F8		3	0	1	1	1	1	0											
Bill Buckner, L (1, 10) OBP: 0.307, SLG: 0.339	G6-4-3 1B		CS	P4		F9		4-3		4	0	0	0	0	2												
Tony Armas, R (1, 9) OBP: 0.222, SLG: 0.556	P4			F9		HR		K		4	1	1	1	0	1	1											
Jack Howell, L (1, 5) OBP: 0.337, SLG: 0.449		F7				F7				3	0	1	0	0	0	0											
Dick Schofield, R (1, 6) OBP: 0.307, SLG: 0.357		F9		6-3				5-3		3	0	0	0	0	1												
Bob Boone, R (1, 2) OBP: 0.329, SLG: 0.335		K				F9		1B 1B		3	0	1	0	0	1	0											
Mark McLemore, S (1, 4) OBP: 0.305, SLG: 0.294			6-3			G3		1B		3	0	1	0	0	0	0											
Inning Stats	R: 1 E: 0 K: 0 S: 5	H: 3 LOB: 1 BB: 0 P: 5	R: 0 E: 0 K: 1 S: 5	H: 0 LOB: 0 BB: 0 P: 5	R: 0 E: 0 K: 1 S: 4	H: 0 LOB: 2 BB: 2 P: 12	R: 0 E: 0 K: 0 S: 4	H: 1 LOB: 1 BB: 0 P: 4	R: 0 E: 0 K: 0 S: 3	H: 0 LOB: 0 BB: 0 P: 3	R: 2 E: 0 K: 1 S: 7	H: 2 LOB: 2 BB: 0 P: 7	R: 0 E: 0 K: 2 S: 9	H: 2 LOB: 2 BB: 0 P: 9	R: 0 E: 0 K: 1 S: 5	H: 0 LOB: 0 BB: 0 P: 5		R: 0 E: 0 K: 1 S: 5	H: 0 LOB: 0 BB: 0 P: 5	1B: 5 2B: 0 3B: 1 HR: 2	SF: 0 SAC: 0 DP: 1 HBP: 0	WP: 0 PB: 0 SB: 1 CS: 1	PA: 33				
PITCHER	IP	WLS	BF	H	R	ER	SO	BB	IBB	HBP	BLK	WP	HR	S	P	ERA	WHIP										
Phil Niekro, R (1, 1) ERA: 5.8	5.2	L	23	6	3	3	3	2	0	0	1	0	2	27	35	4.76	1.412										
Jeff Musseman, L (6, 1) ERA: 4.15	2.1		9	2	0	0	3	0	0	0	0	0	0	15	15	0.00	0.857										

Batter	1	2	3	4	5	6	7	8	9	AB	R	H	RBI	BB	SO	LOB	TOP					
Willie Upshaw, L (1, 3) OBP: 0.319, SLG: 0.407										4	0	0	0	0	1	2						
Lloyd Mosesby, L (1, 8) OBP: 0.346, SLG: 0.449										4	0	1	0	0	1	0						
Ernie Whitt, L (1, 2) OBP: 0.332, SLG: 0.417										3	0	1	0	1	0	1						
George Bell, R (1, 7) OBP: 0.345, SLG: 0.617										3	0	0	0	1	1	2						
Fred McGriff, L (1, 10) OBP: 0.384, SLG: 0.523										3	0	0	0	1	0	3						
Rick Leach, L (1, 9) OBP: 0.401, SLG: 0.409										2	0	1	0	1	0	1						
Jesse Barfield, R (7, PR) OBP: 0.327, SLG: 0.463										1	1	1	0	0	0	0						
Rance Mulliniks, L (1, 5) OBP: 0.362, SLG: 0.471										3	1	3	2	0	0	0						
Tony Fernandez, S (7, 6) OBP: 0.379, SLG: 0.424										1	0	0	0	0	0	0						
Garth Iorg, R (1, 4) OBP: 0.282, SLG: 0.304										3	0	0	0	0	1	3						
Kelly Gruber, R (1, 6) OBP: 0.280, SLG: 0.403										3	0	0	0	0	0	2						
Inning Stats	R: 0 E: 0 K: 3 S: 9	H: 0 LOB: 1 BB: 1 P: 13	R: 0 E: 0 K: 0 S: 3	H: 1 LOB: 1 BB: 1 P: 7	R: 0 E: 0 K: 0 S: 3	H: 0 LOB: 0 BB: 0 P: 3	R: 0 E: 0 K: 0 S: 3	H: 0 LOB: 1 BB: 0 P: 7	R: 0 E: 0 K: 0 S: 4	H: 1 LOB: 1 BB: 0 P: 4	R: 0 E: 0 K: 0 S: 4	H: 1 LOB: 1 BB: 0 P: 4	R: 2 E: 0 K: 1 S: 7	H: 2 LOB: 1 BB: 0 P: 7	R: 0 E: 0 K: 0 S: 3	H: 1 LOB: 1 BB: 1 P: 7	R: 0 E: 0 K: 0 S: 3	H: 0 LOB: 0 BB: 0 P: 3	1B: 4 2B: 1 3B: 0 HR: 1	SF: 0 SAC: 1 DP: 2 HBP: 0	WP: 0 PB: 0 SB: 0 CS: 0	PA: 35
PITCHER Mike Witt, R (1, 1) ERA: 3.71	IP: 9.0 WLS: L BF: 35 H: 6 R: 2 ER: 2 SO: 4 BB: 4 IBB: 0 HBP: 0 BLK: 0 WP: 0 HR: 1 S: 39 P: 55 ERA: 2.00 WHIP: 1.111															PITCHER	IP: 9.0 WLS: L BF: 35 H: 6 R: 2 ER: 2 SO: 4 BB: 4 IBB: 0 HBP: 0 BLK: 0 WP: 0 HR: 1 S: 39 P: 55 ERA: 2.00 WHIP: 1.111					

Toronto Blue Jays @ California Angels
Anaheim Stadium, Anaheim, CA
Sat Aug 22 1987, 10:05 PM EDT
Att: 34,209 - Unknown

AB	30
R	2
H	6
RBI	2
BB	4
SO	4
LOB	14



Batter	1	2	3	4	5	6	7	8	9	AB	R	H	RBI	BB	SO	LOB	BOTTOM					
Ruppert Jones, L (1, 7) OBP: 0.297, SLG: 0.436										4	0	0	0	0	3	0						
Jack Howell, L (1, 9) OBP: 0.338, SLG: 0.456										4	0	2	0	0	2	0						
Devon White, S (1, 8) OBP: 0.316, SLG: 0.473										4	0	0	0	0	1	2						
Wally Joyner, L (1, 3) OBP: 0.357, SLG: 0.517										4	0	1	0	0	1	1						
Bill Buckner, L (1, 10) OBP: 0.304, SLG: 0.335										4	0	0	0	0	0	2						
Doug DeCinces, R (1, 5) OBP: 0.348, SLG: 0.393										2	0	0	0	1	1	1						
Dick Schofield, R (1, 6) OBP: 0.309, SLG: 0.356										1	0	0	0	2	1	1						
Bob Boone, R (1, 2) OBP: 0.326, SLG: 0.331										3	0	0	0	0	1	3						
Mark McLemore, S (1, 4) OBP: 0.304, SLG: 0.293										2	0	0	0	0	0	0						
Tony Armas, R (8, PH) OBP: 0.200, SLG: 0.500										1	0	0	0	0	1	0						
Inning Stats	R: 0 E: 0 K: 2 S: 7	H: 0 LOB: 0 BB: 0 P: 7	R: 0 E: 0 K: 1 S: 6	H: 1 LOB: 2 BB: 1 P: 10	R: 0 E: 0 K: 1 S: 5	H: 0 LOB: 0 BB: 0 P: 5	R: 0 E: 0 K: 0 S: 3	H: 0 LOB: 0 BB: 0 P: 3	R: 0 E: 0 K: 0 S: 2	H: 0 LOB: 0 BB: 1 P: 6	R: 0 E: 0 K: 1 S: 6	H: 1 LOB: 1 BB: 0 P: 6	R: 0 E: 0 K: 1 S: 5	H: 0 LOB: 1 BB: 1 P: 9	R: 0 E: 0 K: 3 S: 9	H: 0 LOB: 0 BB: 0 P: 9	R: 0 E: 0 K: 2 S: 8	H: 1 LOB: 1 BB: 0 P: 8	1B: 1 2B: 2 3B: 0 HR: 0	SF: 0 SAC: 0 DP: 1 HBP: 0	WP: 0 PB: 0 SB: 1 CS: 0	PA: 32
PITCHER Jose Antonio Nunez, R (1, 1) ERA: 4.79	IP: 6.2 WLS: W BF: 24 H: 2 R: 0 ER: 0 SO: 5 BB: 3 IBB: 0 HBP: 0 BLK: 0 WP: 0 HR: 0 S: 31 P: 43 ERA: 0.00 WHIP: 0.750															PITCHER Tom Henke, R (7, 1) ERA: 2.59	IP: 2.1 WLS: S BF: 8 H: 1 R: 0 ER: 0 SO: 6 BB: 0 IBB: 0 HBP: 0 BLK: 0 WP: 0 HR: 0 S: 20 P: 20 ERA: 0.00 WHIP: 0.429					

Toronto Blue Jays @ California Angels
Anaheim Stadium, Anaheim, CA
Sat Aug 22 1987, 10:05 PM EDT
Att: 34,209 - Unknown

AB	29
R	0
H	3
RBI	0
BB	3
SO	11
LOB	10



Batter	1	2	3	4	5	6	7	8	9	AB	R	H	RBI	BB	SO	LOB	TOP			
Brian Downing, R OBP: 0.391, SLG: 0.479 (1, 10)										4	1	3	0	0	0	0				
Dick Schofield, R OBP: 0.310, SLG: 0.356 (1, 6)										4	2	2	0	0	1	2				
Doug DeCinces, R OBP: 0.353, SLG: 0.415 (1, 5)										4	1	2	4	0	0	0				
George Hendrick, R OBP: 0.338, SLG: 0.447 (1, 7)										4	0	0	0	0	0	1				
Tony Armas, R OBP: 0.167, SLG: 0.375 (1, 9)										4	0	0	0	0	1	1				
Devon White, S OBP: 0.308, SLG: 0.462 (1, 8)										4	1	1	0	0	1	0				
Wally Joyner, L OBP: 0.363, SLG: 0.529 (1, 3)										4	0	2	1	0	0	0				
Mark McLemore, S OBP: 0.305, SLG: 0.297 (1, 4)										3	0	0	0	0	1	2				
Bob Boone, R OBP: 0.315, SLG: 0.319 (1, 2)										3	0	0	0	0	0	0				
Inning Stats	R: 0 E: 0 K: 1 S: 5	H: 1 LOB: 0 BB: 0 P: 5	R: 1 E: 0 K: 1 S: 7	H: 2 LOB: 1 BB: 0 P: 7	R: 2 E: 0 K: 0 S: 6	H: 3 LOB: 1 BB: 0 P: 6	R: 0 E: 0 K: 1 S: 5	H: 1 LOB: 0 BB: 0 P: 5	R: 0 E: 0 K: 0 S: 3	H: 0 LOB: 0 BB: 0 P: 3	R: 0 E: 0 K: 1 S: 5	H: 0 LOB: 0 BB: 0 P: 5	R: 2 E: 0 K: 0 S: 5	H: 2 LOB: 0 BB: 0 P: 5	R: 0 E: 0 K: 0 S: 3	H: 0 LOB: 0 BB: 0 P: 3	1B: 4 2B: 8 3B: 0 HR: 1	SF: 0 SAC: 0 DP: 3 HBP: 0	WP: 0 PB: 0 SB: 0 CS: 1	PA: 34
PITCHER Mike Flanagan, L ERA: 4.94 (1, 1)	IP: 9.0 WLS: W BF: 34 H: 10 R: 5 ER: 5 SO: 4 BB: 0 IBB: 0 HBP: 0 BLK: 0 WP: 0 HR: 1 S: 42 P: 42 ERA: 5.00 WHIP: 1.111															PITCHER				

California Angels @ Baltimore Orioles
Memorial Stadium, Baltimore, MD
Thu Aug 27 1987, 7:05 PM EDT
Att: 25,951 - Unknown

AB 34
R 5
H 10
RBI 5
BB 0
SO 4
LOB 6



Batter	1	2	3	4	5	6	7	8	9	AB	R	H	RBI	BB	SO	LOB	BOTTOM			
Lee Lacy, R OBP: 0.318, SLG: 0.387 (1, 9)										3	1	0	0	1	0	0				
Billy Ripken, R OBP: 0.364, SLG: 0.386 (1, 4)										4	0	0	0	0	0	2				
Cal Ripken Jr., R OBP: 0.338, SLG: 0.451 (1, 6)										4	3	2	3	0	0	0				
Eddie Murray, S OBP: 0.354, SLG: 0.508 (1, 3)										4	3	4	2	0	0	0				
Ray Knight, R OBP: 0.314, SLG: 0.376 (1, 5)										4	1	2	3	0	0	2				
Larry Sheets, L OBP: 0.367, SLG: 0.599 (1, 7)										4	0	1	1	0	0	1				
Mike Young, S OBP: 0.334, SLG: 0.406 (1, 10)										4	0	1	0	0	0	2				
Terry Kennedy, L OBP: 0.314, SLG: 0.405 (1, 2)										4	1	0	0	0	0	1				
Mike Hart, L OBP: 0.182, SLG: 0.455 (1, 8)										3	0	0	0	0	1	0				
Inning Stats	R: 0 E: 0 K: 0 S: 3	H: 0 LOB: 0 BB: 0 P: 3	R: 1 E: 0 K: 0 S: 5	H: 2 LOB: 0 BB: 0 P: 5	R: 0 E: 0 K: 0 S: 3	H: 0 LOB: 0 BB: 0 P: 3	R: 3 E: 0 K: 0 S: 6	H: 3 LOB: 0 BB: 0 P: 6	R: 0 E: 0 K: 1 S: 5	H: 0 LOB: 0 BB: 0 P: 5	R: 1 E: 1 K: 0 S: 5	H: 2 LOB: 1 BB: 0 P: 5	R: 4 E: 1 K: 0 S: 7	H: 3 LOB: 1 BB: 1 P: 11	R: 0 E: 0 K: 0 S: 3	H: 0 LOB: 0 BB: 0 P: 3	1B: 5 2B: 2 3B: 0 HR: 3	SF: 0 SAC: 1 DP: 1 HBP: 0	WP: 0 PB: 1 SB: 0 CS: 0	PA: 36
PITCHER Jerry Reuss, L ERA: 5.68 (1, 1)	IP: 5.0 WLS: L BF: 22 H: 6 R: 5 ER: 4 SO: 1 BB: 0 IBB: 0 HBP: 0 BLK: 0 WP: 0 HR: 2 S: 24 P: 24 ERA: 7.20 WHIP: 1.200															PITCHER				
Gary Lucas, L ERA: 3.69 (6, 1)	IP: 1.2 WLS: 9 BF: 3 H: 4 R: 4 ER: 0 SO: 0 BB: 1 IBB: 0 HBP: 0 BLK: 0 WP: 1 HR: 8 S: 12 P: 12 ERA: 0.00 WHIP: 2.400															PITCHER				
Willie Fraser, R ERA: 4.13 (7, 1)	IP: 1.1 WLS: 5 BF: 1 H: 0 R: 0 ER: 0 SO: 0 BB: 0 IBB: 0 HBP: 0 BLK: 0 WP: 0 HR: 5 S: 5 P: 5 ERA: 0.00 WHIP: 0.750															PITCHER				

California Angels @ Baltimore Orioles
Memorial Stadium, Baltimore, MD
Thu Aug 27 1987, 7:05 PM EDT
Att: 25,951 - Unknown

AB 34
R 9
H 10
RBI 9
BB 1
SO 1
LOB 8



Batter	1	2	3	4	5	6	7	8	9	AB	R	H	RBI	BB	SO	LOB	TOP									
Brian Downing, R OBP: 0.391, SLG: 0.479 (1, 7)	0-0 1-3		0-3 K		0-0 1B		0-0 1B			4	0	2	1	0	1	0	California Angels @ Baltimore Orioles Memorial Stadium, Baltimore, MD Fri Aug 28 1987, 7:05 PM EDT Att: 20,403 - Unknown									
Jack Howell, L OBP: 0.334, SLG: 0.448 (1, 9) (9, 4)	0-3 K			0-0 4-3	0-3 K		0-3 K			4	0	0	0	0	3	3										
Wally Joyner, L OBP: 0.365, SLG: 0.534 (1, 3)	4-0 BB			0-0 F9		0-0 HR	0-0 F8			3	1	1	1	1	0	1										
Bill Buckner, L OBP: 0.301, SLG: 0.339 (1, 10)	0-0 L7			0-0 L8		0-0 3-1		0-0 F4		4	0	0	0	0	0	1										
Doug DeCinces, R OBP: 0.352, SLG: 0.415 (1, 5)		0-3 K			0-0 4-3 1B	0-3 K		0-0 6-3		4	1	1	0	0	2	0										
Devon White, S OBP: 0.308, SLG: 0.461 (1, 8)	0-0 1-3			0-0 4-3	0-0 E1 HR		0-0 6-3			4	1	1	0	0	0	1										
Dick Schofield, R OBP: 0.309, SLG: 0.363 (1, 6)	0-0 F3			0-3 K	0-0 HR		0-0 6-3			4	1	1	2	0	1	1										
Bob Boone, R OBP: 0.314, SLG: 0.318 (1, 2)			0-0 F7		0-0 BB 1B	0-0 F9		0-0 F8		1	0	0	0	0	0	0										
Jack Fimple, R OBP: 0.200, SLG: 0.200 (4, 2)					0-0 BB 1B	0-0 F9		0-0 F8		3	1	1	1	0	0	0										
Mark McLemore, S OBP: 0.305, SLG: 0.295 (1, 4)			0-0 4-3		0-0 1B		0-0 F8		0-0 F7	2	0	0	0	1	0	0										
George Hendrick, R OBP: 0.338, SLG: 0.447 (9, PH)					0-0 1B					0	0	0	0	0	0	0										
Ruppert Jones, L OBP: 0.296, SLG: 0.431 (9, 9)					0-0 1B					1	0	0	0	0	0	0										
Inning Stats	R: 0 E: 0 K: 1 S: 5	H: 0 LOB: 1 BB: 1 P: 9	R: 0 E: 0 K: 1 S: 5	H: 0 LOB: 0 BB: 0 P: 5	R: 0 E: 0 K: 1 S: 5	H: 0 LOB: 0 BB: 0 P: 5	R: 0 E: 0 K: 0 S: 3	H: 0 LOB: 0 BB: 0 P: 3	R: 2 E: 0 K: 2 S: 10	H: 3 LOB: 2 BB: 1 P: 14	R: 3 E: 1 K: 1 S: 8	H: 3 LOB: 0 BB: 0 P: 8	R: 0 E: 0 K: 1 S: 6	H: 1 LOB: 1 BB: 0 P: 6	R: 0 E: 0 K: 0 S: 3	H: 0 LOB: 0 BB: 0 P: 3	R: 0 E: 0 K: 0 S: 3	H: 0 LOB: 0 BB: 0 P: 3	1B: 4 2B: 1 3B: 0 HR: 2	SF: 0 SAC: 0 DP: 0 HBP: 0	WP: 0 PB: 0 SB: 0 CS: 0	PA: 36				
PITCHER	IP	WLS	BF	H	R	ER	SO	BB	IBB	HBP	BLK	WP	HR	S	P	ERA	WHIP									
John Habyan, R ERA: 4.36 (1, 1)	5.0		21	4	3	3	5	2	0	0	0	0	0	1	29	37	5.40	1.200								
Mike Griffin, R ERA: 3.99 (6, 1)	1.2		8	3	2	2	2	0	0	0	0	0	0	1	12	12	10.80	1.800								
Jack O'Connor, L ERA: 7.43 (7, 1)	2.0		6	0	0	0	0	0	0	0	0	0	0	6	6	0.00	0.000									
Mark Williamson, R ERA: 3.9 (9, 1)	0.1	W	1	0	0	0	0	0	0	0	0	0	0	1	1	0.00	0.000									


Batter	1	2	3	4	5	6	7	8	9	AB	R	H	RBI	BB	SO	LOB	BOTTOM									
Jim Dwyer, L OBP: 0.384, SLG: 0.515 (1, 10)	0-0 E8 1B SF7		0-3 K		0-0 FC6-4		0-0 F4			3	1	1	0	0	1	1	California Angels @ Baltimore Orioles Memorial Stadium, Baltimore, MD Fri Aug 28 1987, 7:05 PM EDT Att: 20,403 - Unknown									
Alan Wiggins, S OBP: 0.298, SLG: 0.268 (7, PH)					0-0 FC6-4 1B		0-0 F4			1	0	0	0	0	0	0										
Billy Ripken, R OBP: 0.372, SLG: 0.394 (1, 4)	0-0 FC4-6 1B		0-0 1B 2B		0-0 F4		0-0 1B			4	1	3	0	0	0	1										
Cal Ripken Jr., R OBP: 0.337, SLG: 0.450 (1, 6)	0-0 SF7		0-0 F8		0-0 F9		0-0 FC5-4 1B			3	0	1	1	0	0	1										
Eddie Murray, S OBP: 0.351, SLG: 0.504 (1, 3)	0-0 FC4-6		0-0 L8		0-0 G3		0-0 FC5-4			4	0	0	0	0	0	4										
Larry Sheets, L OBP: 0.366, SLG: 0.595 (1, 9)	0-0 F8		0-0 2B 1B		0-0 F7		0-0 L6			4	1	1	0	0	0	1										
Ray Knight, R OBP: 0.313, SLG: 0.377 (1, 5)		0-0 5-3		0-0 2B		0-0 L8		0-0 F9		4	0	1	2	0	0	0										
Terry Kennedy, L OBP: 0.311, SLG: 0.401 (1, 2)		0-3 K		0-0 F6		0-0 4-3		0-0 3-1		4	0	0	0	0	1	1										
Mike Young, S OBP: 0.336, SLG: 0.405 (1, 7)		0-0 HR 1B		0-0 FC6-4 HBP		0-0 F8		0-0 6-3		3	1	1	0	0	0	0										
Mike Hart, L OBP: 0.214, SLG: 0.643 (1, 8)		0-0 HR		0-3 K		0-0 4-3		0-0 HR		3	1	1	2	0	1	1										
Fred Lynn, L OBP: 0.332, SLG: 0.504 (9, PH)										1	1	1	1	0	0	0										
Inning Stats	R: 1 E: 1 K: 0 S: 5	H: 2 LOB: 1 BB: 0 P: 5	R: 2 E: 0 K: 2 S: 9	H: 2 LOB: 0 BB: 0 P: 9	R: 2 E: 0 K: 0 S: 6	H: 3 LOB: 1 BB: 0 P: 6	R: 0 E: 0 K: 1 S: 5	H: 0 LOB: 1 BB: 0 P: 6	R: 0 E: 0 K: 0 S: 3	H: 0 LOB: 0 BB: 0 P: 3	R: 0 E: 0 K: 0 S: 5	H: 2 LOB: 2 BB: 0 P: 5	R: 0 E: 0 K: 0 S: 3	H: 0 LOB: 0 BB: 0 P: 3	R: 0 E: 0 K: 0 S: 3	H: 0 LOB: 0 BB: 0 P: 3	R: 1 E: 0 K: 0 S: 2	H: 1 LOB: 0 BB: 0 P: 2	1B: 7 2B: 1 3B: 0 HR: 2	SF: 1 SAC: 0 DP: 0 HBP: 1	WP: 0 PB: 0 SB: 0 CS: 0	PA: 36				
PITCHER	IP	WLS	BF	H	R	ER	SO	BB	IBB	HBP	BLK	WP	HR	S	P	ERA	WHIP									
Mike Witt, R ERA: 3.84 (1, 1)	3.0		16	7	5	4	2	0	0	0	0	0	0	1	20	20	12.00	2.333								
Chuck Finley, L ERA: 4.34 (4, 1)	5.1	L	20	3	1	1	1	0	0	1	0	0	0	1	21	22	1.69	0.562								



Batter	1	2	3	4	5	6	7	8	9	AB	R	H	RBI	BB	SO	LOB	TOP					
Ruppert Jones, L (1, 7) OBP: 0.299, SLG: 0.430	0-0 WP SH1-3 1B		0-3 K		0-0 G4-1	0-0 4-3		0-0 1B		5	0	2	1	0	1	2	California Angels @ Baltimore Orioles Memorial Stadium, Baltimore, MD Sat Aug 29 1987, 3:33 AM EDT Att: 16,491 - Unknown					
Mark McLemore, S (1, 4) OBP: 0.305, SLG: 0.295	0-0 SH1-3 1-2		0-0 F7		0-0 B2		0-0 F9 S 1B	0-3 K		4	0	1	0	0	1	2						
Wally Joyner, L (1, 3) OBP: 0.365, SLG: 0.531	0-3 K			4-0 F8 S 3B BB	4-0 BB		0-0 F7		0-0 F5	3	1	0	0	2	1	2						
Jack Howell, L (1, 5) OBP: 0.335, SLG: 0.444	0-0 6-3			1-0 3B HBP	0-0 5-3		4-0 FC6-4 1-2 BB		0-3 K	3	1	0	0	1	1	2						
Bill Buckner, L (1, 10) OBP: 0.299, SLG: 0.337		0-0 F9		0-0 F8		0-0 F7	0-0 F9		0-0 1B	5	0	1	0	0	0	4						
Tony Armas, R (1, 9) OBP: 0.172, SLG: 0.345	0-3 K		0-3 K		0-0 K	0-0 WP S 2B 1B	0-0 FC6-4 1-2		0-0 F9	5	1	1	0	0	2	5						
Devon White, S (1, 8) OBP: 0.308, SLG: 0.463	0-0 F5			1-0 1-H 3-H 2B 3B		0-3 K	1-2 K		0-3 K	4	1	1	2	0	2	1						
Bob Boone, R (1, 2) OBP: 0.320, SLG: 0.330			0-0 F7	0-0 2B		0-0 1B 2B		0-0 5-3 1B 1B		4	2	3	2	0	0	0						
Dick Schofield, R (1, 6) OBP: 0.311, SLG: 0.367			0-0 2B		0-0 F6		0-0 1B		0-0 5-3	4	0	2	1	0	0	2						
Inning Stats	R: 0 E: 1 K: 1 S: 6	H: 1 LOB: 1 BB: 0 P: 6	R: 0 E: 0 K: 1 S: 5	H: 0 LOB: 0 BB: 0 P: 5	R: 0 E: 0 K: 1 S: 6	H: 1 LOB: 1 BB: 0 P: 6	R: 3 E: 0 K: 1 S: 7	H: 2 LOB: 1 BB: 1 P: 12	R: 0 E: 0 K: 0 S: 3	H: 0 LOB: 1 BB: 1 P: 7	R: 2 E: 0 K: 1 S: 8	H: 3 LOB: 1 BB: 0 P: 8	R: 0 E: 0 K: 0 S: 4	H: 1 LOB: 2 BB: 1 P: 8	R: 1 E: 0 K: 2 S: 9	H: 2 LOB: 1 BB: 0 P: 9	R: 0 E: 0 K: 1 S: 6	H: 1 LOB: 1 BB: 0 P: 6	1B: 7 2B: 3 3B: 1 HR: 0	SF: 0 SAC: 1 DP: 0 HBP: 1	WP: 2 PB: 0 SB: 3 CS: 0	PA: 42
PITCHER	IP	WLS	BF	H	R	ER	SO	BB	IBB	HBP	BLK	WP	HR	S	P	ERA	WHIP					
Mike Boddicker, R (1, 1) ERA: 4.11	6.0	L	28	7	5	5	5	2	0	1	0	2	0	35	44	7.50	1.500					
Mark Williamson, R (7, 1) ERA: 3.91	2.0	L	10	3	1	1	2	1	0	0	0	0	0	13	17	4.50	2.000					
Tom Niedenfuer, R (9, 1) ERA: 4.61	1.0		4	1	0	0	1	0	0	0	0	0	0	6	6	0.00	1.000					

Batter	1	2	3	4	5	6	7	8	9	AB	R	H	RBI	BB	SO	LOB	BOTTOM					
Jim Dwyer, L (1, 10) OBP: 0.384, SLG: 0.518	0-0 E 6-3 2B		0-0 F6		0-0 B3	0-0 1B		0-0 4-3		3	1	1	0	0	0	2	California Angels @ Baltimore Orioles Memorial Stadium, Baltimore, MD Sat Aug 29 1987, 3:33 AM EDT Att: 16,491 - Unknown					
Lee Lacy, R (6, PH) OBP: 0.320, SLG: 0.388						1-2 2-3 1B				2	0	1	0	0	0	0						
Billy Ripken, R (1, 4) OBP: 0.372, SLG: 0.394	0-0 6-3 2-H			0-0 1B	0-0 1-3 2-3 1B	0-0 1-2 2-3 1B			0-0 F5	5	1	2	3	0	0	2						
Cal Ripken Jr., R (1, 6) OBP: 0.338, SLG: 0.449	0-0 F8			0-0 F8 1B	4-0 1-3 1B	4-0 BB		0-0 4-3	0-3 K	4	0	1	0	1	1	2						
Eddie Murray, S (1, 3) OBP: 0.352, SLG: 0.505	0-0 L4			0-0 1-2 3-H 1B	0-0 F6		0-0 2B		0-0 F8	5	0	2	1	0	0	3						
Larry Sheets, L (1, 9) OBP: 0.365, SLG: 0.594		0-0 3-1		0-0 F8		0-0 1B FC4-6 2B		0-3 K		4	1	1	0	0	1	3						
Fred Lynn, L (1, 8) OBP: 0.330, SLG: 0.501		0-0 G3		0-3 K		0-0 F8	0-0 F8			2	0	0	0	0	1	2						
Mike Hart, L (6, 8) OBP: 0.188, SLG: 0.563										2	0	0	0	0	0	2						
Ray Knight, R (1, 5) OBP: 0.313, SLG: 0.376		0-3 K		0-0 F9		0-0 FC4-6 1B		0-3 K		4	0	1	0	0	2	3						
Mike Young, S (1, 7) OBP: 0.335, SLG: 0.403			0-0 F7		0-0 1-3 1B	0-0 FC4-6 1B 1-2 1B		0-0 F8		4	1	1	1	0	0	1						
Floyd Rayford, R (1, 2) OBP: 0.261, SLG: 0.364					0-0 1-2 1B			0-3 K		2	1	1	0	1	0	0						
Terry Kennedy, L (8, PH) OBP: 0.310, SLG: 0.400			0-0 5-3		0-0 1-2 1B	0-0 1-2 1B BB				1	0	0	0	0	1	0						
Inning Stats	R: 1 E: 1 K: 0 S: 4	H: 1 LOB: 0 BB: 0 P: 4	R: 0 E: 0 K: 1 S: 5	H: 0 LOB: 0 BB: 0 P: 5	R: 0 E: 0 K: 0 S: 3	H: 0 LOB: 0 BB: 0 P: 3	R: 1 E: 0 K: 1 S: 8	H: 3 LOB: 2 BB: 0 P: 8	R: 0 E: 0 K: 0 S: 5	H: 2 LOB: 3 BB: 1 P: 9	R: 3 E: 0 K: 0 S: 7	H: 4 LOB: 2 BB: 1 P: 11	R: 0 E: 0 K: 2 S: 8	H: 1 LOB: 1 BB: 0 P: 8	R: 0 E: 0 K: 1 S: 5	H: 0 LOB: 0 BB: 0 P: 5	R: 0 E: 0 K: 1 S: 5	H: 0 LOB: 0 BB: 0 P: 5	1B: 8 2B: 3 3B: 0 HR: 0	SF: 0 SAC: 0 DP: 0 HBP: 0	WP: 0 PB: 0 SB: 0 CS: 0	PA: 40
PITCHER	IP	WLS	BF	H	R	ER	SO	BB	IBB	HBP	BLK	WP	HR	S	P	ERA	WHIP					
Kirk McCaskill, R (1, 1) ERA: 5.27	5.2		27	8	5	4	2	2	0	0	0	0	0	29	37	6.35	1.765					
Gary Lucas, L (6, 1) ERA: 3.89	0.0	W	2	2	0	0	0	0	0	0	0	0	0	2	2							
Willie Fraser, R (6, 1) ERA: 4.03	3.1	W	11	1	0	0	4	0	0	0	0	0	0	19	19	0.00	0.300					

AB	37
R	6
H	11
RBI	6
BB	3
SO	8
LOB	20



AB	38
R	5
H	11
RBI	5
BB	2
SO	6
LOB	20



Batter	1	2	3	4	5	6	7	8	9	AB	R	H	RBI	BB	SO	LOB	TOP					
Brian Downing, R OBP: 0.390, SLG: 0.484 (1, 10)	F7		5-3		HR		K			4	1	1	1	0	1	0						
Dick Schofield, R OBP: 0.310, SLG: 0.368 (1, 6)	6-3		4-3				4-3			4	0	1	0	0	0	0						
Doug DeCinces, R OBP: 0.353, SLG: 0.415 (1, 5)	F8			FC5-4 BB	K			G6-4-3 1B		3	0	1	0	1	1	1						
George Hendrick, R OBP: 0.329, SLG: 0.433 (1, 7)		F8		FC5-4 BB 2B	K			G6-4-3 1-2		4	1	0	0	0	1	3						
Devon White, S OBP: 0.307, SLG: 0.460 (1, 8)		F9		2B HR BB	K			6-3		3	1	0	0	1	1	1						
Johnny Ray, S OBP: 0.330, SLG: 0.363 (1, 4)				HR 2B		P3			L5	4	1	2	1	0	0	0						
Wally Joyner, L OBP: 0.364, SLG: 0.535 (1, 3)				HR		F8			F5	4	1	1	3	0	1	1						
Tony Armas, R OBP: 0.212, SLG: 0.455 (1, 9)				HR	K					4	1	2	1	0	1	0						
Bob Boone, R OBP: 0.316, SLG: 0.326 (1, 2)			L8		F3				F8	4	0	0	0	0	0	1						
Inning Stats	R: 0 E: 0 K: 0 S: 3	H: 0 LOB: 0 BB: 0 P: 3	R: 0 E: 0 K: 1 S: 6	H: 1 LOB: 1 BB: 0 P: 6	R: 1 E: 0 K: 0 S: 4	H: 1 LOB: 0 BB: 0 P: 4	R: 4 E: 0 K: 1 S: 7	H: 2 LOB: 0 BB: 2 P: 15	R: 1 E: 0 K: 3 S: 11	H: 2 LOB: 1 BB: 0 P: 11	R: 0 E: 0 K: 0 S: 3	H: 0 LOB: 0 BB: 0 P: 3	R: 0 E: 0 K: 1 S: 5	H: 0 LOB: 0 BB: 0 P: 5	R: 0 E: 0 K: 0 S: 3	H: 1 LOB: 0 BB: 0 P: 3	R: 0 E: 0 K: 0 S: 4	H: 1 LOB: 1 BB: 0 P: 4	1B: 2 2B: 3 3B: 0 HR: 3	SF: 0 SAC: 0 DP: 1 HBP: 0	WP: 0 PB: 0 SB: 0 CS: 0	PA: 36
PITCHER	IP	WLS	BF	H	R	ER	SO	BB	IBB	HBP	BLK	WP	HR	S	P	ERA	WHIP					
Eric Bell, L ERA: 5.31 (1, 1)	4.0	L	20	6	6	6	2	2	0	0	0	0	3	22	30	13.50	2.000					
Jack O'Connor, L ERA: 6.11 (5, 1)	5.0		16	2	0	0	4	0	0	0	0	0	0	24	24	0.00	0.400					

California Angels @ Baltimore Orioles
Memorial Stadium, Baltimore, MD
Sun Aug 30 1987, 3:33 AM EDT
Att: 23,384 - Unknown

AB 34
R 6
H 8
RBI 6
BB 2
SO 6
LOB 7



Batter	1	2	3	4	5	6	7	8	9	AB	R	H	RBI	BB	SO	LOB	BOTTOM					
Jim Dwyer, L OBP: 0.376, SLG: 0.505 (1, 10)	K	K		F2			G3		4-3	5	0	0	0	0	2	6						
Billy Ripken, R OBP: 0.365, SLG: 0.386 (1, 4)	F9		6-3		F9			K		4	0	0	0	0	1	0						
Cal Ripken Jr., R OBP: 0.337, SLG: 0.447 (1, 6)			F8		6-3			F8		4	0	1	0	0	0	0						
Eddie Murray, S OBP: 0.351, SLG: 0.503 (1, 3)	F5				3-1			L8		4	0	1	0	0	0	1						
Larry Sheets, L OBP: 0.364, SLG: 0.590 (1, 9)		BB FC5-2 1B	F7				F7		4-3	4	0	1	0	0	0	1						
Ray Knight, R OBP: 0.312, SLG: 0.374 (1, 5)		FC5-2 BB 1B		6-3			F8		K	4	0	1	0	0	1	0						
Terry Kennedy, L OBP: 0.314, SLG: 0.402 (1, 2)		FC5-2 BB			1B		F8		2B 1B	3	1	2	0	1	0	0						
Mike Young, S OBP: 0.337, SLG: 0.408 (1, 7)		K			1B			F7		4	1	2	0	0	1	3						
Mike Hart, L OBP: 0.200, SLG: 0.500 (1, 8)	FC5-2				L9			F8		4	0	1	2	0	0	5						
Inning Stats	R: 0 E: 0 K: 1 S: 6	H: 1 LOB: 1 BB: 0 P: 6	R: 0 E: 0 K: 2 S: 9	H: 2 LOB: 3 BB: 1 P: 13	R: 0 E: 0 K: 0 S: 4	H: 1 LOB: 1 BB: 0 P: 4	R: 0 E: 0 K: 0 S: 5	H: 2 LOB: 2 BB: 0 P: 5	R: 0 E: 0 K: 0 S: 3	H: 0 LOB: 0 BB: 0 P: 3	R: 0 E: 0 K: 0 S: 3	H: 0 LOB: 0 BB: 0 P: 3	R: 0 E: 0 K: 1 S: 5	H: 0 LOB: 0 BB: 0 P: 5	R: 2 E: 0 K: 1 S: 8	H: 3 LOB: 1 BB: 0 P: 8	1B: 8 2B: 1 3B: 0 HR: 0	SF: 0 SAC: 0 DP: 0 HBP: 0	WP: 0 PB: 0 SB: 0 CS: 0	PA: 37		
PITCHER	IP	WLS	BF	H	R	ER	SO	BB	IBB	HBP	BLK	WP	HR	S	P	ERA	WHIP					
Don Sutton, R ERA: 4.17 (1, 1)	7.0	W	28	6	0	0	3	1	0	0	0	0	0	33	37	0.00	1.000					
Greg Minton, R ERA: 3.04 (8, 1)	2.0		9	3	2	2	2	0	0	0	0	0	0	13	13	9.00	1.500					

California Angels @ Baltimore Orioles
Memorial Stadium, Baltimore, MD
Sun Aug 30 1987, 3:33 AM EDT
Att: 23,384 - Unknown

AB 36
R 2
H 9
RBI 2
BB 1
SO 5
LOB 16



Batter	1	2	3	4	5	6	7	8	9	10	AB	R	H	RBI	BB	SO	LOB	TOP		
Brian Downing, R OBP: 0.388, SLG: 0.479 (1, 10)	3-1		1B BB		F9	5-3			FC6-2 BB		3	0	0	0	2	0	1	California Angels @ Toronto Blue Jays Exhibition Stadium, Toronto, ON Tue Sep 01 1987, 7:05 PM EDT Att: 31,101 - Unknown		
Dick Schofield, R OBP: 0.308, SLG: 0.364 (1, 6)	F9		FC6-4 1B		5-3 1B		1-3		FC6-2		5	0	2	0	0	0	2			
Doug DeCinces, R OBP: 0.346, SLG: 0.405 (1, 5)	5-3		K		5-3		K		4-3		5	0	0	0	0	2	5			
George Hendrick, R OBP: 0.322, SLG: 0.423 Ruppert Jones, L OBP: 0.301, SLG: 0.431 (7, 7)		4-3	FC6-4		6-3		K			G4-6-3 1B	3	0	0	0	0	0	3			
Devon White, S OBP: 0.305, SLG: 0.453 (9, 9)		B5-3			4-3		WP 1B		K		5	1	1	0	0	1	1			
Johnny Ray, S OBP: 0.335, SLG: 0.368 (1, 4)		2B 1B			G3 1B		E BB G5-4-3 1B		L9		5	2	3	1	0	0	1			
Wally Joyner, L OBP: 0.372, SLG: 0.538 (1, 3)		1B 2B			G3 1B		G5-4-3 E BB		F9		3	0	2	1	1	0	0			
Tony Armas, R OBP: 0.194, SLG: 0.417 Bill Buckner, L OBP: 0.307, SLG: 0.345 Gary Pettis, S OBP: 0.300, SLG: 0.260 (9, 8)		L3			G3		E5 G5-4-3		SH1-4 S FC6-2 1B		3	0	0	0	0	0	5			
Bob Boone, R OBP: 0.314, SLG: 0.322 (1, 2)					1-3		G5-4-3		SH1-4		3	0	0	0	0	0	4			
Inning Stats	R: 0 E: 0 K: 0 S: 3	H: 0 LOB: 0 BB: 0 P: 3	R: 1 E: 0 K: 0 S: 5	H: 2 LOB: 1 BB: 0 P: 5	R: 0 E: 0 K: 1 S: 6	H: 1 LOB: 2 BB: 1 P: 10	R: 0 E: 0 K: 0 S: 5	H: 2 LOB: 2 BB: 0 P: 5	R: 0 E: 0 K: 2 S: 7	H: 0 LOB: 0 BB: 0 P: 7	R: 0 E: 0 K: 1 S: 5	H: 0 LOB: 0 BB: 0 P: 5	R: 0 E: 0 K: 0 S: 4	H: 1 LOB: 2 BB: 1 P: 8	R: 0 E: 0 K: 0 S: 3	H: 1 LOB: 0 BB: 0 P: 3	1B: 9 2B: 1 3B: 0 HR: 0		SF: 0 SAC: 1 DP: 2 HBP: 0	WP: 1 PB: 0 SB: 1 CS: 0
PITCHER	IP 5.0	WLS 26	BF 8	H 3	R 2	ER 1	SO 1	BB 2	IBB 0	HBP 0	BLK 0	WP 1	HR 0	S 26	P 34	ERA 3.60	WHIP 2.000			
Jimmy Key, L ERA: 2.95																				
Mark Eichhorn, R ERA: 3.69																				
Jeff Musselman, L ERA: 4.06																				

AB	38
R	3
H	10
RBI	2
BB	3
SO	4
LOB	22



Batter	1	2	3	4	5	6	7	8	9	10	AB	R	H	RBI	BB	SO	LOB	BOTTOM				
Nelson Liriano, S OBP: 0.323, SLG: 0.357 (1, 4)	K	F3		F6			E8 1B		FC4-6 S		5	0	1	0	0	1	3	California Angels @ Toronto Blue Jays Exhibition Stadium, Toronto, ON Tue Sep 01 1987, 7:05 PM EDT Att: 31,101 - Unknown				
Lloyd Moseby, L OBP: 0.345, SLG: 0.452 (1, 8)	K			FC4-6 1B		F7		K		K	5	0	1	0	0	3	2					
Tony Fernandez, S OBP: 0.346, SLG: 0.441 Kelly Gruber, R OBP: 0.283, SLG: 0.409 (1, 6)				FC4-6 1B		F7		F8		FC1-5 1B	5	1	2	0	0	0	2					
George Bell, R OBP: 0.345, SLG: 0.621 Rob Ducey, L OBP: 0.351, SLG: 0.179 (9, 7)	BB 2B			F9		F3				FC1-5 1B	3	1	1	0	1	0	1					
Ernie Whitt, L OBP: 0.342, SLG: 0.430 (1, 2)	BB 2B			F9		F3				FC1-5 1B	1	1	1	0	0	0	0					
Jesse Barfield, R OBP: 0.325, SLG: 0.468 (1, 9)	BB 2B			L8		F7		F8		FC1-5 2B	4	0	0	0	1	0	4					
Rance Mulliniks, L OBP: 0.357, SLG: 0.469 (1, 5)	BB 2B			F7		F7		G4-6-3 1B		FC1-5 2B	5	0	3	3	0	0	0					
Rick Leach, L OBP: 0.387, SLG: 0.400 (1, 10)				F8		5-3					4	0	1	0	0	0	0					
Willie Upshaw, L OBP: 0.317, SLG: 0.389 (1, 3)				F8		F7		G4-6-3 1B			2	1	0	0	2	0	2					
Inning Stats	R: 2 E: 0 K: 2 S: 9	H: 2 LOB: 2 BB: 2 P: 17	R: 0 E: 0 K: 0 S: 3	H: 0 LOB: 0 BB: 0 P: 3	R: 0 E: 0 K: 0 S: 4	H: 1 LOB: 1 BB: 0 P: 4	R: 0 E: 0 K: 0 S: 5	H: 2 LOB: 2 BB: 0 P: 5	R: 0 E: 0 K: 0 S: 3	H: 0 LOB: 0 BB: 0 P: 3	R: 1 E: 1 K: 1 S: 6	H: 1 LOB: 1 BB: 1 P: 10	R: 0 E: 0 K: 0 S: 4	H: 2 LOB: 2 BB: 0 P: 4	R: 0 E: 0 K: 1 S: 5	H: 0 LOB: 1 BB: 1 P: 9	R: 1 E: 0 K: 0 S: 4		H: 3 LOB: 2 BB: 0 P: 4	1B: 8 2B: 3 3B: 0 HR: 0	SF: 0 SAC: 0 DP: 1 HBP: 0	WP: 0 PB: 0 SB: 1 CS: 0
PITCHER	IP 9.1	WLS L	BF 42	H 11	R 4	ER 3	SO 4	BB 4	IBB 0	HBP 0	BLK 0	WP 0	HR 0	S 46	P 62	ERA 2.89	WHIP 1.607					
Mike Witt, R ERA: 3.8																						

AB	38
R	4
H	11
RBI	3
BB	4
SO	4
LOB	18



Batter	1	2	3	4	5	6	7	8	9	AB	R	H	RBI	BB	SO	LOB	TOP								
Ruppert Jones, L OBP: 0.307, SLG: 0.438 (1, 7)	0-0 4-3 2B	0-0 F7	4-0 BB	4-0 BB	0-0 BB	0-0 1-2 1B	0-0 BB	0-3 K		2	0	1	0	1	0	1									
Tony Armas, R OBP: 0.211, SLG: 0.421 (6, PH)	0-0 4-3 2B	0-0 F7	4-0 BB	4-0 BB	0-0 BB	0-0 1-2 1B	0-0 BB	0-3 K		2	0	1	0	0	1	0									
Bob Boone, R OBP: 0.314, SLG: 0.322 (8, 2)	0-0 4-3 2B	0-0 F7	4-0 BB	4-0 BB	0-0 BB	0-0 1-2 1B	0-0 BB	0-3 K		2	0	0	0	0	0	0									
Jack Howell, L OBP: 0.339, SLG: 0.446 (1, 5)	1-0 4-3 HBP		4-0 BB	0-0 BB	0-0 BB	0-3 K	0-3 K	0-3 K		3	2	1	0	0	1	3									
Doug DeCinces, R OBP: 0.345, SLG: 0.404 (8, PH)	1-0 4-3 HBP		4-0 BB	0-0 BB	0-0 BB	0-3 K	0-3 K	0-3 K		3	1	0	0	0	1	0									
Johnny Ray, S OBP: 0.333, SLG: 0.369 (1, 4)	0-0 L7		0-0 G3	0-3 K	0-0 K	0-0 F9			0-0 G3 E 2B	5	1	1	0	0	1	5									
Wally Joyner, L OBP: 0.371, SLG: 0.536 (1, 3)	0-0 4-3		0-0 2B	0-0 2B	0-0 4-3		0-0 3-1		0-0 G3	5	1	1	1	0	0	3									
Bill Buckner, L OBP: 0.308, SLG: 0.343 (1, 10)	4-0 IBB		4-0 BB	4-0 BB	0-0 F2		0-0 G3		0-0 E4 FC6-4	3	0	0	1	2	0	0									
Mark McLemore, S OBP: 0.305, SLG: 0.295 (9, PR)	4-0 IBB		4-0 BB	4-0 BB	0-0 F2		0-0 G3		0-0 E4 FC6-4	3	0	0	0	0	0	0									
Devon White, S OBP: 0.306, SLG: 0.460 (1, 9)	0-0 4-3		0-0 2B	0-0 2B	0-0 F2		0-0 F2		0-0 FC6-4	5	1	2	2	0	0	4									
Gary Pettis, S OBP: 0.259 (1, 8)		0-3 K	4-0 BB	4-0 BB	0-0 6-3		0-0 F9		0-3 K	1	0	0	0	1	1	0									
Brian Downing, R OBP: 0.386, SLG: 0.476 (5, PH)		0-3 K	4-0 BB	4-0 BB	0-0 6-3		0-0 F9		0-3 K	3	0	0	0	0	1	1									
Dick Schofield, R OBP: 0.309, SLG: 0.366 (1, 6)		4-0 BB	0-3 K	0-3 K	0-0 L9		0-0 HR		0-0 2B	3	1	1	0	1	1	3									
Jack Fimple, R OBP: 0.250, SLG: 0.250 (1, 2)		0-0 5-3	0-3 K	0-3 K	0-0 1B		0-0 1B		0-0 HR	3	0	1	0	0	1	4									
George Hendrick, R OBP: 0.326, SLG: 0.450 (8, PH)		0-0 5-3	0-3 K	0-3 K	0-0 1B		0-0 1B		0-0 HR	1	1	1	2	0	0	0									
Inning Stats	R: 0 E: 0 K: 0 S: 4	H: 1 LOB: 3 BB: 1 P: 9	R: 0 E: 0 K: 1 S: 5	H: 0 LOB: 1 BB: 1 P: 9	R: 2 E: 0 K: 2 S: 9	H: 2 LOB: 3 BB: 3 P: 21	R: 0 E: 0 K: 1 S: 4	H: 0 LOB: 0 BB: 1 P: 8	R: 1 E: 0 K: 0 S: 4	H: 1 LOB: 0 BB: 0 P: 4	R: 0 E: 0 K: 1 S: 7	H: 2 LOB: 2 BB: 0 P: 7	R: 0 E: 0 K: 0 S: 3	H: 0 LOB: 0 BB: 0 P: 3	R: 2 E: 0 K: 2 S: 9	H: 2 LOB: 0 BB: 0 P: 9	R: 1 E: 1 K: 1 S: 7	H: 1 LOB: 1 BB: 0 P: 7	1B: 2 2B: 5 3B: 0 HR: 2	SF: 0 SAC: 0 DP: 1 HBP: 1	WP: 0 PB: 0 SB: 0 CS: 0	PA: 43			
PITCHER	IP	WLS	BF	H	R	ER	SO	BB	IBB	HBP	BLK	WP	HR	S	P	ERA	WHIP								
Dave Stieb, R ERA: 3.86 (1, 1)	3.0		19	3	2	2	3	5	1	1	0	0	0	18	43	6.00	2.667								
John Cerutti, L ERA: 4.05 (4, 1)	4.1		16	4	2	2	2	0	0	0	0	0	1	20	20	4.15	0.923								
Tom Henke, R ERA: 2.61 (8, 1)	0.1		2	1	1	1	1	0	0	0	0	0	1	4	4	27.00	3.000								
David Wells, L ERA: 13.5 (8, 1)	1.1	W	6	1	1	1	2	0	0	0	0	0	0	10	10	6.75	0.750								

California Angels @ Toronto Blue Jays
Exhibition Stadium, Toronto, ON
Wed Sep 02 1987, 3:33 AM EDT
Att: 33,408 - Unknown

AB	36
R	6
H	9
RBI	6
BB	6
SO	8
LOB	24



Batter	1	2	3	4	5	6	7	8	9	AB	R	H	RBI	BB	SO	LOB	BOTTOM								
Nelson Liriano, S OBP: 0.286, SLG: 0.313 (1, 4)	0-0 5-3		0-0 E1 1B	0-0 F6		0-0 F4				4	1	0	1	0	0	2									
Lloyd Moseby, L OBP: 0.346, SLG: 0.454 (1, 8)	0-3 K		0-0 1B	0-0 2B		0-3 K				4	1	2	1	0	2	0									
Tony Fernandez, S OBP: 0.389, SLG: 0.440 (1, 6)	0-0 L9		0-0 1B	0-0 F7		0-0 F7		4-0 HR BB		3	0	1	1	1	0	1									
Lou Thornton, L OBP: 0.300, SLG: 0.307 (9, 6)	0-0 L9		0-0 1B	0-0 F7		0-0 F7		4-0 HR BB		0	1	0	0	0	0	0									
George Bell, R OBP: 0.346, SLG: 0.624 (1, 7)		0-0 5-3	0-3 K	0-0 F9		0-0 F9		0-0 HR		4	1	1	2	0	1	3									
Rob Ducey, L OBP: 0.351, SLG: 0.179 (9, 7)		0-0 5-3	0-3 K	0-0 F9		0-0 F9		0-0 HR		0	0	0	0	0	0	0									
Cecil Fielder, R OBP: 0.363, SLG: 0.575 (1, 3)		0-0 HR	0-0 1B	0-0 F6		0-0 F6		0-0 L9		1	1	1	1	0	0	0									
Rick Leach, L OBP: 0.390, SLG: 0.404 (3, PH)		0-0 HR	0-0 1B	0-0 F6		0-0 F6		0-0 L9		1	0	1	1	0	0	0									
Willie Upshaw, L OBP: 0.316, SLG: 0.387 (4, 3)		0-0 HR	0-0 1B	0-0 F6		0-0 F6		0-0 L9		2	0	0	0	0	0	2									
Jesse Barfield, R OBP: 0.322, SLG: 0.464 (1, 9)		0-0 5-3	0-3 K	0-3 K		0-3 K		0-0 4-3		4	0	0	0	0	2	2									
Juan Beniquez, R OBP: 0.302, SLG: 0.382 (1, 10)		0-0 6-3	4-0 BB	4-0 BB		0-0 L9		0-0 5-3		3	0	0	0	1	0	1									
Kelly Gruber, R OBP: 0.284, SLG: 0.415 (1, 5)			0-0 E	0-0 F2		0-0 F4				3	1	1	0	0	0	1									
Charlie Moore, R OBP: 0.297, SLG: 0.360 (1, 2)			4-0 E	0-0 G1-4-3		0-0 L9				0	1	0	0	1	0	0									
Ernie Whitt, L OBP: 0.340, SLG: 0.428 (4, PH)			4-0 E	0-0 G1-4-3		0-0 L9				2	0	0	0	0	0	1									
Inning Stats	R: 0 E: 0 K: 1 S: 5	H: 0 LOB: 0 BB: 0 P: 5	R: 1 E: 0 K: 0 S: 4	H: 1 LOB: 0 BB: 0 P: 4	R: 4 E: 1 K: 2 S: 11	H: 4 LOB: 1 BB: 1 P: 15	R: 0 E: 0 K: 0 S: 3	H: 0 LOB: 1 BB: 1 P: 7	R: 0 E: 0 K: 0 S: 4	H: 1 LOB: 1 BB: 0 P: 4	R: 0 E: 0 K: 1 S: 5	H: 0 LOB: 0 BB: 0 P: 5	R: 0 E: 0 K: 0 S: 5	H: 0 LOB: 0 BB: 0 P: 5	R: 2 E: 0 K: 0 S: 4	H: 1 LOB: 1 BB: 1 P: 8	R: 1 E: 1 K: 1 S: 7	H: 1 LOB: 1 BB: 0 P: 7	1B: 3 2B: 1 3B: 1 HR: 2	SF: 0 SAC: 0 DP: 0 HBP: 0	WP: 0 PB: 0 SB: 0 CS: 0	PA: 34			
PITCHER	IP	WLS	BF	H	R	ER	SO	BB	IBB	HBP	BLK	WP	HR	S	P	ERA	WHIP								
Jerry Reuss, L ERA: 5.96 (1, 1)	2.0		12	4	5	4	1	1	0	0	0	0	0	24	28	0.00	0.600								
Willie Fraser, R ERA: 3.86 (3, 1)	5.0		17	2	0	0	4	1	0	0	0	0	0	24	28	0.00	0.600								
DeWayne Buice, R ERA: 3.07 (8, 1)	1.0	L	5	1	2	2	0	1	0	0	0	0	1	4	8	18.00	2.000								

California Angels @ Toronto Blue Jays
Exhibition Stadium, Toronto, ON
Wed Sep 02 1987, 3:33 AM EDT
Att: 33,408 - Unknown

AB	31
R	7
H	7
RBI	7
BB	3
SO	5
LOB	13



Batter	1	2	3	4	5	6	7	8	9	AB	R	H	RBI	BB	SO	LOB	TOP			
Mark Ryal, L (1, 6) OBP: 0.238, SLG: 0.420 Dick Schofield, R (1, 6) OBP: 0.310, SLG: 0.366	F8		F8					G3		1	0	0	0	0	0	0	California Angels @ New York Yankees Yankee Stadium, Bronx, NY Fri Sep 04 1987, 7:05 PM EDT Att: 24,135 - Unknown			
Jack Howell, L (1, 5) OBP: 0.344, SLG: 0.459 Doug DeCinces, R (8, PH) OBP: 0.344, SLG: 0.403	HR			1B				F9		2	3	2	2	1	0	0				
Johnny Ray, S (1, 4) OBP: 0.333, SLG: 0.368	K			1B				4-3		4	0	1	0	0	1	1				
Wally Joyner, L (1, 3) OBP: 0.370, SLG: 0.534	4-3			1B				L3		4	0	1	1	0	0	1				
Bill Buckner, L (1, 10) OBP: 0.306, SLG: 0.340 George Hendrick, R (9, PH) OBP: 0.324, SLG: 0.447	F9			F9				4-3		3	0	0	0	0	1	1				
Devon White, S (1, 8) OBP: 0.344, SLG: 0.458	4-3			F7				6-3		3	0	0	0	0	0	1				
Brian Downing, R (1, 7) OBP: 0.384, SLG: 0.473	5-3			F8				F7		3	0	0	0	0	0	0				
Ruppert Jones, L (1, 9) OBP: 0.304, SLG: 0.433 Tony Armas, R (7, PH) OBP: 0.205, SLG: 0.410			K					4-3		2	0	0	0	0	1	0				
Bob Boone, R (1, 2) OBP: 0.312, SLG: 0.319	L4			F8				3-1		3	0	0	0	0	0	0				
Inning Stats	R: 1 E: 0 K: 1 S: 6	H: 1 LOB: 0 BB: 0 P: 6	R: 0 E: 0 K: 0 S: 3	H: 0 LOB: 0 BB: 0 P: 3	R: 0 E: 0 K: 1 S: 5	H: 0 LOB: 0 BB: 0 P: 5	R: 1 E: 0 K: 0 S: 4	H: 2 LOB: 1 BB: 0 P: 8	R: 0 E: 0 K: 0 S: 3	H: 0 LOB: 0 BB: 0 P: 3	R: 2 E: 0 K: 1 S: 7	H: 2 LOB: 0 BB: 0 P: 7	R: 0 E: 0 K: 0 S: 3	H: 0 LOB: 0 BB: 0 P: 3	R: 0 E: 0 K: 0 S: 3	H: 0 LOB: 0 BB: 0 P: 3		1B: 3 2B: 1 3B: 0 HR: 1	SF: 0 SAC: 0 DP: 0 HBP: 0	WP: 1 PB: 0 SB: 1 CS: 0
PITCHER	IP WLS BF H R ER SO BB IBB HBP BLK WP HR S P ERA WHIP																			
Bill Gullickson, R (1, 1) ERA: 4.77 Pat Clements, L (6, 1) ERA: 4.55	5.0 W 20 5 4 4 2 1 0 0 0 0 1 0 23 27 7.20 1.200																			
Pat Clements, L (6, 1) ERA: 4.55	4.0 S 12 0 0 0 1 0 0 0 0 0 1 0 14 14 0.00 0.000																			

Batter	1	2	3	4	5	6	7	8	9	AB	R	H	RBI	BB	SO	LOB	BOTTOM			
Rickey Henderson, R (1, 7) OBP: 0.429, SLG: 0.496	P4									4	2	2	2	0	0	0	California Angels @ New York Yankees Yankee Stadium, Bronx, NY Fri Sep 04 1987, 7:05 PM EDT Att: 24,135 - Unknown			
Willie Randolph, R (1, 4) OBP: 0.303, SLG: 0.399	1B									4	1	2	1	0	0	0				
Don Mattingly, L (1, 3) OBP: 0.389, SLG: 0.567	HR									4	1	2	0	0	0	1				
Dave Winfield, R (1, 9) OBP: 0.364, SLG: 0.470	HR									3	2	2	1	1	0	1				
Mike Easter, L (1, 10) OBP: 0.331, SLG: 0.369 Ron Kittle, R (6, PH) OBP: 0.320, SLG: 0.545	K									2	0	0	0	0	1	4				
Mike Pagliaro, L (1, 5) OBP: 0.311, SLG: 0.501	HR									2	0	0	0	0	0	2				
Claudell Washington, L (1, 8) OBP: 0.237, SLG: 0.401 Henry Cotto, R (6, PH) OBP: 0.286, SLG: 0.440	5-3									4	1	1	4	0	0	1				
Rick Cerone, R (1, 2) OBP: 0.307, SLG: 0.318 Wayne Tolleson, S (7, PR) OBP: 0.310, SLG: 0.245 Joel Skinner, R (8, 2) OBP: 0.198, SLG: 0.250	6-3									2	0	0	0	0	0	0				
Bobby Meacham, S (1, 6) OBP: 0.343, SLG: 0.397	K									2	0	1	0	0	0	0				
Inning Stats	R: 4 E: 0 K: 1 S: 8	H: 3 LOB: 1 BB: 1 P: 12	R: 1 E: 0 K: 1 S: 6	H: 1 LOB: 0 BB: 0 P: 6	R: 0 E: 0 K: 0 S: 4	H: 1 LOB: 1 BB: 0 P: 4	R: 0 E: 0 K: 0 S: 3	H: 0 LOB: 0 BB: 0 P: 3	R: 0 E: 0 K: 0 S: 3	H: 0 LOB: 0 BB: 0 P: 3	R: 1 E: 0 K: 0 S: 4	H: 1 LOB: 0 BB: 0 P: 4	R: 2 E: 0 K: 0 S: 7	H: 4 LOB: 2 BB: 0 P: 7	R: 0 E: 0 K: 1 S: 6	H: 1 LOB: 1 BB: 0 P: 6		1B: 7 2B: 1 3B: 0 HR: 3	SF: 0 SAC: 1 DP: 0 HBP: 0	WP: 0 PB: 0 SB: 1 CS: 0
PITCHER	IP WLS BF H R ER SO BB IBB HBP BLK WP HR S P ERA WHIP																			
Kirk McCaskill, R (1, 1) ERA: 5.67 Chuck Finley, L (4, 1) ERA: 4.29 DeWayne Buice, R (7, 1) ERA: 3.19	3.0 L 15 5 5 5 2 1 0 0 0 0 0 1 10 10 15.00 2.000																			
Chuck Finley, L (4, 1) ERA: 4.29	3.0 10 1 1 1 0 0 0 0 0 0 0 1 10 10 3.00 0.333																			
DeWayne Buice, R (7, 1) ERA: 3.19	2.0 11 5 2 2 1 0 0 0 0 0 0 0 13 13 9.00 2.500																			

Batter	1	2	3	4	5	6	7	8	9	AB	R	H	RBI	BB	SO	LOB	TOP			
Doug DeCinces, R OBP: 0.348, SLG: 0.406 (1, 5)										5	1	2	0	0	0	3	<p>California Angels @ New York Yankees Yankee Stadium, Bronx, NY Sun Sep 06 1987, 3:33 AM EDT Att: 48,214 - Unknown</p> <p>livebaseballscorecards.com</p>			
Dick Schofield, R OBP: 0.312, SLG: 0.365 (1, 6)										4	0	2	0	0	0	3				
Brian Downing, R OBP: 0.383, SLG: 0.469 (1, 10)										4	0	1	1	1	0	3				
Tony Armas, R OBP: 0.239, SLG: 0.478 (1, 9)										5	1	2	0	0	0	3				
George Hendrick, R OBP: 0.309, SLG: 0.424 (1, 3) (5, 7)										4	0	0	0	0	1	3				
Bill Buckner, L OBP: 0.305, SLG: 0.338 (9, PH) Jack Howell, L OBP: 0.345, SLG: 0.469 (9, 7)										1	0	0	0	0	0	2				
Johnny Ray, S OBP: 0.335, SLG: 0.370 (1, 4)										4	1	3	1	0	0	1				
Tack Wilson, R (1, 7) Wally Joyner, L OBP: 0.368, SLG: 0.531 (5, PH) (5, 3)										1	0	0	0	0	0	1				
Gary Pettis, S OBP: 0.300, SLG: 0.258 Devon White, S OBP: 0.301, SLG: 0.453 (4, 8)										2	0	0	0	0	0	1				
Bob Boone, R OBP: 0.308, SLG: 0.315 (1, 2)										4	0	1	0	0	0	1				
Inning Stats	R: 1 E: 1 K: 0 S: 5	H: 2 LOB: 1 BB: 0 P: 5	R: 1 E: 2 K: 0 S: 6	H: 1 LOB: 2 BB: 0 P: 6	R: 1 E: 0 K: 0 S: 5	H: 2 LOB: 2 BB: 0 P: 5	R: 0 E: 0 K: 1 S: 4	H: 1 LOB: 1 BB: 0 P: 4	R: 0 E: 0 K: 0 S: 3	H: 0 LOB: 1 BB: 1 P: 7	R: 0 E: 0 K: 1 S: 5	H: 0 LOB: 2 BB: 0 P: 5	R: 0 E: 0 K: 0 S: 5	H: 2 LOB: 2 BB: 0 P: 5	1B: 10 2B: 1 3B: 0 HR: 0	SF: 0 SAC: 3 DP: 1 HBP: 0		WP: 0 PB: 0 SB: 0 CS: 0	PA: 41	
PITCHER	IP WLS BF H R ER SO BB IBB HBP BLK WP HR S P ERA WHIP	IP WLS BF H R ER SO BB IBB HBP BLK WP HR S P ERA WHIP																		
Tommy John, L ERA: 3.86 Neil Allen, R ERA: 6.38	(1, 1) (4, 1)	3.2 L 20 7 3 2 0 0 0 0 0 0 0 20 20 4.91 1.909	(1, 1) (4, 1)	5.1 L 21 4 0 0 2 1 0 0 0 0 0 24 28 0.00 0.938																

Batter	1	2	3	4	5	6	7	8	9	AB	R	H	RBI	BB	SO	LOB	BOTTOM			
Rickey Henderson, R OBP: 0.430, SLG: 0.500 (1, 10)										4	1	2	0	0	0	0	<p>California Angels @ New York Yankees Yankee Stadium, Bronx, NY Sun Sep 06 1987, 3:33 AM EDT Att: 48,214 - Unknown</p> <p>livebaseballscorecards.com</p>			
Willie Randolph, R OBP: 0.403, SLG: 0.404 (1, 4)										4	0	1	0	0	0	1				
Don Mattingly, L OBP: 0.386, SLG: 0.564 (1, 3)										4	0	1	0	0	2	3				
Dave Winfield, R OBP: 0.364, SLG: 0.470 (1, 9)										3	0	1	1	0	0	1				
Gary Ward, R OBP: 0.283, SLG: 0.374 (1, 7) (8, 8)										4	0	1	0	0	2	2				
Henry Cotto, R OBP: 0.282, SLG: 0.434 Dan Pasqua, L OBP: 0.313, SLG: 0.404 (7, PH) (8, 7)										2	0	0	0	0	0	1				
Jerry Royster, R OBP: 0.330, SLG: 0.435 Mike Pagliarulo, L OBP: 0.310, SLG: 0.504 (7, PH) (8, 5)										2	0	0	0	0	0	1				
Joel Skinner, R OBP: 0.195, SLG: 0.246 Mike Easter, L OBP: 0.330, SLG: 0.367 Rick Cerone, R OBP: 0.302, SLG: 0.312 (7, PH) (8, 2)										1	0	0	0	0	1	0				
Bobby Meacham, S OBP: 0.329, SLG: 0.379 Claudell Washington, L OBP: 0.330, SLG: 0.399 Wayne Tolleson, S OBP: 0.310, SLG: 0.245 (8, PH) (9, 6)										2	0	0	0	0	0	0				
Inning Stats	R: 0 E: 0 K: 0 S: 4	H: 1 LOB: 1 BB: 0 P: 4	R: 0 E: 0 K: 1 S: 6	H: 1 LOB: 1 BB: 0 P: 6	R: 0 E: 0 K: 1 S: 5	H: 0 LOB: 0 BB: 0 P: 5	R: 0 E: 0 K: 1 S: 7	H: 2 LOB: 1 BB: 0 P: 7	R: 0 E: 0 K: 3 S: 9	H: 0 LOB: 0 BB: 0 P: 9	R: 0 E: 0 K: 0 S: 3	H: 0 LOB: 0 BB: 0 P: 3	R: 0 E: 0 K: 1 S: 5	H: 1 LOB: 0 BB: 0 P: 5	1B: 4 2B: 2 3B: 0 HR: 0	SF: 1 SAC: 0 DP: 1 HBP: 0		WP: 0 PB: 0 SB: 0 CS: 0	PA: 32	
PITCHER	IP WLS BF H R ER SO BB IBB HBP BLK WP HR S P ERA WHIP	IP WLS BF H R ER SO BB IBB HBP BLK WP HR S P ERA WHIP																		
John Candelaria, L ERA: 4.39 DeWayne Buice, R ERA: 3.09	(1, 1) (6, 1)	5.2 S 10 1 0 0 5 0 0 0 0 0 0 20 20 0.00 0.300	(1, 1) (6, 1)	3.1 S 10 1 0 0 5 0 0 0 0 0 0 20 20 0.00 0.300																

Batter	1	2	3	4	5	6	7	8	9	AB	R	H	RBI	BB	SO	LOB	TOP											
Bob Brower, R OBP: 0.344, SLG: 0.468 (1, 8)	4-0 1B BB		0-0 1B	0-0 F8			0-0 L9		0-3 K	4	2	1	0	1	1	1												
Scott Fletcher, R OBP: 0.380, SLG: 0.388 (1, 6)	0-0 4-3 1-2		0-0 1B	0-0 F8			0-3 K			4	0	1	0	0	0	1												
Ruben Sierra, S OBP: 0.319, SLG: 0.493 (1, 9)	0-3 K		0-0 G6-4-3	0-3 K					0-0 F5	4	0	0	0	0	2	3												
Larry Parrish, R OBP: 0.331, SLG: 0.496 (1, 10)	0-0 HR 1B		0-0 1B	0-0 1B					0-0 F9	4	1	3	2	0	0	0												
Tom Paciorek, R OBP: 0.268, SLG: 0.359 (8, PH)	0-0 HR		0-3 K	0-0 F9					0-3 K	3	1	1	2	0	1	2												
Pete O'Brien, L OBP: 0.360, SLG: 0.476 (8, 3)	1-H HR									1	0	0	0	0	1	0												
Don Slaught, R OBP: 0.294, SLG: 0.376 (1, 2)	0-0 F9			0-0 6-3					0-0 1B FC3-6 2B	3	1	1	0	1	0	0												
Dave Meier, R OBP: 0.500, SLG: 0.750 (1, 7)		0-0 F4		0-0 HR 2B			0-0 F9		0-0 FC3-6 1B	4	1	2	0	0	0	1												
Steve Buechele, R OBP: 0.292, SLG: 0.404 (1, 5)		0-0 F4		0-0 HR			0-0 5-3		0-3 K	4	1	1	2	0	1	2												
Jerry Browne, S OBP: 0.359, SLG: 0.343 (1, 4)		0-0 F8		0-0 F9			0-0 F8		0-0 FC3-6 BLK	4	0	0	1	0	0	1												
Inning Stats	R: 3 E: 0 K: 1 S: 7	H: 2 LOB: 0 BB: 1 P: 11	R: 0 E: 0 K: 0 S: 3	H: 0 LOB: 0 BB: 0 P: 3	R: 1 E: 0 K: 1 S: 7	H: 3 LOB: 1 BB: 0 P: 7	R: 2 E: 0 K: 0 S: 5	H: 2 LOB: 0 BB: 0 P: 5	R: 0 E: 0 K: 1 S: 6	H: 1 LOB: 1 BB: 0 P: 6	R: 0 E: 0 K: 0 S: 2	H: 0 LOB: 0 BB: 1 P: 6	R: 0 E: 0 K: 1 S: 5	H: 0 LOB: 0 BB: 0 P: 5	R: 0 E: 0 K: 1 S: 9	H: 2 LOB: 1 BB: 0 P: 9	1B: 6 2B: 2 3B: 0 HR: 2	SF: 0 SAC: 0 DP: 1 HBP: 0	WP: 0 PB: 0 SB: 0 CS: 1	PA: 37								
PITCHER	IP	WLS	BF	H	R	ER	SO	BB	IBB	HBP	BLK	WP	HR	S	P	ERA	WHIP											
John Candelaria, L ERA: 4.71	(1, 1)	4.0	L	19	7	6	6	2	1	0	0	0	0	2	22	26	13.50	2.000										
Willie Fraser, R ERA: 3.85	(5, 1)	5.0		18	3	1	1	5	1	0	0	1	0	0	27	31	1.80	0.800										

Texas Rangers @ California Angels
Anaheim Stadium, Anaheim, CA
Fri Sep 11 1987, 10:05 PM EDT
Att: 28,693 - Unknown


AB 35
R 7
H 10
RBI 7
BB 2
SO 7
LOB 11



Batter	1	2	3	4	5	6	7	8	9	AB	R	H	RBI	BB	SO	LOB	BOTTOM											
Brian Downing, R OBP: 0.387, SLG: 0.478 (1, 7)	0-0 F5		0-3 K		4-0 BB		0-3 K		0-0 HR	4	1	1	1	1	2	2												
Jack Howell, L OBP: 0.344, SLG: 0.459 (1, 5)	4-0 BB			0-0 G3	0-0 F4		0-3 K		0-3 K	4	0	0	0	1	2	3												
Johnny Ray, S OBP: 0.336, SLG: 0.372 (1, 4)	0-0 L4-3			0-3 K	0-0 L9				4-0 BB	3	0	0	0	1	1	3												
Wally Joyner, L OBP: 0.362, SLG: 0.519 (1, 3)		0-3 K		0-0 1B			0-0 L8		0-0 G4-6-3	4	0	1	0	0	1	1												
Bill Buckner, L OBP: 0.306, SLG: 0.336 (1, 10)		0-0 L7		0-0 1B			0-0 G3		0-0 1B	4	0	2	0	0	0	0												
Devon White, S OBP: 0.302, SLG: 0.454 (1, 8)		0-0 F7		0-0 F8			0-0 1B		0-0 1B	4	0	2	0	0	0	2												
Ruppert Jones, L OBP: 0.304, SLG: 0.422 (1, 9)			0-0 6-3		0-0 F6		0-0 6-3		0-0 F7	4	0	0	0	0	0	3												
Bob Boone, R OBP: 0.310, SLG: 0.310 (1, 2)			4-0 BB		0-0 1B				0-0 F5	2	1	1	0	2	0	0												
Dick Schofield, R OBP: 0.310, SLG: 0.369 (1, 6)			0-0 F3		0-0 2B		0-3 K		0-3 K	4	0	1	0	0	2	2												
Inning Stats	R: 0 E: 0 K: 0 S: 2	H: 0 LOB: 0 BB: 1 P: 6	R: 0 E: 0 K: 1 S: 5	H: 0 LOB: 0 BB: 0 P: 5	R: 0 E: 0 K: 1 S: 5	H: 0 LOB: 1 BB: 1 P: 9	R: 0 E: 0 K: 1 S: 7	H: 2 LOB: 2 BB: 0 P: 7	R: 1 E: 0 K: 0 S: 5	H: 2 LOB: 2 BB: 1 P: 9	R: 0 E: 0 K: 0 S: 4	H: 1 LOB: 1 BB: 0 P: 4	R: 0 E: 0 K: 3 S: 9	H: 0 LOB: 1 BB: 1 P: 13	R: 0 E: 0 K: 0 S: 4	H: 2 LOB: 2 BB: 1 P: 8	R: 1 E: 0 K: 2 S: 8	H: 1 LOB: 0 BB: 0 P: 8	1B: 6 2B: 2 3B: 0 HR: 1	SF: 0 SAC: 0 DP: 2 HBP: 0	WP: 1 PB: 0 SB: 1 CS: 0	PA: 38						
PITCHER	IP	WLS	BF	H	R	ER	SO	BB	IBB	HBP	BLK	WP	HR	S	P	ERA	WHIP											
Jose Guzman, R ERA: 4.82	(1, 1)	9.0	W	38	8	2	2	8	5	0	0	0	1	1	49	69	2.00	1.444										

Texas Rangers @ California Angels
Anaheim Stadium, Anaheim, CA
Fri Sep 11 1987, 10:05 PM EDT
Att: 28,693 - Unknown

AB 33
R 2
H 8
RBI 1
BB 5
SO 8
LOB 16



Batter	1	2	3	4	5	6	7	8	9	AB	R	H	RBI	BB	SO	LOB	TOP					
Jerry Browne, S OBP: 0.361, SLG: 0.347										4	0	2	0	0	0	0	Texas Rangers @ California Angels Anaheim Stadium, Anaheim, CA Sat Sep 12 1987, 10:05 PM EDT Att: 29,551 - Unknown					
Scott Fletcher, R OBP: 0.359, SLG: 0.387										4	1	1	0	0	0	1						
Ruben Sierra, S OBP: 0.318, SLG: 0.497										4	2	1	2	0	1	2						
Pete O'Brien, L OBP: 0.359, SLG: 0.480										4	1	1	2	0	0	2						
Larry Parrish, R OBP: 0.328, SLG: 0.492										4	0	0	0	0	2	2						
Tom O'Malley, L OBP: 0.327, SLG: 0.361										3	0	1	0	1	0	0						
Curtis Wilkerson, S OBP: 0.298, SLG: 0.403										0	0	0	0	0	0	0						
Steve Buechele, R OBP: 0.292, SLG: 0.404										0	0	0	0	0	0	0						
Geno Petralli, L OBP: 0.380, SLG: 0.467										4	0	2	0	0	0	2						
Dave Meier, R OBP: 0.333, SLG: 0.500										2	0	0	0	0	1	2						
Darrell Porter, L OBP: 0.391, SLG: 0.413										1	0	0	0	0	0	0						
Cecil Espy, S										1	0	0	0	0	0	2						
Bob Brower, R OBP: 0.340, SLG: 0.462										3	0	0	0	0	0	1						
Inning Stats	R: 2 E: 0 K: 1 S: 7	H: 2 LOB: 0 BB: 0 P: 7	R: 0 E: 0 K: 1 S: 6	H: 1 LOB: 1 BB: 0 P: 6	R: 0 E: 0 K: 1 S: 5	H: 0 LOB: 0 BB: 0 P: 5	R: 0 E: 0 K: 0 S: 3	H: 0 LOB: 0 BB: 0 P: 3	R: 0 E: 0 K: 0 S: 3	H: 1 LOB: 1 BB: 0 P: 3	R: 0 E: 0 K: 1 S: 7	H: 2 LOB: 2 BB: 0 P: 7	R: 0 E: 0 K: 0 S: 2	H: 0 LOB: 0 BB: 1 P: 6	R: 0 E: 0 K: 0 S: 3	H: 0 LOB: 0 BB: 0 P: 3	R: 2 E: 1 K: 0 S: 6	H: 2 LOB: 2 BB: 0 P: 6	1B: 5 2B: 1 3B: 0 HR: 2	SF: 0 SAC: 0 DP: 2 HBP: 0	WP: 0 PB: 0 SB: 1 CS: 0	PA: 35
PITCHER	IP WLS BF H R ER SO BB IBB HBP BLK WP HR S P ERA WHIP																					
Mike Witt, R ERA: 3.85	(1, 1)	8.1 L 33 8 4 3 4 1 0 0 0 0 0 2 40 44 3.24 1.080																				
DeWayne Buice, R ERA: 3.23	(9, 1)	0.2 2 0 0 0 0 0 0 0 0 0 0 0 2 2 0.00 0.000																				

livebaseballscores.com



Batter	1	2	3	4	5	6	7	8	9	AB	R	H	RBI	BB	SO	LOB	BOTTOM					
Brian Downing, R OBP: 0.387, SLG: 0.478										4	0	1	0	0	0	1	Texas Rangers @ California Angels Anaheim Stadium, Anaheim, CA Sat Sep 12 1987, 10:05 PM EDT Att: 29,551 - Unknown					
Gary Pettis, S OBP: 0.300, SLG: 0.258										4	0	0	0	0	1	2						
George Hendrick, R OBP: 0.304, SLG: 0.410										4	0	1	0	0	1	2						
Devon White, S OBP: 0.300, SLG: 0.451										4	2	1	0	0	1	2						
Johnny Ray, S OBP: 0.335, SLG: 0.371										4	1	1	0	0	1	3						
Wally Joyner, L OBP: 0.361, SLG: 0.517										4	0	0	1	0	0	2						
Bill Buckner, L OBP: 0.306, SLG: 0.335										3	0	1	1	0	0	1						
Doug DeCinces, R OBP: 0.342, SLG: 0.397										0	0	0	0	0	0	0						
Tony Armas, R OBP: 0.245, SLG: 0.462										3	0	0	0	0	0	2						
Mark McLemore, S OBP: 0.304, SLG: 0.294										4	0	1	0	0	1	3						
Bob Boone, R OBP: 0.307, SLG: 0.308										3	0	0	0	0	0	2						
Dick Schofield, R OBP: 0.309, SLG: 0.368										4	0	1	0	0	1	3						
Inning Stats	R: 0 E: 1 K: 1 S: 7	H: 1 LOB: 2 BB: 0 P: 7	R: 0 E: 0 K: 0 S: 3	H: 0 LOB: 0 BB: 0 P: 3	R: 0 E: 0 K: 1 S: 6	H: 1 LOB: 1 BB: 0 P: 6	R: 1 E: 1 K: 0 S: 5	H: 0 LOB: 1 BB: 0 P: 5	R: 0 E: 0 K: 1 S: 6	H: 1 LOB: 1 BB: 0 P: 6	R: 2 E: 1 K: 1 S: 8	H: 2 LOB: 1 BB: 0 P: 8	R: 0 E: 0 K: 0 S: 3	H: 0 LOB: 0 BB: 0 P: 3	R: 0 E: 0 K: 1 S: 5	H: 0 LOB: 0 BB: 0 P: 5	R: 0 E: 0 K: 0 S: 4	H: 1 LOB: 2 BB: 0 P: 4	1B: 5 2B: 1 3B: 0 HR: 0	SF: 1 SAC: 1 DP: 0 HBP: 0	WP: 1 PB: 2 SB: 1 CS: 0	PA: 37
PITCHER	IP WLS BF H R ER SO BB IBB HBP BLK WP HR S P ERA WHIP																					
Charlie Hough, R ERA: 3.97	(1, 1)	8.0 W 34 6 3 0 5 0 0 0 0 0 1 0 3 3 0.00 0.750																				
Steve Howe, L ERA: 4.91	(9, 1)	1.0 S 3 0 0 0 0 0 0 0 0 0 1 0 3 3 0.00 0.000																				

livebaseballscores.com



Batter	1	2	3	4	5	6	7	8	9	AB	R	H	RBI	BB	SO	LOB	TOP								
Bob Brower, R OBP: 0.343, SLG: 0.463 (1, 8)										4	1	2	1	0	0	1	Texas Rangers @ California Angels Anaheim Stadium, Anaheim, CA Sun Sep 13 1987, 6:33 AM EDT Att: 34,766 - Unknown								
Scott Fletcher, R OBP: 0.361, SLG: 0.391 (1, 6)										5	2	3	2	0	0	2									
Ruben Sierra, S OBP: 0.318, SLG: 0.495 (1, 9)										4	0	1	1	0	0	2									
Larry Parrish, R OBP: 0.330, SLG: 0.498 (8, PR)										4	1	2	3	0	1	1									
Jerry Browne, S OBP: 0.361, SLG: 0.347 (8, 4)										0	0	0	0	0	0	0									
Pete Incaviglia, R OBP: 0.338, SLG: 0.511 (1, 10)										4	0	1	0	0	3	1									
Pete O'Brien, L OBP: 0.357, SLG: 0.476 (1, 3)										4	0	0	0	0	1	1									
Don Slaught, R OBP: 0.297, SLG: 0.385 (1, 2)										3	1	1	0	1	0	0									
Steve Buechele, R OBP: 0.288, SLG: 0.399 (8, 5)										4	1	0	0	0	1	2									
Dave Meier, R OBP: 0.444, SLG: 0.556 (8, PR)										3	1	2	0	0	0	0									
Oddibe McDowell, L OBP: 0.315, SLG: 0.417 (8, 8)										1	1	0	0	0	1	2									
Inning Stats	R: 2 E: 0 K: 1 S: 7	H: 2 LOB: 0 BB: 0 P: 7	R: 0 E: 0 K: 1 S: 5	H: 0 LOB: 0 BB: 0 P: 5	R: 1 E: 0 K: 0 S: 5	H: 3 LOB: 1 BB: 0 P: 5	R: 0 E: 0 K: 1 S: 5	H: 0 LOB: 0 BB: 0 P: 5	R: 0 E: 0 K: 0 S: 3	H: 1 LOB: 0 BB: 0 P: 3	R: 0 E: 0 K: 1 S: 5	H: 0 LOB: 0 BB: 0 P: 5	R: 0 E: 0 K: 1 S: 6	H: 2 LOB: 1 BB: 0 P: 6	R: 2 E: 1 K: 1 S: 8	H: 2 LOB: 1 BB: 0 P: 8	R: 3 E: 1 K: 1 S: 8	H: 2 LOB: 1 BB: 1 P: 12	1B: 9 2B: 1 3B: 1 HR: 1	SF: 1 SAC: 1 DP: 1 HBP: 0	WP: 0 PB: 0 SB: 1 CS: 2	PA: 40			
PITCHER	IP	WLS	BF	H	R	ER	SO	BB	IBB	HBP	BLK	WP	HR	S	P	ERA	WHIP								
Jerry Reuss, L ERA: 5.7 (1, 1)	7.2	L	30	9	5	3	5	0	0	0	0	0	1	40	40	3.52	1.174								
Donnie Moore, R ERA: 2.7 (8, 1)	1.1		9	3	3	0	2	1	0	0	0	0	0	12	16	0.00	3.000								

Batter	1	2	3	4	5	6	7	8	9	AB	R	H	RBI	BB	SO	LOB	BOTTOM								
Brian Downing, R OBP: 0.386, SLG: 0.475 (1, 10)										3	0	0	0	1	0	1	Texas Rangers @ California Angels Anaheim Stadium, Anaheim, CA Sun Sep 13 1987, 6:33 AM EDT Att: 34,766 - Unknown								
Wally Joyner, L OBP: 0.382, SLG: 0.529 (1, 3)										4	2	2	2	0	1	1									
Doug DeCinces, R OBP: 0.339, SLG: 0.394 (1, 5)										4	0	0	0	0	0	1									
Tony Armas, R OBP: 0.228, SLG: 0.429 (1, 9)										4	0	0	0	0	0	1									
George Hendrick, R OBP: 0.306, SLG: 0.411 (7, PH)										2	0	1	0	0	0	0									
Jack Howell, L OBP: 0.343, SLG: 0.458 (8, 7)										1	0	0	0	0	0	0									
Darrell Miller, R OBP: 0.288, SLG: 0.360 (8, PH)										1	0	1	0	0	0	0									
Johnny Ray, S OBP: 0.334, SLG: 0.372 (1, 4)										4	0	1	0	0	1	2									
Devon White, S OBP: 0.302, SLG: 0.449 (1, 8)										2	0	0	0	2	0	2									
Dick Schofield, R OBP: 0.308, SLG: 0.366 (7, PH)										2	0	0	0	0	0	1									
Bill Buckner, L OBP: 0.307, SLG: 0.337 (7, PR)										1	0	1	0	0	0	0									
Gary Pettis, S OBP: 0.300, SLG: 0.258 (7, PR)										0	0	0	0	0	0	0									
Jack Fimple, R OBP: 0.222, SLG: 0.222 (8, 2)										1	0	0	0	0	0	1									
Bob Boone, R OBP: 0.309, SLG: 0.309 (7, PH)										2	0	1	0	0	0	0									
Mark Ryal, L OBP: 0.239, SLG: 0.447 (7, PH)										0	0	0	0	0	0	0									
Gus Polidor, R OBP: 0.272, SLG: 0.336 (8, 6)										1	0	0	0	0	1	2									
Inning Stats	R: 1 E: 0 K: 0 S: 4	H: 1 LOB: 0 BB: 0 P: 4	R: 0 E: 0 K: 0 S: 4	H: 1 LOB: 1 BB: 0 P: 4	R: 1 E: 0 K: 0 S: 4	H: 1 LOB: 0 BB: 0 P: 4	R: 0 E: 0 K: 0 S: 4	H: 1 LOB: 1 BB: 0 P: 4	R: 0 E: 0 K: 2 S: 8	H: 0 LOB: 2 BB: 1 P: 12	R: 0 E: 0 K: 1 S: 5	H: 0 LOB: 1 BB: 1 P: 9	R: 0 E: 0 K: 0 S: 3	H: 1 LOB: 1 BB: 1 P: 7	R: 0 E: 0 K: 0 S: 3	H: 1 LOB: 1 BB: 1 P: 7	1B: 4 2B: 2 3B: 0 HR: 2	SF: 0 SAC: 0 DP: 2 HBP: 0	WP: 0 PB: 0 SB: 0 CS: 0	PA: 35					
PITCHER	IP	WLS	BF	H	R	ER	SO	BB	IBB	HBP	BLK	WP	HR	S	P	ERA	WHIP								
Paul Kilgus, L ERA: 4.21 (1, 1)	3.0		12	3	2	2	0	0	0	0	0	0	0	15	19	6.00	1.000								
Jeff Russell, R ERA: 4.72 (4, 1)	3.2	W	14	3	0	0	1	1	0	0	0	0	0	15	19	0.00	1.091								
Mitch Williams, L ERA: 3.17 (7, 1)	2.1	S	9	1	0	0	2	2	0	0	0	0	0	11	19	0.00	1.286								

Batter	1	2	3	4	5	6	7	8	9	AB	R	H	RBI	BB	SO	LOB	TOP										
Ruppert Jones, L OBP: 0.306, SLG: 0.429 (1, 9)	0-0 2B	0-0 F8		0-3 K		0-0 G5-4-3			0-0 6-3	2	1	1	0	0	0	0	California Angels @ Kansas City Royals Royals Stadium, Kansas City, MO Mon Sep 14 1987, 8:05 PM EDT Att: 22,451 - Unknown										
George Hendrick, R OBP: 0.301, SLG: 0.403 (4, PH)	4-0 2B									3	0	0	0	0	1	1											
Devon White, S OBP: 0.303, SLG: 0.449 (1, 8)	4-0 2B	0-0 4-3		0-0 1B			0-0 F9			3	1	1	0	1	0	0											
Wally Joyner, L OBP: 0.363, SLG: 0.533 (1, 3)	0-0 2B		0-0 1B	0-0 2B			0-0 6-3			4	2	2	2	0	0	1											
Johnny Ray, S OBP: 0.336, SLG: 0.375 (1, 4)	0-0 2B		0-0 2B	0-0 1B		0-0 F7			0-0 F9	4	0	2	1	0	0	0											
Bill Buckner, L OBP: 0.307, SLG: 0.338 (1, 10)	0-0 5-3		0-0 2B	0-0 F9		0-0 F9			0-0 F8	4	0	1	1	0	0	1											
Brian Downing, R OBP: 0.384, SLG: 0.473 Tony Armas, R OBP: 0.237, SLG: 0.431 (3, 9)	0-0 5-3		0-3 K	0-3 FC4-6 1B		0-0 F8			0-0 F8	2	0	0	0	0	1	3											
Jack Howell, L OBP: 0.340, SLG: 0.453 (1, 5)	0-0 F4		0-3 K	0-0 FC4-6 1B		0-0 G3			0-0 G3	4	0	0	0	0	1	4											
Dick Schofield, R OBP: 0.306, SLG: 0.364 Jim Eppard, L OBP: 0.667, SLG: 0.667 (9, PH)		0-0 F6	0-0 F5		0-0 F3				0-0 4-3	3	0	0	0	0	0	2											
Bob Boone, R OBP: 0.311, SLG: 0.321 Mark Ryal, L OBP: 0.236, SLG: 0.442 (9, PH)		0-0 HR		0-0 1-3		0-0 G5-4-3 1B			0-0 F4	3	1	2	1	0	0	0											
Inning Stats	R: 3 E: 0 K: 0 S: 6	H: 3 LOB: 1 BB: 1 P: 10	R: 1 E: 0 K: 0 S: 4	H: 1 LOB: 0 BB: 0 P: 4	R: 1 E: 0 K: 2 S: 10	H: 3 LOB: 2 BB: 0 P: 10	R: 0 E: 0 K: 1 S: 6	H: 1 LOB: 1 BB: 0 P: 6	R: 0 E: 0 K: 0 S: 4	H: 0 LOB: 0 BB: 0 P: 3	R: 0 E: 0 K: 0 S: 3	H: 0 LOB: 0 BB: 0 P: 3	R: 0 E: 0 K: 0 S: 3	H: 0 LOB: 0 BB: 0 P: 3	R: 0 E: 0 K: 0 S: 3	H: 0 LOB: 0 BB: 0 P: 3	1B: 4 2B: 5 3B: 0 HR: 1	SF: 0 SAC: 0 DP: 1 HBP: 0	WP: 0 PB: 0 SB: 0 CS: 0	PA: 37							
PITCHER	IP	WLS	BF	H	R	ER	SO	BB	IBB	HBP	BLK	WP	HR	S	P	ERA	WHIP										
Melido Perez, R ERA: 5.0 (1, 1)	2.0		13	6	5	5	0	1	0	0	0	0	1	12	16	22.50	3.500										
Bud Black, L ERA: 3.69 (3, 1)	6.0	W	21	4	0	0	3	0	0	0	0	0	0	27	27	0.00	0.667										
Gene Garber, R ERA: 4.4 (9, 1)	1.0	S	3	0	0	0	0	0	0	0	0	0	0	3	3	0.00	0.000										

AB 36
R 5
H 10
RBI 5
BB 1
SO 3
LOB 12



Batter	1	2	3	4	5	6	7	8	9	AB	R	H	RBI	BB	SO	LOB	BOTTOM										
Willie Wilson, S OBP: 0.317, SLG: 0.372 (1, 8)	0-0 G3	0-0 G3		0-0 PO	0-0 S 2B 1B				0-0 5-3 1B 1B	4	2	2	0	0	0	0	California Angels @ Kansas City Royals Royals Stadium, Kansas City, MO Mon Sep 14 1987, 8:05 PM EDT Att: 22,451 - Unknown										
Bill Pecota, R OBP: 0.342, SLG: 0.373 Angel Salazar, R OBP: 0.222, SLG: 0.249 (8, 6)	0-0 BB 1B	0-0 6-3			0-0 1H 2B		0-0 F9			4	1	2	1	0	0	1											
Kevin Seitzer, R OBP: 0.402, SLG: 0.470 (1, 5)	0-0 1B		0-0 G6-4-3 1B	0-0 4-3		0-0 5-3			0-0 1-2 5-3 1B IBB	4	1	2	0	0	2												
George Brett, L OBP: 0.388, SLG: 0.496 (1, 3)	0-0 F9		0-0 G6-4-3 1B	0-0 FC6-4 IBB		0-0 1B S IBB			0-0 1B S IBB	2	1	0	0	2	3												
Danny Tartabull, R OBP: 0.379, SLG: 0.513 (1, 9)	4-0 1B HR BB		0-0 2B	0-3 K		0-0 E S 1B			0-0 1-3 2-H 1B	3	1	2	1	1	1	2											
Frank White, R OBP: 0.311, SLG: 0.400 (1, 4)	0-0 HR 1B		0-0 L1	0-0 FC6-4		0-0 F4			0-0 1-3 3-H	4	1	1	2	0	4												
Steve Balboni, R OBP: 0.286, SLG: 0.454 (1, 10)	0-0 1H HR		0-0 L8		0-0 6-3				0-0 6-3	4	1	1	3	0	0												
Jamie Quirk, L OBP: 0.333, SLG: 0.370 (1, 2)	0-0 K		0-0 FC1-6 BB	0-0 4-3		0-0 F6			0-0 F6	3	0	0	0	1	1	0											
Gary Thurman, R OBP: 0.358, SLG: 0.333 (1, 7)		0-0 5-3		0-0 FC1-6 PO	0-0 F4				0-0 6-3	4	0	0	0	0	1												
Inning Stats	R: 5 E: 0 K: 1 S: 9	H: 4 LOB: 0 BB: 1 P: 13	R: 0 E: 0 K: 0 S: 3	H: 0 LOB: 0 BB: 0 P: 3	R: 0 E: 0 K: 0 S: 4	H: 2 LOB: 1 BB: 0 P: 4	R: 0 E: 0 K: 0 S: 2	H: 0 LOB: 0 BB: 1 P: 6	R: 1 E: 0 K: 1 S: 7	H: 2 LOB: 2 BB: 1 P: 11	R: 0 E: 0 K: 0 S: 3	H: 0 LOB: 0 BB: 0 P: 3	R: 2 E: 0 K: 0 S: 5	H: 2 LOB: 1 BB: 1 P: 9	R: 0 E: 0 K: 0 S: 3	H: 0 LOB: 0 BB: 0 P: 3		1B: 7 2B: 2 3B: 0 HR: 1	SF: 0 SAC: 0 DP: 1 HBP: 0	WP: 0 PB: 0 SB: 3 CS: 0	PA: 37						
PITCHER	IP	WLS	BF	H	R	ER	SO	BB	IBB	HBP	BLK	WP	HR	S	P	ERA	WHIP										
Don Sutton, R ERA: 4.54 (1, 1)	1.0		8	4	5	5	1	1	0	0	0	0	0	23	35	4.76	1.235										
Jack Lazorko, R ERA: 5.0 (2, 1)	5.2	L	24	6	3	3	1	1	2	0	0	0	0	4	4	0.00	0.000										
Greg Minton, R ERA: 3.08 (7, 1)	1.1		4	0	0	0	0	0	0	0	0	0	0	4	4	0.00	0.000										

AB 32
R 8
H 10
RBI 7
BB 4
SO 2
LOB 13



Batter	1	2	3	4	5	6	7	8	9	AB	R	H	RBI	BB	SO	LOB	TOP										
Jack Howell, L OBP: 0.336, SLG: 0.452	F7	K			K		K	5-3		5	0	0	0	0	0	3	2										
Wally Joyner, L OBP: 0.385, SLG: 0.534	2B		G3		G1-6-3 HBP		F7		2B	4	2	2	0	0	0	0	0										
Johnny Ray, S OBP: 0.337, SLG: 0.375	2B		F6		G1-6-3		2B		K	4	1	1	0	1	1	2											
Bill Buckner, L OBP: 0.312, SLG: 0.349	2B		E4			2B			F8	4	2	3	2	0	0	0	0										
Brian Downing, R OBP: 0.385, SLG: 0.472	2B					1B				1	0	0	0	0	0	1											
Ruppert Jones, L OBP: 0.310, SLG: 0.441			F6							4	0	2	2	0	1	3											
Tony Armas, R OBP: 0.254, SLG: 0.459										0	0	0	0	0	0	0	0										
Mark Ryval, L OBP: 0.244, SLG: 0.460										1	0	1	1	0	0	0	0										
Tack Wilson, R OBP: 0.303, SLG: 0.449	2B									0	1	0	0	0	0	0	0										
Devon White, S OBP: 0.303, SLG: 0.449	K				1B			4-3		5	0	2	1	0	1	2											
Gary Pettis, S OBP: 0.298, SLG: 0.255	K				2B				1B	5	0	1	0	0	2	5											
Dick Schofield, R OBP: 0.310, SLG: 0.367			F4							4	0	3	0	0	0	0											
Bob Boone, R OBP: 0.307, SLG: 0.317	F7				G6-4-3		F7			4	0	0	0	0	0	6											
Inning Stats	R: 3 E: 0 K: 2 S: 11	H: 4 LOB: 1 BB: 0 P: 11	R: 0 E: 0 K: 1 S: 5	H: 0 LOB: 0 BB: 0 P: 5	R: 0 E: 1 K: 0 S: 4	H: 2 LOB: 1 BB: 0 P: 6	R: 0 E: 0 K: 1 S: 6	H: 0 LOB: 0 BB: 0 P: 5	R: 1 E: 0 K: 0 S: 6	H: 3 LOB: 2 BB: 0 P: 6	R: 0 E: 0 K: 2 S: 8	H: 1 LOB: 2 BB: 1 P: 12	R: 0 E: 0 K: 0 S: 5	H: 2 LOB: 2 BB: 0 P: 5	R: 2 E: 0 K: 1 S: 8	H: 3 LOB: 2 BB: 0 P: 8	1B: 8 2B: 7 3B: 0 HR: 0	SF: 0 SAC: 0 DP: 2 HBP: 1	WP: 0 PB: 0 SB: 0 CS: 0	PA: 43							
PITCHER	IP	WLS	BF	H	R	ER	SO	BB	IBB	HBP	BLK	WP	HR	S	P	ERA	WHIP										
Bret Saberhagen, R ERA: 3.31	8.0	L	37	12	4	4	7	1	0	1	0	0	0	49	54	4.50	1.625										
Jerry Don Gleaton, L ERA: 4.5	0.2		3	1	1	1	1	0	0	0	0	0	0	5	5	13.50	1.500										
John Davis, R ERA: 2.41	0.1		3	2	1	1	0	0	0	0	0	0	0	3	3	27.00	6.000										

California Angels @ Kansas City Royals
Royals Stadium, Kansas City, MO
Wed Sep 16 1987, 8:05 PM EDT
Att: 18,739 - Unknown

AB 41
R 6
H 15
RBI 6
BB 1
SO 8
LOB 21

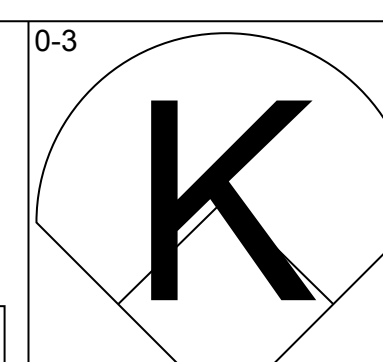
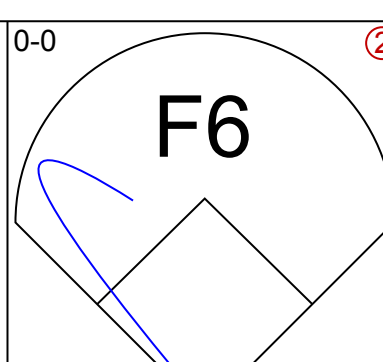
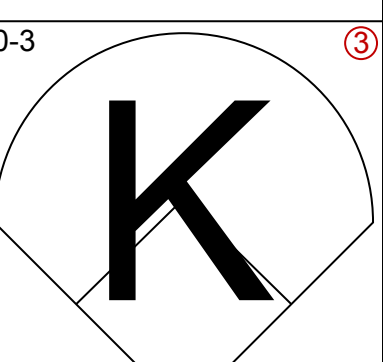
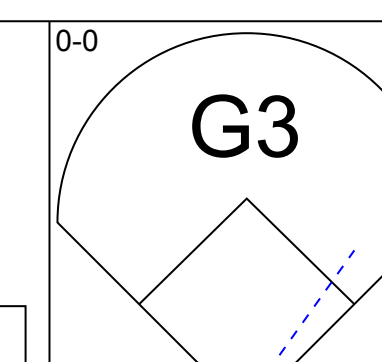
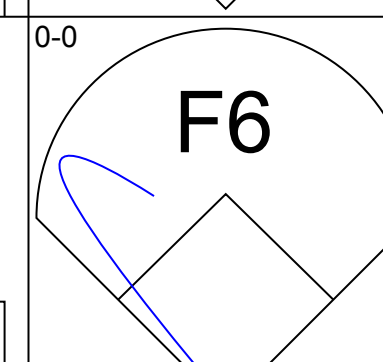
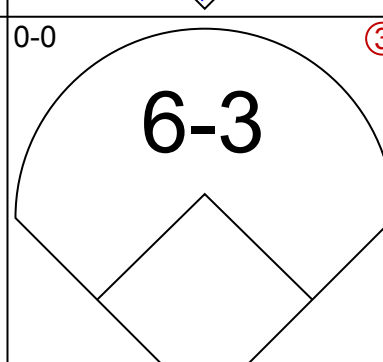
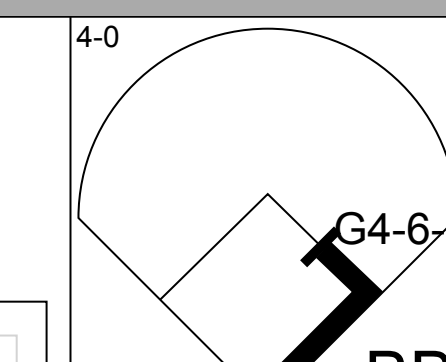
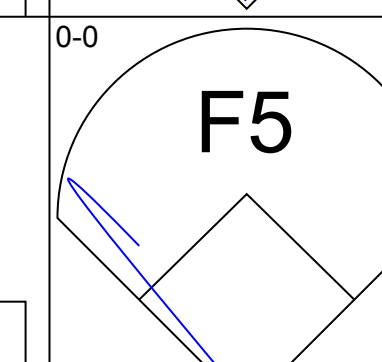
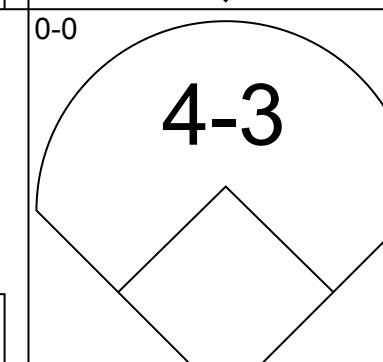
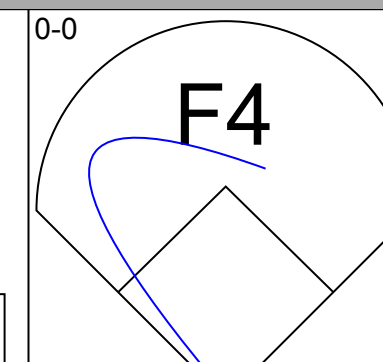
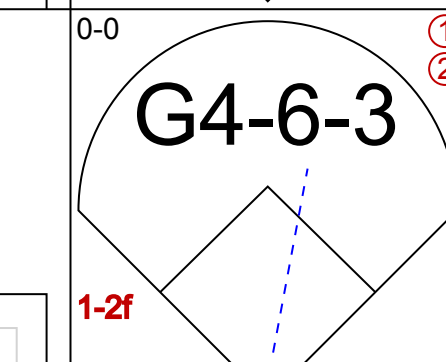
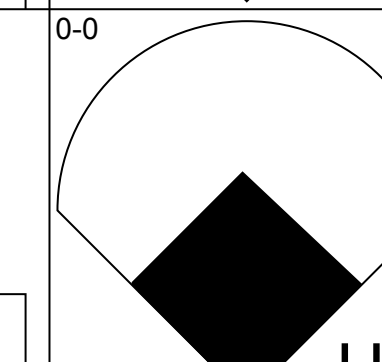
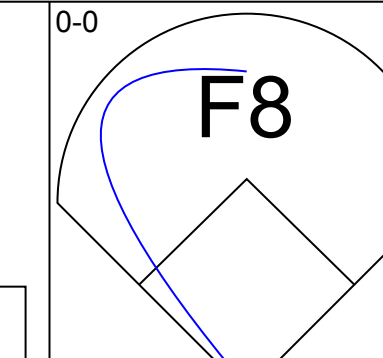
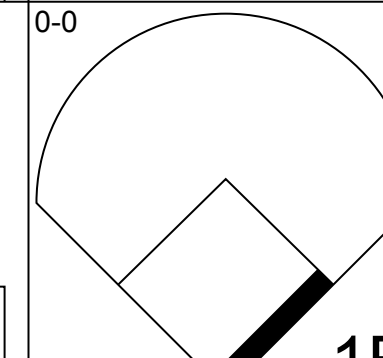
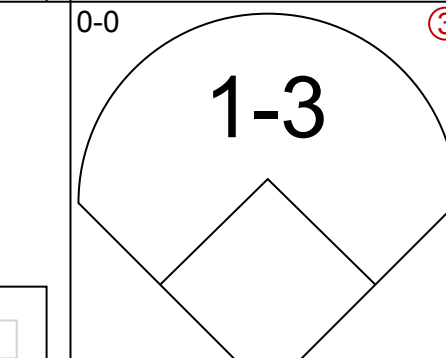
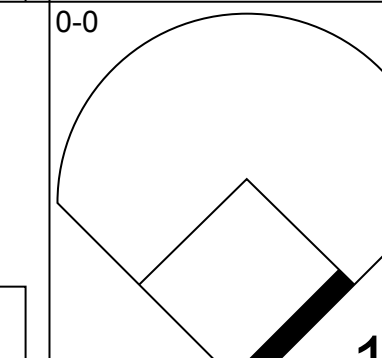
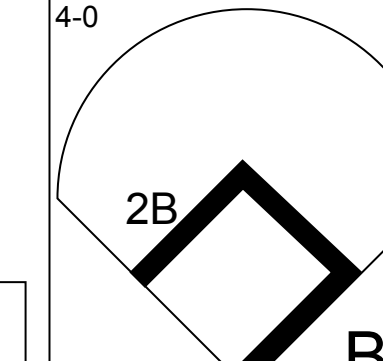
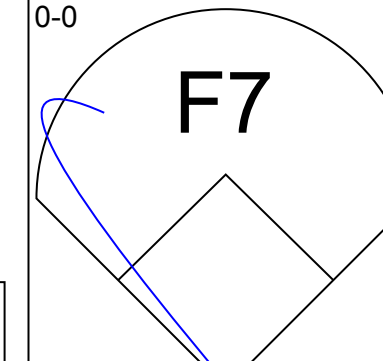
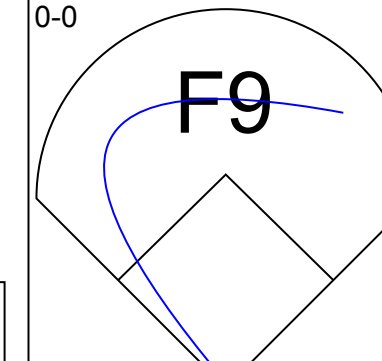
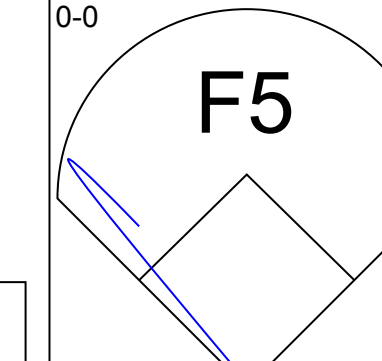
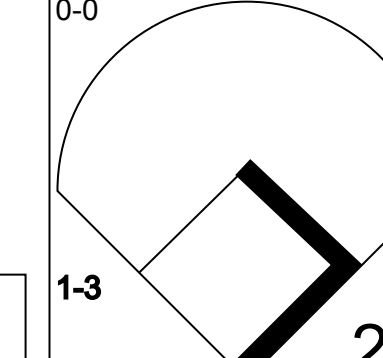
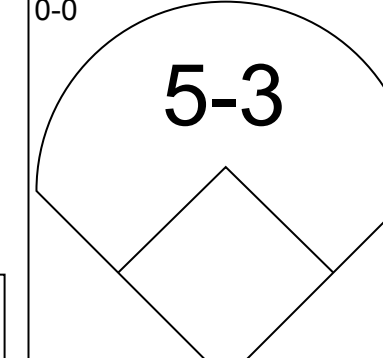
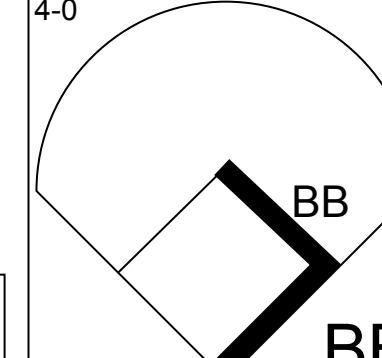
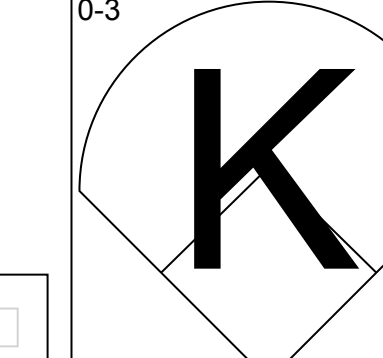
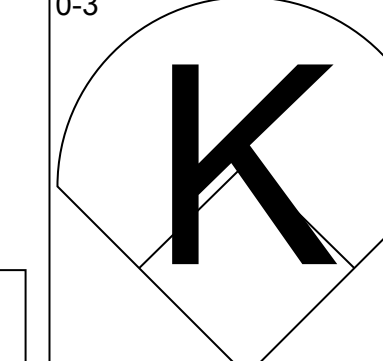
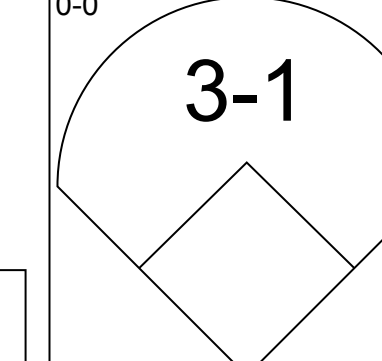
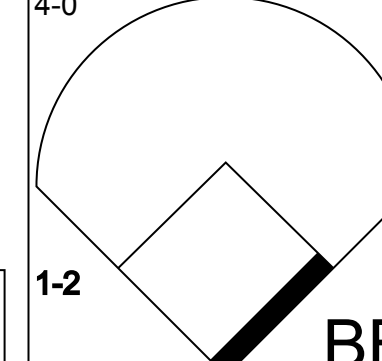
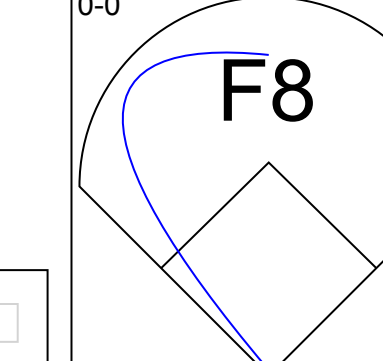
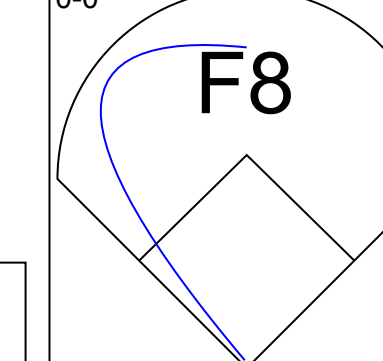
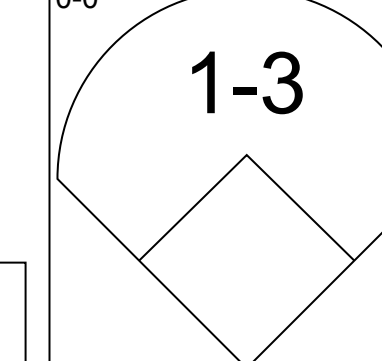
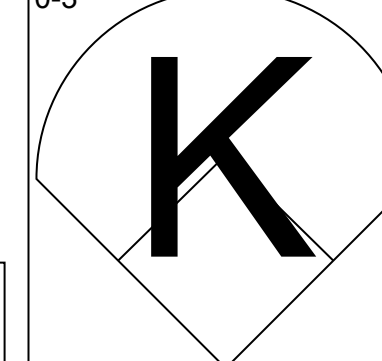
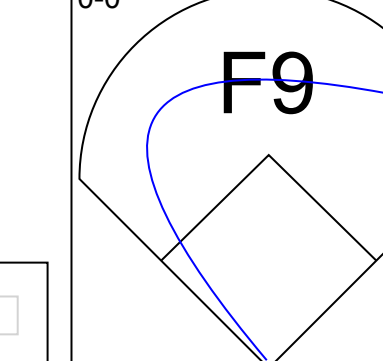
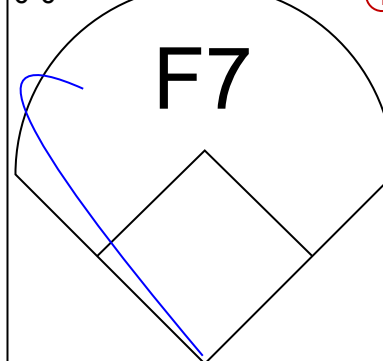
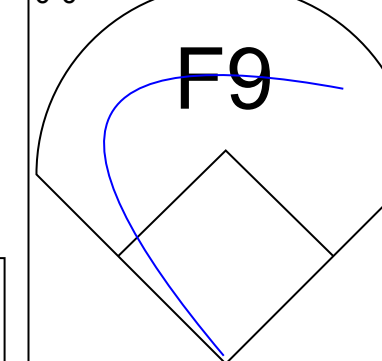


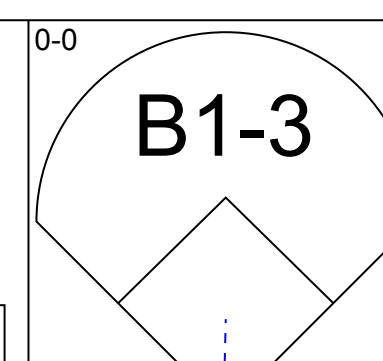
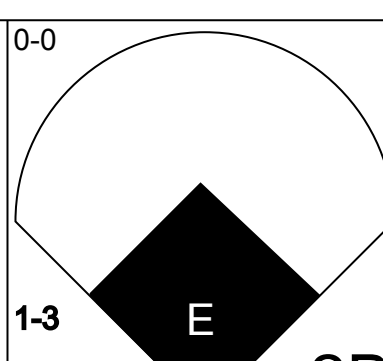
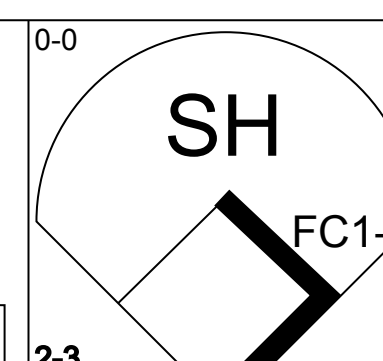
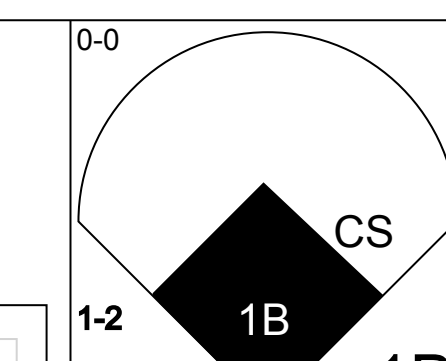
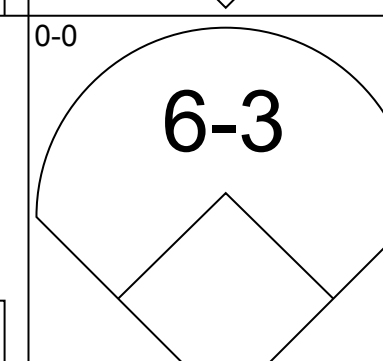
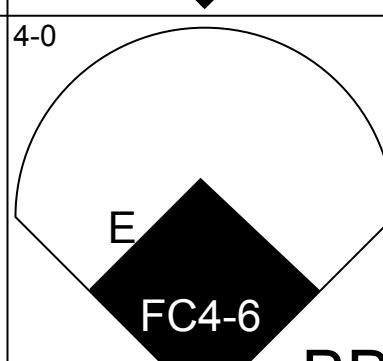
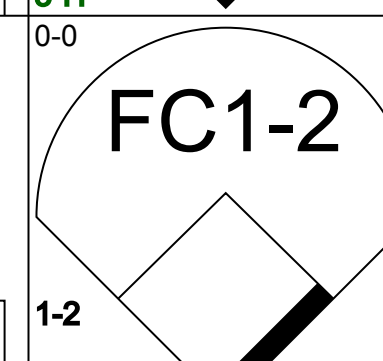
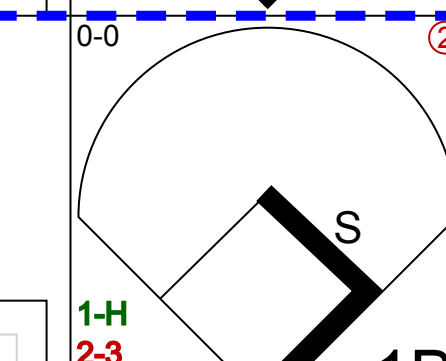
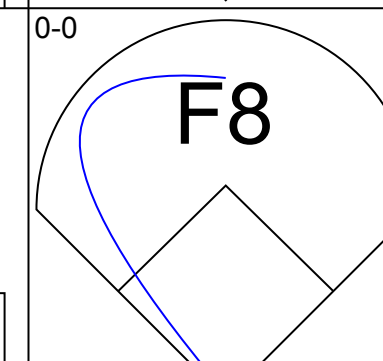
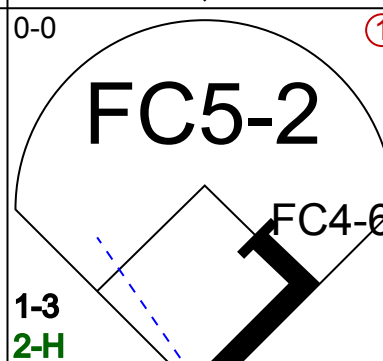
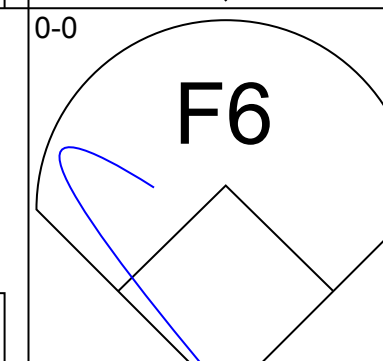
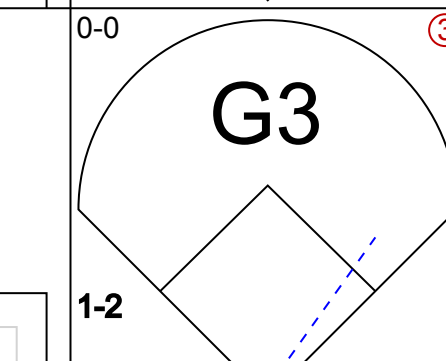
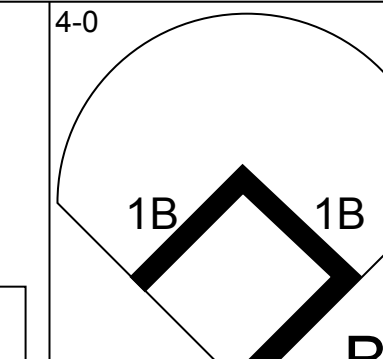
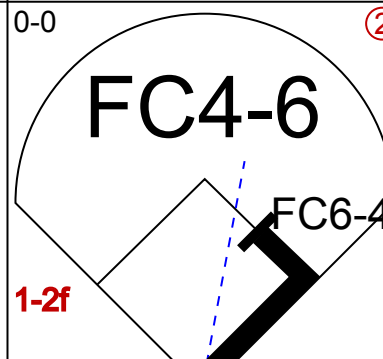
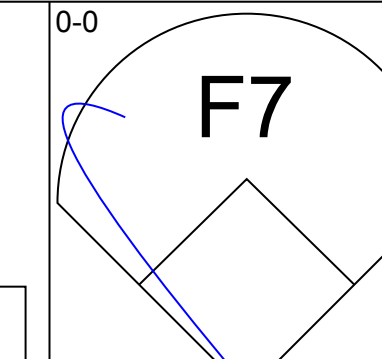
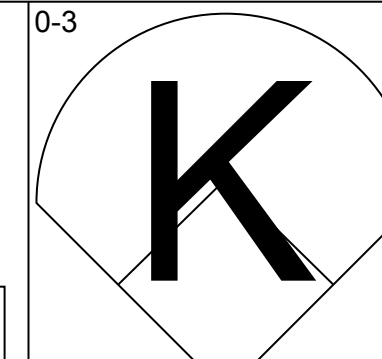
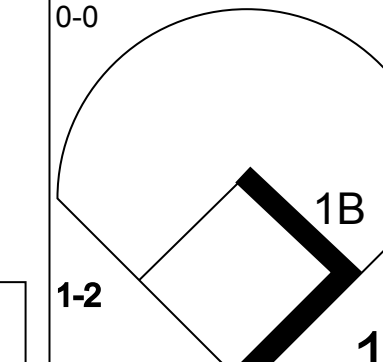
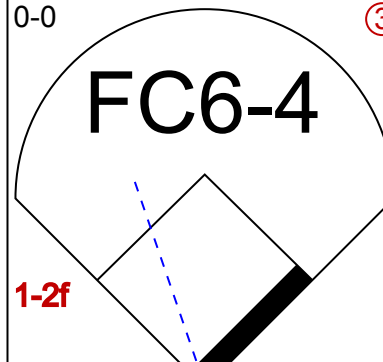
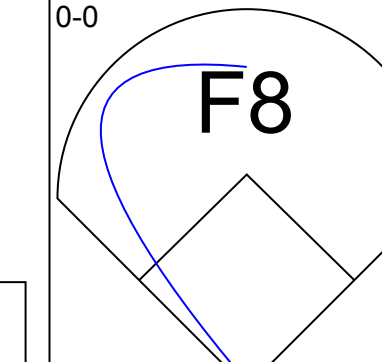
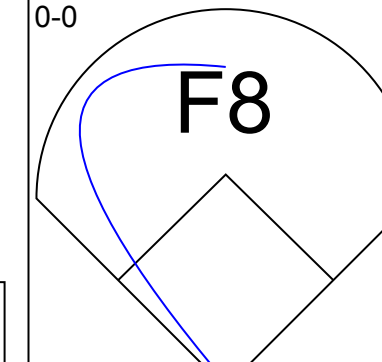
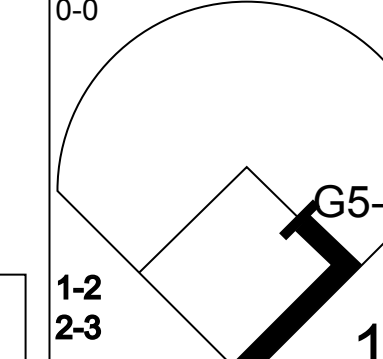

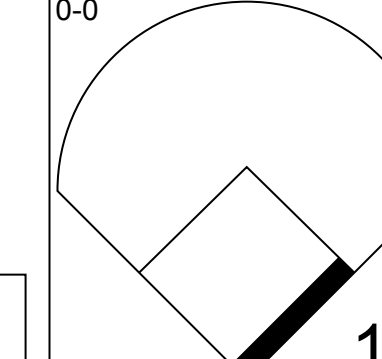
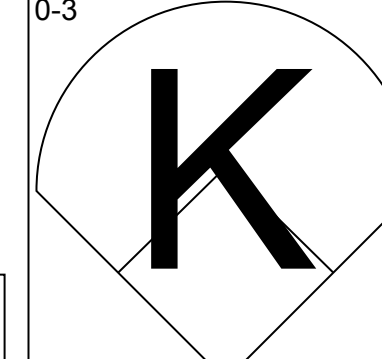
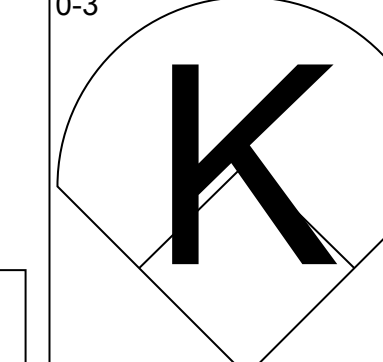
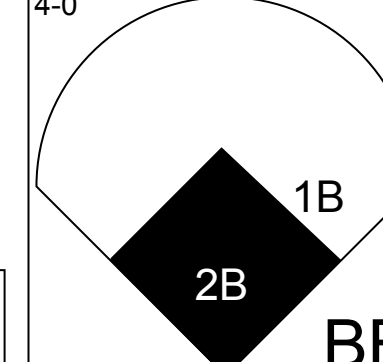
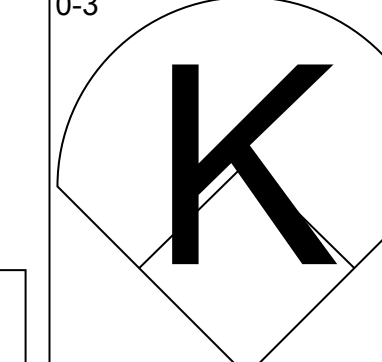

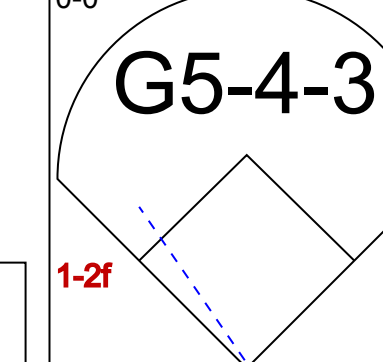
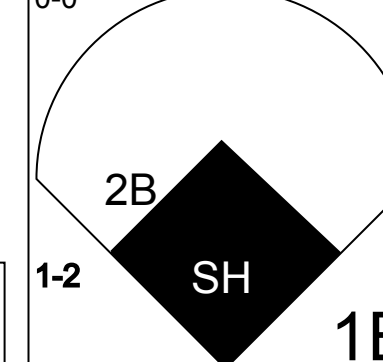



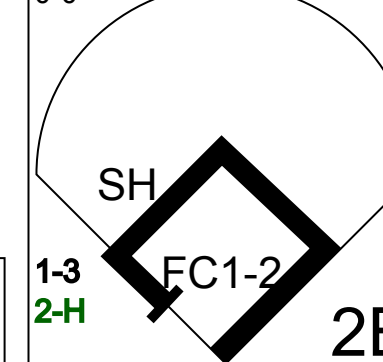
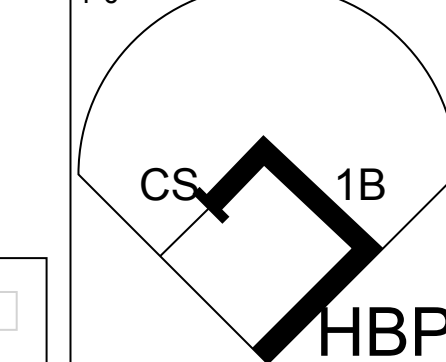
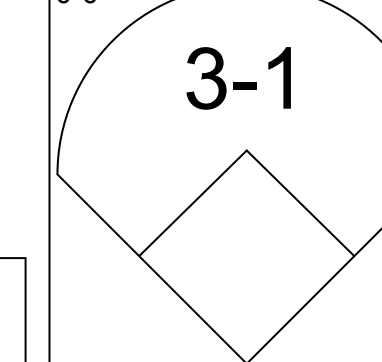

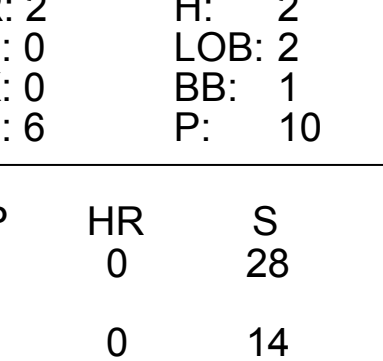
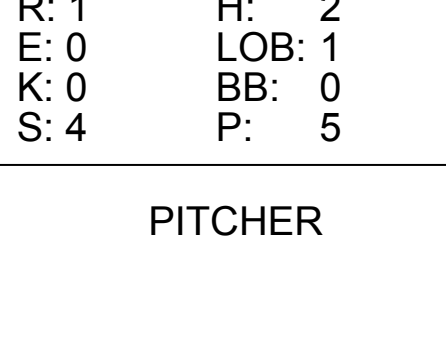
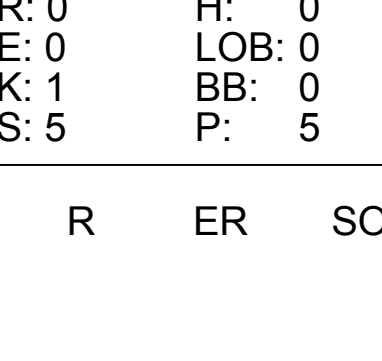
Batter	1	2	3	4	5	6	7	8	9	AB	R	H	RBI	BB	SO	LOB	BOTTOM										
Willie Wilson, S OBP: 0.320, SLG: 0.376	6-3	FC			1B		S		BB	5	1	4	1	0	0	0											
Kevin Seitzer, R OBP: 0.402, SLG: 0.469	6-3	G1-4-3			1B		F9		BB	5	0	2	0	0	0	3											
George Brett, L OBP: 0.389, SLG: 0.495	1-3		1-3		F9				FC6-4	3	0	0	1	2	0	3											
Danny Tartabull, R OBP: 0.380, SLG: 0.512					G6-4-3		1-3		K	5	0	2	1	0	1	7											
Frank White, R OBP: 0.309, SLG: 0.396			G5-4-3			4-3			FC6-4	4	0	0	0	1	0	4											
Steve Balboni, R OBP: 0.282, SLG: 0.450	F8				2B		6-3		K	4	0	1	0	0	1	2											
Bill Pecota, R OBP: 0.342, SLG: 0.370					6-3					3	1	2	0	0	0	1											
Jim Eisenreich, L OBP: 0.275, SLG: 0.482										1	0	0	0	0	0	0											
Angel Salazar, R OBP: 0.221, SLG: 0.248		1B								0	0	0	0	0	0	0											
Gary Thurman, R OBP: 0.345, SLG: 0.321										3	1	1	0	0	1	2											
Thad Bosley, L OBP: 0.315, SLG: 0.348		SH1-3			K				2B	1	1	1	0	0	0	0											
Larry Owen, R OBP: 0.260, SLG: 0.283									BB	1	0	0	0	0	0	1											
Jamie Quirk, L OBP: 0.327, SLG: 0.362		SH1-3			F8				K	2	0	0	0	0	1	1											
Inning Stats	R: 1 E: 0 K: 0 S: 5	H: 2 LOB: 2 BB: 1 P: 9	R: 2 E: 0 K: 0 S: 5	H: 2 LOB: 0 BB: 0 P: 5	R: 0 E: 0 K: 0 S: 3	H: 1 LOB: 1 BB: 0 P: 3	R: 0 E: 0 K: 1 S: 6	H: 1 LOB: 1 BB: 0 P: 6	R: 0 E: 0 K: 0 S: 4	H: 1 LOB: 1 BB: 0 P: 4	R: 0 E: 0 K: 0 S: 4	H: 1 LOB: 2 BB: 1 P: 8	R: 0 E: 0 K: 1 S: 5	H: 0 LOB: 0 BB: 0 P: 5	R: 1 E: 0 K: 2 S: 10	H: 3 LOB: 3 BB: 1 P: 14	1B: 10 2B: 3 3B: 0 HR: 0	SF: 0 SAC: 1 DP: 3 HBP: 0	WP: 0 PB: 0 SB: 1 CS: 0	PA: 41							
PITCHER	IP	WLS	BF	H	R	ER	SO	BB	IBB	HBP	BLK	WP	HR	S	P	ERA	WHIP										
Chuck Finley, L ERA: 4.39	4.1		21	8	3	3	1	1	0	0	1	0	0	22	26	6.23	2.077										
Greg Minton, R ERA: 3.0	2.1	W	8	2	0	0	0	0	0	0	0	0	0	8	8	0.00	0.857										
Gary Lucas, L ERA: 3.74	0.0		1	0	0	0	0	1	0	0	0	0	0	4	4	∞	∞										
DeWayne Buice, R ERA: 3.24	2.1	S	11	3	1	1	3	1	0	0	0	0	0	16	20	3.86	1.714										

California Angels @ Kansas City Royals
Royals Stadium, Kansas City, MO
Wed Sep 16 1987, 8:05 PM EDT
Att: 18,739 - Unknown

AB 37
R 4
H 13
RBI 3
BB 3
SO 4
LOB 24



Batter	1	2	3	4	5	6	7	8	9	AB	R	H	RBI	BB	SO	LOB	TOP					
Ruppert Jones, L OBP: 0.303, SLG: 0.432 (1, 9)										4	0	0	0	0	2	1	California Angels @ Texas Rangers Arlington Stadium, Arlington, TX Fri Sep 18 1987, 8:05 PM EDT Att: 12,243 - Unknown					
Devon White, S OBP: 0.303, SLG: 0.445 (1, 8)										3	0	0	0	1	0	0						
Wally Joyner, L OBP: 0.368, SLG: 0.537 (1, 3)										4	1	1	1	0	0	1						
Johnny Ray, S OBP: 0.335, SLG: 0.372 (1, 4)										4	0	2	0	0	0	0						
Bill Buckner, L OBP: 0.311, SLG: 0.345 (1, 10)										3	0	0	0	1	0	2						
Brian Downing, R OBP: 0.389, SLG: 0.472 (1, 7)										3	0	1	0	1	1	1						
Jack Howell, L OBP: 0.334, SLG: 0.446 (1, 5)										3	0	0	0	1	1	2						
Dick Schofield, R OBP: 0.308, SLG: 0.369 (1, 6)										4	0	0	0	0	1	4						
Jack Fimple, R OBP: 0.273, SLG: 0.200 (7, PH)										1	0	0	0	1	0	0						
Mark Ryal, L OBP: 0.242, SLG: 0.455 (7, 2)										1	0	0	0	0	0	2						
Bob Boone, R OBP: 0.307, SLG: 0.314 (7, 2)										0	0	0	0	0	0	0						
Inning Stats	R: 0 E: 0 K: 1 S: 5	H: 0 LOB: 0 BB: 0 P: 5	R: 0 E: 0 K: 1 S: 6	H: 1 LOB: 2 BB: 1 P: 10	R: 0 E: 0 K: 0 S: 3	H: 0 LOB: 0 BB: 0 P: 3	R: 0 E: 0 K: 0 S: 4	H: 1 LOB: 1 BB: 0 P: 4	R: 0 E: 0 K: 1 S: 5	H: 0 LOB: 0 BB: 1 P: 9	R: 0 E: 0 K: 0 S: 2	H: 0 LOB: 0 BB: 0 P: 6	R: 0 E: 0 K: 1 S: 5	H: 0 LOB: 2 BB: 0 P: 13	R: 1 E: 0 K: 0 S: 5	H: 2 LOB: 1 BB: 0 P: 5	R: 0 E: 0 K: 1 S: 5	H: 0 LOB: 0 BB: 0 P: 5	1B: 2 2B: 1 3B: 0 HR: 1	SF: 0 SAC: 0 DP: 1 HBP: 0	WP: 0 PB: 0 SB: 0 CS: 0	PA: 35
PITCHER Jose Guzman, R ERA: 4.64 (1, 1)	IP: 9.0 WLS: W BF: 35 H: 4 R: 1 ER: 1 SO: 5 BB: 5 IBB: 0 HBP: 0 BLK: 0 WP: 0 HR: 1 S: 40 P: 60 ERA: 1.00 WHIP: 1.000															PITCHER Jose Guzman, R ERA: 4.64 (1, 1)	IP: 9.0 WLS: W BF: 35 H: 4 R: 1 ER: 1 SO: 5 BB: 5 IBB: 0 HBP: 0 BLK: 0 WP: 0 HR: 1 S: 40 P: 60 ERA: 1.00 WHIP: 1.000					

Batter	1	2	3	4	5	6	7	8	9	AB	R	H	RBI	BB	SO	LOB	BOTTOM			
Bob Brower, R OBP: 0.342, SLG: 0.474 (1, 8) (9, 7)										3	2	2	1	0	0	0	California Angels @ Texas Rangers Arlington Stadium, Arlington, TX Fri Sep 18 1987, 8:05 PM EDT Att: 12,243 - Unknown			
Scott Fletcher, R OBP: 0.361, SLG: 0.387 (1, 6)										3	1	1	1	1	0	2				
Ruben Sierra, S OBP: 0.316, SLG: 0.491 (1, 9)										4	0	0	0	0	0	5				
Larry Parrish, R OBP: 0.332, SLG: 0.498 (1, 10)										3	0	0	1	1	1	1				
Tom Paciorek, R OBP: 0.277, SLG: 0.378 (7, 3)										3	0	1	0	0	0	1				
Pete O'Brien, L OBP: 0.355, SLG: 0.467 (7, 3)										1	0	0	0	0	0	0				
Don Slaught, R OBP: 0.305, SLG: 0.419 (1, 2)										4	0	2	0	0	1	0				
Steve Buechele, R OBP: 0.287, SLG: 0.393 (1, 5)										3	1	0	0	1	3	4				
Dave Meier, R OBP: 0.353, SLG: 0.412 (8, PH)										3	1	1	0	0	0	3				
Jerry Browne, S OBP: 0.363, SLG: 0.351 (1, 4)										3	0	2	1	0	0	0				
Inning Stats	R: 0 E: 0 K: 0 S: 3	H: 0 LOB: 0 BB: 0 P: 3	R: 0 E: 0 K: 1 S: 6	H: 2 LOB: 2 BB: 1 P: 10	R: 2 E: 1 K: 0 S: 5	H: 2 LOB: 1 BB: 1 P: 9	R: 2 E: 0 K: 0 S: 6	H: 2 LOB: 2 BB: 1 P: 10	R: 0 E: 0 K: 1 S: 6	H: 1 LOB: 1 BB: 0 P: 6	R: 1 E: 0 K: 0 S: 4	H: 2 LOB: 1 BB: 0 P: 5	R: 0 E: 0 K: 2 S: 7	H: 0 LOB: 0 BB: 0 P: 7	R: 0 E: 0 K: 1 S: 5	H: 0 LOB: 0 BB: 0 P: 5	1B: 7 2B: 2 3B: 0 HR: 0	SF: 0 SAC: 1 DP: 1 HBP: 1	WP: 0 PB: 0 SB: 1 CS: 2	PA: 36
PITCHER Jerry Reuss, L ERA: 5.75 (6, 1)	IP: 5.1 WLS: L BF: 28 H: 8 R: 5 ER: 4 SO: 2 BB: 3 IBB: 0 HBP: 0 BLK: 0 WP: 0 HR: 0 S: 28 P: 41 ERA: 6.75 WHIP: 2.062															PITCHER Jack Lazorko, R ERA: 4.87 (6, 1)	IP: 2.2 WLS: L BF: 8 H: 1 R: 0 ER: 0 SO: 3 BB: 0 IBB: 0 HBP: 0 BLK: 0 WP: 0 HR: 0 S: 14 P: 14 ERA: 0.00 WHIP: 0.375			


Batter	1	2	3	4	5	6	7	8	9	10	AB	R	H	RBI	BB	SO	LOB		
Brian Downing, R OBP: 0.389, SLG: 0.468 (1, 7)	1-3		K		WP HBP		1B BLK		5-3		4	1	1	0	0	1	0		
Devon White, S OBP: 0.303, SLG: 0.442 (1, 8)	BLK 1B		F9		BB		K		K		4	0	1	0	1	2	1		
Johnny Ray, S OBP: 0.333, SLG: 0.369 (1, 4)	F7			K	4-3					F8	5	0	1	1	0	1	4		
Wally Joyner, L OBP: 0.370, SLG: 0.534 (1, 3)	HBP			K		1B FC5-6 BB			K		2	0	0	0	1	2	0		
Bill Buckner, L OBP: 0.312, SLG: 0.353 George Hendrick, R (10, PH) OBP: 0.304, SLG: 0.403 (1, 10)	K				1B			G3		P3	4	0	2	0	0	1	4		
Doug DeCinces, R OBP: 0.337, SLG: 0.391 (1, 5)		6-3		K			F9		4-3		4	0	0	0	0	1	3		
Tony Armas, R OBP: 0.232, SLG: 0.418 (1, 9)		F2			6-3		FC5-6 PB		K		4	0	0	0	0	1	2		
Dick Schofield, R OBP: 0.307, SLG: 0.367 (1, 6)		K			WP S 1B		F2		P4		4	0	1	0	0	1	2		
Bob Boone, R OBP: 0.304, SLG: 0.309 (1, 2)			P4		P4		L7		5-3		4	0	0	0	0	0	1		
Inning Stats	R: 0 E: 0 K: 1 S: 6	H: 1 LOB: 2 BB: 0 P: 7	R: 0 E: 0 K: 1 S: 5	H: 0 LOB: 0 BB: 0 P: 5	R: 0 E: 0 K: 1 S: 5	H: 0 LOB: 0 BB: 0 P: 5	R: 0 E: 0 K: 3 S: 10	H: 1 LOB: 1 BB: 0 P: 10	R: 0 E: 0 K: 0 S: 4	H: 1 LOB: 3 BB: 1 P: 8	R: 1 E: 0 K: 1 S: 7	H: 2 LOB: 2 BB: 0 P: 8	R: 0 E: 0 K: 1 S: 5	H: 0 LOB: 0 BB: 0 P: 5	R: 0 E: 0 K: 1 S: 5	H: 0 LOB: 0 BB: 0 P: 5	1B: 6 2B: 0 3B: 0 HR: 0	SF: 0 SAC: 0 DP: 0 HBP: 3	
PITCHER	IP WLS BF H R ER SO ERA WHIP	IP WLS BF H R ER SO ERA WHIP	IP WLS BF H R ER SO ERA WHIP	IP WLS BF H R ER SO ERA WHIP	IP WLS BF H R ER SO ERA WHIP	IP WLS BF H R ER SO ERA WHIP	IP WLS BF H R ER SO ERA WHIP	IP WLS BF H R ER SO ERA WHIP	IP WLS BF H R ER SO ERA WHIP	IP WLS BF H R ER SO ERA WHIP	IP WLS BF H R ER SO ERA WHIP	IP WLS BF H R ER SO ERA WHIP	IP WLS BF H R ER SO ERA WHIP	IP WLS BF H R ER SO ERA WHIP	IP WLS BF H R ER SO ERA WHIP	IP WLS BF H R ER SO ERA WHIP	IP WLS BF H R ER SO ERA WHIP	IP WLS BF H R ER SO ERA WHIP	
Charlie Hough, R ERA: 3.78 Steve Howe, L ERA: 5.4 (1, 1) (9, 1)	8.0 W 35 6 1 0 0 2.0	0 L 28 3 1 1 1 2.0	0 W 6 0 0 0 2 0	0 L 35 6 1 0 0 2	0 W 35 6 1 0 0 2	0 L 35 6 1 0 0 2	0 L 35 6 1 0 0 2	0 L 35 6 1 0 0 2	0 L 35 6 1 0 0 2	0 L 35 6 1 0 0 2	0 L 35 6 1 0 0 2	0 L 35 6 1 0 0 2	0 L 35 6 1 0 0 2	0 L 35 6 1 0 0 2	0 L 35 6 1 0 0 2	0 L 35 6 1 0 0 2	0 L 35 6 1 0 0 2	0 L 35 6 1 0 0 2	0 L 35 6 1 0 0 2

TOP

California Angels @ Texas Rangers
Arlington Stadium, Arlington, TX
Sun Sep 20 1987, 4:33 AM EDT
Att. 11,496 - Unknown

livebaseballscores.com

AB 36
R 1
H 6
RBI 1
BB 2
SO 10
LOB 17



WP: 1 PA: 41
PB: 1
SB: 1
CS: 0


Batter	1	2	3	4	5	6	7	8	9	10	AB	R	H	RBI	BB	SO	LOB			
Jerry Browne, S OBP: 0.360, SLG: 0.350 (1, 4)	P4		1B		2B		4-3		L8		5	0	2	0	0	0	2			
Scott Fletcher, R OBP: 0.362, SLG: 0.386 (1, 6)	K		L9		F9			5-3		2-3 S BB 1B	5	1	1	0	0	1	2			
Ruben Sierra, S OBP: 0.314, SLG: 0.492 (1, 9)	F8			G3		L6		2B FC1-5-2 1B		2-3	5	0	1	0	0	0	1			
Pete O'Brien, L OBP: 0.355, SLG: 0.466 (1, 3)		K		K		F8		FC1-5-2 2B		BB BB IBB	4	0	1	0	1	2	0			
Larry Parrish, R OBP: 0.335, SLG: 0.500 Steve Buechele, R OBP: 0.286, SLG: 0.391 (6, PR) (7, 5) Tom O'Malley, L OBP: 0.330, SLG: 0.350 (8, PH) (9, 5)					2B			FC1-5-2 1B		BB BB	3	0	3	0	0	0	0			
Darrell Porter, L OBP: 0.380, SLG: 0.408 (1, 10)	K				F8		1-3			BB BB	3	0	0	1	2	1	3			
Geno Petralli, L OBP: 0.387, SLG: 0.460 Greg Tabor, R (7, PR) Don Staught, R OBP: 0.303, SLG: 0.418 (8, 2)		P6				SH5-3 WP BB		SH5-3 HBP		K	1	1	0	0	0	0	0			
Oddibe McDowell, L OBP: 0.312, SLG: 0.406 (1, 8)			F7		SH5-3		SH5-3		F7		2	0	0	0	0	0	0			
Bob Brower, R OBP: 0.340, SLG: 0.471 (1, 7)		6-3			B1-3		6-3		F2		4	0	0	0	0	0	2			
Inning Stats	R: 0 E: 0 K: 1 S: 5	H: 0 LOB: 0 BB: 0 P: 5	R: 0 E: 0 K: 2 S: 8	H: 1 LOB: 1 BB: 0 P: 8	R: 0 E: 0 K: 0 S: 4	H: 1 LOB: 1 BB: 0 P: 4	R: 0 E: 0 K: 1 S: 6	H: 1 LOB: 1 BB: 0 P: 6	R: 1 E: 0 K: 0 S: 4	H: 1 LOB: 1 BB: 1 P: 8	R: 0 E: 0 K: 0 S: 3	H: 0 LOB: 2 BB: 0 P: 4	R: 0 E: 0 K: 1 S: 7	H: 2 LOB: 3 BB: 1 P: 11	R: 0 E: 0 K: 0 S: 3	H: 0 LOB: 0 BB: 0 P: 3	R: 1 E: 0 K: 0 S: 2	H: 1 LOB: 3 BB: 3 P: 14	1B: 5 2B: 3 3B: 0 HR: 0	SF: 0 SAC: 2 DP: 0 HBP: 1
PITCHER	IP WLS BF H R ER SO ERA WHIP	IP WLS BF H R ER SO ERA WHIP	IP WLS BF H R ER SO ERA WHIP	IP WLS BF H R ER SO ERA WHIP	IP WLS BF H R ER SO ERA WHIP	IP WLS BF H R ER SO ERA WHIP	IP WLS BF H R ER SO ERA WHIP	IP WLS BF H R ER SO ERA WHIP	IP WLS BF H R ER SO ERA WHIP	IP WLS BF H R ER SO ERA WHIP	IP WLS BF H R ER SO ERA WHIP	IP WLS BF H R ER SO ERA WHIP	IP WLS BF H R ER SO ERA WHIP	IP WLS BF H R ER SO ERA WHIP	IP WLS BF H R ER SO ERA WHIP	IP WLS BF H R ER SO ERA WHIP	IP WLS BF H R ER SO ERA WHIP	IP WLS BF H R ER SO ERA WHIP		
Willie Fraser, R ERA: 3.62 Greg Minton, R ERA: 3.08 DeWayne Buice, R ERA: 3.28 (1, 1) (8, 1) (10, 1)	7.0 L 28 3 1 1 1 2.0	0 L 28 3 1 1 1 2.0	0 L 28 3 1 1 1 2.0	0 L 28 3 1 1 1 2.0	0 L 28 3 1 1 1 2.0	0 L 28 3 1 1 1 2.0	0 L 28 3 1 1 1 2.0	0 L 28 3 1 1 1 2.0	0 L 28 3 1 1 1 2.0	0 L 28 3 1 1 1 2.0	0 L 28 3 1 1 1 2.0	0 L 28 3 1 1 1 2.0	0 L 28 3 1 1 1 2.0	0 L 28 3 1 1 1 2.0	0 L 28 3 1 1 1 2.0	0 L 28 3 1 1 1 2.0	0 L 28 3 1 1 1 2.0	0 L 28 3 1 1 1 2.0	0 L 28 3 1 1 1 2.0	

BOTTOM

California Angels @ Texas Rangers
Arlington Stadium, Arlington, TX
Sun Sep 20 1987, 4:33 AM EDT
Att. 11,496 - Unknown

livebaseballscores.com

AB 34
R 2
H 8
RBI 1
BB 5
SO 5
LOB 16



WP: 1 PA: 42
PB: 0
SB: 1
CS: 0

Batter	1	2	3	4	5	6	7	8	9	AB	R	H	RBI	BB	SO	LOB	TOP								
Ozzie Guillen, L OBP: 0.308, SLG: 0.366 (1, 6)	0-0 4-3		0-0 L4-3 1B		0-0 2H 1B			0-0 F7 1B	0-0 4-3	5	0	3	1	0	0	3									
Donnie Hill, S OBP: 0.289, SLG: 0.373 (1, 4)	0-0		0-0 L4-3		0-0 F7			0-0 L7		4	1	1	0	0	0	3									
Fred Manrique, R OBP: 0.299, SLG: 0.360 (8, 4)	0-0 4-3 3B		1-2							0	0	0	0	0	0	0									
Harold Baines, L OBP: 0.346, SLG: 0.475 (1, 10)	0-0 4-3			0-0 L7		0-0 G4-6-3 BB 1B		0-0 F7		4	0	1	1	0	0	1									
Ivan Calderon, R OBP: 0.363, SLG: 0.519 (1, 9)	0-0 F8			0-0 6-3		0-0 G4-6-3 BB		0-0 6-3		3	0	0	0	1	0	1									
Greg Walker, L OBP: 0.338, SLG: 0.463 (1, 3)		0-3 K		0-0 HR		0-0 G4-6-3 BB		0-0 G4-6-3 BB		4	1	2	1	0	1	2									
Carlton Fisk, R OBP: 0.323, SLG: 0.463 (1, 2)	0-0 F9 2B			0-0 5-3		0-0 4-3			0-3 K	4	0	1	0	0	1	2									
Daryl Boston, L OBP: 0.308, SLG: 0.435 (1, 7)	0-0 F9				0-0 F7		0-0 K2-3 SH1-4 1B		0-0 FC5-4 1B	4	0	2	0	0	0	1									
Kenny Williams, R OBP: 0.321, SLG: 0.437 (1, 8)	0-0 4-3				0-0 F8		0-0 SH1-4		0-0 FC5-4 BB	3	0	0	0	0	0	3									
Steve Lyons, L OBP: 0.319, SLG: 0.349 (1, 5)			0-3 K				0-3 K2-3		4-0 BB	3	1	1	0	0	2	1									
Jerry Hairston, S OBP: 0.356, SLG: 0.425 (9, PH)										0	0	0	0	1	0	0									
Pat Keedy, R OBP: 0.214, SLG: 0.350 (9, PR)										0	0	0	0	0	0	0									
Inning Stats	R: 1 E: 0 K: 0 S: 4	H: 1 LOB: 0 BB: 0 P: 4	R: 0 E: 0 K: 1 S: 6	H: 1 LOB: 1 BB: 0 P: 6	R: 0 E: 0 K: 1 S: 5	H: 1 LOB: 0 BB: 0 P: 5	R: 1 E: 0 K: 0 S: 4	H: 1 LOB: 0 BB: 0 P: 4	R: 1 E: 0 K: 0 S: 5	H: 2 LOB: 1 BB: 0 P: 5	R: 0 E: 0 K: 0 S: 3	H: 1 LOB: 1 BB: 1 P: 7	R: 0 E: 0 K: 1 S: 5	H: 1 LOB: 0 BB: 0 P: 5	R: 0 E: 0 K: 0 S: 4	H: 1 LOB: 1 BB: 0 P: 4	R: 0 E: 0 K: 1 S: 7	H: 2 LOB: 3 BB: 1 P: 11	1B: 7 2B: 3 3B: 1 HR: 1	SF: 0 SAC: 1 DP: 2 HBP: 0	WP: 0 PB: 0 SB: 0 CS: 0	PA: 37			
PITCHER	IP	WLS	BF	H	R	ER	SO	BB	IBB	HBP	BLK	WP	HR	S	P	ERA	WHIP								
Mike Witt, R ERA: 3.95 (1, 1)	8.0	W	31	9	3	3	3	1	0	0	0	0	1	36	40	3.38	1.250								
DeWayne Buice, R ERA: 3.25 (9, 1)	1.0	S	6	2	0	0	1	1	0	0	0	0	0	7	11	0.00	3.000								

Chicago White Sox @ California Angels
Anaheim Stadium, Anaheim, CA
Tue Sep 22 1987, 10:05 PM EDT
Att: 23,002 - Unknown

AB 34
R 3
H 11
RBI 3
BB 2
SO 4
LOB 17



Batter	1	2	3	4	5	6	7	8	9	AB	R	H	RBI	BB	SO	LOB	BOTTOM								
Dick Schofield, R OBP: 0.307, SLG: 0.363 (1, 6)	4-0 CS BB		0-0 4-3		4-0 FC6-4 BB		0-0 L4			2	0	0	0	2	0	1									
Wally Joyner, L OBP: 0.367, SLG: 0.530 (1, 3)	0-3 K		0-0 5-3		0-0 FC6-4			0-0 L4		4	0	0	0	0	1	4									
Doug DeCinces, R OBP: 0.337, SLG: 0.391 (1, 5)	0-0 F8			0-0 F4		0-0 G6-4-3 1B		0-0 F7		3	0	1	0	0	0	0									
Jack Howell, L OBP: 0.330, SLG: 0.447 (6, PH) (9, 5)	0-0 F8				0-0 G6-4-3 1B		0-0 G6-4-3 1B		0-0 F7	1	0	0	0	0	0	0									
Brian Downing, R OBP: 0.392, SLG: 0.475 (1, 10)		0-3 K		0-0 HR		0-0 G6-4-3 1B		4-0 1B 3B BB		3	1	2	1	1	1	0									
Mark McLemore, S OBP: 0.304, SLG: 0.294 (6, PR) (9, 8)					0-0 G6-4-3 1B		0-0 G6-4-3 1B		0-0 1B 3B BB	0	1	0	0	0	0	0									
Johnny Ray, S OBP: 0.333, SLG: 0.369 (1, 4)	0-0 6-3			0-0 G6-4-3 1B		0-0 G6-4-3 1B		0-0 1-3 3B 1B		4	1	2	0	0	0	2									
George Hendrick, R OBP: 0.304, SLG: 0.401 (1, 7)					0-0 G6-4-3		0-0 1-3		0-0 1B 3B	3	0	1	0	0	0	2									
Bill Buckner, L OBP: 0.312, SLG: 0.356 (8, PH)									1-1 1B 3B	1	0	1	2	0	0	0									
Gary Pettis, S OBP: 0.302, SLG: 0.258 (8, PR) (9, 8)					1-2				1-1 1B 3B	0	1	0	0	0	0	0									
Devon White, S OBP: 0.305, SLG: 0.448 (1, 8) (9, 9)		0-3 K			0-0 FC6-4 1B		0-0 HR		0-0 FC6-4 1B	4	1	3	2	0	1	1									
Tony Armas, R OBP: 0.219, SLG: 0.394 (1, 9) (9, 7)			0-0 F9		0-0 FC6-4 BB		0-0 5-3		0-0 FC6-4	4	0	0	0	0	0	3									
Bob Boone, R OBP: 0.304, SLG: 0.309 (1, 2)			0-0 4-3 1B		0-0 F7		0-0 5-3			3	0	1	0	0	0	1									
Inning Stats	R: 0 E: 0 K: 1 S: 4	H: 0 LOB: 0 BB: 1 P: 8	R: 0 E: 0 K: 2 S: 8	H: 1 LOB: 1 BB: 0 P: 8	R: 0 E: 0 K: 0 S: 4	H: 1 LOB: 1 BB: 0 P: 4	R: 1 E: 0 K: 0 S: 4	H: 2 LOB: 0 BB: 0 P: 4	R: 0 E: 0 K: 0 S: 4	H: 2 LOB: 1 BB: 0 P: 4	R: 1 E: 0 K: 0 S: 4	H: 1 LOB: 0 BB: 0 P: 4	R: 3 E: 0 K: 0 S: 6	H: 3 LOB: 2 BB: 1 P: 10	1B: 8 2B: 1 3B: 1 HR: 2	SF: 0 SAC: 0 DP: 3 HBP: 0	WP: 0 PB: 0 SB: 0 CS: 1	PA: 35							
PITCHER	IP	WLS	BF	H	R	ER	SO	BB	IBB	HBP	BLK	WP	HR	S	P	ERA	WHIP								
Dave LaPoint, L ERA: 4.24 (1, 1)	7.1	L	29	8	2	2	3	2	0	0	0	0	0	2	6	0.00	6.000								
Bob James, R ERA: 4.74 (8, 1)	0.1	L	3	1	0	0	0	1	0	0	0	0	0	2	6	0.00	6.000								
Ray Seavage, L ERA: 4.25 (8, 1)	0.1	L	3	2	3	3	0	0	0	0	0	0	0	3	3	81.00	6.000								

Chicago White Sox @ California Angels
Anaheim Stadium, Anaheim, CA
Tue Sep 22 1987, 10:05 PM EDT
Att: 23,002 - Unknown


AB 32
R 5
H 11
RBI 5
BB 3
SO 3
LOB 14



Batter	1	2	3	4	5	6	7	8	9	AB	R	H	RBI	BB	SO	LOB	TOP		
Gary Redus, R (1, 7) OBP: 0.324, SLG: 0.381 Daryl Boston, L (8, FH) OBP: 0.306, SLG: 0.432 (8, 7)	0-0 5-3		0-0 5-3		0-0 G5-4-3 1B			0-0 4-3	0-0 6-3	3	0	1	0	0	0	0			
Donnie Hill, S (1, 5) OBP: 0.289, SLG: 0.370	0-0 F6		0-0 L7		0-0 G5-4-3 1-2			4-0 2B BB		3	1	0	0	1	0	1			
Harold Baines, L (1, 10) OBP: 0.345, SLG: 0.475	0-0 1-3		0-0 4-3					0-0 2B 2B		4	1	1	0	0	0	0			
Ivan Calderon, R (1, 9) OBP: 0.364, SLG: 0.526		0-0 HR		0-0 F9				0-0 2B 2B		4	1	2	3	0	0	0			
Carlton Fisk, R (1, 2) OBP: 0.323, SLG: 0.460	0-0 F8		0-0 6-3		0-0 BB			4-0 K		3	0	0	0	1	1	1			
Greg Walker, L (1, 3) OBP: 0.340, SLG: 0.470	0-0 HR		0-0 HR 1B		0-0 K			4-0 IBB		3	2	2	1	1	1	1			
Kenny Williams, R (1, 8) OBP: 0.323, SLG: 0.446	0-0 CS 1B		0-0 HR		0-0 F9			0-3 K		4	1	2	2	0	1	2			
Fred Manrique, R (1, 4) OBP: 0.299, SLG: 0.357 Jerry Hairston, S (9, FH) OBP: 0.354, SLG: 0.421	1-0 HBP		0-0 6-3		0-0 L5			0-0 3-1		2	0	0	0	0	0	0			
Ozzie Guillen, L (1, 6) OBP: 0.306, SLG: 0.363	0-0 B5-3				0-0 4-3			0-0 1-3	0-0 G1-4-3	4	0	0	0	0	0	1			
Inning Stats	R: 0 E: 0 K: 0 S: 3	H: 0 LOB: 0 BB: 0 P: 3	R: 2 E: 0 K: 0 S: 5	H: 3 LOB: 1 BB: 0 P: 6	R: 0 E: 0 K: 0 S: 3	H: 0 LOB: 0 BB: 0 P: 3	R: 2 E: 0 K: 0 S: 5	H: 2 LOB: 0 BB: 0 P: 5	R: 0 E: 0 K: 1 S: 5	H: 0 LOB: 1 BB: 1 P: 9	R: 0 E: 0 K: 0 S: 3	H: 0 LOB: 0 BB: 0 P: 3	R: 0 E: 0 K: 2 S: 9	H: 0 LOB: 0 BB: 0 P: 17	R: 0 E: 0 K: 0 S: 3	H: 0 LOB: 0 BB: 0 P: 3	1B: 3 2B: 2 3B: 0 HR: 3	SF: 0 SAC: 0 DP: 1 HBP: 1	WP: 0 PA: 37 PB: 0 SB: 0 CS: 1
PITCHER	IP WLS BF H R ER SO BB IBB HBP BLK WP HR S P ERA WHIP		IP WLS BF H R ER SO BB IBB HBP BLK WP HR S P ERA WHIP		IP WLS BF H R ER SO BB IBB HBP BLK WP HR S P ERA WHIP		IP WLS BF H R ER SO BB IBB HBP BLK WP HR S P ERA WHIP		IP WLS BF H R ER SO BB IBB HBP BLK WP HR S P ERA WHIP		IP WLS BF H R ER SO BB IBB HBP BLK WP HR S P ERA WHIP		IP WLS BF H R ER SO BB IBB HBP BLK WP HR S P ERA WHIP		IP WLS BF H R ER SO BB IBB HBP BLK WP HR S P ERA WHIP		IP WLS BF H R ER SO BB IBB HBP BLK WP HR S P ERA WHIP		
Jerry Reuss, L (1, 1) ERA: 5.76	6.0	24	6	4	4	1	1	0	1	0	0	0	0	0	0	0	6.00	1.167	
Greg Minton, R (7, 1) ERA: 3.17	3.0	13	2	2	2	2	1	1	0	0	0	0	0	0	15	23	6.00	1.000	

Chicago White Sox @ California Angels
Anaheim Stadium, Anaheim, CA
Wed Sep 23 1987, 10:05 PM EDT
Att: 22,188 - Unknown


AB 33
R 6
H 8
RBI 6
BB 3
SO 3
LOB 6



Batter	1	2	3	4	5	6	7	8	9	AB	R	H	RBI	BB	SO	LOB	BOTTOM	
Brian Downing, R (1, 7) OBP: 0.392, SLG: 0.474 Gary Pettis, S (8, PR) OBP: 0.302, SLG: 0.258 (9, 8)	0-0 F6		0-0 FC4-6 1B		0-0 F8			0-0 F8 SH 1B		5	0	2	1	0	0	4		
Devon White, S (1, 8) OBP: 0.305, SLG: 0.446 (9, 9)	0-0 4-3		0-0 FC4-6 1B	0-0 BB 1B	0-0 3-1			0-0 SH 1B		4	2	1	0	0	0	2		
Wally Joyner, L (1, 3) OBP: 0.367, SLG: 0.528	0-0 E5 FC6-4		0-0 1B 1B	4-0 BB			0-0 4-3	0-0 F8		4	1	1	0	1	0	2		
Johnny Ray, S (1, 4) OBP: 0.334, SLG: 0.370 Bob Boone, R (9, 2) OBP: 0.304, SLG: 0.309	0-0 FC6-4		0-0 1B 1B	0-0 F9			0-0 4-3	0-0 1B 1B		5	2	2	2	0	0	3		
Bill Buckner, L (1, 10) OBP: 0.315, SLG: 0.359		0-0 1B 1B	0-0 1B 1B	0-0 P3			0-0 6-3	0-0 1B 1B		5	2	3	2	0	0	2		
Mark Ryal, L (1, 9) OBP: 0.229, SLG: 0.430 George Hendrick, R (8, FH) OBP: 0.302, SLG: 0.399 (9, 7)	0-3 K		0-0 F6	0-3 K			0-0 5-3	0-3 K		4	0	0	0	0	2	5		
Jack Howell, L (1, 5) OBP: 0.335, SLG: 0.451	0-0 1B		0-0 BB 1B		0-0 2B 1B		0-0 6-3	0-0 1B		5	1	4	2	0	0	0		
Dick Schofield, R (1, 6) OBP: 0.308, SLG: 0.363	0-0 G6-4-3		0-0 BB 1B		0-0 F9		0-0 1-3	0-3 K		5	0	2	2	0	1	3		
Darrell Miller, R (1, 2) OBP: 0.298, SLG: 0.373 Ruppert Jones, L (8, FH) OBP: 0.310, SLG: 0.432 Mark McLemore, S (8, PR) OBP: 0.304, SLG: 0.294 (9, 4)	0-0 G6-4-3		4-0 BB		0-0 2B		0-0 1-3	4-0 E 1B BB		2	0	1	1	1	0	2		
Inning Stats	R: 0 E: 1 K: 0 S: 4	H: 0 LOB: 1 BB: 0 P: 4	R: 1 E: 0 K: 1 S: 7	H: 3 LOB: 1 BB: 0 P: 7	R: 4 E: 0 K: 0 S: 9	H: 6 LOB: 3 BB: 1 P: 13	R: 0 E: 0 K: 1 S: 6	H: 1 LOB: 2 BB: 1 P: 10	R: 1 E: 0 K: 0 S: 5	H: 2 LOB: 1 BB: 0 P: 5	R: 0 E: 0 K: 0 S: 3	H: 0 LOB: 0 BB: 0 P: 3	R: 0 E: 0 K: 0 S: 3	R: 4 E: 2 K: 2 S: 12	H: 4 LOB: 2 BB: 1 P: 16	1B: 15 2B: 1 3B: 0 HR: 0	SF: 0 SAC: 1 DP: 1 HBP: 0	WP: 0 PA: 44 PB: 0 SB: 0 CS: 0
PITCHER	IP WLS BF H R ER SO BB IBB HBP BLK WP HR S P ERA WHIP		IP WLS BF H R ER SO BB IBB HBP BLK WP HR S P ERA WHIP		IP WLS BF H R ER SO BB IBB HBP BLK WP HR S P ERA WHIP		IP WLS BF H R ER SO BB IBB HBP BLK WP HR S P ERA WHIP		IP WLS BF H R ER SO BB IBB HBP BLK WP HR S P ERA WHIP		IP WLS BF H R ER SO BB IBB HBP BLK WP HR S P ERA WHIP		IP WLS BF H R ER SO BB IBB HBP BLK WP HR S P ERA WHIP		IP WLS BF H R ER SO BB IBB HBP BLK WP HR S P ERA WHIP		IP WLS BF H R ER SO BB IBB HBP BLK WP HR S P ERA WHIP	
Bill Long, R (1, 1) ERA: 4.47	2.2	16	8	5	5	1	2	0	0	0	0	0	0	0	0	0	5.40	3.600
John Pawlowski, R (3, 1) ERA: 4.91	1.2	11	4	1	1	1	2	0	0	0	0	0	0	0	11	19	5.40	3.600
Jim Winn, R (5, 1) ERA: 4.79	2.2	8	0	0	0	0	0	0	0	0	0	0	0	0	8	8	0.00	0.000
Bobby Thigpen, R (8, 1) ERA: 2.9	0.1	L 6	3	4	2	0	1	0	0	0	0	0	0	5	9	54.00	12.000	
Ray Searage, L (8, 1) ERA: 4.2	0.2	3	1	0	0	2	0	0	0	0	0	0	0	7	7	0.00	1.500	

Chicago White Sox @ California Angels
Anaheim Stadium, Anaheim, CA
Wed Sep 23 1987, 10:05 PM EDT
Att: 22,188 - Unknown

AB 40
R 10
H 16
RBI 10
BB 3
SO 4
LOB 25



Batter	1	2	3	4	5	6	7	8	9	AB	R	H	RBI	BB	SO	LOB	TOP										
Brian Downing, R OBP: 0.393, SLG: 0.474 (1, 7)										4	2	2	2	1	0	0	California Angels @ Cleveland Indians Cleveland Municipal Stadium, Cleveland, OH Fri Sep 25 1987, 7:05 PM EDT Att: 10,453 - Unknown										
Devon White, S OBP: 0.304, SLG: 0.444 (1, 9) (8, 8)										5	1	1	0	0	1	2											
Wally Joyner, L OBP: 0.366, SLG: 0.524 (1, 3)										4	0	0	0	1	1	4											
Johnny Ray, S OBP: 0.335, SLG: 0.375 (1, 4)										3	0	2	3	0	0	0											
Bill Buckner, L OBP: 0.312, SLG: 0.356 (1, 10)										4	0	0	0	0	0	5											
Jack Howell, L OBP: 0.335, SLG: 0.450 (1, 5)										4	0	1	0	0	1	1											
Dick Schofield, R OBP: 0.308, SLG: 0.361 (1, 6)										3	1	0	0	1	1	1											
Darrell Miller, R OBP: 0.299, SLG: 0.365 (8, PH) Ruppert Jones, L OBP: 0.309, SLG: 0.429 (8, 9)										2	1	0	0	0	0	1											
Gary Pettis, S OBP: 0.300, SLG: 0.256 (1, 8) Mark Ryal, L OBP: 0.227, SLG: 0.426 (8, PH) Bob Boone, R OBP: 0.304, SLG: 0.309 (8, 2)										3	0	0	0	0	1	2											
Inning Stats	R: 2 E: 1 K: 0 S: 5	H: 1 LOB: 1 BB: 1 P: 9	R: 3 E: 1 K: 1 S: 8	H: 2 LOB: 2 BB: 1 P: 13	R: 0 E: 0 K: 0 S: 2	H: 0 LOB: 0 BB: 1 P: 6	R: 0 E: 1 K: 0 S: 4	H: 0 LOB: 1 BB: 0 P: 4	R: 0 E: 0 K: 1 S: 5	H: 0 LOB: 0 BB: 0 P: 5	R: 0 E: 0 K: 1 S: 7	H: 2 LOB: 2 BB: 0 P: 7	R: 0 E: 0 K: 2 S: 8	H: 1 LOB: 1 BB: 0 P: 8	R: 0 E: 0 K: 1 S: 5	H: 0 LOB: 0 BB: 0 P: 5		1B: 4 2B: 2 3B: 0 HR: 0	SF: 1 SAC: 0 DP: 1 HBP: 1	WP: 0 PB: 0 SB: 3 CS: 0	PA: 39						
PITCHER	IP	WLS	BF	H	R	ER	SO	BB	IBB	HBP	BLK	WP	HR	S	P	ERA	WHIP										
Tom Candiotti, R ERA: 4.62 Jamie Easterly, L ERA: 3.49 Doug Jones, R ERA: 3.08	(1, 1) (3, 1) (7, 1)	2.0 4.0 3.0	14 13 W 12	3 0 3	5 0 0	2 0 0	1 1 4	2 1 0	0 0 0	1 0 0	0 0 0	0 0 0	0 0 0	13 14 20	22 18 20	9.00 0.00 0.00	2.500 0.250 1.000										
Batter	1	2	3	4	5	6	7	8	9	AB	R	H	RBI	BB	SO	LOB	BOTTOM										
Brett Butler, L OBP: 0.393, SLG: 0.412 (1, 8)										2	1	0	0	2	0	0	California Angels @ Cleveland Indians Cleveland Municipal Stadium, Cleveland, OH Fri Sep 25 1987, 7:05 PM EDT Att: 10,453 - Unknown										
Jay Bell, R OBP: 0.292, SLG: 0.388 (1, 6)										3	2	2	0	1	0	0											
Mel Hall, L OBP: 0.309, SLG: 0.441 (1, 10)										4	1	3	5	0	1	2											
Brook Jacoby, R OBP: 0.381, SLG: 0.542 Joe Carter, R OBP: 0.297, SLG: 0.480 (1, 3) (8, 7)										3	0	0	0	1	1	2											
Dave Clark, L OBP: 0.190, SLG: 0.246 Pat Tabler, R OBP: 0.369, SLG: 0.441 (1, 7) (8, 3)										4	0	0	0	0	2	4											
Cory Snyder, R OBP: 0.297, SLG: 0.452 (1, 9)										4	0	0	0	0	1	0											
Eddie Williams, R OBP: 0.314, SLG: 0.279 (1, 5)										3	1	0	0	1	0	0											
Chris Bando, S OBP: 0.263, SLG: 0.332 (1, 2)										3	0	0	0	0	1	0											
Junior Noboa, R OBP: 0.235, SLG: 0.215 (1, 4)										3	2	2	1	0	0	0											
Inning Stats	R: 1 E: 0 K: 0 S: 4	H: 2 LOB: 0 BB: 0 P: 4	R: 0 E: 0 K: 0 S: 3	H: 0 LOB: 0 BB: 0 P: 3	R: 3 E: 0 K: 1 S: 8	H: 3 LOB: 1 BB: 1 P: 12	R: 0 E: 0 K: 0 S: 3	H: 0 LOB: 0 BB: 0 P: 3	R: 0 E: 0 K: 2 S: 8	H: 1 LOB: 0 BB: 0 P: 8	R: 2 E: 1 K: 1 S: 6	H: 1 LOB: 3 BB: 4 P: 22	R: 0 E: 0 K: 2 S: 7	H: 0 LOB: 0 BB: 0 P: 7	R: 0 E: 0 K: 1 S: 5	H: 0 LOB: 0 BB: 0 P: 5		1B: 4 2B: 2 3B: 0 HR: 1	SF: 0 SAC: 1 DP: 1 HBP: 0	WP: 0 PB: 0 SB: 0 CS: 0	PA: 35						
PITCHER	IP	WLS	BF	H	R	ER	SO	BB	IBB	HBP	BLK	WP	HR	S	P	ERA	WHIP										
Don Sutton, R ERA: 4.64 Gary Lucas, L ERA: 3.99 Greg Minton, R ERA: 3.16 Jack Lazorko, R ERA: 4.72	(1, 1) (6, 1) (7, 1) (8, 1)	5.0 1.2 0.1 1.0	L 10	2 3 0 0	3 3 0 0	4 3 0 0	1 3 0 2	4 4 0 0	1 0 0 0	0 0 0 0	0 0 0 0	0 0 0 0	0 1 0 0	13 25 5 7	25 25 5 7	7.20 16.20 0.00 0.00	1.200 3.000 3.000 0.000										

Batter	1	2	3	4	5	6	7	8	9	AB	R	H	RBI	BB	SO	LOB	TOP			
Brian Downing, R OBP: 0.400, SLG: 0.488 (1, 10)										3	0	1	0	1	0	3	California Angels @ Chicago White Sox Comiskey Park, Chicago, IL Tue Sep 29 1987, 8:05 PM EDT Att: 7,554 - Unknown AB 31 R 0 H 6 RBI 0 BB 2 SO 4 LOB 18 			
Wally Joyner, L OBP: 0.386, SLG: 0.517 (1, 3)										4	0	0	0	0	0	4				
Devon White, S OBP: 0.302, SLG: 0.441 (1, 8) (8, 9)										4	0	1	0	0	2	2				
George Hendrick, R OBP: 0.301, SLG: 0.395 (1, 7)										3	0	0	0	0	0	2				
Jim Eppard, L OBP: 0.687, SLG: 0.680 (9, PH)										1	0	1	0	0	0	0				
Mark McLemore, S OBP: 0.314, SLG: 0.304 (9, PR)										0	0	0	0	0	0	0				
Johnny Ray, S OBP: 0.336, SLG: 0.377 (1, 4)										4	0	1	0	0	1	1				
Dick Schofield, R OBP: 0.307, SLG: 0.358 (1, 6)										3	0	0	0	0	1	1				
Mark Ryal, L OBP: 0.228, SLG: 0.418 (9, PH)										1	0	0	0	0	0	1				
Tony Armas, R OBP: 0.205, SLG: 0.370 (1, 9)										2	0	0	0	0	0	1				
Bill Buckner, L OBP: 0.313, SLG: 0.361 (8, PH)										1	0	1	0	0	0	0				
Gary Pettis, S OBP: 0.303, SLG: 0.259 (8, 8)										0	0	0	0	0	0	0				
Bob Boone, R OBP: 0.304, SLG: 0.309 (1, 2)										2	0	1	0	0	0	1				
Ruppert Jones, L OBP: 0.311, SLG: 0.430 (8, PH)										1	0	0	0	0	0	1				
Jack Fimple, R OBP: 0.273, SLG: 0.200 (8, 2)										0	0	0	0	0	0	0				
Gus Polidor, R OBP: 0.271, SLG: 0.331 (1, 5)										2	0	0	0	0	0	1				
Jack Howell, L OBP: 0.331, SLG: 0.439 (8, PH)										0	0	0	0	1	0	0				
Inning Stats	R: 0 E: 0 K: 1 S: 6	H: 1 LOB: 1 BB: 0 P: 6	R: 0 E: 0 K: 0 S: 3	H: 0 LOB: 0 BB: 0 P: 3	R: 0 E: 0 K: 0 S: 3	H: 1 LOB: 0 BB: 0 P: 3	R: 0 E: 0 K: 0 S: 3	H: 1 LOB: 0 BB: 0 P: 3	R: 0 E: 0 K: 0 S: 4	H: 0 LOB: 1 BB: 1 P: 7	R: 0 E: 0 K: 1 S: 5	H: 0 LOB: 0 BB: 0 P: 5	R: 0 E: 0 K: 0 S: 4	H: 1 LOB: 2 BB: 1 P: 8	R: 0 E: 0 K: 2 S: 8	H: 1 LOB: 1 BB: 0 P: 8	1B: 5 2B: 1 3B: 0 HR: 0	SF: 0 SAC: 0 DP: 2 HBP: 0	WP: 0 PB: 0 CS: 0	PA: 33
PITCHER	IP WLS BF H R ER SO BB IBB HBP BLK WP HR S P ERA WHIP																			
Floyd Bannister, L ERA: 3.62 (1, 1)	7.0 W 24 4 0 0 2 1 0 0 0 0 0 0 27 31 0.00 0.714																			
Bobby Thigpen, R ERA: 2.84 (8, 1)	2.0 S 9 2 0 0 2 1 0 0 0 0 0 0 12 16 0.00 1.500																			

Batter	1	2	3	4	5	6	7	8	9	AB	R	H	RBI	BB	SO	LOB	BOTTOM				
Ozzie Guillen, L OBP: 0.305, SLG: 0.358 (1, 6)										3	0	2	0	1	0	0	California Angels @ Chicago White Sox Comiskey Park, Chicago, IL Tue Sep 29 1987, 8:05 PM EDT Att: 7,554 - Unknown AB 32 R 1 H 7 RBI 1 BB 2 SO 4 LOB 19 				
Donnie Hill, S OBP: 0.293, SLG: 0.374 (1, 4)										4	0	1	0	0	0	4					
Fred Manrique, R OBP: 0.294, SLG: 0.351 (9, 4)										0	0	0	0	0	0	0					
Harold Baines, L OBP: 0.344, SLG: 0.467 (1, 10)										4	0	0	0	0	0	2					
Gary Redus, R OBP: 0.323, SLG: 0.386 (8, PR)										0	0	0	0	0	0	0					
Ivan Calderon, R OBP: 0.362, SLG: 0.529 (1, 9)										4	0	1	0	0	1	3					
Greg Walker, L OBP: 0.340, SLG: 0.462 (1, 3)										4	0	1	0	0	1	3					
Carlton Fisk, R OBP: 0.320, SLG: 0.456 (1, 2)										4	0	0	0	0	0	3					
Daryl Boston, L OBP: 0.301, SLG: 0.419 (1, 7)										3	0	0	0	1	1	2					
Kenny Williams, R OBP: 0.324, SLG: 0.441 (1, 8)										3	1	1	0	0	1	1					
Steve Lyons, L OBP: 0.321, SLG: 0.361 (1, 5)										3	0	1	1	0	0	1					
Inning Stats	R: 0 E: 0 K: 1 S: 7	H: 2 LOB: 2 BB: 0 P: 7	R: 0 E: 0 K: 2 S: 7	H: 0 LOB: 0 BB: 0 P: 7	R: 0 E: 0 K: 0 S: 3	H: 0 LOB: 0 BB: 0 P: 3	R: 0 E: 0 K: 0 S: 3	H: 0 LOB: 0 BB: 0 P: 3	R: 1 E: 0 K: 0 S: 5	H: 2 LOB: 2 BB: 1 P: 9	R: 0 E: 0 K: 0 S: 6	H: 1 LOB: 1 BB: 0 P: 6	R: 0 E: 0 K: 0 S: 4	H: 1 LOB: 2 BB: 1 P: 8	R: 0 E: 1 K: 0 S: 5	H: 1 LOB: 2 BB: 0 P: 5		1B: 6 2B: 1 3B: 0 HR: 0	SF: 0 SAC: 0 DP: 0 HBP: 0	WP: 1 PB: 0 CS: 0	PA: 34
PITCHER	IP WLS BF H R ER SO BB IBB HBP BLK WP HR S P ERA WHIP																				
Mike Witt, R ERA: 3.85 (1, 1)	8.0 L 34 7 1 1 4 2 0 0 0 0 1 0 40 48 1.12 1.125																				

Batter	1	2	3	4	5	6	7	8	9	AB	R	H	RBI	BB	SO	LOB	TOP										
Brian Downing, R OBP: 0.398, SLG: 0.485 (1, 7)	F9		F9		FC1-4			F9		4	0	0	0	0	0	1	California Angels @ Chicago White Sox Comiskey Park, Chicago, IL Wed Sep 30 1987, 8:05 PM EDT Att: 8,486 - Unknown livebaseballscorecards.com										
Wally Joyner, L OBP: 0.386, SLG: 0.514 (1, 3)	F9-3 BB		F7		F8			4-3		3	0	0	0	1	0	1											
Johnny Ray, S OBP: 0.335, SLG: 0.376 (1, 4)	F9-3		1B		F4			4-3		4	0	1	0	0	0	2											
Bill Buckner, L OBP: 0.312, SLG: 0.360 (1, 10)		F8	1B		4-3			4-3		4	0	1	0	0	0	0											
Devon White, S OBP: 0.303, SLG: 0.442 (1, 9)		HR 1B	1-3		F6			F9 1B		4	1	2	0	0	0	2											
Jack Howell, L OBP: 0.330, SLG: 0.444 (1, 5)		HR			F7			F7		4	1	1	2	0	0	1											
Dick Schofield, R OBP: 0.305, SLG: 0.356 Mark Ryal, L OBP: 0.225, SLG: 0.414 (0, PH)	F9		F8		6-3			F9		3	0	0	0	0	0	0											
Gary Pettis, S OBP: 0.303, SLG: 0.259 (1, 8)			1B		K			K		3	0	1	0	0	2	0											
Bob Boone, R OBP: 0.304, SLG: 0.309 (1, 2)		5-3			FC1-4 1B			4-3		3	0	1	0	0	0	1											
Inning Stats	R: 0 E: 0 K: 0 S: 2	H: 0 LOB: 0 BB: 1 P: 6	R: 2 E: 0 K: 0 S: 6	H: 3 LOB: 1 BB: 0 P: 6	R: 0 E: 0 K: 1 S: 5	H: 2 LOB: 2 BB: 0 P: 5	R: 0 E: 0 K: 1 S: 5	H: 0 LOB: 0 BB: 0 P: 5	R: 0 E: 0 K: 0 S: 4	H: 1 LOB: 1 BB: 0 P: 4	R: 0 E: 0 K: 0 S: 3	H: 0 LOB: 0 BB: 0 P: 3	R: 0 E: 0 K: 1 S: 5	H: 0 LOB: 0 BB: 0 P: 5	R: 0 E: 0 K: 0 S: 3	H: 1 LOB: 1 BB: 0 P: 4	1B: 6 2B: 1 3B: 0 HR: 1	SF: 0 SAC: 0 DP: 1 HBP: 0	WP: 0 PB: 0 CS: 0	PA: 34							
PITCHER	IP	WLS	BF	H	R	ER	SO	BB	IBB	HBP	BLK	WP	HR	S	P	ERA	WHIP										
Richard Dotson, R ERA: 4.17 (1, 1)	5.0	W	21	6	2	2	1	1	0	0	0	0	1	22	26	3.60	1.400										
Bill Long, R ERA: 4.37 (6, 1)	4.0	S	13	1	0	0	1	0	0	0	0	0	0	15	15	0.00	0.250										

Batter	1	2	3	4	5	6	7	8	9	AB	R	H	RBI	BB	SO	LOB	BOTTOM										
Gary Redus, R OBP: 0.321, SLG: 0.384 (1, 7)	6-3			F8	F3			1-3		5	0	1	1	0	0	2	California Angels @ Chicago White Sox Comiskey Park, Chicago, IL Wed Sep 30 1987, 8:05 PM EDT Att: 8,486 - Unknown livebaseballscorecards.com										
Donnie Hill, S OBP: 0.292, SLG: 0.372 (1, 5) (4, 4)	K	1-3 2H 1B	F7	F7		F8		1B		5	0	1	0	0	1	2											
Harold Baines, L OBP: 0.346, SLG: 0.469 (1, 10)						6-3		4-3		5	1	3	0	0	0	1											
Ivan Calderon, R OBP: 0.361, SLG: 0.529 (1, 9)	F9		F8	F9						4	0	1	0	0	0	3											
Carlton Fisk, R OBP: 0.321, SLG: 0.460 (1, 2)		6-3	WP 2B		1B FC5 2B			1-3		4	2	2	0	0	0	1											
Greg Walker, L OBP: 0.344, SLG: 0.465 (1, 3)		5-3 2B BB			FC5 BB 1B			G5-4-3 BB		2	1	2	1	2	0	0											
Kenny Williams, R OBP: 0.323, SLG: 0.437 (1, 8)		5-3	K		WP FC5 BB			K		3	0	0	0	1	2	3											
Fred Manrique, R OBP: 0.297, SLG: 0.354 (1, 4) (4, 6)		1B 2B BB			FC5 WP			G5-4-3		3	1	1	2	1	0	3											
Ozzie Guillen, L OBP: 0.305, SLG: 0.357 Steve Lyons, L OBP: 0.318, SLG: 0.357 (1, 6) (4, 5)		1B BB	G3		F7			K		1	0	0	0	1	0	2											
2	0	0	0	0	1	2				2	0	0	0	0	1	2											
Inning Stats	R: 0 E: 0 K: 1 S: 6	H: 1 LOB: 1 BB: 0 P: 6	R: 2 E: 0 K: 0 S: 5	H: 2 LOB: 2 BB: 2 P: 13	R: 2 E: 0 K: 1 S: 8	H: 3 LOB: 2 BB: 1 P: 12	R: 0 E: 0 K: 0 S: 4	H: 1 LOB: 1 BB: 0 P: 4	R: 1 E: 0 K: 0 S: 5	H: 2 LOB: 2 BB: 1 P: 9	R: 0 E: 0 K: 0 S: 4	H: 1 LOB: 1 BB: 0 P: 4	R: 0 E: 0 K: 1 S: 4	H: 0 LOB: 0 BB: 1 P: 8	R: 0 E: 0 K: 1 S: 6	H: 1 LOB: 1 BB: 0 P: 6	1B: 6 2B: 5 3B: 0 HR: 0	SF: 0 SAC: 0 DP: 1 HBP: 0	WP: 2 PB: 0 CS: 0	PA: 39							
PITCHER	IP	WLS	BF	H	R	ER	SO	BB	IBB	HBP	BLK	WP	HR	S	P	ERA	WHIP										
Jerry Reuss, L ERA: 5.96 (1, 1)	2.1	L	15	6	4	4	1	2	0	0	0	1	0	15	23	15.43	3.429										
Jack Lazorko, R ERA: 4.49 (3, 1)	3.2		17	4	1	1	1	2	0	0	0	1	0	17	25	2.46	1.636										
Gary Lucas, L ERA: 3.72 (7, 1)	2.0		7	1	0	0	2	1	0	0	0	0	0	10	14	0.00	1.000										

Batter	1	2	3	4	5	6	7	8	9	AB	R	H	RBI	BB	SO	LOB	TOP					
Brett Butler, L OBP: 0.401, SLG: 0.427 (1, 8)										4	2	2	0	1	0	0	Cleveland Indians @ California Angels Anaheim Stadium, Anaheim, CA Sat Oct 03 1987, 6:33 AM EDT Att: 22,750 - Unknown					
Junior Noboa, R OBP: 0.253, SLG: 0.275 (1, 4)										5	0	1	0	0	2	3						
Joe Carter, R OBP: 0.302, SLG: 0.474 (1, 3)										4	2	2	0	0	1	2						
Brook Jacoby, R OBP: 0.387, SLG: 0.541 Dave Clark, L OBP: 0.235, SLG: 0.386 (6, PR)										2	0	2	1	1	0	0						
Mel Hall, L OBP: 0.308, SLG: 0.433 (1, 7)										3	0	0	0	1	1	4						
Cory Snyder, R OBP: 0.269, SLG: 0.448 (1, 9)										4	0	1	1	0	1	2						
Jay Bell, R OBP: 0.262, SLG: 0.352 (1, 6)										4	0	0	0	0	2	3						
Brian Dorsett, R OBP: 0.333, SLG: 0.545 (1, 2)										4	0	0	0	0	1	2						
Eddie Williams, R OBP: 0.296, SLG: 0.300 (1, 5)										4	0	0	0	0	1	0						
Inning Stats	R: 1 E: 0 K: 0 S: 5	H: 2 LOB: 1 BB: 0 P: 5	R: 0 E: 0 K: 1 S: 5	H: 0 LOB: 0 BB: 0 P: 5	R: 0 E: 0 K: 1 S: 5	H: 0 LOB: 0 BB: 0 P: 5	R: 1 E: 0 K: 2 S: 9	H: 2 LOB: 2 BB: 1 P: 13	R: 0 E: 0 K: 1 S: 6	H: 1 LOB: 1 BB: 0 P: 6	R: 0 E: 0 K: 0 S: 3	H: 0 LOB: 0 BB: 0 P: 7	R: 3 E: 1 K: 1 S: 8	H: 3 LOB: 1 BB: 1 P: 12	R: 0 E: 0 K: 1 S: 5	H: 0 LOB: 1 BB: 1 P: 9	1B: 6 2B: 1 3B: 1 HR: 1	SF: 0 SAC: 0 DP: 1 HBP: 0	WP: 0 PB: 0 SB: 0 CS: 0	PA: 38		
PITCHER	IP	WLS	BF	H	R	ER	SO	BB	IBB	HBP	BLK	WP	HR	S	P	ERA	WHIP					
Jack Lazorko, R ERA: 4.59 Gary Lucas, L ERA: 3.63	(1, 1)	7.1	W	31	9	5	5	7	1	0	0	0	0	1	44	48	6.14	1.364				
	(8, 1)	1.2		7	0	0	0	2	2	0	0	0	0	0	9	17	0.00	1.200				

Batter	1	2	3	4	5	6	7	8	9	AB	R	H	RBI	BB	SO	LOB	BOTTOM					
Brian Downing, R OBP: 0.400, SLG: 0.488 Tack Wilson, R OBP: 0.667, SLG: 0.500 (8, 7)										4	1	1	1	1	1	2	Cleveland Indians @ California Angels Anaheim Stadium, Anaheim, CA Sat Oct 03 1987, 6:33 AM EDT Att: 22,750 - Unknown					
Mark McLemore, S OBP: 0.310, SLG: 0.300 (1, 4)										5	0	0	0	0	0	2						
Wally Joyner, L OBP: 0.368, SLG: 0.533 (1, 3)										3	3	3	3	2	0	0						
Bill Buckner, L OBP: 0.312, SLG: 0.361 (1, 10)										5	1	1	0	0	0	6						
Jack Howell, L OBP: 0.333, SLG: 0.464 (1, 5)										5	2	1	1	0	1	1						
Devon White, S OBP: 0.304, SLG: 0.440 (1, 9)										5	1	3	1	0	0	1						
Gus Polidor, R OBP: 0.277, SLG: 0.328 (1, 6)										4	2	2	0	1	0	2						
Bob Boone, R OBP: 0.305, SLG: 0.313 (1, 2)										5	2	2	1	0	0	3						
Gary Pettis, S OBP: 0.302, SLG: 0.259 (1, 8)										4	0	1	1	0	1	2						
Inning Stats	R: 3 E: 0 K: 0 S: 8	H: 5 LOB: 2 BB: 0 P: 8	R: 0 E: 0 K: 1 S: 5	H: 0 LOB: 0 BB: 0 P: 5	R: 5 E: 1 K: 0 S: 8	H: 4 LOB: 3 BB: 3 P: 20	R: 0 E: 1 K: 0 S: 4	H: 0 LOB: 1 BB: 0 P: 4	R: 0 E: 0 K: 0 S: 3	H: 0 LOB: 0 BB: 0 P: 3	R: 1 E: 0 K: 1 S: 6	H: 1 LOB: 0 BB: 0 P: 6	R: 2 E: 0 K: 1 S: 8	H: 3 LOB: 2 BB: 1 P: 12	R: 1 E: 1 K: 0 S: 4	H: 1 LOB: 0 BB: 0 P: 4	1B: 7 2B: 2 3B: 0 HR: 5	SF: 0 SAC: 0 DP: 2 HBP: 0	WP: 0 PB: 0 SB: 4 CS: 0	PA: 44		
PITCHER	IP	WLS	BF	H	R	ER	SO	BB	IBB	HBP	BLK	WP	HR	S	P	ERA	WHIP					
Ken Schrom, R ERA: 6.5 Sammy Stewart, R ERA: 5.67 Ed Vande Berg, L ERA: 5.1	(1, 1)	2.1	L	15	8	6	6	1	0	0	0	0	0	4	17	17	23.14	3.429				
	(3, 1)	4.0		23	5	5	3	2	3	0	0	0	0	1	24	36	6.75	2.000				
	(7, 1)	1.2		6	1	1	0	0	1	0	0	0	0	0	5	9	0.00	1.200				

Batter	1	2	3	4	5	6	7	8	9	AB	R	H	RBI	BB	SO	LOB	TOP					
Brett Butler, L OBP: 0.399, SLG: 0.425 (1, 8)	F8		6-3	6-3			F9		F8 SH1-3 1B	5	1	1	0	0	0	2	Cleveland Indians @ California Angels Anaheim Stadium, Anaheim, CA Sun Oct 04 1987, 6:33 AM EDT Att: 36,779 - Unknown					
Tommy Hinzo, S OBP: 0.296, SLG: 0.358 (1, 4)	6-3		1B	2B		K	E8 HR		SH1-3	4	2	1	0	0	1	1						
Joe Carter, R OBP: 0.304, SLG: 0.480 (1, 3)	F8		HR	1B		K			1B	4	3	2	4	1	1	1						
Mel Hall, L OBP: 0.309, SLG: 0.439 (1, 7)		L8	HR			K			F8	5	1	2	2	0	1	2						
Dave Clark, L OBP: 0.225, SLG: 0.368 (9, PH) Pat Tabler, R OBP: 0.369, SLG: 0.439	K	K				G3	G3-6-1		1B	4	0	0	0	0	2	1						
Cory Snyder, R OBP: 0.273, SLG: 0.456 (1, 9)		HR	K						1B	5	1	4	2	0	1	0						
Jay Bell, R OBP: 0.269, SLG: 0.352 (1, 6)		HBP				F9			SH1-4 1B	3	0	1	0	0	1	3						
Eddie Williams, R OBP: 0.280, SLG: 0.281 (1, 5)	K					6-3			3-1	4	0	0	0	0	2	4						
Andy Allanson, R OBP: 0.298, SLG: 0.364 (1, 2)			HR			6-3			F9	4	2	2	1	0	0	2						
Inning Stats	R: 0 E: 0 K: 0 S: 3	H: 0 LOB: 0 BB: 0 P: 3	R: 1 E: 0 K: 2 S: 8	H: 1 LOB: 1 BB: 0 P: 9	R: 4 E: 0 K: 2 S: 11	H: 4 LOB: 0 BB: 0 P: 11	R: 0 E: 0 K: 1 S: 6	H: 1 LOB: 1 BB: 0 P: 6	R: 0 E: 0 K: 3 S: 9	H: 0 LOB: 0 BB: 0 P: 9	R: 0 E: 0 K: 0 S: 4	H: 1 LOB: 1 BB: 0 P: 4	R: 3 E: 1 K: 0 S: 6	H: 3 LOB: 0 BB: 0 P: 6	R: 0 E: 0 K: 0 S: 4	H: 1 LOB: 1 BB: 0 P: 4		R: 2 E: 0 K: 1 S: 8	H: 3 LOB: 2 BB: 1 P: 12	1B: 9 2B: 1 3B: 0 HR: 4	SF: 0 SAC: 2 DP: 1 HBP: 1	WP: 1 PB: 0 SB: 1 CS: 0
PITCHER	IP	WLS	BF	H	R	ER	SO	BB	IBB	HBP	BLK	WP	HR	S	P	ERA	WHIP			ERA	WHIP	
Mike Witt, R ERA: 4.01 (1, 1)	6.1	L	30	9	8	7	8	0	0	1	0	1	4	45	46	9.95	1.421					
Jerry Reuss, L ERA: 5.97 (7, 1)	2.2		13	5	2	2	1	0	1	0	0	0	0	14	18	6.75	1.875					

Batter	1	2	3	4	5	6	7	8	9	AB	R	H	RBI	BB	SO	LOB	BOTTOM					
Brian Downing, R OBP: 0.400, SLG: 0.487 (1, 7)	1B HBP	1-3				5-3			1-3	4	2	1	0	0	0	2	Cleveland Indians @ California Angels Anaheim Stadium, Anaheim, CA Sun Oct 04 1987, 6:33 AM EDT Att: 36,779 - Unknown					
Jack Howell, L OBP: 0.331, SLG: 0.461 (1, 5)	F7		F8		K				E3 G1-6-3 1B	5	0	1	1	0	1	2						
Wally Joyner, L OBP: 0.366, SLG: 0.528 (1, 3)	K		F6		K				G1-6-3	5	0	0	0	0	3	3						
Johnny Ray, S OBP: 0.334, SLG: 0.374 (1, 4)	1B		2B		1B				L8	5	1	2	1	0	0	0						
Bill Buckner, L OBP: 0.314, SLG: 0.365 (1, 10)	4-3		2B			F9			BB 1B	4	0	2	1	0	0	1						
Devon White, S OBP: 0.306, SLG: 0.443 (1, 9)		1B 4-3 1B	5-3			2B			BB	3	1	2	0	1	0	1						
Dick Schofield, R OBP: 0.355 (1, 6) Ruppert Jones, L OBP: 0.316, SLG: 0.432 (8, PH) Gus Polidor, R OBP: 0.277, SLG: 0.328 (9, 6)		BLK 4-3 1B			P3				K	3	0	1	0	0	0	1						
Bob Boone, R OBP: 0.304, SLG: 0.311 (1, 2) Jim Eppard, L OBP: 0.455, SLG: 0.333 (7, PH) Darrell Miller, R OBP: 0.303, SLG: 0.398 (8, 2) Mark Ryal, L OBP: 0.273, SLG: 0.410 (8, PH) Jack Fimple, R OBP: 0.273, SLG: 0.200 (9, 2)		F9			6-3				F5	2	0	0	0	0	0	2						
Gary Pettis, S OBP: 0.302, SLG: 0.259 (1, 8)	4-3				5-3				1B E 1B	4	1	1	1	0	0	2						
Inning Stats	R: 1 E: 0 K: 1 S: 6	H: 1 LOB: 1 BB: 0 P: 7	R: 1 E: 0 K: 0 S: 5	H: 2 LOB: 1 BB: 0 P: 5	R: 1 E: 0 K: 0 S: 5	H: 2 LOB: 1 BB: 0 P: 5	R: 0 E: 0 K: 0 S: 3	H: 0 LOB: 0 BB: 0 P: 3	R: 0 E: 0 K: 2 S: 7	H: 0 LOB: 0 BB: 0 P: 7	R: 0 E: 0 K: 0 S: 4	H: 1 LOB: 1 BB: 0 P: 4	R: 1 E: 0 K: 1 S: 6	H: 1 LOB: 1 BB: 1 P: 10	R: 0 E: 0 K: 1 S: 6	H: 1 LOB: 2 BB: 1 P: 10		R: 2 E: 1 K: 0 S: 5	H: 2 LOB: 0 BB: 0 P: 5	1B: 8 2B: 2 3B: 0 HR: 0	SF: 0 SAC: 0 DP: 1 HBP: 1	WP: 0 PB: 0 SB: 1 CS: 0
PITCHER	IP	WLS	BF	H	R	ER	SO	BB	IBB	HBP	BLK	WP	HR	S	P	ERA	WHIP			ERA	WHIP	
John Farrell, R ERA: 3.39 (1, 1)	7.1	W	33	8	4	4	4	2	0	1	1	1	1	38	47	4.91	1.364					
Doug Jones, R ERA: 3.15 (8, 1)	1.2	S	7	2	2	1	1	0	0	0	0	0	0	9	9	5.40	1.200					