California Angels - 1989

Chicago White Sox @ California Angels

Anaheim Stadium, Anaheim, CA

Tue Apr 04 1989, 6:33 AM EDT

Att. 33,265 - Sunny - 96 F

TOP

livebaseballscorecards.com

Batter	1	2	3	4	5	6	7	8	9	AB	R	H	RBI	BB	SO	LOB
Ozzie Guillen, L (1, 6) OBP: 0.200, SLG: 0.200	F7		G6-3		SF8 1B 2-3 1B		G5-3 1-2		FC4 1B WP 1-2 HR 3-H	5	2	1	1	0	0	2
Dave Gallagher, R (1, 8) OBP: 0.200, SLG: 0.250	F8		F9		SF8 1-2 3-H		F7		1-3 2-H 1B	4	0	1	2	0	0	1
Harold Baines, L (1, 10) OBP: 0.600, SLG: 1.250	BB		F8		G5-4-3 2-H 1B		P6		HR 3-H	4	1	2	3	1	0	1
Ivan Calderon, R (1, 9) Daryl Boston, L (9, PR) (9, 9)	G3			G1-3	G5-4-3 1-2f			G4-3	2B HBP	4 0	0 1	0 0	0 0	0 0	0 0	2 0
Greg Walker, L (1, 3) OBP: 0.400, SLG: 0.600		E SF8 1B		K		F9		K	2B 1-H	5	1	2	1	0	2	0
Carlton Fisk, R (1, 2) OBP: 0.400, SLG: 1.000		E5 SF8 1-3		1B 1B		HR		K	K	5	1	2	1	0	2	3
Dan Pasqua, L (1, 7) OBP: 0.500, SLG: 0.667		SF8 2-3 3-H		1-2 1B		CS 1B			P4	3	0	2	1	0	0	0
Steve Lyons, L (1, 4) OBP: 0.250, SLG: 0.250		K2-3		F7		F7 1-2			1B BLK FC4 1B	4	1	1	0	0	1	4
Eddie Williams, R (1, 5) OBP: 0.750, SLG: 1.000		G6-3			1B SF8 2B		G5-3 1B		WP E 1-3 1B 1B	4	2	3	0	0	0	1

	AB	38
	R	9
	H	14
	RBI	9
	BB	1
	SO	5
	LOB	14

Inning Stats										
	R: 0 E: 0 K: 0 S: 9	H: 0 LOB: 1 BB: 1 P: 17	R: 1 E: 1 K: 1 S: 14	H: 1 LOB: 1 BB: 0 P: 20	R: 0 E: 0 K: 0 S: 7	H: 0 LOB: 0 BB: 0 P: 13	R: 0 E: 0 K: 1 S: 9	H: 2 LOB: 2 BB: 0 P: 11	R: 2 E: 0 K: 0 S: 8	H: 3 LOB: 0 BB: 0 P: 12
	R: 1 E: 0 K: 0 S: 9	H: 2 LOB: 0 BB: 0 P: 14	R: 0 E: 0 K: 0 S: 7	H: 1 LOB: 1 BB: 0 P: 16	R: 0 E: 0 K: 2 S: 10	H: 0 LOB: 0 BB: 0 P: 14	R: 5 E: 1 K: 1 S: 18	H: 5 LOB: 2 BB: 0 P: 30	1B: 10 2B: 2 3B: 0 HR: 2	SF: 2 SAC: 0 DP: 1 HBP: 1
	WP: 1 PB: 0 SB: 0 CS: 1	PA: 42								

PITCHER		IP	WLS	BF	H	R	ER	SO	BB	IBB	HBP	BLK	WP	HR	S	P	ERA	WHIP
Mike Witt, R ERA: 4.05	(1, 1)	6.2	L	29	9	4	3	2	1	0	0	0	0	1	61	99	4.05	1.500
Greg Minton, R ERA:	(7, 1)	1.1		4	0	0	0	2	0	0	0	0	0	0	12	18	0.00	0.000
Bob McClure, L ERA: 13.5	(9, 1)	0.2		7	4	5	1	0	0	0	1	1	1	1	14	24	13.50	6.000
Bryan Harvey, R ERA:	(9, 1)	0.1		2	1	0	0	1	0	0	0	0	0	0	4	6	0.00	3.000

PITCHER	IP	WLS	BF	H	R	ER	SO	BB	IBB	HBP	BLK	WP	HR	S	P	ERA	WHIP

BOTTOM

Chicago White Sox @ California Angels

Anaheim Stadium, Anaheim, CA

Tue Apr 04 1989, 6:33 AM EDT

Att. 33,265 - Sunny - 96 F

Batter	1	2	3	4	5	6	7	8	9	AB	R	H	RBI	BB	SO	LOB
Brian Downing, R (1, 10)	C X 0-1 ① F7		B C C B X 2-2 ③ L1-4-3			C B B B F F X 3-2 ③ L5-3			B C F X 1-2 ① G5-3	4	0	0	0	0	0	0
Johnny Ray, S (1, 4)	B B B C C F X 3-2 ② G6-3			B B F F X 2-2 ① F8			F X 0-1 ① P3		C S F B X 1-2 E4	4	0	0	0	0	0	0
Devon White, S (1, 8) OBP: 0.500, SLG: 1.500	X 0-0 HR			C B C S 1-3 ② K			B S B X 2-1 F8 2B		F S S 0-3 ② K	4	1	2	1	0	2	1
Wally Joyner, L (1, 3)	B F B B X 3-1 ③ F7			X 0-0 ③ F8			B X 1-0 ② F8 2-3		C B X 1-1 ③ F8	4	0	0	0	0	0	2
Tony Armas, R (1, 9) (9, 7)		F F C 0-3 ① K			B X 1-0 ① F8		F F X 0-2 ③ G1-3			3	0	0	0	0	1	1
Dante Bichette, R (1, 7) Claudell Washington, L (8, PH) OBP: 1.000, SLG: 4.000 (9, 9)		B B X 2-0 ② P6			F F X 0-2 ② G6-3			S B B B X 3-1 HR		2 1	0 1	0 1	0 1	0 0	0 0	0 0
Lance Parrish, R (1, 2)		F F C 0-3 ③ K			X 0-0 ③ G6-3			F F C 0-3 ① K		3	0	0	0	0	2	0
Jack Howell, L (1, 5)			X 0-0 ① G6-3			F B X 1-1 ① G3		X 0-0 ② G4-3		3	0	0	0	0	0	0
Dick Schofield, R (1, 6)			C X 0-1 ② L3			B X 1-0 ② G5-3		C B X 1-1 ③ G6-3		3	0	0	0	0	0	0
Inning Stats	R: 1 E: 0 K: 0 S: 9 H: 1 LOB: 0 BB: 0 P: 15	R: 0 E: 0 K: 2 S: 7 H: 0 LOB: 0 BB: 0 P: 9	R: 0 E: 0 K: 0 S: 6 H: 0 LOB: 0 BB: 0 P: 8	R: 0 E: 0 K: 1 S: 7 H: 0 LOB: 0 BB: 0 P: 10	R: 0 E: 0 K: 0 S: 5 H: 0 LOB: 0 BB: 0 P: 6	R: 0 E: 0 K: 0 S: 7 H: 0 LOB: 0 BB: 0 P: 12	R: 0 E: 0 K: 0 S: 8 H: 1 LOB: 1 BB: 0 P: 11	R: 1 E: 0 K: 1 S: 8 H: 1 LOB: 0 BB: 0 P: 12	R: 0 E: 1 K: 1 S: 12 H: 0 LOB: 1 BB: 0 P: 15	1B: 0 2B: 1 3B: 0 HR: 2	SF: 0 SAC: 0 DP: 0 HBP: 0						

	AB	31
	R	2
	H	3
	RBI	2
	BB	0
	SO	5
	LOB	4

livebaseballscorecards.com

PITCHER		IP	WLS	BF	H	R	ER	SO	BB	IBB	HBP	BLK	WP	HR	S	P	ERA	WHIP
Jerry Reuss, L ERA: 1.29	(1, 1)	7.0	W	23	2	1	1	3	0	0	0	0	0	1	49	71	1.29	0.286
Donn Pall, R ERA: 4.5	(8, 1)	2.0	S	8	1	1	1	2	0	0	0	0	0	1	20	27	4.50	0.500

PITCHER	IP	WLS	BF	H	R	ER	SO	BB	IBB	HBP	BLK	WP	HR	S	P	ERA	WHIP

Batter	1	2	3	4	5	6	7	8	9	AB	R	H	RBI	BB	SO	LOB
Ozzie Guillen, L (1, 6) OBP: 0.100, SLG: 0.100	X 0-0 ① 4-3			B B C F X 2-2 ① G1-6-3	X 0-0 ③ FC6-4 1-2f			X 0-0 ① FC1-6 1B 1-2f	X 0-0 ③ G4-3	5	0	0	0	0	0	5
Dave Gallagher, R (1, 8) OBP: 0.222, SLG: 0.143	B X 1-0 ② G6-3			B B B C B 4-1 E BB	B X 1-0 ① L7			B C B C F F S 2-3 ② K		3	0	0	0	1	1	1
Harold Baines, L (1, 9) OBP: 0.444, SLG: 0.750	B B C B F F X 3-2 ③ G1			B X 1-0 E4 CS 1-3	X 0-0 ② G6-3			B B B C X 3-1 1-2 1B		4	0	1	0	0	0	1
Ivan Calderon, R (1, 10)		B S C S 1-3 ① K		C B B F B S 3-3 ② ③ K 1-2		S B F B X 2-2 ③ F9		F X 0-1 ③ G1-3		4	0	0	0	0	2	4
Greg Walker, L (1, 3) OBP: 0.556, SLG: 0.778		X 0-0 G5-4-3 1B			B F B S B X 3-2 1B SF7 2B		C F B B F X 2-2 ① P5		B F X 1-1 1B 1B 1B	4	2	3	0	0	0	0
Carlton Fisk, R (1, 2) OBP: 0.444, SLG: 0.778		B X 1-0 ② ③ G5-4-3 1-2f			B B X 2-0 BB 2-3 1B		F B S B X 2-2 FC4-6 1B		C S B X 1-2 ① F4	4	0	2	0	0	0	2
Dan Pasqua, L (1, 7) OBP: 0.333, SLG: 0.500		B B X 2-0 ① F7		C B B F F X 2-2 ① SF7 3-H			B F S F B X 2-2 ② FC4-6 1-2f		B F B X 2-1 1B 1-2 1B	1	0	0	1	0	0	0
Ron Kittle, R (7, PH) OBP: 0.500, SLG: 0.500 (7, 7)										2	0	1	0	0	0	1
Steve Lyons, L (1, 4) OBP: 0.250, SLG: 0.250		C F B C 1-3 ② K		X 0-0 ② F8			S X 0-1 ③ F7		B B X 2-0 1-2 2-H 1B	4	0	1	1	0	1	2
Eddie Williams, R (1, 5) OBP: 0.625, SLG: 0.714		B C C B B X 3-2 ③ F7		C B F B F F B F B 4-2 FC6-4 1-2 BB				X 0-0 FC1-6 1B	C F B B S 2-3 ② K	3	0	1	0	1	1	2

Chicago White Sox @ California Angels

Anaheim Stadium, Anaheim, CA

Wed Apr 05 1989, 10:05 PM EDT

Att. 20,969 - Unknown - 97 F

TOP

livebaseballscorecards.com

	AB	R	H	RBI	BB	SO	LOB
	34	2	9	2	2	5	18

Inning Stats	1	2	3	4	5	6	7	8	9
	R: 0 E: 0 K: 0 S: 6	H: 0 LOB: 0 BB: 0 P: 10	R: 0 E: 0 K: 1 S: 5	H: 1 LOB: 0 BB: 0 P: 7	R: 0 E: 0 K: 1 S: 7	H: 0 LOB: 0 BB: 0 P: 13	R: 0 E: 1 K: 1 S: 8	H: 0 LOB: 2 BB: 1 P: 18	R: 1 E: 0 K: 0 S: 15	H: 2 LOB: 2 BB: 1 P: 26	R: 0 E: 0 K: 0 S: 5	H: 0 LOB: 0 BB: 0 P: 8	R: 0 E: 0 K: 0 S: 13	H: 1 LOB: 1 BB: 0 P: 19	R: 0 E: 0 K: 1 S: 11	H: 2 LOB: 2 BB: 0 P: 16	R: 1 E: 0 K: 1 S: 12	H: 3 LOB: 2 BB: 0 P: 20

	1B	SF	PA	WP	HR	P
	8	1	37	0	0	
	2B	SAC		PB		
	2	0		0		
	3B	DP		SB		
	0	2		0		
	HR	HBP		CS		
	0	0		1		

PITCHER		IP	WLS	BF	H	R	ER	SO	BB	IBB	HBP	BLK	WP	HR	S	P	ERA	WHIP
Chuck Finley, L ERA: 1.42	(1, 1)	6.1	W	24	4	1	1	3	2	0	0	0	0	0	53	93	1.42	0.947
Greg Minton, R ERA: 2.25	(7, 1)	2.2	S	13	5	1	1	2	0	0	0	0	0	0	29	44	3.38	1.875

PITCHER	IP	WLS	BF	H	R	ER	SO	BB	IBB	HBP	BLK	WP	HR	S	P	ERA	WHIP

Batter	1	2	3	4	5	6	7	8	9	AB	R	H	RBI	BB	SO	LOB
Brian Downing, R (1, 10) OBP: 0.222, SLG: 0.500	X 0-0 HR	C B F B F S 2-3 ③ K		1 SAFE B C B B C B 4-2 1-2 BB		B C F F B X 2-2 ③ G6-3		B B C B C X 3-2 ① F7 1-2		4	1	1	1	1	1	3
Johnny Ray, S (1, 4)	B B F X 2-1 ① B1-3		C B X 1-1 ① F8	C C X 0-2 ③ F7			B B X 2-0 ① P4	B C X 1-1 ② L8		5	0	0	0	0	0	4
Devon White, S (1, 8) OBP: 0.333, SLG: 0.778	B F C B B S 3-3 ② K		X 0-0 S 1B		B F X 1-1 ① B1-3		C S B B S 2-3 ② K	C F X 0-2 ③ G6-3		5	0	1	0	0	2	1
Wally Joyner, L (1, 3) OBP: 0.125, SLG: 0.125	F B F B B F X 3-2 ③ F7		1 SAFE C 1 SAFE 1 SAFE X 0-1 ② F8		S F B F B X 2-2 ② G3		B B F X 2-1 HR 1B 1B			4	1	1	0	0	0	1
Claudell Washington, L (1, 9) OBP: 0.800, SLG: 1.500		B B B B B 4-0 BB 1B BB	P 1 SAFE C S F C 1-3 ③ K 1-2		F X 0-1 S 1B		B B X 2-0 1-2 HR 1B			3	2	2	0	1	1	1
Chili Davis, S (1, 7) OBP: 0.750, SLG: 1.667		1 SAFE 1 SAFE B 1 SAFE S B F B F 4-2 B 1B 1B 1-2 G6-4-3 BB		B B X 2-0 FC5-4 1B 1B	1 SAFE 1 SAFE S 1 SAFE S 1 SAFE B F 1-2 X ③ P4 1-2		F B B B X 3-1 1-H 2-H HR			3	2	2	3	1	0	1
Lance Parrish, R (1, 2) OBP: 0.571, SLG: 0.714		B X 1-0 G6-4-3 1B 1-2 2-H 1B		B X 1-0 FC5-4 1-2 1B		C B X 1-1 S 1B	C X 0-1 2B			4	0	4	1	0	0	0
Jack Howell, L (1, 5) OBP: 0.143, SLG: 0.143		B X 1-0 G6-4-3 1-2 2-3 1B		B B X 2-0 ① FC5-4 BB 1-2f 2-3		L L F B F F B B S 3-3 ① K 1-2	X 0-0 ③ G3			4	0	1	0	0	1	4
Dick Schofield, R (1, 6) OBP: 0.143, SLG: 0.143		X 0-0 ① ② G6-4-3 1-2f 2-3 3-H		B C 1 SAFE F F F S 1-3 ② K		B F F S 1-3 ② K		B X 1-0 PB 1B		4	0	1	0	0	2	5
Inning Stats	R: 1 H: 1 E: 0 LOB: 0 K: 1 BB: 0 S: 10 P: 18	R: 2 H: 2 E: 0 LOB: 1 K: 1 BB: 2 S: 10 P: 22	R: 0 H: 1 E: 0 LOB: 1 K: 1 BB: 0 S: 10 P: 11	R: 0 H: 2 E: 0 LOB: 3 K: 1 BB: 1 S: 13 P: 23	R: 0 H: 1 E: 0 LOB: 1 K: 0 BB: 0 S: 12 P: 16	R: 0 H: 1 E: 0 LOB: 1 K: 2 BB: 0 S: 15 P: 22	R: 3 H: 4 E: 0 LOB: 1 K: 1 BB: 0 S: 12 P: 23	R: 0 H: 1 E: 0 LOB: 1 K: 0 BB: 0 S: 9 P: 14		1B: 10 SF: 0 2B: 1 SAC: 0 3B: 0 DP: 1 HR: 2 HBP: 0						

BOTTOM

Chicago White Sox @ California Angels

Anaheim Stadium, Anaheim, CA

Wed Apr 05 1989, 10:05 PM EDT

Att. 20,969 - Unknown - 97 F

livebaseballscorecards.com

AB	36
R	6
H	13
RBI	5
BB	3
SO	7
LOB	20

PITCHER		IP	WLS	BF	H	R	ER	SO	BB	IBB	HBP	BLK	WP	HR	S	P	ERA	WHIP
Eric King, R ERA: 9.0	(1, 1)	3.0	L	16	6	3	3	3	2	0	0	0	0	1	32	56	9.00	2.667
Steve Rosenberg, L ERA: 4.91	(4, 1)	3.2		16	4	2	2	4	1	0	0	0	0	0	45	71	4.91	1.364
Bobby Thigpen, R ERA: 6.75	(7, 1)	1.1		7	3	1	1	0	0	0	0	0	0	1	14	22	6.75	2.250

PITCHER	IP	WLS	BF	H	R	ER	SO	BB	IBB	HBP	BLK	WP	HR	S	P	ERA	WHIP

Batter	1	2	3	4	5	6	7	8	9	AB	R	H	RBI	BB	SO	LOB
Ozzie Guillen, L (1, 6) OBP: 0.200, SLG: 0.267	C X 0-1 FC1-4 1B		B C F B X 2-2 ② F8	C F F X 0-2 ③ F8			B C F X 1-2 G4-3 ①		B C X 1-1 F7 2B	5	0	2	0	0	0	3
Dave Gallagher, R (1, 8) OBP: 0.286, SLG: 0.182	L X 0-1 ① FC1-4 1-2f		C B X 1-1 BB 1B		C B F B F F F B F F 3-2 X G5-3 ①		C B X 1-1 F8 ②		C B B B B 4-1 F7 BB	4	0	1	0	1	0	1
Harold Baines, L (1, 9) OBP: 0.357, SLG: 0.500	1 SAFE B B F 1 SAFE B 1 SAFE B X 3-1 ② F7		B B B C 1 SAFE S F F B 4-2 1-2 FC6-4 BB		B B B B C X 3-1 ② F8		X 0-0 ③ F6		X 0-0 ① F7 1-2 2-3	4	0	0	0	1	0	3
Ivan Calderon, R (1, 7) OBP: 0.214, SLG: 0.333	B F B X 2-1 ③ L9		B B X 2-0 ③ FC6-4 1-2f		C B S F X 1-2 HR			F F X 0-2 ① F8	I I I I 4-0 FC5-4 IBB	4	1	1	1	1	0	3
Greg Walker, L (1, 3) OBP: 0.500, SLG: 0.615		B C B F B F X 3-2 ① G4-3		C F F X 0-2 BB 1B 1B	B X 1-0 ③ F8			C B F H 2-2 2B HBP	B F C B S 2-3 ② K	4	1	1	0	0	1	3
Carlton Fisk, R (1, 2) OBP: 0.357, SLG: 0.786		B F X 1-1 HR	X 0-0 ① L6			B F X 1-1 ① L7		C F F F S 0-3 ② K	B F C X 1-2 ③ FC5-4 1-2f	5	1	1	1	0	1	5
Ron Kittle, R (1, 10) OBP: 0.500, SLG: 0.667		B C B X 2-1 ② G4-3	C X 0-1 BB 1-2 1B			S X 0-1 ② G5-3		X 0-0 1-H 2B		4	0	2	1	0	0	0
Steve Lyons, L (1, 4) OBP: 0.333, SLG: 0.273	F X 0-1 ③ B2		B X 1-0 ② F8			B X 1-0 S 1B		B S C B B B 4-2 BB		3	0	1	0	1	0	2
Eddie Williams, R (1, 5) OBP: 0.500, SLG: 0.500		C X 0-1 ① F7	B B 2 SAFE C B F B 4-2 1-2 2-3 BB			F S 1 SAFE B B C 2-3 ③ K 1-2		X 0-0 ③ F8		3	0	0	0	1	1	3
Inning Stats	R: 0 H: 1 E: 0 LOB: 1 K: 0 BB: 0 S: 8 P: 13	R: 1 H: 1 E: 0 LOB: 0 K: 0 BB: 0 S: 10 P: 16	R: 0 H: 1 E: 0 LOB: 2 K: 0 BB: 1 S: 12 P: 21	R: 0 H: 2 E: 0 LOB: 3 K: 0 BB: 1 S: 14 P: 19	R: 1 H: 1 E: 0 LOB: 0 K: 0 BB: 0 S: 14 P: 22	R: 0 H: 1 E: 0 LOB: 1 K: 1 BB: 0 S: 8 P: 12	R: 0 H: 0 E: 0 LOB: 0 K: 0 BB: 0 S: 6 P: 8	R: 1 H: 1 E: 0 LOB: 2 K: 1 BB: 1 S: 14 P: 20	R: 0 H: 1 E: 0 LOB: 3 K: 1 BB: 2 S: 10 P: 22	1B: 5 SF: 0 2B: 2 SAC: 0 3B: 0 DP: 0 HR: 2 HBP: 1						

TOP

Chicago White Sox @ California Angels

Anaheim Stadium, Anaheim, CA

Thu Apr 06 1989, 10:05 PM EDT

Att. 20,667 - Unknown - 92 F

livebaseballscorecards.com

AB	36
R	3
H	9
RBI	3
BB	5
SO	3
LOB	23

PITCHER	IP	WLS	BF	H	R	ER	SO	BB	IBB	HBP	BLK	WP	HR	S	P	ERA	WHIP
Bert Blyleven, R (1, 1) ERA: 3.6	5.0		23	6	2	2	0	2	0	0	0	0	2	58	91	3.60	1.600
Willie Fraser, R (6, 1) ERA: 3.0	3.0	L	15	3	1	1	2	2	0	1	0	0	0	31	48	3.00	1.667
Vance Lovelace, L (9, 1) ERA:	1.0		4	0	0	0	1	0	1	0	0	0	0	7	14	0.00	0.000

PITCHER	IP	WLS	BF	H	R	ER	SO	BB	IBB	HBP	BLK	WP	HR	S	P	ERA	WHIP

BOTTOM

Chicago White Sox @ California Angels

Anaheim Stadium, Anaheim, CA

Thu Apr 06 1989, 10:05 PM EDT

Att. 20,667 - Unknown - 92 F

livebaseballscorecards.com

Batter	1	2	3	4	5	6	7	8	9	AB	R	H	RBI	BB	SO	LOB
Brian Downing, R (1, 10) OBP: 0.214, SLG: 0.462	C B X 1-1 F2 ①		C F B X 1-2 F8 ①	B C X 1-1 1-3 2-H 2B		C B C B X 2-2 G6-3 ③			C B F X 1-2 G4-3 ① 1-2	5	0	1	1	0	0	2
Jack Howell, L (1, 5) OBP: 0.167, SLG: 0.167	F B S X 1-2 G3 1B		B F B S S 2-3 K ②	C X 0-1 G4-3 ③			B B X 2-0 F8 ①		B F B F X 2-2 F9 ② 2-3	5	0	1	0	0	1	3
Devon White, S (1, 8) OBP: 0.357, SLG: 0.615	C S B F B X 2-2 G3 ② 1-2		F X 0-1 S 1B		M S X 0-2 F5 ①		B F B B B 4-1 G3 S BB		C S S 0-3 K ③	4	0	1	0	1	1	2
Wally Joyner, L (1, 3) OBP: 0.167, SLG: 0.167	B X 1-0 F8 ③		B B C F B S 3-3 K ③ 1-2		B C B X 2-1 1B		B S C B X 2-2 G3 ② 1-3			4	0	1	0	0	1	3
Claudell Washington, L (1, 9) OBP: 0.556, SLG: 0.875		B S X 1-1 G6-3 ①		B C B X 2-1 E S 1B 1B	S X 0-1 F7 ②		B B S S B S 3-3 K ③			4	1	1	0	0	1	2
Chili Davis, S (1, 7) OBP: 0.375, SLG: 0.714		X 0-0 F8 ②		C B B X 2-1 F8 ①	B F B 1 SAFE F 1 SAFE X 2-2 F7 ③			F S B F X 1-2 G6-3 ①		4	0	0	0	0	0	2
Lance Parrish, R (1, 2) OBP: 0.455, SLG: 0.500		B C C B F B B 4-2 BB BB		B 1 SAFE B S F F B S 3-3 K ② 1-2		X 0-0 G6-3 ①		X 0-0 F9 ②		3	0	0	0	1	1	1
Glenn Hoffman, R (1, 4) OBP: 0.500, SLG: 0.667		B B F B B 4-1 BB 1-2		F X 0-1 E3 1B 2B 2-3		B X 1-0 G4-3 2B		F B F B B X 3-2 F3 ③		3	1	1	0	1	0	1
Dick Schofield, R (1, 6) OBP: 0.273, SLG: 0.273		C X 0-1 F8 ③		C X 0-1 2B 1-2 3-H 1B		C B X 1-1 G4-3 ② 2-3			B B C F B X 3-2 F9 G4-3 1B	4	0	2	1	0	0	3
Inning Stats	R: 0 E: 0 K: 0 S: 10 H: 1 LOB: 1 BB: 0 P: 15	R: 0 E: 0 K: 0 S: 9 H: 0 LOB: 2 BB: 2 P: 18	R: 0 E: 0 K: 2 S: 11 H: 1 LOB: 1 BB: 0 P: 17	R: 2 E: 1 K: 1 S: 16 H: 3 LOB: 2 BB: 0 P: 24	R: 0 E: 0 K: 0 S: 10 H: 1 LOB: 1 BB: 0 P: 14	R: 0 E: 0 K: 0 S: 7 H: 1 LOB: 1 BB: 0 P: 11	R: 0 E: 0 K: 1 S: 8 H: 0 LOB: 1 BB: 1 P: 19	R: 0 E: 0 K: 0 S: 8 H: 0 LOB: 0 BB: 0 P: 12	R: 0 E: 0 K: 1 S: 12 H: 1 LOB: 1 BB: 0 P: 18	1B: 6 2B: 2 3B: 0 HR: 0	SF: 0 SAC: 0 DP: 0 HBP: 0					

	AB	36
	R	2
	H	8
	RBI	2
	BB	3
	SO	5
	LOB	19

WP: 0 PB: 0 SB: 3 CS: 0 PA: 39

PITCHER		IP	WLS	BF	H	R	ER	SO	BB	IBB	HBP	BLK	WP	HR	S	P	ERA	WHIP
Shawn Hillegas, R ERA:	(1, 1)	4.1		22	6	2	0	3	2	0	0	0	0	0	51	81	0.00	1.846
Ken Patterson, L ERA:	(5, 1)	3.2	W	13	1	0	0	1	1	0	0	0	0	0	28	49	0.00	0.545
Donn Pall, R ERA: 3.0	(9, 1)	1.0	S	4	1	0	0	1	0	0	0	0	0	0	12	18	0.00	1.000

PITCHER	IP	WLS	BF	H	R	ER	SO	BB	IBB	HBP	BLK	WP	HR	S	P	ERA	WHIP

Batter	1	2	3	4	5	6	7	8	9	AB	R	H	RBI	BB	SO	LOB
Harold Reynolds, S (1, 4) OBP: 0.353, SLG: 0.400	F8		FC6-4 1-2 3-H 1B		K			SH1-3 BB		3	0	1	1	1	1	0
Ken Griffey Jr., L (1, 8) OBP: 0.125, SLG: 0.133	L8		P3			G4-3		SH1-3 1-2		3	0	0	0	0	0	2
Alvin Davis, L (1, 3) OBP: 0.294, SLG: 0.200	L7		L9			G3		P8		4	0	0	0	0	0	3
Darnell Coles, R (1, 9) OBP: 0.188, SLG: 0.250		S 1B	FC6-4 1-2f			L1		F9		4	0	1	0	0	0	3
Jeffrey Leonard, R (1, 7) OBP: 0.313, SLG: 0.467		K 1-2	G1-3				G6-3 G6-3 1B		1B	4	0	2	0	0	1	1
Mickey Brantley, R (1, 10) OBP: 0.125, SLG: 0.125		L9	G1-3				G6-3 1-2		F7	4	0	0	0	0	0	3
Dave Valle, R (1, 2) OBP: 0.182, SLG: 0.455		G1-3	G5-3				G6-3 2-3		K	4	0	0	0	0	1	3
Edgar Martinez, R (1, 5) OBP: 0.308, SLG: 0.100 Scott Bradley, L (9, PH) OBP: 0.200, SLG: 0.200			1B 1B BB		G6-4-3 BB		BB		K	0 1	1 0	0 0	0 0	3 0	0 1	0 1
Omar Vizquel, S (1, 6) OBP: 0.231, SLG: 0.167			1B 1-3 1B		G6-4-3 1-2f		L1-5-3			3	0	1	0	0	0	3
Inning Stats	R: 0 E: 0 K: 0 S: 7 H: 0 LOB: 0 BB: 0 P: 12	R: 0 E: 0 K: 1 S: 8 H: 1 LOB: 1 BB: 0 P: 15	R: 1 E: 0 K: 0 S: 8 H: 2 LOB: 2 BB: 1 P: 15	R: 0 E: 0 K: 0 S: 5 H: 0 LOB: 0 BB: 0 P: 9	R: 0 E: 0 K: 1 S: 9 H: 0 LOB: 0 BB: 1 P: 14	R: 0 E: 0 K: 0 S: 9 H: 0 LOB: 0 BB: 0 P: 14	R: 0 E: 0 K: 0 S: 9 H: 1 LOB: 2 BB: 1 P: 20	R: 0 E: 0 K: 0 S: 4 H: 0 LOB: 1 BB: 1 P: 9	R: 0 E: 0 K: 2 S: 10 H: 1 LOB: 1 BB: 0 P: 15	1B: 5 2B: 0 3B: 0 HR: 0 SF: 0 SAC: 1 DP: 1 HBP: 0	WP: 0 PB: 0 SB: 1 CS: 0 PA: 35					

PITCHER		IP	WLS	BF	H	R	ER	SO	BB	IBB	HBP	BLK	WP	HR	S	P	ERA	WHIP
Kirk McCaskill, R ERA: 1.29	(1, 1)	7.0	W	27	4	1	1	2	3	0	0	0	0	0	55	99	1.29	1.000
Dan Petry, R ERA:	(8, 1)	0.0		1	0	0	0	0	1	0	0	0	0	0	0	4	∞	∞
Bryan Harvey, R ERA:	(8, 1)	2.0	S	7	1	0	0	2	0	0	0	0	0	0	14	20	0.00	0.500

PITCHER	IP	WLS	BF	H	R	ER	SO	BB	IBB	HBP	BLK	WP	HR	S	P	ERA	WHIP

Seattle Mariners @ California Angels

Anaheim Stadium, Anaheim, CA

Fri Apr 07 1989, 10:05 PM EDT

Att. 22,822 - Unknown

TOP

livebaseballscorecards.com

AB	30
R	1
H	5
RBI	1
BB	4
SO	4
LOB	19

BOTTOM

Seattle Mariners @ California Angels

Anaheim Stadium, Anaheim, CA

Fri Apr 07 1989, 10:05 PM EDT

Att. 22,822 - Unknown

livebaseballscorecards.com

Batter	1	2	3	4	5	6	7	8	9	AB	R	H	RBI	BB	SO	LOB
Brian Downing, R (1, 10) OBP: 0.278, SLG: 0.471	P3		F8 1B		G3		2-H 1B			4	0	2	1	0	0	1
Mark McLemore, S (1, 4) OBP: 0.500, SLG: 0.333	CS BB		1-2 F8 1B		FC1-5-6 2-3		F7			3	0	1	0	1	0	2
Devon White, S (1, 8) OBP: 0.389, SLG: 0.533	1-2 2B BB		F8 1-2 2-3		G4-3			CS BB		2	1	0	0	2	0	3
Wally Joyner, L (1, 3) OBP: 0.313, SLG: 0.333	1-H 2B		G6-4-3 BB			G3		1-2 BB 1B		3	0	2	1	1	0	0
Chili Davis, S (1, 7) OBP: 0.333, SLG: 0.500 Dante Bichette, R (8, PR) (9, 7)	K		1-2f G6-4-3			F7		1-2 G5-4-3 BB		3 0	0 0	0 0	0 0	1 0	1 0	4 0
Claudell Washington, L (1, 9) OBP: 0.385, SLG: 0.583		P7		G4-3		L8		1-2f G5-4-3		4	0	0	0	0	0	2
Lance Parrish, R (1, 2) OBP: 0.500, SLG: 0.455		1B HBP	K				SH1-4 1B BB			1	1	0	0	1	1	0
Jack Howell, L (1, 5) OBP: 0.214, SLG: 0.214		G6-3 1-2 1B	F8				SH1-4 1-2			2	0	1	0	0	0	0
Dick Schofield, R (1, 6) OBP: 0.286, SLG: 0.286		G6-3 1-2f			G3		L9			3	0	1	0	0	0	3
Inning Stats	R: 1 H: 1 E: 0 LOB: 1 K: 1 BB: 2 S: 14 P: 26	R: 0 H: 1 E: 0 LOB: 1 K: 0 BB: 0 S: 11 P: 18	R: 0 H: 2 E: 0 LOB: 2 K: 0 BB: 1 S: 8 P: 19	R: 0 H: 0 E: 0 LOB: 0 K: 1 BB: 0 S: 6 P: 8	R: 0 H: 1 E: 0 LOB: 1 K: 0 BB: 0 S: 6 P: 11	R: 0 H: 0 E: 0 LOB: 0 K: 0 BB: 0 S: 5 P: 8	R: 1 H: 1 E: 0 LOB: 1 K: 0 BB: 1 S: 8 P: 13	R: 0 H: 1 E: 0 LOB: 2 K: 0 BB: 2 S: 8 P: 16		1B: 6 SF: 0 2B: 1 SAC: 1 3B: 0 DP: 3 HR: 0 HBP: 1				WP: 0 PA: 33 PB: 0 SB: 0 CS: 2		

	AB	25
	R	2
	H	7
	RBI	2
	BB	6
	SO	2
	LOB	15

PITCHER		IP	WLS	BF	H	R	ER	SO	BB	IBB	HBP	BLK	WP	HR	S	P	ERA	WHIP
Erik Hanson, R ERA: 3.0	(1, 1)	6.0	L	25	5	2	2	2	4	0	1	0	0	0	51	95	3.00	1.500
Michael Jackson, R ERA: 2.7	(7, 1)	2.0		8	2	0	0	0	2	0	0	0	0	0	15	24	0.00	2.000

PITCHER	IP	WLS	BF	H	R	ER	SO	BB	IBB	HBP	BLK	WP	HR	S	P	ERA	WHIP

Batter	1	2	3	4	5	6	7	8	9	AB	R	H	RBI	BB	SO	LOB
Harold Reynolds, S (1, 4) OBP: 0.409, SLG: 0.450	1-1 1B G4-3 1B		1-1 G3-4-3 1-2 1B		2-2 E4 1-3 1B	0-2 G5-4-3 1B		2-2 G3		5	2	3	0	0	0	1
Henry Cotto, R (1, 8) OBP: 0.400, SLG: 0.250	0-1 G4-3 WP G4-3 1-3 1B		2-2 G3-4-3 1-2 2-3		4-0 1B FC4-6 IBB	0-0 G5-4-3 1-2f			2-0 G6-3	4	2	1	0	1	0	3
Alvin Davis, L (1, 3) OBP: 0.364, SLG: 0.316	2-1 G4-3 1-3 3-H		4-1 G6-4-3 BB		0-2 FC4-6 1-3 2-H 3-H 1B	1-0 1B SF7 2B			0-1 F7	4	1	2	3	1	0	1
Darnell Coles, R (1, 9) OBP: 0.143, SLG: 0.190	2-1 G4-3 3-H		0-1 G6-4-3 1-2f		1-0 FC4-6 S 1-2f 1B 3-H	1-2 G1-3			0-1 L5	5	1	0	2	0	0	5
Jeffrey Leonard, R (1, 7) OBP: 0.350, SLG: 0.474	1-0 G4-3		1-1 G6-3		2-2 BB BB 1-H 1B	2-1 2-3 1B				4	0	2	1	0	0	0
Mickey Brantley, R (1, 10) OBP: 0.167, SLG: 0.100		1-1 L6	1-0 F9		4-0 BB 1-2 BB	2-2 SF7 3-H				2	0	0	1	1	0	0
Jim Presley, R (1, 5)		1-1 L9	1-1 G6-3		4-2 1-2 2-3 BB	2-1 F8				3	0	0	0	1	0	1
Dave Valle, R (1, 2) OBP: 0.133, SLG: 0.333		0-2 G3			3-1 G5-3			1-3 K		4	0	0	0	0	1	3
Omar Vizquel, S (1, 6) OBP: 0.235, SLG: 0.188			2-1 E6 G3-4-3 1B		1-0 E 1B 1B	0-1 G1-3		2-1 G4-3		4	1	1	0	0	0	0
Inning Stats	R: 2 E: 0 K: 0 S: 9 H: 2 LOB: 0 BB: 0 P: 15	R: 0 E: 0 K: 0 S: 7 H: 0 LOB: 0 BB: 0 P: 9	R: 0 E: 1 K: 0 S: 11 H: 1 LOB: 2 BB: 1 P: 20	R: 0 E: 0 K: 0 S: 5 H: 0 LOB: 0 BB: 0 P: 8	R: 4 E: 1 K: 0 S: 20 H: 3 LOB: 3 BB: 3 P: 41	R: 0 E: 0 K: 0 S: 9 H: 1 LOB: 0 BB: 0 P: 9	R: 1 E: 0 K: 0 S: 13 H: 2 LOB: 1 BB: 0 P: 21	R: 0 E: 0 K: 1 S: 8 H: 0 LOB: 0 BB: 0 P: 13	R: 0 E: 0 K: 0 S: 5 H: 0 LOB: 0 BB: 0 P: 7	1B: 8 2B: 1 3B: 0 HR: 0	SF: 1 SAC: 0 DP: 2 HBP: 0						

PITCHER	IP	WLS	BF	H	R	ER	SO	BB	IBB	HBP	BLK	WP	HR	S	P	ERA	WHIP
Jim Abbott, L (1, 1) ERA: 5.79	4.2	L	24	6	6	3	0	2	1	0	0	1	0	47	83	5.79	1.714
Dan Petry, R (5, 1) ERA: 2.08	4.1		16	3	1	1	1	1	0	0	0	0	0	40	60	2.08	0.923

PITCHER	IP	WLS	BF	H	R	ER	SO	BB	IBB	HBP	BLK	WP	HR	S	P	ERA	WHIP

Seattle Mariners @ California Angels

Anaheim Stadium, Anaheim, CA

Sat Apr 08 1989, 10:05 PM EDT

Att. 46,847 - Unknown

TOP

livebaseballscorecards.com

AB	35
R	7
H	9
RBI	7
BB	4
SO	1
LOB	14

1B: 8	SF: 1	WP: 1	PA: 40
2B: 1	SAC: 0	PB: 0	
3B: 0	DP: 2	SB: 1	
HR: 0	HBP: 0	CS: 0	

Batter	1	2	3	4	5	6	7	8	9	AB	R	H	RBI	BB	SO	LOB
Brian Downing, R (1, 10) OBP: 0.227, SLG: 0.381	K		FC5-4 CS 1-2f			F9		P6		4	0	0	0	0	1	2
Mark McLemore, S (1, 4) OBP: 0.625, SLG: 0.571	S 1B		CS 1-2	G1-6-3 1B		K			G4-6-3 1B	4	0	3	0	0	1	0
Wally Joyner, L (1, 3) OBP: 0.250, SLG: 0.263	K SAFE			G1-6-3 1-2f			F7		G4-6-3 1-2f	4	0	0	0	0	1	3
Tony Armas, R (1, 9) OBP: 0.143, SLG: 0.143	G6-3 1-2			FC4 1B			F9		G3-1	4	0	1	0	0	0	1
Chili Davis, S (1, 7) OBP: 0.267, SLG: 0.385		K		FC4 1-2f			E3			3	0	0	0	0	1	1
Dante Bichette, R (1, 8)		K			K		L5			3	0	0	0	0	2	1
Bill Schroeder, R (1, 2) OBP: 0.333, SLG: 0.333		G3-1			G6-3			FC5-4 1B		3	0	1	0	0	0	0
Glenn Hoffman, R (1, 5) OBP: 0.429, SLG: 0.500			FC5-4 1B		G5-3			F8		3	0	1	0	0	0	1
Dick Schofield, R (1, 6) OBP: 0.235, SLG: 0.235			F7			K		FC5-4 1-2f		3	0	0	0	0	1	2
Inning Stats	R: 0 E: 0 K: 2 S: 11 H: 1 LOB: 1 BB: 0 P: 14	R: 0 E: 0 K: 2 S: 9 H: 0 LOB: 0 BB: 0 P: 13	R: 0 E: 0 K: 0 S: 5 H: 1 LOB: 0 BB: 0 P: 9	R: 0 E: 0 K: 0 S: 9 H: 2 LOB: 1 BB: 0 P: 14	R: 0 E: 0 K: 1 S: 7 H: 0 LOB: 0 BB: 0 P: 13	R: 0 E: 0 K: 2 S: 10 H: 0 LOB: 0 BB: 0 P: 15	R: 0 E: 1 K: 0 S: 6 H: 0 LOB: 1 BB: 0 P: 8	R: 0 E: 0 K: 0 S: 7 H: 1 LOB: 1 BB: 0 P: 13	R: 0 E: 0 K: 0 S: 5 H: 1 LOB: 0 BB: 0 P: 6	1B: 6 2B: 0 3B: 0 HR: 0 SF: 0 SAC: 0 DP: 2 HBP: 0						

PITCHER	IP	WLS	BF	H	R	ER	SO	BB	IBB	HBP	BLK	WP	HR	S	P	ERA	WHIP
Mark Langston, L (1, 1) ERA: 1.59	9.0	W	31	6	0	0	7	0	0	0	0	0	0	69	105	0.00	0.667

PITCHER	IP	WLS	BF	H	R	ER	SO	BB	IBB	HBP	BLK	WP	HR	S	P	ERA	WHIP

BOTTOM

Seattle Mariners @ California Angels

Anaheim Stadium, Anaheim, CA

Sat Apr 08 1989, 10:05 PM EDT

Att. 46,847 - Unknown

livebaseballscorecards.com

AB	31
R	0
H	6
RBI	0
BB	0
SO	7
LOB	11

Batter	1	2	3	4	5	6	7	8	9	AB	R	H	RBI	BB	SO	LOB
Harold Reynolds, S (1, 4) OBP: 0.400, SLG: 0.435	B X 1-0 G4-6-3 1B		C M B X 1-2 ① L4		B F B X 2-1 ③ F7			C F B X 1-2 ③ G1-3		3	0	1	0	0	0	0
Edgar Martinez, R (8, PH) OBP: 0.286, SLG: 0.091										1	0	0	0	0	0	0
(8, 5)																
Greg Briley, L (1, 7)	B C S S 1-3 ① K		B C B B B 4-1 FC6-4 BB			X 0-0 ① G4-3			F B B B S S 3-3 ① K	3	0	0	0	1	2	1
Ken Griffey Jr., L (1, 8) OBP: 0.150, SLG: 0.158	X 0-0 ②③ G4-6-3 1-2f		X 0-0 ② P8			B F F X 1-2 ② G6-3			X 0-0 HR 1B	4	1	1	0	0	0	2
Alvin Davis, L (1, 3) OBP: 0.360, SLG: 0.318		C B C B X 2-2 1B 2B 1B	B C C B X 2-2 ③ FC6-4 1-2f			C B X 1-1 ③ F8			C B X 1-1 1-H HR	3	1	1	0	0	0	1
Mario Diaz, R (6, 5) OBP: 1.000, SLG: 4.000										1	1	1	2	0	0	0
(8, 4)																
Darnell Coles, R (1, 9) OBP: 0.167, SLG: 0.208		C S B F X 1-2 1-2 2B 1B		X 0-0 ① G5-3			C B C B X 2-2 ① G5-3		B B C X 2-1 ② G5-3	3	1	1	0	0	0	0
Mickey Brantley, R (9, PH) OBP: 0.154, SLG: 0.091										1	0	0	0	0	0	0
Jeffrey Leonard, R (1, 10) OBP: 0.304, SLG: 0.409		C C B S 1-3 ① K		C B X 1-1 ② P8			C X 0-1 ② G6-3		C B X 1-1 2B	3	0	0	0	0	1	2
Henry Cotto, R (9, PH) OBP: 0.500, SLG: 0.600										1	0	1	0	0	0	0
Jim Presley, R (1, 5) OBP: 0.250, SLG: 0.286		X 0-0 1-H 2-H SF7 2B		C C B B X 2-2 ③ F9			C F B X 1-2 ③ G4-3		C B F C 1-3 ③ K	4	1	1	2	0	1	1
(6, 3)																
Scott Bradley, L (1, 2) OBP: 0.125, SLG: 0.143		X 0-0 ② SF7 3-H			F X 0-1 ① F7			B S S S 1-3 ① K		2	0	0	1	0	1	0
Omar Vizquel, S (1, 6) OBP: 0.200, SLG: 0.158		B X 1-0 ③ F8			X 0-0 ② 1-3			B B B C X 3-1 ② G6-3		3	0	0	0	0	0	0
Inning Stats	R: 0 H: 1 E: 0 LOB: 0 K: 1 BB: 0 S: 5 P: 7	R: 3 H: 3 E: 0 LOB: 0 K: 1 BB: 0 S: 13 P: 18	R: 0 H: 0 E: 0 LOB: 1 K: 0 BB: 1 S: 8 P: 15	R: 0 H: 0 E: 0 LOB: 0 K: 0 BB: 0 S: 6 P: 9	R: 0 H: 0 E: 0 LOB: 0 K: 0 BB: 0 S: 5 P: 7	R: 0 H: 0 E: 0 LOB: 0 K: 0 BB: 0 S: 6 P: 8	R: 0 H: 0 E: 0 LOB: 0 K: 0 BB: 0 S: 8 P: 11	R: 0 H: 0 E: 0 LOB: 0 K: 1 BB: 0 S: 8 P: 13	R: 2 H: 3 E: 0 LOB: 1 K: 2 BB: 0 S: 13 P: 21	1B: 4 SF: 1 2B: 2 SAC: 0 3B: 0 DP: 1 HR: 1 HBP: 0						

PITCHER	IP	WLS	BF	H	R	ER	SO	BB	IBB	HBP	BLK	WP	HR	S	P	ERA	WHIP
Mike Witt, R (1, 1) ERA: 4.6	9.0	W	34	7	5	5	5	1	0	0	0	0	1	72	109	5.00	0.889

PITCHER	IP	WLS	BF	H	R	ER	SO	BB	IBB	HBP	BLK	WP	HR	S	P	ERA	WHIP

TOP

Seattle Mariners @ California Angels

Anaheim Stadium, Anaheim, CA

Sun Apr 09 1989, 6:33 AM EDT

Att. 23,226 - Sunny

livebaseballscorecards.com

AB	32
R	5
H	7
RBI	5
BB	1
SO	5
LOB	7

WP: 0 PA: 34
PB: 0
SB: 0
CS: 0

Seattle Mariners @ California Angels

Anaheim Stadium, Anaheim, CA

Sun Apr 09 1989, 6:33 AM EDT

Att. 23,226 - Sunny

BOTTOM

livebaseballscorecards.com

Batter	1	2	3	4	5	6	7	8	9	AB	R	H	RBI	BB	SO	LOB
Brian Downing, R (1, 10) OBP: 0.259, SLG: 0.360	4-2 G6-4-3 1B HR BB	2-2 ① G3-1 2-3	2-2 BB 1B 1-2 2-3 1B	3-1 ② G5-3			1-1 ① P6			4	2	1	0	1	0	1
Mark McLemore, S (1, 4) OBP: 0.538, SLG: 0.500	0-0 G6-4-3 1-2 1B	0-0 ② G6-3 3-H	0-1 BB 1B 1-2 2-3 3-H 1B	2-1 ③ G6-3			1-1 ② G3-1			5	0	2	2	0	0	0
Devon White, S (1, 8) OBP: 0.435, SLG: 0.579	0-1 ①② G6-4-3 1-2f 2-3	0-1 E 2B	4-2 1B 1-2 2-3 3-H 1B BB		2-1 FC5-4 1B		1-0 ③ G4-3			4	2	2	1	1	0	2
Tony Armas, R (1, 3) OBP: 0.222, SLG: 0.556	2-0 3-H HR	0-1 E5 2-H	3-2 ② 1B 1-2 2-H 3-H E 1B		2-1 ① L9			4-1 G1-6-3 BB		2	1	1	2	0	0	0
Wally Joyner, L (2, PR) (3, 3) OBP: 0.304, SLG: 0.286										2	1	1	1	1	0	1
Chili Davis, S (1, 7) OBP: 0.316, SLG: 0.412	2-2 HR 1B	0-0 ③ G4-3	1-0 1-3 2-H E 1B		2-2 ② FC5-4 1-2			1-0 ①② G1-6-3 1-2f		4	2	2	1	0	0	2
Claudell Washington, L (8, 9) OBP: 0.357, SLG: 0.538										1	0	0	0	0	0	1
Dante Bichette, R (1, 9) (8, 7) OBP: 0.300, SLG: 0.600	0-1 1-H HR	2-1 1B 1B 1B 3-2 E8 1-H 3-H			0-0 ③ P6			0-0 ③ 1B		5	2	3	2	0	0	1
Lance Parrish, R (1, 2) OBP: 0.556, SLG: 0.462	4-2 BB	3-1 SAFE 1B 1B 1-2 1B 1B 4-0 BB				1-0 ① F8				2	1	1	0	2	0	0
Jack Howell, L (1, 5) OBP: 0.167, SLG: 0.167	1-2 ③ L5	1-3 ① K 3-2 K				2-3 ② K				4	0	0	0	0	3	5
Dick Schofield, R (1, 6) OBP: 0.286, SLG: 0.333		1-2 G3-1 G6-3 2B	2-0 1B 1B 1-2 2-H BB 1B	2-2 ① G3				2-1 ③ 6-3		4	2	2	1	0	0	0
Inning Stats	R: 4 H: 4 E: 0 LOB: 1 K: 0 BB: 2 S: 20 P: 33	R: 2 H: 2 E: 1 LOB: 1 K: 0 BB: 0 S: 16 P: 19	R: 7 H: 7 E: 1 LOB: 2 K: 2 BB: 2 S: 29 P: 55	R: 0 H: 0 E: 0 LOB: 0 K: 0 BB: 0 S: 7 P: 14	R: 0 H: 1 E: 0 LOB: 1 K: 0 BB: 0 S: 8 P: 14	R: 0 H: 0 E: 0 LOB: 0 K: 1 BB: 0 S: 6 P: 11	R: 0 H: 0 E: 0 LOB: 0 K: 0 BB: 0 S: 5 P: 8	R: 0 H: 1 E: 0 LOB: 1 K: 0 BB: 1 S: 3 P: 8		1B: 11 SF: 0 2B: 2 SAC: 0 3B: 0 DP: 2 HR: 2 HBP: 0					WP: 0 PA: 42 PB: 0 SB: 0 CS: 0	

PITCHER		IP	WLS	BF	H	R	ER	SO	BB	IBB	HBP	BLK	WP	HR	S	P	ERA	WHIP
Steve Trout, L ERA: 27.0	(1, 1)	2.1	L	17	8	8	7	1	2	0	0	0	0	2	43	65	27.00	4.286
Michael Jackson, R ERA: 9.82	(3, 1)	0.1		8	5	5	3	0	2	0	0	0	0	0	19	38	81.00	21.000
Dennis Powell, L ERA: 2.7	(3, 1)	3.1		11	1	0	0	2	0	0	0	0	0	0	24	43	0.00	0.300
Tom Niedenfuer, R ERA: 18.0	(7, 1)	1.0		3	0	0	0	0	0	0	0	0	0	0	5	8	0.00	0.000
Mike Schooler, R ERA:	(8, 1)	1.0		3	1	0	0	0	1	0	0	0	0	0	3	8	0.00	2.000

PITCHER	IP	WLS	BF	H	R	ER	SO	BB	IBB	HBP	BLK	WP	HR	S	P	ERA	WHIP

AB	37
R	13
H	15
RBI	10
BB	5
SO	3
LOB	13

Oakland Athletics @ California Angels

Anaheim Stadium, Anaheim, CA

Mon Apr 10 1989, 10:05 PM EDT

Att. 23,820 - Unknown

TOP

livebaseballscorecards.com

Batter	1	2	3	4	5	6	7	8	9	AB	R	H	RBI	BB	SO	LOB
Tony Phillips, S (1, 7) (4, 5) OBP: 0.333, SLG: 0.353	K	1 SAFE F F 1 SAFE H 1-2 HBP			G6-3		G4-3 2-3		F9	4	0	0	0	0	1	1
Felix Jose, S (1, 9) OBP: 0.182, SLG: 0.227	G5-3	K			E1 CS 1B		G5-3		G6-3	5	0	1	0	0	1	3
Dave Henderson, R (1, 8) OBP: 0.516, SLG: 0.458	1B 2B		L8				1B BB		K	4	1	2	0	1	1	0
Mark McGwire, R (1, 3) OBP: 0.393, SLG: 0.750	2-H 1B	K	K		K		1-2 3-H 1B			2	0	1	1	0	1	0
Stan Javier, S (4, 7) OBP: 0.444, SLG: 0.375										2	0	1	1	0	1	1
Terry Steinbach, R (1, 10) OBP: 0.381, SLG: 0.333	P3		L9			L5	L9			4	0	0	0	0	0	3
Carney Lansford, R (1, 5) (4, 3) OBP: 0.280, SLG: 0.217		G4-6-3 1B 1B 1B		L7		F7		F9		4	1	1	0	0	0	0
Glenn Hubbard, R (1, 4) OBP: 0.333, SLG: 0.556		G4-6-3 1-2 1B		HR		BB		P5		3	1	2	1	1	0	0
Ron Hassey, L (1, 2) OBP: 0.188, SLG: 0.188		G4-6-3 1-2f 2-3		G4-3		F7		1B		4	0	1	0	0	0	3
Walt Weiss, S (1, 6) OBP: 0.375, SLG: 0.682		HBP 3-H 1B		F9			G4-3 1B 2B	P5		4	1	2	1	0	0	1
Inning Stats	R: 1 E: 0 K: 1 S: 14 H: 2 LOB: 1 BB: 0 P: 21	R: 1 E: 0 K: 1 S: 14 H: 3 LOB: 2 BB: 0 P: 22	R: 0 E: 0 K: 1 S: 6 H: 0 LOB: 0 BB: 0 P: 11	R: 1 E: 0 K: 0 S: 10 H: 1 LOB: 0 BB: 0 P: 15	R: 0 E: 1 K: 1 S: 16 H: 2 LOB: 1 BB: 0 P: 24	R: 0 E: 0 K: 0 S: 6 H: 0 LOB: 1 BB: 1 P: 13	R: 1 E: 0 K: 0 S: 12 H: 2 LOB: 2 BB: 1 P: 23	R: 0 E: 0 K: 0 S: 10 H: 1 LOB: 1 BB: 0 P: 14	R: 0 E: 0 K: 1 S: 9 H: 0 LOB: 0 BB: 0 P: 15	1B: 8 2B: 2 3B: 0 HR: 1	SF: 0 SAC: 0 DP: 1 HBP: 1						

AB	36
R	4
H	11
RBI	4
BB	2
SO	5
LOB	12

WP: 0 PB: 0 SB: 0 CS: 1 PA: 39

PITCHER	IP	WLS	BF	H	R	ER	SO	BB	IBB	HBP	BLK	WP	HR	S	P	ERA	WHIP
Chuck Finley, L (1, 1) ERA: 3.46	6.2	L	31	10	4	4	4	2	0	1	0	0	1	75	123	5.40	1.800
Willie Fraser, R (7, 1) ERA: 1.69	2.1		8	1	0	0	1	0	0	0	0	0	0	22	35	0.00	0.429

PITCHER	IP	WLS	BF	H	R	ER	SO	BB	IBB	HBP	BLK	WP	HR	S	P	ERA	WHIP

Oakland Athletics @ California Angels

Anaheim Stadium, Anaheim, CA

Mon Apr 10 1989, 10:05 PM EDT

Att. 23,820 - Unknown

BOTTOM

Batter	1	2	3	4	5	6	7	8	9	AB	R	H	RBI	BB	SO	LOB
Brian Downing, R (1, 10) OBP: 0.258, SLG: 0.379	C B B B S C 3-3 ① K			C B X 1-1 1B 2B		C F B B X 2-2 ② G4-3			C X 0-1 ① G1-3	4	0	1	0	0	1	0
Mark McLemore, S (1, 4) OBP: 0.412, SLG: 0.375	L B B X 2-1 ② L7			B C F X 1-2 ① G5-3		X 0-0 ③ B5			F F B F B F B C 3-3 ② K	4	0	0	0	0	1	1
Devon White, S (1, 8) OBP: 0.407, SLG: 0.522	C F S 0-3 ③ K			B B B C F X 3-2 2-3 S 1B			F B B C F X 2-2 ① L9		C S B S 1-3 ③ K	4	0	1	0	0	2	0
Wally Joyner, L (1, 3) OBP: 0.269, SLG: 0.250		X 0-0 ① G4-3		1 SAFE C 1 SAFE 1 SAFE S B S 1-3 ② K 1-2			B B C X 2-1 ② P5			3	0	0	0	0	1	2
Chili Davis, S (1, 7) OBP: 0.273, SLG: 0.350		B B B C C S 3-3 ② K		F F B F C 1-3 ③ K			C B M X 1-2 ③ L7			3	0	0	0	0	2	2
Claudell Washington, L (1, 9) OBP: 0.353, SLG: 0.500		C B S X 1-2 ③ G3-1			C C F B B B X 3-2 ① G3			C B F B B F X 3-2 FC6-4 1B		3	0	1	0	0	0	0
Lance Parrish, R (1, 2) OBP: 0.476, SLG: 0.375			B C B C B X 3-2 ① G3-1		B C B F F B C 3-3 ② K			X 0-0 ① FC6-4 1-2f		3	0	0	0	0	1	1
Jack Howell, L (1, 5) OBP: 0.143, SLG: 0.143			C C B X 1-2 ② G1-3		C B X 1-1 ③ G3-1			C B B B X 3-1 ② F7		3	0	0	0	0	0	1
Dick Schofield, R (1, 6) OBP: 0.250, SLG: 0.292			X 0-0 ③ G6-3			B B C F F X 2-2 ① F8		C C S 0-3 ③ K		3	0	0	0	0	1	1

Inning Stats	1	2	3	4	5	6	7	8	9
R:	0	0	0	0	0	0	0	0	0
E:	0	0	0	0	0	0	0	0	0
K:	2	1	0	2	1	0	0	1	2
S:	8	7	7	15	10	8	9	10	10
H:	0	0	0	2	0	0	0	1	0
LOB:	0	0	0	2	0	0	0	1	0
BB:	0	0	0	0	0	0	0	0	0
P:	13	11	11	22	17	12	14	16	14

1B:	2
2B:	1
3B:	0
HR:	0
SF:	0
SAC:	0
DP:	0
HBP:	0

WP:	0
PB:	0
SB:	1
CS:	0
PA:	30

AB	**30**
R	**0**
H	**3**
RBI	**0**
BB	**0**
SO	**9**
LOB	**8**

livebaseballscorecards.com

PITCHER		IP	WLS	BF	H	R	ER	SO	BB	IBB	HBP	BLK	WP	HR	S	P	ERA	WHIP
Bob Welch, R ERA: 0.56	(1, 1)	8.0	W	27	3	0	0	7	0	0	0	0	0	0	74	116	0.00	0.375
Eric Plunk, R ERA:	(9, 1)	1.0		3	0	0	0	2	0	0	0	0	0	0	10	14	0.00	0.000

PITCHER	IP	WLS	BF	H	R	ER	SO	BB	IBB	HBP	BLK	WP	HR	S	P	ERA	WHIP

Batter	1	2	3	4	5	6	7	8	9	AB	R	H	RBI	BB	SO	LOB
Luis Polonia, L (1, 7) OBP: 0.250, SLG: 0.118	B2-3		G4-3			G1-6-3		K		4	0	0	0	0	1	4
Stan Javier, S (1, 8) OBP: 0.385, SLG: 0.333	F5			G4-3		F7			2B G4-3 1B	4	1	1	0	0	0	0
Dave Parker, L (1, 10) OBP: 0.400, SLG: 0.704	G3-1			K			G3-1		G4-3 1-3 2B	4	0	1	0	0	1	0
Carney Lansford, R (1, 3) OBP: 0.276, SLG: 0.222		F8		E6			G4-6-3 1B		G4-3 2-3 3-H	4	0	1	1	0	0	1
Ron Hassey, L (1, 2) OBP: 0.158, SLG: 0.158		G4-3		F7			G4-6-3 1-2f		K	3	0	0	0	0	0	2
Terry Steinbach, R (9, PH) OBP: 0.364, SLG: 0.316										1	0	0	0	0	1	1
Felix Jose, S (1, 9) OBP: 0.192, SLG: 0.200		K			G5-3			BB	L6	3	0	0	0	1	1	1
Tony Phillips, S (1, 5) OBP: 0.286, SLG: 0.300			F7		F8			K		3	0	0	0	0	1	1
Glenn Hubbard, R (1, 4) OBP: 0.333, SLG: 0.500			G5-3		F8			BB 1-2		2	0	0	0	1	0	0
Walt Weiss, S (1, 6) OBP: 0.370, SLG: 0.680			2B			E4 G1-6-3		F9		3	0	1	0	0	0	2
Inning Stats	R: 0 E: 0 K: 0 S: 6 H: 0 LOB: 0 BB: 0 P: 8	R: 0 E: 0 K: 1 S: 5 H: 0 LOB: 0 BB: 0 P: 6	R: 0 E: 0 K: 0 S: 9 H: 1 LOB: 1 BB: 0 P: 12	R: 0 E: 1 K: 1 S: 8 H: 0 LOB: 1 BB: 0 P: 12	R: 0 E: 0 K: 0 S: 5 H: 0 LOB: 0 BB: 0 P: 8	R: 0 E: 1 K: 0 S: 7 H: 0 LOB: 0 BB: 0 P: 11	R: 0 E: 0 K: 0 S: 5 H: 1 LOB: 0 BB: 0 P: 6	R: 0 E: 0 K: 2 S: 9 H: 0 LOB: 2 BB: 2 P: 22	R: 1 E: 0 K: 1 S: 9 H: 2 LOB: 1 BB: 0 P: 13	1B: 2 2B: 2 3B: 0 HR: 0	SF: 0 SAC: 0 DP: 2 HBP: 0						

TOP

Oakland Athletics @ California Angels

Anaheim Stadium, Anaheim, CA

Tue Apr 11 1989, 10:05 PM EDT

Att. 23,322 - Unknown

livebaseballscorecards.com

AB	31
R	1
H	4
RBI	1
BB	2
SO	5
LOB	12

PITCHER	IP	WLS	BF	H	R	ER	SO	BB	IBB	HBP	BLK	WP	HR	S	P	ERA	WHIP
Bert Blyleven, R (1, 1) ERA: 1.93	9.0	W	33	4	1	1	5	2	0	0	0	0	0	63	98	1.00	0.667

PITCHER	IP	WLS	BF	H	R	ER	SO	BB	IBB	HBP	BLK	WP	HR	S	P	ERA	WHIP

Batter	1	2	3	4	5	6	7	8	9	AB	R	H	RBI	BB	SO	LOB
Dick Schofield, R (1, 6) OBP: 0.240, SLG: 0.280	X 0-0 F8 ①		B F C X 1-2 F3 ②		B X 1-0 1B 1B 1-2 3-H 1B	X 0-0 G6-3 ③		B C F F X 1-2 F7 ③		1	0	0	0	0	0	0
Glenn Hoffman, R (3, 6) OBP: 0.364, SLG: 0.400										4	1	1	1	0	0	2
Mark McLemore, S (1, 4) OBP: 0.429, SLG: 0.368	C X 0-1 F8 ②		B B F B B X 3-1 1-3 ③		B F F B B X 3-2 1B 1B 1-3 2-H 1B		C B B F B B 4-2 E 1B SF8 BB			3	2	1	1	1	0	1
Devon White, S (1, 8) OBP: 0.452, SLG: 0.630	B F X 1-1 3B			B S S B X 2-2 F5 ①	C M 1 P X SAFE 1-2 1B 2B 1-3 3-H 1B		F B F F X 1-2 SF8 E 1-2 1B			4	1	3	1	0	0	0
Claudell Washington, L (1, 9) OBP: 0.333, SLG: 0.450	B B C B S C 3-3 K ③			C X 0-1 F9 ②	C B C X 1-2 2B 1-3 3-H 1B		S B F S 1-3 K ①			4	1	1	1	0	2	3
Lance Parrish, R (1, 10) OBP: 0.440, SLG: 0.400		X 0-0 F9 ①		B F B B X 3-1 G6-3 ③	X 0-0 1-H 3-H 2B		C X 0-1 E5 1-2 2-3			4	0	1	2	0	0	2
Wally Joyner, L (1, 3) OBP: 0.267, SLG: 0.296		C B C B X 2-2 G3 ②			B B X 3-1 G3 1B 2B F7		B X 1-0 SF8 ② 2-3 3-H			3	1	1	1	0	0	1
Chili Davis, S (1, 7) OBP: 0.231, SLG: 0.292		B B F B B F X 3-2 F7 ③			B B X 2-0 F7 ①	X 0-0 F9 ①	S F B F S 1-3 K ③			4	0	0	0	0	1	3
Bill Schroeder, R (1, 2) OBP: 0.286, SLG: 0.429			B X 1-0 2B		C X 0-1 G3 ② 2-3	B S S B S 2-3 K ②		X 0-0 F5 ①		4	0	1	0	0	1	1
Jack Howell, L (1, 5) OBP: 0.200, SLG: 0.130			C S B B B B C 3-3 K ①		B F S B B B 4-2 1B 1B BB	B B B B 4-0 BB		C C S 0-3 K ②		2	1	0	0	2	2	1
Inning Stats	R: 0 E: 0 K: 1 S: 8 H: 1 LOB: 1 BB: 0 P: 12	R: 0 E: 0 K: 0 S: 7 H: 0 LOB: 0 BB: 0 P: 12	R: 0 E: 0 K: 1 S: 9 H: 1 LOB: 1 BB: 0 P: 17	R: 0 E: 0 K: 0 S: 7 H: 0 LOB: 0 BB: 0 P: 12	R: 6 E: 0 K: 0 S: 21 H: 6 LOB: 1 BB: 1 P: 37	R: 0 E: 0 K: 1 S: 5 H: 0 LOB: 1 BB: 1 P: 11	R: 1 E: 1 K: 2 S: 16 H: 1 LOB: 2 BB: 1 P: 24	R: 0 E: 0 K: 1 S: 8 H: 0 LOB: 0 BB: 0 P: 9		1B: 5 2B: 3 3B: 1 HR: 0	SF: 1 SAC: 0 DP: 0 HBP: 0					

PITCHER		IP	WLS	BF	H	R	ER	SO	BB	IBB	HBP	BLK	WP	HR	S	P	ERA	WHIP
Storm Davis, R ERA: 8.38	(1, 1)	4.2	L	23	8	6	6	2	1	0	0	0	0	0	50	86	11.57	1.929
Greg Cadaret, L ERA: 9.82	(5, 1)	2.1		11	1	1	0	3	2	0	0	0	0	0	23	39	0.00	1.286
Todd Burns, R ERA:	(8, 1)	1.0		3	0	0	0	1	0	0	0	0	0	0	8	9	0.00	0.000

PITCHER	IP	WLS	BF	H	R	ER	SO	BB	IBB	HBP	BLK	WP	HR	S	P	ERA	WHIP

BOTTOM

Oakland Athletics @ California Angels

Anaheim Stadium, Anaheim, CA

Tue Apr 11 1989, 10:05 PM EDT

Att. 23,322 - Unknown

livebaseballscorecards.com

AB	33
R	7
H	9
RBI	7
BB	3
SO	6
LOB	14

Batter	1	2	3	4	5	6	7	8	9	AB	R	H	RBI	BB	SO	LOB
Luis Polonia, L (1, 7) OBP: 0.250, SLG: 0.143	B B B C C X 3-2 ① G1-3		C B X 1-1 ②③ G6-3 1-2f		B 1 SAFE 1 SAFE X 1-0 ③ FC6 1-2f			X 0-0 CS 1B		4	0	1	0	0	0	4
Dave Henderson, R (1, 8) OBP: 0.486, SLG: 0.429	C C X 0-2 ② F8			F B B C F X 2-2 FC4-6 1B		B B B C F S 3-3 ① K		C B C B 2-2 ③ CS 1-2	S S B B X 2-2 ① L8	4	0	1	0	0	1	0
Dave Parker, L (1, 10) OBP: 0.353, SLG: 0.613	B F B X 2-1 ③ F9			F X 0-1 ① FC4-6 FC5-4 1-2f		B F F B F X 2-2 ② F8			B F B C F B X 3-2 ② G3	4	0	0	0	0	0	1
Carney Lansford, R (1, 5) OBP: 0.242, SLG: 0.194		B F B F F F B X 3-2 ① G5-3		B 1 SAFE B X 2-0 ② FC5-4 1-2f		X 0-0 ③ B2-3			B B X 2-0 ③ P4	4	0	0	0	0	0	1
Ron Hassey, L (1, 2) OBP: 0.136, SLG: 0.136		F B B B X 2-1 ② G4-3		1 SAFE B C F B X 2-2 ③ F9			B B C X 2-1 ① F7			3	0	0	0	0	0	1
Terry Steinbach, R (1, 3) OBP: 0.320, SLG: 0.273		X 0-0 ③ F9			X 0-0 ① L8		C B B F X 2-2 ② F9			3	0	0	0	0	0	0
Felix Jose, S (1, 9) OBP: 0.207, SLG: 0.185			B B B C B 4-1 BB BB		B X 1-0 ② G4-3		S S B B F F X 3-2 ③ G3			2	0	0	0	1	0	0
Glenn Hubbard, R (1, 4) OBP: 0.370, SLG: 0.476			1 SAFE 1 SAFE F 1 SAFE B 1 SAFE B F 1 SAFE 4-2 F F F F F 1 SAFE B SAFE F B G6-3 1-2 BB		C C B B F B B 4-2 1B BB			C X 0-1 ① P6		1	0	0	0	2	0	0
Walt Weiss, S (1, 6) OBP: 0.367, SLG: 0.643			X 0-0 ① F9		B B X 2-0 FC6 1-3 1B			C B B F F X 2-2 ② F8		3	0	1	0	0	0	2
Inning Stats	R: 0 E: 0 K: 0 S: 8 H: 0 LOB: 0 BB: 0 P: 13	R: 0 E: 0 K: 0 S: 8 H: 0 LOB: 0 BB: 0 P: 13	R: 0 E: 0 K: 0 S: 12 H: 0 LOB: 1 BB: 2 P: 21	R: 0 E: 0 K: 0 S: 10 H: 1 LOB: 1 BB: 0 P: 16	R: 0 E: 0 K: 0 S: 7 H: 1 LOB: 2 BB: 1 P: 15	R: 0 E: 0 K: 1 S: 8 H: 0 LOB: 0 BB: 0 P: 13	R: 0 E: 0 K: 0 S: 10 H: 0 LOB: 0 BB: 0 P: 17	R: 0 E: 0 K: 0 S: 9 H: 1 LOB: 0 BB: 0 P: 13	R: 0 E: 0 K: 0 S: 8 H: 0 LOB: 0 BB: 0 P: 15	1B: 3 2B: 0 3B: 0 HR: 0 SF: 0 SAC: 0 DP: 1 HBP: 0						

TOP

Oakland Athletics @ California Angels

Anaheim Stadium, Anaheim, CA

Wed Apr 12 1989, 10:05 PM EDT

Att. 24,650 - Unknown

livebaseballscorecards.com

AB	28
R	0
H	3
RBI	0
BB	3
SO	1
LOB	9

PITCHER	IP	WLS	BF	H	R	ER	SO	BB	IBB	HBP	BLK	WP	HR	S	P	ERA	WHIP
Kirk McCaskill, R (1, 1) ERA: 0.69	6.0	W	22	2	0	0	1	3	0	0	0	0	0	53	91	0.00	0.833
Greg Minton, R (7, 1) ERA: 1.5	2.0		6	1	0	0	0	0	0	0	0	0	0	19	30	0.00	0.500
Bryan Harvey, R (9, 1) ERA:	1.0		3	0	0	0	0	0	0	0	0	0	0	8	15	0.00	0.000

PITCHER	IP	WLS	BF	H	R	ER	SO	BB	IBB	HBP	BLK	WP	HR	S	P	ERA	WHIP

Batter	1	2	3	4	5	6	7	8	9	AB	R	H	RBI	BB	SO	LOB
Brian Downing, R (1, 10) OBP: 0.286, SLG: 0.485	B B C B F F X 3-2 F8 ①		B B C B C F S 3-3 K ②		C B B C F X 2-2 1-2 3B 1B		B B B X 3-0 HR			4	2	2	1	0	1	0
Mark McLemore, S (1, 4) OBP: 0.400, SLG: 0.435	B X 1-0 E6 E S		B B C C B F F X 3-2 L9 ③		B F X 1-1 1-H 2-H 3B		C B B X 2-1 G5-3 ②			4	0	1	2	0	0	0
Devon White, S (1, 8) OBP: 0.429, SLG: 0.567	C 1 SAFE B B X 2-1 1-2 P4 ②			B B B C C F X 3-2 F9 ①	X 0-0 G4-3 ③		B B F B B 4-1 BB			3	0	0	0	1	0	2
Lance Parrish, R (1, 2) OBP: 0.414, SLG: 0.417	S S B X 1-2 2-3 E5			B X 1-0 G4-3 2B		B X 1-0 G6-3 ①	C 1 SAFE C B S 1-3 K ③			4	0	1	0	0	1	2
Wally Joyner, L (1, 3) OBP: 0.265, SLG: 0.290	B X 1-0 G3 ③			C F B F F X 1-2 2-3 G4-3 ②		B C F C 1-3 K ②		B X 1-0 2B 1B		4	1	1	0	0	1	3
Dante Bichette, R (1, 9) OBP: 0.357, SLG: 0.857		C S F B S 1-3 K ①		S F B B F F F X 2-2 F8 ③		F X 0-1 HR		C X 0-1 1-H 2B		4	1	2	2	0	1	1
Chili Davis, S (1, 7) OBP: 0.233, SLG: 0.286		X 0-0 P3 ②			X 0-0 F9 ①	B C X 1-1 1B		X 0-0 P7 ①		4	0	1	0	0	0	1
Glenn Hoffman, R (1, 6) OBP: 0.333, SLG: 0.357		C X 0-1 F6 ③			X 0-0 1B 3B 1B	B B 1 SAFE X 2-0 P9 ③		B B F C X 2-2 P4 ②		4	1	1	0	0	0	2
Jack Howell, L (1, 5) OBP: 0.172, SLG: 0.111			X 0-0 G1-3 ①		C 1 SAFE 1 SAFE F B B 1 SAFE F F 2-2 1 SAFE F X P5 ②		C B X 1-1 F8 ①	C X 0-1 G6-3 ③		4	0	0	0	0	0	2
Inning Stats	R: 0 E: 2 K: 0 S: 11 H: 0 LOB: 2 BB: 0 P: 19	R: 0 E: 0 K: 1 S: 7 H: 0 LOB: 0 BB: 0 P: 8	R: 0 E: 0 K: 1 S: 10 H: 0 LOB: 0 BB: 0 P: 16	R: 0 E: 0 K: 0 S: 16 H: 1 LOB: 1 BB: 0 P: 23	R: 2 E: 0 K: 0 S: 15 H: 3 LOB: 1 BB: 0 P: 20	R: 1 E: 0 K: 1 S: 9 H: 2 LOB: 1 BB: 0 P: 14	R: 1 E: 0 K: 1 S: 9 H: 1 LOB: 1 BB: 1 P: 20	R: 1 E: 0 K: 0 S: 9 H: 2 LOB: 1 BB: 0 P: 12		1B: 4 2B: 2 3B: 1 HR: 2	SF: 0 SAC: 0 DP: 0 HBP: 0					

BOTTOM

Oakland Athletics @ California Angels

Anaheim Stadium, Anaheim, CA

Wed Apr 12 1989, 10:05 PM EDT

Att. 24,650 - Unknown

livebaseballscorecards.com

AB	35
R	5
H	9
RBI	5
BB	1
SO	4
LOB	13

WP: 0 PB: 0 SB: 1 CS: 0 PA: 36

PITCHER		IP	WLS	BF	H	R	ER	SO	BB	IBB	HBP	BLK	WP	HR	S	P	ERA	WHIP
Curt Young, L ERA: 5.25	(1, 1)	6.2	L	30	7	4	4	3	1	0	0	0	0	2	74	116	5.40	1.200
Todd Burns, R ERA: 1.42	(7, 1)	1.1		6	2	1	1	1	0	0	0	0	0	0	12	16	6.75	1.500

PITCHER	IP	WLS	BF	H	R	ER	SO	BB	IBB	HBP	BLK	WP	HR	S	P	ERA	WHIP

Batter	1	2	3	4	5	6	7	8	9	AB	R	H	RBI	BB	SO	LOB
Tony Phillips, S (1, 5) OBP: 0.308, SLG: 0.292	G5-3		FC1-6 1B		CS BB	F8		K		4	0	1	0	1	1	2
Stan Javier, S (1, 7) OBP: 0.333, SLG: 0.294	G6-3		FC1-6 1B S 1-2f		B2		FC3-5 1B		G4-3	5	0	1	0	0	0	2
Dave Henderson, R (1, 8) OBP: 0.525, SLG: 0.563	HR		1B BB 1-2		K 1-2		FC3-5 1B 1-2		BB 1B	4	2	3	1	1	1	1
Terry Steinbach, R (1, 2) OBP: 0.333, SLG: 0.333	G4-3		FC5-4 1B 1-2 2-3			E FC4-6 2B 1-1	FC3-5 1-2 2-3f		L8	5	1	2	0	0	0	3
Carney Lansford, R (1, 3) OBP: 0.263, SLG: 0.200		E5 1B	FC5-4 1-2f			E4 FC4-6 2-3	K		1B BB 1-2	4	0	1	0	1	1	6
Dave Parker, L (1, 10) OBP: 0.359, SLG: 0.583		K		G1-6-3 1B		FC4-6 1B 2B 1-2f 3-H	K		1-3 2-H	5	1	2	2	0	2	4
Felix Jose, S (1, 9) OBP: 0.206, SLG: 0.161		G4-3		G1-6-3 1-2f		K		G6-3 SH1-3 BB	K	4	0	0	0	1	2	5
Glenn Hubbard, R (1, 4) OBP: 0.400, SLG: 0.500		B2				1B 1-3		SH1-3 1-2		3	1	2	0	0	0	1
Mike Gallego, R (1, 6) OBP: 0.400, SLG: 0.600			G5-3	K		2B 1-H 3-H		G6-3 2-3		4	0	1	2	0	1	2
Inning Stats	R: 1 H: 1 E: 0 LOB: 0 K: 0 BB: 0 S: 8 P: 14	R: 0 H: 1 E: 1 LOB: 1 K: 1 BB: 0 S: 8 P: 10	R: 0 H: 2 E: 0 LOB: 3 K: 0 BB: 1 S: 16 P: 26	R: 0 H: 2 E: 0 LOB: 1 K: 1 BB: 0 S: 10 P: 16	R: 0 H: 0 E: 0 LOB: 1 K: 1 BB: 1 S: 6 P: 13	R: 3 H: 3 E: 1 LOB: 1 K: 1 BB: 0 S: 12 P: 19	R: 0 H: 2 E: 0 LOB: 2 K: 2 BB: 0 S: 11 P: 15	R: 0 H: 0 E: 0 LOB: 1 K: 1 BB: 1 S: 11 P: 17	R: 1 H: 2 E: 0 LOB: 2 K: 1 BB: 1 S: 15 P: 23	1B: 10 SF: 0 2B: 3 SAC: 1 3B: 0 DP: 2 HR: 1 HBP: 0						

PITCHER		IP	WLS	BF	H	R	ER	SO	BB	IBB	HBP	BLK	WP	HR	S	P	ERA	WHIP
Jim Abbott, L ERA: 4.22	(1, 1)	6.0	L	28	9	4	2	4	2	0	0	0	0	1	60	98	3.00	1.833
Dan Petry, R ERA: 2.57	(7, 1)	2.2		13	3	1	1	3	2	0	0	0	0	0	33	49	3.38	1.875
Bob McClure, L ERA: 9.0	(9, 1)	0.1		2	1	0	0	1	0	0	0	0	0	0	4	6	0.00	3.000

PITCHER	IP	WLS	BF	H	R	ER	SO	BB	IBB	HBP	BLK	WP	HR	S	P	ERA	WHIP

TOP

Oakland Athletics @ California Angels

Anaheim Stadium, Anaheim, CA

Thu Apr 13 1989, 6:33 AM EDT

Att. 24,137 - Unknown

livebaseballscorecards.com

AB	38
R	5
H	13
RBI	5
BB	4
SO	8
LOB	26

WP: 0	PA: 43		
PB: 0			
SB: 1			
CS: 1			

Oakland Athletics @ California Angels

Anaheim Stadium, Anaheim, CA

Thu Apr 13 1989, 6:33 AM EDT

Att. 24,137 - Unknown

BOTTOM

Batter	1	2	3	4	5	6	7	8	9	AB	R	H	RBI	BB	SO	LOB
Brian Downing, R (1, 10) OBP: 0.256, SLG: 0.432	B B X 2-0 L7 ①		C B B C B X 3-2 P6 ②		C X 0-1 P3 ③			C F F B X 1-2 F9 ②		4	0	0	0	0	0	2
Mark McLemore, S (1, 4) OBP: 0.345, SLG: 0.370	B C F C 1-3 K ②		C F B B F X 2-2 G4-3 ③			C B B F B X 3-2 G6-3 ①		F B B F F C 2-3 K ③		4	0	0	0	0	2	2
Devon White, S (1, 8) OBP: 0.410, SLG: 0.529	C B X 1-1 P6 ③			C S F S 0-3 K2-3 ①		B X 1-0 P6 ②			B S X 1-1 1B	4	0	1	0	0	1	0
Wally Joyner, L (1, 3) OBP: 0.263, SLG: 0.265		S C B X 1-2 L4 ①		B B C B C F B 4-2 HBP BB		B F S S 1-3 K ③			C F B C 1-3 K ①	3	0	0	0	1	2	1
Lance Parrish, R (1, 2) OBP: 0.394, SLG: 0.393		B B X 2-0 FC5-4 1B		X 0-0 F9 ②			S C B B S 2-3 K ①		C F F F S 0-3 K ②	4	0	1	0	0	2	2
Claudell Washington, L (1, 9) OBP: 0.320, SLG: 0.391		F B F X 1-2 FC5-4 ② 1-2f		B S F H 2-2 HBP 1-2			B F B X 2-1 L9 ②		B B B C X 3-1 L7 ③	3	0	0	0	0	0	2
Dante Bichette, R (1, 7) OBP: 0.294, SLG: 0.706		B X 1-0 G4-3 ③		S S B F S 1-3 K ③			S S B F F X 1-2 L5 ③			3	0	0	0	0	1	3
Jack Howell, L (1, 5) OBP: 0.188, SLG: 0.133			X 0-0 SH1-3 1B		S X 0-1 F7 ①			C S B F B F B S 3-3 K ①		3	0	1	0	0	1	0
Glenn Hoffman, R (1, 6) OBP: 0.353, SLG: 0.375			L B X 1-1 SH1-3 ① 1-2		F F B B X 2-2 F7 ②			S B X 1-1 1B		2	0	1	0	0	0	0
Inning Stats	R: 0 H: 0 E: 0 LOB: 0 K: 1 BB: 0 S: 6 P: 10	R: 0 H: 1 E: 0 LOB: 1 K: 0 BB: 0 S: 8 P: 13	R: 0 H: 1 E: 0 LOB: 1 K: 0 BB: 0 S: 10 P: 16	R: 0 H: 0 E: 0 LOB: 2 K: 2 BB: 1 S: 14 P: 21	R: 0 H: 0 E: 0 LOB: 0 K: 0 BB: 0 S: 7 P: 9	R: 0 H: 0 E: 0 LOB: 0 K: 1 BB: 0 S: 7 P: 12	R: 0 H: 0 E: 0 LOB: 0 K: 1 BB: 0 S: 10 P: 15	R: 0 H: 1 E: 0 LOB: 1 K: 2 BB: 0 S: 15 P: 22	R: 0 H: 1 E: 0 LOB: 1 K: 2 BB: 0 S: 12 P: 17	1B: 4 SF: 0 2B: 0 SAC: 1 3B: 0 DP: 0 HR: 0 HBP: 1						WP: 0 PA: 33 PB: 0 SB: 0 CS: 0

livebaseballscorecards.com

	AB	30
	R	0
	H	4
	RBI	0
	BB	1
	SO	9
	LOB	12

PITCHER		IP	WLS	BF	H	R	ER	SO	BB	IBB	HBP	BLK	WP	HR	S	P	ERA	WHIP
Mike Moore, R ERA: 3.38	(1, 1)	8.0	W	29	3	0	0	7	1	0	1	0	0	0	77	118	0.00	0.500
Dennis Eckersley, R ERA:	(9, 1)	1.0		4	1	0	0	2	0	0	0	0	0	0	12	17	0.00	1.000

PITCHER	IP	WLS	BF	H	R	ER	SO	BB	IBB	HBP	BLK	WP	HR	S	P	ERA	WHIP

Batter	1	2	3	4	5	6	7	8	9	AB	R	H	RBI	BB	SO	LOB
Brian Downing, R (1, 10) OBP: 0.295, SLG: 0.452	3-2 1B	0-0 1B 1-2 2-3 3-H			2-1 F9		1-3 K		2-1 1B 1-3	5	0	3	1	0	1	0
Mark McLemore, S (1, 4) OBP: 0.324, SLG: 0.344	1-0 P3	2-1 1B 1-2 2-H 3-H			1-2 L7			2-3 K	1-0 L1-3	5	0	1	2	0	1	3
Devon White, S (1, 8) OBP: 0.372, SLG: 0.474	1-3 K	0-2 G4-3			0-1 5-3			1-2 6-3		4	0	0	0	0	1	3
Lance Parrish, R (1, 2) OBP: 0.378, SLG: 0.355	2-3 K		4-2 CS BB			3-1 6-3		2-3 K		3	0	0	0	1	2	1
Chili Davis, S (1, 7) OBP: 0.265, SLG: 0.290		2-2 2B 1B 1B	1-2 L9			0-1 G6-3			4-2 2B 1B BB	3	2	1	0	1	0	1
Dante Bichette, R (1, 9) OBP: 0.381, SLG: 0.810		2-0 1B 1B 1-3 2B	3-1 P9			1-2 1B			1-1 1B 1-3 2B	4	2	3	0	0	0	1
Bill Schroeder, R (1, 3) OBP: 0.182, SLG: 0.273	1-3 K	1-2 CS 1-2	0-1 G5-3			0-2 F8			1-3 K	4	0	0	0	0	2	5
Glenn Hoffman, R (1, 6) OBP: 0.350, SLG: 0.333 Claudell Washington, L (9, PH) OBP: 0.346, SLG: 0.417	1-2 1B 1B HBP		0-0 5-3			2-0 L7			1-1 1B 2-H 3-H	2 1	1 0	0 1	0 2	0 0	0 0	0 0
Jack Howell, L (1, 5) OBP: 0.167, SLG: 0.118	0-3 K		2-3 K			1-3 K			3-2 F7	4	0	0	0	0	3	4
Inning Stats	R: 0 E: 0 K: 2 S: 11 H: 1 LOB: 1 BB: 0 P: 18	R: 3 E: 0 K: 2 S: 20 H: 4 LOB: 2 BB: 0 P: 28	R: 0 E: 0 K: 0 S: 9 H: 0 LOB: 0 BB: 1 P: 18	R: 0 E: 0 K: 1 S: 6 H: 0 LOB: 0 BB: 0 P: 8	R: 0 E: 0 K: 0 S: 7 H: 0 LOB: 0 BB: 0 P: 10	R: 0 E: 0 K: 0 S: 10 H: 1 LOB: 1 BB: 0 P: 14	R: 0 E: 0 K: 2 S: 8 H: 0 LOB: 0 BB: 0 P: 12	R: 0 E: 0 K: 2 S: 10 H: 0 LOB: 0 BB: 0 P: 15	R: 2 E: 0 K: 1 S: 19 H: 3 LOB: 2 BB: 1 P: 32	1B: 7 2B: 2 3B: 0 HR: 0 SF: 0 SAC: 0 DP: 0 HBP: 1						

PITCHER	IP	WLS	BF	H	R	ER	SO	BB	IBB	HBP	BLK	WP	HR	S	P	ERA	WHIP
Mark Langston, L (1, 1) ERA: 2.84	8.1	W	34	7	5	5	10	2	0	1	0	0	0	88	136	5.40	1.080
Mike Schooler, R (9, 1) ERA: 3.6	0.2		4	2	0	0	0	0	0	0	0	0	0	12	19	0.00	3.000

PITCHER	IP	WLS	BF	H	R	ER	SO	BB	IBB	HBP	BLK	WP	HR	S	P	ERA	WHIP

California Angels @ Seattle Mariners

The Kingdome, Seattle, WA

Fri Apr 14 1989, 10:05 PM EDT

Att. 14,590 - Dome

TOP

livebaseballscorecards.com

AB	35
R	5
H	9
RBI	5
BB	2
SO	10
LOB	18

WP: 0 PB: 0 SB: 0 CS: 1 PA: 39

California Angels @ Seattle Mariners

The Kingdome, Seattle, WA

Fri Apr 14 1989, 10:05 PM EDT

Att. 14,590 - Dome

Batter	1	2	3	4	5	6	7	8	9	AB	R	H	RBI	BB	SO	LOB
Harold Reynolds, S (1, 4) OBP: 0.409, SLG: 0.475	1-2 G4-3		3-2 BB E HR 1B	0-2 1B SF7 2-H 1B		1-0 G4-3		0-1 1-H 2-H 2B		5	2	3	3	0	0	0
Ken Griffey Jr., L (1, 8) OBP: 0.306, SLG: 0.438	2-3 K		1 SAFE 2-1 E5 BB 1-2 HR	0-0 S SF7 1-3 1B			1-2 L7			4	1	1	0	0	1	1
Alvin Davis, L (1, 3) OBP: 0.465, SLG: 0.457	3-2 1B 1B		4-1 HR 1-2 2-3 BB	0-0 SF7 1-2 3-H			1-1 P4-3 1B			2	1	2	1	1	0	0
Jeffrey Leonard, R (1, 7) OBP: 0.410, SLG: 0.618	0-0 1-2 1B		0-0 1-H 2-H 3-H HR	3-2 F9 2-3			0-0 P4-3 1-1f			4	1	2	4	0	0	2
Mickey Brantley, R (1, 10) OBP: 0.250, SLG: 0.320	3-2 G6-3		3-2 L7		1-1 F9			0-0 SH5-3 1B 2B		4	1	1	0	0	0	2
Greg Briley, L (1, 9) OBP: 0.389, SLG: 0.467		0-0 4-3	2-1 2B		4-2 CS BB			0-0 SH5-3 2-3		2	0	1	0	1	0	0
Dave Valle, R (1, 2) OBP: 0.310, SLG: 0.538		1-3 K	1-1 L9		1 SAFE 0-2 G4-3 1-2			1-1 1B 3-H 1B		4	0	1	1	0	1	2
Edgar Martinez, R (1, 5) OBP: 0.318, SLG: 0.211		1-1 5-3		1-0 SH1-4 1B 1B		1-3 K2-3		1-1 1B 1-3 2B 1B		4	2	2	0	0	1	0
Rey Quinones, R (1, 6) OBP: 0.143, SLG: 0.143			2-0 P3	1-0 SH1-4 1-2		3-2 P4		0-0 1-2 2B 1B		3	1	1	0	0	0	0

Inning Stats	1	2	3	4	5	6	7	8	9	AB	R	H	RBI	BB	SO	LOB
	R: 0 H: 2 E: 0 LOB: 2 K: 1 BB: 0 S: 17 P: 26	R: 0 H: 0 E: 0 LOB: 0 K: 1 BB: 0 S: 6 P: 8	R: 4 H: 3 E: 1 LOB: 1 K: 0 BB: 1 S: 16 P: 33	R: 2 H: 3 E: 0 LOB: 1 K: 0 BB: 0 S: 11 P: 16	R: 0 H: 0 E: 0 LOB: 0 K: 0 BB: 1 S: 7 P: 12	R: 0 H: 0 E: 0 LOB: 0 K: 1 BB: 0 S: 7 P: 12	R: 0 H: 1 E: 0 LOB: 0 K: 0 BB: 0 S: 7 P: 9	R: 3 H: 5 E: 0 LOB: 1 K: 0 BB: 0 S: 9 P: 11		1B: 10 SF: 1 2B: 4 SAC: 2 3B: 0 DP: 1 HR: 1 HBP: 0					WP: 0 PA: 37 PB: 0 SB: 1 CS: 1

PITCHER		IP	WLS	BF	H	R	ER	SO	BB	IBB	HBP	BLK	WP	HR	S	P	ERA	WHIP
Mike Witt, R ERA: 5.48	(1, 1)	7.1	L	34	11	8	7	3	2	0	0	0	0	1	75	121	8.59	1.773
Willie Fraser, R ERA: 4.5	(8, 1)	0.2		3	3	1	1	0	0	0	0	0	0	0	5	6	13.50	4.500

livebaseballscorecards.com

AB	32
R	9
H	14
RBI	9
BB	2
SO	3
LOB	7

California Angels @ Seattle Mariners

The Kingdome, Seattle, WA

Sat Apr 15 1989, 10:05 PM EDT

Att. 29,819 - Unknown

TOP

livebaseballscorecards.com

Batter	1	2	3	4	5	6	7	8	9	AB	R	H	RBI	BB	SO	LOB
Brian Downing, R (1, 10) OBP: 0.327, SLG: 0.444	F8		G5-3		BB		1B	BB		3	1	1	0	2	0	0
Mark McLemore, S (1, 4) OBP: 0.308, SLG: 0.324	1B		G6-3		F7		FC1	G6-3		5	2	1	0	0	0	4
Devon White, S (1, 8) OBP: 0.354, SLG: 0.512	FC4		HR		P7		P2		K	5	1	1	1	0	1	4
Wally Joyner, L (1, 3) OBP: 0.326, SLG: 0.324	BB		L9			1B	E		HR	3	1	2	0	2	0	0
Lance Parrish, R (1, 2) OBP: 0.381, SLG: 0.343	1B		G6-3			F8	P3		HR	4	1	1	1	0	0	2
Claudell Washington, L (1, 9) OBP: 0.323, SLG: 0.379	1B		G4-3			P6	K		K	5	0	1	0	0	2	4
Chili Davis, S (1, 7) OBP: 0.282, SLG: 0.389		K	F9			1B		L9	HR	5	1	2	3	0	1	0
Jack Howell, L (1, 5) OBP: 0.171, SLG: 0.205		F7			F8	F7		HR	G1-4-3	5	1	1	1	0	0	2
Kent Anderson, R (1, 6) OBP: 0.500, SLG: 0.500		F8			BB		FC1 1B E	G6-3		4	1	2	0	0	0	0
Inning Stats	R: 1 E: 1 K: 0 S: 15 H: 3 LOB: 2 BB: 1 P: 26	R: 0 E: 0 K: 1 S: 10 H: 0 LOB: 0 BB: 0 P: 16	R: 1 E: 0 K: 0 S: 14 H: 1 LOB: 0 BB: 0 P: 22	R: 0 E: 0 K: 0 S: 5 H: 0 LOB: 0 BB: 0 P: 9	R: 0 E: 0 K: 0 S: 9 H: 1 LOB: 2 BB: 1 P: 15	R: 0 E: 0 K: 0 S: 8 H: 2 LOB: 2 BB: 0 P: 13	R: 3 E: 2 K: 1 S: 13 H: 2 LOB: 1 BB: 1 P: 25	R: 1 E: 0 K: 0 S: 6 H: 1 LOB: 1 BB: 1 P: 16	R: 3 E: 0 K: 2 S: 10 H: 2 LOB: 0 BB: 0 P: 13	1B: 8 2B: 1 3B: 0 HR: 3 SF: 0 SAC: 0 DP: 0 HBP: 1	WP: 0 PB: 2 SB: 0 CS: 0 PA: 44					

	AB	39
	R	9
	H	12
	RBI	6
	BB	4
	SO	4
	LOB	16

PITCHER		IP	WLS	BF	H	R	ER	SO	BB	IBB	HBP	BLK	WP	HR	S	P	ERA	WHIP
Scott Bankhead, R ERA: 3.78	(1, 1)	6.0		26	7	2	1	1	2	0	0	0	0	1	61	101	1.50	1.500
Jerry Reed, R ERA: 2.45	(7, 1)	0.0	L	3	2	3	0	0	0	0	0	0	0	0	4	8	∞	∞
Dennis Powell, L ERA: 2.25	(7, 1)	2.0		9	1	1	1	1	2	0	0	0	0	1	15	33	4.50	1.500
Julio Solano, R ERA: 27.0	(9, 1)	1.0		6	2	3	3	2	0	0	1	0	0	1	10	13	27.00	2.000

PITCHER	IP	WLS	BF	H	R	ER	SO	BB	IBB	HBP	BLK	WP	HR	S	P	ERA	WHIP

BOTTOM

California Angels @ Seattle Mariners

The Kingdome, Seattle, WA

Sat Apr 15 1989, 10:05 PM EDT

Att. 29,819 - Unknown

livebaseballscorecards.com

Batter	1	2	3	4	5	6	7	8	9	AB	R	H	RBI	BB	SO	LOB
Harold Reynolds, S (1, 4) OBP: 0.417, SLG: 0.477	B C B X 2-1 F9 ①		F B B B C X 3-2 2-H 3-H 1B		C B B B C X 3-2 S 1B		B B B C C C 3-3 K ③			4	0	2	2	0	1	1
Henry Cotto, R (1, 8) OBP: 0.250, SLG: 0.273	B C S X 1-2 P4 ②		C X 0-1 P9 ②		P S F B B X 3-2 G6-3 ③ 1-3			F F B B X 2-2 L7 ①		4	0	0	0	0	0	2
Darnell Coles, R (1, 10) OBP: 0.162, SLG: 0.189	B C B C X 2-2 F7 ③		P X 1-0 P4 ③			B X 1-0 FC6-4 1B		F C X 0-2 G4-3 ②		4	0	1	0	0	0	1
Jeffrey Leonard, R (1, 7) OBP: 0.372, SLG: 0.553		X 0-0 P9 ①		B B C X 2-1 G6-3 ①		F B S F X 1-2 FC6-4 1B 1-2f ①		X 0-0 F9 ③		4	0	0	0	0	0	1
Mickey Brantley, R (1, 9) OBP: 0.250, SLG: 0.310		C B C B X 2-2 G1-3 ②		X 0-0 L5 ②		C C X 0-2 G6-4-3 1B 1-2			C B X 1-1 G5-3 ①	4	0	1	0	0	0	0
Dave Valle, R (1, 2) OBP: 0.333, SLG: 0.517		C B B C B X 3-2 G6-3 ③		B B C B B 4-1 BB		X 0-0 G6-4-3 ②③ 1-2f			B X 1-0 FC5 1B 1B	3	0	1	0	1	0	2
Jim Presley, R (1, 3) OBP: 0.316, SLG: 0.294			C B B X 2-1 SH5-3 1B 1B 1B	C X 0-1 P5 ③			B X 1-0 FC3-6 1B		F X 0-1 1-2 1B	4	1	3	0	0	0	1
Edgar Martinez, R (1, 5) OBP: 0.346, SLG: 0.227			C X 0-1 SH5-3 1B 1-2 1B		B B C F F F B B 4-2 L9-3 BB		B F F X 1-2 FC3-6 1-2f ①		X 0-0 P8 ②	3	1	1	0	1	0	3
Rey Quinones, R (1, 6) OBP: 0.100, SLG: 0.100			X 0-0 SH5-3 ① 1-2 2-3		X 0-0 L9-3 ①② 1-2		B X 1-0 F9 ②		C S B F F F B X 2-2 FC5 ③ 2-3f	3	0	0	0	0	0	4

Inning Stats	R: 0 E: 0 K: 0 S: 8	H: 0 LOB: 0 BB: 0 P: 13	R: 0 E: 0 K: 0 S: 7	H: 0 LOB: 0 BB: 0 P: 12	R: 2 E: 0 K: 0 S: 12	H: 3 LOB: 1 BB: 0 P: 17	R: 0 E: 0 K: 0 S: 6	H: 0 LOB: 1 BB: 1 P: 12	R: 0 E: 0 K: 0 S: 12	H: 1 LOB: 1 BB: 1 P: 21	R: 0 E: 0 K: 0 S: 9	H: 2 LOB: 1 BB: 0 P: 11	R: 0 E: 0 K: 1 S: 8	H: 1 LOB: 1 BB: 0 P: 14	R: 0 E: 0 K: 0 S: 7	H: 0 LOB: 0 BB: 0 P: 9	R: 0 E: 0 K: 0 S: 13	H: 2 LOB: 2 BB: 0 P: 17	1B: 9 2B: 1 3B: 0 HR: 0	SF: 0 SAC: 1 DP: 2 HBP: 0	WP: 0 PB: 0 SB: 2 CS: 0	PA: 36

PITCHER	IP	WLS	BF	H	R	ER	SO	BB	IBB	HBP	BLK	WP	HR	S	P	ERA	WHIP
Chuck Finley, L (1, 1) ERA: 2.86	9.0	W	36	9	2	2	1	2	0	0	0	0	0	82	126	2.00	1.222

PITCHER	IP	WLS	BF	H	R	ER	SO	BB	IBB	HBP	BLK	WP	HR	S	P	ERA	WHIP

Batter	1	2	3	4	5	6	7	8	9	AB	R	H	RBI	BB	SO	LOB
Brian Downing, R (1, 10) OBP: 0.333, SLG: 0.440	1-0 1B 1B 1B 1B	1-1 ③ G6-3			3-0 E5 2B 1B	3-1 WP 1-3 3-H 1B		1-2 ② L3 1-2 2-3		5	2	2	1	0	0	2
Mark McLemore, S (1, 4) OBP: 0.341, SLG: 0.381	1-2 1B 1B 1-2 1B		2-1 ① L5		0-0 1-3 1B 2B	3-2 ② G5-3 1-2		1-0 ③ 2-H 3-H 1B		5	1	3	2	0	0	2
Devon White, S (1, 8) OBP: 0.358, SLG: 0.542	0-3 ① K		1-2 ② G4-3		0-0 S 2-H 3-H 1B	3-3 ③ K			0-2 2B 3B	5	2	2	2	0	2	4
Wally Joyner, L (1, 3) OBP: 0.333, SLG: 0.333	0-1 1B 1-2 2-3 1B		3-3 ③ K		1-1 2-H 1B		1-0 ① G4-3		1-3 ① K	5	0	2	1	0	2	1
Claudell Washington, L (1, 9) OBP: 0.314, SLG: 0.364 Brian Brady, L (9, PH) OBP: 1.000, SLG: 2.000 (9, 9)	1-0 G4-6-3 1-2 2-3 3-H 1B			1-2 ① 4-3	1-1 ③ G3		1-3 ② K		1-1 3-H 2B	4 1	0 0	1 1	1 1	0 0	1 0	1 0
Chili Davis, S (1, 7) OBP: 0.273, SLG: 0.366	3-2 ②③ G4-6-3 1-2f			1-0 ② G6-3		0-0 G3 1B 1B 1B	0-0 ③ 4-3		1-3 ② K	5	1	1	0	0	1	4
Bill Schroeder, R (1, 2) OBP: 0.313, SLG: 0.533		0-0 HR		1-2 ③ P3		1-0 1B G3 1-2 1B 1B		4-2 WP G4-3 1B BB	2-2 ③ G6-3	4	3	2	1	1	0	1
Jack Howell, L (1, 5) OBP: 0.156, SLG: 0.186		1-2 ① P9			1-2 ① F8	0-1 ① G3 1-2 2-3		1-1 ① G4-3 1-2		4	0	0	0	0	0	3
Kent Anderson, R (1, 6) OBP: 0.375, SLG: 0.375		0-0 ② F9			1-2 ② P3	0-1 1B 2-3 3-H 1B		0-1 E6 WP 1B		4	1	1	1	0	0	1
Inning Stats	R: 1 H: 4 E: 0 LOB: 2 K: 1 BB: 0 S: 13 P: 19	R: 1 H: 1 E: 0 LOB: 0 K: 0 BB: 0 S: 7 P: 9	R: 0 H: 0 E: 0 LOB: 0 K: 1 BB: 0 S: 8 P: 14	R: 0 H: 0 E: 0 LOB: 0 K: 0 BB: 0 S: 7 P: 10	R: 3 H: 3 E: 1 LOB: 1 K: 0 BB: 0 S: 13 P: 20	R: 2 H: 4 E: 0 LOB: 2 K: 1 BB: 0 S: 15 P: 25	R: 0 H: 0 E: 0 LOB: 0 K: 1 BB: 0 S: 6 P: 8	R: 2 H: 1 E: 1 LOB: 1 K: 0 BB: 1 S: 11 P: 18	R: 1 H: 2 E: 0 LOB: 1 K: 2 BB: 0 S: 18 P: 23	1B: 11 SF: 0 2B: 2 SAC: 0 3B: 1 DP: 1 HR: 1 HBP: 0						

California Angels @ Seattle Mariners

The Kingdome, Seattle, WA

Sun Apr 16 1989, 6:33 AM EDT

Att. 10,621 - Unknown

TOP

livebaseballscorecards.com

AB	42
R	10
H	15
RBI	10
BB	1
SO	6
LOB	19

WP: 2 PA: 43
PB: 0
SB: 1
CS: 0

PITCHER		IP	WLS	BF	H	R	ER	SO	BB	IBB	HBP	BLK	WP	HR	S	P	ERA	WHIP
Mike Campbell, R ERA: 10.13	(1, 1)	4.2	L	22	8	5	2	2	0	0	0	0	0	1	46	69	3.86	1.714
Michael Jackson, R ERA: 10.5	(5, 1)	1.1		8	4	2	2	1	0	0	0	0	1	0	17	28	13.50	3.000
Julio Solano, R ERA: 9.0	(7, 1)	2.0		8	1	2	0	1	1	0	0	0	1	0	17	26	0.00	1.000
Mike Schooler, R ERA: 4.5	(9, 1)	1.0		5	2	1	1	2	0	0	0	0	0	0	18	23	9.00	2.000

PITCHER	IP	WLS	BF	H	R	ER	SO	BB	IBB	HBP	BLK	WP	HR	S	P	ERA	WHIP

Batter	1	2	3	4	5	6	7	8	9	AB	R	H	RBI	BB	SO	LOB
Harold Reynolds, S (1, 4) OBP: 0.423, SLG: 0.479	C X 0-1 E S 1B		B B C X 2-1 1B			C B B B X 3-1 ② G3			C B X 1-1 ① G6-3	4	0	2	0	0	0	0
Ken Griffey Jr., L (1, 8) OBP: 0.275, SLG: 0.389	F C S 0-3 ① K		1 SAFE 1 SAFE C X 0-1 ③ G4-3			B X 1-0 ③ F8			S C C 0-3 ② K	4	0	0	0	0	2	2
Alvin Davis, L (1, 3) OBP: 0.468, SLG: 0.474	B C B C B F B 4-2 G5-4-3 1-3 BB			B C B B X 3-1 L8-6-3 2B			C B X 1-1 ① G3		C B B X 2-1 ③ P5	3	0	1	0	1	0	0
Jeffrey Leonard, R (1, 7) OBP: 0.348, SLG: 0.512	F X 0-1 ②③ G5-4-3 1-2f			B X 1-0 ①② L8-6-3 2-3			X 0-0 ② G4-3			3	0	0	0	0	0	3
Mickey Brantley, R (1, 10) OBP: 0.257, SLG: 0.313		B X 1-0 ① F7		C X 0-1 ③ G5-3			B X 1-0 1B			3	0	1	0	0	0	0
Greg Briley, L (1, 9) OBP: 0.333, SLG: 0.389		B B F B X 3-1 ② G4-3			C C S 0-3 ① K		C S B S 1-3 ③ K			3	0	0	0	0	2	1
Jim Presley, R (1, 5) OBP: 0.273, SLG: 0.250		C S B B B C 2-3 ③ K			X 0-0 ② L9			C B B X 2-1 ① G6-3		3	0	0	0	0	1	0
Scott Bradley, L (1, 2) OBP: 0.214, SLG: 0.231			C B X 1-1 ① G6-3		X 0-0 ③ G6-3			X 0-0 ② G4-3		3	0	0	0	0	0	0
Rey Quinones, R (1, 6) OBP: 0.077, SLG: 0.077			B F X 1-1 ② F8			C B B F S 2-3 ① K		X 0-0 ③ G6-3		3	0	0	0	0	1	0
Inning Stats	R: 0 E: 0 K: 1 S: 10 H: 1 LOB: 1 BB: 1 P: 14	R: 0 E: 0 K: 1 S: 6 H: 0 LOB: 0 BB: 0 P: 12	R: 0 E: 0 K: 0 S: 8 H: 1 LOB: 1 BB: 0 P: 12	R: 0 E: 0 K: 0 S: 5 H: 1 LOB: 0 BB: 0 P: 9	R: 0 E: 0 K: 1 S: 5 H: 0 LOB: 0 BB: 0 P: 5	R: 0 E: 0 K: 1 S: 6 H: 0 LOB: 0 BB: 0 P: 12	R: 0 E: 0 K: 1 S: 7 H: 1 LOB: 1 BB: 0 P: 10	R: 0 E: 0 K: 0 S: 4 H: 0 LOB: 0 BB: 0 P: 6	R: 0 E: 0 K: 1 S: 7 H: 0 LOB: 0 BB: 0 P: 10	1B: 3 2B: 2 3B: 0 HR: 0	SF: 0 SAC: 0 DP: 2 HBP: 0			WP: 0 PB: 0 SB: 1 CS: 0		PA: 30	

PITCHER	IP	WLS	BF	H	R	ER	SO	BB	IBB	HBP	BLK	WP	HR	S	P	ERA	WHIP
Bert Blyleven, R (1, 1) ERA: 1.17	9.0	W	30	4	0	0	6	1	0	0	0	0	0	58	90	0.00	0.556

PITCHER	IP	WLS	BF	H	R	ER	SO	BB	IBB	HBP	BLK	WP	HR	S	P	ERA	WHIP

BOTTOM

California Angels @ Seattle Mariners

The Kingdome, Seattle, WA

Sun Apr 16 1989, 6:33 AM EDT

Att. 10,621 - Unknown

livebaseballscorecards.com

AB	29
R	0
H	4
RBI	0
BB	1
SO	6
LOB	6

Batter	1	2	3	4	5	6	7	8	9	AB	R	H	RBI	BB	SO	LOB
Brian Downing, R (1, 10) OBP: 0.328, SLG: 0.426	C F F X 0-2 E6 2B 1B		C F F X 0-2 ② L4-3			X 0-0 ① P2		C B 1 B B B C X SAFE 3-2 ② L9		4	1	1	0	0	0	2
Mark McLemore, S (1, 4) OBP: 0.313, SLG: 0.348	B L L F S 1-3 ① K		B B F X 2-1 ③ F7			C B X 1-1 ② G6-3		S B C F B B B F F X 3-2 ③ F7		4	0	0	0	0	1	3
Devon White, S (1, 8) OBP: 0.368, SLG: 0.577	X 0-0 2-H 2B			X 0-0 ① G4-3		B C X 1-1 ③ F9			X 0-0 1B SF9 2B	4	1	2	1	0	0	0
Wally Joyner, L (1, 3) OBP: 0.327, SLG: 0.326	S B B B X 3-1 ② F8			C B X 1-1 ② G6-3			B C X 1-1 ① F8		B X 1-0 2-3 3B 1B	4	1	1	0	0	0	1
Claudell Washington, L (1, 9) OBP: 0.316, SLG: 0.361 Dante Bichette, R (9, PH) OBP: 0.364, SLG: 0.773 (9, 9)	X 0-0 ③ F8			B B C B X 3-1 1B			B C B X 2-1 ② G4-1		S B S S F B F S 2-3 ① K	3 1	0 0	1 0	0 0	0 0	0 1	1 2
Chili Davis, S (1, 7) OBP: 0.250, SLG: 0.341		C X 0-1 ① F8		C 1 SAFE X 0-1 ③ G1-3			F X 0-1 ③ G4-3		X 0-0 ② SF9 3-H	3	0	0	1	0	0	1
Lance Parrish, R (1, 2) OBP: 0.370, SLG: 0.385		C B X 1-1 ② G4-3			B F S B F B X 3-2 ① F8			X 0-0 ① F8	C F B B F B X 3-2 1-H 3B	4	0	1	1	0	0	0
Jack Howell, L (1, 5) OBP: 0.163, SLG: 0.174		X 0-0 ③ L4			F B X 1-1 ② G3-1			B B B S B 4-1 1B BB	F X 0-1 ③ G4-3	3	0	0	0	1	0	1
Kent Anderson, R (1, 6) OBP: 0.364, SLG: 0.364			B B C F S 2-3 ① K		B X 1-0 ③ F9			F X 0-1 1-2 1B		3	0	1	0	0	1	0
Inning Stats	R: 1 H: 2 E: 1 LOB: 1 K: 1 BB: 0 S: 13 P: 17	R: 0 H: 0 E: 0 LOB: 0 K: 0 BB: 0 S: 5 P: 6	R: 0 H: 0 E: 0 LOB: 0 K: 1 BB: 0 S: 9 P: 13	R: 0 H: 1 E: 0 LOB: 1 K: 0 BB: 0 S: 7 P: 11	R: 0 H: 0 E: 0 LOB: 0 K: 0 BB: 0 S: 7 P: 12	R: 0 H: 0 E: 0 LOB: 0 K: 0 BB: 0 S: 5 P: 7	R: 0 H: 0 E: 0 LOB: 0 K: 0 BB: 0 S: 6 P: 9	R: 0 H: 1 E: 0 LOB: 2 K: 0 BB: 1 S: 13 P: 23	R: 2 H: 3 E: 0 LOB: 1 K: 1 BB: 0 S: 15 P: 21	1B: 4 SF: 1 2B: 2 SAC: 0 3B: 1 DP: 0 HR: 0 HBP: 0						

TOP

California Angels @ Chicago White Sox

Comiskey Park, Chicago, IL

Mon Apr 17 1989, 8:05 PM EDT

Att. 6,392 - Unknown - 40 F

livebaseballscorecards.com

AB	33
R	3
H	7
RBI	3
BB	1
SO	3
LOB	11

PITCHER		IP	WLS	BF	H	R	ER	SO	BB	IBB	HBP	BLK	WP	HR	S	P	ERA	WHIP
Shawn Hillegas, R ERA: 3.0	(1, 1)	8.0	L	29	4	1	1	2	1	0	0	0	0	0	65	98	1.12	0.625
Ken Patterson, L ERA: 6.43	(9, 1)	1.0		6	3	2	2	1	0	0	0	0	0	0	15	21	18.00	3.000

PITCHER	IP	WLS	BF	H	R	ER	SO	BB	IBB	HBP	BLK	WP	HR	S	P	ERA	WHIP

Batter	1	2	3	4	5	6	7	8	9	AB	R	H	RBI	BB	SO	LOB
Ozzie Guillen, L (1, 6) OBP: 0.333, SLG: 0.344	C S F F S 0-3 ① K		C B X 1-1 E7 G6-3			C X 0-1 ① G4-3		F X 0-1 ② F8		4	0	0	0	0	1	2
Dave Gallagher, R (1, 8) OBP: 0.393, SLG: 0.434	B F X 1-1 1B		X 0-0 ② G6-3 2-3			C B B B C X 3-2 G4-6-3 1B		B B C B F S 3-3 ③ K		4	0	2	0	0	1	3
Harold Baines, L (1, 10) OBP: 0.456, SLG: 0.479	F 1 SAFE 1 SAFE B 1 SAFE F X 1-2 ② F7		B X 1-0 ③ L5			X 0-0 ② ③ G4-6-3 1-2f			B F F C 1-3 ① K	4	0	0	0	0	1	3
Ivan Calderon, R (1, 9) OBP: 0.328, SLG: 0.408	C 1 SAFE F X 0-2 ③ G1-3			F B S B F B X 3-2 ① F9			S B X 1-1 ① F8		B C C X 1-2 ② F8	4	0	0	0	0	0	1
Billy Jo Robidoux, L (1, 3) OBP: 0.227, SLG: 0.211		B C B X 2-1 ① F8		B B X 2-0 ② F8			C S X 0-2 ② G5-3		C S B B F S 2-3 ③ K	4	0	0	0	0	1	0
Daryl Boston, L (1, 7) OBP: 0.333, SLG: 0.222		L F X 0-2 PB G6-3 1B		B X 1-0 ③ F7			B B X 2-0 ③ F8			3	0	1	0	0	0	0
Steve Lyons, L (1, 4) OBP: 0.321, SLG: 0.319		X 0-0 ② G6-3 1-2			C B X 1-1 B2-6-2 1B			M B X 1-1 ① G3		3	0	1	0	0	0	1
Eddie Williams, R (1, 5) OBP: 0.462, SLG: 0.543		B B S X 2-1 ③ B1 2-3			X 0-0 ① ② B2-6-2 1-2f			C C B X 1-2 1B 1B		3	0	1	0	0	0	2
Ron Karkovice, R (1, 2) OBP: 0.385, SLG: 0.385 Matt Merullo, L (8, PH) (9, 2) OBP: 0.357, SLG: 0.538			X 0-0 ① F9		B B F X 2-1 ③ L7			C 1 SAFE X 0-1 1-3 1B		2 1	0 0	0 1	0 0	0 0	0 0	0 0
Inning Stats	R: 0 E: 0 K: 1 S: 13 H: 1 LOB: 1 BB: 0 P: 15	R: 0 E: 0 K: 0 S: 8 H: 1 LOB: 1 BB: 0 P: 12	R: 0 E: 1 K: 0 S: 5 H: 0 LOB: 1 BB: 0 P: 7	R: 0 E: 0 K: 0 S: 6 H: 0 LOB: 0 BB: 0 P: 12	R: 0 E: 0 K: 0 S: 5 H: 1 LOB: 0 BB: 0 P: 8	R: 0 E: 0 K: 0 S: 6 H: 1 LOB: 0 BB: 0 P: 9	R: 0 E: 0 K: 0 S: 6 H: 0 LOB: 0 BB: 0 P: 9	R: 0 E: 0 K: 1 S: 12 H: 2 LOB: 2 BB: 0 P: 17	R: 0 E: 0 K: 2 S: 10 H: 0 LOB: 0 BB: 0 P: 14	1B: 6 2B: 0 3B: 0 HR: 0	SF: 0 SAC: 0 DP: 2 HBP: 0						

PITCHER		IP	WLS	BF	H	R	ER	SO	BB	IBB	HBP	BLK	WP	HR	S	P	ERA	WHIP
Kirk McCaskill, R ERA: 0.44	(1, 1)	7.1	W	27	6	0	0	1	0	0	0	0	0	0	56	81	0.00	0.818
Bryan Harvey, R ERA:	(8, 1)	1.2	S	5	0	0	0	3	0	0	0	0	0	0	15	22	0.00	0.000

PITCHER	IP	WLS	BF	H	R	ER	SO	BB	IBB	HBP	BLK	WP	HR	S	P	ERA	WHIP

BOTTOM

California Angels @ Chicago White Sox

Comiskey Park, Chicago, IL

Mon Apr 17 1989, 8:05 PM EDT

Att. 6,392 - Unknown - 40 F

livebaseballscorecards.com

AB	32
R	0
H	6
RBI	0
BB	0
SO	4
LOB	12

1B: 6	SF: 0	WP: 0	PA: 32
2B: 0	SAC: 0	PB: 1	
3B: 0	DP: 2	SB: 0	
HR: 0	HBP: 0	CS: 0	

Batter	1	2	3	4	5	6	7	8	9	AB	R	H	RBI	BB	SO	LOB
Brian Downing, R (1, 10) OBP: 0.333, SLG: 0.414	B B C X 2-1 ① F9		B X 1-0 ③ F9		B C B B X 3-1 1B HR 1B		B B B B 4-0 SH2-3 E BB	B B B C X 3-1 ③ F7		4	2	1	0	1	0	1
Mark McLemore, S (1, 4) OBP: 0.346, SLG: 0.367	X 0-0 S 1B			C H 1-1 1B S 1B HBP	F X 0-1 1-2 HR 1B		B X 1-0 ① SH2-3 1-2		F B B X 2-1 ① F8	3	2	2	0	0	0	0
Devon White, S (1, 8) OBP: 0.371, SLG: 0.614	1 SAFE B 1 SAFE S B B X 3-1 ② F7 1-2			1 SAFE 1 SAFE B F X 1-1 ① F7	B B X 2-0 1-H 2-H HR		S B S B X 2-2 E5 2-H 1B		C F X 0-2 ② G5-3	5	1	2	3	0	0	2
Wally Joyner, L (1, 3) OBP: 0.298, SLG: 0.294	F X 0-1 ③ G4-3			1 SAFE P F S 1 SAFE X 1-2 ② F7	B X 1-0 ② P6		B F B B F X 3-2 ② G4-3		B B X 2-0 ③ F7	5	0	0	0	0	0	3
Claudell Washington, L (1, 9) OBP: 0.310, SLG: 0.350		B X 1-0 ① L5		C F B B X 2-2 1-3 1B 1B	S C B F F B F S 2-3 ③ K		X 0-0 ③ F7			4	1	1	0	0	1	1
Chili Davis, S (1, 7) OBP: 0.260, SLG: 0.348 Dante Bichette, R (6, PH) OBP: 0.417, SLG: 0.783 (6, 7)		F X 0-1 ② G5-3		F X 0-1 1-2 3-H 1B 1B		B C B F B F B 4-2 BB		C B X 1-1 PB S 1B 1B		2 1	0 1	1 1	1 1	0 0	0 1	0 0
Lance Parrish, R (1, 2) OBP: 0.360, SLG: 0.372		C F B B C 2-3 ③ K		2 SAFE F F B B X 2-2 1-3 2-H 1B		1 SAFE F F X 0-2 ① P4		B C S S 1-3 ① K		4	0	1	1	0	2	2
Jack Howell, L (1, 5) OBP: 0.151, SLG: 0.160			F B X 1-1 ① F8	F F C 0-3 ③ K		F B F C 1-3 ② K		1 SAFE S B S C 1-3 ② K 1-3		4	0	0	0	0	3	4
Kent Anderson, R (1, 6) OBP: 0.333, SLG: 0.333			F B C X 1-2 ② G3-1		B C X 1-1 ① G6-3	F X 0-1 ③ G3		B B C B X 3-1 3-H 1B		4	0	1	1	0	0	1
Inning Stats	R: 0 E: 0 K: 0 S: 7 H: 1 LOB: 1 BB: 0 P: 12	R: 0 E: 0 K: 1 S: 6 H: 0 LOB: 0 BB: 0 P: 9	R: 0 E: 0 K: 0 S: 6 H: 0 LOB: 0 BB: 0 P: 9	R: 2 E: 0 K: 1 S: 18 H: 3 LOB: 2 BB: 0 P: 24	R: 3 E: 0 K: 1 S: 14 H: 3 LOB: 0 BB: 0 P: 23	R: 0 E: 0 K: 1 S: 11 H: 0 LOB: 1 BB: 1 P: 16	R: 1 E: 1 K: 0 S: 8 H: 1 LOB: 1 BB: 1 P: 18	R: 1 E: 0 K: 2 S: 12 H: 2 LOB: 1 BB: 0 P: 21	R: 0 E: 0 K: 0 S: 6 H: 0 LOB: 0 BB: 0 P: 10	1B: 9 2B: 0 3B: 0 HR: 1 SF: 0 SAC: 1 DP: 0 HBP: 1						

TOP

California Angels @ Chicago White Sox

Comiskey Park, Chicago, IL

Wed Apr 19 1989, 8:05 PM EDT

Att. 6,897 - Unknown - 45 F

livebaseballscorecards.com

AB	36
R	7
H	10
RBI	6
BB	2
SO	6
LOB	14

WP: 0 PB: 1 SB: 3 CS: 0 PA: 40

PITCHER		IP	WLS	BF	H	R	ER	SO	BB	IBB	HBP	BLK	WP	HR	S	P	ERA	WHIP
Bill Long, R ERA: 6.75	(1, 1)	4.1	L	21	7	5	5	2	0	0	1	0	0	1	44	67	10.38	1.615
Steve Rosenberg, L ERA: 5.0	(5, 1)	2.2		12	2	2	0	2	2	0	0	0	0	0	28	47	0.00	1.500
Donn Pall, R ERA: 1.8	(8, 1)	1.0		4	1	0	0	2	0	0	0	0	0	0	10	18	0.00	1.000
Ken Patterson, L ERA: 5.63	(9, 1)	1.0		3	0	0	0	0	0	0	0	0	0	0	6	10	0.00	0.000

PITCHER	IP	WLS	BF	H	R	ER	SO	BB	IBB	HBP	BLK	WP	HR	S	P	ERA	WHIP

BOTTOM

Batter	1	2	3	4	5	6	7	8	9	AB	R	H	RBI	BB	SO	LOB
Ozzie Guillen, L (1, 6) OBP: 0.324, SLG: 0.348	C B F X 1-2 G6-3 ①			B C X 1-1 F8 ①		C X 0-1 1B 2B ①	B C B C X 2-2 G4-3 ② 1-2 2-3		B F X 1-1 F8 ②	5	1	1	0	0	0	3
Dave Gallagher, R (1, 8) OBP: 0.379, SLG: 0.414	C X 0-1 F9 ②			B X 1-0 F8 ②		L F F X 0-2 2B SF3 1B ② 2-H	C B X 1-1 G6-3 ③		C B F X 1-2 G1-3 ③	5	1	1	1	0	0	3
Harold Baines, L (1, 10) OBP: 0.459, SLG: 0.500	X 0-0 G5-3 ③			C B B F B X 3-2 1B		B B B C X 3-1 SF3 2B ③ 1-3		F S X 0-2 G3-1 ①		4	0	2	0	0	0	0
Ivan Calderon, R (1, 9) OBP: 0.323, SLG: 0.392		X 0-0 P4 ①		X 0-0 F9 ③		X 0-0 SF3 ① 2-3 3-H		B B F B F B 4-2 1B BB		2	0	0	1	1	0	1
Matt Merullo, L (1, 2) OBP: 0.333, SLG: 0.471		C B C F B F X 2-2 G4-3 ②			S B B F X 2-2 FC6-4 1B	C F B S 1-3 K ②		B X 1-0 F7 ②		4	0	1	0	0	1	2
Steve Lyons, L (1, 4) OBP: 0.316, SLG: 0.314		B B X 2-0 F8 ③			B X 1-0 F8 ①	B S X 1-1 B4-3 ③		X 0-0 FC5-4 1-2 1B		4	0	1	0	0	0	2
Billy Jo Robidoux, L (1, 3) OBP: 0.231, SLG: 0.217			C F B B B F F X 3-2 G1-3 ①		B C B X 2-1 FC6-4 1B ② 1-2f		B C F B F X 2-2 FC4-6 1B	B B C X 2-1 FC5-4 ③ 1-2f		4	0	1	0	0	0	3
Daryl Boston, L (1, 7) OBP: 0.375, SLG: 0.308			X 0-0 G4-3 ②		B B X 2-0 1B 1-2		X 0-0 FC4-6 1B ① G4-3 1-2f		B C C B X 2-2 1B	4	0	2	0	0	0	1
Eddie Williams, R (1, 5) OBP: 0.446, SLG: 0.520			C S B X 1-2 G5-3 ③		C S S 0-3 K2-1-3 ③		B B X 2-0 G4-3 1-2 1B		B F B F F B C 3-3 K ①	4	0	1	0	0	2	3
Inning Stats	R: 0 E: 0 K: 0 S: 6 H: 0 LOB: 0 BB: 0 P: 7	R: 0 E: 0 K: 0 S: 7 H: 0 LOB: 0 BB: 0 P: 11	R: 0 E: 0 K: 0 S: 9 H: 0 LOB: 0 BB: 0 P: 13	R: 0 E: 0 K: 0 S: 7 H: 1 LOB: 1 BB: 0 P: 12	R: 0 E: 0 K: 1 S: 10 H: 2 LOB: 2 BB: 0 P: 17	R: 2 E: 0 K: 1 S: 14 H: 3 LOB: 1 BB: 0 P: 19	R: 0 E: 0 K: 0 S: 11 H: 2 LOB: 2 BB: 0 P: 18	R: 0 E: 0 K: 0 S: 9 H: 1 LOB: 2 BB: 1 P: 16	R: 0 E: 0 K: 1 S: 12 H: 1 LOB: 1 BB: 0 P: 19	1B: 8 2B: 2 3B: 0 HR: 0 SF: 1 SAC: 0 DP: 0 HBP: 0						

PITCHER		IP	WLS	BF	H	R	ER	SO	BB	IBB	HBP	BLK	WP	HR	S	P	ERA	WHIP
Mike Witt, R ERA: 4.91	(1, 1)	6.1	W	27	8	2	2	2	0	0	0	0	0	0	59	89	2.84	1.263
Bob McClure, L ERA: 6.75	(7, 1)	0.1		1	0	0	0	0	0	0	0	0	0	0	3	5	0.00	0.000
Greg Minton, R ERA: 1.08	(7, 1)	2.1	S	10	2	0	0	1	1	0	0	0	0	0	23	38	0.00	1.286

PITCHER	IP	WLS	BF	H	R	ER	SO	BB	IBB	HBP	BLK	WP	HR	S	P	ERA	WHIP

California Angels @ Chicago White Sox

Comiskey Park, Chicago, IL

Wed Apr 19 1989, 8:05 PM EDT

Att. 6,897 - Unknown - 45 F

livebaseballscorecards.com

AB	36
R	2
H	10
RBI	2
BB	1
SO	3
LOB	18

WP: 0 PB: 0 SB: 0 CS: 0 PA: 38

California Angels @ Oakland Athletics

Oakland-Alameda County Coliseum, Oakland, CA

Fri Apr 21 1989, 7:05 PM PDT

Att. 26,903 - Unknown

TOP

livebaseballscorecards.com

Batter	1	2	3	4	5	6	7	8	9	AB	R	H	RBI	BB	SO	LOB
Brian Downing, R (1, 10) OBP: 0.353, SLG: 0.419	C C X 0-2 ① 5-3		B C B B F S 3-3 ② K		C F B B X 2-2 2B 1-2 2-3 1B	B B C X 2-1 FC6-4 3-H 1B		B B B C B 4-1 1-2 BB		4	0	2	1	1	1	0
Mark McLemore, S (1, 4) OBP: 0.316, SLG: 0.333	S T B X 1-2 ② L9		B B C S B F F F X 3-2 ③ L8		C C S 0-3 ① K	X 0-0 ③ FC6-4 1-2f		S C F B S 1-3 ② K		5	0	0	0	0	2	6
Devon White, S (1, 8) OBP: 0.388, SLG: 0.629	B S F S 1-3 ③ K			F C B B X 2-2 G4-3 S 1B	X 0-0 1-3 2-H 3-H 2B		F S X 0-2 G1-6-3 S WP 1B	C B S S 1-3 ③ K		5	1	3	2	0	2	2
Claudell Washington, L (1, 9) OBP: 0.298, SLG: 0.318		B C B B B F F F B 4-2 F9 1B BB		C X 0-1 ① G4-3 1-3	S F F B B S 2-3 ② K	X 0-0 ① F8			B C B B F C 3-3 ① K	4	0	0	0	1	2	4
Lance Parrish, R (1, 2) OBP: 0.345, SLG: 0.354		B B X 2-0 1-2 1B		B F B C S 2-3 ② K	F B S C 1-3 ③ K		B X 1-0 ② G1-6-3 1-3		B X 1-0 ② 6-3	5	0	1	0	0	2	4
Wally Joyner, L (1, 3) OBP: 0.290, SLG: 0.273		B F F X 1-2 ① F9 2-3		B B B B 4-0 BB		F X 0-1 ① G3-1	F B B B F B F C 3-3 ③ K 3-H		X 0-0 ③ 4-3	4	0	0	0	1	1	2
Chili Davis, S (1, 7) OBP: 0.278, SLG: 0.408		B C B S B C 3-3 ② K		B F B B S C 3-3 ③ K		S B F B B B 4-2 2B SF9 BB		X 0-0 HR		3	2	1	1	1	2	4
Jack Howell, L (1, 5) OBP: 0.193, SLG: 0.192		X 0-0 ③ L8			C F B B B F B 4-2 1B 1B 2B BB	X 0-0 SF9 1-3 1B 2B		B S B C B F F F B 4-2 BB BB		2	2	1	0	2	0	2
Kent Anderson, R (1, 6) OBP: 0.333, SLG: 0.353 Dante Bichette, R (8, PH) OBP: 0.400, SLG: 0.750 Glenn Hoffman, R (8, 6) OBP: 0.350, SLG: 0.333			C C B B F S 2-3 ① K		C B X 1-1 1B 1-2 2B 1B	X 0-0 ② SF9 2-3 3-H		S B S X 1-2 ① P4		2 1 0	1 0 0	1 0 0	1 0 0	0 0 0	1 0 0	0 1 0
Inning Stats	R: 0 E: 0 K: 1 S: 9 H: 0 LOB: 0 BB: 0 P: 11	R: 0 E: 0 K: 1 S: 13 H: 1 LOB: 2 BB: 1 P: 22	R: 0 E: 0 K: 2 S: 13 H: 0 LOB: 0 BB: 0 P: 21	R: 0 E: 0 K: 2 S: 11 H: 1 LOB: 2 BB: 1 P: 22	R: 2 E: 0 K: 3 S: 19 H: 3 LOB: 2 BB: 1 P: 29	R: 2 E: 0 K: 0 S: 9 H: 2 LOB: 1 BB: 1 P: 15	R: 1 E: 0 K: 1 S: 9 H: 1 LOB: 0 BB: 0 P: 13	R: 1 E: 0 K: 2 S: 17 H: 1 LOB: 2 BB: 2 P: 28	R: 0 E: 0 K: 1 S: 5 H: 0 LOB: 0 BB: 0 P: 9	1B: 6 2B: 2 3B: 0 HR: 1 SF: 1 SAC: 0 DP: 0 HBP: 0						

AB	35
R	6
H	9
RBI	5
BB	6
SO	13
LOB	25

WP: 1 PA: 42
PB: 0
SB: 2
CS: 0

PITCHER	IP	WLS	BF	H	R	ER	SO	BB	IBB	HBP	BLK	WP	HR	S	P	ERA	WHIP
Bob Welch, R (1, 1) ERA: 2.25	5.2	W	28	7	4	4	9	4	0	0	0	0	0	73	119	6.35	1.941
Eric Plunk, R (6, 1) ERA: 2.35	1.1		7	2	2	2	1	1	0	0	0	1	1	16	24	13.50	2.250
Rick Honeycutt, L (8, 1) ERA: 3.09	2.0	S	7	0	0	0	3	1	0	0	0	0	0	16	27	0.00	0.500

PITCHER	IP	WLS	BF	H	R	ER	SO	BB	IBB	HBP	BLK	WP	HR	S	P	ERA	WHIP

California Angels @ Oakland Athletics

Oakland-Alameda County Coliseum, Oakland, CA

Fri Apr 21 1989, 7:05 PM PDT

Att. 26,903 - Unknown

livebaseballscorecards.com

BOTTOM

Batter	1	2	3	4	5	6	7	8	9	AB	R	H	RBI	BB	SO	LOB
Tony Phillips, S (1, 7) OBP: 0.382, SLG: 0.440	S 1B	2B 1B 1-2 2-3 BB		L7		F8		1B BB 1B		4	2	2	0	1	0	1
Billy Beane, R (1, 9) OBP: 0.353, SLG: 0.529 Stan Javier, S (6, PH) OBP: 0.356, SLG: 0.415 (7, 9)	K 1B 2B	1B 1-3 2-H 3-H		4-3		1B 1-2 BB		BB BB SF7 1-3 1B		3 1	1 1	1 1	2 0	0 1	1 0	1 0
Dave Henderson, R (1, 8) OBP: 0.431, SLG: 0.544	K 1-2	1B BB			HR	1-3 2-H 1B		BB 1-2 BB		3	1	2	2	2	1	1
Terry Steinbach, R (1, 3) OBP: 0.367, SLG: 0.358	K	1-2 2-H 3-H 1B			G6-3 1B	L7		1-2 2-3 3-H BB		4	0	2	3	1	1	3
Carney Lansford, R (1, 5) OBP: 0.362, SLG: 0.410		CS 1B F9			G6-3 1-2f		G4-3	SF7 3-H		4	0	1	1	0	0	3
Lance Blankenship, R (1, 10) OBP: 0.500, SLG: 1.250 Dave Parker, L (5, PH) OBP: 0.303, SLG: 0.443	1-2 HR	5-3			L3		1B 2B	F8		2 3	1 0	1 1	1 0	0 0	0 0	0 2
Mike Gallego, R (1, 4) OBP: 0.471, SLG: 0.594	1-3	5-3				E S SF7 1B	2-3 1B	F7		5	1	2	0	0	0	2
Ron Hassey, L (1, 2) OBP: 0.132, SLG: 0.139	E4 BB 1B 2B	F7				1-H		K		3	1	0	1	0	1	2
Walt Weiss, S (1, 6) OBP: 0.347, SLG: 0.477	BB 1-2 2B 1B			F9			S 1B BB	K		3	2	1	0	1	1	2

Inning Stats	R: 0 E: 0 K: 3 S: 12	H: 1 LOB: 1 BB: 0 P: 18	R: 5 E: 1 K: 0 S: 23	H: 5 LOB: 2 BB: 2 P: 43	R: 0 E: 0 K: 0 S: 5	H: 0 LOB: 0 BB: 0 P: 11	R: 0 E: 0 K: 0 S: 4	H: 0 LOB: 0 BB: 0 P: 6	R: 1 E: 0 K: 0 S: 7	H: 2 LOB: 0 BB: 0 P: 12
	R: 2 E: 0 K: 2 S: 9	H: 2 LOB: 2 BB: 2 P: 23	R: 0 E: 0 K: 2 S: 10	H: 2 LOB: 2 BB: 0 P: 17	R: 2 E: 0 K: 0 S: 12	H: 2 LOB: 2 BB: 2 P: 25				

1B: 10	SF: 2	WP: 0
2B: 2	SAC: 0	PB: 0
3B: 0	DP: 1	SB: 3
HR: 2	HBP: 0	CS: 1

PA: 43

AB	35
R	10
H	14
RBI	10
BB	6
SO	5
LOB	17

PITCHER		IP	WLS	BF	H	R	ER	SO	BB	IBB	HBP	BLK	WP	HR	S	P	ERA	WHIP
Chuck Finley, L ERA: 3.04	(1, 1)	1.2	L	13	6	5	1	3	2	0	0	0	0	1	33	59	5.40	4.800
Willie Fraser, R ERA: 3.24	(2, 1)	2.1		7	0	0	0	0	0	0	0	0	0	0	11	19	0.00	0.000
Dan Petry, R ERA: 5.19	(5, 1)	1.2		10	4	3	3	0	2	0	0	0	0	1	15	32	16.20	3.600
Greg Minton, R ERA: 2.79	(6, 1)	1.1		8	4	2	2	2	0	0	0	0	0	0	14	26	13.50	3.000
Bryan Harvey, R ERA:	(8, 1)	1.0		5	0	0	0	0	2	0	0	0	0	0	9	19	0.00	2.000

PITCHER	IP	WLS	BF	H	R	ER	SO	BB	IBB	HBP	BLK	WP	HR	S	P	ERA	WHIP

California Angels @ Oakland Athletics

Oakland-Alameda County Coliseum, Oakland, CA

Sat Apr 22 1989, 3:33 AM PDT

Att. 33,172 - Cloudy - 60 F

TOP

livebaseballscorecards.com

Batter	1	2	3	4	5	6	7	8	9	AB	R	H	RBI	BB	SO	LOB
Mark McLemore, S (1, 4) OBP: 0.290, SLG: 0.305	B C B F B X 3-2 ① F8		C F X 0-2 ② F9		L S B X 1-2 ① P9		B L B X 2-1 ① F8		B C S B B S 3-3 ③ K	5	0	0	0	0	1	1
Glenn Hoffman, R (1, 5) OBP: 0.391, SLG: 0.500 Jack Howell, L (7, PH) OBP: 0.207, SLG: 0.192 (7, 5)	F X 0-1 ② F9		B B B B 4-0 1-2 BB		X 0-0 HR		B B S B B 4-1 BB			2 0	1 0	1 0	1 0	1 0	0 1	0 0
Devon White, S (1, 8) OBP: 0.380, SLG: 0.606	F B B C F B S 3-3 ③ K		C B B F X 2-2 ③ F9		B F B B S X 3-2 S E 1B		B X 1-0 ② F7			4	1	1	0	0	1	3
Brian Downing, R (1, 10) OBP: 0.333, SLG: 0.394		B X 1-0 ① F8		C C B X 1-2 ① G6-3	C B B 2 B C S SAFE 3-3 ② K 1-H		B C C C 1-3 ③ K			4	0	0	0	0	2	1
Dante Bichette, R (1, 9) OBP: 0.448, SLG: 0.731		B F X 1-1 1B 1B		B B C B B 4-1 S 1B BB	B B B B 4-0 BB			F B X 1-1 ① P3		2	1	1	0	2	0	0
Chili Davis, S (1, 7) OBP: 0.293, SLG: 0.415		B B X 2-0 G4-6-3 1-3 1B		B S F X 1-2 1B 1-H 1B	B F B B B S 3-3 ③ K			B B F B X 3-1 ② G6-3		4	0	2	1	0	1	1
Wally Joyner, L (1, 3) OBP: 0.288, SLG: 0.271		X 0-0 ② ③ G4-6-3 1-2f		C X 0-1 ② F9		X 0-0 G4-3 1B		C X 0-1 ③ P6		4	0	1	0	0	0	3
Bill Schroeder, R (1, 2) OBP: 0.316, SLG: 0.500 Claudell Washington, L (9, PH) OBP: 0.292, SLG: 0.311			S C S 0-3 ① K	S F X 0-2 1-3 1B		S B X 1-1 ① ② G4-3 1-2f			C C B B C 2-3 ① K	3 1	0 0	1 0	0 0	0 0	1 1	1 0
Kent Anderson, R (1, 6) OBP: 0.333, SLG: 0.316 Brian Brady, L (9, PH) OBP: 0.500, SLG: 1.000			F B B B B 4-1 BLK BB	C C B S 1-3 ③ K		S C C 0-3 ③ K			C B B S S S 2-3 ② K	2 1	0 0	0 0	0 0	1 0	2 1	2 0
Inning Stats	R: 0 H: 0 E: 0 LOB: 0 K: 1 BB: 0 S: 9 P: 15	R: 0 H: 2 E: 0 LOB: 1 K: 0 BB: 0 S: 5 P: 9	R: 0 H: 0 E: 0 LOB: 2 K: 1 BB: 2 S: 10 P: 20	R: 1 H: 2 E: 0 LOB: 2 K: 1 BB: 1 S: 15 P: 22	R: 2 H: 2 E: 1 LOB: 1 K: 2 BB: 1 S: 13 P: 27	R: 0 H: 1 E: 0 LOB: 0 K: 1 BB: 0 S: 6 P: 7	R: 0 H: 0 E: 0 LOB: 1 K: 1 BB: 1 S: 7 P: 15	R: 0 H: 0 E: 0 LOB: 0 K: 0 BB: 0 S: 6 P: 10	R: 0 H: 0 E: 0 LOB: 0 K: 3 BB: 0 S: 9 P: 16	1B: 6 SF: 0 2B: 0 SAC: 0 3B: 0 DP: 2 HR: 1 HBP: 0						

	AB	32
	R	3
	H	7
	RBI	2
	BB	5
	SO	10
	LOB	12

WP: 0 PA: 37
PB: 0
SB: 2
CS: 0

PITCHER		IP	WLS	BF	H	R	ER	SO	BB	IBB	HBP	BLK	WP	HR	S	P	ERA	WHIP
Curt Young, L ERA: 5.09	(1, 1)	5.0	W	25	7	3	2	5	4	0	0	1	0	1	53	94	3.60	2.200
Todd Burns, R ERA: 0.79	(6, 1)	3.0		9	0	0	0	2	1	0	0	0	0	0	18	31	0.00	0.333
Dennis Eckersley, R ERA:	(9, 1)	1.0	S	3	0	0	0	3	0	0	0	0	0	0	9	16	0.00	0.000

PITCHER		IP	WLS	BF	H	R	ER	SO	BB	IBB	HBP	BLK	WP	HR	S	P	ERA	WHIP

BOTTOM

California Angels @ Oakland Athletics

Oakland-Alameda County Coliseum, Oakland, CA

Sat Apr 22 1989, 3:33 AM PDT

Att. 33,172 - Cloudy - 60 F

livebaseballscorecards.com

Batter	1	2	3	4	5	6	7	8	9	AB	R	H	RBI	BB	SO	LOB
Luis Polonia, L (1, 7) OBP: 0.244, SLG: 0.268	B X 1-0 S 1B		X 0-0 ① B1-3		X 0-0 S 1B 1-3 2-H 1B	B B 2-0 ③ CS 1-2	B F X 1-1 ① P6			4	1	2	1	0	0	0
Dave Henderson, R (1, 8) OBP: 0.408, SLG: 0.508	C F S 0-3 ① K		C B S S 1-3 ② K		B C B B C S 3-3 ① K 1-2 3-H		S F F X 0-2 ② F8			4	0	0	0	0	3	2
Dave Parker, L (1, 10) OBP: 0.286, SLG: 0.415	C B B S B X 3-2 ② F7 1-2		S B F X 1-2 ③ P4		F C B X 1-2 ② P5		S C S 0-3 ③ K			4	0	0	0	0	1	2
Carney Lansford, R (1, 3) OBP: 0.356, SLG: 0.400	X 0-0 ③ G4-3			B X 1-0 ① F8	X 0-0 2B 2-H 1B			B X 1-0 ① F7		4	1	1	1	0	0	1
Ron Hassey, L (1, 2) OBP: 0.190, SLG: 0.250		S B X 1-1 ① G6-3		B X 1-0 2B	P X 1-0 1-H 2B			C B X 1-1 G1-6-3 1B		4	0	3	1	0	0	0
Tony Phillips, S (1, 5) OBP: 0.373, SLG: 0.415		C F H 1-2 1B HBP	S B B C S 2-3 ② K	B B C X 2-1 ③ L8				C L F X 0-2 ②③ G1-6-3 1-2f		3	0	0	0	0	1	3
Stan Javier, S (1, 9) OBP: 0.354, SLG: 0.409		X 0-0 BB 1-3 1B	F B B X 2-1 ③ F8			B X 1-0 ① G3				3	0	1	0	0	0	1
Walt Weiss, S (1, 6) OBP: 0.365, SLG: 0.467		B C B C B B 4-2 G6-3 1-2 BB			B B B C B 4-1 1B 1B BB	S B B X 2-1 ② F8				1	1	0	0	2	0	0
Mike Gallego, R (1, 4) OBP: 0.486, SLG: 0.600		B C C F X 1-2 ②③ G6-3 1-2f			X 0-0 1B S 1-2 1B	X 0-0 CS 1B				3	1	2	0	0	0	3
Inning Stats	R: 0 H: 1 E: 0 LOB: 1 K: 1 BB: 0 S: 9 P: 13	R: 0 H: 1 E: 0 LOB: 2 K: 0 BB: 1 S: 11 P: 18	R: 0 H: 0 E: 0 LOB: 0 K: 1 BB: 0 S: 7 P: 9	R: 0 H: 1 E: 0 LOB: 1 K: 1 BB: 0 S: 7 P: 13	R: 4 H: 4 E: 0 LOB: 1 K: 1 BB: 1 S: 14 P: 24	R: 0 H: 1 E: 0 LOB: 0 K: 0 BB: 0 S: 4 P: 9	R: 0 H: 0 E: 0 LOB: 0 K: 1 BB: 0 S: 9 P: 10	R: 0 H: 1 E: 0 LOB: 0 K: 0 BB: 0 S: 7 P: 9		1B: 7 SF: 0 2B: 2 SAC: 0 3B: 0 DP: 2 HR: 0 HBP: 1					WP: 0 PA: 34 PB: 0 SB: 3 CS: 1	

	AB	30
	R	4
	H	9
	RBI	3
	BB	2
	SO	5
	LOB	12

PITCHER	IP	WLS	BF	H	R	ER	SO	BB	IBB	HBP	BLK	WP	HR	S	P	ERA	WHIP
Bert Blyleven, R (1, 1) ERA: 2.03	8.0	L	33	9	4	4	5	2	0	1	0	0	0	68	105	4.50	1.375

PITCHER	IP	WLS	BF	H	R	ER	SO	BB	IBB	HBP	BLK	WP	HR	S	P	ERA	WHIP

California Angels @ Oakland Athletics

Oakland-Alameda County Coliseum, Oakland, CA

Sun Apr 23 1989, 3:33 AM PDT

Att. 25,681 - Cloudy - 60 F

TOP

livebaseballscorecards.com

Batter	1	2	3	4	5	6	7	8	9	AB	R	H	RBI	BB	SO	LOB
Claudell Washington, L (1, 9) OBP: 0.327, SLG: 0.347	F B F F B B X 3-2 1B		C B X 1-1 CS 1B			C X 0-1 BB 1-2 1B		B C S B X 2-2 5-3 ③		4	0	3	0	0	0	0
Jack Howell, L (1, 5) OBP: 0.210, SLG: 0.182	B X 1-0 F4 ①		B S F B 2-2 CS ③ 1-2	F B S B B X 3-2 4-3 ①		B B F F B B 4-2 BB 1-2 2-3			B C S S X 1-2 4-3 ①	3	0	0	0	1	0	1
Devon White, S (1, 8) OBP: 0.360, SLG: 0.571	S B S X 1-2 F5 ②			X 0-0 F9 ②		B B S S S 2-3 K ②			C S F S 0-3 K ②	4	0	0	0	0	2	4
Wally Joyner, L (1, 3) OBP: 0.286, SLG: 0.258	B X 1-0 F9 ③			C B X 1-1 G4-3 ③		B C B C X 2-2 F8 ③			B B B B 4-0 BB ③	3	0	0	0	1	0	4
Chili Davis, S (1, 10) OBP: 0.274, SLG: 0.386		C B B F S 2-3 K ①			B F X 1-1 L7 ①		F X 0-1 L8 ①		F X 0-1 G3 ③	4	0	0	0	0	1	1
Lance Parrish, R (1, 2) OBP: 0.328, SLG: 0.333		B C F F F S 1-3 K ②			B C B X 2-1 F8 ②		C B B B X 3-1 F8 ②			3	0	0	0	0	1	0
Dante Bichette, R (1, 7) OBP: 0.406, SLG: 0.655		C B X 1-1 F8 ③			B S C B B F S 3-3 K ③		S F B B X 2-2 G5-3 ③			3	0	0	0	0	1	0
Mark McLemore, S (1, 4) OBP: 0.277, SLG: 0.290			C B B C S 2-3 K ①			B F B C X 2-2 G4-3 ①		F B X 1-1 6-3 ①		3	0	0	0	0	1	0
Kent Anderson, R (1, 6) OBP: 0.348, SLG: 0.300			B F B X 2-1 F9 ②			B B B B 4-0 BB 1B BB		C X 0-1 F5 ②		1	0	0	0	1	0	0
Johnny Ray, S (8, PH)										1	0	0	0	0	0	0
Glenn Hoffman, R (8, 6) OBP: 0.391, SLG: 0.500										0	0	0	0	0	0	0
Inning Stats	R: 0 E: 0 K: 0 S: 9 H: 1 LOB: 1 BB: 0 P: 15	R: 0 E: 0 K: 2 S: 10 H: 0 LOB: 0 BB: 0 P: 14	R: 0 E: 0 K: 1 S: 9 H: 1 LOB: 0 BB: 0 P: 16	R: 0 E: 0 K: 0 S: 6 H: 0 LOB: 0 BB: 0 P: 10	R: 0 E: 0 K: 1 S: 8 H: 0 LOB: 0 BB: 0 P: 14	R: 0 E: 0 K: 1 S: 13 H: 1 LOB: 3 BB: 2 P: 27	R: 0 E: 0 K: 0 S: 7 H: 0 LOB: 0 BB: 0 P: 12	R: 0 E: 0 K: 0 S: 7 H: 0 LOB: 0 BB: 0 P: 10	R: 0 E: 0 K: 1 S: 9 H: 0 LOB: 1 BB: 1 P: 14	1B: 3 2B: 0 3B: 0 HR: 0 SF: 0 SAC: 0 DP: 0 HBP: 0						

	AB	29
	R	0
	H	3
	RBI	0
	BB	3
	SO	6
	LOB	10

WP: 0 PB: 0 SB: 0 CS: 1 PA: 33

PITCHER		IP	WLS	BF	H	R	ER	SO	BB	IBB	HBP	BLK	WP	HR	S	P	ERA	WHIP
Mike Moore, R ERA: 2.33	(1, 1)	7.2	W	27	3	0	0	5	2	0	0	0	0	0	66	113	0.00	0.652
Rick Honeycutt, L ERA: 2.84	(8, 1)	1.0		4	0	0	0	1	1	0	0	0	0	0	10	17	0.00	1.000
Dennis Eckersley, R ERA:	(9, 1)	0.1	S	1	0	0	0	0	0	0	0	0	0	0	2	2	0.00	0.000

PITCHER		IP	WLS	BF	H	R	ER	SO	BB	IBB	HBP	BLK	WP	HR	S	P	ERA	WHIP

BOTTOM

Batter	1	2	3	4	5	6	7	8	9	AB	R	H	RBI	BB	SO	LOB
Luis Polonia, L (1, 7) OBP: 0.224, SLG: 0.244	B F B F B F F X 3-2 G1-3 ①		X 0-0 G1-3 ②		X 0-0 B1-3 ③		B C B X 2-1 F8 ③			4	0	0	0	0	0	3
Stan Javier, S (1, 9) OBP: 0.385, SLG: 0.426	C S F F B B S 2-3 K ②		F B B B C F B 4-2 BB			X 0-0 G6-4-3 1B		C C X 0-2 WP 1B 1B		3	1	2	0	1	1	0
Dave Henderson, R (1, 8) OBP: 0.400, SLG: 0.492	C X 0-1 G4-3 ③		F C B X 1-2 F9 ③			C B F F X 1-2 G6-4-3 ①② 1-2f		F L F B B B X 3-2 G6-4-3 1B 1-H		4	0	1	1	0	0	2
Dave Parker, L (1, 10) OBP: 0.270, SLG: 0.391		B B X 2-0 L7 ①		X 0-0 4-3 ①		B X 1-0 F7 ③		X 0-0 P2 ①		4	0	0	0	0	0	1
Carney Lansford, R (1, 3) OBP: 0.364, SLG: 0.406		B C B C X 2-2 1B 1B 1B		X 0-0 E 1B			C B B B F X 3-2 G4-3 ①	B F X 1-1 G6-4-3 ②③ 1-2f		4	1	2	0	0	0	1
Terry Steinbach, R (1, 2) OBP: 0.365, SLG: 0.357	X 0-0 1B 1-3 1B			B S C B X 2-2 L9 ②			F B S X 1-2 G1-3 ②			3	0	1	0	0	0	1
Tony Phillips, S (1, 5) OBP: 0.387, SLG: 0.446	B F F X 1-2 G6-4-3 1-2 3-H 1B			1 SAFE S X 0-1 G3-1 ③ 1-3			B B X 2-0 E 2B			3	0	2	1	0	0	1
Walt Weiss, S (1, 6) OBP: 0.364, SLG: 0.447	B B X 2-0 G6-4-3 ②③ 1-2f				C S B B X 2-2 G3 ①		C C B F F B B F B 4-2 E BB			2	0	0	0	1	0	2
Mike Gallego, R (1, 4) OBP: 0.450, SLG: 0.553			B X 1-0 F6 ①		L B F F F B S 2-3 K ②		B X 1-0 E5 1-2 2-3			3	0	0	0	0	1	2
Inning Stats	R: 0 E: 0 K: 1 S: 13 H: 0 LOB: 0 BB: 0 P: 18	R: 1 E: 0 K: 0 S: 9 H: 3 LOB: 1 BB: 0 P: 16	R: 0 E: 0 K: 0 S: 8 H: 0 LOB: 1 BB: 1 P: 14	R: 0 E: 1 K: 0 S: 7 H: 1 LOB: 1 BB: 0 P: 9	R: 0 E: 0 K: 1 S: 9 H: 0 LOB: 0 BB: 0 P: 13	R: 0 E: 0 K: 0 S: 6 H: 1 LOB: 0 BB: 0 P: 8	R: 0 E: 1 K: 0 S: 15 H: 1 LOB: 3 BB: 1 P: 28	R: 1 E: 0 K: 0 S: 10 H: 2 LOB: 0 BB: 0 P: 14		1B: 7 2B: 1 3B: 0 HR: 0	SF: 0 SAC: 0 DP: 3 HBP: 0					

PITCHER		IP	WLS	BF	H	R	ER	SO	BB	IBB	HBP	BLK	WP	HR	S	P	ERA	WHIP
Kirk McCaskill, R ERA: 0.99	(1, 1)	7.0	L	30	8	2	2	2	2	0	0	0	1	0	74	116	2.57	1.429
Greg Minton, R ERA: 2.53	(8, 1)	1.0		2	0	0	0	0	0	0	0	0	0	0	3	4	0.00	0.000

PITCHER	IP	WLS	BF	H	R	ER	SO	BB	IBB	HBP	BLK	WP	HR	S	P	ERA	WHIP

California Angels @ Oakland Athletics

Oakland-Alameda County Coliseum, Oakland, CA

Sun Apr 23 1989, 3:33 AM PDT

Att. 25,681 - Cloudy - 60 F

livebaseballscorecards.com

AB	30
R	2
H	8
RBI	2
BB	2
SO	2
LOB	13

1B: 7	SF: 0	WP: 1	PA: 32
2B: 1	SAC: 0	PB: 0	
3B: 0	DP: 3	SB: 0	
HR: 0	HBP: 0	CS: 0	

Baltimore Orioles @ California Angels

Anaheim Stadium, Anaheim, CA

Mon Apr 24 1989, 10:05 PM EDT

Att. 22,213 - Unknown - 50 F

TOP

livebaseballscorecards.com

Batter	1	2	3	4	5	6	7	8	9	AB	R	H	RBI	BB	SO	LOB
Brady Anderson, L (1, 8) OBP: 0.349, SLG: 0.413	G3		BB		G5-3			G3		3	1	0	0	1	0	0
Phil Bradley, R (1, 7) OBP: 0.302, SLG: 0.416	2B		BB		L6			1B		3	0	2	0	1	0	0
Mike Devereaux, R (1, 9) OBP: 0.389, SLG: 0.467	P2		BB			F9		2B		2	0	0	0	1	0	1
Joe Orsulak, L (8, PH) OBP: 0.302, SLG: 0.476										1	0	1	0	0	0	0
Cal Ripken Jr., R (1, 6) OBP: 0.370, SLG: 0.457	P3		SF9			G4-6-3		IBB		2	0	1	1	1	0	1
Randy Milligan, R (1, 3) OBP: 0.343, SLG: 0.400		G5-3	CS	2B		G4-6-3		K		3	1	1	0	0	0	1
Jim Traber, L (8, PH) OBP: 0.238, SLG: 0.189										1	0	0	0	0	1	3
Mickey Tettleton, S (1, 2) OBP: 0.283, SLG: 0.396		1B		K			K		F7	4	0	1	0	0	2	1
Larry Sheets, L (1, 10) OBP: 0.246, SLG: 0.270		G4-3		SF7			G3-1		K	3	0	0	1	0	1	1
Craig Worthington, R (1, 5) OBP: 0.296, SLG: 0.317		F3		F9			G5-3		K	4	0	0	0	0	1	1
Rene Gonzales, R (1, 4) OBP: 0.256, SLG: 0.211			L4		P7			G6-3		2	0	0	0	0	0	0
Steve Finley, L (8, PH) OBP: 0.286, SLG: 0.286										1	0	0	0	0	0	0
Billy Ripken, R (8, 4) OBP: 0.250, SLG: 0.200										0	0	0	0	0	0	0
Inning Stats	R: 0 E: 0 K: 0 S: 14 H: 1 LOB: 1 BB: 0 P: 18	R: 0 E: 0 K: 0 S: 11 H: 1 LOB: 1 BB: 0 P: 18	R: 1 E: 0 K: 0 S: 12 H: 0 LOB: 1 BB: 3 P: 27	R: 1 E: 0 K: 1 S: 8 H: 1 LOB: 0 BB: 0 P: 14	R: 0 E: 0 K: 0 S: 7 H: 0 LOB: 0 BB: 0 P: 10	R: 0 E: 0 K: 0 S: 7 H: 1 LOB: 0 BB: 0 P: 11	R: 0 E: 0 K: 1 S: 7 H: 0 LOB: 0 BB: 0 P: 13	R: 0 E: 0 K: 1 S: 8 H: 2 LOB: 3 BB: 1 P: 20	R: 0 E: 0 K: 2 S: 10 H: 0 LOB: 0 BB: 0 P: 13	1B: 3 2B: 3 3B: 0 HR: 0 SF: 2 SAC: 0 DP: 1 HBP: 0						

	AB	29
	R	2
	H	6
	RBI	2
	BB	4
	SO	5
	LOB	9

WP: 1 PB: 0 SB: 3 CS: 1 PA: 36

PITCHER		IP	WLS	BF	H	R	ER	SO	BB	IBB	HBP	BLK	WP	HR	S	P	ERA	WHIP
Jim Abbott, L ERA: 3.78	(1, 1)	6.0	W	23	4	2	2	1	3	0	0	0	1	0	59	98	3.00	1.167
Greg Minton, R ERA: 2.19	(7, 1)	1.2		8	2	0	0	1	0	1	0	0	0	0	12	27	0.00	1.200
Bryan Harvey, R ERA:	(8, 1)	1.1	S	4	0	0	0	3	0	0	0	0	0	0	13	19	0.00	0.000

PITCHER		IP	WLS	BF	H	R	ER	SO	BB	IBB	HBP	BLK	WP	HR	S	P	ERA	WHIP

Batter	1	2	3	4	5	6	7	8	9	AB	R	H	RBI	BB	SO	LOB
Claudell Washington, L (1, 9) OBP: 0.339, SLG: 0.358	B X 1-0 S 1B 1B 1B		B C B B F S 3-3 ① K		S B X 1-1 G4-3 2-3 1B		X 0-0 ② F7			4	1	2	0	0	1	0
Johnny Ray, S (1, 4) OBP: 0.071, SLG: 0.071	B 1 SAFE C X 1-1 CS 1B 1-2 1B		X 0-0 ② L4		B X 1-0 ② G4-3 2-3 3-H		C F B X 1-2 ③ F8			4	0	1	1	0	0	1
Devon White, S (1, 8) OBP: 0.354, SLG: 0.554	B S 1 SAFE X 1-1 CS 1-2 2-H 1B		C B X 1-1 ③ G3-1		B B X 2-0 ③ F9			X 0-0 ① B1-3		4	0	1	1	0	0	1
Brian Downing, R (1, 10) OBP: 0.329, SLG: 0.377	B F S X 1-2 ① ② G5-3 1-2 2-3			B C S X 1-2 ① G6-3		B B C B C B 4-2 G3 BB		B B X 2-0 ② G5-3		3	0	0	0	1	0	2
Wally Joyner, L (1, 3) OBP: 0.270, SLG: 0.242	C S F X 0-2 ③ G4-3			B S B X 2-1 ② L3		C 1 SAFE 1 SAFE S S 0-3 ① K		F X 0-1 ③ G3-4-1		4	0	0	0	0	1	2
Chili Davis, S (1, 7) OBP: 0.277, SLG: 0.383		C X 0-1 G1-3 1B		S X 0-1 ③ G1-3		X 0-0 ② G3 1-2				3	0	1	0	0	0	1
Lance Parrish, R (1, 2) OBP: 0.344, SLG: 0.396		C 1 SAFE F F F C 0-3 ① K			B X 1-0 HR	B B B B 4-0 BB				2	1	1	1	1	1	1
Jack Howell, L (1, 5) OBP: 0.200, SLG: 0.172		F X 0-1 ② G1-3 1-2			F F B S 1-3 ① K	X 0-0 ③ G4-3				3	0	0	0	0	1	3
Kent Anderson, R (1, 6) OBP: 0.346, SLG: 0.348		B F S S 1-3 ③ K			B B S B C F X 3-2 1B G4-3 2B		B X 1-0 ① F9			3	1	1	0	0	1	1
Inning Stats	R: 1 H: 3 E: 0 LOB: 1 K: 0 BB: 0 S: 12 P: 16	R: 0 H: 1 E: 0 LOB: 1 K: 2 BB: 0 S: 12 P: 13	R: 0 H: 0 E: 0 LOB: 0 K: 1 BB: 0 S: 6 P: 10	R: 0 H: 0 E: 0 LOB: 0 K: 0 BB: 0 S: 7 P: 10	R: 2 H: 3 E: 0 LOB: 1 K: 1 BB: 0 S: 12 P: 21	R: 0 H: 0 E: 0 LOB: 2 K: 1 BB: 2 S: 7 P: 15	R: 0 H: 0 E: 0 LOB: 0 K: 0 BB: 0 S: 5 P: 7	R: 0 H: 0 E: 0 LOB: 0 K: 0 BB: 0 S: 4 P: 6		1B: 5 SF: 0 2B: 1 SAC: 0 3B: 0 DP: 0 HR: 1 HBP: 0						

PITCHER	IP	WLS	BF	H	R	ER	SO	BB	IBB	HBP	BLK	WP	HR	S	P	ERA	WHIP
Dave Schmidt, R (1, 1) ERA: 6.52	8.0	L	32	7	3	3	5	2	0	0	0	0	1	65	98	3.38	1.125

PITCHER	IP	WLS	BF	H	R	ER	SO	BB	IBB	HBP	BLK	WP	HR	S	P	ERA	WHIP

BOTTOM

Baltimore Orioles @ California Angels

Anaheim Stadium, Anaheim, CA

Mon Apr 24 1989, 10:05 PM EDT

Att. 22,213 - Unknown - 50 F

livebaseballscorecards.com

AB	30
R	3
H	7
RBI	3
BB	2
SO	5
LOB	12

Baltimore Orioles @ California Angels

Anaheim Stadium, Anaheim, CA

Tue Apr 25 1989, 10:05 PM EDT

Att. 21,165 - Unknown

TOP

livebaseballscorecards.com

Batter	1	2	3	4	5	6	7	8	9	AB	R	H	RBI	BB	SO	LOB
Brady Anderson, L (1, 8) OBP: 0.374, SLG: 0.443	B B B C F F X 3-2 FC4-6 1B		B F S B B B X 3-2 SH G4-6-3 2B	B C X 1-1 9-3 1B		B F C H 2-2 1-2 HR HBP			C C B B S 2-3 ① K	4	2	3	0	0	1	0
Steve Finley, L (1, 9) OBP: 0.273, SLG: 0.545	C F X 0-2 ① FC4-6 BB 1-2f		L X 0-1 SH G4-6-3 2-3	B B C F X 2-2 ②③ 9-3 1-2f		B F F F X 1-2 1-H 2-H HR			B C X 1-1 ② F7	4	1	1	3	0	0	2
Joe Orsulak, L (1, 7) OBP: 0.313, SLG: 0.457	B B B B 4-0 G4-6-3 1-2 BB		B X 1-0 ①② G4-6-3 1-2f 3-H		F B X 1-1 FC4-6 1B	C S B B B F F F F 3-2 ③ F F X F9			X 0-0 ③ F7	4	0	1	0	1	0	1
Cal Ripken Jr., R (1, 6) OBP: 0.365, SLG: 0.446	B C X 1-1 ②③ G4-6-3 1-2f		C B F F X 1-2 1B		F 1 SAFE B B X 2-1 ① FC4-6 P4-6 BB 1-2f		B C C B X 2-2 ① F9			4	0	1	0	0	0	3
Larry Sheets, L (1, 10) OBP: 0.250, SLG: 0.262 Chris Hoiles, R (7, PH)		F B X 1-1 ① F8	X 0-0 ③ P6		B B B B 4-0 1-2 BB		C X 0-1 ② 5-3			2 1	0 0	0 0	0 0	1 0	0 0	1 0
Mickey Tettleton, S (1, 2) OBP: 0.281, SLG: 0.442		X 0-0 HR		C B B B S C 3-3 ① K	F C B F B B X 3-2 ②③ P4-6 2-3f		X 0-0 ③ 4-3			4	1	1	1	0	1	2
Jim Traber, L (1, 3) OBP: 0.261, SLG: 0.293	B C B C B F F X 3-2 1B			C B S F F X 1-2 HR		F B F B X 2-2 ① P5		C B C X 1-2 E6 L3		4	1	2	1	0	0	0
Craig Worthington, R (1, 5) OBP: 0.293, SLG: 0.303	B F C S S 1-3 ② K			B B B B 4-0 HR BB		F C C 0-3 ② K		F B C B X 2-2 ①② L3 1-2		3	1	0	0	1	2	2
Billy Ripken, R (1, 4) OBP: 0.300, SLG: 0.421	B B C S B X 3-2 ③ G5-3			1 SAFE X 0-0 1-H HR		F B B F X 2-2 HBP HR 1B		F S S 0-3 ③ K2-3		4	2	2	2	0	1	1
Inning Stats	R: 0 H: 1 E: 0 LOB: 1 K: 0 BB: 1 S: 10 P: 18	R: 1 H: 2 E: 0 LOB: 1 K: 1 BB: 0 S: 14 P: 22	R: 1 H: 2 E: 0 LOB: 1 K: 0 BB: 0 S: 12 P: 17	R: 3 H: 3 E: 0 LOB: 0 K: 1 BB: 1 S: 14 P: 25	R: 0 H: 1 E: 0 LOB: 1 K: 0 BB: 1 S: 8 P: 18	R: 3 H: 2 E: 0 LOB: 0 K: 1 BB: 0 S: 23 P: 33	R: 0 H: 0 E: 0 LOB: 0 K: 0 BB: 0 S: 6 P: 8	R: 0 H: 0 E: 1 LOB: 0 K: 1 BB: 0 S: 9 P: 12	R: 0 H: 0 E: 0 LOB: 0 K: 1 BB: 0 S: 6 P: 9	1B: 6 SF: 0 2B: 4 SAC: 1 3B: 0 DP: 5 HR: 4 HBP: 1						

AB	34
R	8
H	11
RBI	7
BB	3
SO	5
LOB	12

WP: 0 PA: 39
PB: 0
SB: 0
CS: 0

PITCHER		IP	WLS	BF	H	R	ER	SO	BB	IBB	HBP	BLK	WP	HR	S	P	ERA	WHIP
Mike Witt, R ERA: 5.79	(1, 1)	3.1	L	19	8	5	5	2	2	0	0	0	0	3	47	77	13.50	3.000
Willie Fraser, R ERA: 4.91	(4, 1)	2.2		11	3	3	3	1	1	0	1	0	0	1	34	56	10.12	1.500
Bob McClure, L ERA: 2.08	(7, 1)	3.0		9	0	0	0	2	0	0	0	0	0	0	21	29	0.00	0.000

PITCHER	IP	WLS	BF	H	R	ER	SO	BB	IBB	HBP	BLK	WP	HR	S	P	ERA	WHIP

Baltimore Orioles @ California Angels

Anaheim Stadium, Anaheim, CA

Tue Apr 25 1989, 10:05 PM EDT

Att. 21,165 - Unknown

BOTTOM

Batter	1	2	3	4	5	6	7	8	9	AB	R	H	RBI	BB	SO	LOB
Brian Downing, R (1, 10) OBP: 0.338, SLG: 0.384	2-2 G1-6-3 1B		2-2 6-3		3-1 FC5-4 1-2f			2-1 1B		4	0	2	0	0	0	1
Johnny Ray, S (1, 4) OBP: 0.056, SLG: 0.056	SAFE 2-0 F9			0-3 K		0-0 F8		1-1 F8		4	0	0	0	0	1	2
Devon White, S (1, 8) OBP: 0.349, SLG: 0.538	1-1 G1-6-3 1-2f			2-0 F9		0-3 K			1-2 FC3-6 1B	4	0	1	0	0	1	1
Lance Parrish, R (1, 2) OBP: 0.344, SLG: 0.393 Bill Schroeder, R (8, 2) OBP: 0.300, SLG: 0.474		2-2 F9		1-1 2B 1B		1-0 5-3			3-3 K	3 1	1 0	1 0	0 0	0 0	0 1	0 1
Chili Davis, S (1, 7) OBP: 0.290, SLG: 0.406		2-1 F7		0-1 1-H 2B			3-1 G4-6-3 1B		0-0 F8	4	0	2	1	0	0	1
Wally Joyner, L (1, 3) OBP: 0.269, SLG: 0.243		3-1 FC5-4 1B		0-1 F7			2-0 G4-6-3 1-2f		1-2 FC3-6 1-2f	4	0	1	0	0	0	3
Dante Bichette, R (1, 9) OBP: 0.371, SLG: 0.594		1-2 FC5-4 1-2f			2-2 F8		0-0 G5-3			3	0	0	0	0	0	1
Glenn Hoffman, R (1, 5) OBP: 0.346, SLG: 0.435			1-1 F7		0-0 F9			0-0 L8		3	0	0	0	0	0	0
Kent Anderson, R (1, 6) OBP: 0.345, SLG: 0.346			0-0 6-3		1-0 FC5-4 1B			1-1 4-3		3	0	1	0	0	0	0
Inning Stats	R: 0 E: 0 K: 0 S: 7 H: 1 LOB: 0 BB: 0 P: 12	R: 0 E: 0 K: 0 S: 10 H: 1 LOB: 1 BB: 0 P: 18	R: 0 E: 0 K: 0 S: 6 H: 0 LOB: 0 BB: 0 P: 9	R: 1 E: 0 K: 1 S: 10 H: 2 LOB: 1 BB: 0 P: 13	R: 0 E: 0 K: 0 S: 7 H: 1 LOB: 1 BB: 0 P: 13	R: 0 E: 0 K: 1 S: 7 H: 0 LOB: 0 BB: 0 P: 8	R: 0 E: 0 K: 0 S: 4 H: 1 LOB: 0 BB: 0 P: 9	R: 0 E: 0 K: 0 S: 7 H: 1 LOB: 1 BB: 0 P: 11	R: 0 E: 0 K: 1 S: 14 H: 1 LOB: 1 BB: 0 P: 19	1B: 7 2B: 1 3B: 0 HR: 0 SF: 0 SAC: 0 DP: 2 HBP: 0							

livebaseballscorecards.com

AB	33
R	1
H	8
RBI	1
BB	0
SO	3
LOB	10

WP: 0 PB: 0 SB: 0 CS: 0 PA: 33

PITCHER		IP	WLS	BF	H	R	ER	SO	BB	IBB	HBP	BLK	WP	HR	S	P	ERA	WHIP
Jeff Ballard, L ERA: 1.2	(1, 1)	7.0	W	25	6	1	1	2	0	0	0	0	0	0	51	82	1.29	0.857
Kevin Hickey, L ERA:	(8, 1)	1.0		4	1	0	0	0	0	0	0	0	0	0	7	11	0.00	1.000
Mark Williamson, R ERA: 3.09	(9, 1)	1.0		4	1	0	0	1	0	0	0	0	0	0	14	19	0.00	1.000

PITCHER	IP	WLS	BF	H	R	ER	SO	BB	IBB	HBP	BLK	WP	HR	S	P	ERA	WHIP

Batter	1	2	3	4	5	6	7	8	9	AB	R	H	RBI	BB	SO	LOB
Kenny Williams, R (1, 8) OBP: 0.227, SLG: 0.319	B S F S 1-3 K2-3 ①		X 0-0 P3 ①		B C B L C 2-3 K ①		F B B X 2-1 G6-3 ②		C B B S F X 2-2 SH1 1B	4	0	0	0	0	2	3
Pat Sheridan, L (9, PH) OBP: 0.405, SLG: 0.419										1	0	1	0	0	0	0
Gary Ward, R (1, 7) OBP: 0.313, SLG: 0.276	C B S B X 2-2 G6-3 ②		F B C S 1-3 K ②		C B B F 2 S SAFE 2-3 K ②		B S B B F X 2-2 1B		X 0-0 SH1 ① 1-2	4	0	1	0	0	2	3
Lou Whitaker, L (1, 4) OBP: 0.387, SLG: 0.443	B B F B B 4-1 BB		X 0-0 F7 ③		B B X 2-0 F9 ③		B F B B F F X 3-2 L5 ③		C B S B B X 3-2 F7 ②	4	0	0	0	1	0	5
Alan Trammell, R (1, 6) OBP: 0.367, SLG: 0.329	C C B S 1-3 K ③			B F F B F X 2-2 G4-6-3 1B		X 0-0 F8 ①		L B B F F F X 2-2 G1-3 ①	B C F B F S 2-3 K ③	5	0	1	0	0	2	2
Chris Brown, R (1, 5) OBP: 0.235, SLG: 0.273		B S X 1-1 G1-4-3 ①		F X 0-1 G4-6-3 ① ② 1-2f		B B F B F X 3-2 G6-3 2B		X 0-0 BB 1B		4	0	2	0	0	0	1
Chet Lemon, R (1, 9) OBP: 0.500, SLG: 0.356		C B S X 1-2 1B		B B C C F B F F F 4-2 B BB		B B B 4-0 G6-3 BB		B C B B X 3-1 BB 1-2 1B		2	0	2	0	2	0	0
Keith Moreland, R (1, 10) OBP: 0.318, SLG: 0.310		X 0-0 P8 ②		B X 1-0 G6-3 ③		C X 0-1 G6-3 ② 1-2 2-3		S X 0-1 L9 ②		3	0	0	0	0	0	4
Fred Lynn, L (8, PH) OBP: 0.286, SLG: 0.222										1	0	0	0	0	0	2
Mike Heath, R (1, 2) OBP: 0.400, SLG: 0.357		B C B B F X 3-2 F8 ③			B B F L B X 3-2 S 1B	X 0-0 F8 ③		B C B B B 4-1 1-2 2-3 BB		3	0	1	0	0	0	3
Matt Nokes, L (8, PH) OBP: 0.383, SLG: 0.615										0	0	0	0	1	0	0
Torey Lovullo, S (1, 3) OBP: 0.265, SLG: 0.200			F B X 1-1 1B		B B S B F F F F B 4-2 1-2 BB		C B F S 1-3 K ①	C C B F X 1-2 F8 ③		2	0	1	0	1	1	0
Dave Bergman, L (8, PH) OBP: 0.351, SLG: 0.344										1	0	0	0	0	0	3
(8, 3)																

TOP

Detroit Tigers @ California Angels

Anaheim Stadium, Anaheim, CA

Wed Apr 26 1989, 10:05 PM EDT

Att. 23,334 - Unknown

livebaseballscorecards.com

AB	34
R	0
H	9
RBI	0
BB	5
SO	7
LOB	26

Inning Stats										
	R: 0 E: 0 K: 2 S: 10	H: 0 LOB: 1 BB: 1 P: 18	R: 0 E: 0 K: 0 S: 9	H: 1 LOB: 1 BB: 0 P: 14	R: 0 E: 0 K: 1 S: 7	H: 1 LOB: 1 BB: 0 P: 9	R: 0 E: 0 K: 0 S: 13	H: 1 LOB: 1 BB: 1 P: 20	R: 0 E: 0 K: 2 S: 15	H: 1 LOB: 2 BB: 1 P: 28
	R: 0 E: 0 K: 0 S: 7	H: 1 LOB: 1 BB: 1 P: 14	R: 0 E: 0 K: 1 S: 12	H: 1 LOB: 1 BB: 0 P: 20	R: 0 E: 0 K: 0 S: 14	H: 2 LOB: 3 BB: 1 P: 24	R: 0 E: 0 K: 1 S: 12	H: 1 LOB: 1 BB: 0 P: 19		

1B: 8	SF: 0	WP: 0	PA: 40
2B: 1	SAC: 1	PB: 0	
3B: 0	DP: 1	SB: 1	
HR: 0	HBP: 0	CS: 0	

PITCHER		IP	WLS	BF	H	R	ER	SO	BB	IBB	HBP	BLK	WP	HR	S	P	ERA	WHIP
Chuck Finley, L ERA: 2.43	(1, 1)	6.0	W	26	5	0	0	5	4	0	0	0	0	0	61	103	0.00	1.500
Greg Minton, R ERA: 1.93	(7, 1)	1.2		8	3	0	0	1	0	0	0	0	0	0	21	34	0.00	1.800
Bryan Harvey, R ERA:	(8, 1)	1.1	S	6	1	0	0	1	1	0	0	0	0	0	17	29	0.00	1.500

PITCHER	IP	WLS	BF	H	R	ER	SO	BB	IBB	HBP	BLK	WP	HR	S	P	ERA	WHIP

Batter	1	2	3	4	5	6	7	8	9	AB	R	H	RBI	BB	SO	LOB
Claudell Washington, L (1, 9) OBP: 0.333, SLG: 0.368	C C B S 1-3 K ①		F B S S 1-3 K ①		C F B B F B S 3-3 K ③			X 0-0 L8-5 2B		4	0	1	0	0	3	0
Johnny Ray, S (1, 4) OBP: 0.091, SLG: 0.091	B C B F X 2-2 G5-3 ②		B F F X 1-2 G5-3 ②			B X 1-0 WP SH1-3 1B		B B B C S F X 3-2 L8-5 ② ③ 2-3		4	0	1	0	0	0	1
Devon White, S (1, 8) OBP: 0.353, SLG: 0.532	B X 1-0 G4-3 ③		B B B B 4-0 S BB			X 0-0 SH1-3 ① 1-2				1	0	0	0	1	0	0
Brian Downing, R (1, 10) OBP: 0.337, SLG: 0.421		C B B X 2-1 HR	B C X 1-1 G1-3 ③ 1-2			C F F S 0-3 K ②				3	1	1	1	0	1	2
Wally Joyner, L (1, 3) OBP: 0.272, SLG: 0.247		C B X 1-1 BB BB 1B		B B X 2-0 F8 ①		B B S F B X 3-2 F9 ③ 2-3				3	0	1	0	0	0	1
Chili Davis, S (1, 7) OBP: 0.292, SLG: 0.394		F B B B F B 4-2 BB 1-2 BB		B S C S 1-3 K ②			B X 1-0 F7 ①			2	0	0	0	1	1	0
Lance Parrish, R (1, 2) OBP: 0.328, SLG: 0.373		X 0-0 L8 ①		B S X 1-1 F8 ③			C C C 0-3 K ②			3	0	0	0	0	1	2
Jack Howell, L (1, 5) OBP: 0.206, SLG: 0.167		B F B B F B 4-2 G6-4-3 1-2 2-3 BB			C F X 0-2 G6-3 ①		S X 0-1 F7 ③			2	0	0	0	1	0	0
Glenn Hoffman, R (1, 6) OBP: 0.310, SLG: 0.385		S X 0-1 G6-4-3 ② ③ 1-2f			B B F C S 2-3 K ②			B F X 1-1 G4-3 ①		3	0	0	0	0	1	3
Inning Stats	R: 0 E: 0 K: 1 S: 7 H: 0 LOB: 0 BB: 0 P: 11	R: 1 E: 0 K: 0 S: 11 H: 2 LOB: 2 BB: 2 P: 22	R: 0 E: 0 K: 1 S: 8 H: 0 LOB: 1 BB: 1 P: 15	R: 0 E: 0 K: 1 S: 6 H: 0 LOB: 0 BB: 0 P: 10	R: 0 E: 0 K: 2 S: 10 H: 0 LOB: 0 BB: 0 P: 15	R: 0 E: 0 K: 1 S: 9 H: 1 LOB: 1 BB: 0 P: 13	R: 0 E: 0 K: 1 S: 6 H: 0 LOB: 0 BB: 0 P: 7	R: 0 E: 0 K: 0 S: 7 H: 1 LOB: 0 BB: 0 P: 11		1B: 2 2B: 2 3B: 0 HR: 1 SF: 0 SAC: 1 DP: 2 HBP: 0						

PITCHER	IP	WLS	BF	H	R	ER	SO	BB	IBB	HBP	BLK	WP	HR	S	P	ERA	WHIP
Jack Morris, R (1, 1) ERA: 4.45	8.0	L	29	4	1	1	7	3	0	0	0	1	1	64	104	1.12	0.875

PITCHER	IP	WLS	BF	H	R	ER	SO	BB	IBB	HBP	BLK	WP	HR	S	P	ERA	WHIP

BOTTOM

Detroit Tigers @ California Angels

Anaheim Stadium, Anaheim, CA

Wed Apr 26 1989, 10:05 PM EDT

Att. 23,334 - Unknown

livebaseballscorecards.com

AB	25
R	1
H	4
RBI	1
BB	3
SO	7
LOB	9

1B: 2	SF: 0	WP: 1	PA: 29		
2B: 2	SAC: 1	PB: 0			
3B: 0	DP: 2	SB: 1			
HR: 1	HBP: 0	CS: 0			

Batter	1	2	3	4	5	6	7	8	9	AB	R	H	RBI	BB	SO	LOB
Kenny Williams, R (1, 8) OBP: 0.228, SLG: 0.316	X 0-0 FC4-6 1B		M C F X 0-2 ① G5-3		F X 0-1 ③ P5		B S B S C 2-3 ③ K			4	0	1	0	0	1	2
Pat Sheridan, L (1, 7) OBP: 0.375, SLG: 0.382 Gary Ward, R (8, PH) OBP: 0.303, SLG: 0.267 (8, 7)	B F P 1 SAFE S SAFE X 2-2 ① FC4-6 HR 1-2f		X 0-0 ② L6			C B X 1-1 ① F7		B F C F X 1-2 ① G5-3		3 1	1 0	0 0	0 0	0 0	0 0	1 0
Lou Whitaker, L (1, 4) OBP: 0.405, SLG: 0.508	F C B X 1-2 1-H HR		C B X 1-1 1B			C C B X 1-2 1B		B B S S X 2-2 ② G3		4	1	3	2	0	0	0
Alan Trammell, R (1, 6) OBP: 0.361, SLG: 0.365	X 0-0 HR		C X 0-1 ③ F8			C S S 0-3 ② K		B X 1-0 ③ G1-3		4	1	1	1	0	1	2
Fred Lynn, L (1, 10) OBP: 0.284, SLG: 0.224	C B X 1-1 ② F7			X 0-0 G1-6-3 1B		C B B X 2-1 ③ G4-3			B X 1-0 ① F9	4	0	1	0	0	0	1
Matt Nokes, L (1, 2) OBP: 0.375, SLG: 0.589	C C B S 1-3 ③ K			C X 0-1 ① F5			X 0-0 1B 1B		C C B B X 2-2 ② P5	4	0	1	0	0	1	1
Chris Brown, R (1, 5) OBP: 0.237, SLG: 0.270		B B F B F X 3-2 ① F9		X 0-0 ② ③ G1-6-3 1-2f			C F F B X 1-2 ① F9		F F F B X 1-2 1B	4	0	1	0	0	0	2
Chet Lemon, R (1, 9) OBP: 0.485, SLG: 0.347		F B F B X 2-2 ② F9			C B F B X 2-2 ① G6-3		B B B C F F X 3-2 1-2 1B		F C B F X 1-2 ③ L9	4	0	1	0	0	0	1
Dave Bergman, L (1, 3) OBP: 0.333, SLG: 0.324 Keith Moreland, R (7, PH) OBP: 0.311, SLG: 0.302 (7, 3)		X 0-0 ③ B1-3			C F F B B B C 3-3 ② K		B X 1-0 ② F8			2 1	0 0	0 0	0 0	0 0	1 0	0 2
Inning Stats	R: 3 H: 3 E: 0 LOB: 0 K: 1 BB: 0 S: 14 P: 18	R: 0 H: 0 E: 0 LOB: 0 K: 0 BB: 0 S: 7 P: 12	R: 0 H: 1 E: 0 LOB: 1 K: 0 BB: 0 S: 9 P: 10	R: 0 H: 1 E: 0 LOB: 0 K: 0 BB: 0 S: 4 P: 4	R: 0 H: 0 E: 0 LOB: 0 K: 1 BB: 0 S: 9 P: 14	R: 0 H: 1 E: 0 LOB: 1 K: 1 BB: 0 S: 10 P: 14	R: 0 H: 2 E: 0 LOB: 2 K: 1 BB: 0 S: 13 P: 20	R: 0 H: 0 E: 0 LOB: 0 K: 0 BB: 0 S: 8 P: 12	R: 0 H: 1 E: 0 LOB: 1 K: 0 BB: 0 S: 12 P: 17	1B: 7 SF: 0 2B: 0 SAC: 0 3B: 0 DP: 1 HR: 2 HBP: 0						WP: 0 PA: 35 PB: 0 SB: 0 CS: 0

PITCHER		IP	WLS	BF	H	R	ER	SO	BB	IBB	HBP	BLK	WP	HR	S	P	ERA	WHIP
Bert Blyleven, R ERA: 2.41	(1, 1)	6.1	W	26	8	3	3	3	0	0	0	0	0	2	62	85	4.26	1.263
Bob McClure, L ERA: 1.29	(7, 1)	2.2		9	1	0	0	1	0	0	0	0	0	0	24	36	0.00	0.375

PITCHER	IP	WLS	BF	H	R	ER	SO	BB	IBB	HBP	BLK	WP	HR	S	P	ERA	WHIP

TOP

Detroit Tigers @ California Angels

Anaheim Stadium, Anaheim, CA

Thu Apr 27 1989, 10:05 PM EDT

Att. 25,895 - Unknown

livebaseballscorecards.com

AB	35
R	3
H	9
RBI	3
BB	0
SO	4
LOB	12

BOTTOM

Detroit Tigers @ California Angels

Anaheim Stadium, Anaheim, CA

Thu Apr 27 1989, 10:05 PM EDT

Att. 25,895 - Unknown

Batter	1	2	3	4	5	6	7	8	9	AB	R	H	RBI	BB	SO	LOB
Claudell Washington, L (1, 9) OBP: 0.354, SLG: 0.426	BBBCB 4-1 G4-6-3 BB		CBBX 2-1 G4-3 ①		B1FBX SAFE 2-1 1-H HR	BX 1-0 1B 1-2 2-H 3-H 1B		BX 1-0 G3-1 ①		4	1	2	4	1	0	0
Johnny Ray, S (1, 4) OBP: 0.111, SLG: 0.111	CFFBBX 2-2 G4-6-3 ①② 1-2f		CX 0-1 L7 ②		CCBS 1-3 K ①	FBX 1-1 PB 1-3 2-H 1B		FBBFX 2-2 F7 ②		5	0	1	1	0	1	1
Devon White, S (1, 8) OBP: 0.344, SLG: 0.524	FBBX 2-1 F7 ③		X 0-0 L3 ③		BBFSFX 2-2 G6-3 ②	BBBCX 3-1 F9 ③ 1-2		BX 1-0 1B 2B		5	1	1	0	0	0	2
Brian Downing, R (1, 10) OBP: 0.360, SLG: 0.436 Dante Bichette, R (7, PH) OBP: 0.378, SLG: 0.588		CFFBBBB 4-2 1B BB BB		BCBBFX 3-2 PB HR 1B	BBBFX 3-1 ③ 1B		X 0-0 P6 ①	FBFFX 1-2 2-H 1B		2 2	2 0	2 1	0 1	1 0	0 0	0 0
Wally Joyner, L (1, 3) OBP: 0.267, SLG: 0.282		CBFFX 1-2 F8 ①		BBX 2-0 1-H HR		FX 0-1 E4 2B 1B	CFS 0-3 K ②	FBX 1-1 G3 ③		5	2	1	2	0	1	2
Chili Davis, S (1, 7) OBP: 0.303, SLG: 0.391		CBBFBB 4-2 1B 1-2 BB		BBX 2-0 G6-3 ①		X 0-0 P6 ①	X 0-0 1B 1B			3	1	1	0	1	0	1
Lance Parrish, R (1, 2) OBP: 0.338, SLG: 0.397		BX 1-0 F9 ②		BSFX 1-2 G5-3 ②		X 0-0 1B 1-3 2B	CFBX 1-2 1B 1-2 1B			4	1	2	0	0	0	2
Jack Howell, L (1, 5) OBP: 0.236, SLG: 0.190		BFX 1-1 1-3 2-H 1B		CBX 1-1 F7 ③		IIII 4-0 1B 1B IBB	FBBX 2-1 1-2 2-H 1B			3	1	2	2	1	0	0
Kent Anderson, R (1, 6) OBP: 0.333, SLG: 0.333		FFS 0-3 K ③			BX 1-0 HR 1B	X 0-0 P4 ②	FFBX 1-2 P6 ③			4	1	1	0	0	1	7
Inning Stats	R: 0 E: 0 K: 0 S: 7 H: 0 LOB: 0 BB: 1 P: 15	R: 1 E: 0 K: 1 S: 15 H: 1 LOB: 2 BB: 2 P: 26	R: 0 E: 0 K: 0 S: 5 H: 0 LOB: 0 BB: 0 P: 7	R: 2 E: 0 K: 0 S: 10 H: 2 LOB: 0 BB: 0 P: 19	R: 2 E: 0 K: 1 S: 12 H: 3 LOB: 1 BB: 0 P: 21	R: 3 E: 1 K: 0 S: 10 H: 3 LOB: 2 BB: 1 P: 19	R: 1 E: 0 K: 1 S: 13 H: 3 LOB: 2 BB: 0 P: 17	R: 1 E: 0 K: 0 S: 11 H: 2 LOB: 1 BB: 0 P: 17		1B: 10 2B: 2 3B: 0 HR: 2	SF: 0 SAC: 0 DP: 1 HBP: 0					

livebaseballscorecards.com

AB	37
R	10
H	14
RBI	10
BB	4
SO	3
LOB	15

WP: 0 PB: 2 SB: 0 CS: 0 PA: 41

PITCHER		IP	WLS	BF	H	R	ER	SO	BB	IBB	HBP	BLK	WP	HR	S	P	ERA	WHIP
Charles Hudson, R ERA: 6.75	(1, 1)	5.1	L	25	7	7	6	2	3	0	0	0	0	2	53	92	10.12	1.875
Ramon Pena, R ERA: 10.13	(6, 1)	2.2		16	7	3	2	1	0	1	0	0	0	0	30	49	6.75	2.625

PITCHER	IP	WLS	BF	H	R	ER	SO	BB	IBB	HBP	BLK	WP	HR	S	P	ERA	WHIP

Batter	1	2	3	4	5	6	7	8	9	AB	R	H	RBI	BB	SO	LOB
Lloyd Moseby, L (1, 8) OBP: 0.330, SLG: 0.333	C X 0-1 ① B1-3		F B F S 1-3 ③ K			F B S S 1-3 ③ K			F F B F X 1-2 ① G1-3	4	0	0	0	0	2	1
Rance Mulliniks, L (1, 5) OBP: 0.304, SLG: 0.246	B C F S 1-3 ② K			C C F F B X 1-2 ① G1-3			X 0-0 ① F7		S S F X 0-2 ② G4-3 2-3	4	0	0	0	0	1	1
Ernie Whitt, L (1, 2) OBP: 0.352, SLG: 0.449	C F C 0-3 ③ K			B B C B X 3-1 ② G3-1			B B X 2-0 ② L4		B B F F F B X 3-2 ③ P4	4	0	0	0	0	1	1
Fred McGriff, L (1, 3) OBP: 0.442, SLG: 0.688		S B B B X 3-1 ① G6-3		F F B B S 2-3 ③ K			B B B C B 4-1 BB			2	0	0	0	1	1	0
Pat Borders, R (1, 10) OBP: 0.304, SLG: 0.426		C S B B X 1-2 ② F9			S C B B B F C 3-3 ① K		C F F X 0-2 ③ P2			3	0	0	0	0	1	1
Rob Ducey, L (1, 9) OBP: 0.273, SLG: 0.250		B B B B 4-0 BB			F B X 1-1 ② G1-3			F B B F F X 2-2 ① P8		2	0	0	0	1	0	0
Jesse Barfield, R (1, 7) OBP: 0.256, SLG: 0.408		1 SAFE 1 SAFE 1 SAFE B S 1 SAFE F 1 SAFE 1 SAFE 3-3 B B C ③ K			C C B X 1-2 ③ L9			B S B X 2-1 ② L7		3	0	0	0	0	1	1
Manuel Lee, S (1, 6) OBP: 0.280, SLG: 0.263			B C F S 1-3 ① K			B F S X 1-2 ① P7		S X 0-1 ③ G3-1		3	0	0	0	0	1	0
Tom Lawless, R (1, 4) OBP: 0.375, SLG: 0.231 Nelson Liriano, S (9, PH) OBP: 0.288, SLG: 0.317			C B S S 1-3 ② K			B X 1-0 ② G4-3			X 0-0 G4-3 2B	2 1	0 0	0 1	0 0	1 0	0 0	0 0
Inning Stats	R: 0 H: 0 E: 0 LOB: 0 K: 2 BB: 0 S: 8 P: 9	R: 0 H: 0 E: 0 LOB: 1 K: 1 BB: 1 S: 8 P: 19	R: 0 H: 0 E: 0 LOB: 0 K: 3 BB: 0 S: 9 P: 12	R: 0 H: 0 E: 0 LOB: 0 K: 1 BB: 0 S: 10 P: 16	R: 0 H: 0 E: 0 LOB: 0 K: 1 BB: 0 S: 9 P: 14	R: 0 H: 0 E: 0 LOB: 0 K: 1 BB: 0 S: 7 P: 10	R: 0 H: 0 E: 0 LOB: 1 K: 0 BB: 1 S: 7 P: 13	R: 0 H: 0 E: 0 LOB: 0 K: 0 BB: 0 S: 8 P: 12	R: 0 H: 1 E: 0 LOB: 1 K: 0 BB: 0 S: 13 P: 17	1B: 0 SF: 0 2B: 1 SAC: 0 3B: 0 DP: 0 HR: 0 HBP: 0						

TOP

Toronto Blue Jays @ California Angels

Anaheim Stadium, Anaheim, CA

Fri Apr 28 1989, 10:05 PM EDT

Att. 30,958 - Unknown

livebaseballscorecards.com

AB	28
R	0
H	1
RBI	0
BB	2
SO	9
LOB	5

PITCHER	IP	WLS	BF	H	R	ER	SO	BB	IBB	HBP	BLK	WP	HR	S	P	ERA	WHIP
Kirk McCaskill, R (1, 1) ERA: 0.74	9.0	W	30	1	0	0	9	2	0	0	0	0	0	79	122	0.00	0.333

PITCHER	IP	WLS	BF	H	R	ER	SO	BB	IBB	HBP	BLK	WP	HR	S	P	ERA	WHIP

BOTTOM

Toronto Blue Jays @ California Angels

Anaheim Stadium, Anaheim, CA

Fri Apr 28 1989, 10:05 PM EDT

Att. 30,958 - Unknown

Batter	1	2	3	4	5	6	7	8	9	AB	R	H	RBI	BB	SO	LOB
Claudell Washington, L (1, 9) OBP: 0.329, SLG: 0.394	G3	K		K	P4		K			5	0	0	0	0	3	2
Johnny Ray, S (1, 4) OBP: 0.188, SLG: 0.188	FC4-6 1B		1B 2B	F7		3B 1B	L8			5	2	3	0	0	0	0
Devon White, S (1, 8) OBP: 0.358, SLG: 0.551	FC4-6 S 1-2f		1 SAFE K		S BB 2B 1B	1-H 1B 3B		G4-6-3 1B		5	2	3	1	0	1	2
Wally Joyner, L (1, 3) OBP: 0.286, SLG: 0.293	G4-3 1-2		1 SAFE 1 SAFE 2B 1-3 FC4-2 1B		1 SAFE 1 SAFE S 2B 1-2 BB	WP BB 3-H 1B		F7		4	1	2	1	1	0	2
Chili Davis, S (1, 10) OBP: 0.309, SLG: 0.397		G1-3	FC4-2 1-3 3-H 2B		K 1-2 2-3 BB	WP 1-2 BB		G4-6-3 1-2f		4	0	1	1	1	1	3
Lance Parrish, R (1, 2) OBP: 0.360, SLG: 0.400		HR 1B	FC4-2 IBB	2B 2B IBB		K 1-2 2-3				2	2	1	0	2	1	2
Dante Bichette, R (1, 7) OBP: 0.366, SLG: 0.579		P6	FC4-2 1-2 2-3 3-Hf	1-3 2-H 3-H 2B		P5				4	1	1	2	0	0	6
Jack Howell, L (1, 5) OBP: 0.250, SLG: 0.269	1-H HR		G3-1		2-H 3-H 2B	P6				4	1	2	4	0	0	5
Kent Anderson, R (1, 6) OBP: 0.324, SLG: 0.353		2B		G5-3	P6		G5-3			4	0	1	0	0	0	1
Inning Stats	R: 0 E: 0 K: 0 S: 7 H: 1 LOB: 1 BB: 0 P: 11	R: 2 E: 0 K: 1 S: 15 H: 3 LOB: 1 BB: 0 P: 24	R: 1 E: 0 K: 1 S: 9 H: 3 LOB: 3 BB: 1 P: 14	R: 0 E: 0 K: 1 S: 9 H: 0 LOB: 0 BB: 0 P: 14	R: 4 E: 0 K: 1 S: 14 H: 3 LOB: 1 BB: 2 P: 28	R: 2 E: 0 K: 1 S: 15 H: 3 LOB: 2 BB: 1 P: 26	R: 0 E: 0 K: 1 S: 6 H: 0 LOB: 0 BB: 0 P: 7	R: 0 E: 0 K: 0 S: 6 H: 1 LOB: 0 BB: 0 P: 7		1B: 8 2B: 4 3B: 1 HR: 1 SF: 0 SAC: 0 DP: 1 HBP: 0						

livebaseballscorecards.com

AB	37
R	9
H	14
RBI	9
BB	4
SO	6
LOB	23

WP: 1 PA: 41
PB: 0
SB: 3
CS: 0

PITCHER		IP	WLS	BF	H	R	ER	SO	BB	IBB	HBP	BLK	WP	HR	S	P	ERA	WHIP
Todd Stottlemyre, R ERA: 5.06	(1, 1)	2.1	L	15	7	3	3	2	0	1	0	0	0	1	29	47	11.57	3.000
Tony Castillo, L ERA: 5.4	(3, 1)	2.0		11	3	4	4	2	1	1	0	0	0	0	23	40	18.00	2.000
Jose Antonio Nunez, R ERA: 6.75	(5, 1)	2.2		12	3	2	2	2	1	0	0	0	1	0	23	37	6.75	1.500
Tom Henke, R ERA: 8.44	(8, 1)	1.0		3	1	0	0	0	0	0	0	0	0	0	6	7	0.00	1.000

PITCHER	IP	WLS	BF	H	R	ER	SO	BB	IBB	HBP	BLK	WP	HR	S	P	ERA	WHIP

Toronto Blue Jays @ California Angels

Anaheim Stadium, Anaheim, CA

Sat Apr 29 1989, 10:05 PM EDT

Att. 49,906 - Unknown

TOP

livebaseballscorecards.com

Batter	1	2	3	4	5	6	7	8	9	10	AB	R	H	RBI	BB	SO	LOB
Tom Lawless, R (1, 5) OBP: 0.286, SLG: 0.167	C C B B X 2-2 5-3 ①		M 1 SAFE B 1 SAFE 1 SAFE B X 2-1 FC1-6 S 6-3 1-2f ①		B B X 2-0 6-3 1-2 ②		C 1 SAFE X 0-1 L4 ③			X 0-0 1-3 ②	5	0	0	0	0	0	3
Pat Borders, R (1, 2) OBP: 0.295, SLG: 0.407	F X 0-1 F9 ②		X 0-0 6-3 1-2 ②		C X 0-1 F9 ③			X 0-0 S 1B		X 0-0 5-3 ③	5	0	1	0	0	0	2
Fred McGriff, L (1, 3) OBP: 0.424, SLG: 0.655	F B B B X 3-1 L4 ③		B C B C S 2-3 K 2-3			B C B S S 2-3 K ①		F C S 0-3 K ①			4	0	0	0	0	3	2
George Bell, R (1, 7) OBP: 0.306, SLG: 0.391		B F S F X 1-2 HR 1B		C X 0-1 F7 2B		F C F X 0-2 WP S BLK 1B		B B C B X 3-1 L8 ②			4	2	3	0	0	0	1
Jesse Barfield, R (1, 9) OBP: 0.256, SLG: 0.438		B F B B 1 SAFE X 3-1 1-H HR		C B B C S 2-3 K ①		B B B C C S 3-3 K ② 1-2		C S B S 1-3 K ③ 1-2			4	1	1	2	0	3	3
Bob Brenly, R (1, 10) OBP: 0.250, SLG: 0.160 Lloyd Moseby, L (9, PH) OBP: 0.337, SLG: 0.333		C B X 1-1 5-3 ①		B X 1-0 F7 2-3 ②		C C B B X 2-2 4-3 2-H ③			B B B B 4-0 FC1-6 BB		3	0	0	0	0	0	1
											0	0	0	0	1	0	0
Manuel Lee, S (1, 6) OBP: 0.291, SLG: 0.275 Alexis Infante, R (9, 6)		B B C F B X 3-2 L4-3 1B		B F F S 1-3 K ③			X 0-0 1B		B C M X 1-2 FC1-6 L7-3 1-2f ①		4	0	2	0	0	1	2
											0	0	0	0	0	0	0
Nelson Liriano, S (1, 4) OBP: 0.286, SLG: 0.313		B 1 SAFE X 1-0 L4-3 1-2 ② ③			C F B F B B F X 3-2 6-3 1B		C 1 SAFE B 1 SAFE X 2-1 L7 ①		B F L B P X 3-2 L7-3 1-2 ② ③		4	0	1	0	0	0	3
Rob Ducey, L (1, 8) OBP: 0.269, SLG: 0.250			B C X 1-1 FC1-6 1B		C 1 SAFE M B 1 SAFE S 1-3 K ①		B S F S 1-3 K ②			F B S S 1-3 K ①	4	0	1	0	0	3	2

	AB	37
	R	3
	H	9
	RBI	2
	BB	1
	SO	10
	LOB	19

Inning Stats																								
	R: 0	H: 0	R: 2	H: 3	R: 0	H: 1	R: 0	H: 1	R: 0	H: 1	R: 1	H: 1	R: 0	H: 1	R: 0	H: 1	R: 0	H: 0	R: 0	H: 0	1B: 7	SF: 0	WP: 1	PA: 38
	E: 0	LOB: 0	E: 0	LOB: 0	E: 0	LOB: 1	E: 0	LOB: 1	E: 0	LOB: 1	E: 0	LOB: 0	E: 0	LOB: 1	E: 0	LOB: 1	E: 0	LOB: 0	E: 0	LOB: 0	2B: 3	SAC: 0	PB: 0	
	K: 0	BB: 0	K: 0	BB: 0	K: 2	BB: 0	K: 1	BB: 0	K: 1	BB: 0	K: 2	BB: 0	K: 1	BB: 0	K: 2	BB: 0	K: 0	BB: 1	K: 1	BB: 0	3B: 0	DP: 2	SB: 3	
	S: 7	P: 12	S: 12	P: 21	S: 8	P: 13	S: 9	P: 13	S: 11	P: 17	S: 13	P: 20	S: 8	P: 11	S: 9	P: 13	S: 7	P: 14	S: 5	P: 6	HR: 1	HBP: 0	CS: 0	

PITCHER		IP	WLS	BF	H	R	ER	SO	BB	IBB	HBP	BLK	WP	HR	S	P	ERA	WHIP
Jim Abbott, L ERA: 3.65	(1, 1)	8.0		32	9	3	3	9	0	0	0	1	1	1	77	120	3.38	1.125
Greg Minton, R ERA: 1.69	(9, 1)	2.0	W	6	0	0	0	1	1	0	0	0	0	0	12	20	0.00	0.500

PITCHER	IP	WLS	BF	H	R	ER	SO	BB	IBB	HBP	BLK	WP	HR	S	P	ERA	WHIP

Batter	1	2	3	4	5	6	7	8	9	10	AB	R	H	RBI	BB	SO	LOB
Claudell Washington, L (1, 9) OBP: 0.347, SLG: 0.414	C B B F B X 3-2 1B		B B X 2-0 ③ G3			B B B C C X 3-2 ③ F7		B C X 1-1 1B 2-H 2B		I I I I 4-0 1-2 IBB	4	1	2	1	1	0	0
Johnny Ray, S (1, 4) OBP: 0.216, SLG: 0.250	B B X 2-0 ① P6			C X 0-1 ① P4			X 0-0 1B 2B	B B F F X 2-2 2-H 1B		B X 1-0 ② SF7 3-H	4	1	2	2	0	0	1
Devon White, S (1, 8) OBP: 0.343, SLG: 0.527	1 SAFE 1 SAFE 1 SAFE L L X 0-2 ② P3			F B X 1-1 ② P4			C X 0-1 ① 6-3	F F X 0-2 ③ 5-3			4	0	0	0	0	0	3
Lance Parrish, R (1, 2) OBP: 0.342, SLG: 0.377	C B 1 SAFE S X 1-2 ③ 6-3			C B X 1-1 ③ P4			B B C S F X 2-2 ② 5-3		X 0-0 ① L9		4	0	0	0	0	0	2
Wally Joyner, L (1, 3) OBP: 0.284, SLG: 0.291		C X 0-1 ① L4			C B C C 1-3 ① K		C X 0-1 2-H 1B		B F C F B X 2-2 ② F7		4	0	1	1	0	1	0
Chili Davis, S (1, 10) OBP: 0.306, SLG: 0.390	B C S S B X 2-2 ② P4				B B X 2-0 G5-4-3 1B		X 0-0 ③ 1-3		S S C 0-3 ③ K		4	0	1	0	0	1	1
Dante Bichette, R (1, 7) OBP: 0.333, SLG: 0.524	B X 1-0 ③ F7				B F X 1-1 ② ③ G5-4-3 1-2f			X 0-0 ① 6-3		M X 0-1 E5 1B SH1-4 SF7	4	1	0	0	0	0	1
Jack Howell, L (1, 5) OBP: 0.253, SLG: 0.286			B X 1-0 ① L4			C B C F C 1-3 ① K		C B F B X 2-2 2B 2B		1 SAFE P X 1-0 ① SH1-4 1-2	3	1	1	0	0	1	0
Kent Anderson, R (1, 6) OBP: 0.308, SLG: 0.333 Brian Downing, R (8, PH) OBP: 0.356, SLG: 0.430 Glenn Hoffman, R (9, 6) OBP: 0.333, SLG: 0.407			F L B B X 2-2 ② 4-3			B C F C 1-3 ② K		B B S X 2-1 ② L7		B X 1-0 IBB 2-3 1B	2 1 1	0 0 0	0 0 1	0 0 0	0 0 0	1 0 0	0 1 0
Inning Stats	R: 0 H: 1 E: 0 LOB: 1 K: 0 BB: 0 S: 10 P: 16	R: 0 H: 0 E: 0 LOB: 0 K: 0 BB: 0 S: 6 P: 9	R: 0 H: 0 E: 0 LOB: 0 K: 0 BB: 0 S: 5 P: 10	R: 0 H: 0 E: 0 LOB: 0 K: 0 BB: 0 S: 6 P: 8	R: 0 H: 1 E: 0 LOB: 0 K: 1 BB: 0 S: 6 P: 10	R: 0 H: 0 E: 0 LOB: 0 K: 2 BB: 0 S: 10 P: 15	R: 1 H: 2 E: 0 LOB: 1 K: 0 BB: 0 S: 10 P: 12	R: 2 H: 3 E: 0 LOB: 1 K: 0 BB: 0 S: 14 P: 21	R: 0 H: 0 E: 0 LOB: 0 K: 1 BB: 0 S: 8 P: 10	R: 1 H: 1 E: 1 LOB: 2 K: 0 BB: 1 S: 6 P: 12	1B: 5 SF: 1 2B: 3 SAC: 1 3B: 0 DP: 1 HR: 0 HBP: 0						

PITCHER		IP	WLS	BF	H	R	ER	SO	BB	IBB	HBP	BLK	WP	HR	S	P	ERA	WHIP
Jimmy Key, L ERA: 3.24	(1, 1)	7.0		24	4	1	1	3	0	0	0	0	0	0	53	80	1.29	0.571
David Wells, L ERA: 4.0	(8, 1)	0.2		4	2	2	2	0	0	0	0	0	0	0	8	13	27.00	3.000
Duane Ward, R ERA: 4.41	(8, 1)	1.2	L	9	2	1	0	1	0	1	0	0	0	0	19	28	0.00	1.200
Tony Castillo, L ERA: 5.25	(10, 1)	0.1		1	0	0	0	0	0	0	0	0	0	0	1	2	0.00	0.000

PITCHER	IP	WLS	BF	H	R	ER	SO	BB	IBB	HBP	BLK	WP	HR	S	P	ERA	WHIP

BOTTOM

Toronto Blue Jays @ California Angels

Anaheim Stadium, Anaheim, CA

Sat Apr 29 1989, 10:05 PM EDT

Att. 49,906 - Unknown

livebaseballscorecards.com

AB	35
R	4
H	8
RBI	4
BB	1
SO	4
LOB	9

WP: 0 PA: 38
PB: 0
SB: 0
CS: 0

Batter	1	2	3	4	5	6	7	8	9	10	11	AB	R	H	RBI	BB	SO	LOB
Lloyd Moseby, L (1, 8) OBP: 0.330, SLG: 0.326	C X 0-1 ① G3		C B B X 2-1 ③ G1-3			C B B B X 3-1 ② F7		B S X 1-1 ① G1-6-3 1-3 1B		B C S S 1-3 ② K		5	0	1	0	0	1	2
Rance Mulliniks, L (1, 5) OBP: 0.297, SLG: 0.242	C C B S 1-3 ② K			S B X 1-1 ① G3-1		B X 1-0 1B 1B		1 SAFE B C C F B B F X 3-2 ②③ G1-6-3 1-2f		B C T F B B C 3-3 ③ K		5	0	1	0	0	2	4
Ernie Whitt, L (1, 2) OBP: 0.362, SLG: 0.442 Bob Brenly, R (11, PH) OBP: 0.241, SLG: 0.154 (11, 2)	B B F B B F B B 4-2 BB			S B X 1-1 ② L3		S X 0-1 1-2 1B			C B C C 1-3 ① K		B C S X 1-2 ① G4-3	3 1	0 0	1 0	0 0	1 0	1 0	0 0
George Bell, R (1, 7) OBP: 0.291, SLG: 0.371	B F B C F X 2-2 ③ L9			B X 1-0 ③ F8		B X 1-0 ③ P6			B F F X 1-2 ② G5-3		C X 0-1 ② F8	5	0	0	0	0	0	3
Fred McGriff, L (1, 3) OBP: 0.413, SLG: 0.629		S B C X 1-2 ① P6			C B B F X 2-2 ① G4-3		B C B F B C 3-3 ① K		B C B X 2-1 FC5-4 1B		B F B X 2-1 ③ P9	5	0	1	0	0	1	0
Pat Borders, R (1, 10) OBP: 0.277, SLG: 0.381		C S S 0-3 ② K			X 0-0 ② G5-3		B X 1-0 ② G5-3		X 0-0 ③ FC5-4 1-2f			4	0	0	0	0	1	1
Nelson Liriano, S (1, 4) OBP: 0.297, SLG: 0.324		X 0-0 ③ B1-3			B B L C X 2-2 1B		C B B X 2-1 ③ L9			C X 0-1 FC1-5 BB 1B		4	0	2	0	0	0	0
Rob Ducey, L (1, 9) OBP: 0.267, SLG: 0.222			B X 1-0 ① L3		B X 1-0 ③ P8			C C B B F B C 3-3 ① K		B M 1 SAFE B 1 B F B 4-2 FC1-5 1-2 BB		3	0	0	0	1	1	1
Alexis Infante, R (1, 6) OBP: 0.250, SLG: 0.250			S C B F B X 2-2 ② G4-3			X 0-0 ① B1-3		C X 0-1 1B S 1B		B X 1-0 ① FC1-5 1-2 2-3f		4	0	1	0	0	0	2
Inning Stats	R: 0 E: 0 K: 1 S: 11 H: 0 LOB: 1 BB: 1 P: 18	R: 0 E: 0 K: 1 S: 7 H: 0 LOB: 0 BB: 0 P: 8	R: 0 E: 0 K: 0 S: 7 H: 0 LOB: 0 BB: 0 P: 12	R: 0 E: 0 K: 0 S: 5 H: 0 LOB: 0 BB: 0 P: 8	R: 0 E: 0 K: 0 S: 8 H: 1 LOB: 1 BB: 0 P: 13	R: 0 E: 0 K: 0 S: 7 H: 2 LOB: 2 BB: 0 P: 12	R: 0 E: 0 K: 1 S: 6 H: 0 LOB: 0 BB: 0 P: 12	R: 0 E: 0 K: 1 S: 12 H: 2 LOB: 1 BB: 0 P: 19	R: 0 E: 0 K: 1 S: 9 H: 1 LOB: 1 BB: 0 P: 13	R: 0 E: 0 K: 2 S: 11 H: 1 LOB: 2 BB: 1 P: 20	R: 0 E: 0 K: 0 S: 7 H: 0 LOB: 0 BB: 0 P: 10	1B: 7 2B: 0 3B: 0 HR: 0	SF: 0 SAC: 0 DP: 1 HBP: 0					

PITCHER		IP	WLS	BF	H	R	ER	SO	BB	IBB	HBP	BLK	WP	HR	S	P	ERA	WHIP
Mike Witt, R ERA: 4.43	(1, 1)	10.0		38	7	0	0	7	2	0	0	0	0	0	83	135	0.00	0.900
Bob McClure, L ERA: 1.13	(11, 1)	1.0	W	3	0	0	0	0	0	0	0	0	0	0	7	10	0.00	0.000

PITCHER	IP	WLS	BF	H	R	ER	SO	BB	IBB	HBP	BLK	WP	HR	S	P	ERA	WHIP

TOP

Toronto Blue Jays @ California Angels

Anaheim Stadium, Anaheim, CA

Sun Apr 30 1989, 6:33 AM EDT

Att. 31,125 - Sunny

livebaseballscorecards.com

AB	39
R	0
H	7
RBI	0
BB	2
SO	7
LOB	13

WP: 0		PA:	41
PB: 0			
SB: 1			
CS: 0			

Toronto Blue Jays @ California Angels

Anaheim Stadium, Anaheim, CA

Sun Apr 30 1989, 6:33 AM EDT

Att. 31,125 - Sunny

livebaseballscorecards.com

BOTTOM

Batter	1	2	3	4	5	6	7	8	9	10	11	AB	R	H	RBI	BB	SO	LOB
Brian Downing, R (1, 10) OBP: 0.359, SLG: 0.422	B X 1-0 1B 1B G1-2-3 1B		B B X 2-0 ① F8	C B B B X 2-1 E5 G4-6-3		C X 0-1 ① F7	B C X 1-1 ① G1-3	1 SAFE C B 1 SAFE 1 SAFE 1 SAFE B 1 SAFE 1 SAFE 4-1 B 1 SAFE B 1-2 BB	C B B B B X 3-1 ① F9		B B C C S 2-3 ① K	4	0	1	0	1	1	0
Johnny Ray, S (1, 4) OBP: 0.238, SLG: 0.293	C F 1 SAFE 1 SAFE X 0-2 G1-2-3 1B 1-2 1B		F X 0-1 ② F8	X 0-0 ② G4-6-3 1-2f		X 0-0 ② G6-3	C F F X 1-2 ② G6-3	C B F F 2 SAFE F B F C 2-3 ③ K	S B X 1-1 ② G6-3	F C B X 1-2 ③ F7	F X 0-1 2B 2B	5	1	2	0	0	1	2
Devon White, S (1, 8) OBP: 0.337, SLG: 0.510	B S X 1-1 G1-2-3 1-2 2-3 1B		B C B X 2-1 ③ G1-3			B C F B F S 2-3 ③ K			C B B B X 3-1 ① F9		B S F F F S 1-3 ② K	5	0	1	0	0	2	1
Lance Parrish, R (1, 2) OBP: 0.333, SLG: 0.378	X 0-0 ① ② G1-2-3 1-2 2-3 3-Hf			C B B B X 2-1 E5 G4-6-3			B C X 1-1 ① G1-3		S B X 1-1 ② G6-3		X 0-0 2-H 2B	5	0	1	1	0	0	3
Wally Joyner, L (1, 3) OBP: 0.283, SLG: 0.281	B B F B B 4-2 BB			X 0-0 ① ② G4-6-3 1-2f			C B F F X 1-2 ② G6-3		F C B X 1-2 ③ F7			3	0	0	0	1	0	1
Chili Davis, S (1, 7) OBP: 0.292, SLG: 0.370	B F B X 2-1 ③ F8			X 0-0 ③ G4-3			B B B F X 3-1 ③ G4-3			X 0-0 ① F9		4	0	0	0	0	0	3
Dante Bichette, R (1, 9) OBP: 0.306, SLG: 0.478		B B B C X 3-1 ① G6-3			X 0-0 ① F8			S M B S 1-3 ① K		C F X 0-2 ② G6-3		4	0	0	0	0	1	0
Jack Howell, L (1, 5) OBP: 0.253, SLG: 0.284		B B C B F C 3-3 ② K			S S S 0-3 ② K			F B C X 1-2 ② G3-1		C B X 1-1 1B		4	0	1	0	0	2	0
Kent Anderson, R (1, 6) OBP: 0.302, SLG: 0.325		F B C X 1-2 ③ F8			C X 0-1 ③ P4			X 0-0 BB 1B		1 SAFE X 0-0 ③ G1-3		4	0	1	0	0	0	1
Inning Stats	R: 0 H: 3 E: 0 LOB: 3 K: 0 BB: 1 S: 11 P: 19	R: 0 H: 0 E: 0 LOB: 0 K: 1 BB: 0 S: 8 P: 15	R: 0 H: 0 E: 0 LOB: 0 K: 0 BB: 0 S: 5 P: 9	R: 0 H: 0 E: 1 LOB: 0 K: 0 BB: 0 S: 4 P: 6	R: 0 H: 0 E: 0 LOB: 0 K: 1 BB: 0 S: 6 P: 6	R: 0 H: 0 E: 0 LOB: 0 K: 1 BB: 0 S: 7 P: 9	R: 0 H: 0 E: 0 LOB: 0 K: 0 BB: 0 S: 8 P: 13	R: 0 H: 1 E: 0 LOB: 2 K: 2 BB: 1 S: 13 P: 21	R: 0 H: 0 E: 0 LOB: 0 K: 0 BB: 0 S: 7 P: 12	R: 0 H: 1 E: 0 LOB: 1 K: 0 BB: 0 S: 7 P: 8	R: 1 H: 2 E: 0 LOB: 1 K: 2 BB: 0 S: 11 P: 14	1B: 5 SF: 0 2B: 2 SAC: 0 3B: 0 DP: 2 HR: 0 HBP: 0						

	AB	38
	R	1
	H	7
	RBI	1
	BB	2
	SO	7
	LOB	11

WP: 0 PB: 0 SB: 0 CS: 0 PA: 40

PITCHER

PITCHER		IP	WLS	BF	H	R	ER	SO	BB	IBB	HBP	BLK	WP	HR	S	P	ERA	WHIP
John Cerutti, L ERA: 1.41	(1, 1)	10.0		36	5	0	0	5	2	0	0	0	0	0	76	118	0.00	0.700
Tom Henke, R ERA: 9.0	(11, 1)	0.2	L	4	2	1	1	2	0	0	0	0	0	0	11	14	13.50	3.000

PITCHER		IP	WLS	BF	H	R	ER	SO	BB	IBB	HBP	BLK	WP	HR	S	P	ERA	WHIP

Batter	1	2	3	4	5	6	7	8	9	AB	R	H	RBI	BB	SO	LOB
Brian Downing, R (1, 10) OBP: 0.354, SLG: 0.448	C X 0-1 ① F7			C B X 1-1 ① G5-3		X 0-0 HR		B S B B F S 3-3 ③ K		4	1	1	1	0	1	0
Wally Joyner, L (1, 3) OBP: 0.291, SLG: 0.301	B B F F F B X 3-2 ② F9			B C B F B F X 3-2 3B 2B		B B X 2-0 ① F8			S F X 0-2 1B	4	1	2	0	0	0	0
Johnny Ray, S (1, 4) OBP: 0.239, SLG: 0.333	X 0-0 ③ F7			B X 1-0 2-H 1B 3B		B X 1-0 ② F8			B X 1-0 ① F8	4	1	1	1	0	0	1
Devon White, S (1, 8) OBP: 0.333, SLG: 0.500		B S B F F S 2-3 ① K		B C B X 2-1 3-H G4-3 1B		C B X 1-1 ③ F9			B B F F X 2-2 ② F7	4	0	1	1	0	1	1
Lance Parrish, R (1, 2) OBP: 0.330, SLG: 0.372		S C X 0-2 G4-6-3 1B		B X 1-0 ② G4-3 1-2			X 0-0 ① G2-3		B B S B X 3-1 ③ F7	4	0	1	0	0	0	2
Chili Davis, S (1, 7) OBP: 0.283, SLG: 0.357		X 0-0 ② ③ G4-6-3 1-2f		S C F B C 1-3 ③ K			F B F C 1-3 ② K			3	0	0	0	0	2	2
Dante Bichette, R (1, 9) OBP: 0.308, SLG: 0.469			C S B X 0-2 ① G6-3		B X 1-0 G4-6-3 1B		C X 0-1 ③ G6-3			3	0	1	0	0	0	0
Jack Howell, L (1, 5) OBP: 0.244, SLG: 0.273			C B X 1-1 ② F9		X 0-0 ① ② G4-6-3 1-2f			X 0-0 ① F7		3	0	0	0	0	0	1
Kent Anderson, R (1, 6) OBP: 0.283, SLG: 0.302			X 0-0 ③ P2		C F B B S 2-3 ③ K			S B X 1-1 ② G5-3		3	0	0	0	0	1	0
Inning Stats	R: 0 H: 0 E: 0 LOB: 0 K: 0 BB: 0 S: 7 P: 10	R: 0 H: 1 E: 0 LOB: 0 K: 1 BB: 0 S: 8 P: 10	R: 0 H: 0 E: 0 LOB: 0 K: 0 BB: 0 S: 6 P: 7	R: 2 H: 3 E: 0 LOB: 1 K: 1 BB: 0 S: 14 P: 23	R: 0 H: 1 E: 0 LOB: 0 K: 1 BB: 0 S: 5 P: 8	R: 1 H: 1 E: 0 LOB: 0 K: 0 BB: 0 S: 5 P: 9	R: 0 H: 0 E: 0 LOB: 0 K: 1 BB: 0 S: 6 P: 7	R: 0 H: 0 E: 0 LOB: 0 K: 1 BB: 0 S: 6 P: 10	R: 0 H: 1 E: 0 LOB: 1 K: 0 BB: 0 S: 9 P: 15	1B: 4 SF: 0 2B: 1 SAC: 0 3B: 1 DP: 2 HR: 1 HBP: 0						

TOP

California Angels @ Baltimore Orioles

Memorial Stadium, Baltimore, MD

Tue May 02 1989, 7:05 PM EDT

Att. 17,668 - Unknown - 55 F

livebaseballscorecards.com

AB	32
R	3
H	7
RBI	3
BB	0
SO	5
LOB	7

WP: 0 PA: 32
PB: 0
SB: 0
CS: 0

PITCHER		IP	WLS	BF	H	R	ER	SO	BB	IBB	HBP	BLK	WP	HR	S	P	ERA	WHIP
Jose Bautista, R ERA: 4.86	(1, 1)	7.0		25	6	3	3	4	0	0	0	0	0	1	51	74	3.86	0.857
Gregg Olson, R ERA: 2.84	(8, 1)	2.0	W	7	1	0	0	1	0	0	0	0	0	0	15	25	0.00	0.500

PITCHER		IP	WLS	BF	H	R	ER	SO	BB	IBB	HBP	BLK	WP	HR	S	P	ERA	WHIP

BOTTOM

California Angels @ Baltimore Orioles

Memorial Stadium, Baltimore, MD

Tue May 02 1989, 7:05 PM EDT

Att. 17,668 - Unknown - 55 F

Batter	1	2	3	4	5	6	7	8	9	AB	R	H	RBI	BB	SO	LOB
Brady Anderson, L (1, 8) OBP: 0.377, SLG: 0.443	F8		P2		1B BB		BB WP BB BB		SH5-3 SF9 2B	3	2	1	0	2	0	1
Phil Bradley, R (1, 7) OBP: 0.351, SLG: 0.464	G6-3 PB 1B		G5-4-3 BB		1B		F8		SH5-3	3	0	2	1	1	0	2
Mike Devereaux, R (1, 9) OBP: 0.340, SLG: 0.375 Joe Orsulak, L (7, PH) OBP: 0.357, SLG: 0.471 (8, 9)	G6-3		G5-4-3		K		BB BB BB		IBB IBB	3 0	0 0	0 0	0 0	0 2	1 0	5 0
Cal Ripken Jr., R (1, 6) OBP: 0.360, SLG: 0.429	G6-3			1B	G3		BB		IBB	3	0	1	1	2	0	3
Randy Milligan, R (1, 3) OBP: 0.333, SLG: 0.390 Jim Traber, L (9, PH) OBP: 0.288, SLG: 0.294		2B		L7		K	BB		SF9	3 0	0 0	1 0	1 1	1 0	1 0	1 0
Mickey Tettleton, S (1, 2) OBP: 0.247, SLG: 0.440		K		K		P5	G5-3			4	0	0	0	0	2	5
Larry Sheets, L (1, 10) OBP: 0.258, SLG: 0.302		K		F8		1B			F8	4	0	1	0	0	1	2
Craig Worthington, R (1, 5) OBP: 0.292, SLG: 0.265		K			P2		K		P2	4	0	0	0	0	2	1
Billy Ripken, R (1, 4) OBP: 0.300, SLG: 0.324			S BLK BB		1B BB 1B		WP BB BB BB		L6	2	2	1	0	2	0	0
Inning Stats	R: 0 H: 1 E: 0 LOB: 1 K: 0 BB: 0 S: 11 P: 18	R: 0 H: 1 E: 0 LOB: 1 K: 3 BB: 0 S: 13 P: 20	R: 0 H: 0 E: 0 LOB: 1 K: 0 BB: 2 S: 7 P: 17	R: 0 H: 1 E: 0 LOB: 1 K: 1 BB: 0 S: 12 P: 18	R: 1 H: 2 E: 0 LOB: 2 K: 1 BB: 1 S: 12 P: 24	R: 0 H: 1 E: 0 LOB: 1 K: 1 BB: 0 S: 8 P: 12	R: 2 H: 0 E: 0 LOB: 3 K: 1 BB: 5 S: 8 P: 31	R: 0 H: 0 E: 0 LOB: 0 K: 0 BB: 0 S: 5 P: 9	R: 1 H: 1 E: 0 LOB: 2 K: 0 BB: 2 S: 9 P: 20	1B: 5 SF: 1 2B: 2 SAC: 1 3B: 0 DP: 1 HR: 0 HBP: 0						

livebaseballscorecards.com

AB	29
R	4
H	7
RBI	4
BB	10
SO	7
LOB	20

WP: 1 PA: 41
PB: 1
SB: 1
CS: 0

PITCHER		IP	WLS	BF	H	R	ER	SO	BB	IBB	HBP	BLK	WP	HR	S	P	ERA	WHIP
Chuck Finley, L ERA: 2.75	(1, 1)	6.1		28	6	3	3	7	5	0	0	1	0	0	68	124	4.26	1.737
Greg Minton, R ERA: 1.65	(7, 1)	0.1		4	0	0	0	0	3	0	0	0	1	0	2	14	0.00	9.000
Bob McClure, L ERA: 1.08	(7, 1)	0.1		1	0	0	0	0	0	0	0	0	0	0	1	2	0.00	0.000
Willie Fraser, R ERA: 4.97	(8, 1)	1.2	L	8	1	1	1	0	0	2	0	0	0	0	14	29	5.40	0.600

Batter	1	2	3	4	5	6	7	8	9	AB	R	H	RBI	BB	SO	LOB
Brian Downing, R (1, 10) OBP: 0.347, SLG: 0.429	C B F S 1-3 ① K		P C S 1 SAFE X 1-2 ② FC5-4 1-2f		B B S F S 2-3 ③ K		C B B B 4-1 BB		X 0-0 ① B1	4	0	0	0	1	2	2
Wally Joyner, L (1, 3) OBP: 0.278, SLG: 0.286	B B F X 2-1 ② G3-1		F B F X 1-2 ③ G3			F F B C 1-3 ① K	B X 1-0 ③ P2		1 SAFE P B B C 1 SAFE X 3-1 ② G4-3 1-2	5	0	0	0	0	1	4
Johnny Ray, S (1, 4) OBP: 0.275, SLG: 0.360	B F B B X 3-1 1B			B C F B B X 3-2 ① P5		X 0-0 1B 1B		X 0-0 ① L1-3	X 0-0 2-H 1B	5	0	3	1	0	0	0
Devon White, S (1, 8) OBP: 0.336, SLG: 0.491	C S X 0-2 ③ G4-1			B S X 1-1 ② G3		1 SAFE B 1 SAFE B 1 SAFE 1 SAFE S X 2-1 1-2 1B		B B B C B 4-1 S BB	C B B 1 SAFE F F B X 3-2 ③ P6	4	0	1	0	1	0	2
Lance Parrish, R (1, 2) OBP: 0.337, SLG: 0.363		B B B C C F B 4-2 G4-6-3 BB		B F B S B B 4-2 1B BB		S X 0-1 ② L7		1 SAFE B X 1-0 ② L7 1-2		2	0	0	0	2	0	3
Chili Davis, S (1, 7) OBP: 0.292, SLG: 0.356		F X 0-1 ① ② G4-6-3 1-2f		B X 1-0 FC5-4 1-2 1B		B B B X 3-0 ③ G3		B I I I 4-0 FC6-4 IBB		3	0	1	0	1	0	3
Dante Bichette, R (1, 9) OBP: 0.286, SLG: 0.434		B X 1-0 ③ G5-3		B S F X 1-2 ③ FC5-4 1-2f			F F B B X 2-2 ① L7	S X 0-1 ③ FC6-4 1-2f		4	0	0	0	0	0	4
Jack Howell, L (1, 5) OBP: 0.256, SLG: 0.313			B S X 1-1 ① F9		B B B C X 3-1 ① G3-1		S S B B B B 4-2 SH2-3 BB		X 0-0 HR	3	1	1	1	1	0	0
Kent Anderson, R (1, 6) OBP: 0.306, SLG: 0.311			X 0-0 FC5-4 1B		B B X 2-0 ② P3		1 SAFE X 0-0 ② SH2-3 1-2		B B B B 4-0 G4-3 1B BB	2	1	1	0	1	0	0
Inning Stats	R: 0 E: 0 K: 1 S: 10 H: 1 LOB: 1 BB: 0 P: 16	R: 0 E: 0 K: 0 S: 6 H: 0 LOB: 0 BB: 1 P: 11	R: 0 E: 0 K: 0 S: 10 H: 1 LOB: 1 BB: 0 P: 12	R: 0 E: 0 K: 0 S: 11 H: 1 LOB: 2 BB: 1 P: 21	R: 0 E: 0 K: 1 S: 6 H: 0 LOB: 0 BB: 0 P: 13	R: 0 E: 0 K: 1 S: 9 H: 2 LOB: 2 BB: 0 P: 15	R: 0 E: 0 K: 0 S: 8 H: 0 LOB: 2 BB: 2 P: 19	R: 0 E: 0 K: 0 S: 5 H: 0 LOB: 2 BB: 2 P: 14	R: 2 E: 0 K: 0 S: 10 H: 2 LOB: 1 BB: 1 P: 19	1B: 6 2B: 0 3B: 0 HR: 1 SF: 0 SAC: 1 DP: 1 HBP: 0						

TOP

California Angels @ Baltimore Orioles

Memorial Stadium, Baltimore, MD

Wed May 03 1989, 7:05 PM EDT

Att. 19,564 - Unknown - 57 F

livebaseballscorecards.com

AB	32
R	2
H	7
RBI	2
BB	7
SO	3
LOB	18

WP: 0 PA: 40
PB: 0
SB: 1
CS: 0

PITCHER		IP	WLS	BF	H	R	ER	SO	BB	IBB	HBP	BLK	WP	HR	S	P	ERA	WHIP
Bob Milacki, R ERA: 3.79	(1, 1)	8.0	L	36	6	2	2	3	6	1	0	0	0	1	66	126	2.25	1.500
Mark Williamson, R ERA: 5.4	(9, 1)	1.0		4	1	0	0	0	0	0	0	0	0	0	9	14	0.00	1.000

PITCHER	IP	WLS	BF	H	R	ER	SO	BB	IBB	HBP	BLK	WP	HR	S	P	ERA	WHIP

BOTTOM

Batter	1	2	3	4	5	6	7	8	9	AB	R	H	RBI	BB	SO	LOB
Brady Anderson, L (1, 8) OBP: 0.373, SLG: 0.436	B C B F B F X 3-2 G3 ①		B C C X 1-2 F9 ② 2-3		C C B B 1 SAFE C 2-3 K ③		C B B B 3-1 CS ③ 1-2	C S X 0-2 BB BB G1-2-3 1B		4	0	1	0	0	1	2
Phil Bradley, R (1, 7) OBP: 0.357, SLG: 0.460	B B C X 2-1 G4-3 ②		C B B X 2-1 G4-3 ③			B S S X 1-2 G4-3 1B		1 SAFE B B C B B 4-1 BB 1-2 BB		3	0	1	0	1	0	1
Steve Finley, L (1, 9) OBP: 0.321, SLG: 0.385	C C X 0-2 1B			B X 1-0 G3-1 G5-3 1B		P B X 2-0 G4-3 ① 1-2		B B B B 4-0 1-2 2-3 BB		3	0	2	0	1	0	1
Cal Ripken Jr., R (1, 6) OBP: 0.348, SLG: 0.412	X 0-0 G5-3 ③			C B X 1-1 G5-3 ① 1-2		B C S F C 1-3 K ②		C S S 0-3 K ①		4	0	0	0	0	2	6
Larry Sheets, L (1, 10) OBP: 0.268, SLG: 0.295		C C B B B B 4-2 G6-4-3 BB		X 0-0 G3-1 ② 2-3		F B B S F B F B 4-2 BB		F X 0-1 G1-2-3 ② ③ 3-Hf		2	0	0	0	2	0	4
Mickey Tettleton, S (1, 2) OBP: 0.235, SLG: 0.418		X 0-0 F9 ①		B B S B X 3-1 F9 ③		B X 1-0 G3 ③			S B S B X 2-2 G6-3 ①	4	0	0	0	0	0	4
Jim Traber, L (1, 3) OBP: 0.286, SLG: 0.309		B X 1-0 G6-4-3 ② ③ 1-2f			B B B C X 3-1 WP FC4-2 2B		B C C F X 1-2 G4-3 ①		C X 0-1 L7 ②	4	0	1	0	0	0	1
Rene Gonzales, R (1, 5) OBP: 0.277, SLG: 0.238 Mike Devereaux, R (9, PH) OBP: 0.333, SLG: 0.366			C B X 1-1 F9 SH1-3 1B		B X 1-0 G5-3 ① 2-3		B B C X 2-1 CS 1B		B B C F F B F S 3-3 K ③	3 1	0 0	2 0	0 0	0 0	0 1	1 0
Billy Ripken, R (1, 4) OBP: 0.286, SLG: 0.308			X 0-0 SH1-3 ① 1-2		C X 0-1 FC4-2 ② 3-H		C L B B X 2-2 F8 ②			2	0	0	0	0	0	2
Inning Stats	R: 0 H: 1 E: 0 LOB: 1 K: 0 BB: 0 S: 10 P: 15	R: 0 H: 0 E: 0 LOB: 0 K: 0 BB: 1 S: 4 P: 9	R: 0 H: 1 E: 0 LOB: 1 K: 0 BB: 0 S: 8 P: 12	R: 0 H: 1 E: 0 LOB: 1 K: 0 BB: 0 S: 6 P: 11	R: 0 H: 1 E: 0 LOB: 1 K: 1 BB: 0 S: 8 P: 14	R: 0 H: 1 E: 0 LOB: 2 K: 1 BB: 1 S: 14 P: 22	R: 0 H: 1 E: 0 LOB: 0 K: 0 BB: 0 S: 10 P: 18	R: 0 H: 1 E: 0 LOB: 2 K: 1 BB: 2 S: 9 P: 17	R: 0 H: 0 E: 0 LOB: 0 K: 1 BB: 0 S: 10 P: 15	1B: 6 SF: 0 2B: 1 SAC: 1 3B: 0 DP: 2 HR: 0 HBP: 0						

PITCHER	IP	WLS	BF	H	R	ER	SO	BB	IBB	HBP	BLK	WP	HR	S	P	ERA	WHIP
Bert Blyleven, R (1, 1) ERA: 2.03	7.0		27	6	0	0	2	2	0	0	0	1	0	60	101	0.00	1.143
Rich Monteleone, R (8, 1) ERA:	2.0	W	8	1	0	0	2	2	0	0	0	0	0	19	32	0.00	1.500

PITCHER	IP	WLS	BF	H	R	ER	SO	BB	IBB	HBP	BLK	WP	HR	S	P	ERA	WHIP

California Angels @ Baltimore Orioles

Memorial Stadium, Baltimore, MD

Wed May 03 1989, 7:05 PM EDT

Att. 19,564 - Unknown - 57 F

livebaseballscorecards.com

AB	30
R	0
H	7
RBI	0
BB	4
SO	4
LOB	22

Batter	1	2	3	4	5	6	7	8	9	10	AB	R	H	RBI	BB	SO	LOB
Brian Downing, R (1, 10) OBP: 0.349, SLG: 0.421	F7		1B HBP		F7		1B 1B		K		4	0	1	1	0	1	1
Kent Anderson, R (1, 6) OBP: 0.315, SLG: 0.320	K		SAFE 1B			5-3	1B		P9		5	0	2	0	0	1	1
Johnny Ray, S (1, 4) OBP: 0.268, SLG: 0.333	L7		F9			P2		1-3	IBB		4	0	0	0	1	0	2
Devon White, S (1, 8) OBP: 0.347, SLG: 0.523		3B		K		2B		FC5-4 1B	G1-3		5	1	3	0	0	1	2
Lance Parrish, R (1, 2) OBP: 0.351, SLG: 0.381		1-3		BLK BB		5-3		FC5-4 1B		SH1-4 SF7 2B	4	1	2	0	1	0	2
Chili Davis, S (1, 7) OBP: 0.300, SLG: 0.374		K		F9			1B 2B	FC5-4 1B		SH1-4	4	1	2	0	0	1	2
Dante Bichette, R (1, 9) OBP: 0.279, SLG: 0.421		K		F9			1B	FC5-4		SF7	4	0	1	2	0	1	4
Bill Schroeder, R (1, 3) OBP: 0.261, SLG: 0.409 Wally Joyner, L (8, PH) OBP: 0.282, SLG: 0.283 (8, 3)			K		F8		SAFE K	G6-3		BB	3 1	0 0	0 0	0 0	0 1	2 0	2 2
Jack Howell, L (1, 5) OBP: 0.253, SLG: 0.318			6-3		L5		L8		2B	SAFE K	5	0	1	0	0	1	3
Inning Stats	R: 0 H: 0 E: 0 LOB: 0 K: 1 BB: 0 S: 6 P: 8	R: 0 H: 1 E: 0 LOB: 1 K: 2 BB: 0 S: 9 P: 15	R: 0 H: 1 E: 0 LOB: 2 K: 1 BB: 0 S: 10 P: 16	R: 0 H: 0 E: 0 LOB: 1 K: 1 BB: 1 S: 10 P: 16	R: 0 H: 0 E: 0 LOB: 0 K: 0 BB: 0 S: 5 P: 7	R: 0 H: 1 E: 0 LOB: 1 K: 0 BB: 0 S: 8 P: 11	R: 1 H: 4 E: 0 LOB: 2 K: 1 BB: 0 S: 15 P: 22	R: 1 H: 3 E: 0 LOB: 2 K: 0 BB: 0 S: 11 P: 15	R: 0 H: 1 E: 0 LOB: 2 K: 1 BB: 1 S: 19 P: 30	R: 1 H: 1 E: 0 LOB: 1 K: 1 BB: 1 S: 12 P: 20	1B: 7 SF: 1 2B: 4 SAC: 1 3B: 1 DP: 0 HR: 0 HBP: 1						

PITCHER		IP	WLS	BF	H	R	ER	SO	BB	IBB	HBP	BLK	WP	HR	S	P	ERA	WHIP
Jimmy Key, L ERA: 3.12	(1, 1)	7.1		33	10	2	2	6	1	0	1	1	0	0	70	106	2.46	1.500
Duane Ward, R ERA: 4.79	(8, 1)	2.1	L	11	2	1	1	1	1	1	0	0	0	0	31	48	3.86	1.286
David Wells, L ERA: 3.79	(10, 1)	0.1		1	0	0	0	1	0	0	0	0	0	0	4	6	0.00	0.000

PITCHER	IP	WLS	BF	H	R	ER	SO	BB	IBB	HBP	BLK	WP	HR	S	P	ERA	WHIP

TOP

California Angels @ Toronto Blue Jays

Exhibition Stadium, Toronto, ON

Thu May 04 1989, 7:05 PM EDT

Att. 21,188 - Unknown

livebaseballscorecards.com

AB	39
R	3
H	12
RBI	3
BB	3
SO	8
LOB	21

PA: 45

WP: 0
PB: 0
SB: 0
CS: 0

Batter	1	2	3	4	5	6	7	8	9	10	AB	R	H	RBI	BB	SO	LOB
Lloyd Moseby, L (1, 8) OBP: 0.308, SLG: 0.301	B C B X 2-1 1B FC1-6 1B		S B X 1-1 ① 6-3		1 SAFE 1 SAFE B F P 1 SAFE 1 SAFE X 2-1 ① P5		B X 1-0 ③ 1-3			X 0-0 ① 6-3	5	1	1	0	0	0	1
Kelly Gruber, R (1, 5) OBP: 0.430, SLG: 0.532	X 0-0 FC1-6 1-3 1B		B X 1-0 1B WP 1B		1 SAFE 1 SAFE F B B X 2-1 ② ③ G6-4-3 1-2f			X 0-0 ① F9		F X 0-1 ② 6-3	5	0	2	0	0	0	1
Tony Fernandez, S (1, 6) OBP: 0.323, SLG: 0.393	B 1 SAFE F X 1-1 ① FC1-6 1-2f 3-H		F B C F X 1-2 1-3 1B			X 0-0 BB 1B		B B B C B 4-1 CS BB		B C B X 2-1 ③ 6-3	4	0	2	1	1	0	1
George Bell, R (1, 7) OBP: 0.310, SLG: 0.364	B 1 SAFE S B X 2-1 ② F8		B B X 2-0 ② 1-3			B X 1-0 ① L8		B 1 SAFE B B F B 4-1 ② BB 1-2 BB			3	0	0	0	1	0	4
Fred McGriff, L (1, 3) OBP: 0.402, SLG: 0.571	X 0-0 ③ F8		C S B B C 2-3 ③ K			B B F C S 2-3 ② K		B F B B S B 4-2 1-2 BB			3	0	0	0	1	2	4
Ernie Whitt, L (1, 2) OBP: 0.348, SLG: 0.383		B B S F B X 3-2 ① F9		X 0-0 ① P4		B 1 SAFE B B B 4-0 1-2 BB		C C B S 1-3 ③ K			3	0	0	0	1	1	2
Nelson Liriano, S (1, 4) OBP: 0.291, SLG: 0.304		B B X 2-0 CS 1B		B B C B F X 3-2 ② 3-1		X 0-0 ③ P6			B C X 1-1 ① G3		4	0	1	0	0	0	2
Rob Ducey, L (1, 9) OBP: 0.317, SLG: 0.278		C C F S 0-3 ② ③ K 1-2		X 0-0 ③ F9			X 0-0 ① B1-3		C B B F S 2-3 ② K2-3		4	0	0	0	0	2	1
Junior Felix, S (1, 10) OBP: 0.500, SLG: 1.333			X 0-0 HR	B C B F B 4-2 G6-4-3 BB			B B C X 2-1 ② F9		B B B C C F S 3-3 ③ K		3	1	1	1	1	1	0
Inning Stats	R: 1 E: 0 K: 0 S: 8 H: 2 LOB: 1 BB: 0 P: 13	R: 0 E: 0 K: 1 S: 8 H: 1 LOB: 0 BB: 0 P: 13	R: 1 E: 0 K: 1 S: 12 H: 3 LOB: 2 BB: 0 P: 19	R: 0 E: 0 K: 0 S: 5 H: 0 LOB: 0 BB: 0 P: 8	R: 0 E: 0 K: 0 S: 7 H: 0 LOB: 0 BB: 1 P: 14	R: 0 E: 0 K: 1 S: 6 H: 1 LOB: 2 BB: 1 P: 13	R: 0 E: 0 K: 0 S: 4 H: 0 LOB: 0 BB: 0 P: 7	R: 0 E: 0 K: 1 S: 8 H: 0 LOB: 2 BB: 3 P: 21	R: 0 E: 0 K: 2 S: 10 H: 0 LOB: 0 BB: 0 P: 16	R: 0 E: 0 K: 0 S: 5 H: 0 LOB: 0 BB: 0 P: 7	1B: 6 2B: 0 3B: 0 HR: 1 SF: 0 SAC: 0 DP: 1 HBP: 0						

PITCHER		IP	WLS	BF	H	R	ER	SO	BB	IBB	HBP	BLK	WP	HR	S	P	ERA	WHIP
Kirk McCaskill, R ERA: 1.03	(1, 1)	7.1		30	7	2	2	3	3	0	0	0	1	1	52	93	2.46	1.364
Bryan Harvey, R ERA:	(8, 1)	1.2	W	6	0	0	0	3	2	0	0	0	0	0	16	31	0.00	1.200
Greg Minton, R ERA: 1.56	(10, 1)	1.0	S	3	0	0	0	0	0	0	0	0	0	0	5	7	0.00	0.000

PITCHER	IP	WLS	BF	H	R	ER	SO	BB	IBB	HBP	BLK	WP	HR	S	P	ERA	WHIP

BOTTOM

California Angels @ Toronto Blue Jays

Exhibition Stadium, Toronto, ON

Thu May 04 1989, 7:05 PM EDT
Att. 21,188 - Unknown

livebaseballscorecards.com

AB	34
R	2
H	7
RBI	2
BB	5
SO	6
LOB	16

WP: 1 PA: 39
PB: 0
SB: 0
CS: 2

Batter	1	2	3	4	5	6	7	8	9	AB	R	H	RBI	BB	SO	LOB
Brian Downing, R (1, 10) OBP: 0.351, SLG: 0.414	B C C C 1-3 ① K		B B C X 2-1 ② F7		B C X 1-1 E8 1-3 2-H 1B		L 1 SAFE 1 SAFE B F B B X 3-2 ① ② G1-3 1-2		B B B H 4-0 WP 1B HBP	4	0	1	1	0	1	1
Wally Joyner, L (1, 3) OBP: 0.287, SLG: 0.282	B B B C B 4-1 BB 1B BB		C B B C F F X 2-2 ③ F7		B B X 2-0 ③ G3-1		C B X 1-1 ③ G5-3		C B X 1-1 WP 1-2 1B	4	0	1	0	1	0	2
Johnny Ray, S (1, 4)	X 0-0 BB 1-2 1B			C F X 0-2 ① G3		F B B S X 2-2 3B 1B		B B B C X 3-1 ① G5-3	C B B B B 4-1 1-2 2-3 BB	4	1	2	0	1	0	0
Devon White, S (1, 8) OBP: 0.350, SLG: 0.530	B B B B 4-0 G6-3 1-2 2-3 BB			B X 1-0 ② F9		S 1 SAFE X 0-1 1-H SF9 3B		B X 1-0 ② B2	B B C C B X 3-2 ③ F9	4	1	1	1	1	0	3
Chili Davis, S (1, 7) OBP: 0.298, SLG: 0.404	F B X 1-1 ② ③ G6-3 1-2f			X 0-0 ③ G6-3		X 0-0 ① SF9 3-H		X 0-0 HR		3	1	1	2	0	0	3
Dante Bichette, R (1, 9)		C S B B X 2-2 FC3-5 2B			B X 1-0 ① P4	F B F B X 2-2 ② G4-3		B S B X 2-1 ③ G5-3		4	0	1	0	0	0	0
Glenn Hoffman, R (1, 5) OBP: 0.382, SLG: 0.484		F X 0-1 ① FC3-5 F7-4 2-3			B B S B X 3-1 FC5-4 1B	B S X 1-1 1B			F B S B X 2-2 WP G4-6-3 2B	4	1	3	0	0	0	1
Bill Schroeder, R (1, 2) OBP: 0.222, SLG: 0.346		X 0-0 ② ③ F7-4 1-2			1 SAFE 1 SAFE S 1 SAFE X 0-1 ② FC5-4 1B 1-2f 1B	B F S B 1 SAFE S 2-3 ③ K			F B F X 1-2 ① G5-3 2-3	4	1	0	0	0	1	4
Kent Anderson, R (1, 6) OBP: 0.310, SLG: 0.315			C X 0-1 ① G4-3		X 0-0 E 1B 1-2 1B		X 0-0 E5 CS		F P S X 1-2 ② G4-6-3 3-H	4	0	1	1	0	0	0
Inning Stats	R: 0 E: 0 K: 1 S: 7 H: 1 LOB: 2 BB: 2 P: 17	R: 0 E: 0 K: 0 S: 6 H: 1 LOB: 0 BB: 0 P: 8	R: 0 E: 0 K: 0 S: 9 H: 0 LOB: 0 BB: 0 P: 13	R: 0 E: 0 K: 0 S: 5 H: 0 LOB: 0 BB: 0 P: 6	R: 1 E: 1 K: 0 S: 9 H: 3 LOB: 2 BB: 0 P: 16	R: 2 E: 0 K: 1 S: 14 H: 3 LOB: 1 BB: 0 P: 21	R: 0 E: 1 K: 0 S: 6 H: 0 LOB: 0 BB: 0 P: 10	R: 1 E: 0 K: 0 S: 6 H: 1 LOB: 0 BB: 0 P: 12	R: 1 E: 0 K: 0 S: 16 H: 2 LOB: 3 BB: 1 P: 31	1B: 7 2B: 3 3B: 1 HR: 1 SF: 1 SAC: 0 DP: 2 HBP: 1						

TOP

California Angels @ Toronto Blue Jays

Exhibition Stadium, Toronto, ON

Fri May 05 1989, 7:05 PM EDT

Att. 24,188 - Unknown

livebaseballscorecards.com

AB	35
R	5
H	11
RBI	5
BB	3
SO	2
LOB	14

WP: 2 PB: 0 SB: 0 CS: 1 PA: 40

PITCHER		IP	WLS	BF	H	R	ER	SO	BB	IBB	HBP	BLK	WP	HR	S	P	ERA	WHIP
John Cerutti, L ERA: 2.04	(1, 1)	7.2	L	32	9	4	4	2	2	0	0	0	0	1	60	99	4.70	1.435
Todd Stottlemyre, R ERA: 5.24	(8, 1)	1.0		5	1	1	1	0	0	0	1	0	1	0	12	21	9.00	1.000
Tony Castillo, L ERA: 5.11	(9, 1)	0.1		3	1	0	0	0	1	0	0	0	1	0	6	14	0.00	6.000

PITCHER	IP	WLS	BF	H	R	ER	SO	BB	IBB	HBP	BLK	WP	HR	S	P	ERA	WHIP

Batter	1	2	3	4	5	6	7	8	9	AB	R	H	RBI	BB	SO	LOB
Lloyd Moseby, L (1, 8) OBP: 0.306, SLG: 0.292	B B C X 2-1 G3 ①			C B S B B B 4-2 S G5-3 1B BB	B X 1-0 F7 ③		B S X 1-1 4-3 ③			3	1	0	0	1	0	3
Kelly Gruber, R (1, 5) OBP: 0.411, SLG: 0.506	F B C F B X 2-2 F8 ②			F 1 SAFE 1 SAFE F F 1 SAFE X 0-2 G5-3 ① 1-2		C X 0-1 G6-3 ①		B C C B X 2-2 L1 ①		4	0	0	0	0	0	1
Tony Fernandez, S (1, 6) OBP: 0.343, SLG: 0.406	B B C C F B X 3-2 G6-3 ③			C B B B X 3-1 S 2-H 1B		F B F X 1-2 F3 ②		X 0-0 G4-6-3 1B		4	0	2	1	0	0	0
Fred McGriff, L (1, 3) OBP: 0.397, SLG: 0.559		B F F B B S 3-3 K ①		B C 1 SAFE C S 1-3 K ② 1-2		F X 0-1 1B		B B B C C X 3-2 G4-6-3 ② ③ 1-2f		4	0	1	0	0	2	2
Pat Borders, R (1, 2) OBP: 0.263, SLG: 0.342 Nelson Liriano, S (9, PH) OBP: 0.299, SLG: 0.350		X 0-0 L3 ②		F B X 1-1 G4-3 ③		B F 1 SAFE F 1 SAFE F S 1-3 K ③			C X 0-1 HR	3 1	0 1	0 1	0 1	0 0	1 0	2 0
Bob Brenly, R (1, 10) OBP: 0.250, SLG: 0.143 Rance Mulliniks, L (9, PH) OBP: 0.280, SLG: 0.270		B X 1-0 P3 ③			B C B B B S F B 4-2 G4-3 S E BB		B C B F X 2-2 L7 ①		B C S B B X 3-2 4-3 ①	2 1	1 0	0 0	0 0	1 0	0 0	0 0
Alexis Infante, R (1, 4) OBP: 0.286, SLG: 0.286 Ernie Whitt, L (9, PH) OBP: 0.343, SLG: 0.377			X 0-0 G4-3 ①		B S B X 2-1 G4-3 ① 1-3		B F C X 1-2 FC4-6 BB 1B		F S S 0-3 K ②	3 1	0 0	1 0	0 0	0 0	0 1	1 0
Rob Ducey, L (1, 7) OBP: 0.333, SLG: 0.263			C B F C 1-3 K ②		B B F B B 4-1 E 1B BB		B F 1 SAFE C B 1 SAFE F B 1 SAFE 4-2 1 SAFE 1 SAFE F F 1 SAFE 1 SAFE B FC4-6 1-2 BB		B C S S 1-3 K2-3 ③	2	0	0	0	2	2	0
Junior Felix, S (1, 9) OBP: 0.429, SLG: 0.833			B X 1-0 G4-3 ③		1 SAFE 1 SAFE B 1 SAFE F F X 1-2 E5 ② 1-H 3-H 1B		C B X 1-1 FC4-6 ② 1-2f 2-3			3	0	1	1	0	0	2
Inning Stats	R: 0 E: 0 K: 0 S: 10 H: 0 LOB: 0 BB: 0 P: 17	R: 0 E: 0 K: 1 S: 5 H: 0 LOB: 0 BB: 0 P: 9	R: 0 E: 0 K: 1 S: 5 H: 0 LOB: 0 BB: 0 P: 7	R: 1 E: 0 K: 1 S: 13 H: 1 LOB: 1 BB: 1 P: 22	R: 1 E: 1 K: 0 S: 10 H: 1 LOB: 1 BB: 2 P: 22	R: 0 E: 0 K: 1 S: 11 H: 1 LOB: 1 BB: 0 P: 13	R: 0 E: 0 K: 0 S: 15 H: 1 LOB: 2 BB: 1 P: 24	R: 0 E: 0 K: 0 S: 7 H: 1 LOB: 0 BB: 0 P: 12	R: 1 E: 0 K: 2 S: 11 H: 1 LOB: 0 BB: 0 P: 15	1B: 5 2B: 0 3B: 0 HR: 1 SF: 0 SAC: 0 DP: 1 HBP: 0							

PITCHER		IP	WLS	BF	H	R	ER	SO	BB	IBB	HBP	BLK	WP	HR	S	P	ERA	WHIP
Jim Abbott, L ERA: 3.48	(1, 1)	6.1	W	26	4	2	2	4	4	0	0	0	0	0	65	108	2.84	1.263
Greg Minton, R ERA: 1.42	(7, 1)	1.2		5	1	0	0	0	0	0	0	0	0	0	11	18	0.00	0.600
Bryan Harvey, R ERA: 0.79	(9, 1)	1.0	S	4	1	1	1	2	0	0	0	0	0	1	11	15	9.00	1.000

PITCHER	IP	WLS	BF	H	R	ER	SO	BB	IBB	HBP	BLK	WP	HR	S	P	ERA	WHIP

BOTTOM

California Angels @ Toronto Blue Jays

Exhibition Stadium, Toronto, ON

Fri May 05 1989, 7:05 PM EDT

Att. 24,188 - Unknown

livebaseballscorecards.com

AB	31
R	3
H	6
RBI	3
BB	4
SO	6
LOB	11

California Angels @ Toronto Blue Jays

Exhibition Stadium, Toronto, ON

Sat May 06 1989, 3:33 AM EDT

Att. 39,123 - Unknown

TOP

livebaseballscorecards.com

Batter	1	2	3	4	5	6	7	8	9	AB	R	H	RBI	BB	SO	LOB
Brian Downing, R (1, 10) OBP: 0.353, SLG: 0.417	S C B B X 2-2 G4-3 2B	B B B 4-0 1-2 BB		C B X 1-1 F8 ③			C B F X 1-2 L9 ①		B F B X 2-1 E3 SH1-4 WP 1-H 1B	4	1	1	0	1	0	0
Dick Schofield, R (1, 6) OBP: 0.241, SLG: 0.276	X 0-0 G4-3 ① 2-3	C F X 0-2 P4 ③			B F X 1-1 G6-3 ①		B B X 2-0 WP S 1B 1B		1 SAFE B B 2 SAFE S X 2-1 SH1-4 ① 1-3	4	1	1	0	0	0	4
Johnny Ray, S (1, 4) OBP: 0.318, SLG: 0.365	B S X 1-1 P4 ②		C F C B B B F X 3-2 BB 1B		B B C X 2-1 S 1B 1B		B C 1 SAFE B X 2-1 G5-3 ② 1-2		L X 0-1 FC4-6 3-H 1B	5	1	3	1	0	0	2
Devon White, S (1, 8) OBP: 0.352, SLG: 0.521	B X 1-0 P3 ③		B B B B 4-0 1-2 BB		B C B B S F S 3-3 K ② 1-2		F B X 1-1 S 2-H 1B		1 SAFE P 1 SAFE S P B X 3-1 FC4-6 1B ② 1-2f	4	0	1	1	1	1	3
Lance Parrish, R (1, 2) OBP: 0.363, SLG: 0.427		C C B F F X 1-2 HR	B B S S X 2-1 F8 ①		B B X 2-0 2-H 1B		1 SAFE 1 SAFE 1 SAFE B C 1 SAFE 1 SAFE C S 1-3 K ③ 1-2		1 SAFE P 1 SAFE S P B X 3-1 1-3 1B	5	1	3	2	0	1	3
Chili Davis, S (1, 7) OBP: 0.284, SLG: 0.384		B X 1-0 P6 ①	C S S 0-3 K ②		C F B X 1-2 L9 ③			X 0-0 G6-3 ①	S F B S 1-3 K ③	5	0	0	0	0	2	5
Dante Bichette, R (1, 9) OBP: 0.261, SLG: 0.400		B S X 1-1 P6 ②	B F F S 1-3 K ③			F B C B F B F S 3-3 K ①		C F S 0-3 K ②		4	0	0	0	0	3	2
Bill Schroeder, R (1, 3) OBP: 0.226, SLG: 0.333 Wally Joyner, L (9, 3) OBP: 0.287, SLG: 0.282		B B X 2-0 1B 1B		F C B X 1-2 L9 ①		B S B S F X 2-2 G5-3 ②		B F B B X 3-1 G6-3 ③		4 0	0 0	1 0	0 0	0 0	0 0	0 0
Glenn Hoffman, R (1, 5) OBP: 0.395, SLG: 0.471		C F X 0-2 BB 1-3 1B		B C F B F X 2-2 L9 ②		F C B X 1-2 L3 ③			C B C F F B B B 4-2 WP E BB	3	1	1	0	1	0	0
Inning Stats	R: 0 E: 0 K: 0 S: 7 H: 1 LOB: 1 BB: 0 P: 11	R: 1 E: 0 K: 0 S: 15 H: 3 LOB: 3 BB: 1 P: 24	R: 0 E: 0 K: 2 S: 13 H: 1 LOB: 2 BB: 1 P: 23	R: 0 E: 0 K: 0 S: 9 H: 0 LOB: 0 BB: 0 P: 13	R: 1 E: 0 K: 1 S: 12 H: 2 LOB: 1 BB: 0 P: 21	R: 0 E: 0 K: 1 S: 12 H: 0 LOB: 0 BB: 0 P: 18	R: 1 E: 0 K: 1 S: 11 H: 2 LOB: 1 BB: 0 P: 18	R: 0 E: 0 K: 1 S: 6 H: 0 LOB: 0 BB: 0 P: 9	R: 2 E: 1 K: 1 S: 21 H: 2 LOB: 2 BB: 1 P: 32	1B: 9 2B: 1 3B: 0 HR: 1 SF: 0 SAC: 1 DP: 0 HBP: 0						

	AB	38
	R	5
	H	11
	RBI	4
	BB	3
	SO	7
	LOB	19

WP: 3 PB: 0 SB: 3 CS: 0 PA: 42

PITCHER		IP	WLS	BF	H	R	ER	SO	BB	IBB	HBP	BLK	WP	HR	S	P	ERA	WHIP
Al Leiter, L ERA: 5.67	(1, 1)	6.2		31	9	3	3	4	2	0	0	0	1	1	76	124	4.05	1.650
David Wells, L ERA: 3.98	(7, 1)	1.1		5	0	1	1	2	1	0	0	0	0	0	13	21	6.75	0.750
Duane Ward, R ERA: 4.64	(9, 1)	0.2	L	5	2	1	0	0	0	0	0	0	2	0	14	20	0.00	3.000
Tony Castillo, L ERA: 4.97	(9, 1)	0.1		1	0	0	0	1	0	0	0	0	0	0	3	4	0.00	0.000

PITCHER		IP	WLS	BF	H	R	ER	SO	BB	IBB	HBP	BLK	WP	HR	S	P	ERA	WHIP

BOTTOM

Batter	1	2	3	4	5	6	7	8	9	AB	R	H	RBI	BB	SO	LOB
Lloyd Moseby, L (1, 8) OBP: 0.295, SLG: 0.279	G3-1		K		K		G6-3	FC5-2 1-2 2-3 3-Hf		5	0	0	0	0	2	7
Kelly Gruber, R (1, 5) OBP: 0.400, SLG: 0.482	F8		G6-4-3 1-2f		P3			BB G5-3		4	1	0	0	1	0	7
Tony Fernandez, S (1, 6) OBP: 0.325, SLG: 0.378	G4-3			F8		F8		2B 1-3	G5-3	5	1	1	0	0	0	0
Fred McGriff, L (1, 3) OBP: 0.389, SLG: 0.551		G3		G4-3		G4-3		1-3 3-H	K	5	1	1	1	0	1	0
Ernie Whitt, L (1, 2) OBP: 0.378, SLG: 0.431 Tom Lawless, R (8, PR) OBP: 0.292, SLG: 0.150 (9, 4)		S 1B		FC4-6 1B		1B 1B		WP SF9 2-H 3-H	K	4 1	0 1	4 0	2 0	0 0	0 1	0 0
Rance Mulliniks, L (1, 10) OBP: 0.291, SLG: 0.273 Alexis Infante, R (8, PR) OBP: 0.286, SLG: 0.286		G5-3 1-2		FC4-6 1-2f		1B 1-2		1B FC5-2 2-3 BB		3 0	0 0	1 0	0 0	1 0	0 0	2 0
Nelson Liriano, S (1, 4) OBP: 0.297, SLG: 0.349 Pat Borders, R (9, 2) OBP: 0.263, SLG: 0.342		G1-3			G6-3 1B	G3-1		SF9 3-H		3 0	0 0	1 0	1 0	0 0	0 0	3 0
Junior Felix, S (1, 9) OBP: 0.545, SLG: 0.800			1B 1B		G6-3 1-2		K	FC5-2 1-3		4	0	3	0	0	1	0
Rob Ducey, L (1, 7) OBP: 0.347, SLG: 0.268			G6-4-3 1-3 1B		G6-3 1-2 2-3		K	FC5-2 IBB		3	0	1	0	1	1	2
Inning Stats	R: 0 E: 0 K: 0 S: 5 H: 0 LOB: 0 BB: 0 P: 9	R: 0 E: 0 K: 0 S: 6 H: 1 LOB: 1 BB: 0 P: 12	R: 0 E: 0 K: 1 S: 8 H: 2 LOB: 1 BB: 0 P: 12	R: 0 E: 0 K: 0 S: 8 H: 1 LOB: 1 BB: 0 P: 15	R: 0 E: 0 K: 1 S: 8 H: 2 LOB: 2 BB: 0 P: 14	R: 0 E: 0 K: 0 S: 10 H: 2 LOB: 2 BB: 0 P: 15	R: 0 E: 0 K: 2 S: 10 H: 0 LOB: 0 BB: 0 P: 11	R: 4 E: 0 K: 0 S: 16 H: 4 LOB: 3 BB: 3 P: 38	R: 0 E: 0 K: 2 S: 8 H: 0 LOB: 0 BB: 0 P: 11	1B: 10 2B: 2 3B: 0 HR: 0		SF: 1 SAC: 0 DP: 1 HBP: 0			WP: 1 PB: 0 SB: 1 CS: 0		PA: 41

PITCHER		IP	WLS	BF	H	R	ER	SO	BB	IBB	HBP	BLK	WP	HR	S	P	ERA	WHIP
Mike Witt, R ERA: 4.35	(1, 1)	7.0		31	10	3	3	4	1	0	0	0	0	0	61	99	3.86	1.571
Greg Minton, R ERA: 1.86	(8, 1)	0.1		3	1	1	1	0	1	0	0	0	1	0	4	12	27.00	6.000
Rich Monteleone, R ERA:	(8, 1)	0.0		2	1	0	0	0	0	1	0	0	0	0	2	9	∞	∞
Bob McClure, L ERA: 0.9	(8, 1)	1.2	W	5	0	0	0	2	0	0	0	0	0	0	12	17	0.00	0.000

PITCHER	IP	WLS	BF	H	R	ER	SO	BB	IBB	HBP	BLK	WP	HR	S	P	ERA	WHIP

California Angels @ Toronto Blue Jays

Exhibition Stadium, Toronto, ON

Sat May 06 1989, 3:33 AM EDT

Att. 39,123 - Unknown

livebaseballscorecards.com

AB	37
R	4
H	12
RBI	4
BB	3
SO	6
LOB	21

California Angels @ Detroit Tigers

Tiger Stadium, Detroit, MI

Mon May 08 1989, 7:05 PM EDT

Att. 12,759 - Unknown - 59 F

TOP

livebaseballscorecards.com

Batter	1	2	3	4	5	6	7	8	9	AB	R	H	RBI	BB	SO	LOB
Brian Downing, R (1, 10) OBP: 0.355, SLG: 0.435	C C X 0-2 ① F8		B C C B F B F F X 3-2 ③ F9	C X 0-1 1-H 2-H 3-H 3B 3B	C B X 1-1 1-2 1B	B X 1-0 ③ P6			5	1	2	3	0	0	0
Wally Joyner, L (1, 3) OBP: 0.300, SLG: 0.318	C B B F F B F B 4-2 BB			1-2 E 2B 2-2 1-H 1B 3B	X 0-0 ② F9			B X 1-0 ① F8		4	2	2	1	1	0	2
Johnny Ray, S (1, 4) OBP: 0.324, SLG: 0.368	C 1 SAFE C X 0-2 ② L7			B S X 2-1 ① P6 X 0-0 3-H L4-3 1B	B B C F B X 3-2 ③ G4-3				B F X 1-1 G4-3 BB 1B	5	0	2	1	0	0	4
Kent Anderson, R (9, PR) OBP: 0.310, SLG: 0.315 (9, 4)										0	0	0	0	0	0	0
Devon White, S (1, 8) OBP: 0.353, SLG: 0.512	B S C B X 2-2 ③ G4-3			X 0-1 E7 1B E 2-H 1B B S C F B B F B X 1-2 L4-3 1-2			F S F F B F X 1-2 ① G6-3		B C C B B B 4-2 G4-3 1-2 BB	4	1	1	1	1	0	2
Chili Davis, S (1, 7) OBP: 0.289, SLG: 0.385		B B X 2-0 ① F7		B F 2 SAFE B 2 SAFE F X 2-2 BB E 2-3 1B	B X 1-0 ① G4-3		X 0-0 1B		B F C X 1-2 ② G4-3 1-2 2-3	5	1	2	0	0	0	2
Lance Parrish, R (1, 2) OBP: 0.355, SLG: 0.409		B B B C X 3-1 ② G6-3		F S F 1 SAFE F F B B B 4-2 1 SAFE B E 1-2 BB BB	C B C S 1-3 ② K		S B F S 1-3 ② K		C C C 0-3 ③ K	4	1	0	0	1	3	4
Dante Bichette, R (1, 9) OBP: 0.247, SLG: 0.377		C F B B F B B X 3-2 ③ F9		X 0-0 E5 BB 3B 1-3 2-H 3-H	B C F X 1-2 ③ G1-3		X 0-0 ③ L8			4	1	0	0	0	0	2
Jack Howell, L (1, 5) OBP: 0.263, SLG: 0.318			C B F B B C 3-3 ① K I I I I 4-0 BB 3B IBB			S B B S S X 2-2 1B 1B		F B S B S 2-3 ① K		3	1	1	0	1	2	0
Dick Schofield, R (1, 6) OBP: 0.242, SLG: 0.250			B F X 1-1 ② L9 B S C F B B F B 4-2 1-2 2-3 3-H 3B BB			F B X 1-1 ① P3		B C B B X 3-1 ② F9		3	1	0	1	1	0	1

| | | | | | | | | | |

Batter	1	2	3	4	5	6	7	8	9	AB	R	H	RBI	BB	SO	LOB
Kenny Williams, R (1, 8) OBP: 0.234, SLG: 0.324	X 0-0 ① L8			B S S S 1-3 ① K	B X 1-0 ③ G3			X 0-0 ① G4-3		2	0	0	0	0	1	0
Pat Sheridan, L (5, 8) OBP: 0.321, SLG: 0.388										2	0	0	0	0	0	1
Gary Ward, R (1, 9) OBP: 0.302, SLG: 0.275	B B X 2-0 G3-6-3 1B			C B S X 1-2 FC3-6 1B		C F B X 1-2 ① L6		C F F X 0-2 ② F9		4	0	2	0	0	0	0
Lou Whitaker, L (1, 4) OBP: 0.400, SLG: 0.515	C B B B F X 3-2 ② ③ G3-6-3 1-2f			X 0-0 ② FC3-6 1-2f		C B B X 2-1 ② G4-3		C F B B X 2-2 1B		3	0	0	0	0	0	2
Mike Brumley, S (7, 4) OBP: 0.346, SLG: 0.435										1	0	1	0	0	0	0
Alan Trammell, R (1, 6) OBP: 0.342, SLG: 0.311		C X 0-1 ① G6-3		X 0-0 ③ L9		B B B C B 4-1 BB		B B B C X 3-1 ③ G5-3		3	0	0	0	1	0	2
Fred Lynn, L (1, 7) OBP: 0.303, SLG: 0.274		C C B B B S 3-3 ② K			B F F C 1-3 ① K	F X 0-1 ③ G5-3			C S B S 1-3 ① K	4	0	0	0	0	3	1
Keith Moreland, R (1, 10) OBP: 0.288, SLG: 0.280		B C B B F X 3-2 ③ L9			X 0-0 2B G4-3 1B		X 0-0 ① F8		X 0-0 ② G3	4	1	1	0	0	0	0
Mike Heath, R (1, 2) OBP: 0.364, SLG: 0.381			B X 1-0 ① L7		B F X 1-1 G4-3 1-3 1B 2B		B B X 2-0 ② F8		C B B X 2-1 ③ G6-3	4	1	1	0	0	0	0
Torey Lovullo, S (1, 3) OBP: 0.258, SLG: 0.195			C X 0-1 ② L9		C B B B X 3-1 ② G4-3 2-3 3-H		X 0-0 1B			1	0	0	0	0	0	0
Dave Bergman, L (5, 3) OBP: 0.353, SLG: 0.328										2	0	1	1	0	0	1
Al Pedrique, R (1, 5) OBP: 0.200, SLG: 0.211			B F B B X 3-1 ③ G6-3		C X 0-1 3-H 1B		C B F X 1-2 ③ G5-3			3	0	1	1	0	0	1
Inning Stats	R: 0 H: 1 E: 0 LOB: 0 K: 0 BB: 0 S: 5 P: 10	R: 0 H: 0 E: 0 LOB: 0 K: 1 BB: 0 S: 8 P: 14	R: 0 H: 0 E: 0 LOB: 0 K: 0 BB: 0 S: 5 P: 9	R: 0 H: 1 E: 0 LOB: 1 K: 1 BB: 0 S: 8 P: 10	R: 2 H: 3 E: 0 LOB: 1 K: 1 BB: 0 S: 11 P: 17	R: 0 H: 0 E: 0 LOB: 1 K: 0 BB: 1 S: 8 P: 15	R: 0 H: 1 E: 0 LOB: 1 K: 0 BB: 0 S: 6 P: 9	R: 0 H: 1 E: 0 LOB: 1 K: 0 BB: 0 S: 10 P: 15	R: 0 H: 0 E: 0 LOB: 0 K: 1 BB: 0 S: 6 P: 9	1B: 6 SF: 0 2B: 1 SAC: 0 3B: 0 DP: 1 HR: 0 HBP: 0						

PITCHER	IP	WLS	BF	H	R	ER	SO	BB	IBB	HBP	BLK	WP	HR	S	P	ERA	WHIP
Chuck Finley, L (1, 1) ERA: 2.6	9.0	W	34	7	2	2	4	1	0	0	0	0	0	67	108	2.00	0.889

PITCHER	IP	WLS	BF	H	R	ER	SO	BB	IBB	HBP	BLK	WP	HR	S	P	ERA	WHIP

BOTTOM

California Angels @ Detroit Tigers

Tiger Stadium, Detroit, MI

Mon May 08 1989, 7:05 PM EDT

Att. 12,759 - Unknown - 59 F

livebaseballscorecards.com

AB	33
R	2
H	7
RBI	2
BB	1
SO	4
LOB	8

WP: 0 PA: 34
PB: 0
SB: 0
CS: 0

California Angels @ Detroit Tigers

Tiger Stadium, Detroit, MI

Tue May 09 1989, 7:05 PM EDT

Att. 12,290 - Unknown - 55 F

TOP

livebaseballscorecards.com

Batter	1	2	3	4	5	6	7	8	9	AB	R	H	RBI	BB	SO	LOB
Brian Downing, R (1, 10) OBP: 0.365, SLG: 0.432	K	IBB			FC4-6 1B 1-2 2B 1B	E5 1-3 1B 1B	1-2 2-3 BB			3	1	1	0	2	1	1
Wally Joyner, L (1, 3) OBP: 0.296, SLG: 0.315	G3-1	F7			1-2 2-3 FC4-6 1B	3-H SF8	G3-1			4	0	1	1	0	0	6
Johnny Ray, S (1, 4) OBP: 0.329, SLG: 0.361	HBP BB	F7			1-2f 2-3 3-H FC4-6 2B SF9	SAFE 1-2 1B		G6-3		4	1	1	1	1	0	2
Devon White, S (1, 8) OBP: 0.362, SLG: 0.520	1-2 HBP	G4-3			1-3 3-H SF9 2B	1-2 2-H 1B		G4-3		4	1	2	1	0	0	0
Chili Davis, S (1, 7) OBP: 0.286, SLG: 0.370	F9	F8			2B IBB	F7		F7		4	0	0	0	1	0	4
Lance Parrish, R (1, 2) OBP: 0.339, SLG: 0.392		G6-3		G5-3	2-3 3-H SF9		G6-3		G5-3	4	0	0	1	0	0	0
Dante Bichette, R (1, 9) OBP: 0.256, SLG: 0.392		G4-3 BB 1B		G5-3	1-3 3-H 2B	G5-3			K	5	0	2	1	0	1	0
Jack Howell, L (1, 5) OBP: 0.269, SLG: 0.315		1-2 G4-3 BB		G4-3	F8	WP E 1B			G3	4	0	1	0	1	0	2
Dick Schofield, R (1, 6) OBP: 0.270, SLG: 0.278		G4-3			1B 1B FC4-6 1B	E S SF8 1B	1-2 WP E5			4	2	2	0	0	0	3

	AB	36
	R	5
	H	10
	RBI	5
	BB	5
	SO	2
	LOB	18

Inning Stats	1	2	3	4	5	6	7	8	9							
	R: 0 E: 0 K: 1 S: 16	H: 0 LOB: 2 BB: 1 P: 24	R: 0 E: 0 K: 0 S: 12	H: 1 LOB: 3 BB: 2 P: 26	R: 0 E: 0 K: 0 S: 7	H: 0 LOB: 0 BB: 0 P: 8	R: 0 E: 0 K: 0 S: 9	H: 0 LOB: 0 BB: 0 P: 10	R: 4 E: 0 K: 0 S: 17	H: 5 LOB: 2 BB: 1 P: 31	R: 1 E: 1 K: 0 S: 10	H: 3 LOB: 2 BB: 0 P: 14	R: 0 E: 1 K: 0 S: 13	H: 1 LOB: 3 BB: 1 P: 23	R: 0 E: 0 K: 0 S: 7	H: 0 LOB: 0 BB: 0 P: 11	R: 0 E: 0 K: 1 S: 8	H: 0 LOB: 0 BB: 0 P: 10

	1B: 8	SF: 2	WP: 1	PA: 44
	2B: 2	SAC: 0	PB: 0	
	3B: 0	DP: 0	SB: 1	
	HR: 0	HBP: 1	CS: 0	

PITCHER		IP	WLS	BF	H	R	ER	SO	BB	IBB	HBP	BLK	WP	HR	S	P	ERA	WHIP
Paul Gibson, L ERA: 5.12	(1, 1)	5.1	L	30	8	5	5	1	2	2	1	0	0	0	67	108	8.44	1.875
Charles Hudson, R ERA: 6.75	(6, 1)	3.2		14	2	0	0	1	1	0	0	0	1	0	32	49	0.00	0.818

PITCHER	IP	WLS	BF	H	R	ER	SO	BB	IBB	HBP	BLK	WP	HR	S	P	ERA	WHIP

California Angels @ Detroit Tigers

Tiger Stadium, Detroit, MI

Tue May 09 1989, 7:05 PM EDT

Att. 12,290 - Unknown - 55 F

BOTTOM

livebaseballscorecards.com

Batter	1	2	3	4	5	6	7	8	9	AB	R	H	RBI	BB	SO	LOB
Pat Sheridan, L (1, 8) OBP: 0.329, SLG: 0.394	C B X 1-1 ① G4-3	B C B X 2-1 ③ G4-3			F S B X 1-2 G6-3 1B			C X 0-1 G4-6-3 1B		4	0	2	0	0	0	2
Gary Ward, R (1, 9) OBP: 0.298, SLG: 0.318	C B X 1-1 1B 3B		X 0-0 ① G6-3		X 0-0 ②③ G6-3 1-2f			B X 1-0 ① F8		4	1	1	0	0	0	2
Lou Whitaker, L (1, 4) OBP: 0.395, SLG: 0.505	B X 1-0 3-H 1B		B C B C X 2-2 ② F6			C F F B F B X 2-2 ① F9		B X 1-0 ②③ G4-6-3 1-2f		4	0	1	1	0	0	1
Alan Trammell, R (1, 6) OBP: 0.331, SLG: 0.299	C X 0-1 ② F7		C C B B B X 3-2 ③ F9			B X 1-0 ② F8			B B C B X 3-1 ① F4	4	0	0	0	0	0	1
Fred Lynn, L (1, 7) OBP: 0.301, SLG: 0.273	C B F B 1 B S SAFE 3-3 ③ K			B S B F F B X 3-2 E6 1B		B B F B F B X 3-2 ③ G4-3			B C X 1-1 ② G4-3	4	0	1	0	0	1	1
Matt Nokes, L (1, 2) OBP: 0.304, SLG: 0.435		X 0-0 ① F7		C X 0-1 ① F9			B X 1-0 2B		B B B B 4-0 BB	3	0	1	0	1	0	1
Keith Moreland, R (1, 10) OBP: 0.286, SLG: 0.278		C X 0-1 1B 1B		C X 0-1 ② G5-3			X 0-0 ① L8		B C F B X 2-2 ③ F8	4	0	1	0	0	0	3
Dave Bergman, L (1, 3) OBP: 0.352, SLG: 0.328		B B 1 S X SAFE 2-1 1-2 1B		C B B B C X 3-2 ③ G4-3			F B X 1-1 ② L7			3	0	1	0	0	0	2
Mike Brumley, S (1, 5) OBP: 0.310, SLG: 0.385		C B B X 2-1 ② F7			M B X 1-1 ① F9		B B F B X 3-1 ③ G4-3			3	0	0	0	0	0	3

	AB	33
	R	1
	H	8
	RBI	1
	BB	1
	SO	1
	LOB	16

Inning Stats	1	2	3	4	5	6	7	8	9
	R: 1 E: 0 K: 1 S: 10	H: 2 LOB: 1 BB: 0 P: 16	R: 0 E: 0 K: 0 S: 9	H: 2 LOB: 2 BB: 0 P: 15	R: 0 E: 0 K: 0 S: 7	H: 0 LOB: 0 BB: 0 P: 12	R: 0 E: 1 K: 0 S: 11	H: 1 LOB: 1 BB: 0 P: 17	R: 0 E: 0 K: 0 S: 6	H: 1 LOB: 0 BB: 0 P: 8	R: 0 E: 0 K: 0 S: 9	H: 0 LOB: 0 BB: 0 P: 15	R: 0 E: 0 K: 0 S: 6	H: 1 LOB: 1 BB: 0 P: 11	R: 0 E: 0 K: 0 S: 4	H: 1 LOB: 0 BB: 0 P: 6	R: 0 E: 0 K: 0 S: 7	H: 0 LOB: 1 BB: 1 P: 17

	1B: 6	SF: 0	WP: 0	PA: 34
	2B: 1	SAC: 0	PB: 0	
	3B: 1	DP: 2	SB: 0	
	HR: 0	HBP: 0	CS: 0	

PITCHER		IP	WLS	BF	H	R	ER	SO	BB	IBB	HBP	BLK	WP	HR	S	P	ERA	WHIP
Bert Blyleven, R ERA: 1.93	(1, 1)	7.0	W	27	7	1	1	1	0	0	0	0	0	0	58	94	1.29	1.000
Greg Minton, R ERA: 1.69	(8, 1)	2.0		7	1	0	0	0	1	0	0	0	0	0	11	23	0.00	1.000

PITCHER	IP	WLS	BF	H	R	ER	SO	BB	IBB	HBP	BLK	WP	HR	S	P	ERA	WHIP

California Angels @ Detroit Tigers

Tiger Stadium, Detroit, MI

Wed May 10 1989, 7:05 PM EDT

Att. 13,187 - Unknown - 56 F

livebaseballscorecards.com

TOP

Batter	1	2	3	4	5	6	7	8	9	AB	R	H	RBI	BB	SO	LOB
Brian Downing, R (1, 10) OBP: 0.369, SLG: 0.435	B B X 2-0 ① G5-3			C B B B F F X 3-2 ① P6		B 1 SAFE C F F F B 1 SAFE 1 SAFE B 3-2 F F F F X 1-3 FC6-4 1B		C B B X 2-1 1B		4	0	2	0	0	0	0
Johnny Ray, S (1, 4) OBP: 0.313, SLG: 0.347	B C X 1-1 ② G6-3			B C X 1-1 ② F9		S B B B B X 3-1 ① SF8 3-H		B X 1-0 ③ G5-3		3	0	0	1	0	0	1
Devon White, S (1, 8) OBP: 0.352, SLG: 0.504	B B C X 2-1 ③ F8			C F X 0-2 ③ G3		1 SAFE S 1 SAFE X 0-1 ② FC6-4 1-2f			C C F B S 1-3 ① K	4	0	0	0	0	1	1
Chili Davis, S (1, 7) OBP: 0.285, SLG: 0.375		B X 1-0 ① F9			C B X 1-1 WP G6-3 2B	B 1 SAFE 1 SAFE F 1 SAFE 1 SAFE 1 SAFE 1 SAFE 1 SAFE 1-3 F C K			B B B C X 3-1 ② G6-3	4	1	1	0	0	1	1
Lance Parrish, R (1, 2) OBP: 0.328, SLG: 0.376		B C B F X 2-2 ② G5-3			L B C X 1-2 ① G6-3 2-H		B X 1-0 ① G5-3		C B F F S 1-3 ③ K	4	0	0	1	0	1	0
Bill Schroeder, R (1, 3) OBP: 0.235, SLG: 0.333		B S B X 2-1 ③ F9			C F B F B X 2-2 1B		C B X 1-1 ② G6-3			3	0	1	0	0	0	0
Dante Bichette, R (1, 9) OBP: 0.247, SLG: 0.377			B X 1-0 ① L9		X 0-0 ② F9		S B S B B X 3-2 ③ F7			3	0	0	0	0	0	1
Glenn Hoffman, R (1, 5) OBP: 0.366, SLG: 0.432			C B F B F X 2-2 ② G5-3		1 SAFE X 0-0 ③ F8			C B F F B S 2-3 ① K		3	0	0	0	0	1	1
Dick Schofield, R (1, 6) OBP: 0.275, SLG: 0.282			B X 1-0 ③ G5-3			C F X 0-2 1B S SF8 1B		C B F B X 2-2 ② P3		3	1	1	0	0	0	0

	AB	31
	R	2
	H	5
	RBI	2
	BB	0
	SO	4
	LOB	5

Inning Stats																																		
	R: 0	E: 0	K: 0	S: 5	H: 0	LOB: 0	BB: 0	P: 10	R: 0	E: 0	K: 0	S: 6	H: 0	LOB: 0	BB: 0	P: 11	R: 0	E: 0	K: 0	S: 6	H: 0	LOB: 0	BB: 0	P: 10	R: 0	E: 0	K: 0	S: 9	H: 0	LOB: 0	BB: 0	P: 13
	R: 1	E: 0	K: 0	S: 11	H: 2	LOB: 1	BB: 0	P: 15	R: 1	E: 0	K: 1	S: 18	H: 2	LOB: 1	BB: 0	P: 25	R: 0	E: 0	K: 0	S: 6	H: 0	LOB: 0	BB: 0	P: 11	R: 0	E: 0	K: 1	S: 10	H: 1	LOB: 1	BB: 0	P: 17
	R: 0	E: 0	K: 2	S: 10	H: 0	LOB: 0	BB: 0	P: 15	1B: 4	2B: 1	3B: 0	HR: 0	SF: 1	SAC: 0	DP: 0	HBP: 0	WP: 1	PB: 0	SB: 1	CS: 0	PA: 32												

PITCHER		IP	WLS	BF	H	R	ER	SO	BB	IBB	HBP	BLK	WP	HR	S	P	ERA	WHIP
Frank Tanana, L ERA: 3.86	(1, 1)	8.0		29	5	2	2	2	0	0	0	0	1	0	71	112	2.25	0.625
Willie Hernandez, L ERA: 3.38	(9, 1)	1.0	W	3	0	0	0	2	0	0	0	0	0	0	10	15	0.00	0.000

PITCHER	IP	WLS	BF	H	R	ER	SO	BB	IBB	HBP	BLK	WP	HR	S	P	ERA	WHIP

BOTTOM

Batter	1	2	3	4	5	6	7	8	9	AB	R	H	RBI	BB	SO	LOB
Pat Sheridan, L (1, 8) OBP: 0.314, SLG: 0.373	C C B B X 2-2 F9 ①		B S F S 1-3 K ③			B S F B B X 3-2 G4-3 ①		C B F B S 2-3 K ③		4	0	0	0	0	2	1
Gary Ward, R (1, 9) OBP: 0.314, SLG: 0.319 Kenny Williams, R (9, PR) OBP: 0.234, SLG: 0.324	C C B F B X 2-2 G6-3 ②			S X 0-1 P4 ①		B B B C B 4-1 BB			C B X 1-1 BB BB 2B 1B	3 0	0 1	1 0	0 0	1 0	0 0	0 0
Lou Whitaker, L (1, 4) OBP: 0.391, SLG: 0.495	B S X 1-1 P6 ③			B C B F F B X 3-2 L4-6 1B 1B		L F B F F 1 B X SAFE 2-2 F8 ②			B X 1-0 P5 ①	4	0	1	0	0	0	2
Alan Trammell, R (1, 6) OBP: 0.336, SLG: 0.300		B C X 1-1 G4-3 ①		X 0-0 1-2 1B		B C B X 2-1 F7 ③			B B B C B 4-1 1-2 BB 2B BB	3	1	1	0	1	0	1
Fred Lynn, L (1, 7) OBP: 0.308, SLG: 0.267 Mike Brumley, S (9, PR) OBP: 0.310, SLG: 0.385		B B B F B 4-1 G6-4-3 BB		X 0-0 ②③ L4-6 2-3			S C C 0-3 K ①		B B B C C C F B 4-2 2B 1-2 2-3 1B BB	2 0	0 1	0 0	0 0	2 0	1 0	2 0
Matt Nokes, L (1, 2) OBP: 0.302, SLG: 0.438	F X 0-1 ②③ G6-4-3 1-2f		C F B F F S 1-3 K ①			F B B X 2-1 G4-3 ②			B C B S X 2-2 1B 1-3 2-H 3-H 2B	4	0	1	2	0	1	1
Keith Moreland, R (1, 10) OBP: 0.300, SLG: 0.293		B B S X 2-1 G3-6-3 1B 1B			C B C F X 1-2 P3 ②	C B B X 2-1 F7 ③			B X 1-0 2-3 3-H 1B	4	0	2	1	0	0	0
Dave Bergman, L (1, 3) OBP: 0.365, SLG: 0.343		B B 1 SAFE 1 SAFE X 2-0 1-2 G3-6-3 1B			B X 1-0 1B			C X 0-1 P5 ①		3	0	2	0	0	0	0
Torey Lovullo, S (1, 5) OBP: 0.250, SLG: 0.188			B L X 1-1 G3-6-3 ①② 1-2f 2-3		B B C F B X 3-2 F9 ③			C C B B X 2-2 P6 ②		3	0	0	0	0	0	3
Inning Stats	R: 0 H: 0 E: 0 LOB: 0 K: 0 BB: 0 S: 9 P: 14	R: 0 H: 0 E: 0 LOB: 0 K: 0 BB: 1 S: 5 P: 10	R: 0 H: 2 E: 0 LOB: 1 K: 1 BB: 0 S: 8 P: 14	R: 0 H: 2 E: 0 LOB: 1 K: 0 BB: 0 S: 8 P: 11	R: 0 H: 1 E: 0 LOB: 1 K: 1 BB: 0 S: 13 P: 19	R: 0 H: 0 E: 0 LOB: 1 K: 0 BB: 1 S: 11 P: 22	R: 0 H: 0 E: 0 LOB: 0 K: 1 BB: 0 S: 7 P: 11	R: 0 H: 0 E: 0 LOB: 0 K: 1 BB: 0 S: 8 P: 12	R: 3 H: 3 E: 0 LOB: 2 K: 0 BB: 2 S: 11 P: 24	1B: 7 SF: 0 2B: 2 SAC: 0 3B: 0 DP: 3 HR: 0 HBP: 0						

PITCHER	IP	WLS	BF	H	R	ER	SO	BB	IBB	HBP	BLK	WP	HR	S	P	ERA	WHIP
Kirk McCaskill, R (1, 1) ERA: 0.87	8.0		28	5	0	0	4	2	0	0	0	0	0	69	113	0.00	0.875
Bryan Harvey, R (9, 1) ERA: 3.09	0.1	L	6	3	3	3	0	2	0	0	0	0	0	11	24	81.00	15.000

PITCHER	IP	WLS	BF	H	R	ER	SO	BB	IBB	HBP	BLK	WP	HR	S	P	ERA	WHIP

California Angels @ Detroit Tigers

Tiger Stadium, Detroit, MI

Wed May 10 1989, 7:05 PM EDT

Att. 13,187 - Unknown - 56 F

livebaseballscorecards.com

AB	30
R	3
H	8
RBI	3
BB	4
SO	4
LOB	10

WP: 0 PA: 34
PB: 0
SB: 0
CS: 0

New York Yankees @ California Angels

Anaheim Stadium, Anaheim, CA

Fri May 12 1989, 10:05 PM EDT

Att. 41,846 - Unknown - 60 F

TOP

livebaseballscorecards.com

Batter	1	2	3	4	5	6	7	8	9	AB	R	H	RBI	BB	SO	LOB
Rickey Henderson, R (1, 7) OBP: 0.369, SLG: 0.397	C X 0-1 S SF7 2B	1 SAFE 1 SAFE B B B B 4-0 1B 1-2 BB		B X 1-0 ① F8	C X 0-1 ③ G4-3			B B C B F F H 4-2 CS S HBP	3	1	1	0	1	0	0
Steve Sax, R (1, 4) OBP: 0.386, SLG: 0.394	B X 1-0 ① B1-3	X 0-0 1-2 2-3 3-H 1B		B B C B F B 4-2 S BB			B C B X 2-1 ① G4-3		B 2 SAFE B 2 SAFE B C B 4-1 ② 1-3 BB	3	0	1	1	2	0	1
Don Mattingly, L (1, 3) OBP: 0.321, SLG: 0.293	C B S F X 1-2 ② SF7 2-H	B X 1-0 ③ P4		B B B C X 3-1 ② F8 1-2			B F B X 2-1 ② F8		B B C X 2-1 ③ F9	4	0	0	1	0	0	5
Jesse Barfield, R (1, 9) OBP: 0.280, SLG: 0.418	B S B B B S F B 4-2 BB		B B X 2-0 HR	C B F B X 2-2 ③ F8			B C B X 2-1 ③ F8			3	1	1	1	1	0	1
Steve Balboni, R (1, 10) OBP: 0.233, SLG: 0.400	C F B S 1-3 ③ K		F F B F B B F F X 3-2 HR 1B		X 0-0 ① G5-3			S S F B F B B X 3-2 ① G5-3		4	1	1	0	0	1	1
Don Slaught, R (1, 2) OBP: 0.333, SLG: 0.438		C F F B B F B B 4-2 1B 1B BB	C C B S 1-3 ① K		X 0-0 ② G3			F F B F B B B 4-2 1-3 BB		2	1	0	0	2	1	1
Tom Brookens, R (1, 5) OBP: 0.232, SLG: 0.365		C B X 1-1 ① F9	F S B B B X 2-2 1-H HR		B C B B F F S 3-3 ③ K			X 0-0 ② 1-3 1-2		4	1	1	2	0	1	2
Alvaro Espinoza, R (1, 6) OBP: 0.304, SLG: 0.274		F B C F F X 1-2 1B BB 1-3 1B	F F C 0-3 ② K		B X 1-0 ① F8			F B S X 1-2 ③ G5-3		4	0	1	0	0	1	1
Roberto Kelly, R (1, 8) OBP: 0.358, SLG: 0.392		F 1 SAFE C S 0-3 ② K	B C S F C 1-3 ③ K		B C F X 1-2 ② L9				F S F B S 1-3 ① K	4	0	0	0	0	3	2
Inning Stats	R: 1 H: 1 E: 0 LOB: 1 K: 1 BB: 1 S: 13 P: 20	R: 1 H: 2 E: 0 LOB: 3 K: 1 BB: 2 S: 16 P: 27	R: 3 H: 3 E: 0 LOB: 0 K: 3 BB: 0 S: 20 P: 29	R: 0 H: 0 E: 0 LOB: 1 K: 0 BB: 1 S: 8 P: 18	R: 0 H: 0 E: 0 LOB: 0 K: 1 BB: 0 S: 6 P: 9	R: 0 H: 0 E: 0 LOB: 0 K: 0 BB: 0 S: 6 P: 8	R: 0 H: 0 E: 0 LOB: 0 K: 0 BB: 0 S: 6 P: 12	R: 0 H: 0 E: 0 LOB: 1 K: 0 BB: 1 S: 12 P: 20	R: 0 H: 0 E: 0 LOB: 1 K: 1 BB: 1 S: 10 P: 21	1B: 3 SF: 1 2B: 1 SAC: 0 3B: 0 DP: 0 HR: 2 HBP: 1						

AB	31
R	5
H	6
RBI	5
BB	6
SO	7
LOB	14

WP: 0 PA: 39
PB: 0
SB: 3
CS: 1

PITCHER		IP	WLS	BF	H	R	ER	SO	BB	IBB	HBP	BLK	WP	HR	S	P	ERA	WHIP
Jim Abbott, L ERA: 4.5	(1, 1)	3.0	L	18	6	5	5	5	3	0	0	0	0	2	49	76	15.00	3.000
Dan Petry, R ERA: 3.55	(4, 1)	4.0		13	0	0	0	1	1	0	0	0	0	0	26	47	0.00	0.250
Willie Fraser, R ERA: 4.4	(8, 1)	1.2		7	0	0	0	1	2	0	1	0	0	0	20	37	0.00	1.200
Bob McClure, L ERA: 0.87	(9, 1)	0.1		1	0	0	0	0	0	0	0	0	0	0	2	4	0.00	0.000

PITCHER	IP	WLS	BF	H	R	ER	SO	BB	IBB	HBP	BLK	WP	HR	S	P	ERA	WHIP

Batter	1	2	3	4	5	6	7	8	9	AB	R	H	RBI	BB	SO	LOB
Brian Downing, R (1, 10) OBP: 0.366, SLG: 0.429	B C X 1-1 L7 ①		C X 0-1 G5-3 ③			B C X 1-1 FC3-6 1B 1-2		B C F X 1-2 G5-3 ①		4	0	1	0	0	0	1
Wally Joyner, L (1, 3) OBP: 0.287, SLG: 0.304	B F X 1-1 G6-3 ②			C B B F X 2-2 F7 ①		X 0-0 FC3-6 G3 1B 1-2f 2-3 ①		C X 0-1 G5-3 ②		4	1	0	0	0	0	2
Johnny Ray, S (1, 4) OBP: 0.310, SLG: 0.342	B F X 1-1 G3 ③			C X 0-1 E8 1B		C B X 1-1 G3 ② 1-2		B C B F S 2-3 K ③		4	0	1	0	0	1	2
Devon White, S (1, 8) OBP: 0.349, SLG: 0.496		B B C X 2-1 F8 ①		B X 1-0 F7 ②		S F B B X 2-2 BLK 1B 2-H 3-H			C S B S 1-3 K ①	4	0	1	2	0	1	1
Chili Davis, S (1, 7) OBP: 0.283, SLG: 0.371		B F B X 2-1 G4-3 ②		B B X 2-0 G3 ③		1 SAFE F 1 SAFE C B X 1-2 G3 ③ 1-2			L B C B X 2-2 G4-6-3 1B	4	0	1	0	0	0	2
Lance Parrish, R (1, 2) OBP: 0.317, SLG: 0.362		B B B X 3-0 G6-3 ③			X 0-0 G5-3 ①		X 0-0 F9 ①		X 0-0 G4-6-3 1-2f ② ③	4	0	0	0	0	0	1
Dante Bichette, R (1, 9) OBP: 0.238, SLG: 0.363			B X 1-0 G6-3 ①		C C X 0-2 F9 ②		B B C C S 2-3 K ②			3	0	0	0	0	1	0
Jack Howell, L (1, 5) OBP: 0.267, SLG: 0.312 Glenn Hoffman, R (5, 5) OBP: 0.372, SLG: 0.436			B F B S S 2-3 K ②		B C X 1-1 G6-3 ③		F B B B F X 3-2 FC5-4 1B			1 2	0 0	0 1	0 0	0 0	1 0	0 0
Dick Schofield, R (1, 6) OBP: 0.302, SLG: 0.333			C B X 1-1 2B			C S F X 0-2 FC3-6 1B 1B 1B		C X 0-1 FC5-4 1-2f ③		3	1	2	0	0	0	1
Inning Stats	R: 0 H: 0 E: 0 LOB: 0 K: 0 BB: 0 S: 6 P: 9	R: 0 H: 0 E: 0 LOB: 0 K: 0 BB: 0 S: 5 P: 12	R: 0 H: 1 E: 0 LOB: 1 K: 1 BB: 0 S: 8 P: 12	R: 0 H: 1 E: 1 LOB: 1 K: 0 BB: 0 S: 7 P: 12	R: 0 H: 0 E: 0 LOB: 0 K: 0 BB: 0 S: 6 P: 7	R: 2 H: 3 E: 0 LOB: 1 K: 0 BB: 0 S: 15 P: 20	R: 0 H: 1 E: 0 LOB: 1 K: 1 BB: 0 S: 9 P: 14	R: 0 H: 0 E: 0 LOB: 0 K: 1 BB: 0 S: 8 P: 11	R: 0 H: 1 E: 0 LOB: 0 K: 1 BB: 0 S: 7 P: 10	1B: 6 SF: 0 2B: 1 SAC: 0 3B: 0 DP: 1 HR: 0 HBP: 0						WP: 0 PA: 33 PB: 0 SB: 0 CS: 0	

PITCHER		IP	WLS	BF	H	R	ER	SO	BB	IBB	HBP	BLK	WP	HR	S	P	ERA	WHIP
Richard Dotson, R ERA: 3.94	(1, 1)	7.0	W	27	6	2	2	2	0	0	0	1	0	0	56	86	2.57	0.857
Lee Guetterman, L ERA:	(8, 1)	2.0	S	6	1	0	0	2	0	0	0	0	0	0	15	21	0.00	0.500

PITCHER	IP	WLS	BF	H	R	ER	SO	BB	IBB	HBP	BLK	WP	HR	S	P	ERA	WHIP

BOTTOM

New York Yankees @ California Angels

Anaheim Stadium, Anaheim, CA

Fri May 12 1989, 10:05 PM EDT

Att. 41,846 - Unknown - 60 F

livebaseballscorecards.com

AB	33
R	2
H	7
RBI	2
BB	0
SO	4
LOB	10

Batter	1	2	3	4	5	6	7	8	9	AB	R	H	RBI	BB	SO	LOB
Rickey Henderson, R (1, 7) OBP: 0.366, SLG: 0.388	F B B B B 4-1 G1-6-3 BB		S C B S 1-3 ③ K			B C B F B X 3-2 ① F9		C B X 1-1 ③ G1-3		3	0	0	0	1	1	1
Steve Sax, R (1, 4) OBP: 0.383, SLG: 0.389	B C B F X 2-2 ① ② G1-6-3 1-2f			C C F B X 1-2 E3 1B		F B C X 1-2 ② F8			B F X 1-1 FC5-4 1B	4	0	1	0	0	0	1
Don Mattingly, L (1, 3) OBP: 0.319, SLG: 0.292	C B B F B F X 3-2 ③ L7			B F X 1-1 G5-4-3 1-2 1B		C X 0-1 ③ L9			B C F B X 2-2 ① FC5-4 1-2f	4	0	1	0	0	0	1
Ken Phelps, L (1, 10) OBP: 0.370, SLG: 0.391		S B F B F X 2-2 1B		X 0-0 ① P5			B F C X 1-2 ① G6-3		B F F F F B B X 3-2 ② P6	4	0	1	0	0	0	3
Jesse Barfield, R (1, 9) OBP: 0.271, SLG: 0.404		C B B B S F X 3-2 ① P2		F B B X 2-1 ② ③ G5-4-3 1-2f			B C C B X 2-2 ② F8		S B B X 2-1 ③ P4	4	0	0	0	0	0	4
Mike Pagliarulo, L (1, 5) OBP: 0.254, SLG: 0.262		S B B F X 2-2 ② L8			C F B B X 2-2 HR		B C F B S 2-3 ③ K			3	1	1	1	0	1	1
Don Slaught, R (1, 2) OBP: 0.333, SLG: 0.435		1 SAFE F F B B B X 2-2 ③ G5-3			C B X 1-1 ① G5-3			B B F X 2-1 G1-3 1B		3	0	1	0	0	0	1
Alvaro Espinoza, R (1, 6) OBP: 0.298, SLG: 0.268 Wayne Tolleson, S (8, PH) OBP: 0.267, SLG: 0.160 (8, 6)			B X 1-0 ① L6		X 0-0 ② P4			F C B F B B X 3-2 ① G1-3 1-2		2 1	0 0	0 0	0 0	0 0	0 0	0 1
Roberto Kelly, R (1, 8) OBP: 0.351, SLG: 0.384 Jamie Quirk, L (8, PH) OBP: 0.160, SLG: 0.087 Bob Brower, R (8, 8) OBP: 0.318, SLG: 0.359			C C S 0-3 ② K2-3		B F B F X 2-2 ③ F8			C B B X 2-1 ② P5		2 1 0	0 0 0	0 0 0	0 0 0	0 0 0	1 0 0	0 1 0
Inning Stats	R: 0 H: 0 E: 0 LOB: 0 K: 0 BB: 1 S: 8 P: 17	R: 0 H: 1 E: 0 LOB: 1 K: 0 BB: 0 S: 14 P: 23	R: 0 H: 0 E: 0 LOB: 0 K: 2 BB: 0 S: 7 P: 9	R: 0 H: 1 E: 1 LOB: 1 K: 0 BB: 0 S: 9 P: 13	R: 1 H: 1 E: 0 LOB: 0 K: 0 BB: 0 S: 9 P: 14	R: 0 H: 0 E: 0 LOB: 0 K: 0 BB: 0 S: 8 P: 12	R: 0 H: 0 E: 0 LOB: 0 K: 1 BB: 0 S: 9 P: 14	R: 0 H: 1 E: 0 LOB: 1 K: 0 BB: 0 S: 10 P: 18	R: 0 H: 1 E: 0 LOB: 1 K: 0 BB: 0 S: 12 P: 20	1B: 4 SF: 0 2B: 0 SAC: 0 3B: 0 DP: 2 HR: 1 HBP: 0						

PITCHER		IP	W/L/S	BF	H	R	ER	SO	BB	IBB	HBP	BLK	WP	HR	S	P	ERA	WHIP
Mike Witt, R ERA: 3.84	(1, 1)	9.0	W	32	5	1	1	3	1	0	0	0	0	1	86	140	1.00	0.667

PITCHER	IP	W/L/S	BF	H	R	ER	SO	BB	IBB	HBP	BLK	WP	HR	S	P	ERA	WHIP

TOP

New York Yankees @ California Angels

Anaheim Stadium, Anaheim, CA

Sat May 13 1989, 6:33 AM EDT

Att. 33,528 - Overcast - 65 F

livebaseballscorecards.com

AB	31
R	1
H	5
RBI	1
BB	1
SO	3
LOB	14

Batter	1	2	3	4	5	6	7	8	9	AB	R	H	RBI	BB	SO	LOB
Brian Downing, R (1, 10) OBP: 0.370, SLG: 0.431	B B C X 2-1 1B FC6-4 1B		B X 1-0 SH1-4 1-2 1B 1B	C C B F B X 2-2 L7 ③		C S S 0-3 K ②				4	2	2	0	0	1	1
Dick Schofield, R (1, 6) OBP: 0.304, SLG: 0.333	B B C 1 SAFE S X 2-2 FC6-4 1-3 1B		L X 0-1 SH1-4 ① 1-2 2-3		B B C B X 3-1 G5-3 ①	F B F X 1-2 G4-3 ③				3	0	1	0	0	0	0
Johnny Ray, S (1, 4) OBP: 0.318, SLG: 0.341	B 1 SAFE X 1-0 FC6-4 ① G4-3 1-2f 3-H		C F B B B X 3-2 2-H 3-H 1B		C B B B C F F B 4-2 WP 1B BB		B S C F X 1-2 P3 ①			3	1	1	3	1	0	1
Devon White, S (1, 8) OBP: 0.340, SLG: 0.482	B X 1-0 G4-3 ② 1-2		X 0-0 F7 ②		1 SAFE B B B 1 SAFE C 1 SAFE X 3-1 F9 ②		F S F S 0-3 K ②			4	0	0	0	0	1	3
Lance Parrish, R (1, 2) OBP: 0.315, SLG: 0.352	B X 1-0 G6-3 ③		B C X 1-1 G5-3 ③		B B F B C B 4-2 1B 1-2 BB		F X 0-1 G6-3 ③			3	0	0	0	1	0	2
Chili Davis, S (1, 7) OBP: 0.290, SLG: 0.383		C B B X 2-1 G6-3 ①		X 0-0 1B 2B	B X 1-0 1-3 2-H 1B			S X 0-1 G3-1 ①		4	1	2	1	0	0	0
Dante Bichette, R (1, 9) OBP: 0.239, SLG: 0.357		C B C B X 2-2 G4-3 ②		X 0-0 S 2-H 1B	C F B S 1-3 K ③			F B F S 1-3 K ②		4	0	1	1	0	2	2
Bill Schroeder, R (1, 3) OBP: 0.243, SLG: 0.417 Wally Joyner, L (7, 3) OBP: 0.285, SLG: 0.302		C B C B X 2-2 G6-3 ③		B 1 SAFE F B X 2-1 G1-3 ① 1-2		S F X 0-2 HR		B C B X 2-1 F7 ③		3 1	1 0	1 0	1 0	0 0	0 0	1 0
Glenn Hoffman, R (1, 5) OBP: 0.370, SLG: 0.429			C B X 1-1 SH1-4 1B 1B 1B	X 0-0 F7 ②		B B F X 2-1 F8 ①				3	1	1	0	0	0	1
Inning Stats	R: 1 E: 0 K: 0 S: 8 H: 2 LOB: 1 BB: 0 P: 15	R: 0 E: 0 K: 0 S: 8 H: 0 LOB: 0 BB: 0 P: 14	R: 2 E: 0 K: 0 S: 11 H: 3 LOB: 1 BB: 0 P: 17	R: 1 E: 0 K: 0 S: 9 H: 2 LOB: 1 BB: 0 P: 13	R: 1 E: 0 K: 1 S: 14 H: 1 LOB: 2 BB: 2 P: 30	R: 1 E: 0 K: 1 S: 11 H: 1 LOB: 0 BB: 0 P: 14	R: 0 E: 0 K: 1 S: 10 H: 0 LOB: 0 BB: 0 P: 11	R: 0 E: 0 K: 1 S: 7 H: 0 LOB: 0 BB: 0 P: 10		1B: 7 2B: 1 3B: 0 HR: 1 SF: 0 SAC: 1 DP: 0 HBP: 0				WP: 1 PB: 0 SB: 1 CS: 0 PA: 35	

PITCHER		IP	WLS	BF	H	R	ER	SO	BB	IBB	HBP	BLK	WP	HR	S	P	ERA	WHIP
Tommy John, L ERA: 5.17	(1, 1)	4.2	L	24	8	5	5	0	2	0	0	0	1	0	47	85	9.64	2.143
Chuck Cary, L ERA: 3.86	(5, 1)	2.1		8	1	1	1	3	0	0	0	0	0	1	24	29	3.86	0.429
Lance McCullers, R ERA: 2.16	(8, 1)	1.0		3	0	0	0	1	0	0	0	0	0	0	7	10	0.00	0.000

PITCHER	IP	WLS	BF	H	R	ER	SO	BB	IBB	HBP	BLK	WP	HR	S	P	ERA	WHIP

BOTTOM

New York Yankees @ California Angels

Anaheim Stadium, Anaheim, CA

Sat May 13 1989, 6:33 AM EDT

Att. 33,528 - Overcast - 65 F

livebaseballscorecards.com

AB	32
R	6
H	9
RBI	6
BB	2
SO	4
LOB	11

Batter	1	2	3	4	5	6	7	8	9	AB	R	H	RBI	BB	SO	LOB
Rickey Henderson, R (1, 7) OBP: 0.361, SLG: 0.376	C B C B C 2-3 ① K		B B S S S 2-3 ③ K		B B S X 2-1 ②③ F8-4 2-3		B B B C F X 3-2 ③ P4		B B B C B 4-1 1-2 BB	4	0	0	0	1	2	3
Steve Sax, R (1, 4) OBP: 0.377, SLG: 0.382	C S X 0-2 G3 1B			C B X 1-1 ① L8		B X 1-0 ① L9		B C B F B S 3-3 ① K	B X 1-0 ③ G1-3	5	0	1	0	0	1	2
Don Mattingly, L (1, 3) OBP: 0.310, SLG: 0.282	B C F B B X 3-2 ② G3 1-2			X 0-0 ② G4-3		B C B X 2-1 ② P5		B X 1-0 ② G6-3		4	0	0	0	0	0	1
Jesse Barfield, R (1, 9) OBP: 0.286, SLG: 0.405	B C B B S X 3-2 ③ G6-3			C B B B B 4-1 2B BB		C B C B X 2-2 1B 1B		B B B B 4-0 BB BB		2	0	1	0	2	0	1
Steve Balboni, R (1, 10) OBP: 0.260, SLG: 0.425		X 0-0 ① F9		X 0-0 1-3 2B		S X 0-1 1-2 1B		B C F B F B B 4-2 1-2 BB		3	0	2	0	1	0	0
Don Slaught, R (1, 2) OBP: 0.322, SLG: 0.420		B X 1-0 ② F8		B F C S 1-3 ③ K2-3		C X 0-1 ③ G4-3		X 0-0 ③ L7		4	0	0	0	0	1	6
Tom Brookens, R (1, 5) OBP: 0.233, SLG: 0.357		C F B F B B F X 3-2 ③ L7			C B B X 2-1 ① F8		B C C B X 2-2 G6-4-3 1B		C B C B X 2-2 ① G2-3	4	0	1	0	0	0	0
Alvaro Espinoza, R (1, 6) OBP: 0.306, SLG: 0.270			C B B B F F X 3-2 ① L9		B B B B 4-0 F8-4 1B BB		X 0-0 1-2 G6-4-3 1B		F B C X 1-2 ② G4-3	3	0	1	0	1	0	0
Bob Brower, R (1, 8) OBP: 0.326, SLG: 0.366			F B C C 1-3 ② K		B X 1-0 1-2 1B		B C F B X 2-2 ①② G6-4-3 1-2f 2-3		C F F B X 1-2 BB 1B	2	0	1	0	0	1	0
Mike Pagliarulo, L (7, PH) OBP: 0.250, SLG: 0.258										1	0	0	0	0	0	2
Roberto Kelly, R (7, 8) OBP: 0.357, SLG: 0.390										1	0	1	0	0	0	0
Inning Stats	R: 0 H: 1 E: 0 LOB: 1 K: 1 BB: 0 S: 12 P: 20	R: 0 H: 0 E: 0 LOB: 0 K: 0 BB: 0 S: 7 P: 11	R: 0 H: 0 E: 0 LOB: 0 K: 2 BB: 0 S: 10 P: 16	R: 0 H: 1 E: 0 LOB: 2 K: 1 BB: 1 S: 8 P: 14	R: 0 H: 1 E: 0 LOB: 1 K: 0 BB: 1 S: 5 P: 14	R: 0 H: 2 E: 0 LOB: 2 K: 0 BB: 0 S: 10 P: 15	R: 0 H: 2 E: 0 LOB: 1 K: 0 BB: 0 S: 10 P: 17	R: 0 H: 0 E: 0 LOB: 2 K: 1 BB: 2 S: 8 P: 20	R: 0 H: 1 E: 0 LOB: 2 K: 0 BB: 1 S: 12 P: 21	1B: 7 SF: 0 2B: 2 SAC: 0 3B: 0 DP: 2 HR: 0 HBP: 0						

PITCHER		IP	WLS	BF	H	R	ER	SO	BB	IBB	HBP	BLK	WP	HR	S	P	ERA	WHIP
Chuck Finley, L ERA: 2.29	(1, 1)	6.0	W	26	7	0	0	4	2	0	0	0	0	0	56	96	0.00	1.500
Greg Minton, R ERA: 1.48	(7, 1)	3.0	S	12	1	0	0	1	3	0	0	0	0	0	26	52	0.00	1.333

PITCHER	IP	WLS	BF	H	R	ER	SO	BB	IBB	HBP	BLK	WP	HR	S	P	ERA	WHIP

TOP

New York Yankees @ California Angels

Anaheim Stadium, Anaheim, CA

Sun May 14 1989, 6:33 AM EDT

Att. 36,690 - Cloudy - 60 F

livebaseballscorecards.com

AB	33
R	0
H	8
RBI	0
BB	5
SO	5
LOB	15

WP: 0 PA: 38
PB: 0
SB: 0
CS: 0

Batter	1	2	3	4	5	6	7	8	9	AB	R	H	RBI	BB	SO	LOB
Claudell Washington, L (1, 9) OBP: 0.342, SLG: 0.405	B X 1-0 F7 ①		B B C B X 3-1 F8 ②	B C B F F X 2-2 E8 1-H 3-H 1B		B S X 1-1 F9 ③				4	0	1	1	0	0	0
Johnny Ray, S (1, 4) OBP: 0.315, SLG: 0.337	B S B C F F F X 2-2 E1 1B		X 0-0 FC3-6 1B	B F X 1-1 G4-3 ③			C B F X 1-2 G4-3 ①			4	0	1	0	0	0	1
Devon White, S (1, 8) OBP: 0.344, SLG: 0.497	B X 1-0 1-3 1B		X 0-0 FC3-6 ③ 1-2f		C S F B S 1-3 K ①		B B X 2-0 3B			4	0	2	0	0	1	1
Brian Downing, R (1, 10) OBP: 0.366, SLG: 0.433	1 SAFE C 1 X SAFE 0-1 F9 ②			C B B F B X 3-2 G3-1 1B 2B	C B F F B B X 3-2 G5-3 ②		F B B F X 2-2 P6 ②			4	1	1	0	0	0	3
Chili Davis, S (1, 7) OBP: 0.296, SLG: 0.407	1 SAFE F 1 SAFE B B 1 SAFE F X 2-2 P5 ③			X 0-0 G3-1 ① 2-3	B B F S B X 3-2 HR		F S B B B B 4-2 BB			3	1	1	1	1	0	3
Wally Joyner, L (1, 3) OBP: 0.291, SLG: 0.303		B C C B F X 2-2 G4-3 ①		B B F X 2-1 FC5 BB 3-H 1B	F B B B B 4-1 BB		X 0-0 G4-3 ③			3	0	1	1	1	0	2
Jack Howell, L (1, 5) OBP: 0.266, SLG: 0.302		F X 0-1 F8 ②		B B F B 1 SAFE B 4-1 FC5 1B 1-2 BB	C B B B F S 3-3 K ③			S F B F S 1-3 K ①		3	1	0	0	1	2	1
Bill Schroeder, R (1, 2) OBP: 0.244, SLG: 0.400		B F F B S 2-3 K ③		B X 1-0 FC5 E 1B 1B ② 1-2 2-3f		B X 1-0 G4-3 1B		F S B S 1-3 K ②		4	1	1	0	0	2	2
Kent Anderson, R (1, 6) OBP: 0.306, SLG: 0.310			X 0-0 P9 ①	B F X 1-1 E8 1B E 1-3 2-H 1B		C X 0-1 G4-3 ① ② 1-2f		B X 1-0 G6-3 ③		4	1	1	1	0	0	1
Inning Stats	R: 0 E: 1 K: 0 S: 13 H: 1 LOB: 2 BB: 0 P: 19	R: 0 E: 0 K: 1 S: 9 H: 0 LOB: 0 BB: 0 P: 13	R: 0 E: 0 K: 0 S: 5 H: 1 LOB: 1 BB: 0 P: 8	R: 4 E: 2 K: 0 S: 16 H: 4 LOB: 1 BB: 1 P: 30	R: 1 E: 0 K: 2 S: 15 H: 1 LOB: 1 BB: 1 P: 29	R: 0 E: 0 K: 0 S: 5 H: 1 LOB: 0 BB: 0 P: 7	R: 0 E: 0 K: 0 S: 10 H: 1 LOB: 2 BB: 1 P: 19	R: 0 E: 0 K: 2 S: 8 H: 0 LOB: 0 BB: 0 P: 11		1B: 6 2B: 1 3B: 1 HR: 1	SF: 0 SAC: 0 DP: 1 HBP: 0					

PITCHER		IP	WLS	BF	H	R	ER	SO	BB	IBB	HBP	BLK	WP	HR	S	P	ERA	WHIP
Andy Hawkins, R ERA: 6.29	(1, 1)	4.2	L	24	7	5	4	2	2	0	0	0	0	1	55	93	7.71	1.929
Chuck Cary, L ERA: 3.38	(5, 1)	0.1		1	0	0	0	1	0	0	0	0	0	0	3	6	0.00	0.000
Dale Mohorcic, R ERA: 4.03	(6, 1)	2.0		8	2	0	0	0	1	0	0	0	0	0	15	26	0.00	1.500
Dave Righetti, L ERA: 4.2	(8, 1)	1.0		3	0	0	0	2	0	0	0	0	0	0	8	11	0.00	0.000

PITCHER	IP	WLS	BF	H	R	ER	SO	BB	IBB	HBP	BLK	WP	HR	S	P	ERA	WHIP

BOTTOM

New York Yankees @ California Angels

Anaheim Stadium, Anaheim, CA

Sun May 14 1989, 6:33 AM EDT

Att. 36,690 - Cloudy - 60 F

livebaseballscorecards.com

AB	33
R	5
H	9
RBI	4
BB	3
SO	5
LOB	14

WP: 0 PB: 0 SB: 0 CS: 0 PA: 36

Batter	1	2	3	4	5	6	7	8	9	10	11	AB	R	H	RBI	BB	SO	LOB
Rickey Henderson, R (1, 7) OBP: 0.362, SLG: 0.380	B B X 2-0 1B G6-3 2B		B 1 B C B C C SAFE 3-3 ② K 1-2		B B B C C F F F B 4-2 CS BB		F B B C B C 3-3 ③ K 1-3		C X 0-1 F9 ②			4	1	1	0	1	2	2
Steve Sax, R (1, 4) OBP: 0.384, SLG: 0.386	B F X 1-1 G6-3 2-3 1B		B B B B 4-0 1B S 2-3 BB		C B 1-1 ③ CS 1-2	X 0-0 E 1B FC5-2 1B		B C X 1-1 ① G5-3	X 0-0 ③ G6-3			4	0	2	0	1	0	0
Don Mattingly, L (1, 3) OBP: 0.320, SLG: 0.302	C X 0-1 ①② G6-3 1-2f 3-H		B C F X 1-2 1-3 3-H 1B			B X 1-0 FC5-2 E 1-2 1B		C X 0-1 BB 2B		B B B C X 3-1 ① G6-3		5	0	3	1	0	0	1
Ken Phelps, L (1, 10) OBP: 0.355, SLG: 0.373 Bob Brower, R (8, PH) OBP: 0.326, SLG: 0.366 Jamie Quirk, L (8, PH) OBP: 0.185, SLG: 0.083	C C B S 1-3 ③ K		C X 0-1 ③ F9			B C S B F X 2-2 E3 FC5-2 1-2 2-3		B B B B 4-0 BB BB		B F X 1-1 ② P5		3 0 1	0 0 0	0 0 0	0 0 0	0 0 1	1 0 0	4 0 0
Jesse Barfield, R (1, 9) OBP: 0.283, SLG: 0.392		B B B C X 3-1 ① P5		C B B X 2-1 ① F8		B B B X 2-1 ① FC5-2 G4-6-3 1-2 2-3 3-Hf		B B B B 4-0 1-2 2-3 BB		C B C S 1-3 ③ K		4	0	0	0	1	1	3
Mike Pagliarulo, L (1, 5) OBP: 0.234, SLG: 0.239		X 0-0 ② F8		X 0-0 ② G3-1		C F F B B X 2-2 ②③ G4-6-3 1-2f		C X 0-1 ② P4			C F B X 1-2 ① G4-3	5	0	0	0	0	0	6
Don Slaught, R (1, 2) OBP: 0.310, SLG: 0.402		C B S S 1-3 ③ K		X 0-0 ③ L8			S B X 1-1 ① F8	C B S B F C 2-3 ③ K			S X 0-1 ② L6	5	0	0	0	0	2	3
Wayne Tolleson, S (1, 6) OBP: 0.257, SLG: 0.200			B C C X 1-2 ① G6-3		B B C C X 2-2 ① G5-3		C X 0-1 ② F8		B C F B B C 3-3 ① K		B B B C S X 3-2 2B	5	0	1	0	0	1	0
Roberto Kelly, R (1, 8) OBP: 0.368, SLG: 0.429			B C F X 1-2 S S 1B 1B		F S B F X 1-2 ② F8		B B X 2-0 S 1B		B C C B X 2-2 HR		C F B S 1-3 ③ K	5	2	3	1	0	1	1
Inning Stats	R: 1 E: 0 K: 1 S: 8 H: 2 LOB: 0 BB: 0 P: 12	R: 0 E: 0 K: 1 S: 6 H: 0 LOB: 0 BB: 0 P: 10	R: 1 E: 0 K: 1 S: 14 H: 2 LOB: 2 BB: 1 P: 24	R: 0 E: 0 K: 0 S: 4 H: 0 LOB: 0 BB: 0 P: 6	R: 0 E: 0 K: 0 S: 13 H: 0 LOB: 0 BB: 1 P: 21	R: 0 E: 1 K: 0 S: 12 H: 2 LOB: 2 BB: 0 P: 19	R: 0 E: 0 K: 1 S: 8 H: 1 LOB: 1 BB: 0 P: 14	R: 0 E: 0 K: 1 S: 10 H: 1 LOB: 3 BB: 2 P: 21	R: 1 E: 0 K: 1 S: 9 H: 1 LOB: 0 BB: 0 P: 14	R: 0 E: 0 K: 1 S: 7 H: 0 LOB: 0 BB: 0 P: 12	R: 0 E: 0 K: 1 S: 11 H: 1 LOB: 1 BB: 0 P: 16	1B: 6 2B: 3 3B: 0 HR: 1 SF: 0 SAC: 0 DP: 2 HBP: 0						

PITCHER		IP	WLS	BF	H	R	ER	SO	BB	IBB	HBP	BLK	WP	HR	S	P	ERA	WHIP
Bert Blyleven, R ERA: 2.01	(1, 1)	7.0		28	7	2	2	4	2	0	0	0	0	0	65	106	2.57	1.286
Bob McClure, L ERA: 0.84	(8, 1)	0.1		2	1	0	0	0	0	0	0	0	0	0	4	5	0.00	3.000
Bryan Harvey, R ERA: 3.38	(8, 1)	1.2		8	1	1	1	2	2	0	0	0	0	1	15	30	5.40	1.800
Willie Fraser, R ERA: 3.86	(10, 1)	2.0	W	7	1	0	0	2	0	0	0	0	0	0	18	28	0.00	0.500

PITCHER	IP	WLS	BF	H	R	ER	SO	BB	IBB	HBP	BLK	WP	HR	S	P	ERA	WHIP

TOP

New York Yankees @ California Angels

Anaheim Stadium, Anaheim, CA

Mon May 15 1989, 10:05 PM EDT

Att. 25,959 - Unknown - 61 F

livebaseballscorecards.com

AB	41
R	3
H	10
RBI	2
BB	4
SO	8
LOB	20

WP: 0 PA: 46
PB: 0
SB: 5
CS: 1

New York Yankees @ California Angels

Anaheim Stadium, Anaheim, CA

Mon May 15 1989, 10:05 PM EDT

Att. 25,959 - Unknown - 61 F

livebaseballscorecards.com

BOTTOM

Batter	1	2	3	4	5	6	7	8	9	10	11	AB	R	H	RBI	BB	SO	LOB
Claudell Washington, L (1, 9) OBP: 0.337, SLG: 0.390	BBBB 4-0 G6-4-3 BB		BBCFS 2-3 K ③			X 0-0 SH2-3 ① 2-3		BX 1-0 F7 ①		CBBBFX 3-2 P6 ②		3	0	0	0	1	1	0
Johnny Ray, S (1, 4) OBP: 0.299, SLG: 0.319	CFX 0-2 L7 ①			CBBBX 2-1 P2 ①		BBCFX 2-2 L9 ②		BBFFFX 2-2 F8 ②		X 0-0 F9 ③		5	0	0	0	0	0	2
Devon White, S (1, 8) OBP: 0.346, SLG: 0.493	CSX 0-2 G6-4-3 ②③ 1-2f			BSX 1-1 G6-3 ②		BBCBSFX 3-2 CS 1B 3-H		X 0-0 G2-3 ③			CBBFFFFX 2-2 S S SF8 1B	5	1	2	1	0	0	1
Brian Downing, R (1, 10) OBP: 0.367, SLG: 0.427		CFBX 1-2 L7 ①		BFX 1-1 P6 ③		CFBF 1 SAFE F 1 SAFE B 2-2 CS ③ 1-2	BCFS 1-3 K ①		BCFFFFBX 2-2 FC6-4 1B 1B	1 SAFE 1 SAFE B 1 SAFE BBB	4-0 IBB 1-2 BB	4	0	1	0	1	1	0
Chili Davis, S (1, 7) OBP: 0.307, SLG: 0.409		BFBSX 2-2 F7 ②			SX 0-1 G2-3 1B		BSSBFX 2-2 BB 1B 1B		1 SAFE 1 SSBC 1-3 K ①		BBBI 4-0 1-2 2-3 IBB	4	1	2	0	1	1	1
Lance Parrish, R (1, 2) OBP: 0.318, SLG: 0.348		X 0-0 G5-3 ③			BX 1-0 G2-3 ① 1-2		BB 1 SAFE B CF 1 SAFE B 4-2 1B 1-2 BB		BBSX 2-1 FC6-4 1-2 1B		CCFBX 1-2 L7 ①	4	0	1	0	1	0	4
Tony Armas, R (1, 3) OBP: 0.364, SLG: 0.900 Wally Joyner, L (6, 3) OBP: 0.292, SLG: 0.306			FBFBX 2-2 HR		IIII 4-0 G6-4-3 IBEB		CX 0-1 1-2 2-H 1B		BX 1-0 FC6-4 1-2f 2-3		X 0-0 SF8 ② 3-H	1	1	1	1	1	0	0
												2	0	1	2	0	0	2
Kent Anderson, R (1, 6) OBP: 0.297, SLG: 0.300 Dante Bichette, R (7, PH) OBP: 0.236, SLG: 0.353 Dick Schofield, R (8, 6) OBP: 0.298, SLG: 0.326			BCX 1-1 P3 ①		X 0-0 G6-4-3 ②③ 1-2f		BFSBBS 3-3 K ②		FFBFBBX 3-2 G1-3 ③			2	0	0	0	0	0	2
												1	0	0	0	0	1	2
												1	0	0	0	0	0	2
Jack Howell, L (1, 5) OBP: 0.265, SLG: 0.310			BBSX 2-1 F7 ②			SSSBBX 2-2 SH2-3 1B 2B	BSX 1-1 F7 ③			BFX 1-1 G6-3 ①		4	1	1	0	0	0	2
Inning Stats	R: 0 H: 0 E: 0 LOB: 0 K: 0 BB: 1 S: 6 P: 10	R: 0 H: 0 E: 0 LOB: 0 K: 0 BB: 0 S: 7 P: 10	R: 1 H: 1 E: 0 LOB: 0 K: 1 BB: 0 S: 10 P: 17	R: 0 H: 0 E: 0 LOB: 0 K: 0 BB: 0 S: 6 P: 10	R: 0 H: 1 E: 0 LOB: 1 K: 0 BB: 1 S: 4 P: 9	R: 1 H: 2 E: 0 LOB: 0 K: 0 BB: 0 S: 15 P: 24	R: 1 H: 2 E: 0 LOB: 2 K: 2 BB: 1 S: 16 P: 27	R: 0 H: 0 E: 0 LOB: 0 K: 0 BB: 0 S: 6 P: 9	R: 0 H: 2 E: 0 LOB: 2 K: 1 BB: 0 S: 16 P: 25	R: 0 H: 0 E: 0 LOB: 0 K: 0 BB: 0 S: 6 P: 10	R: 1 H: 1 E: 0 LOB: 2 K: 0 BB: 2 S: 10 P: 21	1B: 7 SF: 1 2B: 1 SAC: 1 3B: 0 DP: 2 HR: 1 HBP: 0						

	AB	36
	R	4
	H	9
	RBI	4
	BB	5
	SO	4
	LOB	18

WP: 0 PA: 44
PB: 0
SB: 2
CS: 1

PITCHER		IP	WLS	BF	H	R	ER	SO	BB	IBB	HBP	BLK	WP	HR	S	P	ERA	WHIP
Dave LaPoint, L ERA: 5.29	(1, 1)	7.0		27	6	3	3	3	2	1	0	0	0	1	64	107	3.86	1.143
Lee Guetterman, L ERA:	(8, 1)	3.0		11	2	0	0	1	0	0	0	0	0	0	28	44	0.00	0.667
Lance McCullers, R ERA: 2.65	(11, 1)	0.1	L	4	1	1	1	0	1	1	0	0	0	0	9	20	27.00	6.000
Dave Righetti, L ERA: 4.11	(11, 1)	0.1		1	0	0	0	0	0	0	0	0	0	0	1	1	0.00	0.000

PITCHER	IP	WLS	BF	H	R	ER	SO	BB	IBB	HBP	BLK	WP	HR	S	P	ERA	WHIP

Boston Red Sox @ California Angels

Anaheim Stadium, Anaheim, CA

Tue May 16 1989, 10:05 PM EDT

Att. 26,043 - Unknown

TOP

Batter	1	2	3	4	5	6	7	8	9	AB	R	H	RBI	BB	SO	LOB
Wade Boggs, L (1, 5) OBP: 0.389, SLG: 0.451	K		1B 3B	G6-3			F8		K	5	1	1	0	0	2	4
Marty Barrett, R (1, 4) OBP: 0.366, SLG: 0.355	G1-6-3 BB		3-H 1B		P9		P3		FC6-4 1-2f 2-3	3	0	1	1	1	0	0
Sam Horn, L (9, PH) OBP: 0.200, SLG: 0.059										1	0	0	0	0	0	2
Randy Kutcher, R (9, PR)										0	0	0	0	0	0	0
Ellis Burks, R (1, 8) OBP: 0.393, SLG: 0.542	1 SAFE 1 SAFE 1 SAFE G1-6-3 1-2f		SAFE F8		G5-3		G4-3		K	5	0	0	0	0	1	4
Mike Greenwell, L (1, 7) OBP: 0.414, SLG: 0.496		K	F8		BB			2B		3	0	1	0	1	1	1
Jim Rice, R (1, 10) OBP: 0.277, SLG: 0.382		F8		K	G4-3			G6-3		4	0	0	0	0	1	2
Dwight Evans, R (1, 9) OBP: 0.421, SLG: 0.455		1B	1B 2B 1B			BB		K		3	1	2	0	1	1	1
Nick Esasky, R (1, 3) OBP: 0.311, SLG: 0.484		SAFE 1-2 1B		K		E3 G5-4-3 1-2		F8		4	0	1	0	0	1	3
Rich Gedman, L (1, 2) OBP: 0.242, SLG: 0.301		G6-3		2B 1-2 1B		F9			FC6-4 1B	4	0	2	0	0	0	4
Jody Reed, R (1, 6) OBP: 0.331, SLG: 0.333			G6-3	1-3 2-H 2B		G5-4-3 1-2f			FC6-4 1-2 1B	3	0	1	1	0	0	2
Danny Heep, L (9, PH) OBP: 0.348, SLG: 0.318										1	0	1	0	0	0	0

	AB	36
	R	2
	H	10
	RBI	2
	BB	3
	SO	7
	LOB	23

livebaseballscorecards.com

Inning Stats	1	2	3	4	5	6	7	8	9
	R: 0 E: 0 K: 1 S: 9 H: 0 LOB: 0 BB: 1 P: 14	R: 0 E: 0 K: 1 S: 16 H: 2 LOB: 2 BB: 0 P: 25	R: 1 E: 0 K: 0 S: 13 H: 2 LOB: 1 BB: 0 P: 16	R: 1 E: 0 K: 2 S: 15 H: 3 LOB: 2 BB: 0 P: 19	R: 0 E: 0 K: 0 S: 8 H: 0 LOB: 1 BB: 1 P: 14	R: 0 E: 1 K: 0 S: 9 H: 0 LOB: 1 BB: 1 P: 17	R: 0 E: 0 K: 0 S: 6 H: 0 LOB: 0 BB: 0 P: 10	R: 0 E: 0 K: 1 S: 8 H: 1 LOB: 1 BB: 0 P: 11	R: 0 E: 0 K: 2 S: 19 H: 2 LOB: 2 BB: 0 P: 30

1B: 7 SF: 0 WP: 0 PA: 39
2B: 2 SAC: 0 PB: 0
3B: 1 DP: 2 SB: 0
HR: 0 HBP: 0 CS: 0

PITCHER	IP	WLS	BF	H	R	ER	SO	BB	IBB	HBP	BLK	WP	HR	S	P	ERA	WHIP
Kirk McCaskill, R (1, 1) ERA: 1.06	8.0	W	36	10	2	2	5	3	0	0	0	0	0	90	137	2.25	1.625
Greg Minton, R (9, 1) ERA: 1.42	1.0		3	0	0	0	2	0	0	0	0	0	0	13	19	0.00	0.000

PITCHER	IP	WLS	BF	H	R	ER	SO	BB	IBB	HBP	BLK	WP	HR	S	P	ERA	WHIP

BOTTOM

Boston Red Sox @ California Angels

Anaheim Stadium, Anaheim, CA

Tue May 16 1989, 10:05 PM EDT

Att. 26,043 - Unknown

Batter	1	2	3	4	5	6	7	8	9	AB	R	H	RBI	BB	SO	LOB
Claudell Washington, L (1, 9) OBP: 0.352, SLG: 0.451	B B C F X 2-2 HR		C X 0-1 HR 2B	S X 0-1 ② FC3-6 1-2f 2B 3-H		X 0-0 1-2 2-3 1B		B B C S S 2-3 ② K		5	3	3	2	0	1	2
Johnny Ray, S (1, 4) OBP: 0.314, SLG: 0.379	C F F B X 1-2 FC6-4 1B		X 0-0 2-H HR	B X 1-0 1-H 2B		B B X 2-0 ② SF7 3-H		X 0-0 ③ FC6-4 1-2f		4	1	3	4	0	0	1
Devon White, S (1, 8) OBP: 0.337, SLG: 0.480	1 SAFE 1 SAFE C 1 SAFE C X 0-2 ① FC6-4 S 1-2f		F B B F B S 3-3 ① K	B X 1-0 ③ P2		C C T C 0-3 ③ K				4	0	0	0	0	2	4
Brian Downing, R (1, 10) OBP: 0.364, SLG: 0.418	P B 1 SAFE 1 SAFE C B 2 SAFE F S 3-3 ② K 1-2		C F B F X 1-2 ② F9		S B B F F B F B 4-2 G6-4-3 BB		C F B B B X 3-2 ① G5-3			3	0	0	0	1	1	1
Chili Davis, S (1, 7) OBP: 0.299, SLG: 0.397	B X 1-0 ③ G4-3		B B F C C C 2-3 ③ K		S X 0-1 ① ② G6-4-3 1-2f		B X 1-0 ② G3			4	0	0	0	0	1	2
Wally Joyner, L (1, 3) OBP: 0.298, SLG: 0.320		B F X 1-1 ① F8		X 0-0 2B 2B	B X 1-0 ③ F8		C B B X 2-1 1B			4	1	2	0	0	0	0
Lance Parrish, R (1, 2) OBP: 0.316, SLG: 0.353		C X 0-1 ② L8		B B X 2-0 1B FC3-6 2-H 2B		C S X 0-2 ① G5-3	C F C 0-3 ③ K			4	1	1	1	0	1	1
Jack Howell, L (1, 5) OBP: 0.282, SLG: 0.327		F X 0-1 1B		B C X 1-1 FC3-6 2-3 1B		B F B B S F X 3-2 1B BB SF7 1B		F B C C 1-3 ① K		4	1	3	0	0	1	0
Kent Anderson, R (1, 6) OBP: 0.309, SLG: 0.290		B X 1-0 ③ P4		X 0-0 ① F9		B B F B B 4-1 1B 1-2 BB		B F B B F F B 4-2 FC6-4 BB		2	0	0	0	2	0	3
Inning Stats	R: 1 H: 2 E: 0 LOB: 1 K: 1 BB: 0 S: 16 P: 22	R: 0 H: 1 E: 0 LOB: 1 K: 0 BB: 0 S: 7 P: 9	R: 2 H: 2 E: 0 LOB: 0 K: 2 BB: 0 S: 13 P: 19	R: 3 H: 4 E: 0 LOB: 1 K: 0 BB: 0 S: 9 P: 14	R: 0 H: 0 E: 0 LOB: 0 K: 0 BB: 1 S: 7 P: 12	R: 1 H: 2 E: 0 LOB: 2 K: 1 BB: 1 S: 14 P: 23	R: 0 H: 1 E: 0 LOB: 1 K: 1 BB: 0 S: 9 P: 15	R: 0 H: 0 E: 0 LOB: 1 K: 2 BB: 1 S: 9 P: 16		1B: 6 SF: 1 2B: 4 SAC: 0 3B: 0 DP: 1 HR: 2 HBP: 0						

livebaseballscorecards.com

	AB	34
	R	7
	H	12
	RBI	7
	BB	3
	SO	7
	LOB	14

WP: 0 PB: 0 SB: 1 CS: 0 PA: 38

PITCHER		IP	WLS	BF	H	R	ER	SO	BB	IBB	HBP	BLK	WP	HR	S	P	ERA	WHIP
Mike Smithson, R ERA: 6.27	(1, 1)	3.1	L	18	8	6	6	3	0	0	0	0	0	2	41	58	16.20	2.400
Joe Price, L ERA: 4.09	(4, 1)	2.2		12	3	1	1	1	2	0	0	0	0	0	25	41	3.38	1.875
Dennis Lamp, R ERA: 3.86	(7, 1)	1.0		4	1	0	0	1	0	0	0	0	0	0	9	15	0.00	1.000
Rob Murphy, L ERA: 3.05	(8, 1)	1.0		4	0	0	0	2	1	0	0	0	0	0	9	16	0.00	1.000

PITCHER	IP	WLS	BF	H	R	ER	SO	BB	IBB	HBP	BLK	WP	HR	S	P	ERA	WHIP

Batter	1	2	3	4	5	6	7	8	9	AB	R	H	RBI	BB	SO	LOB
Wade Boggs, L (1, 5) OBP: 0.386, SLG: 0.445	C F F B B B X 3-2 ① G1-3		X 0-0 ③ F7			C B C B F S 2-3 ② K			B C F F B F X 2-2 G5-4-3 1B	4	0	1	0	0	1	1
Marty Barrett, R (1, 4) OBP: 0.363, SLG: 0.352	B C X 1-1 ② F2			C B X 1-1 E6 1B		X 0-0 1B			F C B F F F X 1-2 ① ② G5-4-3 1-2f	4	0	1	0	0	0	1
Ellis Burks, R (1, 8) OBP: 0.383, SLG: 0.527	B X 1-0 ③ F8			C B C C 1-3 ① K		X 0-0 ③ G6-3			B F X 1-1 ③ G5-3	4	0	0	0	0	1	2
Mike Greenwell, L (1, 7) OBP: 0.418, SLG: 0.500		B F S F X 1-2 G5-4-3 1B		S C X 0-2 L5-4 1-2 1B			S X 0-1 ① G6-3			3	0	2	0	0	0	0
Jim Rice, R (1, 10) OBP: 0.272, SLG: 0.374		B F B F X 2-2 ① ② G5-4-3 1-2f		X 0-0 ② ③ L5-4 1-2			B X 1-0 ② P3			3	0	0	0	0	0	3
Dwight Evans, R (1, 9) OBP: 0.418, SLG: 0.452 Randy Kutcher, R (2, 9)	C B C S 1-3 ③ K				B B C F B B 4-2 G5-4-3 BB		X 0-0 ③ F9			1	0	0	0	0	1	0
										1	0	0	0	1	0	0
Nick Esasky, R (1, 3) OBP: 0.304, SLG: 0.473			C B B X 2-1 ① F2		X 0-0 ① ② G5-4-3 1-2f			S X 0-1 ① G5-3		3	0	0	0	0	0	1
Jody Reed, R (1, 6) OBP: 0.331, SLG: 0.327			C B B F B B 4-2 BB		F B B F X 2-2 ③ G5-3			C X 0-1 ② F7		2	0	0	0	1	0	0
Rick Cerone, R (1, 2) OBP: 0.426, SLG: 0.419			B C 1 SAFE B 1 SAFE C C 2-3 ② K			B X 1-0 ① G5-3		B X 1-0 ③ G5-3		3	0	0	0	0	1	1
Inning Stats	R: 0 H: 0 E: 0 LOB: 0 K: 0 BB: 0 S: 7 P: 12	R: 0 H: 1 E: 0 LOB: 0 K: 1 BB: 0 S: 10 P: 14	R: 0 H: 0 E: 0 LOB: 1 K: 1 BB: 1 S: 8 P: 16	R: 0 H: 1 E: 1 LOB: 1 K: 1 BB: 0 S: 9 P: 11	R: 0 H: 0 E: 0 LOB: 0 K: 0 BB: 1 S: 6 P: 12	R: 0 H: 1 E: 0 LOB: 1 K: 1 BB: 0 S: 7 P: 10	R: 0 H: 0 E: 0 LOB: 0 K: 0 BB: 0 S: 4 P: 5	R: 0 H: 0 E: 0 LOB: 0 K: 0 BB: 0 S: 5 P: 6	R: 0 H: 1 E: 0 LOB: 0 K: 0 BB: 0 S: 13 P: 17	1B: 4 SF: 0 2B: 1 SAC: 0 3B: 0 DP: 4 HR: 0 HBP: 0						

PITCHER	IP	WLS	BF	H	R	ER	SO	BB	IBB	HBP	BLK	WP	HR	S	P	ERA	WHIP
Jim Abbott, L (1, 1) ERA: 3.56	9.0	W	30	4	0	0	4	2	0	0	0	0	0	69	103	0.00	0.667

PITCHER	IP	WLS	BF	H	R	ER	SO	BB	IBB	HBP	BLK	WP	HR	S	P	ERA	WHIP

TOP

Boston Red Sox @ California Angels

Anaheim Stadium, Anaheim, CA

Wed May 17 1989, 10:05 PM EDT

Att. 31,230 - Unknown

livebaseballscorecards.com

AB	28
R	0
H	4
RBI	0
BB	2
SO	4
LOB	9

Batter	1	2	3	4	5	6	7	8	9	AB	R	H	RBI	BB	SO	LOB
Claudell Washington, L (1, 9) OBP: 0.348, SLG: 0.442	C S F F B B F F S 2-3 K ①	F B B X 2-1 CS 1B		C B B X 2-1 F7 ③			C B S S 1-3 K ①			4	0	1	0	0	2	0
Johnny Ray, S (1, 4) OBP: 0.311, SLG: 0.374	C X 0-1 1B 2B 1B	X 0-0 P6 ①			X 0-0 G4-3 ①		B B X 2-0 F5 ②			4	1	1	0	0	0	1
Devon White, S (1, 8) OBP: 0.341, SLG: 0.481	F 1 SAFE 1 SAFE B F F X 1-2 S 1-3 2B 1B	B C B B B 1 SAFE C F F S 3-3 K ② ③ 1-2			B X 1-0 CS 1B		C B X 1-1 L7 ③			4	1	2	0	0	1	1
Brian Downing, R (1, 10) OBP: 0.361, SLG: 0.409	B C P F F S 2-3 K ②	B B B C B 4-1 G4-3 1B BB			1 SAFE C B X 1-1 G1-3 ② ③ 1-2			C B X 1-1 G4-3 ①		3	0	0	0	1	1	3
Wally Joyner, L (1, 3) OBP: 0.303, SLG: 0.320	B 1 SAFE B C 1 SAFE S F B B 4-2 1-2 2B BB	F B F F 1 SAFE F X 1-2 G4-3 1-2 1B				C F B B F F C 3-3 K ①		B C S F F F B B X 3-2 L9 ②		3	1	1	0	1	1	0
Chili Davis, S (1, 7) OBP: 0.311, SLG: 0.418	S B B X 2-1 HR 1-H 2-H 3-H 2B	C B C X 1-2 G4-3 ① ② 1-2f 2-3				C B B X 2-1 2B		B B B C B 4-1 BB		3	1	2	3	1	0	2
Lance Parrish, R (1, 2) OBP: 0.314, SLG: 0.375	C F B F X 1-2 2-H HR	B F S B X 2-2 G5-3 ③				X 0-0 F8 ②		C B F B F X 2-2 L7 ③		4	1	1	2	0	0	3
Jack Howell, L (1, 5) OBP: 0.292, SLG: 0.340	C B B B C X 3-2 2B			C B C S 1-3 K ①		I I I I 4-0 IBB				2	0	1	0	1	1	0
Kent Anderson, R (1, 6) OBP: 0.296, SLG: 0.277	C S B F S 1-3 K ③			F C S 0-3 K ②		S S B C 1-3 K ③				3	0	0	0	0	3	3
Inning Stats	R: 5 E: 0 K: 3 S: 33 H: 5 LOB: 1 BB: 1 P: 48	R: 0 E: 0 K: 1 S: 8 H: 1 LOB: 0 BB: 0 P: 13	R: 0 E: 0 K: 0 S: 11 H: 1 LOB: 1 BB: 1 P: 19	R: 0 E: 0 K: 2 S: 8 H: 0 LOB: 0 BB: 0 P: 11	R: 0 E: 0 K: 0 S: 4 H: 1 LOB: 0 BB: 0 P: 6	R: 0 E: 0 K: 2 S: 11 H: 1 LOB: 2 BB: 1 P: 21	R: 0 E: 0 K: 1 S: 6 H: 0 LOB: 0 BB: 0 P: 10	R: 0 E: 0 K: 0 S: 13 H: 0 LOB: 1 BB: 1 P: 23		1B: 5 2B: 3 3B: 0 HR: 1 SF: 0 SAC: 0 DP: 1 HBP: 0						

PITCHER		IP	WLS	BF	H	R	ER	SO	BB	IBB	HBP	BLK	WP	HR	S	P	ERA	WHIP
Roger Clemens, R ERA: 2.81	(1, 1)	2.0	L	14	7	5	5	4	2	0	0	0	0	1	46	71	22.50	4.500
Dennis Lamp, R ERA: 3.18	(3, 1)	4.0		13	2	0	0	4	0	1	0	0	0	0	29	47	0.00	0.500
Rob Murphy, L ERA: 2.91	(7, 1)	1.0		3	0	0	0	1	0	0	0	0	0	0	6	10	0.00	0.000
Bob Stanley, R ERA: 4.5	(8, 1)	1.0		4	0	0	0	0	1	0	0	0	0	0	13	23	0.00	1.000

PITCHER	IP	WLS	BF	H	R	ER	SO	BB	IBB	HBP	BLK	WP	HR	S	P	ERA	WHIP

BOTTOM

Boston Red Sox @ California Angels

Anaheim Stadium, Anaheim, CA

Wed May 17 1989, 10:05 PM EDT

Att. 31,230 - Unknown

livebaseballscorecards.com

AB	30
R	5
H	9
RBI	5
BB	4
SO	9
LOB	13

WP: 0 PB: 0 SB: 1 CS: 2 PA: 34

Boston Red Sox @ California Angels

Anaheim Stadium, Anaheim, CA

Thu May 18 1989, 10:05 PM EDT

Att. 28,114 - Unknown

TOP

livebaseballscorecards.com

Batter	1	2	3	4	5	6	7	8	9	AB	R	H	RBI	BB	SO	LOB
Wade Boggs, L (1, 5) OBP: 0.382, SLG: 0.439	B X 1-0 ① F7		B B F B F X 3-2 ③ G6-3		C F B B X 2-2 ③ G1-3			F B C B B X 3-2 ① G5-3	C F F X 0-2 ② FC6-4 1-2f 2-3 3-H	2	0	0	0	0	0	0
Jody Reed, R (4, 6) OBP: 0.323, SLG: 0.319										3	0	0	1	0	0	3
Marty Barrett, R (1, 4) OBP: 0.358, SLG: 0.369	C B F X 1-2 HR			C C B F X 1-2 ① G5-3		B X 1-0 ① G6-3		C B C X 1-2 ② G6-3	C B C F X 1-2 ③ G1-3	5	1	1	1	0	0	2
Ellis Burks, R (1, 8) OBP: 0.380, SLG: 0.520	C X 0-1 ② G6-3			B X 1-0 ② G5-3		C B X 1-1 ② G6-3		F X 0-1 1B		4	0	1	0	0	0	0
Mike Greenwell, L (1, 7) OBP: 0.414, SLG: 0.514	B F C F X 1-2 ③ G4-3			C B X 1-1 HR		C X 0-1 ③ G1-3		B C F B X 2-2 ③ G4-3		4	1	1	1	0	0	1
Danny Heep, L (1, 3) OBP: 0.308, SLG: 0.280		B C X 1-1 ① L7		F B S X 1-2 ③ G3			B X 1-0 ① G3-1		B X 1-0 E 1B 1B 1B	3	0	0	0	0	0	0
Nick Esasky, R (7, 3) OBP: 0.309, SLG: 0.477										1	1	1	0	0	0	0
Dwight Evans, R (1, 9) OBP: 0.427, SLG: 0.469		B B C X 2-1 ② L4			C B B S X 2-2 1B 2B		F F B F X 1-2 1B 1B		B 1 SAFE 1 SAFE B X 2-0 1B E 1-2 FC5-2-6 1B	4	1	3	0	0	0	0
Jim Rice, R (1, 10) OBP: 0.266, SLG: 0.366		B F X 1-1 ③ G1-3			B X 1-0 ① G5-3		S B X 1-1 ② F8		B B 2 SAFE F X 2-1 FC5-2-6 FC6-4 1-3 2-H 1B	3	0	0	0	0	0	2
Randy Kutcher, R (9, PH) OBP: 0.444, SLG: 0.167										1	1	1	1	0	0	0
Rich Gedman, L (1, 2) OBP: 0.242, SLG: 0.299			S X 0-1 ① L3		B F F X 1-2 ② P4		X 0-0 1-2 1B		X 0-0 ① FC5-2-6 FC6-4 1-3 3-H	4	0	1	0	0	0	3
Ed Romero, R (1, 6) OBP: 0.286, SLG: 0.273 (4, 5)			X 0-0 ② F8		C B X 1-1 2-H 1B		X 0-0 ③ G5-3		I I I I 4-0 FC6-4 IBB	3	0	1	1	1	0	2
Inning Stats	R: 1 E: 0 K: 0 S: 10 H: 1 LOB: 0 BB: 0 P: 13	R: 0 E: 0 K: 0 S: 6 H: 0 LOB: 0 BB: 0 P: 10	R: 0 E: 0 K: 0 S: 6 H: 0 LOB: 0 BB: 0 P: 9	R: 1 E: 0 K: 0 S: 10 H: 1 LOB: 0 BB: 0 P: 14	R: 1 E: 0 K: 0 S: 12 H: 2 LOB: 1 BB: 0 P: 19	R: 0 E: 0 K: 0 S: 5 H: 0 LOB: 0 BB: 0 P: 7	R: 0 E: 0 K: 0 S: 10 H: 2 LOB: 2 BB: 0 P: 13	R: 0 E: 0 K: 0 S: 11 H: 1 LOB: 1 BB: 0 P: 17	R: 2 E: 1 K: 0 S: 13 H: 3 LOB: 2 BB: 1 P: 23	1B: 7 2B: 1 3B: 0 HR: 2 SF: 0 SAC: 0 DP: 0 HBP: 0							

	AB	37
	R	5
	H	10
	RBI	5
	BB	1
	SO	0
	LOB	13

	WP: 0	PA: 38
	PB: 0	
	SB: 0	
	CS: 0	

PITCHER		IP	WLS	BF	H	R	ER	SO	BB	IBB	HBP	BLK	WP	HR	S	P	ERA	WHIP
Mike Witt, R ERA: 4.05	(1, 1)	8.0	L	34	10	5	5	0	0	0	0	0	0	2	74	111	5.62	1.250
Greg Minton, R ERA: 1.37	(9, 1)	1.0		4	0	0	0	0	0	1	0	0	0	0	9	14	0.00	0.000

PITCHER	IP	WLS	BF	H	R	ER	SO	BB	IBB	HBP	BLK	WP	HR	S	P	ERA	WHIP

Boston Red Sox @ California Angels

Anaheim Stadium, Anaheim, CA

Thu May 18 1989, 10:05 PM EDT

Att. 28,114 - Unknown

BOTTOM

Batter	1	2	3	4	5	6	7	8	9	AB	R	H	RBI	BB	SO	LOB
Claudell Washington, L (1, 9) OBP: 0.344, SLG: 0.433	C B X 1-1 G4-6-3 1B		1 SAFE B B X 2-0 ③ G1-3			B C F X 1-2 ① G4-3	F X 0-1 ③ B2-3			4	0	1	0	0	0	3
Johnny Ray, S (1, 4) OBP: 0.318, SLG: 0.373	C 1 SAFE B 1 SAFE X 1-1 ①② G4-6-3 1-2f			S B B B B 4-1 G4-6-3 BB		B B B C X 3-1 HR 1B		X 0-0 ① F7		3	1	1	0	1	0	1
Devon White, S (1, 8) OBP: 0.339, SLG: 0.494	C B F B S 2-3 ③ K			S X 0-1 ①② G4-6-3 1-2f		X 0-0 1-H HR		X 0-0 ② L4		4	1	1	2	0	1	1
Brian Downing, R (1, 10) OBP: 0.365, SLG: 0.411		C B B X 2-1 ① G6-3		C X 0-1 1B 1B		C B X 1-1 G6-3 1B		C S B X 1-2 ③ G3		4	0	2	0	0	0	0
Chili Davis, S (1, 7) OBP: 0.316, SLG: 0.420		B B X 2-0 ② G3-1		X 0-0 1-3 1B		X 0-0 ②③ G6-3 1-2f			F X 0-1 G4-3 1B	4	0	2	0	0	0	1
Wally Joyner, L (1, 3) OBP: 0.295, SLG: 0.311		B X 1-0 ③ L7		B B X 2-0 ③ F9			B X 1-0 ① F8		C X 0-1 ①② G4-3 1-2f	4	0	0	0	0	0	3
Lance Parrish, R (1, 2) OBP: 0.312, SLG: 0.371			S F B F B X 2-2 ① F7		B F B C X 2-2 ① F8		C B F B X 2-2 BB 1B		C S S 0-3 ③ K	4	0	1	0	0	1	0
Jack Howell, L (1, 5) OBP: 0.295, SLG: 0.343 Dante Bichette, R (7, PH) OBP: 0.233, SLG: 0.349 Glenn Hoffman, R (8, 5) OBP: 0.370, SLG: 0.429			B F B S S 2-3 ② K		X 0-0 G4-6-3 1B		F B F B S 3-3 ② K			2 1 0	0 0 0	1 0 0	0 0 0	0 0 0	1 1 0	0 1 0
Kent Anderson, R (1, 6) OBP: 0.311, SLG: 0.284			X 0-0 1B		B F B X 2-1 ②③ G4-6-3 1-2f		C B B C B B 4-2 1-2 BB			2	0	1	0	1	0	1
Inning Stats	R: 0 E: 0 K: 1 S: 7 H: 1 LOB: 0 BB: 0 P: 11	R: 0 E: 0 K: 0 S: 4 H: 0 LOB: 0 BB: 0 P: 9	R: 0 E: 0 K: 1 S: 9 H: 1 LOB: 1 BB: 0 P: 15	R: 0 E: 0 K: 0 S: 7 H: 2 LOB: 2 BB: 1 P: 13	R: 0 E: 0 K: 0 S: 6 H: 1 LOB: 0 BB: 0 P: 10	R: 2 E: 0 K: 0 S: 9 H: 3 LOB: 0 BB: 0 P: 14	R: 0 E: 0 K: 1 S: 11 H: 1 LOB: 2 BB: 1 P: 21	R: 0 E: 0 K: 0 S: 5 H: 0 LOB: 0 BB: 0 P: 6	R: 0 E: 0 K: 1 S: 7 H: 1 LOB: 0 BB: 0 P: 7	1B: 9 2B: 0 3B: 0 HR: 1	SF: 0 SAC: 0 DP: 5 HBP: 0						

PITCHER	IP	WLS	BF	H	R	ER	SO	BB	IBB	HBP	BLK	WP	HR	S	P	ERA	WHIP
John Dopson, R (1, 1) ERA: 3.12	6.1	W	25	9	2	2	2	1	0	0	0	0	1	46	79	2.84	1.579
Rob Murphy, L (7, 1) ERA: 2.59	2.2	S	9	1	0	0	2	1	0	0	0	0	0	19	27	0.00	0.750

PITCHER	IP	WLS	BF	H	R	ER	SO	BB	IBB	HBP	BLK	WP	HR	S	P	ERA	WHIP

AB	32
R	2
H	10
RBI	2
BB	2
SO	4
LOB	11

WP: 0 PB: 0 SB: 0 CS: 0 PA: 34

livebaseballscorecards.com

Milwaukee Brewers @ California Angels

Anaheim Stadium, Anaheim, CA

Fri May 19 1989, 10:05 PM EDT

Att. 39,978 - Unknown

livebaseballscorecards.com

Batter	1	2	3	4	5	6	7	8	9	AB	R	H	RBI	BB	SO	LOB
Paul Molitor, R (1, 5) OBP: 0.347, SLG: 0.441	X 0-0 F9 ①		B X 1-0 FC6-4 ③ 1-2f			S X 0-1 F8 ①	X 0-0 G5-3 ③			4	0	0	0	0	0	3
Robin Yount, R (1, 8) OBP: 0.355, SLG: 0.433	C B F C 1-3 K ②			X 0-0 F8 1B 1B		X 0-0 S 2B		B F X 1-1 F8 ①		4	0	2	0	0	1	0
Gary Sheffield, R (1, 6) OBP: 0.318, SLG: 0.385	B S B F B B 4-2 CS BB			F X 0-1 FC4-6 1-2 1B		B B X 2-0 P4 ② 2-3		B X 1-0 F8 ②		3	0	1	0	1	0	1
Rob Deer, R (1, 9) OBP: 0.329, SLG: 0.446	B C 1-1 CS ③ 1-2	C B F S 1-3 K ①		B C B F X 2-2 F9 ①		F B B F C 2-3 K ③		X 0-0 F8 ③		4	0	0	0	0	2	3
Glenn Braggs, R (1, 7) OBP: 0.303, SLG: 0.434		C B B B X 3-1 F9 ②		B S B X 2-1 F8 ② 2-3			B F X 1-1 1B 2B 1B		X 0-0 L8 ①	4	1	1	0	0	0	2
Jim Gantner, L (1, 4) OBP: 0.273, SLG: 0.250		B X 1-0 G4-3 ③		B S X 1-1 FC4-6 ③ 1-2f			B X 1-0 2B FC6-2 1-3 1B		C F X 0-2 G4-3 ②	4	0	1	0	0	0	2
Dave Engle, R (1, 3) OBP: 0.295, SLG: 0.463			C B L B F B X 3-2 F8 ①		C C B C 1-3 K ①		F F B B S 2-3 K ①		C B S F C 1-3 K ③	3	0	0	0	0	2	2
Gus Polidor, R (9, PH) OBP: 0.169, SLG: 0.237										1	0	0	0	0	1	0
Charlie O'Brien, R (1, 2) OBP: 0.310, SLG: 0.378			C X 0-1 FC6-4 1B		X 0-0 P6 ②		1 SAFE C B 1 SAFE X 1-1 FC6-2 1-3 3-H 2B			3	0	2	1	0	0	0
Mike Felder, S (1, 10) OBP: 0.200, SLG: 0.152			B B B C C X 3-2 P9 ②		C L C 0-3 K ③		B F X 1-1 FC6-2 ② 2-3 3-H			3	0	0	0	0	1	3

AB	33
R	1
H	7
RBI	1
BB	1
SO	7
LOB	16

Inning Stats	1	2	3	4	5	6	7	8	9		
	R: 0 H: 0 E: 0 LOB: 0 K: 1 BB: 1 S: 7 P: 13	R: 0 H: 0 E: 0 LOB: 0 K: 1 BB: 0 S: 6 P: 11	R: 0 H: 1 E: 0 LOB: 1 K: 0 BB: 0 S: 10 P: 17	R: 0 H: 2 E: 0 LOB: 2 K: 0 BB: 0 S: 10 P: 15	R: 0 H: 0 E: 0 LOB: 0 K: 2 BB: 0 S: 7 P: 8	R: 0 H: 1 E: 0 LOB: 1 K: 1 BB: 0 S: 7 P: 11	R: 1 H: 3 E: 0 LOB: 2 K: 1 BB: 0 S: 11 P: 17	R: 0 H: 0 E: 0 LOB: 0 K: 0 BB: 0 S: 4 P: 6	R: 0 H: 0 E: 0 LOB: 0 K: 1 BB: 0 S: 8 P: 9	1B: 5 SF: 0 2B: 2 SAC: 0 3B: 0 DP: 0 HR: 0 HBP: 0	WP: 0 PA: 35 PB: 0 SB: 1 CS: 1

PITCHER	IP	WLS	BF	H	R	ER	SO	BB	IBB	HBP	BLK	WP	HR	S	P	ERA	WHIP
Chuck Finley, L (1, 1) ERA: 2.1	9.0	W	34	7	1	1	7	1	0	0	0	0	0	70	107	1.00	0.889

PITCHER	IP	WLS	BF	H	R	ER	SO	BB	IBB	HBP	BLK	WP	HR	S	P	ERA	WHIP

Batter	1	2	3	4	5	6	7	8	9	AB	R	H	RBI	BB	SO	LOB
Claudell Washington, L (1, 9) OBP: 0.340, SLG: 0.426	X 0-0 ① G4-3		C B F 1 SAFE B X 2-2 ② FC4-6 1-2f		1 SAFE X 0-0 ③ P8		C B B S X 2-2 WP 1-2 2-3 1B			4	0	1	0	0	0	2
Johnny Ray, S (1, 4) OBP: 0.316, SLG: 0.362	C F B B B B 4-2 G4-3 BB		X 0-0 ③ F8			C X 0-1 ① P7	B B B C X 3-1 ③ G1-3 1-2 2-3 3-H			3	0	0	0	1	0	3
Devon White, S (1, 8) OBP: 0.343, SLG: 0.512	1 SAFE C 1 SAFE F B 1 SAFE X 1-2 ② ③ G4-3 1-2f			B F X 1-1 ① G6-3		C X 0-1 HR		B X 1-0 1B SF7 1B		4	2	2	1	0	0	1
Brian Downing, R (1, 10) OBP: 0.368, SLG: 0.410		B B C C F B X 3-2 ① L8		B B B B 4-0 BB		X 0-0 ② P4		1 SAFE 1 SAFE 1 SAFE L 1 SAFE B L 1 SAFE B 3-2 1 SAFE B 1 SAFE F X SF7 G4-3 1-3 1B		3	0	1	0	1	0	0
Wally Joyner, L (1, 3) OBP: 0.288, SLG: 0.301		B X 1-0 ② F9		1 SAFE X 0-0 ② P8		C B F X 1-2 ③ F8		X 0-0 ① G4-3 1-2		4	0	0	0	0	0	3
Chili Davis, S (1, 7) OBP: 0.321, SLG: 0.414		C B B F B B 4-2 FC6-4 BB		1 SAFE B B C C B X 3-2 ③ G4-3			B X 1-0 ① L9	I I I 4-0 IBB		2	0	0	0	2	0	1
Lance Parrish, R (1, 2) OBP: 0.310, SLG: 0.370		F X 0-1 ③ FC6-4 1-2f			X 0-0 ① F7		F F F B X 1-2 1B WP 1B	B X 1-0 ② SF7 2-3 3-H		3	1	1	1	0	0	1
Jack Howell, L (1, 5) OBP: 0.302, SLG: 0.348			B C C X 1-2 FC4-6 1B		F X 0-1 ② P7		C B B B B X 3-1 WP 1B 1-2 1B	S 1 SAFE B S X 1-2 ③ G4-3		4	0	2	0	0	0	2
Kent Anderson, R (1, 6) OBP: 0.316, SLG: 0.290			X 0-0 ① L9		C B F B B F X 3-2 1B		B C F S 1-3 ② K			2	0	1	0	0	0	1
Jim Eppard, L (7, PH)										1	0	0	0	0	1	2
Glenn Hoffman, R (8, 6) OBP: 0.370, SLG: 0.429										0	0	0	0	0	0	0
Inning Stats	R: 0 E: 0 K: 0 S: 6 H: 0 LOB: 0 BB: 1 P: 11	R: 0 E: 0 K: 0 S: 9 H: 0 LOB: 1 BB: 1 P: 17	R: 0 E: 0 K: 0 S: 8 H: 1 LOB: 1 BB: 0 P: 11	R: 0 E: 0 K: 0 S: 6 H: 0 LOB: 1 BB: 1 P: 14	R: 0 E: 0 K: 0 S: 8 H: 1 LOB: 1 BB: 0 P: 11	R: 1 E: 0 K: 0 S: 8 H: 1 LOB: 0 BB: 0 P: 9	R: 1 E: 0 K: 1 S: 15 H: 3 LOB: 2 BB: 0 P: 26	R: 1 E: 0 K: 0 S: 10 H: 2 LOB: 2 BB: 1 P: 20		1B: 7 2B: 0 3B: 0 HR: 1	SF: 1 SAC: 0 DP: 1 HBP: 0					

PITCHER		IP	WLS	BF	H	R	ER	SO	BB	IBB	HBP	BLK	WP	HR	S	P	ERA	WHIP
Bryan Clutterbuck, R ERA: 2.77	(1, 1)	6.2	L	27	5	2	2	1	3	0	0	0	0	1	55	89	2.70	1.200
Bill Krueger, L ERA: 4.38	(7, 1)	0.2		6	3	1	1	0	0	1	0	0	1	0	11	24	13.50	4.500
Chuck Crim, R ERA: 3.65	(8, 1)	0.2		2	0	0	0	0	0	0	0	0	0	0	4	6	0.00	0.000

PITCHER	IP	WLS	BF	H	R	ER	SO	BB	IBB	HBP	BLK	WP	HR	S	P	ERA	WHIP

BOTTOM

Milwaukee Brewers @ California Angels

Anaheim Stadium, Anaheim, CA

Fri May 19 1989, 10:05 PM EDT

Att. 39,978 - Unknown

livebaseballscorecards.com

AB	30
R	3
H	8
RBI	2
BB	4
SO	1
LOB	16

1B: 7 SF: 1
2B: 0 SAC: 0
3B: 0 DP: 1
HR: 1 HBP: 0

WP: 1 PA: 35
PB: 0
SB: 0
CS: 0

Batter	1	2	3	4	5	6	7	8	9	AB	R	H	RBI	BB	SO	LOB
Paul Molitor, R (1, 5) OBP: 0.349, SLG: 0.435	P8		F8		L8		BB, 1B	HBP, BB		4	0	1	0	1	0	1
Robin Yount, R (1, 8) OBP: 0.357, SLG: 0.429	G6-3		FC6-4, 1B		G5-3		BB	F3		4	0	1	0	1	0	3
Gary Sheffield, R (1, 6) OBP: 0.321, SLG: 0.381	G5-3		FC6-4			E, 1B	F7	HBP		4	0	1	0	0	0	4
Rob Deer, R (1, 9) OBP: 0.331, SLG: 0.472		1B, SF8, 2B		K		P5		HR; P2		5	2	2	1	0	1	4
Jim Gantner, L (1, 4) OBP: 0.277, SLG: 0.256		G6-4-3, 1B		G4-3		K		HR, 1B	G6-3	5	1	2	0	0	1	1
Glenn Braggs, R (1, 7) OBP: 0.306, SLG: 0.435		SF8		1B		K		HR, 1B	G4-3	4	1	2	1	0	1	1
B.J. Surhoff, L (1, 2) OBP: 0.261, SLG: 0.361		G6-4-3		F8			G4-3	HR	F8	5	1	1	3	0	0	2
Terry Francona, L (1, 3) OBP: 0.207, SLG: 0.250		G3-1			G6-3		1B, G4-3, 1B	G3		4	0	1	0	0	0	1
Bill Spiers, L (1, 10) OBP: 0.348, SLG: 0.339			P6		S, 1B		G4-3	HBP, S, BB		3	0	1	0	1	0	1
Inning Stats	R: 0 E: 0 K: 0 S: 5 H: 0 LOB: 0 BB: 0 P: 9	R: 1 E: 0 K: 0 S: 10 H: 2 LOB: 1 BB: 0 P: 15	R: 0 E: 0 K: 0 S: 9 H: 1 LOB: 1 BB: 0 P: 11	R: 0 E: 0 K: 1 S: 8 H: 1 LOB: 1 BB: 0 P: 11	R: 0 E: 0 K: 0 S: 9 H: 1 LOB: 1 BB: 0 P: 16	R: 0 E: 0 K: 2 S: 10 H: 1 LOB: 1 BB: 0 P: 15	R: 0 E: 0 K: 0 S: 12 H: 2 LOB: 3 BB: 1 P: 20	R: 4 E: 0 K: 0 S: 24 H: 4 LOB: 3 BB: 2 P: 45	R: 0 E: 0 K: 0 S: 7 H: 0 LOB: 0 BB: 0 P: 11	1B: 9 2B: 1 3B: 0 HR: 2 SF: 1 SAC: 0 DP: 0 HBP: 1							

PITCHER	IP	WLS	BF	H	R	ER	SO	BB	IBB	HBP	BLK	WP	HR	S	P	ERA	WHIP
Bert Blyleven, R (1, 1) ERA: 2.2	7.0	L	32	10	3	3	3	1	0	0	0	0	1	69	107	3.86	1.571
Bryan Harvey, R (8, 1) ERA: 4.61	0.1		5	2	2	2	0	2	0	0	0	0	1	9	20	54.00	12.000
Willie Fraser, R (8, 1) ERA: 3.5	1.2		6	0	0	0	0	0	0	1	0	0	0	16	26	0.00	0.000

PITCHER	IP	WLS	BF	H	R	ER	SO	BB	IBB	HBP	BLK	WP	HR	S	P	ERA	WHIP

TOP

Milwaukee Brewers @ California Angels

Anaheim Stadium, Anaheim, CA

Sat May 20 1989, 10:05 PM EDT

Att. 34,764 - Unknown

livebaseballscorecards.com

AB	38
R	5
H	12
RBI	5
BB	3
SO	3
LOB	18

WP: 0 PB: 0 SB: 3 CS: 0 PA: 43

Batter	1	2	3	4	5	6	7	8	9	AB	R	H	RBI	BB	SO	LOB
Claudell Washington, L (1, 9) OBP: 0.346, SLG: 0.439	B C F F B F B X 3-2 G3 ①		C B X 1-1 FC3-5 2B		B C F X 1-2 F8 ②		C X 0-1 G1-4-3 1-3 1B		C S C 0-3 K ③	4	0	2	0	0	0	0
Dante Bichette, R (9, PH) OBP: 0.231, SLG: 0.345										1	0	0	0	0	1	1
Johnny Ray, S (1, 4) OBP: 0.305, SLG: 0.349	B F X 1-1 G4-3 ②		X 0-0 FC3-5 G3 ① 2-3		B B B C X 3-1 G4-3 ③		B B X 2-0 G1-4-3 ②③ 1-2f			4	0	0	0	0	0	3
Devon White, S (1, 8) OBP: 0.346, SLG: 0.530	B X 1-0 HR		B C B 1 SAFE S X 2-2 G3 ② 1-2			C B S B X 2-2 F9 ①		B C B S X 2-2 1B SF7 1B		4	2	2	1	0	0	1
Brian Downing, R (1, 10) OBP: 0.371, SLG: 0.408	B B F C B B 4-2 1B BB		C S B X 1-2 F8 ③			B C X 1-1 G4-3 ②		1 SAFE 1 SAFE B 1 B C X 2-1 G6-4-3 1-3 1B		3	0	1	0	1	0	1
Wally Joyner, L (1, 3) OBP: 0.293, SLG: 0.309	C B X 1-1 1-3 1B			B B C C X 2-2 G4-3 ①		X 0-0 1B		F X 0-1 SF7 ① 3-H		3	0	2	1	0	0	0
Chili Davis, S (1, 7) OBP: 0.313, SLG: 0.403	B X 1-0 L8 ③			B X 1-0 F8 ②		B X 1-0 G3 ③		X 0-0 G6-4-3 ②③ 1-2f		4	0	0	0	0	0	4
Lance Parrish, R (1, 2) OBP: 0.315, SLG: 0.397		C B B F S 2-3 K ①		X 0-0 FC6-4 1B			X 0-0 HR		B F F B F B S 3-3 K ①	4	1	2	1	0	2	0
Jack Howell, L (1, 5) OBP: 0.295, SLG: 0.339		C B X 1-1 G4-3 ②		B B F X 2-1 FC6-4 ③ 1-2f			B B X 2-0 F7 ①		F B B B F C 2-3 K ②	3	0	0	0	0	0	1
Glenn Hoffman, R (9, PH) OBP: 0.362, SLG: 0.419										1	0	0	0	0	1	0
Kent Anderson, R (1, 6) OBP: 0.325, SLG: 0.292		B X 1-0 G6-3 ③			X 0-0 F7 ①		X 0-0 1B 1B		B B B C B 4-1 BB	3	0	1	0	1	0	0
Inning Stats	R: 1 E: 0 K: 0 S: 13 H: 2 LOB: 2 BB: 1 P: 24	R: 0 E: 0 K: 1 S: 6 H: 0 LOB: 0 BB: 0 P: 10	R: 0 E: 0 K: 0 S: 9 H: 1 LOB: 1 BB: 0 P: 13	R: 0 E: 0 K: 0 S: 7 H: 1 LOB: 1 BB: 0 P: 12	R: 0 E: 0 K: 0 S: 6 H: 0 LOB: 0 BB: 0 P: 10	R: 0 E: 0 K: 0 S: 7 H: 1 LOB: 1 BB: 0 P: 11	R: 1 E: 0 K: 0 S: 6 H: 3 LOB: 1 BB: 0 P: 10	R: 1 E: 0 K: 0 S: 8 H: 2 LOB: 0 BB: 0 P: 12	R: 0 E: 0 K: 3 S: 11 H: 0 LOB: 1 BB: 1 P: 20	1B: 7 2B: 1 3B: 0 HR: 2	SF: 1 SAC: 0 DP: 2 HBP: 0						

PITCHER	IP	WLS	BF	H	R	ER	SO	BB	IBB	HBP	BLK	WP	HR	S	P	ERA	WHIP
Don August, R (1, 1) ERA: 4.58	7.0	W	29	8	2	2	1	1	0	0	0	0	2	54	90	2.57	1.286
Chuck Crim, R (8, 1) ERA: 4.01	0.0		2	2	1	1	0	0	0	0	0	0	0	5	9	∞	∞
Dan Plesac, L (8, 1) ERA: 3.18	2.0	S	6	0	0	0	3	1	0	0	0	0	0	14	23	0.00	0.500

PITCHER	IP	WLS	BF	H	R	ER	SO	BB	IBB	HBP	BLK	WP	HR	S	P	ERA	WHIP

BOTTOM

Milwaukee Brewers @ California Angels

Anaheim Stadium, Anaheim, CA

Sat May 20 1989, 10:05 PM EDT

Att. 34,764 - Unknown

livebaseballscorecards.com

AB	34
R	3
H	10
RBI	3
BB	2
SO	4
LOB	11

Batter	1	2	3	4	5	6	7	8	9	AB	R	H	RBI	BB	SO	LOB
Paul Molitor, R (1, 5) OBP: 0.361, SLG: 0.445	E6		1-0 FC6-4 1-2	0-2 E 1B 1-2 2-H		P9 S SF7		F8	FC1-2 1-2 2-3 3-Hf	6	2	4	1	0	0	3
Robin Yount, R (1, 8) OBP: 0.350, SLG: 0.419	B2		0-1 FC6-4 1-2f 2-3	2-2 E7 1-H 2-H		3-2 P9 1-3		3-2 G4-3	0-0 P3	6	2	1	1	0	0	7
Gary Sheffield, R (1, 6) OBP: 0.323, SLG: 0.384	2-1 P3		0-2 1B 1-2 3-H	3-2 G6-3 3-H		0-0 SF7 3-H		1-2		4	0	2	3	0	0	1
Rob Deer, R (1, 9) OBP: 0.328, SLG: 0.463	3-3 K		0-1 1-3 2-H	P5		2-3 K		G1		5	0	1	1	0	2	2
Jim Gantner, L (1, 4) OBP: 0.275, SLG: 0.254		0-0 G1-3	0-2 G5-3		0-0 FC1-5 1B		1-1 G4-3		1-1 L8	5	0	1	0	0	0	2
Glenn Braggs, R (1, 7) OBP: 0.321, SLG: 0.450		1-1 F9		1-1 G4-3 2B	1-1 G6-3 FC1-5 1-2		0-0 FC4-6 1B		4-2 1B BB	4	2	3	0	1	0	0
B.J. Surhoff, L (1, 2) OBP: 0.266, SLG: 0.363		2-1 G4-3		1-0 G4-3 2-3	1-1 FC1-5 G6-3 1-2 2-3f		2-0 FC4-6 1-2		0-0 BB 1B FC1-2 1-3	5	0	2	0	0	0	3
Terry Francona, L (1, 3) OBP: 0.227, SLG: 0.280			0-0 FC6-4 1B	0-0 1B 3-H	2-1 G6-3 1-2 2-3		1-2 FC4-6 1-2f 2-3		0-0 FC1-2 BB 1-2 3-H	5	2	3	2	0	0	4
Bill Spiers, L (1, 10) OBP: 0.352, SLG: 0.322			0-0 F8	4-2 1B BB	1-1 G3-1		1-0 G1-3		4-1 FC1-2 1-2 2-3	3	1	0	0	2	0	5
Inning Stats	R: 0 E: 1 K: 1 S: 8 H: 1 LOB: 1 BB: 0 P: 14	R: 0 E: 0 K: 0 S: 5 H: 0 LOB: 0 BB: 0 P: 8	R: 2 E: 0 K: 0 S: 13 H: 4 LOB: 0 BB: 0 P: 14	R: 5 E: 1 K: 0 S: 17 H: 4 LOB: 0 BB: 1 P: 28	R: 0 E: 0 K: 0 S: 9 H: 2 LOB: 2 BB: 0 P: 14	R: 1 E: 0 K: 1 S: 13 H: 1 LOB: 0 BB: 0 P: 18	R: 0 E: 0 K: 0 S: 8 H: 2 LOB: 2 BB: 0 P: 13	R: 0 E: 0 K: 0 S: 11 H: 1 LOB: 1 BB: 0 P: 15	R: 1 E: 0 K: 0 S: 14 H: 2 LOB: 3 BB: 2 P: 23	1B: 15 2B: 2 3B: 0 HR: 0 SF: 1 SAC: 0 DP: 0 HBP: 0							

TOP

Milwaukee Brewers @ California Angels

Anaheim Stadium, Anaheim, CA

Sun May 21 1989, 6:33 AM EDT

Att. 35,122 - Unknown

livebaseballscorecards.com

AB	43
R	9
H	17
RBI	8
BB	3
SO	2
LOB	27

WP: 0 PB: 0 SB: 1 CS: 0 PA: 47

PITCHER		IP	WLS	BF	H	R	ER	SO	BB	IBB	HBP	BLK	WP	HR	S	P	ERA	WHIP
Kirk McCaskill, R ERA: 1.7	(1, 1)	4.0		24	11	7	5	1	1	0	0	0	0	0	46	68	11.25	3.000
Dan Petry, R ERA: 3.71	(5, 1)	4.1	W	18	4	2	2	1	1	0	0	0	0	0	46	69	4.15	1.154
Greg Minton, R ERA: 1.33	(9, 1)	0.2		5	2	0	0	0	1	0	0	0	0	0	6	10	0.00	4.500

PITCHER	IP	WLS	BF	H	R	ER	SO	BB	IBB	HBP	BLK	WP	HR	S	P	ERA	WHIP

Batter	1	2	3	4	5	6	7	8	9	AB	R	H	RBI	BB	SO	LOB
Brian Downing, R (1, 10) OBP: 0.366, SLG: 0.401	X 0-0 2B 1B	B 1 SAFE 1 SAFE B C 1 F B F 3-3 S ② K 1-2	B C B X 2-1 ③ P2		B B C X 2-1 ③ F9		B C S B F X 2-2 ③ F8			5	1	1	0	0	1	4
Claudell Washington, L (1, 9) OBP: 0.367, SLG: 0.524	B F 1 SAFE 1 SAFE F B X 2-2 1-H 2B 2B	B F C X 1-2 2-H HR	C C B S 1-3 ① K	X 0-0 HR		B F X 1-1 G5-4-3 1B				5	3	4	4	0	1	0
Johnny Ray, S (1, 4) OBP: 0.301, SLG: 0.351	B X 1-0 WP SF9 2-H 2B	B C C B X 2-2 ③ G4-3	B B F X 2-1 ② F8	B X 1-0 ① F8		X 0-0 ① ② G5-4-3 1-2f				5	1	1	1	0	0	1
Devon White, S (1, 8) OBP: 0.348, SLG: 0.555	F B L B S 2-3 ① K	C B F B X 2-2 ① L9	F B X 1-1 ③ F7	C B X 1-1 3B		B F X 1-1 HR				5	1	2	1	0	1	1
Wally Joyner, L (1, 3) OBP: 0.302, SLG: 0.312	B X 1-0 ② SF9 2-H	B C S B F X 2-2 2B HR 1B	B F B B F B 4-2 BB 1B BB	B B B C F B 4-2 G6-4-3 BB		S B F F B X 2-2 ③ P4				2	2	1	1	2	0	0
Chili Davis, S (1, 7) OBP: 0.323, SLG: 0.415	C X 0-1 1B	X 0-0 1-3 HR 2B	B B B 4-0 1B 1-2 BB	X 0-0 ② ③ G6-4-3 1-2f						3	1	2	0	1	0	2
Jack Howell, L (1, 5) OBP: 0.301, SLG: 0.333	F C F 1 SAFE X 0-2 ③ G1-3	I I I I 4-0 HR IBB	S B S S 1-3 ① K		F C B B B B 4-2 G6-3 BB					2	1	0	0	2	1	3
Bill Schroeder, R (1, 2) OBP: 0.244, SLG: 0.455	B X 1-0 ① F7	B X 1-0 1-H 2-H 3-H HR	S B F F S 1-3 ② K			C X 0-1 ① L7				4	1	1	4	0	1	3
Kent Anderson, R (1, 6) OBP: 0.333, SLG: 0.293	B B B B 4-0 S HR BB	B F B F B X 2-2 ② G6-3	S B 2 SAFE F B X 2-2 1-3 2-H 1B			S C B B X 2-2 ② G6-3 1-2				3	1	1	1	1	0	1
Inning Stats	R: 3 E: 0 K: 1 S: 15 H: 4 LOB: 1 BB: 0 P: 21	R: 2 E: 0 K: 1 S: 11 H: 1 LOB: 0 BB: 1 P: 22	R: 4 E: 0 K: 0 S: 14 H: 3 LOB: 0 BB: 1 P: 27	R: 0 E: 0 K: 1 S: 7 H: 0 LOB: 0 BB: 0 P: 11	R: 1 E: 0 K: 2 S: 14 H: 1 LOB: 2 BB: 2 P: 28	R: 1 E: 0 K: 0 S: 7 H: 2 LOB: 1 BB: 1 P: 13	R: 0 E: 0 K: 0 S: 11 H: 0 LOB: 1 BB: 1 P: 19	R: 1 E: 0 K: 0 S: 9 H: 2 LOB: 0 BB: 0 P: 13		1B: 5 2B: 3 3B: 1 HR: 4	SF: 1 SAC: 0 DP: 2 HBP: 0					

PITCHER		IP	WLS	BF	H	R	ER	SO	BB	IBB	HBP	BLK	WP	HR	S	P	ERA	WHIP
Bill Wegman, R ERA: 6.75	(1, 1)	2.1	L	17	8	9	9	2	1	1	0	0	1	2	35	61	34.71	3.857
Mark Knudson, R ERA: 3.19	(3, 1)	3.0		14	3	2	2	3	2	0	0	0	0	1	30	54	6.00	1.667
Bill Krueger, L ERA: 4.2	(6, 1)	2.2		10	2	1	1	0	2	0	0	0	0	1	23	39	3.38	1.500

PITCHER	IP	WLS	BF	H	R	ER	SO	BB	IBB	HBP	BLK	WP	HR	S	P	ERA	WHIP

BOTTOM

Milwaukee Brewers @ California Angels

Anaheim Stadium, Anaheim, CA

Sun May 21 1989, 6:33 AM EDT

Att. 35,122 - Unknown

livebaseballscorecards.com

AB	34
R	12
H	13
RBI	12
BB	6
SO	5
LOB	15

WP: 1 PA: 41
PB: 0
SB: 1
CS: 0

Batter	1	2	3	4	5	6	7	8	9	AB	R	H	RBI	BB	SO	LOB
Brian Downing, R (1, 10) OBP: 0.371, SLG: 0.397	B B C S F B X 3-2 ① P2	C F B F F B B F X 3-2 1B		B B C B X 3-1 ② F7		F X 0-1 ① F9		H 1-0 G5-3 BB HBP	B B B B 4-0 1-2 2-3 2B BB	4	1	1	0	1	0	0
Claudell Washington, L (1, 9) OBP: 0.365, SLG: 0.509	B B S B S X 3-2 BLK 1B 1B	B B C S S 2-3 ③ K		F B B X 2-1 ③ P6		X 0-0 ② G4-3		B 1 SAFE B B B 4-0 1-2 G5-3 BB	S B F S 1-3 ② K	5	1	1	0	1	2	4
Johnny Ray, S (1, 4) OBP: 0.318, SLG: 0.370	F B B 2 SAFE X 2-1 1-H G4-3 1B		B B F B B B 4-1 BB 1B BB		B C F F F B F X 2-2 S BB 2B 1B	C F B F S 1-3 ③ K		B B X 2-0 ① F9	F F F X 0-2 1-H 2-H 3-H 2B 2B	5	2	3	4	1	1	2
Devon White, S (1, 8) OBP: 0.353, SLG: 0.556	S B F B 1 SAFE F F X 2-2 ② G4-3 1-2		X 0-0 ① F8		B C S B F B F B 4-2 S 1-2 2B BB		S B X 1-1 S SH1-3 E 1B	C X 0-1 ② G5-3 1-2 2-3	X 0-0 2-H 2B	5	2	2	1	1	0	4
Wally Joyner, L (1, 3) OBP: 0.299, SLG: 0.315	C F X 0-2 ③ P7		B B F 1 SAFE X 2-1 ② F8		S B B B X 2-1 1-H 2-H 2B		1 SAFE C X 0-1 ① SH1-3 1-2	C S B X 1-2 ③ G4-3	F X 0-1 ③ G4-3	5	0	1	2	0	0	5
Chili Davis, S (1, 7) OBP: 0.337, SLG: 0.444		F B X 1-1 HR 1B	B X 1-0 1-2 BB 1B		B B S M F F S 2-3 ① K		B B B 4-0 E BB		B X 1-0 HR	4	2	3	1	1	1	1
Lance Parrish, R (1, 2) OBP: 0.338, SLG: 0.429		C 1 SAFE X 0-1 1-H HR	C B B F B B 4-2 1-2 2-3 BB		I I I 4-0 IBB		B B B F S B 4-2 1-2 2-H BB		C F B X 1-2 BB SH1-4 2B 1B	2	2	2	2	3	0	0
Jack Howell, L (1, 5) OBP: 0.292, SLG: 0.322		B B F S B X 3-2 ① G1-3	X 0-0 ③ P4		S C F B B F B X 3-2 ② F7		X 0-0 ② F7		X 0-0 ① SH1-4 1-2	4	0	0	0	0	0	7
Dick Schofield, R (1, 6) OBP: 0.288, SLG: 0.300		C B X 1-1 ② F7		C X 0-1 ① G6-3	C S S 0-3 ③ K		C X 0-1 ③ G3		B B B C B 4-1 BB 2B BB	4	1	0	0	1	1	4
Inning Stats	R: 1 H: 2 E: 0 LOB: 1 K: 0 BB: 0 S: 17 P: 27	R: 2 H: 3 E: 0 LOB: 1 K: 1 BB: 0 S: 18 P: 28	R: 0 H: 1 E: 0 LOB: 3 K: 0 BB: 2 S: 8 P: 19	R: 0 H: 0 E: 0 LOB: 0 K: 0 BB: 0 S: 6 P: 11	R: 2 H: 2 E: 0 LOB: 2 K: 2 BB: 2 S: 25 P: 42	R: 0 H: 0 E: 0 LOB: 0 K: 1 BB: 0 S: 7 P: 8	R: 1 H: 1 E: 0 LOB: 2 K: 0 BB: 2 S: 9 P: 18	R: 0 H: 0 E: 0 LOB: 2 K: 0 BB: 1 S: 6 P: 14	R: 5 H: 4 E: 0 LOB: 1 K: 1 BB: 2 S: 16 P: 27	1B: 8 SF: 0 2B: 3 SAC: 2 3B: 0 DP: 0 HR: 2 HBP: 1						

PITCHER		IP	WLS	BF	H	R	ER	SO	BB	IBB	HBP	BLK	WP	HR	S	P	ERA	WHIP
Richard Dotson, R ERA: 5.88	(1, 1)	4.0	L	23	8	5	5	1	3	0	0	1	0	1	61	105	11.25	2.750
Chuck Cary, L ERA: 2.7	(5, 1)	2.2		12	1	1	1	3	2	1	0	0	0	0	27	46	3.38	1.125
Lance McCullers, R ERA: 3.72	(7, 1)	0.1		2	0	0	0	0	0	0	1	0	0	0	2	3	0.00	0.000
Lee Guetterman, L ERA: 1.42	(8, 1)	2.0		13	4	5	5	1	3	0	0	0	0	1	22	40	22.50	3.500

PITCHER	IP	WLS	BF	H	R	ER	SO	BB	IBB	HBP	BLK	WP	HR	S	P	ERA	WHIP

TOP

California Angels @ New York Yankees

Yankee Stadium, Bronx, NY

Wed May 24 1989, 7:05 PM EDT

Att. 19,144 - Unknown - 61 F

livebaseballscorecards.com

AB	38
R	11
H	13
RBI	10
BB	9
SO	5
LOB	27

WP: 0	PA: 50		
PB: 0			
SB: 3			
CS: 0			

BOTTOM

California Angels @ New York Yankees

Yankee Stadium, Bronx, NY

Wed May 24 1989, 7:05 PM EDT

Att. 19,144 - Unknown - 61 F

livebaseballscorecards.com

Batter	1	2	3	4	5	6	7	8	9	AB	R	H	RBI	BB	SO	LOB
Rickey Henderson, R (1, 7) OBP: 0.381, SLG: 0.402	1-1 G4-6-3 1B		1-1 G1-3 ① 3-1 F9 ③			0-0 SF8 ② 3-H		1-0 G6-3 ①		4	0	1	1	0	0	1
Steve Sax, R (1, 4) OBP: 0.383, SLG: 0.367	1-0 G4-6-3 ①② 1-2f		1-1 BB 1B SF7 1B		4-2 1B 1B BB	0-2 F9 ③		1-0 L4-3 1B		4	2	2	0	1	0	2
Don Mattingly, L (1, 3) OBP: 0.335, SLG: 0.350	2-2 1B 1B		0-1 BB 1-2 1B		1-0 1B 1-3 1B		0-1 HR	2-1 L4-3 ②③ 1-2		5	1	4	1	0	0	1
Jesse Barfield, R (1, 9) OBP: 0.291, SLG: 0.377	0-1 1-3 1B		4-1 1-2 2-3 BB		1-2 P5 ①		4-1 SH2-4 BLK BB		2-3 K ①	3	0	1	0	2	1	2
Steve Balboni, R (1, 10) OBP: 0.281, SLG: 0.477 Ken Phelps, L (7, PH) OBP: 0.383, SLG: 0.354	2-3 K ③		0-2 SF7 ② 3-H		0-2 G6-4-3 1-3 3-H 1B		4-1 SH2-4 1-2 BB		1-2 P4 ②	2 1	0 0	1 0	2 0	0 1	1 0	2 0
Tom Brookens, R (1, 5) OBP: 0.240, SLG: 0.309 (8, 6)		1-3 K ①	2-0 G5-3 ③		1-2 G6-4-3 ②③ 1-2f		0-1 SH2-4 ① 1-2 2-3		0-2 F9 ③	4	0	0	0	0	1	4
Bob Geren, R (1, 2) OBP: 0.429, SLG: 0.857 Don Slaught, R (6, PH) OBP: 0.312, SLG: 0.388 (7, 2)	0-0 G1-3 ②			1-1 SH2-4 1B		0-0 P4 ①	0-1 P2 ②			2 2	0 0	1 0	0 0	0 0	0 0	0 2
Alvaro Espinoza, R (1, 6) OBP: 0.291, SLG: 0.254 Mike Pagliarulo, L (7, PH) OBP: 0.255, SLG: 0.267 (8, 5)	4-0 FC6-4 BB			0-1 SH2-4 ① 1-2		2-2 1B SF8 1B	4-0 BB			1 0	1 0	1 0	0 0	1 1	0 0	0 0
Roberto Kelly, R (1, 8) OBP: 0.366, SLG: 0.417	0-2 FC6-4 ③ 1-2f			2-1 G6-3 ②		1-0 1-3 1B	1-2 L1-6-3 ③			4	0	1	0	0	0	5
Inning Stats	R: 0 E: 0 K: 1 S: 12 H: 3 LOB: 2 BB: 0 P: 18	R: 0 E: 0 K: 1 S: 8 H: 0 LOB: 1 BB: 1 P: 13	R: 1 E: 0 K: 0 S: 12 H: 2 LOB: 2 BB: 1 P: 20	R: 0 E: 0 K: 0 S: 8 H: 1 LOB: 1 BB: 0 P: 14	R: 1 E: 0 K: 0 S: 15 H: 2 LOB: 1 BB: 1 P: 22	R: 1 E: 0 K: 0 S: 12 H: 2 LOB: 1 BB: 0 P: 15	R: 1 E: 0 K: 0 S: 11 H: 1 LOB: 3 BB: 3 P: 24	R: 0 E: 0 K: 0 S: 4 H: 1 LOB: 0 BB: 0 P: 8	R: 0 E: 0 K: 1 S: 9 H: 0 LOB: 0 BB: 0 P: 12	1B: 11 2B: 1 3B: 0 HR: 1	SF: 2 SAC: 2 DP: 3 HBP: 0					WP: 0 PB: 0 SB: 0 CS: 0	PA: 42

	AB	32
	R	4
	H	12
	RBI	4
	BB	6
	SO	3
	LOB	19

PITCHER		IP	WLS	BF	H	R	ER	SO	BB	IBB	HBP	BLK	WP	HR	S	P	ERA	WHIP
Jim Abbott, L ERA: 3.72	(1, 1)	5.1	W	27	10	3	3	2	3	0	0	0	0	0	62	97	5.06	2.438
Dan Petry, R ERA: 4.08	(6, 1)	0.2		4	1	1	1	0	1	0	0	0	0	1	8	12	13.50	3.000
Bob McClure, L ERA: 0.82	(7, 1)	0.1		2	0	0	0	0	1	0	0	1	0	0	3	7	0.00	3.000
Greg Minton, R ERA: 1.21	(7, 1)	2.2	S	9	1	0	0	1	1	0	0	0	0	0	18	30	0.00	0.750

PITCHER		IP	WLS	BF	H	R	ER	SO	BB	IBB	HBP	BLK	WP	HR	S	P	ERA	WHIP

Batter	1	2	3	4	5	6	7	8	9	AB	R	H	RBI	BB	SO	LOB
Brian Downing, R (1, 10) OBP: 0.377, SLG: 0.400	B C X 1-1 2B SF7 1B		B C X 1-1 ① G5-3		C B S B X 2-2 ② L8		B S B C F B B 4-2 ① HBP 1-2 2-3 BB		C C F B X 1-2 E4 1B	4	1	2	0	1	0	0
Dick Schofield, R (1, 6) OBP: 0.298, SLG: 0.315	C F 1 SAFE B B 1 SAFE F X 2-2 SF7 SF9 1-3 2B		B C B B F S 2-3 ② K		B C F B B X 3-2 ③ G6-3		H 1-0 1-2 2-3 HBP		S F B X 1-2 ③ G6-3	4	1	1	0	0	1	1
Johnny Ray, S (1, 4) OBP: 0.316, SLG: 0.372	X 0-0 ① SF7 2-3 3-H		B C B C X 2-2 1B			X 0-0 ① G5-3	X 0-0 ② SF9 3-H			2	0	1	2	0	0	0
Devon White, S (1, 8) OBP: 0.351, SLG: 0.552	B X 1-0 ② SF9 3-H		C 1 SAFE L X 0-2 ③ G5-3			B B X 2-0 S 1B 1B	S X 0-1 ③ L9			3	1	1	1	0	0	3
Lance Parrish, R (1, 2) OBP: 0.335, SLG: 0.419	B C X 1-1 ③ G3-1			X 0-0 ① G5-3		1 SAFE B B 1 SAFE B 1 B B 4-0 1B 1-2 BB		B C C F S 2-3 ① K		3	0	0	0	1	1	0
Chili Davis, S (1, 7) OBP: 0.335, SLG: 0.439		X 0-0 ① G5-3		X 0-0 ② G6-3		B C B X 2-1 G4-6-3 1-2 2-H 1B		S B F B F B X 3-2 ② L9		4	0	1	1	0	0	0
Dante Bichette, R (1, 9) OBP: 0.226, SLG: 0.337 Claudell Washington, L (6, PH) OBP: 0.359, SLG: 0.500 (6, 9)		B F B B X 2-1 ② G2-3		B B B C C F X 3-2 ③ L9		F B X 1-1 ② ③ G4-6-3 1-2f		C X 0-1 ③ G6-3		2 2	0 0	0 0	0 0	0 0	0 0	0 2
Bill Schroeder, R (1, 3) OBP: 0.277, SLG: 0.609 Wally Joyner, L (7, PH) OBP: 0.302, SLG: 0.318 (7, 3)		B X 1-0 HR			F B X 1-1 HR		B X 1-0 CS 1B 1B		X 0-0 ① P8	2 2	2 0	2 1	2 0	0 0	0 0	0 0
Glenn Hoffman, R (1, 5) OBP: 0.353, SLG: 0.404		B X 1-0 ③ G6-3			X 0-0 ① G3		L 1 SAFE L X 0-2 HBP CS 1-2 SF9 1B		C X 0-1 ② L9	4	1	1	0	0	0	0
Inning Stats	R: 2 H: 2 E: 0 LOB: 0 K: 0 BB: 0 S: 10 P: 15	R: 1 H: 1 E: 0 LOB: 0 K: 0 BB: 0 S: 5 P: 9	R: 0 H: 1 E: 0 LOB: 1 K: 1 BB: 0 S: 11 P: 16	R: 0 H: 0 E: 0 LOB: 0 K: 0 BB: 0 S: 6 P: 9	R: 1 H: 1 E: 0 LOB: 0 K: 0 BB: 0 S: 9 P: 15	R: 1 H: 2 E: 0 LOB: 1 K: 0 BB: 1 S: 6 P: 15	R: 1 H: 2 E: 0 LOB: 2 K: 0 BB: 1 S: 10 P: 16	R: 0 H: 0 E: 0 LOB: 0 K: 1 BB: 0 S: 9 P: 14	R: 0 H: 1 E: 1 LOB: 1 K: 0 BB: 0 S: 10 P: 12	1B: 7 SF: 3 2B: 1 SAC: 0 3B: 0 DP: 1 HR: 2 HBP: 1						

PITCHER		IP	WLS	BF	H	R	ER	SO	BB	IBB	HBP	BLK	WP	HR	S	P	ERA	WHIP
Tommy John, L ERA: 5.8	(1, 1)	5.1		22	6	5	5	1	0	0	0	0	0	2	43	68	8.44	1.125
Dale Mohorcic, R ERA: 4.05	(6, 1)	1.2	W	9	3	1	1	0	2	0	1	0	0	0	14	27	5.40	3.000
Dave Righetti, L ERA: 3.26	(8, 1)	2.0	S	7	1	0	0	1	0	0	0	0	0	0	19	26	0.00	0.500

PITCHER	IP	WLS	BF	H	R	ER	SO	BB	IBB	HBP	BLK	WP	HR	S	P	ERA	WHIP

TOP

California Angels @ New York Yankees

Yankee Stadium, Bronx, NY

Thu May 25 1989, 7:05 PM EDT

Att. 23,354 - Unknown - 65 F

livebaseballscorecards.com

AB	32
R	6
H	10
RBI	6
BB	2
SO	2
LOB	6

WP: 0 PA: 38
PB: 0
SB: 1
CS: 2

Batter	1	2	3	4	5	6	7	8	9	AB	R	H	RBI	BB	SO	LOB
Rickey Henderson, R (1, 7) OBP: 0.376, SLG: 0.396	BBX 2-0 G4-3 E SF8 1B		BBX 2-0 ① F8	BFX 1-1 ① G1-3		CBX 1-1 ② F8		BCBFFBS 3-3 ① K		5	1	1	0	0	1	0
Steve Sax, R (1, 4) OBP: 0.379, SLG: 0.368	F 1 SAFE BB 2 SAFE FX 2-2 ① G4-3 1-3		CX 0-1 HR 2B	X 0-0 ② G4-3		CX 0-1 ③ L4		CBFX 1-2 ② G5-3		5	1	1	0	0	0	1
Don Mattingly, L (1, 3) OBP: 0.337, SLG: 0.372	BBX 2-0 ② SF8 3-H		BBX 2-0 ② F8	BBX 2-0 HR			BBX 2-0 ① P5	BBBCX 3-1 1B		4	1	2	2	0	0	1
Ken Phelps, L (1, 10) OBP: 0.384, SLG: 0.341	BCBCFBFS 3-3 ③ K		BFSBBB 4-2 HR BB	SBBBFFX 3-2 ③ F9			FBBBB 4-1 1B 2B BB	CCBBBX 3-2 ③ L3		3	2	0	0	2	1	1
Jesse Barfield, R (1, 9) OBP: 0.297, SLG: 0.403		CSBBBX 3-2 2B 1B	CBBFX 2-2 1-H 2-H HR		CCBS 1-3 ① K		CFX 0-2 ② P5			4	1	2	3	0	1	1
Mike Pagliarulo, L (1, 5) OBP: 0.265, SLG: 0.311		BCFFBX 2-2 ① L9	SBBSX 2-2 HR		SFBS 1-3 ② K		FFBBBX 3-2 2B 1-2 1B			4	2	2	1	0	1	1
Don Slaught, R (1, 2) OBP: 0.331, SLG: 0.421		X 0-0 1-3 2B	BBX 2-0 1B 1B		BFX 1-1 1B		X 0-0 1B 1-3 2-H 2B			4	0	4	1	0	0	0
Alvaro Espinoza, R (1, 6) OBP: 0.298, SLG: 0.262		FFBFBBFS 2-3 ② K	X 0-0 1-2 1B		CFS 0-3 ③ K		FFX 0-2 2-3 3-H 1B			4	0	2	1	0	2	3
Roberto Kelly, R (1, 8) OBP: 0.356, SLG: 0.404		FBCBX 2-2 ③ L9	BCX 1-1 ③ G6-3			FCBX 1-2 ① L4	CSX 0-2 ③ G5-3			4	0	0	0	0	0	6
Inning Stats	R: 1 H: 1 E: 1 LOB: 0 K: 1 BB: 0 S: 10 P: 19	R: 0 H: 2 E: 0 LOB: 2 K: 1 BB: 0 S: 16 P: 25	R: 4 H: 5 E: 0 LOB: 2 K: 0 BB: 1 S: 16 P: 31	R: 1 H: 1 E: 0 LOB: 0 K: 0 BB: 0 S: 10 P: 16	R: 0 H: 1 E: 0 LOB: 1 K: 3 BB: 0 S: 11 P: 14	R: 0 H: 0 E: 0 LOB: 0 K: 0 BB: 0 S: 7 P: 9	R: 2 H: 3 E: 0 LOB: 2 K: 0 BB: 1 S: 15 P: 24	R: 0 H: 1 E: 0 LOB: 1 K: 1 BB: 0 S: 12 P: 22		1B: 8 SF: 1 2B: 3 SAC: 0 3B: 0 DP: 0 HR: 3 HBP: 0						

PITCHER		IP	WLS	BF	H	R	ER	SO	BB	IBB	HBP	BLK	WP	HR	S	P	ERA	WHIP
Mike Witt, R ERA: 4.41	(1, 1)	2.2		17	8	5	4	2	1	0	0	0	0	2	40	72	13.50	3.375
Willie Fraser, R ERA: 4.09	(3, 1)	4.0	L	17	4	3	3	3	1	0	0	0	0	1	39	60	6.75	1.250
Bryan Harvey, R ERA: 4.2	(7, 1)	1.1		6	2	0	0	1	0	0	0	0	0	0	18	28	0.00	1.500

PITCHER	IP	WLS	BF	H	R	ER	SO	BB	IBB	HBP	BLK	WP	HR	S	P	ERA	WHIP

BOTTOM

California Angels @ New York Yankees

Yankee Stadium, Bronx, NY

Thu May 25 1989, 7:05 PM EDT
Att. 23,354 - Unknown - 65 F

livebaseballscorecards.com

AB	37
R	8
H	14
RBI	8
BB	2
SO	6
LOB	14

WP: 0	PA: 40		
PB: 0			
SB: 0			
CS: 0			

California Angels @ Boston Red Sox

Fenway Park, Boston, MA

Fri May 26 1989, 7:05 PM EDT

Att. 32,417 - Unknown

TOP

livebaseballscorecards.com

Batter	1	2	3	4	5	6	7	8	9	AB	R	H	RBI	BB	SO	LOB
Brian Downing, R (1, 10) OBP: 0.374, SLG: 0.396	1-0 1B		2-2 G6-3			3-2 L8		3-3 K		4	0	1	0	0	1	1
Claudell Washington, L (1, 9) OBP: 0.372, SLG: 0.513	0-0 L1-3 1-2			4-1 G6-3 BB		3-2 2B 1-H		1-0 G3		3	1	2	1	1	0	0
Johnny Ray, S (1, 4) OBP: 0.314, SLG: 0.376 Kent Anderson, R (9, PR) OBP: 0.333, SLG: 0.293 (9, 4)	2-2 L1-3 1-2			0-0 G6-3 1-2f		2-1 2B 2-H			2-2 E3 FC5-4 1B 1B	4 0	0 1	1 0	1 0	0 0	0 0	3 0
Devon White, S (1, 8) OBP: 0.343, SLG: 0.541	1-1 F9			1-0 P1		2-0 P4			1-0 P5	4	0	0	0	0	0	3
Wally Joyner, L (1, 3) OBP: 0.301, SLG: 0.316		3-2 G4-3			2-2 L8		1-0 F7		1-1 FC5-4 1-2 1B	4	0	1	0	0	0	0
Chili Davis, S (1, 7) OBP: 0.328, SLG: 0.428		2-1 G4-3			0-0 F7		1-1 L8		1-1 FC5-4 1B 1-2f 2-3	4	1	0	0	0	0	2
Lance Parrish, R (1, 2) OBP: 0.340, SLG: 0.443		1-0 G5-3			1-0 P6		0-1 HR		0-2 1-2 3-H	4	1	2	2	0	0	0
Jack Howell, L (1, 5) OBP: 0.291, SLG: 0.320			0-3 K			0-0 F9	1-3 K		0-0 1-3 2-H	4	0	1	1	0	2	0
Dick Schofield, R (1, 6) OBP: 0.295, SLG: 0.310			3-2 F9			1-1 2B		2-1 P5	0-3 K	4	1	1	0	0	1	2

	AB	35
	R	5
	H	9
	RBI	5
	BB	1
	SO	4
	LOB	11

Inning Stats																																
	R: 0	H: 2		R: 0	H: 0		R: 0	H: 0		R: 0	H: 0		R: 0	H: 0		R: 2	H: 3		R: 1	H: 1		R: 0	H: 0		R: 2	H: 3		1B: 6	SF: 0		WP: 0	PA: 36	
	E: 0	LOB: 1		E: 0	LOB: 0		E: 0	LOB: 0		E: 0	LOB: 0		E: 0	LOB: 0		E: 0	LOB: 1		E: 0	LOB: 0		E: 0	LOB: 0		E: 1	LOB: 2		2B: 3	SAC: 0		PB: 0		
	K: 0	BB: 0		K: 0	BB: 0		K: 1	BB: 0		K: 0	BB: 1		K: 0	BB: 0		K: 0	BB: 0		K: 1	BB: 0		K: 1	BB: 0		K: 1	BB: 0		3B: 0	DP: 2		SB: 0		
	S: 8	P: 12		S: 7	P: 13		S: 11	P: 16		S: 3	P: 8		S: 5	P: 8		S: 13	P: 23		S: 9	P: 12		S: 7	P: 13		S: 17	P: 22		HR: 1	HBP: 0		CS: 0		

PITCHER		IP	WLS	BF	H	R	ER	SO	BB	IBB	HBP	BLK	WP	HR	S	P	ERA	WHIP
Roger Clemens, R ERA: 3.14	(1, 1)	8.1	L	32	7	5	3	3	1	0	0	0	0	1	71	117	3.24	0.960
Rob Murphy, L ERA: 2.3	(9, 1)	0.1		1	0	0	0	0	0	0	0	0	0	0	2	3	0.00	0.000
Bob Stanley, R ERA: 4.31	(9, 1)	0.1		3	2	0	0	1	0	0	0	0	0	0	7	7	0.00	6.000

PITCHER	IP	WLS	BF	H	R	ER	SO	BB	IBB	HBP	BLK	WP	HR	S	P	ERA	WHIP

California Angels @ Boston Red Sox

Fenway Park, Boston, MA

Fri May 26 1989, 7:05 PM EDT

Att. 32,417 - Unknown

livebaseballscorecards.com

BOTTOM

Batter	1	2	3	4	5	6	7	8	9	AB	R	H	RBI	BB	SO	LOB
Wade Boggs, L (1, 5) OBP: 0.393, SLG: 0.451	K			K		FC4-6 1-2f			L9	4	0	0	0	0	2	1
Marty Barrett, R (1, 4) OBP: 0.335, SLG: 0.346	G5-4-3 BB			F8			L8		G5-3	3	0	0	0	1	0	0
Ellis Burks, R (1, 8) OBP: 0.369, SLG: 0.488	G5-4-3 1-2f			F7			G5-3		F8	4	0	0	0	0	0	1
Mike Greenwell, L (1, 7) OBP: 0.415, SLG: 0.494		G1-3			G4-3		L8			3	0	0	0	0	0	0
Dwight Evans, R (1, 9) OBP: 0.425, SLG: 0.497		CS BB			K			P5		2	0	0	0	1	1	0
Jim Rice, R (1, 10) OBP: 0.280, SLG: 0.358		P3			K			1B BB		2	0	0	0	1	1	1
Nick Esasky, R (1, 3) OBP: 0.302, SLG: 0.463	CS 1-2	G4-3				G6-3		P9		3	0	0	0	0	0	1
Jody Reed, R (1, 6) OBP: 0.350, SLG: 0.359		F7				F8		FC6-4 1-2 1B		3	0	1	0	0	0	0
Rick Cerone, R (1, 2) OBP: 0.435, SLG: 0.396		K2-3				FC4-6 BB		FC6-4 1-2f		2	0	0	0	1	1	2
Inning Stats	R: 0 E: 0 K: 1 S: 8 H: 0 LOB: 0 BB: 1 P: 15	R: 0 E: 0 K: 0 S: 6 H: 0 LOB: 0 BB: 1 P: 15	R: 0 E: 0 K: 1 S: 6 H: 0 LOB: 0 BB: 0 P: 8	R: 0 E: 0 K: 1 S: 6 H: 0 LOB: 0 BB: 0 P: 8	R: 0 E: 0 K: 2 S: 8 H: 0 LOB: 0 BB: 0 P: 10	R: 0 E: 0 K: 0 S: 5 H: 0 LOB: 1 BB: 1 P: 9	R: 0 E: 0 K: 0 S: 3 H: 0 LOB: 0 BB: 0 P: 4	R: 0 E: 0 K: 0 S: 9 H: 1 LOB: 2 BB: 1 P: 17	R: 0 E: 0 K: 0 S: 5 H: 0 LOB: 0 BB: 0 P: 7	1B: 1 2B: 0 3B: 0 HR: 0	SF: 0 SAC: 0 DP: 1 HBP: 0						

	AB	26
	R	0
	H	1
	RBI	0
	BB	4
	SO	5
	LOB	6

WP: 0 PB: 0 SB: 0 CS: 1 PA: 31

PITCHER	IP	WLS	BF	H	R	ER	SO	BB	IBB	HBP	BLK	WP	HR	S	P	ERA	WHIP
Chuck Finley, L (1, 1) ERA: 1.83	9.0	W	30	1	0	0	5	4	0	0	0	0	0	56	93	0.00	0.556

PITCHER	IP	WLS	BF	H	R	ER	SO	BB	IBB	HBP	BLK	WP	HR	S	P	ERA	WHIP

California Angels @ Boston Red Sox

Fenway Park, Boston, MA

Sun May 28 1989, 3:33 AM EDT

Att. 34,311 - Cloudy - 65 F

TOP

livebaseballscorecards.com

Batter	1	2	3	4	5	6	7	8	9	AB	R	H	RBI	BB	SO	LOB
Brian Downing, R (1, 10) OBP: 0.375, SLG: 0.396	C B B F S 2-3 K ①		C C B X 1-2 L6 ②		1 SAFE C F B B F X 2-2 SH1-3 1-H 1B 1B	B B C B S X 3-2 L5 ③			X 0-0 1B	5	1	2	1	0	1	1
Claudell Washington, L (1, 9) OBP: 0.360, SLG: 0.496	C X 0-1 L7 ②		C S B S 1-3 K ③		X 0-0 SH1-3 ① 2-3		C X 0-1 P6 ①		S S B F B F S 2-3 K ②	4	0	0	0	0	2	1
Johnny Ray, S (1, 4) OBP: 0.317, SLG: 0.377	X 0-0 1B 1B			X 0-0 E 1B 1B	B B F X 2-1 G6-3 ②		C B X 1-1 E5 FC6-4		C B S X 1-2 G6-3 ③	5	1	2	0	0	0	2
Devon White, S (1, 8) OBP: 0.347, SLG: 0.540	S F B X 1-2 1-3 1B			B 1 SAFE C B F X 2-2 P4 ① 1-2	C F X 0-2 1B 3-H 1B		C F X 0-2 FC6-4 ② 1-2f			4	0	2	1	0	0	2
Wally Joyner, L (1, 3) OBP: 0.299, SLG: 0.314	1 SAFE 1 SAFE X 0-0 F8 ③			B B B C F C 3-3 K ②	1 SAFE B 1 SAFE X 1-0 1-3 1B		B C F F X 1-2 P4 ③			4	0	1	0	0	1	4
Chili Davis, S (1, 7) OBP: 0.326, SLG: 0.423		X 0-0 G4-3 ①	F X 0-1 BB 2-H 1B	X 0-0 G5-3 ③			F B X 1-1 G3 ①			4	0	1	1	0	0	2
Lance Parrish, R (1, 2) OBP: 0.343, SLG: 0.441		C S B C 1-3 K ②	B B B S F B 4-2 1-2 BB			B C B B X 3-1 1B		X 0-0 G6-3 ②		3	0	1	0	1	1	0
Jack Howell, L (1, 5) OBP: 0.283, SLG: 0.310		F B B X 2-1 F8 ③	B F F X 1-2 G1-3 ③			B X 1-0 B5 ①		x 0-0 G4-3 ③		4	0	0	0	0	0	3
Dick Schofield, R (1, 6) OBP: 0.292, SLG: 0.306			L X 0-1 G5-3 ①		C B B X 2-1 S 1B 1B	X 0-0 F8 ②			C X 0-1 G5-3 ①	4	1	1	0	0	0	1
Inning Stats	R: 0 E: 0 K: 1 S: 10 H: 2 LOB: 2 BB: 0 P: 13	R: 0 E: 0 K: 1 S: 6 H: 0 LOB: 0 BB: 0 P: 9	R: 0 E: 0 K: 1 S: 8 H: 0 LOB: 0 BB: 0 P: 10	R: 1 E: 1 K: 1 S: 14 H: 2 LOB: 2 BB: 1 P: 24	R: 2 E: 0 K: 0 S: 14 H: 4 LOB: 2 BB: 0 P: 21	R: 0 E: 0 K: 0 S: 7 H: 1 LOB: 1 BB: 0 P: 14	R: 0 E: 1 K: 0 S: 11 H: 0 LOB: 1 BB: 0 P: 13	R: 0 E: 0 K: 0 S: 4 H: 0 LOB: 0 BB: 0 P: 5	R: 0 E: 0 K: 1 S: 11 H: 1 LOB: 1 BB: 0 P: 14	1B: 10 2B: 0 3B: 0 HR: 0 SF: 0 SAC: 1 DP: 0 HBP: 0						

	AB	37
	R	3
	H	10
	RBI	3
	BB	1
	SO	5
	LOB	16

WP: 0 PB: 0 SB: 1 CS: 0 PA: 39

PITCHER		IP	WLS	BF	H	R	ER	SO	BB	IBB	HBP	BLK	WP	HR	S	P	ERA	WHIP
John Dopson, R ERA: 3.59	(1, 1)	4.2	L	23	8	3	2	4	1	0	0	0	0	0	51	76	3.86	1.929
Joe Price, L ERA: 3.3	(5, 1)	2.1		9	1	0	0	0	0	0	0	0	0	0	19	28	0.00	0.429
Bob Stanley, R ERA: 4.05	(8, 1)	2.0		7	1	0	0	1	0	0	0	0	0	0	15	19	0.00	0.500

PITCHER	IP	WLS	BF	H	R	ER	SO	BB	IBB	HBP	BLK	WP	HR	S	P	ERA	WHIP

Batter	1	2	3	4	5	6	7	8	9	AB	R	H	RBI	BB	SO	LOB
Wade Boggs, L (1, 5) OBP: 0.390, SLG: 0.446	C B F X 1-2 G4-3 ①			B B C X 2-1 G4-3 ①		C C B X 1-2 1B		C F B S 1-3 K ③		4	0	1	0	0	1	0
Marty Barrett, R (1, 4) OBP: 0.333, SLG: 0.350	C B B B X 3-1 G6-3 ②			C C B X 1-2 G3 ②		X 0-0 L7 ③			F X 0-1 G4-3 2B	4	0	1	0	0	0	1
Ellis Burks, R (1, 8) OBP: 0.362, SLG: 0.477	B X 1-0 G6-3 ③			B F X 1-1 L5 ③			B F L B B X 3-2 P5 ①		X 0-0 G4-3 2-3 ①	4	0	0	0	0	0	1
Mike Greenwell, L (1, 7) OBP: 0.407, SLG: 0.483		C X 0-1 G5-3 ①			X 0-0 F7 ①		X 0-0 E1 1B		B X 1-0 G1-3 ②	4	0	0	0	0	0	1
Dwight Evans, R (1, 9) OBP: 0.421, SLG: 0.487		C B F S 1-3 K ②			B B C B B 4-1 BB		B B B C F F X 3-2 P5 ②		C F B S 1-3 K ③	3	0	0	0	1	2	2
Sam Horn, L (1, 10) OBP: 0.161, SLG: 0.071		C C B F F B F B X 3-2 P5 ③			X 0-0 P6 ②		C B X 1-1 1-2 1B			3	0	1	0	0	0	1
Nick Esasky, R (1, 3) OBP: 0.296, SLG: 0.454			X 0-0 G1-3 ①		F C B S 1-3 K ③		B S X 1-1 G4-3 ③			3	0	0	0	0	1	3
Rich Gedman, L (1, 2) OBP: 0.271, SLG: 0.308			B C F X 1-2 G1-4-3 1B			X 0-0 F8 ①		C F B S 1-3 K ①		3	0	1	0	0	1	0
Jody Reed, R (1, 6) OBP: 0.346, SLG: 0.354 Danny Heep, L (8, PH) OBP: 0.324, SLG: 0.314 Ed Romero, R (9, 6) OBP: 0.292, SLG: 0.267			C F F X 0-2 G1-4-3 1-2f ② ③			C X 0-1 P2 ②		X 0-0 G6-3 ②		2 1 0	0 0 0	0 0 0	0 0 0	0 0 0	0 0 0	1 0 0
Inning Stats	R: 0 E: 0 K: 0 S: 6 H: 0 LOB: 0 BB: 0 P: 11	R: 0 E: 0 K: 1 S: 11 H: 0 LOB: 0 BB: 0 P: 15	R: 0 E: 0 K: 0 S: 8 H: 1 LOB: 0 BB: 0 P: 9	R: 0 E: 0 K: 0 S: 7 H: 0 LOB: 0 BB: 0 P: 11	R: 0 E: 0 K: 1 S: 6 H: 0 LOB: 1 BB: 1 P: 11	R: 0 E: 0 K: 0 S: 7 H: 1 LOB: 1 BB: 0 P: 8	R: 0 E: 1 K: 0 S: 12 H: 1 LOB: 2 BB: 0 P: 20	R: 0 E: 0 K: 2 S: 7 H: 0 LOB: 0 BB: 0 P: 9	R: 0 E: 0 K: 1 S: 7 H: 1 LOB: 1 BB: 0 P: 9	1B: 3 2B: 1 3B: 0 HR: 0	SF: 0 SAC: 0 DP: 1 HBP: 0					

PITCHER	IP	WLS	BF	H	R	ER	SO	BB	IBB	HBP	BLK	WP	HR	S	P	ERA	WHIP
Kirk McCaskill, R (1, 1) ERA: 1.49	9.0	W	32	4	0	0	5	1	0	0	0	0	0	71	103	0.00	0.556

PITCHER	IP	WLS	BF	H	R	ER	SO	BB	IBB	HBP	BLK	WP	HR	S	P	ERA	WHIP

BOTTOM

California Angels @ Boston Red Sox

Fenway Park, Boston, MA

Sun May 28 1989, 3:33 AM EDT

Att. 34,311 - Cloudy - 65 F

livebaseballscorecards.com

AB	31
R	0
H	4
RBI	0
BB	1
SO	5
LOB	10

WP: 0 PA: 32
PB: 0
SB: 0
CS: 0

California Angels @ Milwaukee Brewers

Milwaukee County Stadium, Milwaukee, WI

Mon May 29 1989, 4:33 AM EDT

Att. 15,762 - Unknown

TOP

livebaseballscorecards.com

Batter	1	2	3	4	5	6	7	8	9	AB	R	H	RBI	BB	SO	LOB
Brian Downing, R (1, 10) OBP: 0.379, SLG: 0.402	G4-3 2B	1-3 2-H 1B	E5 1B 1-2 2-3 3-H	G4-3		G5-3			G6-4-3 BB	5	0	2	1	1	0	5
Claudell Washington, L (1, 9) OBP: 0.351, SLG: 0.480	L8	G4-3	1-3 2-H 3-H 1B		K	G3			G6-4-3 1-2f	6	0	1	2	0	1	5
Johnny Ray, S (1, 4) OBP: 0.324, SLG: 0.382	G4-3 2-3	1B P2			FC6 1B	G3-1			1B	6	1	3	0	0	0	3
Kent Anderson, R (9, PR) OBP: 0.333, SLG: 0.293										0	0	0	0	0	0	0
(9, 4)																
Devon White, S (1, 8) OBP: 0.341, SLG: 0.528	G3-1		F7	1B SF7 1B	FC6 1-2f	G4-3			F9	6	1	1	0	0	0	4
Wally Joyner, L (1, 3) OBP: 0.308, SLG: 0.329		G3-1 1B 2B	BB 1B 1-2 1B	1B 1-3 1B	P5	G4-3				5	3	3	0	0	0	1
Jim Eppard, L (8, 3)										0	0	0	0	0	0	0
Chili Davis, S (1, 7) OBP: 0.324, SLG: 0.422		G3-1 2-3	1B BB 1-2 2-H E 1B	SF7 3-H		K		F7		3	1	1	2	0	1	1
Dante Bichette, R (6, 7) OBP: 0.223, SLG: 0.333										1	0	0	0	0	0	0
Lance Parrish, R (1, 2) OBP: 0.363, SLG: 0.476		BB 1B 3-H 1B	E 1B 1-2 2-3 BB	1B 1-2 1B		WP 3B 1B		HR		4	4	4	2	1	0	0
Jack Howell, L (1, 5) OBP: 0.293, SLG: 0.311		1B 1-2 BB	E 1-2 2-3 3-H 1B	P6		3B 1-2 BB		K		3	2	1	1	2	1	2
Dick Schofield, R (1, 6) OBP: 0.300, SLG: 0.343		K	K	1-3 2-H 1B		1-H 2-H 3B		G5-3		5	0	2	3	0	2	5

Inning Stats	1	2	3	4	5	6	7	8	9
R:	0	2	5	2	0	2	0	1	0
H:	1	3	5	4	1	2	0	1	1
E:	0	0	1	0	0	0	0	0	0
LOB:	1	2	2	2	1	1	0	0	1
K:	0	1	1	0	1	1	0	1	0
BB:	0	1	1	0	0	1	0	0	1
S:	8	24	18	18	9	19	5	8	8
P:	17	39	33	27	15	30	8	12	16

1B:	14	
2B:	2	
3B:	1	
HR:	1	
SF:	1	
SAC:	0	
DP:	1	
HBP:	0	
WP:	1	
PB:	0	
SB:	0	
CS:	0	
PA:	49	

AB	44
R	12
H	18
RBI	11
BB	4
SO	5
LOB	26

PITCHER		IP	WLS	BF	H	R	ER	SO	BB	IBB	HBP	BLK	WP	HR	S	P	ERA	WHIP
Mike Birkbeck, R ERA: 5.44	(1, 1)	2.1	L	14	6	4	4	1	1	0	0	0	0	0	37	66	15.43	3.000
Bill Wegman, R ERA: 6.71	(3, 1)	1.0		11	6	5	2	1	1	0	0	0	0	0	24	40	18.00	7.000
Bill Krueger, L ERA: 3.98	(4, 1)	2.2		13	4	2	2	2	1	0	0	0	1	0	35	55	6.75	1.875
Jay Aldrich, R ERA: 1.35	(7, 1)	3.0		11	2	1	1	1	1	0	0	0	0	1	21	36	3.00	1.000

PITCHER		IP	WLS	BF	H	R	ER	SO	BB	IBB	HBP	BLK	WP	HR	S	P	ERA	WHIP

BOTTOM

Batter	1	2	3	4	5	6	7	8	9	AB	R	H	RBI	BB	SO	LOB
Paul Molitor, R (1, 10) OBP: 0.369, SLG: 0.455	C F B X 1-2 SH5-4 FC5-2 2B	B F B C B F X 3-2 1-H 1B			B F B F C 2-3 ① K		F X 0-1 FC5-4 1B		C X 0-1 2B	5	0	4	1	0	1	0
Robin Yount, R (1, 8) OBP: 0.373, SLG: 0.476	F B S B B F B 4-2 SH5-4 2B BB	B C B C X 2-2 ③ F9			F X 0-1 HR		C X 0-1 ② FC5-4 1B 1-2f		C B S C 1-3 ③ K	4	2	1	1	1	1	3
Gary Sheffield, R (1, 6) OBP: 0.318, SLG: 0.360	L S X 0-2 ① SH5-4 1-2 2-3		B X 1-0 ① F9		X 0-0 ② F7		B C X 1-1 1B 1-2			3	0	1	0	0	0	0
Rob Deer, R (1, 7) OBP: 0.320, SLG: 0.472	B F F B X 2-2 ② FC5-2 2B 3-H		B C B C X 2-2 2B		B B C F B S 3-3 ③ K		F F X 0-2 ③ P5			4	0	1	0	0	1	4
Jim Gantner, L (1, 4) OBP: 0.304, SLG: 0.289 Gus Polidor, R (7, 4) OBP: 0.161, SLG: 0.226	C B X 1-1 1-3 2-H 2B		C X 0-1 ② F7			F X 0-1 ① G6-3		X 0-0 ① G1-3		3 1	0 0	1 0	1 0	0 0	0 0	1 0
Glenn Braggs, R (1, 9) OBP: 0.316, SLG: 0.438	B X 1-0 ③ G1-3		S B X 1-1 ③ G5-3			C B X 1-1 ② F8		B X 1-0 ② F8		4	0	0	0	0	0	3
B.J. Surhoff, L (1, 2) OBP: 0.280, SLG: 0.350 Dave Engle, R (8, PH) OBP: 0.283, SLG: 0.442 (9, 2)		C C X 0-2 FC6-4 1B		C C B F X 1-2 ① G6-3		X 0-0 1B		B B B F X 3-1 ③ F8		3 1	0 0	2 0	0 0	0 0	0 0	0 0
Terry Francona, L (1, 3) OBP: 0.260, SLG: 0.328		B S S S 1-3 ① K		F B B S F X 2-2 ② F9		X 0-0 ③ F7			X 0-0 ① G6-3	4	0	0	0	0	1	2
Bill Spiers, L (1, 5) OBP: 0.326, SLG: 0.313		L X 0-1 ② FC6-4 S 1B 1-2f		B C B F B F S 3-3 ③ K			S F F S 0-3 ① K2-3		B F S X 1-2 ② G4-3	4	1	0	0	0	2	1
Inning Stats	R: 1 H: 2 E: 0 LOB: 2 K: 0 BB: 1 S: 15 P: 24	R: 1 H: 2 E: 0 LOB: 1 K: 1 BB: 0 S: 15 P: 21	R: 0 H: 1 E: 0 LOB: 1 K: 0 BB: 0 S: 8 P: 12	R: 0 H: 0 E: 0 LOB: 0 K: 1 BB: 0 S: 12 P: 18	R: 1 H: 1 E: 0 LOB: 0 K: 2 BB: 0 S: 9 P: 14	R: 0 H: 1 E: 0 LOB: 1 K: 0 BB: 0 S: 6 P: 7	R: 0 H: 2 E: 0 LOB: 2 K: 1 BB: 0 S: 13 P: 14	R: 0 H: 0 E: 0 LOB: 0 K: 0 BB: 0 S: 4 P: 8	R: 0 H: 1 E: 0 LOB: 1 K: 1 BB: 0 S: 9 P: 11	1B: 5 2B: 4 3B: 0 HR: 1	SF: 0 SAC: 1 DP: 0 HBP: 0			WP: 0 PB: 0 SB: 1 CS: 0	PA: 38		

PITCHER		IP	WLS	BF	H	R	ER	SO	BB	IBB	HBP	BLK	WP	HR	S	P	ERA	WHIP
Bert Blyleven, R ERA: 2.36	(1, 1)	7.0	W	31	9	3	3	5	1	0	0	0	0	1	78	110	3.86	1.429
Greg Minton, R ERA: 1.17	(8, 1)	1.0		3	0	0	0	0	0	0	0	0	0	0	4	8	0.00	0.000
Bryan Harvey, R ERA: 3.94	(9, 1)	1.0		4	1	0	0	1	0	0	0	0	0	0	9	11	0.00	1.000

PITCHER	IP	WLS	BF	H	R	ER	SO	BB	IBB	HBP	BLK	WP	HR	S	P	ERA	WHIP

California Angels @ Milwaukee Brewers

Milwaukee County Stadium, Milwaukee, WI

Mon May 29 1989, 4:33 AM EDT

Att. 15,762 - Unknown

livebaseballscorecards.com

AB	36
R	3
H	10
RBI	3
BB	1
SO	6
LOB	14

Batter	1	2	3	4	5	6	7	8	9	AB	R	H	RBI	BB	SO	LOB
Brian Downing, R (1, 10) OBP: 0.374, SLG: 0.397	F B B X 2-1 P6 ①		B C B X 2-1 1B 1B		C F C 0-3 K ①		B F B B X 3-1 G6-3 ① 2-3		B C B S B X 3-2 L3 ②	5	0	1	0	0	1	1
Claudell Washington, L (1, 9) OBP: 0.353, SLG: 0.500	B F C B F X 2-2 HR		F 1 SAFE B X 1-1 G4-3-6 1-2 1B		C B F B F B F S 3-3 K ②		B B X 2-0 G6-3 ②		B C X 1-1 G6-3 ③	5	1	2	1	0	1	1
Johnny Ray, S (1, 4) OBP: 0.329, SLG: 0.381	X 0-0 E4 2B		B C F C 1-3 K ①		B F B B F F B 4-2 BB		X 0-0 1B 3-H			3	0	1	1	1	1	2
Devon White, S (1, 8) OBP: 0.340, SLG: 0.528	1 SAFE B 1 SAFE S 1 SAFE C 1 SAFE F 1 SAFE 2-2 1 SAFE B 1 SAFE F 1 SAFE X 1-3 2B		X 0-0 G4-3-6 ② ③ 1-2f		1 SAFE X 0-0 P8 ③		B S F B 1 SAFE X 2-2 F9 ③			4	0	1	0	0	0	4
Wally Joyner, L (1, 3) OBP: 0.306, SLG: 0.327	F B X 1-1 P7 ②			B X 1-0 F9 ①		C X 0-1 F7 ①		X 0-0 1B		4	0	1	0	0	0	2
Chili Davis, S (1, 7) OBP: 0.317, SLG: 0.412	C C B F S 1-3 K ③			B S B X 2-1 P6 ②		B X 1-0 G3 ②		F S B 1 SAFE C 1-3 K ①		4	0	0	0	0	2	3
Lance Parrish, R (1, 2) OBP: 0.366, SLG: 0.473		B F S X 1-2 F8 ①		C X 0-1 2B 1B		B B B C B 4-1 BB		B 1 SAFE F B F F F X 2-2 F7 ②		3	1	1	0	1	0	1
Jack Howell, L (1, 5) OBP: 0.292, SLG: 0.316		F X 0-1 P6 ②		B X 1-0 1-H 2B		C B B 1 SAFE F X 2-2 F7 ③		C S S 0-3 K ③		4	0	1	1	0	1	2
Dick Schofield, R (1, 6) OBP: 0.297, SLG: 0.352		C B X 1-1 P3 ③		B S F B X 2-2 F8 ③			C B X 1-1 G6-3 1B 2B		C C B F S 1-3 K ①	4	1	1	0	0	1	1
Inning Stats	R: 1 E: 1 K: 1 S: 18 H: 2 LOB: 2 BB: 0 P: 26	R: 0 E: 0 K: 0 S: 7 H: 0 LOB: 0 BB: 0 P: 9	R: 0 E: 0 K: 1 S: 8 H: 2 LOB: 1 BB: 0 P: 12	R: 1 E: 0 K: 0 S: 9 H: 2 LOB: 1 BB: 0 P: 15	R: 0 E: 0 K: 2 S: 12 H: 0 LOB: 1 BB: 1 P: 19	R: 0 E: 0 K: 0 S: 7 H: 0 LOB: 1 BB: 1 P: 14	R: 1 E: 0 K: 0 S: 9 H: 2 LOB: 1 BB: 0 P: 17	R: 0 E: 0 K: 2 S: 12 H: 1 LOB: 1 BB: 0 P: 15	R: 0 E: 0 K: 1 S: 9 H: 0 LOB: 0 BB: 0 P: 14	1B: 5 2B: 3 3B: 0 HR: 1 SF: 0 SAC: 0 DP: 1 HBP: 0						

TOP

California Angels @ Milwaukee Brewers

Milwaukee County Stadium, Milwaukee, WI

Tue May 30 1989, 8:05 PM EDT
Att. 8,012 - Unknown - 65 F

livebaseballscorecards.com

AB	36
R	3
H	9
RBI	3
BB	2
SO	7
LOB	17

PITCHER		IP	WLS	BF	H	R	ER	SO	BB	IBB	HBP	BLK	WP	HR	S	P	ERA	WHIP
Bryan Clutterbuck, R ERA: 2.65	(1, 1)	6.0	L	26	6	2	2	4	2	0	0	0	0	1	61	95	3.00	1.333
Chuck Crim, R ERA: 3.34	(7, 1)	3.0		12	3	1	1	3	0	0	0	0	0	0	30	46	3.00	1.000

PITCHER	IP	WLS	BF	H	R	ER	SO	BB	IBB	HBP	BLK	WP	HR	S	P	ERA	WHIP

WP: 0 PB: 0 SB: 0 CS: 0 PA: 38

Batter	1	2	3	4	5	6	7	8	9	AB	R	H	RBI	BB	SO	LOB
Paul Molitor, R (1, 5) OBP: 0.361, SLG: 0.444	G4-3		G3-1		K			E4 1B 1-2 2-3		4	0	0	0	0	1	3
Robin Yount, R (1, 8) OBP: 0.376, SLG: 0.474	1B BB		G5-3			G5-3		1B 1-2 2-H 3-H		3	0	1	2	1	0	0
Gary Sheffield, R (1, 6) OBP: 0.312, SLG: 0.352	L8		K			G5-3		B5		4	0	0	0	0	1	3
Rob Deer, R (1, 9) OBP: 0.319, SLG: 0.467	FC4-6 1B 1-2			G6-3		K		K		4	0	1	0	0	2	2
Glenn Braggs, R (1, 7) OBP: 0.310, SLG: 0.429	FC4-6 1-2f			K			G3-1	K		4	0	0	0	0	2	4
Dave Engle, R (1, 3) OBP: 0.265, SLG: 0.413		K		P8			K		G3	3	0	0	0	0	2	0
Jim Gantner, L (9, 4) OBP: 0.302, SLG: 0.288									G3	1	0	0	0	0	0	0
Gus Polidor, R (1, 4) OBP: 0.169, SLG: 0.219		L3			G4-3 SH1-4 HBP		F9		G4-3	2	0	0	0	0	0	0
Terry Francona, L (9, 3) OBP: 0.258, SLG: 0.325										1	0	0	0	0	0	0
Charlie O'Brien, R (1, 2) OBP: 0.333, SLG: 0.364		FC6-4 1B			SH1-4 1-2			E BB 1B BB	F7	1	0	1	0	1	0	0
B.J. Surhoff, L (8, PR) OBP: 0.278, SLG: 0.348										1	1	0	0	0	0	0
(9, 2)																
Mike Felder, S (1, 10) OBP: 0.231, SLG: 0.167		FC6-4 1-2f			G4-3 2-3			SAFE E 1B BB 1-2		2	1	0	0	1	0	2
Inning Stats	R: 0 E: 0 K: 0 S: 14 H: 1 LOB: 2 BB: 1 P: 23	R: 0 E: 0 K: 1 S: 11 H: 1 LOB: 1 BB: 0 P: 19	R: 0 E: 0 K: 1 S: 7 H: 0 LOB: 0 BB: 0 P: 12	R: 0 E: 0 K: 1 S: 7 H: 0 LOB: 0 BB: 0 P: 13	R: 0 E: 0 K: 1 S: 7 H: 0 LOB: 1 BB: 0 P: 12	R: 0 E: 0 K: 1 S: 7 H: 0 LOB: 0 BB: 0 P: 10	R: 0 E: 0 K: 1 S: 6 H: 0 LOB: 0 BB: 0 P: 9	R: 2 E: 1 K: 2 S: 13 H: 1 LOB: 2 BB: 2 P: 28	R: 0 E: 0 K: 0 S: 7 H: 0 LOB: 0 BB: 0 P: 10	1B: 3 2B: 0 3B: 0 HR: 0	SF: 0 SAC: 1 DP: 0 HBP: 1						

PITCHER		IP	WLS	BF	H	R	ER	SO	BB	IBB	HBP	BLK	WP	HR	S	P	ERA	WHIP
Jim Abbott, L ERA: 3.42	(1, 1)	7.0	W	27	2	2	1	6	3	0	1	0	0	0	62	109	1.29	0.714
Greg Minton, R ERA: 1.14	(8, 1)	1.0		5	1	0	0	2	0	0	0	0	0	0	10	17	0.00	1.000
Bob McClure, L ERA: 0.75	(9, 1)	1.0	S	3	0	0	0	0	0	0	0	0	0	0	7	10	0.00	0.000

PITCHER	IP	WLS	BF	H	R	ER	SO	BB	IBB	HBP	BLK	WP	HR	S	P	ERA	WHIP

BOTTOM

California Angels @ Milwaukee Brewers

Milwaukee County Stadium, Milwaukee, WI

Tue May 30 1989, 8:05 PM EDT

Att. 8,012 - Unknown - 65 F

livebaseballscorecards.com

AB	30
R	2
H	3
RBI	2
BB	3
SO	8
LOB	14

WP: 0 PB: 0 SB: 0 CS: 0 PA: 35

Batter	1	2	3	4	5	6	7	8	9	AB	R	H	RBI	BB	SO	LOB
Brian Downing, R (1, 10) OBP: 0.367, SLG: 0.388	B C X 1-1 G3-1 ①		C B B F B F X 3-2 P9 ③ 1-2		C F B B S 2-3 K ③		S X 0-1 FC5 ③ 2-3f			4	0	0	0	0	1	4
Claudell Washington, L (1, 9) OBP: 0.350, SLG: 0.492	C T B F X 1-2 F9 ②			B S X 1-1 G3 ①		B X 1-0 G6-4-3 1B		B B B C X 3-1 F7 ①		4	0	1	0	0	0	0
Johnny Ray, S (1, 4) OBP: 0.327, SLG: 0.378	C X 0-1 F8 ③			B X 1-0 E G4-3 1B		X 0-0 F9 ①		C B B F B X 3-2 F7 ②		4	1	1	0	0	0	1
Devon White, S (1, 8) OBP: 0.333, SLG: 0.517		C B F S 1-3 K ①		C B F X 1-2 E8 G4-3 1-3		F C F F X 0-2 G6-4-3 ② ③ 1-2f		X 0-0 P4 ③		4	0	0	0	0	1	2
Wally Joyner, L (1, 3) OBP: 0.305, SLG: 0.325		B B F X 2-1 G3-1 ②		B B B X 3-0 G4-3 ② 2-3 3-H			B X 1-0 F8 ①		F F B F F F F X 1-2 1B	4	0	1	1	0	0	1
Bill Schroeder, R (1, 2) OBP: 0.275, SLG: 0.571		B B F F S 2-3 K ③		C S B B B F F B 4-2 BB			C X 0-1 G4-3 ②		S S B B B B F C 3-3 K ①	3	0	0	0	1	2	1
Jack Howell, L (1, 5) OBP: 0.293, SLG: 0.317			C S B X 1-2 G3 ① C S B S 1-3 K ③				F C X 0-2 BB 1B 1B		B C S S S 1-3 K ②	3	0	1	0	0	1	2
Kent Anderson, R (9, PH) OBP: 0.329, SLG: 0.289										1	0	0	0	0	1	1
Dante Bichette, R (1, 7) OBP: 0.235, SLG: 0.340			C B B B F X 3-2 G5-3 ②		C B B B X 3-1 G4-6-3 1B		X 0-0 FC5 BB 1-2 1B		B C L S 1-3 K ③	4	0	2	0	0	1	1
Dick Schofield, R (1, 6) OBP: 0.312, SLG: 0.356			B B C X 2-1 S 1B		C B B B X 2-1 G4-6-3 ① ② 1-2f		B B B B 4-0 1-2 2-3 BB			2	0	1	0	1	0	1
Inning Stats	R: 0 E: 0 K: 0 S: 8 H: 0 LOB: 0 BB: 0 P: 10	R: 0 E: 0 K: 2 S: 8 H: 0 LOB: 0 BB: 0 P: 13	R: 0 E: 0 K: 0 S: 12 H: 1 LOB: 1 BB: 0 P: 21	R: 1 E: 1 K: 1 S: 14 H: 1 LOB: 2 BB: 1 P: 25	R: 0 E: 0 K: 1 S: 7 H: 1 LOB: 0 BB: 0 P: 14	R: 0 E: 0 K: 0 S: 7 H: 1 LOB: 0 BB: 0 P: 8	R: 0 E: 0 K: 0 S: 9 H: 2 LOB: 3 BB: 1 P: 14	R: 0 E: 0 K: 0 S: 6 H: 0 LOB: 0 BB: 0 P: 12	R: 0 E: 0 K: 3 S: 17 H: 1 LOB: 1 BB: 0 P: 23	1B: 7 2B: 0 3B: 0 HR: 0 SF: 0 SAC: 0 DP: 2 HBP: 0						

PITCHER	IP	WLS	BF	H	R	ER	SO	BB	IBB	HBP	BLK	WP	HR	S	P	ERA	WHIP
Don August, R (1, 1) ERA: 4.71	6.2	W	26	6	1	0	4	1	0	0	0	0	0	63	99	0.00	1.050
Jay Aldrich, R (7, 1) ERA: 1.29	0.1		2	0	0	0	0	1	0	0	0	0	0	2	6	0.00	3.000
Dan Plesac, L (8, 1) ERA: 2.7	2.0	S	7	1	0	0	3	0	0	0	0	0	0	23	35	0.00	0.500

PITCHER	IP	WLS	BF	H	R	ER	SO	BB	IBB	HBP	BLK	WP	HR	S	P	ERA	WHIP

TOP

California Angels @ Milwaukee Brewers

Milwaukee County Stadium, Milwaukee, WI

Wed May 31 1989, 4:33 AM EDT
Att. 14,129 - Overcast - 73 F

livebaseballscorecards.com

AB	33
R	1
H	7
RBI	1
BB	2
SO	7
LOB	14

WP: 0 PA: 35
PB: 0
SB: 1
CS: 0

BOTTOM

California Angels @ Milwaukee Brewers

Milwaukee County Stadium, Milwaukee, WI

Wed May 31 1989, 4:33 AM EDT

Att. 14,129 - Overcast - 73 F

livebaseballscorecards.com

Batter	1	2	3	4	5	6	7	8	9	AB	R	H	RBI	BB	SO	LOB
Paul Molitor, R (1, 5) OBP: 0.366, SLG: 0.459	B B X 2-0 2B		B B X 2-0 1B 2B		B F B X 2-1 ① L6		B C X 1-1 ① SH2-4 2-3			3	0	2	0	0	0	0
Robin Yount, R (1, 8) OBP: 0.382, SLG: 0.471	B B C X 2-1 ① G6-3		B B B C B 4-1 1B HR BB		B S S B B B 4-2 BB		B B B I 4-0 FC6-4 IBB			1	1	0	0	3	0	1
Gary Sheffield, R (1, 6) OBP: 0.310, SLG: 0.350	2 SAFE X 0-0 ② G5-3		B X 1-0 ② HR 1-2 2-H 1B		B C F B F S 2-3 ② K		B B X 2-0 ② FC6-4 1-2f 3-H			4	1	1	1	0	1	3
Greg Brock, L (1, 3) OBP: 0.250, SLG: 1.000	C T B X 1-2 ③ G4-3		B X 1-0 1-H 2-H HR		B B X 2-0 ③ G1-3		F X 0-1 ③ F8			4	1	1	3	0	0	3
Rob Deer, R (1, 9) OBP: 0.322, SLG: 0.464		B B F S B X 3-2 G4-6-3 1B	B B B C B 4-1 BB		S B C B S 2-3 ① K			B X 1-0 ① F8		3	0	1	0	1	1	0
Glenn Braggs, R (1, 7) OBP: 0.308, SLG: 0.422	B S S S X 1-2 ① ② G4-6-3 1-2f	C S B F S 1-3 ③ K			B X 1-0 ② P6			B F B B B 4-1 CS E BB		3	0	0	0	1	1	2
B.J. Surhoff, L (1, 2) OBP: 0.284, SLG: 0.352	B F B B X 3-1 FC5-4 1B		B X 1-0 ① F8		B F X 1-1 E6 1B			F F X 0-2 E1 CS 1-2		4	0	2	0	0	0	1
Terry Francona, L (1, 10) OBP: 0.250, SLG: 0.315	F X 0-1 ③ FC5-4 1-2f		B F F F X 1-2 ② G1-3		B B C X 2-1 ③ G4-3			F S X 0-2 ② ③ L7 1-2 2-3		4	0	0	0	0	0	4
Jim Gantner, L (1, 4) OBP: 0.302, SLG: 0.295		C B F X 1-2 ① L5	B B F F X 2-2 ③ G3-1				X 0-0 SH2-4 FC6-4 2B			3	1	1	0	0	0	0

	AB	29
	R	4
	H	8
	RBI	4
	BB	5
	SO	3
	LOB	14

Inning Stats																		
	R: 0	H: 1	R: 0	H: 2	R: 3	H: 3	R: 0	H: 0	R: 0	H: 0	R: 0	H: 1	R: 1	H: 1	R: 0	H: 0	1B: 4	SF: 0
	E: 0	LOB: 1	E: 0	LOB: 1	E: 0	LOB: 1	K: 0	LOB: 0	K: 1	LOB: 1	E: 1	LOB: 1	E: 0	LOB: 1	K: 0	LOB: 1	2B: 3	SAC: 1
	K: 0	BB: 0	K: 0	BB: 0	K: 1	BB: 2	BB: 0		S: 9	BB: 1	K: 0	BB: 0	K: 0	BB: 1	E: 1	BB: 1	3B: 0	DP: 1
	S: 7	P: 12	S: 10	P: 17	S: 12	P: 26	S: 7	P: 11		P: 19	S: 8	P: 14	S: 6	P: 13	K: 0	P: 13	HR: 1	HBP: 0
															S: 8			

PITCHER	IP	WLS	BF	H	R	ER	SO	BB	IBB	HBP	BLK	WP	HR	S	P	ERA	WHIP
Mike Witt, R (1, 1) ERA: 4.42	8.0	L	35	8	4	4	3	4	1	0	0	0	1	67	125	4.50	1.500

PITCHER	IP	WLS	BF	H	R	ER	SO	BB	IBB	HBP	BLK	WP	HR	S	P	ERA	WHIP

	WP: 0	PA: 35																
	PB: 0																	
	SB: 0																	
	CS: 2																	

Batter	1	2	3	4	5	6	7	8	9	AB	R	H	RBI	BB	SO	LOB
Jim Eisenreich, L (1, 8) OBP: 0.373, SLG: 0.500	F8		F8 2-3		G4-3		L5		2B 1-2 1B	5	0	1	0	0	0	2
Kurt Stillwell, S (1, 6) OBP: 0.340, SLG: 0.364	G5-3 1B		F9		1B BB		L8		1-3 2-H 2B	4	0	2	1	1	0	2
Kevin Seitzer, R (1, 5) OBP: 0.390, SLG: 0.378	G5-3 1-2			F9	1-2 1B			F9	G6-3	5	0	1	0	0	0	3
Bo Jackson, R (1, 7) OBP: 0.308, SLG: 0.527	G4-3			WP 1B 2B	G1-3			L9	F9	5	1	1	0	0	0	5
Pat Tabler, R (1, 3) OBP: 0.313, SLG: 0.283		P3		F8		L9		HR BB		3	0	0	0	1	0	1
Gary Thurman, R (8, PR) OBP: 0.364, SLG: 0.259										0	1	0	0	0	0	0
Rey Palacios, R (8, 3)										0	0	0	0	0	0	0
Danny Tartabull, R (1, 9) OBP: 0.385, SLG: 0.448		F9		1B 2-3 BB		G5-3		1-H HR		3	1	1	2	1	0	0
Mike Macfarlane, R (1, 10) OBP: 0.259, SLG: 0.269		G6-3		1-2 3-H 1B		K		P3		4	0	1	1	0	1	1
Frank White, R (1, 4) OBP: 0.296, SLG: 0.290			G1-3	F8			SH2-4 1B		P3	4	0	1	0	0	0	2
Bob Boone, R (1, 2) OBP: 0.338, SLG: 0.315			F8 2B		P2		SH2-4 1-2		1B 2B 1B	3	1	2	0	0	0	0
Inning Stats	R: 0 E: 0 K: 0 S: 7 H: 1 LOB: 1 BB: 0 P: 10	R: 0 E: 0 K: 0 S: 9 H: 0 LOB: 0 BB: 0 P: 15	R: 0 E: 0 K: 0 S: 5 H: 1 LOB: 1 BB: 0 P: 9	R: 1 E: 0 K: 0 S: 13 H: 2 LOB: 2 BB: 1 P: 23	R: 0 E: 0 K: 0 S: 10 H: 1 LOB: 2 BB: 1 P: 19	R: 0 E: 0 K: 1 S: 8 H: 0 LOB: 0 BB: 0 P: 12	R: 0 E: 0 K: 0 S: 9 H: 1 LOB: 1 BB: 0 P: 13	R: 2 E: 0 K: 0 S: 10 H: 1 LOB: 1 BB: 1 P: 19	R: 1 E: 0 K: 0 S: 16 H: 3 LOB: 2 BB: 0 P: 28	1B: 6 2B: 3 3B: 0 HR: 1 SF: 0 SAC: 1 DP: 0 HBP: 0						

PITCHER	IP	WLS	BF	H	R	ER	SO	BB	IBB	HBP	BLK	WP	HR	S	P	ERA	WHIP
Chuck Finley, L (1, 1) ERA: 1.99	8.0	L	34	7	3	3	1	3	0	0	0	1	1	71	120	3.38	1.250
Greg Minton, R (9, 1) ERA: 1.38	1.0		6	3	1	1	0	0	0	0	0	0	0	16	28	9.00	3.000

PITCHER	IP	WLS	BF	H	R	ER	SO	BB	IBB	HBP	BLK	WP	HR	S	P	ERA	WHIP

TOP

Kansas City Royals @ California Angels

Anaheim Stadium, Anaheim, CA

Fri Jun 02 1989, 10:05 PM EDT

Att. 32,493 - Unknown

livebaseballscorecards.com

AB	36
R	4
H	10
RBI	4
BB	3
SO	1
LOB	16

1B: 6	SF: 0	WP: 1	PA: 40
2B: 3	SAC: 1	PB: 0	
3B: 0	DP: 0	SB: 0	
HR: 1	HBP: 0	CS: 0	

Batter	1	2	3	4	5	6	7	8	9	AB	R	H	RBI	BB	SO	LOB
Brian Downing, R (1, 10) OBP: 0.368, SLG: 0.388	X 0-0 G6-3 ①		C B X 1-1 1B 1B		C B X 1-1 1B 1B		B B B C C X 3-2 F9 ③		B C F F B S 2-3 K ③	5	0	2	0	0	1	2
Claudell Washington, L (1, 9) OBP: 0.347, SLG: 0.485	B C S S S 1-3 K ②		B X 1-0 1-2 1B		F S S 0-3 K ②			C X 0-1 G3 ①		4	0	1	0	0	2	1
Johnny Ray, S (1, 4) OBP: 0.325, SLG: 0.374	B B F S S B F X 3-2 G6-3 ③		X 0-0 G3 ③		B C X 1-1 P6 ③			B X 1-0 1B 1B		4	0	1	0	0	0	3
Devon White, S (1, 8) OBP: 0.327, SLG: 0.507		C B S F B B S 3-3 K ①		S S S 0-3 K ①		F B X 1-1 G4-3 ①		X 0-0 L8 ②		4	0	0	0	0	2	1
Wally Joyner, L (1, 3) OBP: 0.309, SLG: 0.329		B X 1-0 G4-3 ②		S B F X 1-2 1B		C B F B X 2-2 F8 ②		F X 0-1 1-3 1B		4	0	2	0	0	0	0
Chili Davis, S (1, 7) OBP: 0.321, SLG: 0.414		X 0-0 1B		C B S B F F X 2-2 1-3 1B		X 0-0 G3 ③		F X 0-1 F5 ③		4	0	2	0	0	0	2
Lance Parrish, R (1, 2) OBP: 0.363, SLG: 0.468		B C S S B F B X 3-2 F9 ③		F F S 0-3 K ②			B X 1-0 FC1-6 1B		C B B X 2-1 G6-3 ①	4	0	1	0	0	1	3
Jack Howell, L (1, 5) OBP: 0.292, SLG: 0.315			F S B B F F X 2-2 G3-1 ①	B B F F S 2-3 K ③			B X 1-0 FC1-6 ① G6-3 1-2f		C X 0-1 1B	4	0	1	0	0	1	3
Dick Schofield, R (1, 6) OBP: 0.300, SLG: 0.342 Jim Eppard, L (9, PH)			B F F S 1-3 K ②		F B B X 2-1 G1-3 ①		B C 1 SAFE B 1 SAFE F F B X 3-2 G6-3 ② 1-2		F X 0-1 F8 ②	3 1	0 0	0 0	0 0	0 0	1 0	1 1
Inning Stats	R: 0 H: 0 E: 0 LOB: 0 K: 1 BB: 0 S: 8 P: 12	R: 0 H: 1 E: 0 LOB: 1 K: 1 BB: 0 S: 10 P: 17	R: 0 H: 2 E: 0 LOB: 2 K: 1 BB: 0 S: 11 P: 16	R: 0 H: 2 E: 0 LOB: 2 K: 3 BB: 0 S: 17 P: 22	R: 0 H: 1 E: 0 LOB: 1 K: 1 BB: 0 S: 9 P: 13	R: 0 H: 0 E: 0 LOB: 0 K: 0 BB: 0 S: 6 P: 9	R: 0 H: 1 E: 0 LOB: 1 K: 0 BB: 0 S: 9 P: 17	R: 0 H: 2 E: 0 LOB: 2 K: 0 BB: 0 S: 8 P: 9	R: 0 H: 1 E: 0 LOB: 1 K: 1 BB: 0 S: 10 P: 14	1B: 10 SF: 0 2B: 0 SAC: 0 3B: 0 DP: 0 HR: 0 HBP: 0						WP: 0 PA: 37 PB: 0 SB: 0 CS: 0	

PITCHER	IP	WLS	BF	H	R	ER	SO	BB	IBB	HBP	BLK	WP	HR	S	P	ERA	WHIP
Mark Gubicza, R (1, 1) ERA: 2.51	9.0	W	37	10	0	0	8	0	0	0	0	0	0	88	129	0.00	1.111

PITCHER	IP	WLS	BF	H	R	ER	SO	BB	IBB	HBP	BLK	WP	HR	S	P	ERA	WHIP

BOTTOM

Kansas City Royals @ California Angels

Anaheim Stadium, Anaheim, CA

Fri Jun 02 1989, 10:05 PM EDT

Att. 32,493 - Unknown

livebaseballscorecards.com

AB	37
R	0
H	10
RBI	0
BB	0
SO	8
LOB	17

Kansas City Royals @ California Angels

Anaheim Stadium, Anaheim, CA

Sat Jun 03 1989, 10:05 PM EDT

Att. 50,640 - Unknown

TOP

livebaseballscorecards.com

Batter	1	2	3	4	5	6	7	8	9	AB	R	H	RBI	BB	SO	LOB
Jim Eisenreich, L (1, 8) OBP: 0.363, SLG: 0.485	F B X 1-1 G1-3 ①		S F X 0-2 G3 ③			X 0-0 L9 ①		B B X 2-0 G4-3 ①		4	0	0	0	0	0	1
Kurt Stillwell, S (1, 6) OBP: 0.337, SLG: 0.361	B F F B B X 3-2 G6-3 ②			C X 0-1 G3 ①		X 0-0 FC1-6-4 1B		C F S 0-3 K ②		4	0	1	0	0	1	0
Kevin Seitzer, R (1, 5) OBP: 0.383, SLG: 0.371	B F X 1-1 G4-3 ③			C C B X 1-2 G6-3 ②		1 SAFE B 1 SAFE F 1 SAFE 1 SAFE X 1-1 FC1-6-4 BB 2B 1-2f ②		C B C X 1-2 F9 ③		4	1	0	0	0	0	1
Bo Jackson, R (1, 7) OBP: 0.312, SLG: 0.524		C C X 0-2 L9 ①		X 0-0 1B		B 1 SAFE B 1 SAFE B 1 B S B 4-1 2B 1-2 BB			S X 0-1 G6-3 ①	3	1	1	0	1	0	0
Pat Tabler, R (1, 3) OBP: 0.318, SLG: 0.296 Rey Palacios, R (9, PR)		C B B F S 2-3 K ②		F 1 SAFE 1 SAFE X 0-1 G4-3 ③		S X 0-1 1-H 2-H 2B			C S B B B X 2-2 1B 1B	4 0	0 0	2 0	2 0	0 0	1 0	1 0
Danny Tartabull, R (1, 9) OBP: 0.382, SLG: 0.444		C F F B B S 1-3 K ③			B S B B F S 2-3 K ①	B C B F C 2-3 K ③			F B B B X 3-1 1-3 G6-4-3 1B	4	0	1	0	0	3	1
Bill Buckner, L (1, 10) OBP: 0.243, SLG: 0.286 Gary Thurman, R (7, PR) OBP: 0.364, SLG: 0.259 Matt Winters, L (9, PH) OBP: 1.000, SLG: 2.000 Mike Macfarlane, R (9, PH) OBP: 0.255, SLG: 0.264			C X 0-1 F9 ①		B B X 2-0 HR		F C B F F F F F B 2-2 X E6 G6-4-3		B C B B B C X 3-2 1-2f G6-4-3 ② ③	3 0 0 1	1 0 0 0	1 0 0 0	1 0 0 0	0 0 0 0	0 0 0 2	0 0 0 0
Frank White, R (1, 4) OBP: 0.291, SLG: 0.284			B B B C F S 3-3 K ②		B F C X 1-2 G6-3 ②		F 1 SAFE B 1 SAFE B C X 2-2 1-2f G6-4-3 ① ②			3	0	0	0	0	1	1
Bob Boone, R (1, 2) OBP: 0.338, SLG: 0.316			F B X 1-1 1B		C B X 1-1 F7 ③		S C B X 1-2 G4-3 ③			3	0	1	0	0	0	1

	AB	33
	R	3
	H	7
	RBI	3
	BB	1
	SO	6
	LOB	8

Inning Stats										
	R: 0 E: 0 K: 0 S: 7	H: 0 LOB: 0 BB: 0 P: 12	R: 0 E: 0 K: 2 S: 10	H: 0 LOB: 0 BB: 0 P: 13	R: 0 E: 0 K: 1 S: 10	H: 1 LOB: 1 BB: 0 P: 14	R: 0 E: 0 K: 0 S: 8	H: 1 LOB: 1 BB: 0 P: 9	R: 1 E: 0 K: 1 S: 9	H: 1 LOB: 0 BB: 0 P: 15
	R: 2 E: 0 K: 1 S: 10	H: 2 LOB: 1 BB: 1 P: 17	R: 0 E: 1 K: 0 S: 14	H: 0 LOB: 1 BB: 0 P: 19	R: 0 E: 0 K: 1 S: 7	H: 0 LOB: 0 BB: 0 P: 10	R: 0 E: 0 K: 0 S: 10	H: 2 LOB: 2 BB: 0 P: 18	1B: 5 2B: 1 3B: 0 HR: 1	SF: 0 SAC: 0 DP: 2 HBP: 0
	WP: 0 PB: 0 SB: 0 CS: 0	PA: 34								

PITCHER		IP	WLS	BF	H	R	ER	SO	BB	IBB	HBP	BLK	WP	HR	S	P	ERA	WHIP
Kirk McCaskill, R ERA: 1.69	(1, 1)	7.0	W	27	5	3	3	5	1	0	0	0	0	1	68	99	3.86	0.857
Greg Minton, R ERA: 1.32	(8, 1)	1.1		6	2	0	0	1	0	0	0	0	0	0	14	22	0.00	1.500
Bob McClure, L ERA: 0.71	(9, 1)	0.2	S	1	0	0	0	0	0	0	0	0	0	0	3	6	0.00	0.000

PITCHER	IP	WLS	BF	H	R	ER	SO	BB	IBB	HBP	BLK	WP	HR	S	P	ERA	WHIP

Batter	1	2	3	4	5	6	7	8	9	AB	R	H	RBI	BB	SO	LOB
Brian Downing, R (1, 10) OBP: 0.369, SLG: 0.409	C B B B X 3-1 P4 ① B C B S B X 3-2 1-3 3-H 2B	C B F C 1-3 K ①	C B S X 1-2 HR	1 SAFE B B F 1 X 2-1 L8 ③		5	1	2	2	0	1	1
Johnny Ray, S (1, 4) OBP: 0.323, SLG: 0.371	X 0-0 2B 1B B F X 1-1 G3-6-2 ②③ 3-Hf	B X 1-0 F9 ②	F C B S 1-3 K ③				4	0	1	0	0	1	2
Devon White, S (1, 8) OBP: 0.335, SLG: 0.517	C 1 SAFE B B X 2-1 1-3 2B	B X 1-0 E 1B 1B F B C X 1-2 CS 1B	F S B X 1-2 E6 S				4	1	3	0	0	0	0
Lance Parrish, R (1, 2) OBP: 0.355, SLG: 0.456	C F F B F B S 2-3 K ②	X 0-0 P6 ① 1 SAFE 0-0 CS ③ 1-2	F F B B B F X 3-2 F7 ①			B 1 SAFE C 1 SAFE 1 SAFE X 1-1 F9 ①	4	0	0	0	0	1	4
Chili Davis, S (1, 7) OBP: 0.330, SLG: 0.415	B B B I 4-0 IBB	1 SAFE P B B F 1 SAFE 1 SAFE F B B 4-2 1B 1-3 SF8 BB	S S B X 1-2 FC6-4 1B				1 SAFE P 1 SAFE 1 SAFE B S 1 SAFE F 1 SAFE 3-3 1 SAFE B S K ② 1-2			2	1	1	0	2	1	1
Wally Joyner, L (1, 3) OBP: 0.308, SLG: 0.328	X 0-0 F8 ③	B B C S X 2-2 1B 1-3 3-H 1B	F B C X 1-2 P5 ②			C B X 1-1 F8 ③				4	0	1	1	0	0	5
Dante Bichette, R (1, 9) OBP: 0.235, SLG: 0.351	C S B X 1-2 1B 2B 2B	B B S S B 1 SAFE X 3-2 SF8 ② 3-H	X 0-0 FC6-4 ③ 1-2f					F C B B S 2-3 K ①		3	1	1	1	0	1	1
Glenn Hoffman, R (1, 5) OBP: 0.352, SLG: 0.400 Jack Howell, L (8, 5) OBP: 0.290, SLG: 0.313	B B X 2-0 L9 ① S X 0-1 1-2 1B					C B X 1-1 G5-3 ①		F B C B X 2-2 G1-3 ②		3 1	0 0	1 0	0 0	0 0	0 0	1 0
Dick Schofield, R (1, 6) OBP: 0.310, SLG: 0.342	S B C X 1-2 2B 2-3 G3-6-2 1B	C B B B C X 3-2 G6-3 ③				B F F X 1-2 L9 ②		C B B F B B 4-2 BB		3	0	1	0	1	0	2
Inning Stats	R: 0 E: 0 K: 1 S: 11 H: 2 LOB: 3 BB: 1 P: 22	R: 1 E: 0 K: 0 S: 12 H: 3 LOB: 1 BB: 0 P: 20	R: 2 E: 1 K: 0 S: 16 H: 3 LOB: 2 BB: 1 P: 28	R: 0 E: 0 K: 1 S: 7 H: 1 LOB: 0 BB: 0 P: 10	R: 0 E: 0 K: 0 S: 11 H: 1 LOB: 1 BB: 0 P: 16	R: 1 E: 0 K: 1 S: 11 H: 1 LOB: 0 BB: 0 P: 15	R: 0 E: 1 K: 1 S: 11 H: 0 LOB: 1 BB: 0 P: 16	R: 0 E: 0 K: 1 S: 10 H: 0 LOB: 1 BB: 1 P: 20		1B: 7 2B: 4 3B: 0 HR: 1 SF: 1 SAC: 0 DP: 1 HBP: 0						

PITCHER		IP	WLS	BF	H	R	ER	SO	BB	IBB	HBP	BLK	WP	HR	S	P	ERA	WHIP
Charlie Leibrandt, L ERA: 3.93	(1, 1)	7.0	L	33	11	4	4	4	1	1	0	0	0	1	79	127	5.14	1.714
Jeff Montgomery, R ERA: 1.76	(8, 1)	1.0		4	0	0	0	1	1	0	0	0	0	0	10	20	0.00	1.000

PITCHER	IP	WLS	BF	H	R	ER	SO	BB	IBB	HBP	BLK	WP	HR	S	P	ERA	WHIP

BOTTOM

Kansas City Royals @ California Angels

Anaheim Stadium, Anaheim, CA

Sat Jun 03 1989, 10:05 PM EDT

Att. 50,640 - Unknown

livebaseballscorecards.com

AB	33
R	4
H	11
RBI	4
BB	3
SO	5
LOB	17

WP: 0	PA: 38		
PB: 0			
SB: 1			
CS: 1			

Kansas City Royals @ California Angels

Anaheim Stadium, Anaheim, CA

Sun Jun 04 1989, 6:33 AM EDT

Att. 47,880 - Unknown

livebaseballscorecards.com

Batter	1	2	3	4	5	6	7	8	9	AB	R	H	RBI	BB	SO	LOB
Jim Eisenreich, L (1, 8) OBP: 0.353, SLG: 0.471	F9		L7		G4-3			G3-1		4	0	0	0	0	0	0
Kurt Stillwell, S (1, 6) OBP: 0.335, SLG: 0.364	K		K		L8			2B		4	0	1	0	0	2	0
Kevin Seitzer, R (1, 5) OBP: 0.381, SLG: 0.368	1B			G4-3		P4		G3		4	0	1	0	0	0	1
Bo Jackson, R (1, 7) OBP: 0.311, SLG: 0.533	K			K		K			HR	4	1	1	1	0	3	1
Pat Tabler, R (1, 10) OBP: 0.323, SLG: 0.297		F8		1B BB 1B		G4-3			BB	3	0	1	0	1	0	0
Danny Tartabull, R (1, 9) OBP: 0.380, SLG: 0.436		P8		1B BB 1-2			G6-3		K	3	0	0	0	1	1	1
Bill Buckner, L (1, 3) OBP: 0.244, SLG: 0.284		K FC5-4		FC6-4 1B 1-2 2-3			F9		P7	4	0	1	0	0	1	1
Bob Boone, R (1, 2) OBP: 0.331, SLG: 0.309 Mike Macfarlane, R (9, PH) OBP: 0.250, SLG: 0.259		FC5-4 1-2f		FC6-4 1-2f			F8		K	3 1	0 0	0 0	0 0	0 0	0 1	4 1
Brad Wellman, R (1, 4) OBP: 0.293, SLG: 0.255		G3			K			L9		3	0	0	0	0	1	0
Inning Stats	R: 0 E: 0 K: 2 S: 9 H: 1 LOB: 1 BB: 0 P: 11	R: 0 E: 0 K: 1 S: 8 H: 0 LOB: 1 BB: 0 P: 12	R: 0 E: 0 K: 1 S: 7 H: 0 LOB: 0 BB: 0 P: 9	R: 0 E: 0 K: 1 S: 14 H: 2 LOB: 3 BB: 1 P: 23	R: 0 E: 0 K: 1 S: 7 H: 0 LOB: 0 BB: 0 P: 9	R: 0 E: 0 K: 1 S: 6 H: 0 LOB: 0 BB: 0 P: 10	R: 0 E: 0 K: 0 S: 4 H: 0 LOB: 0 BB: 0 P: 4	R: 0 E: 0 K: 0 S: 8 H: 1 LOB: 1 BB: 0 P: 10	R: 1 E: 0 K: 2 S: 12 H: 1 LOB: 1 BB: 1 P: 21	1B: 3 2B: 1 3B: 0 HR: 1 SF: 0 SAC: 0 DP: 0 HBP: 0						

TOP	
AB	33
R	1
H	5
RBI	1
BB	2
SO	9
LOB	9

WP: 0 PB: 1 SB: 0 CS: 0 PA: 35

PITCHER	IP	WLS	BF	H	R	ER	SO	BB	IBB	HBP	BLK	WP	HR	S	P	ERA	WHIP
Bert Blyleven, R (1, 1) ERA: 2.24	8.0	W	32	5	1	1	7	2	0	0	0	0	1	66	96	1.12	0.875
Bryan Harvey, R (9, 1) ERA: 3.71	1.0		3	0	0	0	2	0	0	0	0	0	0	9	13	0.00	0.000

PITCHER	IP	WLS	BF	H	R	ER	SO	BB	IBB	HBP	BLK	WP	HR	S	P	ERA	WHIP

Batter	1	2	3	4	5	6	7	8	9	AB	R	H	RBI	BB	SO	LOB
Brian Downing, R (1, 10) OBP: 0.369, SLG: 0.406	C B S F B F X 2-2 G4-6-3 1B		X 0-0 ② F9	B B B B 4-0 1-2 2-3 3-H BB		B C F X 1-2 ② G6-3		C F S 0-3 ③ K		4	0	1	1	1	1	2
Claudell Washington, L (1, 9) OBP: 0.345, SLG: 0.479	X 0-0 ① ② G4-6-3 1-2f		B C 1 P F X SAFE 2-2 1-2 1B	B C 3 X SAFE 1-1 ③ F9		F S B F B S 2-3 ③ K2-3				4	0	1	0	0	1	4
Johnny Ray, S (1, 4) OBP: 0.315, SLG: 0.361	F B F B X 2-2 ③ G3		B S C X 1-2 ③ F8		F F X 0-2 ① F9		B C F F B S 2-3 ① K			4	0	0	0	0	1	2
Devon White, S (1, 8) OBP: 0.333, SLG: 0.512		B F S S 1-3 ① K		C B F F X 1-2 1B 1B 1B	X 0-0 ② P5		B B X 2-0 ② F9			4	1	1	0	0	1	0
Wally Joyner, L (1, 3) OBP: 0.312, SLG: 0.331		F B F F X 1-2 ② G3-1		F 1 SAFE B F B X 2-2 F8 1B 1-3 FC5-2 1B	B X 1-0 1B		C S S 0-3 ③ K2-3			4	0	2	0	0	1	0
Chili Davis, S (1, 7) OBP: 0.333, SLG: 0.413		B F B B F B 4-2 BB	X 0-0 FC5-2 F8 1-2 BB 3-H 1B	B B X 2-0 ③ G4-3			C X 0-1 ① L3			3	1	1	1	1	0	1
Bill Schroeder, R (1, 2) OBP: 0.291, SLG: 0.558		B B F F B S 3-3 ③ K	C 2 SAFE X 0-1 ① F8 1-2 2-3		F X 0-1 HR 1B			B S S B B B 4-2 1B SF8 BB		3	2	1	0	1	1	3
Jack Howell, L (1, 5) OBP: 0.301, SLG: 0.340			C B X 1-1 ① P7	I I I 4-0 BB FC5-2 IBB	X 0-0 1-H HR			B B B F X 3-1 1-3 1B		3	1	2	2	1	0	0
Dick Schofield, R (1, 6) OBP: 0.307, SLG: 0.333			S C B B B B F B 4-2 1B BB	B X 1-0 ② FC5-2 BB 1-2 2-3 3-Hf		B B B C C C 3-3 ① K		C C X 0-2 ② SF8 3-H		2	0	0	1	1	1	3
Inning Stats	R: 0 H: 1 E: 0 LOB: 0 K: 0 BB: 0 S: 9 P: 13	R: 0 H: 0 E: 0 LOB: 1 K: 2 BB: 1 S: 12 P: 21	R: 0 H: 1 E: 0 LOB: 2 K: 0 BB: 1 S: 13 P: 20	R: 2 H: 3 E: 0 LOB: 3 K: 0 BB: 2 S: 13 P: 26	R: 0 H: 1 E: 0 LOB: 1 K: 0 BB: 0 S: 6 P: 9	R: 2 H: 2 E: 0 LOB: 0 K: 2 BB: 0 S: 13 P: 19	R: 0 H: 0 E: 0 LOB: 0 K: 2 BB: 0 S: 8 P: 12	R: 1 H: 1 E: 0 LOB: 1 K: 1 BB: 1 S: 13 P: 20		1B: 8 SF: 1 2B: 0 SAC: 0 3B: 0 DP: 1 HR: 1 HBP: 0						

PITCHER		IP	WLS	BF	H	R	ER	SO	BB	IBB	HBP	BLK	WP	HR	S	P	ERA	WHIP
Kevin Appier, R ERA: 6.75	(1, 1)	5.1	L	27	8	4	4	3	3	1	0	0	0	1	59	98	6.75	2.062
Tom Gordon, R ERA: 2.49	(6, 1)	1.2		5	0	0	0	3	0	0	0	0	0	0	15	22	0.00	0.000
Steve Farr, R ERA: 2.18	(8, 1)	1.0		5	1	1	1	1	1	0	0	0	0	0	13	20	9.00	2.000

PITCHER	IP	WLS	BF	H	R	ER	SO	BB	IBB	HBP	BLK	WP	HR	S	P	ERA	WHIP

BOTTOM

Kansas City Royals @ California Angels

Anaheim Stadium, Anaheim, CA

Sun Jun 04 1989, 6:33 AM EDT

Att. 47,880 - Unknown

livebaseballscorecards.com

AB	31
R	5
H	9
RBI	5
BB	5
SO	7
LOB	15

WP: 0 PA: 37
PB: 0
SB: 0
CS: 0

Batter	1	2	3	4	5	6	7	8	9	AB	R	H	RBI	BB	SO	LOB
Jerry Browne, S (1, 4) OBP: 0.319, SLG: 0.366	C X 0-1 HR		X 0-0 ① G6-3	F B B X 2-1 ③ F7		L X 0-1 ① FC1-5 G3-1 2-3		F C X 0-2 ③ FC6-4 1-2f		5	1	1	1	0	0	3
Felix Fermin, R (1, 6) OBP: 0.323, SLG: 0.281	B C F X 1-2 ① G3-1		C C X 0-2 ② G5-3		X 0-0 ① F9	B 1 X SAFE 1-0 ② G3-1 1-2			F B B F X 2-2 1B	5	0	1	0	0	0	1
Pete O'Brien, L (1, 3) OBP: 0.378, SLG: 0.477	B F X 1-1 ② G4-3		B B B C C B 4-2 1B HR BB		X 0-0 ① HR	B C 2 F F B F X SAFE 2-2 ③ P5			X 0-0 ① L8	4	2	1	1	1	0	2
Joe Carter, R (1, 8) OBP: 0.317, SLG: 0.437	B S B X 2-1 ③ F9		C B S X 1-2 1-2 HR 1B		C C B X 1-2 E7 1B 2B		S F B X 1-2 ① L5		X 0-0 ② P4	5	2	2	0	0	0	1
Cory Snyder, R (1, 9) OBP: 0.276, SLG: 0.380		X 0-0 WP G3 SF7 1B	B X 1-0 1-H 2-H HR		S F F F S 0-3 ② K		X 0-0 ② F9		X 0-0 ③ G6-3	5	2	2	3	0	1	2
Mark Salas, L (1, 10) OBP: 0.212, SLG: 0.394		B B F X 2-1 ① G3 1-2	C B X 1-1 ③ G6-3		S B B X 2-1 1B 3-H 1B		C F X 0-2 ③ F9			4	0	1	1	0	0	1
Brook Jacoby, R (1, 5) OBP: 0.381, SLG: 0.495		B B B B 4-0 2-3 BB		X 0-0 ① F9	B C X 1-1 1-3 1B			X 0-0 ① F8		3	0	1	0	1	0	0
Oddibe McDowell, L (1, 7) OBP: 0.281, SLG: 0.263		C F B X 1-2 ② SF7 3-H		F B F B F X 2-2 ② G3	S X 0-1 ③ F7			F B X 1-1 ② F9		3	0	0	1	0	0	2
Joel Skinner, R (1, 2) OBP: 0.270, SLG: 0.405		B X 1-0 ③ G6-3		X 0-0 1B		B F B B B X 3-1 FC1-5 2B		C B B F X 2-2 FC6-4 1B		4	0	3	0	0	0	1
Inning Stats	R: 1 H: 1 E: 0 LOB: 0 K: 0 BB: 0 S: 9 P: 13	R: 1 H: 1 E: 0 LOB: 1 K: 0 BB: 1 S: 7 P: 15	R: 3 H: 2 E: 0 LOB: 0 K: 0 BB: 1 S: 12 P: 19	R: 0 H: 1 E: 0 LOB: 1 K: 0 BB: 0 S: 8 P: 12	R: 2 H: 4 E: 1 LOB: 2 K: 1 BB: 0 S: 16 P: 20	R: 0 H: 1 E: 0 LOB: 1 K: 0 BB: 0 S: 10 P: 16	R: 0 H: 0 E: 0 LOB: 0 K: 0 BB: 0 S: 7 P: 8	R: 0 H: 1 E: 0 LOB: 1 K: 0 BB: 0 S: 9 P: 12	R: 0 H: 1 E: 0 LOB: 1 K: 0 BB: 0 S: 6 P: 8	1B: 7 SF: 1 2B: 2 SAC: 0 3B: 0 DP: 0 HR: 3 HBP: 0						

PITCHER		IP	WLS	BF	H	R	ER	SO	BB	IBB	HBP	BLK	WP	HR	S	P	ERA	WHIP
Mike Witt, R ERA: 4.96	(1, 1)	4.1	L	22	7	7	7	0	2	0	0	0	1	3	41	65	14.54	2.077
Willie Fraser, R ERA: 3.38	(5, 1)	4.2		19	5	0	0	1	0	0	0	0	0	0	43	58	0.00	1.071

PITCHER	IP	WLS	BF	H	R	ER	SO	BB	IBB	HBP	BLK	WP	HR	S	P	ERA	WHIP

TOP

Cleveland Indians @ California Angels

Anaheim Stadium, Anaheim, CA

Mon Jun 05 1989, 10:05 PM EDT

Att. 24,188 - Unknown

livebaseballscorecards.com

AB	38
R	7
H	12
RBI	7
BB	2
SO	1
LOB	13

WP: 1 PA: 41
PB: 0
SB: 0
CS: 0

Cleveland Indians @ California Angels

Anaheim Stadium, Anaheim, CA

Mon Jun 05 1989, 10:05 PM EDT

Att. 24,188 - Unknown

BOTTOM

livebaseballscorecards.com

Batter	1	2	3	4	5	6	7	8	9	AB	R	H	RBI	BB	SO	LOB
Brian Downing, R (1, 10) OBP: 0.367, SLG: 0.403	C X 0-1 WP 3B 1B		C F F B X 1-2 ② P6		B C X 1-1 ③ F9			B C F B F S 2-3 ① K		4	1	1	0	0	1	1
Dante Bichette, R (1, 9) OBP: 0.236, SLG: 0.347	B F B B F X 3-2 ① G6-3 1-2		X 0-0 ③ P6			B X 1-0 1B 1B		B F B S B X 3-2 ② G6-3		4	0	1	0	0	0	1
Johnny Ray, S (1, 4) OBP: 0.314, SLG: 0.371	B B F X 2-1 SF8 2-H 3B			C B B B X 3-1 ① L5		B 1 SAFE F F B X 2-2 ① P4		F X 0-1 ③ P3		4	1	1	1	0	0	1
Devon White, S (1, 8) OBP: 0.336, SLG: 0.523	B B F X 2-1 ② SF8 3-H			C B B F B X 3-2 G6-3 3B		B F B X 2-1 G6-4-3 1-2 1B			X 0-0 ① G6-3	3	1	2	1	0	0	0
Chili Davis, S (1, 7) OBP: 0.327, SLG: 0.404	S B X 1-1 ③ G1-3			S B X 1-1 ② G6-3 3-H		S F X 0-2 ②③ G6-4-3 1-2f			B B F X 2-1 ② F8	4	0	0	1	0	0	2
Lance Parrish, R (1, 2) OBP: 0.348, SLG: 0.444		S F C 0-3 ① K		F B X 1-1 ③ F9			X 0-0 ① P5		X 0-0 ③ P2	4	0	0	0	0	1	0
Bill Schroeder, R (1, 3) OBP: 0.286, SLG: 0.547	B S F F C 1-3 ② K				X 0-0 ① P6		C B B C X 2-2 ② F7			1	0	0	0	0	1	0
Wally Joyner, L (3, 3) OBP: 0.309, SLG: 0.328										2	0	0	0	0	0	0
Dick Schofield, R (1, 6) OBP: 0.308, SLG: 0.333	B F X 1-1 ③ F9				C F F B X 1-2 ② G6-3		B X 1-0 1B			3	0	1	0	0	0	0
Jack Howell, L (1, 5) OBP: 0.302, SLG: 0.336			C B S B F B X 3-2 ① G4-3		C S B B B B 4-2 BB		F B X 1-1 ③ G6-3			2	0	0	0	1	0	1

	AB	31
	R	3
	H	6
	RBI	3
	BB	1
	SO	3
	LOB	6

Inning Stats																								
	R: 2	H: 2	R: 0	H: 0	R: 0	H: 0	R: 1	H: 1	R: 0	H: 0	R: 0	H: 2	R: 0	H: 1	R: 0	H: 0	R: 0	H: 0	1B: 4	SF: 1	WP: 1	PA: 33		
	E: 0	LOB: 0	E: 0	LOB: 0	E: 0	LOB: 0	E: 0	LOB: 0	K: 0	LOB: 1	K: 0	LOB: 1	E: 0	LOB: 1	E: 0	LOB: 0	E: 0	LOB: 0	2B: 0	SAC: 0	PB: 0			
	K: 0	BB: 0	K: 2	BB: 0	K: 0	BB: 0	K: 0	BB: 0	BB: 1		K: 0	BB: 0	K: 0	BB: 0	K: 1	BB: 0	K: 0	BB: 0	3B: 2	DP: 1	SB: 0			
	S: 11	P: 19	S: 9	P: 11	S: 9	P: 13	S: 9	P: 17	P: 15		S: 9	P: 14	S: 7	P: 11	S: 9	P: 14	S: 4	P: 6	HR: 0	HBP: 0	CS: 0			

PITCHER		IP	WLS	BF	H	R	ER	SO	BB	IBB	HBP	BLK	WP	HR	S	P	ERA	WHIP
Bud Black, L ERA: 3.87	(1, 1)	9.0	W	33	6	3	3	3	1	0	0	0	1	0	76	120	3.00	0.778

PITCHER	IP	WLS	BF	H	R	ER	SO	BB	IBB	HBP	BLK	WP	HR	S	P	ERA	WHIP

Batter	1	2	3	4	5	6	7	8	9	AB	R	H	RBI	BB	SO	LOB
Jerry Browne, S (1, 4) OBP: 0.327, SLG: 0.371	B F B B X 3-1 ① G1-4-3		B F X 1-1 G4-3 1-2 1B		B C F X 1-2 1-3 1B		B F X 1-1 ① SH5-4 1-2		C S B B F F B B 4-2 BB	3	0	2	0	1	0	0
Felix Fermin, R (1, 6) OBP: 0.316, SLG: 0.274 Dave Clark, L (9, PH) OBP: 0.296, SLG: 0.378	B B X 2-0 ② G4-3		F C X 0-2 ②③ G4-3 1-2f		B X 1-0 ③ G3		F F C 0-3 ② K		C B S S S 1-3 ② K	4 1	0 0	0 0	0 0	0 0	1 1	5 1
Pete O'Brien, L (1, 3) OBP: 0.378, SLG: 0.478	B B X 2-0 ③ G4-3			B C S F X 1-2 ① G4-3		B C X 1-1 G4-3 1B 2B	I I I I 4-0 IBB		B B C C B S 3-3 ③ K	4	1	1	0	1	1	1
Joe Carter, R (1, 8) OBP: 0.311, SLG: 0.429		C B X 1-1 ① G6-3		B B B C X 3-1 ② F7		B C X 1-1 ① G5-3	B F X 1-1 ③ F8			4	0	0	0	0	0	3
Cory Snyder, R (1, 9) OBP: 0.285, SLG: 0.392		F X 0-1 1B 1B		S X 0-1 2B		F F B F X 1-2 ② G4-3 2-3		B X 1-1 G3-4-1 1B		4	0	3	0	0	0	1
Mark Salas, L (1, 10) OBP: 0.243, SLG: 0.405		C F B F F F X 1-2 G6-4-3 1-3 1B		C B X 1-1 ③ G3		X 0-0 BB 3-H 1B		B X 1-0 ① G3-4-1 1-2		4	0	2	1	0	0	2
Brook Jacoby, R (1, 5) OBP: 0.379, SLG: 0.486		F F X 0-2 ②③ G6-4-3 1-2f			B F S S 1-3 ① K	B S S S B B B 4-2 1-2 BB		S C F S 0-3 ② K		3	0	0	0	1	2	3
Oddibe McDowell, L (1, 7) OBP: 0.280, SLG: 0.263			C X 0-1 CS 1B		X 0-0 ② G4-3	B B X 2-0 ③ F7		B C X 1-1 ③ L6-3		4	0	1	0	0	0	3
Joel Skinner, R (1, 2) OBP: 0.317, SLG: 0.425			C 1 SAFE B F F F B X 2-2 ① 1B 1-2 1B		B X 1-0 1B 1B		B B S C F B B 4-2 SH5-4 BB		C S S 0-3 ① K	3	0	2	0	1	1	0
Inning Stats	R: 0 E: 0 K: 0 S: 4 H: 0 LOB: 0 BB: 0 P: 11	R: 0 E: 0 K: 0 S: 13 H: 2 LOB: 1 BB: 0 P: 15	R: 0 E: 0 K: 0 S: 12 H: 3 LOB: 1 BB: 0 P: 15	R: 0 E: 0 K: 0 S: 10 H: 1 LOB: 1 BB: 0 P: 15	R: 0 E: 0 K: 1 S: 9 H: 2 LOB: 2 BB: 0 P: 13	R: 1 E: 0 K: 0 S: 12 H: 2 LOB: 2 BB: 1 P: 21	R: 0 E: 0 K: 1 S: 10 H: 0 LOB: 2 BB: 2 P: 20	R: 0 E: 0 K: 1 S: 9 H: 1 LOB: 1 BB: 0 P: 12	R: 0 E: 0 K: 3 S: 13 H: 0 LOB: 1 BB: 1 P: 21	1B: 9 2B: 2 3B: 0 HR: 0 SF: 0 SAC: 1 DP: 2 HBP: 0						

PITCHER	IP	WLS	BF	H	R	ER	SO	BB	IBB	HBP	BLK	WP	HR	S	P	ERA	WHIP
Dan Petry, R (1, 1) ERA: 3.57	5.0	W	21	9	1	1	1	0	0	0	0	0	0	50	72	1.80	1.800
Greg Minton, R (6, 1) ERA: 1.22	3.0		14	2	0	0	2	2	1	0	0	0	0	29	50	0.00	1.333
Bryan Harvey, R (9, 1) ERA: 3.5	1.0	S	4	0	0	0	3	1	0	0	0	0	0	13	21	0.00	1.000

PITCHER	IP	WLS	BF	H	R	ER	SO	BB	IBB	HBP	BLK	WP	HR	S	P	ERA	WHIP

Cleveland Indians @ California Angels

Anaheim Stadium, Anaheim, CA

Tue Jun 06 1989, 10:05 PM EDT

Att. 22,586 - Unknown

TOP

livebaseballscorecards.com

AB	34
R	1
H	11
RBI	1
BB	4
SO	6
LOB	19

1B: 9	SF: 0	WP: 0	PA: 39		
2B: 2	SAC: 1	PB: 0			
3B: 0	DP: 2	SB: 0			
HR: 0	HBP: 0	CS: 1			

Batter	1	2	3	4	5	6	7	8	9	AB	R	H	RBI	BB	SO	LOB
Brian Downing, R (1, 10) OBP: 0.365, SLG: 0.397	G6-3		F8		1B BB 1-2		G6-3			3	0	0	0	1	0	0
Claudell Washington, L (1, 9) OBP: 0.342, SLG: 0.493	HR		G4-3		F8 2-3			B5-3		4	1	1	1	0	0	2
Johnny Ray, S (1, 4) OBP: 0.318, SLG: 0.374	FC6-4 1B			G5-3	1B 1-2 3-H			F8		4	0	2	1	0	0	0
Devon White, S (1, 8) OBP: 0.335, SLG: 0.518	FC6-4 1-2f			F8 1B 1B	F7			K		4	0	1	0	0	1	3
Wally Joyner, L (1, 3) OBP: 0.309, SLG: 0.328	G4-3			FC6-4 1B 1-2		F9				3	0	1	0	0	0	1
Lance Parrish, R (1, 2) OBP: 0.342, SLG: 0.436		G5-3		F8 2-3		P4				3	0	0	0	0	0	2
Chili Davis, S (1, 7) OBP: 0.322, SLG: 0.398		F7		FC6-4 1-2f		G3-1				3	0	0	0	0	0	2
Jack Howell, L (1, 5) OBP: 0.302, SLG: 0.336		G4-3			F8 BB 1B 1B		F7			3	1	1	0	0	0	0
Dick Schofield, R (1, 6) OBP: 0.298, SLG: 0.322			G6-3		P2		L9			3	0	0	0	0	0	1
Inning Stats	R: 1 E: 0 K: 0 S: 7 H: 2 LOB: 1 BB: 0 P: 14	R: 0 E: 0 K: 0 S: 4 H: 0 LOB: 0 BB: 0 P: 8	R: 0 E: 0 K: 0 S: 7 H: 0 LOB: 0 BB: 0 P: 8	R: 0 E: 0 K: 0 S: 12 H: 2 LOB: 2 BB: 0 P: 19	R: 1 E: 0 K: 0 S: 9 H: 2 LOB: 2 BB: 1 P: 18	R: 0 E: 0 K: 0 S: 3 H: 0 LOB: 0 BB: 0 P: 5	R: 0 E: 0 K: 0 S: 6 H: 0 LOB: 0 BB: 0 P: 8	R: 0 E: 0 K: 1 S: 6 H: 0 LOB: 0 BB: 0 P: 7		1B: 5 2B: 0 3B: 0 HR: 1	SF: 0 SAC: 0 DP: 0 HBP: 0					

PITCHER	IP	WLS	BF	H	R	ER	SO	BB	IBB	HBP	BLK	WP	HR	S	P	ERA	WHIP
Rich Yett, R (1, 1) ERA: 4.6	8.0	L	31	6	2	2	1	1	0	0	0	0	1	54	87	2.25	0.875

PITCHER	IP	WLS	BF	H	R	ER	SO	BB	IBB	HBP	BLK	WP	HR	S	P	ERA	WHIP

BOTTOM

Cleveland Indians @ California Angels

Anaheim Stadium, Anaheim, CA

Tue Jun 06 1989, 10:05 PM EDT

Att. 22,586 - Unknown

livebaseballscorecards.com

AB	30
R	2
H	6
RBI	2
BB	1
SO	1
LOB	11

Batter	1	2	3	4	5	6	7	8	9	AB	R	H	RBI	BB	SO	LOB
Jerry Browne, S (1, 4) OBP: 0.321, SLG: 0.363	B C X 1-1 ① F8		F X 0-1 ② FC5-4 BB 1B 1-2f		X 0-0 ② F8		B B C X 2-1 ③ F9			4	0	0	0	0	0	1
Felix Fermin, R (1, 6) OBP: 0.325, SLG: 0.285	F B F X 1-2 ② G4-3		B X 1-0 BB 1-2 1B		B B F X 2-1 1B			X 0-0 ① 1B		4	0	3	0	0	0	0
Pete O'Brien, L (1, 3) OBP: 0.376, SLG: 0.471	X 0-0 ③ F9		B B B B 4-0 BB 1-2 2-3		B B X 2-0 ③ F9			C C B F X 1-2 ② F7		3	0	0	0	1	0	1
Joe Carter, R (1, 8) OBP: 0.306, SLG: 0.422		B X 1-0 ① P4	F X 0-1 ③ L5			C F B F F F F S 1-3 ① K		C F F X 0-2 ③ G5-3		4	0	0	0	0	1	3
Cory Snyder, R (1, 9) OBP: 0.280, SLG: 0.385		S S B X 1-2 ② G1-3		F S S 0-3 ① K		C S B B S 2-3 ② K			X 0-0 ① P3	4	0	0	0	0	2	0
Brook Jacoby, R (1, 5) OBP: 0.381, SLG: 0.489		B B B B 4-0 FC6-4 BB		X 0-0 2B		X 0-0 ③ L9			B B X 2-0 ② P9	3	0	1	0	1	0	0
Luis Medina, R (1, 10) OBP: 0.266, SLG: 0.400		B C X 1-1 ③ FC6-4 1-2f		F F S 0-3 ② K			B F F X 1-2 HR		F B F S 1-3 ③ K	4	1	1	1	0	2	2
Dave Hengel, R (1, 7)			B C C S 1-3 ① K	B F C S 1-3 ③ K			S S B S 1-3 ① K			3	0	0	0	0	3	1
Andy Allanson, R (1, 2) OBP: 0.270, SLG: 0.257			B F F F B F X 2-2 E6 FC5-4		B X 1-0 ① P4		X 0-0 ② L5			3	0	0	0	0	0	0

TOP

Cleveland Indians @ California Angels
Anaheim Stadium, Anaheim, CA
Wed Jun 07 1989, 10:05 PM EDT
Att. 26,536 - Unknown

livebaseballscorecards.com

AB	32
R	1
H	5
RBI	1
BB	2
SO	8
LOB	8

Inning Stats	1	2	3	4	5	6	7	8	9
	R: 0 E: 0 K: 0 S: 6 H: 0 LOB: 0 BB: 0 P: 8	R: 0 E: 0 K: 0 S: 6 H: 0 LOB: 1 BB: 1 P: 13	R: 0 E: 1 K: 1 S: 13 H: 1 LOB: 3 BB: 1 P: 21	R: 0 E: 0 K: 3 S: 10 H: 1 LOB: 1 BB: 0 P: 11	R: 0 E: 0 K: 0 S: 5 H: 1 LOB: 1 BB: 0 P: 10	R: 0 E: 0 K: 2 S: 11 H: 0 LOB: 0 BB: 0 P: 14	R: 1 E: 0 K: 1 S: 9 H: 1 LOB: 0 BB: 0 P: 13	R: 0 E: 0 K: 0 S: 9 H: 1 LOB: 0 BB: 0 P: 10	R: 0 E: 0 K: 1 S: 5 H: 0 LOB: 0 BB: 0 P: 8

1B: 3 SF: 0 2B: 1 SAC: 0 3B: 0 DP: 0 HR: 1 HBP: 0

WP: 0 PA: 34 PB: 0 SB: 0 CS: 0

PITCHER	IP	WLS	BF	H	R	ER	SO	BB	IBB	HBP	BLK	WP	HR	S	P	ERA	WHIP
Chuck Finley, L (1, 1) ERA: 1.88	9.0	L	34	5	1	1	8	2	0	0	0	0	1	74	108	1.00	0.778

PITCHER	IP	WLS	BF	H	R	ER	SO	BB	IBB	HBP	BLK	WP	HR	S	P	ERA	WHIP

Cleveland Indians @ California Angels

Anaheim Stadium, Anaheim, CA

Wed Jun 07 1989, 10:05 PM EDT

Att. 26,536 - Unknown

livebaseballscorecards.com

BOTTOM

Batter	1	2	3	4	5	6	7	8	9	AB	R	H	RBI	BB	SO	LOB
Brian Downing, R (1, 10) OBP: 0.359, SLG: 0.389	F9		F9			K		G6-3		4	0	0	0	0	1	1
Glenn Hoffman, R (1, 5) OBP: 0.328, SLG: 0.370	G6-3			F9		F7			P8	4	0	0	0	0	0	0
Johnny Ray, S (1, 4) OBP: 0.317, SLG: 0.367	G4-3			P6		4-2 BB			L8	3	0	0	0	1	0	0
Devon White, S (1, 8) OBP: 0.333, SLG: 0.513		L9		3-2 1B		G1-3			K	4	0	1	0	0	1	1
Lance Parrish, R (1, 2) OBP: 0.337, SLG: 0.429		K		K			K			3	0	0	0	0	3	1
Chili Davis, S (1, 7) OBP: 0.318, SLG: 0.392		G6-3			K		G1-3			3	0	0	0	0	1	0
Wally Joyner, L (1, 3) OBP: 0.314, SLG: 0.330			4-2 BB		0-1 FC6-4 1B		F7			2	0	1	0	1	0	0
Dante Bichette, R (1, 9) OBP: 0.229, SLG: 0.337			F9		K			K		3	0	0	0	0	2	2
Kent Anderson, R (1, 6) OBP: 0.318, SLG: 0.278			L9		0-1 FC6-4 1-2f			K		3	0	0	0	0	1	2

	AB	29
	R	0
	H	2
	RBI	0
	BB	2
	SO	9
	LOB	7

Inning Stats	1	2	3	4	5	6	7	8	9
	R: 0 E: 0 K: 0 S: 6	H: 0 LOB: 0 BB: 0 P: 8	R: 0 E: 0 K: 1 S: 8	H: 0 LOB: 0 BB: 0 P: 11	R: 0 E: 0 K: 0 S: 9	H: 0 LOB: 1 BB: 1 P: 14	R: 0 E: 0 K: 1 S: 9	H: 1 LOB: 1 BB: 0 P: 13	R: 0 E: 0 K: 2 S: 10	H: 1 LOB: 1 BB: 0 P: 10	R: 0 E: 0 K: 1 S: 11	H: 0 LOB: 1 BB: 1 P: 17	R: 0 E: 0 K: 1 S: 10	H: 0 LOB: 0 BB: 0 P: 15	R: 0 E: 0 K: 2 S: 9	H: 0 LOB: 0 BB: 0 P: 10	R: 0 E: 0 K: 1 S: 6	H: 0 LOB: 0 BB: 0 P: 8

	1B: 2	SF: 0	WP: 0	PA: 31
	2B: 0	SAC: 0	PB: 0	
	3B: 0	DP: 0	SB: 0	
	HR: 0	HBP: 0	CS: 0	

PITCHER	IP	WLS	BF	H	R	ER	SO	BB	IBB	HBP	BLK	WP	HR	S	P	ERA	WHIP
Greg Swindell, L (1, 1) ERA: 2.43	9.0	W	31	2	0	0	9	2	0	0	0	0	0	78	106	0.00	0.444

PITCHER	IP	WLS	BF	H	R	ER	SO	BB	IBB	HBP	BLK	WP	HR	S	P	ERA	WHIP

California Angels @ Kansas City Royals

Royals Stadium, Kansas City, MO

Fri Jun 09 1989, 8:05 PM EDT

Att. 34,124 - Unknown

TOP

livebaseballscorecards.com

Batter	1	2	3	4	5	6	7	8	9	AB	R	H	RBI	BB	SO	LOB
Brian Downing, R (1, 10) OBP: 0.361, SLG: 0.396	B B B C F X 3-2 G3 G6-3 2B		C F B X 1-2 ③ F7			B B B C S X 3-2 1B 1B		B C X 1-1 ③ G6-3		4	1	2	0	0	0	0
Claudell Washington, L (1, 9) OBP: 0.346, SLG: 0.500	F X 0-1 ① G3 2-3			X 0-0 ① F7		C S X 0-2 1-2 1B			X 0-0 2B	4	0	2	0	0	0	1
Johnny Ray, S (1, 4) OBP: 0.315, SLG: 0.365	B C X 1-1 ② G6-3 3-H			B F X 1-1 1B		B F B X 2-1 ② F7			C B B B F F X 3-2 ① F9	4	0	1	1	0	0	3
Devon White, S (1, 8) OBP: 0.328, SLG: 0.504	B B X 2-0 ③ G6-3			B B C S F S 2-3 ② K		S B X 1-1 ③ G6-3			X 0-0 ② G4-3	4	0	0	0	0	1	4
Bill Schroeder, R (1, 2) OBP: 0.267, SLG: 0.509		S S S B B S 1-3 ① K		B S B B S B X 3-2 ③ L7			C B F F B B S 3-3 ① K		B B X 2-0 ③ P3	4	0	0	0	0	2	2
Wally Joyner, L (1, 3) OBP: 0.319, SLG: 0.332		B X 1-0 G6-3 1B			B X 1-0 ① G4-1		C F B H 2-2 G6-4-3 HBP			2	0	1	0	0	0	0
Dante Bichette, R (1, 7) OBP: 0.223, SLG: 0.327		B F C X 1-2 ② ③ G6-3 1-2f			S X 0-1 ② G6-3		X 0-0 ② ③ G6-4-3 1-2f			3	0	0	0	0	0	2
Glenn Hoffman, R (1, 5) OBP: 0.317, SLG: 0.357 Kent Anderson, R (8, PH) OBP: 0.315, SLG: 0.275 (8, 5)			X 0-0 ① G6-3		C X 0-1 ③ G6-3			C S B B B X 3-2 ① L5		2 1	0 0	0 0	0 0	0 0	0 0	0 0
Dick Schofield, R (1, 6) OBP: 0.289, SLG: 0.311			B S B F X 2-2 ② G4-3			B B C X 2-1 ① F8		C B X 1-1 ② F7		3	0	0	0	0	0	0
Inning Stats	R: 1 H: 1 E: 0 LOB: 0 K: 0 BB: 0 S: 8 P: 14	R: 0 H: 1 E: 0 LOB: 0 K: 1 BB: 0 S: 7 P: 10	R: 0 H: 0 E: 0 LOB: 0 K: 0 BB: 0 S: 7 P: 10	R: 0 H: 1 E: 0 LOB: 1 K: 1 BB: 0 S: 10 P: 16	R: 0 H: 0 E: 0 LOB: 0 K: 0 BB: 0 S: 5 P: 6	R: 0 H: 2 E: 0 LOB: 2 K: 0 BB: 0 S: 12 P: 20	R: 0 H: 0 E: 0 LOB: 0 K: 1 BB: 0 S: 7 P: 12	R: 0 H: 0 E: 0 LOB: 0 K: 0 BB: 0 S: 7 P: 12	R: 0 H: 1 E: 0 LOB: 1 K: 0 BB: 0 S: 7 P: 12	1B: 4 SF: 0 2B: 2 SAC: 0 3B: 0 DP: 2 HR: 0 HBP: 1						

	AB	31
	R	1
	H	6
	RBI	1
	BB	0
	SO	3
	LOB	12

WP: 0 PA: 32
PB: 0
SB: 0
CS: 0

PITCHER	IP	WLS	BF	H	R	ER	SO	BB	IBB	HBP	BLK	WP	HR	S	P	ERA	WHIP
Charlie Leibrandt, L (1, 1) ERA: 3.65	9.0	W	32	6	1	1	3	0	0	1	0	0	0	70	112	1.00	0.667

PITCHER	IP	WLS	BF	H	R	ER	SO	BB	IBB	HBP	BLK	WP	HR	S	P	ERA	WHIP

Batter	1	2	3	4	5	6	7	8	9	AB	R	H	RBI	BB	SO	LOB
Kurt Stillwell, S (1, 6) OBP: 0.358, SLG: 0.402	B C C B B F B 4-2 S HR BB	X 0-0 ① 1-3 2-H 3-H 1B		C B B X 2-1 BB 2-H 1B		C B F S 1-3 ③ K				3	1	2	3	1	1	0
Kevin Seitzer, R (1, 5) OBP: 0.381, SLG: 0.364	B B S C X 2-2 ① L9 1-2	B C X 1-1 ② F9		F B C F B B B 4-2 BB BB			B X 1-0 ① G6-3			3	0	0	0	1	0	2
Jim Eisenreich, L (1, 8) OBP: 0.353, SLG: 0.464	B B B C B 4-1 HR BB	C F B X 1-2 ③ F8		B F B B B 4-1 1-2 2-3 BB			C B S S 1-3 ② K			2	1	0	0	2	1	1
Bo Jackson, R (1, 7) OBP: 0.298, SLG: 0.514	F B F B X 2-2 1-H 2-H HR		B X 1-0 ① G5-3	X 0-0 ③ G6-3			B F S B X 2-2 ③ P3			4	1	1	3	0	0	3
Danny Tartabull, R (1, 9) OBP: 0.366, SLG: 0.412	B F C S 1-3 ② K		B B B B 4-0 CS BB		B S S B B X 3-2 ① G1-4-3			F S B B F X 2-2 ① L9		3	0	0	0	1	1	0
Bill Buckner, L (1, 10) OBP: 0.261, SLG: 0.295	B C F F X 1-2 ③ G3		B X 1-0 ② L8		C C F X 0-2 ② F8			X 0-0 1B 1B		4	0	1	0	0	0	1
Pat Tabler, R (1, 3) Rey Palacios, R (8, 3)		C X 0-1 1B 1B 1B 1B	B B B 3-0 ③ CS 1-2	C B F X 1-2 ① F8	C C B F S 1-3 ③ K			X 0-0 ② P3		3 1	1 0	1 0	0 0	0 0	1 0	0 1
Bob Boone, R (1, 2) OBP: 0.345, SLG: 0.340		C B B C B 1 SAFE X 3-2 1B 1-2 1B 1B		X 0-0 ② L9		B B B C B X 3-1 ① F9		X 0-0 1B 1-3 1B		4	1	2	0	0	0	0
Brad Wellman, R (1, 4) OBP: 0.329, SLG: 0.318		C C X 0-2 1B 1-2 2-3 1B		F C B X 1-2 1B 2B		F B B S S 2-3 ② K		C F X 0-2 ③ G3		4	1	2	0	0	1	2
Inning Stats	R: 3 H: 1 E: 0 LOB: 0 K: 1 BB: 2 S: 17 P: 31	R: 2 H: 4 E: 0 LOB: 1 K: 0 BB: 0 S: 14 P: 19	R: 0 H: 0 E: 0 LOB: 0 K: 0 BB: 1 S: 2 P: 11	R: 1 H: 2 E: 0 LOB: 3 K: 0 BB: 2 S: 14 P: 26	R: 0 H: 0 E: 0 LOB: 0 K: 1 BB: 0 S: 11 P: 15	R: 0 H: 0 E: 0 LOB: 0 K: 2 BB: 0 S: 8 P: 14	R: 0 H: 0 E: 0 LOB: 0 K: 1 BB: 0 S: 7 P: 11	R: 0 H: 2 E: 0 LOB: 2 K: 0 BB: 0 S: 10 P: 12		1B: 7 SF: 0 2B: 1 SAC: 0 3B: 0 DP: 0 HR: 1 HBP: 0						WP: 0 PA: 37 PB: 0 SB: 1 CS: 1

PITCHER		IP	WLS	BF	H	R	ER	SO	BB	IBB	HBP	BLK	WP	HR	S	P	ERA	WHIP
Kirk McCaskill, R ERA: 2.27	(1, 1)	3.2	L	20	7	6	6	1	4	0	0	0	0	1	45	81	14.73	3.000
Rich Monteleone, R ERA:	(4, 1)	2.1		8	0	0	0	3	1	0	0	0	0	0	21	35	0.00	0.429
Willie Fraser, R ERA: 3.14	(7, 1)	2.0		8	2	0	0	1	0	0	0	0	0	0	17	23	0.00	1.000

PITCHER	IP	WLS	BF	H	R	ER	SO	BB	IBB	HBP	BLK	WP	HR	S	P	ERA	WHIP

BOTTOM

California Angels @ Kansas City Royals

Royals Stadium, Kansas City, MO

Fri Jun 09 1989, 8:05 PM EDT

Att. 34,124 - Unknown

livebaseballscorecards.com

AB	31
R	6
H	9
RBI	6
BB	5
SO	5
LOB	10

California Angels @ Kansas City Royals

Royals Stadium, Kansas City, MO

Sat Jun 10 1989, 8:05 PM EDT

Att. 36,949 - Unknown

TOP

livebaseballscorecards.com

Batter	1	2	3	4	5	6	7	8	9	AB	R	H	RBI	BB	SO	LOB
Claudell Washington, L (1, 9) OBP: 0.344, SLG: 0.490	F C X 0-2 ① G1-3		S X 0-1 ③ F8			C F B X 1-2 ② G3-1		B B B B 4-0 WP 1-2 1B BB		3	1	0	0	1	0	0
Johnny Ray, S (1, 4) OBP: 0.309, SLG: 0.356	B F B F B F X 3-2 ② G1-3			C B F F S 1-3 ① K		B F X 1-1 ③ G4-3		B C F B B F X 3-2 ① P7 1-2 2-3		4	0	0	0	0	1	2
Devon White, S (1, 8) OBP: 0.331, SLG: 0.504	C C B B B S 3-3 ③ K			B B S S S 2-3 ② K			L X 0-1 2B 1B 1B	C X 0-1 K2-3 S 2-H 3-H 1B		4	1	2	2	0	2	0
Wally Joyner, L (1, 3) OBP: 0.327, SLG: 0.342		S B F F B F X 2-2 1B		B F B B F B 4-2 BB			S 1 SAFE C X 0-2 1-3 1B 2B	P C C F S 1-3 ② K2-3 1-3		3	1	2	0	1	1	1
Brian Downing, R (1, 10) OBP: 0.360, SLG: 0.394		C B B 1 SAFE 1 SAFE X 2-1 ① P4		B C B X 2-1 ③ P2			B X 1-0 G4-6-3 2-H 3-H 1B	C B X 1-1 ③ L8		4	0	1	2	0	0	3
Chili Davis, S (1, 7) OBP: 0.312, SLG: 0.383		X 0-0 ② F7			S B S S F X 1-2 ① G1-3		X 0-0 ① ② G4-6-3 1-2f		B F C X 1-2 ① P5	4	0	0	0	0	0	2
Lance Parrish, R (1, 2) OBP: 0.335, SLG: 0.421		X 0-0 ③ G6-3			C S S 0-3 ② K		B F B S B B 4-2 BB		S C B S 1-3 ② K	3	0	0	0	1	2	1
Jack Howell, L (1, 5) OBP: 0.295, SLG: 0.327			B F C F F X 1-2 ① G4-3		B F S F F S 1-3 ③ K		B C C S 1-3 ③ K		B B S S F S 2-3 ③ K2-3	4	0	0	0	0	3	1
Dick Schofield, R (1, 6) OBP: 0.290, SLG: 0.312			C F F F B S 1-3 ② K			F B B F B S 3-3 ① K		M X 0-1 WP BB 1B 1B		3	1	1	0	0	2	0

	AB	32
	R	4
	H	6
	RBI	4
	BB	3
	SO	11
	LOB	10

Inning Stats																		
	R: 0	H: 0	R: 0	H: 1	R: 0	H: 0	R: 0	H: 0	R: 0	H: 0	R: 2	H: 3	R: 2	H: 2	R: 0	H: 0	1B: 5	SF: 0
	E: 0	LOB: 0	E: 0	LOB: 1	E: 0	LOB: 0	E: 0	LOB: 1	E: 0	LOB: 0	E: 0	LOB: 1	E: 0	LOB: 1	E: 0	LOB: 0	2B: 1	SAC: 0
	K: 1	BB: 0	K: 0	BB: 0	K: 1	BB: 0	K: 2	BB: 1	K: 2	BB: 0	K: 1	BB: 1	K: 1	BB: 1	K: 2	BB: 0	3B: 0	DP: 1
	S: 10	P: 16	S: 9	P: 13	S: 11	P: 13	S: 11	P: 20	S: 12	P: 14	S: 8	P: 13	S: 12	P: 18	S: 15	P: 23	S: 10	P: 14	HR: 0	HBP: 0

	WP: 1	PA: 35
	PB: 0	
	SB: 1	
	CS: 0	

PITCHER		IP	WLS	BF	H	R	ER	SO	BB	IBB	HBP	BLK	WP	HR	S	P	ERA	WHIP
Bret Saberhagen, R ERA: 2.8	(1, 1)	6.0		23	4	2	2	7	1	0	0	0	0	0	67	96	3.00	0.833
Tom Gordon, R ERA: 2.61	(7, 1)	2.0	W	9	2	2	2	2	2	0	0	0	1	0	21	34	9.00	2.000
Steve Farr, R ERA: 2.28	(9, 1)	1.0	S	3	0	0	0	2	0	0	0	0	0	0	10	14	0.00	0.000

PITCHER	IP	WLS	BF	H	R	ER	SO	BB	IBB	HBP	BLK	WP	HR	S	P	ERA	WHIP

BOTTOM

California Angels @ Kansas City Royals

Royals Stadium, Kansas City, MO

Sat Jun 10 1989, 8:05 PM EDT

Att. 36,949 - Unknown

Batter	1	2	3	4	5	6	7	8	9	AB	R	H	RBI	BB	SO	LOB
Kurt Stillwell, S (1, 6) OBP: 0.356, SLG: 0.395	B X 1-0 F7 ①		B B F X 2-1 F7 ① 2-3		H 1-0 1B 2B HBP		C X 0-1 G4-3 ①			3	1	0	0	0	0	2
Kevin Seitzer, R (1, 5) OBP: 0.383, SLG: 0.367	B C B F X 2-2 F7 ②		B X 1-0 1B 1-2 3-H 1B		F B 1 SAFE B X 2-1 2B SF8 1-3 1B		S B F B X 2-2 F8 ②			4	1	2	1	0	0	0
George Brett, L (1, 10) OBP: 0.364, SLG: 0.361	B F B X 2-1 P4 ③		B X 1-0 1-3 2-H 1B		C X 0-1 1-3 3-H 2B		F F B B F F B X 3-2 G3 ③			4	0	2	2	0	0	0
Bo Jackson, R (1, 7) OBP: 0.297, SLG: 0.512		F X 0-1 L8 S 1B	F B C S 1-3 K ②		X 0-0 SF8 ② 3-H			S L X 0-2 G1-3 ①		3	0	1	1	0	1	2
Jim Eisenreich, L (1, 8) OBP: 0.345, SLG: 0.452		F B 1 SAFE F S 1-3 K ① 1-2	F E C 0-3 K ③		X 0-0 G4-3 ③			X 0-0 G4-3 ②		4	0	0	0	0	2	4
Danny Tartabull, R (1, 9) OBP: 0.364, SLG: 0.424		F X 0-1 L8 ② 2-3	X 0-0 G6-3 ①		B C F F B X 2-2 E8			B C B S B X 3-2 HR		4	1	1	1	0	0	1
Bill Buckner, L (1, 3) OBP: 0.250, SLG: 0.283		X 0-0 G3 ③	C F X 0-2 G1-3 ②		B F 2 SAFE B S F X 2-2 G1-3 ①			X 0-0 G3 ③		4	0	0	0	0	0	2
Rey Palacios, R (9, 3)										0	0	0	0	0	0	0
Bob Boone, R (1, 2) OBP: 0.345, SLG: 0.340			X 0-0 F7 E 1B 1B		B B X 2-0 G6-3 ③		B C F X 1-2 G1-3 ②			3	1	1	0	0	0	1
Brad Wellman, R (1, 4) OBP: 0.315, SLG: 0.304			B B X 2-0 E5 1B 1-2 1B		C B B B X 3-1 L7 ①		C B X 1-1 F8 ③			3	1	0	0	0	0	2
Inning Stats	R: 0 H: 0 E: 0 LOB: 0 K: 0 BB: 0 S: 6 P: 11	R: 0 H: 1 E: 0 LOB: 1 K: 1 BB: 0 S: 8 P: 9	R: 2 H: 3 E: 1 LOB: 2 K: 2 BB: 0 S: 12 P: 19	R: 0 H: 0 E: 0 LOB: 0 K: 0 BB: 0 S: 5 P: 7	R: 2 H: 2 E: 0 LOB: 1 K: 0 BB: 0 S: 8 P: 14	R: 0 H: 0 E: 1 LOB: 1 K: 0 BB: 0 S: 13 P: 19	R: 0 H: 0 E: 0 LOB: 0 K: 0 BB: 0 S: 10 P: 15	R: 1 H: 1 E: 0 LOB: 0 K: 0 BB: 0 S: 8 P: 11		1B: 5 SF: 1 2B: 1 SAC: 0 3B: 0 DP: 0 HR: 1 HBP: 1						

livebaseballscorecards.com

	AB	32
	R	5
	H	7
	RBI	5
	BB	0
	SO	3
	LOB	14

WP: 0 PB: 0 SB: 1 CS: 0 PA: 34

PITCHER		IP	WLS	BF	H	R	ER	SO	BB	IBB	HBP	BLK	WP	HR	S	P	ERA	WHIP
Bert Blyleven, R ERA: 2.4	(1, 1)	6.0		27	6	4	3	3	0	0	1	0	0	0	52	79	4.50	1.000
Greg Minton, R ERA: 1.38	(7, 1)	2.0	L	7	1	1	1	0	0	0	0	0	0	1	18	26	4.50	0.500

PITCHER	IP	WLS	BF	H	R	ER	SO	BB	IBB	HBP	BLK	WP	HR	S	P	ERA	WHIP

Batter	1	2	3	4	5	6	7	8	9	AB	R	H	RBI	BB	SO	LOB
Claudell Washington, L (1, 9) OBP: 0.345, SLG: 0.487	C X 0-1 S 1B 1B		F X 0-1 S 1B E 1B	F B B X 2-1 ③ P4			X 0-0 ① FC6-4 1-2f		B C C S 1-3 ② K	5	2	2	0	0	1	3
Johnny Ray, S (1, 4) OBP: 0.306, SLG: 0.352	C B X 1-1 ① P7		X 0-0 S 1-2 2B 1B		C B F X 1-2 ① G4-3		B F B C F X 2-2 ② F7		S C S 0-3 ③ K	5	1	1	0	0	1	3
Devon White, S (1, 8) OBP: 0.325, SLG: 0.496	B B C X 2-1 ② G5-3 1-2		F F B B C 2-3 ② K 1-3 2-H		B X 1-0 ② G1-3		C X 0-1 ③ L6			4	0	0	0	0	1	3
Wally Joyner, L (1, 3) OBP: 0.339, SLG: 0.360	B F B B X 3-1 2-H 1B		B X 1-0 3-H 2B		C B F B X 2-2 1B			B X 1-0 1B		4	0	4	2	0	0	0
Brian Downing, R (1, 10) OBP: 0.358, SLG: 0.388	C X 0-1 ③ G6-3		B B B B B 4-0 BB		C X 0-1 ③ P3			1 SAFE S 1 SAFE F S 0-3 ① K		3	0	0	0	1	1	3
Chili Davis, S (1, 7) OBP: 0.306, SLG: 0.376		X 0-0 ① G6-3	X 0-0 ③ F8			X 0-0 ① B1-3		C F B S 1-3 ② K		4	0	0	0	0	1	3
Lance Parrish, R (1, 2) OBP: 0.333, SLG: 0.417		C F B F B F B F B F 3-3 S ② K		B B X 2-0 G4-3 SH1-4 1B		B F X 1-1 ② L1		S X 0-1 ③ L7		4	0	1	0	0	1	1
Kent Anderson, R (1, 5) OBP: 0.308, SLG: 0.268 Jack Howell, L (8, 5) OBP: 0.299, SLG: 0.338		C S S 0-3 ③ K		L X 0-1 ① SH1-4 1-2		B X 1-0 ③ G4-3			X 0-0 2B	2 1	0 0	0 1	0 0	0 0	1 0	0 0
Dick Schofield, R (1, 6) OBP: 0.288, SLG: 0.302			B B C X 2-1 ① F9	C B X 1-1 ② G4-3 2-3			B B B C B 4-1 FC6-4 BB		B X 1-0 ① 6-3	3	0	0	0	1	0	2
Inning Stats	R: 1 H: 2 E: 0 LOB: 1 K: 0 BB: 0 S: 10 P: 16	R: 0 H: 0 E: 0 LOB: 0 K: 2 BB: 0 S: 11 P: 14	R: 2 H: 3 E: 0 LOB: 2 K: 1 BB: 1 S: 10 P: 19	R: 0 H: 1 E: 0 LOB: 1 K: 0 BB: 0 S: 7 P: 12	R: 0 H: 1 E: 0 LOB: 1 K: 0 BB: 0 S: 9 P: 13	R: 0 H: 0 E: 0 LOB: 0 K: 0 BB: 0 S: 4 P: 6	R: 0 H: 0 E: 0 LOB: 1 K: 0 BB: 1 S: 8 P: 14	R: 0 H: 1 E: 0 LOB: 1 K: 2 BB: 0 S: 9 P: 11	R: 0 H: 1 E: 0 LOB: 1 K: 2 BB: 0 S: 8 P: 10	1B: 7 SF: 0 2B: 2 SAC: 1 3B: 0 DP: 0 HR: 0 HBP: 0						

TOP

California Angels @ Kansas City Royals

Royals Stadium, Kansas City, MO

Sun Jun 11 1989, 4:33 AM EDT

Att. 30,942 - Unknown

livebaseballscorecards.com

AB	35
R	3
H	9
RBI	2
BB	2
SO	7
LOB	18

WP: 0 PA: 38
PB: 0
SB: 4
CS: 0

PITCHER		IP	WLS	BF	H	R	ER	SO	BB	IBB	HBP	BLK	WP	HR	S	P	ERA	WHIP
Floyd Bannister, L ERA: 4.66	(1, 1)	3.0		15	5	3	3	3	1	0	0	0	0	0	31	49	9.00	2.000
Terry Leach, R ERA: 3.55	(4, 1)	4.0	W	15	2	0	0	0	1	0	0	0	0	0	28	45	0.00	0.750
Jeff Montgomery, R ERA: 1.87	(8, 1)	1.0		4	1	0	0	2	0	0	0	0	0	0	9	11	0.00	1.000
Steve Farr, R ERA: 2.19	(9, 1)	1.0	S	4	1	0	0	2	0	0	0	0	0	0	8	10	0.00	1.000

PITCHER	IP	WLS	BF	H	R	ER	SO	BB	IBB	HBP	BLK	WP	HR	S	P	ERA	WHIP

Batter	1	2	3	4	5	6	7	8	9	AB	R	H	RBI	BB	SO	LOB
Kurt Stillwell, S (1, 6) OBP: 0.354, SLG: 0.392	C B X 1-1 FC5-4 1B		C S X 0-2 ① F8		F B B X 2-1 ① 5-3	B C X 1-1 ③ G6-3				4	0	1	0	0	0	0
Kevin Seitzer, R (1, 5) OBP: 0.381, SLG: 0.362	B X 1-0 ① FC5-4 5-3 S 1-2f		C B B B B 4-1 CS 1B BB		C F S 0-3 ② K		B B X 2-0 ① P3			3	1	0	0	1	1	1
George Brett, L (1, 10) OBP: 0.350, SLG: 0.345	B B S B F X 3-2 ② 5-3 1-3		F 1 SAFE F F 1 SAFE B X 1-2 ② F8		B X 1-0 ③ F7		C B F B X 2-2 ② F9			4	0	0	0	0	0	2
Bo Jackson, R (1, 7) OBP: 0.301, SLG: 0.520	C S B S 1-3 ③ K		1 SAFE F 1 SAFE F F F B B X 2-2 1-H 1B			X 0-0 G5-3 3B	B F B X 2-1 ③ P3			4	1	2	1	0	1	1
Pat Tabler, R (1, 3) OBP: 0.312, SLG: 0.278 Rey Palacios, R (9, 3)		B X 1-0 ① 4-3	B B 1 SAFE S C X 2-2 ③ 6-3			X 0-0 ① G5-3 3-H		C X 0-1 ① 6-3		4 0	0 0	0 0	1 0	0 0	0 0	1 0
Danny Tartabull, R (1, 9) OBP: 0.366, SLG: 0.422		S B S B B B 4-2 G5-3 1B BB		B X 1-0 ① L7		C B F B F B X 3-2 1B HR 1B		C B B C B C 3-3 ② K		3	1	1	0	1	1	0
Jim Eisenreich, L (1, 8) OBP: 0.348, SLG: 0.453		F F X 0-2 G5-3 1-2 1B		M F X 0-2 ② F7		X 0-0 HR 1-2 1B		B B C S X 2-2 ③ L3		4	1	2	0	0	0	0
Bob Boone, R (1, 2) OBP: 0.351, SLG: 0.361		X 0-0 ② G5-3 1-2 2-3		B C C B B F B 4-2 BB		B B C B X 3-1 1-H 2-H HR				2	1	1	3	1	0	2
Brad Wellman, R (1, 4) OBP: 0.303, SLG: 0.292		X 0-0 ③ 4-3		B X 1-0 ③ L4		B C C B F F F X 2-2 ② F9				3	0	0	0	0	0	3
Inning Stats	R: 0 H: 1 E: 0 LOB: 1 K: 1 BB: 0 S: 9 P: 15	R: 0 H: 1 E: 0 LOB: 2 K: 0 BB: 1 S: 8 P: 13	R: 1 H: 1 E: 0 LOB: 1 K: 0 BB: 1 S: 16 P: 25	R: 0 H: 0 E: 0 LOB: 1 K: 0 BB: 1 S: 8 P: 14	R: 0 H: 0 E: 0 LOB: 0 K: 1 BB: 0 S: 6 P: 9	R: 4 H: 4 E: 0 LOB: 0 K: 0 BB: 0 S: 17 P: 26	R: 0 H: 0 E: 0 LOB: 0 K: 0 BB: 0 S: 6 P: 12	R: 0 H: 0 E: 0 LOB: 0 K: 1 BB: 0 S: 8 P: 13		1B: 5 SF: 0 2B: 0 SAC: 0 3B: 1 DP: 0 HR: 1 HBP: 0				WP: 0 PA: 34 PB: 0 SB: 1 CS: 1		

BOTTOM

California Angels @ Kansas City Royals

Royals Stadium, Kansas City, MO

Sun Jun 11 1989, 4:33 AM EDT

Att. 30,942 - Unknown

livebaseballscorecards.com

AB	31
R	5
H	7
RBI	5
BB	3
SO	3
LOB	10

PITCHER		IP	WLS	BF	H	R	ER	SO	BB	IBB	HBP	BLK	WP	HR	S	P	ERA	WHIP
Jim Abbott, L ERA: 3.56	(1, 1)	5.1	L	25	6	4	3	2	3	0	0	0	0	0	54	86	5.06	1.688
Rich Monteleone, R ERA: 1.8	(6, 1)	0.2		3	1	1	1	0	0	0	0	0	0	1	10	16	13.50	1.500
Bob McClure, L ERA: 0.61	(7, 1)	2.0		6	0	0	0	1	0	0	0	0	0	0	14	25	0.00	0.000

PITCHER	IP	WLS	BF	H	R	ER	SO	BB	IBB	HBP	BLK	WP	HR	S	P	ERA	WHIP

Batter	1	2	3	4	5	6	7	8	9	AB	R	H	RBI	BB	SO	LOB
Claudell Washington, L (1, 9) OBP: 0.343, SLG: 0.481	B B C B X 3-1 ① G4-3		X 0-0 G4-6-3 1B		B C B C B X 3-2 ③ L7			B C F B F X 2-2 ② G4-3		4	0	1	0	0	0	1
Johnny Ray, S (1, 4) OBP: 0.305, SLG: 0.350	B B X 2-0 ② G5-3		1 SAFE 1 SAFE C B C F X 1-2 ②③ G4-6-3 1-2f			C F B X 1-2 ① G4-3		F F B B X 2-2 1B		4	0	1	0	0	0	1
Devon White, S (1, 8) OBP: 0.320, SLG: 0.488	B X 1-0 ③ G4-3			C F S 0-3 ① K		B F B B X 3-1 ② G5-3		B B F B S X 3-2 ③ F8		4	0	0	0	0	1	1
Wally Joyner, L (1, 3) OBP: 0.338, SLG: 0.358		B C C X 1-2 2B 1B		C B B C S 2-3 ② K		B B X 2-0 ③ G3-1			C C B S 1-3 ① K	4	0	1	0	0	2	0
Brian Downing, R (1, 10) OBP: 0.360, SLG: 0.395		B S F X 1-2 1-3 2B		B X 1-0 1B			B C S B X 2-2 ① L8		C B X 1-1 ② G5-3	4	0	2	0	0	0	0
Dante Bichette, R (1, 7) OBP: 0.216, SLG: 0.315		B X 1-0 ① P4		F C B X 1-2 ③ F8			C B F S 1-3 ② K		C X 0-1 ③ F8	4	0	0	0	0	1	3
Lance Parrish, R (1, 2) OBP: 0.333, SLG: 0.412		B X 1-0 ② L9			B C S F E X 1-2 ① F8		B B F B B 4-1 BB			2	0	0	0	1	0	2
Jack Howell, L (1, 5) OBP: 0.300, SLG: 0.333		C X 0-1 ③ G4-3			C B B C B F F B 4-2 BB		B B B C S S 3-3 ③ K			2	0	0	0	1	1	3
Dick Schofield, R (1, 6) OBP: 0.280, SLG: 0.293			B X 1-0 ① G5-3		X 0-0 ② F9			C X 0-1 ① G6-3		3	0	0	0	0	0	1

TOP

California Angels @ Texas Rangers

Arlington Stadium, Arlington, TX

Mon Jun 12 1989, 8:05 PM EDT

Att. 18,960 - Unknown

livebaseballscorecards.com

AB	31
R	0
H	5
RBI	0
BB	2
SO	5
LOB	12

Inning Stats	1	2	3	4	5	6	7	8	9
	R: 0 E: 0 K: 0 S: 4	R: 0 E: 0 K: 0 S: 10	R: 0 E: 0 K: 0 S: 6	R: 0 E: 0 K: 2 S: 10	R: 0 E: 0 K: 0 S: 13	R: 0 E: 0 K: 0 S: 6	R: 0 E: 0 K: 2 S: 10	R: 0 E: 0 K: 0 S: 12	R: 0 E: 0 K: 1 S: 7
	H: 0 LOB: 0 BB: 0 P: 10	H: 2 LOB: 2 BB: 0 P: 14	H: 1 LOB: 0 BB: 0 P: 8	H: 1 LOB: 1 BB: 0 P: 14	H: 0 LOB: 1 BB: 1 P: 21	H: 0 LOB: 0 BB: 0 P: 12	H: 0 LOB: 1 BB: 1 P: 20	H: 1 LOB: 1 BB: 0 P: 19	H: 0 LOB: 0 BB: 0 P: 9

1B: 4 2B: 1 3B: 0 HR: 0 SF: 0 SAC: 0 DP: 1 HBP: 0

WP: 0 PB: 0 SB: 0 CS: 0 PA: 33

PITCHER	IP	WLS	BF	H	R	ER	SO	BB	IBB	HBP	BLK	WP	HR	S	P	ERA	WHIP
Mike Jeffcoat, L (1, 1) ERA: 2.5	9.0	W	33	5	0	0	5	2	0	0	0	0	0	78	127	0.00	0.778

PITCHER	IP	WLS	BF	H	R	ER	SO	BB	IBB	HBP	BLK	WP	HR	S	P	ERA	WHIP

BOTTOM

California Angels @ Texas Rangers

Arlington Stadium, Arlington, TX

Mon Jun 12 1989, 8:05 PM EDT

Att. 18,960 - Unknown

livebaseballscorecards.com

Batter	1	2	3	4	5	6	7	8	9	AB	R	H	RBI	BB	SO	LOB
Cecil Espy, S (1, 8) OBP: 0.305, SLG: 0.326	K		G4-3 1B 2B		B1-3		B3			4	1	1	0	0	1	0
Scott Fletcher, R (1, 6) OBP: 0.344, SLG: 0.295	B5-3		G4-3 2-3		FC6 1B		2B			4	0	2	0	0	0	1
Rafael Palmeiro, L (1, 3) OBP: 0.394, SLG: 0.449	BB		1B E BB		F9		F7			2	1	0	0	2	0	2
Ruben Sierra, S (1, 9) OBP: 0.366, SLG: 0.582	1-2 BB		E9 1B 1-H 3-H 1B		B 1 SAFE F 1 SAFE X FC6 1-2f		P4			3	1	1	1	1	0	2
Julio Franco, R (1, 4) OBP: 0.395, SLG: 0.534	K		2-H 1B			HR		G6-3		4	1	2	2	0	1	2
Rick Leach, L (1, 10) OBP: 0.371, SLG: 0.419		G4-3	B C 1 SAFE 1 B F E X G5-3			G1-3		1B BB		3	0	0	0	1	0	1
Pete Incaviglia, R (1, 7) OBP: 0.258, SLG: 0.371		L8	K			1B		K		4	0	1	0	0	2	1
Buddy Bell, R (1, 5) OBP: 0.235, SLG: 0.213		G5-3		G6-3		F8		1-3 1B		4	0	1	0	0	0	1
Jim Sundberg, R (1, 2) OBP: 0.338, SLG: 0.426			G5-3	K		P6		F8		4	0	0	0	0	1	3
Inning Stats	R: 0 H: 0 E: 0 LOB: 2 K: 2 BB: 2 S: 16 P: 30	R: 0 H: 0 E: 0 LOB: 0 K: 0 BB: 0 S: 5 P: 5	R: 3 H: 3 E: 1 LOB: 1 K: 0 BB: 1 S: 13 P: 25	R: 0 H: 0 E: 0 LOB: 0 K: 2 BB: 0 S: 7 P: 11	R: 0 H: 1 E: 0 LOB: 1 K: 0 BB: 0 S: 6 P: 11	R: 1 H: 2 E: 0 LOB: 1 K: 0 BB: 0 S: 8 P: 14	R: 0 H: 1 E: 0 LOB: 1 K: 0 BB: 0 S: 6 P: 8	R: 0 H: 1 E: 0 LOB: 2 K: 1 BB: 1 S: 9 P: 17		1B: 5 SF: 0 2B: 2 SAC: 0 3B: 0 DP: 0 HR: 1 HBP: 0						

	AB	32
	R	4
	H	8
	RBI	3
	BB	4
	SO	5
	LOB	13

WP: 0 PA: 36
PB: 0
SB: 0
CS: 0

PITCHER		IP	WLS	BF	H	R	ER	SO	BB	IBB	HBP	BLK	WP	HR	S	P	ERA	WHIP
Mike Witt, R ERA: 4.93	(1, 1)	6.0	L	27	6	4	3	4	3	0	0	0	0	1	55	96	4.50	1.500
Willie Fraser, R ERA: 3.03	(7, 1)	1.0		4	1	0	0	0	0	0	0	0	0	0	6	8	0.00	1.000
Bryan Harvey, R ERA: 3.32	(8, 1)	1.0		5	1	0	0	1	1	0	0	0	0	0	9	17	0.00	2.000

PITCHER	IP	WLS	BF	H	R	ER	SO	BB	IBB	HBP	BLK	WP	HR	S	P	ERA	WHIP

Batter	1	2	3	4	5	6	7	8	9	AB	R	H	RBI	BB	SO	LOB
Claudell Washington, L (1, 9) OBP: 0.335, SLG: 0.470	B C S B B S 3-3 ① K		C X 0-1 ① L7			B B C X 2-1 ① G6-3		F F B S 1-3 ② K		4	0	0	0	0	2	1
Johnny Ray, S (1, 4) OBP: 0.299, SLG: 0.342	B C B B X 3-1 ② G3-1		B S 1 SAFE B F C 2-3 ② ③ K 1-2			X 0-0 ② G4-3		B C X 1-1 ③ L8		4	0	0	0	0	1	1
Devon White, S (1, 8) OBP: 0.315, SLG: 0.480	B F C B F X 2-2 ③ G3			F C B X 1-2 ① G3		F B S X 1-2 ③ G6-3			B S S B S 2-3 ① K	4	0	0	0	0	1	0
Wally Joyner, L (1, 3) OBP: 0.341, SLG: 0.358		C B C B F B B 4-2 1B BB		C F X 0-2 G5-3 1B			F X 0-1 ① F8		X 0-0 ② P8	3	0	1	0	1	0	0
Brian Downing, R (1, 10) OBP: 0.362, SLG: 0.401		X 0-0 ① L9		B B S F B X 3-2 ② G5-3 1-2			C X 0-1 1B 2B		B B B C F X 3-2 1B 2B 1B	4	1	2	0	0	0	2
Jack Howell, L (1, 7) OBP: 0.304, SLG: 0.337		B S B F S 2-3 ② K		B S B C X 2-2 ③ G4-3			F S B B X 2-2 2-3 1B		B B C X 2-1 2B 1-2 1B	4	0	2	0	0	1	2
Bill Schroeder, R (1, 2) OBP: 0.281, SLG: 0.525		B C S B X 2-2 1-2 1B			B F B B S S 3-3 ① K		B B S X 2-1 ② P4		F B B B X 3-1 1-3 2-H 2B	4	0	2	1	0	1	2
Kent Anderson, R (1, 5) OBP: 0.295, SLG: 0.256		B B S C B X 3-2 ③ P2			F C S 0-3 ② K		X 0-0 ③ F8		B C B C X 2-2 ③ G6-3	4	0	0	0	0	1	6
Dick Schofield, R (1, 6) OBP: 0.282, SLG: 0.287			B B B B 4-0 CS BB		B F S B B S 3-3 ③ K			F B B S X 2-2 ① F8		2	0	0	0	1	1	0
Inning Stats	R: 0 H: 0 E: 0 LOB: 0 K: 1 BB: 0 S: 9 P: 17	R: 0 H: 1 E: 0 LOB: 2 K: 1 BB: 1 S: 13 P: 24	R: 0 H: 0 E: 0 LOB: 0 K: 1 BB: 1 S: 5 P: 11	R: 0 H: 1 E: 0 LOB: 1 K: 0 BB: 0 S: 12 P: 18	R: 0 H: 0 E: 0 LOB: 0 K: 3 BB: 0 S: 9 P: 15	R: 0 H: 0 E: 0 LOB: 0 K: 0 BB: 0 S: 6 P: 9	R: 0 H: 2 E: 0 LOB: 2 K: 0 BB: 0 S: 10 P: 14	R: 0 H: 0 E: 0 LOB: 0 K: 1 BB: 0 S: 8 P: 12	R: 1 H: 3 E: 0 LOB: 2 K: 1 BB: 0 S: 14 P: 26	1B: 5 SF: 0 2B: 2 SAC: 0 3B: 0 DP: 0 HR: 0 HBP: 0						

TOP

California Angels @ Texas Rangers

Arlington Stadium, Arlington, TX

Wed Jun 14 1989, 8:05 PM EDT

Sunny - 82 F

livebaseballscorecards.com

AB	33
R	1
H	7
RBI	1
BB	2
SO	8
LOB	14

WP: 0 PA: 35
PB: 0
SB: 0
CS: 1

PITCHER		IP	WLS	BF	H	R	ER	SO	BB	IBB	HBP	BLK	WP	HR	S	P	ERA	WHIP
Nolan Ryan, R ERA: 3.25	(1, 1)	8.2	W	34	7	1	1	8	2	0	0	0	0	0	83	141	1.04	1.038
Jeff Russell, R ERA: 1.26	(9, 1)	0.1	S	1	0	0	0	0	0	0	0	0	0	0	3	5	0.00	0.000

PITCHER	IP	WLS	BF	H	R	ER	SO	BB	IBB	HBP	BLK	WP	HR	S	P	ERA	WHIP

California Angels @ Texas Rangers

Arlington Stadium, Arlington, TX

Wed Jun 14 1989, 8:05 PM EDT

Sunny - 82 F

BOTTOM

Batter	1	2	3	4	5	6	7	8	9	AB	R	H	RBI	BB	SO	LOB
Jeff Kunkel, R (1, 8) OBP: 0.293, SLG: 0.458	K		1B		G5-3		FC5-4 1B			4	0	2	0	0	1	0
Scott Fletcher, R (1, 6) OBP: 0.346, SLG: 0.300	BB		L9		1B 2B		SAFE FC5-4 1-2f HR			3	2	1	0	1	0	2
Ruben Sierra, S (1, 9) OBP: 0.368, SLG: 0.593	P4		K		S 1B 2-H 1B		1-H HR			4	1	2	3	0	1	2
Julio Franco, R (1, 4) OBP: 0.396, SLG: 0.533	G5-3			S 1B 1B	S 1-2 1B		F9			4	1	2	0	0	0	1
Pete Incaviglia, R (1, 7) OBP: 0.254, SLG: 0.366 Rick Leach, L (7, PH) OBP: 0.368, SLG: 0.415 (8, 7)		E5 G5-4-3		K	K2-3 1-2 2-3		K			3 1	0 0	0 0	0 0	0 0	2 1	3 0
Mike Stanley, R (1, 10) OBP: 0.222, SLG: 0.125 Geno Petralli, L (8, PH) OBP: 0.319, SLG: 0.327		G5-4-3 1-2f		K 1-2	G6-3			K2-3		3 1	0 0	0 0	0 0	0 0	1 1	4 0
Buddy Bell, R (1, 3) OBP: 0.250, SLG: 0.221 Rafael Palmeiro, L (7, 3) OBP: 0.396, SLG: 0.451		BB		WP 1B 2-H 1B		P8		FC6-4 1B		2 1	1 0	1 1	1 0	0 0	0 0	0 0
Steve Buechele, R (1, 5) OBP: 0.318, SLG: 0.383		G1-3		1-H 1B		K		FC6-4 1-2f		4	0	1	1	0	1	2
Jim Sundberg, R (1, 2) OBP: 0.321, SLG: 0.403			B2-3	K		K		SAFE K		4	0	0	0	0	3	2
Inning Stats	R: 0 E: 0 K: 1 S: 7 H: 0 LOB: 1 BB: 1 P: 17	R: 0 E: 1 K: 0 S: 5 H: 0 LOB: 1 BB: 1 P: 11	R: 0 E: 0 K: 1 S: 9 H: 1 LOB: 1 BB: 0 P: 15	R: 2 E: 0 K: 3 S: 14 H: 3 LOB: 1 BB: 0 P: 22	R: 1 E: 0 K: 1 S: 13 H: 3 LOB: 2 BB: 0 P: 19	R: 0 E: 0 K: 2 S: 7 H: 0 LOB: 0 BB: 0 P: 11	R: 2 E: 0 K: 1 S: 14 H: 2 LOB: 0 BB: 0 P: 20	R: 0 E: 0 K: 2 S: 10 H: 1 LOB: 1 BB: 0 P: 14		1B: 8 2B: 1 3B: 0 HR: 1 SF: 0 SAC: 0 DP: 1 HBP: 0	WP: 1 PB: 0 SB: 3 CS: 0 PA: 36				

PITCHER		IP	WLS	BF	H	R	ER	SO	BB	IBB	HBP	BLK	WP	HR	S	P	ERA	WHIP
Chuck Finley, L ERA: 2.24	(1, 1)	6.1	L	30	9	5	5	8	2	0	0	0	1	1	61	104	7.11	1.737
Rich Monteleone, R ERA: 1.35	(7, 1)	1.2		6	1	0	0	3	0	0	0	0	0	0	18	25	0.00	0.600

PITCHER	IP	WLS	BF	H	R	ER	SO	BB	IBB	HBP	BLK	WP	HR	S	P	ERA	WHIP

AB	34
R	5
H	10
RBI	5
BB	2
SO	11
LOB	16

livebaseballscorecards.com

California Angels @ Texas Rangers

Arlington Stadium, Arlington, TX

Wed Jun 14 1989, 8:05 PM EDT

Att. 40,159 - Unknown - 78 F

TOP

livebaseballscorecards.com

Batter	1	2	3	4	5	6	7	8	9	AB	R	H	RBI	BB	SO	LOB
Claudell Washington, L (1, 9) OBP: 0.328, SLG: 0.458	B C C F X 1-2 P5		S F F S 0-3 K			C F F X 0-2 G1-3		X 0-0 G6-3 2-3		4	0	0	0	0	1	3
Glenn Hoffman, R (1, 4) OBP: 0.297, SLG: 0.333	C T F S 0-3 K		X 0-0 P6			C T F B X 1-2 G6-3		B B X 2-0 G6-3		4	0	0	0	0	1	3
Wally Joyner, L (1, 3) OBP: 0.339, SLG: 0.356	B X 1-0 G4-3			C B B B X 3-1 G4-3		B C X 1-1 L7		F B X 1-1 3-H 1B		4	0	1	1	0	0	0
Brian Downing, R (1, 10) OBP: 0.357, SLG: 0.394		B B C F X 2-2 F7		B F X 1-1 L7			B C F B X 2-2 G5-3	B C F F B B S 3-3 K		4	0	0	0	0	1	1
Chili Davis, S (1, 7) OBP: 0.309, SLG: 0.383		B B B X 3-0 L8		X 0-0 P5			S B F X 1-2 G5-3 S 1B		L X 0-1 2B 2B	4	1	2	0	0	0	0
Lance Parrish, R (1, 2) OBP: 0.337, SLG: 0.420		C F S 0-3 K			S X 0-1 FC6-4 1B		C B X 1-1 G5-3 1-3		B B B C X 3-1 2-H 2B	4	0	2	1	0	1	1
Dante Bichette, R (1, 8) OBP: 0.218, SLG: 0.310			C B F B B B 4-2 1B BB		X 0-0 L8		X 0-0 F7		C F S 0-3 K	2	0	0	0	1	0	2
Devon White, S (9, PH) OBP: 0.314, SLG: 0.478										1	0	0	0	0	1	1
Jack Howell, L (1, 5) OBP: 0.309, SLG: 0.337			X 0-0 1-2 1B		B C X 1-1 P6			B C B B C B 4-2 1B E BB	B C F B S 2-3 K	3	1	1	0	1	1	2
Kent Anderson, R (1, 6) OBP: 0.293, SLG: 0.256			L B L S 1-3 K		S X 0-1 FC6-4 1-2f			B C X 1-1 E9 G6-3 1-H 1B	F C F C 0-3 K	4	1	1	0	0	2	4
Inning Stats	R: 0 E: 0 K: 1 S: 9 H: 0 LOB: 0 BB: 0 P: 11	R: 0 E: 0 K: 1 S: 7 H: 0 LOB: 0 BB: 0 P: 12	R: 0 E: 0 K: 2 S: 11 H: 1 LOB: 2 BB: 1 P: 16	R: 0 E: 0 K: 0 S: 5 H: 0 LOB: 0 BB: 0 P: 9	R: 0 E: 0 K: 0 S: 7 H: 1 LOB: 1 BB: 0 P: 8	R: 0 E: 0 K: 0 S: 9 H: 0 LOB: 0 BB: 0 P: 11	R: 0 E: 0 K: 0 S: 9 H: 1 LOB: 1 BB: 0 P: 13	R: 2 E: 1 K: 1 S: 13 H: 2 LOB: 1 BB: 1 P: 24	R: 1 E: 0 K: 3 S: 14 H: 2 LOB: 1 BB: 0 P: 19	1B: 5 2B: 2 3B: 0 HR: 0 SF: 0 SAC: 0 DP: 0 HBP: 0							

	AB	34
	R	3
	H	7
	RBI	2
	BB	2
	SO	8
	LOB	17

WP: 0 PB: 0 SB: 1 CS: 0 PA: 36

PITCHER		IP	WLS	BF	H	R	ER	SO	BB	IBB	HBP	BLK	WP	HR	S	P	ERA	WHIP
Charlie Hough, R ERA: 5.45	(1, 1)	7.0	W	25	3	0	0	4	1	0	0	0	0	0	57	80	0.00	0.571
Kenny Rogers, L ERA: 2.05	(8, 1)	1.0		8	4	3	2	1	1	0	0	0	0	0	17	31	18.00	5.000
Jeff Russell, R ERA: 1.21	(9, 1)	1.0	S	3	0	0	0	3	0	0	0	0	0	0	10	12	0.00	0.000

PITCHER		IP	WLS	BF	H	R	ER	SO	BB	IBB	HBP	BLK	WP	HR	S	P	ERA	WHIP

Batter	1	2	3	4	5	6	7	8	9	AB	R	H	RBI	BB	SO	LOB
Rick Leach, L (1, 7) OBP: 0.358, SLG: 0.402	G5-3	G4-3			K		SH1-3			3	0	0	0	0	1	2
Scott Fletcher, R (1, 6) OBP: 0.348, SLG: 0.308	G5-3		L6			2B	FC3-6			4	1	2	1	0	0	0
Rafael Palmeiro, L (1, 3) OBP: 0.398, SLG: 0.452	1B		P4			K	FC3-6			4	0	2	0	0	1	0
Ruben Sierra, S (1, 9) OBP: 0.366, SLG: 0.591	G4-3		L6			HR 2B	FC3-6			4	1	1	1	0	0	2
Julio Franco, R (1, 4) OBP: 0.402, SLG: 0.535		SF8 1B		G6-4-3 1B		HR IBB	FC6			3	2	2	0	1	0	1
Geno Petralli, L (1, 10) OBP: 0.320, SLG: 0.355		E3		G6-4-3		HR		G6-4-3 1B		3	1	1	3	0	0	2
Mike Stanley, R (8, PH) OBP: 0.243, SLG: 0.152		BB								1	0	1	0	0	0	0
Steve Buechele, R (1, 5) OBP: 0.321, SLG: 0.382		BB				1B		G6-4-3		3	0	1	0	1	1	1
Chad Kreuter, S (1, 2) OBP: 0.160, SLG: 0.156		SF8			K	L7		K		3	0	0	1	0	2	1
Jeff Kunkel, R (1, 8) OBP: 0.295, SLG: 0.453		K			P3		SH1-3 1B			3	1	1	0	0	1	2
Inning Stats	R: 0 E: 0 K: 0 S: 7 H: 1 LOB: 1 BB: 0 P: 10	R: 1 E: 1 K: 1 S: 11 H: 1 LOB: 2 BB: 1 P: 19	R: 0 E: 0 K: 0 S: 4 H: 0 LOB: 0 BB: 0 P: 9	R: 0 E: 0 K: 1 S: 10 H: 1 LOB: 0 BB: 0 P: 13	R: 0 E: 0 K: 2 S: 8 H: 0 LOB: 0 BB: 0 P: 11	R: 3 E: 0 K: 1 S: 11 H: 4 LOB: 1 BB: 1 P: 24	R: 2 E: 0 K: 0 S: 11 H: 3 LOB: 1 BB: 0 P: 14	R: 0 E: 0 K: 1 S: 7 H: 1 LOB: 0 BB: 0 P: 8		1B: 8 2B: 2 3B: 0 HR: 1	SF: 1 SAC: 1 DP: 2 HBP: 0					WP: 0 PB: 0 SB: 0 CS: 0	PA: 35

PITCHER		IP	WLS	BF	H	R	ER	SO	BB	IBB	HBP	BLK	WP	HR	S	P	ERA	WHIP
Kirk McCaskill, R ERA: 2.42	(1, 1)	6.0	L	26	7	4	3	5	1	1	0	0	0	1	51	86	4.50	1.333
Willie Fraser, R ERA: 3.52	(7, 1)	1.0		6	3	2	2	0	0	0	0	0	0	0	11	14	18.00	3.000
Bob McClure, L ERA: 0.57	(8, 1)	1.0		3	1	0	0	1	0	0	0	0	0	0	7	8	0.00	1.000

PITCHER	IP	WLS	BF	H	R	ER	SO	BB	IBB	HBP	BLK	WP	HR	S	P	ERA	WHIP

BOTTOM

California Angels @ Texas Rangers

Arlington Stadium, Arlington, TX

Wed Jun 14 1989, 8:05 PM EDT

Att. 40,159 - Unknown - 78 F

livebaseballscorecards.com

AB	31
R	6
H	11
RBI	6
BB	2
SO	6
LOB	11

Batter	1	2	3	4	5	6	7	8	9	AB	R	H	RBI	BB	SO	LOB
Claudell Washington, L (1, 9) OBP: 0.322, SLG: 0.448	B C C B B S 3-3 ① **K**	B C X 1-1 ③ F7			F X 0-1 ① G3	C C B F X 1-2 E2 **2-3** 1B		C X 0-1 ② G3-1	B B X 2-0 ③ G4-3	6	0	1	0	0	1	2
Johnny Ray, S (1, 4) OBP: 0.296, SLG: 0.344	C B X 1-1 ② P6		B X 1-0 G4-3 2B		B C B B B X 3-1 ② P2	X 0-0 ② F8		C C B B B X 3-2 ③ G4-3		5	0	1	0	0	0	2
Devon White, S (1, 8) OBP: 0.316, SLG: 0.480	C B F X 1-2 ③ P6		B S F F X 1-2 ① F8		F C X 0-2 1B 2B 1B	B C X 1-1 ③ F9			C F F B F F X 1-2 E 2B	5	2	2	0	0	0	3
Wally Joyner, L (1, 3) OBP: 0.340, SLG: 0.354		F C B B F B B 4-2 1B HR BB	F B B X 2-1 ② G4-3 **2-3**		B X 1-0 2B **1-3** 1B		B X 1-0 ① G4-1		B C S X 1-2 ① L7	4	1	1	0	1	0	2
Brian Downing, R (1, 10) OBP: 0.357, SLG: 0.398		B S X 1-1 **1-2** HR 1B	C B B X 2-1 ③ P2		B B B C C X 3-2 **1-3** **3-H** 2B		C S S 1-3 ② **K**		B B C C F S 2-3 ② **K**	5	1	2	1	0	2	2
Chili Davis, S (1, 7) OBP: 0.320, SLG: 0.399	C X 0-1 **1-H** **2-H** HR		B X 1-0 ① P7		I 4-0 IBB		F B B B B C B 4-2 E 1B BB		I I I I 4-0 E E E IBB	2	2	1	3	3	0	0
Lance Parrish, R (1, 2) OBP: 0.333, SLG: 0.414		B C C B X 2-2 ① P3	S B B S B X 3-2 ② F7	S S B B B S 3-3 ③ **K**		B B B X 3-0 **1-3** E5 1B			B S B X 2-1 **1-H** **2-H** E5 2B	5	1	1	0	0	1	3
Jack Howell, L (1, 5) OBP: 0.316, SLG: 0.359	B F X 1-1 ② F7		X 0-0 HR		C B B B X 3-1 E G1-3 1B	X 0-0 ③ G4-3			B S B B F F B 4-2 2B BB	4	2	2	1	1	0	2
Dick Schofield, R (1, 6) OBP: 0.287, SLG: 0.295	C B B F B B 4-2 BB		C B B F B X 3-2 ③ G6-3		B B L L B F X 3-2 ① G1-3 **1-2**			B X 1-0 ① P3	B F X 1-1 **1-H** **3-H** 2B	4	0	1	2	1	0	1
Inning Stats	R: 0 E: 0 K: 1 S: 8 H: 0 LOB: 0 BB: 0 P: 13	R: 3 E: 0 K: 0 S: 16 H: 2 LOB: 1 BB: 2 P: 29	R: 0 E: 0 K: 0 S: 9 H: 1 LOB: 1 BB: 0 P: 15	R: 1 E: 0 K: 0 S: 8 H: 1 LOB: 0 BB: 0 P: 15	R: 1 E: 0 K: 1 S: 14 H: 3 LOB: 3 BB: 1 P: 28	R: 0 E: 1 K: 0 S: 13 H: 2 LOB: 2 BB: 0 P: 21	R: 0 E: 1 K: 1 S: 8 H: 1 LOB: 2 BB: 1 P: 17	R: 0 E: 0 K: 0 S: 6 H: 0 LOB: 0 BB: 0 P: 10	R: 4 E: 1 K: 1 S: 21 H: 2 LOB: 1 BB: 2 P: 38	1B: 6 2B: 4 3B: 0 HR: 2 SF: 0 SAC: 0 DP: 0 HBP: 0						

California Angels @ Detroit Tigers

Tiger Stadium, Detroit, MI

Fri Jun 16 1989, 7:05 PM EDT

Att. 26,140 - Unknown - 65 F

TOP

livebaseballscorecards.com

AB	40
R	9
H	12
RBI	7
BB	6
SO	4
LOB	17

PITCHER		IP	WLS	BF	H	R	ER	SO	BB	IBB	HBP	BLK	WP	HR	S	P	ERA	WHIP
Mike Schwabe, R ERA: 3.51	(1, 1)	4.2	L	23	7	5	5	1	2	0	0	0	0	2	52	90	9.64	1.929
Charles Hudson, R ERA: 6.0	(5, 1)	3.1		15	3	0	0	2	1	1	0	0	0	0	30	58	0.00	1.200
Mike Henneman, R ERA: 3.86	(9, 1)	1.0		8	2	4	0	1	1	1	0	0	0	0	21	38	0.00	3.000

PITCHER	IP	WLS	BF	H	R	ER	SO	BB	IBB	HBP	BLK	WP	HR	S	P	ERA	WHIP

WP: 0 PB: 0 SB: 0 CS: 0 PA: 46

Batter	1	2	3	4	5	6	7	8	9	AB	R	H	RBI	BB	SO	LOB
Gary Pettis, S (1, 8) OBP: 0.394, SLG: 0.374	G5-3		BB		G4-3		L3		BB	3	1	0	0	2	0	0
Dave Bergman, L (1, 3) OBP: 0.354, SLG: 0.326	1B		G4-3		F7		K		2B	5	0	2	0	0	1	1
Lou Whitaker, L (1, 4) OBP: 0.375, SLG: 0.523	F8		P8		2B BB			2B 1B	SF8	3	2	1	1	1	0	2
Keith Moreland, R (1, 5) (9, 2) OBP: 0.352, SLG: 0.443	F6			L7	2B			F7	P4	5	0	1	1	0	0	3
Matt Nokes, L (1, 10) (9, 2) Rick Schu, R (9, 5) OBP: 0.293, SLG: 0.404		G6-4-3 1B		1B 1B	P5			F9	BB	4	1	2	0	0	0	2
										0	0	0	0	1	0	0
Chet Lemon, R (1, 9) OBP: 0.347, SLG: 0.314		G6-4-3 1-2f		1B 1-3 1B		G6-4-3 HBP		BB 1-H 2B	K2-3	4	0	2	1	0	1	3
Gary Ward, R (1, 7) OBP: 0.339, SLG: 0.377	1B			1B 1-2 3-H	P6			BB		3	0	2	1	1	0	1
Mike Heath, R (1, 2) OBP: 0.351, SLG: 0.430	G6-3			L4	G6-4-3 1-2f			1-2 2-3 BB		3	0	0	0	0	0	4
Scott Lusader, L (8, PH)										0	0	0	0	1	0	0
Mike Henneman, R (9, 1)										0	0	0	0	0	0	0
Mike Brumley, S (1, 6) OBP: 0.348, SLG: 0.317			G1-3	L6			F7	K		4	0	0	0	0	1	5
Inning Stats	R: 0 E: 0 K: 0 S: 14 H: 1 LOB: 1 BB: 0 P: 18	R: 0 E: 0 K: 0 S: 5 H: 2 LOB: 1 BB: 0 P: 7	R: 0 E: 0 K: 0 S: 10 H: 0 LOB: 1 BB: 1 P: 17	R: 1 E: 0 K: 0 S: 12 H: 3 LOB: 2 BB: 0 P: 18	R: 1 E: 0 K: 0 S: 11 H: 1 LOB: 1 BB: 1 P: 21	R: 0 E: 0 K: 0 S: 3 H: 0 LOB: 0 BB: 0 P: 6	R: 0 E: 0 K: 1 S: 7 H: 0 LOB: 0 BB: 0 P: 8	R: 1 E: 0 K: 1 S: 17 H: 2 LOB: 3 BB: 2 P: 35	R: 1 E: 0 K: 1 S: 15 H: 1 LOB: 2 BB: 2 P: 30	1B: 7 2B: 3 3B: 0 HR: 0 SF: 1 SAC: 0 DP: 2 HBP: 1							

PITCHER		IP	WLS	BF	H	R	ER	SO	BB	IBB	HBP	BLK	WP	HR	S	P	ERA	WHIP
Bert Blyleven, R ERA: 2.49	(1, 1)	7.2	W	33	9	3	3	1	2	0	1	0	0	0	74	114	3.52	1.435
Rich Monteleone, R ERA: 1.35	(8, 1)	0.0		1	0	0	0	0	1	0	0	0	0	0	2	6	∞	∞
Bryan Harvey, R ERA: 3.54	(8, 1)	1.1	S	8	1	1	1	2	3	0	0	0	0	0	18	40	6.75	3.000

PITCHER	IP	WLS	BF	H	R	ER	SO	BB	IBB	HBP	BLK	WP	HR	S	P	ERA	WHIP

BOTTOM

California Angels @ Detroit Tigers

Tiger Stadium, Detroit, MI

Fri Jun 16 1989, 7:05 PM EDT

Att. 26,140 - Unknown - 65 F

livebaseballscorecards.com

AB	34
R	4
H	10
RBI	4
BB	6
SO	3
LOB	21

California Angels @ Detroit Tigers

Tiger Stadium, Detroit, MI

Sat Jun 17 1989, 3:33 AM EDT

Att. 39,961 - Overcast - 68 F

TOP

livebaseballscorecards.com

Batter	1	2	3	4	5	6	7	8	9	AB	R	H	RBI	BB	SO	LOB
Claudell Washington, L (1, 9) OBP: 0.319, SLG: 0.458	C F X 0-2 ① G3		F B B F B X 3-2 HR	C C B S 1-3 ② K		X 0-0 ② G3		1 SAFE X 0-0 ② G1-3 1-2		5	1	1	1	0	1	2
Johnny Ray, S (1, 4) OBP: 0.303, SLG: 0.360	B X 1-0 E 1B		C B X 1-1 ② G6-3	X 0-0 2-H 3B		B F C S 1-3 ③ K		F X 0-1 1B 2-H 1B		5	0	3	2	0	1	0
Devon White, S (1, 8) OBP: 0.321, SLG: 0.480	X 0-0 E4 1-2		F H 1-1 S 1B HBP	S C X 0-2 ③ L5			S X 0-1 FC5-4 1B	S B B 1 SAFE S X 2-2 1-3 1B		4	1	2	0	0	0	2
Wally Joyner, L (1, 3) OBP: 0.337, SLG: 0.350	B B F F F F X 2-2 ② F8		1 SAFE B X 1-0 1B 1B 1-H 1B	B X 1-0 ① G3			C B 1 SAFE F B X 2-2 ① P5	C B X 1-1 ③ F7		5	1	1	1	0	0	5
Brian Downing, R (1, 10) OBP: 0.358, SLG: 0.402	B X 1-0 ③ L5		C X 0-1 1B 1-3 1B	B C B X 2-1 ② F8			P X 1-0 ② FC5-4 1-2f		B C C B F F F B X 3-2 G4-3 2B	5	0	2	0	0	0	3
Chili Davis, S (1, 7) OBP: 0.322, SLG: 0.399		C B X 1-1 ① B2-3	B F F B F F X 2-2 1-2 3-H 1B	X 0-0 1B 1B			X 0-0 ③ G4-3		X 0-0 ① G4-3 2-3	5	0	2	1	0	0	2
Lance Parrish, R (1, 2) OBP: 0.330, SLG: 0.408		B B X 2-0 ② G5-3	C X 0-1 ③ L8	X 0-0 1-2 1B				X 0-0 ① G5-3	S C C 0-3 ② K	5	0	1	0	0	1	3
Jack Howell, L (1, 5) OBP: 0.318, SLG: 0.374	B C X 1-1 ③ G4-3		B F B F F F B B 4-2 SH1-4 3B BB	B X 1-0 ③ P5				X 0-0 HR	C F F B B B X 3-2 ③ L4	4	2	1	1	1	0	3
Dick Schofield, R (1, 6) OBP: 0.288, SLG: 0.296			B F B F B X 3-2 ① F8	X 0-0 ① SH1-4 1-2		C B F B S 2-3 ① K		X 0-0 G1-3 1B		3	1	1	0	0	1	0
Inning Stats	R: 0 E: 1 K: 0 S: 11 H: 1 LOB: 2 BB: 0 P: 15	R: 0 E: 0 K: 0 S: 5 H: 0 LOB: 0 BB: 0 P: 9	R: 3 E: 0 K: 0 S: 19 H: 4 LOB: 2 BB: 0 P: 30	R: 1 E: 0 K: 1 S: 12 H: 1 LOB: 1 BB: 1 P: 17	R: 0 E: 0 K: 0 S: 6 H: 2 LOB: 2 BB: 0 P: 10	R: 0 E: 0 K: 2 S: 7 H: 0 LOB: 0 BB: 0 P: 10	R: 0 E: 0 K: 0 S: 8 H: 1 LOB: 1 BB: 0 P: 10	R: 2 E: 0 K: 0 S: 11 H: 4 LOB: 2 BB: 0 P: 14	R: 0 E: 0 K: 1 S: 14 H: 1 LOB: 1 BB: 0 P: 20	1B: 10 2B: 1 3B: 1 HR: 2 SF: 0 SAC: 1 DP: 0 HBP: 1						

	AB	41
	R	6
	H	14
	RBI	6
	BB	1
	SO	4
	LOB	20

WP: 0 PB: 0 SB: 1 CS: 0 PA: 44

PITCHER		IP	WLS	BF	H	R	ER	SO	BB	IBB	HBP	BLK	WP	HR	S	P	ERA	WHIP
Doyle Alexander, R ERA: 3.4	(1, 1)	7.2	L	38	12	6	6	3	1	0	1	0	0	2	74	107	7.04	1.696
Frank Williams, R ERA: 2.84	(8, 1)	0.1		2	1	0	0	0	0	0	0	0	0	0	5	8	0.00	3.000
Mike Trujillo, R ERA: 5.96	(9, 1)	1.0		4	1	0	0	1	0	0	0	0	0	0	14	20	0.00	1.000

PITCHER	IP	WLS	BF	H	R	ER	SO	BB	IBB	HBP	BLK	WP	HR	S	P	ERA	WHIP

Batter	1	2	3	4	5	6	7	8	9	AB	R	H	RBI	BB	SO	LOB
Gary Pettis, S (1, 8) OBP: 0.387, SLG: 0.361	B C F B X 2-2 G5-3 ①	B B S X 2-1 G4-3 ③		F B X 1-1 FC6-4 ③ 1-2f			B B B C B 4-1 S 1B BB		B C X 1-1 FC5-4 ① 1-2f	4	1	0	0	1	0	5
Kenny Williams, R (1, 9) OBP: 0.223, SLG: 0.295 Dave Bergman, L (9, 3) OBP: 0.352, SLG: 0.323	S C B S 1-3 K ②		X 0-0 G6-3 ①		B B F B X 3-1 P3 ①		B B F S X 2-2 G5-3 ② 1-2		C S S 0-3 K ②	4 1	0 0	0 0	0 0	0 0	1 1	1 1
Tracy Jones, R (1, 7) OBP: 0.241, SLG: 0.265	C X 0-1 HR		B B X 2-0 G6-3 ②		C B X 1-1 G6-3 ②		X 0-0 3 2-H 1B		X 0-0 G4-3 ③	5	1	2	2	0	0	1
Keith Moreland, R (1, 3) OBP: 0.355, SLG: 0.444 (9, 5)	B C X 1-1 G6-3 ③		B B X 2-0 1B		B C B F X 2-2 G6-3 ③			C X 0-1 HBP 1B		4	0	2	0	0	0	0
Gary Ward, R (1, 10) OBP: 0.336, SLG: 0.400		F F B X 1-2 HR	F 1 SAFE B X 1-1 G5-3 ③			C X 0-1 F8 ①		C B C B C 2-3 K ①		4	1	1	1	0	1	2
Mike Heath, R (1, 2) OBP: 0.356, SLG: 0.427		C B X 1-1 G1-3 ①		C X 0-1 1B 1B		S F B B F X 2-2 F8 ②		C B B B C H 4-2 1-2 HBP		3	0	1	0	0	0	0
Rick Schu, R (1, 5) OBP: 0.280, SLG: 0.286 Lou Whitaker, L (8, PH) OBP: 0.374, SLG: 0.520 (9, 4)		B B B C F X 3-2 G6-3 ②		B F 1 SAFE F F B F B 3-3 S K ①		C S B B B X 3-2 1B		C B X 1-1 F8 ②		3 1	0 0	1 0	0 0	0 0	1 0	1 2
Mike Brumley, S (1, 6) OBP: 0.347, SLG: 0.317 Chet Lemon, R (8, PH) OBP: 0.346, SLG: 0.312 (9, 9)		F B X 1-1 1B 1B		B 1 SAFE F X 1-1 F9 ②		C X 0-1 G1-3 ③		C B F C 1-3 K ③		3 1	0 0	1 0	0 0	0 0	0 1	2 2
Al Pedrique, R (1, 4) OBP: 0.228, SLG: 0.236 (9, 6)		B B X 2-0 1-3 1B		B B F 1 SAFE B C X 3-2 FC6-4 1-3 1B			C B C F X 1-2 G6-3 ①		C C B B B X 3-2 FC5-4 1B	4	0	3	0	0	0	0
Inning Stats	R: 1 H: 1 E: 0 LOB: 0 K: 1 BB: 0 S: 10 P: 14	R: 1 H: 3 E: 0 LOB: 2 K: 0 BB: 0 S: 13 P: 23	R: 0 H: 1 E: 0 LOB: 1 K: 0 BB: 0 S: 5 P: 10	R: 0 H: 2 E: 0 LOB: 2 K: 1 BB: 0 S: 15 P: 23	R: 0 H: 0 E: 0 LOB: 0 K: 0 BB: 0 S: 7 P: 13	R: 0 H: 1 E: 0 LOB: 1 K: 0 BB: 0 S: 11 P: 16	R: 1 H: 1 E: 0 LOB: 1 K: 0 BB: 1 S: 9 P: 16	R: 0 H: 1 E: 0 LOB: 2 K: 2 BB: 0 S: 12 P: 20	R: 0 H: 1 E: 0 LOB: 1 K: 1 BB: 0 S: 9 P: 13	1B: 9 2B: 0 3B: 0 HR: 2	SF: 0 SAC: 0 DP: 0 HBP: 1			WP: 0 PB: 0 SB: 1 CS: 0	PA: 39		

PITCHER		IP	WLS	BF	H	R	ER	SO	BB	IBB	HBP	BLK	WP	HR	S	P	ERA	WHIP
Jim Abbott, L ERA: 3.59	(1, 1)	7.0	W	30	9	3	3	2	1	0	0	0	0	2	70	115	3.86	1.429
Greg Minton, R ERA: 1.38	(8, 1)	0.0		1	1	0	0	0	0	0	0	0	0	0	2	2	∞	∞
Dan Petry, R ERA: 3.52	(8, 1)	0.1		2	0	0	0	1	0	0	1	0	0	0	5	11	0.00	0.000
Bob McClure, L ERA: 0.52	(8, 1)	1.2	S	6	1	0	0	2	0	0	0	0	0	0	14	20	0.00	0.600

PITCHER	IP	WLS	BF	H	R	ER	SO	BB	IBB	HBP	BLK	WP	HR	S	P	ERA	WHIP

BOTTOM

California Angels @ Detroit Tigers

Tiger Stadium, Detroit, MI

Sat Jun 17 1989, 3:33 AM EDT

Att. 39,961 - Overcast - 68 F

livebaseballscorecards.com

AB	37
R	3
H	11
RBI	3
BB	1
SO	5
LOB	17

Batter	1	2	3	4	5	6	7	8	9	AB	R	H	RBI	BB	SO	LOB
Claudell Washington, L (1, 9) OBP: 0.323, SLG: 0.456	G4-3			E 1B BB	G3-1			FC6-4 1B		3	1	1	0	1	0	0
Johnny Ray, S (1, 4) OBP: 0.302, SLG: 0.358	G4-3			E9 1B 1-3 E 1B	L9			K		4	1	1	0	0	1	1
Devon White, S (1, 8) OBP: 0.320, SLG: 0.475	K			E 1B FC6-4 BB		K		FC6-4 1-2f CS		3	1	0	0	1	2	1
Wally Joyner, L (1, 3) OBP: 0.340, SLG: 0.353		G6-4-3 1B		FC6-4 E 1-2 2-3 3-H 1B		G4-3		CS 1-2	F8	4	0	2	1	0	0	0
Brian Downing, R (1, 10) OBP: 0.353, SLG: 0.396		G6-4-3 1-2f		K		F9			K	4	0	0	0	0	2	4
Chili Davis, S (1, 7) OBP: 0.316, SLG: 0.392		L8		E1 FC6-4 1-2 2-3 3-H			K		G6-3	4	0	0	1	0	1	2
Lance Parrish, R (1, 2) OBP: 0.326, SLG: 0.402			G6-3	FC6-4 1-2f 2-3 3-H			F7			3	0	0	1	0	0	2
Jack Howell, L (1, 5) OBP: 0.318, SLG: 0.369			K	G1-3			BB			2	0	0	0	1	1	2
Dick Schofield, R (1, 6) OBP: 0.281, SLG: 0.288			K		L4		P5			3	0	0	0	0	1	1
Inning Stats	R: 0 E: 0 K: 1 S: 8 H: 0 LOB: 0 BB: 0 P: 11	R: 0 E: 0 K: 0 S: 7 H: 1 LOB: 0 BB: 0 P: 12	R: 0 E: 0 K: 2 S: 9 H: 0 LOB: 0 BB: 0 P: 15	R: 3 E: 2 K: 1 S: 15 H: 2 LOB: 2 BB: 2 P: 31	R: 0 E: 0 K: 0 S: 6 H: 0 LOB: 0 BB: 0 P: 7	R: 0 E: 0 K: 1 S: 10 H: 0 LOB: 0 BB: 0 P: 15	R: 0 E: 0 K: 1 S: 10 H: 0 LOB: 1 BB: 1 P: 18	R: 0 E: 0 K: 1 S: 6 H: 1 LOB: 0 BB: 0 P: 8	R: 0 E: 0 K: 1 S: 8 H: 0 LOB: 0 BB: 0 P: 12	1B: 4 2B: 0 3B: 0 HR: 0	SF: 0 SAC: 0 DP: 1 HBP: 0						

PITCHER		IP	WLS	BF	H	R	ER	SO	BB	IBB	HBP	BLK	WP	HR	S	P	ERA	WHIP
David Palmer, R ERA: 10.24	(1, 1)	3.2	L	16	3	3	2	4	2	0	0	0	0	0	36	64	4.91	1.364
Paul Gibson, L ERA: 4.74	(4, 1)	5.1		17	1	0	0	4	1	0	0	0	0	0	43	65	0.00	0.375

PITCHER	IP	WLS	BF	H	R	ER	SO	BB	IBB	HBP	BLK	WP	HR	S	P	ERA	WHIP

California Angels @ Detroit Tigers

Tiger Stadium, Detroit, MI

Sun Jun 18 1989, 3:33 AM EDT

Att. 25,928 - Sunny - 77 F

livebaseballscorecards.com

AB	30
R	3
H	4
RBI	3
BB	3
SO	8
LOB	13

1B: 4	SF: 0	WP: 0	PA: 34						
2B: 0	SAC: 0	PB: 0							
3B: 0	DP: 1	SB: 0							
HR: 0	HBP: 0	CS: 1							

Batter	1	2	3	4	5	6	7	8	9	AB	R	H	RBI	BB	SO	LOB
Gary Pettis, S (1, 8) OBP: 0.390, SLG: 0.355	C B C B B B 4-2 1B BB		B S B X 2-1 ① F7		B C S B X 2-2 ③ L7			B B C B B 4-1 BB BB BB		2	0	0	0	2	0	0
Scott Lusader, L (1, 9)	1 B X SAFE 1-0 ① F8		X 0-0 ② F8			S X 0-1 ① F8		L B C F F X 1-2 ② L8		4	0	0	0	0	0	2
Lou Whitaker, L (1, 4) OBP: 0.375, SLG: 0.518	B X 1-0 G6-4-3 1-3 1B		B B X 2-0 ③ G3			C B B C F X 2-2 ② G3-1		B B B B 4-0 BB 1-2 BB		3	0	1	0	1	0	0
Keith Moreland, R (1, 10) OBP: 0.358, SLG: 0.442	B X 1-0 ② ③ G6-4-3 1-2f			B C B B X 3-1 ① F7		C B B C B X 3-2 1B		B B B B 4-0 1-2 2-3 BB		3	0	1	0	1	0	2
Tracy Jones, R (1, 7) OBP: 0.232, SLG: 0.255		B S F X 1-2 ① G1-3		B C X 1-1 ② L7		B C B F C 2-3 ③ K		B B C X 2-1 ③ F9		4	0	0	0	0	1	4
Dave Bergman, L (1, 3) OBP: 0.356, SLG: 0.328		B B X 2-0 ② G3-1		C X 0-1 1B			C B B B C X 3-2 FC5-4 1B		B B C F X 2-2 ① G4-3	4	0	2	0	0	0	0
Mike Heath, R (1, 2) OBP: 0.352, SLG: 0.419	C B X 1-1 BB 1B 1B			B X 1-0 ③ F9			B X 1-0 ① FC5-4 G6-4-3 1-2f		C B B C S 2-3 ② K	4	1	1	0	0	1	2
Rick Schu, R (1, 5) OBP: 0.278, SLG: 0.276		B C C B B F B 4-2 1B 1-2 BB			B B C B C S 3-3 ① K		B B C B X 2-1 ② ③ G6-4-3 1-2f		C B B C F B F X 3-2 ③ G3	3	0	0	0	1	1	1
Al Pedrique, R (1, 6) OBP: 0.233, SLG: 0.241		B C X 1-1 ③ 1-3 2-H 1B			B B C X 2-1 ② F9			C B X 1-1 ① G5-3		3	0	1	1	0	0	0
Inning Stats	R: 0 H: 1 E: 0 LOB: 1 K: 0 BB: 1 S: 5 P: 12	R: 1 H: 2 E: 0 LOB: 2 K: 0 BB: 1 S: 11 P: 20	R: 0 H: 0 E: 0 LOB: 0 K: 0 BB: 0 S: 4 P: 8	R: 0 H: 1 E: 0 LOB: 1 K: 0 BB: 0 S: 7 P: 12	R: 0 H: 0 E: 0 LOB: 0 K: 1 BB: 0 S: 8 P: 15	R: 0 H: 1 E: 0 LOB: 1 K: 1 BB: 0 S: 12 P: 19	R: 0 H: 1 E: 0 LOB: 0 K: 0 BB: 0 S: 6 P: 12	R: 0 H: 0 E: 0 LOB: 3 K: 0 BB: 3 S: 10 P: 26	R: 0 H: 0 E: 0 LOB: 0 K: 1 BB: 0 S: 11 P: 18	1B: 6 2B: 0 3B: 0 HR: 0	SF: 0 SAC: 0 DP: 2 HBP: 0					WP: 0 PB: 0 SB: 0 CS: 0	PA: 35

PITCHER		IP	WLS	BF	H	R	ER	SO	BB	IBB	HBP	BLK	WP	HR	S	P	ERA	WHIP
Mike Witt, R ERA: 4.66	(1, 1)	7.0	W	26	6	1	1	2	2	0	0	0	0	0	53	98	1.29	1.143
Greg Minton, R ERA: 1.36	(8, 1)	0.2		3	0	0	0	0	1	0	0	0	0	0	8	14	0.00	1.500
Bob McClure, L ERA: 0.52	(8, 1)	0.0		1	0	0	0	0	1	0	0	0	0	0	0	4	∞	∞
Bryan Harvey, R ERA: 3.32	(8, 1)	1.1	S	5	0	0	0	1	1	0	0	0	0	0	13	26	0.00	0.750

PITCHER	IP	WLS	BF	H	R	ER	SO	BB	IBB	HBP	BLK	WP	HR	S	P	ERA	WHIP

BOTTOM

California Angels @ Detroit Tigers

Tiger Stadium, Detroit, MI

Sun Jun 18 1989, 3:33 AM EDT

Att. 25,928 - Sunny - 77 F

livebaseballscorecards.com

AB	30
R	1
H	6
RBI	1
BB	5
SO	3
LOB	11

Toronto Blue Jays @ California Angels

Anaheim Stadium, Anaheim, CA

Mon Jun 19 1989, 10:05 PM EDT

Att. 24,430 - Unknown

TOP

livebaseballscorecards.com

Batter	1	2	3	4	5	6	7	8	9	AB	R	H	RBI	BB	SO	LOB
Junior Felix, S (1, 8) OBP: 0.346, SLG: 0.466	K		SF8 3-H		CS BB		HR 1-H	G4-6-3 1B		3	1	2	3	1	1	0
Tony Fernandez, S (1, 6) OBP: 0.286, SLG: 0.340	L9		G3		CS 1-2	2B 1B	G4-3 WP 1B 1B	G4-6-3 1-2f		5	2	2	0	0	0	1
Rance Mulliniks, L (8, 5) OBP: 0.316, SLG: 0.286										0	0	0	0	0	0	0
Kelly Gruber, R (1, 9) OBP: 0.372, SLG: 0.452	1B			1B		2B 2B	SAFE G4-3 1-3	G6-3		4	1	3	1	0	0	1
Tom Lawless, R (8, PH) OBP: 0.278, SLG: 0.194 (8, 9)										1	0	0	0	0	0	0
George Bell, R (1, 10) OBP: 0.308, SLG: 0.432	L6			P3		1B 2B 2-H	1B 2B 3-H		F4	5	2	2	2	0	0	2
Pat Borders, R (1, 2) OBP: 0.270, SLG: 0.333		K		F9		P7	2B 1B 1-3		G5-3	5	0	1	0	0	1	2
Manuel Lee, S (1, 5) OBP: 0.333, SLG: 0.345 (8, 6)		F8		1B 1-3		1B 2-H	2B 3-H		G5-3	5	0	3	2	0	0	0
Bob Brenly, R (1, 3) OBP: 0.256, SLG: 0.296		K2-3		G5-3		SAFE SAFE 3-2 L8	IBB			2	0	0	0	0	1	2
Fred McGriff, L (6, PH) OBP: 0.394, SLG: 0.547 (6, 3)										1	0	0	0	1	0	1
Kevin Batiste, R (1, 7) OBP: 0.250, SLG: 0.250			E1 SH3-4 SF8 1B		K	SAFE G4-3	K			4	1	1	0	0	2	4
Nelson Liriano, S (1, 4) OBP: 0.338, SLG: 0.398			SH3-4 2-3		K		HR 1B G4-3			3	1	1	0	0	1	3

Inning Stats	1	2	3	4	5	6	7	8	9
	R: 0 E: 0 K: 1 S: 11	H: 1 LOB: 1 BB: 0 P: 17	R: 0 E: 0 K: 2 S: 9	H: 0 LOB: 0 BB: 0 P: 12	R: 1 E: 1 K: 0 S: 6	H: 1 LOB: 0 BB: 0 P: 12	R: 0 E: 0 K: 0 S: 10	H: 2 LOB: 2 BB: 0 P: 19	R: 0 E: 0 K: 2 S: 7	H: 0 LOB: 0 BB: 1 P: 15	R: 3 E: 0 K: 0 S: 15	H: 4 LOB: 1 BB: 0 P: 24	R: 4 E: 0 K: 1 S: 19	H: 6 LOB: 3 BB: 1 P: 29	R: 0 E: 0 K: 0 S: 8	H: 1 LOB: 0 BB: 0 P: 9	R: 0 E: 0 K: 0 S: 8	H: 0 LOB: 0 BB: 0 P: 9

	AB	38
	R	8
	H	15
	RBI	8
	BB	2
	SO	6
	LOB	16

	1B: 11	SF: 1	WP: 1	PA: 43
	2B: 3	SAC: 1	PB: 0	
	3B: 0	DP: 1	SB: 0	
	HR: 1	HBP: 0	CS: 1	

PITCHER		IP	WLS	BF	H	R	ER	SO	BB	IBB	HBP	BLK	WP	HR	S	P	ERA	WHIP
Chuck Finley, L ERA: 2.4	(1, 1)	5.1	L	24	8	4	3	5	1	0	0	0	0	0	53	91	5.06	1.688
Dan Petry, R ERA: 4.56	(6, 1)	0.2		5	3	3	3	0	0	0	0	0	0	1	10	15	40.50	4.500
Willie Fraser, R ERA: 3.58	(7, 1)	2.0		10	4	1	1	1	0	1	0	0	1	0	22	31	4.50	2.000
Rich Monteleone, R ERA: 1.17	(9, 1)	1.0		3	0	0	0	0	0	0	0	0	0	0	8	9	0.00	0.000

PITCHER	IP	WLS	BF	H	R	ER	SO	BB	IBB	HBP	BLK	WP	HR	S	P	ERA	WHIP

BOTTOM

Batter	1	2	3	4	5	6	7	8	9	AB	R	H	RBI	BB	SO	LOB
Claudell Washington, L (1, 9) OBP: 0.327, SLG: 0.451	B F B X 2-1 P4 ①		B 1 SAFE B 1 SAFE B B 4-0 1-2 BB		B B X 2-0 1-2f FC3-6 ②			B B B C B 4-1 1B BB		2	0	0	0	2	0	1
Johnny Ray, S (1, 4) OBP: 0.301, SLG: 0.356	C B F B F X 2-2 F8 ②		X 0-0 P6 ③		P X 1-0 G3-4-3 ③			C B B X 2-1 1-2 G4-6-3 1B		4	0	1	0	0	0	3
Devon White, S (1, 8) OBP: 0.319, SLG: 0.483	C X 0-1 G4-3 ③			X 0-0 HR		C B F S 1-3 K ①		F C C 0-3 K ①		4	1	1	1	0	2	2
Wally Joyner, L (1, 3) OBP: 0.339, SLG: 0.351		B B F S X 2-2 F7 ①		B F S B X 2-2 G1-3 ①		C F F F X 0-2 1B 1B		X 0-0 1-2f G4-6-3 ②③		4	0	1	0	0	0	2
Brian Downing, R (1, 10) OBP: 0.359, SLG: 0.399		B S S F F B S 2-3 K ②		B C F B B B 4-2 1B BB		C 1 SAFE X 0-1 1-3 G6-3 1B			B C B X 2-1 F8 BB 1B	3	0	2	0	1	1	0
Chili Davis, S (1, 7) OBP: 0.320, SLG: 0.391		F B B B X 2-1 F8 ③		B F 1 SAFE B X 2-1 1-3 1B ②		B F X 1-1 1-2f G6-3 ②③			B S B B B 4-1 1-2 BB	3	0	1	0	1	0	2
Lance Parrish, R (1, 2) OBP: 0.320, SLG: 0.394			B C S B X 2-2 F8 ① 1 SAFE 1 SAFE B B B S 1 SAFE S 1 SAFE F 3-2 B X G6-3 ③			B B F B C X 3-2 F9 ①			C B S S 1-3 K ①	4	0	0	0	0	1	3
Jack Howell, L (1, 5) OBP: 0.322, SLG: 0.369			B S B B F B 4-2 FC6-4 BB		X 0-0 FC3-6 1B			B B C F C 2-3 K ②	B S B S F F B F X 3-2 2-3 F8 ②	3	0	1	0	1	1	2
Dick Schofield, R (1, 6) OBP: 0.272, SLG: 0.278			X 0-0 1-2f FC6-4 BB ②		1 SAFE C 1 SAFE B C X 1-2 F7 ①			C C B S 1-3 K ③	B B X 2-0 F9 ③	4	0	0	0	0	1	4
Inning Stats	R: 0 E: 0 K: 0 S: 8 H: 0 LOB: 0 BB: 0 P: 12	R: 0 E: 0 K: 1 S: 9 H: 0 LOB: 0 BB: 0 P: 15	R: 0 E: 0 K: 0 S: 7 H: 0 LOB: 2 BB: 2 P: 17	R: 1 E: 0 K: 0 S: 12 H: 2 LOB: 1 BB: 1 P: 23	R: 0 E: 0 K: 0 S: 7 H: 1 LOB: 1 BB: 0 P: 10	R: 0 E: 0 K: 1 S: 12 H: 2 LOB: 1 BB: 0 P: 14	R: 0 E: 0 K: 2 S: 9 H: 0 LOB: 0 BB: 0 P: 15	R: 0 E: 0 K: 1 S: 7 H: 1 LOB: 1 BB: 1 P: 13	R: 0 E: 0 K: 1 S: 13 H: 1 LOB: 2 BB: 1 P: 25	1B: 6 2B: 0 3B: 0 HR: 1 SF: 0 SAC: 0 DP: 2 HBP: 0							

PITCHER		IP	WLS	BF	H	R	ER	SO	BB	IBB	HBP	BLK	WP	HR	S	P	ERA	WHIP
Dave Stieb, R ERA: 4.38	(1, 1)	6.0	W	24	5	1	1	2	3	0	0	0	0	1	55	91	1.50	1.333
David Wells, L ERA: 2.54	(7, 1)	2.0		7	1	0	0	3	1	0	0	0	0	0	16	28	0.00	1.000
Tom Henke, R ERA: 4.33	(9, 1)	1.0		5	1	0	0	1	1	0	0	0	0	0	13	25	0.00	2.000

PITCHER	IP	WLS	BF	H	R	ER	SO	BB	IBB	HBP	BLK	WP	HR	S	P	ERA	WHIP

Toronto Blue Jays @ California Angels

Anaheim Stadium, Anaheim, CA

Mon Jun 19 1989, 10:05 PM EDT

Att. 24,430 - Unknown

livebaseballscorecards.com

AB	31
R	1
H	7
RBI	1
BB	5
SO	6
LOB	19

WP: 0	PA: 36		
PB: 0			
SB: 0			
CS: 0			

Batter	1	2	3	4	5	6	7	8	9	AB	R	H	RBI	BB	SO	LOB
Junior Felix, S (1, 8) OBP: 0.342, SLG: 0.458	B C B X 2-1 HR 1B	B B C F B F X 3-2 ② G4-3		X 0-0 ② F8			X 0-0 ② G1-3		C F B C 1-3 ② K	5	1	1	0	0	1	0
Tony Fernandez, S (1, 6) OBP: 0.297, SLG: 0.377	1 SAFE 1 SAFE F 1 SAFE 1 SAFE B B 1 SAFE F 3-2 B X 1-H HR	B F B F B F X 3-2 HR		X 0-0 ③ G4-3			B B B C B 4-1 BB		X 0-0 1B 1B	4	2	3	3	1	0	0
Kelly Gruber, R (1, 9) OBP: 0.372, SLG: 0.451 Kevin Batiste, R (9, PR) OBP: 0.250, SLG: 0.250 (9, 9)	B F C F X 1-2 ① F7	B C S X 1-2 1B			X 0-0 ① G6-3		B F B F F S 2-3 ③ K		C B F B B F F F F B 3-2 X 1-2 1B	5 0	0 0	2 0	0 0	0 0	1 0	1 0
George Bell, R (1, 7) OBP: 0.306, SLG: 0.431	B B X 2-0 1B 2B	C B S X 1-2 ③ G1-3			B B F B C X 3-2 ② G6-3			B X 1-0 ① G6-3	S F X 0-2 ③ G1-3	5	1	1	0	0	0	3
Fred McGriff, L (1, 3) OBP: 0.395, SLG: 0.546	C B B B S F X 3-2 2-H 1B		S F X 1-2 ① G5-3		B B X 2-0 ③ P8			B X 1-0 G3 1B 1B		4	1	2	1	0	0	0
Ernie Whitt, L (1, 2) OBP: 0.399, SLG: 0.478	C B F C 1-3 ② K		C B S X 1-2 ② F8			F F X 0-2 G5-4-3 1B		B B B C X 3-1 ② G3 1-2		4	0	1	0	0	1	2
Rance Mulliniks, L (1, 10) OBP: 0.320, SLG: 0.291	1 SAFE B C S B X 2-2 ③ F9	B B F F F F X 2-2 1B				S C X 0-2 ① ② G5-4-3 1-2f		X 0-0 2-H 1B		4	0	2	1	0	0	2
Manuel Lee, S (1, 5) OBP: 0.323, SLG: 0.333		S B B X 2-1 ① F8	B X 1-0 ③ F7			F F X 0-2 ③ G1-3		B X 1-0 ③ L8		4	0	0	0	0	0	2
Nelson Liriano, S (1, 4) OBP: 0.336, SLG: 0.409		B B X 2-0 HR		S C X 0-2 ① G4-3			B B B C X 3-1 ① L9		B B X 2-0 ① F8	4	1	1	1	0	0	0
Inning Stats	R: 3 E: 0 K: 1 S: 20 H: 4 LOB: 1 BB: 0 P: 34	R: 2 E: 0 K: 0 S: 18 H: 3 LOB: 1 BB: 0 P: 30	R: 0 E: 0 K: 0 S: 13 H: 1 LOB: 1 BB: 0 P: 18	R: 0 E: 0 K: 0 S: 5 H: 0 LOB: 0 BB: 0 P: 5	R: 0 E: 0 K: 0 S: 5 H: 0 LOB: 0 BB: 0 P: 10	R: 0 E: 0 K: 0 S: 9 H: 1 LOB: 0 BB: 0 P: 9	R: 0 E: 0 K: 1 S: 8 H: 0 LOB: 1 BB: 1 P: 17	R: 1 E: 0 K: 0 S: 6 H: 2 LOB: 1 BB: 0 P: 12	R: 0 E: 0 K: 1 S: 15 H: 2 LOB: 2 BB: 0 P: 21	1B: 9 2B: 1 3B: 0 HR: 3	SF: 0 SAC: 0 DP: 1 HBP: 0	WP: 0 PB: 0 SB: 0 CS: 0	PA: 40			

PITCHER		IP	WLS	BF	H	R	ER	SO	BB	IBB	HBP	BLK	WP	HR	S	P	ERA	WHIP
Kirk McCaskill, R ERA: 2.87	(1, 1)	1.2	L	12	7	5	5	1	0	0	0	0	0	3	35	60	27.00	4.200
Rich Monteleone, R ERA: 0.69	(2, 1)	5.1		18	2	0	0	1	1	0	0	0	0	0	43	63	0.00	0.562
Bob McClure, L ERA: 0.98	(8, 1)	1.0		5	2	1	1	0	0	0	0	0	0	0	6	12	9.00	2.000
Greg Minton, R ERA: 1.33	(9, 1)	1.0		5	2	0	0	1	0	0	0	0	0	0	15	21	0.00	2.000

PITCHER	IP	WLS	BF	H	R	ER	SO	BB	IBB	HBP	BLK	WP	HR	S	P	ERA	WHIP

TOP

Toronto Blue Jays @ California Angels

Anaheim Stadium, Anaheim, CA

Tue Jun 20 1989, 10:05 PM EDT

Att. 23,956 - Unknown - 70 F

livebaseballscorecards.com

AB	39
R	6
H	13
RBI	6
BB	1
SO	3
LOB	10

Batter	1	2	3	4	5	6	7	8	9	AB	R	H	RBI	BB	SO	LOB
Claudell Washington, L (1, 9) OBP: 0.330, SLG: 0.457	C B F B F F C 2-3 ① K		X 0-0 1B		C B S X 1-2 2B			S S X 0-2 ② G6-3		4	0	2	0	0	1	0
Johnny Ray, S (1, 4) OBP: 0.300, SLG: 0.354	F B X 1-1 FC6 1B		B F F B B X 3-2 ② F8		B X 1-0 ③ G5-3			C X 0-1 ③ G6-3		4	0	1	0	0	0	2
Devon White, S (1, 8) OBP: 0.314, SLG: 0.476	B X 1-0 ② FC6 1-2f		B F B B S X 3-2 ③ G4-3			C F X 0-2 ① G4-3			B F X 1-1 ① G4-3	4	0	0	0	0	0	2
Wally Joyner, L (1, 3) OBP: 0.337, SLG: 0.354	C 1 SAFE 1 SAFE 1 SAFE 1 SAFE C X 0-2 ③ P7			C S S 0-3 ① K		X 0-0 ② L7			C B B F B X 3-2 1B SF8 2B	4	1	1	0	0	1	1
Brian Downing, R (1, 10) OBP: 0.357, SLG: 0.398 Tony Armas, R (4, PH) OBP: 0.357, SLG: 0.769		B C X 1-1 ① P8		B S C S 1-3 ② K		B X 1-0 ③ G6-3			X 0-0 2-3 1B	1 3	0 0	0 1	0 0	0 0	0 1	0 0
Chili Davis, S (1, 7) OBP: 0.314, SLG: 0.385		B X 1-0 ② G6-3		C B X 1-1 ③ L4			X 0-0 ① G6-3		X 0-0 3-H SF8 ②	3	0	0	1	0	0	0
Lance Parrish, R (1, 2) OBP: 0.323, SLG: 0.411		C X 0-1 1B			C X 0-1 HR		C B B F S 2-3 ② K		C S B B B F S 3-3 ③ K	4	1	2	1	0	2	1
Jack Howell, L (1, 5) OBP: 0.317, SLG: 0.363		B B C B C X 3-2 ③ F7			F S B X 1-2 ① F8		B S F X 1-2 ③ G1-3			3	0	0	0	0	0	1
Dick Schofield, R (1, 6) OBP: 0.266, SLG: 0.271			B B X 2-0 ① G6-3		C C B F B B F F X 3-2 ② F8			C B B B F X 3-2 ① F8		3	0	0	0	0	0	0
Inning Stats	R: 0 H: 1 E: 0 LOB: 1 K: 1 BB: 0 S: 11 P: 15	R: 0 H: 1 E: 0 LOB: 1 K: 0 BB: 0 S: 8 P: 13	R: 0 H: 1 E: 0 LOB: 1 K: 0 BB: 0 S: 8 P: 16	R: 0 H: 0 E: 0 LOB: 0 K: 2 BB: 0 S: 8 P: 10	R: 1 H: 2 E: 0 LOB: 1 K: 0 BB: 0 S: 15 P: 21	R: 0 H: 0 E: 0 LOB: 0 K: 0 BB: 0 S: 5 P: 6	R: 0 H: 0 E: 0 LOB: 0 K: 1 BB: 0 S: 7 P: 10	R: 0 H: 0 E: 0 LOB: 0 K: 0 BB: 0 S: 8 P: 11	R: 1 H: 2 E: 0 LOB: 1 K: 1 BB: 0 S: 11 P: 18	1B: 4 SF: 1 2B: 2 SAC: 0 3B: 0 DP: 0 HR: 1 HBP: 0						

PITCHER		IP	WLS	BF	H	R	ER	SO	BB	IBB	HBP	BLK	WP	HR	S	P	ERA	WHIP
Jimmy Key, L ERA: 3.58	(1, 1)	7.0	W	26	5	1	1	4	0	0	0	0	0	1	62	91	1.29	0.714
Duane Ward, R ERA: 3.31	(8, 1)	2.0		8	2	1	1	1	0	0	0	0	0	0	19	29	4.50	1.000

PITCHER	IP	WLS	BF	H	R	ER	SO	BB	IBB	HBP	BLK	WP	HR	S	P	ERA	WHIP

BOTTOM

Toronto Blue Jays @ California Angels

Anaheim Stadium, Anaheim, CA

Tue Jun 20 1989, 10:05 PM EDT

Att. 23,956 - Unknown - 70 F

livebaseballscorecards.com

AB	33
R	2
H	7
RBI	2
BB	0
SO	5
LOB	7

1B: 4	SF: 1	WP: 0	PA: 34
2B: 2	SAC: 0	PB: 0	
3B: 0	DP: 0	SB: 0	
HR: 1	HBP: 0	CS: 0	

TOP

Toronto Blue Jays @ California Angels

Anaheim Stadium, Anaheim, CA

Wed Jun 21 1989, 10:05 PM EDT

Att. 24,259 - Unknown

livebaseballscorecards.com

Batter	1	2	3	4	5	6	7	8	9	10	11	12	13	14	AB	R	H	RBI	BB	SO	LOB
Junior Felix, S (1, 8) OBP: 0.335, SLG: 0.443	G5-3			G6-3		K			K		1B BB		4-3	F7	6	0	0	0	1	2	1
Tony Fernandez, S (1, 6) OBP: 0.303, SLG: 0.381	K			2B SF8 1B		P4			F8		1-2 1B			HBP 2B 1B	6	2	3	0	0	1	0
Kelly Gruber, R (1, 9) OBP: 0.371, SLG: 0.450	K			SF8 1-3 2B		G3			K		F9			2B SF9 1-2 HBP	5	1	1	0	0	2	2
Kevin Batiste, R (14, 9) OBP: 0.250, SLG: 0.250															0	0	0	0	0	0	0
George Bell, R (1, 7) OBP: 0.303, SLG: 0.431		G6-3		SF8 2-3 3-H			L7			F8		G4-3		1B 1-3 2-H 2B	5	1	1	2	0	0	0
Fred McGriff, L (1, 3) OBP: 0.390, SLG: 0.537		6-3		K			K			K		G6-3 BB		SF9 3-H	4	0	0	1	1	3	1
Ernie Whitt, L (1, 2) OBP: 0.401, SLG: 0.485		4-3			2B		4-3			S 1B		G6-3 1-2		2B BB 2-H 1B	4	0	2	0	0	0	0
Tom Lawless, R (10, PR) OBP: 0.278, SLG: 0.194															0	0	0	0	0	0	0
Pat Borders, R (10, 2) OBP: 0.273, SLG: 0.336															2	1	1	1	0	0	1
Rance Mulliniks, L (1, 10) OBP: 0.317, SLG: 0.288			B5-3 1B		4-3			K		4-3 1-2		5-3		2B BB	5	0	1	0	0	1	3
Bob Brenly, R (14, PH) OBP: 0.266, SLG: 0.296															0	1	0	0	1	0	0
Manuel Lee, S (1, 5) OBP: 0.316, SLG: 0.333			B5-3 1-2f		G5-3			1-3			K		1-3	2B 1-H 2-H	6	0	1	2	0	1	2
Nelson Liriano, S (1, 4) OBP: 0.328, SLG: 0.398			L8		B1-3			K			F9		F8	K	6	0	0	0	0	2	2
Inning Stats	R: 0 E: 0 K: 2 S: 7 H: 0 LOB: 0 BB: 0 P: 8	R: 0 E: 0 K: 0 S: 6 H: 0 LOB: 0 BB: 0 P: 11	R: 0 E: 0 K: 0 S: 4 H: 1 LOB: 0 BB: 0 P: 5	R: 1 E: 0 K: 1 S: 11 H: 2 LOB: 1 BB: 0 P: 13	R: 0 E: 0 K: 0 S: 6 H: 1 LOB: 1 BB: 0 P: 10	R: 0 E: 0 K: 1 S: 10 H: 0 LOB: 0 BB: 0 P: 13	R: 0 E: 0 K: 1 S: 7 H: 0 LOB: 0 BB: 0 P: 11	R: 0 E: 0 K: 2 S: 7 H: 0 LOB: 0 BB: 0 P: 9	R: 0 E: 0 K: 2 S: 8 H: 0 LOB: 0 BB: 0 P: 13	R: 0 E: 0 K: 1 S: 10 H: 1 LOB: 2 BB: 0 P: 16	R: 0 E: 0 K: 1 S: 9 H: 1 LOB: 2 BB: 1 P: 16	R: 0 E: 0 K: 0 S: 9 H: 0 LOB: 1 BB: 1 P: 17	R: 0 E: 0 K: 0 S: 6 H: 0 LOB: 0 BB: 0 P: 11	R: 5 E: 0 K: 1 S: 20 H: 4 LOB: 1 BB: 1 P: 31	1B: 6 2B: 5 3B: 0 HR: 0 SF: 2 SAC: 0 DP: 1 HBP: 1						

	AB	49
	R	6
	H	10
	RBI	6
	BB	3
	SO	12
	LOB	12

WP: 0 PB: 0 SB: 1 CS: 0 PA: 55

PITCHER	IP	WLS	BF	H	R	ER	SO	BB	IBB	HBP	BLK	WP	HR	S	P	ERA	WHIP
Bert Blyleven, R (1, 1) ERA: 2.36	9.0		30	4	1	1	9	0	0	0	0	0	0	66	93	1.00	0.444
Bryan Harvey, R (10, 1) ERA: 3.04	2.0		9	2	0	0	2	1	0	0	0	0	0	19	32	0.00	1.500
Greg Minton, R (12, 1) ERA: 1.9	2.0	L	10	2	3	3	0	1	0	1	0	0	0	22	36	13.50	1.500
Bob McClure, L (14, 1) ERA: 1.86	1.0		6	2	2	2	1	1	0	0	0	0	0	13	23	18.00	3.000

PITCHER	IP	WLS	BF	H	R	ER	SO	BB	IBB	HBP	BLK	WP	HR	S	P	ERA	WHIP

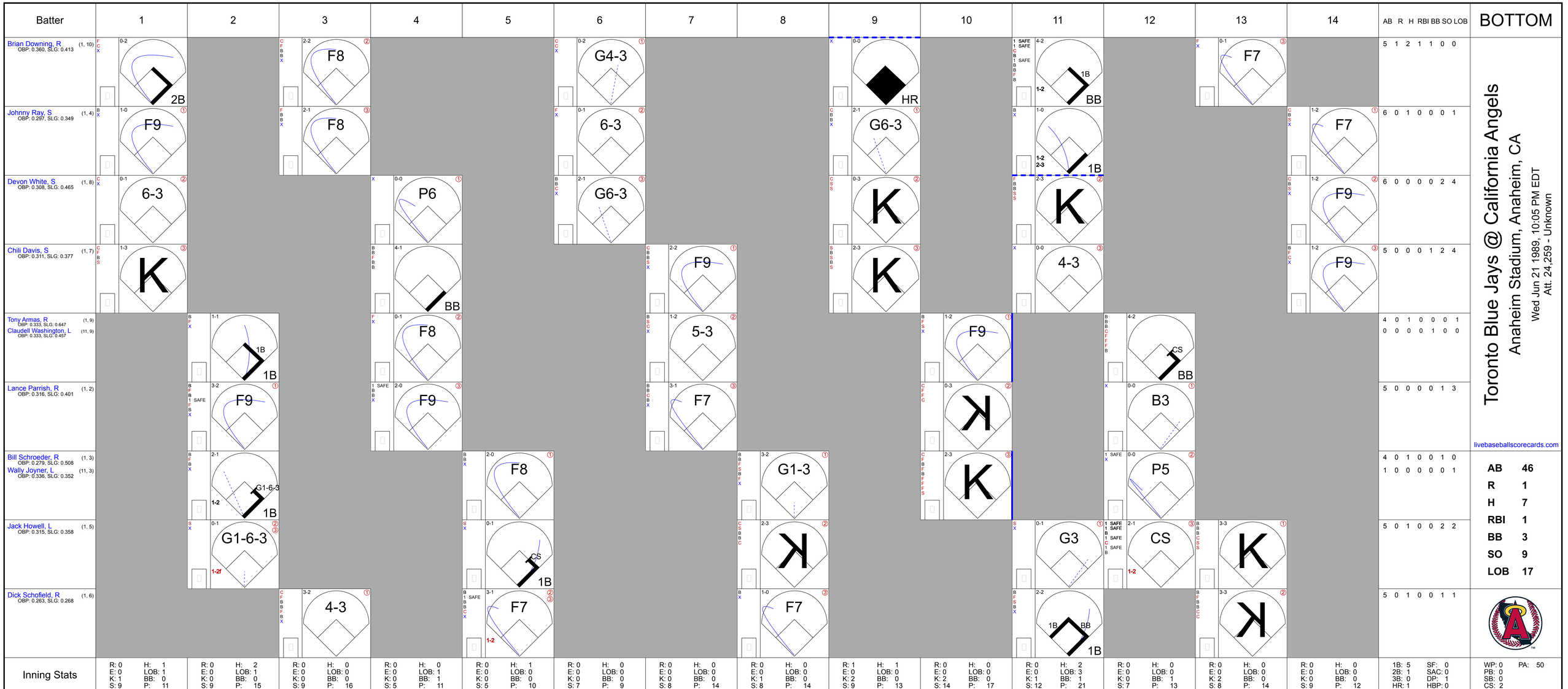

Toronto Blue Jays @ California Angels

Anaheim Stadium, Anaheim, CA

Wed Jun 21 1989, 10:05 PM EDT

Att. 24,259 - Unknown

livebaseballscorecards.com

Batter	1	2	3	4	5	6	7	8	9	10	11	12	13	14	AB R H RBI BB SO LOB
Brian Downing, R (1, 10) OBP: 0.360, SLG: 0.413	0-2 2B		2-2 F8			0-2 G4-3			0-0 HR		4-2 1B BB		0-1 F7		5 1 2 1 1 0 0
Johnny Ray, S (1, 4) OBP: 0.297, SLG: 0.349	1-0 F9		2-1 F8			0-1 6-3			2-1 G6-3		1-0 1B			1-2 F7	6 0 1 0 0 0 1
Devon White, S (1, 8) OBP: 0.308, SLG: 0.465	0-1 6-3			0-0 P6		2-1 G6-3			0-3 K		2-3 K			1-2 F9	6 0 0 0 0 2 4
Chili Davis, S (1, 7) OBP: 0.311, SLG: 0.377	1-3 K			4-1 BB			2-2 F9		2-3 K		0-0 4-3			1-2 F9	5 0 0 0 1 2 4
Tony Armas, R (1, 9) OBP: 0.333, SLG: 0.647		1-1 1B 1B		0-1 F8			1-2 5-3			1-2 F9		4-2 CS BB			4 0 1 0 0 0 1
Claudell Washington, L (11, 9) OBP: 0.333, SLG: 0.457															0 0 0 0 1 0 0
Lance Parrish, R (1, 2) OBP: 0.316, SLG: 0.401		3-2 F9		2-0 F9			3-1 F7			0-3 K		0-0 B3			5 0 0 0 0 1 3
Bill Schroeder, R (1, 3) OBP: 0.279, SLG: 0.508		2-1 G1-6-3 1B			2-0 F8			3-2 G1-3		2-3 K		0-0 P5			4 0 1 0 0 1 0
Wally Joyner, L (11, 3) OBP: 0.336, SLG: 0.352															1 0 0 0 0 0 1
Jack Howell, L (1, 5) OBP: 0.315, SLG: 0.358		0-1 G1-6-3			0-1 CS 1B			2-3 K			0-1 G3	2-1 CS	3-3 K		5 0 1 0 0 2 2
Dick Schofield, R (1, 6) OBP: 0.263, SLG: 0.268			3-2 4-3		3-1 F7			1-0 F7			2-2 1B BB 1B		3-3 K		5 0 1 0 0 1 1

Inning Stats	1	2	3	4	5	6	7	8	9	10	11	12	13	14	AB R H RBI BB SO LOB
	R: 0 E: 0 K: 1 S: 9	H: 1 LOB: 1 BB: 0 P: 11	R: 0 E: 0 K: 0 S: 9	H: 2 LOB: 1 BB: 0 P: 15	R: 0 E: 0 K: 0 S: 9	H: 0 LOB: 0 BB: 0 P: 16	R: 0 E: 0 K: 0 S: 5	H: 0 LOB: 1 BB: 1 P: 11	R: 0 E: 0 K: 0 S: 5	H: 1 LOB: 0 BB: 0 P: 10	R: 0 E: 0 K: 0 S: 7	H: 0 LOB: 0 BB: 0 P: 9	R: 0 E: 0 K: 0 S: 8	H: 0 LOB: 0 BB: 0 P: 14	R: 0 E: 0 K: 1 S: 8	H: 0 LOB: 0 BB: 0 P: 14
	R: 1 E: 0 K: 2 S: 9	H: 1 LOB: 0 BB: 0 P: 13	R: 0 E: 0 K: 2 S: 14	H: 0 LOB: 0 BB: 0 P: 17	R: 0 E: 0 K: 1 S: 12	H: 2 LOB: 3 BB: 1 P: 21	R: 0 E: 0 K: 0 S: 7	H: 0 LOB: 0 BB: 1 P: 13	R: 0 E: 0 K: 2 S: 8	H: 0 LOB: 0 BB: 0 P: 14	R: 0 E: 0 K: 0 S: 9	H: 0 LOB: 0 BB: 0 P: 12	1B: 5 2B: 1 3B: 0 HR: 1	SF: 0 SAC: 0 DP: 1 HBP: 0	WP: 0 PB: 0 SB: 0 CS: 2

PITCHER		IP	WLS	BF	H	R	ER	SO	BB	IBB	HBP	BLK	WP	HR	S	P	ERA	WHIP
Mike Flanagan, L ERA: 3.46	(1, 1)	8.0		27	4	0	0	2	1	0	0	0	0	0	60	100	0.00	0.625
David Wells, L ERA: 2.61	(9, 1)	2.1		11	3	1	1	4	1	0	0	0	0	1	31	45	3.86	1.714
Tom Henke, R ERA: 3.82	(11, 1)	3.2	W	11	0	0	0	3	1	0	0	0	0	0	28	45	0.00	0.273

PITCHER	IP	WLS	BF	H	R	ER	SO	BB	IBB	HBP	BLK	WP	HR	S	P	ERA	WHIP

AB	46
R	1
H	7
RBI	1
BB	3
SO	9
LOB	17

Batter	1	2	3	4	5	6	7	8	9	AB	R	H	RBI	BB	SO	LOB
Mike Devereaux, R (1, 8) OBP: 0.366, SLG: 0.445	C C H 1-2 BB BB FC5-2 HBP	B F F B C 2-3 ③ K		B B B F X 3-1 HR			B F X 1-1 ② G6-3		C X 0-1 ① G5-3	4	1	1	1	0	1	0
Phil Bradley, R (1, 7) OBP: 0.369, SLG: 0.415	B B C 1 B B 4-1 FC5-2 BB G3 1-2 BB	B C X 1-1 ① G1-3	B X 1-0 ③ G6-3				C S X 0-2 1B		L S B B F F F B B 4-2 S 1B BB	3	1	1	0	2	0	0
Steve Finley, L (9, PR) (9, 7) OBP: 0.261, SLG: 0.317										0	0	0	0	0	0	0
Cal Ripken Jr., R (1, 6) OBP: 0.342, SLG: 0.404	B B B 4-0 G3 FC5-2 1B 1-2 2-3 BB	B B B B 4-0 F9 BB 1B BB			B F X 1-1 ① G5-3		1 SAFE X 0-0 ③ G5-3		C X 0-1 G3-6-3 1-2 1B	3	2	1	0	2	0	1
Mickey Tettleton, S (1, 10) OBP: 0.365, SLG: 0.553	C B X 1-1 ① FC5-2 G3 1B 1-2 2-3 3-Hf	B B B C B 4-1 1B 1-2 BB			C F F S 0-3 ② K			X 0-0 ① G6-3	F B F X 1-2 ②③ G3-6-3 1-2f 2-3	4	1	0	0	1	1	5
Randy Milligan, R (1, 3) OBP: 0.410, SLG: 0.436	F B S B X 2-2 ② G3 1-2 2-3 3-H	B X 1-0 ② F9 2-3			S F C 0-3 ③ K			B B F B C F F X 3-2 HR		3	0	0	1	0	1	4
Jim Traber, L (8, PH) (8, 3) OBP: 0.307, SLG: 0.411										1	1	1	1	0	0	0
Bob Melvin, R (1, 2) OBP: 0.330, SLG: 0.337	B X 1-0 2-H 3-H 1B	X 0-0 1-3 3-H 1B				C X 0-1 ① G6-3		F X 0-1 ② F8		4	0	2	3	0	0	0
Joe Orsulak, L (1, 9) OBP: 0.363, SLG: 0.426	C X 0-1 ③ F9	F X 0-1 ③ G6-3				X 0-0 ② L4		B B F B B 4-1 2B BB		3	0	0	0	1	0	3
Craig Worthington, R (1, 5) OBP: 0.300, SLG: 0.319		B X 1-0 ① G1-5-3		B B B C F F X 3-2 ① G6-3		X 0-0 ③ G4-3		F P 1 SAFE X 1-1 1-3 2B		4	0	1	0	0	0	0
Billy Ripken, R (1, 4) OBP: 0.289, SLG: 0.335		B C F F S 1-3 ② K		B F C S 1-3 ② K			F C X 0-2 ① G6-3	B B F B C F F F F 3-2 ③ F X G1-3		4	0	0	0	0	2	2
Inning Stats	R: 3 H: 1 E: 0 LOB: 1 K: 0 BB: 2 S: 11 P: 24	R: 0 H: 0 E: 0 LOB: 0 K: 2 BB: 0 S: 8 P: 12	R: 1 H: 1 E: 0 LOB: 2 K: 0 BB: 2 S: 7 P: 17	R: 1 H: 1 E: 0 LOB: 0 K: 1 BB: 0 S: 10 P: 18	R: 0 H: 0 E: 0 LOB: 0 K: 2 BB: 0 S: 9 P: 10	R: 0 H: 0 E: 0 LOB: 0 K: 0 BB: 0 S: 4 P: 4	R: 0 H: 1 E: 0 LOB: 1 K: 0 BB: 0 S: 9 P: 10	R: 1 H: 2 E: 0 LOB: 2 K: 0 BB: 1 S: 20 P: 30	R: 0 H: 1 E: 0 LOB: 2 K: 0 BB: 1 S: 12 P: 17	1B: 4 SF: 0 2B: 1 SAC: 0 3B: 0 DP: 1 HR: 2 HBP: 1						

PITCHER		IP	WLS	BF	H	R	ER	SO	BB	IBB	HBP	BLK	WP	HR	S	P	ERA	WHIP
Jim Abbott, L ERA: 4.02	(1, 1)	4.0		20	3	5	5	3	4	0	1	0	0	1	36	71	11.25	1.750
Willie Fraser, R ERA: 3.47	(5, 1)	3.2	L	15	3	1	1	2	1	0	0	0	0	1	34	43	2.46	1.091
Greg Minton, R ERA: 1.84	(8, 1)	1.1		5	1	0	0	0	1	0	0	0	0	0	20	28	0.00	1.500

PITCHER	IP	WLS	BF	H	R	ER	SO	BB	IBB	HBP	BLK	WP	HR	S	P	ERA	WHIP

TOP

Baltimore Orioles @ California Angels

Anaheim Stadium, Anaheim, CA

Thu Jun 22 1989, 10:05 PM EDT

Att. 23,876 - Unknown - 85 F

livebaseballscorecards.com

AB	33
R	6
H	7
RBI	6
BB	6
SO	5
LOB	15

1B: 4	SF: 0	WP: 0	PA: 40
2B: 1	SAC: 0	PB: 0	
3B: 0	DP: 1	SB: 1	
HR: 2	HBP: 1	CS: 0	

BOTTOM

Baltimore Orioles @ California Angels

Anaheim Stadium, Anaheim, CA

Thu Jun 22 1989, 10:05 PM EDT

Att. 23,876 - Unknown - 85 F

Batter	1	2	3	4	5	6	7	8	9	AB	R	H	RBI	BB	SO	LOB
Claudell Washington, L (1, 9) OBP: 0.335, SLG: 0.453	B B C F B F X 3-2 F8 ①		C B F S 1-3 K ②		B S B X 2-1 E9 1B 1B	I I I 4-0 IBB		X 0-0 G4-3 ② 2-3		4	1	1	0	1	1	1
Kent Anderson, R (1, 4) OBP: 0.291, SLG: 0.255 Johnny Ray, S (8, PH) OBP: 0.296, SLG: 0.347 Glenn Hoffman, R (9, 4) OBP: 0.297, SLG: 0.333	B F X 1-1 G6-3 ②		S B B F X 2-2 P4 ③		X 0-0 F8 1B 2-H	C B F F B F B X 3-2 F8 ③		C F X 0-2 G4-3 ③		4 1 0	0 0 0	1 0 0	1 0 0	0 0 0	0 0 0	3 1 0
Devon White, S (1, 8) OBP: 0.306, SLG: 0.460	B B S X 2-1 P5 ③			B C X 1-1 G3 ①	1 SAFE B X 1-0 F8 ② 1-2		B X 1-0 G3-1 2B 1B		S C F S 0-3 K ①	5	1	1	0	0	1	1
Wally Joyner, L (1, 3) OBP: 0.337, SLG: 0.362		C B B X 2-1 G4-3 FC1-5 2B		X 0-0 1B 1B 2B	C B F X 1-2 G1 ③		1 SAFE 1 SAFE B F 1 SAFE 1 SAFE F F 1 SAFE 1-2 F X 1-2 G3-1 ① 1-2		B F F X 1-2 F7 ②	5	1	2	0	0	0	2
Brian Downing, R (1, 10) OBP: 0.365, SLG: 0.425		B B C X 2-1 G4-3 ① 2-3		B F X 1-1 1B SF9 1B 2-3		C B X 1-1 G6-3 ①	B B C X 2-1 2-H 2B		C F F F F F F B F 2-2 F B X 2B	5	1	3	1	0	0	1
Chili Davis, S (1, 7) OBP: 0.313, SLG: 0.377		X 0-0 FC1-5 1B ② 3-H		B F X 1-1 1-3 1B 3-H		X 0-0 2B 1B	B F C B B S 3-3 K ②		F F B F B B X 3-2 G4-3 ③	5	1	2	1	0	1	3
Lance Parrish, R (1, 2) OBP: 0.319, SLG: 0.405		B C C B B X 2-2 1-2 1B		X 0-0 SF9 ② 3-H		B X 1-0 2B 1-2 1B	B S F C 1-3 K ③			3	0	2	1	0	1	1
Jack Howell, L (1, 5) OBP: 0.313, SLG: 0.356		B F T F B B S 2-3 K ③		X 0-0 G4-3 ③		C S S 0-3 K ②		S X 0-1 G4-3 SH3-4 1B		4	0	1	0	0	2	5
Dick Schofield, R (1, 6) OBP: 0.265, SLG: 0.278			C B C X 1-2 P4 ①		X 0-0 F7 ①	B F B X 2-1 1-3 2-H 2B		X 0-0 SH3-4 ① 1-2		3	0	1	1	0	0	0

Inning Stats	1	2	3	4	5	6	7	8	9
	R: 0 E: 0 K: 0 S: 8 H: 0 LOB: 0 BB: 0 P: 14	R: 0 E: 0 K: 1 S: 12 H: 2 LOB: 2 BB: 0 P: 20	R: 0 E: 0 K: 1 S: 9 H: 0 LOB: 0 BB: 0 P: 13	R: 2 E: 0 K: 0 S: 9 H: 3 LOB: 1 BB: 0 P: 12	R: 1 E: 1 K: 0 S: 8 H: 2 LOB: 1 BB: 0 P: 12	R: 1 E: 0 K: 1 S: 15 H: 3 LOB: 3 BB: 1 P: 26	R: 1 E: 0 K: 2 S: 14 H: 2 LOB: 1 BB: 0 P: 22	R: 0 E: 0 K: 0 S: 7 H: 1 LOB: 1 BB: 0 P: 7	R: 0 E: 0 K: 1 S: 21 H: 1 LOB: 1 BB: 0 P: 27

1B: 9 SF: 1 WP: 0 PA: 42
2B: 5 SAC: 1 PB: 0
3B: 0 DP: 0 SB: 0
HR: 0 HBP: 0 CS: 0

livebaseballscorecards.com

	AB	39
	R	5
	H	14
	RBI	5
	BB	1
	SO	6
	LOB	18

PITCHER		IP	WLS	BF	H	R	ER	SO	BB	IBB	HBP	BLK	WP	HR	S	P	ERA	WHIP
Brian Holton, R ERA: 4.01	(1, 1)	5.0		22	7	3	3	2	0	0	0	0	0	0	46	71	5.40	1.400
Mickey Weston, R ERA: 2.35	(6, 1)	0.2		4	2	1	1	1	0	0	0	0	0	0	7	9	13.50	3.000
Mark Williamson, R ERA: 3.02	(6, 1)	1.2	W	10	4	1	1	2	0	1	0	0	0	0	25	42	5.40	2.400
Kevin Hickey, L ERA: 2.42	(8, 1)	0.1		1	0	0	0	0	0	0	0	0	0	0	1	1	0.00	0.000
Gregg Olson, R ERA: 1.9	(8, 1)	1.1	S	5	1	0	0	1	0	0	0	0	0	0	24	30	0.00	0.750

PITCHER	IP	WLS	BF	H	R	ER	SO	BB	IBB	HBP	BLK	WP	HR	S	P	ERA	WHIP

Batter	1	2	3	4	5	6	7	8	9	AB	R	H	RBI	BB	SO	LOB
Steve Finley, L (1, 8) OBP: 0.261, SLG: 0.314	B B C X 2-1 ① G6-3		B 2 SAFE X 1-0 2-3 1B			C B B X 2-1 ① L9		C B F F B F X 2-2 ② G6-3 3-H		4	0	1	1	0	0	0
Phil Bradley, R (1, 7) OBP: 0.364, SLG: 0.408	C C B B B F S 3-3 ② K		C F B 1 SAFE F F B B S 3-3 ③ K			C B B X 2-1 ② G4-3		B B X 2-0 ③ F8		4	0	0	0	0	2	2
Cal Ripken Jr., R (1, 6) OBP: 0.344, SLG: 0.405	B F B X 2-1 ③ F8			B X 1-0 G4-6-3 1B		B B X 2-0 1B			B C X 1-1 ① L7	4	0	2	0	0	0	0
Mickey Tettleton, S (1, 2) OBP: 0.359, SLG: 0.543		B X 1-0 ① G3-1		B X 1-0 ①② G4-6-3 1-2f		B C B X 2-1 ③ L8			F B S F F F C 1-3 ② K	4	0	0	0	0	1	2
Joe Orsulak, L (1, 9) OBP: 0.360, SLG: 0.422		C B B X 2-1 G1-6-3 1B		B X 1-0 ③ G6-3			B B C X 2-1 ① L9		B F X 1-1 ③ P6	4	0	1	0	0	0	0
Jim Traber, L (1, 3) OBP: 0.300, SLG: 0.402		B X 1-0 ②③ G1-6-3 1-2f			C B B S X 2-2 ① G1-3		C B C X 1-2 ② L8			3	0	0	0	0	0	1
Larry Sheets, L (1, 10) OBP: 0.303, SLG: 0.350			B C B B X 2-1 1B SH1-4 1B		B X 1-0 ② G3		X 0-0 ③ G1-3			3	0	1	0	0	0	0
Rene Gonzales, R (1, 5) OBP: 0.325, SLG: 0.324			X 0-0 ① SH1-4 1-2		B B B B 4-0 S BB			B C B X 2-1 G6-3 G6-3 2B		1	1	1	0	1	0	0
Billy Ripken, R (1, 4) OBP: 0.285, SLG: 0.330			B F B F B B X 3-2 ② G5-3		1 SAFE C B B C 2 SAFE B C 3-3 ③ K 1-2			B C S X 1-2 ① G6-3 2-3		3	0	0	0	0	1	3

Inning Stats																															
	R: 0	H: 0		R: 0	H: 1		R: 0	H: 2		R: 0	H: 1		R: 0	H: 0		R: 0	H: 1		R: 0	H: 0		R: 1	H: 1		R: 0	H: 0		1B: 5	SF: 0		WP: 0	PA: 32
	E: 0	LOB: 0		E: 0	LOB: 0		E: 0	LOB: 2		E: 0	LOB: 0		E: 0	LOB: 1		E: 0	LOB: 1		E: 0	LOB: 0		E: 0	LOB: 0		E: 0	LOB: 0		2B: 1	SAC: 1		PB: 0	
	K: 1	BB: 0		K: 0	BB: 0		K: 1	BB: 0		K: 0	BB: 0		K: 1	BB: 1		K: 0	BB: 0		K: 0	BB: 0		K: 0	BB: 0		K: 1	BB: 0		3B: 0	DP: 2		SB: 1	
	S: 8	P: 15		S: 4	P: 8		S: 12	P: 21		S: 3	P: 6		S: 7	P: 17		S: 7	P: 15		S: 6	P: 9		S: 11	P: 18		S: 10	P: 13		HR: 0	HBP: 0		CS: 0	

PITCHER	IP	WLS	BF	H	R	ER	SO	BB	IBB	HBP	BLK	WP	HR	S	P	ERA	WHIP
Mike Witt, R (1, 1) ERA: 4.34	9.0	W	32	6	1	1	4	1	0	0	0	0	0	68	122	1.00	0.778

PITCHER	IP	WLS	BF	H	R	ER	SO	BB	IBB	HBP	BLK	WP	HR	S	P	ERA	WHIP

TOP

Baltimore Orioles @ California Angels

Anaheim Stadium, Anaheim, CA

Fri Jun 23 1989, 10:05 PM EDT

Att. 45,452 - Unknown

livebaseballscorecards.com

AB	30
R	1
H	6
RBI	1
BB	1
SO	4
LOB	8

Baltimore Orioles @ California Angels

Anaheim Stadium, Anaheim, CA

Fri Jun 23 1989, 10:05 PM EDT

Att. 45,452 - Unknown

BOTTOM

Batter	1	2	3	4	5	6	7	8	9	AB	R	H	RBI	BB	SO	LOB
Claudell Washington, L (1, 9) OBP: 0.335, SLG: 0.467 Tony Armas, R (7, PH) (8, 9) OBP: 0.368, SLG: 0.667	C S B B F X 2-2 F7 ①		X 0-0 P3 ③			C X 0-1 HR	B X 1-0 FC4-6 1B			3	1	1	1	0	0	0
										1	0	1	0	0	0	0
Kent Anderson, R (1, 4) OBP: 0.280, SLG: 0.245	C B X 1-1 F8 ②			B X 1-0 F7 ①		B X 1-0 G5-3 ①	X 0-0 FC4-6 ③ 1-2f			4	0	0	0	0	0	1
Devon White, S (1, 8) OBP: 0.305, SLG: 0.457	B X 1-0 F9 ③			X 0-0 S S E 1B		B S B X 2-1 F7 ②		F X 0-1 G6-3 ①		4	1	1	0	0	0	0
Wally Joyner, L (1, 3) OBP: 0.332, SLG: 0.356		C X 0-1 G3-1 ①		1 SAFE 1 SAFE 1 SAFE P 2 SAFE C F X 1-2 F7 ② 1-2		S B F X 1-2 L4 ③		C F B X 1-2 F8 ②		4	0	0	0	0	0	1
Brian Downing, R (1, 10) OBP: 0.366, SLG: 0.431		C B F F X 1-2 F9 ②		B C X 1-1 F9 ③ 2-H			B B B B 4-0 SH1-3 1B BB	C B F B X 2-2 3B		3	1	1	0	1	0	0
Chili Davis, S (1, 7) OBP: 0.317, SLG: 0.385		B C X 1-1 FC6-4 1B			B C B S X 2-2 SH1-3 2B		X 0-0 SH1-3 ① 1-2	B F B B X 3-1 G4-3 ③		3	0	2	0	0	0	1
Bill Schroeder, R (1, 2) OBP: 0.286, SLG: 0.507		B X 1-0 FC6-4 ③ 1-2f			X 0-0 SH1-3 ① 2-3		B S X 1-1 HR 1B 2-H			2	1	1	1	0	0	1
Jack Howell, L (1, 5) OBP: 0.314, SLG: 0.371			B B C F B F X 3-2 P6 ①		B C C C X 1-2 P5 ②		S X 0-1 HR 2-H			3	1	1	2	0	0	1
Dick Schofield, R (1, 6) OBP: 0.259, SLG: 0.271			X 0-0 F8 ②		C B F F X 1-2 P3 ③		B X 1-0 G6-3 ②			3	0	0	0	0	0	1

	AB	30
	R	5
	H	8
	RBI	4
	BB	1
	SO	0
	LOB	6

livebaseballscorecards.com

Inning Stats	1	2	3	4	5	6	7	8	9
	R: 0 H: 0 E: 0 LOB: 0 K: 0 BB: 0 S: 7 P: 11	R: 0 H: 1 E: 0 LOB: 1 K: 0 BB: 0 S: 9 P: 12	R: 0 H: 0 E: 0 LOB: 0 K: 0 BB: 0 S: 6 P: 9	R: 1 H: 1 E: 0 LOB: 0 K: 0 BB: 0 S: 8 P: 10	R: 0 H: 1 E: 0 LOB: 1 K: 0 BB: 0 S: 11 P: 15	R: 1 H: 1 E: 0 LOB: 0 K: 0 BB: 0 S: 8 P: 12	R: 3 H: 3 E: 0 LOB: 1 K: 0 BB: 1 S: 8 P: 15	R: 0 H: 1 E: 0 LOB: 1 K: 0 BB: 0 S: 10 P: 16	

	1B: 4	SF: 0	WP: 0	PA: 33
	2B: 1	SAC: 2	PB: 0	
	3B: 1	DP: 0	SB: 2	
	HR: 2	HBP: 0	CS: 0	

PITCHER		IP	WLS	BF	H	R	ER	SO	BB	IBB	HBP	BLK	WP	HR	S	P	ERA	WHIP
Dave Schmidt, R ERA: 4.66	(1, 1)	8.0	L	33	8	5	4	0	1	0	0	0	0	2	67	100	4.50	1.125

PITCHER	IP	WLS	BF	H	R	ER	SO	BB	IBB	HBP	BLK	WP	HR	S	P	ERA	WHIP

Baltimore Orioles @ California Angels

Anaheim Stadium, Anaheim, CA

Sat Jun 24 1989, 10:05 PM EDT

Att. 45,824 - Unknown - 74 F

TOP

livebaseballscorecards.com

Batter	1	2	3	4	5	6	7	8	9	AB	R	H	RBI	BB	SO	LOB
Mike Devereaux, R (1, 8) OBP: 0.356, SLG: 0.432	K		F8	K			G4-3 1-3			4	0	0	0	0	2	3
Phil Bradley, R (1, 7) OBP: 0.366, SLG: 0.409	K		BB, E 1-2 1B		K2-3		BLK 3-H 1B			4	0	2	1	0	2	0
Cal Ripken Jr., R (1, 6) OBP: 0.340, SLG: 0.399	F9		E4, BB 1-2 2-3		K		1 SAFE 1 SAFE G6-3 1-2			4	0	0	0	0	1	3
Mickey Tettleton, S (1, 10) OBP: 0.354, SLG: 0.534		K	K		K			G5-3		4	0	0	0	0	3	3
Randy Milligan, R (1, 3) OBP: 0.412, SLG: 0.456		HR	BB 1-2 2-3 3-H			P4		K		3	1	1	2	1	1	0
Bob Melvin, R (1, 2) OBP: 0.319, SLG: 0.324		K	K			K		K		4	0	0	0	0	4	3
Craig Worthington, R (1, 5) OBP: 0.299, SLG: 0.318		1B	F9			F7			K	4	0	1	0	0	1	0
Steve Finley, L (1, 9) OBP: 0.269, SLG: 0.321		G3	P5				G4-3, S 1B 1B		G5-4-3 1B	4	1	2	0	0	0	1
Billy Ripken, R (1, 4) OBP: 0.284, SLG: 0.328			E5 E 1B BB				K		G5-4-3 1-2f	4	1	1	0	0	1	2

	AB	35
	R	3
	H	7
	RBI	3
	BB	1
	SO	15
	LOB	15

Inning Stats																		
	R: 0	H: 0	R: 1	H: 2	R: 1	H: 1	R: 0	H: 1	R: 0	H: 0	R: 0	H: 0	R: 1	H: 2	R: 0	H: 0	R: 0	H: 1
	E: 0	LOB: 0	E: 0	LOB: 1	E: 2	LOB: 3	E: 0	LOB: 1	E: 0	LOB: 0	E: 0	LOB: 0	E: 0	LOB: 1	E: 0	LOB: 0	E: 0	LOB: 0
	K: 2	BB: 0	K: 2	BB: 0	K: 2	BB: 1	K: 1	BB: 0	K: 3	BB: 0	K: 1	BB: 0	K: 1	BB: 0	K: 2	BB: 0	K: 1	BB: 0
	S: 11	P: 16	S: 14	P: 22	S: 15	P: 24	S: 12	P: 17	S: 9	P: 13	S: 5	P: 6	S: 12	P: 19	S: 7	P: 9	S: 5	P: 6

	1B: 6	SF: 0	WP: 0	PA: 36
	2B: 0	SAC: 0	PB: 0	
	3B: 0	DP: 1	SB: 1	
	HR: 1	HBP: 0	CS: 0	

PITCHER	IP	WLS	BF	H	R	ER	SO	BB	IBB	HBP	BLK	WP	HR	S	P	ERA	WHIP
Chuck Finley, L (1, 1) ERA: 2.36	9.0	W	36	7	3	2	15	1	0	0	1	0	1	90	132	2.00	0.889

PITCHER	IP	WLS	BF	H	R	ER	SO	BB	IBB	HBP	BLK	WP	HR	S	P	ERA	WHIP

BOTTOM

Batter	1	2	3	4	5	6	7	8	9	AB	R	H	RBI	BB	SO	LOB
Claudell Washington, L (1, 9) OBP: 0.332, SLG: 0.470	G4-3	K		L6			F8	3B		5	0	1	0	0	1	3
Johnny Ray, S (1, 4) OBP: 0.294, SLG: 0.357	HR	P5			F8		G4-3	F8		5	1	1	1	0	0	2
Devon White, S (1, 8) OBP: 0.311, SLG: 0.472	1B FC5-4 1B		CS 1B		F7		HR			4	2	3	1	0	0	0
Wally Joyner, L (1, 3) OBP: 0.338, SLG: 0.362	FC5-4 1-3 1B		F9		HR 1B		1B			4	1	3	0	0	0	1
Brian Downing, R (1, 10) OBP: 0.368, SLG: 0.442	FC5-4 FC4-6 1-2f 3-H		1 SAFE 4-0 FC6-4 1-2 BB		1 SAFE 3-2 1-H HR		0-2 F9			3	1	1	3	1	0	2
Chili Davis, S (1, 7) OBP: 0.312, SLG: 0.379	FC4-6 1-2f		FC6-4 1-2f		F7			1-0 F7		4	0	0	0	0	0	2
Bill Schroeder, R (1, 2) OBP: 0.311, SLG: 0.521		1B SF9 1B		L6 1B 1B		K		HR 1B		4	2	3	0	0	1	0
Jack Howell, L (1, 5) OBP: 0.321, SLG: 0.394		1-3 1B		1-2 1B		P3		1-H HR		4	1	3	2	0	0	0
Dick Schofield, R (1, 6) OBP: 0.252, SLG: 0.265		SF9 3-H		K		K		K		3	0	0	1	0	3	2
Inning Stats	R: 2 E: 0 K: 0 S: 16 H: 3 LOB: 1 BB: 0 P: 23	R: 1 E: 0 K: 1 S: 12 H: 2 LOB: 1 BB: 0 P: 17	R: 0 E: 0 K: 0 S: 6 H: 1 LOB: 1 BB: 1 P: 10	R: 0 E: 0 K: 1 S: 7 H: 2 LOB: 1 BB: 0 P: 8	R: 2 E: 0 K: 0 S: 13 H: 2 LOB: 0 BB: 0 P: 22	R: 0 E: 0 K: 2 S: 9 H: 0 LOB: 0 BB: 0 P: 17	R: 1 E: 0 K: 0 S: 11 H: 2 LOB: 1 BB: 0 P: 12	R: 2 E: 0 K: 1 S: 10 H: 3 LOB: 1 BB: 0 P: 15		1B: 10 2B: 1 3B: 1 HR: 4 SF: 1 SAC: 0 DP: 1 HBP: 0						

PITCHER		IP	WLS	BF	H	R	ER	SO	BB	IBB	HBP	BLK	WP	HR	S	P	ERA	WHIP
Bob Milacki, R ERA: 3.97	(1, 1)	3.0	L	17	8	3	3	1	1	0	0	0	0	1	37	54	9.00	3.000
Jose Bautista, R ERA: 5.15	(4, 1)	5.0		21	7	5	5	4	0	0	0	0	0	3	47	70	9.00	1.400

PITCHER	IP	WLS	BF	H	R	ER	SO	BB	IBB	HBP	BLK	WP	HR	S	P	ERA	WHIP

Baltimore Orioles @ California Angels

Anaheim Stadium, Anaheim, CA

Sat Jun 24 1989, 10:05 PM EDT

Att. 45,824 - Unknown - 74 F

livebaseballscorecards.com

AB	36
R	8
H	15
RBI	8
BB	1
SO	5
LOB	12

Baltimore Orioles @ California Angels

Anaheim Stadium, Anaheim, CA

Sun Jun 25 1989, 6:33 AM EDT

Att. 37,528 - Sunny

TOP

livebaseballscorecards.com

Batter	1	2	3	4	5	6	7	8	9	AB	R	H	RBI	BB	SO	LOB
Mike Devereaux, R (1, 8) OBP: 0.357, SLG: 0.431	K		1B	G6-3			F7		1B	5	1	2	0	0	1	0
Phil Bradley, R (1, 7) OBP: 0.370, SLG: 0.413	F9		1B		1B		G6-3		1B	5	0	3	0	0	0	0
Cal Ripken Jr., R (1, 6) OBP: 0.334, SLG: 0.392	F8		L6-4		G6-3		L8		K	5	0	0	0	0	1	6
Mickey Tettleton, S (1, 2) OBP: 0.358, SLG: 0.534 Brady Anderson, L (9, PR) OBP: 0.315, SLG: 0.351		K	1B		4-3			G3-6 1B	BB	4 0	0 0	2 0	1 0	1 0	1 0	1 0
Joe Orsulak, L (1, 9) OBP: 0.361, SLG: 0.435		HR	F8		F9			G3-6	BB	4	1	1	2	1	0	4
Jim Traber, L (1, 3) OBP: 0.310, SLG: 0.412		2B		HR 1B		F8		BB	K	4	1	2	0	1	1	3
Larry Sheets, L (1, 10) OBP: 0.307, SLG: 0.389		K		HR		HR		K		4	2	2	3	0	2	2
Craig Worthington, R (1, 5) OBP: 0.302, SLG: 0.318		BB		G5-3		G5-3			1B 1B BB	3	1	1	0	1	0	0
Rene Gonzales, R (1, 4) OBP: 0.310, SLG: 0.308		G1-3		K		G5-3			K	4	0	0	0	0	2	3

	AB	38
	R	6
	H	13
	RBI	6
	BB	4
	SO	8
	LOB	19

Inning Stats	1	2	3	4	5	6	7	8	9
	R: 0 E: 0 K: 1 S: 5	H: 0 LOB: 0 BB: 0 P: 10	R: 1 E: 0 K: 2 S: 14	H: 2 LOB: 2 BB: 1 P: 26	R: 0 E: 0 K: 0 S: 11	H: 3 LOB: 2 BB: 0 P: 16	R: 2 E: 0 K: 1 S: 14	H: 2 LOB: 0 BB: 0 P: 25	R: 0 E: 0 K: 0 S: 9	H: 1 LOB: 1 BB: 0 P: 13	R: 1 E: 0 K: 0 S: 6	H: 1 LOB: 0 BB: 0 P: 9	R: 0 E: 0 K: 0 S: 6	H: 0 LOB: 0 BB: 0 P: 11	R: 0 E: 0 K: 1 S: 10	H: 1 LOB: 1 BB: 1 P: 18	R: 2 E: 0 K: 3 S: 22	H: 3 LOB: 3 BB: 2 P: 37

1B: 9	SF: 0	WP: 0	PA: 42
2B: 2	SAC: 0	PB: 0	
3B: 0	DP: 2	SB: 0	
HR: 3	HBP: 0	CS: 0	

PITCHER	IP	WLS	BF	H	R	ER	SO	BB	IBB	HBP	BLK	WP	HR	S	P	ERA	WHIP
Kirk McCaskill, R (1, 1) ERA: 3.0	5.0	W	23	8	3	3	4	1	0	0	0	0	2	53	90	5.40	1.800
Dan Petry, R (6, 1) ERA: 4.56	2.0		7	1	1	1	0	0	0	0	0	0	1	12	20	4.50	0.500
Bob McClure, L (8, 1) ERA: 1.77	1.0		4	1	0	0	1	1	0	0	0	0	0	10	18	0.00	2.000
Bryan Harvey, R (9, 1) ERA: 3.65	1.0	S	8	3	2	2	3	2	0	0	0	0	0	22	37	18.00	5.000

PITCHER	IP	WLS	BF	H	R	ER	SO	BB	IBB	HBP	BLK	WP	HR	S	P	ERA	WHIP

Baltimore Orioles @ California Angels

Anaheim Stadium, Anaheim, CA

Sun Jun 25 1989, 6:33 AM EDT

Att. 37,528 - Sunny

BOTTOM

Batter	1	2	3	4	5	6	7	8	9	AB	R	H	RBI	BB	SO	LOB
Dick Schofield, R (1, 6) OBP: 0.257, SLG: 0.270	2-2 SH2-3 2B 1B	1-1 G4-3 1-2 2-3	1-2 G6-4-3 1-2f 2-3 3-H			2-1 G5-3		3-1 1B 1-2 1B		5	1	2	0	0	0	4
Johnny Ray, S (1, 4) OBP: 0.301, SLG: 0.362	0-0 SH2-3 1-2	4-2 FC6-4 2-3 3-H BB	0-0 F7			2-2 G5-4-3 1B		2-2 S 1-3 1B		3	0	2	0	1	0	1
Devon White, S (1, 8) OBP: 0.309, SLG: 0.467	2-0 2B 2-3 1B	0-0 FC6-4 1-2f		3-0 P4		0-0 G5-4-3 1-2f		1-3 K 1-2		5	1	1	0	0	1	5
Wally Joyner, L (1, 3) OBP: 0.341, SLG: 0.381	0-0 2-H 3-H 2B		0-0 HR	3-2 G4-3			0-1 G4-3			4	1	2	3	0	0	0
Brian Downing, R (1, 10) OBP: 0.373, SLG: 0.446	2-3 K		0-2 1B 1B 1B	0-1 FC6-4 1B			2-2 FC6-4 1B			4	1	3	0	0	1	1
Chili Davis, S (1, 7) OBP: 0.311, SLG: 0.377	1-2 L7		1-0 1B 1B 1-2 WP 1B	0-0 FC6-4 1-2f			1-0 P3			4	1	1	0	0	0	3
Tony Armas, R (1, 9) OBP: 0.348, SLG: 0.591		1-0 P2	2-2 WP 1B 1-2 2-H G6-4-3 1B		2-2 F8		1-2 FC6-4 1-2f			4	1	1	1	0	0	1
Bill Schroeder, R (1, 2) OBP: 0.321, SLG: 0.520		1-0 G4-3 E PB 1B	0-1 G6-4-3 WP 1-2 2-3 1B		3-2 G5-3			0-0 G3-1		4	1	2	0	0	0	0
Jack Howell, L (1, 5) OBP: 0.325, SLG: 0.393		0-0 E4 PB G4-3 1-2	4-2 G6-4-3 1-2 2-3 3-H BB		0-3 K			3-1 CS 1B		3	0	1	0	1	1	1
Inning Stats	R: 2 E: 0 K: 1 S: 14 H: 3 LOB: 1 BB: 0 P: 21	R: 1 E: 1 K: 0 S: 8 H: 1 LOB: 2 BB: 1 P: 15	R: 4 E: 0 K: 0 S: 17 H: 5 LOB: 1 BB: 1 P: 25	R: 0 E: 0 K: 0 S: 7 H: 1 LOB: 1 BB: 0 P: 13	R: 0 E: 0 K: 1 S: 10 H: 0 LOB: 0 BB: 0 P: 15	R: 0 E: 0 K: 0 S: 6 H: 1 LOB: 0 BB: 0 P: 10	R: 0 E: 0 K: 0 S: 12 H: 1 LOB: 1 BB: 0 P: 16	R: 0 E: 0 K: 1 S: 11 H: 3 LOB: 2 BB: 0 P: 20		1B: 13 2B: 1 3B: 0 HR: 1	SF: 0 SAC: 1 DP: 2 HBP: 0					

livebaseballscorecards.com

AB	36
R	7
H	15
RBI	4
BB	2
SO	3
LOB	16

WP: 1 PB: 1 SB: 1 CS: 1 PA: 39

PITCHER		IP	WLS	BF	H	R	ER	SO	BB	IBB	HBP	BLK	WP	HR	S	P	ERA	WHIP
Jeff Ballard, L ERA: 3.28	(1, 1)	2.0	L	18	9	7	6	1	2	0	0	0	1	1	34	55	27.00	5.500
Brian Holton, R ERA: 3.88	(3, 1)	2.0		6	1	0	0	0	0	0	0	0	0	0	12	19	0.00	0.500
Mark Thurmond, L ERA: 3.45	(5, 1)	3.0		10	2	0	0	1	0	0	0	0	0	0	28	41	0.00	0.667
Kevin Hickey, L ERA: 2.31	(8, 1)	1.0		5	3	0	0	1	0	0	0	0	0	0	11	20	0.00	3.000

PITCHER	IP	WLS	BF	H	R	ER	SO	BB	IBB	HBP	BLK	WP	HR	S	P	ERA	WHIP

Batter	1	2	3	4	5	6	7	8	9	10	AB	R	H	RBI	BB	SO	LOB
Dick Schofield, R (1, 6) OBP: 0.255, SLG: 0.268	G5-3		L4		F8			E8 1B		L9	5	0	1	0	0	0	0
Johnny Ray, S (1, 4) OBP: 0.303, SLG: 0.360	BB		1B		P6			F8		G4-3	4	0	1	0	1	0	1
Devon White, S (1, 8) OBP: 0.304, SLG: 0.459	F7		P4			G6-3		K		F8	5	0	0	0	0	1	3
Wally Joyner, L (1, 3) OBP: 0.336, SLG: 0.375	F7			G3		G6-3			G6-3		4	0	0	0	0	0	1
Brian Downing, R (1, 10) OBP: 0.372, SLG: 0.441		K		G6-3		G5-3			1B BB		3	0	0	0	1	1	0
Chili Davis, S (1, 7) OBP: 0.314, SLG: 0.391		HR		1B 1B			G6-3		K		4	1	2	1	0	1	1
Tony Armas, R (1, 9) OBP: 0.370, SLG: 0.577		F8		FC5-4 1-3 1B			K		1-3 1B		4	0	2	0	0	1	0
Lance Parrish, R (1, 2) OBP: 0.314, SLG: 0.397		G6-3		FC5-4 1-2f			F9		F7		4	0	0	0	0	0	4
Jack Howell, L (1, 5) OBP: 0.323, SLG: 0.405			P6		P3			L4		HR	4	1	1	1	0	0	0
Inning Stats	R: 0 E: 0 K: 0 S: 11 H: 0 LOB: 1 BB: 1 P: 19	R: 1 E: 0 K: 1 S: 9 H: 1 LOB: 0 BB: 0 P: 13	R: 0 E: 0 K: 0 S: 9 H: 1 LOB: 1 BB: 0 P: 12	R: 0 E: 0 K: 0 S: 11 H: 2 LOB: 2 BB: 0 P: 15	R: 0 E: 0 K: 0 S: 6 H: 0 LOB: 0 BB: 0 P: 10	R: 0 E: 0 K: 0 S: 9 H: 0 LOB: 0 BB: 0 P: 15	R: 0 E: 0 K: 1 S: 13 H: 0 LOB: 0 BB: 0 P: 17	R: 0 E: 1 K: 1 S: 11 H: 1 LOB: 1 BB: 0 P: 15	R: 0 E: 0 K: 1 S: 13 H: 1 LOB: 2 BB: 1 P: 21	R: 1 E: 0 K: 0 S: 12 H: 1 LOB: 0 BB: 0 P: 17	1B: 5 2B: 0 3B: 0 HR: 2	SF: 0 SAC: 0 DP: 0 HBP: 0						

TOP

California Angels @ Cleveland Indians

Cleveland Municipal Stadium, Cleveland, OH

Tue Jun 27 1989, 7:05 PM EDT

Att. 17,281 - Unknown

livebaseballscorecards.com

AB	37
R	2
H	7
RBI	2
BB	2
SO	4
LOB	10

PITCHER		IP	WLS	BF	H	R	ER	SO	BB	IBB	HBP	BLK	WP	HR	S	P	ERA	WHIP
Bud Black, L ERA: 3.61	(1, 1)	7.1		28	5	1	1	2	1	0	0	0	0	1	72	108	1.23	0.818
Jesse Orosco, L ERA: 2.3	(8, 1)	1.2		7	1	0	0	2	1	0	0	0	0	0	20	29	0.00	1.200
Neil Allen, R ERA: 9.0	(10, 1)	1.0	L	4	1	1	1	0	0	0	0	0	0	1	12	17	9.00	1.000

PITCHER	IP	WLS	BF	H	R	ER	SO	BB	IBB	HBP	BLK	WP	HR	S	P	ERA	WHIP

WP: 0 PB: 0 SB: 0 CS: 0 PA: 39

California Angels @ Cleveland Indians

Cleveland Municipal Stadium, Cleveland, OH

Tue Jun 27 1989, 7:05 PM EDT

Att. 17,281 - Unknown

livebaseballscorecards.com

BOTTOM

Batter	1	2	3	4	5	6	7	8	9	10	AB	R	H	RBI	BB	SO	LOB
Jerry Browne, S (1, 4) OBP: 0.340, SLG: 0.385	1-0 1B SF9 1B		1-1 G1-3	1-2 G2-3			0-2 WP BB 1B			0-1 WP 1B	5	1	3	0	0	0	2
Oddibe McDowell, L (1, 7) Dave Hengel, R (2, 7) OBP: 0.292, SLG: 0.292 OBP: 0.185, SLG: 0.160	0-1 SF9 1B 1-2 FC5-2 1B		0-1 1B 1B		1-3 K		4-2 WP 1-2 BB			1-2 P6 1 SAFE	1 3	0 0	1 1	0 0	0 1	0 1	0 1
Joe Carter, R (1, 8) OBP: 0.302, SLG: 0.446	0-0 FC5-2 SF9 1-2 2-3 1B		1-2 F8		1-2 L6		2-3 K 1-2 2-3			4-0 1-2 BB 1 SAFE	4	0	1	0	1	1	3
Pete O'Brien, L (1, 3) OBP: 0.389, SLG: 0.461	0-0 SF9 1-2 2-3 3-H		3-2 1-3 1B		2-2 G6-3			1-1 F7		1-2 F8	4	0	1	1	0	0	2
Cory Snyder, R (1, 9) OBP: 0.263, SLG: 0.391	1-1 FC5-2 2-3 3-H		0-3 K			2-3 K		1-2 G6-3		3-3 K	5	0	0	0	0	3	6
Dave Clark, L (1, 10) OBP: 0.305, SLG: 0.388	1-3 K			1-0 FC1-6-3 2B		3-3 K		2-3 K			4	0	1	0	0	3	2
Brook Jacoby, R (1, 5) OBP: 0.347, SLG: 0.422		0-1 F9		1-2 FC1-6-5 2-3		0-0 L7			1-1 F7		4	0	0	0	0	0	1
Joel Skinner, R (1, 2) OBP: 0.284, SLG: 0.333		1-0 G1-6-3 1B		2-2 G6-3			0-0 F8		1-2 G5-3		4	0	1	0	0	0	1
Felix Fermin, R (1, 6) Mark Salas, L (9, PH) Luis Aguayo, R (10, 6) OBP: 0.314, SLG: 0.265 OBP: 0.311, SLG: 0.426 OBP: 0.250, SLG: 0.171		2-2 G1-6-3 1-2f		4-1 BB			2-1 G6-3		1-1 G4-3		2 1 0	0 0 0	0 0 0	0 0 0	1 0 0	0 0 0	1 0 0

	AB	37
	R	1
	H	9
	RBI	1
	BB	3
	SO	8
	LOB	19

Inning Stats	1	2	3	4	5	6	7	8	9	10
	R: 1 E: 0 K: 1 S: 10	R: 0 E: 0 K: 0 S: 7	R: 0 E: 0 K: 1 S: 16	R: 0 E: 0 K: 0 S: 11	R: 0 E: 0 K: 1 S: 10	R: 0 E: 0 K: 2 S: 8	R: 0 E: 0 K: 1 S: 14	R: 0 E: 0 K: 1 S: 8	R: 0 E: 0 K: 0 S: 7	R: 0 E: 0 K: 1 S: 12
	H: 3 LOB: 2 BB: 0 P: 13	H: 1 LOB: 0 BB: 0 P: 10	H: 2 LOB: 2 BB: 0 P: 21	H: 1 LOB: 2 BB: 1 P: 20	H: 0 LOB: 0 BB: 0 P: 14	H: 0 LOB: 0 BB: 0 P: 13	H: 1 LOB: 2 BB: 1 P: 22	H: 0 LOB: 0 BB: 0 P: 12	H: 0 LOB: 0 BB: 0 P: 10	H: 1 LOB: 2 BB: 1 P: 21

1B: 8 SF: 1
2B: 1 SAC: 0
3B: 0 DP: 1
HR: 0 HBP: 0

WP: 2 PA: 41
PB: 0
SB: 0
CS: 0

PITCHER		IP	WLS	BF	H	R	ER	SO	BB	IBB	HBP	BLK	WP	HR	S	P	ERA	WHIP
Bert Blyleven, R ERA: 2.3	(1, 1)	6.2		29	8	1	1	5	2	0	0	0	0	0	73	108	1.35	1.500
Rich Monteleone, R ERA: 0.59	(7, 1)	2.1	W	8	1	0	0	2	0	0	0	0	1	0	20	29	0.00	0.429
Bryan Harvey, R ERA: 3.51	(10, 1)	1.0	S	4	0	0	0	1	1	0	0	0	1	0	10	19	0.00	1.000

PITCHER	IP	WLS	BF	H	R	ER	SO	BB	IBB	HBP	BLK	WP	HR	S	P	ERA	WHIP

California Angels @ Cleveland Indians

Cleveland Municipal Stadium, Cleveland, OH

Wed Jun 28 1989, 7:05 PM EDT

Att. 11,211 - Sunny

TOP

livebaseballscorecards.com

Batter	1	2	3	4	5	6	7	8	9	AB	R	H	RBI	BB	SO	LOB
Dick Schofield, R (1, 6) OBP: 0.255, SLG: 0.267	F7			G6-3		G4-3			FC6-4 1B	4	0	1	0	0	0	0
Johnny Ray, S (1, 4) OBP: 0.302, SLG: 0.358	K			E S 1B			P3		F7	4	0	1	0	0	1	1
Devon White, S (1, 8) OBP: 0.301, SLG: 0.453	K			L7			G5-3		FC6-4 1B 1-2f	4	0	0	0	0	1	2
Wally Joyner, L (1, 3) OBP: 0.338, SLG: 0.376		F8		K 1-3			FC6-4 1B		1-3 1B	4	0	2	0	0	1	1
Brian Downing, R (1, 10) OBP: 0.370, SLG: 0.438		P2			FC6-4 1B		FC6-4 1-2f		L6	4	0	1	0	0	0	3
Chili Davis, S (1, 7) OBP: 0.310, SLG: 0.386		G3			FC6-4 G6-3 1-2f			G4-3		3	0	0	0	0	0	1
Tony Armas, R (1, 9) OBP: 0.400, SLG: 0.690			G6-4-3 1B		1 SAFE 1 SAFE G6-3 1-2f			HR		3	1	2	1	0	0	1
Lance Parrish, R (1, 2) OBP: 0.310, SLG: 0.392			G6-4-3 1-2f			L7		P4		3	0	0	0	0	0	1
Jack Howell, L (1, 5) OBP: 0.319, SLG: 0.399			L3			F8		P5		3	0	0	0	0	0	0

	AB	32
	R	1
	H	7
	RBI	1
	BB	0
	SO	3
	LOB	10

Inning Stats	1	2	3	4	5	6	7	8	9
	R: 0 E: 0 K: 2 S: 7 H: 0 LOB: 0 BB: 0 P: 9	R: 0 E: 0 K: 0 S: 6 H: 0 LOB: 0 BB: 0 P: 6	R: 0 E: 0 K: 0 S: 6 H: 1 LOB: 0 BB: 0 P: 10	R: 0 E: 0 K: 1 S: 8 H: 1 LOB: 1 BB: 0 P: 15	R: 0 E: 0 K: 0 S: 8 H: 1 LOB: 0 BB: 0 P: 10	R: 0 E: 0 K: 0 S: 8 H: 0 LOB: 0 BB: 0 P: 15	R: 0 E: 0 K: 0 S: 9 H: 1 LOB: 1 BB: 0 P: 13	R: 1 E: 0 K: 0 S: 8 H: 1 LOB: 0 BB: 0 P: 12	R: 0 E: 0 K: 0 S: 13 H: 2 LOB: 2 BB: 0 P: 17

1B: 6	SF: 0	WP: 0	PA: 32
2B: 0	SAC: 0	PB: 0	
3B: 0	DP: 2	SB: 1	
HR: 1	HBP: 0	CS: 0	

PITCHER		IP	WLS	BF	H	R	ER	SO	BB	IBB	HBP	BLK	WP	HR	S	P	ERA	WHIP
Scott Bailes, L ERA: 3.18	(1, 1)	8.0	W	27	5	1	1	3	0	0	0	0	0	1	60	90	1.12	0.625
Doug Jones, R ERA: 1.89	(9, 1)	1.0	S	5	2	0	0	0	0	0	0	0	0	0	13	17	0.00	2.000

PITCHER		IP	WLS	BF	H	R	ER	SO	BB	IBB	HBP	BLK	WP	HR	S	P	ERA	WHIP

Batter	1	2	3	4	5	6	7	8	9	AB	R	H	RBI	BB	SO	LOB
Jerry Browne, S (1, 4) OBP: 0.342, SLG: 0.386	B C X 1-1 PB SH5-4 1B 1B	C F B F X 1-2 ③ F9			C B X 1-1 ③ G6-3			X 0-0 WP G5-3 1-2 1B		4	1	2	0	0	0	2
Danny Sheaffer, R (1, 7) OBP: 0.133, SLG: 0.071	B C X 1-1 ① SH5-4 1-2		B X 1-0 ① F9			C F F X 0-2 ① G5-3		B F C X 1-2 ② G5-3 1-2 2-3		3	0	0	0	0	0	2
Joe Carter, R (1, 8) OBP: 0.298, SLG: 0.440	C F B F F S 1-3 ② K 2-3		B X 1-0 ② F9			X 0-0 ② F7		C B B X 2-1 ③ F8 2-3 3-H		4	0	0	0	0	1	2
Pete O'Brien, L (1, 3) OBP: 0.388, SLG: 0.457	B B B B 4-0 1B BB BB		X 0-0 ③ L8			B C B X 2-1 ③ P2				2	0	0	0	1	0	0
Cory Snyder, R (1, 9) OBP: 0.264, SLG: 0.390	F X 0-1 ③ 1-3 3-H 1B			B B S F S 2-3 ① K			F B B C X 2-2 ① F9			3	0	1	1	0	1	0
Brook Jacoby, R (1, 10) OBP: 0.344, SLG: 0.417		X 0-0 ① F9		B F C F X 1-2 ② L6			C F B X 1-2 ② P2			3	0	0	0	0	0	0
Luis Aguayo, R (1, 5) OBP: 0.235, SLG: 0.159	C S S 0-3 ② K			S B B S X 2-2 ③ F9			X 0-0 ③ P6			3	0	0	0	0	1	0
Joel Skinner, R (1, 2) OBP: 0.286, SLG: 0.324		B C B B B 4-1 BB BB			X 0-0 ① F9			C B F B X 2-2 ① G4-3		2	0	0	0	1	0	0
Felix Fermin, R (1, 6) OBP: 0.318, SLG: 0.267		B B B C C B 4-2 1-2 BB			X 0-0 ② G6-3			F X 0-1 G5-3 1B WP 1B		2	1	1	0	1	0	0
Inning Stats	R: 1 H: 2 E: 0 LOB: 2 K: 1 BB: 1 S: 11 P: 18	R: 0 H: 0 E: 0 LOB: 2 K: 1 BB: 2 S: 11 P: 20	R: 0 H: 0 E: 0 LOB: 0 K: 0 BB: 0 S: 3 P: 5	R: 0 H: 0 E: 0 LOB: 0 K: 1 BB: 0 S: 10 P: 15	R: 0 H: 0 E: 0 LOB: 0 K: 0 BB: 0 S: 4 P: 5	R: 0 H: 0 E: 0 LOB: 0 K: 0 BB: 0 S: 7 P: 9	R: 0 H: 0 E: 0 LOB: 0 K: 0 BB: 0 S: 7 P: 10	R: 1 H: 2 E: 0 LOB: 1 K: 0 BB: 0 S: 11 P: 16		1B: 4 SF: 0 2B: 0 SAC: 1 3B: 0 DP: 0 HR: 0 HBP: 0						

BOTTOM

California Angels @ Cleveland Indians

Cleveland Municipal Stadium, Cleveland, OH

Wed Jun 28 1989, 7:05 PM EDT

Att. 11,211 - Sunny

livebaseballscorecards.com

AB	26
R	2
H	4
RBI	1
BB	3
SO	3
LOB	6

PITCHER		IP	WLS	BF	H	R	ER	SO	BB	IBB	HBP	BLK	WP	HR	S	P	ERA	WHIP
Jim Abbott, L ERA: 3.86	(1, 1)	7.2	L	29	4	2	2	3	3	0	0	0	0	0	62	94	2.35	0.913
Willie Fraser, R ERA: 3.44	(8, 1)	0.1		1	0	0	0	0	0	0	0	0	1	0	2	4	0.00	0.000

PITCHER	IP	WLS	BF	H	R	ER	SO	BB	IBB	HBP	BLK	WP	HR	S	P	ERA	WHIP

WP: 1 PA: 30
PB: 1
SB: 0
CS: 0

California Angels @ Minnesota Twins

Hubert H. Humphrey Metrodome, Minneapolis, MN

Thu Jun 29 1989, 4:33 AM EDT

Att. 22,422 - Dome

TOP

livebaseballscorecards.com

Batter	1	2	3	4	5	6	7	8	9	AB	R	H	RBI	BB	SO	LOB
Dick Schofield, R (1, 6) OBP: 0.253, SLG: 0.265	C X 0-1 CS 1B	B C X 1-1 ③ G5-3 1-2 3-H		B B C F C 2-3 ① K	X 0-0 ③ L8			B B X 2-0 ① P1		5	0	1	0	0	1	3
Johnny Ray, S (1, 4) OBP: 0.308, SLG: 0.367 Kent Anderson, R (8, 4) OBP: 0.280, SLG: 0.245	B B 1 F B X SAFE 3-1 ① 1-2 1B	B B X 2-0 2B 1B	C C B X 1-2 ② F8	X 0-0 2B		B C B C B F X 3-2 ② G4-3				5 0	2 0	3 0	0 0	0 0	0 0	0 0
Devon White, S (1, 8) OBP: 0.299, SLG: 0.452	B S S B B S 3-3 ② K	F B F B B X 3-2 1-3 1B 2B	X 0-0 ③ L8		S B C S 1-3 ① K			F X 0-1 G4-3		5	1	1	0	0	2	2
Wally Joyner, L (1, 3) OBP: 0.339, SLG: 0.372	C 1 B C B X SAFE 2-2 ③ G6-3	B B F B B 4-1 FC5-4 1B 1B BB			C B F B B B 4-2 1B 1B BB	B B F X 2-1 ② P7			F F S 0-3 ① K	3	2	0	0	2	1	2
Brian Downing, R (1, 10) OBP: 0.380, SLG: 0.461		B C S S B F B B 4-2 BB 1B FC5-4 BB	B X 1-0 FC5-4 1-2 2-H 3-H 1B		B B X 2-0 1B 1-2 1B	B B F B B B X 3-1 2-H 2B			B X 1-0 HR	4	3	4	4	1	0	0
Chili Davis, S (1, 7) OBP: 0.312, SLG: 0.386		B C X 1-1 ① F7	X 0-0 ① FC5-4 1B 1B 1-2f 2-3		S X 0-1 1B 1-2 2-H 1B	S B S X 1-2 ③ F8			X 0-0 WP 1B	5	1	2	1	0	0	4
Tony Armas, R (1, 9) OBP: 0.429, SLG: 0.676	C S 1 F B F X SAFE 1-2 FC5-4 BB WP 1-2 1B	F X 0-1 1B 1-2 3-H 1B	X 0-0 ① L8		B S X 1-1 G3-6-3 1B		B S S B 1-3 ② K	5	1	3	1	0	1	3
Jack Howell, L (1, 5) OBP: 0.329, SLG: 0.403	B B B B 4-0 FC5-4 1-2 2-3 BB	B C X 1-1 ② 1-3 2-H 1B	B B F S X 2-2 1-3 2-H 1B	X 0-0 ① ② G3-6-3 1-2f		B B F F B B 4-2 1-2 BB		3	0	2	2	2	0	1
Bill Schroeder, R (1, 2) OBP: 0.301, SLG: 0.488	B B C X 2-1 ② FC5-4 WP 1-2f 2-3 3-H	B X 1-0 ③ G5-3	B B X 2-0 ② P5	S B F S 1-3 ③ K		B X 1-0 ③ P9		5	0	0	1	0	1	7
Inning Stats	R: 0 E: 0 K: 1 S: 10 H: 2 LOB: 1 BB: 0 P: 18	R: 2 E: 0 K: 0 S: 14 H: 1 LOB: 1 BB: 2 P: 27	R: 4 E: 0 K: 0 S: 12 H: 5 LOB: 1 BB: 1 P: 24	R: 0 E: 0 K: 1 S: 7 H: 0 LOB: 0 BB: 0 P: 10	R: 2 E: 0 K: 0 S: 11 H: 3 LOB: 2 BB: 1 P: 21	R: 1 E: 0 K: 1 S: 11 H: 2 LOB: 1 BB: 0 P: 18	R: 0 E: 0 K: 1 S: 6 H: 1 LOB: 0 BB: 0 P: 8	R: 0 E: 0 K: 0 S: 7 H: 0 LOB: 0 BB: 0 P: 12	R: 1 E: 0 K: 2 S: 11 H: 2 LOB: 2 BB: 1 P: 18	1B: 12 2B: 3 3B: 0 HR: 1 SF: 0 SAC: 0 DP: 1 HBP: 0						

	AB	40
	R	10
	H	16
	RBI	9
	BB	5
	SO	6
	LOB	22

	WP: 2	PA: 45
	PB: 0	
	SB: 0	
	CS: 1	

PITCHER		IP	WLS	BF	H	R	ER	SO	BB	IBB	HBP	BLK	WP	HR	S	P	ERA	WHIP
Mike Dyer, R ERA: 27.0	(1, 1)	2.0	L	14	6	6	6	1	3	0	0	0	1	0	30	61	27.00	4.500
Francisco Oliveras, R ERA: 4.53	(3, 1)	3.2		18	7	3	3	2	1	0	0	0	0	0	32	53	7.36	2.182
Randy St. Claire, R ERA: 7.71	(6, 1)	2.2		10	3	1	1	2	0	0	0	0	0	1	21	30	3.38	1.125
Gary Wayne, L ERA: 3.2	(9, 1)	0.2		3	0	0	0	1	1	0	0	0	1	0	6	12	0.00	1.500

PITCHER	IP	WLS	BF	H	R	ER	SO	BB	IBB	HBP	BLK	WP	HR	S	P	ERA	WHIP

Batter	1	2	3	4	5	6	7	8	9	AB	R	H	RBI	BB	SO	LOB
Al Newman, S (1, 7) (7, 8) OBP: 0.352, SLG: 0.299	B C X 1-1 G4-3 ①		L C B B X 2-2 G4-3 ①		B X 1-0 F7 ③			X 0-0 G1-3 1B 2B		4	1	1	0	0	0	0
Wally Backman, S (1, 4) OBP: 0.312, SLG: 0.299	B F C B X 2-2 G6-3 ②		C B B F C 2-3 K ②			C B B X 2-1 G4-3 ①		B B F X 2-1 G1-3 ② 2-3		4	0	0	0	0	1	1
Kirby Puckett, R (1, 8) OBP: 0.385, SLG: 0.481	B C X 1-1 G6-3 ③		X 0-0 G3-1 ③			X 0-0 G6-3 ②		X 0-0 BB 3-H 1B		3	0	0	0	0	0	0
Carmen Castillo, R (7, 9) OBP: 0.338, SLG: 0.552										1	0	1	1	0	0	0
Kent Hrbek, L (1, 3) OBP: 0.385, SLG: 0.541		B S B X 2-1 L4-6 HBP 1B		B S B X 2-1 G3-1 ①		X 0-0 G3 ③		B 1 SAFE B B B 4-0 1-2 BB		3	0	1	0	1	0	0
Gary Gaetti, R (1, 5) OBP: 0.298, SLG: 0.460	H 1-0 1B 1-2 1B HBP		B F F B S 2-3 K2-3 ②				B X 1-0 P5 ①	B B B C F X 3-2 P9 ③		2	1	0	0	0	1	0
Brian Harper, R (8, 5) OBP: 0.325, SLG: 0.411										1	0	0	0	0	0	2
Randy Bush, L (1, 9) (7, 7) OBP: 0.357, SLG: 0.512	X 0-0 L4-6 ① ② 2-3		B F B X 2-1 1B				B B X 2-0 L9 ②		C X 0-1 L3 ①	4	0	1	0	0	0	2
Jim Dwyer, L (1, 10) OBP: 0.418, SLG: 0.406	C B F B B X 3-2 1B 1-2 1B		C B B B X 3-1 G3-1 ③				B X 1-0 P6 ③		B B F B X 3-1 G3 ②	4	0	1	0	0	0	1
Tim Laudner, R (1, 2) OBP: 0.299, SLG: 0.350	B C C F B X 2-2 1-2 2-H 1B				B B B C X 3-1 G1-4-6-3 1B			B F X 1-1 HR	C C F S 0-3 K ③	4	1	3	2	0	1	0
Greg Gagne, R (1, 6) OBP: 0.298, SLG: 0.395	C F B S 1-3 K2-3 ③				B X 1-0 G1-4-6-3 ① ② 1-2f			X 0-0 F9 ①		3	0	0	0	0	1	3
Inning Stats	R: 0 H: 0 E: 0 LOB: 0 K: 0 BB: 0 S: 7 P: 11	R: 1 H: 3 E: 0 LOB: 2 K: 1 BB: 0 S: 13 P: 22	R: 0 H: 0 E: 0 LOB: 0 K: 1 BB: 0 S: 7 P: 11	R: 0 H: 1 E: 0 LOB: 1 K: 1 BB: 0 S: 9 P: 18	R: 0 H: 1 E: 0 LOB: 0 K: 0 BB: 0 S: 4 P: 9	R: 0 H: 0 E: 0 LOB: 0 K: 0 BB: 0 S: 4 P: 6	R: 0 H: 0 E: 0 LOB: 0 K: 0 BB: 0 S: 3 P: 7	R: 2 H: 3 E: 0 LOB: 2 K: 0 BB: 1 S: 10 P: 20	R: 0 H: 0 E: 0 LOB: 0 K: 1 BB: 0 S: 8 P: 11	1B: 6 SF: 0 2B: 2 SAC: 0 3B: 0 DP: 2 HR: 1 HBP: 1							WP: 0 PA: 35 PB: 0 SB: 0 CS: 0

PITCHER		IP	WLS	BF	H	R	ER	SO	BB	IBB	HBP	BLK	WP	HR	S	P	ERA	WHIP
Mike Witt, R ERA: 4.27	(1, 1)	8.0	W	32	8	3	3	3	1	0	1	0	0	1	57	104	3.38	1.125
Rich Monteleone, R ERA: 0.55	(9, 1)	1.0		3	0	0	0	1	0	0	0	0	0	0	8	11	0.00	0.000

PITCHER	IP	WLS	BF	H	R	ER	SO	BB	IBB	HBP	BLK	WP	HR	S	P	ERA	WHIP

BOTTOM

California Angels @ Minnesota Twins

Hubert H. Humphrey Metrodome, Minneapolis, MN

Thu Jun 29 1989, 4:33 AM EDT

Att. 22,422 - Dome

livebaseballscorecards.com

AB	33
R	3
H	8
RBI	3
BB	1
SO	4
LOB	9

Batter	1	2	3	4	5	6	7	8	9	AB	R	H	RBI	BB	SO	LOB
Dick Schofield, R (1, 6) OBP: 0.257, SLG: 0.269	B F B X 2-1 G6-4-3 1B	C B C B X 2-2 1-2 2-H 1B	F F F S 0-3 ③ K			C B X 1-1 ① G4-3			B C B B F X 3-2 ① F7	5	0	2	1	0	1	3
Johnny Ray, S (1, 4) OBP: 0.306, SLG: 0.364	F C X 0-2 ① ② G6-4-3 1-2f	X 0-0 ③ P8		X 0-0 FC4-6 1B		C B B C B X 3-2 ② L5			X 0-0 ② F8	5	0	1	0	0	0	3
Devon White, S (1, 8) OBP: 0.298, SLG: 0.448	F B B F B F S 3-3 ③ K		C B X 1-1 2B 1B	X 0-0 ① FC4-6 CS 1-2f		C C B F B B S 3-3 ③ K			C X 0-1 ③ P6	5	1	1	0	0	2	1
Wally Joyner, L (1, 3) OBP: 0.338, SLG: 0.374		X 0-0 ① G4-3	1 SAFE B B F 1 SAFE 1 SAFE 1 SAFE 1 SAFE 1 SAFE 3-2 F B X 1-H 1B 2B	P B C B X 3-1 ② ③ P7 1-2			C C S 0-3 ① K			4	1	1	1	0	1	1
Brian Downing, R (1, 10) OBP: 0.382, SLG: 0.465		B C X 1-1 1B 2B	B F F F X 1-2 BB 1B 1B		S B C F S 1-3 ① K		B C S B S 2-3 ② K			4	1	2	0	0	2	0
Chili Davis, S (1, 7) OBP: 0.314, SLG: 0.400		F S B S 1-3 ② K	B L X 1-1 BB 1-2 2-H 1B		X 0-0 HR		B C S B B S 3-3 ③ K			4	1	2	2	0	2	1
Tony Armas, R (1, 9) OBP: 0.447, SLG: 0.757 Claudell Washington, L (5, 9) OBP: 0.330, SLG: 0.468		X 0-0 E 1B 2-H 1B	S F S 0-3 ① K		X 0-0 HR			C B S X 1-2 ① L8		3 1	2 0	2 0	2 0	0 0	1 0	2 0
Lance Parrish, R (1, 2) OBP: 0.305, SLG: 0.385		B X 1-0 E5 1B 1B 1-3	S C X 0-2 ② P3		B X 1-0 ② F8			C S B F S 1-3 ② K		4	1	0	0	0	1	3
Jack Howell, L (1, 5) OBP: 0.332, SLG: 0.402		C X 0-1 1B 1-2 3-H 1B	B B B B 4-0 1-2 2-3 BB		B F B S B S 3-3 ③ K			B C S S 1-3 ③ K		3	0	1	1	1	2	0
Inning Stats	R: 0 E: 0 K: 1 S: 9 H: 1 LOB: 0 BB: 0 P: 14	R: 3 E: 1 K: 1 S: 14 H: 4 LOB: 2 BB: 0 P: 19	R: 2 E: 0 K: 2 S: 20 H: 4 LOB: 3 BB: 1 P: 30	R: 0 E: 0 K: 0 S: 5 H: 1 LOB: 0 BB: 0 P: 7	R: 2 E: 0 K: 2 S: 10 H: 2 LOB: 0 BB: 0 P: 15	R: 0 E: 0 K: 1 S: 9 H: 0 LOB: 0 BB: 0 P: 16	R: 0 E: 0 K: 3 S: 9 H: 0 LOB: 0 BB: 0 P: 14	R: 0 E: 0 K: 2 S: 10 H: 0 LOB: 0 BB: 0 P: 13	R: 0 E: 0 K: 0 S: 6 H: 0 LOB: 0 BB: 0 P: 9	1B: 8 2B: 2 3B: 0 HR: 2 SF: 0 SAC: 0 DP: 1 HBP: 0						

TOP

California Angels @ Minnesota Twins

Hubert H. Humphrey Metrodome, Minneapolis, MN

Fri Jun 30 1989, 8:05 PM EDT

Att. 35,500 - Dome

livebaseballscorecards.com

AB	38
R	7
H	12
RBI	7
BB	1
SO	12
LOB	14

WP: 0	PA: 39
PB: 0	
SB: 0	
CS: 1	

PITCHER		IP	WLS	BF	H	R	ER	SO	BB	IBB	HBP	BLK	WP	HR	S	P	ERA	WHIP
Allan Anderson, L ERA: 3.71	(1, 1)	2.0	L	13	7	5	3	2	0	0	0	0	0	0	28	42	13.50	3.500
Juan Berenguer, R ERA: 3.64	(3, 1)	5.0		20	5	2	2	8	1	0	0	0	0	2	48	73	3.60	1.200
Gary Wayne, L ERA: 3.13	(8, 1)	1.0		3	0	0	0	2	0	0	0	0	0	0	10	13	0.00	0.000
Jeff Reardon, R ERA: 4.21	(9, 1)	1.0		3	0	0	0	0	0	0	0	0	0	0	6	9	0.00	0.000

PITCHER	IP	WLS	BF	H	R	ER	SO	BB	IBB	HBP	BLK	WP	HR	S	P	ERA	WHIP

Batter	1	2	3	4	5	6	7	8	9	AB	R	H	RBI	BB	SO	LOB
Al Newman, S (1, 4) OBP: 0.350, SLG: 0.298										4	1	1	0	0	0	0
Greg Gagne, R (1, 6) OBP: 0.297, SLG: 0.390										3	1	0	0	1	1	0
Kirby Puckett, R (1, 8) OBP: 0.380, SLG: 0.476										3	0	0	1	0	1	0
Gary Gaetti, R (1, 5) OBP: 0.297, SLG: 0.457										4	0	1	0	0	1	0
Gene Larkin, S (1, 9) OBP: 0.352, SLG: 0.335										4	0	1	1	0	1	0
Carmen Castillo, R (1, 7) OBP: 0.336, SLG: 0.550										4	0	1	0	0	1	2
Kent Hrbek, L (1, 3) OBP: 0.388, SLG: 0.535										3	0	1	0	1	0	3
Brian Harper, R (1, 2) OBP: 0.323, SLG: 0.414										4	0	1	0	0	0	1
Tim Laudner, R (1, 10) OBP: 0.294, SLG: 0.343										3	0	0	0	0	1	2
Inning Stats	R: 2 E: 0 K: 0 S: 12 H: 3 LOB: 2 BB: 1 P: 23	R: 0 E: 0 K: 0 S: 8 H: 0 LOB: 0 BB: 0 P: 11	R: 0 E: 0 K: 0 S: 6 H: 0 LOB: 0 BB: 0 P: 7	R: 0 E: 0 K: 3 S: 14 H: 2 LOB: 2 BB: 0 P: 17	R: 0 E: 0 K: 2 S: 8 H: 0 LOB: 0 BB: 0 P: 9	R: 0 E: 0 K: 0 S: 9 H: 1 LOB: 1 BB: 0 P: 16	R: 0 E: 0 K: 0 S: 5 H: 0 LOB: 0 BB: 0 P: 7	R: 0 E: 0 K: 1 S: 7 H: 0 LOB: 0 BB: 0 P: 11	R: 0 E: 0 K: 0 S: 9 H: 0 LOB: 1 BB: 1 P: 16	1B: 4 2B: 2 3B: 0 HR: 0 SF: 1 SAC: 0 DP: 0 HBP: 0						WP: 0 PB: 0 SB: 1 CS: 0 PA: 35

PITCHER	IP	WLS	BF	H	R	ER	SO	BB	IBB	HBP	BLK	WP	HR	S	P	ERA	WHIP
Chuck Finley, L (1, 1) ERA: 2.33	9.0	W	35	6	2	2	6	2	0	0	0	0	0	78	117	2.00	0.889

PITCHER	IP	WLS	BF	H	R	ER	SO	BB	IBB	HBP	BLK	WP	HR	S	P	ERA	WHIP

BOTTOM

California Angels @ Minnesota Twins

Hubert H. Humphrey Metrodome, Minneapolis, MN

Fri Jun 30 1989, 8:05 PM EDT

Att. 35,500 - Dome

livebaseballscorecards.com

AB	32
R	2
H	6
RBI	2
BB	2
SO	6
LOB	8

Batter	1	2	3	4	5	6	7	8	9	AB	R	H	RBI	BB	SO	LOB
Dick Schofield, R (1, 6) OBP: 0.267, SLG: 0.275	X 0-0 S 1B 1B		C X 0-1 FC5-4 WP 1B		B B B C B 4-1 3B BB	B C X 1-1 F9 ③		B X 1-0 F9 ③		4	2	2	0	1	0	3
Johnny Ray, S (1, 4) OBP: 0.308, SLG: 0.366	B F 1 SAFE 1 SAFE 1 SAFE B B F S 3-3 K ①		B B B B 4-0 FC5-4 1-2 BB		B B C X 2-1 F7 ①		C F X 0-2 1B 2B		B X 1-0 G4-3 ①	4	1	1	0	1	1	2
Devon White, S (1, 8) OBP: 0.299, SLG: 0.454	B F B C X 2-2 1-H 1B ②		B F S X 1-2 FC5-4 1B 1-2 2-3 ① ②		B X 1-0 1-H 3B		C X 0-1 G1-3 ①		C B S S 1-3 K ②	5	0	2	2	0	1	3
Wally Joyner, L (1, 3) OBP: 0.342, SLG: 0.378	X 0-0 1B		X 0-0 1-3 1B		S X 0-1 G3 ②		F B X 1-1 G4-3 2-H 1B		B S B B X 3-1 F8 ③	5	0	3	1	0	0	1
Brian Downing, R (1, 10) OBP: 0.377, SLG: 0.458	B C F F X 1-2 F7 ③		S X 0-1 F8 ③		B B B C S S 3-3 K ③		B X 1-0 G4-3 1-2f ② ③			4	0	0	0	0	1	5
Chili Davis, S (1, 7) OBP: 0.317, SLG: 0.425		B B X 2-0 F8 ①		X 0-0 HR		C B S X 1-2 HR		X 0-0 G4-3 ①		4	2	2	2	0	0	0
Tony Armas, R (1, 9) OBP: 0.452, SLG: 0.805		B F X 1-1 HR		X 0-0 G5-3 ①		C F S 0-3 K ①		X 0-0 1B 1B		4	1	2	1	0	1	0
Lance Parrish, R (1, 2) OBP: 0.308, SLG: 0.384		X 0-0 L9 ②		F B C B F F F X 2-2 G5-3 ②		B C F B B B 4-2 FC4-6 BB		B B F B B X 3-1 1-3 1B ②		3	0	1	0	1	0	0
Jack Howell, L (1, 5) OBP: 0.331, SLG: 0.396 Glenn Hoffman, R (8, PR) OBP: 0.297, SLG: 0.333 (8, 5)		B X 1-0 F8 ③		B C B S X 2-2 P5 ③		C F B X 1-2 1-2f FC4-6 ②		H 1-0 HBP		3	0	0	0	0	0	1
										0	0	0	0	0	0	0
Inning Stats	R: 1 E: 0 K: 1 S: 12 H: 3 LOB: 1 BB: 0 P: 18	R: 1 E: 0 K: 0 S: 5 H: 1 LOB: 0 BB: 0 P: 9	R: 0 E: 0 K: 0 S: 8 H: 2 LOB: 2 BB: 1 P: 13	R: 1 E: 0 K: 0 S: 11 H: 1 LOB: 0 BB: 0 P: 15	R: 1 E: 0 K: 1 S: 9 H: 1 LOB: 1 BB: 1 P: 19	R: 1 E: 0 K: 1 S: 13 H: 1 LOB: 1 BB: 1 P: 20	R: 1 E: 0 K: 0 S: 8 H: 2 LOB: 0 BB: 0 P: 10	R: 0 E: 0 K: 0 S: 5 H: 2 LOB: 2 BB: 0 P: 10	R: 0 E: 0 K: 1 S: 6 H: 0 LOB: 0 BB: 0 P: 11	1B: 8 2B: 1 3B: 1 HR: 3	SF: 0 SAC: 0 DP: 2 HBP: 1					

TOP

California Angels @ Minnesota Twins

Hubert H. Humphrey Metrodome, Minneapolis, MN

Sat Jul 01 1989, 8:05 PM EDT

Att. 28,682 - Dome

livebaseballscorecards.com

AB	36
R	6
H	13
RBI	6
BB	3
SO	4
LOB	15

PITCHER		IP	WLS	BF	H	R	ER	SO	BB	IBB	HBP	BLK	WP	HR	S	P	ERA	WHIP
Shane Rawley, L ERA: 4.27	(1, 1)	4.1	L	21	8	4	4	1	2	0	0	0	1	2	40	66	8.31	2.308
Roy Smith, R ERA: 4.36	(5, 1)	3.1		15	5	2	2	2	1	0	1	0	0	1	30	46	5.40	1.800
Gary Wayne, L ERA: 3.04	(8, 1)	1.1		4	0	0	0	1	0	0	0	0	0	0	7	13	0.00	0.000

PITCHER	IP	WLS	BF	H	R	ER	SO	BB	IBB	HBP	BLK	WP	HR	S	P	ERA	WHIP

WP: 1	PA: 40		
PB: 0			
SB: 1			
CS: 0			

BOTTOM

California Angels @ Minnesota Twins

Hubert H. Humphrey Metrodome, Minneapolis, MN

Sat Jul 01 1989, 8:05 PM EDT

Att. 28,682 - Dome

livebaseballscorecards.com

Batter	1	2	3	4	5	6	7	8	9	AB	R	H	RBI	BB	SO	LOB
Randy Bush, L (1, 7) OBP: 0.355, SLG: 0.506	2-2 1B 1B 1B 1B		1-1 L7		0-0 G3		2-0 G3-1			4	1	1	0	0	0	0
Wally Backman, S (1, 4) OBP: 0.311, SLG: 0.298	0-0 1B 1B 1-2 G1-2-3 1B		0-0 G4-3		1-0 G4-3			2-2 G4-3		4	0	1	0	0	0	0
Kirby Puckett, R (1, 8) OBP: 0.382, SLG: 0.476	0-1 1B 1-2 2-3 1B		1-2 BB 1B			0-1 G4-3		0-0 F9		4	0	2	0	0	0	0
Kent Hrbek, L (1, 3) OBP: 0.399, SLG: 0.538	0-2 1-2 2-3 3-H 1B		4-0 1-2 BB			2-2 1B 1B		0-0 P7		3	0	2	1	1	0	0
Gary Gaetti, R (1, 5) OBP: 0.296, SLG: 0.455	2-3 K		1-0 P3			1-2 1-2 1B			0-0 P6	4	0	1	0	0	1	5
Jim Dwyer, L (1, 10) OBP: 0.414, SLG: 0.401	2-2 G1-2-3 3-Hf			2-0 G4-6-3 1B		0-1 F7			2-2 P6	4	0	1	0	0	0	5
Gene Larkin, S (1, 9) OBP: 0.354, SLG: 0.335		1-0 FC5-4 1B		1-1 G4-6-3 1-2f		3-3 K			4-1 1B BB	3	0	1	0	1	1	3
Tim Laudner, R (1, 2) OBP: 0.288, SLG: 0.336		F 1 SAFE		2-0 F9			2-3 K		2-1 1-3 1B	3	0	0	0	0	1	1
Greg Olson, R (8, 2) OBP: 0.500, SLG: 0.500		1-1 FC5-4 G6-4-3 1-2f								1	0	1	0	0	0	0
Greg Gagne, R (1, 6) OBP: 0.293, SLG: 0.384		0-0 G6-4-3 1-2f			3-3 K		2-0 F8		1-3 K	4	0	0	0	0	2	3

AB	34
R	1
H	10
RBI	1
BB	2
SO	5
LOB	17

Inning Stats	1	2	3	4	5	6	7	8	9
	R: 1 H: 4 E: 0 LOB: 2 K: 1 BB: 0 S: 15 P: 21	R: 0 H: 1 E: 0 LOB: 0 K: 0 BB: 0 S: 4 P: 6	R: 0 H: 1 E: 0 LOB: 2 K: 0 BB: 1 S: 7 P: 14	R: 0 H: 1 E: 0 LOB: 0 K: 0 BB: 0 S: 4 P: 9	R: 0 H: 0 E: 0 LOB: 0 K: 1 BB: 0 S: 5 P: 9	R: 0 H: 2 E: 0 LOB: 2 K: 1 BB: 0 S: 14 P: 20	R: 0 H: 0 E: 0 LOB: 0 K: 1 BB: 0 S: 5 P: 11	R: 0 H: 0 E: 0 LOB: 0 K: 0 BB: 0 S: 6 P: 8	R: 0 H: 1 E: 0 LOB: 2 K: 1 BB: 1 S: 10 P: 19

1B: 10 SF: 0 WP: 0 PA: 36
2B: 0 SAC: 0 PB: 0
3B: 0 DP: 3 SB: 0
HR: 0 HBP: 0 CS: 0

PITCHER		IP	WLS	BF	H	R	ER	SO	BB	IBB	HBP	BLK	WP	HR	S	P	ERA	WHIP
Kirk McCaskill, R	(1, 1)	8.0	W	31	9	1	1	4	1	0	0	0	0	0	60	98	1.12	1.250
ERA: 2.86																		
Bryan Harvey, R	(9, 1)	1.0		5	1	0	0	1	1	0	0	0	0	0	10	19	0.00	2.000
ERA: 3.38																		

PITCHER	IP	WLS	BF	H	R	ER	SO	BB	IBB	HBP	BLK	WP	HR	S	P	ERA	WHIP

California Angels @ Minnesota Twins

Hubert H. Humphrey Metrodome, Minneapolis, MN

Sun Jul 02 1989, 4:33 AM EDT

Att. 49,098 - Dome

livebaseballscorecards.com

Batter	1	2	3	4	5	6	7	8	9	AB	R	H	RBI	BB	SO	LOB
Dick Schofield, R (1, 6) OBP: 0.267, SLG: 0.274	B B B C X 3-1 SH2-3 1B G4-3 1B		C B B X 2-1 ② L7			C B B X 2-1 ① L8		B B B C F X 3-2 ③ G4-3		4	1	1	0	0	0	1
Johnny Ray, S (1, 4) OBP: 0.307, SLG: 0.364	X 0-0 G4-3 SH2-3 1-2 1B		S B C B X 2-2 ③ G5-3			X 0-0 ② L9			B X 1-0 ① G5-3	4	0	1	0	0	0	0
Devon White, S (1, 8) OBP: 0.296, SLG: 0.450	X 0-0 ① SH2-3 1-2 2-3			S X 0-1 ① F9		C S X 0-2 ③ G4-3			C B S F S 1-3 ② K	3	0	0	0	0	1	0
Wally Joyner, L (1, 3) OBP: 0.338, SLG: 0.373	B B B C F X 3-2 ② G4-3 2-3 3-H			B F X 1-1 ② L8			C F B X 1-2 ① G3		C X 0-1 ③ L4	4	0	0	1	0	0	1
Brian Downing, R (1, 10) OBP: 0.377, SLG: 0.457	C C B X 1-2 ③ G6-3			X 0-0 1B			F X 0-1 ② F8			3	0	1	0	0	0	1
Chili Davis, S (1, 7) OBP: 0.314, SLG: 0.420		C S B S 1-3 ① K		B S X 1-1 ③ P4			S S B S 1-3 ③ K			3	0	0	0	0	2	1
Bill Schroeder, R (1, 2) OBP: 0.302, SLG: 0.482		B S S S 1-3 ② K			X 0-0 ① L9			F B X 1-1 SH3 1B		3	0	1	0	0	1	0
Glenn Hoffman, R (1, 5) OBP: 0.288, SLG: 0.323		C S F B S 1-3 ③ K			C X 0-1 ② F8			L B 1 X SAFE 1-1 ① SH3 1-2		2	0	0	0	0	1	0
Kent Anderson, R (1, 9) OBP: 0.273, SLG: 0.238			B S C B S 2-3 ① K		C S B S 1-3 ③ K			B X 1-0 ② P4		3	0	0	0	0	2	1

Inning Stats	1	2	3	4	5	6	7	8	9
	R: 1 H: 2 E: 0 LOB: 1 K: 0 BB: 0 S: 10 P: 17	R: 0 H: 0 E: 0 LOB: 0 K: 3 BB: 0 S: 10 P: 13	R: 0 H: 0 E: 0 LOB: 0 K: 1 BB: 0 S: 8 P: 14	R: 0 H: 1 E: 0 LOB: 1 K: 0 BB: 0 S: 7 P: 9	R: 0 H: 0 E: 0 LOB: 0 K: 1 BB: 0 S: 6 P: 7	R: 0 H: 0 E: 0 LOB: 0 K: 0 BB: 0 S: 6 P: 8	R: 0 H: 0 E: 0 LOB: 0 K: 1 BB: 0 S: 8 P: 10	R: 0 H: 1 E: 0 LOB: 1 K: 0 BB: 0 S: 8 P: 14	R: 0 H: 0 E: 0 LOB: 0 K: 1 BB: 0 S: 7 P: 9

	1B	SF	WP	PA
	4	0	0	31
	2B	SAC	PB	
	0	2	0	
	3B	DP	SB	
	0	0	0	
	HR	HBP	CS	
	0	0	0	

TOP	
AB	29
R	1
H	4
RBI	1
BB	0
SO	7
LOB	5

PITCHER	IP	WLS	BF	H	R	ER	SO	BB	IBB	HBP	BLK	WP	HR	S	P	ERA	WHIP
Frank Viola, L (1, 1) ERA: 3.54	9.0	W	31	4	1	1	7	0	0	0	0	0	0	70	101	1.00	0.444

PITCHER	IP	WLS	BF	H	R	ER	SO	BB	IBB	HBP	BLK	WP	HR	S	P	ERA	WHIP

Batter	1	2	3	4	5	6	7	8	9	AB	R	H	RBI	BB	SO	LOB
Al Newman, S (1, 6) (9, 4) OBP: 0.352, SLG: 0.308	C X 0-1 F7 ①		B C C X 1-2 G3 ①		B B C X 2-1 E 1B F3-2 1B			B B C B C X 3-2 2B 2B		4	1	2	0	0	0	0
Wally Backman, S (1, 4) Greg Gagne, R (9, 6) OBP: 0.314, SLG: 0.307 OBP: 0.293, SLG: 0.384	C X 0-1 BB 2B		B X 1-0 G4-3 ②		1 SAFE X 0-0 E3 1-3 1B			B L L L 1-3 K ①		4 0	0 0	2 0	0 0	0 0	1 0	1 0
Kirby Puckett, R (1, 8) OBP: 0.383, SLG: 0.480	C X 0-1 BB 1B		B X 1-0 L9 ③		X 0-0 F3-2 ② ③ 3-H			S B S B X 2-2 1B 2-H 2B		4	1	2	1	0	0	2
Kent Hrbek, L (1, 10) OBP: 0.401, SLG: 0.529	C B C B B B 4-2 1-2 2-3 BB			X 0-0 G4-3 ①		S X 0-1 L8 ①		B F B B C B 4-2 1B 1B BB		2	0	0	0	2	0	0
Gary Gaetti, R (1, 5) OBP: 0.299, SLG: 0.455	F S B F S 1-3 K ②			B F F F F X 1-2 1B 1B		B F F S 1-3 K ②		X 0-0 1B 1-2 2-H 1B		4	0	2	1	0	2	3
Randy Bush, L (1, 7) OBP: 0.358, SLG: 0.506	B F B X 2-1 L4 ③			B F B B B F X 3-2 1-3 1B		B F F C 1-3 K ③		B B B C X 3-1 FC6-4 1-2 2-3 1B		4	0	2	0	0	1	3
Gene Larkin, S (1, 3) OBP: 0.348, SLG: 0.329		X 0-0 G6-3 ①		C B B X 2-1 P8 ②			B B X 2-0 G3-1 ①	B B B C C S 3-3 K ②		4	0	0	0	0	1	5
Carmen Castillo, R (1, 9) OBP: 0.326, SLG: 0.534		X 0-0 G6-3 ②		C B B S X 2-2 G4-3 ③			C S B S 1-3 K ②	X 0-0 FC6-4 ③ 1-2f		4	0	0	0	0	1	5
Tim Laudner, R (1, 2) OBP: 0.283, SLG: 0.329		B C S S 1-3 K ③			X 0-0 G6-3 ①		B X 1-0 G6-3 ③			3	0	0	0	0	1	0
Inning Stats	R: 0 E: 0 K: 1 S: 14 H: 2 LOB: 3 BB: 1 P: 21	R: 0 E: 0 K: 1 S: 5 H: 0 LOB: 0 BB: 0 P: 6	R: 0 E: 0 K: 0 S: 5 H: 0 LOB: 0 BB: 0 P: 8	R: 0 E: 0 K: 0 S: 14 H: 2 LOB: 2 BB: 0 P: 22	R: 0 E: 1 K: 0 S: 5 H: 2 LOB: 1 BB: 0 P: 7	R: 0 E: 0 K: 2 S: 8 H: 0 LOB: 0 BB: 0 P: 10	R: 0 E: 0 K: 1 S: 5 H: 0 LOB: 0 BB: 0 P: 9	R: 2 E: 0 K: 2 S: 18 H: 4 LOB: 3 BB: 1 P: 34		1B: 7 2B: 4 3B: 0 HR: 0	SF: 0 SAC: 0 DP: 1 HBP: 0					

PITCHER		IP	WLS	BF	H	R	ER	SO	BB	IBB	HBP	BLK	WP	HR	S	P	ERA	WHIP
Bert Blyleven, R ERA: 2.16	(1, 1)	7.0		27	6	0	0	5	1	0	0	0	0	0	56	83	0.00	1.000
Rich Monteleone, R ERA: 1.62	(8, 1)	0.1	L	3	2	2	2	1	0	0	0	0	0	0	9	15	54.00	6.000
Bob McClure, L ERA: 1.77	(8, 1)	0.0		1	0	0	0	0	1	0	0	0	0	0	2	6	∞	∞
Willie Fraser, R ERA: 3.38	(8, 1)	0.2		4	2	0	0	1	0	0	0	0	0	0	7	13	0.00	3.000

PITCHER	IP	WLS	BF	H	R	ER	SO	BB	IBB	HBP	BLK	WP	HR	S	P	ERA	WHIP

BOTTOM

California Angels @ Minnesota Twins

Hubert H. Humphrey Metrodome, Minneapolis, MN

Sun Jul 02 1989, 4:33 AM EDT

Att. 49,098 - Dome

livebaseballscorecards.com

AB	33
R	2
H	10
RBI	2
BB	2
SO	7
LOB	19

1B: 7	SF: 0	WP: 0	PA: 35
2B: 4	SAC: 0	PB: 0	
3B: 0	DP: 1	SB: 0	
HR: 0	HBP: 0	CS: 0	

Batter	1	2	3	4	5	6	7	8	9	AB	R	H	RBI	BB	SO	LOB
Sammy Sosa, R (1, 8) OBP: 0.317, SLG: 0.400	G6-3		1B 1-2 1B		G4-3			G4-3 BLK 2B		4	1	2	0	0	0	0
Scott Fletcher, R (1, 6) OBP: 0.339, SLG: 0.305	G5-3		1-3 2-H 1B			G4-3		G4-3 2-3		4	0	1	1	0	0	1
Rafael Palmeiro, L (1, 3) OBP: 0.369, SLG: 0.419	L9		G4-3			L8		G4-3 3-H		4	0	0	0	0	0	2
Ruben Sierra, S (1, 9) OBP: 0.376, SLG: 0.585		G4-3		F7		E S 1B			F5	4	0	1	0	0	0	0
Julio Franco, R (1, 10) OBP: 0.401, SLG: 0.509		G5-3		G6-3		L9 1-3			G3 PB 1B	4	0	1	0	0	0	1
Pete Incaviglia, R (1, 7) OBP: 0.259, SLG: 0.376		G6-3		2B			G5-3		G3 1-2 BB	3	0	1	0	1	0	0
Steve Buechele, R (1, 5) OBP: 0.291, SLG: 0.335			L8	K			K		G3 1-2 2-3	3	0	0	0	0	2	1
Thad Bosley, L (9, PH) OBP: 0.200, SLG: 0.200										1	0	0	0	0	0	2
Jeff Kunkel, R (1, 4) OBP: 0.304, SLG: 0.477			K		K		K		K	3	0	0	0	0	3	0
Rick Leach, L (9, PH) OBP: 0.349, SLG: 0.366										1	0	0	0	0	1	2
Jim Sundberg, R (1, 2) OBP: 0.345, SLG: 0.381			1B 1B BB		K			G6-3		2	1	0	0	1	1	0
Inning Stats	R: 0 E: 0 K: 0 S: 7 H: 0 LOB: 0 BB: 0 P: 14	R: 0 E: 0 K: 0 S: 7 H: 0 LOB: 0 BB: 0 P: 12	R: 1 E: 0 K: 1 S: 10 H: 2 LOB: 2 BB: 1 P: 19	R: 0 E: 0 K: 1 S: 9 H: 1 LOB: 1 BB: 0 P: 13	R: 0 E: 0 K: 2 S: 8 H: 0 LOB: 0 BB: 0 P: 9	R: 0 E: 0 K: 0 S: 9 H: 1 LOB: 1 BB: 0 P: 15	R: 0 E: 0 K: 2 S: 12 H: 0 LOB: 0 BB: 0 P: 16	R: 1 E: 0 K: 0 S: 9 H: 1 LOB: 0 BB: 0 P: 15	R: 0 E: 0 K: 1 S: 10 H: 1 LOB: 2 BB: 1 P: 21	1B: 4 2B: 2 3B: 0 HR: 0	SF: 0 SAC: 0 DP: 0 HBP: 0						

PITCHER	IP	WLS	BF	H	R	ER	SO	BB	IBB	HBP	BLK	WP	HR	S	P	ERA	WHIP
Jim Abbott, L (1, 1) ERA: 3.71	8.0	W	30	5	2	2	6	1	0	0	1	0	0	71	113	2.25	0.750
Bryan Harvey, R (9, 1) ERA: 3.25	1.0	S	5	1	0	0	1	1	0	0	0	0	0	10	21	0.00	2.000

PITCHER	IP	WLS	BF	H	R	ER	SO	BB	IBB	HBP	BLK	WP	HR	S	P	ERA	WHIP

TOP

Texas Rangers @ California Angels

Anaheim Stadium, Anaheim, CA

Mon Jul 03 1989, 10:05 PM EDT

Att. 29,614 - Unknown

livebaseballscorecards.com

AB	33
R	2
H	6
RBI	1
BB	2
SO	7
LOB	9

1B: 4	SF: 0	WP: 0	PA: 35
2B: 2	SAC: 0	PB: 1	
3B: 0	DP: 0	SB: 1	
HR: 0	HBP: 0	CS: 0	

Texas Rangers @ California Angels

Anaheim Stadium, Anaheim, CA

Mon Jul 03 1989, 10:05 PM EDT

Att. 29,614 - Unknown

BOTTOM

Batter	1	2	3	4	5	6	7	8	9	AB	R	H	RBI	BB	SO	LOB
Dick Schofield, R (1, 6) OBP: 0.271, SLG: 0.269	C X 0-1 ① G3-1		H 1-0 BB 2B HBP	B B F B S F X 3-2 ② F3		F B B F B C 3-3 ②③ K 1-2		B L B F B 4-2 BB		3	1	0	0	1	1	1
Johnny Ray, S (1, 4) OBP: 0.305, SLG: 0.358	B C X 1-1 ② F7		B F B B X 3-1 ① F7	C F B B F B F F F 4-2 B BB			X 0-0 ① G6-3	C X 0-1 ③ L8		4	0	0	0	1	0	3
Devon White, S (1, 8) OBP: 0.302, SLG: 0.448	B B B C B 4-1 1B BB		C S B B B B 4-2 1-2 2B BB	B B B 4-0 1-2 BB			F F X 0-2 ② F4			1	1	0	0	3	0	0
Wally Joyner, L (1, 3) OBP: 0.340, SLG: 0.378	X 0-0 1-2 1B		C B B C X 2-2 1B PB 1-H 2-H 2B	S X 0-1 ③ F8			C C B F S 1-3 ③ K			4	1	2	2	0	1	2
Brian Downing, R (1, 10) OBP: 0.381, SLG: 0.457	B B C C S 2-3 ③ K		C B X 1-1 PB 2-3 1B		C B B B B 4-1 G4-6-3 BB			B B B B 4-0 1B 2B BB		2	1	1	0	2	1	2
Chili Davis, S (1, 7) OBP: 0.313, SLG: 0.417		M C X 0-2 ① G4-3	B X 1-0 ② F9 1-2 3-H		C S B X 1-2 ①② G4-6-3 1-2f			L B B X 2-1 L4-3 1-2 1B		4	0	1	0	0	0	2
Tony Armas, R (1, 9) OBP: 0.435, SLG: 0.750		F F B B B C 2-3 ② K	B F B B C S 4-2 BB		B X 1-0 ③ F9			B X 1-0 ①② L4-3 1-2		3	0	0	0	1	1	2
Lance Parrish, R (1, 2) OBP: 0.311, SLG: 0.390		X 0-0 1B	B B C S F X 2-2 ③ F9			B F X 1-1 ① F9		C B X 1-1 2-H 1B 2B		4	1	2	1	0	0	2
Glenn Hoffman, R (1, 5) OBP: 0.300, SLG: 0.333		B B F B F F X 3-2 ③ G6-3		X 0-0 ① F7		C S F F B F B X 2-2 CS 1B		B B C F X 2-2 2-H 1B		4	0	2	1	0	0	1
Inning Stats	R: 0 E: 0 K: 1 S: 9 H: 1 LOB: 2 BB: 1 P: 16	R: 0 E: 0 K: 1 S: 11 H: 1 LOB: 1 BB: 0 P: 16	R: 3 E: 0 K: 0 S: 16 H: 2 LOB: 2 BB: 2 P: 34	R: 0 E: 0 K: 0 S: 14 H: 0 LOB: 2 BB: 2 P: 25	R: 0 E: 0 K: 0 S: 5 H: 0 LOB: 0 BB: 1 P: 11	R: 0 E: 0 K: 1 S: 11 H: 1 LOB: 1 BB: 0 P: 17	R: 0 E: 0 K: 1 S: 8 H: 0 LOB: 0 BB: 0 P: 9	R: 2 E: 0 K: 0 S: 12 H: 3 LOB: 2 BB: 2 P: 26		1B: 6 2B: 4 3B: 0 HR: 0	SF: 0 SAC: 0 DP: 3 HBP: 1					

livebaseballscorecards.com

AB	29
R	5
H	8
RBI	4
BB	8
SO	4
LOB	15

PITCHER		IP	WLS	BF	H	R	ER	SO	BB	IBB	HBP	BLK	WP	HR	S	P	ERA	WHIP
Mike Jeffcoat, L ERA: 3.21	(1, 1)	2.2	L	16	4	3	3	2	3	0	1	0	0	0	32	60	10.12	2.625
Cecilio Guante, R ERA: 3.6	(3, 1)	1.0		5	0	0	0	0	2	0	0	0	0	0	16	29	0.00	2.000
Drew Hall, L ERA: 3.96	(4, 1)	2.1		7	1	0	0	1	1	0	0	0	0	0	18	30	0.00	0.857
Kenny Rogers, L ERA: 2.72	(7, 1)	1.0		5	1	2	2	1	1	0	0	0	0	0	10	17	18.00	2.000
Gary Mielke, R ERA: 2.95	(8, 1)	1.0		5	2	0	0	0	1	0	0	0	0	0	10	18	0.00	3.000

PITCHER	IP	WLS	BF	H	R	ER	SO	BB	IBB	HBP	BLK	WP	HR	S	P	ERA	WHIP

Texas Rangers @ California Angels

Anaheim Stadium, Anaheim, CA

Tue Jul 04 1989, 10:05 PM EDT

Att. 62,390 - Unknown - 70 F

livebaseballscorecards.com

Batter	1	2	3	4	5	6	7	8	9	AB	R	H	RBI	BB	SO	LOB
Cecil Espy, S (1, 8) OBP: 0.299, SLG: 0.319	X 0-0 ① G4-3			C F F X 0-2 ① G1-3		M B X 1-1 ① F5	X 0-0 ③ B4		B F B X 2-1 ③ F7	5	0	0	0	0	0	1
Scott Fletcher, R (1, 6) OBP: 0.337, SLG: 0.301 Jeff Kunkel, R (9, 6) OBP: 0.304, SLG: 0.477	C F B B C 2-3 ② K			B B B C F B 4-2 BB		F B S X 1-2 ② F9		B X 1-0 ① G3		3 0	0 0	0 0	0 0	1 0	1 0	0 0
Rafael Palmeiro, L (1, 3) OBP: 0.371, SLG: 0.420	C X 0-1 ③ G4-3			B B B C F X 3-2 ② F7		X 0-0 1B 1B 1B		F F B B X 2-2 FC3-6 1B		4	1	2	0	0	0	1
Ruben Sierra, S (1, 9) OBP: 0.378, SLG: 0.584		B F X 1-1 G6-4-3 1B		B C S X 1-2 ③ F8		C B F F X 1-2 1B 1-2 1B		B B B X 3-0 ② FC3-6 1B 1-2f		4	0	2	0	0	0	2
Julio Franco, R (1, 4) OBP: 0.402, SLG: 0.508		C X 0-1 ①② G6-4-3 1-2f			C S B B B X 3-2 ① L7	C B X 1-1 HBP 1-3 2-H 1B		B C B S X 2-2 1-3 1B		4	0	2	1	0	0	1
Pete Incaviglia, R (1, 7) OBP: 0.260, SLG: 0.373 Sammy Sosa, R (7, 7) OBP: 0.317, SLG: 0.400 Thad Bosley, L (8, PH) OBP: 0.167, SLG: 0.167 (8, 7)		X 0-0 ③ G6-3			B C B B B F X 3-2 ② G4-3	B B F H 3-1 1-2 HBP		B X 1-0 ③ G5-3		2 0 1	0 0 0	0 0 0	0 0 0	0 0 0	0 0 0	0 0 2
Rick Leach, L (1, 10) OBP: 0.353, SLG: 0.370			F B B B S F X 3-2 ① F7		B F C B X 2-2 2B 1B	B F B F X 2-2 ③ F9			B B F X 2-1 G3-1 SH1 1B	4	1	2	0	0	0	3
Steve Buechele, R (1, 5) OBP: 0.291, SLG: 0.338			F C B B B F B F X 3-2 ② G5-3		B X 1-0 1-H 2B		X 0-0 ① F5		X 0-0 ① SH1 1-2	3	0	1	1	0	0	0
Chad Kreuter, S (1, 2) OBP: 0.197, SLG: 0.191			C B B B F B X 3-2 ③ L9		C B S X 1-2 ③ F8		B C S X 1-2 ② F9		C B F B F F X 2-2 ② G3-1 2-3	4	0	0	0	0	0	2
Inning Stats	R: 0 E: 0 K: 1 S: 6 H: 0 LOB: 0 BB: 0 P: 8	R: 0 E: 0 K: 0 S: 5 H: 1 LOB: 0 BB: 0 P: 6	R: 0 E: 0 K: 0 S: 12 H: 0 LOB: 0 BB: 0 P: 21	R: 0 E: 0 K: 0 S: 12 H: 0 LOB: 1 BB: 1 P: 20	R: 1 E: 0 K: 0 S: 13 H: 2 LOB: 1 BB: 0 P: 23	R: 1 E: 0 K: 0 S: 16 H: 3 LOB: 3 BB: 0 P: 25	R: 0 E: 0 K: 0 S: 5 H: 0 LOB: 0 BB: 0 P: 6	R: 0 E: 0 K: 0 S: 9 H: 2 LOB: 2 BB: 0 P: 18	R: 0 E: 0 K: 0 S: 10 H: 1 LOB: 1 BB: 0 P: 16	1B: 8 2B: 1 3B: 0 HR: 0 SF: 0 SAC: 1 DP: 1 HBP: 1						

TOP	
	AB 34
	R 2
	H 9
	RBI 2
	BB 1
	SO 1
	LOB 12

WP: 0 PB: 0 SB: 0 CS: 0 PA: 37

PITCHER		IP	WLS	BF	H	R	ER	SO	BB	IBB	HBP	BLK	WP	HR	S	P	ERA	WHIP
Mike Witt, R ERA: 4.21	(1, 1)	6.0		25	6	2	2	1	1	0	1	0	0	0	64	103	3.00	1.167
Willie Fraser, R ERA: 3.12	(7, 1)	3.0	W	12	3	0	0	0	0	0	0	0	0	0	24	40	0.00	1.000

PITCHER	IP	WLS	BF	H	R	ER	SO	BB	IBB	HBP	BLK	WP	HR	S	P	ERA	WHIP

Texas Rangers @ California Angels

Anaheim Stadium, Anaheim, CA

Tue Jul 04 1989, 10:05 PM EDT

Att. 62,390 - Unknown - 70 F

BOTTOM

Batter	1	2	3	4	5	6	7	8	9	AB	R	H	RBI	BB	SO	LOB
Dick Schofield, R (1, 6) OBP: 0.265, SLG: 0.263	X 0-0 ① G4-3		B X 1-0 ② G4-3			B X 1-0 ① G6-3		B C B F B X 3-2 ② G6-3		4	0	0	0	0	0	1
Johnny Ray, S (1, 4) OBP: 0.301, SLG: 0.353	C B X 1-1 ② G4-3		F B B B C X 3-2 ③ G1-3			B C X 1-1 ② G4-3		B B B F F X 3-2 ③ G4-3		4	0	0	0	0	0	1
Devon White, S (1, 8) OBP: 0.298, SLG: 0.443	B S S S 1-3 ③ K			M B S B X 2-2 ① F7		B X 1-0 ③ G3			S B X 1-1 ① G3	4	0	0	0	0	1	0
Wally Joyner, L (1, 3) OBP: 0.342, SLG: 0.384		B S C B S 2-3 ① K		S X 0-1 ① 1B			B C B F F C 2-3 ① K		C F F F B X 1-2 ① G6-3 HR 2B	4	1	2	0	0	2	0
Brian Downing, R (1, 10) OBP: 0.380, SLG: 0.455		B X 1-0 ② G5-3		C B X 1-1 ② L9			C C X 0-2 FC6-4 1B		B F F X 1-2 ② G6-3 2-3	4	0	1	0	0	0	2
Chili Davis, S (1, 7) OBP: 0.312, SLG: 0.413		F B B B X 2-1 ③ G6-3		B B S X 2-1 ③ G4-3			F B B B X 2-1 ② FC6-4 1-2f		I I I I 4-0 HR IBB	3	1	0	0	1	0	2
Tony Armas, R (1, 9) OBP: 0.420, SLG: 0.771			S F S 0-3 ① K		S C S 0-3 ① K		B S X 1-1 ③ F6		F X 0-1 1-H 3-H HR	4	1	1	3	0	2	1
Lance Parrish, R (1, 2) OBP: 0.312, SLG: 0.390			B B B S F X 3-2 HR 1B		C S B B B S 3-3 ② K			F B F C 1-3 ① K		3	1	1	0	0	2	0
Jack Howell, L (1, 5) OBP: 0.331, SLG: 0.409			X 0-0 1-H HR		C B C B F B X 3-2 ③ F9			B X 1-0 E6		3	1	1	2	0	0	0
Inning Stats	R: 0 H: 0 E: 0 LOB: 0 K: 1 BB: 0 S: 7 P: 9	R: 0 H: 0 E: 0 LOB: 0 K: 1 BB: 0 S: 6 P: 11	R: 2 H: 2 E: 0 LOB: 0 K: 1 BB: 0 S: 11 P: 18	R: 0 H: 1 E: 0 LOB: 1 K: 0 BB: 0 S: 9 P: 14	R: 0 H: 0 E: 0 LOB: 0 K: 2 BB: 0 S: 10 P: 16	R: 0 H: 0 E: 0 LOB: 0 K: 0 BB: 0 S: 4 P: 7	R: 0 H: 1 E: 0 LOB: 1 K: 1 BB: 0 S: 11 P: 16	R: 0 H: 0 E: 1 LOB: 1 K: 1 BB: 0 S: 10 P: 18	R: 3 H: 2 E: 0 LOB: 0 K: 0 BB: 1 S: 12 P: 19	1B: 3 SF: 0 2B: 1 SAC: 0 3B: 0 DP: 0 HR: 2 HBP: 0						

PITCHER	IP	WLS	BF	H	R	ER	SO	BB	IBB	HBP	BLK	WP	HR	S	P	ERA	WHIP
Kevin Brown, R (1, 1) ERA: 3.0	8.2	L	34	6	5	5	7	0	1	0	0	0	2	80	128	5.19	0.692

PITCHER	IP	WLS	BF	H	R	ER	SO	BB	IBB	HBP	BLK	WP	HR	S	P	ERA	WHIP

livebaseballscorecards.com

AB	33
R	5
H	6
RBI	5
BB	1
SO	7
LOB	7

WP: 0 PA: 34
PB: 0
SB: 0
CS: 0

Batter	1	2	3	4	5	6	7	8	9	AB	R	H	RBI	BB	SO	LOB
Cecil Espy, S (1, 8) OBP: 0.299, SLG: 0.316	C B B C S 2-3 ① K2-3	S S F B B B S 3-3 ③ K		C F X 0-2 ③ FC6-4 1-2f			B B B C B 4-1 BB			3	0	0	0	1	2	4
Sammy Sosa, R (1, 7) OBP: 0.297, SLG: 0.375	C B F B X 2-2 ② G1-3		C F X 0-2 ① G6-3		B C F X 1-2 ① G6-3		X 0-0 ③ F9			4	0	0	0	0	0	1
Rafael Palmeiro, L (1, 3) OBP: 0.372, SLG: 0.420	C X 0-1 1B		B B B B 4-0 BB		C X 0-1 ② G4-3			B X 1-0 ① G3		3	0	1	0	1	0	0
Ruben Sierra, S (1, 9) OBP: 0.376, SLG: 0.579	B F B F X 2-2 ③ G4-3		B B B B 4-0 G6-4-3 1-2 BB		C X 0-1 ③ G5-3			B F X 1-1 ② F8		3	0	0	0	1	0	1
Julio Franco, R (1, 4) OBP: 0.398, SLG: 0.502		C F B F S 1-3 ① K	B B B C X 3-1 ② ③ G6-4-3 1-2f			C S B X 1-2 ① G3		C S B X 1-2 ③ F8		4	0	0	0	0	1	2
Steve Buechele, R (1, 5) OBP: 0.291, SLG: 0.337		F F B X 1-2 1B 1B 1B		X 0-0 ① F8		B C B X 2-1 ② F9			B C F B X 2-2 ① G5-3	4	1	1	0	0	0	0
Jim Sundberg, R (1, 2) OBP: 0.342, SLG: 0.370		F 1 SAFE B F C 1-3 ② K	B F B C B B 4-2 1B BB			X 0-0 ③ F8			C S B B C 2-3 ② K	3	0	0	0	1	2	1
Jeff Kunkel, R (1, 6) OBP: 0.303, SLG: 0.470		C B X 1-1 1B 1-2 1B	F C B B S 2-3 ② K				X 0-0 ① G6-3		B F S B X 2-2 ③ G5-3	4	0	1	0	0	1	1
Mike Stanley, R (1, 10) OBP: 0.273, SLG: 0.184		C X 0-1 1-2 2-H 1B	B S X 1-1 FC6-4 1-2 1B				B X 1-0 ② F8			3	0	2	1	0	0	0
Inning Stats	R: 0 H: 1 E: 0 LOB: 1 K: 1 BB: 0 S: 11 P: 17	R: 1 H: 3 E: 0 LOB: 2 K: 3 BB: 0 S: 18 P: 25	R: 0 H: 0 E: 0 LOB: 1 K: 0 BB: 2 S: 5 P: 16	R: 0 H: 1 E: 0 LOB: 2 K: 1 BB: 1 S: 11 P: 18	R: 0 H: 0 E: 0 LOB: 0 K: 0 BB: 0 S: 7 P: 8	R: 0 H: 0 E: 0 LOB: 0 K: 0 BB: 0 S: 6 P: 9	R: 0 H: 0 E: 0 LOB: 1 K: 0 BB: 1 S: 4 P: 9	R: 0 H: 0 E: 0 LOB: 0 K: 0 BB: 0 S: 6 P: 9	R: 0 H: 0 E: 0 LOB: 0 K: 1 BB: 0 S: 9 P: 15	1B: 5 SF: 0 2B: 0 SAC: 0 3B: 0 DP: 1 HR: 0 HBP: 0						WP: 0 PA: 35 PB: 0 SB: 0 CS: 0

PITCHER	IP	WLS	BF	H	R	ER	SO	BB	IBB	HBP	BLK	WP	HR	S	P	ERA	WHIP
Chuck Finley, L (1, 1) ERA: 2.24	9.0	W	35	5	1	1	6	4	0	0	0	0	0	77	126	1.00	1.000

PITCHER	IP	WLS	BF	H	R	ER	SO	BB	IBB	HBP	BLK	WP	HR	S	P	ERA	WHIP

TOP

Texas Rangers @ California Angels

Anaheim Stadium, Anaheim, CA

Wed Jul 05 1989, 10:05 PM EDT

Att. 24,852 - Unknown

livebaseballscorecards.com

AB	31
R	1
H	5
RBI	1
BB	4
SO	6
LOB	10

Texas Rangers @ California Angels

Anaheim Stadium, Anaheim, CA

Wed Jul 05 1989, 10:05 PM EDT

Att. 24,852 - Unknown

BOTTOM

Batter	1	2	3	4	5	6	7	8	9	AB	R	H	RBI	BB	SO	LOB
Dick Schofield, R (1, 6) OBP: 0.270, SLG: 0.276	L7		BLK BB			G5-3		SF8 3B		3	1	1	1	1	0	0
Johnny Ray, S (1, 4) OBP: 0.300, SLG: 0.352	PB 1B		G4-3			K		SF8		3	0	1	1	0	1	1
Devon White, S (1, 8) OBP: 0.295, SLG: 0.437	K			G3-1			K2-3	P5		4	0	0	0	0	2	1
Wally Joyner, L (1, 3) OBP: 0.339, SLG: 0.379	K			K			P2			3	0	0	0	0	2	1
Brian Downing, R (1, 10) OBP: 0.382, SLG: 0.457		G4-6-3 1B		F7			1B 1B			3	0	2	0	0	0	0
Chili Davis, S (1, 7) OBP: 0.312, SLG: 0.412		G4-6-3			F9		FC6-4 1B			3	0	1	0	0	0	1
Tony Armas, R (1, 9) OBP: 0.396, SLG: 0.725		G1-3			P2		FC6-4			3	0	0	0	0	0	2
Lance Parrish, R (1, 2) OBP: 0.312, SLG: 0.386			G6-3		P5			FC3-6 BB		2	0	0	0	1	0	0
Jack Howell, L (1, 5) OBP: 0.327, SLG: 0.404			G3-1			F8		FC3-6 3B		3	1	0	0	0	0	1
Inning Stats	R: 0 E: 0 K: 2 S: 10 H: 1 LOB: 1 BB: 0 P: 18	R: 0 E: 0 K: 0 S: 8 H: 1 LOB: 0 BB: 0 P: 12	R: 0 E: 0 K: 0 S: 12 H: 0 LOB: 1 BB: 1 P: 20	R: 0 E: 0 K: 1 S: 7 H: 0 LOB: 0 BB: 0 P: 11	R: 0 E: 0 K: 0 S: 5 H: 0 LOB: 0 BB: 0 P: 8	R: 0 E: 0 K: 1 S: 9 H: 0 LOB: 0 BB: 0 P: 13	R: 0 E: 0 K: 1 S: 10 H: 2 LOB: 2 BB: 0 P: 16	R: 2 E: 0 K: 0 S: 11 H: 1 LOB: 0 BB: 1 P: 21		1B: 4 2B: 0 3B: 1 HR: 0 SF: 1 SAC: 0 DP: 1 HBP: 0						

PITCHER	IP	WLS	BF	H	R	ER	SO	BB	IBB	HBP	BLK	WP	HR	S	P	ERA	WHIP
Charlie Hough, R (1, 1) ERA: 4.71	7.1	L	28	5	2	2	5	2	0	0	1	0	0	67	110	2.46	0.955
Jeff Russell, R (8, 1) ERA: 1.83	0.2		2	0	0	0	0	0	0	0	0	0	0	5	9	0.00	0.000

PITCHER	IP	WLS	BF	H	R	ER	SO	BB	IBB	HBP	BLK	WP	HR	S	P	ERA	WHIP

livebaseballscorecards.com

AB	27
R	2
H	5
RBI	2
BB	2
SO	5
LOB	7

WP: 0 PA: 30
PB: 1
SB: 0
CS: 0

Batter	1	2	3	4	5	6	7	8	9	AB	R	H	RBI	BB	SO	LOB
Cecil Espy, S (1, 8) OBP: 0.298, SLG: 0.315	X 0-0 ① B5-3		C 1 SAFE C B X 1-2 ① 1-3 1B		X 0-0 ③ L1			B F B F X 2-2 ① G6-3		4	0	1	0	0	0	1
Thad Bosley, L (1, 10) OBP: 0.100, SLG: 0.100 Sammy Sosa, R (8, PR) OBP: 0.297, SLG: 0.375	X 0-0 ② G4-3		1 SAFE C 1 SAFE 1 SAFE B 1 SAFE B S C 2-3 ③ K			B F F B F X 2-2 ① G3-1		C B X 1-1 E8 K		4 0	0 0	0 0	0 0	0 0	1 0	2 0
Rafael Palmeiro, L (1, 3) OBP: 0.371, SLG: 0.417	C C B X 1-2 ③ G6-3			X 0-0 ① P6		B X 1-0 G5-3 BB 1B		2 SAFE F S S 0-3 ②③ K 2-3		4	0	1	0	0	1	1
Ruben Sierra, S (1, 9) OBP: 0.377, SLG: 0.586		F B C B X 2-2 ① G3		B B B C S X 3-2 ② P4		B 1 SAFE B 1 SAFE B C B 4-1 1-2 BB			B X 1-0 HR	3	1	1	1	1	0	0
Julio Franco, R (1, 4) OBP: 0.396, SLG: 0.498		B B F S B X 3-2 ② L9		B X 1-0 1B		X 0-0 ②③ G5-3 2-3f			X 0-0 ① F8	4	0	1	0	0	0	2
Rick Leach, L (1, 7) OBP: 0.344, SLG: 0.359		C C F B F F X 1-2 ③ G4-3		B 1 SAFE F 1 SAFE B 1 SAFE X 2-1 ③ G3			B B X 2-0 ① F9		C B X 1-1 ② F8	4	0	0	0	0	0	1
Steve Buechele, R (1, 5) OBP: 0.297, SLG: 0.352			C C B F B X 2-2 ① L6		B B B C F B 4-2 SH1-4 BB		X 0-0 HR		X 0-0 2B 1B	3	2	2	1	1	0	0
Jeff Kunkel, R (1, 6) OBP: 0.303, SLG: 0.475			F B X 1-1 ② G4-3		L 1 SAFE X 0-1 ① SH1-4 1-2		C C F B B S 2-3 ② K		F F X 0-2 1-H 2B	3	0	1	1	0	1	0
Chad Kreuter, S (1, 2) OBP: 0.200, SLG: 0.183			B F B C B B 4-2 1B BB		X 0-0 ② L5		F X 0-1 ③ G4-3		S B B B C F F F F 3-3 C ③ K	3	0	0	0	1	1	2
Inning Stats	R: 0 E: 0 K: 0 S: 5 H: 0 LOB: 0 BB: 0 P: 6	R: 0 E: 0 K: 0 S: 12 H: 0 LOB: 0 BB: 0 P: 18	R: 0 E: 0 K: 1 S: 14 H: 1 LOB: 2 BB: 1 P: 24	R: 0 E: 0 K: 0 S: 7 H: 1 LOB: 1 BB: 0 P: 13	R: 0 E: 0 K: 0 S: 6 H: 0 LOB: 1 BB: 1 P: 10	R: 0 E: 0 K: 0 S: 7 H: 1 LOB: 1 BB: 1 P: 14	R: 1 E: 0 K: 1 S: 8 H: 1 LOB: 0 BB: 0 P: 12	R: 0 E: 1 K: 1 S: 8 H: 0 LOB: 1 BB: 0 P: 11	R: 2 E: 0 K: 1 S: 15 H: 3 LOB: 1 BB: 0 P: 20	1B: 4 2B: 1 3B: 0 HR: 2	SF: 0 SAC: 1 DP: 1 HBP: 0						

PITCHER	IP	WLS	BF	H	R	ER	SO	BB	IBB	HBP	BLK	WP	HR	S	P	ERA	WHIP
Kirk McCaskill, R (1, 1) ERA: 2.81	8.0	L	31	5	2	2	3	3	0	0	0	0	2	68	110	2.25	1.000
Willie Fraser, R (9, 1) ERA: 3.27	1.0		5	2	1	1	1	0	0	0	0	0	0	14	18	9.00	2.000

PITCHER	IP	WLS	BF	H	R	ER	SO	BB	IBB	HBP	BLK	WP	HR	S	P	ERA	WHIP

TOP

Texas Rangers @ California Angels

Anaheim Stadium, Anaheim, CA

Thu Jul 06 1989, 10:05 PM EDT

Att. 37,867 - Unknown

livebaseballscorecards.com

AB	32
R	3
H	7
RBI	3
BB	3
SO	4
LOB	9

1B: 4	SF: 0	WP: 0	PA: 36
2B: 1	SAC: 1	PB: 0	
3B: 0	DP: 1	SB: 0	
HR: 2	HBP: 0	CS: 0	

Batter	1	2	3	4	5	6	7	8	9	AB	R	H	RBI	BB	SO	LOB
Dick Schofield, R (1, 6) OBP: 0.269, SLG: 0.271	B B S B S B 4-2 1B BB	X 0-0 ③ F7			C S B S 1-3 ③ K			B C B F B F S 3-3 ③ K		3	0	0	0	1	2	2
Johnny Ray, S (1, 4) OBP: 0.299, SLG: 0.351	B B X 2-0 ① L9		B X 1-0 ① P5			F X 0-1 ① G6-3			C B F B X 2-2 BB 1B	4	0	1	0	0	0	1
Devon White, S (1, 8) OBP: 0.294, SLG: 0.435	C B C X 1-2 1-2 1B		C C B S 1-3 ② K			B F X 1-1 ② B1-3			S S C 0-3 ① K	4	0	1	0	0	2	1
Wally Joyner, L (1, 3) OBP: 0.334, SLG: 0.374	B X 1-0 ② F7		B X 1-0 ③ F8			X 0-0 ③ F9			C S S 0-3 ② K	4	0	0	0	0	1	3
Brian Downing, R (1, 10) OBP: 0.383, SLG: 0.454	C C B F S 1-3 ③ K			S C B H 2-2 G3-6-3 HBP			B C B X 2-1 ① G6-3		B S B B B 4-1 1-2 BB	2	0	0	0	1	1	2
Chili Davis, S (1, 7) OBP: 0.308, SLG: 0.406		B C X 1-1 ① F9		F B S X 1-2 ①② G3-6-3 1-2f			S F F B C 1-3 ② K		F F X 0-2 ③ G1-3	4	0	0	0	0	1	3
Tony Armas, R (1, 9) OBP: 0.375, SLG: 0.685		C C F F F S 0-3 K 1B		S B C S 1-3 ③ K2-3			B S S S 1-3 ③ K			3	0	0	0	0	3	0
Lance Parrish, R (1, 2) OBP: 0.312, SLG: 0.386		C B B B X 3-1 1-2 1B			F X 0-1 ① F9			B F C B X 2-2 ① P2		3	0	1	0	0	0	0
Kent Anderson, R (1, 5) OBP: 0.265, SLG: 0.231		F B C S S 2-3 ② K			F S B F F B B S 3-3 ② K			B X 1-0 ② F7		3	0	0	0	0	2	2
Inning Stats	R: 0 H: 1 E: 0 LOB: 2 K: 1 BB: 1 S: 11 P: 20	R: 0 H: 1 E: 0 LOB: 2 K: 2 BB: 0 S: 14 P: 20	R: 0 H: 0 E: 0 LOB: 0 K: 1 BB: 0 S: 5 P: 8	R: 0 H: 0 E: 0 LOB: 0 K: 1 BB: 0 S: 8 P: 12	R: 0 H: 0 E: 0 LOB: 0 K: 2 BB: 0 S: 10 P: 14	R: 0 H: 0 E: 0 LOB: 0 K: 0 BB: 0 S: 5 P: 6	R: 0 H: 0 E: 0 LOB: 0 K: 2 BB: 0 S: 9 P: 13	R: 0 H: 0 E: 0 LOB: 0 K: 1 BB: 0 S: 8 P: 14	R: 0 H: 1 E: 0 LOB: 2 K: 2 BB: 1 S: 13 P: 19	1B: 3 SF: 0 2B: 0 SAC: 0 3B: 0 DP: 1 HR: 0 HBP: 1						

PITCHER	IP	WLS	BF	H	R	ER	SO	BB	IBB	HBP	BLK	WP	HR	S	P	ERA	WHIP
Nolan Ryan, R (1, 1) ERA: 2.91	9.0	W	33	3	0	0	12	2	0	1	0	1	0	83	126	0.00	0.556

PITCHER	IP	WLS	BF	H	R	ER	SO	BB	IBB	HBP	BLK	WP	HR	S	P	ERA	WHIP

Texas Rangers @ California Angels

Anaheim Stadium, Anaheim, CA

Thu Jul 06 1989, 10:05 PM EDT

Att. 37,867 - Unknown

BOTTOM

livebaseballscorecards.com

AB	30
R	0
H	3
RBI	0
BB	2
SO	12
LOB	14

WP: 1 PA: 33
PB: 0
SB: 0
CS: 0

Batter	1	2	3	4	5	6	7	8	9	AB	R	H	RBI	BB	SO	LOB
Wally Backman, S (1, 4) OBP: 0.322, SLG: 0.309	C B B F B F X 3-2 F7 ①		X 0-0 G4-3 ②			C B B F C 2-3 K ①		B S C F B X 2-2 F8 ②		4	0	0	0	0	1	0
Randy Bush, L (1, 9) OBP: 0.342, SLG: 0.474	F C X 0-2 G4-3 ②		X 0-0 G3-1 ③			B S X 1-1 G1-3 ②		X 0-0 1B		4	0	1	0	0	0	0
Kirby Puckett, R (1, 8) OBP: 0.381, SLG: 0.473	F S X 0-2 G4-3 ③			C C B B X 2-2 F7 1B		X 0-0 1B		B F F B X 2-2 F8 ③		4	0	2	0	0	0	1
Kent Hrbek, L (1, 3) OBP: 0.386, SLG: 0.519		B X 1-0 F7 ①		F X 0-1 F4 ①		B X 1-0 L9 ③			L X 0-1 P6 ①	4	0	0	0	0	0	2
Gary Gaetti, R (1, 5) OBP: 0.299, SLG: 0.448		F F X 0-2 G5-3 ②		C F F B X 1-2 F7 ② **1-2**			F B S B X 2-2 P5 ①		F B X 1-1 G5-3 ②	4	0	0	0	0	0	1
Jim Dwyer, L (1, 10) OBP: 0.410, SLG: 0.401		C F X 0-2 G1-3 ③		C B B C S 2-3 K ③			X 0-0 P3 ②		C B B X 2-1 2B	4	0	1	0	0	1	1
John Moses, S (1, 7) OBP: 0.360, SLG: 0.384			C F B X 1-2 G3 ①		B F X 1-1 G4-3 ①		B F X 1-1 1B		B X 1-0 F8 ③	4	0	1	0	0	0	1
Greg Gagne, R (1, 6) OBP: 0.292, SLG: 0.379			C F F B X 1-2 HR 1B		C F B X 1-2 G5-3 ②		X 0-0 F9 ③			3	1	1	0	0	0	1
Tim Laudner, R (1, 2) OBP: 0.282, SLG: 0.351			X 0-0 **1-H** HR		B B C B C X 3-2 F8 ③			F B C X 1-2 G1-3 ①		3	1	1	2	0	0	0
Inning Stats	R: 0 H: 0 E: 0 LOB: 0 K: 0 BB: 0 S: 10 P: 13	R: 0 H: 0 E: 0 LOB: 0 K: 0 BB: 0 S: 7 P: 8	R: 2 H: 2 E: 0 LOB: 0 K: 0 BB: 0 S: 10 P: 12	R: 0 H: 1 E: 0 LOB: 1 K: 1 BB: 0 S: 12 P: 17	R: 0 H: 0 E: 0 LOB: 0 K: 0 BB: 0 S: 8 P: 13	R: 0 H: 1 E: 0 LOB: 1 K: 1 BB: 0 S: 7 P: 11	R: 0 H: 1 E: 0 LOB: 1 K: 0 BB: 0 S: 7 P: 10	R: 0 H: 1 E: 0 LOB: 1 K: 0 BB: 0 S: 11 P: 16	R: 0 H: 1 E: 0 LOB: 1 K: 0 BB: 0 S: 7 P: 11	1B: 5 SF: 0 2B: 1 SAC: 0 3B: 0 DP: 0 HR: 1 HBP: 0						WP: 0 PA: 34 PB: 0 SB: 0 CS: 0

PITCHER	IP	WLS	BF	H	R	ER	SO	BB	IBB	HBP	BLK	WP	HR	S	P	ERA	WHIP
Bert Blyleven, R (1, 1) ERA: 2.15	9.0	W	34	7	2	2	2	0	0	0	0	0	1	79	111	2.00	0.778

PITCHER	IP	WLS	BF	H	R	ER	SO	BB	IBB	HBP	BLK	WP	HR	S	P	ERA	WHIP

TOP

Minnesota Twins @ California Angels

Anaheim Stadium, Anaheim, CA

Fri Jul 07 1989, 10:05 PM EDT

Att. 30,299 - Unknown

livebaseballscorecards.com

AB	34
R	2
H	7
RBI	2
BB	0
SO	2
LOB	7

Minnesota Twins @ California Angels

Anaheim Stadium, Anaheim, CA

Fri Jul 07 1989, 10:05 PM EDT

Att. 30,299 - Unknown

livebaseballscorecards.com

BOTTOM

Batter	1	2	3	4	5	6	7	8	9	AB	R	H	RBI	BB	SO	LOB
Dick Schofield, R (1, 6) OBP: 0.274, SLG: 0.272	B F F B F F X 2-2 ① F6	B X 1-0 1B		B B B B 4-0 FC6-4 BB		F C B F B F X 2-2 ③ F9				3	0	1	0	1	0	1
Johnny Ray, S (1, 4) OBP: 0.295, SLG: 0.346	B X 1-0 ② L5	1 SAFE C B F B F F B X 3-2 ③ F8		X 0-0 ③ FC6-4 1-2f			B X 1-0 ① P3			4	0	0	0	0	0	2
Tony Armas, R (1, 9) OBP: 0.367, SLG: 0.655	B S S S X 1-2 1B		F B S B S S 2-3 ① K		C B B F S 2-3 ① K		S F S 0-3 ② K			4	0	1	0	0	3	0
Wally Joyner, L (1, 3) OBP: 0.336, SLG: 0.374	X 0-0 1-3 1B		B H 2-0 1B FC4-6 HBP		X 0-0 ② F8		F B X 1-1 ③ G4-3			3	1	1	0	0	0	0
Brian Downing, R (1, 10) OBP: 0.382, SLG: 0.451	B F X 1-1 ③ P2		C X 0-1 FC4-6 1-3 1B		B B C B F X 3-2 ③ F8			C X 0-1 ① G5-3		4	0	1	0	0	0	2
Devon White, S (1, 8) OBP: 0.294, SLG: 0.433		X 0-0 HR 1B	C S X 0-2 ② FC4-6 1-2f 3-H			X 0-0 ① G1-3		S L B F B S 2-3 ② K		4	1	1	1	0	1	1
Chili Davis, S (1, 7) OBP: 0.311, SLG: 0.403		L S 1 SAFE B S 1-3 ① K	1 SAFE B S S S F S 1-3 ③ K			B B B C C B 4-2 3B BB		C B S B F B F B 4-2 1B E BB		2	2	0	0	2	2	2
Lance Parrish, R (1, 2) OBP: 0.319, SLG: 0.402		S B 1 SAFE B X 2-1 1-H HR		B S B B B 4-1 G3-6-4 BB		B X 1-0 ② F9		B F C X 1-2 E7 1B		3	1	2	2	1	0	1
Jack Howell, L (1, 5) OBP: 0.326, SLG: 0.410		B C S B C 2-3 ② K		X 0-0 ① ② G3-6-4 1-2f		B B 1 SAFE X 2-0 1-H 3B		B B C X 2-1 ③ E7 1-H 2-H		4	0	1	1	0	1	2
Inning Stats	R: 0 E: 0 K: 0 S: 12 H: 2 LOB: 2 BB: 0 P: 17	R: 2 E: 0 K: 2 S: 15 H: 3 LOB: 1 BB: 0 P: 24	R: 1 E: 0 K: 2 S: 12 H: 1 LOB: 1 BB: 0 P: 17	R: 0 E: 0 K: 0 S: 3 H: 0 LOB: 1 BB: 2 P: 11	R: 0 E: 0 K: 1 S: 7 H: 0 LOB: 0 BB: 0 P: 12	R: 1 E: 0 K: 0 S: 10 H: 1 LOB: 1 BB: 1 P: 19	R: 0 E: 0 K: 1 S: 6 H: 0 LOB: 0 BB: 0 P: 8	R: 1 E: 1 K: 1 S: 15 H: 1 LOB: 1 BB: 1 P: 24		1B: 6 2B: 0 3B: 1 HR: 1 SF: 0 SAC: 0 DP: 1 HBP: 1						

	AB	31
	R	5
	H	8
	RBI	4
	BB	4
	SO	7
	LOB	11

PITCHER	IP	WLS	BF	H	R	ER	SO	BB	IBB	HBP	BLK	WP	HR	S	P	ERA	WHIP
Frank Viola, L (1, 1) ERA: 3.6	8.0	L	36	8	5	4	7	4	0	1	0	0	1	80	132	4.50	1.500

PITCHER	IP	WLS	BF	H	R	ER	SO	BB	IBB	HBP	BLK	WP	HR	S	P	ERA	WHIP

Minnesota Twins @ California Angels

Anaheim Stadium, Anaheim, CA

Sat Jul 08 1989, 6:33 AM EDT

Att. 29,797 - Unknown

livebaseballscorecards.com

Batter	1	2	3	4	5	6	7	8	9	AB	R	H	RBI	BB	SO	LOB
Al Newman, S (1, 4) OBP: 0.346, SLG: 0.300	C B B B X 3-1 1B WP 1B		B B B C C B 4-2 S 1B BB			F B C F S 1-3 ① K		C B B B X 3-1 ① G6-3		1	0	1	0	1	0	0
Wally Backman, S (6, PH) OBP: 0.319, SLG: 0.306 (6, 4)										2	0	0	0	0	1	0
Greg Gagne, R (1, 6) OBP: 0.295, SLG: 0.385	B L B S X 2-2 ① G1-3 1-2		B B 1 SAFE B C C X 3-2 S 1-2 1B			F B B S F S 2-3 ② K		X 0-0 G5-3 2B		4	0	2	0	0	1	1
Kirby Puckett, R (1, 8) OBP: 0.383, SLG: 0.473	X 0-0 G5-4-3 2-3 1B		C F B S 1-3 ③ K 1-2 2-3			X 0-0 FC6-4 1B		B F C X 1-2 ② G5-3 2-3		4	0	2	0	0	1	3
Gary Gaetti, R (1, 5) OBP: 0.296, SLG: 0.443	B F X 1-1 ② ③ G5-4-3 1-2f			B B S X 2-1 ① G5-3		B B X 2-0 ③ FC6-4 1-2f		F C B F X 1-2 ③ F7		4	0	0	0	0	0	4
Gene Larkin, S (1, 10) OBP: 0.347, SLG: 0.325		C B F S 1-3 ① K		X 0-0 ② G6-3			F B B X 2-1 1B 1B 1B		B B C C S 2-3 ① K	4	1	1	0	0	2	0
Carmen Castillo, R (1, 9) OBP: 0.324, SLG: 0.526		B S B S B X 3-2 ② G6-3		F B F S 1-3 ③ K			F X 0-1 1-2 1B 1B		F X 0-1 ② F8	4	0	1	0	0	1	0
Kent Hrbek, L (1, 3) OBP: 0.377, SLG: 0.504		S C B F X 1-2 ③ G4-3			C B S X 1-2 ① G6-3		S B F C 1-3 ① K		F X 0-1 E4	4	0	0	0	0	1	2
Brian Harper, R (1, 2) OBP: 0.337, SLG: 0.423		C X 0-1 CS 1B		C X 0-1 G5-3-5 1B			F F B X 1-2 2-H G4-6-3 1B		F S B X 1-2 ③ F7	4	0	3	1	0	0	1
John Moses, S (1, 7) OBP: 0.355, SLG: 0.378			S S B S 1-3 ① ② K 1-2		F X 0-1 ② ③ G5-3-5 1-3f		X 0-0 ② ③ G4-6-3 1-2f			2	0	0	0	0	1	2
Tim Laudner, R (7, PH) OBP: 0.282, SLG: 0.351										0	0	0	0	0	0	0
Randy Bush, L (7, PH) OBP: 0.341, SLG: 0.472 (7, 7)										1	0	0	0	0	0	2
Inning Stats	R: 0 E: 0 K: 0 S: 8 H: 2 LOB: 1 BB: 0 P: 14	R: 0 E: 0 K: 1 S: 10 H: 0 LOB: 0 BB: 0 P: 15	R: 0 E: 0 K: 2 S: 13 H: 2 LOB: 2 BB: 1 P: 22	R: 0 E: 0 K: 1 S: 6 H: 0 LOB: 0 BB: 0 P: 9	R: 0 E: 0 K: 0 S: 7 H: 1 LOB: 0 BB: 0 P: 8	R: 0 E: 0 K: 2 S: 10 H: 1 LOB: 1 BB: 0 P: 15	R: 1 E: 0 K: 1 S: 11 H: 3 LOB: 1 BB: 0 P: 15	R: 0 E: 0 K: 0 S: 10 H: 1 LOB: 1 BB: 0 P: 15	R: 0 E: 1 K: 1 S: 10 H: 0 LOB: 1 BB: 0 P: 13	1B: 9 2B: 2 3B: 0 HR: 0 SF: 0 SAC: 0 DP: 3 HBP: 0						

	AB	34
	R	1
	H	10
	RBI	1
	BB	1
	SO	8
	LOB	15

WP: 1 PB: 0 SB: 2 CS: 1 PA: 35

PITCHER	IP	WLS	BF	H	R	ER	SO	BB	IBB	HBP	BLK	WP	HR	S	P	ERA	WHIP
Jim Abbott, L (1, 1) ERA: 3.56	6.1	W	26	9	1	1	7	1	0	0	0	1	0	64	97	1.42	1.579
Greg Minton, R (7, 1) ERA: 1.77	1.2		5	1	0	0	0	0	0	0	0	0	0	11	16	0.00	0.600
Bryan Harvey, R (9, 1) ERA: 3.14	1.0	S	4	0	0	0	1	0	0	0	0	0	0	10	13	0.00	0.000

PITCHER	IP	WLS	BF	H	R	ER	SO	BB	IBB	HBP	BLK	WP	HR	S	P	ERA	WHIP

Batter	1	2	3	4	5	6	7	8	9	AB	R	H	RBI	BB	SO	LOB
Dick Schofield, R (1, 6) OBP: 0.270, SLG: 0.268	B B C X 2-1 F8 ①		C X 0-1 P6 ②		X 0-0 F8 ③		X 0-0 SH1-3 ① 1-2			3	0	0	0	0	0	2
Johnny Ray, S (1, 4) OBP: 0.298, SLG: 0.349	B C B X 2-1 G6-3 ②		B X 1-0 FC6-4 ③ 1-2f			B B C B B 4-1 1B SF9 BB	F B B B X 3-1 G3-1 2-H 2B			3	1	1	1	1	0	2
Devon White, S (1, 8) OBP: 0.293, SLG: 0.431	B X 1-0 F9 ③			B F S B B X 3-2 G4-3 ①		B 1 SAFE C B X 2-1 SF9 1-3 1B	C X 0-1 G3-1 ② 2-3			4	0	1	0	0	0	1
Wally Joyner, L (1, 3) OBP: 0.332, SLG: 0.370		C B B S S 2-3 K ①		B B F C B X 3-2 L7 ②		B X 1-0 SF9 ① 2-3 3-H	F X 0-1 P6 ③			3	0	0	1	0	1	1
Brian Downing, R (1, 10) OBP: 0.383, SLG: 0.450		C X 0-1 CS 1B		B C B F X 2-2 G5-3 ③		B B B B 4-0 BB BB		C F B X 1-2 F8 ①		3	0	1	0	1	0	0
Chili Davis, S (1, 7) OBP: 0.310, SLG: 0.401		S B F B B C 3-3 K ② ③ 1-2			X 0-0 G5-3 HR 1B	B F F B B S 3-3 K ②		C X 0-1 F7 ②		4	1	1	0	0	2	3
Tony Armas, R (1, 9) OBP: 0.359, SLG: 0.623			X 0-0 G5-3 ①		X 0-0 G5-3 ① 1-2	B B B C B 4-1 1-2 BB		S F B S 1-3 K ③		3	0	0	0	1	1	1
Lance Parrish, R (1, 2) OBP: 0.322, SLG: 0.417			B B S X 2-1 BB 1B		S B S X 1-2 2-H HR	X 0-0 P9 ③				3	1	2	2	0	0	3
Jack Howell, L (1, 5) OBP: 0.330, SLG: 0.408			B B S S B F F F B 4-2 FC6-4 1-2 BB		B F B S F C 2-3 K ②		S S B B F B 4-2 SH1-3 2B BB			1	1	0	0	2	1	0
Inning Stats	R: 0 E: 0 K: 0 S: 5 H: 0 LOB: 0 BB: 0 P: 10	R: 0 E: 0 K: 2 S: 8 H: 1 LOB: 1 BB: 0 P: 13	R: 0 E: 0 K: 0 S: 11 H: 1 LOB: 2 BB: 1 P: 18	R: 0 E: 0 K: 0 S: 9 H: 0 LOB: 0 BB: 0 P: 17	R: 2 E: 0 K: 1 S: 10 H: 2 LOB: 0 BB: 0 P: 13	R: 1 E: 0 K: 1 S: 9 H: 1 LOB: 3 BB: 3 P: 27	R: 1 E: 0 K: 0 S: 10 H: 1 LOB: 1 BB: 1 P: 17	R: 0 E: 0 K: 1 S: 8 H: 0 LOB: 0 BB: 0 P: 10		1B: 4 2B: 2 3B: 0 HR: 1	SF: 1 SAC: 1 DP: 1 HBP: 0				WP: 0 PB: 0 SB: 0 CS: 1	PA: 34	

PITCHER		IP	WLS	BF	H	R	ER	SO	BB	IBB	HBP	BLK	WP	HR	S	P	ERA	WHIP
Roy Smith, R ERA: 4.38	(1, 1)	5.2	L	25	5	3	3	4	4	0	0	0	0	1	51	97	4.76	1.588
Juan Berenguer, R ERA: 3.77	(6, 1)	1.1		6	1	1	1	0	1	0	0	0	0	0	11	18	6.75	1.500
German Gonzalez, R ERA: 3.71	(8, 1)	1.0		3	0	0	0	1	0	0	0	0	0	0	8	10	0.00	0.000

PITCHER	IP	WLS	BF	H	R	ER	SO	BB	IBB	HBP	BLK	WP	HR	S	P	ERA	WHIP

BOTTOM

Minnesota Twins @ California Angels

Anaheim Stadium, Anaheim, CA

Sat Jul 08 1989, 6:33 AM EDT

Att. 29,797 - Unknown

livebaseballscorecards.com

AB	27
R	4
H	6
RBI	4
BB	5
SO	5
LOB	13

Batter	1	2	3	4	5	6	7	8	9	AB	R	H	RBI	BB	SO	LOB
John Moses, S (1, 7) OBP: 0.347, SLG: 0.368	B X 1-0 ① G1-4-3	C B B F X 2-2 ③ FC6-4 1-2			B F B X 2-1 ③ F7		B B X 2-0 ③ F8			4	0	0	0	0	0	3
Randy Bush, L (1, 9) OBP: 0.339, SLG: 0.465	B F F B B F X 3-2 ② L9		C F B F B B S 3-3 ① K			B B B C B 4-1 FC6-4 BB		C S F B B F S 2-3 ① K		3	0	0	0	1	2	0
Kirby Puckett, R (1, 8) OBP: 0.381, SLG: 0.474	X 0-0 2B		C B C X 1-2 ② F8			X 0-0 ① FC6-4 1-2		C B F B B F S 3-3 ② K		4	0	1	0	0	1	1
Kent Hrbek, L (1, 3) OBP: 0.373, SLG: 0.517	S B F S 1-3 ③ K2-3		X 0-0 ③ G3			B F F B X 2-2 ② L9		C F B B B X 3-2 HR		4	1	1	1	0	1	2
Gary Gaetti, R (1, 5) OBP: 0.296, SLG: 0.449		F B X 1-1 HR		B C X 1-1 ① G6-3		B S B F X 2-2 ③ F9		B F X 1-1 ③ G6-3		4	1	1	1	0	0	1
Gene Larkin, S (1, 10) OBP: 0.345, SLG: 0.324		C F B B S 2-3 ① K		B X 1-0 ② G3			C C B B B X 3-2 2B SF8 1B		X 0-0 ① L9	4	1	1	0	0	1	0
Brian Harper, R (1, 2) OBP: 0.347, SLG: 0.438		C X 0-1 1B 1B		B B F F F S 2-3 ③ K			B B X 2-0 SF8 1-3 2B		X 0-0 G4-6-3 1B	4	0	3	0	0	1	0
Greg Gagne, R (1, 6) OBP: 0.291, SLG: 0.381 Jim Dwyer, L (9, PH) OBP: 0.408, SLG: 0.399		1 SAFE 1 SAFE 1 SAFE C S S 0-3 ② K			C B B X 2-1 ① F8		F C F F X 0-2 ① F8		B F B F X 2-2 ② ③ G4-6-3 1-2f	3 1	0 0	0 0	0 0	0 0	1 0	3 1
Doug Baker, S (1, 4) OBP: 0.375, SLG: 0.571		B C X 1-1 FC6-4 1-2 1B			C S B F X 1-2 ② G6-3		B B C X 2-1 ② SF8 2-3 3-H			2	0	1	1	0	0	0
Inning Stats	R: 0 E: 0 K: 1 S: 10 H: 1 LOB: 1 BB: 0 P: 15	R: 1 E: 0 K: 2 S: 15 H: 3 LOB: 2 BB: 0 P: 21	R: 0 E: 0 K: 1 S: 8 H: 0 LOB: 0 BB: 0 P: 12	R: 0 E: 0 K: 1 S: 7 H: 0 LOB: 0 BB: 0 P: 11	R: 0 E: 0 K: 0 S: 8 H: 0 LOB: 0 BB: 0 P: 13	R: 0 E: 0 K: 0 S: 8 H: 0 LOB: 1 BB: 1 P: 16	R: 1 E: 0 K: 0 S: 12 H: 2 LOB: 1 BB: 0 P: 21	R: 1 E: 0 K: 2 S: 14 H: 1 LOB: 0 BB: 0 P: 23	R: 0 E: 0 K: 0 S: 5 H: 1 LOB: 0 BB: 0 P: 7	1B: 4 2B: 2 3B: 0 HR: 2	SF: 1 SAC: 0 DP: 1 HBP: 0						

PITCHER		IP	WLS	BF	H	R	ER	SO	BB	IBB	HBP	BLK	WP	HR	S	P	ERA	WHIP
Mike Witt, R ERA: 4.11	(1, 1)	7.0	W	28	6	2	2	5	1	0	0	0	0	1	68	109	2.57	1.000
Willie Fraser, R ERA: 3.32	(8, 1)	2.0		7	2	1	1	2	0	0	0	0	0	1	19	30	4.50	1.000

PITCHER	IP	WLS	BF	H	R	ER	SO	BB	IBB	HBP	BLK	WP	HR	S	P	ERA	WHIP

TOP

Minnesota Twins @ California Angels

Anaheim Stadium, Anaheim, CA

Sun Jul 09 1989, 6:33 AM EDT

Att. 36,696 - Sunny - 85 F

livebaseballscorecards.com

AB	33
R	3
H	8
RBI	3
BB	1
SO	7
LOB	11

1B: 4	SF: 1	WP: 0	PA: 35		
2B: 2	SAC: 0	PB: 0			
3B: 0	DP: 1	SB: 0			
HR: 2	HBP: 0	CS: 0			

Batter	1	2	3	4	5	6	7	8	9	AB	R	H	RBI	BB	SO	LOB
Dick Schofield, R (1, 6) OBP: 0.279, SLG: 0.289	B S F B C 2-3 ① K		C B B X 2-1 SH1-3 1B 2B	X 0-0 1-3 3-H 2B		B B X 2-0 ① SH5-4 1-2 2-3		X 0-0 1B 1B 1B		4	2	3	1	0	1	0
Johnny Ray, S (1, 4) OBP: 0.301, SLG: 0.351	B B C X 2-1 ② F7		C X 0-1 ① SH1-3 2-3	X 0-0 ② P5		B C T B B X 3-2 2-H 3-H 1B		B F B X 2-1 1B 1-2 SF8 1B		4	1	2	2	0	0	2
Devon White, S (1, 8) OBP: 0.292, SLG: 0.427	C C B X 1-2 ③ G6-3		B F F S 1-3 ② K	B F B X 2-1 ③ G5-3		B C S S 1-3 ② K		C C B X 1-2 SF8 HBP 1-3 2-H 1B		5	0	1	1	0	2	4
Wally Joyner, L (1, 3) OBP: 0.336, SLG: 0.372		C X 0-1 HR 1B	F X 0-1 BB 3-H 1B		C F B S 1-3 ① K	B X 1-0 ③ F8		F F H 1-2 SF8 1-2 HBP		4	1	2	1	0	1	1
Brian Downing, R (1, 10) OBP: 0.389, SLG: 0.466		C X 0-1 1-H HR	B C S B F B B 4-2 FC5-4 1-2 BB		B B B C F B 4-2 BB		C B B X 2-1 1B 2B	B C B X 2-1 ① SF8 1-2 2-3 3-H		2	2	2	3	2	0	0
Chili Davis, S (1, 7) OBP: 0.305, SLG: 0.394		X 0-0 ① P3	F B F B X 2-2 ③ FC5-4 1-2f		B B S F F B 1 SAFE F S 3-3 ② K		S B B C F S 2-3 ① K	F B X 1-1 ② L6		5	0	0	0	0	2	6
Tony Armas, R (1, 9) OBP: 0.362, SLG: 0.606	S B X 1-1 1B		C X 0-1 FC5-4 E 2B 1B	S B 1 SAFE 1 SAFE X 1-1 ③ F9			C F S 0-3 ② K	C F F S 0-3 ③ K		5	1	2	0	0	2	4
Lance Parrish, R (1, 2) OBP: 0.325, SLG: 0.419		B B B X 3-0 ② F9	B X 1-0 E6 FC5-4 1-2			B F X 1-1 SH5-4 1B 1B	B C S X 1-2 2-H 1B			4	1	2	1	0	0	2
Jack Howell, L (1, 5) OBP: 0.328, SLG: 0.405		S B X 1-1 ③ G5-3	L X 0-1 ① FC5-4 2B 1-2f 2-3			X 0-0 SH5-4 1-2 1B 1B	C F X 0-2 ③ G4-3			4	1	1	0	0	0	4
Inning Stats	R: 0 E: 0 K: 1 S: 8 H: 0 LOB: 0 BB: 0 P: 13	R: 2 E: 0 K: 0 S: 10 H: 3 LOB: 1 BB: 0 P: 15	R: 1 E: 0 K: 1 S: 15 H: 2 LOB: 2 BB: 1 P: 24	R: 1 E: 1 K: 0 S: 9 H: 2 LOB: 2 BB: 0 P: 12	R: 0 E: 0 K: 2 S: 12 H: 0 LOB: 1 BB: 1 P: 21	R: 2 E: 0 K: 1 S: 11 H: 3 LOB: 1 BB: 0 P: 19	R: 1 E: 0 K: 2 S: 15 H: 2 LOB: 1 BB: 0 P: 20	R: 2 E: 0 K: 1 S: 17 H: 3 LOB: 2 BB: 0 P: 24		1B: 11 2B: 3 3B: 0 HR: 1 SF: 1 SAC: 2 DP: 0 HBP: 1						

BOTTOM

Minnesota Twins @ California Angels

Anaheim Stadium, Anaheim, CA

Sun Jul 09 1989, 6:33 AM EDT

Att. 36,696 - Sunny - 85 F

livebaseballscorecards.com

AB	37
R	9
H	15
RBI	9
BB	2
SO	8
LOB	23

WP: 0 PB: 0 SB: 0 CS: 0 — PA: 43

PITCHER		IP	WLS	BF	H	R	ER	SO	BB	IBB	HBP	BLK	WP	HR	S	P	ERA	WHIP
Allan Anderson, L ERA: 3.79	(1, 1)	5.0	L	25	7	4	3	4	2	0	0	0	0	1	54	85	5.40	1.800
Mike Dyer, R ERA: 12.46	(6, 1)	1.0		6	3	2	2	1	0	0	0	0	0	0	11	19	18.00	3.000
Gary Wayne, L ERA: 3.49	(7, 1)	1.0		5	2	1	1	2	0	0	0	0	0	0	15	20	9.00	2.000
Jeff Reardon, R ERA: 4.81	(8, 1)	1.0		7	3	2	2	1	0	0	1	0	0	0	17	24	18.00	3.000

PITCHER	IP	WLS	BF	H	R	ER	SO	BB	IBB	HBP	BLK	WP	HR	S	P	ERA	WHIP

Batter	1	2	3	4	5	6	7	8	9	AB	R	H	RBI	BB	SO	LOB
Dick Schofield, R (1, 6) OBP: 0.286, SLG: 0.311	L8		FC4-6 1B 2B 1B	E5 1B FC6-4		FC5-4 1B 1B	F8		1-H 2-H HR	6	4	3	3	0	0	0
Johnny Ray, S (1, 4) OBP: 0.308, SLG: 0.356	K		K	1 SAFE FC6-4 1-3 1B		B 1 SAFE C 1 SAFE FC5-4 1-2 1B	1B WP BB		F8 1B 1B	5	1	3	0	1	2	1
Devon White, S (1, 8) OBP: 0.293, SLG: 0.427 Max Venable, L (7, PR) (7, 8)	L9		FC4-6 1-2 1B	FC6-4 1-2f 3-H		2 SAFE FC5-4 BB 1B 1-2f 2-3	1 SAFE F8 1-3 1B		F8	5 1	0 0	2 0	1 0	0 0	0 0	3 1
Wally Joyner, L (1, 3) OBP: 0.339, SLG: 0.374		G1-3 1B 1B	FC4-6 BB 2B 1-2f 2-3	1 SAFE 1 SAFE SAFE 1 SAFE 1 SAFE K		BB 1B 1-2 3-H	F8 1-2 3-H		BB 1B	6	1	3	1	0	1	4
Brian Downing, R (1, 10) OBP: 0.391, SLG: 0.463		G1-3 1B 1-2	2B WP BB 1-2		F8	FC4-6 BB 1-2 2-3		G4-3	F8 2-3	4	1	1	0	2	0	2
Chili Davis, S (1, 7) OBP: 0.306, SLG: 0.394	G1-3 1-2 2-3		WP 1B 2B 1-3 2-H 3-H		G5-3	FC4-6 1-2f		G3	BB 1-2	5	1	1	2	1	0	5
Tony Armas, R (1, 9) OBP: 0.347, SLG: 0.569	P4		FC5-4 1B 2-H 3-H		P3	F8		G4-3	K	6	0	1	1	0	1	5
Lance Parrish, R (1, 2) OBP: 0.330, SLG: 0.430	BB		FC5-4 1-2f			HR	BB		E5 1B HR	3	3	1	1	2	0	1
Jack Howell, L (1, 5) OBP: 0.330, SLG: 0.418	G4-3			K		K	HR 1-H		HR 1-2 1B	5	2	2	2	0	2	3
Inning Stats	R: 0 E: 0 K: 1 S: 9 H: 0 LOB: 0 BB: 0 P: 14	R: 0 E: 0 K: 0 S: 11 H: 2 LOB: 3 BB: 1 P: 20	R: 4 E: 0 K: 1 S: 16 H: 4 LOB: 1 BB: 1 P: 31	R: 1 E: 1 K: 2 S: 18 H: 1 LOB: 1 BB: 0 P: 24	R: 0 E: 0 K: 0 S: 4 H: 0 LOB: 0 BB: 0 P: 6	R: 2 E: 0 K: 1 S: 25 H: 4 LOB: 3 BB: 1 P: 39	R: 3 E: 0 K: 0 S: 10 H: 2 LOB: 1 BB: 2 P: 25	R: 0 E: 0 K: 0 S: 5 H: 0 LOB: 0 BB: 0 P: 8	R: 3 E: 1 K: 1 S: 20 H: 4 LOB: 3 BB: 1 P: 35	1B: 13 2B: 1 3B: 0 HR: 3	SF: 0 SAC: 0 DP: 0 HBP: 0						

PITCHER		IP	WLS	BF	H	R	ER	SO	BB	IBB	HBP	BLK	WP	HR	S	P	ERA	WHIP
Jeff Ballard, L ERA: 3.53	(1, 1)	3.1		20	7	5	4	3	2	0	0	0	1	0	47	80	10.80	2.700
Mark Thurmond, L ERA: 3.5	(4, 1)	2.1	L	11	4	2	2	2	0	0	0	0	0	1	32	44	7.71	1.714
Mike Smith, R ERA: 10.32	(6, 1)	3.0		20	6	6	5	0	4	0	0	0	1	2	36	74	15.00	3.333
Pete Harnisch, R ERA: 6.08	(9, 1)	0.1		1	0	0	0	1	0	0	0	0	0	0	3	4	0.00	0.000

PITCHER	IP	WLS	BF	H	R	ER	SO	BB	IBB	HBP	BLK	WP	HR	S	P	ERA	WHIP

TOP

California Angels @ Baltimore Orioles

Memorial Stadium, Baltimore, MD

Thu Jul 13 1989, 7:05 PM EDT
Att. 29,750 - Unknown - 63 F

livebaseballscorecards.com

AB	46
R	13
H	17
RBI	11
BB	6
SO	6
LOB	25

Batter	1	2	3	4	5	6	7	8	9	AB	R	H	RBI	BB	SO	LOB
Phil Bradley, R (1, 7) OBP: 0.401, SLG: 0.480	X 0-0 SH1-3 1B 1B	B C 1 SAFE C B X 2-2 1B 1B 1-2 3-H 1B		C B F F X 1-2 ② F4	X 0-0 1B	B X 1-0 ③ FC5-4 1-2f			5	2	3	1	0	0	1
Steve Finley, L (1, 8) OBP: 0.277, SLG: 0.307	B L X 1-1 ① SH1-3 1-2	B X 1-0 1B 1-3 2-H 1B		C C F F B B B 4-2 BB	X 0-0 ③ G1-3		B C B B F S 3-3 ① K		3	0	1	1	1	1	1
Cal Ripken Jr., R (1, 6) OBP: 0.335, SLG: 0.413	B C X 1-1 ② G6-3	X 0-0 1-2 3-H 1B		C X 0-1 ③ G5-3		B B B C X 3-1 ① L7	B F S S 1-3 ② K		5	0	1	1	0	1	2
Mickey Tettleton, S (1, 2) OBP: 0.371, SLG: 0.535	B B B B 4-0 1B BB	B C C B S 2-3 ② K			X 0-0 SF8 3B		C F B X 1-2 1B		B F B X 2-1 ③ G3	4	1	2	0	1	1	2
Joe Orsulak, L (1, 9) OBP: 0.351, SLG: 0.430	B C B F F F X 2-2 1-3 2-H 1B	B X 1-0 ③ P7			B F B X 2-1 ① SF8 3-H		F F F F X 0-2 ② L9			3	0	1	2	0	0	3
Jim Traber, L (1, 3) OBP: 0.288, SLG: 0.364	B X 1-0 ③ F8		B B X 2-0 ① F8		B F F B S 2-3 ② K		S X 0-1 ③ F7			4	0	0	0	0	1	3
Larry Sheets, L (1, 10) OBP: 0.294, SLG: 0.371		B C X 1-1 FC3-6 1B	B X 1-0 ② G1-3		C B B S F F S 2-3 ③ K			X 0-0 ① B5-3		4	0	1	0	0	1	0
Craig Worthington, R (1, 5) OBP: 0.332, SLG: 0.354		C B B X 2-1 ① FC3-6 1B 1B 1-2f	X 0-0 ③ F7			C B F X 1-2 ① G6-3		C B B B F B 4-2 FC5-4 BB		3	1	0	0	1	0	1
Rene Gonzales, R (1, 4) OBP: 0.305, SLG: 0.313		B F X 1-1 1B 1B 1-3 1B		X 0-0 ① F9		B X 1-0 ② P9		B C S S 1-3 ② K		4	1	1	0	0	1	1
Inning Stats	R: 1 H: 2 E: 0 LOB: 2 K: 0 BB: 1 S: 11 P: 20	R: 3 H: 5 E: 0 LOB: 2 K: 1 BB: 0 S: 15 P: 25	R: 0 H: 0 E: 0 LOB: 0 K: 0 BB: 0 S: 3 P: 6	R: 0 H: 0 E: 0 LOB: 1 K: 0 BB: 1 S: 11 P: 16	R: 1 H: 1 E: 0 LOB: 0 K: 2 BB: 0 S: 11 P: 17	R: 0 H: 1 E: 0 LOB: 1 K: 0 BB: 0 S: 6 P: 8	R: 0 H: 1 E: 0 LOB: 1 K: 0 BB: 0 S: 12 P: 16	R: 0 H: 0 E: 0 LOB: 1 K: 1 BB: 1 S: 7 P: 13	R: 0 H: 0 E: 0 LOB: 0 K: 2 BB: 0 S: 8 P: 14	1B: 9 SF: 1 2B: 0 SAC: 1 3B: 1 DP: 0 HR: 0 HBP: 0						

PITCHER	IP	WLS	BF	H	R	ER	SO	BB	IBB	HBP	BLK	WP	HR	S	P	ERA	WHIP
Bert Blyleven, R (1, 1) ERA: 2.39	6.0	W	29	9	5	5	3	2	0	0	0	0	0	57	92	7.50	1.833
Rich Monteleone, R (7, 1) ERA: 1.53	1.0		4	1	0	0	0	0	0	0	0	0	0	12	16	0.00	1.000
Bob McClure, L (8, 1) ERA: 1.69	1.0		4	0	0	0	1	1	0	0	0	0	0	7	13	0.00	1.000
Bryan Harvey, R (9, 1) ERA: 3.03	1.0		3	0	0	0	2	0	0	0	0	0	0	8	14	0.00	0.000

PITCHER	IP	WLS	BF	H	R	ER	SO	BB	IBB	HBP	BLK	WP	HR	S	P	ERA	WHIP

BOTTOM

California Angels @ Baltimore Orioles

Memorial Stadium, Baltimore, MD

Thu Jul 13 1989, 7:05 PM EDT
Att. 29,750 - Unknown - 63 F

livebaseballscorecards.com

AB	35
R	5
H	10
RBI	5
BB	3
SO	6
LOB	14

PA: 40
WP: 0
PB: 0
SB: 0
CS: 0

Batter	1	2	3	4	5	6	7	8	9	AB	R	H	RBI	BB	SO	LOB
Dick Schofield, R (1, 6) OBP: 0.293, SLG: 0.311	X 0-0 ① P6		C B C B B S 3-3 ② K		B X 1-0 1B 1B	B C F B B B 4-2 1B 1-2 2-3 BB		F B B B B 4-1 BB 1-2 BB		3	0	1	0	2	1	1
Johnny Ray, S (1, 4) OBP: 0.316, SLG: 0.361	C B F X 1-2 ② G3-1		C X 0-1 1B 2-H 1B		B F X 1-1 1-2 1B	B B X 2-0 1-3 2-H 3-H 1B		B B B B 4-0 1-2 2-3 BB		4	0	3	3	1	0	0
Devon White, S (1, 8) OBP: 0.292, SLG: 0.424	C S S 0-3 ③ K		B B F X 2-1 S 1-3 1B		B X 1-0 ① P6	C X 0-1 ③ P6		B F C X 1-2 ② P6		5	0	1	0	0	1	7
Wally Joyner, L (1, 3) OBP: 0.334, SLG: 0.368		X 0-0 ① F7	C B B X 2-1 ③ F7 1-2		X 0-0 ② F8		B F B X 2-1 ① P3	B F F B C 2-3 ③ K		5	0	0	0	0	1	7
Brian Downing, R (1, 10) OBP: 0.388, SLG: 0.459		C B F X 1-2 ② G4-3		B C C B X 2-2 1B	B C F F B B S 3-3 ③ K		C X 0-1 E9		B B C B C X 3-2 ① G5-3	5	0	1	0	0	1	2
Chili Davis, S (1, 7) OBP: 0.304, SLG: 0.389		C B B B F B 4-2 FC6-4 BB		X 0-0 ① F9		B X 1-0 ① F8	B C C S 1-3 ② K		C X 0-1 ② F7	4	0	0	0	1	1	2
Tony Armas, R (1, 9) OBP: 0.350, SLG: 0.558		X 0-0 ③ FC6-4 1-2f		S F X 0-2 ② P6		B F X 1-1 BB 1B 1B	X 0-0 ③ P3		B S F X 1-2 WP 1B	5	1	2	0	0	0	3
Lance Parrish, R (1, 2) Max Venable, L (9, PR)			S B B X 2-1 1B 2B	F C B S 1-3 ③ K		B X 1-0 BB 1B 1-2 1B		F F B F B B S 3-3 ① K	C B B B C B 4-2 1-2 BB	4 0	2 0	2 0	0 0	1 0	2 0	1 0
Jack Howell, L (1, 5) OBP: 0.331, SLG: 0.427			S B F S 1-3 ① K		X 0-0 HR	F F B F B C 2-3 ② K		S B B B F B 4-2 BB BB BB	B B C F S 2-3 ③ K	4	1	1	1	1	3	5
Inning Stats	R: 0 H: 0 E: 0 LOB: 0 K: 1 BB: 0 S: 7 P: 8	R: 0 H: 0 E: 0 LOB: 1 K: 0 BB: 1 S: 7 P: 12	R: 1 H: 3 E: 0 LOB: 2 K: 2 BB: 0 S: 14 P: 24	R: 0 H: 1 E: 0 LOB: 1 K: 1 BB: 0 S: 10 P: 13	R: 1 H: 3 E: 0 LOB: 2 K: 1 BB: 0 S: 10 P: 16	R: 2 H: 3 E: 0 LOB: 2 K: 1 BB: 1 S: 13 P: 24	R: 0 H: 0 E: 1 LOB: 1 K: 1 BB: 0 S: 8 P: 11	R: 0 H: 0 E: 0 LOB: 3 K: 2 BB: 3 S: 13 P: 31	R: 0 H: 1 E: 0 LOB: 2 K: 1 BB: 1 S: 13 P: 23	1B: 9 SF: 0 2B: 1 SAC: 0 3B: 0 DP: 0 HR: 1 HBP: 0						

TOP

California Angels @ Baltimore Orioles

Memorial Stadium, Baltimore, MD

Fri Jul 14 1989, 7:05 PM EDT

Att. 45,921 - Unknown - 79 F

livebaseballscorecards.com

AB	39
R	4
H	11
RBI	4
BB	6
SO	10
LOB	28

PITCHER		IP	WLS	BF	H	R	ER	SO	BB	IBB	HBP	BLK	WP	HR	S	P	ERA	WHIP
Brian Holton, R ERA: 3.56	(1, 1)	5.1	W	25	8	3	3	5	1	0	0	0	0	1	51	78	5.06	1.688
Mark Williamson, R ERA: 2.86	(6, 1)	2.0		12	2	1	1	3	3	0	0	0	0	0	25	48	4.50	2.500
Gregg Olson, R ERA: 1.82	(8, 1)	1.2	S	8	1	0	0	2	2	0	0	0	1	0	19	36	0.00	1.800

PITCHER	IP	WLS	BF	H	R	ER	SO	BB	IBB	HBP	BLK	WP	HR	S	P	ERA	WHIP

Batter	1	2	3	4	5	6	7	8	9	AB	R	H	RBI	BB	SO	LOB
Phil Bradley, R (1, 7) OBP: 0.402, SLG: 0.480	0-0 WP BLK 1B	1-0 1-H 3-H 1B		1-0 L4			1-0 G6-3			4	0	2	1	0	0	0
Steve Finley, L (1, 8) OBP: 0.276, SLG: 0.305	2-2 F7		1-2 1B S 1B 1B	1-2 L4			1-3 K			4	1	1	0	0	1	1
Cal Ripken Jr., R (1, 6) OBP: 0.339, SLG: 0.424	1-0 P3 1-2		4-2 1B 1B 1-2 BB		2-2 G3-4-1 1B		0-2 HR			3	2	2	1	1	0	1
Mickey Tettleton, S (1, 2) OBP: 0.370, SLG: 0.531	2-3 K 2-3		3-1 1B 1-2 2-3 1B		1-1 G3-4-1 1-2f		0-0 G4-3			4	0	1	0	0	1	2
Randy Milligan, R (1, 3) OBP: 0.434, SLG: 0.488		4-1 S 1B SF9 BB	0-0 F8		4-0 BB			2-2 G6-3		2	1	0	0	2	0	3
Joe Orsulak, L (1, 10) OBP: 0.349, SLG: 0.427		2-0 SF9 BB WP 1-2 1B	1-3 K		1-1 F8			0-1 F8		4	1	1	0	0	1	4
Mike Devereaux, R (1, 9) OBP: 0.332, SLG: 0.384		2-1 P4	1-0 FC5-4 1-2 2-H 3-H 1B			0-0 G5-3		2-3 K		4	0	1	2	0	1	2
Craig Worthington, R (1, 5) OBP: 0.332, SLG: 0.352		4-2 WP 1B 1-2 2-3 BB	0-2 FC5-4 1-2f			1-0 P5				2	1	0	0	1	0	2
Billy Ripken, R (1, 4) OBP: 0.288, SLG: 0.329		0-1 SF9 2-3 3-H		1-3 K		2-2 G3-1				2	0	0	1	0	1	0
Inning Stats	R: 0 E: 0 K: 1 S: 8 H: 1 LOB: 1 BB: 0 P: 13	R: 3 E: 0 K: 0 S: 9 H: 2 LOB: 1 BB: 2 P: 22	R: 2 E: 0 K: 1 S: 16 H: 3 LOB: 2 BB: 1 P: 26	R: 0 E: 0 K: 1 S: 8 H: 0 LOB: 0 BB: 0 P: 11	R: 0 E: 0 K: 0 S: 8 H: 1 LOB: 1 BB: 1 P: 16	R: 0 E: 0 K: 0 S: 7 H: 0 LOB: 0 BB: 0 P: 10	R: 1 E: 0 K: 1 S: 8 H: 1 LOB: 0 BB: 0 P: 10	R: 0 E: 0 K: 1 S: 8 H: 0 LOB: 0 BB: 0 P: 12		1B: 7 2B: 0 3B: 0 HR: 1 SF: 1 SAC: 0 DP: 1 HBP: 0						

BOTTOM

California Angels @ Baltimore Orioles

Memorial Stadium, Baltimore, MD

Fri Jul 14 1989, 7:05 PM EDT

Att. 45,921 - Unknown - 79 F

livebaseballscorecards.com

AB	29
R	6
H	8
RBI	5
BB	4
SO	5
LOB	15

WP: 2 PB: 0 SB: 2 CS: 0 PA: 34

PITCHER		IP	WLS	BF	H	R	ER	SO	BB	IBB	HBP	BLK	WP	HR	S	P	ERA	WHIP
Kirk McCaskill, R ERA: 3.14	(1, 1)	2.2	L	16	6	5	5	2	3	0	0	1	2	0	30	58	16.88	3.375
Willie Fraser, R ERA: 3.21	(3, 1)	4.1		15	2	1	1	2	1	0	0	0	0	1	34	50	2.08	0.692
Greg Minton, R ERA: 1.74	(8, 1)	1.0		3	0	0	0	1	0	0	0	0	0	0	8	12	0.00	0.000

PITCHER	IP	WLS	BF	H	R	ER	SO	BB	IBB	HBP	BLK	WP	HR	S	P	ERA	WHIP

California Angels @ Baltimore Orioles

Memorial Stadium, Baltimore, MD

Sat Jul 15 1989, 7:05 PM EDT

Att. 47,393 - Unknown

TOP

livebaseballscorecards.com

Batter	1	2	3	4	5	6	7	8	9	AB	R	H	RBI	BB	SO	LOB
Dick Schofield, R (1, 6) OBP: 0.295, SLG: 0.328	HR		1B S SF8 1B		G6-3 1-2		G4-3 2-3	FC5-4 1-2f		5	2	2	1	0	0	3
Max Venable, L (1, 7) OBP: 0.667, SLG: 0.667	G3-6-1 1B		3-5 E 1-3 1B		1-2 2-H 1B		0-0 1B 3-H 1B		P6	5	1	4	2	0	0	0
Johnny Ray, S (1, 4) OBP: 0.317, SLG: 0.363	G3-6-1 1-2f		SF8 3-H		P6		2-2 1B 1-3 1B		2B 1B 1B	4	1	2	1	0	0	2
Wally Joyner, L (1, 3) OBP: 0.335, SLG: 0.372	F7		3-5 1-3	F8		L9	G6-4-3 1-2 3-H 1B		1B 1-3 2B	5	0	2	1	0	0	0
Brian Downing, R (1, 10) OBP: 0.386, SLG: 0.455		G5-3		1B 1B	G5-3	G6-4-3 1-2f			P9	5	0	1	0	0	0	4
Devon White, S (1, 8) OBP: 0.299, SLG: 0.427		K		G6-4-3 1-2 1B	S 1B 1B			1B SF8 1B	1B IBB	4	2	3	0	1	1	0
Tony Armas, R (1, 9) OBP: 0.353, SLG: 0.549		G4-3		G6-4-3 1-2f	1-1 1-H 1B			F9 FC6-4 1-2 2-3 3-H 1B		5	0	2	2	0	0	3
Lance Parrish, R (1, 2) OBP: 0.336, SLG: 0.446			HR		F9 1-3 K			FC5-4 1-3 1B	FC6-4 1-2f	5	1	2	1	0	1	4
Jack Howell, L (1, 5) OBP: 0.333, SLG: 0.432			P6	G6-3 1B BB			G4-3 1B 2B	SF8 3-H		2	2	1	1	1	0	0
Inning Stats	R: 1 H: 2 E: 0 LOB: 0 K: 0 BB: 0 S: 6 P: 7	R: 0 H: 0 E: 0 LOB: 0 K: 1 BB: 0 S: 9 P: 14	R: 2 H: 3 E: 1 LOB: 1 K: 0 BB: 0 S: 10 P: 15	R: 0 H: 2 E: 0 LOB: 1 K: 0 BB: 0 S: 9 P: 13	R: 1 H: 1 E: 0 LOB: 1 K: 0 BB: 1 S: 10 P: 17	R: 1 H: 2 E: 0 LOB: 1 K: 1 BB: 0 S: 14 P: 19	R: 2 H: 4 E: 0 LOB: 1 K: 0 BB: 0 S: 13 P: 19	R: 1 H: 2 E: 0 LOB: 1 K: 0 BB: 0 S: 11 P: 16	R: 1 H: 3 E: 0 LOB: 3 K: 0 BB: 1 S: 9 P: 18	1B: 15 SF: 2 2B: 2 SAC: 0 3B: 0 DP: 3 HR: 2 HBP: 0						

TOP	
AB	40
R	9
H	19
RBI	9
BB	2
SO	2
LOB	16

WP: 0 PA: 44
PB: 0
SB: 2
CS: 0

PITCHER		IP	WLS	BF	H	R	ER	SO	BB	IBB	HBP	BLK	WP	HR	S	P	ERA	WHIP
Dave Schmidt, R ERA: 5.06	(1, 1)	5.2		26	10	5	5	1	1	0	0	0	0	2	55	81	7.94	1.941
Mike Smith, R ERA: 10.03	(6, 1)	0.1		1	0	0	0	1	0	0	0	0	0	0	3	4	0.00	0.000
Mark Thurmond, L ERA: 3.76	(7, 1)	1.0		6	4	2	2	0	0	0	0	0	0	0	13	19	18.00	4.000
Mark Williamson, R ERA: 3.04	(8, 1)	2.0	W	12	5	2	2	0	0	1	0	0	0	0	20	34	9.00	2.500

PITCHER	IP	WLS	BF	H	R	ER	SO	BB	IBB	HBP	BLK	WP	HR	S	P	ERA	WHIP

Batter	1	2	3	4	5	6	7	8	9	AB	R	H	RBI	BB	SO	LOB
Phil Bradley, R (1, 7) OBP: 0.402, SLG: 0.476	B X 1-0 P4 ①		F B B B S B 4-2 1B 1-2 BB		B S S X 1-2 G6-3 ③		S F B B F B X 3-2 G4-3 ① 1-2 2-3	B B C S B F B 4-2 1-2 2-3 3-H BB		3	0	0	1	2	0	2
Billy Ripken, R (1, 4) OBP: 0.289, SLG: 0.329 Joe Orsulak, L (7, PH) OBP: 0.352, SLG: 0.438 Rene Gonzales, R (8, 4) OBP: 0.302, SLG: 0.309	C S X 0-2 G5-3 ②		F B S S B B X 3-2 1-3 2-H 1B ②			C C S 0-3 K2-3 ①	B X 1-0 2-H 3-H 3B	S B F S 1-3 K ③		3 1 1	0 0 0	1 1 0	1 2 0	0 0 1	1 0 3	0 0 3
Cal Ripken Jr., R (1, 6) OBP: 0.338, SLG: 0.419	B X 1-0 L8 ③		C B C B S 2-3 K2-3 ③			S B F B B B 4-2 BB BB	B C B F B B X 3-2 G5-3 ②		C X 0-1 P3 ①	4	0	0	0	1	1	2
Mickey Tettleton, S (1, 10) OBP: 0.370, SLG: 0.531		S C B F X 1-2 G6-3 ①		F B B X 2-1 S G6-3 2B		C B C B B S 3-3 K ②	B X 1-0 G4-3 ③		F C B B B B 4-2 WP WP 1B BB	4	2	1	0	1	1	2
Randy Milligan, R (1, 3) OBP: 0.438, SLG: 0.503		C B X 1-1 HR	C B S F B B F F S 3-3 K ① 2-3			S B B B B B 4-1 1-2 BB		X 0-0 L1 ①	B F B B B 4-1 WP 1-2 1B BB	3	2	1	1	2	1	1
Bob Melvin, R (1, 2) OBP: 0.306, SLG: 0.312 Larry Sheets, L (9, PH) OBP: 0.297, SLG: 0.374 Brady Anderson, L (9, PR) OBP: 0.336, SLG: 0.339		B C F B B F C 3-3 K ②	C X 0-1 G6-3 ② 3-H			B B F F F S 2-3 K ③		B F B C B B 4-2 F8 BB 1B BB	B C B X 2-1 1-H 2-H HR 1B	3 1 0	1 0 1	0 1 0	1 2 0	1 0 0	2 0 0	2 0 0
Mike Devereaux, R (1, 9) OBP: 0.339, SLG: 0.405		C S X 0-2 G6-3 ③		B X 1-0 L7 ③			B B B B 4-0 BB 1B BB	B C S F B X 2-2 BB F8 1-2 1B	S B X 1-1 1-H HR	4	2	2	2	1	0	0
Craig Worthington, R (1, 5) OBP: 0.331, SLG: 0.348			C B S F F X 1-2 G6-3 ①		X 0-0 F7 ①		B B B C B 4-1 G4-3 1B 1-2 3B BB	B S S S X 2-2 F8 ② 1-2 2-3		3	1	0	0	1	0	2
Steve Finley, L (1, 8) OBP: 0.289, SLG: 0.313			B C F X 1-2 S 1B 1B		B C L S 1-3 K ②		B C X 1-1 G4-3 1-2 2-H 3B 1B	B B B B 4-0 BB BB		3	2	2	1	1	1	0
Inning Stats	R: 0 E: 0 K: 0 S: 5 H: 0 LOB: 0 BB: 0 P: 7	R: 1 E: 0 K: 1 S: 13 H: 1 LOB: 0 BB: 0 P: 18	R: 1 E: 0 K: 1 S: 16 H: 2 LOB: 1 BB: 1 P: 27	R: 1 E: 0 K: 1 S: 11 H: 1 LOB: 0 BB: 0 P: 17	R: 0 E: 0 K: 1 S: 7 H: 0 LOB: 0 BB: 0 P: 9	R: 0 E: 0 K: 3 S: 13 H: 0 LOB: 2 BB: 2 P: 26	R: 3 E: 0 K: 0 S: 12 H: 2 LOB: 1 BB: 2 P: 29	R: 1 E: 0 K: 1 S: 16 H: 1 LOB: 3 BB: 3 P: 33	R: 4 E: 0 K: 0 S: 9 H: 2 LOB: 1 BB: 2 P: 20	1B: 5 2B: 1 3B: 1 HR: 2	SF: 0 SAC: 0 DP: 0 HBP: 0			WP: 2 PB: 0 SB: 2 CS: 0		PA: 43	

PITCHER		IP	WLS	BF	H	R	ER	SO	BB	IBB	HBP	BLK	WP	HR	S	P	ERA	WHIP
Chuck Finley, L ERA: 2.48	(1, 1)	6.0		25	4	4	4	7	4	0	0	0	0	1	65	108	6.00	1.333
Greg Minton, R ERA: 2.06	(7, 1)	1.1		9	3	3	3	0	2	0	0	0	0	0	19	38	20.25	3.750
Bryan Harvey, R ERA: 3.82	(8, 1)	1.0	L	8	1	3	3	1	4	0	0	0	2	0	16	37	27.00	5.000
Bob McClure, L ERA: 2.11	(9, 1)	0.0		1	1	1	1	0	0	0	0	0	0	1	2	3	∞	∞

PITCHER	IP	WLS	BF	H	R	ER	SO	BB	IBB	HBP	BLK	WP	HR	S	P	ERA	WHIP

BOTTOM

California Angels @ Baltimore Orioles

Memorial Stadium, Baltimore, MD

Sat Jul 15 1989, 7:05 PM EDT

Att. 47,393 - Unknown

livebaseballscorecards.com

AB	33
R	11
H	9
RBI	11
BB	10
SO	8
LOB	14

Batter	1	2	3	4	5	6	7	8	9	10	11	AB	R	H	RBI	BB	SO	LOB
Max Venable, L (1, 9) OBP: 0.500, SLG: 0.583	B B X 2-0 F7 ①		C F X 0-2 BB 1B 1B		B C B X 2-1 2B		C F C 0-3 K ③			B C F C 1-3 K ① X	0-0 FC4-6 ③ 1-2f	6	0	2	0	0	2	3
Johnny Ray, S (1, 4) OBP: 0.315, SLG: 0.361	B S X 1-1 F9 ②		1 SAFE C X 0-1 BB 1-2 1B		C F B F X 1-2 F7 ②			B X 1-0 P4 ①		B X 1-0 L1 ②		5	0	1	0	0	0	1
Devon White, S (1, 8) OBP: 0.300, SLG: 0.428	C T B S 1-3 K ③		B B B C B 4-1 BB 1-2 2-3		B X 1-0 G6-3 ③			S X 0-1 B1-3 ②		S B F B B X 3-2 2B		4	0	1	0	1	1	1
Wally Joyner, L (1, 3) OBP: 0.336, SLG: 0.382		B B C X 2-1 1B	X 0-0 G6-3 ③			F B B X 2-1 HR		X 0-0 P5 ③		C B X 1-1 F8 ③		5	1	2	1	0	0	4
Brian Downing, R (1, 10) OBP: 0.391, SLG: 0.456		C B S F X 1-2 F8 ①		C X 0-1 G4-6-3 1B		B B B C C B 4-2 G4-6-3 BB			B S B B F B 4-2 SH5-3 1B BB		B B B B 4-0 BB WP BB	2	1	1	0	3	0	1
Chili Davis, S (1, 7) OBP: 0.300, SLG: 0.383	B F B S 1 SAFE 1 SAFE B S 3-3 K ②			X 0-0 G4-6-3 ①② 1-2f		X 0-0 G4-6-3 ①② 1-2f			X 0-0 SH5-3 ① 1-2		1 SAFE 1 SAFE L L 1 SAFE 1 SAFE B B B 3-3 S K ① 1-2	4	0	0	0	0	2	4
Bill Schroeder, R (1, 2) OBP: 0.303, SLG: 0.477 Lance Parrish, R (9, PH) OBP: 0.337, SLG: 0.444 (9, 2)	S F B S 1-3 K ③		C F B X 1-2 1B			B S S B C 2-3 K ③			C B B F C 2-3 K ②		I I I I 4-0 BB IBB	3 1	0 0	1 0	0 0	2 1	1 1	1 1
Jack Howell, L (1, 5) OBP: 0.331, SLG: 0.427			C S B S 1-3 K ①	B S X 1-1 F8 ③			F F B S 1-3 K ①		B C B X 2-1 2-H 1B		C F B B F B C 3-3 K ②	5	0	1	1	0	3	3
Dick Schofield, R (1, 6) OBP: 0.293, SLG: 0.322			B F B F X 2-2 G6-3 ②		B F X 1-1 G4-3 ①		C B X 1-1 B5-3 ②		C F C 0-3 K ③		F B B B B B 4-1 FC4-6 BB 1-2 2-3	4	0	0	0	1	1	1
Inning Stats	R: 0 E: 0 K: 1 S: 6 H: 0 LOB: 0 BB: 0 P: 10	R: 0 E: 0 K: 2 S: 12 H: 1 LOB: 1 BB: 0 P: 19	R: 0 E: 0 K: 1 S: 13 H: 2 LOB: 3 BB: 1 P: 20	R: 0 E: 0 K: 0 S: 8 H: 2 LOB: 1 BB: 0 P: 10	R: 0 E: 0 K: 0 S: 9 H: 1 LOB: 1 BB: 0 P: 14	R: 1 E: 0 K: 1 S: 9 H: 1 LOB: 0 BB: 1 P: 17	R: 0 E: 0 K: 2 S: 8 H: 0 LOB: 0 BB: 0 P: 10	R: 0 E: 0 K: 0 S: 4 H: 0 LOB: 0 BB: 0 P: 5	R: 1 E: 0 K: 2 S: 11 H: 1 LOB: 1 BB: 1 P: 19	R: 0 E: 0 K: 1 S: 9 H: 1 LOB: 1 BB: 0 P: 15	R: 0 E: 0 K: 2 S: 9 H: 0 LOB: 3 BB: 3 P: 27	1B: 6 2B: 2 3B: 0 HR: 1	SF: 0 SAC: 1 DP: 2 HBP: 0					

PITCHER		IP	WLS	BF	H	R	ER	SO	BB	IBB	HBP	BLK	WP	HR	S	P	ERA	WHIP
Bob Milacki, R ERA: 4.21	(1, 1)	7.0		28	7	1	1	7	2	0	0	0	0	1	65	100	1.29	1.286
Gregg Olson, R ERA: 1.93	(8, 1)	2.0		8	1	1	1	2	1	0	0	0	0	0	15	24	4.50	1.000
Kevin Hickey, L ERA: 2.3	(10, 1)	1.2		8	1	0	0	3	1	1	0	0	1	0	16	36	0.00	1.200
Mike Smith, R ERA: 9.75	(11, 1)	0.1	W	2	0	0	0	0	1	0	0	0	0	0	2	6	0.00	3.000

PITCHER	IP	WLS	BF	H	R	ER	SO	BB	IBB	HBP	BLK	WP	HR	S	P	ERA	WHIP

California Angels @ Baltimore Orioles

Memorial Stadium, Baltimore, MD

Sun Jul 16 1989, 3:33 AM EDT

Att. 40,526 - Overcast

TOP

livebaseballscorecards.com

AB	39
R	2
H	9
RBI	2
BB	6
SO	12
LOB	20

WP: 1 PA: 46
PB: 0
SB: 0
CS: 0

Batter	1	2	3	4	5	6	7	8	9	10	11	AB	R	H	RBI	BB	SO	LOB
Randy Milligan, R (1, 3) OBP: 0.439, SLG: 0.497	B F C F X 1-2 G6-3 ①		B S B X 2-1 F9 ③			C B S B B B 4-2 BB	B C B F B F B 1-2 2-3 4-2 BB			B X 1-0 G1-4-3 ②		2	0	0	0	2	0	0
Craig Worthington, R (8, 5) OBP: 0.330, SLG: 0.347												1	0	0	0	0	0	0
Steve Finley, L (1, 8) OBP: 0.286, SLG: 0.309	B B F X 2-1 S 1B			L X 0-1 F7 ①		C B B S S 2-3 K ②	F F X 0-2 P6 ③			B C B S X 2-2 F7 ③		5	0	1	0	0	1	4
Cal Ripken Jr., R (1, 6) OBP: 0.336, SLG: 0.414	B 1 C X SAFE 1-1 G5-3 ② 1-2			F X 0-1 F8 ②		B B X 2-0 P6 ③		B C B X 2-1 F7 ①			B B C B B 4-1 2B BB	4	1	0	0	1	0	2
Mickey Tettleton, S (1, 2) OBP: 0.374, SLG: 0.538	C F B X 1-2 G3 ③			C B B B X 2-1 2B			B X 1-0 1B 1B 1B	C F B B S 1-3 K ②			F C B B B F X 2-2 1-H 2B	5	1	3	1	0	1	1
Joe Orsulak, L (1, 7) OBP: 0.346, SLG: 0.430		C X 0-1 L6 ①		B C X 1-1 F9 ③			C F B S 1-3 K ①	B F F S 1-3 K ③				4	0	0	0	0	2	2
Larry Sheets, L (1, 10) OBP: 0.298, SLG: 0.373		C B X 1-1 G4-3 ②			F B B X 2-1 F7 ①		B 1 SAFE X 1-0 1B 1-2 1B 1B		C B B X 2-1 F9 ①			3	0	1	0	0	0	0
Brady Anderson, L (7, PR) OBP: 0.335, SLG: 0.338												1	1	0	0	0	0	0
Mike Devereaux, R (1, 9) OBP: 0.342, SLG: 0.407		B B X 2-0 L4 ③			C B B X 2-1 CS 1B		B B F X 2-1 1B 1-2 FC5-2 2-H 1B		C C B C 1-3 K ②			4	0	2	1	0	1	0
Rene Gonzales, R (1, 5) OBP: 0.296, SLG: 0.303			F B B F X 2-2 G5-3 ①		B F X 1-1 F7 ② 1-2		B B X 2-0 BB FC5-2 1-3 2-H 1B		C X 0-1 F8 ③			2	0	0	0	0	0	1
Jim Traber, L (7, PH) OBP: 0.291, SLG: 0.366 (8, 3)												2	0	1	1	0	0	0
Billy Ripken, R (1, 4) OBP: 0.284, SLG: 0.323			B X 1-0 G5-3 ②			X 0-0 G5-3 ①	C P F B X 2-2 FC5-2 BB 1-2 3-H ②			F C X 0-2 G6-3 ①		4	0	0	0	0	0	3
Inning Stats	R: 0 H: 1 E: 0 LOB: 1 K: 0 BB: 0 S: 11 P: 16	R: 0 H: 0 E: 0 LOB: 0 K: 0 BB: 0 S: 5 P: 8	R: 0 H: 0 E: 0 LOB: 0 K: 0 BB: 0 S: 6 P: 11	R: 0 H: 1 E: 0 LOB: 1 K: 0 BB: 0 S: 8 P: 11	R: 0 H: 1 E: 0 LOB: 0 K: 0 BB: 0 S: 6 P: 11	R: 0 H: 0 E: 0 LOB: 1 K: 1 BB: 1 S: 7 P: 15	R: 2 H: 4 E: 0 LOB: 3 K: 1 BB: 1 S: 18 P: 30	R: 0 H: 0 E: 0 LOB: 0 K: 2 BB: 0 S: 8 P: 12	R: 0 H: 0 E: 0 LOB: 0 K: 1 BB: 0 S: 7 P: 10	R: 0 H: 0 E: 0 LOB: 0 K: 0 BB: 0 S: 7 P: 10	R: 1 H: 1 E: 0 LOB: 1 K: 0 BB: 1 S: 5 P: 11	1B: 6 SF: 0 2B: 2 SAC: 0 3B: 0 DP: 0 HR: 0 HBP: 0						

PITCHER		IP	WLS	BF	H	R	ER	SO	BB	IBB	HBP	BLK	WP	HR	S	P	ERA	WHIP
Mike Witt, R ERA: 3.97	(1, 1)	9.0		35	7	2	2	5	2	0	0	0	0	0	76	124	2.00	1.000
Willie Fraser, R ERA: 3.33	(10, 1)	1.0	L	5	1	1	1	0	1	0	0	0	0	0	12	21	9.00	2.000

PITCHER	IP	WLS	BF	H	R	ER	SO	BB	IBB	HBP	BLK	WP	HR	S	P	ERA	WHIP

BOTTOM

California Angels @ Baltimore Orioles

Memorial Stadium, Baltimore, MD

Sun Jul 16 1989, 3:33 AM EDT

Att. 40,526 - Overcast

livebaseballscorecards.com

AB	37
R	3
H	8
RBI	3
BB	3
SO	5
LOB	13

WP: 0 PA: 40
PB: 0
SB: 1
CS: 1

Batter	1	2	3	4	5	6	7	8	9	AB	R	H	RBI	BB	SO	LOB
Dick Schofield, R (1, 6) OBP: 0.296, SLG: 0.325	F X 0-1 SH1-3 SF9 2B		C B F F B B B 4-2 1B BB		B C X 1-1 ③ FC4-6 1-2f		F B F S 1-3 ② K		B C S B F X 2-2 ③ P6	4	1	1	0	1	1	1
Max Venable, L (1, 7) OBP: 0.533, SLG: 0.600	X 0-0 ① SH1-3 2-3		B X 1-0 1-3 1B			C B F B X 2-2 1B 1B 1B	X 0-0 ③ B1			3	1	2	0	0	0	0
Johnny Ray, S (1, 4) OBP: 0.315, SLG: 0.360	B X 1-0 ② SF9 3-H		B B X 2-0 ③ L3			X 0-0 1B 1-3 1B 1B		B B C F X 2-2 ① G6-3		3	1	1	1	0	0	2
Wally Joyner, L (1, 3) OBP: 0.338, SLG: 0.383	S X 0-1 ③ F7			C B X 1-1 ① F7		F B F F X 1-2 1B SF7 1-2 3-H 1B		B S F X 1-2 1B 1B		4	1	2	1	0	0	0
Brian Downing, R (1, 10) OBP: 0.390, SLG: 0.453		B S C X 1-2 FC4-6 1B		C X 0-1 ② F7		C C 2 SAFE F S 0-3 ① K		C X 0-1 ② F8		4	0	1	0	0	1	3
Devon White, S (1, 8) OBP: 0.302, SLG: 0.429		C B X 1-1 ① FC4-6 CS 1-2f		S F B X 1-2 ③ G4-3		B F B F X 2-2 1-3 2-H 1B		X 0-0 1-2 1B		4	0	2	1	0	0	1
Tony Armas, R (1, 9) OBP: 0.337, SLG: 0.529		1 SAFE P 1 SAFE S B 1 SAFE 1 SAFE 1 SAFE B 3-2 F X ② ③ G6-3 1-2			X 0-0 ① L8	S X 0-1 ② SF7 3-H		S S S 0-3 ③ K		3	0	0	1	0	1	3
Lance Parrish, R (1, 2) OBP: 0.336, SLG: 0.441			B F X 1-1 ① G5-3		B C X 1-1 FC4-6 1B	1 SAFE B C S F F 1 F P 3-3 F ③ 1 SAFE B F F F S K 1 SAFE			X 0-0 ① P6	4	0	1	0	0	1	1
Jack Howell, L (1, 5) OBP: 0.326, SLG: 0.421			B S F X 1-2 ② G3		B X 1-0 ② F7		F C C 0-3 ① K		C S B X 1-2 ② G4-3	4	0	0	0	0	1	1
Inning Stats	R: 1 H: 1 E: 0 LOB: 0 K: 0 BB: 0 S: 6 P: 7	R: 0 H: 1 E: 0 LOB: 0 K: 0 BB: 0 S: 9 P: 13	R: 0 H: 1 E: 0 LOB: 2 K: 0 BB: 1 S: 11 P: 20	R: 0 H: 0 E: 0 LOB: 0 K: 0 BB: 0 S: 7 P: 9	R: 0 H: 1 E: 0 LOB: 1 K: 0 BB: 0 S: 6 P: 9	R: 3 H: 4 E: 0 LOB: 1 K: 2 BB: 0 S: 28 P: 35	R: 0 H: 0 E: 0 LOB: 0 K: 2 BB: 0 S: 7 P: 8	R: 0 H: 2 E: 0 LOB: 2 K: 1 BB: 0 S: 12 P: 15	R: 0 H: 0 E: 0 LOB: 0 K: 0 BB: 0 S: 8 P: 11	1B: 9 SF: 2 2B: 1 SAC: 1 3B: 0 DP: 0 HR: 0 HBP: 0						

TOP

California Angels @ Toronto Blue Jays

SkyDome, Toronto, ON

Mon Jul 17 1989, 7:05 PM EDT

Sunny - 80 F

livebaseballscorecards.com

AB	33
R	4
H	10
RBI	4
BB	1
SO	5
LOB	12

WP: 0 PA: 37
PB: 0
SB: 0
CS: 1

PITCHER		IP	WLS	BF	H	R	ER	SO	BB	IBB	HBP	BLK	WP	HR	S	P	ERA	WHIP
Todd Stottlemyre, R ERA: 5.08	(1, 1)	6.0		26	8	4	4	2	1	0	0	0	0	0	67	93	6.00	1.500
David Wells, L ERA: 3.1	(7, 1)	1.2	W	7	2	0	0	2	0	0	0	0	0	0	16	20	0.00	1.200
Tom Henke, R ERA: 2.91	(8, 1)	1.1	S	4	0	0	0	1	0	0	0	0	0	0	11	14	0.00	0.000

PITCHER	IP	WLS	BF	H	R	ER	SO	BB	IBB	HBP	BLK	WP	HR	S	P	ERA	WHIP

Batter	1	2	3	4	5	6	7	8	9	AB	R	H	RBI	BB	SO	LOB
Junior Felix, S (1, 9) OBP: 0.343, SLG: 0.445	C F S 0-3 ① K2-3		M B F F B F S 2-3 ① K		B C X 1-1 ① G4-3		1 SAFE B X 1-0 L9 E 1-2 1B 1B			4	1	1	0	0	2	0
Nelson Liriano, S (1, 4) OBP: 0.325, SLG: 0.370	B B C B B 4-1 G4-3 BB		B C C F B B X 3-2 E5 CS		B B B C C X 3-2 ② F8		X 0-0 FC5 1B 1-2 2-H			3	0	0	0	1	0	1
Kelly Gruber, R (1, 5) OBP: 0.350, SLG: 0.460	F X 0-1 ② ③ G4-3 1-2f		F 1 SAFE B 1 SAFE C B X 2-2 ② ③ G5-3 1-2		C S B X 1-2 ③ G1-3		X 0-0 ② L9 2-3			4	0	0	0	0	0	4
George Bell, R (1, 10) OBP: 0.329, SLG: 0.430		B B X 2-0 E6 SH5-4 1B 1B		X 0-0 BB 1B 1B 1B		C B F F B X 2-2 G6-4-3 1B	1 SAFE S 1 SAFE F B X 1-2 1-3 3-H 1B			4	2	3	1	0	0	0
Pat Borders, R (1, 2) OBP: 0.311, SLG: 0.379		X 0-0 SH5-4 E 1-2 1B		X 0-0 ① F9		C B X 1-1 ① ② G6-4-3 1-2f	X 0-0 ③ L8			4	1	1	0	0	0	4
Lloyd Moseby, L (1, 8) OBP: 0.308, SLG: 0.336		X 0-0 ① SH5-4 1-2 2-3		S F 1 SAFE F X 0-2 BB 1B 1-2 1B		X 0-0 2B		B F X 1-1 ① P6		3	1	2	0	0	0	0
Manuel Lee, S (1, 6) OBP: 0.305, SLG: 0.315	C C B F X 1-2 E1 G1-3 2-H 3-H 1B		S B C B F B S 3-3 ② K		C B X 1-1 ③ G3-1			C S B F X 1-2 ② G6-3		4	0	1	1	0	1	3
Bob Brenly, R (1, 3) OBP: 0.258, SLG: 0.264 Fred McGriff, L (8, 3) OBP: 0.374, SLG: 0.534	C X 0-1 ② G1-3 2-3		B B B C B 4-1 1B 1-2 2-3 BB				C B X 1-1 ① G6-3	C F B F C 1-3 ③ K		2 1	0 0	0 0	0 0	1 0	0 1	1 0
Tom Lawless, R (1, 7) OBP: 0.306, SLG: 0.233	B C F F X 1-2 ③ G4-3		X 0-0 ③ 1-3 2-H 3-H 1B				C F X 0-2 1B FC5 1B			3	1	2	2	0	0	1
Inning Stats	R: 0 H: 0 E: 0 LOB: 0 K: 1 BB: 1 S: 6 P: 10	R: 2 H: 2 E: 2 LOB: 1 K: 0 BB: 0 S: 13 P: 17	R: 0 H: 0 E: 1 LOB: 0 K: 1 BB: 0 S: 12 P: 19	R: 2 H: 3 E: 0 LOB: 2 K: 1 BB: 1 S: 12 P: 19	R: 0 H: 0 E: 0 LOB: 0 K: 0 BB: 0 S: 8 P: 13	R: 0 H: 2 E: 0 LOB: 1 K: 0 BB: 0 S: 9 P: 13	R: 2 H: 3 E: 1 LOB: 2 K: 0 BB: 0 S: 12 P: 15	R: 0 H: 0 E: 0 LOB: 0 K: 1 BB: 0 S: 10 P: 13		1B: 9 SF: 0 2B: 1 SAC: 1 3B: 0 DP: 2 HR: 0 HBP: 0						

PITCHER	IP	WLS	BF	H	R	ER	SO	BB	IBB	HBP	BLK	WP	HR	S	P	ERA	WHIP
Jim Abbott, L (1, 1) ERA: 3.45	8.0	L	35	10	6	2	4	2	0	0	0	0	0	82	119	2.25	1.500

PITCHER	IP	WLS	BF	H	R	ER	SO	BB	IBB	HBP	BLK	WP	HR	S	P	ERA	WHIP

BOTTOM

California Angels @ Toronto Blue Jays

SkyDome, Toronto, ON

Mon Jul 17 1989, 7:05 PM EDT

Sunny - 80 F

livebaseballscorecards.com

AB	32
R	6
H	10
RBI	4
BB	2
SO	4
LOB	14

1B: 9 SF: 0 WP: 0 PA: 35
2B: 1 SAC: 1 PB: 0
3B: 0 DP: 2 SB: 0
HR: 0 HBP: 0 CS: 1

Batter	1	2	3	4	5	6	7	8	9	AB	R	H	RBI	BB	SO	LOB
Dick Schofield, R (1, 6) OBP: 0.295, SLG: 0.324	C B F B X 2-2 E 1B 1B		B F B X 2-1 ① L5		X 0-0 ③ G1-3		1 SAFE X 0-0 SH FC3-2 1-3		S B S S 1-3 ② K	4	1	1	0	0	1	0
Max Venable, L (1, 9) OBP: 0.500, SLG: 0.550	F X 0-1 E6 F8 1B 1-2 PB		C B F B C 2-3 ② K			C F B X 1-2 1B 1B	X 0-0 ① G5-3		F B B X 2-1 1B	5	2	2	0	0	1	3
Johnny Ray, S (1, 4) OBP: 0.319, SLG: 0.362	B B X 2-0 PB 1-2 2-H 1B		B F C B B X 3-2 ③ L8			B X 1-0 1B 1-2 FC5-6-2 1B	I I I I 4-0 FC3-2 IBB		C S C 0-3 ③ K	4	0	2	1	1	1	1
Wally Joyner, L (1, 3) OBP: 0.337, SLG: 0.382	F B B B X 3-1 ① F8 2-3			F F X 0-2 P7		B B B C X 3-1 P8 1-3 2-H 1B	B B X 2-0 ② FC3-2 1-2 2-3 3-Hf			4	1	1	1	0	0	5
Brian Downing, R (1, 10) OBP: 0.386, SLG: 0.448	B X 1-0 ② P6			C F X 0-2 ② F9		B B X 2-0 ① P8 1-2	C X 0-1 ③ G3-1			4	0	0	0	0	0	7
Devon White, S (1, 8) OBP: 0.302, SLG: 0.425	B F B S S 2-3 ③ K 1-2 3-H			C F B B F F B F F 4-2 B S BB		X 0-0 ② FC5-6-2 1B 3-H		F B X 1-1 ① L1		3	0	0	0	1	1	3
Chili Davis, S (1, 7) OBP: 0.300, SLG: 0.382		B B F B F F C 3-3 ① K		B B X 2-0 ③ G5-3 1-2		B S B X 2-1 FC6-4 1-2 2-H 1B		C F C 0-3 ② K		4	0	1	1	0	2	1
Bill Schroeder, R (1, 2) OBP: 0.290, SLG: 0.456		X 0-0 ② L9			F S B X 1-2 ① G6-3	C X 0-1 ③ FC6-4 1-2f		S B F B C 2-3 ③ K		4	0	0	0	0	1	2
Jack Howell, L (1, 5) OBP: 0.325, SLG: 0.416		B X 1-0 ③ F8			S F S 0-3 ② K		C S B B B F B 4-2 SH FC3-2 BB		C X 0-1 ① F8	3	0	0	0	1	1	0
Inning Stats	R: 2 E: 1 K: 1 S: 12 H: 2 LOB: 1 BB: 0 P: 22	R: 0 E: 0 K: 1 S: 6 H: 0 LOB: 0 BB: 0 P: 10	R: 0 E: 0 K: 1 S: 8 H: 0 LOB: 0 BB: 0 P: 15	R: 0 E: 0 K: 0 S: 13 H: 0 LOB: 1 BB: 1 P: 19	R: 0 E: 0 K: 1 S: 7 H: 0 LOB: 0 BB: 0 P: 8	R: 2 E: 0 K: 0 S: 12 H: 4 LOB: 2 BB: 0 P: 21	R: 0 E: 1 K: 0 S: 8 H: 0 LOB: 3 BB: 2 P: 18	R: 0 E: 0 K: 2 S: 8 H: 0 LOB: 0 BB: 0 P: 11	R: 0 E: 0 K: 2 S: 10 H: 1 LOB: 1 BB: 0 P: 13	1B: 7 2B: 0 3B: 0 HR: 0 SF: 0 SAC: 1 DP: 0 HBP: 0						WP: 0 PB: 1 SB: 1 CS: 0 PA: 39	

California Angels @ Toronto Blue Jays

SkyDome, Toronto, ON

Mon Jul 17 1989, 7:05 PM EDT

Att. 48,641 - Unknown - 75 F

TOP

livebaseballscorecards.com

AB	35
R	4
H	7
RBI	3
BB	3
SO	8
LOB	22

PITCHER		IP	WLS	BF	H	R	ER	SO	BB	IBB	HBP	BLK	WP	HR	S	P	ERA	WHIP
Steve Cummings, R ERA: 3.0	(1, 1)	5.1		23	5	4	2	4	1	0	0	0	0	0	53	88	3.38	1.125
David Wells, L ERA: 2.95	(6, 1)	3.0	W	13	1	0	0	2	1	1	0	0	0	0	23	38	0.00	0.667
Tom Henke, R ERA: 2.86	(9, 1)	0.2	S	3	1	0	0	2	0	0	0	0	0	0	8	11	0.00	1.500

PITCHER	IP	WLS	BF	H	R	ER	SO	BB	IBB	HBP	BLK	WP	HR	S	P	ERA	WHIP

BOTTOM

California Angels @ Toronto Blue Jays

SkyDome, Toronto, ON

Mon Jul 17 1989, 7:05 PM EDT

Att. 48,641 - Unknown - 75 F

livebaseballscorecards.com

Batter	1	2	3	4	5	6	7	8	9	AB	R	H	RBI	BB	SO	LOB
Junior Felix, S (1, 9) OBP: 0.341, SLG: 0.442	0-0 S 1B HR 1B	0-3 K		0-1 G4-3			0-0 B1-3			4	1	1	0	0	1	2
Tony Fernandez, S (1, 6) OBP: 0.291, SLG: 0.377	1-1 S HR 1B 1-2	3-3 K			0-1 P4		1-0 F8			4	1	1	0	0	1	1
Kelly Gruber, R (1, 5) OBP: 0.351, SLG: 0.461	2-3 K		2-0 P5		2-2 G6-4-3 1B			0-2 2B 1B		4	1	2	0	0	1	2
George Bell, R (1, 7) OBP: 0.328, SLG: 0.431 Tom Lawless, R (8, PR) OBP: 0.306, SLG: 0.233 (9, 7)	3-2 G5-3 1-2 2-3		2-2 L7		2-2 G6-4-3 1-2f			2-2 1-H 2B		4 0	0 0	1 0	1 0	0 0	0 0	3 0
Fred McGriff, L (1, 3) OBP: 0.373, SLG: 0.540	2-1 HR 2-H 3-H		2-1 G6-3			1-3 K		2-2 F8		4	1	1	3	0	1	1
Ernie Whitt, L (1, 2) OBP: 0.399, SLG: 0.456 Pat Borders, R (8, PH) OBP: 0.311, SLG: 0.379 Greg Myers, L (8, PH) OBP: 0.045, SLG: 0.045 (9, 2)	4-1 BB			2-2 L9		4-2 BB		3-3 K		1 0 1	0 0 0	0 0 0	0 0 0	2 0 1	0 0 1	0 0 1
Lloyd Moseby, L (1, 8) OBP: 0.307, SLG: 0.332	0-0 F9			0-0 G1-3		0-0 P3		4-0 IBB		3	0	0	0	1	0	2
Rance Mulliniks, L (1, 10) OBP: 0.314, SLG: 0.303 Bob Brenly, R (6, PH) OBP: 0.255, SLG: 0.261 Nelson Liriano, S (8, PH) OBP: 0.324, SLG: 0.368		0-0 1B		1-0 2B		2-3 K		1-0 G1-3		2 1 1	1 0 0	2 0 0	0 0 0	0 1 0	0 1 0	0 1 2
Manuel Lee, S (1, 4) OBP: 0.306, SLG: 0.315		1-3 K		2-2 1B 2-H			1-3 K2-3			3	0	1	1	0	2	1
Inning Stats	R: 3 H: 3 E: 0 LOB: 1 K: 1 BB: 1 S: 15 P: 27	R: 0 H: 1 E: 0 LOB: 1 K: 3 BB: 0 S: 14 P: 18	R: 0 H: 0 E: 0 LOB: 0 K: 0 BB: 0 S: 6 P: 12	R: 1 H: 2 E: 0 LOB: 1 K: 0 BB: 0 S: 10 P: 15	R: 0 H: 1 E: 0 LOB: 0 K: 0 BB: 0 S: 9 P: 13	R: 0 H: 0 E: 0 LOB: 1 K: 2 BB: 1 S: 9 P: 16	R: 0 H: 0 E: 0 LOB: 0 K: 1 BB: 0 S: 7 P: 9	R: 1 H: 2 E: 0 LOB: 2 K: 1 BB: 1 S: 13 P: 25		1B: 6 SF: 0 2B: 2 SAC: 0 3B: 0 DP: 1 HR: 1 HBP: 0						

	AB	32
	R	5
	H	9
	RBI	5
	BB	3
	SO	8
	LOB	16

WP: 0 PA: 35
PB: 0
SB: 2
CS: 0

PITCHER		IP	WLS	BF	H	R	ER	SO	BB	IBB	HBP	BLK	WP	HR	S	P	ERA	WHIP
Dan Petry, R ERA: 4.94	(1, 1)	5.1		24	7	4	4	5	2	0	0	0	0	1	59	95	6.75	1.688
Bob McClure, L ERA: 2.31	(6, 1)	2.0	L	8	2	1	1	2	0	0	0	0	0	0	20	28	4.50	1.000
Greg Minton, R ERA: 2.03	(8, 1)	0.2		3	0	0	0	1	0	1	0	0	0	0	4	12	0.00	0.000

PITCHER	IP	WLS	BF	H	R	ER	SO	BB	IBB	HBP	BLK	WP	HR	S	P	ERA	WHIP

Batter	1	2	3	4	5	6	7	8	9	AB	R	H	RBI	BB	SO	LOB
Claudell Washington, L (1, 8) (9, 9) OBP: 0.329, SLG: 0.463	B F X 1-1 E3 F7			B F X 1-1 SH1-3 1B		B X 1-0 ① G5-3		C B B X 2-1 ③ G3		4	0	1	0	0	0	0
Dick Schofield, R (1, 6) OBP: 0.291, SLG: 0.319	1 SAFE C C B F B X 2-2 ① ② F7 1-2			X 0-0 ① SH1-3 1-2		B F B B B X 3-1 ② F9			C B B X 2-1 ① G5-3	3	0	0	0	0	0	1
Wally Joyner, L (1, 3) OBP: 0.336, SLG: 0.389	C X 0-1 ③ G4-3			S B F B X 2-2 ② P5		C S F X 0-2 HR			F F B X 1-2 ② G1-3	4	1	1	1	0	0	1
Tony Armas, R (1, 9) OBP: 0.323, SLG: 0.506 Devon White, S (9, 8) OBP: 0.302, SLG: 0.425		C B F X 1-2 ① G3		F X 0-1 ③ F8		B F F X 1-2 ③ G4-3			B B B C X 3-1 ③ G6-3	4 0	0 0	0 0	0 0	0 0	0 0	1 0
Brian Downing, R (1, 10) OBP: 0.385, SLG: 0.447		B C B B X 3-1 G5-4-3 1B			C B F B X 2-2 ① G6-3		X 0-0 ① L1-3			3	0	1	0	0	0	0
Chili Davis, S (1, 7) OBP: 0.297, SLG: 0.378		B F B X 2-1 ② ③ G5-4-3 1-2f			F B B S X 2-2 ② F7		L F B S 1-3 ② K			3	0	0	0	0	1	1
Lance Parrish, R (1, 2) OBP: 0.336, SLG: 0.440			F C B B B X 2-2 ① F9		X 0-0 1B 1B		C X 0-1 ③ F9			3	0	1	0	0	0	0
Glenn Hoffman, R (1, 5) OBP: 0.301, SLG: 0.333			B C C C X 1-3 ② K		F B 1 SAFE X 1-1 1-2 1B			B B B C X 3-1 ① G3-1		3	0	1	0	0	1	0
Kent Anderson, R (1, 4) OBP: 0.259, SLG: 0.224			X 0-0 ③ L4		B X 1-0 ③ F9			B X 1-0 ② G4-3		3	0	0	0	0	0	2
Inning Stats	R: 0 E: 1 K: 0 S: 8 H: 0 LOB: 0 BB: 0 P: 11	R: 0 E: 0 K: 0 S: 7 H: 1 LOB: 0 BB: 0 P: 13	R: 0 E: 0 K: 1 S: 7 H: 0 LOB: 0 BB: 0 P: 10	R: 0 E: 0 K: 0 S: 8 H: 1 LOB: 1 BB: 0 P: 11	R: 0 E: 0 K: 0 S: 10 H: 2 LOB: 2 BB: 0 P: 16	R: 1 E: 0 K: 0 S: 10 H: 1 LOB: 0 BB: 0 P: 15	R: 0 E: 0 K: 1 S: 6 H: 0 LOB: 0 BB: 0 P: 7	R: 0 E: 0 K: 0 S: 5 H: 0 LOB: 0 BB: 0 P: 11	R: 0 E: 0 K: 0 S: 7 H: 0 LOB: 0 BB: 0 P: 13	1B: 4 2B: 0 3B: 0 HR: 1	SF: 0 SAC: 1 DP: 1 HBP: 0						

PITCHER	IP	WLS	BF	H	R	ER	SO	BB	IBB	HBP	BLK	WP	HR	S	P	ERA	WHIP
Jimmy Key, L (1, 1) ERA: 3.68	9.0	L	31	5	1	1	2	0	0	0	0	0	1	68	107	1.00	0.556

PITCHER	IP	WLS	BF	H	R	ER	SO	BB	IBB	HBP	BLK	WP	HR	S	P	ERA	WHIP

TOP

California Angels @ Toronto Blue Jays

SkyDome, Toronto, ON

Tue Jul 18 1989, 7:05 PM EDT

Att. 48,717 - Unknown

livebaseballscorecards.com

AB	30
R	1
H	5
RBI	1
BB	0
SO	2
LOB	6

1B: 4	SF: 0	WP: 0	PA: 31
2B: 0	SAC: 1	PB: 0	
3B: 0	DP: 1	SB: 0	
HR: 1	HBP: 0	CS: 0	

Batter	1	2	3	4	5	6	7	8	9	AB	R	H	RBI	BB	SO	LOB
Junior Felix, S (1, 9) OBP: 0.337, SLG: 0.435	F X 0-1 P5 ①		X 0-0 G6-3 ①② 1-2f			C X 0-1 B5-3 ①		B X 1-0 F7 ②		4	0	0	0	0	0	3
Tony Fernandez, S (1, 6) OBP: 0.288, SLG: 0.372	B F B F C 2-3 K ②		B X 1-0 F7 ③			X 0-0 F7 ②		X 0-0 L8 ③		4	0	0	0	0	1	2
Kelly Gruber, R (1, 5) OBP: 0.353, SLG: 0.461	C X 0-1 1B			B X 1-0 G6-4-3 1B		F B X 1-1 G6-3 ③			X 0-0 P3 ①	4	0	2	0	0	0	0
George Bell, R (1, 7) OBP: 0.325, SLG: 0.426	C B F B X 2-2 G4-3 ③			X 0-0 G6-4-3 ①② 1-2f			C B X 1-1 G3 ①		C X 0-1 F9 ②	4	0	0	0	0	0	2
Fred McGriff, L (1, 3) OBP: 0.374, SLG: 0.538		B X 1-0 FC6-4 1B		F H 1-1 HBP			B C F B B F X 3-2 L9 ②		C C S 0-3 K ③	3	0	1	0	0	1	0
Ernie Whitt, L (1, 2) OBP: 0.398, SLG: 0.452		C B F X 1-2 P4 ①		X 0-0 F8 ③			B B C B B 4-1 BB			2	0	0	0	1	0	2
Lloyd Moseby, L (1, 8) OBP: 0.304, SLG: 0.328		B C X 1-1 F7 ②			C F S 0-3 K ①		C B F B F C 2-3 K ③			3	0	0	0	0	2	2
Rance Mulliniks, L (1, 10) OBP: 0.314, SLG: 0.303 Tom Lawless, R (8, PR) OBP: 0.306, SLG: 0.233		B S X 1-1 FC6-4 ③ 1-2f			X 0-0 G4-3 ②			F B B F X 2-2 S 1B		3 0	0 0	1 0	0 0	0 0	0 0	1 0
Manuel Lee, S (1, 4) OBP: 0.306, SLG: 0.316			B B C X 2-1 G6-3 1B		B F F F C 1-3 K ③			B 1 SAFE L S F F S 1-3 K ① 1-2		3	0	1	0	0	2	1
Inning Stats	R: 0 E: 0 K: 1 S: 10 H: 1 LOB: 1 BB: 0 P: 14	R: 0 E: 0 K: 0 S: 8 H: 1 LOB: 1 BB: 0 P: 12	R: 0 E: 0 K: 0 S: 4 H: 1 LOB: 0 BB: 0 P: 7	R: 0 E: 0 K: 0 S: 4 H: 1 LOB: 1 BB: 0 P: 6	R: 0 E: 0 K: 2 S: 8 H: 0 LOB: 0 BB: 0 P: 9	R: 0 E: 0 K: 0 S: 5 H: 0 LOB: 0 BB: 0 P: 6	R: 0 E: 0 K: 1 S: 11 H: 0 LOB: 1 BB: 1 P: 21	R: 0 E: 0 K: 1 S: 10 H: 1 LOB: 2 BB: 0 P: 14	R: 0 E: 0 K: 1 S: 6 H: 0 LOB: 0 BB: 0 P: 6	1B: 5 2B: 0 3B: 0 HR: 0	SF: 0 SAC: 0 DP: 2 HBP: 1			WP: 0 PB: 0 SB: 1 CS: 0		PA: 32	

PITCHER		IP	WLS	BF	H	R	ER	SO	BB	IBB	HBP	BLK	WP	HR	S	P	ERA	WHIP
Bert Blyleven, R ERA: 2.24	(1, 1)	9.0	W	32	5	0	0	6	1	0	1	0	0	0	66	95	0.00	0.667

PITCHER	IP	WLS	BF	H	R	ER	SO	BB	IBB	HBP	BLK	WP	HR	S	P	ERA	WHIP

BOTTOM

California Angels @ Toronto Blue Jays

SkyDome, Toronto, ON

Tue Jul 18 1989, 7:05 PM EDT

Att. 48,717 - Unknown

livebaseballscorecards.com

AB	30
R	0
H	5
RBI	0
BB	1
SO	6
LOB	13

Batter	1	2	3	4	5	6	7	8	9	AB	R	H	RBI	BB	SO	LOB
Gary Pettis, S (1, 8) OBP: 0.355, SLG: 0.315	F B S X 1-2 ① F8	F B B C F F C 2-3 ③ K			C F B S 1-3 ② K		C B F S 1-3 ③ K		S C F B S 1-3 ③ K	5	0	0	0	0	4	4
Keith Moreland, R (1, 3) OBP: 0.369, SLG: 0.420	C B F B F S 2-3 ② K		B F F F B C 2-3 ① K		X 0-0 ③ F8			B X 1-0 ① G6-3		4	0	0	0	0	2	0
Lou Whitaker, L (1, 4) OBP: 0.356, SLG: 0.478	B B F S B F X 3-2 1B		B B C X 2-1 G4-3 1B			B F C S 1-3 ① K		C C X 0-2 ② P8		4	0	2	0	0	1	0
Alan Trammell, R (1, 6) OBP: 0.336, SLG: 0.340	C F B X 1-2 ③ G1-3		X 0-0 ② G4-3 1-2			C B X 1-1 ② L7		B B X 2-0 2B		4	0	1	0	0	0	2
Tracy Jones, R (1, 7) OBP: 0.288, SLG: 0.328		X 0-0 HR 1B	B X 1-0 ③ G6-3			B F S B X 2-2 ③ G5-3		B B F B S C 3-3 ③ K		4	1	1	0	0	1	2
Chet Lemon, R (1, 9) OBP: 0.346, SLG: 0.349		B X 1-0 1-H HR		B B F S B X 3-2 CS 1B			S B F B S 2-3 ① K		X 0-0 ① B1-3	4	1	2	2	0	1	0
Gary Ward, R (1, 10) OBP: 0.298, SLG: 0.364		B B X 2-0 ① L7		S B B X 2-1 ① L8			C B S S 1-3 ② K		B X 1-0 2B	4	0	1	0	0	1	1
Rick Schu, R (1, 5) OBP: 0.294, SLG: 0.324		C X 0-1 2B		C B B X 2-1 ②③ G4-3 1-2			C B B X 2-1 3B 1B		B C F X 1-2 ② L5	4	1	2	0	0	0	2
Mike Heath, R (1, 2) OBP: 0.331, SLG: 0.433		C 2 SAFE S T C 0-3 ② K			C B B C S 2-3 ① K		X 0-0 1-H 3B		B F B B B 4-1 BB	3	0	1	1	1	2	1
Inning Stats	R: 0 E: 0 K: 1 S: 14 H: 1 LOB: 1 BB: 0 P: 21	R: 2 E: 0 K: 2 S: 14 H: 3 LOB: 1 BB: 0 P: 19	R: 0 E: 0 K: 1 S: 8 H: 1 LOB: 1 BB: 0 P: 13	R: 0 E: 0 K: 0 S: 7 H: 1 LOB: 0 BB: 0 P: 14	R: 0 E: 0 K: 2 S: 7 H: 0 LOB: 0 BB: 0 P: 10	R: 0 E: 0 K: 1 S: 8 H: 0 LOB: 0 BB: 0 P: 12	R: 1 E: 0 K: 3 S: 12 H: 2 LOB: 1 BB: 0 P: 18	R: 0 E: 0 K: 1 S: 8 H: 1 LOB: 1 BB: 0 P: 14	R: 0 E: 0 K: 1 S: 10 H: 1 LOB: 2 BB: 1 P: 17	1B: 5 2B: 3 3B: 1 HR: 1	SF: 0 SAC: 0 DP: 0 HBP: 0			WP: 0 PB: 0 SB: 0 CS: 1	PA: 37		

PITCHER	IP	WLS	BF	H	R	ER	SO	BB	IBB	HBP	BLK	WP	HR	S	P	ERA	WHIP
Chuck Finley, L (1, 1) ERA: 2.51	9.0	W	37	10	3	3	12	1	0	0	0	0	1	88	138	3.00	1.222

PITCHER	IP	WLS	BF	H	R	ER	SO	BB	IBB	HBP	BLK	WP	HR	S	P	ERA	WHIP

TOP

Detroit Tigers @ California Angels

Anaheim Stadium, Anaheim, CA

Thu Jul 20 1989, 10:05 PM EDT

Att. 26,854 - Sunny

livebaseballscorecards.com

AB	36
R	3
H	10
RBI	3
BB	1
SO	12
LOB	12

Detroit Tigers @ California Angels

Anaheim Stadium, Anaheim, CA

Thu Jul 20 1989, 10:05 PM EDT

Att. 26,854 - Sunny

livebaseballscorecards.com

BOTTOM

Batter	1	2	3	4	5	6	7	8	9	AB	R	H	RBI	BB	SO	LOB
Dick Schofield, R (1, 6) OBP: 0.290, SLG: 0.315	4-2 G4-3 1B BB		1-3 ① K		1-0 ① G6-3	2-3 ③ K			0-1 ① SH3 1-2	3	1	0	0	1	2	3
Claudell Washington, L (1, 9) OBP: 0.335, SLG: 0.478	3-2 ① G4-3 1-2		1-1 HR		1-1 CS 1B		1-1 ① G1-3		4-0 FC5 1B IBB	4	2	2	1	1	0	1
Johnny Ray, S (1, 4) OBP: 0.320, SLG: 0.361	SAFE 3-1 ② P6		3-1 2B G6-3 1B		4-1 ② 1-2 BB		2-1 ② G6-3		0-2 ② FC5 1B 1-2 2-3f	4	1	1	0	1	0	3
Wally Joyner, L (1, 3) OBP: 0.342, SLG: 0.396	2-2 2-H 1B		1-1 G6-3 1-3 2B		3-0 ③ F9		4-0 S BB		0-2 1-2 2-H 1B	4	0	3	2	1	0	1
Brian Downing, R (1, 10) OBP: 0.384, SLG: 0.443	4-1 BB		0-1 ② G6-3 2-3 3-H			2-1 ① P9	1-1 ③ P6 1-2			3	0	0	1	1	0	2
Devon White, S (1, 8) OBP: 0.304, SLG: 0.426	2-3 ③ K		2-0 ③ F9			1-1 1B 1B		0-0 CS 1B		4	0	2	0	0	1	3
Chili Davis, S (1, 7) OBP: 0.299, SLG: 0.377		1-1 ① P6		2-0 ① P8		0-0 BB 1-3 1B		4-2 ① SAFE G1-4-3 1-2 BB		3	0	1	0	1	0	0
Lance Parrish, R (1, 2) OBP: 0.334, SLG: 0.435		3-3 ② K		1-3 ② K		4-1 1-2 BB		SAFE 1-2 ②③ G1-4-3 1-2f		3	0	0	0	1	2	1
Jack Howell, L (1, 5) OBP: 0.324, SLG: 0.411		0-2 ③ F6		2-2 ③ F7		2-3 ② K			4-2 FC5 SH3 BB	3	0	0	0	1	1	3

	AB	R	H	RBI	BB	SO	LOB
AB	31						
R	4						
H	9						
RBI	4						
BB	8						
SO	6						
LOB	17						

Inning Stats	1	2	3	4	5	6	7	8	9	1B	SF	WP	PA
R	1	0	2	0	0	0	0	0	1	7	0	0	40
E	0	0	0	0	0	2	0	0	0	1	0	0	
K	1	1	1	1	0	2	0	0	0	2B	SAC	PB	
S	20	9	12	9	5	13	6	10	10	1	1	0	
H	1	0	3	0	1	2	0	1	1	3B	DP	SB	
LOB	2	0	1	0	1	3	1	0	2	0	1	1	
BB	2	0	0	0	0	1	1	1	1	HR	HBP	CS	
P	38	13	20	14	14	24	14	13	18	1	0	2	

PITCHER		IP	WLS	BF	H	R	ER	SO	BB	IBB	HBP	BLK	WP	HR	S	P	ERA	WHIP
Doyle Alexander, R ERA: 4.04	(1, 1)	6.0		28	7	3	3	6	4	0	0	0	0	1	68	123	4.50	1.833
Ed Nunez, R ERA: 1.47	(7, 1)	2.0		7	1	0	0	0	2	0	0	0	0	0	16	27	0.00	1.500
Mike Henneman, R ERA: 4.67	(9, 1)	0.2	L	5	1	1	1	0	1	1	0	0	0	0	10	18	13.50	3.000

Batter	1	2	3	4	5	6	7	8	9	AB	R	H	RBI	BB	SO	LOB
Dave Bergman, L (1, 3) OBP: 0.336, SLG: 0.344	C B B F B B 4-2 1B SF8-5-4 BB	B C S S X 1-2 ③ L8		X 0-0 2B 2-H 2B		C B X 1-1 G1-6-3 1B		B X 1-0 ② P6		4	2	2	1	1	0	4
Tracy Jones, R (1, 7) OBP: 0.286, SLG: 0.330	C C F B C 1-3 ① K		C X 0-1 ① G5-3	X 0-0 PB 2B 2-H		X 0-0 ② G1-6-3 1-2		2 SAFE F S B F X 1-2 ③ FC6-4 1-2f		5	0	1	1	0	1	4
Lou Whitaker, L (1, 4) OBP: 0.359, SLG: 0.488	B X 1-0 SF8-5-4 1B 1-3	F X 0-1 ② F8	C S B F B B B 4-2 BB 2-3			B F S F X 1-2 ③ P5			C B B X 2-1 HR	4	1	2	1	1	0	1
Alan Trammell, R (1, 6) OBP: 0.330, SLG: 0.335	S C B B B X 3-2 ② ③ SF8-5-4 1-2 3-H	C X 0-1 ③ G3	B F S B X 2-2 ③ L4				C B B X 2-1 ① G6-3		X 0-0 ① G3	4	0	0	1	0	0	2
Keith Moreland, R (1, 10) OBP: 0.369, SLG: 0.420 Mike Brumley, S (9, PR) OBP: 0.297, SLG: 0.280		C B F S 1-3 ① K	C X 1-1 FC1-4 1B	C F F X 0-2 ① G6-3		S B F B X 2-2 ② G5-3		B X 2-0 S 1B	5 0	0 0	2 0	0 0	0 0	1 0	0 0
Chet Lemon, R (1, 9) OBP: 0.343, SLG: 0.346	C B B B X 3-1 WP 1B 1B	F B S F B F X 2-2 ① FC1-4 1B 2B 1-2f	S B C X 1-2 E1 G1-3			B B F C F F X 2-2 ③ F8			1 SAFE C 1 SAFE B S S 1-3 ② K 1-2	5	2	1	0	0	1	2
Doug Strange, S (1, 5) OBP: 0.211, SLG: 0.263	B B S S X 2-1 E 1B 1B 1-H	B F S X 1-2 ② L8	1 SAFE S B S X 1-2 ② G1-3 1-2					X 0-0 ① F7	B X 1-0 ③ P6	5	0	1	1	0	0	4
Gary Pettis, S (1, 8) OBP: 0.362, SLG: 0.320	F X 0-1 E1 1B 1-3	B F X 1-1 S 2B 1B 1-3	B F C F B S 2-3 ③ K					B B B B 4-0 1B BB		3	1	2	0	1	1	1
Mike Heath, R (1, 2) OBP: 0.335, SLG: 0.441	F B C F B B C 3-3 ② K	B B X 2-0 2B 1-H 3-H 2B				F L X 0-2 ① P9		B X 1-0 FC6-4 1B 1-2		4	1	2	2	0	1	2
Inning Stats	R: 1 H: 1 E: 0 LOB: 0 K: 1 BB: 1 S: 11 P: 20	R: 1 H: 3 E: 1 LOB: 2 K: 2 BB: 0 S: 17 P: 27	R: 0 H: 0 E: 0 LOB: 0 K: 0 BB: 0 S: 6 P: 6	R: 4 H: 5 E: 0 LOB: 2 K: 0 BB: 1 S: 21 P: 34	R: 0 H: 0 E: 1 LOB: 1 K: 1 BB: 0 S: 14 P: 18	R: 0 H: 1 E: 0 LOB: 1 K: 0 BB: 0 S: 10 P: 12	R: 0 H: 0 E: 0 LOB: 0 K: 0 BB: 0 S: 10 P: 16	R: 0 H: 1 E: 0 LOB: 2 K: 0 BB: 1 S: 7 P: 14	R: 1 H: 2 E: 0 LOB: 2 K: 1 BB: 0 S: 8 P: 14	1B: 9 SF: 1 2B: 4 SAC: 0 3B: 0 DP: 1 HR: 1 HBP: 0						

PITCHER		IP	WLS	BF	H	R	ER	SO	BB	IBB	HBP	BLK	WP	HR	S	P	ERA	WHIP
Mike Witt, R ERA: 4.26	(1, 1)	3.2		20	9	6	6	3	1	0	0	0	1	0	49	75	14.73	2.727
Rich Monteleone, R ERA: 1.29	(4, 1)	3.1		13	1	0	0	1	1	0	0	0	0	0	40	58	0.00	0.600
Greg Minton, R ERA: 1.99	(8, 1)	1.0		5	1	0	0	0	1	0	0	0	0	0	7	14	0.00	2.000
Bryan Harvey, R ERA: 3.98	(9, 1)	1.0	W	5	2	1	1	1	0	0	0	0	0	1	8	14	9.00	2.000

PITCHER	IP	WLS	BF	H	R	ER	SO	BB	IBB	HBP	BLK	WP	HR	S	P	ERA	WHIP

TOP

Detroit Tigers @ California Angels

Anaheim Stadium, Anaheim, CA

Fri Jul 21 1989, 10:05 PM EDT

Att. 34,924 - Unknown

livebaseballscorecards.com

AB	39
R	7
H	13
RBI	7
BB	3
SO	5
LOB	20

Detroit Tigers @ California Angels

Anaheim Stadium, Anaheim, CA

Fri Jul 21 1989, 10:05 PM EDT

Att. 34,924 - Unknown

BOTTOM

Batter	1	2	3	4	5	6	7	8	9	AB	R	H	RBI	BB	SO	LOB
Claudell Washington, L (1, 9) OBP: 0.336, SLG: 0.474	G6-3	BB		P7		FC6-4 1-2f		1B 3-H		4	0	1	1	1	0	2
Johnny Ray, S (1, 4) OBP: 0.318, SLG: 0.358	1B 1B	F9		F8			F7	L8		5	1	1	0	0	0	4
Devon White, S (1, 8) OBP: 0.308, SLG: 0.429	1B 1-2	L6		CS 1-2	K		G4-6-3	HR		5	2	3	0	0	1	1
Wally Joyner, L (1, 3) OBP: 0.346, SLG: 0.408	1B 1-3 2-H		SF8		G4-3		G4-6-3 1-2f		HR 1-H	5	3	3	3	0	0	1
Brian Downing, R (1, 10) OBP: 0.390, SLG: 0.448	IBB		1B 1-3		FC6-4			1B		3	1	3	0	1	0	0
Chili Davis, S (1, 7) OBP: 0.296, SLG: 0.373	K		L8		FC6-4 1-2f			K		4	0	0	0	0	2	7
Lance Parrish, R (1, 2) OBP: 0.337, SLG: 0.438	1B 1-2 2-H 3-H		SF8 3-H			L9		1B 1-2		3	1	2	3	0	0	0
Jack Howell, L (1, 5) OBP: 0.320, SLG: 0.405	G6-3		G1-3			F8		K		4	0	0	0	0	1	5
Dick Schofield, R (1, 6) OBP: 0.298, SLG: 0.320		G4-3		CS 1B		FC6-4 BB		1B 1-3 2-H		3	0	2	1	1	0	0
Inning Stats	R: 3 H: 4 E: 0 LOB: 2 K: 1 BB: 1 S: 19 P: 31	R: 0 H: 0 E: 0 LOB: 1 K: 0 BB: 1 S: 5 P: 12	R: 1 H: 2 E: 0 LOB: 1 K: 0 BB: 0 S: 10 P: 14	R: 0 H: 1 E: 0 LOB: 0 K: 0 BB: 0 S: 10 P: 14	R: 0 H: 1 E: 0 LOB: 1 K: 1 BB: 0 S: 12 P: 18	R: 0 H: 0 E: 0 LOB: 1 K: 0 BB: 1 S: 10 P: 20	R: 0 H: 1 E: 0 LOB: 0 K: 0 BB: 0 S: 4 P: 5	R: 2 H: 4 E: 0 LOB: 2 K: 2 BB: 0 S: 22 P: 32	R: 2 H: 2 E: 0 LOB: 0 K: 0 BB: 0 S: 5 P: 8	1B: 14 SF: 1 2B: 0 SAC: 0 3B: 0 DP: 1 HR: 1 HBP: 0						

	AB	36
	R	8
	H	15
	RBI	8
	BB	3
	SO	4
	LOB	20

livebaseballscorecards.com

PITCHER	IP	WLS	BF	H	R	ER	SO	BB	IBB	HBP	BLK	WP	HR	S	P	ERA	WHIP
Frank Tanana, L (1, 1) ERA: 3.61	5.0		24	8	4	4	2	1	1	0	0	0	0	56	89	7.20	1.800
Brad Havens, L (6, 1) ERA: 5.0	2.1		9	2	1	1	1	1	0	0	0	0	0	21	35	3.86	1.286
Mike Henneman, R (8, 1) ERA: 4.82	0.1		4	3	1	1	1	0	0	0	0	0	0	13	19	27.00	9.000
Dave Beard, R (8, 1) ERA: 5.06	0.1	L	3	2	2	2	0	0	0	0	0	0	1	7	11	54.00	6.000

PITCHER	IP	WLS	BF	H	R	ER	SO	BB	IBB	HBP	BLK	WP	HR	S	P	ERA	WHIP

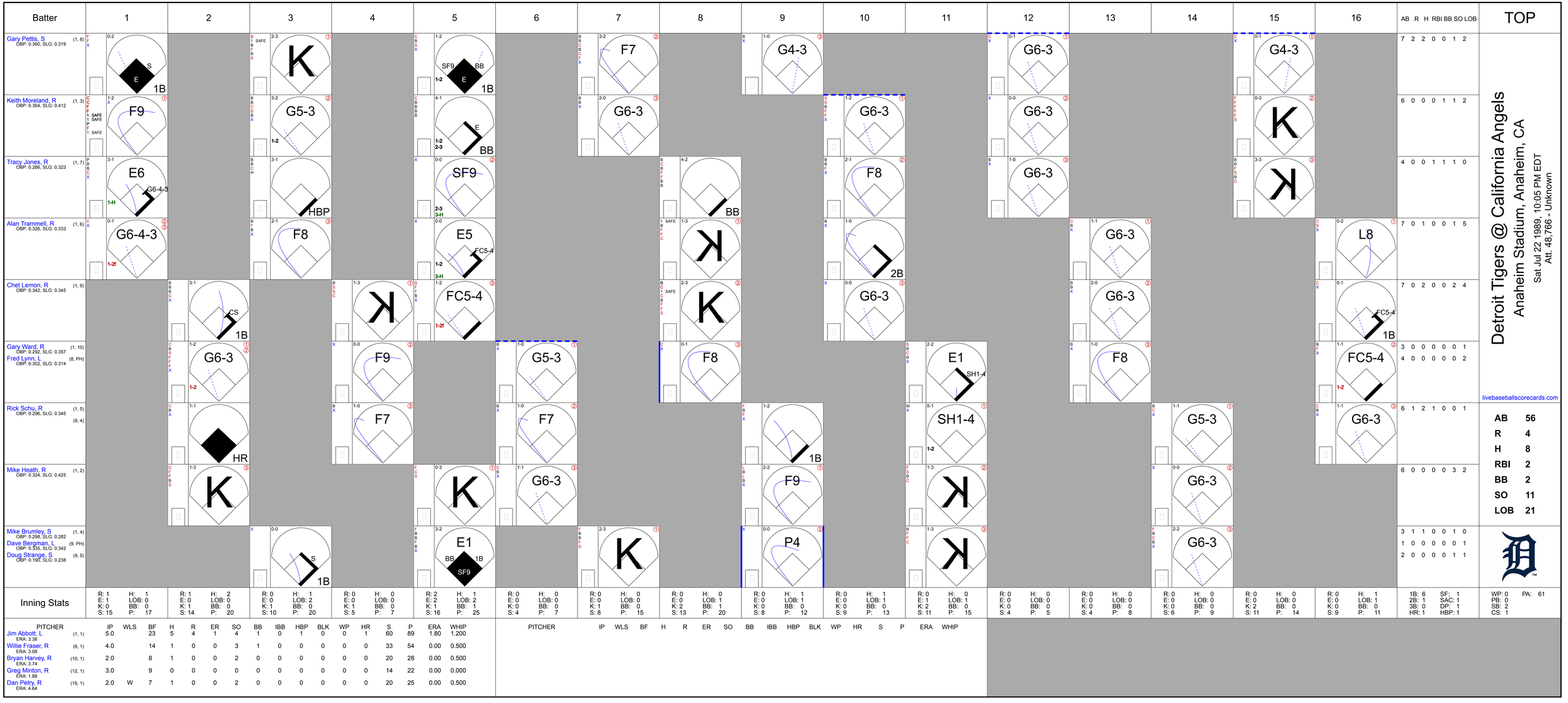
Batter
1
2
3
4
5
6
7
8
9
10
11
12
13
14
15
16
AB R H RBI BB SO LOB
TOP
Gary Pettis, S (1, 8) OBP: 0.360, SLG: 0.319
Keith Moreland, R (1, 3) OBP: 0.364, SLG: 0.412
Tracy Jones, R (1, 7) OBP: 0.286, SLG: 0.323
Alan Trammell, R (1, 6) OBP: 0.326, SLG: 0.333
Chet Lemon, R (1, 9) OBP: 0.342, SLG: 0.345
Gary Ward, R (1, 10) OBP: 0.292, SLG: 0.357
Fred Lynn, L (8, PH) OBP: 0.302, SLG: 0.314
Rick Schu, R (1, 5) (9, 4) OBP: 0.236, SLG: 0.345
Mike Heath, R (1, 2) OBP: 0.324, SLG: 0.425
Mike Brumley, S (1, 4) OBP: 0.298, SLG: 0.282
Dave Bergman, L (9, PH) OBP: 0.335, SLG: 0.342
Doug Strange, S (9, 5) OBP: 0.190, SLG: 0.238
Inning Stats
PITCHER IP WLS BF H R ER SO BB IBB HBP BLK WP HR S P ERA WHIP
Jim Abbott, L (1, 1) ERA: 3.38
Willie Fraser, R (6, 1) ERA: 3.08
Bryan Harvey, R (10, 1) ERA: 3.74
Greg Minton, R (12, 1) ERA: 1.88
Dan Petry, R (15, 1) ERA: 4.64
Detroit Tigers @ California Angels
Anaheim Stadium, Anaheim, CA
Sat Jul 22 1989, 10:05 PM EDT
Att. 48,766 - Unknown
livebaseballscorecards.com
AB 56
R 4
H 8
RBI 2
BB 2
SO 11
LOB 21
1B: 6 SF: 1
2B: 1 SAC: 1
3B: 0 DP: 1
HR: 1 HBP: 1
WP: 0 PA: 61
PB: 0
SB: 2
CS: 1

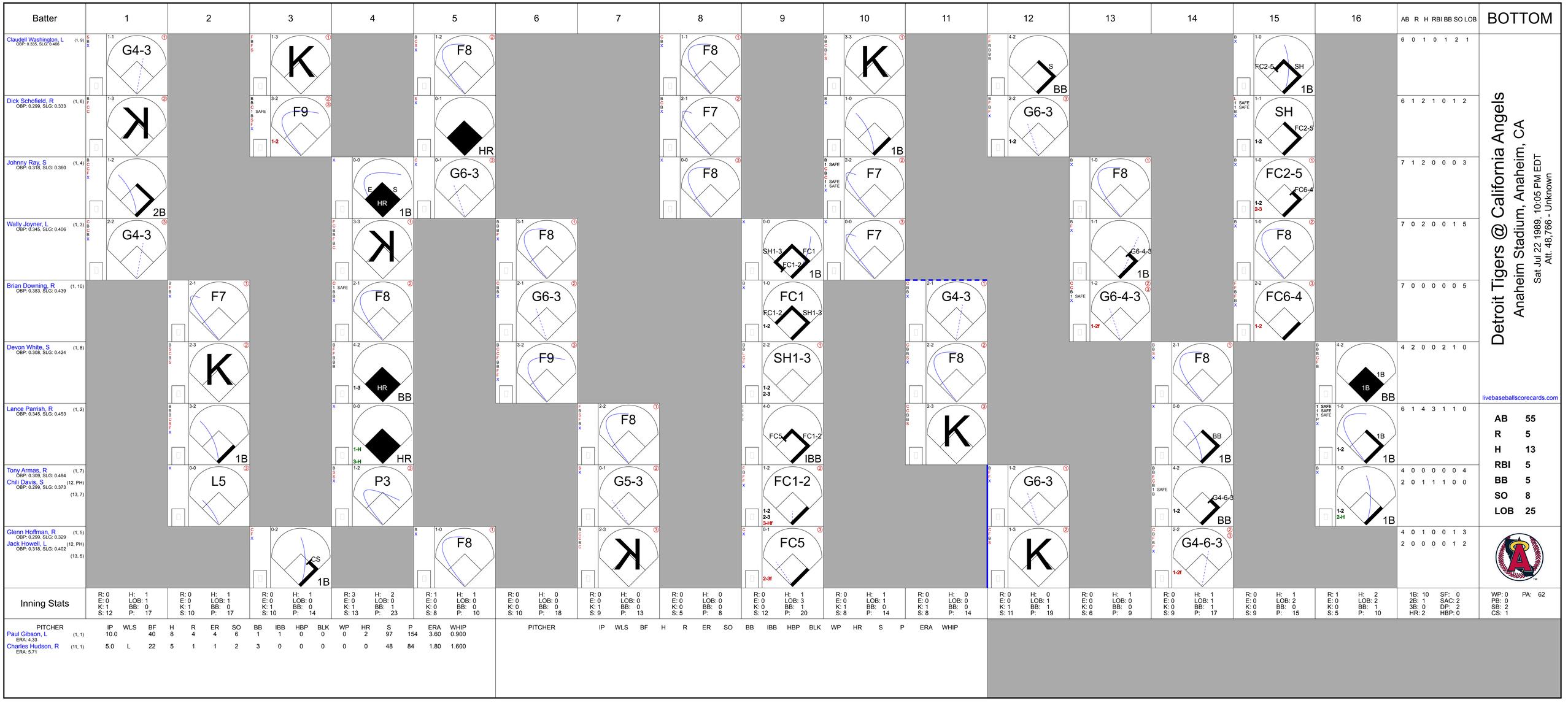
Batter
1
2
3
4
5
6
7
8
9
10
11
12
13
14
15
16
AB R H RBI BB SO LOB
BOTTOM
Claudell Washington, L (1, 9)
OBP: 0.335, SLG: 0.466
6 0 1 0 1 2 1
Dick Schofield, R (1, 6)
OBP: 0.299, SLG: 0.333
6 1 2 1 0 1 2
Johnny Ray, S (1, 4)
OBP: 0.318, SLG: 0.360
7 1 2 0 0 0 3
Wally Joyner, L (1, 3)
OBP: 0.345, SLG: 0.406
7 0 2 0 0 1 5
Brian Downing, R (1, 10)
OBP: 0.383, SLG: 0.439
7 0 0 0 0 0 5
Devon White, S (1, 8)
OBP: 0.308, SLG: 0.424
4 2 0 0 2 1 0
Lance Parrish, R (1, 2)
OBP: 0.345, SLG: 0.453
6 1 4 3 1 1 0
Tony Armas, R (1, 7)
OBP: 0.309, SLG: 0.484
4 0 0 0 0 0 4
Chili Davis, S (12, PH) (13, 7)
OBP: 0.299, SLG: 0.373
2 0 1 1 1 0 0
Glenn Hoffman, R (1, 5)
OBP: 0.299, SLG: 0.329
4 0 1 0 0 1 3
Jack Howell, L (12, PH) (13, 5)
OBP: 0.318, SLG: 0.402
2 0 0 0 0 1 2
Inning Stats
PITCHER IP WLS BF H R ER SO BB IBB HBP BLK WP HR S P ERA WHIP
Paul Gibson, L (1, 1)
ERA: 4.33
10.0 40 8 4 4 6 1 1 0 0 0 2 97 154 3.60 0.900
Charles Hudson, R (11, 1)
ERA: 5.71
5.0 L 22 5 1 1 2 3 0 0 0 0 0 48 84 1.80 1.600
PITCHER IP WLS BF H R ER SO BB IBB HBP BLK WP HR S P ERA WHIP
Detroit Tigers @ California Angels
Anaheim Stadium, Anaheim, CA
Sat Jul 22 1989, 10:05 PM EDT
Att. 48,766 - Unknown
livebaseballscorecards.com
AB 55
R 5
H 13
RBI 5
BB 5
SO 8
LOB 25
1B: 10 SF: 0
2B: 1 SAC: 2
3B: 0 DP: 2
HR: 2 HBP: 0
WP: 0 PA: 62
PB: 0
SB: 2
CS: 1

TOP

Detroit Tigers @ California Angels

Anaheim Stadium, Anaheim, CA

Sun Jul 23 1989, 6:33 AM EDT

Att. 29,444 - Sunny

livebaseballscorecards.com

Batter	1	2	3	4	5	6	7	8	9	AB	R	H	RBI	BB	SO	LOB
Gary Pettis, S (1, 8) OBP: 0.362, SLG: 0.323	X 0-0 ① L7		B 2 SAFE X 1-0 ① SH1-4 1-2 2-3		B F B X 2-1 2-3 1B		C B B B X 3-1 3-H 1B		F X 0-1 ② F9	4	0	2	1	0	0	1
Tracy Jones, R (1, 7) OBP: 0.284, SLG: 0.320	C B B F X 2-2 ② F9		X 0-0 ② G5-3 3-H		F B F S 1-3 ③ K		F 1 SAFE F 1 SAFE X 0-2 ③ P6		X 0-0 2-3 1B	5	0	1	1	0	1	4
Fred Lynn, L (1, 10) OBP: 0.306, SLG: 0.321 Gary Ward, R (9, PH) OBP: 0.291, SLG: 0.354	C X 0-1 ③ G6-3		C B F B F X 2-2 ③ 2-H 1B			B X 1-0 ① G4-3		B X 1-0 G6-3 1B 2B	S C B B C 2-3 ③ K	4 1	1 0	2 0	1 0	0 0	0 1	0 2
Alan Trammell, R (1, 6) OBP: 0.321, SLG: 0.328		C C F B X 1-2 ① F8		B C B X 2-1 ① L7		C B C F B S 2-3 ② K		B C B L X 2-2 ① P3		4	0	0	0	0	1	1
Dave Bergman, L (1, 3) OBP: 0.338, SLG: 0.342		B B B B 4-0 BB		C B B B X 2-1 ② G4-3		F F B X 1-2 1B		X 0-0 ② G6-3 2-3		3	0	1	0	1	0	1
Chet Lemon, R (1, 9) OBP: 0.341, SLG: 0.343		C B S F X 1-2 ② L7		X 0-0 ③ G6-3		C C F B B S 2-3 ③ K		C B X 1-1 3-H 1B		4	0	1	1	0	1	2
Doug Strange, S (1, 5) OBP: 0.200, SLG: 0.240		C C B B S 2-3 ③ K			B C F S 1-3 ① K		B X 1-0 F8 G4-3 1B 1B	F X 0-1 ③ G3		4	1	1	0	0	2	2
Mike Heath, R (1, 2) OBP: 0.333, SLG: 0.433			B C C B B X 2-2 SH1-4 1B G5-3 1B		F X 0-1 1B S 1B		S X 0-1 ① G4-3 1-2		S F B X 1-2 1B PB 1B	4	1	3	0	0	0	1
Mike Brumley, S (1, 4) OBP: 0.296, SLG: 0.281			X 0-0 SH1-4 1-2 1B 1B		B C F B B B F C 3-3 ② K 1-2		B F B X 2-1 ② F8 2-3		C B C M 1-3 ① K 1-2	4	1	1	0	0	2	3

| Inning Stats | | |

Detroit Tigers @ California Angels

Anaheim Stadium, Anaheim, CA

Sun Jul 23 1989, 6:33 AM EDT

Att. 29,444 - Sunny

BOTTOM

Batter	1	2	3	4	5	6	7	8	9	AB	R	H	RBI	BB	SO	LOB
Claudell Washington, L (1, 9) OBP: 0.336, SLG: 0.464	B B C X 2-1 1B 1B		C B 1 SAFE X 1-1 ① FC4 1-2f	S B B B X 3-1 ③ L6			B X 1-0 ② G1-3		S S X 0-2 BB 1B HBP 1-3 1B	5	1	2	0	0	0	2
Johnny Ray, S (1, 4) OBP: 0.319, SLG: 0.360	1 SAFE B C 1 SAFE 1 SAFE F 1 SAFE B X 2-2 ① 1-3 1B		S B B X 2-1 ② L7		C X 0-1 ① G4-3		F S B X 1-2 ③ G4-3		F F F F X 0-2 HBP BB 1-2 3-H 1B	5	0	2	1	0	0	1
Devon White, S (1, 8) OBP: 0.309, SLG: 0.422	C F S 0-3 ② K		1 SAFE S 1 SAFE S 1 SAFE B B 1 SAFE C 2-3 ③ K		M F B B X 2-2 CS 1B			B B X 2-0 ① F8	B B B B 4-0 HBP 1-2 2-3 BB	4	0	1	0	1	2	2
Wally Joyner, L (1, 3) OBP: 0.351, SLG: 0.406	B B B I 4-0 IBB			B S X 1-1 G1-3 1B 1B	P B C F B B 4-2 ② FC6-4 1-2 BB			B F S B B X 3-2 ② F8	C F B B H 3-2 1-2 2-3 3-H HBP	2	1	1	1	2	0	0
Brian Downing, R (1, 10) OBP: 0.382, SLG: 0.435	B B C X 2-1 ③ P8			B F B S F X 2-2 ① G1-3 1-2	B X 1-0 ③ FC6-4 1-2f			B B B B 4-0 BB BB		3	0	0	0	1	0	4
Chili Davis, S (1, 7) OBP: 0.301, SLG: 0.373		C B B S B X 3-2 ① G6-3	C F B B B X 3-2 BB 1B 2-H 1B			F C X 0-2 ① P6		B F B B F F B 4-2 1-2 BB		3	1	1	1	1	0	0
Bill Schroeder, R (1, 2) OBP: 0.281, SLG: 0.441 Lance Parrish, R (8, PH) OBP: 0.344, SLG: 0.452 (9, 2)		B X 1-0 ② P9		S B C S 1-3 ② K		X 0-0 ② G5-3		C B C B C 2-3 ③ K		3 1	0 0	0 0	0 0	0 0	1 1	1 2
Jack Howell, L (1, 5) OBP: 0.317, SLG: 0.397		B B B X 2-0 ③ G4-3		B B B B 4-0 1B E 1-2 BB		B X 1-0 ③ F7			B B F F X 2-2 ① G4-3	3	1	0	0	1	0	0
Kent Anderson, R (1, 6) OBP: 0.269, SLG: 0.229 Dick Schofield, R (9, PH) OBP: 0.302, SLG: 0.336			B B B C B 4-1 FC4 BB	B C B B F F X 3-2 E5 1-H 2-H 1B			B F B C X 2-2 ① G4-3		X 0-0 1B 1B	2 1	0 1	1 1	1 1	1 0	0 0	0 0
Inning Stats	R: 0 H: 2 E: 0 LOB: 2 K: 1 BB: 1 S: 10 P: 20	R: 0 H: 0 E: 0 LOB: 0 K: 0 BB: 0 S: 5 P: 11	R: 0 H: 0 E: 0 LOB: 1 K: 1 BB: 1 S: 8 P: 17	R: 3 H: 3 E: 1 LOB: 1 K: 1 BB: 1 S: 18 P: 35	R: 0 H: 1 E: 0 LOB: 1 K: 0 BB: 1 S: 9 P: 15	R: 0 H: 0 E: 0 LOB: 0 K: 0 BB: 0 S: 5 P: 6	R: 0 H: 0 E: 0 LOB: 0 K: 0 BB: 0 S: 7 P: 11	R: 0 H: 0 E: 0 LOB: 2 K: 1 BB: 2 S: 10 P: 25	R: 2 H: 3 E: 0 LOB: 3 K: 0 BB: 1 S: 14 P: 23	1B: 9 SF: 0 2B: 0 SAC: 0 3B: 0 DP: 0 HR: 0 HBP: 1						

livebaseballscorecards.com

AB	32
R	5
H	9
RBI	4
BB	7
SO	4
LOB	12

PITCHER		IP	WLS	BF	H	R	ER	SO	BB	IBB	HBP	BLK	WP	HR	S	P	ERA	WHIP
Kevin Ritz, R ERA: 5.4	(1, 1)	7.2		32	6	3	2	3	4	1	0	0	0	0	66	128	2.35	1.304
Mike Henneman, R ERA: 5.09	(8, 1)	0.2	L	5	2	2	2	1	1	0	0	0	0	0	13	21	27.00	4.500
Brad Havens, L ERA: 5.0	(9, 1)	0.0		3	1	0	0	0	1	0	1	0	0	0	7	14	∞	∞

PITCHER	IP	WLS	BF	H	R	ER	SO	BB	IBB	HBP	BLK	WP	HR	S	P	ERA	WHIP

Batter	1	2	3	4	5	6	7	8	9	AB	R	H	RBI	BB	SO	LOB
Dick Schofield, R (1, 6) OBP: 0.297, SLG: 0.330	G5-3			F7	K			G4-3		4	0	0	0	0	1	1
Johnny Ray, S (1, 4) OBP: 0.318, SLG: 0.359	F4			1B		G6-3		G3		4	1	1	0	0	0	0
Devon White, S (1, 8) OBP: 0.308, SLG: 0.421	G6-3			1B		K		G4-3		4	1	1	0	0	1	0
Wally Joyner, L (1, 3) OBP: 0.352, SLG: 0.407		G5-4-3		G4-3-6		L7			L8	4	1	2	1	0	0	0
Brian Downing, R (1, 10) OBP: 0.383, SLG: 0.436		G5-4-3		G4-3-6			F9		G4-6-3	4	0	2	1	0	0	1
Lance Parrish, R (1, 2) OBP: 0.340, SLG: 0.445		K		G4-3-6			K		G4-6-3	4	0	0	0	0	2	2
Chili Davis, S (1, 7) OBP: 0.304, SLG: 0.383			G6-3		FC3-6		HR			2	1	1	1	1	0	0
Tony Armas, R (1, 9) OBP: 0.300, SLG: 0.469			F4		P5		G4-3			3	0	0	0	0	0	1
Jack Howell, L (1, 5) OBP: 0.317, SLG: 0.407			K		FC3-6			HR		3	1	1	1	0	1	1
Inning Stats	R: 0 E: 0 K: 0 S: 5 H: 0 LOB: 0 BB: 0 P: 7	R: 0 E: 0 K: 1 S: 12 H: 1 LOB: 0 BB: 0 P: 18	R: 0 E: 0 K: 1 S: 7 H: 0 LOB: 0 BB: 0 P: 11	R: 3 E: 0 K: 0 S: 11 H: 4 LOB: 0 BB: 0 P: 17	R: 0 E: 0 K: 1 S: 7 H: 0 LOB: 1 BB: 1 P: 11	R: 0 E: 0 K: 1 S: 8 H: 0 LOB: 0 BB: 0 P: 12	R: 1 E: 0 K: 1 S: 9 H: 1 LOB: 0 BB: 0 P: 12	R: 1 E: 0 K: 0 S: 9 H: 1 LOB: 0 BB: 0 P: 18	R: 0 E: 0 K: 0 S: 7 H: 1 LOB: 0 BB: 0 P: 10	1B: 6 2B: 0 3B: 0 HR: 2 SF: 0 SAC: 0 DP: 3 HBP: 0	WP: 0 PB: 0 SB: 0 CS: 0 PA: 33					

PITCHER	IP	WLS	BF	H	R	ER	SO	BB	IBB	HBP	BLK	WP	HR	S	P	ERA	WHIP
Curt Young, L (1, 1) ERA: 5.1	4.0		16	5	3	3	2	1	0	0	0	0	0	35	57	6.75	1.500
Gene Nelson, R (5, 1) ERA: 3.24	4.0	L	14	2	2	2	3	0	0	0	0	0	2	33	49	4.50	0.500
Rick Honeycutt, L (9, 1) ERA: 2.38	1.0		3	1	0	0	0	0	0	0	0	0	0	7	10	0.00	1.000

PITCHER	IP	WLS	BF	H	R	ER	SO	BB	IBB	HBP	BLK	WP	HR	S	P	ERA	WHIP

TOP

California Angels @ Oakland Athletics

Oakland-Alameda County Coliseum, Oakland, CA

Mon Jul 24 1989, 7:05 PM PDT

Att. 44,548 - Unknown - 61 F

livebaseballscorecards.com

AB	32
R	5
H	8
RBI	4
BB	1
SO	5
LOB	6

Batter	1	2	3	4	5	6	7	8	9	AB	R	H	RBI	BB	SO	LOB
Rickey Henderson, R (1, 7) OBP: 0.413, SLG: 0.401	C C B B X 2-2 1B G4-6-3 1B		B C B B B 4-1 1-2 G6-4-3 BB		X 0-0 ① SF8 2-3 3-H			C B X 1-1 G4-3 1B 1B		2	2	2	1	1	0	0
Carney Lansford, R (1, 5) OBP: 0.404, SLG: 0.406	B F F P F B X 3-2 1-3 G4-6-3 1B		C B B X 2-1 ②③ G6-4-3 1-2f		B F B F X 2-2 ② SF8 3-H			B B C X 2-1 ① G4-3 1-2		3	0	1	1	0	0	3
Dave Parker, L (1, 10) OBP: 0.317, SLG: 0.442	B B X 2-0 ①② G4-6-3 1-2f 3-H			B C X 1-1 G6-4-3 1B	B C X 1-1 ③ G5-3			X 0-0 ② F5		4	0	1	0	0	0	2
Mark McGwire, R (1, 3) OBP: 0.330, SLG: 0.471	C B B F X 2-2 ③ F8			B S X 1-1 ①② G6-4-3 1-2f		B S B B X 3-1 ① G5-3		B C B X 2-1 2-H 1B		4	0	1	1	0	0	1
Dave Henderson, R (1, 8) OBP: 0.324, SLG: 0.365		S B F F B B X 3-2 G5-4-3 1B		B B B B 4-0 1B BB		F X 0-1 ② G5-3		B X 1-0 ③ F8		3	0	1	0	1	0	1
Jose Canseco, R (1, 9) OBP: 0.350, SLG: 0.714		C X 0-1 ①② G5-4-3 1-2f		X 0-0 1-3 1B		C X 0-1 ③ G1-3			B B B C C C 3-3 ① K	4	0	1	0	0	1	1
Terry Steinbach, R (1, 2) OBP: 0.353, SLG: 0.410 Lance Blankenship, R (9, PR) OBP: 0.280, SLG: 0.298		B F X 1-1 ③ F4		B X 1-0 ③ F8			F F F X 0-2 ① G5-3		B B B B 4-0 BB	3 0	0 0	0 0	0 0	1 0	0 0	2 0
Tony Phillips, S (1, 4) OBP: 0.359, SLG: 0.355			C B B F F X 2-2 ① G6-3		B B C F B B 4-2 2B SF8 BB		C B B B F B X 3-2 ② F7		C C B B C 2-3 ② K	3	1	0	0	1	1	1
Mike Gallego, R (1, 6) OBP: 0.324, SLG: 0.343 Ron Hassey, L (9, PH) OBP: 0.303, SLG: 0.360			C F B B F F F X 2-2 BB 1B		F X 0-1 1-3 SF8 SF8 2B		L B B F B X 3-2 ③ F6		C F F C 0-3 ③ K	3 1	1 0	2 0	0 0	0 0	0 1	0 1
Inning Stats	R: 1 H: 2 E: 0 LOB: 0 K: 0 BB: 0 S: 12 P: 20	R: 0 H: 1 E: 0 LOB: 0 K: 0 BB: 0 S: 8 P: 12	R: 0 H: 1 E: 0 LOB: 1 K: 0 BB: 1 S: 13 P: 23	R: 0 H: 2 E: 0 LOB: 2 K: 0 BB: 1 S: 6 P: 13	R: 2 H: 1 E: 0 LOB: 0 K: 0 BB: 1 S: 10 P: 17	R: 0 H: 0 E: 0 LOB: 0 K: 0 BB: 0 S: 6 P: 9	R: 0 H: 0 E: 0 LOB: 0 K: 0 BB: 0 S: 11 P: 17	R: 1 H: 2 E: 0 LOB: 1 K: 0 BB: 0 S: 8 P: 14	R: 0 H: 0 E: 0 LOB: 1 K: 3 BB: 1 S: 10 P: 19	1B: 8 SF: 2 2B: 1 SAC: 0 3B: 0 DP: 4 HR: 0 HBP: 0						

PITCHER	IP	WLS	BF	H	R	ER	SO	BB	IBB	HBP	BLK	WP	HR	S	P	ERA	WHIP
Kirk McCaskill, R (1, 1) ERA: 3.23	5.0		21	7	3	3	0	3	0	0	0	0	0	49	85	5.40	2.000
Willie Fraser, R (6, 1) ERA: 3.09	2.2	W	10	2	1	1	0	0	0	0	0	0	0	24	38	3.38	0.750
Bryan Harvey, R (8, 1) ERA: 3.6	1.1	S	5	0	0	0	3	1	0	0	0	0	0	11	21	0.00	0.750

PITCHER	IP	WLS	BF	H	R	ER	SO	BB	IBB	HBP	BLK	WP	HR	S	P	ERA	WHIP

BOTTOM

California Angels @ Oakland Athletics

Oakland-Alameda County Coliseum, Oakland, CA

Mon Jul 24 1989, 7:05 PM PDT

Att. 44,548 - Unknown - 61 F

livebaseballscorecards.com

AB	30
R	4
H	9
RBI	3
BB	4
SO	3
LOB	12

PA: 36

WP: 0
PB: 0
SB: 0
CS: 0

TOP

California Angels @ Oakland Athletics

Oakland-Alameda County Coliseum, Oakland, CA

Tue Jul 25 1989, 7:05 PM PDT

Att. 43,529 - Unknown - 63 F

livebaseballscorecards.com

Batter	1	2	3	4	5	6	7	8	9	AB	R	H	RBI	BB	SO	LOB
Claudell Washington, L (1, 9) OBP: 0.337, SLG: 0.463	K		G6-3, 1B 1B	G3		G4-3			WP 1B	5	0	2	0	0	1	4
Johnny Ray, S (1, 4) OBP: 0.319, SLG: 0.358	F6		G6-3 1-2 1B		K		L4-3 BB		P5	4	0	1	0	1	1	2
Devon White, S (1, 8) OBP: 0.307, SLG: 0.418	K		G6-3 1-2f 2-3		1B		L4-3 1-2		P6 1-2	5	0	1	0	0	1	5
Wally Joyner, L (1, 3) OBP: 0.349, SLG: 0.403	P5		L4		P5		F7			4	0	0	0	0	0	3
Brian Downing, R (1, 10) OBP: 0.382, SLG: 0.434		FC6-4 1B		F8	K			G5-3		4	0	1	0	0	1	1
Chili Davis, S (1, 7) OBP: 0.309, SLG: 0.395		FC6-4 1-2f HR		HR		1B BB		L5-3 1B		3	2	2	1	1	0	1
Lance Parrish, R (1, 2) OBP: 0.335, SLG: 0.439		K	G5-3			K		L5-3 1-2		4	0	0	0	0	2	3
Jack Howell, L (1, 5) OBP: 0.323, SLG: 0.423		HR 1-H	WP 1B			1B 1-3			K	4	1	3	2	0	1	0
Dick Schofield, R (1, 6) OBP: 0.300, SLG: 0.343		K	BB 1-2			K			HR	3	1	1	1	1	2	2
Inning Stats	R: 0 E: 0 K: 2 S: 10 H: 0 LOB: 1 BB: 0 P: 12	R: 2 E: 0 K: 2 S: 15 H: 2 LOB: 0 BB: 0 P: 23	R: 0 E: 0 K: 0 S: 6 H: 2 LOB: 1 BB: 0 P: 9	R: 1 E: 0 K: 0 S: 10 H: 2 LOB: 2 BB: 1 P: 18	R: 0 E: 0 K: 2 S: 11 H: 1 LOB: 1 BB: 0 P: 21	R: 0 E: 0 K: 2 S: 14 H: 1 LOB: 2 BB: 1 P: 20	R: 0 E: 0 K: 0 S: 4 H: 0 LOB: 0 BB: 1 P: 8	R: 0 E: 0 K: 0 S: 6 H: 1 LOB: 0 BB: 0 P: 8	R: 1 E: 0 K: 1 S: 10 H: 2 LOB: 1 BB: 0 P: 15	1B: 8 2B: 2 3B: 0 HR: 3 SF: 0 SAC: 0 DP: 3 HBP: 0						

	AB	36
	R	4
	H	11
	RBI	4
	BB	3
	SO	9
	LOB	21

WP: 2 PA: 39
PB: 1
SB: 0
CS: 0

PITCHER	IP	WLS	BF	H	R	ER	SO	BB	IBB	HBP	BLK	WP	HR	S	P	ERA	WHIP
Dave Stewart, R (1, 1) ERA: 3.51	9.0	L	39	11	4	4	9	3	0	0	0	2	3	86	134	4.00	1.556

PITCHER	IP	WLS	BF	H	R	ER	SO	BB	IBB	HBP	BLK	WP	HR	S	P	ERA	WHIP

BOTTOM

California Angels @ Oakland Athletics

Oakland-Alameda County Coliseum, Oakland, CA

Tue Jul 25 1989, 7:05 PM PDT

Att. 43,529 - Unknown - 63 F

livebaseballscorecards.com

Batter	1	2	3	4	5	6	7	8	9	AB	R	H	RBI	BB	SO	LOB
Rickey Henderson, R (1, 7) OBP: 0.412, SLG: 0.399	C B B C X 2-2 G6-3 1B		B 2 SAFE C B F S 2-3 ① K		B B X 2-0 ② L8			B F X 1-1 ① F8		4	0	1	0	0	1	3
Carney Lansford, R (1, 5) OBP: 0.403, SLG: 0.402	B B F C F X 2-2 ①② G6-3 1-2f		C C B X 1-2 ② FC5-4 1-2f 2-3		B C S B X 2-2 ③ F8			F B F B F B B 4-2 FC5 1B BB		3	0	0	0	1	0	4
Dave Henderson, R (1, 8) OBP: 0.323, SLG: 0.363	C F B F S 1-3 ③ K		X 0-0 ③ G4-3			B C C F S 1-3 ① K		F X 0-1 BB FC5 1-2 1B		4	0	1	0	0	2	2
Mark McGwire, R (1, 3) OBP: 0.330, SLG: 0.467		B B B B 4-0 BB	X 0-0 ① L8			B F S B X 2-2 ② G3-1		C B X 1-1 ② FC5 BB 1-2 2-3f		3	0	0	0	1	0	2
Jose Canseco, R (1, 9) OBP: 0.341, SLG: 0.658		C B C X 1-2 ① F9	B B C F C 2-3 ② K			C B S B S 2-3 ③ K		F B F B B B 4-2 FC5-4 BB 1-2 2-3		3	0	0	0	1	2	1
Terry Steinbach, R (1, 2) OBP: 0.351, SLG: 0.407		B S S S F B F S 2-3 ② K	F B B X 2-1 1B				C B X 1-1 ① F7	F B X 1-1 ③ FC5-4 1-2f		4	0	1	0	0	1	4
Dave Parker, L (1, 10) OBP: 0.316, SLG: 0.440		B F X 1-1 ③ G4-3	B S X 1-1 ③ F8				B X 1-0 FC6-4 1B		B F F S 1-3 ① K	4	0	1	0	0	1	2
Glenn Hubbard, R (1, 4) OBP: 0.304, SLG: 0.323 Stan Javier, S (9, PH) OBP: 0.321, SLG: 0.331			C B S B B X 3-2 FC5-4 2B		C B C F B X 2-2 1B		C X 0-1 ② F9		C B X 1-1 ② G5-3	3 1	0 0	2 0	0 0	0 0	0 0	1 0
Mike Gallego, R (1, 6) OBP: 0.324, SLG: 0.340 Ron Hassey, L (9, PH) OBP: 0.301, SLG: 0.358			B F F F B B B 4-2 FC5-4 BB		B B X 2-0 ① F9		S B B X 2-1 ③ FC6-4 1-2f		C B F B B F X 3-2 F7	2 1	0 0	0 0	0 0	1 0	0 0	2 0
Inning Stats	R: 0 E: 0 K: 1 S: 11 H: 1 LOB: 0 BB: 0 P: 16	R: 0 E: 0 K: 1 S: 10 H: 0 LOB: 1 BB: 1 P: 18	R: 0 E: 0 K: 1 S: 13 H: 1 LOB: 2 BB: 1 P: 23	R: 0 E: 0 K: 1 S: 8 H: 1 LOB: 1 BB: 0 P: 13	R: 0 E: 0 K: 0 S: 9 H: 1 LOB: 1 BB: 0 P: 17	R: 0 E: 0 K: 2 S: 10 H: 0 LOB: 0 BB: 0 P: 15	R: 0 E: 0 K: 0 S: 7 H: 1 LOB: 1 BB: 0 P: 11	R: 0 E: 0 K: 0 S: 13 H: 1 LOB: 3 BB: 2 P: 24	R: 0 E: 0 K: 1 S: 9 H: 0 LOB: 0 BB: 0 P: 14	1B: 5 2B: 1 3B: 0 HR: 0	SF: 0 SAC: 0 DP: 1 HBP: 0						

PITCHER	IP	WLS	BF	H	R	ER	SO	BB	IBB	HBP	BLK	WP	HR	S	P	ERA	WHIP
Chuck Finley, L (1, 1) ERA: 2.38	7.2	W	32	6	0	0	6	4	0	0	0	0	0	79	134	0.00	1.304
Greg Minton, R (8, 1) ERA: 1.83	1.1	S	4	0	0	0	1	0	0	0	0	0	0	11	17	0.00	0.000

PITCHER	IP	WLS	BF	H	R	ER	SO	BB	IBB	HBP	BLK	WP	HR	S	P	ERA	WHIP

AB	32
R	0
H	6
RBI	0
BB	4
SO	7
LOB	21

WP: 0 PB: 0 SB: 0 CS: 0 PA: 36

California Angels @ Oakland Athletics

Oakland-Alameda County Coliseum, Oakland, CA

Wed Jul 26 1989, 3:33 AM PDT

Att. 44,588 - Sunny

TOP

livebaseballscorecards.com

Batter	1	2	3	4	5	6	7	8	9	AB	R	H	RBI	BB	SO	LOB
Claudell Washington, L (1, 9) OBP: 0.335, SLG: 0.455	C S B B F S 2-3 ① K	B F 1 SAFE S S B F X 2-2 ③ F7 1-3		C B S F X 1-2 ③ L8			C S B S 1-3 ② K	B S B B B 4-1 S 2-3 BB		4	0	0	0	1	2	2
Johnny Ray, S (1, 4) OBP: 0.323, SLG: 0.359	B C S B F X 2-2 1B 1B 1B		B B B C C X 3-2 BB 2B 1B		C C B B X 2-2 ① G6-3		B 1 SAFE B B B 4-0 1B 1-2 BB	F S F B B F F X 2-2 ③ G4-3 1-2		4	2	2	0	1	0	2
Devon White, S (1, 8) OBP: 0.311, SLG: 0.420	C S B B 1 SAFE X 2-2 1B 1-2 1B	X 0-0 ① F7	B S S S S 2-3 ② K				C S B F F X 1-2 BB 1-3 2-H 1B		F B X 1-1 G1-6-3 1B	5	0	3	1	0	1	1
Wally Joyner, L (1, 3) OBP: 0.352, SLG: 0.402	B C X 1-1 1-3 2-H 1B	B B B C 1 SAFE B 4-1 1-2 2B BB			B C B S S 2-3 ③ K		B B B C B 4-1 1-2 BB		C X 0-1 ① ② G1-6-3 1-2f	3	1	1	1	2	1	1
Brian Downing, R (1, 10) OBP: 0.377, SLG: 0.428	B B F X 2-1 ② F9	B B C C F F B F X 3-2 ② L9				C F B F F B S 2-3 ① K	X 0-0 ③ F8		B B B C C X 3-2 ③ F9	5	0	0	0	0	1	7
Chili Davis, S (1, 7) OBP: 0.311, SLG: 0.399	B X 1-0 ③ G3	X 0-0 1-H 2-H 2B				S C S 0-3 ② K		B X 1-0 SH3 1B 1B		4	1	2	2	0	1	2
Bill Schroeder, R (1, 2) OBP: 0.273, SLG: 0.427		S B F S 1-3 ① K	B B F C F S 2-3 ③ K			C B X 1-1 ③ L1-3		X 0-0 ① SH3 1-2		3	0	0	0	0	2	1
Jack Howell, L (1, 5) OBP: 0.319, SLG: 0.417		B C F X 1-2 ② G4-3		F X 0-1 ① G4-3			C B F B F C 2-3 ① K	B B B C F X 3-2 ② F7		4	0	0	0	0	1	1
Dick Schofield, R (1, 6) OBP: 0.307, SLG: 0.347		B C S B F B X 3-2 E S 1B		C S X 0-2 ② G6-3			S B S B B B 4-2 BB 1B BB	B S B X 2-1 WP 2-H 1B		3	1	2	1	1	0	0

AB	35
R	5
H	10
RBI	5
BB	5
SO	9
LOB	17

Inning Stats	1	2	3	4	5	6	7	8	9
	R: 1 E: 0 K: 1 S: 16	R: 0 E: 0 K: 1 S: 14	R: 2 E: 0 K: 1 S: 15	R: 0 E: 0 K: 0 S: 9	R: 0 E: 0 K: 2 S: 9	R: 0 E: 0 K: 2 S: 10	R: 1 E: 0 K: 2 S: 16	R: 1 E: 0 K: 0 S: 14	R: 0 E: 0 K: 0 S: 7
	H: 3 LOB: 2 BB: 0 P: 26	H: 1 LOB: 1 BB: 0 P: 21	H: 2 LOB: 1 BB: 1 P: 27	H: 0 LOB: 0 BB: 0 P: 10	H: 0 LOB: 0 BB: 0 P: 15	H: 0 LOB: 0 BB: 0 P: 13	H: 1 LOB: 3 BB: 3 P: 32	H: 2 LOB: 2 BB: 1 P: 26	H: 1 LOB: 0 BB: 0 P: 11

1B: 9	SF: 0
2B: 1	SAC: 1
3B: 0	DP: 1
HR: 0	HBP: 0

WP: 1	PA: 41
PB: 0	
SB: 2	
CS: 0	

PITCHER		IP	WLS	BF	H	R	ER	SO	BB	IBB	HBP	BLK	WP	HR	S	P	ERA	WHIP
Mike Moore, R ERA: 2.26	(1, 1)	6.1		27	6	4	4	8	2	0	0	0	0	0	79	124	5.68	1.263
Rick Honeycutt, L ERA: 2.36	(7, 1)	0.1		4	1	0	0	1	2	0	0	0	0	0	9	19	0.00	9.000
Todd Burns, R ERA: 2.19	(7, 1)	1.0		5	2	1	1	0	0	0	0	0	0	0	8	14	9.00	2.000
Matt Young, L ERA: 5.56	(8, 1)	0.1	W	2	0	0	0	0	1	0	0	0	1	0	7	13	0.00	3.000
Dennis Eckersley, R ERA: 1.09	(9, 1)	1.0		3	1	0	0	0	0	0	0	0	0	0	7	11	0.00	1.000

PITCHER	IP	WLS	BF	H	R	ER	SO	BB	IBB	HBP	BLK	WP	HR	S	P	ERA	WHIP

BOTTOM

California Angels @ Oakland Athletics

Oakland-Alameda County Coliseum, Oakland, CA

Wed Jul 26 1989, 3:33 AM PDT

Att. 44,588 - Sunny

livebaseballscorecards.com

Batter	1	2	3	4	5	6	7	8	9	AB	R	H	RBI	BB	SO	LOB
Rickey Henderson, R (1, 7) OBP: 0.412, SLG: 0.408	B X 1-0 HR		B B C X 2-1 G1-3 ②	B X 1-0 G5-3 ③			C C B B S 2-3 K ①	1 SAFE C F X 0-2 S 1B 1-2 3-H 1B		5	1	2	2	0	1	1
Carney Lansford, R (1, 5) OBP: 0.403, SLG: 0.402	B C B X 2-1 G6-3 ①		B B F X 2-1 G5-3 ③		X 0-0 CS 1B		B X 1-0 G5-3 ②	S X 0-1 S 1-2 2-H 1B		5	0	2	1	0	0	0
Dave Parker, L (1, 10) OBP: 0.317, SLG: 0.440	C S B B S 2-3 K2-3 ②			C X 0-1 2B 1B 1B	1 SAFE S F B X 1-2 1-2 ① 1B		B X 1-0 F7 ③	C B S S 1-3 K 1-2 2-3 ③		5	1	2	0	0	2	2
Mark McGwire, R (1, 3) OBP: 0.331, SLG: 0.470 Stan Javier, S (8, PR) (9, 3) OBP: 0.321, SLG: 0.331	F B X 1-1 F8 ③			X 0-0 1-3 1B 2B	X 0-0 F8 ②			B C S B F B X 3-2 1B 1B 1B		4 0	1 1	2 0	0 0	0 0	0 0	1 0
Dave Henderson, R (1, 8) OBP: 0.327, SLG: 0.370		X 0-0 2B		B X 1-0 1B FC4 2-H 3-H 1B	B F F S 1-3 K ③			F C X 0-2 BB 1B FC5-4 1-2 1B		4	2	3	2	0	1	1
Jose Canseco, R (1, 9) OBP: 0.313, SLG: 0.595		2 SAFE F B B C X 2-2 G1-3 ①		C S B F C 1-3 K ①		B S B C X 2-2 P3 ①		C S F S 0-3 K ①		4	0	0	0	0	2	4
Ron Hassey, L (1, 2) OBP: 0.305, SLG: 0.361		B B F B X 3-1 F7 ②		B X 1-0 E FC4 SF9 1-3 1B		B C B F B C 3-3 K ②		B F S X 1-2 FC5-4 BB 1-2 2-H 1B		4	2	2	1	0	1	1
Tony Phillips, S (1, 4) OBP: 0.361, SLG: 0.355		B S F F S 1-3 K ③		C B B B F X 3-2 FC4 1-3 3-H		X 0-0 1B		F B B B C B B 4-2 FC5-4 1-2 2-3 BB		3	0	1	1	1	1	2
Mike Gallego, R (1, 6) OBP: 0.319, SLG: 0.336			X 0-0 G5-3 ①	B X 1-0 SF9 3-H ②		1 SAFE C B B X 2-1 G1-3 ③		B L S X 1-2 FC5-4 1B 1-2 2-3 3-H 1B ②		3	1	0	2	0	0	3
Inning Stats	R: 1 E: 0 K: 1 S: 8 H: 1 LOB: 0 BB: 0 P: 14	R: 0 E: 0 K: 1 S: 10 H: 1 LOB: 1 BB: 0 P: 16	R: 0 E: 0 K: 0 S: 5 H: 0 LOB: 0 BB: 0 P: 9	R: 4 E: 1 K: 1 S: 14 H: 4 LOB: 1 BB: 0 P: 22	R: 0 E: 0 K: 1 S: 8 H: 2 LOB: 1 BB: 0 P: 10	R: 0 E: 0 K: 1 S: 9 H: 1 LOB: 1 BB: 0 P: 16	R: 0 E: 0 K: 1 S: 5 H: 0 LOB: 0 BB: 0 P: 9	R: 4 E: 0 K: 2 S: 27 H: 5 LOB: 2 BB: 1 P: 37		1B: 11 2B: 2 3B: 0 HR: 1		SF: 1 SAC: 0 DP: 0 HBP: 0				

	AB	37
	R	9
	H	14
	RBI	9
	BB	1
	SO	8
	LOB	15

WP: 0 PB: 0 SB: 2 CS: 1 PA: 39

PITCHER		IP	WLS	BF	H	R	ER	SO	BB	IBB	HBP	BLK	WP	HR	S	P	ERA	WHIP
Mike Witt, R ERA: 4.43	(1, 1)	7.0	L	32	11	7	6	6	0	0	0	0	0	1	66	106	7.71	1.571
Rich Monteleone, R ERA: 2.38	(8, 1)	0.2		6	3	2	2	1	1	0	0	0	0	0	17	23	27.00	6.000
Bob McClure, L ERA: 2.19	(8, 1)	0.1		1	0	0	0	1	0	0	0	0	0	0	3	4	0.00	0.000

PITCHER	IP	WLS	BF	H	R	ER	SO	BB	IBB	HBP	BLK	WP	HR	S	P	ERA	WHIP

Batter	1	2	3	4	5	6	7	8	9	AB	R	H	RBI	BB	SO	LOB
Dave Gallagher, R (1, 8) OBP: 0.355, SLG: 0.344	F8		2B 1B 1B		1B 1B		P3		3-H 1B	5	1	3	1	0	0	1
Fred Manrique, R (1, 4) OBP: 0.333, SLG: 0.412	K		1-3 1B 2B		1-2 1B			2B 1B BB	K	4	2	2	0	1	2	1
Harold Baines, L (1, 10) OBP: 0.423, SLG: 0.506	G4-3		2-H 3-H G4-6-3 1B		G4-3			E FC3-6 1-3 2B	F7	5	1	2	2	0	0	3
Ivan Calderon, R (1, 9) OBP: 0.325, SLG: 0.447		L7	G4-6-3 1-2f			G6-4-3 1B		L5		4	0	1	0	0	0	3
Carlton Fisk, R (1, 2) OBP: 0.355, SLG: 0.497		G6-3		P6		G6-4-3 1-2f		E6 FC3-6 2-3 3-H 1B		4	0	1	1	0	0	1
Dan Pasqua, L (1, 7) OBP: 0.329, SLG: 0.439		1B 1B		F7		F8		FC3-6 1-2f 3-H		4	0	1	1	0	0	1
Carlos Martinez, R (1, 5) OBP: 0.318, SLG: 0.409		1-2 1B		F9			F8	G4-3		4	0	1	0	0	0	1
Russ Morman, R (1, 3) OBP: 0.364, SLG: 0.368 Steve Lyons, L (9, PH) OBP: 0.323, SLG: 0.337	K				L8		K		G4-3	3 1	0 0	0 0	0 0	0 0	2 0	2 0
Ozzie Guillen, L (1, 6) OBP: 0.280, SLG: 0.328			G6-3		F7		1B		1B 3B	4	1	2	0	0	0	0
Inning Stats	R: 0 E: 0 K: 1 S: 7 H: 0 LOB: 0 BB: 0 P: 10	R: 0 E: 0 K: 1 S: 12 H: 2 LOB: 2 BB: 0 P: 15	R: 2 E: 0 K: 0 S: 9 H: 3 LOB: 0 BB: 0 P: 13	R: 0 E: 0 K: 0 S: 5 H: 0 LOB: 0 BB: 0 P: 8	R: 0 E: 0 K: 0 S: 12 H: 2 LOB: 2 BB: 0 P: 19	R: 0 E: 0 K: 0 S: 5 H: 1 LOB: 0 BB: 0 P: 7	R: 0 E: 0 K: 1 S: 8 H: 1 LOB: 1 BB: 0 P: 14	R: 2 E: 1 K: 0 S: 12 H: 2 LOB: 1 BB: 1 P: 22	R: 1 E: 0 K: 1 S: 10 H: 2 LOB: 1 BB: 0 P: 16	1B: 10 2B: 2 3B: 1 HR: 0 SF: 0 SAC: 0 DP: 2 HBP: 0						

PITCHER		IP	WLS	BF	H	R	ER	SO	BB	IBB	HBP	BLK	WP	HR	S	P	ERA	WHIP
Jim Abbott, L ERA: 3.4	(1, 1)	7.0	W	30	10	4	3	3	1	0	0	0	0	0	60	94	3.86	1.571
Greg Minton, R ERA: 1.95	(8, 1)	1.1		7	3	1	1	0	0	0	0	0	0	0	14	20	6.75	2.250
Bryan Harvey, R ERA: 3.53	(9, 1)	0.2	S	2	0	0	0	1	0	0	0	0	0	0	6	10	0.00	0.000

PITCHER	IP	WLS	BF	H	R	ER	SO	BB	IBB	HBP	BLK	WP	HR	S	P	ERA	WHIP

TOP

Chicago White Sox @ California Angels

Anaheim Stadium, Anaheim, CA

Thu Jul 27 1989, 10:05 PM EDT

Att. 31,892 - Unknown

livebaseballscorecards.com

AB	38
R	5
H	13
RBI	5
BB	1
SO	4
LOB	13

PA: 39

WP: 0
PB: 0
SB: 0
CS: 0

BOTTOM

Chicago White Sox @ California Angels

Anaheim Stadium, Anaheim, CA

Thu Jul 27 1989, 10:05 PM EDT

Att. 31,892 - Unknown

livebaseballscorecards.com

Batter	1	2	3	4	5	6	7	8	9	AB	R	H	RBI	BB	SO	LOB
Claudell Washington, L (1, 9) OBP: 0.333, SLG: 0.451	BBCSBX 3-2 BB 2B 1B	BBCBSFX 3-2 ② F8			X 0-0 ① L4-3		FSFFX 0-2 ① F7			4	1	1	0	0	0	0
Johnny Ray, S (1, 4) OBP: 0.320, SLG: 0.355	CCS 0-3 ① K	FX 0-1 ③ F8			CX 0-1 ② G6-3		X 0-0 ② G3			4	0	0	0	0	1	1
Devon White, S (1, 8) OBP: 0.310, SLG: 0.417	BBBBSAFE 4-0 1-2 2B BB	FBBFFFX 2-2 ① F8			FSFX 0-2 ③ G4-3		BX 1-0 ③ G4-3			3	1	0	0	1	0	0
Wally Joyner, L (1, 3) OBP: 0.351, SLG: 0.403	SBX 1-1 1-H 2-H HR 2B	CX 0-1 ② F8				BBX 2-0 ① P6		BCFFFX 1-2 ① 1-3		4	1	1	2	0	0	0
Brian Downing, R (1, 10) OBP: 0.379, SLG: 0.425	BBBBCB 4-1 HR BB	BX 1-0 ③ L8				CBFFBBB 4-2 F9 BB HR BB		BBX 2-0 ② F8		2	2	0	0	2	0	0
Chili Davis, S (1, 7) OBP: 0.316, SLG: 0.411	FCBBBFFX 3-2 1-H 2-H HR		BFFBBC 3-3 ① K			BBBCCB 4-2 1-2 HR BB		FX 0-1 1B		3	2	2	3	1	1	0
Lance Parrish, R (1, 2) OBP: 0.334, SLG: 0.434	BX 1-0 ② G6-3		FBFBFBB 4-2 BB			BFBFX 2-2 ② F9 2-3		CX 0-1 ③ P6		3	0	0	0	1	0	3
Jack Howell, L (1, 5) OBP: 0.319, SLG: 0.427	BBBX 3-0 ③ P2		BFFS 1-3 ② K			SBX 1-1 1-H 3-H HR				3	1	1	3	0	1	1
Dick Schofield, R (1, 6) OBP: 0.303, SLG: 0.343		CCX 0-2 ① G6-3		X 0-0 ③ P4		BBX 2-0 ③ L9				3	0	0	0	0	0	1
Inning Stats	R: 5 H: 3 E: 0 LOB: 0 K: 1 BB: 2 S: 16 P: 35	R: 0 H: 0 E: 0 LOB: 0 K: 0 BB: 0 S: 9 P: 12	R: 0 H: 0 E: 0 LOB: 0 K: 0 BB: 0 S: 8 P: 11	R: 0 H: 0 E: 0 LOB: 1 K: 2 BB: 1 S: 10 P: 18	R: 0 H: 0 E: 0 LOB: 0 K: 0 BB: 0 S: 7 P: 7	R: 3 H: 1 E: 0 LOB: 0 K: 0 BB: 2 S: 12 P: 27	R: 0 H: 0 E: 0 LOB: 0 K: 0 BB: 0 S: 7 P: 8	R: 0 H: 1 E: 0 LOB: 1 K: 0 BB: 0 S: 10 P: 13		1B: 2 SF: 0 2B: 1 SAC: 0 3B: 0 DP: 0 HR: 2 HBP: 0						

	AB	29
	R	8
	H	5
	RBI	8
	BB	5
	SO	3
	LOB	6

WP: 0 PA: 34
PB: 0
SB: 0
CS: 0

PITCHER		IP	WLS	BF	H	R	ER	SO	BB	IBB	HBP	BLK	WP	HR	S	P	ERA	WHIP
Melido Perez, R ERA: 5.58	(1, 1)	5.2	L	26	4	8	8	3	5	0	0	0	0	2	61	107	12.71	1.588
Ken Patterson, L ERA: 4.41	(6, 1)	1.1		4	0	0	0	0	0	0	0	0	0	0	8	11	0.00	0.000
Bill Long, R ERA: 5.07	(8, 1)	1.0		4	1	0	0	0	0	0	0	0	0	0	10	13	0.00	1.000

PITCHER	IP	WLS	BF	H	R	ER	SO	BB	IBB	HBP	BLK	WP	HR	S	P	ERA	WHIP

Batter	1	2	3	4	5	6	7	8	9	AB	R	H	RBI	BB	SO	LOB
Dave Gallagher, R (1, 8) OBP: 0.356, SLG: 0.343	C F X 0-2 1B		B C B B C X 3-2 ② F9		F B S C 1-3 ③ K		C S B X 1-2 ③ G5-3 1-2		C B B F B F F B 4-2 FC6-4 1-2 2-3 BB	4	0	1	0	1	1	1
Steve Lyons, L (1, 4) OBP: 0.318, SLG: 0.331	F X 0-1 ① L7		F B F B X 2-2 ③ G4-3			B F B F X 2-2 ① G4-3		C B B B X 3-1 ① P4	X 0-0 ② P6	5	0	0	0	0	0	4
Harold Baines, L (1, 10) OBP: 0.423, SLG: 0.505	F X 0-1 ② P8			X 0-0 1B		C F F X 0-2 ② P7		C B X 1-1 FC4-6 1B	X 0-0 ③ FC6-4 1-2f	5	0	2	0	0	0	4
Ivan Calderon, R (1, 9) (9, 3) OBP: 0.322, SLG: 0.442	F C X 0-2 ③ F8			X 0-0 ① F7		B F B S B S 3-3 ③ K		X 0-0 ② FC4-6 FC4-6 1-2f		4	0	0	0	0	1	3
Dan Pasqua, L (1, 7) (9, 9) OBP: 0.328, SLG: 0.435		C B C X 1-2 ① G3-1		C F B F S 2-3 ② K			B B C X 2-1 2B 1B 1B	F X 0-1 ③ FC4-6 1-2f		4	1	1	0	0	1	2
Carlton Fisk, R (1, 2) OBP: 0.348, SLG: 0.486		C B B X 2-1 ② P3		S B X 1-1 ③ P6			B B F X 2-1 ① P6		F S S 0-3 ① K	4	0	0	0	0	1	2
Greg Walker, L (1, 3) OBP: 0.292, SLG: 0.369 Daryl Boston, L (9, PR) (9, 7) OBP: 0.301, SLG: 0.339		B F B X 2-1 HR			S B F F X 1-2 G4-3 SF9 2B		X 0-0 ② F7		B B B B 4-0 1B 1B BB	3 0	2 1	2 0	1 0	1 0	0 0	1 0
Carlos Martinez, R (1, 5) OBP: 0.322, SLG: 0.418		C X 0-1 ③ G6-3			C X 0-1 ① G4-3 2-3		B S B X 2-1 1-3 1B 2B		F 1 F B B X SAFE 2-2 PB 1B 1-2 1B	4	1	2	0	0	0	1
Ozzie Guillen, L (1, 6) OBP: 0.282, SLG: 0.331			X 0-0 ① G4-3		X 0-0 ② SF9 3-H		B B X 2-0 S 2-H 3-H 1B		X 0-0 PB 1-2 2-H 1B	3	0	2	4	0	0	0
Inning Stats	R: 0 E: 0 K: 0 S: 10 H: 1 LOB: 1 BB: 0 P: 10	R: 1 E: 0 K: 0 S: 9 H: 1 LOB: 0 BB: 0 P: 14	R: 0 E: 0 K: 0 S: 7 H: 0 LOB: 0 BB: 0 P: 12	R: 0 E: 0 K: 1 S: 8 H: 1 LOB: 1 BB: 0 P: 11	R: 1 E: 0 K: 1 S: 10 H: 1 LOB: 0 BB: 0 P: 12	R: 0 E: 0 K: 1 S: 10 H: 0 LOB: 0 BB: 0 P: 15	R: 2 E: 0 K: 0 S: 11 H: 3 LOB: 1 BB: 0 P: 20	R: 0 E: 0 K: 0 S: 7 H: 1 LOB: 1 BB: 0 P: 11	R: 1 E: 0 K: 1 S: 13 H: 2 LOB: 3 BB: 2 P: 23	1B: 7 2B: 2 3B: 0 HR: 1 SF: 1 SAC: 0 DP: 0 HBP: 0						

PITCHER		IP	WLS	BF	H	R	ER	SO	BB	IBB	HBP	BLK	WP	HR	S	P	ERA	WHIP
Bert Blyleven, R ERA: 2.45	(1, 1)	6.2		27	7	4	4	3	0	0	0	0	0	1	62	90	5.40	1.050
Bob McClure, L ERA: 2.13	(7, 1)	0.2		3	1	0	0	0	0	0	0	0	0	0	7	12	0.00	1.500
Greg Minton, R ERA: 2.08	(8, 1)	1.0		5	1	1	1	1	1	0	0	0	0	0	9	15	9.00	2.000
Bryan Harvey, R ERA: 3.47	(9, 1)	0.2	W	4	1	0	0	0	1	0	0	0	0	0	7	11	0.00	3.000

PITCHER	IP	WLS	BF	H	R	ER	SO	BB	IBB	HBP	BLK	WP	HR	S	P	ERA	WHIP

TOP

Chicago White Sox @ California Angels

Anaheim Stadium, Anaheim, CA

Fri Jul 28 1989, 10:05 PM EDT

Att. 32,620 - Unknown

livebaseballscorecards.com

AB	36
R	5
H	10
RBI	5
BB	2
SO	4
LOB	18

PA: 39

WP: 0 PB: 1 SB: 1 CS: 0

Batter	1	2	3	4	5	6	7	8	9	AB	R	H	RBI	BB	SO	LOB
Claudell Washington, L (1, 9) OBP: 0.331, SLG: 0.448	B S C F F B X 2-2 F9 ①		B C B B X 3-1 1B		X 0-0 L1 ②	F B B X 2-1 L4-3 ③			F B B X 2-1 SF7 ① 3-H	4	0	1	1	0	0	1
Johnny Ray, S (1, 4) OBP: 0.319, SLG: 0.354	B B X 2-0 F9 ②		X 0-0 P4 ③		B X 1-0 1B		B B C C F X 2-2 L9 ①			4	0	1	0	0	0	1
Devon White, S (1, 8) OBP: 0.309, SLG: 0.420	B B S S X 2-2 L8 ③			B F B S B F X 3-2 SF8 3B	B 1 SAFE X 1-0 P6 ③		C B S S 1-3 K ②			4	1	1	0	0	1	1
Wally Joyner, L (1, 3) OBP: 0.350, SLG: 0.403		X 0-0 FC1-4-6 1B		B B X 2-0 SF8 ① 3-H		B X 1-0 F8 ①	B B X 2-0 G3 ③			3	0	1	1	0	0	0
Brian Downing, R (1, 10) OBP: 0.380, SLG: 0.425		B C C X 1-2 FC1-4-6 FC4-6 ① 1-2f		B C B X 2-1 FC6-4 1B		C B B B B 4-1 1B 2B BB		C X 0-1 G6-3 ①		3	1	1	0	1	0	1
Chili Davis, S (1, 7) OBP: 0.316, SLG: 0.409		B F F B X 2-2 FC4-6 FC6-4 ② 1-2f		F X 0-1 F7 ②		X 0-0 2B 1B 1-3 1B		B B C S X 2-2 L4-3 ②		4	1	1	0	0	0	2
Lance Parrish, R (1, 2) OBP: 0.330, SLG: 0.429		S C B B F X 2-2 FC6-4 ③ 1-2f		S B S B X 2-2 FC6-4 ③ 1-2f		X 0-0 P7 ②		S X 0-1 G6-3 ③		4	0	0	0	0	0	4
Jack Howell, L (1, 5) OBP: 0.324, SLG: 0.446			B F B X 2-1 G4-3 ①		F B F F X 1-2 HR	X 0-0 1B 2B 1-3 3-H			B B X 2-0 SH SF7 1B	4	3	3	2	0	0	0
Dick Schofield, R (1, 6) OBP: 0.304, SLG: 0.343			X 0-0 G5-3 ②		C B F B F X 2-2 G6-3 ①	C X 0-1 1B 2-H 3-H			X 0-0 SH 1-3	3	0	1	2	0	0	0
Inning Stats	R: 0 H: 0 E: 0 LOB: 0 K: 0 BB: 0 S: 9 P: 15	R: 0 H: 1 E: 0 LOB: 1 K: 0 BB: 0 S: 11 P: 16	R: 0 H: 1 E: 0 LOB: 1 K: 0 BB: 0 S: 6 P: 11	R: 1 H: 2 E: 0 LOB: 1 K: 0 BB: 0 S: 12 P: 21	R: 1 H: 2 E: 0 LOB: 1 K: 0 BB: 0 S: 11 P: 16	R: 3 H: 3 E: 0 LOB: 1 K: 0 BB: 1 S: 9 P: 16	R: 0 H: 0 E: 0 LOB: 0 K: 1 BB: 0 S: 8 P: 13	R: 0 H: 0 E: 0 LOB: 0 K: 0 BB: 0 S: 7 P: 9	R: 1 H: 1 E: 1 LOB: 1 K: 0 BB: 0 S: 4 P: 8	1B: 7 SF: 2 2B: 1 SAC: 1 3B: 1 DP: 0 HR: 1 HBP: 0						

PITCHER		IP	WLS	BF	H	R	ER	SO	BB	IBB	HBP	BLK	WP	HR	S	P	ERA	WHIP
Richard Dotson, R ERA: 5.26	(1, 1)	5.1		24	7	4	4	0	1	0	0	0	0	1	52	87	6.75	1.500
Donn Pall, R ERA: 2.56	(6, 1)	2.2	L	12	3	2	1	1	0	0	0	0	0	0	23	34	3.38	1.125
Bobby Thigpen, R ERA: 3.83	(9, 1)	0.1		1	0	0	0	0	0	0	0	0	0	0	2	4	0.00	0.000

PITCHER	IP	WLS	BF	H	R	ER	SO	BB	IBB	HBP	BLK	WP	HR	S	P	ERA	WHIP

BOTTOM

Chicago White Sox @ California Angels

Anaheim Stadium, Anaheim, CA

Fri Jul 28 1989, 10:05 PM EDT

Att. 32,620 - Unknown

livebaseballscorecards.com

AB	33
R	6
H	10
RBI	6
BB	1
SO	1
LOB	10

PA: 37

WP: 0 PB: 0 SB: 0 CS: 0

Chicago White Sox @ California Angels

Anaheim Stadium, Anaheim, CA

Sat Jul 29 1989, 10:05 PM EDT

Att. 34,940 - Unknown

TOP

livebaseballscorecards.com

Batter	1	2	3	4	5	6	7	8	9	AB	R	H	RBI	BB	SO	LOB
Dave Gallagher, R (1, 8) OBP: 0.357, SLG: 0.341	C B B X 2-1 ① F9			B B B B 4-0 G6-4-3 BB		C L B H 2-2 FC3-6 HBP		C F 1 S SAFE 0-3 ③ K		2	0	0	0	1	1	1
Scott Fletcher, R (1, 4) OBP: 0.319, SLG: 0.286	B B B C C X 3-2 ② F8			B 1 SAFE B 1 SAFE C F X 2-2 ① ② G6-4-3 1-2f		X 0-0 ② FC3-6 1-2f			B C C B X 2-2 ① F9	4	0	0	0	0	0	2
Daryl Boston, L (1, 7) OBP: 0.300, SLG: 0.344	C B X 1-1 ③ G5-3			B C B X 2-1 ③ G1-3		B 1 SAFE B X 2-0 ③ P6			F C X 0-2 1B 2B	4	1	1	0	0	0	1
Ivan Calderon, R (1, 3) OBP: 0.322, SLG: 0.440		X 0-0 ① F8			S S X 0-2 ① F8		C F X 0-2 ① F7		B F X 1-1 2-H 1B	4	0	1	1	0	0	0
Dan Pasqua, L (1, 9) OBP: 0.322, SLG: 0.427		C B X 1-1 ② P6			B C B X 2-1 ② G3		X 0-0 ② F7		B C S B B S 3-3 ② K	4	0	0	0	0	1	1
Carlton Fisk, R (1, 2) OBP: 0.346, SLG: 0.481		C C B X 1-2 ③ G6-3			B B F X 2-1 1B 1B		F B F X 1-2 ③ F8		X 0-0 ③ F7	4	0	1	0	0	0	1
Greg Walker, L (1, 10) OBP: 0.293, SLG: 0.369			B F F X 1-2 ① F9		B B X 2-0 FC6-4 1-2 1B			C F B B F B X 3-2 ① G3		3	0	1	0	0	0	0
Carlos Martinez, R (1, 5) OBP: 0.323, SLG: 0.417			S X 0-1 ② L9		B S X 1-1 ③ FC6-4 1-2f			X 0-0 FC1-6-3-6 1B		3	0	1	0	0	0	2
Ozzie Guillen, L (1, 6) OBP: 0.280, SLG: 0.329			X 0-0 ③ F8			X 0-0 ① F8		X 0-0 ② FC1-6-3-6 1-2f		3	0	0	0	0	0	1

	AB	R	H	RBI	BB	SO	LOB
	31	1	5	1	1	2	9

Inning Stats																																
	R: 0	H: 0		R: 0	H: 0		R: 0	H: 0		R: 0	H: 0		R: 0	H: 2		R: 0	H: 0		R: 0	H: 0		R: 0	H: 1		R: 1	H: 2		1B: 4	SF: 0		WP: 0	PA: 33	
	E: 0	LOB: 0		E: 0	LOB: 0		E: 0	LOB: 0		E: 0	LOB: 1		E: 0	LOB: 2		E: 0	LOB: 0		E: 0	LOB: 0		E: 0	LOB: 1		E: 0	LOB: 1		2B: 1	SAC: 0		PB: 0		
	K: 0	BB: 0		K: 0	BB: 0		K: 0	BB: 1		K: 0	BB: 0		K: 0	BB: 0		K: 0	BB: 0		K: 1	BB: 0		K: 1	BB: 0		K: 1	BB: 0		3B: 0	DP: 1		SB: 0		
	S: 7	P: 13		S: 6	P: 8		S: 6	P: 7		S: 5	P: 13		S: 10	P: 17		S: 5	P: 9		S: 7	P: 8		S: 9	P: 12		S: 12	P: 18		HR: 0	HBP: 1		CS: 0		

PITCHER		IP	WLS	BF	H	R	ER	SO	BB	IBB	HBP	BLK	WP	HR	S	P	ERA	WHIP
Kirk McCaskill, R	(1, 1)	8.1	W	31	5	1	1	1	1	0	1	0	0	0	63	98	1.08	0.720
ERA: 3.09																		
Bryan Harvey, R	(9, 1)	0.2	S	2	0	0	0	1	0	0	0	0	0	0	4	7	0.00	0.000
ERA: 3.41																		

PITCHER	IP	WLS	BF	H	R	ER	SO	BB	IBB	HBP	BLK	WP	HR	S	P	ERA	WHIP

Batter	1	2	3	4	5	6	7	8	9	AB	R	H	RBI	BB	SO	LOB
Claudell Washington, L (1, 9) OBP: 0.337, SLG: 0.461	B B C X 2-1 SH1-3 2B		C B X 1-1 S 1-3 2B		B B C F F X 2-2 1B			C S B S 1-3 K ①		4	0	3	0	0	1	0
Johnny Ray, S (1, 4) OBP: 0.319, SLG: 0.353	B X 1-0 SH1-3 ① 2-3		X 0-0 SF7 ② 3-H		C 1 SAFE B B B 1 SAFE X 2-1 F9 ③			F B B B B 4-1 CS BB		1	0	0	1	1	0	1
Devon White, S (1, 8) OBP: 0.307, SLG: 0.416	C B B X 2-1 G6-3 ②		B C B F B X 3-2 L8 ③ 2-3			F F B S 1-3 K ①		B B B X 3-0 F7 ②		4	0	0	0	0	1	3
Wally Joyner, L (1, 3) OBP: 0.347, SLG: 0.399	F F F B S 1-3 K ③			F B F B B X 3-2 G4-3 ①		S B F F C 1-3 K ②		1 SAFE B 1-0 CS ③ 1-2		3	0	0	0	0	2	1
Chili Davis, S (1, 7) OBP: 0.316, SLG: 0.408		F S B X 1-2 G6-4-3 1B		F X 0-1 P3 ②		X 0-0 F3 ③				3	0	1	0	0	0	0
Lance Parrish, R (1, 2) OBP: 0.330, SLG: 0.428		F 1 SAFE X 0-1 G6-4-3 ① ② 1-2f		F B X 1-1 P4 ③			B X 1-0 E1 1B			3	0	1	0	0	0	1
Tony Armas, R (1, 10) OBP: 0.301, SLG: 0.495		B F C F S 1-3 K ③			B F X 1-1 HR		F B B C X 2-2 F7 ①			3	1	1	1	0	1	1
Jack Howell, L (1, 5) OBP: 0.324, SLG: 0.444			X 0-0 2B SF7 1B		B B F S B F F X 3-2 F7 ①		S S B B F S 2-3 K ②			3	1	1	0	0	1	1
Dick Schofield, R (1, 6) OBP: 0.300, SLG: 0.339			B B X 2-0 P4 ①		C B S F F B F F F 2-2 F F X F9 ②		B B B C F X 3-2 F9 ③			3	0	0	0	0	0	2
Inning Stats	R: 0 E: 0 K: 1 S: 9 H: 1 LOB: 1 BB: 0 P: 15	R: 0 E: 0 K: 1 S: 9 H: 1 LOB: 0 BB: 0 P: 11	R: 1 E: 0 K: 0 S: 8 H: 2 LOB: 1 BB: 0 P: 14	R: 0 E: 0 K: 0 S: 7 H: 0 LOB: 0 BB: 0 P: 11	R: 1 E: 0 K: 0 S: 23 H: 2 LOB: 1 BB: 0 P: 33	R: 0 E: 0 K: 2 S: 8 H: 0 LOB: 0 BB: 0 P: 10	R: 0 E: 1 K: 1 S: 11 H: 1 LOB: 1 BB: 0 P: 19	R: 0 E: 0 K: 1 S: 5 H: 0 LOB: 0 BB: 1 P: 14		1B: 4 2B: 2 3B: 0 HR: 1	SF: 1 SAC: 1 DP: 1 HBP: 0					

PITCHER	IP	WLS	BF	H	R	ER	SO	BB	IBB	HBP	BLK	WP	HR	S	P	ERA	WHIP
Steve Rosenberg, L (1, 1) ERA: 4.78	8.0	L	30	7	2	2	6	1	0	0	0	0	1	80	127	2.25	1.000

PITCHER	IP	WLS	BF	H	R	ER	SO	BB	IBB	HBP	BLK	WP	HR	S	P	ERA	WHIP

BOTTOM

Chicago White Sox @ California Angels

Anaheim Stadium, Anaheim, CA

Sat Jul 29 1989, 10:05 PM EDT

Att. 34,940 - Unknown

livebaseballscorecards.com

AB	27
R	2
H	7
RBI	2
BB	1
SO	6
LOB	10

1B: 4	SF: 1	WP: 0	PA: 31
2B: 2	SAC: 1	PB: 0	
3B: 0	DP: 1	SB: 1	
HR: 1	HBP: 0	CS: 1	

Batter	1	2	3	4	5	6	7	8	9	AB	R	H	RBI	BB	SO	LOB
Dave Gallagher, R (1, 8) OBP: 0.356, SLG: 0.340	B B B C C S 3-3 ① K		B F F X 1-2 ②③ F8 1-2			B C B S C 2-3 ③ K		1 SAFE B X 1-0 1B 1-3 1B		4	0	1	0	0	2	1
Scott Fletcher, R (1, 4) OBP: 0.319, SLG: 0.284	B X 1-0 ② G6-3			B C F B B X 3-2 ① G5-3			B B B B 4-0 2B BB	B X 1-0 ② SF7 3-H		2	1	0	1	1	0	0
Ivan Calderon, R (1, 9) OBP: 0.326, SLG: 0.444	B F F B B B 4-2 BB			X 0-0 ② G6-3			B B B C F F X 3-2 F8 2B 1-H 2B	B F B X 2-1 1-3 1B		3	1	2	1	1	0	0
Carlton Fisk, R (1, 10) OBP: 0.340, SLG: 0.472	B B F C X 2-2 ③ L5			B C X 1-1 ③ G5-3			B S X 1-1 ① F8 2-3	C F B S 1-3 ③ K		4	0	0	0	0	1	4
Carlos Martinez, R (1, 5) OBP: 0.321, SLG: 0.419		B X 1-0 ① F4			B X 1-0 ① F9		X 0-0 G4-3 2B 3-H 2B		F X 0-1 ① L8	4	0	1	1	0	0	0
Dan Pasqua, L (1, 7) OBP: 0.317, SLG: 0.419		B B X 2-0 ② P4			X 0-0 ② F8		S B X 1-1 ② G4-3 2-3		X 0-0 ② G3	4	0	0	0	0	0	1
Russ Morman, R (1, 3) OBP: 0.320, SLG: 0.318 Steve Lyons, L (9, PH) OBP: 0.320, SLG: 0.333 (9, 3)		C B S S 1-3 ③ K			B C F X 1-2 ③ G4-3		X 0-0 ③ G6-3		B B F X 2-1 1B	3 1	0 0	0 1	0 0	0 0	1 0	1 0
Ron Karkovice, R (1, 2) OBP: 0.264, SLG: 0.339			B F X 1-1 FC5-4 1B			B S B S B F X 3-2 ① F8		F X 0-1 1B SF7 1B	1 SAFE C X 0-1 1B 1-2	4	1	3	0	0	0	0
Ozzie Guillen, L (1, 6) OBP: 0.278, SLG: 0.325			X 0-0 ① FC5-4 CS 1-2f			F S X 0-2 ② G4-3		X 0-0 ① F9	F C X 0-2 ③ P4	4	0	0	0	0	0	4
Inning Stats	R: 0 E: 0 K: 1 S: 9 H: 0 LOB: 1 BB: 1 P: 19	R: 0 E: 0 K: 1 S: 5 H: 0 LOB: 0 BB: 0 P: 9	R: 0 E: 0 K: 0 S: 6 H: 1 LOB: 0 BB: 0 P: 8	R: 0 E: 0 K: 0 S: 6 H: 0 LOB: 0 BB: 0 P: 10	R: 0 E: 0 K: 0 S: 5 H: 0 LOB: 0 BB: 0 P: 7	R: 0 E: 0 K: 1 S: 10 H: 0 LOB: 0 BB: 0 P: 15	R: 2 E: 0 K: 0 S: 10 H: 2 LOB: 1 BB: 1 P: 19	R: 1 E: 0 K: 1 S: 10 H: 3 LOB: 2 BB: 0 P: 15	R: 0 E: 0 K: 0 S: 10 H: 2 LOB: 2 BB: 0 P: 12	1B: 6 2B: 2 3B: 0 HR: 0 SF: 1 SAC: 0 DP: 0 HBP: 0						

PITCHER		IP	WLS	BF	H	R	ER	SO	BB	IBB	HBP	BLK	WP	HR	S	P	ERA	WHIP
Chuck Finley, L ERA: 2.44	(1, 1)	7.1	L	28	5	3	3	3	2	0	0	0	0	0	55	92	3.68	0.955
Willie Fraser, R ERA: 3.02	(8, 1)	1.1		7	3	0	0	1	0	0	0	0	0	0	13	19	0.00	2.250
Bob McClure, L ERA: 2.1	(9, 1)	0.1		1	0	0	0	0	0	0	0	0	0	0	3	3	0.00	0.000

PITCHER	IP	WLS	BF	H	R	ER	SO	BB	IBB	HBP	BLK	WP	HR	S	P	ERA	WHIP

TOP

Chicago White Sox @ California Angels

Anaheim Stadium, Anaheim, CA

Sun Jul 30 1989, 6:33 AM EDT

Att. 29,363 - Sunny - 86 F

livebaseballscorecards.com

AB	33
R	3
H	8
RBI	3
BB	2
SO	4
LOB	11

WP: 0 PB: 0 SB: 0 CS: 1 PA: 36

BOTTOM

Chicago White Sox @ California Angels

Anaheim Stadium, Anaheim, CA

Sun Jul 30 1989, 6:33 AM EDT

Att. 29,363 - Sunny - 86 F

livebaseballscorecards.com

Batter	1	2	3	4	5	6	7	8	9	AB	R	H	RBI	BB	SO	LOB
Dick Schofield, R (1, 6) OBP: 0.303, SLG: 0.339	C S B B B X 3-2 G6-3 ①			B X 1-0 1B FC6-4 1B		B B C X 2-1 G6-3 ②		B C F B B B 4-2 1-2 BB		3	1	1	0	1	0	0
Johnny Ray, S (1, 4) OBP: 0.318, SLG: 0.352	B C F X 1-2 F8 ②			B X 1-0 FC6-4 1-3 1B		X 0-0 G1-6-3 ③		F B X 1-1 P6 ③		4	0	1	0	0	0	2
Devon White, S (1, 8) OBP: 0.304, SLG: 0.412	X 0-0 P4 ③			F B X 1-1 FC6-4 1-2f 3-H ①			S X 0-1 F7 ①		B B C X 2-1 G6-3 ①	4	0	0	1	0	0	1
Wally Joyner, L (1, 3) OBP: 0.346, SLG: 0.406		F X 0-1 G4-3 ①		1 SAFE 1 SAFE 1 SAFE X 0-0 F8 ②			C X 0-1 HR		B X 1-0 G4-3 ②	4	1	1	1	0	0	1
Brian Downing, R (1, 10) OBP: 0.376, SLG: 0.420		B B B C X 3-1 L7 ②		1 SAFE 1 SAFE B X 1-0 F9 ③			B B C X 2-1 F8 ②		B S F X 1-2 F8 ③	4	0	0	0	0	0	1
Chili Davis, S (1, 7) OBP: 0.313, SLG: 0.405		X 0-0 F9 ③			X 0-0 P2 ①		F F X 0-2 G4-3 ③			3	0	0	0	0	0	0
Tony Armas, R (1, 9) OBP: 0.292, SLG: 0.480 Lance Parrish, R (9, 2) OBP: 0.330, SLG: 0.428			B F X 1-1 F9 ①		B C S X 1-2 P3 ②			C B B F S 2-3 K ①		3 0	0 0	0 0	0 0	0 0	1 0	0 0
Jack Howell, L (1, 5) OBP: 0.327, SLG: 0.445			X 0-0 G6-4-3 1B		S B B C F F S 2-3 K ③			S B S B B B 4-2 BB BB		2	0	1	0	1	1	0
Bill Schroeder, R (1, 2) OBP: 0.267, SLG: 0.418 Claudell Washington, L (8, PH) OBP: 0.336, SLG: 0.459 (9, 9)			B S X 1-1 G6-4-3 1-2f ② ③			F F B B F B S 3-3 K ①		X 0-0 P2 ②		2 1	0 0	0 0	0 0	0 0	1 0	1 1
Inning Stats	R: 0 E: 0 K: 0 S: 7 H: 0 LOB: 0 BB: 0 P: 11	R: 0 E: 0 K: 0 S: 5 H: 0 LOB: 0 BB: 0 P: 8	R: 0 E: 0 K: 0 S: 5 H: 1 LOB: 0 BB: 0 P: 7	R: 1 E: 0 K: 0 S: 6 H: 2 LOB: 1 BB: 0 P: 10	R: 0 E: 0 K: 1 S: 9 H: 0 LOB: 0 BB: 0 P: 12	R: 0 E: 0 K: 1 S: 7 H: 0 LOB: 0 BB: 0 P: 12	R: 1 E: 0 K: 0 S: 9 H: 1 LOB: 0 BB: 0 P: 11	R: 0 E: 0 K: 1 S: 10 H: 0 LOB: 2 BB: 2 P: 21	R: 0 E: 0 K: 0 S: 6 H: 0 LOB: 0 BB: 0 P: 10	1B: 3 2B: 0 3B: 0 HR: 1	SF: 0 SAC: 0 DP: 1 HBP: 0					

	AB	30
	R	2
	H	4
	RBI	2
	BB	2
	SO	3
	LOB	7

WP: 0 PB: 0 SB: 0 CS: 0 PA: 32

PITCHER		IP	WLS	BF	H	R	ER	SO	BB	IBB	HBP	BLK	WP	HR	S	P	ERA	WHIP
Jerry Reuss, L ERA: 5.06	(1, 1)	7.0	W	24	4	2	2	2	0	0	0	0	0	1	48	71	2.57	0.571
Bobby Thigpen, R ERA: 3.7	(8, 1)	2.0	S	8	0	0	0	1	2	0	0	0	0	0	16	31	0.00	1.000

PITCHER	IP	WLS	BF	H	R	ER	SO	BB	IBB	HBP	BLK	WP	HR	S	P	ERA	WHIP

Batter	1	2	3	4	5	6	7	8	9	AB	R	H	RBI	BB	SO	LOB
Claudell Washington, L (1, 9) OBP: 0.331, SLG: 0.452	L8		F8		L3		F8			4	0	0	0	0	0	1
Johnny Ray, S (1, 4) OBP: 0.318, SLG: 0.349	G3-6-3 BB		F8		L8			K		3	0	0	0	1	1	0
Devon White, S (1, 8) OBP: 0.303, SLG: 0.411	G3-6-3 1-2f			HR 1B		K		K		4	1	1	0	0	2	1
Wally Joyner, L (1, 3) OBP: 0.348, SLG: 0.415		F8		HR 1-H		1B		L7		4	1	2	2	0	0	0
Brian Downing, R (1, 10) OBP: 0.373, SLG: 0.416		K		F7		F8			G4-3	4	0	0	0	0	1	1
Chili Davis, S (1, 7) OBP: 0.315, SLG: 0.417		HR 2B		HR		P6			G3	4	2	2	1	0	0	1
Lance Parrish, R (1, 2) OBP: 0.329, SLG: 0.435		HR 2-H		P4			L7		K	4	1	1	2	0	1	0
Jack Howell, L (1, 5) OBP: 0.327, SLG: 0.444		K		K			1B			3	0	1	0	0	2	0
Dick Schofield, R (1, 6) OBP: 0.300, SLG: 0.335			P4		K		L8			3	0	0	0	0	1	1
Inning Stats	R: 0 E: 0 K: 0 S: 7 H: 0 LOB: 0 BB: 1 P: 14	R: 2 E: 0 K: 2 S: 23 H: 2 LOB: 0 BB: 0 P: 33	R: 0 E: 0 K: 0 S: 8 H: 0 LOB: 0 BB: 0 P: 15	R: 3 E: 0 K: 1 S: 17 H: 3 LOB: 0 BB: 0 P: 27	R: 0 E: 0 K: 1 S: 9 H: 0 LOB: 0 BB: 0 P: 13	R: 0 E: 0 K: 1 S: 8 H: 1 LOB: 1 BB: 0 P: 13	R: 0 E: 0 K: 0 S: 7 H: 1 LOB: 1 BB: 0 P: 14	R: 0 E: 0 K: 2 S: 11 H: 0 LOB: 0 BB: 0 P: 15	R: 0 E: 0 K: 1 S: 6 H: 0 LOB: 0 BB: 0 P: 7	1B: 3 2B: 1 3B: 0 HR: 3 SF: 0 SAC: 0 DP: 1 HBP: 0						

PITCHER	IP	WLS	BF	H	R	ER	SO	BB	IBB	HBP	BLK	WP	HR	S	P	ERA	WHIP
Scott Bankhead, R (1, 1) ERA: 3.24	5.0		20	5	5	5	4	1	0	0	0	0	3	64	102	9.00	1.200
Tom Niedenfuer, R (6, 1) ERA: 8.55	2.0		8	2	0	0	1	0	0	0	0	0	0	15	27	0.00	1.000
Keith Comstock, L (8, 1) ERA: 0.84	1.0	W	3	0	0	0	2	0	0	0	0	0	0	11	15	0.00	0.000
Mike Schooler, R (9, 1) ERA: 1.92	1.0	S	3	0	0	0	1	0	0	0	0	0	0	6	7	0.00	0.000

PITCHER	IP	WLS	BF	H	R	ER	SO	BB	IBB	HBP	BLK	WP	HR	S	P	ERA	WHIP

TOP

California Angels @ Seattle Mariners

The Kingdome, Seattle, WA

Mon Jul 31 1989, 10:05 PM EDT

Att. 19,494 - Dome - 70 F

livebaseballscorecards.com

AB	33
R	5
H	7
RBI	5
BB	1
SO	8
LOB	5

BOTTOM

California Angels @ Seattle Mariners

The Kingdome, Seattle, WA

Mon Jul 31 1989, 10:05 PM EDT

Att. 19,494 - Dome - 70 F

livebaseballscorecards.com

Batter	1	2	3	4	5	6	7	8	9	AB	R	H	RBI	BB	SO	LOB
Harold Reynolds, S (1, 4) OBP: 0.358, SLG: 0.360	L4		L9		K		F8	L3 1B		5	0	1	0	0	1	2
Greg Briley, L (1, 7) OBP: 0.377, SLG: 0.537	FC5-4 1B BB		K		F7 1-2		G1-3	L3 1-2		4	0	0	0	1	1	4
Alvin Davis, L (1, 3) OBP: 0.454, SLG: 0.497	FC5-4 1-2 1B			K		1B 1B 1B		1B BB E 1B		4	1	3	0	0	1	0
Darnell Coles, R (1, 9) OBP: 0.296, SLG: 0.380	FC5-4 1-2f 2-3			K		F9		1B E BB 1-2		3	1	0	0	1	1	3
Scott Bradley, L (1, 10) OBP: 0.333, SLG: 0.402	K			FC6-4 BB		1B 1-2 1B		E 2B 1B 1-2 2-3		3	1	2	0	1	1	2
Mike Kingery, L (1, 8) OBP: 0.304, SLG: 0.286		F7		FC6-4 1-2f		F7		E8 2B 1B 1-3 2-H 3-H		4	1	1	2	0	0	3
Dave Valle, R (1, 2) OBP: 0.321, SLG: 0.385		G5-3			G6-3	1B 1-2 2-3		G5-3		4	0	1	0	0	0	2
Edgar Martinez, R (1, 5) OBP: 0.311, SLG: 0.301		P6			1B BB	K		HR 2B 2-H 3-H		2	0	0	0	1	1	3
Dave Cochrane, S (8, PH) OBP: 0.333, SLG: 0.382										1	0	1	2	0	0	0
Henry Cotto, R (8, PR) OBP: 0.279, SLG: 0.347										0	1	0	0	0	0	0
Mario Diaz, R (9, 6) OBP: 0.250, SLG: 0.250										0	0	0	0	0	0	0
Omar Vizquel, S (1, 6) OBP: 0.299, SLG: 0.295			G1-3		PB 1-3 1B		K	HR 2-H		3	0	1	0	0	1	0
Jim Presley, R (8, PH) OBP: 0.297, SLG: 0.402										1	1	1	2	0	0	0
(9, 5)																
Inning Stats	R: 0 E: 0 K: 1 S: 11 H: 1 LOB: 2 BB: 1 P: 24	R: 0 E: 0 K: 0 S: 6 H: 0 LOB: 0 BB: 0 P: 11	R: 0 E: 0 K: 1 S: 7 H: 0 LOB: 0 BB: 0 P: 10	R: 0 E: 0 K: 2 S: 8 H: 0 LOB: 1 BB: 1 P: 15	R: 0 E: 0 K: 1 S: 11 H: 1 LOB: 2 BB: 1 P: 19	R: 0 E: 0 K: 1 S: 10 H: 3 LOB: 3 BB: 0 P: 20	R: 0 E: 0 K: 1 S: 12 H: 0 LOB: 0 BB: 0 P: 17	R: 6 E: 1 K: 0 S: 16 H: 6 LOB: 1 BB: 1 P: 32		1B: 9 2B: 2 3B: 0 HR: 1 SF: 0 SAC: 0 DP: 1 HBP: 0						

	AB	34
	R	6
	H	11
	RBI	6
	BB	4
	SO	7
	LOB	19

WP: 0 PB: 1 SB: 0 CS: 0 PA: 38

PITCHER		IP	WLS	BF	H	R	ER	SO	BB	IBB	HBP	BLK	WP	HR	S	P	ERA	WHIP
Mike Witt, R ERA: 4.28	(1, 1)	7.0		30	6	1	1	7	3	0	0	0	0	0	66	118	1.29	1.286
Greg Minton, R ERA: 2.7	(8, 1)	0.1		5	3	3	3	0	1	0	0	0	0	0	9	18	81.00	12.000
Bryan Harvey, R ERA: 3.65	(8, 1)	0.0	L	2	2	2	2	0	0	0	0	0	0	1	4	9	∞	∞
Bob McClure, L ERA: 2.05	(8, 1)	0.2		1	0	0	0	0	0	0	0	0	0	0	2	3	0.00	0.000

PITCHER		IP	WLS	BF	H	R	ER	SO	BB	IBB	HBP	BLK	WP	HR	S	P	ERA	WHIP

Batter	1	2	3	4	5	6	7	8	9	AB	R	H	RBI	BB	SO	LOB
Claudell Washington, L (1, 9) OBP: 0.326, SLG: 0.445	F B C C 1-3 K		C B X 1-1 G6-3		C F S 0-3 K			C S B B S 2-3 K		4	0	0	0	0	3	1
Brian Downing, R (1, 10) OBP: 0.370, SLG: 0.413	B C X 1-1 G6-3		C S B X 1-2 G5-3			C C S 0-3 K		X 0-0 P5		3	0	0	0	0	1	1
Tony Armas, R (8, PH) OBP: 0.290, SLG: 0.476										1	0	0	0	0	0	0
Devon White, S (1, 8) OBP: 0.301, SLG: 0.407	S S B S 1-3 K			X 0-0 F8		S B B F S 2-3 K		X 0-0 G6-3		4	0	0	0	0	2	0
Wally Joyner, L (1, 3) OBP: 0.349, SLG: 0.416		X 0-0 1B FC4-6 1B		B F B F B X 3-2 G4-3		B B X 2-0 1B			F X 0-1 F8	4	1	2	0	0	0	0
Johnny Ray, S (1, 4) OBP: 0.320, SLG: 0.351	B B X 2-0 FC4-6 1-3 1B			C B X 1-1 1B 1B		B X 1-0 G6-3			S F B X 1-2 G5-3	3	0	2	0	0	0	1
Glenn Hoffman, R (8, 4) OBP: 0.295, SLG: 0.324										1	0	0	0	0	0	0
Chili Davis, S (1, 7) OBP: 0.317, SLG: 0.421		C B F X 1-2 FC4-6 G5-4-3 1-2f 3-H		B B X 2-0 1-2 1B			B X 1-0 G4-3		X 0-0 2B	4	0	2	1	0	0	1
Lance Parrish, R (1, 2) OBP: 0.327, SLG: 0.432	1 SAFE 1 SAFE F 1 SAFE F 1 SAFE 1 B	1-2 X G5-4-3 1-2f		B X 1-0 G1-3			C S B B F F S 2-3 K		S B X 1-1 F7	2	0	0	0	0	0	3
Bill Schroeder, R (5, 2) OBP: 0.262, SLG: 0.410										2	0	0	0	0	1	1
Jack Howell, L (1, 5) OBP: 0.330, SLG: 0.456			B B B C F X 3-2 2B		S S B X 1-2 G4-3		F B X 1-1 3B			3	0	2	0	0	0	0
Dick Schofield, R (1, 6) OBP: 0.297, SLG: 0.331			S F B B C 2-3 K		B F X 1-1 F8		X 0-0 L5			3	0	0	0	0	1	2
Kent Anderson, R (8, 6) OBP: 0.269, SLG: 0.229										0	0	0	0	0	0	0
Inning Stats	R: 0 H: 0 E: 0 LOB: 0 K: 2 BB: 0 S: 8 P: 11	R: 1 H: 2 E: 0 LOB: 0 K: 0 BB: 0 S: 9 P: 13	R: 0 H: 1 E: 0 LOB: 1 K: 1 BB: 0 S: 11 P: 18	R: 0 H: 2 E: 0 LOB: 2 K: 0 BB: 0 S: 8 P: 15	R: 0 H: 0 E: 0 LOB: 0 K: 1 BB: 0 S: 8 P: 10	R: 0 H: 1 E: 0 LOB: 1 K: 2 BB: 0 S: 8 P: 13	R: 0 H: 1 E: 0 LOB: 1 K: 1 BB: 0 S: 9 P: 13	R: 0 H: 0 E: 0 LOB: 0 K: 1 BB: 0 S: 5 P: 7	R: 0 H: 1 E: 0 LOB: 1 K: 0 BB: 0 S: 9 P: 11	1B: 5 SF: 0 2B: 2 SAC: 0 3B: 1 DP: 1 HR: 0 HBP: 0						

TOP

California Angels @ Seattle Mariners

The Kingdome, Seattle, WA

Tue Aug 01 1989, 10:05 PM EDT

Att. 16,533 - Dome

livebaseballscorecards.com

AB	34
R	1
H	8
RBI	1
BB	0
SO	8
LOB	10

PITCHER		IP	WLS	BF	H	R	ER	SO	BB	IBB	HBP	BLK	WP	HR	S	P	ERA	WHIP
Mike Dunne, R ERA: 5.75	(1, 1)	9.0	W	34	8	1	1	8	0	0	0	0	0	0	75	111	1.00	0.889

PITCHER	IP	WLS	BF	H	R	ER	SO	BB	IBB	HBP	BLK	WP	HR	S	P	ERA	WHIP

BOTTOM

California Angels @ Seattle Mariners

The Kingdome, Seattle, WA

Tue Aug 01 1989, 10:05 PM EDT

Att. 16,533 - Dome

livebaseballscorecards.com

Batter	1	2	3	4	5	6	7	8	9	AB	R	H	RBI	BB	SO	LOB
Harold Reynolds, S (1, 4) OBP: 0.357, SLG: 0.361	G1-3	FC4-6 1-2f 2-3		2B		F7		F7		5	2	1	0	0	0	2
Mario Diaz, R (9, 4) OBP: 0.250, SLG: 0.250		3B		2B						0	0	0	0	0	0	0
Greg Briley, L (1, 7) OBP: 0.381, SLG: 0.545	BB 1B	1B 1-H 3-H 3B		2B BB		F7		K		4	2	2	2	1	1	0
Alvin Davis, L (1, 10) OBP: 0.459, SLG: 0.513	SAFE SAFE SAFE FC6-4 1-2 BB	K 3-H 1B		1-H 2-H 2B		HR		G3		4	1	3	4	1	0	0
Darnell Coles, R (1, 9) OBP: 0.293, SLG: 0.375	L3	K		G5-3		G3-1				4	0	0	0	0	1	4
Henry Cotto, R (1, 8) OBP: 0.278, SLG: 0.360	FC6-4 1-2f		G3-1	P4			HR			4	1	1	1	0	0	3
Jim Presley, R (1, 3) OBP: 0.296, SLG: 0.400		E 1B 1B 1B	F8	F8			K			4	1	1	0	0	1	0
Dave Valle, R (1, 2) OBP: 0.329, SLG: 0.386		E9 FC4-6 1B 1-3 3B 1B	BB	BB			K			2	1	1	0	2	1	0
Edgar Martinez, R (1, 5) OBP: 0.316, SLG: 0.302		FC4-6 1-2 3-H 1B	G1-3	K			BB			3	0	1	1	1	1	2
Omar Vizquel, S (1, 6) OBP: 0.295, SLG: 0.291		B1		G6-3	K		F9			4	0	0	0	0	1	4
Inning Stats	R: 0 E: 0 K: 0 S: 14 H: 1 LOB: 2 BB: 1 P: 22	R: 4 E: 1 K: 1 S: 18 H: 5 LOB: 1 BB: 0 P: 27	R: 0 E: 0 K: 0 S: 7 H: 0 LOB: 1 BB: 1 P: 13	R: 2 E: 0 K: 0 S: 14 H: 2 LOB: 1 BB: 1 P: 24	R: 0 E: 0 K: 2 S: 10 H: 0 LOB: 1 BB: 1 P: 17	R: 1 E: 0 K: 0 S: 12 H: 1 LOB: 0 BB: 0 P: 23	R: 1 E: 0 K: 2 S: 10 H: 1 LOB: 1 BB: 1 P: 20	R: 0 E: 0 K: 1 S: 8 H: 0 LOB: 0 BB: 0 P: 13		1B: 5 2B: 2 3B: 1 HR: 2	SF: 0 SAC: 0 DP: 0 HBP: 0						

	AB	34
	R	8
	H	10
	RBI	8
	BB	5
	SO	6
	LOB	15

WP: 0 PB: 0 SB: 2 CS: 0 PA: 39

PITCHER		IP	WLS	BF	H	R	ER	SO	BB	IBB	HBP	BLK	WP	HR	S	P	ERA	WHIP
Jim Abbott, L ERA: 3.77	(1, 1)	3.1	L	21	8	6	6	1	3	0	0	0	0	0	46	75	16.20	3.300
Dan Petry, R ERA: 4.54	(4, 1)	2.2		10	1	1	1	2	1	0	0	0	0	1	29	51	3.38	0.750
Rich Monteleone, R ERA: 2.55	(7, 1)	2.0		8	1	1	1	3	1	0	0	0	0	1	18	33	4.50	1.000

PITCHER	IP	WLS	BF	H	R	ER	SO	BB	IBB	HBP	BLK	WP	HR	S	P	ERA	WHIP

Batter	1	2	3	4	5	6	7	8	9	AB	R	H	RBI	BB	SO	LOB
Claudell Washington, L (1, 9) OBP: 0.325, SLG: 0.442	F8		G5-3			FC1-6, 1B	F7			4	0	1	0	0	0	1
Johnny Ray, S (1, 4) OBP: 0.317, SLG: 0.347	G5-3		F7			P4	G4-6-3, 1-2f			4	0	0	0	0	0	2
Devon White, S (1, 8) OBP: 0.298, SLG: 0.403	G5-3			G4-3		K		F7		4	0	0	0	0	1	1
Wally Joyner, L (1, 3) OBP: 0.346, SLG: 0.411		E3, 2B		L7		FC1-6, 1-2f		F8		4	1	0	0	0	0	1
Tony Armas, R (1, 10) OBP: 0.306, SLG: 0.533		1B, G6-4-3, 1-H, 2B		HR			HR, 2B	G4-3		4	3	3	2	0	0	0
Chili Davis, S (1, 7) OBP: 0.319, SLG: 0.422		G6-4-3, 2-3, 1B		G4-6-3			HR, 1B		F7	4	1	2	0	0	0	0
Bill Schroeder, R (1, 2) OBP: 0.262, SLG: 0.433		G6-4-3, 1-2f, 3-H	F8				HR, 1-H, 2-H		F9	4	1	1	3	0	0	1
Jack Howell, L (1, 5) OBP: 0.329, SLG: 0.463		F8	G4-3				HR		P6	4	1	1	1	0	0	0
Dick Schofield, R (1, 6) OBP: 0.297, SLG: 0.331			L4		F9		G4-6-3, 1B			3	0	1	0	0	0	0
Inning Stats	R: 0 E: 0 K: 0 S: 5 H: 0 LOB: 0 BB: 0 P: 8	R: 2 E: 1 K: 0 S: 13 H: 2 LOB: 0 BB: 0 P: 18	R: 0 E: 0 K: 0 S: 4 H: 0 LOB: 0 BB: 0 P: 7	R: 1 E: 0 K: 0 S: 8 H: 1 LOB: 0 BB: 0 P: 10	R: 0 E: 0 K: 0 S: 4 H: 0 LOB: 0 BB: 0 P: 7	R: 0 E: 0 K: 1 S: 11 H: 1 LOB: 1 BB: 0 P: 12	R: 4 E: 0 K: 0 S: 16 H: 5 LOB: 0 BB: 0 P: 26	R: 0 E: 0 K: 0 S: 3 H: 0 LOB: 0 BB: 0 P: 7	R: 0 E: 0 K: 0 S: 10 H: 0 LOB: 0 BB: 0 P: 16	1B: 4 2B: 2 3B: 0 HR: 3 SF: 0 SAC: 0 DP: 2 HBP: 0						

PITCHER	IP	WLS	BF	H	R	ER	SO	BB	IBB	HBP	BLK	WP	HR	S	P	ERA	WHIP
Jerry Reed, R (1, 1) ERA: 3.04	5.0	L	18	3	3	1	0	0	0	0	0	0	1	34	50	1.80	0.600
Keith Comstock, L (6, 1) ERA: 3.55	2.0		11	6	4	4	1	0	0	0	0	0	2	27	38	18.00	3.000
Tom Niedenfuer, R (8, 1) ERA: 7.77	2.0		6	0	0	0	0	0	0	0	0	0	0	13	23	0.00	0.000

PITCHER	IP	WLS	BF	H	R	ER	SO	BB	IBB	HBP	BLK	WP	HR	S	P	ERA	WHIP

California Angels @ Seattle Mariners

The Kingdome, Seattle, WA

Wed Aug 02 1989, 10:05 PM EDT

Att. 11,460 - Dome

TOP

livebaseballscorecards.com

AB	35
R	7
H	9
RBI	6
BB	0
SO	1
LOB	6

WP: 0 PB: 0 SB: 0 CS: 0 PA: 35

BOTTOM

California Angels @ Seattle Mariners

The Kingdome, Seattle, WA

Wed Aug 02 1989, 10:05 PM EDT

Att. 11,460 - Dome

Batter	1	2	3	4	5	6	7	8	9	AB	R	H	RBI	BB	SO	LOB
Harold Reynolds, S (1, 4) OBP: 0.359, SLG: 0.363	C X 0-1 G6-4-3 1B		C B B F C 2-3 ③ K			C B X 1-1 G4-6-3 1B		X 0-0 ① F7		3	0	2	0	0	1	0
Mario Diaz, R (8, 4) OBP: 0.244, SLG: 0.243										1	0	0	0	0	0	0
Greg Briley, L (1, 7) OBP: 0.375, SLG: 0.536	B 1 SAFE C X 1-1 ① ② G6-4-3 1-2f			B C B X 2-1 ① G5-3		B X 1-0 ① ② G4-6-3 1-2f		C B F B X 2-2 ② L8		4	0	0	0	0	0	2
Alvin Davis, L (1, 3) OBP: 0.459, SLG: 0.511	C B X 1-1 ③ G3-1			B C X 1-1 FC4-6 1B		B B B B 4-0 HBP BB		B C B X 2-1 ③ F8		3	0	1	0	1	0	0
Darnell Coles, R (1, 9) OBP: 0.295, SLG: 0.373		B F B B C B 4-2 G1-3 BB		C B B B F X 3-2 ② FC4-6 1-2f		C H 1-1 1-2 HBP			F X 0-1 ① P9	2	0	0	0	1	0	1
Mike Kingery, L (1, 8) OBP: 0.296, SLG: 0.250	C F F C 0-3 ① K			X 0-0 ③ L5		B X 1-0 ③ P6			B B B B 4-0 1B BB	3	0	0	0	1	1	4
Scott Bradley, L (1, 10) OBP: 0.332, SLG: 0.399	B B X 2-0 ② G1-3 1-2				X 0-0 ① G3		C F X 0-2 ① P6		F X 0-1 1-3 1B	4	0	1	0	0	0	1
Jim Presley, R (1, 5) OBP: 0.296, SLG: 0.398	C B C F B C 2-3 ③ K				X 0-0 ② L8		B F B F X 2-2 1B		F C S 0-3 ② K	4	0	1	0	0	2	3
Dave Valle, R (1, 2) OBP: 0.329, SLG: 0.385			B X 1-0 ① P3		C B B X 2-1 1B		B X 1-0 ② F7		S B S S 1-3 ③ K	3	0	1	0	0	0	1
Dave Cochrane, S (9, 2) OBP: 0.329, SLG: 0.377										1	0	0	0	0	1	2
Omar Vizquel, S (1, 6) OBP: 0.292, SLG: 0.288			B X 1-0 ② F8		F C F F S 0-3 ③ K		B C X 1-1 ③ F7			3	0	0	0	0	1	2

Inning Stats									
	R: 0 H: 1 E: 0 LOB: 0 K: 0 BB: 0 S: 6 P: 8	R: 0 H: 0 E: 0 LOB: 1 K: 2 BB: 1 S: 11 P: 19	R: 0 H: 0 E: 0 LOB: 0 K: 1 BB: 0 S: 5 P: 9	R: 0 H: 1 E: 0 LOB: 1 K: 0 BB: 0 S: 8 P: 14	R: 0 H: 1 E: 0 LOB: 1 K: 1 BB: 0 S: 9 P: 11	R: 0 H: 1 E: 0 LOB: 2 K: 0 BB: 1 S: 5 P: 13	R: 0 H: 1 E: 0 LOB: 1 K: 0 BB: 0 S: 9 P: 13	R: 0 H: 0 E: 0 LOB: 0 K: 0 BB: 0 S: 6 P: 10	R: 0 H: 1 E: 0 LOB: 2 K: 2 BB: 1 S: 10 P: 15

1B: 6 SF: 0
2B: 0 SAC: 0
3B: 0 DP: 2
HR: 0 HBP: 1

WP: 0 PA: 35
PB: 0
SB: 0
CS: 0

livebaseballscorecards.com

	AB	31
	R	0
	H	6
	RBI	0
	BB	3
	SO	6
	LOB	16

PITCHER	IP	WLS	BF	H	R	ER	SO	BB	IBB	HBP	BLK	WP	HR	S	P	ERA	WHIP
Bert Blyleven, R (1, 1) ERA: 2.31	9.0	W	35	6	0	0	6	3	0	1	0	0	0	69	112	0.00	1.000

PITCHER	IP	WLS	BF	H	R	ER	SO	BB	IBB	HBP	BLK	WP	HR	S	P	ERA	WHIP

Batter	1	2	3	4	5	6	7	8	9	AB	R	H	RBI	BB	SO	LOB
Dick Schofield, R (1, 6) OBP: 0.302, SLG: 0.333	B B C X 2-1 P4 ①		X 0-0 F9 ②			C B B B B 4-1 HR BB	C S B X 1-2 1B		C X 0-1 HR 1B	4	2	2	0	1	0	0
Johnny Ray, S (1, 4) OBP: 0.321, SLG: 0.357	C C F B F B B F B 4-2 FC5-4 BB		S B X 1-1 BLK 1B 1B			1 SAFE 1 SAFE X 0-0 1-H HR	1 SAFE P C X 1-1 F7 ①		X 0-0 F8 ②	4	2	2	2	1	0	2
Devon White, S (1, 8) OBP: 0.299, SLG: 0.410	B 1 SAFE F S F 1 SAFE X 1-2 FC5-4 ② 1-2f		S X 0-1 CS 1-H 1B			B X 1-0 G5-3 ①	1 SAFE F B S S X 1-2 F7 ②		S X 0-1 1-H HR	5	1	2	3	0	0	2
Wally Joyner, L (1, 3) OBP: 0.342, SLG: 0.406	1 SAFE B 1 SAFE 1 SAFE X 1-0 P6 ③		P C 1 SAFE 1 SAFE 1-1 CS ③ 1-2	C X 0-1 L8 ①		B B B C X 3-1 G3 ②	X 0-0 G5-3 ③		C B S C 1-3 K ③	5	0	0	0	0	1	2
Tony Armas, R (1, 9) OBP: 0.304, SLG: 0.541		C X 0-1 P3 ①		B X 1-0 G6-3 ②		B B X 2-0 1B 3B		X 0-0 E6 G4-6-3 E		4	1	1	0	0	0	0
Chili Davis, S (1, 7)		B F F X 1-2 S 1B		C F S 0-3 K ③		B B B F X 3-1 2B 3-H 1B		B F X 1-1 E4 G4-6-3 1-2		4	0	2	1	0	1	1
Lance Parrish, R (1, 10) OBP: 0.327, SLG: 0.433		B B B C X 3-1 F8 ②			C F B C 1-3 K ①	C S B X 1-2 1-3 2B		F S B F F B X 2-2 G4-6-3 ① ② 1-2f 2-3		4	0	1	0	0	1	3
Jack Howell, L (1, 5) OBP: 0.328, SLG: 0.459		B C C S 1-3 K ③ 1-2		B F X 1-1 G4-3 ②	I I I I 4-0 FC6-4 IBB			C B F X 1-2 G4-3 ③		3	0	0	0	1	1	2
Bill Schroeder, R (1, 2) OBP: 0.252, SLG: 0.417			B X 1-0 P5 ①	B F B S S 2-3 K ③	S S F F B B X 2-2 FC6-4 ③ 1-2f				S B S C 1-3 K ①	4	0	0	0	0	2	3
Inning Stats	R: 0 E: 0 K: 0 S: 12 H: 0 LOB: 1 BB: 1 P: 20	R: 0 E: 0 K: 1 S: 10 H: 1 LOB: 1 BB: 0 P: 15	R: 1 E: 0 K: 0 S: 8 H: 2 LOB: 0 BB: 0 P: 10	R: 0 E: 0 K: 1 S: 6 H: 0 LOB: 0 BB: 0 P: 7	R: 0 E: 0 K: 2 S: 8 H: 0 LOB: 0 BB: 0 P: 12	R: 3 E: 0 K: 0 S: 16 H: 4 LOB: 3 BB: 2 P: 36	R: 0 E: 0 K: 0 S: 10 H: 1 LOB: 1 BB: 0 P: 12	R: 0 E: 2 K: 0 S: 11 H: 0 LOB: 1 BB: 0 P: 15	R: 2 E: 0 K: 2 S: 11 H: 2 LOB: 0 BB: 0 P: 13	1B: 6 2B: 1 3B: 1 HR: 2 SF: 0 SAC: 0 DP: 1 HBP: 0						

TOP

California Angels @ Seattle Mariners

The Kingdome, Seattle, WA

Thu Aug 03 1989, 10:05 PM EDT

Att. 12,584 - Dome - 70 F

livebaseballscorecards.com

AB	37
R	6
H	10
RBI	6
BB	3
SO	6
LOB	15

PITCHER		IP	WLS	BF	H	R	ER	SO	BB	IBB	HBP	BLK	WP	HR	S	P	ERA	WHIP
Randy Johnson, L ERA: 4.4	(1, 1)	5.2	L	24	6	4	4	4	2	0	0	1	0	1	52	85	6.35	1.412
Bill Swift, R ERA: 5.11	(6, 1)	2.1		11	2	0	0	0	0	1	0	0	0	0	29	42	0.00	0.857
Michael Jackson, R ERA: 3.88	(9, 1)	1.0		5	2	2	2	2	0	0	0	0	0	1	11	13	18.00	2.000

PITCHER	IP	WLS	BF	H	R	ER	SO	BB	IBB	HBP	BLK	WP	HR	S	P	ERA	WHIP

BOTTOM

Batter	1	2	3	4	5	6	7	8	9	AB	R	H	RBI	BB	SO	LOB
Harold Reynolds, S (1, 4) OBP: 0.356, SLG: 0.359	L8		F9		F7			G1-3		4	0	0	0	0	0	1
Greg Briley, L (1, 7) OBP: 0.369, SLG: 0.526	G3		F8		G4-3			K		4	0	0	0	0	1	1
Alvin Davis, L (1, 3) OBP: 0.460, SLG: 0.515	2B			1B		G3		F7		4	0	2	0	0	0	0
Jeffrey Leonard, R (1, 10) OBP: 0.314, SLG: 0.418	G5-3			1B		1B			F9	4	0	2	0	0	0	1
Darnell Coles, R (1, 9) OBP: 0.294, SLG: 0.372		FC5-4 1B		F9		L9			F9	4	0	1	0	0	0	3
Mike Kingery, L (1, 8) OBP: 0.290, SLG: 0.250		1 SAFE 1 SAFE FC5-4 G6-4-3 1-2f		1B		F7			G6-3	4	0	1	0	0	0	2
Jim Presley, R (1, 5) OBP: 0.293, SLG: 0.394		G6-4-3 1-2f		K			F8			3	0	0	0	0	1	4
Dave Valle, R (1, 2) OBP: 0.329, SLG: 0.390			G3-1 2B	P4			P2			3	0	1	0	0	0	3
Omar Vizquel, S (1, 6) OBP: 0.290, SLG: 0.286			G3-1		K		G4-3			2	0	0	0	0	1	1
Dave Cochrane, S (7, PH) (8, 6) OBP: 0.325, SLG: 0.371										1	0	0	0	0	0	0
Inning Stats	R: 0 H: 1 E: 0 LOB: 1 K: 0 BB: 0 S: 5 P: 8	R: 0 H: 1 E: 0 LOB: 0 K: 0 BB: 0 S: 6 P: 8	R: 0 H: 1 E: 0 LOB: 1 K: 0 BB: 0 S: 14 P: 23	R: 0 H: 3 E: 0 LOB: 3 K: 1 BB: 0 S: 15 P: 18	R: 0 H: 0 E: 0 LOB: 0 K: 1 BB: 0 S: 8 P: 15	R: 0 H: 1 E: 0 LOB: 1 K: 0 BB: 0 S: 9 P: 12	R: 0 H: 0 E: 0 LOB: 0 K: 0 BB: 0 S: 5 P: 9	R: 0 H: 0 E: 0 LOB: 0 K: 1 BB: 0 S: 6 P: 8	R: 0 H: 0 E: 0 LOB: 0 K: 0 BB: 0 S: 6 P: 8	1B: 5 SF: 0 2B: 2 SAC: 0 3B: 0 DP: 1 HR: 0 HBP: 0						WP: 0 PA: 33 PB: 0 SB: 0 CS: 0	

PITCHER	IP	WLS	BF	H	R	ER	SO	BB	IBB	HBP	BLK	WP	HR	S	P	ERA	WHIP
Kirk McCaskill, R (1, 1) ERA: 2.89	9.0	W	33	7	0	0	3	0	0	0	0	0	0	74	109	0.00	0.778

PITCHER	IP	WLS	BF	H	R	ER	SO	BB	IBB	HBP	BLK	WP	HR	S	P	ERA	WHIP

California Angels @ Seattle Mariners

The Kingdome, Seattle, WA

Thu Aug 03 1989, 10:05 PM EDT

Att. 12,584 - Dome - 70 F

livebaseballscorecards.com

AB	33
R	0
H	7
RBI	0
BB	0
SO	3
LOB	16

California Angels @ Milwaukee Brewers

Milwaukee County Stadium, Milwaukee, WI

Fri Aug 04 1989, 8:05 PM EDT
Att. 27,596 - Unknown

livebaseballscorecards.com

Batter	1	2	3	4	5	6	7	8	9	AB	R	H	RBI	BB	SO	LOB
Brian Downing, R (1, 10) OBP: 0.367, SLG: 0.408	3-3 K	0-2 G5-3			0-3 K		2-3 K			4	0	0	0	0	3	2
Johnny Ray, S (1, 4) OBP: 0.320, SLG: 0.356	1-2 E6 HR		1-2 HR 1B		2-1 G5-3		1-0 P5			4	2	1	0	0	0	1
Chili Davis, S (1, 7) OBP: 0.323, SLG: 0.440	3-2 2-H HR		0-0 1-H HR		1-1 L8			2-3 K		4	2	2	4	0	1	0
Wally Joyner, L (1, 3) OBP: 0.341, SLG: 0.412	0-2 F7		0-3 K			1-2 HR		1-1 F8		4	1	1	1	0	1	0
Tony Armas, R (1, 9) OBP: 0.294, SLG: 0.522	1-1 G4-1		0-0 F8			0-0 G1-3		0-0 G6-3		4	0	0	0	0	0	0
Lance Parrish, R (1, 2) OBP: 0.326, SLG: 0.431		0-1 FC1-6 1B	0-0 G6-3			1-0 G4-3			1-1 G5-3	4	0	1	0	0	0	0
Claudell Washington, L (1, 8) OBP: 0.324, SLG: 0.439		1-0 FC1-6 1-2f 2B		1-1 G4-3		2-2 P5			2-0 FC1-6 1B	4	1	1	0	0	0	1
Dick Schofield, R (1, 6) OBP: 0.305, SLG: 0.343		3-2 2-H 2B		1-0 G1-3			0-1 2B		1-0 FC1-6 1-2f	4	0	2	1	0	0	1
Jack Howell, L (1, 5) OBP: 0.325, SLG: 0.453		1-2 P5		1-3 K			2-3 K		1-1 G4-3	4	0	0	0	0	2	3

Inning Stats	1	2	3	4	5	6	7	8	9	
	R: 2 E: 1 K: 1 S: 14	R: 1 E: 1 K: 0 S: 13	R: 2 E: 0 K: 1 S: 9	R: 0 E: 0 K: 1 S: 6	R: 0 E: 0 K: 1 S: 7	R: 1 E: 0 K: 0 S: 9	R: 0 E: 0 K: 2 S: 10	R: 0 E: 0 K: 1 S: 6	R: 0 E: 0 K: 0 S: 6	1B: 3 2B: 2 3B: 0 HR: 3
	H: 1 LOB: 0 BB: 0 P: 22	H: 2 LOB: 1 BB: 0 P: 18	H: 2 LOB: 0 BB: 0 P: 10	H: 0 LOB: 0 BB: 0 P: 9	H: 0 LOB: 0 BB: 0 P: 10	H: 1 LOB: 0 BB: 0 P: 13	H: 1 LOB: 1 BB: 0 P: 15	H: 0 LOB: 0 BB: 0 P: 9	H: 1 LOB: 1 BB: 0 P: 11	SF: 0 SAC: 0 DP: 0 HBP: 0

TOP	
AB	36
R	6
H	8
RBI	6
BB	0
SO	7
LOB	8

WP: 0 PB: 0 SB: 0 CS: 0 PA: 36

PITCHER		IP	WLS	BF	H	R	ER	SO	BB	IBB	HBP	BLK	WP	HR	S	P	ERA	WHIP
Jerry Reuss, L ERA: 5.07	(1, 1)	7.0	L	29	7	6	4	6	0	0	0	0	0	3	68	97	5.14	1.000
Tony Fossas, L ERA: 3.26	(8, 1)	1.0		3	0	0	0	1	0	0	0	0	0	0	6	9	0.00	0.000
Don August, R ERA: 5.44	(9, 1)	1.0		4	1	0	0	0	0	0	0	0	0	0	6	11	0.00	1.000

PITCHER	IP	WLS	BF	H	R	ER	SO	BB	IBB	HBP	BLK	WP	HR	S	P	ERA	WHIP

BOTTOM

California Angels @ Milwaukee Brewers

Milwaukee County Stadium, Milwaukee, WI

Fri Aug 04 1989, 8:05 PM EDT

Att. 27,596 - Unknown

livebaseballscorecards.com

Batter	1	2	3	4	5	6	7	8	9	AB	R	H	RBI	BB	SO	LOB
Paul Molitor, R (1, 5) OBP: 0.373, SLG: 0.415	B B F X 2-1 ① G3		B B B B 4-0 G1-3 BB	S B C S 1-3 ③ K2-3			B C B X 2-1 ② G6-3		C F B B F B B 4-2 BB	3	0	0	0	2	1	2
Jim Gantner, L (1, 4) OBP: 0.309, SLG: 0.309	C B B B S B 4-2 S BB		B X 1-0 ② G1-3 1-2		F S X 0-2 1B		F F X 0-2 1B		B B B C X 3-1 ③ G4-3	4	0	2	0	1	0	2
Glenn Braggs, R (1, 7) OBP: 0.300, SLG: 0.375	B S B F B S 3-3 ② K 1-2		B C S S X 2-2 ③ G5-3		B F X 1-1 ① F8		C B X 1-1 ③ G5-3			4	0	0	0	0	1	4
Robin Yount, R (1, 8) OBP: 0.389, SLG: 0.515	C F F B X 1-2 ③ G4-3			C F X 0-2 ① L9	C F S 0-3 ② K			B X 1-0 1B		4	0	1	0	0	1	2
Greg Brock, L (1, 3) OBP: 0.374, SLG: 0.439		C B X 1-1 ① L8		B B B B 4-0 HR BB	C C C 0-3 ③ K			B X 1-0 ① F7		3	1	0	0	1	1	2
Joey Meyer, R (1, 10) OBP: 0.255, SLG: 0.375		C F B F B X 2-2 ② F7		F B X 1-1 1-H HR		X 0-0 ① G5-3		X 0-0 ② F9		4	1	1	2	0	0	1
Charlie O'Brien, R (1, 2) OBP: 0.321, SLG: 0.351 B.J. Surhoff, L (8, PH) OBP: 0.274, SLG: 0.322 (9, 2)		C B B B B 4-1 BB	X 0-0 ② F7			B C B B F X 3-2 ② F8		B C X 1-1 ③ F8		2 1	0 0	0 0	0 0	1 0	0 0	0 1
Mike Felder, S (1, 9) OBP: 0.300, SLG: 0.303		F B X 1-1 ③ B2		C B X 1-1 S 1B		C X 0-1 ③ G4-3			C X 0-1 ① B1-3	4	0	1	0	0	0	1
Gus Polidor, R (1, 6) OBP: 0.239, SLG: 0.259 Bill Spiers, L (7, PH) OBP: 0.306, SLG: 0.287 (8, 6)			B B B C X 3-1 ① L6	S F 1 SAFE B 1 SAFE F F B B 4-2 B 1-2 BB			B X 1-0 ① G5-3		F F B X 1-2 ② F7	1 2	0 0	0 0	0 0	1 0	0 0	0 0
Inning Stats	R: 0 E: 0 K: 1 S: 11 H: 0 LOB: 1 BB: 1 P: 21	R: 0 E: 0 K: 0 S: 9 H: 0 LOB: 1 BB: 1 P: 17	R: 0 E: 0 K: 0 S: 6 H: 0 LOB: 1 BB: 1 P: 16	R: 2 E: 0 K: 1 S: 15 H: 2 LOB: 2 BB: 2 P: 26	R: 0 E: 0 K: 2 S: 11 H: 1 LOB: 1 BB: 0 P: 12	R: 0 E: 0 K: 0 S: 6 H: 0 LOB: 0 BB: 0 P: 9	R: 0 E: 0 K: 0 S: 8 H: 1 LOB: 1 BB: 0 P: 12	R: 0 E: 0 K: 0 S: 5 H: 1 LOB: 1 BB: 0 P: 8	R: 0 E: 0 K: 0 S: 10 H: 0 LOB: 1 BB: 1 P: 18	1B: 4 2B: 0 3B: 0 HR: 1	SF: 0 SAC: 0 DP: 0 HBP: 0						

	AB	32
	R	2
	H	5
	RBI	2
	BB	6
	SO	4
	LOB	15

PITCHER		IP	WLS	BF	H	R	ER	SO	BB	IBB	HBP	BLK	WP	HR	S	P	ERA	WHIP
Chuck Finley, L ERA: 2.48	(1, 1)	5.0	W	23	3	2	2	4	5	0	0	0	0	1	52	92	3.60	1.600
Willie Fraser, R ERA: 2.82	(6, 1)	4.0	S	15	2	0	0	0	1	0	0	0	0	0	29	47	0.00	0.750

PITCHER	IP	WLS	BF	H	R	ER	SO	BB	IBB	HBP	BLK	WP	HR	S	P	ERA	WHIP

Batter	1	2	3	4	5	6	7	8	9	AB	R	H	RBI	BB	SO	LOB
Devon White, S (1, 8) OBP: 0.301, SLG: 0.409	B X 1-0 S 1B		B F C B B B 4-2 S S BB		F F B X 1-2 ③ G5-3			F B C B X 2-2 ③ G6-3		3	0	1	0	1	0	0
Johnny Ray, S (1, 4) OBP: 0.319, SLG: 0.355	F B 1 SAFE F 1 SAFE X 1-2 ① L7		B B C L X 2-2 ① G5-3 1-2			F C F F F X 0-2 G4-6-3 1B			X 0-0 ① F9	4	0	1	0	0	0	2
Chili Davis, S (1, 7) OBP: 0.319, SLG: 0.436	B S 1 SAFE S S 1-3 ② K 1-2		C X 0-1 ② P6 2-3			1 SAFE C F B B B 1 SAFE 1 SAFE 1 SAFE 3-3 ① C			B F C B X 2-2 ② P6	4	0	0	0	0	2	3
Wally Joyner, L (1, 3) OBP: 0.340, SLG: 0.418	B C B B C F F X 3-2 ③ F9		X 0-0 ③ L9			C B C 1 SAFE B F X 2-2 ②③ G4-6-3 1-2f			B X 1-0 HR	4	1	1	1	0	0	3
Tony Armas, R (1, 10) OBP: 0.285, SLG: 0.504		B F X 1-1 ① G5-3		C B S B B X 3-2 ① F7			F S B F B F F C 2-3 ① K		C X 0-1 ③ G4-3	4	0	0	0	0	1	0
Lance Parrish, R (1, 2) OBP: 0.327, SLG: 0.441 Bill Schroeder, R (4, 2) OBP: 0.250, SLG: 0.413		B C C B F X 2-2 HR		F X 0-1 ② P3			C C C 0-3 ② K			2 1	1 0	1 0	1 0	0 0	0 1	0 0
Claudell Washington, L (1, 9) OBP: 0.324, SLG: 0.442		F F B X 1-2 2B		X 0-0 ③ G3-1			B F C S 1-3 ③ K			3	0	1	0	0	1	0
Dick Schofield, R (1, 6) OBP: 0.302, SLG: 0.339		B B C 2 SAFE X 2-1 ② F8			X 0-0 ① P6			B C X 1-1 ① F4		3	0	0	0	0	0	1
Jack Howell, L (1, 5) OBP: 0.322, SLG: 0.448		X 0-0 ③ L9			B C X 1-1 ② G6-3			B B C S B X 3-2 ② G4-3		3	0	0	0	0	0	1
Inning Stats	R: 0 E: 0 K: 1 S: 12 H: 1 LOB: 1 BB: 0 P: 18	R: 1 E: 0 K: 0 S: 12 H: 2 LOB: 1 BB: 0 P: 18	R: 0 E: 0 K: 0 S: 8 H: 0 LOB: 1 BB: 1 P: 14	R: 0 E: 0 K: 0 S: 6 H: 0 LOB: 0 BB: 0 P: 9	R: 0 E: 0 K: 0 S: 6 H: 0 LOB: 0 BB: 0 P: 8	R: 0 E: 0 K: 1 S: 13 H: 1 LOB: 0 BB: 0 P: 18	R: 0 E: 0 K: 3 S: 12 H: 0 LOB: 0 BB: 0 P: 15	R: 0 E: 0 K: 0 S: 8 H: 0 LOB: 0 BB: 0 P: 14	R: 1 E: 0 K: 0 S: 7 H: 1 LOB: 0 BB: 0 P: 10	1B: 2 2B: 1 3B: 0 HR: 2 SF: 0 SAC: 0 DP: 1 HBP: 0						

PITCHER		IP	WLS	BF	H	R	ER	SO	BB	IBB	HBP	BLK	WP	HR	S	P	ERA	WHIP
Teddy Higuera, L ERA: 3.12	(1, 1)	9.0	W	32	5	2	2	5	1	0	0	0	0	2	84	124	2.00	0.667

PITCHER	IP	WLS	BF	H	R	ER	SO	BB	IBB	HBP	BLK	WP	HR	S	P	ERA	WHIP

TOP

California Angels @ Milwaukee Brewers

Milwaukee County Stadium, Milwaukee, WI

Sat Aug 05 1989, 8:05 PM EDT

Att. 42,324 - Unknown

livebaseballscorecards.com

AB	31
R	2
H	5
RBI	2
BB	1
SO	5
LOB	10

PA: 32

WP: 0 PB: 0 SB: 3 CS: 0

Batter	1	2	3	4	5	6	7	8	9	AB	R	H	RBI	BB	SO	LOB
Paul Molitor, R (1, 5) OBP: 0.369, SLG: 0.409	X 0-0 F9 ①		B F B X 2-1 F8 ②		B B X 2-0 G5-3 ①	B C X 1-1 G6-3 ③		S B X 1-1 G6-3 ③ 1-2		5	0	0	0	0	0	3
Jim Gantner, L (1, 4) OBP: 0.309, SLG: 0.308	C F C 0-3 K ②		B X 1-0 F8 ③		X 0-0 F8 ②		X 0-0 G5-3 S 1B 1B			4	1	1	0	0	1	0
Rob Deer, R (1, 9) OBP: 0.319, SLG: 0.472 Mike Felder, S (9, 9) OBP: 0.300, SLG: 0.303	F S F B F F F C 1-3 K ③			B F S X 1-2 2B 1B 1B	S B C F S 1-3 K ③		F B B S X 2-2 G5-3 ① 1-3			4 0	1 0	1 0	0 0	0 0	2 0	1 0
Robin Yount, R (1, 8) OBP: 0.387, SLG: 0.512		C B S B S 2-3 K ①		B 1 SAFE B X 2-0 F9 ①		B X 1-0 1B FC1-2 1B	B X 1-0 G6-3 ②			4	0	1	0	0	1	2
Greg Brock, L (1, 3) OBP: 0.381, SLG: 0.450		B C B F X 2-2 G6-3 ②		C B F B F F F X 2-2 1B 1-3 1B 2B		B F F B B X 3-2 FC1-2 1-3 1B 1B	B B C C F X 2-2 3-H 1B			4	2	3	1	0	0	0
Glenn Braggs, R (1, 7) OBP: 0.302, SLG: 0.379		B X 1-0 1B 2B		X 0-0 G5-3 1B 2-3 3-H 1B		C F F F S 0-3 K ①	X 0-0 G4-3 ③			4	0	2	1	0	1	3
B.J. Surhoff, L (1, 2) OBP: 0.277, SLG: 0.322		B C B B B 4-1 1B BB		C X 0-1 G5-3 1-2 3-H 1B		X 0-0 FC1-2 1B 1-2 2B 3-H		B C F C 1-3 K ①		3	1	1	1	1	1	2
Joey Meyer, R (1, 10) OBP: 0.265, SLG: 0.380		B C S B X 2-2 1-2 2-H 1B ③		C F B 2 SAFE B X 2-2 G5-3 1-2 2-3 ②		X 0-0 2B 1-3 2-H 1B		B S S S B S 2-3 K ②		4	0	2	1	0	1	2
Bill Spiers, L (1, 6) OBP: 0.311, SLG: 0.298			X 0-0 P6 ①	X 0-0 G4-3 ③		S B X 1-1 1-3 3-H 2B		B B C F X 2-2 WP 1B		4	0	2	1	0	0	2
Inning Stats	R: 0 E: 0 K: 2 S: 11 H: 0 LOB: 0 BB: 0 P: 12	R: 0 E: 0 K: 1 S: 11 H: 2 LOB: 2 BB: 1 P: 22	R: 0 E: 0 K: 0 S: 4 H: 0 LOB: 0 BB: 0 P: 7	R: 2 E: 0 K: 0 S: 17 H: 4 LOB: 2 BB: 0 P: 24	R: 0 E: 0 K: 1 S: 6 H: 0 LOB: 0 BB: 0 P: 9	R: 2 E: 0 K: 1 S: 15 H: 4 LOB: 2 BB: 0 P: 21	R: 1 E: 0 K: 0 S: 10 H: 2 LOB: 1 BB: 0 P: 15	R: 0 E: 0 K: 2 S: 11 H: 1 LOB: 1 BB: 0 P: 17		1B: 10 2B: 3 3B: 0 HR: 0	SF: 0 SAC: 0 DP: 0 HBP: 0					

PITCHER		IP	WLS	BF	H	R	ER	SO	BB	IBB	HBP	BLK	WP	HR	S	P	ERA	WHIP
Mike Witt, R ERA: 4.35	(1, 1)	6.0	L	28	10	4	4	5	1	0	0	0	0	0	64	95	6.00	1.833
Dan Petry, R ERA: 4.71	(7, 1)	0.2		3	1	1	1	0	0	0	0	0	0	0	5	8	13.50	1.500
Bob McClure, L ERA: 2.03	(7, 1)	0.1		2	1	0	0	0	0	0	0	0	0	0	5	7	0.00	3.000
Rich Monteleone, R ERA: 2.45	(8, 1)	1.0		4	1	0	0	2	0	0	0	0	1	0	11	17	0.00	1.000

PITCHER	IP	WLS	BF	H	R	ER	SO	BB	IBB	HBP	BLK	WP	HR	S	P	ERA	WHIP

BOTTOM

California Angels @ Milwaukee Brewers

Milwaukee County Stadium, Milwaukee, WI

Sat Aug 05 1989, 8:05 PM EDT

Att. 42,324 - Unknown

livebaseballscorecards.com

AB	36
R	5
H	13
RBI	5
BB	1
SO	7
LOB	15

WP: 1 PB: 0 SB: 1 CS: 0 PA: 37

Batter	1	2	3	4	5	6	7	8	9	AB	R	H	RBI	BB	SO	LOB
Claudell Washington, L (1, 9) OBP: 0.323, SLG: 0.446 Kent Anderson, R (8, PH) (8, 9) OBP: 0.267, SLG: 0.227	B C S F X 1-2 3B		C B B F S 2-3 ① K		X 0-0 ③ F7	F S S 0-3 ③ K		1 SAFE C F B 1 B B 1 F SAFE 3-3 1 SAFE F C ① K 1-2		4 1	0 0	1 0	0 0	0 0	2 1	3 1
Johnny Ray, S (1, 4) OBP: 0.323, SLG: 0.358	F B S X 1-2 ① L7		B X 1-0 ② F7			S B B F F X 2-2 BB 1B SF8 1B	B F F B B X 3-2 E 1B 1B	B B X 2-0 E9 G4-3 2-H 1B		5	2	3	1	0	0	1
Devon White, S (1, 8) OBP: 0.302, SLG: 0.409	B S X 1-1 ② P5		C B F B B S 3-3 ③ K			F 1 SAFE X 0-1 SF8 BB 1-2 1B 1B	X 0-0 E6 1B 1-3 1B	B B X 2-0 G4-3 2-3 ②		5	1	2	0	0	1	2
Wally Joyner, L (1, 3) OBP: 0.341, SLG: 0.415	B B I I 4-0 IBB			S B S X 1-2 ① F7		S B F F B B B 4-2 1B 1-2 2-3 1B BB	C X 0-1 ① G4-3	C S B X 1-2 ③ P2		3	1	0	0	2	0	3
Tony Armas, R (1, 10) OBP: 0.281, SLG: 0.492	X 0-0 ③ L3			B B F X 2-1 ② P4		X 0-0 ① SF8 2-3 3-H	I I I I 4-0 1B IBB		C S S 0-3 ① K	3	0	0	1	1	1	2
Chili Davis, S (1, 7) OBP: 0.323, SLG: 0.441		S S B B X 2-2 E5 FC6-4		B F S X 1-2 ③ G1-3		1 SAFE C 1 SAFE X 0-1 1B 1-2 3-H 1B	B X 1-0 1-2 2-3 3-H 1B		X 0-0 2B	5	1	3	2	0	0	0
Jack Howell, L (1, 5) OBP: 0.320, SLG: 0.443		1 SAFE X 0-0 ① L7			F B B B B 4-1 SH3-4 BB	B S B F B S 3-3 ② K	F F S 0-3 ② K		X 0-0 ② G4-3	4	0	0	0	1	2	7
Bill Schroeder, R (1, 2) OBP: 0.250, SLG: 0.407		X 0-0 ② P4			X 0-0 ① SH3-4 1-2	F B X 1-1 1B 1-2 2-H 1B	X 0-0 ③ P3		B B F C S 2-3 ③ K	4	0	1	1	0	1	5
Dick Schofield, R (1, 6) OBP: 0.305, SLG: 0.342		1 SAFE 1 SAFE C 1 B B S X 2-2 ③ FC6-4 1-2f			F X 0-1 ② G5-3	B 2 SAFE X 1-0 1-2 2-H 1B		B B C C X 2-2 S E 1B		4	1	2	1	0	0	2
Inning Stats	R: 0 E: 0 K: 0 S: 11 H: 1 LOB: 2 BB: 1 P: 18	R: 0 E: 1 K: 0 S: 8 H: 0 LOB: 1 BB: 0 P: 12	R: 0 E: 0 K: 2 S: 7 H: 0 LOB: 0 BB: 0 P: 13	R: 0 E: 0 K: 0 S: 8 H: 0 LOB: 0 BB: 0 P: 12	R: 0 E: 0 K: 0 S: 5 H: 0 LOB: 1 BB: 1 P: 9	R: 4 E: 0 K: 2 S: 21 H: 5 LOB: 2 BB: 1 P: 32	R: 1 E: 1 K: 1 S: 11 H: 3 LOB: 3 BB: 1 P: 19	R: 1 E: 1 K: 1 S: 13 H: 2 LOB: 1 BB: 0 P: 23	R: 0 E: 0 K: 2 S: 8 H: 1 LOB: 1 BB: 0 P: 10	1B: 10 2B: 1 3B: 1 HR: 0 SF: 1 SAC: 1 DP: 0 HBP: 0						

PITCHER		IP	WLS	BF	H	R	ER	SO	BB	IBB	HBP	BLK	WP	HR	S	P	ERA	WHIP
Jaime Navarro, R ERA: 2.98	(1, 1)	5.2	L	27	6	4	4	3	2	1	0	0	0	0	57	93	6.35	1.412
Tony Fossas, L ERA: 3.45	(6, 1)	1.0		7	3	1	1	2	0	1	0	0	0	0	13	21	9.00	3.000
Chuck Crim, R ERA: 3.13	(7, 1)	1.1		6	2	1	1	1	0	0	0	0	0	0	14	24	6.75	1.500
Mark Knudson, R ERA: 4.04	(9, 1)	1.0		4	1	0	0	2	0	0	0	0	0	0	8	10	0.00	1.000

PITCHER	IP	WLS	BF	H	R	ER	SO	BB	IBB	HBP	BLK	WP	HR	S	P	ERA	WHIP

TOP

California Angels @ Milwaukee Brewers

Milwaukee County Stadium, Milwaukee, WI

Sun Aug 06 1989, 4:33 AM EDT
Att. 31,455 - Unknown

livebaseballscorecards.com

AB	38
R	6
H	12
RBI	6
BB	4
SO	8
LOB	26

WP: 0 PA: 44
PB: 0
SB: 1
CS: 0

BOTTOM

Batter	1	2	3	4	5	6	7	8	9	AB	R	H	RBI	BB	SO	LOB
Paul Molitor, R (1, 5) OBP: 0.368, SLG: 0.406	S B B F F S 2-3 ① K	X 0-0 ③ G4-3			B B F B B 4-1 CS BB		C B X 1-1 ③ F9			3	0	0	0	1	1	3
Jim Gantner, L (1, 4) OBP: 0.311, SLG: 0.316	F X 0-1 2B		X 0-0 ① F8		B 1 SAFE B 1 SAFE F B X 3-1 ② 1-2 2B			B C X 1-1 ① G4-3		4	0	2	0	0	0	0
Rob Deer, R (1, 9) OBP: 0.318, SLG: 0.468	B B B S F B 4-2 BB		B B C B X 3-1 ② G6-3		S B X 1-1 ③ G5-3			B C X 1-1 ② P5		3	0	0	0	1	0	1
Robin Yount, R (1, 8) OBP: 0.386, SLG: 0.508	C F B S 1-3 ② K		B B B B 4-0 S BB			B C F S 1-3 ① K		B C B X 2-1 ③ G6-3		3	0	0	0	1	2	2
Greg Brock, L (1, 3) OBP: 0.374, SLG: 0.441	C S B F S 1-3 ③ K		C F 1 SAFE B B B S 3-3 ③ 1-2 K			B B F B C X 3-2 ② G3-1			C C B S 1-3 ① K	4	0	0	0	0	3	3
Glenn Braggs, R (1, 7) OBP: 0.300, SLG: 0.375		C X 0-1 ① G5-3		S S X 0-2 ① G4-3		S F B S 1-3 ③ K			C S B S 1-3 ② K	4	0	0	0	0	2	0
Charlie O'Brien, R (1, 2) OBP: 0.313, SLG: 0.342 Terry Francona, L (9, PH) OBP: 0.257, SLG: 0.333		B C C B S 2-3 ② K		C X 0-1 ② L5			B C C B X 2-2 ① F9		C B S S 1-3 ③ K	3 1	0 0	0 0	0 0	0 0	1 1	0 0
Joey Meyer, R (1, 10) OBP: 0.276, SLG: 0.383		B B B C C X 3-2 2B 1B		F C B B S 2-3 ③ K			B C B B S F B 4-2 BB			2	0	1	0	1	1	0
Bill Spiers, L (1, 6) OBP: 0.311, SLG: 0.305		B B B C X 3-1 1-3 2B			C B S F X 1-2 ① G4-3		B B B C C C 3-3 ② K			3	0	1	0	0	1	1
Inning Stats	R: 0 H: 1 E: 0 LOB: 2 K: 3 BB: 1 S: 15 P: 23	R: 0 H: 2 E: 0 LOB: 2 K: 1 BB: 0 S: 11 P: 19	R: 0 H: 0 E: 0 LOB: 1 K: 1 BB: 1 S: 6 P: 16	R: 0 H: 0 E: 0 LOB: 0 K: 1 BB: 0 S: 8 P: 10	R: 0 H: 1 E: 0 LOB: 1 K: 0 BB: 1 S: 9 P: 18	R: 0 H: 0 E: 0 LOB: 0 K: 2 BB: 0 S: 9 P: 14	R: 0 H: 0 E: 0 LOB: 1 K: 1 BB: 1 S: 11 P: 21	R: 0 H: 0 E: 0 LOB: 0 K: 0 BB: 0 S: 6 P: 10	R: 0 H: 0 E: 0 LOB: 0 K: 3 BB: 0 S: 9 P: 12	1B: 1 SF: 0 2B: 3 SAC: 0 3B: 0 DP: 0 HR: 0 HBP: 0						

PITCHER		IP	WLS	BF	H	R	ER	SO	BB	IBB	HBP	BLK	WP	HR	S	P	ERA	WHIP
Jim Abbott, L ERA: 3.56	(1, 1)	7.0	W	28	4	0	0	9	4	0	0	0	0	0	69	121	0.00	1.143
Greg Minton, R ERA: 2.65	(8, 1)	1.0		3	0	0	0	0	0	0	0	0	0	0	6	10	0.00	0.000
Bryan Harvey, R ERA: 3.55	(9, 1)	1.0		3	0	0	0	3	0	0	0	0	0	0	9	12	0.00	0.000

PITCHER	IP	WLS	BF	H	R	ER	SO	BB	IBB	HBP	BLK	WP	HR	S	P	ERA	WHIP

California Angels @ Milwaukee Brewers

Milwaukee County Stadium, Milwaukee, WI

Sun Aug 06 1989, 4:33 AM EDT

Att. 31,455 - Unknown

livebaseballscorecards.com

AB	30
R	0
H	4
RBI	0
BB	4
SO	12
LOB	10

PA: 34

WP: 0
PB: 0
SB: 1
CS: 1

Batter	1	2	3	4	5	6	7	8	9	10	AB	R	H	RBI	BB	SO	LOB
Harold Reynolds, S (1, 4) OBP: 0.357, SLG: 0.364	X 0-0 F8 ①		L B F X 1-2 FC3-2 1B 1-2 2-3			C B S F X 1-2 G3 ① 1-1 E HR 1B	X 0-0 F8 ③		B B B C B 4-1 BB 1-2		4	0	1	0	1	0	0
Greg Briley, L (1, 7) OBP: 0.367, SLG: 0.506	C B C S 1-3 K ②		B B F F X 2-2 FC3-2 ① 1-2 2-3 3-Hf			C B X		F B X 1-1 P3 ①	F C B B S 2-3 K ③		5	1	1	0	0	2	6
Alvin Davis, L (1, 3) OBP: 0.449, SLG: 0.494	B X 1-0 F7 ③		C X 0-1 G1-2-3 ②③ 3-Hf			B 1 SAFE X 1-0 E3 HR 1-3		B B X 2-0 F8 ②		B B B C X 3-1 F7 ①	5	1	0	0	0	0	4
Jeffrey Leonard, R (1, 10) OBP: 0.317, SLG: 0.441		F B F C 1-3 K ①		B X 1-0 P6 ①		F X 0-1 HR 1-H 3-H		S B B B C X 3-2 1B		X 0-0 HR	5	2	3	4	0	1	0
Darnell Coles, R (1, 9) OBP: 0.296, SLG: 0.391		B C B X 2-1 G4-3 ②		B F B C B X 3-2 P8 ②		C X 0-1 G5-3 ②		C B B S F B F S 3-3 K ③		X 0-0 HR	5	1	1	1	0	1	1
Mike Kingery, L (1, 8) OBP: 0.314, SLG: 0.404		B C F B F X 2-2 F7 ③		B X 1-0 G4-3 ③		B F B B F B 4-2 BB			C X 0-1 FC3-6 SH1-4 1B	C F B F S 1-3 K ②	4	0	1	0	1	1	0
Jim Presley, R (1, 5) OBP: 0.292, SLG: 0.400			B X 1-0 1B 1B 1B		C F X 0-2 G3-1 ①	B B S X 2-1 G5-3 ③			B F 1 SAFE X 1-1 SH1-4 ① 1-2	F B B B X 3-1 G5-3 ③	4	1	1	0	0	0	1
Scott Bradley, L (1, 2) OBP: 0.346, SLG: 0.410			C B B X 2-1 1B 1B FC3-2 1B 1-3		B C F X 1-2 L8 ②		B X 1-0 F7 ①		I I I I 4-0 FC3-6 IBB		3	0	1	0	1	0	0
Mario Diaz, R (1, 6) OBP: 0.234, SLG: 0.233 Dave Cochrane, S (9, PH) OBP: 0.301, SLG: 0.386 Omar Vizquel, S (9, 6) OBP: 0.285, SLG: 0.279			B X 1-0 FC3-2 1B G1-2-3 1B 1-2 3-H		B B X 2-0 G6-3 ③		B F B F S 2-3 K ②		C F X 0-2 FC3-6 BB ② 1-2f 2-3		3 1 0	0 0 0	1 0 0	1 0 0	0 0 0	1 0 0	0 2 0

Inning Stats																																		
	R: 0	H: 0		R: 0	H: 0		R: 1	H: 4		R: 0	H: 0		R: 0	H: 0		R: 3	H: 2		R: 0	H: 0		R: 0	H: 1		R: 0	H: 1		R: 0	H: 1		R: 2	H: 2		1B: 7	SF: 0		WP: 0	PA: 43
	E: 0	LOB: 0		E: 0	LOB: 0		E: 0	LOB: 2		E: 0	LOB: 0		E: 0	LOB: 0		E: 1	LOB: 1		E: 0	LOB: 0		E: 0	LOB: 1		E: 0	LOB: 3		E: 0	LOB: 0		2B: 0	SAC: 1		PB: 0	
	K: 1	BB: 0		K: 1	BB: 0		K: 0	BB: 0		K: 0	BB: 0		K: 0	BB: 0		K: 0	BB: 1		K: 1	BB: 0		K: 1	BB: 0		K: 1	BB: 2		K: 1	BB: 0		3B: 0	DP: 1		SB: 0	
	S: 5	P: 7		S: 9	P: 14		S: 12	P: 19		S: 5	P: 10		S: 7	P: 10		S: 15	P: 24		S: 5	P: 8		S: 11	P: 20		S: 11	P: 22		S: 10	P: 17		HR: 3	HBP: 0		CS: 0	

PITCHER		IP	WLS	BF	H	R	ER	SO	BB	IBB	HBP	BLK	WP	HR	S	P	ERA	WHIP
Bert Blyleven, R ERA: 2.35	(1, 1)	9.0		38	8	4	3	5	2	1	0	0	0	1	80	134	3.00	1.111
Greg Minton, R ERA: 2.91	(10, 1)	1.0	L	5	2	2	2	1	0	0	0	0	0	2	10	17	18.00	2.000

PITCHER	IP	WLS	BF	H	R	ER	SO	BB	IBB	HBP	BLK	WP	HR	S	P	ERA	WHIP

TOP

Seattle Mariners @ California Angels

Anaheim Stadium, Anaheim, CA

Tue Aug 08 1989, 10:05 PM EDT

Att. 27,252 - Unknown

livebaseballscorecards.com

AB	39
R	6
H	10
RBI	6
BB	3
SO	6
LOB	14

Batter	1	2	3	4	5	6	7	8	9	10	AB	R	H	RBI	BB	SO	LOB
Dick Schofield, R (1, 6) OBP: 0.300, SLG: 0.336	X 0-0 ① F8	C C B F B S 2-3 ③ K		F C B C 1-3 ③ K			B S S X 1-2 ② P2		B F B F B X 3-2 ② F7		5	0	0	0	0	2	3
Johnny Ray, S (1, 4) OBP: 0.324, SLG: 0.357	C F B X 1-2 ② G5-3		B F B F X 2-2 ① G4-1		F B B B X 3-1 ① L6		B X 1-0 WP PB 1B		I I I I 4-0 IBB		4	0	1	0	1	0	0
Devon White, S (1, 8) OBP: 0.305, SLG: 0.409	B B F B B 4-1 BB		X 0-0 S HBP HR 1B		B B F X 2-1 ② G5-3		B C B I I 4-1 WP 1-2 IBB		C B S B X 2-2 ③ FC5 2-3f		3	1	1	0	2	0	2
Wally Joyner, L (1, 3) OBP: 0.342, SLG: 0.413	1 SAFE 1 SAFE B X 1-0 ③ F8		1 SAFE 1 SAFE 1 SAFE 1 SAFE H 1-0 1-2 HR HBP		S X 0-1 ③ G1-3		C B S X 1-2 ③ L3 1-2 2-3			C X 0-1 BB 1B	4	1	1	0	0	0	3
Tony Armas, R (1, 9) OBP: 0.286, SLG: 0.496		B X 1-0 1B 1B 1B	B C B B F S 3-3 ② K 2-3			X 0-0 F8 2B		C B F S 1-3 ① K		S S S 0-3 ① K	5	1	2	0	0	3	3
Chili Davis, S (1, 7) OBP: 0.326, SLG: 0.449		S B B B X 3-1 1B 1-2 1B	B C X 1-1 1-H 3-H HR			B S F X 1-2 ① F8 2-3		B B F F F X 2-2 ② G5-3		B C S B B F B 4-2 1-2 BB	4	1	2	3	1	0	1
Bill Schroeder, R (1, 2) OBP: 0.240, SLG: 0.390		B S S S 1-3 ① K	X 0-0 ③ F9			B F X 1-1 ② L6		B C X 1-1 ③ G5-3		B X 1-0 ② L9	5	0	0	0	0	1	5
Jack Howell, L (1, 5) OBP: 0.319, SLG: 0.437		B B F F B C 3-3 ② K		C F C 0-3 ① K		S X 0-1 ③ G4-3			B B B 4-0 FC5 SH1-4 BB	S B F S 1-3 ③ K	4	0	0	0	1	3	5
Kent Anderson, R (1, 10) OBP: 0.268, SLG: 0.230		B B X 2-0 1-3 2-H 1B		C B F X 1-2 ② G3-1			C B X 1-1 ① G4-3		1 SAFE B 1 SAFE C X 1-1 ① SH1-4 1-2		3	0	1	1	0	0	0
Inning Stats	R: 0 H: 0 E: 0 LOB: 1 K: 0 BB: 1 S: 6 P: 12	R: 1 H: 3 E: 0 LOB: 2 K: 3 BB: 0 S: 14 P: 26	R: 3 H: 2 E: 0 LOB: 0 K: 1 BB: 0 S: 10 P: 17	R: 0 H: 0 E: 0 LOB: 0 K: 2 BB: 0 S: 9 P: 11	R: 0 H: 0 E: 0 LOB: 0 K: 0 BB: 0 S: 6 P: 11	R: 0 H: 1 E: 0 LOB: 1 K: 0 BB: 0 S: 8 P: 10	R: 0 H: 1 E: 0 LOB: 2 K: 0 BB: 1 S: 10 P: 18	R: 0 H: 0 E: 0 LOB: 0 K: 1 BB: 0 S: 9 P: 13	R: 0 H: 0 E: 0 LOB: 2 K: 0 BB: 2 S: 8 P: 22	R: 0 H: 1 E: 0 LOB: 2 K: 2 BB: 1 S: 12 P: 18	1B: 6 SF: 0 2B: 1 SAC: 1 3B: 0 DP: 0 HR: 1 HBP: 1						

PITCHER	IP	WLS	BF	H	R	ER	SO	BB	IBB	HBP	BLK	WP	HR	S	P	ERA	WHIP
Randy Johnson, L (1, 1) ERA: 4.41	8.0		35	7	4	4	7	2	1	1	0	1	1	72	122	4.50	1.125
Jerry Reed, R (9, 1) ERA: 2.99	1.0	W	4	0	0	0	0	0	1	0	0	0	0	8	18	0.00	0.000
Mike Schooler, R (10, 1) ERA: 1.81	1.0	S	5	1	0	0	2	1	0	0	0	0	0	12	18	0.00	2.000

PITCHER	IP	WLS	BF	H	R	ER	SO	BB	IBB	HBP	BLK	WP	HR	S	P	ERA	WHIP

BOTTOM

Seattle Mariners @ California Angels

Anaheim Stadium, Anaheim, CA

Tue Aug 08 1989, 10:05 PM EDT

Att. 27,252 - Unknown

livebaseballscorecards.com

AB	37
R	4
H	8
RBI	4
BB	5
SO	9
LOB	22

1B: 6 SF: 0 PA: 44
2B: 1 SAC: 1
3B: 0 DP: 0
HR: 1 HBP: 1

WP: 1
PB: 1
SB: 1
CS: 0

Batter	1	2	3	4	5	6	7	8	9	AB	R	H	RBI	BB	SO	LOB
Harold Reynolds, S (1, 4) OBP: 0.356, SLG: 0.363	C B B B X 3-1 G4-3 ①		S B F F B X 2-2 BB 1B 1B		B B X 2-0 G4-3 ③			B X 1-0 P3 ①		4	0	1	0	0	0	0
Greg Briley, L (1, 7) OBP: 0.366, SLG: 0.502	B C B F C 2-3 K ②		B 1 SAFE F 1 SAFE 1 SAFE 1 SAFE B 1 SAFE X 2-1 BB 1-2 1B			F F B S 1-3 K ①		B X 1-0 G3 ②		4	0	1	0	0	2	0
Alvin Davis, L (1, 3) OBP: 0.447, SLG: 0.489	C F F S 0-3 K ③		B B B B 4-0 FC4-6 1-2 2-3 BB			C C F B B X 2-2 G1-3 ②		C C C 0-3 K ③		3	0	0	0	1	2	0
Jeffrey Leonard, R (1, 10) OBP: 0.314, SLG: 0.437		F B B C B X 3-2 G6-3 ①	B C X 2-0 FC4-6 1-2f ③			F B B X 2-1 F9 ③			C B F F S 1-3 K ①	4	0	0	0	0	1	3
Darnell Coles, R (1, 9) OBP: 0.295, SLG: 0.389		C B X 1-1 F9 ②		B C X 1-1 FC3-6 1B			X 0-0 F9 ①		S S B S 1-3 K ②	4	0	1	0	0	1	0
Mike Kingery, L (1, 8) OBP: 0.327, SLG: 0.431		B F X 1-1 FC6-4 1B		F B B 1 SAFE X 2-1 FC3-6 CS 1-2f ①			X 0-0 PB G3 2B		F B F S 1-3 K2-3 ③	4	1	2	0	0	1	1
Jim Presley, R (1, 5) OBP: 0.289, SLG: 0.396		B S 1 SAFE X 1-1 FC6-4 1-2f ③		F B F S 1-3 K ②			S B F B X 2-2 G3 2-H ②			3	0	0	1	0	1	2
Scott Bradley, L (1, 2) OBP: 0.346, SLG: 0.409			C X 0-1 G4-3 ①	1 SAFE F 1 SAFE B B 2-1 CS 1-2 ③	S F X 0-2 L8 ①		B B X 2-0 1B			3	0	1	0	0	0	0
Omar Vizquel, S (1, 6) OBP: 0.283, SLG: 0.277 Dave Cochrane, S (7, PH) OBP: 0.298, SLG: 0.381 (7, 6)			C X 0-1 G3-1 ②		X 0-0 P6 ②		C S F B 1 SAFE F S 1-3 K ③			2 1	0 0	0 0	0 0	0 0	0 1	0 1
Inning Stats	R: 0 E: 0 K: 2 S: 9 H: 0 LOB: 0 BB: 0 P: 14	R: 0 E: 0 K: 0 S: 9 H: 1 LOB: 1 BB: 0 P: 15	R: 0 E: 0 K: 0 S: 11 H: 2 LOB: 3 BB: 1 P: 21	R: 0 E: 0 K: 1 S: 8 H: 1 LOB: 0 BB: 0 P: 14	R: 0 E: 0 K: 0 S: 5 H: 0 LOB: 0 BB: 0 P: 7	R: 0 E: 0 K: 1 S: 9 H: 0 LOB: 0 BB: 0 P: 14	R: 1 E: 0 K: 1 S: 11 H: 2 LOB: 1 BB: 0 P: 16	R: 0 E: 0 K: 1 S: 5 H: 0 LOB: 0 BB: 0 P: 7	R: 0 E: 0 K: 3 S: 10 H: 0 LOB: 0 BB: 0 P: 13	1B: 5 2B: 1 3B: 0 HR: 0	SF: 0 SAC: 0 DP: 0 HBP: 0						

PITCHER		IP	WLS	BF	H	R	ER	SO	BB	IBB	HBP	BLK	WP	HR	S	P	ERA	WHIP
Kirk McCaskill, R ERA: 2.81	(1, 1)	7.0	W	27	6	1	1	5	1	0	0	0	0	0	62	101	1.29	1.000
Bob McClure, L ERA: 1.95	(8, 1)	1.0		3	0	0	0	1	0	0	0	0	0	0	5	7	0.00	0.000
Bryan Harvey, R ERA: 3.46	(9, 1)	1.0	S	3	0	0	0	3	0	0	0	0	0	0	10	13	0.00	0.000

PITCHER	IP	WLS	BF	H	R	ER	SO	BB	IBB	HBP	BLK	WP	HR	S	P	ERA	WHIP

TOP

Seattle Mariners @ California Angels

Anaheim Stadium, Anaheim, CA

Wed Aug 09 1989, 10:05 PM EDT

Att. 26,416 - Unknown

livebaseballscorecards.com

AB	32
R	1
H	6
RBI	1
BB	1
SO	9
LOB	7

1B: 5 2B: 1 3B: 0 HR: 0 SF: 0 SAC: 0 DP: 0 HBP: 0

WP: 0 PB: 1 SB: 0 CS: 1 PA: 34

BOTTOM

Seattle Mariners @ California Angels

Anaheim Stadium, Anaheim, CA

Wed Aug 09 1989, 10:05 PM EDT

Att. 26,416 - Unknown

livebaseballscorecards.com

Batter	1	2	3	4	5	6	7	8	9	AB	R	H	RBI	BB	SO	LOB
Dick Schofield, R (1, 6) OBP: 0.298, SLG: 0.333	C B C F X 1-2 G4-3 ①		C B X 1-1 G5-3 ①		X 0-0 G5-3 ①	B C C X 1-2 1B 3B 1B		B B X 2-0 P6 ①		5	1	1	0	0	0	0
Johnny Ray, S (1, 4) OBP: 0.325, SLG: 0.356	C C B B S 2-3 K ②		B B F B B 4-1 BB		X 0-0 F7 ②	C 1 SAFE X 0-1 1-3 3B 1B		B X 1-0 G4-3 ②		4	1	1	0	1	1	0
Devon White, S (1, 8) OBP: 0.306, SLG: 0.413	X 0-0 F9 ③		B 1 SAFE C 1 SAFE B F X 2-2 F7 ②		B B F X 2-1 WP 2B 1B	B X 1-0 1-H 3-H 3B		B C B S S 2-3 K ③		5	1	2	2	0	1	1
Wally Joyner, L (1, 3) OBP: 0.343, SLG: 0.411		X 0-0 F7 ①	B B B X 3-0 G4-3 ③		B 1 SAFE 1 SAFE C B I I 4-1 1-2 2B IBB	C H 1-1 HBP				2	1	0	0	1	0	1
Tony Armas, R (1, 9) OBP: 0.299, SLG: 0.519		B C X 1-1 1B 2B	B B X 2-0 1B 1B		B C X 1-1 1-H 2-H 2B	F X 0-1 F8 ③				4	0	3	2	0	0	2
Chili Davis, S (1, 7) OBP: 0.328, SLG: 0.448		F B X 1-1 2-3 BB 1B	B C F F B F C 2-3 K ① I I		4-0 IBB		C X 0-1 G4-3 ①			3	0	1	0	1	1	1
Bill Schroeder, R (1, 2) OBP: 0.240, SLG: 0.385		F B F B B 1 SAFE S 3-3 K ②	1 SAFE B S X 1-1 1-3 1B		B C S F C 1-3 K ③		F C B S 1-3 K ②			4	0	1	0	0	3	4
Jack Howell, L (1, 5) OBP: 0.321, SLG: 0.442		B B B B 4-0 1-2 BB	F B B C X 2-2 P6 ②			X 0-0 G3 ①	F C B X 1-2 3B			3	0	1	0	1	0	2
Glenn Hoffman, R (1, 10) OBP: 0.280, SLG: 0.308		B X 1-0 P3 ③	C F B B B X 2-2 F9 ③			X 0-0 G6-3 ②	C F B B B X 2-2 P3 ③			4	0	0	0	0	0	6
Inning Stats	R: 0 E: 0 K: 1 S: 8 H: 0 LOB: 0 BB: 0 P: 11	R: 0 E: 0 K: 1 S: 9 H: 2 LOB: 3 BB: 1 P: 19	R: 0 E: 0 K: 0 S: 7 H: 0 LOB: 1 BB: 1 P: 17	R: 0 E: 0 K: 1 S: 14 H: 2 LOB: 2 BB: 0 P: 23	R: 2 E: 0 K: 1 S: 11 H: 2 LOB: 2 BB: 2 P: 23	R: 2 E: 0 K: 0 S: 11 H: 3 LOB: 2 BB: 0 P: 14	R: 0 E: 0 K: 1 S: 11 H: 1 LOB: 1 BB: 0 P: 15	R: 0 E: 0 K: 1 S: 5 H: 0 LOB: 0 BB: 0 P: 10		1B: 6 2B: 2 3B: 2 HR: 0	SF: 0 SAC: 0 DP: 0 HBP: 1		WP: 1 PB: 0 SB: 0 CS: 0	PA: 39		

	AB	34
	R	4
	H	10
	RBI	4
	BB	4
	SO	6
	LOB	17

PITCHER	IP	WLS	BF	H	R	ER	SO	BB	IBB	HBP	BLK	WP	HR	S	P	ERA	WHIP
Brian Holman, R (1, 1) ERA: 3.99	8.0	L	39	10	4	4	6	2	2	1	0	1	0	76	132	4.50	1.500

PITCHER	IP	WLS	BF	H	R	ER	SO	BB	IBB	HBP	BLK	WP	HR	S	P	ERA	WHIP

Batter	1	2	3	4	5	6	7	8	9	10	AB	R	H	RBI	BB	SO	LOB
Harold Reynolds, S (1, 4) OBP: 0.353, SLG: 0.358	C C B X 1-2 G5-3 ①		C B X 1-1 F8 ②			C B X 1-1 G6-3 ①		X 0-0 2-3 L9 ②		F B X 1-1 F7 ②	5	0	0	0	0	0	2
Greg Briley, L (1, 9) OBP: 0.360, SLG: 0.492	F S B S 1-3 K ②		B F F C 1-3 K ③			L B C S 1-3 K ②		C S S 0-3 K ③		B C B C B X 3-2 G4-3 ③	5	0	0	0	0	4	2
Alvin Davis, L (1, 10) OBP: 0.446, SLG: 0.487	B B F X 2-1 G4-3 ③			C B B F S 2-3 K ①		X 0-0 G3 ③			C B C X 1-2 FC6-4 1B		4	0	1	0	0	1	0
Jeffrey Leonard, R (1, 7) OBP: 0.311, SLG: 0.433		S B B F X 2-2 L6-3 ①		B F B X 2-1 G6-3 ②			F X 0-1 P4 ①		S S C 0-3 K ①		4	0	0	0	0	1	1
Darnell Coles, R (1, 3) OBP: 0.297, SLG: 0.389		B X 1-0 HR 1B		C S S 0-3 K ③			S B C B B B 4-2 FC6-4 BB		F C B X 1-2 FC6-4 S 1-2f ②		3	1	1	0	1	1	1
Henry Cotto, R (1, 8) OBP: 0.281, SLG: 0.391		X 0-0 1-H HR			C B C S 1-3 K ①		X 0-0 F7 ②		S B S B B X 3-2 G5-3 1-2 ③		4	1	1	2	0	1	2
Jim Presley, R (1, 5) OBP: 0.289, SLG: 0.404		C B S S 1-3 K ②			B S S C 1-3 ②		C X 0-1 FC6-4 1-2f ③			B X 1-0 HR	4	1	1	1	0	2	1
Dave Valle, R (1, 2) OBP: 0.336, SLG: 0.388		C B B C B F X 3-2 F8 ③			B B C B C B 4-2 BB			B B B B 4-0 L9 SH3-4 BB		C B B B B 4-1 SH1-3 BB	1	0	0	0	3	0	0
Mario Diaz, R (1, 6) OBP: 0.224, SLG: 0.222 Omar Vizquel, S (10, PH) OBP: 0.283, SLG: 0.277 (10, 6)			C F S 0-3 K ①		B F F S 1-3 K ③			B X 1-0 1-2 SH3-4 ①		X 0-0 1-2 SH1-3 ①	2	0	0	0	0	2	1
											0	0	0	0	0	0	0
Inning Stats	R: 0 E: 0 K: 1 S: 8 H: 0 LOB: 0 BB: 0 P: 12	R: 2 E: 0 K: 1 S: 12 H: 2 LOB: 0 BB: 0 P: 19	R: 0 E: 0 K: 2 S: 8 H: 0 LOB: 0 BB: 0 P: 10	R: 0 E: 0 K: 2 S: 8 H: 0 LOB: 0 BB: 0 P: 12	R: 0 E: 0 K: 3 S: 11 H: 0 LOB: 1 BB: 1 P: 18	R: 0 E: 0 K: 1 S: 6 H: 0 LOB: 0 BB: 0 P: 8	R: 0 E: 0 K: 0 S: 7 H: 0 LOB: 1 BB: 1 P: 11	R: 0 E: 0 K: 1 S: 5 H: 0 LOB: 1 BB: 1 P: 10	R: 0 E: 0 K: 1 S: 12 H: 1 LOB: 1 BB: 0 P: 17	R: 1 E: 0 K: 0 S: 8 H: 1 LOB: 1 BB: 1 P: 17	1B: 2 2B: 0 3B: 0 HR: 2	SF: 0 SAC: 2 DP: 0 HBP: 0					

PITCHER	IP	WLS	BF	H	R	ER	SO	BB	IBB	HBP	BLK	WP	HR	S	P	ERA	WHIP
Chuck Finley, L (1, 1) ERA: 2.51	9.0	L	35	4	3	3	12	4	0	0	0	0	2	79	124	3.00	0.889
Willie Fraser, R (10, 1) ERA: 2.79	0.2		2	0	0	0	0	0	0	0	0	0	0	3	4	0.00	0.000
Bob McClure, L (10, 1) ERA: 1.93	0.1		1	0	0	0	0	0	0	0	0	0	0	3	6	0.00	0.000

PITCHER	IP	WLS	BF	H	R	ER	SO	BB	IBB	HBP	BLK	WP	HR	S	P	ERA	WHIP

TOP

Seattle Mariners @ California Angels

Anaheim Stadium, Anaheim, CA

Thu Aug 10 1989, 10:05 PM EDT

Att. 26,924 - Unknown

livebaseballscorecards.com

AB	32
R	3
H	4
RBI	3
BB	4
SO	12
LOB	10

1B: 2 SF: 0
2B: 0 SAC: 2
3B: 0 DP: 0
HR: 2 HBP: 0

WP: 0 PA: 38
PB: 0
SB: 1
CS: 0

Seattle Mariners @ California Angels

Anaheim Stadium, Anaheim, CA

Thu Aug 10 1989, 10:05 PM EDT

Att. 26,924 - Unknown

livebaseballscorecards.com

Batter	1	2	3	4	5	6	7	8	9	10	AB	R	H	RBI	BB	SO	LOB
Claudell Washington, L (1, 10) OBP: 0.324, SLG: 0.445	F7		1B 1-3 2-H 1B		P6		BB 2-3 1B		F7		5	0	2	1	0	0	2
Johnny Ray, S (1, 4) OBP: 0.330, SLG: 0.360	1B		1-3 3-H 1B			1B	1-2 BB		F8		4	0	3	1	1	0	2
Devon White, S (1, 8) OBP: 0.303, SLG: 0.408	K		G4-3			F7	F8				5	0	0	0	0	1	7
Wally Joyner, L (1, 3) OBP: 0.341, SLG: 0.409	K		G4-1			1-3 1B		F8			5	0	1	0	0	1	3
Tony Armas, R (1, 9) OBP: 0.289, SLG: 0.500		F7		G6-3		P4		K			5	0	0	0	0	1	2
Chili Davis, S (1, 7) OBP: 0.325, SLG: 0.444		K		L9		K		G5-3			4	0	0	0	0	2	2
Bill Schroeder, R (1, 2) OBP: 0.233, SLG: 0.373		K		G5-3			B2		K		4	0	0	0	0	2	0
Jack Howell, L (1, 5) OBP: 0.325, SLG: 0.444			HBP 1B		K		1B G1-3 BB		BB 1B		3	1	2	0	1	1	0
Dick Schofield, R (1, 6) OBP: 0.300, SLG: 0.333 Kent Anderson, R (3, PR) (4, 6) OBP: 0.270, SLG: 0.226			1B 1-2 1B HBP		P3		G1-3 1-2		1B SAFE 1-2 BB		0 2	0 1	0 0	0 0	0 1	0 0	0 1
Inning Stats	R: 0 E: 0 K: 2 S: 10 H: 1 LOB: 1 BB: 0 P: 17	R: 0 E: 0 K: 2 S: 8 H: 0 LOB: 0 BB: 0 P: 10	R: 2 E: 0 K: 0 S: 11 H: 3 LOB: 2 BB: 0 P: 17	R: 0 E: 0 K: 0 S: 6 H: 0 LOB: 0 BB: 0 P: 13	R: 0 E: 0 K: 1 S: 7 H: 0 LOB: 0 BB: 0 P: 12	R: 0 E: 0 K: 1 S: 13 H: 2 LOB: 2 BB: 0 P: 21	R: 0 E: 0 K: 0 S: 9 H: 1 LOB: 3 BB: 2 P: 18	R: 0 E: 0 K: 1 S: 6 H: 0 LOB: 0 BB: 0 P: 8	R: 0 E: 0 K: 1 S: 10 H: 1 LOB: 2 BB: 1 P: 18	R: 0 E: 0 K: 0 S: 7 H: 0 LOB: 0 BB: 0 P: 10	1B: 8 2B: 0 3B: 0 HR: 0 SF: 0 SAC: 0 DP: 0 HBP: 1						

PITCHER		IP	WLS	BF	H	R	ER	SO	BB	IBB	HBP	BLK	WP	HR	S	P	ERA	WHIP
Scott Bankhead, R ERA: 3.34	(1, 1)	7.0		30	7	2	2	6	2	0	1	0	0	0	64	108	2.57	1.286
Keith Comstock, L ERA: 3.07	(8, 1)	1.1		5	1	0	0	2	0	0	0	0	0	0	11	15	0.00	0.750
Michael Jackson, R ERA: 3.75	(9, 1)	0.2	W	3	0	0	0	0	1	0	0	0	0	0	5	11	0.00	1.500
Mike Schooler, R ERA: 1.78	(10, 1)	1.0	S	3	0	0	0	0	0	0	0	0	0	0	7	10	0.00	0.000

PITCHER	IP	WLS	BF	H	R	ER	SO	BB	IBB	HBP	BLK	WP	HR	S	P	ERA	WHIP

AB	37
R	2
H	8
RBI	2
BB	3
SO	8
LOB	19

WP: 0 PA: 41
PB: 0
SB: 0
CS: 0

Batter	1	2	3	4	5	6	7	8	9	AB	R	H	RBI	BB	SO	LOB
Rickey Henderson, R (1, 7) OBP: 0.418, SLG: 0.399	B C C B X 2-2 ① G6-3		X 0-0 ②③ F9-2 3-H		B B C C F X 2-2 ①② G6-4-3 1-2f 2-3		C B B L B X 3-2 ③ G6-3		B B F B X 3-1 ② L7	5	0	0	0	0	0	4
Carney Lansford, R (1, 5) OBP: 0.403, SLG: 0.413	B B X 2-0 ② G6-3			S B B B X 3-1 ① G4-3	C X 0-1 ③ G6-3			B B F F F X 2-2 HR	F B X 1-1 1-2 1B	5	1	2	1	0	0	1
Dave Henderson, R (1, 8) OBP: 0.318, SLG: 0.363	X 0-0 ③ F8			B B B C F B 4-2 1B BB		C B X 2-1 ① G5-3		F B B B B F B 4-2 2B BB	S B B S S B F F F F 3-3 F S K	3	1	0	0	2	1	2
Dave Parker, L (1, 10) OBP: 0.315, SLG: 0.437		C S C 0-3 ① K		F B F X 1-2 1-2 1B		X 0-0 ② F7		F B X 1-1 1-H 2B		4	0	2	1	0	1	0
Mark McGwire, R (1, 3) OBP: 0.339, SLG: 0.441		B B B B 4-0 BB		B C F B F F E C 2-3 ② K		B X 1-0 HR 1B		B C C S 1-3 ① K		3	1	1	0	1	2	3
Tony Phillips, S (1, 4) OBP: 0.344, SLG: 0.350		B B X 2-0 ② F7		C F X 0-2 ③ G5-3		B X 1-0 1-H HR		B X 1-0 ② F9		4	1	1	2	0	0	4
Stan Javier, S (1, 9) OBP: 0.318, SLG: 0.328		B C B F F C 2-3 ③ K			B B F X 2-1 1B 1B 2B	C S B B C 2-3 ③ K		X 0-0 ③ F8		4	1	1	0	0	2	2
Terry Steinbach, R (1, 2) OBP: 0.346, SLG: 0.391			B B C X 2-1 SH2-4 S F9-2 1B		F B F X 1-2 G6-4-3 1B 2-3 1B		C F F X 0-2 ① G4-3		B F X 1-1 FC4-6 1B	4	0	3	0	0	0	0
Walt Weiss, S (1, 6) OBP: 0.280, SLG: 0.319			S X 0-1 ① SH2-4 1-3		B F X 1-1 G6-4-3 1-2 3-H 1B		C C X 0-2 ② G4-3		X 0-0 ① FC4-6 1B 1-2f	3	0	1	1	0	0	1
Inning Stats	R: 0 H: 0 E: 0 LOB: 0 K: 0 BB: 0 S: 5 P: 9	R: 0 H: 0 E: 0 LOB: 1 K: 2 BB: 1 S: 8 P: 16	R: 0 H: 1 E: 0 LOB: 0 K: 0 BB: 0 S: 5 P: 7	R: 0 H: 1 E: 0 LOB: 2 K: 1 BB: 1 S: 15 P: 25	R: 1 H: 3 E: 0 LOB: 1 K: 0 BB: 0 S: 13 P: 19	R: 2 H: 2 E: 0 LOB: 0 K: 1 BB: 0 S: 8 P: 14	R: 0 H: 0 E: 0 LOB: 0 K: 0 BB: 0 S: 10 P: 13	R: 2 H: 2 E: 0 LOB: 1 K: 1 BB: 1 S: 13 P: 22	R: 0 H: 2 E: 0 LOB: 2 K: 1 BB: 0 S: 15 P: 23	1B: 7 SF: 0 2B: 3 SAC: 1 3B: 0 DP: 2 HR: 2 HBP: 0						

PITCHER	IP	WLS	BF	H	R	ER	SO	BB	IBB	HBP	BLK	WP	HR	S	P	ERA	WHIP
Mike Witt, R (1, 1) ERA: 4.44	7.0	L	30	8	5	5	4	3	0	0	0	0	2	70	115	6.43	1.571
Willie Fraser, R (8, 1) ERA: 2.7	2.0		9	3	0	0	2	0	0	0	0	0	0	22	33	0.00	1.500

PITCHER	IP	WLS	BF	H	R	ER	SO	BB	IBB	HBP	BLK	WP	HR	S	P	ERA	WHIP

TOP

Oakland Athletics @ California Angels

Anaheim Stadium, Anaheim, CA

Fri Aug 11 1989, 10:05 PM EDT

Att. 61,696 - Unknown

livebaseballscorecards.com

AB	35
R	5
H	11
RBI	5
BB	3
SO	6
LOB	17

WP: 0 PA: 39
PB: 0
SB: 1
CS: 0

Batter	1	2	3	4	5	6	7	8	9	AB	R	H	RBI	BB	SO	LOB
Claudell Washington, L (1, 10) OBP: 0.323, SLG: 0.442	B F B F X 2-2 G4-3 ①		B S X 1-1 1B 1B		F X 0-1 G4-3 ③			C B S F F F S 1-3 K ②		4	0	1	0	0	1	0
Johnny Ray, S (1, 4) OBP: 0.329, SLG: 0.359	B X 1-0 G3-1 ②		F B X 1-1 FC3-6 1-3 1B			B B B C F X 3-2 L7 ①		B S X 1-1 F8 ③		4	0	1	0	0	0	0
Devon White, S (1, 8) OBP: 0.300, SLG: 0.405	B F X 1-1 F7 ③		X 0-0 FC3-6 1-2f ③			B F S S 1-3 K ②			B B B C X 3-1 F7 ①	4	0	0	0	0	1	2
Wally Joyner, L (1, 3) OBP: 0.341, SLG: 0.407		B X 1-0 F7 ①		F B B X 2-1 F9 ①		C S F B B X 2-2 1B			X 0-0 G4-3 ②	4	0	1	0	0	0	0
Tony Armas, R (1, 9) OBP: 0.301, SLG: 0.514		B X 1-0 1B 1B		F B S X 1-2 1B 1B		C B X 1-1 F8 ③			S B B X 2-1 2B	4	0	3	0	0	0	1
Chili Davis, S (1, 7) OBP: 0.326, SLG: 0.444		B X 1-0 G4-3 1-3 1B		B C B X 2-1 1-3 1B ②			B S C B B S 3-3 K ①		B F F F B B S 3-3 K ③	4	0	2	0	0	2	1
Jack Howell, L (1, 5) OBP: 0.323, SLG: 0.440		X 0-0 G4-3 1-2f ② ③		C B S B S 2-3 K ③			F B F B F S 2-3 K ②			3	0	0	0	0	2	3
Lance Parrish, R (1, 2) OBP: 0.324, SLG: 0.437			B S S C 1-3 K ①		B C F B X 2-2 G5-3 ①		X 0-0 F8 ③			3	0	0	0	0	1	0
Kent Anderson, R (1, 6) OBP: 0.264, SLG: 0.220			S F B S 1-3 K ②		X 0-0 G6-3 ②			B C B F F X 2-2 L6 ①		3	0	0	0	0	1	0
Inning Stats	R: 0 H: 0 E: 0 LOB: 0 K: 0 BB: 0 S: 6 P: 10	R: 0 H: 2 E: 0 LOB: 1 K: 0 BB: 0 S: 4 P: 7	R: 0 H: 2 E: 0 LOB: 2 K: 2 BB: 0 S: 11 P: 15	R: 0 H: 2 E: 0 LOB: 1 K: 1 BB: 0 S: 10 P: 17	R: 0 H: 0 E: 0 LOB: 0 K: 0 BB: 0 S: 6 P: 8	R: 0 H: 1 E: 0 LOB: 1 K: 1 BB: 0 S: 12 P: 19	R: 0 H: 0 E: 0 LOB: 0 K: 2 BB: 0 S: 8 P: 13	R: 0 H: 0 E: 0 LOB: 0 K: 1 BB: 0 S: 12 P: 16	R: 0 H: 1 E: 0 LOB: 1 K: 1 BB: 0 S: 9 P: 17	1B: 7 SF: 0 2B: 1 SAC: 0 3B: 0 DP: 1 HR: 0 HBP: 0						WP: 0 PA: 33 PB: 0 SB: 0 CS: 0

PITCHER	IP	WLS	BF	H	R	ER	SO	BB	IBB	HBP	BLK	WP	HR	S	P	ERA	WHIP
Mike Moore, R (1, 1) ERA: 2.38	9.0	W	33	8	0	0	8	0	0	0	0	0	0	78	122	0.00	0.889

PITCHER	IP	WLS	BF	H	R	ER	SO	BB	IBB	HBP	BLK	WP	HR	S	P	ERA	WHIP

BOTTOM

Oakland Athletics @ California Angels

Anaheim Stadium, Anaheim, CA

Fri Aug 11 1989, 10:05 PM EDT

Att. 61,696 - Unknown

livebaseballscorecards.com

AB	33
R	0
H	8
RBI	0
BB	0
SO	8
LOB	7

Oakland Athletics @ California Angels

Anaheim Stadium, Anaheim, CA

Sat Aug 12 1989, 6:33 AM EDT

Att. 53,036 - Sunny

TOP

livebaseballscorecards.com

Batter	1	2	3	4	5	6	7	8	9	AB	R	H	RBI	BB	SO	LOB
Rickey Henderson, R (1, 7) OBP: 0.417, SLG: 0.397	3-1 F8	1-3 K		4-0 S PB BB BB	1-0 G5-3			1-1 S G6-3 1-3 1B 1B	3-2 P6	5	2	1	0	1	1	3
Carney Lansford, R (1, 5) OBP: 0.406, SLG: 0.414	0-1 S 1B		0-0 2B 1B 1B	SAFE 4-2 BB WP 1-3 SF8 BB		1-0 F9		3-1 G6-3 1-2 3-H		4	2	2	1	1	0	1
Dave Henderson, R (1, 8) OBP: 0.321, SLG: 0.366	1-3 K		2-2 1-3 1B 2B	4-0 BB 1-2 BB		1-1 F8		2-0 2-H HR 1B		4	2	2	1	1	1	1
Walt Weiss, S (8, 6) OBP: 0.280, SLG: 0.319	SAFE									0	0	0	0	0	0	0
Mark McGwire, R (1, 3) OBP: 0.342, SLG: 0.448	SAFE 2-2 G5-3 1-2		3-3 K	4-2 FC6-4 1-2 2-3 3-H BB		4-1 BB		1-1 1-H HR		3	1	1	3	2	1	3
Terry Steinbach, R (1, 9) OBP: 0.346, SLG: 0.391		2-3 K	2-0 1B E 2-H 3-H 1B	1-2 P3		1-2 G5-3		0-0 1B		5	0	2	2	0	1	4
Dave Parker, L (1, 10) OBP: 0.313, SLG: 0.438		3-2 BB FC1-2 2B	0-2 F8	1-0 SF8 3-H			0-0 F8	0-3 K		4	0	1	1	0	1	2
Tony Phillips, S (1, 4) OBP: 0.345, SLG: 0.347		4-0 FC1-2 BB BB	SAFE 0-0 E5 1B 1-2	1-2 FC6-4 1-2f			4-2 G6-3 BB	0-0 F9		3	0	0	0	2	0	4
Ron Hassey, L (1, 2) OBP: 0.307, SLG: 0.360		4-1 FC1-2 1-2 2-3 BB	0-0 FC6-4 1-2 2-3 1B		2-1 P5		SAFE 1-2 G6-3 1-2f		0-0 F8	4	0	1	0	1	0	1
Mike Gallego, R (1, 6) OBP: 0.326, SLG: 0.337		2-1 FC1-2 1-2 2-3 3-Hf	0-1 FC6-4 1-2f		1-2 G4-3			4-2 1B G6-3 BB	2-3 K	3	0	0	0	0	0	6
Stan Javier, S (8, PH) OBP: 0.319, SLG: 0.327 (8, 8)										1	1	0	0	1	1	0

Inning Stats										
	R: 0 E: 0 K: 1 S: 10	H: 1 LOB: 1 BB: 0 P: 16	R: 0 E: 0 K: 2 S: 13	H: 1 LOB: 3 BB: 2 P: 29	R: 2 E: 1 K: 1 S: 16	H: 4 LOB: 3 BB: 0 P: 23	R: 2 E: 0 K: 0 S: 13	H: 0 LOB: 2 BB: 4 P: 31	R: 0 E: 0 K: 0 S: 8	H: 0 LOB: 0 BB: 0 P: 12
	R: 0 E: 0 K: 0 S: 7	H: 0 LOB: 1 BB: 1 P: 14	R: 0 E: 0 K: 0 S: 6	H: 0 LOB: 0 BB: 1 P: 11	R: 4 E: 0 K: 1 S: 14	H: 4 LOB: 1 BB: 1 P: 25	R: 0 E: 0 K: 1 S: 8	H: 0 LOB: 0 BB: 0 P: 13	1B: 7 2B: 2 3B: 0 HR: 1	SF: 1 SAC: 0 DP: 1 HBP: 0
	WP: 1 PB: 1 SB: 3 CS: 0	PA: 46								

PITCHER		IP	WLS	BF	H	R	ER	SO	BB	IBB	HBP	BLK	WP	HR	S	P	ERA	WHIP
Jim Abbott, L ERA: 3.76	(1, 1)	3.0	L	20	6	4	4	4	4	0	0	0	0	0	42	78	12.00	3.333
Dan Petry, R ERA: 4.69	(4, 1)	4.0		17	1	2	2	0	5	0	0	0	1	0	35	67	4.50	1.500
Greg Minton, R ERA: 3.2	(8, 1)	0.1		4	3	2	2	0	0	0	0	0	0	1	6	12	54.00	9.000
Bob McClure, L ERA: 1.82	(8, 1)	1.2		5	0	0	0	2	0	0	0	0	0	0	12	17	0.00	0.000

PITCHER		IP	WLS	BF	H	R	ER	SO	BB	IBB	HBP	BLK	WP	HR	S	P	ERA	WHIP

AB	36
R	8
H	10
RBI	8
BB	9
SO	6
LOB	25

Oakland Athletics @ California Angels

Anaheim Stadium, Anaheim, CA

Sat Aug 12 1989, 6:33 AM EDT

Att. 53,036 - Sunny

BOTTOM

livebaseballscorecards.com

Batter	1	2	3	4	5	6	7	8	9	AB	R	H	RBI	BB	SO	LOB
Claudell Washington, L (1, 10) OBP: 0.325, SLG: 0.440	C X 0-1 G4-3 ①		B B C F B X 3-2 2B 1-3 3-H 1B		B B C B F B 4-2 2B BB		B B C B X 3-1 F7 ②		B S F X 1-2 L8 ③	4	1	1	1	1	0	0
Johnny Ray, S (1, 4) OBP: 0.331, SLG: 0.365	B F B F X 2-2 F7 ②		C X 1-1 1-3 3-H 2B		B 1 SAFE 1 SAFE B F 1 SAFE X 2-1 1-H 2B		B X 1-0 L8 ③			4	0	2	2	0	0	0
Devon White, S (1, 8) OBP: 0.298, SLG: 0.401	B B S C B X 3-2 F8 ③		B C F S 1-3 K ②		F X 0-1 B1 ②			B S X 1-1 P4 ①		4	0	0	0	0	1	3
Wally Joyner, L (1, 3) OBP: 0.344, SLG: 0.408		X 0-0 P6 ①	I I I I 4-0 IBB		B B B I 4-0 IBB			C B X 1-1 FC5 WP 1B		2	0	1	0	2	0	0
Tony Armas, R (1, 9) OBP: 0.300, SLG: 0.503		C C X 0-2 F8 ②	C B S S 1-3 K ③		F S X 0-2 F8 ③			B B B B 4-0 1-2 BB		3	0	0	0	1	1	5
Chili Davis, S (1, 7) OBP: 0.326, SLG: 0.441		S B C S 1-3 K ③		B B F B B 4-1 G4-6-3 BB		X 0-0 P7 ①		S B B C C 2-3 K ②		3	0	0	0	1	2	2
Lance Parrish, R (1, 2) OBP: 0.323, SLG: 0.438			B C X 1-1 1B 1B 2B	C F B X 1-2 L9 ①		B X 1-0 P3 ②		B F X 1-1 FC5 2-3f ③		4	1	1	0	0	0	3
Jack Howell, L (1, 5) OBP: 0.319, SLG: 0.435			C C B B B F S 3-3 K ①	B S 1 SAFE B X 2-1 G4-6-3 ② ③ 1-2f		S X 0-1 G3-1 ③			C X 0-1 G3 ①	4	0	0	0	0	1	2
Kent Anderson, R (1, 6) OBP: 0.265, SLG: 0.223 Bobby Rose, R (9, PH)			F C B B B X 2-2 1B 2B 2-3 1B		B F C X 1-2 G1-3 ①		X 0-0 P4 ①		C C X 0-2 P6 ②	3 1	1 0	1 0	0 0	0 0	0 0	0 0
Inning Stats	R: 0 E: 0 K: 0 S: 8 H: 0 LOB: 0 BB: 0 P: 13	R: 0 E: 0 K: 1 S: 7 H: 0 LOB: 0 BB: 0 P: 8	R: 2 E: 0 K: 3 S: 20 H: 4 LOB: 3 BB: 1 P: 36	R: 0 E: 0 K: 0 S: 6 H: 0 LOB: 0 BB: 1 P: 13	R: 1 E: 0 K: 0 S: 12 H: 1 LOB: 2 BB: 2 P: 23	R: 0 E: 0 K: 0 S: 4 H: 0 LOB: 0 BB: 0 P: 5	R: 0 E: 0 K: 0 S: 4 H: 0 LOB: 0 BB: 0 P: 8	R: 0 E: 0 K: 1 S: 9 H: 1 LOB: 2 BB: 1 P: 18	R: 0 E: 0 K: 0 S: 8 H: 0 LOB: 0 BB: 0 P: 9	1B: 3 2B: 3 3B: 0 HR: 0	SF: 0 SAC: 0 DP: 1 HBP: 0			WP: 1 PB: 0 SB: 0 CS: 0	PA: 37		

	AB	32
	R	3
	H	6
	RBI	3
	BB	5
	SO	5
	LOB	15

PITCHER		IP	WLS	BF	H	R	ER	SO	BB	IBB	HBP	BLK	WP	HR	S	P	ERA	WHIP
Bob Welch, R ERA: 3.24	(1, 1)	5.0	W	23	5	3	3	4	2	2	0	0	0	0	53	93	5.40	1.400
Todd Burns, R ERA: 2.1	(6, 1)	4.0	S	14	1	0	0	1	1	0	0	0	1	0	25	40	0.00	0.500

PITCHER	IP	WLS	BF	H	R	ER	SO	BB	IBB	HBP	BLK	WP	HR	S	P	ERA	WHIP

Batter	1	2	3	4	5	6	7	8	9	AB	R	H	RBI	BB	SO	LOB
Rickey Henderson, R (1, 7) OBP: 0.416, SLG: 0.395	B X 1-0 F9 ①		F B C S 1-3 K ②			C F X 0-2 1B 1B	C X 0-1 G6-3 ③			4	0	1	0	0	1	2
Carney Lansford, R (1, 5) OBP: 0.406, SLG: 0.413	C B F C 1-3 K ②		C X 0-1 L8 ③			X 0-0 L3 1-3 1B		B B B B 4-0 G4-3 BB		3	0	1	0	1	1	1
Dave Parker, L (1, 10) OBP: 0.313, SLG: 0.443	X 0-0 HR			B S B F S 2-3 K ①		F C X 0-2 L3 ①② 1-2		B 1 X SAFE 1-0 P5 ①		4	1	1	1	0	1	3
Ron Hassey, L (1, 2) OBP: 0.301, SLG: 0.353	F C B B X 2-2 L7 ③			S B C B X 2-2 F9 ②		F B B B C S 3-3 K ③		F X 0-1 G4-3 ② 1-2		4	0	0	0	0	1	2
Mark McGwire, R (1, 3) OBP: 0.344, SLG: 0.447		S X 0-1 L8 ①		S X 0-1 1B			F C B F B B F B 4-2 E G4-3 1B BB	B F B B S B S 3-3 K ③		3	1	1	0	1	1	1
Tony Phillips, S (1, 9) OBP: 0.344, SLG: 0.346		X 0-0 G3 ②		C B C S 1-3 K ③			B C C X 1-2 E4 G4-3 1-3 1B 1B		C B F B B X 3-2 F9 ①	4	1	1	0	0	1	1
Stan Javier, S (1, 8) OBP: 0.315, SLG: 0.322		S S T F F X 0-2 G3 ③			C B F F B X 2-2 G4-3 ①		F F X 0-2 G4-3 ① 2-3 3-H		C T B X 1-2 E8	4	0	0	1	0	0	1
Walt Weiss, S (1, 6) OBP: 0.288, SLG: 0.326 Jose Canseco, R (9, PH) OBP: 0.321, SLG: 0.514			C C B X 1-2 SH1-3 1B		B X 1-0 G4-3 ②		B F B X 2-1 G3 3-H 1B		F B F C 1-3 K ②	3 1	0 0	2 0	1 0	0 0	0 1	0 1
Mike Gallego, R (1, 4) OBP: 0.324, SLG: 0.334 Dave Henderson, R (9, PH) OBP: 0.321, SLG: 0.366			X 0-0 SH1-3 ① 1-2		C C B S 1-3 K ③		B X 1-0 G3 ② 1-2		C F S 0-3 K ③	2 1	0 0	0 0	0 0	0 0	1 1	1 1
Inning Stats	R: 1 H: 1 E: 0 LOB: 0 K: 1 BB: 0 S: 8 P: 12	R: 0 H: 0 E: 0 LOB: 0 K: 0 BB: 0 S: 9 P: 9	R: 0 H: 1 E: 0 LOB: 0 K: 1 BB: 0 S: 9 P: 11	R: 0 H: 1 E: 0 LOB: 1 K: 2 BB: 0 S: 11 P: 16	R: 0 H: 0 E: 0 LOB: 0 K: 1 BB: 0 S: 8 P: 12	R: 0 H: 2 E: 0 LOB: 1 K: 1 BB: 0 S: 10 P: 13	R: 2 H: 2 E: 1 LOB: 1 K: 0 BB: 1 S: 15 P: 23	R: 0 H: 0 E: 0 LOB: 1 K: 1 BB: 1 S: 6 P: 14	R: 0 H: 0 E: 1 LOB: 1 K: 2 BB: 0 S: 12 P: 17	1B: 6 SF: 0 2B: 1 SAC: 1 3B: 0 DP: 1 HR: 1 HBP: 0						WP: 0 PA: 36 PB: 0 SB: 0 CS: 0

PITCHER		IP	WLS	BF	H	R	ER	SO	BB	IBB	HBP	BLK	WP	HR	S	P	ERA	WHIP
Bert Blyleven, R ERA: 2.36	(1, 1)	7.0	W	28	7	3	2	6	1	0	0	0	0	1	70	96	2.57	1.143
Bryan Harvey, R ERA: 3.29	(8, 1)	2.0	S	8	0	0	0	3	1	0	0	0	0	0	18	31	0.00	0.500

PITCHER	IP	WLS	BF	H	R	ER	SO	BB	IBB	HBP	BLK	WP	HR	S	P	ERA	WHIP

Oakland Athletics @ California Angels

Anaheim Stadium, Anaheim, CA

Sun Aug 13 1989, 6:33 AM EDT

Att. 60,326 - Unknown

TOP

AB	33
R	3
H	7
RBI	3
BB	2
SO	9
LOB	14

livebaseballscorecards.com

BOTTOM

Oakland Athletics @ California Angels

Anaheim Stadium, Anaheim, CA

Sun Aug 13 1989, 6:33 AM EDT

Att. 60,326 - Unknown

livebaseballscorecards.com

Batter	1	2	3	4	5	6	7	8	9	AB	R	H	RBI	BB	SO	LOB
Claudell Washington, L (1, 10) OBP: 0.327, SLG: 0.439	BBBB 4-0 F8 1B BB	SSC 0-3 ③ K			X 0-0 ① L9	SX 0-1 3-H 1B				3	0	1	1	1	1	0
Devon White, S (1, 8) OBP: 0.296, SLG: 0.398	BCX 1-1 ① F8		X 0-0 ① P6		CSBFS 1-3 ② K	X 0-0 ③ L4				4	0	0	0	0	1	2
Johnny Ray, S (1, 4) OBP: 0.335, SLG: 0.368	BX 1-0 F8 1-2 1B		BX 1-0 FC3-6 1B 1B		BBBB 4-0 BB	BCSBX 2-2 ① L7				3	0	2	0	1	0	0
Wally Joyner, L (1, 3) OBP: 0.343, SLG: 0.406	X 0-0 ② F8 1-2 2-3		FFFBX 1-2 FC3-6 1-2 1B		BX 1-0 ③ F8	BBBX 3-0 ② F7				4	0	1	0	0	0	3
Chili Davis, S (1, 7) OBP: 0.327, SLG: 0.440	BBFBCB 4-2 BB		BFX 1-1 ② FC3-6 1-2f 2-3		BX 1-0 BB 3B 1B	SSS 0-3 ③ K				3	1	1	0	1	1	2
Lance Parrish, R (1, 2) OBP: 0.320, SLG: 0.432	CSBS 1-3 ③ K		BCFS 1-3 ③ K		FBBFFS 1 SAFE 2-3 ① K			SSBS 1-3 ① K		4	0	0	0	0	4	6
Tony Armas, R (1, 9) OBP: 0.299, SLG: 0.517		SFX 0-2 HR		SX 0-1 ① F9		CFBX 1-2 ② P4		BBX 2-0 ② F8		4	1	1	1	0	0	1
Jack Howell, L (1, 5) OBP: 0.318, SLG: 0.431		FBFX 1-2 ① G4-3		CFBS 1-3 ② K		BFBBB 4-1 1-2 3B BB		BBBCSX 3-2 ③ F8		3	1	0	0	1	1	0
Kent Anderson, R (1, 6) OBP: 0.267, SLG: 0.242		BBCFC 2-3 ② K		BCBBX 3-1 ③ L8		BX 1-0 1-H 2-H 1B 3B				3	1	1	2	0	1	0
Inning Stats	R: 0 E: 0 K: 1 S: 9 H: 1 LOB: 3 BB: 2 P: 20	R: 1 E: 0 K: 2 S: 12 H: 1 LOB: 0 BB: 0 P: 15	R: 0 E: 0 K: 1 S: 11 H: 2 LOB: 2 BB: 0 P: 15	R: 0 E: 0 K: 1 S: 7 H: 0 LOB: 0 BB: 0 P: 11	R: 0 E: 0 K: 1 S: 6 H: 0 LOB: 1 BB: 1 P: 12	R: 3 E: 0 K: 1 S: 13 H: 3 LOB: 1 BB: 1 P: 22	R: 0 E: 0 K: 1 S: 7 H: 0 LOB: 0 BB: 0 P: 12	R: 0 E: 0 K: 1 S: 7 H: 0 LOB: 0 BB: 0 P: 13		1B: 5 2B: 0 3B: 1 HR: 1	SF: 0 SAC: 0 DP: 0 HBP: 0					

	AB	31
	R	4
	H	7
	RBI	4
	BB	4
	SO	9
	LOB	14

WP: 0 PB: 0 SB: 0 CS: 0 PA: 35

PITCHER	IP	WLS	BF	H	R	ER	SO	BB	IBB	HBP	BLK	WP	HR	S	P	ERA	WHIP
Dave Stewart, R (1, 1) ERA: 3.45	8.0	L	35	7	4	4	9	4	0	0	0	0	1	72	120	4.50	1.375

PITCHER	IP	WLS	BF	H	R	ER	SO	BB	IBB	HBP	BLK	WP	HR	S	P	ERA	WHIP

Minnesota Twins @ California Angels

Anaheim Stadium, Anaheim, CA

Mon Aug 14 1989, 10:05 PM EDT

Att. 26,542 - Unknown

livebaseballscorecards.com

Batter	1	2	3	4	5	6	7	8	9	AB	R	H	RBI	BB	SO	LOB
Al Newman, S (1, 6) (7, 4) OBP: 0.345, SLG: 0.311	C B F B X 2-2 2B G4-3 1B		B C L B X 2-2 G4-3 ①		B F B C F X 2-2 1B		L F B X 1-2 1B 2-H		F C S 0-3 K ① 1-2	5	1	3	1	0	1	1
Dan Gladden, R (1, 7) OBP: 0.341, SLG: 0.403	S 1 SAFE 1 SAFE S X 0-2 G4-3 1B 1-3 2B		B F B C S 2-3 K ②		1 SAFE F P 1 SAFE F F X 1-2 F9 ②		S X 0-1 1B 1-2		2 SAFE B B X 2-0 L7 ②	5	1	2	0	0	1	2
Kirby Puckett, R (1, 8) OBP: 0.383, SLG: 0.478	B C X 1-1 G4-3 ① 2-3 3-H		F X 0-1 G4-3 ③		X 0-0 G5 ③		B X 1-0 L9 ①		F X 0-1 1B 2-3	5	0	1	1	0	0	4
Randy Bush, L (1, 3) OBP: 0.347, SLG: 0.440 Gene Larkin, S (9, PH) OBP: 0.357, SLG: 0.345 Kent Hrbek, L (9, 3) OBP: 0.374, SLG: 0.529	X 0-0 ② 3-H 1B			S F B X 1-2 E7 1B 1B		C B F X 1-2 F8 ①	X 0-0 F9 ②		C X 0-1 L4 ③	4 1 0	1 0 0	2 0 0	1 0 0	0 0 0	0 0 0	2 2 0
Gary Gaetti, R (1, 5) OBP: 0.288, SLG: 0.416	B X 1-0 G4-3 ③			B S X 1-1 P3 ①		C B C X 1-2 G5-3 BB 1B	B C S B S 2-3 K ③			4	1	1	0	0	1	3
Jim Dwyer, L (1, 10) OBP: 0.395, SLG: 0.411		X 0-0 G4-3 ①		C B F F X 1-2 L3 ②		B C B B B 4-1 G5-3 1-2 1B BB		X 0-0 G6-4-3 1B		3	1	1	0	1	0	1
Brian Harper, R (1, 2) OBP: 0.337, SLG: 0.427		C F X 0-2 1B		C F X 0-2 PB 2-H 1B		C B X 1-1 G5-3 ② 1-2 2-3		B X 1-0 G6-4-3 ①② 1-2f		4	0	2	1	0	0	3
John Moses, S (1, 9) OBP: 0.324, SLG: 0.358		B S 1 SAFE F F F F X 1-2 F7 ②		B C X 1-1 G4-3 ③ 1-2		B B X 2-0 2-H 3-H 1B ③		X 0-0 F8 ③		4	0	1	2	0	0	2
Wally Backman, S (1, 4) OBP: 0.319, SLG: 0.311 Greg Gagne, R (7, 6) OBP: 0.289, SLG: 0.395		1 SAFE B X 1-0 G5-3 ③			X 0-0 G5-3 ①		B B B C F F X 3-2 1B 2B		B X 1-0 1B S 1B	3 1	1 0	1 1	0 0	0 0	0 0	1 0

Inning Stats	1	2	3	4	5	6	7	8	9
	R: 2 E: 0 K: 0 S: 10	R: 0 E: 0 K: 0 S: 12	R: 0 E: 0 K: 1 S: 8	R: 1 E: 1 K: 0 S: 14	R: 0 E: 0 K: 0 S: 11	R: 2 E: 0 K: 0 S: 10	R: 1 E: 0 K: 1 S: 15	R: 0 E: 0 K: 0 S: 3	R: 0 E: 0 K: 1 S: 9
	H: 3 LOB: 0 BB: 0 P: 14	H: 1 LOB: 1 BB: 0 P: 14	H: 0 LOB: 0 BB: 0 P: 12	H: 2 LOB: 1 BB: 0 P: 18	H: 1 LOB: 1 BB: 0 P: 13	H: 2 LOB: 1 BB: 1 P: 19	H: 3 LOB: 2 BB: 0 P: 22	H: 1 LOB: 0 BB: 0 P: 4	H: 2 LOB: 2 BB: 0 P: 12

1B: 13	SF: 0
2B: 2	SAC: 0
3B: 0	DP: 1
HR: 0	HBP: 0

WP: 0	PA: 40
PB: 1	
SB: 1	
CS: 0	

AB	39
R	6
H	15
RBI	6
BB	1
SO	3
LOB	21

PITCHER		IP	WLS	BF	H	R	ER	SO	BB	IBB	HBP	BLK	WP	HR	S	P	ERA	WHIP
Kirk McCaskill, R ERA: 3.0	(1, 1)	6.0	L	27	10	6	5	1	1	0	0	0	0	0	69	97	7.50	1.833
Greg Minton, R ERA: 3.06	(7, 1)	2.2		12	5	0	0	2	0	0	0	0	0	0	21	29	0.00	1.875
Bob McClure, L ERA: 1.8	(9, 1)	0.1		1	0	0	0	0	0	0	0	0	0	0	2	2	0.00	0.000

PITCHER		IP	WLS	BF	H	R	ER	SO	BB	IBB	HBP	BLK	WP	HR	S	P	ERA	WHIP

BOTTOM

Batter	1	2	3	4	5	6	7	8	9	AB	R	H	RBI	BB	SO	LOB
Devon White, S (1, 8) OBP: 0.297, SLG: 0.400	F8	SAFE G1-3			G6-4-3 1B		1B 2B		P5	5	1	2	0	0	0	1
Brian Downing, R (1, 10) OBP: 0.367, SLG: 0.408	1B 1B 1B	K			SAFE SAFE F7		2-H 1B		F9	5	1	2	1	0	1	1
Johnny Ray, S (1, 4) OBP: 0.333, SLG: 0.366	F7	G4-3			SAFE G6-4-3 1-2f		F8		1B	5	0	1	0	0	0	3
Wally Joyner, L (1, 3) OBP: 0.342, SLG: 0.404	1B 1-2 1B	G4-3		F8		K		F8	P5	5	0	1	0	0	0	1
Chili Davis, S (1, 7) OBP: 0.329, SLG: 0.439	FC6-4 1-3 2-H 1B		1B BB			1B		F9		3	0	1	1	1	1	0
Tony Armas, R (1, 9) OBP: 0.304, SLG: 0.513	FC6-4 1-2f	K						1B 2B BB		3	1	1	0	1	1	3
Lance Parrish, R (1, 2) OBP: 0.324, SLG: 0.436		G6-4-3 1B	1B			K		2B 1-2 1B		4	0	3	0	0	1	1
Bobby Rose, R (1, 5) Jack Howell, L (8, PH) (9, 5) OBP: 0.320, SLG: 0.436		G6-4-3 1-2f	F9			F8	1-3 2-H 2B			3 1	0 0	0 1	0 1	0 0	0 0	3 0
Kent Anderson, R (1, 6) OBP: 0.266, SLG: 0.242	1B		G1-3			F9	G3			4	0	1	0	0	0	4

Inning Stats	1	2	3	4	5	6	7	8	9
	R: 1 E: 0 K: 0 S: 11	H: 3 LOB: 2 BB: 0 P: 16	R: 0 E: 0 K: 0 S: 11	H: 2 LOB: 1 BB: 0 P: 17	R: 0 E: 0 K: 1 S: 7	H: 0 LOB: 0 BB: 0 P: 10	R: 0 E: 0 K: 1 S: 10	H: 1 LOB: 2 BB: 1 P: 15	R: 0 E: 0 K: 0 S: 5	H: 1 LOB: 0 BB: 0 P: 7
	R: 0 E: 0 K: 2 S: 14	H: 1 LOB: 1 BB: 0 P: 21	R: 1 E: 0 K: 0 S: 12	H: 2 LOB: 1 BB: 0 P: 15	R: 1 E: 0 K: 0 S: 13	H: 2 LOB: 2 BB: 1 P: 19	R: 0 E: 0 K: 0 S: 11	H: 1 LOB: 1 BB: 0 P: 16		

PITCHER	IP	WLS	BF	H	R	ER	SO	BB	IBB	HBP	BLK	WP	HR	S	P	ERA	WHIP
Allan Anderson, L (1, 1) ERA: 3.66	7.2	W	32	10	2	2	4	1	0	0	0	0	0	74	106	2.35	1.435
Juan Berenguer, R (8, 1) ERA: 3.73	0.1		4	2	1	1	0	1	0	0	0	0	0	9	14	27.00	9.000
Jeff Reardon, R (9, 1) ERA: 3.86	1.0	S	4	1	0	0	0	0	0	0	0	0	0	11	16	0.00	1.000

PITCHER	IP	WLS	BF	H	R	ER	SO	BB	IBB	HBP	BLK	WP	HR	S	P	ERA	WHIP

Minnesota Twins @ California Angels

Anaheim Stadium, Anaheim, CA

Mon Aug 14 1989, 10:05 PM EDT

Att. 26,542 - Unknown

livebaseballscorecards.com

AB	38
R	3
H	13
RBI	3
BB	2
SO	4
LOB	17

1B: 11	SF: 0	WP: 0	PA: 40
2B: 2	SAC: 0	PB: 0	
3B: 0	DP: 2	SB: 0	
HR: 0	HBP: 0	CS: 0	

Batter	1	2	3	4	5	6	7	8	9	AB	R	H	RBI	BB	SO	LOB
Al Newman, S (1, 5) OBP: 0.346, SLG: 0.315	0-0 2B	1-1 1-2 1B		2-3 K2-3			0-3 K		3-2 G1-3	5	1	2	0	0	2	0
Greg Gagne, R (1, 6) OBP: 0.289, SLG: 0.396 Kent Hrbek, L (9, PH) OBP: 0.373, SLG: 0.527	0-0 G6-3 1B 2-H 2B	1-2 G1-3			0-2 F7		0-2 G6-3		3-3 K2-3	4	1	1	1	0	0	2
										1	0	0	0	0	1	0
Kirby Puckett, R (1, 8) OBP: 0.381, SLG: 0.475	0-2 G6-3 2-3		0-0 SH3-4 BB 1B		1-0 G6-3		0-1 G6-3		1-3 K	5	0	1	0	0	1	1
Gary Gaetti, R (1, 3) OBP: 0.288, SLG: 0.413	1-3 K		4-0 SH3-4 1-2 BB		0-0 F7			0-1 G6-3		3	0	0	0	1	1	1
Brian Harper, R (1, 2) OBP: 0.345, SLG: 0.434	1-0 3-H 1B		0-0 SH3-4 1-2 2-3			0-0 SH5-4 FC4-2 1B		1-1 1B FC1-2 1B		3	0	3	1	0	0	0
Dan Gladden, R (1, 7) OBP: 0.343, SLG: 0.405	3-2 G1-6-3		2-3 K			0-0 FC4-2 SH5-4 1-2 1B		1-1 FC1-2 BB 1-3 1B		4	0	2	0	0	1	3
Tim Laudner, R (1, 10) OBP: 0.303, SLG: 0.355 Jim Dwyer, L (8, PH) OBP: 0.397, SLG: 0.411		1-2 P4	2-3 K			2-1 SH5-4 1-2 2-3		4-0 FC1-2 1-2 BB		2	0	0	0	0	1	2
										0	0	0	0	1	0	0
Wally Backman, S (1, 4) OBP: 0.314, SLG: 0.306	0-2 G5-3			2-2 P2		3-2 FC4-2 2-3 3-H		0-2 FC1-2 1-2 2-3 3-Hf		4	0	0	0	0	0	5
John Moses, S (1, 9) OBP: 0.324, SLG: 0.358 Randy Bush, L (8, PH) OBP: 0.346, SLG: 0.439 (8, 9)	0-0 1B 1B			0-3 K		0-0 F9		1-0 F7		3	0	1	0	0	1	2
										1	0	0	0	0	0	3

TOP

Minnesota Twins @ California Angels

Anaheim Stadium, Anaheim, CA

Tue Aug 15 1989, 10:05 PM EDT

Att. 32,050 - Unknown

livebaseballscorecards.com

AB	35
R	2
H	10
RBI	2
BB	2
SO	8
LOB	19

Inning Stats	1	2	3	4	5	6	7	8	9
	R: 2 E: 0 K: 1 S: 13 H: 3 LOB: 1 BB: 0 P: 18	R: 0 E: 0 K: 0 S: 12 H: 2 LOB: 2 BB: 0 P: 15	R: 0 E: 0 K: 2 S: 10 H: 1 LOB: 2 BB: 1 P: 18	R: 0 E: 0 K: 2 S: 9 H: 0 LOB: 0 BB: 0 P: 13	R: 0 E: 0 K: 2 S: 5 H: 0 LOB: 0 BB: 0 P: 6	R: 0 E: 0 K: 0 S: 8 H: 2 LOB: 2 BB: 0 P: 13	R: 0 E: 0 K: 1 S: 8 H: 0 LOB: 0 BB: 0 P: 8	R: 0 E: 0 K: 0 S: 10 H: 2 LOB: 3 BB: 1 P: 17	R: 0 E: 0 K: 2 S: 9 H: 0 LOB: 0 BB: 0 P: 16

1B: 8	SF: 0
2B: 2	SAC: 2
3B: 0	DP: 0
HR: 0	HBP: 0

WP: 0	PA: 39
PB: 0	
SB: 0	
CS: 0	

PITCHER		IP	WLS	BF	H	R	ER	SO	BB	IBB	HBP	BLK	WP	HR	S	P	ERA	WHIP
Chuck Finley, L ERA: 2.51	(1, 1)	7.1	W	33	10	2	2	6	1	0	0	0	0	0	71	99	2.46	1.500
Bryan Harvey, R ERA: 3.16	(8, 1)	1.2	S	6	0	0	0	2	1	0	0	0	0	0	13	25	0.00	0.600

PITCHER	IP	WLS	BF	H	R	ER	SO	BB	IBB	HBP	BLK	WP	HR	S	P	ERA	WHIP

BOTTOM

Minnesota Twins @ California Angels

Anaheim Stadium, Anaheim, CA

Tue Aug 15 1989, 10:05 PM EDT

Att. 32,050 - Unknown

livebaseballscorecards.com

Batter	1	2	3	4	5	6	7	8	9	AB	R	H	RBI	BB	SO	LOB
Devon White, S (1, 8) OBP: 0.298, SLG: 0.407	HR	G4-3		F7			S G6-3 FC6-2 1B			4	1	2	1	0	0	4
Johnny Ray, S (1, 4) OBP: 0.330, SLG: 0.362	F7	F7			L7		G6-3 1-2			4	0	0	0	0	0	1
Claudell Washington, L (1, 10) OBP: 0.323, SLG: 0.433	K	G4-3			F8		FC6-2 2-H			4	0	0	0	0	1	1
Wally Joyner, L (1, 3) OBP: 0.341, SLG: 0.402	1B	F7			P4		G4-3			4	0	1	0	0	0	1
Chili Davis, S (1, 7) OBP: 0.330, SLG: 0.441	K			G4-3 1B 2B		3B BB		G6-3		3	2	1	0	1	1	1
Lance Parrish, R (1, 2) OBP: 0.321, SLG: 0.431		K		G4-3 2-3		P6		F8		4	0	0	0	0	1	2
Jack Howell, L (1, 9) OBP: 0.319, SLG: 0.432		1B BB		P3		F8		K		3	0	0	0	1	1	2
Bobby Rose, R (1, 5) OBP: 0.429, SLG: 0.714		1-2 1B		1B 3-H 1B		1-H 3B				3	0	3	2	0	0	0
Kent Anderson, R (1, 6) OBP: 0.268, SLG: 0.244		L9		1-3 1B		G5-3				3	0	1	0	0	0	3

Inning Stats	1	2	3	4	5	6	7	8	9
	R: 1 E: 0 K: 2 S: 13	H: 2 LOB: 1 BB: 0 P: 22	R: 0 E: 0 K: 1 S: 10	H: 1 LOB: 2 BB: 1 P: 18	R: 0 E: 0 K: 0 S: 5	H: 0 LOB: 0 BB: 0 P: 6	R: 1 E: 0 K: 0 S: 10	H: 3 LOB: 2 BB: 0 P: 15	R: 0 E: 0 K: 0 S: 6	H: 0 LOB: 0 BB: 0 P: 9	R: 1 E: 0 K: 0 S: 11	H: 1 LOB: 1 BB: 1 P: 22	R: 0 E: 0 K: 0 S: 4	H: 1 LOB: 1 BB: 0 P: 9	R: 0 E: 0 K: 1 S: 10	H: 0 LOB: 0 BB: 0 P: 13

1B: 5	SF: 0
2B: 1	SAC: 0
3B: 1	DP: 0
HR: 1	HBP: 0
WP: 0	PA: 34
PB: 0	
SB: 1	
CS: 0	

	AB	32
	R	3
	H	8
	RBI	3
	BB	2
	SO	4
	LOB	15

PITCHER		IP	WLS	BF	H	R	ER	SO	BB	IBB	HBP	BLK	WP	HR	S	P	ERA	WHIP
Mike Dyer, R ERA: 4.93	(1, 1)	6.0	L	27	7	3	3	3	2	0	0	0	0	1	55	92	4.50	1.500
Gary Wayne, L ERA: 3.57	(7, 1)	2.0		7	1	0	0	1	0	0	0	0	0	0	14	22	0.00	0.500

PITCHER	IP	WLS	BF	H	R	ER	SO	BB	IBB	HBP	BLK	WP	HR	S	P	ERA	WHIP

Batter	1	2	3	4	5	6	7	8	9	AB	R	H	RBI	BB	SO	LOB
Al Newman, S (1, 6) OBP: 0.345, SLG: 0.314	B B B C C X 3-2 G6-3		B C S X 1-2 F7 1-2		B X 1-0 G1-3			B C B F X 2-2 1B		4	0	1	0	0	0	1
Dan Gladden, R (1, 8) OBP: 0.338, SLG: 0.399	C B B X 2-1 F9		B C B X 2-1 G1-3			C B B X 2-1 G4-3		B S C F S 1-3 K		4	0	0	0	0	1	2
Randy Bush, L (1, 7) OBP: 0.348, SLG: 0.446	C F B X 1-2 2B			X 0-0 P5		C B B X 2-1 G3-1			B X 1-0 1B 2B	4	1	2	0	0	0	0
Gary Gaetti, R (1, 5) OBP: 0.288, SLG: 0.412	C B F S 1-3 K			F B B B F X 3-2 E7 HR		S B S S 1-3 K2-3			B B X 2-0 G4-6-3 2-H 1B	4	1	1	1	0	2	1
Kent Hrbek, L (1, 3) OBP: 0.371, SLG: 0.535		B B X 2-0 G4-3		B F F B B X 3-2 HR 1-H			X 0-0 L8		C X 0-1 P9	4	1	1	2	0	0	1
Brian Harper, R (1, 9) OBP: 0.340, SLG: 0.427		B B C F S 2-3 K		B B X 2-0 F9			C X 0-1 P8		X 0-0 G4-6-3 1-2f	4	0	0	0	0	1	1
Jim Dwyer, L (1, 10) OBP: 0.392, SLG: 0.405		B B X 2-0 G4-3		B B X 2-0 F7			B B X 2-0 F8			3	0	0	0	0	0	0
Wally Backman, S (1, 4) OBP: 0.310, SLG: 0.301			C B X 1-1 G4-3		C B S X 1-2 G3-1			S B F X 1-2 L7		3	0	0	0	0	0	0
Tim Laudner, R (1, 2) OBP: 0.303, SLG: 0.355			B F X 1-1 S 1B		B B B X 3-0 G1-3			B B X 2-0 P3		3	0	1	0	0	0	0
Inning Stats	R: 0 H: 1 E: 0 LOB: 1 K: 1 BB: 0 S: 11 P: 18	R: 0 H: 0 E: 0 LOB: 0 K: 1 BB: 0 S: 5 P: 11	R: 0 H: 1 E: 0 LOB: 1 K: 0 BB: 0 S: 9 P: 14	R: 2 H: 1 E: 1 LOB: 0 K: 0 BB: 0 S: 9 P: 19	R: 0 H: 0 E: 0 LOB: 0 K: 0 BB: 0 S: 5 P: 10	R: 0 H: 0 E: 0 LOB: 0 K: 1 BB: 0 S: 7 P: 12	R: 0 H: 0 E: 0 LOB: 0 K: 0 BB: 0 S: 4 P: 6	R: 0 H: 1 E: 0 LOB: 1 K: 1 BB: 0 S: 11 P: 17	R: 1 H: 2 E: 0 LOB: 0 K: 0 BB: 0 S: 5 P: 8	1B: 3 SF: 0 2B: 2 SAC: 0 3B: 0 DP: 1 HR: 1 HBP: 0						

PITCHER		IP	WLS	BF	H	R	ER	SO	BB	IBB	HBP	BLK	WP	HR	S	P	ERA	WHIP
Mike Witt, R ERA: 4.33	(1, 1)	8.0	W	31	6	3	2	4	0	0	0	0	0	1	63	112	2.25	0.750
Bob McClure, L ERA: 1.74	(9, 1)	1.0		2	0	0	0	0	0	0	0	0	0	0	3	3	0.00	0.000

PITCHER		IP	WLS	BF	H	R	ER	SO	BB	IBB	HBP	BLK	WP	HR	S	P	ERA	WHIP

TOP

Minnesota Twins @ California Angels

Anaheim Stadium, Anaheim, CA

Wed Aug 16 1989, 6:33 AM EDT

Att. 32,993 - Unknown

livebaseballscorecards.com

AB	33
R	3
H	6
RBI	3
BB	0
SO	4
LOB	6

PA: 33

WP: 0
PB: 0
SB: 1
CS: 0

Minnesota Twins @ California Angels

Anaheim Stadium, Anaheim, CA

Wed Aug 16 1989, 6:33 AM EDT

Att. 32,993 - Unknown

livebaseballscorecards.com

Batter	1	2	3	4	5	6	7	8	9	AB	R	H	RBI	BB	SO	LOB
Devon White, S (1, 8) OBP: 0.299, SLG: 0.406	1-3 K	3-2 G4-3			2-1 G6-3 1B		4-0 1B 1-2 1B IBB	0-0 G4-3		4	1	1	0	1	1	3
Kent Anderson, R (1, 6) OBP: 0.274, SLG: 0.246	4-2 1B 1B BB		1-3 K		1-0 G6-3 1-2f		1-2 1-3 2-H 1B 1B			3	2	1	1	1	1	1
Johnny Ray, S (1, 4) OBP: 0.332, SLG: 0.363	2-2 1B 1-2 1B		2-2 F9		0-2 G3		1-0 2-H 3-H 2B 1B			4	1	2	2	0	0	0
Wally Joyner, L (1, 3) OBP: 0.344, SLG: 0.415	0-0 P5		1-1 HR			2-1 CS 1B	1 SAFE 1 SAFE 1-2 1-H 2B			4	1	3	2	0	0	2
Brian Downing, R (1, 10) OBP: 0.366, SLG: 0.407	0-1 1-2 2-H 1B		1-1 G6-3			3-2 P3 1-2	0-1 F9			4	0	1	1	0	0	2
Chili Davis, S (1, 7) OBP: 0.327, SLG: 0.436	3-3 K			2-3 K		1-0 F8		2-2 G5-3		4	0	0	0	0	2	2
Tony Armas, R (1, 9) OBP: 0.302, SLG: 0.506		1-1 P5		0-0 P9			2-0 FC6-4 1B	0-0 G6-3		4	0	1	0	0	0	0
Lance Parrish, R (1, 2) OBP: 0.323, SLG: 0.430		2-2 1B		2-1 L8			1-2 F8	4-2 BB BB		3	0	1	0	1	0	1
Bobby Rose, R (1, 5) OBP: 0.455, SLG: 0.900		2-3 K			0-0 HR		0-1 FC6-4 WP 1-2f 1B	4-0 1-2 BB		3	2	1	1	1	1	2

Inning Stats	1	2	3	4	5	6	7	8	9	AB	R	H	RBI	BB	SO	LOB
	R: 1 E: 0 K: 2 S: 15	H: 2 LOB: 2 BB: 1 P: 25	R: 0 E: 0 K: 1 S: 13	H: 1 LOB: 1 BB: 0 P: 21	R: 1 E: 0 K: 1 S: 10	H: 1 LOB: 0 BB: 0 P: 15	R: 0 E: 0 K: 1 S: 8	H: 0 LOB: 0 BB: 0 P: 12	R: 1 E: 0 K: 0 S: 7	H: 2 LOB: 0 BB: 0 P: 10	R: 0 E: 0 K: 0 S: 6	H: 1 LOB: 0 BB: 0 P: 12	R: 4 E: 0 K: 0 S: 16	H: 4 LOB: 1 BB: 1 P: 26	R: 0 E: 0 K: 0 S: 7	H: 0 LOB: 2 BB: 2 P: 17	1B: 8 2B: 1 3B: 0 HR: 2	SF: 0 SAC: 0 DP: 1 HBP: 0

PITCHER		IP	WLS	BF	H	R	ER	SO	BB	IBB	HBP	BLK	WP	HR	S	P	ERA	WHIP
Shane Rawley, L ERA: 4.96	(1, 1)	6.2	L	29	9	6	6	5	1	1	0	0	1	2	69	113	8.10	1.500
Mark Guthrie, L ERA: 3.94	(7, 1)	1.1		8	2	1	1	0	2	0	0	0	0	0	13	25	6.75	3.000

PITCHER	IP	WLS	BF	H	R	ER	SO	BB	IBB	HBP	BLK	WP	HR	S	P	ERA	WHIP

AB	33
R	7
H	11
RBI	7
BB	4
SO	5
LOB	13

WP: 1 PB: 0 SB: 0 CS: 1 PA: 37

Batter	1	2	3	4	5	6	7	8	9	AB	R	H	RBI	BB	SO	LOB
Jerry Browne, S (1, 4) OBP: 0.377, SLG: 0.409	C F B X 1-2 WP 1B 1B	X 0-0 ① SH5-3 1-2		C X 0-1 HR		B C B B B 4-1 1B BB			B C S B B B 4-2 SH3-4 BB	2	2	2	1	2	0	0
Felix Fermin, R (1, 6) OBP: 0.311, SLG: 0.268	B 1 SAFE B B C B 4-1 1B 1B 1-3 BB	C B X 1-1 ② G6-3 2-3		X 0-0 FC5-4 1B		F X 0-1 1-2 2-H 1B			1 SAFE 1 SAFE L L X 0-2 ① SH3-4 1-2	3	1	2	1	1	0	1
Brook Jacoby, R (1, 5) OBP: 0.358, SLG: 0.425	B B 1 F S S SAFE 2-3 ① K	S B B F X 2-2 ③ G4-3		X 0-0 ③ FC5-4 1-2f		B F B C F C 2-3 ③ K			B B B B 4-0 BB	4	0	0	0	1	2	6
Joe Carter, R (1, 3) (8, 8) OBP: 0.294, SLG: 0.471	1 SAFE S X 0-1 1B 1-2 3-H 1B	F X 0-1 ① P6			B F B F X 2-2 ① F5		B X 1-0 ① G5-3		B C S S 1-3 ② K	5	0	1	1	0	1	2
Mike Young, S (1, 10) OBP: 0.293, SLG: 0.278	X 0-0 1-3 2-H 1B	C S S X 0-2 ② G5-3			X 0-0 ② G5-3		C S S 0-3 ② K		B C C S 1-3 ③ K	5	0	1	1	0	2	2
Albert Belle, R (1, 7) OBP: 0.291, SLG: 0.449	F S F X 0-2 ② P4	B B X 2-0 1B			X 0-0 ③ F7		C B B B S B C 3-3 ③ K			4	0	1	0	0	1	2
Cory Snyder, R (1, 9) OBP: 0.251, SLG: 0.361	C B B F S 2-3 ③ K	S 1 SAFE F S 0-3 ③ K				F B X 1-1 ① P3		S C B S 1-3 ① K		4	0	0	0	0	3	3
Brad Komminsk, R (1, 8) OBP: 0.331, SLG: 0.468		B X 1-0 1B 3B		B F B B S X 3-2 ① P4		B B B C F S 3-3 ② K		B B B C F S 3-3 ② K		3	1	1	0	0	1	0
Pete O'Brien, L (8, PH) (8, 3) OBP: 0.367, SLG: 0.385										1	0	0	0	0	1	0
Andy Allanson, R (1, 2) OBP: 0.276, SLG: 0.284		C B X 1-1 G6-3 SH5-3 3-H 1B		F F B B X 2-2 ② L6-3		S C X 0-2 1B 2B		B C B S F X 2-2 ③ G1-3		3	1	2	1	0	0	0
Dave Clark, L (8, PH) OBP: 0.323, SLG: 0.400										1	0	0	0	0	0	0
Joel Skinner, R (8, 2) OBP: 0.278, SLG: 0.301										0	0	0	0	0	0	0
Inning Stats	R: 2 H: 3 E: 0 LOB: 2 K: 2 BB: 1 S: 17 P: 26	R: 1 H: 2 E: 0 LOB: 1 K: 0 BB: 0 S: 9 P: 14	R: 0 H: 1 E: 0 LOB: 1 K: 1 BB: 0 S: 9 P: 11	R: 1 H: 2 E: 0 LOB: 1 K: 0 BB: 0 S: 10 P: 15	R: 0 H: 0 E: 0 LOB: 0 K: 0 BB: 0 S: 5 P: 7	R: 1 H: 2 E: 0 LOB: 2 K: 2 BB: 1 S: 15 P: 25	R: 0 H: 0 E: 0 LOB: 0 K: 2 BB: 0 S: 7 P: 11	R: 0 H: 0 E: 0 LOB: 0 K: 2 BB: 0 S: 10 P: 16	R: 0 H: 0 E: 0 LOB: 2 K: 2 BB: 2 S: 11 P: 21							

PITCHER		IP	WLS	BF	H	R	ER	SO	BB	IBB	HBP	BLK	WP	HR	S	P	ERA	WHIP
Jim Abbott, L ERA: 3.93	(1, 1)	5.2		29	10	5	5	4	2	0	0	0	1	1	61	92	7.94	2.118
Greg Minton, R ERA: 3.0	(6, 1)	1.1	W	4	0	0	0	3	0	0	0	0	0	0	11	17	0.00	0.000
Bryan Harvey, R ERA: 3.02	(8, 1)	2.0	S	8	0	0	0	4	2	0	0	0	0	0	21	37	0.00	1.000

PITCHER	IP	WLS	BF	H	R	ER	SO	BB	IBB	HBP	BLK	WP	HR	S	P	ERA	WHIP

TOP

Cleveland Indians @ California Angels

Anaheim Stadium, Anaheim, CA

Fri Aug 18 1989, 10:05 PM EDT

Att. 52,286 - Unknown

livebaseballscorecards.com

AB	35
R	5
H	10
RBI	5
BB	4
SO	11
LOB	16

1B: 7	SF: 0	WP: 2	PA: 41
2B: 1	SAC: 2	PB: 0	
3B: 1	DP: 0	SB: 0	
HR: 1	HBP: 0	CS: 0	

Batter	1	2	3	4	5	6	7	8	9	AB	R	H	RBI	BB	SO	LOB
Devon White, S (1, 8) OBP: 0.299, SLG: 0.411	B C F F X 1-2 G6-3 ①		X 0-0 1-H HR		B B C C X 2-2 E4 G4-3 S 1B		C S S 0-3 K ①			4	2	1	2	0	1	0
Claudell Washington, L (1, 10) OBP: 0.322, SLG: 0.437	C F F F B B C 3-3 K ②		F B S B B F S 3-3 K ①		1 SAFE 1 SAFE C 1 SAFE 1 SAFE F 1 SAFE B 1 SAFE 1-2 X F9 ①		C F B F X 1-2 1B 3B			4	1	1	0	0	2	1
Johnny Ray, S (1, 4) OBP: 0.336, SLG: 0.374	B X 1-0 BLK 1B		B C B S B X 3-2 HR		1 SAFE 1 SAFE 1 SAFE 1 SAFE F 1 SAFE B C F 2-2 B X G4-3 ② 1-3		B X 1-0 3-H 1B			4	1	3	2	0	0	1
Wally Joyner, L (1, 3) OBP: 0.344, SLG: 0.412	F B B F X 2-2 L9 ③ 1-2		X 0-0 G3 ②		B F B F B F B 4-2 S 1B BB		1 SAFE B S C 1 SAFE B S 2-3 K ②			3	1	0	0	1	1	2
Chili Davis, S (1, 7) OBP: 0.329, SLG: 0.436		B B F S B F B 4-2 BB	B S B B F S 3-3 K ③		S B S S B F F B X 3-2 1-H 3-H 1B ③		B B X 2-0 P8 ③			3	0	1	2	1	1	1
Tony Armas, R (1, 9) OBP: 0.295, SLG: 0.494		X 0-0 L8 ①		S B S F B S 2-3 K ①		B C F X 1-2 G5-3 ①		C F B S 1-3 K ①		4	0	0	0	0	2	1
Lance Parrish, R (1, 2) OBP: 0.322, SLG: 0.428		C F B S 1-3 K ②		F B S X 1-2 FC4-6 1B		C X 0-1 L4-3 ②		B S C F S 1-3 K ②		4	0	1	0	0	2	1
Jack Howell, L (1, 5) OBP: 0.319, SLG: 0.433		B S 1 SAFE 1 SAFE B B S X 3-2 G3 ③		S B F B F X 2-2 FC4-6 1-2f ②		X 0-0 2B		B S S S B S 2-3 K ③		4	0	1	0	0	1	2
Kent Anderson, R (1, 6) OBP: 0.275, SLG: 0.243			C B S B B B 4-2 HR BB	X 0-0 F7 ③		B S C X 1-2 G6-3 ③				2	1	0	0	1	0	2
Inning Stats	R: 0 E: 0 K: 1 S: 12 H: 1 LOB: 1 BB: 0 P: 19	R: 0 E: 0 K: 1 S: 10 H: 0 LOB: 1 BB: 1 P: 18	R: 3 E: 0 K: 2 S: 14 H: 2 LOB: 0 BB: 1 P: 27	R: 0 E: 1 K: 1 S: 12 H: 1 LOB: 1 BB: 0 P: 17	R: 2 E: 1 K: 0 S: 18 H: 1 LOB: 1 BB: 1 P: 30	R: 0 E: 0 K: 0 S: 9 H: 1 LOB: 1 BB: 0 P: 11	R: 1 E: 0 K: 2 S: 12 H: 2 LOB: 1 BB: 0 P: 18	R: 0 E: 0 K: 3 S: 10 H: 0 LOB: 0 BB: 0 P: 14		1B: 4 2B: 1 3B: 1 HR: 2 SF: 0 SAC: 0 DP: 0 HBP: 0						

PITCHER		IP	WLS	BF	H	R	ER	SO	BB	IBB	HBP	BLK	WP	HR	S	P	ERA	WHIP
Tom Candiotti, R ERA: 3.04	(1, 1)	5.0		23	5	5	3	5	3	0	0	1	0	2	66	111	5.40	1.600
Steve Olin, R ERA: 2.2	(6, 1)	1.1	L	7	3	1	1	1	0	0	0	0	0	0	17	21	6.75	2.250
Jesse Orosco, L ERA: 2.18	(7, 1)	1.2		5	0	0	0	4	0	0	0	0	0	0	14	22	0.00	0.000

PITCHER	IP	WLS	BF	H	R	ER	SO	BB	IBB	HBP	BLK	WP	HR	S	P	ERA	WHIP

BOTTOM

Cleveland Indians @ California Angels

Anaheim Stadium, Anaheim, CA

Fri Aug 18 1989, 10:05 PM EDT

Att. 52,286 - Unknown

livebaseballscorecards.com

AB	32
R	6
H	8
RBI	6
BB	3
SO	10
LOB	11

Batter	1	2	3	4	5	6	7	8	9	AB	R	H	RBI	BB	SO	LOB
Jerry Browne, S (1, 4) OBP: 0.376, SLG: 0.406	B F S X 1-2 G4-3 ①		C B X 1-1 G3 ③			C C F X 0-2 G4-3 ③		B F B S S B B 4-2 1B 1-2 BB		3	0	0	0	1	0	0
Brook Jacoby, R (1, 5) OBP: 0.359, SLG: 0.426	X 0-0 G5-3 ②			B C B C X 2-2 G5-3 ①			F X 0-1 1B 1B 1B	B S S B F B X 3-2 1-2 2-H 1B		4	1	2	1	0	0	0
Dion James, L (1, 7) OBP: 0.376, SLG: 0.376	C B B C C 2-3 K ③			X 0-0 G6-4-3 1B			B X 1-0 FC3-6 1B G5-3 1-2 1B	B F F B F S 2-3 K ②		4	1	2	0	0	2	2
Joe Carter, R (1, 8) OBP: 0.296, SLG: 0.477		B X 1-0 HR		F B X 1-1 ② ③ G6-4-3 1-2f			C X 0-1 FC3-6 1-2 2-H 1B	B B C B X 3-1 G6-3 ③		4	1	2	2	0	0	3
Pete O'Brien, L (1, 3) OBP: 0.364, SLG: 0.382		X 0-0 G3 ①			C X 0-1 G4-3 ①		C F B B B X 2-2 FC3-6 G5-3 1-2f 2-3 ①		B X 1-0 G4-3 ①	4	0	0	0	0	0	2
Albert Belle, R (1, 9) OBP: 0.281, SLG: 0.432		F F C 0-3 K ②			S C B X 1-2 F8 ②		X 0-0 G5-3 ② 1-2 3-H		B C X 1-1 G3-1 ②	4	0	0	1	0	1	1
Dave Clark, L (1, 10) OBP: 0.322, SLG: 0.397		B B C C B F S 3-3 K ③			X 0-0 G6-3 ③		B F B S X 2-2 G4-3 ③		S X 0-1 1B	4	0	1	0	0	1	1
Joel Skinner, R (1, 2) OBP: 0.279, SLG: 0.297 Mike Young, S (9, PH) OBP: 0.286, SLG: 0.270			B C C X 1-2 G5-3 ①			B B B B 4-0 G4-6-3 BB		C B C S 1-3 K ①	B S S S 1-3 K ③	2 1	0 0	0 0	0 0	1 0	1 1	0 1
Felix Fermin, R (1, 6) OBP: 0.311, SLG: 0.269			F X 0-1 G4-3 ②			C C B X 1-2 ① ② G4-6-3 1-2f		C B B B C X 3-2 BB 1B 1B		3	1	1	0	0	0	1
Inning Stats	R: 0 E: 0 K: 1 S: 7 H: 0 LOB: 0 BB: 0 P: 10	R: 1 E: 0 K: 2 S: 9 H: 1 LOB: 0 BB: 0 P: 13	R: 0 E: 0 K: 0 S: 7 H: 0 LOB: 0 BB: 0 P: 9	R: 0 E: 0 K: 0 S: 6 H: 1 LOB: 0 BB: 0 P: 9	R: 0 E: 0 K: 0 S: 6 H: 0 LOB: 0 BB: 0 P: 7	R: 0 E: 0 K: 0 S: 7 H: 0 LOB: 0 BB: 1 P: 12	R: 2 E: 0 K: 0 S: 12 H: 3 LOB: 1 BB: 0 P: 17	R: 1 E: 0 K: 2 S: 18 H: 2 LOB: 2 BB: 1 P: 34	R: 0 E: 0 K: 1 S: 8 H: 1 LOB: 1 BB: 0 P: 11	1B: 7 2B: 0 3B: 0 HR: 1	SF: 0 SAC: 0 DP: 2 HBP: 0						

PITCHER	IP	WLS	BF	H	R	ER	SO	BB	IBB	HBP	BLK	WP	HR	S	P	ERA	WHIP
Bert Blyleven, R (1, 1) ERA: 2.46	7.1	W	28	6	4	4	4	2	0	0	0	0	1	62	93	4.91	1.091
Greg Minton, R (8, 1) ERA: 2.92	1.2	S	7	2	0	0	2	0	0	0	0	0	0	18	29	0.00	1.200

PITCHER	IP	WLS	BF	H	R	ER	SO	BB	IBB	HBP	BLK	WP	HR	S	P	ERA	WHIP

TOP

Cleveland Indians @ California Angels

Anaheim Stadium, Anaheim, CA

Sat Aug 19 1989, 10:05 PM EDT

Att. 40,574 - Unknown

livebaseballscorecards.com

AB	33
R	4
H	8
RBI	4
BB	2
SO	6
LOB	11

1B: 7	SF: 0	WP: 0	PA: 35
2B: 0	SAC: 0	PB: 0	
3B: 0	DP: 2	SB: 0	
HR: 1	HBP: 0	CS: 0	

BOTTOM

Cleveland Indians @ California Angels

Anaheim Stadium, Anaheim, CA

Sat Aug 19 1989, 10:05 PM EDT

Att. 40,574 - Unknown

livebaseballscorecards.com

Batter	1	2	3	4	5	6	7	8	9	AB	R	H	RBI	BB	SO	LOB
Devon White, S (1, 8) OBP: 0.300, SLG: 0.408	FC3-6 1B HR BB	1-2 BB		G4-3 2-3		G5-3		FC6-4 1-2f		3	1	0	0	2	0	2
Claudell Washington, L (1, 9) OBP: 0.318, SLG: 0.431	1 SAFE 1 SAFE	L7	K	K		F8				4	0	0	0	0	2	4
Johnny Ray, S (1, 4) OBP: 0.339, SLG: 0.378	FC3-6 1-2 1B		BB 1B		F7		L8-4-3 1B			4	1	3	0	0	0	0
Wally Joyner, L (1, 3) OBP: 0.345, SLG: 0.418	FC3-6 1-2f 2-3 HR		G6-4-3 1B 1-2 BB		F7 HR		F8			3	2	1	1	1	0	3
Chili Davis, S (1, 7) OBP: 0.333, SLG: 0.445	1-H 3-H HR		G6-4-3 1-2 2-H 1B		BB		L8-4-3 1-2			3	1	2	4	1	0	1
Brian Downing, R (1, 10) OBP: 0.363, SLG: 0.403	G6-3		G6-4-3 1-2f 2-3		L8			K		4	0	0	0	0	1	3
Lance Parrish, R (1, 2) OBP: 0.321, SLG: 0.434		L4	P4		K			HR		4	1	1	1	0	1	2
Jack Howell, L (1, 5) OBP: 0.321, SLG: 0.442		G3-1		G4-3 G5-3 1B		HR		G5-3		4	1	2	1	0	0	0
Kent Anderson, R (1, 6) OBP: 0.281, SLG: 0.245		BB 1B		G5-3 1-2		P6		FC6-4 BB		3	0	1	0	1	0	1
Inning Stats	R: 3 H: 2 E: 0 LOB: 0 K: 0 BB: 1 S: 13 P: 20	R: 0 H: 1 E: 0 LOB: 2 K: 1 BB: 1 S: 12 P: 20	R: 1 H: 2 E: 0 LOB: 1 K: 0 BB: 1 S: 12 P: 24	R: 0 H: 1 E: 0 LOB: 1 K: 1 BB: 0 S: 9 P: 13	R: 1 H: 1 E: 0 LOB: 1 K: 1 BB: 1 S: 14 P: 27	R: 1 H: 1 E: 0 LOB: 0 K: 0 BB: 0 S: 9 P: 14	R: 0 H: 1 E: 0 LOB: 0 K: 0 BB: 0 S: 7 P: 13	R: 1 H: 1 E: 0 LOB: 1 K: 1 BB: 1 S: 10 P: 18		1B: 6 SF: 0 2B: 1 SAC: 0 3B: 0 DP: 2 HR: 4 HBP: 0						WP: 0 PA: 37 PB: 0 SB: 0 CS: 0

	AB	32
	R	7
	H	10
	RBI	7
	BB	5
	SO	4
	LOB	16

PITCHER		IP	WLS	BF	H	R	ER	SO	BB	IBB	HBP	BLK	WP	HR	S	P	ERA	WHIP
Rod Nichols, R ERA: 5.4	(1, 1)	2.0	L	14	5	4	4	1	3	0	0	0	0	1	33	56	18.00	4.000
Rich Yett, R ERA: 4.85	(3, 1)	5.0		18	4	2	2	2	1	0	0	0	0	2	43	75	3.60	1.000
Jesse Orosco, L ERA: 2.3	(8, 1)	1.0		5	1	1	1	1	1	0	0	0	0	1	10	18	9.00	2.000

PITCHER	IP	WLS	BF	H	R	ER	SO	BB	IBB	HBP	BLK	WP	HR	S	P	ERA	WHIP

Batter	1	2	3	4	5	6	7	8	9	AB	R	H	RBI	BB	SO	LOB
Jerry Browne, S (1, 4) OBP: 0.376, SLG: 0.406	C B B X 2-1 G6-4-3 1B		C B F X 1-2 ② L9			B B B B 4-0 G5-3 BB		X 0-0 ③ G4-3		3	0	1	0	1	0	0
Brook Jacoby, R (1, 5) OBP: 0.356, SLG: 0.421	X 0-0 ① ② G6-4-3 1-2f		F B X 1-1 ③ F9			B X 1-0 ① G5-3 1-2			B B X 2-0 ① F8	4	0	0	0	0	0	2
Dion James, L (1, 7) OBP: 0.374, SLG: 0.375	B B C X 2-1 1B			C F F F F B X 1-2 ① F8		F F X 0-2 ② L7			C S X 0-2 ② G5-3	4	0	1	0	0	0	1
Joe Carter, R (1, 8) OBP: 0.294, SLG: 0.473	1 SAFE B X 1-0 ③ P2			B F F B F S 2-3 ② K		B S S B S 2-3 ③ K			C X 0-1 ③ G3-1	4	0	0	0	0	2	2
Pete O'Brien, L (1, 3) OBP: 0.364, SLG: 0.381		X 0-0 G5-3 1B		B B B X 3-0 ③ L8			S B B C B X 3-2 ① F8			3	0	1	0	0	0	0
Albert Belle, R (1, 9) OBP: 0.274, SLG: 0.421		C B B B F B X 3-2 ① G5-3 1-2			B S F C 1-3 ① K		X 0-0 ② F8			3	0	0	0	0	1	1
Dave Clark, L (1, 10) OBP: 0.318, SLG: 0.391		B C B S C 2-3 ② K2-3			X 0-0 ② L7		X 0-0 ③ F8			3	0	0	0	0	1	1
Joel Skinner, R (1, 2) OBP: 0.282, SLG: 0.300 Paul Zuvella, R (8, PH) OBP: 0.226, SLG: 0.310 (8, 6)		C C B B S 2-3 ③ K			B X 1-0 1B			B F F C 1-3 ① K		2 1	0 0	1 0	0 0	0 0	1 1	1 0
Felix Fermin, R (1, 6) OBP: 0.310, SLG: 0.267 Cory Snyder, R (8, PH) OBP: 0.250, SLG: 0.360 Andy Allanson, R (8, 2) OBP: 0.276, SLG: 0.284			F F F F X 0-2 ① G4-3		B X 1-0 ③ G3			S B F B B S 3-3 ② K		2 1 0	0 0 0	0 0 0	0 0 0	0 0 0	0 1 0	1 0 0
Inning Stats	R: 0 H: 2 E: 0 LOB: 1 K: 0 BB: 0 S: 6 P: 11	R: 0 H: 1 E: 0 LOB: 1 K: 2 BB: 0 S: 11 P: 18	R: 0 H: 0 E: 0 LOB: 0 K: 0 BB: 0 S: 10 P: 12	R: 0 H: 0 E: 0 LOB: 0 K: 1 BB: 0 S: 11 P: 17	R: 0 H: 1 E: 0 LOB: 1 K: 1 BB: 0 S: 6 P: 9	R: 0 H: 0 E: 0 LOB: 1 K: 1 BB: 1 S: 7 P: 14	R: 0 H: 0 E: 0 LOB: 0 K: 0 BB: 0 S: 5 P: 8	R: 0 H: 0 E: 0 LOB: 0 K: 2 BB: 0 S: 7 P: 11	R: 0 H: 0 E: 0 LOB: 0 K: 0 BB: 0 S: 6 P: 8	1B: 4 SF: 0 2B: 0 SAC: 0 3B: 0 DP: 1 HR: 0 HBP: 0						

TOP

Cleveland Indians @ California Angels

Anaheim Stadium, Anaheim, CA

Sun Aug 20 1989, 6:33 AM EDT

Att. 32,640 - Sunny

livebaseballscorecards.com

AB	30
R	0
H	4
RBI	0
BB	1
SO	7
LOB	9

WP: 0 PB: 0 SB: 0 CS: 0 PA: 31

PITCHER	IP	W	L	S	BF	H	R	ER	SO	BB	IBB	HBP	BLK	WP	HR	P	ERA	WHIP
Kirk McCaskill, R (1, 1) ERA: 2.83	9.0	W			31	4	0	0	7	1	0	0	0	0	0	108	0.00	0.556

PITCHER	IP	W	L	S	BF	H	R	ER	SO	BB	IBB	HBP	BLK	WP	HR	P	ERA	WHIP

BOTTOM

Cleveland Indians @ California Angels

Anaheim Stadium, Anaheim, CA

Sun Aug 20 1989, 6:33 AM EDT

Att. 32,640 - Sunny

livebaseballscorecards.com

Batter	1	2	3	4	5	6	7	8	9	AB	R	H	RBI	BB	SO	LOB
Devon White, S (1, 8) OBP: 0.300, SLG: 0.408	F B X 1-1 ① P7			C S F B B X 2-2 1B 1B		C F B F S 1-3 ③ K				3	0	1	0	0	1	0
Kent Anderson, R (1, 6) OBP: 0.282, SLG: 0.246	B B F F F X 2-2 ② L9			B 1 SAFE S 1 SAFE B 1 SAFE 1 SAFE 1 SAFE S 2-2 X F9-6-4 1B 1-3			C C B B X 2-2 E5 SH2-3 SF8			3	1	1	0	0	0	0
Johnny Ray, S (1, 4) OBP: 0.338, SLG: 0.376	C B X 1-1 ③ P2			X 0-0 ① P4			B X 1-0 ① SH2-3 2-3			2	0	0	0	0	0	2
Wally Joyner, L (1, 3) OBP: 0.343, SLG: 0.416		C F X 0-2 ① P6		B 1 SAFE F B 1 SAFE F F X 2-2 ②③ F9-6-4 1-2			B B B X 3-0 ② SF8 3-H			2	0	0	1	0	0	2
Chili Davis, S (1, 7) OBP: 0.330, SLG: 0.441		C B F B X 2-2 ② F8			X 0-0 ① F9		B F F X 1-2 ③ F9			3	0	0	0	0	0	0
Tony Armas, R (1, 9) OBP: 0.290, SLG: 0.484		C S B X 1-2 ③ P6			B F X 1-1 ② G5-3			C C X 0-2 ① G5-3		3	0	0	0	0	0	0
Brian Downing, R (1, 10) OBP: 0.360, SLG: 0.400		S S B B B X 2-2 ① F9			X 0-0 ③ G5-3			F X 0-1 ② G5-3		3	0	0	0	0	0	0
Bobby Rose, R (1, 5) OBP: 0.429, SLG: 0.923		B F B B F S 3-3 ② K				B C F B X 2-2 ① L9		C X 0-1 3B		3	0	1	0	0	1	0
John Orton, R (1, 2)		B F B X 2-1 ③ G6-3				S B C S 1-3 ② K		C B S F B B F S 3-3 ③ K		3	0	0	0	0	2	1
Inning Stats	R: 0 E: 0 K: 0 S: 8 H: 0 LOB: 0 BB: 0 P: 12	R: 0 E: 0 K: 0 S: 9 H: 0 LOB: 0 BB: 0 P: 12	R: 0 E: 0 K: 1 S: 8 H: 0 LOB: 0 BB: 0 P: 15	R: 0 E: 0 K: 0 S: 12 H: 2 LOB: 1 BB: 0 P: 18	R: 0 E: 0 K: 0 S: 4 H: 0 LOB: 0 BB: 0 P: 5	R: 0 E: 0 K: 2 S: 10 H: 0 LOB: 0 BB: 0 P: 14	R: 1 E: 1 K: 0 S: 8 H: 0 LOB: 0 BB: 0 P: 15	R: 0 E: 0 K: 1 S: 12 H: 1 LOB: 1 BB: 0 P: 15		1B: 2 2B: 1 3B: 1 HR: 0	SF: 1 SAC: 1 DP: 1 HBP: 0					

PITCHER	IP	WLS	BF	H	R	ER	SO	BB	IBB	HBP	BLK	WP	HR	S	P	ERA	WHIP
Bud Black, L (1, 1) ERA: 3.98	8.0	L	27	3	1	0	4	0	0	0	0	0	0	71	106	0.00	0.375

PITCHER	IP	WLS	BF	H	R	ER	SO	BB	IBB	HBP	BLK	WP	HR	S	P	ERA	WHIP

AB	25
R	1
H	3
RBI	1
BB	0
SO	4
LOB	5

WP: 0 PA: 27
PB: 0
SB: 0
CS: 0

Batter	1	2	3	4	5	6	7	8	9	AB	R	H	RBI	BB	SO	LOB
Devon White, S (1, 8) OBP: 0.298, SLG: 0.404	B X 1-0 G3		S B 1 SAFE S 1 SAFE F X 1-2 L6 1-3		F S S 0-3 K		B C X 1-1 L4			4	0	0	0	0	1	4
Claudell Washington, L (1, 9) OBP: 0.316, SLG: 0.428 Bobby Rose, R (4, 5) OBP: 0.375, SLG: 0.800	B F S S 1-3 K		X 0-0 FC1 3-H		B F B X 2-1 F9-2 3-H			C B X 1-1 F8		2 2	0 0	0 0	0 0	0 0	1 0	1 2
Johnny Ray, S (1, 4) OBP: 0.335, SLG: 0.373	B B X 2-0 F9		1 SAFE B X 1-0 F8			C B F X 1-2 G4-3		F B B B X 3-1 F9		4	0	0	0	0	0	1
Wally Joyner, L (1, 3) OBP: 0.342, SLG: 0.415		F B F B X 2-2 1B WP SF9 1B		B B F C F X 2-2 F7		F F X 0-2 P3		C X 0-1 G4-3		4	1	1	0	0	0	0
Chili Davis, S (1, 7) OBP: 0.332, SLG: 0.441		S B C B B X 3-2 1-3 1B		S B B B B 4-1 S BB		B S S S 1-3 K			B X 1-0 F8	3	0	1	0	1	1	0
Brian Downing, R (1, 10) OBP: 0.359, SLG: 0.406		X 0-0 SF9 3-H		B C B B F 1 SAFE F S 3-3 K 1-2			B F C B X 2-2 HR		C F C 0-3 K	3	1	1	2	0	2	1
Lance Parrish, R (1, 2) OBP: 0.320, SLG: 0.432		B 1 SAFE B X 2-0 F9		S B F B F X 2-2 L4			S S C 0-3 K		B X 1-0 1B 1B	4	0	1	0	0	1	2
Jack Howell, L (1, 5) (4, 9) OBP: 0.322, SLG: 0.446		S X 0-1 G4-3			X 0-0 SH F9-2 2B		C X 0-1 L3		S S B B F X 2-2 1-2 1B	4	0	2	0	0	0	1
Kent Anderson, R (1, 6) OBP: 0.291, SLG: 0.257 Tony Armas, R (9, PH) OBP: 0.288, SLG: 0.481			F B X 1-1 E FC1 1B		X 0-0 SH 2-3		X 0-0 1B		F S B S 1-3 K	2 1	0 0	2 0	0 0	0 0	0 1	0 2
Inning Stats	R: 0 H: 0 E: 0 LOB: 0 K: 1 BB: 0 S: 5 P: 9	R: 1 H: 2 E: 0 LOB: 1 K: 0 BB: 0 S: 10 P: 17	R: 0 H: 1 E: 1 LOB: 1 K: 0 BB: 0 S: 8 P: 11	R: 0 H: 0 E: 0 LOB: 1 K: 1 BB: 1 S: 13 P: 24	R: 0 H: 1 E: 1 LOB: 1 K: 1 BB: 0 S: 7 P: 9	R: 0 H: 0 E: 0 LOB: 0 K: 1 BB: 0 S: 9 P: 11	R: 1 H: 2 E: 0 LOB: 1 K: 1 BB: 0 S: 11 P: 14	R: 0 H: 0 E: 0 LOB: 0 K: 0 BB: 0 S: 6 P: 10	R: 0 H: 2 E: 0 LOB: 2 K: 2 BB: 0 S: 12 P: 17	1B: 6 SF: 1 2B: 2 SAC: 1 3B: 0 DP: 1 HR: 1 HBP: 0						WP: 1 PA: 36 PB: 0 SB: 1 CS: 0

PITCHER		IP	WLS	BF	H	R	ER	SO	BB	IBB	HBP	BLK	WP	HR	S	P	ERA	WHIP
Bret Saberhagen, R ERA: 2.7	(1, 1)	8.0	W	31	6	2	2	5	1	0	0	0	1	1	69	105	2.25	0.875
Rick Luecken, R ERA: 1.13	(9, 1)	1.0	S	5	2	0	0	2	0	0	0	0	0	0	12	17	0.00	2.000

PITCHER	IP	WLS	BF	H	R	ER	SO	BB	IBB	HBP	BLK	WP	HR	S	P	ERA	WHIP

California Angels @ Kansas City Royals

Royals Stadium, Kansas City, MO

Mon Aug 21 1989, 8:05 PM EDT

Att. 37,170 - Unknown - 79 F

TOP

livebaseballscorecards.com

AB	33
R	2
H	8
RBI	2
BB	1
SO	7
LOB	14

BOTTOM

California Angels @ Kansas City Royals

Royals Stadium, Kansas City, MO

Mon Aug 21 1989, 8:05 PM EDT

Att. 37,170 - Unknown - 79 F

livebaseballscorecards.com

Batter	1	2	3	4	5	6	7	8	9	AB	R	H	RBI	BB	SO	LOB
Kurt Stillwell, S (1, 6) OBP: 0.348, SLG: 0.413	B B C B C X 3-2 G4-3 3B		B X 1-0 ③ P5		X 0-0 SF9 1B 1-2 2-3 1B		B B X 2-0 ③ G3			4	1	2	0	0	0	0
Kevin Seitzer, R (1, 5) OBP: 0.390, SLG: 0.330 Bill Pecota, R (9, 5) OBP: 0.260, SLG: 0.415	C F B X 1-2 P3 ①			B B X 2-0 ① G6-3	B C F B F X 2-2 G6-4-3 1-2 2-3 3-H 1B			X 0-0 ① G1-3		4 0	0 0	1 0	1 0	0 0	0 0	1 0
George Brett, L (1, 3) OBP: 0.327, SLG: 0.402	F B B F B X 3-2 ② G4-3 3-H			C B S B X 2-2 ② F9	X 0-0 ① SF9 2-3 3-H			B C B X 2-1 ② F7		3	0	0	2	0	0	0
Bo Jackson, R (1, 7) OBP: 0.311, SLG: 0.522	B B F B X 3-1 ③ G5-3			B B B B 4-0 S 2B BB	S X 0-1 ②③ G6-4-3 1-2f			B S B X 2-1 ③ P3		3	1	0	0	1	0	2
Jim Eisenreich, L (1, 8) OBP: 0.353, SLG: 0.455 (7, 9)		B S S F X 1-2 ① G1-3		F 1 SAFE C F P B F 1 SAFE B 3-2 X 1-H 2B		S S X 0-2 ① F7				3	0	1	1	0	0	0
Danny Tartabull, R (1, 10) OBP: 0.370, SLG: 0.452		C B F F S 1-3 ② K		B B B F C F B 4-2 BB		S X 0-1 ② P3				2	0	0	0	1	1	0
Pat Tabler, R (1, 9) OBP: 0.322, SLG: 0.306 Gary Thurman, R (7, 8) OBP: 0.322, SLG: 0.270	B B F X 2-1 ③ F8			B C C B X 2-2 ③ L8		B S X 1-1 ③ G6-3				3 0	0 0	0 0	0 0	0 0	0 0	2 0
Frank White, R (1, 4) OBP: 0.308, SLG: 0.322			B M F B X 2-2 G6-3 1B		F X 0-1 E5 1B 1B 1B		F M B X 1-2 ① P4			3	1	1	0	0	0	0
Mike Macfarlane, R (1, 2) OBP: 0.262, SLG: 0.339			B S S B F X 2-2 ①② G6-3 1-2f		C B B F X 2-2 1B 1B 1-2 SF9 1B		B S X 1-1 ② P4			3	1	1	0	0	0	1
Inning Stats	R: 1 H: 1 E: 0 LOB: 0 K: 0 BB: 0 S: 11 P: 21	R: 0 H: 0 E: 0 LOB: 0 K: 1 BB: 0 S: 9 P: 13	R: 0 H: 1 E: 0 LOB: 0 K: 0 BB: 0 S: 8 P: 13	R: 1 H: 1 E: 0 LOB: 2 K: 0 BB: 2 S: 16 P: 32	R: 2 H: 3 E: 1 LOB: 1 K: 0 BB: 0 S: 13 P: 17	R: 0 H: 0 E: 0 LOB: 0 K: 0 BB: 0 S: 7 P: 8	R: 0 H: 0 E: 0 LOB: 0 K: 0 BB: 0 S: 6 P: 10	R: 0 H: 0 E: 0 LOB: 0 K: 0 BB: 0 S: 5 P: 9		1B: 4 SF: 1 2B: 1 SAC: 0 3B: 1 DP: 2 HR: 0 HBP: 0						

	AB	28
	R	4
	H	6
	RBI	4
	BB	2
	SO	1
	LOB	6

WP: 0 PA: 31
PB: 0
SB: 1
CS: 0

PITCHER		IP	WLS	BF	H	R	ER	SO	BB	IBB	HBP	BLK	WP	HR	S	P	ERA	WHIP
Chuck Finley, L ERA: 2.55	(1, 1)	0.2		3	1	1	1	0	0	0	0	0	0	0	9	16	13.50	1.500
Willie Fraser, R ERA: 2.7	(1, 1)	3.1	L	13	2	1	1	1	2	0	0	0	0	0	35	63	2.70	1.200
Rich Monteleone, R ERA: 2.51	(5, 1)	3.0		12	3	2	1	0	0	0	0	0	0	0	26	35	3.00	1.000
Bob McClure, L ERA: 1.69	(8, 1)	1.0		3	0	0	0	0	0	0	0	0	0	0	5	9	0.00	0.000

PITCHER		IP	WLS	BF	H	R	ER	SO	BB	IBB	HBP	BLK	WP	HR	S	P	ERA	WHIP

California Angels @ Kansas City Royals

Royals Stadium, Kansas City, MO

Tue Aug 22 1989, 8:05 PM EDT
Att. 27,836 - Unknown - 75 F

TOP

livebaseballscorecards.com

Batter	1	2	3	4	5	6	7	8	9	AB	R	H	RBI	BB	SO	LOB
Devon White, S (1, 8) OBP: 0.299, SLG: 0.405	B S S S 1-3 ① K		B X 1-0 ② G4-3			X 0-0 E S SF7 1B		B F X 1-1 S 3-H 1B		4	1	2	1	0	1	0
Claudell Washington, L (1, 9) OBP: 0.312, SLG: 0.422	B C F B S 2-3 ② K		F F F B B F B X 3-2 ③ F7			F F B B F B X 3-2 ① F7 1-2		F B S F X 1-2 ② P5		4	0	0	0	0	1	2
Johnny Ray, S (1, 4) OBP: 0.332, SLG: 0.370	B B F F F B S 3-3 ③ K			C F B X 1-2 ① G4-3		B 2 SAFE F F X 1-2 ② SF7 2-H		C B F X 1-2 ③ L7 1-2		3	0	0	1	0	1	1
Wally Joyner, L (1, 3) OBP: 0.339, SLG: 0.411		B X 1-0 ① G4-3		B F B F B X 3-2 ② F8		B F B C X 2-2 ③ F9			B C S B X 2-2 ① F8	4	0	0	0	0	0	0
Chili Davis, S (1, 7) OBP: 0.333, SLG: 0.446		B X 1-0 ① 2B		B C B X 2-1 ② 2B			B X 1-0 ① G3		B B F F S 2-3 ② K	4	0	2	0	0	1	0
Brian Downing, R (1, 10) OBP: 0.359, SLG: 0.403		C B X 1-1 ② L7		B S B F F S 2-3 ③ K			B C F F S 1-3 ② K		S S H 1-2 HBP	3	0	0	0	0	2	2
Lance Parrish, R (1, 2) OBP: 0.320, SLG: 0.429		B B F S B B 4-2 BB			C F B F F S 1-3 ① K		X 0-0 ③ G5-3		S S S 0-3 ③ K	3	0	0	0	1	2	1
Jack Howell, L (1, 5) OBP: 0.323, SLG: 0.450		S B S S F S 1-3 ③ K			B X 1-0 ② L9			B X 1-0 1B 3B		3	1	1	0	0	1	2
Kent Anderson, R (1, 6) OBP: 0.286, SLG: 0.252			C B S B S 2-3 ① K		F B F X 1-2 ③ F8			B X 1-0 ① G5-3		3	0	0	0	0	1	1

	AB	31
	R	2
	H	5
	RBI	2
	BB	1
	SO	10
	LOB	9

Inning Stats																		
	R: 0	H: 0	R: 0	H: 1	R: 0	H: 0	R: 0	H: 1	R: 0	H: 0	R: 1	H: 1	R: 0	H: 0	R: 1	H: 2	R: 0	H: 0
	E: 0	LOB: 0	E: 0	LOB: 2	E: 0	LOB: 0	E: 0	LOB: 1	E: 0	LOB: 0	E: 1	LOB: 0	E: 0	LOB: 0	E: 0	LOB: 1	E: 0	LOB: 1
	K: 3	BB: 0	K: 1	BB: 1	K: 1	BB: 0	K: 1	BB: 0	K: 0	BB: 0	K: 1	BB: 0	K: 0	BB: 0	K: 0	BB: 0	K: 2	BB: 0
	S: 10	P: 16	S: 10	P: 18	S: 9	P: 15	S: 12	P: 20	S: 9	P: 12	S: 11	P: 17	S: 7	P: 9	S: 11	P: 16	S: 11	P: 16

	1B: 2	SF: 1	WP: 0	PA: 34
	2B: 2	SAC: 0	PB: 0	
	3B: 1	DP: 0	SB: 2	
	HR: 0	HBP: 1	CS: 0	

PITCHER		IP	WLS	BF	H	R	ER	SO	BB	IBB	HBP	BLK	WP	HR	S	P	ERA	WHIP
Mark Gubicza, R ERA: 3.01	(1, 1)	2.0		8	1	0	0	4	1	0	0	0	0	0	20	34	0.00	1.000
Terry Leach, R ERA: 3.55	(3, 1)	5.0	W	17	2	1	0	4	0	0	0	0	0	0	48	73	0.00	0.400
Rick Luecken, R ERA: 2.0	(8, 1)	1.0		5	2	1	1	0	0	0	0	0	0	0	11	16	9.00	2.000
Jeff Montgomery, R ERA: 1.26	(9, 1)	1.0	S	4	0	0	0	2	0	0	1	0	0	0	11	16	0.00	0.000

PITCHER		IP	WLS	BF	H	R	ER	SO	BB	IBB	HBP	BLK	WP	HR	S	P	ERA	WHIP

Batter	1	2	3	4	5	6	7	8	9	AB	R	H	RBI	BB	SO	LOB
Kevin Seitzer, R (1, 5) OBP: 0.387, SLG: 0.327	C S B C 1-3 K ①		X 0-0 G4-3 ① F F B B B X 3-2 G4-3 ③ 1-2				C B C F F F B X 2-2 E6			4	0	0	0	0	1	1
Willie Wilson, S (1, 8) OBP: 0.314, SLG: 0.354	X 0-0 G4-3 ②		C S S X 1-2 FC6-4 S 1B		B B B C F X 3-2 G6-3 ①		L B B F B X 3-2 L9 ①			4	0	1	0	0	0	1
George Brett, L (1, 3) OBP: 0.329, SLG: 0.401	C X 0-1 1B 1B 1B		F B S B B B 4-2 FC6-4 BB 1-2		C B X 1-1 L8 ②		C F B B F B F F X 3-2 F8 ②			3	1	1	0	1	0	1
Bo Jackson, R (1, 7) OBP: 0.310, SLG: 0.519	B B F F X 2-2 1B 1B 1-2		S B B B 2 SAFE C C F B F F 3-2 X FC6-4 ② 1-2f 2-3		B F B B B F F S 3-3 K ③		X 0-0 L9 ③			4	0	1	0	0	1	3
Jim Eisenreich, L (1, 10) OBP: 0.355, SLG: 0.456	B F X 1-1 1B ③ 1-3 2-H		B F 1 SAFE B B B F X 3-2 G3 ③			X 0-0 E 1B SF8 1B		F C B B B X 3-2 L4 ①		4	1	2	1	0	0	2
Danny Tartabull, R (1, 9) OBP: 0.371, SLG: 0.455 Gary Thurman, R (9, 9) OBP: 0.322, SLG: 0.270		B B C S B C 3-3 K ①		B F F B X 2-2 SH3 1B 2B		X 0-0 SF8 E 1B 1-2 1B		B X 1-0 P3 ②		4 0	2 0	2 0	0 0	0 0	1 0	0 0
Kurt Stillwell, S (1, 6) OBP: 0.345, SLG: 0.411		C B S X 1-2 G6-3 ②	B X 1-0 SH3 ① 2-3			M L B B B B 2 SAFE F X 3-2 SF8 ① 1-3 2-H		B B C F F B F C 3-3 K ③		2	0	0	1	0	1	0
Frank White, R (1, 4) OBP: 0.311, SLG: 0.325		B B B C C X 3-2 1B	C B C F X 1-2 G3 ②			F B X 1-1 G4-6-3 1B 3-H				3	0	2	1	0	0	1
Mike Macfarlane, R (1, 2) OBP: 0.264, SLG: 0.339		B B X 2-0 F8 ③	B C X 1-1 WP 1B 3-H			B F X 1-1 G4-6-3 ②③ 1-2f				3	0	1	1	0	0	2
Inning Stats	R: 1 H: 3 E: 0 LOB: 2 K: 1 BB: 0 S: 11 P: 15	R: 0 H: 1 E: 0 LOB: 1 K: 1 BB: 0 S: 10 P: 19	R: 0 H: 1 E: 0 LOB: 2 K: 0 BB: 1 S: 15 P: 26	R: 1 H: 2 E: 0 LOB: 1 K: 0 BB: 0 S: 14 P: 22	R: 0 H: 0 E: 0 LOB: 0 K: 1 BB: 0 S: 9 P: 16	R: 2 H: 3 E: 1 LOB: 0 K: 0 BB: 0 S: 10 P: 15	R: 0 H: 0 E: 1 LOB: 1 K: 0 BB: 0 S: 16 P: 24	R: 0 H: 0 E: 0 LOB: 0 K: 1 BB: 0 S: 9 P: 16		1B: 9 SF: 1 2B: 1 SAC: 1 3B: 0 DP: 1 HR: 0 HBP: 0						

BOTTOM

California Angels @ Kansas City Royals

Royals Stadium, Kansas City, MO

Tue Aug 22 1989, 8:05 PM EDT

Att. 27,836 - Unknown - 75 F

livebaseballscorecards.com

AB	31
R	4
H	10
RBI	4
BB	1
SO	4
LOB	11

PITCHER		IP	WLS	BF	H	R	ER	SO	BB	IBB	HBP	BLK	WP	HR	S	P	ERA	WHIP
Mike Witt, R ERA: 4.36	(1, 1)	5.1	L	25	9	4	3	3	1	0	0	0	1	0	65	107	5.06	1.875
Greg Minton, R ERA: 2.85	(6, 1)	1.2		6	1	0	0	0	0	0	0	0	0	0	20	30	0.00	0.600
Bob McClure, L ERA: 1.64	(8, 1)	1.0		3	0	0	0	1	0	0	0	0	0	0	9	16	0.00	0.000

PITCHER	IP	WLS	BF	H	R	ER	SO	BB	IBB	HBP	BLK	WP	HR	S	P	ERA	WHIP

California Angels @ Kansas City Royals

Royals Stadium, Kansas City, MO

Wed Aug 23 1989, 8:05 PM EDT

Att. 32,843 - Unknown - 80 F

TOP

livebaseballscorecards.com

Batter	1	2	3	4	5	6	7	8	9	AB	R	H	RBI	BB	SO	LOB
Devon White, S (1, 8) OBP: 0.299, SLG: 0.408	C B S F F B B X 3-2 E4 3B	B X 1-0 ③ G1-3			B S L F B F X 2-2 ① 5-3		C X 0-1 ① F9		4	1	1	0	0	0	1
Johnny Ray, S (1, 4) OBP: 0.333, SLG: 0.370	C B F B B S 3-3 ① K		F B X 1-1 ① 6-3		B B B C F F B 4-2 2B BB		B C X 1-1 1-2 HR 1B		3	1	1	0	1	1	0
Wally Joyner, L (1, 3) OBP: 0.343, SLG: 0.422	B F B B X 3-1 ② 1-3			B B B B 4-0 FC4-6 BB	C B X 1-1 1-3 2B			B X 1-0 1-H 2-H HR	3	1	2	3	1	0	0
Chili Davis, S (1, 7) OBP: 0.330, SLG: 0.442	S B F S 1-3 ③ K			X 0-0 ② FC4-6 1-2f	F B F F B F S 2-3 ② K			B F B F X 2-2 ② 1-3	4	0	0	0	0	2	3
Brian Downing, R (1, 10) OBP: 0.355, SLG: 0.400		B B C F B F X 3-2 ① L8		C B S S S 1-3 ③ K	B S C C X 1-2 ③ 5-3			C X 0-1 ③ 6-3	4	0	0	0	0	1	3
Claudell Washington, L (1, 9) OBP: 0.311, SLG: 0.427		X 0-0 ② L6			X 0-0 3B	F B B S X 2-2 ① 4-3			C S S 0-3 ① K	4	0	1	0	0	1	0
Lance Parrish, R (1, 2) OBP: 0.316, SLG: 0.424		S X 0-1 ③ P4			F S B B X 2-2 ① P4	C X 0-1 ② 6-3			C B F F S 1-3 ② K	4	0	0	0	0	1	1
Jack Howell, L (1, 5) OBP: 0.322, SLG: 0.448			X 0-0 ① F7		F B S S S 1-3 ② K	C B C B S 2-3 ③ K			B F X 1-1 1B	4	0	1	0	0	2	1
Kent Anderson, R (1, 6) OBP: 0.287, SLG: 0.248			C C B B S 2-3 ② K		F S C 0-3 ③ K			B B B C F B 4-2 1B HR BB	S S S 0-3 ③ K	2	1	0	0	1	2	1
Tony Armas, R (9, PH) OBP: 0.287, SLG: 0.479										1	0	0	0	0	1	1

Inning Stats	R: 1 E: 1 K: 2 S: 13	H: 1 LOB: 0 BB: 0 P: 23	R: 0 E: 0 K: 0 S: 7	H: 0 LOB: 0 BB: 0 P: 10	R: 0 E: 0 K: 1 S: 5	H: 0 LOB: 0 BB: 0 P: 8	R: 0 E: 0 K: 1 S: 6	H: 0 LOB: 1 BB: 1 P: 12	R: 0 E: 0 K: 2 S: 10	H: 1 LOB: 1 BB: 0 P: 13
	R: 0 E: 0 K: 1 S: 18	H: 1 LOB: 2 BB: 1 P: 28	R: 0 E: 0 K: 1 S: 8	H: 0 LOB: 0 BB: 0 P: 12	R: 3 E: 0 K: 0 S: 12	H: 2 LOB: 0 BB: 1 P: 20	R: 0 E: 0 K: 3 S: 12	H: 1 LOB: 1 BB: 0 P: 14	1B: 2 2B: 1 3B: 2 HR: 1	SF: 0 SAC: 0 DP: 0 HBP: 0	WP: 0 PB: 0 SB: 0 CS: 0	PA: 36

	AB	33
	R	4
	H	6
	RBI	3
	BB	3
	SO	11
	LOB	11

PITCHER		IP	WLS	BF	H	R	ER	SO	BB	IBB	HBP	BLK	WP	HR	S	P	ERA	WHIP
Tom Gordon, R ERA: 2.57	(1, 1)	7.0	W	26	3	1	0	8	2	0	0	0	0	0	67	106	0.00	0.714
Steve Crawford, R ERA: 3.0	(8, 1)	1.2		9	3	3	3	2	1	0	0	0	0	1	21	31	16.20	2.400
Jeff Montgomery, R ERA: 1.25	(9, 1)	0.1	S	1	0	0	0	1	0	0	0	0	0	0	3	3	0.00	0.000

PITCHER		IP	WLS	BF	H	R	ER	SO	BB	IBB	HBP	BLK	WP	HR	S	P	ERA	WHIP

Batter	1	2	3	4	5	6	7	8	9	AB	R	H	RBI	BB	SO	LOB
Kevin Seitzer, R (1, 5) OBP: 0.386, SLG: 0.325	B C B B C X 3-2 S 1B 1B	C B B X 2-1 ② ⑤ G4-6-3 1-2f		B C B F F F B X 3-2 ② 5-3		C B B B X 3-1 ② P6		C C B S 1-3 ① K		5	1	1	0	0	1	3
Willie Wilson, S (1, 8) OBP: 0.312, SLG: 0.351	B C X 1-1 ① L8		C S B B B S 3-3 ① K	B F S X 1-2 ③ 4-3		C B B X 2-1 E9 1B 1B		C C B C B X 2-2 ② 4-3		5	1	1	0	0	1	2
George Brett, L (1, 3) OBP: 0.332, SLG: 0.407	B B F S X 2-2 S 1-H 1B 1B		B S S B X 2-2 ② 4-3		C B X 1-1 L9 6-3 2B	B B F X 2-1 2-H 1B		C B B X 2-1 ③ 4-3		5	2	3	2	0	0	0
Bo Jackson, R (1, 7) OBP: 0.312, SLG: 0.517 Gary Thurman, R (8, 7) OBP: 0.322, SLG: 0.270	F S F B S 1-3 ② K 1-2		S B B B B 4-1 BB 1B BB		B B B C B 4-1 6-3 S HR BB	F F S 0-3 ③ K				2 0	1 0	0 0	0 0	2 0	2 0	2 0
Jim Eisenreich, L (1, 9) OBP: 0.356, SLG: 0.456	X 0-0 2-H 1B		B X 1-0 BB 1-2 1B		X 0-0 ① L9 2-3		X 0-0 ① 4-3			4	0	2	1	0	0	2
Danny Tartabull, R (1, 10) OBP: 0.372, SLG: 0.454	S S B X 1-2 ③ F8		B B B B 4-0 1-2 2-3 BB		C S B F B X 2-2 ② 6-3 1-3 3-H		S B S B X 2-2 BB 1B			3	0	1	1	1	0	2
Kurt Stillwell, S (1, 6) OBP: 0.347, SLG: 0.419 Bill Pecota, R (8, 6) OBP: 0.260, SLG: 0.415		B B B C F B 4-2 1B BB	B C X 1-1 ③ F8		F F F X 0-2 3-H HR		C C X 0-2 ② F7			3 0	1 0	1 0	2 0	1 0	0 0	4 0
Frank White, R (1, 4) OBP: 0.313, SLG: 0.325		B B F S X 2-2 ① F8		B B C S F X 2-2 SH5-4 1B	C B C F F X 1-2 ③ 5-3		B B B B 4-0 FC6-4 1-2 BB			3	0	1	0	1	0	1
Bob Boone, R (1, 2) OBP: 0.357, SLG: 0.327		B F X 1-1 G4-6-3 1-3 1B		C B X 1-1 ① SH5-4 1-2		X 0-0 ① 5-3	B F X 1-1 ③ FC6-4 1-2f			3	0	1	0	0	0	2
Inning Stats	R: 2 E: 0 K: 1 S: 16 H: 3 LOB: 1 BB: 0 P: 24	R: 0 E: 0 K: 0 S: 9 H: 1 LOB: 1 BB: 1 P: 18	R: 0 E: 0 K: 1 S: 10 H: 1 LOB: 3 BB: 2 P: 25	R: 0 E: 0 K: 0 S: 14 H: 1 LOB: 1 BB: 0 P: 21	R: 3 E: 0 K: 0 S: 17 H: 2 LOB: 0 BB: 1 P: 25	R: 1 E: 1 K: 1 S: 10 H: 2 LOB: 1 BB: 0 P: 17	R: 0 E: 0 K: 0 S: 9 H: 1 LOB: 2 BB: 1 P: 16	R: 0 E: 0 K: 1 S: 8 H: 0 LOB: 0 BB: 0 P: 13		1B: 9 2B: 1 3B: 0 HR: 1	SF: 0 SAC: 1 DP: 1 HBP: 0					

PITCHER		IP	WLS	BF	H	R	ER	SO	BB	IBB	HBP	BLK	WP	HR	S	P	ERA	WHIP
Jim Abbott, L ERA: 4.13	(1, 1)	4.2	L	25	8	5	5	2	4	0	0	0	0	1	61	107	9.64	2.571
Dan Petry, R ERA: 4.33	(5, 1)	3.1		14	3	1	0	2	1	0	0	0	0	0	32	52	0.00	1.200

PITCHER	IP	WLS	BF	H	R	ER	SO	BB	IBB	HBP	BLK	WP	HR	S	P	ERA	WHIP

BOTTOM

California Angels @ Kansas City Royals

Royals Stadium, Kansas City, MO

Wed Aug 23 1989, 8:05 PM EDT

Att. 32,843 - Unknown - 80 F

livebaseballscorecards.com

AB	33
R	6
H	11
RBI	6
BB	5
SO	4
LOB	18

1B: 9	SF: 0	WP: 0	PA: 39
2B: 1	SAC: 1	PB: 0	
3B: 0	DP: 1	SB: 3	
HR: 1	HBP: 0	CS: 0	

Batter	1	2	3	4	5	6	7	8	9	AB	R	H	RBI	BB	SO	LOB
Devon White, S (1, 8) OBP: 0.298, SLG: 0.406	B C S F F F B S 2-3 ① K		2 SAFE B S X 1-1 ② ③ L7 2-3		S C X 0-2 G3-6-3 1B		F L X 0-2 ① B1-3		X 0-0 ① F8	5	0	1	0	0	1	3
Claudell Washington, L (1, 9) OBP: 0.312, SLG: 0.426	C X 0-1 ② G3			F S B B B X 2-2 E 1B 1B	1 SAFE P 1 SAFE C 1 F B F S 2-3 ① K		B B X 2-0 ② F9		X 0-0 G5-4-3 1-3 2-H 1B	5	1	2	1	0	1	1
Johnny Ray, S (1, 4) OBP: 0.332, SLG: 0.370	C C F B B B F X 3-2 2B			C X 0-1 FC4 1B 1-2 2B	P X 1-0 ② ③ G3-6-3 1-2f		C B B X 2-1 ③ F7		B B B X 3-0 ② ③ G5-4-3 1-2f	5	1	1	0	0	0	4
Wally Joyner, L (1, 3) OBP: 0.342, SLG: 0.420	F F F X 0-2 ③ G4-3			C 2 SAFE B X 1-1 G1-3 1-3 2-H 2B 1B		S X 0-1 ① L9		B X 1-0 ① F8		4	1	1	1	0	0	1
Chili Davis, S (1, 10) OBP: 0.332, SLG: 0.443		S S S B S 1-3 ① K		C C X 0-2 ① G1-3 1-2		B F X 1-1 BB 2B		F B B B F B 4-2 BB		3	0	1	0	1	1	2
Tony Armas, R (1, 7) OBP: 0.280, SLG: 0.467		F X 0-1 ② G5-3		X 0-0 ② G5-3		B X 1-0 ② F8		C B F S 1-3 ② K		4	0	0	0	0	1	4
Jack Howell, L (1, 5) OBP: 0.324, SLG: 0.446		B F B X 2-1 ③ F8		I I I 4-0 2B IBB		I I I 4-0 BB IBB		B 1 SAFE C F B S 2-3 ③ K		2	1	0	0	2	1	1
John Orton, R (1, 2) OBP: 0.571, SLG: 0.667			B X 1-0 L7 SH1-4 1B	C C B B B F X 3-2 1-H 2-H 3-H 2B		F F B B B B 4-2 1-2 2-3 BB			F B S X 1-2 1B 1B	3	1	3	3	1	0	0
Kent Anderson, R (1, 6) OBP: 0.287, SLG: 0.250			L B X 1-1 ① SH1-4 1-2	B B X 2-0 ③ G1-3		F X 0-1 ③ L3			S B F F X 1-2 1B 1-2 1B	3	0	1	0	0	0	4
Inning Stats	R: 0 E: 0 K: 1 S: 17 H: 1 LOB: 1 BB: 0 P: 22	R: 0 E: 0 K: 1 S: 7 H: 0 LOB: 0 BB: 0 P: 10	R: 0 E: 0 K: 0 S: 5 H: 1 LOB: 0 BB: 0 P: 8	R: 4 E: 1 K: 0 S: 16 H: 3 LOB: 1 BB: 1 P: 28	R: 0 E: 0 K: 1 S: 10 H: 1 LOB: 0 BB: 0 P: 11	R: 0 E: 0 K: 0 S: 9 H: 1 LOB: 3 BB: 2 P: 19	R: 0 E: 0 K: 0 S: 6 H: 0 LOB: 0 BB: 0 P: 10	R: 0 E: 0 K: 2 S: 9 H: 0 LOB: 1 BB: 1 P: 17	R: 1 E: 0 K: 0 S: 10 H: 3 LOB: 1 BB: 0 P: 15	1B: 7 2B: 3 3B: 0 HR: 0 SF: 0 SAC: 1 DP: 2 HBP: 0						

PITCHER		IP	WLS	BF	H	R	ER	SO	BB	IBB	HBP	BLK	WP	HR	S	P	ERA	WHIP
Luis Aquino, R ERA: 3.36	(1, 1)	8.0	L	34	7	4	0	5	2	2	0	0	0	0	79	125	0.00	1.125
Jerry Don Gleaton, L ERA: 8.31	(9, 1)	1.0		5	3	1	1	0	0	0	0	0	0	0	10	15	9.00	3.000

PITCHER	IP	WLS	BF	H	R	ER	SO	BB	IBB	HBP	BLK	WP	HR	S	P	ERA	WHIP

California Angels @ Kansas City Royals

Royals Stadium, Kansas City, MO

Thu Aug 24 1989, 8:05 PM EDT
Att. 37,656 - Unknown - 74 F

TOP

livebaseballscorecards.com

AB	34
R	5
H	10
RBI	5
BB	4
SO	5
LOB	20

1B: 7	SF: 0	WP: 0	PA: 39
2B: 3	SAC: 1	PB: 0	
3B: 0	DP: 2	SB: 0	
HR: 0	HBP: 0	CS: 0	

Batter	1	2	3	4	5	6	7	8	9	AB	R	H	RBI	BB	SO	LOB
Kevin Seitzer, R (1, 5) OBP: 0.383, SLG: 0.323	C C B X 1-2 G5-3 ①		C C F B F F F S 1-3 K ②			B X 1-0 G5-3 ②			F B X 1-1 P4 ①	4	0	0	0	0	1	0
Willie Wilson, S (1, 8) OBP: 0.311, SLG: 0.350	S B C X 1-2 G4-3 ②		C C B B B X 2-2 G3 ③			C F B X 1-2 1B			C C B F X 1-2 F7 ②	4	0	1	0	0	0	0
George Brett, L (1, 3) OBP: 0.334, SLG: 0.408	C B B B X 2-1 BB 1B			B X 1-0 G3-1 ①		B X 1-0 F7 ③			B X 1-0 FC6-4 1B	4	0	2	0	0	0	1
Bo Jackson, R (1, 10) OBP: 0.311, SLG: 0.513	B B B C B 4-1 1-2 BB			B F F S 1-3 K ②			X 0-0 G6-3 ①		F X 0-1 FC6-4 1-2f ③	3	0	0	0	1	1	1
Jim Eisenreich, L (1, 7) OBP: 0.354, SLG: 0.452	X 0-0 P6 ③			F F B X 1-2 L9 ③			B F F F F B F C 2-3 K ②			3	0	0	0	0	1	2
Danny Tartabull, R (1, 9) OBP: 0.372, SLG: 0.453		C B F X 1-2 G3-1 ①			C B C B B F F X 3-2 G4-6-3 1B		B B X 2-0 P3 ③			3	0	1	0	0	0	0
Kurt Stillwell, S (1, 6) OBP: 0.344, SLG: 0.415		B B C F S 2-3 K ②			X 0-0 F7 ①			B C B X 2-1 F9 ①		3	0	0	0	0	1	1
Frank White, R (1, 4) OBP: 0.311, SLG: 0.322		B X 1-0 L5 ③			X 0-0 G4-6-3 1-2f ② ③			S X 0-1 G5-3 ②		3	0	0	0	0	0	1
Bob Boone, R (1, 2) OBP: 0.355, SLG: 0.325 Bill Buckner, L (8, PH) OBP: 0.245, SLG: 0.269 Mike Macfarlane, R (9, 2) OBP: 0.264, SLG: 0.339			X 0-0 G6-3 ①			C C B B F F B X 3-2 F8 ①		X 0-0 F7 ③		2 1 0	0 0 0	0 0 0	0 0 0	0 0 0	0 0 0	0 0 0
Inning Stats	R: 0 E: 0 K: 0 S: 10 H: 1 LOB: 2 BB: 1 P: 18	R: 0 E: 0 K: 1 S: 7 H: 0 LOB: 0 BB: 0 P: 11	R: 0 E: 0 K: 1 S: 11 H: 0 LOB: 0 BB: 0 P: 14	R: 0 E: 0 K: 1 S: 7 H: 0 LOB: 0 BB: 0 P: 10	R: 0 E: 0 K: 0 S: 7 H: 1 LOB: 0 BB: 0 P: 10	R: 0 E: 0 K: 0 S: 10 H: 1 LOB: 1 BB: 0 P: 16	R: 0 E: 0 K: 1 S: 7 H: 0 LOB: 0 BB: 0 P: 11	R: 0 E: 0 K: 0 S: 5 H: 0 LOB: 0 BB: 0 P: 7	R: 0 E: 0 K: 0 S: 9 H: 1 LOB: 1 BB: 0 P: 12	1B: 4 2B: 0 3B: 0 HR: 0	SF: 0 SAC: 0 DP: 1 HBP: 0					

PITCHER	IP	WLS	BF	H	R	ER	SO	BB	IBB	HBP	BLK	WP	HR	S	P	ERA	WHIP
Bert Blyleven, R (1, 1) ERA: 2.35	9.0	W	31	4	0	0	4	1	0	0	0	0	0	73	109	0.00	0.556

PITCHER	IP	WLS	BF	H	R	ER	SO	BB	IBB	HBP	BLK	WP	HR	S	P	ERA	WHIP

BOTTOM

California Angels @ Kansas City Royals

Royals Stadium, Kansas City, MO

Thu Aug 24 1989, 8:05 PM EDT

Att. 37,656 - Unknown - 74 F

livebaseballscorecards.com

AB	30
R	0
H	4
RBI	0
BB	1
SO	4
LOB	6

1B: 4	SF: 0	WP: 0	PA: 31
2B: 0	SAC: 0	PB: 0	
3B: 0	DP: 1	SB: 0	
HR: 0	HBP: 0	CS: 0	

Batter	1	2	3	4	5	6	7	8	9	AB	R	H	RBI	BB	SO	LOB
Devon White, S (1, 8) OBP: 0.299, SLG: 0.405	F B B B S S 3-3 ① K		X 0-0 ③ G5-3			B B S B B 4-1 S S 2B BB	B X 1-0 S E 1B		S B S B S 2-3 ③ K	4	2	1	0	1	2	0
Claudell Washington, L (1, 9) OBP: 0.312, SLG: 0.424	S X 0-1 ② F9			B F F X 1-2 G5-4-3 1B		C 1 SAFE 1 SAFE B B X 2-1 ① L4 1-2	1 SAFE F 1 SAFE B P S F F X 2-2 E8 1-H			4	0	1	0	0	0	1
Johnny Ray, S (1, 4) OBP: 0.333, SLG: 0.368	B B B F B 4-1 BB			B X 1-0 ① ② G5-4-3 1-2f		C B S B B B 4-2 BB 2B BB	C F X 0-2 ③ F8			2	1	0	0	2	0	2
Wally Joyner, L (1, 3) OBP: 0.341, SLG: 0.417	C F B B 1 B S SAFE 3-3 ③ K			B S B F B S 3-3 ③ K		B F B B B 4-1 1-2 2-3 2B BB		X 0-0 ① L6		3	1	0	0	1	2	1
Chili Davis, S (1, 7) OBP: 0.329, SLG: 0.439		F B B F B X 3-2 ① P5	C B B F B S 3-3 ① K		S B B B X 3-1 ② P4			S C F B F B X 2-2 ② F8		4	0	0	0	0	1	3
Brian Downing, R (1, 10) OBP: 0.359, SLG: 0.404		B F B C X 2-2 ② F7	C C B X 1-2 1B 1B		F S F B B B F X 3-2 1-H 2-H 3-H 2B			B B B S F F F B 4-2 BB		3	0	2	3	1	0	0
Lance Parrish, R (1, 2) OBP: 0.313, SLG: 0.419		C X 0-1 ③ F9	S B F B C 2-3 ② K		B B F S X 2-2 ③ F7			S B B B S S 3-3 ③ K		4	0	0	0	0	2	3
Jack Howell, L (1, 5) OBP: 0.323, SLG: 0.444		F B B X 2-1 ① G4-3	C B B X 2-1 1-2 1B			F B B X 2-1 ① P3			S C S 0-3 ① K	4	0	1	0	0	1	0
Kent Anderson, R (1, 6) OBP: 0.281, SLG: 0.244		S C C 0-3 ② K	X 0-0 ③ G1-3			C B B X 2-1 ② P5			F F B X 1-2 ② G4-3	4	0	0	0	0	1	2
Inning Stats	R: 0 E: 0 K: 2 S: 9 H: 0 LOB: 1 BB: 1 P: 19	R: 0 E: 0 K: 0 S: 8 H: 0 LOB: 0 BB: 0 P: 13	R: 0 E: 0 K: 1 S: 6 H: 0 LOB: 0 BB: 0 P: 8	R: 0 E: 0 K: 1 S: 7 H: 1 LOB: 0 BB: 0 P: 12	R: 0 E: 0 K: 2 S: 12 H: 2 LOB: 2 BB: 0 P: 20	R: 3 E: 0 K: 0 S: 16 H: 1 LOB: 1 BB: 3 P: 38	R: 1 E: 1 K: 0 S: 14 H: 1 LOB: 1 BB: 0 P: 20	R: 0 E: 0 K: 1 S: 14 H: 0 LOB: 1 BB: 1 P: 23	R: 0 E: 0 K: 2 S: 9 H: 0 LOB: 0 BB: 0 P: 12	1B: 4 2B: 1 3B: 0 HR: 0 SF: 0 SAC: 0 DP: 1 HBP: 0						

PITCHER		IP	WLS	BF	H	R	ER	SO	BB	IBB	HBP	BLK	WP	HR	S	P	ERA	WHIP
Bobby Witt, R ERA: 5.21	(1, 1)	7.0	L	30	5	4	3	6	4	0	0	0	0	0	72	130	3.86	1.286
Drew Hall, L ERA: 4.43	(8, 1)	0.2		3	0	0	0	0	1	0	0	0	0	0	11	17	0.00	1.500
Jeff Russell, R ERA: 1.82	(8, 1)	1.1		4	0	0	0	3	0	0	0	0	0	0	12	18	0.00	0.000

PITCHER	IP	WLS	BF	H	R	ER	SO	BB	IBB	HBP	BLK	WP	HR	S	P	ERA	WHIP

TOP

California Angels @ Texas Rangers

Arlington Stadium, Arlington, TX

Fri Aug 25 1989, 8:05 PM EDT

Att. 25,427 - Unknown - 94 F

livebaseballscorecards.com

AB	32
R	4
H	5
RBI	3
BB	5
SO	9
LOB	12

1B: 4	SF: 0	WP: 0	PA: 37
2B: 1	SAC: 0	PB: 0	
3B: 0	DP: 1	SB: 3	
HR: 0	HBP: 0	CS: 0	

BOTTOM

California Angels @ Texas Rangers

Arlington Stadium, Arlington, TX

Fri Aug 25 1989, 8:05 PM EDT

Att. 25,427 - Unknown - 94 F

Batter	1	2	3	4	5	6	7	8	9	AB	R	H	RBI	BB	SO	LOB
Jack Daugherty, S (1, 7) OBP: 0.391, SLG: 0.483	SH1-3 1B		F9		FC1-6 1-2f		K			4	0	1	0	0	1	3
Fred Manrique, R (1, 6) OBP: 0.343, SLG: 0.413 Jim Sundberg, R (8, 2) OBP: 0.301, SLG: 0.296	SH1-3 1-2		G5-3		L9		F7			3 0	0 0	0 0	0 0	0 0	0 0	3 0
Rafael Palmeiro, L (1, 3) OBP: 0.349, SLG: 0.387	L5		F6			F9		G4-3		4	0	0	0	0	0	1
Ruben Sierra, S (1, 9) OBP: 0.344, SLG: 0.542 (8, 8)	P5			P9		G5-4-3 1B		P6		4	0	1	0	0	0	1
Julio Franco, R (1, 4) OBP: 0.381, SLG: 0.470		WP 2B		HBP		G5-4-3 1-2f		G5-3		3	0	1	0	0	0	1
Geno Petralli, L (1, 10) OBP: 0.351, SLG: 0.401		BB 2-3		K			K		K	3	0	0	0	1	3	1
Steve Buechele, R (1, 5) OBP: 0.303, SLG: 0.409		K		F9			HR		G6-3	4	1	1	1	0	1	3
Jeff Kunkel, R (1, 8) OBP: 0.315, SLG: 0.455 (8, 6)		K			F7		E6 BB		K	4	0	0	0	0	2	2
Chad Kreuter, S (1, 2) OBP: 0.284, SLG: 0.256 Rick Leach, L (7, PH) OBP: 0.343, SLG: 0.350 (8, 9)		F8			FC1-6 1B		BB 1-2			2 0	0 0	1 0	0 0	0 1	0 0	2 0
Inning Stats	R: 0 H: 1 E: 0 LOB: 1 K: 0 BB: 0 S: 6 P: 11	R: 0 H: 1 E: 0 LOB: 2 K: 2 BB: 1 S: 13 P: 22	R: 0 H: 0 E: 0 LOB: 0 K: 0 BB: 0 S: 5 P: 9	R: 0 H: 0 E: 0 LOB: 1 K: 1 BB: 0 S: 9 P: 14	R: 0 H: 1 E: 0 LOB: 1 K: 0 BB: 0 S: 10 P: 16	R: 0 H: 1 E: 0 LOB: 0 K: 0 BB: 0 S: 7 P: 11	R: 1 H: 1 E: 1 LOB: 2 K: 2 BB: 1 S: 15 P: 26	R: 0 H: 0 E: 0 LOB: 0 K: 0 BB: 0 S: 6 P: 10	R: 0 H: 0 E: 0 LOB: 0 K: 2 BB: 0 S: 9 P: 14	1B: 3 SF: 0 2B: 1 SAC: 1 3B: 0 DP: 1 HR: 1 HBP: 1						

livebaseballscorecards.com

AB	31
R	1
H	5
RBI	1
BB	2
SO	7
LOB	17

PITCHER		IP	WLS	BF	H	R	ER	SO	BB	IBB	HBP	BLK	WP	HR	S	P	ERA	WHIP
Kirk McCaskill, R ERA: 2.78	(1, 1)	6.1	W	26	5	1	1	4	1	0	1	0	1	1	58	95	1.42	0.947
Greg Minton, R ERA: 2.74	(7, 1)	2.2	S	9	0	0	0	3	1	0	0	0	0	0	22	38	0.00	0.375

PITCHER	IP	WLS	BF	H	R	ER	SO	BB	IBB	HBP	BLK	WP	HR	S	P	ERA	WHIP

Batter	1	2	3	4	5	6	7	8	9	AB	R	H	RBI	BB	SO	LOB
Devon White, S (1, 8) OBP: 0.299, SLG: 0.404	F B S F B F X 2-2 ① L1		S X 0-1 ① SH2-3 1-2 2-3		B B C X 2-1 ③ F7		B B X 2-0 1B		C X 0-1 ③ G3	4	0	1	0	0	0	1
Claudell Washington, L (1, 9) OBP: 0.314, SLG: 0.423	C S B F X 1-2 G6-4-3 1B		S X 0-1 ② G6-3 2-3 3-H			C F B B F B B 4-2 1B FC3-6 BB	1 SAFE C 1 SAFE 1 SAFE 1 SAFE B S B S 2-3 ③ K			3	1	1	1	1	1	2
Johnny Ray, S (1, 4) OBP: 0.335, SLG: 0.370	1 SAFE C 1 SAFE 1 SAFE P 1 SAFE B 1 SAFE 1 SAFE 2-2 ② ③ F 1 SAFE X G6-4-3 1-2f		B F B X 2-1 ③ G4-3			B C B X 2-1 FC3-6 1-3 1B		X 0-0 WP 1B 1B		4	0	2	0	0	0	2
Wally Joyner, L (1, 3) OBP: 0.339, SLG: 0.414		B C S F B B S 3-3 ① K2-3		B C B S X 2-2 ① G4-3		B B F B X 3-1 ① FC3-6 1B BB 1-2f 3-H		B 1 SAFE X 1-0 ① F8		4	0	0	1	0	1	2
Chili Davis, S (1, 7) OBP: 0.331, SLG: 0.437		B B X 2-0 ② G3		F B C F F S 1-3 ② K		B B S B B 4-1 G5-3 1B 1-2 BB		B F B C B B 4-2 1B 1-2 BB		2	0	0	0	2	1	0
Brian Downing, R (1, 10) OBP: 0.362, SLG: 0.406		B B B C C F B 4-2 FC6-4 BB		S B B S F B X 3-2 ③ F8		B C S F X 1-2 1-2 2-3 1B		C X 0-1 ② 1-3 2-H 1B		3	0	2	0	1	0	0
Bobby Rose, R (1, 5) OBP: 0.316, SLG: 0.667 Jack Howell, L (8, PH) OBP: 0.322, SLG: 0.442 (8, 5)	B X 1-0 ③ FC6-4 1-2f				F B F B X 2-2 ① G5-3	C F F F X 0-2 ② ③ G5-3 2-3f		B X 1-0 ③ G4-3		3 1	0 0	0 0	0 0	0 0	0 0	4 2
John Orton, R (1, 2) OBP: 0.545, SLG: 0.600			B B S X 2-1 SH2-3 1B G6-3 1B		X 0-0 G5-3 1B		B C S S 1-3 ① K		S S C 0-3 ① K	4	1	2	0	0	2	0
Glenn Hoffman, R (1, 6) OBP: 0.279, SLG: 0.305			C X 0-1 G6-3 SH2-3 1-2 1B		B X 1-0 ② G5-3 1-2		F B X 1-1 ② G6-3		F S B B F X 2-2 ② L8	4	0	1	0	0	0	1
Inning Stats	R: 0 H: 1 E: 0 LOB: 0 K: 0 BB: 0 S: 13 P: 17	R: 0 H: 0 E: 0 LOB: 1 K: 1 BB: 1 S: 9 P: 19	R: 1 H: 2 E: 0 LOB: 1 K: 0 BB: 0 S: 10 P: 14	R: 0 H: 0 E: 0 LOB: 0 K: 1 BB: 0 S: 12 P: 18	R: 0 H: 1 E: 0 LOB: 1 K: 0 BB: 0 S: 7 P: 12	R: 1 H: 2 E: 0 LOB: 2 K: 0 BB: 2 S: 17 P: 31	R: 0 H: 1 E: 0 LOB: 1 K: 2 BB: 0 S: 9 P: 15	R: 0 H: 2 E: 0 LOB: 2 K: 0 BB: 1 S: 7 P: 13	R: 0 H: 0 E: 0 LOB: 0 K: 1 BB: 0 S: 9 P: 11	1B: 9 SF: 0 2B: 0 SAC: 1 3B: 0 DP: 2 HR: 0 HBP: 0						

California Angels @ Texas Rangers

Arlington Stadium, Arlington, TX

Sat Aug 26 1989, 8:05 PM EDT

Att. 32,157 - Unknown

TOP

livebaseballscorecards.com

AB	32
R	2
H	9
RBI	2
BB	4
SO	5
LOB	14

WP: 1 PA: 37
PB: 0
SB: 0
CS: 0

PITCHER	IP	WLS	BF	H	R	ER	SO	BB	IBB	HBP	BLK	WP	HR	S	P	ERA	WHIP
Charlie Hough, R (1, 1) ERA: 4.4	5.1	W	23	5	2	2	2	3	0	0	0	0	0	59	101	3.38	1.500
Gary Mielke, R (6, 1) ERA: 3.79	1.1		5	2	0	0	1	0	0	0	0	0	0	15	20	0.00	1.500
Kenny Rogers, L (7, 1) ERA: 2.97	0.2		3	1	0	0	1	0	0	0	0	0	0	5	8	0.00	1.500
Jeff Russell, R (8, 1) ERA: 1.77	1.2	S	6	1	0	0	1	1	0	0	0	1	0	14	21	0.00	1.200

PITCHER	IP	WLS	BF	H	R	ER	SO	BB	IBB	HBP	BLK	WP	HR	S	P	ERA	WHIP

Batter	1	2	3	4	5	6	7	8	9	AB	R	H	RBI	BB	SO	LOB
Cecil Espy, S (1, 8) OBP: 0.306, SLG: 0.320	SF8 3B	G4-3			G6-3 BLK WP 1B 3-H		E BB			3	2	2	0	1	0	0
Jack Daugherty, S (1, 3) OBP: 0.382, SLG: 0.475	SF8 3-H		G4-6-3 1B		G6-3 1-3		L7			3	0	1	1	0	0	2
Rafael Palmeiro, L (1, 10) OBP: 0.349, SLG: 0.386	1B 1B		K 1B		K 1B 3-H		P6 1-2			4	0	1	0	0	2	2
Ruben Sierra, S (1, 9) OBP: 0.345, SLG: 0.542	BB 1-3 1B		G4-6-3 1-2f		1-2 1B			K		4	0	2	0	0	1	1
Julio Franco, R (1, 4) OBP: 0.382, SLG: 0.468	FC6-4 1-2 BB			G5-4-3 BB	G6-3			F8		2	0	0	0	2	0	2
Pete Incaviglia, R (1, 7) OBP: 0.273, SLG: 0.431	P8			G5-4-3 1-2f		L4		G6-3		4	0	0	0	0	0	4
Steve Buechele, R (1, 5) OBP: 0.301, SLG: 0.406	FC6-4 1-2f			K		G1-3				3	0	0	0	0	1	3
Jeff Kunkel, R (1, 6) OBP: 0.311, SLG: 0.449		K			E5 SH1-4 WP	G4-3				3	1	0	0	0	1	0
Chad Kreuter, S (1, 2) OBP: 0.280, SLG: 0.252		K			SH1-4 2-3		G1-3			2	0	0	0	0	1	0
Inning Stats	R: 1 E: 0 K: 0 S: 17 H: 3 LOB: 3 BB: 1 P: 28	R: 0 E: 0 K: 2 S: 7 H: 0 LOB: 0 BB: 0 P: 12	R: 0 E: 0 K: 1 S: 9 H: 1 LOB: 0 BB: 0 P: 11	R: 0 E: 0 K: 1 S: 6 H: 0 LOB: 0 BB: 1 P: 14	R: 2 E: 1 K: 1 S: 14 H: 2 LOB: 2 BB: 0 P: 23	R: 0 E: 0 K: 0 S: 6 H: 0 LOB: 0 BB: 0 P: 10	R: 0 E: 1 K: 0 S: 10 H: 0 LOB: 1 BB: 1 P: 17	R: 0 E: 0 K: 1 S: 5 H: 0 LOB: 0 BB: 0 P: 11		1B: 5 2B: 0 3B: 1 HR: 0 SF: 1 SAC: 1 DP: 2 HBP: 0						

PITCHER		IP	WLS	BF	H	R	ER	SO	BB	IBB	HBP	BLK	WP	HR	S	P	ERA	WHIP
Terry Clark, R ERA: 1.93	(1, 1)	4.2	L	22	6	3	1	5	2	0	0	1	2	0	51	86	1.93	1.714
Willie Fraser, R ERA: 2.57	(5, 1)	3.1		11	0	0	0	1	1	0	0	0	0	0	23	40	0.00	0.300

PITCHER	IP	WLS	BF	H	R	ER	SO	BB	IBB	HBP	BLK	WP	HR	S	P	ERA	WHIP

BOTTOM

California Angels @ Texas Rangers

Arlington Stadium, Arlington, TX

Sat Aug 26 1989, 8:05 PM EDT

Att. 32,157 - Unknown

livebaseballscorecards.com

AB	28
R	3
H	6
RBI	1
BB	3
SO	6
LOB	14

WP: 2 PB: 0 SB: 0 CS: 0 PA: 33

Batter	1	2	3	4	5	6	7	8	9	AB	R	H	RBI	BB	SO	LOB
Claudell Washington, L (1, 9) OBP: 0.309, SLG: 0.417	B B B C S S 3-3 ① K		B C B X 2-1 ② G3-1 2-H			C C B S 1-3 K SH1-3 2B	B S C F S 1-3 ② K		B F F B S 2-3 ② K	5	1	0	1	0	4	2
Bobby Rose, R (1, 4) OBP: 0.304, SLG: 0.571	B X 1-0 ② P4		F H 1-1 HBP			C X 0-1 ① SH1-3 1-2	C B S C 1-3 ③ K		S S B S 1-3 ③ K	3	0	0	0	0	2	2
Devon White, S (1, 8) OBP: 0.298, SLG: 0.401	B B B S F S 3-3 ③ K		S S F F X 1-2 ③ P6			B B B B 4-0 2B 1B BB		B F F F X 2-2 ① P5		3	1	0	0	1	1	1
Wally Joyner, L (1, 3) OBP: 0.338, SLG: 0.415		C X 0-1 ① F9		X 0-0 ① F8		B X 1-0 1B 1-3 2-H 1B 2B		C S B B B X 3-2 ② G4-3		4	1	1	1	0	0	0
Chili Davis, S (1, 7) OBP: 0.332, SLG: 0.438		X 0-0 1B		C B S X 1-2 ② G1-3		C B S X 1-2 2-3 3-H 1B		B C C C 1-3 ③ K		4	0	2	1	0	1	0
Brian Downing, R (1, 10) OBP: 0.363, SLG: 0.407		C B S B S 2-3 ② K		B B C C F X 2-2 ③ F9		B X 1-0 1-2 3-H 1B			C F X 0-2 1B 1B	4	1	2	1	0	1	1
Jack Howell, L (1, 5) OBP: 0.321, SLG: 0.440		1 SAFE 1 SAFE B C B B F X 3-2 ③ G6-3			C S X 0-2 ① G2-3	F B B F S 2-3 ② K			L X 0-1 1-3 1B	4	0	1	0	0	1	3
John Orton, R (1, 2) OBP: 0.467, SLG: 0.462			B B F B B 4-1 WP SH1-3 G3-1 BB		C F F B F S 1-3 ② K	B B S B F F F X 3-2 P4			B B B C F C 3-3 ① K	3	1	0	0	1	2	4
Glenn Hoffman, R (1, 6) OBP: 0.273, SLG: 0.298 Johnny Ray, S (9, PH) OBP: 0.336, SLG: 0.371 Kent Anderson, R (9, 6) OBP: 0.281, SLG: 0.244			X 0-0 ① SH1-3 1-2		B F F B F S 2-3 ③ K		C B F F X 1-2 ① G5-3		B X 1-0 1-2 3-H 1B	2	0	0	0	0	1	0
										1	0	1	1	0	0	0
										0	0	0	0	0	0	0
Inning Stats	R: 0 E: 0 K: 2 S: 7 H: 0 LOB: 0 BB: 0 P: 14	R: 0 E: 0 K: 1 S: 9 H: 1 LOB: 1 BB: 0 P: 14	R: 1 E: 0 K: 0 S: 10 H: 0 LOB: 1 BB: 1 P: 18	R: 0 E: 0 K: 0 S: 8 H: 0 LOB: 0 BB: 0 P: 11	R: 0 E: 0 K: 2 S: 12 H: 0 LOB: 0 BB: 0 P: 15	R: 3 E: 0 K: 2 S: 19 H: 3 LOB: 2 BB: 1 P: 32	R: 0 E: 0 K: 2 S: 11 H: 0 LOB: 0 BB: 0 P: 14	R: 0 E: 0 K: 1 S: 10 H: 0 LOB: 0 BB: 0 P: 16	R: 1 E: 0 K: 3 S: 15 H: 3 LOB: 2 BB: 0 P: 22	1B: 6 2B: 1 3B: 0 HR: 0 SF: 0 SAC: 2 DP: 0 HBP: 1						

PITCHER		IP	WLS	BF	H	R	ER	SO	BB	IBB	HBP	BLK	WP	HR	S	P	ERA	WHIP
Nolan Ryan, R ERA: 3.18	(1, 1)	8.1	L	36	7	5	5	11	2	0	1	0	2	0	95	147	5.40	1.080
Jeff Russell, R ERA: 1.75	(9, 1)	0.2		2	0	0	0	2	0	0	0	0	0	0	6	9	0.00	0.000

PITCHER	IP	WLS	BF	H	R	ER	SO	BB	IBB	HBP	BLK	WP	HR	S	P	ERA	WHIP

TOP

California Angels @ Texas Rangers

Arlington Stadium, Arlington, TX

Sun Aug 27 1989, 8:05 PM EDT

Att. 25,270 - Unknown

livebaseballscorecards.com

AB	33
R	5
H	7
RBI	5
BB	2
SO	13
LOB	13

1B: 6 SF: 0
2B: 1 SAC: 2
3B: 0 DP: 0
HR: 0 HBP: 1

WP: 2 PA: 38
PB: 0
SB: 0
CS: 0

Batter	1	2	3	4	5	6	7	8	9	AB	R	H	RBI	BB	SO	LOB
Cecil Espy, S (1, 8) OBP: 0.303, SLG: 0.317	F C B S 1-3 K ①		C B F B S 2-3 K2-3 ③		B B X 2-0 G4-3 ②		B X 1-0 L7 ②		C B C X 1-2 G5-3 ②	5	0	0	0	0	2	0
Fred Manrique, R (1, 5) OBP: 0.344, SLG: 0.414	B S S T F X 1-2 F8 ②			X 0-0 WP 1B 2B	B F F B X 2-2 G1-3 ③		B C B B B 4-1 BB BB		B C F B F X 2-2 G5-3 ③	4	1	1	0	1	0	0
Rafael Palmeiro, L (1, 7) OBP: 0.350, SLG: 0.384	C B F X 1-2 G1-3 ③			B B B B 4-0 1B WP SF8 BB		C C X 0-2 L7 ①	1 SAFE B B B B B 4-0 1-2 BB			2	1	0	0	2	0	0
Ruben Sierra, S (1, 9) OBP: 0.346, SLG: 0.541		C B F F B B S 3-3 K ①		B S B S S X 2-2 BB 1-3 2-H 1B		B B B C B 4-1 1B G6-3 BB	C B X 1-1 F7 ③			3	1	1	1	1	1	2
Julio Franco, R (1, 4) OBP: 0.383, SLG: 0.469		C B B B B X 3-1 G4-3 1B		C B C B B X 3-2 SF8 ① 3-H		B B F F B X 3-2 G6-3 S 1-3 1B 1B		C X 0-1 L8 ①		3	1	2	1	0	0	0
Jack Daugherty, S (1, 3) OBP: 0.375, SLG: 0.462	B 1 SAFE X 1-0 G4-3 ② 1-2			X 0-0 P8 ②		1 SAFE B F S B B X 3-2 G6-3 ② 1-3 3-H		C X 0-1 1B		4	0	1	1	0	0	3
Pete Incaviglia, R (1, 10) OBP: 0.276, SLG: 0.430	B F S S 1-3 K ③			F 1 SAFE B S B F F B B 4-2 1-2 BB		B B S F X 2-2 S 3-H 1B		C B F B S 2-3 K ②		3	0	1	1	1	2	2
Chad Kreuter, S (1, 2) OBP: 0.275, SLG: 0.246 Steve Buechele, R (8, PH) OBP: 0.300, SLG: 0.405 Geno Petralli, L (9, 2) OBP: 0.351, SLG: 0.401			X 0-0 G5-3 ① C B C B C	2-3 K ③		B X 1-0 F7 ③ 1-2		C S S 0-3 K ③		3 1 0	0 0 0	0 0 0	0 0 0	1 1 0	3 1 0	
Jeff Kunkel, R (1, 6) OBP: 0.305, SLG: 0.441			S F B S 1-3 K ②		B S X 1-1 F9 ①		B C X 1-1 L4 ①		B B C X 2-1 G6-3 ①	4	0	0	0	0	1	0
Inning Stats	R: 0 E: 0 K: 1 S: 11 H: 0 LOB: 0 BB: 0 P: 14	R: 0 E: 0 K: 2 S: 10 H: 1 LOB: 1 BB: 0 P: 18	R: 0 E: 0 K: 2 S: 7 H: 0 LOB: 0 BB: 0 P: 10	R: 2 E: 0 K: 1 S: 15 H: 2 LOB: 2 BB: 2 P: 30	R: 0 E: 0 K: 0 S: 6 H: 0 LOB: 0 BB: 0 P: 11	R: 2 E: 0 K: 0 S: 14 H: 2 LOB: 1 BB: 1 P: 27	R: 0 E: 0 K: 0 S: 6 H: 0 LOB: 2 BB: 2 P: 17	R: 0 E: 0 K: 2 S: 10 H: 1 LOB: 1 BB: 0 P: 12	R: 0 E: 0 K: 0 S: 9 H: 0 LOB: 0 BB: 0 P: 14	1B: 5 2B: 1 3B: 0 HR: 0	SF: 1 SAC: 0 DP: 0 HBP: 0			WP: 1 PB: 0 SB: 2 CS: 0	PA: 38		

PITCHER		IP	WLS	BF	H	R	ER	SO	BB	IBB	HBP	BLK	WP	HR	S	P	ERA	WHIP
Mike Witt, R ERA: 4.43	(1, 1)	5.1		23	4	4	4	6	3	0	0	0	1	0	56	97	6.75	1.312
Greg Minton, R ERA: 2.69	(6, 1)	1.1		7	1	0	0	0	2	0	0	0	0	0	11	27	0.00	2.250
Bob McClure, L ERA: 1.53	(7, 1)	2.1	W	8	1	0	0	2	0	0	0	0	0	0	21	29	0.00	0.429

PITCHER	IP	WLS	BF	H	R	ER	SO	BB	IBB	HBP	BLK	WP	HR	S	P	ERA	WHIP

BOTTOM

California Angels @ Texas Rangers

Arlington Stadium, Arlington, TX

Sun Aug 27 1989, 8:05 PM EDT

Att. 25,270 - Unknown

livebaseballscorecards.com

AB	32
R	4
H	6
RBI	4
BB	5
SO	8
LOB	11

Batter	1	2	3	4	5	6	7	8	9	AB	R	H	RBI	BB	SO	LOB
Devon White, S (1, 8) OBP: 0.297, SLG: 0.399	C F B F X 1-2 ① G4-3	X 0-0 ③ G4-3		B F C F X 1-2 ③ G6-3			F B C F F B B X 3-2 ② 1B		C S F B S 1-3 ② K	5	0	1	0	0	1	3
Claudell Washington, L (1, 9) OBP: 0.313, SLG: 0.426	C B S X 1-2 ② G3		B B S X 2-1 1B 2B		C B X 1-1 ① G3-1		B F X 1-1 1B 1B		X 0-0 1-H 2B	5	1	3	1	0	0	0
Johnny Ray, S (1, 4) OBP: 0.339, SLG: 0.372	C B X 1-1 ③ G6-3	C X 0-1 ① G6-3			X 0-0 G4-6-3 1B		B B C X 2-1 1-2 1B		C F B F B B F B 4-2 BB	4	0	2	0	1	0	1
Wally Joyner, L (1, 3) OBP: 0.337, SLG: 0.412		B X 1-0 ① G3	B 2 SAFE C X 1-1 E 2-H 1B		X 0-0 ② ③ G4-6-3 1-2f		C F F B B C 2-3 ③ K		C B F S 1-3 ③ K	5	0	1	1	0	2	5
Chili Davis, S (1, 7) OBP: 0.333, SLG: 0.438		F B B S X 2-2 2B G6-3 1B	F F C 0-3 ② K			B F B X 2-1 G6-3 G4-3 1B		S S B S 1-3 ① K		4	1	2	0	0	2	1
Brian Downing, R (1, 10) OBP: 0.362, SLG: 0.407	C X 0-1 1-3 1B 2B	C B B B F F X 3-2 E6 1-2				B B C S X 2-2 ① G4-3 1-2		B B C S B X 3-2 ② F8		4	1	1	0	0	0	2
Lance Parrish, R (1, 2) OBP: 0.310, SLG: 0.414	C B B X 2-1 ② G6-3 3-H	C F B X 1-2 ③ F8				X 0-0 ② G6-3 2-3		X 0-0 ③ F8		4	0	0	1	0	0	4
Jack Howell, L (1, 5) OBP: 0.321, SLG: 0.438	C B B X 2-1 1B 2-H 1B			C B X 2-1 ① G4-3		S F B F F S 1-3 ③ K			C B C B S 2-3 ① K	4	0	1	1	0	2	1
Kent Anderson, R (1, 6) OBP: 0.286, SLG: 0.250		X 0-0 1-2 1B		C B X 1-1 ② P4			S B C C 1-3 ① K		C F B X 1-2 2B 1B	4	1	2	0	0	1	0
Inning Stats	R: 0 H: 0 E: 0 LOB: 0 K: 0 BB: 0 S: 9 P: 12	R: 2 H: 4 E: 0 LOB: 2 K: 0 BB: 0 S: 12 P: 19	R: 1 H: 2 E: 1 LOB: 2 K: 1 BB: 0 S: 16 P: 23	R: 0 H: 0 E: 0 LOB: 0 K: 0 BB: 0 S: 8 P: 12	R: 0 H: 1 E: 0 LOB: 0 K: 0 BB: 0 S: 4 P: 5	R: 0 H: 1 E: 0 LOB: 1 K: 1 BB: 0 S: 11 P: 16	R: 0 H: 3 E: 0 LOB: 2 K: 2 BB: 0 S: 16 P: 25	R: 0 H: 0 E: 0 LOB: 0 K: 1 BB: 0 S: 7 P: 11	R: 1 H: 2 E: 0 LOB: 2 K: 3 BB: 1 S: 18 P: 27	1B: 10 SF: 0 2B: 3 SAC: 0 3B: 0 DP: 1 HR: 0 HBP: 0						

PITCHER		IP	WLS	BF	H	R	ER	SO	BB	IBB	HBP	BLK	WP	HR	S	P	ERA	WHIP
Mike Smithson, R ERA: 4.68	(1, 1)	2.2		15	6	3	3	1	0	0	0	0	0	0	34	50	10.12	2.250
Dennis Lamp, R ERA: 2.64	(3, 1)	4.0	W	13	3	0	0	2	0	0	0	0	0	0	34	49	0.00	0.750
Joe Price, L ERA: 4.48	(7, 1)	2.1		12	4	1	1	5	1	0	0	0	0	0	33	51	3.86	2.143

PITCHER	IP	WLS	BF	H	R	ER	SO	BB	IBB	HBP	BLK	WP	HR	S	P	ERA	WHIP

California Angels @ Boston Red Sox

Fenway Park, Boston, MA

Tue Aug 29 1989, 7:05 PM EDT

Unknown

TOP

livebaseballscorecards.com

AB	39
R	4
H	13
RBI	4
BB	1
SO	8
LOB	17

WP: 0	PA: 40		
PB: 0			
SB: 0			
CS: 0			

California Angels @ Boston Red Sox

Fenway Park, Boston, MA

Tue Aug 29 1989, 7:05 PM EDT

Unknown

livebaseballscorecards.com

BOTTOM

Batter	1	2	3	4	5	6	7	8	9	AB	R	H	RBI	BB	SO	LOB
Wade Boggs, L (1, 5) OBP: 0.434, SLG: 0.469	3-2 FC6-4 1B 2B	3-2 G6-3 ②		3-2 SH1-3 1-H 2B		0-1 G4-3 ①		1-2 BB 1B		5	1	3	1	0	0	0
Marty Barrett, R (1, 4) OBP: 0.330, SLG: 0.338	0-0 FC6-4 2-3 1B	3-2 F8 ③		0-0 SH1-3 ① 2-3		0-0 P4 ②		4-1 FC6-4 1-2 BB		3	0	1	0	1	0	0
Ellis Burks, R (1, 8) OBP: 0.360, SLG: 0.463	1-1 FC6-4 ① BB 1-2f 3-H 2B		1-2 L6 ①	0-1 G6-3 ②		1-2 1B		2-2 FC6-4 ③ 1-2f		5	1	1	1	0	0	4
Mike Greenwell, L (1, 7) OBP: 0.367, SLG: 0.453	4-1 2B HR 1-2 BB		1-0 2B G4-3 1B	1-1 G3 ③		0-2 G4-3 ③				3	2	1	0	1	0	2
Nick Esasky, R (1, 3) OBP: 0.337, SLG: 0.502	0-3 K ②		0-1 G4-3 1-3 1B 2B		1-3 K ①		0-0 P6 ①			4	1	1	0	0	2	2
Danny Heep, L (1, 9) OBP: 0.367, SLG: 0.430 Kevin Romine, R (6, 9) OBP: 0.307, SLG: 0.330	2-0 HR 1-3 2-H 2B		1-2 G4-3 ② 2-3 3-H		2-1 G3-1 ②		3-3 K ②			3 1	1 0	1 0	2 0	0 0	0 1	1 0
Dwight Evans, R (1, 10) OBP: 0.387, SLG: 0.447	1-1 HR 2-H 3-H		0-0 1B 3-H		2-2 1B 1B		1-1 P4 ③			4	1	3	4	0	0	0
Jody Reed, R (1, 6) OBP: 0.365, SLG: 0.372	2-2 L8 ③		1-1 F7 ③		0-1 1-2 1B			0-1 G4-6-3 1B		4	0	2	0	0	0	1
Rich Gedman, L (1, 2) OBP: 0.281, SLG: 0.287		2-3 K ①		0-1 2B 1B	0-1 G4-3 ③			0-0 G4-6-3 ① ② 1-2f		4	1	1	0	0	1	3
Inning Stats	R: 5 H: 4 E: 0 LOB: 0 K: 1 BB: 1 S: 16 P: 29	R: 0 H: 0 E: 0 LOB: 0 K: 1 BB: 0 S: 16 P: 24	R: 2 H: 3 E: 0 LOB: 1 K: 0 BB: 0 S: 14 P: 18	R: 1 H: 2 E: 0 LOB: 1 K: 0 BB: 0 S: 10 P: 14	R: 0 H: 2 E: 0 LOB: 2 K: 1 BB: 0 S: 12 P: 17	R: 0 H: 1 E: 0 LOB: 1 K: 0 BB: 0 S: 10 P: 11	R: 0 H: 0 E: 0 LOB: 0 K: 1 BB: 0 S: 6 P: 10	R: 0 H: 2 E: 0 LOB: 2 K: 0 BB: 1 S: 10 P: 17		1B: 9 SF: 0 2B: 4 SAC: 1 3B: 0 DP: 1 HR: 1 HBP: 0						

	AB	36
	R	8
	H	14
	RBI	8
	BB	2
	SO	4
	LOB	13

WP: 0 PA: 39
PB: 0
SB: 0
CS: 0

PITCHER		IP	WLS	BF	H	R	ER	SO	BB	IBB	HBP	BLK	WP	HR	S	P	ERA	WHIP
Bert Blyleven, R ERA: 2.63	(1, 1)	3.0	L	17	7	7	7	2	1	0	0	0	0	1	46	71	21.00	2.667
Rich Monteleone, R ERA: 2.41	(4, 1)	5.0		22	7	1	1	2	1	0	0	0	0	0	48	69	1.80	1.600

PITCHER	IP	WLS	BF	H	R	ER	SO	BB	IBB	HBP	BLK	WP	HR	S	P	ERA	WHIP

California Angels @ Boston Red Sox

Fenway Park, Boston, MA

Tue Aug 29 1989, 7:05 PM EDT

Att. 33,987 - Unknown

TOP

livebaseballscorecards.com

Batter	1	2	3	4	5	6	7	8	9	AB	R	H	RBI	BB	SO	LOB
Claudell Washington, L (1, 9) OBP: 0.315, SLG: 0.425	B B B B 4-0 S S SF8 BB		C S X 0-2 F8 BLK 1B 1B	F B F F S 1-3 ② K		C C X 0-2 ② G1-3		C F F B X 1-2 ③ F8		3	2	1	0	1	1	2
Kent Anderson, R (6, 5) OBP: 0.284, SLG: 0.248										1	0	0	0	0	0	0
Bobby Rose, R (1, 4) OBP: 0.259, SLG: 0.480	C B S S 1-3 ① K 1-2		F 1 SAFE F 1 SAFE B F S 1-3 ① K	X 0-0 ③ P3		F B F B C 2-3 ③ K				4	0	0	0	0	3	4
Chili Davis, S (1, 7) OBP: 0.333, SLG: 0.438	B F X 1-1 ② SF8 2-H		C B 1 SAFE X 1-1 ② F8 1-3		B X 1-0 BB HR 1B		S F C 0-3 ① K			3	1	1	1	0	1	1
Wally Joyner, L (1, 3) OBP: 0.338, SLG: 0.412	C B S B B B 4-2 FC6-4 BB		B F X 1-1 WP WP 3-H 1B		C S B S 1-3 ① K		X 0-0 ② L9			3	0	1	1	1	1	1
Brian Downing, R (1, 10) OBP: 0.366, SLG: 0.408	C F B B B F X 2-2 ③ FC6-4 1-2f		C B B B B C B 4-2 WP 1-2 BB		C B B B B 4-1 HR 1-2 BB		B B B C X 3-1 1B 1B			2	1	1	0	2	0	1
Tony Armas, R (1, 8) OBP: 0.285, SLG: 0.485		B X 1-0 ① F8	B B B X 3-0 ③ F9 1-2 2-3		X 0-0 1-H 2-H HR		X 0-0 1-2 1B			4	1	2	3	0	0	2
Bill Schroeder, R (1, 2) OBP: 0.233, SLG: 0.369		C X 0-1 ② F7		S B B X 2-1 E 1B	X 0-0 ② G5-3		S X 0-1 ③ G4-3			4	0	1	0	0	0	2
Jack Howell, L (1, 5) (6, 9) OBP: 0.320, SLG: 0.436		C X 0-1 1B	B F B F F S 2-3 ① K	B B X 2-0 ③ L6				B F C X 1-2 ① G4-3		4	0	1	0	0	1	1
Glenn Hoffman, R (1, 6) OBP: 0.261, SLG: 0.284		C F B B X 2-2 ③ L8		F B B F F B X 3-2 E6 1-2		C F B X 1-2 ① G6-3		B F B X 2-1 ② G6-3		4	0	0	0	0	0	2
Inning Stats	R: 1 H: 0 E: 0 LOB: 1 K: 1 BB: 2 S: 11 P: 23	R: 0 H: 1 E: 0 LOB: 1 K: 0 BB: 0 S: 8 P: 11	R: 1 H: 2 E: 0 LOB: 2 K: 1 BB: 1 S: 14 P: 24	R: 0 H: 1 E: 1 LOB: 2 K: 2 BB: 0 S: 15 P: 23	R: 3 H: 2 E: 0 LOB: 0 K: 1 BB: 1 S: 8 P: 16	R: 0 H: 0 E: 0 LOB: 0 K: 1 BB: 0 S: 9 P: 12	R: 0 H: 2 E: 0 LOB: 2 K: 1 BB: 0 S: 9 P: 12	R: 0 H: 0 E: 0 LOB: 0 K: 0 BB: 0 S: 9 P: 13		1B: 7 SF: 1 2B: 0 SAC: 0 3B: 0 DP: 0 HR: 1 HBP: 0						

	AB	32
	R	5
	H	8
	RBI	5
	BB	4
	SO	7
	LOB	16

WP: 2 PA: 37
PB: 0
SB: 2
CS: 0

PITCHER		IP	WLS	BF	H	R	ER	SO	BB	IBB	HBP	BLK	WP	HR	S	P	ERA	WHIP
Eric Hetzel, R ERA: 5.54	(1, 1)	4.1		24	6	5	5	5	4	0	0	1	2	1	54	93	10.38	2.308
Bob Stanley, R ERA: 4.64	(5, 1)	3.2	W	13	2	0	0	2	0	0	0	0	0	0	29	41	0.00	0.545

PITCHER	IP	WLS	BF	H	R	ER	SO	BB	IBB	HBP	BLK	WP	HR	S	P	ERA	WHIP

BOTTOM

California Angels @ Boston Red Sox

Fenway Park, Boston, MA

Tue Aug 29 1989, 7:05 PM EDT

Att. 33,987 - Unknown

livebaseballscorecards.com

Batter	1	2	3	4	5	6	7	8	9	AB	R	H	RBI	BB	SO	LOB
Wade Boggs, L (1, 5) OBP: 0.435, SLG: 0.470	3-2 1B 2B 1B	0-1 G6-3		1-1 E 1B 1B 2-2 HBP 1B		1-1 G1-3				5	2	3	0	0	0	0
Jody Reed, R (1, 4) OBP: 0.365, SLG: 0.371	2-1 L7	1-0 G5-3		4-0 E BB 1B 2-2 HBP		1-2 G2-3				4	1	1	1	0	0	1
Ellis Burks, R (1, 8) OBP: 0.360, SLG: 0.462	1-1 1-2 2B 1B		2-0 L8 0-0 L9	1-1 E7 BB WP 1B			2-1 G4-3			5	2	2	2	0	0	3
Mike Greenwell, L (1, 7) OBP: 0.369, SLG: 0.455	0-1 WP 1-H 2-H 1B 2B		1-1 S 1B	4-0 WP BB 1B IBB	2-3 K		0-0 G6-3			4	2	2	2	1	1	0
Nick Esasky, R (1, 3) OBP: 0.342, SLG: 0.504	2-2 2B 2-H 1B		2-0 P4	4-2 WP 1-2 2-3 3-H 1B BB	0-0 E SF9 1B		2-2 1B			4	2	3	2	1	0	1
Danny Heep, L (1, 9) OBP: 0.367, SLG: 0.429	3-1 F8		1-1 L4 1-2 2-1 1B WP 1-H 2-H 3-H 1B 1B		3-2 E9 SF9 1-3 1B		1-2 G3			5	1	2	2	0	0	3
Dwight Evans, R (1, 10) OBP: 0.390, SLG: 0.452	1-0 1-3 2B		4-0 1B BB 1B BB 2-2 1B G5-3 1B		2-2 SF9 2-3 3-H		0-0			3	2	2	1	1	0	0
Luis Rivera, R (1, 6) OBP: 0.320, SLG: 0.384	3-3 K		1-0 F9 0-0 1B G5-3 1-3 3-H 1B		0-0 G4-3					4	0	1	1	0	1	4
Rick Cerone, R (1, 2) OBP: 0.336, SLG: 0.353		0-1 G4-3	4-2 SAFE SAFE 1B 1B E 1-2 BB 0-1 G5-3 1-2 3-H			1-0 G1-3				3	1	0	1	1	0	1
Inning Stats	R: 3 E: 0 K: 1 S: 18 H: 5 LOB: 2 BB: 0 P: 33	R: 0 E: 0 K: 0 S: 5 H: 0 LOB: 0 BB: 0 P: 6	R: 0 E: 0 K: 0 S: 6 H: 1 LOB: 1 BB: 0 P: 12	R: 9 E: 1 K: 0 S: 30 H: 7 LOB: 3 BB: 4 P: 57	R: 1 E: 1 K: 1 S: 11 H: 2 LOB: 1 BB: 0 P: 18	R: 0 E: 0 K: 0 S: 6 H: 0 LOB: 0 BB: 0 P: 9	R: 0 E: 0 K: 0 S: 10 H: 1 LOB: 1 BB: 0 P: 15	R: 0 E: 0 K: 0 S: 0 H: 0 LOB: 0 BB: 0 P: 0		1B: 14 2B: 2 3B: 0 HR: 0 SF: 1 SAC: 0 DP: 0 HBP: 1						

	AB	37
	R	13
	H	16
	RBI	12
	BB	4
	SO	2
	LOB	13

PITCHER		IP	WLS	BF	H	R	ER	SO	BB	IBB	HBP	BLK	WP	HR	S	P	ERA	WHIP
Dan Petry, R ERA: 5.17	(1, 1)	3.1	L	19	7	6	6	1	2	0	0	0	1	0	34	66	16.20	2.700
Willie Fraser, R ERA: 3.31	(4, 1)	0.2		11	6	6	6	0	1	1	1	0	2	0	25	42	81.00	10.500
Bob McClure, L ERA: 1.49	(5, 1)	1.0		5	2	1	0	1	0	0	0	0	0	0	11	18	0.00	2.000
Greg Minton, R ERA: 2.61	(6, 1)	2.0		7	1	0	0	0	0	0	0	0	0	0	16	24	0.00	0.500
Bryan Harvey, R ERA: 3.02	(8, 1)	0.0		1	0	0	0	0	0	0	0	0	0	0	0	0	∞	∞

PITCHER	IP	WLS	BF	H	R	ER	SO	BB	IBB	HBP	BLK	WP	HR	S	P	ERA	WHIP

Batter	1	2	3	4	5	6	7	8	9	AB	R	H	RBI	BB	SO	LOB
Devon White, S (1, 8) OBP: 0.298, SLG: 0.399	X 0-0 CS 1B		B X 1-0 G3 1B	B B F X 2-1 ② F9 2-3		B X 1-0 ③ F8 1-2		B F B X 2-1 ③ G4-3		5	0	2	0	0	0	3
Claudell Washington, L (1, 9) OBP: 0.311, SLG: 0.418	1 SAFE F B 1 SAFE S S 1-3 ① K		1 SAFE F S X 0-1 ① F7 F S X 0-2 ③ G3				B X 1-0 ① G6-3		C X 0-1 ① G3	5	0	0	0	0	1	3
Johnny Ray, S (1, 4) OBP: 0.339, SLG: 0.371	1 SAFE 1 SAFE C B B X 2-1 ② 1-2 1B		1 SAFE C 1 SAFE F B X 1-2 ② G3 1-2		B F C B B B B 4-2 G3 BB		B B F C F X 2-2 ② F9		X 0-0 ② G4-3	4	0	1	0	1	0	1
Wally Joyner, L (1, 3) OBP: 0.336, SLG: 0.412	1 SAFE B C X 1-1 ③ L7		B X 1-0 ③ G4-3		X 0-0 ① F9		B F B X 2-1 2B		C B F X 1-2 ③ G3	5	0	1	0	0	0	3
Chili Davis, S (1, 7) OBP: 0.332, SLG: 0.436		C S B X 1-2 ① G3-1		F B X 1-1 BB 1B 1B	1 SAFE 1 SAFE C B X 1-1 ② G3 1-2		B C S S 1-3 ③ K			4	1	1	0	0	1	2
Brian Downing, R (1, 10) OBP: 0.367, SLG: 0.407		C B F F X 1-2 BLK 1B		B C B B B 4-1 1B 2B 1-2 BB	C B B F S 2-3 ③ K			F F B F X 1-2 ① G5-3		3	1	1	0	1	1	1
Lance Parrish, R (1, 2) OBP: 0.312, SLG: 0.414		S C S S 0-3 ② K 1-2		B F F S 1-3 ① K		B S X 1-1 WP 1B		C B B B B 4-1 2B E BB		3	1	1	0	1	2	3
Jack Howell, L (1, 5) OBP: 0.322, SLG: 0.435		B B B C B 4-1 BB		F X 0-1 2B 1-2 2-H 1B		B C B F X 2-2 ① F8		B F F S 1-3 ② K		3	1	1	1	1	1	2
Kent Anderson, R (1, 6) OBP: 0.289, SLG: 0.267		F X 0-1 ③ G1-3		S B B F F F B X 3-2 F9 1-H 2-H 2B		B B X 2-0 ② F7		X 0-0 E9 1-H 2B		4	0	2	2	0	0	3
Inning Stats	R: 0 E: 0 K: 1 S: 8 H: 2 LOB: 1 BB: 0 P: 12	R: 0 E: 0 K: 1 S: 13 H: 1 LOB: 2 BB: 1 P: 19	R: 0 E: 0 K: 0 S: 7 H: 1 LOB: 1 BB: 0 P: 10	R: 3 E: 0 K: 1 S: 18 H: 3 LOB: 1 BB: 1 P: 29	R: 0 E: 0 K: 1 S: 8 H: 0 LOB: 1 BB: 1 P: 15	R: 0 E: 0 K: 0 S: 7 H: 1 LOB: 1 BB: 0 P: 13	R: 0 E: 0 K: 1 S: 10 H: 1 LOB: 1 BB: 0 P: 16	R: 1 E: 1 K: 1 S: 11 H: 1 LOB: 1 BB: 1 P: 19	R: 0 E: 0 K: 0 S: 6 H: 0 LOB: 0 BB: 0 P: 7	1B: 7 2B: 3 3B: 0 HR: 0 SF: 0 SAC: 0 DP: 0 HBP: 0						

PITCHER	IP	WLS	BF	H	R	ER	SO	BB	IBB	HBP	BLK	WP	HR	S	P	ERA	WHIP
John Dopson, R (1, 1) ERA: 4.19	6.0	L	28	8	3	3	4	3	0	0	1	1	0	61	98	4.50	1.833
Greg Harris, R (7, 1) ERA: 3.07	3.0		12	2	1	0	2	1	0	0	0	0	0	27	42	0.00	1.000

PITCHER	IP	WLS	BF	H	R	ER	SO	BB	IBB	HBP	BLK	WP	HR	S	P	ERA	WHIP

TOP

California Angels @ Boston Red Sox

Fenway Park, Boston, MA

Wed Aug 30 1989, 7:05 PM EDT

Att. 34,182 - Unknown

livebaseballscorecards.com

AB	36
R	4
H	10
RBI	3
BB	4
SO	6
LOB	21

WP: 1 PA: 40
PB: 0
SB: 0
CS: 1

Batter	1	2	3	4	5	6	7	8	9	AB	R	H	RBI	BB	SO	LOB
Wade Boggs, L (1, 5) OBP: 0.434, SLG: 0.468	C C F X 0-2 G6-3 ①		C B B F B X 3-2 F8 ②		C B F B B B 4-2 BB		1 SAFE X 0-0 P5 ③			3	0	0	0	1	0	2
Marty Barrett, R (1, 4) OBP: 0.332, SLG: 0.342	C B X 1-1 G6-3 2B		B C B S B B 4-2 E 1-2 BB		X 0-0 L9 ③			B C B F B F X 3-2 P6 ①		3	0	1	0	1	0	1
Ellis Burks, R (1, 8) OBP: 0.359, SLG: 0.459	B B F X 2-1 G6-3 2-3 ②		B B F C X 2-2 E4 1-2 2-3			B B B C F S 3-3 K ①		X 0-0 G4-6-3 1B		4	0	1	0	0	1	3
Mike Greenwell, L (1, 7) OBP: 0.368, SLG: 0.456	B F X 1-1 L7 ③		F B F S 1-3 K ③			C B X 1-1 2B		F B 1 SAFE X 1-1 G4-6-3 1-2f ② ③		4	0	1	0	0	1	5
Nick Esasky, R (1, 3) OBP: 0.339, SLG: 0.500		B F F X 1-2 P3 ①		X 0-0 P4 ①		F S S 0-3 K ②			C S C 0-3 K ①	4	0	0	0	0	2	1
Dwight Evans, R (1, 10) OBP: 0.389, SLG: 0.449		B B F B B 4-1 G4-6-3 BB		B B B C F X 3-2 G4-3 ②		C F B B S 2-3 K ③			X 0-0 G5-3 ②	3	0	0	0	1	1	1
Kevin Romine, R (1, 9) OBP: 0.301, SLG: 0.323		C B C X 1-2 G4-6-3 1-2f ② ③		C B F B C 2-3 K ③			B X 1-0 G4-3 ①		C B S F X 1-2 G5-3 ③	4	0	0	0	0	1	1
Luis Rivera, R (1, 6) OBP: 0.321, SLG: 0.384			B C X 1-1 L8 ①		X 0-0 P3 ①		C X 0-1 1B			3	0	1	0	0	0	0
Rick Cerone, R (1, 2) OBP: 0.336, SLG: 0.350			C C B B B B 4-2 E BB BB		C C B B B X 2-2 P6 ②		B C B 1 SAFE F S 2-3 K ②			2	0	0	0	1	1	1
Inning Stats	R: 0 H: 1 E: 0 LOB: 1 K: 0 BB: 0 S: 10 P: 14	R: 0 H: 0 E: 0 LOB: 0 K: 0 BB: 1 S: 7 P: 13	R: 0 H: 0 E: 1 LOB: 3 K: 1 BB: 2 S: 15 P: 30	R: 0 H: 0 E: 0 LOB: 0 K: 1 BB: 0 S: 7 P: 12	R: 0 H: 0 E: 0 LOB: 1 K: 0 BB: 1 S: 7 P: 13	R: 0 H: 1 E: 0 LOB: 1 K: 3 BB: 0 S: 11 P: 17	R: 0 H: 1 E: 0 LOB: 1 K: 1 BB: 0 S: 7 P: 10	R: 0 H: 1 E: 0 LOB: 0 K: 0 BB: 0 S: 7 P: 11	R: 0 H: 0 E: 0 LOB: 0 K: 1 BB: 0 S: 8 P: 9	1B: 2 SF: 0 2B: 2 SAC: 0 3B: 0 DP: 2 HR: 0 HBP: 0						WP: 0 PA: 34 PB: 0 SB: 0 CS: 0	

PITCHER	IP	WLS	BF	H	R	ER	SO	BB	IBB	HBP	BLK	WP	HR	S	P	ERA	WHIP
Jim Abbott, L (1, 1) ERA: 3.87	9.0	W	34	4	0	0	7	4	0	0	0	0	0	79	129	0.00	0.889

PITCHER	IP	WLS	BF	H	R	ER	SO	BB	IBB	HBP	BLK	WP	HR	S	P	ERA	WHIP

BOTTOM

California Angels @ Boston Red Sox

Fenway Park, Boston, MA

Wed Aug 30 1989, 7:05 PM EDT

Att. 34,182 - Unknown

livebaseballscorecards.com

AB	30
R	0
H	4
RBI	0
BB	4
SO	7
LOB	15

Batter	1	2	3	4	5	6	7	8	9	AB	R	H	RBI	BB	SO	LOB
Devon White, S (1, 8) OBP: 0.296, SLG: 0.396	C X 0-1 ① G6-3		S B X 1-1 ② G4-3		B X 1-0 ③ G3		S B C F F S 1-3 ③ K			4	0	0	0	0	1	2
Claudell Washington, L (1, 9) OBP: 0.313, SLG: 0.428	X 0-0 HR		C B F B X 2-2 BB 1B			X 0-0 ① F8		C B S S 1-3 ① K		4	1	2	1	0	1	0
Johnny Ray, S (1, 4) OBP: 0.341, SLG: 0.371	C C B X 1-2 ② G6-3		B 1 SAFE 1 SAFE B F 1 SAFE B 1 SAFE B 4-1 1-2 BB			C B B F B X 3-2 CS 1B		C X 0-1 ② P5		3	0	1	0	1	0	0
Wally Joyner, L (1, 3) OBP: 0.338, SLG: 0.419	C B F X 1-2 2B		B S B F X 2-2 ③ G3			B 1 SAFE 1 SAFE B B C 1 SAFE F F 3-3 S ② ③ K 1-2		F B S B F X 2-2 3B		4	0	2	0	0	1	3
Chili Davis, S (1, 7) OBP: 0.331, SLG: 0.434	B S X 1-1 ③ G4-3			B S B F S 2-3 ① K			S F B X 1-2 1B 1B 1B	S B X 1-1 ③ G3-1		4	1	1	0	0	1	2
Brian Downing, R (1, 10) OBP: 0.366, SLG: 0.406		C B B B X 3-1 ① F8		C B X 1-1 ② G6-3			C X 0-1 1B 1-3 1B		B B C F B F X 3-2 ① F8	4	0	1	0	0	0	0
Lance Parrish, R (1, 2) OBP: 0.309, SLG: 0.409		C B S C 1-3 ② K		S F C 0-3 ③ K			F B 1 SAFE S B S 2-3 ① K		C C B F B F S 2-3 ② K	4	0	0	0	0	4	2
Jack Howell, L (1, 5) OBP: 0.319, SLG: 0.431		C B B S F B F F F 3-3 C ③ K			F B S C 1-3 ① K		S F B F F B S 2-3 ② K		C F F B B F B S 3-3 ③ K	4	0	0	0	0	4	2
Kent Anderson, R (1, 6) OBP: 0.286, SLG: 0.263			B F S B F S 2-3 ① K		B B S F B X 3-2 ② G6-3		S S X 0-2 1-2 3-H 1B			2	0	0	0	0	1	0
Tony Armas, R (7, PH) OBP: 0.289, SLG: 0.488										1	0	1	1	0	0	0
Glenn Hoffman, R (7, 6) OBP: 0.261, SLG: 0.284										0	0	0	0	0	0	0
Inning Stats	R: 1 E: 0 K: 0 S: 11 H: 2 LOB: 1 BB: 0 P: 14	R: 0 E: 0 K: 2 S: 12 H: 0 LOB: 0 BB: 0 P: 19	R: 0 E: 0 K: 1 S: 13 H: 1 LOB: 2 BB: 1 P: 24	R: 0 E: 0 K: 2 S: 8 H: 0 LOB: 0 BB: 0 P: 11	R: 0 E: 0 K: 1 S: 7 H: 0 LOB: 0 BB: 0 P: 12	R: 0 E: 0 K: 1 S: 8 H: 1 LOB: 1 BB: 0 P: 14	R: 1 E: 0 K: 3 S: 21 H: 3 LOB: 2 BB: 0 P: 27	R: 0 E: 0 K: 1 S: 11 H: 1 LOB: 1 BB: 0 P: 15	R: 0 E: 0 K: 2 S: 14 H: 0 LOB: 0 BB: 0 P: 22	1B: 5 2B: 2 3B: 1 HR: 1		SF: 0 SAC: 0 DP: 1 HBP: 0				

California Angels @ Boston Red Sox

Fenway Park, Boston, MA

Thu Aug 31 1989, 7:05 PM EDT

Att. 31,737 - Unknown

TOP

livebaseballscorecards.com

AB	34
R	2
H	8
RBI	2
BB	1
SO	13
LOB	11

WP: 0 PB: 0 SB: 0 CS: 1 PA: 35

PITCHER	IP	WLS	BF	H	R	ER	SO	BB	IBB	HBP	BLK	WP	HR	S	P	ERA	WHIP
Roger Clemens, R (1, 1) ERA: 3.3	9.0	W	35	8	2	2	13	1	0	0	0	0	1	105	158	2.00	1.000

PITCHER	IP	WLS	BF	H	R	ER	SO	BB	IBB	HBP	BLK	WP	HR	S	P	ERA	WHIP

California Angels @ Boston Red Sox

Fenway Park, Boston, MA

Thu Aug 31 1989, 7:05 PM EDT

Att. 31,737 - Unknown

BOTTOM

Batter	1	2	3	4	5	6	7	8	9	AB	R	H	RBI	BB	SO	LOB
Wade Boggs, L (1, 5) OBP: 0.434, SLG: 0.466	2-1 1B 1B 1B	3-1 L7 ②		0-1 G1-6-3 ②③ 1-2f		2-1 G4-6-3 ②③ 1-2f		4-0 BB BB		4	1	1	0	1	0	3
Jody Reed, R (1, 4) OBP: 0.372, SLG: 0.381	1-0 1B 1-2 1B	0-1 2B 1-3			0-0 FC6-4 1B		2-2 G6-3 SF8 2B	4-2 1-2 BB		4	2	4	0	1	0	0
Ellis Burks, R (1, 8) OBP: 0.357, SLG: 0.456	0-0 1B 1-3 2-H FC5-4 1B	0-0 P3 ③			2-0 FC6-4 ① BLK 1-2f 1B		1-1 G6-3 ① 2-3	1-3 K ③		5	2	1	1	0	1	6
Mike Greenwell, L (1, 7) OBP: 0.369, SLG: 0.456	1-2 FC5-4 1-3 3-H 1B		1-0 G4-3 ①		4-2 1-2 BB		2-1 SF8 ② 3-H			2	0	1	2	1	0	0
Nick Esasky, R (1, 3) OBP: 0.338, SLG: 0.498	1-0 FC5-4 ① 1-2f 3-H		2-1 P2 ②		0-2 P4 ②		1-1 BB 1B			4	0	1	1	0	0	3
Danny Heep, L (1, 9) OBP: 0.371, SLG: 0.432 Kevin Romine, R (6, 9) OBP: 0.304, SLG: 0.323	2-3 K ② 1-2 2-H		1-1 1B		0-2 FC6-4 1-2 2-H 1B		4-2 1-2 BB			3 0	0 0	2 0	1 0	0 1	1 0	1 0
Dwight Evans, R (1, 10) OBP: 0.386, SLG: 0.445	0-1 G4-3 ③		1-0 F8 ③		2-2 FC6-4 ③ 1-2f		2-2 F8 ③			4	0	0	0	0	0	6
Luis Rivera, R (1, 6) OBP: 0.323, SLG: 0.386		1-3 K ①		2-1 G1-6-3 1B		0-1 FC1-6 1B		1-3 K ①		4	0	2	0	0	2	0
Rick Cerone, R (1, 2) OBP: 0.335, SLG: 0.348		0-0 2B 1B		0-2 P5 ①		0-0 FC1-6 ① G4-6-3 1-2f		2-3 K ②		4	0	1	0	0	1	2
Inning Stats	R: 3 H: 4 E: 0 LOB: 1 K: 1 BB: 0 S: 14 P: 21	R: 0 H: 2 E: 0 LOB: 2 K: 1 BB: 0 S: 9 P: 13	R: 0 H: 1 E: 0 LOB: 1 K: 0 BB: 0 S: 6 P: 11	R: 0 H: 1 E: 0 LOB: 0 K: 0 BB: 0 S: 7 P: 9	R: 1 H: 2 E: 0 LOB: 2 K: 0 BB: 1 S: 18 P: 26	R: 0 H: 1 E: 0 LOB: 0 K: 0 BB: 0 S: 5 P: 7	R: 1 H: 2 E: 0 LOB: 2 K: 0 BB: 1 S: 15 P: 27	R: 0 H: 0 E: 0 LOB: 2 K: 3 BB: 2 S: 12 P: 24		1B: 11 SF: 1 2B: 2 SAC: 0 3B: 0 DP: 2 HR: 0 HBP: 0						

	AB	34
	R	5
	H	13
	RBI	5
	BB	4
	SO	5
	LOB	21

livebaseballscorecards.com

PITCHER		IP	WLS	BF	H	R	ER	SO	BB	IBB	HBP	BLK	WP	HR	S	P	ERA	WHIP
Kirk McCaskill, R ERA: 2.91	(1, 1)	5.0	L	25	10	4	4	2	1	0	0	1	0	0	54	80	7.20	2.200
Bob McClure, L ERA: 1.66	(6, 1)	1.2		8	3	1	1	0	1	0	0	0	0	0	17	29	5.40	2.400
Willie Fraser, R ERA: 3.3	(7, 1)	0.1		1	0	0	0	0	0	0	0	0	0	0	3	5	0.00	0.000
Bryan Harvey, R ERA: 2.96	(8, 1)	1.0		5	0	0	0	3	2	0	0	0	0	0	12	24	0.00	2.000

PITCHER	IP	WLS	BF	H	R	ER	SO	BB	IBB	HBP	BLK	WP	HR	S	P	ERA	WHIP

Batter	1	2	3	4	5	6	7	8	9	AB	R	H	RBI	BB	SO	LOB
Devon White, S (1, 8) OBP: 0.294, SLG: 0.393	C B B X 2-1 1-3 ①		C S B S 1-3 K ②		X 0-0 F9 ①	B B B C F X 3-2 G4-3 ③			C F C 0-3 K ②	4	0	0	0	0	1	2
Max Venable, L (8, 8) OBP: 0.476, SLG: 0.524										1	0	0	0	0	1	0
Claudell Washington, L (1, 9) OBP: 0.317, SLG: 0.432	B F C B X 2-2 1B 2B		S B X 1-1 HR 1B		X 0-0 G4-3 ②		F B B B X 3-1 G3 ①		B B B B 4-0 PB BB	4	2	2	0	1	0	0
Johnny Ray, S (1, 4) OBP: 0.343, SLG: 0.382	C F X 0-2 2-H 1B		F B B X 2-1 1-H HR		B C C B X 2-2 F7 ③		F X 0-1 F8 2B		C F B S 1-3 1-2 K ③	5	1	3	3	0	1	1
Wally Joyner, L (1, 3) OBP: 0.339, SLG: 0.425	X 0-0 F7 ②		X 0-0 1B			X 0-0 HR	B X 1-0 2-3 F8 ②			4	1	2	1	0	0	2
Chili Davis, S (1, 7) OBP: 0.331, SLG: 0.435	F B X 1-1 G6-3 ③		B B X 2-0 G4-3 ③			F B X 1-1 1B 2B	C B X 1-1 P3 ③			4	1	1	0	0	0	3
Brian Downing, R (1, 10) OBP: 0.363, SLG: 0.402		B C C F B X 2-2 F8 ①		X 0-0 G6-3 ①		C C C 0-3 K ①		C B B S X 2-2 F8 ①		4	0	0	0	0	1	1
Lance Parrish, R (1, 2) OBP: 0.309, SLG: 0.409		B B B C X 3-1 P5 ②		B S X 1-1 FC6-4 1B		C X 0-1 F9 ②		B S F B B F S 3-3 K ②		3	0	1	0	0	0	1
John Orton, R (6, 2) OBP: 0.438, SLG: 0.429										1	0	0	0	0	1	0
Jack Howell, L (1, 5) OBP: 0.318, SLG: 0.429	F B C X 1-2 L7 ③		B F B X 2-1 F8 ②			C X 0-1 2-H E 1B		C B B B S X 3-2 G4-3 ③		4	0	1	1	0	0	1
Kent Anderson, R (1, 6) OBP: 0.280, SLG: 0.257		C F F X 0-2 L5 ①	B X 1-0 1-2f FC6-4 ③			B F B X 2-1 1-2 E6			C F B B X 2-2 F9 ①	4	0	0	0	0	0	2
Inning Stats	R: 1 H: 2 E: 0 LOB: 1 K: 0 BB: 0 S: 11 P: 16	R: 0 H: 0 E: 0 LOB: 0 K: 0 BB: 0 S: 9 P: 15	R: 2 H: 3 E: 0 LOB: 1 K: 1 BB: 0 S: 13 P: 19	R: 0 H: 1 E: 0 LOB: 1 K: 0 BB: 0 S: 6 P: 10	R: 0 H: 0 E: 0 LOB: 0 K: 0 BB: 0 S: 5 P: 7	R: 2 H: 3 E: 1 LOB: 2 K: 1 BB: 0 S: 15 P: 21	R: 0 H: 1 E: 0 LOB: 1 K: 0 BB: 0 S: 7 P: 12	R: 0 H: 0 E: 0 LOB: 0 K: 1 BB: 0 S: 10 P: 18	R: 0 H: 0 E: 0 LOB: 1 K: 2 BB: 1 S: 9 P: 16	1B: 5 SF: 0 2B: 3 SAC: 0 3B: 0 DP: 0 HR: 2 HBP: 0						

TOP

California Angels @ New York Yankees

Yankee Stadium, Bronx, NY

Fri Sep 01 1989, 7:05 PM EDT

Att. 23,421 - Unknown

livebaseballscorecards.com

AB	38
R	5
H	10
RBI	5
BB	1
SO	5
LOB	13

WP: 0 PA: 39
PB: 1
SB: 0
CS: 0

PITCHER		IP	WLS	BF	H	R	ER	SO	BB	IBB	HBP	BLK	WP	HR	S	P	ERA	WHIP
Walt Terrell, R ERA: 4.76	(1, 1)	6.0	W	28	9	5	5	2	0	0	0	0	0	2	59	88	7.50	1.500
Lee Guetterman, L ERA: 2.61	(7, 1)	3.0	S	11	1	0	0	3	1	0	0	0	0	0	26	46	0.00	0.667

PITCHER	IP	WLS	BF	H	R	ER	SO	BB	IBB	HBP	BLK	WP	HR	S	P	ERA	WHIP

BOTTOM

California Angels @ New York Yankees

Yankee Stadium, Bronx, NY

Fri Sep 01 1989, 7:05 PM EDT

Att. 23,421 - Unknown

Batter	1	2	3	4	5	6	7	8	9	AB	R	H	RBI	BB	SO	LOB
Steve Sax, R (1, 4)	B C X 1-1 CS G5-3 1B	B C F B F F X 2-2 2B 2-H 1B	B C X 1-1 ② G5-3		C B B F S 2-3 ① K		X 0-0 ② G5-3			5	1	2	1	0	1	1
Wayne Tolleson, S (9, 4)										0	0	0	0	0	0	0
Alvaro Espinoza, R (1, 6)	1 SAFE B X 1-0 ① G5-3 1-2	B F F B 1 SAFE F X 2-2 1B 1-H 2B	B B X 2-0 ③ G6-3		S X 0-1 ② FC1-6 BB 1-2f		C B X 1-1 ③ L3			4	1	1	1	0	0	2
Mike Blowers, R (7, PH) (8, 5)										1	0	0	0	0	0	0
Don Mattingly, L (1, 3)	C B B X 2-1 ② E 2-3 1B	B X 1-0 HR 2-H 1B		B F B F X 2-2 1B E 1B	B F B B F B 4-2 1-2 BB			B X 1-0 ① F7		4	2	3	1	1	0	0
Mel Hall, L (1, 7)	B X 1-0 E4 1-2	B X 1-0 HR 1-H		C B F F F X 1-2 E WP 1B	S B S S X 1-2 ③ P4			B C X 1-1 ② F7		5	2	2	2	0	0	3
Jesse Barfield, R (1, 9)	B C B X 2-1 ③ G6-3	B X 1-0 1B		C C B B B F X 2-2 E8 WP WP 1-3 2-H 1B		B X 1-0 ① P3		C B C S 1-3 ③ K		5	1	2	1	0	1	2
Steve Balboni, R (1, 10)		4-0 SH2-3 1B 2B BB 3-1 L6		F F F B S 1-3 ① K 2-3 3-H		B S B F B F X 3-2 ② F7				3	1	0	0	1	1	2
Bob Geren, R (1, 2)		B B F X 2-2 SH2-3 1-2 2B 1B 3-3 K		B C X 1-1 ② L5		B B C F F B F X 3-2 1B				4	1	2	0	0	1	2
Roberto Kelly, R (1, 8)	C X 0-1 ① SH2-3 1-2 2-3	C B B B C X 3-2 ① G6-3		S B F B F S 2-3 ③ K 3-H		C C X 0-2 ③ G4-3				3	0	0	0	0	1	1
Randy Velarde, R (1, 5) (8, 6)	X 0-0 1B 2-H 3-H 2B	B C C B X 2-2 HR			B F X 1-1 FC1-6 1B		B F F F F B F X 2-2 ① G6-3			4	2	3	3	0	0	0
Inning Stats	R: 0 E: 1 K: 0 S: 8 H: 2 LOB: 2 BB: 0 P: 15	R: 7 E: 0 K: 1 S: 25 H: 7 LOB: 1 BB: 1 P: 44	R: 1 E: 0 K: 0 S: 9 H: 1 LOB: 0 BB: 0 P: 17	R: 3 E: 1 K: 2 S: 22 H: 3 LOB: 0 BB: 0 P: 31	R: 0 E: 0 K: 1 S: 12 H: 1 LOB: 2 BB: 1 P: 20	R: 0 E: 0 K: 0 S: 13 H: 1 LOB: 1 BB: 0 P: 20	R: 0 E: 0 K: 0 S: 9 H: 0 LOB: 0 BB: 0 P: 12	R: 0 E: 0 K: 1 S: 6 H: 0 LOB: 0 BB: 0 P: 9		1B: 11 2B: 2 3B: 0 HR: 2	SF: 0 SAC: 1 DP: 0 HBP: 0					

livebaseballscorecards.com

AB	38
R	11
H	15
RBI	9
BB	2
SO	5
LOB	13

WP: 2 PB: 0 SB: 0 CS: 1 PA: 41

PITCHER		IP	WLS	BF	H	R	ER	SO	BB	IBB	HBP	BLK	WP	HR	S	P	ERA	WHIP
Terry Clark, R (1, 1) ERA: 7.5		1.1	L	10	5	4	4	0	1	0	0	0	0	0	19	34	27.00	4.500
Rich Monteleone, R (2, 1) ERA: 3.21		0.0		4	4	3	3	0	0	0	0	0	0	1	7	12	∞	∞
Mike Fetters, R (2, 1) ERA: 8.1		3.1		16	5	4	3	4	1	0	0	0	2	1	47	77	8.10	1.800
Sherman Corbett, L (5, 1) ERA:		1.1		5	1	0	0	0	0	0	0	0	0	0	16	24	0.00	0.750
Willie Fraser, R (7, 1) ERA: 3.21		2.0		6	0	0	0	1	0	0	0	0	0	0	15	21	0.00	0.000

PITCHER	IP	WLS	BF	H	R	ER	SO	BB	IBB	HBP	BLK	WP	HR	S	P	ERA	WHIP

Batter	1	2	3	4	5	6	7	8	9	AB	R	H	RBI	BB	SO	LOB
Devon White, S (1, 8) OBP: 0.292, SLG: 0.391	F8		F7		SH1-4 1-2		G6-3			3	0	0	0	0	0	1
Bobby Rose, R (1, 5) OBP: 0.226, SLG: 0.414	K		E5 FC5-4 1-2		G6-3 2-3		F7			4	0	0	0	0	1	2
Johnny Ray, S (1, 4) OBP: 0.345, SLG: 0.382	G5-3		FC5-4 1-2f 2-3		BB			G3-6-1 1B		3	0	1	0	1	0	2
Wally Joyner, L (1, 3) OBP: 0.338, SLG: 0.424		BB 1B		G4-3	G4-1			1 SAFE 1 SAFE G3-6-1 1-2f		4	0	1	0	0	0	3
Jim Eppard, L (8, 3)										0	0	0	0	0	0	0
Chili Davis, S (1, 7) OBP: 0.332, SLG: 0.434		BB 1-2		BLK 1B		F8		K		3	0	1	0	1	1	0
Tony Armas, R (1, 9) OBP: 0.283, SLG: 0.477		K		K 1-2		F8			G6-3	4	0	0	0	0	2	3
Brian Downing, R (1, 10) OBP: 0.364, SLG: 0.409		K		FC5-4 BB		HR			K	3	1	1	1	1	2	2
Bill Schroeder, R (1, 2) OBP: 0.226, SLG: 0.358		K		FC5-4 1-2f		K			K	4	0	0	0	0	3	4
Kent Anderson, R (1, 6) OBP: 0.286, SLG: 0.264			FC5-4 E 1B		G6-3 SH1-4 1B		F8			3	0	2	0	0	0	0

California Angels @ New York Yankees

Yankee Stadium, Bronx, NY

Sat Sep 02 1989, 7:05 PM EDT

Att. 23,508 - Unknown

TOP

livebaseballscorecards.com

AB	31
R	1
H	6
RBI	1
BB	3
SO	9
LOB	17

Inning Stats	1	2	3	4	5	6	7	8	9
R	0	0	0	0	0	1	0	0	0
E	0	0	1	0	0	0	0	0	0
K	1	3	0	1	0	1	0	1	2
S	6	16	10	9	11	11	12	7	7
H	0	1	1	1	1	1	0	1	0
LOB	0	2	1	2	2	0	0	0	0
BB	0	1	0	1	1	0	0	0	0
P	6	24	16	19	20	17	17	12	13

1B	5
2B	0
3B	0
HR	1
SF	0
SAC	1
DP	1
HBP	0
WP	0
PB	0
SB	0
CS	0
PA	35

PITCHER	IP	WLS	BF	H	R	ER	SO	BB	IBB	HBP	BLK	WP	HR	S	P	ERA	WHIP
Greg Cadaret, L (1, 1) ERA: 3.69	9.0	W	35	6	1	1	9	3	0	0	1	0	1	89	144	1.00	1.000

PITCHER	IP	WLS	BF	H	R	ER	SO	BB	IBB	HBP	BLK	WP	HR	S	P	ERA	WHIP

Batter	1	2	3	4	5	6	7	8	9	AB	R	H	RBI	BB	SO	LOB
Steve Sax, R (1, 4) OBP: 0.379, SLG: 0.401	C B M X 1-2 ① G5-3		C B X 1-1 2B		B C S B B X 3-2 1-2 3-H 1B			B B C F S 2-3 ① K		4	0	2	1	0	1	0
Alvaro Espinoza, R (1, 6) OBP: 0.312, SLG: 0.333	C B X 1-1 ② G3-1		F B S S 1-3 ③ K		B F S X 1-2 ③ FC5 2-3f			B X 1-0 ② F8		4	0	0	0	0	1	3
Don Mattingly, L (1, 3) OBP: 0.342, SLG: 0.460	B B F X 2-1 ③ L8			B C B X 2-1 ① G6-3		S B X 1-1 FC4-6 1B		B X 1-0 ③ L7		4	0	1	0	0	0	0
Mel Hall, L (1, 7) OBP: 0.312, SLG: 0.431		B B X 2-0 ① F9		C B S X 1-2 ② P5		X 0-0 ① FC4-6 WP 1-2f			X 0-0 HR	4	1	1	1	0	0	1
Jesse Barfield, R (1, 9) OBP: 0.351, SLG: 0.428		B C B B B 4-1 1B BB		F B S B B X 3-2 ③ G5-3		C B C B F S 2-3 ② K 1-2				2	0	0	0	1	1	1
Steve Balboni, R (1, 10) OBP: 0.295, SLG: 0.467		B C B F X 2-2 G6-4-3 1-2 1B			S B F B X 2-2 ① L7	B C S S 1-3 ③ K				3	0	1	0	0	1	1
Bob Geren, R (1, 2) OBP: 0.354, SLG: 0.497		B B B C F X 3-2 ② ③ G6-4-3 1-2f			B B F S B F B 4-2 FC6-4 BB		X 0-0 ① F7			2	0	0	0	1	0	2
Roberto Kelly, R (1, 8) OBP: 0.384, SLG: 0.426			B F B S S 2-3 ① K		C B C F X 1-2 ② FC6-4 1B 1-2f 1B		C C B S 1-3 ② K			3	1	0	0	0	2	1
Deion Sanders, L (8, 8) OBP: 0.278, SLG: 0.303										0	0	0	0	0	0	0
Randy Velarde, R (1, 5) OBP: 0.391, SLG: 0.548			B F C B X 2-2 ② L9		F B B 1 SAFE X 2-1 FC5 1B 1-3 1B		X 0-0 ③ F9			3	0	1	0	0	0	0
Inning Stats	R: 0 E: 0 K: 0 S: 7 H: 0 LOB: 0 BB: 0 P: 11	R: 0 E: 0 K: 0 S: 8 H: 1 LOB: 1 BB: 1 P: 19	R: 0 E: 0 K: 2 S: 11 H: 1 LOB: 1 BB: 0 P: 17	R: 0 E: 0 K: 0 S: 8 H: 0 LOB: 0 BB: 0 P: 14	R: 1 E: 0 K: 0 S: 18 H: 2 LOB: 2 BB: 1 P: 31	R: 0 E: 0 K: 2 S: 10 H: 1 LOB: 1 BB: 0 P: 14	R: 0 E: 0 K: 1 S: 5 H: 0 LOB: 0 BB: 0 P: 6	R: 0 E: 0 K: 1 S: 5 H: 0 LOB: 0 BB: 0 P: 9	R: 1 E: 0 K: 0 S: 1 H: 1 LOB: 0 BB: 0 P: 1	1B: 4 2B: 1 3B: 0 HR: 1	SF: 0 SAC: 0 DP: 1 HBP: 0						

PITCHER	IP	WLS	BF	H	R	ER	SO	BB	IBB	HBP	BLK	WP	HR	S	P	ERA	WHIP
Mike Witt, R (1, 1) ERA: 4.34	8.0	L	31	6	2	2	6	2	0	0	0	1	1	73	122	2.25	1.000

PITCHER	IP	WLS	BF	H	R	ER	SO	BB	IBB	HBP	BLK	WP	HR	S	P	ERA	WHIP

BOTTOM

California Angels @ New York Yankees

Yankee Stadium, Bronx, NY

Sat Sep 02 1989, 7:05 PM EDT

Att. 23,508 - Unknown

livebaseballscorecards.com

AB	29
R	2
H	6
RBI	2
BB	2
SO	6
LOB	9

Batter	1	2	3	4	5	6	7	8	9	AB	R	H	RBI	BB	SO	LOB
Max Venable, L (1, 9) OBP: 0.462, SLG: 0.520	B B C B X 3-1 2B		B F C S 1-3 ② K	B B B B 4-0 1-2 BB		F C B B F 1 X SAFE 2-2 1-2 E6		C S B X 1-2 ② 1-2f FC3-6		4	0	1	0	1	1	2
Johnny Ray, S (1, 4) OBP: 0.343, SLG: 0.380	B B X 2-0 ① L8		B F F X 1-2 1B 1B	S F B B X 2-2 ③ F7		F B F X 1-2 ③ G4-3		F C F B B B X 3-2 ③ G4-3		5	0	1	0	0	0	6
Devon White, S (1, 8) OBP: 0.292, SLG: 0.389	B F B F F F F F F B 3-2 ② X L7		X 0-0 1-2 1B		C B X 1-1 ① G3		B F F F B S 2-3 ① K		X 0-0 ① F7	5	0	1	0	0	1	1
Brian Downing, R (1, 10) OBP: 0.364, SLG: 0.408	B S C B B C 3-3 ③ K		X 0-0 ③ P3		B B C X 2-1 1B		C S B F X 1-2 2B 1B		B X 1-0 ② P6	5	0	2	0	0	1	3
Chili Davis, S (1, 7) OBP: 0.333, SLG: 0.443		B S C B X 2-2 ① P5		B B X 2-0 HR	C S B S 2-3 ② K		S S X 0-2 1-3 2B		B X 1-0 ③ F8	5	1	2	1	0	1	1
Lance Parrish, R (1, 2) OBP: 0.306, SLG: 0.404		B C F S 1-3 ② K	X 0-0 ① F9		B B S C S 2-3 ③ K		B S S B S 3-3 ② K			4	0	0	0	0	3	3
Jack Howell, L (1, 5) OBP: 0.320, SLG: 0.431		C S B B B F B 4-2 1B BB	B F B F X 2-2 1B 2B			X 0-0 ① F8	F X 0-1 ③ G3			3	1	1	0	1	0	2
Glenn Hoffman, R (1, 6) OBP: 0.263, SLG: 0.286 Mark McLemore, S (8, PH) OBP: 0.288, SLG: 0.290 Kent Anderson, R (8, 6) OBP: 0.286, SLG: 0.264		L X 0-1 ③ 1-3 1B	C X 0-1 ② L7			B B F B F S 3-3 ② K		F C F B B B F F B 4-2 FC3-6 BB		3 0 0	0 0 0	1 0 0	0 0 0	0 1 0	1 0 0	1 0 0
Jim Eppard, L (1, 3) OBP: 0.333, SLG: 0.200			X 0-0 ① F8	B F F B F F X 2-2 BB 2-H 1B		C B B B C F B 4-2 E BB		C C C 0-3 ① K		3	0	1	1	1	1	1
Inning Stats	R: 0 H: 1 E: 0 LOB: 1 K: 1 BB: 0 S: 13 P: 24	R: 0 H: 1 E: 0 LOB: 2 K: 1 BB: 1 S: 11 P: 18	R: 0 H: 2 E: 0 LOB: 2 K: 1 BB: 0 S: 9 P: 11	R: 2 H: 3 E: 0 LOB: 2 K: 0 BB: 1 S: 15 P: 27	R: 0 H: 1 E: 0 LOB: 1 K: 2 BB: 0 S: 10 P: 17	R: 0 H: 0 E: 1 LOB: 2 K: 1 BB: 1 S: 15 P: 25	R: 0 H: 2 E: 0 LOB: 2 K: 2 BB: 0 S: 16 P: 22	R: 0 H: 0 E: 0 LOB: 1 K: 1 BB: 1 S: 15 P: 23	R: 0 H: 0 E: 0 LOB: 0 K: 0 BB: 0 S: 3 P: 5	1B: 6 SF: 0 2B: 3 SAC: 0 3B: 0 DP: 0 HR: 1 HBP: 0						

PITCHER	IP	WLS	BF	H	R	ER	SO	BB	IBB	HBP	BLK	WP	HR	S	P	ERA	WHIP
Andy Hawkins, R (1, 1) ERA: 4.74	6.0	W	29	8	2	2	6	3	0	0	0	0	1	73	122	3.00	1.833
Lance McCullers, R (7, 1) ERA: 4.42	3.0	S	12	2	0	0	3	1	0	0	0	0	0	34	50	0.00	1.000

PITCHER	IP	WLS	BF	H	R	ER	SO	BB	IBB	HBP	BLK	WP	HR	S	P	ERA	WHIP

TOP

California Angels @ New York Yankees

Yankee Stadium, Bronx, NY

Sun Sep 03 1989, 3:33 AM EDT

Att. 40,170 - Unknown

livebaseballscorecards.com

AB	37
R	2
H	10
RBI	2
BB	4
SO	9
LOB	20

WP: 0	PA: 41					
PB: 0						
SB: 0						
CS: 0						

BOTTOM

California Angels @ New York Yankees

Yankee Stadium, Bronx, NY

Sun Sep 03 1989, 3:33 AM EDT

Att. 40,170 - Unknown

livebaseballscorecards.com

Batter	1	2	3	4	5	6	7	8	9	AB	R	H	RBI	BB	SO	LOB
Steve Sax, R (1, 4) OBP: 0.379, SLG: 0.401	C F X 0-2 ① G1-3		B X 1-0 ② G6-3		C B B F X 2-2 ① P6	L B C B X 2-2 BB 1B 1-3 1B		B C B F B X 3-2 ② 1B		5	0	2	0	0	0	2
Alvaro Espinoza, R (1, 6) OBP: 0.313, SLG: 0.333	F C X 0-2 ② F7		B B B C C C 3-3 ③ K		B F F X 1-2 ②③ L4-3 1-2	X 0-0 BB 1B 1-2 3-H		X 0-0 1B 1B		5	0	2	1	0	1	2
Don Mattingly, L (1, 3) OBP: 0.347, SLG: 0.464	C S B F X 1-2 BB 1B			B B B C X 3-1 BB 1B		0-2 1B 1B 1-2 2-3 BB		B X 1-0 1-2 1B		4	1	4	0	1	0	0
Mel Hall, L (1, 7) OBP: 0.313, SLG: 0.429	B B B B 4-0 1-2 BB			B B F X 2-1 ① P2		0-0 1B 1B 1-2 F8		B C S X 1-2 ③ F8		4	1	1	0	1	0	6
Jesse Barfield, R (1, 9) OBP: 0.350, SLG: 0.425	C B C F S 1-3 ③ K			B F C B B B 4-2 1-2 BB		C B B S X 2-2 ① L7	B S F B B S 3-3 ① K			3	0	0	0	1	2	4
Hal Morris, L (1, 10) OBP: 0.267, SLG: 0.214		C B F X 1-2 ① F8		B C F F X 1-2 ② F9		B B X 2-0 1B WP 1B 1-3 2-H	C B B F B F B 4-2 BB			3	1	1	1	1	0	2
Don Slaught, R (1, 2) OBP: 0.322, SLG: 0.386		F B X 1-1 ② G6-3		B X 1-0 ③ G5-3		B B B X 3-0 WP 1B 1B 1-3 3-H	B 1 X SAFE 1-0 ② F7			4	1	1	1	0	0	3
Randy Velarde, R (1, 5) OBP: 0.400, SLG: 0.543		B X 1-0 ③ E5			B F B X 2-1 E 1B	B C S B F X 2-2 1B 1B 2-H 3-H	B F S C 1-3 ③ K			4	1	2	1	0	1	1
Deion Sanders, L (1, 8) OBP: 0.250, SLG: 0.270			C B X 1-1 ① F7		C L B F B F X 2-2 E5 L4-3 1-2	C B X 1-1 ② F8		C F X 0-2 ① G5-3		4	0	0	0	0	0	2
Inning Stats	R: 0 H: 1 E: 0 LOB: 2 K: 1 BB: 1 S: 14 P: 20	R: 0 H: 0 E: 1 LOB: 1 K: 0 BB: 0 S: 6 P: 9	R: 0 H: 0 E: 0 LOB: 0 K: 1 BB: 0 S: 6 P: 11	R: 0 H: 1 E: 0 LOB: 2 K: 0 BB: 1 S: 11 P: 22	R: 0 H: 1 E: 1 LOB: 1 K: 0 BB: 0 S: 13 P: 20	R: 5 H: 7 E: 0 LOB: 3 K: 0 BB: 1 S: 21 P: 37	R: 0 H: 0 E: 0 LOB: 1 K: 2 BB: 1 S: 10 P: 19	R: 0 H: 3 E: 0 LOB: 2 K: 0 BB: 0 S: 11 P: 16		1B: 13 SF: 0 2B: 1 SAC: 0 3B: 0 DP: 1 HR: 0 HBP: 0						

	AB	36
	R	5
	H	13
	RBI	4
	BB	4
	SO	4
	LOB	22

WP: 1 PA: 40
PB: 0
SB: 0
CS: 0

PITCHER		IP	WLS	BF	H	R	ER	SO	BB	IBB	HBP	BLK	WP	HR	S	P	ERA	WHIP
Bert Blyleven, R ERA: 2.74	(1, 1)	5.1	L	25	7	4	4	2	2	0	0	0	0	0	59	98	6.75	1.688
Greg Minton, R ERA: 2.72	(6, 1)	0.1		4	3	1	1	0	0	0	0	0	1	0	10	15	27.00	9.000
Bob McClure, L ERA: 1.56	(6, 1)	2.1		11	3	0	0	2	2	0	0	0	0	0	23	41	0.00	2.143

PITCHER	IP	WLS	BF	H	R	ER	SO	BB	IBB	HBP	BLK	WP	HR	S	P	ERA	WHIP

Batter	1	2	3	4	5	6	7	8	9	AB	R	H	RBI	BB	SO	LOB
Devon White, S (1, 8) OBP: 0.293, SLG: 0.392	B F B X 2-1 ① L4		C C X 0-2 SH1-3 2B		B X 1-0 ③ G3			B F B F X 2-2 1B		4	0	2	0	0	0	0
Max Venable, L (1, 9) OBP: 0.464, SLG: 0.519 Tony Armas, R (8, PH) OBP: 0.281, SLG: 0.475 (8, 9)	B S X 1-1 1B 1B 1B		2 SAFE X 0-0 ① SH1-3 2-3			F B C B F X 2-2 ① F8		1 SAFE C 1 SAFE 1 SAFE F B F B 1 SAFE 2-3 S ② K		2 1	1 0	1 0	0 0	0 0	0 1	0 1
Johnny Ray, S (1, 4) OBP: 0.340, SLG: 0.377	C F B F X 1-2 ② L9		X 0-0 ② G4-3			B C X 1-1 ② F7		1 SAFE B X 1-0 ③ F9		4	0	0	0	0	0	3
Wally Joyner, L (1, 3) OBP: 0.339, SLG: 0.425	1 SAFE X 0-0 1B 1-3 1B		B X 1-0 ③ G4-3			B X 1-0 1B			S F B X 1-2 ① F9	4	0	2	0	0	0	1
Chili Davis, S (1, 7) OBP: 0.334, SLG: 0.443	F B S B B X 3-2 1-3 3-H 1B			B X 1-0 ① G3-1		C F B B B X 3-2 ③ G3			S S B B F X 2-2 1B	4	0	2	1	0	0	1
Brian Downing, R (1, 10) OBP: 0.361, SLG: 0.405	C C F X 0-2 ③ F9			C B F C 1-3 ② K			S S B B X 2-2 ① F8		B X 1-0 ② P3	4	0	0	0	0	1	3
Bill Schroeder, R (1, 2) OBP: 0.220, SLG: 0.348		B F X 1-1 ① G5-3		X 0-0 ③ F9			C S B F X 1-2 ② L5		F S C 0-3 ③ K	4	0	0	0	0	1	1
Jack Howell, L (1, 5) OBP: 0.318, SLG: 0.427		B C X 1-1 ② F8			X 0-0 ① F7		C B B X 2-1 ③ G4-3			3	0	0	0	0	0	0
Kent Anderson, R (1, 6) OBP: 0.283, SLG: 0.261 Mark McLemore, S (8, PH) OBP: 0.284, SLG: 0.286 Glenn Hoffman, R (8, 6) OBP: 0.263, SLG: 0.286		X 0-0 ③ F9			B X 1-0 ② G4-3			C B S X 1-2 ① F8		2 1 0	0 0 0	0 0 0	0 0 0	0 0 0	0 0 0	0 0 0
Inning Stats	R: 1 H: 3 E: 0 LOB: 2 K: 0 BB: 0 S: 16 P: 23	R: 0 H: 0 E: 0 LOB: 0 K: 0 BB: 0 S: 5 P: 7	R: 0 H: 1 E: 0 LOB: 1 K: 0 BB: 0 S: 6 P: 7	R: 0 H: 0 E: 0 LOB: 0 K: 1 BB: 0 S: 5 P: 7	R: 0 H: 0 E: 0 LOB: 0 K: 0 BB: 0 S: 3 P: 5	R: 0 H: 1 E: 0 LOB: 1 K: 0 BB: 0 S: 10 P: 17	R: 0 H: 0 E: 0 LOB: 0 K: 0 BB: 0 S: 9 P: 14	R: 0 H: 1 E: 0 LOB: 1 K: 1 BB: 0 S: 11 P: 17	R: 0 H: 1 E: 0 LOB: 1 K: 1 BB: 0 S: 11 P: 15	1B: 6 SF: 0 2B: 1 SAC: 1 3B: 0 DP: 0 HR: 0 HBP: 0						

TOP

California Angels @ New York Yankees

Yankee Stadium, Bronx, NY

Mon Sep 04 1989, 3:33 AM EDT

Att. 23,191 - Sunny - 70 F

livebaseballscorecards.com

AB	33
R	1
H	7
RBI	1
BB	0
SO	3
LOB	10

PITCHER		IP	WLS	BF	H	R	ER	SO	BB	IBB	HBP	BLK	WP	HR	S	P	ERA	WHIP
Clay Parker, R ERA: 3.73	(1, 1)	7.1	W	28	6	1	1	1	0	0	0	0	0	0	60	89	1.23	0.818
Lee Guetterman, L ERA: 2.59	(8, 1)	0.2		2	0	0	0	1	0	0	0	0	0	0	5	8	0.00	0.000
Dave Righetti, L ERA: 3.18	(9, 1)	1.0	S	4	1	0	0	1	0	0	0	0	0	0	11	15	0.00	1.000

PITCHER	IP	WLS	BF	H	R	ER	SO	BB	IBB	HBP	BLK	WP	HR	S	P	ERA	WHIP

Batter	1	2	3	4	5	6	7	8	9	AB	R	H	RBI	BB	SO	LOB
Steve Sax, R (1, 4) OBP: 0.378, SLG: 0.400	G4-3		E6 1-2 3-H		G4-3			S SH3-4 1B		4	0	1	1	0	0	1
Alvaro Espinoza, R (1, 6) OBP: 0.310, SLG: 0.331	L4		F9			G5-3		SH3-4 1-2		3	0	0	0	0	0	2
Don Mattingly, L (1, 10) OBP: 0.348, SLG: 0.469	G4-3		G1-3			HR		S IBB		3	1	1	1	1	0	2
Jesse Barfield, R (1, 9) OBP: 0.347, SLG: 0.421		G5-3		P2		P3		K 1-2 2-3		4	0	0	0	0	1	2
Steve Balboni, R (1, 3) OBP: 0.291, SLG: 0.460		F9		G5-3		F8		K		4	0	0	0	0	1	2
Randy Velarde, R (1, 5) OBP: 0.415, SLG: 0.542		K		HBP				SH1-4 1B		2	0	1	0	0	1	0
Bob Geren, R (1, 2) OBP: 0.350, SLG: 0.491			E6 1B SH5-3 E	P4				SH1-4 1-2		2	1	0	0	0	0	1
Roberto Kelly, R (1, 8) OBP: 0.382, SLG: 0.423			SH5-3 1-2		F8			F9		2	0	0	0	0	0	1
Deion Sanders, L (1, 7) OBP: 0.256, SLG: 0.275			E 2-3 1B		F8			G6-3		3	0	1	0	0	0	1
Inning Stats	R: 0 E: 0 K: 0 S: 5 H: 0 LOB: 0 BB: 0 P: 7	R: 0 E: 0 K: 1 S: 9 H: 0 LOB: 0 BB: 0 P: 13	R: 1 E: 2 K: 0 S: 11 H: 1 LOB: 2 BB: 0 P: 15	R: 0 E: 0 K: 0 S: 10 H: 0 LOB: 1 BB: 0 P: 17	R: 0 E: 0 K: 0 S: 8 H: 0 LOB: 0 BB: 0 P: 12	R: 1 E: 0 K: 0 S: 6 H: 1 LOB: 0 BB: 0 P: 11	R: 0 E: 0 K: 0 S: 6 H: 1 LOB: 1 BB: 0 P: 11	R: 0 E: 0 K: 2 S: 8 H: 1 LOB: 2 BB: 1 P: 14		1B: 3 2B: 0 3B: 0 HR: 1	SF: 0 SAC: 3 DP: 0 HBP: 1						

PITCHER	IP	WLS	BF	H	R	ER	SO	BB	IBB	HBP	BLK	WP	HR	S	P	ERA	WHIP
Jim Abbott, L (1, 1) ERA: 3.75	7.1	L	30	4	2	1	1	0	1	1	0	0	1	57	92	1.23	0.545
Bryan Harvey, R (8, 1) ERA: 2.91	0.2		2	0	0	0	2	0	0	0	0	0	0	6	8	0.00	0.000

PITCHER	IP	WLS	BF	H	R	ER	SO	BB	IBB	HBP	BLK	WP	HR	S	P	ERA	WHIP

BOTTOM

California Angels @ New York Yankees

Yankee Stadium, Bronx, NY

Mon Sep 04 1989, 3:33 AM EDT

Att. 23,191 - Sunny - 70 F

livebaseballscorecards.com

AB	27
R	2
H	4
RBI	2
BB	1
SO	3
LOB	12

Batter	1	2	3	4	5	6	7	8	9	AB	R	H	RBI	BB	SO	LOB
Bill Spiers, L (1, 6) OBP: 0.285, SLG: 0.267	F8		L8		E1				G4-3	4	0	0	0	1	0	1
B.J. Surhoff, L (1, 2) OBP: 0.277, SLG: 0.328	L1		2B		G3-1	G4-3			SF9	4	1	1	1	0	0	4
Paul Molitor, R (1, 5) OBP: 0.364, SLG: 0.404	P9		1B		E5		P3		1B	5	0	2	1	0	0	1
Robin Yount, R (1, 8) OBP: 0.382, SLG: 0.511		HR	BB		G5-3		G6-3		F8	4	1	1	1	1	0	3
Greg Brock, L (1, 3) OBP: 0.358, SLG: 0.419		K	P6			HR	G4-3			4	1	1	1	0	1	2
Glenn Braggs, R (1, 7) OBP: 0.299, SLG: 0.371		WP 1B 1B	L8			G6-3		K		4	0	1	0	0	1	2
Rob Deer, R (1, 9) OBP: 0.307, SLG: 0.435		F8		F7		K		G6		4	0	0	0	0	1	1
Greg Vaughn, R (1, 10) OBP: 0.317, SLG: 0.411		WP 1B		K		1B		K		4	0	2	0	0	2	0
Ed Romero, R (1, 4) OBP: 0.255, SLG: 0.287		K		F8		BB 1B			G4-3 SF9 2B	4	1	2	0	0	1	2
Inning Stats	R: 0 E: 0 K: 0 S: 6 H: 0 LOB: 0 BB: 0 P: 11	R: 1 E: 0 K: 2 S: 21 H: 3 LOB: 2 BB: 0 P: 31	R: 1 E: 0 K: 0 S: 15 H: 2 LOB: 2 BB: 1 P: 23	R: 0 E: 0 K: 1 S: 5 H: 0 LOB: 0 BB: 0 P: 7	R: 0 E: 2 K: 0 S: 9 H: 0 LOB: 1 BB: 0 P: 13	R: 1 E: 0 K: 1 S: 13 H: 3 LOB: 3 BB: 1 P: 22	R: 0 E: 0 K: 0 S: 9 H: 0 LOB: 0 BB: 0 P: 13	R: 0 E: 0 K: 2 S: 9 H: 0 LOB: 0 BB: 0 P: 12	R: 1 E: 0 K: 0 S: 12 H: 2 LOB: 1 BB: 0 P: 16	1B: 6 2B: 2 3B: 0 HR: 2	SF: 1 SAC: 0 DP: 1 HBP: 0					

PITCHER	IP	WLS	BF	H	R	ER	SO	BB	IBB	HBP	BLK	WP	HR	S	P	ERA	WHIP
Kirk McCaskill, R (1, 1) ERA: 2.97	5.2	W	27	8	3	3	4	1	0	0	0	1	2	67	101	4.76	1.588
Willie Fraser, R (6, 1) ERA: 3.18	3.1	S	13	2	1	1	2	1	0	0	0	0	0	32	47	2.70	0.900

PITCHER	IP	WLS	BF	H	R	ER	SO	BB	IBB	HBP	BLK	WP	HR	S	P	ERA	WHIP

TOP

Milwaukee Brewers @ California Angels

Anaheim Stadium, Anaheim, CA

Tue Sep 05 1989, 10:05 PM EDT

Att. 22,951 - Unknown

livebaseballscorecards.com

AB	37
R	4
H	10
RBI	4
BB	2
SO	6
LOB	16

WP: 1	PA: 40					
PB: 0						
SB: 0						
CS: 0						

Batter	1	2	3	4	5	6	7	8	9	AB	R	H	RBI	BB	SO	LOB
Devon White, S (1, 8) OBP: 0.292, SLG: 0.390	F X 0-1 ① G3-1		C B F F F X 1-2 2B 1B	C C S 0-3 ② K	C S B S 1-3 ② K		B C X 1-1 ② G4-3			5	1	1	0	0	2	3
Max Venable, L (1, 9) OBP: 0.455, SLG: 0.531	B X 1-0 ② G4-3		1 SAFE B S S B F 1 SAFE F 1 SAFE X 2-2 1-H HR 2B	X 0-0 2-H 1B 1B	C S C S 1-3 ③ K		F B S S 1-3 ③ K			5	1	2	2	0	2	2
Johnny Ray, S (1, 4) OBP: 0.339, SLG: 0.375	B B X 2-0 ③ F7		B X 1-0 ① P6	1 SAFE B X 1-0 1-3 1B		C B B X 2-1 ① G3-1		B X 1-0 ① L9		5	0	1	0	0	0	1
Wally Joyner, L (1, 3) OBP: 0.340, SLG: 0.425		B B X 2-0 G5-3 2B	C B X 1-1 ② L3	B 1 SAFE F B F F S 2-3 ③ K		S B B B F B 4-2 BB 1B BB		F S X 0-2 ② G1-3		4	1	1	0	1	1	3
Chili Davis, S (1, 7) OBP: 0.338, SLG: 0.452		C F X 0-2 ① P6	X 0-0 2-H HR		F C B B B X 3-2 HR 1B	B F B B B 4-1 1-2 1B BB		B X 1-0 1B 1B		4	2	3	2	1	0	1
Brian Downing, R (1, 10) OBP: 0.364, SLG: 0.414		C B B B F F X 3-2 FC6 G5-3	B B B F C F X 3-2 ③ F7		B B C X 2-1 1-H HR	B B C B F F F F 3-2 X 1-2 2-H 1B		C B S B F X 2-2 1-2 1B		5	1	3	3	0	0	1
Lance Parrish, R (1, 2) OBP: 0.305, SLG: 0.402		B C F B B F F F B X 3-2 ② G5-3 1-2 2-3		X 0-0 2B 1B	B B S F S 2-3 ① K	B C S F B X 2-2 ② F9		S X 0-1 ③ F8		5	1	1	0	0	1	6
Jack Howell, L (1, 5) OBP: 0.319, SLG: 0.427		B C B I I 4-1 IBB		C C B B S 2-3 ① K	S S B X 1-2 1B 1B	B B X 2-0 ③ P2				3	0	1	0	1	1	3
Kent Anderson, R (1, 6) OBP: 0.287, SLG: 0.272		F X 0-1 ③ G4-3		B 1 SAFE B X 2-0 1-H 1B 2B	B X 1-0 1-2 1B		F B C X 1-2 ① F8			4	1	2	1	0	0	3
Inning Stats	R: 0 E: 0 K: 0 S: 4 H: 0 LOB: 0 BB: 0 P: 7	R: 0 E: 0 K: 0 S: 17 H: 1 LOB: 3 BB: 1 P: 29	R: 3 E: 0 K: 0 S: 18 H: 3 LOB: 0 BB: 0 P: 26	R: 2 E: 0 K: 3 S: 14 H: 4 LOB: 2 BB: 0 P: 21	R: 2 E: 0 K: 3 S: 18 H: 4 LOB: 2 BB: 0 P: 29	R: 1 E: 0 K: 0 S: 17 H: 1 LOB: 2 BB: 2 P: 34	R: 0 E: 0 K: 1 S: 8 H: 0 LOB: 0 BB: 0 P: 11	R: 0 E: 0 K: 0 S: 11 H: 2 LOB: 2 BB: 0 P: 15		1B: 10 2B: 3 3B: 0 HR: 2 SF: 0 SAC: 0 DP: 0 HBP: 0						

PITCHER		IP	WLS	BF	H	R	ER	SO	BB	IBB	HBP	BLK	WP	HR	S	P	ERA	WHIP
Mark Knudson, R ERA: 4.15	(1, 1)	3.0	L	16	5	4	4	0	0	1	0	0	0	1	40	63	12.00	1.667
Bill Krueger, L ERA: 3.35	(4, 1)	1.1		11	7	3	3	4	0	0	0	0	0	1	25	41	20.25	5.250
Jeff Peterek, R ERA: 4.44	(5, 1)	3.2		16	3	1	1	3	2	0	0	0	0	0	42	68	2.46	1.364

PITCHER	IP	WLS	BF	H	R	ER	SO	BB	IBB	HBP	BLK	WP	HR	S	P	ERA	WHIP

BOTTOM

Milwaukee Brewers @ California Angels

Anaheim Stadium, Anaheim, CA

Tue Sep 05 1989, 10:05 PM EDT

Att. 22,951 - Unknown

livebaseballscorecards.com

AB	40
R	8
H	15
RBI	8
BB	3
SO	7
LOB	23

Batter	1	2	3	4	5	6	7	8	9	AB	R	H	RBI	BB	SO	LOB
Mike Felder, S (1, 9) (9, 8) OBP: 0.288, SLG: 0.307	x 0-0 S HR 1B		x 0-0 ① 5-3	x 0-0 ③ 4-3		x 0-0 ③ F7		x 0-0 ② 5-3 3-H		5	1	1	1	0	0	1
Bill Spiers, L (1, 6) OBP: 0.291, SLG: 0.282	S S S 0-3 ① K 1-2		x 0-0 FC1-5 S 1B		S S S 0-3 ① K		B B B B 4-0 BB BB BB	x 0-0 HR		4	1	2	1	1	2	1
Paul Molitor, R (1, 5) OBP: 0.361, SLG: 0.400 Gus Polidor, R (8, 5) OBP: 0.222, SLG: 0.231	x 0-0 ② 5-3		x 0-0 ② FC1-5 1-3		x 0-0 ② 6-3		x 0-0 ① F7	x 0-0 ③ 5-3		5	0	0	0	0	0	3
										0	0	0	0	0	0	0
Robin Yount, R (1, 8) OBP: 0.384, SLG: 0.517 Terry Francona, L (9, 9) OBP: 0.254, SLG: 0.320	x 0-0 2-H HR		x 0-0 ③ F9		x 0-0 1B 1B 1B		B B B B 4-0 1-2 BB BB		x 0-0 ① 6-3	4	2	2	2	1	0	1
										0	0	0	0	0	0	0
Greg Brock, L (1, 10) OBP: 0.362, SLG: 0.418	B B B B 4-0 BB			x 0-0 ① 3-1	x 0-0 1B 1-3 1B		B B B B 4-0 1-2 2-3 BB		x 0-0 ② F5	3	0	1	0	2	0	0
Greg Vaughn, R (1, 7) OBP: 0.323, SLG: 0.400	x 0-0 ③ 5-3			B B B B 4-0 HR BB	x 0-0 1-2 3-H 1B		S S S 0-3 ② K		x 0-0 ③ F8	4	1	1	1	1	1	4
George Canale, L (1, 3) OBP: 0.333, SLG: 1.333 Joey Meyer, R (7, PH) (7, 3) OBP: 0.265, SLG: 0.350		x 0-0 ① 6-3		x 0-0 1-H HR	x 0-0 ③ 4-3		x 0-0 ③ F9			3	1	1	2	0	0	2
										1	0	0	0	0	0	3
Charlie O'Brien, R (1, 2) OBP: 0.332, SLG: 0.362		x 0-0 ② 6-3		B B B B 4-0 BB		x 0-0 ① F8		x 0-0 5-3 5-3 2B		3	1	1	0	1	0	0
Ed Romero, R (1, 4) OBP: 0.250, SLG: 0.281		x 0-0 ③ P3		x 0-0 ② F7		x 0-0 ② F9		x 0-0 ① 5-3 2-3		4	0	0	0	0	0	2
Inning Stats	R: 2 E: 0 K: 1 S: 7 H: 2 LOB: 1 BB: 1 P: 11	R: 0 E: 0 K: 0 S: 3 H: 0 LOB: 0 BB: 0 P: 3	R: 0 E: 0 K: 0 S: 4 H: 1 LOB: 1 BB: 0 P: 4	R: 2 E: 0 K: 0 S: 4 H: 1 LOB: 1 BB: 2 P: 12	R: 1 E: 0 K: 1 S: 8 H: 3 LOB: 2 BB: 0 P: 8	R: 0 E: 0 K: 0 S: 3 H: 0 LOB: 0 BB: 0 P: 3	R: 0 E: 0 K: 1 S: 5 H: 0 LOB: 3 BB: 3 P: 17	R: 2 E: 0 K: 0 S: 5 H: 2 LOB: 0 BB: 0 P: 5	R: 0 E: 0 K: 0 S: 3 H: 0 LOB: 0 BB: 0 P: 3	1B: 5 2B: 1 3B: 0 HR: 3	SF: 0 SAC: 0 DP: 0 HBP: 0						

TOP

Milwaukee Brewers @ California Angels

Anaheim Stadium, Anaheim, CA

Wed Sep 06 1989, 10:05 PM EDT

Att. 22,459 - Unknown

livebaseballscorecards.com

AB	36
R	7
H	9
RBI	7
BB	6
SO	3
LOB	17

WP: 0 PB: 0 SB: 2 CS: 0 PA: 42

PITCHER		IP	WLS	BF	H	R	ER	SO	BB	IBB	HBP	BLK	WP	HR	S	P	ERA	WHIP
Dan Petry, R ERA: 5.47	(1, 1)	4.0	L	19	4	4	4	1	3	0	0	0	0	2	18	30	9.00	1.750
Rich Monteleone, R ERA: 3.25	(5, 1)	2.1		12	3	1	1	1	2	0	0	0	0	0	12	20	3.86	2.143
Sherman Corbett, L ERA: 6.75	(7, 1)	1.1		7	2	2	2	1	1	0	0	0	0	1	8	12	13.50	2.250
Greg Minton, R ERA: 2.68	(8, 1)	1.1		4	0	0	0	0	0	0	0	0	0	0	4	4	0.00	0.000

PITCHER	IP	WLS	BF	H	R	ER	SO	BB	IBB	HBP	BLK	WP	HR	S	P	ERA	WHIP

BOTTOM

Milwaukee Brewers @ California Angels

Anaheim Stadium, Anaheim, CA

Wed Sep 06 1989, 10:05 PM EDT

Att. 22,459 - Unknown

livebaseballscorecards.com

Batter	1	2	3	4	5	6	7	8	9	AB	R	H	RBI	BB	SO	LOB
Devon White, S (1, 8) OBP: 0.291, SLG: 0.388	6-3		K			F8		4-3		3	0	0	0	0	1	0
Mark McLemore, S (7, 4) OBP: 0.279, SLG: 0.281										1	0	0	0	0	0	0
Max Venable, L (1, 9) OBP: 0.459, SLG: 0.556	2B			F8		K			FC4-6 1B 1B	4	1	2	0	0	1	0
(7, 8)																
Johnny Ray, S (1, 4) OBP: 0.338, SLG: 0.373	F7			4-3			F4		FC4-6 1-2 1B	2	0	0	0	0	0	1
Claudell Washington, L (7, 9) OBP: 0.318, SLG: 0.432										2	0	1	0	0	0	0
Wally Joyner, L (1, 3) OBP: 0.339, SLG: 0.430	4-3			3-1			HR		FC4-6 1B 1-2f 2-3 1B	4	2	1	1	0	0	3
Chili Davis, S (1, 7) OBP: 0.338, SLG: 0.450		6-3			P2		G3		1-3 3-H 1B	4	1	1	1	0	0	0
Brian Downing, R (1, 10) OBP: 0.365, SLG: 0.414		K2-3			K		1B		FC6-4 2-H 3-H 1B	4	0	2	2	0	2	0
Jack Howell, L (1, 5) OBP: 0.319, SLG: 0.425		1-3			1B		F7		K	4	0	1	0	0	1	2
John Orton, R (1, 2) OBP: 0.389, SLG: 0.375			6-3		K			K	FC6-4 1-2f	2	0	0	0	0	1	1
Jim Eppard, L (8, PH) OBP: 0.286, SLG: 0.167										1	0	0	0	0	1	0
Ron Tingley, R (9, 2)										1	0	0	0	0	0	1
Kent Anderson, R (1, 6) OBP: 0.284, SLG: 0.269			5-3			5-3		5-3		2	0	0	0	0	0	0
Dante Bichette, R (8, PH) OBP: 0.217, SLG: 0.307										1	0	0	0	0	0	0
Glenn Hoffman, R (9, 6) OBP: 0.263, SLG: 0.286										0	0	0	0	0	0	0

	AB	35
	R	4
	H	8
	RBI	4
	BB	0
	SO	7
	LOB	8

Inning Stats	1	2	3	4	5	6	7	8	9	1B: 6	SF: 0	WP: 0	PA: 35
R:	0	0	0	0	0	0	1	0	3	2B: 1	SAC: 0	PB: 0	
E:	0	0	0	0	0	0	0	0	0	3B: 0	DP: 0	SB: 0	
K:	0	1	1	0	2	0	1	1	1	HR: 1	HBP: 0	CS: 0	
S:	4	5	5	3	8	5	5	5	9				
H:	1	0	0	0	1	0	2	0	4				
LOB:	1	0	0	0	1	0	1	0	1				
BB:	0	0	0	0	0	0	0	0	0				
P:	4	5	5	3	8	5	5	5	9				

PITCHER		IP	WLS	BF	H	R	ER	SO	BB	IBB	HBP	BLK	WP	HR	S	P	ERA	WHIP
Chris Bosio, R ERA: 2.79	(1, 1)	8.1	W	33	8	4	4	6	0	0	0	0	0	1	45	45	4.32	0.960
Dan Plesac, L ERA: 2.17	(9, 1)	0.2	S	2	0	0	0	1	0	0	0	0	0	0	4	4	0.00	0.000

PITCHER		IP	WLS	BF	H	R	ER	SO	BB	IBB	HBP	BLK	WP	HR	S	P	ERA	WHIP

Batter	1	2	3	4	5	6	7	8	9	AB	R	H	RBI	BB	SO	LOB
Mike Felder, S (1, 9) (9, 8) OBP: 0.290, SLG: 0.317	X 0-0 3B 1B	C C B B B F X 2-2 ① G4-3		F F B B B X 3-2 ② P8		C X 0-1 ② G6-3			X 0-0 1B 3B	5	2	2	0	0	0	0
Bill Spiers, L (1, 6) OBP: 0.296, SLG: 0.295	B B C B X 3-1 1-H 2B 3B	B C C S 1-3 ② K		B B B S C F X 3-2 BB 1B		C X 0-1 ③ G4-3			X 0-0 G6-4-3 3-H 1B	5	1	3	2	0	1	0
Paul Molitor, R (1, 5) OBP: 0.361, SLG: 0.401 Gus Polidor, R (9, 5) OBP: 0.222, SLG: 0.231	X 0-0 1B 3-H 2B	B X 1-0 ③ L9		B B B C B 4-1 1-2 BB			B C F B X 2-2 ① L6		B X 1-0 ② ③ G6-4-3 1-2f	4 0	1 0	1 0	1 0	1 0	0 0	1 0
Robin Yount, R (1, 8) OBP: 0.383, SLG: 0.515 Greg Vaughn, R (9, 7) OBP: 0.323, SLG: 0.400	B X 1-0 1B 1B 2-H 1B		B B X 2-0 ① G6-3	F B F B B X 3-2 ③ G6-3			C B F B B F S 3-3 ② K			4 0	1 0	1 0	1 0	0 0	1 0	2 0
Greg Brock, L (1, 3) OBP: 0.358, SLG: 0.413 George Canale, L (7, 3) OBP: 0.333, SLG: 1.333	C B C C X 1-2 ① P5	X 0-0 ② G3			C C B B B X 3-2 ① G3-1		C S B B B S 2-3 ③ K			4 0	0 0	0 0	0 0	0 0	1 0	1 0
Rob Deer, R (1, 10) OBP: 0.306, SLG: 0.432	B F B X 2-1 ② P3		B B B C B 4-1 1B BB		B C B X 2-1 ② F8			S B B B X 3-1 ① P5		3	0	0	0	1	0	1
Glenn Braggs, R (1, 7) (9, 9) OBP: 0.302, SLG: 0.380	X 0-0 1B S 1-3 1B		B B C X 2-1 1-2 1B		S X 0-1 HR			C X 0-1 ② G6-3		4	2	3	1	0	0	0
B.J. Surhoff, L (1, 2) OBP: 0.276, SLG: 0.327	B S X 1-1 S 1-3 3-H 1B		B B F C F S 2-3 ③ K		C C X 0-2 ③ G6-3			X 0-0 ③ P9		4	0	1	1	0	1	2
Ed Romero, R (1, 4) OBP: 0.245, SLG: 0.275	C C B F S 1-3 ③ K2-3 1-2 3-H			C F B S 1-3 ① K		F F B X 1-2 ① G1-3			B C F B X 2-2 ① G5-3	4	0	0	0	0	2	1
Inning Stats	R: 5 H: 6 E: 0 LOB: 1 K: 1 BB: 0 S: 17 P: 26	R: 0 H: 0 E: 0 LOB: 0 K: 1 BB: 0 S: 9 P: 13	R: 0 H: 1 E: 0 LOB: 2 K: 1 BB: 1 S: 9 P: 19	R: 0 H: 1 E: 0 LOB: 2 K: 1 BB: 1 S: 15 P: 29	R: 1 H: 1 E: 0 LOB: 0 K: 0 BB: 0 S: 10 P: 15	R: 0 H: 0 E: 0 LOB: 0 K: 0 BB: 0 S: 7 P: 8	R: 0 H: 0 E: 0 LOB: 0 K: 2 BB: 0 S: 10 P: 17	R: 0 H: 0 E: 0 LOB: 0 K: 0 BB: 0 S: 5 P: 8	R: 1 H: 2 E: 0 LOB: 0 K: 0 BB: 0 S: 6 P: 9	1B: 7 SF: 0 2B: 1 SAC: 0 3B: 2 DP: 1 HR: 1 HBP: 0						WP: 0 PA: 39 PB: 0 SB: 2 CS: 0	

PITCHER		IP	WLS	BF	H	R	ER	SO	BB	IBB	HBP	BLK	WP	HR	S	P	ERA	WHIP
Mike Witt, R ERA: 4.5	(1, 1)	5.0	L	26	9	6	6	4	2	0	0	0	0	1	60	102	10.80	2.200
Terry Clark, R ERA: 5.4	(6, 1)	4.0		13	2	1	1	2	0	0	0	0	0	0	28	42	2.25	0.500

PITCHER	IP	WLS	BF	H	R	ER	SO	BB	IBB	HBP	BLK	WP	HR	S	P	ERA	WHIP

TOP

Milwaukee Brewers @ California Angels

Anaheim Stadium, Anaheim, CA

Thu Sep 07 1989, 10:05 PM EDT

Att. 24,012 - Unknown - 75 F

livebaseballscorecards.com

AB	37
R	7
H	11
RBI	6
BB	2
SO	6
LOB	8

Batter	1	2	3	4	5	6	7	8	9	AB	R	H	RBI	BB	SO	LOB
Devon White, S (1, 8) OBP: 0.289, SLG: 0.385	C B B F F F X 2-2 G1-3 ①		S F F C 0-3 K ③			B S L B F F B X 3-2 E1 1B 1B		C B B F B F X 3-2 G4-3 ①		4	1	0	0	0	1	1
Max Venable, L (1, 9) OBP: 0.439, SLG: 0.525	B B B C X 3-1 G6-3 ②			F C B B F X 2-2 P6 ①		X 0-0 1B 1-3 1B		F B B X 2-1 G3-1 ②		4	0	1	0	0	0	0
Claudell Washington, L (1, 10) OBP: 0.315, SLG: 0.427	B F X 1-1 G4-3 ③			F S B B F F X 2-2 F7 ②		F B F X 1-2 F7 ①		B S X 1-1 G4-3 ③		4	0	0	0	0	0	2
Wally Joyner, L (1, 3) OBP: 0.338, SLG: 0.428 Jim Eppard, L (6, PH) (7, 3) OBP: 0.375, SLG: 0.286 Dante Bichette, R (9, PH) OBP: 0.215, SLG: 0.304		B S B X 2-1 F9 ①		S F B B S 2-3 K ③		F X 0-1 1B 1-2 3-H			F X 0-1 L9 ①	2 1 1	0 0 0	0 1 0	0 1 0	0 0 0	1 0 0	0 0 0
Chili Davis, S (1, 7) OBP: 0.337, SLG: 0.453		B B X 2-0 F8 ②			B B B C X 3-1 L7 ①	F X 0-1 P9 ②			X 0-0 FC5-2 3B	4	0	1	0	0	0	2
Johnny Ray, S (1, 4) OBP: 0.337, SLG: 0.372		B X 1-0 F9 ③			C X 0-1 BB 1B	X 0-0 F7 ③			F X 0-1 FC5-2 3-H ②	4	0	1	0	0	0	3
Jack Howell, L (1, 5) OBP: 0.316, SLG: 0.421			C S B X 1-2 G1-3 ①		X 0-0 L8 ②		X 0-0 P2 ①		F B B X 2-1 G6-3 ③	4	0	0	0	0	0	2
Ron Tingley, R (1, 2) OBP: 0.500, SLG: 0.333			B F B X 2-1 1B		B B B C C B 4-2 1-2 BB		B C F X 1-2 G6-3 ②			2	0	1	0	1	0	0
Kent Anderson, R (1, 6) OBP: 0.280, SLG: 0.265			X 0-0 F8 ②		C X 0-1 P9 ③		B C B X 2-1 G4-3 ③			3	0	0	0	0	0	3
Inning Stats	R: 0 H: 0 E: 0 LOB: 0 K: 0 BB: 0 S: 9 P: 15	R: 0 H: 0 E: 0 LOB: 0 K: 0 BB: 0 S: 4 P: 9	R: 0 H: 1 E: 0 LOB: 1 K: 1 BB: 0 S: 10 P: 13	R: 0 H: 0 E: 0 LOB: 0 K: 1 BB: 0 S: 12 P: 18	R: 0 H: 1 E: 0 LOB: 2 K: 0 BB: 1 S: 9 P: 16	R: 1 H: 2 E: 1 LOB: 2 K: 0 BB: 0 S: 14 P: 18	R: 0 H: 0 E: 0 LOB: 0 K: 0 BB: 0 S: 6 P: 9	R: 0 H: 0 E: 0 LOB: 0 K: 0 BB: 0 S: 8 P: 14	R: 0 H: 1 E: 0 LOB: 1 K: 0 BB: 0 S: 7 P: 9	1B: 4 SF: 0 2B: 0 SAC: 0 3B: 1 DP: 0 HR: 0 HBP: 0						WP: 0 PA: 34 PB: 0 SB: 0 CS: 0

PITCHER		IP	WLS	BF	H	R	ER	SO	BB	IBB	HBP	BLK	WP	HR	S	P	ERA	WHIP
Tom Filer, R ERA: 3.19	(1, 1)	8.0	W	30	4	1	0	2	1	0	0	0	0	0	72	112	0.00	0.625
Tony Fossas, L ERA: 3.81	(9, 1)	1.0		4	1	0	0	0	0	0	0	0	0	0	7	9	0.00	1.000

PITCHER	IP	WLS	BF	H	R	ER	SO	BB	IBB	HBP	BLK	WP	HR	S	P	ERA	WHIP

BOTTOM

Milwaukee Brewers @ California Angels

Anaheim Stadium, Anaheim, CA

Thu Sep 07 1989, 10:05 PM EDT

Att. 24,012 - Unknown - 75 F

livebaseballscorecards.com

AB	33
R	1
H	5
RBI	1
BB	1
SO	2
LOB	13

Boston Red Sox @ California Angels

Anaheim Stadium, Anaheim, CA

Fri Sep 08 1989, 10:05 PM EDT

Att. 32,408 - Unknown

TOP

livebaseballscorecards.com

Batter	1	2	3	4	5	6	7	8	9	AB	R	H	RBI	BB	SO	LOB
Wade Boggs, L (1, 5) OBP: 0.430, SLG: 0.465	B C B X 2-1 ① L6		C C B X 1-2 ③ G6-3		C X 0-1 ③ G1-3		C B B F B X 3-2 ③ G6-3		B F F F X 1-2 ③ G1-3	5	0	0	0	0	0	5
Marty Barrett, R (1, 4) OBP: 0.322, SLG: 0.331	X 0-0 ② G6-3			B X 1-0 ① L7		X 0-0 G5-4-3 1B		X 0-0 ① G1-3		4	0	1	0	0	0	0
Dwight Evans, R (1, 10) OBP: 0.389, SLG: 0.451	B B B B 4-0 BB			B B F C B S 3-3 ② K		X 0-0 ① ② G5-4-3 1-2f		C X 0-1 WP 1B		3	0	1	0	1	1	1
Mike Greenwell, L (1, 7) OBP: 0.372, SLG: 0.452	X 0-0 ③ P5			C X 0-1 ③ G1-3		X 0-0 BB 1B 1B		S B S S X 1-2 ② P6		4	1	1	0	0	0	2
Nick Esasky, R (1, 3) OBP: 0.337, SLG: 0.487		X 0-0 ① L8			C F S 0-3 ① K	S B B B F B 4-2 1B 1-2 BB		C F B B B S 3-3 ③ K 1-2		3	0	0	0	1	2	1
Danny Heep, L (1, 9) OBP: 0.362, SLG: 0.417 Luis Rivera, R (9, PR) OBP: 0.309, SLG: 0.366		B B X 2-0 ② F7			B F B F F X 2-2 ② G3	B B C C F B X 3-2 FC6-4 1B 1-2 2-H			B F B F B X 3-2 E6 1B	4 0	0 0	1 0	1 0	0 0	0 0	0 0
Jody Reed, R (1, 6) OBP: 0.373, SLG: 0.392		C B B F X 2-2 ③ F8			C B B B C X 3-2 BB 1B 1B	C X 0-1 ③ FC6-4 1-2f			1 SAFE X 0-0 ① F8	4	0	1	0	0	0	3
Rich Gedman, L (1, 2) OBP: 0.278, SLG: 0.283			F F X 0-2 ① G6-3		B X 1-0 BB 1B 1-2		F B X 1-1 ① F8		1 SAFE B F 1 SAFE X 1-1 ② L6	4	0	1	0	0	0	1
Kevin Romine, R (1, 8) OBP: 0.301, SLG: 0.316 Sam Horn, L (9, PH) OBP: 0.226, SLG: 0.170 Carlos Quintana, R (9, PR) OBP: 0.237, SLG: 0.176			X 0-0 ② G1-3		B B C F B F B 4-2 BB 1-2 2-3		C F B B X 2-2 ② G6-3		B F X 1-1 1-2 1B	2 1 0	0 0 0	0 1 0	0 0 0	1 0 0	0 0 0	0 0 0
Inning Stats	R: 0 E: 0 K: 0 S: 4 H: 0 LOB: 1 BB: 1 P: 10	R: 0 E: 0 K: 0 S: 5 H: 0 LOB: 0 BB: 0 P: 9	R: 0 E: 0 K: 0 S: 7 H: 0 LOB: 0 BB: 0 P: 8	R: 0 E: 0 K: 1 S: 6 H: 0 LOB: 0 BB: 0 P: 10	R: 0 E: 0 K: 1 S: 16 H: 2 LOB: 3 BB: 1 P: 26	R: 1 E: 0 K: 0 S: 11 H: 3 LOB: 2 BB: 1 P: 18	R: 0 E: 0 K: 0 S: 8 H: 0 LOB: 0 BB: 0 P: 14	R: 0 E: 0 K: 1 S: 9 H: 1 LOB: 1 BB: 0 P: 13	R: 0 E: 1 K: 0 S: 12 H: 1 LOB: 2 BB: 0 P: 18	1B: 7 2B: 0 3B: 0 HR: 0 SF: 0 SAC: 0 DP: 1 HBP: 0							

	AB	34
	R	1
	H	7
	RBI	1
	BB	3
	SO	3
	LOB	13

WP: 1 PB: 0 SB: 0 CS: 0 PA: 37

PITCHER		IP	WLS	BF	H	R	ER	SO	BB	IBB	HBP	BLK	WP	HR	S	P	ERA	WHIP
Bert Blyleven, R ERA: 2.7	(1, 1)	6.0	W	25	5	1	1	2	3	0	0	0	0	0	49	81	1.50	1.333
Greg Minton, R ERA: 2.63	(7, 1)	1.1		5	1	0	0	0	0	0	0	0	0	0	11	17	0.00	0.750
Bryan Harvey, R ERA: 2.81	(8, 1)	1.2	S	7	1	0	0	1	0	0	0	0	1	0	18	28	0.00	0.600

PITCHER	IP	WLS	BF	H	R	ER	SO	BB	IBB	HBP	BLK	WP	HR	S	P	ERA	WHIP

Batter	1	2	3	4	5	6	7	8	9	AB	R	H	RBI	BB	SO	LOB
Claudell Washington, L (1, 9) OBP: 0.317, SLG: 0.439	C B X 1-1 SH1-3 1B 2B		B X 1-0 HR		C C B B B C 3-3 ③ K			B X 1-0 ② G6-3 1-2		4	2	2	1	0	1	1
Max Venable, L (1, 8) (8, 7) OBP: 0.409, SLG: 0.488	L X 0-1 ① SH1-3 2-3		C C B B F B X 2-2 ② F8			C B B S F S 2-3 ① K		B S B F S 2-3 ③ K		3	0	0	0	0	2	1
Chili Davis, S (1, 10) OBP: 0.337, SLG: 0.452	C C B X 1-2 3-H 1B		S C B F B S 2-3 ③ K			X 0-0 ② G4-3				3	0	1	1	0	1	0
Wally Joyner, L (1, 3) OBP: 0.336, SLG: 0.425	B 1 SAFE B C X 2-1 ② F9			C F B F F C 1-3 ① K		C F B B F F B F X 3-2 ③ G6-3				3	0	0	0	0	1	1
Johnny Ray, S (1, 4) OBP: 0.337, SLG: 0.372	B F C F B F F 1 SAFE X 2-2 ③ F8			B C C B F F F F X 2-2 1B			X 0-0 ① F8			3	0	1	0	0	0	1
Tony Armas, R (1, 7) OBP: 0.277, SLG: 0.467 Devon White, S (8, 8) OBP: 0.289, SLG: 0.385		C B X 1-1 ① P1		B C B S C 2-3 ② K			C B B S B X 3-2 ② G6-3			3 0	0 0	0 0	0 0	0 0	1 0	1 0
Jack Howell, L (1, 5) OBP: 0.316, SLG: 0.419		B B F B B B 4-1 CS BB		1 SAFE X 0-0 ③ L4			F C B F B X 2-2 ③ G4-3			2	0	0	0	1	0	1
John Orton, R (1, 2) OBP: 0.333, SLG: 0.316		C C B B B F S 3-3 ② ③ K 1-2			F B B B X 3-1 ① G1-3			B F B S F B X 3-2 E5 FC1-6		3	0	0	0	0	1	1
Kent Anderson, R (1, 6) OBP: 0.276, SLG: 0.261			C B F C 1-3 ① K		B X 1-0 ② G5-3			1 SAFE X 0-0 ① FC1-6 G6-3 1-2f		3	0	0	0	0	1	1
Inning Stats	R: 1 E: 0 K: 0 S: 15 H: 2 LOB: 1 BB: 0 P: 21	R: 0 E: 0 K: 1 S: 7 H: 0 LOB: 1 BB: 1 P: 15	R: 1 E: 0 K: 2 S: 12 H: 1 LOB: 0 BB: 0 P: 18	R: 0 E: 0 K: 2 S: 16 H: 1 LOB: 1 BB: 0 P: 21	R: 0 E: 0 K: 1 S: 6 H: 0 LOB: 0 BB: 0 P: 13	R: 0 E: 0 K: 1 S: 11 H: 0 LOB: 0 BB: 0 P: 16	R: 0 E: 0 K: 0 S: 8 H: 0 LOB: 0 BB: 0 P: 13	R: 0 E: 1 K: 1 S: 9 H: 0 LOB: 1 BB: 0 P: 15		1B: 2 2B: 2 3B: 0 HR: 1	SF: 0 SAC: 1 DP: 1 HBP: 0			WP: 0 PB: 0 SB: 0 CS: 1	PA: 29	

PITCHER	IP	WLS	BF	H	R	ER	SO	BB	IBB	HBP	BLK	WP	HR	S	P	ERA	WHIP
Mike Boddicker, R (1, 1) ERA: 3.88	8.0	L	29	4	2	2	8	1	0	0	0	0	1	84	132	2.25	0.625

PITCHER	IP	WLS	BF	H	R	ER	SO	BB	IBB	HBP	BLK	WP	HR	S	P	ERA	WHIP

BOTTOM

Boston Red Sox @ California Angels

Anaheim Stadium, Anaheim, CA

Fri Sep 08 1989, 10:05 PM EDT

Att. 32,408 - Unknown

livebaseballscorecards.com

AB	27
R	2
H	4
RBI	2
BB	1
SO	8
LOB	8

Boston Red Sox @ California Angels

Anaheim Stadium, Anaheim, CA

Sat Sep 09 1989, 10:05 PM EDT

Att. 42,033 - Unknown

TOP

livebaseballscorecards.com

Batter	1	2	3	4	5	6	7	8	9	AB	R	H	RBI	BB	SO	LOB
Wade Boggs, L (1, 5) OBP: 0.433, SLG: 0.466	4-2 SH1-3 2B BB		3-2 G3-6-3 1B		2-0 BB 1B	4-0 1-2 BB		3-2 G1-3 ③		3	1	2	0	2	0	1
Marty Barrett, R (1, 4) OBP: 0.318, SLG: 0.327	2-1 ① SH1-3 1-2		1-1 ① ② G3-6-3 1-2f		1-2 ① F8	2-2 ③ G4-3			2-3 ① K	4	0	0	0	0	1	5
Dwight Evans, R (1, 10) OBP: 0.391, SLG: 0.454	0-1 G4-3 2-H 2B		2-2 ③ F9		4-2 G6-4-3 1-2 BB		3-1 1B		0-2 ② F7	4	0	2	1	1	0	0
Mike Greenwell, L (1, 7) OBP: 0.369, SLG: 0.447	2-0 ② G4-3 2-3			2-1 ① G5-3	1-2 ② ③ G6-4-3 1-2f		0-0 ① F8		0-1 ③ G4-3	5	0	0	0	0	0	4
Nick Esasky, R (1, 3) Jeff Stone, L (6, PR) OBP: 0.250, SLG: 0.306 Rich Gedman, L (6, 2) OBP: 0.277, SLG: 0.282	1-3 ③ K			2-2 ② G5-3		4-2 2B SF7 BB	2-3 ② K			2 0 1	0 1 0	0 0 0	0 0 0	1 0 1	1 0 1	1 0 1
Carlos Quintana, R (1, 9) OBP: 0.262, SLG: 0.237		0-1 ① G4-3		1-2 3B 1B		1-0 1-3 1B 2B	2-3 ③ K			4	2	2	0	0	1	1
Jody Reed, R (1, 6) OBP: 0.374, SLG: 0.398		2-1 G6-3 1B		2-2 1-H 2B 3B		3-3 ① K		0-1 ① F9		4	1	2	1	0	1	2
Rick Cerone, R (1, 2) OBP: 0.334, SLG: 0.346 Danny Heep, L (6, PH) OBP: 0.360, SLG: 0.415 (6, 3)		0-0 ② G6-3 1-2		1-2 3-H 2B		1-1 ② SF7 3-H		2-0 ② F7		2 1	0 0	1 0	1 1	0 0	0 0	1 0
Kevin Romine, R (1, 8) OBP: 0.304, SLG: 0.316		3-2 ③ G5-3		0-0 ③ G6-3		1-0 BB 2-H 1B		4-2 BB		3	0	1	1	1	0	2
Inning Stats	R: 1 H: 1 E: 0 LOB: 1 K: 1 BB: 1 S: 11 P: 20	R: 0 H: 1 E: 0 LOB: 1 K: 0 BB: 0 S: 9 P: 14	R: 0 H: 1 E: 0 LOB: 0 K: 0 BB: 0 S: 9 P: 15	R: 2 H: 3 E: 0 LOB: 1 K: 0 BB: 0 S: 20 P: 28	R: 0 H: 1 E: 0 LOB: 1 K: 0 BB: 1 S: 13 P: 21	R: 2 H: 2 E: 0 LOB: 3 K: 1 BB: 2 S: 13 P: 29	R: 0 H: 1 E: 0 LOB: 1 K: 2 BB: 0 S: 10 P: 17	R: 0 H: 0 E: 0 LOB: 1 K: 0 BB: 1 S: 8 P: 17	R: 0 H: 0 E: 0 LOB: 0 K: 1 BB: 0 S: 8 P: 10	1B: 6 SF: 1 2B: 3 SAC: 1 3B: 1 DP: 2 HR: 0 HBP: 0						

	AB	33
	R	5
	H	10
	RBI	5
	BB	5
	SO	5
	LOB	18

WP: 0 PA: 40
PB: 0
SB: 0
CS: 0

PITCHER		IP	WLS	BF	H	R	ER	SO	BB	IBB	HBP	BLK	WP	HR	S	P	ERA	WHIP
Jim Abbott, L ERA: 3.91	(1, 1)	5.0		24	8	5	5	1	3	0	0	0	0	0	66	107	9.00	2.200
Rich Monteleone, R ERA: 3.22	(6, 1)	0.1		1	0	0	0	1	0	0	0	0	0	0	3	6	0.00	0.000
Bob McClure, L ERA: 1.51	(6, 1)	1.1		7	2	0	0	1	1	0	0	0	0	0	12	25	0.00	2.250
Willie Fraser, R ERA: 3.13	(7, 1)	1.1	W	5	0	0	0	1	1	0	0	0	0	0	12	23	0.00	0.750
Bryan Harvey, R ERA: 2.76	(9, 1)	1.0	S	3	0	0	0	1	0	0	0	0	0	0	8	10	0.00	0.000

PITCHER	IP	WLS	BF	H	R	ER	SO	BB	IBB	HBP	BLK	WP	HR	S	P	ERA	WHIP

Boston Red Sox @ California Angels

Anaheim Stadium, Anaheim, CA

Sat Sep 09 1989, 10:05 PM EDT

Att. 42,033 - Unknown

BOTTOM

Batter	1	2	3	4	5	6	7	8	9	AB	R	H	RBI	BB	SO	LOB
Claudell Washington, L (1, 9) OBP: 0.316, SLG: 0.440	K			F7		S 1B 2B 1-H		B5-3 1-2f		4	1	1	1	0	1	1
Devon White, S (1, 8) OBP: 0.290, SLG: 0.386	G1-3			G4-3		S S 1B 2-H		1B S 1B		4	2	2	1	0	0	0
Chili Davis, S (1, 7) OBP: 0.336, SLG: 0.449	K			G4-3		F8		1B 1B IBB 1-2		3	1	0	0	1	1	1
Wally Joyner, L (1, 3) OBP: 0.336, SLG: 0.424		P6			F8	L1-3 1-3		1B E 1B 1-2 2-3		4	1	1	0	0	0	1
Johnny Ray, S (1, 4) OBP: 0.335, SLG: 0.370 Mark McLemore, S (7, 4) OBP: 0.290, SLG: 0.292		K			G3	P2 3-H		E9 1-H 2-H 3-H		3 1	0 0	0 1	0 2	0 0	1 0	0 0
Brian Downing, R (1, 10) OBP: 0.364, SLG: 0.413		F9			HR		F9	K		4	1	1	0	0	1	1
Jack Howell, L (1, 5) OBP: 0.316, SLG: 0.425			F7		HR 1-H		G3			3	1	1	2	0	0	0
John Orton, R (1, 2) OBP: 0.292, SLG: 0.273			K		G5-3		G3			3	0	0	0	0	1	0
Kent Anderson, R (1, 6) OBP: 0.278, SLG: 0.263 Max Venable, L (8, PH) OBP: 0.422, SLG: 0.500 Glenn Hoffman, R (9, 6) OBP: 0.263, SLG: 0.286			F7			2B 1B		B5-3 1B		2 1 0	1 0 0	1 1 0	0 0 0	0 0 0	0 0 0	0 0 0

Inning Stats	1	2	3	4	5	6	7	8	9
	R: 0 H: 0 E: 0 LOB: 0 K: 2 BB: 0 S: 10 P: 15	R: 0 H: 0 E: 0 LOB: 0 K: 1 BB: 0 S: 6 P: 9	R: 0 H: 0 E: 0 LOB: 0 K: 1 BB: 0 S: 11 P: 14	R: 0 H: 0 E: 0 LOB: 0 K: 0 BB: 0 S: 4 P: 7	R: 2 H: 2 E: 0 LOB: 0 K: 0 BB: 0 S: 8 P: 10	R: 3 H: 3 E: 0 LOB: 0 K: 0 BB: 0 S: 14 P: 22	R: 0 H: 0 E: 0 LOB: 0 K: 0 BB: 0 S: 7 P: 11	R: 3 H: 4 E: 1 LOB: 1 K: 1 BB: 1 S: 14 P: 25	

1B: 7 SF: 0
2B: 2 SAC: 0
3B: 0 DP: 1
HR: 1 HBP: 0

WP: 0 PA: 33
PB: 0
SB: 5
CS: 0

livebaseballscorecards.com

	AB	32
	R	8
	H	9
	RBI	6
	BB	1
	SO	5
	LOB	4

PITCHER		IP	WLS	BF	H	R	ER	SO	BB	IBB	HBP	BLK	WP	HR	S	P	ERA	WHIP
Oil Can Boyd, R ERA: 4.85	(1, 1)	5.0		17	2	2	2	4	0	0	0	0	0	1	39	55	3.60	0.400
Joe Price, L ERA: 4.68	(6, 1)	1.0		6	3	3	3	0	0	0	0	0	0	0	14	22	27.00	3.000
Greg Harris, R ERA: 3.33	(7, 1)	1.0		3	0	0	0	0	0	0	0	0	0	0	7	11	0.00	0.000
Rob Murphy, L ERA: 3.11	(8, 1)	1.0	L	7	4	3	2	1	0	1	0	0	0	0	14	25	18.00	4.000

PITCHER		IP	WLS	BF	H	R	ER	SO	BB	IBB	HBP	BLK	WP	HR	S	P	ERA	WHIP

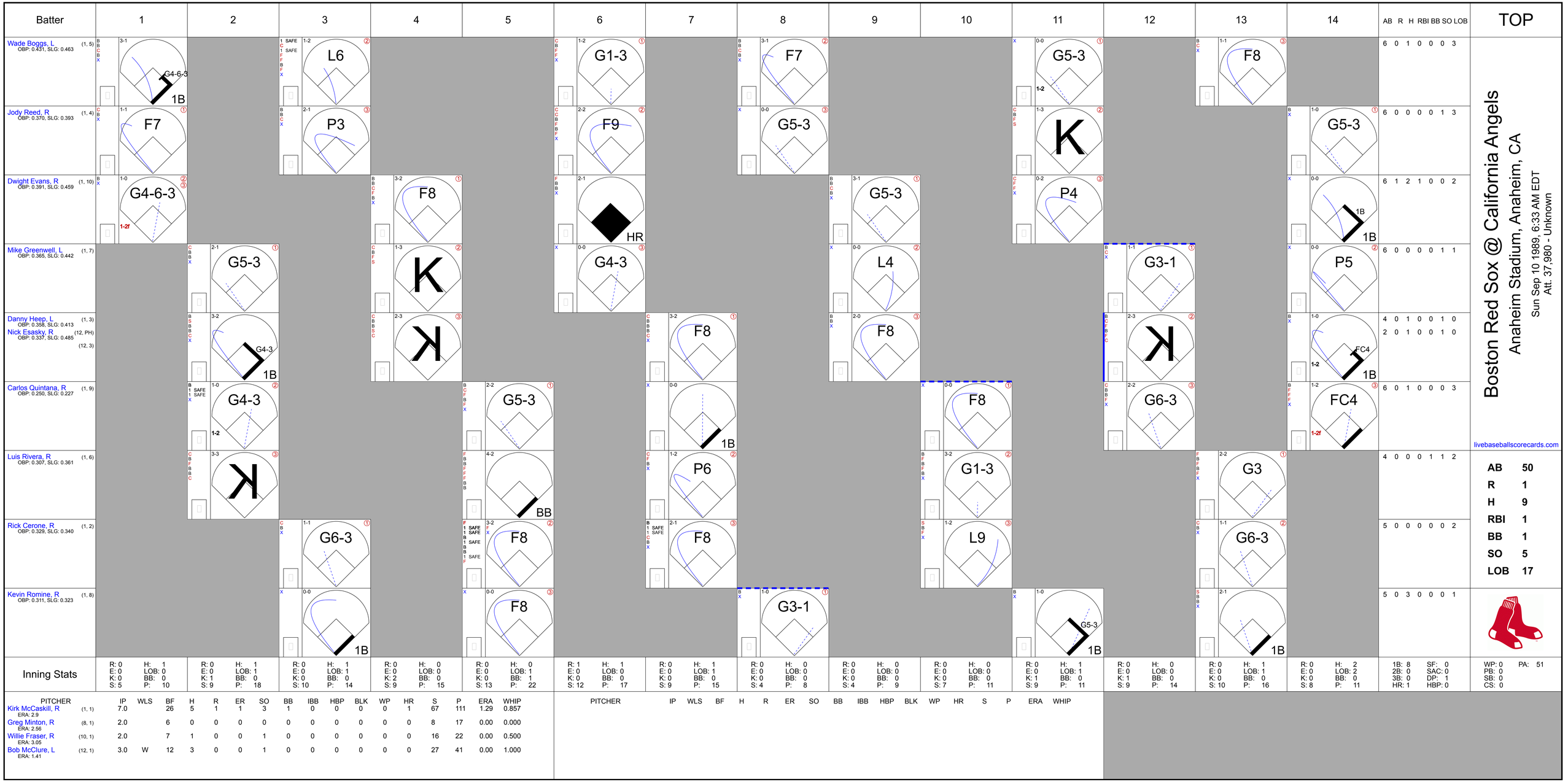
Batter
1
2
3
4
5
6
7
8
9
10
11
12
13
14
AB R H RBI BB SO LOB
TOP
Wade Boggs, L (1, 5) OBP: 0.431, SLG: 0.463
G4-6-3 1B
L6
G1-3
F7
G5-3
F8
6 0 1 0 0 0 3
Jody Reed, R (1, 4) OBP: 0.370, SLG: 0.393
F7
P3
F9
G5-3
K
G5-3
6 0 0 0 0 1 3
Dwight Evans, R (1, 10) OBP: 0.391, SLG: 0.459
G4-6-3 1-2f
F8
HR
G5-3
P4
G5-3 1B
6 1 2 1 0 0 2
Mike Greenwell, L (1, 7) OBP: 0.365, SLG: 0.442
G5-3
K
G4-3
L4
G3-1
P5
6 0 0 0 0 1 1
Danny Heep, L (1, 3) OBP: 0.358, SLG: 0.413
Nick Esasky, R (12, PH) OBP: 0.337, SLG: 0.485 (12, 3)
G4-3 1B
K
F8
F8
K
FC4 1B
4 0 1 0 0 1 0
2 0 1 0 0 1 0
Carlos Quintana, R (1, 9) OBP: 0.250, SLG: 0.227
G4-3 1-2
G5-3
F8
G6-3
FC4 1-2f
6 0 1 0 0 0 3
Luis Rivera, R (1, 6) OBP: 0.307, SLG: 0.361
K
BB
P6
G1-3
G3
4 0 0 0 1 1 2
Rick Cerone, R (1, 2) OBP: 0.329, SLG: 0.340
G6-3
F8
F8
L9
G6-3
5 0 0 0 0 0 2
Kevin Romine, R (1, 8) OBP: 0.311, SLG: 0.323
F8
G3-1
G5-3 1B
G5-3 1B
5 0 3 0 0 0 1
Boston Red Sox @ California Angels
Anaheim Stadium, Anaheim, CA
Sun Sep 10 1989, 6:33 AM EDT
Att. 37,980 - Unknown
livebaseballscorecards.com
AB 50
R 1
H 9
RBI 1
BB 1
SO 5
LOB 17
Inning Stats
1: R: 0 E: 0 K: 0 S: 5 | H: 1 LOB: 0 BB: 0 P: 10
2: R: 0 E: 0 K: 1 S: 9 | H: 1 LOB: 1 BB: 0 P: 18
3: R: 0 E: 0 K: 0 S: 10 | H: 1 LOB: 1 BB: 0 P: 14
4: R: 0 E: 0 K: 2 S: 9 | H: 0 LOB: 0 BB: 0 P: 15
5: R: 0 E: 0 K: 0 S: 13 | H: 0 LOB: 1 BB: 1 P: 22
6: R: 1 E: 0 K: 0 S: 12 | H: 1 LOB: 0 BB: 0 P: 17
7: R: 0 E: 0 K: 0 S: 9 | H: 1 LOB: 1 BB: 0 P: 15
8: R: 0 E: 0 K: 0 S: 4 | H: 0 LOB: 0 BB: 0 P: 8
9: R: 0 E: 0 K: 0 S: 4 | H: 0 LOB: 0 BB: 0 P: 9
10: R: 0 E: 0 K: 0 S: 7 | H: 0 LOB: 0 BB: 0 P: 11
11: R: 0 E: 0 K: 1 S: 9 | H: 1 LOB: 1 BB: 0 P: 11
12: R: 0 E: 0 K: 1 S: 9 | H: 0 LOB: 0 BB: 0 P: 14
13: R: 0 E: 0 K: 0 S: 10 | H: 1 LOB: 1 BB: 0 P: 16
14: R: 0 E: 0 K: 0 S: 8 | H: 2 LOB: 2 BB: 0 P: 11
1B: 8 2B: 0 3B: 0 HR: 1
SF: 0 SAC: 0 DP: 1 HBP: 0
WP: 0 PB: 0 SB: 0 CS: 0
PA: 51
PITCHER IP WLS BF H R ER SO BB IBB HBP BLK WP HR S P ERA WHIP
Kirk McCaskill, R (1, 1) ERA: 2.9 7.0 26 5 1 1 3 1 0 0 0 0 0 1 67 111 1.29 0.857
Greg Minton, R (8, 1) ERA: 2.56 2.0 6 0 0 0 0 0 0 0 0 0 0 0 8 17 0.00 0.000
Willie Fraser, R (10, 1) ERA: 3.05 2.0 7 1 0 0 1 0 0 0 0 0 0 0 16 22 0.00 0.500
Bob McClure, L (12, 1) ERA: 1.41 3.0 W 12 3 0 0 1 0 0 0 0 0 0 0 27 41 0.00 1.000
PITCHER IP WLS BF H R ER SO BB IBB HBP BLK WP HR S P ERA WHIP

BOTTOM

Boston Red Sox @ California Angels

Anaheim Stadium, Anaheim, CA

Sun Sep 10 1989, 6:33 AM EDT

Att. 37,980 - Unknown

livebaseballscorecards.com

Batter	1	2	3	4	5	6	7	8	9	10	11	12	13	14	AB	R	H	RBI	BB	SO	LOB
Claudell Washington, L (1, 9) OBP: 0.316, SLG: 0.438	G5-3			G4-3		F8		WP 1B			F8			1B SH1-4 E 1B	6	1	2	1	0	0	0
Devon White, S (1, 8) OBP: 0.290, SLG: 0.384	P6			CS 1B		P2		K			G1-3			SH1-4	5	0	1	0	0	1	1
Chili Davis, S (1, 7) OBP: 0.336, SLG: 0.447	K			FC4-6 BB		L9		F7			G4-3			E IBB 1B	5	0	1	0	1	1	1
Wally Joyner, L (1, 3) OBP: 0.334, SLG: 0.420		P4		FC4-6			F9		F8	P4				E IBB	5	0	0	0	1	0	1
Brian Downing, R (1, 10) OBP: 0.362, SLG: 0.410		P5			BB 1B		G6-3		L7	P4				E6	6	0	1	0	0	0	2
Jack Howell, L (1, 5) OBP: 0.315, SLG: 0.425		P4			K		2B		K	K					5	0	1	0	0	3	1
Lance Parrish, R (1, 2) OBP: 0.304, SLG: 0.397			P3		BB		K			K			K		4	0	0	0	1	3	1
Mark McLemore, S (1, 4) OBP: 0.284, SLG: 0.275			K		K			SH1-4 1B BB		K			G1-3		4	1	0	0	1	3	2
Kent Anderson, R (1, 6) OBP: 0.277, SLG: 0.262			K		K			SH1-4		K			K		1	0	0	0	0	1	0
Max Venable, L (5, PH) OBP: 0.413, SLG: 0.489															1	0	0	0	0	1	2
Glenn Hoffman, R (6, 6) OBP: 0.258, SLG: 0.280															2	0	0	0	0	2	0
Inning Stats	R: 0 E: 0 K: 1 S: 7 H: 0 LOB: 0 BB: 0 P: 11	R: 0 E: 0 K: 0 S: 5 H: 0 LOB: 0 BB: 0 P: 6	R: 0 E: 0 K: 2 S: 9 H: 0 LOB: 0 BB: 0 P: 14	R: 0 E: 0 K: 0 S: 10 H: 1 LOB: 1 BB: 1 P: 16	R: 0 E: 0 K: 3 S: 11 H: 1 LOB: 2 BB: 1 P: 22	R: 0 E: 0 K: 0 S: 8 H: 0 LOB: 0 BB: 0 P: 11	R: 0 E: 0 K: 1 S: 13 H: 1 LOB: 1 BB: 0 P: 19	R: 1 E: 0 K: 1 S: 14 H: 1 LOB: 1 BB: 1 P: 26	R: 0 E: 0 K: 1 S: 7 H: 0 LOB: 0 BB: 0 P: 14	R: 0 E: 0 K: 3 S: 9 H: 0 LOB: 0 BB: 0 P: 11	R: 0 E: 0 K: 0 S: 6 H: 0 LOB: 0 BB: 0 P: 9	R: 0 E: 0 K: 1 S: 6 H: 0 LOB: 0 BB: 0 P: 10	R: 0 E: 0 K: 2 S: 8 H: 0 LOB: 0 BB: 0 P: 12	R: 1 E: 1 K: 0 S: 7 H: 2 LOB: 3 BB: 1 P: 13	1B: 5 2B: 1 3B: 0 HR: 0	SF: 0 SAC: 2 DP: 0 HBP: 0	WP: 1 PB: 0 SB: 0 CS: 1	PA: 50				

	AB	44
	R	2
	H	6
	RBI	1
	BB	4
	SO	15
	LOB	11

PITCHER		IP	WLS	BF	H	R	ER	SO	BB	IBB	HBP	BLK	WP	HR	S	P	ERA	WHIP
Roger Clemens, R ERA: 3.16	(1, 1)	8.0		30	4	1	1	8	3	0	0	0	1	0	77	125	1.12	0.875
Lee Smith, R ERA: 3.56	(9, 1)	2.0		6	0	0	0	4	0	0	0	0	0	0	16	25	0.00	0.000
Rob Murphy, L ERA: 3.04	(11, 1)	2.0		6	0	0	0	1	0	0	0	0	0	0	12	19	0.00	0.000
Dennis Lamp, R ERA: 2.6	(13, 1)	1.1	L	8	2	1	0	2	0	1	0	0	0	0	15	25	0.00	1.500

PITCHER	IP	WLS	BF	H	R	ER	SO	BB	IBB	HBP	BLK	WP	HR	S	P	ERA	WHIP

Batter	1	2	3	4	5	6	7	8	9	AB	R	H	RBI	BB	SO	LOB
Steve Sax, R (1, 4) OBP: 0.373, SLG: 0.395	C F S 0-3 ① K		B X 1-0 G6-3 1B 1B	C 1 SAFE B 1 SAFE 1-1 ③ CS 1-2	C B F X 1-2 ① G6-3		C B X 1-1 ① G4-3		B L X 1-1 ① SH1-4 1-2 2-3	4	1	1	0	0	1	0
Luis Polonia, L (1, 10) OBP: 0.336, SLG: 0.387	C B X 1-1 S 1B 1B		B F B X 2-1 ① G6-3 1-2		C F B X 1-2 S HR 1B		S X 0-1 ② G4-3		C B B S F X 2-2 FC1-5 2-H 3-H 1B	5	2	3	2	0	0	1
Don Mattingly, L (1, 3) OBP: 0.352, SLG: 0.478	1 SAFE B F B 1 SAFE B F B X 3-2 WP 1B 1-H 1B		C F B X 1-2 FC5-4 2-H 1B		B B C C B X 3-2 1-H HR		C B X 1-1 1B		I I I I 4-0 BB FC1-5 IBB	4	1	4	4	1	0	0
Mel Hall, L (1, 7) OBP: 0.309, SLG: 0.434 Bob Geren, R (9, PH) OBP: 0.347, SLG: 0.484 Marcus Lawton, S (9, 7)	X 0-0 ② F7		C B B X 2-1 ② FC5-4 1B 1-2f		X 0-0 ② F9		C B F C 1-3 ③ K		X 0-0 ② FC1-5 FC5 BB 1-2 2-3f	4 1 0	0 0 0	0 0 0	0 0 0	0 0 0	1 0 0	3 2 0
Jesse Barfield, R (1, 9) OBP: 0.347, SLG: 0.422	C X 0-1 WP 1-2 1B		C B B C B X 3-2 1-3 1B		C B C F B S 2-3 K2-3			S B C B S 2-3 ① K	C B B B B 4-1 1-2 2-3 BB	4	0	2	0	1	2	0
Don Slaught, R (1, 2) OBP: 0.318, SLG: 0.378	C C B S 1-3 ③ K2-3 1-2 2-3		X 0-0 ③ F8			F B X 1-1 1B		B X 1-0 ② G6-3	B X 1-0 ③ FC5 2-3f	5	0	1	0	0	1	7
Roberto Kelly, R (1, 8) OBP: 0.380, SLG: 0.431		C C B X 1-2 ① F8		B B F C F F X 2-2 ① G5-3		S B B F B F X 2-2 ① F8		F B F B F X 2-2 ③ F9		4	0	0	0	0	0	1
Randy Velarde, R (1, 5) OBP: 0.403, SLG: 0.516 (9, 6)		X 0-0 ② G5-3		S S B X 1-2 CS 1B		B F F B F F C 2-3 ② K			B C B X 2-1 SH1-4 1B 1B	4	1	2	0	0	1	1
Alvaro Espinoza, R (1, 6) OBP: 0.305, SLG: 0.329 Steve Balboni, R (9, PH) OBP: 0.292, SLG: 0.463 Wayne Tolleson, S (9, PR) OBP: 0.258, SLG: 0.254 (9, 5)		B F X 1-1 ③ G5-3		F M S 0-3 ② K		X 0-0 ③ G5-3			S S B X 1-2 SH1-4 1-2 1B 1B	3 1 0	0 0 1	0 1 0	0 0 0	0 0 0	1 0 0	2 0 0
Inning Stats	R: 1 H: 3 E: 0 LOB: 2 K: 2 BB: 0 S: 14 P: 19	R: 0 H: 0 E: 0 LOB: 0 K: 0 BB: 0 S: 6 P: 8	R: 1 H: 3 E: 0 LOB: 2 K: 0 BB: 0 S: 12 P: 21	R: 0 H: 1 E: 0 LOB: 0 K: 1 BB: 0 S: 12 P: 16	R: 2 H: 2 E: 0 LOB: 0 K: 1 BB: 0 S: 14 P: 21	R: 0 H: 1 E: 0 LOB: 1 K: 1 BB: 0 S: 12 P: 17	R: 0 H: 1 E: 0 LOB: 1 K: 1 BB: 0 S: 9 P: 12	R: 0 H: 0 E: 0 LOB: 0 K: 1 BB: 0 S: 8 P: 13	R: 2 H: 3 E: 0 LOB: 3 K: 0 BB: 2 S: 14 P: 29	1B: 13 SF: 0 2B: 0 SAC: 1 3B: 0 DP: 0 HR: 1 HBP: 0						

PITCHER	IP	WLS	BF	H	R	ER	SO	BB	IBB	HBP	BLK	WP	HR	S	P	ERA	WHIP
Mike Witt, R (1, 1) ERA: 4.57	5.0		23	9	4	4	4	0	0	0	0	1	1	58	85	7.20	1.800
Willie Fraser, R (6, 1) ERA: 2.94	3.0		11	2	0	0	3	0	0	0	0	0	0	29	42	0.00	0.667
Bryan Harvey, R (9, 1) ERA: 3.1	0.1		5	3	2	2	0	0	1	0	0	0	0	11	21	54.00	9.000
Bob McClure, L (9, 1) ERA: 1.39	0.2	W	3	0	0	0	0	1	0	0	0	0	0	3	8	0.00	1.500

PITCHER	IP	WLS	BF	H	R	ER	SO	BB	IBB	HBP	BLK	WP	HR	S	P	ERA	WHIP

TOP

New York Yankees @ California Angels

Anaheim Stadium, Anaheim, CA

Tue Sep 12 1989, 10:05 PM EDT

Att. 28,260 - Unknown - 71 F

livebaseballscorecards.com

AB	39
R	6
H	14
RBI	6
BB	2
SO	7
LOB	17

WP: 1 PA: 43
PB: 0
SB: 2
CS: 1

Batter	1	2	3	4	5	6	7	8	9	AB	R	H	RBI	BB	SO	LOB
Claudell Washington, L (1, 9) OBP: 0.317, SLG: 0.441	B B B C X 3-1 G4-3 ①		B S C F B F S 2-3 K ③		X 0-0 1B 1B 1-2 1B	S S B S 1-3 K ③			C B X 1-1 1B 2B	5	2	2	0	0	2	1
Devon White, S (1, 8) OBP: 0.290, SLG: 0.388	B S X 1-1 G3 ②			B X 1-0 G3 3B	S F B B F F X 2-2 S 1B WP 1-3 2-H 1B		S B B B X 3-1 L7 ①		B X 1-0 F8 ②	5	2	2	1	0	0	1
Chili Davis, S (1, 7) OBP: 0.339, SLG: 0.446	S B B B B 4-1 BB			F C X 0-2 G3 ① 3-H	1 SAFE B B B C B X 3-1 WP SF7 1-2 3-H 1B		S X 0-1 G1-3 ②		I I I I 4-0 1B IBB	3	1	1	2	2	0	0
Wally Joyner, L (1, 3) OBP: 0.338, SLG: 0.428	X 0-0 G4-3 ③			B B F B X 3-1 HR	C F B B B B 4-2 SF7 1-3 2-H BB		B X 1-0 1B		C X 0-1 1-2 2-H 1B	4	1	3	2	1	0	1
Johnny Ray, S (1, 4)		C F B F C 1-3 K ①		X 0-0 F9 ②	B X 1-0 SF7 ② 1-2 3-H		F X 0-1 G4-3 ③			3	0	0	1	0	1	1
Brian Downing, R (1, 10) OBP: 0.361, SLG: 0.408		C B B F X 2-2 G6-3 ②		B X 1-0 1B	C C B S 1-3 K ③			B B X 2-0 P3 ①		4	0	1	0	0	1	1
Lance Parrish, R (1, 2) OBP: 0.301, SLG: 0.393		X 0-0 G4-3 ③		B X 1-0 F8 ③		B B F S C 2-3 K ①		B B S F X 2-2 F7 ②		4	0	0	0	0	1	1
Jack Howell, L (1, 5) OBP: 0.314, SLG: 0.426			B X 1-0 P6 ①		C C B B C 2-3 K ①	C X 0-1 2B		F B X 1-1 P6 ③		4	0	1	0	0	1	0
Kent Anderson, R (1, 6) OBP: 0.278, SLG: 0.259 Dante Bichette, R (9, PH) OBP: 0.213, SLG: 0.302			B B C F X 2-2 G4-3 ②		C S B B B B 4-2 1B 1B BB	S B S S 1-3 K ②			B B X 2-0 P4 ①	2 1	1 0	0 0	0 0	1 0	1 0	1 0
Inning Stats	R: 0 H: 0 E: 0 LOB: 1 K: 0 BB: 1 S: 6 P: 14	R: 0 H: 0 E: 0 LOB: 0 K: 1 BB: 0 S: 8 P: 11	R: 0 H: 0 E: 0 LOB: 0 K: 1 BB: 0 S: 9 P: 14	R: 2 H: 3 E: 0 LOB: 1 K: 0 BB: 0 S: 9 P: 15	R: 4 H: 3 E: 0 LOB: 1 K: 2 BB: 2 S: 19 P: 36	R: 0 H: 1 E: 0 LOB: 1 K: 3 BB: 0 S: 11 P: 15	R: 0 H: 1 E: 0 LOB: 1 K: 0 BB: 0 S: 7 P: 11	R: 0 H: 0 E: 0 LOB: 0 K: 0 BB: 0 S: 6 P: 11	R: 1 H: 2 E: 0 LOB: 2 K: 0 BB: 1 S: 6 P: 14	1B: 6 SF: 1 2B: 2 SAC: 0 3B: 1 DP: 0 HR: 1 HBP: 0						

PITCHER		IP	WLS	BF	H	R	ER	SO	BB	IBB	HBP	BLK	WP	HR	S	P	ERA	WHIP
Walt Terrell, R ERA: 4.91	(1, 1)	4.1		21	6	6	6	3	2	0	0	0	0	1	45	78	12.46	1.846
Chuck Cary, L ERA: 3.51	(5, 1)	4.1	L	19	4	1	1	4	1	1	0	0	1	0	36	63	2.08	1.154

PITCHER	IP	WLS	BF	H	R	ER	SO	BB	IBB	HBP	BLK	WP	HR	S	P	ERA	WHIP

BOTTOM

New York Yankees @ California Angels

Anaheim Stadium, Anaheim, CA

Tue Sep 12 1989, 10:05 PM EDT

Att. 28,260 - Unknown - 71 F

livebaseballscorecards.com

AB	35
R	7
H	10
RBI	6
BB	4
SO	7
LOB	7

WP: 2 PA: 40
PB: 0
SB: 1
CS: 0

Batter	1	2	3	4	5	6	7	8	9	10	AB	R	H	RBI	BB	SO	LOB
Steve Sax, R (1, 4) OBP: 0.372, SLG: 0.393	0-2 1B 1B 1B	0-1 G3-1			0-2 G4-3			1-0 G4-3		0-1 G5-3	5	1	1	0	0	0	1
Luis Polonia, L (1, 10) OBP: 0.337, SLG: 0.387	1-2 1B SF8 1B 1-2		2-1 CS 1B			0-1 G3		1-2 G3-1		0-3 K	5	1	2	0	0	1	0
Don Mattingly, L (1, 3) OBP: 0.352, SLG: 0.477	2-0 G6-4-3 1B 1-3 2-H		3-3 K 1-2			1-0 E5 FC6-4		1-3 K			4	0	1	1	0	2	1
Mel Hall, L (1, 7) OBP: 0.305, SLG: 0.429	0-1 SF8 3-H		0-0 G4-3			1-2 F8			1-0 L9		3	0	0	1	0	0	1
Jesse Barfield, R (1, 9) OBP: 0.346, SLG: 0.419	0-1 G6-4-3 1-2f			2-2 P4		3-1 FC6-4 1-2f			4-2 BB BB		3	0	0	0	1	0	2
Randy Velarde, R (1, 5) OBP: 0.423, SLG: 0.523		0-0 1B SH1-3 WP 1B		3-2 F7			2-2 FC5-4 1B		4-2 1-2 BB		3	1	2	0	1	0	0
Roberto Kelly, R (1, 8) OBP: 0.377, SLG: 0.428		0-1 SH1-3 1-2		0-1 F9			1-3 K		1-3 K		3	0	0	0	0	2	3
Bob Geren, R (1, 2) OBP: 0.345, SLG: 0.478		0-1 WP 1B 2-3			0-0 P3		1-1 P6		0-0 G5-3		4	0	1	0	0	0	3
Alvaro Espinoza, R (1, 6) OBP: 0.302, SLG: 0.326		2-3 K 1-2 3-H			0-0 G4-3		0-0 FC5-4 1-2f			1-0 G6-3	4	0	0	0	0	1	2
Inning Stats	R: 2 H: 3 E: 0 LOB: 0 K: 0 BB: 0 S: 14 P: 17	R: 1 H: 2 E: 0 LOB: 1 K: 1 BB: 0 S: 11 P: 13	R: 0 H: 1 E: 0 LOB: 0 K: 1 BB: 0 S: 7 P: 12	R: 0 H: 0 E: 0 LOB: 0 K: 0 BB: 0 S: 9 P: 14	R: 0 H: 0 E: 0 LOB: 0 K: 0 BB: 0 S: 5 P: 5	R: 0 H: 0 E: 1 LOB: 1 K: 0 BB: 0 S: 9 P: 14	R: 0 H: 1 E: 0 LOB: 1 K: 1 BB: 0 S: 9 P: 13	R: 0 H: 0 E: 0 LOB: 0 K: 1 BB: 0 S: 7 P: 10	R: 0 H: 0 E: 0 LOB: 2 K: 1 BB: 2 S: 14 P: 24	R: 0 H: 0 E: 0 LOB: 0 K: 1 BB: 0 S: 6 P: 7	1B: 7 SF: 1 2B: 0 SAC: 1 3B: 0 DP: 1 HR: 0 HBP: 0						

PITCHER		IP	WLS	BF	H	R	ER	SO	BB	IBB	HBP	BLK	WP	HR	S	P	ERA	WHIP
Bert Blyleven, R ERA: 2.74	(1, 1)	7.0		27	7	3	3	3	0	0	0	0	1	0	64	88	3.86	1.000
Greg Minton, R ERA: 2.46	(8, 1)	3.0	W	11	0	0	0	3	2	0	0	0	0	0	27	41	0.00	0.667

PITCHER	IP	WLS	BF	H	R	ER	SO	BB	IBB	HBP	BLK	WP	HR	S	P	ERA	WHIP

TOP

New York Yankees @ California Angels

Anaheim Stadium, Anaheim, CA

Wed Sep 13 1989, 10:05 PM EDT
Att. 30,670 - Unknown - 70 F

livebaseballscorecards.com

AB	34
R	3
H	7
RBI	2
BB	2
SO	6
LOB	13

WP: 1	PA: 38		
PB: 0			
SB: 0			
CS: 1			

Batter	1	2	3	4	5	6	7	8	9	10	AB	R	H	RBI	BB	SO	LOB
Claudell Washington, L (1, 9) OBP: 0.318, SLG: 0.440	C X 0-1 G6-4-3 1B		B C B F X 2-2 1B			C X 0-1 E4 FC6-4	C B X 1-1 ③ G3			B B C S B F C 3-3 ① K	5	0	2	0	0	1	2
Devon White, S (1, 8) OBP: 0.288, SLG: 0.385	B B X 2-0 ① ② G6-4-3 1-2f		B S X 1-1 ② F8			B F B F C 2-3 ① K		B X 1-0 ① F7		B F S B F F X 2-2 E6 G4-3 1B	5	1	0	0	0	1	3
Chili Davis, S (1, 7) OBP: 0.338, SLG: 0.446	B S X 1-1 2B 2B		F B F 1 SAFE S 1-3 ③ K			1 SAFE C 1 SAFE X 0-1 ② FC6-4 1-2f		B F F B X 2-2 ② F9		C B B X 2-1 G4-3 2-3	5	1	1	0	0	1	3
Wally Joyner, L (1, 3) OBP: 0.338, SLG: 0.427	C B B B C B 4-2 2B BB			B X 1-0 ① G3		1 SAFE B B X 2-0 ③ L6		B B X 2-0 ③ F7		M X 0-1 3-H 1B	4	0	1	1	1	0	1
Brian Downing, R (1, 10) OBP: 0.362, SLG: 0.418	C B X 1-1 ③ 1-3 2-H 2B			C B B X 2-1 ② G5-3			C B S B F F X 2-2 ① G4-3		X 0-0 HR		4	1	2	2	0	0	0
Johnny Ray, S (1, 4) OBP: 0.336, SLG: 0.372 Bobby Rose, R (9, PR) OBP: 0.226, SLG: 0.414 (10, 4)		B X 1-0 G5-4-3 1B		B B X 2-0 ③ F9			B F B C B X 3-2 1B 1B 2B		X 0-0 AA DB SH 1B		4	1	3	0	0	0	0
											0	0	0	0	0	0	0
Lance Parrish, R (1, 2) OBP: 0.301, SLG: 0.393 Mark McLemore, S (7, PR) OBP: 0.284, SLG: 0.275 John Orton, R (8, 2) OBP: 0.292, SLG: 0.273		B C X 1-1 ① ② G5-4-3 1-2f			B X 1-0 ① L9		B X 1-0 1B 2-3 1B		X 0-0 SH 1-2		3	0	1	0	0	0	1
											0	0	0	0	0	0	0
											0	0	0	0	0	0	0
Jack Howell, L (1, 5) OBP: 0.314, SLG: 0.424		B B X 2-0 ③ G3			F X 0-1 ② G1-5-3		B B B C X 3-1 1-3 3-H 1B		L M 2 SAFE B C 1-3 ① ② K 2-3		4	0	1	1	0	1	2
Kent Anderson, R (1, 6) OBP: 0.275, SLG: 0.256 Tony Armas, R (7, PH) OBP: 0.275, SLG: 0.464 Glenn Hoffman, R (8, 6) OBP: 0.255, SLG: 0.277			B C F S 1-3 ① K		X 0-0 ③ L9		F F X 0-2 ② P3		B S F X 1-2 ③ G4-3		2	0	0	0	0	1	0
											1	0	0	0	0	0	2
											1	0	0	0	0	0	2
Inning Stats	R: 1 E: 0 K: 0 S: 9 H: 3 LOB: 2 BB: 1 P: 17	R: 0 E: 0 K: 0 S: 4 H: 1 LOB: 0 BB: 0 P: 8	R: 0 E: 0 K: 2 S: 11 H: 1 LOB: 1 BB: 0 P: 16	R: 0 E: 0 K: 0 S: 4 H: 0 LOB: 0 BB: 0 P: 9	R: 0 E: 0 K: 0 S: 4 H: 0 LOB: 0 BB: 0 P: 5	R: 0 E: 1 K: 1 S: 8 H: 0 LOB: 1 BB: 0 P: 12	R: 1 E: 0 K: 0 S: 16 H: 3 LOB: 2 BB: 0 P: 26	R: 0 E: 0 K: 0 S: 5 H: 0 LOB: 0 BB: 0 P: 10	R: 1 E: 0 K: 1 S: 9 H: 2 LOB: 2 BB: 0 P: 11	R: 1 E: 1 K: 1 S: 13 H: 1 LOB: 1 BB: 0 P: 20	1B: 7 2B: 3 3B: 0 HR: 1 SF: 0 SAC: 1 DP: 2 HBP: 0	WP: 0 PB: 0 SB: 0 CS: 0 PA: 40						

PITCHER		IP	WLS	BF	H	R	ER	SO	BB	IBB	HBP	BLK	WP	HR	S	P	ERA	WHIP
Greg Cadaret, L ERA: 3.66	(1, 1)	6.1		26	8	2	2	3	1	0	0	0	0	0	51	87	2.84	1.421
Lance McCullers, R ERA: 4.52	(7, 1)	0.1		1	0	0	0	0	0	0	0	0	0	0	3	3	0.00	0.000
Lee Guetterman, L ERA: 2.53	(7, 1)	1.1		4	0	0	0	0	0	0	0	0	0	0	7	13	0.00	0.000
Dave Righetti, L ERA: 3.14	(9, 1)	1.2	L	9	3	2	1	2	0	0	0	0	0	1	22	31	5.40	1.800

PITCHER	IP	WLS	BF	H	R	ER	SO	BB	IBB	HBP	BLK	WP	HR	S	P	ERA	WHIP

BOTTOM

New York Yankees @ California Angels

Anaheim Stadium, Anaheim, CA

Wed Sep 13 1989, 10:05 PM EDT
Att. 30,670 - Unknown - 70 F

livebaseballscorecards.com

AB	38
R	4
H	11
RBI	4
BB	1
SO	5
LOB	16

Batter	1	2	3	4	5	6	7	8	9	AB	R	H	RBI	BB	SO	LOB
Claudell Washington, L (1, 9) OBP: 0.318, SLG: 0.437	B B C X 2-1 ① F7			B B B C B 4-1 BB		B B B C X 3-1 ② F7			C S B X 1-2 ① G3-1	3	0	0	0	1	0	1
Devon White, S (1, 8) OBP: 0.288, SLG: 0.384	B F B S X 2-2 ② G3			C S S 0-3 ① K		B B X 2-0 CS 1B 2-H			S B B F F S 2-3 ② K	4	0	1	1	0	2	1
Chili Davis, S (1, 7) OBP: 0.335, SLG: 0.442	F B F S 1-3 ③ K			F X 0-1 ② F7		B 1-0 ③ CS 1-2	B C S B B S 3-3 ① K		B S M B B X 3-2 ③ G3-1	4	0	0	0	0	2	1
Wally Joyner, L (1, 3) OBP: 0.337, SLG: 0.425		B B F X 2-1 ① G4-3		B B F B 1 SAFE F F F S 3-3 ③ K			S S B B S 2-3 ② K			3	0	0	0	0	2	1
Brian Downing, R (1, 10) OBP: 0.362, SLG: 0.419		C B F F B S 2-3 ② K			B F C B S 2-3 ① K		X 0-0 2B			3	0	1	0	0	2	0
Jack Howell, L (1, 5) OBP: 0.312, SLG: 0.421		X 0-0 ③ L7			C S S 0-3 ② K		B F S S 1-3 ③ K			3	0	0	0	0	2	1
Lance Parrish, R (1, 2) OBP: 0.299, SLG: 0.390			C X 0-1 ① G1-3		X 0-0 ③ L5			C B F S 1-3 ① K		3	0	0	0	0	1	0
Mark McLemore, S (1, 4) OBP: 0.286, SLG: 0.268			S F B B B F S 3-3 ② K			B B F B F F B 4-2 S 1B BB		X 0-0 ② G6-3		2	1	0	0	1	1	0
Kent Anderson, R (1, 6) OBP: 0.272, SLG: 0.254 Max Venable, L (8, PH) OBP: 0.404, SLG: 0.478 Glenn Hoffman, R (8, 6) OBP: 0.255, SLG: 0.277			S X 0-1 ③ F8			C B C X 1-2 ① G5-3 1-2		C X 0-1 ③ F9		2 1 0	0 0 0	0 0 0	0 0 0	0 0 0	0 0 0	1 0 0
Inning Stats	R: 0 H: 0 E: 0 LOB: 0 K: 1 BB: 0 S: 8 P: 13	R: 0 H: 0 E: 0 LOB: 0 K: 1 BB: 0 S: 7 P: 11	R: 0 H: 0 E: 0 LOB: 0 K: 1 BB: 0 S: 8 P: 11	R: 0 H: 0 E: 0 LOB: 1 K: 2 BB: 1 S: 10 P: 17	R: 0 H: 0 E: 0 LOB: 0 K: 2 BB: 0 S: 7 P: 9	R: 1 H: 1 E: 0 LOB: 1 K: 0 BB: 0 S: 9 P: 20	R: 0 H: 1 E: 0 LOB: 1 K: 3 BB: 0 S: 10 P: 16	R: 0 H: 0 E: 0 LOB: 0 K: 1 BB: 0 S: 6 P: 7	R: 0 H: 0 E: 0 LOB: 0 K: 1 BB: 0 S: 10 P: 16	1B: 1 SF: 0 2B: 1 SAC: 0 3B: 0 DP: 0 HR: 0 HBP: 0						

PITCHER	IP	WLS	BF	H	R	ER	SO	BB	IBB	HBP	BLK	WP	HR	S	P	ERA	WHIP
Melido Perez, R (1, 1) ERA: 4.97	9.0	W	30	2	1	1	12	2	0	0	0	0	0	75	120	1.00	0.444

PITCHER	IP	WLS	BF	H	R	ER	SO	BB	IBB	HBP	BLK	WP	HR	S	P	ERA	WHIP

TOP

California Angels @ Chicago White Sox

Comiskey Park, Chicago, IL

Fri Sep 15 1989, 8:05 PM EDT

Sunny - 63 F

livebaseballscorecards.com

AB	28
R	1
H	2
RBI	1
BB	2
SO	12
LOB	6

WP: 0 PA: 31
PB: 0
SB: 1
CS: 1

Batter	1	2	3	4	5	6	7	8	9	AB	R	H	RBI	BB	SO	LOB
Lance Johnson, L (1, 7) OBP: 0.380, SLG: 0.402	L F F F B B F B S 3-3 K ①		F B B S S 2-3 K ②			B C C X 1-2 G5-4-3 1B	C X 1-1 F7 ③			4	0	1	0	0	2	3
Scott Fletcher, R (1, 4) OBP: 0.333, SLG: 0.309	B C S S B B F X 3-2 G5-3 ②		C X 0-1 G5-3 ③			1 SAFE B C X 1-1 G5-4-3 ① ② 1-2f		X 0-0 L8 ①		4	0	0	0	0	0	1
Ivan Calderon, R (1, 3) Steve Lyons, L (9, 3) OBP: 0.330, SLG: 0.440 OBP: 0.318, SLG: 0.340	S S B S 1-3 K ③			B F B X 2-1 P2 ①		B S F X 1-2 G5-3 ③		F B B B F F B 4-2 S BB		3 0	0 0	0 0	0 0	1 0	1 0	0 0
Carlton Fisk, R (1, 10) OBP: 0.341, SLG: 0.459		C X 0-1 G6-3 ①		C S S 0-3 K ②			X 0-0 PB 1B 1B 1B	B S B B F F F S 3-3 K ② 1-2		4	1	1	0	0	2	1
Carlos Martinez, R (1, 5) OBP: 0.344, SLG: 0.415		F X 0-1 G5-3 WP 2B		B F F F X 1-2 F8 ③			X 0-0 1B PB 1-2 FC6-2 1B	S B B X 2-1 F8 ③		4	1	2	0	0	0	1
Sammy Sosa, R (1, 8) OBP: 0.306, SLG: 0.358		C C B F B F B F F F 3-2 F X G5-3 ② 2-3			X 0-0 SH1-3 1B 1B		L B I I I 4-1 FC6-2 1B 1-2 2-3 IBB			2	1	1	0	1	0	1
Ron Karkovice, R (1, 2) OBP: 0.323, SLG: 0.407		C B S B B F B 4-2 3-H BB			X 0-0 ① SH1-3 1-2		X 0-0 FC6-2 1-2 2-3 3-H 1B			1	0	1	1	1	0	0
Ozzie Guillen, L (1, 6) OBP: 0.278, SLG: 0.332		F X 0-1 G6-3 ③			X 0-0 ② F7		X 0-0 ① P4			3	0	0	0	0	0	5
Dave Gallagher, R (1, 9) OBP: 0.321, SLG: 0.311			C B F B F S 2-3 K ①		C X 0-1 ③ 2-H 1B		X 0-0 ② FC6-2 1-2 2-3 3-H f			3	0	1	1	0	1	3
Inning Stats	R: 0 E: 0 K: 2 S: 13 H: 0 LOB: 0 BB: 0 P: 20	R: 1 E: 0 K: 0 S: 17 H: 1 LOB: 1 BB: 1 P: 24	R: 0 E: 0 K: 2 S: 9 H: 0 LOB: 0 BB: 0 P: 13	R: 0 E: 0 K: 1 S: 9 H: 0 LOB: 0 BB: 0 P: 12	R: 1 E: 0 K: 0 S: 5 H: 2 LOB: 1 BB: 0 P: 5	R: 0 E: 0 K: 0 S: 8 H: 1 LOB: 0 BB: 0 P: 11	R: 1 E: 0 K: 0 S: 8 H: 3 LOB: 3 BB: 1 P: 13	R: 0 E: 0 K: 1 S: 11 H: 0 LOB: 1 BB: 1 P: 20		1B: 6 2B: 1 3B: 0 HR: 0	SF: 0 SAC: 1 DP: 1 HBP: 0					

PITCHER		IP	WLS	BF	H	R	ER	SO	BB	IBB	HBP	BLK	WP	HR	S	P	ERA	WHIP
Jim Abbott, L ERA: 3.91	(1, 1)	7.0	L	28	7	3	3	5	1	1	0	0	1	0	69	98	3.86	1.143
Willie Fraser, R ERA: 2.9	(8, 1)	1.0		4	0	0	0	1	1	0	0	0	0	0	11	20	0.00	1.000

PITCHER	IP	WLS	BF	H	R	ER	SO	BB	IBB	HBP	BLK	WP	HR	S	P	ERA	WHIP

BOTTOM

California Angels @ Chicago White Sox

Comiskey Park, Chicago, IL

Fri Sep 15 1989, 8:05 PM EDT

Sunny - 63 F

livebaseballscorecards.com

AB	28
R	3
H	7
RBI	2
BB	3
SO	6
LOB	15

1B: 6 2B: 1 3B: 0 HR: 0 SF: 0 SAC: 1 DP: 1 HBP: 0

WP: 1 PB: 1 SB: 1 CS: 0 PA: 32

Batter	1	2	3	4	5	6	7	8	9	AB	R	H	RBI	BB	SO	LOB
Devon White, S (1, 8) OBP: 0.291, SLG: 0.386	C X 0-1 2B G4-3 1B		F X 0-1 CS 1B		F F F B B B 1 SAFE F X 2-2 E7 1-3 1B		B B S X 2-1 ① L8			4	1	3	0	0	0	0
Glenn Hoffman, R (1, 6) OBP: 0.255, SLG: 0.286	1 SAFE X 0-0 G4-3 1-3 2B		P F B C F X 2-2 ① ② G5-3 1-2		F S S 0-3 ① K		C C F F F B B F X 2-2 ② L9			4	0	1	0	0	1	3
Chili Davis, S (1, 7) OBP: 0.335, SLG: 0.439	F B C B B X 3-2 ① G4-3 2-3 3-H		C C F B F X 2-2 ③ G5-3		S B B B I 4-1 IBB		B X 1-0 ③ G1-3			3	0	0	1	1	0	1
Wally Joyner, L (1, 3) OBP: 0.334, SLG: 0.421	B X 1-0 ② G3			F C B X 1-2 ① P5	B C F X 1-2 ② P6			B B X 2-0 ① G3		4	0	0	0	0	0	4
Brian Downing, R (1, 10) OBP: 0.359, SLG: 0.416	C F S 0-3 ③ K			X 0-0 E1 1B	S F C 0-3 ③ K			X 0-0 ② G1-3		4	0	0	0	0	2	4
Johnny Ray, S (1, 4) OBP: 0.333, SLG: 0.369		B B F X 2-1 ① G4-3		B X 1-0 ② P5		X 0-0 ① L6		C F C 0-3 ③ K		4	0	0	0	0	1	1
Tony Armas, R (1, 9) OBP: 0.280, SLG: 0.481		C F F B F B S 2-3 ② K		B C F F X 1-2 1-3 1B		B S S X 1-2 HR			C F S 0-3 ① K	4	1	2	1	0	2	0
Jack Howell, L (1, 5) OBP: 0.311, SLG: 0.420	X 0-0 1B			S S F F F B S 1-3 ③ K		C X 0-1 ② L6			C B X 1-1 ② L9	4	0	1	0	0	1	2
John Orton, R (1, 2) OBP: 0.286, SLG: 0.269		S B C B B S 3-3 ③ K			B C C X 1-2 E 1B	B S S B S 2-3 ③ K			X 0-0 ③ F9	4	0	1	0	0	2	1
Inning Stats	R: 1 H: 2 E: 0 LOB: 1 K: 1 BB: 0 S: 10 P: 14	R: 0 H: 1 E: 0 LOB: 1 K: 2 BB: 0 S: 13 P: 20	R: 0 H: 1 E: 0 LOB: 0 K: 0 BB: 0 S: 12 P: 15	R: 0 H: 1 E: 1 LOB: 2 K: 1 BB: 0 S: 15 P: 19	R: 0 H: 2 E: 1 LOB: 3 K: 2 BB: 1 S: 18 P: 26	R: 1 H: 1 E: 0 LOB: 0 K: 1 BB: 0 S: 9 P: 12	R: 0 H: 0 E: 0 LOB: 0 K: 0 BB: 0 S: 10 P: 15	R: 0 H: 0 E: 0 LOB: 0 K: 1 BB: 0 S: 5 P: 7	R: 0 H: 0 E: 0 LOB: 0 K: 1 BB: 0 S: 6 P: 7	1B: 6 SF: 0 2B: 1 SAC: 0 3B: 0 DP: 0 HR: 1 HBP: 0						

California Angels @ Chicago White Sox

Comiskey Park, Chicago, IL

Fri Sep 15 1989, 8:05 PM EDT

Att. 11,202 - Unknown

TOP

livebaseballscorecards.com

AB	35
R	2
H	8
RBI	2
BB	1
SO	9
LOB	16

PITCHER		IP	WLS	BF	H	R	ER	SO	BB	IBB	HBP	BLK	WP	HR	S	P	ERA	WHIP	PITCHER	IP	WLS	BF	H	R	ER	SO	BB	IBB	HBP	BLK	WP	HR	S	P	ERA	WHIP
Richard Dotson, R ERA: 4.75	(1, 1)	7.0	L	30	8	2	2	7	0	1	0	0	0	1	87	121	2.57	1.143																	
Wayne Edwards, L ERA:	(8, 1)	0.1		1	0	0	0	0	0	0	0	0	0	0	1	3	0.00	0.000																	
Barry Jones, R ERA: 3.13	(8, 1)	1.2		5	0	0	0	2	0	0	0	0	0	0	10	11	0.00	0.000																	

Batter	1	2	3	4	5	6	7	8	9	AB	R	H	RBI	BB	SO	LOB
Lance Johnson, L (1, 7) OBP: 0.377, SLG: 0.404	L1		CS 1-2	1B FC5-2 2B	FC6-2 2-3 3-H		G6-3			4	0	1	0	0	0	2
Scott Fletcher, R (1, 4) OBP: 0.333, SLG: 0.308	K			FC5-2 2-3 1B	F7		P4			4	0	1	0	0	1	2
Ivan Calderon, R (1, 10) OBP: 0.330, SLG: 0.439	P4			FC5-2 1-2 3-H	G5-4-3 1B			G6-3		4	0	1	0	0	0	2
Carlton Fisk, R (1, 2) OBP: 0.337, SLG: 0.454		F7		K	G5-4-3 1-2f			K		4	0	0	0	0	2	3
Carlos Martinez, R (1, 3) OBP: 0.343, SLG: 0.411		F9		F7	1B BB BB			G4-3		3	0	0	0	1	0	2
Sammy Sosa, R (1, 8) OBP: 0.311, SLG: 0.357		K			HBP 1B BB	BB 1-2 1B			K	3	1	1	0	1	2	0
Robin Ventura, L (1, 5) OBP: 0.538, SLG: 0.600			FC3-6 1B		SH5-4 1-2 1B FC6-2 HBP	FC6-4 1-2 2-3 BB			L8	2	0	1	0	1	0	0
Dave Gallagher, R (1, 9) OBP: 0.320, SLG: 0.310			K	FC6-2 SH5-4 1-2 2-H 1B	FC6-4 1-2f				F8	4	0	1	1	0	1	4
Ozzie Guillen, L (1, 6) OBP: 0.277, SLG: 0.330			FC3-6 CS 1-2f	SH5-4 1-2 2-3			G5-3			2	0	0	0	0	0	1
Inning Stats	R: 0 H: 0 E: 0 LOB: 0 K: 1 BB: 0 S: 7 P: 9	R: 0 H: 0 E: 0 LOB: 0 K: 1 BB: 0 S: 6 P: 8	R: 0 H: 1 E: 0 LOB: 0 K: 1 BB: 0 S: 8 P: 11	R: 0 H: 2 E: 0 LOB: 2 K: 1 BB: 0 S: 15 P: 19	R: 1 H: 1 E: 0 LOB: 2 K: 0 BB: 1 S: 10 P: 18	R: 0 H: 2 E: 0 LOB: 3 K: 0 BB: 2 S: 9 P: 20	R: 0 H: 0 E: 0 LOB: 0 K: 0 BB: 0 S: 4 P: 6	R: 0 H: 0 E: 0 LOB: 0 K: 1 BB: 0 S: 8 P: 16	R: 0 H: 0 E: 0 LOB: 0 K: 1 BB: 0 S: 8 P: 11	1B: 5 SF: 0 2B: 1 SAC: 1 3B: 0 DP: 1 HR: 0 HBP: 1						

PITCHER		IP	WLS	BF	H	R	ER	SO	BB	IBB	HBP	BLK	WP	HR	S	P	ERA	WHIP
Chuck Finley, L ERA: 2.53	(1, 1)	5.0	W	21	5	1	1	4	1	0	1	0	0	0	47	66	1.80	1.200
Greg Minton, R ERA: 2.38	(6, 1)	3.0		11	1	0	0	1	2	0	0	0	0	0	20	41	0.00	1.000
Bryan Harvey, R ERA: 3.04	(9, 1)	1.0	S	3	0	0	0	1	0	0	0	0	0	0	8	11	0.00	0.000

PITCHER	IP	WLS	BF	H	R	ER	SO	BB	IBB	HBP	BLK	WP	HR	S	P	ERA	WHIP

BOTTOM

California Angels @ Chicago White Sox

Comiskey Park, Chicago, IL

Fri Sep 15 1989, 8:05 PM EDT

Att. 11,202 - Unknown

livebaseballscorecards.com

AB	30
R	1
H	6
RBI	1
BB	3
SO	6
LOB	16

Batter	1	2	3	4	5	6	7	8	9	AB	R	H	RBI	BB	SO	LOB
Claudell Washington, L (1, 9) OBP: 0.319, SLG: 0.437	B B B C C S 3-3 ① K		B C S X 1-2 2B 1B		S C B F S 1-3 ③ K			F S X 0-2 FC4 1-2 1B		4	1	2	0	0	2	0
Devon White, S (1, 8) OBP: 0.291, SLG: 0.387	B C X 1-1 ② G3		B B F B F X 3-2 1B 1-3 2B			B X 1-0 ① F7		X 0-0 ② FC4 1-2f 2-3		4	0	1	0	0	0	2
Chili Davis, S (1, 7) OBP: 0.334, SLG: 0.438	B X 1-0 ③ F7		B F X 1-1 G5-4-3 2-3 3-H 1B			C B B F B S 3-3 ② K		C B 1 B X SAFE 2-1 ③ L7		4	0	1	1	0	1	3
Wally Joyner, L (1, 3) OBP: 0.332, SLG: 0.418		S B B S S S 2-3 ① K	F B F X 1-2 ② ③ G5-4-3 1-2f			F C X 0-2 ③ P4			B F B C F B S 3-3 ① K	4	0	0	0	0	2	2
Brian Downing, R (1, 10) OBP: 0.356, SLG: 0.412		F B S F S 1-3 ② K		F X 0-1 ① G6-3			B C B F X 2-2 ① F7		B C S F F S 1-3 ② K	4	0	0	0	0	2	0
Johnny Ray, S (1, 4) OBP: 0.333, SLG: 0.369		C B F B B F F X 3-2 1B 1B		S B B F F X 3-2 ② P5			F B X 1-1 ② P4		F F B B X 2-2 ③ L8	4	0	1	0	0	0	0
Jack Howell, L (1, 5) OBP: 0.311, SLG: 0.419		S B X 1-1 1-3 1B		F B S S 1-3 ③ K			C B S F B B S 3-3 ③ K			3	0	1	0	0	2	0
John Orton, R (1, 2) OBP: 0.267, SLG: 0.250 Max Venable, L (8, PH) OBP: 0.396, SLG: 0.468 Lance Parrish, R (8, 2) OBP: 0.299, SLG: 0.390		S X 0-1 ③ F9			F B L B X 2-2 ① F8			C F B S 1-3 ① K		2 1 0	0 0 0	0 0 0	0 0 0	0 1 0	0 0 0	2 0 0
Glenn Hoffman, R (1, 6) OBP: 0.250, SLG: 0.280 Jim Eppard, L (8, PH) OBP: 0.444, SLG: 0.375 Mark McLemore, S (8, PR) OBP: 0.286, SLG: 0.268 Kent Anderson, R (8, 6) OBP: 0.272, SLG: 0.254			B F X 1-1 ① F7		F B B F F X 2-2 ② G5-3			F B X 1-1 FC4 1B		2 1 0 0	0 0 0 0	0 1 0 0	0 0 0 0	0 0 0 0	0 0 0 0	0 0 0 0
Inning Stats	R: 0 H: 0 E: 0 LOB: 0 K: 1 BB: 0 S: 6 P: 11	R: 0 H: 2 E: 0 LOB: 2 K: 2 BB: 0 S: 16 P: 23	R: 1 H: 3 E: 0 LOB: 1 K: 0 BB: 0 S: 13 P: 20	R: 0 H: 0 E: 0 LOB: 0 K: 1 BB: 0 S: 9 P: 13	R: 0 H: 0 E: 0 LOB: 0 K: 1 BB: 0 S: 11 P: 16	R: 0 H: 0 E: 0 LOB: 0 K: 1 BB: 0 S: 7 P: 11	R: 0 H: 0 E: 0 LOB: 0 K: 1 BB: 0 S: 9 P: 15	R: 0 H: 2 E: 0 LOB: 3 K: 1 BB: 0 S: 11 P: 15	R: 0 H: 0 E: 0 LOB: 0 K: 2 BB: 0 S: 12 P: 18	1B: 6 2B: 1 3B: 0 HR: 0	SF: 0 SAC: 0 DP: 1 HBP: 0					

California Angels @ Chicago White Sox

Comiskey Park, Chicago, IL

Sat Sep 16 1989, 8:05 PM EDT

Att. 11,935 - Unknown

TOP

livebaseballscorecards.com

AB	33
R	1
H	7
RBI	1
BB	0
SO	10
LOB	9

WP: 0 PB: 0 SB: 0 CS: 0 PA: 33

PITCHER		IP	WLS	BF	H	R	ER	SO	BB	IBB	HBP	BLK	WP	HR	S	P	ERA	WHIP
Shawn Hillegas, R ERA: 4.49	(1, 1)	5.0	W	19	5	1	1	5	0	0	0	0	0	0	55	83	1.80	1.000
Steve Rosenberg, L ERA: 4.97	(6, 1)	2.0		6	0	0	0	2	0	0	0	0	0	0	16	26	0.00	0.000
Jose Segura, R ERA: 24.0	(8, 1)	0.1		3	2	0	0	1	0	0	0	0	0	0	8	10	0.00	6.000
Bobby Thigpen, R ERA: 3.84	(8, 1)	1.2	S	5	0	0	0	2	0	0	0	0	0	0	15	23	0.00	0.000

PITCHER	IP	WLS	BF	H	R	ER	SO	BB	IBB	HBP	BLK	WP	HR	S	P	ERA	WHIP

Batter	1	2	3	4	5	6	7	8	9	AB	R	H	RBI	BB	SO	LOB
Lance Johnson, L (1, 7) OBP: 0.373, SLG: 0.396	B B B C B 4-1 G5-3 BB 1B BB		B C C B X 2-2 ① G1-3		B B X 2-0 ③ G6-3			B X 1-0 ① L3		3	1	0	0	1	0	0
Scott Fletcher, R (1, 4) OBP: 0.332, SLG: 0.306	B 1 SAFE B F 1 SAFE C 1 SAFE B B 4-2 G5-3 1B 1-2 BB		C C B F B X 2-2 ② G5-3			C L B B X 2-2 ① G1-3		B X 1-0 ② G5-3		3	1	0	0	1	0	0
Ivan Calderon, R (1, 10) OBP: 0.329, SLG: 0.439	C X 0-1 ① G5-3 1-2 2-3		C B X 1-1 ③ G4-3			X 0-0 ② F7		X 0-0 2B		4	0	1	0	0	0	2
Carlton Fisk, R (1, 2) OBP: 0.339, SLG: 0.456	B C C S 1-3 ② K			B B X 2-0 G3 2B		B F B F B B 4-2 BB BB		B B C F B X 3-2 ③ G5-3		3	0	1	0	1	1	3
Steve Lyons, L (1, 9) (9, 3) OBP: 0.321, SLG: 0.341	B B X 2-0 FC6-4 2-H 3-H 1B			X 0-0 ① G3 2-3		B B B B 4-0 1-2 BB				2	0	1	2	1	0	1
Carlos Martinez, R (1, 3) OBP: 0.340, SLG: 0.407 Dave Gallagher, R (9, 9) OBP: 0.320, SLG: 0.310	F B X 1-1 ③ FC6-4 1-2f			C F B S 1-3 ② K		X 0-0 ③ P3				3 0	0 0	0 0	0 0	0 0	1 0	4 0
Robin Ventura, L (1, 5) OBP: 0.438, SLG: 0.462		C X 0-1 ① G6-3		C C B B C 2-3 ③ K			X 0-0 ① G4-3			3	0	0	0	0	1	1
Sammy Sosa, R (1, 8) OBP: 0.311, SLG: 0.353		B F X 1-1 ② G1-3			C B S B S 2-3 ① K		B F B C B F F B 4-2 L6-3 BB			2	0	0	0	1	1	0
Ozzie Guillen, L (1, 6) OBP: 0.275, SLG: 0.329		C X 0-1 ③ F7			C B S X 1-2 ② G6-3		1 SAFE 1 SAFE 1 SAFE 1 SAFE X 0-0 ②③ L6-3 1-2			3	0	0	0	0	0	1
Inning Stats	R: 2 H: 1 E: 0 LOB: 1 K: 1 BB: 2 S: 11 P: 23	R: 0 H: 0 E: 0 LOB: 0 K: 0 BB: 0 S: 6 P: 7	R: 0 H: 0 E: 0 LOB: 0 K: 0 BB: 0 S: 9 P: 14	R: 0 H: 1 E: 0 LOB: 1 K: 2 BB: 0 S: 8 P: 13	R: 0 H: 0 E: 0 LOB: 0 K: 1 BB: 0 S: 7 P: 12	R: 0 H: 0 E: 0 LOB: 2 K: 0 BB: 2 S: 7 P: 17	R: 0 H: 0 E: 0 LOB: 0 K: 0 BB: 1 S: 6 P: 10	R: 0 H: 1 E: 0 LOB: 1 K: 0 BB: 0 S: 6 P: 11		1B: 1 SF: 0 2B: 3 SAC: 0 3B: 0 DP: 1 HR: 0 HBP: 0					WP: 0 PA: 31 PB: 0 SB: 0 CS: 0	

PITCHER	IP	WLS	BF	H	R	ER	SO	BB	IBB	HBP	BLK	WP	HR	S	P	ERA	WHIP
Kirk McCaskill, R (1, 1) ERA: 2.87	8.0	L	31	3	2	2	4	5	0	0	0	0	0	60	107	2.25	1.000

PITCHER	IP	WLS	BF	H	R	ER	SO	BB	IBB	HBP	BLK	WP	HR	S	P	ERA	WHIP

BOTTOM

California Angels @ Chicago White Sox

Comiskey Park, Chicago, IL

Sat Sep 16 1989, 8:05 PM EDT

Att. 11,935 - Unknown

livebaseballscorecards.com

AB	26
R	2
H	3
RBI	2
BB	5
SO	4
LOB	12

Batter	1	2	3	4	5	6	7	8	9	AB	R	H	RBI	BB	SO	LOB
Brian Downing, R (1, 10) OBP: 0.359, SLG: 0.418	C B F X 1-2 ① F9		X 0-0 2B	C F B F B X 2-2 1B 1-3 3-H 1B		C X 0-1 ① G4-3 2-3		B B B C X 3-1 2B		5	0	3	1	0	0	1
Mark McLemore, S (1, 4) OBP: 0.293, SLG: 0.270	B F X 1-1 ② G4-3		B B C F B B 4-2 BB	S X 0-1 FC6 1-2 3-H 1B		B F P 3 X SAFE 2-1 ② SF7 3-H		C C S 0-3 ③ K		3	0	1	2	1	1	1
Devon White, S (1, 8) OBP: 0.290, SLG: 0.386	C C X 0-2 FC4-6 1B		B F S S F F F B X 3-2 ② L8	B F S B X 2-2 ③ FC6 1-2f		C S B B S 2-3 ③ K			B B B C X 3-1 ① G4-3	5	0	1	0	0	1	4
Wally Joyner, L (1, 3) OBP: 0.331, SLG: 0.416	B 1 SAFE 1 SAFE B X 2-0 ③ FC4-6 1-2f		F B X 1-1 ③ G3-1		C X 0-1 1B 1B		F B B X 2-1 ① F9		F B S B X 2-2 ② G3-1	5	0	1	0	0	0	3
Chili Davis, S (1, 7) OBP: 0.333, SLG: 0.434		C X 0-1 ① F3		B X 1-0 ① G4-3	C S F B S 1-3 ① K		S B L F S 1-3 ② K		B B B B S C B 4-2 2B BB	4	1	0	0	1	2	1
Claudell Washington, L (1, 9) OBP: 0.320, SLG: 0.438		B B B C B 4-1 FC6-4 BB		B B B C X 3-1 ② F5	S C B S 1-3 ② K		C F B X 1-2 ③ F8		B B C X 2-1 1-H 2B	4	0	1	1	1	1	1
Lance Parrish, R (1, 2) OBP: 0.302, SLG: 0.400	X 0-0 ② FC6-4 1-2f			S X 0-1 1B 1B	C B B X 2-1 1-3 1B			S B B B F X 2-2 HR	B F B S 2-3 ③ K	5	2	3	1	0	1	2
Jack Howell, L (1, 5) OBP: 0.311, SLG: 0.417	F S B F F S 1-3 ③ K			X 0-0 1B 1-2 1B	C C B F B C 2-3 ③ K			B F S B F X 2-2 ① L9		4	1	1	0	0	2	3
Kent Anderson, R (1, 6) OBP: 0.276, SLG: 0.259			C C B C 1-3 ① K	B X 1-0 1B 1-3 2-H 1B		B X 1-0 E5 G4-3 SF7 1B		X 0-0 ② F9		4	2	2	1	0	1	0
Inning Stats	R: 0 H: 1 E: 0 LOB: 1 K: 0 BB: 0 S: 9 P: 13	R: 0 H: 0 E: 0 LOB: 1 K: 1 BB: 1 S: 9 P: 14	R: 0 H: 1 E: 0 LOB: 2 K: 1 BB: 1 S: 14 P: 23	R: 3 H: 5 E: 0 LOB: 2 K: 0 BB: 0 S: 16 P: 25	R: 0 H: 2 E: 0 LOB: 2 K: 3 BB: 0 S: 15 P: 21	R: 1 H: 1 E: 1 LOB: 0 K: 1 BB: 0 S: 9 P: 13	R: 0 H: 0 E: 0 LOB: 0 K: 1 BB: 0 S: 9 P: 13	R: 1 H: 2 E: 0 LOB: 1 K: 1 BB: 0 S: 13 P: 20	R: 1 H: 1 E: 0 LOB: 1 K: 1 BB: 1 S: 12 P: 25	1B: 9 SF: 1 2B: 3 SAC: 0 3B: 0 DP: 0 HR: 1 HBP: 0						

TOP

California Angels @ Chicago White Sox

Comiskey Park, Chicago, IL

Sun Sep 17 1989, 4:33 AM EDT

Att. 16,215 - Sunny - 68 F

livebaseballscorecards.com

AB	39
R	6
H	13
RBI	6
BB	3
SO	9
LOB	16

WP: 0 PA: 43
PB: 0
SB: 0
CS: 0

PITCHER		IP	WLS	BF	H	R	ER	SO	BB	IBB	HBP	BLK	WP	HR	S	P	ERA	WHIP
Eric King, R ERA: 3.48	(1, 1)	3.2	L	20	7	3	3	2	2	0	0	0	0	0	45	70	7.36	2.455
Wayne Edwards, L ERA:	(4, 1)	1.1		6	2	0	0	3	0	0	0	0	0	0	18	26	0.00	1.500
Bill Long, R ERA: 4.54	(6, 1)	1.0		4	1	1	0	1	0	0	0	0	0	0	9	13	0.00	1.000
Steve Rosenberg, L ERA: 4.94	(7, 1)	1.0		3	0	0	0	1	0	0	0	0	0	0	9	13	0.00	0.000
Tom McCarthy, R ERA: 3.43	(8, 1)	1.0		5	2	1	1	1	0	0	0	0	0	1	13	20	9.00	2.000

PITCHER		IP	WLS	BF	H	R	ER	SO	BB	IBB	HBP	BLK	WP	HR	S	P	ERA	WHIP
Donn Pall, R ERA: 3.36	(9, 1)	1.0		5	1	1	1	1	1	0	0	0	0	0	12	25	9.00	2.000

BOTTOM

California Angels @ Chicago White Sox

Comiskey Park, Chicago, IL

Sun Sep 17 1989, 4:33 AM EDT
Att. 16,215 - Sunny - 68 F

livebaseballscorecards.com

Batter	1	2	3	4	5	6	7	8	9	AB	R	H	RBI	BB	SO	LOB
Lance Johnson, L (1, 7) OBP: 0.361, SLG: 0.382	1-1 G1-6-3		2-1 G4-3		0-0 G4-3 1-2		2-2 L6		0-3 K	5	0	0	0	0	1	1
Scott Fletcher, R (1, 4) OBP: 0.333, SLG: 0.307	2-1 G4-3		3-1 1B		1-0 2-H 1B		1-2 F7		0-1 G6-3	5	0	2	1	0	0	0
Steve Lyons, L (1, 3) OBP: 0.317, SLG: 0.337	1-2 G4-3		1-2 F5		2-3 K2-3		0-3 K		2-2 F9	5	0	0	0	0	2	1
Greg Walker, L (1, 10) OBP: 0.286, SLG: 0.335 Ivan Calderon, R (6, PH) OBP: 0.328, SLG: 0.438		1-3 K		3-2 WP 1B 1B		1-0 F2		2-2 G6-3		2 2	0 0	1 0	0 0	0 0	1 0	0 0
Daryl Boston, L (1, 9) OBP: 0.330, SLG: 0.395 Carlos Martinez, R (6, PH) OBP: 0.344, SLG: 0.409 (7, 5)		2-2 1B SF9 1B		3-1 WP 1-2 1B		3-2 3B 1B		4-2 WP 1B BB		2 1	1 1	2 1	0 0	0 1	0 0	0 0
Dave Gallagher, R (1, 8) OBP: 0.323, SLG: 0.317 (7, 9)	1-0 1-3 1B		1-0 F9		1-2 1-H 3B		3-2 BB 1-2 1B			4	0	3	1	0	0	2
Robin Ventura, L (1, 5) OBP: 0.389, SLG: 0.429 Sammy Sosa, R (6, PH) OBP: 0.308, SLG: 0.348 (7, 8)	3-2 SF9 3-H		1-0 F9		3-3 K		2-0 P3			1 2	0 0	0 0	1 0	0 0	0 1	2 3
Ron Karkovice, R (1, 2) OBP: 0.319, SLG: 0.402 Carlton Fisk, R (6, PH) OBP: 0.342, SLG: 0.456 (7, 2)	1-0 L3		3-3 1-2 2-3		4-0 IBB		4-2 SAFE 1-2 2-3 BB			2 0	0 0	0 0	0 0	0 2	1 0	3 0
Ozzie Guillen, L (1, 6) OBP: 0.275, SLG: 0.328			0-0 G5-3		1-1 G4-3 1B 1B		0-0 F7		0-3 K	4	1	1	0	0	1	5
Inning Stats	R: 0 E: 0 K: 0 S: 7 H: 0 LOB: 0 BB: 0 P: 11	R: 1 E: 0 K: 1 S: 11 H: 2 LOB: 1 BB: 0 P: 19	R: 0 E: 0 K: 0 S: 8 H: 1 LOB: 1 BB: 0 P: 14	R: 0 E: 0 K: 1 S: 10 H: 2 LOB: 2 BB: 0 P: 21	R: 1 E: 0 K: 1 S: 8 H: 2 LOB: 0 BB: 1 P: 12	R: 1 E: 0 K: 1 S: 16 H: 2 LOB: 2 BB: 1 P: 28	R: 0 E: 0 K: 1 S: 10 H: 0 LOB: 0 BB: 0 P: 13	R: 0 E: 0 K: 1 S: 16 H: 1 LOB: 3 BB: 2 P: 31	R: 0 E: 0 K: 1 S: 8 H: 0 LOB: 0 BB: 0 P: 10	1B: 9 2B: 0 3B: 1 HR: 0	SF: 1 SAC: 0 DP: 0 HBP: 0			WP: 2 PB: 0 SB: 0 CS: 0	PA: 39		

	AB	35
	R	3
	H	10
	RBI	3
	BB	3
	SO	7
	LOB	17

PITCHER		IP	WLS	BF	H	R	ER	SO	BB	IBB	HBP	BLK	WP	HR	S	P	ERA	WHIP
Mike Witt, R ERA: 4.54	(1, 1)	5.0	W	21	7	2	2	3	0	0	0	0	1	0	44	77	3.60	1.400
Bob McClure, L ERA: 1.52	(6, 1)	2.0		9	2	1	1	2	0	1	0	0	0	0	26	41	4.50	1.000
Greg Minton, R ERA: 2.37	(8, 1)	0.1		3	1	0	0	0	1	0	0	0	0	0	10	19	0.00	6.000
Bryan Harvey, R ERA: 2.94	(8, 1)	1.2	S	6	0	0	0	2	1	0	0	0	1	0	14	22	0.00	0.600

PITCHER	IP	WLS	BF	H	R	ER	SO	BB	IBB	HBP	BLK	WP	HR	S	P	ERA	WHIP

California Angels @ Minnesota Twins

Hubert H. Humphrey Metrodome, Minneapolis, MN

Mon Sep 18 1989, 8:05 PM EDT

Att. 12,984 - Dome

TOP

livebaseballscorecards.com

Batter	1	2	3	4	5	6	7	8	9	AB	R	H	RBI	BB	SO	LOB
Brian Downing, R (1, 10) OBP: 0.357, SLG: 0.414	B S B S S 2-3 ① K	B B B B 4-0 WP 1-2 2-3 BB		S C X 0-2 ① F7	B B X 2-0 ③ FC5-4 1-2f		C X 0-1 ② L9		C F S 0-3 ③ K	5	0	0	0	1	2	4
Mark McLemore, S (1, 4) OBP: 0.299, SLG: 0.278	B B C B F X 3-2 1B HR 1B	B C F C 1-3 ② K		X 0-0 G3 1B 1B		X 0-0 E6 BB	C B B B X 3-1 ③ G1-6-3			5	2	2	0	0	1	5
Devon White, S (1, 8) OBP: 0.288, SLG: 0.382	B B C X 2-1 ② F9	B B F X 2-1 ③ G5-3 1-2 2-3 3-H		B B F F B 1 SAFE F X 3-2 ② G3 1-2		F X 0-1 ① F7		B S X 1-1 ① G3-1		5	0	0	0	0	0	5
Wally Joyner, L (1, 3) OBP: 0.332, SLG: 0.416	B B B C X 3-1 HR 1-2 1B	C B F C 1-3 ① K	X 0-0 2-H 1B			B C F B F F B C 3-3 ② K		X 0-0 ② G3-1		5	1	2	1	0	2	1
Chili Davis, S (1, 7) OBP: 0.337, SLG: 0.442	X 0-0 1-H 2-H HR	B B S S B B 4-1 BB 1B BB	C B F F C 1-3 ③ K			B S F B B B 4-2 1-2 BB		C X 0-1 2B 1B		3	2	2	3	2	1	1
Tony Armas, R (1, 9) OBP: 0.283, SLG: 0.481	B F S B S 2-3 ③ K		B B 1 SAFE F B B B 4-1 1B 1-2 BB		B S F F F S 1-3 ① K	B S S S 1-3 ③ K		X 0-0 1-3 2B		4	0	1	0	1	3	2
Lance Parrish, R (1, 2) OBP: 0.306, SLG: 0.401		B F S F B B B 4-2 HBP 1B BB	C B F S 1-3 ② K		F F B B F B X 3-2 BB 1B		C C X 0-2 1B 1B	S X 0-1 ③ P3		4	0	2	0	1	1	4
Jack Howell, L (1, 5) OBP: 0.314, SLG: 0.418		H 1-0 BB 1B 1-2 WP HBP	X 0-0 FC4-6 1-2 2-H 1B		B X 1-0 ② F7		X 0-0 1-2 1B		X 0-0 ① G4-3	4	1	2	1	0	0	1
Kent Anderson, R (1, 6) OBP: 0.279, SLG: 0.259		X 0-0 ① WP BB 1-2 2-H 1B	B X 1-0 ③ FC4-6 1-2f		B F B B B 4-1 FC5-4 1-2 BB		B B X 2-0 ① F7		B F B X 2-1 ② P6	4	0	1	0	1	0	4
Inning Stats	R: 3 E: 0 K: 2 S: 14 H: 3 LOB: 0 BB: 0 P: 26	R: 1 E: 0 K: 1 S: 9 H: 1 LOB: 2 BB: 2 P: 21	R: 1 E: 0 K: 2 S: 10 H: 1 LOB: 2 BB: 2 P: 21	R: 1 E: 0 K: 1 S: 13 H: 2 LOB: 1 BB: 0 P: 17	R: 0 E: 0 K: 1 S: 12 H: 1 LOB: 2 BB: 1 P: 23	R: 0 E: 1 K: 2 S: 13 H: 0 LOB: 2 BB: 1 P: 21	R: 0 E: 0 K: 0 S: 9 H: 2 LOB: 2 BB: 0 P: 14	R: 0 E: 0 K: 0 S: 8 H: 2 LOB: 2 BB: 0 P: 9	R: 0 E: 0 K: 1 S: 6 H: 0 LOB: 0 BB: 0 P: 8	1B: 10 2B: 1 3B: 0 HR: 1 SF: 0 SAC: 0 DP: 0 HBP: 1						

AB	39
R	6
H	12
RBI	5
BB	6
SO	10
LOB	27

WP: 1 PA: 46
PB: 0
SB: 0
CS: 0

PITCHER		IP	WLS	BF	H	R	ER	SO	BB	IBB	HBP	BLK	WP	HR	S	P	ERA	WHIP
David West, L ERA: 6.79	(1, 1)	3.0	L	18	5	5	5	5	4	0	1	0	1	1	33	68	15.00	3.000
Tim Drummond, R ERA: 4.22	(4, 1)	3.0		15	3	1	1	4	2	0	0	0	0	0	38	61	3.00	1.667
Greg Booker, R ERA: 4.13	(7, 1)	1.0		5	2	0	0	0	0	0	0	0	0	0	9	14	0.00	2.000
German Gonzalez, R ERA: 4.0	(8, 1)	1.0		5	2	0	0	0	0	0	0	0	0	0	8	9	0.00	2.000
Mike Cook, R ERA: 4.15	(9, 1)	1.0		3	0	0	0	1	0	0	0	0	0	0	6	8	0.00	0.000

PITCHER	IP	WLS	BF	H	R	ER	SO	BB	IBB	HBP	BLK	WP	HR	S	P	ERA	WHIP

BOTTOM

Batter	1	2	3	4	5	6	7	8	9	AB	R	H	RBI	BB	SO	LOB
Al Newman, S (1, 6) OBP: 0.341, SLG: 0.305	G6-3	F9			G4-3			G3	G3-1 3-H	5	0	0	0	0	0	3
Dan Gladden, R (1, 7) OBP: 0.333, SLG: 0.412	G6-3		G1-3		F8			K		4	0	0	0	0	1	0
Kirby Puckett, R (1, 8) OBP: 0.381, SLG: 0.463	2B		FC5-4 1B			G6-3		1B	1B	4	0	3	0	0	0	0
John Moses, S (9, 8) OBP: 0.336, SLG: 0.374										0	0	0	0	0	0	0
Kent Hrbek, L (1, 3) OBP: 0.350, SLG: 0.528	G4-3		P6			HR		1-2 1B		4	1	2	1	0	0	2
Gary Gaetti, R (1, 5) OBP: 0.288, SLG: 0.410		G4-3 1B HBP	FC5-4 1-2f			G5-3		G3		2	0	0	0	0	0	1
Chip Hale, L (7, 5) OBP: 0.189, SLG: 0.250										1	0	0	0	0	0	2
Randy Bush, L (1, 9) OBP: 0.353, SLG: 0.453		G4-3 1-2 1B	K			K			3B 1B	4	1	2	0	0	2	0
Gene Larkin, S (1, 10) OBP: 0.354, SLG: 0.364		G4-3 1-2f 2-3	F9			G6-4-3 1B			K	4	0	1	0	0	1	3
Brian Harper, R (1, 2) OBP: 0.347, SLG: 0.431		BB BB	P3			G6-4-3 1-2f			K	2	0	0	0	1	0	1
Lenny Webster, R (8, 2) OBP: 0.167, SLG: 0.167										1	0	0	0	0	1	1
Wally Backman, S (1, 4) OBP: 0.306, SLG: 0.287		BB 1-2			L5				WP 3B	3	1	1	1	1	1	0
Inning Stats	R: 0 E: 0 K: 0 S: 8 H: 1 LOB: 1 BB: 0 P: 10	R: 0 E: 0 K: 0 S: 12 H: 1 LOB: 3 BB: 2 P: 21	R: 0 E: 0 K: 0 S: 7 H: 1 LOB: 1 BB: 0 P: 13	R: 0 E: 0 K: 1 S: 10 H: 0 LOB: 0 BB: 0 P: 15	R: 0 E: 0 K: 0 S: 8 H: 0 LOB: 0 BB: 0 P: 16	R: 1 E: 0 K: 1 S: 16 H: 1 LOB: 0 BB: 0 P: 19	R: 0 E: 0 K: 1 S: 7 H: 1 LOB: 0 BB: 0 P: 9	R: 0 E: 0 K: 1 S: 14 H: 2 LOB: 2 BB: 0 P: 17	R: 2 E: 0 K: 2 S: 11 H: 2 LOB: 0 BB: 0 P: 18	1B: 6 2B: 1 3B: 1 HR: 1	SF: 0 SAC: 0 DP: 2 HBP: 1						

PITCHER	IP	WLS	BF	H	R	ER	SO	BB	IBB	HBP	BLK	WP	HR	S	P	ERA	WHIP
Bert Blyleven, R (1, 1) ERA: 2.68	8.0	W	32	7	1	1	4	2	0	1	0	0	1	82	120	1.12	1.125
Willie Fraser, R (9, 1) ERA: 3.08	1.0		5	2	2	2	2	0	0	0	0	1	0	11	18	18.00	2.000

PITCHER	IP	WLS	BF	H	R	ER	SO	BB	IBB	HBP	BLK	WP	HR	S	P	ERA	WHIP

California Angels @ Minnesota Twins

Hubert H. Humphrey Metrodome, Minneapolis, MN

Mon Sep 18 1989, 8:05 PM EDT

Att. 12,984 - Dome

livebaseballscorecards.com

AB	34
R	3
H	9
RBI	2
BB	2
SO	6
LOB	13

1B: 6	SF: 0	WP: 1	PA: 37
2B: 1	SAC: 0	PB: 0	
3B: 1	DP: 2	SB: 0	
HR: 1	HBP: 1	CS: 0	

California Angels @ Minnesota Twins

Hubert H. Humphrey Metrodome, Minneapolis, MN

Tue Sep 19 1989, 8:05 PM EDT

Att. 13,757 - Dome

livebaseballscorecards.com

TOP

Batter	1	2	3	4	5	6	7	8	9	AB	R	H	RBI	BB	SO	LOB
Brian Downing, R (1, 10) OBP: 0.355, SLG: 0.415	C S X 0-2 ① G4-3	C B X 1-1 ③ G1-3		C X 0-1 ② SF7 3-H		B C C B F F C 2-3 ① K		B B B C S X 3-2 2B		4	0	1	1	0	1	1
Mark McLemore, S (1, 4) OBP: 0.304, SLG: 0.298	B F C X 1-2 ② F7		X 0-0 SH1-3 1B 2B	1 SAFE X 0-0 2B 1-3 1B		B C B X 2-1 ② G4-3		B B X 2-0 ③ F8		5	1	2	0	0	0	1
Devon White, S (1, 8) OBP: 0.287, SLG: 0.383	X 0-0 ③ P6		X 0-0 ① SH1-3 2-3	B F X 1-1 2B 1-3 3-H		X 0-0 ③ G6-3			B X 1-0 ① F8	4	0	1	1	0	0	0
Wally Joyner, L (1, 3) OBP: 0.334, SLG: 0.417		B B F S X 2-2 1B 1B 1B	B B F B I 4-1 1B IBB	X 0-0 ③ F7			S B B F X 2-2 1B		B X 1-0 ② F8	4	1	2	0	1	0	2
Chili Davis, S (1, 7) OBP: 0.339, SLG: 0.442	X 0-0 1B 1-2 E 1B	B F B X 2-1 G3-6-1 1-2 1B 3-H			B C B X 2-1 ① F8		C S B F B B X 3-2 ① F7		C F B B B B 4-2 BB	4	1	2	1	1	0	1
Claudell Washington, L (1, 9) OBP: 0.321, SLG: 0.445	X 0-0 E2 1-H 1B 2-H 1B	F B S B X 2-2 ② G3-6-1 ③ 1-2f			B F B B X 3-1 HR		X 0-0 ② L7		C F X 0-2 ③ F8	5	2	2	2	0	0	4
Lance Parrish, R (1, 2) OBP: 0.305, SLG: 0.400	F X 0-1 1B 2-H			F B B B S F S 2-3 ① K	B X 1-0 ② G4-3		C X 0-1 ③ F7			4	0	1	1	0	1	1
Jack Howell, L (1, 5) OBP: 0.315, SLG: 0.420		B C F B B S 2-3 ① K		X 0-0 1B SF7 2B	B F S B B B 4-2 BB			X 0-0 ① L8		3	1	1	0	1	1	1
Kent Anderson, R (1, 6) OBP: 0.279, SLG: 0.258		X 0-0 ② G1-3		B B B C X 3-1 1B 2-3 2B 1B	F B B F B S 3-3 ③ K			B B L B X 3-1 ② L8		4	1	1	0	0	1	2
Inning Stats	R: 0 H: 0 E: 0 LOB: 0 K: 0 BB: 0 S: 7 P: 8	R: 3 H: 4 E: 1 LOB: 1 K: 1 BB: 0 S: 13 P: 18	R: 1 H: 2 E: 0 LOB: 1 K: 0 BB: 1 S: 8 P: 16	R: 2 H: 4 E: 0 LOB: 2 K: 1 BB: 0 S: 13 P: 19	R: 1 H: 1 E: 0 LOB: 1 K: 1 BB: 1 S: 10 P: 23	R: 0 H: 0 E: 0 LOB: 0 K: 1 BB: 0 S: 8 P: 12	R: 0 H: 1 E: 0 LOB: 1 K: 0 BB: 0 S: 10 P: 15	R: 0 H: 1 E: 0 LOB: 1 K: 0 BB: 0 S: 7 P: 15	R: 0 H: 0 E: 0 LOB: 1 K: 0 BB: 1 S: 7 P: 13	1B: 8 SF: 1 2B: 4 SAC: 1 3B: 0 DP: 1 HR: 1 HBP: 0						WP: 0 PA: 42 PB: 0 SB: 0 CS: 0

	AB	37
	R	7
	H	13
	RBI	6
	BB	3
	SO	4
	LOB	13

PITCHER		IP	WLS	BF	H	R	ER	SO	BB	IBB	HBP	BLK	WP	HR	S	P	ERA	WHIP
Kevin Tapani, R ERA: 3.86	(1, 1)	3.2	L	21	10	6	5	2	0	1	0	0	0	0	40	60	12.27	2.727
Juan Berenguer, R ERA: 3.71	(4, 1)	3.1		13	2	1	1	2	1	0	0	0	0	1	29	51	2.70	0.900
Gary Wayne, L ERA: 3.31	(8, 1)	2.0		8	1	0	0	0	1	0	0	0	0	0	14	28	0.00	1.000

PITCHER	IP	WLS	BF	H	R	ER	SO	BB	IBB	HBP	BLK	WP	HR	S	P	ERA	WHIP

BOTTOM

California Angels @ Minnesota Twins

Hubert H. Humphrey Metrodome, Minneapolis, MN

Tue Sep 19 1989, 8:05 PM EDT

Att. 13,757 - Dome

livebaseballscorecards.com

Batter	1	2	3	4	5	6	7	8	9	AB	R	H	RBI	BB	SO	LOB
Al Newman, S (1, 6) OBP: 0.344, SLG: 0.306	C B B B B 4-1 CS BB		B B B C X 3-1 HR 1B		B B B B 4-0 FC6-4 BB		C F F S 0-3 ③ K			2	1	1	0	2	1	0
Dan Gladden, R (1, 7) OBP: 0.332, SLG: 0.409	F 1 SAFE B B F B B 4-2 ① F8 S E 1-2 BB		B C S S S 1-3 ② K		F X 0-1 ② FC6-4 WP 1-2f			B B X 2-0 ① G6-3		3	1	0	0	1	1	2
Kirby Puckett, R (1, 8) OBP: 0.382, SLG: 0.468	B F S B B X 3-2 ② F8 1-3		X 0-0 1-H HR		B C B X 2-1 ③ G5-3 1-2			C B B B B 4-1 G4-3 BB		3	1	1	2	1	0	2
Brian Harper, R (1, 2) OBP: 0.343, SLG: 0.426	C B F X 1-2 E4 CS 3-H		B B X 2-0 ③ F7			X 0-0 ① G5-3		B B F F F X 2-2 ②③ G4-3 1-2f		4	0	0	0	0	0	1
Lenny Webster, R (9, 2) OBP: 0.167, SLG: 0.167										0	0	0	0	0	0	0
Gene Larkin, S (1, 3) OBP: 0.355, SLG: 0.362	C S B B 2-2 ③ CS 1-2	B B X 2-0 ① F8		B C B B F F F B 4-2 FC6-4 BB		B X 1-0 ② G5-3			B C B B B 4-1 F9 1B BB	2	0	0	0	2	0	0
Kent Hrbek, L (1, 10) OBP: 0.354, SLG: 0.528		C F B B B B 4-2 BB	X 0-0 ① F8			F B B B S B 4-2 BB			F B S X 1-2 1B	2	0	1	0	2	0	1
Carmen Castillo, R (1, 9) OBP: 0.306, SLG: 0.456	S C S 0-3 ② K		F S X 0-2 ② FC6-4 1-2f 2B			F X 0-1 ③ F9			C B F B F F F F F 3-3 ① K	3	0	0	0	0	1	3
John Moses, S (9, PH) OBP: 0.335, SLG: 0.373										1	0	0	0	0	1	2
Terry Jorgensen, R (1, 5) OBP: 0.190, SLG: 0.158	C B S B B B C 3-3 ③ K		C X 0-1 ③ 1-H 2B				F B X 1-1 ① P4		C F B B X 1-2 ② F9 2-3	2	0	1	0	0	1	1
Chip Hale, L (7, PH) OBP: 0.184, SLG: 0.243										1	0	0	0	0	0	0
(8, 5)																
Randy Bush, L (9, PH) OBP: 0.353, SLG: 0.452										1	0	0	0	0	0	2
Wally Backman, S (1, 4) OBP: 0.302, SLG: 0.283			B B C B C F X 3-2 ① F9		X 0-0 ① F9		B B X 2-0 ② G3		B C X 1-1 ③ F7	4	0	0	0	0	0	2
Inning Stats	R: 1 E: 1 K: 0 S: 11 H: 0 LOB: 0 BB: 2 P: 25	R: 0 E: 0 K: 2 S: 9 H: 0 LOB: 1 BB: 1 P: 18	R: 2 E: 0 K: 1 S: 11 H: 2 LOB: 0 BB: 0 P: 20	R: 0 E: 0 K: 0 S: 10 H: 1 LOB: 2 BB: 1 P: 14	R: 0 E: 0 K: 0 S: 5 H: 0 LOB: 1 BB: 1 P: 11	R: 0 E: 0 K: 0 S: 6 H: 0 LOB: 1 BB: 1 P: 11	R: 0 E: 0 K: 1 S: 7 H: 0 LOB: 0 BB: 0 P: 10	R: 0 E: 0 K: 0 S: 6 H: 0 LOB: 0 BB: 1 P: 14	R: 0 E: 0 K: 1 S: 17 H: 1 LOB: 2 BB: 1 P: 27	1B: 2 2B: 1 3B: 0 HR: 1	SF: 0 SAC: 0 DP: 1 HBP: 0						

	AB	28
	R	3
	H	4
	RBI	2
	BB	8
	SO	5
	LOB	16

WP: 1 PB: 0 SB: 1 CS: 2 PA: 37

PITCHER		IP	WLS	BF	H	R	ER	SO	BB	IBB	HBP	BLK	WP	HR	S	P	ERA	WHIP
Chuck Finley, L ERA: 2.54	(1, 1)	6.0	W	25	3	3	2	3	6	0	0	0	1	1	52	99	3.00	1.500
Greg Minton, R ERA: 2.31	(7, 1)	2.0		8	1	0	0	1	2	0	0	0	0	0	17	33	0.00	1.500
Bryan Harvey, R ERA: 2.89	(9, 1)	1.0	S	3	0	0	0	1	0	0	0	0	0	0	13	18	0.00	0.000

PITCHER	IP	WLS	BF	H	R	ER	SO	BB	IBB	HBP	BLK	WP	HR	S	P	ERA	WHIP

California Angels @ Minnesota Twins

Hubert H. Humphrey Metrodome, Minneapolis, MN

Wed Sep 20 1989, 8:05 PM EDT

Att. 15,694 - Dome

TOP

livebaseballscorecards.com

Batter	1	2	3	4	5	6	7	8	9	AB	R	H	RBI	BB	SO	LOB
Brian Downing, R (1, 10) OBP: 0.357, SLG: 0.416	C B X 1-1 L7 ①			B B B C F F F F B 4-2 FC5-4 BB		C B F X 1-2 G5-4-3 1B	C X 0-1 SF8 ① 3-H		F B X 1-1 FC4-6 1B	3	0	2	1	1	0	0
Mark McLemore, S (1, 4) OBP: 0.289, SLG: 0.281	M X 0-1 G5-3 ②			1 SAFE B 1 SAFE B X 2-0 FC5-4 1B ① 1-2f		B X 1-0 G5-4-3 ①② 1-2f	X 0-0 G4-6-3 ②③ 1-2f		B X 1-0 F7 ①	5	0	0	0	0	0	5
Devon White, S (1, 8) OBP: 0.287, SLG: 0.382	B S B X 2-1 G5-3 ③			1 SAFE C S X 0-2 1B ② 1-2		C B S B S 2-3 K ③		B S F S 1-3 K ①	B X 1-0 FC4-6 WP HR ② 1-2f	5	1	1	0	0	2	1
Wally Joyner, L (1, 3) OBP: 0.336, SLG: 0.424		C B B X 2-1 E3 G5-4-3		B 1 SAFE C X 1-1 F8 ③			F X 0-1 E 1B 1B	C B F B X 2-2 BB 1B 1B	C B B B X 3-1 1-H HR	5	3	3	2	0	0	1
Chili Davis, S (1, 7) OBP: 0.340, SLG: 0.443		B X 1-0 G5-4-3 ①② 1-2f			X 0-0 1B 1B 2B		X 0-0 E5 BB 1B HBP 1-2	B B B F B 4-1 1B 1B BB 1-2	C S B C 1-3 K ③	4	3	1	0	1	1	2
Tony Armas, R (1, 9) OBP: 0.292, SLG: 0.487		C S S 0-3 K ③			B F F B X 2-2 FC5-4 1B 2-3 1B		B X 1-0 HBP BB 1B 1-2 2-H 1B	B S F X 1-2 1B 1-2 2-H 1B		4	1	3	2	0	1	0
Lance Parrish, R (1, 2) OBP: 0.309, SLG: 0.401 John Orton, R (8, 2) OBP: 0.267, SLG: 0.250			X 0-0 F7 ①		F B X 1-1 FC5-4 1B 1-2 3-H 1B		S B B F B F B 4-2 1B HBP SF8 BB 1-2 2-3	X 0-0 1-2 2-H 1B		3	1	2	2	1	0	0
										0	0	0	0	0	0	0
Jack Howell, L (1, 5) OBP: 0.315, SLG: 0.417			X 0-0 F7 ②		F S F B X 1-2 FC5-4 K ① 1-2f 2-3		B S H 2-1 1B HBP 1-2 2-3 3-H	F B C X 1-2 L8 ②		3	0	0	1	0	0	4
Kent Anderson, R (1, 6) OBP: 0.278, SLG: 0.258			B C F B X 2-2 G5-3 ③		B 1 SAFE C F S 1-3 K ②③ 1-2		F X 0-1 G4-6-3 1B 1-2 2-3 3-H	B B X 2-0 G5-3 ③		4	0	1	1	0	1	4
Inning Stats	R: 0 E: 0 K: 0 S: 6 H: 0 LOB: 0 BB: 0 P: 9	R: 0 E: 1 K: 1 S: 6 H: 0 LOB: 0 BB: 0 P: 9	R: 0 E: 0 K: 0 S: 5 H: 0 LOB: 0 BB: 0 P: 7	R: 0 E: 0 K: 0 S: 11 H: 1 LOB: 1 BB: 1 P: 18	R: 1 E: 0 K: 1 S: 13 H: 3 LOB: 1 BB: 0 P: 18	R: 0 E: 0 K: 1 S: 7 H: 1 LOB: 0 BB: 0 P: 11	R: 4 E: 1 K: 0 S: 13 H: 3 LOB: 1 BB: 1 P: 20	R: 2 E: 0 K: 1 S: 15 H: 3 LOB: 2 BB: 1 P: 26	R: 2 E: 0 K: 1 S: 9 H: 2 LOB: 0 BB: 0 P: 16	1B: 11 2B: 1 3B: 0 HR: 1 SF: 1 SAC: 0 DP: 3 HBP: 1							

	AB	36
	R	9
	H	13
	RBI	9
	BB	3
	SO	5
	LOB	17

WP: 1 PB: 0 SB: 0 CS: 0 PA: 41

PITCHER		IP	WLS	BF	H	R	ER	SO	BB	IBB	HBP	BLK	WP	HR	S	P	ERA	WHIP
Mark Guthrie, L ERA: 4.18	(1, 1)	6.0	L	26	7	5	4	3	2	0	1	0	0	0	56	87	6.00	1.500
Mike Cook, R ERA: 4.82	(7, 1)	1.1		8	4	2	2	1	1	0	0	0	0	0	16	24	13.50	3.750
Greg Booker, R ERA: 4.56	(8, 1)	1.2		7	2	2	2	1	0	0	0	0	1	1	13	23	10.80	1.200
Greg Booker, R ERA: 4.56	(9, 1)	1.2		7	2	2	2	1	0	0	0	0	1	1	13	23	10.80	1.200

PITCHER	IP	WLS	BF	H	R	ER	SO	BB	IBB	HBP	BLK	WP	HR	S	P	ERA	WHIP

BOTTOM

Batter	1	2	3	4	5	6	7	8	9	AB	R	H	RBI	BB	SO	LOB
Al Newman, S (1, 6) OBP: 0.344, SLG: 0.305	F S B B X 2-2 ① G1-3		B S F X 1-2 ② F9		X 0-0 ①② G6-4-3 1-2f			X 0-0 1B 1B		4	0	1	0	0	0	1
John Moses, S (1, 9) OBP: 0.333, SLG: 0.368 (9, 8)	F B X 1-1 ② G4-3		C F F F S 1-3 ③ K		S B B S B B 4-2 S BB			B F S B F X 2-2 ① F8		3	0	0	0	1	1	1
Dan Gladden, R (1, 7) OBP: 0.331, SLG: 0.407 Randy Bush, L (9, 7) OBP: 0.353, SLG: 0.452	B X 1-0 ③ F9			C X 0-1 WP 1B 1B	B 1 SAFE C 1 SAFE 1 SAFE B 1 SAFE P B 3-2 F F X G6-3 1-2			X 0-0 ② F7		4	1	1	0	0	0	2
Kirby Puckett, R (1, 8) OBP: 0.383, SLG: 0.468 Greg Booker, R (9, 1)		B F S B S 2-3 ① K		F 1 SAFE 1 SAFE 1 SAFE F B B X 2-2 ① G5-3 1-2		X 0-0 CS 1B		S B F X 1-2 1-2 1B		4	0	2	0	0	1	1
Gene Larkin, S (1, 10) OBP: 0.354, SLG: 0.361 (9, 9)		C F B X 1-2 G6-3 1B		B F C S 1-3 ② K		C X 0-1 ① P3		X 0-0 ③ G6-3		4	0	1	0	0	1	4
Kent Hrbek, L (1, 3) OBP: 0.354, SLG: 0.526 Paul Sorrento, L (9, 3) OBP: 0.400, SLG: 0.250		B C F B X 2-2 ② G6-3 1-2		X 0-0 1B 2-H 1B		B B F C B S 3-3 ②③ K 1-2			C C B S 1-3 ① K	3 1	0 0	1 0	1 0	0 0	1 1	2 0
Terry Jorgensen, R (1, 5) OBP: 0.280, SLG: 0.227		S B B B B 4-1 BB		C X 0-1 FC4-6 1-3 1B			B C F B S 2-3 ① K		C B X 1-1 1B	3	0	2	0	1	1	0
Chip Hale, L (1, 4) OBP: 0.167, SLG: 0.220		X 0-0 ③ F8		B X 1-0 ③ FC4-6 1-2f			C B X 1-1 ② F8		X 0-0 ② P9	4	0	0	0	0	0	5
Lenny Webster, R (1, 2) OBP: 0.200, SLG: 0.200			B F X 1-1 ① G6-3		X 0-0 G6-4-3 1B		X 0-0 ③ G6-3		X 0-0 ③ G5-3	4	0	1	0	0	0	1
Inning Stats	R: 0 H: 0 E: 0 LOB: 0 K: 0 BB: 0 S: 6 P: 10	R: 0 H: 1 E: 0 LOB: 2 K: 1 BB: 1 S: 11 P: 20	R: 0 H: 0 E: 0 LOB: 0 K: 1 BB: 0 S: 10 P: 13	R: 1 H: 3 E: 0 LOB: 2 K: 1 BB: 0 S: 12 P: 16	R: 0 H: 1 E: 0 LOB: 1 K: 0 BB: 1 S: 9 P: 16	R: 0 H: 1 E: 0 LOB: 1 K: 1 BB: 0 S: 6 P: 9	R: 0 H: 0 E: 0 LOB: 0 K: 1 BB: 0 S: 6 P: 9	R: 0 H: 2 E: 0 LOB: 2 K: 0 BB: 0 S: 10 P: 13	R: 0 H: 1 E: 0 LOB: 1 K: 1 BB: 0 S: 7 P: 9	1B: 9 2B: 1 3B: 0 HR: 0	SF: 0 SAC: 0 DP: 2 HBP: 0						

PITCHER	IP	WLS	BF	H	R	ER	SO	BB	IBB	HBP	BLK	WP	HR	S	P	ERA	WHIP
Jim Abbott, L (1, 1) ERA: 3.76	9.0	W	36	9	1	1	6	2	0	0	0	1	0	77	115	1.00	1.222

PITCHER	IP	WLS	BF	H	R	ER	SO	BB	IBB	HBP	BLK	WP	HR	S	P	ERA	WHIP

California Angels @ Minnesota Twins

Hubert H. Humphrey Metrodome, Minneapolis, MN

Wed Sep 20 1989, 8:05 PM EDT

Att. 15,694 - Dome

livebaseballscorecards.com

AB	34
R	1
H	9
RBI	1
BB	2
SO	6
LOB	17

WP: 1 PA: 36
PB: 0
SB: 1
CS: 1

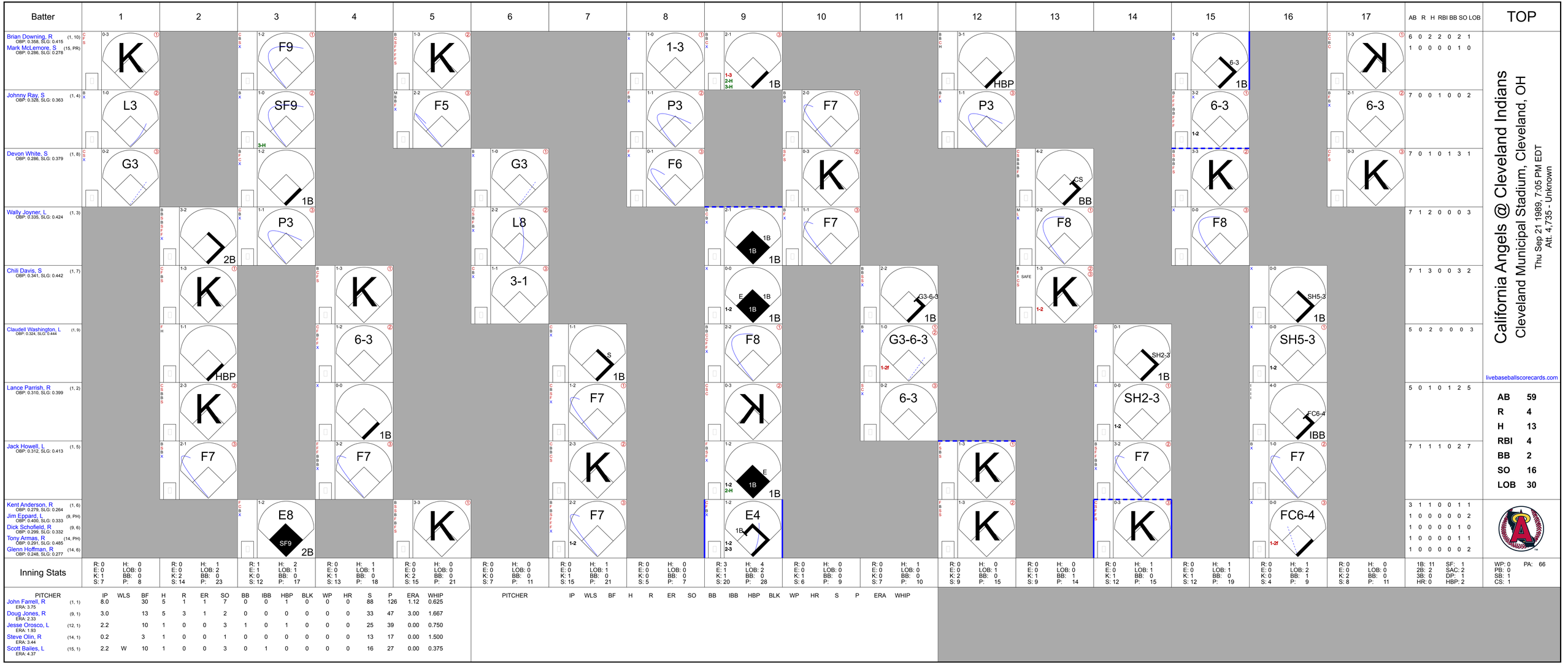
Batter
1
2
3
4
5
6
7
8
9
10
11
12
13
14
15
16
17
AB R H RBI BB SO LOB
TOP
Brian Downing, R (1, 10) OBP: 0.358, SLG: 0.415
Mark McLemore, S (15, PR) OBP: 0.286, SLG: 0.278
Johnny Ray, S (1, 4) OBP: 0.328, SLG: 0.363
Devon White, S (1, 8) OBP: 0.286, SLG: 0.379
Wally Joyner, L (1, 3) OBP: 0.335, SLG: 0.424
Chili Davis, S (1, 7) OBP: 0.341, SLG: 0.442
Claudell Washington, L (1, 9) OBP: 0.324, SLG: 0.444
Lance Parrish, R (1, 2) OBP: 0.310, SLG: 0.399
Jack Howell, L (1, 5) OBP: 0.312, SLG: 0.413
Kent Anderson, R (1, 6) OBP: 0.279, SLG: 0.264
Jim Eppard, L (9, PH) OBP: 0.400, SLG: 0.333
Dick Schofield, R (9, 6) OBP: 0.299, SLG: 0.332
Tony Armas, R (14, PH) OBP: 0.291, SLG: 0.485
Glenn Hoffman, R (14, 6) OBP: 0.248, SLG: 0.277
6 0 2 2 0 2 1
1 0 0 0 0 1 0
7 0 0 1 0 0 2
7 0 1 0 1 3 1
7 1 2 0 0 0 3
7 1 3 0 0 3 2
5 0 2 0 0 0 3
5 0 1 0 1 2 5
7 1 1 1 0 2 7
3 1 1 0 0 1 1
1 0 0 0 0 0 2
1 0 0 0 0 1 0
1 0 0 0 0 1 1
1 0 0 0 0 0 2
California Angels @ Cleveland Indians
Cleveland Municipal Stadium, Cleveland, OH
Thu Sep 21 1989, 7:05 PM EDT
Att. 4,735 - Unknown
livebaseballscorecards.com
AB 59
R 4
H 13
RBI 4
BB 2
SO 16
LOB 30
Inning Stats
PITCHER
IP WLS BF H R ER SO BB IBB HBP BLK WP HR S P ERA WHIP
John Farrell, R (1, 1) ERA: 3.75
Doug Jones, R (9, 1) ERA: 2.33
Jesse Orosco, L (12, 1) ERA: 1.93
Steve Olin, R (14, 1) ERA: 3.44
Scott Bailes, L (15, 1) ERA: 4.37
1B: 11 SF: 1
2B: 2 SAC: 2
3B: 0 DP: 1
HR: 0 HBP: 2
WP: 0 PA: 66
PB: 0
SB: 1
CS: 1

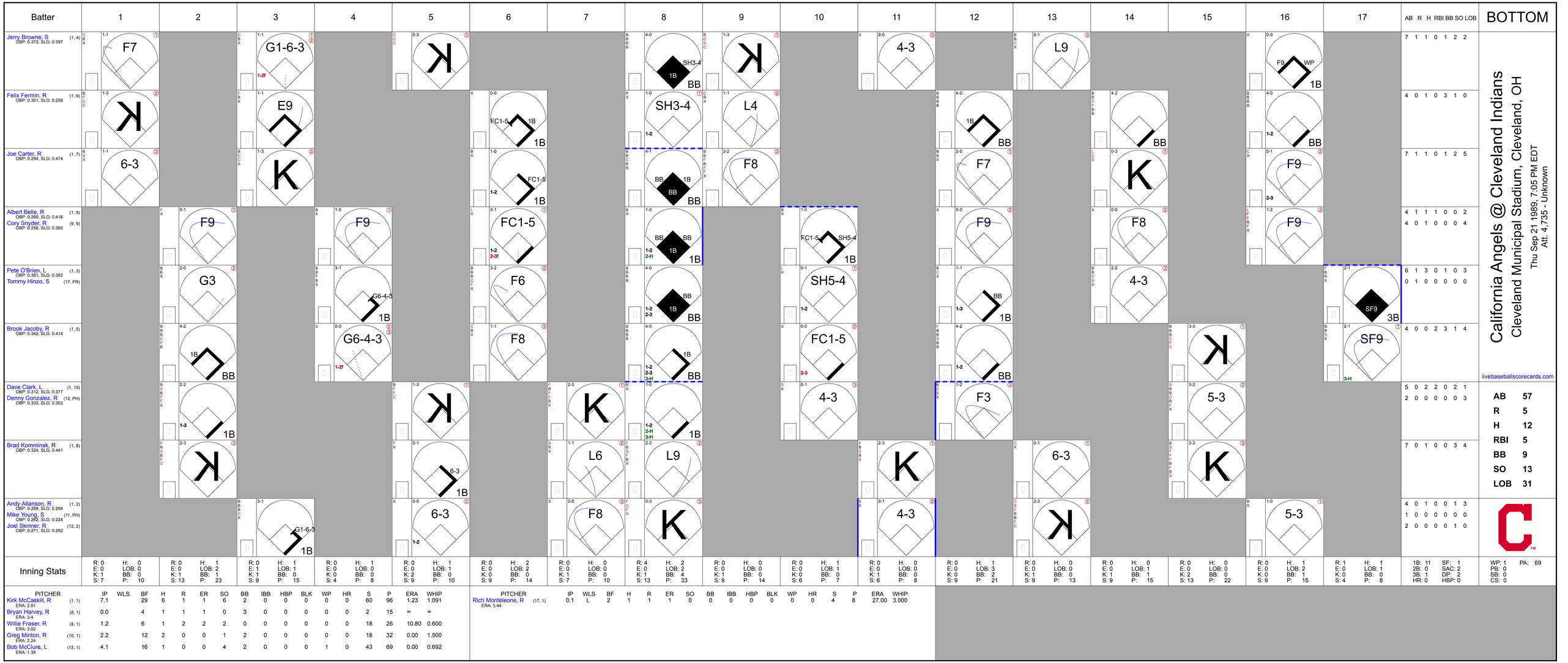

PITCHER		IP	WLS	BF	H	R	ER	SO	BB	IBB	HBP	BLK	WP	HR	S	P	ERA	WHIP
Kirk McCaskill, R ERA: 2.81	(1, 1)	7.1		29	6	1	1	6	2	0	0	0	0	0	60	96	1.23	1.091
Bryan Harvey, R ERA: 3.4	(8, 1)	0.0		4	1	1	1	0	3	0	0	0	0	0	2	15	∞	∞
Willie Fraser, R ERA: 3.02	(8, 1)	1.2		6	1	2	2	2	0	0	0	0	0	0	18	26	10.80	0.600
Greg Minton, R ERA: 2.24	(10, 1)	2.2		12	2	0	0	1	2	0	0	0	0	0	18	32	0.00	1.500
Bob McClure, L ERA: 1.39	(12, 1)	4.1		16	1	0	0	4	2	0	0	0	1	0	43	69	0.00	0.692

PITCHER		IP	WLS	BF	H	R	ER	SO	BB	IBB	HBP	BLK	WP	HR	S	P	ERA	WHIP
Rich Monteleone, R ERA: 3.44	(17, 1)	0.1	L	2	1	1	1	0	0	0	0	0	0	0	4	8	27.00	3.000

California Angels @ Cleveland Indians

Cleveland Municipal Stadium, Cleveland, OH

Sat Sep 23 1989, 3:33 AM EDT

Cloudy - 49 F

TOP

livebaseballscorecards.com

Batter	1	2	3	4	5	6	7	8	9	AB	R	H	RBI	BB	SO	LOB
Kent Anderson, R (1, 6) OBP: 0.280, SLG: 0.261	C S B B F X 2-2 ① F9		B L B L S 2-3 ① K		B L B X 2-1 ① SH5-4 2-3		F B B B B 4-1 ③ FC6 BB		C F B B C 2-3 ③ K 1-2 2-3	2	0	0	0	1	1	1
Max Venable, L (9, PH) OBP: 0.388, SLG: 0.458										1	0	0	0	0	1	2
Johnny Ray, S (1, 4) OBP: 0.327, SLG: 0.363	X 0-0 ② G3		B C B X 2-1 1-3 1B		B X 1-0 ② F9		C X 0-1 ③ FC6 1-2f			4	0	1	0	0	0	2
Chili Davis, S (1, 7) OBP: 0.342, SLG: 0.444	B X 1-0 1B		F X 0-1 ② SF8 3-H		B X 1-0 E5 3-H			B B X 2-0 F9-3 1B		3	0	2	1	0	0	0
Tony Armas, R (1, 9) OBP: 0.285, SLG: 0.475	C F X 0-2 ③ G5-3		B S B X 2-1 ③ F9		X 0-0 ③ G5-3			L C F B B S 2-3 ① K		4	0	0	0	0	1	4
Brian Downing, R (1, 10) OBP: 0.356, SLG: 0.412		B C X 1-1 ① F8	B F F S 1-3 ① K			B C X 1-1 ① F8		B X 1-0 ②③ F9-3 1-2		4	0	0	0	0	1	1
Dante Bichette, R (1, 8) OBP: 0.222, SLG: 0.328		B B B B 4-0 FC6-4 BB	X 0-0 HR			B X 1-0 ② G6-3			X 0-0 ① G6-3	3	1	1	1	1	0	0
Glenn Hoffman, R (1, 3) OBP: 0.241, SLG: 0.269	C F S 0-3 ② K		F X 0-1 ② G4-3			X 0-0 ③ P3			B B C B X 3-1 BLK 2B	3	0	0	0	0	1	1
Wally Joyner, L (6, 3) OBP: 0.337, SLG: 0.427										1	0	1	0	0	0	0
John Orton, R (1, 2) OBP: 0.242, SLG: 0.226	F B B X 2-1 ③ FC6-4 1-2f		X 0-0 ③ F8				C X 0-1 ① G6-3		C B F X 1-2 E6 BLK	3	0	0	0	0	0	1
Claudell Washington, L (9, PH) OBP: 0.323, SLG: 0.443										1	0	0	0	0	0	1
Bobby Rose, R (1, 5) OBP: 0.265, SLG: 0.469			X 0-0 1B SF8 1B		B C X 1-1 SH5-4 E 2B		B C B S S 2-3 ② K		B C F X 1-2 ② L7	3	2	2	0	0	1	0
Jim Eppard, L (9, PH) OBP: 0.364, SLG: 0.300										1	0	0	0	0	0	2
Inning Stats	R: 0 H: 1 E: 0 LOB: 1 K: 0 BB: 0 S: 10 P: 13	R: 0 H: 0 E: 0 LOB: 1 K: 1 BB: 1 S: 7 P: 14	R: 1 H: 2 E: 0 LOB: 1 K: 1 BB: 0 S: 10 P: 16	R: 1 H: 1 E: 0 LOB: 0 K: 1 BB: 0 S: 7 P: 8	R: 1 H: 1 E: 1 LOB: 1 K: 0 BB: 0 S: 7 P: 12	R: 0 H: 0 E: 0 LOB: 0 K: 0 BB: 0 S: 4 P: 6	R: 0 H: 0 E: 0 LOB: 1 K: 1 BB: 1 S: 8 P: 14	R: 0 H: 1 E: 0 LOB: 0 K: 1 BB: 0 S: 6 P: 11	R: 0 H: 1 E: 1 LOB: 2 K: 1 BB: 0 S: 12 P: 19	1B: 4 SF: 1 2B: 3 SAC: 1 3B: 0 DP: 1 HR: 1 HBP: 0						

	AB	33
	R	3
	H	7
	RBI	2
	BB	2
	SO	6
	LOB	15

WP: 0 PA: 37
PB: 0
SB: 0
CS: 0

PITCHER		IP	WLS	BF	H	R	ER	SO	BB	IBB	HBP	BLK	WP	HR	S	P	ERA	WHIP
Bud Black, L ERA: 3.39	(1, 1)	8.1	W	34	7	3	2	5	2	0	0	0	0	1	62	100	2.16	1.080
Doug Jones, R ERA: 2.31	(9, 1)	0.2	S	3	0	0	0	1	0	0	0	1	0	0	9	13	0.00	0.000

PITCHER	IP	WLS	BF	H	R	ER	SO	BB	IBB	HBP	BLK	WP	HR	S	P	ERA	WHIP

Batter	1	2	3	4	5	6	7	8	9	AB	R	H	RBI	BB	SO	LOB
Jerry Browne, S (1, 4) OBP: 0.374, SLG: 0.400	BBBB 4-0 G4-3 S 1B BB		BBCX 2-1 G4-3 2B			BSBBBX 3-1 ① F9		BBCX 2-1 1B SH3-4 1B 1B		3	2	2	0	1	0	0
Felix Fermin, R (1, 6) OBP: 0.302, SLG: 0.258	SBCBFBFX 3-2 ① G4-3 1-3		BFX 1-1 ② G4-3 2-3			FCFCX 0-2 1B		X 0-0 ① SH3-4 1-2		3	0	1	0	0	0	2
Joe Carter, R (1, 8) OBP: 0.296, SLG: 0.474	X 0-0 FC4-6 3-H 1B		CBBSBBX 3-2 ③ F9			BFBFFBX 3-2 ② P4		SX 0-1 BB 1B BB 2-3 1B		4	1	2	1	0	0	2
Albert Belle, R (1, 7) OBP: 0.269, SLG: 0.413	CFX 0-2 ② FC4-6 1-2f			BBSBSX 3-2 ① G5-3		CBCX 1-2 ③ F8		BX 1-0 BB BB G3-2 1-2 3-H 1B		4	0	1	1	0	0	2
Pete O'Brien, L (1, 3) OBP: 0.362, SLG: 0.382	BCBX 2-1 ③ G1-4-3			BBX 2-0 ② G4-3			X 0-0 E 1B	BBBCB 4-1 BB 1-2 2-3 BB		3	1	1	0	1	0	1
Brook Jacoby, R (1, 5) OBP: 0.343, SLG: 0.413		BBBCX 3-1 CS 1B		BFBCC 2-3 ③ K			BBFX 2-1 ① L8	BBBB 4-0 1-2 2-3 3-H BB		3	0	1	1	1	1	1
Dave Clark, L (1, 10) OBP: 0.307, SLG: 0.371	CBSBBBS 3-3 ①② K 1-2				FX 0-1 ① G3-1		BSCSS 1-3 ② K	BCX 1-1 ②③ G3-2 3-Hf		4	0	0	0	0	2	5
Cory Snyder, R (1, 9) OBP: 0.255, SLG: 0.363	BSX 1-1 ③ G6-3				BFCBS 2-3 ② K		BX 1-0 E9 1-H			3	0	0	0	0	1	0
Joel Skinner, R (1, 2) OBP: 0.268, SLG: 0.288			BFSBS 2-3 ① K		BCCX 1-2 ③ G6-3		CBFC 1-3 ③ K			2	0	0	0	0	1	0
Dion James, L (7, PH) OBP: 0.368, SLG: 0.372										1	0	0	0	0	1	1
Tom Magrann, R (8, 2)										0	0	0	0	0	0	0
Inning Stats	R: 1 H: 1 E: 0 LOB: 1 K: 0 BB: 1 S: 11 P: 20	R: 0 H: 1 E: 0 LOB: 0 K: 1 BB: 0 S: 7 P: 14	R: 0 H: 1 E: 0 LOB: 1 K: 1 BB: 0 S: 10 P: 18	R: 0 H: 0 E: 0 LOB: 0 K: 1 BB: 0 S: 7 P: 14	R: 0 H: 0 E: 0 LOB: 0 K: 1 BB: 0 S: 8 P: 11	R: 0 H: 1 E: 0 LOB: 1 K: 0 BB: 0 S: 13 P: 20	R: 1 H: 1 E: 1 LOB: 1 K: 2 BB: 0 S: 10 P: 15	R: 2 H: 3 E: 0 LOB: 2 K: 0 BB: 2 S: 9 P: 21		1B: 7 SF: 0 2B: 2 SAC: 1 3B: 0 DP: 2 HR: 0 HBP: 0						

PITCHER		IP	WLS	BF	H	R	ER	SO	BB	IBB	HBP	BLK	WP	HR	S	P	ERA	WHIP
Mike Witt, R ERA: 4.51	(1, 1)	7.1	L	31	8	4	3	6	1	0	0	0	0	0	72	121	3.68	1.227
Bob McClure, L ERA: 1.39	(8, 1)	0.0		1	0	0	0	0	1	0	0	0	0	0	1	5	∞	∞
Greg Minton, R ERA: 2.22	(8, 1)	0.2		2	0	0	0	0	1	0	0	0	0	0	2	7	0.00	1.500

PITCHER	IP	WLS	BF	H	R	ER	SO	BB	IBB	HBP	BLK	WP	HR	S	P	ERA	WHIP

BOTTOM

California Angels @ Cleveland Indians

Cleveland Municipal Stadium, Cleveland, OH

Sat Sep 23 1989, 3:33 AM EDT

Cloudy - 49 F

livebaseballscorecards.com

AB	30
R	4
H	8
RBI	3
BB	3
SO	6
LOB	14

California Angels @ Cleveland Indians

Cleveland Municipal Stadium, Cleveland, OH

Sat Sep 23 1989, 3:38 AM EDT

Att. 8,453 - Unknown

TOP

livebaseballscorecards.com

Batter	1	2	3	4	5	6	7	8	9	AB	R	H	RBI	BB	SO	LOB
Max Venable, L (1, 7) OBP: 0.377, SLG: 0.442	B C C X 1-2 L9-6 SH2-3 1B		F C B S 1-3 ① K			C C B S 1-3 ① K		C B B C X 2-2 ③ G3-1		4	0	1	0	0	2	0
Mark McLemore, S (1, 4) OBP: 0.277, SLG: 0.269	1 SAFE X 0-0 ① SH2-3 1-2		C B B C B X 3-2 ② G3-1			X 0-0 ② L1			B C C B X 2-2 ① G1-3	3	0	0	0	0	0	0
Chili Davis, S (1, 10) OBP: 0.341, SLG: 0.444	2 SAFE X 0-0 ②③ L9-6 2-3		C B S B C 2-3 ③ K			F S B B S 2-3 ③ K			B B B C C X 3-1 1B 2B	4	1	1	0	0	2	1
Wally Joyner, L (1, 3) OBP: 0.338, SLG: 0.429		B X 1-0 1B 2B		C X 0-1 ① G4-3			C B B F X 2-2 ① L9		X 0-0 BB 1B 2-H	4	1	2	1	0	0	0
Dante Bichette, R (1, 8) OBP: 0.223, SLG: 0.325		X 0-0 ① L4		C X 0-1 ② G5-3			B M C B F F X 2-2 G3 1B		S B S F S 1-3 ② K	4	0	1	0	0	1	2
Claudell Washington, L (1, 9) OBP: 0.325, SLG: 0.443		B C B X 2-1 1B 1B 2-H		F X 0-1 ③ G4-3			F B B X 2-1 ② G3 1-2		B C S B B B 4-2 1-2 BB	3	0	1	1	1	0	1
Lance Parrish, R (1, 2) OBP: 0.307, SLG: 0.395		B 1 SAFE 1 SAFE 1 SAFE S B C F F 2-3 1 SAFE S ② K			B X 1-0 ① G6-3		B S C B X 2-2 ③ L6		B C X 1-1 ③ G1-3	4	0	0	0	0	1	4
Jack Howell, L (1, 5) OBP: 0.313, SLG: 0.412		1 SAFE F C X 0-2 1-2 1B			X 0-0 ② F7			B B C F S 2-3 ① K		3	0	1	0	0	1	0
Dick Schofield, R (1, 6) OBP: 0.297, SLG: 0.329 Gary Disarcina, R (8, 6)		C X 0-1 ③ G1-3			B X 1-0 ③ F9			X 0-0 ② G6-3		3 0	0 0	0 0	0 0	0 0	0 0	2 0

	AB	32
	R	2
	H	7
	RBI	2
	BB	1
	SO	7
	LOB	10

Inning Stats																																		
	R: 0	H: 1	R: 1	H: 3	R: 0	H: 0	R: 0	H: 0	R: 0	H: 0	R: 0	H: 0	R: 0	H: 1	R: 0	H: 0	R: 1	H: 2	1B: 5	SF: 0	WP: 0	PA: 34
	E: 0	LOB: 0	E: 0	LOB: 2	E: 0	LOB: 0	E: 0	LOB: 0	E: 0	LOB: 0	E: 0	LOB: 0	E: 0	LOB: 1	E: 0	LOB: 0	E: 0	LOB: 2	2B: 3	SAC: 1	PB: 0	
	K: 0	BB: 0	K: 1	BB: 0	K: 2	BB: 0	K: 0	BB: 0	K: 0	BB: 0	K: 0	BB: 0	K: 2	BB: 0	K: 0	BB: 0	K: 1	BB: 1	3B: 0	DP: 1	SB: 0	
	S: 5	P: 6	S: 14	P: 19	S: 9	P: 15	S: 6	P: 6	S: 3	P: 5	S: 7	P: 10	S: 13	P: 21	S: 7	P: 11	S: 14	P: 25	HR: 0	HBP: 0	CS: 0	

PITCHER	IP	WLS	BF	H	R	ER	SO	BB	IBB	HBP	BLK	WP	HR	S	P	ERA	WHIP
Tom Candiotti, R (1, 1) ERA: 3.12	9.0	W	34	7	2	2	7	1	0	0	0	0	0	78	118	2.00	0.889

PITCHER	IP	WLS	BF	H	R	ER	SO	BB	IBB	HBP	BLK	WP	HR	S	P	ERA	WHIP

BOTTOM

California Angels @ Cleveland Indians

Cleveland Municipal Stadium, Cleveland, OH

Sat Sep 23 1989, 3:38 AM EDT

Att. 8,453 - Unknown

livebaseballscorecards.com

Batter	1	2	3	4	5	6	7	8	9	AB	R	H	RBI	BB	SO	LOB
Dion James, L (1, 10) OBP: 0.367, SLG: 0.371	0-0 1B G6-3 1B		1-0 G4-3	1-3 K			2-2 F8			4	1	1	0	0	1	1
Jerry Browne, S (1, 4) OBP: 0.375, SLG: 0.401	1-1 G6-3 G1-3 1-3 1B		0-1 F8		1-1 F9		0-0 2B 3B 1B			4	1	2	0	0	0	0
Joe Carter, R (1, 8) OBP: 0.297, SLG: 0.476	1-1 G1-3 1-2		0-1 1B		0-0 G6-3		1-0 3B 1-3 2B			4	1	2	0	0	0	2
Pete O'Brien, L (1, 3) OBP: 0.362, SLG: 0.381	0-1 G6-3 2-3 3-H		0-0 L8		2-1 1B		4-0 3B IBB			3	1	1	1	1	0	2
Albert Belle, R (1, 7) OBP: 0.273, SLG: 0.422	1-3 K			4-2 3B HBP	0-0 L8		1-1 1-H 2-H 3-H 3B			3	1	1	3	0	1	2
Brook Jacoby, R (1, 5) OBP: 0.343, SLG: 0.416		0-0 G6-3		2-0 1-H 1B 3B		0-0 L8	2-1 F9			4	1	1	1	0	0	1
Beau Allred, L (1, 9) OBP: 0.389, SLG: 0.500		3-1 2B		1-2 G3 G5-3 3-H 1B		1-3 K		1-0 P5		4	0	2	1	0	1	0
Andy Allanson, R (1, 2) OBP: 0.285, SLG: 0.290		1-2 F9		0-0 G5-3 1-2		2-1 P8		3-2 G5-3		4	0	0	0	0	0	2
Felix Fermin, R (1, 6) OBP: 0.299, SLG: 0.256		1-1 G4-3		0-0 G3 2-3			0-0 G4-3	0-0 P2		4	0	0	0	0	0	2
Inning Stats	R: 1 E: 0 K: 1 S: 10 H: 2 LOB: 1 BB: 0 P: 13	R: 0 E: 0 K: 0 S: 9 H: 1 LOB: 1 BB: 0 P: 14	R: 0 E: 0 K: 0 S: 6 H: 1 LOB: 1 BB: 0 P: 7	R: 2 E: 0 K: 1 S: 13 H: 2 LOB: 1 BB: 0 P: 21	R: 0 E: 0 K: 0 S: 6 H: 1 LOB: 1 BB: 0 P: 9	R: 0 E: 0 K: 1 S: 7 H: 0 LOB: 0 BB: 0 P: 10	R: 3 E: 0 K: 0 S: 16 H: 3 LOB: 1 BB: 1 P: 26	R: 0 E: 0 K: 0 S: 5 H: 0 LOB: 0 BB: 0 P: 9		1B: 6 2B: 2 3B: 2 HR: 0	SF: 0 SAC: 0 DP: 0 HBP: 1			WP: 0 PB: 0 SB: 0 CS: 0	PA: 36		

	AB	34
	R	6
	H	10
	RBI	6
	BB	1
	SO	3
	LOB	12

PITCHER		IP	WLS	BF	H	R	ER	SO	BB	IBB	HBP	BLK	WP	HR	S	P	ERA	WHIP
Bert Blyleven, R ERA: 2.83	(1, 1)	7.0	L	33	10	6	6	3	0	1	1	0	0	0	67	100	7.71	1.429
Terry Clark, R ERA: 4.91	(8, 1)	1.0		3	0	0	0	0	0	0	0	0	0	0	5	9	0.00	0.000

PITCHER	IP	WLS	BF	H	R	ER	SO	BB	IBB	HBP	BLK	WP	HR	S	P	ERA	WHIP

Batter	1	2	3	4	5	6	7	8	9	AB	R	H	RBI	BB	SO	LOB
Brian Downing, R (1, 10) OBP: 0.354, SLG: 0.410	F B B F X 2-2 P6 ①		B X 1-0 P6 ①	B X 1-0 L8 ①		B B S X 2-1 F7 ②		F B B F F F X 2-2 1-2 1B		5	0	1	0	0	0	3
Johnny Ray, S (1, 4) OBP: 0.328, SLG: 0.362	C B X 1-1 F7 ②		B B F X 2-1 E FC4 1-2 1B	F F B X 1-2 F7 ②		B B B C S F B 4-2 WP 1-2 BB		C F F B X 1-2 FC5 ③ 2-3f		4	1	1	0	1	0	3
Claudell Washington, L (1, 9) OBP: 0.323, SLG: 0.440	B X 1-0 1B		C B X 1-1 E4 FC4 S G6-3 1-3 2-H	C B 1-1 CS ③ 1-2	B X 1-0 G3 ①	S S S 0-3 K ③ 1-2 2-3			C C B B S 2-3 K ①	5	1	1	0	0	2	3
Wally Joyner, L (1, 3) OBP: 0.338, SLG: 0.427	C X 0-1 F7 ③		B B F B B 4-1 G6-3 E 1-2 BB		B B F B F X 3-2 P6 ②		C X 0-1 G4-3 ①		B F B F B B 4-2 F8 BB BB	3	0	0	0	2	0	1
Chili Davis, S (1, 7) OBP: 0.342, SLG: 0.443		B B F X 2-1 G4-3 ①	C F B B X 2-2 FC4 G6-3 1-2 2-3 3-H		B C F X 1-2 1B 1B		S S B X 1-2 F9 ②		B B B B 4-0 BB 1-2 BB	4	0	1	1	1	0	2
Dante Bichette, R (1, 8)		B B S F B B 4-2 BB	C X 0-1 G6-3 ② 1-2 2-3 3-H		C F X 0-2 1-3 1B		B B F B X 3-1 G3 ③		X 0-0 F8 ② 2-3	4	0	1	1	1	0	4
Lance Parrish, R (1, 2) OBP: 0.306, SLG: 0.392		X 0-0 F9 ②	C F X 0-2 F9 ③		B C F S 1-3 K ③			X 0-0 G5-3 ①	C B B S B B 4-2 1-2 BB	4	0	0	0	1	1	5
Jack Howell, L (1, 5) OBP: 0.313, SLG: 0.419	B X 1-0 G4-3 ③			X 0-0 HR		X 0-0 WP BB 1B		B C B B C S 3-3 K ②	F X 0-1 F7 ③	5	1	2	1	0	1	4
Kent Anderson, R (1, 6) OBP: 0.288, SLG: 0.267		B F B X 2-1 1B E 1B	B B F H 3-1 CS HBP			B M M S 1-3 K ①		C F X 0-2 FC5 1B 1B		3	1	2	0	0	1	1
Inning Stats	R: 0 E: 0 K: 0 S: 8 H: 1 LOB: 1 BB: 0 P: 12	R: 0 E: 0 K: 0 S: 6 H: 0 LOB: 1 BB: 1 P: 13	R: 3 E: 2 K: 0 S: 16 H: 2 LOB: 2 BB: 1 P: 28	R: 1 E: 0 K: 0 S: 7 H: 1 LOB: 0 BB: 0 P: 13	R: 0 E: 0 K: 1 S: 13 H: 2 LOB: 2 BB: 0 P: 19	R: 0 E: 0 K: 2 S: 12 H: 1 LOB: 2 BB: 1 P: 19	R: 0 E: 0 K: 0 S: 7 H: 0 LOB: 0 BB: 0 P: 11	R: 0 E: 0 K: 1 S: 16 H: 2 LOB: 2 BB: 0 P: 22	R: 0 E: 0 K: 1 S: 10 H: 0 LOB: 3 BB: 3 P: 24	1B: 8 2B: 0 3B: 0 HR: 1 SF: 0 SAC: 0 DP: 0 HBP: 1						

TOP

California Angels @ Cleveland Indians

Cleveland Municipal Stadium, Cleveland, OH

Sun Sep 24 1989, 3:33 AM EDT

Att. 14,841 - Sunny

livebaseballscorecards.com

AB	37
R	4
H	9
RBI	3
BB	6
SO	5
LOB	26

PITCHER		IP	WLS	BF	H	R	ER	SO	BB	IBB	HBP	BLK	WP	HR	S	P	ERA	WHIP
Rod Nichols, R ERA: 4.0	(1, 1)	5.0		26	7	4	1	1	2	0	1	0	0	1	51	86	1.80	1.800
Steve Olin, R ERA: 3.38	(6, 1)	0.2		3	0	0	0	1	1	0	0	0	0	0	8	15	0.00	1.500
Scott Bailes, L ERA: 4.28	(6, 1)	2.1		9	2	0	0	2	0	0	0	0	1	0	26	36	0.00	0.857
Jesse Orosco, L ERA: 1.9	(9, 1)	1.0	W	6	0	0	0	1	3	0	0	0	0	0	10	24	0.00	3.000

PITCHER	IP	WLS	BF	H	R	ER	SO	BB	IBB	HBP	BLK	WP	HR	S	P	ERA	WHIP

WP: 1	PA: 45																
PB: 0																	
SB: 1																	
CS: 1																	

BOTTOM

California Angels @ Cleveland Indians

Cleveland Municipal Stadium, Cleveland, OH

Sun Sep 24 1989, 3:33 AM EDT

Att. 14,841 - Sunny

livebaseballscorecards.com

Batter	1	2	3	4	5	6	7	8	9	AB	R	H	RBI	BB	SO	LOB
Tommy Hinzo, S (1, 4) Jerry Browne, S (4, 4) OBP: 0.375, SLG: 0.400	K	BB 1-2		G6-3		F7			PB 2B 1B	1 3	0 1	0 1	0 0	1 0	1 0	0 0
Felix Fermin, R (1, 6) OBP: 0.303, SLG: 0.257 Dave Clark, L (9, PH) OBP: 0.310, SLG: 0.371	BB BB BB 1B	BB 1-2 2-3		G6-3			BB		2B 1B 1-2 BB	2 0	1 1	1 0	0 0	2 1	0 0	0 0
Joe Carter, R (1, 7) OBP: 0.296, SLG: 0.473	BB BB 1B 1-2 BB	P5		P4			P6		L7	4	1	0	0	1	0	6
Albert Belle, R (1, 10) OBP: 0.281, SLG: 0.426	BB 1B 1-2 2-3 BB	K			BB		K		1B 1-3 2-H 2B	3	1	1	1	2	2	4
Brook Jacoby, R (1, 5) OBP: 0.343, SLG: 0.414	1B 1-2 2-3 3-H BB		F9		P3		F8		1B 2-3 3-H 1B	4	0	1	2	1	0	2
Cory Snyder, R (1, 9) OBP: 0.255, SLG: 0.362	G5-4-3 1B 1-2 2-H 3-H		F7		L9			G5-3		4	0	1	2	0	0	1
Brad Komminsk, R (1, 8) OBP: 0.324, SLG: 0.437 Dion James, L (8, PH) OBP: 0.366, SLG: 0.370 (9, 8)	G5-4-3 1-2f		FC5 BB BB		F7			G1-3		2 1	0 0	0 0	0 0	1 0	0 0	3 0
Mark Higgins, R (1, 3) OBP: 0.182, SLG: 0.100 Pete O'Brien, L (8, PH) OBP: 0.362, SLG: 0.381 (9, 3)		K	BB 1-2			F7		L3		2 1	0 0	0 0	0 0	1 0	1 0	0 0
Joel Skinner, R (1, 2) OBP: 0.269, SLG: 0.289 Beau Allred, L (9, PH) OBP: 0.368, SLG: 0.471		BB WP 1B	FC5 2-3f			K			K	3 1	0 0	1 0	0 0	0 0	1 1	2 0
Inning Stats	R: 3 E: 0 K: 1 S: 11 H: 2 LOB: 1 BB: 3 P: 27	R: 0 E: 0 K: 2 S: 12 H: 1 LOB: 3 BB: 2 P: 23	R: 0 E: 0 K: 0 S: 9 H: 0 LOB: 2 BB: 2 P: 17	R: 0 E: 0 K: 0 S: 7 H: 0 LOB: 0 BB: 0 P: 8	R: 0 E: 0 K: 0 S: 5 H: 0 LOB: 1 BB: 1 P: 10	R: 0 E: 0 K: 1 S: 6 H: 0 LOB: 0 BB: 0 P: 9	R: 0 E: 0 K: 1 S: 6 H: 0 LOB: 1 BB: 1 P: 12	R: 0 E: 0 K: 0 S: 8 H: 0 LOB: 0 BB: 0 P: 10	R: 2 E: 0 K: 1 S: 13 H: 3 LOB: 2 BB: 1 P: 18	1B: 5 2B: 1 3B: 0 HR: 0	SF: 0 SAC: 0 DP: 1 HBP: 0					WP: 1 PB: 1 SB: 0 CS: 0	PA: 41

	AB	31
	R	5
	H	6
	RBI	5
	BB	10
	SO	6
	LOB	18

PITCHER		IP	WLS	BF	H	R	ER	SO	BB	IBB	HBP	BLK	WP	HR	S	P	ERA	WHIP
Chuck Finley, L ERA: 2.6	(1, 1)	6.0		29	3	3	3	4	9	0	0	0	1	0	51	99	4.50	2.000
Willie Fraser, R ERA: 3.13	(7, 1)	2.2	L	12	3	2	2	2	1	0	0	0	0	0	26	35	6.75	1.500

PITCHER	IP	WLS	BF	H	R	ER	SO	BB	IBB	HBP	BLK	WP	HR	S	P	ERA	WHIP

Batter	1	2	3	4	5	6	7	8	9	AB	R	H	RBI	BB	SO	LOB
Kevin Seitzer, R (1, 5) OBP: 0.387, SLG: 0.334	HBP	G4-3			WP 3B		G6-3		G3	4	2	1	0	0	0	1
Willie Wilson, S (1, 8) OBP: 0.299, SLG: 0.359	1B	G3-1			G6-3		P4			4	1	1	0	0	0	1
George Brett, L (1, 3) OBP: 0.355, SLG: 0.421	1B		F7		G4-3			G5-4-3 1B		4	1	2	0	0	0	0
Bo Jackson, R (1, 7) OBP: 0.311, SLG: 0.496	CS 1B		K			K		G5-4-3 1B		4	0	2	2	0	2	0
Jim Eisenreich, L (1, 9) OBP: 0.346, SLG: 0.449	1B		K			FC6-4 BB 1B		G5-4-3		4	0	2	0	0	1	2
Danny Tartabull, R (1, 10) OBP: 0.369, SLG: 0.438	1B			P3		BB		G6-3		3	0	1	1	1	0	1
Kurt Stillwell, S (1, 6) OBP: 0.325, SLG: 0.381	K			F7		FC6-4			F8	4	0	0	0	0	1	4
Frank White, R (1, 4) OBP: 0.307, SLG: 0.328	G5-3			P4		F9			BB	3	0	0	0	1	0	4
Brad Wellman, R (9, PR) OBP: 0.266, SLG: 0.291										0	0	0	0	0	0	0
Bob Boone, R (1, 2) OBP: 0.352, SLG: 0.323		F9			G6-3		L8		P8	4	0	0	0	0	0	1
Inning Stats	R: 3 E: 0 K: 1 S: 19 H: 5 LOB: 2 BB: 0 P: 30	R: 0 E: 0 K: 0 S: 9 H: 0 LOB: 0 BB: 0 P: 12	R: 0 E: 0 K: 2 S: 8 H: 0 LOB: 0 BB: 0 P: 14	R: 0 E: 0 K: 0 S: 3 H: 0 LOB: 0 BB: 0 P: 6	R: 1 E: 0 K: 0 S: 10 H: 1 LOB: 0 BB: 0 P: 15	R: 0 E: 0 K: 1 S: 13 H: 1 LOB: 2 BB: 1 P: 21	R: 0 E: 0 K: 0 S: 7 H: 0 LOB: 0 BB: 0 P: 12	R: 0 E: 0 K: 0 S: 12 H: 2 LOB: 1 BB: 0 P: 16	R: 0 E: 0 K: 0 S: 5 H: 0 LOB: 2 BB: 1 P: 11	1B: 8 2B: 0 3B: 1 HR: 0	SF: 0 SAC: 0 DP: 1 HBP: 1						

PITCHER	IP	WLS	BF	H	R	ER	SO	BB	IBB	HBP	BLK	WP	HR	S	P	ERA	WHIP
Kirk McCaskill, R (1, 1) ERA: 2.86	9.0	L	37	9	4	4	4	2	0	1	0	1	0	86	137	4.00	1.222

PITCHER	IP	WLS	BF	H	R	ER	SO	BB	IBB	HBP	BLK	WP	HR	S	P	ERA	WHIP

Kansas City Royals @ California Angels

Anaheim Stadium, Anaheim, CA

Tue Sep 26 1989, 10:05 PM EDT

Att. 26,578 - Unknown

TOP

livebaseballscorecards.com

AB	34
R	4
H	9
RBI	3
BB	2
SO	4
LOB	14

WP: 1 PA: 37
PB: 0
SB: 1
CS: 1

Batter	1	2	3	4	5	6	7	8	9	AB	R	H	RBI	BB	SO	LOB
Brian Downing, R (1, 10) OBP: 0.352, SLG: 0.407	G5-3		G6-3		G6-3			P5		4	0	0	0	0	0	1
Johnny Ray, S (1, 4) OBP: 0.329, SLG: 0.363	FC4-6, 1B		G3-1			P5		1B		4	0	2	0	0	0	0
Devon White, S (1, 8) OBP: 0.284, SLG: 0.376	FC4-6, BB 1-2f			P5		K		L7		4	0	0	0	0	1	2
Wally Joyner, L (1, 3) OBP: 0.338, SLG: 0.424	BB 1-2			F8		G3			L7	3	0	0	0	1	0	0
Chili Davis, S (1, 7) OBP: 0.343, SLG: 0.443	K			1B			F7		FC4-6, 1B	4	0	2	0	0	1	2
Claudell Washington, L (1, 9) OBP: 0.323, SLG: 0.436		G3-1		F7			BB		FC4-6 1-2f	3	0	0	0	1	0	2
Lance Parrish, R (1, 2) OBP: 0.306, SLG: 0.391 Jim Eppard, L (9, PH) OBP: 0.333, SLG: 0.273		P4			2B, G3-2, 1B		P3		F8	3 1	0 0	1 0	0 0	0 0	0 0	1 1
Jack Howell, L (1, 5) OBP: 0.313, SLG: 0.420		F8			G3-2, 1-3, 2B		K			3	0	1	0	0	1	1
Kent Anderson, R (1, 6) OBP: 0.285, SLG: 0.265 Max Venable, L (8, PH) OBP: 0.370, SLG: 0.434 Dick Schofield, R (9, 6) OBP: 0.297, SLG: 0.329			G4-3		G3-2 2-3 3-Hf			K		2 1 0	0 0 0	0 0 0	0 0 0	0 1 0	0 0 0	2 0 0
Inning Stats	R: 0 E: 0 K: 1 S: 14 H: 1 LOB: 2 BB: 1 P: 21	R: 0 E: 0 K: 0 S: 4 H: 0 LOB: 0 BB: 0 P: 6	R: 0 E: 0 K: 0 S: 6 H: 0 LOB: 0 BB: 0 P: 12	R: 0 E: 0 K: 0 S: 15 H: 1 LOB: 1 BB: 0 P: 22	R: 0 E: 0 K: 0 S: 10 H: 2 LOB: 1 BB: 0 P: 15	R: 0 E: 0 K: 1 S: 7 H: 0 LOB: 0 BB: 0 P: 10	R: 0 E: 0 K: 1 S: 10 H: 0 LOB: 1 BB: 1 P: 15	R: 0 E: 0 K: 1 S: 10 H: 1 LOB: 1 BB: 0 P: 16	R: 0 E: 0 K: 0 S: 15 H: 1 LOB: 1 BB: 0 P: 18	1B: 5 2B: 2 3B: 0 HR: 0 SF: 0 SAC: 0 DP: 1 HBP: 0						

PITCHER	IP	WLS	BF	H	R	ER	SO	BB	IBB	HBP	BLK	WP	HR	S	P	ERA	WHIP
Bret Saberhagen, R (1, 1) ERA: 2.19	9.0	W	34	6	0	0	4	2	0	0	0	0	0	91	135	0.00	0.889

PITCHER	IP	WLS	BF	H	R	ER	SO	BB	IBB	HBP	BLK	WP	HR	S	P	ERA	WHIP

BOTTOM

Kansas City Royals @ California Angels

Anaheim Stadium, Anaheim, CA

Tue Sep 26 1989, 10:05 PM EDT

Att. 26,578 - Unknown

livebaseballscorecards.com

AB	32
R	0
H	6
RBI	0
BB	2
SO	4
LOB	12

1B: 5	SF: 0	WP: 0	PA: 34		
2B: 2	SAC: 0	PB: 0			
3B: 0	DP: 1	SB: 0			
HR: 0	HBP: 0	CS: 0			

Batter	1	2	3	4	5	6	7	8	9	AB	R	H	RBI	BB	SO	LOB
Kevin Seitzer, R (1, 5) OBP: 0.387, SLG: 0.339	5-3		HR / G4-3 / BB		G5-4-3 1-2f		F7		HR	4	2	1	1	1	0	2
Bill Pecota, R (9, 5) OBP: 0.276, SLG: 0.405										0	0	0	0	0	0	0
Kurt Stillwell, S (1, 6) OBP: 0.323, SLG: 0.378	G4-3		G4-3 1-2		L4		HR / BB 1-2		K	4	1	0	0	1	1	1
George Brett, L (1, 3) OBP: 0.361, SLG: 0.430	S / BB		2-H / HR			BB / 1B / 1B	HR / BB 1-2 2-3		BB	2	2	2	2	3	0	0
Bo Jackson, R (1, 7) OBP: 0.311, SLG: 0.501	K 1-2		K			BB / 1B 1-2	HR 1-H 2-H 3-H		K	5	1	2	4	0	3	2
Jim Eisenreich, L (1, 8) OBP: 0.343, SLG: 0.445 (8, 9)		K	6-3			K	6-3			4	0	0	0	0	2	2
Danny Tartabull, R (1, 10) OBP: 0.370, SLG: 0.444		HR		G6-3		G5-4-3 1-2 2-3		K		3	1	1	1	1	1	0
Pat Tabler, R (1, 9) OBP: 0.324, SLG: 0.308		F9		K		G5-4-3 1-2f		5-3		4	0	0	0	0	1	3
Gary Thurman, R (8, 8) OBP: 0.316, SLG: 0.259										0	0	0	0	0	0	0
Frank White, R (1, 4) OBP: 0.307, SLG: 0.328	1B		K				5-3	K		3	0	1	0	0	1	0
Bill Buckner, L (8, PH) OBP: 0.237, SLG: 0.259										1	0	0	0	0	1	0
Brad Wellman, R (8, 4) OBP: 0.266, SLG: 0.291										0	0	0	0	0	0	0
Bob Boone, R (1, 2) OBP: 0.354, SLG: 0.326	5-3				G5-4-3 / 1B		BB / BB / HR / 1B		K	3	1	2	0	0	0	1
Mike Macfarlane, R (9, PH) (9, 2) OBP: 0.274, SLG: 0.313										1	0	0	0	0	1	0
Inning Stats	R: 0 E: 0 K: 1 S: 8 H: 0 LOB: 1 BB: 1 P: 15	R: 1 E: 0 K: 1 S: 14 H: 2 LOB: 1 BB: 0 P: 22	R: 2 E: 0 K: 1 S: 11 H: 1 LOB: 0 BB: 1 P: 20	R: 0 E: 0 K: 2 S: 10 H: 0 LOB: 0 BB: 0 P: 16	R: 0 E: 0 K: 0 S: 3 H: 1 LOB: 0 BB: 0 P: 5	R: 0 E: 0 K: 1 S: 11 H: 2 LOB: 2 BB: 1 P: 17	R: 4 E: 0 K: 0 S: 7 H: 2 LOB: 0 BB: 2 P: 18	R: 0 E: 0 K: 2 S: 8 H: 0 LOB: 0 BB: 0 P: 14	R: 1 E: 0 K: 3 S: 14 H: 1 LOB: 1 BB: 1 P: 21	1B: 5 2B: 0 3B: 0 HR: 4 SF: 0 SAC: 0 DP: 2 HBP: 0						

PITCHER		IP	WLS	BF	H	R	ER	SO	BB	IBB	HBP	BLK	WP	HR	S	P	ERA	WHIP
Jim Abbott, L ERA: 3.92	(1, 1)	6.2	L	30	7	6	6	6	5	0	0	0	0	2	62	109	8.10	1.800
Willie Fraser, R ERA: 3.19	(7, 1)	1.1		5	1	1	1	2	0	0	0	0	0	1	10	18	6.75	0.750
Bryan Harvey, R ERA: 3.5	(9, 1)	1.0		5	1	1	1	3	1	0	0	0	0	1	14	21	9.00	2.000

PITCHER	IP	WLS	BF	H	R	ER	SO	BB	IBB	HBP	BLK	WP	HR	S	P	ERA	WHIP

TOP

Kansas City Royals @ California Angels

Anaheim Stadium, Anaheim, CA

Wed Sep 27 1989, 10:05 PM EDT

Att. 26,894 - Unknown - 73 F

livebaseballscorecards.com

AB	34
R	8
H	9
RBI	8
BB	6
SO	11
LOB	11

1B: 5	SF: 0	WP: 0	PA: 40
2B: 0	SAC: 0	PB: 0	
3B: 0	DP: 2	SB: 1	
HR: 4	HBP: 0	CS: 0	

Batter	1	2	3	4	5	6	7	8	9	AB	R	H	RBI	BB	SO	LOB
Dick Schofield, R (1, 6) OBP: 0.298, SLG: 0.325	F F F C 0-3 ① K		B F F F B F F B F 4-2 F F B 1B 2B BB		B B B B 4-0 E BB G1-2-3 BB		S S F F S 0-3 ① K		F X 0-1 ① 6-3	3	1	0	0	2	2	0
Johnny Ray, S (1, 4) OBP: 0.328, SLG: 0.360	C X 0-1 ② G6-3		F X 0-1 ② F6		B S F B B B F B 4-2 E 1-2 BB		F X 0-1 ② 6-3		B F B S X 2-2 ② 6-3	4	0	0	0	1	0	1
Devon White, S (1, 8) OBP: 0.285, SLG: 0.377	C X 0-1 1B 1B		S X 0-1 1-3 2B 1B		B X 1-0 E4 1-2 2-3		X 0-0 ③ 4-3		C S S 0-3 ③ K	5	1	2	0	0	1	2
Wally Joyner, L (1, 3) OBP: 0.340, SLG: 0.428	X 0-0 1-3 1B		B B S X 2-1 1-H 3-H 2B		B X 1-0 ② ③ G1-2-3 3-Hf			X 0-0 1B 1B 1B		4	1	3	2	0	0	3
Chili Davis, S (1, 7) OBP: 0.344, SLG: 0.443	B B S X 2-1 ③ F8		X 0-0 ③ 6-3			X 0-0 BB 1B G1-2-3 1B		X 0-0 1B 1-2 1B		4	0	2	0	0	0	3
Brian Downing, R (1, 10) OBP: 0.353, SLG: 0.408		C S X 0-2 ① F8		C X 0-1 ① F9		F B X 1-1 BB 1-2 1B		C B C B X 2-2 1-3 2-H 1B		4	0	2	1	0	0	0
Claudell Washington, L (1, 9) OBP: 0.322, SLG: 0.433		B B B B 4-0 CS BB		B X 1-0 ② G3-1		B B S S S B S 3-3 ① K		S X 0-1 ① P6		3	0	0	0	1	1	4
Lance Parrish, R (1, 2) OBP: 0.305, SLG: 0.388		B S S S B S 2-3 ② K		C S X 0-2 ③ G6-3		S B B S B F F B 4-2 1-2 2-3 BB		S S S 0-3 ② K		3	0	0	0	1	2	3
Jack Howell, L (1, 5) OBP: 0.311, SLG: 0.417		B S 1-1 ③ CS 1-2	S B X 1-1 ① G1-3		F S B B B F X 3-2 ① L7	X 0-0 ② ③ G1-2-3 3-Hf		S F B X 1-2 ③ 4-3		4	0	0	0	0	0	5
Inning Stats	R: 0 E: 0 K: 1 S: 11 H: 2 LOB: 2 BB: 0 P: 13	R: 0 E: 0 K: 1 S: 7 H: 0 LOB: 0 BB: 1 P: 14	R: 2 E: 0 K: 0 S: 17 H: 2 LOB: 1 BB: 1 P: 24	R: 0 E: 0 K: 0 S: 6 H: 0 LOB: 0 BB: 0 P: 7	R: 0 E: 1 K: 0 S: 9 H: 0 LOB: 2 BB: 2 P: 22	R: 0 E: 0 K: 1 S: 11 H: 2 LOB: 2 BB: 1 P: 19	R: 0 E: 0 K: 1 S: 8 H: 0 LOB: 0 BB: 0 P: 8	R: 1 E: 0 K: 1 S: 13 H: 3 LOB: 2 BB: 0 P: 16	R: 0 E: 0 K: 1 S: 8 H: 0 LOB: 0 BB: 0 P: 10	1B: 8 2B: 1 3B: 0 HR: 0	SF: 0 SAC: 0 DP: 2 HBP: 0	WP: 0 PB: 0 SB: 0 CS: 1	PA: 40				

PITCHER		IP	WLS	BF	H	R	ER	SO	BB	IBB	HBP	BLK	WP	HR	S	P	ERA	WHIP
Tom Gordon, R ERA: 3.64	(1, 1)	6.0	W	27	6	2	2	3	5	0	0	0	0	0	61	99	3.00	1.833
Steve Crawford, R ERA: 2.83	(7, 1)	2.0		9	3	1	1	2	0	0	0	0	0	0	21	24	4.50	1.500
Rick Luecken, R ERA: 3.13	(9, 1)	1.0		3	0	0	0	1	0	0	0	0	0	0	8	10	0.00	0.000

PITCHER	IP	WLS	BF	H	R	ER	SO	BB	IBB	HBP	BLK	WP	HR	S	P	ERA	WHIP

BOTTOM

Kansas City Royals @ California Angels

Anaheim Stadium, Anaheim, CA

Wed Sep 27 1989, 10:05 PM EDT

Att. 26,894 - Unknown - 73 F

livebaseballscorecards.com

AB	34
R	3
H	9
RBI	3
BB	5
SO	6
LOB	21

Kansas City Royals @ California Angels

Anaheim Stadium, Anaheim, CA

Thu Sep 28 1989, 10:05 PM EDT

Att. 25,925 - Unknown - 78 F

TOP

livebaseballscorecards.com

Batter	1	2	3	4	5	6	7	8	9	AB	R	H	RBI	BB	SO	LOB
Kevin Seitzer, R (1, 5) OBP: 0.387, SLG: 0.339	C F B B X 2-2 ① F8		B S B B C B 4-2 HBP BB		X 0-0 ③ F9			C B F F F X 1-2 E9 1B		3	0	1	0	1	0	0
Willie Wilson, S (1, 8) OBP: 0.300, SLG: 0.358 Matt Winters, L (3, 9) OBP: 0.333, SLG: 0.363	B X 1-0 ② P6		F B F F H 2-2 FC6-4 1-2 HBP			X 0-0 ① L9		C B S S S 1-3 ① K		1 2	0 0	0 0	0 0	0 0	0 1	0 1
George Brett, L (1, 3) OBP: 0.360, SLG: 0.429	C B F B B X 3-2 1B		X 0-0 ③ FC6-4 1-2f			C B F F B F X 2-2 ② G4-3		B C B S S 2-3 ② K		4	0	1	0	0	1	3
Bo Jackson, R (1, 7) OBP: 0.311, SLG: 0.501	C X 0-1 ③ F9			S F S 0-3 ① K		C B S B X 2-2 2B		B B C X 2-1 ③ G6-3		4	0	1	0	0	1	2
Jim Eisenreich, L (1, 9) OBP: 0.343, SLG: 0.443 (3, 8)		F F B S 1-3 ① K		C S X 0-2 FC1-5 S 1B		X 0-0 ③ G3			X 0-0 ① P5	4	0	1	0	0	1	1
Danny Tartabull, R (1, 10) OBP: 0.370, SLG: 0.443 Gary Thurman, R (7, PR) OBP: 0.316, SLG: 0.259 Pat Tabler, R (9, PH) OBP: 0.323, SLG: 0.307		C B F F S 1-3 ② K		B S B S F B X 3-2 ② FC1-5 FC4-6 1-3			B B X 2-0 FC6-4-5 S 1B		F X 0-1 ② F9	3 0 1	0 0 0	1 0 0	0 0 0	0 0 0	1 0 0	1 0 0
Kurt Stillwell, S (1, 6) OBP: 0.325, SLG: 0.379		B C S X 1-2 CS 1B		B X 1-0 ③ FC4-6 1-2f			1 SAFE X 0-0 ① F9		S B X 1-1 1B	4	0	2	0	0	0	2
Bob Boone, R (1, 2) OBP: 0.352, SLG: 0.323 Rey Palacios, R (7, PR) OBP: 0.191, SLG: 0.233 (7, 2) Mike Macfarlane, R (9, PH) OBP: 0.272, SLG: 0.311		B B S 2-1 ③ CS 1-2	X 0-0 ① G6-3		C B S F F C 1-3 ① K		F B X 1-1 ② FC6-4-5 1-3		B X 1-0 ③ P4	3 0 1	0 0 0	0 0 0	0 0 0	0 0 0	1 0 0	1 0 1
Brad Wellman, R (1, 4) OBP: 0.263, SLG: 0.287 Bill Buckner, L (7, PH) OBP: 0.236, SLG: 0.257 Bill Pecota, R (7, 4) OBP: 0.276, SLG: 0.405			C C B B X 2-2 ② G1-3		B B F B C X 3-2 ② G5-3		B C F F X 1-2 ③ G4-3			2 1 0	0 0 0	0 0 0	0 0 0	0 0 0	0 0 0	0 2 0
Inning Stats	R: 0 E: 0 K: 0 S: 9 H: 1 LOB: 1 BB: 0 P: 15	R: 0 E: 0 K: 2 S: 11 H: 1 LOB: 0 BB: 0 P: 16	R: 0 E: 0 K: 0 S: 9 H: 0 LOB: 2 BB: 1 P: 17	R: 0 E: 0 K: 1 S: 11 H: 1 LOB: 1 BB: 0 P: 15	R: 0 E: 0 K: 1 S: 9 H: 0 LOB: 0 BB: 0 P: 13	R: 0 E: 0 K: 0 S: 10 H: 1 LOB: 1 BB: 0 P: 14	R: 0 E: 0 K: 0 S: 8 H: 1 LOB: 2 BB: 0 P: 12	R: 0 E: 1 K: 2 S: 13 H: 1 LOB: 1 BB: 0 P: 19	R: 0 E: 0 K: 0 S: 6 H: 1 LOB: 1 BB: 0 P: 8	1B: 6 2B: 1 3B: 0 HR: 0	SF: 0 SAC: 0 DP: 0 HBP: 1					

	AB	33
	R	0
	H	7
	RBI	0
	BB	1
	SO	6
	LOB	14

WP: 0 PB: 0 SB: 2 CS: 1 PA: 36

PITCHER		IP	WLS	BF	H	R	ER	SO	BB	IBB	HBP	BLK	WP	HR	S	P	ERA	WHIP
Bert Blyleven, R ERA: 2.73	(1, 1)	9.0	W	35	7	0	0	6	1	0	1	0	0	0	86	129	0.00	0.889

PITCHER	IP	WLS	BF	H	R	ER	SO	BB	IBB	HBP	BLK	WP	HR	S	P	ERA	WHIP

Batter	1	2	3	4	5	6	7	8	9	AB	R	H	RBI	BB	SO	LOB
Devon White, S (1, 8) OBP: 0.285, SLG: 0.376	C X 0-1 SH2-4 1B 1B	F X 0-1 ③ F8			X 0-0 ① G6-3		B X 1-0 ② F8			4	1	1	0	0	0	3
Mark McLemore, S (1, 4) OBP: 0.288, SLG: 0.274	X 0-0 ① SH2-4 1-2		B C F B X 2-2 E8 1B		B B B C F B 4-2 S BB		B X 1-0 ③ F8			2	0	1	0	1	0	0
Chili Davis, S (1, 7) OBP: 0.343, SLG: 0.442	X 0-0 G6-4-3 2-H 1B	X 0-0 ① P3			F B S B F F S 2-3 ② K 1-2			X 0-0 ① G6-3		4	0	1	1	0	1	2
Wally Joyner, L (1, 3) OBP: 0.338, SLG: 0.425	B C F X 1-2 ②③ G6-4-3 1-2f	X 0-0 ② F7			X 0-0 ③ F8			B C B C B X 3-2 ② G3-1		4	0	0	0	0	0	3
Brian Downing, R (1, 10) OBP: 0.356, SLG: 0.415		C B X 1-1 BB 1B 1B	B B I I 4-0 IBB			B S F C 1-3 ① K		B B C F X 2-2 HR		3	1	2	1	1	1	0
Dante Bichette, R (1, 9) OBP: 0.237, SLG: 0.328		C C B X 1-2 BB 1-2 1B	S F B X 1-2 ③ F8			X 0-0 ② P4		C C B F B X 2-2 FC6-4 1B		4	0	2	0	0	0	2
Bobby Rose, R (1, 5) OBP: 0.263, SLG: 0.429		X 0-0 ① B2	C S S 0-3 ① K			C F B F B B F B 4-2 BB		X 0-0 ③ FC6-4 1-2f		3	0	0	0	1	1	3
John Orton, R (1, 2) OBP: 0.222, SLG: 0.206		C C S 0-3 ② K	C B F S 1-3 ② K			F S S 0-3 ③ K				3	0	0	0	0	3	3
Dick Schofield, R (1, 6) OBP: 0.298, SLG: 0.323		B F B B F F B 4-2 1-2 2-3 BB	C F B X 1-2 ③ F8				B X 1-0 ① G4-3			2	0	0	0	1	0	0
Inning Stats	R: 1 H: 2 E: 0 LOB: 0 K: 0 BB: 0 S: 7 P: 8	R: 0 H: 2 E: 0 LOB: 3 K: 1 BB: 1 S: 14 P: 20	R: 0 H: 1 E: 1 LOB: 2 K: 0 BB: 1 S: 8 P: 15	R: 0 H: 0 E: 0 LOB: 0 K: 2 BB: 0 S: 9 P: 11	R: 0 H: 0 E: 0 LOB: 1 K: 1 BB: 1 S: 9 P: 15	R: 0 H: 0 E: 0 LOB: 1 K: 2 BB: 1 S: 11 P: 16	R: 0 H: 0 E: 0 LOB: 0 K: 0 BB: 0 S: 3 P: 6	R: 1 H: 2 E: 0 LOB: 1 K: 0 BB: 0 S: 12 P: 19		1B: 6 SF: 0 2B: 0 SAC: 1 3B: 0 DP: 1 HR: 1 HBP: 0						

PITCHER	IP	WLS	BF	H	R	ER	SO	BB	IBB	HBP	BLK	WP	HR	S	P	ERA	WHIP
Larry McWilliams, L (1, 1) ERA: 4.11	8.0	L	34	7	2	2	6	3	1	0	0	0	1	73	110	2.25	1.250

PITCHER	IP	WLS	BF	H	R	ER	SO	BB	IBB	HBP	BLK	WP	HR	S	P	ERA	WHIP

BOTTOM

Kansas City Royals @ California Angels

Anaheim Stadium, Anaheim, CA

Thu Sep 28 1989, 10:05 PM EDT

Att. 25,925 - Unknown - 78 F

livebaseballscorecards.com

AB	29
R	2
H	7
RBI	2
BB	4
SO	6
LOB	16

WP: 0 PA: 34
PB: 0
SB: 1
CS: 0

Texas Rangers @ California Angels

Anaheim Stadium, Anaheim, CA

Fri Sep 29 1989, 10:05 PM EDT

Att. 27,598 - Unknown

TOP

livebaseballscorecards.com

Batter	1	2	3	4	5	6	7	8	9	AB	R	H	RBI	BB	SO	LOB
Fred Manrique, R (1, 4) OBP: 0.327, SLG: 0.398	E4 G4-3 SH5-3		G1-3		K 2-3		SH1-3 2-3 3-H		F8	4	0	0	1	0	1	1
Jeff Kunkel, R (1, 6) OBP: 0.316, SLG: 0.434	SH5-3 1-2		F9			FC4-6 BB	1B 3-H		K2-3	3	0	1	1	1	1	0
Rafael Palmeiro, L (1, 3) OBP: 0.354, SLG: 0.374	G4-3 BB		G4-3			F7	G3		G3	4	0	0	0	1	0	2
Ruben Sierra, S (1, 9) OBP: 0.347, SLG: 0.545	G4-3 1-2 2-3			G4-3 2B		FC4-6 FC6-4 1-2f		1B 2B		4	1	2	0	0	0	3
Harold Baines, L (1, 10) OBP: 0.399, SLG: 0.471	K			G4-3 2-3		FC6-4 1-2f		K		4	0	0	0	0	2	5
Pete Incaviglia, R (1, 7) OBP: 0.294, SLG: 0.454		HR		K			G5-3	HBP 1B		3	1	1	1	0	1	1
Mike Stanley, R (1, 2) OBP: 0.326, SLG: 0.319		K		G4-3			1B 2B 1B	F8		4	1	1	0	0	1	3
Scott Coolbaugh, R (1, 5) OBP: 0.280, SLG: 0.326		K			P6		2B SH1-3 1-3 1B	1B 1-2 2-H		4	1	2	1	0	1	0
Juan Gonzalez, R (1, 8) OBP: 0.238, SLG: 0.263		G4-3			K 2B		SH1-3 1-3 3-H 1B 2B	K		2	0	1	0	0	0	0
Thad Bosley, L (7, PH) OBP: 0.286, SLG: 0.368										1	1	1	1	0	0	0
Cecil Espy, S (7, 8) OBP: 0.309, SLG: 0.317										1	0	0	0	0	1	2

Inning Stats	1	2	3	4	5	6	7	8	9
	R: 0 H: 0 E: 1 LOB: 2 K: 1 BB: 1 S: 13 P: 24	R: 1 H: 1 E: 0 LOB: 0 K: 2 BB: 0 S: 12 P: 19	R: 0 H: 0 E: 0 LOB: 0 K: 0 BB: 0 S: 5 P: 10	R: 0 H: 1 E: 0 LOB: 1 K: 1 BB: 0 S: 9 P: 15	R: 0 H: 1 E: 0 LOB: 1 K: 1 BB: 0 S: 5 P: 7	R: 0 H: 0 E: 0 LOB: 1 K: 0 BB: 1 S: 10 P: 16	R: 3 H: 4 E: 0 LOB: 1 K: 0 BB: 0 S: 19 P: 28	R: 1 H: 2 E: 0 LOB: 2 K: 2 BB: 0 S: 18 P: 24	R: 0 H: 0 E: 0 LOB: 0 K: 1 BB: 0 S: 8 P: 12

| | | | | | | | | | |

Batter	1	2	3	4	5	6	7	8	9	AB	R	H	RBI	BB	SO	LOB
Devon White, S (1, 8) OBP: 0.283, SLG: 0.373	B F B F S 2-3 ① K		B B S C S 2-3 ② K		C X 0-1 ② B5			C B S F F B S 2-3 ② K		4	0	0	0	0	3	2
Johnny Ray, S (1, 4) OBP: 0.326, SLG: 0.357	C B B S F B S 3-3 ② K		F F F X 0-2 ③ G5-3		X 0-0 ③ P5			B C X 1-1 ③ G3		4	0	0	0	0	1	2
Chili Davis, S (1, 7) OBP: 0.342, SLG: 0.440	B S B F F B B 4-2 BB BB			F S F S 0-3 ① K		S B B X 2-1 ① G4-3			S B B F S 2-3 ① K	3	0	0	0	1	2	0
Wally Joyner, L (1, 3) OBP: 0.337, SLG: 0.423	B F 1 SAFE F 1 B B B 1-2 BB			B C B B X 3-1 ② F7		B X 1-0 ② F7			B C F F F B F F B 3-2 X ② L7	3	0	0	0	1	0	0
Brian Downing, R (1, 10) OBP: 0.355, SLG: 0.413	B X 1-0 ③ P9			C F B X 1-2 1B		C C S 0-3 ③ K			B B C S S 2-3 ③ K	4	0	1	0	0	2	2
Claudell Washington, L (1, 9) OBP: 0.320, SLG: 0.430		B X 1-0 ① G5-3		C B B F X 2-2 ③ P7			B C B F S 2-3 ① K			3	0	0	0	0	1	1
Lance Parrish, R (1, 2) OBP: 0.306, SLG: 0.388		X 0-0 ② F8			B S C X 1-2 FC4-6 1B		X 0-0 ② L9			3	0	1	0	0	0	0
Jack Howell, L (1, 5) OBP: 0.309, SLG: 0.414		C C B F S 1-3 ③ K			B F 1 S B X 2-2 ① FC4-6 BB 1-2f		X 0-0 ③ G4-3			3	0	0	0	0	1	1
Dick Schofield, R (1, 6) OBP: 0.299, SLG: 0.321			C B B X 2-1 ① G5-3		B F 1 SAFE S B B B 4-2 1-2 BB			B C F X 1-2 ① G6-3		2	0	0	0	1	0	0
Inning Stats	R: 0 H: 0 E: 0 LOB: 2 K: 2 BB: 2 S: 13 P: 27	R: 0 H: 0 E: 0 LOB: 0 K: 1 BB: 0 S: 6 P: 8	R: 0 H: 0 E: 0 LOB: 0 K: 1 BB: 0 S: 9 P: 13	R: 0 H: 1 E: 0 LOB: 1 K: 1 BB: 0 S: 12 P: 18	R: 0 H: 1 E: 0 LOB: 2 K: 0 BB: 1 S: 11 P: 18	R: 0 H: 0 E: 0 LOB: 0 K: 1 BB: 0 S: 6 P: 9	R: 0 H: 0 E: 0 LOB: 0 K: 1 BB: 0 S: 5 P: 7	R: 0 H: 0 E: 0 LOB: 0 K: 1 BB: 0 S: 10 P: 14	R: 0 H: 0 E: 0 LOB: 0 K: 2 BB: 0 S: 13 P: 20	1B: 2 SF: 0 2B: 0 SAC: 0 3B: 0 DP: 0 HR: 0 HBP: 0						WP: 0 PA: 32 PB: 0 SB: 0 CS: 0	

PITCHER	IP	WLS	BF	H	R	ER	SO	BB	IBB	HBP	BLK	WP	HR	S	P	ERA	WHIP
Bobby Witt, R (1, 1) ERA: 5.14	9.0	W	32	2	0	0	10	3	0	0	0	0	0	85	134	0.00	0.556

PITCHER	IP	WLS	BF	H	R	ER	SO	BB	IBB	HBP	BLK	WP	HR	S	P	ERA	WHIP

BOTTOM

Texas Rangers @ California Angels

Anaheim Stadium, Anaheim, CA

Fri Sep 29 1989, 10:05 PM EDT

Att. 27,598 - Unknown

livebaseballscorecards.com

AB	29
R	0
H	2
RBI	0
BB	3
SO	10
LOB	8

Batter	1	2	3	4	5	6	7	8	9	AB	R	H	RBI	BB	SO	LOB
Jeff Kunkel, R (1, 6) OBP: 0.317, SLG: 0.436	F B X 1-1 CS 1B		C B S F F X 1-2 ② L9		F X 0-1 L6-4 1-3 2B	F B X 1-1 ③ L5		F B F S 1-3 ② K	5	0	2	0	0	1	0
Jack Daugherty, S (1, 3) OBP: 0.379, SLG: 0.426	F B S B B B 4-2 ① 1-2 BB		X 0-0 1B 1B		C B B B B 4-1 BB			B F B F B X 3-2 FC4 1B 1B 1B	X 0-0 ③ F7	3	1	2	0	2	0	0
Ruben Sierra, S (1, 9) OBP: 0.347, SLG: 0.545	B F S X 1-2 ② F7		B B B C X 3-1 1-2 1B		X 0-0 ② ③ L6-4 2-3			X 0-0 1B FC4 1-2 1B		4	0	2	0	0	0	4
Pete Incaviglia, R (1, 7) OBP: 0.291, SLG: 0.450	C B B F C 2-3 ③ K		F B B F S 2-3 ③ K			X 0-0 ① F8		F F B X 1-2 FC4 1B 1-2 2-3		4	0	0	0	0	2	5
Steve Buechele, R (1, 4) (8, 5) OBP: 0.294, SLG: 0.389		X 0-0 ① G4-3		B C C B X 2-2 ① G6-3		F C B X 1-2 1B 1B		B C S B X 2-2 1-2 2-3 3-H 1B		4	0	2	1	0	0	0
Scott Coolbaugh, R (1, 5) OBP: 0.302, SLG: 0.333 Thad Bosley, L (8, PH) OBP: 0.279, SLG: 0.359 Cecil Espy, S (8, 8) OBP: 0.309, SLG: 0.317		B B F B S B 4-2 G4-6-3 BB		C B F B S 2-3 ② K		B B F B X 2-1 G6-4-3 1-2 1B		B B F B F B X 3-1 ① F7		2 1 0	0 0 0	1 0 0	0 0 0	1 0 0	1 0 0	0 3 0
Juan Gonzalez, R (1, 8) OBP: 0.227, SLG: 0.250 Rafael Palmeiro, L (8, PH) OBP: 0.354, SLG: 0.374 Fred Manrique, R (8, PH) OBP: 0.326, SLG: 0.397 (8, 4)		B X 1-0 ② ③ G4-6-3 1-2f		B C S F X 1-2 ③ F9		F C F X 0-2 ② ③ G6-4-3 1-2f		C S X 0-2 ② P5		3 0 1	0 0 0	0 0 0	0 0 0	0 0 0	0 0 0	3 0 3
Dean Palmer, R (1, 10) OBP: 0.100, SLG: 0.211 Harold Baines, L (7, PH) OBP: 0.397, SLG: 0.469			F X 0-1 ① G4-3		B S F X 1-2 ① 2B	C B X 1-1 ① G4-3		F B B C F B X 3-2 L9		2 2	0 0	1 0	0 0	0 0	0 0	0 3
Chad Kreuter, S (1, 2) OBP: 0.274, SLG: 0.266			F B F X 1-2 HR		B C B B F B 4-2 2B BB	B C X 1-1 ② G6-3			X 0-0 ① P3	3	1	1	1	1	0	0
Inning Stats	R: 0 E: 0 K: 1 S: 10 H: 1 LOB: 1 BB: 1 P: 18	R: 0 E: 0 K: 0 S: 4 H: 0 LOB: 0 BB: 1 P: 9	R: 1 E: 0 K: 1 S: 16 H: 3 LOB: 2 BB: 0 P: 23	R: 0 E: 0 K: 1 S: 10 H: 0 LOB: 0 BB: 0 P: 15	R: 0 E: 0 K: 0 S: 9 H: 2 LOB: 2 BB: 2 P: 18	R: 0 E: 0 K: 0 S: 10 H: 2 LOB: 1 BB: 0 P: 13	R: 0 E: 0 K: 0 S: 6 H: 0 LOB: 0 BB: 0 P: 9	R: 1 E: 0 K: 0 S: 19 H: 3 LOB: 3 BB: 0 P: 31	R: 0 E: 0 K: 1 S: 5 H: 0 LOB: 0 BB: 0 P: 6	1B: 8 2B: 3 3B: 0 HR: 1	SF: 0 SAC: 0 DP: 3 HBP: 0						

PITCHER	IP	WLS	BF	H	R	ER	SO	BB	IBB	HBP	BLK	WP	HR	S	P	ERA	WHIP
Chuck Finley, L (1, 1) ERA: 2.57	6.0	L	25	8	1	1	3	4	0	0	0	0	1	59	96	1.50	2.000
Willie Fraser, R (7, 1) ERA: 3.24	1.1		8	3	1	1	0	0	0	0	0	0	0	18	30	6.75	2.250
Sherman Corbett, L (8, 1) ERA: 3.38	1.2		5	0	0	0	1	0	0	0	0	0	0	12	16	0.00	0.000

PITCHER	IP	WLS	BF	H	R	ER	SO	BB	IBB	HBP	BLK	WP	HR	S	P	ERA	WHIP

TOP

Texas Rangers @ California Angels

Anaheim Stadium, Anaheim, CA

Sat Sep 30 1989, 10:05 PM EDT

Att. 34,910 - Unknown

livebaseballscorecards.com

AB	34
R	2
H	11
RBI	2
BB	4
SO	4
LOB	21

1B: 8	SF: 0	WP: 0	PA: 38
2B: 3	SAC: 0	PB: 0	
3B: 0	DP: 3	SB: 0	
HR: 1	HBP: 0	CS: 1	

Batter	1	2	3	4	5	6	7	8	9	AB	R	H	RBI	BB	SO	LOB
Devon White, S (1, 8) OBP: 0.282, SLG: 0.371	X 0-0 ① G4-3			B C B F F B S 3-3 ① K			B S B F X 2-2 ① F9		F B B F F B F S 3-3 ② K	4	0	0	0	0	2	0
Mark McLemore, S (1, 4) OBP: 0.287, SLG: 0.273	B B F B C X 3-2 ② F7			B S B C B C 3-3 ② K			F B F B F S 2-3 ② K		B X 1-0 1B	4	0	1	0	0	2	0
Chili Davis, S (1, 7) OBP: 0.340, SLG: 0.436	B F B F S 2-3 ③ K			B S B X 2-1 ③ G4-3			S C X 0-2 ③ F8		C C B B B X 3-2 ③ G1-3	4	0	0	0	0	1	1
Wally Joyner, L (1, 3) OBP: 0.336, SLG: 0.421		B S X 1-1 ① G4-3			C X 0-1 ① L1			C X 0-1 ① F8		3	0	0	0	0	0	0
Brian Downing, R (1, 10) OBP: 0.355, SLG: 0.413		X 0-0 ② P2			B X 1-0 ② F8			X 0-0 1B 1B		3	0	1	0	0	0	0
Dante Bichette, R (1, 9) OBP: 0.239, SLG: 0.328		C B B X 2-1 ③ F9			F X 0-1 ③ G5-3			C X 0-1 1-2 1B		3	0	1	0	0	0	0
Jack Howell, L (1, 5) OBP: 0.308, SLG: 0.411			C C C 0-3 ① K			F C B B B F C 3-3 ① K		B B C S C 2-3 ② K		3	0	0	0	0	3	2
John Orton, R (1, 2) OBP: 0.211, SLG: 0.194 Jim Eppard, L (8, PH) OBP: 0.308, SLG: 0.250 Ron Tingley, R (9, 2) OBP: 0.500, SLG: 0.333			F F B B S 2-3 ② K			B S B S B S 3-3 ② K		S C C 0-3 ③ K		2 1 0	0 0 0	0 0 0	0 0 0	0 0 0	2 1 0	0 2 0
Dick Schofield, R (1, 6) OBP: 0.296, SLG: 0.318			C X 0-1 ③ G5-3			C C B B F F C 2-3 ③ K			F B C C 1-3 ① K	3	0	0	0	0	2	0
Inning Stats	R: 0 H: 0 E: 0 LOB: 0 K: 1 BB: 0 S: 7 P: 12	R: 0 H: 0 E: 0 LOB: 0 K: 0 BB: 0 S: 5 P: 8	R: 0 H: 0 E: 0 LOB: 0 K: 2 BB: 0 S: 8 P: 10	R: 0 H: 0 E: 0 LOB: 0 K: 2 BB: 0 S: 9 P: 17	R: 0 H: 0 E: 0 LOB: 0 K: 0 BB: 0 S: 5 P: 6	R: 0 H: 0 E: 0 LOB: 0 K: 3 BB: 0 S: 12 P: 20	R: 0 H: 0 E: 0 LOB: 0 K: 1 BB: 0 S: 10 P: 14	R: 0 H: 2 E: 0 LOB: 2 K: 2 BB: 0 S: 11 P: 13	R: 0 H: 1 E: 0 LOB: 1 K: 2 BB: 0 S: 12 P: 20	1B: 3 SF: 0 2B: 0 SAC: 0 3B: 0 DP: 0 HR: 0 HBP: 0					WP: 0 PA: 30 PB: 0 SB: 0 CS: 0	

PITCHER	IP	WLS	BF	H	R	ER	SO	BB	IBB	HBP	BLK	WP	HR	S	P	ERA	WHIP
Nolan Ryan, R (1, 1) ERA: 3.2	9.0	W	30	3	0	0	13	0	0	0	0	0	0	79	120	0.00	0.333

PITCHER	IP	WLS	BF	H	R	ER	SO	BB	IBB	HBP	BLK	WP	HR	S	P	ERA	WHIP

BOTTOM

Texas Rangers @ California Angels

Anaheim Stadium, Anaheim, CA

Sat Sep 30 1989, 10:05 PM EDT

Att. 34,910 - Unknown

livebaseballscorecards.com

AB	30
R	0
H	3
RBI	0
BB	0
SO	13
LOB	5

Texas Rangers @ California Angels

Anaheim Stadium, Anaheim, CA

Sun Oct 01 1989, 6:33 AM EDT

Att. 37,259 - Unknown

TOP

livebaseballscorecards.com

Batter	1	2	3	4	5	6	7	8	9	AB	R	H	RBI	BB	SO	LOB
Cecil Espy, S (1, 8) OBP: 0.313, SLG: 0.331	L9-2 3B		CS 1B		3B		FC3-6 1B 1-2f		E S 1B	5	0	4	0	0	0	1
Jeff Kunkel, R (1, 6) OBP: 0.323, SLG: 0.437	BB		CS 1-2	BB	K		1-3 1B		K	2	0	1	0	2	1	1
Thad Bosley, L (9, PH) OBP: 0.273, SLG: 0.350										1	0	0	0	0	1	1
Jack Daugherty, S (1, 3) OBP: 0.364, SLG: 0.406	K			F7	F9				P6	5	0	0	0	0	2	7
Ruben Sierra, S (1, 9) OBP: 0.347, SLG: 0.543	L9-2 3-H			F7		G1-3		HBP BB		3	0	0	0	1	0	3
Harold Baines, L (1, 10) OBP: 0.395, SLG: 0.465		K		P5		K		L9		4	0	0	0	0	2	2
Pete Incaviglia, R (1, 7) OBP: 0.293, SLG: 0.453		K			HR 2B	FC6-4 1B		K		4	1	2	0	0	2	1
Mike Stanley, R (1, 2) OBP: 0.324, SLG: 0.311		G5-3			F8	FC6-4 1-2f		1-2 HBP		3	0	0	0	0	0	2
Steve Buechele, R (1, 4) OBP: 0.294, SLG: 0.387			K		HR BB		F9	F9		3	1	0	0	1	1	2
Scott Coolbaugh, R (1, 5) OBP: 0.321, SLG: 0.412			L7		1-H 2-H HR		FC3-6 1B		L6	3	1	2	3	0	0	0
Rick Leach, L (9, PH) OBP: 0.358, SLG: 0.351										1	0	0	0	0	0	0

	AB	34
	R	3
	H	9
	RBI	3
	BB	4
	SO	9
	LOB	20

Inning Stats	1	2	3	4	5	6	7	8	9
	R: 0 E: 0 K: 1 S: 11	R: 0 E: 0 K: 2 S: 9	R: 0 E: 0 K: 1 S: 8	R: 0 E: 0 K: 0 S: 8	R: 3 E: 0 K: 1 S: 24	R: 0 E: 0 K: 1 S: 10	R: 0 E: 0 K: 1 S: 10	R: 0 E: 0 K: 1 S: 8	R: 0 E: 0 K: 1 S: 10
	H: 1 LOB: 1 BB: 1 P: 19	H: 0 LOB: 0 BB: 0 P: 12	H: 1 LOB: 0 BB: 0 P: 13	H: 0 LOB: 1 BB: 1 P: 16	H: 3 LOB: 1 BB: 1 P: 37	H: 1 LOB: 1 BB: 0 P: 17	H: 2 LOB: 2 BB: 0 P: 15	H: 0 LOB: 2 BB: 1 P: 16	H: 1 LOB: 1 BB: 0 P: 15

1B: 5 SF: 0
2B: 2 SAC: 0
3B: 2 DP: 1
HR: 1 HBP: 1

WP: 0 PA: 40
PB: 0
SB: 1
CS: 1

PITCHER		IP	WLS	BF	H	R	ER	SO	BB	IBB	HBP	BLK	WP	HR	S	P	ERA	WHIP
Kirk McCaskill, R ERA: 2.93	(1, 1)	4.2		20	5	3	3	5	3	0	0	0	0	1	55	91	5.79	1.714
Rich Monteleone, R ERA: 3.18	(5, 1)	3.0		14	3	0	0	3	1	0	1	0	0	0	31	50	0.00	1.333
Greg Minton, R ERA: 2.2	(8, 1)	0.1	W	1	0	0	0	0	0	0	0	0	0	0	2	4	0.00	0.000
Bryan Harvey, R ERA: 3.44	(9, 1)	1.0	S	4	1	0	0	1	0	0	0	0	0	0	10	15	0.00	1.000

PITCHER	IP	WLS	BF	H	R	ER	SO	BB	IBB	HBP	BLK	WP	HR	S	P	ERA	WHIP

Texas Rangers @ California Angels

Anaheim Stadium, Anaheim, CA

Sun Oct 01 1989, 6:33 AM EDT

Att. 37,259 - Unknown

BOTTOM

Batter	1	2	3	4	5	6	7	8	9	AB	R	H	RBI	BB	SO	LOB
Dick Schofield, R (1, 6) OBP: 0.299, SLG: 0.318	G6-3	F9			BB		1B			3	0	1	0	1	0	2
Mark McLemore, S (1, 4) OBP: 0.295, SLG: 0.291	2B		F9		G4-3		1B			4	0	2	1	0	0	1
Wally Joyner, L (1, 3) OBP: 0.335, SLG: 0.420	L8		K			FC5-4 1B	F7			4	0	1	0	0	1	3
Tony Armas, R (1, 7) OBP: 0.280, SLG: 0.465	F8		G6-3			K		F8		4	0	0	0	0	1	2
Brian Downing, R (1, 10) OBP: 0.354, SLG: 0.414		L8		K		F8		1B 2B		4	0	1	0	0	1	1
Devon White, S (8, PR) OBP: 0.282, SLG: 0.371										0	1	0	0	0	0	0
Dante Bichette, R (1, 8) OBP: 0.240, SLG: 0.326		G5-3		G5-3		FC5-4 1-2f		G4-3 1B 2-H		4	1	1	1	0	0	1
Claudell Washington, L (1, 9) OBP: 0.319, SLG: 0.428		1B 1B		G3-1			F7	G4-3 1-2		4	1	1	0	0	0	2
Bobby Rose, R (1, 5) OBP: 0.268, SLG: 0.421		1B 1-2			F9		G6-3	WP 2-H		3	0	1	0	0	0	0
Johnny Ray, S (8, PH) OBP: 0.327, SLG: 0.358										1	0	1	1	0	0	0
Gary Disarcina, R (8, PR)										0	0	0	0	0	0	0
Jack Howell, L (9, 5) OBP: 0.308, SLG: 0.411										0	0	0	0	0	0	0
John Orton, R (1, 2) OBP: 0.220, SLG: 0.205		1B 1-2 2-H			F8		E6 1B 1B	K 1-2		3	1	1	1	0	0	0
Chili Davis, S (8, PH) OBP: 0.340, SLG: 0.436										1	0	0	0	0	1	2
Ron Tingley, R (9, 2) OBP: 0.500, SLG: 0.333										0	0	0	0	0	0	0
Inning Stats	R: 0 E: 0 K: 0 S: 7 H: 1 LOB: 1 BB: 0 P: 11	R: 1 E: 0 K: 0 S: 15 H: 3 LOB: 2 BB: 0 P: 25	R: 0 E: 0 K: 1 S: 7 H: 0 LOB: 0 BB: 0 P: 10	R: 0 E: 0 K: 1 S: 8 H: 0 LOB: 0 BB: 0 P: 10	R: 0 E: 0 K: 0 S: 6 H: 0 LOB: 1 BB: 1 P: 11	R: 0 E: 0 K: 1 S: 10 H: 1 LOB: 1 BB: 0 P: 12	R: 1 E: 1 K: 0 S: 14 H: 2 LOB: 2 BB: 0 P: 19	R: 2 E: 0 K: 1 S: 15 H: 3 LOB: 2 BB: 0 P: 21		1B: 8 2B: 2 3B: 0 HR: 0	SF: 0 SAC: 0 DP: 0 HBP: 0						

PITCHER	IP	WLS	BF	H	R	ER	SO	BB	IBB	HBP	BLK	WP	HR	S	P	ERA	WHIP
Mike Jeffcoat, L (1, 1) ERA: 3.58	7.0		30	7	2	1	3	1	0	0	0	0	0	67	98	1.29	1.143
Darrel Akerfelds, R (8, 1) ERA: 3.27	0.2	L	4	2	2	2	0	0	0	0	0	0	0	7	11	27.00	3.000
Jeff Russell, R (8, 1) ERA: 1.98	0.1		2	1	0	0	1	0	0	0	0	1	0	8	10	0.00	3.000

PITCHER	IP	WLS	BF	H	R	ER	SO	BB	IBB	HBP	BLK	WP	HR	S	P	ERA	WHIP

livebaseballscorecards.com

AB	35
R	4
H	10
RBI	4
BB	1
SO	4
LOB	14

1B: 8 SF: 0
2B: 2 SAC: 0
3B: 0 DP: 0
HR: 0 HBP: 0

WP: 1 PA: 36
PB: 0
SB: 0
CS: 0