


# California Angels - 1989


Batter	1	2	3	4	5	6	7	8	9	AB R H RBI BB SO LOB	TOP	
Ozzie Guillen, L (1, 6) OBP: 0.200, SLG: 0.200	F7		G6-3				G5-3		FC4 1B WP HR	5 2 1 1 0 0 2	<b>Chicago White Sox @ California Angels</b> Anaheim Stadium, Anaheim, CA Tue Apr 04 1989, 6:33 AM EDT Att: 33,265 - Sunny - 96 F	
Dave Gallagher, R (1, 8) OBP: 0.200, SLG: 0.250	F8		F9		SF8 1B		F7		1-2 3-H 2-H 1B	4 0 1 2 0 0 1		
Harold Baines, L (1, 10) OBP: 0.600, SLG: 1.250			F8				P6		2-1 HR	4 1 2 3 1 0 1		
Ivan Calderon, R (1, 9) Daryl Boston, L (9, 9)	G3				G1-3		G5-4-3		3-H HR	4 0 0 0 0 0 2 0 1 0 0 0 0 0		
Greg Walker, L (1, 3) OBP: 0.400, SLG: 0.600							F9		1-0 2B HBP	5 1 2 1 0 2 0		
Carlton Fisk, R (1, 2) OBP: 0.400, SLG: 1.000									1-H 2B	5 1 2 1 0 2 3		
Dan Pasqua, L (1, 7) OBP: 0.500, SLG: 0.667			SF8						2-1 P4	3 0 2 1 0 0 0		
Steve Lyons, L (1, 4) OBP: 0.250, SLG: 0.250			K2-3				F7		2-1 1B BLK FC4 1B	4 1 1 0 0 1 4		
Eddie Williams, R (1, 5) OBP: 0.750, SLG: 1.000			G6-3						0-2 WP 1B 1B	4 2 3 0 0 0 1		
<b>Inning Stats</b>	R: 0 H: 0 E: 0 K: 0 S: 9	H: 0 R: 1 ER: 1 SO: 14	H: 1 R: 4 ER: 0 SO: 20	H: 0 R: 0 ER: 0 SO: 13	H: 2 R: 1 ER: 0 SO: 11	H: 3 R: 0 ER: 0 SO: 12	H: 2 R: 1 ER: 0 SO: 14	H: 1 R: 0 ER: 0 SO: 16	H: 0 R: 5 ER: 1 SO: 30	1B: 10 2B: 2 3B: 0 HR: 2		SF: 2 SAC: 0 DP: 1 HBP: 1
<b>PITCHER</b>	IP WLS BF H R ER SO BB IBB HBP BLK WP HR S P ERA WHIP											
Mike Witt, R (1, 1) ERA: 4.05	6.2 L 29 9 4 3 2 1 0 0 0 0 0 1 61 99 4.05 1.500											
Greg Minton, R (7, 1) ERA:	1.1 4 0 0 0 2 0 0 0 0 0 0 0 12 18 0.00 0.000											
Bob McClure, L (9, 1) ERA: 13.5	0.2 7 4 5 1 0 0 0 0 1 1 1 1 14 24 13.50 6.000											
Bryan Harvey, R (9, 1) ERA:	0.1 2 1 0 0 1 0 0 0 0 0 0 0 4 6 0.00 3.000											

Batter	1	2	3	4	5	6	7	8	9	AB R H RBI BB SO LOB	BOTTOM		
Brian Downing, R (1, 10)	F7		L1-4-3				L5-3		G5-3	4 0 0 0 0 0 0	<b>Chicago White Sox @ California Angels</b> Anaheim Stadium, Anaheim, CA Tue Apr 04 1989, 6:33 AM EDT Att: 33,265 - Sunny - 96 F		
Johnny Ray, S (1, 4)	G6-3				F8		P3		E4	4 0 0 0 0 0 0			
Devon White, S (1, 8) OBP: 0.500, SLG: 1.500					K		F8 2B		K	4 1 2 1 0 2 1			
Wally Joyner, L (1, 3)	F7				F8		F8		F8	4 0 0 0 0 0 2			
Tony Armas, R (1, 9) (9, 7)					F8		G1-3			3 0 0 0 0 1 1			
Dante Bichette, R (1, 7) Claudell Washington, L (8, PH) (9, 9)			P6				G6-3		HR	2 0 0 0 0 0 0 1 1 1 1 0 0 0			
Lance Parrish, R (1, 2)			K				G6-3		K	3 0 0 0 0 2 0			
Jack Howell, L (1, 5)					G6-3		G3		G4-3	3 0 0 0 0 0 0			
Dick Schofield, R (1, 6)			L3				G5-3		G6-3	3 0 0 0 0 0 0			
<b>Inning Stats</b>	R: 1 H: 1 E: 0 K: 0 S: 9	H: 0 R: 0 ER: 0 SO: 9	H: 0 R: 1 ER: 1 SO: 3	H: 0 R: 0 ER: 0 SO: 8	H: 0 R: 1 ER: 0 SO: 10	H: 0 R: 0 ER: 0 SO: 6	H: 0 R: 0 ER: 0 SO: 12	H: 1 R: 0 ER: 0 SO: 11	H: 1 R: 0 ER: 0 SO: 12	H: 0 R: 1 ER: 1 SO: 15		1B: 0 2B: 1 3B: 0 HR: 2	SF: 0 SAC: 0 DP: 0 HBP: 0
<b>PITCHER</b>	IP WLS BF H R ER SO BB IBB HBP BLK WP HR S P ERA WHIP												
Jerry Reuss, L (1, 1) ERA: 1.29	7.0 W 23 2 1 1 3 0 0 0 0 0 0 1 49 71 1.29 0.286												
Donn Pall, R (8, 1) ERA: 4.5	2.0 S 8 1 1 1 2 0 0 0 0 0 0 1 20 27 4.50 0.500												

AB	38
R	9
H	14
RBI	9
BB	1
SO	5
LOB	14



AB	31
R	2
H	3
RBI	2
BB	0
SO	5
LOB	4









Batter	1	2	3	4	5	6	7	8	9	AB	R	H	RBI	BB	SO	LOB	TOP										
<b>Ozzie Guillen, L</b> OBP: 0.200, SLG: 0.267	0-1 FC1-4 1B		2-2 F8	0-2 F8			1-2 G4-3		1-1 F7 2B	5	0	2	0	0	0	3	<b>Chicago White Sox @ California Angels</b> Anaheim Stadium, Anaheim, CA Thu Apr 06 1989, 10:05 PM EDT Att: 20,667 - Unknown - 92 F <a href="http://livebaseballscorecards.com">livebaseballscorecards.com</a>										
<b>Dave Callaghan, R</b> OBP: 0.268, SLG: 0.182	0-1 FC1-4 1-2		1-1 BB 1B		3-2 G5-3		1-1 F8		4-1 F7 BB	4	0	1	0	1	0	1											
<b>Harold Baines, L</b> OBP: 0.357, SLG: 0.500	3-1 F7		4-2 FC6-4 BB		3-1 F8		0-0 F6		0-0 F7 1-2 2-3	4	0	0	0	1	0	3											
<b>Ivan Calderon, R</b> OBP: 0.214, SLG: 0.333	2-1 L9		2-0 FC6-4 1-2		1-2 HR			0-2 F8	4-0 FC5-4 IBB	4	1	1	1	1	0	3											
<b>Greg Walker, L</b> OBP: 0.500, SLG: 0.615		3-2 G4-3		0-2 BB 1B		1-0 F8		2-2 2B HBP	2-3 K	4	1	1	0	0	1	3											
<b>Carlton Fisk, R</b> OBP: 0.357, SLG: 0.786		1-1 HR		0-0 L6		1-1 L7		0-3 K	1-2 FC5-4 1-2	5	1	1	1	0	1	5											
<b>Ron Kittle, R</b> OBP: 0.500, SLG: 0.667		2-1 G4-3		0-1 BB 1B		0-1 G5-3		0-0 1-H 2B		4	0	2	1	0	0	0											
<b>Steve Lyons, L</b> OBP: 0.333, SLG: 0.273		0-1 B2		1-0 F8		1-0 S 1B		4-2 BB		3	0	1	0	1	0	2											
<b>Eddie Williams, R</b> OBP: 0.500, SLG: 0.500			0-1 F7	4-2 1-2 2-3 BB		2-3 K		0-0 F8		3	0	0	0	1	1	3											
<b>Inning Stats</b>	R: 0 E: 0 K: 0 S: 8	H: 1 LOB: 1 BB: 0 P: 13	R: 1 E: 0 K: 0 S: 10	H: 1 LOB: 0 BB: 0 P: 16	R: 0 E: 0 K: 0 S: 12	H: 1 LOB: 2 BB: 1 P: 21	R: 0 E: 0 K: 0 S: 14	H: 2 LOB: 0 BB: 1 P: 19	R: 1 E: 0 K: 1 S: 14	H: 1 LOB: 1 BB: 0 P: 12	R: 0 E: 0 K: 0 S: 6	H: 0 LOB: 0 BB: 0 P: 8	R: 1 E: 0 K: 1 S: 14	H: 1 LOB: 2 BB: 1 P: 20	R: 0 E: 0 K: 1 S: 10	H: 1 LOB: 3 BB: 2 P: 22	1B: 5 2B: 2 3B: 0 HR: 2	SF: 0 SAC: 0 DP: 0 HBP: 1	WP: 0 PB: 0 SB: 1 CS: 0	PA: 42							
<b>PITCHER</b>	IP	WLS	BF	H	R	ER	SO	BB	IBB	HBP	BLK	WP	HR	S	P	ERA	WHIP										
<b>Bert Blyleven, R</b> ERA: 3.6	(1, 1)	5.0	23	6	2	2	0	2	0	0	0	0	2	58	91	3.60	1.600										
<b>Willie Fraser, R</b> ERA: 3.0	(6, 1)	3.0	L	15	3	1	1	2	2	0	1	0	0	31	48	3.00	1.667										
<b>Vance Lovelace, L</b> ERA:	(9, 1)	1.0		4	0	0	0	1	0	1	0	0	0	7	14	0.00	0.000										

Batter	1	2	3	4	5	6	7	8	9	AB	R	H	RBI	BB	SO	LOB	BOTTOM										
<b>Brian Downing, R</b> OBP: 0.214, SLG: 0.462	1-1 F2		1-2 F8	1-3 2-H 2B		2-2 G6-3			1-2 G4-3	5	0	1	1	0	0	2	<b>Chicago White Sox @ California Angels</b> Anaheim Stadium, Anaheim, CA Thu Apr 06 1989, 10:05 PM EDT Att: 20,667 - Unknown - 92 F <a href="http://livebaseballscorecards.com">livebaseballscorecards.com</a>										
<b>Jack Howell, L</b> OBP: 0.167, SLG: 0.167	1-2 G3 1B		2-3 K	0-1 G4-3			2-0 F8		2-2 F9	5	0	1	0	0	1	3											
<b>Devon White, S</b> OBP: 0.357, SLG: 0.615	2-2 G3 1-2		0-1 S 1B		0-2 F5		4-1 G3 S BB		0-3 K	4	0	1	0	1	1	2											
<b>Wally Joyner, L</b> OBP: 0.167, SLG: 0.167	1-0 F8		3-3 K		2-1 1B		2-2 G3			4	0	1	0	0	1	3											
<b>Claudell Washington, L</b> OBP: 0.556, SLG: 0.875		1-1 G6-3		2-1 E S 1B 1B		0-1 F7		3-3 K		4	1	1	0	0	1	2											
<b>Chili Davis, S</b> OBP: 0.375, SLG: 0.714		0-0 F8		2-1 F8	2-2 F7			1-2 G6-3		4	0	0	0	0	0	2											
<b>Lance Parrish, R</b> OBP: 0.455, SLG: 0.500		4-2 BB BB		3-3 K		0-0 G6-3		0-0 F9		3	0	0	0	1	1	1											
<b>Glenn Hoffman, R</b> OBP: 0.500, SLG: 0.667		4-1 BB 1-2 BB		0-1 E3 1B 2B		1-0 G4-3 2B		3-2 F3		3	1	1	0	1	0	1											
<b>Dick Schofield, R</b> OBP: 0.273, SLG: 0.273		0-1 F8		0-1 2B 1B		1-1 G4-3			3-2 F9 G4-3 1B	4	0	2	1	0	0	3											
<b>Inning Stats</b>	R: 0 E: 0 K: 0 S: 10	H: 1 LOB: 1 BB: 0 P: 15	R: 0 E: 0 K: 0 S: 9	H: 0 LOB: 2 BB: 2 P: 18	R: 0 E: 0 K: 2 S: 11	H: 1 LOB: 1 BB: 0 P: 17	R: 2 E: 1 K: 1 S: 16	H: 3 LOB: 2 BB: 0 P: 24	R: 0 E: 0 K: 0 S: 10	H: 1 LOB: 1 BB: 0 P: 14	R: 0 E: 0 K: 0 S: 7	H: 1 LOB: 1 BB: 0 P: 11	R: 0 E: 0 K: 1 S: 8	H: 0 LOB: 1 BB: 1 P: 19	R: 0 E: 0 K: 0 S: 8	H: 0 LOB: 0 BB: 0 P: 12	R: 0 E: 0 K: 1 S: 12	H: 1 LOB: 1 BB: 0 P: 18	1B: 6 2B: 2 3B: 0 HR: 0	SF: 0 SAC: 0 DP: 0 HBP: 0	WP: 0 PB: 0 SB: 3 CS: 0	PA: 39					
<b>PITCHER</b>	IP	WLS	BF	H	R	ER	SO	BB	IBB	HBP	BLK	WP	HR	S	P	ERA	WHIP										
<b>Shawn Hillegas, R</b> ERA:	(1, 1)	4.1		22	1	0	0	3	1	0	0	0	0	28	49	0.00	1.846										
<b>Ken Patterson, L</b> ERA:	(5, 1)	3.2	W	13	1	0	0	1	1	0	0	0	0	28	49	0.00	0.545										
<b>Donn Pall, R</b> ERA: 3.0	(9, 1)	1.0	S	4	1	0	0	1	0	0	0	0	0	12	18	0.00	1.000										



Batter	1	2	3	4	5	6	7	8	9	AB	R	H	RBI	BB	SO	LOB	TOP										
<b>Harold Reynolds, S</b> (1, 4) OBP: 0.353, SLG: 0.400	F8		FC6-4 1B		K			SH1-3 BB		3	0	1	1	1	1	0											
<b>Ken Griffey Jr., L</b> (1, 8) OBP: 0.125, SLG: 0.133	L8		P3			G4-3		SH1-3		3	0	0	0	0	0	2											
<b>Alvin Davis, L</b> (1, 3) OBP: 0.294, SLG: 0.200	L7		L9			G3		P8		4	0	0	0	0	0	3											
<b>Darnell Coles, R</b> (1, 9) OBP: 0.188, SLG: 0.250			FC6-4 1B			L1		F9		4	0	1	0	0	0	3											
<b>Jeffrey Leonard, R</b> (1, 7) OBP: 0.313, SLG: 0.467		K			G1-3			G6-3 G6-3 1B		4	0	2	0	0	1	1											
<b>Mickey Brantley, R</b> (1, 10) OBP: 0.125, SLG: 0.125	L9				G1-3			G6-3 1B		4	0	0	0	0	0	3											
<b>Dave Valle, R</b> (1, 2) OBP: 0.182, SLG: 0.455	G1-3				G5-3			G6-3		4	0	0	0	0	1	3											
<b>Edgar Martinez, R</b> (1, 5) OBP: 0.308, SLG: 0.100 <b>Scott Bradley, L</b> (9, PH) OBP: 0.200, SLG: 0.200			1B BB			G6-4-3 BB				0	1	0	0	3	0	0											
<b>Omar Vizquel, S</b> (1, 6) OBP: 0.231, SLG: 0.167			1B		G6-4-3			L1-5-3		3	0	1	0	0	0	3											
<b>Inning Stats</b>	R: 0 E: 0 K: 0 S: 7	H: 0 LOB: 0 BB: 0 P: 12	R: 0 E: 0 K: 1 S: 8	H: 1 LOB: 1 BB: 0 P: 15	R: 1 E: 0 K: 0 S: 8	H: 2 LOB: 2 BB: 1 P: 15	R: 0 E: 0 K: 0 S: 5	H: 0 LOB: 0 BB: 0 P: 9	R: 0 E: 0 K: 1 S: 9	H: 0 LOB: 0 BB: 1 P: 14	R: 0 E: 0 K: 0 S: 9	H: 0 LOB: 0 BB: 0 P: 14	R: 0 E: 0 K: 0 S: 9	H: 1 LOB: 2 BB: 1 P: 20	R: 0 E: 0 K: 0 S: 4	H: 0 LOB: 1 BB: 1 P: 9	R: 0 E: 0 K: 2 S: 10	H: 1 LOB: 1 BB: 0 P: 15	1B: 5 2B: 0 3B: 0 HR: 0	SF: 0 SAC: 1 DP: 1 HBP: 0	WP: 0 PB: 0 SB: 1 CS: 0	PA: 35					
<b>PITCHER</b>	IP	WLS	BF	H	R	ER	SO	BB	IBB	HBP	BLK	WP	HR	S	P	ERA	WHIP										
<b>Kirk McCaskill, R</b> (1, 1) ERA: 1.29	7.0	W	27	4	1	1	2	3	0	0	0	0	0	55	99	1.29	1.000										
<b>Dan Petry, R</b> (8, 1) ERA:	0.0		1	0	0	0	0	1	0	0	0	0	0	0	4	∞	∞										
<b>Bryan Harvey, R</b> (8, 1) ERA:	2.0	S	7	1	0	0	2	0	0	0	0	0	0	14	20	0.00	0.500										

Seattle Mariners @ California Angels  
Anaheim Stadium, Anaheim, CA  
Fri Apr 07 1989, 10:05 PM EDT  
Att: 22,822 - Unknown

AB	30
R	1
H	5
RBI	1
BB	4
SO	4
LOB	19



Batter	1	2	3	4	5	6	7	8	9	AB	R	H	RBI	BB	SO	LOB	BOTTOM										
<b>Brian Downing, R</b> (1, 10) OBP: 0.278, SLG: 0.471	P3		F8 1B		G3					4	0	2	1	0	0	1											
<b>Mark McLemore, S</b> (1, 4) OBP: 0.500, SLG: 0.333	CS BB		F8 1B		FC1-5-6 2-3		F7			3	0	1	0	1	0	2											
<b>Devon White, S</b> (1, 8) OBP: 0.389, SLG: 0.533	2B BB		F8		G4-3					2	1	0	0	2	0	3											
<b>Wally Joyner, L</b> (1, 3) OBP: 0.313, SLG: 0.333	2B		G6-4-3 BB				G3			3	0	2	1	1	0	0											
<b>Chili Davis, S</b> (1, 7) OBP: 0.333, SLG: 0.500 <b>Dante Bichette, R</b> (8, PR) (9, 7)	K		G6-4-3				F7			3	0	0	0	1	1	4											
<b>Claudell Washington, L</b> (1, 9) OBP: 0.365, SLG: 0.583	P7				G4-3		L8			4	0	0	0	0	0	2											
<b>Lance Parrish, R</b> (1, 2) OBP: 0.500, SLG: 0.455					K			SH1-4 1B BB		1	1	0	0	1	1	0											
<b>Jack Howell, L</b> (1, 5) OBP: 0.214, SLG: 0.214			F8 1B					SH1-4		2	0	1	0	0	0	0											
<b>Dick Schofield, R</b> (1, 6) OBP: 0.286, SLG: 0.286	G6-3						L9			3	0	1	0	0	0	3											
<b>Inning Stats</b>	R: 1 E: 0 K: 1 S: 14	H: 1 LOB: 1 BB: 2 P: 26	R: 0 E: 0 K: 0 S: 11	H: 1 LOB: 1 BB: 0 P: 18	R: 0 E: 0 K: 0 S: 8	H: 2 LOB: 2 BB: 1 P: 19	R: 0 E: 0 K: 1 S: 6	H: 0 LOB: 0 BB: 0 P: 8	R: 0 E: 0 K: 0 S: 5	H: 0 LOB: 0 BB: 0 P: 11	R: 0 E: 0 K: 0 S: 8	H: 0 LOB: 0 BB: 0 P: 8	R: 1 E: 0 K: 0 S: 8	H: 1 LOB: 1 BB: 1 P: 13	R: 0 E: 0 K: 0 S: 8	H: 1 LOB: 2 BB: 2 P: 16	1B: 6 2B: 1 3B: 0 HR: 0	SF: 0 SAC: 1 DP: 3 HBP: 1	WP: 0 PB: 0 SB: 0 CS: 2	PA: 33							
<b>PITCHER</b>	IP	WLS	BF	H	R	ER	SO	BB	IBB	HBP	BLK	WP	HR	S	P	ERA	WHIP										
<b>Erik Hanson, R</b> (1, 1) ERA: 3.0	6.0	L	25	5	2	2	2	4	0	1	0	0	0	51	95	3.00	1.500										
<b>Michael Jackson, R</b> (7, 1) ERA: 2.7	2.0		8	2	0	0	0	2	0	0	0	0	0	15	24	0.00	2.000										

Seattle Mariners @ California Angels  
Anaheim Stadium, Anaheim, CA  
Fri Apr 07 1989, 10:05 PM EDT  
Att: 22,822 - Unknown

AB	25
R	2
H	7
RBI	2
BB	6
SO	2
LOB	15





Batter	1	2	3	4	5	6	7	8	9	AB	R	H	RBI	BB	SO	LOB	TOP								
<b>Harold Reynolds, S</b> (1, 4) OBP: 0.408, SLG: 0.450	1-1 G4-3 1B		1-1 G3-4-3 1B		2-2 E4 1B	0-2 G5-4-3 1B		2-2 G3		5	2	3	0	0	0	1									
<b>Henry Cotto, R</b> (1, 8) OBP: 0.400, SLG: 0.250	0-1 G4-3 1B		2-2 G3-4-3		4-0 1B FC4-6 IBB	0-0 G5-4-3		2-0 G6-3		4	2	1	0	1	0	3									
<b>Alvin Davis, L</b> (1, 3) OBP: 0.364, SLG: 0.316	2-1 G4-3		4-1 G6-4-3 BB		0-2 FC4-6 1B		1-0 1B SF7 2B		0-1 F7	4	1	2	3	1	0	1									
<b>Darnell Coles, R</b> (1, 9) OBP: 0.143, SLG: 0.190	2-1 G4-3		0-1 G6-4-3		1-3 2-H 3-H 1-0 1B		1-2 G1-3		0-1 L5	5	1	0	2	0	0	5									
<b>Jeffrey Leonard, R</b> (1, 7) OBP: 0.350, SLG: 0.474	1-0 G4-3		1-1 G6-3		2-2 BB 1B		2-1 1B			4	0	2	1	0	0	0									
<b>Mickey Brantley, R</b> (1, 10) OBP: 0.187, SLG: 0.100		1-1 L6		1-0 F9		4-0 BB BB		2-2 SF7		2	0	0	1	1	0	0									
<b>Jim Presley, R</b> (1, 5)		1-1 L9		1-1 G6-3		4-2 BB		3-H 2-1 F8		3	0	0	0	1	0	1									
<b>Dave Valle, R</b> (1, 2) OBP: 0.133, SLG: 0.333		0-2 G3							1-3 K	4	0	0	0	0	1	3									
<b>Omar Vizquel, S</b> (1, 6) OBP: 0.235, SLG: 0.188			2-1 E6 1B		1-0 E 1B		0-1 G1-3		2-1 G4-3	4	1	1	0	0	0	0									
<b>Inning Stats</b>	R: 2 E: 0 K: 0 S: 9	H: 2 LOB: 0 BB: 0 P: 15	R: 0 E: 0 K: 0 S: 7	H: 0 LOB: 0 BB: 0 P: 9	R: 0 E: 1 K: 0 S: 11	H: 1 LOB: 2 BB: 1 P: 20	R: 0 E: 0 K: 0 S: 5	H: 0 LOB: 0 BB: 0 P: 8	R: 4 E: 1 K: 0 S: 20	H: 3 LOB: 3 BB: 3 P: 41	R: 0 E: 0 K: 0 S: 9	H: 1 LOB: 0 BB: 0 P: 9	R: 1 E: 0 K: 0 S: 13	H: 2 LOB: 1 BB: 0 P: 21	R: 0 E: 0 K: 1 S: 8	H: 0 LOB: 0 BB: 0 P: 13	R: 0 E: 0 K: 0 S: 5	H: 0 LOB: 0 BB: 0 P: 7	1B: 8 2B: 1 3B: 0 HR: 0	SF: 1 SAC: 0 DP: 2 HBP: 0	WP: 1 PB: 0 SB: 1 CS: 0	PA: 40			
<b>PITCHER</b>	IP	WLS	BF	H	R	ER	SO	BB	IBB	HBP	BLK	WP	HR	S	P	ERA	WHIP								
<b>Jim Abbott, L</b> (1, 1) ERA: 5.79	4.2	L	24	6	6	3	0	2	1	0	0	1	0	47	83	5.79	1.714								
<b>Dan Peltz, R</b> (5, 1) ERA: 2.08	4.1		16	3	1	1	1	1	0	0	0	0	0	40	60	2.08	0.923								

Seattle Mariners @ California Angels  
Anaheim Stadium, Anaheim, CA  
Sat Apr 08 1989, 10:05 PM EDT  
Att: 46,847 - Unknown

AB 35  
R 7  
H 9  
RBI 7  
BB 4  
SO 1  
LOB 14



Batter	1	2	3	4	5	6	7	8	9	AB	R	H	RBI	BB	SO	LOB	BOTTOM								
<b>Brian Downing, R</b> (1, 10) OBP: 0.227, SLG: 0.381	1-3 K		0-0 FC5-4 CS			2-1 F9		3-1 P6		4	0	0	0	0	1	2									
<b>Mark McLemore, S</b> (1, 4) OBP: 0.625, SLG: 0.571	0-0 S 1B		2-2 CS		0-0 G1-6-3 1B		2-3 K		0-0 G4-6-3 1B	4	0	3	0	0	1	0									
<b>Wally Joyner, L</b> (1, 3) OBP: 0.250, SLG: 0.263	1-3 K		3-1 G1-6-3		1-2 FC4 1B		0-0 F7		1-0 G4-6-3	4	0	0	0	0	1	3									
<b>Tony Armas, R</b> (1, 9) OBP: 0.143, SLG: 0.143	1-2 G6-3		1-2 FC4 1B		1-2 FC4 1B		0-1 F9		0-2 G3-1	4	0	1	0	0	0	1									
<b>Chili Davis, S</b> (1, 7) OBP: 0.267, SLG: 0.385		1-3 K		1-2 FC4		0-0 E3				3	0	0	0	0	1	1									
<b>Dante Bichette, R</b> (1, 8)		0-3 K			2-3 K		2-1 L5			3	0	0	0	0	2	1									
<b>Bill Schroeder, R</b> (1, 2) OBP: 0.333, SLG: 0.333		3-2 G3-1			3-2 G6-3			2-2 FC5-4 1B		3	0	1	0	0	0	0									
<b>Glenn Hoffman, R</b> (1, 5) OBP: 0.429, SLG: 0.500			1-0 FC5-4 1B		1-0 G5-3			0-0 F8		3	0	1	0	0	0	1									
<b>Dick Schofield, R</b> (1, 6) OBP: 0.235, SLG: 0.235			1-0 F7			1-3 K		1-0 FC5-4		3	0	0	0	0	1	2									
<b>Inning Stats</b>	R: 0 E: 0 K: 2 S: 11	H: 1 LOB: 1 BB: 0 P: 14	R: 0 E: 0 K: 2 S: 9	H: 0 LOB: 0 BB: 0 P: 13	R: 0 E: 0 K: 0 S: 5	H: 1 LOB: 0 BB: 0 P: 9	R: 0 E: 0 K: 0 S: 9	H: 2 LOB: 1 BB: 0 P: 14	R: 0 E: 0 K: 1 S: 7	H: 0 LOB: 0 BB: 0 P: 13	R: 0 E: 0 K: 2 S: 10	H: 0 LOB: 0 BB: 0 P: 15	R: 0 E: 1 K: 0 S: 6	H: 0 LOB: 1 BB: 0 P: 8	R: 0 E: 0 K: 0 S: 7	H: 1 LOB: 1 BB: 0 P: 13	R: 0 E: 0 K: 0 S: 5	H: 1 LOB: 0 BB: 0 P: 6	1B: 6 2B: 0 3B: 0 HR: 0	SF: 0 SAC: 0 DP: 2 HBP: 0	WP: 0 PB: 0 SB: 1 CS: 1	PA: 32			
<b>PITCHER</b>	IP	WLS	BF	H	R	ER	SO	BB	IBB	HBP	BLK	WP	HR	S	P	ERA	WHIP								
<b>Mark Langston, L</b> (1, 1) ERA: 1.59	9.0	W	31	6	0	0	7	0	0	0	0	0	0	69	105	0.00	0.667								

Seattle Mariners @ California Angels  
Anaheim Stadium, Anaheim, CA  
Sat Apr 08 1989, 10:05 PM EDT  
Att: 46,847 - Unknown

AB 31  
R 0  
H 6  
RBI 0  
BB 0  
SO 7  
LOB 11





Batter	1	2	3	4	5	6	7	8	9	AB	R	H	RBI	BB	SO	LOB	TOP					
<b>Harold Reynolds, S</b> OBP: 0.400, SLG: 0.435 <b>Edgar Martinez, R</b> OBP: 0.286, SLG: 0.091 (8, 5)	1-0 G4-6-3 1B		1-2 L4		2-1 F7			1-2 G1-3		3	0	1	0	0	0	0						
<b>Greg Briley, L</b> (1, 7)	1-3 K		4-1 FC6-4 BB			0-0 G4-3			3-3 K	3	0	0	0	1	2	1						
<b>Ken Griffey Jr., L</b> OBP: 0.150, SLG: 0.158 (1, 8)	0-0 G4-6-3 1-2		0-0 P8			1-2 G6-3			0-0 HR 1B	4	1	1	0	0	0	2						
<b>Alvin Davis, L</b> OBP: 0.360, SLG: 0.318 <b>Mario Diaz, R</b> OBP: 1.000, SLG: 4.000 (8, 4)		2-2 1B 2B 1B	2-2 FC6-4			1-1 F8			1-1 HR HR	3	1	1	0	0	0	1						
<b>Darnell Coles, R</b> OBP: 0.167, SLG: 0.208 <b>Mickey Brantley, R</b> OBP: 0.154, SLG: 0.091 (9, PH)		1-2 2B 1B		0-0 G5-3			2-2 G5-3		2-1 G5-3	3	1	1	0	0	0	0						
<b>Jeffrey Leonard, R</b> OBP: 0.304, SLG: 0.409 <b>Henry Cotto, R</b> OBP: 0.500, SLG: 0.600 (9, PH)		1-3 K		1-1 P8			0-1 G6-3		1-1 2B	3	0	0	0	0	1	2						
<b>Jim Presley, R</b> OBP: 0.250, SLG: 0.286 (6, 3)		0-0 SF7 2B		2-2 F9			1-2 G4-3		1-3 K	4	1	1	2	0	1	1						
<b>Scott Bradley, L</b> OBP: 0.125, SLG: 0.143 (1, 2)		0-0 SF7			0-1 F7				1-3 K	2	0	0	1	0	1	0						
<b>Omar Vizquel, S</b> OBP: 0.200, SLG: 0.158 (1, 6)		1-0 F8			0-0 1-3				3-1 G6-3	3	0	0	0	0	0	0						
<b>Inning Stats</b>	R: 0 E: 0 K: 1 S: 5	H: 1 LOB: 0 BB: 0 P: 7	R: 3 E: 0 K: 1 S: 13	H: 3 LOB: 0 BB: 0 P: 18	R: 0 E: 0 K: 0 S: 8	H: 0 LOB: 1 BB: 1 P: 15	R: 0 E: 0 K: 0 S: 6	H: 0 LOB: 0 BB: 0 P: 9	R: 0 E: 0 K: 0 S: 5	H: 0 LOB: 0 BB: 0 P: 7	R: 0 E: 0 K: 0 S: 6	H: 0 LOB: 0 BB: 0 P: 8	R: 0 E: 0 K: 0 S: 8	H: 0 LOB: 0 BB: 0 P: 11	R: 0 E: 0 K: 1 S: 8	H: 0 LOB: 0 BB: 0 P: 13	R: 2 E: 0 K: 2 S: 13	H: 3 LOB: 1 BB: 0 P: 21	1B: 4 2B: 2 3B: 0 HR: 1	SF: 1 SAC: 0 DP: 1 HBP: 0	WP: 0 PB: 0 SB: 0 CS: 0	PA: 34
<b>PITCHER</b> <b>Mike Witt, R</b> ERA: 4.6 (1, 1)	IP: 9.0 WLS: W BF: 34 H: 7 R: 5 ER: 5 SO: 5 BB: 1 IBB: 0 HBP: 0 BLK: 0 WP: 0 HR: 1 S: 72 P: 109 ERA: 5.00 WHIP: 0.889															<b>PITCHER</b>						

Seattle Mariners @ California Angels  
Anaheim Stadium, Anaheim, CA  
Sun Apr 09 1989, 6:33 AM EDT  
Att: 23,226 - Sunny

AB 32  
R 5  
H 7  
RBI 5  
BB 1  
SO 5  
LOB 7



Batter	1	2	3	4	5	6	7	8	9	AB	R	H	RBI	BB	SO	LOB	BOTTOM			
<b>Brian Downing, R</b> OBP: 0.259, SLG: 0.360 (1, 10)	4-2 G6-4-3 HR 1B BB	2-2 G3-1	2-2 BB 1B 1B	3-1 G5-3			1-1 P6			4	2	1	0	1	0	1				
<b>Mark McLemore, S</b> OBP: 0.538, SLG: 0.500 (1, 4)	0-0 G6-4-3 1B	0-0 G6-3	0-1 BB 1B 1B	2-1 G6-3			1-1 G3-1			5	0	2	2	0	0	0				
<b>Devon White, S</b> OBP: 0.435, SLG: 0.579 (1, 8)	0-1 G6-4-3 1-2 2-3	0-1 E 2B	1-2 2-3 3-H 1B BB	2-1 FC5-4 1B			1-0 G4-3			4	2	2	1	1	0	2				
<b>Tony Armas, R</b> OBP: 0.222, SLG: 0.556 <b>Wally Joyner, L</b> OBP: 0.304, SLG: 0.286 (2, PR) (3, 3)	2-0 HR	0-1 E5	1-2 2-H 3-H 1B 1B	2-1 L9			4-1 G1-6-3 BB			2	1	1	2	0	0	0				
<b>Chili Davis, S</b> OBP: 0.316, SLG: 0.412 <b>Claudell Washington, L</b> OBP: 0.397, SLG: 0.538 (8, 9)	2-2 HR 1B	0-0 G4-3	1-0 E 1B	2-2 FC5-4			1-0 G1-6-3		1-2	4	2	2	1	0	0	2				
<b>Dante Bichette, R</b> OBP: 0.300, SLG: 0.600 (8, 7)	0-1 HR		1-2 1B E8	0-0 P6			0-0 1B			5	2	3	2	0	0	1				
<b>Lance Parrish, R</b> OBP: 0.556, SLG: 0.462 (1, 2)	4-2 BB		1-2 1B BB				1-0 F8			2	1	1	0	2	0	0				
<b>Jack Howell, L</b> OBP: 0.167, SLG: 0.167 (1, 5)	1-2 L5		1-2 K K				2-3 K			4	0	0	0	0	3	5				
<b>Dick Schofield, R</b> OBP: 0.286, SLG: 0.333 (1, 6)		1-2 G3-1 G6-3 2B	2-0 1B BB 1B	2-2 G3			2-1 6-3			4	2	2	1	0	0	0				
<b>Inning Stats</b>	R: 4 E: 0 K: 0 S: 20	H: 4 LOB: 1 BB: 2 P: 33	R: 2 E: 1 K: 0 S: 16	H: 2 LOB: 1 BB: 0 P: 19	R: 7 E: 1 K: 2 S: 29	H: 7 LOB: 2 BB: 2 P: 55	R: 0 E: 0 K: 0 S: 7	H: 0 LOB: 0 BB: 0 P: 14	R: 0 E: 0 K: 1 S: 6	H: 0 LOB: 0 BB: 0 P: 11	R: 0 E: 0 K: 0 S: 5	H: 0 LOB: 0 BB: 0 P: 8	R: 0 E: 0 K: 0 S: 3	H: 1 LOB: 1 BB: 1 P: 8	R: 0 E: 0 K: 2 S: 13	H: 0 LOB: 0 BB: 0 P: 21	1B: 11 2B: 2 3B: 0 HR: 2	SF: 0 SAC: 0 DP: 2 HBP: 0	WP: 0 PB: 0 SB: 0 CS: 0	PA: 42
<b>PITCHER</b> <b>Steve Trout, L</b> ERA: 27.0 <b>Michael Jackson, R</b> ERA: 9.82 <b>Dennis Powell, L</b> ERA: 2.7 <b>Tom Niedenfuer, R</b> ERA: 18.0 <b>Mike Scholter, R</b> ERA: (8, 1)	IP: 2.1 WLS: L BF: 17 H: 8 R: 8 ER: 7 SO: 1 BB: 2 IBB: 0 HBP: 0 BLK: 0 WP: 0 HR: 2 S: 43 P: 65 ERA: 27.00 WHIP: 4.286															<b>PITCHER</b>				

Seattle Mariners @ California Angels  
Anaheim Stadium, Anaheim, CA  
Sun Apr 09 1989, 6:33 AM EDT  
Att: 23,226 - Sunny

AB 37  
R 13  
H 15  
RBI 10  
BB 5  
SO 3  
LOB 13





Batter	1	2	3	4	5	6	7	8	9	AB	R	H	RBI	BB	SO	LOB	TOP										
<b>Tony Phillips, S</b> OBP: 0.333, SLG: 0.353 (1, 7)										4	0	0	0	0	1	1											
<b>Felix Jose, S</b> OBP: 0.182, SLG: 0.227 (1, 9)										5	0	1	0	0	1	3											
<b>Dave Henderson, R</b> OBP: 0.516, SLG: 0.458 (1, 8)										4	1	2	0	1	1	0											
<b>Mark McGwire, R</b> OBP: 0.393, SLG: 0.750 <b>Stan Javier, S</b> OBP: 0.444, SLG: 0.375 (1, 3) (4, 7)										2	0	1	1	0	1	0											
<b>Terry Steinbach, R</b> OBP: 0.381, SLG: 0.333 (1, 10)										4	0	0	0	0	0	3											
<b>Carney Lansford, R</b> OBP: 0.280, SLG: 0.217 (1, 5) (4, 3)										4	1	1	0	0	0	0											
<b>Glenn Hubbard, R</b> OBP: 0.333, SLG: 0.556 (1, 4)										3	1	2	1	1	0	0											
<b>Ron Hassey, L</b> OBP: 0.188, SLG: 0.188 (1, 2)										4	0	1	0	0	0	3											
<b>Walt Weiss, S</b> OBP: 0.375, SLG: 0.682 (1, 6)										4	1	2	1	0	0	1											
<b>Inning Stats</b>	R: 1 E: 0 K: 1 S: 14	H: 2 LOB: 1 BB: 0 P: 21	R: 1 E: 0 K: 1 S: 14	H: 3 LOB: 2 BB: 0 P: 22	R: 0 E: 0 K: 1 S: 6	H: 0 LOB: 0 BB: 0 P: 11	R: 1 E: 0 K: 0 S: 10	H: 1 LOB: 0 BB: 0 P: 15	R: 0 E: 1 K: 0 S: 16	H: 2 LOB: 1 BB: 1 P: 24	R: 0 E: 0 K: 0 S: 6	H: 0 LOB: 1 BB: 1 P: 13	R: 1 E: 0 K: 0 S: 12	H: 2 LOB: 2 BB: 1 P: 23	R: 0 E: 0 K: 0 S: 10	H: 1 LOB: 1 BB: 0 P: 14	R: 0 E: 0 K: 1 S: 9	H: 0 LOB: 0 BB: 0 P: 15	1B: 8 2B: 2 3B: 0 HR: 1	SF: 0 SAC: 0 DP: 1 HBP: 1	WP: 0 PB: 0 SB: 0 CS: 1	PA: 39					
<b>PITCHER</b>	IP	WLS	BF	H	R	ER	SO	BB	IBB	HBP	BLK	WP	HR	S	P	ERA	WHIP										
<b>Chuck Finley, L</b> ERA: 3.46 <b>Willie Fraser, R</b> ERA: 1.69	(1, 1) (7, 1)	6.2 2.1	L 8	31 1	10 0	4 0	4 0	4 1	2 0	0 0	0 0	0 0	1 0	75 22	123 35	5.40 0.00	1.800 0.429										

Oakland Athletics @ California Angels  
Anaheim Stadium, Anaheim, CA  
Mon Apr 10 1989, 10:05 PM EDT  
Att: 23,820 - Unknown

AB 36  
R 4  
H 11  
RBI 4  
BB 2  
SO 5  
LOB 12



Batter	1	2	3	4	5	6	7	8	9	AB	R	H	RBI	BB	SO	LOB	BOTTOM										
<b>Brian Downing, R</b> OBP: 0.258, SLG: 0.379 (1, 10)										4	0	1	0	0	1	0											
<b>Mark McLemore, S</b> OBP: 0.412, SLG: 0.375 (1, 4)										4	0	0	0	0	1	1											
<b>Devon White, S</b> OBP: 0.407, SLG: 0.522 (1, 8)										4	0	1	0	0	2	0											
<b>Wally Joyner, L</b> OBP: 0.269, SLG: 0.250 (1, 3)										3	0	0	0	0	1	2											
<b>Chili Davis, S</b> OBP: 0.273, SLG: 0.350 (1, 7)										3	0	0	0	0	2	2											
<b>Claudell Washington, L</b> OBP: 0.353, SLG: 0.500 (1, 9)										3	0	1	0	0	0	0											
<b>Lance Parrish, R</b> OBP: 0.476, SLG: 0.375 (1, 2)										3	0	0	0	0	1	1											
<b>Jack Howell, L</b> OBP: 0.143, SLG: 0.143 (1, 5)										3	0	0	0	0	0	1											
<b>Dick Schofield, R</b> OBP: 0.250, SLG: 0.292 (1, 6)										3	0	0	0	0	1	1											
<b>Inning Stats</b>	R: 0 E: 0 K: 2 S: 8	H: 0 LOB: 0 BB: 0 P: 13	R: 0 E: 0 K: 1 S: 7	H: 0 LOB: 0 BB: 0 P: 11	R: 0 E: 0 K: 0 S: 7	H: 0 LOB: 0 BB: 0 P: 11	R: 0 E: 0 K: 2 S: 15	H: 2 LOB: 0 BB: 0 P: 22	R: 0 E: 0 K: 1 S: 10	H: 0 LOB: 0 BB: 0 P: 17	R: 0 E: 0 K: 0 S: 8	H: 0 LOB: 0 BB: 0 P: 12	R: 0 E: 0 K: 0 S: 9	H: 0 LOB: 0 BB: 0 P: 14	R: 0 E: 0 K: 1 S: 10	H: 1 LOB: 1 BB: 0 P: 16	R: 0 E: 0 K: 2 S: 10	H: 0 LOB: 0 BB: 0 P: 14	1B: 2 2B: 1 3B: 0 HR: 0	SF: 0 SAC: 0 DP: 0 HBP: 0	WP: 0 PB: 0 SB: 1 CS: 0	PA: 30					
<b>PITCHER</b>	IP	WLS	BF	H	R	ER	SO	BB	IBB	HBP	BLK	WP	HR	S	P	ERA	WHIP										
<b>Bob Welch, R</b> ERA: 0.56 <b>Eric Plunk, R</b> ERA:	(1, 1) (9, 1)	8.0 1.0	W 3	27 0	3 0	0 0	0 2	0 0	0 0	0 0	0 0	0 0	0 0	10 10	16 14	0.00 0.000	0.375 0.000										

Oakland Athletics @ California Angels  
Anaheim Stadium, Anaheim, CA  
Mon Apr 10 1989, 10:05 PM EDT  
Att: 23,820 - Unknown

AB 30  
R 0  
H 3  
RBI 0  
BB 0  
SO 9  
LOB 8





Batter	1	2	3	4	5	6	7	8	9	AB	R	H	RBI	BB	SO	LOB	TOP					
Luis Polonia, L OBP: 0.250, SLG: 0.118 (1, 7)	B2-3		G4-3			G1-6-3		K		4	0	0	0	0	1	4						
Stan Javier, S OBP: 0.385, SLG: 0.333 (1, 8)	F5			G4-3		F7			2B G4-3 1B	4	1	1	0	0	0	0						
Dave Parker, L OBP: 0.400, SLG: 0.704 (1, 10)	G3-1			K			G3-1		G4-3 1-3 2B	4	0	1	0	0	1	0						
Carney Lansford, R OBP: 0.276, SLG: 0.222 (1, 3)		F8		E6			G4-6-3 1B		G4-3	4	0	1	1	0	0	1						
Ron Hassey, L OBP: 0.158, SLG: 0.158 Terry Steinbach, R (9, PH) OBP: 0.364, SLG: 0.316 (1, 2)	G4-3			F7			G4-6-3		K	3	0	0	0	0	0	2						
Felix Jose, S OBP: 0.192, SLG: 0.200 (1, 9)	K				G5-3				L6	3	0	0	0	1	1							
Tony Phillips, S OBP: 0.286, SLG: 0.300 (1, 5)			F7		F8				K	3	0	0	0	0	1							
Glenn Hubbard, R OBP: 0.333, SLG: 0.500 (1, 4)			G5-3		F8					2	0	0	0	1	0							
Walt Weiss, S OBP: 0.370, SLG: 0.680 (1, 6)						E4			F9	3	0	1	0	0	2							
<b>Inning Stats</b>	R: 0 E: 0 K: 0 S: 6	H: 0 LOB: 0 BB: 0 P: 8	R: 0 E: 0 K: 1 S: 5	H: 0 LOB: 0 BB: 0 P: 6	R: 0 E: 0 K: 1 S: 9	H: 1 LOB: 1 BB: 0 P: 12	R: 0 E: 1 K: 1 S: 8	H: 0 LOB: 1 BB: 0 P: 12	R: 0 E: 0 K: 0 S: 5	H: 0 LOB: 0 BB: 0 P: 8	R: 0 E: 1 K: 0 S: 7	H: 0 LOB: 0 BB: 0 P: 11	R: 0 E: 0 K: 0 S: 5	H: 1 LOB: 0 BB: 0 P: 6	R: 0 E: 0 K: 2 S: 9	H: 0 LOB: 2 BB: 2 P: 22	R: 1 E: 0 K: 1 S: 9	H: 2 LOB: 1 BB: 0 P: 13	1B: 2 2B: 2 3B: 0 HR: 0	SF: 0 SAC: 0 DP: 2 HBP: 0	WP: 0 PB: 0 SB: 0 CS: 0	PA: 33
<b>PITCHER</b> Bert Blyleven, R ERA: 1.93 (1, 1)	IP: 9.0 WLS: W BF: 33 H: 4 R: 1 ER: 1 SO: 5 BB: 2 IBB: 0 HBP: 0 BLK: 0 WP: 0 HR: 0 S: 63 P: 98 ERA: 1.00 WHIP: 0.667															<b>PITCHER</b>						

Oakland Athletics @ California Angels  
Anaheim Stadium, Anaheim, CA  
Tue Apr 11 1989, 10:05 PM EDT  
Att: 23,322 - Unknown

AB 31  
R 1  
H 4  
RBI 1  
BB 2  
SO 5  
LOB 12




Batter	1	2	3	4	5	6	7	8	9	AB	R	H	RBI	BB	SO	LOB	BOTTOM					
Dick Schofield, R OBP: 0.240, SLG: 0.280 Glenn Hoffman, R OBP: 0.364, SLG: 0.400 (1, 6)	F8		F3		1B	G6-3		F7		1	0	0	0	0	0							
Mark McLemore, S OBP: 0.429, SLG: 0.368 (1, 4)	F8		1-3		1B					3	2	1	1	1	0	1						
Devon White, S OBP: 0.452, SLG: 0.630 (1, 8)				F5	1B					4	1	3	1	0	0							
Claudell Washington, L OBP: 0.333, SLG: 0.450 (1, 9)	K			F9	2B					4	1	1	1	0	2	3						
Lance Parrish, R OBP: 0.440, SLG: 0.400 (1, 10)		F9		G6-3	2B					4	0	1	2	0	0							
Wally Joyner, L OBP: 0.287, SLG: 0.296 (1, 3)		G3						SF8		3	1	1	1	0	0							
Chili Davis, S OBP: 0.231, SLG: 0.292 (1, 7)			F7		F7					4	0	0	0	0	1	3						
Bill Schroeder, R OBP: 0.286, SLG: 0.429 (1, 2)					G3			F5		4	0	1	0	0	1							
Jack Howell, L OBP: 0.200, SLG: 0.130 (1, 5)					K					2	1	0	0	2	2	1						
<b>Inning Stats</b>	R: 0 E: 0 K: 1 S: 8	H: 1 LOB: 1 BB: 0 P: 12	R: 0 E: 0 K: 0 S: 7	H: 0 LOB: 0 BB: 0 P: 12	R: 0 E: 0 K: 1 S: 9	H: 1 LOB: 1 BB: 0 P: 17	R: 0 E: 0 K: 0 S: 7	H: 0 LOB: 0 BB: 0 P: 12	R: 6 E: 0 K: 0 S: 21	H: 6 LOB: 1 BB: 1 P: 37	R: 0 E: 0 K: 1 S: 5	H: 0 LOB: 1 BB: 1 P: 11	R: 1 E: 1 K: 2 S: 16	H: 1 LOB: 2 BB: 1 P: 24	R: 0 E: 0 K: 1 S: 8	H: 0 LOB: 0 BB: 0 P: 9	R: 0 E: 0 K: 1 S: 9	H: 0 LOB: 0 BB: 0 P: 9	1B: 5 2B: 3 3B: 1 HR: 0	SF: 1 SAC: 0 DP: 0 HBP: 0	WP: 0 PB: 0 SB: 0 CS: 0	PA: 37
<b>PITCHER</b> Storm Davis, R ERA: 8.38 Greg Cadaret, L ERA: 9.82 Todd Burns, R ERA: (1, 1)	IP: 4.2 WLS: L BF: 23 H: 8 R: 6 ER: 6 SO: 2 BB: 1 IBB: 0 HBP: 0 BLK: 0 WP: 0 HR: 0 S: 23 P: 39 ERA: 0.00 WHIP: 1.286															<b>PITCHER</b>						


Oakland Athletics @ California Angels  
Anaheim Stadium, Anaheim, CA  
Tue Apr 11 1989, 10:05 PM EDT  
Att: 23,322 - Unknown

AB 33  
R 7  
H 9  
RBI 7  
BB 3  
SO 6  
LOB 14





Batter	1	2	3	4	5	6	7	8	9	AB	R	H	RBI	BB	SO	LOB	TOP										
Luis Polonia, L OBP: 0.250, SLG: 0.143	G1-3		G6-3		FC6			CS 1B		4	0	1	0	0	0	4	<p>Oakland Athletics @ California Angels Anaheim Stadium, Anaheim, CA Wed Apr 12 1989, 10:05 PM EDT Att: 24,650 - Unknown</p> <p>livebaseballscores.com</p> <p>AB 28 R 0 H 3 RBI 0 BB 3 SO 1 LOB 9</p> 										
Dave Henderson, R OBP: 0.496, SLG: 0.429	F8			FC4-6 1B		K		CS	L8	4	0	1	0	0	1	0											
Dave Parker, L OBP: 0.353, SLG: 0.613	F9			FC4-6 FC5-4 1-2		F8			G3	4	0	0	0	0	1	0											
Carney Lansford, R OBP: 0.242, SLG: 0.194		G5-3		FC5-4 1-2		B2-3			P4	4	0	0	0	0	1	0											
Ron Hassey, L OBP: 0.136, SLG: 0.136	G4-3			F9			F7			3	0	0	0	0	1	0											
Terry Steinbach, R OBP: 0.320, SLG: 0.273	F9				L8		F9			3	0	0	0	0	0	0											
Felix Jose, S OBP: 0.207, SLG: 0.185				BB	G4-3		G3			2	0	0	0	1	0	0											
Glenn Hubbard, R OBP: 0.370, SLG: 0.476				BB G6-3 BB	1B BB			P6		1	0	0	0	2	0	0											
Walt Weiss, S OBP: 0.367, SLG: 0.643	F9			F9		FC6 1B		F8		3	0	1	0	0	2	0											
<b>Inning Stats</b>	R: 0 E: 0 K: 0 S: 8	H: 0 LOB: 0 BB: 0 P: 13	R: 0 E: 0 K: 0 S: 8	H: 0 LOB: 0 BB: 0 P: 13	R: 0 E: 0 K: 0 S: 12	H: 0 LOB: 1 BB: 2 P: 21	R: 0 E: 0 K: 0 S: 10	H: 1 LOB: 1 BB: 0 P: 16	R: 0 E: 0 K: 1 S: 7	H: 1 LOB: 2 BB: 1 P: 15	R: 0 E: 0 K: 0 S: 8	H: 0 LOB: 0 BB: 0 P: 13	R: 0 E: 0 K: 0 S: 10	H: 0 LOB: 0 BB: 0 P: 17	R: 0 E: 0 K: 0 S: 9	H: 1 LOB: 0 BB: 0 P: 13	R: 0 E: 0 K: 0 S: 8	H: 0 LOB: 0 BB: 0 P: 15	1B: 3 2B: 0 3B: 0 HR: 0	SF: 0 SAC: 0 DP: 1 HBP: 0	WP: 0 PB: 0 SB: 0 CS: 1	PA: 32					
<b>PITCHER</b>	IP	WLS	BF	H	R	ER	SO	BB	IBB	HBP	BLK	WP	HR	S	P	ERA	WHIP										
Kirk McCaskill, R ERA: 0.69	(1, 1)	6.0	W	22	2	0	0	1	3	0	0	0	0	53	91	0.00	0.833										
Greg Minton, R ERA: 1.5	(7, 1)	2.0		6	1	0	0	0	0	0	0	0	0	19	30	0.00	0.500										
Bryan Harvey, R ERA:	(9, 1)	1.0		3	0	0	0	0	0	0	0	0	0	8	15	0.00	0.000										

Batter	1	2	3	4	5	6	7	8	9	AB	R	H	RBI	BB	SO	LOB	BOTTOM										
Brian Downing, R OBP: 0.286, SLG: 0.485	F8		K		3B 1B		HR			4	2	2	1	0	1	0	<p>Oakland Athletics @ California Angels Anaheim Stadium, Anaheim, CA Wed Apr 12 1989, 10:05 PM EDT Att: 24,650 - Unknown</p> <p>livebaseballscores.com</p> <p>AB 35 R 5 H 9 RBI 5 BB 1 SO 4 LOB 13</p> 										
Mark McLemore, S OBP: 0.400, SLG: 0.435	E6		L9		3B		G5-3			4	0	1	2	0	0	0											
Devon White, S OBP: 0.429, SLG: 0.567	P4			F9	G4-3			BB		3	0	0	0	1	0	2											
Lance Parrish, R OBP: 0.414, SLG: 0.417	E5			G4-3 2B		G6-3	K			4	0	1	0	0	1	2											
Wally Joyner, L OBP: 0.265, SLG: 0.290	G3			G4-3		K		2B 1B		4	1	1	0	0	1	3											
Dante Bichette, R OBP: 0.357, SLG: 0.857			K		F8		HR	1B 2B		4	1	2	2	0	1	1											
Chili Davis, S OBP: 0.233, SLG: 0.286		P3			F9		1B	P7		4	0	1	0	0	0	1											
Glenn Hoffman, R OBP: 0.333, SLG: 0.357		F6				1B 3B 1B	P9	P4		4	1	1	0	0	2	2											
Jack Howell, L OBP: 0.172, SLG: 0.111			G1-3		P5		F8	G6-3		4	0	0	0	0	2	2											
<b>Inning Stats</b>	R: 0 E: 2 K: 0 S: 11	H: 0 LOB: 2 BB: 0 P: 19	R: 0 E: 0 K: 1 S: 7	H: 0 LOB: 0 BB: 0 P: 8	R: 0 E: 0 K: 1 S: 10	H: 0 LOB: 0 BB: 0 P: 16	R: 0 E: 0 K: 0 S: 16	H: 1 LOB: 1 BB: 0 P: 23	R: 2 E: 0 K: 0 S: 15	H: 3 LOB: 1 BB: 0 P: 20	R: 1 E: 0 K: 1 S: 9	H: 2 LOB: 1 BB: 0 P: 14	R: 1 E: 0 K: 1 S: 9	H: 1 LOB: 1 BB: 1 P: 20	R: 1 E: 0 K: 0 S: 9	H: 2 LOB: 1 BB: 0 P: 12	1B: 4 2B: 2 3B: 1 HR: 2	SF: 0 SAC: 0 DP: 0 HBP: 0	WP: 0 PB: 0 SB: 1 CS: 0	PA: 36							
<b>PITCHER</b>	IP	WLS	BF	H	R	ER	SO	BB	IBB	HBP	BLK	WP	HR	S	P	ERA	WHIP										
Curt Young, L ERA: 5.25	(1, 1)	6.2	L	30	7	4	4	3	1	0	0	0	0	74	116	5.40	1.200										
Todd Burns, R ERA: 1.42	(7, 1)	1.1		6	2	1	1	1	0	0	0	0	0	12	16	6.75	1.500										



Batter	1	2	3	4	5	6	7	8	9	AB	R	H	RBI	BB	SO	LOB	TOP										
<b>Tony Phillips, S</b> OBP: 0.308, SLG: 0.292 (1, 5)	G5-3		FC1-6 1B		CS BB	F8		K		4	0	1	0	1	1	2											
<b>Stan Javier, S</b> OBP: 0.333, SLG: 0.294 (1, 7)	G6-3		FC1-6 1B 1-2		B2		FC3-5 1B		G4-3	5	0	1	0	0	0	2											
<b>Dave Henderson, R</b> OBP: 0.525, SLG: 0.563 (1, 8)	HR		1B BB		K		FC3-5 1B		BB 1B	4	2	3	1	1	1	1											
<b>Terry Steinbach, R</b> OBP: 0.333, SLG: 0.333 (1, 2)	G4-3		FC5-4 1B 1-2 2-3			FC4-6 2B	FC3-5 1B		L8	5	1	2	0	0	0	3											
<b>Carney Lansford, R</b> OBP: 0.263, SLG: 0.200 (1, 3)		E5 1B	FC5-4 1-2			E4 FC4-6	K		1B BB	4	0	1	0	1	1	6											
<b>Dave Parker, L</b> OBP: 0.359, SLG: 0.583 (1, 10)	K			G1-6-3 1B		FC4-6 1B 1-2	K		1-3 2-H 1B	5	1	2	2	0	2	4											
<b>Felix Jose, S</b> OBP: 0.206, SLG: 0.161 (1, 9)	G4-3			G1-6-3 1-2		K		G6-3 SH1-3 BB	K	4	0	0	0	1	2	5	AB 38										
<b>Glenn Hubbard, R</b> OBP: 0.400, SLG: 0.500 (1, 4)	B2			1B		1-3 2B 1B		SH1-3		3	1	2	0	0	0	1	R 5										
<b>Mike Gallego, R</b> OBP: 0.400, SLG: 0.600 (1, 6)			G5-3	K		1-H 3-H 2B		G6-3		4	0	1	2	0	1	2	H 13										
<b>Inning Stats</b>	R: 1 E: 0 K: 0 S: 8	H: 1 LOB: 0 BB: 0 P: 14	R: 0 E: 1 K: 1 S: 8	H: 1 LOB: 1 BB: 0 P: 10	R: 0 E: 0 K: 0 S: 16	H: 2 LOB: 3 BB: 1 P: 26	R: 0 E: 0 K: 1 S: 10	H: 2 LOB: 1 BB: 0 P: 16	R: 0 E: 0 K: 1 S: 6	H: 0 LOB: 1 BB: 1 P: 13	R: 3 E: 1 K: 1 S: 12	H: 3 LOB: 1 BB: 0 P: 19	R: 0 E: 0 K: 2 S: 11	H: 2 LOB: 2 BB: 0 P: 15	R: 0 E: 0 K: 1 S: 11	H: 0 LOB: 1 BB: 1 P: 17	R: 1 E: 0 K: 1 S: 15	H: 2 LOB: 2 BB: 1 P: 23	1B: 10 2B: 3 HR: 1	SF: 0 SAC: 1 DP: 2 HBP: 0	WP: 0 PB: 0 SB: 1 CS: 1	PA: 43					
<b>PITCHER</b>	IP	WLS	BF	H	R	ER	SO	BB	IBB	HBP	BLK	WP	HR	S	P	ERA	WHIP										
<b>Jim Abbott, L</b> ERA: 4.22 (1, 1)	6.0	L	28	9	4	2	4	2	0	0	0	0	1	60	98	3.00	1.833										
<b>Dan Peltz, R</b> ERA: 2.57 (7, 1)	2.2		13	3	1	1	3	2	0	0	0	0	0	33	49	3.38	1.875										
<b>Bob McClure, L</b> ERA: 9.0 (9, 1)	0.1		2	1	0	0	1	0	0	0	0	0	0	4	6	0.00	3.000										

Oakland Athletics @ California Angels  
Anaheim Stadium, Anaheim, CA  
Thu Apr 13 1989, 6:33 AM EDT  
Att: 24,137 - Unknown

AB 38  
R 5  
H 13  
RBI 5  
BB 4  
SO 8  
LOB 26



Batter	1	2	3	4	5	6	7	8	9	AB	R	H	RBI	BB	SO	LOB	BOTTOM										
<b>Brian Downing, R</b> OBP: 0.256, SLG: 0.432 (1, 10)	L7		P6		P3			F9		4	0	0	0	0	0	2											
<b>Mark McLemore, S</b> OBP: 0.345, SLG: 0.370 (1, 4)	K		G4-3			G6-3		K		4	0	0	0	0	2	2											
<b>Devon White, S</b> OBP: 0.410, SLG: 0.529 (1, 8)	P6			K2-3		P6			1B	4	0	1	0	0	1	0											
<b>Wally Joyner, L</b> OBP: 0.263, SLG: 0.265 (1, 3)		L4		HBP BB		K			K	3	0	0	0	1	2	1											
<b>Lance Parrish, R</b> OBP: 0.394, SLG: 0.393 (1, 2)		FC5-4 1B		F9			K		K	4	0	1	0	0	2	2											
<b>Claudell Washington, L</b> OBP: 0.320, SLG: 0.391 (1, 9)		FC5-4 1-2		HBP		L9		L7		3	0	0	0	0	0	2											
<b>Dante Bichette, R</b> OBP: 0.294, SLG: 0.706 (1, 7)	G4-3			K		L5				3	0	0	0	0	1	3	AB 30										
<b>Jack Howell, L</b> OBP: 0.188, SLG: 0.133 (1, 5)			SH1-3 1B		F7			K		3	0	1	0	0	1	0	R 0										
<b>Glenn Hoffman, R</b> OBP: 0.353, SLG: 0.375 (1, 6)			SH1-3 1-2		F7			1B		2	0	1	0	0	0	0	H 4										
<b>Inning Stats</b>	R: 0 E: 0 K: 1 S: 6	H: 0 LOB: 0 BB: 0 P: 10	R: 0 E: 0 K: 0 S: 8	H: 1 LOB: 1 BB: 0 P: 13	R: 0 E: 0 K: 0 S: 10	H: 1 LOB: 1 BB: 0 P: 16	R: 0 E: 0 K: 2 S: 14	H: 0 LOB: 2 BB: 1 P: 21	R: 0 E: 0 K: 0 S: 7	H: 0 LOB: 0 BB: 0 P: 9	R: 0 E: 0 K: 1 S: 7	H: 0 LOB: 0 BB: 0 P: 12	R: 0 E: 0 K: 1 S: 10	H: 0 LOB: 0 BB: 0 P: 15	R: 0 E: 0 K: 2 S: 15	H: 1 LOB: 1 BB: 0 P: 22	R: 0 E: 0 K: 2 S: 12	H: 1 LOB: 1 BB: 0 P: 17	1B: 4 2B: 0 HR: 0	SF: 0 SAC: 1 DP: 0 HBP: 1	WP: 0 PB: 0 SB: 0 CS: 0	PA: 33					
<b>PITCHER</b>	IP	WLS	BF	H	R	ER	SO	BB	IBB	HBP	BLK	WP	HR	S	P	ERA	WHIP										
<b>Mike Moore, R</b> ERA: 3.38 (1, 1)	8.0	W	29	3	0	0	7	1	0	1	0	0	0	12	17	0.00	0.500										
<b>Dennis Eckersley, R</b> ERA: (9, 1)	1.0		4	1	0	0	2	0	0	0	0	0	0	12	17	0.00	1.000										

Oakland Athletics @ California Angels  
Anaheim Stadium, Anaheim, CA  
Thu Apr 13 1989, 6:33 AM EDT  
Att: 24,137 - Unknown

AB 30  
R 0  
H 4  
RBI 0  
BB 1  
SO 9  
LOB 12





Batter	1	2	3	4	5	6	7	8	9	AB	R	H	RBI	BB	SO	LOB	TOP											
<b>Brian Downing, R</b> OBP: 0.295, SLG: 0.452 (1, 10)										5	0	3	1	0	1	0												
<b>Mark McLemore, S</b> OBP: 0.324, SLG: 0.344 (1, 4)										5	0	1	2	0	1	3												
<b>Devon White, S</b> OBP: 0.372, SLG: 0.474 (1, 8)										4	0	0	0	0	1	3												
<b>Lance Parrish, R</b> OBP: 0.378, SLG: 0.355 (1, 2)										3	0	0	0	1	2	1												
<b>Chili Davis, S</b> OBP: 0.265, SLG: 0.290 (1, 7)										3	2	1	0	1	0	1												
<b>Dante Bichette, R</b> OBP: 0.381, SLG: 0.810 (1, 9)										4	2	3	0	0	0	1												
<b>Bill Schroeder, R</b> OBP: 0.182, SLG: 0.273 (1, 3)										4	0	0	0	0	2	5												
<b>Glenn Hoffman, R</b> OBP: 0.350, SLG: 0.333 <b>Claudell Washington, L</b> OBP: 0.346, SLG: 0.417 (9, PH)										2	1	0	0	0	0	0												
<b>Jack Howell, L</b> OBP: 0.167, SLG: 0.118 (1, 5)										4	0	0	0	0	3	4												
<b>Inning Stats</b>	R: 0 E: 0 K: 2 S: 11	H: 1 LOB: 1 BB: 0 P: 18	R: 3 E: 0 K: 2 S: 20	H: 4 LOB: 2 BB: 0 P: 28	R: 0 E: 0 K: 0 S: 9	H: 0 LOB: 0 BB: 1 P: 18	R: 0 E: 0 K: 1 S: 6	H: 0 LOB: 0 BB: 0 P: 8	R: 0 E: 0 K: 0 S: 7	H: 1 LOB: 1 BB: 0 P: 14	R: 0 E: 0 K: 2 S: 8	H: 0 LOB: 0 BB: 0 P: 12	R: 0 E: 0 K: 2 S: 10	H: 0 LOB: 0 BB: 0 P: 15	R: 2 E: 0 K: 1 S: 19	H: 3 LOB: 2 BB: 1 P: 32	1B: 7 2B: 2 3B: 0 HR: 0	SF: 0 SAC: 0 DP: 0 HBP: 1	WP: 0 PB: 0 SB: 0 CS: 1	PA: 39								
<b>PITCHER</b>	IP	WLS	BF	H	R	ER	SO	BB	IBB	HBP	BLK	WP	HR	S	P	ERA	WHIP											
<b>Mark Langston, L</b> ERA: 2.84 <b>Mike Schooler, R</b> ERA: 3.6	(1, 1)	8.1	W	34	7	5	5	10	2	0	1	0	0	0	88	136	5.40	1.080										
	(9, 1)	0.2		4	2	0	0	0	0	0	0	0	0	0	12	19	0.00	3.000										

California Angels @ Seattle Mariners  
The Kingdome, Seattle, WA  
Fri Apr 14 1989, 10:05 PM EDT  
Att: 14,590 - Dome

AB 35  
R 5  
H 9  
RBI 5  
BB 2  
SO 10  
LOB 18



Batter	1	2	3	4	5	6	7	8	9	AB	R	H	RBI	BB	SO	LOB	BOTTOM											
<b>Harold Reynolds, S</b> OBP: 0.409, SLG: 0.475 (1, 4)										5	2	3	3	0	0	0												
<b>Ken Griffey Jr., L</b> OBP: 0.306, SLG: 0.438 (1, 8)										4	1	1	0	0	1	1												
<b>Alvin Davis, L</b> OBP: 0.465, SLG: 0.457 (1, 3)										2	1	2	1	1	0	0												
<b>Jeffrey Leonard, R</b> OBP: 0.410, SLG: 0.618 (1, 7)										4	1	2	4	0	0	2												
<b>Mickey Brantley, R</b> OBP: 0.250, SLG: 0.320 (1, 10)										4	1	1	0	0	0	2												
<b>Greg Britley, L</b> OBP: 0.389, SLG: 0.467 (1, 9)										2	0	1	0	1	0	0												
<b>Dave Valle, R</b> OBP: 0.310, SLG: 0.538 (1, 2)										4	0	1	1	0	1	2												
<b>Edgar Martinez, R</b> OBP: 0.318, SLG: 0.211 (1, 5)										4	2	2	0	0	1	0												
<b>Rey Quinones, R</b> OBP: 0.143, SLG: 0.143 (1, 6)										3	1	1	0	0	0	0												
<b>Inning Stats</b>	R: 0 E: 0 K: 1 S: 17	H: 2 LOB: 2 BB: 0 P: 26	R: 0 E: 0 K: 1 S: 6	H: 0 LOB: 0 BB: 0 P: 8	R: 4 E: 1 K: 0 S: 16	H: 3 LOB: 1 BB: 0 P: 33	R: 2 E: 0 K: 0 S: 11	H: 3 LOB: 1 BB: 0 P: 16	R: 0 E: 0 K: 1 S: 7	H: 0 LOB: 0 BB: 0 P: 12	R: 0 E: 0 K: 0 S: 7	H: 1 LOB: 0 BB: 0 P: 9	R: 3 E: 0 K: 0 S: 9	H: 5 LOB: 1 BB: 0 P: 11	1B: 10 2B: 4 3B: 0 HR: 1	SF: 1 SAC: 2 DP: 1 HBP: 0	WP: 0 PB: 0 SB: 1 CS: 1	PA: 37										
<b>PITCHER</b>	IP	WLS	BF	H	R	ER	SO	BB	IBB	HBP	BLK	WP	HR	S	P	ERA	WHIP											
<b>Mike Witt, R</b> ERA: 5.48 <b>Willie Fraser, R</b> ERA: 4.5	(1, 1)	7.1	L	34	11	8	7	3	2	0	0	0	0	0	75	121	8.59	1.773										
	(8, 1)	0.2		3	3	1	1	0	0	0	0	0	0	5	6	13.50	4.500											

California Angels @ Seattle Mariners  
The Kingdome, Seattle, WA  
Fri Apr 14 1989, 10:05 PM EDT  
Att: 14,590 - Dome

AB 32  
R 9  
H 14  
RBI 9  
BB 2  
SO 3  
LOB 7










Batter	1	2	3	4	5	6	7	8	9	AB	R	H	RBI	BB	SO	LOB	TOP								
<b>Brian Downing, R</b> OBP: 0.333, SLG: 0.440										5	2	2	1	0	0	2									
<b>Mark McLemore, S</b> OBP: 0.341, SLG: 0.381										5	1	3	2	0	0	2									
<b>Devon White, S</b> OBP: 0.358, SLG: 0.542										5	2	2	2	0	2	4									
<b>Wally Joyner, L</b> OBP: 0.333, SLG: 0.333										5	0	2	1	0	2	1									
<b>Claudell Washington, L</b> OBP: 0.314, SLG: 0.364 <b>Brian Brady, L</b> OBP: 1.000, SLG: 2.000										4	0	1	1	0	1	1									
<b>Chili Davis, S</b> OBP: 0.273, SLG: 0.366										5	1	1	0	0	1	4									
<b>Bill Schroeder, R</b> OBP: 0.313, SLG: 0.533										4	3	2	1	1	0	1									
<b>Jack Howell, L</b> OBP: 0.156, SLG: 0.186										4	0	0	0	0	0	3									
<b>Kent Anderson, R</b> OBP: 0.375, SLG: 0.375										4	1	1	1	0	0	1									
<b>Inning Stats</b>	R: 1 E: 0 K: 1 S: 13	H: 4 LOB: 2 BB: 0 P: 19	R: 1 E: 0 K: 0 S: 7	H: 1 LOB: 0 BB: 0 P: 9	R: 0 E: 0 K: 1 S: 8	H: 0 LOB: 0 BB: 0 P: 14	R: 0 E: 0 K: 0 S: 7	H: 0 LOB: 0 BB: 0 P: 10	R: 3 E: 1 K: 0 S: 13	H: 3 LOB: 1 BB: 0 P: 20	R: 2 E: 0 K: 1 S: 15	H: 4 LOB: 2 BB: 0 P: 25	R: 0 E: 0 K: 1 S: 6	H: 0 LOB: 0 BB: 0 P: 8	R: 2 E: 1 K: 0 S: 11	H: 1 LOB: 1 BB: 1 P: 18	R: 1 E: 0 K: 2 S: 18	H: 2 LOB: 1 BB: 1 P: 23	1B: 11 2B: 2 3B: 1 HR: 1	SF: 0 SAC: 0 DP: 1 HBP: 0	WP: 2 PB: 0 SB: 1 CS: 0	PA: 43			
<b>PITCHER</b>	IP	WLS	BF	H	R	ER	SO	BB	IBB	HBP	BLK	WP	HR	S	P	ERA	WHIP								
<b>Mike Campbell, R</b> ERA: 10.13	4.2	L	22	8	5	2	2	0	0	0	0	0	1	46	69	3.86	1.714								
<b>Michael Jackson, R</b> ERA: 10.5	1.1		8	4	2	2	1	0	0	0	0	1	0	17	28	13.50	3.000								
<b>Julio Solano, R</b> ERA: 9.0	2.0		8	1	2	0	1	1	0	0	0	1	0	17	26	0.00	1.000								
<b>Mike Schooler, R</b> ERA: 4.5	1.0		5	2	1	1	2	0	0	0	0	0	0	18	23	9.00	2.000								

California Angels @ Seattle Mariners  
The Kingdome, Seattle, WA  
Sun Apr 16 1989, 6:33 AM EDT  
Att: 10,621 - Unknown


AB 42  
R 10  
H 15  
RBI 10  
BB 1  
SO 6  
LOB 19



Batter	1	2	3	4	5	6	7	8	9	AB	R	H	RBI	BB	SO	LOB	BOTTOM								
<b>Harold Reynolds, S</b> OBP: 0.423, SLG: 0.479										4	0	2	0	0	0	0									
<b>Ken Griffey Jr., L</b> OBP: 0.275, SLG: 0.389										4	0	0	0	0	2	2									
<b>Alvin Davis, L</b> OBP: 0.468, SLG: 0.474										3	0	1	0	1	0	0									
<b>Jeffrey Leonard, R</b> OBP: 0.348, SLG: 0.512										3	0	0	0	0	0	3									
<b>Mickey Brantley, R</b> OBP: 0.257, SLG: 0.313										3	0	1	0	0	0	0									
<b>Greg Britley, L</b> OBP: 0.333, SLG: 0.389										3	0	0	0	0	2	1									
<b>Jim Presley, R</b> OBP: 0.273, SLG: 0.250										3	0	0	0	0	1	0									
<b>Scott Bradley, L</b> OBP: 0.214, SLG: 0.231										3	0	0	0	0	0	0									
<b>Rey Quinones, R</b> OBP: 0.077, SLG: 0.077										3	0	0	0	0	1	0									
<b>Inning Stats</b>	R: 0 E: 0 K: 1 S: 10	H: 1 LOB: 1 BB: 1 P: 14	R: 0 E: 0 K: 1 S: 6	H: 0 LOB: 0 BB: 0 P: 12	R: 0 E: 0 K: 0 S: 8	H: 1 LOB: 1 BB: 0 P: 12	R: 0 E: 0 K: 0 S: 5	H: 1 LOB: 0 BB: 0 P: 9	R: 0 E: 0 K: 1 S: 5	H: 0 LOB: 0 BB: 0 P: 5	R: 0 E: 0 K: 1 S: 6	H: 0 LOB: 0 BB: 0 P: 12	R: 0 E: 0 K: 1 S: 7	H: 1 LOB: 1 BB: 0 P: 10	R: 0 E: 0 K: 0 S: 4	H: 0 LOB: 0 BB: 0 P: 6	R: 0 E: 0 K: 1 S: 7	H: 0 LOB: 0 BB: 0 P: 10	1B: 3 2B: 2 3B: 0 HR: 0	SF: 0 SAC: 0 DP: 2 HBP: 0	WP: 0 PB: 0 SB: 1 CS: 0	PA: 30			
<b>PITCHER</b>	IP	WLS	BF	H	R	ER	SO	BB	IBB	HBP	BLK	WP	HR	S	P	ERA	WHIP								
<b>Bert Blyleven, R</b> ERA: 1.17	9.0	W	30	4	0	0	6	1	0	0	0	0	0	58	90	0.00	0.556								

California Angels @ Seattle Mariners  
The Kingdome, Seattle, WA  
Sun Apr 16 1989, 6:33 AM EDT  
Att: 10,621 - Unknown

AB 29  
R 0  
H 4  
RBI 0  
BB 1  
SO 6  
LOB 6





Batter	1	2	3	4	5	6	7	8	9	AB	R	H	RBI	BB	SO	LOB	TOP										
<b>Brian Downing, R</b> OBP: 0.328, SLG: 0.426 (1, 10)										4	1	1	0	0	0	2	<b>California Angels @ Chicago White Sox</b> Comiskey Park, Chicago, IL Mon Apr 17 1989, 8:05 PM EDT Att. 6,392 - Unknown - 40 F										
<b>Mark McLemore, S</b> OBP: 0.313, SLG: 0.348 (1, 4)										4	0	0	0	0	1	3											
<b>Devon White, S</b> OBP: 0.368, SLG: 0.577 (1, 8)										4	1	2	1	0	0	0											
<b>Wally Joyner, L</b> OBP: 0.327, SLG: 0.326 (1, 3)										4	1	1	0	0	0	1											
<b>Claudell Washington, L</b> OBP: 0.316, SLG: 0.361 (8, PH)										3	0	1	0	0	0	1											
<b>Dante Bichette, R</b> OBP: 0.364, SLG: 0.773 (9, 9)										1	0	0	0	0	1	2											
<b>Chili Davis, S</b> OBP: 0.250, SLG: 0.341 (1, 7)										3	0	0	1	0	0	1											
<b>Lance Parrish, R</b> OBP: 0.370, SLG: 0.385 (1, 2)										4	0	1	1	0	0	0											
<b>Jack Howell, L</b> OBP: 0.163, SLG: 0.174 (1, 5)										3	0	0	0	1	0	1											
<b>Kent Anderson, R</b> OBP: 0.364, SLG: 0.364 (1, 6)										3	0	1	0	0	1	0											
<b>Inning Stats</b>	R: 1 H: 2 E: 1 K: 1 S: 13	H: 0 LOB: 1 BB: 0 P: 17	R: 0 H: 0 E: 0 K: 0 S: 5	H: 0 LOB: 0 BB: 0 P: 6	R: 0 H: 0 E: 0 K: 1 S: 9	H: 0 LOB: 1 BB: 0 P: 13	R: 0 H: 1 E: 0 K: 0 S: 7	H: 0 LOB: 0 BB: 0 P: 12	R: 0 H: 0 E: 0 K: 0 S: 5	H: 0 LOB: 0 BB: 0 P: 7	R: 0 H: 0 E: 0 K: 0 S: 6	H: 0 LOB: 0 BB: 0 P: 9	R: 0 H: 1 E: 0 K: 0 S: 13	H: 2 LOB: 2 BB: 1 P: 23	R: 2 H: 3 E: 0 K: 1 S: 15	H: 3 LOB: 1 BB: 0 P: 21		1B: 4 2B: 2 3B: 1 HR: 0	SF: 1 SAC: 0 DP: 0 HBP: 0	WP: 0 PB: 0 SB: 0 CS: 0	PA: 35						
<b>PITCHER</b>	IP	WLS	BF	H	R	ER	SO	BB	IBB	HBP	BLK	WP	HR	S	P	ERA	WHIP										
<b>Shawn Hillegas, R</b> ERA: 3.0 (1, 1)	8.0	L	29	4	1	1	2	1	0	0	0	0	0	65	98	1.12	0.625										
<b>Ken Patterson, L</b> ERA: 6.43 (9, 1)	1.0		6	3	2	2	1	0	0	0	0	0	0	15	21	18.00	3.000										

Batter	1	2	3	4	5	6	7	8	9	AB	R	H	RBI	BB	SO	LOB	BOTTOM										
<b>Ozzie Guillen, L</b> OBP: 0.333, SLG: 0.344 (1, 6)										4	0	0	0	0	1	2	<b>California Angels @ Chicago White Sox</b> Comiskey Park, Chicago, IL Mon Apr 17 1989, 8:05 PM EDT Att. 6,392 - Unknown - 40 F										
<b>Dave Gallagher, R</b> OBP: 0.393, SLG: 0.434 (1, 8)										4	0	2	0	0	1	3											
<b>Harold Baines, L</b> OBP: 0.456, SLG: 0.479 (1, 10)										4	0	0	0	0	1	3											
<b>Ivan Calderon, R</b> OBP: 0.328, SLG: 0.408 (1, 9)										4	0	0	0	0	0	1											
<b>Billy Jo Robidoux, L</b> OBP: 0.227, SLG: 0.211 (1, 3)										4	0	0	0	0	1	0											
<b>Daryl Boston, L</b> OBP: 0.333, SLG: 0.222 (1, 7)										3	0	1	0	0	0	0											
<b>Steve Lyons, L</b> OBP: 0.321, SLG: 0.319 (1, 4)										3	0	1	0	0	0	1											
<b>Eddie Williams, R</b> OBP: 0.462, SLG: 0.543 (1, 5)										3	0	1	0	0	0	2											
<b>Ron Karkovics, R</b> OBP: 0.385, SLG: 0.385 (8, PH)										2	0	0	0	0	0	0											
<b>Matt Merullo, L</b> OBP: 0.357, SLG: 0.538 (9, 2)										1	0	1	0	0	0	0											
<b>Inning Stats</b>	R: 0 H: 1 E: 0 K: 1 S: 13	H: 1 LOB: 1 BB: 0 P: 15	R: 0 H: 1 E: 0 K: 0 S: 8	H: 1 LOB: 0 BB: 0 P: 12	R: 0 H: 0 E: 1 K: 0 S: 5	H: 0 LOB: 1 BB: 0 P: 7	R: 0 H: 0 E: 0 K: 0 S: 6	H: 0 LOB: 0 BB: 0 P: 12	R: 0 H: 1 E: 0 K: 0 S: 6	H: 0 LOB: 0 BB: 0 P: 9	R: 0 H: 0 E: 0 K: 0 S: 6	H: 0 LOB: 0 BB: 0 P: 9	R: 0 H: 2 E: 0 K: 1 S: 12	H: 2 LOB: 2 BB: 0 P: 17	R: 0 H: 0 E: 0 K: 2 S: 10	H: 0 LOB: 0 BB: 0 P: 14		1B: 6 2B: 0 3B: 0 HR: 0	SF: 0 SAC: 0 DP: 2 HBP: 0	WP: 0 PB: 1 SB: 0 CS: 0	PA: 32						
<b>PITCHER</b>	IP	WLS	BF	H	R	ER	SO	BB	IBB	HBP	BLK	WP	HR	S	P	ERA	WHIP										
<b>Kirk McCaskill, R</b> ERA: 0.44 (1, 1)	7.1	W	27	6	0	0	1	0	0	0	0	0	0	56	81	0.00	0.818										
<b>Bryan Harvey, R</b> ERA: (8, 1)	1.2	S	5	0	0	0	3	0	0	0	0	0	0	15	22	0.00	0.000										



Batter	1	2	3	4	5	6	7	8	9	AB	R	H	RBI	BB	SO	LOB	TOP					
<b>Brian Downing, R</b> OBP: 0.333, SLG: 0.414 (1, 10)	F9		F9				1B HR 1B										4 2 1 0 1 0 1					
<b>Mark McLemore, S</b> OBP: 0.346, SLG: 0.367 (1, 4)				1B S 1B HBP			SH2-3										3 2 2 0 0 0 0					
<b>Devon White, S</b> OBP: 0.371, SLG: 0.614 (1, 8)	F7			F7			E5										5 1 2 3 0 0 2					
<b>Wally Joyner, L</b> OBP: 0.298, SLG: 0.294 (1, 3)	G4-3			F7			G4-3										5 0 0 0 0 0 3					
<b>Claudell Washington, L</b> OBP: 0.310, SLG: 0.350 (1, 9)			L5				F7										4 1 1 0 0 1 1					
<b>Chili Davis, S</b> OBP: 0.260, SLG: 0.348 (6, PH)	G5-3			1B 1B													2 0 1 1 0 0 0					
<b>Dante Bichette, R</b> OBP: 0.417, SLG: 0.783 (6, 7)				1B 1B			BB										1 1 1 0 1 0 0					
<b>Lance Parrish, R</b> OBP: 0.360, SLG: 0.372 (1, 2)			K				P4										4 0 1 1 0 2 2					
<b>Jack Howell, L</b> OBP: 0.151, SLG: 0.160 (1, 5)							K										4 0 0 0 0 3 4					
<b>Kent Anderson, R</b> OBP: 0.333, SLG: 0.333 (1, 6)			G3-1				G6-3										4 0 1 1 0 0 1					
<b>Inning Stats</b>	R: 0 E: 0 K: 0 S: 7	H: 1 LOB: 1 BB: 0 P: 12	R: 0 E: 0 K: 1 S: 6	H: 0 LOB: 0 BB: 0 P: 9	R: 0 E: 0 K: 0 S: 6	H: 0 LOB: 0 BB: 0 P: 9	R: 2 E: 0 K: 1 S: 18	H: 3 LOB: 2 BB: 0 P: 24	R: 3 E: 0 K: 1 S: 14	H: 3 LOB: 0 BB: 1 P: 23	R: 0 E: 0 K: 1 S: 11	H: 0 LOB: 1 BB: 1 P: 16	R: 1 E: 1 K: 0 S: 8	H: 1 LOB: 1 BB: 1 P: 18	R: 1 E: 0 K: 2 S: 12	H: 2 LOB: 1 BB: 0 P: 21	R: 0 E: 0 K: 0 S: 6	H: 0 LOB: 0 BB: 0 P: 10	1B: 9 2B: 0 3B: 0 HR: 1	SF: 0 SAC: 1 DP: 0 HBP: 1	WP: 0 PB: 1 SB: 3 CS: 0	PA: 40
<b>PITCHER</b>	IP WLS BF H R ER SO BB IBB HBP BLK WP HR S P ERA WHIP	IP WLS BF H R ER SO BB IBB HBP BLK WP HR S P ERA WHIP																				
<b>Bill Long, R</b> ERA: 6.75 (1, 1)	4.1 L 21 7 5 5 2 0 0 0 0 0 0 1 44 67 10.38 1.615																					
<b>Steve Rosenberg, L</b> ERA: 5.0 (5, 1)	2.2 12 2 2 0 2 2 0 0 0 0 0 0 0 28 47 0.00 1.500																					
<b>Donn Pall, R</b> ERA: 1.8 (8, 1)	1.0 4 1 0 0 2 0 0 0 0 0 0 0 0 10 18 0.00 1.000																					
<b>Ken Patterson, L</b> ERA: 5.63 (9, 1)	1.0 3 0 0 0 0 0 0 0 0 0 0 0 0 6 10 0.00 0.000																					

California Angels @ Chicago White Sox  
Comiskey Park, Chicago, IL  
Wed Apr 19 1989, 8:05 PM EDT  
Att. 6,897 - Unknown - 45 F

livebaseballscores.com

AB 36  
R 7  
H 10  
RBI 6  
BB 2  
SO 6  
LOB 14



Batter	1	2	3	4	5	6	7	8	9	AB	R	H	RBI	BB	SO	LOB	BOTTOM					
<b>Ozzie Guillen, L</b> OBP: 0.324, SLG: 0.348 (1, 6)	G6-3			F8			G4-3										5 1 1 0 0 0 3					
<b>Dave Gallagher, R</b> OBP: 0.378, SLG: 0.414 (1, 8)	F9			F8			G6-3										5 1 1 1 0 0 3					
<b>Harold Baines, L</b> OBP: 0.459, SLG: 0.500 (1, 10)	G5-3																4 0 2 0 0 0 0					
<b>Ivan Calderon, R</b> OBP: 0.323, SLG: 0.392 (1, 9)			P4				F9										2 0 0 1 1 0 1					
<b>Matt Merullo, L</b> OBP: 0.333, SLG: 0.471 (1, 2)	G4-3						FC6-4										4 0 1 0 0 1 2					
<b>Steve Lyons, L</b> OBP: 0.316, SLG: 0.314 (1, 4)	F8						F8										4 0 1 0 0 0 2					
<b>Billy Jo Robidoux, L</b> OBP: 0.231, SLG: 0.217 (1, 3)			G1-3				FC6-4										4 0 1 0 0 0 3					
<b>Daryl Boston, L</b> OBP: 0.375, SLG: 0.308 (1, 7)	G4-3						G4-3										4 0 2 0 0 0 1					
<b>Eddie Williams, R</b> OBP: 0.446, SLG: 0.520 (1, 5)	G5-3						K2-1-3										4 0 1 0 0 2 3					
<b>Inning Stats</b>	R: 0 E: 0 K: 0 S: 6	H: 0 LOB: 0 BB: 0 P: 7	R: 0 E: 0 K: 0 S: 7	H: 0 LOB: 0 BB: 0 P: 11	R: 0 E: 0 K: 0 S: 9	H: 0 LOB: 0 BB: 0 P: 13	R: 0 E: 0 K: 0 S: 7	H: 1 LOB: 1 BB: 0 P: 12	R: 0 E: 0 K: 1 S: 10	H: 2 LOB: 2 BB: 0 P: 17	R: 2 E: 0 K: 1 S: 14	H: 3 LOB: 1 BB: 0 P: 19	R: 0 E: 0 K: 0 S: 11	H: 2 LOB: 2 BB: 0 P: 18	R: 0 E: 0 K: 0 S: 9	H: 1 LOB: 2 BB: 1 P: 16	R: 0 E: 0 K: 1 S: 12	H: 1 LOB: 1 BB: 0 P: 19	1B: 8 2B: 2 3B: 0 HR: 0	SF: 1 SAC: 0 DP: 0 HBP: 0	WP: 0 PB: 0 SB: 0 CS: 0	PA: 38
<b>PITCHER</b>	IP WLS BF H R ER SO BB IBB HBP BLK WP HR S P ERA WHIP	IP WLS BF H R ER SO BB IBB HBP BLK WP HR S P ERA WHIP																				
<b>Mike Witt, R</b> ERA: 4.91 (1, 1)	6.1 W 27 8 2 2 2 0 0 0 0 0 0 3 5 0.00 1.263																					
<b>Bob McClure, L</b> ERA: 6.75 (7, 1)	0.1 1 0 0 0 0 0 0 0 0 0 0 0 3 5 0.00 0.000																					
<b>Greg Minton, R</b> ERA: 1.08 (7, 1)	2.1 S 10 2 0 0 1 1 0 0 0 0 0 23 38 0.00 1.286																					

California Angels @ Chicago White Sox  
Comiskey Park, Chicago, IL  
Wed Apr 19 1989, 8:05 PM EDT  
Att. 6,897 - Unknown - 45 F

livebaseballscores.com

AB 36  
R 2  
H 10  
RBI 2  
BB 1  
SO 3  
LOB 18





Batter	1	2	3	4	5	6	7	8	9	AB	R	H	RBI	BB	SO	LOB	TOP										
<b>Brian Downing, R</b> OBP: 0.353, SLG: 0.419 (1, 10)	5-3		K			2B											4 0 2 1 1 1 0										
<b>Mark McLemore, S</b> OBP: 0.316, SLG: 0.333 (1, 4)	L9		L8			K											5 0 0 0 0 2 6										
<b>Devon White, S</b> OBP: 0.388, SLG: 0.629 (1, 8)	K																5 1 3 2 0 2 2										
<b>Claudell Washington, L</b> OBP: 0.298, SLG: 0.318 (1, 9)																	4 0 0 0 1 2 4										
<b>Lance Parrish, R</b> OBP: 0.345, SLG: 0.354 (1, 2)																	5 0 1 0 0 2 4										
<b>Wally Joyner, L</b> OBP: 0.290, SLG: 0.273 (1, 3)																	4 0 0 0 1 1 2										
<b>Chili Davis, S</b> OBP: 0.278, SLG: 0.408 (1, 7)																	3 2 1 1 1 2 4										
<b>Jack Howell, L</b> OBP: 0.193, SLG: 0.192 (1, 5)																	2 2 1 0 2 0 2										
<b>Kent Anderson, R</b> OBP: 0.333, SLG: 0.353 (1, 6)																	2 1 1 1 0 1 0										
<b>Dante Bichette, R</b> OBP: 0.400, SLG: 0.750 (8, PH)																	1 0 0 0 0 0 1										
<b>Glenn Hoffman, R</b> OBP: 0.350, SLG: 0.333 (8, 6)																	0 0 0 0 0 0 0										
<b>Inning Stats</b>	R: 0 E: 0 K: 1 S: 9	H: 0 LOB: 0 BB: 0 P: 11	R: 0 E: 0 K: 1 S: 13	H: 1 LOB: 2 BB: 1 P: 22	R: 0 E: 0 K: 2 S: 13	H: 0 LOB: 0 BB: 0 P: 21	R: 0 E: 0 K: 2 S: 11	H: 1 LOB: 2 BB: 1 P: 22	R: 2 E: 0 K: 3 S: 19	H: 3 LOB: 2 BB: 1 P: 29	R: 2 E: 0 K: 0 S: 9	H: 2 LOB: 1 BB: 1 P: 15	R: 1 E: 0 K: 1 S: 9	H: 1 LOB: 0 BB: 0 P: 13	R: 1 E: 0 K: 2 S: 17	H: 1 LOB: 2 BB: 2 P: 28	R: 0 E: 0 K: 1 S: 5	H: 0 LOB: 0 BB: 0 P: 9	1B: 6 2B: 2 3B: 0 HR: 1	SF: 1 SAC: 0 DP: 0 HBP: 0	WP: 1 PB: 0 SB: 2 CS: 0	PA: 42					
<b>PITCHER</b>	IP	WLS	BF	H	R	ER	SO	BB	IBB	HBP	BLK	WP	HR	S	P	ERA	WHIP										
<b>Bob Welch, R</b> ERA: 2.25 (1, 1)	5.2	W	28	7	4	4	9	4	0	0	0	0	0	73	119	6.35	1.941										
<b>Eric Plunk, R</b> ERA: 2.35 (6, 1)	1.1		7	2	2	2	1	1	0	0	0	1	1	16	24	13.50	2.250										
<b>Rick Honeycutt, L</b> ERA: 3.09 (8, 1)	2.0	S	7	0	0	0	3	1	0	0	0	0	0	16	27	0.00	0.500										

California Angels @ Oakland Athletics  
Oakland-Alameda County Coliseum, Oakland, CA  
Fri Apr 21 1989, 7:05 PM PDT  
Att: 26,903 - Unknown

AB	35
R	6
H	9
RBI	5
BB	6
SO	13
LOB	25



Batter	1	2	3	4	5	6	7	8	9	AB	R	H	RBI	BB	SO	LOB	BOTTOM										
<b>Tony Phillips, S</b> OBP: 0.382, SLG: 0.440 (1, 7)																	4 2 2 0 1 0 1										
<b>Billy Beane, R</b> OBP: 0.353, SLG: 0.529 (1, 9)																	3 1 1 2 0 1 1										
<b>Stan Javier, S</b> OBP: 0.356, SLG: 0.415 (6, PH) (7, 9)																	1 1 1 0 1 0 0										
<b>Dave Henderson, R</b> OBP: 0.431, SLG: 0.544 (1, 8)																	3 1 2 2 2 1 1										
<b>Terry Steinbach, R</b> OBP: 0.367, SLG: 0.358 (1, 3)																	4 0 2 3 1 1 3										
<b>Carney Lansford, R</b> OBP: 0.362, SLG: 0.410 (1, 5)																	4 0 1 1 0 0 3										
<b>Lance Blankenship, R</b> OBP: 0.500, SLG: 1.250 (1, 10)																	2 1 1 1 0 0 0										
<b>Dave Parker, L</b> OBP: 0.303, SLG: 0.443 (5, PH)																	3 0 1 0 0 0 2										
<b>Mike Gallego, R</b> OBP: 0.471, SLG: 0.594 (1, 4)																	5 1 2 0 0 0 2										
<b>Ron Hassey, L</b> OBP: 0.132, SLG: 0.139 (1, 2)																	3 1 0 1 0 1 2										
<b>Walt Weiss, S</b> OBP: 0.347, SLG: 0.477 (1, 6)																	3 2 1 0 1 1 2										
<b>Inning Stats</b>	R: 0 E: 0 K: 3 S: 12	H: 1 LOB: 1 BB: 0 P: 18	R: 5 E: 1 K: 0 S: 23	H: 5 LOB: 2 BB: 2 P: 43	R: 0 E: 0 K: 0 S: 5	H: 0 LOB: 0 BB: 0 P: 11	R: 0 E: 0 K: 0 S: 4	H: 0 LOB: 0 BB: 0 P: 6	R: 1 E: 0 K: 0 S: 7	H: 2 LOB: 0 BB: 0 P: 12	R: 2 E: 0 K: 0 S: 9	H: 2 LOB: 2 BB: 2 P: 23	R: 0 E: 0 K: 2 S: 10	H: 2 LOB: 0 BB: 0 P: 17	R: 2 E: 0 K: 0 S: 12	H: 2 LOB: 2 BB: 2 P: 25	R: 0 E: 0 K: 0 S: 1	H: 0 LOB: 0 BB: 0 P: 9	1B: 10 2B: 2 3B: 0 HR: 2	SF: 2 SAC: 0 DP: 1 HBP: 0	WP: 0 PB: 0 SB: 3 CS: 1	PA: 43					
<b>PITCHER</b>	IP	WLS	BF	H	R	ER	SO	BB	IBB	HBP	BLK	WP	HR	S	P	ERA	WHIP										
<b>Chuck Finley, L</b> ERA: 3.04 (1, 1)	1.2	L	13	6	5	1	3	2	0	0	0	0	0	11	19	0.00	0.000										
<b>Willie Fraser, R</b> ERA: 3.24 (2, 1)	2.1		7	0	0	0	0	0	0	0	0	0	0	15	32	16.20	3.600										
<b>Dan Petry, R</b> ERA: 5.19 (5, 1)	1.2		10	4	3	3	0	2	0	0	0	0	1	14	26	13.50	3.000										
<b>Greg Minton, R</b> ERA: 2.79 (6, 1)	1.1		8	4	2	2	2	0	0	0	0	0	0	9	19	0.00	2.000										
<b>Bryan Harvey, R</b> ERA: (8, 1)	1.0		5	0	0	0	0	2	0	0	0	0	0	9	19	0.00	2.000										

California Angels @ Oakland Athletics  
Oakland-Alameda County Coliseum, Oakland, CA  
Fri Apr 21 1989, 7:05 PM PDT  
Att: 26,903 - Unknown

AB	35
R	10
H	14
RBI	10
BB	6
SO	5
LOB	17





Batter	1	2	3	4	5	6	7	8	9	AB	R	H	RBI	BB	SO	LOB	TOP					
Mark McLemore, S (1,4) OBP: 0.290, SLG: 0.305	F8		F9		P9		F8		K	5	0	0	0	0	1	1	<b>California Angels @ Oakland Athletics</b> Oakland-Alameda County Coliseum, Oakland, CA Sat Apr 22 1989, 3:33 AM PDT Att: 33,172 - Cloudy - 60 F					
Glenn Hoffman, R (1,5) OBP: 0.391, SLG: 0.500 Jack Howell, L (7,PH) OBP: 0.207, SLG: 0.192	F9									2	1	1	1	1	0	0						
Devon White, S (1,8) OBP: 0.380, SLG: 0.606	K		F9				F7			4	1	1	0	0	1	3						
Brian Downing, R (1,10) OBP: 0.333, SLG: 0.394		F8		G6-3			K			4	0	0	0	0	2	1						
Dante Bichette, R (1,9) OBP: 0.448, SLG: 0.731	1B								P3	2	1	1	0	2	0	0						
Chili Davis, S (1,7) OBP: 0.293, SLG: 0.415									G6-3	4	0	2	1	0	1	1						
Wally Joyner, L (1,3) OBP: 0.288, SLG: 0.271										4	0	1	0	0	0	3						
Bill Schroeder, R (1,2) OBP: 0.316, SLG: 0.500 Claudell Washington, L (9,PH) OBP: 0.292, SLG: 0.311			K							3	0	1	0	0	1	1						
Kent Anderson, R (1,6) OBP: 0.333, SLG: 0.316 Brian Brady, L (9,PH) OBP: 0.500, SLG: 1.000										1	0	0	0	0	1	0						
<b>Inning Stats</b>	R: 0 E: 0 K: 1 S: 9	H: 0 LOB: 0 BB: 0 P: 15	R: 0 E: 0 K: 0 S: 5	H: 2 LOB: 1 BB: 0 P: 9	R: 0 E: 0 K: 1 S: 10	H: 0 LOB: 2 BB: 2 P: 20	R: 1 E: 0 K: 1 S: 15	H: 2 LOB: 2 BB: 1 P: 22	R: 2 E: 1 K: 2 S: 13	H: 2 LOB: 1 BB: 1 P: 27	R: 0 E: 0 K: 1 S: 6	H: 1 LOB: 0 BB: 0 P: 7	R: 0 E: 0 K: 1 S: 7	H: 0 LOB: 1 BB: 1 P: 15	R: 0 E: 0 K: 0 S: 6	H: 0 LOB: 0 BB: 0 P: 10		R: 0 E: 0 K: 3 S: 9	H: 0 LOB: 0 BB: 0 P: 16	1B: 6 2B: 0 3B: 0 HR: 1	SF: 0 SAC: 0 DP: 2 HBP: 0	WP: 0 PB: 0 SB: 2 CS: 0
<b>PITCHER</b>	IP	WLS	BF	H	R	ER	SO	BB	IBB	HBP	BLK	WP	HR	S	P	ERA	WHIP					
Curt Young, L (1,1) ERA: 5.08	5.0	W	25	7	3	2	5	4	0	0	1	0	1	53	94	3.60	2.200					
Todd Burns, R (6,1) ERA: 0.79	3.0		9	0	0	0	2	1	0	0	0	0	0	18	31	0.00	0.333					
Dennis Eckersley, R (9,1) ERA:	1.0	S	3	0	0	0	3	0	0	0	0	0	0	9	16	0.00	0.000					

Batter	1	2	3	4	5	6	7	8	9	AB	R	H	RBI	BB	SO	LOB	BOTTOM				
Luis Polonia, L (1,7) OBP: 0.244, SLG: 0.268			B1-3							4	1	2	1	0	0	0	<b>California Angels @ Oakland Athletics</b> Oakland-Alameda County Coliseum, Oakland, CA Sat Apr 22 1989, 3:33 AM PDT Att: 33,172 - Cloudy - 60 F				
Dave Henderson, R (1,8) OBP: 0.408, SLG: 0.508										4	0	0	0	0	3	2					
Dave Parker, L (1,10) OBP: 0.286, SLG: 0.415										4	0	0	0	0	1	2					
Carney Lansford, R (1,3) OBP: 0.356, SLG: 0.400										4	1	1	1	0	0	1					
Ron Hassey, L (1,2) OBP: 0.190, SLG: 0.250										4	0	3	1	0	0	0					
Tony Phillips, S (1,5) OBP: 0.373, SLG: 0.415										3	0	0	0	0	1	3					
Stan Javier, S (1,9) OBP: 0.354, SLG: 0.409										3	0	1	0	0	0	1					
Walt Weiss, S (1,6) OBP: 0.365, SLG: 0.467										1	1	0	0	2	0	0					
Mike Gallego, R (1,4) OBP: 0.486, SLG: 0.600										3	1	2	0	0	0	3					
<b>Inning Stats</b>	R: 0 E: 0 K: 1 S: 9	H: 1 LOB: 1 BB: 0 P: 13	R: 0 E: 0 K: 0 S: 11	H: 1 LOB: 2 BB: 1 P: 18	R: 0 E: 0 K: 1 S: 7	H: 0 LOB: 0 BB: 0 P: 9	R: 0 E: 0 K: 1 S: 7	H: 1 LOB: 1 BB: 0 P: 13	R: 4 E: 0 K: 1 S: 14	H: 4 LOB: 1 BB: 1 P: 24	R: 0 E: 0 K: 0 S: 4	H: 1 LOB: 0 BB: 0 P: 9	R: 0 E: 0 K: 1 S: 9	H: 0 LOB: 0 BB: 0 P: 10	R: 0 E: 0 K: 0 S: 7	H: 1 LOB: 0 BB: 0 P: 9		1B: 7 2B: 2 3B: 0 HR: 0	SF: 0 SAC: 0 DP: 2 HBP: 1	WP: 0 PB: 0 SB: 3 CS: 1	PA: 34
<b>PITCHER</b>	IP	WLS	BF	H	R	ER	SO	BB	IBB	HBP	BLK	WP	HR	S	P	ERA	WHIP				
Bert Blyleven, R (1,1) ERA: 2.03	8.0	L	33	9	4	4	5	2	0	1	0	0	0	68	105	4.50	1.375				

AB	32
R	3
H	7
RBI	2
BB	5
SO	10
LOB	12



AB	30
R	4
H	9
RBI	3
BB	2
SO	5
LOB	12






Batter	1	2	3	4	5	6	7	8	9	AB	R	H	RBI	BB	SO	LOB	TOP										
Claudell Washington, L OBP: 0.327, SLG: 0.347 (1, 9)										4	0	3	0	0	0	0											
Jack Howell, L OBP: 0.210, SLG: 0.182 (1, 5)										3	0	0	0	1	0	1											
Devon White, S OBP: 0.360, SLG: 0.571 (1, 8)										4	0	0	0	0	2	4											
Wally Joyner, L OBP: 0.286, SLG: 0.258 (1, 3)										3	0	0	0	1	0	4											
Chili Davis, S OBP: 0.274, SLG: 0.386 (1, 10)										4	0	0	0	0	1	1											
Lance Parrish, R OBP: 0.326, SLG: 0.333 (1, 2)										3	0	0	0	0	1	0											
Dante Bichette, R OBP: 0.406, SLG: 0.655 (1, 7)										3	0	0	0	0	1	0											
Mark McLemore, S OBP: 0.277, SLG: 0.290 (1, 4)										3	0	0	0	0	1	0											
Kent Anderson, R OBP: 0.348, SLG: 0.300 (1, 6)										1	0	0	0	1	0	0											
Johnny Ray, S (8, PH)										1	0	0	0	0	0	0											
Glenn Hoffman, R OBP: 0.391, SLG: 0.500 (8, 6)										0	0	0	0	0	0	0											
<b>Inning Stats</b>	R: 0 H: 1 E: 0 K: 0 S: 9	H: 1 LOB: 1 BB: 0 P: 15	R: 0 H: 0 E: 0 K: 2 S: 10	H: 0 LOB: 0 BB: 0 P: 14	R: 0 H: 1 E: 0 K: 1 S: 9	H: 0 LOB: 0 BB: 0 P: 16	R: 0 H: 0 E: 0 K: 0 S: 6	H: 0 LOB: 0 BB: 0 P: 10	R: 0 H: 1 E: 0 K: 1 S: 13	H: 0 LOB: 3 BB: 2 P: 27	R: 0 H: 0 E: 0 K: 0 S: 7	H: 0 LOB: 0 BB: 0 P: 12	R: 0 H: 0 E: 0 K: 0 S: 7	H: 0 LOB: 0 BB: 0 P: 10	R: 0 H: 0 E: 0 K: 1 S: 9	H: 0 LOB: 1 BB: 1 P: 14	1B: 3 2B: 0 3B: 0 HR: 0	SF: 0 SAC: 0 DP: 0 HBP: 0	WP: 0 PA: 33 PB: 0 SB: 0 CS: 1								
<b>PITCHER</b>	IP	WLS	BF	H	R	ER	SO	BB	IBB	HBP	BLK	WP	HR	S	P	ERA	WHIP										
Mike Moore, R ERA: 2.33 (1, 1)	7.2	W	27	3	0	0	5	2	0	0	0	0	0	66	113	0.00	0.652										
Rick Honeycutt, L ERA: 2.84 (8, 1)	1.0		4	0	0	0	1	1	0	0	0	0	0	10	17	0.00	1.000										
Dennis Eckersley, R ERA: (9, 1)	0.1	S	1	0	0	0	0	0	0	0	0	0	0	2	2	0.00	0.000										

California Angels @ Oakland Athletics  
Oakland-Alameda County Coliseum, Oakland, CA  
Sun Apr 23 1989, 3:33 AM PDT  
Att: 25,681 - Cloudy - 60 F


AB 29  
R 0  
H 3  
RBI 0  
BB 3  
SO 6  
LOB 10



Batter	1	2	3	4	5	6	7	8	9	AB	R	H	RBI	BB	SO	LOB	BOTTOM										
Luis Polonia, L OBP: 0.224, SLG: 0.244 (1, 7)										4	0	0	0	0	0	3											
Stan Javier, S OBP: 0.385, SLG: 0.426 (1, 9)										3	1	2	0	1	1	0											
Dave Henderson, R OBP: 0.400, SLG: 0.492 (1, 8)										4	0	1	1	0	0	2											
Dave Parker, L OBP: 0.270, SLG: 0.391 (1, 10)										4	0	0	0	0	0	1											
Carney Lansford, R OBP: 0.364, SLG: 0.406 (1, 3)										4	1	2	0	0	0	1											
Terry Steinbach, R OBP: 0.385, SLG: 0.357 (1, 2)										3	0	1	0	0	0	1											
Tony Phillips, S OBP: 0.387, SLG: 0.446 (1, 5)										3	0	2	1	0	0	1											
Walt Weiss, S OBP: 0.364, SLG: 0.447 (1, 6)										2	0	0	0	1	0	2											
Mike Gallego, R OBP: 0.450, SLG: 0.553 (1, 4)										3	0	0	0	0	1	2											
<b>Inning Stats</b>	R: 0 H: 0 E: 0 K: 1 S: 13	H: 3 LOB: 1 BB: 0 P: 18	R: 1 H: 3 E: 0 K: 0 S: 9	H: 0 LOB: 1 BB: 0 P: 16	R: 0 H: 0 E: 0 K: 0 S: 8	H: 0 LOB: 1 BB: 1 P: 14	R: 0 H: 1 E: 1 K: 0 S: 7	H: 0 LOB: 0 BB: 0 P: 9	R: 0 H: 0 E: 0 K: 0 S: 6	H: 1 LOB: 0 BB: 0 P: 8	R: 0 H: 1 E: 1 K: 0 S: 15	H: 1 LOB: 3 BB: 1 P: 28	R: 1 H: 2 E: 0 K: 0 S: 10	H: 2 LOB: 0 BB: 0 P: 14	1B: 7 2B: 1 3B: 0 HR: 0	SF: 0 SAC: 0 DP: 3 HBP: 0	WP: 1 PA: 32 PB: 0 SB: 0 CS: 0										
<b>PITCHER</b>	IP	WLS	BF	H	R	ER	SO	BB	IBB	HBP	BLK	WP	HR	S	P	ERA	WHIP										
Kirk McCaskill, R ERA: 0.99 (8, 1)	7.0	L	30	8	2	2	2	2	0	0	0	0	0	74	116	2.57	1.429										
Greg Minton, R ERA: 2.53 (8, 1)	1.0		2	0	0	0	0	0	0	0	0	0	0	3	4	0.00	0.000										

California Angels @ Oakland Athletics  
Oakland-Alameda County Coliseum, Oakland, CA  
Sun Apr 23 1989, 3:33 AM PDT  
Att: 25,681 - Cloudy - 60 F

AB 30  
R 2  
H 8  
RBI 2  
BB 2  
SO 2  
LOB 13





Batter	1	2	3	4	5	6	7	8	9	AB	R	H	RBI	BB	SO	LOB	TOP										
<b>Brady Anderson, L</b> (1, 8) OBP: 0.349, SLG: 0.413	1-1 G3		4-0 S SF9 BB		0-1 G5-3			1-0 G3		3	1	0	0	1	0	0	<b>Baltimore Orioles @ California Angels</b> Anaheim Stadium, Anaheim, CA Mon Apr 24 1989, 10:05 PM EDT Att: 22,213 - Unknown - 50 F										
<b>Phil Bradley, R</b> (1, 7) OBP: 0.302, SLG: 0.416	0-2 2B		4-1 SF9 CS BB		3-2 L6			1-0 2B 1B		3	0	2	0	1	0	0											
<b>Mike Devereaux, R</b> (1, 9) <b>Joe Orsulak, L</b> (8, PH) OBP: 0.302, SLG: 0.476	2-1 P2		4-2 BB		2-0 F9			1-0 2B		2	0	0	0	1	0	1											
<b>Cal Ripken Jr., R</b> (1, 6) OBP: 0.370, SLG: 0.457	1-2 P3		1-2 BB		2-2 G4-6-3 1B			1-3 2B		1	0	1	0	0	0	0											
<b>Randy Milligan, R</b> (1, 3) OBP: 0.343, SLG: 0.400 <b>Jim Traber, L</b> (8, PH) OBP: 0.238, SLG: 0.189		3-2 G5-3	2-0 CS	0-0 WP SF7 2B		0-1 G4-6-3		3-3 K		3	1	1	0	0	0	1											
<b>Mickey Tettleton, S</b> (1, 2) OBP: 0.283, SLG: 0.396	1-0 G4-3 1B		2-3 K		2-3 K			1-2 F7		4	0	1	0	0	2	1											
<b>Larry Sheets, L</b> (1, 10) OBP: 0.246, SLG: 0.270	2-2 G4-3		1-1 SF7		2-1 G3-1			2-3 K		3	0	0	1	0	1	1											
<b>Craig Worthington, R</b> (1, 5) OBP: 0.296, SLG: 0.317	1-2 F3		3-1 F9		2-1 G5-3			0-3 K		4	0	0	0	0	1	1											
<b>Rene Gonzales, R</b> (1, 4) OBP: 0.256, SLG: 0.211 <b>Steve Finley, L</b> (8, PH) OBP: 0.286, SLG: 0.286 <b>Billy Ripken, R</b> (8, 4) OBP: 0.250, SLG: 0.200			2-2 L4		0-1 P7			2-1 G6-3		2	0	0	0	0	0	0											
<b>Inning Stats</b>	R: 0 E: 0 K: 0 S: 14	H: 1 LOB: 1 BB: 0 P: 18	R: 0 E: 0 K: 0 S: 11	H: 1 LOB: 1 BB: 0 P: 18	R: 1 E: 0 K: 0 S: 12	H: 0 LOB: 1 BB: 3 P: 27	R: 1 E: 0 K: 1 S: 8	H: 1 LOB: 0 BB: 0 P: 14	R: 0 E: 0 K: 0 S: 7	H: 0 LOB: 0 BB: 0 P: 10	R: 0 E: 0 K: 0 S: 7	H: 1 LOB: 0 BB: 0 P: 11	R: 0 E: 0 K: 1 S: 7	H: 0 LOB: 0 BB: 0 P: 13	R: 0 E: 0 K: 1 S: 8	H: 2 LOB: 3 BB: 1 P: 20	R: 0 E: 0 K: 2 S: 10	H: 0 LOB: 0 BB: 0 P: 13	1B: 3 2B: 3 3B: 0 HR: 0	SF: 2 SAC: 0 DP: 1 HBP: 0	WP: 1 PB: 0 SB: 3 CS: 1	PA: 36					
<b>PITCHER</b>	IP	WLS	BF	H	R	ER	SO	BB	IBB	HBP	BLK	WP	HR	S	P	ERA	WHIP										
<b>Jim Abbott, L</b> (1, 1) ERA: 3.78	6.0	W	23	4	2	2	1	3	0	0	0	1	0	59	98	3.00	1.167										
<b>Greg Minton, R</b> (7, 1) ERA: 2.19	1.2		8	2	0	0	1	0	1	0	0	0	0	12	27	0.00	1.200										
<b>Bryan Harvey, R</b> (8, 1) ERA:	1.1	S	4	0	0	0	3	0	0	0	0	0	0	13	19	0.00	0.000										

Batter	1	2	3	4	5	6	7	8	9	AB	R	H	RBI	BB	SO	LOB	BOTTOM										
<b>Claudell Washington, L</b> (1, 9) OBP: 0.339, SLG: 0.358	1-0 S 1B 1B		3-3 K		1-1 G4-3 2-3 1B			0-0 F7		4	1	2	0	0	1	0	<b>Baltimore Orioles @ California Angels</b> Anaheim Stadium, Anaheim, CA Mon Apr 24 1989, 10:05 PM EDT Att: 22,213 - Unknown - 50 F										
<b>Johnny Ray, S</b> (1, 4) OBP: 0.071, SLG: 0.071	1-1 CS 1B		0-0 L4		1-0 G4-3			1-2 F8		4	0	1	1	0	0	1											
<b>Devon White, S</b> (1, 8) OBP: 0.354, SLG: 0.554	1-1 CS 1B		1-1 G3-1		2-3 3-H 2-0 F9			0-0 B1-3		4	0	1	1	0	0	1											
<b>Brian Downing, R</b> (1, 10) OBP: 0.329, SLG: 0.377	1-2 G5-3		1-2 G6-3		4-2 G3 BB			2-0 G5-3		3	0	0	0	1	0	2											
<b>Wally Joyner, L</b> (1, 3) OBP: 0.270, SLG: 0.242	0-2 G4-3		2-1 L3		0-3 K			0-1 G3-4-1		4	0	0	0	0	1	2											
<b>Chili Davis, S</b> (1, 7) OBP: 0.277, SLG: 0.383		0-1 G1-3 1B		0-1 G1-3				0-0 G3		3	0	1	0	0	0	1											
<b>Lance Parrish, R</b> (1, 2) OBP: 0.344, SLG: 0.396		0-3 K		1-0 HR				4-0 BB		2	1	1	1	1	1	1											
<b>Jack Howell, L</b> (1, 5) OBP: 0.200, SLG: 0.172	0-1 G1-3		1-3 K		0-0 G4-3					3	0	0	0	0	1	3											
<b>Kent Anderson, R</b> (1, 6) OBP: 0.346, SLG: 0.348	1-3 K		3-2 1B G4-3 2B		1-0 F9					3	1	1	0	0	1	1											
<b>Inning Stats</b>	R: 1 E: 0 K: 0 S: 12	H: 3 LOB: 1 BB: 0 P: 16	R: 0 E: 0 K: 2 S: 12	H: 1 LOB: 0 BB: 0 P: 13	R: 0 E: 0 K: 1 S: 6	H: 0 LOB: 0 BB: 0 P: 10	R: 0 E: 0 K: 0 S: 7	H: 0 LOB: 0 BB: 0 P: 10	R: 2 E: 0 K: 1 S: 12	H: 3 LOB: 1 BB: 0 P: 21	R: 0 E: 0 K: 1 S: 7	H: 0 LOB: 2 BB: 2 P: 15	R: 0 E: 0 K: 0 S: 5	H: 0 LOB: 0 BB: 0 P: 7	R: 0 E: 0 K: 0 S: 4	H: 0 LOB: 0 BB: 0 P: 6	1B: 5 2B: 1 3B: 0 HR: 1	SF: 0 SAC: 0 DP: 0 HBP: 0	WP: 0 PB: 0 SB: 1 CS: 2	PA: 32							
<b>PITCHER</b>	IP	WLS	BF	H	R	ER	SO	BB	IBB	HBP	BLK	WP	HR	S	P	ERA	WHIP										
<b>Dave Schmidt, R</b> (1, 1) ERA: 6.52	8.0	L	32	7	3	3	5	2	0	0	0	0	1	65	98	3.38	1.125										

AB	29
R	2
H	6
RBI	2
BB	4
SO	5
LOB	9



AB	30
R	3
H	7
RBI	3
BB	2
SO	5
LOB	12





Batter	1	2	3	4	5	6	7	8	9	AB	R	H	RBI	BB	SO	LOB	TOP										
<b>Brady Anderson, L</b> (1, 8) OBP: 0.374, SLG: 0.443	3-2 FC4-6 1B		3-2 SH G4-6-3 2B	1-1 9-3 1B		2-2 HR HBP			2-3 K	4	2	3	0	0	1	0											
<b>Steve Finley, L</b> (1, 9) OBP: 0.273, SLG: 0.545	0-2 FC4-6 BB		0-1 SH G4-6-3	2-2 9-3		1-2 HR			1-1 F7	4	1	1	3	0	0	2											
<b>Joe Orsulak, L</b> (1, 7) OBP: 0.313, SLG: 0.457	4-0 G4-6-3 BB		1-0 G4-6-3		1-1 FC4-6 1B				0-0 F7	4	0	1	0	1	0	1											
<b>Cal Ripken Jr., R</b> (1, 6) OBP: 0.365, SLG: 0.446	1-1 G4-6-3		1-2 G4-6-3 1B		2-1 FC4-6 BB				2-2 F9	4	0	1	0	0	0	3											
<b>Larry Sheets, L</b> (1, 10) OBP: 0.250, SLG: 0.262 <b>Chris Hoiles, R</b> (7, PH)		1-1 F8	0-0 P6		4-0 BB				0-1 5-3	2	0	0	0	1	0	1											
<b>Mickey Tettleton, S</b> (1, 2) OBP: 0.281, SLG: 0.442		0-0 HR		3-3 K	3-2 P4-6				0-0 4-3	4	1	1	1	0	1	2											
<b>Jim Traber, L</b> (1, 3) OBP: 0.261, SLG: 0.293		3-2 1B		1-2 HR		2-2 P5			1-2 E6	4	1	2	1	0	0	0											
<b>Craig Worthington, R</b> (1, 5) OBP: 0.293, SLG: 0.303		1-3 K		4-0 HR		0-3 K			2-2 L3	3	1	0	0	1	2	2											
<b>Billy Ripken, R</b> (1, 4) OBP: 0.300, SLG: 0.421		3-2 G5-3		0-0 HR		2-2 HR			0-3 K2-3	4	2	2	2	0	1	1											
<b>Inning Stats</b>	R: 0 H: 1 E: 0 K: 0 S: 10	H: 1 LOB: 1 BB: 1 P: 18	R: 1 H: 2 E: 0 K: 1 S: 14	H: 2 LOB: 1 BB: 0 P: 22	R: 1 H: 2 E: 0 K: 0 S: 12	H: 2 LOB: 1 BB: 0 P: 17	R: 3 H: 3 E: 0 K: 1 S: 14	H: 3 LOB: 0 BB: 1 P: 25	R: 0 H: 1 E: 0 K: 0 S: 8	H: 1 LOB: 1 BB: 1 P: 18	R: 3 H: 2 E: 0 K: 1 S: 23	H: 2 LOB: 0 BB: 0 P: 33	R: 0 H: 0 E: 0 K: 0 S: 6	H: 0 LOB: 0 BB: 0 P: 8	R: 0 H: 0 E: 1 K: 1 S: 9	H: 0 LOB: 0 BB: 0 P: 12	R: 0 H: 0 E: 0 K: 1 S: 6	H: 0 LOB: 0 BB: 0 P: 9	1B: 6 2B: 4 3B: 0 HR: 4	SF: 0 SAC: 1 DP: 5 HBP: 1	WP: 0 PB: 0 SB: 0 CS: 0	PA: 39					
<b>PITCHER</b>	IP	WLS	BF	H	R	ER	SO	BB	IBB	HBP	BLK	WP	HR	S	P	ERA	WHIP										
<b>Mike Witt, R</b> (1, 1) ERA: 5.79	3.1	L	19	8	5	5	2	2	0	0	0	0	3	47	77	13.50	3.000										
<b>Willie Fraser, R</b> (4, 1) ERA: 4.91	2.2		11	3	3	3	1	1	0	1	0	0	1	34	56	10.12	1.500										
<b>Bob McClure, L</b> (7, 1) ERA: 2.08	3.0		9	0	0	0	2	0	0	0	0	0	0	21	29	0.00	0.000										

Baltimore Orioles @ California Angels  
Anaheim Stadium, Anaheim, CA  
Tue Apr 25 1989, 10:05 PM EDT  
Att: 21,165 - Unknown

AB 34  
R 8  
H 11  
RBI 7  
BB 3  
SO 5  
LOB 12



Batter	1	2	3	4	5	6	7	8	9	AB	R	H	RBI	BB	SO	LOB	BOTTOM										
<b>Brian Downing, R</b> (1, 10) OBP: 0.338, SLG: 0.384	2-2 G1-6-3 1B		2-2 6-3		3-1 FC5-4			2-1 1B		4	0	2	0	0	0	1											
<b>Johnny Ray, S</b> (1, 4) OBP: 0.056, SLG: 0.056	1 SAFE F9			0-3 K		0-0 F8		1-1 F8		4	0	0	0	0	1	2											
<b>Devon White, S</b> (1, 8) OBP: 0.349, SLG: 0.538	1-1 G1-6-3			2-0 F9		0-3 K			1-2 FC3-6 1B	4	0	1	0	0	1	1											
<b>Lance Parrish, R</b> (1, 2) OBP: 0.344, SLG: 0.393 <b>Bill Schroeder, R</b> (8, 2) OBP: 0.300, SLG: 0.474		2-2 F9		1-1 2B 1B		1-0 5-3			3-3 K	3	1	1	0	0	0	0											
<b>Chili Davis, S</b> (1, 7) OBP: 0.290, SLG: 0.406		2-1 F7		0-1 2B		3-1 G4-6-3 1B			0-0 F8	4	0	2	1	0	0	1											
<b>Wally Joyner, L</b> (1, 3) OBP: 0.289, SLG: 0.243		3-1 FC5-4 1B		0-1 F7		2-0 G4-6-3			1-2 FC3-6	4	0	1	0	0	0	3											
<b>Dante Bichette, R</b> (1, 9) OBP: 0.371, SLG: 0.594		1-2 FC5-4			2-2 F8				0-0 G5-3	3	0	0	0	0	0	1											
<b>Glenn Hoffman, R</b> (1, 5) OBP: 0.346, SLG: 0.435			1-1 F7		0-0 F9				0-0 L8	3	0	0	0	0	0	0											
<b>Kent Anderson, R</b> (1, 6) OBP: 0.345, SLG: 0.346			0-0 6-3		1-0 FC5-4 1B				1-1 4-3	3	0	1	0	0	0	0											
<b>Inning Stats</b>	R: 0 H: 1 E: 0 K: 0 S: 7	H: 1 LOB: 0 BB: 0 P: 12	R: 0 H: 1 E: 0 K: 0 S: 10	H: 1 LOB: 0 BB: 0 P: 18	R: 0 H: 0 E: 0 K: 0 S: 6	H: 0 LOB: 0 BB: 0 P: 9	R: 1 H: 2 E: 0 K: 1 S: 10	H: 2 LOB: 1 BB: 0 P: 13	R: 0 H: 1 E: 0 K: 0 S: 7	H: 1 LOB: 0 BB: 0 P: 8	R: 0 H: 1 E: 0 K: 0 S: 4	H: 1 LOB: 0 BB: 0 P: 9	R: 0 H: 1 E: 0 K: 0 S: 7	H: 1 LOB: 1 BB: 0 P: 11	R: 0 H: 1 E: 0 K: 1 S: 14	H: 1 LOB: 1 BB: 0 P: 19	1B: 7 2B: 1 3B: 0 HR: 0	SF: 0 SAC: 0 DP: 2 HBP: 0	WP: 0 PB: 0 SB: 0 CS: 0	PA: 33							
<b>PITCHER</b>	IP	WLS	BF	H	R	ER	SO	BB	IBB	HBP	BLK	WP	HR	S	P	ERA	WHIP										
<b>Jeff Ballard, L</b> (1, 1) ERA: 1.2	7.0	W	25	6	1	1	2	6	0	0	0	0	0	51	82	1.29	0.857										
<b>Kevin Hickey, L</b> (8, 1) ERA	1.0		4	1	0	0	0	0	0	0	0	0	0	7	11	0.00	1.000										
<b>Mark Williamson, R</b> (9, 1) ERA: 3.09	1.0		4	1	0	0	1	0	0	0	0	0	0	14	19	0.00	1.000										

Baltimore Orioles @ California Angels  
Anaheim Stadium, Anaheim, CA  
Tue Apr 25 1989, 10:05 PM EDT  
Att: 21,165 - Unknown

AB 33  
R 1  
H 8  
RBI 1  
BB 0  
SO 3  
LOB 10






Batter	1	2	3	4	5	6	7	8	9	AB	R	H	RBI	BB	SO	LOB	TOP										
<b>Kenny Williams, R</b> (1, 8) OBP: 0.318, SLG: 0.319 <b>Pat Sheridan, L</b> (9, PH) OBP: 0.405, SLG: 0.419	1-3 K2-3		0-0 P3		2-3 K		2-1 G6-3		2-2 SH1 1B	4	0	0	0	0	2	3											
<b>Gary Ward, R</b> (1, 7) OBP: 0.313, SLG: 0.276	2-2 G6-3		1-3 K		2-3 K		2-2 1B		0-0 SH1 1-2	4	0	1	0	0	2	3											
<b>Lou Whitaker, L</b> (1, 4) OBP: 0.387, SLG: 0.443	4-1 BB		0-0 F7		2-0 F9		3-2 L5		3-2 F7	4	0	0	0	1	0	5											
<b>Alan Trammell, R</b> (1, 6) OBP: 0.367, SLG: 0.329	1-3 K			2-2 G4-6-3 1B		0-0 F8		2-2 G1-3	2-3 K	5	0	1	0	0	2	2											
<b>Chris Brown, R</b> (1, 5) OBP: 0.235, SLG: 0.273		1-1 G1-4-3		0-1 G4-6-3 1-2		3-2 G6-3 2B		0-0 BB 1B		4	0	2	0	0	0	1											
<b>Chet Lemon, R</b> (1, 9) OBP: 0.500, SLG: 0.356		1-2 1B		4-2 BB		4-0 G6-3 BB		3-1 BB 1B		2	0	2	0	2	0	0											
<b>Keith Moreland, R</b> (1, 10) <b>Fred Lynn, L</b> (8, PH) OBP: 0.286, SLG: 0.222		0-0 P8		1-0 G6-3		0-1 G6-3		0-1 L9		3	0	0	0	0	0	4											
<b>Mike Heath, R</b> (1, 2) OBP: 0.400, SLG: 0.357 <b>Matt Nokes, L</b> (8, PH) OBP: 0.351, SLG: 0.615		3-2 F8			3-2 1B	0-0 F8		4-1 BB		3	0	1	0	0	0	3											
<b>Torey Lovullo, S</b> (1, 3) OBP: 0.265, SLG: 0.200 <b>Dave Bergman, L</b> (8, PH) OBP: 0.351, SLG: 0.344			1-1 1B		4-2 BB		1-3 K	1-2 F8		2	0	1	0	1	1	0											
<b>Inning Stats</b>	R: 0 E: 0 K: 2 S: 10	H: 0 LOB: 1 BB: 1 P: 18	R: 0 E: 0 K: 0 S: 9	H: 1 LOB: 1 BB: 0 P: 14	R: 0 E: 0 K: 1 S: 7	H: 1 LOB: 1 BB: 0 P: 9	R: 0 E: 0 K: 0 S: 13	H: 1 LOB: 1 BB: 1 P: 20	R: 0 E: 0 K: 0 S: 15	H: 1 LOB: 2 BB: 1 P: 28	R: 0 E: 0 K: 1 S: 12	H: 1 LOB: 1 BB: 0 P: 20	R: 0 E: 0 K: 0 S: 14	H: 2 LOB: 3 BB: 1 P: 24	R: 0 E: 0 K: 1 S: 12	H: 1 LOB: 1 BB: 0 P: 19	1B: 8 2B: 1 3B: 0 HR: 0	SF: 0 SAC: 1 DP: 1 HBP: 0	WP: 0 PB: 0 SB: 1 CS: 0	PA: 40							
<b>PITCHER</b>	IP	WLS	BF	H	R	ER	SO	BB	IBB	HBP	BLK	WP	HR	S	P	ERA	WHIP										
<b>Chuck Finley, L</b> (1, 1) ERA: 2.43	6.0	W	26	5	0	0	5	4	0	0	0	0	0	61	103	0.00	1.500										
<b>Greg Minton, R</b> (7, 1) ERA: 1.53	1.2		8	3	0	0	1	0	0	0	0	0	0	21	34	0.00	1.800										
<b>Bryan Harvey, R</b> (8, 1) ERA:	1.1	S	6	1	0	0	1	1	0	0	0	0	0	17	29	0.00	1.500										

Detroit Tigers @ California Angels  
Anaheim Stadium, Anaheim, CA  
Wed Apr 26 1989, 10:05 PM EDT  
Att: 23,334 - Unknown


AB 34  
R 0  
H 9  
RBI 0  
BB 5  
SO 7  
LOB 26



Batter	1	2	3	4	5	6	7	8	9	AB	R	H	RBI	BB	SO	LOB	BOTTOM										
<b>Claudell Washington, L</b> (1, 9) OBP: 0.333, SLG: 0.368	1-3 K		1-3 K		3-3 K			0-0 L8-5 2B		4	0	1	0	0	3	0											
<b>Johnny Ray, S</b> (1, 4) OBP: 0.091, SLG: 0.091	2-2 G5-3		1-2 G5-3			1-0 WP SH1-3 1B		3-2 L8-5		4	0	1	0	0	0	1											
<b>Devon White, S</b> (1, 8) OBP: 0.353, SLG: 0.532	1-0 G4-3		4-0 S BB			0-0 SH1-3		1-2 BB		1	0	0	0	1	0	0											
<b>Brian Downing, R</b> (1, 10) OBP: 0.337, SLG: 0.421		2-1 HR	1-1 G1-3			0-3 K		0-3 K		3	1	1	1	0	1	2											
<b>Wally Joyner, L</b> (1, 3) OBP: 0.272, SLG: 0.247		1-1 BB BB 1B		2-0 F8		3-2 F9		2-3 F9		3	0	1	0	0	0	1											
<b>Chili Davis, S</b> (1, 7) OBP: 0.292, SLG: 0.394		4-2 BB BB		1-3 K		1-0 F7				2	0	0	0	1	1	0											
<b>Lance Parrish, R</b> (1, 2) OBP: 0.328, SLG: 0.373		0-0 L8		1-1 F8		0-3 K				3	0	0	0	0	1	2											
<b>Jack Howell, L</b> (1, 5) OBP: 0.206, SLG: 0.167		4-2 G6-4-3 BB			0-2 G6-3		0-1 F7			2	0	0	0	1	0	0											
<b>Glenn Hoffman, R</b> (1, 6) OBP: 0.310, SLG: 0.385		0-1 G6-4-3			2-3 K			1-1 G4-3		3	0	0	0	0	1	3											
<b>Inning Stats</b>	R: 0 E: 0 K: 1 S: 7	H: 0 LOB: 0 BB: 0 P: 11	R: 1 E: 0 K: 0 S: 11	H: 2 LOB: 2 BB: 2 P: 22	R: 0 E: 0 K: 1 S: 8	H: 0 LOB: 0 BB: 1 P: 15	R: 0 E: 0 K: 1 S: 6	H: 0 LOB: 0 BB: 0 P: 10	R: 0 E: 0 K: 2 S: 10	H: 0 LOB: 0 BB: 0 P: 15	R: 0 E: 0 K: 1 S: 9	H: 1 LOB: 1 BB: 0 P: 13	R: 0 E: 0 K: 1 S: 6	H: 0 LOB: 0 BB: 0 P: 7	R: 0 E: 0 K: 0 S: 7	H: 1 LOB: 0 BB: 0 P: 11	1B: 2 2B: 2 3B: 0 HR: 1	SF: 0 SAC: 1 DP: 2 HBP: 0	WP: 1 PB: 0 SB: 1 CS: 0	PA: 29							
<b>PITCHER</b>	IP	WLS	BF	H	R	ER	SO	BB	IBB	HBP	BLK	WP	HR	S	P	ERA	WHIP										
<b>Jack Morris, R</b> (1, 1) ERA: 4.45	8.0	L	29	4	1	1	7	3	0	0	0	1	1	64	104	1.12	0.875										

Detroit Tigers @ California Angels  
Anaheim Stadium, Anaheim, CA  
Wed Apr 26 1989, 10:05 PM EDT  
Att: 23,334 - Unknown

AB 25  
R 1  
H 4  
RBI 1  
BB 3  
SO 7  
LOB 9









Batter	1	2	3	4	5	6	7	8	9	AB	R	H	RBI	BB	SO	LOB	TOP					
Lloyd Moseby, L OBP: 0.330, SLG: 0.333	B1-3		K			K			G1-3	4	0	0	0	0	2	1						
Rance Mulliniks, L OBP: 0.304, SLG: 0.246	K			G1-3			F7		G4-3	4	0	0	0	0	1	1						
Ernie Whitt, L OBP: 0.352, SLG: 0.449	K			G3-1			L4		P4	4	0	0	0	0	1	1						
Fred McGriff, L OBP: 0.442, SLG: 0.688		G6-3			K					2	0	0	0	1	1	0						
Pat Borders, R OBP: 0.304, SLG: 0.426		F9								3	0	0	0	0	1	1						
Rob Ducey, L OBP: 0.273, SLG: 0.250										2	0	0	0	1	0	0						
Jesse Barfield, R OBP: 0.256, SLG: 0.408										3	0	0	0	0	1	1						
Manuel Lee, S OBP: 0.280, SLG: 0.263										3	0	0	0	0	1	0						
Tom Lawless, R OBP: 0.375, SLG: 0.231										2	0	0	0	0	1	0						
Nelson Liriano, S OBP: 0.288, SLG: 0.317										1	0	1	0	0	0	0						
<b>Inning Stats</b>	R: 0 H: 0 E: 0 K: 2 S: 8	H: 0 LOB: 0 BB: 0 P: 9	R: 0 H: 0 E: 0 K: 1 S: 8	H: 0 LOB: 1 BB: 1 P: 19	R: 0 H: 0 E: 0 K: 3 S: 9	H: 0 LOB: 0 BB: 0 P: 12	R: 0 H: 0 E: 0 K: 1 S: 10	H: 0 LOB: 0 BB: 0 P: 16	R: 0 H: 0 E: 0 K: 1 S: 9	H: 0 LOB: 0 BB: 0 P: 14	R: 0 H: 0 E: 0 K: 0 S: 7	H: 0 LOB: 1 BB: 1 P: 10	R: 0 H: 0 E: 0 K: 0 S: 7	H: 0 LOB: 1 BB: 1 P: 13	R: 0 H: 0 E: 0 K: 0 S: 8	H: 0 LOB: 0 BB: 0 P: 12	R: 0 H: 1 E: 0 K: 0 S: 13	H: 1 LOB: 1 BB: 0 P: 17	1B: 0 2B: 1 3B: 0 HR: 0	SF: 0 SAC: 0 DP: 0 HBP: 0	WP: 0 PB: 0 SB: 0 CS: 0	PA: 30
<b>PITCHER</b> Kirk McCaskill, R ERA: 0.74	IP: 9.0 WLS: W BF: 30 H: 1 R: 0 ER: 0 SO: 9 BB: 2 IBB: 0 HBP: 0 BLK: 0 WP: 0 HR: 0 S: 79 P: 122 ERA: 0.00 WHIP: 0.333															<b>PITCHER</b>						

Toronto Blue Jays @ California Angels  
Anaheim Stadium, Anaheim, CA  
Fri Apr 28 1989, 10:05 PM EDT  
Att: 30,958 - Unknown

livebaseballscorecards.com

AB 28  
R 0  
H 1  
RBI 0  
BB 2  
SO 9  
LOB 5




Batter	1	2	3	4	5	6	7	8	9	AB	R	H	RBI	BB	SO	LOB	BOTTOM			
Claudell Washington, L OBP: 0.329, SLG: 0.394	G3			K						5	0	0	0	0	3	2				
Johnny Ray, S OBP: 0.186, SLG: 0.188					F7					5	2	3	0	0	0	0				
Devon White, S OBP: 0.358, SLG: 0.551	FC4-6									5	2	3	1	0	1	2				
Wally Joyner, L OBP: 0.286, SLG: 0.293	G4-3									4	1	2	1	1	0	2				
Chili Davis, S OBP: 0.309, SLG: 0.397		G1-3								4	0	1	1	1	1	3				
Lance Parrish, R OBP: 0.380, SLG: 0.400										2	2	1	0	2	1	2				
Dante Bichette, R OBP: 0.366, SLG: 0.579										4	1	1	2	0	0	6				
Jack Howell, L OBP: 0.250, SLG: 0.269										4	1	2	4	0	0	5				
Kent Anderson, R OBP: 0.324, SLG: 0.353										4	0	1	0	0	0	1				
<b>Inning Stats</b>	R: 0 H: 1 E: 0 K: 0 S: 7	H: 3 LOB: 1 BB: 0 P: 11	R: 2 H: 3 E: 0 K: 1 S: 15	H: 3 LOB: 1 BB: 0 P: 24	R: 1 H: 3 E: 0 K: 1 S: 9	H: 3 LOB: 3 BB: 1 P: 14	R: 0 H: 0 E: 0 K: 1 S: 9	H: 0 LOB: 0 BB: 0 P: 14	R: 4 H: 3 E: 0 K: 1 S: 14	H: 3 LOB: 1 BB: 2 P: 28	R: 2 H: 3 E: 0 K: 1 S: 15	H: 3 LOB: 2 BB: 1 P: 26	R: 0 H: 0 E: 0 K: 1 S: 6	H: 0 LOB: 0 BB: 0 P: 7	R: 0 H: 1 E: 0 K: 0 S: 6	H: 1 LOB: 0 BB: 0 P: 7	1B: 8 2B: 4 3B: 1 HR: 1	SF: 0 SAC: 0 DP: 1 HBP: 0	WP: 1 PB: 0 SB: 3 CS: 0	PA: 41
<b>PITCHER</b> Todd Stottlemyre, R ERA: 5.08	IP: 2.1 WLS: L BF: 15 H: 7 R: 3 ER: 3 SO: 2 BB: 0 IBB: 1 HBP: 0 BLK: 0 WP: 0 HR: 1 S: 29 P: 47 ERA: 11.57 WHIP: 3.000															<b>PITCHER</b>				
Tony Castillo, L ERA: 5.4	IP: 3.1 WLS: W BF: 11 H: 3 R: 4 ER: 4 SO: 2 BB: 1 IBB: 0 HBP: 0 BLK: 0 WP: 0 HR: 0 S: 23 P: 40 ERA: 18.00 WHIP: 2.000															<b>PITCHER</b>				
Jose Antonio Nunez, R ERA: 6.75	IP: 5.1 WLS: W BF: 12 H: 3 R: 2 ER: 2 SO: 2 BB: 1 IBB: 0 HBP: 0 BLK: 0 WP: 1 HR: 0 S: 23 P: 37 ERA: 6.75 WHIP: 1.500															<b>PITCHER</b>				
Tom Henke, R ERA: 8.44	IP: 8.1 WLS: W BF: 3 H: 1 R: 0 ER: 0 SO: 0 BB: 0 IBB: 0 HBP: 0 BLK: 0 WP: 0 HR: 0 S: 6 P: 7 ERA: 0.00 WHIP: 1.000															<b>PITCHER</b>				

Toronto Blue Jays @ California Angels  
Anaheim Stadium, Anaheim, CA  
Fri Apr 28 1989, 10:05 PM EDT  
Att: 30,958 - Unknown

livebaseballscorecards.com

AB 37  
R 9  
H 14  
RBI 9  
BB 4  
SO 6  
LOB 23






Batter	1	2	3	4	5	6	7	8	9	10	AB	R	H	RBI	BB	SO	LOB	TOP	
Tom Lawless, R OBP: 0.286, SLG: 0.167	5-3		FC1-6		6-3		L4			1-3	5	0	0	0	0	0	3		
Pat Borders, R OBP: 0.295, SLG: 0.407	F9		6-3		F9					5-3	5	0	1	0	0	0	2		
Fred McGriff, L OBP: 0.424, SLG: 0.655	L4		K								4	0	0	0	0	3	2		
George Bell, R OBP: 0.306, SLG: 0.391		HR			F7		WP			L8	4	2	3	0	0	0	1		
Jesse Barfield, R OBP: 0.256, SLG: 0.438		HR			K		K			K	4	1	1	2	0	3	3		
Bob Brenly, R OBP: 0.250, SLG: 0.160		5-3			F7		4-3				3	0	0	0	0	0	1		
Lloyd Moseby, L OBP: 0.337, SLG: 0.333											0	0	0	0	1	0	0		
Manuel Lee, S OBP: 0.291, SLG: 0.275					K					FC1-6	4	0	2	0	0	1	2		
Alexis Infante, R OBP: 0.337, SLG: 0.333										L7-3	0	0	0	0	0	0	0		
Nelson Liriano, S OBP: 0.286, SLG: 0.313		L4-3					L7			L7-3	4	0	1	0	0	0	3		
Rob Ducey, L OBP: 0.269, SLG: 0.250							K			K	4	0	1	0	0	3	2		
<b>Inning Stats</b>	R: 0 E: 0 K: 0 S: 7	H: 0 LOB: 0 BB: 0 P: 12	R: 2 E: 0 K: 0 S: 12	H: 3 LOB: 0 BB: 0 P: 21	R: 0 E: 0 K: 1 S: 8	H: 1 LOB: 1 BB: 0 P: 13	R: 0 E: 0 K: 2 S: 9	H: 1 LOB: 0 BB: 0 P: 13	R: 0 E: 0 K: 1 S: 11	H: 1 LOB: 1 BB: 0 P: 17	R: 1 E: 0 K: 2 S: 13	H: 1 LOB: 0 BB: 0 P: 20	R: 0 E: 0 K: 1 S: 8	H: 0 LOB: 0 BB: 0 P: 14	R: 0 E: 0 K: 1 S: 5	H: 0 LOB: 0 BB: 0 P: 6	1B: 7 2B: 3 3B: 0 HR: 1	SF: 0 SAC: 0 DP: 2 HBP: 0	WP: 1 PA: 38 PB: 0 SB: 3 CS: 0
<b>PITCHER</b>	IP WLS BF H R ER SO BB IBB HBP BLK WP HR S P ERA WHIP	IP WLS BF H R ER SO BB IBB HBP BLK WP HR S P ERA WHIP	IP WLS BF H R ER SO BB IBB HBP BLK WP HR S P ERA WHIP	IP WLS BF H R ER SO BB IBB HBP BLK WP HR S P ERA WHIP	IP WLS BF H R ER SO BB IBB HBP BLK WP HR S P ERA WHIP	IP WLS BF H R ER SO BB IBB HBP BLK WP HR S P ERA WHIP	IP WLS BF H R ER SO BB IBB HBP BLK WP HR S P ERA WHIP	IP WLS BF H R ER SO BB IBB HBP BLK WP HR S P ERA WHIP	IP WLS BF H R ER SO BB IBB HBP BLK WP HR S P ERA WHIP	IP WLS BF H R ER SO BB IBB HBP BLK WP HR S P ERA WHIP	IP WLS BF H R ER SO BB IBB HBP BLK WP HR S P ERA WHIP	IP WLS BF H R ER SO BB IBB HBP BLK WP HR S P ERA WHIP	IP WLS BF H R ER SO BB IBB HBP BLK WP HR S P ERA WHIP	IP WLS BF H R ER SO BB IBB HBP BLK WP HR S P ERA WHIP	IP WLS BF H R ER SO BB IBB HBP BLK WP HR S P ERA WHIP	IP WLS BF H R ER SO BB IBB HBP BLK WP HR S P ERA WHIP	IP WLS BF H R ER SO BB IBB HBP BLK WP HR S P ERA WHIP	IP WLS BF H R ER SO BB IBB HBP BLK WP HR S P ERA WHIP	
Jim Abbott, L ERA: 3.65	8.0	W	32	9	3	3	9	0	0	0	1	0	0	0	0	0	0	0	
Greg Minton, R ERA: 1.69	2.0	L	6	0	0	0	1	1	0	0	0	0	0	0	0	0	0	0	

Toronto Blue Jays @ California Angels  
Anaheim Stadium, Anaheim, CA  
Sat Apr 29 1989, 10:05 PM EDT  
Att: 49,906 - Unknown

livebaseballscorecards.com

AB 37  
R 3  
H 9  
RBI 2  
BB 1  
SO 10  
LOB 19




Batter	1	2	3	4	5	6	7	8	9	10	AB	R	H	RBI	BB	SO	LOB	BOTTOM			
Claudell Washington, L OBP: 0.347, SLG: 0.414	1B		G3			F7					4	1	2	1	1	0	0				
Johnny Ray, S OBP: 0.216, SLG: 0.290	P6				P4						4	1	2	2	0	0	1				
Devon White, S OBP: 0.343, SLG: 0.527	P3				P4						4	0	0	0	0	0	3				
Lance Parrish, R OBP: 0.342, SLG: 0.377	6-3				P4						4	0	0	0	0	0	2				
Wally Joyner, L OBP: 0.294, SLG: 0.291		L4				K					4	0	1	1	0	1	0				
Chili Davis, S OBP: 0.306, SLG: 0.390		P4									4	0	1	0	0	1	1				
Dante Bichette, R OBP: 0.333, SLG: 0.524		F7				G5-4-3					4	1	0	0	0	0	1				
Jack Howell, L OBP: 0.253, SLG: 0.286			L4								3	1	1	0	0	1	0				
Kent Anderson, R OBP: 0.308, SLG: 0.333											2	0	0	0	0	1	0				
Brian Downing, R OBP: 0.356, SLG: 0.430			4-3								1	0	0	0	0	0	1				
Glenn Hoffman, R OBP: 0.333, SLG: 0.407											1	0	1	0	0	0	0				
<b>Inning Stats</b>	R: 0 E: 0 K: 0 S: 10	H: 1 LOB: 1 BB: 0 P: 16	R: 0 E: 0 K: 0 S: 6	H: 0 LOB: 0 BB: 0 P: 9	R: 0 E: 0 K: 0 S: 5	H: 0 LOB: 0 BB: 0 P: 10	R: 0 E: 0 K: 0 S: 6	H: 0 LOB: 0 BB: 0 P: 8	R: 0 E: 0 K: 1 S: 6	H: 1 LOB: 0 BB: 0 P: 10	R: 0 E: 0 K: 2 S: 10	H: 0 LOB: 0 BB: 0 P: 15	R: 1 E: 0 K: 0 S: 10	H: 2 LOB: 1 BB: 0 P: 12	R: 2 E: 0 K: 0 S: 14	H: 3 LOB: 1 BB: 0 P: 21	R: 0 E: 0 K: 1 S: 8	H: 0 LOB: 0 BB: 0 P: 10	1B: 5 2B: 3 3B: 0 HR: 0	SF: 1 SAC: 1 DP: 1 HBP: 0	WP: 0 PA: 38 PB: 0 SB: 0 CS: 0
<b>PITCHER</b>	IP WLS BF H R ER SO BB IBB HBP BLK WP HR S P ERA WHIP	IP WLS BF H R ER SO BB IBB HBP BLK WP HR S P ERA WHIP	IP WLS BF H R ER SO BB IBB HBP BLK WP HR S P ERA WHIP	IP WLS BF H R ER SO BB IBB HBP BLK WP HR S P ERA WHIP	IP WLS BF H R ER SO BB IBB HBP BLK WP HR S P ERA WHIP	IP WLS BF H R ER SO BB IBB HBP BLK WP HR S P ERA WHIP	IP WLS BF H R ER SO BB IBB HBP BLK WP HR S P ERA WHIP	IP WLS BF H R ER SO BB IBB HBP BLK WP HR S P ERA WHIP	IP WLS BF H R ER SO BB IBB HBP BLK WP HR S P ERA WHIP	IP WLS BF H R ER SO BB IBB HBP BLK WP HR S P ERA WHIP	IP WLS BF H R ER SO BB IBB HBP BLK WP HR S P ERA WHIP	IP WLS BF H R ER SO BB IBB HBP BLK WP HR S P ERA WHIP	IP WLS BF H R ER SO BB IBB HBP BLK WP HR S P ERA WHIP	IP WLS BF H R ER SO BB IBB HBP BLK WP HR S P ERA WHIP	IP WLS BF H R ER SO BB IBB HBP BLK WP HR S P ERA WHIP	IP WLS BF H R ER SO BB IBB HBP BLK WP HR S P ERA WHIP	IP WLS BF H R ER SO BB IBB HBP BLK WP HR S P ERA WHIP	IP WLS BF H R ER SO BB IBB HBP BLK WP HR S P ERA WHIP			
Jimmy Key, L ERA: 3.24	7.0	L	24	4	1	1	3	0	0	0	0	0	0	0	0	0	0	0			
David Wells, L ERA: 4.0	0.2	L	4	2	2	2	0	0	0	0	0	0	0	0	0	0	0	0			
Duane Ward, R ERA: 4.41	1.2	L	9	2	1	0	1	0	1	0	0	0	0	0	0	0	0	0			
Tony Castillo, L ERA: 5.25	0.1	L	1	0	0	0	0	0	0	0	0	0	0	0	0	0	0	0			

Toronto Blue Jays @ California Angels  
Anaheim Stadium, Anaheim, CA  
Sat Apr 29 1989, 10:05 PM EDT  
Att: 49,906 - Unknown

livebaseballscorecards.com

AB 35  
R 4  
H 8  
RBI 4  
BB 1  
SO 4  
LOB 9









Batter	1	2	3	4	5	6	7	8	9	AB	R	H	RBI	BB	SO	LOB	TOP					
Brian Downing, R OBP: 0.354, SLG: 0.448 (1, 10)	F7			G5-3		HR		K		4	1	1	1	0	1	0						
Wally Joyner, L OBP: 0.291, SLG: 0.301 (1, 3)	F9			3B	2B		F8		1B	4	1	2	0	0	0	0						
Johnny Ray, S OBP: 0.239, SLG: 0.333 (1, 4)	F7			1B	3B		F8		F8	4	1	1	1	0	0	1						
Devon White, S OBP: 0.333, SLG: 0.500 (1, 8)		K		1B	G4-3		F9		F7	4	0	1	1	0	1	1						
Lance Parrish, R OBP: 0.330, SLG: 0.372 (1, 2)		G4-6-3		G4-3	1B		G2-3		F7	4	0	1	0	0	0	2						
Chili Davis, S OBP: 0.283, SLG: 0.357 (1, 7)		G4-6-3		K			K			3	0	0	0	0	2	2						
Dante Bichette, R OBP: 0.308, SLG: 0.469 (1, 9)			G6-3		1B		G6-3			3	0	1	0	0	0	0						
Jack Howell, L OBP: 0.244, SLG: 0.273 (1, 5)			F9		G4-6-3		F7			3	0	0	0	0	0	1						
Kent Anderson, R OBP: 0.283, SLG: 0.302 (1, 6)			P2		K		G5-3			3	0	0	0	0	1	0						
<b>Inning Stats</b>	R: 0 E: 0 K: 0 S: 7	H: 0 LOB: 0 BB: 0 P: 10	R: 0 E: 0 K: 1 S: 8	H: 1 LOB: 0 BB: 0 P: 10	R: 0 E: 0 K: 0 S: 6	H: 0 LOB: 0 BB: 0 P: 7	R: 2 E: 0 K: 1 S: 14	H: 3 LOB: 1 BB: 0 P: 23	R: 0 E: 0 K: 1 S: 5	H: 1 LOB: 0 BB: 0 P: 8	R: 1 E: 0 K: 0 S: 5	H: 1 LOB: 0 BB: 0 P: 9	R: 0 E: 0 K: 1 S: 6	H: 0 LOB: 0 BB: 0 P: 7	R: 0 E: 0 K: 0 S: 6	H: 0 LOB: 0 BB: 0 P: 10	R: 0 E: 0 K: 0 S: 9	H: 1 LOB: 1 BB: 0 P: 15	1B: 4 2B: 1 3B: 1 HR: 1	SF: 0 SAC: 0 DP: 2 HBP: 0	WP: 0 PB: 0 SB: 0 CS: 0	PA: 32
<b>PITCHER</b>	IP	WLS	BF	H	R	ER	SO	BB	IBB	HBP	BLK	WP	HR	S	P	ERA	WHIP					
Jose Bautista, R ERA: 4.86 (1, 1)	7.0		25	6	3	3	4	0	0	0	0	0	1	51	74	3.86	0.857					
Gregg Olson, R ERA: 2.84 (8, 1)	2.0	W	7	1	0	0	1	0	0	0	0	0	0	15	25	0.00	0.500					

California Angels @ Baltimore Orioles  
Memorial Stadium, Baltimore, MD  
Tue May 02 1989, 7:05 PM EDT  
Att: 17,668 - Unknown - 55 F

AB 32  
R 3  
H 7  
RBI 3  
BB 0  
SO 5  
LOB 7



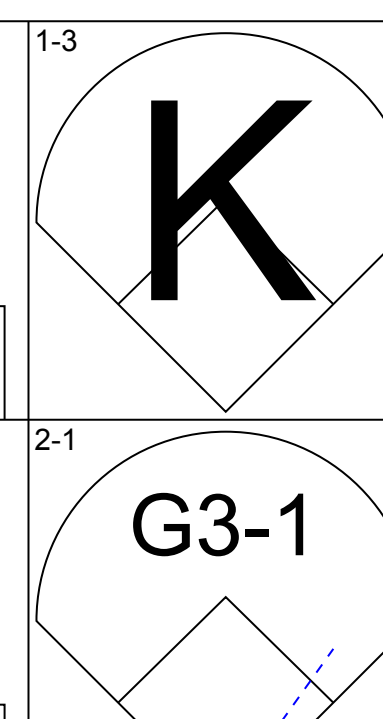
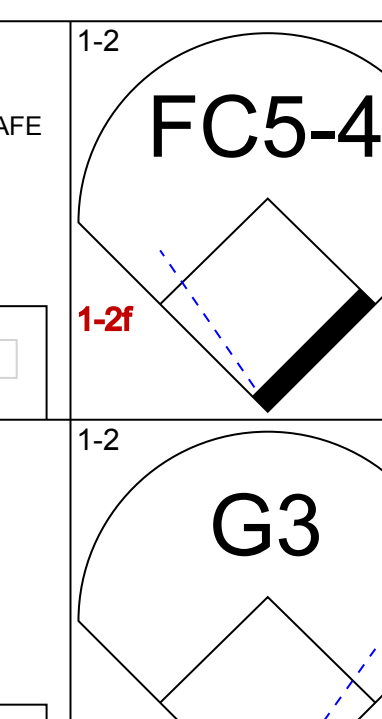
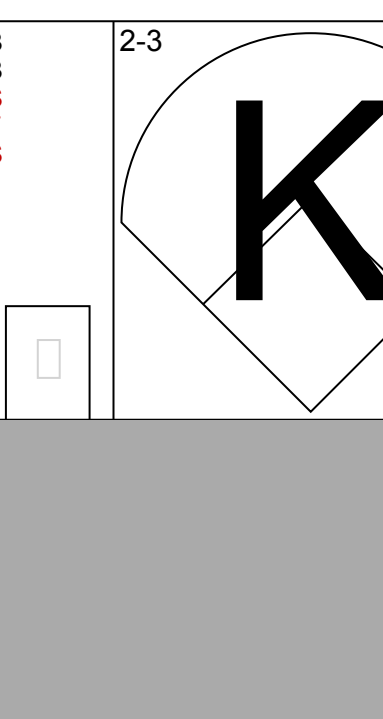
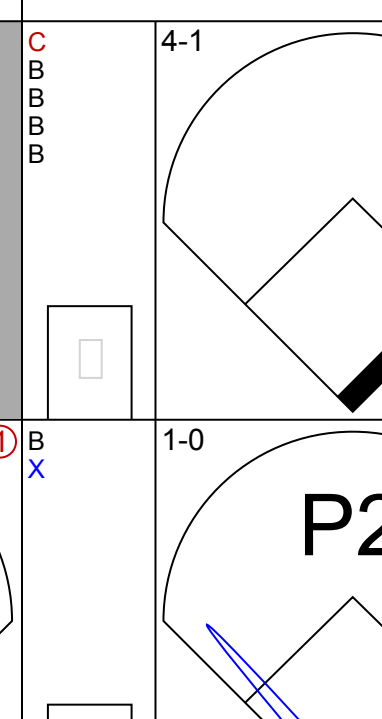
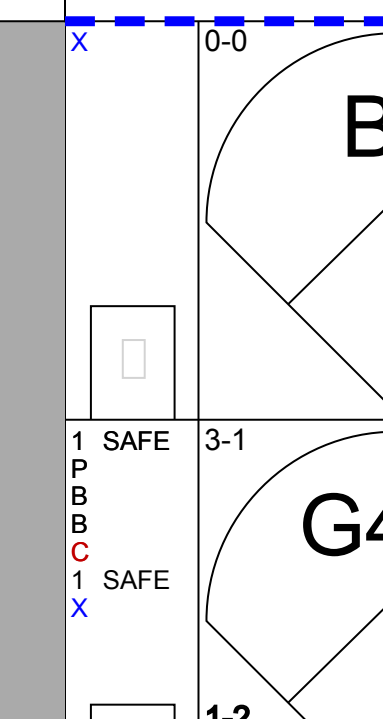
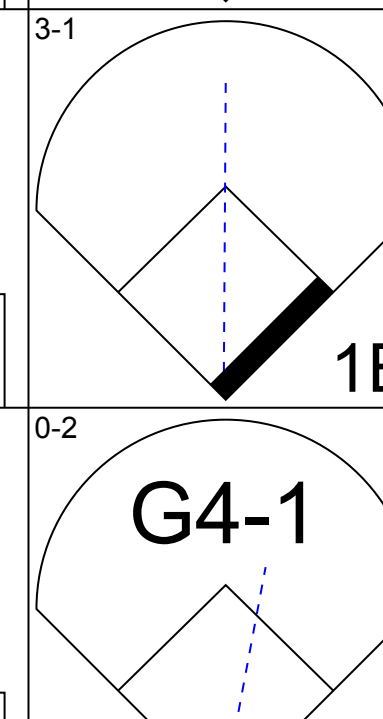

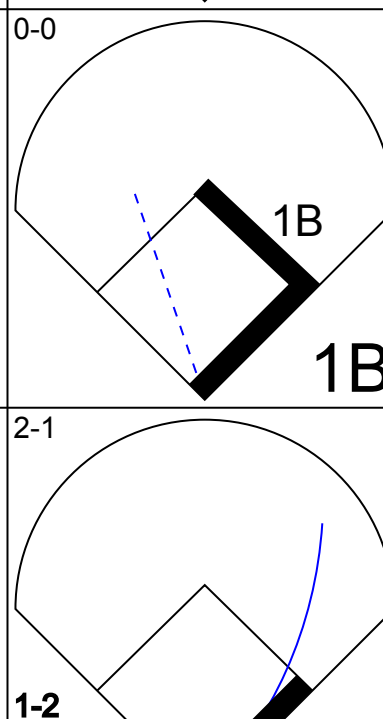

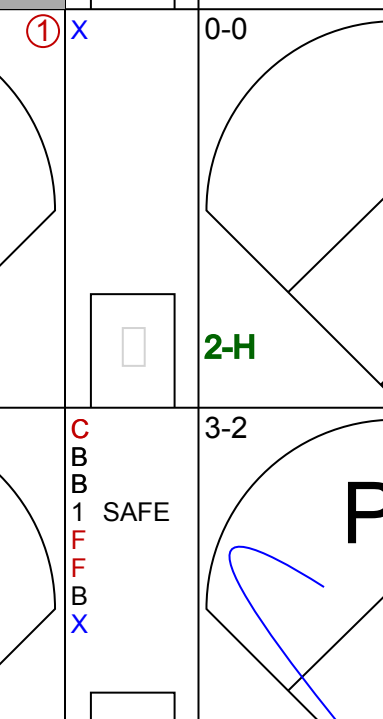

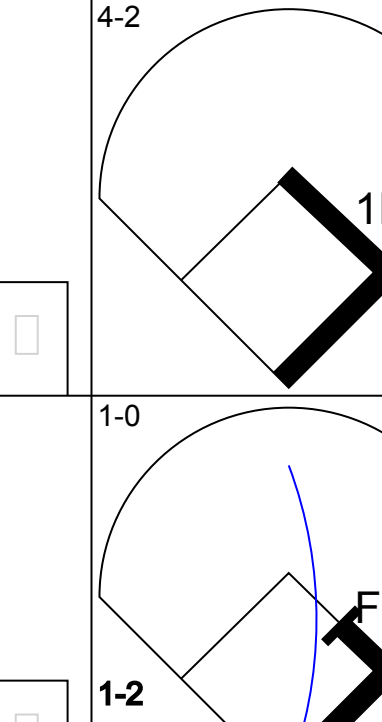
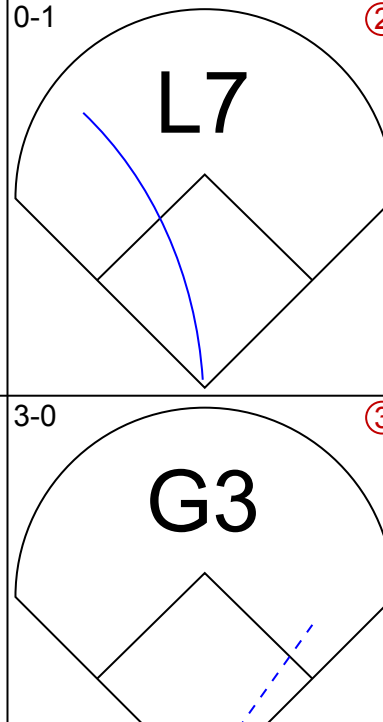
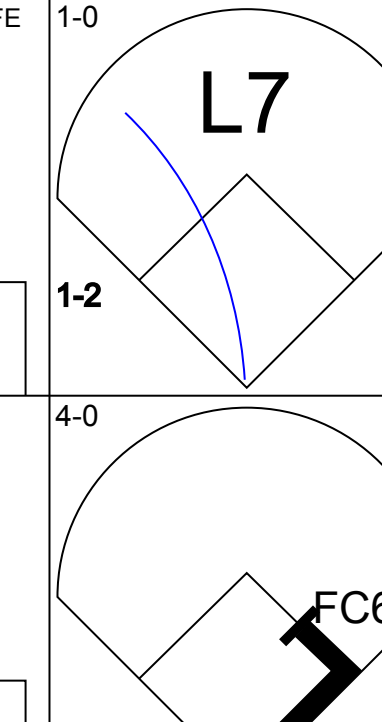


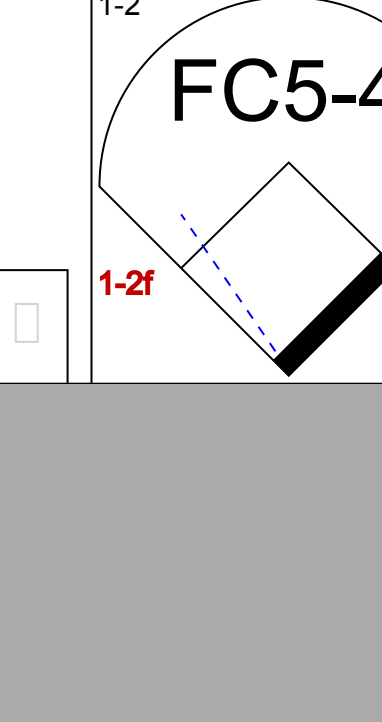

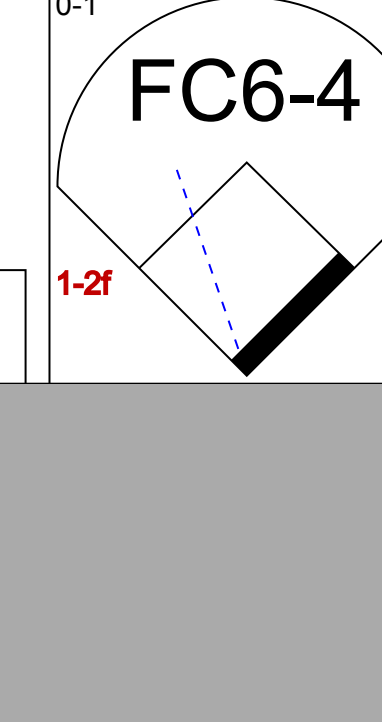
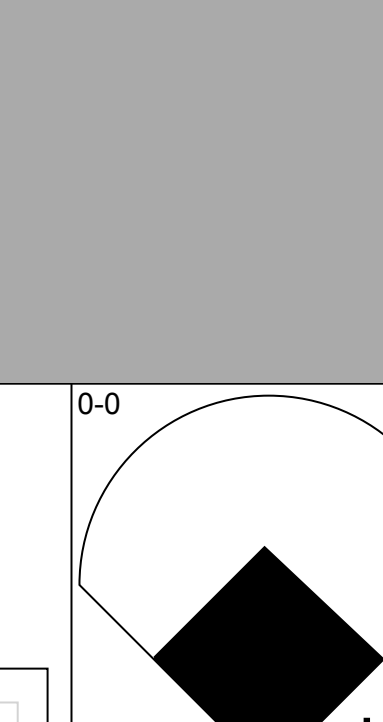
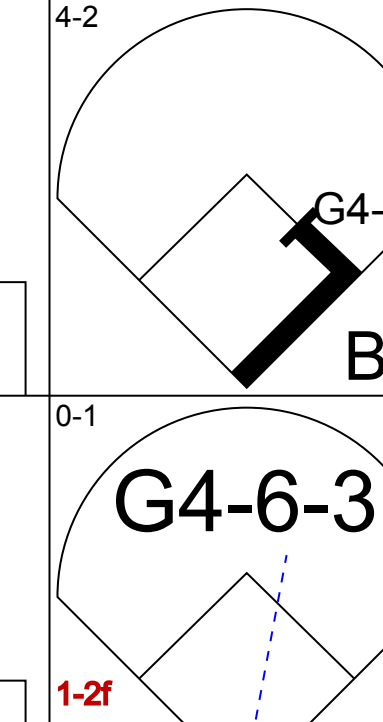
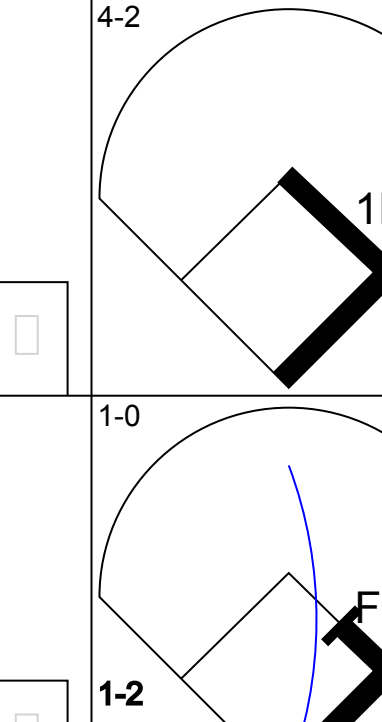
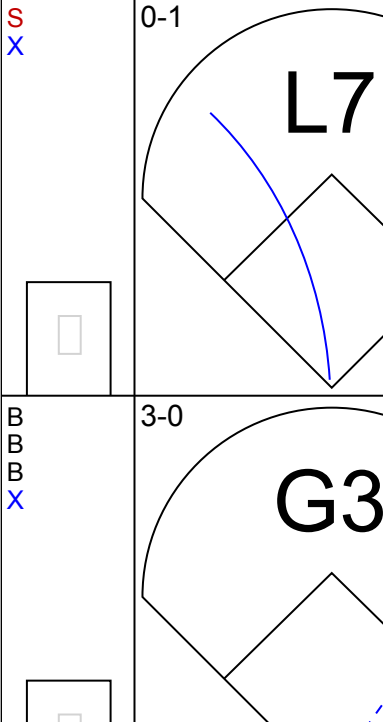
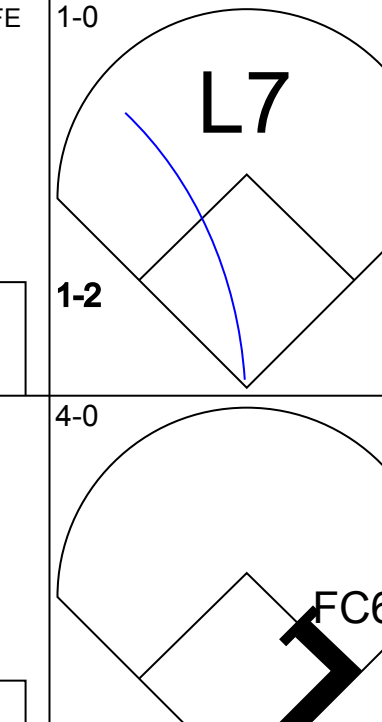
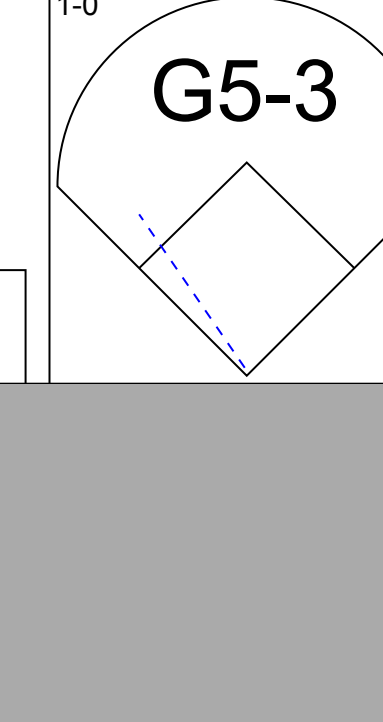
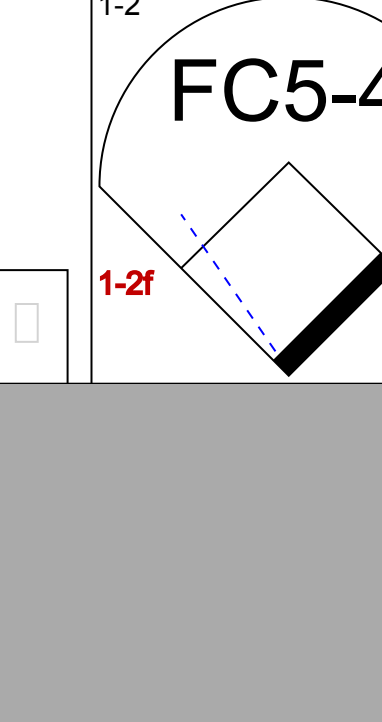

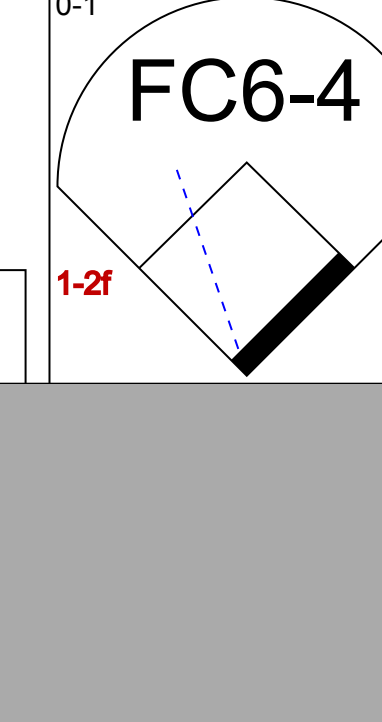

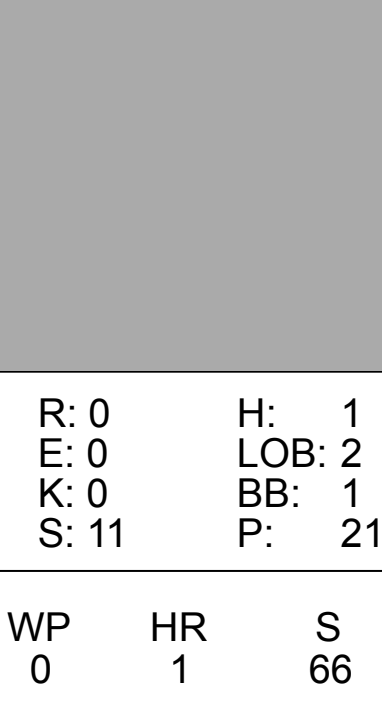
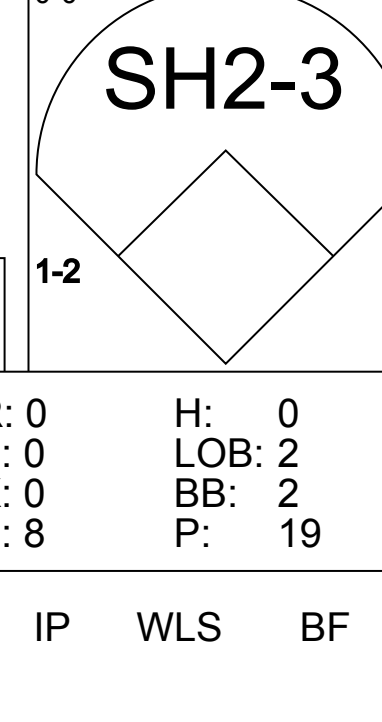
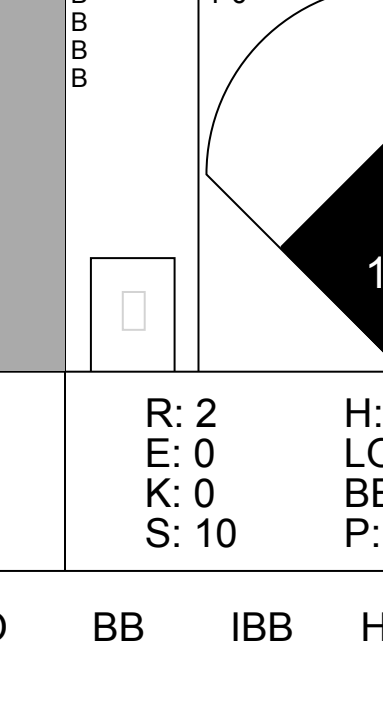
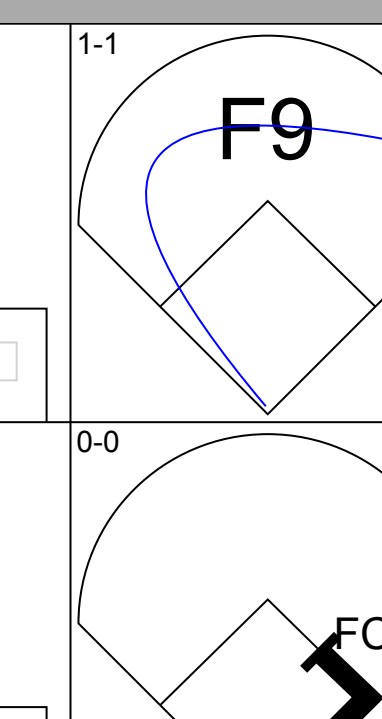
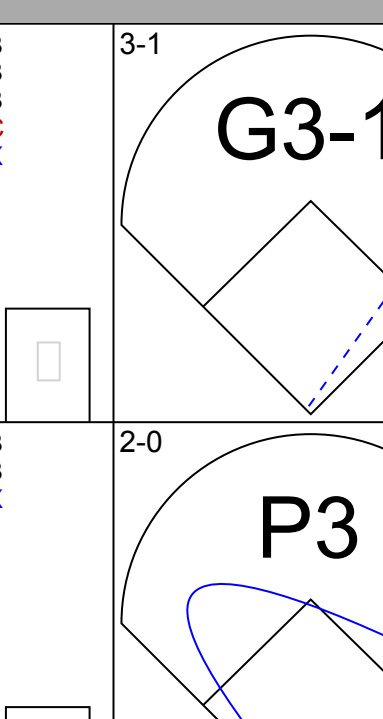
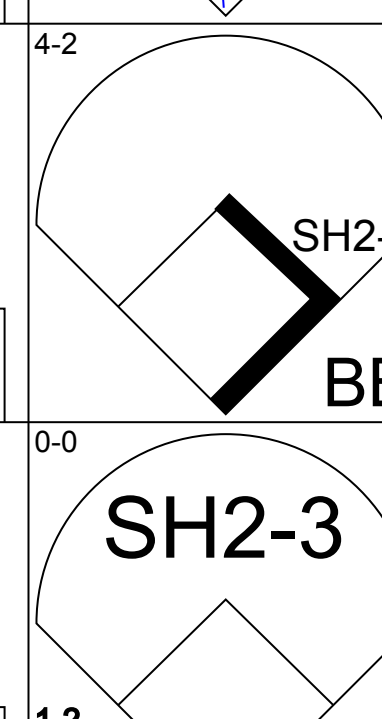
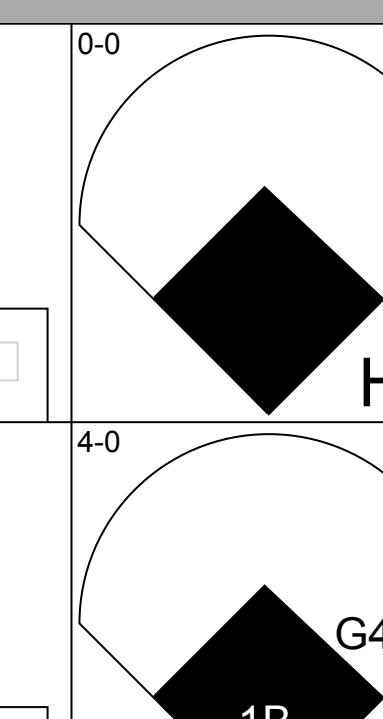
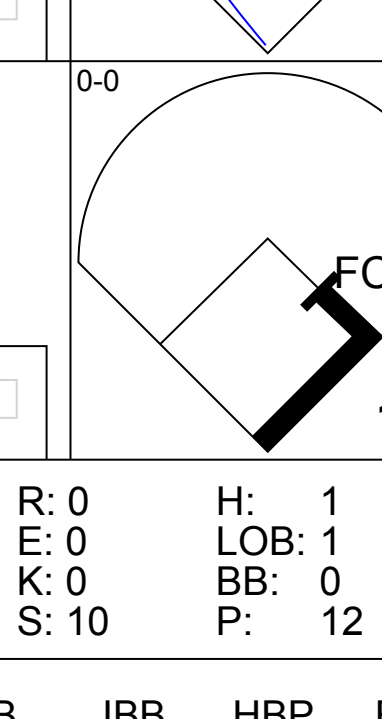
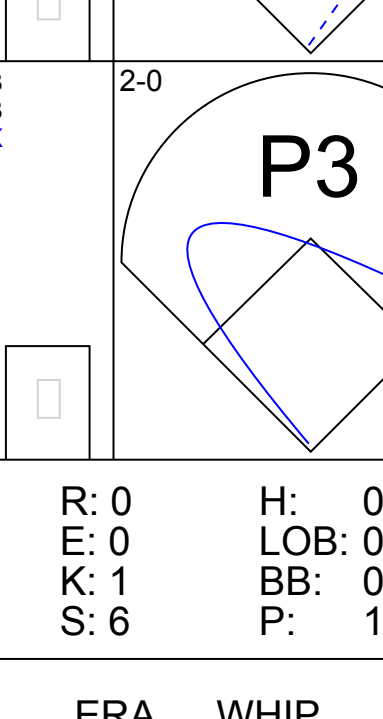
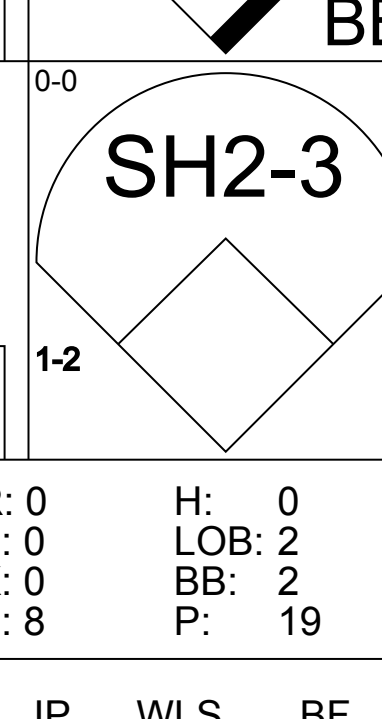
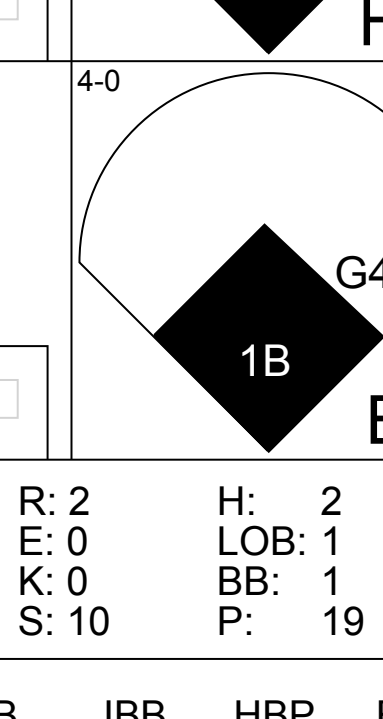
Batter	1	2	3	4	5	6	7	8	9	AB	R	H	RBI	BB	SO	LOB	BOTTOM					
Brady Anderson, L OBP: 0.377, SLG: 0.443 (1, 8)	F8		P2		1B		BB		SH5-3	3	2	1	0	2	0	1						
Phil Bradley, R OBP: 0.351, SLG: 0.464 (1, 7)	G6-3		G5-4-3		1B		F8		SH5-3	3	0	2	1	1	0	2						
Mike Devereaux, R OBP: 0.340, SLG: 0.375 (7, PH) Joe Orsulak, L OBP: 0.357, SLG: 0.471 (8, 9)	G6-3		G5-4-3		K		F8		IBB	3	0	0	0	0	1	5						
Cal Ripken Jr., R OBP: 0.360, SLG: 0.429 (1, 6)	G6-3				G3		BB		IBB	3	0	1	1	2	0	3						
Randy Milligan, R OBP: 0.333, SLG: 0.390 Jim Traber, L OBP: 0.288, SLG: 0.294 (9, PH)			L7		K		BB		SF9	3	0	1	1	1	1	1						
Mickey Tettleton, S OBP: 0.247, SLG: 0.440 (1, 2)			K		K		P5		SF9	4	0	0	0	0	2	5						
Larry Sheets, L OBP: 0.258, SLG: 0.302 (1, 10)			K		F8		1B		F8	4	0	1	0	0	1	2						
Craig Worthington, R OBP: 0.292, SLG: 0.265 (1, 5)			K		P2		K		P2	4	0	0	0	0	2	1						
Billy Ripken, R OBP: 0.300, SLG: 0.324 (1, 4)			S	BLK	BB		1B		L6	2	2	1	0	2	0	0						
<b>Inning Stats</b>	R: 0 E: 0 K: 0 S: 11	H: 1 LOB: 1 BB: 0 P: 18	R: 0 E: 0 K: 3 S: 13	H: 1 LOB: 1 BB: 0 P: 20	R: 0 E: 0 K: 0 S: 7	H: 0 LOB: 2 BB: 2 P: 17	R: 0 E: 0 K: 1 S: 12	H: 1 LOB: 1 BB: 0 P: 18	R: 1 E: 0 K: 1 S: 12	H: 2 LOB: 2 BB: 1 P: 24	R: 0 E: 0 K: 1 S: 8	H: 1 LOB: 1 BB: 0 P: 12	R: 2 E: 0 K: 1 S: 8	H: 0 LOB: 3 BB: 5 P: 31	R: 0 E: 0 K: 0 S: 5	H: 0 LOB: 0 BB: 0 P: 9	R: 1 E: 0 K: 0 S: 9	H: 1 LOB: 2 BB: 2 P: 20	1B: 5 2B: 2 3B: 0 HR: 0	SF: 1 SAC: 1 DP: 1 HBP: 0	WP: 1 PB: 1 SB: 1 CS: 0	PA: 41
<b>PITCHER</b>	IP	WLS	BF	H	R	ER	SO	BB	IBB	HBP	BLK	WP	HR	S	P	ERA	WHIP					
Chuck Finley, L ERA: 2.75 (1, 1)	6.1		28	6	3	3	7	5	0	0	1	0	0	68	124	4.26	1.737					
Greg Minton, R ERA: 1.65 (7, 1)	0.1		4	0	0	0	0	3	0	0	0	1	0	2	14	0.00	9.000					
Bob McClure, L ERA: 1.08 (7, 1)	0.1		1	0	0	0	0	0	0	0	0	0	0	1	2	0.00	0.000					
Willie Fraser, R ERA: 4.97 (8, 1)	1.2	L	8	1	1	1	0	0	2	0	0	0	0	14	29	5.40	0.600					

California Angels @ Baltimore Orioles  
Memorial Stadium, Baltimore, MD  
Tue May 02 1989, 7:05 PM EDT  
Att: 17,668 - Unknown - 55 F

AB 29  
R 4  
H 7  
RBI 4  
BB 10  
SO 7  
LOB 20



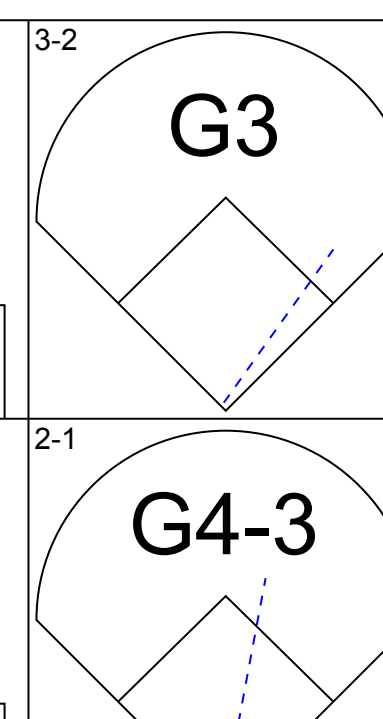
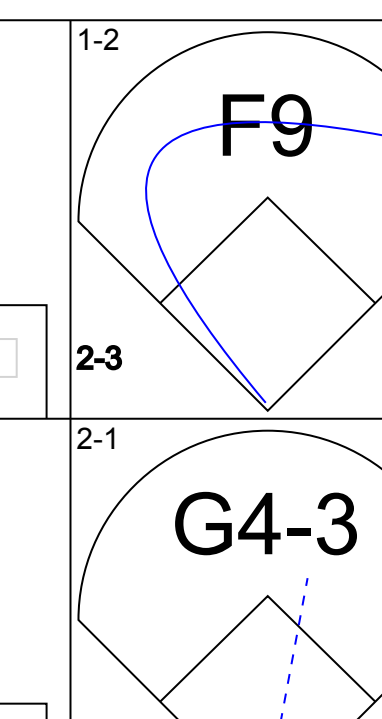
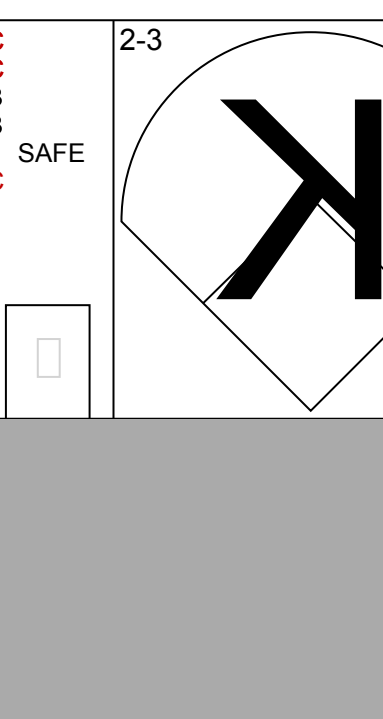
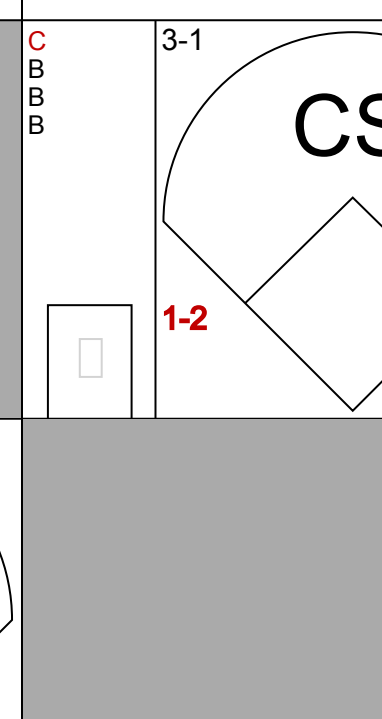
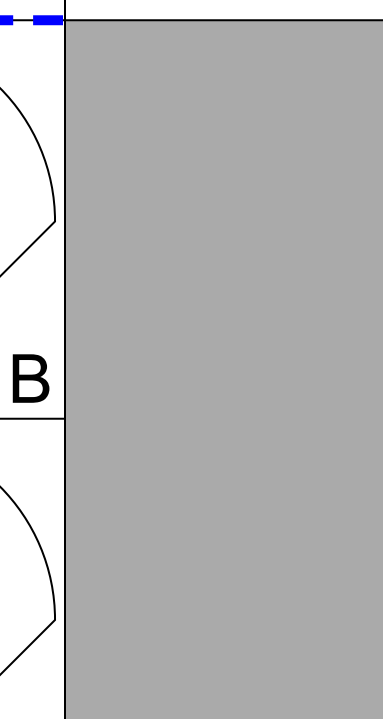

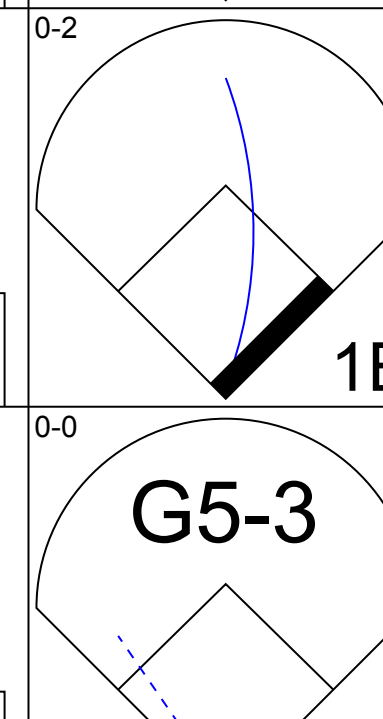

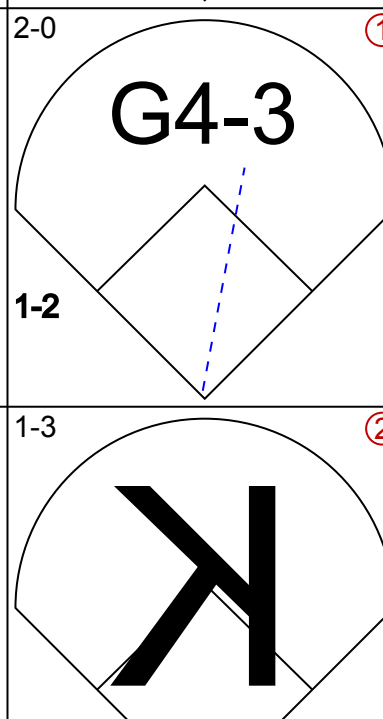


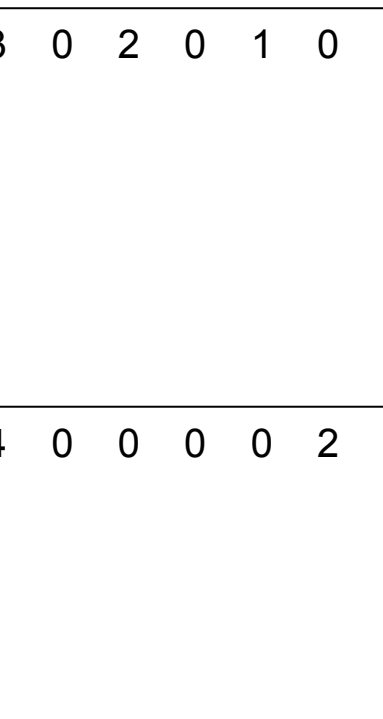

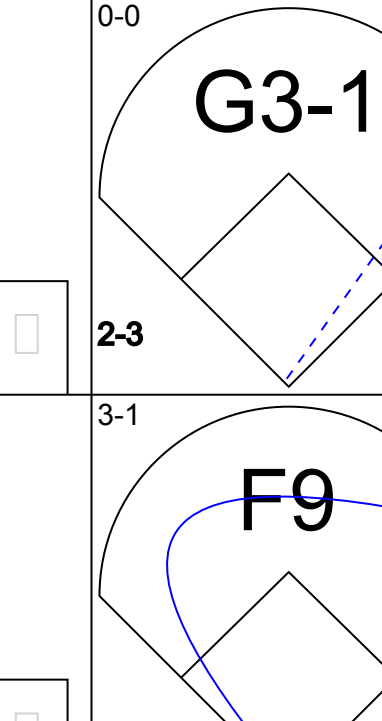

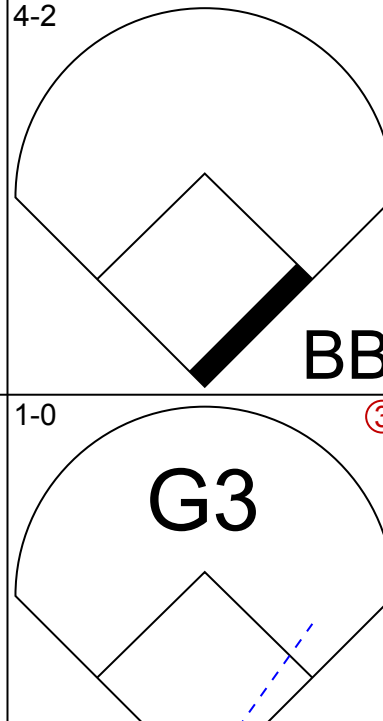

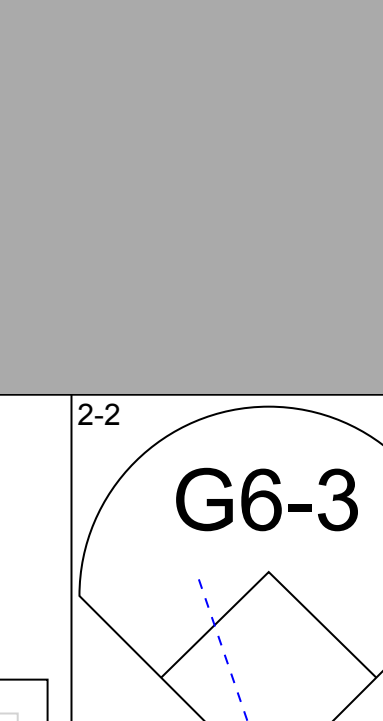



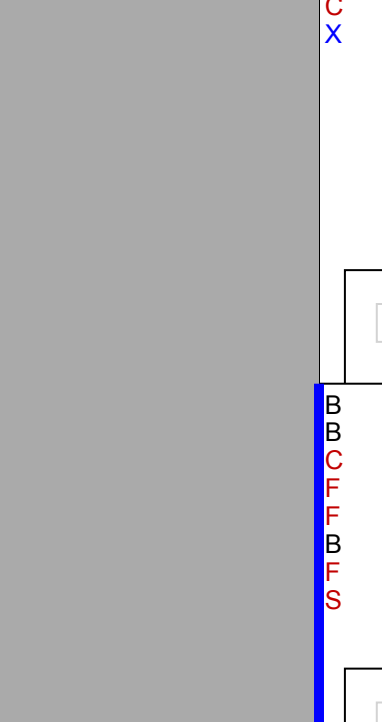
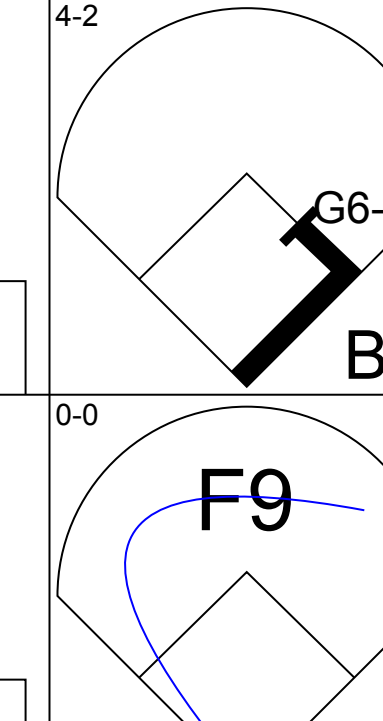
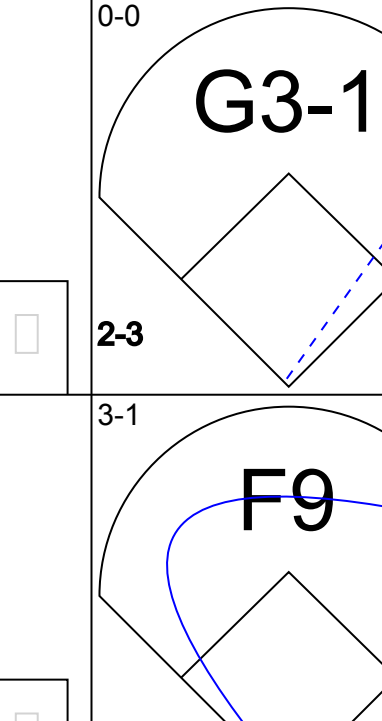
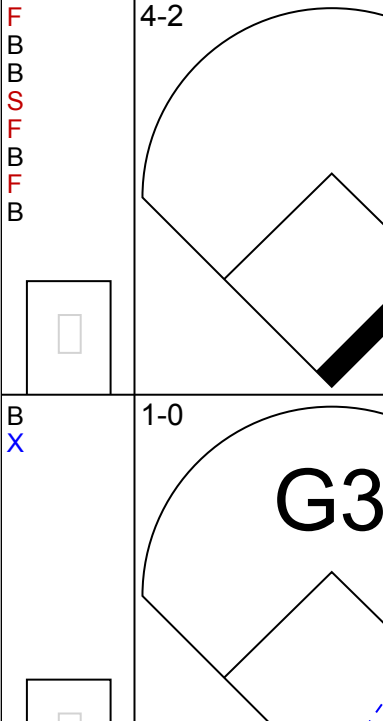
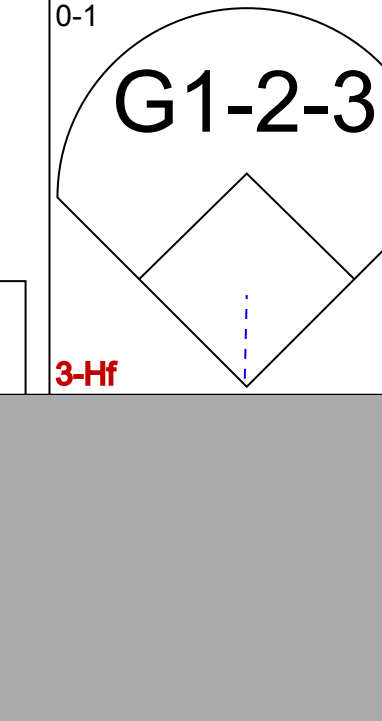
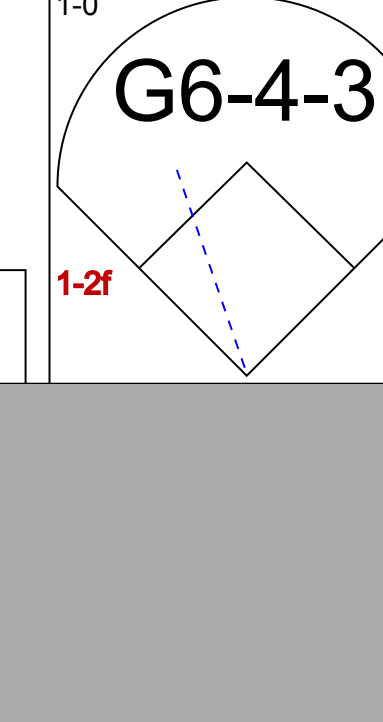


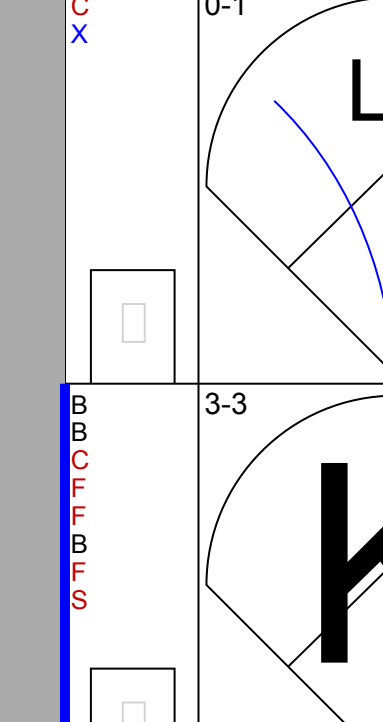

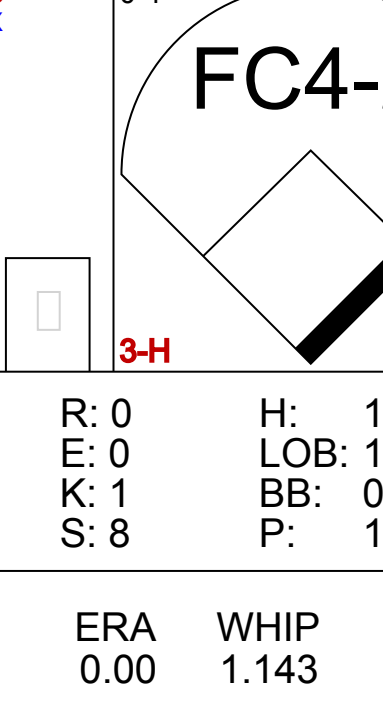
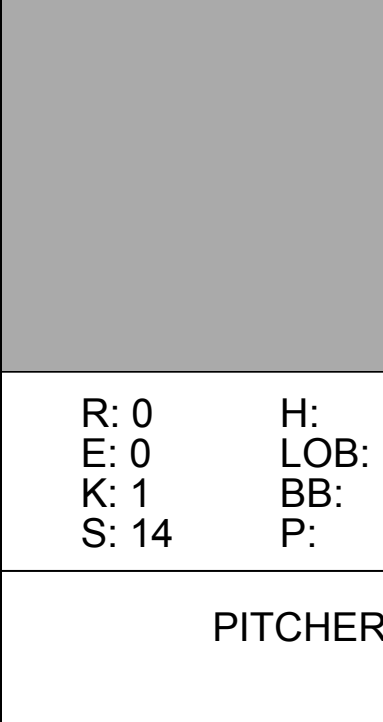
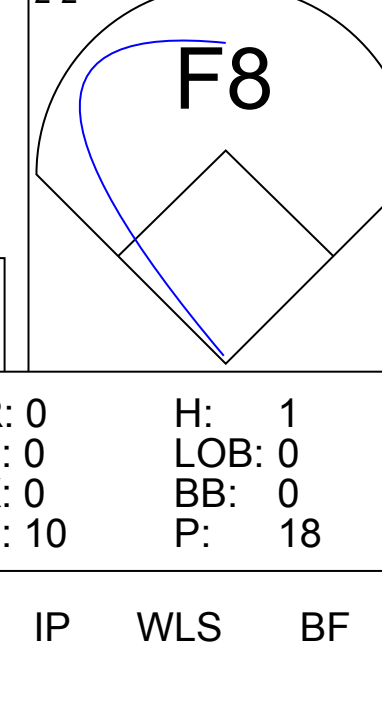
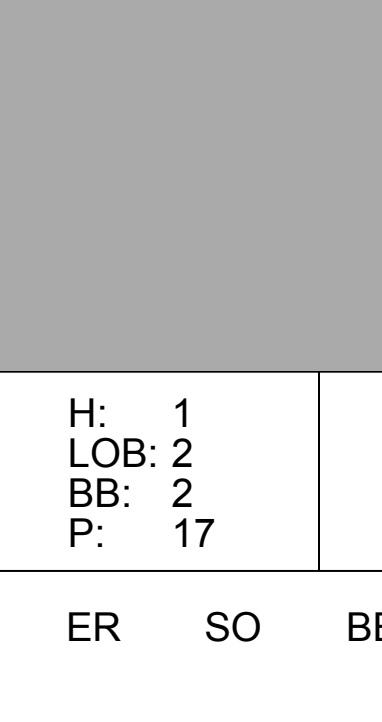
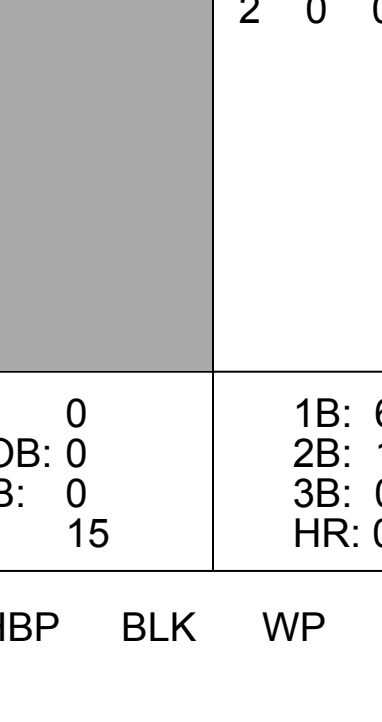
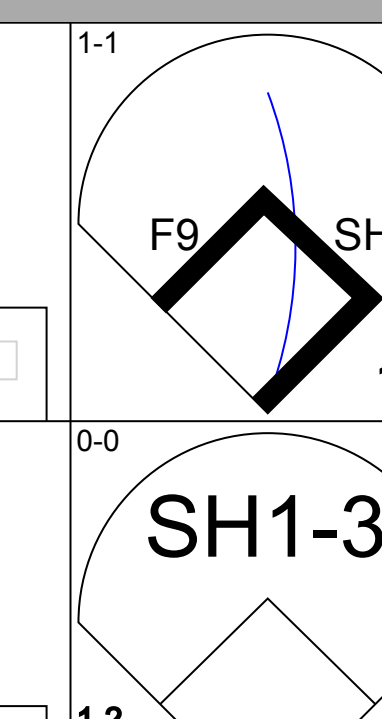

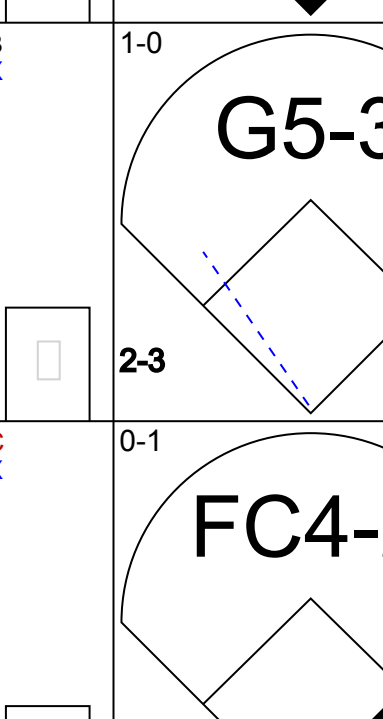
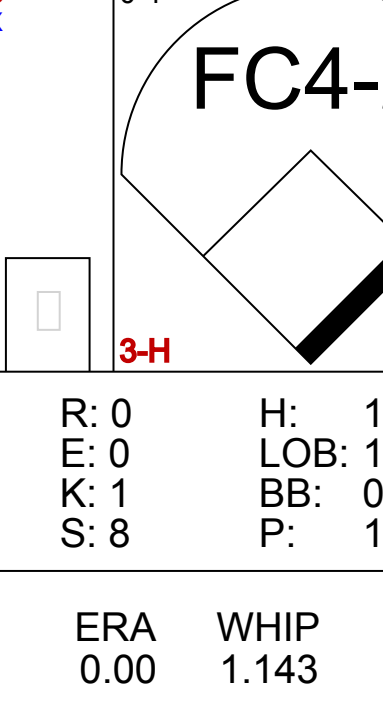
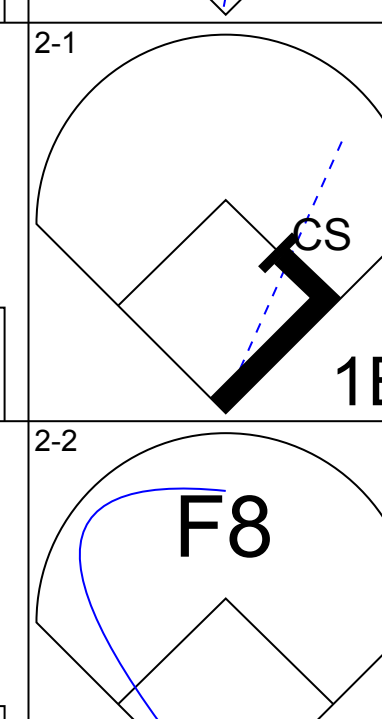

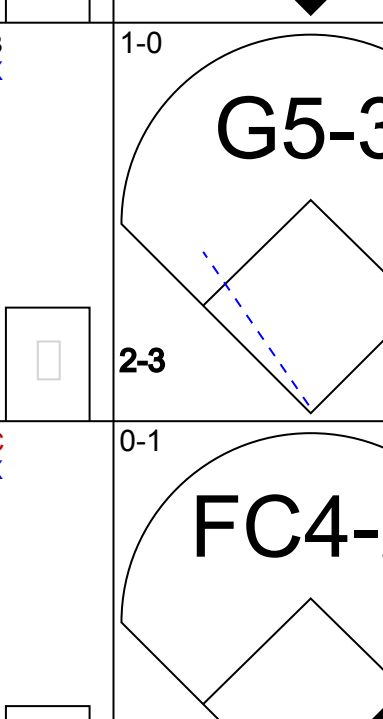
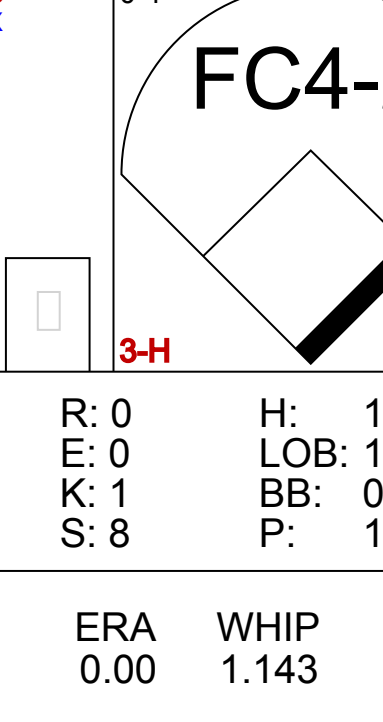
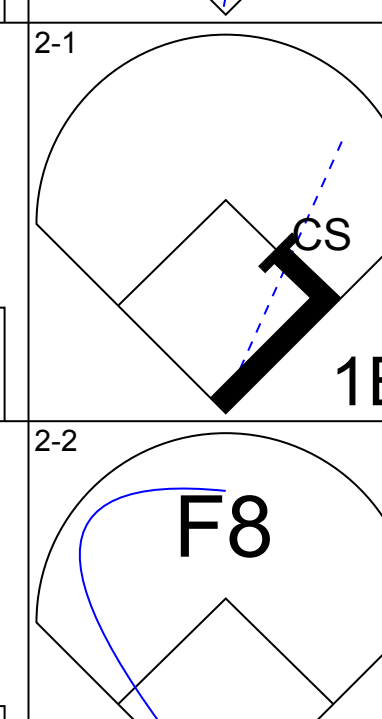

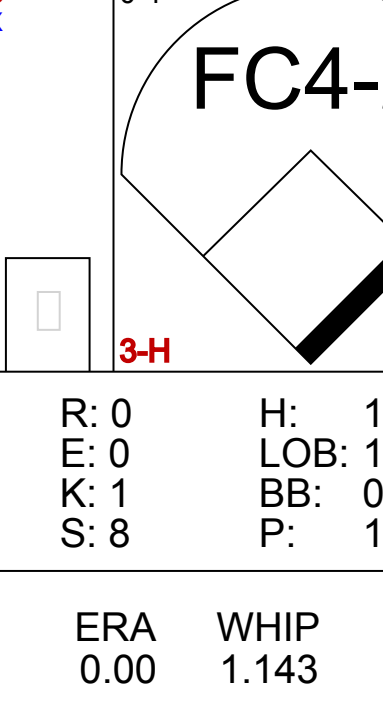
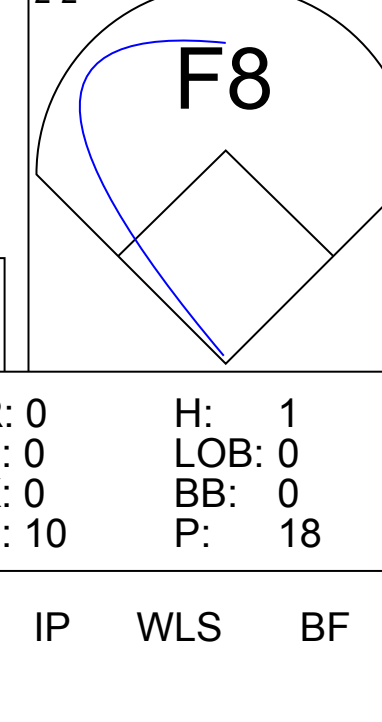


Batter	1	2	3	4	5	6	7	8	9	AB	R	H	RBI	BB	SO	LOB	TOP					
<b>Brian Downing, R</b> OBP: 0.347, SLG: 0.429 (1, 10)										4	0	0	0	1	2	2						
<b>Wally Joyner, L</b> OBP: 0.276, SLG: 0.286 (1, 3)										5	0	0	0	0	1	4						
<b>Johnny Ray, S</b> OBP: 0.275, SLG: 0.360 (1, 4)										5	0	3	1	0	0	0						
<b>Devon White, S</b> OBP: 0.336, SLG: 0.491 (1, 8)										4	0	1	0	1	0	2						
<b>Lance Parrish, R</b> OBP: 0.337, SLG: 0.363 (1, 2)										2	0	0	0	2	0	3						
<b>Chili Davis, S</b> OBP: 0.292, SLG: 0.356 (1, 7)										3	0	1	0	1	0	3						
<b>Dante Bichette, R</b> OBP: 0.286, SLG: 0.434 (1, 9)										4	0	0	0	0	0	4						
<b>Jack Howell, L</b> OBP: 0.256, SLG: 0.313 (1, 5)										3	1	1	1	1	0	0						
<b>Kent Anderson, R</b> OBP: 0.306, SLG: 0.311 (1, 6)										2	1	1	0	1	0	0						
<b>Inning Stats</b>	R: 0 E: 0 K: 1 S: 10	H: 1 LOB: 1 BB: 0 P: 16	R: 0 E: 0 K: 0 S: 6	H: 0 LOB: 0 BB: 1 P: 11	R: 0 E: 0 K: 0 S: 10	H: 1 LOB: 1 BB: 0 P: 12	R: 0 E: 0 K: 0 S: 11	H: 1 LOB: 2 BB: 1 P: 21	R: 0 E: 0 K: 1 S: 6	H: 0 LOB: 0 BB: 0 P: 13	R: 0 E: 0 K: 1 S: 9	H: 2 LOB: 2 BB: 0 P: 15	R: 0 E: 0 K: 0 S: 8	H: 0 LOB: 2 BB: 2 P: 19	R: 0 E: 0 K: 0 S: 5	H: 0 LOB: 2 BB: 2 P: 14	R: 2 E: 0 K: 0 S: 10	H: 2 LOB: 1 BB: 1 P: 19	1B: 6 2B: 0 3B: 0 HR: 1	SF: 0 SAC: 1 DP: 1 HBP: 0	WP: 0 PB: 0 SB: 1 CS: 0	PA: 40
<b>PITCHER</b>	IP	WLS	BF	H	R	ER	SO	BB	IBB	HBP	BLK	WP	HR	S	P	ERA	WHIP					
<b>Bob Milacki, R</b> ERA: 3.79 (1, 1)	8.0	L	36	6	2	2	3	6	1	0	0	0	1	66	126	2.25	1.500					
<b>Mark Williamson, R</b> ERA: 5.4 (9, 1)	1.0		4	1	0	0	0	0	0	0	0	0	0	9	14	0.00	1.000					

California Angels @ Baltimore Orioles  
Memorial Stadium, Baltimore, MD  
Wed May 03 1989, 7:05 PM EDT  
Att: 19,564 - Unknown - 57 F

AB 32  
R 2  
H 7  
RBI 2  
BB 7  
SO 3  
LOB 18



Batter	1	2	3	4	5	6	7	8	9	AB	R	H	RBI	BB	SO	LOB	BOTTOM					
<b>Brady Anderson, L</b> OBP: 0.373, SLG: 0.436 (1, 8)										4	0	1	0	0	1	2						
<b>Phil Bradley, R</b> OBP: 0.357, SLG: 0.460 (1, 7)										3	0	1	0	1	0	1						
<b>Steve Finley, L</b> OBP: 0.321, SLG: 0.385 (1, 9)										3	0	2	0	1	0	1						
<b>Cal Ripken Jr., R</b> OBP: 0.348, SLG: 0.412 (1, 6)										4	0	0	0	0	2	6						
<b>Larry Sheets, L</b> OBP: 0.268, SLG: 0.295 (1, 10)										2	0	0	0	2	0	4						
<b>Mickey Tettleton, S</b> OBP: 0.235, SLG: 0.418 (1, 2)										4	0	0	0	0	0	4						
<b>Jim Traber, L</b> OBP: 0.286, SLG: 0.309 (1, 3)										4	0	1	0	0	0	1						
<b>Rene Gonzales, R</b> OBP: 0.277, SLG: 0.238 (1, 5)										3	0	2	0	0	0	1						
<b>Mike Devereaux, R</b> OBP: 0.333, SLG: 0.366 (9, PH)										1	0	0	0	0	1	0						
<b>Billy Ripken, R</b> OBP: 0.286, SLG: 0.308 (1, 4)										2	0	0	0	0	0	2						
<b>Inning Stats</b>	R: 0 E: 0 K: 0 S: 10	H: 1 LOB: 1 BB: 0 P: 15	R: 0 E: 0 K: 0 S: 4	H: 0 LOB: 0 BB: 1 P: 9	R: 0 E: 0 K: 0 S: 8	H: 1 LOB: 1 BB: 0 P: 12	R: 0 E: 0 K: 0 S: 6	H: 1 LOB: 1 BB: 0 P: 11	R: 0 E: 0 K: 1 S: 8	H: 1 LOB: 1 BB: 0 P: 14	R: 0 E: 0 K: 1 S: 14	H: 1 LOB: 2 BB: 1 P: 22	R: 0 E: 0 K: 0 S: 10	H: 1 LOB: 0 BB: 0 P: 18	R: 0 E: 0 K: 1 S: 9	H: 1 LOB: 2 BB: 2 P: 17	R: 0 E: 0 K: 1 S: 10	H: 0 LOB: 0 BB: 0 P: 15	1B: 6 2B: 1 3B: 0 HR: 0	SF: 0 SAC: 1 DP: 2 HBP: 0	WP: 1 PB: 0 SB: 0 CS: 1	PA: 36
<b>PITCHER</b>	IP	WLS	BF	H	R	ER	SO	BB	IBB	HBP	BLK	WP	HR	S	P	ERA	WHIP					
<b>Bert Blyleven, R</b> ERA: 2.03 (1, 1)	7.0		27	6	0	0	2	2	0	0	0	0	0	60	101	0.00	1.143					
<b>Rich Monteleone, R</b> ERA: (8, 1)	2.0	W	8	1	0	0	2	2	0	0	0	0	0	19	32	0.00	1.500					

California Angels @ Baltimore Orioles  
Memorial Stadium, Baltimore, MD  
Wed May 03 1989, 7:05 PM EDT  
Att: 19,564 - Unknown - 57 F

AB 30  
R 0  
H 7  
RBI 0  
BB 4  
SO 4  
LOB 22





Batter	1	2	3	4	5	6	7	8	9	10	AB	R	H	RBI	BB	SO	LOB	TOP				
Brian Downing, R OBP: 0.349, SLG: 0.421 (1, 10)	F7		HBP		F7				K		4	0	1	1	0	1	1	California Angels @ Toronto Blue Jays Exhibition Stadium, Toronto, ON Thu May 04 1989, 7:05 PM EDT Att: 21,188 - Unknown				
Kent Anderson, R OBP: 0.315, SLG: 0.320 (1, 6)	K		1B			5-3			P9		5	0	2	0	0	1	1					
Johnny Ray, S OBP: 0.268, SLG: 0.333 (1, 4)	L7		F9			P2		1-3			4	0	0	0	1	0	2					
Devon White, S OBP: 0.347, SLG: 0.523 (1, 8)		3B				K			G1-3		5	1	3	0	0	1	2					
Lance Parrish, R OBP: 0.351, SLG: 0.381 (1, 2)	1-3		BLK			2B			FC5-4		4	1	2	0	1	0	2					
Chili Davis, S OBP: 0.300, SLG: 0.374 (1, 7)	K		F9			1B			SH1-4		4	1	2	0	0	1	2					
Dante Bichette, R OBP: 0.279, SLG: 0.421 (1, 9)	K		F9			1B		FC5-4			4	0	1	2	0	1	4					
Bill Schroeder, R OBP: 0.261, SLG: 0.409 Wally Joyner, L OBP: 0.282, SLG: 0.283 (8, 3)	K		F8			K		G6-3			3	0	0	0	0	2	2					
Jack Howell, L OBP: 0.253, SLG: 0.318 (1, 5)	6-3		L5			L8			BB		5	0	1	0	0	1	3					
Inning Stats	R: 0 E: 0 K: 1 S: 6	H: 0 LOB: 0 BB: 0 P: 8	R: 0 E: 0 K: 2 S: 9	H: 1 LOB: 1 BB: 0 P: 15	R: 0 E: 0 K: 1 S: 10	H: 1 LOB: 2 BB: 0 P: 16	R: 0 E: 0 K: 0 S: 5	H: 0 LOB: 0 BB: 0 P: 7	R: 0 E: 0 K: 0 S: 8	H: 1 LOB: 1 BB: 0 P: 11	R: 1 E: 0 K: 1 S: 15	H: 4 LOB: 2 BB: 0 P: 22	R: 1 E: 0 K: 1 S: 11	H: 3 LOB: 2 BB: 0 P: 15	R: 0 E: 0 K: 1 S: 19	H: 1 LOB: 2 BB: 1 P: 30	R: 1 E: 0 K: 1 S: 12		H: 1 LOB: 1 BB: 1 P: 20	1B: 7 2B: 4 3B: 1 HR: 0	SF: 1 SAC: 1 DP: 0 HBP: 1	WP: 0 PB: 0 SB: 0 CS: 0
PITCHER	IP	WLS	BF	H	R	ER	SO	BB	IBB	HBP	BLK	WP	HR	S	P	ERA	WHIP					
Jimmy Key, L ERA: 3.12 Duane Ward, R ERA: 4.79 David Wells, L ERA: 3.79	(1, 1) (8, 1) (10, 1)	7.1 L	33 11	10 2	2 1	2 1	6 1	1 1	1 0	0 0	1 0	0 0	0 0	0 0	31 48	106 48	2.46 3.86	1.500 1.286				

AB	39
R	3
H	12
RBI	3
BB	3
SO	8
LOB	21



Batter	1	2	3	4	5	6	7	8	9	10	AB	R	H	RBI	BB	SO	LOB	BOTTOM						
Lloyd Moseby, L OBP: 0.308, SLG: 0.301 (1, 8)	FC1-6		6-3		P5		1-3			6-3	5	1	1	0	0	0	1	California Angels @ Toronto Blue Jays Exhibition Stadium, Toronto, ON Thu May 04 1989, 7:05 PM EDT Att: 21,188 - Unknown						
Kelly Gruber, R OBP: 0.430, SLG: 0.532 (1, 5)	FC1-6		WP		G6-4-3				F9		5	0	2	0	0	0	1							
Tony Fernandez, S OBP: 0.323, SLG: 0.393 (1, 6)	FC1-6		1B							6-3	4	0	2	1	1	0	1							
George Bell, R OBP: 0.310, SLG: 0.364 (1, 7)	F8		1-3			L8				6-3	3	0	0	0	1	0	4							
Fred McGriff, L OBP: 0.402, SLG: 0.571 (1, 3)	F8		K			K				6-3	3	0	0	0	1	2	4							
Ernie Whitt, L OBP: 0.348, SLG: 0.383 (1, 2)	F9				P4					6-3	3	0	0	0	1	1	2							
Nelson Liriano, S OBP: 0.291, SLG: 0.304 (1, 4)	CS		1B		3-1					G3	4	0	1	0	0	0	2							
Rob Ducey, L OBP: 0.317, SLG: 0.278 (1, 9)	K				F9					K2-3	4	0	0	0	0	2	1							
Junior Felix, S OBP: 0.500, SLG: 1.333 (1, 10)						HR				K	3	1	1	1	1	1	0							
Inning Stats	R: 1 E: 0 K: 0 S: 8	H: 2 LOB: 1 BB: 0 P: 13	R: 0 E: 0 K: 1 S: 8	H: 1 LOB: 0 BB: 0 P: 13	R: 1 E: 0 K: 1 S: 12	H: 3 LOB: 2 BB: 0 P: 19	R: 0 E: 0 K: 0 S: 5	H: 0 LOB: 0 BB: 0 P: 8	R: 0 E: 0 K: 0 S: 7	H: 0 LOB: 0 BB: 1 P: 14	R: 0 E: 0 K: 0 S: 6	H: 1 LOB: 2 BB: 1 P: 13	R: 0 E: 0 K: 0 S: 4	H: 0 LOB: 0 BB: 0 P: 7	R: 0 E: 0 K: 1 S: 8	H: 0 LOB: 2 BB: 3 P: 21	R: 0 E: 0 K: 2 S: 10		H: 0 LOB: 0 BB: 0 P: 16	R: 0 E: 0 K: 0 S: 5	H: 0 LOB: 0 BB: 0 P: 7	1B: 6 2B: 0 3B: 0 HR: 1	SF: 0 SAC: 0 DP: 1 HBP: 0	WP: 1 PB: 0 SB: 0 CS: 2
PITCHER	IP	WLS	BF	H	R	ER	SO	BB	IBB	HBP	BLK	WP	HR	S	P	ERA	WHIP							
Kirk McCaskill, R ERA: 1.03 Bryan Harvey, R ERA: 1.00 Greg Minton, R ERA: 1.58	(1, 1) (8, 1) (10, 1)	7.1 W	30 6	7 0	2 0	2 0	3 3	2 0	0 0	0 0	0 0	0 0	0 0	0 0	52 31	93 31	0.00 2.46	1.364 1.200						

AB	34
R	2
H	7
RBI	2
BB	5
SO	6
LOB	16





Batter	1	2	3	4	5	6	7	8	9	AB	R	H	RBI	BB	SO	LOB	TOP									
Brian Downing, R OBP: 0.351, SLG: 0.414			F7		E8		G1-3		WP 1B HBP	4	0	1	1	0	1	1	California Angels @ Toronto Blue Jays Exhibition Stadium, Toronto, ON Fri May 05 1989, 7:05 PM EDT Att: 24,188 - Unknown									
Wally Joyner, L OBP: 0.287, SLG: 0.282	BB 1B BB		F7		G3-1		G5-3		WP 1B	4	0	1	0	1	0	2										
Johnny Ray, S OBP: 0.295, SLG: 0.345	BB 1B			G3		3B 1B		G5-3	1-2 2-3 BB	4	1	2	0	1	0	0										
Devon White, S OBP: 0.350, SLG: 0.530	G6-3 BB			F9		1-H SF9 3B		B2	F9	4	1	1	1	1	0	3										
Chili Davis, S OBP: 0.298, SLG: 0.404	G6-3			G6-3		SF9		HR		3	1	1	2	0	0	3										
Dante Bichette, R OBP: 0.277, SLG: 0.426		FC3-5 2B		P4		G4-3		G5-3		4	0	1	0	0	0	0										
Glenn Hoffman, R OBP: 0.382, SLG: 0.484		FC3-5 F7-4			FC5-4 1B				WP G4-6-3 2B	4	1	3	0	0	0	1										
Bill Schroeder, R OBP: 0.222, SLG: 0.346		F7-4			FC5-4 1B		K		G5-3	4	1	0	0	0	1	4										
Kent Anderson, R OBP: 0.310, SLG: 0.315			G4-3		E 1B				G4-6-3	4	0	1	1	0	0	0										
<b>Inning Stats</b>	R: 0 E: 0 K: 1 S: 7	H: 1 LOB: 2 BB: 2 P: 17	R: 0 E: 0 K: 0 S: 6	H: 1 LOB: 0 BB: 0 P: 8	R: 0 E: 0 K: 0 S: 9	H: 0 LOB: 0 BB: 0 P: 13	R: 0 E: 0 K: 0 S: 5	H: 0 LOB: 0 BB: 0 P: 6	R: 1 E: 1 K: 0 S: 9	H: 3 LOB: 2 BB: 0 P: 16	R: 2 E: 0 K: 1 S: 14	H: 3 LOB: 1 BB: 0 P: 21	R: 0 E: 1 K: 0 S: 6	H: 0 LOB: 0 BB: 0 P: 10	R: 1 E: 0 K: 0 S: 6	H: 1 LOB: 0 BB: 0 P: 12	R: 1 E: 0 K: 0 S: 16	H: 2 LOB: 3 BB: 1 P: 31	1B: 7 2B: 3 3B: 1 HR: 1	SF: 1 SAC: 0 DP: 2 HBP: 1	WP: 2 PB: 0 SB: 0 CS: 1	PA: 40				
<b>PITCHER</b>	IP	WLS	BF	H	R	ER	SO	BB	IBB	HBP	BLK	WP	HR	S	P	ERA	WHIP									
John Cerutti, L ERA: 2.04	(1, 1)	7.2	L	32	9	4	4	2	2	0	0	0	0	1	60	99	4.70	1.435								
Todd Stottlemyre, R ERA: 5.24	(8, 1)	1.0		5	1	1	1	0	0	0	1	0	0	12	21	9.00	1.000									
Tony Castillo, L ERA: 5.11	(9, 1)	0.1		3	1	0	0	0	1	0	0	0	0	6	14	0.00	6.000									

Batter	1	2	3	4	5	6	7	8	9	AB	R	H	RBI	BB	SO	LOB	BOTTOM								
Lloyd Moseby, L OBP: 0.306, SLG: 0.292	G3			S G5-3 1B BB	F7		4-3			3	1	0	0	1	0	3	California Angels @ Toronto Blue Jays Exhibition Stadium, Toronto, ON Fri May 05 1989, 7:05 PM EDT Att: 24,188 - Unknown								
Kelly Gruber, R OBP: 0.411, SLG: 0.506	F8			G5-3		G6-3		L1		4	0	0	0	0	0	1									
Tony Fernandez, S OBP: 0.343, SLG: 0.406	G6-3			S 2-H 1B		F3		G4-6-3 1B		4	0	2	1	0	0	0									
Fred McGriff, L OBP: 0.397, SLG: 0.559		K		K				G4-6-3		4	0	1	0	0	2	2									
Pat Borders, R OBP: 0.263, SLG: 0.342		L3								3	0	0	0	0	1	2									
Nelson Liriano, S OBP: 0.299, SLG: 0.350				G4-3		K			HR	1	1	1	1	0	0	0									
Bob Brenly, R OBP: 0.250, SLG: 0.143										2	1	0	0	1	0	0									
Rance Mulliniks, L OBP: 0.280, SLG: 0.270		P3			G4-3 S E BB		L7		4-3	1	0	0	0	0	0	0									
Alexis Infante, R OBP: 0.286, SLG: 0.286					G4-3					3	0	1	0	0	0	1									
Ernie Whitt, L OBP: 0.343, SLG: 0.377										1	0	0	0	0	1	0									
Rob Ducey, L OBP: 0.333, SLG: 0.263				K						2	0	0	0	2	2	0									
Junior Felix, S OBP: 0.429, SLG: 0.833					G4-3					3	0	1	1	0	0	2									
<b>Inning Stats</b>	R: 0 E: 0 K: 0 S: 10	H: 0 LOB: 0 BB: 0 P: 17	R: 0 E: 0 K: 1 S: 5	H: 0 LOB: 0 BB: 0 P: 9	R: 0 E: 0 K: 1 S: 5	H: 0 LOB: 0 BB: 0 P: 7	R: 1 E: 0 K: 1 S: 13	H: 1 LOB: 1 BB: 1 P: 22	R: 1 E: 1 K: 0 S: 10	H: 1 LOB: 1 BB: 2 P: 22	R: 0 E: 0 K: 1 S: 11	H: 1 LOB: 1 BB: 0 P: 13	R: 0 E: 0 K: 0 S: 15	H: 1 LOB: 2 BB: 1 P: 24	R: 0 E: 0 K: 0 S: 7	H: 1 LOB: 0 BB: 0 P: 12	R: 1 E: 0 K: 2 S: 11	H: 1 LOB: 0 BB: 0 P: 15	1B: 5 2B: 0 3B: 0 HR: 1	SF: 0 SAC: 0 DP: 1 HBP: 0	WP: 0 PB: 0 SB: 3 CS: 0	PA: 35			
<b>PITCHER</b>	IP	WLS	BF	H	R	ER	SO	BB	IBB	HBP	BLK	WP	HR	S	P	ERA	WHIP								
Jim Abbott, L ERA: 3.48	(1, 1)	6.1	W	26	4	2	2	4	4	0	0	0	0	65	108	2.84	1.263								
Greg Minton, R ERA: 1.42	(7, 1)	1.2		5	1	0	0	0	0	0	0	0	0	11	18	0.00	0.600								
Bryan Harvey, R ERA: 0.79	(9, 1)	1.0	S	4	1	1	1	2	0	0	0	0	1	11	15	9.00	1.000								







Batter	1	2	3	4	5	6	7	8	9	AB	R	H	RBI	BB	SO	LOB	TOP					
Brian Downing, R OBP: 0.355, SLG: 0.435 (1, 10)	F8		F9	3B 3B		1-1 1B		P6		5	1	2	3	0	0	0	<b>California Angels @ Detroit Tigers</b> Tiger Stadium, Detroit, MI Mon May 08 1989, 7:05 PM EDT Att: 12,759 - Unknown - 59 F					
Wally Joyner, L OBP: 0.300, SLG: 0.318 (1, 3)	BB			2B		F9		F8		4	2	2	1	1	0	2						
Johnny Ray, S OBP: 0.324, SLG: 0.368 (9, PR)	L7					G4-3		G4-3 BB		5	0	2	1	0	0	4						
Kent Anderson, R OBP: 0.310, SLG: 0.315 (9, 4)								1B		0	0	0	0	0	0	0						
Devon White, S OBP: 0.353, SLG: 0.512 (1, 8)	G4-3							G6-3		4	1	1	1	1	0	2						
Chili Davis, S OBP: 0.289, SLG: 0.385 (1, 7)								G4-3		5	1	2	0	0	0	2						
Lance Parrish, R OBP: 0.355, SLG: 0.409 (1, 2)	G6-3							K		4	1	0	0	1	3	4						
Dante Bichette, R OBP: 0.247, SLG: 0.377 (1, 9)	F9							L8		4	1	0	0	0	0	2						
Jack Howell, L OBP: 0.263, SLG: 0.318 (1, 5)								K		3	1	1	0	1	2	0						
Dick Schofield, R OBP: 0.242, SLG: 0.250 (1, 6)	L9							P3		3	1	0	1	1	0	1						
<b>Inning Stats</b>	R: 0 E: 0 K: 0 S: 13	H: 0 LOB: 1 BB: 1 P: 19	R: 0 E: 0 K: 0 S: 7	H: 0 LOB: 0 BB: 0 P: 15	R: 0 E: 0 K: 1 S: 11	H: 0 LOB: 0 BB: 0 P: 18	R: 9 E: 2 K: 0 S: 27	H: 6 LOB: 3 BB: 3 P: 46	R: 0 E: 0 K: 1 S: 7	H: 0 LOB: 0 BB: 0 P: 10	R: 0 E: 0 K: 0 S: 11	H: 2 LOB: 2 BB: 0 P: 18	R: 0 E: 0 K: 1 S: 6	H: 1 LOB: 1 BB: 0 P: 13	R: 0 E: 0 K: 1 S: 6	H: 0 LOB: 0 BB: 0 P: 12	R: 0 E: 0 K: 1 S: 11	H: 1 LOB: 3 BB: 1 P: 18	1B: 7 2B: 2 3B: 2 HR: 0	SF: 0 SAC: 0 DP: 1 HBP: 0	WP: 0 PB: 0 SB: 0 CS: 0	PA: 42
<b>PITCHER</b>	IP WLS BF	H R ER SO	BB IBB HBP BLK	WP HR S P	ERA WHIP	<b>PITCHER</b>	IP WLS BF	H R ER SO	BB IBB HBP BLK	WP HR S P	ERA WHIP											
Doyle Alexander, R ERA: 3.55 (1, 1)	3.1 L 19	4 8 7 1	3 1 0 0	0 0 51 88	18.90 2.100																	
Ramon Pena, R ERA: 3.86 (4, 1)	5.2 23	6 1 1 4	1 0 0 0	0 0 53 81	1.59 1.235																	

AB	37
R	9
H	10
RBI	7
BB	5
SO	5
LOB	17



Batter	1	2	3	4	5	6	7	8	9	AB	R	H	RBI	BB	SO	LOB	BOTTOM			
Kenny Williams, R OBP: 0.234, SLG: 0.324 (1, 8)	L8			K	G3			G4-3		2	0	0	0	0	1	0	<b>California Angels @ Detroit Tigers</b> Tiger Stadium, Detroit, MI Mon May 08 1989, 7:05 PM EDT Att: 12,759 - Unknown - 59 F			
Pat Sheridan, L OBP: 0.321, SLG: 0.388 (5, 8)										2	0	0	0	0	0	1				
Gary Ward, R OBP: 0.302, SLG: 0.275 (1, 9)	G3-6-3 1B			FC3-6 1B		L6		F9		4	0	2	0	0	0	0				
Lou Whitaker, L OBP: 0.400, SLG: 0.515 (1, 4)										3	0	0	0	0	0	2				
Mike Brumley, S OBP: 0.346, SLG: 0.435 (7, 4)	G3-6-3			FC3-6		G4-3		G4-3 1B		1	0	1	0	0	0	0				
Alan Trammell, R OBP: 0.342, SLG: 0.311 (1, 6)				L9				G5-3		3	0	0	0	1	0	2				
Fred Lynn, L OBP: 0.303, SLG: 0.274 (1, 7)				K				G5-3		4	0	0	0	0	3	1				
Keith Moreland, R OBP: 0.288, SLG: 0.280 (1, 10)	L9							G3		4	1	1	0	0	0	0				
Mike Heath, R OBP: 0.364, SLG: 0.381 (1, 2)				L7				G6-3		4	1	1	0	0	0	0				
Torey Lovullo, S OBP: 0.258, SLG: 0.195 (1, 3)				L9						1	0	0	0	0	0	0				
Dave Bergman, L OBP: 0.353, SLG: 0.328 (5, 3)				L9						2	0	1	1	0	0	1				
Al Pedrique, R OBP: 0.200, SLG: 0.211 (1, 5)				G6-3				G5-3		3	0	1	1	0	0	1				
<b>Inning Stats</b>	R: 0 E: 0 K: 0 S: 5	H: 1 LOB: 0 BB: 0 P: 10	R: 0 E: 0 K: 1 S: 8	H: 0 LOB: 0 BB: 0 P: 14	R: 0 E: 0 K: 1 S: 8	H: 0 LOB: 0 BB: 0 P: 9	R: 2 E: 0 K: 1 S: 11	H: 3 LOB: 1 BB: 0 P: 17	R: 0 E: 0 K: 0 S: 8	H: 0 LOB: 1 BB: 1 P: 15	R: 0 E: 0 K: 0 S: 6	H: 1 LOB: 1 BB: 0 P: 9	R: 0 E: 0 K: 0 S: 10	H: 1 LOB: 0 BB: 0 P: 15	R: 0 E: 0 K: 1 S: 6	H: 0 LOB: 0 BB: 0 P: 9	1B: 6 2B: 1 3B: 0 HR: 0	SF: 0 SAC: 0 DP: 1 HBP: 0	WP: 0 PB: 0 SB: 0 CS: 0	PA: 34
<b>PITCHER</b>	IP WLS BF	H R ER SO	BB IBB HBP BLK	WP HR S P	ERA WHIP	<b>PITCHER</b>	IP WLS BF	H R ER SO	BB IBB HBP BLK	WP HR S P	ERA WHIP									
Chuck Finley, L ERA: 2.6 (1, 1)	9.0 W 34	7 2 2 4	1 0 0 0	0 0 67 108	2.00 0.889															





Batter	1	2	3	4	5	6	7	8	9	AB	R	H	RBI	BB	SO	LOB	TOP			
<b>Brian Downing, R</b> OBP: 0.365, SLG: 0.432 										3	1	1	0	2	1	1	<b>California Angels @ Detroit Tigers</b> Tiger Stadium, Detroit, MI Tue May 09 1989, 7:05 PM EDT Att: 12,290 - Unknown - 55 F			
<b>Wally Joyner, L</b> OBP: 0.296, SLG: 0.315 										4	0	1	1	0	0	6				
<b>Johnny Ray, S</b> OBP: 0.361 										4	1	1	1	1	0	2				
<b>Devon White, S</b> OBP: 0.362, SLG: 0.520 										4	1	2	1	0	0	0				
<b>Chili Davis, S</b> OBP: 0.286, SLG: 0.370 										4	0	0	0	1	0	4				
<b>Lance Parrish, R</b> OBP: 0.339, SLG: 0.392 										4	0	0	1	0	0	0				
<b>Dante Bichette, R</b> OBP: 0.296, SLG: 0.392 										5	0	2	1	0	1	0				
<b>Jack Howell, L</b> OBP: 0.269, SLG: 0.315 										4	0	1	0	1	0	2				
<b>Dick Schofield, R</b> OBP: 0.270, SLG: 0.278 										4	2	2	0	0	0	3				
<b>Inning Stats</b>	R: 0 E: 0 K: 1 S: 16	H: 0 LOB: 2 BB: 1 P: 24	R: 0 E: 0 K: 0 S: 12	H: 1 LOB: 3 BB: 2 P: 26	R: 0 E: 0 K: 0 S: 7	H: 0 LOB: 0 BB: 0 P: 8	R: 0 E: 0 K: 0 S: 9	H: 0 LOB: 0 BB: 0 P: 10	R: 4 E: 0 K: 0 S: 17	H: 5 LOB: 2 BB: 1 P: 31	R: 1 E: 1 K: 0 S: 10	H: 3 LOB: 2 BB: 0 P: 14	R: 0 E: 1 K: 0 S: 13	H: 1 LOB: 3 BB: 1 P: 23	R: 0 E: 0 K: 1 S: 8	H: 0 LOB: 0 BB: 0 P: 10	1B: 8 2B: 2 3B: 0 HR: 0	SF: 2 SAC: 0 DP: 0 HBP: 1	WP: 1 PB: 0 SB: 1 CS: 0	PA: 44
<b>PITCHER</b>	IP WLS BF H R ER SO BB IBB HBP BLK WP HR S P ERA WHIP																			
<b>Paul Gibson, L</b> ERA: 5.12	(1, 1) 5.1 L 30 8 5 5 1 2 2 1 0 0 0 67 108 8.44 1.875																			
<b>Charles Hudson, R</b> ERA: 6.75	(6, 1) 3.2 14 2 0 0 1 1 0 0 0 1 0 32 49 0.00 0.818																			

Batter	1	2	3	4	5	6	7	8	9	AB	R	H	RBI	BB	SO	LOB	BOTTOM			
<b>Pat Sheridan, L</b> OBP: 0.329, SLG: 0.394 										4	0	2	0	0	0	2	<b>California Angels @ Detroit Tigers</b> Tiger Stadium, Detroit, MI Tue May 09 1989, 7:05 PM EDT Att: 12,290 - Unknown - 55 F			
<b>Gary Ward, R</b> OBP: 0.298, SLG: 0.318 										4	1	1	0	0	0	2				
<b>Lou Whitaker, L</b> OBP: 0.395, SLG: 0.505 										4	0	1	1	0	0	1				
<b>Alan Trammell, R</b> OBP: 0.331, SLG: 0.299 										4	0	0	0	0	0	1				
<b>Fred Lynn, L</b> OBP: 0.301, SLG: 0.273 										3	0	1	0	1	0	1				
<b>Matt Nokes, L</b> OBP: 0.304, SLG: 0.435 										4	0	1	0	0	0	3				
<b>Keith Moreland, R</b> OBP: 0.286, SLG: 0.278 										3	0	1	0	0	0	2				
<b>Dave Bergman, L</b> OBP: 0.352, SLG: 0.328 										3	0	0	0	0	0	3				
<b>Mike Brumley, S</b> OBP: 0.310, SLG: 0.385 										3	0	1	0	1	0	1				
<b>Inning Stats</b>	R: 1 E: 0 K: 1 S: 10	H: 2 LOB: 1 BB: 0 P: 16	R: 0 E: 0 K: 0 S: 9	H: 2 LOB: 2 BB: 0 P: 15	R: 0 E: 0 K: 0 S: 7	H: 0 LOB: 0 BB: 0 P: 12	R: 0 E: 1 K: 0 S: 11	H: 1 LOB: 1 BB: 0 P: 17	R: 0 E: 0 K: 0 S: 6	H: 1 LOB: 0 BB: 0 P: 8	R: 0 E: 0 K: 0 S: 9	H: 0 LOB: 0 BB: 0 P: 15	R: 0 E: 0 K: 0 S: 4	H: 1 LOB: 1 BB: 0 P: 6	R: 0 E: 0 K: 0 S: 7	H: 0 LOB: 1 BB: 1 P: 17	1B: 6 2B: 1 3B: 1 HR: 0	SF: 0 SAC: 0 DP: 2 HBP: 0	WP: 0 PB: 0 SB: 0 CS: 0	PA: 34
<b>PITCHER</b>	IP WLS BF H R ER SO BB IBB HBP BLK WP HR S P ERA WHIP																			
<b>Bert Blyleven, R</b> ERA: 1.93	(1, 1) 7.0 W 27 7 1 1 1 1 0 0 0 0 0 58 94 1.29 1.000																			
<b>Greg Minton, R</b> ERA: 1.69	(8, 1) 2.0 7 1 0 0 0 1 0 0 0 0 0 11 23 0.00 1.000																			



Batter	1	2	3	4	5	6	7	8	9	AB	R	H	RBI	BB	SO	LOB	TOP										
Brian Downing, R OBP: 0.369, SLG: 0.435	G5-3			P6		FC6-4 1B		1B		4	0	2	0	0	0	0	California Angels @ Detroit Tigers Tiger Stadium, Detroit, MI Wed May 10 1989, 7:05 PM EDT Att: 13,187 - Unknown - 56 F										
Johnny Ray, S OBP: 0.313, SLG: 0.347	G6-3			F9		SF8		G5-3		3	0	0	1	0	0	1											
Devon White, S OBP: 0.352, SLG: 0.504	F8			G3		FC6-4 1-2		K		4	0	0	0	0	1	1											
Chili Davis, S OBP: 0.285, SLG: 0.375		F9			WP G6-3 2B			K		4	1	1	0	0	1	1											
Lance Parrish, R OBP: 0.328, SLG: 0.376		G5-3			G6-3 2H			G5-3		4	0	0	1	0	1	0											
Bill Schroeder, R OBP: 0.235, SLG: 0.333		F9			1B			G6-3		3	0	1	0	0	0	0											
Dante Bichette, R OBP: 0.247, SLG: 0.377			L9		F9			F7		3	0	0	0	0	0	1											
Glenn Hoffman, R OBP: 0.366, SLG: 0.432			G5-3		F8			K		3	0	0	0	0	1	1											
Dick Schofield, R OBP: 0.275, SLG: 0.282			G5-3			1B SF8 1B		P3		3	1	1	0	0	0	0											
<b>Inning Stats</b>	R: 0 E: 0 K: 0 S: 5	H: 0 LOB: 0 BB: 0 P: 10	R: 0 E: 0 K: 0 S: 6	H: 0 LOB: 0 BB: 0 P: 11	R: 0 E: 0 K: 0 S: 6	H: 0 LOB: 0 BB: 0 P: 10	R: 0 E: 0 K: 0 S: 9	H: 0 LOB: 1 BB: 0 P: 13	R: 1 E: 0 K: 0 S: 11	H: 2 LOB: 1 BB: 0 P: 15	R: 1 E: 0 K: 0 S: 18	H: 2 LOB: 0 BB: 0 P: 25	R: 0 E: 0 K: 0 S: 6	H: 0 LOB: 0 BB: 0 P: 11	R: 0 E: 0 K: 1 S: 10	H: 1 LOB: 1 BB: 0 P: 17	R: 0 E: 0 K: 2 S: 10	H: 0 LOB: 0 BB: 0 P: 15	1B: 4 2B: 1 3B: 0 HR: 0	SF: 1 SAC: 0 DP: 0 HBP: 0	WP: 1 PB: 0 SB: 1 CS: 0	PA: 32					
<b>PITCHER</b>	IP	WLS	BF	H	R	ER	SO	BB	IBB	HBP	BLK	WP	HR	S	P	ERA	WHIP										
Frank Tanana, L ERA: 3.86	(1, 1)	8.0	29	5	2	2	2	0	0	0	0	1	0	71	112	2.25	0.625										
Willie Hernandez, L ERA: 3.38	(9, 1)	1.0	W	3	0	0	0	2	0	0	0	0	0	10	15	0.00	0.000										

Batter	1	2	3	4	5	6	7	8	9	AB	R	H	RBI	BB	SO	LOB	BOTTOM										
Pat Sheridan, L OBP: 0.314, SLG: 0.373	F9		K			G4-3		K		4	0	0	0	0	2	1	California Angels @ Detroit Tigers Tiger Stadium, Detroit, MI Wed May 10 1989, 7:05 PM EDT Att: 13,187 - Unknown - 56 F										
Gary Ward, R OBP: 0.314, SLG: 0.319	G6-3			P4		BB		BB 2B 1B		3	0	1	0	1	0	0											
Kenny Williams, R OBP: 0.234, SLG: 0.324						BB				0	1	0	0	0	0	0											
Lou Whitaker, L OBP: 0.391, SLG: 0.495	P6			L4-6 1B		F8		P5		4	0	1	0	0	0	2											
Alan Trammell, R OBP: 0.336, SLG: 0.300		G4-3				F7				3	1	1	0	1	0	1											
Fred Lynn, L OBP: 0.308, SLG: 0.267																											
Mike Brumley, S OBP: 0.310, SLG: 0.385				L4-6				2B 1B BB		2	0	0	0	2	1	2											
Mike Brumley, S OBP: 0.310, SLG: 0.385								2B 1B BB		0	1	0	0	0	0	0											
Matt Nokes, L OBP: 0.302, SLG: 0.438		G6-4-3				K		G4-3		4	0	1	2	0	1	1											
Keith Moreland, R OBP: 0.300, SLG: 0.293																											
Dave Bergman, L OBP: 0.365, SLG: 0.343				G3-6-3 1B		P3		F7		4	0	2	1	0	0	0											
Torey Lovullo, S OBP: 0.250, SLG: 0.188																											
Dave Bergman, L OBP: 0.365, SLG: 0.343																											
Dave Bergman, L OBP: 0.365, SLG: 0.343																											
Torey Lovullo, S OBP: 0.250, SLG: 0.188																											
Torey Lovullo, S OBP: 0.250, SLG: 0.188																											
<b>Inning Stats</b>	R: 0 E: 0 K: 0 S: 9	H: 0 LOB: 0 BB: 0 P: 14	R: 0 E: 0 K: 0 S: 5	H: 0 LOB: 0 BB: 1 P: 10	R: 0 E: 0 K: 1 S: 8	H: 2 LOB: 1 BB: 0 P: 14	R: 0 E: 0 K: 0 S: 8	H: 2 LOB: 1 BB: 0 P: 11	R: 0 E: 0 K: 0 S: 13	H: 1 LOB: 1 BB: 0 P: 19	R: 0 E: 0 K: 0 S: 11	H: 0 LOB: 1 BB: 1 P: 22	R: 0 E: 0 K: 1 S: 7	H: 0 LOB: 0 BB: 0 P: 11	R: 0 E: 0 K: 1 S: 8	H: 0 LOB: 0 BB: 0 P: 12	R: 3 E: 0 K: 0 S: 11	H: 3 LOB: 2 BB: 2 P: 24	1B: 7 2B: 2 3B: 0 HR: 0	SF: 0 SAC: 0 DP: 3 HBP: 0	WP: 0 PB: 0 SB: 0 CS: 0	PA: 34					
<b>PITCHER</b>	IP	WLS	BF	H	R	ER	SO	BB	IBB	HBP	BLK	WP	HR	S	P	ERA	WHIP										
Kirk McCaskill, R ERA: 0.87	(1, 1)	8.0	L	6	3	3	3	0	2	0	0	0	0	11	24	81.00	15.000										
Bryan Harvey, R ERA: 3.09	(9, 1)	0.1	L	6	3	3	3	0	2	0	0	0	0	11	24	81.00	15.000										

AB	31
R	2
H	5
RBI	2
BB	0
SO	4
LOB	5





Batter	1	2	3	4	5	6	7	8	9	AB	R	H	RBI	BB	SO	LOB	TOP										
<b>Rickey Henderson, R</b> OBP: 0.369, SLG: 0.397 (1, 7)										3	1	1	0	1	0	0											
<b>Steve Sax, R</b> OBP: 0.386, SLG: 0.394 (1, 4)										3	0	1	1	2	0	1											
<b>Don Mattingly, L</b> OBP: 0.321, SLG: 0.293 (1, 3)										4	0	0	1	0	0	5											
<b>Jesse Barfield, R</b> OBP: 0.280, SLG: 0.418 (1, 9)										3	1	1	1	1	0	1											
<b>Steve Balboni, R</b> OBP: 0.233, SLG: 0.400 (1, 10)										4	1	1	0	0	1	1											
<b>Don Slaught, R</b> OBP: 0.333, SLG: 0.438 (1, 2)										2	1	0	0	2	1	1											
<b>Tom Brookens, R</b> OBP: 0.232, SLG: 0.365 (1, 5)										4	1	1	2	0	1	2											
<b>Alvaro Espinoza, R</b> OBP: 0.304, SLG: 0.274 (1, 6)										4	0	1	0	0	1	1											
<b>Roberto Kelly, R</b> OBP: 0.358, SLG: 0.392 (1, 8)										4	0	0	0	0	3	2											
<b>Inning Stats</b>	R: 1 E: 0 K: 1 S: 13	H: 1 LOB: 1 BB: 1 P: 20	R: 1 E: 0 K: 1 S: 16	H: 2 LOB: 3 BB: 2 P: 27	R: 3 E: 0 K: 3 S: 20	H: 3 LOB: 0 BB: 0 P: 29	R: 0 E: 0 K: 0 S: 8	H: 0 LOB: 1 BB: 1 P: 18	R: 0 E: 0 K: 1 S: 6	H: 0 LOB: 0 BB: 0 P: 9	R: 0 E: 0 K: 0 S: 6	H: 0 LOB: 0 BB: 0 P: 12	R: 0 E: 0 K: 0 S: 12	H: 0 LOB: 1 BB: 1 P: 20	R: 0 E: 0 K: 1 S: 10	H: 0 LOB: 1 BB: 1 P: 21	1B: 3 2B: 1 3B: 0 HR: 2	SF: 1 SAC: 0 DP: 0 HBP: 1	WP: 0 PB: 0 SB: 3 CS: 1	PA: 39							
<b>PITCHER</b>	IP	WLS	BF	H	R	ER	SO	BB	IBB	HBP	BLK	WP	HR	S	P	ERA	WHIP										
<b>Jim Abbott, L</b> ERA: 4.5 (1, 1)	3.0	L	18	6	5	5	5	3	0	0	0	0	2	49	76	15.00	3.000										
<b>Dan Petry, R</b> ERA: 3.55 (4, 1)	4.0		13	0	0	0	1	1	0	0	0	0	0	26	47	0.00	0.250										
<b>Willie Fraser, R</b> ERA: 4.4 (8, 1)	1.2		7	0	0	0	1	2	0	1	0	0	0	20	37	0.00	1.200										
<b>Bob McClure, L</b> ERA: 0.87 (9, 1)	0.1		1	0	0	0	0	0	0	0	0	0	0	2	4	0.00	0.000										

New York Yankees @ California Angels  
Anaheim Stadium, Anaheim, CA  
Fri May 12 1989, 10:05 PM EDT  
Att: 41,846 - Unknown - 60 F

AB 31  
R 5  
H 6  
RBI 5  
BB 6  
SO 7  
LOB 14



Batter	1	2	3	4	5	6	7	8	9	AB	R	H	RBI	BB	SO	LOB	BOTTOM										
<b>Brian Downing, R</b> OBP: 0.366, SLG: 0.429 (1, 10)										4	0	1	0	0	0	1											
<b>Wally Joyner, L</b> OBP: 0.287, SLG: 0.304 (1, 3)										4	1	0	0	0	0	2											
<b>Johnny Ray, S</b> OBP: 0.310, SLG: 0.342 (1, 4)										4	0	1	0	0	1	2											
<b>Devon White, S</b> OBP: 0.349, SLG: 0.496 (1, 8)										4	0	1	2	0	1	1											
<b>Chili Davis, S</b> OBP: 0.283, SLG: 0.371 (1, 7)										4	0	1	0	0	0	2											
<b>Lance Parrish, R</b> OBP: 0.317, SLG: 0.362 (1, 2)										4	0	0	0	0	0	1											
<b>Dante Bichette, R</b> OBP: 0.238, SLG: 0.363 (1, 9)										3	0	0	0	0	1	0											
<b>Jack Howell, L</b> OBP: 0.267, SLG: 0.312 (1, 5)										1	0	0	0	0	1	0											
<b>Glenn Hoffman, R</b> OBP: 0.372, SLG: 0.436 (5, 5)										2	0	1	0	0	0	0											
<b>Dick Schofield, R</b> OBP: 0.302, SLG: 0.333 (1, 6)										3	1	2	0	0	0	1											
<b>Inning Stats</b>	R: 0 E: 0 K: 0 S: 6	H: 0 LOB: 0 BB: 0 P: 9	R: 0 E: 0 K: 0 S: 5	H: 0 LOB: 0 BB: 0 P: 12	R: 0 E: 0 K: 1 S: 8	H: 1 LOB: 1 BB: 0 P: 12	R: 0 E: 1 K: 0 S: 7	H: 1 LOB: 1 BB: 0 P: 12	R: 0 E: 0 K: 0 S: 6	H: 0 LOB: 0 BB: 0 P: 7	R: 2 E: 0 K: 0 S: 15	H: 3 LOB: 1 BB: 0 P: 20	R: 0 E: 0 K: 1 S: 9	H: 1 LOB: 1 BB: 0 P: 14	R: 0 E: 0 K: 1 S: 8	H: 0 LOB: 0 BB: 0 P: 11	R: 0 E: 0 K: 1 S: 7	H: 1 LOB: 0 BB: 0 P: 10	1B: 6 2B: 1 3B: 0 HR: 0	SF: 0 SAC: 0 DP: 1 HBP: 0	WP: 0 PB: 0 SB: 0 CS: 0	PA: 33					
<b>PITCHER</b>	IP	WLS	BF	H	R	ER	SO	BB	IBB	HBP	BLK	WP	HR	S	P	ERA	WHIP										
<b>Richard Dotson, R</b> ERA: 3.94 (1, 1)	7.0	W	27	6	2	2	2	0	0	0	1	0	0	15	21	0.00	0.857										
<b>Lee Guetterman, L</b> ERA: (8, 1)	2.0	S	6	1	0	0	2	0	0	0	0	0	0	15	21	0.00	0.500										

New York Yankees @ California Angels  
Anaheim Stadium, Anaheim, CA  
Fri May 12 1989, 10:05 PM EDT  
Att: 41,846 - Unknown - 60 F

AB 33  
R 2  
H 7  
RBI 2  
BB 0  
SO 4  
LOB 10









Batter	1	2	3	4	5	6	7	8	9	AB	R	H	RBI	BB	SO	LOB	TOP			
Rickey Henderson, R OBP: 0.361, SLG: 0.376 (1, 7)										4	0	0	0	1	2	3	<b>New York Yankees @ California Angels</b> Anaheim Stadium, Anaheim, CA Sun May 14 1989, 6:33 AM EDT Att: 36,690 - Cloudy - 60 F			
Steve Sax, R OBP: 0.377, SLG: 0.382 (1, 4)										5	0	1	0	0	1	2				
Don Mattingly, L OBP: 0.310, SLG: 0.282 (1, 3)										4	0	0	0	0	0	1				
Jesse Barfield, R OBP: 0.286, SLG: 0.405 (1, 9)										2	0	1	0	2	0	1				
Steve Balboni, R OBP: 0.260, SLG: 0.425 (1, 10)										3	0	2	0	1	0	0				
Don Slaught, R OBP: 0.322, SLG: 0.420 (1, 2)										4	0	0	0	0	1	6				
Tom Brookens, R OBP: 0.233, SLG: 0.357 (1, 5)										4	0	1	0	0	0	0				
Alvaro Espinoza, R OBP: 0.306, SLG: 0.270 (1, 6)										3	0	1	0	1	0	0				
Bob Brower, R OBP: 0.326, SLG: 0.366 (1, 8)										2	0	1	0	0	1	0				
Mike Pagliarulo, L OBP: 0.250, SLG: 0.258 (7, PH)										1	0	0	0	0	0	2				
Roberto Kelly, R OBP: 0.357, SLG: 0.390 (7, 8)										1	0	1	0	0	0	0				
<b>Inning Stats</b>	R: 0 E: 0 K: 1 S: 12	H: 1 LOB: 1 BB: 0 P: 20	R: 0 E: 0 K: 0 S: 7	H: 0 LOB: 0 BB: 0 P: 11	R: 0 E: 0 K: 2 S: 10	H: 0 LOB: 0 BB: 0 P: 16	R: 0 E: 0 K: 1 S: 8	H: 1 LOB: 2 BB: 1 P: 14	R: 0 E: 0 K: 0 S: 5	H: 2 LOB: 2 BB: 0 P: 15	R: 0 E: 0 K: 1 S: 10	H: 2 LOB: 1 BB: 0 P: 17	R: 0 E: 0 K: 1 S: 8	H: 0 LOB: 2 BB: 2 P: 20	R: 0 E: 0 K: 0 S: 12	H: 1 LOB: 2 BB: 1 P: 21	1B: 7 2B: 2 3B: 0 HR: 0	SF: 0 SAC: 0 DP: 2 HBP: 0	WP: 0 PB: 0 SB: 0 CS: 0	PA: 38
<b>PITCHER</b>	IP WLS BF H R ER SO BB IBB HBP BLK WP HR S P ERA WHIP	IP WLS BF H R ER SO BB IBB HBP BLK WP HR S P ERA WHIP																		
Chuck Finley, L ERA: 2.29 (1, 1)	6.0 W 26 7 0 0 4 2 0 0 0 0 0 56 96 0.00 1.500	3.0 S 12 1 0 0 1 3 0 0 0 0 0 26 52 0.00 1.333																		
Greg Minton, R ERA: 1.45 (7, 1)																				

AB	33
R	0
H	8
RBI	0
BB	5
SO	5
LOB	15



Batter	1	2	3	4	5	6	7	8	9	AB	R	H	RBI	BB	SO	LOB	BOTTOM			
Claudell Washington, L OBP: 0.342, SLG: 0.405 (1, 9)										4	0	1	1	0	0	0	<b>New York Yankees @ California Angels</b> Anaheim Stadium, Anaheim, CA Sun May 14 1989, 6:33 AM EDT Att: 36,690 - Cloudy - 60 F			
Johnny Ray, S OBP: 0.315, SLG: 0.337 (1, 4)										4	0	1	0	0	0	1				
Devon White, S OBP: 0.344, SLG: 0.497 (1, 8)										4	0	2	0	0	1	1				
Brian Downing, R OBP: 0.366, SLG: 0.433 (1, 10)										4	1	1	0	0	0	3				
Chili Davis, S OBP: 0.296, SLG: 0.407 (1, 7)										3	1	1	1	1	0	3				
Wally Joyner, L OBP: 0.291, SLG: 0.303 (1, 3)										3	0	1	1	1	0	2				
Jack Howell, L OBP: 0.266, SLG: 0.302 (1, 5)										3	1	0	0	1	2	1				
Bill Schroeder, R OBP: 0.244, SLG: 0.400 (1, 2)										4	1	1	0	0	2	2				
Kent Anderson, R OBP: 0.306, SLG: 0.310 (1, 6)										4	1	1	1	0	0	1				
<b>Inning Stats</b>	R: 0 E: 1 K: 0 S: 13	H: 1 LOB: 2 BB: 0 P: 19	R: 0 E: 0 K: 1 S: 9	H: 0 LOB: 0 BB: 0 P: 13	R: 0 E: 0 K: 0 S: 5	H: 1 LOB: 1 BB: 0 P: 8	R: 4 E: 2 K: 0 S: 16	H: 4 LOB: 1 BB: 1 P: 30	R: 1 E: 0 K: 2 S: 15	H: 1 LOB: 0 BB: 0 P: 7	R: 0 E: 0 K: 0 S: 10	H: 1 LOB: 2 BB: 1 P: 19	R: 0 E: 0 K: 2 S: 8	H: 0 LOB: 0 BB: 0 P: 11	1B: 6 2B: 1 3B: 1 HR: 1	SF: 0 SAC: 0 DP: 1 HBP: 0	WP: 0 PB: 0 SB: 0 CS: 0	PA: 36		
<b>PITCHER</b>	IP WLS BF H R ER SO BB IBB HBP BLK WP HR S P ERA WHIP	IP WLS BF H R ER SO BB IBB HBP BLK WP HR S P ERA WHIP																		
Andy Hawkins, R ERA: 6.29 (1, 1)	4.2 L 24 7 5 4 2 2 0 0 0 0 0 1 55 93 7.71 1.929	0.1 1 0 0 0 1 0 0 0 0 0 0 0 3 6 0.00 0.000	2.0 8 2 0 0 0 1 0 0 0 0 0 0 15 26 0.00 1.500	1.0 3 0 0 0 2 0 0 0 0 0 0 0 8 11 0.00 0.000																
Chuck Cary, L ERA: 3.39 (5, 1)																				
Dale Mohorcic, R ERA: 4.03 (6, 1)																				
Dave Righetti, L ERA: 4.2 (8, 1)																				

AB	33
R	5
H	9
RBI	4
BB	3
SO	5
LOB	14










Batter	1	2	3	4	5	6	7	8	9	AB	R	H	RBI	BB	SO	LOB	TOP					
Wade Boggs, L (1, 5) OBP: 0.389, SLG: 0.451										5	1	1	0	0	2	4	<b>Boston Red Sox @ California Angels</b> Anaheim Stadium, Anaheim, CA Tue May 16 1989, 10:05 PM EDT Att: 26,043 - Unknown					
Marty Barrett, R (1, 4) OBP: 0.386, SLG: 0.355 Sam Horn, L (9, FH) OBP: 0.200, SLG: 0.059 Randy Kutcher, R (9, FR)										3	0	1	1	1	0	0						
Ellis Burks, R (1, 8) OBP: 0.393, SLG: 0.542										5	0	0	0	0	1	4						
Mike Greenwell, L (1, 7) OBP: 0.414, SLG: 0.496										3	0	1	0	1	1	1						
Jim Rice, R (1, 10) OBP: 0.277, SLG: 0.382										4	0	0	0	0	1	2						
Dwight Evans, R (1, 9) OBP: 0.421, SLG: 0.455										3	1	2	0	1	1	1						
Nick Esasky, R (1, 3) OBP: 0.311, SLG: 0.484										4	0	1	0	0	1	3						
Rich Gedman, L (1, 2) OBP: 0.242, SLG: 0.301										4	0	2	0	0	0	4						
Jody Reed, R (1, 6) OBP: 0.331, SLG: 0.333 Danny Heep, L (9, FH) OBP: 0.348, SLG: 0.318										3	0	1	1	0	0	2						
<b>Inning Stats</b>	R: 0 E: 0 K: 1 S: 9	H: 0 LOB: 0 BB: 1 P: 14	R: 0 E: 0 K: 1 S: 16	H: 2 LOB: 2 BB: 0 P: 25	R: 1 E: 0 K: 0 S: 13	H: 2 LOB: 1 BB: 0 P: 16	R: 1 E: 0 K: 2 S: 15	H: 3 LOB: 2 BB: 0 P: 19	R: 0 E: 0 K: 0 S: 8	H: 0 LOB: 1 BB: 1 P: 14	R: 0 E: 1 K: 0 S: 9	H: 0 LOB: 0 BB: 1 P: 17	R: 0 E: 0 K: 0 S: 6	H: 0 LOB: 0 BB: 0 P: 10	R: 0 E: 0 K: 1 S: 8	H: 1 LOB: 1 BB: 0 P: 11		R: 0 E: 0 K: 2 S: 19	H: 2 LOB: 2 BB: 0 P: 30	1B: 7 2B: 2 3B: 1 HR: 0	SF: 0 SAC: 0 DP: 2 HBP: 0	WP: 0 PB: 0 SB: 0 CS: 0
<b>PITCHER</b>	IP	WLS	BF	H	R	ER	SO	BB	IBB	HBP	BLK	WP	HR	S	P	ERA	WHIP					
Kirk McCaskill, R (1, 1) ERA: 1.06	8.0	W	36	10	2	2	5	3	0	0	0	0	0	90	137	2.25	1.625					
Greg Minton, R (9, 1) ERA: 1.42	1.0		3	0	0	0	2	0	0	0	0	0	0	13	19	0.00	0.000					

AB	36
R	2
H	10
RBI	2
BB	3
SO	7
LOB	23





Batter	1	2	3	4	5	6	7	8	9	AB	R	H	RBI	BB	SO	LOB	BOTTOM				
Claudell Washington, L (1, 9) OBP: 0.352, SLG: 0.451										5	3	3	2	0	1	2	<b>Boston Red Sox @ California Angels</b> Anaheim Stadium, Anaheim, CA Tue May 16 1989, 10:05 PM EDT Att: 26,043 - Unknown				
Johnny Ray, S (1, 4) OBP: 0.314, SLG: 0.379										4	1	3	4	0	0	1					
Devon White, S (1, 8) OBP: 0.337, SLG: 0.480										4	0	0	0	0	2	4					
Brian Downing, R (1, 10) OBP: 0.364, SLG: 0.418										3	0	0	0	1	1	1					
Chili Davis, S (1, 7) OBP: 0.299, SLG: 0.397										4	0	0	0	0	1	2					
Wally Joyner, L (1, 3) OBP: 0.298, SLG: 0.320										4	1	2	0	0	0	0					
Lance Parrish, R (1, 2) OBP: 0.316, SLG: 0.353										4	1	1	1	0	1	1					
Jack Howell, L (1, 5) OBP: 0.282, SLG: 0.327										4	1	3	0	0	1	0					
Kent Anderson, R (1, 6) OBP: 0.309, SLG: 0.290										2	0	0	0	2	0	3					
<b>Inning Stats</b>	R: 1 E: 0 K: 1 S: 16	H: 2 LOB: 1 BB: 0 P: 22	R: 0 E: 0 K: 0 S: 7	H: 1 LOB: 0 BB: 0 P: 9	R: 2 E: 0 K: 2 S: 13	H: 2 LOB: 0 BB: 0 P: 19	R: 3 E: 0 K: 0 S: 9	H: 4 LOB: 1 BB: 0 P: 14	R: 0 E: 0 K: 0 S: 7	H: 0 LOB: 0 BB: 1 P: 12	R: 1 E: 0 K: 1 S: 14	H: 2 LOB: 2 BB: 1 P: 23	R: 0 E: 0 K: 1 S: 9	H: 1 LOB: 1 BB: 0 P: 15	R: 0 E: 0 K: 2 S: 9	H: 0 LOB: 1 BB: 1 P: 16		1B: 6 2B: 4 3B: 0 HR: 2	SF: 1 SAC: 0 DP: 1 HBP: 0	WP: 0 PB: 0 SB: 1 CS: 0	PA: 38
<b>PITCHER</b>	IP	WLS	BF	H	R	ER	SO	BB	IBB	HBP	BLK	WP	HR	S	P	ERA	WHIP				
Mike Smithson, R (1, 1) ERA: 6.27	3.1	L	18	8	6	6	3	0	0	0	0	0	0	25	41	3.38	1.875				
Joe Price, L (4, 1) ERA: 4.09	2.2		12	3	1	1	1	2	0	0	0	0	0	9	15	0.00	1.000				
Dennis Lamp, R (7, 1) ERA: 3.86	1.0		4	1	0	0	1	0	0	0	0	0	0	9	16	0.00	1.000				
Rob Murphy, L (8, 1) ERA: 3.05	1.0		4	0	0	0	2	1	0	0	0	0	0	9	16	0.00	1.000				

AB	34
R	7
H	12
RBI	7
BB	3
SO	7
LOB	14





Batter	1	2	3	4	5	6	7	8	9	AB	R	H	RBI	BB	SO	LOB	TOP					
Wade Boggs, L (1,5) OBP: 0.386, SLG: 0.445	G1-3		F7			K			G5-4-3 1B	4	0	1	0	0	1	1	<b>Boston Red Sox @ California Angels</b> Anaheim Stadium, Anaheim, CA Wed May 17 1989, 10:05 PM EDT Att: 31,230 - Unknown  <b>AB 28</b> <b>R 0</b> <b>H 4</b> <b>RBI 0</b> <b>BB 2</b> <b>SO 4</b> <b>LOB 9</b> 					
Marty Barrett, R (1,4) OBP: 0.363, SLG: 0.352	F2			E6 1B					G5-4-3 1-2	4	0	1	0	0	0	1						
Ellis Burks, R (1,8) OBP: 0.383, SLG: 0.527	F8			K					G5-3	4	0	0	0	0	1	2						
Mike Greenwell, L (1,7) OBP: 0.418, SLG: 0.500		G5-4-3 1B			L5-4 1B				G6-3	3	0	2	0	0	0	0						
Jim Rice, R (1,10) OBP: 0.272, SLG: 0.374	G5-4-3 1-2			L5-4 1-2					P3	3	0	0	0	0	0	3						
Dwight Evans, R (1,9) Randy Kutcher, R (2,9) OBP: 0.418, SLG: 0.452				K					G5-4-3 BB	1	0	0	0	0	1	0						
Nick Esasky, R (1,3) OBP: 0.304, SLG: 0.473			F2		G5-4-3 1-2				G5-3	3	0	0	0	0	0	1						
Jody Reed, R (1,6) OBP: 0.331, SLG: 0.327					G5-3				F7	2	0	0	0	1	0	0						
Rick Cerone, R (1,2) OBP: 0.426, SLG: 0.419						G5-3			G5-3	3	0	0	0	0	1	1						
<b>Inning Stats</b>	R: 0 E: 0 K: 0 S: 7	H: 0 LOB: 0 BB: 0 P: 12	R: 0 E: 0 K: 1 S: 10	H: 1 LOB: 0 BB: 0 P: 14	R: 0 E: 0 K: 1 S: 8	H: 0 LOB: 1 BB: 1 P: 16	R: 0 E: 1 K: 1 S: 9	H: 1 LOB: 1 BB: 0 P: 11	R: 0 E: 0 K: 0 S: 6	H: 0 LOB: 0 BB: 1 P: 12	R: 0 E: 0 K: 1 S: 7	H: 1 LOB: 1 BB: 0 P: 10	R: 0 E: 0 K: 0 S: 4	H: 0 LOB: 0 BB: 0 P: 5	R: 0 E: 0 K: 0 S: 5	H: 0 LOB: 0 BB: 0 P: 6		R: 0 E: 0 K: 0 S: 13	H: 1 LOB: 0 BB: 0 P: 17	1B: 4 2B: 1 3B: 0 HR: 0	SF: 0 SAC: 0 DP: 4 HBP: 0	WP: 0 PB: 0 SB: 0 CS: 0
<b>PITCHER</b> Jim Abbott, L (1,1) ERA: 3.56	IP: 9.0 WLS: W BF: 30 H: 4 R: 0 ER: 0 SO: 4 BB: 2 IBB: 0 HBP: 0 BLK: 0 WP: 0 HR: 0 S: 69 P: 103 ERA: 0.00 WHIP: 0.667															<b>PITCHER</b>						

Batter	1	2	3	4	5	6	7	8	9	AB	R	H	RBI	BB	SO	LOB	BOTTOM					
Claudell Washington, L (1,9) OBP: 0.348, SLG: 0.442	K			F7					K	4	0	1	0	0	2	0	<b>Boston Red Sox @ California Angels</b> Anaheim Stadium, Anaheim, CA Wed May 17 1989, 10:05 PM EDT Att: 31,230 - Unknown  <b>AB 30</b> <b>R 5</b> <b>H 9</b> <b>RBI 5</b> <b>BB 4</b> <b>SO 9</b> <b>LOB 13</b> 					
Johnny Ray, S (1,4) OBP: 0.311, SLG: 0.374	1B 2B				G4-3				F5	4	1	1	0	0	0	1						
Devon White, S (1,8) OBP: 0.341, SLG: 0.481	1B 2B								L7	4	1	2	0	0	1	1						
Brian Downing, R (1,10) OBP: 0.361, SLG: 0.409	K			G4-3 1B BB					G4-3	3	0	0	0	1	1	3						
Wally Joyner, L (1,3) OBP: 0.303, SLG: 0.320	2B BB			G4-3 1B					L9	3	1	1	0	1	1	0						
Chili Davis, S (1,7) OBP: 0.311, SLG: 0.418	HR 2B			G4-3						3	1	2	3	1	0	2						
Lance Parrish, R (1,2) OBP: 0.314, SLG: 0.375	HR			G5-3					F8	4	1	1	2	0	0	3						
Jack Howell, L (1,5) OBP: 0.292, SLG: 0.340				K						2	0	1	0	1	1	0						
Kent Anderson, R (1,6) OBP: 0.296, SLG: 0.277	K			K						3	0	0	0	0	3	3						
<b>Inning Stats</b>	R: 5 E: 0 K: 3 S: 33	H: 5 LOB: 1 BB: 1 P: 48	R: 0 E: 0 K: 1 S: 8	H: 1 LOB: 0 BB: 0 P: 13	R: 0 E: 0 K: 0 S: 11	H: 1 LOB: 1 BB: 1 P: 19	R: 0 E: 0 K: 2 S: 8	H: 0 LOB: 0 BB: 0 P: 11	R: 0 E: 0 K: 0 S: 4	H: 1 LOB: 0 BB: 0 P: 6	R: 0 E: 0 K: 2 S: 11	H: 1 LOB: 2 BB: 1 P: 21	R: 0 E: 0 K: 1 S: 6	H: 0 LOB: 0 BB: 0 P: 10	R: 0 E: 0 K: 0 S: 13	H: 0 LOB: 1 BB: 1 P: 23		R: 0 E: 0 K: 0 S: 13	H: 0 LOB: 0 BB: 0 P: 10	1B: 5 2B: 3 3B: 0 HR: 1	SF: 0 SAC: 0 DP: 1 HBP: 0	WP: 0 PB: 0 SB: 1 CS: 2
<b>PITCHER</b> Roger Clemens, R (1,1) ERA: 2.81 Dennis Lamp, R (3,1) ERA: 3.18 Rob Murphy, L (7,1) ERA: 2.91 Bob Stanley, R (8,1) ERA: 4.5	IP: 2.0 WLS: L BF: 14 H: 7 R: 5 ER: 5 SO: 4 BB: 2 IBB: 0 HBP: 0 BLK: 0 WP: 0 HR: 1 S: 46 P: 71 ERA: 22.50 WHIP: 4.500															<b>PITCHER</b>						



Batter	1	2	3	4	5	6	7	8	9	AB	R	H	RBI	BB	SO	LOB	TOP								
Wade Boggs, L (1, 5) OBP: 0.382, SLG: 0.439 Jody Reed, R (4, 6) OBP: 0.323, SLG: 0.319	F7		G6-3		G1-3			G5-3	FC6-4	2	0	0	0	0	0	0	<b>Boston Red Sox @ California Angels</b> Anaheim Stadium, Anaheim, CA Thu May 18 1989, 10:05 PM EDT Att: 28,114 - Unknown  <a href="http://livebaseballscorecards.com">livebaseballscorecards.com</a>								
Marty Barrett, R (1, 4) OBP: 0.358, SLG: 0.369	HR			G5-3		G6-3		G6-3	G1-3	5	1	1	1	0	0	2									
Ellis Burks, R (1, 8) OBP: 0.380, SLG: 0.520	G6-3			G5-3		G6-3				4	0	1	0	0	0	0									
Mike Greenwell, L (1, 7) OBP: 0.414, SLG: 0.514	G4-3				G1-3			G4-3		4	1	1	1	0	0	1									
Danny Heep, L (1, 3) OBP: 0.308, SLG: 0.280 Nick Esasky, R (7, 3) OBP: 0.309, SLG: 0.477		L7		G3			G3-1		1B 1B	3	0	0	0	0	0	0									
Dwight Evans, R (1, 9) OBP: 0.427, SLG: 0.469		L4			1B 2B			1B	1B E 1B	4	1	3	0	0	0	0									
Jim Rice, R (1, 10) OBP: 0.366, SLG: 0.366 Randy Kutcher, R (9, PH) OBP: 0.444, SLG: 0.167				G1-3		G5-3		F8	1B FC6-4 1B	3	0	0	0	0	0	2									
Rich Gedman, L (1, 2) OBP: 0.242, SLG: 0.299			L3			P4			FC5-2-6 FC6-4 1B 3-H	4	0	1	0	0	0	3									
Ed Romero, R (1, 6) OBP: 0.286, SLG: 0.273			F8					G5-3	FC6-4 IBB	3	0	1	1	1	0	2									
<b>Inning Stats</b>	R: 1 E: 0 K: 0 S: 10	H: 1 LOB: 0 BB: 0 P: 13	R: 0 E: 0 K: 0 S: 6	H: 0 LOB: 0 BB: 0 P: 10	R: 0 E: 0 K: 0 S: 6	H: 0 LOB: 0 BB: 0 P: 9	R: 1 E: 0 K: 0 S: 10	H: 1 LOB: 1 BB: 0 P: 14	R: 1 E: 0 K: 0 S: 12	H: 2 LOB: 1 BB: 0 P: 19	R: 0 E: 0 K: 0 S: 5	H: 0 LOB: 0 BB: 0 P: 7	R: 0 E: 0 K: 0 S: 10	H: 2 LOB: 2 BB: 0 P: 13	R: 0 E: 0 K: 0 S: 11	H: 1 LOB: 1 BB: 0 P: 17		R: 2 E: 1 K: 0 S: 13	H: 3 LOB: 2 BB: 1 P: 23	1B: 7 2B: 1 3B: 0 HR: 2	SF: 0 SAC: 0 DP: 0 HBP: 0	WP: 0 PB: 0 SB: 0 CS: 0	PA: 38		
<b>PITCHER</b>	IP	WLS	BF	H	R	ER	SO	BB	IBB	HBP	BLK	WP	HR	S	P	ERA	WHIP								
Mike Witt, R (1, 1) ERA: 4.05	8.0	L	34	10	5	5	0	0	0	0	0	0	2	74	111	5.62	1.250								
Greg Minton, R (9, 1) ERA: 1.37	1.0		4	0	0	0	0	0	1	0	0	0	0	9	14	0.00	0.000								

Batter	1	2	3	4	5	6	7	8	9	AB	R	H	RBI	BB	SO	LOB	BOTTOM								
Claudell Washington, L (1, 9) OBP: 0.344, SLG: 0.433	G4-6-3 1B		G1-3			G4-3	B2-3			4	0	1	0	0	0	3	<b>Boston Red Sox @ California Angels</b> Anaheim Stadium, Anaheim, CA Thu May 18 1989, 10:05 PM EDT Att: 28,114 - Unknown  <a href="http://livebaseballscorecards.com">livebaseballscorecards.com</a>								
Johnny Ray, S (1, 4) OBP: 0.316, SLG: 0.373	G4-6-3 1-2f			G4-6-3 BB		HR 1B		F7		3	1	1	0	1	0	1									
Devon White, S (1, 8) OBP: 0.339, SLG: 0.494	K			G4-6-3 1-2f		HR 1B		L4		4	1	1	2	0	1	1									
Brian Downing, R (1, 10) OBP: 0.365, SLG: 0.411		G6-3		1B 1B		G6-3 1B		G3		4	0	2	0	0	0	0									
Chili Davis, S (1, 7) OBP: 0.316, SLG: 0.420		G3-1			G6-3 1B			G4-3 1B		4	0	2	0	0	0	1									
Wally Joyner, L (1, 3) OBP: 0.295, SLG: 0.311		L7			F9			G4-3 1-2f		4	0	0	0	0	0	3									
Lance Parrish, R (1, 2) OBP: 0.312, SLG: 0.371			F7		F8			K		4	0	1	0	0	1	0									
Jack Howell, L (1, 5) OBP: 0.295, SLG: 0.343 Dante Bichette, R (7, PH) OBP: 0.233, SLG: 0.349 Glenn Hoffman, R (8, 5) OBP: 0.370, SLG: 0.429			K		G4-6-3 1B		K			2	0	1	0	0	1	0									
Kent Anderson, R (1, 6) OBP: 0.311, SLG: 0.284					G4-6-3 1B					2	0	1	0	1	0	1									
<b>Inning Stats</b>	R: 0 E: 0 K: 1 S: 7	H: 1 LOB: 0 BB: 0 P: 11	R: 0 E: 0 K: 0 S: 4	H: 0 LOB: 0 BB: 0 P: 9	R: 0 E: 0 K: 1 S: 9	H: 1 LOB: 1 BB: 0 P: 15	R: 0 E: 0 K: 0 S: 7	H: 2 LOB: 2 BB: 1 P: 13	R: 0 E: 0 K: 0 S: 6	H: 1 LOB: 0 BB: 0 P: 10	R: 2 E: 0 K: 0 S: 9	H: 3 LOB: 0 BB: 0 P: 14	R: 0 E: 0 K: 1 S: 11	H: 1 LOB: 2 BB: 1 P: 21	R: 0 E: 0 K: 0 S: 5	H: 0 LOB: 0 BB: 0 P: 6		R: 0 E: 0 K: 1 S: 7	H: 1 LOB: 0 BB: 0 P: 7	1B: 9 2B: 0 3B: 0 HR: 1	SF: 0 SAC: 0 DP: 5 HBP: 0	WP: 0 PB: 0 SB: 0 CS: 0	PA: 34		
<b>PITCHER</b>	IP	WLS	BF	H	R	ER	SO	BB	IBB	HBP	BLK	WP	HR	S	P	ERA	WHIP								
John Dopson, R (1, 1) ERA: 3.12	6.1	W	25	9	2	2	2	1	0	0	0	0	1	46	79	2.84	1.579								
Rob Murphy, L (7, 1) ERA: 2.99	2.2	S	9	1	0	0	2	1	0	0	0	0	0	19	27	0.00	0.750								




Batter	1	2	3	4	5	6	7	8	9	AB	R	H	RBI	BB	SO	LOB	TOP					
Paul Molitor, R OBP: 0.347, SLG: 0.441 (1, 5)	F9		FC6-4			F8	G5-3			4	0	0	0	0	0	3	<b>Milwaukee Brewers @ California Angels</b> Anaheim Stadium, Anaheim, CA Fri May 19 1989, 10:05 PM EDT Att: 39,978 - Unknown					
Robin Yount, R OBP: 0.355, SLG: 0.433 (1, 8)	K			F8 1B		F8		F8		4	0	2	0	0	1	0						
Gary Sheffield, R OBP: 0.318, SLG: 0.385 (1, 6)				FC4-6 1B		P4		F8		3	0	1	0	1	0	1						
Rob Deer, R OBP: 0.329, SLG: 0.446 (1, 9)	CS	K		F9		K		F8		4	0	0	0	0	2	3						
Glenn Braggs, R OBP: 0.303, SLG: 0.434 (1, 7)		F9		F8					L8	4	1	1	0	0	0	2						
Jim Gantner, L OBP: 0.273, SLG: 0.250 (1, 4)		G4-3		FC4-6					G4-3	4	0	1	0	0	0	2						
Dave Engle, R OBP: 0.295, SLG: 0.463 (9, PH)			F8							3	0	0	0	0	2	2						
Gus Polidor, R OBP: 0.169, SLG: 0.237 (9, PH)						K			K	1	0	0	0	0	1	0						
Charlie O'Brien, R OBP: 0.310, SLG: 0.378 (1, 2)				FC6-4 1B		P6				3	0	2	1	0	0	0						
Mike Felder, S OBP: 0.200, SLG: 0.152 (1, 10)			P9						FC6-2	3	0	0	0	0	1	3						
<b>Inning Stats</b>	R: 0 E: 0 K: 1 S: 7	H: 0 LOB: 0 BB: 1 P: 13	R: 0 E: 0 K: 1 S: 6	H: 0 LOB: 0 BB: 0 P: 11	R: 0 E: 0 K: 0 S: 10	H: 1 LOB: 1 BB: 0 P: 17	R: 0 E: 0 K: 0 S: 10	H: 2 LOB: 2 BB: 0 P: 15	R: 0 E: 0 K: 2 S: 7	H: 0 LOB: 0 BB: 0 P: 8	R: 0 E: 0 K: 1 S: 7	H: 1 LOB: 1 BB: 0 P: 11	R: 1 E: 0 K: 1 S: 11	H: 3 LOB: 2 BB: 0 P: 17	R: 0 E: 0 K: 0 S: 4	H: 0 LOB: 0 BB: 0 P: 6	R: 0 E: 0 K: 1 S: 8	H: 0 LOB: 0 BB: 0 P: 9	1B: 5 2B: 2 3B: 0 HR: 0	SF: 0 SAC: 0 DP: 0 HBP: 0	WP: 0 PB: 0 SB: 1 CS: 1	PA: 35
<b>PITCHER</b> Chuck Finley, L ERA: 2.1 (1, 1)	IP: 9.0 WLS: W BF: 34 H: 7 R: 1 ER: 1 SO: 7 BB: 1 IBB: 0 HBP: 0 BLK: 0 WP: 0 HR: 0 S: 70 P: 107 ERA: 1.00 WHIP: 0.889											<b>PITCHER</b>	IP: 9.0 WLS: W BF: 34 H: 7 R: 1 ER: 1 SO: 7 BB: 1 IBB: 0 HBP: 0 BLK: 0 WP: 0 HR: 0 S: 70 P: 107 ERA: 1.00 WHIP: 0.889									

Batter	1	2	3	4	5	6	7	8	9	AB	R	H	RBI	BB	SO	LOB	BOTTOM			
Claudell Washington, L OBP: 0.340, SLG: 0.426 (1, 9)	G4-3		FC4-6							4	0	1	0	0	0	2	<b>Milwaukee Brewers @ California Angels</b> Anaheim Stadium, Anaheim, CA Fri May 19 1989, 10:05 PM EDT Att: 39,978 - Unknown			
Johnny Ray, S OBP: 0.316, SLG: 0.362 (1, 4)			F8							3	0	0	0	1	0	3				
Devon White, S OBP: 0.343, SLG: 0.512 (1, 8)	G4-3									4	2	2	1	0	0	1				
Brian Downing, R OBP: 0.368, SLG: 0.410 (1, 10)		L8								3	0	1	0	1	0	0				
Wally Joyner, L OBP: 0.288, SLG: 0.301 (1, 3)		F9								4	0	0	0	0	0	3				
Chili Davis, S OBP: 0.321, SLG: 0.414 (1, 7)										2	0	0	0	2	0	1				
Lance Parrish, R OBP: 0.310, SLG: 0.370 (1, 2)			FC6-4							3	1	1	1	0	0	1				
Jack Howell, L OBP: 0.302, SLG: 0.348 (1, 5)										4	0	2	0	0	0	2				
Kent Anderson, R OBP: 0.316, SLG: 0.290 (7, PH)										2	0	1	0	0	0	1				
Jim Eppard, L OBP: 0.370, SLG: 0.429 (8, 6)										1	0	0	0	0	1	2				
<b>Inning Stats</b>	R: 0 E: 0 K: 0 S: 6	H: 0 LOB: 1 BB: 1 P: 11	R: 0 E: 0 K: 0 S: 9	H: 0 LOB: 1 BB: 1 P: 17	R: 0 E: 0 K: 0 S: 8	H: 1 LOB: 1 BB: 0 P: 11	R: 0 E: 0 K: 0 S: 6	H: 0 LOB: 1 BB: 1 P: 14	R: 0 E: 0 K: 0 S: 8	H: 1 LOB: 1 BB: 0 P: 11	R: 1 E: 0 K: 0 S: 8	H: 1 LOB: 0 BB: 0 P: 9	R: 1 E: 0 K: 1 S: 15	H: 3 LOB: 2 BB: 0 P: 26	R: 1 E: 0 K: 0 S: 10	H: 2 LOB: 2 BB: 1 P: 20	1B: 7 2B: 0 3B: 0 HR: 1	SF: 1 SAC: 0 DP: 1 HBP: 0	WP: 1 PB: 0 SB: 0 CS: 0	PA: 35
<b>PITCHER</b> Bryan Clutterbuck, R ERA: 2.77 (7, 1)	IP: 0.2 WLS: L BF: 6 H: 3 R: 1 ER: 1 SO: 0 BB: 1 IBB: 0 HBP: 0 BLK: 0 WP: 1 HR: 0 S: 11 P: 24 ERA: 4.38 WHIP: 4.500											<b>PITCHER</b> Chuck Crim, R ERA: 3.66 (8, 1)	IP: 0.2 WLS: L BF: 6 H: 3 R: 1 ER: 1 SO: 0 BB: 1 IBB: 0 HBP: 0 BLK: 0 WP: 1 HR: 0 S: 11 P: 24 ERA: 4.38 WHIP: 4.500							

AB	33
R	1
H	7
RBI	1
BB	1
SO	7
LOB	16

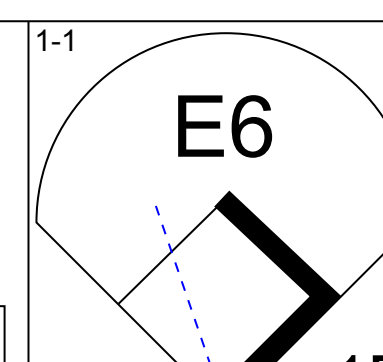
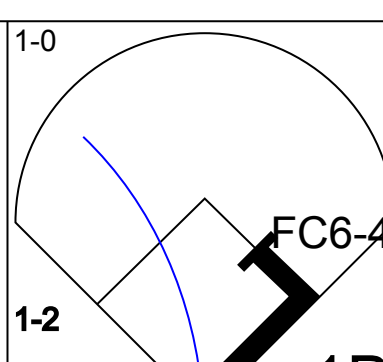
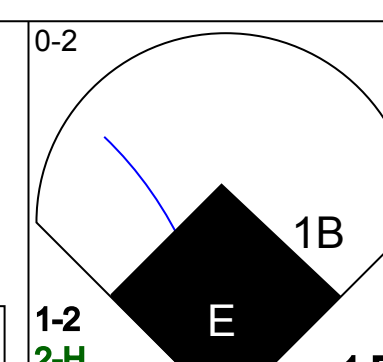
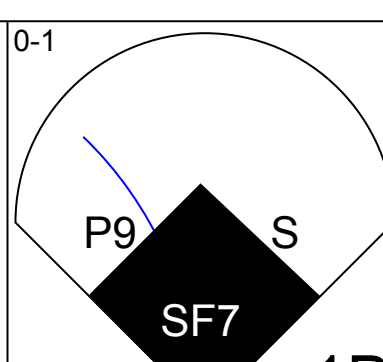
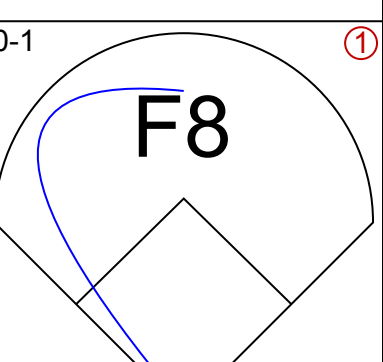
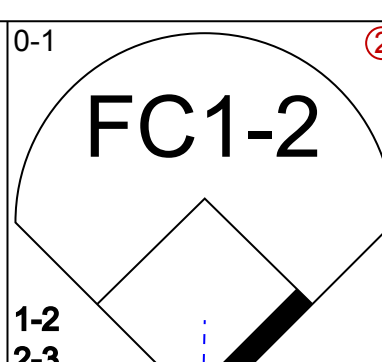
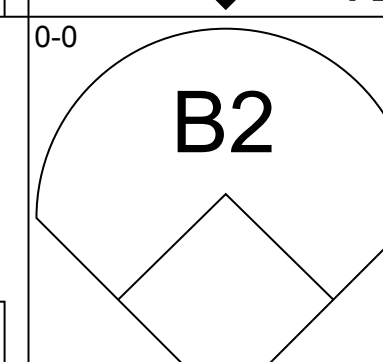
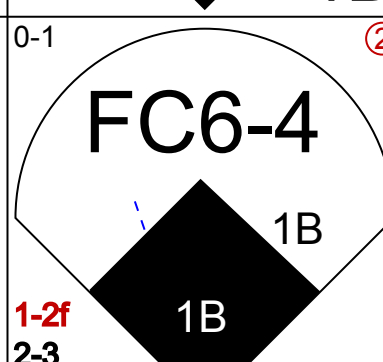
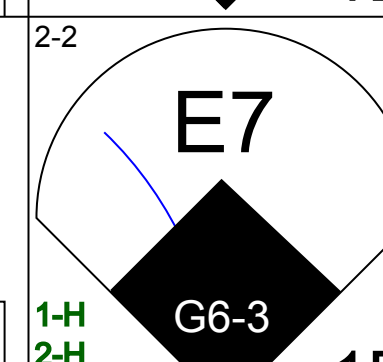
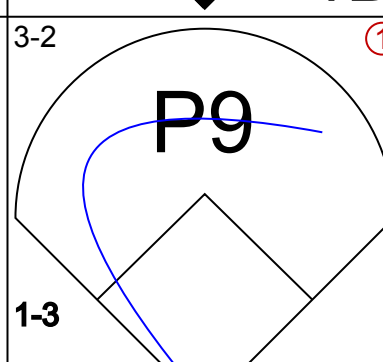
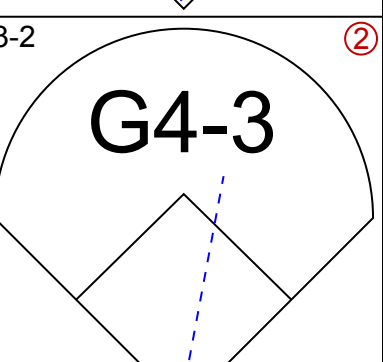
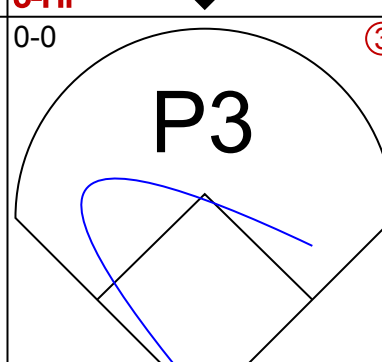
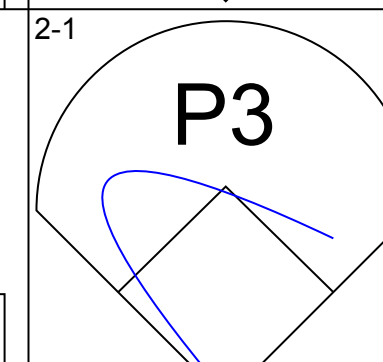
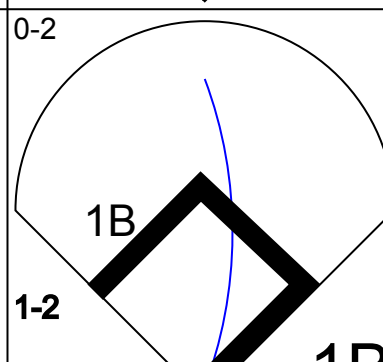
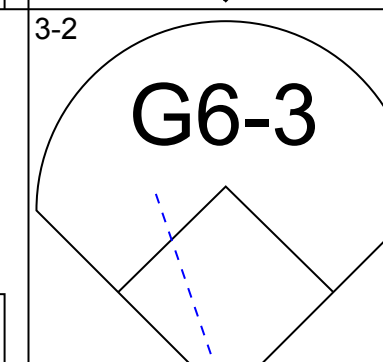
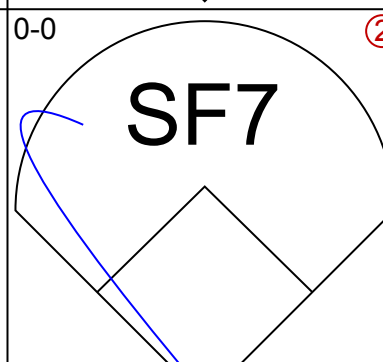
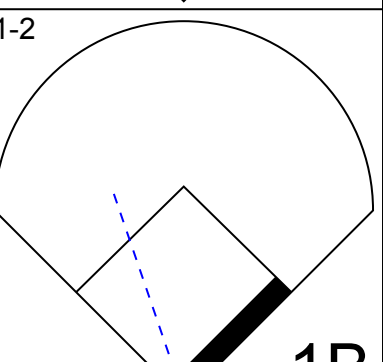
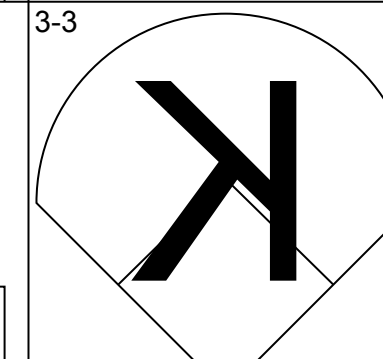
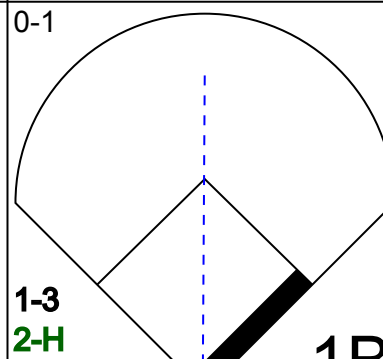
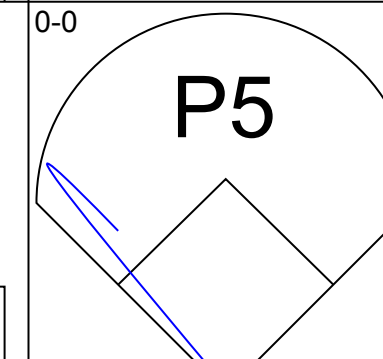
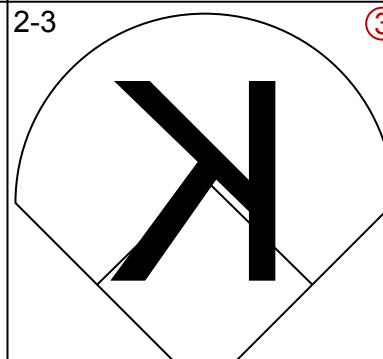
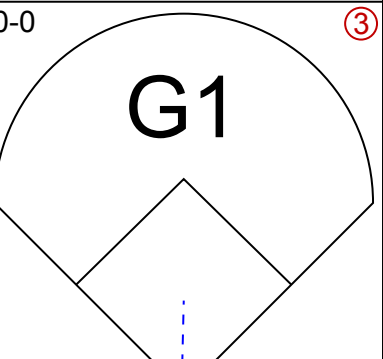
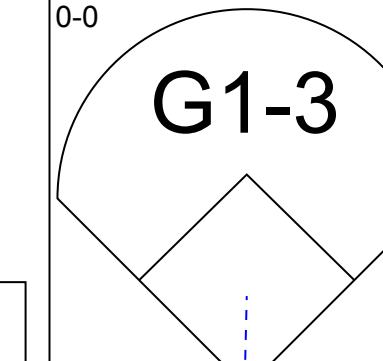
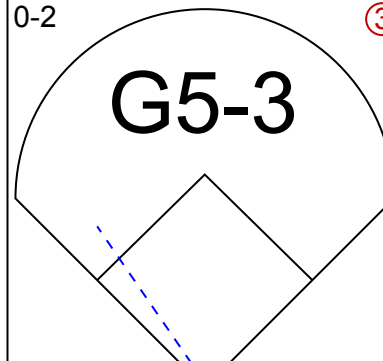
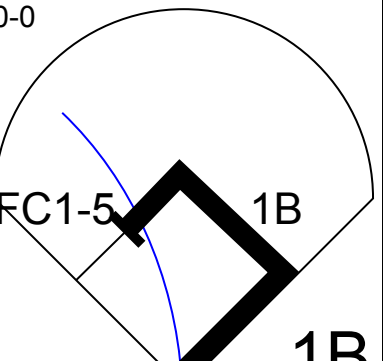
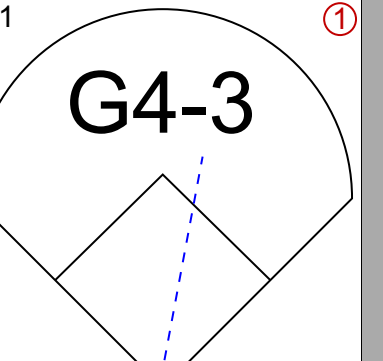
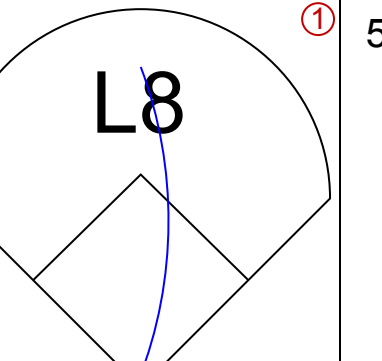

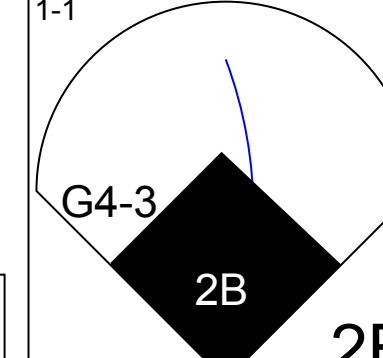
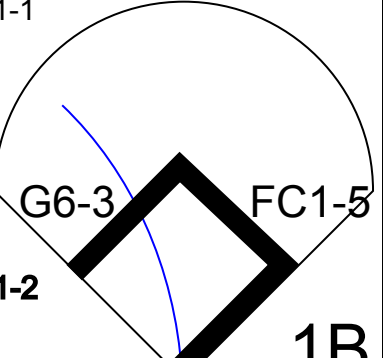
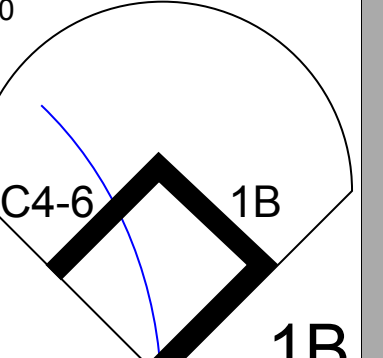
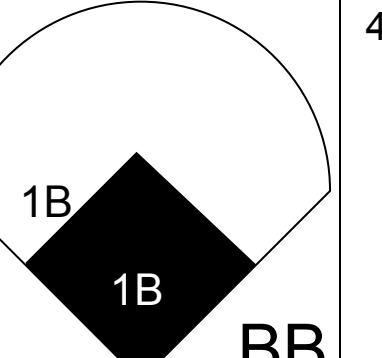

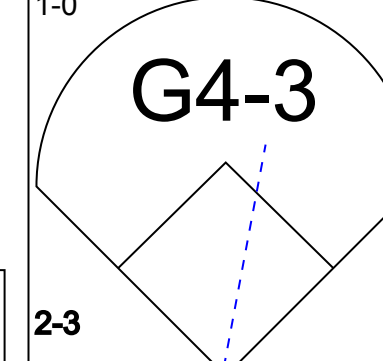
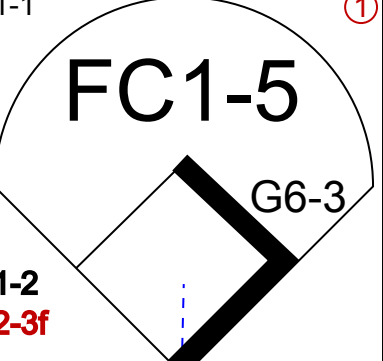
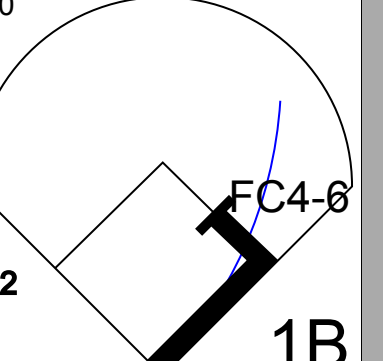
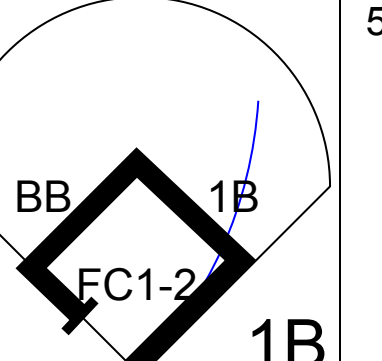
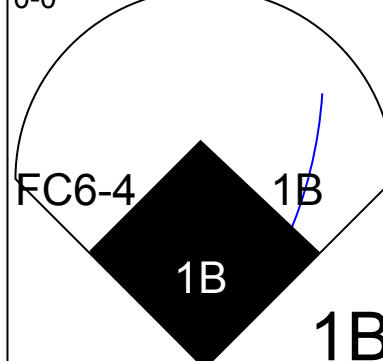
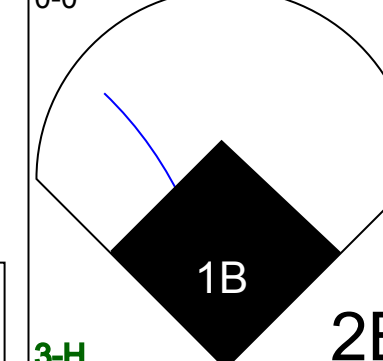
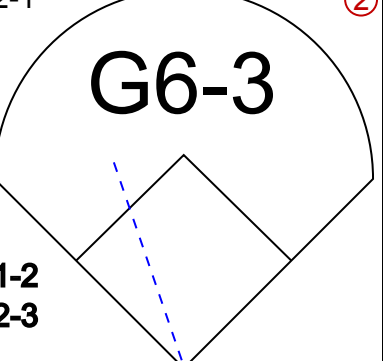
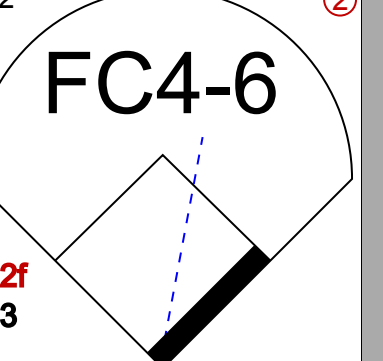
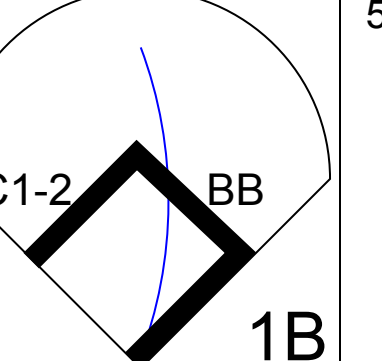
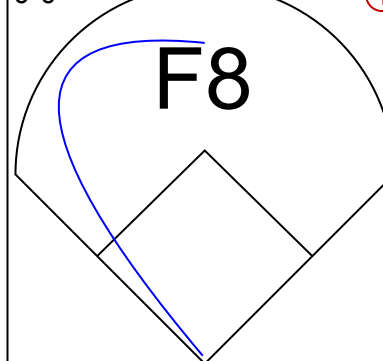
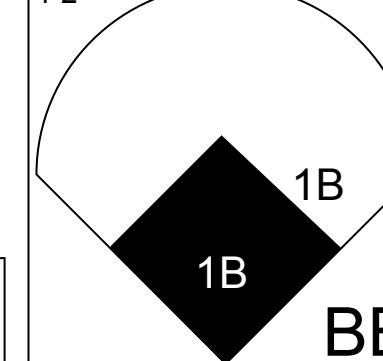
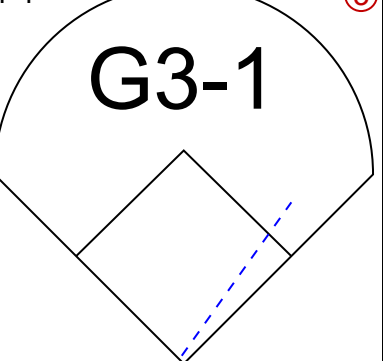
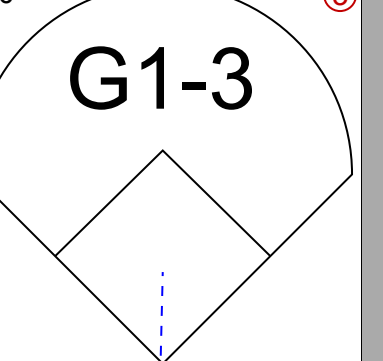
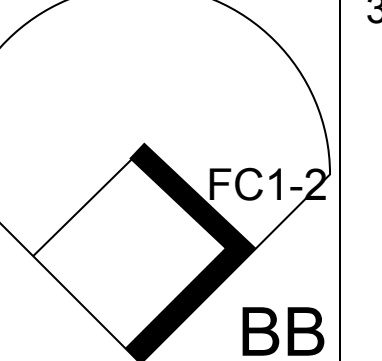
AB	30
R	3
H	8
RBI	2
BB	4
SO	1
LOB	16

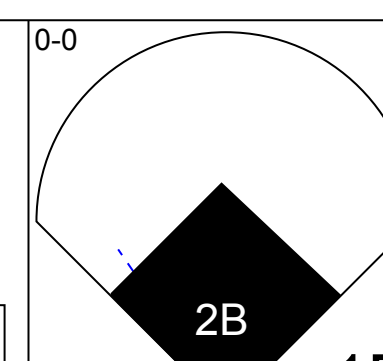
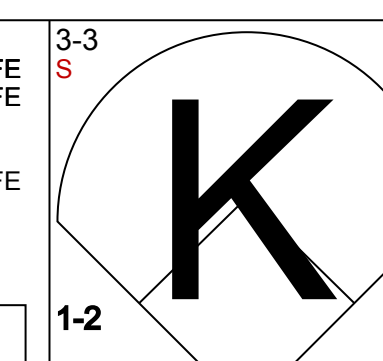
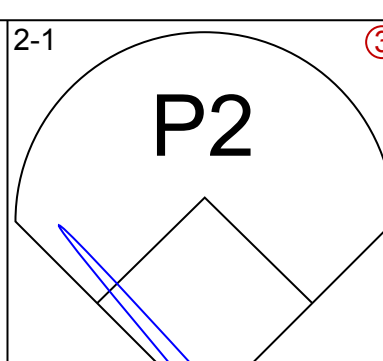
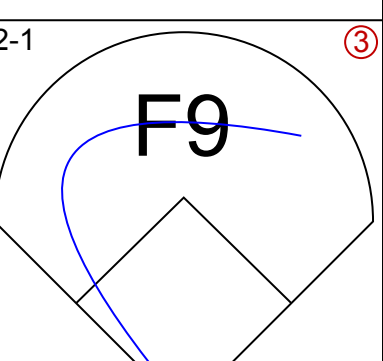
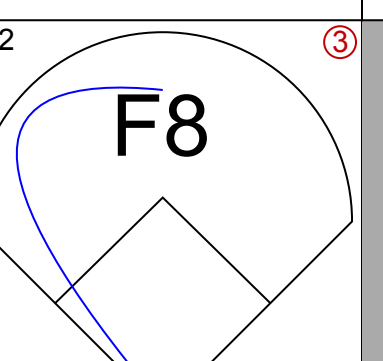
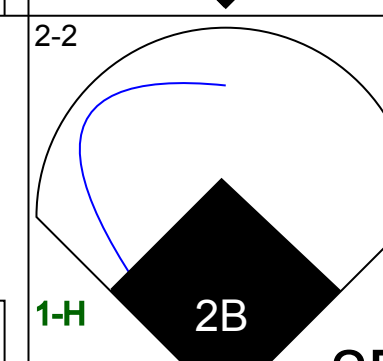
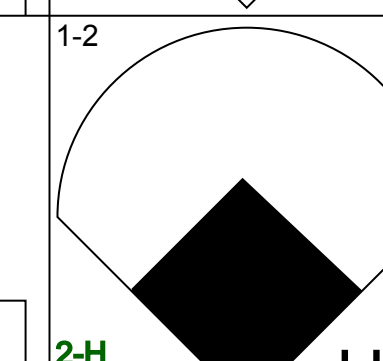
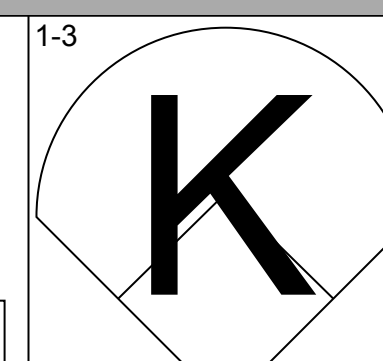
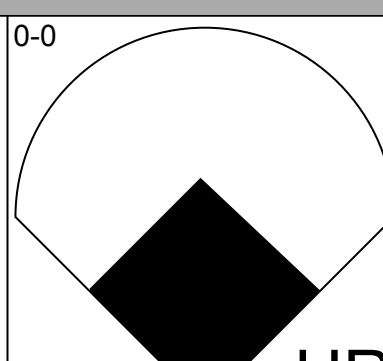
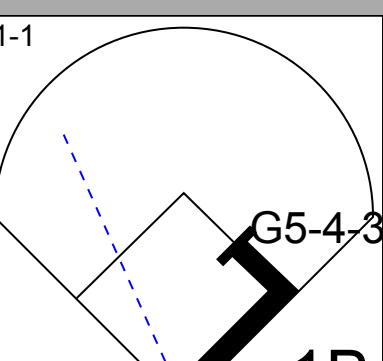
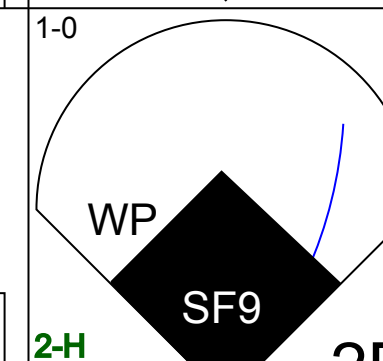
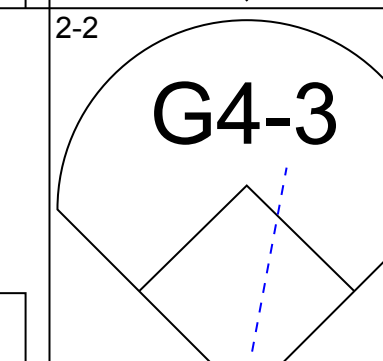
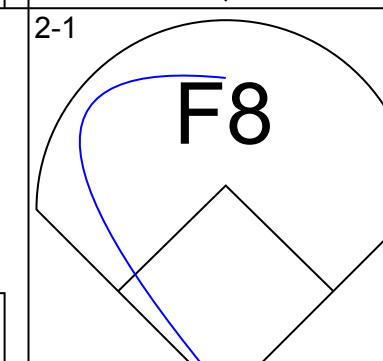
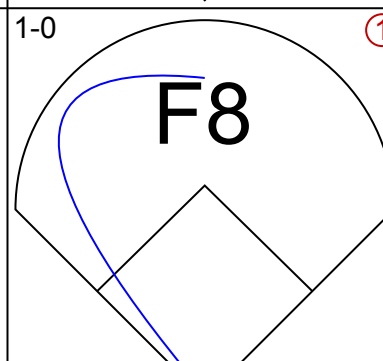
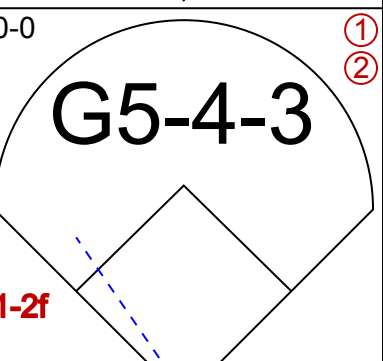
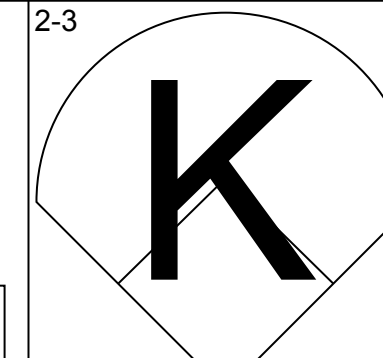
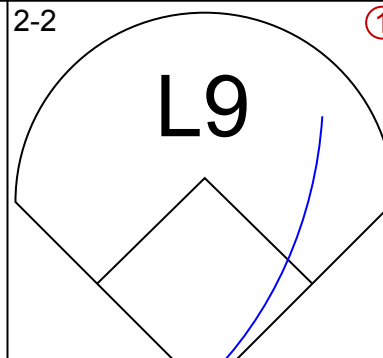
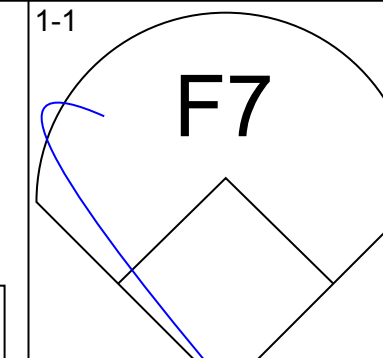
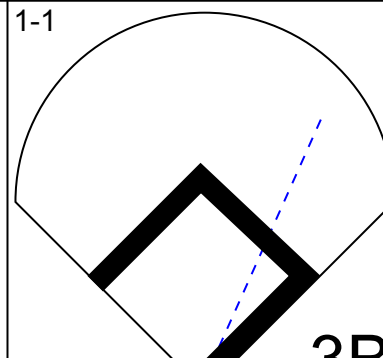
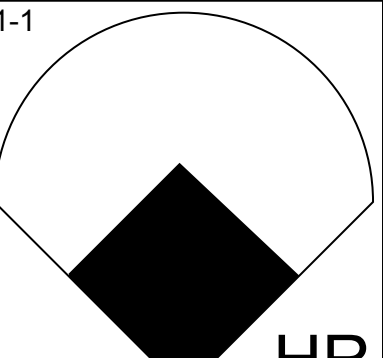
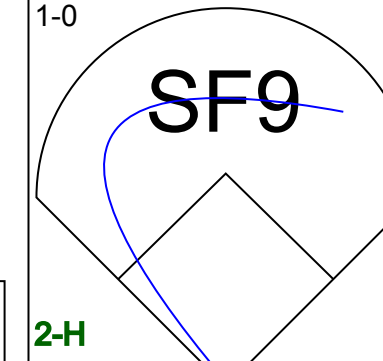
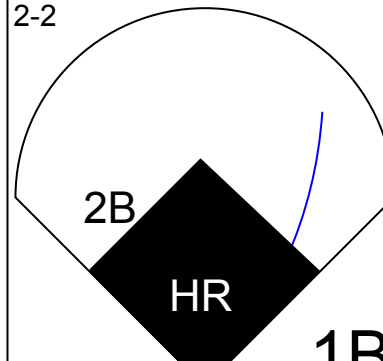
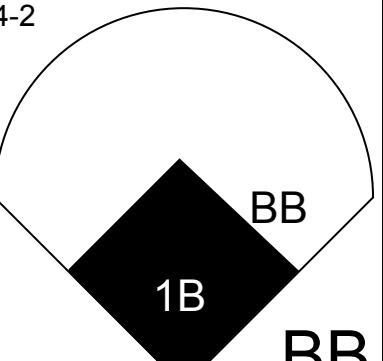
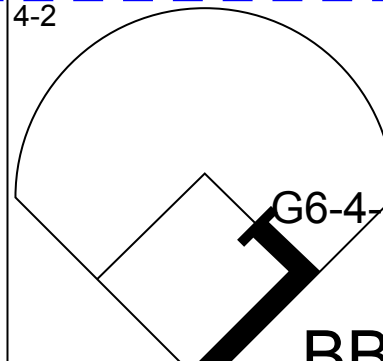
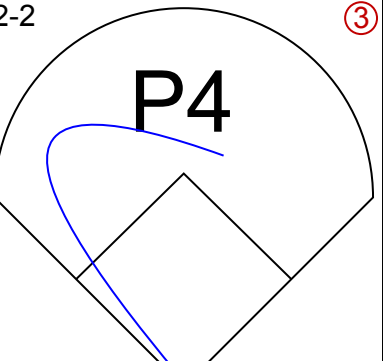
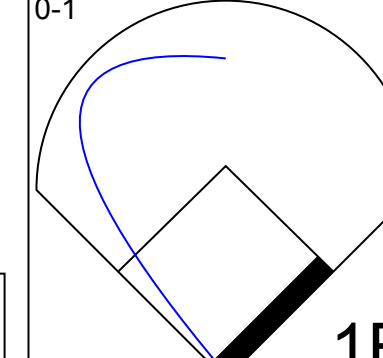
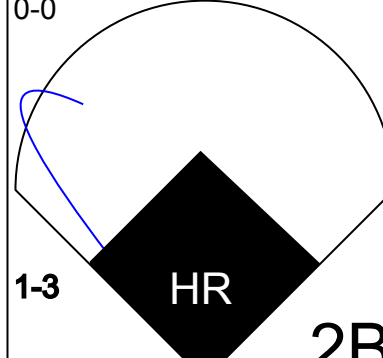
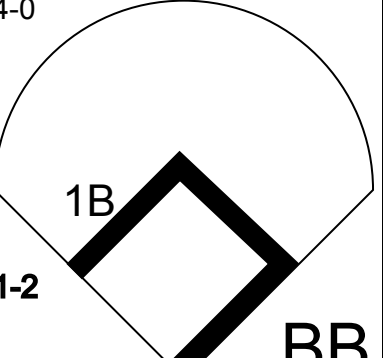
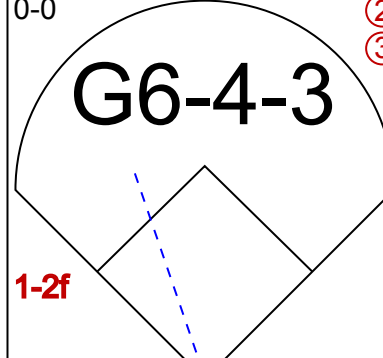
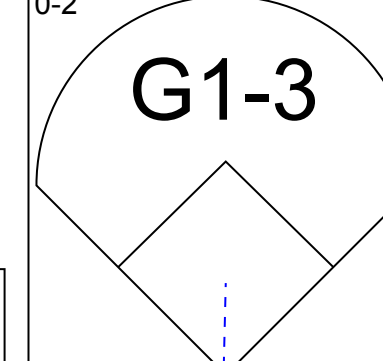
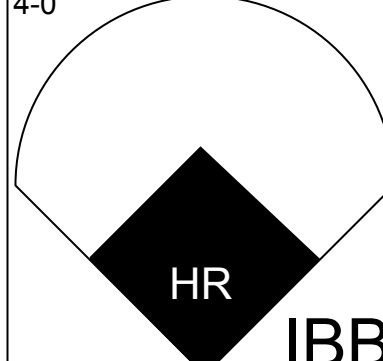
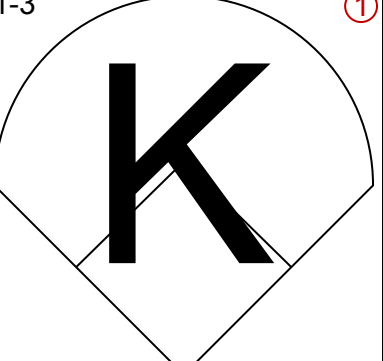
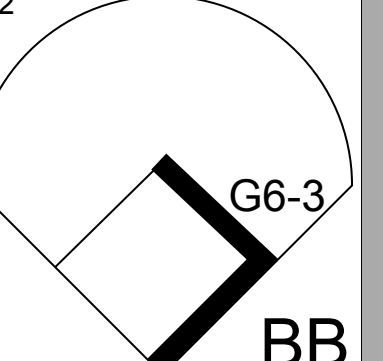
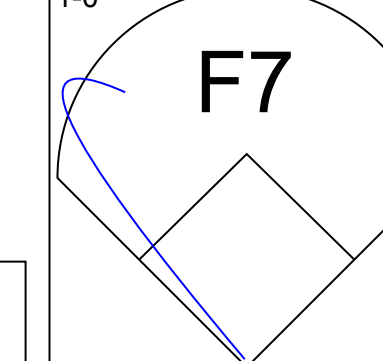
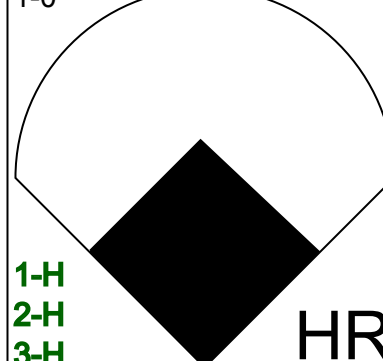
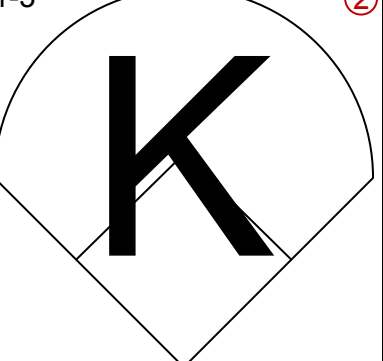
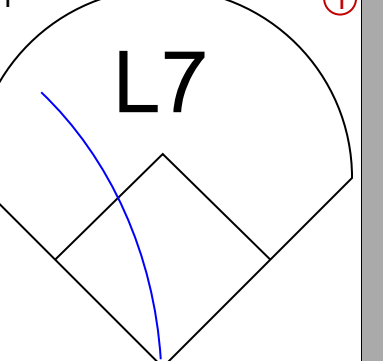
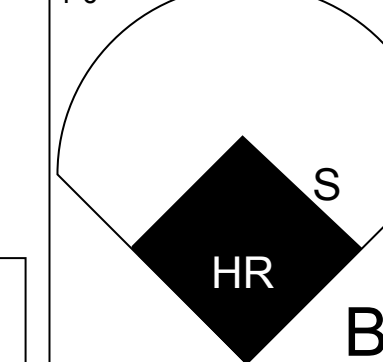
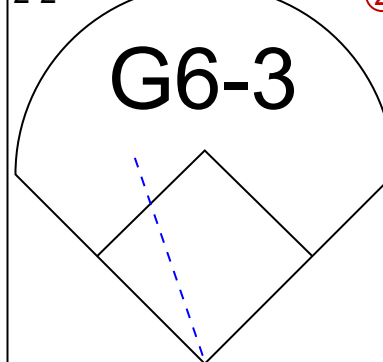
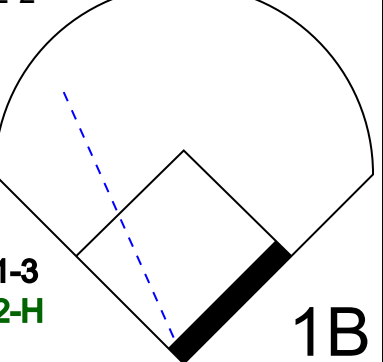
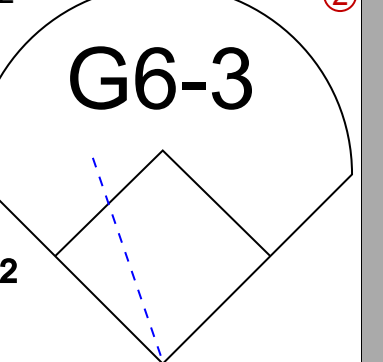









Batter	1	2	3	4	5	6	7	8	9	AB	R	H	RBI	BB	SO	LOB	TOP				
<b>Paul Moltzer, R</b> OBP: 0.361, SLG: 0.445 (1, 5)										6	2	4	1	0	0	3	<b>Milwaukee Brewers @ California Angels</b> Anaheim Stadium, Anaheim, CA Sun May 21 1989, 6:33 AM EDT Att: 35,122 - Unknown				
<b>Robin Yount, R</b> OBP: 0.350, SLG: 0.419 (1, 8)										6	2	1	1	0	0	7					
<b>Gary Sheffield, R</b> OBP: 0.323, SLG: 0.384 (1, 6)										4	0	2	3	0	0	1					
<b>Rob Deer, R</b> OBP: 0.328, SLG: 0.463 (1, 9)										5	0	1	1	0	2	2					
<b>Jim Gantner, L</b> OBP: 0.275, SLG: 0.254 (1, 4)										5	0	1	0	0	0	2					
<b>Glenn Briggs, R</b> OBP: 0.321, SLG: 0.450 (1, 7)									4	2	3	0	1	0	0						
<b>B.J. Surhoff, L</b> OBP: 0.266, SLG: 0.363 (1, 2)									5	0	2	0	0	0	3						
<b>Terry Francona, L</b> OBP: 0.227, SLG: 0.280 (1, 3)									5	2	3	2	0	0	4						
<b>Bill Spiers, L</b> OBP: 0.352, SLG: 0.322 (1, 10)									3	1	0	0	2	0	5						
<b>Inning Stats</b>	R: 0 E: 1 K: 1 S: 8	H: 1 LOB: 1 BB: 0 P: 14	R: 0 E: 0 K: 0 S: 5	H: 0 LOB: 0 BB: 8 P: 8	R: 2 E: 0 K: 0 S: 13	H: 4 LOB: 2 BB: 0 P: 14	R: 5 E: 1 K: 0 S: 17	H: 4 LOB: 0 BB: 1 P: 28	R: 0 E: 0 K: 0 S: 9	H: 2 LOB: 2 BB: 0 P: 14	R: 1 E: 0 K: 1 S: 13	H: 1 LOB: 0 BB: 0 P: 18	R: 0 E: 0 K: 0 S: 8	H: 2 LOB: 2 BB: 0 P: 13	R: 0 E: 0 K: 0 S: 11	H: 1 LOB: 1 BB: 0 P: 15		R: 1 E: 0 K: 0 S: 14	H: 2 LOB: 3 BB: 2 P: 23	1B: 15 2B: 2 3B: 0 HR: 0	SF: 1 SAC: 0 DP: 0 HBP: 0
<b>PITCHER</b>	IP WLS BF H R ER SO BB IBB HBP BLK WP HR S P ERA WHIP																				
<b>Kirk McCaskill, R</b> ERA: 1.7 (1, 1)	4.0	W	24	11	7	5	1	1	0	0	0	0	0	0	0	46	68	11.25	3.000		
<b>Dan Peltz, R</b> ERA: 3.71 (5, 1)	4.1	W	18	4	2	2	1	1	0	0	0	0	0	0	0	46	69	4.15	1.154		
<b>Greg Minton, R</b> ERA: 1.33 (9, 1)	0.2		5	2	0	0	0	1	0	0	0	0	0	0	6	10	0.00	4.500			

Batter	1	2	3	4	5	6	7	8	9	AB	R	H	RBI	BB	SO	LOB	BOTTOM		
<b>Brian Downing, R</b> OBP: 0.366, SLG: 0.401 (1, 10)										5	1	1	0	0	1	4			
<b>Claudell Washington, L</b> OBP: 0.307, SLG: 0.524 (1, 9)										5	3	4	4	0	1	0			
<b>Johnny Ray, S</b> OBP: 0.301, SLG: 0.351 (1, 4)										5	1	1	1	0	0	1			
<b>Devon White, S</b> OBP: 0.348, SLG: 0.555 (1, 8)										5	1	2	1	0	1	1			
<b>Wally Joyner, L</b> OBP: 0.302, SLG: 0.312 (1, 3)										2	2	1	1	2	0	0			
<b>Chili Davis, S</b> OBP: 0.323, SLG: 0.415 (1, 7)										3	1	2	0	1	0	2			
<b>Jack Howell, L</b> OBP: 0.301, SLG: 0.333 (1, 5)										2	1	0	0	2	1	3			
<b>Bill Schroeder, R</b> OBP: 0.244, SLG: 0.455 (1, 2)										4	1	1	4	0	1	3			
<b>Kent Anderson, R</b> OBP: 0.333, SLG: 0.293 (1, 6)										3	1	1	1	1	0	1			
<b>Inning Stats</b>	R: 3 E: 0 K: 1 S: 15	H: 4 LOB: 1 BB: 0 P: 21	R: 2 E: 0 K: 1 S: 11	H: 1 LOB: 1 BB: 1 P: 22	R: 4 E: 0 K: 0 S: 14	H: 3 LOB: 0 BB: 1 P: 27	R: 0 E: 0 K: 1 S: 7	H: 0 LOB: 0 BB: 0 P: 11	R: 1 E: 0 K: 2 S: 14	H: 1 LOB: 2 BB: 2 P: 28	R: 1 E: 0 K: 0 S: 7	H: 2 LOB: 1 BB: 1 P: 13	R: 0 E: 0 K: 0 S: 11	H: 0 LOB: 1 BB: 1 P: 19	R: 1 E: 0 K: 0 S: 9	H: 2 LOB: 0 BB: 0 P: 13	1B: 5 2B: 3 3B: 1 HR: 4	SF: 1 SAC: 0 DP: 2 HBP: 0	WP: 1 PA: 41 PB: 0 SB: 1 CS: 0
<b>PITCHER</b>	IP WLS BF H R ER SO BB IBB HBP BLK WP HR S P ERA WHIP																		
<b>Bill Wegman, R</b> ERA: 6.75 (1, 1)	2.1	L	17	8	9	9	2	2	0	0	0	0	0	1	30	54	6.00	1.667	
<b>Mark Knudson, R</b> ERA: 3.19 (3, 1)	3.0		14	3	2	2	3	2	0	0	0	0	0	1	23	39	3.38	1.500	
<b>Bill Krueger, L</b> ERA: 4.2 (6, 1)	2.2		10	2	1	1	0	2	0	0	0	0	0	1	23	39	3.38	1.500	

AB	43
R	9
H	17
RBI	8
BB	3
SO	2
LOB	27



AB	34
R	12
H	13
RBI	12
BB	6
SO	5
LOB	15





Batter	1	2	3	4	5	6	7	8	9	AB	R	H	RBI	BB	SO	LOB	TOP								
<b>Brian Downing, R</b> OBP: 0.371, SLG: 0.397 (1, 10)										4	1	1	0	1	0	0	<b>California Angels @ New York Yankees</b> Yankee Stadium, Bronx, NY Wed May 24 1989, 7:05 PM EDT Att: 19,144 - Unknown - 61 F <a href="http://livebaseballscorecards.com">livebaseballscorecards.com</a>								
<b>Claudell Washington, L</b> OBP: 0.366, SLG: 0.569 (1, 9)										5	1	1	0	1	2	4									
<b>Johnny Ray, S</b> OBP: 0.318, SLG: 0.370 (1, 4)										5	2	3	4	1	1	2									
<b>Devon White, S</b> OBP: 0.353, SLG: 0.556 (1, 8)										5	2	2	1	1	0	4									
<b>Wally Joyner, L</b> OBP: 0.299, SLG: 0.315 (1, 3)										5	0	1	2	0	0	5									
<b>Chili Davis, S</b> OBP: 0.337, SLG: 0.444 (1, 7)										4	2	3	1	1	1	1									
<b>Lance Parrish, R</b> OBP: 0.338, SLG: 0.429 (1, 2)										2	2	2	2	3	0	0									
<b>Jack Howell, L</b> OBP: 0.292, SLG: 0.322 (1, 5)										4	0	0	0	0	0	7									
<b>Dick Schofield, R</b> OBP: 0.288, SLG: 0.300 (1, 6)										4	1	0	0	1	1	4									
<b>Inning Stats</b>	R: 1 E: 0 K: 0 S: 17	H: 2 LOB: 1 BB: 0 P: 27	R: 2 E: 0 K: 1 S: 18	H: 3 LOB: 1 BB: 0 P: 28	R: 0 E: 0 K: 0 S: 8	H: 1 LOB: 3 BB: 2 P: 19	R: 0 E: 0 K: 0 S: 6	H: 0 LOB: 0 BB: 0 P: 11	R: 2 E: 0 K: 2 S: 25	H: 2 LOB: 2 BB: 2 P: 42	R: 0 E: 0 K: 1 S: 7	H: 0 LOB: 0 BB: 0 P: 8	R: 1 E: 0 K: 0 S: 9	H: 1 LOB: 2 BB: 2 P: 18	R: 0 E: 0 K: 0 S: 6	H: 0 LOB: 2 BB: 1 P: 14	R: 5 E: 0 K: 1 S: 16	H: 4 LOB: 1 BB: 2 P: 27	1B: 8 2B: 3 3B: 0 HR: 2	SF: 0 SAC: 2 DP: 0 HBP: 1	WP: 0 PB: 0 SB: 3 CS: 0	PA: 50			
<b>PITCHER</b>	IP	WLS	BF	H	R	ER	SO	BB	IBB	HBP	BLK	WP	HR	S	P	ERA	WHIP								
<b>Richard Dotson, R</b> ERA: 5.88 (1, 1)	4.0	L	23	8	5	5	1	3	0	0	1	0	1	61	105	11.25	2.750								
<b>Chuck Cary, L</b> ERA: 2.7 (5, 1)	2.2		12	1	1	1	3	2	1	0	0	0	0	27	46	3.38	1.125								
<b>Lance McCullers, R</b> ERA: 3.72 (7, 1)	0.1		2	0	0	0	0	0	0	1	0	0	0	2	3	0.00	0.000								
<b>Lee Guetterman, L</b> ERA: 1.42 (8, 1)	2.0		13	4	5	5	1	3	0	0	0	0	1	22	40	22.50	3.500								

Batter	1	2	3	4	5	6	7	8	9	AB	R	H	RBI	BB	SO	LOB	BOTTOM								
<b>Rickey Henderson, R</b> OBP: 0.381, SLG: 0.402 (1, 7)										4	0	1	1	0	0	1	<b>California Angels @ New York Yankees</b> Yankee Stadium, Bronx, NY Wed May 24 1989, 7:05 PM EDT Att: 19,144 - Unknown - 61 F <a href="http://livebaseballscorecards.com">livebaseballscorecards.com</a>								
<b>Steve Sax, R</b> OBP: 0.383, SLG: 0.367 (1, 4)										4	2	2	0	1	0	2									
<b>Don Mattingly, L</b> OBP: 0.335, SLG: 0.350 (1, 3)										5	1	4	1	0	0	1									
<b>Jesse Barfield, R</b> OBP: 0.291, SLG: 0.377 (1, 9)										3	0	1	0	2	1	2									
<b>Steve Balboni, R</b> OBP: 0.281, SLG: 0.477 <b>Ken Phelps, L</b> OBP: 0.383, SLG: 0.354 (7, PH)										2	0	1	2	0	1	2									
<b>Tom Brookens, R</b> OBP: 0.240, SLG: 0.309 (8, 6)										4	0	0	0	0	1	4									
<b>Bob Geren, R</b> OBP: 0.429, SLG: 0.857 <b>Don Slaught, R</b> OBP: 0.312, SLG: 0.388 (6, PH)										2	0	1	0	0	0	0									
<b>Alvaro Espinoza, R</b> OBP: 0.291, SLG: 0.254 <b>Mike Pagliarulo, L</b> OBP: 0.255, SLG: 0.267 (8, 5)										1	1	1	0	1	0	0									
<b>Roberto Kelly, R</b> OBP: 0.366, SLG: 0.417 (1, 8)										4	0	1	0	0	0	5									
<b>Inning Stats</b>	R: 0 E: 0 K: 1 S: 12	H: 3 LOB: 2 BB: 0 P: 18	R: 0 E: 0 K: 1 S: 8	H: 0 LOB: 1 BB: 1 P: 13	R: 1 E: 0 K: 0 S: 12	H: 2 LOB: 2 BB: 1 P: 20	R: 0 E: 0 K: 0 S: 8	H: 1 LOB: 1 BB: 0 P: 14	R: 1 E: 0 K: 0 S: 15	H: 2 LOB: 1 BB: 1 P: 22	R: 1 E: 0 K: 0 S: 12	H: 2 LOB: 1 BB: 0 P: 15	R: 1 E: 0 K: 0 S: 11	H: 1 LOB: 3 BB: 3 P: 24	R: 0 E: 0 K: 0 S: 4	H: 1 LOB: 0 BB: 0 P: 8	R: 0 E: 0 K: 1 S: 9	H: 0 LOB: 0 BB: 0 P: 12	1B: 11 2B: 1 3B: 0 HR: 1	SF: 2 SAC: 2 DP: 3 HBP: 0	WP: 0 PB: 0 SB: 0 CS: 0	PA: 42			
<b>PITCHER</b>	IP	WLS	BF	H	R	ER	SO	BB	IBB	HBP	BLK	WP	HR	S	P	ERA	WHIP								
<b>Jim Abbott, L</b> ERA: 3.72 (1, 1)	5.1	W	27	10	3	3	2	3	0	0	0	0	1	8	12	13.50	3.000								
<b>Dan Peltz, R</b> ERA: 4.08 (6, 1)	0.2		4	1	1	1	0	1	0	0	0	0	0	3	7	0.00	3.000								
<b>Bob McClure, L</b> ERA: 0.82 (7, 1)	0.1		2	0	0	0	0	1	0	0	1	0	0	3	7	0.00	3.000								
<b>Greg Minton, R</b> ERA: 1.21 (7, 1)	2.2	S	9	1	0	0	1	1	0	0	0	0	0	18	30	0.00	0.750								



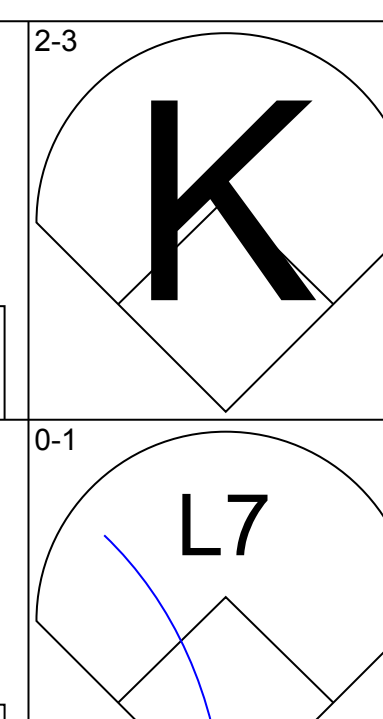
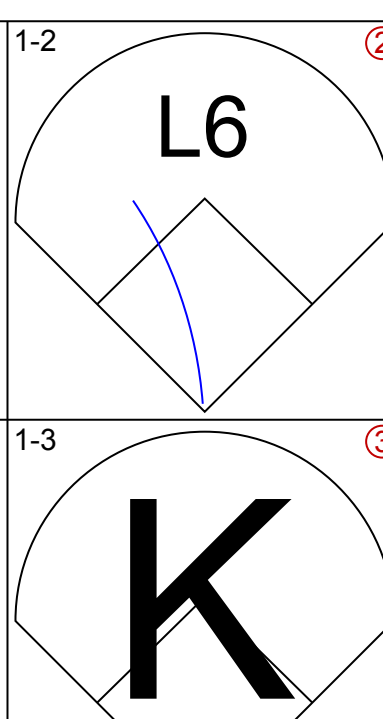
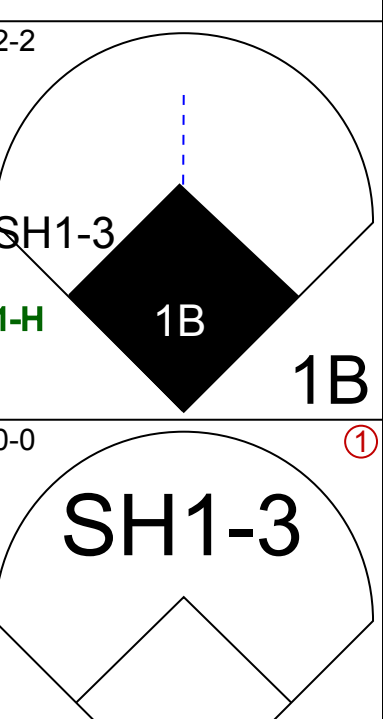
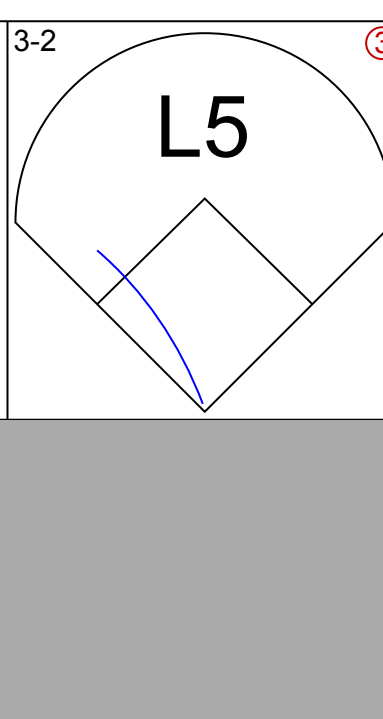
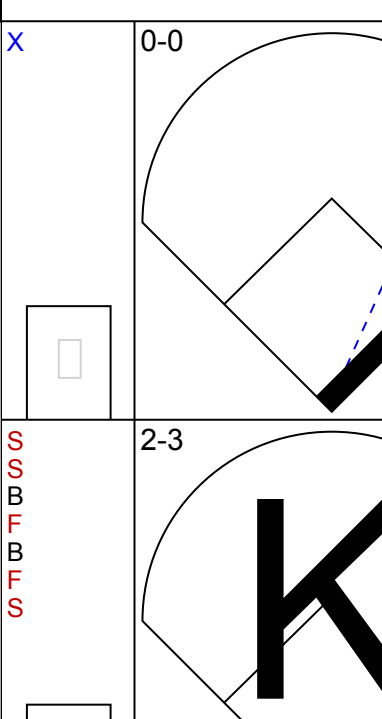
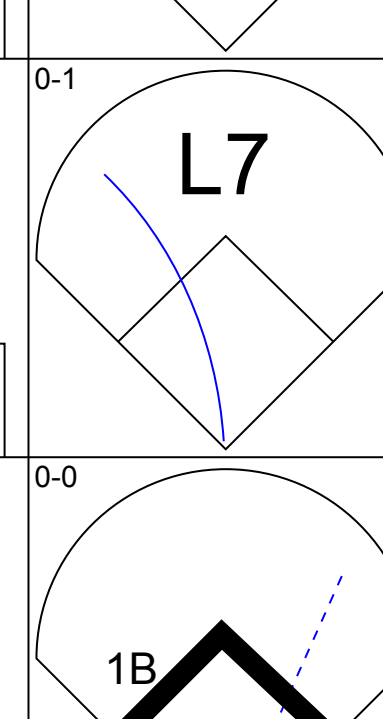

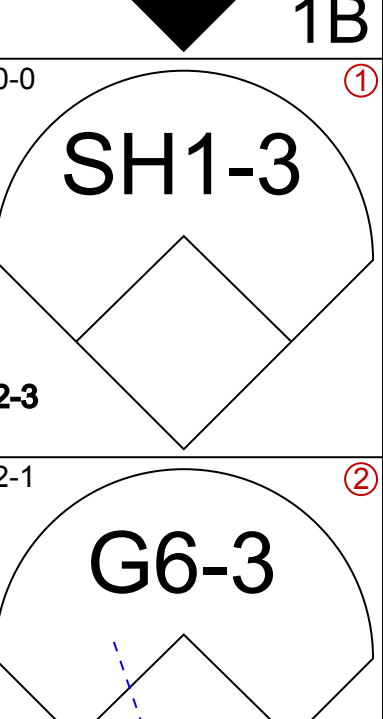

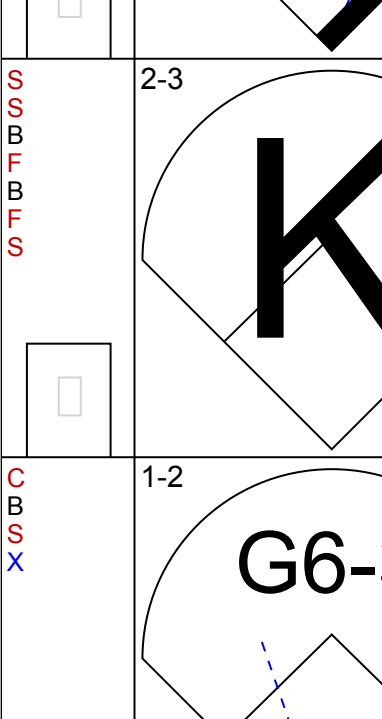
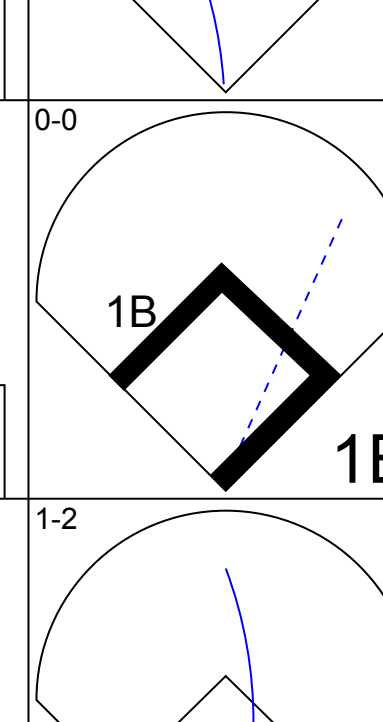
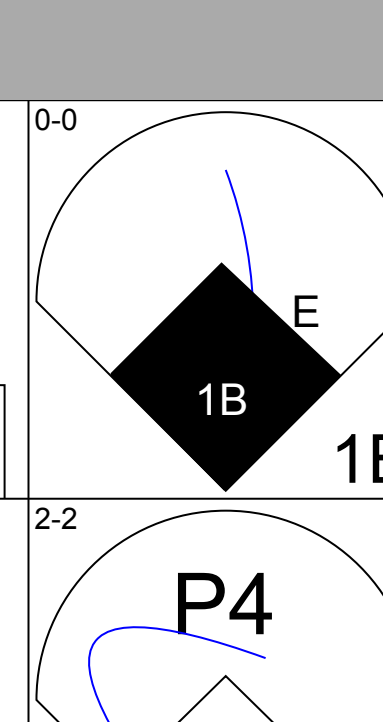
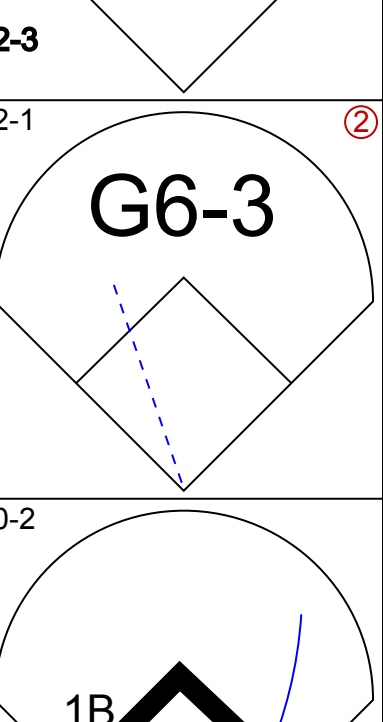

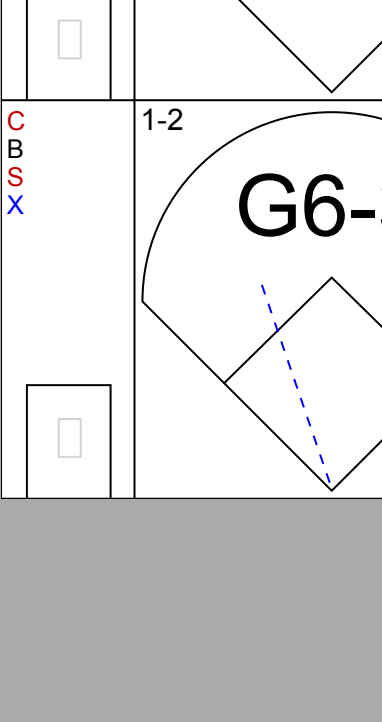
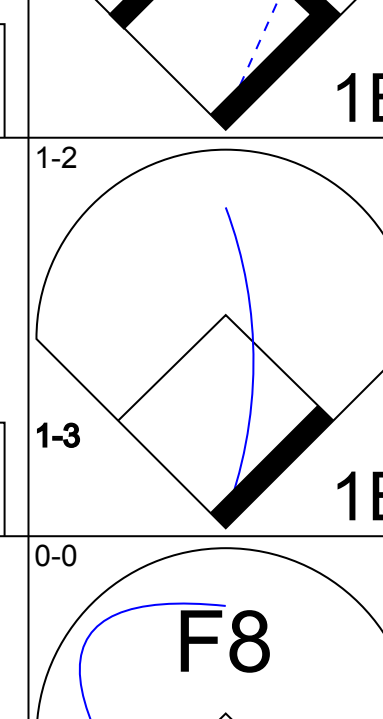
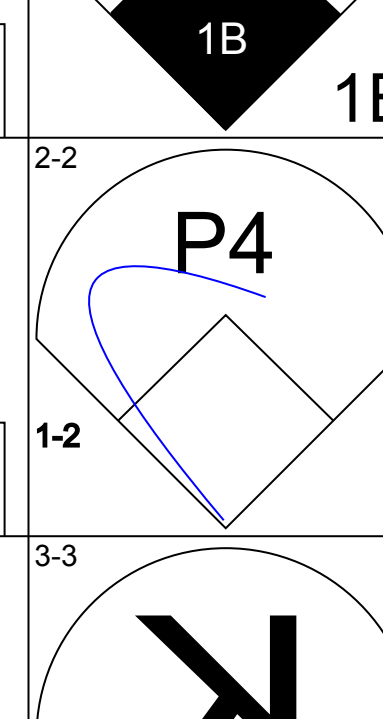
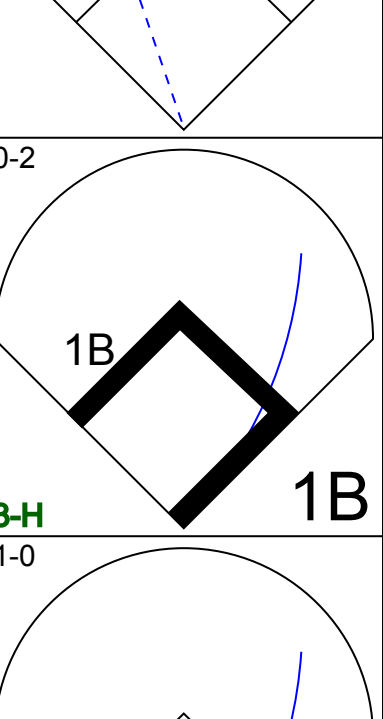


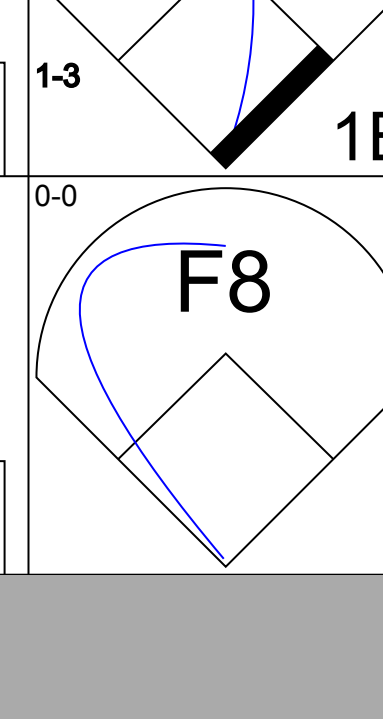
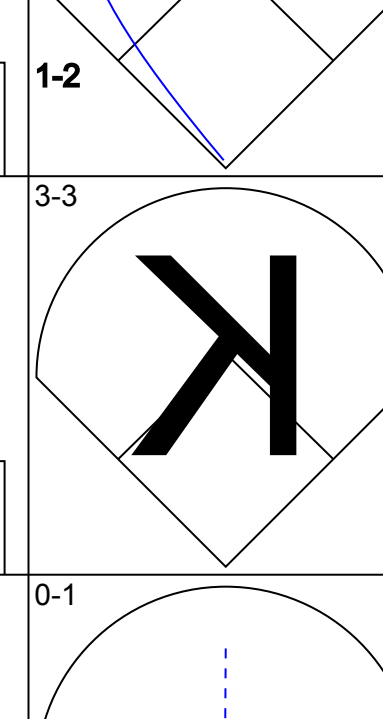
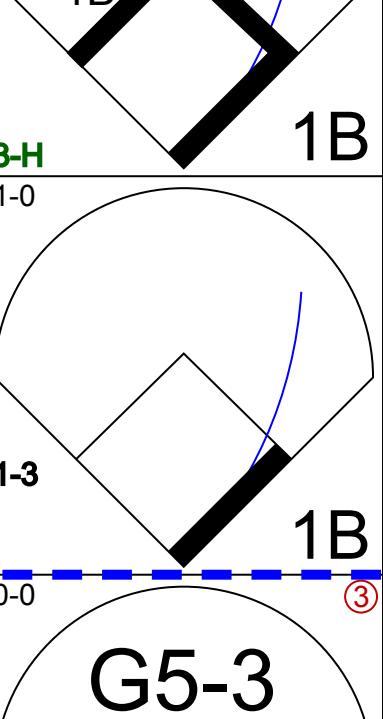


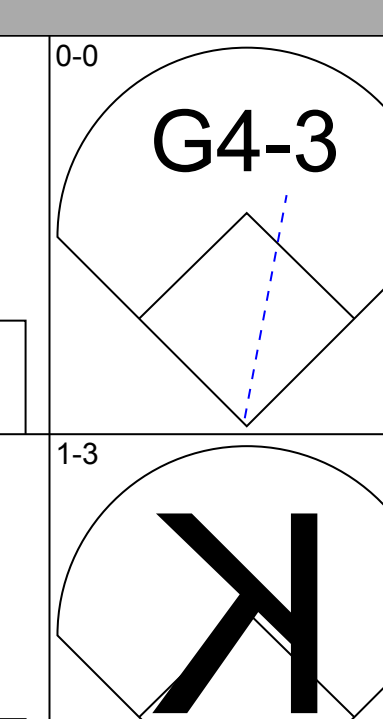
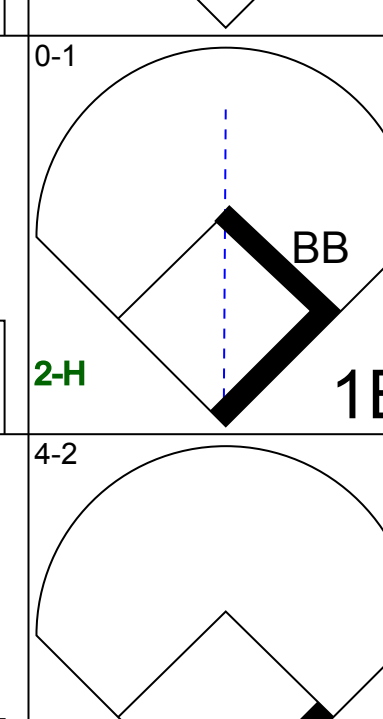
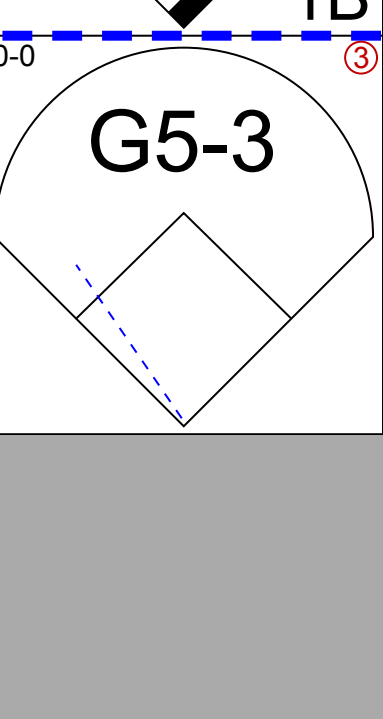
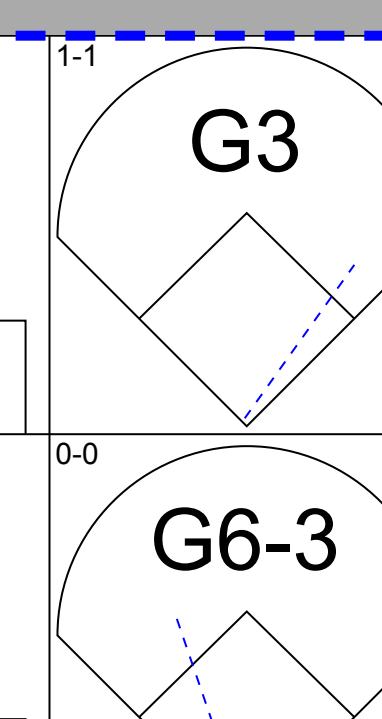
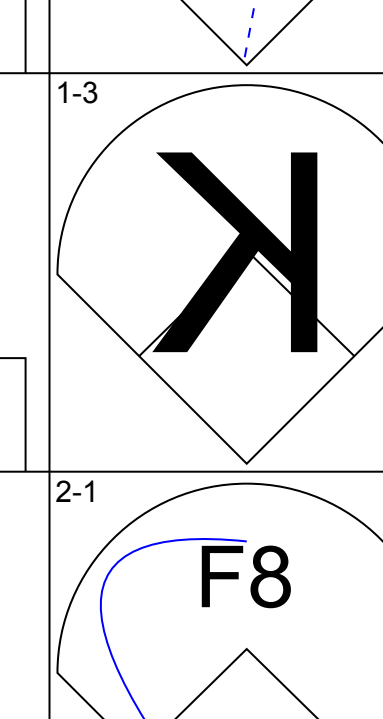
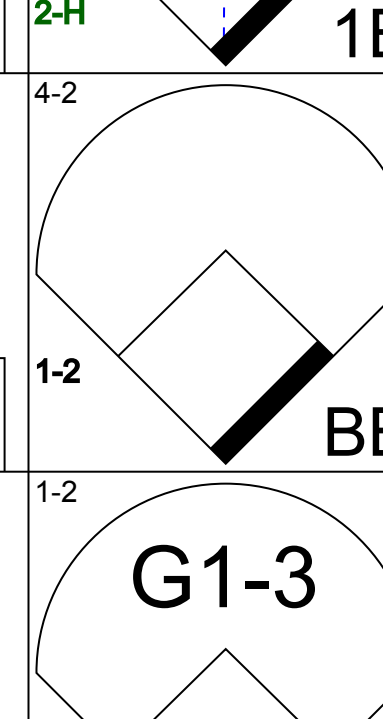
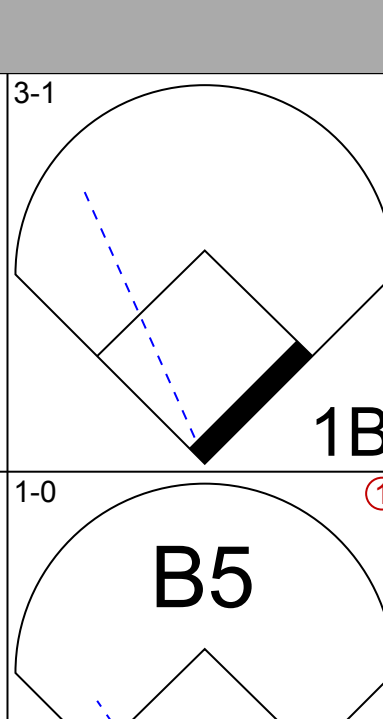
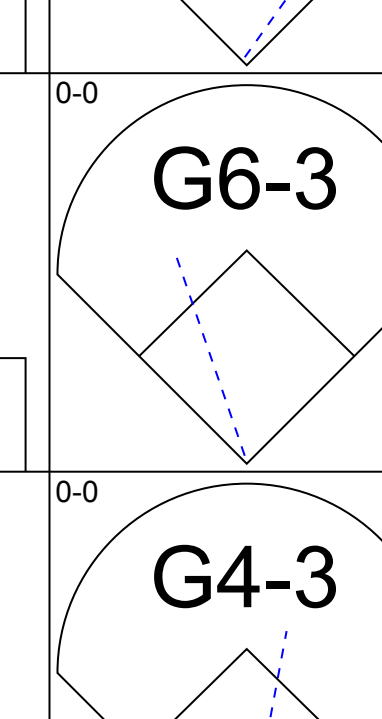
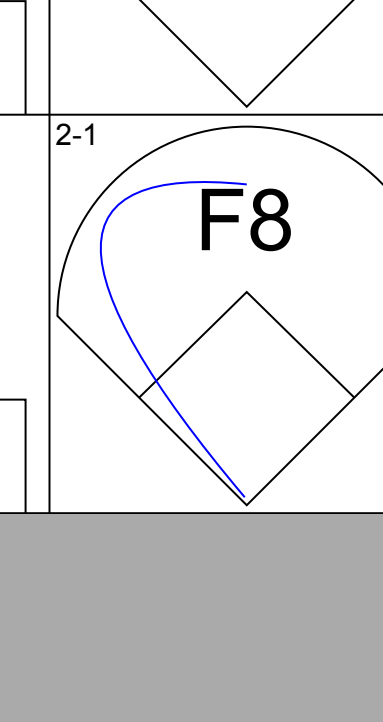
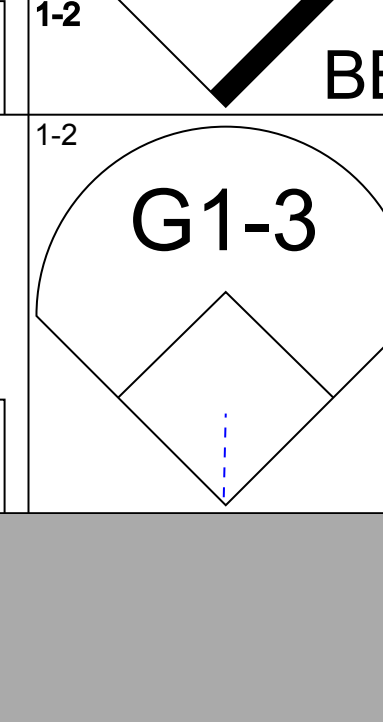
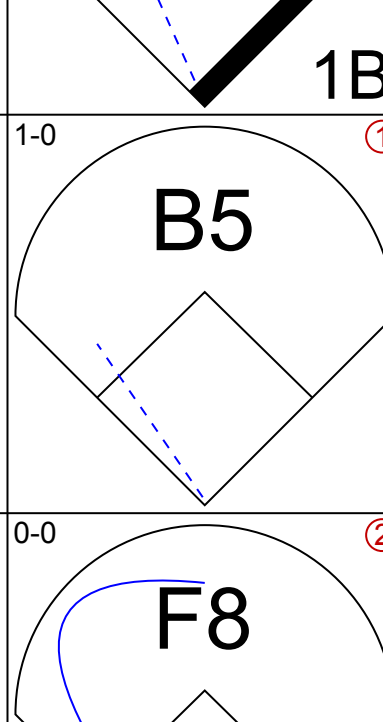
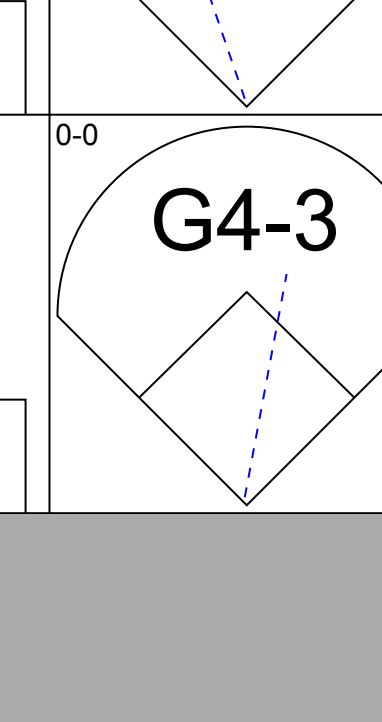
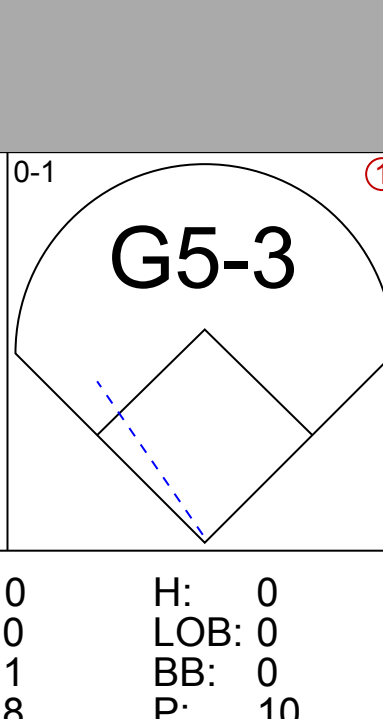
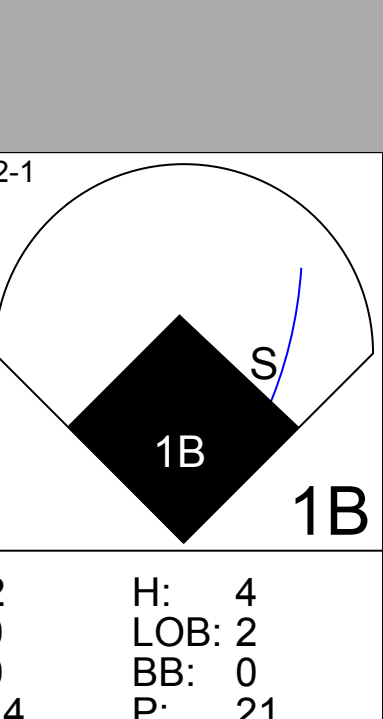
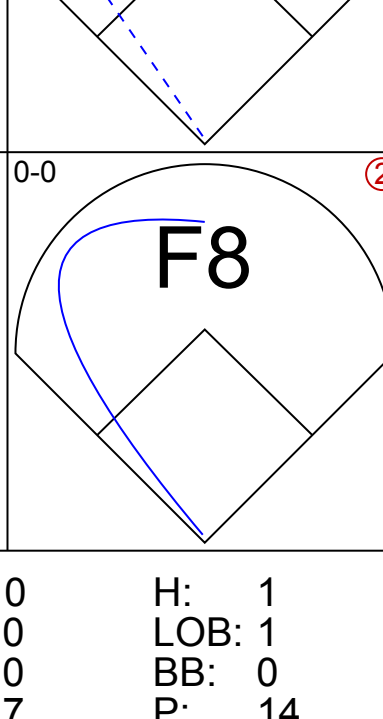
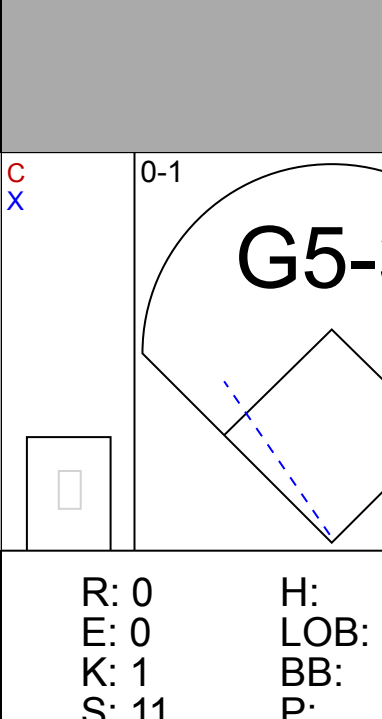
Batter	1	2	3	4	5	6	7	8	9	AB R H RBI BB SO LOB	TOP												
Brian Downing, R OBP: 0.377, SLG: 0.400	1-1 2B SF7 1B		1-1 G5-3			2-2 L8		4-2 HBP BB	1-2 E4 1B	4 1 2 0 1 0 0	<b>California Angels @ New York Yankees</b> Yankee Stadium, Bronx, NY Thu May 25 1989, 7:05 PM EDT Att: 23,354 - Unknown - 65 F												
Dick Schofield, R OBP: 0.296, SLG: 0.315	2-2 SF7 SF9 2B		2-3 K		3-2 G6-3		1-2 HBP	1-2 G6-3	4 1 1 0 0 1 1														
Johnny Ray, S OBP: 0.316, SLG: 0.372	0-0 SF7		2-2 1B		0-0 G5-3		0-0 SF9		2 0 1 2 0 0 0														
Devon White, S OBP: 0.351, SLG: 0.552	1-0 SF9		0-2 G5-3		2-0 1B		3-H L9		3 1 1 1 0 0 3														
Lance Parrish, R OBP: 0.335, SLG: 0.419	1-1 G3-1		0-0 G5-3		4-0 1B		2-3 K		3 0 0 0 1 1 0														
Chili Davis, S OBP: 0.335, SLG: 0.439		0-0 G5-3		0-0 G6-3		2-1 1B	3-2 L9		4 0 1 1 0 0 0														
Dante Bichette, R Claudell Washington, L	2-1 G2-3		3-2 L9		1-1 G4-6-3		0-1 G6-3		2 0 0 0 0 0 0 2 0 0 0 0 0 2														
Bill Schroeder, R Wally Joyner, L	1-0 HR		1-1 HR		1-0 CS 1B		0-0 P8		2 2 2 2 0 0 0 2 0 1 0 0 0 0														
Glenn Hoffman, R	1-0 G6-3		0-0 G3		0-2 HBP CS SF9 1B		0-1 L9		4 1 1 0 0 0 0														
<b>Inning Stats</b>	R: 2 E: 0 K: 0 S: 10	H: 2 LOB: 0 BB: 0 P: 15	R: 1 E: 0 K: 0 S: 5	H: 1 LOB: 0 BB: 0 P: 9	R: 0 E: 0 K: 1 S: 11	H: 1 LOB: 1 BB: 0 P: 16	R: 0 E: 0 K: 0 S: 6	H: 0 LOB: 0 BB: 0 P: 9	R: 1 E: 0 K: 0 S: 9	H: 1 LOB: 0 BB: 0 P: 15		R: 1 E: 0 K: 0 S: 10	H: 2 LOB: 1 BB: 1 P: 15	R: 1 E: 0 K: 0 S: 10	H: 2 LOB: 2 BB: 1 P: 16	R: 0 E: 0 K: 1 S: 9	H: 0 LOB: 0 BB: 0 P: 14	R: 0 E: 1 K: 0 S: 10	H: 1 LOB: 1 BB: 0 P: 12	1B: 7 2B: 1 3B: 0 HR: 2	SF: 3 SAC: 0 DP: 1 HBP: 1	WP: 0 PB: 0 SB: 1 CS: 2	PA: 38
<b>PITCHER</b>	IP WLS BF H R ER SO BB IBB HBP BLK WP HR S P ERA WHIP											<b>PITCHER</b>	IP WLS BF H R ER SO BB IBB HBP BLK WP HR S P ERA WHIP										
Tommy John, L ERA: 5.8	(1, 1) 5.1 22 6 5 5 1 0 0 0 0 0 2 43 68 8.44 1.125																						
Dale Mohorcic, R ERA: 4.05	(6, 1) 1.2 W 9 3 1 1 0 2 0 1 0 0 0 14 27 5.40 3.000																						
Dave Righetti, L ERA: 3.26	(8, 1) 2.0 S 7 1 0 0 1 0 0 0 0 0 0 0 19 26 0.00 0.500																						

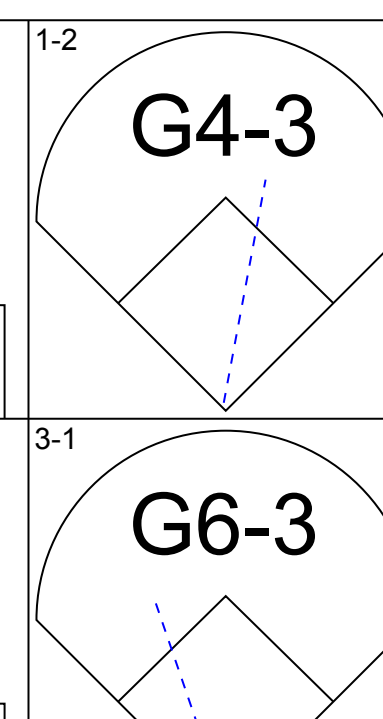
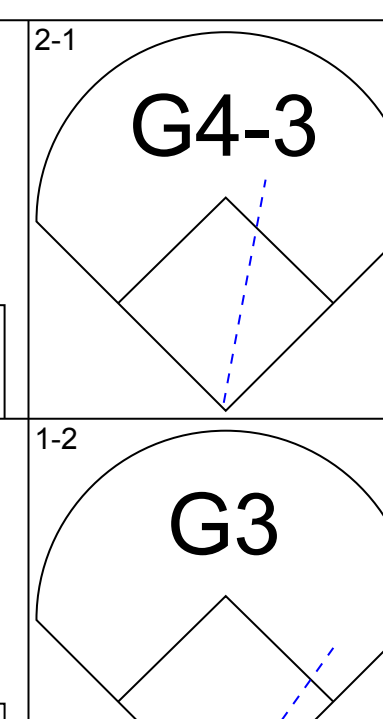
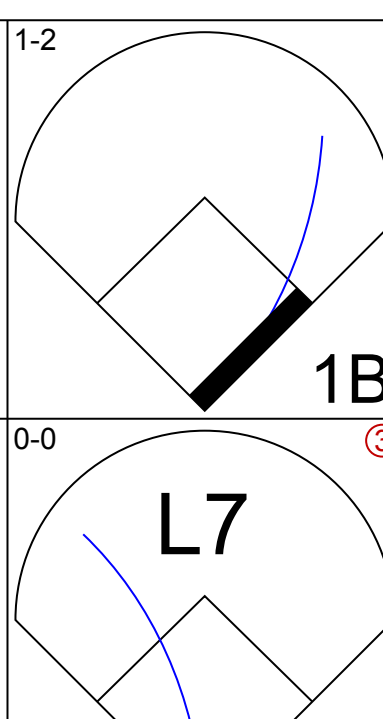
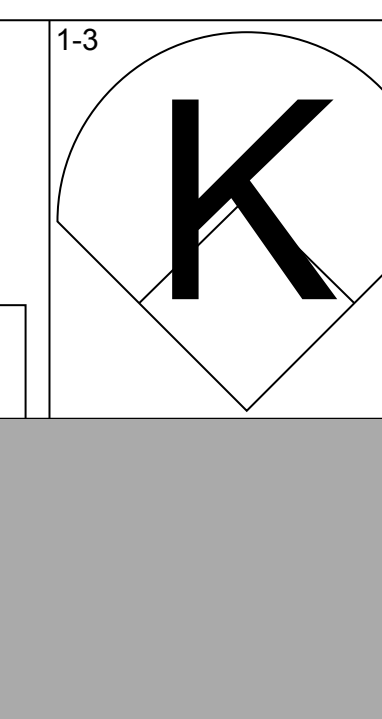
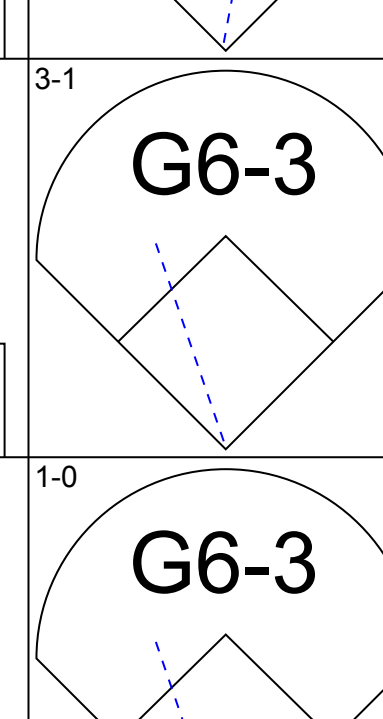
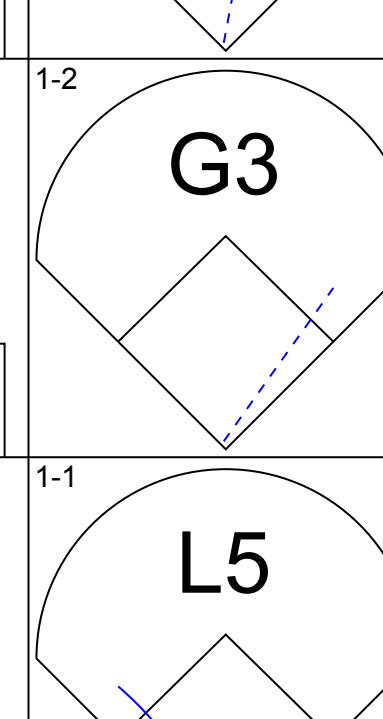
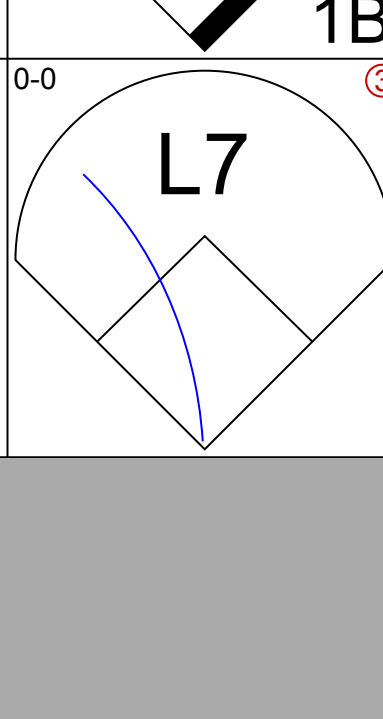
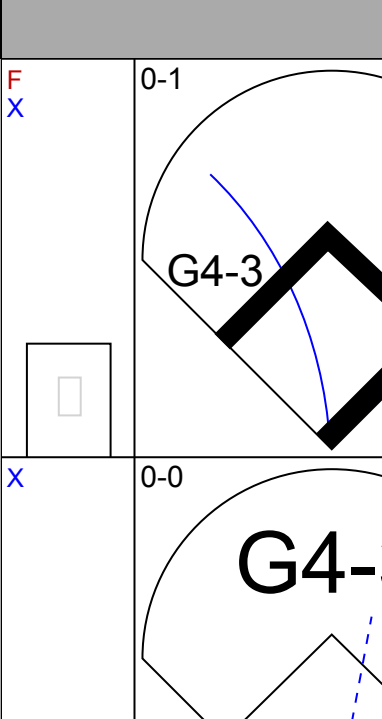
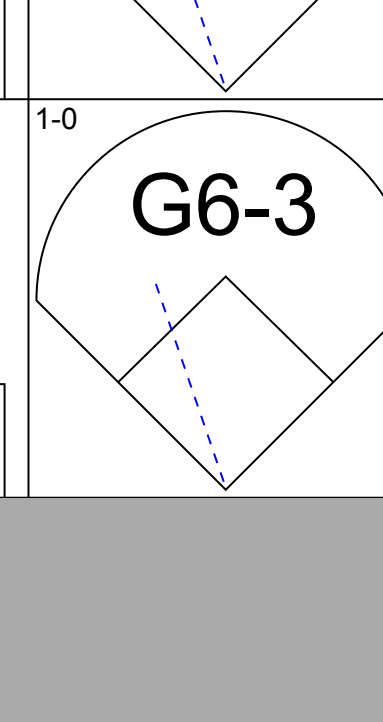
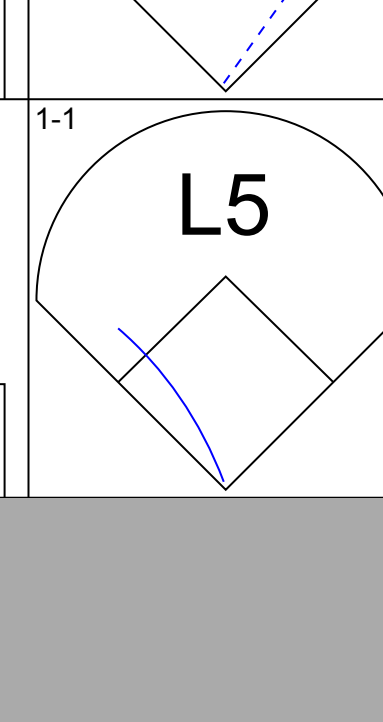

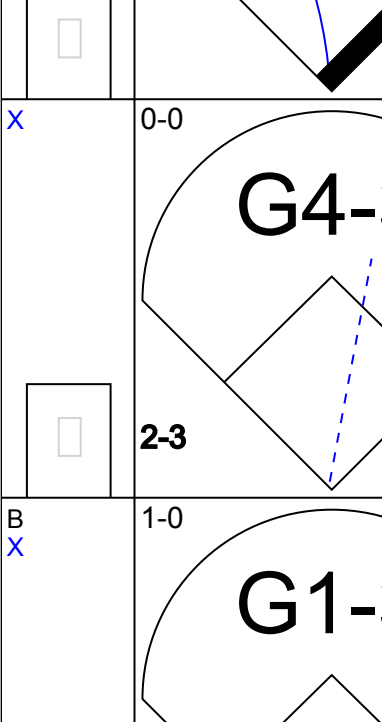
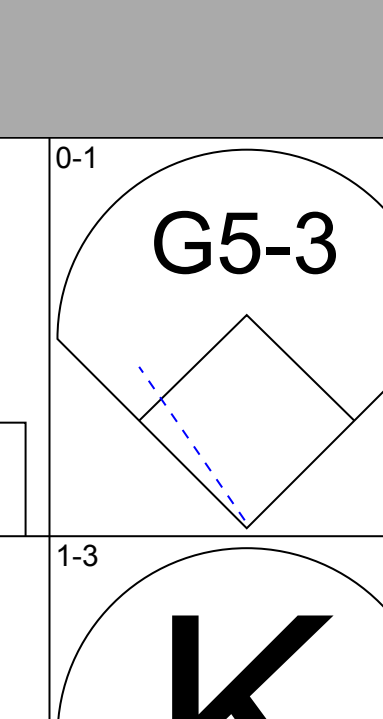
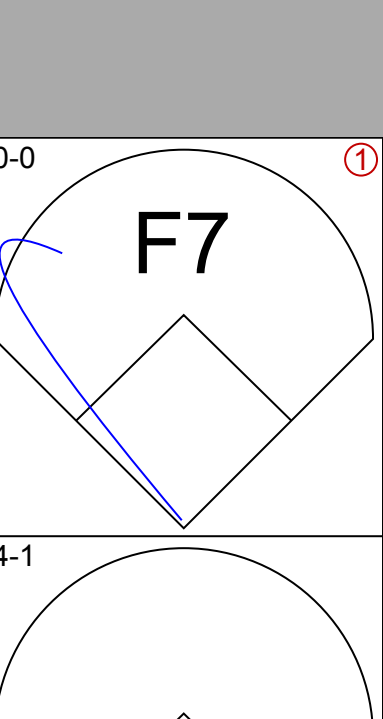

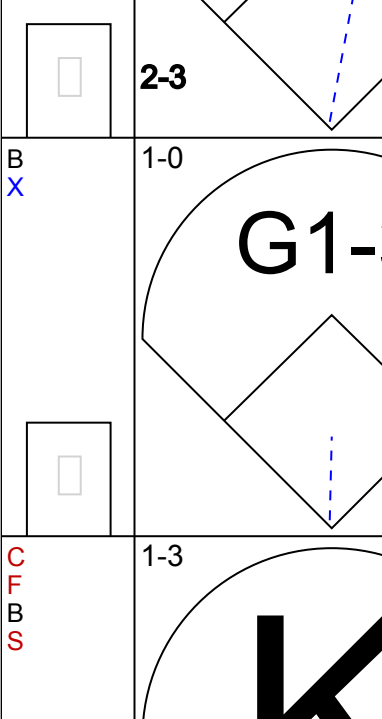
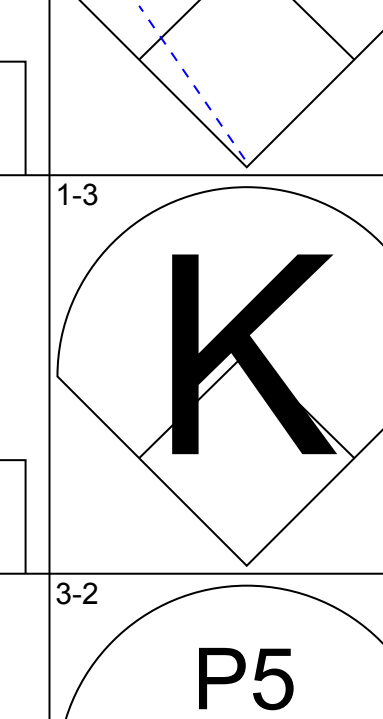


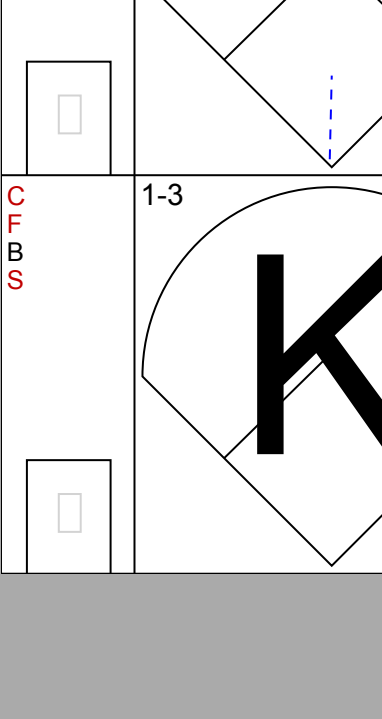
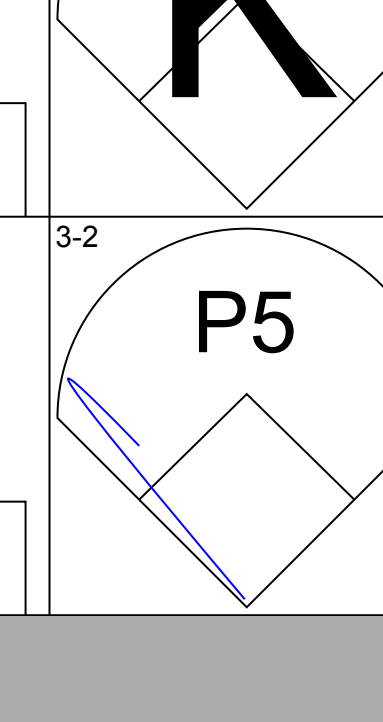
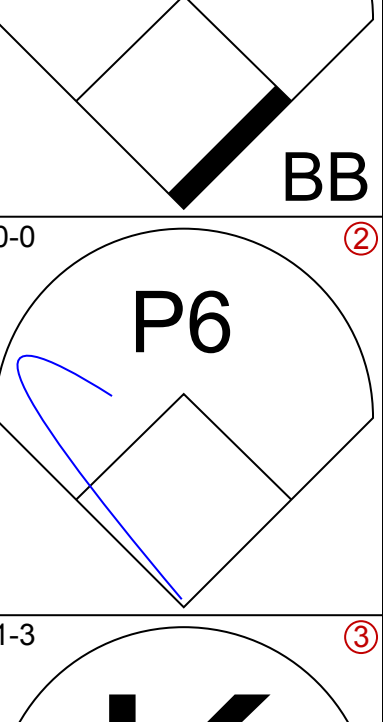

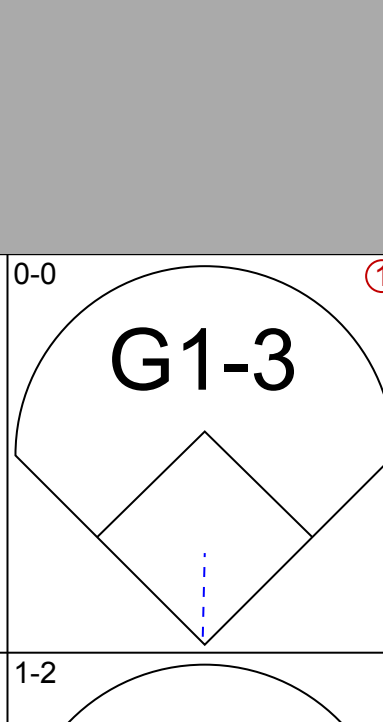
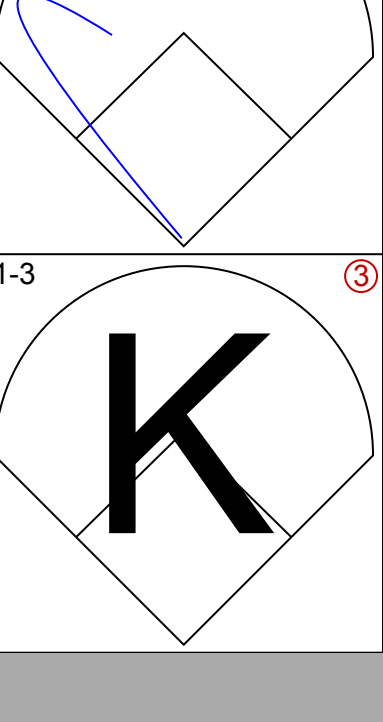

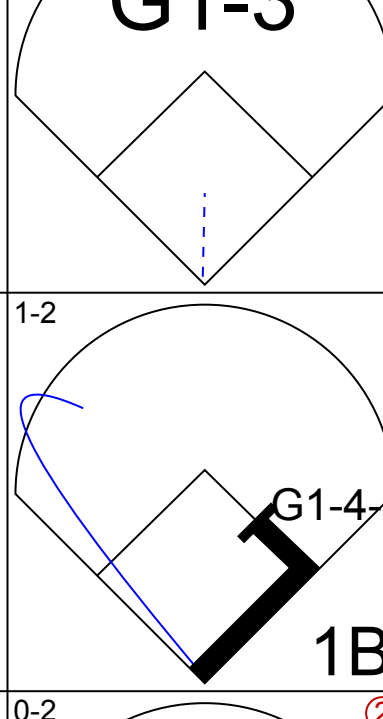
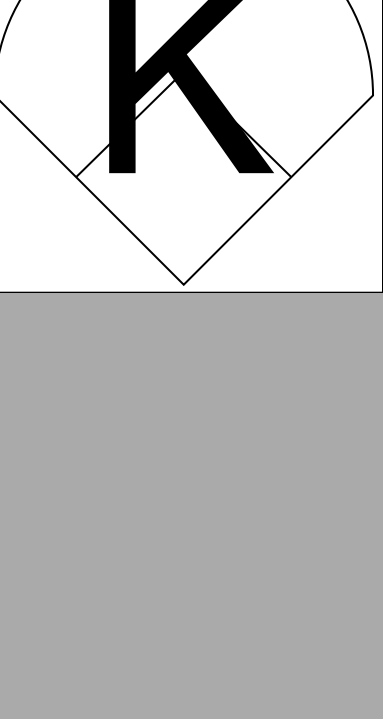
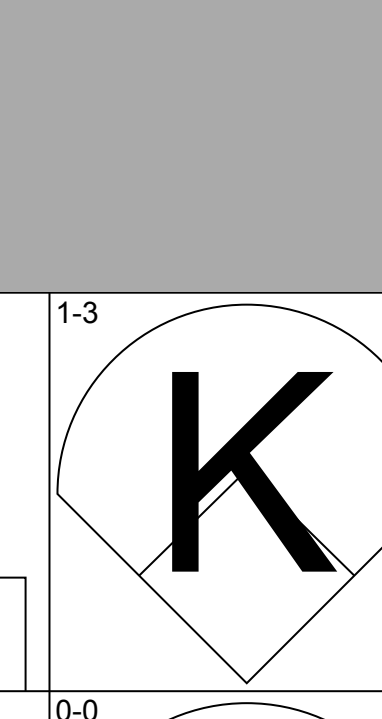
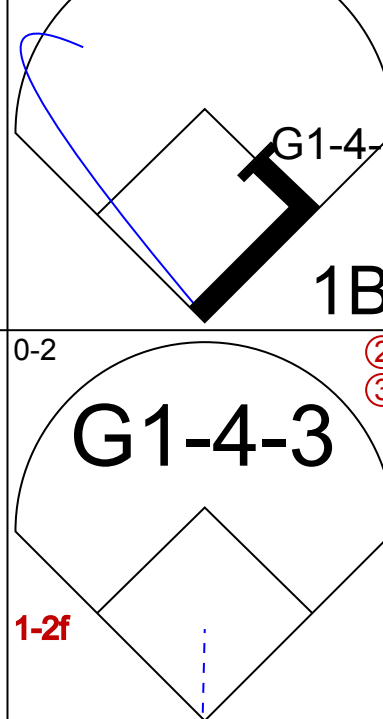

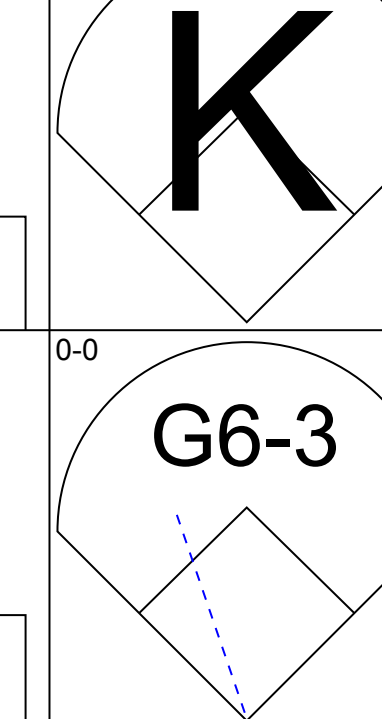
Batter	1	2	3	4	5	6	7	8	9	AB R H RBI BB SO LOB	BOTTOM												
Rickey Henderson, R OBP: 0.376, SLG: 0.396	2-0 G4-3 E SF8 1B		2-0 F8	1-1 G1-3		1-1 F8		3-3 K		5 1 1 0 0 1 0	<b>California Angels @ New York Yankees</b> Yankee Stadium, Bronx, NY Thu May 25 1989, 7:05 PM EDT Att: 23,354 - Unknown - 65 F												
Steve Sax, R	2-2 G4-3		0-1 HR	0-0 G4-3		0-1 L4		1-2 G5-3	5 1 1 0 0 0 1														
Don Mattingly, L	2-0 SF8		2-0 F8	2-0 HR		2-0 P5		3-1 1B	4 1 2 2 0 0 1														
Ken Phelps, L	3-3 K		4-2 HR	3-2 F9		4-1 1B 2B BB		3-2 L3	3 2 0 0 2 1 1														
Jesse Barfield, R		3-2 2B 1B	2-2 HR		1-3 K		0-2 P5		4 1 2 3 0 1 1														
Mike Pagliarulo, L		2-2 L9	2-2 HR		1-3 K		3-2 2B 1B		4 2 2 1 0 1 1														
Don Slaught, R		0-0 2B	2-0 1B		1-1 1B		0-0 1B 2B		4 0 4 1 0 0 0														
Alvaro Espinoza, R		2-3 K	0-0 1B		0-3 K		0-2 1B		4 0 2 1 0 2 3														
Roberto Kelly, R		2-2 L9	1-1 G6-3		1-2 L4		1-2 G5-3		4 0 0 0 0 0 6														
<b>Inning Stats</b>	R: 1 E: 1 K: 1 S: 10	H: 1 LOB: 0 BB: 0 P: 19	R: 0 E: 0 K: 1 S: 16	H: 2 LOB: 2 BB: 0 P: 25	R: 4 E: 0 K: 0 S: 16	H: 5 LOB: 2 BB: 1 P: 31	R: 1 E: 0 K: 0 S: 10	H: 1 LOB: 0 BB: 0 P: 16	R: 0 E: 0 K: 3 S: 11	H: 1 LOB: 1 BB: 0 P: 14		R: 0 E: 0 K: 0 S: 7	H: 0 LOB: 0 BB: 0 P: 9	R: 2 E: 0 K: 0 S: 15	H: 3 LOB: 2 BB: 1 P: 24	R: 0 E: 0 K: 1 S: 12	H: 1 LOB: 1 BB: 0 P: 22	1B: 8 2B: 3 3B: 0 HR: 3	SF: 1 SAC: 0 DP: 0 HBP: 0	WP: 0 PB: 0 SB: 0 CS: 0	PA: 40		
<b>PITCHER</b>	IP WLS BF H R ER SO BB IBB HBP BLK WP HR S P ERA WHIP											<b>PITCHER</b>	IP WLS BF H R ER SO BB IBB HBP BLK WP HR S P ERA WHIP										
Mike Witt, R ERA: 4.41	(1, 1) 2.2 17 8 5 4 2 1 0 0 0 0 1 39 60 6.75 1.250																						
Wille Fraser, R ERA: 4.09	(3, 1) 4.0 L 17 4 3 3 3 1 0 0 0 0 0 1 39 60 6.75 1.250																						
Bryan Harvey, R ERA: 4.2	(7, 1) 1.1 6 2 0 0 1 0 0 0 0 0 0 0 18 28 0.00 1.500																						







Batter	1	2	3	4	5	6	7	8	9	AB	R	H	RBI	BB	SO	LOB	TOP					
<b>Brian Downing, R</b> OBP: 0.375, SLG: 0.396 (1, 10)										5	1	2	1	0	1	1	<b>California Angels @ Boston Red Sox</b> Fenway Park, Boston, MA Sun May 28 1989, 3:33 AM EDT Att: 34,311 - Cloudy - 65 F					
<b>Claudell Washington, L</b> OBP: 0.360, SLG: 0.466 (1, 9)										4	0	0	0	0	2	1						
<b>Johnny Ray, S</b> OBP: 0.317, SLG: 0.377 (1, 4)										5	1	2	0	0	0	2						
<b>Devon White, S</b> OBP: 0.347, SLG: 0.540 (1, 8)										4	0	2	1	0	0	2						
<b>Wally Joyner, L</b> OBP: 0.299, SLG: 0.314 (1, 3)										4	0	1	0	0	1	4						
<b>Chili Davis, S</b> OBP: 0.326, SLG: 0.423 (1, 7)										4	0	1	1	0	0	2						
<b>Lance Parrish, R</b> OBP: 0.343, SLG: 0.441 (1, 2)										3	0	1	0	1	1	0						
<b>Jack Howell, L</b> OBP: 0.283, SLG: 0.310 (1, 5)										4	0	0	0	0	0	3						
<b>Dick Schofield, R</b> OBP: 0.292, SLG: 0.306 (1, 6)										4	1	1	0	0	0	1						
<b>Inning Stats</b>	R: 0 E: 0 K: 1 S: 10	H: 2 LOB: 2 BB: 0 P: 13	R: 0 E: 0 K: 1 S: 6	H: 0 LOB: 0 BB: 0 P: 9	R: 0 E: 0 K: 1 S: 8	H: 0 LOB: 0 BB: 0 P: 10	R: 1 E: 1 K: 1 S: 14	H: 2 LOB: 2 BB: 1 P: 24	R: 2 E: 0 K: 0 S: 14	H: 4 LOB: 2 BB: 0 P: 21	R: 0 E: 0 K: 0 S: 7	H: 1 LOB: 1 BB: 0 P: 14	R: 0 E: 1 K: 0 S: 11	H: 0 LOB: 1 BB: 0 P: 13	R: 0 E: 0 K: 0 S: 4	H: 0 LOB: 0 BB: 0 P: 5	R: 0 E: 0 K: 1 S: 11	H: 1 LOB: 1 BB: 0 P: 14	1B: 10 2B: 0 3B: 0 HR: 0	SF: 0 SAC: 1 DP: 0 HBP: 0	WP: 0 PB: 0 SB: 1 CS: 0	PA: 39
<b>PITCHER</b>	IP	WLS	BF	H	R	ER	SO	BB	IBB	HBP	BLK	WP	HR	S	P	ERA	WHIP					
<b>John Dopson, R</b> ERA: 3.59 (1, 1)	4.2	L	23	8	3	2	4	1	0	0	0	0	0	51	76	3.86	1.929					
<b>Joe Price, L</b> ERA: 3.3 (5, 1)	2.1		9	1	0	0	0	0	0	0	0	0	0	19	28	0.00	0.429					
<b>Bob Stanley, R</b> ERA: 4.05 (8, 1)	2.0		7	1	0	0	1	0	0	0	0	0	0	15	19	0.00	0.500					

Batter	1	2	3	4	5	6	7	8	9	AB	R	H	RBI	BB	SO	LOB	BOTTOM					
<b>Wade Boggs, L</b> OBP: 0.390, SLG: 0.446 (1, 5)										4	0	1	0	0	1	0	<b>California Angels @ Boston Red Sox</b> Fenway Park, Boston, MA Sun May 28 1989, 3:33 AM EDT Att: 34,311 - Cloudy - 65 F					
<b>Marty Barrett, R</b> OBP: 0.333, SLG: 0.350 (1, 4)										4	0	1	0	0	0	1						
<b>Ellis Burks, R</b> OBP: 0.362, SLG: 0.477 (1, 8)										4	0	0	0	0	0	1						
<b>Mike Greenwell, L</b> OBP: 0.407, SLG: 0.483 (1, 7)										4	0	0	0	0	0	1						
<b>Dwight Evans, R</b> OBP: 0.421, SLG: 0.487 (1, 9)										3	0	0	0	1	2	2						
<b>Sam Horn, L</b> OBP: 0.161, SLG: 0.071 (1, 10)										3	0	1	0	0	0	1						
<b>Nick Esasky, R</b> OBP: 0.296, SLG: 0.454 (1, 3)										3	0	0	0	0	1	3						
<b>Rich Gedman, L</b> OBP: 0.271, SLG: 0.308 (1, 2)										3	0	1	0	0	1	0						
<b>Jody Reed, R</b> OBP: 0.346, SLG: 0.354 (1, 6)										2	0	0	0	0	0	1						
<b>Danny Heep, L</b> OBP: 0.324, SLG: 0.314 (8, PH)										1	0	0	0	0	0	0						
<b>Ed Romero, R</b> OBP: 0.292, SLG: 0.267 (9, 6)										0	0	0	0	0	0	0						
<b>Inning Stats</b>	R: 0 E: 0 K: 0 S: 6	H: 0 LOB: 0 BB: 0 P: 11	R: 0 E: 0 K: 1 S: 11	H: 0 LOB: 0 BB: 0 P: 15	R: 0 E: 0 K: 0 S: 8	H: 1 LOB: 0 BB: 0 P: 9	R: 0 E: 0 K: 0 S: 7	H: 0 LOB: 0 BB: 0 P: 11	R: 0 E: 0 K: 0 S: 6	H: 0 LOB: 1 BB: 1 P: 11	R: 0 E: 0 K: 0 S: 7	H: 1 LOB: 1 BB: 0 P: 8	R: 0 E: 1 K: 0 S: 12	H: 1 LOB: 2 BB: 0 P: 20	R: 0 E: 0 K: 2 S: 7	H: 0 LOB: 0 BB: 0 P: 9	R: 0 E: 0 K: 1 S: 7	H: 1 LOB: 1 BB: 0 P: 9	1B: 3 2B: 1 3B: 0 HR: 0	SF: 0 SAC: 0 DP: 1 HBP: 0	WP: 0 PB: 0 SB: 0 CS: 0	PA: 32
<b>PITCHER</b>	IP	WLS	BF	H	R	ER	SO	BB	IBB	HBP	BLK	WP	HR	S	P	ERA	WHIP					
<b>Kirk McCaskill, R</b> ERA: 1.49 (1, 1)	9.0	W	32	4	0	0	5	1	0	0	0	0	0	71	103	0.00	0.556					



Batter	1	2	3	4	5	6	7	8	9	AB	R	H	RBI	BB	SO	LOB	TOP					
Brian Downing, R OBP: 0.379, SLG: 0.402	G4-3 2B	G4-3 1B	E5 1B	G4-3		G5-3			G6-4-3 BB	5	0	2	1	1	0	5	<b>California Angels @ Milwaukee Brewers</b> Milwaukee County Stadium, Milwaukee, WI Mon May 29 1989, 4:33 AM EDT Att: 15,762 - Unknown					
Claudell Washington, L OBP: 0.351, SLG: 0.450	L8	G4-3	G4-3 1B			K			G6-4-3 1-2f	6	0	1	2	0	1	5						
Johnny Ray, S OBP: 0.324, SLG: 0.382 Kent Anderson, R OBP: 0.333, SLG: 0.293	G4-3 2-3								G3-1 1B	6	1	3	0	0	0	3						
Devon White, S OBP: 0.341, SLG: 0.528	G3-1								G3-1	0	0	0	0	0	0	0						
Wally Joyner, L OBP: 0.308, SLG: 0.329 Jim Eppard, L (8, 3)									G3-1 1B	6	1	1	0	0	0	4						
Chili Davis, S OBP: 0.324, SLG: 0.422 Dante Bichette, R OBP: 0.223, SLG: 0.333									G4-3	5	3	3	0	0	0	1						
Lance Parrish, R OBP: 0.363, SLG: 0.476									G4-3	0	0	0	0	0	0	0						
Jack Howell, L OBP: 0.293, SLG: 0.311									G4-3	3	1	1	2	0	1	1						
Dick Schofield, R OBP: 0.300, SLG: 0.343									G4-3	1	0	0	0	0	0	0						
Inning Stats	R: 0 E: 0 K: 0 S: 8	H: 1 LOB: 1 BB: 0 P: 17	R: 2 E: 0 K: 1 S: 24	H: 3 LOB: 2 BB: 1 P: 39	R: 5 E: 1 K: 1 S: 18	H: 5 LOB: 2 BB: 1 P: 33	R: 2 E: 0 K: 0 S: 18	H: 4 LOB: 2 BB: 0 P: 27	R: 0 E: 0 K: 1 S: 9	H: 1 LOB: 1 BB: 0 P: 15	R: 2 E: 0 K: 1 S: 19	H: 2 LOB: 1 BB: 1 P: 30	R: 0 E: 0 K: 0 S: 5	H: 0 LOB: 0 BB: 0 P: 8	R: 1 E: 0 K: 1 S: 8	H: 1 LOB: 0 BB: 0 P: 12		R: 0 E: 0 K: 0 S: 8	H: 1 LOB: 1 BB: 1 P: 16	1B: 14 2B: 2 3B: 1 HR: 1	SF: 1 SAC: 0 DP: 1 HBP: 0	WP: 1 PB: 0 SB: 0 CS: 0
PITCHER	IP	WLS	BF	H	R	ER	SO	BB	IBB	HBP	BLK	WP	HR	S	P	ERA	WHIP					
Mike Birkbeck, R ERA: 5.44	2.1	L	14	6	4	4	1	1	0	0	0	0	0	37	66	15.43	3.000					
Bill Wegman, R ERA: 6.71	1.0		11	6	5	2	1	1	0	0	0	0	0	24	40	18.00	7.000					
Bill Krueger, L ERA: 3.98	2.2		13	4	2	2	2	1	0	0	0	1	0	35	55	6.75	1.875					
Jay Aldrich, R ERA: 1.35	3.0		11	2	1	1	1	1	0	0	0	0	1	21	36	3.00	1.000					

Batter	1	2	3	4	5	6	7	8	9	AB	R	H	RBI	BB	SO	LOB	BOTTOM					
Paul Moltor, R OBP: 0.369, SLG: 0.455	SH5-4 FC5-2 2B									5	0	4	1	0	1	0	<b>California Angels @ Milwaukee Brewers</b> Milwaukee County Stadium, Milwaukee, WI Mon May 29 1989, 4:33 AM EDT Att: 15,762 - Unknown					
Robin Yount, R OBP: 0.373, SLG: 0.476	SH5-4 2B BB									4	2	1	1	1	1	3						
Gary Sheffield, R OBP: 0.318, SLG: 0.360	SH5-4									3	0	1	0	0	0	0						
Rob Deer, R OBP: 0.320, SLG: 0.472	FC5-2 2B									4	0	1	0	0	1	4						
Jim Gantner, L OBP: 0.304, SLG: 0.289 Gus Polidor, R OBP: 0.161, SLG: 0.226										3	0	1	1	0	0	1						
Glenn Braggs, R OBP: 0.316, SLG: 0.438										1	0	0	0	0	0	0						
B.J. Surhoff, L OBP: 0.280, SLG: 0.350 Dave Engle, R OBP: 0.283, SLG: 0.442										3	0	2	0	0	0	0						
Terry Francona, L OBP: 0.260, SLG: 0.328										1	0	0	0	0	0	0						
Bill Spiers, L OBP: 0.326, SLG: 0.313										4	0	0	0	0	2	1						
Inning Stats	R: 1 E: 0 K: 0 S: 15	H: 2 LOB: 2 BB: 1 P: 24	R: 1 E: 0 K: 1 S: 15	H: 2 LOB: 1 BB: 0 P: 21	R: 0 E: 0 K: 0 S: 8	H: 1 LOB: 1 BB: 0 P: 12	R: 0 E: 0 K: 1 S: 12	H: 0 LOB: 0 BB: 0 P: 18	R: 1 E: 0 K: 2 S: 9	H: 1 LOB: 0 BB: 0 P: 14	R: 0 E: 0 K: 0 S: 6	H: 1 LOB: 1 BB: 0 P: 7	R: 0 E: 0 K: 1 S: 13	H: 2 LOB: 2 BB: 0 P: 14	R: 0 E: 0 K: 0 S: 4	H: 0 LOB: 0 BB: 0 P: 8		R: 0 E: 0 K: 1 S: 9	H: 1 LOB: 1 BB: 0 P: 11	1B: 5 2B: 4 3B: 0 HR: 1	SF: 0 SAC: 1 DP: 0 HBP: 0	WP: 0 PB: 0 SB: 1 CS: 0
PITCHER	IP	WLS	BF	H	R	ER	SO	BB	IBB	HBP	BLK	WP	HR	S	P	ERA	WHIP					
Bert Blyleven, R ERA: 2.36	7.0	W	31	9	3	3	5	1	0	0	0	0	1	78	110	3.86	1.429					
Greg Minton, R ERA: 1.17	1.0		3	0	0	0	0	0	0	0	0	0	0	4	8	0.00	0.000					
Bryan Harvey, R ERA: 3.94	1.0		4	1	0	0	1	0	0	0	0	0	0	9	11	0.00	1.000					

AB	44
R	12
H	18
RBI	11
BB	4
SO	5
LOB	26



AB	36
R	3
H	10
RBI	3
BB	1
SO	6
LOB	14





Batter	1	2	3	4	5	6	7	8	9	AB	R	H	RBI	BB	SO	LOB	TOP	
Brian Downing, R OBP: 0.374, SLG: 0.397 (1, 10)										5	0	1	0	0	1	1	<b>California Angels @ Milwaukee Brewers</b> Milwaukee County Stadium, Milwaukee, WI Tue May 30 1989, 8:05 PM EDT Att: 8,012 - Unknown - 65 F	
Claudell Washington, L OBP: 0.353, SLG: 0.550 (1, 9)										5	1	2	1	0	1	1		
Johnny Ray, S OBP: 0.329, SLG: 0.381 (1, 4)										3	0	1	1	1	1	2		
Devon White, S OBP: 0.340, SLG: 0.528 (1, 8)										4	0	1	0	0	0	4		
Wally Joyner, L OBP: 0.306, SLG: 0.327 (1, 3)										4	0	1	0	0	0	2		
Chili Davis, S OBP: 0.317, SLG: 0.412 (1, 7)										4	0	0	0	0	2	3		
Lance Parrish, R OBP: 0.366, SLG: 0.473 (1, 2)										3	1	1	0	1	0	1		
Jack Howell, L OBP: 0.292, SLG: 0.316 (1, 5)										4	0	1	1	0	1	2		
Dick Schofield, R OBP: 0.297, SLG: 0.352 (1, 6)										4	1	1	0	0	1	1		
<b>Inning Stats</b>	R: 1 H: 2 E: 0 K: 1 S: 18	H: 2 R: 0 ER: 0 LOB: 0 BB: 0 P: 26	R: 0 H: 0 E: 0 K: 0 S: 7	H: 2 R: 0 ER: 0 LOB: 1 BB: 0 P: 12	R: 1 H: 2 E: 0 K: 0 S: 9	H: 2 R: 0 ER: 0 LOB: 1 BB: 1 P: 15	R: 0 H: 0 E: 0 K: 0 S: 12	H: 0 R: 0 ER: 0 LOB: 1 BB: 1 P: 14	R: 1 H: 2 E: 0 K: 0 S: 9	H: 2 R: 0 ER: 0 LOB: 1 BB: 0 P: 17	R: 0 H: 1 E: 0 K: 2 S: 12	H: 1 R: 0 ER: 0 LOB: 0 BB: 0 P: 15	R: 0 H: 0 E: 0 K: 1 S: 9	H: 0 R: 0 ER: 0 LOB: 0 BB: 0 P: 14	1B: 5 2B: 3 3B: 0 HR: 1	SF: 0 SAC: 0 DP: 1 HBP: 0		WP: 0 PB: 0 SB: 0 CS: 0
<b>PITCHER</b>	IP WLS BF H R ER SO BB IBB HBP BLK WP HR S P ERA WHIP																	
Bryan Clutterbuck, R ERA: 2.65 (1, 1)	6.0 L 26 6 2 2 4 2 0 0 0 0 0 1 61 95 3.00 1.333																	
Chuck Crim, R ERA: 3.34 (7, 1)	3.0 12 3 1 1 3 0 0 0 0 0 0 0 30 46 3.00 1.000																	

Batter	1	2	3	4	5	6	7	8	9	AB	R	H	RBI	BB	SO	LOB	BOTTOM	
Paul Molitor, R OBP: 0.361, SLG: 0.444 (1, 5)										4	0	0	0	0	1	3	<b>California Angels @ Milwaukee Brewers</b> Milwaukee County Stadium, Milwaukee, WI Tue May 30 1989, 8:05 PM EDT Att: 8,012 - Unknown - 65 F	
Robin Yount, R OBP: 0.376, SLG: 0.474 (1, 8)										3	0	1	2	1	0	0		
Gary Sheffield, R OBP: 0.312, SLG: 0.352 (1, 6)										4	0	0	0	0	1	3		
Rob Deer, R OBP: 0.319, SLG: 0.467 (1, 9)										4	0	1	0	0	2	2		
Glenn Braggs, R OBP: 0.310, SLG: 0.429 (1, 7)										4	0	0	0	0	2	4		
Dave Engle, R OBP: 0.285, SLG: 0.413 (1, 3)										3	0	0	0	0	2	0		
Jim Gantner, L OBP: 0.302, SLG: 0.288 (9, 4)										1	0	0	0	0	0	0		
Gus Polidor, R OBP: 0.169, SLG: 0.219 (1, 4)										2	0	0	0	0	0	0		
Terry Francona, L OBP: 0.258, SLG: 0.325 (9, 3)										1	0	0	0	0	0	0		
Charlie O'Brien, R OBP: 0.333, SLG: 0.364 (1, 2)										1	0	1	0	1	0	0		
B.J. Surhoff, L OBP: 0.276, SLG: 0.348 (8, PR) (9, 2)										1	1	0	0	0	0	0		
Mike Felder, S OBP: 0.231, SLG: 0.167 (1, 10)										2	1	0	0	1	0	2		
<b>Inning Stats</b>	R: 0 H: 1 E: 0 K: 0 S: 14	H: 1 R: 0 ER: 0 LOB: 1 BB: 0 P: 19	R: 0 H: 0 E: 0 K: 1 S: 7	H: 0 R: 0 ER: 0 LOB: 0 BB: 0 P: 12	R: 0 H: 0 E: 0 K: 1 S: 7	H: 0 R: 0 ER: 0 LOB: 1 BB: 0 P: 12	R: 0 H: 0 E: 0 K: 1 S: 7	H: 0 R: 0 ER: 0 LOB: 0 BB: 0 P: 10	R: 0 H: 0 E: 0 K: 1 S: 6	H: 0 R: 0 ER: 0 LOB: 0 BB: 0 P: 9	R: 2 H: 1 E: 1 K: 2 S: 13	H: 1 R: 0 ER: 0 LOB: 2 BB: 2 P: 28	R: 0 H: 0 E: 0 K: 0 S: 7	H: 0 R: 0 ER: 0 LOB: 0 BB: 0 P: 10	1B: 3 2B: 0 3B: 0 HR: 0	SF: 0 SAC: 1 DP: 0 HBP: 1	WP: 0 PB: 0 SB: 0 CS: 0	PA: 35
<b>PITCHER</b>	IP WLS BF H R ER SO BB IBB HBP BLK WP HR S P ERA WHIP																	
Jim Abbott, L ERA: 3.42 (1, 1)	7.0 W 27 6 2 2 6 3 0 0 0 0 0 0 62 109 1.29 0.714																	
Greg Minton, R ERA: 1.14 (8, 1)	1.0 5 1 0 0 2 0 0 0 0 0 0 0 10 17 0.00 1.000																	
Bob McClure, L ERA: 0.75 (9, 1)	1.0 S 3 0 0 0 0 0 0 0 0 0 0 0 7 10 0.00 0.000																	



Batter	1	2	3	4	5	6	7	8	9	AB	R	H	RBI	BB	SO	LOB	TOP			
Brian Downing, R (1, 10) OBP: 0.367, SLG: 0.388	1-1 G3-1		3-2 P9		2-3 K		0-1 FC5			4	0	0	0	0	1	4				
Claudell Washington, L (1, 9) OBP: 0.350, SLG: 0.452	1-2 F9			1-1 G3		1-0 G6-4-3 1B		3-1 F7		4	0	1	0	0	0	0				
Johnny Ray, S (1, 4) OBP: 0.327, SLG: 0.378	0-1 F8			1-0 E G4-3 1B		0-0 F9		3-2 F7		4	1	1	0	0	0	1				
Devon White, S (1, 8) OBP: 0.333, SLG: 0.517		1-3 K		1-2 E8 G4-3 1B		0-2 G6-4-3 1-2		0-0 P4		4	0	0	0	0	1	2				
Wally Joyner, L (1, 3) OBP: 0.305, SLG: 0.325	2-1 G3-1			3-0 G4-3			1-0 F8		1-2	4	0	1	1	0	0	1				
Bill Schroeder, R (1, 2) OBP: 0.275, SLG: 0.571	2-3 K			2-3 3-H 4-2 BB			0-1 G4-3		3-3 1B	3	0	0	0	1	2	1				
Jack Howell, L (1, 5) OBP: 0.293, SLG: 0.317 Kent Anderson, R (0, PH) OBP: 0.328, SLG: 0.289			1-2 G3	1-3 K			0-2 BB 1B		1-3 K	3	0	1	0	0	1	2	AB 33 R 1 H 7 RBI 1 BB 2 SO 7 LOB 14			
Dante Bichette, R (1, 7) OBP: 0.235, SLG: 0.340			3-2 G5-3		3-1 G4-6-3 1B		0-0 FC5 BB 1B		1-3 K	4	0	2	0	0	1	1				
Dick Schofield, R (1, 6) OBP: 0.312, SLG: 0.356			2-1 S 1B		2-1 G4-6-3 1-2		1-2 2-3 BB			2	0	1	0	1	0	1				
<b>Inning Stats</b>	R: 0 E: 0 K: 0 S: 8	H: 0 LOB: 0 BB: 0 P: 10	R: 0 E: 0 K: 2 S: 8	H: 0 LOB: 0 BB: 0 P: 13	R: 0 E: 0 K: 0 S: 12	H: 1 LOB: 1 BB: 0 P: 21	R: 1 E: 1 K: 1 S: 14	H: 1 LOB: 2 BB: 1 P: 25	R: 0 E: 0 K: 0 S: 7	H: 1 LOB: 0 BB: 0 P: 8	R: 0 E: 0 K: 0 S: 9	H: 2 LOB: 2 BB: 1 P: 14	R: 0 E: 0 K: 3 S: 6	H: 0 LOB: 0 BB: 0 P: 12	R: 0 E: 0 K: 3 S: 17	H: 1 LOB: 1 BB: 0 P: 23	1B: 7 2B: 0 3B: 0 HR: 0	SF: 0 SAC: 0 DP: 2 HBP: 0	WP: 0 PB: 0 SB: 1 CS: 0	PA: 35
<b>PITCHER</b>	IP WLS BF H R ER SO BB IBB HBP BLK WP HR S P ERA WHIP	IP WLS BF H R ER SO BB IBB HBP BLK WP HR S P ERA WHIP	IP WLS BF H R ER SO BB IBB HBP BLK WP HR S P ERA WHIP	IP WLS BF H R ER SO BB IBB HBP BLK WP HR S P ERA WHIP	IP WLS BF H R ER SO BB IBB HBP BLK WP HR S P ERA WHIP	IP WLS BF H R ER SO BB IBB HBP BLK WP HR S P ERA WHIP	IP WLS BF H R ER SO BB IBB HBP BLK WP HR S P ERA WHIP	IP WLS BF H R ER SO BB IBB HBP BLK WP HR S P ERA WHIP	IP WLS BF H R ER SO BB IBB HBP BLK WP HR S P ERA WHIP	IP WLS BF H R ER SO BB IBB HBP BLK WP HR S P ERA WHIP	IP WLS BF H R ER SO BB IBB HBP BLK WP HR S P ERA WHIP	IP WLS BF H R ER SO BB IBB HBP BLK WP HR S P ERA WHIP	IP WLS BF H R ER SO BB IBB HBP BLK WP HR S P ERA WHIP	IP WLS BF H R ER SO BB IBB HBP BLK WP HR S P ERA WHIP	IP WLS BF H R ER SO BB IBB HBP BLK WP HR S P ERA WHIP	IP WLS BF H R ER SO BB IBB HBP BLK WP HR S P ERA WHIP	IP WLS BF H R ER SO BB IBB HBP BLK WP HR S P ERA WHIP			

California Angels @ Milwaukee Brewers  
Milwaukee County Stadium, Milwaukee, WI  
Wed May 31 1989, 4:33 AM EDT  
Att: 14,129 - Overcast - 73 F

AB 33  
R 1  
H 7  
RBI 1  
BB 2  
SO 7  
LOB 14



Batter	1	2	3	4	5	6	7	8	9	AB	R	H	RBI	BB	SO	LOB	BOTTOM			
Paul Molitor, R (1, 5) OBP: 0.366, SLG: 0.459	2-0 2B		2-0 1B 2B		2-1 L6		1-1 SH2-4			3	0	2	0	0	0	0				
Robin Yount, R (1, 8) OBP: 0.382, SLG: 0.471	2-1 G6-3		4-1 1B HR BB		4-2 BB		4-0 FC6-4 IBB			1	1	0	0	3	0	1				
Gary Sheffield, R (1, 6) 2 SAFE OBP: 0.310, SLG: 0.350	0-0 G5-3		1-0 1-2 2-H 1B		2-3 K		2-0 FC6-4 1-2 3-H F8			4	1	1	1	0	1	3				
Greg Brock, L (1, 3) OBP: 0.250, SLG: 1.000	1-2 G4-3		1-0 1-H 2-H HR		2-0 G1-3		0-1 F8			4	1	1	3	0	0	3				
Rob Deer, R (1, 9) OBP: 0.322, SLG: 0.464		3-2 G4-6-3 1B	4-1 BB			2-3 K		1-0 F8		3	0	1	0	1	1	0				
Glenn Braggs, R (1, 7) OBP: 0.308, SLG: 0.422	1-2 G4-6-3 1-2		1-3 K			1-0 P6		4-1 CS E BB		3	0	0	0	1	1	2				
B.J. Surhoff, L (1, 2) OBP: 0.284, SLG: 0.352	3-1 FC5-4 1B			1-0 F8		1-1 E6 1B		0-2 E1 CS		4	0	2	0	0	0	1	AB 29 R 4 H 8 RBI 4 BB 5 SO 3 LOB 14			
Terry Francona, L (1, 10) OBP: 0.250, SLG: 0.315	0-1 FC5-4 1-2			1-2 G1-3		2-1 G4-3		0-2 L7		4	0	0	0	0	0	4				
Jim Gantner, L (1, 4) OBP: 0.302, SLG: 0.295			1-2 L5		2-2 G3-1		0-0 SH2-4 FC6-4 2B			3	1	1	0	0	0	0				
<b>Inning Stats</b>	R: 0 E: 0 K: 0 S: 7	H: 1 LOB: 1 BB: 0 P: 12	R: 0 E: 0 K: 0 S: 10	H: 2 LOB: 1 BB: 0 P: 17	R: 3 E: 0 K: 1 S: 12	H: 3 LOB: 1 BB: 2 P: 26	R: 0 E: 0 K: 0 S: 7	H: 0 LOB: 0 BB: 0 P: 11	R: 0 E: 0 K: 1 S: 9	H: 0 LOB: 1 BB: 1 P: 19	R: 0 E: 1 K: 1 S: 8	H: 1 LOB: 1 BB: 0 P: 14	R: 1 E: 0 K: 0 S: 6	H: 1 LOB: 1 BB: 1 P: 13	R: 0 E: 1 K: 0 S: 8	H: 0 LOB: 1 BB: 1 P: 13	1B: 4 2B: 3 3B: 0 HR: 1	SF: 0 SAC: 1 DP: 1 HBP: 0	WP: 0 PB: 0 SB: 0 CS: 2	PA: 35
<b>PITCHER</b>	IP WLS BF H R ER SO BB IBB HBP BLK WP HR S P ERA WHIP	IP WLS BF H R ER SO BB IBB HBP BLK WP HR S P ERA WHIP	IP WLS BF H R ER SO BB IBB HBP BLK WP HR S P ERA WHIP	IP WLS BF H R ER SO BB IBB HBP BLK WP HR S P ERA WHIP	IP WLS BF H R ER SO BB IBB HBP BLK WP HR S P ERA WHIP	IP WLS BF H R ER SO BB IBB HBP BLK WP HR S P ERA WHIP	IP WLS BF H R ER SO BB IBB HBP BLK WP HR S P ERA WHIP	IP WLS BF H R ER SO BB IBB HBP BLK WP HR S P ERA WHIP	IP WLS BF H R ER SO BB IBB HBP BLK WP HR S P ERA WHIP	IP WLS BF H R ER SO BB IBB HBP BLK WP HR S P ERA WHIP	IP WLS BF H R ER SO BB IBB HBP BLK WP HR S P ERA WHIP	IP WLS BF H R ER SO BB IBB HBP BLK WP HR S P ERA WHIP	IP WLS BF H R ER SO BB IBB HBP BLK WP HR S P ERA WHIP	IP WLS BF H R ER SO BB IBB HBP BLK WP HR S P ERA WHIP	IP WLS BF H R ER SO BB IBB HBP BLK WP HR S P ERA WHIP	IP WLS BF H R ER SO BB IBB HBP BLK WP HR S P ERA WHIP	IP WLS BF H R ER SO BB IBB HBP BLK WP HR S P ERA WHIP			

California Angels @ Milwaukee Brewers  
Milwaukee County Stadium, Milwaukee, WI  
Wed May 31 1989, 4:33 AM EDT  
Att: 14,129 - Overcast - 73 F

AB 29  
R 4  
H 8  
RBI 4  
BB 5  
SO 3  
LOB 14






Batter	1	2	3	4	5	6	7	8	9	AB	R	H	RBI	BB	SO	LOB	TOP					
Jim Eisenreich, L (1, 8) OBP: 0.373, SLG: 0.500	F8		F8		G4-3		L5		2B	5	0	1	0	0	0	2	<b>Kansas City Royals @ California Angels</b> Anaheim Stadium, Anaheim, CA Fri Jun 02 1989, 10:05 PM EDT Att: 32,493 - Unknown					
Kurt Stillwell, S (1, 6) OBP: 0.340, SLG: 0.364	G5-3		F9		1B		L8		1B	4	0	2	1	1	0	2						
Kevin Seitzer, R (1, 5) OBP: 0.390, SLG: 0.378	G5-3				F9				G6-3	5	0	1	0	0	0	3						
Bo Jackson, R (1, 7) OBP: 0.308, SLG: 0.527	G4-3				F9				F9	5	1	1	0	0	0	5						
Pat Tabler, R (1, 3) OBP: 0.313, SLG: 0.283 Gary Thurman, R (8, PR) OBP: 0.364, SLG: 0.259 Rey Palacios, R (8, 3)	P3				F8		L9		HR	3	0	0	0	1	0	1						
Danny Tartabull, R (1, 9) OBP: 0.385, SLG: 0.448	F9				1B		G5-3		BB	3	1	1	2	1	0	0						
Mike Macfarlane, R (1, 10) OBP: 0.299, SLG: 0.269	G6-3				BB		K		HR	4	0	1	1	0	1	1						
Frank White, R (1, 4) OBP: 0.296, SLG: 0.290			G1-3		F8		SH2-4		P3	4	0	1	0	0	0	2						
Bob Boone, R (1, 2) OBP: 0.338, SLG: 0.315			F8				SH2-4		1B	3	1	2	0	0	0	0						
					P2				1B													
<b>Inning Stats</b>	R: 0 E: 0 K: 0 S: 7	H: 1 LOB: 1 BB: 0 P: 10	R: 0 E: 0 K: 0 S: 9	H: 0 LOB: 0 BB: 0 P: 15	R: 0 E: 0 K: 0 S: 5	H: 1 LOB: 1 BB: 0 P: 9	R: 1 E: 0 K: 0 S: 13	H: 2 LOB: 2 BB: 1 P: 23	R: 0 E: 0 K: 1 S: 10	H: 1 LOB: 0 BB: 0 P: 19	R: 0 E: 0 K: 0 S: 8	H: 0 LOB: 0 BB: 0 P: 12	R: 0 E: 0 K: 0 S: 9	H: 1 LOB: 1 BB: 0 P: 13	R: 2 E: 0 K: 0 S: 10	H: 1 LOB: 1 BB: 1 P: 19	R: 1 E: 0 K: 0 S: 16	H: 3 LOB: 2 BB: 0 P: 28	1B: 6 2B: 3 3B: 0 HR: 1	SF: 0 SAC: 1 DP: 0 HBP: 0	WP: 1 PB: 0 CS: 0	PA: 40
<b>PITCHER</b>	IP	WLS	BF	H	R	ER	SO	BB	IBB	HBP	BLK	WP	HR	S	P	ERA	WHIP					
Chuck Finley, L (1, 1) ERA: 1.99	8.0	L	34	7	3	3	1	3	0	0	0	1	1	71	120	3.38	1.250					
Greg Minton, R (9, 1) ERA: 1.35	1.0		6	3	1	1	0	0	0	0	0	0	0	16	28	9.00	3.000					

AB	36
R	4
H	10
RBI	4
BB	3
SO	1
LOB	16



Batter	1	2	3	4	5	6	7	8	9	AB	R	H	RBI	BB	SO	LOB	BOTTOM					
Brian Downing, R (1, 10) OBP: 0.368, SLG: 0.388	G6-3		1B		1B		F9		K	5	0	2	0	0	1	2	<b>Kansas City Royals @ California Angels</b> Anaheim Stadium, Anaheim, CA Fri Jun 02 1989, 10:05 PM EDT Att: 32,493 - Unknown					
Claudell Washington, L (1, 9) OBP: 0.347, SLG: 0.485	K		1B		K				G3	4	0	1	0	0	2	1						
Johnny Ray, S (1, 4) OBP: 0.325, SLG: 0.374	G6-3		G3		P6				1B	4	0	1	0	0	0	3						
Devon White, S (1, 8) OBP: 0.327, SLG: 0.507			K		K		G4-3		L8	4	0	0	0	0	2	1						
Wally Joyner, L (1, 3) OBP: 0.309, SLG: 0.329			G4-3		1B		F8		1B	4	0	2	0	0	0	0						
Chili Davis, S (1, 7) OBP: 0.321, SLG: 0.414			1B		1B		G3		F5	4	0	2	0	0	0	2						
Lance Parrish, R (1, 2) OBP: 0.383, SLG: 0.468			F9		K				G6-3	4	0	1	0	0	1	3						
Jack Howell, L (1, 5) OBP: 0.292, SLG: 0.315			G3-1		K				1B	4	0	1	0	0	1	3						
Dick Schofield, R (1, 6) OBP: 0.300, SLG: 0.342 Jim Eppard, L (9, PH)			K		G1-3				F8	3	0	0	0	0	1	1						
										1	0	0	0	0	0	1						
<b>Inning Stats</b>	R: 0 E: 0 K: 1 S: 8	H: 0 LOB: 0 BB: 0 P: 12	R: 0 E: 0 K: 1 S: 10	H: 1 LOB: 0 BB: 0 P: 17	R: 0 E: 0 K: 1 S: 11	H: 2 LOB: 2 BB: 0 P: 16	R: 0 E: 0 K: 3 S: 17	H: 2 LOB: 0 BB: 0 P: 22	R: 0 E: 0 K: 0 S: 9	H: 1 LOB: 1 BB: 0 P: 13	R: 0 E: 0 K: 0 S: 6	H: 0 LOB: 0 BB: 0 P: 9	R: 0 E: 0 K: 0 S: 9	H: 1 LOB: 1 BB: 0 P: 17	R: 0 E: 0 K: 0 S: 8	H: 2 LOB: 0 BB: 0 P: 9	R: 0 E: 0 K: 1 S: 10	H: 1 LOB: 1 BB: 0 P: 14	1B: 10 2B: 0 3B: 0 HR: 0	SF: 0 SAC: 0 DP: 0 HBP: 0	WP: 0 PB: 0 CS: 0	PA: 37
<b>PITCHER</b>	IP	WLS	BF	H	R	ER	SO	BB	IBB	HBP	BLK	WP	HR	S	P	ERA	WHIP					
Mark Gubicza, R (1, 1) ERA: 2.51	9.0	W	37	10	0	0	8	0	0	0	0	0	0	88	129	0.00	1.111					





Batter	1	2	3	4	5	6	7	8	9	AB	R	H	RBI	BB	SO	LOB	TOP																					
Jim Eisenreich, L (1, 8) OBP: 0.363, SLG: 0.485	G1-3		G3			L9		G4-3		4	0	0	0	0	0	1	<b>Kansas City Royals @ California Angels</b> Anaheim Stadium, Anaheim, CA Sat Jun 03 1989, 10:05 PM EDT Att: 50,640 - Unknown																					
Kurt Stillwell, S (1, 6) OBP: 0.337, SLG: 0.361	G6-3			G3		1B		K		4	0	1	0	0	1	0																						
Kevin Seitzer, R (1, 5) OBP: 0.383, SLG: 0.371	G4-3			G6-3		FC1-6-4 2B		F9		4	1	0	0	0	0	1																						
Bo Jackson, R (1, 7) OBP: 0.312, SLG: 0.524		L9			1B	2B			G6-3	3	1	1	0	1	0	0																						
Pat Tabler, R (1, 3) OBP: 0.318, SLG: 0.296 Rey Palacios, R (9, PR)	K			G4-3		2B		1B		4	0	2	2	0	1	1																						
Danny Tartabull, R (1, 9) OBP: 0.382, SLG: 0.444	K					K		K		4	0	1	0	0	3	1																						
Bill Buckner, L (1, 10) OBP: 0.243, SLG: 0.286 Gary Thurman, R (7, PR) Matt Winters, L (9, PH) Mike Macfarlane, R (9, PH)			F9			HR		E6	G6-4-3	3	1	1	1	0	0	0																						
Frank White, R (1, 4) OBP: 0.291, SLG: 0.284			K			G6-3		G6-4-3		3	0	0	0	0	1	1																						
Bob Boone, R (1, 2) OBP: 0.338, SLG: 0.316				F7				G4-3		3	0	1	0	0	0	1																						
<b>Inning Stats</b>	R: 0 E: 0 K: 0 S: 7	H: 0 LOB: 0 BB: 0 P: 12	R: 0 E: 0 K: 2 S: 10	H: 0 LOB: 0 BB: 0 P: 13	R: 0 E: 0 K: 1 S: 10	H: 1 LOB: 1 BB: 0 P: 14	R: 0 E: 0 K: 0 S: 8	H: 1 LOB: 0 BB: 0 P: 9	R: 1 E: 0 K: 1 S: 9	H: 1 LOB: 0 BB: 0 P: 15	R: 2 E: 0 K: 1 S: 10	H: 2 LOB: 1 BB: 1 P: 17	R: 0 E: 0 K: 0 S: 14	H: 0 LOB: 1 BB: 0 P: 19	R: 0 E: 0 K: 1 S: 7	H: 0 LOB: 0 BB: 0 P: 10		R: 0 E: 0 K: 0 S: 10	H: 2 LOB: 2 BB: 0 P: 18	1B: 5 2B: 1 3B: 0 HR: 1	SF: 0 SAC: 0 DP: 2 HBP: 0	WP: 0 PB: 0 SB: 0 CS: 0	PA: 34															
<b>PITCHER</b>	IP	WLS	BF	H	R	ER	SO	BB	IBB	HBP	BLK	WP	HR	S	P	ERA	WHIP	<b>PITCHER</b>				IP	WLS	BF	H	R	ER	SO	BB	IBB	HBP	BLK	WP	HR	S	P	ERA	WHIP
Kirk McCaskill, R (1, 1) ERA: 1.69	7.0	W	27	5	3	3	5	1	0	0	0	0	1	68	99	3.86	0.857					7.0	W	27	5	3	3	5	1	0	0	0	0	1	68	99	3.86	0.857
Greg Minton, R (8, 1) ERA: 1.32	1.1		6	2	0	0	1	0	0	0	0	0	0	14	22	0.00	1.500					1.1		6	2	0	0	1	0	0	0	0	0	14	22	0.00	1.500	
Bob McClure, L (9, 1) ERA: 0.71	0.2	S	1	0	0	0	0	0	0	0	0	0	0	3	6	0.00	0.000					0.2	S	1	0	0	0	0	0	0	0	0	3	6	0.00	0.000		

Batter	1	2	3	4	5	6	7	8	9	AB	R	H	RBI	BB	SO	LOB	BOTTOM																					
Brian Downing, R (1, 10) OBP: 0.369, SLG: 0.409	P4			K		HR		L8		5	1	2	2	0	1	1	<b>Kansas City Royals @ California Angels</b> Anaheim Stadium, Anaheim, CA Sat Jun 03 1989, 10:05 PM EDT Att: 50,640 - Unknown																					
Johnny Ray, S (1, 4) OBP: 0.323, SLG: 0.371	2B		G3-6-2			K				4	0	1	0	0	1	2																						
Devon White, S (1, 8) OBP: 0.335, SLG: 0.517	2B			1B		CS		E6		4	1	3	0	0	0	0																						
Lance Parrish, R (1, 2) OBP: 0.355, SLG: 0.456	K			P6		CS		F7		4	0	0	0	0	1	4																						
Chili Davis, S (1, 7) OBP: 0.330, SLG: 0.415				1B		SF8		FC6-4		2	1	1	0	2	1	1																						
Wally Joyner, L (1, 3) OBP: 0.308, SLG: 0.328	F8			1B		P5		F8		4	0	1	1	0	0	5																						
Dante Bichette, R (1, 9) OBP: 0.235, SLG: 0.351			1B			FC6-4		K		3	1	1	1	0	1	1																						
Glenn Hoffman, R (1, 5) OBP: 0.352, SLG: 0.400 Jack Howell, L (8, 5) OBP: 0.290, SLG: 0.313		L9				G5-3		G1-3		3	0	1	0	0	0	1																						
Dick Schofield, R (1, 6) OBP: 0.310, SLG: 0.342		2B		G6-3		L9				3	0	1	0	1	0	2																						
<b>Inning Stats</b>	R: 0 E: 0 K: 1 S: 11	H: 2 LOB: 3 BB: 1 P: 22	R: 1 E: 0 K: 0 S: 12	H: 3 LOB: 1 BB: 0 P: 20	R: 2 E: 1 K: 0 S: 16	H: 3 LOB: 2 BB: 1 P: 28	R: 0 E: 0 K: 1 S: 7	H: 1 LOB: 0 BB: 0 P: 10	R: 0 E: 0 K: 1 S: 11	H: 1 LOB: 0 BB: 0 P: 16	R: 1 E: 0 K: 1 S: 11	H: 1 LOB: 0 BB: 0 P: 15	R: 0 E: 1 K: 1 S: 11	H: 0 LOB: 1 BB: 0 P: 16	R: 0 E: 0 K: 1 S: 10	H: 0 LOB: 1 BB: 1 P: 20		1B: 7 2B: 4 3B: 0 HR: 1	SF: 1 SAC: 0 DP: 1 HBP: 0	WP: 0 PB: 0 SB: 1 CS: 1	PA: 38																	
<b>PITCHER</b>	IP	WLS	BF	H	R	ER	SO	BB	IBB	HBP	BLK	WP	HR	S	P	ERA	WHIP	<b>PITCHER</b>				IP	WLS	BF	H	R	ER	SO	BB	IBB	HBP	BLK	WP	HR	S	P	ERA	WHIP
Charlie Leibrandt, L (1, 1) ERA: 3.95	7.0	L	33	11	4	4	4	1	1	0	0	0	0	10	20	0.00	1.000					7.0	L	33	11	4	4	4	1	1	0	0	0	10	20	0.00	1.000	
Jeff Montgomery, R (8, 1) ERA: 1.76	1.0		4	0	0	0	1	1	0	0	0	0	0	10	20	0.00	1.000					1.0		4	0	0	0	1	1	0	0	0	10	20	0.00	1.000		



Batter	1	2	3	4	5	6	7	8	9	AB	R	H	RBI	BB	SO	LOB	TOP			
Jim Eisenreich, L (1, 8) OBP: 0.353, SLG: 0.471	F9		L7		G4-3			G3-1		4	0	0	0	0	0	0	<b>Kansas City Royals @ California Angels</b> Anaheim Stadium, Anaheim, CA Sun Jun 04 1989, 6:33 AM EDT Att: 47,860 - Unknown			
Kurt Stillwell, S (1, 6) OBP: 0.335, SLG: 0.364	K		K		L8			2B		4	0	1	0	0	2	0				
Kevin Seitzer, R (1, 5) OBP: 0.381, SLG: 0.368	1B				G4-3		P4	G3		4	0	1	0	0	0	1				
Bo Jackson, R (1, 7) OBP: 0.311, SLG: 0.533	K				K		K		HR	4	1	1	1	0	3	1				
Pat Tabler, R (1, 10) OBP: 0.323, SLG: 0.297		F8			1B BB		G4-3		BB	3	0	1	0	1	0	0				
Danny Tartabull, R (1, 9) OBP: 0.380, SLG: 0.436		P8			1B BB				K	3	0	0	0	1	1	1				
Bill Buckner, L (1, 3) OBP: 0.244, SLG: 0.284		K			FC5-4		F9		P7	4	0	1	0	0	1	1				
Bob Boone, R (1, 2) OBP: 0.331, SLG: 0.309		FC5-4			FC6-4		F8		K	3	0	0	0	0	0	4				
Mike Macfarlane, R (9, PH) OBP: 0.250, SLG: 0.259					FC6-4					1	0	0	0	0	1	1				
Brad Wellman, R (1, 4) OBP: 0.293, SLG: 0.255					G3		K		L9	3	0	0	0	0	1	0				
<b>Inning Stats</b>	R: 0 E: 0 K: 2 S: 9	H: 1 LOB: 1 BB: 0 P: 11	R: 0 E: 0 K: 1 S: 8	H: 0 LOB: 1 BB: 0 P: 12	R: 0 E: 0 K: 1 S: 7	H: 0 LOB: 0 BB: 0 P: 9	R: 0 E: 0 K: 1 S: 14	H: 2 LOB: 3 BB: 1 P: 23	R: 0 E: 0 K: 1 S: 7	H: 0 LOB: 0 BB: 0 P: 9	R: 0 E: 0 K: 0 S: 4	H: 0 LOB: 0 BB: 0 P: 4	R: 0 E: 0 K: 0 S: 8	H: 1 LOB: 1 BB: 0 P: 10	R: 1 E: 0 K: 2 S: 12	H: 1 LOB: 1 BB: 1 P: 21	1B: 3 2B: 1 3B: 0 HR: 1	SF: 0 SAC: 0 DP: 0 HBP: 0	WP: 0 PB: 1 SB: 0 CS: 0	PA: 35
<b>PITCHER</b>	IP WLS BF H R ER SO BB IBB HBP BLK WP HR S P ERA WHIP																			
Bert Blyleven, R (1, 1) ERA: 2.24	8.0 W 32 5 1 1 7 2 0 0 0 0 0 1 66 96 1.12 0.875																			
Bryan Harvey, R (9, 1) ERA: 3.71	1.0 3 0 0 0 2 0 0 0 0 0 0 0 9 13 0.00 0.000																			

Batter	1	2	3	4	5	6	7	8	9	AB	R	H	RBI	BB	SO	LOB	BOTTOM			
Brian Downing, R (1, 10) OBP: 0.369, SLG: 0.406	G4-6-3		F9		G6-3			K		4	0	1	1	1	1	2	<b>Kansas City Royals @ California Angels</b> Anaheim Stadium, Anaheim, CA Sun Jun 04 1989, 6:33 AM EDT Att: 47,860 - Unknown			
Claudell Washington, L (1, 9) OBP: 0.346, SLG: 0.479	G4-6-3		F9		F9			K2-3		4	0	1	0	0	1	4				
Johnny Ray, S (1, 4) OBP: 0.315, SLG: 0.361	G3		F8		F9			K		4	0	0	0	0	1	2				
Devon White, S (1, 8) OBP: 0.333, SLG: 0.512		K			P5			F9		4	1	1	0	0	1	0				
Wally Joyner, L (1, 3) OBP: 0.312, SLG: 0.331		G3-1			F8			K2-3		4	0	2	0	0	1	0				
Chili Davis, S (1, 7) OBP: 0.333, SLG: 0.413					FC5-2			G4-3		3	1	1	1	1	0	1				
Bill Schroeder, R (1, 2) OBP: 0.291, SLG: 0.558		K			F8			HR		3	2	1	0	1	1	3				
Jack Howell, L (1, 5) OBP: 0.301, SLG: 0.340					P7			HR		3	1	2	2	1	0	0				
Dick Schofield, R (1, 6) OBP: 0.307, SLG: 0.333					FC5-2			SF8		2	0	0	1	1	1	3				
<b>Inning Stats</b>	R: 0 E: 0 K: 0 S: 9	H: 1 LOB: 0 BB: 0 P: 13	R: 0 E: 0 K: 2 S: 12	H: 0 LOB: 1 BB: 1 P: 21	R: 0 E: 0 K: 0 S: 13	H: 1 LOB: 2 BB: 1 P: 20	R: 2 E: 0 K: 0 S: 13	H: 3 LOB: 3 BB: 2 P: 26	R: 0 E: 0 K: 0 S: 6	H: 1 LOB: 1 BB: 0 P: 9	R: 2 E: 0 K: 2 S: 13	H: 2 LOB: 0 BB: 0 P: 19	R: 0 E: 0 K: 2 S: 8	H: 0 LOB: 0 BB: 0 P: 12	R: 1 E: 0 K: 1 S: 13	H: 1 LOB: 1 BB: 1 P: 20		1B: 8 2B: 0 3B: 0 HR: 1	SF: 1 SAC: 0 DP: 1 HBP: 0	WP: 0 PB: 0 SB: 0 CS: 0
<b>PITCHER</b>	IP WLS BF H R ER SO BB IBB HBP BLK WP HR S P ERA WHIP																			
Kevin Appier, R (1, 1) ERA: 6.75	5.1 L 27 8 4 4 3 3 0 0 0 0 0 0 15 22 6.75 2.062																			
Tom Gordon, R (6, 1) ERA: 2.49	1.2 5 0 0 0 3 0 0 0 0 0 0 0 15 22 0.00 0.000																			
Steve Farr, R (8, 1) ERA: 2.18	1.0 5 1 1 1 1 1 0 0 0 0 0 0 13 20 9.00 2.000																			



Batter	1	2	3	4	5	6	7	8	9	AB	R	H	RBI	BB	SO	LOB	TOP			
Jerry Browne, S (1,4) OBP: 0.319, SLG: 0.366			G6-3	F7		FC1-5		FC6-4		5	1	1	1	0	0	3	<b>Cleveland Indians @ California Angels</b> Anaheim Stadium, Anaheim, CA Mon Jun 05 1989, 10:05 PM EDT Att: 24,188 - Unknown			
Felix Fermin, R (1,6) OBP: 0.323, SLG: 0.281	G3-1		G5-3		F9	G3-1			1B	5	0	1	0	0	0	1				
Pete O'Brien, L (1,3) OBP: 0.378, SLG: 0.477	G4-3		1B HR		HR	P5			L8	4	2	1	1	1	0	2				
Joe Carter, R (1,8) OBP: 0.317, SLG: 0.437	F9		HR 1B		E7 1B		L5		P4	5	2	2	0	0	0	1				
Cory Snyder, R (1,9) OBP: 0.276, SLG: 0.380		WP G3 1B	HR		K		F9		G6-3	5	2	2	3	0	1	2				
Mark Salas, L (1,10) OBP: 0.212, SLG: 0.394	G3		G6-3		1B		F9			4	0	1	1	0	0	1				
Brook Jacoby, R (1,5) OBP: 0.381, SLG: 0.495				F9				F8		3	0	1	0	1	0	0				
Oddibe McDowell, L (1,7) OBP: 0.281, SLG: 0.263	SF7			G3		F7		F9		3	0	0	1	0	0	2				
Joel Skinner, R (1,2) OBP: 0.270, SLG: 0.405	G6-3								FC6-4 1B	4	0	3	0	0	0	1				
<b>Inning Stats</b>	R: 1 E: 0 K: 0 S: 9	H: 1 LOB: 0 BB: 0 P: 13	R: 1 E: 0 K: 0 S: 7	H: 1 LOB: 1 BB: 1 P: 15	R: 3 E: 0 K: 0 S: 12	H: 2 LOB: 0 BB: 1 P: 19	R: 0 E: 0 K: 0 S: 8	H: 1 LOB: 1 BB: 0 P: 12	R: 2 E: 0 K: 1 S: 16	H: 4 LOB: 2 BB: 0 P: 20	R: 0 E: 0 K: 0 S: 10	H: 1 LOB: 0 BB: 0 P: 16	R: 0 E: 0 K: 0 S: 7	H: 1 LOB: 1 BB: 0 P: 12	R: 0 E: 0 K: 0 S: 6	H: 1 LOB: 1 BB: 0 P: 8	1B: 7 2B: 2 3B: 0 HR: 3	SF: 1 SAC: 0 DP: 0 HBP: 0	WP: 1 PB: 0 SB: 0 CS: 0	PA: 41
<b>PITCHER</b>	IP WLS BF H R ER SO BB IBB HBP BLK	IP WLS BF H R ER SO BB IBB HBP BLK	IP WLS BF H R ER SO BB IBB HBP BLK	IP WLS BF H R ER SO BB IBB HBP BLK	IP WLS BF H R ER SO BB IBB HBP BLK	IP WLS BF H R ER SO BB IBB HBP BLK	IP WLS BF H R ER SO BB IBB HBP BLK	IP WLS BF H R ER SO BB IBB HBP BLK	IP WLS BF H R ER SO BB IBB HBP BLK	IP WLS BF H R ER SO BB IBB HBP BLK	IP WLS BF H R ER SO BB IBB HBP BLK	IP WLS BF H R ER SO BB IBB HBP BLK	IP WLS BF H R ER SO BB IBB HBP BLK	IP WLS BF H R ER SO BB IBB HBP BLK	IP WLS BF H R ER SO BB IBB HBP BLK	IP WLS BF H R ER SO BB IBB HBP BLK	ERA WHIP	ERA WHIP		
Mike Witt, R (1,1) ERA: 4.96	4.1 L	22 7 7 7 0	2 0 0 0 0	0 0 0 0 0	0 0 0 0 0	0 0 0 0 0	0 0 0 0 0	0 0 0 0 0	0 0 0 0 0	0 0 0 0 0	0 0 0 0 0	0 0 0 0 0	0 0 0 0 0	0 0 0 0 0	0 0 0 0 0	0 0 0 0 0	0.00 1.071			
Willie Fraser, R (5,1) ERA: 3.35	4.2	19 5 0 0 1	0 0 0 0 0	0 0 0 0 0	0 0 0 0 0	0 0 0 0 0	0 0 0 0 0	0 0 0 0 0	0 0 0 0 0	0 0 0 0 0	0 0 0 0 0	0 0 0 0 0	0 0 0 0 0	0 0 0 0 0	0 0 0 0 0	0 0 0 0 0				

AB	38
R	7
H	12
RBI	7
BB	2
SO	1
LOB	13



Batter	1	2	3	4	5	6	7	8	9	AB	R	H	RBI	BB	SO	LOB	BOTTOM			
Brian Downing, R (1,10) OBP: 0.367, SLG: 0.403	WP 3B 1B		P6		F9			K		4	1	1	0	0	1	1	<b>Cleveland Indians @ California Angels</b> Anaheim Stadium, Anaheim, CA Mon Jun 05 1989, 10:05 PM EDT Att: 24,188 - Unknown			
Dante Bichette, R (1,9) OBP: 0.236, SLG: 0.347	G6-3		P6			1B		G6-3		4	0	1	0	0	0	1				
Johnny Ray, S (1,4) OBP: 0.314, SLG: 0.371	SF8 3B			L5		P4		P3		4	1	1	1	0	0	1				
Devon White, S (1,8) OBP: 0.336, SLG: 0.523	SF8			G6-3 3B		G6-4-3 1B			G6-3	3	1	2	1	0	0	0				
Chili Davis, S (1,7) OBP: 0.327, SLG: 0.404	G1-3			G6-3		G6-4-3		F8		4	0	0	1	0	0	2				
Lance Parrish, R (1,2) OBP: 0.348, SLG: 0.444			K	F9				P5		4	0	0	0	0	1	0				
Bill Schroeder, R (1,3) OBP: 0.286, SLG: 0.547			K		P6			F7		1	0	0	0	0	1	0				
Wally Joyner, L (3,3) OBP: 0.309, SLG: 0.328										2	0	0	0	0	0	0				
Dick Schofield, R (1,6) OBP: 0.308, SLG: 0.333			F9		G6-3					3	0	1	0	0	0	0				
Jack Howell, L (1,5) OBP: 0.302, SLG: 0.336			G4-3					G6-3		2	0	0	0	1	0	1				
<b>Inning Stats</b>	R: 2 E: 0 K: 0 S: 11	H: 2 LOB: 0 BB: 0 P: 19	R: 0 E: 0 K: 2 S: 9	H: 0 LOB: 0 BB: 0 P: 11	R: 0 E: 0 K: 0 S: 9	H: 0 LOB: 0 BB: 0 P: 13	R: 1 E: 0 K: 0 S: 9	H: 1 LOB: 0 BB: 0 P: 17	R: 0 E: 0 K: 0 S: 9	H: 2 LOB: 1 BB: 0 P: 14	R: 0 E: 0 K: 0 S: 7	H: 1 LOB: 1 BB: 0 P: 11	R: 0 E: 0 K: 1 S: 9	H: 0 LOB: 0 BB: 0 P: 14	R: 0 E: 0 K: 0 S: 4	H: 0 LOB: 0 BB: 0 P: 6	1B: 4 2B: 0 3B: 2 HR: 0	SF: 1 SAC: 0 DP: 1 HBP: 0	WP: 1 PB: 0 SB: 0 CS: 0	PA: 33
<b>PITCHER</b>	IP WLS BF H R ER SO BB IBB HBP BLK	IP WLS BF H R ER SO BB IBB HBP BLK	IP WLS BF H R ER SO BB IBB HBP BLK	IP WLS BF H R ER SO BB IBB HBP BLK	IP WLS BF H R ER SO BB IBB HBP BLK	IP WLS BF H R ER SO BB IBB HBP BLK	IP WLS BF H R ER SO BB IBB HBP BLK	IP WLS BF H R ER SO BB IBB HBP BLK	IP WLS BF H R ER SO BB IBB HBP BLK	IP WLS BF H R ER SO BB IBB HBP BLK	IP WLS BF H R ER SO BB IBB HBP BLK	IP WLS BF H R ER SO BB IBB HBP BLK	IP WLS BF H R ER SO BB IBB HBP BLK	IP WLS BF H R ER SO BB IBB HBP BLK	IP WLS BF H R ER SO BB IBB HBP BLK	IP WLS BF H R ER SO BB IBB HBP BLK	ERA WHIP	ERA WHIP		
Bud Black, L (1,1) ERA: 3.87	9.0	W 33	6 3 3 3	3 3 3	1 0 0 0	1 0 0 0	0 0 0 0	0 0 0 0	0 0 0 0	0 0 0 0	0 0 0 0	0 0 0 0	0 0 0 0	0 0 0 0	0 0 0 0	0 0 0 0	3.00 0.778			

AB	31
R	3
H	6
RBI	3
BB	1
SO	3
LOB	6





Batter	1	2	3	4	5	6	7	8	9	AB	R	H	RBI	BB	SO	LOB	TOP										
<b>Jerry Browne, S</b> (1, 4) OBP: 0.327, SLG: 0.371	G1-4-3		G4-3 1B				SH5-4			3	0	2	0	1	0	0	<b>Cleveland Indians @ California Angels</b> Anaheim Stadium, Anaheim, CA Tue Jun 06 1989, 10:05 PM EDT Att: 22,586 - Unknown										
<b>Felix Fermin, R</b> (1, 6) OBP: 0.316, SLG: 0.274	G4-3		G4-3				K			4	0	0	0	0	1	5											
<b>Dave Clark, L</b> (9, FH) OBP: 0.296, SLG: 0.378	G4-3		G4-3				K			1	0	0	0	0	1	1											
<b>Pete O'Brien, L</b> (1, 3) OBP: 0.378, SLG: 0.478	G4-3			G4-3		G4-3 1B				4	1	1	0	1	1	1											
<b>Joe Carter, R</b> (1, 8) OBP: 0.311, SLG: 0.429				G6-3		G5-3				4	0	0	0	0	0	3											
<b>Cory Snyder, R</b> (1, 9) OBP: 0.285, SLG: 0.392				1B		G4-3				4	0	3	0	0	0	1											
<b>Mark Salas, L</b> (1, 10) OBP: 0.243, SLG: 0.405				1B		G3				4	0	2	1	0	0	2											
<b>Brook Jacoby, R</b> (1, 5) OBP: 0.379, SLG: 0.486				G6-4-3						3	0	0	0	1	2	3											
<b>Oddibe McDowell, L</b> (1, 7) OBP: 0.280, SLG: 0.263						G4-3				4	0	1	0	0	0	3											
<b>Joel Skinner, R</b> (1, 2) OBP: 0.317, SLG: 0.425						1B				3	0	2	0	1	1	0											
<b>Inning Stats</b>	R: 0 E: 0 K: 0 S: 4	H: 0 LOB: 0 BB: 0 P: 11	R: 0 E: 0 K: 0 S: 13	H: 2 LOB: 1 BB: 0 P: 15	R: 0 E: 0 K: 0 S: 12	H: 3 LOB: 1 BB: 0 P: 15	R: 0 E: 0 K: 0 S: 10	H: 1 LOB: 1 BB: 0 P: 15	R: 0 E: 0 K: 1 S: 9	H: 2 LOB: 2 BB: 0 P: 13	R: 1 E: 0 K: 0 S: 12	H: 2 LOB: 2 BB: 1 P: 21	R: 0 E: 0 K: 1 S: 10	H: 0 LOB: 2 BB: 2 P: 20	R: 0 E: 0 K: 1 S: 9	H: 1 LOB: 1 BB: 0 P: 12	R: 0 E: 0 K: 3 S: 13	H: 0 LOB: 1 BB: 1 P: 21	1B: 9 2B: 2 3B: 0 HR: 0	SF: 0 SAC: 1 DP: 2 HBP: 0	WP: 0 PB: 0 SB: 0 CS: 1	PA: 39					
<b>PITCHER</b>	IP	WLS	BF	H	R	ER	SO	BB	IBB	HBP	BLK	WP	HR	S	P	ERA	WHIP										
<b>Dan Petry, R</b> (1, 1) ERA: 3.57	5.0	W	21	9	1	1	1	0	0	0	0	0	0	50	72	1.80	1.800										
<b>Greg Minton, R</b> (6, 1) ERA: 1.22	3.0		14	2	0	0	2	2	1	0	0	0	0	29	50	0.00	1.333										
<b>Bryan Harvey, R</b> (9, 1) ERA: 3.5	1.0	S	4	0	0	0	3	1	0	0	0	0	0	13	21	0.00	1.000										

AB	34
R	1
H	11
RBI	1
BB	4
SO	6
LOB	19



Batter	1	2	3	4	5	6	7	8	9	AB	R	H	RBI	BB	SO	LOB	BOTTOM										
<b>Brian Downing, R</b> (1, 10) OBP: 0.365, SLG: 0.397	G6-3		F8				G6-3			3	0	0	0	1	0	0	<b>Cleveland Indians @ California Angels</b> Anaheim Stadium, Anaheim, CA Tue Jun 06 1989, 10:05 PM EDT Att: 22,586 - Unknown										
<b>Claudell Washington, L</b> (1, 9) OBP: 0.342, SLG: 0.493			G4-3				F8			4	1	1	1	0	0	2											
<b>Johnny Ray, S</b> (1, 4) OBP: 0.318, SLG: 0.374							G5-3			4	0	2	1	0	0	0											
<b>Devon White, S</b> (1, 8) OBP: 0.335, SLG: 0.518							F8			4	0	1	0	0	1	3											
<b>Wally Joyner, L</b> (1, 3) OBP: 0.309, SLG: 0.328							G4-3			3	0	1	0	0	0	1											
<b>Lance Parrish, R</b> (1, 2) OBP: 0.342, SLG: 0.436							F8			3	0	0	0	0	0	2											
<b>Chili Davis, S</b> (1, 7) OBP: 0.322, SLG: 0.398							FC6-4			3	0	0	0	0	0	2											
<b>Jack Howell, L</b> (1, 5) OBP: 0.302, SLG: 0.336							G4-3			3	1	1	0	0	0	0											
<b>Dick Schofield, R</b> (1, 6) OBP: 0.298, SLG: 0.322							G6-3			3	0	0	0	0	0	1											
<b>Inning Stats</b>	R: 1 E: 0 K: 0 S: 7	H: 2 LOB: 1 BB: 0 P: 14	R: 0 E: 0 K: 0 S: 4	H: 0 LOB: 0 BB: 0 P: 8	R: 0 E: 0 K: 0 S: 7	H: 0 LOB: 0 BB: 0 P: 8	R: 0 E: 0 K: 0 S: 12	H: 2 LOB: 2 BB: 0 P: 19	R: 1 E: 0 K: 0 S: 9	H: 2 LOB: 2 BB: 1 P: 18	R: 0 E: 0 K: 0 S: 3	H: 0 LOB: 0 BB: 0 P: 5	R: 0 E: 0 K: 0 S: 6	H: 0 LOB: 0 BB: 0 P: 8	R: 0 E: 0 K: 1 S: 6	H: 0 LOB: 0 BB: 0 P: 7		R: 0 E: 0 K: 1 S: 6	H: 0 LOB: 0 BB: 0 P: 7	1B: 5 2B: 0 3B: 0 HR: 1	SF: 0 SAC: 0 DP: 0 HBP: 0	WP: 0 PB: 0 SB: 0 CS: 0	PA: 31				
<b>PITCHER</b>	IP	WLS	BF	H	R	ER	SO	BB	IBB	HBP	BLK	WP	HR	S	P	ERA	WHIP										
<b>Rich Yett, R</b> (1, 1) ERA: 4.6	8.0	L	31	6	2	2	1	1	0	0	0	0	1	54	87	2.25	0.875										

AB	30
R	2
H	6
RBI	2
BB	1
SO	1
LOB	11





Batter	1	2	3	4	5	6	7	8	9	AB	R	H	RBI	BB	SO	LOB	TOP			
Jerry Browne, S OBP: 0.321, SLG: 0.363	F8		FC5-4 BB 1B		F8		F9			4	0	0	0	0	0	1				
Felix Fermin, R OBP: 0.325, SLG: 0.285	G4-3		BB 1B		BB 1B					4	0	3	0	0	0	0				
Pete O'Brien, L OBP: 0.376, SLG: 0.471	F9		BB		F9			F7		3	0	0	0	1	0	1				
Joe Carter, R OBP: 0.306, SLG: 0.422		P4	L5			K		G5-3		4	0	0	0	0	1	3				
Cory Snyder, R OBP: 0.280, SLG: 0.385	G1-3			K		K			P3	4	0	0	0	0	2	0				
Brook Jacoby, R OBP: 0.381, SLG: 0.489	FC6-4 BB					L9			P9	3	0	1	0	1	0	0				
Luis Medina, R OBP: 0.266, SLG: 0.400	FC6-4 1-2			K					K	4	1	1	1	0	2	2				
Dave Hengel, R (1, 7)			K	K						3	0	0	0	0	3	1				
Andy Allanson, R OBP: 0.270, SLG: 0.257			E6 FC5-4		P4			L5		3	0	0	0	0	0	0				
<b>Inning Stats</b>	R: 0 E: 0 K: 0 S: 6	H: 0 LOB: 0 BB: 0 P: 8	R: 0 E: 0 K: 0 S: 6	H: 0 LOB: 1 BB: 1 P: 13	R: 0 E: 1 K: 1 S: 13	H: 1 LOB: 3 BB: 1 P: 21	R: 0 E: 0 K: 3 S: 10	H: 1 LOB: 1 BB: 0 P: 11	R: 0 E: 0 K: 2 S: 11	H: 0 LOB: 0 BB: 0 P: 14	R: 1 E: 0 K: 1 S: 9	H: 1 LOB: 0 BB: 0 P: 13	R: 0 E: 0 K: 0 S: 9	H: 1 LOB: 0 BB: 0 P: 10	R: 0 E: 0 K: 1 S: 5	H: 0 LOB: 0 BB: 0 P: 8	1B: 3 2B: 1 3B: 0 HR: 1	SF: 0 SAC: 0 DP: 0 HBP: 0	WP: 0 PB: 0 SB: 0 CS: 0	PA: 34
<b>PITCHER</b> Chuck Finley, L ERA: 1.88	IP: 9.0 WLS: L BF: 34	H: 5 R: 1 ER: 1 SO: 8	BB: 2 IBB: 0 HBP: 0 BLK: 0	WP: 0 HR: 1 S: 74 P: 108	ERA: 1.00 WHIP: 0.778	<b>PITCHER</b>														

Cleveland Indians @ California Angels  
Anaheim Stadium, Anaheim, CA  
Wed Jun 07 1989, 10:05 PM EDT  
Att: 26,536 - Unknown

AB 32  
R 1  
H 5  
RBI 1  
BB 2  
SO 8  
LOB 8



Batter	1	2	3	4	5	6	7	8	9	AB	R	H	RBI	BB	SO	LOB	BOTTOM					
Brian Downing, R OBP: 0.359, SLG: 0.389	F9		F9			K		G6-3		4	0	0	0	0	1	1						
Glenn Hoffman, R OBP: 0.328, SLG: 0.370	G6-3			F9		F7			P8	4	0	0	0	0	0	0						
Johnny Ray, S OBP: 0.317, SLG: 0.367	G4-3			P6		BB			L8	3	0	0	0	1	0	0						
Devon White, S OBP: 0.333, SLG: 0.513		L9				G1-3			K	4	0	1	0	0	1	1						
Lance Parrish, R OBP: 0.337, SLG: 0.429		K		SAFE SAFE	K					3	0	0	0	0	3	1						
Chili Davis, S OBP: 0.318, SLG: 0.392		G6-3			K				G1-3	3	0	0	0	0	1	0						
Wally Joyner, L OBP: 0.314, SLG: 0.330				BB		FC6-4 BB			F7	2	0	1	0	1	0	0						
Dante Bichette, R OBP: 0.229, SLG: 0.337			F9		K				K	3	0	0	0	0	2	2						
Kent Anderson, R OBP: 0.318, SLG: 0.278		L9			FC6-4				K	3	0	0	0	0	1	2						
<b>Inning Stats</b>	R: 0 E: 0 K: 0 S: 6	H: 0 LOB: 0 BB: 0 P: 8	R: 0 E: 0 K: 1 S: 8	H: 0 LOB: 0 BB: 0 P: 11	R: 0 E: 0 K: 0 S: 9	H: 0 LOB: 1 BB: 1 P: 14	R: 0 E: 0 K: 1 S: 9	H: 1 LOB: 1 BB: 0 P: 13	R: 0 E: 0 K: 2 S: 10	H: 1 LOB: 1 BB: 0 P: 10	R: 0 E: 0 K: 1 S: 11	H: 0 LOB: 0 BB: 1 P: 17	R: 0 E: 0 K: 1 S: 10	H: 0 LOB: 0 BB: 0 P: 15	R: 0 E: 0 K: 2 S: 9	H: 0 LOB: 0 BB: 0 P: 10	R: 0 E: 0 K: 1 S: 6	H: 0 LOB: 0 BB: 0 P: 8	1B: 2 2B: 0 3B: 0 HR: 0	SF: 0 SAC: 0 DP: 0 HBP: 0	WP: 0 PB: 0 SB: 0 CS: 0	PA: 31
<b>PITCHER</b> Greg Swindell, L ERA: 2.43	IP: 9.0 WLS: W BF: 31	H: 2 R: 0 ER: 0 SO: 9	BB: 2 IBB: 0 HBP: 0 BLK: 0	WP: 0 HR: 0 S: 78 P: 106	ERA: 0.00 WHIP: 0.444	<b>PITCHER</b>																

Cleveland Indians @ California Angels  
Anaheim Stadium, Anaheim, CA  
Wed Jun 07 1989, 10:05 PM EDT  
Att: 26,536 - Unknown

AB 29  
R 0  
H 2  
RBI 0  
BB 2  
SO 9  
LOB 7





Batter	1	2	3	4	5	6	7	8	9	AB	R	H	RBI	BB	SO	LOB	TOP			
Brian Downing, R (1, 10) OBP: 0.361, SLG: 0.396										4	1	2	0	0	0	0	California Angels @ Kansas City Royals Royals Stadium, Kansas City, MO Fri Jun 09 1989, 8:05 PM EDT Att: 34,124 - Unknown			
Claudell Washington, L (1, 9) OBP: 0.346, SLG: 0.550										4	0	2	0	0	0	1				
Johnny Ray, S (1, 4) OBP: 0.315, SLG: 0.365										4	0	1	1	0	0	3				
Devon White, S (1, 8) OBP: 0.328, SLG: 0.504										4	0	0	0	0	1	4				
Bill Schroeder, R (1, 2) OBP: 0.267, SLG: 0.509										4	0	0	0	0	2	2				
Wally Joyner, L (1, 3) OBP: 0.318, SLG: 0.332										2	0	1	0	0	0	0				
Dante Bichette, R (1, 7) OBP: 0.223, SLG: 0.327										3	0	0	0	0	0	2				
Glenn Hoffman, R (1, 5) OBP: 0.317, SLG: 0.357										2	0	0	0	0	0	0				
Kent Anderson, R (8, PH) OBP: 0.315, SLG: 0.275										1	0	0	0	0	0	0				
Dick Schofield, R (1, 6) OBP: 0.289, SLG: 0.311										3	0	0	0	0	0	0				
<b>Inning Stats</b>	R: 1 E: 0 K: 0 S: 8	H: 1 LOB: 0 BB: 0 P: 14	R: 0 E: 0 K: 1 S: 7	H: 1 LOB: 0 BB: 0 P: 10	R: 0 E: 0 K: 1 S: 10	H: 1 LOB: 1 BB: 0 P: 16	R: 0 E: 0 K: 0 S: 5	H: 0 LOB: 0 BB: 0 P: 6	R: 0 E: 0 K: 1 S: 12	H: 2 LOB: 2 BB: 0 P: 20	R: 0 E: 0 K: 1 S: 7	H: 0 LOB: 0 BB: 0 P: 12	R: 0 E: 0 K: 0 S: 7	H: 0 LOB: 0 BB: 0 P: 12	R: 0 E: 0 K: 0 S: 7	H: 1 LOB: 1 BB: 0 P: 12	1B: 4 2B: 2 3B: 0 HR: 0	SF: 0 SAC: 0 DP: 2 HBP: 1	WP: 0 PB: 0 SB: 0 CS: 0	PA: 32
<b>PITCHER</b> Charlie Leibrandt, L (1, 1) ERA: 3.65	IP: 9.0 WLS: W BF: 32 H: 6 R: 1 ER: 1 SO: 3 BB: 0 IBB: 0 HBP: 1 BLK: 0 WP: 0 HR: 0 S: 70 P: 112 ERA: 1.00 WHIP: 0.667															<b>PITCHER</b>				

Batter	1	2	3	4	5	6	7	8	9	AB	R	H	RBI	BB	SO	LOB	BOTTOM			
Kurt Stillwell, S (1, 6) OBP: 0.358, SLG: 0.402										3	1	2	3	1	1	0	California Angels @ Kansas City Royals Royals Stadium, Kansas City, MO Fri Jun 09 1989, 8:05 PM EDT Att: 34,124 - Unknown			
Kevin Seitzer, R (1, 5) OBP: 0.381, SLG: 0.364										3	0	0	0	1	0	2				
Jim Eisenreich, L (1, 8) OBP: 0.353, SLG: 0.464										2	1	0	0	2	1	1				
Bo Jackson, R (1, 7) OBP: 0.298, SLG: 0.514										4	1	1	3	0	0	3				
Danny Tartabull, R (1, 9) OBP: 0.366, SLG: 0.412										3	0	0	0	1	1	0				
Bill Buckner, L (1, 10) OBP: 0.281, SLG: 0.295										4	0	1	0	0	0	1				
Pat Tabler, R (1, 3) OBP: 0.320, SLG: 0.286										3	1	1	0	0	1	0				
Rey Palacios, R (8, 3)										1	0	0	0	0	0	1				
Bob Boone, R (1, 2) OBP: 0.345, SLG: 0.340										4	1	2	0	0	0	0				
Brad Wellman, R (1, 4) OBP: 0.329, SLG: 0.318										4	1	2	0	0	1	2				
<b>Inning Stats</b>	R: 3 E: 0 K: 1 S: 17	H: 4 LOB: 1 BB: 0 P: 19	R: 2 E: 0 K: 0 S: 14	H: 4 LOB: 1 BB: 0 P: 19	R: 0 E: 0 K: 0 S: 2	H: 0 LOB: 0 BB: 1 P: 11	R: 1 E: 0 K: 0 S: 14	H: 2 LOB: 2 BB: 2 P: 26	R: 0 E: 0 K: 1 S: 11	H: 0 LOB: 0 BB: 0 P: 15	R: 0 E: 0 K: 2 S: 8	H: 0 LOB: 0 BB: 0 P: 14	R: 0 E: 0 K: 1 S: 7	H: 0 LOB: 0 BB: 0 P: 11	R: 0 E: 0 K: 0 S: 10	H: 2 LOB: 2 BB: 0 P: 12	1B: 7 2B: 1 3B: 0 HR: 1	SF: 0 SAC: 0 DP: 0 HBP: 0	WP: 0 PB: 0 SB: 1 CS: 1	PA: 37
<b>PITCHER</b> Kirk McCaskill, R (1, 1) ERA: 2.27	IP: 3.2 WLS: L BF: 20 H: 7 R: 6 ER: 6 SO: 1 BB: 4 IBB: 0 HBP: 0 BLK: 0 WP: 0 HR: 1 S: 45 P: 81 ERA: 14.73 WHIP: 3.000															<b>PITCHER</b>				
Rich Monteleone, R (4, 1) ERA	2.1 8 0 0 0 3 1 0 0 0 0 0 0 21 35 0.00 0.429																			
Willie Fraser, R (7, 1) ERA: 3.14	2.0 8 2 0 0 1 0 0 0 0 0 0 0 17 23 0.00 1.000																			

AB	31
R	1
H	6
RBI	1
BB	0
SO	3
LOB	12



AB	31
R	6
H	9
RBI	6
BB	5
SO	5
LOB	10





Batter	1	2	3	4	5	6	7	8	9	AB	R	H	RBI	BB	SO	LOB	TOP							
Claudell Washington, L OBP: 0.344, SLG: 0.490	0-2 G1-3		0-1 F8			1-2 G3-1		4-0 WP 1B BB		3	1	0	0	1	0	0								
Johnny Ray, S OBP: 0.305, SLG: 0.356	3-2 G1-3			1-3 K		1-1 G4-3		3-2 P7		4	0	0	0	0	1	2								
Devon White, S OBP: 0.331, SLG: 0.504	3-3 K			2-3 K			0-1 2B 1B	0-1 K2-3 S 1B		4	1	2	2	0	2	0								
Wally Joyner, L OBP: 0.327, SLG: 0.342		2-2 1B		4-2 BB			0-2 SAFE 1B	1-3 K2-3		3	1	2	0	1	1	1								
Brian Downing, R OBP: 0.360, SLG: 0.394	2-1 P4			2-1 P2			1-0 G4-6-3 1B	1-1 L8		4	0	1	2	0	0	3								
Chili Davis, S OBP: 0.312, SLG: 0.383	0-0 F7				1-2 G1-3		0-0 G4-6-3 1B		1-2 P5	4	0	0	0	0	0	2								
Lance Parrish, R OBP: 0.335, SLG: 0.421	0-0 G6-3				0-3 K		4-2 BB		1-3 K	3	0	0	0	1	2	1								
Jack Howell, L OBP: 0.295, SLG: 0.327			1-2 G4-3		1-3 K		1-3 K		2-3 K2-3	4	0	0	0	0	3	1								
Dick Schofield, R OBP: 0.290, SLG: 0.312			1-3 K			3-3 K		0-1 WP BB 1B		3	1	1	0	0	2	0								
<b>Inning Stats</b>	R: 0 E: 0 K: 1 S: 10	H: 0 LOB: 0 BB: 0 P: 16	R: 0 E: 0 K: 0 S: 9	H: 1 LOB: 1 BB: 0 P: 13	R: 0 E: 0 K: 1 S: 11	H: 0 LOB: 0 BB: 0 P: 13	R: 0 E: 0 K: 2 S: 11	H: 0 LOB: 1 BB: 1 P: 20	R: 0 E: 0 K: 2 S: 12	H: 0 LOB: 0 BB: 0 P: 14	R: 2 E: 0 K: 1 S: 12	H: 3 LOB: 1 BB: 1 P: 18	R: 2 E: 0 K: 1 S: 15	H: 2 LOB: 1 BB: 1 P: 23	R: 0 E: 0 K: 2 S: 10	H: 0 LOB: 0 BB: 0 P: 14	1B: 5 2B: 1 3B: 0 HR: 0	SF: 0 SAC: 0 DP: 1 HBP: 0	WP: 1 PB: 0 SB: 1 CS: 0	PA: 35				
<b>PITCHER</b>	IP WLS BF H R ER SO BB IBB HBP BLK WP HR S P ERA WHIP	IP WLS BF H R ER SO BB IBB HBP BLK WP HR S P ERA WHIP	IP WLS BF H R ER SO BB IBB HBP BLK WP HR S P ERA WHIP	IP WLS BF H R ER SO BB IBB HBP BLK WP HR S P ERA WHIP	IP WLS BF H R ER SO BB IBB HBP BLK WP HR S P ERA WHIP	IP WLS BF H R ER SO BB IBB HBP BLK WP HR S P ERA WHIP	IP WLS BF H R ER SO BB IBB HBP BLK WP HR S P ERA WHIP	IP WLS BF H R ER SO BB IBB HBP BLK WP HR S P ERA WHIP	IP WLS BF H R ER SO BB IBB HBP BLK WP HR S P ERA WHIP	IP WLS BF H R ER SO BB IBB HBP BLK WP HR S P ERA WHIP	IP WLS BF H R ER SO BB IBB HBP BLK WP HR S P ERA WHIP	IP WLS BF H R ER SO BB IBB HBP BLK WP HR S P ERA WHIP	IP WLS BF H R ER SO BB IBB HBP BLK WP HR S P ERA WHIP	IP WLS BF H R ER SO BB IBB HBP BLK WP HR S P ERA WHIP	IP WLS BF H R ER SO BB IBB HBP BLK WP HR S P ERA WHIP	IP WLS BF H R ER SO BB IBB HBP BLK WP HR S P ERA WHIP	IP WLS BF H R ER SO BB IBB HBP BLK WP HR S P ERA WHIP	IP WLS BF H R ER SO BB IBB HBP BLK WP HR S P ERA WHIP	IP WLS BF H R ER SO BB IBB HBP BLK WP HR S P ERA WHIP	IP WLS BF H R ER SO BB IBB HBP BLK WP HR S P ERA WHIP	IP WLS BF H R ER SO BB IBB HBP BLK WP HR S P ERA WHIP			
Bret Saberhagen, R ERA: 2.8	(1, 1)	6.0	23	4	2	2	7	1	0	0	0	0	0	0	0	0	0	0	0	0	67	96	3.00	0.833
Tom Gordon, R ERA: 2.51	(7, 1)	2.0	W	9	2	2	2	2	0	0	0	0	1	0	21	34	9.00	2.000						
Steve Farr, R ERA: 2.28	(9, 1)	1.0	S	3	0	0	0	2	0	0	0	0	0	0	10	14	0.00	0.000						

California Angels @ Kansas City Royals  
 Royals Stadium, Kansas City, MO  
 Sat Jun 10 1989, 8:05 PM EDT  
 Att: 36,949 - Unknown

AB 32  
 R 4  
 H 6  
 RBI 4  
 BB 3  
 SO 11  
 LOB 10



Batter	1	2	3	4	5	6	7	8	9	AB	R	H	RBI	BB	SO	LOB	BOTTOM							
Kurt Stillwell, S OBP: 0.356, SLG: 0.395	1-0 F7		2-1 F7			1-0 1B 2B HBP		0-1 G4-3		3	1	0	0	0	0	2								
Kevin Seitzer, R OBP: 0.383, SLG: 0.367	2-2 F7		1-0 1B		2-1 2B SF8 1B		2-2 F8			4	1	2	1	0	0	0								
George Brett, L OBP: 0.364, SLG: 0.361	2-1 P4		1-0 1B		0-1 1B		3-2 G3			4	0	2	2	0	0	0								
Bo Jackson, R OBP: 0.297, SLG: 0.512		0-1 L8 S 1B	1-3 K		0-0 SF8		0-2 G1-3			3	0	1	1	0	1	2								
Jim Eisenreich, L OBP: 0.345, SLG: 0.452	1-3 K		0-3 K		0-0 G4-3		0-0 G4-3			4	0	0	0	0	2	4								
Danny Tartabull, R OBP: 0.384, SLG: 0.424	0-1 L8			0-0 G6-3		2-2 E8		3-2 HR		4	1	1	1	0	0	1								
Bill Buckner, L OBP: 0.250, SLG: 0.283	0-0 G3			0-2 G1-3		2-2 G1-3		0-0 G3		4	0	0	0	0	0	2								
Rey Palacios, R	(9, 3)									0	0	0	0	0	0	0								
Bob Boone, R OBP: 0.345, SLG: 0.340			0-0 F7 E 1B		2-0 G6-3		1-2 G1-3			3	1	1	0	0	0	1								
Brad Wellman, R OBP: 0.315, SLG: 0.304			2-0 E5 1B		3-1 L7		1-1 F8			3	1	0	0	0	0	2								
<b>Inning Stats</b>	R: 0 E: 0 K: 0 S: 6	H: 0 LOB: 0 BB: 0 P: 11	R: 0 E: 0 K: 1 S: 8	H: 1 LOB: 1 BB: 0 P: 9	R: 2 E: 1 K: 2 S: 12	H: 3 LOB: 2 BB: 0 P: 19	R: 0 E: 0 K: 0 S: 5	H: 0 LOB: 0 BB: 0 P: 7	R: 2 E: 0 K: 0 S: 8	H: 2 LOB: 1 BB: 0 P: 14	R: 0 E: 1 K: 0 S: 13	H: 0 LOB: 1 BB: 0 P: 19	R: 0 E: 0 K: 0 S: 10	H: 0 LOB: 0 BB: 0 P: 15	R: 1 E: 0 K: 0 S: 8	H: 1 LOB: 0 BB: 0 P: 11	1B: 5 2B: 1 3B: 0 HR: 1	SF: 1 SAC: 0 DP: 0 HBP: 1	WP: 0 PB: 0 SB: 1 CS: 0	PA: 34				
<b>PITCHER</b>	IP WLS BF H R ER SO BB IBB HBP BLK WP HR S P ERA WHIP	IP WLS BF H R ER SO BB IBB HBP BLK WP HR S P ERA WHIP	IP WLS BF H R ER SO BB IBB HBP BLK WP HR S P ERA WHIP	IP WLS BF H R ER SO BB IBB HBP BLK WP HR S P ERA WHIP	IP WLS BF H R ER SO BB IBB HBP BLK WP HR S P ERA WHIP	IP WLS BF H R ER SO BB IBB HBP BLK WP HR S P ERA WHIP	IP WLS BF H R ER SO BB IBB HBP BLK WP HR S P ERA WHIP	IP WLS BF H R ER SO BB IBB HBP BLK WP HR S P ERA WHIP	IP WLS BF H R ER SO BB IBB HBP BLK WP HR S P ERA WHIP	IP WLS BF H R ER SO BB IBB HBP BLK WP HR S P ERA WHIP	IP WLS BF H R ER SO BB IBB HBP BLK WP HR S P ERA WHIP	IP WLS BF H R ER SO BB IBB HBP BLK WP HR S P ERA WHIP	IP WLS BF H R ER SO BB IBB HBP BLK WP HR S P ERA WHIP	IP WLS BF H R ER SO BB IBB HBP BLK WP HR S P ERA WHIP	IP WLS BF H R ER SO BB IBB HBP BLK WP HR S P ERA WHIP	IP WLS BF H R ER SO BB IBB HBP BLK WP HR S P ERA WHIP	IP WLS BF H R ER SO BB IBB HBP BLK WP HR S P ERA WHIP	IP WLS BF H R ER SO BB IBB HBP BLK WP HR S P ERA WHIP	IP WLS BF H R ER SO BB IBB HBP BLK WP HR S P ERA WHIP	IP WLS BF H R ER SO BB IBB HBP BLK WP HR S P ERA WHIP	IP WLS BF H R ER SO BB IBB HBP BLK WP HR S P ERA WHIP			
Bert Blyleven, R ERA: 2.4	(1, 1)	6.0	27	6	4	3	3	0	0	0	0	0	0	0	0	0	0	0	0	0	52	79	4.50	1.000
Greg Minton, R ERA: 1.35	(7, 1)	2.0	L	7	1	1	1	0	0	0	0	0	0	1	18	26	4.50	0.500						

California Angels @ Kansas City Royals  
 Royals Stadium, Kansas City, MO  
 Sat Jun 10 1989, 8:05 PM EDT  
 Att: 36,949 - Unknown

AB 32  
 R 5  
 H 7  
 RBI 5  
 BB 0  
 SO 3  
 LOB 14









Batter	1	2	3	4	5	6	7	8	9	AB	R	H	RBI	BB	SO	LOB	TOP					
<b>Claudell Washington, L</b> OBP: 0.343, SLG: 0.481 (1.9)	G4-3		G4-3 1B		L7			G4-3		4	0	1	0	0	0	1						
<b>Johnny Ray, S</b> OBP: 0.305, SLG: 0.350 (1.4)	G5-3		G4-6-3 1-2			G4-3		G4-3 1B		4	0	1	0	0	0	1						
<b>Devon White, S</b> OBP: 0.320, SLG: 0.488 (1.8)	G4-3			K		G5-3		F8		4	0	0	0	0	1	1						
<b>Wally Joyner, L</b> OBP: 0.338, SLG: 0.358 (1.3)		2B 1B		K		G3-1			K	4	0	1	0	0	2	0						
<b>Brian Downing, R</b> OBP: 0.360, SLG: 0.395 (1.10)		2B		1B			L8		G5-3	4	0	2	0	0	0	0						
<b>Dante Bichette, R</b> OBP: 0.216, SLG: 0.315 (1.7)		2B	P4		F8		K		F8	4	0	0	0	0	1	3						
<b>Lance Parrish, R</b> OBP: 0.333, SLG: 0.412 (1.2)		L9			F8		BB			2	0	0	0	1	0	2						
<b>Jack Howell, L</b> OBP: 0.300, SLG: 0.333 (1.5)		G4-3				BB	K			2	0	0	0	1	1	3						
<b>Dick Schofield, R</b> OBP: 0.280, SLG: 0.293 (1.6)			G5-3		F9			G6-3		3	0	0	0	0	0	1						
<b>Inning Stats</b>	R: 0 E: 0 K: 0 S: 4	H: 0 LOB: 0 BB: 0 P: 10	R: 0 E: 0 K: 0 S: 10	H: 2 LOB: 2 BB: 0 P: 14	R: 0 E: 0 K: 0 S: 6	H: 1 LOB: 0 BB: 0 P: 8	R: 0 E: 0 K: 2 S: 10	H: 1 LOB: 1 BB: 0 P: 14	R: 0 E: 0 K: 0 S: 13	H: 0 LOB: 1 BB: 1 P: 21	R: 0 E: 0 K: 0 S: 6	H: 0 LOB: 0 BB: 0 P: 12	R: 0 E: 0 K: 2 S: 10	H: 0 LOB: 1 BB: 1 P: 20	R: 0 E: 0 K: 1 S: 12	H: 1 LOB: 1 BB: 0 P: 19	R: 0 E: 0 K: 1 S: 7	H: 0 LOB: 0 BB: 0 P: 9	1B: 4 2B: 1 3B: 0 HR: 0	SF: 0 SAC: 0 DP: 1 HBP: 0	WP: 0 PB: 0 SB: 0 CS: 0	PA: 33
<b>PITCHER</b> <b>Mike Jeffcoat, L</b> ERA: 2.5 (1.1)	IP: 9.0 WLS: W BF: 33 H: 5 R: 0 ER: 0 SO: 5 BB: 2 IBB: 0 HBP: 0 BLK: 0 WP: 0 HR: 0 S: 78 P: 127 ERA: 0.00 WHIP: 0.778															<b>PITCHER</b>						

California Angels @ Texas Rangers  
Arlington Stadium, Arlington, TX  
Mon Jun 12 1989, 8:05 PM EDT  
Att: 18,960 - Unknown

AB 31  
R 0  
H 5  
RBI 0  
BB 2  
SO 5  
LOB 12



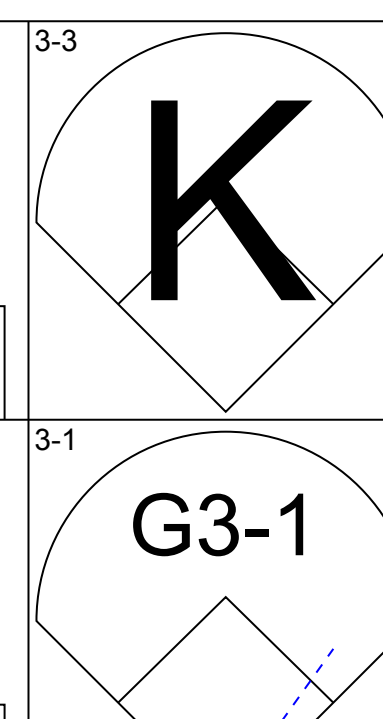
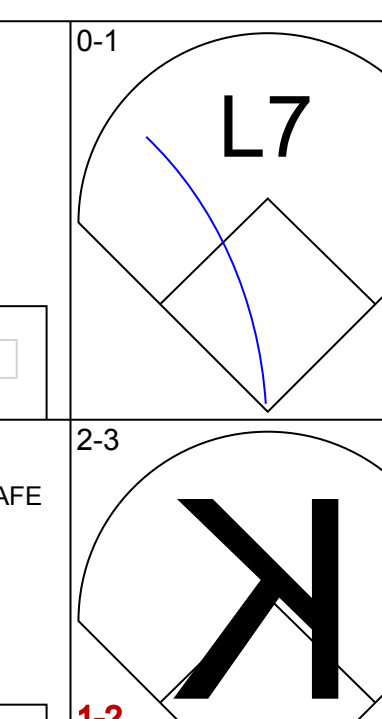
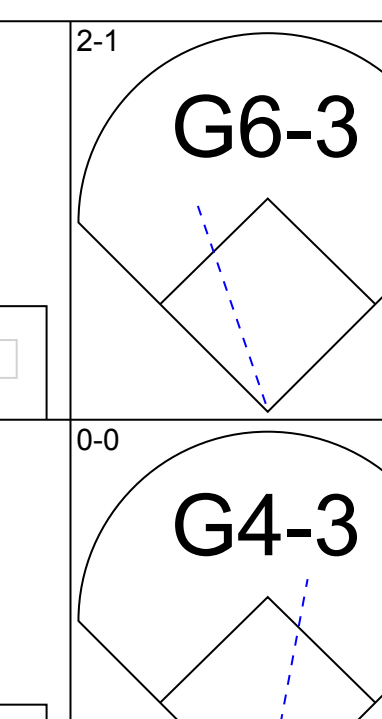
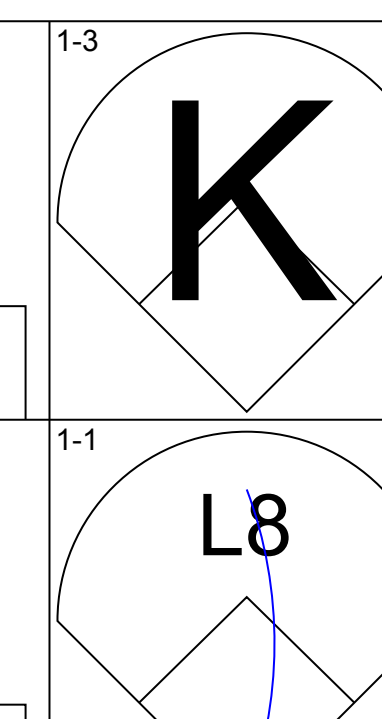
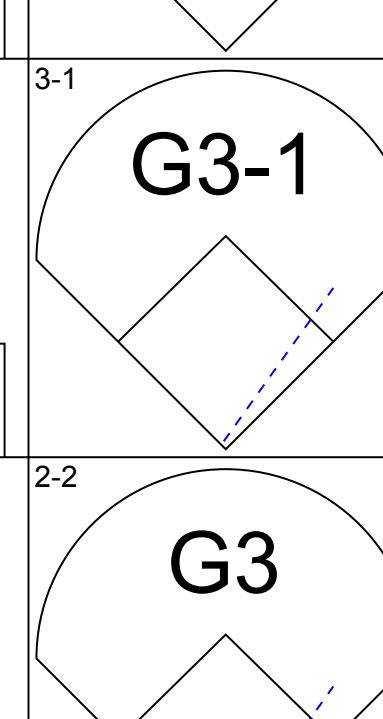
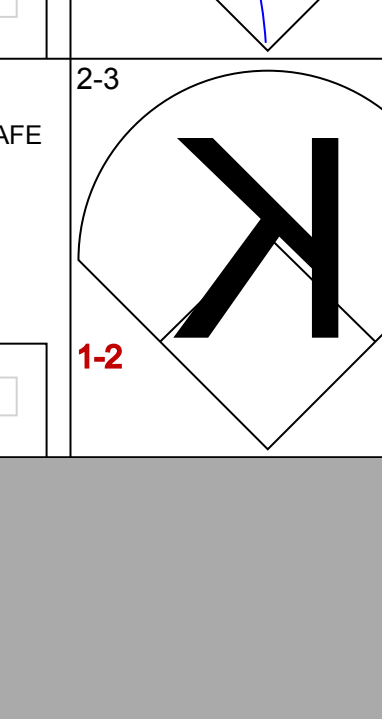
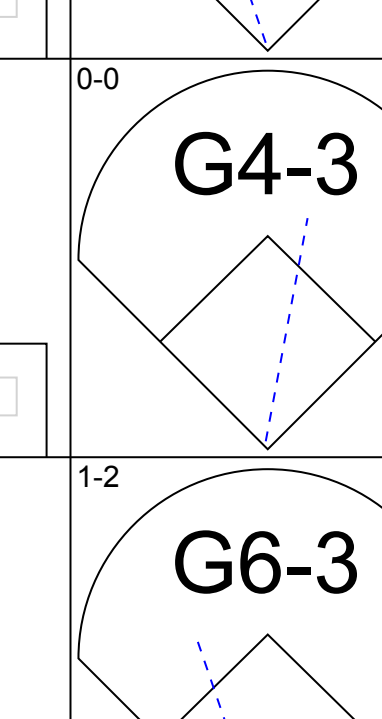
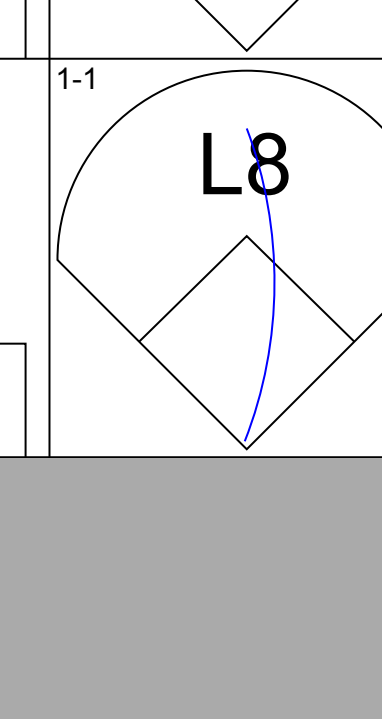
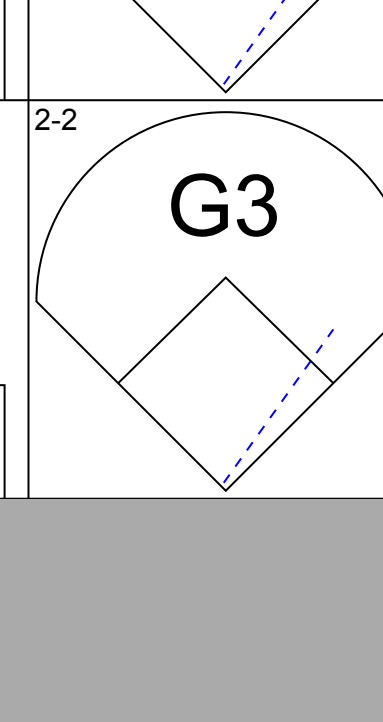
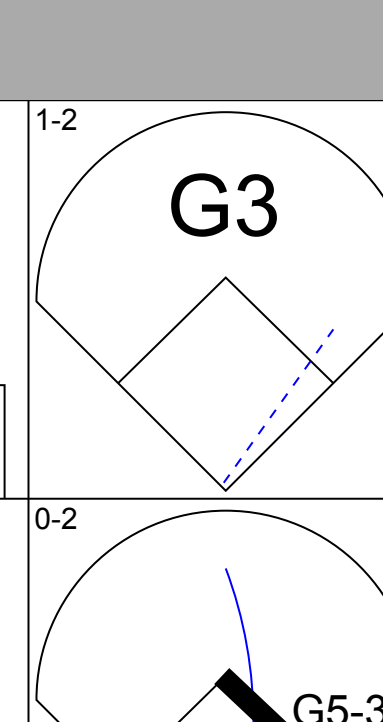
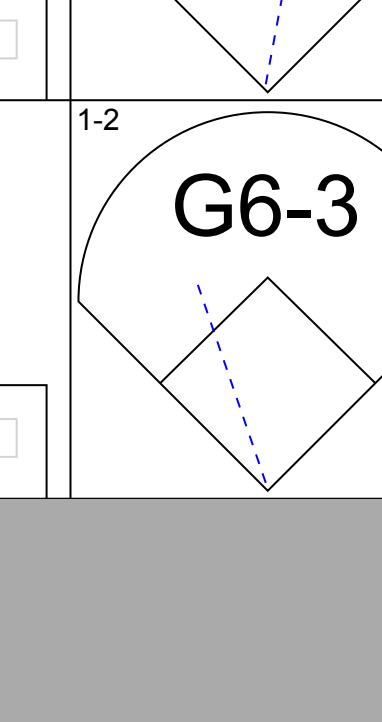
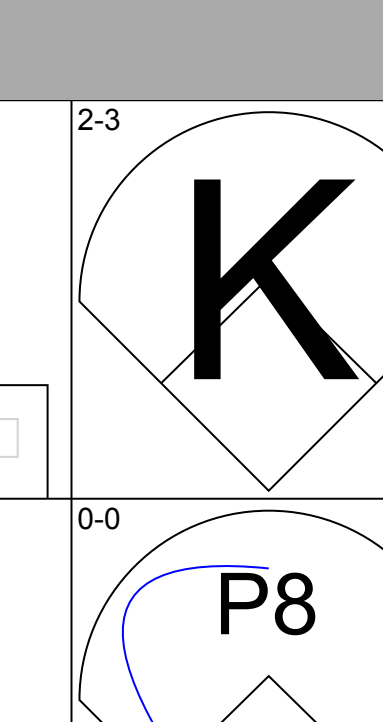
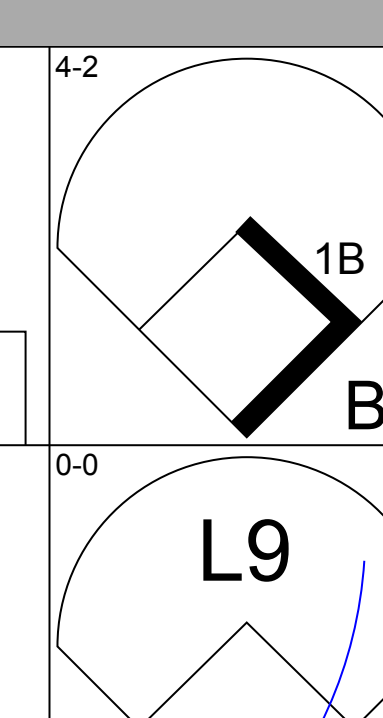
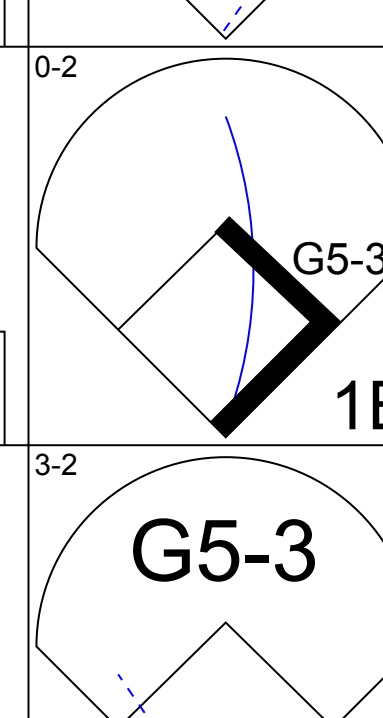
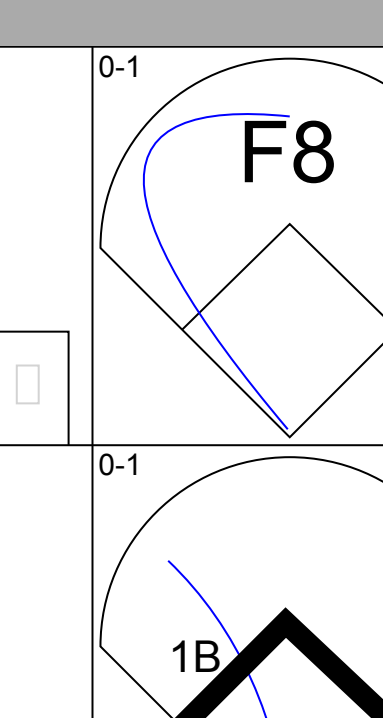
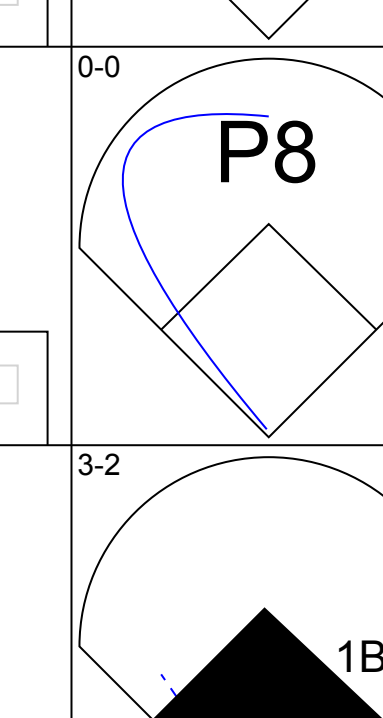
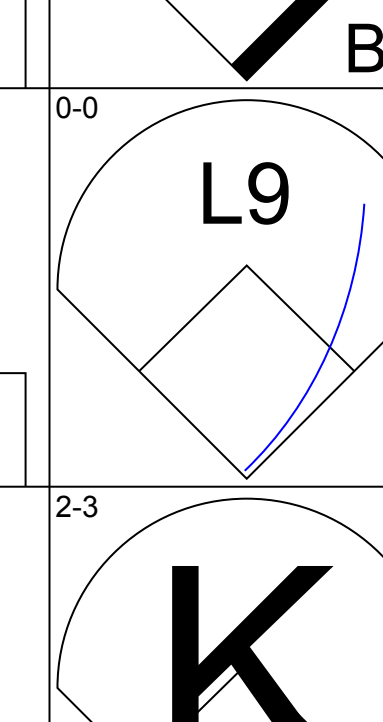
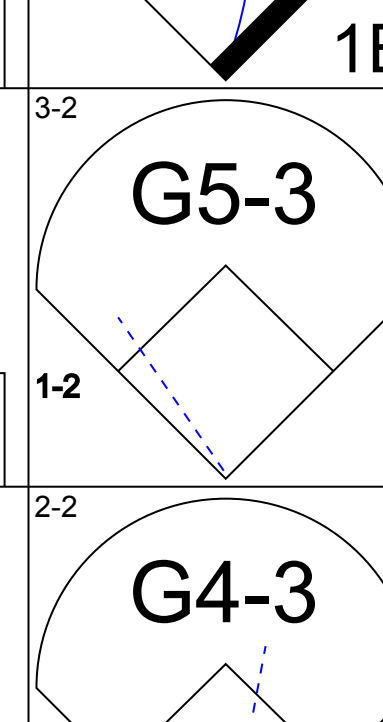
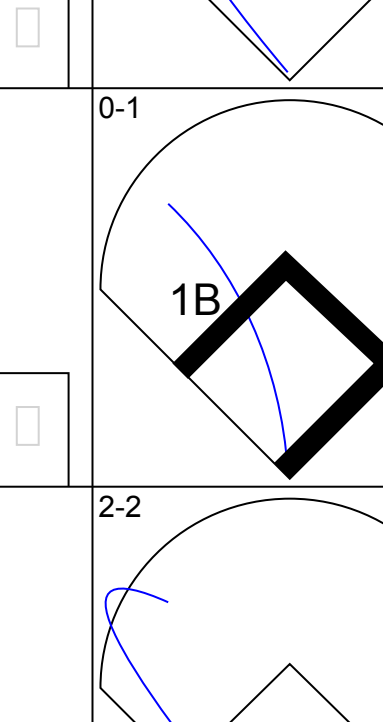
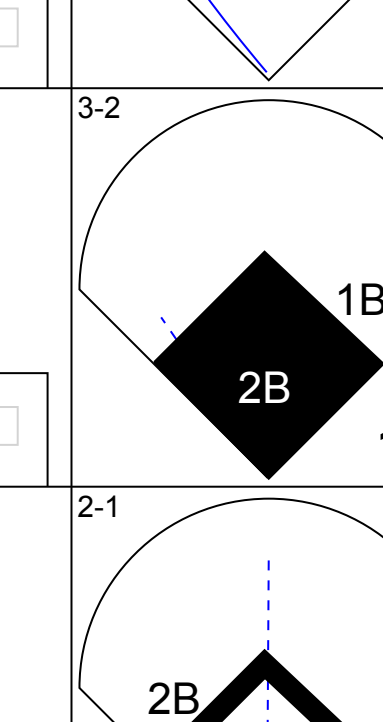
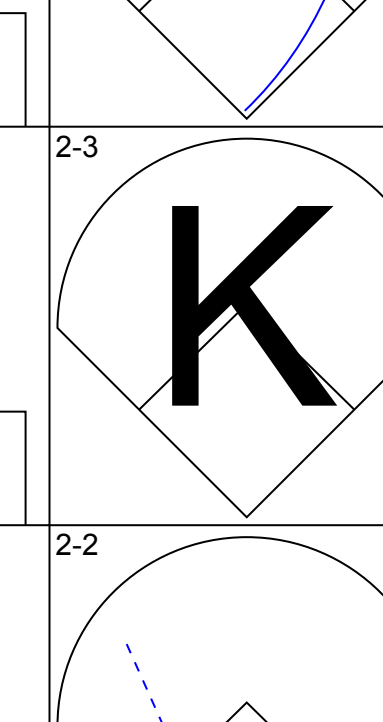
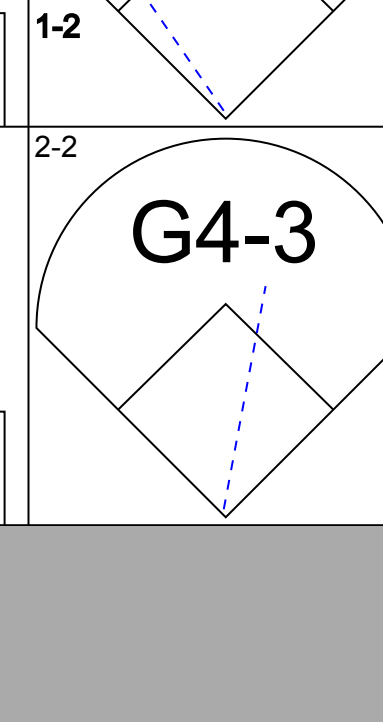
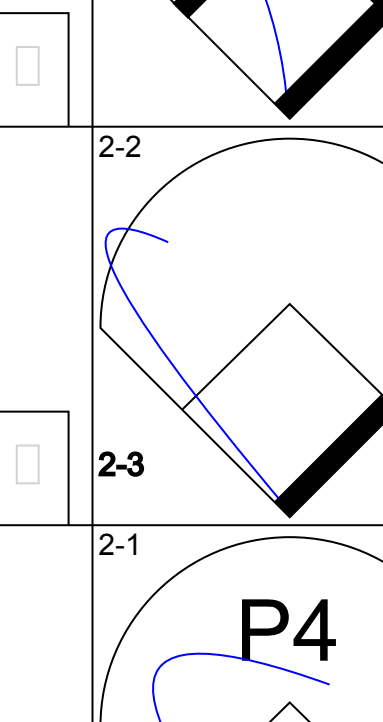
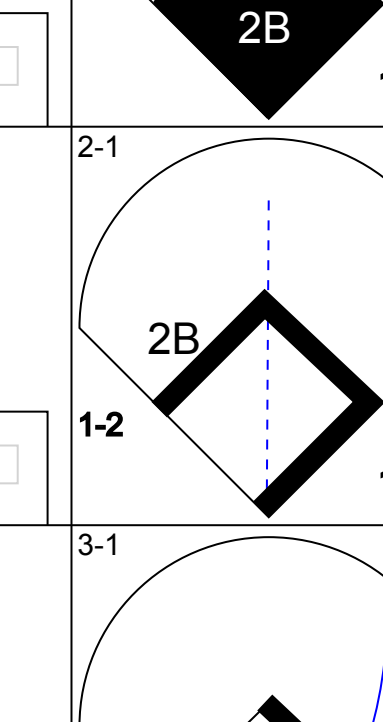
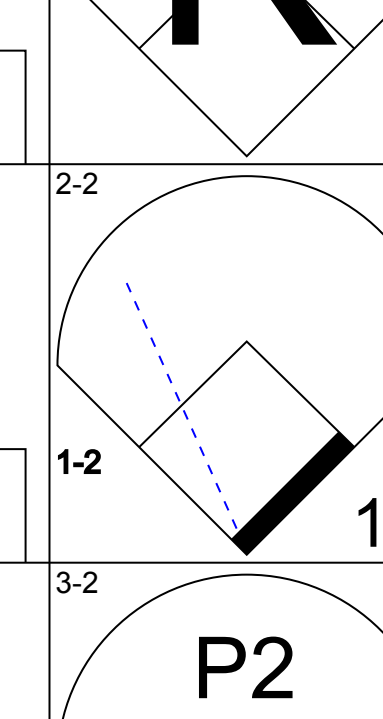
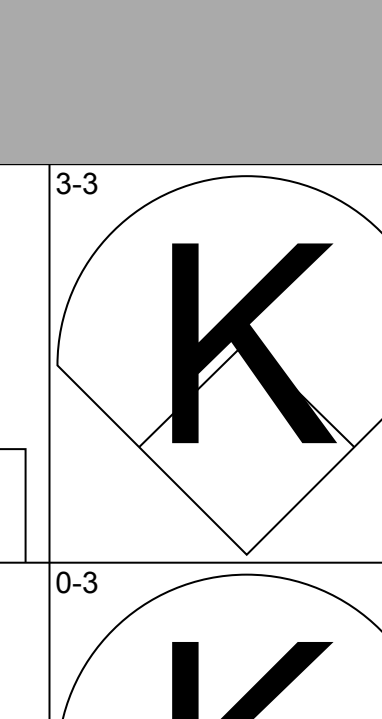
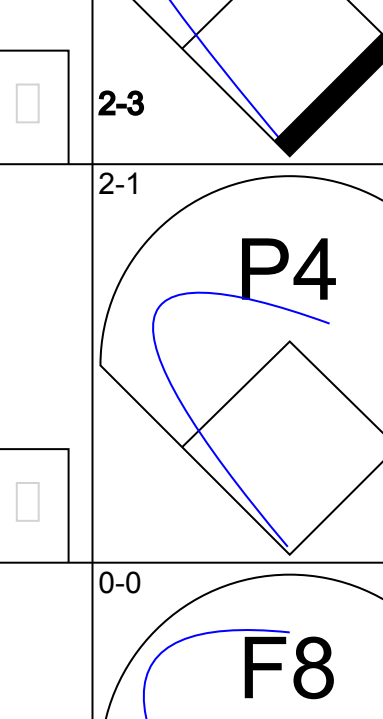
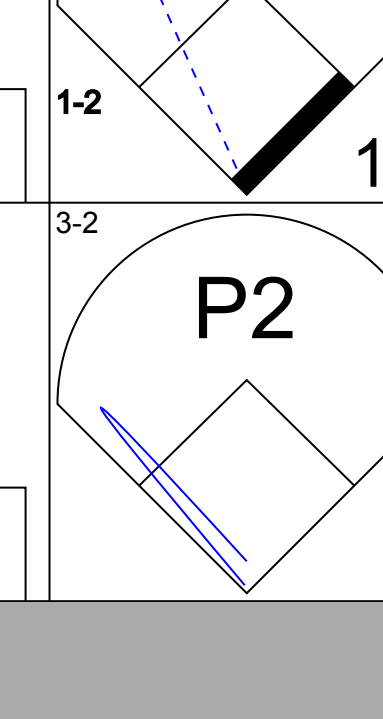
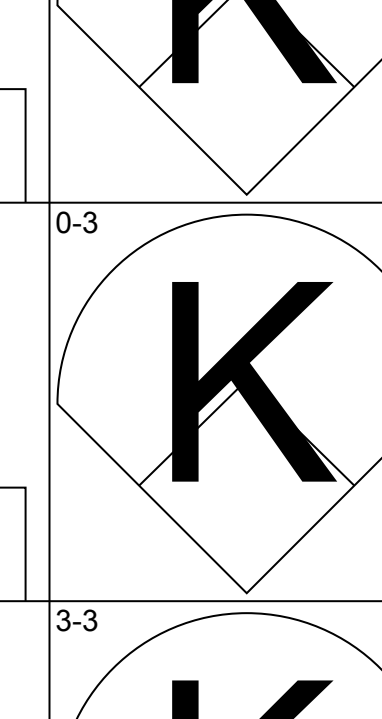
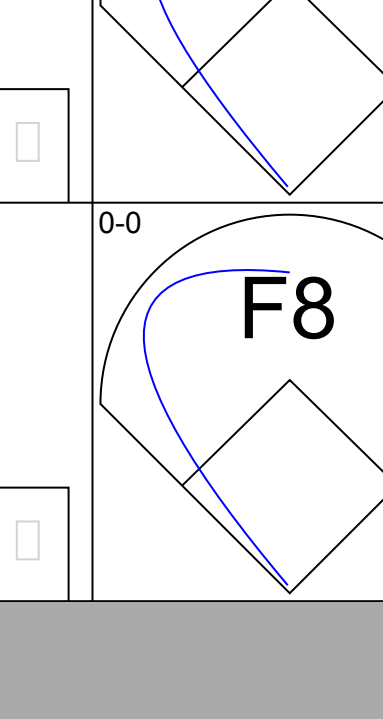
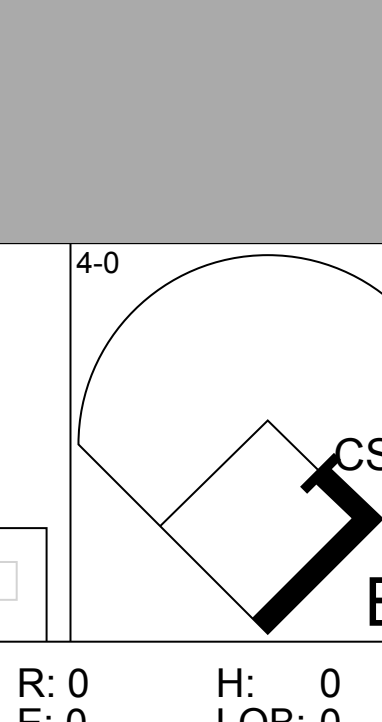
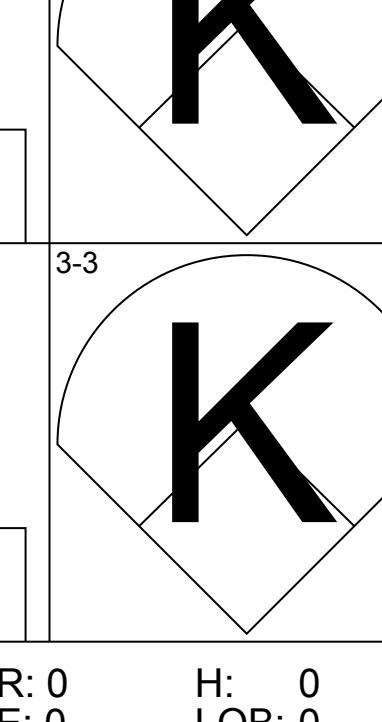
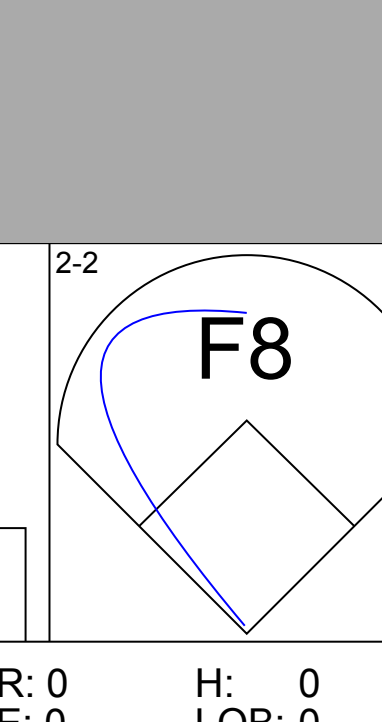
Batter	1	2	3	4	5	6	7	8	9	AB	R	H	RBI	BB	SO	LOB	BOTTOM					
<b>Cecil Espy, S</b> OBP: 0.305, SLG: 0.326 (1.8)	K		G4-3 1B 2B		B1-3		B3			4	1	1	0	0	1	0						
<b>Scott Fletcher, R</b> OBP: 0.344, SLG: 0.295 (1.6)	B5-3		G4-3		FC6 1B		2B			4	0	2	0	0	0	1						
<b>Rafael Palmeiro, L</b> OBP: 0.394, SLG: 0.449 (1.3)	BB		BB		F9		F7			2	1	0	0	2	0	2						
<b>Ruben Sierra, S</b> OBP: 0.366, SLG: 0.582 (1.9)	BB		E9 1B		FC6		P4			3	1	1	1	1	0	2						
<b>Julio Franco, R</b> OBP: 0.395, SLG: 0.534 (1.4)	K		1B		HR		G6-3			4	1	2	2	0	1	2						
<b>Rick Leach, L</b> OBP: 0.371, SLG: 0.419 (1.10)		G4-3	G5-3		G1-3		BB			3	0	0	0	1	0	1						
<b>Pete Incaviglia, R</b> OBP: 0.258, SLG: 0.371 (1.7)		L8		K		1B		K		4	0	1	0	0	2	1						
<b>Buddy Bell, R</b> OBP: 0.235, SLG: 0.213 (1.5)		G5-3		G6-3		F8		1B		4	0	1	0	0	0	1						
<b>Jim Sundberg, R</b> OBP: 0.338, SLG: 0.426 (1.2)			G5-3		K		P6		F8	4	0	0	0	0	1	3						
<b>Inning Stats</b>	R: 0 E: 0 K: 2 S: 16	H: 0 LOB: 2 BB: 2 P: 30	R: 0 E: 0 K: 0 S: 5	H: 0 LOB: 0 BB: 0 P: 5	R: 3 E: 1 K: 0 S: 13	H: 3 LOB: 1 BB: 1 P: 25	R: 0 E: 0 K: 2 S: 7	H: 0 LOB: 0 BB: 0 P: 11	R: 0 E: 0 K: 0 S: 6	H: 1 LOB: 1 BB: 0 P: 11	R: 1 E: 0 K: 0 S: 8	H: 2 LOB: 1 BB: 0 P: 14	R: 0 E: 0 K: 0 S: 6	H: 1 LOB: 1 BB: 0 P: 8	R: 0 E: 0 K: 1 S: 9	H: 1 LOB: 2 BB: 1 P: 17	R: 0 E: 0 K: 1 S: 9	H: 1 LOB: 1 BB: 1 P: 17	1B: 5 2B: 2 3B: 0 HR: 1	SF: 0 SAC: 0 DP: 0 HBP: 0	WP: 0 PB: 0 SB: 0 CS: 0	PA: 36
<b>PITCHER</b> <b>Mike Witt, R</b> ERA: 4.93 (1.1)	IP: 6.0 WLS: L BF: 27 H: 6 R: 4 ER: 3 SO: 4 BB: 3 IBB: 0 HBP: 0 BLK: 0 WP: 0 HR: 1 S: 55 P: 96 ERA: 4.50 WHIP: 1.500															<b>PITCHER</b>						
<b>Wilton Fraser, R</b> ERA: 3.03 (7.1)	IP: 1.0 WLS: L BF: 4 H: 1 R: 0 ER: 0 SO: 0 BB: 0 IBB: 0 HBP: 0 BLK: 0 WP: 0 HR: 0 S: 6 P: 8 ERA: 0.00 WHIP: 1.000															<b>PITCHER</b>						
<b>Bryan Harvey, R</b> ERA: 3.32 (8.1)	IP: 1.0 WLS: L BF: 5 H: 1 R: 0 ER: 0 SO: 1 BB: 1 IBB: 0 HBP: 0 BLK: 0 WP: 0 HR: 0 S: 9 P: 17 ERA: 0.00 WHIP: 2.000															<b>PITCHER</b>						

California Angels @ Texas Rangers  
Arlington Stadium, Arlington, TX  
Mon Jun 12 1989, 8:05 PM EDT  
Att: 18,960 - Unknown

AB 32  
R 4  
H 8  
RBI 3  
BB 4  
SO 5  
LOB 13

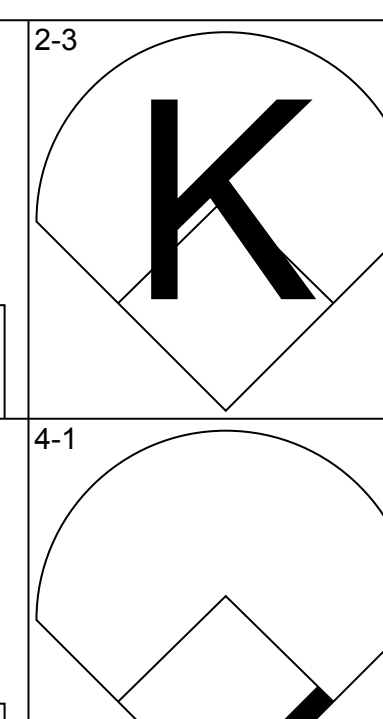
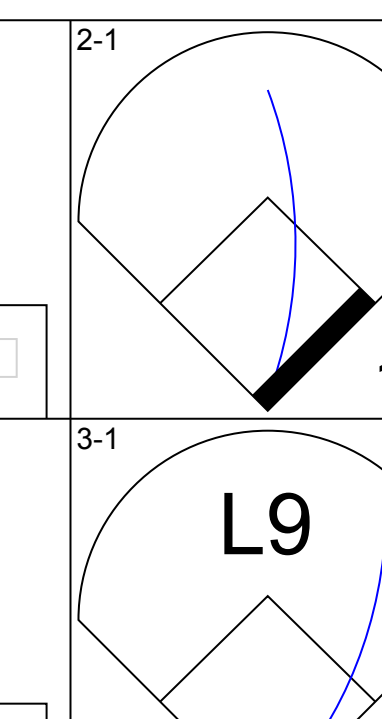
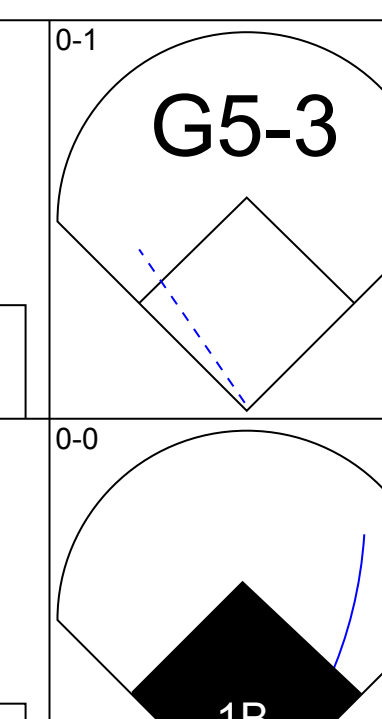
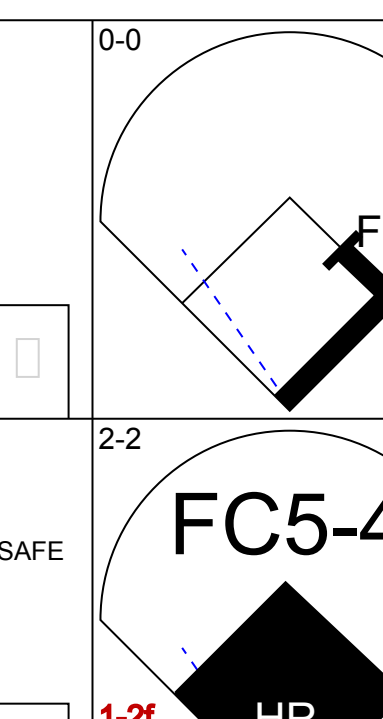
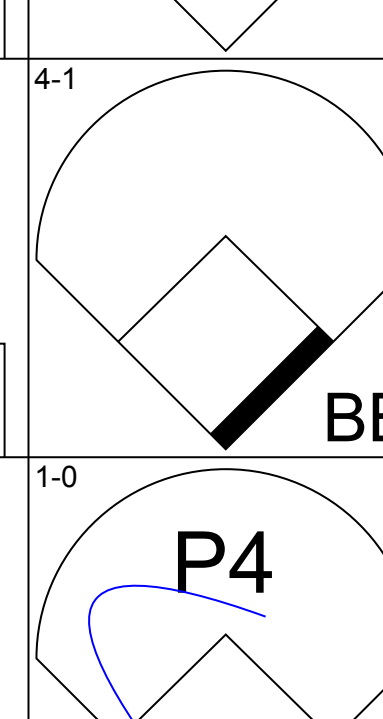
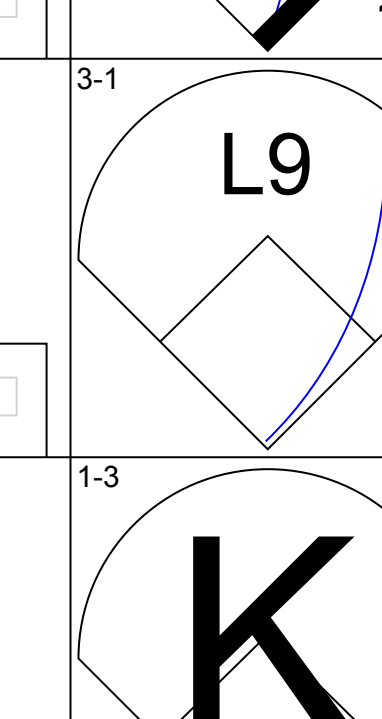
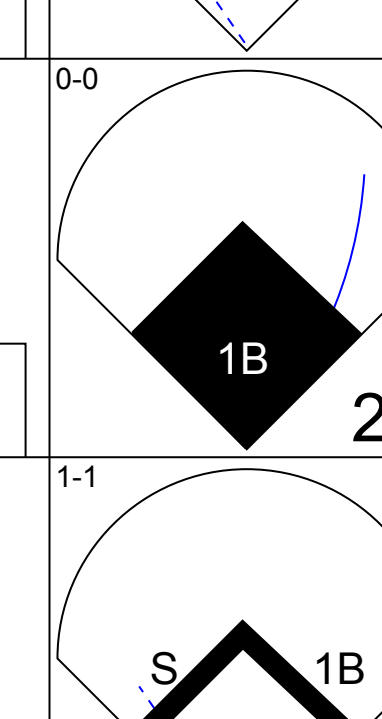
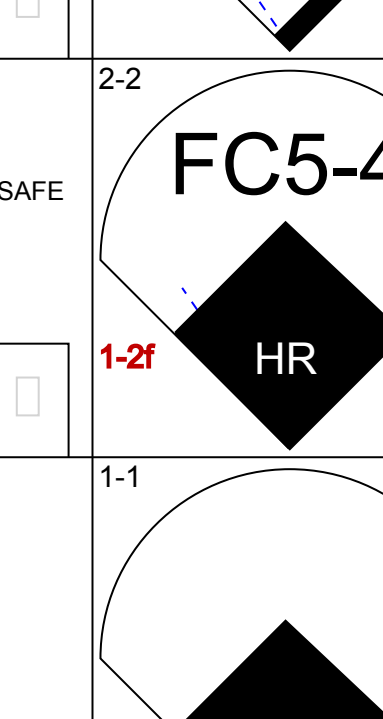
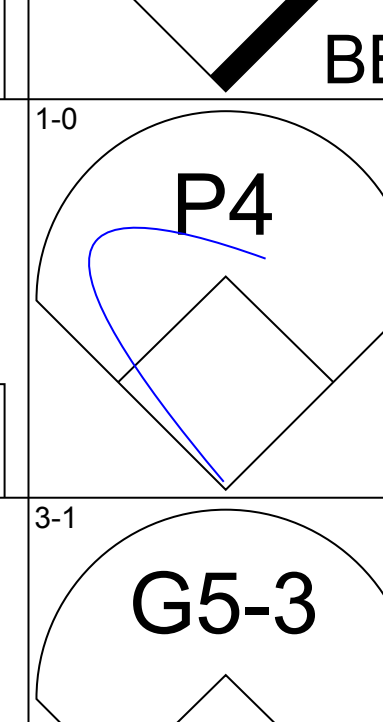
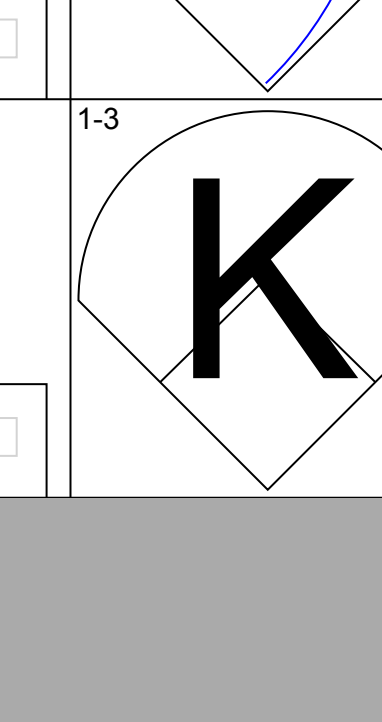
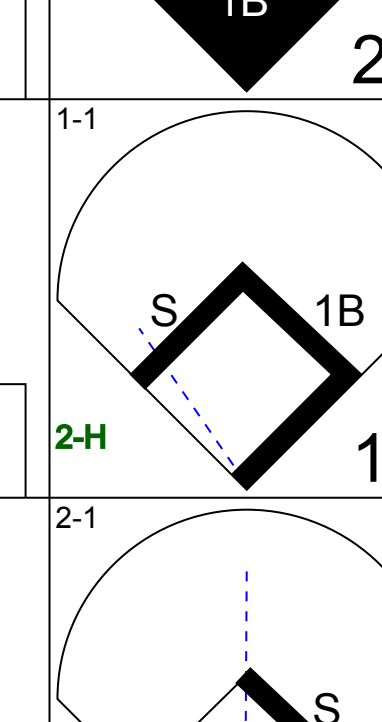
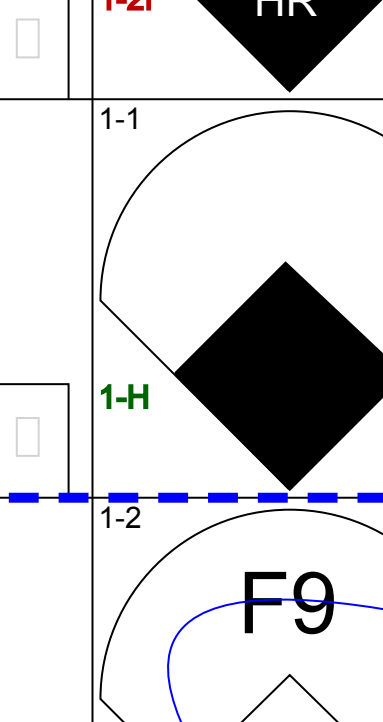
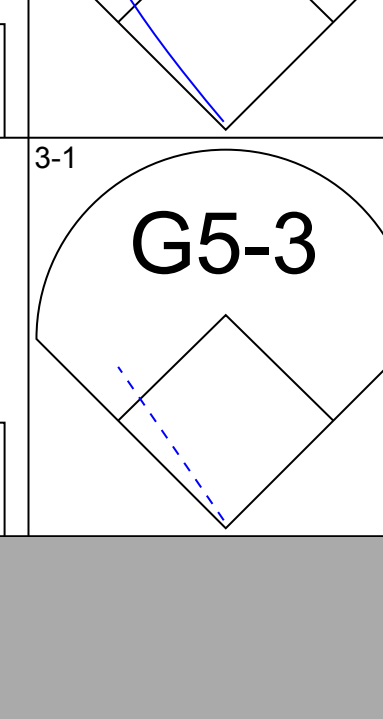
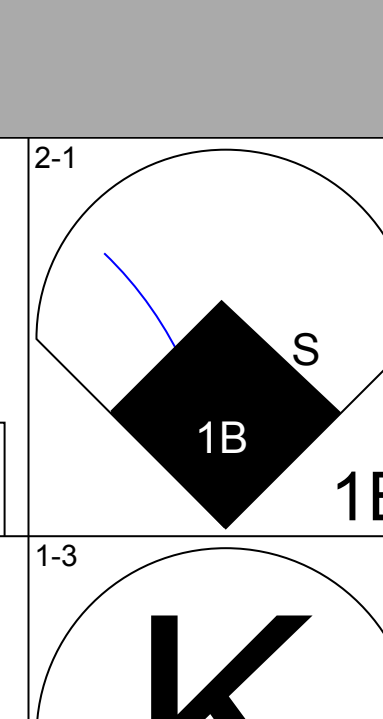
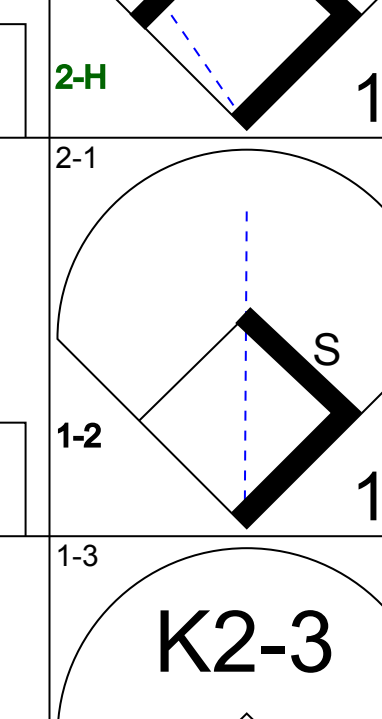
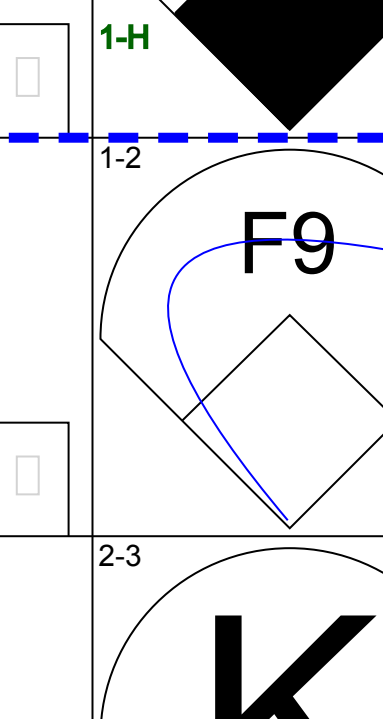
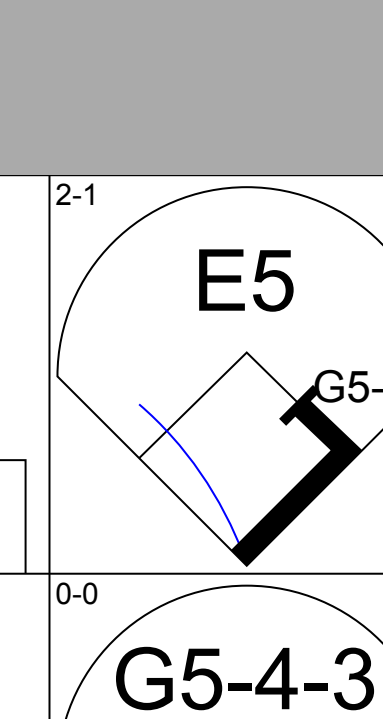

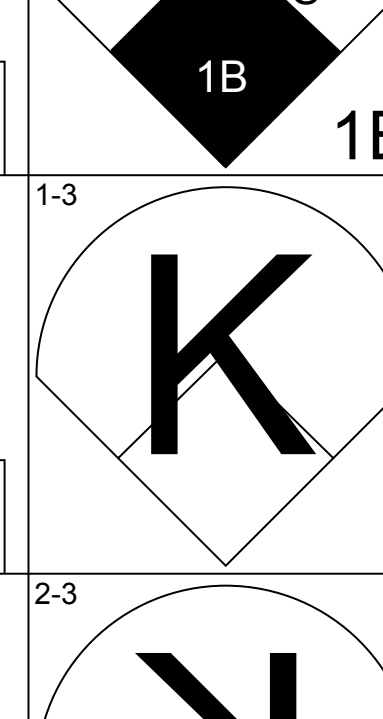
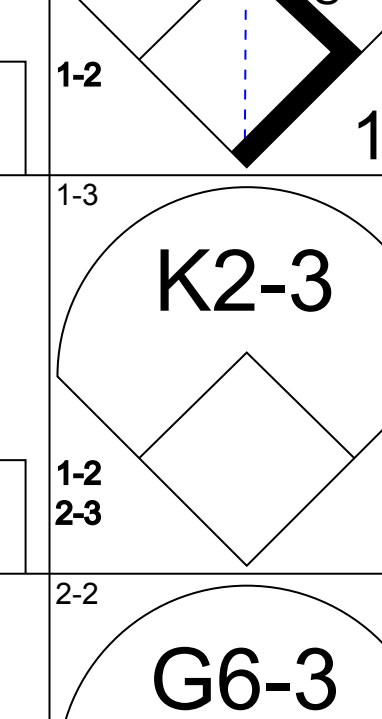
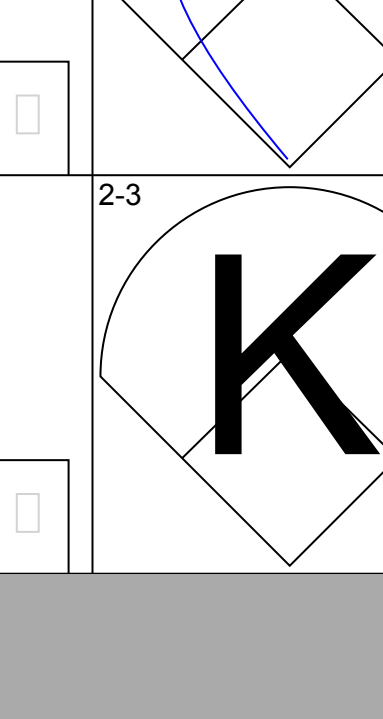
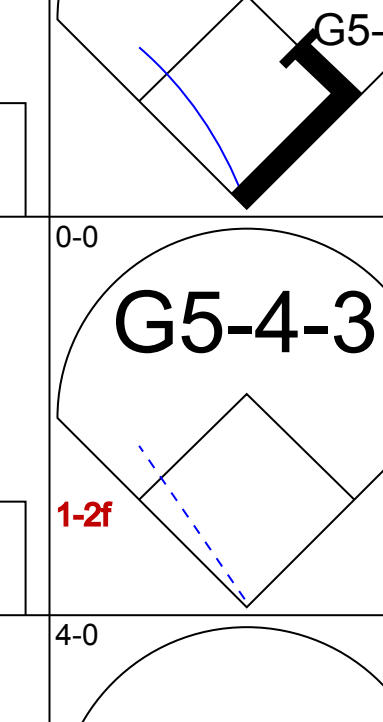
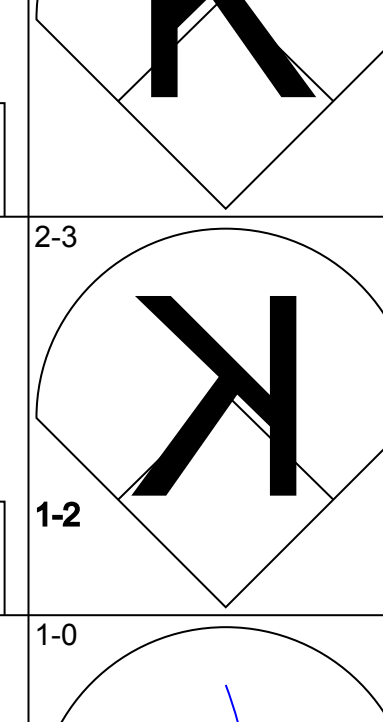
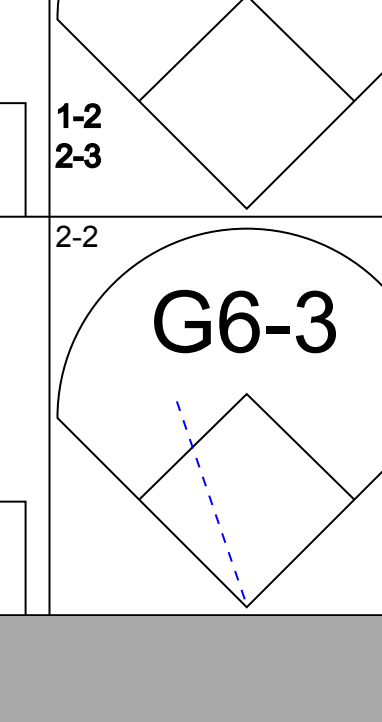
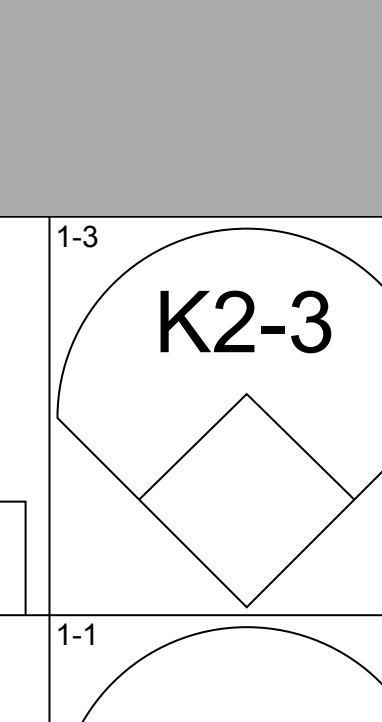
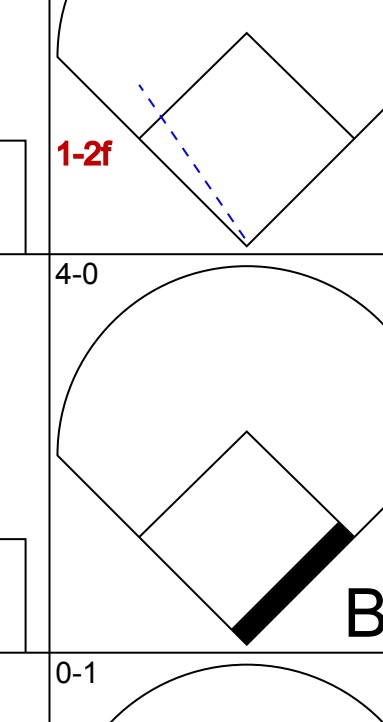
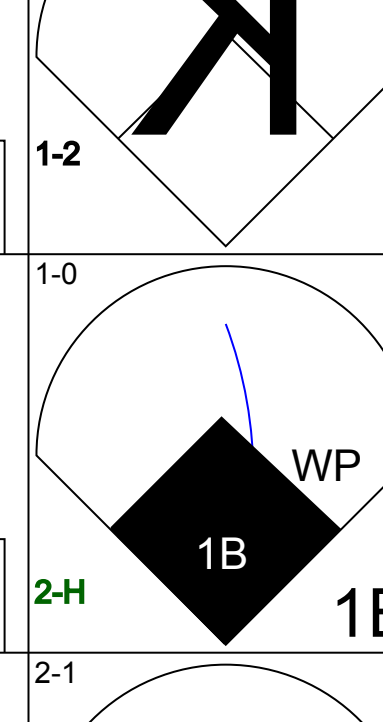
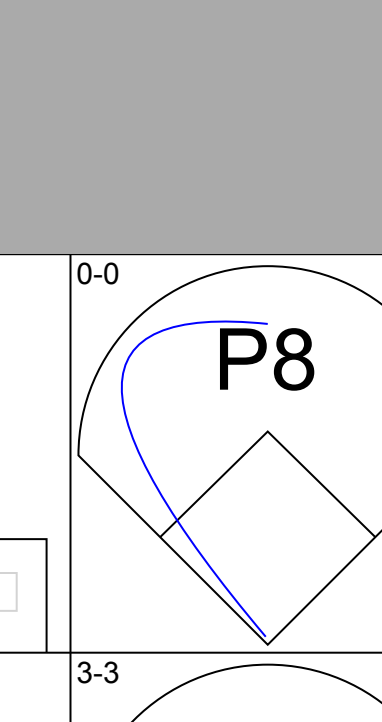
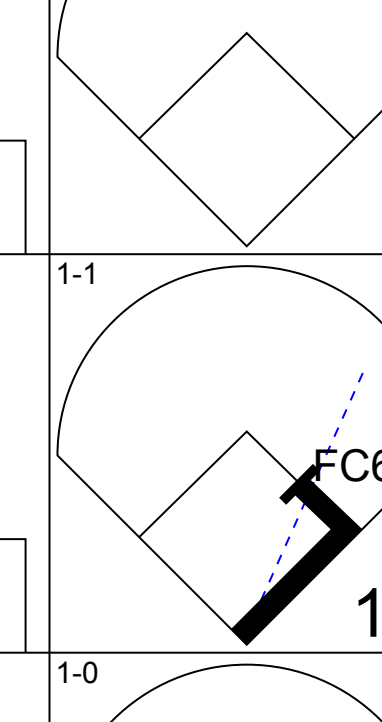
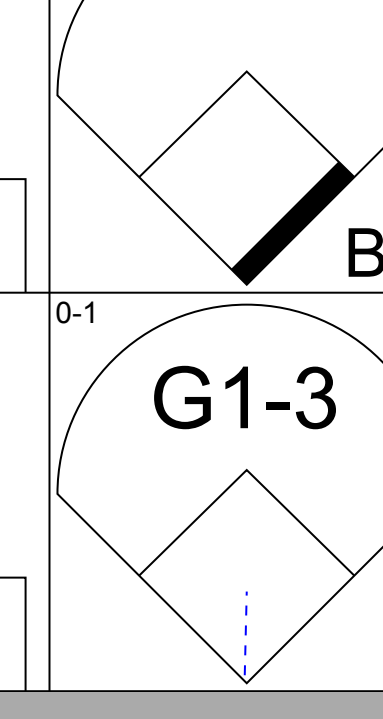
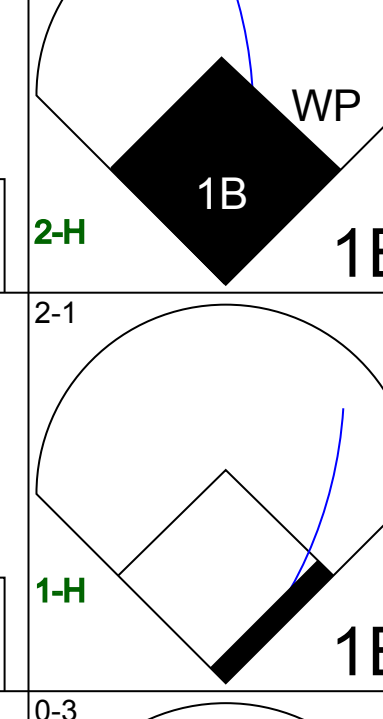
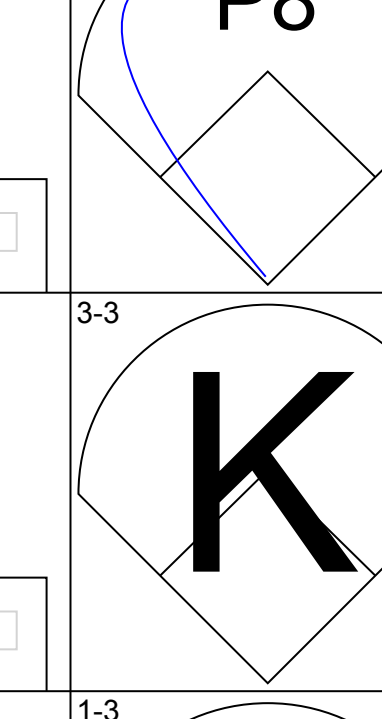
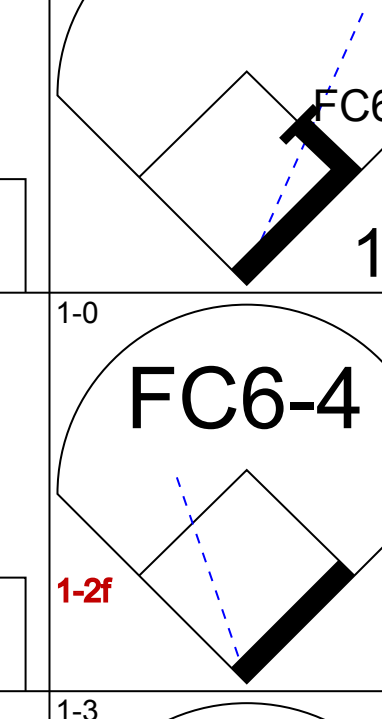
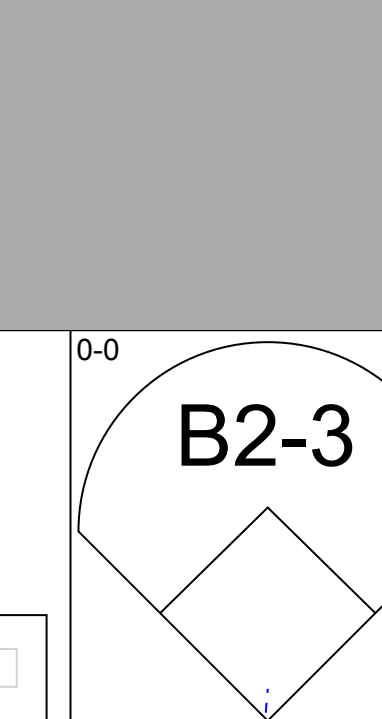
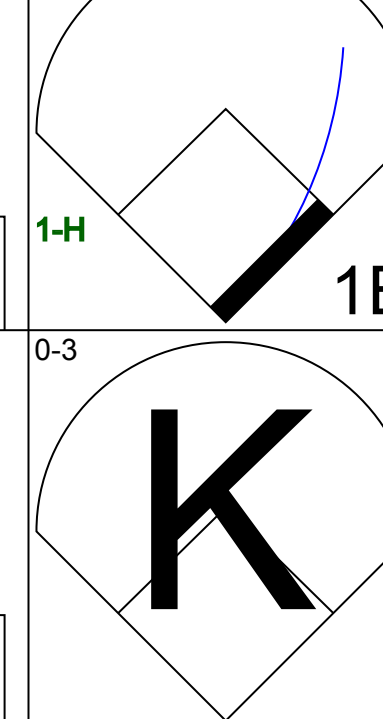
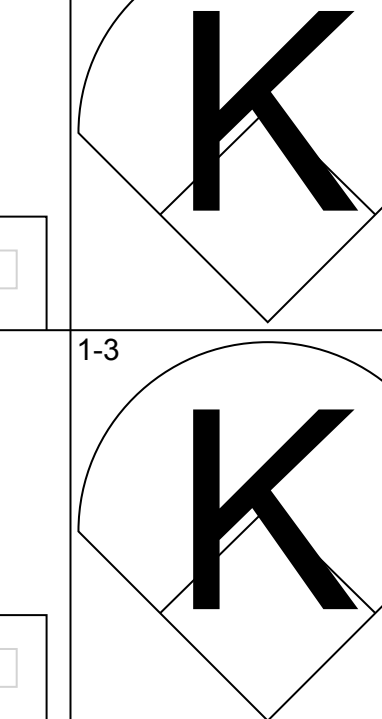
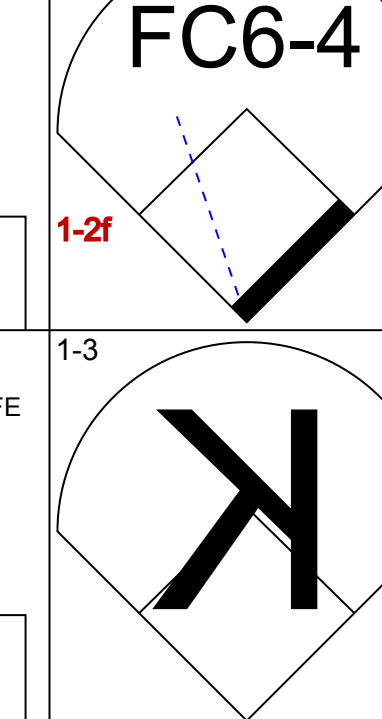




Batter	1	2	3	4	5	6	7	8	9	AB	R	H	RBI	BB	SO	LOB	TOP				
Claudell Washington, L OBP: 0.335, SLG: 0.470 (1, 9)										4	0	0	0	0	2	1	<b>California Angels @ Texas Rangers</b> Arlington Stadium, Arlington, TX Wed Jun 14 1989, 8:05 PM EDT Sunny - 82 F				
Johnny Ray, S OBP: 0.299, SLG: 0.342 (1, 4)										4	0	0	0	0	1	1					
Devon White, S OBP: 0.315, SLG: 0.480 (1, 8)										4	0	0	0	0	1	0					
Wally Joyner, L OBP: 0.341, SLG: 0.358 (1, 3)										3	0	1	0	1	0	0					
Brian Downing, R OBP: 0.362, SLG: 0.401 (1, 10)										4	1	2	0	0	0	2					
Jack Howell, L OBP: 0.304, SLG: 0.337 (1, 7)										4	0	2	0	0	1	2					
Bill Schroeder, R OBP: 0.281, SLG: 0.525 (1, 2)										4	0	2	1	0	1	2					
Kent Anderson, R OBP: 0.295, SLG: 0.256 (1, 5)										4	0	0	0	0	1	6					
Dick Schofield, R OBP: 0.282, SLG: 0.287 (1, 6)										2	0	0	0	1	1	0					
<b>Inning Stats</b>	R: 0 E: 0 K: 1 S: 9	H: 0 LOB: 0 BB: 0 P: 17	R: 0 E: 0 K: 1 S: 13	H: 1 LOB: 2 BB: 1 P: 24	R: 0 E: 0 K: 1 S: 5	H: 0 LOB: 0 BB: 0 P: 11	R: 0 E: 0 K: 0 S: 12	H: 1 LOB: 1 BB: 0 P: 18	R: 0 E: 0 K: 3 S: 9	H: 0 LOB: 0 BB: 0 P: 15	R: 0 E: 0 K: 0 S: 6	H: 2 LOB: 2 BB: 0 P: 14	R: 0 E: 0 K: 1 S: 8	H: 0 LOB: 0 BB: 0 P: 12	R: 1 E: 0 K: 1 S: 14	H: 3 LOB: 2 BB: 0 P: 26	1B: 5 2B: 2 3B: 0 HR: 0	SF: 0 SAC: 0 DP: 0 HBP: 0	WP: 0 PB: 0 SB: 0 CS: 1	PA: 35	
<b>PITCHER</b>	IP	WLS	BF	H	R	ER	SO	BB	IBB	HBP	BLK	WP	HR	S	P	ERA	WHIP				
Nolan Ryan, R ERA: 3.25 Jeff Russell, R ERA: 1.26	(1, 1)	8.2	W 34	7	1	1	8	2	0	0	0	0	0	83	141	1.04	1.038				
	(9, 1)	0.1	S 1	0	0	0	0	0	0	0	0	0	0	3	5	0.00	0.000				

AB	33
R	1
H	7
RBI	1
BB	2
SO	8
LOB	14



Batter	1	2	3	4	5	6	7	8	9	AB	R	H	RBI	BB	SO	LOB	BOTTOM				
Jeff Kunkel, R OBP: 0.293, SLG: 0.458 (1, 8)										4	0	2	0	0	1	0	<b>California Angels @ Texas Rangers</b> Arlington Stadium, Arlington, TX Wed Jun 14 1989, 8:05 PM EDT Sunny - 82 F				
Scott Fletcher, R OBP: 0.346, SLG: 0.300 (1, 6)										3	2	1	0	1	0	2					
Ruben Sierra, S OBP: 0.368, SLG: 0.593 (1, 9)										4	1	2	3	0	1	2					
Julio Franco, R OBP: 0.396, SLG: 0.533 (1, 4)										4	1	2	0	0	0	1					
Pete Incaviglia, R OBP: 0.254, SLG: 0.366 Rick Leach, L OBP: 0.368, SLG: 0.415 (7, PH) (8, 7)										3	0	0	0	0	2	3					
Mike Stanley, R OBP: 0.222, SLG: 0.125 Geno Petralli, L OBP: 0.319, SLG: 0.327 (8, PH) (1, 10)										3	0	0	0	0	1	4					
Buddy Bell, R OBP: 0.250, SLG: 0.221 Rafael Palmeiro, L OBP: 0.396, SLG: 0.451 (7, 3)										2	1	1	1	1	0	0					
Steve Buechele, R OBP: 0.318, SLG: 0.383 (1, 5)										4	0	1	1	0	1	2					
Jim Sundberg, R OBP: 0.321, SLG: 0.403 (1, 2)										4	0	0	0	0	3	2					
<b>Inning Stats</b>	R: 0 E: 0 K: 1 S: 7	H: 0 LOB: 1 BB: 1 P: 17	R: 0 E: 1 K: 0 S: 5	H: 0 LOB: 1 BB: 1 P: 11	R: 0 E: 0 K: 1 S: 9	H: 1 LOB: 0 BB: 0 P: 15	R: 2 E: 0 K: 3 S: 14	H: 3 LOB: 1 BB: 0 P: 22	R: 1 E: 0 K: 1 S: 13	H: 3 LOB: 2 BB: 0 P: 19	R: 0 E: 0 K: 2 S: 7	H: 0 LOB: 0 BB: 0 P: 11	R: 2 E: 0 K: 1 S: 14	H: 2 LOB: 0 BB: 0 P: 20	R: 0 E: 0 K: 2 S: 10	H: 1 LOB: 1 BB: 0 P: 14	1B: 8 2B: 1 3B: 0 HR: 1	SF: 0 SAC: 0 DP: 1 HBP: 0	WP: 1 PB: 0 SB: 3 CS: 0	PA: 36	
<b>PITCHER</b>	IP	WLS	BF	H	R	ER	SO	BB	IBB	HBP	BLK	WP	HR	S	P	ERA	WHIP				
Chuck Finley, L ERA: 2.24 Rich Monteleone, R ERA: 1.35	(1, 1)	6.1	L 30	3	0	0	3	2	0	0	0	0	0	18	25	0.00	0.600				
	(7, 1)	1.2	6	1	0	0	3	0	0	0	0	0	0	18	25	0.00	0.600				

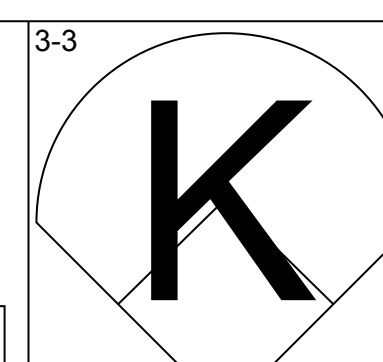
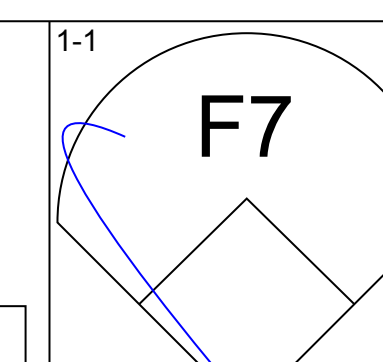
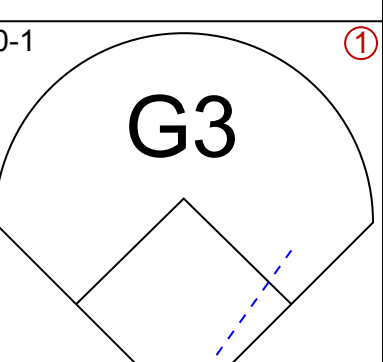
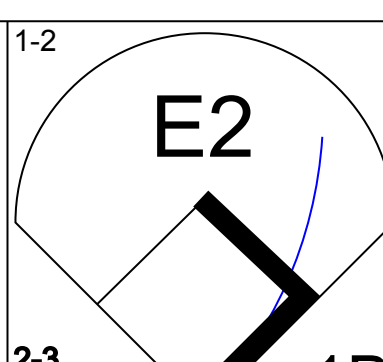
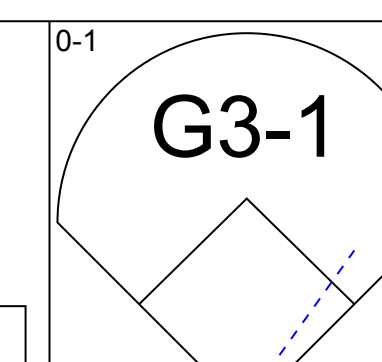
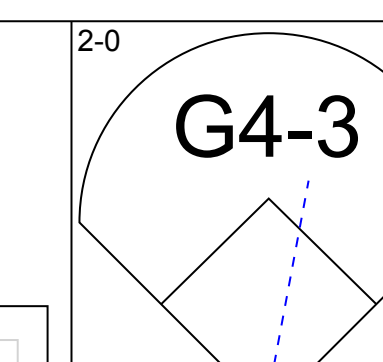
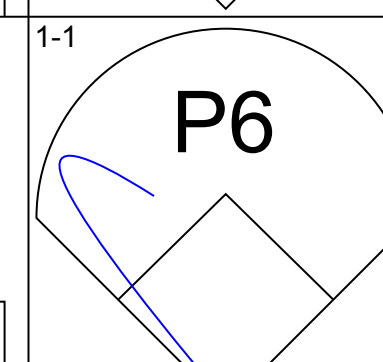
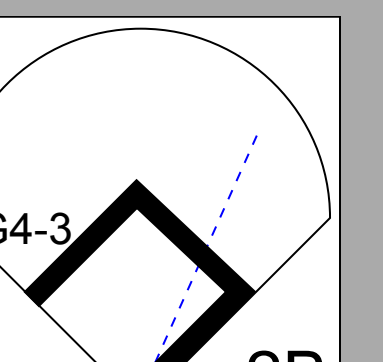
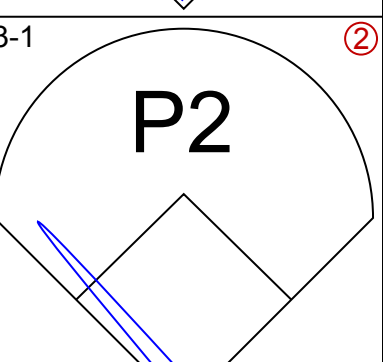
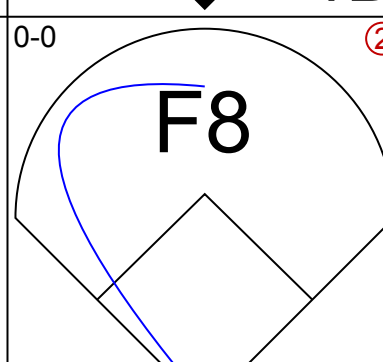
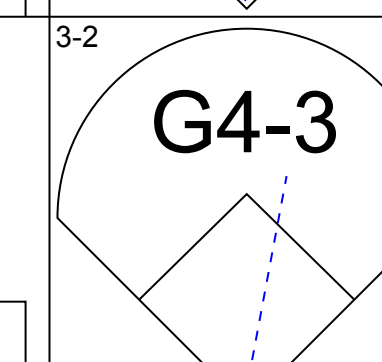
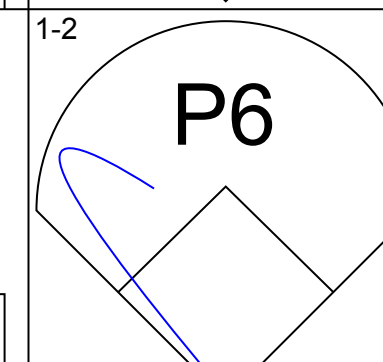
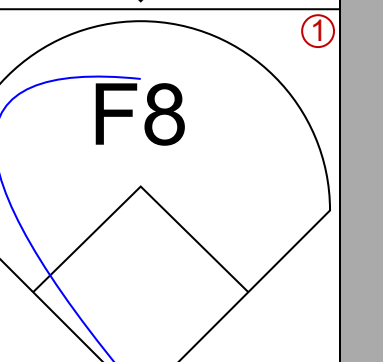
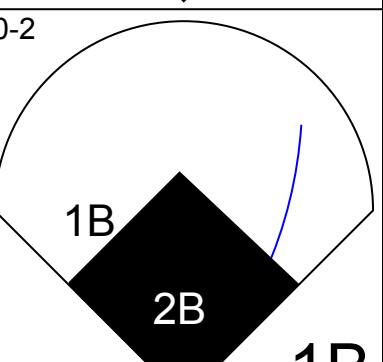
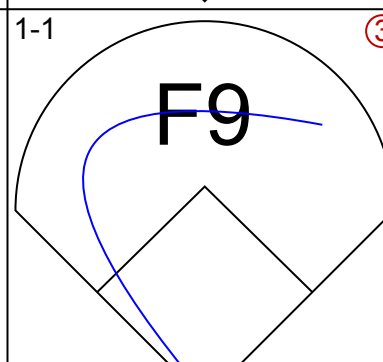
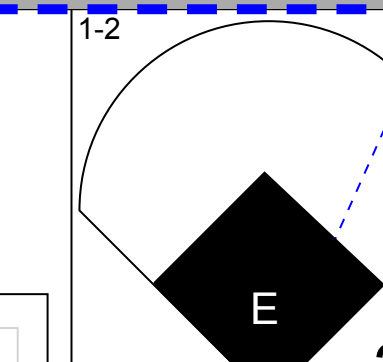
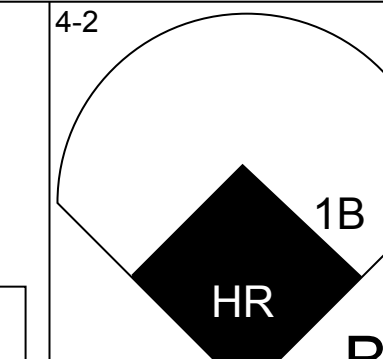
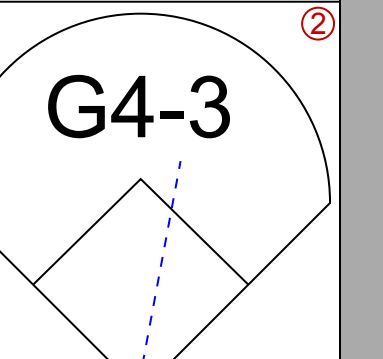
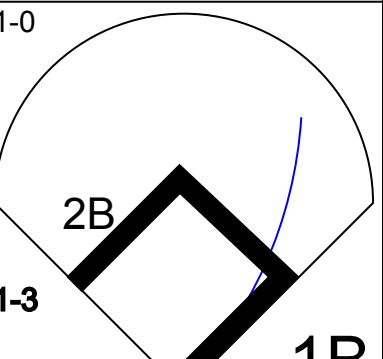


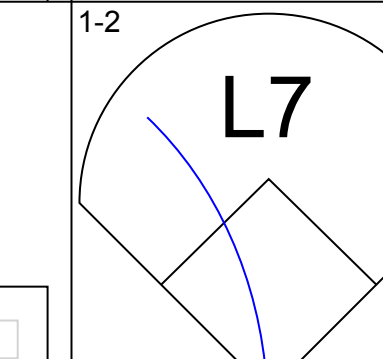

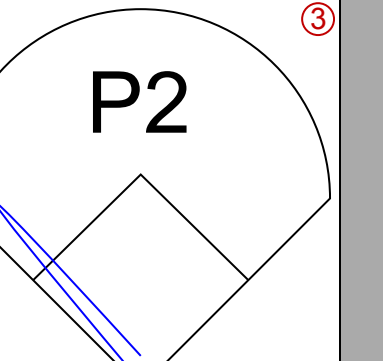
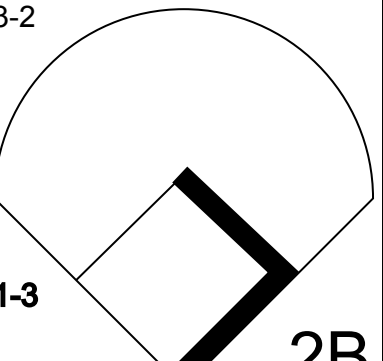


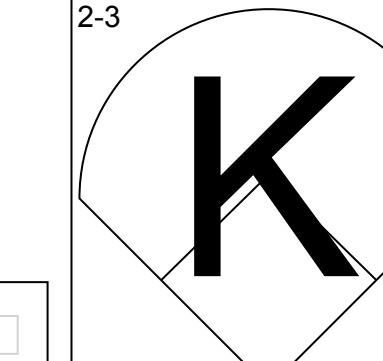

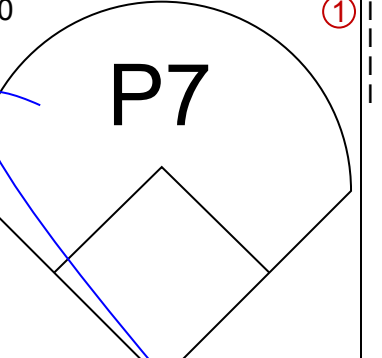
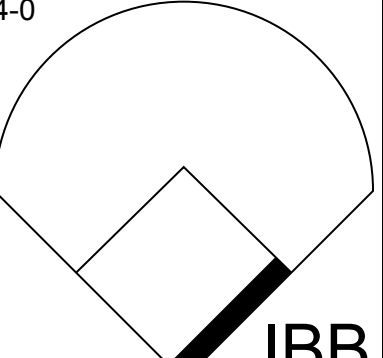
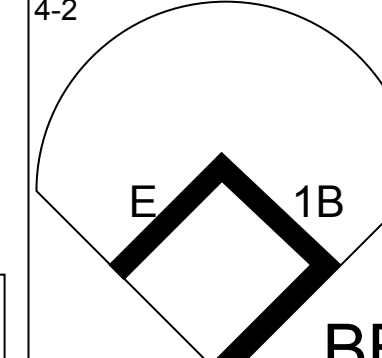
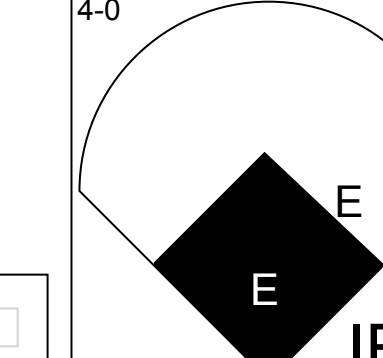


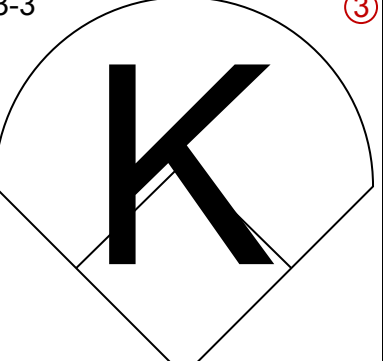
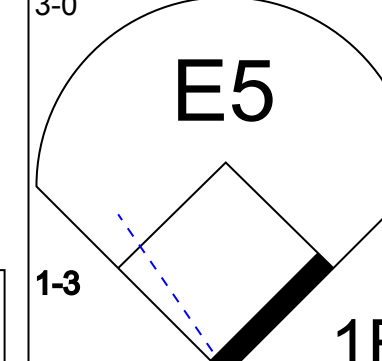
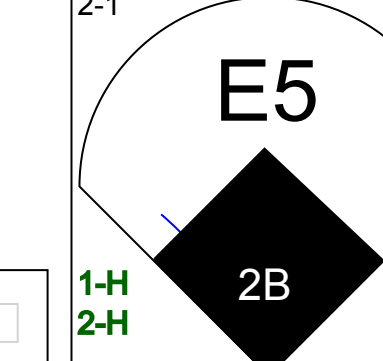


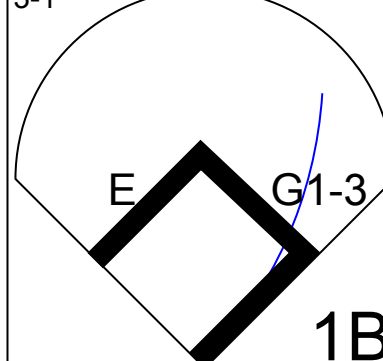
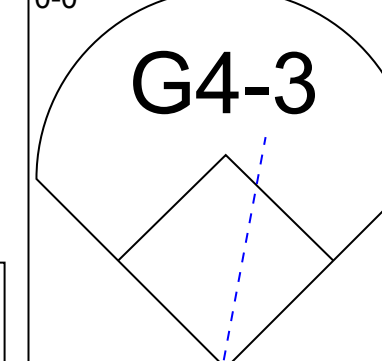
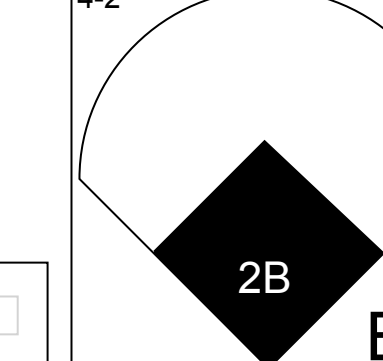



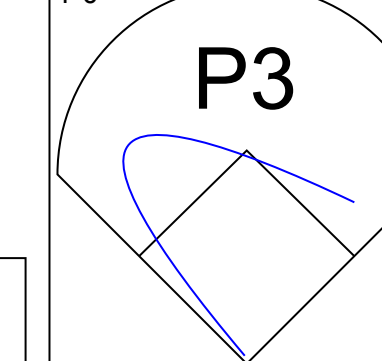
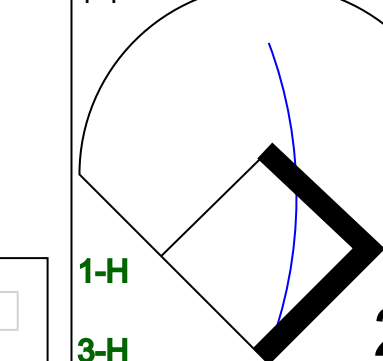
AB	34
R	5
H	10
RBI	5
BB	2
SO	11
LOB	16







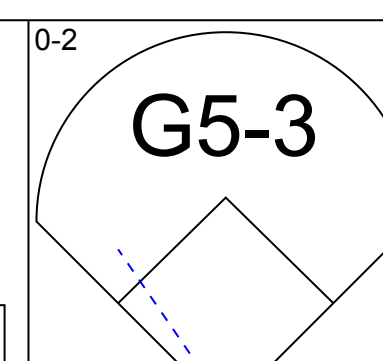
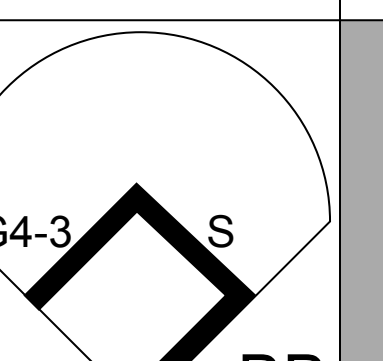
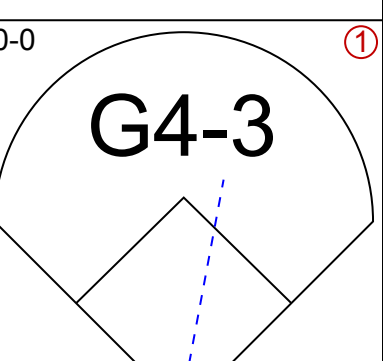
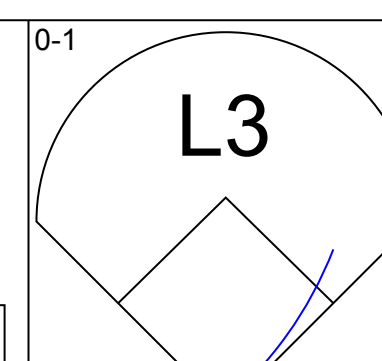
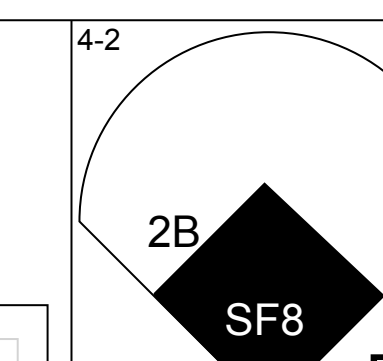
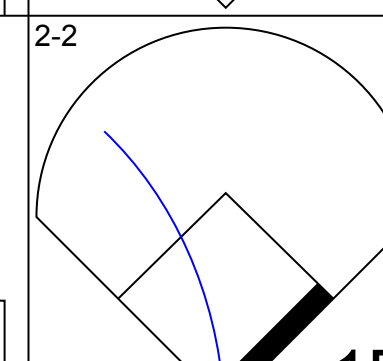
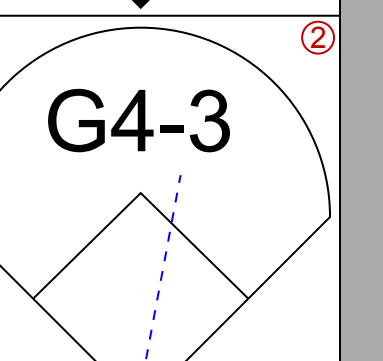
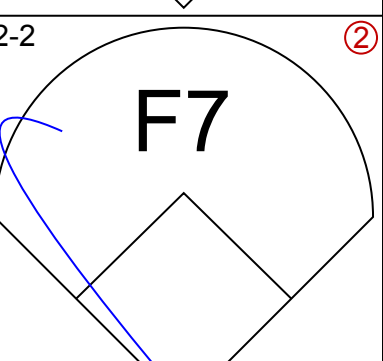
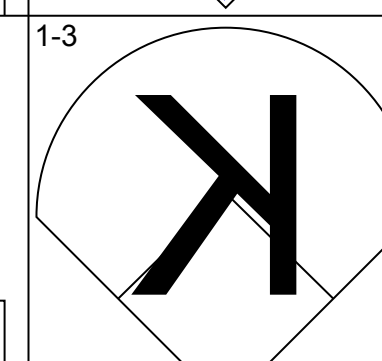
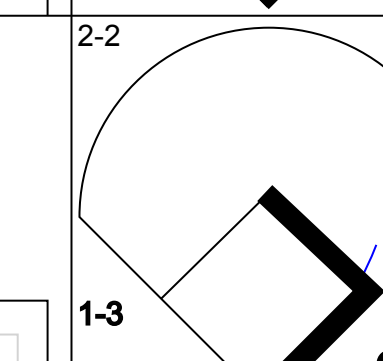
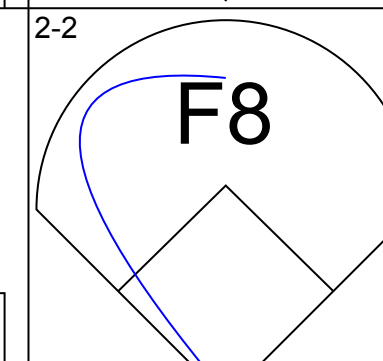
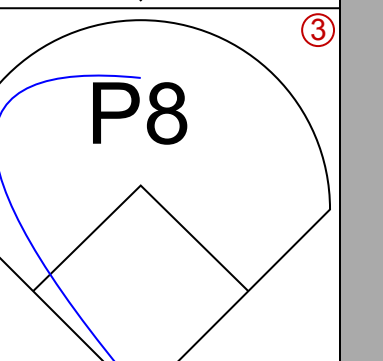
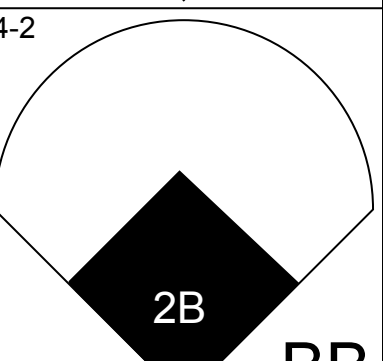
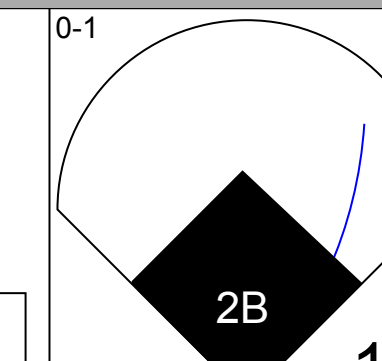
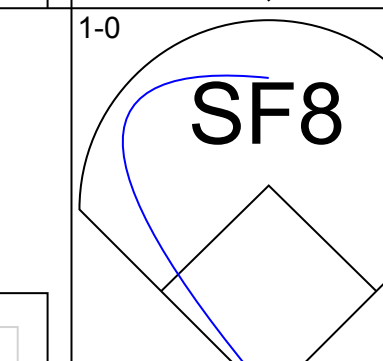
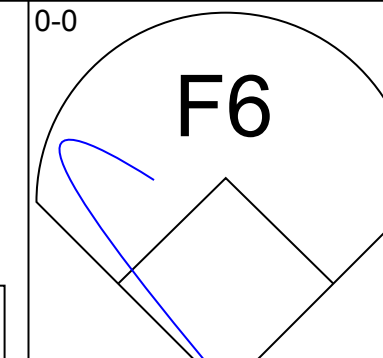
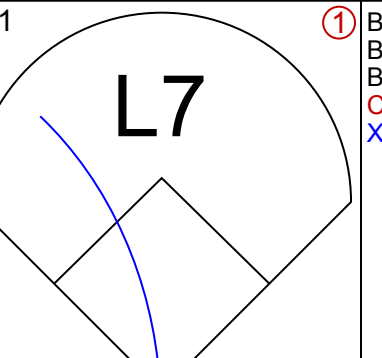
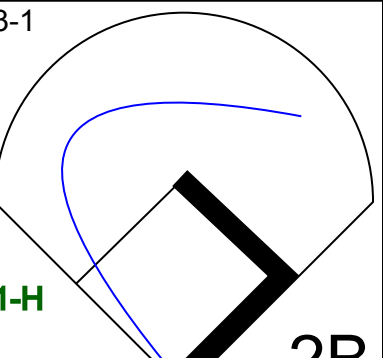

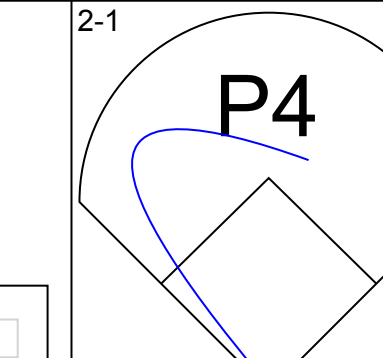
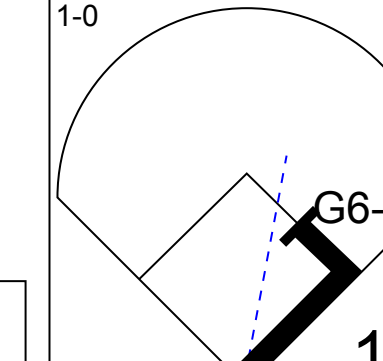
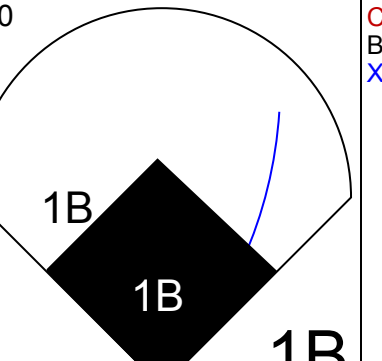
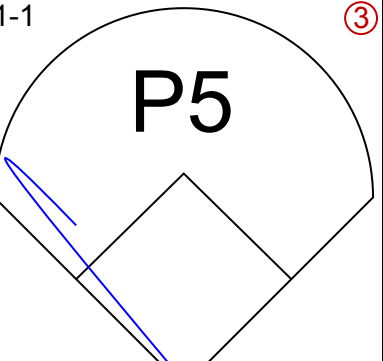

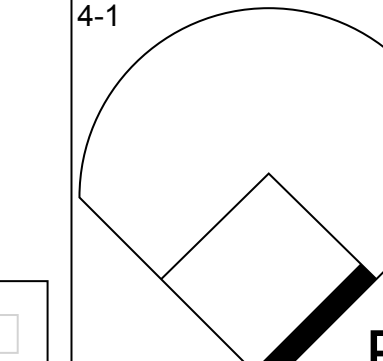
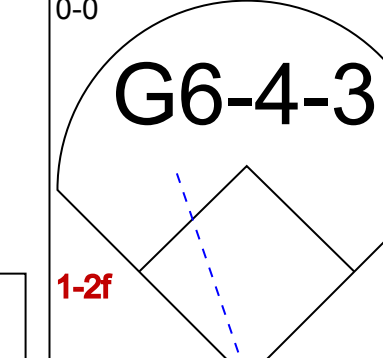
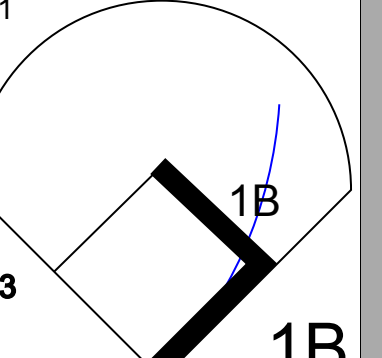


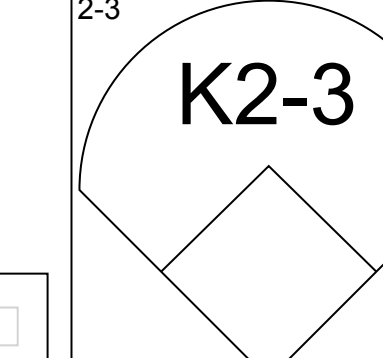
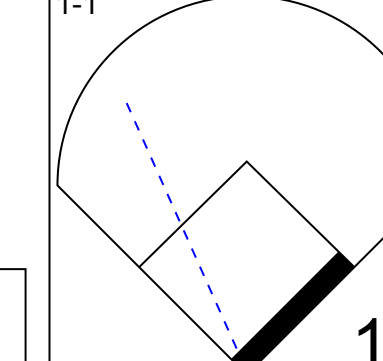
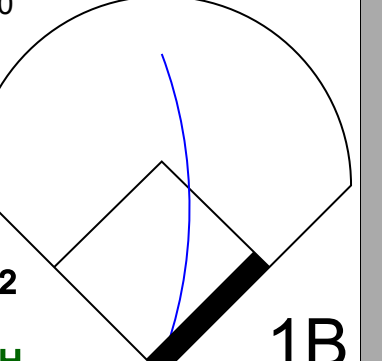

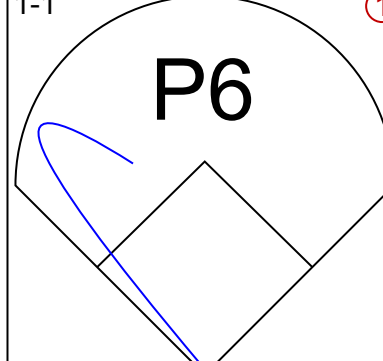

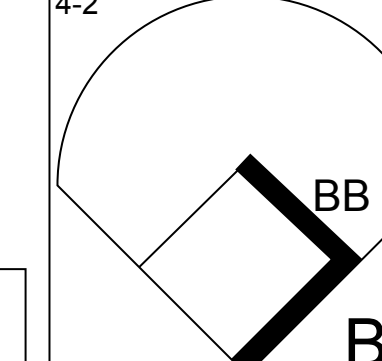


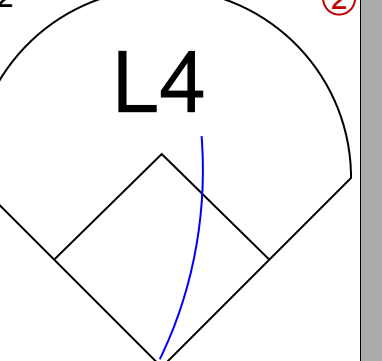

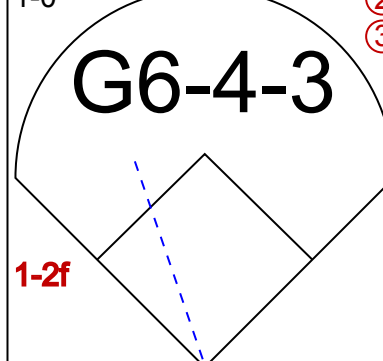
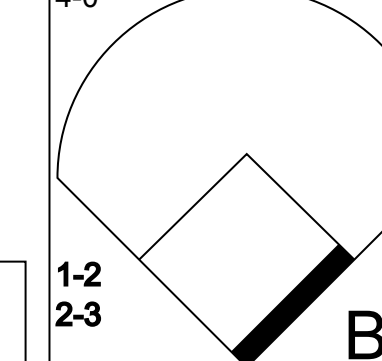

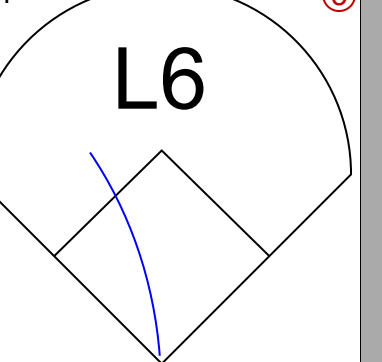


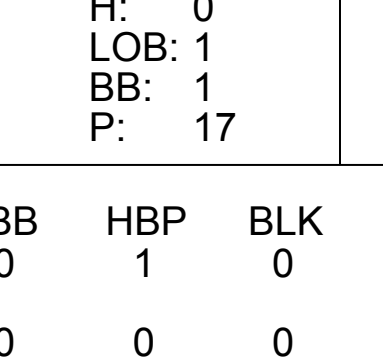
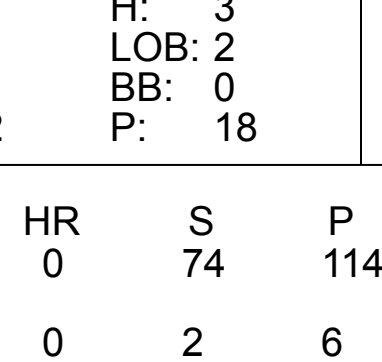
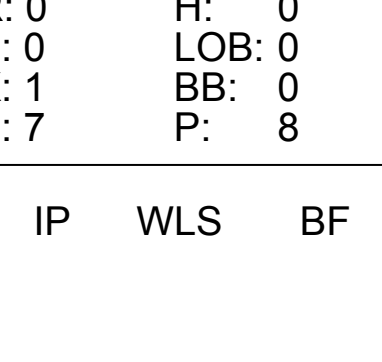
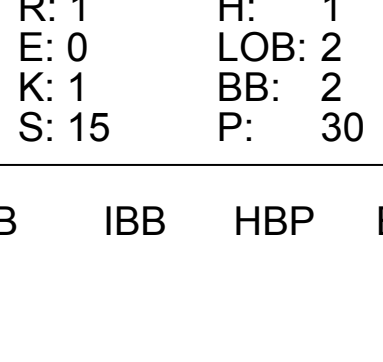


Batter	1	2	3	4	5	6	7	8	9	AB	R	H	RBI	BB	SO	LOB	TOP					
<b>Claudell Washington, L</b> OBP: 0.322, SLG: 0.448 (1, 9)										6	0	1	0	0	1	2						
<b>Johnny Ray, S</b> OBP: 0.295, SLG: 0.344 (1, 4)										5	0	1	0	0	0	2						
<b>Devon White, S</b> OBP: 0.316, SLG: 0.480 (1, 8)										5	2	2	0	0	0	3						
<b>Wally Joyner, L</b> OBP: 0.340, SLG: 0.354 (1, 3)										4	1	1	0	1	0	2						
<b>Brian Downing, R</b> OBP: 0.357, SLG: 0.398 (1, 10)										5	1	2	1	0	2	2						
<b>Chili Davis, S</b> OBP: 0.320, SLG: 0.399 (1, 7)										2	2	1	3	3	0	0						
<b>Lance Parrish, R</b> OBP: 0.333, SLG: 0.414 (1, 2)										5	1	1	0	0	1	3						
<b>Jack Howell, L</b> OBP: 0.316, SLG: 0.359 (1, 5)										4	2	2	1	1	0	2						
<b>Dick Schofield, R</b> OBP: 0.287, SLG: 0.295 (1, 6)										4	0	1	2	1	0	1						
<b>Inning Stats</b>	R: 0 E: 0 K: 1 S: 8	H: 0 LOB: 0 BB: 0 P: 13	R: 3 E: 0 K: 0 S: 16	H: 2 LOB: 1 BB: 2 P: 29	R: 0 E: 0 K: 0 S: 9	H: 1 LOB: 1 BB: 0 P: 15	R: 1 E: 0 K: 0 S: 8	H: 1 LOB: 0 BB: 0 P: 15	R: 1 E: 0 K: 1 S: 14	H: 3 LOB: 3 BB: 1 P: 28	R: 0 E: 1 K: 1 S: 13	H: 2 LOB: 2 BB: 0 P: 21	R: 0 E: 1 K: 1 S: 8	H: 1 LOB: 2 BB: 1 P: 17	R: 0 E: 0 K: 0 S: 6	H: 0 LOB: 0 BB: 0 P: 10	R: 4 E: 1 K: 1 S: 21	H: 2 LOB: 1 BB: 2 P: 38	1B: 6 2B: 4 3B: 0 HR: 2	SF: 0 SAC: 0 DP: 0 HBP: 0	WP: 0 PB: 0 SB: 0 CS: 0	PA: 46
<b>PITCHER</b>	IP	WLS	BF	H	R	ER	SO	BB	IBB	HBP	BLK	WP	HR	S	P	ERA	WHIP					
<b>Mike Schwabe, R</b> ERA: 3.51 (1, 1)	4.2	L	23	7	5	5	1	2	0	0	0	0	2	52	90	9.64	1.929					
<b>Charles Hudson, R</b> ERA: 6.0 (5, 1)	3.1		15	3	0	0	2	1	1	0	0	0	0	30	58	0.00	1.200					
<b>Mike Henneman, R</b> ERA: 3.86 (9, 1)	1.0		8	2	4	0	1	1	1	0	0	0	0	21	38	0.00	3.000					

California Angels @ Detroit Tigers  
Tiger Stadium, Detroit, MI  
Fri Jun 16 1989, 7:05 PM EDT  
Att: 26,140 - Unknown - 65 F

AB 40  
R 9  
H 12  
RBI 7  
BB 6  
SO 4  
LOB 17



Batter	1	2	3	4	5	6	7	8	9	AB	R	H	RBI	BB	SO	LOB	BOTTOM				
<b>Gary Pettis, S</b> OBP: 0.394, SLG: 0.374 (1, 8)										3	1	0	0	2	0	0					
<b>Dave Bergman, L</b> OBP: 0.354, SLG: 0.326 (1, 3)										5	0	2	0	0	1	1					
<b>Lou Whitaker, L</b> OBP: 0.375, SLG: 0.523 (1, 4)										3	2	1	1	1	0	2					
<b>Keith Moreland, R</b> OBP: 0.352, SLG: 0.443 (9, 2)										5	0	1	1	0	0	3					
<b>Matt Nokes, L</b> OBP: 0.293, SLG: 0.404 (9, 2)										4	1	2	0	0	0	2					
<b>Rick Schu, R</b> OBP: 0.278, SLG: 0.284 (9, 5)										0	0	0	0	1	0	0					
<b>Chet Lemon, R</b> OBP: 0.347, SLG: 0.314 (1, 9)										4	0	2	1	0	1	3					
<b>Gary Ward, R</b> OBP: 0.339, SLG: 0.377 (1, 7)										3	0	2	1	1	0	1					
<b>Mike Heath, R</b> OBP: 0.351, SLG: 0.430 (8, PH)										3	0	0	0	0	0	4					
<b>Scott Lusader, L</b> ERA: 1.35 (8, 1)										0	0	0	0	1	0	0					
<b>Mike Henneman, R</b> (9, 1)										0	0	0	0	0	0	0					
<b>Mike Brumley, S</b> OBP: 0.348, SLG: 0.317 (1, 6)										4	0	0	0	0	1	5					
<b>Inning Stats</b>	R: 0 E: 0 K: 0 S: 14	H: 1 LOB: 1 BB: 0 P: 18	R: 0 E: 0 K: 0 S: 5	H: 2 LOB: 1 BB: 0 P: 7	R: 0 E: 0 K: 0 S: 10	H: 0 LOB: 1 BB: 1 P: 17	R: 1 E: 0 K: 0 S: 12	H: 3 LOB: 2 BB: 0 P: 18	R: 1 E: 0 K: 0 S: 11	H: 1 LOB: 1 BB: 1 P: 21	R: 0 E: 0 K: 1 S: 7	H: 0 LOB: 0 BB: 0 P: 8	R: 1 E: 0 K: 1 S: 17	H: 2 LOB: 3 BB: 2 P: 35	R: 1 E: 0 K: 1 S: 15	H: 1 LOB: 2 BB: 2 P: 30	1B: 7 2B: 3 3B: 0 HR: 0	SF: 1 SAC: 0 DP: 2 HBP: 1	WP: 0 PB: 0 SB: 1 CS: 0	PA: 42	
<b>PITCHER</b>	IP	WLS	BF	H	R	ER	SO	BB	IBB	HBP	BLK	WP	HR	S	P	ERA	WHIP				
<b>Bert Blyleven, R</b> ERA: 2.49 (1, 1)	7.2	W	33	9	3	3	1	2	0	0	0	0	0	74	114	3.52	1.435				
<b>Rich Monteleone, R</b> ERA: 1.35 (8, 1)	0.0		1	0	0	0	0	1	0	0	0	0	0	2	6	∞	∞				
<b>Bryan Harvey, R</b> ERA: 3.54 (8, 1)	1.1	S	8	1	1	1	2	3	0	0	0	0	0	18	40	6.75	3.000				

California Angels @ Detroit Tigers  
Tiger Stadium, Detroit, MI  
Fri Jun 16 1989, 7:05 PM EDT  
Att: 26,140 - Unknown - 65 F

AB 34  
R 4  
H 10  
RBI 4  
BB 6  
SO 3  
LOB 21





Batter	1	2	3	4	5	6	7	8	9	AB	R	H	RBI	BB	SO	LOB	TOP					
<b>Claudell Washington, L</b> OBP: 0.319, SLG: 0.458 (1, 9)	G3		HR	K		G3		G1-3		5	1	1	1	0	1	2	<b>California Angels @ Detroit Tigers</b> Tiger Stadium, Detroit, MI Sat Jun 17 1989, 3:33 AM EDT Att: 39,961 - Overcast - 68 F					
<b>Johnny Ray, S</b> OBP: 0.303, SLG: 0.360 (1, 4)	1B		G6-3	2H	3B	K		1B		5	0	3	2	0	1	0						
<b>Devon White, S</b> OBP: 0.321, SLG: 0.480 (1, 8)	E4		1B	L5				1B		4	1	2	0	0	0	2						
<b>Wally Joyner, L</b> OBP: 0.337, SLG: 0.350 (1, 3)	F8		1B	1B		G3		F7		5	1	1	1	0	0	5						
<b>Brian Downing, R</b> OBP: 0.358, SLG: 0.402 (1, 10)	L5		1B	1B		F8		FC5-4		5	0	2	0	0	0	3						
<b>Chili Davis, S</b> OBP: 0.322, SLG: 0.399 (1, 7)		B2-3	1B	1B		1B		G4-3		5	0	2	1	0	0	2						
<b>Lance Parrish, R</b> OBP: 0.330, SLG: 0.408 (1, 2)	G5-3		L8			1B		G5-3		5	0	1	0	0	1	3						
<b>Jack Howell, L</b> OBP: 0.318, SLG: 0.374 (1, 5)	G4-3			SH1-4	3B	BB		L4		4	2	1	1	1	0	3						
<b>Dick Schofield, R</b> OBP: 0.288, SLG: 0.296 (1, 6)			F8	SH1-4				G1-3		3	1	1	0	0	1	0						
<b>Inning Stats</b>	R: 0 E: 1 K: 0 S: 11	H: 1 LOB: 2 BB: 0 P: 15	R: 0 E: 0 K: 0 S: 5	H: 0 LOB: 0 BB: 0 P: 9	R: 3 E: 0 K: 0 S: 19	H: 4 LOB: 2 BB: 0 P: 30	R: 1 E: 0 K: 1 S: 12	H: 1 LOB: 1 BB: 1 P: 17	R: 0 E: 0 K: 0 S: 6	H: 2 LOB: 2 BB: 0 P: 10	R: 0 E: 0 K: 2 S: 7	H: 0 LOB: 0 BB: 0 P: 10	R: 0 E: 0 K: 0 S: 8	H: 1 LOB: 1 BB: 0 P: 10	R: 2 E: 0 K: 0 S: 11	H: 4 LOB: 2 BB: 0 P: 14		R: 0 E: 0 K: 1 S: 14	H: 1 LOB: 1 BB: 0 P: 20	1B: 10 2B: 1 3B: 1 HR: 2	SF: 0 SAC: 1 DP: 0 HBP: 1	WP: 0 PB: 0 SB: 1 CS: 0
<b>PITCHER</b>	IP	WLS	BF	H	R	ER	SO	BB	IBB	HBP	BLK	WP	HR	S	P	ERA	WHIP					
<b>Doyle Alexander, R</b> ERA: 3.4 (1, 1)	7.2	L	38	12	6	6	3	1	0	1	0	0	2	74	107	7.04	1.696					
<b>Frank Williams, R</b> ERA: 2.54 (8, 1)	0.1		2	1	0	0	0	0	0	0	0	0	0	5	8	0.00	3.000					
<b>Mike Trujillo, R</b> ERA: 5.96 (9, 1)	1.0		4	1	0	0	1	0	0	0	0	0	0	14	20	0.00	1.000					

AB	41
R	6
H	14
RBI	6
BB	1
SO	4
LOB	20



Batter	1	2	3	4	5	6	7	8	9	AB	R	H	RBI	BB	SO	LOB	BOTTOM					
<b>Gary Pettis, S</b> OBP: 0.387, SLG: 0.361 (1, 8)	G5-3	G4-3		FC6-4			S		FC5-4	4	1	0	0	1	0	5	<b>California Angels @ Detroit Tigers</b> Tiger Stadium, Detroit, MI Sat Jun 17 1989, 3:33 AM EDT Att: 39,961 - Overcast - 68 F					
<b>Kenny Williams, R</b> OBP: 0.223, SLG: 0.295 (1, 9)	K		G6-3		P3		BB		K	4	0	0	0	0	1	1						
<b>Dave Bergman, L</b> OBP: 0.352, SLG: 0.323 (9, 3)										1	0	0	0	0	1	1						
<b>Tracy Jones, R</b> OBP: 0.241, SLG: 0.265 (1, 7)	HR		G6-3		G6-3			G4-3		5	1	2	2	0	0	1						
<b>Keith Moreland, R</b> OBP: 0.355, SLG: 0.444 (9, 5)	G6-3		1B		G6-3			HBP		4	0	2	0	0	0	0						
<b>Gary Ward, R</b> OBP: 0.336, SLG: 0.400 (1, 10)		HR	G5-3			F8		K		4	1	1	1	0	1	2						
<b>Mike Heath, R</b> OBP: 0.356, SLG: 0.427 (1, 2)	G1-3			1B		F8		HBP		3	0	1	0	0	0	0						
<b>Rick Schu, R</b> OBP: 0.280, SLG: 0.286 (1, 5)	G6-3			K				F8		3	0	1	0	0	1	1						
<b>Lou Whitaker, L</b> OBP: 0.374, SLG: 0.520 (8, PH) (9, 4)										1	0	0	0	0	0	2						
<b>Mike Brumley, S</b> OBP: 0.347, SLG: 0.317 (8, PH) (9, 9)	1B				F9			K		3	0	1	0	0	0	2						
<b>Chet Lemon, R</b> OBP: 0.346, SLG: 0.312 (8, PH) (9, 9)	1B					G1-3				1	0	0	0	0	1	2						
<b>Al Pedrique, R</b> OBP: 0.228, SLG: 0.236 (9, 6)						G6-3			FC5-4	4	0	3	0	0	0	0						
<b>Inning Stats</b>	R: 1 E: 0 K: 1 S: 10	H: 1 LOB: 0 BB: 0 P: 14	R: 1 E: 0 K: 0 S: 13	H: 3 LOB: 2 BB: 0 P: 23	R: 0 E: 0 K: 0 S: 5	H: 1 LOB: 1 BB: 0 P: 10	R: 0 E: 0 K: 1 S: 15	H: 2 LOB: 2 BB: 0 P: 23	R: 0 E: 0 K: 0 S: 7	H: 0 LOB: 0 BB: 0 P: 13	R: 0 E: 0 K: 0 S: 11	H: 1 LOB: 1 BB: 0 P: 16	R: 1 E: 0 K: 0 S: 9	H: 1 LOB: 1 BB: 1 P: 16	R: 0 E: 0 K: 2 S: 12	H: 1 LOB: 2 BB: 0 P: 20	R: 0 E: 0 K: 1 S: 9	H: 1 LOB: 1 BB: 0 P: 13	1B: 9 2B: 0 3B: 0 HR: 2	SF: 0 SAC: 0 DP: 0 HBP: 1	WP: 0 PB: 0 SB: 1 CS: 0	PA: 39
<b>PITCHER</b>	IP	WLS	BF	H	R	ER	SO	BB	IBB	HBP	BLK	WP	HR	S	P	ERA	WHIP					
<b>Jim Abbott, L</b> ERA: 3.59 (1, 1)	7.0		30	9	3	3	2	1	0	0	0	0	2	70	115	3.86	1.429					
<b>Greg Minton, R</b> ERA: 1.33 (8, 1)	0.0		1	1	0	0	0	0	0	0	0	0	0	2	2	∞	∞					
<b>Dan Petry, R</b> ERA: 3.52 (8, 1)	0.1		2	0	0	0	1	0	0	1	0	0	0	5	11	0.00	0.000					
<b>Bob McClure, L</b> ERA: 0.52 (8, 1)	1.2	S	6	1	0	0	2	0	0	0	0	0	0	14	20	0.00	0.600					

AB	37
R	3
H	11
RBI	3
BB	1
SO	5
LOB	17





Batter	1	2	3	4	5	6	7	8	9	AB	R	H	RBI	BB	SO	LOB	TOP			
<b>Claudell Washington, L</b> OBP: 0.323, SLG: 0.456 (1, 9)	G4-3 1B			E 1B BB	G3-1			FC6-4 1B		3	1	1	0	1	0	0	<b>California Angels @ Detroit Tigers</b> Tiger Stadium, Detroit, MI Sun Jun 18 1989, 3:33 AM EDT Att: 25,928 - Sunny - 77 F			
<b>Johnny Ray, S</b> OBP: 0.302, SLG: 0.358 (1, 4)	G4-3		E9 1B E	L9				K		4	1	1	0	0	1	1				
<b>Devon White, S</b> OBP: 0.320, SLG: 0.475 (1, 8)	K			E 1B FC6-4 BB				FC6-4 CS		3	1	0	0	1	2	1				
<b>Wally Joyner, L</b> OBP: 0.340, SLG: 0.353 (1, 3)		G6-4-3 1B		FC6-4 E				CS	F8	4	0	2	1	0	0	0				
<b>Brian Downing, R</b> OBP: 0.353, SLG: 0.396 (1, 10)		G6-4-3 1-2f		K				F9	K	4	0	0	0	0	2	4				
<b>Chili Davis, S</b> OBP: 0.316, SLG: 0.392 (1, 7)		L8		E1 FC6-4				K	G6-3	4	0	0	1	0	1	2				
<b>Lance Parrish, R</b> OBP: 0.326, SLG: 0.402 (1, 2)			G6-3	FC6-4 1-2f 2-3 3-H				F7		3	0	0	1	0	0	2				
<b>Jack Howell, L</b> OBP: 0.318, SLG: 0.369 (1, 5)			K	G1-3					BB	2	0	0	0	1	1	2				
<b>Dick Schofield, R</b> OBP: 0.281, SLG: 0.288 (1, 6)			K		L4			P5		3	0	0	0	0	1	1				
<b>Inning Stats</b>	R: 0 E: 0 K: 1 S: 8	H: 0 LOB: 0 BB: 0 P: 11	R: 0 E: 0 K: 0 S: 7	H: 1 LOB: 0 BB: 0 P: 12	R: 0 E: 0 K: 2 S: 9	H: 0 LOB: 0 BB: 0 P: 15	R: 3 E: 2 K: 1 S: 15	H: 2 LOB: 2 BB: 2 P: 31	R: 0 E: 0 K: 0 S: 6	H: 0 LOB: 0 BB: 0 P: 7	R: 0 E: 0 K: 1 S: 10	H: 0 LOB: 1 BB: 1 P: 18	R: 0 E: 0 K: 1 S: 6	H: 1 LOB: 0 BB: 0 P: 8	R: 0 E: 0 K: 1 S: 8	H: 0 LOB: 0 BB: 0 P: 12	1B: 4 2B: 0 3B: 0 HR: 0	SF: 0 SAC: 0 DP: 1 HBP: 0	WP: 0 PB: 0 SB: 0 CS: 1	PA: 34
<b>PITCHER</b>	IP WLS BF H R ER SO	IP WLS BF H R ER SO	IP WLS BF H R ER SO	IP WLS BF H R ER SO	IP WLS BF H R ER SO	IP WLS BF H R ER SO	IP WLS BF H R ER SO	IP WLS BF H R ER SO	IP WLS BF H R ER SO	IP WLS BF H R ER SO	IP WLS BF H R ER SO	IP WLS BF H R ER SO	IP WLS BF H R ER SO	IP WLS BF H R ER SO	IP WLS BF H R ER SO	IP WLS BF H R ER SO	ERA WHIP	ERA WHIP		
<b>David Palmer, R</b> ERA: 10.24 (1, 1)	3.2 L 16 3 3 2 4																			
<b>Paul Gibson, L</b> ERA: 4.74 (4, 1)	5.1 17 1 0 0 4																			

Batter	1	2	3	4	5	6	7	8	9	AB	R	H	RBI	BB	SO	LOB	BOTTOM					
<b>Gary Pettis, S</b> OBP: 0.390, SLG: 0.355 (1, 8)	1B BB		F7		L7			BB BB BB		2	0	0	0	2	0	0	<b>California Angels @ Detroit Tigers</b> Tiger Stadium, Detroit, MI Sun Jun 18 1989, 3:33 AM EDT Att: 25,928 - Sunny - 77 F					
<b>Scott Lusader, L</b> (1, 9)	F8		F8					L8		4	0	0	0	0	0	2						
<b>Lou Whitaker, L</b> OBP: 0.375, SLG: 0.518 (1, 4)	G6-4-3 1B		G3					BB BB		3	0	1	0	1	0	0						
<b>Keith Moreland, R</b> OBP: 0.358, SLG: 0.442 (1, 10)	G6-4-3 1-2f			F7				BB		3	0	1	0	1	0	2						
<b>Tracy Jones, R</b> OBP: 0.232, SLG: 0.255 (1, 7)		G1-3		L7				F9		4	0	0	0	0	1	4						
<b>Dave Bergman, L</b> OBP: 0.356, SLG: 0.328 (1, 3)		G3-1						FC5-4 1B	G4-3	4	0	2	0	0	0	0						
<b>Mike Heath, R</b> OBP: 0.352, SLG: 0.419 (1, 2)		BB 1B		F9				FC5-4 G6-4-3 1-2f	K	4	1	1	0	0	1	2						
<b>Rick Schu, R</b> OBP: 0.278, SLG: 0.276 (1, 5)		1B BB			K			G6-4-3 1-2f	G3	3	0	0	0	1	1	1						
<b>Al Pedrique, R</b> OBP: 0.233, SLG: 0.241 (1, 6)					F9			G5-3		3	0	1	1	0	0	0						
<b>Inning Stats</b>	R: 0 E: 0 K: 0 S: 5	H: 1 LOB: 1 BB: 1 P: 12	R: 1 E: 0 K: 0 S: 11	H: 2 LOB: 2 BB: 1 P: 20	R: 0 E: 0 K: 0 S: 4	H: 0 LOB: 0 BB: 0 P: 8	R: 0 E: 0 K: 0 S: 7	H: 1 LOB: 1 BB: 0 P: 12	R: 0 E: 0 K: 1 S: 8	H: 0 LOB: 0 BB: 0 P: 15	R: 0 E: 0 K: 1 S: 12	H: 1 LOB: 1 BB: 0 P: 19	R: 0 E: 0 K: 0 S: 6	H: 1 LOB: 0 BB: 0 P: 12	R: 0 E: 0 K: 0 S: 10	H: 0 LOB: 3 BB: 3 P: 26	R: 0 E: 0 K: 1 S: 11	H: 0 LOB: 0 BB: 0 P: 18	1B: 6 2B: 0 3B: 0 HR: 0	SF: 0 SAC: 0 DP: 2 HBP: 0	WP: 0 PB: 0 SB: 0 CS: 0	PA: 35
<b>PITCHER</b>	IP WLS BF H R ER SO	IP WLS BF H R ER SO	IP WLS BF H R ER SO	IP WLS BF H R ER SO	IP WLS BF H R ER SO	IP WLS BF H R ER SO	IP WLS BF H R ER SO	IP WLS BF H R ER SO	IP WLS BF H R ER SO	IP WLS BF H R ER SO	IP WLS BF H R ER SO	IP WLS BF H R ER SO	IP WLS BF H R ER SO	IP WLS BF H R ER SO	IP WLS BF H R ER SO	IP WLS BF H R ER SO	ERA WHIP	ERA WHIP				
<b>Mike Witt, R</b> ERA: 4.66 (1, 1)	7.0 W 26 6 1 1 2																					
<b>Greg Minton, R</b> ERA: 1.39 (8, 1)	0.2 3 0 0 0 0																					
<b>Bob McClure, L</b> ERA: 0.52 (8, 1)	0.0 S 1 0 0 0																					
<b>Bryan Harvey, R</b> ERA: 3.32 (8, 1)	1.1 S 5 0 0 0																					

AB	30
R	3
H	4
RBI	3
BB	3
SO	8
LOB	13









Batter	1	2	3	4	5	6	7	8	9	AB	R	H	RBI	BB	SO	LOB	TOP					
<b>Junior Felix, S</b> OBP: 0.342, SLG: 0.458 (1, 8)	2-1 HR 1B	3-2 G4-3		0-0 F8			0-0 G1-3		1-3 K	5	1	1	0	0	1	0						
<b>Tony Fernandez, S</b> OBP: 0.297, SLG: 0.377 (1, 6)	1 SAFE 1 SAFE 1 B 1 SAFE 1 B 1 F	3-2 HR	3-2 HR	0-0 G4-3			4-1 BB		0-0 1B 1B	4	2	3	3	1	0	0						
<b>Kelly Gruber, R</b> OBP: 0.372, SLG: 0.451 <b>Kevin Batista, R</b> OBP: 0.250, SLG: 0.250 (9, PR) (9, 9)	1-2 F7	1-2 1B			0-0 G6-3		2-3 K		3-2 1B 1B	5	0	2	0	0	1	1						
<b>George Bell, R</b> OBP: 0.306, SLG: 0.431 (1, 7)	2-0 1B 2B	1-2 G1-3			3-2 G6-3			1-0 G6-3	0-2 G1-3	5	1	1	0	0	0	3						
<b>Fred McGriff, L</b> OBP: 0.395, SLG: 0.546 (1, 3)	3-2 2H 1B		1-2 G5-3		2-0 P8			1-0 G3 1B		4	1	2	1	0	0	0						
<b>Ernie Whitt, L</b> OBP: 0.399, SLG: 0.478 (1, 2)	K		1-2 F8		0-2 G5-4-3 1B			3-1 G3	1-2 1B	4	0	1	0	0	1	2						
<b>Rance Mulliniks, L</b> OBP: 0.320, SLG: 0.291 (1, 10)	1 SAFE F9		2-2 1B		0-2 G5-4-3 1-2			0-0 2H 1B		4	0	2	1	0	0	2						
<b>Manuel Lee, S</b> OBP: 0.323, SLG: 0.333 (1, 5)			2-1 F8		0-2 G1-3			1-0 L8		4	0	0	0	0	0	2						
<b>Nelson Liriano, S</b> OBP: 0.336, SLG: 0.409 (1, 4)			2-0 HR		0-2 G4-3			3-1 L9	2-0 F8	4	1	1	1	0	0	0						
<b>Inning Stats</b>	R: 3 E: 0 K: 1 S: 20	H: 4 LOB: 1 BB: 0 P: 34	R: 2 E: 0 K: 0 S: 18	H: 3 LOB: 1 BB: 0 P: 30	R: 0 E: 0 K: 0 S: 13	H: 1 LOB: 1 BB: 0 P: 18	R: 0 E: 0 K: 0 S: 5	H: 0 LOB: 0 BB: 0 P: 5	R: 0 E: 0 K: 0 S: 5	H: 1 LOB: 0 BB: 0 P: 10	R: 0 E: 0 K: 1 S: 8	H: 0 LOB: 1 BB: 1 P: 17	R: 1 E: 0 K: 0 S: 6	H: 2 LOB: 1 BB: 0 P: 12	R: 0 E: 0 K: 1 S: 15	H: 2 LOB: 2 BB: 0 P: 21	1B: 9 2B: 1 3B: 0 HR: 3	SF: 0 SAC: 0 DP: 1 HBP: 0	WP: 0 PB: 0 SB: 0 CS: 0	PA: 40		
<b>PITCHER</b>	IP	WLS	BF	H	R	ER	SO	BB	IBB	HBP	BLK	WP	HR	S	P	ERA	WHIP					
<b>Kirk McCaskill, R</b> ERA: 2.87 (1, 1)	1.2	L	12	7	5	5	1	0	0	0	0	0	0	3	35	60	27.00	4.200				
<b>Rich Monteleone, R</b> ERA: 0.69 (2, 1)	5.1		18	2	0	0	1	1	0	0	0	0	0	43	63	0.00	0.562					
<b>Bob McClure, L</b> ERA: 0.98 (8, 1)	1.0		5	2	1	1	0	0	0	0	0	0	0	6	12	9.00	2.000					
<b>Greg Minton, R</b> ERA: 1.33 (9, 1)	1.0		5	2	0	0	1	0	0	0	0	0	0	15	21	0.00	2.000					

Toronto Blue Jays @ California Angels  
Anaheim Stadium, Anaheim, CA  
Tue Jun 20 1989, 10:05 PM EDT  
Att: 23,956 - Unknown - 70 F

AB 39  
R 6  
H 13  
RBI 6  
BB 1  
SO 3  
LOB 10



Batter	1	2	3	4	5	6	7	8	9	AB	R	H	RBI	BB	SO	LOB	BOTTOM				
<b>Claudell Washington, L</b> OBP: 0.330, SLG: 0.457 (1, 9)	K		0-0 1B		1-2 2B			0-2 G6-3		4	0	2	0	0	1	0					
<b>Johnny Ray, S</b> OBP: 0.300, SLG: 0.354 (1, 4)	1-1 FC6 1B		3-2 F8		1-0 G5-3			0-1 G6-3		4	0	1	0	0	0	2					
<b>Devon White, S</b> OBP: 0.314, SLG: 0.476 (1, 8)	1-0 FC6 1-2		3-2 G4-3			0-2 G4-3			1-1 G4-3	4	0	0	0	0	0	2					
<b>Wally Joyner, L</b> OBP: 0.337, SLG: 0.354 (1, 3)	0-2 P7				0-3 K		0-0 L7		3-2 1B SF8 2B	4	1	1	0	0	1	1					
<b>Brian Downing, R</b> OBP: 0.357, SLG: 0.398 <b>Tony Armas, R</b> OBP: 0.357, SLG: 0.769 (4, PH)			1-1 P8		1-3 K		1-0 G6-3		0-0 1B	1	0	0	0	0	0	0					
<b>Chili Davis, S</b> OBP: 0.314, SLG: 0.385 (1, 7)			1-0 G6-3		1-1 L4			0-0 G6-3	0-0 SF8	3	0	0	1	0	0	0					
<b>Lance Parrish, R</b> OBP: 0.323, SLG: 0.411 (1, 2)			0-1 1B			0-1 HR		2-3 K	3-3 K	4	1	2	1	0	2	1					
<b>Jack Howell, L</b> OBP: 0.317, SLG: 0.363 (1, 5)			3-2 F7		1-2 F8			1-2 G1-3		3	0	0	0	0	0	1					
<b>Dick Schofield, R</b> OBP: 0.266, SLG: 0.271 (1, 6)					2-0 G6-3			3-2 F8		3	0	0	0	0	0	0					
<b>Inning Stats</b>	R: 0 E: 0 K: 1 S: 11	H: 1 LOB: 1 BB: 0 P: 15	R: 0 E: 0 K: 0 S: 8	H: 1 LOB: 1 BB: 0 P: 13	R: 0 E: 0 K: 0 S: 8	H: 1 LOB: 1 BB: 0 P: 16	R: 0 E: 0 K: 2 S: 8	H: 0 LOB: 0 BB: 0 P: 10	R: 1 E: 0 K: 0 S: 15	H: 2 LOB: 1 BB: 0 P: 21	R: 0 E: 0 K: 1 S: 7	H: 0 LOB: 0 BB: 0 P: 10	R: 0 E: 0 K: 0 S: 8	H: 0 LOB: 0 BB: 0 P: 11	R: 1 E: 0 K: 1 S: 11	H: 2 LOB: 1 BB: 0 P: 18	1B: 4 2B: 2 3B: 0 HR: 1	SF: 1 SAC: 0 DP: 0 HBP: 0	WP: 0 PB: 0 SB: 0 CS: 0	PA: 34	
<b>PITCHER</b>	IP	WLS	BF	H	R	ER	SO	BB	IBB	HBP	BLK	WP	HR	S	P	ERA	WHIP				
<b>Jimmy Key, L</b> ERA: 3.58 (1, 1)	7.0	W	26	5	1	1	4	0	0	0	0	0	0	19	29	4.50	1.000				
<b>Duane Ward, R</b> ERA: 3.31 (8, 1)	2.0		8	2	1	1	1	0	0	0	0	0	0	19	29	4.50	1.000				

Toronto Blue Jays @ California Angels  
Anaheim Stadium, Anaheim, CA  
Tue Jun 20 1989, 10:05 PM EDT  
Att: 23,956 - Unknown - 70 F

AB 33  
R 2  
H 7  
RBI 2  
BB 0  
SO 5  
LOB 7





Batter	1	2	3	4	5	6	7	8	9	10	11	12	13	14	AB	R	H	RBI	BB	SO	LOB	TOP					
Junior Felix, S OBP: 0.335, SLG: 0.443 (1, 8)	G5-3			G6-3		K			K				4-3	F7	6	0	0	0	1	2	1						
Tony Fernandez, S OBP: 0.303, SLG: 0.381 (1, 6)	K			2B SF8		P4			F8		1B BB			2B HBP	6	2	3	0	0	1	0						
Kelly Gruber, R OBP: 0.371, SLG: 0.450 Kevin Baliste, R OBP: 0.250, SLG: 0.250 (14, 9)	K			SF8		G3			K		F9			2B SF9 HBP	5	1	1	0	0	2	2						
George Bell, R OBP: 0.303, SLG: 0.431 (1, 7)		G6-3		SF8			L7			F8		G4-3		1B 2B	5	1	1	2	0	0	0						
Fred McGriff, L OBP: 0.390, SLG: 0.537 (1, 3)		6-3		K			K			K				SF9	4	0	0	1	1	3	1						
Ernie Whitt, L OBP: 0.401, SLG: 0.485 Tom Lawless, R OBP: 0.278, SLG: 0.194 Pat Borders, R OBP: 0.273, SLG: 0.336 (10, PR)		4-3					4-3					G6-3		2B 1B	4	0	2	0	0	0	0						
Rance Mulliniks, L OBP: 0.317, SLG: 0.288 Bob Brenny, R OBP: 0.266, SLG: 0.296 (14, PH)				B5-3		4-3			K					2B 1B	5	0	1	0	0	1	3						
Manuel Lee, S OBP: 0.316, SLG: 0.333 (1, 5)				L8		G5-3			1-3					2B	6	0	1	2	0	1	2						
Nelson Liriano, S OBP: 0.328, SLG: 0.398 (1, 4)						B1-3			K		F9			K	6	0	0	0	0	2	2						
<b>Inning Stats</b>	R: 0 E: 0 K: 2 S: 7	H: 0 LOB: 0 BB: 0 P: 8	R: 0 E: 0 K: 0 S: 6	H: 0 LOB: 0 BB: 0 P: 11	R: 0 E: 0 K: 0 S: 4	H: 1 LOB: 0 BB: 0 P: 5	R: 1 E: 0 K: 1 S: 11	H: 2 LOB: 1 BB: 0 P: 13	R: 0 E: 0 K: 1 S: 6	H: 0 LOB: 0 BB: 0 P: 9	R: 0 E: 0 K: 2 S: 8	H: 0 LOB: 2 BB: 1 P: 13	R: 0 E: 0 K: 1 S: 10	H: 1 LOB: 2 BB: 1 P: 16	R: 0 E: 0 K: 0 S: 9	H: 0 LOB: 1 BB: 1 P: 17	R: 0 E: 0 K: 0 S: 6	H: 0 LOB: 0 BB: 0 P: 11	R: 5 E: 0 K: 1 S: 20	H: 4 LOB: 1 BB: 1 P: 31	1B: 6 2B: 5 3B: 0 HR: 0	SF: 2 SAC: 0 DP: 1 HBP: 1	WP: 0 PB: 0 SB: 1 CS: 0	PA: 55			
<b>PITCHER</b>	IP	WLS	BF	H	R	ER	SO	BB	IBB	HBP	BLK	WP	HR	S	P	ERA	WHIP										
Bert Blyleven, R ERA: 2.36 (1, 1)	9.0		30	4	1	1	9	0	0	0	0	0	0	66	93	1.00	0.444										
Bryan Harvey, R ERA: 3.04 (10, 1)	2.0		9	2	0	0	2	1	0	0	0	0	0	19	32	0.00	1.500										
Greg Minton, R ERA: 1.9 (12, 1)	2.0	L	10	2	3	3	0	1	0	0	0	0	0	22	36	13.50	1.500										
Bob McClure, L ERA: 1.86 (14, 1)	1.0		6	2	2	2	1	1	0	0	0	0	0	13	23	18.00	3.000										

Toronto Blue Jays @ California Angels  
Anaheim Stadium, Anaheim, CA  
Wed Jun 21 1989, 10:05 PM EDT  
Att. 24,259 - Unknown


AB 49  
R 6  
H 10  
RBI 6  
BB 3  
SO 12  
LOB 12



Batter	1	2	3	4	5	6	7	8	9	10	11	12	13	14	AB	R	H	RBI	BB	SO	LOB	BOTTOM								
Brian Downing, R OBP: 0.360, SLG: 0.413 (1, 10)	2B			F8		G4-3			HR		1B BB		F7		5	1	2	1	1	0	0									
Johnny Ray, S OBP: 0.297, SLG: 0.349 (1, 4)	F9			F8		6-3			G6-3		1B BB			F7	6	0	1	0	0	0	1									
Devon White, S OBP: 0.308, SLG: 0.465 (1, 8)	6-3					G6-3			K		K			F9	6	0	0	0	0	2	4									
Chili Davis, S OBP: 0.311, SLG: 0.377 (1, 7)	K							F9			4-3			F9	5	0	0	0	1	2	4									
Tony Armas, R OBP: 0.333, SLG: 0.647 Claude Williams, L OBP: 0.333, SLG: 0.457 (11, 9)			1B 1B			F8			F8					CS BB	4	0	1	0	0	0	1									
Lance Parrish, R OBP: 0.316, SLG: 0.401 (1, 2)		F9				F9								B3	5	0	0	0	0	1	3									
Bill Schroeder, R OBP: 0.279, SLG: 0.508 Wally Joyner, L OBP: 0.336, SLG: 0.352 (11, 3)			1B 1B			F8			G1-3					P5	4	0	1	0	0	1	0									
Jack Howell, L OBP: 0.315, SLG: 0.358 (1, 5)			G1-6-3						K					CS 1B	5	0	1	0	0	2	2									
Dick Schofield, R OBP: 0.293, SLG: 0.288 (1, 6)			4-3						F7		1B BB			K	5	0	1	0	0	1	1									
<b>Inning Stats</b>	R: 0 E: 0 K: 1 S: 9	H: 1 LOB: 1 BB: 0 P: 11	R: 0 E: 0 K: 0 S: 9	H: 2 LOB: 1 BB: 0 P: 15	R: 0 E: 0 K: 0 S: 9	H: 0 LOB: 0 BB: 0 P: 16	R: 0 E: 0 K: 0 S: 5	H: 0 LOB: 0 BB: 1 P: 11	R: 0 E: 0 K: 0 S: 7	H: 0 LOB: 0 BB: 0 P: 9	R: 0 E: 0 K: 0 S: 8	H: 0 LOB: 0 BB: 0 P: 14	R: 0 E: 0 K: 1 S: 8	H: 0 LOB: 0 BB: 0 P: 14	R: 1 E: 0 K: 2 S: 9	H: 1 LOB: 3 BB: 1 P: 13	R: 0 E: 0 K: 2 S: 14	H: 0 LOB: 0 BB: 0 P: 17	R: 0 E: 0 K: 1 S: 12	H: 2 LOB: 3 BB: 1 P: 21	R: 0 E: 0 K: 0 S: 7	H: 0 LOB: 1 BB: 1 P: 13	R: 0 E: 0 K: 2 S: 8	H: 0 LOB: 0 BB: 0 P: 14	R: 0 E: 0 K: 0 S: 9	H: 0 LOB: 0 BB: 0 P: 12	1B: 5 2B: 1 3B: 0 HR: 1	SF: 0 SAC: 0 DP: 0 HBP: 0	WP: 0 PB: 0 SB: 0 CS: 2	PA: 50
<b>PITCHER</b>	IP	WLS	BF	H	R	ER	SO	BB	IBB	HBP	BLK	WP	HR	S	P	ERA	WHIP													
Mike Flanagan, L ERA: 3.46 (1, 1)	8.0		27	4	0	0	2	1	0	0	0	0	0	60	100	0.00	0.625													
David Wells, L ERA: 2.51 (9, 1)	2.1		11	3	1	1	4	1	0	0	0	0	1	31	45	3.86	1.714													
Tom Henke, R ERA: 3.82 (11, 1)	3.2	W	11	0	0	0	3	1	0	0	0	0	0	28	45	0.00	0.273													

Toronto Blue Jays @ California Angels  
Anaheim Stadium, Anaheim, CA  
Wed Jun 21 1989, 10:05 PM EDT  
Att. 24,259 - Unknown


AB 46  
R 1  
H 7  
RBI 1  
BB 3  
SO 9  
LOB 17






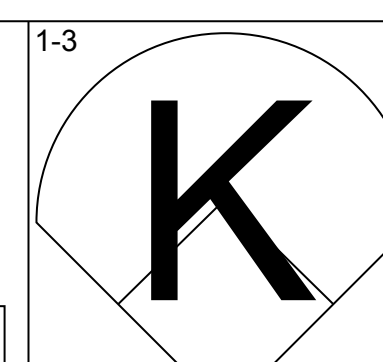
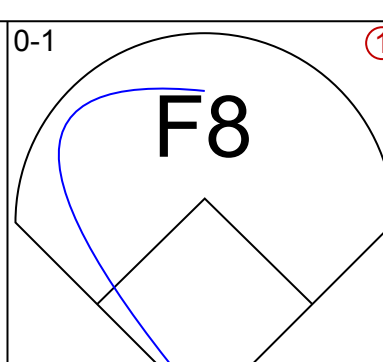
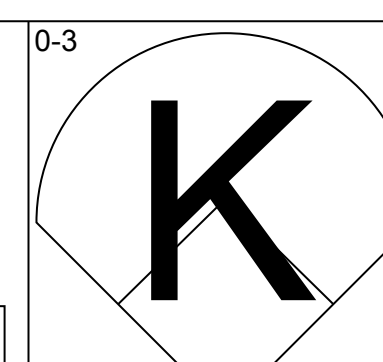
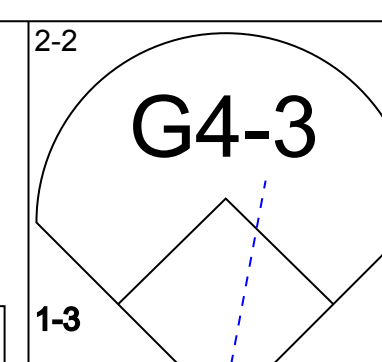
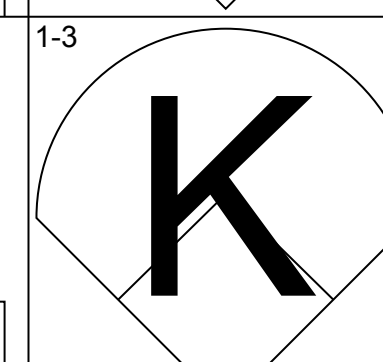
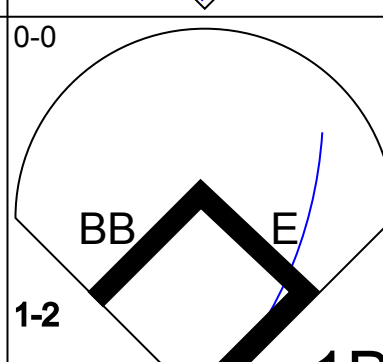
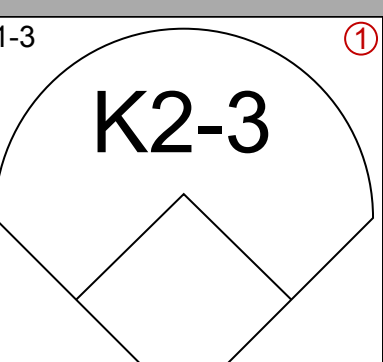
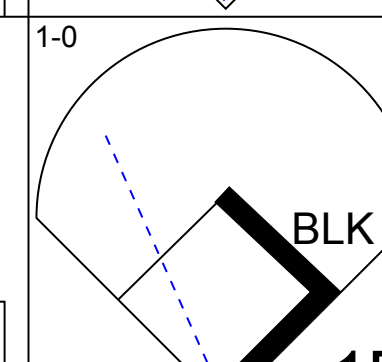
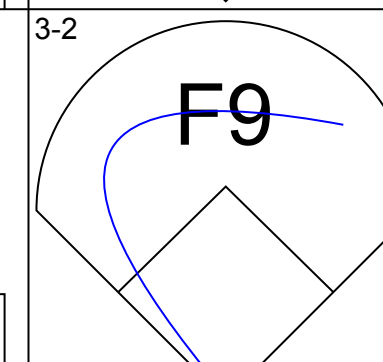
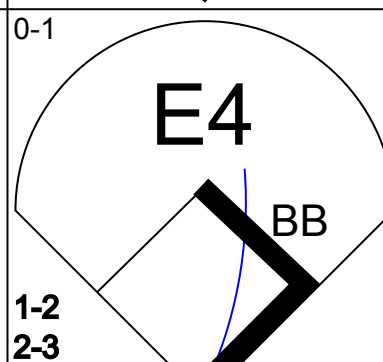
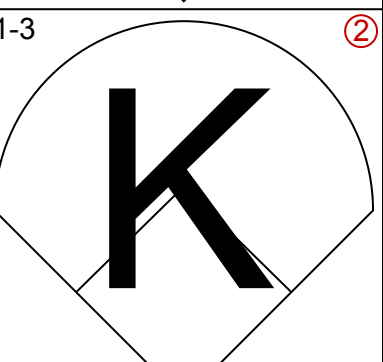
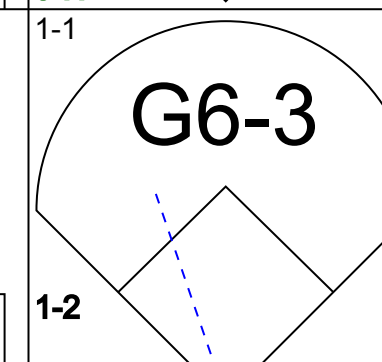
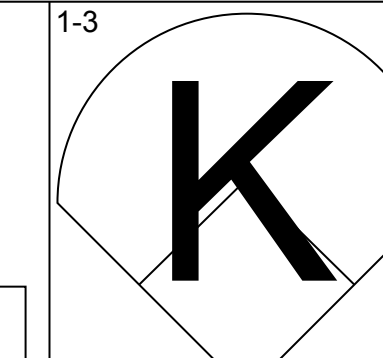
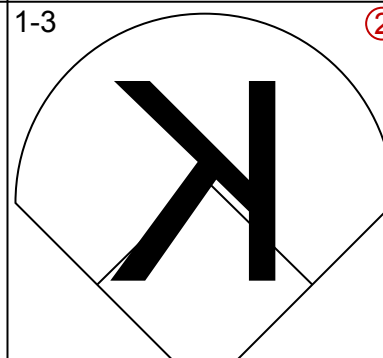
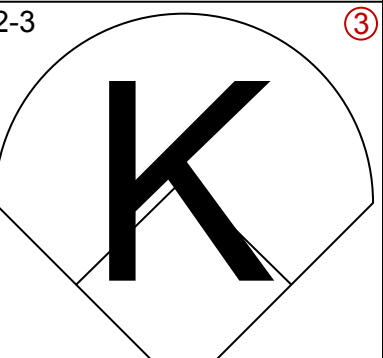
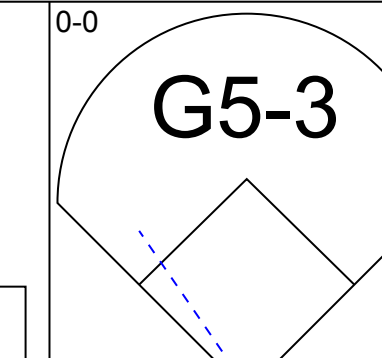
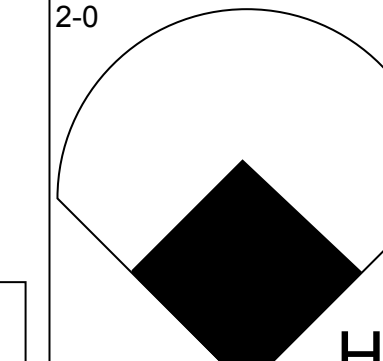
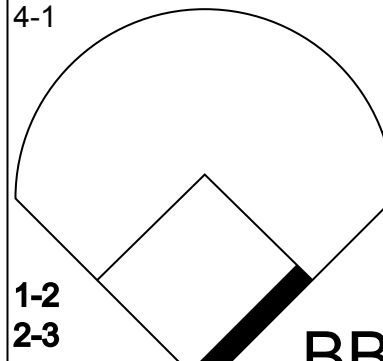
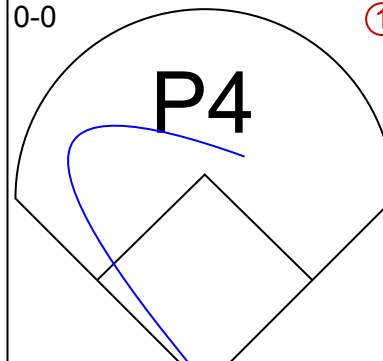
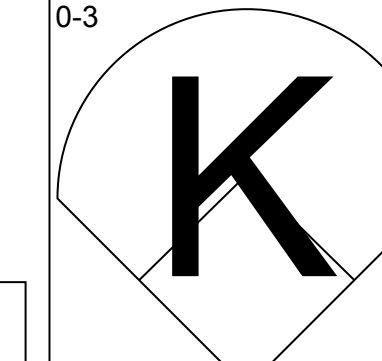

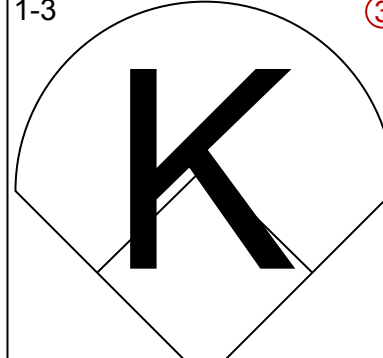
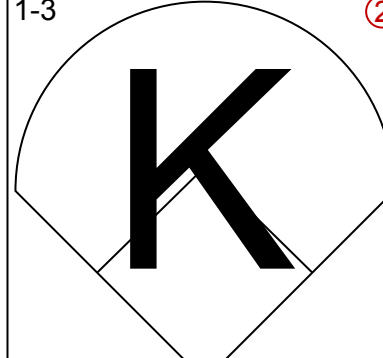
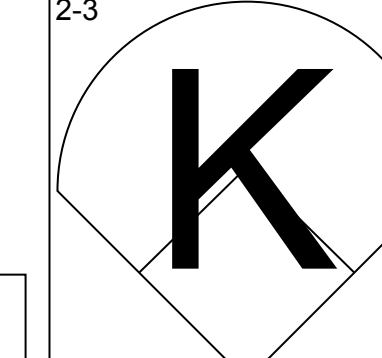
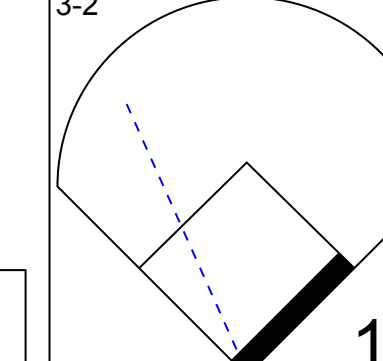
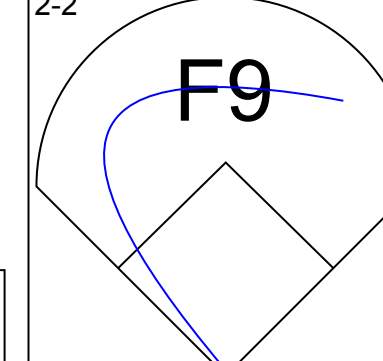
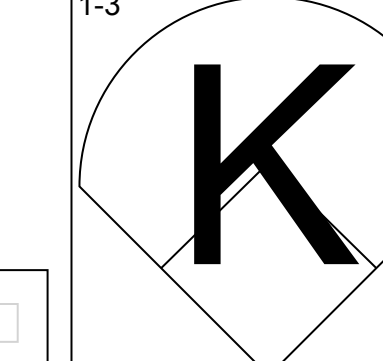

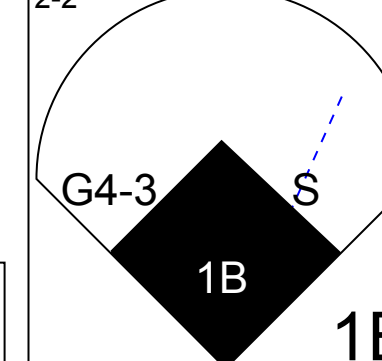
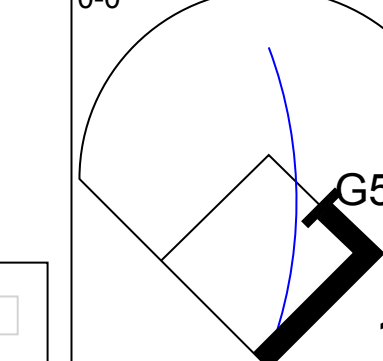
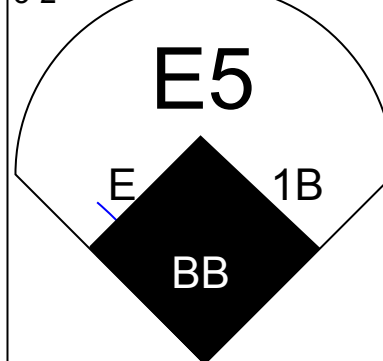
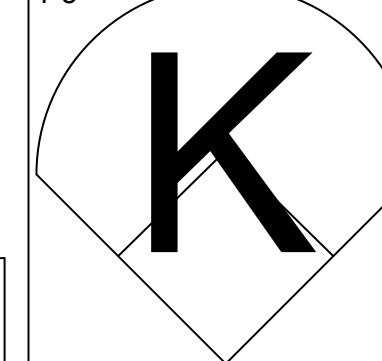
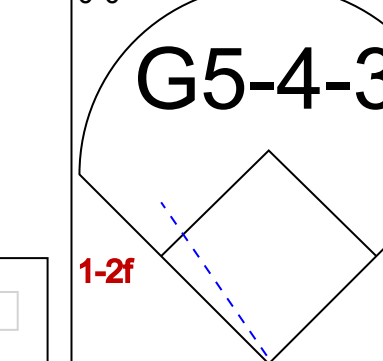




Batter	1	2	3	4	5	6	7	8	9	AB	R	H	RBI	BB	SO	LOB	TOP			
Steve Finley, L (1, 8) OBP: 0.261, SLG: 0.314	G6-3		1-0 SAFE			L9		G6-3		4	0	1	1	0	0	0	<p><b>Baltimore Orioles @ California Angels</b> Anaheim Stadium, Anaheim, CA</p> <p>Fri Jun 23 1989, 10:05 PM EDT Att: 45,452 - Unknown</p> <p>livebaseballscores.com</p> <p>AB 30 R 1 H 6 RBI 1 BB 1 SO 4 LOB 8</p> 			
Phil Bradley, R (1, 7) OBP: 0.364, SLG: 0.408	K		2-3 SAFE			G4-3		F8		4	0	0	0	0	2	2				
Cal Ripken Jr., R (1, 6) OBP: 0.344, SLG: 0.405	F8			1-0		G4-6-3 1B			L7	4	0	2	0	0	0	0				
Mickey Tettleton, S (1, 2)		G3-1		G4-6-3 1-2		L8			K	4	0	0	0	0	1	2				
Joe Orsulak, L (1, 9)		G1-6-3 1B		G6-3			L9		P6	4	0	1	0	0	0	0				
Jim Traber, L (1, 3)	G1-6-3 1-2				G1-3		L8			3	0	0	0	0	0	1				
Larry Sheets, L (1, 10)			2-1	G3			G1-3			3	0	1	0	0	0	0				
Rene Gonzales, R (1, 5)			0-0	SH1-4 1B		4-0		2-1	G6-3 2B	1	1	1	0	1	0	0				
Billy Ripken, R (1, 4)			3-2	G5-3		1-2	SAFE	1-2	G6-3	3	0	0	0	0	1	3				
<b>Inning Stats</b>	R: 0 E: 0 K: 1 S: 8	H: 0 LOB: 0 BB: 0 P: 15	R: 0 E: 0 K: 0 S: 4	H: 1 LOB: 0 BB: 0 P: 8	R: 0 E: 0 K: 1 S: 12	H: 2 LOB: 2 BB: 0 P: 21	R: 0 E: 0 K: 0 S: 3	H: 1 LOB: 1 BB: 0 P: 6	R: 0 E: 0 K: 1 S: 7	H: 0 LOB: 1 BB: 1 P: 17	R: 0 E: 0 K: 0 S: 6	H: 0 LOB: 0 BB: 0 P: 9	R: 1 E: 0 K: 0 S: 11	H: 1 LOB: 0 BB: 0 P: 18	R: 0 E: 0 K: 1 S: 10	H: 0 LOB: 0 BB: 0 P: 13	1B: 5 2B: 1 3B: 0 HR: 0	SF: 0 SAC: 1 DP: 2 HBP: 0	WP: 0 PB: 0 SB: 1 CS: 0	PA: 32
<b>PITCHER</b> Mike Witt, R (1, 1) ERA: 4.34	IP: 9.0 WLS: W BF: 32 H: 6 R: 1 ER: 1 SO: 4 BB: 1 IBB: 0 HBP: 0 BLK: 0 WP: 0 HR: 0 S: 68 P: 122 ERA: 1.00 WHIP: 0.778															<b>PITCHER</b>				

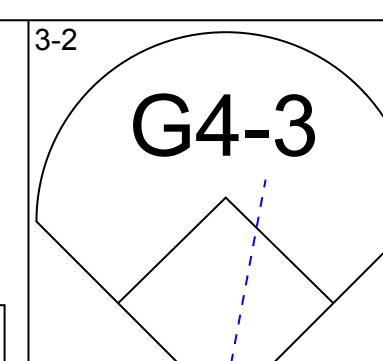
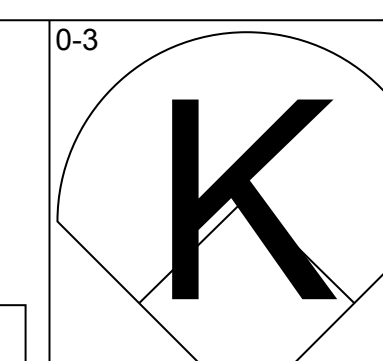
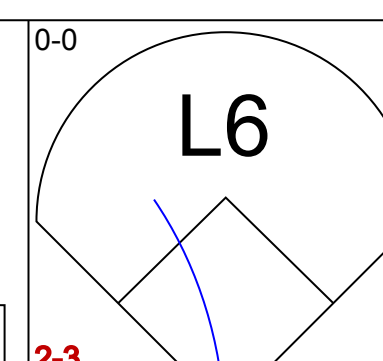
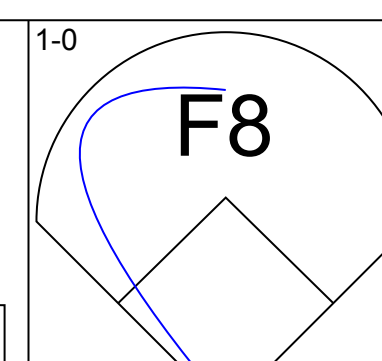
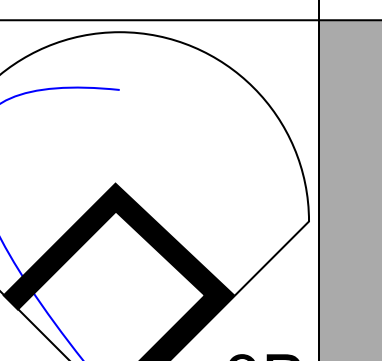
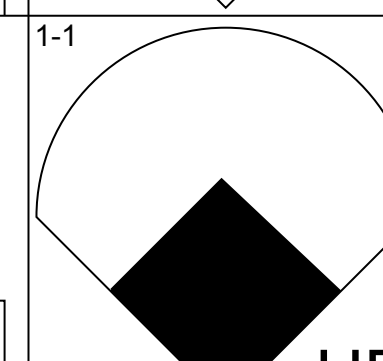
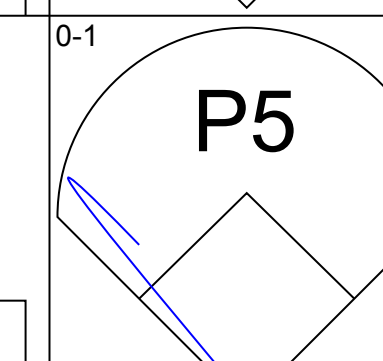
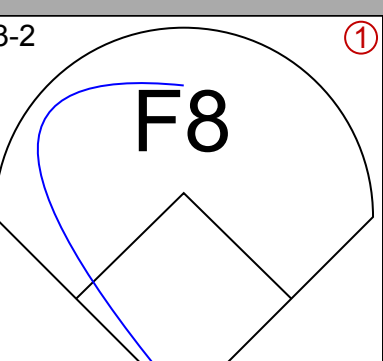
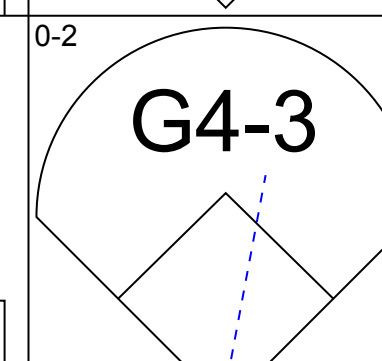
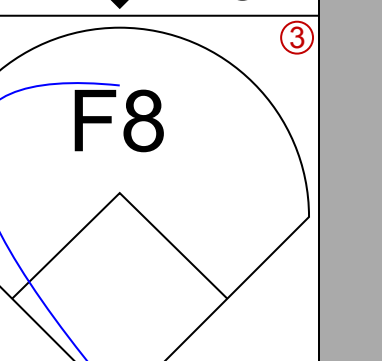
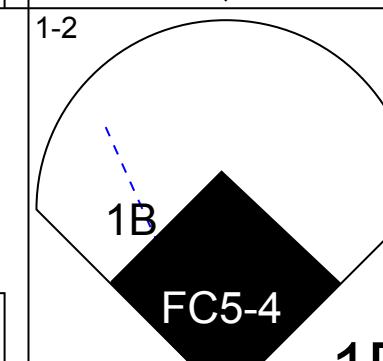
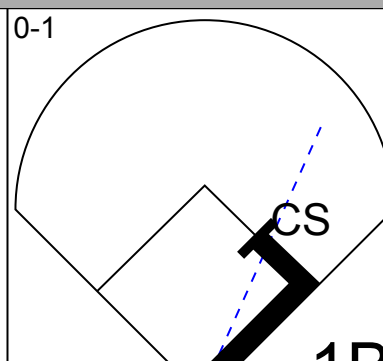
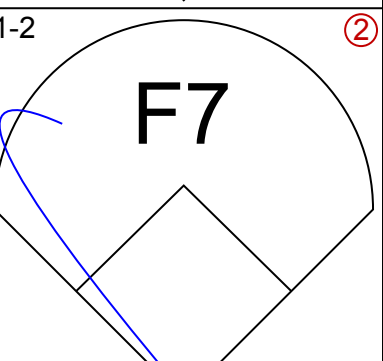
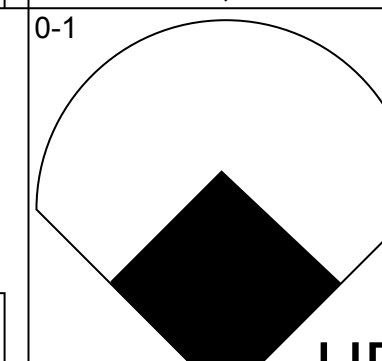
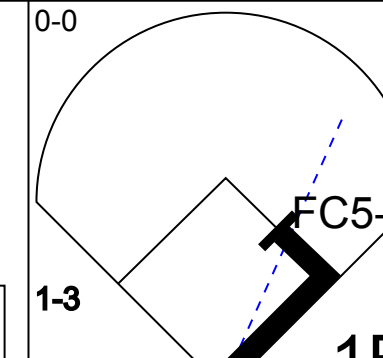
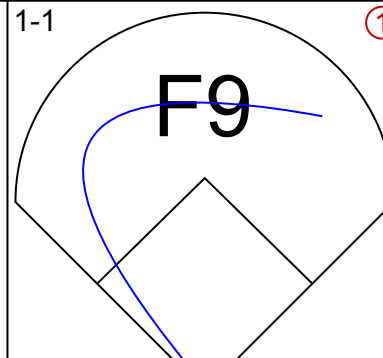
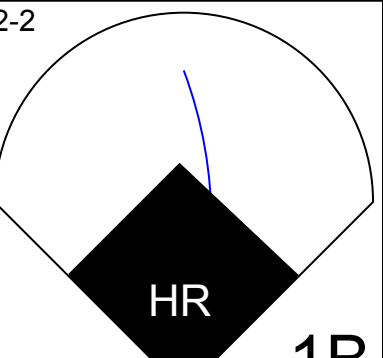
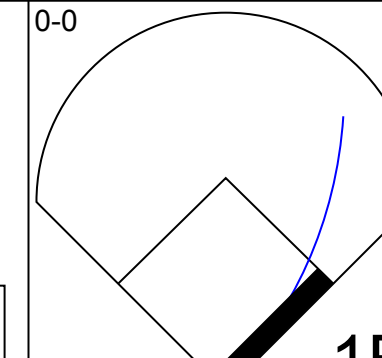
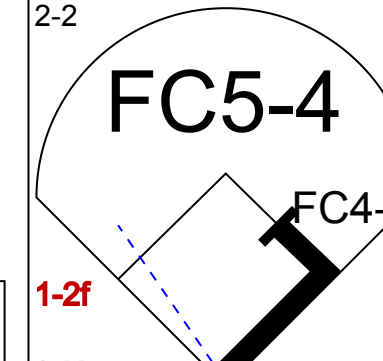
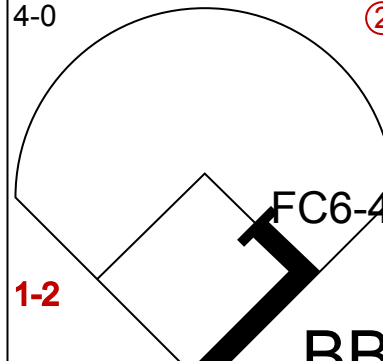
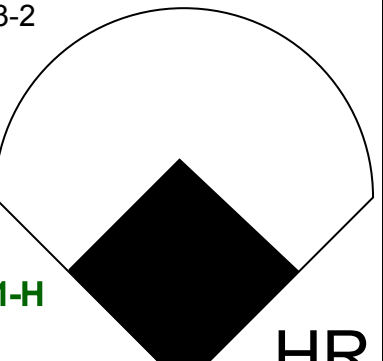
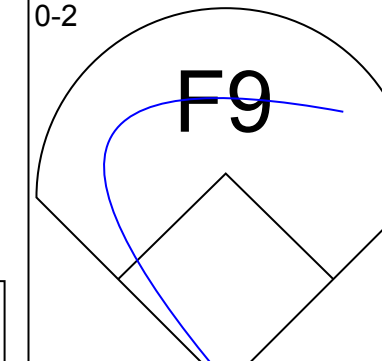
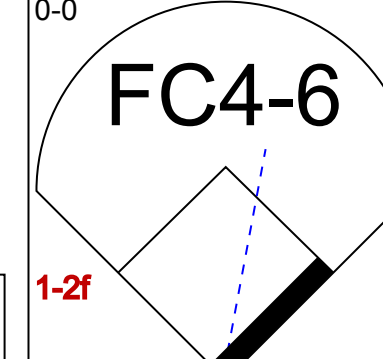
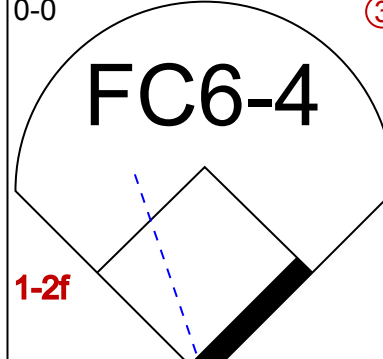
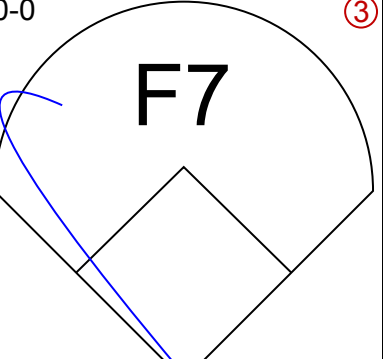
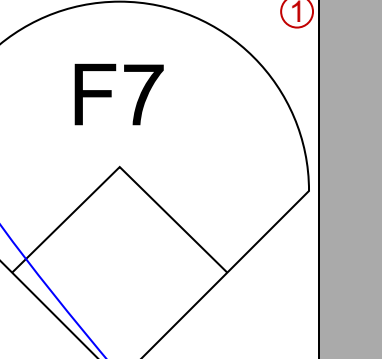
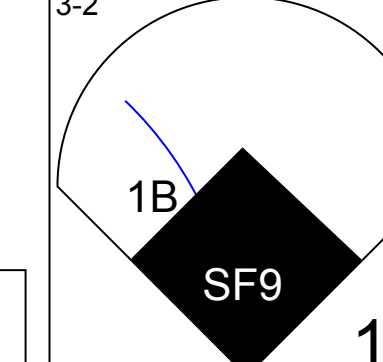
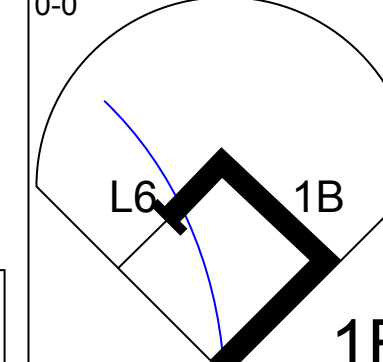
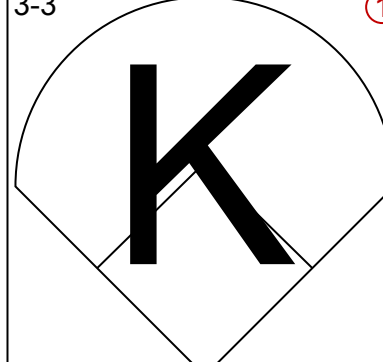
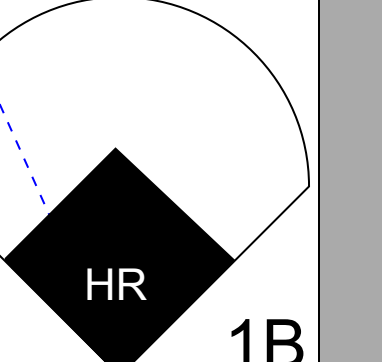
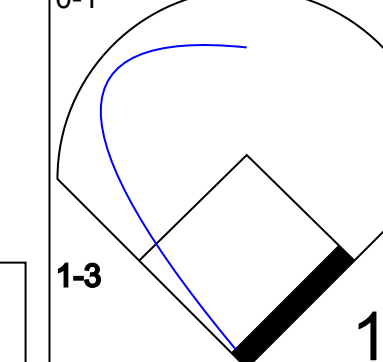
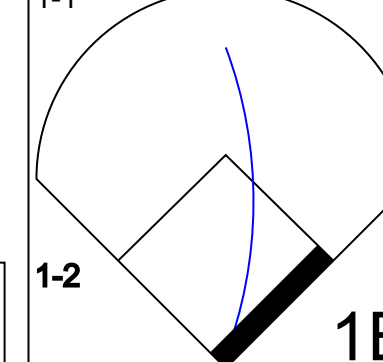
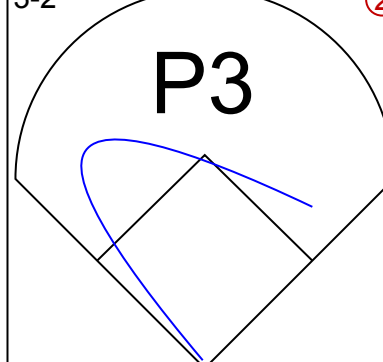

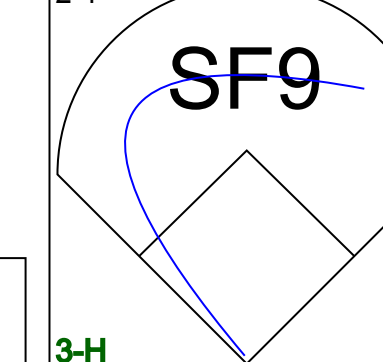
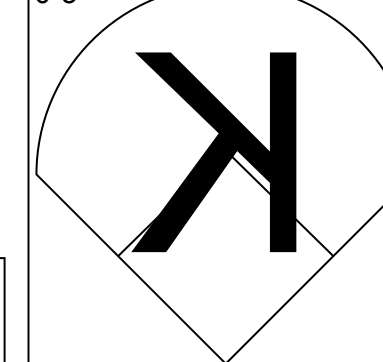

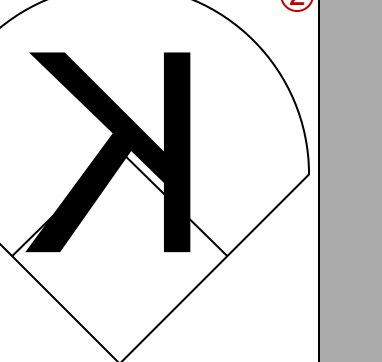
Batter	1	2	3	4	5	6	7	8	9	AB	R	H	RBI	BB	SO	LOB	BOTTOM			
Claudell Washington, L (1, 9) OBP: 0.335, SLG: 0.467 Tony Armas, R (7, PH) OBP: 0.360, SLG: 0.667	F7		0-0			HR		FC4-6 1B		3	1	1	1	0	0	0	<p><b>Baltimore Orioles @ California Angels</b> Anaheim Stadium, Anaheim, CA</p> <p>Fri Jun 23 1989, 10:05 PM EDT Att: 45,452 - Unknown</p> <p>livebaseballscores.com</p> <p>AB 30 R 5 H 8 RBI 4 BB 1 SO 0 LOB 6</p> 			
Kent Anderson, R (1, 4)	F8			1-0		G5-3		FC4-6 1-2		4	0	0	0	0	0	1				
Devon White, S (1, 8)	F9			0-0		F7		G6-3		4	1	1	0	0	0	0				
Wally Joyner, L (1, 3)		G3-1		SAFE		F7		F8		4	0	0	0	0	0	1				
Brian Downing, R (1, 10)		F9		SAFE		L4		F8		3	1	1	0	1	0	0				
Chili Davis, S (1, 7)		FC6-4 1B		SAFE		SH1-3 2B		G4-3		3	0	2	0	0	0	1				
Bill Schroeder, R (1, 2)		FC6-4 1-2		SAFE		SH1-3		HR		2	1	1	1	0	0	1				
Jack Howell, L (1, 5)			3-2			P5		HR		3	1	1	2	0	0	1				
Dick Schofield, R (1, 6)			0-0			P3		G6-3		3	0	0	0	0	0	1				
<b>Inning Stats</b>	R: 0 E: 0 K: 0 S: 7	H: 0 LOB: 0 BB: 0 P: 11	R: 0 E: 0 K: 0 S: 9	H: 1 LOB: 1 BB: 0 P: 12	R: 0 E: 0 K: 0 S: 6	H: 0 LOB: 0 BB: 0 P: 9	R: 1 E: 0 K: 0 S: 8	H: 1 LOB: 0 BB: 0 P: 10	R: 0 E: 0 K: 0 S: 11	H: 1 LOB: 1 BB: 0 P: 15	R: 1 E: 0 K: 0 S: 8	H: 3 LOB: 1 BB: 1 P: 15	R: 0 E: 0 K: 0 S: 10	H: 1 LOB: 1 BB: 0 P: 16	R: 0 E: 0 K: 0 S: 10	H: 0 LOB: 0 BB: 0 P: 13		1B: 4 2B: 1 3B: 1 HR: 2	SF: 0 SAC: 2 DP: 0 HBP: 0	WP: 0 PB: 0 SB: 2 CS: 0
<b>PITCHER</b> Dave Schmidt, R (1, 1) ERA: 4.66	IP: 8.0 WLS: L BF: 33 H: 8 R: 5 ER: 4 SO: 0 BB: 1 IBB: 0 HBP: 0 BLK: 0 WP: 0 HR: 2 S: 67 P: 100 ERA: 4.50 WHIP: 1.125															<b>PITCHER</b>				



Batter	1	2	3	4	5	6	7	8	9	AB	R	H	RBI	BB	SO	LOB	TOP					
Mike Devereaux, R OBP: 0.356, SLG: 0.432 (1, 8)										4	0	0	0	0	2	3	<p>Baltimore Orioles @ California Angels Anaheim Stadium, Anaheim, CA</p> <p>Sat Jun 24 1989, 10:05 PM EDT Att: 45,824 - Unknown - 74 F</p>					
Phil Bradley, R OBP: 0.366, SLG: 0.409 (1, 7)										4	0	2	1	0	2	0						
Cal Ripken Jr., R OBP: 0.340, SLG: 0.399 (1, 6)										4	0	0	0	0	1	3						
Mickey Tettleton, S OBP: 0.354, SLG: 0.534 (1, 10)										4	0	0	0	0	3	3						
Randy Milligan, R OBP: 0.412, SLG: 0.456 (1, 3)										3	1	1	2	1	1	0						
Bob Melvin, R OBP: 0.318, SLG: 0.324 (1, 2)										4	0	0	0	0	4	3						
Craig Worthington, R OBP: 0.299, SLG: 0.318 (1, 5)										4	0	1	0	0	1	0						
Steve Finley, L OBP: 0.269, SLG: 0.321 (1, 9)										4	1	2	0	0	0	1						
Billy Ripken, R OBP: 0.284, SLG: 0.328 (1, 4)										4	1	1	0	0	1	2						
<b>Inning Stats</b>	R: 0 E: 0 K: 2 S: 11	H: 0 LOB: 0 BB: 0 P: 16	R: 1 E: 0 K: 2 S: 14	H: 2 LOB: 1 BB: 0 P: 22	R: 1 E: 2 K: 2 S: 15	H: 1 LOB: 3 BB: 1 P: 24	R: 0 E: 0 K: 1 S: 12	H: 1 LOB: 1 BB: 0 P: 17	R: 0 E: 0 K: 3 S: 9	H: 0 LOB: 0 BB: 0 P: 13	R: 0 E: 0 K: 1 S: 5	H: 0 LOB: 0 BB: 0 P: 6	R: 1 E: 0 K: 1 S: 12	H: 2 LOB: 1 BB: 0 P: 19	R: 0 E: 0 K: 2 S: 7	H: 0 LOB: 0 BB: 0 P: 9	R: 0 E: 0 K: 1 S: 5	H: 1 LOB: 0 BB: 0 P: 6	1B: 6 2B: 0 3B: 0 HR: 1	SF: 0 SAC: 0 DP: 1 HBP: 0	WP: 0 PB: 0 SB: 1 CS: 0	PA: 36
<b>PITCHER</b> Chuck Finley, L ERA: 2.36 (1, 1)	IP: 9.0 WLS: W BF: 36 H: 7 R: 3 ER: 2 SO: 15 BB: 1 IBB: 0 HBP: 0 BLK: 1 WP: 0 HR: 1 S: 90 P: 132 ERA: 2.00 WHIP: 0.889															<b>PITCHER</b>	IP: 9.0 WLS: W BF: 36 H: 7 R: 3 ER: 2 SO: 15 BB: 1 IBB: 0 HBP: 0 BLK: 1 WP: 0 HR: 1 S: 90 P: 132 ERA: 2.00 WHIP: 0.889					

AB	35
R	3
H	7
RBI	3
BB	1
SO	15
LOB	15



Batter	1	2	3	4	5	6	7	8	9	AB	R	H	RBI	BB	SO	LOB	BOTTOM			
Claudell Washington, L OBP: 0.332, SLG: 0.470 (1, 9)										5	0	1	0	0	1	3	<p>Baltimore Orioles @ California Angels Anaheim Stadium, Anaheim, CA</p> <p>Sat Jun 24 1989, 10:05 PM EDT Att: 45,824 - Unknown - 74 F</p>			
Johnny Ray, S OBP: 0.294, SLG: 0.357 (1, 4)										5	1	1	1	0	0	2				
Devon White, S OBP: 0.311, SLG: 0.472 (1, 8)										4	2	3	1	0	0	0				
Wally Joyner, L OBP: 0.338, SLG: 0.362 (1, 3)										4	1	3	0	0	0	1				
Brian Downing, R OBP: 0.368, SLG: 0.442 (1, 10)										3	1	1	3	1	0	2				
Chili Davis, S OBP: 0.312, SLG: 0.379 (1, 7)										4	0	0	0	0	0	2				
Bill Schroeder, R OBP: 0.311, SLG: 0.521 (1, 2)										4	2	3	0	0	1	0				
Jack Howell, L OBP: 0.321, SLG: 0.394 (1, 5)										4	1	3	2	0	0	0				
Dick Schofield, R OBP: 0.252, SLG: 0.265 (1, 6)										3	0	0	1	0	3	2				
<b>Inning Stats</b>	R: 2 E: 0 K: 0 S: 16	H: 3 LOB: 1 BB: 0 P: 23	R: 1 E: 0 K: 1 S: 12	H: 2 LOB: 1 BB: 0 P: 17	R: 0 E: 0 K: 0 S: 6	H: 1 LOB: 1 BB: 1 P: 10	R: 0 E: 0 K: 1 S: 7	H: 2 LOB: 0 BB: 0 P: 8	R: 2 E: 0 K: 2 S: 13	H: 2 LOB: 0 BB: 0 P: 22	R: 0 E: 0 K: 2 S: 9	H: 0 LOB: 0 BB: 0 P: 17	R: 1 E: 0 K: 0 S: 11	H: 2 LOB: 1 BB: 0 P: 12	R: 2 E: 0 K: 1 S: 10	H: 3 LOB: 1 BB: 0 P: 15	1B: 10 2B: 1 3B: 1 HR: 4	SF: 1 SAC: 0 DP: 1 HBP: 0	WP: 0 PB: 0 SB: 0 CS: 1	PA: 38
<b>PITCHER</b> Bob Milacki, R ERA: 3.97 Jose Bautista, R ERA: 5.15 (1, 1) (4, 1)	IP: 3.0 WLS: L BF: 17 H: 8 R: 3 ER: 3 SO: 3 BB: 0 IBB: 0 HBP: 0 BLK: 0 WP: 0 HR: 1 S: 37 P: 54 ERA: 9.00 WHIP: 3.000															<b>PITCHER</b>	IP: 5.0 WLS: L BF: 21 H: 7 R: 5 ER: 5 SO: 4 BB: 0 IBB: 0 HBP: 0 BLK: 0 WP: 0 HR: 3 S: 47 P: 70 ERA: 9.00 WHIP: 1.400			















Batter	1	2	3	4	5	6	7	8	9	AB	R	H	RBI	BB	SO	LOB	TOP	
Dick Schofield, R OBP: 0.295, SLG: 0.267	F7			G6-3		G4-3			FC6-4 1B	4	0	1	0	0	0	0	<b>California Angels @ Cleveland Indians</b> Cleveland Municipal Stadium, Cleveland, OH Wed Jun 28 1989, 7:05 PM EDT Att: 11,211 - Sunny <a href="http://livebaseballscorecards.com">livebaseballscorecards.com</a>	
Johnny Ray, S OBP: 0.302, SLG: 0.358	K			1B		P3		F7	4	0	1	0	0	1	1			
Devon White, S OBP: 0.301, SLG: 0.453	K			L7		G5-3		FC6-4 1B	4	0	0	0	0	1	2			
Wally Joyner, L OBP: 0.338, SLG: 0.376		F8		K		FC6-4 1B		FC6-4 1B	4	0	2	0	0	1	1			
Brian Downing, R OBP: 0.370, SLG: 0.438		P2			FC6-4 1B	FC6-4 1B		L6	4	0	1	0	0	0	3			
Chili Davis, S OBP: 0.310, SLG: 0.386		G3			FC6-4 G6-3			G4-3	3	0	0	0	0	0	1			
Tony Armas, R OBP: 0.400, SLG: 0.690				G6-4-3 1B	G6-3			HR	3	1	2	1	0	0	1			
Lance Parrish, R OBP: 0.310, SLG: 0.392		G6-4-3			L7			P4	3	0	0	0	0	0	1			
Jack Howell, L OBP: 0.319, SLG: 0.399				L3		F8		P5	3	0	0	0	0	0	0	<b>AB 32</b> <b>R 1</b> <b>H 7</b> <b>RBI 1</b> <b>BB 0</b> <b>SO 3</b> <b>LOB 10</b> 		
<b>Inning Stats</b>	R: 0 H: 0 E: 0 K: 2 S: 7	H: 0 R: 0 ER: 0 LOB: 0 BB: 0 P: 9	R: 0 H: 0 E: 0 K: 0 S: 6	H: 1 R: 0 ER: 0 LOB: 0 BB: 0 P: 10	R: 0 H: 1 E: 0 K: 1 S: 8	H: 1 R: 0 ER: 0 LOB: 0 BB: 0 P: 10	R: 0 H: 0 E: 0 K: 0 S: 8	H: 0 R: 0 ER: 0 LOB: 1 BB: 0 P: 15	R: 0 H: 1 E: 0 K: 0 S: 9	H: 1 R: 0 ER: 0 LOB: 0 BB: 0 P: 12	R: 0 H: 2 E: 0 K: 0 S: 13	H: 2 R: 0 ER: 0 LOB: 2 BB: 0 P: 17	1B: 6 2B: 0 3B: 0 HR: 1	SF: 0 SAC: 0 DP: 2 HBP: 0	WP: 0 PB: 0 SB: 1 CS: 0		PA: 32	
<b>PITCHER</b>	IP WLS BF H R ER SO BB IBB HBP BLK WP HR S P ERA WHIP																	
Scott Bailes, L ERA: 3.18	(1, 1) 8.0 W 27 5 1 1 3 0 0 0 0 0 1 60 90 1.12 0.625																	
Doug Jones, R ERA: 1.89	(9, 1) 1.0 S 5 2 0 0 0 0 0 0 0 0 0 0 13 17 0.00 2.000																	

Batter	1	2	3	4	5	6	7	8	9	AB	R	H	RBI	BB	SO	LOB	BOTTOM	
Jerry Browne, S OBP: 0.342, SLG: 0.386	PB SH5-4 1B	F9			G6-3			WP G5-3 1B		4	1	2	0	0	0	2	<b>California Angels @ Cleveland Indians</b> Cleveland Municipal Stadium, Cleveland, OH Wed Jun 28 1989, 7:05 PM EDT Att: 11,211 - Sunny <a href="http://livebaseballscorecards.com">livebaseballscorecards.com</a>	
Danny Sheaffer, R OBP: 0.133, SLG: 0.071	SH5-4		F9			G5-3		G5-3	3	0	0	0	0	0	2			
Joe Carter, R OBP: 0.298, SLG: 0.440	K		F9			F7		F8	4	0	0	0	0	1	2			
Pete O'Brien, L OBP: 0.388, SLG: 0.457	1B BB		L8			P2			2	0	0	0	1	0	0			
Cory Snyder, R OBP: 0.264, SLG: 0.390	1B			K		F9			3	0	1	1	0	1	0			
Brook Jacoby, R OBP: 0.344, SLG: 0.417		F9		L6		P2			3	0	0	0	0	0	0			
Luis Aguayo, R OBP: 0.235, SLG: 0.159		K		F9		P6			3	0	0	0	0	1	0			
Joel Skinner, R OBP: 0.286, SLG: 0.324		BB BB			F9			G4-3	2	0	0	0	1	0	0			
Felix Fermin, R OBP: 0.318, SLG: 0.267		BB			G6-3			G5-3 1B WP 1B	2	1	1	0	1	0	0	<b>AB 26</b> <b>R 2</b> <b>H 4</b> <b>RBI 1</b> <b>BB 3</b> <b>SO 3</b> <b>LOB 6</b> 		
<b>Inning Stats</b>	R: 1 H: 2 E: 0 K: 1 S: 11	H: 2 R: 0 ER: 0 LOB: 2 BB: 1 P: 18	R: 0 H: 0 E: 0 K: 1 S: 11	H: 0 R: 0 ER: 0 LOB: 0 BB: 0 P: 20	R: 0 H: 0 E: 0 K: 1 S: 10	H: 0 R: 0 ER: 0 LOB: 0 BB: 0 P: 15	R: 0 H: 0 E: 0 K: 0 S: 4	H: 0 R: 0 ER: 0 LOB: 0 BB: 0 P: 5	R: 0 H: 0 E: 0 K: 0 S: 7	H: 0 R: 0 ER: 0 LOB: 0 BB: 0 P: 9	R: 0 H: 0 E: 0 K: 0 S: 7	H: 2 R: 0 ER: 0 LOB: 1 BB: 0 P: 16	1B: 4 2B: 0 3B: 0 HR: 0	SF: 0 SAC: 1 DP: 0 HBP: 0	WP: 1 PB: 1 SB: 0 CS: 0		PA: 30	
<b>PITCHER</b>	IP WLS BF H R ER SO BB IBB HBP BLK WP HR S P ERA WHIP																	
Jim Abbott, L ERA: 3.86	(1, 1) 7.2 L 29 4 2 2 3 3 0 0 0 0 0 0 62 94 2.35 0.913																	
Willie Fraser, R ERA: 3.44	(8, 1) 0.1 1 0 0 0 0 0 0 0 0 0 1 0 2 4 0.00 0.000																	



Batter	1	2	3	4	5	6	7	8	9	AB	R	H	RBI	BB	SO	LOB	TOP						
Dick Schofield, R OBP: 0.253, SLG: 0.265										5	0	1	0	0	1	3	<b>California Angels @ Minnesota Twins</b> Hubert H. Humphrey Metrodome, Minneapolis, MN Thu Jun 29 1989, 4:33 AM EDT Att: 22,422 - Dome						
Johnny Ray, S OBP: 0.306, SLG: 0.367 Kent Anderson, R OBP: 0.280, SLG: 0.245										5	2	3	0	0	0	0							
Devon White, S OBP: 0.299, SLG: 0.452										5	1	1	0	0	2	2							
Wally Joyner, L OBP: 0.339, SLG: 0.372										3	2	0	0	2	1	2							
Brian Downing, R OBP: 0.380, SLG: 0.461										4	3	4	4	1	0	0							
Chili Davis, S OBP: 0.312, SLG: 0.386										5	1	2	1	0	0	4							
Tony Armas, R OBP: 0.429, SLG: 0.676										5	1	3	1	0	1	3							
Jack Howell, L OBP: 0.329, SLG: 0.403										3	0	2	2	2	0	1							
Bill Schroeder, R OBP: 0.301, SLG: 0.488										5	0	0	1	0	1	7							
<b>Inning Stats</b>	R: 0 E: 0 K: 1 S: 10	H: 2 LOB: 1 BB: 0 P: 18	R: 2 E: 0 K: 0 S: 14	H: 1 LOB: 1 BB: 2 P: 27	R: 4 E: 0 K: 0 S: 12	H: 5 LOB: 1 BB: 1 P: 24	R: 0 E: 0 K: 1 S: 7	H: 0 LOB: 0 BB: 0 P: 10	R: 2 E: 0 K: 0 S: 11	H: 3 LOB: 2 BB: 1 P: 21	R: 1 E: 0 K: 1 S: 11	H: 2 LOB: 1 BB: 0 P: 18	R: 0 E: 0 K: 0 S: 6	H: 1 LOB: 0 BB: 0 P: 8	R: 0 E: 0 K: 0 S: 7	H: 0 LOB: 0 BB: 0 P: 12	R: 1 E: 0 K: 2 S: 11	H: 2 LOB: 2 BB: 1 P: 18	1B: 12 2B: 3 3B: 0 HR: 1	SF: 0 SAC: 0 DP: 1 HBP: 0	WP: 2 PB: 0 SB: 0 CS: 1	PA: 45	
<b>PITCHER</b>	IP WLS BF H R ER SO BB IBB HBP BLK WP HR S P ERA WHIP	IP WLS BF H R ER SO BB IBB HBP BLK WP HR S P ERA WHIP	IP WLS BF H R ER SO BB IBB HBP BLK WP HR S P ERA WHIP	IP WLS BF H R ER SO BB IBB HBP BLK WP HR S P ERA WHIP	IP WLS BF H R ER SO BB IBB HBP BLK WP HR S P ERA WHIP	IP WLS BF H R ER SO BB IBB HBP BLK WP HR S P ERA WHIP	IP WLS BF H R ER SO BB IBB HBP BLK WP HR S P ERA WHIP	IP WLS BF H R ER SO BB IBB HBP BLK WP HR S P ERA WHIP	IP WLS BF H R ER SO BB IBB HBP BLK WP HR S P ERA WHIP	IP WLS BF H R ER SO BB IBB HBP BLK WP HR S P ERA WHIP	IP WLS BF H R ER SO BB IBB HBP BLK WP HR S P ERA WHIP	IP WLS BF H R ER SO BB IBB HBP BLK WP HR S P ERA WHIP	IP WLS BF H R ER SO BB IBB HBP BLK WP HR S P ERA WHIP	IP WLS BF H R ER SO BB IBB HBP BLK WP HR S P ERA WHIP	IP WLS BF H R ER SO BB IBB HBP BLK WP HR S P ERA WHIP	IP WLS BF H R ER SO BB IBB HBP BLK WP HR S P ERA WHIP	IP WLS BF H R ER SO BB IBB HBP BLK WP HR S P ERA WHIP	IP WLS BF H R ER SO BB IBB HBP BLK WP HR S P ERA WHIP	IP WLS BF H R ER SO BB IBB HBP BLK WP HR S P ERA WHIP	IP WLS BF H R ER SO BB IBB HBP BLK WP HR S P ERA WHIP	IP WLS BF H R ER SO BB IBB HBP BLK WP HR S P ERA WHIP	IP WLS BF H R ER SO BB IBB HBP BLK WP HR S P ERA WHIP	IP WLS BF H R ER SO BB IBB HBP BLK WP HR S P ERA WHIP

AB	40
R	10
H	16
RBI	9
BB	5
SO	6
LOB	22



Batter	1	2	3	4	5	6	7	8	9	AB	R	H	RBI	BB	SO	LOB	BOTTOM						
Al Newman, S OBP: 0.352, SLG: 0.299										4	1	1	0	0	0	0	<b>California Angels @ Minnesota Twins</b> Hubert H. Humphrey Metrodome, Minneapolis, MN Thu Jun 29 1989, 4:33 AM EDT Att: 22,422 - Dome						
Wally Backman, S OBP: 0.312, SLG: 0.299										4	0	0	0	0	1	1							
Kirby Puckett, R OBP: 0.385, SLG: 0.481 Carmen Castillo, R OBP: 0.338, SLG: 0.552										3	0	0	0	0	0	0							
Kent Hrbek, L OBP: 0.385, SLG: 0.541										3	0	1	0	1	0	0							
Gary Gaetti, R OBP: 0.298, SLG: 0.460 Brian Harper, R OBP: 0.325, SLG: 0.411										2	1	0	0	0	1	0							
Randy Bush, L OBP: 0.357, SLG: 0.512										4	0	1	0	0	0	2							
Jim Dwyer, L OBP: 0.418, SLG: 0.496										4	0	1	0	0	0	1							
Tim Laudner, R OBP: 0.299, SLG: 0.350										4	1	3	2	0	1	0							
Greg Gagne, R OBP: 0.298, SLG: 0.395										3	0	0	0	0	1	3							
<b>Inning Stats</b>	R: 0 E: 0 K: 0 S: 7	H: 0 LOB: 0 BB: 0 P: 11	R: 1 E: 0 K: 1 S: 13	H: 3 LOB: 2 BB: 0 P: 22	R: 0 E: 0 K: 1 S: 7	H: 0 LOB: 0 BB: 0 P: 11	R: 0 E: 0 K: 1 S: 9	H: 1 LOB: 1 BB: 0 P: 18	R: 0 E: 0 K: 0 S: 4	H: 1 LOB: 0 BB: 0 P: 9	R: 0 E: 0 K: 0 S: 4	H: 0 LOB: 0 BB: 0 P: 6	R: 0 E: 0 K: 0 S: 3	H: 0 LOB: 0 BB: 0 P: 7	R: 2 E: 0 K: 0 S: 10	H: 3 LOB: 2 BB: 1 P: 20	R: 0 E: 0 K: 1 S: 8	H: 0 LOB: 0 BB: 0 P: 11	1B: 6 2B: 2 3B: 0 HR: 1	SF: 0 SAC: 0 DP: 2 HBP: 1	WP: 0 PB: 0 SB: 0 CS: 0	PA: 35	
<b>PITCHER</b>	IP WLS BF H R ER SO BB IBB HBP BLK WP HR S P ERA WHIP	IP WLS BF H R ER SO BB IBB HBP BLK WP HR S P ERA WHIP	IP WLS BF H R ER SO BB IBB HBP BLK WP HR S P ERA WHIP	IP WLS BF H R ER SO BB IBB HBP BLK WP HR S P ERA WHIP	IP WLS BF H R ER SO BB IBB HBP BLK WP HR S P ERA WHIP	IP WLS BF H R ER SO BB IBB HBP BLK WP HR S P ERA WHIP	IP WLS BF H R ER SO BB IBB HBP BLK WP HR S P ERA WHIP	IP WLS BF H R ER SO BB IBB HBP BLK WP HR S P ERA WHIP	IP WLS BF H R ER SO BB IBB HBP BLK WP HR S P ERA WHIP	IP WLS BF H R ER SO BB IBB HBP BLK WP HR S P ERA WHIP	IP WLS BF H R ER SO BB IBB HBP BLK WP HR S P ERA WHIP	IP WLS BF H R ER SO BB IBB HBP BLK WP HR S P ERA WHIP	IP WLS BF H R ER SO BB IBB HBP BLK WP HR S P ERA WHIP	IP WLS BF H R ER SO BB IBB HBP BLK WP HR S P ERA WHIP	IP WLS BF H R ER SO BB IBB HBP BLK WP HR S P ERA WHIP	IP WLS BF H R ER SO BB IBB HBP BLK WP HR S P ERA WHIP	IP WLS BF H R ER SO BB IBB HBP BLK WP HR S P ERA WHIP	IP WLS BF H R ER SO BB IBB HBP BLK WP HR S P ERA WHIP	IP WLS BF H R ER SO BB IBB HBP BLK WP HR S P ERA WHIP	IP WLS BF H R ER SO BB IBB HBP BLK WP HR S P ERA WHIP	IP WLS BF H R ER SO BB IBB HBP BLK WP HR S P ERA WHIP	IP WLS BF H R ER SO BB IBB HBP BLK WP HR S P ERA WHIP	IP WLS BF H R ER SO BB IBB HBP BLK WP HR S P ERA WHIP

AB	33
R	3
H	8
RBI	3
BB	1
SO	4
LOB	9









Batter	1	2	3	4	5	6	7	8	9	AB	R	H	RBI	BB	SO	LOB	TOP					
Dick Schofield, R OBP: 0.267, SLG: 0.275 (1, 6)										4	2	2	0	1	0	3	<b>California Angels @ Minnesota Twins</b> Hubert H. Humphrey Metrodome, Minneapolis, MN Sat Jul 01 1989, 8:05 PM EDT Att: 28,682 - Dome <a href="http://livebaseballscorecards.com">livebaseballscorecards.com</a>					
Johnny Ray, S OBP: 0.306, SLG: 0.366 (1, 4)										4	1	1	0	1	1	2						
Devon White, S OBP: 0.299, SLG: 0.454 (1, 8)										5	0	2	2	0	1	3						
Wally Joyner, L OBP: 0.342, SLG: 0.378 (1, 3)										5	0	3	1	0	0	1						
Brian Downing, R OBP: 0.377, SLG: 0.458 (1, 10)										4	0	0	0	0	1	5						
Chili Davis, S OBP: 0.317, SLG: 0.425 (1, 7)										4	2	2	2	0	0	0						
Tony Armas, R OBP: 0.452, SLG: 0.805 (1, 9)										4	1	2	1	0	1	0						
Lance Parrish, R OBP: 0.308, SLG: 0.384 (1, 2)										3	0	1	0	1	0	0						
Jack Howell, L OBP: 0.331, SLG: 0.396 (8, PR)										3	0	0	0	0	0	1						
Glenn Hoffman, R OBP: 0.297, SLG: 0.333 (8, 5)										0	0	0	0	0	0	0						
<b>Inning Stats</b>	R: 1 E: 0 K: 1 S: 12	H: 3 LOB: 1 BB: 0 P: 18	R: 1 E: 0 K: 0 S: 5	H: 1 LOB: 0 BB: 0 P: 9	R: 0 E: 0 K: 0 S: 8	H: 2 LOB: 2 BB: 1 P: 13	R: 1 E: 0 K: 0 S: 11	H: 1 LOB: 0 BB: 0 P: 15	R: 1 E: 0 K: 1 S: 9	H: 1 LOB: 1 BB: 1 P: 19	R: 1 E: 0 K: 0 S: 8	H: 2 LOB: 0 BB: 0 P: 10	R: 0 E: 0 K: 0 S: 5	H: 2 LOB: 2 BB: 0 P: 10	R: 0 E: 0 K: 1 S: 6	H: 0 LOB: 0 BB: 0 P: 11	1B: 8 2B: 1 3B: 1 HR: 3	SF: 0 SAC: 0 DP: 2 HBP: 1	WP: 1 PB: 0 SB: 1 CS: 0	PA: 40		
<b>PITCHER</b>	IP WLS BF H R ER SO BB IBB HBP BLK WP HR S P ERA WHIP	IP WLS BF H R ER SO BB IBB HBP BLK WP HR S P ERA WHIP	IP WLS BF H R ER SO BB IBB HBP BLK WP HR S P ERA WHIP	IP WLS BF H R ER SO BB IBB HBP BLK WP HR S P ERA WHIP	IP WLS BF H R ER SO BB IBB HBP BLK WP HR S P ERA WHIP	IP WLS BF H R ER SO BB IBB HBP BLK WP HR S P ERA WHIP	IP WLS BF H R ER SO BB IBB HBP BLK WP HR S P ERA WHIP	IP WLS BF H R ER SO BB IBB HBP BLK WP HR S P ERA WHIP	IP WLS BF H R ER SO BB IBB HBP BLK WP HR S P ERA WHIP	IP WLS BF H R ER SO BB IBB HBP BLK WP HR S P ERA WHIP	IP WLS BF H R ER SO BB IBB HBP BLK WP HR S P ERA WHIP	IP WLS BF H R ER SO BB IBB HBP BLK WP HR S P ERA WHIP	IP WLS BF H R ER SO BB IBB HBP BLK WP HR S P ERA WHIP	IP WLS BF H R ER SO BB IBB HBP BLK WP HR S P ERA WHIP	IP WLS BF H R ER SO BB IBB HBP BLK WP HR S P ERA WHIP	IP WLS BF H R ER SO BB IBB HBP BLK WP HR S P ERA WHIP	IP WLS BF H R ER SO BB IBB HBP BLK WP HR S P ERA WHIP	IP WLS BF H R ER SO BB IBB HBP BLK WP HR S P ERA WHIP	IP WLS BF H R ER SO BB IBB HBP BLK WP HR S P ERA WHIP	IP WLS BF H R ER SO BB IBB HBP BLK WP HR S P ERA WHIP	IP WLS BF H R ER SO BB IBB HBP BLK WP HR S P ERA WHIP	IP WLS BF H R ER SO BB IBB HBP BLK WP HR S P ERA WHIP
Shane Rawley, L ERA: 4.27 (1, 1)	4.1	L	21	8	4	4	1	2	0	0	0	0	0	0	0	0	1	2	40	66	8.31	2.308
Roy Smith, R ERA: 4.36 (5, 1)	3.1		15	5	2	2	2	1	0	1	0	0	0	0	0	0	1	30	46	5.40	1.800	
Gary Wayne, L ERA: 3.04 (8, 1)	1.1		4	0	0	0	1	0	0	0	0	0	0	0	0	0	0	7	13	0.00	0.000	

Batter	1	2	3	4	5	6	7	8	9	AB	R	H	RBI	BB	SO	LOB	BOTTOM				
Randy Bush, L OBP: 0.355, SLG: 0.506 (1, 7)										4	1	1	0	0	0	0	<b>California Angels @ Minnesota Twins</b> Hubert H. Humphrey Metrodome, Minneapolis, MN Sat Jul 01 1989, 8:05 PM EDT Att: 28,682 - Dome <a href="http://livebaseballscorecards.com">livebaseballscorecards.com</a>				
Wally Backman, S OBP: 0.311, SLG: 0.298 (1, 4)										4	0	1	0	0	0	0					
Kirby Puckett, R OBP: 0.382, SLG: 0.476 (1, 8)										4	0	2	0	0	0	0					
Kent Hrbek, L OBP: 0.399, SLG: 0.538 (1, 3)										3	0	2	1	1	0	0					
Gary Gaetti, R OBP: 0.296, SLG: 0.455 (1, 5)										4	0	1	0	0	1	5					
Jim Dwyer, L OBP: 0.414, SLG: 0.401 (1, 10)										4	0	1	0	0	0	5					
Gene Larkin, S OBP: 0.354, SLG: 0.335 (1, 9)										3	0	1	0	1	1	3					
Tim Laudner, R OBP: 0.288, SLG: 0.336 (1, 2)										3	0	0	0	0	1	1					
Greg Olson, R OBP: 0.500, SLG: 0.500 (8, 2)										1	0	1	0	0	0	0					
Greg Gagne, R OBP: 0.293, SLG: 0.384 (1, 6)										4	0	0	0	0	2	3					
<b>Inning Stats</b>	R: 1 E: 0 K: 1 S: 15	H: 4 LOB: 2 BB: 0 P: 21	R: 0 E: 0 K: 0 S: 4	H: 1 LOB: 0 BB: 0 P: 6	R: 0 E: 0 K: 0 S: 7	H: 1 LOB: 0 BB: 1 P: 14	R: 0 E: 0 K: 0 S: 4	H: 1 LOB: 0 BB: 0 P: 9	R: 0 E: 0 K: 1 S: 5	H: 2 LOB: 2 BB: 0 P: 20	R: 0 E: 0 K: 1 S: 5	H: 0 LOB: 0 BB: 0 P: 11	R: 0 E: 0 K: 0 S: 6	H: 0 LOB: 0 BB: 0 P: 8	R: 0 E: 0 K: 1 S: 10	H: 1 LOB: 2 BB: 1 P: 19	1B: 10 2B: 0 3B: 0 HR: 0	SF: 0 SAC: 0 DP: 3 HBP: 0	WP: 0 PB: 0 SB: 0 CS: 0	PA: 36	
<b>PITCHER</b>	IP WLS BF H R ER SO BB IBB HBP BLK WP HR S P ERA WHIP	IP WLS BF H R ER SO BB IBB HBP BLK WP HR S P ERA WHIP	IP WLS BF H R ER SO BB IBB HBP BLK WP HR S P ERA WHIP	IP WLS BF H R ER SO BB IBB HBP BLK WP HR S P ERA WHIP	IP WLS BF H R ER SO BB IBB HBP BLK WP HR S P ERA WHIP	IP WLS BF H R ER SO BB IBB HBP BLK WP HR S P ERA WHIP	IP WLS BF H R ER SO BB IBB HBP BLK WP HR S P ERA WHIP	IP WLS BF H R ER SO BB IBB HBP BLK WP HR S P ERA WHIP	IP WLS BF H R ER SO BB IBB HBP BLK WP HR S P ERA WHIP	IP WLS BF H R ER SO BB IBB HBP BLK WP HR S P ERA WHIP	IP WLS BF H R ER SO BB IBB HBP BLK WP HR S P ERA WHIP	IP WLS BF H R ER SO BB IBB HBP BLK WP HR S P ERA WHIP	IP WLS BF H R ER SO BB IBB HBP BLK WP HR S P ERA WHIP	IP WLS BF H R ER SO BB IBB HBP BLK WP HR S P ERA WHIP	IP WLS BF H R ER SO BB IBB HBP BLK WP HR S P ERA WHIP	IP WLS BF H R ER SO BB IBB HBP BLK WP HR S P ERA WHIP	IP WLS BF H R ER SO BB IBB HBP BLK WP HR S P ERA WHIP	IP WLS BF H R ER SO BB IBB HBP BLK WP HR S P ERA WHIP	IP WLS BF H R ER SO BB IBB HBP BLK WP HR S P ERA WHIP	IP WLS BF H R ER SO BB IBB HBP BLK WP HR S P ERA WHIP	IP WLS BF H R ER SO BB IBB HBP BLK WP HR S P ERA WHIP
Kirk McCaskill, R ERA: 2.86 (1, 1)	8.0	W	31	9	1	1	4	1	0	0	0	0	0	0	0	0	1	31	98	1.12	1.250
Bryan Harvey, R ERA: 3.35 (9, 1)	1.0		5	1	0	0	1	1	0	0	0	0	0	0	0	0	0	10	19	0.00	2.000



Batter	1	2	3	4	5	6	7	8	9	AB	R	H	RBI	BB	SO	LOB	TOP			
Dick Schofield, R OBP: 0.267, SLG: 0.274 (1, 6)	3-1 SH2-3 G4-3 1B		2-1 L7			2-1 L8		3-2 G4-3		4	1	1	0	0	0	1	<b>California Angels @ Minnesota Twins</b> Hubert H. Humphrey Metrodome, Minneapolis, MN Sun Jul 02 1989, 4:33 AM EDT Att: 49,098 - Dome <a href="http://livebaseballscorecards.com">livebaseballscorecards.com</a>			
Johnny Ray, S OBP: 0.307, SLG: 0.364 (1, 4)	0-0 G4-3 SH2-3 1B		2-2 G5-3			0-0 L9		1-0 G5-3		4	0	1	0	0	0	0				
Devon White, S OBP: 0.296, SLG: 0.450 (1, 8)	0-0 SH2-3			0-1 F9		0-2 G4-3		1-3 K		3	0	0	0	0	1	0				
Wally Joyner, L OBP: 0.338, SLG: 0.373 (1, 3)	3-2 G4-3			1-1 L8			1-2 G3		0-1 L4		4	0	0	1	0	0				
Brian Downing, R OBP: 0.377, SLG: 0.457 (1, 10)	1-2 G6-3			0-0 1B		0-1 F8				3	0	1	0	0	0	1				
Chili Davis, S OBP: 0.314, SLG: 0.420 (1, 7)		1-3 K		1-1 P4			1-3 K			3	0	0	0	0	2	1				
Bill Schroeder, R OBP: 0.302, SLG: 0.482 (1, 2)		1-3 K			0-0 L9			1-1 SH3 1B		3	0	1	0	0	1	0				
Glenn Hoffman, R OBP: 0.288, SLG: 0.323 (1, 5)		1-3 K			0-1 F8			1-1 SH3		2	0	0	0	0	1	0				
Kent Anderson, R OBP: 0.273, SLG: 0.238 (1, 9)			2-3 K		1-3 K			1-0 P4		3	0	0	0	0	2	1				
<b>Inning Stats</b>	R: 1 E: 0 K: 0 S: 10	H: 2 LOB: 1 BB: 0 P: 17	R: 0 E: 0 K: 3 S: 10	H: 0 LOB: 0 BB: 0 P: 13	R: 0 E: 0 K: 1 S: 8	H: 0 LOB: 0 BB: 0 P: 14	R: 0 E: 0 K: 0 S: 7	H: 1 LOB: 1 BB: 0 P: 9	R: 0 E: 0 K: 1 S: 6	H: 0 LOB: 0 BB: 0 P: 7	R: 0 E: 0 K: 1 S: 8	H: 0 LOB: 0 BB: 0 P: 10	R: 0 E: 0 K: 0 S: 8	H: 1 LOB: 1 BB: 0 P: 14	R: 0 E: 0 K: 1 S: 7	H: 0 LOB: 0 BB: 0 P: 9	1B: 4 2B: 0 3B: 0 HR: 0	SF: 0 SAC: 0 DP: 0 HBP: 0	WP: 0 PB: 0 SB: 0 CS: 0	PA: 31
<b>PITCHER</b> Frank Viola, L ERA: 3.54 (1, 1)	IP: 9.0 WLS: W BF: 31 H: 4 R: 1 ER: 1 SO: 7 BB: 0 IBB: 0 HBP: 0 BLK: 0 WP: 0 HR: 0 S: 70 P: 101 ERA: 1.00 WHIP: 0.444																			

Batter	1	2	3	4	5	6	7	8	9	AB	R	H	RBI	BB	SO	LOB	BOTTOM			
Al Newman, S OBP: 0.352, SLG: 0.308 (1, 6)	0-1 F7		1-2 G3		2-1 E F3-2 1B			3-2 2B		4	1	2	0	0	0	0	<b>California Angels @ Minnesota Twins</b> Hubert H. Humphrey Metrodome, Minneapolis, MN Sun Jul 02 1989, 4:33 AM EDT Att: 49,098 - Dome <a href="http://livebaseballscorecards.com">livebaseballscorecards.com</a>			
Wally Backman, S OBP: 0.314, SLG: 0.307 (1, 4)	0-1 BB		1-0 G4-3		0-0 E3			1-3 K		4	0	2	0	0	1	1				
Greg Gagne, R OBP: 0.293, SLG: 0.384 (9, 6)					1-3 1B					0	0	0	0	0	0	0				
Kirby Puckett, R OBP: 0.383, SLG: 0.480 (1, 8)	0-1 BB		1-0 L9		0-0 F3-2			2-2 1B		4	1	2	1	0	0	2				
Kent Hrbek, L OBP: 0.401, SLG: 0.529 (1, 10)	4-2 BB			0-0 G4-3		0-1 L8		4-2 1B		2	0	0	0	2	0	0				
Gary Gaetti, R OBP: 0.299, SLG: 0.455 (1, 5)	1-3 K			1-2 1B		1-3 K		0-0 1B		4	0	2	1	0	2	3				
Randy Bush, L OBP: 0.358, SLG: 0.506 (1, 7)	2-1 L4			3-2 1B		1-3 K		1-2 2-H 1B		4	0	2	0	0	1	3				
Gene Larkin, S OBP: 0.348, SLG: 0.329 (1, 3)		0-0 G6-3		2-1 P8			2-0 G3-1	3-3 K		4	0	0	0	0	1	5				
Carmen Castillo, R OBP: 0.326, SLG: 0.534 (1, 9)		0-0 G6-3		2-2 G4-3			1-3 K	0-0 FC6-4		4	0	0	0	0	1	5				
Tim Laudner, R OBP: 0.283, SLG: 0.329 (1, 2)		1-3 K			0-0 G6-3			1-0 G6-3		3	0	0	0	0	1	0				
<b>Inning Stats</b>	R: 0 E: 0 K: 1 S: 14	H: 2 LOB: 3 BB: 1 P: 21	R: 0 E: 0 K: 1 S: 5	H: 0 LOB: 0 BB: 0 P: 6	R: 0 E: 0 K: 0 S: 5	H: 0 LOB: 0 BB: 0 P: 8	R: 0 E: 0 K: 0 S: 14	H: 2 LOB: 2 BB: 0 P: 22	R: 0 E: 1 K: 0 S: 5	H: 2 LOB: 1 BB: 0 P: 7	R: 0 E: 0 K: 2 S: 8	H: 0 LOB: 0 BB: 0 P: 10	R: 0 E: 0 K: 1 S: 5	H: 0 LOB: 0 BB: 0 P: 9	R: 2 E: 0 K: 2 S: 18	H: 4 LOB: 3 BB: 1 P: 34	1B: 7 2B: 4 3B: 0 HR: 0	SF: 0 SAC: 0 DP: 1 HBP: 0	WP: 0 PB: 0 SB: 0 CS: 0	PA: 35
<b>PITCHER</b> Bert Blyleven, R ERA: 2.16 (1, 1)	IP: 7.0 WLS: L BF: 27 H: 2 R: 2 ER: 2 SO: 1 BB: 0 IBB: 0 HBP: 0 BLK: 0 WP: 0 HR: 0 S: 56 P: 83 ERA: 0.00 WHIP: 1.000																			
Rich Monteleone, R ERA: 1.62 (8, 1)	0.1 L	3	2	2	2	1	0	0	0	0	0	9	15	54.00	6.000					
Bob McClure, L ERA: 1.77 (8, 1)	0.0	1	0	0	0	0	1	0	0	0	0	2	6	∞	∞					
Willie Fraser, R ERA: 3.38 (8, 1)	0.2	4	2	0	0	1	0	0	0	0	0	7	13	0.00	3.000					



Batter	1	2	3	4	5	6	7	8	9	AB	R	H	RBI	BB	SO	LOB	TOP					
<b>Sammy Sosa, R</b> OBP: 0.317, SLG: 0.400	G6-3		1B					G4-3 BLK		4	1	2	0	0	0	0						
<b>Scott Fletcher, R</b> OBP: 0.339, SLG: 0.305	G5-3		1B					G4-3		4	0	1	1	0	0	1						
<b>Rafael Palmeiro, L</b> OBP: 0.369, SLG: 0.419	L9		G4-3					G4-3		4	0	0	0	0	0	2						
<b>Ruben Sierra, S</b> OBP: 0.376, SLG: 0.585		G4-3		F7				F5		4	0	1	0	0	0	0						
<b>Julio Franco, R</b> OBP: 0.401, SLG: 0.509	G5-3		G6-3					G3 PB		4	0	1	0	0	0	1						
<b>Pete Incaviglia, R</b> OBP: 0.295, SLG: 0.376	G6-3							G3 BB		3	0	1	0	1	0	0						
<b>Steve Buechele, R</b> OBP: 0.291, SLG: 0.335			L8					G3		3	0	0	0	0	2	1						
<b>Thad Bosley, L</b> OBP: 0.200, SLG: 0.200				K				1-2 2-3		1	0	0	0	0	0	2						
<b>Jeff Kunkel, R</b> OBP: 0.304, SLG: 0.477			K					K		3	0	0	0	0	3	0						
<b>Rick Leach, L</b> OBP: 0.349, SLG: 0.366								K		1	0	0	0	0	1	2						
<b>Jim Sundberg, R</b> OBP: 0.345, SLG: 0.381			1B BB					G6-3		2	1	0	0	1	1	0						
<b>Inning Stats</b>	R: 0 E: 0 K: 0 S: 7	H: 0 LOB: 0 BB: 0 P: 14	R: 0 E: 0 K: 0 S: 7	H: 0 LOB: 0 BB: 0 P: 12	R: 1 E: 0 K: 1 S: 10	H: 2 LOB: 2 BB: 1 P: 19	R: 0 E: 0 K: 1 S: 9	H: 1 LOB: 1 BB: 0 P: 13	R: 0 E: 0 K: 2 S: 8	H: 0 LOB: 0 BB: 0 P: 9	R: 0 E: 0 K: 1 S: 9	H: 1 LOB: 1 BB: 0 P: 15	R: 0 E: 0 K: 1 S: 12	H: 0 LOB: 0 BB: 0 P: 16	R: 1 E: 0 K: 0 S: 9	H: 1 LOB: 2 BB: 1 P: 15	R: 0 E: 0 K: 1 S: 10	H: 1 LOB: 2 BB: 1 P: 21	1B: 4 2B: 2 3B: 0 HR: 0	SF: 0 SAC: 0 DP: 0 HBP: 0	WP: 0 PB: 1 SB: 1 CS: 0	PA: 35
<b>PITCHER</b>	IP	WLS	BF	H	R	ER	SO	BB	IBB	HBP	BLK	WP	HR	S	P	ERA	WHIP					
<b>Jim Abbott, L</b> ERA: 3.71	8.0	W	30	5	2	2	6	1	0	0	1	0	0	71	113	2.25	0.750					
<b>Bryan Harvey, R</b> ERA: 3.25	1.0	S	5	1	0	0	1	1	0	0	0	0	0	10	21	0.00	2.000					

Texas Rangers @ California Angels  
Anaheim Stadium, Anaheim, CA  
Mon Jul 03 1989, 10:05 PM EDT  
Att: 29,614 - Unknown

AB	33
R	2
H	6
RBI	1
BB	2
SO	7
LOB	9



Batter	1	2	3	4	5	6	7	8	9	AB	R	H	RBI	BB	SO	LOB	BOTTOM					
<b>Dick Schofield, R</b> OBP: 0.271, SLG: 0.269	G3-1		2B HBP	F3		K		BB		3	1	0	0	1	1	1						
<b>Johnny Ray, S</b> OBP: 0.305, SLG: 0.358	F7		F7	BB				L8		4	0	0	0	1	0	3						
<b>Devon White, S</b> OBP: 0.302, SLG: 0.448	1B BB		2B BB	BB				F4		1	1	0	0	3	0	0						
<b>Wally Joyner, L</b> OBP: 0.340, SLG: 0.378	1B		1B PB	F8		K				4	1	2	2	0	1	2						
<b>Brian Downing, R</b> OBP: 0.381, SLG: 0.457	K		1B PB	G4-6-3		BB		1B BB		2	1	1	0	2	1	2						
<b>Chili Davis, S</b> OBP: 0.313, SLG: 0.417		G4-3	F9	G4-6-3		G4-6-3		L4-3		4	0	1	0	0	0	2						
<b>Tony Armas, R</b> OBP: 0.435, SLG: 0.750		K	BB	F9		F9		L4-3		3	0	0	0	1	1	2						
<b>Lance Parrish, R</b> OBP: 0.311, SLG: 0.390		1B	F9	F9		F9		1B		4	1	2	1	0	0	2						
<b>Glenn Hoffman, R</b> OBP: 0.300, SLG: 0.333	G6-3		F7			CS		1B		4	0	2	1	0	0	1						
<b>Inning Stats</b>	R: 0 E: 0 K: 1 S: 9	H: 1 LOB: 2 BB: 1 P: 16	R: 0 E: 0 K: 1 S: 11	H: 1 LOB: 1 BB: 0 P: 16	R: 3 E: 0 K: 0 S: 16	H: 2 LOB: 2 BB: 2 P: 34	R: 0 E: 0 K: 0 S: 14	H: 0 LOB: 2 BB: 2 P: 25	R: 0 E: 0 K: 1 S: 11	H: 1 LOB: 1 BB: 0 P: 17	R: 0 E: 0 K: 1 S: 8	H: 0 LOB: 0 BB: 0 P: 9	R: 2 E: 0 K: 0 S: 12	H: 3 LOB: 2 BB: 2 P: 26	R: 0 E: 0 K: 0 S: 10	H: 1 LOB: 2 BB: 1 P: 21	1B: 6 2B: 4 3B: 0 HR: 0	SF: 0 SAC: 0 DP: 3 HBP: 1	WP: 0 PB: 0 SB: 0 CS: 1	PA: 38		
<b>PITCHER</b>	IP	WLS	BF	H	R	ER	SO	BB	IBB	HBP	BLK	WP	HR	S	P	ERA	WHIP					
<b>Mike Jeffcoat, L</b> ERA: 3.21	2.2	L	16	4	3	3	2	3	0	1	0	0	0	32	60	10.12	2.625					
<b>Cecilio Guante, R</b> ERA: 3.6	1.0		5	0	0	0	0	2	0	0	0	0	0	16	29	0.00	2.000					
<b>Drew Hall, L</b> ERA: 3.96	2.1		7	1	0	0	1	1	0	0	0	0	0	18	30	0.00	0.857					
<b>Kenny Rogers, L</b> ERA: 2.72	1.0		5	1	2	2	1	1	0	0	0	0	0	10	17	18.00	2.000					
<b>Gary Mielke, R</b> ERA: 2.95	1.0		5	2	0	0	0	1	0	0	0	0	0	10	18	0.00	3.000					

Texas Rangers @ California Angels  
Anaheim Stadium, Anaheim, CA  
Mon Jul 03 1989, 10:05 PM EDT  
Att: 29,614 - Unknown

AB	29
R	5
H	8
RBI	4
BB	8
SO	4
LOB	15





Batter	1	2	3	4	5	6	7	8	9	AB	R	H	RBI	BB	SO	LOB	TOP								
<b>Cecil Espy, S</b> OBP: 0.299, SLG: 0.319 (1,8)	G4-3			G1-3		F5	B4		F7	5	0	0	0	0	0	1									
<b>Scott Fletcher, R</b> OBP: 0.337, SLG: 0.301 (1,6)	K					F9			G3	3	0	0	0	1	1	0									
<b>Jeff Kunkel, R</b> OBP: 0.304, SLG: 0.477 (9,6)				BB						0	0	0	0	0	0	0									
<b>Rafael Palmeiro, L</b> OBP: 0.371, SLG: 0.420 (1,3)	G4-3			F7		1B			FC3-6 1B	4	1	2	0	0	0	1									
<b>Ruben Sierra, S</b> OBP: 0.378, SLG: 0.584 (1,9)				F8		1B			FC3-6 1B	4	0	2	0	0	0	2									
<b>Julio Franco, R</b> OBP: 0.402, SLG: 0.508 (1,4)	G6-4-3					L7			1B	4	0	2	1	0	0	1									
<b>Pete Incaviglia, R</b> OBP: 0.280, SLG: 0.373 (1,7)						G4-3			1B	2	0	0	0	0	0	0									
<b>Sammy Sosa, R</b> OBP: 0.317, SLG: 0.400 (7,7)										0	0	0	0	0	0	0									
<b>Thad Bosley, L</b> OBP: 0.167, SLG: 0.167 (8, PH)	G6-3									1	0	0	0	0	0	2									
<b>Rick Leach, L</b> OBP: 0.353, SLG: 0.370 (1,10)				F7		2B			F9	4	1	2	0	0	0	3									
<b>Steve Buechele, R</b> OBP: 0.291, SLG: 0.338 (1,5)				G5-3					SH1	3	0	1	1	0	0	0									
<b>Chad Kreuter, S</b> OBP: 0.197, SLG: 0.191 (1,2)				L9		F8			G3-1	4	0	0	0	0	0	2									
<b>Inning Stats</b>	R: 0 E: 0 K: 1 S: 6	H: 0 LOB: 0 BB: 0 P: 8	R: 0 E: 0 K: 0 S: 5	H: 1 LOB: 0 BB: 0 P: 6	R: 0 E: 0 K: 0 S: 12	H: 0 LOB: 0 BB: 0 P: 21	R: 0 E: 0 K: 0 S: 12	H: 0 LOB: 1 BB: 1 P: 20	R: 1 E: 0 K: 0 S: 13	H: 2 LOB: 1 BB: 0 P: 23	R: 1 E: 0 K: 0 S: 16	H: 3 LOB: 3 BB: 0 P: 25	R: 0 E: 0 K: 0 S: 5	H: 0 LOB: 0 BB: 0 P: 6	R: 0 E: 0 K: 0 S: 9	H: 2 LOB: 2 BB: 0 P: 18	R: 0 E: 0 K: 0 S: 10	H: 1 LOB: 1 BB: 0 P: 16	1B: 8 2B: 1 3B: 0 HR: 0	SF: 0 SAC: 1 DP: 1 HBP: 1	WP: 0 PB: 0 SB: 0 CS: 0	PA: 37			
<b>PITCHER</b>	IP	WLS	BF	H	R	ER	SO	BB	IBB	HBP	BLK	WP	HR	S	P	ERA	WHIP								
<b>Mike Witt, R</b> ERA: 4.21 (1,1)	6.0		25	6	2	2	1	1	0	1	0	0	0	64	103	3.00	1.167								
<b>Willie Fraser, R</b> ERA: 3.12 (7,1)	3.0	W	12	3	0	0	0	0	0	0	0	0	0	24	40	0.00	1.000								

Texas Rangers @ California Angels  
Anaheim Stadium, Anaheim, CA  
Tue Jul 04 1989, 10:05 PM EDT  
Att: 62,390 - Unknown - 70 F

AB 34  
R 2  
H 9  
RBI 2  
BB 1  
SO 1  
LOB 12



Batter	1	2	3	4	5	6	7	8	9	AB	R	H	RBI	BB	SO	LOB	BOTTOM								
<b>Dick Schofield, R</b> OBP: 0.265, SLG: 0.263 (1,6)	G4-3		G4-3			G6-3		G6-3		4	0	0	0	0	0	1									
<b>Johnny Ray, S</b> OBP: 0.301, SLG: 0.353 (1,4)	G4-3		G1-3			G4-3		G4-3		4	0	0	0	0	0	1									
<b>Devon White, S</b> OBP: 0.298, SLG: 0.443 (1,8)	K			F7		G3			G3	4	0	0	0	0	1	0									
<b>Wally Joyner, L</b> OBP: 0.342, SLG: 0.384 (1,3)									G6-3 HR 2B	4	1	2	0	0	2	0									
<b>Brian Downing, R</b> OBP: 0.380, SLG: 0.455 (1,10)				L9					G6-3	4	0	1	0	0	0	2									
<b>Chili Davis, S</b> OBP: 0.312, SLG: 0.413 (1,7)				G4-3					HR IBB	3	1	0	0	1	0	2									
<b>Tony Armas, R</b> OBP: 0.420, SLG: 0.771 (1,9)			K						HR	4	1	1	3	0	2	1									
<b>Lance Parrish, R</b> OBP: 0.312, SLG: 0.390 (1,2)										3	1	1	0	0	2	0									
<b>Jack Howell, L</b> OBP: 0.331, SLG: 0.409 (1,5)										3	1	1	2	0	0	0									
<b>Inning Stats</b>	R: 0 E: 0 K: 1 S: 7	H: 0 LOB: 0 BB: 0 P: 9	R: 0 E: 0 K: 1 S: 6	H: 0 LOB: 0 BB: 0 P: 11	R: 2 E: 0 K: 1 S: 11	H: 2 LOB: 0 BB: 0 P: 18	R: 0 E: 0 K: 0 S: 9	H: 1 LOB: 1 BB: 0 P: 14	R: 0 E: 0 K: 2 S: 10	H: 0 LOB: 0 BB: 0 P: 16	R: 0 E: 0 K: 0 S: 4	H: 0 LOB: 0 BB: 0 P: 7	R: 0 E: 0 K: 1 S: 11	H: 1 LOB: 1 BB: 0 P: 16	R: 0 E: 1 K: 1 S: 10	H: 0 LOB: 1 BB: 0 P: 18	R: 3 E: 0 K: 0 S: 12	H: 2 LOB: 0 BB: 1 P: 19	1B: 3 2B: 1 3B: 0 HR: 2	SF: 0 SAC: 0 DP: 0 HBP: 0	WP: 0 PB: 0 SB: 0 CS: 0	PA: 34			
<b>PITCHER</b>	IP	WLS	BF	H	R	ER	SO	BB	IBB	HBP	BLK	WP	HR	S	P	ERA	WHIP								
<b>Kevin Brown, R</b> ERA: 3.0 (1,1)	8.2	L	34	6	5	5	7	0	1	0	0	0	2	80	128	5.19	0.692								

Texas Rangers @ California Angels  
Anaheim Stadium, Anaheim, CA  
Tue Jul 04 1989, 10:05 PM EDT  
Att: 62,390 - Unknown - 70 F

AB 33  
R 5  
H 6  
RBI 5  
BB 1  
SO 7  
LOB 7





Batter	1	2	3	4	5	6	7	8	9	AB	R	H	RBI	BB	SO	LOB	TOP			
<b>Cecil Espy, S</b> OBP: 0.299, SLG: 0.316 (1, 8)	K2-3	K		FC6-4			BB			3	0	0	0	1	2	4	<b>Texas Rangers @ California Angels</b> Anaheim Stadium, Anaheim, CA Wed Jul 05 1989, 10:05 PM EDT Att: 24,852 - Unknown			
<b>Sammy Sosa, R</b> OBP: 0.297, SLG: 0.375 (1, 7)	G1-3		G6-3		G6-3		F9			4	0	0	0	0	0	1				
<b>Rafael Palmeiro, L</b> OBP: 0.372, SLG: 0.420 (1, 3)	1B		BB	BB	G4-3			G3		3	0	1	0	1	0	0				
<b>Ruben Sierra, S</b> OBP: 0.376, SLG: 0.579 (1, 9)	G4-3		BB	BB	G5-3			F8		3	0	0	0	1	0	1				
<b>Julio Franco, R</b> OBP: 0.398, SLG: 0.502 (1, 4)		K	G6-4-3			G3		F8		4	0	0	0	0	1	2				
<b>Steve Buechele, R</b> OBP: 0.291, SLG: 0.337 (1, 5)		1B			F8		F9		G5-3	4	1	1	0	0	0	0				
<b>Jim Sundberg, R</b> OBP: 0.342, SLG: 0.370 (1, 2)		1B			F8		F8			3	0	0	0	1	2	1				
<b>Jeff Kunkel, R</b> OBP: 0.303, SLG: 0.470 (1, 6)		1B			K			G6-3		4	0	1	0	0	1	1				
<b>Mike Stanley, R</b> OBP: 0.273, SLG: 0.184 (1, 10)		1B			FC6-4		F8			3	0	2	1	0	0	0				
<b>Inning Stats</b>	R: 0 E: 0 K: 1 S: 11	H: 1 LOB: 1 BB: 0 P: 17	R: 1 E: 0 K: 3 S: 18	H: 3 LOB: 2 BB: 0 P: 25	R: 0 E: 0 K: 0 S: 5	H: 0 LOB: 1 BB: 2 P: 16	R: 0 E: 0 K: 1 S: 11	H: 1 LOB: 2 BB: 1 P: 18	R: 0 E: 0 K: 0 S: 7	H: 0 LOB: 0 BB: 0 P: 8	R: 0 E: 0 K: 0 S: 6	H: 0 LOB: 1 BB: 1 P: 9	R: 0 E: 0 K: 0 S: 4	H: 0 LOB: 0 BB: 0 P: 9	R: 0 E: 0 K: 1 S: 9	H: 0 LOB: 0 BB: 0 P: 15	1B: 5 2B: 0 3B: 0 HR: 0	SF: 0 SAC: 0 DP: 1 HBP: 0	WP: 0 PB: 0 SB: 0 CS: 0	PA: 35
<b>PITCHER</b> <b>Chuck Finley, L</b> ERA: 2.24 (1, 1)	IP: 9.0 WLS: W BF: 35 H: 5 R: 1 ER: 1 SO: 6 BB: 4 IBB: 0 HBP: 0 BLK: 0 WP: 0 HR: 0 S: 77 P: 126 ERA: 1.00 WHIP: 1.000															<b>PITCHER</b>				

Batter	1	2	3	4	5	6	7	8	9	AB	R	H	RBI	BB	SO	LOB	BOTTOM			
<b>Dick Schofield, R</b> OBP: 0.270, SLG: 0.276 (1, 6)	L7		BLK	BB		G5-3		SF8		3	1	1	1	1	0	0	<b>Texas Rangers @ California Angels</b> Anaheim Stadium, Anaheim, CA Wed Jul 05 1989, 10:05 PM EDT Att: 24,852 - Unknown			
<b>Johnny Ray, S</b> OBP: 0.300, SLG: 0.352 (1, 4)	PB		G4-3			K		SF8		3	0	1	1	0	1	1				
<b>Devon White, S</b> OBP: 0.295, SLG: 0.437 (1, 8)	K				G3-1		K2-3	P5		4	0	0	0	0	2	1				
<b>Wally Joyner, L</b> OBP: 0.339, SLG: 0.379 (1, 3)	K				K		P2			3	0	0	0	0	2	1				
<b>Brian Downing, R</b> OBP: 0.382, SLG: 0.457 (1, 10)			G4-6-3		F7		1B	1B		3	0	2	0	0	0	0				
<b>Chili Davis, S</b> OBP: 0.312, SLG: 0.412 (1, 7)			G4-6-3			F9		FC6-4		3	0	1	0	0	0	1				
<b>Tony Armas, R</b> OBP: 0.396, SLG: 0.725 (1, 9)			G1-3			P2		FC6-4		3	0	0	0	0	0	2				
<b>Lance Parrish, R</b> OBP: 0.312, SLG: 0.386 (1, 2)					G6-3		P5			2	0	0	0	1	0	0				
<b>Jack Howell, L</b> OBP: 0.327, SLG: 0.404 (1, 5)			G3-1			F8		FC3-6		3	1	0	0	0	0	1				
<b>Inning Stats</b>	R: 0 E: 0 K: 2 S: 10	H: 1 LOB: 1 BB: 0 P: 18	R: 0 E: 0 K: 0 S: 8	H: 1 LOB: 0 BB: 0 P: 12	R: 0 E: 0 K: 0 S: 12	H: 0 LOB: 1 BB: 1 P: 20	R: 0 E: 0 K: 1 S: 7	H: 0 LOB: 0 BB: 0 P: 11	R: 0 E: 0 K: 0 S: 5	H: 0 LOB: 0 BB: 0 P: 8	R: 0 E: 0 K: 1 S: 9	H: 0 LOB: 2 BB: 0 P: 13	R: 0 E: 0 K: 1 S: 10	H: 2 LOB: 2 BB: 0 P: 16	R: 2 E: 0 K: 0 S: 11	H: 1 LOB: 0 BB: 1 P: 21	1B: 4 2B: 0 3B: 1 HR: 0	SF: 1 SAC: 0 DP: 1 HBP: 0	WP: 0 PB: 1 SB: 0 CS: 0	PA: 30
<b>PITCHER</b> <b>Charlie Hough, R</b> ERA: 4.71 (1, 1)	IP: 7.1 WLS: L BF: 28 H: 5 R: 2 ER: 2 SO: 5 BB: 2 IBB: 0 HBP: 0 BLK: 0 WP: 0 HR: 0 S: 67 P: 110 ERA: 2.46 WHIP: 0.955															<b>PITCHER</b>				
<b>Jeff Russell, R</b> ERA: 1.63 (8, 1)	IP: 0.2 WLS: L BF: 2 H: 0 R: 0 ER: 0 SO: 0 BB: 0 IBB: 0 HBP: 0 BLK: 0 WP: 0 HR: 0 S: 5 P: 9 ERA: 0.00 WHIP: 0.000															<b>PITCHER</b>				



Batter	1	2	3	4	5	6	7	8	9	AB	R	H	RBI	BB	SO	LOB	TOP								
<b>Cecil Espy, S</b> OBP: 0.298, SLG: 0.315 (1, 8)	B5-3		1-2 SAFE 1B		L1			G6-3		4	0	1	0	0	0	1									
<b>Thad Bosley, L</b> OBP: 0.100, SLG: 0.100 (1, 10)	G4-3		2-3 SAFE SAFE SAFE 1B					E8		4	0	0	0	0	0	1	2								
<b>Sammy Sosa, R</b> OBP: 0.297, SLG: 0.375 (8, FR)										0	0	0	0	0	0	0	0								
<b>Rafael Palmeiro, L</b> OBP: 0.371, SLG: 0.417 (1, 3)	G6-3				P6			K		4	0	1	0	0	1	1									
<b>Ruben Sierra, S</b> OBP: 0.377, SLG: 0.586 (1, 9)																									
<b>Julio Franco, R</b> OBP: 0.396, SLG: 0.498 (1, 4)					P4			G3-1		3	1	1	1	1	0	0									
<b>Rick Leach, L</b> OBP: 0.344, SLG: 0.359 (1, 7)																									
<b>Steve Buechele, R</b> OBP: 0.297, SLG: 0.352 (1, 5)																									
<b>Jeff Kunkel, R</b> OBP: 0.303, SLG: 0.475 (1, 6)																									
<b>Chad Kreuter, S</b> OBP: 0.200, SLG: 0.183 (1, 2)																									
<b>Inning Stats</b>	R: 0 E: 0 K: 0 S: 5	H: 0 LOB: 0 BB: 0 P: 6	R: 0 E: 0 K: 0 S: 12	H: 0 LOB: 0 BB: 0 P: 18	R: 0 E: 0 K: 1 S: 14	H: 1 LOB: 2 BB: 1 P: 24	R: 0 E: 0 K: 0 S: 7	H: 1 LOB: 1 BB: 0 P: 13	R: 0 E: 0 K: 0 S: 6	H: 0 LOB: 1 BB: 1 P: 10	R: 0 E: 0 K: 0 S: 7	H: 1 LOB: 0 BB: 0 P: 14	R: 1 E: 0 K: 1 S: 8	H: 1 LOB: 0 BB: 0 P: 12	R: 0 E: 1 K: 1 S: 8	H: 0 LOB: 1 BB: 0 P: 11	R: 2 E: 0 K: 1 S: 15	H: 3 LOB: 1 BB: 0 P: 20	1B: 4 2B: 1 3B: 0 HR: 2	SF: 0 SAC: 1 DP: 1 HBP: 0	WP: 0 PB: 0 SB: 0 CS: 0	PA: 36			
<b>PITCHER</b>	IP	WLS	BF	H	R	ER	SO	BB	IBB	HBP	BLK	WP	HR	S	P	ERA	WHIP								
<b>Kirk McCaskill, R</b> ERA: 2.81 (1, 1)	8.0	L	31	5	2	2	3	3	0	0	0	0	2	68	110	2.25	1.000								
<b>Willie Fraser, R</b> ERA: 3.27 (9, 1)	1.0		5	2	1	1	1	0	0	0	0	0	0	14	18	9.00	2.000								

Texas Rangers @ California Angels  
Anaheim Stadium, Anaheim, CA  
Thu Jul 06 1989, 10:05 PM EDT  
Att: 37,867 - Unknown

AB	32
R	3
H	7
RBI	3
BB	3
SO	4
LOB	9



Batter	1	2	3	4	5	6	7	8	9	AB	R	H	RBI	BB	SO	LOB	BOTTOM								
<b>Dick Schofield, R</b> OBP: 0.269, SLG: 0.271 (1, 6)	1B BB	F7			K			K		3	0	0	0	1	2	2									
<b>Johnny Ray, S</b> OBP: 0.299, SLG: 0.351 (1, 4)	L9				P5			G6-3		4	0	1	0	0	0	1									
<b>Devon White, S</b> OBP: 0.294, SLG: 0.435 (1, 8)	1-2 1B				K			B1-3		4	0	1	0	0	2	1									
<b>Wally Joyner, L</b> OBP: 0.334, SLG: 0.374 (1, 3)	F7				F8			F9		4	0	0	0	0	1	3									
<b>Brian Downing, R</b> OBP: 0.383, SLG: 0.454 (1, 10)	K				G3-6-3 HBP			G6-3		2	0	0	0	1	1	2									
<b>Chili Davis, S</b> OBP: 0.308, SLG: 0.406 (1, 7)					G3-6-3 1-2f			K		4	0	0	0	0	1	3									
<b>Tony Armas, R</b> OBP: 0.375, SLG: 0.685 (1, 9)	K 1B				K2-3			K		3	0	0	0	0	3	0									
<b>Lance Parrish, R</b> OBP: 0.312, SLG: 0.386 (1, 2)								F9		3	0	1	0	0	0	0									
<b>Kent Anderson, R</b> OBP: 0.265, SLG: 0.231 (1, 5)	K							F7		3	0	0	0	0	2	2									
<b>Inning Stats</b>	R: 0 E: 0 K: 1 S: 11	H: 1 LOB: 2 BB: 1 P: 20	R: 0 E: 0 K: 2 S: 14	H: 1 LOB: 2 BB: 0 P: 20	R: 0 E: 0 K: 1 S: 5	H: 0 LOB: 0 BB: 0 P: 8	R: 0 E: 0 K: 1 S: 8	H: 0 LOB: 0 BB: 0 P: 12	R: 0 E: 0 K: 2 S: 10	H: 0 LOB: 0 BB: 0 P: 14	R: 0 E: 0 K: 0 S: 5	H: 0 LOB: 0 BB: 0 P: 6	R: 0 E: 0 K: 2 S: 9	H: 0 LOB: 0 BB: 0 P: 13	R: 0 E: 0 K: 1 S: 8	H: 0 LOB: 0 BB: 0 P: 14	R: 0 E: 0 K: 2 S: 13	H: 1 LOB: 2 BB: 1 P: 19	1B: 3 2B: 0 3B: 0 HR: 0	SF: 0 SAC: 0 DP: 1 HBP: 1	WP: 1 PB: 0 SB: 0 CS: 0	PA: 33			
<b>PITCHER</b>	IP	WLS	BF	H	R	ER	SO	BB	IBB	HBP	BLK	WP	HR	S	P	ERA	WHIP								
<b>Nolan Ryan, R</b> ERA: 2.91 (1, 1)	9.0	W	33	3	0	0	12	2	0	1	0	1	0	83	126	0.00	0.556								

Texas Rangers @ California Angels  
Anaheim Stadium, Anaheim, CA  
Thu Jul 06 1989, 10:05 PM EDT  
Att: 37,867 - Unknown

AB	30
R	0
H	3
RBI	0
BB	2
SO	12
LOB	14





Batter	1	2	3	4	5	6	7	8	9	AB	R	H	RBI	BB	SO	LOB	TOP			
<b>Wally Backman, S</b> OBP: 0.322, SLG: 0.309	F7		G4-3			K		F8		4	0	0	0	0	1	0				
<b>Randy Bush, L</b> OBP: 0.342, SLG: 0.474	G4-3		G3-1			G1-3		1B		4	0	1	0	0	0	0				
<b>Kirby Puckett, R</b> OBP: 0.381, SLG: 0.473	G4-3					1B		F8		4	0	2	0	0	0	1				
<b>Kent Hrbek, L</b> OBP: 0.386, SLG: 0.519		F7				L9			P6	4	0	0	0	0	0	2				
<b>Gary Gaetti, R</b> OBP: 0.299, SLG: 0.448	G5-3								G5-3	4	0	0	0	0	0	1				
<b>Jim Dwyer, L</b> OBP: 0.410, SLG: 0.401	G1-3								2B	4	0	1	0	0	1	1				
<b>John Moses, S</b> OBP: 0.360, SLG: 0.384			G3			G4-3			F8	4	0	1	0	0	0	1				
<b>Greg Gagne, R</b> OBP: 0.292, SLG: 0.379			HR			G5-3			F9	3	1	1	0	0	0	1				
<b>Tim Laudner, R</b> OBP: 0.282, SLG: 0.351			HR			F8			G1-3	3	1	1	2	0	0	0				
<b>Inning Stats</b>	R: 0 E: 0 K: 0 S: 10	H: 0 LOB: 0 BB: 0 P: 13	R: 0 E: 0 K: 0 S: 7	H: 0 LOB: 0 BB: 0 P: 8	R: 2 E: 0 K: 0 S: 10	H: 2 LOB: 0 BB: 0 P: 12	R: 0 E: 0 K: 1 S: 12	H: 1 LOB: 1 BB: 0 P: 17	R: 0 E: 0 K: 0 S: 8	H: 0 LOB: 0 BB: 0 P: 13	R: 0 E: 0 K: 1 S: 7	H: 1 LOB: 1 BB: 0 P: 10	R: 0 E: 0 K: 0 S: 11	H: 1 LOB: 1 BB: 0 P: 16	R: 0 E: 0 K: 0 S: 7	H: 1 LOB: 1 BB: 0 P: 11	1B: 5 2B: 1 3B: 0 HR: 1	SF: 0 SAC: 0 DP: 0 HBP: 0	WP: 0 PB: 0 CS: 0	PA: 34
<b>PITCHER</b> <b>Bert Blyleven, R</b> ERA: 2.15	IP: 9.0 WLS: W BF: 34 H: 7 R: 2 ER: 2 SO: 2 BB: 0 IBB: 0 HBP: 0 BLK: 0 WP: 0 HR: 1 S: 79 P: 111 ERA: 2.00 WHIP: 0.778																			

Minnesota Twins @ California Angels  
Anaheim Stadium, Anaheim, CA  
Fri Jul 07 1989, 10:05 PM EDT  
Att: 30,299 - Unknown

AB 34  
R 2  
H 7  
RBI 2  
BB 0  
SO 2  
LOB 7



Batter	1	2	3	4	5	6	7	8	9	AB	R	H	RBI	BB	SO	LOB	BOTTOM			
<b>Dick Schofield, R</b> OBP: 0.274, SLG: 0.272	F6					F9				3	0	1	0	1	0	1				
<b>Johnny Ray, S</b> OBP: 0.295, SLG: 0.346	L5					FC6-4			P3	4	0	0	0	0	0	2				
<b>Tony Armas, R</b> OBP: 0.367, SLG: 0.655	1B					K			K	4	0	1	0	0	3	0				
<b>Wally Joyner, L</b> OBP: 0.336, SLG: 0.374	1B					F8			G4-3	3	1	1	0	0	0	0				
<b>Brian Downing, R</b> OBP: 0.382, SLG: 0.451	P2					F8			G5-3	4	0	1	0	0	0	2				
<b>Devon White, S</b> OBP: 0.294, SLG: 0.433		HR				G1-3			K	4	1	1	1	0	1	1				
<b>Chili Davis, S</b> OBP: 0.311, SLG: 0.403		K				3B			1B	2	2	0	0	2	2	2				
<b>Lance Parrish, R</b> OBP: 0.319, SLG: 0.402		HR				F9			E7	3	1	2	2	1	0	1				
<b>Jack Howell, L</b> OBP: 0.326, SLG: 0.410	K					3B			E7	4	0	1	1	0	1	2				
<b>Inning Stats</b>	R: 0 E: 0 K: 0 S: 12	H: 2 LOB: 2 BB: 0 P: 17	R: 2 E: 0 K: 2 S: 15	H: 3 LOB: 1 BB: 0 P: 24	R: 1 E: 0 K: 2 S: 12	H: 1 LOB: 1 BB: 0 P: 17	R: 0 E: 0 K: 0 S: 3	H: 0 LOB: 1 BB: 2 P: 11	R: 0 E: 0 K: 1 S: 7	H: 0 LOB: 0 BB: 0 P: 12	R: 1 E: 0 K: 0 S: 10	H: 1 LOB: 1 BB: 1 P: 19	R: 0 E: 0 K: 1 S: 6	H: 0 LOB: 0 BB: 0 P: 8	R: 1 E: 1 K: 1 S: 15	H: 1 LOB: 1 BB: 1 P: 24	1B: 6 2B: 0 3B: 1 HR: 1	SF: 0 SAC: 0 DP: 1 HBP: 1	WP: 0 PB: 0 CS: 0	PA: 36
<b>PITCHER</b> <b>Frank Viola, L</b> ERA: 3.6	IP: 8.0 WLS: L BF: 36 H: 8 R: 5 ER: 4 SO: 7 BB: 4 IBB: 0 HBP: 1 BLK: 0 WP: 0 HR: 1 S: 80 P: 132 ERA: 4.50 WHIP: 1.500																			

Minnesota Twins @ California Angels  
Anaheim Stadium, Anaheim, CA  
Fri Jul 07 1989, 10:05 PM EDT  
Att: 30,299 - Unknown

AB 31  
R 5  
H 8  
RBI 4  
BB 4  
SO 7  
LOB 11






Batter	1	2	3	4	5	6	7	8	9	AB	R	H	RBI	BB	SO	LOB	TOP			
Al Newman, S (1, 4) OBP: 0.346, SLG: 0.300 Wally Backman, S (6, PH) OBP: 0.319, SLG: 0.306	3-1 WP 1B		4-2 S 1B BB			1-3 K		3-1 G6-3		1	0	1	0	1	0	0	<b>Minnesota Twins @ California Angels</b> Anaheim Stadium, Anaheim, CA Sat Jul 08 1989, 6:33 AM EDT Att: 29,797 - Unknown			
Greg Gagne, R (1, 6) OBP: 0.295, SLG: 0.385	2-2 G1-3		3-2 S 1B			2-3 K		0-0 G5-3		4	0	2	0	0	1	1				
Kirby Puckett, R (1, 8) OBP: 0.383, SLG: 0.473	0-0 G5-4-3 1B		1-3 K			0-0 FC6-4 1B		1-2 G5-3		4	0	2	0	0	1	3				
Gary Gaetti, R (1, 5) OBP: 0.296, SLG: 0.443	1-1 G5-4-3		2-1 G5-3			2-0 FC6-4 1B		1-2 F7		4	0	0	0	0	0	4				
Gene Larkin, S (1, 10) OBP: 0.347, SLG: 0.325		1-3 K		0-0 G6-3		2-1 1B 1B		2-3 K		4	1	1	0	0	2	0				
Carmen Castillo, R (1, 9) OBP: 0.324, SLG: 0.526		3-2 G6-3		1-3 K		0-1 1B 1B		0-1 F8		4	0	1	0	0	1	0				
Kent Hrbek, L (1, 3) OBP: 0.377, SLG: 0.504		1-2 G4-3		1-2 G6-3		1-3 K		0-1 E4		4	0	0	0	0	1	2				
Brian Harper, R (1, 2) OBP: 0.337, SLG: 0.423			0-1 CS 1B		0-1 G5-3-5 1B	1-2 2H 1B		1-2 F7		4	0	3	1	0	0	1				
John Moses, S (1, 7) OBP: 0.355, SLG: 0.378 Tim Laudner, R (7, PH) OBP: 0.292, SLG: 0.351 Randy Bush, L (7, PH) OBP: 0.341, SLG: 0.472			1-3 K		0-1 G5-3-5	0-0 G4-6-3		0-0 G4-6-3		2	0	0	0	0	1	2				
			1-2 K		1-3 K	1-2 K		1-2 K		0	0	0	0	0	0	0				
			1-2 K		1-3 K	1-2 K		1-2 K		1	0	0	0	0	0	2				
<b>Inning Stats</b>	R: 0 E: 0 K: 0 S: 8	H: 2 LOB: 1 BB: 0 P: 14	R: 0 E: 0 K: 1 S: 10	H: 0 LOB: 0 BB: 0 P: 15	R: 0 E: 0 K: 2 S: 13	H: 2 LOB: 2 BB: 1 P: 22	R: 0 E: 0 K: 1 S: 6	H: 0 LOB: 0 BB: 0 P: 9	R: 0 E: 0 K: 2 S: 7	H: 1 LOB: 0 BB: 0 P: 8	R: 0 E: 0 K: 1 S: 10	H: 1 LOB: 1 BB: 0 P: 15	R: 1 E: 0 K: 2 S: 11	H: 3 LOB: 1 BB: 0 P: 15	R: 0 E: 0 K: 1 S: 10	H: 1 LOB: 1 BB: 0 P: 13	1B: 9 2B: 2 3B: 0 HR: 0	SF: 0 SAC: 0 DP: 3 HBP: 0	WP: 1 PB: 0 CS: 1	PA: 35
<b>PITCHER</b>	IP WLS BF H R ER SO BB IBB HBP BLK WP HR S P ERA WHIP																			
Jim Abbott, L (1, 1) ERA: 3.56	6.1 W 26 9 1 1 7 1 0 0 0 1 0 64 97 1.42 1.579																			
Greg Minton, R (7, 1) ERA: 1.77	1.2 5 1 0 0 0 0 0 0 0 0 0 11 16 0.00 0.600																			
Bryan Harvey, R (9, 1) ERA: 3.14	1.0 S 4 0 0 0 1 0 0 0 0 0 0 10 13 0.00 0.000																			

Batter	1	2	3	4	5	6	7	8	9	AB	R	H	RBI	BB	SO	LOB	BOTTOM			
Dick Schofield, R (1, 6) OBP: 0.270, SLG: 0.268	2-1 F8		0-1 P6		0-0 F8		0-0 SH1-3			3	0	0	0	0	0	2	<b>Minnesota Twins @ California Angels</b> Anaheim Stadium, Anaheim, CA Sat Jul 08 1989, 6:33 AM EDT Att: 29,797 - Unknown			
Johnny Ray, S (1, 4) OBP: 0.296, SLG: 0.349	2-1 G6-3		1-0 FC6-4			4-1 1B SF9 BB	3-1 G3-1 2H 2B			3	1	1	1	1	0	2				
Devon White, S (1, 8) OBP: 0.293, SLG: 0.431	1-0 F9			3-2 G4-3		2-1 SF9 1B	0-1 G3-1			4	0	1	0	0	0	1				
Wally Joyner, L (1, 3) OBP: 0.332, SLG: 0.370		2-3 K		3-2 L7		1-0 SF9	0-1 P6			3	0	0	1	0	1	1				
Brian Downing, R (1, 10) OBP: 0.383, SLG: 0.450		0-1 CS 1B		2-2 G5-3		1-3 BB BB		1-2 F8		3	0	1	0	1	0	0				
Chili Davis, S (1, 7) OBP: 0.310, SLG: 0.401		3-3 K			0-0 G5-3 HR 1B	3-3 K		0-1 F7		4	1	1	0	0	2	3				
Tony Armas, R (1, 9) OBP: 0.359, SLG: 0.623			0-0 G5-3		0-0 G5-3	4-1 BB		1-3 K		3	0	0	0	1	1	1				
Lance Parrish, R (1, 2) OBP: 0.322, SLG: 0.417			2-1 BB 1B		1-2 HR	0-0 P9				3	1	2	2	0	0	3				
Jack Howell, L (1, 5) OBP: 0.330, SLG: 0.408			4-2 FC6-4 BB		2-3 K	4-2 SH1-3 2B BB				1	1	0	0	2	1	0				
			1-2 K		0-0 G5-3	4-1 BB		1-2 K		3	0	0	0	1	1	1				
<b>Inning Stats</b>	R: 0 E: 0 K: 0 S: 5	H: 0 LOB: 0 BB: 0 P: 10	R: 0 E: 0 K: 2 S: 8	H: 1 LOB: 1 BB: 0 P: 13	R: 0 E: 0 K: 0 S: 11	H: 1 LOB: 2 BB: 1 P: 18	R: 0 E: 0 K: 0 S: 9	H: 0 LOB: 0 BB: 0 P: 17	R: 2 E: 0 K: 1 S: 10	H: 2 LOB: 0 BB: 0 P: 13	R: 1 E: 0 K: 1 S: 9	H: 1 LOB: 3 BB: 3 P: 27	R: 1 E: 0 K: 0 S: 10	H: 1 LOB: 1 BB: 1 P: 17	R: 0 E: 0 K: 1 S: 8	H: 0 LOB: 0 BB: 0 P: 10	1B: 4 2B: 2 3B: 0 HR: 1	SF: 1 SAC: 1 DP: 1 HBP: 0	WP: 0 PB: 0 CS: 1	PA: 34
<b>PITCHER</b>	IP WLS BF H R ER SO BB IBB HBP BLK WP HR S P ERA WHIP																			
Roy Smith, R (1, 1) ERA: 4.38	5.2 L 25 5 3 3 4 4 0 0 0 0 0 51 97 4.76 1.588																			
Juan Berenguer, R (6, 1) ERA: 3.77	1.1 6 1 1 1 0 1 0 0 0 0 0 11 18 6.75 1.500																			
German Gonzalez, R (8, 1) ERA: 3.71	1.0 3 0 0 0 1 0 0 0 0 0 0 8 10 0.00 0.000																			

AB	34
R	1
H	10
RBI	1
BB	1
SO	8
LOB	15



AB	27
R	4
H	6
RBI	4
BB	5
SO	5
LOB	13






Batter	1	2	3	4	5	6	7	8	9	AB	R	H	RBI	BB	SO	LOB	TOP					
<b>John Moses, S</b> OBP: 0.347, SLG: 0.368	G1-4-3	FC6-4			F7		F8			4	0	0	0	0	0	3	<b>Minnesota Twins @ California Angels</b> Anaheim Stadium, Anaheim, CA Sun Jul 09 1989, 6:33 AM EDT Att: 36,696 - Sunny - 85 F					
<b>Randy Bush, L</b> OBP: 0.339, SLG: 0.465	L9		K			FC6-4 BB		K		3	0	0	0	1	2	0						
<b>Kirby Puckett, R</b> OBP: 0.381, SLG: 0.474			F8			FC6-4		K		4	0	1	0	0	1	1						
<b>Kent Hrbek, L</b> OBP: 0.373, SLG: 0.517	K2-3		G3			L9		HR		4	1	1	1	0	1	2						
<b>Gary Gaetti, R</b> OBP: 0.296, SLG: 0.449					G6-3			G6-3		4	1	1	1	0	0	1						
<b>Gene Larkin, S</b> OBP: 0.345, SLG: 0.324			K		G3				L9	4	1	1	0	0	1	0						
<b>Brian Harper, R</b> OBP: 0.347, SLG: 0.438					K					4	0	3	0	0	1	0						
<b>Greg Gagne, R</b> OBP: 0.291, SLG: 0.381																						
<b>Jim Dwyer, L</b> OBP: 0.406, SLG: 0.399			K						G4-6-3	3	0	0	0	0	1	3						
<b>Doug Baker, S</b> OBP: 0.375, SLG: 0.571										1	0	0	0	0	0	1						
<b>Inning Stats</b>	R: 0 E: 0 K: 1 S: 10	H: 1 LOB: 1 BB: 0 P: 15	R: 1 E: 0 K: 2 S: 15	H: 3 LOB: 2 BB: 0 P: 21	R: 0 E: 0 K: 1 S: 8	H: 0 LOB: 0 BB: 0 P: 12	R: 0 E: 0 K: 1 S: 7	H: 0 LOB: 0 BB: 0 P: 11	R: 0 E: 0 K: 0 S: 8	H: 0 LOB: 0 BB: 1 P: 16	R: 1 E: 0 K: 0 S: 12	H: 2 LOB: 1 BB: 0 P: 21	R: 1 E: 0 K: 2 S: 14	H: 1 LOB: 0 BB: 0 P: 23	R: 0 E: 0 K: 0 S: 5	H: 1 LOB: 0 BB: 0 P: 7	1B: 4 2B: 2 3B: 0 HR: 2	SF: 1 SAC: 0 DP: 1 HBP: 0	WP: 0 PB: 0 CS: 0	PA: 35		
<b>PITCHER</b>	IP	WLS	BF	H	R	ER	SO	BB	IBB	HBP	BLK	WP	HR	S	P	ERA	WHIP					
<b>Mike Witt, R</b> ERA: 4.11	(1, 1)	7.0	W	28	6	2	2	5	1	0	0	0	0	1	68	109	2.57	1.000				
<b>Willie Fraser, R</b> ERA: 3.32	(8, 1)	2.0		7	2	1	1	2	0	0	0	0	0	1	19	30	4.50	1.000				

Batter	1	2	3	4	5	6	7	8	9	AB	R	H	RBI	BB	SO	LOB	BOTTOM					
<b>Dick Schofield, R</b> OBP: 0.279, SLG: 0.289	K		SH1-3 1B			SH5-4		1B		4	2	3	1	0	1	0	<b>Minnesota Twins @ California Angels</b> Anaheim Stadium, Anaheim, CA Sun Jul 09 1989, 6:33 AM EDT Att: 36,696 - Sunny - 85 F					
<b>Johnny Ray, S</b> OBP: 0.301, SLG: 0.351	F7		SH1-3 2B		P5			1B		4	1	2	2	0	0	2						
<b>Devon White, S</b> OBP: 0.292, SLG: 0.427	G6-3		K		G5-3			K		5	0	1	1	0	2	4						
<b>Wally Joyner, L</b> OBP: 0.336, SLG: 0.372										4	1	2	1	0	1	1						
<b>Brian Downing, R</b> OBP: 0.389, SLG: 0.466										2	2	2	3	2	0	0						
<b>Chili Davis, S</b> OBP: 0.305, SLG: 0.394			P3		FC5-4			K		5	0	0	0	0	2	6						
<b>Tony Armas, R</b> OBP: 0.362, SLG: 0.606										5	1	2	0	0	2	4						
<b>Lance Parrish, R</b> OBP: 0.325, SLG: 0.419										4	1	2	1	0	0	2						
<b>Jack Howell, L</b> OBP: 0.328, SLG: 0.405										4	1	1	0	0	0	4						
<b>Inning Stats</b>	R: 0 E: 0 K: 1 S: 8	H: 0 LOB: 0 BB: 0 P: 13	R: 2 E: 0 K: 0 S: 10	H: 3 LOB: 1 BB: 0 P: 15	R: 1 E: 0 K: 1 S: 15	H: 2 LOB: 2 BB: 1 P: 24	R: 1 E: 1 K: 0 S: 9	H: 2 LOB: 2 BB: 0 P: 12	R: 0 E: 0 K: 2 S: 12	H: 0 LOB: 1 BB: 1 P: 21	R: 2 E: 0 K: 1 S: 11	H: 3 LOB: 1 BB: 0 P: 19	R: 1 E: 0 K: 2 S: 15	H: 2 LOB: 1 BB: 0 P: 20	R: 2 E: 0 K: 1 S: 17	H: 3 LOB: 2 BB: 0 P: 24		1B: 11 2B: 3 3B: 0 HR: 1	SF: 1 SAC: 2 DP: 0 HBP: 1	WP: 0 PB: 0 CS: 0	PA: 43	
<b>PITCHER</b>	IP	WLS	BF	H	R	ER	SO	BB	IBB	HBP	BLK	WP	HR	S	P	ERA	WHIP					
<b>Allan Anderson, L</b> ERA: 3.79	(1, 1)	5.0	L	25	7	4	3	4	2	0	0	0	0	0	11	19	18.00	3.000				
<b>Mike Dyer, R</b> ERA: 12.46	(6, 1)	1.0		6	3	2	2	1	0	0	0	0	0	0	15	20	9.00	2.000				
<b>Gary Wayne, L</b> ERA: 3.49	(7, 1)	1.0		5	2	1	1	2	0	0	0	0	0	0	17	24	18.00	3.000				
<b>Jeff Reardon, R</b> ERA: 4.81	(8, 1)	1.0		7	3	2	2	1	0	0	1	0	0	0	17	24	18.00	3.000				

AB	33
R	3
H	8
RBI	3
BB	1
SO	7
LOB	11



AB	37
R	9
H	15
RBI	9
BB	2
SO	8
LOB	23













Batter	1	2	3	4	5	6	7	8	9	AB	R	H	RBI	BB	SO	LOB	TOP																				
Dick Schofield, R (1,6) OBP: 0.295, SLG: 0.328	0-1 HR		1-2 1B SF8		0-1 G6-3		1-2 G4-3	1-1 FC5-4		5	2	2	1	0	0	3																					
Max Venable, L (1,7) OBP: 0.667, SLG: 0.667	1-0 1B		1-1 1B		1-2 1B		0-0 1B	1-1 P6		5	1	4	2	0	0	0																					
Johnny Ray, S (1,4) OBP: 0.317, SLG: 0.363	0-1 G3-6-1		0-0 SF8		2-2 P6		1-3 1B	2-1 2B 1B		4	1	2	1	0	0	2																					
Wally Joyner, L (1,3) OBP: 0.335, SLG: 0.372	0-0 F7		0-0 3-5		2-1 F8		1-0 L9	0-0 1B 2B		5	0	2	1	0	0	0																					
Brian Downing, R (1,10) OBP: 0.386, SLG: 0.455		2-2 G5-3		0-2 1B		1-2 G5-3	2-1 G6-4-3	1-0 P9		5	0	1	0	0	0	4																					
Devon White, S (1,8) OBP: 0.299, SLG: 0.427		2-3 K		2-1 1B		0-0 1B	1-2 1B SF8	4-0 1B		4	2	3	0	1	1	0																					
Tony Armas, R (1,9) OBP: 0.353, SLG: 0.549		1-2 G4-3		0-0 G6-4-3		1-1 1B	0-1 F9	1-1 FC6-4		5	0	2	2	0	0	3																					
Lance Parrish, R (1,2) OBP: 0.336, SLG: 0.446			3-2 HR		1-0 F9		1-3 K	2-1 FC6-4		5	1	2	1	0	1	4																					
Jack Howell, L (1,5) OBP: 0.333, SLG: 0.432			0-0 P6		4-0 1B		0-0 G4-3	2-0 SF8		2	2	1	1	1	0	0																					
<b>Inning Stats</b>	R: 1 E: 0 K: 0 S: 6	H: 2 LOB: 0 BB: 7	R: 0 E: 0 K: 1 S: 9	H: 0 LOB: 0 BB: 14	R: 2 E: 1 K: 0 S: 10	H: 3 LOB: 1 BB: 15	R: 0 E: 0 K: 0 S: 9	H: 2 LOB: 1 BB: 13	R: 1 E: 0 K: 1 S: 14	H: 1 LOB: 1 BB: 17	R: 1 E: 0 K: 1 S: 14	H: 2 LOB: 1 BB: 19	R: 2 E: 0 K: 0 S: 13	H: 4 LOB: 1 BB: 19	R: 1 E: 0 K: 0 S: 11	H: 2 LOB: 1 BB: 16	R: 1 E: 0 K: 0 S: 9	H: 3 LOB: 3 BB: 18	1B: 15 2B: 2 3B: 0 HR: 2	SF: 2 SAC: 0 DP: 3 HBP: 0	WP: 0 PB: 0 SB: 2 CS: 0	PA: 44															
<b>PITCHER</b>	IP WLS BF H R ER SO BB IBB HBP BLK WP HR S P ERA WHIP																																				
Dave Schmidt, R (1,1) ERA: 5.06	5.2	26	10	5	5	1	1	0	0	0	0	0	0	2	55	81	7.94	1.941																			
Mike Smith, R (6,1) ERA: 10.03	0.1	1	0	0	0	1	0	0	0	0	0	0	0	0	3	4	0.00	0.000																			
Mark Thurmond, L (7,1) ERA: 3.76	1.0	6	4	2	2	0	0	0	0	0	0	0	0	0	13	19	18.00	4.000																			
Mark Williamson, R (8,1) ERA: 3.04	2.0	W 12	5	2	2	0	0	1	0	0	0	0	0	0	20	34	9.00	2.500																			

California Angels @ Baltimore Orioles  
Memorial Stadium, Baltimore, MD  
Sat Jul 15 1989, 7:05 PM EDT  
Att: 47,393 - Unknown

AB	40
R	9
H	19
RBI	9
BB	2
SO	2
LOB	16



Batter	1	2	3	4	5	6	7	8	9	AB	R	H	RBI	BB	SO	LOB	BOTTOM																				
Phil Bradley, R (1,7) OBP: 0.402, SLG: 0.476	1-0 P4		4-2 1B BB		1-2 G6-3		3-2 G4-3	4-2 BB		3	0	0	1	2	0	2																					
Billy Ripken, R (1,4) OBP: 0.289, SLG: 0.329	0-2 G5-3		3-2 1B		0-3 K2-3		1-0 K	1-3 K		3	0	1	1	0	1	0																					
Joe Orsulak, L (7, PH) OBP: 0.352, SLG: 0.438			1-3 2-H		2-3 K2-3		2-H 3-H	3-2 3B		1	0	1	2	0	0	0																					
Rene Gonzales, R (8,4) OBP: 0.302, SLG: 0.309			2-3 K2-3		4-2 BB BB		2-H 3-H	G5-3		4	0	0	0	1	1	2																					
Cal Ripken Jr., R (1,6) OBP: 0.338, SLG: 0.419	1-0 L8		2-3 K2-3		2-1 G6-3		3-3 K	1-0 G4-3		4	2	1	0	1	1	2																					
Mickey Tettleton, S (1,10) OBP: 0.370, SLG: 0.531		1-2 G6-3		2-1 G6-3		4-1 K	1-0 G4-3	4-2 WP WP		4	2	1	0	1	1	2																					
Randy Milligan, R (1,3) OBP: 0.438, SLG: 0.503		1-1 HR		3-3 K		4-1 BB	0-0 L1	4-1 WP		3	2	1	1	2	1	1																					
Bob Melvin, R (1,2) OBP: 0.306, SLG: 0.312		3-3 K		0-1 G6-3		2-3 K	4-2 F8	2-1 BB		3	1	0	1	1	2	2																					
Larry Sheets, L (9, PH) OBP: 0.297, SLG: 0.374				3-3 G6-3		1-2 BB	4-2 F8	1-2 BB		1	0	1	2	0	0	0																					
Brady Anderson, L (9, PR) OBP: 0.336, SLG: 0.339				3-H 1-0		2-3 K	4-2 F8	1-H 2-H		0	1	0	0	0	0	0																					
Mike Devereaux, R (1,9) OBP: 0.339, SLG: 0.405		0-2 G6-3		0-2 L7		4-0 BB	2-2 BB	1-1 HR		4	2	2	2	1	0	0																					
Craig Worthington, R (1,5) OBP: 0.331, SLG: 0.348			1-2 G6-3		0-0 F7		4-1 G4-3	2-2 F8		3	1	0	0	1	0	2																					
Steve Finley, L (1,8) OBP: 0.289, SLG: 0.313			1-2 1B		1-3 K		1-1 G4-3	4-0 BB		3	2	2	1	1	1	0																					
<b>Inning Stats</b>	R: 0 E: 0 K: 0 S: 5	H: 0 LOB: 0 BB: 7	R: 1 E: 0 K: 1 S: 13	H: 1 LOB: 0 BB: 18	R: 1 E: 0 K: 1 S: 16	H: 2 LOB: 1 BB: 27	R: 1 E: 0 K: 1 S: 11	H: 1 LOB: 0 BB: 17	R: 0 E: 0 K: 3 S: 13	H: 0 LOB: 2 BB: 26	R: 3 E: 0 K: 0 S: 12	H: 2 LOB: 1 BB: 29	R: 1 E: 0 K: 1 S: 16	H: 1 LOB: 3 BB: 33	R: 4 E: 0 K: 0 S: 9	H: 2 LOB: 1 BB: 20	1B: 5 2B: 1 3B: 1 HR: 2	SF: 0 SAC: 0 DP: 0 HBP: 0	WP: 2 PB: 0 SB: 2 CS: 0	PA: 43																	
<b>PITCHER</b>	IP WLS BF H R ER SO BB IBB HBP BLK WP HR S P ERA WHIP																																				
Chuck Finley, L (1,1) ERA: 2.48	6.0	25	4	4	4	7	4	0	0	0	0	0	0	1	65	108	6.00	1.333																			
Greg Minton, R (7,1) ERA: 2.09	1.1	9	3	3	3	0	2	0	0	0	0	0	0	0	19	38	20.25	3.750																			
Bryan Harvey, R (8,1) ERA: 3.82	1.0	L 8	1	3	3	1	4	0	0	0	2	0	0	16	37	27.00	5.000																				
Bob McClure, L (9,1) ERA: 2.11	0.0	1	1	1	1	0	0	0	0	0	0	1	2	3	∞	∞																					

California Angels @ Baltimore Orioles  
Memorial Stadium, Baltimore, MD  
Sat Jul 15 1989, 7:05 PM EDT  
Att: 47,393 - Unknown

AB	33
R	11
H	9
RBI	11
BB	10
SO	8
LOB	14





Batter	1	2	3	4	5	6	7	8	9	10	11	AB	R	H	RBI	BB	SO	LOB	TOP						
Max Venable, L OBP: 0.500, SLG: 0.583 (1, 9)	F7		BB 1B		2B		K			K	FC4-6	6	0	2	0	0	2	3							
Johnny Ray, S OBP: 0.315, SLG: 0.361 (1, 4)	F9		BB 1B		F7			P4		L1		5	0	1	0	0	0	1							
Devon White, S OBP: 0.300, SLG: 0.428 (1, 8)	K				G6-3			B1-3			2B	4	0	1	0	1	1	1							
Wally Joyner, L OBP: 0.336, SLG: 0.382 (1, 3)			G6-3					P5			F8	5	1	2	1	0	0	4							
Brian Downing, R OBP: 0.391, SLG: 0.456 (1, 10)	F8				G4-6-3			HR			SH5-3	2	1	1	0	3	0	1							
Chili Davis, S OBP: 0.300, SLG: 0.383 (1, 7)	K				G4-6-3			BB			BB WP	4	0	0	0	0	2	4							
Bill Schroeder, R OBP: 0.303, SLG: 0.477 Lance Parrish, R OBP: 0.337, SLG: 0.444 (9, PH) (9, 2)	K							G4-6-3			SH5-3	3	0	1	0	0	2	1							
Jack Howell, L OBP: 0.331, SLG: 0.427 (1, 5)			K		F8			K			IBB	1	0	0	0	1	1	1							
Dick Schofield, R OBP: 0.293, SLG: 0.322 (1, 6)			G6-3					B5-3			FC4-6	4	0	0	0	1	1	1							
<b>Inning Stats</b>	R: 0 E: 0 K: 1 S: 6	H: 0 LOB: 0 BB: 0 P: 10	R: 0 E: 0 K: 2 S: 12	H: 1 LOB: 1 BB: 0 P: 19	R: 0 E: 0 K: 1 S: 13	H: 2 LOB: 3 BB: 1 P: 20	R: 0 E: 0 K: 0 S: 8	H: 2 LOB: 1 BB: 0 P: 10	R: 0 E: 0 K: 0 S: 9	H: 1 LOB: 0 BB: 0 P: 17	R: 0 E: 0 K: 2 S: 8	H: 0 LOB: 0 BB: 0 P: 10	R: 0 E: 0 K: 0 S: 4	H: 0 LOB: 0 BB: 0 P: 5	R: 1 E: 0 K: 2 S: 11	H: 1 LOB: 1 BB: 1 P: 19	R: 0 E: 0 K: 1 S: 9	H: 1 LOB: 1 BB: 0 P: 15	R: 0 E: 0 K: 2 S: 9	H: 0 LOB: 3 BB: 3 P: 27	1B: 6 2B: 2 3B: 0 HR: 1	SF: 0 SAC: 1 DP: 2 HBP: 0	WP: 1 PB: 0 SB: 0 CS: 0	PA: 46	
<b>PITCHER</b>	IP 7.0	WLS 2.0	BF 8	H 1	R 1	ER 1	SO 7	BB 2	IBB 0	HBP 0	BLK 0	WP 0	HR 0	S 65	P 100	ERA 4.21	WHIP 1.286								
Bob Milacki, R ERA: 4.21 (8, 1)	2.0	8	1	1	1	2	1	0	0	0	0	0	0	15	24	4.50	1.000								
Gregg Olson, R ERA: 1.93 (10, 1)	1.2	8	1	0	0	3	1	1	0	0	1	0	0	16	36	0.00	1.200								
Kevin Hickey, L ERA: 2.3 (11, 1)	0.1	W	2	0	0	0	0	1	0	0	0	0	0	2	6	0.00	3.000								

California Angels @ Baltimore Orioles  
Memorial Stadium, Baltimore, MD  
Sun Jul 16 1989, 3:33 AM EDT  
Att: 40,526 - Overcast

livebaseballscores.com

AB 39  
R 2  
H 9  
RBI 2  
BB 6  
SO 12  
LOB 20



Batter	1	2	3	4	5	6	7	8	9	10	11	AB	R	H	RBI	BB	SO	LOB	BOTTOM						
Randy Milligan, R OBP: 0.428, SLG: 0.487 Craig Worthington, R OBP: 0.330, SLG: 0.347 (8, 5)	G6-3		F9							G1-4-3		2	0	0	0	2	0	0							
Steve Finley, L OBP: 0.296, SLG: 0.309 (1, 8)					F7			K		P6		5	0	1	0	0	1	4							
Cal Ripken Jr., R OBP: 0.336, SLG: 0.414 (1, 6)					F8			P6			F7	4	1	0	0	1	0	2							
Mickey Tettleton, S OBP: 0.374, SLG: 0.538 (1, 2)			G3								2B	5	1	3	1	0	1	1							
Joe Orsulak, L OBP: 0.346, SLG: 0.430 (1, 7)			L6								2B	4	0	0	0	0	2	2							
Larry Sheets, L OBP: 0.298, SLG: 0.373 Brady Anderson, L OBP: 0.335, SLG: 0.338 (7, PR) (8, 3)					F7						F9	3	0	1	0	0	0	0							
Mike Devereaux, R OBP: 0.342, SLG: 0.407 (1, 9)											1B	4	0	2	1	0	1	0							
Rene Gonzales, R OBP: 0.296, SLG: 0.303 Jim Traher, L OBP: 0.291, SLG: 0.366 (8, 3)					G5-3						F8	2	0	0	0	0	0	1							
Billy Ripken, R OBP: 0.294, SLG: 0.323 (1, 4)											G6-3	4	0	0	0	0	0	3							
<b>Inning Stats</b>	R: 0 E: 0 K: 0 S: 11	H: 1 LOB: 1 BB: 0 P: 16	R: 0 E: 0 K: 0 S: 5	H: 0 LOB: 0 BB: 0 P: 8	R: 0 E: 0 K: 0 S: 6	H: 0 LOB: 0 BB: 0 P: 11	R: 0 E: 0 K: 0 S: 8	H: 1 LOB: 1 BB: 0 P: 11	R: 0 E: 0 K: 0 S: 6	H: 1 LOB: 0 BB: 0 P: 11	R: 0 E: 0 K: 1 S: 7	H: 4 LOB: 3 BB: 1 P: 30	R: 0 E: 0 K: 2 S: 8	H: 0 LOB: 0 BB: 0 P: 12	R: 0 E: 0 K: 1 S: 7	H: 0 LOB: 0 BB: 0 P: 10	R: 0 E: 0 K: 0 S: 7	H: 0 LOB: 0 BB: 0 P: 10	R: 1 E: 0 K: 0 S: 5	H: 1 LOB: 1 BB: 1 P: 11	1B: 6 2B: 2 3B: 0 HR: 0	SF: 0 SAC: 0 DP: 0 HBP: 0	WP: 0 PB: 0 SB: 1 CS: 1	PA: 40	
<b>PITCHER</b>	IP 9.0	WLS 1.0	BF 5	H 1	R 1	ER 1	SO 0	BB 2	IBB 0	HBP 0	BLK 0	WP 0	HR 0	S 76	P 124	ERA 2.00	WHIP 1.000								
Mike Witt, R ERA: 3.97 (10, 1)	1.0	L	5	1	1	1	0	1	0	0	0	0	0	12	21	9.00	2.000								

California Angels @ Baltimore Orioles  
Memorial Stadium, Baltimore, MD  
Sun Jul 16 1989, 3:33 AM EDT  
Att: 40,526 - Overcast

livebaseballscores.com

AB 37  
R 3  
H 8  
RBI 3  
BB 3  
SO 5  
LOB 13













Batter	1	2	3	4	5	6	7	8	9	AB	R	H	RBI	BB	SO	LOB	TOP					
Claudell Washington, L (1,8) OBP: 0.329, SLG: 0.463	1-1 E3			1-1 SH1-3 1B		1-0 G5-3		2-1 G3		4	0	1	0	0	0	0						
Dick Schofield, R (1,6) OBP: 0.291, SLG: 0.319	1 SAFE 2-2 F7			0-0 SH1-3 1-2		3-1 F9			2-1 G5-3	3	0	0	0	0	0	1						
Wally Joyner, L (1,3) OBP: 0.336, SLG: 0.389	0-1 G4-3			2-2 P5		0-2 HR			1-2 G1-3	4	1	1	1	0	0	1						
Tony Armas, R (1,9) OBP: 0.323, SLG: 0.506		1-2 G3		0-1 F8		1-2 G4-3			3-1 G6-3	4	0	0	0	0	0	1						
Devon White, S (9,8) OBP: 0.302, SLG: 0.425										0	0	0	0	0	0	0						
Brian Downing, R (1,10) OBP: 0.385, SLG: 0.447		3-1 G5-4-3 1B			2-2 G6-3		0-0 L1-3			3	0	1	0	0	0	0						
Chili Davis, S (1,7) OBP: 0.297, SLG: 0.378		2-1 G5-4-3 1-2			2-2 F7		1-3 K			3	0	0	0	0	1	1						
Lance Parrish, R (1,2) OBP: 0.336, SLG: 0.440				2-2 F9		0-0 1B 1B		0-1 F9		3	0	1	0	0	0	0						
Glenn Hoffman, R (1,5) OBP: 0.301, SLG: 0.333				1-3 K		1-1 SAFE 1-2 1B		3-1 G3-1		3	0	1	0	0	1	0						
Kent Anderson, R (1,4) OBP: 0.259, SLG: 0.224				0-0 L4		1-0 F9		1-0 G4-3		3	0	0	0	0	0	2						
<b>Inning Stats</b>	R: 0 E: 1 K: 0 S: 8	H: 0 LOB: 0 BB: 0 P: 11	R: 0 E: 0 K: 0 S: 7	H: 1 LOB: 0 BB: 0 P: 13	R: 0 E: 0 K: 1 S: 7	H: 0 LOB: 0 BB: 0 P: 10	R: 0 E: 0 K: 0 S: 8	H: 1 LOB: 1 BB: 0 P: 11	R: 0 E: 0 K: 0 S: 10	H: 2 LOB: 2 BB: 0 P: 16	R: 1 E: 0 K: 0 S: 10	H: 1 LOB: 0 BB: 0 P: 15	R: 0 E: 0 K: 1 S: 6	H: 0 LOB: 0 BB: 0 P: 7	R: 0 E: 0 K: 0 S: 5	H: 0 LOB: 0 BB: 0 P: 11	R: 0 E: 0 K: 0 S: 7	H: 0 LOB: 0 BB: 0 P: 13	1B: 4 2B: 0 3B: 0 HR: 1	SF: 0 SAC: 1 DP: 1 HBP: 0	WP: 0 PB: 0 SB: 0 CS: 0	PA: 31
<b>PITCHER</b> Jimmy Key, L (1,1) ERA: 3.68	IP: 9.0 WLS: L BF: 31 H: 5 R: 1 ER: 1 SO: 2 BB: 0 IBB: 0 HBP: 0 BLK: 0 WP: 0 HR: 1 S: 68 P: 107 ERA: 1.00 WHIP: 0.556															<b>PITCHER</b>						

California Angels @ Toronto Blue Jays  
SkyDome, Toronto, ON  
Tue Jul 18 1989, 7:05 PM EDT  
Att: 48,717 - Unknown

AB 30  
R 1  
H 5  
RBI 1  
BB 0  
SO 2  
LOB 6



Batter	1	2	3	4	5	6	7	8	9	AB	R	H	RBI	BB	SO	LOB	BOTTOM					
Junior Felix, S (1,9) OBP: 0.337, SLG: 0.435	0-1 P5		0-0 G6-3			0-1 B5-3		1-0 F7		4	0	0	0	0	0	3						
Tony Fernandez, S (1,6) OBP: 0.288, SLG: 0.372	2-3 K		1-0 F7			0-0 F7		0-0 L8		4	0	0	0	0	1	2						
Kelly Gruber, R (1,5) OBP: 0.353, SLG: 0.461	0-1 1B			1-0 G6-4-3 1B		1-1 G6-3			0-0 P3	4	0	2	0	0	0	0						
George Bell, R (1,7) OBP: 0.325, SLG: 0.426	2-2 G4-3			0-0 G6-4-3 1-2		1-1 G3			0-1 F9	4	0	0	0	0	0	2						
Fred McGriff, L (1,3) OBP: 0.374, SLG: 0.538			1-0 FC6-4 1B		1-1 HBP		3-2 L9		0-3 K	3	0	1	0	0	1	0						
Ernie Whitt, L (1,2) OBP: 0.398, SLG: 0.452		1-2 P4		0-0 F8		4-1 BB				2	0	0	0	1	0	2						
Lloyd Moseby, L (1,8) OBP: 0.304, SLG: 0.328		1-1 F7			0-3 K		2-3 K			3	0	0	0	0	2	2						
Rance Mulliniks, L (1,10) OBP: 0.314, SLG: 0.303		1-1 FC6-4			0-0 G4-3			2-2 S 1B		3	0	1	0	0	0	1						
Tom Lawless, R (8, PR) OBP: 0.306, SLG: 0.233										0	0	0	0	0	0	0						
Manuel Lee, S (1,4) OBP: 0.306, SLG: 0.316			2-1 G6-3 1B		1-3 K			1-3 SAFE K		3	0	1	0	0	2	1						
<b>Inning Stats</b>	R: 0 E: 0 K: 1 S: 10	H: 1 LOB: 1 BB: 0 P: 14	R: 0 E: 0 K: 0 S: 8	H: 1 LOB: 0 BB: 0 P: 12	R: 0 E: 0 K: 0 S: 4	H: 1 LOB: 0 BB: 0 P: 7	R: 0 E: 0 K: 0 S: 4	H: 1 LOB: 1 BB: 0 P: 6	R: 0 E: 0 K: 2 S: 8	H: 0 LOB: 0 BB: 0 P: 9	R: 0 E: 0 K: 0 S: 5	H: 0 LOB: 0 BB: 0 P: 6	R: 0 E: 0 K: 1 S: 11	H: 0 LOB: 1 BB: 1 P: 21	R: 0 E: 0 K: 1 S: 10	H: 1 LOB: 2 BB: 0 P: 14	R: 0 E: 0 K: 1 S: 6	H: 0 LOB: 0 BB: 0 P: 6	1B: 5 2B: 0 3B: 0 HR: 0	SF: 0 SAC: 0 DP: 2 HBP: 1	WP: 0 PB: 0 SB: 1 CS: 0	PA: 32
<b>PITCHER</b> Bert Blyleven, R (1,1) ERA: 2.24	IP: 9.0 WLS: W BF: 32 H: 5 R: 0 ER: 0 SO: 6 BB: 1 IBB: 0 HBP: 1 BLK: 0 WP: 0 HR: 0 S: 66 P: 95 ERA: 0.00 WHIP: 0.667															<b>PITCHER</b>						

California Angels @ Toronto Blue Jays  
SkyDome, Toronto, ON  
Tue Jul 18 1989, 7:05 PM EDT  
Att: 48,717 - Unknown

AB 30  
R 0  
H 5  
RBI 0  
BB 1  
SO 6  
LOB 13





Batter	1	2	3	4	5	6	7	8	9	AB R H RBI BB SO LOB	TOP									
<b>Gary Pettis, S</b> OBP: 0.355, SLG: 0.315 (1, 8)	1-2 F8	2-3 K			1-3 K		1-3 K		1-3 K	5 0 0 0 0 4 4	<b>Detroit Tigers @ California Angels</b> Anaheim Stadium, Anaheim, CA Thu Jul 20 1989, 10:05 PM EDT Att: 26,854 - Sunny									
<b>Keith Moreland, R</b> OBP: 0.369, SLG: 0.420 (1, 3)	2-3 K		2-3 K		0-0 F8			1-0 G6-3		4 0 0 0 0 2 0										
<b>Lou Whitaker, L</b> OBP: 0.356, SLG: 0.478 (1, 4)	3-2 1B		2-1 G4-3 1B		1-3 K			0-2 P8		4 0 2 0 0 1 0										
<b>Alan Trammell, R</b> OBP: 0.336, SLG: 0.340 (1, 6)	1-2 G1-3		0-0 G4-3		1-1 L7			2-0 2B		4 0 1 0 0 0 2										
<b>Tracy Jones, R</b> OBP: 0.288, SLG: 0.328 (1, 7)		0-0 HR 1B	1-0 G6-3		2-2 G5-3			3-3 K		4 1 1 0 0 1 2										
<b>Chet Lemon, R</b> OBP: 0.346, SLG: 0.349 (1, 9)		1-0 HR 1B		3-2 CS 1B		2-3 K		0-0 B1-3		4 1 2 2 0 1 0										
<b>Gary Ward, R</b> OBP: 0.298, SLG: 0.364 (1, 10)		2-0 L7		2-1 L8		1-3 K		1-0 2B		4 0 1 0 0 1 1										
<b>Rick Schu, R</b> OBP: 0.294, SLG: 0.324 (1, 5)		0-1 2B		2-1 G4-3		2-1 3B 1B		1-2 L5		4 1 2 0 0 0 2										
<b>Mike Heath, R</b> OBP: 0.331, SLG: 0.433 (1, 2)		0-3 K			2-3 K		0-0 3B	4-1 BB		3 0 1 1 1 1 2 1										
<b>Inning Stats</b>	R: 0 E: 0 K: 1 S: 14	H: 1 LOB: 1 BB: 0 P: 21	R: 2 E: 0 K: 2 S: 14	H: 3 LOB: 1 BB: 0 P: 19	R: 0 E: 0 K: 1 S: 8	H: 1 LOB: 0 BB: 0 P: 13	R: 0 E: 0 K: 0 S: 7	H: 0 LOB: 0 BB: 0 P: 14	R: 0 E: 0 K: 2 S: 7	H: 0 LOB: 0 BB: 0 P: 10	R: 1 E: 0 K: 3 S: 12	H: 2 LOB: 1 BB: 0 P: 18	R: 0 E: 0 K: 1 S: 8	H: 1 LOB: 1 BB: 0 P: 14	R: 0 E: 0 K: 1 S: 10	H: 1 LOB: 2 BB: 1 P: 17	1B: 5 2B: 3 3B: 1 HR: 1	SF: 0 SAC: 0 DP: 0 HBP: 0	WP: 0 PB: 0 SB: 0 CS: 1	PA: 37
<b>PITCHER</b> <b>Chuck Finley, L</b> ERA: 2.51 (1, 1)	IP: 9.0 WLS: W BF: 37 H: 10 R: 3 ER: 3 SO: 12 BB: 1 IBB: 0 HBP: 0 BLK: 0 WP: 0 HR: 1 S: 88 P: 138 ERA: 3.00 WHIP: 1.222											<b>PITCHER</b>	IP: WLS: BF: H: R: ER: SO: BB: IBB: HBP: BLK: WP: HR: S: P: ERA: WHIP:							

AB	36
R	3
H	10
RBI	3
BB	1
SO	12
LOB	12



Batter	1	2	3	4	5	6	7	8	9	AB R H RBI BB SO LOB	BOTTOM									
<b>Dick Schofield, R</b> OBP: 0.290, SLG: 0.315 (1, 6)	4-2 G4-3 1B BB		1-3 K		1-0 G6-3	2-3 K			0-1 SH3	3 1 0 0 1 2 3	<b>Detroit Tigers @ California Angels</b> Anaheim Stadium, Anaheim, CA Thu Jul 20 1989, 10:05 PM EDT Att: 26,854 - Sunny									
<b>Claudell Washington, L</b> OBP: 0.335, SLG: 0.478 (1, 9)	3-2 G4-3		1-1 HR		1-1 CS 1B		1-1 G1-3	4-0 FC5 1B IBB	4 2 2 1 1 0 1											
<b>Johnny Ray, S</b> OBP: 0.320, SLG: 0.361 (1, 4)	3-1 P6		3-1 2B G6-3 1B		4-1 BB		2-1 G6-3	0-2 FC5 1B	4 1 1 0 1 0 3											
<b>Wally Joyner, L</b> OBP: 0.342, SLG: 0.396 (1, 3)	2-2 1B		1-1 G6-3 2B		3-0 F9		4-0 BB	0-2 1B	4 0 3 2 1 0 1											
<b>Brian Downing, R</b> OBP: 0.384, SLG: 0.443 (1, 10)	4-1 BB		0-1 G6-3		2-1 P9	1-1 P6			3 0 0 1 1 0 2											
<b>Devon White, S</b> OBP: 0.304, SLG: 0.426 (1, 8)	2-3 K		2-3 F9		1-1 1B		0-0 CS 1B		4 0 2 0 0 1 3											
<b>Chili Davis, S</b> OBP: 0.299, SLG: 0.377 (1, 7)		1-1 P6		2-0 P8		0-0 BB 1B		4-2 G1-4-3 BB	3 0 1 0 1 0 0											
<b>Lance Parrish, R</b> OBP: 0.334, SLG: 0.435 (1, 2)		3-3 K		1-3 K		4-1 BB		1-2 G1-4-3	3 0 0 0 1 2 1											
<b>Jack Howell, L</b> OBP: 0.324, SLG: 0.411 (1, 5)		0-2 F6		2-2 F7		2-3 K		4-2 FC5 SH3 BB	3 0 0 0 1 1 3											
<b>Inning Stats</b>	R: 1 E: 0 K: 1 S: 20	H: 1 LOB: 2 BB: 2 P: 38	R: 0 E: 0 K: 1 S: 9	H: 0 LOB: 0 BB: 0 P: 13	R: 2 E: 0 K: 1 S: 12	H: 3 LOB: 1 BB: 0 P: 20	R: 0 E: 0 K: 1 S: 9	H: 0 LOB: 0 BB: 0 P: 14	R: 0 E: 0 K: 2 S: 13	H: 2 LOB: 3 BB: 1 P: 24	R: 0 E: 0 K: 0 S: 6	H: 0 LOB: 1 BB: 1 P: 14	R: 0 E: 0 K: 0 S: 10	H: 1 LOB: 0 BB: 1 P: 13	R: 1 E: 0 K: 0 S: 10	H: 1 LOB: 2 BB: 2 P: 18	1B: 7 2B: 1 3B: 0 HR: 1	SF: 0 SAC: 1 DP: 1 HBP: 0	WP: 0 PB: 0 SB: 1 CS: 2	PA: 40
<b>PITCHER</b> <b>Doyle Alexander, R</b> ERA: 4.04 (1, 1)	IP: 6.0 WLS: 7 BF: 28 H: 7 R: 3 ER: 3 SO: 6 BB: 4 IBB: 0 HBP: 0 BLK: 0 WP: 0 HR: 1 S: 68 P: 123 ERA: 4.50 WHIP: 1.833											<b>PITCHER</b>	IP: WLS: BF: H: R: ER: SO: BB: IBB: HBP: BLK: WP: HR: S: P: ERA: WHIP:							
<b>Ed Nunez, R</b> ERA: 1.57 (7, 1)	2.0 7 1 0 0 0 2 0 0 0 0 0 16 27 0.00 1.500																			
<b>Mike Henneman, R</b> ERA: 4.67 (9, 1)	0.2 L 5 1 1 1 0 1 1 0 0 0 0 10 18 13.50 3.000																			

AB	31
R	4
H	9
RBI	4
BB	8
SO	6
LOB	17





Batter	1	2	3	4	5	6	7	8	9	AB	R	H	RBI	BB	SO	LOB	TOP										
<b>Dave Bergman, L</b> (1, 3) OBP: 0.336, SLG: 0.344										4	2	2	1	1	0	4	<b>Detroit Tigers @ California Angels</b> Anaheim Stadium, Anaheim, CA Fri Jul 21 1989, 10:05 PM EDT Att: 34,924 - Unknown										
<b>Tracy Jones, R</b> (1, 7) OBP: 0.296, SLG: 0.330										5	0	1	1	0	1	4											
<b>Lou Whitaker, L</b> (1, 4) OBP: 0.359, SLG: 0.488										4	1	2	1	1	0	1											
<b>Aian Trammell, R</b> (1, 6) OBP: 0.330, SLG: 0.335										4	0	0	1	0	0	2											
<b>Keith Moreland, R</b> (1, 10) OBP: 0.369, SLG: 0.420 <b>Mike Brumley, S</b> (9, PR) OBP: 0.297, SLG: 0.280										5	0	2	0	0	1	0											
<b>Chet Lemon, R</b> (1, 9) OBP: 0.343, SLG: 0.346									5	2	1	0	0	1	2												
<b>Doug Strange, S</b> (1, 5) OBP: 0.211, SLG: 0.263									5	0	1	1	0	0	4												
<b>Gary Pettis, S</b> (1, 8) OBP: 0.362, SLG: 0.320										3	1	2	0	1	1												
<b>Mike Heath, R</b> (1, 2) OBP: 0.335, SLG: 0.441										4	1	2	2	0	1	2											
<b>Inning Stats</b>	R: 1 E: 0 K: 1 S: 11	H: 1 LOB: 0 BB: 1 P: 20	R: 1 E: 1 K: 2 S: 17	H: 3 LOB: 2 BB: 0 P: 27	R: 0 E: 0 K: 0 S: 6	H: 0 LOB: 0 BB: 0 P: 6	R: 4 E: 0 K: 0 S: 21	H: 5 LOB: 2 BB: 1 P: 34	R: 0 E: 1 K: 1 S: 14	H: 0 LOB: 1 BB: 0 P: 18	R: 0 E: 0 K: 0 S: 10	H: 1 LOB: 1 BB: 0 P: 12	R: 0 E: 0 K: 0 S: 10	H: 0 LOB: 0 BB: 0 P: 16	R: 0 E: 0 K: 0 S: 7	H: 1 LOB: 2 BB: 1 P: 14		R: 1 E: 0 K: 1 S: 8	H: 2 LOB: 2 BB: 0 P: 14	1B: 9 2B: 4 3B: 0 HR: 1	SF: 1 SAC: 0 DP: 1 HBP: 0	WP: 1 PB: 1 SB: 2 CS: 0	PA: 43				
<b>PITCHER</b>	IP	WLS	BF	H	R	ER	SO	BB	IBB	HBP	BLK	WP	HR	S	P	ERA	WHIP										
<b>Mike Witt, R</b> (1, 1) ERA: 4.26	3.2		20	9	6	6	3	1	0	0	0	1	0	49	75	14.73	2.727										
<b>Rich Monteleone, R</b> (4, 1) ERA: 1.29	3.1		13	1	0	0	1	1	0	0	0	0	0	40	58	0.00	0.600										
<b>Greg Minton, R</b> (8, 1) ERA: 1.99	1.0		5	1	0	0	0	1	0	0	0	0	0	7	14	0.00	2.000										
<b>Bryan Harvey, R</b> (9, 1) ERA: 3.98	1.0	W	5	2	1	1	1	0	0	0	0	0	1	8	14	9.00	2.000										


Batter	1	2	3	4	5	6	7	8	9	AB	R	H	RBI	BB	SO	LOB	BOTTOM										
<b>Claudell Washington, L</b> (1, 9) OBP: 0.336, SLG: 0.474										4	0	1	1	1	0	2	<b>Detroit Tigers @ California Angels</b> Anaheim Stadium, Anaheim, CA Fri Jul 21 1989, 10:05 PM EDT Att: 34,924 - Unknown										
<b>Johnny Ray, S</b> (1, 4) OBP: 0.316, SLG: 0.358										5	1	1	0	0	0	4											
<b>Devon White, S</b> (1, 8) OBP: 0.308, SLG: 0.429										5	2	3	0	0	1	1											
<b>Wally Joyner, L</b> (1, 3) OBP: 0.346, SLG: 0.408										5	3	3	3	0	0	1											
<b>Brian Downing, R</b> (1, 10) OBP: 0.390, SLG: 0.448										3	1	3	0	1	0	0											
<b>Chili Davis, S</b> (1, 7) OBP: 0.296, SLG: 0.373										4	0	0	0	0	2	7											
<b>Lance Parrish, R</b> (1, 2) OBP: 0.337, SLG: 0.438										3	1	2	3	0	0	0											
<b>Jack Howell, L</b> (1, 5) OBP: 0.320, SLG: 0.405										4	0	0	0	0	1	5											
<b>Dick Schofield, R</b> (1, 6) OBP: 0.298, SLG: 0.320										3	0	2	1	1	0	0											
<b>Inning Stats</b>	R: 3 E: 0 K: 1 S: 19	H: 4 LOB: 2 BB: 1 P: 31	R: 0 E: 0 K: 0 S: 5	H: 0 LOB: 1 BB: 1 P: 12	R: 1 E: 0 K: 0 S: 10	H: 2 LOB: 1 BB: 0 P: 14	R: 0 E: 0 K: 0 S: 10	H: 1 LOB: 0 BB: 0 P: 14	R: 0 E: 0 K: 0 S: 10	H: 0 LOB: 1 BB: 1 P: 20	R: 0 E: 0 K: 0 S: 4	H: 1 LOB: 0 BB: 0 P: 5	R: 2 E: 0 K: 2 S: 22	H: 4 LOB: 2 BB: 0 P: 32	R: 2 E: 0 K: 0 S: 5	H: 2 LOB: 0 BB: 0 P: 8		1B: 14 2B: 0 3B: 0 HR: 1	SF: 1 SAC: 0 DP: 1 HBP: 0	WP: 0 PB: 0 SB: 0 CS: 1	PA: 41						
<b>PITCHER</b>	IP	WLS	BF	H	R	ER	SO	BB	IBB	HBP	BLK	WP	HR	S	P	ERA	WHIP										
<b>Frank Tanana, L</b> (1, 1) ERA: 3.61	5.0		24	8	4	4	2	1	0	0	0	0	0	21	35	3.86	1.286										
<b>Brad Havens, L</b> (6, 1) ERA: 5.0	2.1		9	2	1	1	1	1	0	0	0	0	0	13	19	27.00	9.000										
<b>Mike Henneman, R</b> (8, 1) ERA: 4.82	0.1	L	3	2	2	2	0	0	0	0	0	0	1	7	11	54.00	6.000										
<b>Dave Beard, R</b> (8, 1) ERA: 5.06	0.1	L	3	2	2	2	0	0	0	0	0	0	1	7	11	54.00	6.000										



Batter	1	2	3	4	5	6	7	8	9	10	11	12	13	14	15	16	AB	R	H	RBI	BB	SO	LOB	TOP		
Gary Pettis, S OBP: 0.360, SLG: 0.319 (1, 8)																	7	2	2	0	0	1	2			
Keith Moreland, R OBP: 0.354, SLG: 0.412 (1, 3)																	6	0	0	0	1	1	2			
Tracy Jones, R OBP: 0.288, SLG: 0.323 (1, 7)																	4	0	0	1	1	1	0			
Alan Trammell, R OBP: 0.326, SLG: 0.333 (1, 6)																	7	0	1	0	0	1	5			
Chet Lemon, R OBP: 0.342, SLG: 0.345 (1, 9)																	7	0	2	0	0	2	4			
Gary Ward, R OBP: 0.292, SLG: 0.357 (1, 10)																										
Fred Lynn, L OBP: 0.302, SLG: 0.314 (9, PH)																										
Rick Schu, R OBP: 0.296, SLG: 0.345 (9, 4)																										
Mike Heath, R OBP: 0.324, SLG: 0.425 (1, 2)																										
Mike Brumley, S OBP: 0.298, SLG: 0.282 (9, PH)																										
Dave Bergman, L OBP: 0.335, SLG: 0.342 (9, PH)																										
Doug Strange, S OBP: 0.190, SLG: 0.238 (9, 6)																										
<b>Inning Stats</b>	R: 1 E: 1 K: 0 S: 15	H: 1 LOB: 0 BB: 0 P: 17	R: 1 E: 0 K: 1 S: 14	H: 2 LOB: 0 BB: 0 P: 20	R: 0 E: 0 K: 1 S: 10	H: 1 LOB: 2 BB: 0 P: 20	R: 0 E: 0 K: 1 S: 5	H: 0 LOB: 0 BB: 0 P: 7	R: 0 E: 0 K: 2 S: 13	H: 0 LOB: 1 BB: 1 P: 20	R: 0 E: 0 K: 0 S: 8	H: 1 LOB: 1 BB: 0 P: 12	R: 0 E: 0 K: 0 S: 9	H: 1 LOB: 1 BB: 0 P: 13	R: 0 E: 1 K: 2 S: 11	H: 0 LOB: 0 BB: 0 P: 15	R: 0 E: 0 K: 0 S: 4	H: 0 LOB: 0 BB: 0 P: 9	R: 0 E: 0 K: 0 S: 11	H: 0 LOB: 0 BB: 0 P: 14	R: 0 E: 0 K: 0 S: 9	H: 1 LOB: 1 BB: 0 P: 11	1B: 6 2B: 1 3B: 0 HR: 1	SF: 1 SAC: 1 DP: 1 HBP: 1	WP: 0 PB: 0 SB: 2 CS: 1	PA: 61
<b>PITCHER</b>	IP ERA WLS BF H R ER SO	WLS BF H R ER SO	WLS BF H R ER SO	WLS BF H R ER SO	WLS BF H R ER SO	WLS BF H R ER SO	WLS BF H R ER SO	WLS BF H R ER SO	WLS BF H R ER SO	WLS BF H R ER SO	WLS BF H R ER SO	WLS BF H R ER SO	WLS BF H R ER SO	WLS BF H R ER SO	WLS BF H R ER SO	WLS BF H R ER SO	WLS BF H R ER SO	WLS BF H R ER SO	WLS BF H R ER SO	WLS BF H R ER SO	WLS BF H R ER SO	WLS BF H R ER SO	ERA WHIP	ERA WHIP		
Jim Abbott, L ERA: 3.38 (1, 1)	5.0 23	4.0 14	1.0 0	1.0 0	1.0 0	1.0 0	1.0 0	1.0 0	1.0 0	1.0 0	1.0 0	1.0 0	1.0 0	1.0 0	1.0 0	1.0 0	1.0 0	1.0 0	1.0 0	1.0 0	1.0 0	1.0 0	1.0 0	1.0 0	1.0 0	
Willie Fraser, R ERA: 3.08 (6, 1)	4.0 14	1.0 0	1.0 0	1.0 0	1.0 0	1.0 0	1.0 0	1.0 0	1.0 0	1.0 0	1.0 0	1.0 0	1.0 0	1.0 0	1.0 0	1.0 0	1.0 0	1.0 0	1.0 0	1.0 0	1.0 0	1.0 0	1.0 0	1.0 0	1.0 0	
Bryan Harvey, R ERA: 3.74 (10, 1)	2.0 8	1.0 0	1.0 0	1.0 0	1.0 0	1.0 0	1.0 0	1.0 0	1.0 0	1.0 0	1.0 0	1.0 0	1.0 0	1.0 0	1.0 0	1.0 0	1.0 0	1.0 0	1.0 0	1.0 0	1.0 0	1.0 0	1.0 0	1.0 0	1.0 0	
Greg Minton, R ERA: 1.88 (12, 1)	3.0 9	0.0 0	0.0 0	0.0 0	0.0 0	0.0 0	0.0 0	0.0 0	0.0 0	0.0 0	0.0 0	0.0 0	0.0 0	0.0 0	0.0 0	0.0 0	0.0 0	0.0 0	0.0 0	0.0 0	0.0 0	0.0 0	0.0 0	0.0 0	0.0 0	
Dan Petry, R ERA: 4.64 (15, 1)	2.0 W	7 1	0 0	0 0	0 0	0 0	0 0	0 0	0 0	0 0	0 0	0 0	0 0	0 0	0 0	0 0	0 0	0 0	0 0	0 0	0 0	0 0	0 0	0.0 0.500	0.00 0.000	

Detroit Tigers @ California Angels  
Anaheim Stadium, Anaheim, CA  
Sat Jul 22 1989, 10:05 PM EDT  
Att. 48,766 - Unknown


AB 56  
R 4  
H 8  
RBI 2  
BB 2  
SO 11  
LOB 21



Batter	1	2	3	4	5	6	7	8	9	10	11	12	13	14	15	16	AB	R	H	RBI	BB	SO	LOB	BOTTOM								
Claudell Washington, L OBP: 0.335, SLG: 0.466 (1, 9)																	6	0	1	0	1	2	1									
Dick Schofield, R OBP: 0.299, SLG: 0.333 (1, 6)																	6	1	2	1	0	1	2									
Johnny Ray, S OBP: 0.316, SLG: 0.360 (1, 4)																	7	1	2	0	0	0	3									
Wally Joyner, L OBP: 0.345, SLG: 0.406 (1, 3)																	7	0	2	0	0	1	5									
Brian Downing, R OBP: 0.383, SLG: 0.439 (1, 10)																	7	0	0	0	0	0	5									
Devon White, S OBP: 0.308, SLG: 0.424 (1, 8)																	4	2	0	0	2	1	0									
Lance Parrish, R OBP: 0.345, SLG: 0.453 (1, 2)																	6	1	4	3	1	1	0									
Tony Armas, R OBP: 0.309, SLG: 0.484 (1, 7)																	4	0	0	0	0	0	4									
Chili Davis, S OBP: 0.299, SLG: 0.373 (12, PH)																	2	0	1	1	1	0	0									
Glenn Hoffman, R OBP: 0.299, SLG: 0.329 (1, 5)																	4	0	1	0	0	1	3									
Jack Howell, L OBP: 0.318, SLG: 0.402 (13, 6)																	2	0	0	0	0	1	2									
<b>Inning Stats</b>	R: 0 E: 0 K: 1 S: 12	H: 1 LOB: 1 BB: 0 P: 17	R: 0 E: 0 K: 1 S: 10	H: 1 LOB: 1 BB: 0 P: 17	R: 0 E: 0 K: 1 S: 10	H: 1 LOB: 0 BB: 0 P: 14	R: 0 E: 0 K: 1 S: 13	H: 2 LOB: 0 BB: 1 P: 23	R: 1 E: 0 K: 0 S: 8	H: 1 LOB: 0 BB: 0 P: 10	R: 0 E: 0 K: 0 S: 10	H: 0 LOB: 0 BB: 0 P: 18	R: 0 E: 0 K: 1 S: 9	H: 1 LOB: 3 BB: 1 P: 20	R: 0 E: 0 K: 1 S: 8	H: 1 LOB: 1 BB: 0 P: 14	R: 0 E: 0 K: 0 S: 12	H: 0 LOB: 0 BB: 0 P: 14	R: 0 E: 0 K: 1 S: 11	H: 0 LOB: 1 BB: 1 P: 19	R: 0 E: 0 K: 0 S: 6	H: 1 LOB: 0 BB: 0 P: 9	R: 0 E: 0 K: 0 S: 9	H: 1 LOB: 1 BB: 1 P: 17	R: 0 E: 0 K: 0 S: 9	H: 2 LOB: 2 BB: 0 P: 15	R: 1 E: 0 K: 0 S: 5	H: 2 LOB: 2 BB: 1 P: 10	1B: 10 2B: 1 3B: 0 HR: 2	SF: 0 SAC: 2 DP: 2 HBP: 0	WP: 0 PB: 0 SB: 2 CS: 1	PA: 62
<b>PITCHER</b>	IP ERA WLS BF H R ER SO	WLS BF H R ER SO	WLS BF H R ER SO	WLS BF H R ER SO	WLS BF H R ER SO	WLS BF H R ER SO	WLS BF H R ER SO	WLS BF H R ER SO	WLS BF H R ER SO	WLS BF H R ER SO	WLS BF H R ER SO	WLS BF H R ER SO	WLS BF H R ER SO	WLS BF H R ER SO	WLS BF H R ER SO	WLS BF H R ER SO	WLS BF H R ER SO	WLS BF H R ER SO	WLS BF H R ER SO	WLS BF H R ER SO	WLS BF H R ER SO	WLS BF H R ER SO	ERA WHIP	ERA WHIP								
Paul Gibson, L ERA: 4.33 (1, 1)	10.0 40	5.0 L	22 5	1 1	2 2	3 0	0 0	0 0	0 0	0 0	0 0	0 0	0 0	0 0	0 0	0 0	0 0	0 0	0 0	0 0	0 0	0 0	0 0	0.00 1.600	1.80 3.60							
Charles Hudson, R ERA: 5.71 (11, 1)	5.0 L	22 5	1 1	2 2	3 0	0 0	0 0	0 0	0 0	0 0	0 0	0 0	0 0	0 0	0 0	0 0	0 0	0 0	0 0	0 0	0 0	0 0	0 0	1.80 3.60	1.600 3.200							

Detroit Tigers @ California Angels  
Anaheim Stadium, Anaheim, CA  
Sat Jul 22 1989, 10:05 PM EDT  
Att. 48,766 - Unknown

AB 55  
R 13  
H 15  
RBI 5  
BB 5  
SO 8  
LOB 25





Batter	1	2	3	4	5	6	7	8	9	AB	R	H	RBI	BB	SO	LOB	TOP					
<b>Gary Pettis, S</b> OBP: 0.362, SLG: 0.323 (1, 8)	L7		SH1-4						F9	4	0	2	1	0	0	1	<b>Detroit Tigers @ California Angels</b> Anaheim Stadium, Anaheim, CA Sun Jul 23 1989, 6:33 AM EDT Att: 29,444 - Sunny					
<b>Tracy Jones, R</b> OBP: 0.294, SLG: 0.320 (1, 7)	F9		G5-3							5	0	1	1	0	1	4						
<b>Fred Lynn, L</b> OBP: 0.269, SLG: 0.321 <b>Gary Ward, R</b> OBP: 0.291, SLG: 0.354 (9, PH)	G6-3									4	1	2	1	0	0	0						
<b>Alan Trammell, R</b> OBP: 0.321, SLG: 0.328 (1, 6)										4	0	0	0	0	1	1						
<b>Dave Bergman, L</b> OBP: 0.338, SLG: 0.342 (1, 3)										3	0	1	0	1	0	1						
<b>Chet Lemon, R</b> OBP: 0.341, SLG: 0.343 (1, 9)										4	0	1	1	0	1	2						
<b>Doug Strange, S</b> OBP: 0.200, SLG: 0.240 (1, 5)										4	1	1	0	0	2	2						
<b>Mike Heath, R</b> OBP: 0.333, SLG: 0.433 (1, 2)										4	1	3	0	0	0	1						
<b>Mike Brumley, S</b> OBP: 0.296, SLG: 0.281 (1, 4)										4	1	1	0	0	2	3						
<b>Inning Stats</b>	R: 0 E: 0 K: 0 S: 6	H: 0 LOB: 0 BB: 0 P: 8	R: 0 E: 0 K: 1 S: 11	H: 0 LOB: 1 BB: 1 P: 19	R: 2 E: 0 K: 0 S: 10	H: 3 LOB: 1 BB: 0 P: 15	R: 0 E: 0 K: 0 S: 5	H: 0 LOB: 0 BB: 0 P: 9	R: 0 E: 0 K: 2 S: 14	H: 2 LOB: 2 BB: 0 P: 21	R: 0 E: 0 K: 0 S: 12	H: 1 LOB: 1 BB: 0 P: 18	R: 1 E: 0 K: 0 S: 10	H: 2 LOB: 1 BB: 0 P: 16	R: 1 E: 0 K: 0 S: 9	H: 2 LOB: 1 BB: 0 P: 13		R: 0 E: 0 K: 2 S: 12	H: 2 LOB: 2 BB: 0 P: 16	1B: 11 2B: 1 3B: 0 HR: 0	SF: 0 SAC: 1 DP: 0 HBP: 0	WP: 0 PB: 1 SB: 1 CS: 0
<b>PITCHER</b>	IP	WLS	BF	H	R	ER	SO	BB	IBB	HBP	BLK	WP	HR	S	P	ERA	WHIP					
<b>Bert Blyleven, R</b> ERA: 2.32 (1, 1)	7.0		29	8	3	3	6	1	0	0	0	0	0	68	106	3.86	1.286					
<b>Rich Monteleone, R</b> ERA: 1.64 (8, 1)	1.0	W	5	2	1	1	0	0	0	0	0	0	0	9	13	9.00	2.000					
<b>Bob McClure, L</b> ERA: 2.22 (9, 1)	1.0		5	2	0	0	2	0	0	0	0	0	0	12	16	0.00	2.000					
<b>Batter</b>	<b>1</b>	<b>2</b>	<b>3</b>	<b>4</b>	<b>5</b>	<b>6</b>	<b>7</b>	<b>8</b>	<b>9</b>	<b>AB</b>	<b>R</b>	<b>H</b>	<b>RBI</b>	<b>BB</b>	<b>SO</b>	<b>LOB</b>	<b>BOTTOM</b>					
<b>Claudell Washington, L</b> OBP: 0.336, SLG: 0.464 (1, 9)	1B		FC4	L6						5	1	2	0	0	0	2	<b>Detroit Tigers @ California Angels</b> Anaheim Stadium, Anaheim, CA Sun Jul 23 1989, 6:33 AM EDT Att: 29,444 - Sunny					
<b>Johnny Ray, S</b> OBP: 0.319, SLG: 0.360 (1, 4)			L7							5	0	2	1	0	0	1						
<b>Devon White, S</b> OBP: 0.309, SLG: 0.422 (1, 8)										4	0	1	0	1	2	2						
<b>Wally Joyner, L</b> OBP: 0.351, SLG: 0.406 (1, 3)										2	1	1	1	2	0	0						
<b>Brian Downing, R</b> OBP: 0.382, SLG: 0.435 (1, 10)										3	0	0	0	1	0	4						
<b>Chili Davis, S</b> OBP: 0.301, SLG: 0.373 (1, 7)										3	1	1	1	1	0	0						
<b>Bill Schroeder, R</b> OBP: 0.281, SLG: 0.441 <b>Lance Parrish, R</b> OBP: 0.344, SLG: 0.452 (9, 2)										3	0	0	0	0	1	1						
<b>Jack Howell, L</b> OBP: 0.317, SLG: 0.397 (1, 5)										3	1	0	0	1	0	0						
<b>Kent Anderson, R</b> OBP: 0.269, SLG: 0.229 <b>Dick Schofield, R</b> OBP: 0.302, SLG: 0.336 (9, PH)										2	0	1	1	1	0	0						
<b>Inning Stats</b>	R: 0 E: 0 K: 1 S: 10	H: 2 LOB: 2 BB: 1 P: 20	R: 0 E: 0 K: 0 S: 5	H: 0 LOB: 0 BB: 0 P: 11	R: 0 E: 0 K: 1 S: 8	H: 0 LOB: 1 BB: 1 P: 17	R: 3 E: 1 K: 1 S: 18	H: 3 LOB: 1 BB: 1 P: 35	R: 0 E: 0 K: 0 S: 5	H: 0 LOB: 0 BB: 0 P: 6	R: 0 E: 0 K: 0 S: 7	H: 0 LOB: 0 BB: 0 P: 11	R: 0 E: 0 K: 1 S: 10	H: 0 LOB: 2 BB: 2 P: 25	R: 2 E: 0 K: 0 S: 14	H: 3 LOB: 3 BB: 1 P: 23		1B: 9 2B: 0 3B: 0 HR: 0	SF: 0 SAC: 0 DP: 0 HBP: 1	WP: 0 PB: 0 SB: 0 CS: 1	PA: 40	
<b>PITCHER</b>	IP	WLS	BF	H	R	ER	SO	BB	IBB	HBP	BLK	WP	HR	S	P	ERA	WHIP					
<b>Kevin Ritz, S</b> ERA: 5.4 (1, 1)	7.2		32	6	3	2	3	4	1	0	0	0	0	66	128	2.35	1.304					
<b>Mike Homeman, R</b> ERA: 5.09 (8, 1)	0.2	L	5	2	2	2	1	1	0	0	0	0	0	13	21	27.00	4.500					
<b>Brad Havens, L</b> ERA: 5.0 (9, 1)	0.0		3	1	0	0	0	1	0	1	0	0	0	7	14	∞	∞					







Batter	1	2	3	4	5	6	7	8	9	AB	R	H	RBI	BB	SO	LOB	TOP			
Claudell Washington, L (1.9) OBP: 0.337, SLG: 0.463	0-3 K		2-2 G6-3 1B	1-2 G3		0-1 G4-3			1-2 WP 1B	5	0	2	0	0	1	4				
Johnny Ray, S (1.4) OBP: 0.319, SLG: 0.358	2-2 F6		0-0 G6-3 1B		2-3 K		4-2 L4-3 BB		0-0 P5	4	0	1	0	1	1	2				
Devon White, S (1.8) OBP: 0.307, SLG: 0.418	0-3 K		1-0 G6-3		3-2 1B		0-0 L4-3		1-1 P6	5	0	1	0	0	1	5				
Wally Joyner, L (1.3) OBP: 0.349, SLG: 0.403	0-0 P5		0-0 L4		3-0 P5		0-0 F7			4	0	0	0	0	0	3				
Brian Downing, R (1.10) OBP: 0.382, SLG: 0.434		2-1 FC6-4 1B		1-1 F8		2-3 K		1-2 G5-3		4	0	1	0	0	1	1				
Chili Davis, S (1.7) OBP: 0.309, SLG: 0.395		2-2 FC6-4 1-2 HR		0-1 HR		4-2 1B BB		1-1 L5-3 1B		3	2	2	1	1	0	1				
Lance Parrish, R (1.2) OBP: 0.335, SLG: 0.439		1-3 K		2-0 G5-3		0-3 K		0-0 L5-3		4	0	0	0	0	2	3				
Jack Howell, L (1.5) OBP: 0.323, SLG: 0.423		2-1 1-H HR		0-0 WP 1B		2-1 1B		2-3 K		4	1	3	2	0	1	0				
Dick Schofield, R (1.6) OBP: 0.300, SLG: 0.343		1-3 K		4-1 1-2 BB		0-3 K		1-0 HR		3	1	1	1	1	2	2				
<b>Inning Stats</b>	R: 0 E: 0 K: 2 S: 10	H: 0 LOB: 1 BB: 0 P: 12	R: 2 E: 0 K: 2 S: 15	H: 2 LOB: 0 BB: 0 P: 23	R: 0 E: 0 K: 0 S: 6	H: 2 LOB: 1 BB: 1 P: 9	R: 1 E: 0 K: 0 S: 10	H: 2 LOB: 2 BB: 1 P: 18	R: 0 E: 0 K: 2 S: 14	H: 1 LOB: 2 BB: 1 P: 20	R: 0 E: 0 K: 0 S: 4	H: 0 LOB: 0 BB: 1 P: 8	R: 0 E: 0 K: 0 S: 6	H: 1 LOB: 0 BB: 0 P: 8	R: 1 E: 0 K: 1 S: 10	H: 2 LOB: 1 BB: 0 P: 15	1B: 8 2B: 2 3B: 0 HR: 3	SF: 0 SAC: 0 DP: 3 HBP: 0	WP: 2 PB: 1 CS: 0	PA: 39
<b>PITCHER</b> Dave Stewart, R (1.1) ERA: 3.51	IP: 9.0 WLS: L BF: 39	H: 11 R: 4 ER: 4 SO: 9	BB: 3 IBB: 0 HBP: 0 BLK: 0	WP: 2 HR: 3 S: 86 P: 134	ERA: 4.00 WHIP: 1.556	<b>PITCHER</b>														

California Angels @ Oakland Athletics  
Oakland-Alameda County Coliseum, Oakland, CA

AB 36  
R 4  
H 11  
RBI 4  
BB 3  
SO 9  
LOB 21



WP: 2 PA: 39  
PB: 1 CS: 0

Batter	1	2	3	4	5	6	7	8	9	AB	R	H	RBI	BB	SO	LOB	BOTTOM			
Rickey Henderson, R (1.7) OBP: 0.412, SLG: 0.399	2-2 G6-3 1B		2-3 K		2-0 L8			1-1 F8		4	0	1	0	0	1	3				
Carney Lansford, R (1.5) OBP: 0.403, SLG: 0.402	2-2 G6-3 1-2 1B		1-2 FC5-4		2-2 F8			4-2 FC5 1B BB		3	0	0	0	1	0	4				
Dave Henderson, R (1.8) OBP: 0.323, SLG: 0.363	1-3 K		0-0 G4-3			1-3 K		0-1 BB FC5 1B		4	0	1	0	0	2	2				
Mark McGwire, R (1.3) OBP: 0.330, SLG: 0.467		4-0 BB		0-0 L8		2-2 G3-1		1-1 FC5 BB		3	0	0	0	1	0	2				
Jose Canseco, R (1.9) OBP: 0.341, SLG: 0.658		1-2 F9		2-3 K		2-3 K		4-2 FC5-4 BB		3	0	0	0	1	2	1				
Terry Steinbach, R (1.2) OBP: 0.351, SLG: 0.407		2-3 K		2-1 1B			1-1 F7	1-1 FC5-4 1-2		4	0	1	0	0	1	4				
Dave Parker, L (1.10) OBP: 0.316, SLG: 0.440		1-1 G4-3		1-1 F8			1-0 FC6-4 1B		1-3 K	4	0	1	0	0	1	2				
Glenn Hubbard, R (1.4) OBP: 0.304, SLG: 0.323			3-2 FC5-4 2B			2-2 1B			1-1 G5-3	3	0	2	0	0	0	1				
Stan Javier, S (9, PH) OBP: 0.321, SLG: 0.331										1	0	0	0	0	0	0				
Mike Gallego, R (1.6) OBP: 0.324, SLG: 0.340			4-2 FC5-4 BB		2-0 F9				3-2 F7	2	0	0	0	1	0	2				
Ron Hassey, L (9, PH) OBP: 0.301, SLG: 0.358							1-2 FC6-4			1	0	0	0	0	0	0				
<b>Inning Stats</b>	R: 0 E: 0 K: 1 S: 11	H: 1 LOB: 0 BB: 0 P: 16	R: 0 E: 0 K: 1 S: 10	H: 0 LOB: 1 BB: 1 P: 18	R: 0 E: 0 K: 1 S: 13	H: 1 LOB: 2 BB: 1 P: 23	R: 0 E: 0 K: 1 S: 8	H: 1 LOB: 1 BB: 0 P: 13	R: 0 E: 0 K: 2 S: 10	H: 0 LOB: 0 BB: 0 P: 15	R: 0 E: 0 K: 0 S: 7	H: 1 LOB: 1 BB: 0 P: 11	R: 0 E: 0 K: 0 S: 13	H: 1 LOB: 3 BB: 2 P: 24	R: 0 E: 0 K: 1 S: 9	H: 0 LOB: 0 BB: 0 P: 14	1B: 5 2B: 1 3B: 0 HR: 0	SF: 0 SAC: 0 DP: 1 HBP: 0	WP: 0 PB: 0 CS: 0	PA: 36
<b>PITCHER</b> Chuck Finley, L (1.1) ERA: 2.38	IP: 7.2 WLS: W BF: 32	H: 6 R: 0 ER: 0 SO: 6	BB: 4 IBB: 0 HBP: 0 BLK: 0	WP: 0 HR: 0 S: 79 P: 134	ERA: 0.00 WHIP: 1.304	<b>PITCHER</b>														
Greg Minton, R (8.1) ERA: 1.63	IP: 1.1 WLS: S BF: 4	H: 0 R: 0 ER: 0 SO: 1	BB: 0 IBB: 0 HBP: 0 BLK: 0	WP: 0 HR: 0 S: 11 P: 17	ERA: 0.00 WHIP: 0.000	<b>PITCHER</b>														

California Angels @ Oakland Athletics  
Oakland-Alameda County Coliseum, Oakland, CA

AB 32  
R 0  
H 6  
RBI 0  
BB 4  
SO 7  
LOB 21



WP: 0 PA: 36  
PB: 0 CS: 0



Batter	1	2	3	4	5	6	7	8	9	AB	R	H	RBI	BB	SO	LOB	TOP										
<b>Claudell Washington, L</b> OBP: 0.335, SLG: 0.455	2-3 K	2-2 F7		1-2 L8			1-3 K	4-1 S BB		4	0	0	0	1	2	2	<b>California Angels @ Oakland Athletics</b> Oakland-Alameda County Coliseum, Oakland, CA Wed Jul 26 1989, 3:33 AM PDT Att: 44,588 - Sunny										
<b>Johnny Ray, S</b> OBP: 0.323, SLG: 0.359	2-2 1B 1B		3-2 2B 1B		2-2 G6-3		4-0 1B BB	2-2 G4-3		4	2	2	0	1	0	2											
<b>Devon White, S</b> OBP: 0.311, SLG: 0.420	2-2 1B 1-2 1B		0-0 F7		2-3 K		1-2 BB 1B		1-1 G1-6-3 1B	5	0	3	1	0	1	1											
<b>Wally Joyner, L</b> OBP: 0.352, SLG: 0.402	1-1 1-3 2H 1B		4-1 2B BB		2-3 K		4-1 BB		0-1 G1-6-3 1B	3	1	1	1	2	1	1											
<b>Brian Downing, R</b> OBP: 0.377, SLG: 0.428	2-1 F9		3-2 L9			2-3 K	0-0 F8		3-2 F9	5	0	0	0	0	1	7											
<b>Chili Davis, S</b> OBP: 0.311, SLG: 0.399	1-0 G3		0-0 1-1 2H 2B			0-3 K		1-0 SH3 1B		4	1	2	2	0	1	2											
<b>Bill Schroeder, R</b> OBP: 0.273, SLG: 0.427		1-3 K	2-3 K			1-1 L1-3		0-0 SH3		3	0	0	0	0	2	1											
<b>Jack Howell, L</b> OBP: 0.319, SLG: 0.417		1-2 G4-3		0-1 G4-3			2-3 K	3-2 F7		4	0	0	0	0	1	1											
<b>Dick Schofield, R</b> OBP: 0.307, SLG: 0.347		3-2 E S 1B		0-2 G6-3			4-2 BB 1B BB	2-1 WP 2H 1B		3	1	2	1	1	0	0											
<b>Inning Stats</b>	R: 1 E: 0 K: 1 S: 16	H: 3 LOB: 2 BB: 0 P: 26	R: 0 E: 0 K: 1 S: 14	H: 1 LOB: 1 BB: 0 P: 21	R: 2 E: 0 K: 1 S: 15	H: 2 LOB: 1 BB: 1 P: 27	R: 0 E: 0 K: 0 S: 9	H: 0 LOB: 0 BB: 0 P: 10	R: 0 E: 0 K: 2 S: 9	H: 0 LOB: 0 BB: 0 P: 15	R: 0 E: 0 K: 2 S: 10	H: 0 LOB: 0 BB: 0 P: 13	R: 1 E: 0 K: 2 S: 16	H: 1 LOB: 3 BB: 3 P: 32	R: 1 E: 0 K: 0 S: 14	H: 2 LOB: 2 BB: 1 P: 26	R: 0 E: 0 K: 0 S: 7	H: 1 LOB: 0 BB: 0 P: 11	1B: 9 2B: 1 3B: 0 HR: 0	SF: 0 SAC: 1 DP: 1 HBP: 0	WP: 1 PB: 0 SB: 2 CS: 0	PA: 41					
<b>PITCHER</b>	IP	WLS	BF	H	R	ER	SO	BB	IBB	HBP	BLK	WP	HR	S	P	ERA	WHIP										
<b>Mike Moore, R</b> ERA: 2.26	(1, 1)	6.1	27	6	4	4	8	2	0	0	0	0	0	79	124	5.68	1.263										
<b>Rick Honeycutt, L</b> ERA: 2.36	(7, 1)	0.1	4	1	0	0	1	2	0	0	0	0	0	9	19	0.00	9.000										
<b>Todd Burns, R</b> ERA: 2.19	(7, 1)	1.0	5	2	1	1	0	0	0	0	0	0	0	8	14	9.00	2.000										
<b>Matt Young, L</b> ERA: 5.56	(8, 1)	0.1	W	2	0	0	0	1	0	0	0	1	0	7	13	0.00	3.000										
<b>Dennis Eckerstley, R</b> ERA: 1.99	(9, 1)	1.0	3	1	0	0	0	0	0	0	0	0	0	7	11	0.00	1.000										

AB	35
R	5
H	10
RBI	5
BB	5
SO	9
LOB	17



Batter	1	2	3	4	5	6	7	8	9	AB	R	H	RBI	BB	SO	LOB	BOTTOM										
<b>Rickey Henderson, R</b> OBP: 0.412, SLG: 0.408	1-0 HR		2-1 G1-3	1-0 G5-3			2-3 K	0-2 S 1B		5	1	2	2	0	1	1	<b>California Angels @ Oakland Athletics</b> Oakland-Alameda County Coliseum, Oakland, CA Wed Jul 26 1989, 3:33 AM PDT Att: 44,588 - Sunny										
<b>Camey Lansford, R</b> OBP: 0.403, SLG: 0.402	2-1 G6-3		2-1 G5-3		0-0 CS 1B		1-0 G5-3	0-1 S 1B		5	0	2	1	0	0	0											
<b>Dave Parker, L</b> OBP: 0.317, SLG: 0.440	2-3 K2-3			0-1 2B 1B	1-2 1-2 1B		1-0 F7	1-3 K		5	1	2	0	0	2	2											
<b>Mark McGwire, R</b> OBP: 0.331, SLG: 0.470	1-1 F8			0-0 1B	0-0 F8			3-2 1B 1B		4	1	2	0	0	0	1											
<b>Stan Javier, S</b> OBP: 0.321, SLG: 0.331				1-3 1B 2B				1B 1B		0	1	0	0	0	0	0											
<b>Dave Henderson, R</b> OBP: 0.327, SLG: 0.370		0-0 2B		1-0 1B FC4 1B	1-3 K			0-2 BB 1B FC5-4 1B		4	2	3	2	0	1	1											
<b>Jose Canseco, R</b> OBP: 0.313, SLG: 0.595		2 SAFE 2-2 G1-3		1-3 K		2-2 P3		0-3 K		4	0	0	0	0	2	4											
<b>Ron Hassey, L</b> OBP: 0.305, SLG: 0.361		3-1 F7		1-0 E FC4 SF9 1B		3-3 K		1-2 FC5-4 BB 1B 1B		4	2	2	1	0	1	1											
<b>Tony Phillips, S</b> OBP: 0.361, SLG: 0.355		1-3 K		3-2 FC4			0-0 1B	4-2 FC5-4 BB		3	0	1	1	1	1	2											
<b>Mike Gallego, R</b> OBP: 0.319, SLG: 0.336			0-0 G5-3	1-3 3H SF9		1 SAFE 2-1 G1-3		1-2 FC5-4 1B		3	1	0	2	0	0	3											
<b>Inning Stats</b>	R: 1 E: 0 K: 1 S: 8	H: 1 LOB: 0 BB: 0 P: 14	R: 0 E: 0 K: 1 S: 10	H: 1 LOB: 0 BB: 0 P: 16	R: 0 E: 0 K: 0 S: 5	H: 0 LOB: 0 BB: 0 P: 9	R: 4 E: 1 K: 1 S: 14	H: 4 LOB: 1 BB: 0 P: 22	R: 0 E: 0 K: 1 S: 8	H: 2 LOB: 1 BB: 0 P: 10	R: 0 E: 0 K: 1 S: 9	H: 1 LOB: 0 BB: 0 P: 16	R: 0 E: 0 K: 1 S: 5	H: 0 LOB: 0 BB: 0 P: 9	R: 4 E: 0 K: 2 S: 27	H: 5 LOB: 2 BB: 1 P: 37	R: 0 E: 0 K: 0 S: 7	H: 1 LOB: 0 BB: 0 P: 11	1B: 11 2B: 2 3B: 0 HR: 1	SF: 1 SAC: 0 DP: 0 HBP: 0	WP: 0 PB: 0 SB: 2 CS: 1	PA: 39					
<b>PITCHER</b>	IP	WLS	BF	H	R	ER	SO	BB	IBB	HBP	BLK	WP	HR	S	P	ERA	WHIP										
<b>Mike Witt, R</b> ERA: 4.43	(1, 1)	7.0	L	32	11	7	6	6	0	0	0	0	0	66	106	7.71	1.571										
<b>Rich Monteleone, R</b> ERA: 2.39	(8, 1)	0.2	6	3	2	2	1	1	0	0	0	0	0	17	23	27.00	6.000										
<b>Bob McClure, L</b> ERA: 2.19	(8, 1)	0.1	1	0	0	0	1	0	0	0	0	0	0	3	4	0.00	0.000										

AB	37
R	9
H	14
RBI	9
BB	1
SO	8
LOB	15





Batter	1	2	3	4	5	6	7	8	9	AB	R	H	RBI	BB	SO	LOB	TOP					
<b>Dave Gallagher, R</b> OBP: 0.355, SLG: 0.344	F8		2B 1B				P3		1B	5	1	3	1	0	0	1	<b>Chicago White Sox @ California Angels</b> Anaheim Stadium, Anaheim, CA Thu Jul 27 1989, 10:05 PM EDT Att: 31,892 - Unknown					
<b>Fred Manrique, R</b> OBP: 0.333, SLG: 0.412	K		1B					2B 1B BB	K	4	2	2	0	1	2	1						
<b>Harold Baines, L</b> OBP: 0.423, SLG: 0.506	G4-3		1B				G4-3	E FC3-6 2B	F7	5	1	2	2	0	0	3						
<b>Ivan Calderon, R</b> OBP: 0.325, SLG: 0.447		L7	G4-6-3					L5		4	0	1	0	0	0	3						
<b>Carlton Fisk, R</b> OBP: 0.355, SLG: 0.497		G6-3					G6-4-3	E6 FC3-6 1B		4	0	1	1	0	0	1						
<b>Dan Pasqua, L</b> OBP: 0.323, SLG: 0.439		1B					F8	FC3-6		4	0	1	1	0	0	1						
<b>Carlos Martinez, R</b> OBP: 0.318, SLG: 0.409		1B					F9	G4-3		4	0	1	0	0	0	1						
<b>Russ Morman, R</b> OBP: 0.364, SLG: 0.368							L8		G4-3	3	0	0	0	0	2	2						
<b>Steve Lyons, L</b> OBP: 0.323, SLG: 0.337		K								1	0	0	0	0	0	0						
<b>Ozzie Guillen, L</b> OBP: 0.280, SLG: 0.328			G6-3				F7		1B 3B	4	1	2	0	0	0	0						
<b>Inning Stats</b>	R: 0 E: 0 K: 1 S: 7	H: 0 LOB: 0 BB: 0 P: 10	R: 0 E: 0 K: 1 S: 12	H: 2 LOB: 2 BB: 0 P: 15	R: 2 E: 0 K: 0 S: 9	H: 3 LOB: 0 BB: 0 P: 13	R: 0 E: 0 K: 0 S: 5	H: 0 LOB: 0 BB: 0 P: 8	R: 0 E: 0 K: 0 S: 12	H: 2 LOB: 2 BB: 0 P: 19	R: 0 E: 0 K: 0 S: 5	H: 1 LOB: 0 BB: 0 P: 7	R: 0 E: 0 K: 1 S: 8	H: 1 LOB: 1 BB: 0 P: 14	R: 2 E: 1 K: 0 S: 12	H: 2 LOB: 1 BB: 1 P: 22	R: 1 E: 0 K: 1 S: 10	H: 2 LOB: 1 BB: 0 P: 16	1B: 10 2B: 2 3B: 1 HR: 0	SF: 0 SAC: 0 DP: 2 HBP: 0	WP: 0 PB: 0 SB: 0 CS: 0	PA: 39
<b>PITCHER</b>	IP	WLS	BF	H	R	ER	SO	BB	IBB	HBP	BLK	WP	HR	S	P	ERA	WHIP					
<b>Jim Abbott, L</b> ERA: 3.4	7.0	W	30	10	4	3	3	1	0	0	0	0	0	60	94	3.86	1.571					
<b>Greg Minton, R</b> ERA: 1.95	1.1		7	3	1	1	0	0	0	0	0	0	0	14	20	6.75	2.250					
<b>Bryan Harvey, R</b> ERA: 3.53	0.2	S	2	0	0	0	1	0	0	0	0	0	0	6	10	0.00	0.000					

Batter	1	2	3	4	5	6	7	8	9	AB	R	H	RBI	BB	SO	LOB	BOTTOM				
<b>Claudell Washington, L</b> OBP: 0.333, SLG: 0.451	2B 1B	F8			L4-3		F7			4	1	1	0	0	0	0	<b>Chicago White Sox @ California Angels</b> Anaheim Stadium, Anaheim, CA Thu Jul 27 1989, 10:05 PM EDT Att: 31,892 - Unknown				
<b>Johnny Ray, S</b> OBP: 0.320, SLG: 0.355	K	F8			G6-3		G3			4	0	0	0	0	1	1					
<b>Devon White, S</b> OBP: 0.310, SLG: 0.417	2B BB				F8		G4-3			3	1	0	0	1	0	0					
<b>Wally Joyner, L</b> OBP: 0.351, SLG: 0.403	HR 2B				F8		P6		1-3	4	1	1	2	0	0	0					
<b>Brian Downing, R</b> OBP: 0.379, SLG: 0.425	HR BB				L8		F9 HR BB		F8	2	2	0	0	2	0	0					
<b>Chili Davis, S</b> OBP: 0.316, SLG: 0.411	HR				K		HR BB		1B	3	2	2	3	1	1	0					
<b>Lance Parrish, R</b> OBP: 0.334, SLG: 0.434	G6-3				BB		F9		P6	3	0	0	0	1	0	3					
<b>Jack Howell, L</b> OBP: 0.319, SLG: 0.427	P2				K		HR			3	1	1	3	0	1	1					
<b>Dick Schofield, R</b> OBP: 0.303, SLG: 0.343		G6-3			P4		L9			3	0	0	0	0	0	1					
<b>Inning Stats</b>	R: 5 E: 0 K: 1 S: 16	H: 3 LOB: 0 BB: 2 P: 35	R: 0 E: 0 K: 0 S: 9	H: 0 LOB: 0 BB: 0 P: 12	R: 0 E: 0 K: 0 S: 8	H: 0 LOB: 0 BB: 0 P: 11	R: 0 E: 0 K: 2 S: 10	H: 0 LOB: 1 BB: 1 P: 18	R: 0 E: 0 K: 0 S: 7	H: 0 LOB: 0 BB: 0 P: 7	R: 3 E: 0 K: 0 S: 12	H: 1 LOB: 0 BB: 2 P: 27	R: 0 E: 0 K: 0 S: 7	H: 0 LOB: 0 BB: 0 P: 8	R: 0 E: 0 K: 0 S: 10	H: 1 LOB: 1 BB: 0 P: 13		1B: 2 2B: 1 3B: 0 HR: 2	SF: 0 SAC: 0 DP: 0 HBP: 0	WP: 0 PB: 0 SB: 0 CS: 0	PA: 34
<b>PITCHER</b>	IP	WLS	BF	H	R	ER	SO	BB	IBB	HBP	BLK	WP	HR	S	P	ERA	WHIP				
<b>Melido Perez, R</b> ERA: 5.58	5.2	L	26	4	8	8	3	5	0	0	0	0	0	61	107	12.71	1.588				
<b>Ken Patterson, L</b> ERA: 4.41	1.1		4	0	0	0	0	0	0	0	0	0	0	8	11	0.00	0.000				
<b>Bill Long, R</b> ERA: 5.07	1.0		4	1	0	0	0	0	0	0	0	0	0	10	13	0.00	1.000				



Batter	1	2	3	4	5	6	7	8	9	AB	R	H	RBI	BB	SO	LOB	TOP										
Dave Gallagher, R OBP: 0.358, SLG: 0.343 (1, 8)										4	0	1	0	1	1	1											
Steve Lyons, L OBP: 0.318, SLG: 0.331 (1, 4)										5	0	0	0	0	0	4											
Harold Baines, L OBP: 0.423, SLG: 0.505 (1, 10)										5	0	2	0	0	0	4											
Ivan Calderon, R OBP: 0.322, SLG: 0.442 (9, 3)										4	0	0	0	0	1	3											
Dan Pasqua, L OBP: 0.328, SLG: 0.435 (9, 9)										4	1	1	0	0	1	2											
Carlton Fisk, R OBP: 0.348, SLG: 0.486 (1, 2)										4	0	0	0	0	1	2											
Greg Walker, L Daryl Boston, L OBP: 0.292, SLG: 0.369 OBP: 0.301, SLG: 0.339 (9, PR) (9, 7)										3	2	2	1	1	0	1											
Carlos Martinez, R OBP: 0.322, SLG: 0.418 (1, 5)										4	1	2	0	0	0	1											
Ozzie Guillen, L OBP: 0.282, SLG: 0.331 (1, 6)										3	0	2	4	0	0	0											
<b>Inning Stats</b>	R: 0 E: 0 K: 0 S: 10	H: 1 LOB: 1 BB: 0 P: 10	R: 1 E: 0 K: 0 S: 9	H: 1 LOB: 0 BB: 0 P: 14	R: 0 E: 0 K: 0 S: 7	H: 0 LOB: 0 BB: 0 P: 12	R: 0 E: 0 K: 1 S: 8	H: 1 LOB: 1 BB: 0 P: 11	R: 1 E: 0 K: 1 S: 10	H: 1 LOB: 0 BB: 0 P: 12	R: 0 E: 0 K: 1 S: 10	H: 0 LOB: 0 BB: 0 P: 15	R: 2 E: 0 K: 0 S: 11	H: 3 LOB: 1 BB: 0 P: 20	R: 0 E: 0 K: 0 S: 7	H: 1 LOB: 1 BB: 0 P: 11	R: 1 E: 0 K: 1 S: 13	H: 2 LOB: 3 BB: 2 P: 23	1B: 7 2B: 2 3B: 0 HR: 1	SF: 1 SAC: 0 DP: 0 HBP: 0	WP: 0 PB: 1 SB: 1 CS: 0	PA: 39					
<b>PITCHER</b>	IP	WLS	BF	H	R	ER	SO	BB	IBB	HBP	BLK	WP	HR	S	P	ERA	WHIP										
Bert Blyleven, R ERA: 2.45 (1, 1)	6.2		27	7	4	4	3	0	0	0	0	0	1	62	90	5.40	1.050										
Bob McClure, L ERA: 2.13 (7, 1)	0.2		3	1	0	0	0	0	0	0	0	0	0	7	12	0.00	1.500										
Greg Minton, R ERA: 2.08 (8, 1)	1.0		5	1	1	1	1	1	0	0	0	0	0	9	15	9.00	2.000										
Bryan Harvey, R ERA: 3.47 (9, 1)	0.2	W	4	1	0	0	0	1	0	0	0	0	0	7	11	0.00	3.000										

Chicago White Sox @ California Angels  
Anaheim Stadium, Anaheim, CA  
Fri Jul 28 1989, 10:05 PM EDT  
Att: 32,620 - Unknown

livebaseballscores.com

AB 36  
R 5  
H 10  
RBI 5  
BB 2  
SO 4  
LOB 18

Batter	1	2	3	4	5	6	7	8	9	AB	R	H	RBI	BB	SO	LOB	BOTTOM										
Claudell Washington, L OBP: 0.331, SLG: 0.448 (1, 9)										4	0	1	1	0	0	1											
Johnny Ray, S OBP: 0.316, SLG: 0.354 (1, 4)										4	0	1	0	0	0	1											
Devon White, S OBP: 0.309, SLG: 0.420 (1, 8)										4	1	1	0	0	1	1											
Wally Joyner, L OBP: 0.350, SLG: 0.403 (1, 3)										3	0	1	1	0	0	0											
Brian Downing, R OBP: 0.380, SLG: 0.425 (1, 10)										3	1	1	0	1	0	1											
Chili Davis, S OBP: 0.316, SLG: 0.409 (1, 7)										4	1	1	0	0	0	2											
Lance Parrish, R OBP: 0.330, SLG: 0.429 (1, 2)										4	0	0	0	0	0	4											
Jack Howell, L OBP: 0.324, SLG: 0.446 (1, 5)										4	3	3	2	0	0	0											
Dick Schofield, R OBP: 0.304, SLG: 0.343 (1, 6)										3	0	1	2	0	0	0											
<b>Inning Stats</b>	R: 0 E: 0 K: 0 S: 9	H: 0 LOB: 0 BB: 0 P: 15	R: 0 E: 0 K: 0 S: 11	H: 1 LOB: 1 BB: 0 P: 16	R: 0 E: 0 K: 0 S: 6	H: 1 LOB: 1 BB: 0 P: 11	R: 1 E: 0 K: 0 S: 12	H: 2 LOB: 1 BB: 0 P: 21	R: 1 E: 0 K: 0 S: 11	H: 2 LOB: 1 BB: 0 P: 16	R: 3 E: 0 K: 0 S: 9	H: 3 LOB: 1 BB: 1 P: 16	R: 0 E: 0 K: 1 S: 8	H: 0 LOB: 0 BB: 0 P: 13	R: 0 E: 0 K: 0 S: 7	H: 0 LOB: 0 BB: 0 P: 9	R: 1 E: 1 K: 0 S: 4	H: 1 LOB: 1 BB: 0 P: 8	1B: 7 2B: 1 3B: 1 HR: 1	SF: 2 SAC: 1 DP: 0 HBP: 0	WP: 0 PB: 0 SB: 0 CS: 0	PA: 37					
<b>PITCHER</b>	IP	WLS	BF	H	R	ER	SO	BB	IBB	HBP	BLK	WP	HR	S	P	ERA	WHIP										
Richard Dotson, R ERA: 5.26 (1, 1)	5.1		24	7	4	4	0	1	0	0	0	0	0	23	34	3.38	1.125										
Donn Pail, R ERA: 2.56 (6, 1)	2.2	L	12	3	2	1	1	0	0	0	0	0	0	2	4	0.00	0.000										
Bobby Thigpen, R ERA: 3.83 (9, 1)	0.1		1	0	0	0	0	0	0	0	0	0	0	2	4	0.00	0.000										

Chicago White Sox @ California Angels  
Anaheim Stadium, Anaheim, CA  
Fri Jul 28 1989, 10:05 PM EDT  
Att: 32,620 - Unknown

livebaseballscores.com

AB 33  
R 6  
H 10  
RBI 6  
BB 1  
SO 1  
LOB 10



Batter	1	2	3	4	5	6	7	8	9	AB	R	H	RBI	BB	SO	LOB	TOP				
Dave Gallagher, R (1, 8) OBP: 0.357, SLG: 0.341	2-1 F9			4-0 BB		2-2 FC3-6 HBP		0-3 K		2	0	0	0	1	1	1					
Scott Fletcher, R (1, 4) OBP: 0.319, SLG: 0.286	3-2 F8		2-2 G6-4-3 1-2f		0-0 FC3-6 1-2f			2-2 F9		4	0	0	0	0	0	2					
Daryl Boston, L (1, 7) OBP: 0.300, SLG: 0.344	1-1 G5-3		2-1 G1-3		2-0 P6			0-2 1B 2B		4	1	1	0	0	0	1					
Ivan Calderon, R (1, 3)		0-0 F8			0-2 F8		0-2 F7	1-1 2B 1B		4	0	1	1	0	0	0					
Dan Pasqua, L (1, 9) OBP: 0.322, SLG: 0.427		1-1 P6		2-1 G3		0-0 F7		3-3 K		4	0	0	0	0	1	1					
Carlton Fisk, R (1, 2) OBP: 0.346, SLG: 0.481		1-2 G6-3		2-1 1B		1-2 F8		0-0 F7		4	0	1	0	0	0	1					
Greg Walker, L (1, 10) OBP: 0.293, SLG: 0.369			1-2 F9		2-0 FC6-4 1B			3-2 G3		3	0	1	0	0	0	0					
Carlos Martinez, R (1, 5) OBP: 0.323, SLG: 0.417			0-1 L9		1-1 FC6-4			0-0 1B		3	0	1	0	0	0	2					
Ozzie Guillen, L (1, 6) OBP: 0.280, SLG: 0.329			0-0 F8		0-0 F8			0-0 FC1-6-3-6		3	0	0	0	0	0	1					
<b>Inning Stats</b>	R: 0 E: 0 K: 0 S: 7	H: 0 LOB: 0 BB: 0 P: 13	R: 0 E: 0 K: 0 S: 6	H: 0 LOB: 0 BB: 0 P: 8	R: 0 E: 0 K: 0 S: 6	H: 0 LOB: 0 BB: 0 P: 7	R: 0 E: 0 K: 0 S: 5	H: 2 LOB: 2 BB: 1 P: 13	R: 0 E: 0 K: 0 S: 10	H: 0 LOB: 1 BB: 0 P: 9	R: 0 E: 0 K: 0 S: 7	H: 0 LOB: 0 BB: 0 P: 8	R: 0 E: 0 K: 1 S: 9	H: 1 LOB: 1 BB: 0 P: 12	R: 1 E: 0 K: 1 S: 12	H: 2 LOB: 1 BB: 0 P: 18	1B: 4 2B: 1 3B: 0 HR: 0	SF: 0 SAC: 0 DP: 1 HBP: 1	WP: 0 PB: 0 SB: 0 CS: 0	PA: 33	
<b>PITCHER</b>	IP WLS BF H R ER SO BB IBB HBP BLK WP HR S P ERA WHIP	8.1 W 31 5 1 1 1 1 1 0 1 0 0 0 63 98 1.08 0.720	0.2 S 2 0 0 0 1 0 0 0 0 0 0 4 7 0.00 0.000																		

Chicago White Sox @ California Angels  
Anaheim Stadium, Anaheim, CA  
Sat Jul 29 1989, 10:05 PM EDT  
Att: 34,940 - Unknown

AB 31  
R 1  
H 5  
RBI 1  
BB 1  
SO 2  
LOB 9



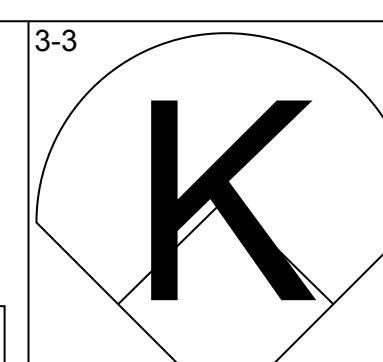
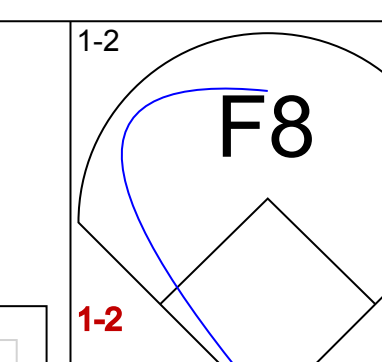
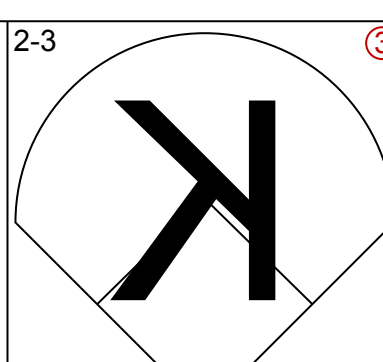
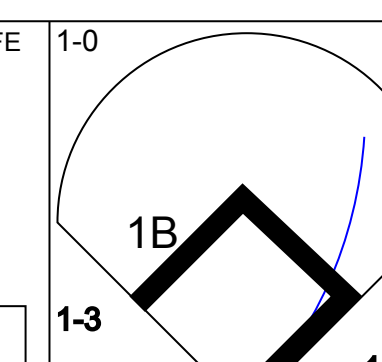
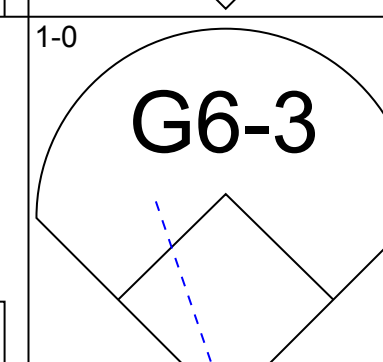
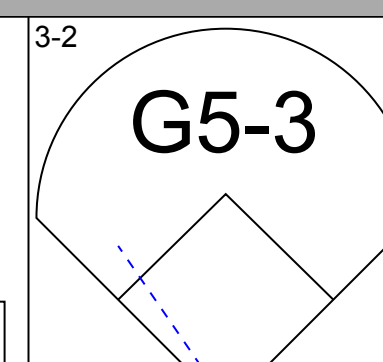
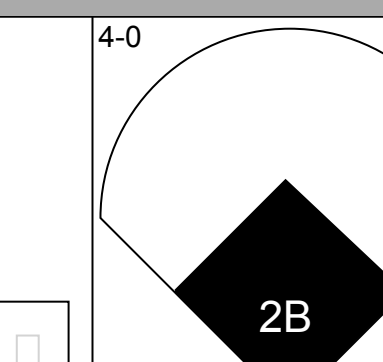
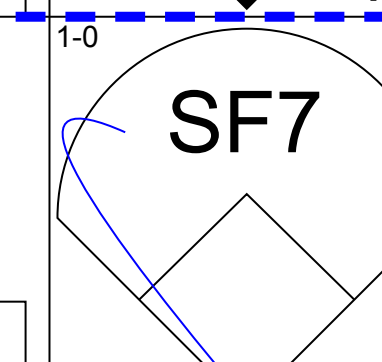
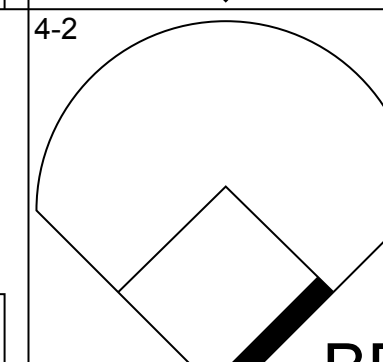
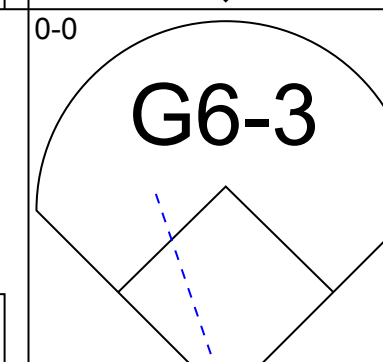
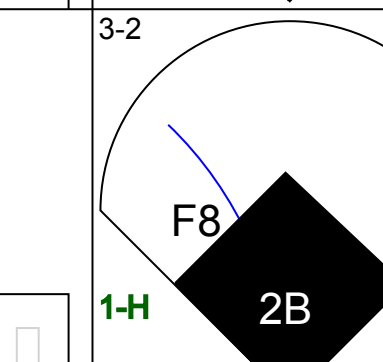
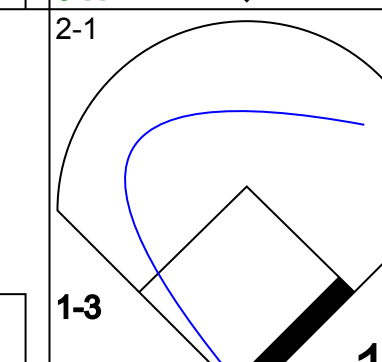
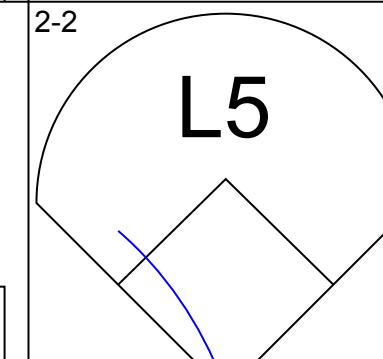
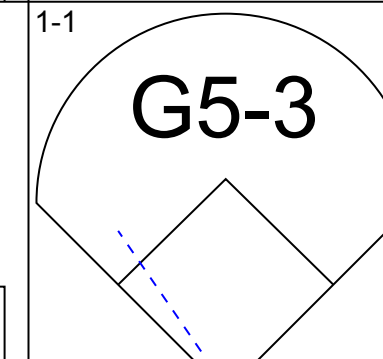
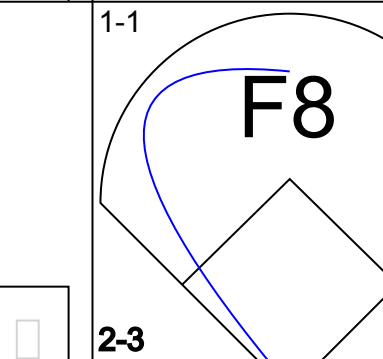
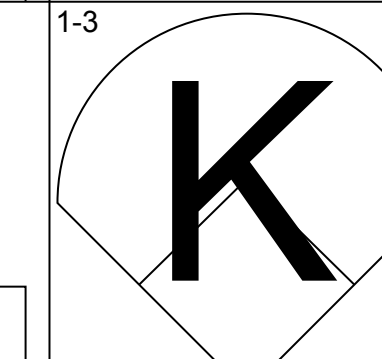
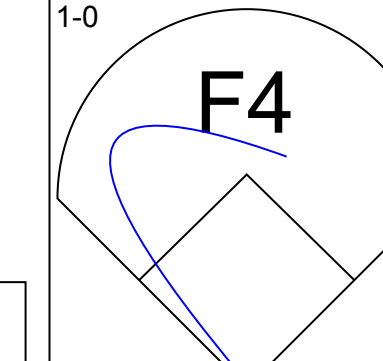
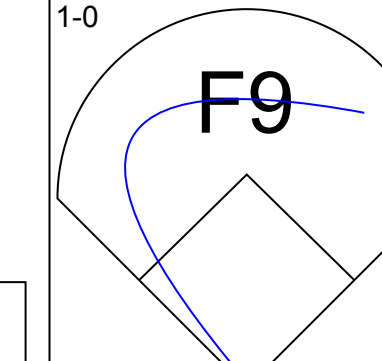
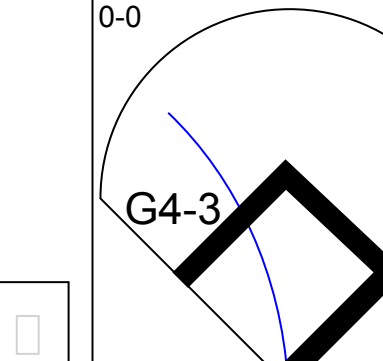
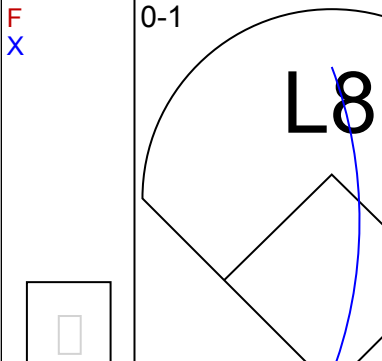
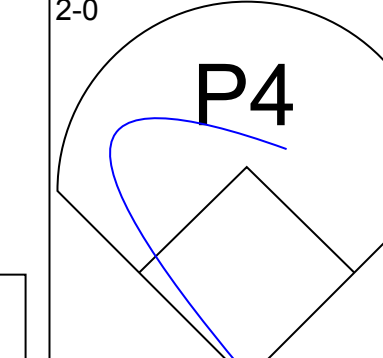
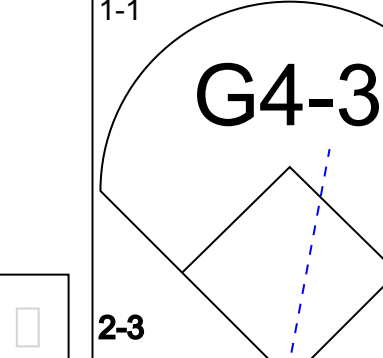
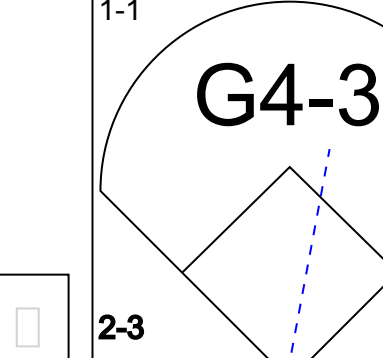
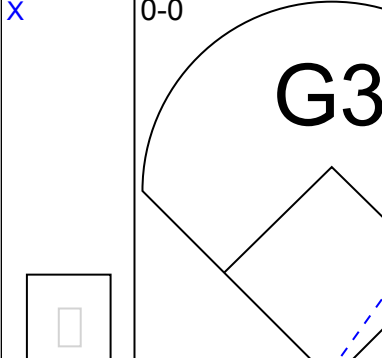
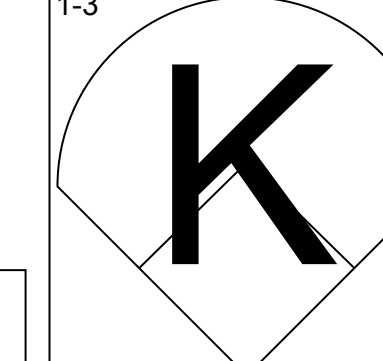
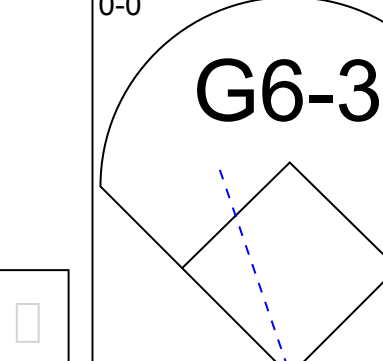
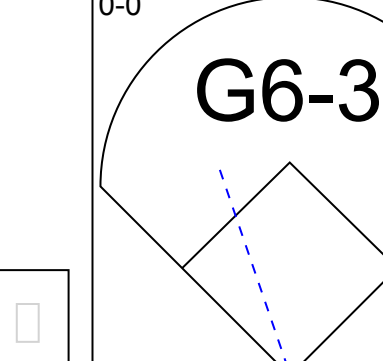
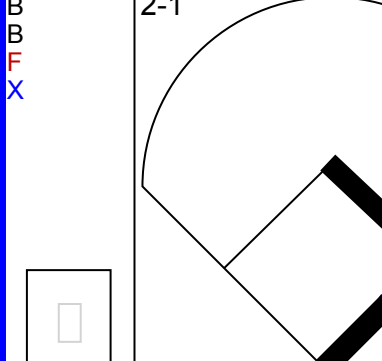
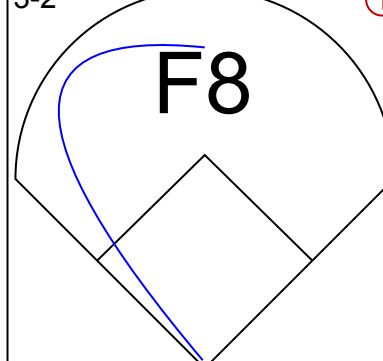
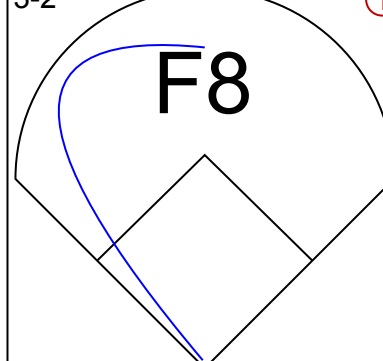
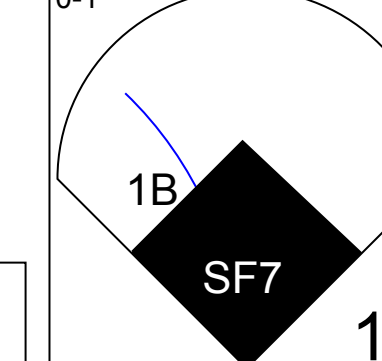
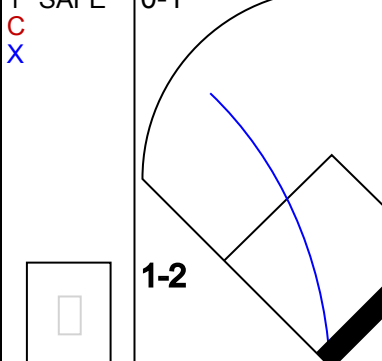
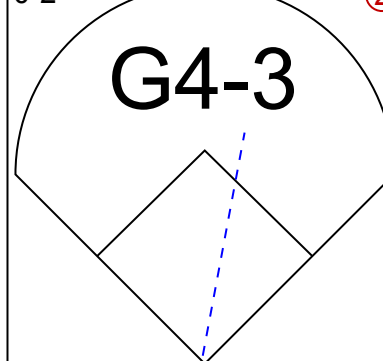
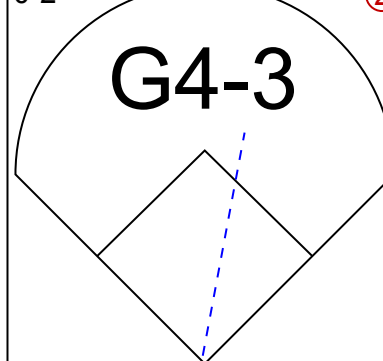
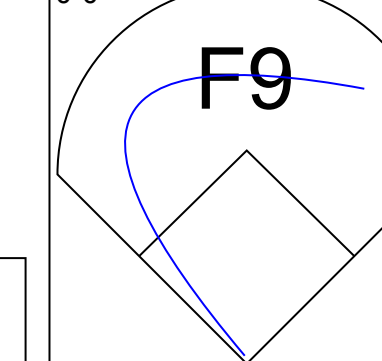
Batter	1	2	3	4	5	6	7	8	9	AB	R	H	RBI	BB	SO	LOB	BOTTOM				
Claudell Washington, L (1, 9) OBP: 0.337, SLG: 0.461	2-1 SH1-3 2B		1-1 S 1-3 2B		2-2 1B			1-3 K		4	0	3	0	0	1	0					
Johnny Ray, S (1, 4) OBP: 0.316, SLG: 0.353	1-0 SH1-3		0-0 SF7		2-1 F9			4-1 CS BB		1	0	0	1	1	0	1					
Devon White, S (1, 8) OBP: 0.307, SLG: 0.416	2-1 G6-3		3-H 3-2 L8			1-3 K		3-0 F7		4	0	0	0	0	1	3					
Wally Joyner, L (1, 3) OBP: 0.347, SLG: 0.399	1-3 K			3-2 G4-3		1-3 K		1-0 CS		3	0	0	0	0	2	1					
Chili Davis, S (1, 7) OBP: 0.316, SLG: 0.408		1-2 G6-4-3 1B		0-1 P3		0-0 F3				3	0	1	0	0	0	0					
Lance Parrish, R (1, 2) OBP: 0.330, SLG: 0.428		0-1 G6-4-3 1-2f		1-1 P4			1-0 E1 1B			3	0	1	0	0	0	1					
Tony Armas, R (1, 10) OBP: 0.301, SLG: 0.495			1-3 K		1-1 HR		2-2 F7			3	1	1	1	0	1	1					
Jack Howell, L (1, 5) OBP: 0.324, SLG: 0.444			0-0 2B SF7 1B		3-2 F7		2-3 K			3	1	1	0	0	1	1					
Dick Schofield, R (1, 6) OBP: 0.300, SLG: 0.339			2-0 P4		2-2 F9		3-2 F9			3	0	0	0	0	0	2					
<b>Inning Stats</b>	R: 0 E: 0 K: 1 S: 9	H: 1 LOB: 1 BB: 0 P: 15	R: 0 E: 0 K: 1 S: 9	H: 1 LOB: 0 BB: 0 P: 11	R: 1 E: 0 K: 0 S: 8	H: 2 LOB: 1 BB: 0 P: 14	R: 0 E: 0 K: 0 S: 7	H: 0 LOB: 0 BB: 0 P: 11	R: 1 E: 0 K: 0 S: 23	H: 2 LOB: 1 BB: 0 P: 33	R: 0 E: 0 K: 2 S: 8	H: 0 LOB: 0 BB: 0 P: 10	R: 0 E: 1 K: 1 S: 11	H: 1 LOB: 1 BB: 0 P: 19	R: 0 E: 0 K: 1 S: 5	H: 0 LOB: 0 BB: 1 P: 14	1B: 4 2B: 2 3B: 0 HR: 1	SF: 1 SAC: 1 DP: 1 HBP: 0	WP: 0 PB: 0 SB: 1 CS: 1	PA: 31	
<b>PITCHER</b>	IP WLS BF H R ER SO BB IBB HBP BLK WP HR S P ERA WHIP	8.0 L 30 7 2 2 6 1 0 0 0 0 1 80 127 2.25 1.000																			

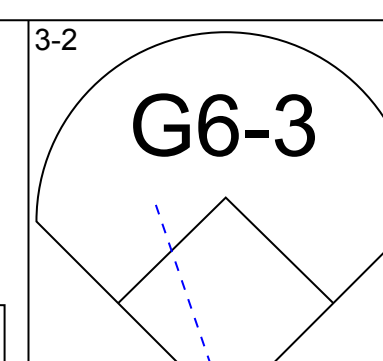
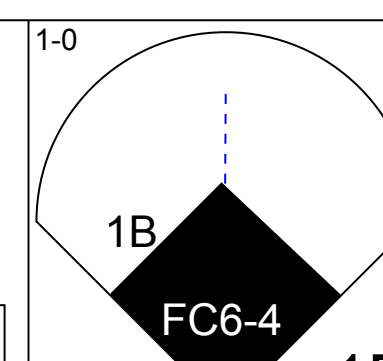
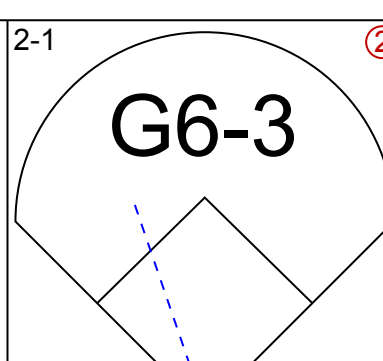
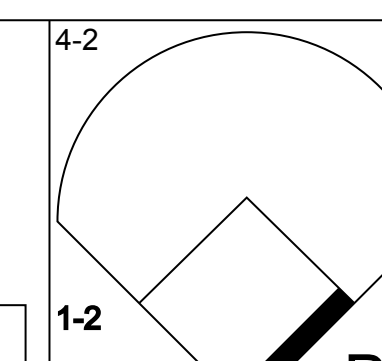
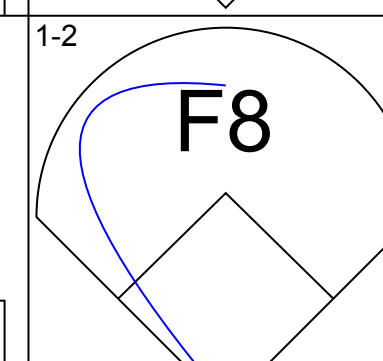
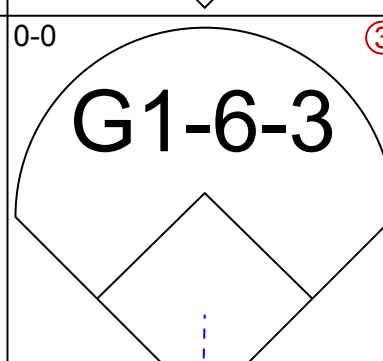
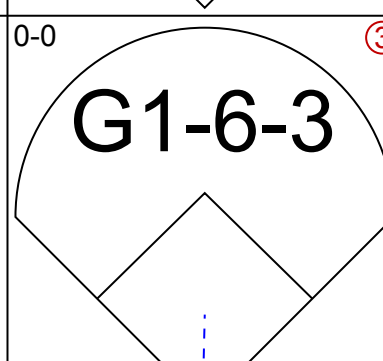
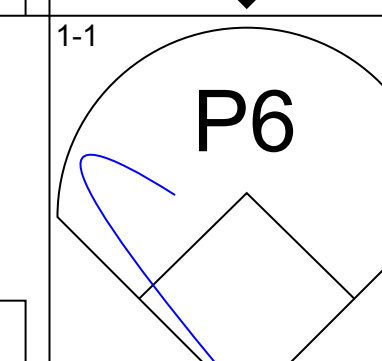
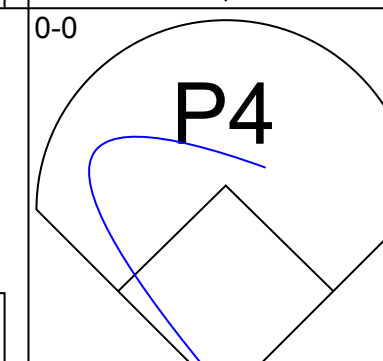
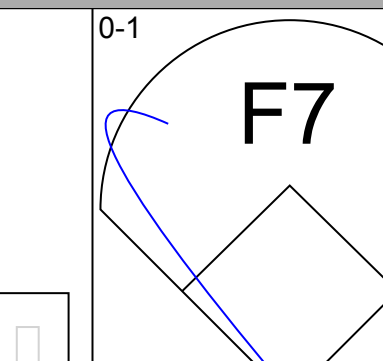
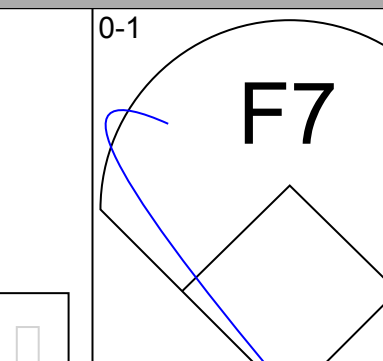
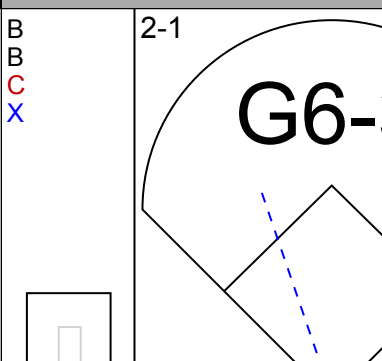
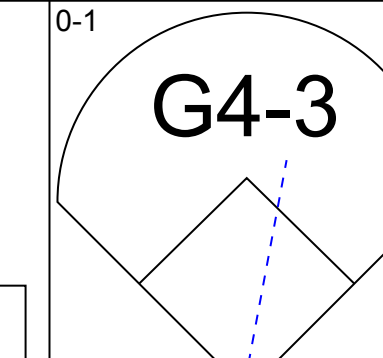
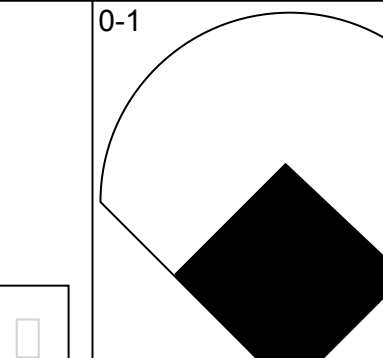
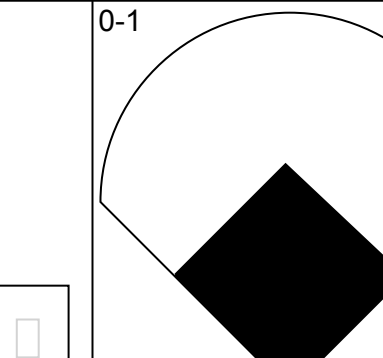
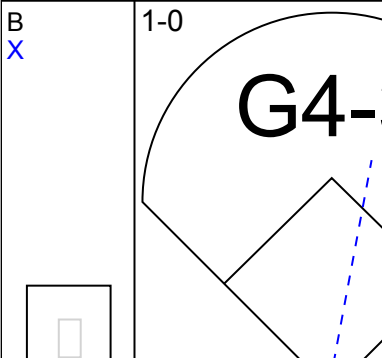
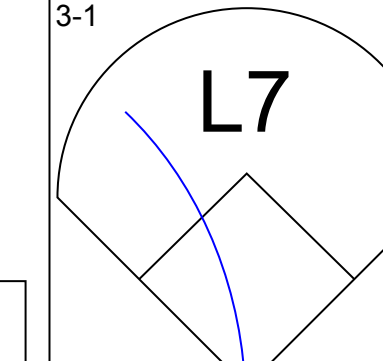
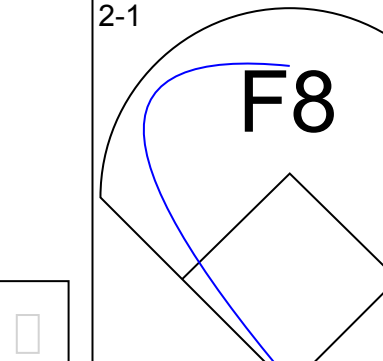
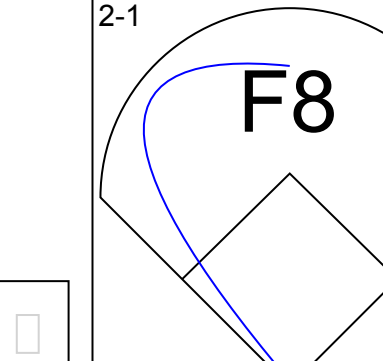
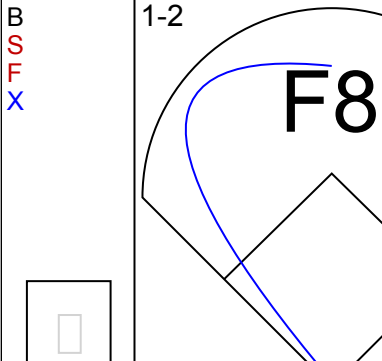
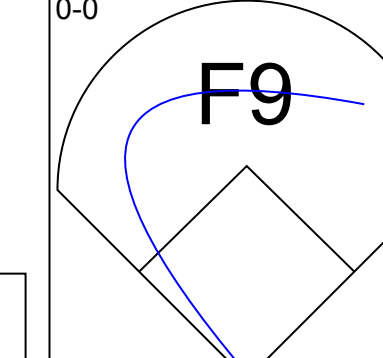
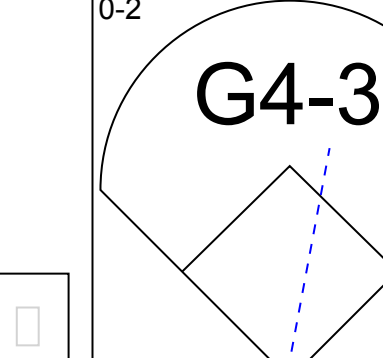
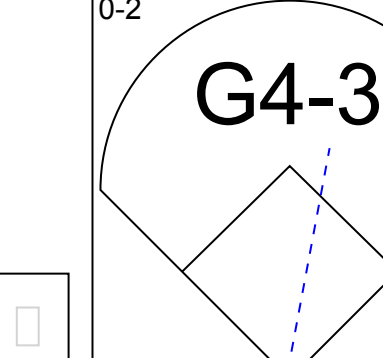
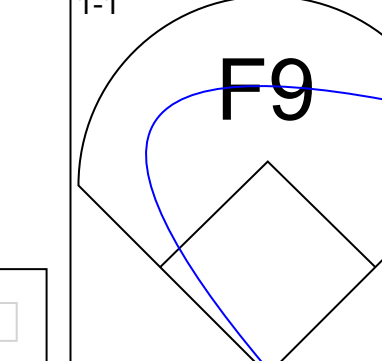
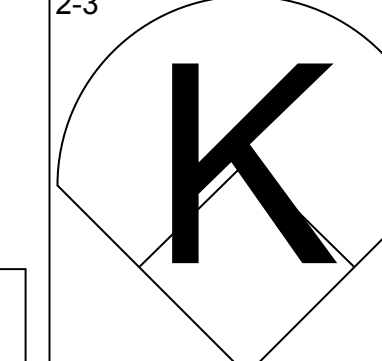
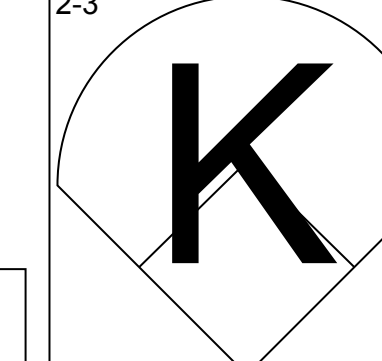
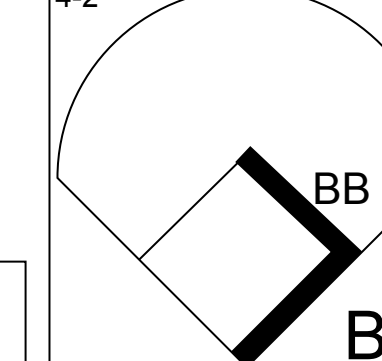
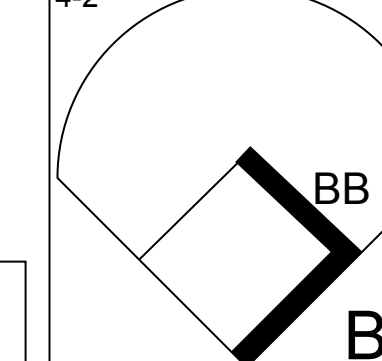
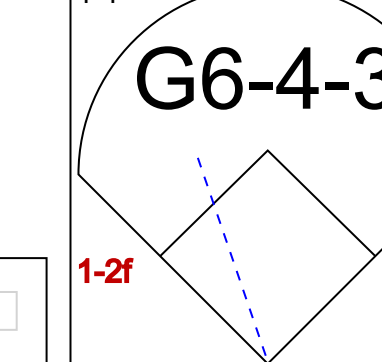
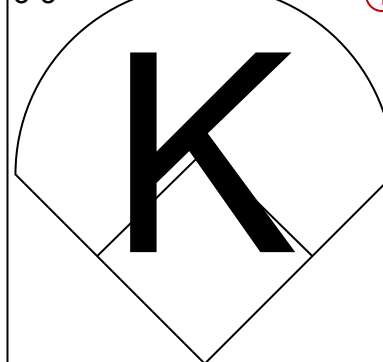
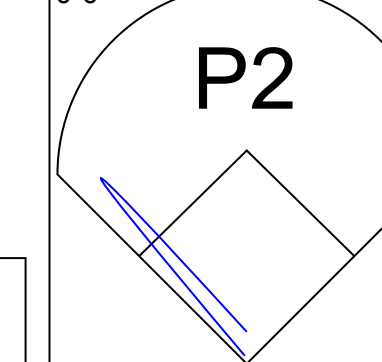
Chicago White Sox @ California Angels  
Anaheim Stadium, Anaheim, CA  
Sat Jul 29 1989, 10:05 PM EDT  
Att: 34,940 - Unknown

AB 27  
R 2  
H 7  
RBI 2  
BB 1  
SO 6  
LOB 10





Batter	1	2	3	4	5	6	7	8	9	AB	R	H	RBI	BB	SO	LOB	TOP				
Dave Gallagher, R (1, 8) OBP: 0.358, SLG: 0.340										4	0	1	0	0	2	1	Chicago White Sox @ California Angels Anaheim Stadium, Anaheim, CA Sun Jul 30 1989, 6:33 AM EDT Att: 29,363 - Sunny - 86 F				
Scott Fletcher, R (1, 4) OBP: 0.319, SLG: 0.284										2	1	0	1	1	0	0					
Ivan Calderon, R (1, 9) OBP: 0.326, SLG: 0.444										3	1	2	1	1	0	0					
Carlton Fisk, R (1, 10) OBP: 0.340, SLG: 0.472										4	0	0	0	0	1	4					
Carlos Martinez, R (1, 5) OBP: 0.321, SLG: 0.419										4	0	1	1	0	0	0					
Dan Pasqua, L (1, 7) OBP: 0.317, SLG: 0.419										4	0	0	0	0	0	1					
Russ Morman, R (1, 3) Steve Lyons, L (9, PH) OBP: 0.320, SLG: 0.333										3	0	0	0	0	1	1					
Ron Karkovice, R (1, 2) OBP: 0.264, SLG: 0.339										4	1	3	0	0	0	0					
Ozzie Guillen, L (1, 6) OBP: 0.278, SLG: 0.325										4	0	0	0	0	0	4					
<b>Inning Stats</b>	R: 0 E: 0 K: 1 S: 9	H: 0 LOB: 1 BB: 1 P: 19	R: 0 E: 0 K: 1 S: 5	H: 0 LOB: 0 BB: 0 P: 9	R: 0 E: 0 K: 0 S: 6	H: 1 LOB: 0 BB: 0 P: 8	R: 0 E: 0 K: 0 S: 6	H: 0 LOB: 0 BB: 0 P: 10	R: 0 E: 0 K: 1 S: 5	H: 0 LOB: 0 BB: 0 P: 7	R: 2 E: 0 K: 0 S: 10	H: 2 LOB: 1 BB: 1 P: 19	R: 1 E: 0 K: 1 S: 10	H: 3 LOB: 2 BB: 0 P: 15	R: 0 E: 0 K: 0 S: 10	H: 2 LOB: 2 BB: 0 P: 12		1B: 6 2B: 2 3B: 0 HR: 0	SF: 1 SAC: 0 DP: 0 HBP: 0	WP: 0 PB: 0 SB: 0 CS: 1	PA: 36
<b>PITCHER</b>	IP	WLS	BF	H	R	ER	SO	BB	IBB	HBP	BLK	WP	HR	S	P	ERA	WHIP				
Chuck Finley, L (1, 1) ERA: 2.44	7.1	L	28	5	3	3	3	2	0	0	0	0	0	55	92	3.68	0.955				
Willie Fraser, R (8, 1) ERA: 3.02	1.1		7	3	0	0	1	0	0	0	0	0	0	13	19	0.00	2.250				
Bob McClure, L (9, 1) ERA: 2.1	0.1		1	0	0	0	0	0	0	0	0	0	0	3	3	0.00	0.000				

Batter	1	2	3	4	5	6	7	8	9	AB	R	H	RBI	BB	SO	LOB	BOTTOM				
Dick Schofield, R (1, 6) OBP: 0.303, SLG: 0.339										3	1	1	0	1	0	0	Chicago White Sox @ California Angels Anaheim Stadium, Anaheim, CA Sun Jul 30 1989, 6:33 AM EDT Att: 29,363 - Sunny - 86 F				
Johnny Ray, S (1, 4) OBP: 0.316, SLG: 0.352										4	0	1	0	0	0	2					
Devon White, S (1, 8) OBP: 0.304, SLG: 0.412											4	0	0	1	0	0					
Wally Joyner, L (1, 3) OBP: 0.346, SLG: 0.406											4	1	1	1	0	0					
Brian Downing, R (1, 10) OBP: 0.376, SLG: 0.420											4	0	0	0	0	0					
Chili Davis, S (1, 7) OBP: 0.313, SLG: 0.405											3	0	0	0	0	0					
Tony Armas, R (1, 9) OBP: 0.292, SLG: 0.480										3	0	0	0	0	1	0					
Lance Parrish, R (9, 2) OBP: 0.330, SLG: 0.428										0	0	0	0	0	0	0					
Jack Howell, L (1, 5) OBP: 0.327, SLG: 0.445										2	0	1	0	1	1	0					
Bill Schroeder, R (1, 2) Jerry Reuss, L (8, PH) Claude Washington, L (9, 9) OBP: 0.267, SLG: 0.418 OBP: 0.336, SLG: 0.459										2	0	0	0	0	1	1					
<b>Inning Stats</b>	R: 0 E: 0 K: 0 S: 7	H: 0 LOB: 0 BB: 0 P: 11	R: 0 E: 0 K: 0 S: 5	H: 1 LOB: 0 BB: 0 P: 7	R: 1 E: 0 K: 0 S: 6	H: 2 LOB: 1 BB: 0 P: 10	R: 0 E: 0 K: 1 S: 9	H: 0 LOB: 0 BB: 0 P: 12	R: 0 E: 0 K: 1 S: 7	H: 0 LOB: 0 BB: 0 P: 12	R: 1 E: 0 K: 0 S: 9	H: 1 LOB: 0 BB: 0 P: 11	R: 0 E: 0 K: 1 S: 10	H: 0 LOB: 2 BB: 2 P: 21	R: 0 E: 0 K: 0 S: 6	H: 0 LOB: 0 BB: 0 P: 10	1B: 3 2B: 0 3B: 0 HR: 1	SF: 0 SAC: 0 DP: 1 HBP: 0	WP: 0 PB: 0 SB: 0 CS: 0	PA: 32	
<b>PITCHER</b>	IP	WLS	BF	H	R	ER	SO	BB	IBB	HBP	BLK	WP	HR	S	P	ERA	WHIP				
Jerry Reuss, L (1, 1) ERA: 5.06	7.0	W	24	4	2	2	2	0	0	0	0	0	0	48	71	2.57	0.571				
Bobby Thigpen, R (8, 1) ERA: 3.7	2.0	S	8	0	0	0	1	2	0	0	0	0	0	16	31	0.00	1.000				



Batter	1	2	3	4	5	6	7	8	9	AB	R	H	RBI	BB	SO	LOB	TOP				
Claudell Washington, L OBP: 0.331, SLG: 0.452 (1, 9)	L8		F8		L3		F8			4	0	0	0	0	0	1	<b>California Angels @ Seattle Mariners</b> The Kingdome, Seattle, WA Mon Jul 31 1989, 10:05 PM EDT Att: 19,494 - Dome - 70 F				
Johnny Ray, S OBP: 0.316, SLG: 0.349 (1, 4)	G3-6-3 BB		F8		L8			K		3	0	0	0	1	1	0					
Devon White, S OBP: 0.303, SLG: 0.411 (1, 8)	G3-6-3 1-2			HR		K		K		4	1	1	0	0	2	1					
Wally Joyner, L OBP: 0.348, SLG: 0.415 (1, 3)		F8		HR				L7		4	1	2	2	0	0	0					
Brian Downing, R OBP: 0.373, SLG: 0.416 (1, 10)		K		F7		F8		G4-3		4	0	0	0	0	1	1					
Chili Davis, S OBP: 0.315, SLG: 0.417 (1, 7)		HR		HR		P6		G3		4	2	2	1	0	0	1					
Lance Parrish, R OBP: 0.329, SLG: 0.435 (1, 2)		HR		P4				K		4	1	1	2	0	1	0					
Jack Howell, L OBP: 0.327, SLG: 0.444 (1, 5)		HR		K						3	0	1	0	0	2	0					
Dick Schofield, R OBP: 0.300, SLG: 0.335 (1, 6)			P4		K		L8			3	0	0	0	0	1	1					
<b>Inning Stats</b>	R: 0 E: 0 K: 0 S: 7	H: 0 LOB: 0 BB: 1 P: 14	R: 2 E: 0 K: 2 S: 23	H: 2 LOB: 0 BB: 0 P: 33	R: 0 E: 0 K: 1 S: 8	H: 0 LOB: 0 BB: 0 P: 15	R: 3 E: 0 K: 1 S: 17	H: 3 LOB: 0 BB: 0 P: 27	R: 0 E: 0 K: 1 S: 9	H: 1 LOB: 1 BB: 0 P: 13	R: 0 E: 0 K: 0 S: 7	H: 1 LOB: 1 BB: 0 P: 14	R: 0 E: 0 K: 1 S: 11	H: 0 LOB: 0 BB: 0 P: 15	R: 0 E: 0 K: 1 S: 6	H: 0 LOB: 0 BB: 0 P: 7	1B: 3 2B: 1 3B: 0 HR: 3	SF: 0 SAC: 0 DP: 1 HBP: 0	WP: 0 PB: 0 SB: 0 CS: 0	PA: 34	
<b>PITCHER</b>	IP	WLS	BF	H	R	ER	SO	BB	IBB	HBP	BLK	WP	HR	S	P	ERA	WHIP				
Scott Bankhead, R ERA: 3.24 (1, 1)	5.0		20	5	5	5	4	1	0	0	0	0	3	64	102	9.00	1.200				
Tom Niedenfuer, R ERA: 8.55 (6, 1)	2.0		8	2	0	0	1	0	0	0	0	0	0	15	27	0.00	1.000				
Keith Comstock, L ERA: 0.84 (8, 1)	1.0	W	3	0	0	0	2	0	0	0	0	0	0	11	17	0.00	0.000				
Mike Schooler, R ERA: 1.92 (9, 1)	1.0	S	3	0	0	0	1	0	0	0	0	0	0	6	7	0.00	0.000				

AB	33
R	5
H	7
RBI	5
BB	1
SO	8
LOB	5



Batter	1	2	3	4	5	6	7	8	9	AB	R	H	RBI	BB	SO	LOB	BOTTOM					
Harold Reynolds, S OBP: 0.358, SLG: 0.360 (1, 4)	L4		L9		K		F8	L3 1B		5	0	1	0	0	1	2	<b>California Angels @ Seattle Mariners</b> The Kingdome, Seattle, WA Mon Jul 31 1989, 10:05 PM EDT Att: 19,494 - Dome - 70 F					
Greg Britley, L OBP: 0.377, SLG: 0.537 (1, 7)	FC5-4 1B BB		K		F7		G1-3	L3 1-2		4	0	0	0	1	1	4						
Alvin Davis, L OBP: 0.454, SLG: 0.497 (1, 3)	FC5-4 1B			K		1B 1B		1B E 1B		4	1	3	0	0	1	0						
Darnell Coles, R OBP: 0.296, SLG: 0.380 (1, 9)	FC5-4 1-2 2-3			K		F9		E 1B BB		3	1	0	0	1	1	3						
Scott Bradley, L OBP: 0.333, SLG: 0.402 (1, 10)	K			FC6-4 BB		1B 1B		E 2B 1B		3	1	2	0	1	1	2						
Mike Kingery, L OBP: 0.304, SLG: 0.286 (1, 8)		F7		FC6-4 1-2		F7		E8 2B 1B		4	1	1	2	0	0	3						
Dave Valle, R OBP: 0.321, SLG: 0.385 (1, 2)		G5-3			G6-3		1B	G5-3		4	0	1	0	0	0	2						
Edgar Martinez, R OBP: 0.311, SLG: 0.301 (8, PH)										2	0	0	0	1	1	3						
Dave Cochran, S OBP: 0.333, SLG: 0.382 (8, PR)										1	0	1	2	0	0	0						
Henry Cotto, R OBP: 0.279, SLG: 0.347 (8, PR)										0	1	0	0	0	0	0						
Mario Diaz, R OBP: 0.250, SLG: 0.250 (9, 6)										0	0	0	0	0	0	0						
Omar Vizquel, S OBP: 0.299, SLG: 0.295 (8, PH)										3	0	1	0	0	1	0						
Jim Presley, R OBP: 0.297, SLG: 0.402 (9, 5)			G1-3		PB 1B		K	HR		1	1	1	2	0	0	0						
<b>Inning Stats</b>	R: 0 E: 0 K: 1 S: 11	H: 1 LOB: 2 BB: 1 P: 24	R: 0 E: 0 K: 0 S: 6	H: 0 LOB: 0 BB: 0 P: 11	R: 0 E: 0 K: 1 S: 7	H: 0 LOB: 0 BB: 0 P: 10	R: 0 E: 0 K: 2 S: 8	H: 0 LOB: 1 BB: 1 P: 15	R: 0 E: 0 K: 1 S: 11	H: 1 LOB: 2 BB: 1 P: 19	R: 0 E: 0 K: 1 S: 10	H: 3 LOB: 3 BB: 0 P: 20	R: 0 E: 0 K: 1 S: 12	H: 0 LOB: 0 BB: 0 P: 17	R: 6 E: 1 K: 0 S: 16	H: 6 LOB: 1 BB: 1 P: 32	1B: 9 2B: 2 3B: 0 HR: 1	SF: 0 SAC: 0 DP: 1 HBP: 0	WP: 0 PB: 1 SB: 0 CS: 0	PA: 38		
<b>PITCHER</b>	IP	WLS	BF	H	R	ER	SO	BB	IBB	HBP	BLK	WP	HR	S	P	ERA	WHIP					
Mike Witt, R ERA: 4.28 (1, 1)	7.0		30	6	1	1	7	3	0	0	0	0	0	9	18	81.00	12.000					
Greg Minton, R ERA: 2.7 (8, 1)	0.1		5	3	3	3	0	1	0	0	0	0	0	1	4	9	∞	∞				
Bryan Harvey, R ERA: 3.65 (8, 1)	0.0	L	2	2	2	2	0	0	0	0	0	0	0	1	4	9	∞	∞				
Bob McClure, L ERA: 2.05 (8, 1)	0.2		1	0	0	0	0	0	0	0	0	0	0	2	3	0.00	0.000					

AB	34
R	6
H	11
RBI	6
BB	4
SO	7
LOB	19





Batter	1	2	3	4	5	6	7	8	9	AB	R	H	RBI	BB	SO	LOB	TOP					
<b>Claudell Washington, L</b> OBP: 0.328, SLG: 0.445 (1, 9)										4	0	0	0	0	0	3	1					
<b>Brian Downing, R</b> OBP: 0.370, SLG: 0.413 (1, 10)										3	0	0	0	0	1	1						
<b>Tony Armas, R</b> OBP: 0.290, SLG: 0.476 (8, FH)										1	0	0	0	0	0	0						
<b>Devon White, S</b> OBP: 0.301, SLG: 0.407 (1, 8)										4	0	0	0	0	2	0						
<b>Wally Joyner, L</b> OBP: 0.349, SLG: 0.416 (1, 3)										4	1	2	0	0	0	0						
<b>Johnny Ray, S</b> OBP: 0.320, SLG: 0.351 (1, 4)										3	0	2	0	0	0	1						
<b>Glenn Hoffman, R</b> OBP: 0.295, SLG: 0.324 (8, 4)										1	0	0	0	0	0	0						
<b>Chili Davis, S</b> OBP: 0.317, SLG: 0.421 (1, 7)										4	0	2	1	0	0	1						
<b>Lance Parrish, R</b> OBP: 0.327, SLG: 0.432 (1, 2)										2	0	0	0	0	0	3						
<b>Bill Schroeder, R</b> OBP: 0.262, SLG: 0.410 (5, 2)										2	0	0	0	0	1	1						
<b>Jack Howell, L</b> OBP: 0.330, SLG: 0.456 (1, 5)										3	0	2	0	0	0	0						
<b>Dick Schofield, R</b> OBP: 0.297, SLG: 0.331 (1, 6)										3	0	0	0	0	1	2						
<b>Kent Anderson, R</b> OBP: 0.269, SLG: 0.229 (8, 6)										0	0	0	0	0	0	0						
<b>Inning Stats</b>	R: 0 E: 0 K: 2 S: 8	H: 0 LOB: 0 BB: 0 P: 11	R: 1 E: 0 K: 0 S: 9	H: 2 LOB: 0 BB: 0 P: 13	R: 0 E: 0 K: 1 S: 11	H: 1 LOB: 1 BB: 0 P: 18	R: 0 E: 0 K: 0 S: 8	H: 2 LOB: 2 BB: 0 P: 15	R: 0 E: 0 K: 1 S: 8	H: 0 LOB: 0 BB: 0 P: 10	R: 0 E: 0 K: 2 S: 12	H: 1 LOB: 1 BB: 0 P: 13	R: 0 E: 0 K: 1 S: 9	H: 1 LOB: 1 BB: 0 P: 13	R: 0 E: 0 K: 0 S: 5	H: 0 LOB: 0 BB: 0 P: 7	R: 0 E: 0 K: 0 S: 9	H: 1 LOB: 1 BB: 0 P: 11	1B: 5 2B: 2 3B: 1 HR: 0	SF: 0 SAC: 0 DP: 1 HBP: 0	WP: 0 PB: 0 SB: 0 CS: 0	PA: 34
<b>PITCHER</b> <b>Mike Dunne, R</b> ERA: 5.75 (1, 1)	IP: 9.0 WLS: W BF: 34 H: 8 R: 1 ER: 1 SO: 8 BB: 0 IBB: 0 HBP: 0 BLK: 0 WP: 0 HR: 0 S: 75 P: 111 ERA: 1.00 WHIP: 0.889															<b>PITCHER</b>						

California Angels @ Seattle Mariners  
The Kingdome, Seattle, WA  
Tue Aug 01 1989, 10:05 PM EDT  
Att: 16,533 - Dome

AB	34
R	1
H	8
RBI	1
BB	0
SO	8
LOB	10



Batter	1	2	3	4	5	6	7	8	9	AB	R	H	RBI	BB	SO	LOB	BOTTOM					
<b>Harold Reynolds, S</b> OBP: 0.357, SLG: 0.361 (1, 4)										5	2	1	0	0	0	2						
<b>Mario Diaz, R</b> OBP: 0.250, SLG: 0.250 (9, 4)										0	0	0	0	0	0	0						
<b>Greg Britley, L</b> OBP: 0.381, SLG: 0.545 (1, 7)										4	2	2	2	1	1	0						
<b>Alvin Davis, L</b> OBP: 0.459, SLG: 0.513 (1, 10)										4	1	3	4	1	0	0						
<b>Darnell Coles, R</b> OBP: 0.293, SLG: 0.375 (1, 9)										4	0	0	0	0	1	4						
<b>Henry Cotto, R</b> OBP: 0.278, SLG: 0.360 (1, 8)										4	1	1	1	0	0	3						
<b>Jim Prestley, R</b> OBP: 0.296, SLG: 0.400 (1, 3)										4	1	1	0	0	1	0						
<b>Dave Valle, R</b> OBP: 0.329, SLG: 0.386 (1, 2)										2	1	1	0	2	1	0						
<b>Edgar Martinez, R</b> OBP: 0.316, SLG: 0.302 (1, 5)										3	0	1	1	1	1	2						
<b>Omar Vizquel, S</b> OBP: 0.295, SLG: 0.291 (1, 6)										4	0	0	0	0	1	4						
<b>Inning Stats</b>	R: 0 E: 0 K: 0 S: 14	H: 1 LOB: 2 BB: 1 P: 22	R: 4 E: 1 K: 1 S: 18	H: 5 LOB: 1 BB: 0 P: 27	R: 0 E: 0 K: 0 S: 7	H: 0 LOB: 1 BB: 1 P: 13	R: 2 E: 0 K: 0 S: 14	H: 2 LOB: 1 BB: 1 P: 24	R: 0 E: 0 K: 2 S: 10	H: 0 LOB: 1 BB: 1 P: 17	R: 1 E: 0 K: 0 S: 12	H: 1 LOB: 0 BB: 0 P: 23	R: 1 E: 0 K: 2 S: 10	H: 1 LOB: 1 BB: 1 P: 20	R: 0 E: 0 K: 1 S: 8	H: 0 LOB: 0 BB: 0 P: 13	R: 0 E: 0 K: 0 S: 9	H: 0 LOB: 0 BB: 0 P: 11	1B: 5 2B: 2 3B: 1 HR: 2	SF: 0 SAC: 0 DP: 0 HBP: 0	WP: 0 PB: 0 SB: 2 CS: 0	PA: 39
<b>PITCHER</b> <b>Jim Abbott, L</b> ERA: 3.77 (1, 1)	IP: 3.1 WLS: L BF: 21 H: 8 R: 6 ER: 6 SO: 1 BB: 3 IBB: 0 HBP: 0 BLK: 0 WP: 0 HR: 0 S: 46 P: 75 ERA: 16.20 WHIP: 3.300															<b>PITCHER</b>						
<b>Dan Peltz, R</b> ERA: 4.54 (4, 1)	2.2 10 1 1 1 2 1 0 0 0 0 1 29 51 3.38 0.750																					
<b>Rich Monteleone, R</b> ERA: 2.55 (7, 1)	2.0 8 1 1 1 3 1 0 0 0 0 1 18 33 4.50 1.000																					

California Angels @ Seattle Mariners  
The Kingdome, Seattle, WA  
Tue Aug 01 1989, 10:05 PM EDT  
Att: 16,533 - Dome

AB	34
R	8
H	10
RBI	8
BB	5
SO	6
LOB	15





Batter	1	2	3	4	5	6	7	8	9	AB	R	H	RBI	BB	SO	LOB	TOP								
Claudell Washington, L (1.9) OBP: 0.325, SLG: 0.442	0-0 F8		1-1 G5-3			0-2 FC1-6 1B	1-1 F7			4	0	1	0	0	0	1									
Johnny Ray, S (1.4) OBP: 0.317, SLG: 0.347	2-2 G5-3		1-0 F7			0-1 P4	2-2 G4-6-3			4	0	0	0	0	0	2									
Devon White, S (1.8) OBP: 0.298, SLG: 0.403	1-0 G5-3			0-1 G4-3		1-3 K		0-0 F7		4	0	0	0	0	1	1									
Wally Joyner, L (1.3) OBP: 0.346, SLG: 0.411		2-2 E3 2B		2-2 L7		0-2 FC1-6		2-0 F8		4	1	0	0	0	0	1									
Tony Armas, R (1.10) OBP: 0.306, SLG: 0.533		2-2 1B 1-H G6-4-3 2B		0-1 HR			3-2 HR 2B	2-0 G4-3		4	3	3	2	0	0	0									
Chili Davis, S (1.7) OBP: 0.319, SLG: 0.422		0-0 G6-4-3 1B		0-0 G4-6-3			1-0 HR 1B		3-2 F7	4	1	2	0	0	0	0									
Bill Schroeder, R (1.2) OBP: 0.262, SLG: 0.433		1-0 G6-4-3 1-2 3-H			2-0 F8		1-2 HR	1-2 F9		4	1	1	3	0	0	1									
Jack Howell, L (1.5) OBP: 0.329, SLG: 0.463		0-0 F8			0-1 G4-3		1-0 HR	2-2 P6		4	1	1	1	0	0	0									
Dick Schofield, R (1.6) OBP: 0.297, SLG: 0.331			1-0 L4		1-0 F9		1-1 G4-6-3 1B			3	0	1	0	0	0	0									
<b>Inning Stats</b>	R: 0 E: 0 K: 0 S: 5	H: 0 LOB: 0 BB: 0 P: 8	R: 2 E: 1 K: 0 S: 13	H: 2 LOB: 0 BB: 0 P: 18	R: 0 E: 0 K: 0 S: 4	H: 0 LOB: 0 BB: 0 P: 7	R: 1 E: 0 K: 0 S: 8	H: 1 LOB: 0 BB: 0 P: 10	R: 0 E: 0 K: 0 S: 4	H: 0 LOB: 0 BB: 0 P: 7	R: 0 E: 0 K: 1 S: 11	H: 1 LOB: 1 BB: 0 P: 12	R: 4 E: 0 K: 0 S: 16	H: 5 LOB: 0 BB: 0 P: 26	R: 0 E: 0 K: 0 S: 3	H: 0 LOB: 0 BB: 0 P: 7	R: 0 E: 0 K: 0 S: 10	H: 0 LOB: 0 BB: 0 P: 16	1B: 4 2B: 2 3B: 0 HR: 3	SF: 0 SAC: 0 DP: 2 HBP: 0	WP: 0 PB: 0 SB: 0 CS: 0	PA: 35			
<b>PITCHER</b>	IP	WLS	BF	H	R	ER	SO	BB	IBB	HBP	BLK	WP	HR	S	P	ERA	WHIP								
Jerry Reed, R (1.1) ERA: 3.04	5.0	L	18	3	3	1	0	0	0	0	0	0	1	34	50	1.80	0.600								
Keith Comstock, L (6.1) ERA: 3.55	2.0		11	6	4	4	1	0	0	0	0	0	2	27	38	18.00	3.000								
Tom Niedenfuer, R (8.1) ERA: 7.77	2.0		6	0	0	0	0	0	0	0	0	0	0	13	23	0.00	0.000								

California Angels @ Seattle Mariners  
The Kingdome, Seattle, WA  
Wed Aug 02 1989, 10:05 PM EDT  
Att: 11,460 - Dome

AB	35
R	7
H	9
RBI	6
BB	0
SO	1
LOB	6



Batter	1	2	3	4	5	6	7	8	9	AB	R	H	RBI	BB	SO	LOB	BOTTOM								
Harold Reynolds, S (1.4) OBP: 0.359, SLG: 0.363	0-1 G6-4-3 1B		2-3 K			1-1 G4-6-3 1B		0-0 F7		3	0	2	0	0	1	0									
Mario Diaz, R (8.4) OBP: 0.244, SLG: 0.243										1	0	0	0	0	0	0									
Greg Britley, L (1.7) OBP: 0.375, SLG: 0.536	1-1 G6-4-3 1-2			2-1 G5-3		1-0 G4-6-3		2-2 L8		4	0	0	0	0	0	2									
Alvin Davis, L (1.3) OBP: 0.459, SLG: 0.511	1-1 G3-1			1-1 FC4-6 1B		4-0 HBP BB		2-1 F8		3	0	1	0	1	0	0									
Darnell Coles, R (1.9) OBP: 0.295, SLG: 0.373		4-2 G1-3 BB		3-2 FC4-6 1-2		1-1 HBP		0-1 P9		2	0	0	0	1	0	1									
Mike Kingery, L (1.8) OBP: 0.296, SLG: 0.250		0-3 K		0-0 L5		1-0 P6		4-0 1B BB		3	0	0	0	1	1	4									
Scott Bradley, L (1.10) OBP: 0.332, SLG: 0.399		2-0 G1-3 1-2			0-0 G3		0-2 P6		0-1 1B	4	0	1	0	0	0	1									
Jim Presley, R (1.5) OBP: 0.296, SLG: 0.398			2-3 K		0-0 L8		2-2 1B		0-3 K	4	0	1	0	0	2	3									
Dave Valle, R (1.2) OBP: 0.329, SLG: 0.385			1-0 P3		2-1 1B		1-0 F7		1-3 K	3	0	1	0	0	0	1									
Dave Cochrane, S (9.2) OBP: 0.329, SLG: 0.377										1	0	0	0	0	1	2									
Omar Vizquel, S (1.6) OBP: 0.292, SLG: 0.288			1-0 F8		0-3 K		1-1 F7			3	0	0	0	0	1	2									
<b>Inning Stats</b>	R: 0 E: 0 K: 0 S: 6	H: 1 LOB: 0 BB: 0 P: 8	R: 0 E: 0 K: 2 S: 11	H: 0 LOB: 1 BB: 1 P: 19	R: 0 E: 0 K: 1 S: 5	H: 0 LOB: 0 BB: 0 P: 9	R: 0 E: 0 K: 0 S: 8	H: 1 LOB: 1 BB: 0 P: 14	R: 0 E: 0 K: 1 S: 9	H: 1 LOB: 1 BB: 0 P: 11	R: 0 E: 0 K: 0 S: 5	H: 1 LOB: 2 BB: 1 P: 13	R: 0 E: 0 K: 0 S: 9	H: 1 LOB: 1 BB: 0 P: 13	R: 0 E: 0 K: 0 S: 6	H: 0 LOB: 0 BB: 0 P: 10	R: 0 E: 0 K: 2 S: 10	H: 1 LOB: 2 BB: 1 P: 15	1B: 6 2B: 0 3B: 0 HR: 0	SF: 0 SAC: 0 DP: 2 HBP: 1	WP: 0 PB: 0 SB: 0 CS: 0	PA: 35			
<b>PITCHER</b>	IP	WLS	BF	H	R	ER	SO	BB	IBB	HBP	BLK	WP	HR	S	P	ERA	WHIP								
Bert Blyleven, R (1.1) ERA: 2.31	9.0	W	35	6	0	0	6	3	0	1	0	0	0	69	112	0.00	1.000								

California Angels @ Seattle Mariners  
The Kingdome, Seattle, WA  
Wed Aug 02 1989, 10:05 PM EDT  
Att: 11,460 - Dome

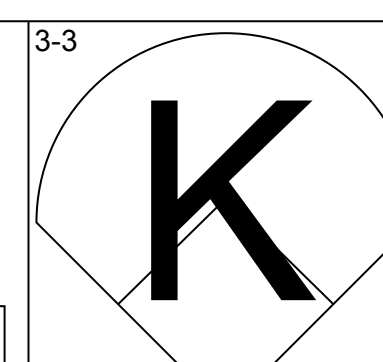
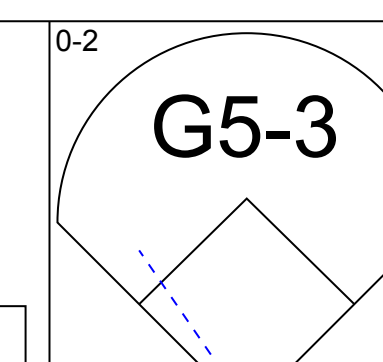
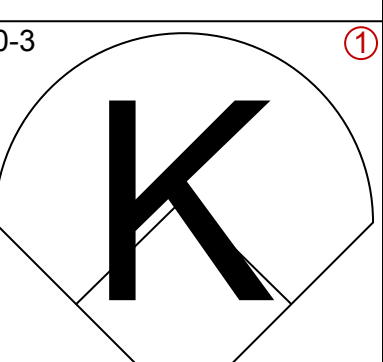
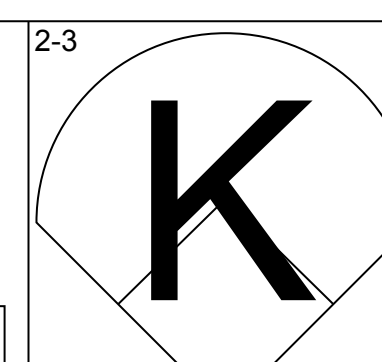
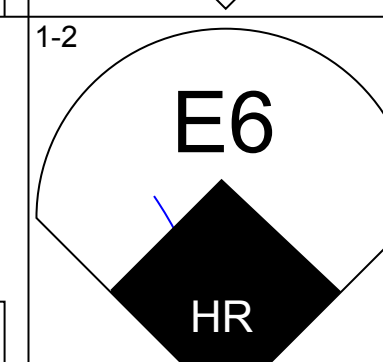
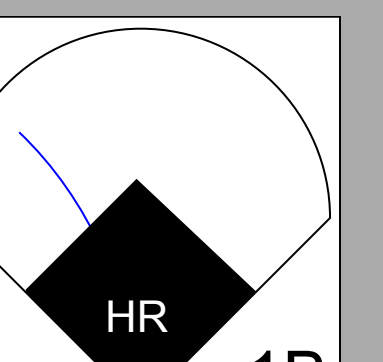
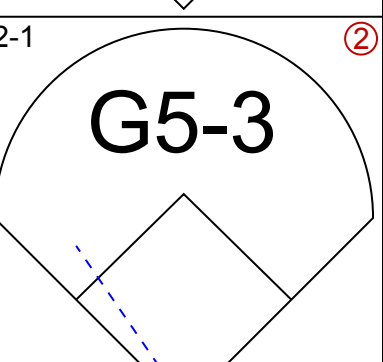
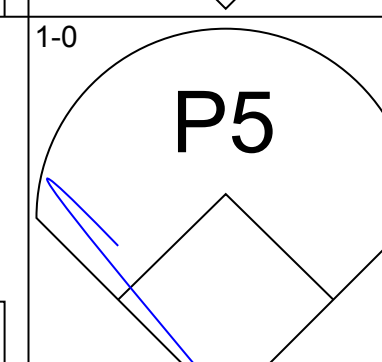
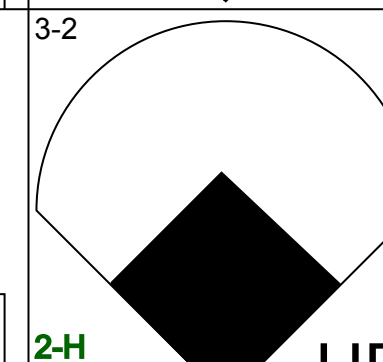
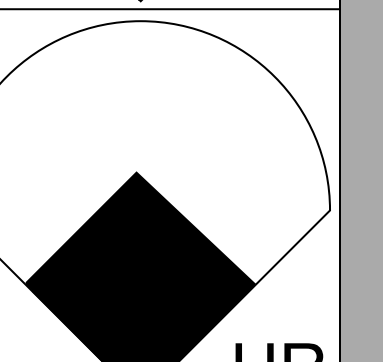
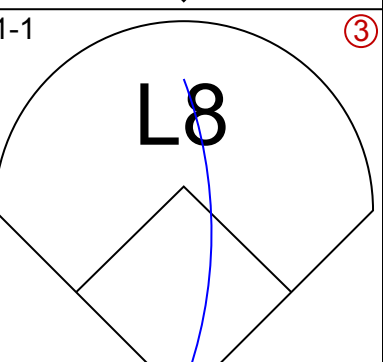

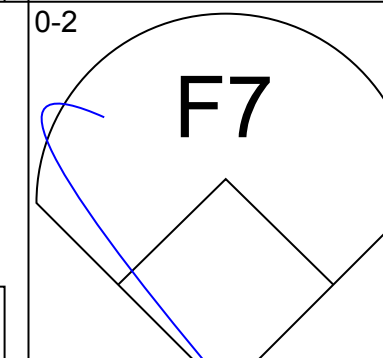
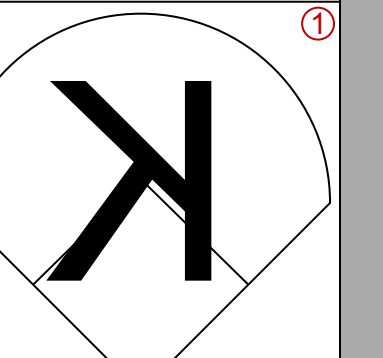


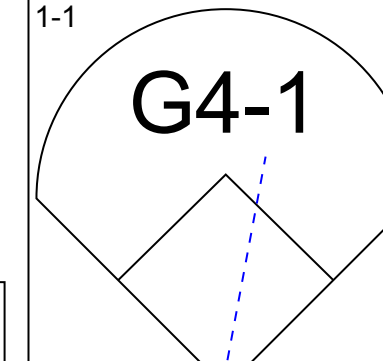
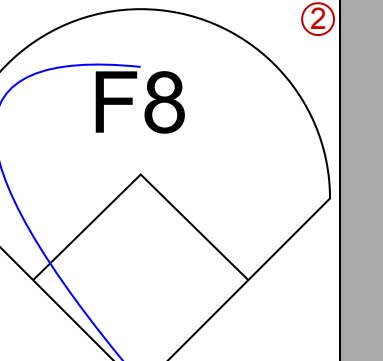


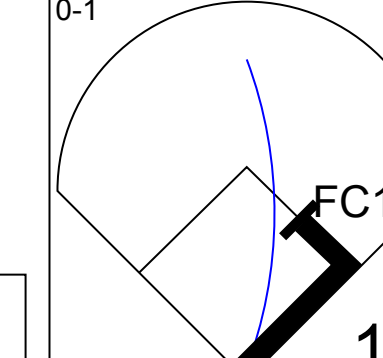
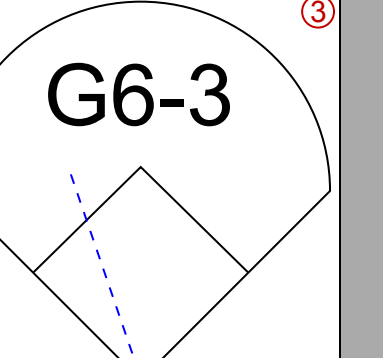


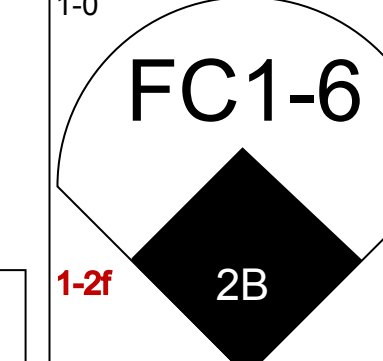



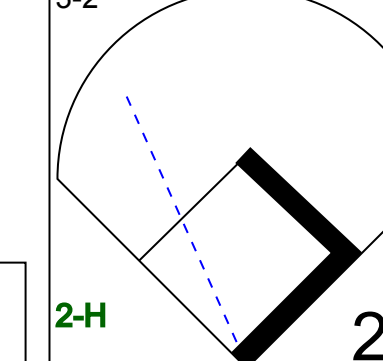


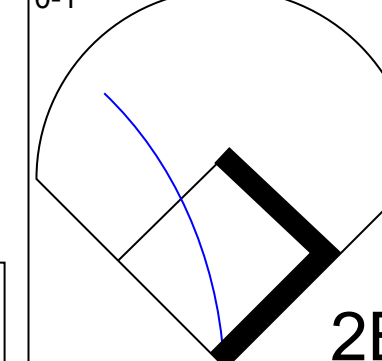
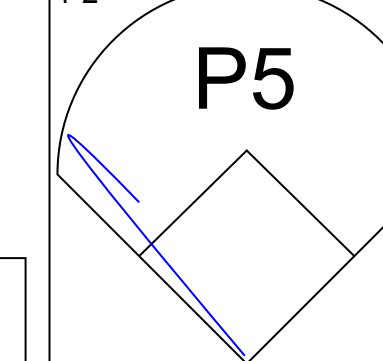


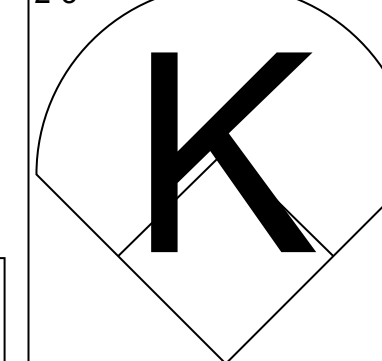
AB	31
R	0
H	6
RBI	0
BB	3
SO	6
LOB	16







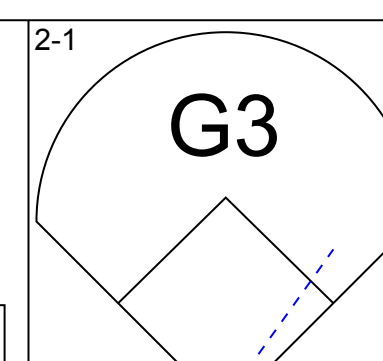
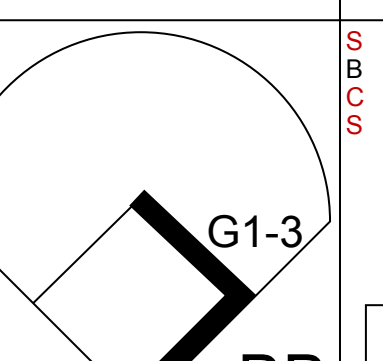
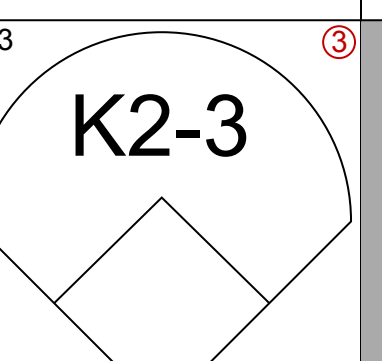
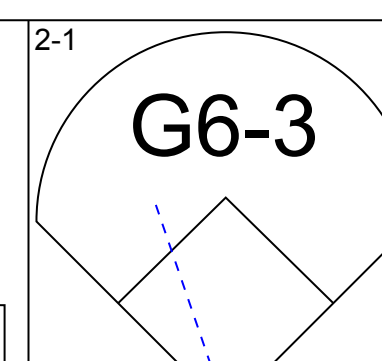
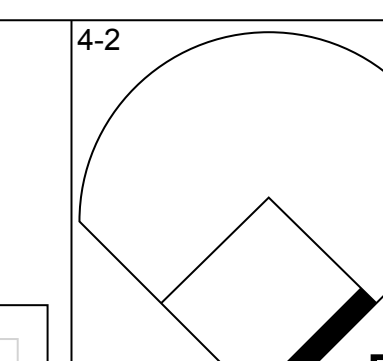
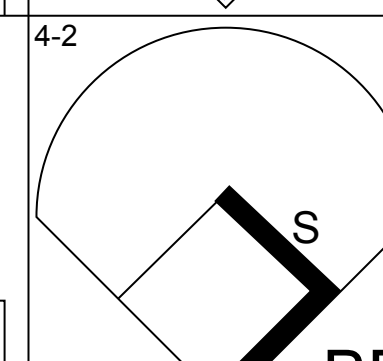
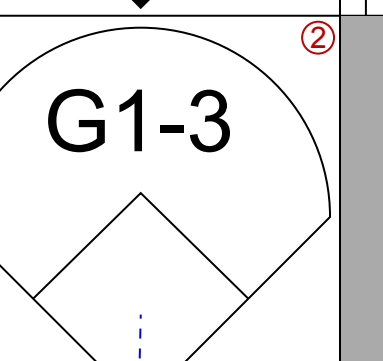
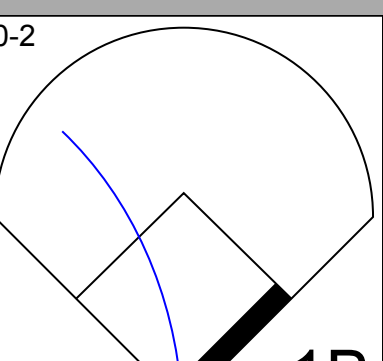
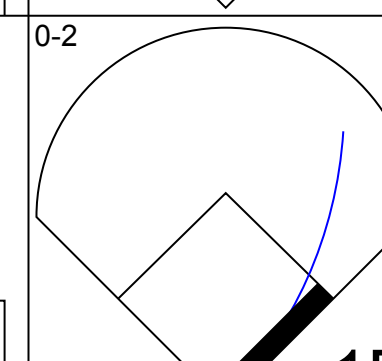
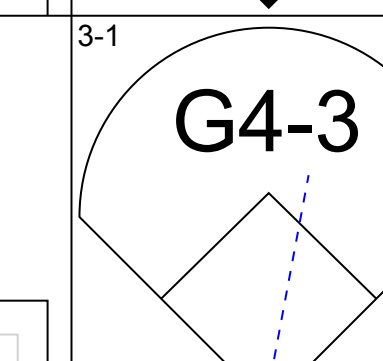
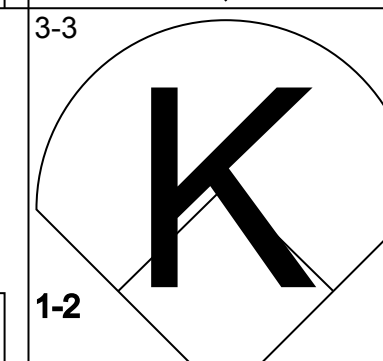
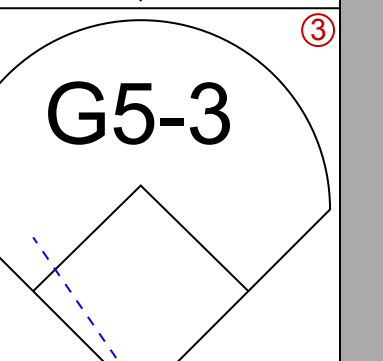
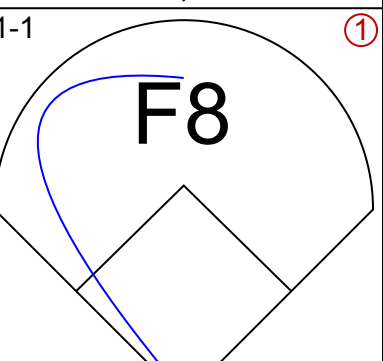
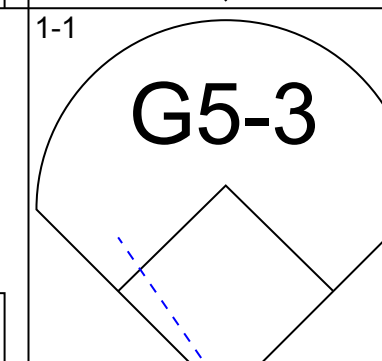
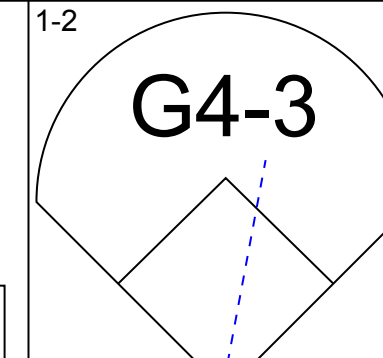
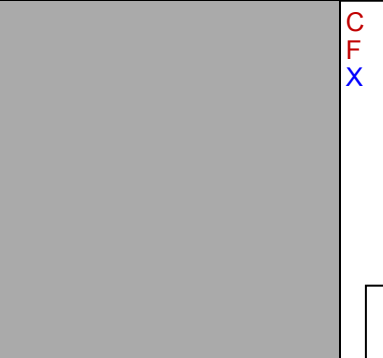
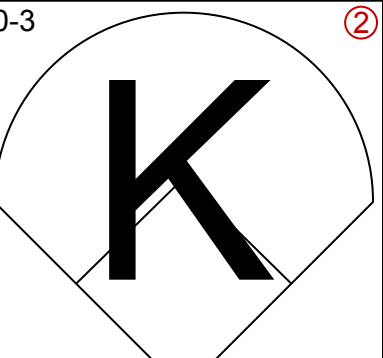

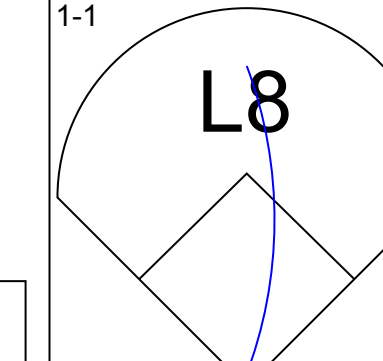

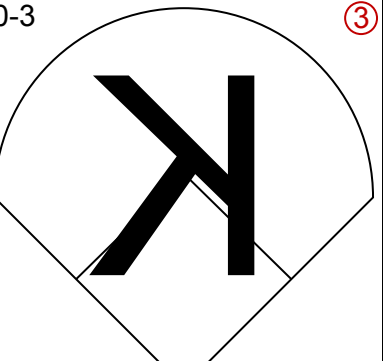

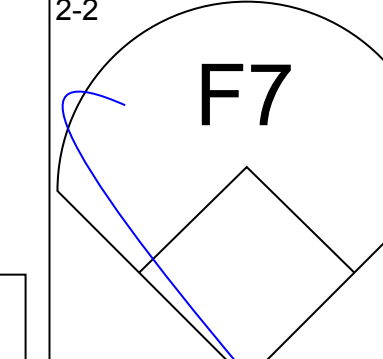








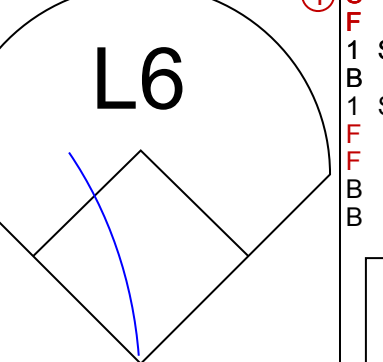

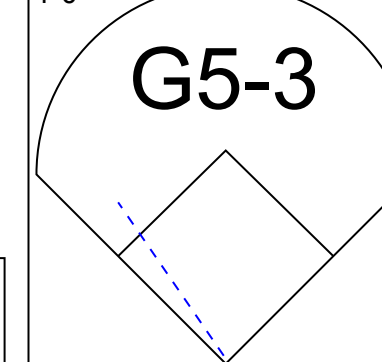
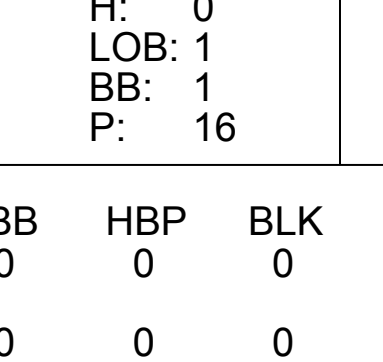
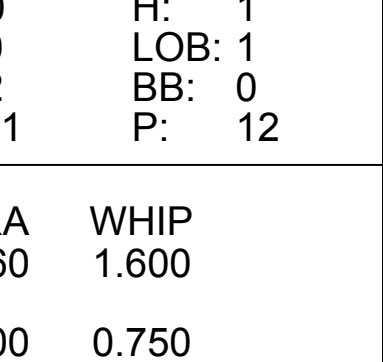
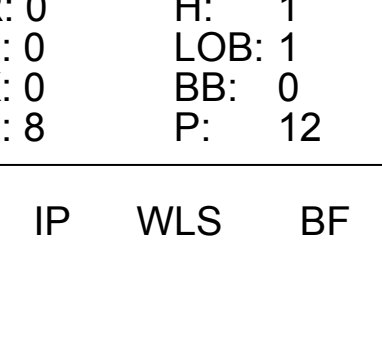
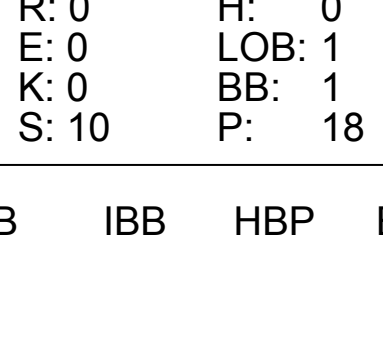


Batter	1	2	3	4	5	6	7	8	9	AB	R	H	RBI	BB	SO	LOB	TOP					
<b>Brian Downing, R</b> OBP: 0.367, SLG: 0.408 (1, 10)										4	0	0	0	0	3	2						
<b>Johnny Ray, S</b> OBP: 0.320, SLG: 0.356 (1, 4)										4	2	1	0	0	0	1						
<b>Chili Davis, S</b> OBP: 0.323, SLG: 0.440 (1, 7)										4	2	2	4	0	1	0						
<b>Wally Joyner, L</b> OBP: 0.341, SLG: 0.412 (1, 3)										4	1	1	1	0	1	0						
<b>Tony Armas, R</b> OBP: 0.294, SLG: 0.522 (1, 9)										4	0	0	0	0	0	0						
<b>Lance Parrish, R</b> OBP: 0.326, SLG: 0.431 (1, 2)										4	0	1	0	0	0	0						
<b>Claudell Washington, L</b> OBP: 0.324, SLG: 0.439 (1, 8)										4	1	1	0	0	0	1						
<b>Dick Schofield, R</b> OBP: 0.305, SLG: 0.343 (1, 6)										4	0	2	1	0	0	1						
<b>Jack Howell, L</b> OBP: 0.325, SLG: 0.453 (1, 5)										4	0	0	0	0	2	3						
<b>Inning Stats</b>	R: 2 H: 1 E: 1 K: 1 S: 14	L: 1 LOB: 0 BB: 0 P: 22	R: 1 H: 2 E: 1 K: 0 S: 13	L: 1 LOB: 1 BB: 0 P: 18	R: 2 H: 2 E: 0 K: 1 S: 9	L: 2 LOB: 0 BB: 0 P: 10	R: 0 H: 0 E: 0 K: 1 S: 6	L: 0 LOB: 0 BB: 0 P: 9	R: 0 H: 0 E: 0 K: 1 S: 7	L: 0 LOB: 0 BB: 0 P: 10	R: 1 H: 1 E: 0 K: 0 S: 9	L: 1 LOB: 0 BB: 0 P: 13	R: 0 H: 1 E: 0 K: 2 S: 10	L: 1 LOB: 1 BB: 0 P: 15	R: 0 H: 0 E: 0 K: 1 S: 6	L: 0 LOB: 0 BB: 0 P: 9	R: 0 H: 1 E: 0 K: 0 S: 6	L: 1 LOB: 1 BB: 0 P: 11	1B: 3 2B: 2 3B: 0 HR: 3	SF: 0 SAC: 0 DP: 0 HBP: 0	WP: 0 PB: 0 SB: 0 CS: 0	PA: 36
<b>PITCHER</b>	IP	WLS	BF	H	R	ER	SO	BB	IBB	HBP	BLK	WP	HR	S	P	ERA	WHIP					
<b>Jerry Reuss, L</b> ERA: 5.07 (1, 1)	7.0	L	29	7	6	4	6	0	0	0	0	0	3	68	97	5.14	1.000					
<b>Tony Fossas, L</b> ERA: 3.25 (8, 1)	1.0		3	0	0	0	1	0	0	0	0	0	0	6	9	0.00	0.000					
<b>Don August, R</b> ERA: 5.44 (9, 1)	1.0		4	1	0	0	0	0	0	0	0	0	0	6	11	0.00	1.000					

California Angels @ Milwaukee Brewers  
Milwaukee County Stadium, Milwaukee, WI  
Fri Aug 04 1989, 8:05 PM EDT  
Att: 27,596 - Unknown

AB 36  
R 6  
H 8  
RBI 6  
BB 0  
SO 7  
LOB 8



Batter	1	2	3	4	5	6	7	8	9	AB	R	H	RBI	BB	SO	LOB	BOTTOM					
<b>Paul Molitor, R</b> OBP: 0.373, SLG: 0.415 (1, 5)										3	0	0	0	2	1	2						
<b>Jim Gantner, L</b> OBP: 0.309, SLG: 0.309 (1, 4)										4	0	2	0	1	0	2						
<b>Glenn Braggs, R</b> OBP: 0.300, SLG: 0.375 (1, 7)										4	0	0	0	0	1	4						
<b>Robin Yount, R</b> OBP: 0.389, SLG: 0.515 (1, 8)										4	0	1	0	0	1	2						
<b>Greg Brock, L</b> OBP: 0.374, SLG: 0.439 (1, 3)										3	1	0	0	1	1	2						
<b>Joey Meyer, R</b> OBP: 0.295, SLG: 0.375 (1, 10)										4	1	1	2	0	0	1						
<b>Charlie O'Brien, R</b> OBP: 0.239, SLG: 0.259 (1, 2)										2	0	0	0	1	0	0						
<b>B.J. Surhoff, L</b> OBP: 0.274, SLG: 0.322 (7, PH) (9, 2)										1	0	0	0	0	0	1						
<b>Mike Felder, S</b> OBP: 0.300, SLG: 0.303 (1, 9)										4	0	1	0	0	0	1						
<b>Gus Polidor, R</b> OBP: 0.239, SLG: 0.259 (1, 6)										1	0	0	0	1	0	0						
<b>Bill Spiers, L</b> OBP: 0.306, SLG: 0.287 (7, PH) (8, 6)										2	0	0	0	0	0	0						
<b>Inning Stats</b>	R: 0 H: 0 E: 0 K: 1 S: 11	L: 0 LOB: 1 BB: 1 P: 21	R: 0 H: 0 E: 0 K: 0 S: 9	L: 0 LOB: 1 BB: 1 P: 17	R: 0 H: 0 E: 0 K: 0 S: 6	L: 0 LOB: 1 BB: 1 P: 16	R: 2 H: 2 E: 0 K: 1 S: 15	L: 2 LOB: 2 BB: 2 P: 26	R: 0 H: 1 E: 0 K: 2 S: 11	L: 1 LOB: 1 BB: 0 P: 12	R: 0 H: 0 E: 0 K: 0 S: 8	L: 0 LOB: 0 BB: 0 P: 9	R: 0 H: 1 E: 0 K: 0 S: 8	L: 1 LOB: 1 BB: 0 P: 12	R: 0 H: 1 E: 0 K: 0 S: 5	L: 1 LOB: 1 BB: 0 P: 8	R: 0 H: 0 E: 0 K: 0 S: 10	L: 0 LOB: 1 BB: 1 P: 18	1B: 4 2B: 0 3B: 0 HR: 1	SF: 0 SAC: 0 DP: 0 HBP: 0	WP: 0 PB: 0 SB: 2 CS: 0	PA: 38
<b>PITCHER</b>	IP	WLS	BF	H	R	ER	SO	BB	IBB	HBP	BLK	WP	HR	S	P	ERA	WHIP					
<b>Chuck Finley, L</b> ERA: 2.48 (1, 1)	5.0	W	23	3	2	2	4	5	0	0	0	0	1	52	92	3.60	1.600					
<b>Willie Fraser, R</b> ERA: 2.82 (6, 1)	4.0	S	15	2	0	0	0	1	0	0	0	0	0	29	47	0.00	0.750					

California Angels @ Milwaukee Brewers  
Milwaukee County Stadium, Milwaukee, WI  
Fri Aug 04 1989, 8:05 PM EDT  
Att: 27,596 - Unknown

AB 32  
R 2  
H 5  
RBI 2  
BB 6  
SO 4  
LOB 15





Batter	1	2	3	4	5	6	7	8	9	AB	R	H	RBI	BB	SO	LOB	TOP			
<b>Devon White, S</b> OBP: 0.301, SLG: 0.409 (1, 8)										3	0	1	0	1	0	0	<b>California Angels @ Milwaukee Brewers</b> Milwaukee County Stadium, Milwaukee, WI Sat Aug 05 1989, 8:05 PM EDT Att: 42,324 - Unknown <a href="http://livebaseballscorecards.com">livebaseballscorecards.com</a>			
<b>Johnny Ray, S</b> OBP: 0.319, SLG: 0.355 (1, 4)										4	0	1	0	0	0	2				
<b>Chili Davis, S</b> OBP: 0.319, SLG: 0.436 (1, 7)										4	0	0	0	0	2	3				
<b>Wally Joyner, L</b> OBP: 0.340, SLG: 0.418 (1, 3)										4	1	1	1	0	0	3				
<b>Tony Armas, R</b> OBP: 0.285, SLG: 0.504 (1, 10)										4	0	0	0	0	1	0				
<b>Lance Parrish, R</b> OBP: 0.327, SLG: 0.441 (1, 2)										2	1	1	1	0	0	0				
<b>Bill Schroeder, R</b> OBP: 0.250, SLG: 0.413 (4, 2)										1	0	0	0	0	1	0				
<b>Claudell Washington, L</b> OBP: 0.324, SLG: 0.442 (1, 9)										3	0	1	0	0	1	0				
<b>Dick Schofield, R</b> OBP: 0.302, SLG: 0.339 (1, 6)										3	0	0	0	0	0	1				
<b>Jack Howell, L</b> OBP: 0.322, SLG: 0.448 (1, 5)										3	0	0	0	0	0	1				
<b>Inning Stats</b>	R: 0 E: 0 K: 1 S: 12	H: 1 LOB: 1 BB: 0 P: 18	R: 1 E: 0 K: 0 S: 12	H: 2 LOB: 1 BB: 0 P: 18	R: 0 E: 0 K: 0 S: 8	H: 0 LOB: 0 BB: 1 P: 14	R: 0 E: 0 K: 0 S: 6	H: 0 LOB: 0 BB: 0 P: 9	R: 0 E: 0 K: 1 S: 13	H: 1 LOB: 0 BB: 0 P: 18	R: 0 E: 0 K: 3 S: 12	H: 0 LOB: 0 BB: 0 P: 15	R: 0 E: 0 K: 0 S: 8	H: 0 LOB: 0 BB: 0 P: 14	R: 1 E: 0 K: 0 S: 7	H: 1 LOB: 0 BB: 0 P: 10	1B: 2 2B: 1 3B: 0 HR: 2	SF: 0 SAC: 0 DP: 1 HBP: 0	WP: 0 PB: 0 SB: 3 CS: 0	PA: 32
<b>PITCHER</b> <b>Teddy Higuera, L</b> ERA: 3.12 (1, 1)	IP: 9.0 WLS: W BF: 32	H: 5 R: 2 ER: 2 SO: 5	BB: 1 IBB: 0 HBP: 0 BLK: 0	WP: 0 HR: 2 S: 84 P: 124	ERA: 2.00 WHIP: 0.667											ERA: 2.00 WHIP: 0.667				

Batter	1	2	3	4	5	6	7	8	9	AB	R	H	RBI	BB	SO	LOB	BOTTOM							
<b>Paul Molitor, R</b> OBP: 0.369, SLG: 0.409 (1, 5)										5	0	0	0	0	0	3	<b>California Angels @ Milwaukee Brewers</b> Milwaukee County Stadium, Milwaukee, WI Sat Aug 05 1989, 8:05 PM EDT Att: 42,324 - Unknown <a href="http://livebaseballscorecards.com">livebaseballscorecards.com</a>							
<b>Jim Gantner, L</b> OBP: 0.309, SLG: 0.308 (1, 4)										4	1	1	0	0	1	0								
<b>Rob Deer, R</b> OBP: 0.319, SLG: 0.472 (1, 9)										4	1	1	0	0	2	1								
<b>Mike Felder, S</b> OBP: 0.300, SLG: 0.303 (9, 9)										0	0	0	0	0	0	0								
<b>Robin Yount, R</b> OBP: 0.387, SLG: 0.512 (1, 8)										4	0	1	0	0	1	2								
<b>Greg Brock, L</b> OBP: 0.381, SLG: 0.450 (1, 3)										4	2	3	1	0	0	0								
<b>Glenn Briggs, R</b> OBP: 0.302, SLG: 0.379 (1, 7)										4	0	2	1	0	1	3								
<b>B.J. Surhoff, L</b> OBP: 0.277, SLG: 0.322 (1, 2)										3	1	1	1	1	1	2								
<b>Joey Meyer, R</b> OBP: 0.265, SLG: 0.380 (1, 10)										4	0	2	1	0	1	2								
<b>Bill Spiers, L</b> OBP: 0.311, SLG: 0.298 (1, 6)										4	0	2	1	0	0	2								
<b>Inning Stats</b>	R: 0 E: 0 K: 2 S: 11	H: 0 LOB: 0 BB: 0 P: 12	R: 0 E: 0 K: 1 S: 11	H: 2 LOB: 2 BB: 1 P: 22	R: 0 E: 0 K: 0 S: 4	H: 0 LOB: 0 BB: 0 P: 7	R: 2 E: 0 K: 0 S: 17	H: 4 LOB: 2 BB: 0 P: 24	R: 0 E: 0 K: 1 S: 6	H: 0 LOB: 0 BB: 0 P: 9	R: 2 E: 0 K: 1 S: 15	H: 4 LOB: 2 BB: 0 P: 21	R: 1 E: 0 K: 0 S: 10	H: 2 LOB: 1 BB: 0 P: 15	R: 0 E: 0 K: 2 S: 11	H: 1 LOB: 1 BB: 0 P: 17	1B: 10 2B: 3 3B: 0 HR: 0	SF: 0 SAC: 0 DP: 0 HBP: 0	WP: 1 PB: 0 SB: 1 CS: 0	PA: 37				
<b>PITCHER</b> <b>Mike Witt, R</b> ERA: 4.35 (1, 1)	IP: 6.0 WLS: L BF: 28	H: 10 R: 4 ER: 4 SO: 5	BB: 1 IBB: 0 HBP: 0 BLK: 0	WP: 0 HR: 0 S: 6 P: 95	ERA: 6.00 WHIP: 1.833											ERA: 6.00 WHIP: 1.833								
<b>Dan Petry, R</b> ERA: 4.71 (7, 1)	0.2	3	1	1	1	0	0	0	0	0	5	8	13.50	1.500										
<b>Bob McClure, L</b> ERA: 2.03 (7, 1)	0.1	2	1	0	0	0	0	0	0	0	5	7	0.00	3.000										
<b>Rich Monteleone, R</b> ERA: 2.45 (8, 1)	1.0	4	1	0	0	2	0	0	0	1	0	11	0.00	1.000										



Batter	1	2	3	4	5	6	7	8	9	AB	R	H	RBI	BB	SO	LOB	TOP									
Claudell Washington, L OBP: 0.323, SLG: 0.446 Kent Anderson, R OBP: 0.297, SLG: 0.227	1-2 3B		2-3 K		0-0 F7	0-3 K		1-2 K		4	0	1	0	0	2	3	<b>California Angels @ Milwaukee Brewers</b> Milwaukee County Stadium, Milwaukee, WI Sun Aug 06 1989, 4:33 AM EDT Att: 31,455 - Unknown									
Johnny Ray, S OBP: 0.323, SLG: 0.358	1-2 L7		1-0 F7			2-2 BB SF8 1B	3-2 F 1B	2-0 E9 G4-3 1B		5	2	3	1	0	0	1										
Devon White, S OBP: 0.302, SLG: 0.409	1-1 P5		3-3 K			0-1 SF8 BB 1B	0-0 E6 1B 1B	2-0 G4-3		5	1	2	0	0	1	2										
Wally Joyner, L OBP: 0.341, SLG: 0.415	4-0 IBB				1-2 F7	4-2 1B BB	0-1 G4-3	1-2 P2		3	1	0	0	2	0	3										
Tony Armas, R OBP: 0.281, SLG: 0.492	0-0 L3				2-1 P4	0-0 SF8	4-0 1B IBB			3	0	0	1	1	1	2										
Chili Davis, S OBP: 0.323, SLG: 0.441		2-2 E5 FC6-4			1-2 G1-3																					
Jack Howell, L OBP: 0.320, SLG: 0.443		0-0 L7			4-1 SH3-4 BB					4	0	0	0	1	2	7										
Bill Schroeder, R OBP: 0.250, SLG: 0.407		0-0 P4			0-0 SH3-4	1-1 1B	0-0 P3			4	0	1	1	0	1	5										
Dick Schofield, R OBP: 0.305, SLG: 0.342		2-2 FC6-4			0-1 G5-3	1-2 1B		2-2 E 1B		4	1	2	1	0	0	2										
<b>Inning Stats</b>	R: 0 E: 0 K: 0 S: 11	H: 1 LOB: 2 BB: 1 P: 18	R: 0 E: 1 K: 0 S: 8	H: 0 LOB: 1 BB: 0 P: 12	R: 0 E: 0 K: 2 S: 7	H: 0 LOB: 0 BB: 0 P: 13	R: 0 E: 0 K: 0 S: 8	H: 0 LOB: 0 BB: 0 P: 12	R: 0 E: 0 K: 0 S: 5	H: 0 LOB: 1 BB: 1 P: 9	R: 4 E: 0 K: 2 S: 21	H: 5 LOB: 2 BB: 1 P: 32	R: 1 E: 1 K: 1 S: 13	H: 3 LOB: 3 BB: 1 P: 19	R: 1 E: 1 K: 1 S: 13	H: 2 LOB: 1 BB: 0 P: 23	R: 0 E: 0 K: 2 S: 8	H: 1 LOB: 1 BB: 0 P: 10	1B: 10 2B: 1 3B: 1 HR: 0	SF: 1 SAC: 1 DP: 0 HBP: 0	WP: 0 PB: 0 SB: 1 CS: 0	PA: 44				
<b>PITCHER</b>	IP	WLS	BF	H	R	ER	SO	BB	IBB	HBP	BLK	WP	HR	S	P	ERA	WHIP									
Jaime Navarro, R ERA: 2.98	(1, 1)	5.2	L	27	6	4	4	3	2	1	0	0	0	0	57	93	6.35	1.412								
Tony Fossas, L ERA: 3.45	(6, 1)	1.0		7	3	1	1	2	0	1	0	0	0	0	13	21	9.00	3.000								
Chuck Crim, R ERA: 3.13	(7, 1)	1.1		6	2	1	1	1	0	0	0	0	0	0	14	24	6.75	1.500								
Mark Knudson, R ERA: 4.04	(9, 1)	1.0		4	1	0	0	2	0	0	0	0	0	0	8	10	0.00	1.000								

Batter	1	2	3	4	5	6	7	8	9	AB	R	H	RBI	BB	SO	LOB	BOTTOM									
Paul Molitor, R OBP: 0.368, SLG: 0.406	2-3 K	0-0 G4-3			4-1 CS BB		1-1 F9			3	0	0	0	1	1	3	<b>California Angels @ Milwaukee Brewers</b> Milwaukee County Stadium, Milwaukee, WI Sun Aug 06 1989, 4:33 AM EDT Att: 31,455 - Unknown									
Jim Gantner, L OBP: 0.311, SLG: 0.316	0-1 2B		0-0 F8		3-1 1-2 2B		1-1 G4-3			4	0	2	0	0	0	0										
Rob Deer, R OBP: 0.318, SLG: 0.468	4-2 BB		3-1 G6-3		1-1 G5-3		1-1 P5			3	0	0	0	1	0	1										
Robin Yount, R OBP: 0.386, SLG: 0.508	1-3 K		4-0 S BB		1-3 K		2-1 G6-3			3	0	0	0	1	2	2										
Greg Brock, L OBP: 0.374, SLG: 0.441	1-3 K		3-3 K		3-2 G3-1					4	0	0	0	0	3	3										
Glenn Briggs, R OBP: 0.300, SLG: 0.375		0-1 G5-3			0-2 G4-3		1-3 K			4	0	0	0	0	2	0										
Charlie O'Brien, R OBP: 0.313, SLG: 0.342		2-3 K			0-1 L5		2-2 F9			3	0	0	0	0	1	0										
Terry Francona, L OBP: 0.257, SLG: 0.333										1	0	0	0	0	1	0										
Joey Meyer, R OBP: 0.276, SLG: 0.383		3-2 2B 1B			2-3 K		4-2 BB			2	0	1	0	1	1	0										
Bill Spiers, L OBP: 0.311, SLG: 0.305		3-1 2B			1-2 G4-3		3-3 K			3	0	1	0	0	1	1										
<b>Inning Stats</b>	R: 0 E: 0 K: 3 S: 15	H: 1 LOB: 2 BB: 1 P: 23	R: 0 E: 0 K: 1 S: 11	H: 2 LOB: 0 BB: 0 P: 19	R: 0 E: 0 K: 1 S: 6	H: 0 LOB: 1 BB: 1 P: 16	R: 0 E: 0 K: 1 S: 8	H: 0 LOB: 0 BB: 0 P: 10	R: 0 E: 0 K: 0 S: 9	H: 1 LOB: 1 BB: 1 P: 18	R: 0 E: 0 K: 2 S: 9	H: 0 LOB: 0 BB: 0 P: 14	R: 0 E: 0 K: 1 S: 11	H: 0 LOB: 1 BB: 1 P: 21	R: 0 E: 0 K: 0 S: 6	H: 0 LOB: 0 BB: 0 P: 10	R: 0 E: 0 K: 3 S: 9	H: 0 LOB: 0 BB: 0 P: 12	1B: 1 2B: 3 3B: 0 HR: 0	SF: 0 SAC: 0 DP: 0 HBP: 0	WP: 0 PB: 0 SB: 1 CS: 1	PA: 34				
<b>PITCHER</b>	IP	WLS	BF	H	R	ER	SO	BB	IBB	HBP	BLK	WP	HR	S	P	ERA	WHIP									
Jim Abbott, L ERA: 3.56	(1, 1)	7.0	W	28	4	0	0	0	4	0	0	0	0	0	69	121	0.00	1.143								
Greg Minton, R ERA: 2.65	(8, 1)	1.0		3	0	0	0	0	0	0	0	0	0	6	10	0.00	0.000									
Bryan Harvey, R ERA: 3.55	(9, 1)	1.0		3	0	0	0	3	0	0	0	0	0	9	12	0.00	0.000									



Batter	1	2	3	4	5	6	7	8	9	10	AB	R	H	RBI	BB	SO	LOB	TOP						
Harold Reynolds, S OBP: 0.357, SLG: 0.364 (1.4)	F8		FC3-2 1B			G3	F8		BB		4	0	1	0	1	0	0	<b>Seattle Mariners @ California Angels</b> Anaheim Stadium, Anaheim, CA Tue Aug 08 1989, 10:05 PM EDT Att: 27,252 - Unknown						
Greg Biley, L OBP: 0.367, SLG: 0.506 (1.7)	K		FC3-2			HR 1B		P3	K		5	1	1	0	0	2	6							
Alvin Davis, L OBP: 0.449, SLG: 0.494 (1.3)	F7		G1-2-3			E3 HR		F8		F7	5	1	0	0	0	0	4							
Jeffrey Leonard, R OBP: 0.317, SLG: 0.441 (1.10)		K		P6		HR		1B		HR	5	2	3	4	0	1	0							
Darnell Coles, R OBP: 0.296, SLG: 0.391 (1.9)		G4-3		P8		G5-3		K		HR	5	1	1	1	0	1	1							
Mike Kingery, L OBP: 0.314, SLG: 0.404 (1.8)		F7		G4-3						HR	4	0	1	0	1	1	0							
Jim Presley, R OBP: 0.292, SLG: 0.400 (1.5)				G3-1 1B		G5-3			SH1-4 1B	G5-3	4	1	1	0	0	0	1							
Scott Bradley, L OBP: 0.346, SLG: 0.410 (1.2)				L8					FC3-6 IBB		3	0	1	0	1	0	0							
Mario Diaz, R OBP: 0.234, SLG: 0.233 Dave Cochrane, S OBP: 0.301, SLG: 0.386 Omar Vizquel, S OBP: 0.285, SLG: 0.279 (9.6)				G6-3					FC3-6 BB		3	0	1	1	0	1	0							
				G1-2-3 1B					FC3-6 BB		1	0	0	0	0	0	2							
									FC3-6 BB		0	0	0	0	0	0	0							
<b>Inning Stats</b>	R: 0 E: 0 K: 1 S: 5	H: 0 LOB: 0 BB: 0 P: 7	R: 0 E: 0 K: 1 S: 9	H: 0 LOB: 0 BB: 0 P: 14	R: 1 E: 0 K: 0 S: 12	H: 4 LOB: 2 BB: 0 P: 19	R: 0 E: 0 K: 0 S: 5	H: 0 LOB: 0 BB: 0 P: 10	R: 0 E: 0 K: 0 S: 7	H: 0 LOB: 0 BB: 0 P: 10	R: 3 E: 1 K: 0 S: 15	H: 2 LOB: 1 BB: 1 P: 24	R: 0 E: 0 K: 1 S: 5	H: 0 LOB: 0 BB: 0 P: 8	R: 0 E: 0 K: 1 S: 11	H: 1 LOB: 1 BB: 0 P: 20	R: 0 E: 0 K: 1 S: 11	H: 1 LOB: 3 BB: 2 P: 22	R: 2 E: 0 K: 1 S: 10	H: 2 LOB: 0 BB: 0 P: 17	1B: 7 2B: 0 3B: 0 HR: 3	SF: 0 SAC: 1 DP: 1 HBP: 0	WP: 0 PB: 0 SB: 0 CS: 0	PA: 43
<b>PITCHER</b>	IP 9.0	WLS 38	H 8	R 4	ER 3	SO 5	BB 2	IBB 1	HBP 0	BLK 0	WP 0	HR 1	S 80	P 134	ERA 3.00	WHIP 1.111								
Bert Blyleven, R ERA: 2.35 Greg Minton, R ERA: 2.91 (10.1)	1.0	L	5	2	2	1	0	0	0	0	0	2	10	17	18.00	2.000								

**Seattle Mariners @ California Angels**  
 Anaheim Stadium, Anaheim, CA  
 Tue Aug 08 1989, 10:05 PM EDT  
 Att: 27,252 - Unknown

livebaseballscorecards.com

AB 39  
 R 6  
 H 10  
 RBI 6  
 BB 3  
 SO 6  
 LOB 14



Batter	1	2	3	4	5	6	7	8	9	10	AB	R	H	RBI	BB	SO	LOB	BOTTOM						
Dick Schofield, R OBP: 0.300, SLG: 0.336 (1.6)	F8			K			P2		F7		5	0	0	0	2	3		<b>Seattle Mariners @ California Angels</b> Anaheim Stadium, Anaheim, CA Tue Aug 08 1989, 10:05 PM EDT Att: 27,252 - Unknown						
Johnny Ray, S OBP: 0.324, SLG: 0.357 (1.4)	G5-3		G4-1			L6	WP PB 1B		IBB		4	0	1	0	1	0	0							
Devon White, S OBP: 0.305, SLG: 0.409 (1.8)	BB		HR 1B			G5-3	WP IBB		FC5		3	1	1	0	2	0	2							
Wally Joyner, L OBP: 0.342, SLG: 0.413 (1.3)	F8		HR HBP 1B			G1-3	L3		BB 1B		4	1	1	0	0	0	3							
Tony Armas, R OBP: 0.266, SLG: 0.496 (1.9)		1B 1B	K			F8 2B		K	K		5	1	2	0	0	3	3							
Chili Davis, S OBP: 0.326, SLG: 0.449 (1.7)		1B 1B	HR			F8	G5-3	G5-3	BB		4	1	2	3	1	0	1							
Bill Schroeder, R OBP: 0.240, SLG: 0.390 (1.2)		K	F9			L6	G5-3	G5-3	L9		5	0	0	0	0	1	5							
Jack Howell, L OBP: 0.319, SLG: 0.437 (1.5)		K				G4-3			FC5 SH1-4 BB	K	4	0	0	0	1	3	5							
Kent Anderson, R OBP: 0.268, SLG: 0.230 (1.10)		1B		G3-1			G4-3		SH1-4		3	0	1	1	0	0	0							
<b>Inning Stats</b>	R: 0 E: 0 K: 0 S: 6	H: 0 LOB: 1 BB: 1 P: 12	R: 1 E: 0 K: 3 S: 14	H: 3 LOB: 2 BB: 0 P: 26	R: 0 E: 0 K: 1 S: 10	H: 0 LOB: 0 BB: 0 P: 17	R: 0 E: 0 K: 2 S: 9	H: 0 LOB: 0 BB: 0 P: 11	R: 0 E: 0 K: 0 S: 6	H: 0 LOB: 0 BB: 0 P: 11	R: 0 E: 0 K: 0 S: 8	H: 1 LOB: 1 BB: 1 P: 10	R: 0 E: 0 K: 0 S: 10	H: 1 LOB: 2 BB: 1 P: 18	R: 0 E: 0 K: 1 S: 9	H: 0 LOB: 0 BB: 0 P: 13	R: 0 E: 0 K: 0 S: 8	H: 0 LOB: 2 BB: 2 P: 22	R: 0 E: 0 K: 2 S: 12	H: 1 LOB: 1 BB: 1 P: 18	1B: 6 2B: 1 3B: 0 HR: 1	SF: 0 SAC: 1 DP: 0 HBP: 1	WP: 1 PB: 1 SB: 1 CS: 0	PA: 44
<b>PITCHER</b>	IP 8.0	WLS 35	H 7	R 4	ER 4	SO 7	BB 2	IBB 1	HBP 1	BLK 0	WP 1	HR 1	S 72	P 122	ERA 4.50	WHIP 1.125								
Randy Johnson, L ERA: 4.41 Jerry Reed, R ERA: 2.99 Mike Scholter, R ERA: 1.81 (9.1)	1.0	W	4	0	0	0	0	1	0	0	0	0	8	18	0.00	0.000								
	1.0	S	5	1	0	0	2	1	0	0	0	0	12	18	0.00	2.000								

**Seattle Mariners @ California Angels**  
 Anaheim Stadium, Anaheim, CA  
 Tue Aug 08 1989, 10:05 PM EDT  
 Att: 27,252 - Unknown

livebaseballscorecards.com

AB 37  
 R 4  
 H 8  
 RBI 4  
 BB 5  
 SO 9  
 LOB 22






Batter	1	2	3	4	5	6	7	8	9	AB	R	H	RBI	BB	SO	LOB	TOP				
<b>Harold Reynolds, S</b> OBP: 0.356, SLG: 0.363 (1, 4)	G4-3		BB 1B		G4-3			P3		4	0	1	0	0	0	0					
<b>Greg Britley, L</b> OBP: 0.366, SLG: 0.502 (1, 7)	K		BB 1B			K		G3		4	0	1	0	0	2	0					
<b>Alvin Davis, L</b> OBP: 0.447, SLG: 0.489 (1, 3)	K		FC4-6 BB		G1-3			K		3	0	0	0	1	2	0					
<b>Jeffrey Leonard, R</b> OBP: 0.314, SLG: 0.437 (1, 10)		G6-3	FC4-6		F9			K		4	0	0	0	0	1	3					
<b>Darnell Coles, R</b> OBP: 0.295, SLG: 0.389 (1, 9)	F9			FC3-6 1B		F9		K		4	0	1	0	0	1	0					
<b>Mike Kingery, L</b> OBP: 0.327, SLG: 0.431 (1, 8)	FC6-4 1B			FC3-6 CS		PB G3 2B		K2-3		4	1	2	0	0	1	1					
<b>Jim Presley, R</b> OBP: 0.289, SLG: 0.396 (1, 5)	FC6-4			K		G3				3	0	0	1	0	1	2					
<b>Scott Bradley, L</b> OBP: 0.346, SLG: 0.409 (1, 2)			G4-3	CS	L8					3	0	1	0	0	0	0					
<b>Omar Vizquel, S</b> OBP: 0.283, SLG: 0.277 (1, 6)			G3-1		P6					2	0	0	0	0	0	0					
<b>Dave Cochrane, S</b> OBP: 0.298, SLG: 0.381 (7, PH) (7, 6)								K		1	0	0	0	0	1	1					
<b>Inning Stats</b>	R: 0 E: 0 K: 2 S: 9	H: 0 LOB: 0 BB: 0 P: 14	R: 0 E: 0 K: 0 S: 9	H: 1 LOB: 1 BB: 0 P: 15	R: 0 E: 0 K: 0 S: 11	H: 2 LOB: 3 BB: 1 P: 21	R: 0 E: 0 K: 1 S: 8	H: 1 LOB: 0 BB: 0 P: 14	R: 0 E: 0 K: 1 S: 5	H: 0 LOB: 0 BB: 0 P: 7	R: 0 E: 0 K: 1 S: 9	H: 0 LOB: 0 BB: 0 P: 14	R: 1 E: 0 K: 1 S: 11	H: 2 LOB: 1 BB: 0 P: 16	R: 0 E: 0 K: 3 S: 5	H: 0 LOB: 0 BB: 0 P: 13	1B: 5 2B: 1 3B: 0 HR: 0	SF: 0 SAC: 0 DP: 0 HBP: 0	WP: 0 PB: 1 SB: 0 CS: 1	PA: 34	
<b>PITCHER</b>	IP	WLS	BF	H	R	ER	SO	BB	IBB	HBP	BLK	WP	HR	S	P	ERA	WHIP				
<b>Kirk McCaskill, R</b> ERA: 2.81 (1, 1)	7.0	W	27	6	1	1	5	1	0	0	0	0	0	62	101	1.29	1.000				
<b>Bob McClure, L</b> ERA: 1.95 (8, 1)	1.0		3	0	0	0	1	0	0	0	0	0	0	5	7	0.00	0.000				
<b>Bryan Harvey, R</b> ERA: 3.46 (9, 1)	1.0	S	3	0	0	0	3	0	0	0	0	0	0	10	13	0.00	0.000				

Seattle Mariners @ California Angels  
Anaheim Stadium, Anaheim, CA  
Wed Aug 09 1989, 10:05 PM EDT  
Att: 26,416 - Unknown


AB	32
R	1
H	6
RBI	1
BB	1
SO	9
LOB	7



Batter	1	2	3	4	5	6	7	8	9	AB	R	H	RBI	BB	SO	LOB	BOTTOM				
<b>Dick Schofield, R</b> OBP: 0.298, SLG: 0.333 (1, 6)	G4-3		G5-3		G5-3	1B 3B 1B		P6		5	1	1	0	0	0	0					
<b>Johnny Ray, S</b> OBP: 0.325, SLG: 0.356 (1, 4)	K				F7	3B 1B		G4-3		4	1	1	0	1	1	0					
<b>Devon White, S</b> OBP: 0.306, SLG: 0.413 (1, 8)	F9		F7		WP 2B 1B	1H 3H 3B		K		5	1	2	2	0	1	1					
<b>Wally Joyner, L</b> OBP: 0.343, SLG: 0.411 (1, 3)		F7	G4-3		2B 1B	HBP				2	1	0	0	1	0	1					
<b>Tony Armas, R</b> OBP: 0.299, SLG: 0.519 (1, 9)		1B 2B			1B 2B	F8				4	0	3	2	0	0	2					
<b>Chili Davis, S</b> OBP: 0.328, SLG: 0.448 (1, 7)		BB 1B			K	1B		G4-3		3	0	1	0	1	1	1					
<b>Bill Schroeder, R</b> OBP: 0.240, SLG: 0.385 (1, 2)		K			1B	K		K		4	0	1	0	0	3	4					
<b>Jack Howell, L</b> OBP: 0.321, SLG: 0.442 (1, 5)		BB			P6			G3		3	0	1	0	1	0	2					
<b>Glenn Hoffman, R</b> OBP: 0.280, SLG: 0.308 (1, 10)		P3			F9			G6-3		4	0	0	0	0	0	6					
<b>Inning Stats</b>	R: 0 E: 0 K: 1 S: 8	H: 2 LOB: 3 BB: 1 P: 19	R: 0 E: 0 K: 0 S: 7	H: 0 LOB: 1 BB: 1 P: 17	R: 0 E: 0 K: 1 S: 14	H: 2 LOB: 2 BB: 0 P: 23	R: 2 E: 0 K: 1 S: 11	H: 2 LOB: 2 BB: 2 P: 23	R: 2 E: 0 K: 0 S: 11	H: 3 LOB: 0 BB: 0 P: 14	R: 0 E: 0 K: 1 S: 11	H: 1 LOB: 1 BB: 0 P: 15	R: 0 E: 0 K: 1 S: 5	H: 0 LOB: 0 BB: 0 P: 10	1B: 6 2B: 2 3B: 2 HR: 0	SF: 0 SAC: 0 DP: 0 HBP: 1	WP: 1 PB: 0 SB: 0 CS: 0	PA: 39			
<b>PITCHER</b>	IP	WLS	BF	H	R	ER	SO	BB	IBB	HBP	BLK	WP	HR	S	P	ERA	WHIP				
<b>Brian Holman, R</b> ERA: 3.99 (1, 1)	8.0	L	39	10	4	4	6	2	2	1	0	1	0	76	132	4.50	1.500				

Seattle Mariners @ California Angels  
Anaheim Stadium, Anaheim, CA  
Wed Aug 09 1989, 10:05 PM EDT  
Att: 26,416 - Unknown

AB	34
R	4
H	10
RBI	4
BB	4
SO	6
LOB	17






Batter	1	2	3	4	5	6	7	8	9	10	AB	R	H	RBI	BB	SO	LOB								
Harold Reynolds, S OBP: 0.353, SLG: 0.358 (1, 4)	G5-3		F8			G6-3		L9		F7	5	0	0	0	0	0	2								
Greg Biley, L OBP: 0.360, SLG: 0.492 (1, 9)	K		K			K		K		G4-3	5	0	0	0	0	4	2								
Alvin Davis, L OBP: 0.446, SLG: 0.487 (1, 10)	G4-3					G3				FC6-4 1B	4	0	1	0	0	1	0								
Jeffrey Leonard, R OBP: 0.311, SLG: 0.433 (1, 7)		L6-3				G6-3		P4		K	4	0	0	0	0	1	1								
Darnell Coles, R OBP: 0.287, SLG: 0.389 (1, 3)		HR 1B				K		FC6-4 BB		FC6-4 1-2	3	1	1	0	1	1	1								
Henny Cotto, R OBP: 0.281, SLG: 0.391 (1, 8)		HR 1H				K		F7		G5-3	4	1	1	2	0	1	2								
Jim Presley, R OBP: 0.289, SLG: 0.404 (1, 5)		K				K		FC6-4 1-2			4	1	1	1	0	2	1								
Dave Valle, R OBP: 0.336, SLG: 0.388 (1, 2)		F8						L9 SH3-4 BB		SH1-3 BB	1	0	0	0	3	0	0								
Mario Diaz, R OBP: 0.224, SLG: 0.222 Omar Vizquel, S OBP: 0.263, SLG: 0.277 (1, 6) (10, PH) (10, 6)			K			K		SH3-4		SH1-3	2	0	0	0	0	2	1								
											0	0	0	0	0	0	0								
<b>Inning Stats</b>	R: 0 E: 0 K: 1 S: 8	H: 0 LOB: 0 BB: 12	R: 2 E: 0 K: 1 S: 12	H: 2 LOB: 0 BB: 0 P: 19	R: 0 E: 0 K: 2 S: 8	H: 0 LOB: 0 BB: 0 P: 10	R: 0 E: 0 K: 2 S: 8	H: 0 LOB: 0 BB: 0 P: 12	R: 0 E: 0 K: 3 S: 11	H: 0 LOB: 1 BB: 1 P: 18	R: 0 E: 0 K: 1 S: 6	H: 0 LOB: 0 BB: 0 P: 8	R: 0 E: 0 K: 0 S: 7	H: 0 LOB: 1 BB: 1 P: 11	R: 0 E: 0 K: 1 S: 5	H: 0 LOB: 1 BB: 1 P: 10	R: 0 E: 0 K: 1 S: 12	H: 1 LOB: 1 BB: 0 P: 17	R: 1 E: 0 K: 0 S: 8	H: 1 LOB: 1 BB: 1 P: 17	1B: 2 2B: 0 3B: 0 HR: 2	SF: 0 SAC: 2 DP: 0 HBP: 0	WP: 0 PB: 0 SB: 1 CS: 0	PA: 38	
<b>PITCHER</b>	IP 9.0	WLS L	BF 35	H 4	R 3	ER 3	SO 12	BB 4	IBB 0	HBP 0	BLK 0	WP 0	HR 2	S 79	P 124	ERA 3.00	WHIP 0.889								
Chuck Finley, L ERA: 2.51 (1, 1)	0.2	2	0	0	0	0	0	0	0	0	0	0	0	3	4	0.00	0.000								
Willie Fraser, R ERA: 2.79 (10, 1)	0.1	1	0	0	0	0	0	0	0	0	0	0	0	3	6	0.00	0.000								
Bob McClure, L ERA: 1.93 (10, 1)																									

**Seattle Mariners @ California Angels**  
Anaheim Stadium, Anaheim, CA  
Thu Aug 10 1989, 10:05 PM EDT  
Att: 26,924 - Unknown


AB	32
R	3
H	4
RBI	3
BB	4
SO	12
LOB	10



Batter	1	2	3	4	5	6	7	8	9	10	AB	R	H	RBI	BB	SO	LOB								
Claudell Washington, L OBP: 0.324, SLG: 0.445 (1, 10)	F7		1B 1-3 2H			P6				F7	5	0	2	1	0	0	2								
Johnny Ray, S OBP: 0.330, SLG: 0.360 (1, 4)	1B		1B 1-3			1B 1-1		1B 2-3		F8	4	0	3	1	1	0	2								
Devon White, S OBP: 0.303, SLG: 0.408 (1, 8)	K		G4-3 3-H			F7 SAFE		F8		F9	5	0	0	0	0	1	7								
Wally Joyner, L OBP: 0.341, SLG: 0.409 (1, 3)	K		G4-1			1B SAFE		F8		P6	5	0	1	0	0	1	3								
Tony Armas, R OBP: 0.289, SLG: 0.500 (1, 9)		F7				G6-3		P4		K	5	0	0	0	0	1	2								
Chili Davis, S OBP: 0.325, SLG: 0.444 (1, 7)		K				L9		K		G5-3	4	0	0	0	0	2	2								
Bill Schroeder, R OBP: 0.233, SLG: 0.373 (1, 2)		K				G5-3		B2		K	4	0	0	0	0	2	0								
Jack Howell, L OBP: 0.325, SLG: 0.444 (1, 5)			HR 1B			K		1B G1-3 BB		BB 1B	3	1	2	0	1	1	0								
Dick Schofield, R OBP: 0.300, SLG: 0.333 Kent Anderson, R OBP: 0.270, SLG: 0.226 (1, 6) (3, PR) (4, 6)			HR 1B			P3		G1-3		BB	0	0	0	0	0	0	0								
											2	1	0	0	1	0	1								
<b>Inning Stats</b>	R: 0 E: 0 K: 2 S: 10	H: 1 LOB: 1 BB: 0 P: 17	R: 0 E: 0 K: 2 S: 8	H: 0 LOB: 0 BB: 0 P: 10	R: 2 E: 0 K: 0 S: 11	H: 3 LOB: 2 BB: 0 P: 17	R: 0 E: 0 K: 0 S: 6	H: 0 LOB: 0 BB: 0 P: 13	R: 0 E: 0 K: 1 S: 7	H: 0 LOB: 0 BB: 0 P: 12	R: 0 E: 0 K: 1 S: 13	H: 2 LOB: 2 BB: 0 P: 21	R: 0 E: 0 K: 0 S: 9	H: 1 LOB: 3 BB: 2 P: 18	R: 0 E: 0 K: 1 S: 6	H: 0 LOB: 0 BB: 0 P: 8	R: 0 E: 0 K: 1 S: 10	H: 1 LOB: 2 BB: 1 P: 18	R: 0 E: 0 K: 0 S: 7	H: 0 LOB: 0 BB: 0 P: 10	1B: 8 2B: 0 3B: 0 HR: 0	SF: 0 SAC: 0 DP: 0 HBP: 1	WP: 0 PB: 0 SB: 0 CS: 0	PA: 41	
<b>PITCHER</b>	IP 7.0	WLS 30	BF 30	H 7	R 2	ER 2	SO 6	BB 2	IBB 0	HBP 1	BLK 0	WP 0	HR 0	S 64	P 108	ERA 2.57	WHIP 1.286								
Scott Bankhead, R ERA: 3.34 (8, 1)	1.1	5	1	0	0	2	0	0	0	0	0	0	0	11	15	0.00	0.750								
Michael Jackson, R ERA: 3.75 (9, 1)	0.2	W	3	0	0	0	0	1	0	0	0	0	0	5	11	0.00	1.500								
Mike Schooler, R ERA: 1.78 (10, 1)	1.0	S	3	0	0	0	0	0	0	0	0	0	0	7	10	0.00	0.000								

**Seattle Mariners @ California Angels**  
Anaheim Stadium, Anaheim, CA  
Thu Aug 10 1989, 10:05 PM EDT  
Att: 26,924 - Unknown

AB	37
R	2
H	8
RBI	2
BB	3
SO	8
LOB	19





Batter	1	2	3	4	5	6	7	8	9	AB	R	H	RBI	BB	SO	LOB	TOP						
Rickey Henderson, R OBP: 0.418, SLG: 0.399	(1, 7) G6-3		(2, 3) F9-2		(1, 2) G6-4-3		(3) G6-3		(2) L7	5	0	0	0	0	0	4							
Carney Lansford, R OBP: 0.403, SLG: 0.413	(1, 5) G6-3			(1, 2) G4-3	(3) G6-3			HR	1B	5	1	2	1	0	0	1							
Dave Henderson, R OBP: 0.318, SLG: 0.363	(1, 8) F8			1B	BB	(1) G5-3		2B	BB	3	1	0	0	2	1	2							
Dave Parker, L OBP: 0.315, SLG: 0.437	(1, 10)		K	1B	1B	F7		2B		4	0	2	1	0	1	0							
Mark McGwire, R OBP: 0.339, SLG: 0.441	(1, 3)		BB	K	HR	1B		K		3	1	1	0	1	2	3							
Tony Phillips, S OBP: 0.344, SLG: 0.350	(1, 4)		F7	G5-3		HR		F9		4	1	1	2	0	0	4							
Stan Javier, S OBP: 0.318, SLG: 0.328	(1, 9)		K		1B	2B		F8		4	1	1	0	0	2	2							
Terry Steinbach, R OBP: 0.346, SLG: 0.391	(1, 2)		SH2-4	1B	G6-4-3	1B		G4-3	FC4-6	4	0	3	0	0	0	0							
Walt Weiss, S OBP: 0.280, SLG: 0.319	(1, 6)		SH2-4		G6-4-3	1B		G4-3	FC4-6	3	0	1	1	0	0	1							
<b>Inning Stats</b>	R: 0 E: 0 K: 0 S: 5	H: 0 LOB: 0 BB: 0 P: 9	R: 0 E: 0 K: 2 S: 8	H: 0 LOB: 1 BB: 1 P: 16	R: 0 E: 0 K: 0 S: 5	H: 1 LOB: 0 BB: 0 P: 7	R: 0 E: 0 K: 1 S: 15	H: 1 LOB: 2 BB: 1 P: 25	R: 1 E: 0 K: 0 S: 13	H: 3 LOB: 1 BB: 0 P: 19	R: 2 E: 0 K: 1 S: 8	H: 2 LOB: 0 BB: 0 P: 14	R: 0 E: 0 K: 0 S: 10	H: 0 LOB: 0 BB: 0 P: 13	R: 2 E: 0 K: 1 S: 13	H: 2 LOB: 1 BB: 1 P: 22	R: 0 E: 0 K: 1 S: 15	H: 2 LOB: 2 BB: 0 P: 23	1B: 7 2B: 3 3B: 0 HR: 2	SF: 0 SAC: 1 DP: 2 HBP: 0	WP: 0 PB: 0 SB: 1 CS: 0	PA: 39	
<b>PITCHER</b>	IP	WLS	BF	H	R	ER	SO	BB	IBB	HBP	BLK	WP	HR	S	P	ERA	WHIP						
Mike Witt, R ERA: 4.44	(1, 1)	7.0	L	30	8	5	5	4	3	0	0	0	0	2	70	115	6.43	1.571					
Willie Fraser, R ERA: 2.7	(8, 1)	2.0		9	3	0	0	2	0	0	0	0	0	22	33	0.00	1.500						

Oakland Athletics @ California Angels  
Anaheim Stadium, Anaheim, CA  
Fri Aug 11 1989, 10:05 PM EDT  
Att: 61,696 - Unknown

AB 35  
R 5  
H 11  
RBI 5  
BB 3  
SO 6  
LOB 17



Batter	1	2	3	4	5	6	7	8	9	AB	R	H	RBI	BB	SO	LOB	BOTTOM					
Claudell Washington, L OBP: 0.323, SLG: 0.442	(1, 10) G4-3		1B		G4-3			K		4	0	1	0	0	1	0						
Johnny Ray, S OBP: 0.326, SLG: 0.359	(1, 4) G3-1		FC3-6	1B		L7		F8		4	0	1	0	0	0	0						
Devon White, S OBP: 0.300, SLG: 0.405	(1, 8) F7		FC3-6			K		F7		4	0	0	0	0	1	2						
Wally Joyner, L OBP: 0.341, SLG: 0.407	(1, 3)		F7	F9		1B		G4-3		4	0	1	0	0	0	0						
Tony Armas, R OBP: 0.301, SLG: 0.514	(1, 9)		1B	1B		F8		2B		4	0	3	0	0	0	1						
Chili Davis, S OBP: 0.326, SLG: 0.444	(1, 7)		G4-3	1B		K		K		4	0	2	0	0	2	1						
Jack Howell, L OBP: 0.323, SLG: 0.440	(1, 5)		G4-3		K			K		3	0	0	0	0	2	3						
Lance Parrish, R OBP: 0.324, SLG: 0.437	(1, 2)		K		G5-3			F8		3	0	0	0	0	1	0						
Kent Anderson, R OBP: 0.264, SLG: 0.220	(1, 6)		K		G6-3			L6		3	0	0	0	0	1	0						
<b>Inning Stats</b>	R: 0 E: 0 K: 0 S: 6	H: 0 LOB: 0 BB: 0 P: 10	R: 0 E: 0 K: 0 S: 4	H: 2 LOB: 1 BB: 0 P: 7	R: 0 E: 0 K: 2 S: 11	H: 2 LOB: 2 BB: 0 P: 15	R: 0 E: 0 K: 1 S: 10	H: 2 LOB: 1 BB: 0 P: 17	R: 0 E: 0 K: 1 S: 12	H: 1 LOB: 0 BB: 0 P: 19	R: 0 E: 0 K: 2 S: 8	H: 0 LOB: 0 BB: 0 P: 13	R: 0 E: 0 K: 1 S: 12	H: 0 LOB: 0 BB: 0 P: 16	R: 0 E: 0 K: 1 S: 9	H: 1 LOB: 1 BB: 0 P: 17	1B: 7 2B: 1 3B: 0 HR: 0	SF: 0 SAC: 0 DP: 1 HBP: 0	WP: 0 PB: 0 SB: 0 CS: 0	PA: 33		
<b>PITCHER</b>	IP	WLS	BF	H	R	ER	SO	BB	IBB	HBP	BLK	WP	HR	S	P	ERA	WHIP					
Mike Moore, R ERA: 2.38	(1, 1)	9.0	W	33	8	0	0	8	0	0	0	0	0	78	122	0.00	0.889					

Oakland Athletics @ California Angels  
Anaheim Stadium, Anaheim, CA  
Fri Aug 11 1989, 10:05 PM EDT  
Att: 61,696 - Unknown

AB 33  
R 0  
H 8  
RBI 0  
BB 0  
SO 8  
LOB 7





Batter	1	2	3	4	5	6	7	8	9	AB	R	H	RBI	BB	SO	LOB	TOP								
Rickey Henderson, R OBP: 0.417, SLG: 0.397	F8	K		S PB BB	G5-3			S 1B G6-3	P6	5	2	1	0	1	1	3									
Carney Lansford, R OBP: 0.406, SLG: 0.414	S 1B		2B 1B	BB WP SF8 BB		F9		G6-3		4	2	2	1	1	0	1									
Dave Henderson, R OBP: 0.321, SLG: 0.366 Walt Weiss, S OBP: 0.280, SLG: 0.319	K		1B 2B	BB		F8		HR 1B		4	2	2	1	1	1	1									
Mark McGwire, R OBP: 0.342, SLG: 0.448	G5-3		K	FC6-4 BB				HR		3	1	1	3	2	1	3									
Terry Steinbach, R OBP: 0.346, SLG: 0.391		K	1B E 1B	P3		G5-3		HR 1B		5	0	2	2	0	1	4									
Dave Parker, L OBP: 0.313, SLG: 0.438	BB FC1-2 2B	F8		SF8				K		4	0	1	1	0	1	2									
Tony Phillips, S OBP: 0.345, SLG: 0.347	FC1-2 BB	E5 1B	FC6-4			G6-3 BB		F9		3	0	0	0	2	0	4									
Ron Hassey, L OBP: 0.307, SLG: 0.360	FC1-2 BB	FC6-4 1B		P5		G6-3		F8		4	0	1	0	1	0	1									
Mike Gallego, R OBP: 0.326, SLG: 0.337 Stan Javier, S OBP: 0.319, SLG: 0.327	FC1-2	FC6-4		G4-3				1B G6-3 BB	K	3	0	0	0	0	0	6									
<b>Inning Stats</b>	R: 0 E: 0 K: 1 S: 10	H: 1 LOB: 1 BB: 0 P: 16	R: 0 E: 0 K: 2 S: 13	H: 1 LOB: 3 BB: 2 P: 29	R: 2 E: 1 K: 1 S: 16	H: 4 LOB: 3 BB: 0 P: 23	R: 2 E: 0 K: 0 S: 13	H: 0 LOB: 2 BB: 4 P: 31	R: 0 E: 0 K: 0 S: 8	H: 0 LOB: 0 BB: 0 P: 12	R: 0 E: 0 K: 0 S: 7	H: 0 LOB: 1 BB: 1 P: 14	R: 0 E: 0 K: 0 S: 6	H: 0 LOB: 0 BB: 1 P: 11	R: 4 E: 0 K: 1 S: 14	H: 4 LOB: 1 BB: 1 P: 25	R: 0 E: 0 K: 1 S: 8	H: 0 LOB: 0 BB: 0 P: 13	1B: 7 2B: 2 3B: 0 HR: 1	SF: 1 SAC: 0 DP: 1 HBP: 0	WP: 1 PB: 1 SB: 3 CS: 0	PA: 46			
<b>PITCHER</b>	IP	WLS	BF	H	R	ER	SO	BB	IBB	HBP	BLK	WP	HR	S	P	ERA	WHIP								
Jim Abbott, L ERA: 3.76	3.0	L	20	6	4	4	4	4	0	0	0	0	0	42	78	12.00	3.333								
Dan Peltz, R ERA: 4.59	4.0		17	1	2	2	0	5	0	0	0	1	0	35	67	4.50	1.500								
Greg Minton, R ERA: 3.2	0.1		4	3	2	2	0	0	0	0	0	0	1	6	12	54.00	9.000								
Bob McClure, L ERA: 1.82	1.2		5	0	0	0	2	0	0	0	0	0	0	12	17	0.00	0.000								

Oakland Athletics @ California Angels  
Anaheim Stadium, Anaheim, CA  
Sat Aug 12 1989, 6:33 AM EDT  
Att: 53,036 - Sunny

livebaseballscores.com

AB 36  
R 8  
H 10  
RBI 8  
BB 9  
SO 6  
LOB 25



Batter	1	2	3	4	5	6	7	8	9	AB	R	H	RBI	BB	SO	LOB	BOTTOM								
Claudell Washington, L OBP: 0.325, SLG: 0.440	G4-3		2B 1B		2B BB		F7		L8	4	1	1	1	1	0	0									
Johnny Ray, S OBP: 0.331, SLG: 0.365	F7		1B 2B		2B		L8			4	0	2	2	0	0	0									
Devon White, S OBP: 0.298, SLG: 0.401	F8		K		B1			P4		4	0	0	0	0	1	3									
Wally Joyner, L OBP: 0.344, SLG: 0.408		P6	IBB		IBB			FC5 WP 1B		2	0	1	0	2	0	0									
Tony Armas, R OBP: 0.300, SLG: 0.503	F8		K		F8			BB		3	0	0	0	1	1	5									
Chili Davis, S OBP: 0.326, SLG: 0.441	K			G4-6-3 BB			P7	K		3	0	0	0	1	2	2									
Lance Parrish, R OBP: 0.323, SLG: 0.438			1B 2B	L9			P3	FC5		4	1	1	0	0	0	3									
Jack Howell, L OBP: 0.319, SLG: 0.435			K	G4-6-3			G3-1		G3	4	0	0	0	0	1	2									
Kent Anderson, R OBP: 0.265, SLG: 0.223 Bobby Rose, R OBP: 0.265, SLG: 0.223			1B 2B 1B		G1-3			P4		3	1	1	0	0	0	0									
<b>Inning Stats</b>	R: 0 E: 0 K: 0 S: 8	H: 0 LOB: 0 BB: 0 P: 13	R: 0 E: 0 K: 1 S: 7	H: 0 LOB: 0 BB: 0 P: 8	R: 2 E: 0 K: 3 S: 20	H: 4 LOB: 3 BB: 1 P: 36	R: 0 E: 0 K: 0 S: 6	H: 0 LOB: 0 BB: 1 P: 13	R: 1 E: 0 K: 0 S: 12	H: 1 LOB: 2 BB: 2 P: 23	R: 0 E: 0 K: 0 S: 4	H: 0 LOB: 0 BB: 0 P: 5	R: 0 E: 0 K: 0 S: 4	H: 0 LOB: 0 BB: 0 P: 8	R: 0 E: 0 K: 1 S: 9	H: 1 LOB: 2 BB: 1 P: 18	R: 0 E: 0 K: 0 S: 8	H: 0 LOB: 0 BB: 0 P: 9	1B: 3 2B: 3 3B: 0 HR: 0	SF: 0 SAC: 0 DP: 1 HBP: 0	WP: 1 PB: 0 SB: 0 CS: 0	PA: 37			
<b>PITCHER</b>	IP	WLS	BF	H	R	ER	SO	BB	IBB	HBP	BLK	WP	HR	S	P	ERA	WHIP								
Bob Welch, R ERA: 3.24	5.0	W	23	5	3	3	4	2	2	0	0	1	0	25	40	0.00	0.500								
Todd Burns, R ERA: 2.1	4.0	S	14	1	0	0	1	1	0	0	0	0	0	25	40	0.00	0.500								

Oakland Athletics @ California Angels  
Anaheim Stadium, Anaheim, CA  
Sat Aug 12 1989, 6:33 AM EDT  
Att: 53,036 - Sunny

livebaseballscores.com

AB 32  
R 3  
H 6  
RBI 3  
BB 5  
SO 5  
LOB 15





Batter	1	2	3	4	5	6	7	8	9	AB	R	H	RBI	BB	SO	LOB	TOP									
Rickey Henderson, R OBP: 0.416, SLG: 0.395	F9		K			1B	G6-3			4	0	1	0	0	1	2										
Carney Lansford, R OBP: 0.406, SLG: 0.413	K		L8			1B		G4-3	BB	3	0	1	0	1	1	1										
Dave Parker, L OBP: 0.313, SLG: 0.443	HR			K		L3		P5		4	1	1	1	1	0	3										
Ron Hassey, L OBP: 0.301, SLG: 0.353	L7			F9		K		G4-3		4	0	0	0	0	1	2										
Mark McGwire, R OBP: 0.344, SLG: 0.447		L8			1B			K		3	1	1	0	1	1	1										
Tony Phillips, S OBP: 0.344, SLG: 0.346		G3			K					4	1	1	0	0	1	1										
Stan Javier, S OBP: 0.315, SLG: 0.322		G3			G4-3					4	0	0	1	0	0	1										
Walt Weiss, S OBP: 0.288, SLG: 0.326					G4-3					3	0	2	1	0	0	0										
Jose Canseco, R OBP: 0.321, SLG: 0.514			SH1-3		G4-3					1	0	0	0	0	1	1										
Mike Gallego, R OBP: 0.324, SLG: 0.334			SH1-3		K					2	0	0	0	0	1	1										
Dave Henderson, R OBP: 0.321, SLG: 0.366					K					1	0	0	0	0	1	1										
<b>Inning Stats</b>	R: 1 E: 0 K: 1 S: 8	H: 1 LOB: 0 BB: 0 P: 12	R: 0 E: 0 K: 0 S: 9	H: 0 LOB: 0 BB: 0 P: 9	R: 0 E: 0 K: 1 S: 9	H: 1 LOB: 1 BB: 0 P: 11	R: 0 E: 0 K: 2 S: 11	H: 1 LOB: 1 BB: 0 P: 16	R: 0 E: 0 K: 1 S: 8	H: 0 LOB: 0 BB: 0 P: 12	R: 0 E: 0 K: 1 S: 10	H: 2 LOB: 1 BB: 0 P: 13	R: 2 E: 1 K: 0 S: 15	H: 2 LOB: 1 BB: 1 P: 23	R: 0 E: 0 K: 1 S: 6	H: 0 LOB: 1 BB: 1 P: 14	R: 0 E: 1 K: 2 S: 12	H: 0 LOB: 1 BB: 0 P: 17	1B: 6 2B: 1 3B: 0 HR: 1	SF: 0 SAC: 1 DP: 1 HBP: 0	WP: 0 PB: 0 SB: 0 CS: 0	PA: 36				
<b>PITCHER</b>	IP	WLS	BF	H	R	ER	SO	BB	IBB	HBP	BLK	WP	HR	S	P	ERA	WHIP									
Bert Blyleven, R ERA: 2.36	(1, 1)	7.0	W	28	7	3	2	6	1	0	0	0	0	1	70	96	2.57	1.143								
Bryan Harvey, R ERA: 3.29	(8, 1)	2.0	S	8	0	0	0	3	1	0	0	0	0	0	18	31	0.00	0.500								

Oakland Athletics @ California Angels  
Anaheim Stadium, Anaheim, CA  
Sun Aug 13 1989, 6:33 AM EDT  
Att: 60,326 - Unknown

AB 33  
R 3  
H 7  
RBI 3  
BB 2  
SO 9  
LOB 14



Batter	1	2	3	4	5	6	7	8	9	AB	R	H	RBI	BB	SO	LOB	BOTTOM								
Claudell Washington, L OBP: 0.327, SLG: 0.439	F8	K			L9	1B				3	0	1	1	1	1	0									
Devon White, S OBP: 0.296, SLG: 0.398	F8		P6		K	L4				4	0	0	0	0	1	2									
Johnny Ray, S OBP: 0.335, SLG: 0.368	F8		FC3-6			1B		L7		3	0	2	0	1	0	0									
Wally Joyner, L OBP: 0.343, SLG: 0.406	F8		FC3-6		F8			F7		4	0	1	0	0	0	3									
Chili Davis, S OBP: 0.327, SLG: 0.440			FC3-6			BB		K		3	1	1	0	1	1	2									
Lance Parrish, R OBP: 0.320, SLG: 0.432	K		K			BB		K		4	0	0	0	0	4	6									
Tony Armas, R OBP: 0.299, SLG: 0.517		HR			F9	P4		F8		4	1	1	1	0	0	1									
Jack Howell, L OBP: 0.318, SLG: 0.431		G4-3			K	BB		F8		3	1	0	0	1	1	0									
Kent Anderson, R OBP: 0.267, SLG: 0.242		K			L8	BB				3	1	1	2	0	1	0									
<b>Inning Stats</b>	R: 0 E: 0 K: 1 S: 9	H: 1 LOB: 3 BB: 2 P: 20	R: 1 E: 0 K: 2 S: 12	H: 1 LOB: 0 BB: 0 P: 15	R: 0 E: 0 K: 1 S: 11	H: 2 LOB: 2 BB: 0 P: 15	R: 0 E: 0 K: 1 S: 7	H: 0 LOB: 0 BB: 0 P: 11	R: 0 E: 0 K: 1 S: 6	H: 0 LOB: 1 BB: 1 P: 12	R: 3 E: 0 K: 1 S: 13	H: 3 LOB: 1 BB: 1 P: 22	R: 0 E: 0 K: 1 S: 7	H: 0 LOB: 0 BB: 0 P: 12	R: 0 E: 0 K: 1 S: 7	H: 0 LOB: 0 BB: 0 P: 13	1B: 5 2B: 0 3B: 1 HR: 1	SF: 0 SAC: 0 DP: 0 HBP: 0	WP: 0 PB: 0 SB: 0 CS: 0	PA: 35					
<b>PITCHER</b>	IP	WLS	BF	H	R	ER	SO	BB	IBB	HBP	BLK	WP	HR	S	P	ERA	WHIP								
Dave Stewart, R ERA: 3.45	(1, 1)	8.0	L	35	7	4	4	9	4	0	0	0	1	72	120	4.50	1.375								

Oakland Athletics @ California Angels  
Anaheim Stadium, Anaheim, CA  
Sun Aug 13 1989, 6:33 AM EDT  
Att: 60,326 - Unknown

AB 31  
R 4  
H 7  
RBI 4  
BB 4  
SO 9  
LOB 14





Batter	1	2	3	4	5	6	7	8	9	AB	R	H	RBI	BB	SO	LOB	TOP					
<b>Al Newman, S</b> OBP: 0.345, SLG: 0.311 (1, 6)										5	1	3	1	0	1	1	<b>Minnesota Twins @ California Angels</b> Anaheim Stadium, Anaheim, CA Mon Aug 14 1989, 10:05 PM EDT Att: 26,542 - Unknown <a href="http://livebaseballscorecards.com">livebaseballscorecards.com</a>					
<b>Dan Gladden, R</b> OBP: 0.341, SLG: 0.403 (1, 7)										5	1	2	0	0	1	2						
<b>Kirby Puckett, R</b> OBP: 0.383, SLG: 0.478 (1, 8)										5	0	1	1	0	0	4						
<b>Randy Bush, L</b> OBP: 0.347, SLG: 0.440 (9, PH)										4	1	2	1	0	0	2						
<b>Gene Larkin, S</b> OBP: 0.357, SLG: 0.345 (9, 3)										4	1	1	0	0	1	3						
<b>Kent Hrbek, L</b> OBP: 0.374, SLG: 0.529 (1, 5)										3	1	1	0	1	0	1						
<b>Gary Gaetti, R</b> OBP: 0.288, SLG: 0.416 (1, 10)										4	0	2	1	0	0	3						
<b>Jim Dwyer, L</b> OBP: 0.395, SLG: 0.411 (1, 2)										4	0	1	2	0	0	2						
<b>Brian Harper, R</b> OBP: 0.337, SLG: 0.427 (1, 9)										3	1	1	0	0	0	1						
<b>John Moses, S</b> OBP: 0.324, SLG: 0.358 (7, 6)										1	0	1	0	0	0	0						
<b>Wally Backman, S</b> OBP: 0.319, SLG: 0.311 (9, 3)										1	0	1	0	0	0	0						
<b>Greg Gagne, R</b> OBP: 0.289, SLG: 0.395 (1, 4)																						
<b>Inning Stats</b>	R: 2 E: 0 K: 0 S: 10	H: 3 LOB: 0 BB: 0 P: 14	R: 0 E: 0 K: 0 S: 12	H: 1 LOB: 1 BB: 0 P: 14	R: 0 E: 0 K: 1 S: 8	H: 0 LOB: 0 BB: 0 P: 12	R: 1 E: 1 K: 0 S: 14	H: 2 LOB: 1 BB: 0 P: 18	R: 0 E: 0 K: 0 S: 11	H: 1 LOB: 1 BB: 0 P: 13	R: 2 E: 0 K: 0 S: 10	H: 2 LOB: 1 BB: 1 P: 19	R: 1 E: 0 K: 1 S: 15	H: 3 LOB: 2 BB: 0 P: 22	R: 0 E: 0 K: 0 S: 3	H: 1 LOB: 0 BB: 0 P: 4	R: 0 E: 0 K: 1 S: 9	H: 2 LOB: 2 BB: 0 P: 12	1B: 13 2B: 2 3B: 0 HR: 0	SF: 0 SAC: 0 DP: 1 HBP: 0	WP: 0 PB: 1 CS: 1	PA: 40
<b>PITCHER</b>	IP	WLS	BF	H	R	ER	SO	BB	IBB	HBP	BLK	WP	HR	S	P	ERA	WHIP					
<b>Kirk McCaskill, R</b> ERA: 3.0	6.0	L	27	10	6	5	1	1	0	0	0	0	0	69	97	7.50	1.833					
<b>Greg Minton, R</b> ERA: 3.09	2.2		12	5	0	0	2	0	0	0	0	0	0	21	29	0.00	1.875					
<b>Bob McClure, L</b> ERA: 1.8	0.1		1	0	0	0	0	0	0	0	0	0	0	2	2	0.00	0.000					

Batter	1	2	3	4	5	6	7	8	9	AB	R	H	RBI	BB	SO	LOB	BOTTOM				
<b>Devon White, S</b> OBP: 0.297, SLG: 0.400 (1, 8)										5	1	2	0	0	0	1	<b>Minnesota Twins @ California Angels</b> Anaheim Stadium, Anaheim, CA Mon Aug 14 1989, 10:05 PM EDT Att: 26,542 - Unknown <a href="http://livebaseballscorecards.com">livebaseballscorecards.com</a>				
<b>Brian Downing, R</b> OBP: 0.367, SLG: 0.408 (1, 10)										5	1	2	1	0	1	1					
<b>Johnny Ray, S</b> OBP: 0.333, SLG: 0.366 (1, 4)										5	0	1	0	0	0	3					
<b>Wally Joyner, L</b> OBP: 0.342, SLG: 0.404 (1, 3)										5	0	1	0	0	0	1					
<b>Chili Davis, S</b> OBP: 0.329, SLG: 0.439 (1, 7)										3	0	1	1	1	1	0					
<b>Tony Armas, R</b> OBP: 0.304, SLG: 0.513 (1, 9)										3	1	1	0	1	1	3					
<b>Lance Parrish, R</b> OBP: 0.324, SLG: 0.436 (1, 2)										4	0	3	0	0	1	1					
<b>Bobby Rose, R</b> (1, 5)										3	0	0	0	0	0	3					
<b>Jack Howell, L</b> OBP: 0.320, SLG: 0.436 (8, PH)										1	0	1	1	0	0	0					
<b>Kent Anderson, R</b> OBP: 0.266, SLG: 0.242 (1, 6)										4	0	1	0	0	0	4					
<b>Inning Stats</b>	R: 1 E: 0 K: 0 S: 11	H: 3 LOB: 2 BB: 0 P: 16	R: 0 E: 0 K: 0 S: 11	H: 2 LOB: 1 BB: 0 P: 17	R: 0 E: 0 K: 1 S: 7	H: 0 LOB: 0 BB: 0 P: 10	R: 0 E: 0 K: 1 S: 10	H: 1 LOB: 2 BB: 1 P: 15	R: 0 E: 0 K: 2 S: 14	H: 1 LOB: 0 BB: 0 P: 7	R: 1 E: 0 K: 0 S: 12	H: 2 LOB: 1 BB: 0 P: 15	R: 1 E: 0 K: 0 S: 13	H: 2 LOB: 2 BB: 1 P: 19	R: 0 E: 0 K: 0 S: 11	H: 1 LOB: 1 BB: 0 P: 16	1B: 11 2B: 2 3B: 0 HR: 0	SF: 0 SAC: 0 DP: 2 HBP: 0	WP: 0 PB: 0 CS: 0	PA: 40	
<b>PITCHER</b>	IP	WLS	BF	H	R	ER	SO	BB	IBB	HBP	BLK	WP	HR	S	P	ERA	WHIP				
<b>Allan Anderson, L</b> ERA: 3.86	7.2	W	32	10	2	2	4	1	0	0	0	0	0	74	106	2.35	1.435				
<b>Juan Berenguer, R</b> ERA: 3.73	0.1		4	2	1	1	0	1	0	0	0	0	0	9	14	27.00	9.000				
<b>Jeff Reardon, R</b> ERA: 3.86	1.0	S	4	1	0	0	0	0	0	0	0	0	0	11	16	0.00	1.000				



Batter	1	2	3	4	5	6	7	8	9	AB	R	H	RBI	BB	SO	LOB	TOP			
<b>Al Newman, S</b> (1, 5) OBP: 0.346, SLG: 0.315										5	1	2	0	0	2	0				
<b>Greg Gagne, R</b> (1, 6) OBP: 0.289, SLG: 0.396										4	1	1	1	0	0	2				
<b>Kent Hrbek, L</b> (8, PH) OBP: 0.373, SLG: 0.527										1	0	0	0	0	1	0				
<b>Kirby Puckett, R</b> (1, 8) OBP: 0.381, SLG: 0.475										5	0	1	0	0	1	1				
<b>Gary Gaetti, R</b> (1, 3) OBP: 0.288, SLG: 0.413										3	0	0	0	1	1	1				
<b>Brian Harper, R</b> (1, 2) OBP: 0.345, SLG: 0.434										3	0	3	1	0	0	0				
<b>Dan Gladden, R</b> (1, 7) OBP: 0.343, SLG: 0.405										4	0	2	0	0	1	3				
<b>Tim Laudner, R</b> (1, 10) OBP: 0.303, SLG: 0.355										2	0	0	0	0	1	2				
<b>Jim Dwyer, L</b> (8, PH) OBP: 0.397, SLG: 0.411										0	0	0	0	1	0	0				
<b>Wally Backman, S</b> (1, 4) OBP: 0.314, SLG: 0.306										4	0	0	0	0	0	5				
<b>John Moses, S</b> (1, 9) OBP: 0.324, SLG: 0.358										3	0	1	0	0	1	2				
<b>Randy Bush, L</b> (8, PH) OBP: 0.346, SLG: 0.439										1	0	0	0	0	0	3				
<b>Inning Stats</b>	R: 2 H: 3 E: 0 K: 1 S: 13	H: 3 LOB: 1 BB: 0 P: 18	R: 0 H: 2 E: 0 K: 0 S: 12	H: 2 LOB: 2 BB: 0 P: 15	R: 0 H: 1 E: 0 K: 2 S: 10	H: 1 LOB: 2 BB: 1 P: 18	R: 0 H: 0 E: 0 K: 2 S: 9	H: 0 LOB: 0 BB: 0 P: 13	R: 0 H: 2 E: 0 K: 0 S: 8	H: 2 LOB: 2 BB: 0 P: 13	R: 0 H: 0 E: 0 K: 1 S: 8	H: 0 LOB: 0 BB: 0 P: 8	R: 0 H: 2 E: 0 K: 0 S: 10	H: 2 LOB: 3 BB: 1 P: 17	R: 0 H: 0 E: 0 K: 2 S: 9	H: 0 LOB: 0 BB: 0 P: 16	1B: 8 2B: 2 3B: 0 HR: 0	SF: 0 SAC: 2 DP: 0 HBP: 0	WP: 0 PB: 0 CS: 0	PA: 39
<b>PITCHER</b>	IP	WLS	BF	H	R	ER	SO	BB	IBB	HBP	BLK	WP	HR	S	P	ERA	WHIP			
<b>Chuck Finley, L</b> (1, 1) ERA: 2.51	7.1	W	33	10	2	2	6	1	0	0	0	0	0	71	99	2.46	1.500			
<b>Bryan Harvey, R</b> (8, 1) ERA: 3.16	1.2	S	6	0	0	0	2	1	0	0	0	0	0	13	25	0.00	0.600			

Minnesota Twins @ California Angels  
Anaheim Stadium, Anaheim, CA  
Tue Aug 15 1989, 10:05 PM EDT  
Att: 32,050 - Unknown

AB	35
R	2
H	10
RBI	2
BB	2
SO	8
LOB	19



Batter	1	2	3	4	5	6	7	8	9	AB	R	H	RBI	BB	SO	LOB	BOTTOM			
<b>Devon White, S</b> (1, 8) OBP: 0.298, SLG: 0.407										4	1	2	1	0	0	4				
<b>Johnny Ray, S</b> (1, 4) OBP: 0.330, SLG: 0.362										4	0	0	0	0	0	1				
<b>Claudell Washington, L</b> (1, 10) OBP: 0.323, SLG: 0.433										4	0	0	0	0	1	1				
<b>Wally Joyner, L</b> (1, 3) OBP: 0.341, SLG: 0.402										4	0	1	0	0	0	1				
<b>Chili Davis, S</b> (1, 7) OBP: 0.330, SLG: 0.441										3	2	1	0	1	1	1				
<b>Lance Parrish, R</b> (1, 2) OBP: 0.321, SLG: 0.431										4	0	0	0	0	1	2				
<b>Jack Howell, L</b> (1, 9) OBP: 0.319, SLG: 0.432										3	0	0	0	1	1	2				
<b>Bobby Rose, R</b> (1, 5) OBP: 0.429, SLG: 0.714										3	0	3	2	0	0	0				
<b>Kent Anderson, R</b> (1, 6) OBP: 0.268, SLG: 0.244										3	0	1	0	0	0	3				
<b>Inning Stats</b>	R: 1 H: 2 E: 0 K: 2 S: 13	H: 2 LOB: 1 BB: 0 P: 22	R: 0 H: 1 E: 0 K: 1 S: 10	H: 1 LOB: 2 BB: 1 P: 18	R: 0 H: 0 E: 0 K: 0 S: 5	H: 0 LOB: 0 BB: 0 P: 6	R: 1 H: 3 E: 0 K: 0 S: 10	H: 3 LOB: 2 BB: 0 P: 15	R: 0 H: 0 E: 0 K: 0 S: 6	H: 0 LOB: 0 BB: 0 P: 9	R: 1 H: 1 E: 0 K: 0 S: 11	H: 1 LOB: 1 BB: 1 P: 22	R: 0 H: 1 E: 0 K: 0 S: 4	H: 1 LOB: 1 BB: 0 P: 9	R: 0 H: 0 E: 0 K: 1 S: 10	H: 0 LOB: 0 BB: 0 P: 13	1B: 5 2B: 1 3B: 1 HR: 1	SF: 0 SAC: 0 DP: 0 HBP: 0	WP: 0 PB: 0 CS: 0	PA: 34
<b>PITCHER</b>	IP	WLS	BF	H	R	ER	SO	BB	IBB	HBP	BLK	WP	HR	S	P	ERA	WHIP			
<b>Mike Dyer, R</b> (1, 1) ERA: 4.93	6.0	L	27	7	3	3	3	2	0	0	0	0	0	55	92	4.50	1.500			
<b>Gary Wayne, L</b> (7, 1) ERA: 3.57	2.0		7	1	0	0	1	0	0	0	0	0	0	14	22	0.00	0.500			

Minnesota Twins @ California Angels  
Anaheim Stadium, Anaheim, CA  
Tue Aug 15 1989, 10:05 PM EDT  
Att: 32,050 - Unknown

AB	32
R	3
H	8
RBI	3
BB	2
SO	4
LOB	15





Batter	1	2	3	4	5	6	7	8	9	AB	R	H	RBI	BB	SO	LOB	TOP										
<b>Al Newman, S</b> OBP: 0.345, SLG: 0.314 (1, 6)	G6-3		F7		G1-3			1B		4	0	1	0	0	0	1											
<b>Dan Gladden, R</b> OBP: 0.338, SLG: 0.399 (1, 8)	F9		G1-3			G4-3		K		4	0	0	0	0	1	2											
<b>Randy Bush, L</b> OBP: 0.348, SLG: 0.446 (1, 7)	2B			P5		G3-1			1B 2B	4	1	2	0	0	0	0											
<b>Gary Gaetti, R</b> OBP: 0.288, SLG: 0.412 (1, 5)	K			E7 HR		K2-3			1B 2B	4	1	1	1	0	2	1											
<b>Kent Hrbek, L</b> OBP: 0.371, SLG: 0.535 (1, 3)		G4-3		HR			L8		P9	4	1	1	2	0	0	1											
<b>Brian Harper, R</b> OBP: 0.340, SLG: 0.427 (1, 9)	K			F9			P8		G4-6-3	4	0	0	0	0	1	1											
<b>Jim Dwyer, L</b> OBP: 0.392, SLG: 0.405 (1, 10)	G4-3			F7			F8			3	0	0	0	0	0	0											
<b>Wally Backman, S</b> OBP: 0.310, SLG: 0.301 (1, 4)			G4-3		G3-1			L7		3	0	0	0	0	0	0											
<b>Tim Laudner, R</b> OBP: 0.303, SLG: 0.355 (1, 2)			S 1B		G1-3			P3		3	0	1	0	0	0	0											
<b>Inning Stats</b>	R: 0 H: 1 E: 0 K: 1 S: 11	H: 1 LOB: 1 BB: 0 P: 18	R: 0 H: 0 E: 0 K: 1 S: 5	H: 0 LOB: 0 BB: 11	R: 0 H: 1 E: 0 K: 0 S: 9	H: 1 LOB: 1 BB: 0 P: 14	R: 2 H: 1 E: 1 K: 0 S: 9	H: 1 LOB: 0 BB: 0 P: 19	R: 0 H: 0 E: 0 K: 0 S: 5	H: 0 LOB: 0 BB: 0 P: 10	R: 0 H: 0 E: 0 K: 1 S: 7	H: 0 LOB: 0 BB: 12	R: 0 H: 0 E: 0 K: 0 S: 4	H: 0 LOB: 0 BB: 6	R: 0 H: 1 E: 0 K: 1 S: 11	H: 1 LOB: 1 BB: 0 P: 17	R: 1 H: 2 E: 0 K: 0 S: 5	H: 2 LOB: 2 BB: 0 P: 8	1B: 3 2B: 2 3B: 0 HR: 1	SF: 0 SAC: 0 DP: 1 HBP: 0	WP: 0 PB: 0 SB: 1 CS: 0	PA: 33					
<b>PITCHER</b>	IP	WLS	BF	H	R	ER	SO	BB	IBB	HBP	BLK	WP	HR	S	P	ERA	WHIP										
<b>Mike Witt, R</b> ERA: 4.33 (1, 1)	8.0	W	31	6	3	2	4	0	0	0	0	0	1	63	112	2.25	0.750										
<b>Bob McClure, L</b> ERA: 1.74 (9, 1)	1.0		2	0	0	0	0	0	0	0	0	0	0	3	3	0.00	0.000										

Minnesota Twins @ California Angels  
Anaheim Stadium, Anaheim, CA  
Wed Aug 16 1989, 6:33 AM EDT  
Att: 32,993 - Unknown

AB	33
R	3
H	6
RBI	3
BB	0
SO	4
LOB	6



Batter	1	2	3	4	5	6	7	8	9	AB	R	H	RBI	BB	SO	LOB	BOTTOM										
<b>Devon White, S</b> OBP: 0.299, SLG: 0.406 (1, 8)	K	G4-3			G6-3 1B		1B IBB	G4-3		4	1	1	0	1	1	3											
<b>Kent Anderson, R</b> OBP: 0.274, SLG: 0.246 (1, 6)	1B BB		K		G6-3 1-2		1B 1B			3	2	1	1	1	1	1											
<b>Johnny Ray, S</b> OBP: 0.332, SLG: 0.363 (1, 4)	1B		F9		G3		2B 1B			4	1	2	2	0	0	0											
<b>Wally Joyner, L</b> OBP: 0.344, SLG: 0.415 (1, 3)	P5		HR			CS 1B	1B 2B			4	1	3	2	0	0	2											
<b>Brian Downing, R</b> OBP: 0.366, SLG: 0.407 (1, 10)	1B		G6-3			P3 1-2	F9			4	0	1	1	0	0	2											
<b>Chili Davis, S</b> OBP: 0.327, SLG: 0.436 (1, 7)	K			K		F8		G5-3		4	0	0	0	0	2	2											
<b>Tony Armas, R</b> OBP: 0.302, SLG: 0.506 (1, 9)		P5		P9			FC6-4 1B	G6-3		4	0	1	0	0	0	0											
<b>Lance Parrish, R</b> OBP: 0.323, SLG: 0.430 (1, 2)	1B			L8			F8	BB BB		3	0	1	0	1	0	1											
<b>Bobby Rose, R</b> OBP: 0.455, SLG: 0.900 (1, 5)	K				HR		FC6-4 1B WP	BB		3	2	1	1	1	1	2											
<b>Inning Stats</b>	R: 1 H: 2 E: 0 K: 2 S: 15	H: 2 LOB: 2 BB: 1 P: 25	R: 0 H: 1 E: 0 K: 1 S: 13	H: 1 LOB: 1 BB: 0 P: 21	R: 1 H: 1 E: 0 K: 1 S: 10	H: 1 LOB: 0 BB: 0 P: 15	R: 0 H: 0 E: 0 K: 1 S: 8	H: 0 LOB: 0 BB: 0 P: 12	R: 1 H: 2 E: 0 K: 0 S: 7	H: 2 LOB: 0 BB: 0 P: 10	R: 0 H: 1 E: 0 K: 0 S: 6	H: 1 LOB: 0 BB: 12	R: 4 H: 4 E: 0 K: 0 S: 16	H: 4 LOB: 1 BB: 1 P: 26	R: 0 H: 0 E: 0 K: 0 S: 7	H: 0 LOB: 2 BB: 2 P: 17	R: 0 H: 0 E: 0 K: 0 S: 7	H: 0 LOB: 2 BB: 2 P: 17	1B: 8 2B: 1 3B: 0 HR: 2	SF: 0 SAC: 0 DP: 1 HBP: 0	WP: 1 PB: 0 SB: 0 CS: 1	PA: 37					
<b>PITCHER</b>	IP	WLS	BF	H	R	ER	SO	BB	IBB	HBP	BLK	WP	HR	S	P	ERA	WHIP										
<b>Shane Rawley, L</b> ERA: 4.96 (1, 1)	6.2	L	29	9	6	6	5	1	1	0	0	0	2	69	113	8.10	1.500										
<b>Mark Guthrie, L</b> ERA: 3.94 (7, 1)	1.1		8	2	1	1	0	2	0	0	0	0	0	13	25	6.75	3.000										

Minnesota Twins @ California Angels  
Anaheim Stadium, Anaheim, CA  
Wed Aug 16 1989, 6:33 AM EDT  
Att: 32,993 - Unknown

AB	33
R	7
H	11
RBI	7
BB	4
SO	5
LOB	13





Batter	1	2	3	4	5	6	7	8	9	AB	R	H	RBI	BB	SO	LOB	TOP							
Jerry Browne, S OBP: 0.377, SLG: 0.409	1-2 WP 1B	0-0 SH5-3		0-1 HR		4-1 1B BB			4-2 SH3-4 BB	2	2	2	1	2	0	0	<b>Cleveland Indians @ California Angels</b> Anaheim Stadium, Anaheim, CA Fri Aug 18, 1989, 10:05 PM EDT Att: 52,286 - Unknown							
Felix Fermin, R OBP: 0.311, SLG: 0.268	4-1 1B	1-1 G6-3		0-0 FC5-4 1B		0-1 1-2 2-H 1B			0-2 SH3-4	3	1	2	1	1	0	1								
Brook Jacoby, R OBP: 0.359, SLG: 0.425	2-3 K	2-2 G4-3		0-0 FC5-4 1-2		2-3 K			4-0 BB	4	0	0	0	1	2	6								
Joe Carter, R OBP: 0.294, SLG: 0.471	0-1 1B		0-1 P6		2-2 F5			1-0 G5-3	1-3 K	5	0	1	1	0	1	2								
Mike Young, S OBP: 0.293, SLG: 0.278	0-0 1-3 2-H 1B		0-2 G5-3		0-0 G5-3			0-3 K	1-3 K	5	0	1	1	0	2	2								
Albert Belle, R OBP: 0.291, SLG: 0.449	0-2 P4		0-2 1B		0-0 F7			3-3 K		4	0	1	0	0	1	2								
Cory Snyder, R OBP: 0.251, SLG: 0.361	2-3 K		0-3 K			1-1 P3		1-3 K		4	0	0	0	0	3	3								
Brad Komminsk, R OBP: 0.331, SLG: 0.468		1-0 1B		3-2 P4		3-3 K		3-3 K		3	1	1	0	0	1	0								
Pete O'Brien, L OBP: 0.367, SLG: 0.385		3B								1	0	0	0	0	1	0								
Andy Allanson, R OBP: 0.276, SLG: 0.284		1-1 G6-3 SH5-3 1B		2-2 L6-3		0-2 1B		2-2 G1-3		3	1	2	1	0	0	0								
Dave Clark, L OBP: 0.323, SLG: 0.400										1	0	0	0	0	0	0								
Joel Skinner, R OBP: 0.278, SLG: 0.301										0	0	0	0	0	0	0								
<b>Inning Stats</b>	R: 2 E: 0 K: 2 S: 17	H: 3 LOB: 2 BB: 1 P: 26	R: 1 E: 0 K: 0 S: 9	H: 2 LOB: 1 BB: 0 P: 14	R: 0 E: 0 K: 1 S: 9	H: 1 LOB: 0 BB: 0 P: 11	R: 1 E: 0 K: 0 S: 10	H: 2 LOB: 1 BB: 0 P: 15	R: 0 E: 0 K: 0 S: 5	H: 0 LOB: 0 BB: 0 P: 7	R: 1 E: 0 K: 2 S: 15	H: 2 LOB: 2 BB: 1 P: 25	R: 0 E: 0 K: 2 S: 7	H: 0 LOB: 0 BB: 0 P: 11	R: 0 E: 0 K: 2 S: 10	H: 0 LOB: 0 BB: 0 P: 16	R: 0 E: 0 K: 2 S: 11	H: 0 LOB: 2 BB: 2 P: 21	1B: 7 2B: 1 3B: 1 HR: 1	SF: 0 SAC: 2 DP: 0 HBP: 0	WP: 2 PB: 0 SB: 0 CS: 0	PA: 41		
<b>PITCHER</b>	IP WLS BF H R ER SO BB IBB HBP BLK WP HR S P ERA WHIP	5.2 W 4 0 0 5 4 2 0 0 0 1 1 61 92 7.94 2.118	1.1 W 4 0 0 0 3 0 0 0 0 0 0 11 17 0.00 0.000	2.0 S 8 0 0 0 4 2 0 0 0 0 0 21 37 0.00 1.000																				

AB	35
R	5
H	10
RBI	5
BB	4
SO	11
LOB	16



Batter	1	2	3	4	5	6	7	8	9	AB	R	H	RBI	BB	SO	LOB	BOTTOM						
Devon White, S OBP: 0.299, SLG: 0.411	1-2 G6-3		0-0 HR		2-2 E4 1B				0-3 K	4	2	1	2	0	1	0	<b>Cleveland Indians @ California Angels</b> Anaheim Stadium, Anaheim, CA Fri Aug 18, 1989, 10:05 PM EDT Att: 52,286 - Unknown						
Claudell Washington, L OBP: 0.322, SLG: 0.437	3-3 K		3-3 K		1-2 F9			1-2 1B	3B	4	1	1	0	0	2	1							
Johnny Ray, S OBP: 0.336, SLG: 0.374	1-0 BLK 1B		3-2 HR		2-2 G4-3			1-0 1B		4	1	3	2	0	0	1							
Wally Joyner, L OBP: 0.344, SLG: 0.412	2-2 L9		0-0 G3		4-2 S 1B BB			2-3 K		3	1	0	0	1	1	2							
Chili Davis, S OBP: 0.329, SLG: 0.436		4-2 BB	3-3 K		3-2 1B			2-0 P8		3	0	1	2	1	1	1							
Tony Armas, R OBP: 0.295, SLG: 0.494		0-0 L8		2-3 K		1-2 G5-3		1-3 K		4	0	0	0	0	2	1							
Lance Parrish, R OBP: 0.322, SLG: 0.428		1-3 K		1-2 FC4-6 1B		0-1 L4-3		1-3 K		4	0	1	0	0	2	1							
Jack Howell, L OBP: 0.319, SLG: 0.433		3-2 G3		2-2 FC4-6 1-2		0-0 2B		2-3 K		4	0	1	0	0	1	2							
Kent Anderson, R OBP: 0.275, SLG: 0.243			4-2 HR		0-0 F7		1-2 G6-3			2	1	0	0	1	0	2							
<b>Inning Stats</b>	R: 0 E: 0 K: 1 S: 12	H: 1 LOB: 1 BB: 0 P: 19	R: 0 E: 0 K: 1 S: 10	H: 0 LOB: 1 BB: 1 P: 18	R: 3 E: 0 K: 2 S: 14	H: 2 LOB: 0 BB: 1 P: 27	R: 0 E: 1 K: 1 S: 12	H: 1 LOB: 1 BB: 0 P: 17	R: 2 E: 0 K: 0 S: 18	H: 1 LOB: 1 BB: 1 P: 30	R: 0 E: 0 K: 0 S: 9	H: 1 LOB: 1 BB: 0 P: 11	R: 1 E: 0 K: 2 S: 12	H: 2 LOB: 1 BB: 0 P: 18	R: 0 E: 0 K: 3 S: 10	H: 0 LOB: 0 BB: 0 P: 14		1B: 4 2B: 1 3B: 1 HR: 2	SF: 0 SAC: 0 DP: 0 HBP: 0	WP: 0 PB: 0 SB: 2 CS: 0	PA: 35		
<b>PITCHER</b>	IP WLS BF H R ER SO BB IBB HBP BLK WP HR S P ERA WHIP	5.0 L 7 3 1 1 1 0 0 0 0 0 0 17 21 6.75 2.250	1.1 L 7 3 1 1 1 0 0 0 0 0 0 14 22 0.00 0.000																				

AB	32
R	6
H	8
RBI	6
BB	3
SO	10
LOB	11





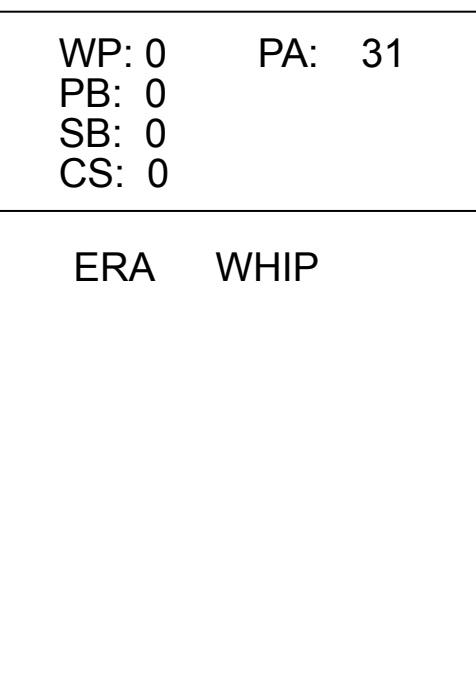




Batter	1	2	3	4	5	6	7	8	9	AB	R	H	RBI	BB	SO	LOB	TOP					
Jerry Browne, S (1, 4) OBP: 0.376, SLG: 0.406	2-1 G6-4-3 1B		1-2 L9			4-0 G5-3 BB		0-0 G4-3		3	0	1	0	1	0	0						
Brook Jacoby, R (1, 5) OBP: 0.356, SLG: 0.421	0-0 G6-4-3 1-2		1-1 F9			1-0 G5-3 1-2			2-0 F8	4	0	0	0	0	0	2						
Dion James, L (1, 7) OBP: 0.374, SLG: 0.375	2-1 1B			1-2 F8		0-2 L7			0-2 G5-3	4	0	1	0	0	0	1						
Joe Carter, R (1, 8) OBP: 0.294, SLG: 0.473	1-0 SAFE P2			2-3 K		2-3 K			0-1 G3-1	4	0	0	0	0	2	2						
Pete O'Brien, L (1, 3) OBP: 0.364, SLG: 0.381		0-0 G5-3 1B		3-0 L8					3-2 F8	3	0	1	0	0	0	0						
Albert Belle, R (1, 9) OBP: 0.274, SLG: 0.421		3-2 G5-3 1-2			1-3 K				0-0 F8	3	0	0	0	0	1	1						
Dave Clark, L (1, 10) OBP: 0.318, SLG: 0.391		2-3 K2-3			0-0 L7				0-0 F8	3	0	0	0	0	1	1						
Joel Skinner, R (1, 2) OBP: 0.282, SLG: 0.300		2-3 K			1-0 K				1-3 K	2	0	1	0	0	1	1						
Paul Zuvella, R (8, PH) OBP: 0.226, SLG: 0.310										1	0	0	0	0	1	0						
Felix Fermin, R (1, 6) OBP: 0.310, SLG: 0.267									3-3 K	2	0	0	0	0	0	1						
Cory Snyder, R (8, PH) OBP: 0.250, SLG: 0.360										1	0	0	0	0	1	0						
Andy Allanson, R (8, 2) OBP: 0.276, SLG: 0.284										0	0	0	0	0	0	0						
<b>Inning Stats</b>	R: 0 E: 0 K: 0 S: 6	H: 2 LOB: 1 BB: 0 P: 11	R: 0 E: 0 K: 2 S: 11	H: 1 LOB: 1 BB: 0 P: 18	R: 0 E: 0 K: 0 S: 10	H: 0 LOB: 0 BB: 0 P: 12	R: 0 E: 0 K: 1 S: 11	H: 0 LOB: 0 BB: 0 P: 17	R: 0 E: 0 K: 1 S: 6	H: 1 LOB: 1 BB: 0 P: 9	R: 0 E: 0 K: 1 S: 7	H: 0 LOB: 1 BB: 1 P: 14	R: 0 E: 0 K: 0 S: 5	H: 0 LOB: 0 BB: 0 P: 8	R: 0 E: 0 K: 2 S: 7	H: 0 LOB: 0 BB: 0 P: 11	R: 0 E: 0 K: 0 S: 6	H: 0 LOB: 0 BB: 0 P: 8	1B: 4 2B: 0 3B: 0 HR: 0	SF: 0 SAC: 0 DP: 1 HBP: 0	WP: 0 PB: 0 SB: 0 CS: 0	PA: 31
<b>PITCHER</b> Kirk McCaskill, R (1, 1) ERA: 2.83	IP: 9.0 WLS: W BF: 31 H: 4 R: 0 ER: 0 SO: 7 BB: 1 IBB: 0 HBP: 0 BLK: 0 WP: 0 HR: 0 S: 69 P: 108 ERA: 0.00 WHIP: 0.556															<b>PITCHER</b>	IP: 9.0 WLS: W BF: 31 H: 4 R: 0 ER: 0 SO: 7 BB: 1 IBB: 0 HBP: 0 BLK: 0 WP: 0 HR: 0 S: 69 P: 108 ERA: 0.00 WHIP: 0.556					

Cleveland Indians @ California Angels  
Anaheim Stadium, Anaheim, CA  
Sun Aug 20 1989, 6:33 AM EDT  
Att: 32,640 - Sunny

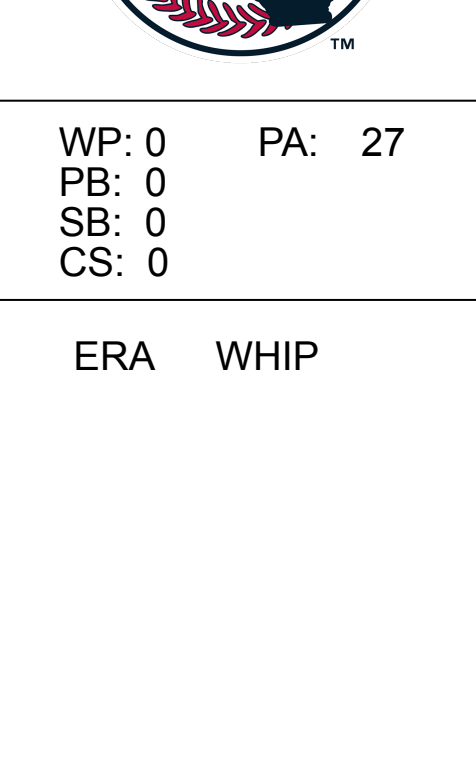
AB	30
R	0
H	4
RBI	0
BB	1
SO	7
LOB	9



Batter	1	2	3	4	5	6	7	8	9	AB	R	H	RBI	BB	SO	LOB	BOTTOM					
Devon White, S (1, 8) OBP: 0.300, SLG: 0.408	1-1 P7			2-2 1B		1-3 K				3	0	1	0	0	1	0						
Kent Anderson, R (1, 6) OBP: 0.282, SLG: 0.246	2-2 L9			2-2 F9-6-4 1B			2-2 E5 SH2-3 SF8			3	1	1	0	0	0	0						
Johnny Ray, S (1, 4) OBP: 0.338, SLG: 0.376	1-1 P2			0-0 P4			1-0 SH2-3			2	0	0	0	0	0	2						
Wally Joyner, L (1, 3) OBP: 0.343, SLG: 0.416		0-2 P6		2-2 F9-6-4 1-2			2-3 SF8			2	0	0	1	0	0	2						
Chili Davis, S (1, 7) OBP: 0.330, SLG: 0.441		2-2 F8			0-0 F9		3-H F9			3	0	0	0	0	0	0						
Tony Armas, R (1, 9) OBP: 0.290, SLG: 0.484		1-2 P6			1-1 G5-3			0-2 G5-3		3	0	0	0	0	0	0						
Brian Downing, R (1, 10) OBP: 0.360, SLG: 0.490			2-2 F9		0-0 G5-3			0-1 G5-3		3	0	0	0	0	0	0						
Bobby Rose, R (1, 5) OBP: 0.429, SLG: 0.923			3-3 K			2-2 L9		0-1 K		3	0	1	0	0	1	0						
John Orton, R (1, 2) OBP: 0.290, SLG: 0.484			2-1 G6-3			1-3 K		3-3 K		3	0	0	0	0	2	1						
<b>Inning Stats</b>	R: 0 E: 0 K: 0 S: 8	H: 0 LOB: 0 BB: 0 P: 12	R: 0 E: 0 K: 0 S: 9	H: 0 LOB: 0 BB: 0 P: 12	R: 0 E: 0 K: 1 S: 8	H: 0 LOB: 0 BB: 0 P: 15	R: 0 E: 0 K: 0 S: 12	H: 2 LOB: 1 BB: 0 P: 18	R: 0 E: 0 K: 0 S: 4	H: 0 LOB: 0 BB: 0 P: 5	R: 0 E: 0 K: 2 S: 10	H: 0 LOB: 0 BB: 0 P: 14	R: 1 E: 1 K: 0 S: 8	H: 0 LOB: 0 BB: 0 P: 15	R: 0 E: 0 K: 1 S: 12	H: 1 LOB: 1 BB: 0 P: 15	R: 0 E: 0 K: 1 S: 12	H: 1 LOB: 1 BB: 0 P: 15	1B: 2 2B: 1 3B: 1 HR: 0	SF: 1 SAC: 1 DP: 1 HBP: 0	WP: 0 PB: 0 SB: 0 CS: 0	PA: 27
<b>PITCHER</b> Bud Black, L (1, 1) ERA: 3.98	IP: 8.0 WLS: L BF: 27 H: 3 R: 1 ER: 0 SO: 4 BB: 0 IBB: 0 HBP: 0 BLK: 0 WP: 0 HR: 0 S: 71 P: 106 ERA: 0.00 WHIP: 0.375															<b>PITCHER</b>	IP: 8.0 WLS: L BF: 27 H: 3 R: 1 ER: 0 SO: 4 BB: 0 IBB: 0 HBP: 0 BLK: 0 WP: 0 HR: 0 S: 71 P: 106 ERA: 0.00 WHIP: 0.375					

Cleveland Indians @ California Angels  
Anaheim Stadium, Anaheim, CA  
Sun Aug 20 1989, 6:33 AM EDT  
Att: 32,640 - Sunny

AB	25
R	1
H	3
RBI	1
BB	0
SO	4
LOB	5





Batter	1	2	3	4	5	6	7	8	9	AB	R	H	RBI	BB	SO	LOB	TOP										
Devon White, S (1, 8) OBP: 0.298, SLG: 0.404	G3		L6		K		L4			4	0	0	0	0	1	4	<b>California Angels @ Kansas City Royals</b> Royals Stadium, Kansas City, MO Mon Aug 21 1989, 8:05 PM EDT Att: 37,170 - Unknown - 79 F										
Claudell Washington, L (1, 9) OBP: 0.316, SLG: 0.429 Bobby Rose, R (4, 5) OBP: 0.375, SLG: 0.800	K		FC1		F9-2		F8			2	0	0	0	0	1	1											
Johnny Ray, S (1, 4) OBP: 0.335, SLG: 0.373	F9		F8				F9			4	0	0	0	0	0	1											
Wally Joyner, L (1, 3) OBP: 0.342, SLG: 0.415		1B WP SF9 1B		F7		P3		G4-3		4	1	1	0	0	0	0											
Chili Davis, S (1, 7) OBP: 0.332, SLG: 0.441		1B		S BB		K		F8		3	0	1	0	1	1	0											
Brian Downing, R (1, 10) OBP: 0.359, SLG: 0.406		SF9		K		HR		K		3	1	1	2	0	2	1											
Lance Parrish, R (1, 2) OBP: 0.320, SLG: 0.432		F9		L4				1B 1B		4	0	1	0	0	1	2											
Jack Howell, L (1, 5) OBP: 0.322, SLG: 0.446		G4-3				L3		1B 1B		4	0	2	0	0	0	1											
Kent Anderson, R (1, 6) OBP: 0.291, SLG: 0.257 Tony Armas, R (9, PH) OBP: 0.288, SLG: 0.481			FC1 1B		SH			K		2	0	2	0	0	0	0											
<b>Inning Stats</b>	R: 0 E: 0 K: 1 S: 5	H: 0 LOB: 0 BB: 0 P: 9	R: 1 E: 0 K: 0 S: 10	H: 2 LOB: 1 BB: 0 P: 17	R: 0 E: 1 K: 0 S: 8	H: 1 LOB: 1 BB: 0 P: 11	R: 0 E: 0 K: 1 S: 13	H: 0 LOB: 1 BB: 1 P: 24	R: 0 E: 1 K: 1 S: 7	H: 0 LOB: 0 BB: 0 P: 9	R: 0 E: 0 K: 1 S: 9	H: 0 LOB: 0 BB: 0 P: 11	R: 1 E: 0 K: 1 S: 11	H: 2 LOB: 1 BB: 0 P: 14	R: 0 E: 0 K: 2 S: 6	H: 0 LOB: 0 BB: 0 P: 10		R: 0 E: 0 K: 12 S: 12	H: 2 LOB: 2 BB: 0 P: 17	1B: 6 2B: 2 3B: 0 HR: 1	SF: 1 SAC: 1 DP: 1 HBP: 0	WP: 1 PB: 0 SB: 1 CS: 0	PA: 36				
<b>PITCHER</b>	IP	WLS	BF	H	R	ER	SO	BB	IBB	HBP	BLK	WP	HR	S	P	ERA	WHIP										
Bret Saberhagen, R (1, 1) ERA: 2.7	8.0	W	31	6	2	2	5	1	0	0	0	1	1	69	105	2.25	0.875										
Rick Luecken, R (9, 1) ERA: 1.13	1.0	S	5	2	0	0	2	0	0	0	0	0	0	12	17	0.00	2.000										

Batter	1	2	3	4	5	6	7	8	9	AB	R	H	RBI	BB	SO	LOB	BOTTOM										
Kurt Stillwell, S (1, 6) OBP: 0.348, SLG: 0.413	G4-3 3B		P5		SF9 1B 1-2 2-3 1B		G3			4	1	2	0	0	0	0	<b>California Angels @ Kansas City Royals</b> Royals Stadium, Kansas City, MO Mon Aug 21 1989, 8:05 PM EDT Att: 37,170 - Unknown - 79 F										
Kevin Seitzer, R (1, 5) OBP: 0.390, SLG: 0.330 Bill Pecota, R (9, 5) OBP: 0.260, SLG: 0.415	P3			G6-3	G6-4-3 1B		G1-3			4	0	1	1	0	0	1											
George Brett, L (1, 3) OBP: 0.327, SLG: 0.402	G4-3			F9	SF9		F7			3	0	0	2	0	0	0											
Bo Jackson, R (1, 7) OBP: 0.311, SLG: 0.522	G5-3			S 2B	G6-4-3		P3			3	1	0	0	1	0	2											
Jim Eisenreich, L (1, 8) OBP: 0.353, SLG: 0.455	G1-3			1H 2B			F7			3	0	1	1	0	0	0											
Danny Tartabull, R (1, 10) OBP: 0.370, SLG: 0.452	K			BB			P3			2	0	0	0	1	1	0											
Pat Tabler, R (1, 9) OBP: 0.322, SLG: 0.306 Gary Thurman, R (7, 8) OBP: 0.322, SLG: 0.270	F8			L8			G6-3			3	0	0	0	0	0	2											
Frank White, R (1, 4) OBP: 0.308, SLG: 0.322					E5 1B 1B 1B		P4			3	1	1	0	0	0	0											
Mike Macfarlane, R (1, 2) OBP: 0.262, SLG: 0.339					G6-3 1B		P4			3	1	1	0	0	0	1											
<b>Inning Stats</b>	R: 1 E: 0 K: 0 S: 11	H: 1 LOB: 0 BB: 0 P: 21	R: 0 E: 0 K: 1 S: 9	H: 0 LOB: 0 BB: 0 P: 13	R: 0 E: 0 K: 0 S: 8	H: 1 LOB: 0 BB: 0 P: 13	R: 1 E: 0 K: 0 S: 16	H: 1 LOB: 2 BB: 2 P: 32	R: 2 E: 0 K: 0 S: 13	H: 3 LOB: 1 BB: 0 P: 17	R: 0 E: 0 K: 0 S: 7	H: 0 LOB: 0 BB: 0 P: 8	R: 0 E: 0 K: 0 S: 6	H: 0 LOB: 0 BB: 0 P: 10	R: 0 E: 0 K: 0 S: 5	H: 0 LOB: 0 BB: 0 P: 9		1B: 4 2B: 1 3B: 1 HR: 0	SF: 1 SAC: 0 DP: 2 HBP: 0	WP: 0 PB: 0 SB: 1 CS: 0	PA: 31						
<b>PITCHER</b>	IP	WLS	BF	H	R	ER	SO	BB	IBB	HBP	BLK	WP	HR	S	P	ERA	WHIP										
Chuck Finley, L (1, 1) ERA: 2.55	3.1	L	13	2	1	1	1	2	0	0	0	0	0	35	63	2.70	1.200										
Willie Fraser, R (1, 1) ERA: 2.1	3.0		12	3	2	1	0	0	0	0	0	0	0	26	35	3.00	1.000										
Rich Monteleone, R (5, 1) ERA: 2.51	1.0		3	0	0	0	0	0	0	0	0	0	0	5	9	0.00	0.000										
Bob McClure, L (8, 1) ERA: 1.69																											

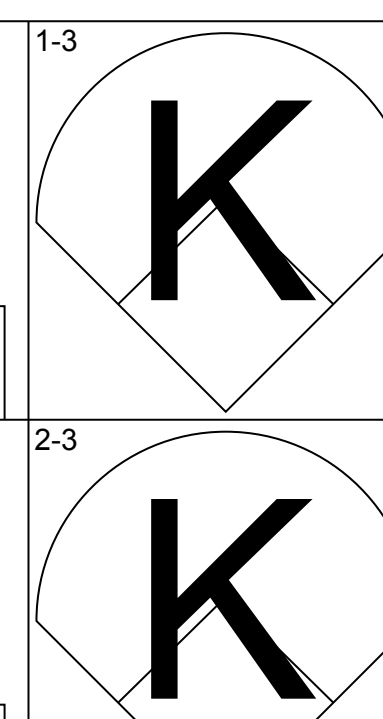
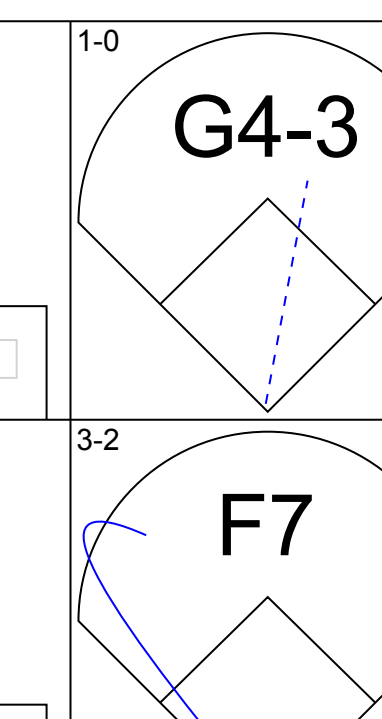
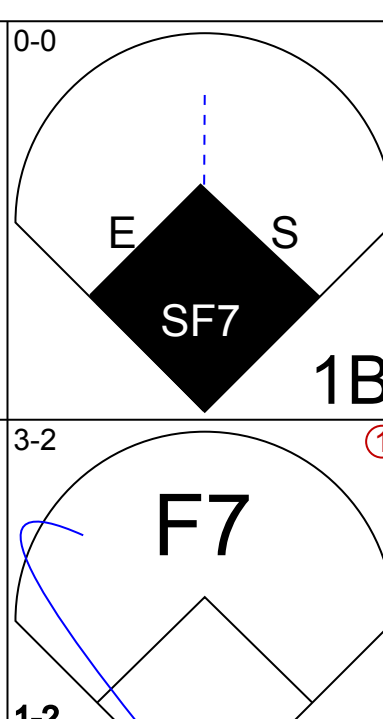
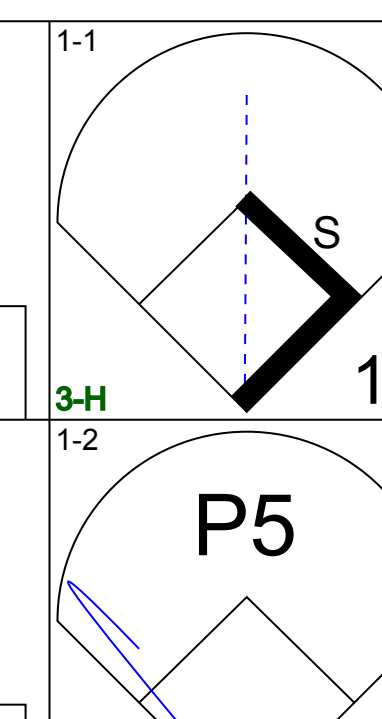
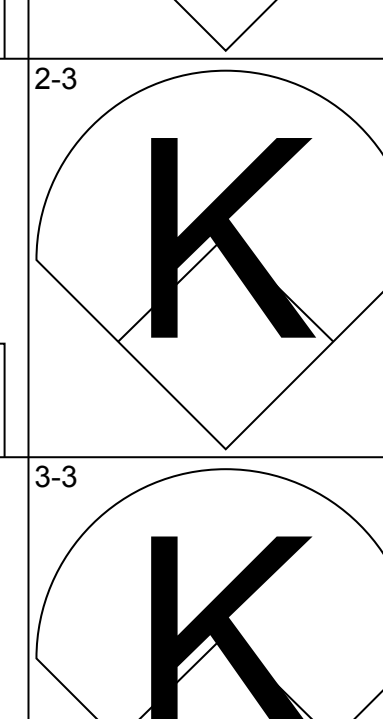
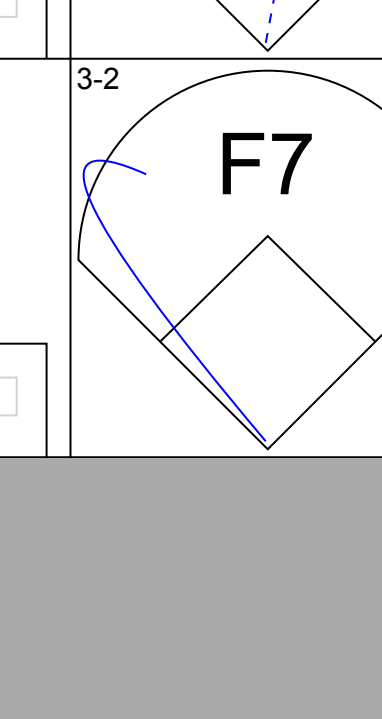
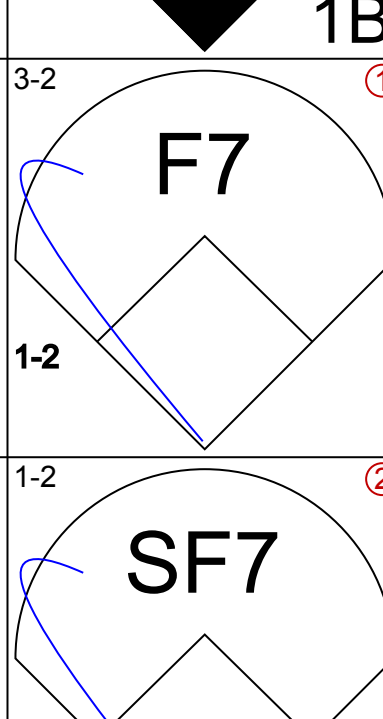
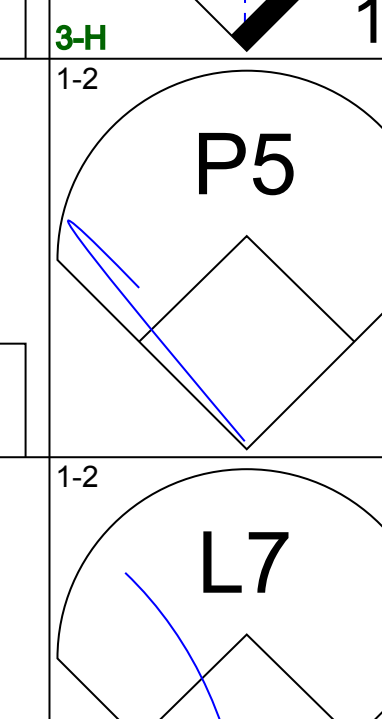
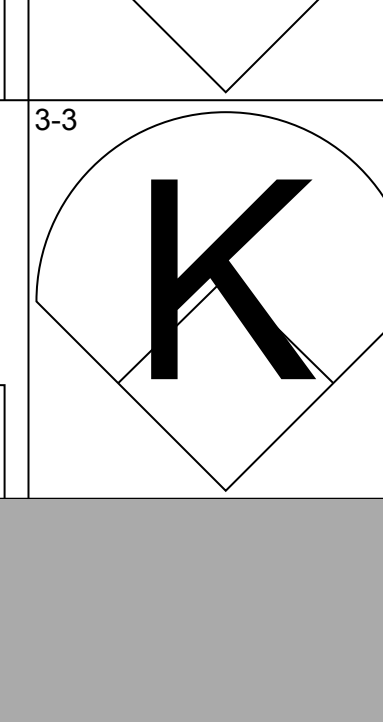
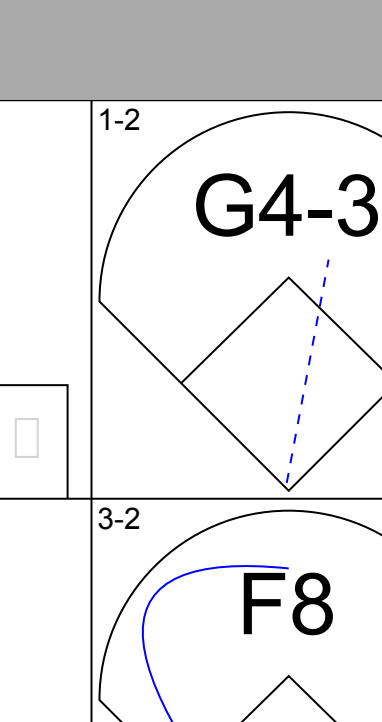
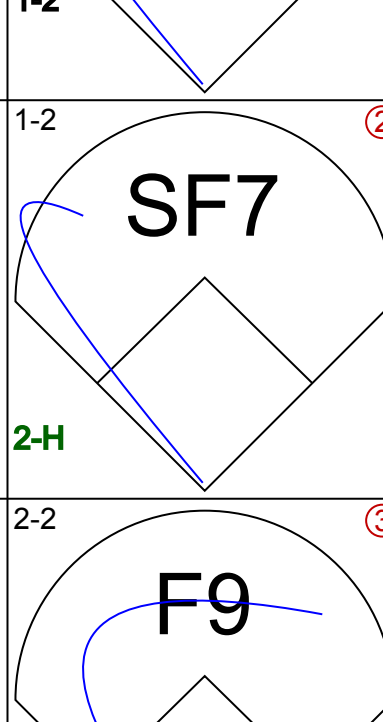
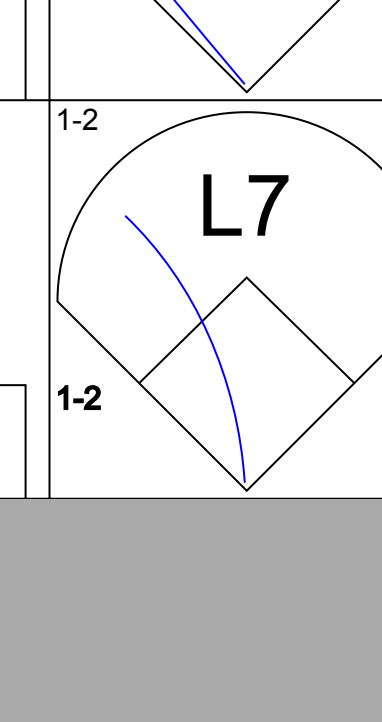
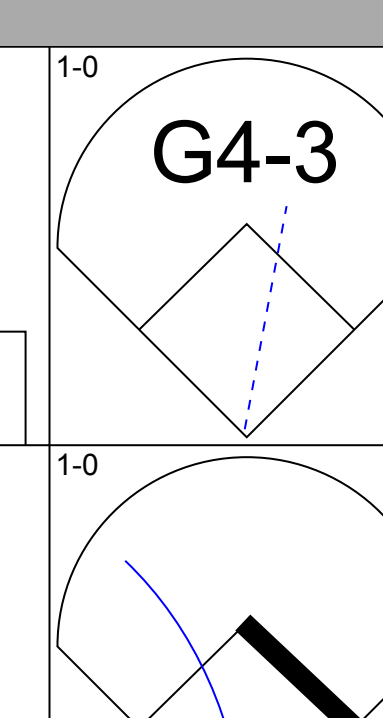
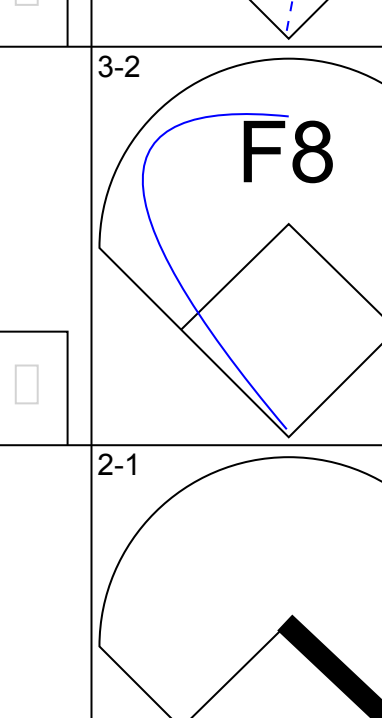
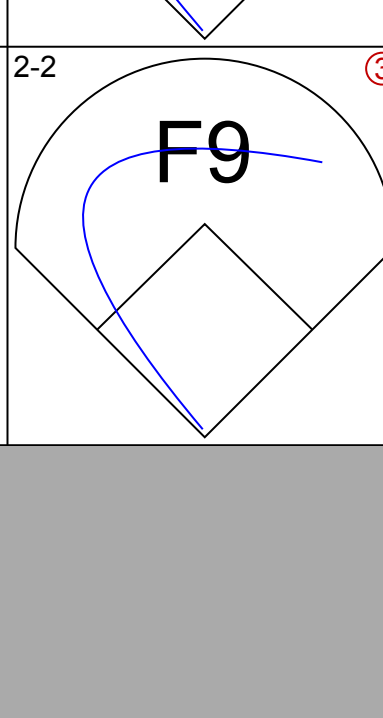
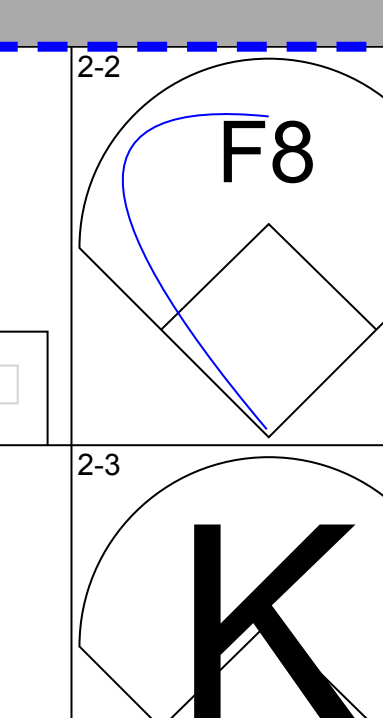
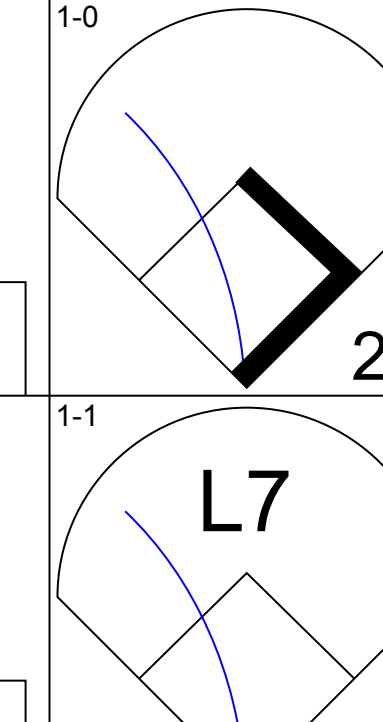
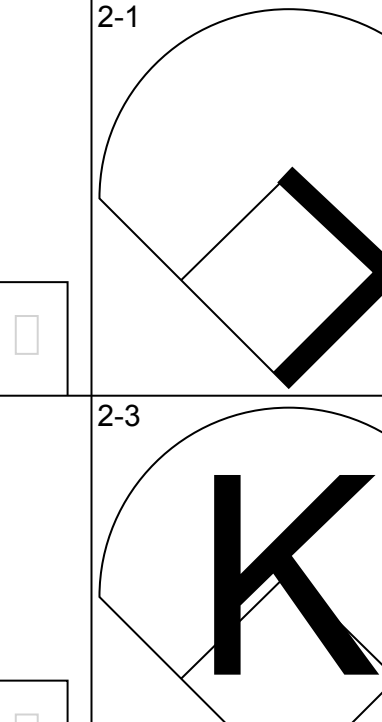
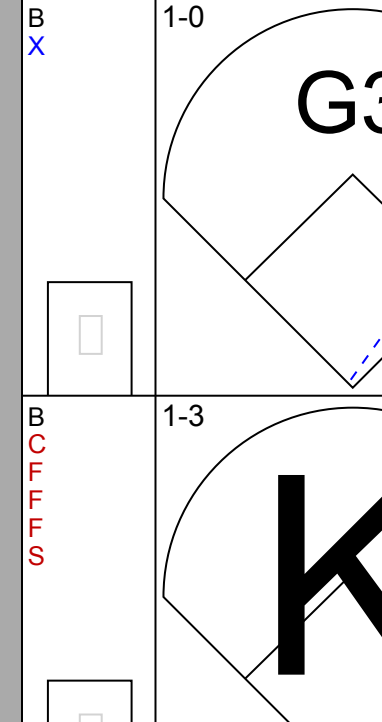
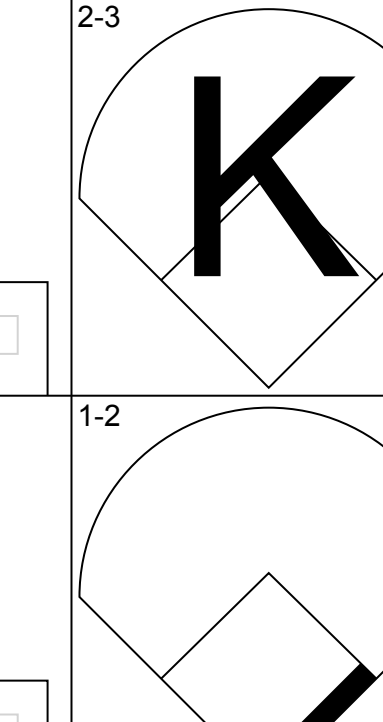
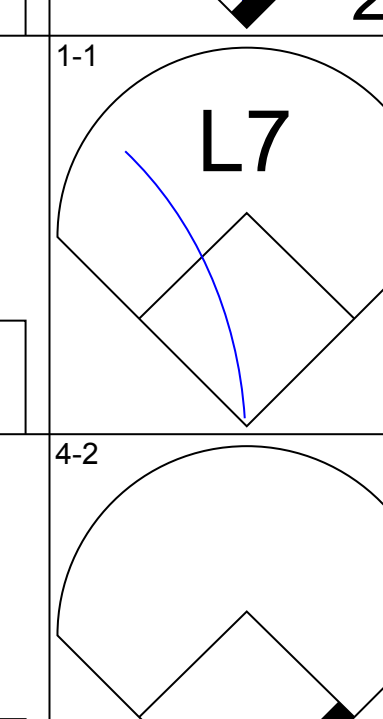
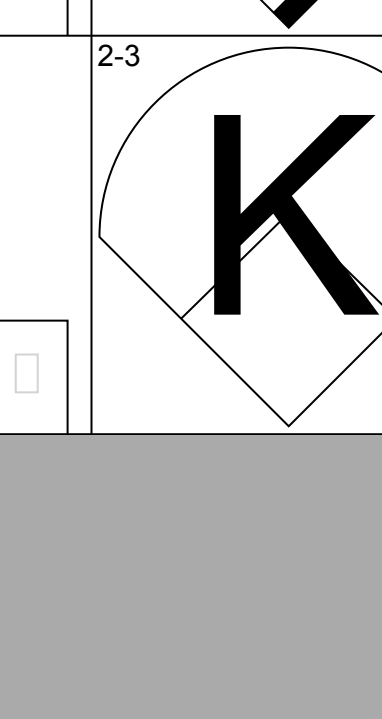
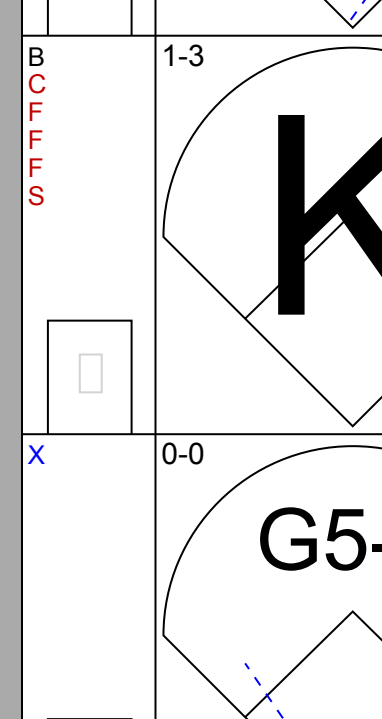
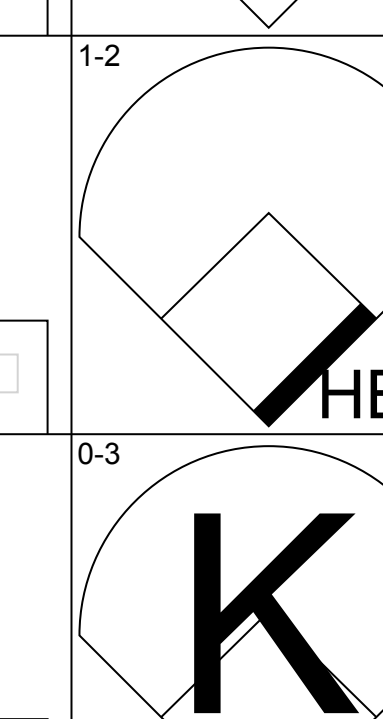
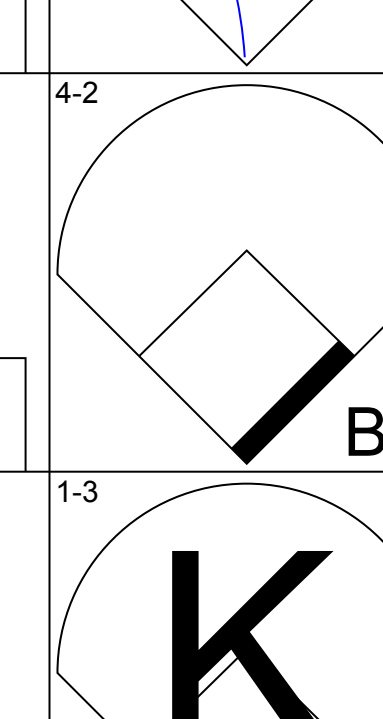
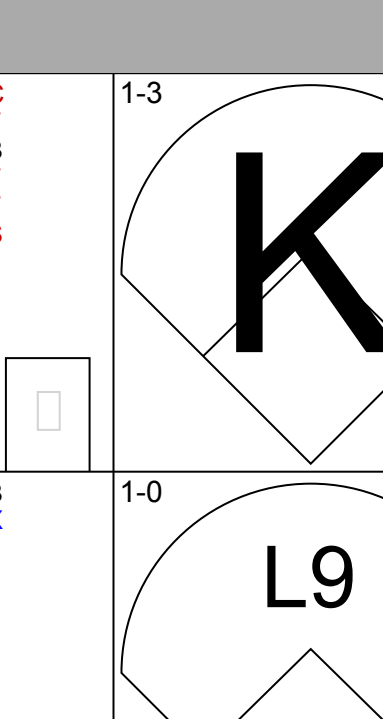
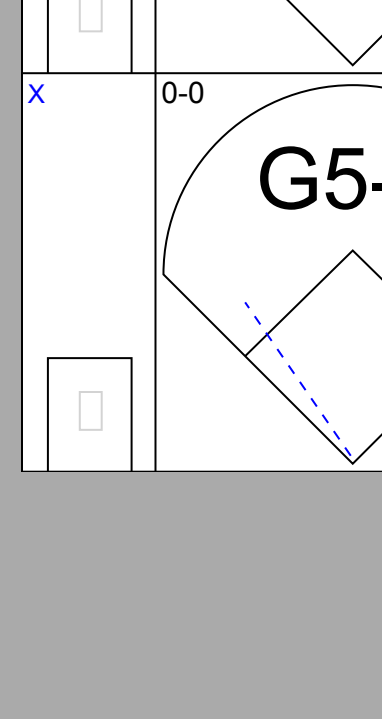
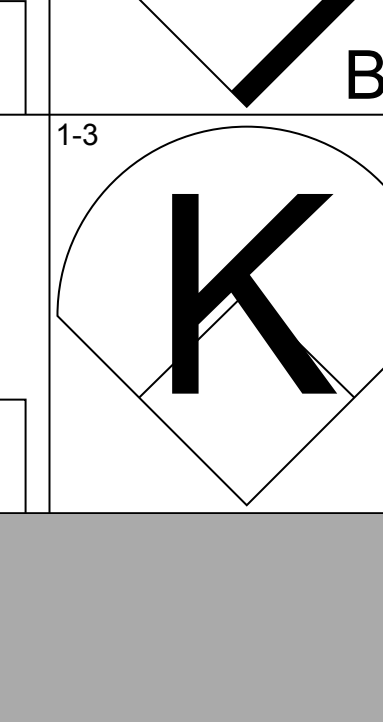
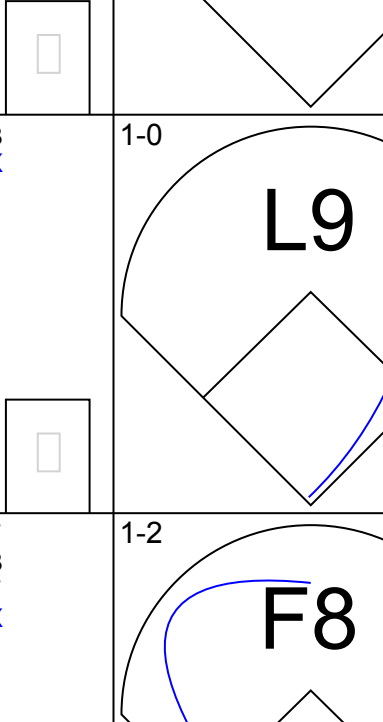
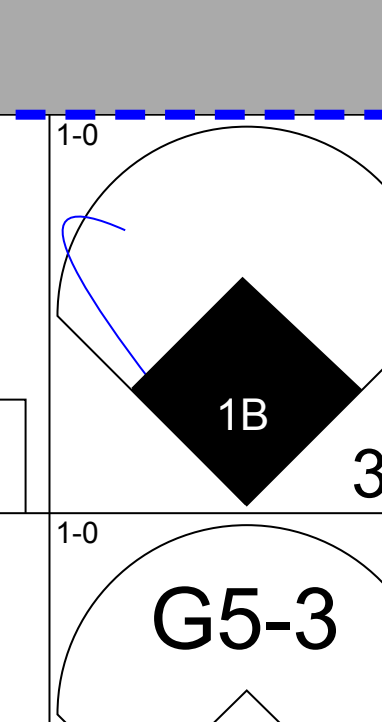
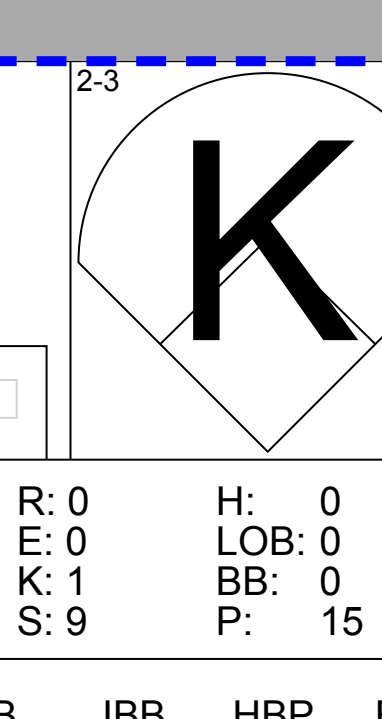
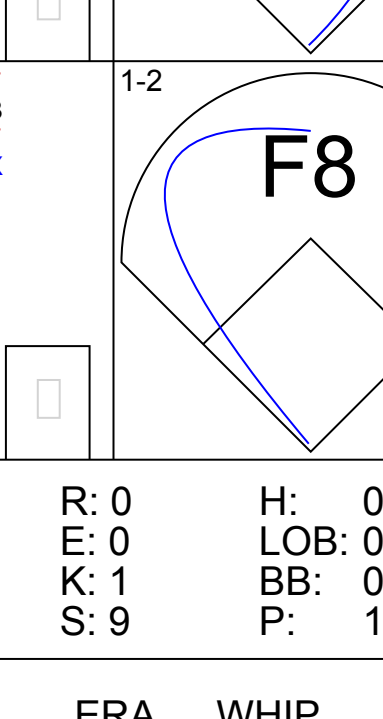
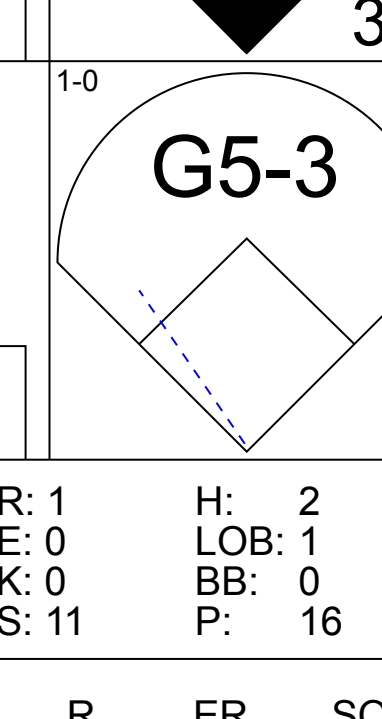
AB	33
R	2
H	8
RBI	2
BB	1
SO	7
LOB	14

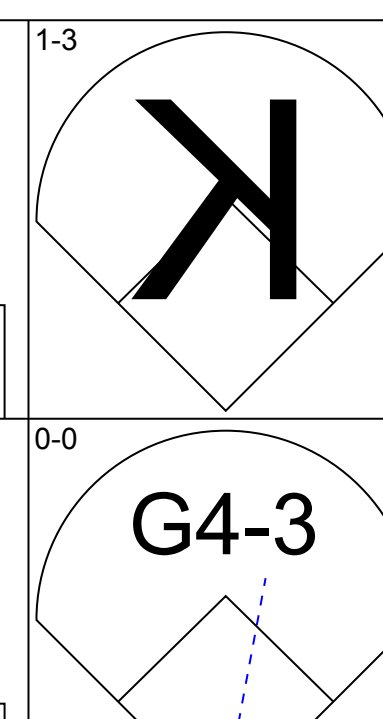
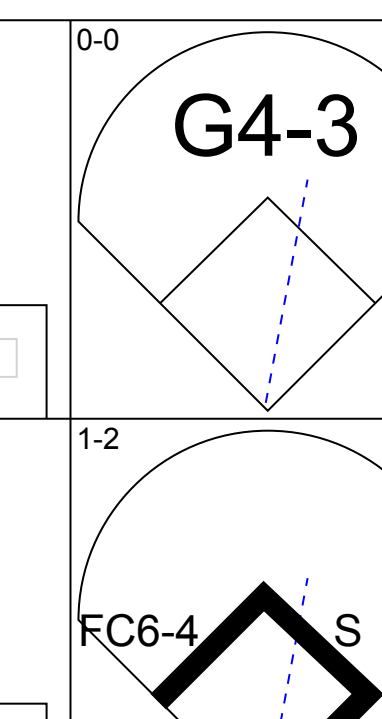
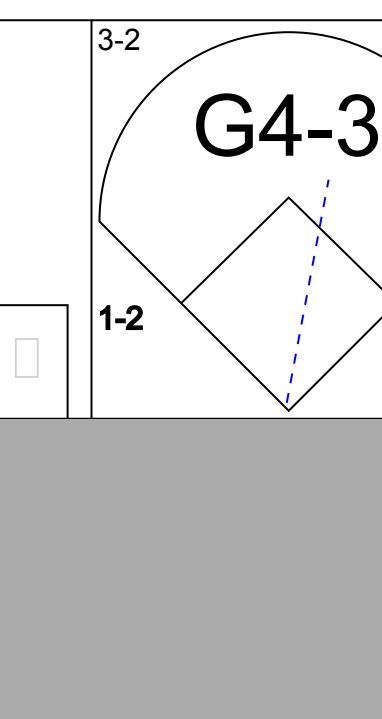
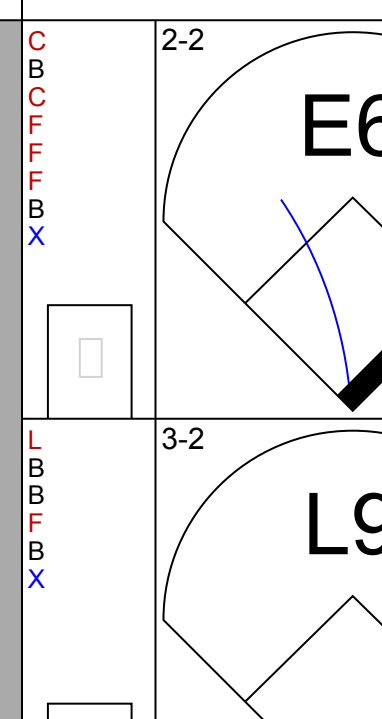
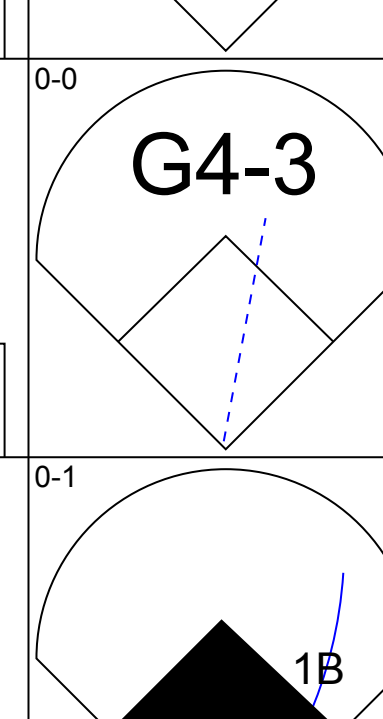
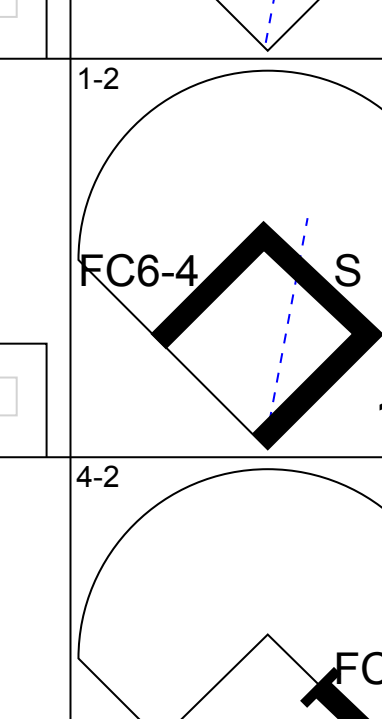
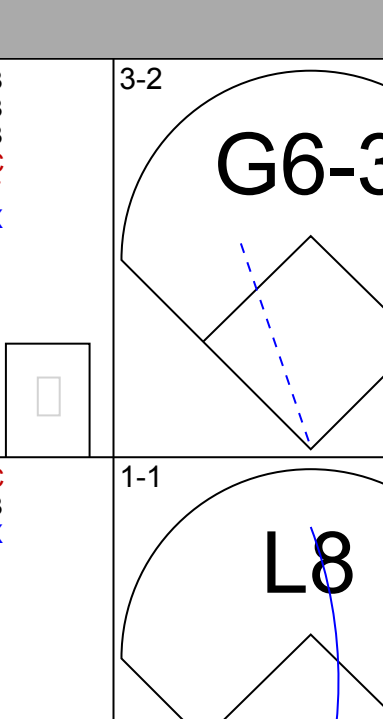
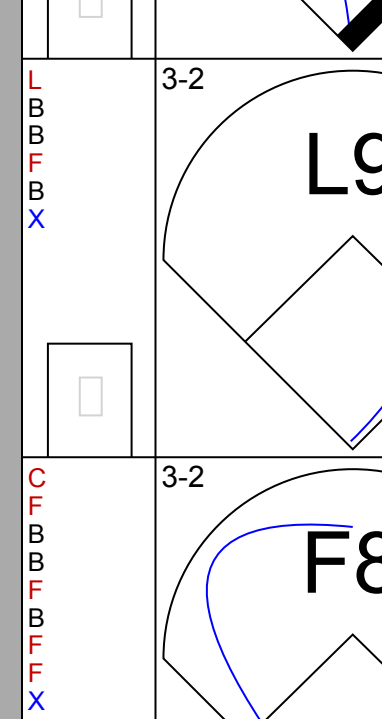
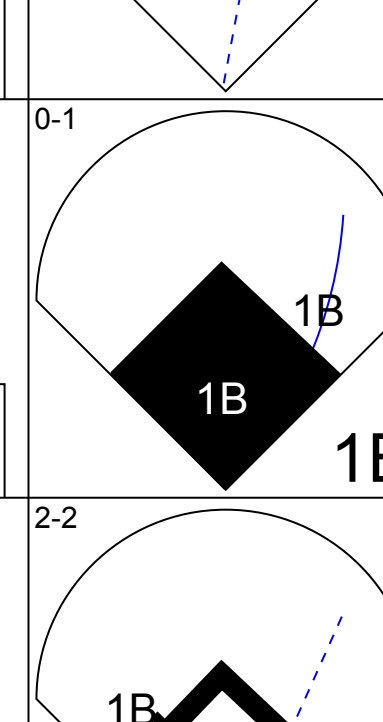
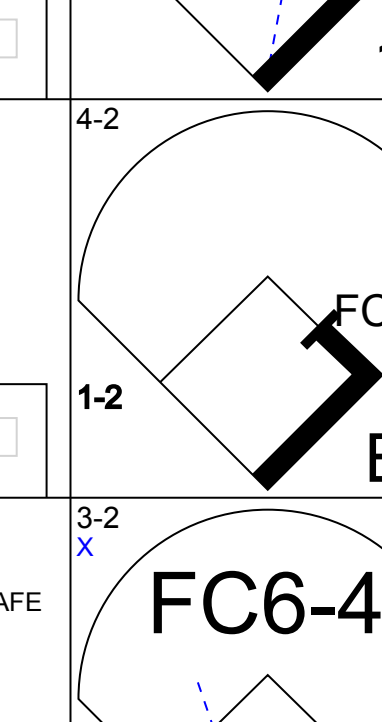
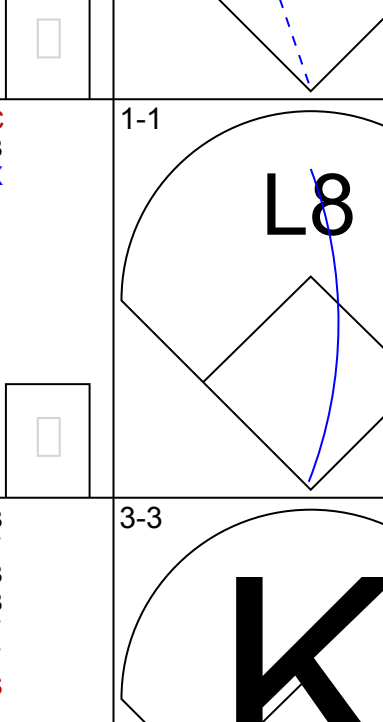
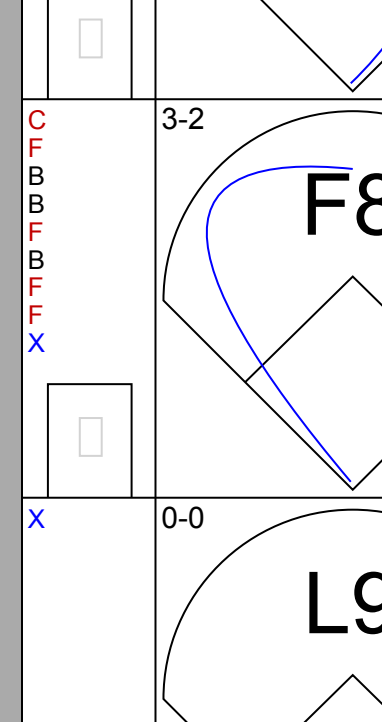
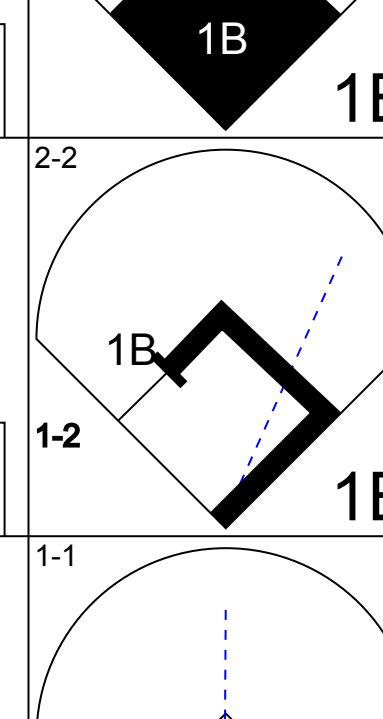
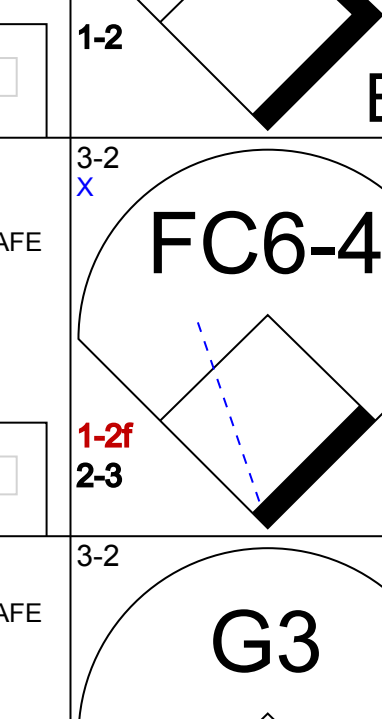
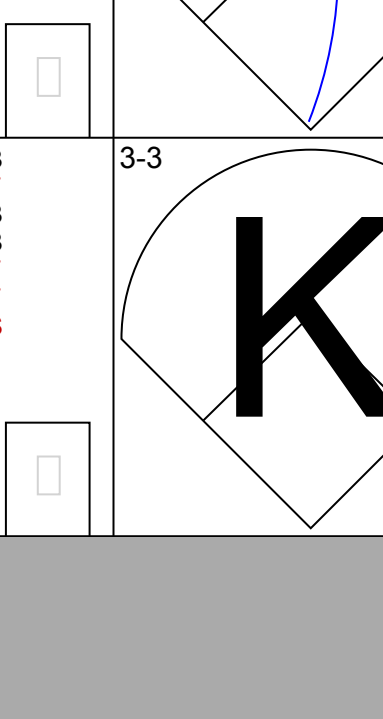
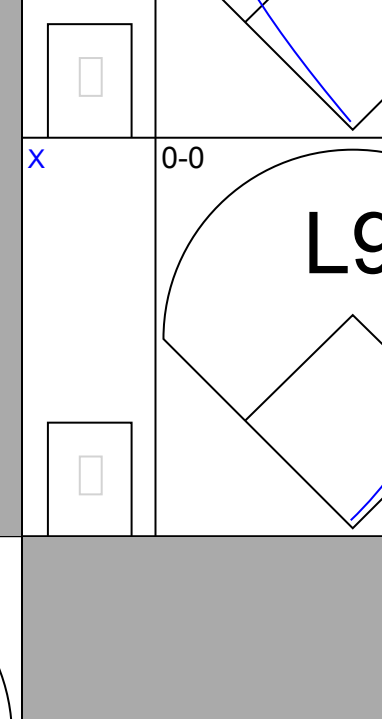
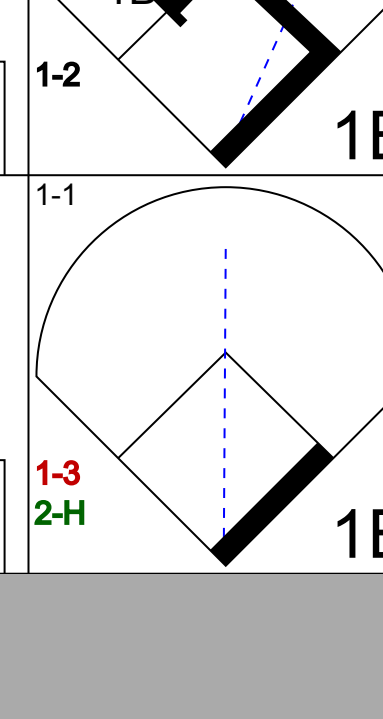
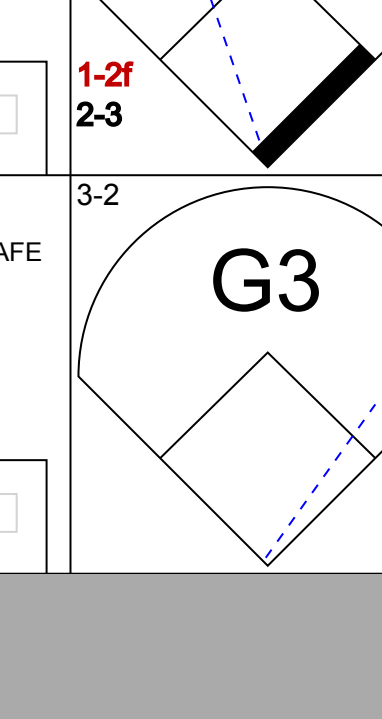
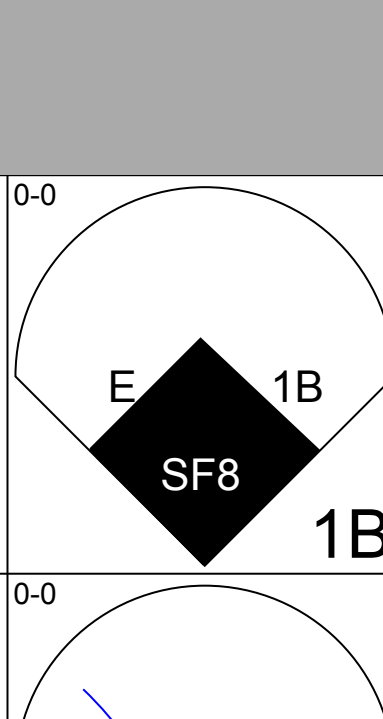
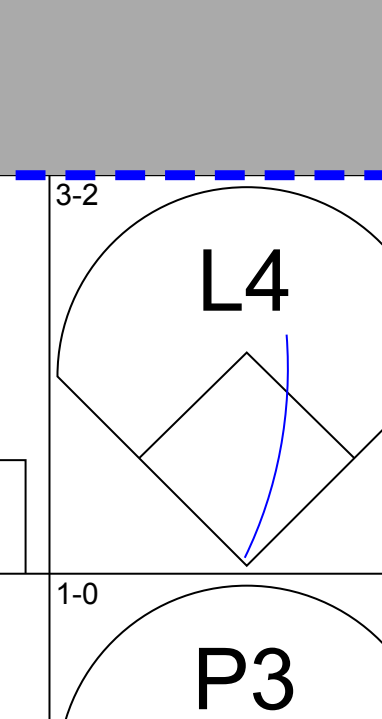
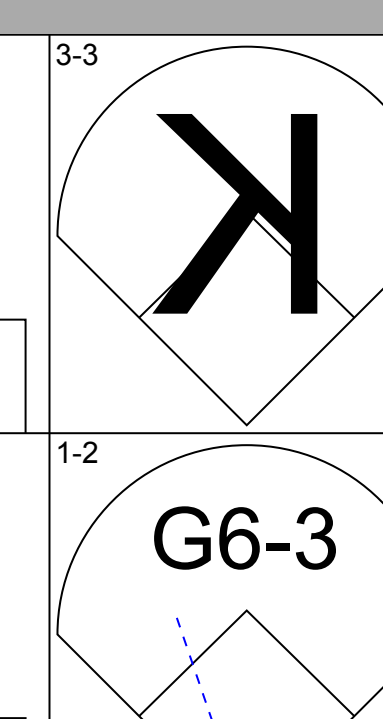
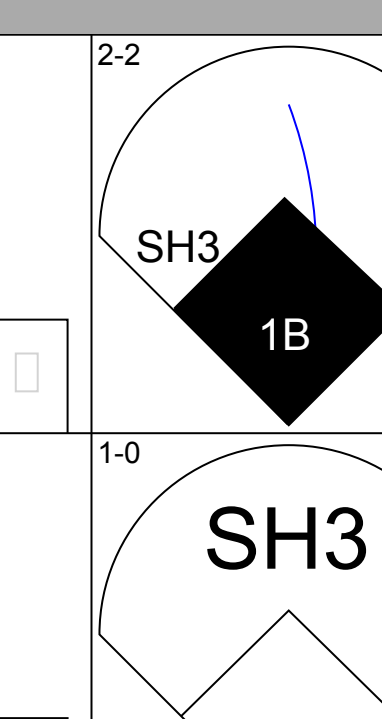
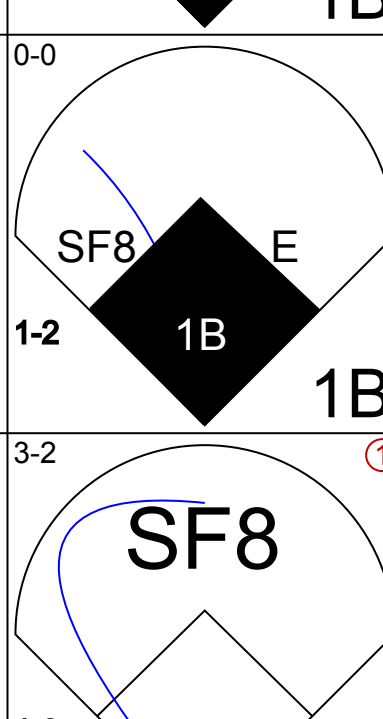
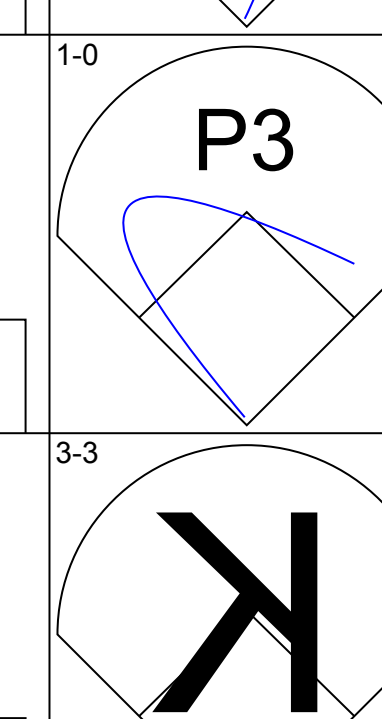
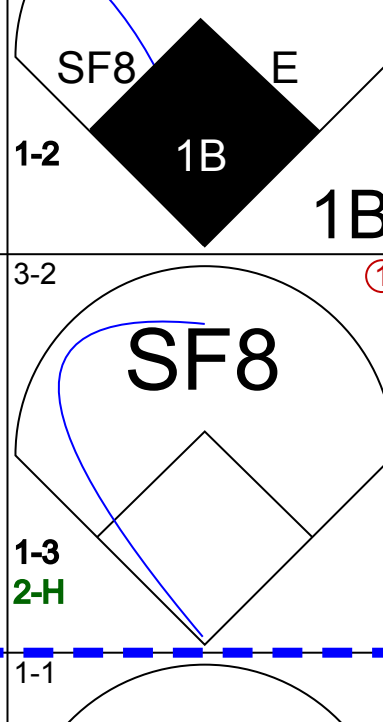
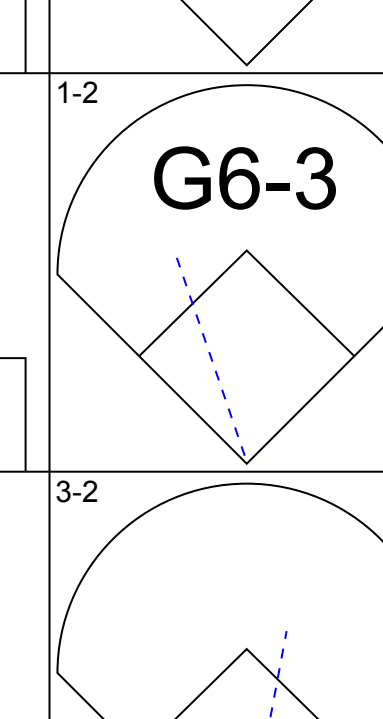
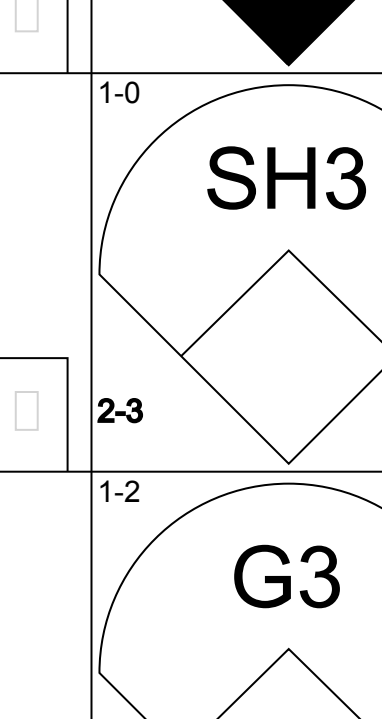
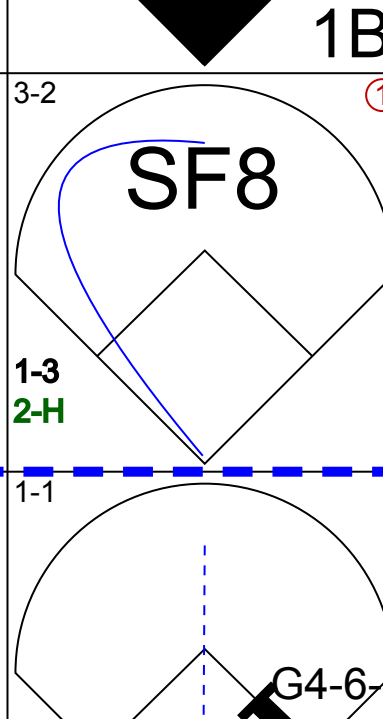
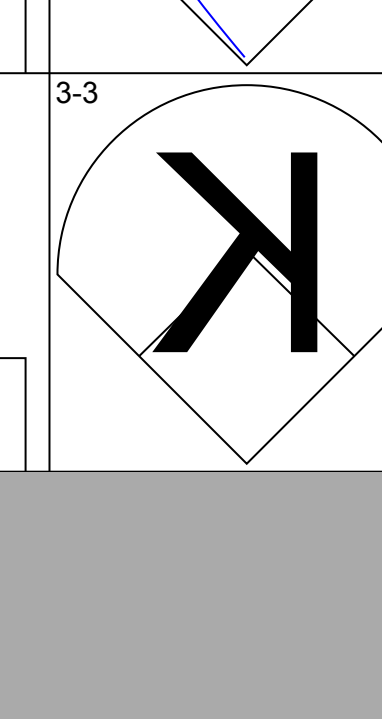
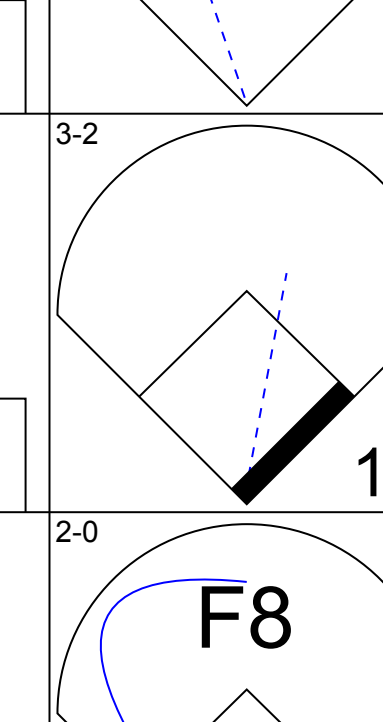
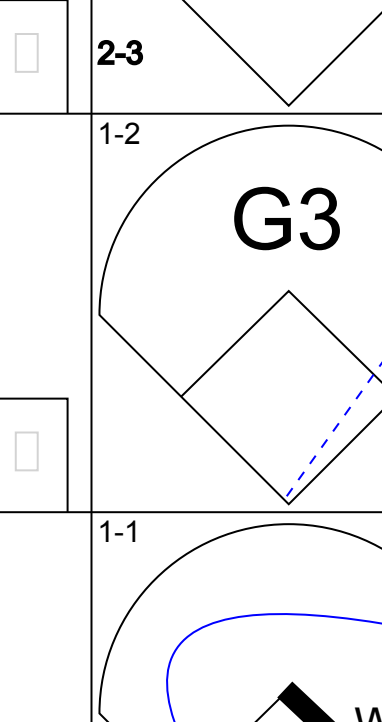
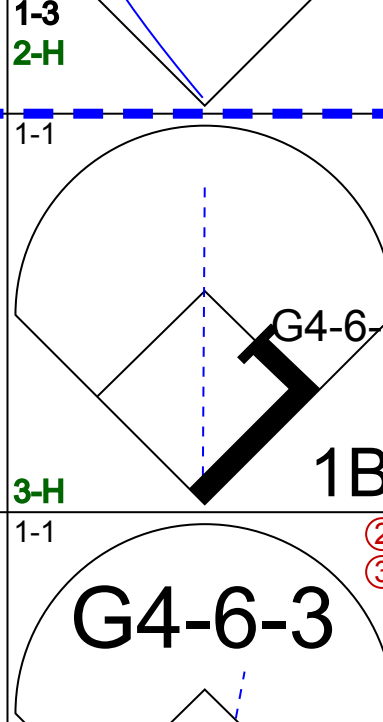
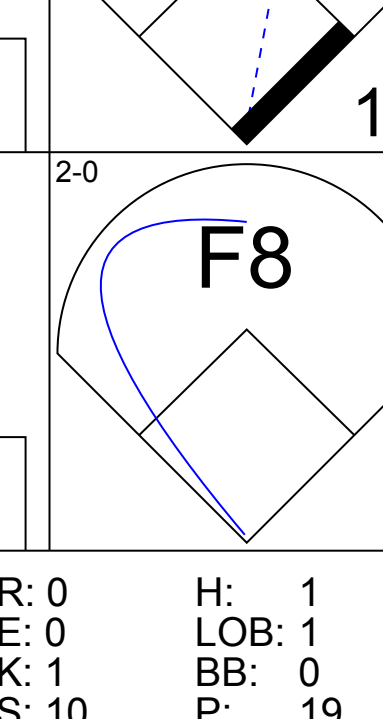
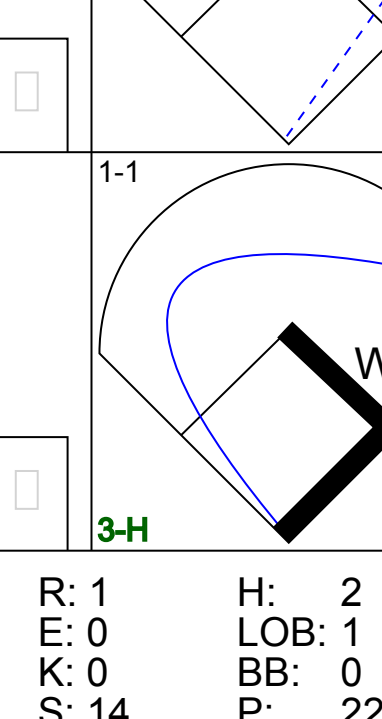
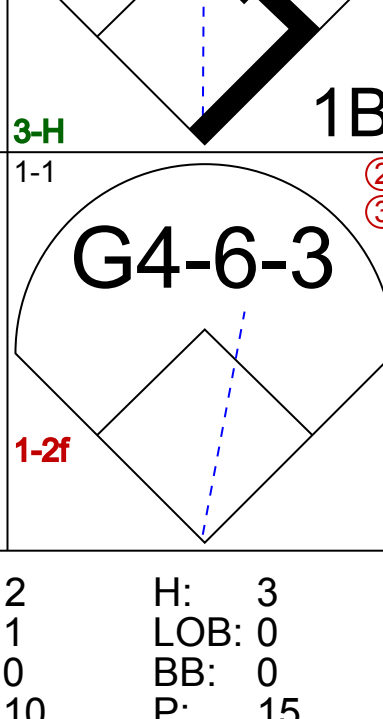


AB	28
R	4
H	6
RBI	4
BB	2
SO	1
LOB	6





Batter	1	2	3	4	5	6	7	8	9	AB	R	H	RBI	BB	SO	LOB	TOP				
Devon White, S (1, 8) OBP: 0.299, SLG: 0.405										4	1	2	1	0	1	0	<b>California Angels @ Kansas City Royals</b> Royals Stadium, Kansas City, MO Tue Aug 22 1989, 8:05 PM EDT Att: 27,836 - Unknown - 75 F				
Claudell Washington, L (1, 9) OBP: 0.312, SLG: 0.422										4	0	0	0	0	1	2					
Johnny Ray, S (1, 4) OBP: 0.332, SLG: 0.370										3	0	0	1	0	1	1					
Wally Joyner, L (1, 3) OBP: 0.339, SLG: 0.411										4	0	0	0	0	0	0					
Chili Davis, S (1, 7) OBP: 0.333, SLG: 0.446										4	0	2	0	0	1	0					
Brian Downing, R (1, 10) OBP: 0.359, SLG: 0.403										3	0	0	0	0	2	2					
Lance Parrish, R (1, 2) OBP: 0.320, SLG: 0.429										3	0	0	0	1	2	1					
Jack Howell, L (1, 5) OBP: 0.323, SLG: 0.450										3	1	1	0	0	1	2					
Kent Anderson, R (1, 6) OBP: 0.286, SLG: 0.252										3	0	0	0	0	1	1					
<b>Inning Stats</b>	R: 0 E: 0 K: 3 S: 10	H: 0 LOB: 0 BB: 0 P: 16	R: 0 E: 0 K: 1 S: 10	H: 1 LOB: 2 BB: 1 P: 18	R: 0 E: 0 K: 1 S: 9	H: 0 LOB: 0 BB: 0 P: 15	R: 0 E: 0 K: 1 S: 12	H: 1 LOB: 1 BB: 0 P: 20	R: 0 E: 0 K: 1 S: 9	H: 0 LOB: 0 BB: 0 P: 12	R: 1 E: 1 K: 0 S: 11	H: 1 LOB: 0 BB: 0 P: 17	R: 0 E: 0 K: 1 S: 7	H: 0 LOB: 0 BB: 0 P: 9	R: 1 E: 0 K: 0 S: 11	H: 2 LOB: 1 BB: 0 P: 16	1B: 2 2B: 2 3B: 1 HR: 0	SF: 1 SAC: 0 DP: 0 HBP: 1	WP: 0 PB: 0 SB: 2 CS: 0	PA: 34	
<b>PITCHER</b>	IP	WLS	BF	H	R	ER	SO	BB	IBB	HBP	BLK	WP	HR	S	P	ERA	WHIP				
Mark Gubicza, R (1, 1) ERA: 3.01	2.0		8	1	0	0	4	1	0	0	0	0	0	20	34	0.00	1.000				
Terry Leach, R (3, 1) ERA: 3.55	5.0	W	17	2	1	0	4	0	0	0	0	0	0	48	73	0.00	0.400				
Rick Luecken, R (8, 1) ERA: 2.0	1.0		5	2	1	1	0	0	0	0	0	0	0	11	16	9.00	2.000				
Jeff Montgomery, R (9, 1) ERA: 1.26	1.0	S	4	0	0	0	2	0	0	1	0	0	0	11	16	0.00	0.000				

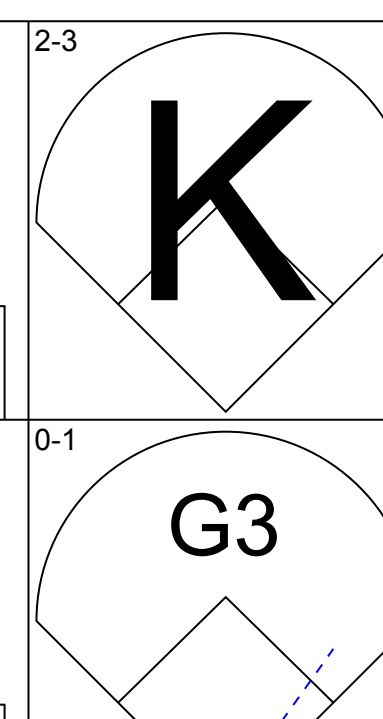
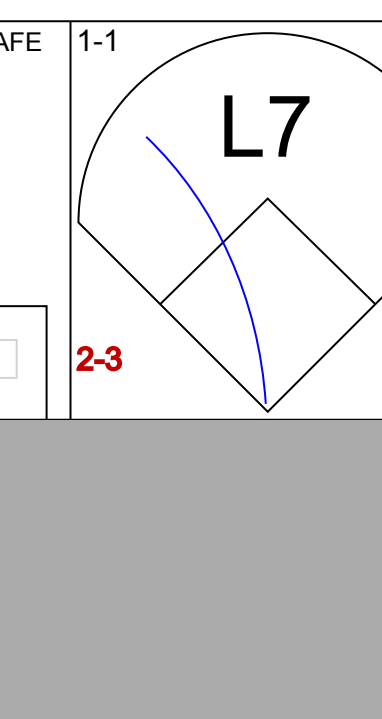
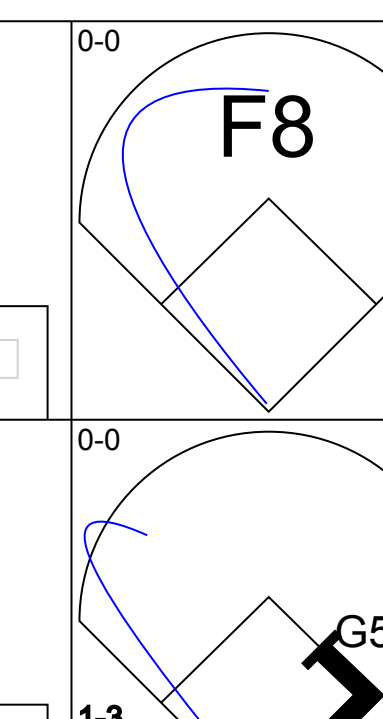
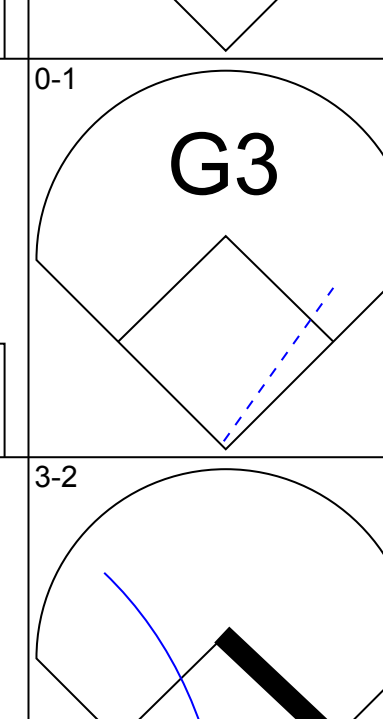
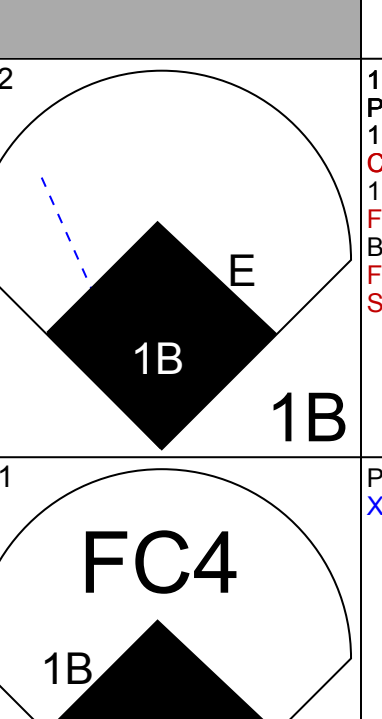
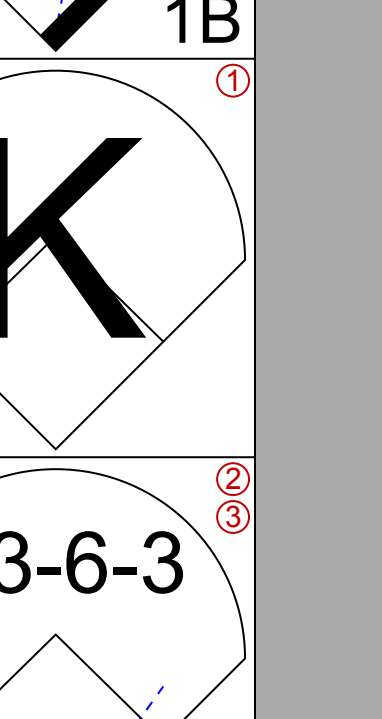
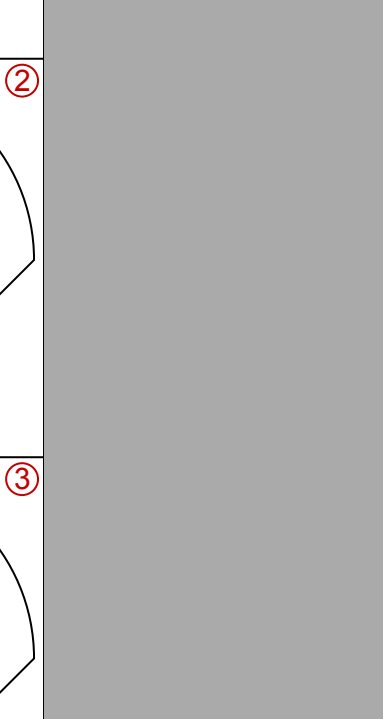
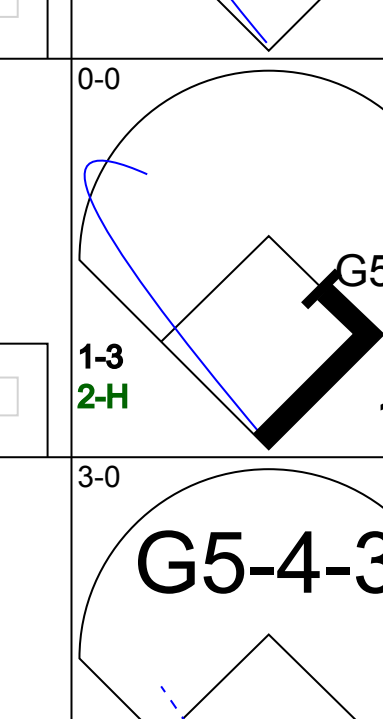
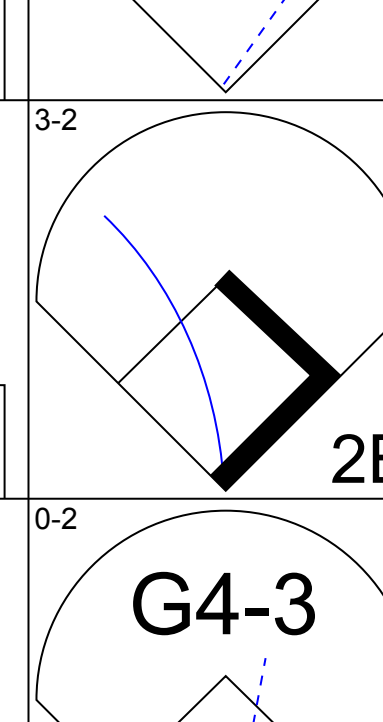
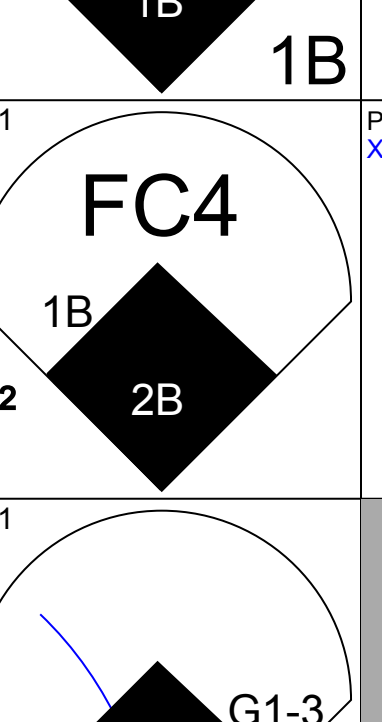
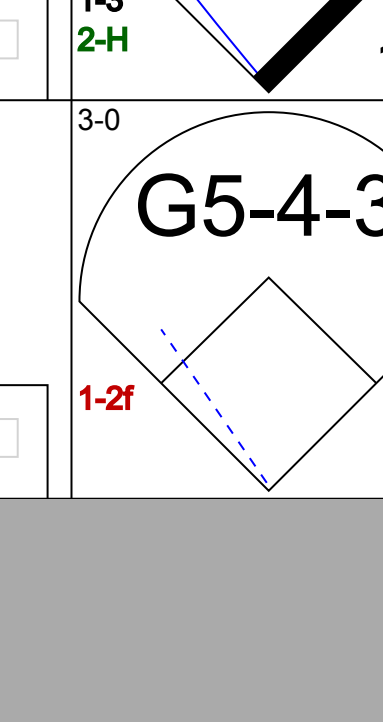
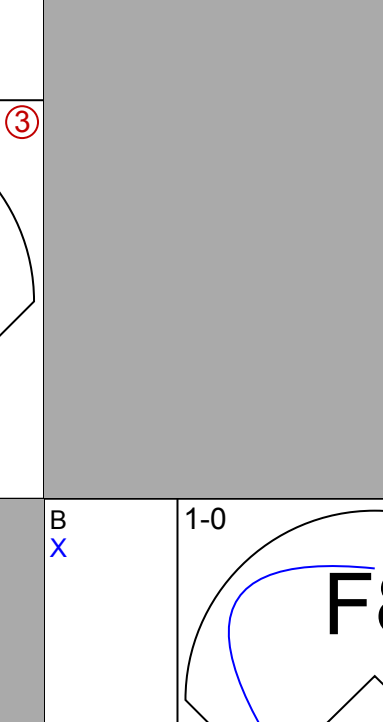
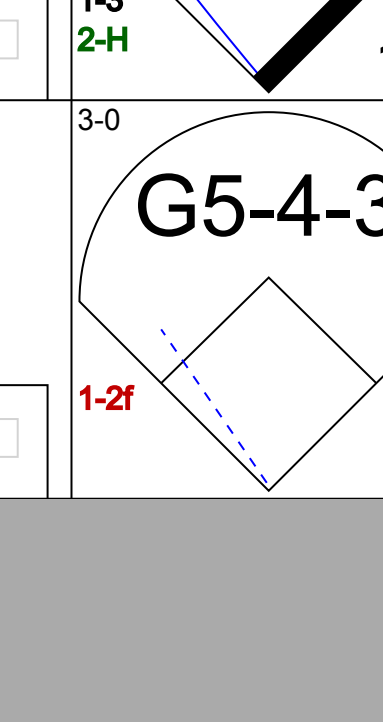


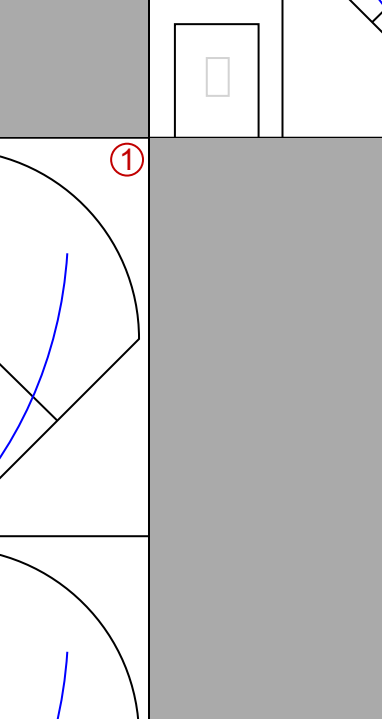



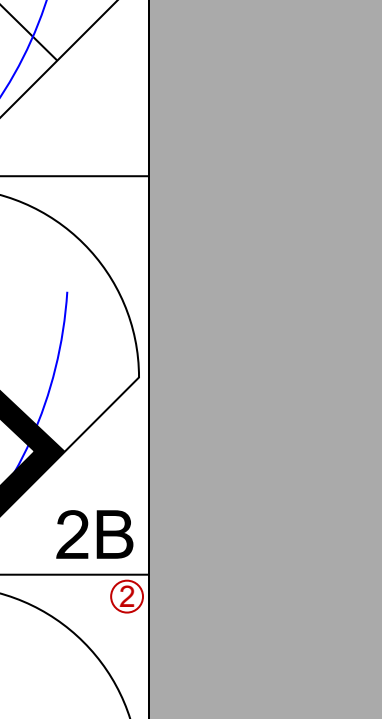

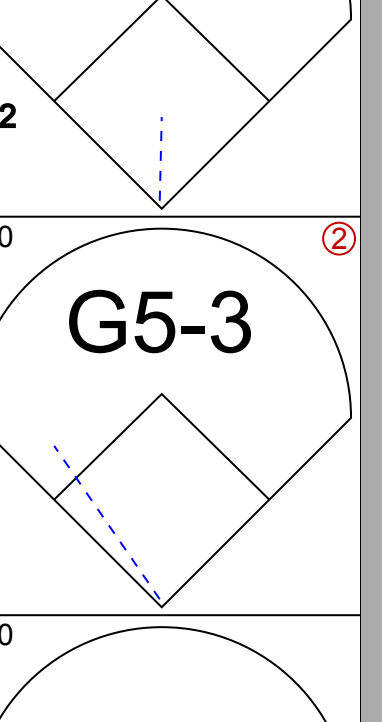
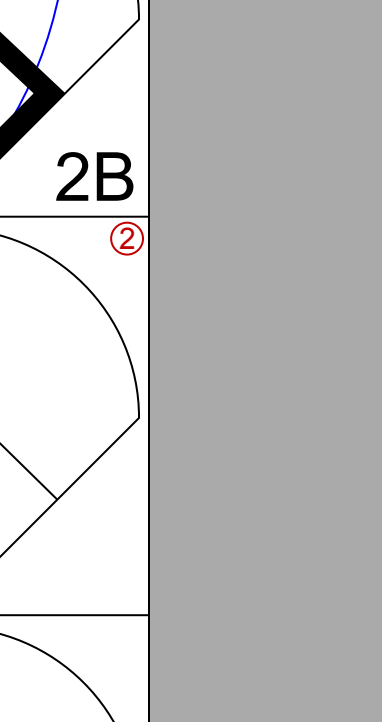


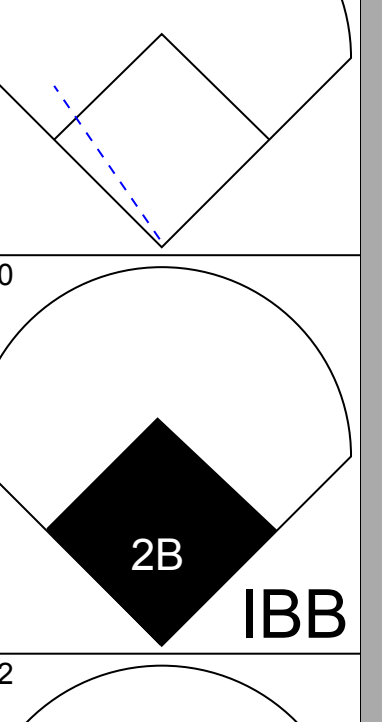
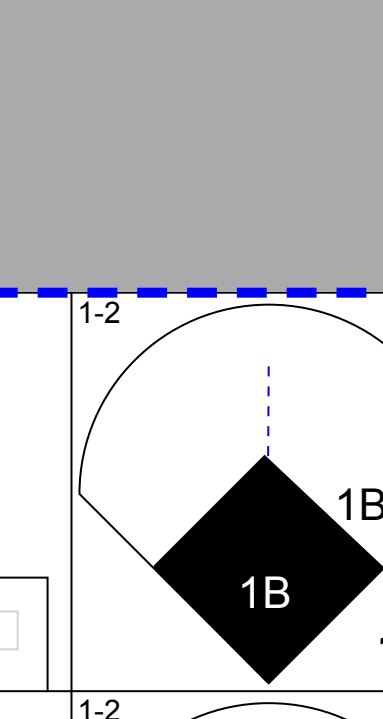
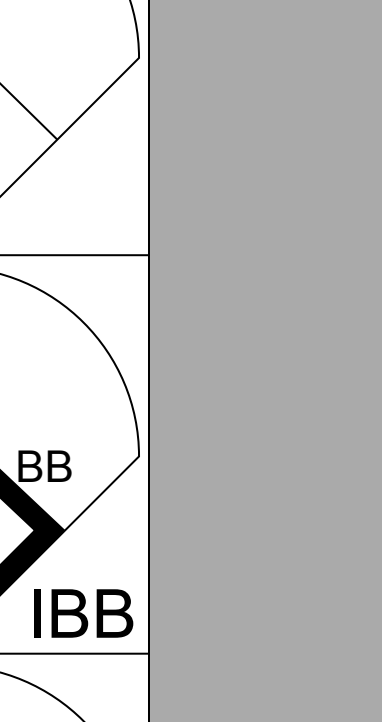

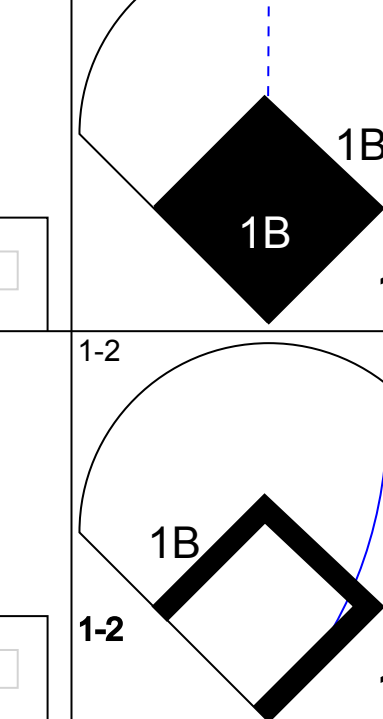
Batter	1	2	3	4	5	6	7	8	9	AB	R	H	RBI	BB	SO	LOB	BOTTOM				
Kevin Seitzer, R (1, 5) OBP: 0.387, SLG: 0.327										4	0	0	0	0	1	1	<b>California Angels @ Kansas City Royals</b> Royals Stadium, Kansas City, MO Tue Aug 22 1989, 8:05 PM EDT Att: 27,836 - Unknown - 75 F				
Willie Wilson, S (1, 8) OBP: 0.314, SLG: 0.354										4	0	1	0	0	0	1					
George Brett, L (1, 3) OBP: 0.329, SLG: 0.401										3	1	1	0	1	0	1					
Bo Jackson, R (1, 7) OBP: 0.310, SLG: 0.519										4	0	1	0	0	1	3					
Jim Eisenreich, L (1, 10) OBP: 0.355, SLG: 0.456										4	1	2	1	0	0	2					
Danny Tartabull, R (1, 9) OBP: 0.371, SLG: 0.455										4	2	2	0	0	1	0					
Gary Thurman, R (9, 9) OBP: 0.322, SLG: 0.270										0	0	0	0	0	0	0					
Kurt Stillwell, S (1, 6) OBP: 0.345, SLG: 0.411										2	0	0	1	0	1	0					
Frank White, R (1, 4) OBP: 0.311, SLG: 0.325										3	0	2	1	0	0	1					
Mike Macfarlane, R (1, 2) OBP: 0.264, SLG: 0.339										3	0	1	1	0	0	2					
<b>Inning Stats</b>	R: 1 E: 0 K: 1 S: 11	H: 3 LOB: 2 BB: 0 P: 15	R: 0 E: 0 K: 1 S: 10	H: 1 LOB: 0 BB: 0 P: 19	R: 0 E: 0 K: 0 S: 15	H: 1 LOB: 2 BB: 1 P: 26	R: 0 E: 0 K: 0 S: 14	H: 2 LOB: 1 BB: 0 P: 22	R: 0 E: 0 K: 1 S: 9	H: 0 LOB: 0 BB: 0 P: 16	R: 2 E: 1 K: 0 S: 10	H: 3 LOB: 0 BB: 0 P: 15	R: 0 E: 1 K: 0 S: 16	H: 0 LOB: 1 BB: 0 P: 24	R: 0 E: 0 K: 1 S: 9	H: 0 LOB: 0 BB: 0 P: 16	1B: 9 2B: 1 3B: 0 HR: 0	SF: 1 SAC: 1 DP: 1 HBP: 0	WP: 1 PB: 0 SB: 1 CS: 0	PA: 34	
<b>PITCHER</b>	IP	WLS	BF	H	R	ER	SO	BB	IBB	HBP	BLK	WP	HR	S	P	ERA	WHIP				
Mike Witt, R (1, 1) ERA: 4.36	5.1	L	25	9	4	3	3	1	0	0	0	0	0	65	107	5.06	1.875				
Greg Minton, R (6, 1) ERA: 2.65	1.2		6	1	0	0	0	0	0	0	0	0	0	20	30	0.00	0.600				
Bob McClure, L (8, 1) ERA: 1.64	1.0		3	0	0	0	1	0	0	0	0	0	0	9	16	0.00	0.000				

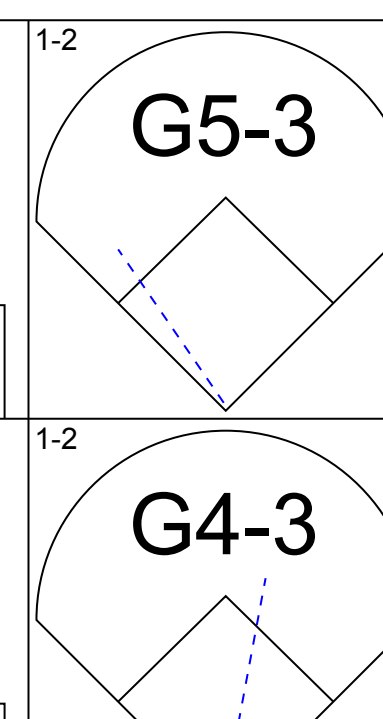
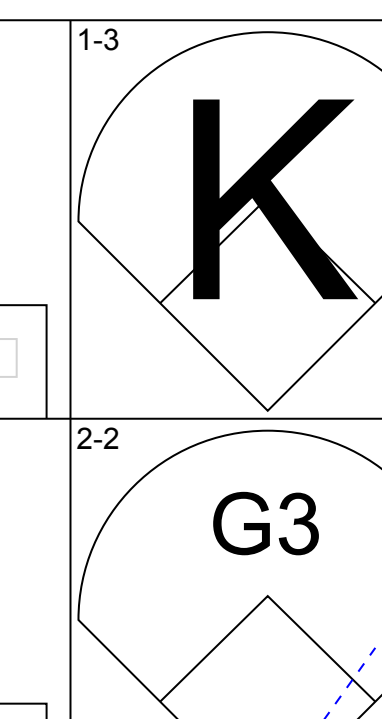
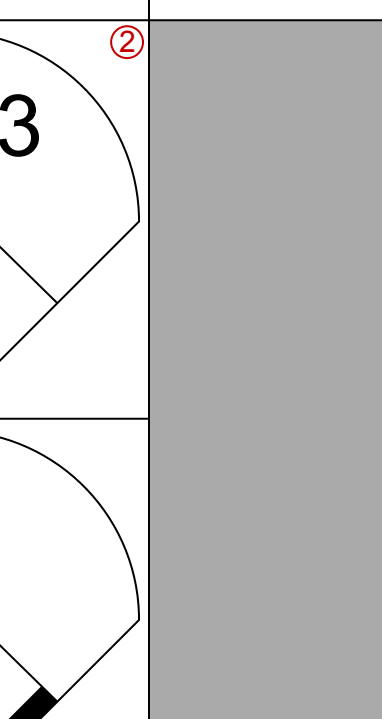
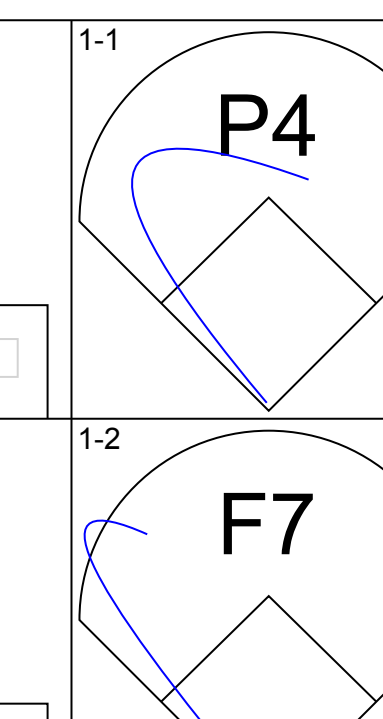
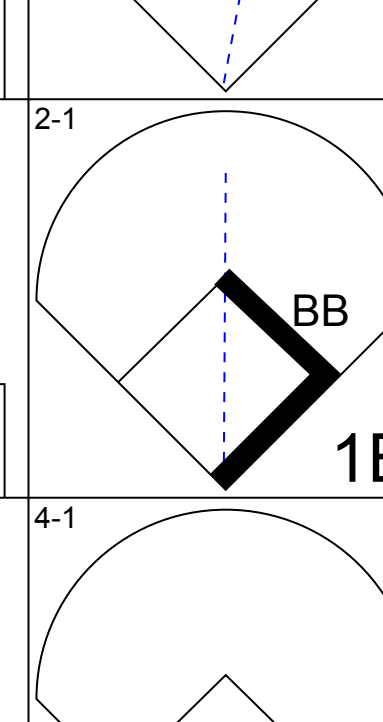
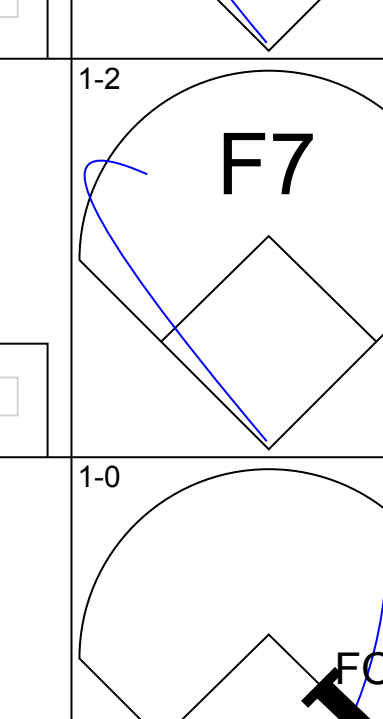
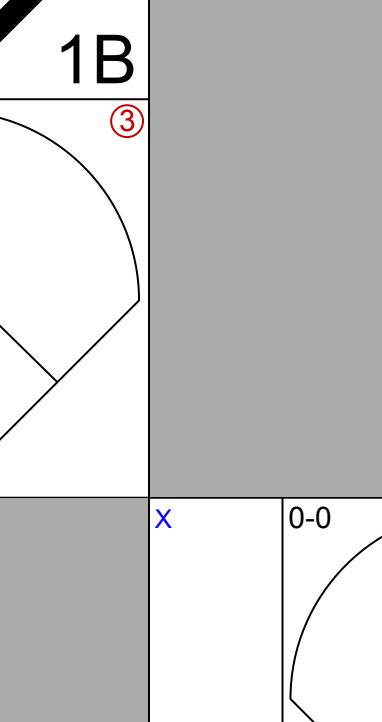
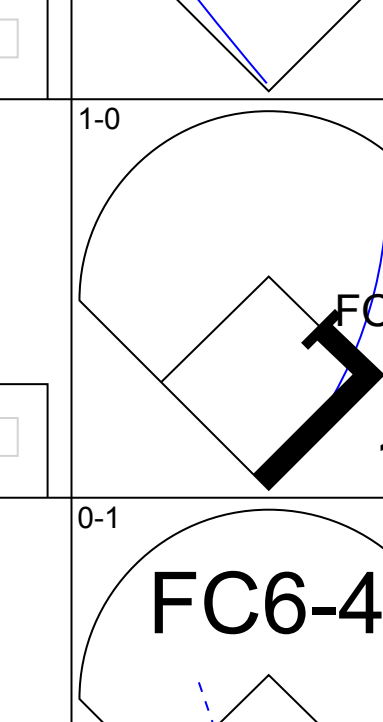
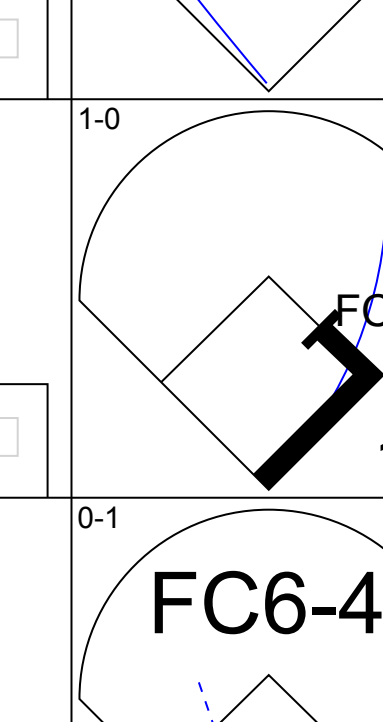
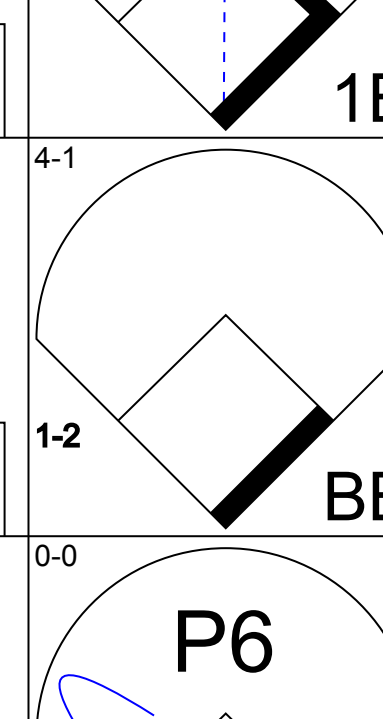
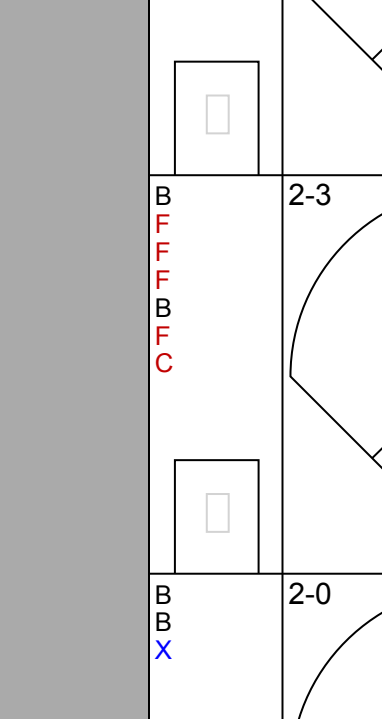
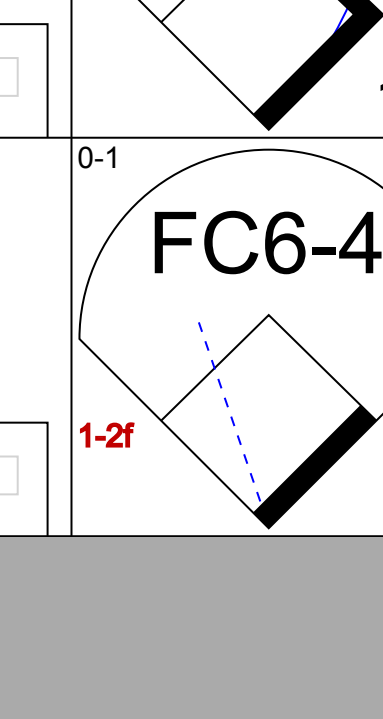
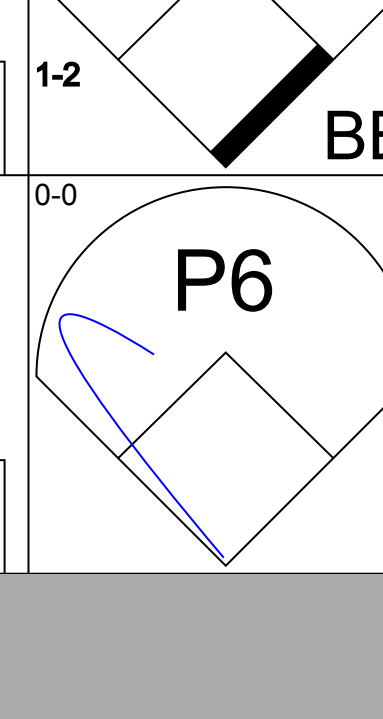
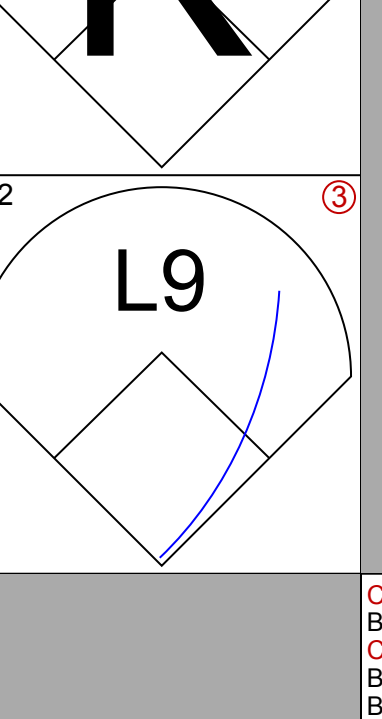




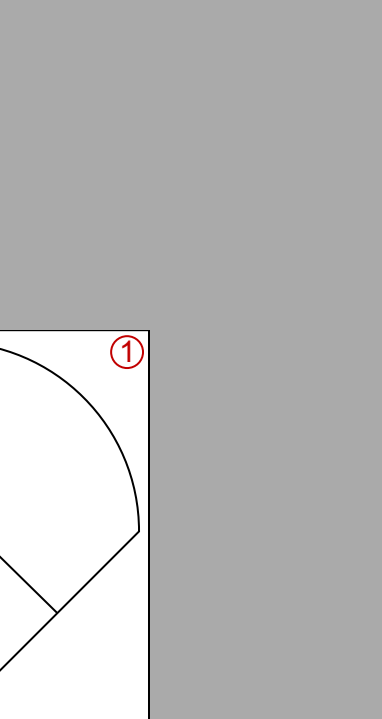


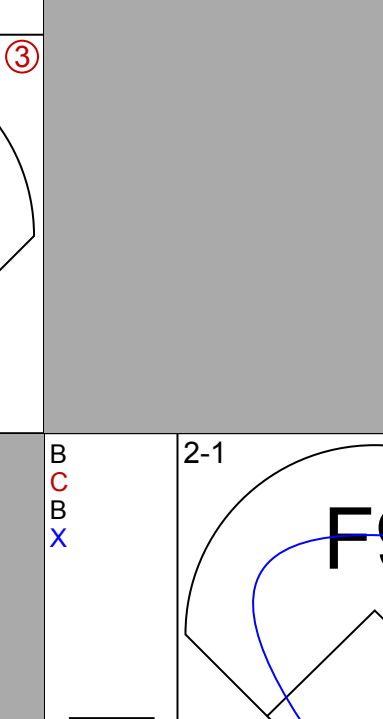


Batter	1	2	3	4	5	6	7	8	9	AB	R	H	RBI	BB	SO	LOB	TOP										
Devon White, S (1, 8) OBP: 0.299, SLG: 0.408	E4 3B		G1-3			5-3		F9		4	1	1	0	0	0	1	<b>California Angels @ Kansas City Royals</b> Royals Stadium, Kansas City, MO Wed Aug 23 1989, 8:05 PM EDT Att: 32,843 - Unknown - 80 F										
Johnny Ray, S (1, 4) OBP: 0.333, SLG: 0.370	K			6-3		2B BB		HR 1B		3	1	1	0	1	1	0											
Wally Joyner, L (1, 3) OBP: 0.343, SLG: 0.422	1-3			FC4-6 BB		1-3 2B		HR		3	1	2	3	1	0	0											
Chili Davis, S (1, 7) OBP: 0.330, SLG: 0.442	K			FC4-6 1-2		K		1-3		4	0	0	0	0	2	3											
Brian Downing, R (1, 10) OBP: 0.355, SLG: 0.400		L8		K		5-3		6-3		4	0	0	0	0	1	3											
Claudell Washington, L (1, 9) OBP: 0.311, SLG: 0.427		L6			0-0 3B		4-3		K	4	0	1	0	0	1	0											
Lance Parrish, R (1, 2) OBP: 0.316, SLG: 0.424		P4			2-2 P4		6-3		K	4	0	0	0	0	1	1											
Jack Howell, L (1, 5) OBP: 0.322, SLG: 0.448			F7		1-3 K		K		1B	4	0	1	0	0	2	1											
Kent Anderson, R (1, 6) OBP: 0.287, SLG: 0.248			K		0-3 K					2	1	0	0	1	2	1											
Tony Armas, R (9, PH) OBP: 0.287, SLG: 0.479								HR 1B BB		1	0	0	0	0	1	1											
<b>Inning Stats</b>	R: 1 E: 1 K: 2 S: 13	H: 1 LOB: 0 BB: 0 P: 23	R: 0 E: 0 K: 0 S: 7	H: 0 LOB: 0 BB: 0 P: 10	R: 0 E: 0 K: 1 S: 5	H: 0 LOB: 0 BB: 0 P: 8	R: 0 E: 0 K: 1 S: 6	H: 0 LOB: 1 BB: 1 P: 12	R: 0 E: 0 K: 2 S: 10	H: 1 LOB: 1 BB: 0 P: 13	R: 0 E: 0 K: 1 S: 18	H: 0 LOB: 0 BB: 0 P: 12	R: 3 E: 0 K: 0 S: 12	H: 2 LOB: 0 BB: 1 P: 20	R: 0 E: 0 K: 3 S: 12	H: 1 LOB: 1 BB: 0 P: 14	1B: 2 2B: 1 HR: 1	SF: 0 SAC: 0 HBP: 0	WP: 0 PB: 0 SB: 0 CS: 0	PA: 36							
<b>PITCHER</b>	IP	WLS	BF	H	R	ER	SO	BB	IBB	HBP	BLK	WP	HR	S	P	ERA	WHIP										
Tom Gordon, R (1, 1) ERA: 2.57	7.0	W	26	3	1	0	8	2	0	0	0	0	0	67	106	0.00	0.714										
Steve Crawford, R (8, 1) ERA: 3.0	1.2		9	3	3	3	2	1	0	0	0	0	1	21	31	16.20	2.400										
Jeff Montgomery, R (9, 1) ERA: 1.25	0.1	S	1	0	0	0	1	0	0	0	0	0	0	3	3	0.00	0.000										

Batter	1	2	3	4	5	6	7	8	9	AB	R	H	RBI	BB	SO	LOB	BOTTOM										
Kevin Seitzer, R (1, 5) OBP: 0.386, SLG: 0.325	S 1B	G4-6-3 1-2		5-3		P6		K		5	1	1	0	0	1	3	<b>California Angels @ Kansas City Royals</b> Royals Stadium, Kansas City, MO Wed Aug 23 1989, 8:05 PM EDT Att: 32,843 - Unknown - 80 F										
Willie Wilson, S (1, 8) OBP: 0.312, SLG: 0.351	L8		K	4-3		E9 1B		4-3		5	1	1	0	0	1	2											
George Brett, L (1, 3) OBP: 0.332, SLG: 0.407	1H 1B		4-3		L9 6-3 2B	2H 1B		4-3		5	2	3	2	0	0	0											
Bo Jackson, R (1, 7) OBP: 0.312, SLG: 0.517	K		BB 1B BB		6-3 HR BB					2	1	0	0	2	2	2											
Gary Thurman, R (8, 7) OBP: 0.322, SLG: 0.270	1-2 K		BB 1B BB		6-3 HR BB					0	0	0	0	0	0	0											
Jim Eisenreich, L (1, 9) OBP: 0.356, SLG: 0.456	2H 1B		1-2 1B		L9 2-3		4-3			4	0	2	1	0	0	2											
Danny Tartabull, R (1, 10) OBP: 0.372, SLG: 0.454	F8		1-2 2-3 BB		6-3 1-3 3H		BB 1B			3	0	1	1	1	0	2											
Kurt Stillwell, S (1, 6) OBP: 0.347, SLG: 0.419										3	1	1	2	1	0	4											
Bill Pecota, R (8, 6) OBP: 0.260, SLG: 0.415		1B BB	F8		HR		F7			0	0	0	0	0	0	0											
Frank White, R (1, 4) OBP: 0.313, SLG: 0.325		F8		SH5-4 1B	5-3		FC6-4 BB			3	0	1	0	1	0	1											
Bob Boone, R (1, 2) OBP: 0.357, SLG: 0.327		G4-6-3 1B		SH5-4 1B		5-3	FC6-4			3	0	1	0	0	0	2											
<b>Inning Stats</b>	R: 2 E: 0 K: 1 S: 16	H: 3 LOB: 1 BB: 0 P: 24	R: 0 E: 0 K: 0 S: 9	H: 1 LOB: 1 BB: 1 P: 18	R: 0 E: 0 K: 1 S: 10	H: 1 LOB: 3 BB: 2 P: 25	R: 0 E: 0 K: 0 S: 14	H: 1 LOB: 0 BB: 0 P: 21	R: 3 E: 0 K: 1 S: 17	H: 2 LOB: 0 BB: 1 P: 25	R: 1 E: 1 K: 1 S: 10	H: 2 LOB: 1 BB: 0 P: 17	R: 0 E: 0 K: 0 S: 9	H: 1 LOB: 2 BB: 1 P: 16	R: 0 E: 0 K: 1 S: 8	H: 0 LOB: 0 BB: 0 P: 13	1B: 9 2B: 1 3B: 0 HR: 1	SF: 0 SAC: 1 DP: 1 HBP: 0	WP: 0 PB: 0 SB: 3 CS: 0	PA: 39							
<b>PITCHER</b>	IP	WLS	BF	H	R	ER	SO	BB	IBB	HBP	BLK	WP	HR	S	P	ERA	WHIP										
Jim Abbott, L (1, 1) ERA: 4.13	4.2	L	25	8	5	5	2	4	0	0	0	0	0	61	107	9.64	2.571										
Dan Petry, R (5, 1) ERA: 4.33	3.1		14	3	1	0	2	1	0	0	0	0	0	32	52	0.00	1.200										



Batter	1	2	3	4	5	6	7	8	9	AB	R	H	RBI	BB	SO	LOB	TOP				
<b>Devon White, S</b> (1, 8) OBP: 0.298, SLG: 0.406										5	0	1	0	0	1	3	<b>California Angels @ Kansas City Royals</b> Royals Stadium, Kansas City, MO Thu Aug 24 1989, 8:05 PM EDT Att: 37,656 - Unknown - 74 F				
<b>Claudell Washington, L</b> (1, 9) OBP: 0.312, SLG: 0.429										5	1	2	1	0	1	1					
<b>Johnny Ray, S</b> (1, 4) OBP: 0.332, SLG: 0.370										5	1	1	0	0	0	4					
<b>Wally Joyner, L</b> (1, 3) OBP: 0.342, SLG: 0.420										4	1	1	1	0	0	1					
<b>Chili Davis, S</b> (1, 10)										3	0	1	0	1	1	2					
<b>Tony Armas, R</b> (1, 7) OBP: 0.280, SLG: 0.467										4	0	0	0	0	1	4					
<b>Jack Howell, L</b> (1, 5) OBP: 0.324, SLG: 0.446										2	1	0	0	2	1	1					
<b>John Orton, R</b> (1, 2) OBP: 0.571, SLG: 0.667										3	1	3	3	1	0	0					
<b>Kent Anderson, R</b> (1, 6) OBP: 0.287, SLG: 0.250										3	0	1	0	0	0	4					
<b>Inning Stats</b>	R: 0 H: 1 E: 0 K: 1 S: 17	H: 1 LOB: 1 BB: 0 P: 22	R: 0 H: 0 E: 0 K: 1 S: 7	H: 0 LOB: 0 BB: 0 P: 10	R: 0 H: 1 E: 0 K: 0 S: 5	H: 1 LOB: 0 BB: 0 P: 8	R: 4 H: 3 E: 1 K: 0 S: 16	H: 3 LOB: 1 BB: 1 P: 28	R: 0 H: 1 E: 0 K: 1 S: 10	H: 1 LOB: 0 BB: 0 P: 11	R: 0 H: 0 E: 0 K: 0 S: 6	H: 0 LOB: 0 BB: 0 P: 10	R: 0 H: 0 E: 0 K: 2 S: 9	H: 0 LOB: 1 BB: 1 P: 17	R: 1 H: 3 E: 0 K: 0 S: 10	H: 3 LOB: 1 BB: 0 P: 15		1B: 7 2B: 3 3B: 0 HR: 0	SF: 0 SAC: 1 DP: 2 HBP: 0	WP: 0 PB: 0 SB: 0 CS: 0	PA: 39
<b>PITCHER</b>	IP	WLS	BF	H	R	ER	SO	BB	IBB	HBP	BLK	WP	HR	S	P	ERA	WHIP				
<b>Luis Aquino, R</b> (1, 1) ERA: 3.36	8.0	L	34	7	4	0	5	2	2	0	0	0	0	79	125	0.00	1.125				
<b>Jerry Don Gleaton, L</b> (9, 1) ERA: 8.31	1.0		5	3	1	1	0	0	0	0	0	0	0	10	15	9.00	3.000				

Batter	1	2	3	4	5	6	7	8	9	AB	R	H	RBI	BB	SO	LOB	BOTTOM				
<b>Kevin Seitzer, R</b> (1, 5) OBP: 0.383, SLG: 0.323										4	0	0	0	0	1	0	<b>California Angels @ Kansas City Royals</b> Royals Stadium, Kansas City, MO Thu Aug 24 1989, 8:05 PM EDT Att: 37,656 - Unknown - 74 F				
<b>Willie Wilson, S</b> (1, 8) OBP: 0.311, SLG: 0.350										4	0	1	0	0	0	0					
<b>George Brett, L</b> (1, 3) OBP: 0.334, SLG: 0.408										4	0	2	0	0	0	1					
<b>Bo Jackson, R</b> (1, 10) OBP: 0.311, SLG: 0.513										3	0	0	0	1	1	1					
<b>Jim Eisenreich, L</b> (1, 7) OBP: 0.354, SLG: 0.452										3	0	0	0	0	1	2					
<b>Danny Tartabull, R</b> (1, 9) OBP: 0.372, SLG: 0.453										3	0	1	0	0	0	0					
<b>Kurt Stillwell, S</b> (1, 6) OBP: 0.344, SLG: 0.415										3	0	0	0	0	1	1					
<b>Frank White, R</b> (1, 4) OBP: 0.311, SLG: 0.322										3	0	0	0	0	0	1					
<b>Bob Boone, R</b> (1, 2) OBP: 0.355, SLG: 0.325										2	0	0	0	0	0	0					
<b>Bill Buckner, L</b> (8, PH) OBP: 0.245, SLG: 0.269										1	0	0	0	0	0	0					
<b>Mike Macfarlane, R</b> (9, 2) OBP: 0.264, SLG: 0.339										0	0	0	0	0	0	0					
<b>Inning Stats</b>	R: 0 H: 1 E: 0 K: 0 S: 10	H: 0 LOB: 2 BB: 1 P: 18	R: 0 H: 0 E: 0 K: 1 S: 7	H: 0 LOB: 0 BB: 0 P: 11	R: 0 H: 0 E: 0 K: 1 S: 11	H: 0 LOB: 0 BB: 0 P: 14	R: 0 H: 0 E: 0 K: 1 S: 7	H: 0 LOB: 0 BB: 0 P: 10	R: 0 H: 1 E: 0 K: 0 S: 10	H: 1 LOB: 1 BB: 0 P: 16	R: 0 H: 0 E: 0 K: 1 S: 7	H: 0 LOB: 0 BB: 0 P: 11	R: 0 H: 0 E: 0 K: 0 S: 5	H: 0 LOB: 0 BB: 0 P: 7	R: 0 H: 1 E: 0 K: 0 S: 9	H: 1 LOB: 1 BB: 0 P: 12	1B: 4 2B: 0 3B: 0 HR: 0	SF: 0 SAC: 0 DP: 1 HBP: 0	WP: 0 PB: 0 SB: 0 CS: 0	PA: 31	
<b>PITCHER</b>	IP	WLS	BF	H	R	ER	SO	BB	IBB	HBP	BLK	WP	HR	S	P	ERA	WHIP				
<b>Bert Blyleven, R</b> (1, 1) ERA: 2.35	9.0	W	31	4	0	0	4	1	0	0	0	0	0	73	109	0.00	0.556				

AB	34
R	5
H	10
RBI	5
BB	4
SO	5
LOB	20



AB	30
R	0
H	4
RBI	0
BB	1
SO	4
LOB	6





Batter	1	2	3	4	5	6	7	8	9	AB	R	H	RBI	BB	SO	LOB	TOP										
Devon White, S (1, 8) OBP: 0.299, SLG: 0.405										4	2	1	0	1	2	0	<b>California Angels @ Texas Rangers</b> Arlington Stadium, Arlington, TX Fri Aug 25 1989, 8:05 PM EDT Att: 25,427 - Unknown - 94 F										
Claudell Washington, L (1, 9) OBP: 0.312, SLG: 0.624										4	0	1	0	0	0	1											
Johnny Ray, S (1, 4) OBP: 0.333, SLG: 0.368										2	1	0	0	2	0	2											
Wally Joyner, L (1, 3) OBP: 0.341, SLG: 0.417										3	1	0	0	1	2	1											
Chili Davis, S (1, 7)										4	0	0	0	0	1	3											
Brian Downing, R (1, 10) OBP: 0.359, SLG: 0.404										3	0	2	3	1	0	0											
Lance Parrish, R (1, 2) OBP: 0.313, SLG: 0.419										4	0	0	0	0	2	3											
Jack Howell, L (1, 5) OBP: 0.323, SLG: 0.444										4	0	1	0	0	1	0											
Kent Anderson, R (1, 6) OBP: 0.281, SLG: 0.244										4	0	0	0	0	1	2											
<b>Inning Stats</b>	R: 0 E: 0 K: 2 S: 9	H: 0 LOB: 1 BB: 1 P: 19	R: 0 E: 0 K: 0 S: 8	H: 0 LOB: 0 BB: 0 P: 13	R: 0 E: 0 K: 1 S: 6	H: 0 LOB: 0 BB: 0 P: 8	R: 0 E: 0 K: 1 S: 7	H: 1 LOB: 0 BB: 0 P: 12	R: 0 E: 0 K: 2 S: 12	H: 2 LOB: 2 BB: 0 P: 20	R: 3 E: 0 K: 0 S: 16	H: 1 LOB: 1 BB: 3 P: 38	R: 1 E: 1 K: 0 S: 14	H: 1 LOB: 0 BB: 0 P: 20	R: 0 E: 0 K: 1 S: 14	H: 0 LOB: 1 BB: 1 P: 23	R: 0 E: 0 K: 2 S: 9	H: 0 LOB: 0 BB: 0 P: 12	1B: 4 2B: 1 3B: 0 HR: 0	SF: 0 SAC: 0 DP: 1 HBP: 0	WP: 0 PB: 0 SB: 3 CS: 0	PA: 37					
<b>PITCHER</b>	IP	WLS	BF	H	R	ER	SO	BB	IBB	HBP	BLK	WP	HR	S	P	ERA	WHIP										
Bobby Witt, R (1, 1) ERA: 5.21	7.0	L	30	5	4	3	6	4	0	0	0	0	0	72	130	3.86	1.286										
Drew Hall, L (8, 1) ERA: 4.43	0.2		3	0	0	0	0	1	0	0	0	0	0	11	17	0.00	1.500										
Jeff Russell, R (8, 1) ERA: 1.82	1.1		4	0	0	0	3	0	0	0	0	0	0	12	18	0.00	0.000										

AB 32  
R 4  
H 5  
RBI 3  
BB 5  
SO 9  
LOB 12



Batter	1	2	3	4	5	6	7	8	9	AB	R	H	RBI	BB	SO	LOB	BOTTOM										
Jack Daugherty, S (1, 7) OBP: 0.391, SLG: 0.483										4	0	1	0	0	1	3	<b>California Angels @ Texas Rangers</b> Arlington Stadium, Arlington, TX Fri Aug 25 1989, 8:05 PM EDT Att: 25,427 - Unknown - 94 F										
Fred Manrique, R (1, 6) OBP: 0.343, SLG: 0.413										3	0	0	0	0	0	3											
Jim Sundberg, R (8, 2) OBP: 0.301, SLG: 0.296										0	0	0	0	0	0	0											
Rafael Palmeiro, L (1, 3) OBP: 0.349, SLG: 0.387										4	0	0	0	0	0	1											
Ruben Sierra, S (1, 9) OBP: 0.344, SLG: 0.542										4	0	1	0	0	0	1											
Julio Franco, R (1, 4) OBP: 0.381, SLG: 0.470										3	0	1	0	0	0	1											
Geno Petralli, L (1, 10) OBP: 0.351, SLG: 0.401										3	0	0	0	1	3	1											
Steve Buechele, R (1, 5) OBP: 0.303, SLG: 0.409										4	1	1	1	0	1	3											
Jeff Kunkel, R (1, 8) OBP: 0.315, SLG: 0.455										4	0	0	0	0	2	2											
Chad Kreuter, S (1, 2) OBP: 0.284, SLG: 0.256										2	0	1	0	0	0	2											
Rick Leach, L (7, PH) OBP: 0.343, SLG: 0.350										0	0	0	0	1	0	0											
<b>Inning Stats</b>	R: 0 E: 0 K: 0 S: 6	H: 1 LOB: 1 BB: 0 P: 11	R: 0 E: 0 K: 2 S: 13	H: 1 LOB: 2 BB: 1 P: 22	R: 0 E: 0 K: 0 S: 5	H: 0 LOB: 0 BB: 0 P: 9	R: 0 E: 0 K: 1 S: 9	H: 0 LOB: 1 BB: 0 P: 14	R: 0 E: 0 K: 0 S: 10	H: 1 LOB: 1 BB: 0 P: 16	R: 0 E: 0 K: 0 S: 7	H: 1 LOB: 0 BB: 0 P: 11	R: 1 E: 1 K: 2 S: 15	H: 1 LOB: 2 BB: 1 P: 26	R: 0 E: 0 K: 0 S: 6	H: 0 LOB: 0 BB: 0 P: 10	R: 0 E: 0 K: 2 S: 9	H: 0 LOB: 0 BB: 0 P: 14	1B: 3 2B: 1 3B: 0 HR: 1	SF: 0 SAC: 1 DP: 1 HBP: 1	WP: 1 PB: 0 SB: 0 CS: 0	PA: 35					
<b>PITCHER</b>	IP	WLS	BF	H	R	ER	SO	BB	IBB	HBP	BLK	WP	HR	S	P	ERA	WHIP										
Kirk McCaskill, R (1, 1) ERA: 2.78	6.1	W	26	5	1	1	4	1	0	1	0	0	0	22	38	0.00	0.947										
Greg Minton, R (7, 1) ERA: 2.74	2.2	S	9	0	0	0	3	1	0	0	0	0	0	22	38	0.00	0.375										

AB 31  
R 1  
H 5  
RBI 1  
BB 2  
SO 7  
LOB 17





Batter	1	2	3	4	5	6	7	8	9	AB	R	H	RBI	BB	SO	LOB	TOP										
<b>Devon White, S</b> OBP: 0.299, SLG: 0.404 (1, 8)	L1		SH2-3		F7				G3								4 0 1 0 0 0 1										
<b>Claudell Washington, L</b> OBP: 0.314, SLG: 0.423 (1, 9)			G6-3														3 1 1 1 1 1 2										
<b>Johnny Ray, S</b> OBP: 0.335, SLG: 0.370 (1, 4)	G6-4-3		G4-3														4 0 2 0 0 0 2										
<b>Wally Joyner, L</b> OBP: 0.339, SLG: 0.414 (1, 3)																	4 0 0 1 0 1 2										
<b>Chili Davis, S</b> OBP: 0.331, SLG: 0.437 (1, 7)																	2 0 0 0 2 1 0										
<b>Brian Downing, R</b> OBP: 0.362, SLG: 0.406 (1, 10)																	3 0 2 0 1 0 0										
<b>Bobby Rose, R</b> OBP: 0.316, SLG: 0.667 (1, 5)																	3 0 0 0 0 0 4										
<b>Jack Howell, L</b> OBP: 0.322, SLG: 0.442 (8, PH) (8, 5)																	1 0 0 0 0 0 2										
<b>John Orton, R</b> OBP: 0.545, SLG: 0.600 (1, 2)																	4 1 2 0 0 2 0										
<b>Glenn Hoffman, R</b> OBP: 0.279, SLG: 0.305 (1, 6)																	4 0 1 0 0 0 1										
<b>Inning Stats</b>	R: 0 E: 0 K: 0 S: 13	H: 1 LOB: 0 BB: 0 P: 17	R: 0 E: 0 K: 1 S: 9	H: 0 LOB: 1 BB: 1 P: 19	R: 1 E: 0 K: 0 S: 10	H: 2 LOB: 1 BB: 0 P: 14	R: 0 E: 0 K: 1 S: 12	H: 0 LOB: 0 BB: 0 P: 18	R: 0 E: 0 K: 0 S: 7	H: 1 LOB: 1 BB: 0 P: 12	R: 1 E: 0 K: 0 S: 17	H: 2 LOB: 2 BB: 2 P: 31	R: 0 E: 0 K: 2 S: 9	H: 1 LOB: 1 BB: 0 P: 15	R: 0 E: 0 K: 0 S: 7	H: 2 LOB: 2 BB: 1 P: 13	R: 0 E: 0 K: 1 S: 9	H: 0 LOB: 0 BB: 0 P: 11	1B: 9 2B: 0 3B: 0 HR: 0	SF: 0 SAC: 1 DP: 2 HBP: 0	WP: 1 PB: 0 SB: 0 CS: 0	PA: 37					
<b>PITCHER</b>	IP	WLS	BF	H	R	ER	SO	BB	IBB	HBP	BLK	WP	HR	S	P	ERA	WHIP										
<b>Charlie Hough, R</b> ERA: 4.4 (1, 1)	5.1	W	23	5	2	2	2	3	0	0	0	0	0	59	101	3.38	1.500										
<b>Gary Mielke, R</b> ERA: 3.79 (6, 1)	1.1		5	2	0	0	1	0	0	0	0	0	0	15	20	0.00	1.500										
<b>Kenny Rogers, L</b> ERA: 2.97 (7, 1)	0.2		3	1	0	0	1	0	0	0	0	0	0	8	8	0.00	1.500										
<b>Jeff Russell, R</b> ERA: 1.77 (8, 1)	1.2	S	6	1	0	0	1	1	0	0	0	1	0	14	21	0.00	1.200										

California Angels @ Texas Rangers  
Arlington Stadium, Arlington, TX  
Sat Aug 26 1989, 8:05 PM EDT  
Att: 32,157 - Unknown

AB 32  
R 2  
H 9  
RBI 2  
BB 4  
SO 5  
LOB 14



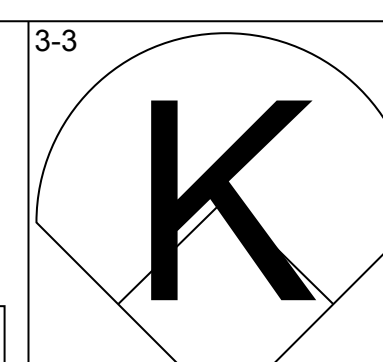
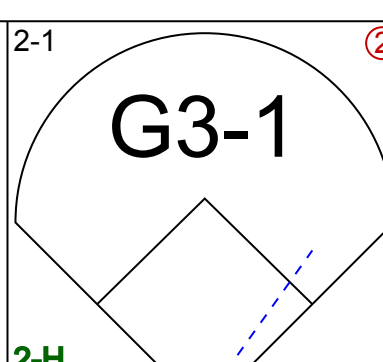
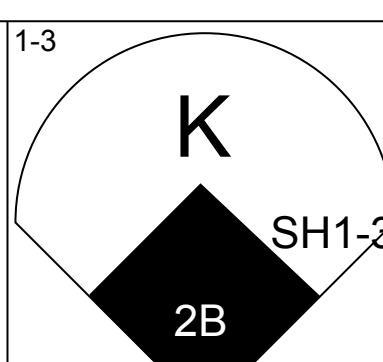
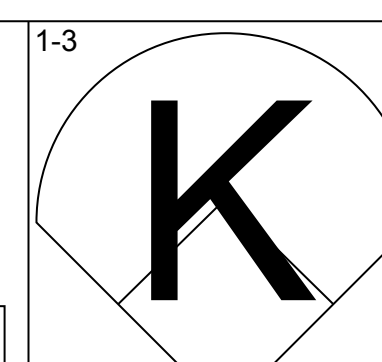
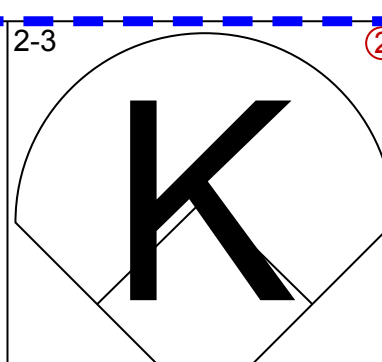
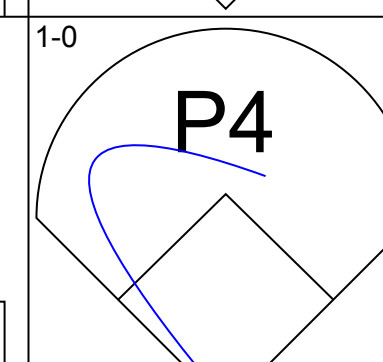
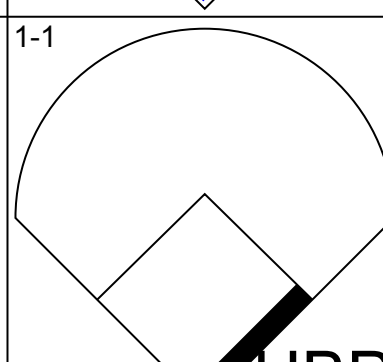
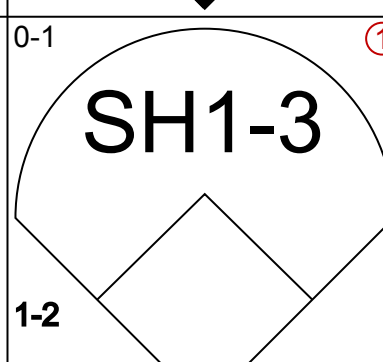
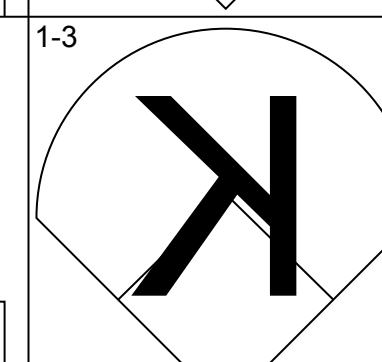
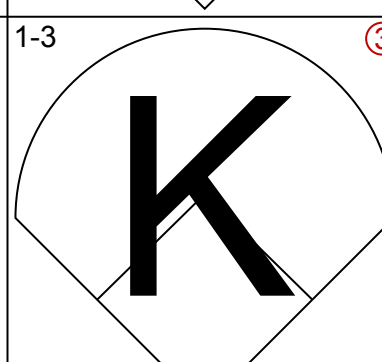
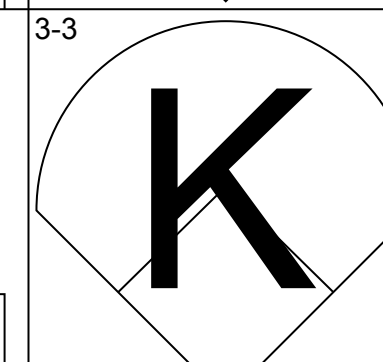
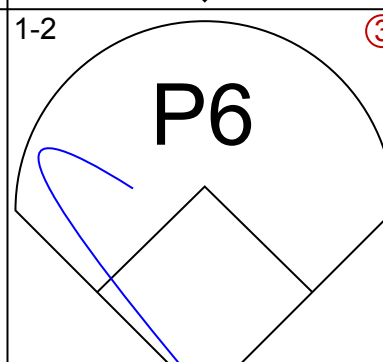
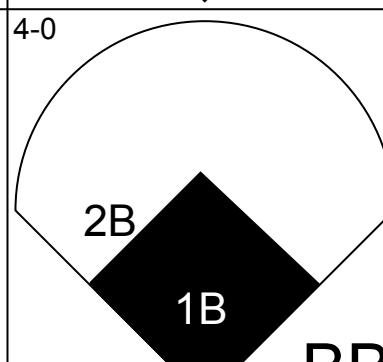
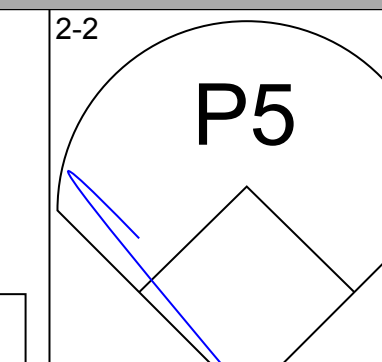
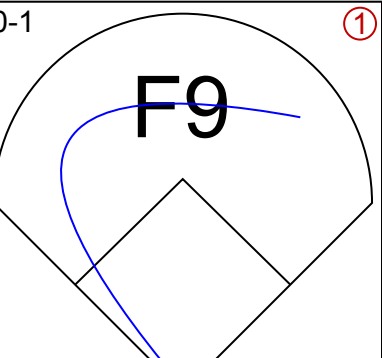
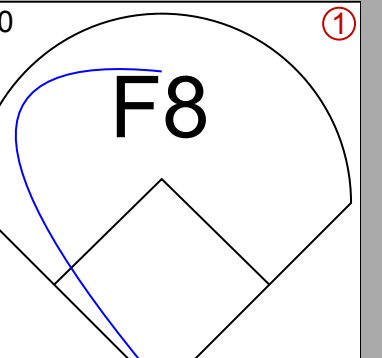
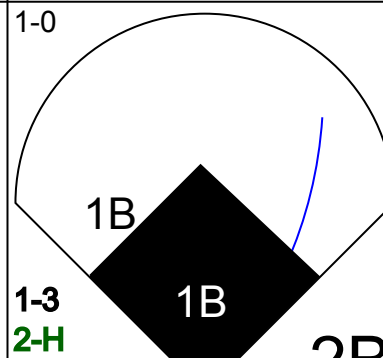
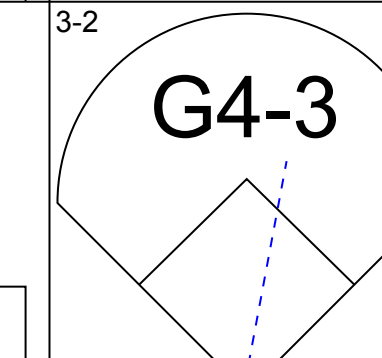
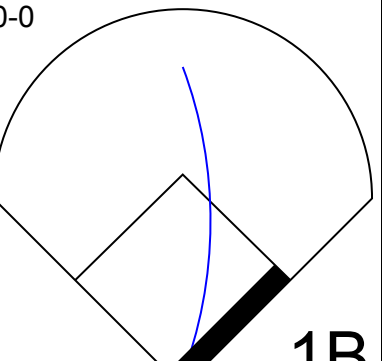
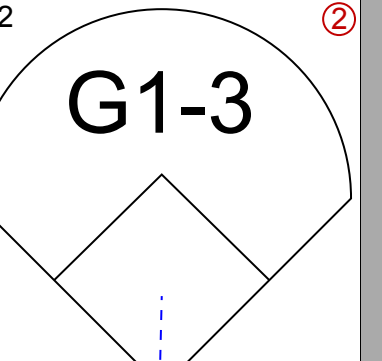
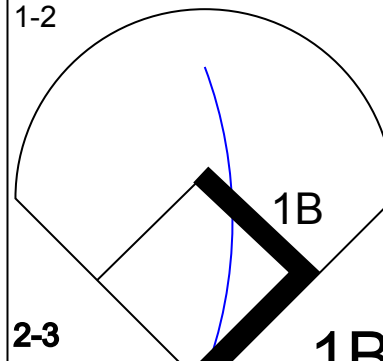
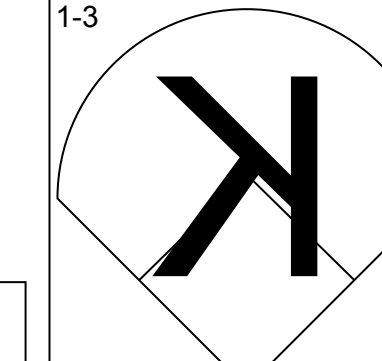
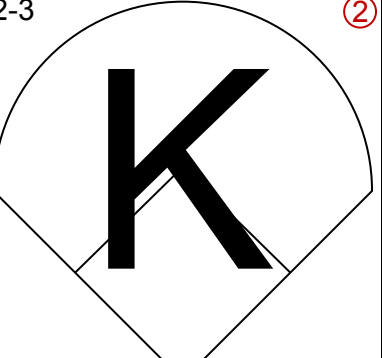
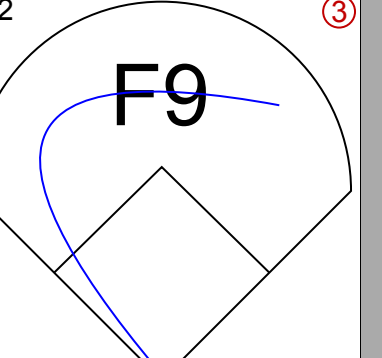
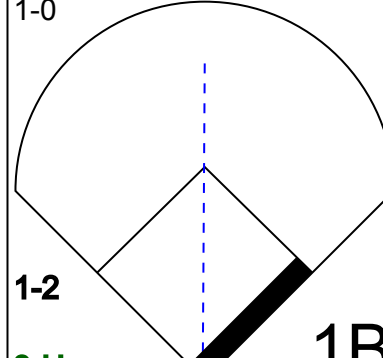
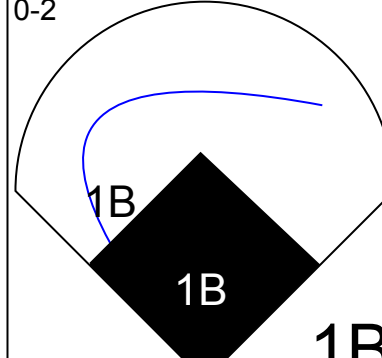
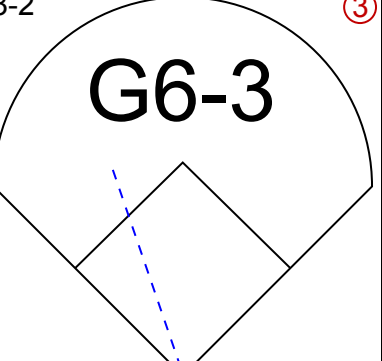
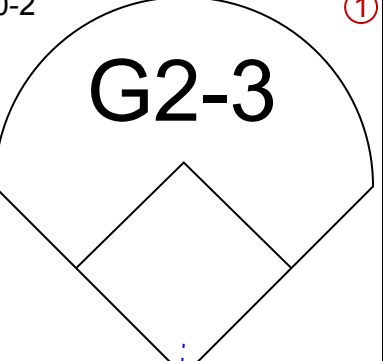
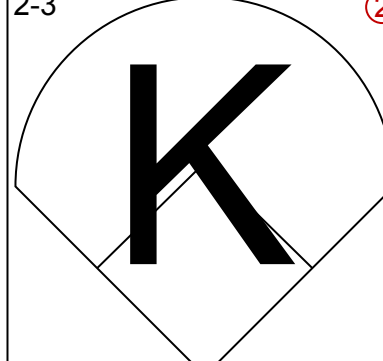
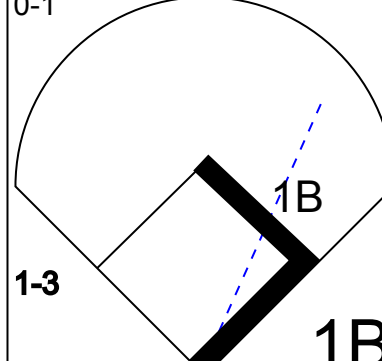
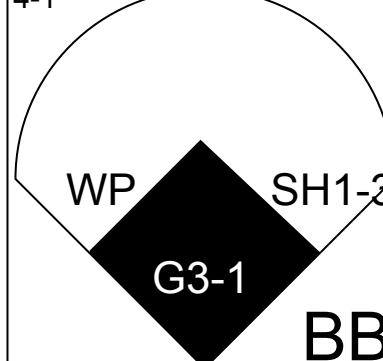
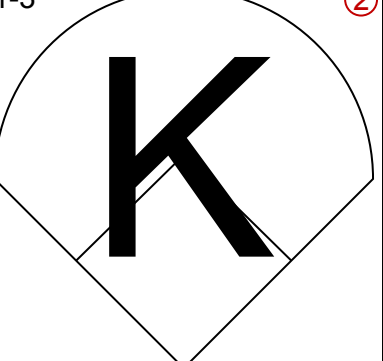
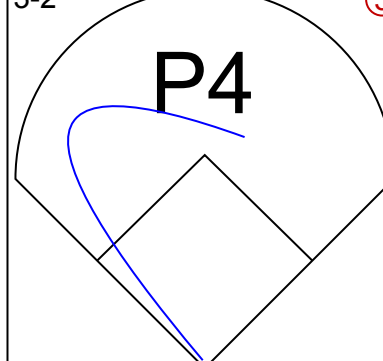
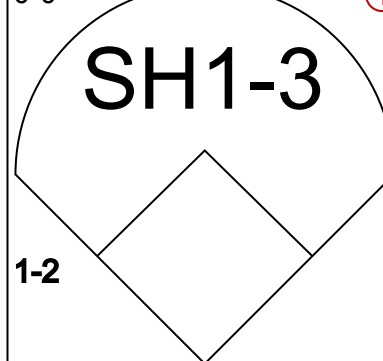
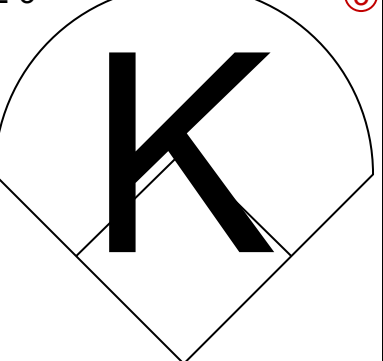
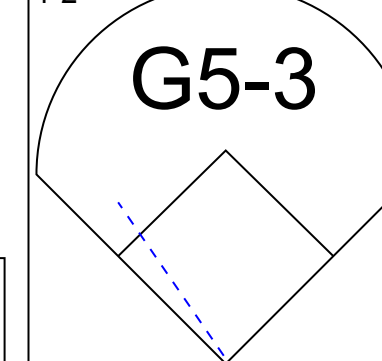
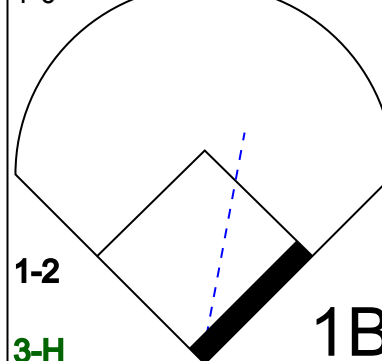
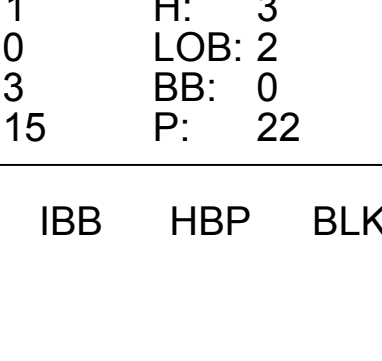
Batter	1	2	3	4	5	6	7	8	9	AB	R	H	RBI	BB	SO	LOB	BOTTOM										
<b>Cecil Espy, S</b> OBP: 0.306, SLG: 0.320 (1, 8)	SF8		G4-3														3 2 2 0 1 0 0										
<b>Jack Daugherty, S</b> OBP: 0.382, SLG: 0.475 (1, 3)																	3 0 1 1 0 0 2										
<b>Rafael Palmeiro, L</b> OBP: 0.349, SLG: 0.386 (1, 10)																	4 0 1 0 0 2 2										
<b>Ruben Sierra, S</b> OBP: 0.345, SLG: 0.542 (1, 9)																	4 0 2 0 0 1 1										
<b>Julio Franco, R</b> OBP: 0.382, SLG: 0.468 (1, 4)																	2 0 0 0 2 0 2										
<b>Pete Incaviglia, R</b> OBP: 0.273, SLG: 0.431 (1, 7)																	4 0 0 0 0 0 4										
<b>Steve Buechele, R</b> OBP: 0.301, SLG: 0.406 (1, 5)																	3 0 0 0 0 1 3										
<b>Jeff Kunkel, R</b> OBP: 0.311, SLG: 0.449 (1, 6)																	3 1 0 0 0 1 0										
<b>Chad Kreuter, S</b> OBP: 0.280, SLG: 0.252 (1, 2)																	2 0 0 0 0 1 0										
<b>Inning Stats</b>	R: 1 E: 0 K: 0 S: 17	H: 3 LOB: 3 BB: 1 P: 28	R: 0 E: 0 K: 2 S: 7	H: 0 LOB: 0 BB: 0 P: 12	R: 0 E: 0 K: 1 S: 9	H: 1 LOB: 0 BB: 0 P: 11	R: 0 E: 0 K: 1 S: 6	H: 0 LOB: 0 BB: 1 P: 14	R: 2 E: 1 K: 1 S: 14	H: 2 LOB: 2 BB: 0 P: 23	R: 0 E: 0 K: 0 S: 6	H: 0 LOB: 0 BB: 0 P: 10	R: 0 E: 1 K: 0 S: 10	H: 0 LOB: 1 BB: 1 P: 17	R: 0 E: 0 K: 1 S: 5	H: 0 LOB: 0 BB: 0 P: 11	1B: 5 2B: 0 3B: 1 HR: 0	SF: 1 SAC: 1 DP: 2 HBP: 0	WP: 2 PB: 0 SB: 0 CS: 0	PA: 33							
<b>PITCHER</b>	IP	WLS	BF	H	R	ER	SO	BB	IBB	HBP	BLK	WP	HR	S	P	ERA	WHIP										
<b>Terry Clark, R</b> ERA: 1.93 (1, 1)	4.2	L	22	6	3	1	5	2	0	0	0	2	0	51	86	1.93	1.714										
<b>Willie Fraser, R</b> ERA: 2.57 (5, 1)	3.1		11	0	0	0	1	1	0	0	0	0	0	23	40	0.00	0.300										

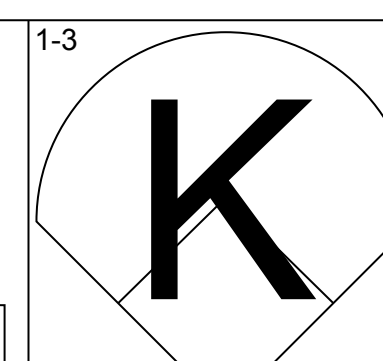
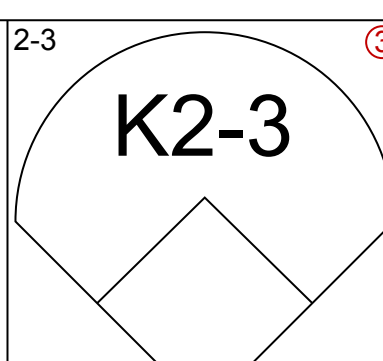
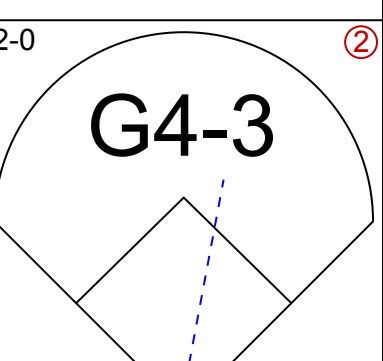
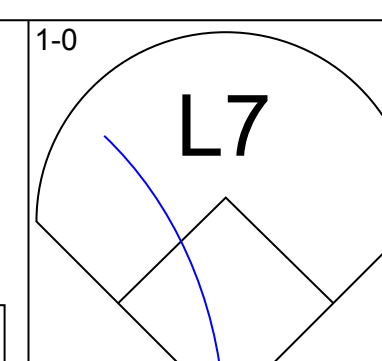
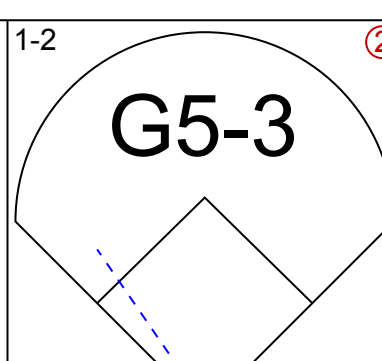
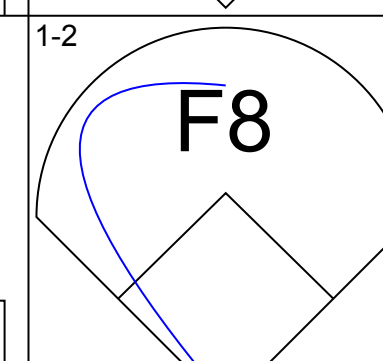
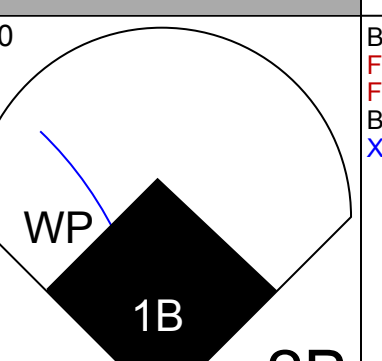
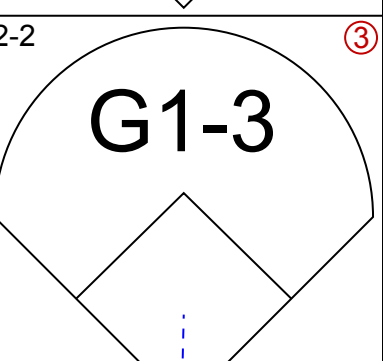
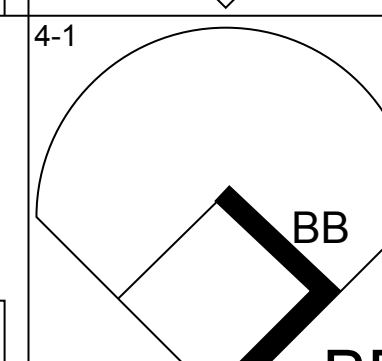
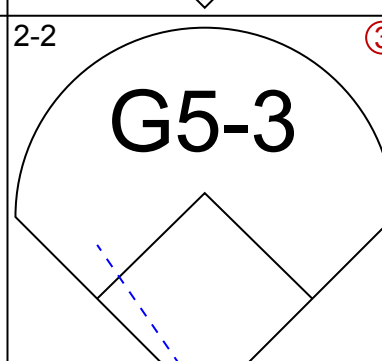
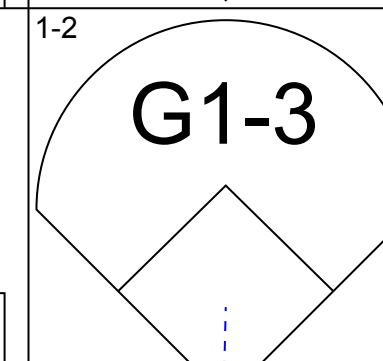
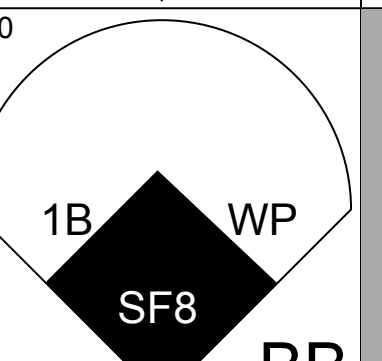
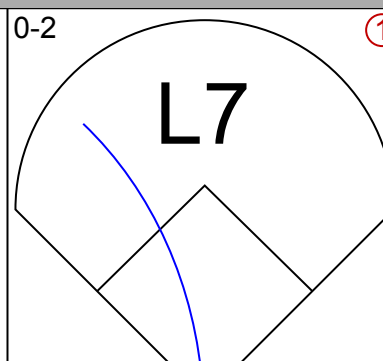
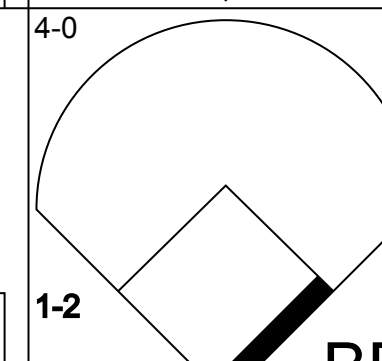
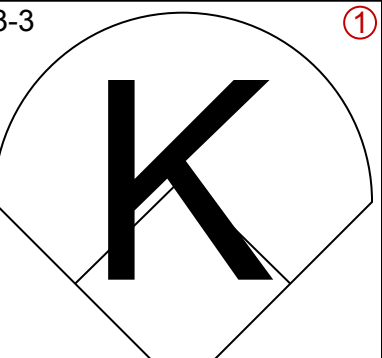
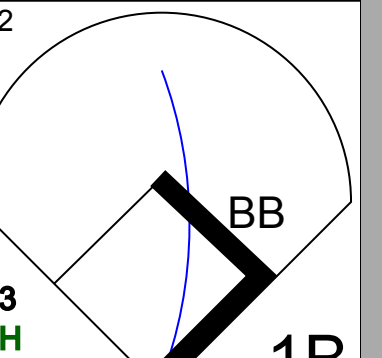
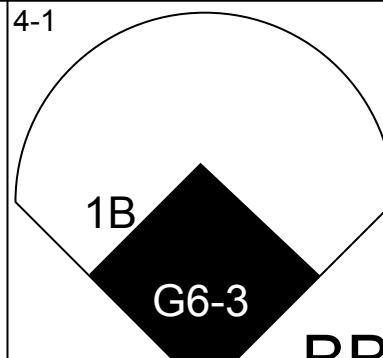
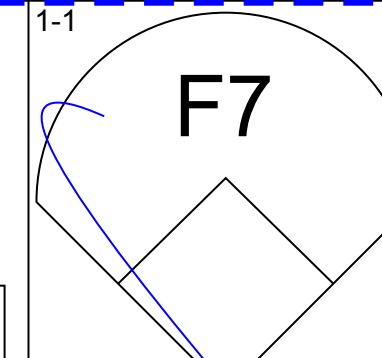
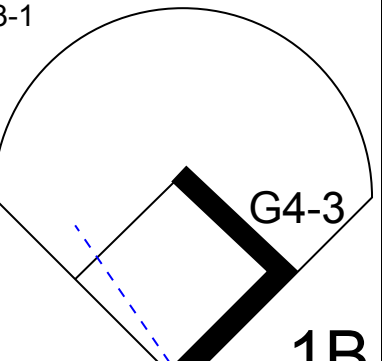
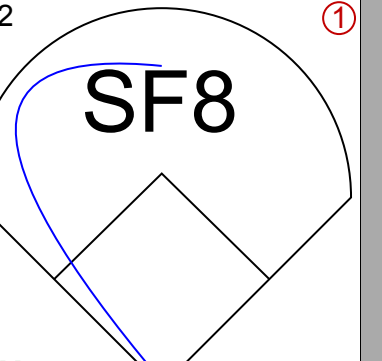
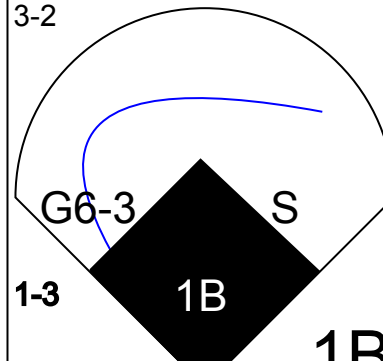
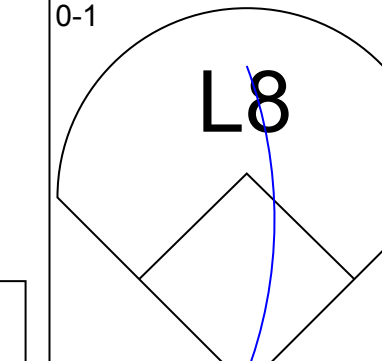
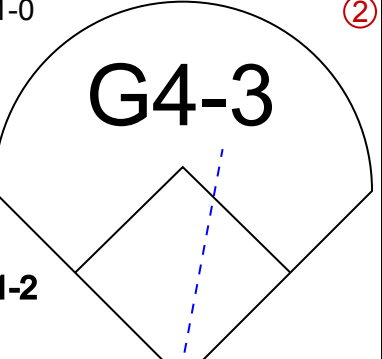
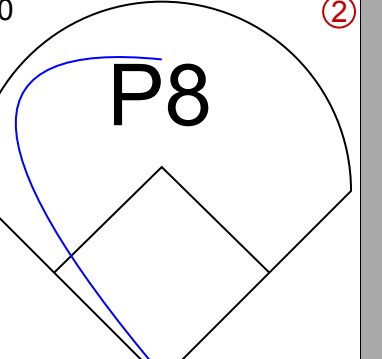
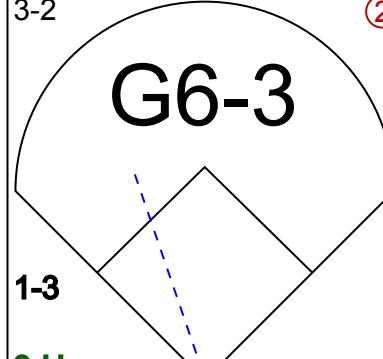
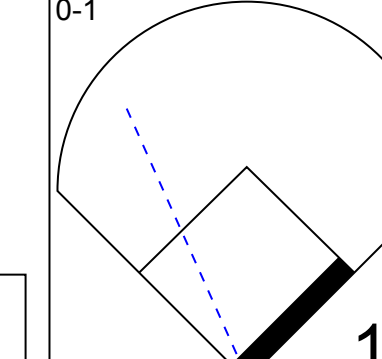
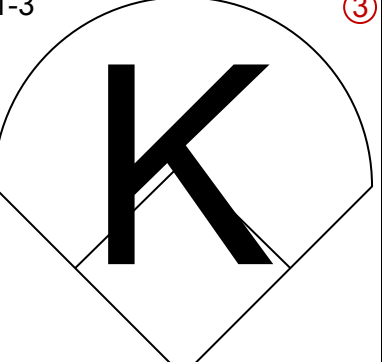
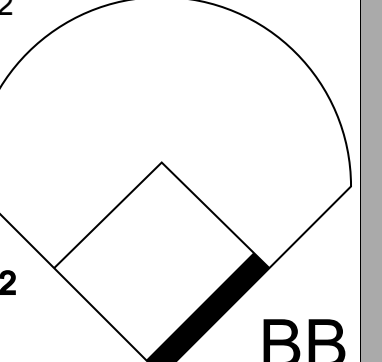
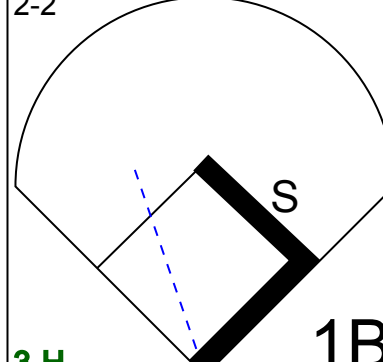
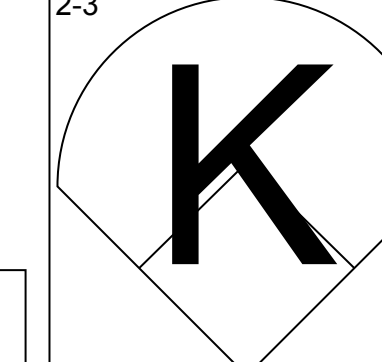
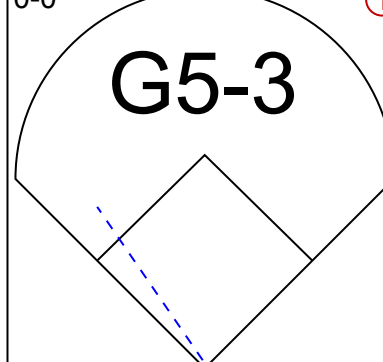

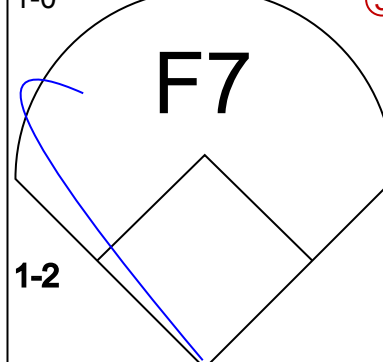
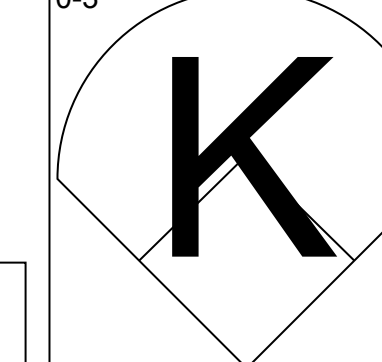

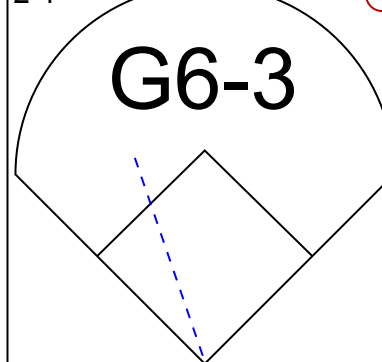

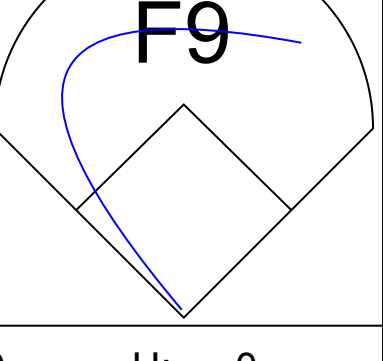
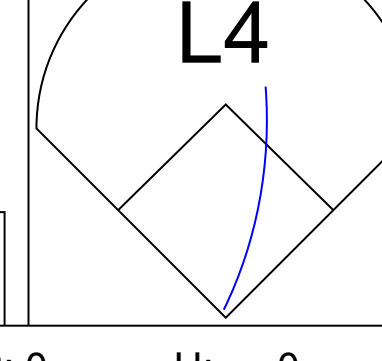
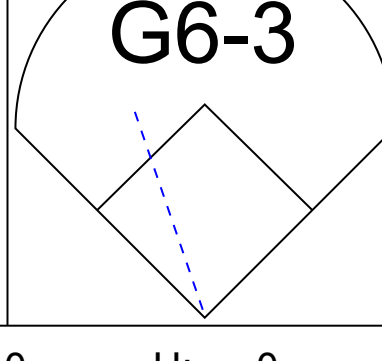
California Angels @ Texas Rangers  
Arlington Stadium, Arlington, TX  
Sat Aug 26 1989, 8:05 PM EDT  
Att: 32,157 - Unknown

AB 28  
R 3  
H 6  
RBI 1  
BB 3  
SO 6  
LOB 14





Batter	1	2	3	4	5	6	7	8	9	AB	R	H	RBI	BB	SO	LOB	TOP			
<b>Claudell Washington, L</b> OBP: 0.309, SLG: 0.417 (1, 9)			 2H			 SH1-3 2B				5	1	0	1	0	4	2	<b>California Angels @ Texas Rangers</b> Arlington Stadium, Arlington, TX Sun Aug 27 1989, 8:05 PM EDT Att: 25,270 - Unknown			
<b>Bobby Rose, R</b> OBP: 0.304, SLG: 0.571 (1, 4)										3	0	0	0	0	2	2				
<b>Devon White, S</b> OBP: 0.298, SLG: 0.401 (1, 8)						 1B BB				3	1	0	0	1	1	1				
<b>Wally Joyner, L</b> OBP: 0.338, SLG: 0.415 (1, 3)						 1B 2B				4	1	1	1	0	0	0				
<b>Chili Davis, S</b> OBP: 0.332, SLG: 0.438 (1, 7)						 1B				4	0	2	1	0	1	0				
<b>Brian Downing, R</b> OBP: 0.363, SLG: 0.407 (1, 10)						 1B			 1B	4	1	2	1	0	1	1				
<b>Jack Howell, L</b> OBP: 0.321, SLG: 0.440 (1, 5)									 1B	4	0	1	0	0	1	3				
<b>John Orton, R</b> OBP: 0.467, SLG: 0.462 (1, 2)			 SH1-3 BB							3	1	0	0	1	2	4				
<b>Glenn Hoffman, R</b> OBP: 0.273, SLG: 0.298 (1, 6)										2	0	0	0	0	1	0				
<b>Johnny Ray, S</b> OBP: 0.336, SLG: 0.371 (9, PH)									 1B	1	0	1	1	0	0	0				
<b>Kent Anderson, R</b> OBP: 0.281, SLG: 0.244 (9, 6)									 1B	0	0	0	0	0	0	0				
<b>Inning Stats</b>	R: 0 H: 0 E: 0 K: 2 S: 7	H: 0 LOB: 0 BB: 0 P: 14	R: 0 H: 1 E: 0 K: 1 S: 9	LOB: 1 BB: 0 P: 14	R: 1 H: 0 E: 0 K: 0 S: 10	LOB: 1 BB: 1 P: 18	R: 0 H: 0 E: 0 K: 0 S: 8	H: 0 LOB: 0 BB: 0 P: 11	R: 0 H: 0 E: 0 K: 2 S: 12	H: 0 LOB: 0 BB: 0 P: 15	R: 3 H: 3 E: 0 K: 2 S: 19	H: 3 LOB: 2 BB: 1 P: 32	R: 0 H: 0 E: 0 K: 1 S: 11	H: 0 LOB: 0 BB: 0 P: 14	R: 0 H: 0 E: 0 K: 3 S: 10	H: 3 LOB: 2 BB: 0 P: 22	1B: 6 2B: 1 3B: 0 HR: 0	SF: 0 SAC: 2 DP: 0 HBP: 1	WP: 2 PB: 0 SB: 0 CS: 0	PA: 38
<b>PITCHER</b>	IP	WLS	BF	H	R	ER	SO	BB	IBB	HBP	BLK	WP	HR	S	P	ERA	WHIP			
<b>Nolan Ryan, R</b> ERA: 3.18 (1, 1)	8.1	L	36	7	5	5	11	2	0	1	0	2	0	95	147	5.40	1.080			
<b>Jeff Russell, R</b> ERA: 1.75 (9, 1)	0.2		2	0	0	0	2	0	0	0	0	0	0	6	9	0.00	0.000			

Batter	1	2	3	4	5	6	7	8	9	AB	R	H	RBI	BB	SO	LOB	BOTTOM					
<b>Cecil Espy, S</b> OBP: 0.303, SLG: 0.317 (1, 8)										5	0	0	0	0	2	0	<b>California Angels @ Texas Rangers</b> Arlington Stadium, Arlington, TX Sun Aug 27 1989, 8:05 PM EDT Att: 25,270 - Unknown					
<b>Fred Manrique, R</b> OBP: 0.344, SLG: 0.414 (1, 5)				 1B 2B			 BB			4	1	1	0	1	0	0						
<b>Rafael Palmeiro, L</b> OBP: 0.350, SLG: 0.384 (1, 7)				 1B WP SF8 BB			 BB			2	1	0	0	2	0	0						
<b>Ruben Sierra, S</b> OBP: 0.346, SLG: 0.541 (1, 9)				 1B		 BB G6-3 BB				3	1	1	1	1	1	2						
<b>Julio Franco, R</b> OBP: 0.383, SLG: 0.469 (1, 4)						 1B				3	1	2	1	0	0	0						
<b>Jack Daugherty, S</b> OBP: 0.375, SLG: 0.462 (1, 3)										4	0	1	1	0	0	3						
<b>Pete Incaviglia, R</b> OBP: 0.276, SLG: 0.430 (1, 10)				 1B		 1B				3	0	1	1	1	2	2						
<b>Chad Kreuter, S</b> OBP: 0.275, SLG: 0.246 (1, 2)										3	0	0	0	0	1	3						
<b>Steve Buschele, R</b> OBP: 0.300, SLG: 0.405 (9, PH)										1	0	0	0	0	1	1						
<b>Geno Petralli, L</b> OBP: 0.351, SLG: 0.401 (9, 2)										0	0	0	0	0	0	0						
<b>Jeff Kunkel, R</b> OBP: 0.305, SLG: 0.441 (1, 6)										4	0	0	0	0	1	0						
<b>Inning Stats</b>	R: 0 H: 0 E: 0 K: 1 S: 11	H: 1 LOB: 0 BB: 0 P: 14	R: 0 H: 1 E: 0 K: 2 S: 10	LOB: 1 BB: 0 P: 18	R: 0 H: 0 E: 0 K: 2 S: 7	LOB: 0 BB: 0 P: 10	R: 2 H: 2 E: 0 K: 1 S: 15	H: 2 LOB: 2 BB: 2 P: 30	R: 0 H: 0 E: 0 K: 0 S: 6	H: 0 LOB: 0 BB: 2 P: 11	R: 2 H: 2 E: 0 K: 0 S: 14	H: 2 LOB: 1 BB: 1 P: 27	R: 0 H: 0 E: 0 K: 0 S: 6	H: 0 LOB: 2 BB: 2 P: 17	R: 0 H: 1 E: 0 K: 2 S: 10	H: 1 LOB: 0 BB: 0 P: 12	R: 0 H: 0 E: 0 K: 0 S: 9	H: 0 LOB: 0 BB: 0 P: 14	1B: 5 2B: 1 3B: 0 HR: 0	SF: 1 SAC: 0 DP: 0 HBP: 0	WP: 1 PB: 0 SB: 2 CS: 0	PA: 38
<b>PITCHER</b>	IP	WLS	BF	H	R	ER	SO	BB	IBB	HBP	BLK	WP	HR	S	P	ERA	WHIP					
<b>Mike Witt, R</b> ERA: 4.43 (1, 1)	5.1		23	4	4	4	6	3	0	0	0	0	0	56	97	6.75	1.312					
<b>Greg Minton, R</b> ERA: 2.69 (6, 1)	1.1		7	1	0	0	0	2	0	0	0	0	0	11	27	0.00	2.250					
<b>Bob McClure, L</b> ERA: 1.53 (7, 1)	2.1	W	8	1	0	0	2	0	0	0	0	0	0	21	29	0.00	0.429					



Batter	1	2	3	4	5	6	7	8	9	AB	R	H	RBI	BB	SO	LOB	TOP					
<b>Devon White, S</b> OBP: 0.297, SLG: 0.399 (1, 8)	G4-3	G4-3		G6-3			1B		K	5	0	1	0	0	1	3						
<b>Claudell Washington, L</b> OBP: 0.313, SLG: 0.429 (1, 9)	G3		1B		G3-1		1B		2B	5	1	3	1	0	0	0						
<b>Johnny Ray, S</b> OBP: 0.339, SLG: 0.372 (1, 4)	G6-3		G6-3		1B		1B			4	0	2	0	1	0	1						
<b>Wally Joyner, L</b> OBP: 0.337, SLG: 0.412 (1, 3)		G3		G4-6-3			K		K	5	0	1	1	0	2	5						
<b>Chili Davis, S</b> OBP: 0.333, SLG: 0.438 (1, 7)		2B		K		G6-3			K	4	1	2	0	0	2	1						
<b>Brian Downing, R</b> OBP: 0.362, SLG: 0.407 (1, 10)		1B		E6		G4-3			F8	4	1	1	0	0	0	2						
<b>Lance Parrish, R</b> OBP: 0.310, SLG: 0.414 (1, 2)		G6-3		F8		G6-3			F8	4	0	0	1	0	0	4						
<b>Jack Howell, L</b> OBP: 0.321, SLG: 0.438 (1, 5)		1B		G4-3		K			K	4	0	1	1	0	2	1						
<b>Kent Anderson, R</b> OBP: 0.286, SLG: 0.250 (1, 6)		1B		P4					2B	4	1	2	0	0	1	0						
<b>Inning Stats</b>	R: 0 E: 0 K: 0 S: 9	H: 0 LOB: 0 BB: 0 P: 12	R: 2 E: 0 K: 0 S: 12	H: 4 LOB: 2 BB: 0 P: 19	R: 1 E: 1 K: 1 S: 16	H: 2 LOB: 2 BB: 0 P: 23	R: 0 E: 0 K: 0 S: 8	H: 0 LOB: 0 BB: 0 P: 12	R: 0 E: 0 K: 1 S: 4	H: 1 LOB: 1 BB: 0 P: 5	R: 0 E: 0 K: 1 S: 11	H: 1 LOB: 1 BB: 0 P: 16	R: 0 E: 0 K: 2 S: 16	H: 3 LOB: 2 BB: 0 P: 25	R: 0 E: 0 K: 1 S: 7	H: 0 LOB: 0 BB: 0 P: 11	R: 1 E: 0 K: 3 S: 18	H: 2 LOB: 2 BB: 1 P: 27	1B: 10 2B: 3 3B: 0 HR: 0	SF: 0 SAC: 0 DP: 1 HBP: 0	WP: 0 PB: 0 SB: 0 CS: 0	PA: 40
<b>PITCHER</b>	IP	WLS	BF	H	R	ER	SO	BB	IBB	HBP	BLK	WP	HR	S	P	ERA	WHIP					
<b>Mike Smithson, R</b> ERA: 4.68 (1, 1)	2.2		15	6	3	3	1	0	0	0	0	0	0	34	50	10.12	2.250					
<b>Dennis Lamp, R</b> ERA: 2.54 (3, 1)	4.0	W	13	3	0	0	2	0	0	0	0	0	0	34	49	0.00	0.750					
<b>Joe Price, L</b> ERA: 4.48 (7, 1)	2.1		12	4	1	1	5	1	0	0	0	0	0	33	51	3.86	2.143					

California Angels @ Boston Red Sox  
Fenway Park, Boston, MA  
Tue Aug 29 1989, 7:05 PM EDT  
Unknown

AB 39  
R 4  
H 13  
RBI 4  
BB 1  
SO 8  
LOB 17



Batter	1	2	3	4	5	6	7	8	9	AB	R	H	RBI	BB	SO	LOB	BOTTOM					
<b>Wade Boggs, L</b> OBP: 0.334, SLG: 0.469 (1, 5)	1B	G6-3		SH1-3		G4-3				5	1	3	1	0	0	0						
<b>Marty Barrett, R</b> OBP: 0.330, SLG: 0.338 (1, 4)	1B	F8		SH1-3		P4				3	0	1	0	1	0	0						
<b>Ellis Burks, R</b> OBP: 0.360, SLG: 0.463 (1, 8)	FC6-4		L6	G6-3						5	1	1	1	0	0	4						
<b>Mike Greenwell, L</b> OBP: 0.367, SLG: 0.453 (1, 7)	2B		2B	G3		G4-3				3	2	1	0	1	0	2						
<b>Nick Esasky, R</b> OBP: 0.337, SLG: 0.502 (1, 3)	K		G4-3		K					4	1	1	0	0	2	2						
<b>Danny Heep, L</b> OBP: 0.367, SLG: 0.430 (1, 9)	HR		G4-3		G3-1					3	1	1	2	0	0	1						
<b>Kevin Romine, R</b> OBP: 0.307, SLG: 0.330 (6, 9)	HR		G4-3							1	0	0	0	0	1	0						
<b>Dwight Evans, R</b> OBP: 0.387, SLG: 0.447 (1, 10)	HR									4	1	3	4	0	0	0						
<b>Jody Reed, R</b> OBP: 0.365, SLG: 0.372 (1, 6)	L8		F7							4	0	2	0	0	0	1						
<b>Rich Gedman, L</b> OBP: 0.281, SLG: 0.287 (1, 2)										4	1	1	0	0	1	3						
<b>Inning Stats</b>	R: 5 E: 0 K: 1 S: 16	H: 4 LOB: 0 BB: 1 P: 29	R: 0 E: 0 K: 1 S: 16	H: 0 LOB: 0 BB: 0 P: 24	R: 2 E: 0 K: 0 S: 14	H: 3 LOB: 1 BB: 0 P: 18	R: 1 E: 0 K: 0 S: 10	H: 2 LOB: 1 BB: 0 P: 14	R: 0 E: 0 K: 1 S: 12	H: 2 LOB: 2 BB: 0 P: 17	R: 0 E: 0 K: 0 S: 10	H: 1 LOB: 1 BB: 0 P: 11	R: 0 E: 0 K: 1 S: 6	H: 0 LOB: 0 BB: 0 P: 10	R: 0 E: 0 K: 0 S: 10	H: 2 LOB: 2 BB: 1 P: 17	1B: 9 2B: 4 3B: 0 HR: 1	SF: 0 SAC: 1 DP: 1 HBP: 0	WP: 0 PB: 0 SB: 0 CS: 0	PA: 39		
<b>PITCHER</b>	IP	WLS	BF	H	R	ER	SO	BB	IBB	HBP	BLK	WP	HR	S	P	ERA	WHIP					
<b>Bert Blyleven, R</b> ERA: 2.63 (1, 1)	3.0	L	17	7	7	7	2	1	0	0	0	0	0	46	71	21.00	2.667					
<b>Rich Monteleone, R</b> ERA: 2.41 (4, 1)	5.0		22	7	1	1	2	1	0	0	0	0	0	48	69	1.80	1.600					

California Angels @ Boston Red Sox  
Fenway Park, Boston, MA  
Tue Aug 29 1989, 7:05 PM EDT  
Unknown

AB 36  
R 8  
H 14  
RBI 8  
BB 2  
SO 4  
LOB 13





Batter	1	2	3	4	5	6	7	8	9	AB	R	H	RBI	BB	SO	LOB	TOP	
<b>Claudell Washington, L</b> OBP: 0.315, SLG: 0.425 <b>Kent Anderson, R</b> OBP: 0.284, SLG: 0.248	4-0 SF8 BB		0-2 F8 BLK 1B	1-3 K		0-2 G1-3		1-2 F8		3	2	1	0	1	1	2		
<b>Bobby Ross, R</b> OBP: 0.259, SLG: 0.480	1-3 K		1-3 K	0-0 P3		2-3 K				4	0	0	0	0	0	3		
<b>Chili Davis, S</b> OBP: 0.333, SLG: 0.438	1-1 SF8 2H		1-1 F8		1-0 BB HR 1B		0-3 K			3	1	1	1	0	1	1		
<b>Wally Joyner, L</b> OBP: 0.338, SLG: 0.412	4-2 FC6-4 BB		1-1 WP 1B		1-3 K		0-0 L9			3	0	1	1	1	1	1		
<b>Brian Downing, R</b> OBP: 0.366, SLG: 0.408	2-2 FC6-4 1-2		4-2 WP BB		4-1 HR BB		3-1 1B 1B			2	1	1	0	2	0	1		
<b>Tony Armas, R</b> OBP: 0.285, SLG: 0.485		1-0 F8	3-0 F9		0-0 HR		0-0 1B			4	1	2	3	0	0	2		
<b>Bill Schroeder, R</b> OBP: 0.233, SLG: 0.369		0-1 F7		2-1 E 1B		0-0 G5-3		0-1 G4-3		4	0	1	0	0	0	2		
<b>Jack Howell, L</b> OBP: 0.320, SLG: 0.436		0-1 1B		2-3 K		2-0 L6		1-2 G4-3		4	0	1	0	0	1	1		
<b>Glenn Hoffman, R</b> OBP: 0.261, SLG: 0.284		2-2 L8		3-2 E6		1-2 G6-3		2-1 G6-3		4	0	0	0	0	0	2		
<b>Inning Stats</b>	R: 1 E: 0 K: 1 S: 11	H: 0 LOB: 1 BB: 2 P: 23	R: 0 E: 0 K: 0 S: 8	H: 1 LOB: 1 BB: 0 P: 11	R: 1 E: 0 K: 1 S: 14	H: 2 LOB: 2 BB: 1 P: 24	R: 0 E: 1 K: 2 S: 15	H: 1 LOB: 2 BB: 0 P: 23	R: 3 E: 0 K: 1 S: 9	H: 2 LOB: 0 BB: 1 P: 16	R: 0 E: 0 K: 1 S: 9	H: 2 LOB: 2 BB: 0 P: 12	R: 0 E: 0 K: 1 S: 9	H: 2 LOB: 2 BB: 0 P: 12	R: 0 E: 0 K: 0 S: 9	H: 0 LOB: 0 BB: 0 P: 13		
<b>PITCHER</b>	IP	WLS	BF	H	R	ER	SO	BB	IBB	HBP	BLK	WP	HR	S	P	ERA	WHIP	
<b>Eric Hetzel, R</b> ERA: 5.54	(1, 1)	4.1	24	6	5	5	5	4	0	0	1	2	1	54	93	10.38	2.308	
<b>Bob Stanley, R</b> ERA: 4.64	(5, 1)	3.2	W	13	2	0	0	2	0	0	0	0	0	29	41	0.00	0.545	

California Angels @ Boston Red Sox  
Fenway Park, Boston, MA  
Tue Aug 29 1989, 7:05 PM EDT  
Att: 33,987 - Unknown

AB	32
R	5
H	8
RBI	5
BB	4
SO	7
LOB	16



1B:	7	SF:	1	WP:	2	PA:	37
2B:	0	SAC:	0	FB:	0		
3B:	0	DP:	0	SB:	2		
HR:	1	HBP:	0	CS:	0		

Batter	1	2	3	4	5	6	7	8	9	AB	R	H	RBI	BB	SO	LOB	BOTTOM	
<b>Wade Boggs, L</b> OBP: 0.335, SLG: 0.470	3-2 1B 2B	0-1 G6-3				1-1 G1-3				5	2	3	0	0	0	0		
<b>Jody Reed, R</b> OBP: 0.365, SLG: 0.371	2-1 L7	1-0 G5-3				1-2 G2-3				4	1	1	1	0	0	1		
<b>Ellis Burks, R</b> OBP: 0.360, SLG: 0.462	1-1 2B 1B		2-0 L8			2-1 G4-3				5	2	2	2	0	0	3		
<b>Mike Greenwell, L</b> OBP: 0.369, SLG: 0.455	0-1 WP 1B 2B		1-1 S	4-0 WP BB 1B IBB	2-3 K		0-0 G6-3			4	2	2	2	1	1	0		
<b>Nick Esasky, R</b> OBP: 0.342, SLG: 0.504	2-2 2B 1B		2-0 P4	4-2 WP 1B BB	0-0 E SF9 1B		2-2 1B			4	2	3	2	1	0	1		
<b>Danny Heep, L</b> OBP: 0.367, SLG: 0.429	3-1 F8		1-1 L4	2-1 1B WP 1B	3-2 E9 SF9 1B		1-2 G3			5	1	2	2	0	0	3		
<b>Dwight Evans, R</b> OBP: 0.390, SLG: 0.452	1-0 2B					2-2 SF9		0-0		3	2	2	1	1	0	0		
<b>Luis Rivera, R</b> OBP: 0.320, SLG: 0.384	3-3 K					0-0 G4-3				4	0	1	1	0	1	4		
<b>Rick Cerone, R</b> OBP: 0.336, SLG: 0.353		0-1 G4-3				1-0 G1-3				3	1	0	1	1	0	1		
<b>Inning Stats</b>	R: 3 E: 0 K: 1 S: 18	H: 5 LOB: 2 BB: 0 P: 33	R: 0 E: 0 K: 0 S: 5	H: 0 LOB: 0 BB: 0 P: 6	R: 0 E: 0 K: 0 S: 6	H: 1 LOB: 1 BB: 0 P: 12	R: 0 E: 1 K: 0 S: 30	H: 7 LOB: 3 BB: 4 P: 57	R: 1 E: 1 K: 1 S: 11	H: 2 LOB: 1 BB: 0 P: 18	R: 0 E: 0 K: 0 S: 6	H: 0 LOB: 0 BB: 0 P: 9	R: 0 E: 0 K: 0 S: 10	H: 1 LOB: 1 BB: 0 P: 15	R: 0 E: 0 K: 0 S: 0	H: 0 LOB: 0 BB: 0 P: 0		
<b>PITCHER</b>	IP	WLS	BF	H	R	ER	SO	BB	IBB	HBP	BLK	WP	HR	S	P	ERA	WHIP	
<b>Dan Petry, R</b> ERA: 5.17	(1, 1)	3.1	L	19	7	6	6	1	1	1	0	2	0	25	42	81.00	10.500	
<b>Willie Fraser, R</b> ERA: 3.31	(4, 1)	0.2		11	6	6	0	1	1	1	0	0	0	11	18	0.00	2.000	
<b>Bob McClure, L</b> ERA: 1.49	(5, 1)	1.0		5	2	1	0	1	0	0	0	0	0	16	24	0.00	0.500	
<b>Greg Minton, R</b> ERA: 2.61	(6, 1)	2.0		7	1	0	0	0	0	0	0	0	0	0	0	∞	∞	
<b>Bryan Harvey, R</b> ERA: 3.02	(8, 1)	0.0		1	0	0	0	0	0	0	0	0	0	0	0	∞	∞	

California Angels @ Boston Red Sox  
Fenway Park, Boston, MA  
Tue Aug 29 1989, 7:05 PM EDT  
Att: 33,987 - Unknown

AB	37
R	13
H	16
RBI	12
BB	4
SO	2
LOB	13



1B:	14	SF:	1	WP:	3	PA:	43
2B:	2	SAC:	0	FB:	0		
3B:	0	DP:	0	SB:	1		
HR:	0	HBP:	1	CS:	0		



Batter	1	2	3	4	5	6	7	8	9	AB	R	H	RBI	BB	SO	LOB	TOP										
<b>Devon White, S</b> OBP: 0.298, SLG: 0.399 (1, 8)	0-0 CS 1B		1-0 G3 1B	2-1 F9		1-0 F8		2-1 G4-3		5	0	2	0	0	0	3											
<b>Claudell Washington, L</b> OBP: 0.311, SLG: 0.416 (1, 9)	1-3 SAFE K		0-1 F7	0-2 G3			1-0 G6-3		0-1 G3	5	0	0	0	0	1	3											
<b>Johnny Ray, S</b> OBP: 0.339, SLG: 0.371 (1, 4)	2-1 SAFE 1B		1-2 G3		4-2 G3 BB		2-2 F9		0-0 G4-3	4	0	1	0	1	0	1											
<b>Wally Joyner, L</b> OBP: 0.336, SLG: 0.412 (1, 3)	1-1 SAFE L7		1-0 G4-3		0-0 F9		2-1 2B		1-2 G3	5	0	1	0	0	0	3											
<b>Chili Davis, S</b> OBP: 0.332, SLG: 0.436 (1, 7)		1-2 G3-1		1-1 BB 1B		1-1 G3		1-3 K		4	1	1	0	0	1	2											
<b>Brian Downing, R</b> OBP: 0.367, SLG: 0.407 (1, 10)		1-2 BLK 1B		4-1 1B 2B BB		2-3 K		1-2 G5-3		3	1	1	0	1	1	1											
<b>Lance Parrish, R</b> OBP: 0.312, SLG: 0.414 (1, 2)		0-3 K		1-3 K		1-1 WP 1B		4-1 2B E BB		3	1	1	0	1	2	3											
<b>Jack Howell, L</b> OBP: 0.322, SLG: 0.435 (1, 5)		4-1 BB		0-1 2B 1B		2-2 F8		1-3 K		3	1	1	1	1	1	2											
<b>Kent Anderson, R</b> OBP: 0.289, SLG: 0.267 (1, 6)		0-1 G1-3		3-2 F9 1-H 2-H 2B		2-0 F7		0-0 E9 1-H 2B		4	0	2	2	0	0	3											
<b>Inning Stats</b>	R: 0 E: 0 K: 1 S: 8	H: 2 LOB: 1 BB: 0 P: 12	R: 0 E: 0 K: 1 S: 13	H: 1 LOB: 2 BB: 1 P: 19	R: 0 E: 0 K: 0 S: 7	H: 1 LOB: 1 BB: 0 P: 10	R: 3 E: 0 K: 1 S: 18	H: 3 LOB: 1 BB: 1 P: 29	R: 0 E: 0 K: 1 S: 8	H: 0 LOB: 1 BB: 0 P: 15	R: 0 E: 0 K: 3 S: 11	H: 1 LOB: 1 BB: 0 P: 13	R: 0 E: 0 K: 1 S: 10	H: 1 LOB: 1 BB: 0 P: 16	R: 1 E: 1 K: 1 S: 11	H: 1 LOB: 1 BB: 1 P: 19	R: 0 E: 0 K: 0 S: 6	H: 0 LOB: 0 BB: 0 P: 7	1B: 7 2B: 3 3B: 0 HR: 0	SF: 0 SAC: 0 DP: 0 HBP: 0	WP: 1 PB: 0 SB: 0 CS: 1	PA: 40					
<b>PITCHER</b>	IP	WLS	BF	H	R	ER	SO	BB	IBB	HBP	BLK	WP	HR	S	P	ERA	WHIP										
<b>John Dopson, R</b> ERA: 4.19 (1, 1)	6.0	L	28	8	3	3	4	3	0	0	1	1	0	61	98	4.50	1.833										
<b>Greg Harris, R</b> ERA: 3.07 (7, 1)	3.0		12	2	1	0	2	1	0	0	0	0	0	27	42	0.00	1.000										

California Angels @ Boston Red Sox  
Fenway Park, Boston, MA  
Wed Aug 30 1989, 7:05 PM EDT  
Att: 34,182 - Unknown

AB	36
R	4
H	10
RBI	3
BB	4
SO	6
LOB	21



Batter	1	2	3	4	5	6	7	8	9	AB	R	H	RBI	BB	SO	LOB	BOTTOM										
<b>Wade Boggs, L</b> OBP: 0.334, SLG: 0.468 (1, 5)	0-2 G6-3		3-2 F8		4-2 BB		1-0 P5			3	0	0	0	1	0	2											
<b>Marty Barrett, R</b> OBP: 0.332, SLG: 0.342 (1, 4)	1-1 G6-3 2B		4-2 E BB		0-0 L9			3-2 P6		3	0	1	0	1	0	1											
<b>Ellis Burks, R</b> OBP: 0.359, SLG: 0.459 (1, 8)	2-1 G6-3		2-2 E4			3-3 K		0-0 G4-6-3 1B		4	0	1	0	0	1	3											
<b>Mike Greenwell, L</b> OBP: 0.368, SLG: 0.456 (1, 7)	1-1 L7		1-3 K			1-1 2B		1-1 G4-6-3		4	0	1	0	0	1	5											
<b>Nick Esasky, R</b> OBP: 0.339, SLG: 0.500 (1, 3)		1-2 P3		0-0 P4		0-3 K			0-3 K	4	0	0	0	0	2	1											
<b>Dwight Evans, R</b> OBP: 0.389, SLG: 0.449 (1, 10)		4-1 G4-6-3 BB		3-2 G4-3		2-3 K			0-0 G5-3	3	0	0	0	1	1	1											
<b>Kevin Romine, R</b> OBP: 0.301, SLG: 0.323 (1, 9)		1-2 G4-6-3		2-3 K			1-0 G4-3		1-2 G5-3	4	0	0	0	0	1	1											
<b>Luis Rivera, R</b> OBP: 0.321, SLG: 0.384 (1, 6)			1-1 L8		0-0 P3		0-1 1B			3	0	1	0	0	0	0											
<b>Rick Cerone, R</b> OBP: 0.336, SLG: 0.350 (1, 2)			4-2 E BB BB		2-2 P6		2-3 K			2	0	0	0	1	1	1											
<b>Inning Stats</b>	R: 0 E: 0 K: 0 S: 10	H: 1 LOB: 1 BB: 0 P: 14	R: 0 E: 0 K: 0 S: 7	H: 0 LOB: 0 BB: 1 P: 13	R: 0 E: 1 K: 1 S: 15	H: 0 LOB: 3 BB: 2 P: 30	R: 0 E: 0 K: 1 S: 7	H: 0 LOB: 0 BB: 0 P: 12	R: 0 E: 0 K: 3 S: 11	H: 1 LOB: 1 BB: 0 P: 17	R: 0 E: 0 K: 1 S: 7	H: 1 LOB: 1 BB: 0 P: 10	R: 0 E: 0 K: 0 S: 7	H: 1 LOB: 0 BB: 0 P: 11	R: 0 E: 0 K: 1 S: 8	H: 0 LOB: 0 BB: 0 P: 9	1B: 2 2B: 2 3B: 0 HR: 0	SF: 0 SAC: 0 DP: 2 HBP: 0	WP: 0 PB: 0 SB: 0 CS: 0	PA: 34							
<b>PITCHER</b>	IP	WLS	BF	H	R	ER	SO	BB	IBB	HBP	BLK	WP	HR	S	P	ERA	WHIP										
<b>Jim Abbott, L</b> ERA: 3.87 (1, 1)	9.0	W	34	4	0	0	7	4	0	0	0	0	0	79	129	0.00	0.889										

California Angels @ Boston Red Sox  
Fenway Park, Boston, MA  
Wed Aug 30 1989, 7:05 PM EDT  
Att: 34,182 - Unknown

AB	30
R	0
H	4
RBI	0
BB	4
SO	7
LOB	15





Batter	1	2	3	4	5	6	7	8	9	AB	R	H	RBI	BB	SO	LOB	TOP					
Devon White, S (1.8) OBP: 0.296, SLG: 0.396	G6-3		G4-3		G3		K			4	0	0	0	0	1	2	California Angels @ Boston Red Sox Fenway Park, Boston, MA Thu Aug 31 1989, 7:05 PM EDT Att: 31,737 - Unknown					
Claudell Washington, L (1.9) OBP: 0.313, SLG: 0.429	HR		1B		F8		K			4	1	2	1	0	1	0						
Johnny Ray, S (1.4) OBP: 0.341, SLG: 0.371	G6-3		1B		1B		P5			3	0	1	0	1	0	0						
Wally Joyner, L (1.3) OBP: 0.338, SLG: 0.419	2B		G3		K		K			4	0	2	0	0	1	3						
Chili Davis, S (1.7) OBP: 0.331, SLG: 0.434	G4-3				K		1B		G3-1	4	1	1	0	0	1	2						
Brian Downing, R (1.10) OBP: 0.366, SLG: 0.406		F8		G6-3		1B			F8	4	0	1	0	0	0	0						
Lance Parrish, R (1.2) OBP: 0.309, SLG: 0.409		K		K		K			K	4	0	0	0	0	4	2						
Jack Howell, L (1.5) OBP: 0.319, SLG: 0.431		K			K		K		K	4	0	0	0	0	4	2						
Kent Anderson, R (1.6) OBP: 0.286, SLG: 0.263			K		G6-3					2	0	0	0	0	1	0						
Tony Armas, R (7, PH) OBP: 0.299, SLG: 0.488										1	0	1	1	0	0	0						
Glenn Hoffman, R (7.6) OBP: 0.261, SLG: 0.284										0	0	0	0	0	0	0						
<b>Inning Stats</b>	R: 1 E: 0 K: 0 S: 11	H: 2 LOB: 1 BB: 0 P: 14	R: 0 E: 0 K: 2 S: 12	H: 0 LOB: 0 BB: 0 P: 19	R: 0 E: 0 K: 1 S: 13	H: 1 LOB: 2 BB: 1 P: 24	R: 0 E: 0 K: 2 S: 8	H: 0 LOB: 0 BB: 0 P: 11	R: 0 E: 0 K: 1 S: 7	H: 0 LOB: 0 BB: 0 P: 12	R: 0 E: 0 K: 1 S: 8	H: 1 LOB: 1 BB: 0 P: 14	R: 1 E: 0 K: 3 S: 21	H: 3 LOB: 2 BB: 0 P: 27	R: 0 E: 0 K: 1 S: 11	H: 1 LOB: 0 BB: 0 P: 15	R: 0 E: 0 K: 2 S: 14	H: 0 LOB: 0 BB: 0 P: 22	1B: 5 2B: 2 3B: 1 HR: 1	SF: 0 SAC: 0 DP: 1 HBP: 0	WP: 0 PB: 0 SB: 0 CS: 1	PA: 35
<b>PITCHER</b> Rogier Clemens, R (1.1) ERA: 3.3	IP: 9.0 WLS: W BF: 35 H: 8 R: 2 ER: 2 SO: 13 BB: 1 IBB: 0 HBP: 0 BLK: 0 WP: 0 HR: 1 S: 105 P: 158 ERA: 2.00 WHIP: 1.000															<b>PITCHER</b>						

Batter	1	2	3	4	5	6	7	8	9	AB	R	H	RBI	BB	SO	LOB	BOTTOM			
Wade Boggs, L (1.5) OBP: 0.334, SLG: 0.466	1B	L7		G1-6-3		G4-6-3		BB		4	1	1	0	1	0	3	California Angels @ Boston Red Sox Fenway Park, Boston, MA Thu Aug 31 1989, 7:05 PM EDT Att: 31,737 - Unknown			
Jody Reed, R (1.4) OBP: 0.372, SLG: 0.381	1B	2B		1B		1B		BB		4	2	4	0	1	0	0				
Ellis Burks, R (1.8) OBP: 0.357, SLG: 0.456	1B	P3		1B		1B		BB		5	2	1	1	0	1	6				
Mike Greenwell, L (1.7) OBP: 0.369, SLG: 0.456	1B		G4-3		BB		SF8			2	0	1	2	1	0	0				
Nick Esasky, R (1.3) OBP: 0.338, SLG: 0.498	FC5-4		P2		P4		BB			4	0	1	1	0	0	3				
Danny Heep, L (1.9) OBP: 0.371, SLG: 0.432	K		1B		1B		1B			3	0	2	1	0	1	1				
Kevin Romine, R (6.9) OBP: 0.304, SLG: 0.323	K		1B		1B		BB			0	0	0	0	1	0	0				
Dwight Evans, R (1.10) OBP: 0.386, SLG: 0.445	G4-3		F8		FC6-4		F8			4	0	0	0	0	0	6				
Luis Rivera, R (1.6) OBP: 0.323, SLG: 0.386		K		G1-6-3		FC1-6		K		4	0	2	0	0	2	0				
Rick Cerone, R (1.2) OBP: 0.335, SLG: 0.348	2B	1B		P5		FC1-6		K		4	0	1	0	0	1	2				
<b>Inning Stats</b>	R: 3 E: 0 K: 1 S: 14	H: 4 LOB: 1 BB: 0 P: 21	R: 0 E: 0 K: 1 S: 9	H: 2 LOB: 0 BB: 0 P: 13	R: 0 E: 0 K: 0 S: 6	H: 1 LOB: 1 BB: 0 P: 11	R: 0 E: 0 K: 0 S: 7	H: 1 LOB: 0 BB: 0 P: 9	R: 1 E: 0 K: 0 S: 18	H: 2 LOB: 2 BB: 1 P: 26	R: 0 E: 0 K: 0 S: 5	H: 1 LOB: 0 BB: 0 P: 7	R: 1 E: 0 K: 0 S: 15	H: 2 LOB: 2 BB: 1 P: 27	R: 0 E: 0 K: 3 S: 12	H: 0 LOB: 2 BB: 2 P: 24	1B: 11 2B: 2 3B: 0 HR: 0	SF: 1 SAC: 0 DP: 2 HBP: 0	WP: 0 PB: 0 SB: 0 CS: 0	PA: 39
<b>PITCHER</b> Kirk McCaskill, R (1.1) ERA: 2.91	IP: 5.0 WLS: L BF: 25 H: 10 R: 4 ER: 4 SO: 10 BB: 1 IBB: 0 HBP: 0 BLK: 0 WP: 0 HR: 0 S: 54 P: 80 ERA: 7.20 WHIP: 2.200															<b>PITCHER</b>				
Bob McClure, L (6.1) ERA: 1.66	1.2 8 3 1 1 0 1 0 0 0 0 0 0 17 29 5.40 2.400																			
Willie Fraser, R (7.1) ERA: 3.3	0.1 1 0 0 0 0 0 0 0 0 0 0 3 5 0.00 0.000																			
Bryan Harvey, R (8.1) ERA: 2.96	1.0 5 0 0 0 3 2 0 0 0 0 0 12 24 0.00 2.000																			







Batter	1	2	3	4	5	6	7	8	9	AB	R	H	RBI	BB	SO	LOB	TOP					
Devon White, S OBP: 0.292, SLG: 0.391	F8		F7		SH1-4		G6-3			3	0	0	0	0	0	1	California Angels @ New York Yankees Yankee Stadium, Bronx, NY Sat Sep 02 1989, 7:05 PM EDT Att: 23,508 - Unknown					
Bobby Rose, R OBP: 0.226, SLG: 0.414	K		E5		G6-3		F7			4	0	0	0	0	1	2						
Johnny Ray, S OBP: 0.345, SLG: 0.382	G5-3		FC5-4							3	0	1	0	1	0	2						
Wally Joyner, L OBP: 0.338, SLG: 0.424 Jim Eppard, L (8, 3)					G4-3		G4-1		G3-6-1	4	0	1	0	0	0	3						
Chili Davis, S OBP: 0.332, SLG: 0.434										0	0	0	0	0	0	0						
Tony Armas, R OBP: 0.283, SLG: 0.477										3	0	1	0	1	1	0						
Brian Downing, R OBP: 0.364, SLG: 0.409										4	0	0	0	0	2	3						
Bill Schroeder, R OBP: 0.226, SLG: 0.358										3	1	1	1	1	2	2						
Kent Anderson, R OBP: 0.286, SLG: 0.264										4	0	0	0	0	3	4						
Inning Stats	R: 0 E: 0 K: 1 S: 6	H: 0 LOB: 0 BB: 0 P: 6	R: 0 E: 0 K: 3 S: 16	H: 1 LOB: 2 BB: 1 P: 24	R: 0 E: 1 K: 0 S: 10	H: 1 LOB: 0 BB: 0 P: 16	R: 0 E: 0 K: 1 S: 9	H: 1 LOB: 2 BB: 1 P: 19	R: 0 E: 0 K: 1 S: 11	H: 1 LOB: 0 BB: 1 P: 20	R: 1 E: 0 K: 0 S: 11	H: 1 LOB: 0 BB: 0 P: 17	R: 0 E: 0 K: 0 S: 12	H: 0 LOB: 0 BB: 0 P: 17	R: 0 E: 0 K: 1 S: 7	H: 1 LOB: 0 BB: 0 P: 12	R: 0 E: 0 K: 2 S: 7	H: 0 LOB: 0 BB: 0 P: 13	1B: 5 2B: 0 3B: 0 HR: 1	SF: 0 SAC: 1 DP: 1 HBP: 0	WP: 0 PB: 0 SB: 0 CS: 0	PA: 35
PITCHER Greg Cadaret, L ERA: 3.69	IP: 9.0 WLS: W BF: 35 H: 6 R: 1 ER: 1 SO: 9 BB: 3 IBB: 0 HBP: 0 BLK: 1 WP: 0 HR: 1 S: 89 P: 144 ERA: 1.00 WHIP: 1.000															PITCHER	IP: 9.0 WLS: W BF: 35 H: 6 R: 1 ER: 1 SO: 9 BB: 3 IBB: 0 HBP: 0 BLK: 1 WP: 0 HR: 1 S: 89 P: 144 ERA: 1.00 WHIP: 1.000					

Batter	1	2	3	4	5	6	7	8	9	AB	R	H	RBI	BB	SO	LOB	BOTTOM					
Steve Sax, R OBP: 0.379, SLG: 0.401	G5-3									4	0	2	1	0	1	0	California Angels @ New York Yankees Yankee Stadium, Bronx, NY Sat Sep 02 1989, 7:05 PM EDT Att: 23,508 - Unknown					
Alvaro Espinoza, R OBP: 0.312, SLG: 0.333	G3-1									4	0	0	0	0	1	3						
Don Mattingly, L OBP: 0.342, SLG: 0.460	L8									4	0	1	0	0	0	0						
Mel Hall, L OBP: 0.312, SLG: 0.431										4	1	1	1	0	0	1						
Jesse Barfield, R OBP: 0.351, SLG: 0.428										2	0	0	0	1	1	1						
Steve Balboni, R OBP: 0.295, SLG: 0.467										3	0	1	0	0	1	1						
Bob Geren, R OBP: 0.354, SLG: 0.497										2	0	0	0	1	0	2						
Roberto Kelly, R OBP: 0.384, SLG: 0.426 Deion Sanders, L OBP: 0.276, SLG: 0.303										3	1	0	0	0	2	1						
Randy Velarde, R OBP: 0.391, SLG: 0.548										0	0	0	0	0	0	0						
Inning Stats	R: 0 E: 0 K: 0 S: 7	H: 0 LOB: 0 BB: 0 P: 11	R: 0 E: 0 K: 0 S: 8	H: 1 LOB: 1 BB: 1 P: 19	R: 0 E: 0 K: 2 S: 11	H: 1 LOB: 0 BB: 0 P: 17	R: 0 E: 0 K: 0 S: 8	H: 0 LOB: 0 BB: 0 P: 14	R: 1 E: 0 K: 0 S: 18	H: 2 LOB: 2 BB: 1 P: 31	R: 0 E: 0 K: 2 S: 10	H: 1 LOB: 1 BB: 0 P: 14	R: 0 E: 0 K: 1 S: 5	H: 0 LOB: 0 BB: 0 P: 6	R: 0 E: 0 K: 1 S: 5	H: 0 LOB: 0 BB: 0 P: 9	R: 1 E: 0 K: 0 S: 1	H: 1 LOB: 0 BB: 0 P: 1	1B: 4 2B: 1 3B: 0 HR: 1	SF: 0 SAC: 0 DP: 1 HBP: 0	WP: 1 PB: 0 SB: 0 CS: 0	PA: 31
PITCHER Mike Witt, R ERA: 4.34	IP: 8.0 WLS: L BF: 31 H: 6 R: 2 ER: 2 SO: 6 BB: 2 IBB: 0 HBP: 0 BLK: 0 WP: 1 HR: 1 S: 73 P: 122 ERA: 2.25 WHIP: 1.000															PITCHER	IP: 8.0 WLS: L BF: 31 H: 6 R: 2 ER: 2 SO: 6 BB: 2 IBB: 0 HBP: 0 BLK: 0 WP: 1 HR: 1 S: 73 P: 122 ERA: 2.25 WHIP: 1.000					









Batter	1	2	3	4	5	6	7	8	9	AB	R	H	RBI	BB	SO	LOB	TOP				
Devon White, S (1, 8) OBP: 0.293, SLG: 0.392	L4		SH1-3 2B		G3			1B		4	0	2	0	0	0	0	California Angels @ New York Yankees Yankee Stadium, Bronx, NY Mon Sep 04 1989, 3:33 AM EDT Att: 23,191 - Sunny - 70 F				
Max Venable, L (1, 9) OBP: 0.464, SLG: 0.519 Tony Armas, R (8, PH) OBP: 0.281, SLG: 0.475	1B		SH1-3			F8		K		2	1	1	0	0	0	0					
Johnny Ray, S (1, 4) OBP: 0.340, SLG: 0.377	L9		G4-3			F7		F9		4	0	0	0	0	0	3					
Wally Joyner, L (1, 3) OBP: 0.339, SLG: 0.425	1B		G4-3			1B		F9		4	0	2	0	0	0	1					
Chili Davis, S (1, 7) OBP: 0.334, SLG: 0.443	1B		G3-1			G3		1B		4	0	2	1	0	0	1					
Brian Downing, R (1, 10) OBP: 0.261, SLG: 0.405	F9		K			F8		P3		4	0	0	0	0	1	3					
Bill Schroeder, R (1, 2) OBP: 0.220, SLG: 0.348	G5-3		F9			L5		K		4	0	0	0	0	1	1					
Jack Howell, L (1, 5) OBP: 0.318, SLG: 0.427	F8				F7		G4-3			3	0	0	0	0	0	0					
Kent Anderson, R (1, 6) OBP: 0.283, SLG: 0.261 Mark McLemore, S (8, PH) OBP: 0.294, SLG: 0.286 Glenn Hoffman, R (8, 6) OBP: 0.263, SLG: 0.286	F9		G4-3			F8				2	0	0	0	0	0	0					
<b>Inning Stats</b>	R: 1 H: 3 E: 0 K: 0 S: 16	H: 3 LOB: 2 BB: 0 P: 23	R: 0 H: 0 E: 0 K: 0 S: 5	H: 0 LOB: 0 BB: 0 P: 7	R: 0 H: 1 E: 0 K: 1 S: 6	H: 1 LOB: 1 BB: 0 P: 7	R: 0 H: 0 E: 0 K: 0 S: 3	H: 0 LOB: 0 BB: 0 P: 5	R: 0 H: 1 E: 0 K: 0 S: 10	H: 1 LOB: 1 BB: 0 P: 17	R: 0 H: 0 E: 0 K: 0 S: 9	H: 0 LOB: 0 BB: 0 P: 14	R: 0 H: 1 E: 0 K: 1 S: 11	H: 1 LOB: 1 BB: 0 P: 17	R: 0 H: 1 E: 0 K: 1 S: 11	H: 1 LOB: 1 BB: 0 P: 15	1B: 6 2B: 1 3B: 0 HR: 0	SF: 0 SAC: 1 DP: 0 HBP: 0	WP: 0 PB: 0 SB: 0 CS: 0	PA: 34	
<b>PITCHER</b>	IP	WLS	BF	H	R	ER	SO	BB	IBB	HBP	BLK	WP	HR	S	P	ERA	WHIP				
Clay Parker, R (1, 1) ERA: 3.73	7.1	W	28	6	1	1	1	0	0	0	0	0	0	60	89	1.23	0.818				
Lee Guetterman, L (8, 1) ERA: 2.59	0.2		2	0	0	0	1	0	0	0	0	0	0	5	8	0.00	0.000				
Dave Righetti, L (9, 1) ERA: 3.18	1.0	S	4	1	0	0	1	0	0	0	0	0	0	11	15	0.00	1.000				

Batter	1	2	3	4	5	6	7	8	9	AB	R	H	RBI	BB	SO	LOB	BOTTOM				
Steve Sax, R (1, 4) OBP: 0.378, SLG: 0.400	G4-3		E6		G4-3			SH3-4 1B		4	0	1	1	0	0	1	California Angels @ New York Yankees Yankee Stadium, Bronx, NY Mon Sep 04 1989, 3:33 AM EDT Att: 23,191 - Sunny - 70 F				
Alvaro Espinoza, R (1, 6) OBP: 0.310, SLG: 0.331	L4		F9			G5-3		SH3-4		3	0	0	0	0	0	2					
Don Mattingly, L (1, 10) OBP: 0.348, SLG: 0.469	G4-3		G1-3			HR		IBB		3	1	1	1	1	0	2					
Jesse Barfield, R (1, 9) OBP: 0.347, SLG: 0.421	G5-3				P2			K		4	0	0	0	0	1	2					
Steve Balboni, R (1, 3) OBP: 0.291, SLG: 0.460	F9		G5-3			F8		K		4	0	0	0	0	1	2					
Randy Velarde, R (1, 5) OBP: 0.415, SLG: 0.542	K				HBP			SH1-4 1B		2	0	1	0	0	1	0					
Bob Geren, R (1, 2) OBP: 0.350, SLG: 0.491			E6 1B SH5-3		P4			SH1-4		2	1	0	0	0	0	1					
Roberto Kelly, R (1, 8) OBP: 0.382, SLG: 0.423			SH5-3			F8		F9		2	0	0	0	0	0	1					
Deion Sanders, L (1, 7) OBP: 0.256, SLG: 0.275						F8		G6-3		3	0	1	0	0	0	1					
<b>Inning Stats</b>	R: 0 H: 0 E: 0 K: 0 S: 5	H: 0 LOB: 0 BB: 0 P: 7	R: 0 H: 0 E: 0 K: 1 S: 9	H: 0 LOB: 0 BB: 0 P: 13	R: 1 H: 1 E: 2 K: 0 S: 11	H: 1 LOB: 2 BB: 0 P: 15	R: 0 H: 0 E: 0 K: 0 S: 10	H: 0 LOB: 1 BB: 0 P: 17	R: 0 H: 1 E: 0 K: 0 S: 6	H: 1 LOB: 0 BB: 0 P: 11	R: 0 H: 1 E: 0 K: 2 S: 8	H: 1 LOB: 2 BB: 1 P: 14	R: 0 H: 1 E: 0 K: 2 S: 8	H: 1 LOB: 2 BB: 1 P: 14	1B: 3 2B: 0 3B: 0 HR: 1	SF: 0 SAC: 3 DP: 0 HBP: 1	WP: 0 PB: 0 SB: 0 CS: 0	PA: 32			
<b>PITCHER</b>	IP	WLS	BF	H	R	ER	SO	BB	IBB	HBP	BLK	WP	HR	S	P	ERA	WHIP				
Jim Abbott, L (1, 1) ERA: 3.75	7.1	L	30	4	2	1	1	0	1	0	0	0	0	57	92	1.23	0.545				
Bryan Harvey, R (8, 1) ERA: 2.91	0.2		2	0	0	0	2	0	0	0	0	0	0	6	8	0.00	0.000				



Batter	1	2	3	4	5	6	7	8	9	AB	R	H	RBI	BB	SO	LOB	TOP				
Bill Spiers, L OBP: 0.285, SLG: 0.267 (1, 6)	F8		L8		E1				G4-3	4	0	0	0	1	0	1	<b>Milwaukee Brewers @ California Angels</b> Anaheim Stadium, Anaheim, CA Tue Sep 05 1989, 10:05 PM EDT Att: 22,951 - Unknown				
B.J. Surhoff, L OBP: 0.277, SLG: 0.328 (1, 2)	L1		1B		G3-1				SF9	4	1	1	1	0	0	4					
Paul Molitor, R OBP: 0.364, SLG: 0.404 (1, 5)	P9		2B		E5				1B	5	0	2	1	0	0	1					
Robin Yount, R OBP: 0.382, SLG: 0.511 (1, 8)			1B		G5-3				F8	4	1	1	1	1	0	3					
Greg Brock, L OBP: 0.358, SLG: 0.419 (1, 3)		HR	BB							4	1	1	1	0	1	2					
Glenn Braggs, R OBP: 0.299, SLG: 0.371 (1, 7)	1B		L8							4	0	1	0	0	1	2					
Rob Deer, R OBP: 0.307, SLG: 0.435 (1, 9)	1B				F7				G6	4	0	0	0	0	1	1					
Greg Vaughn, R OBP: 0.317, SLG: 0.411 (1, 10)	1B									4	0	2	0	0	2	0					
Ed Romero, R OBP: 0.255, SLG: 0.287 (1, 4)					F8				G4-3	4	1	2	0	0	1	2					
<b>Inning Stats</b>	R: 0 E: 0 K: 0 S: 6	H: 0 LOB: 0 BB: 0 P: 11	R: 1 E: 0 K: 2 S: 21	H: 3 LOB: 2 BB: 0 P: 31	R: 1 E: 0 K: 0 S: 15	H: 2 LOB: 2 BB: 1 P: 23	R: 0 E: 0 K: 1 S: 5	H: 0 LOB: 0 BB: 0 P: 7	R: 0 E: 0 K: 0 S: 9	H: 0 LOB: 1 BB: 0 P: 13	R: 1 E: 0 K: 1 S: 13	H: 3 LOB: 3 BB: 1 P: 22	R: 0 E: 0 K: 2 S: 9	H: 0 LOB: 0 BB: 0 P: 12	R: 1 E: 0 K: 0 S: 12	H: 2 LOB: 1 BB: 0 P: 16		1B: 6 2B: 2 3B: 0 HR: 2	SF: 1 SAC: 0 DP: 1 HBP: 0	WP: 1 PB: 0 SB: 0 CS: 0	PA: 40
<b>PITCHER</b>	IP	WLS	BF	H	R	ER	SO	BB	IBB	HBP	BLK	WP	HR	S	P	ERA	WHIP				
Kirk McCaskill, R ERA: 2.97 (1, 1)	5.2	W	27	8	3	3	4	1	0	0	0	1	2	67	101	4.76	1.588				
Willie Fraser, R ERA: 3.18 (6, 1)	3.1	S	13	2	1	1	2	1	0	0	0	0	0	32	47	2.70	0.900				

Batter	1	2	3	4	5	6	7	8	9	AB	R	H	RBI	BB	SO	LOB	BOTTOM				
Devon White, S OBP: 0.292, SLG: 0.390 (1, 8)	G3-1		2B		K				G4-3	5	1	1	0	0	2	3	<b>Milwaukee Brewers @ California Angels</b> Anaheim Stadium, Anaheim, CA Tue Sep 05 1989, 10:05 PM EDT Att: 22,951 - Unknown				
Max Venable, L OBP: 0.455, SLG: 0.531 (1, 9)	G4-3		1B		1B				K	5	1	2	2	0	2	2					
Johnny Ray, S OBP: 0.339, SLG: 0.375 (1, 4)	F7		P6		1B				L9	5	0	1	0	0	0	1					
Wally Joyner, L OBP: 0.340, SLG: 0.425 (1, 3)			L3						G1-3	4	1	1	0	1	1	3					
Chili Davis, S OBP: 0.338, SLG: 0.452 (1, 7)			HR		1B				1B	4	2	3	2	1	0	1					
Brian Downing, R OBP: 0.364, SLG: 0.414 (1, 10)			F7		HR				1B	5	1	3	3	0	0	1					
Lance Parrish, R OBP: 0.305, SLG: 0.402 (1, 2)					2B				F9	5	1	1	0	0	1	6					
Jack Howell, L OBP: 0.319, SLG: 0.427 (1, 5)					K				P2	3	0	1	0	1	1	3					
Kent Anderson, R OBP: 0.287, SLG: 0.272 (1, 6)					1B				F8	4	1	2	1	0	0	3					
<b>Inning Stats</b>	R: 0 E: 0 K: 0 S: 4	H: 1 LOB: 3 BB: 0 P: 7	R: 3 E: 0 K: 0 S: 17	H: 3 LOB: 0 BB: 0 P: 29	R: 2 E: 0 K: 3 S: 14	H: 4 LOB: 2 BB: 0 P: 21	R: 2 E: 0 K: 3 S: 18	H: 4 LOB: 2 BB: 0 P: 29	R: 1 E: 0 K: 0 S: 17	H: 1 LOB: 2 BB: 0 P: 34	R: 0 E: 0 K: 1 S: 8	H: 0 LOB: 0 BB: 0 P: 11	R: 0 E: 0 K: 0 S: 11	H: 2 LOB: 2 BB: 0 P: 15	1B: 10 2B: 3 3B: 0 HR: 2	SF: 0 SAC: 0 DP: 0 HBP: 0		WP: 0 PB: 0 SB: 0 CS: 0	PA: 43		
<b>PITCHER</b>	IP	WLS	BF	H	R	ER	SO	BB	IBB	HBP	BLK	WP	HR	S	P	ERA	WHIP				
Mark Knudson, R ERA: 4.15 (1, 1)	3.0	L	16	5	4	4	0	0	0	0	0	0	1	25	41	20.25	5.250				
Bill Krueger, L ERA: 3.35 (4, 1)	1.1		11	7	3	3	4	0	0	0	0	0	0	42	68	2.46	1.364				
Jeff Peterek, R ERA: 4.44 (5, 1)	3.2		16	3	1	1	3	2	0	0	0	0	0	42	68	2.46	1.364				



Batter	1	2	3	4	5	6	7	8	9	AB	R	H	RBI	BB	SO	LOB	TOP					
Mike Felder, S OBP: 0.288, SLG: 0.307 (1, 9)										5	1	1	1	0	0	1	<b>Milwaukee Brewers @ California Angels</b> Anaheim Stadium, Anaheim, CA Wed Sep 06 1989, 10:05 PM EDT Att: 22,459 - Unknown					
Bill Spiers, L OBP: 0.291, SLG: 0.282 (1, 6)										4	1	2	1	1	2	1						
Paul Molitor, R OBP: 0.384, SLG: 0.517 Gus Polidor, R OBP: 0.222, SLG: 0.231 (1, 5) (8, 5)										5	0	0	0	0	0	3						
Robin Yount, R OBP: 0.384, SLG: 0.517 Terry Francona, L OBP: 0.254, SLG: 0.320 (1, 8) (9, 9)										4	2	2	2	1	0	1						
Greg Brock, L OBP: 0.362, SLG: 0.418 (1, 10)										3	0	1	0	2	0	0						
Greg Vaughn, R OBP: 0.323, SLG: 0.400 (1, 7)										4	1	1	1	1	1	4						
George Canale, L OBP: 0.333, SLG: 1.333 Joey Meyer, R OBP: 0.265, SLG: 0.350 (7, PH) (7, 3)										3	1	1	2	0	0	2						
Charlie O'Brien, R OBP: 0.332, SLG: 0.362 (1, 2)										3	1	1	0	1	0	0						
Ed Romero, R OBP: 0.250, SLG: 0.281 (1, 4)										4	0	0	0	0	0	2						
<b>Inning Stats</b>	R: 2 E: 0 K: 1 S: 7	H: 2 LOB: 1 BB: 1 P: 11	R: 0 E: 0 K: 0 S: 3	H: 0 LOB: 0 BB: 0 P: 3	R: 0 E: 0 K: 0 S: 4	H: 1 LOB: 1 BB: 0 P: 4	R: 2 E: 0 K: 0 S: 4	H: 1 LOB: 1 BB: 2 P: 12	R: 1 E: 0 K: 1 S: 8	H: 3 LOB: 2 BB: 0 P: 8	R: 0 E: 0 K: 0 S: 3	H: 0 LOB: 0 BB: 0 P: 3	R: 0 E: 0 K: 1 S: 5	H: 0 LOB: 3 BB: 3 P: 17	R: 2 E: 0 K: 0 S: 5	H: 2 LOB: 0 BB: 0 P: 5	R: 0 E: 0 K: 0 S: 3	H: 0 LOB: 0 BB: 0 P: 3	1B: 5 2B: 1 3B: 0 HR: 3	SF: 0 SAC: 0 DP: 0 HBP: 0	WP: 0 PB: 0 SB: 2 CS: 0	PA: 42
<b>PITCHER</b>	IP WLS BF H R ER SO BB IBB HBP BLK WP HR S P ERA WHIP	4.0 L 19 4 4 4 1 3 0 0 0 0 2 18 30 9.00 1.750	2.1 3 12 3 1 1 1 2 0 0 0 0 0 1 12 20 3.86 2.143	1.1 7 2 2 2 1 1 0 0 0 0 0 1 8 12 13.50 2.250	0.6 4 0 0 0 0 0 0 0 0 0 0 0 4 4 0.00 0.000																	

Batter	1	2	3	4	5	6	7	8	9	AB	R	H	RBI	BB	SO	LOB	BOTTOM					
Devon White, S OBP: 0.291, SLG: 0.388 Mark McLemore, S OBP: 0.279, SLG: 0.281 (1, 8) (7, 4)										3	0	0	0	0	1	0	<b>Milwaukee Brewers @ California Angels</b> Anaheim Stadium, Anaheim, CA Wed Sep 06 1989, 10:05 PM EDT Att: 22,459 - Unknown					
Max Venable, L OBP: 0.455, SLG: 0.556 (1, 9) (7, 8)										4	1	2	0	0	1	0						
Johnny Ray, S OBP: 0.336, SLG: 0.373 Claudell Washington, L OBP: 0.318, SLG: 0.432 (1, 4) (7, 9)										2	0	0	0	0	0	1						
Wally Joyner, L OBP: 0.339, SLG: 0.430 (1, 3)										4	2	1	1	0	0	3						
Chili Davis, S OBP: 0.338, SLG: 0.450 (1, 7)										4	1	1	1	0	0	0						
Brian Downing, R OBP: 0.365, SLG: 0.414 (1, 10)										4	0	2	2	0	2	0						
Jack Howell, L OBP: 0.319, SLG: 0.425 (1, 5)										4	0	1	0	0	1	2						
John Orton, R OBP: 0.389, SLG: 0.375 Jim Eppard, L OBP: 0.286, SLG: 0.167 Ron Tingley, R (1, 2) (8, PH) (9, 2)										2	0	0	0	0	1	1						
Kent Anderson, R OBP: 0.284, SLG: 0.269 Dante Bichette, R OBP: 0.217, SLG: 0.307 Glenn Hoffman, R OBP: 0.263, SLG: 0.286 (1, 6) (8, PH) (9, 6)										2	0	0	0	0	0	0						
<b>Inning Stats</b>	R: 0 E: 0 K: 0 S: 4	H: 1 LOB: 0 BB: 0 P: 4	R: 0 E: 0 K: 1 S: 5	H: 0 LOB: 0 BB: 0 P: 5	R: 0 E: 0 K: 1 S: 5	H: 0 LOB: 0 BB: 0 P: 5	R: 0 E: 0 K: 0 S: 3	H: 0 LOB: 0 BB: 0 P: 3	R: 0 E: 0 K: 2 S: 8	H: 1 LOB: 1 BB: 0 P: 8	R: 0 E: 0 K: 1 S: 5	H: 0 LOB: 0 BB: 0 P: 5	R: 1 E: 0 K: 0 S: 5	H: 2 LOB: 1 BB: 0 P: 5	R: 0 E: 0 K: 1 S: 5	H: 0 LOB: 0 BB: 0 P: 5	R: 3 E: 0 K: 1 S: 9	H: 4 LOB: 1 BB: 0 P: 9	1B: 6 2B: 1 3B: 0 HR: 1	SF: 0 SAC: 0 DP: 0 HBP: 0	WP: 0 PB: 0 SB: 0 CS: 0	PA: 35
<b>PITCHER</b>	IP WLS BF H R ER SO BB IBB HBP BLK WP HR S P ERA WHIP	8.1 W 33 8 4 4 6 4 4 4 0 0 1 45 45 4.32 0.960	0.2 S 2 0 0 0 1 0 0 0 0 0 0 4 4 0.00 0.000																			



Batter	1	2	3	4	5	6	7	8	9	AB	R	H	RBI	BB	SO	LOB	TOP			
<b>Mike Felder, S</b> OBP: 0.290, SLG: 0.317 (1, 9)										5	2	2	0	0	0	0				
<b>Bill Spiers, L</b> OBP: 0.296, SLG: 0.295 (1, 6)										5	1	3	2	0	1	0				
<b>Paul Molitor, R</b> OBP: 0.361, SLG: 0.401 <b>Gus Polidor, R</b> OBP: 0.222, SLG: 0.231 (1, 5) (9, 5)										4	1	1	1	1	0	1				
<b>Robin Yount, R</b> OBP: 0.383, SLG: 0.515 <b>Greg Vaughn, R</b> OBP: 0.323, SLG: 0.400 (1, 8) (9, 7)										4	1	1	1	0	1	2				
<b>Greg Brock, L</b> OBP: 0.358, SLG: 0.413 <b>George Canale, L</b> OBP: 0.333, SLG: 1.333 (1, 3) (7, 3)										4	0	0	0	0	1	1				
<b>Rob Deer, R</b> OBP: 0.306, SLG: 0.432 (1, 10)										3	0	0	0	1	0	1				
<b>Glenn Braggs, R</b> OBP: 0.302, SLG: 0.380 (1, 7)										4	2	3	1	0	0	0				
<b>B.J. Surhoff, L</b> OBP: 0.276, SLG: 0.327 (1, 2)										4	0	1	1	0	1	2				
<b>Ed Romero, R</b> OBP: 0.245, SLG: 0.275 (1, 4)										4	0	0	0	0	2	1				
<b>Inning Stats</b>	R: 5 E: 0 K: 1 S: 17	H: 6 LOB: 1 BB: 0 P: 26	R: 0 E: 0 K: 1 S: 9	H: 0 LOB: 0 BB: 0 P: 13	R: 0 E: 0 K: 1 S: 9	H: 1 LOB: 2 BB: 1 P: 19	R: 0 E: 0 K: 1 S: 15	H: 1 LOB: 0 BB: 0 P: 29	R: 1 E: 0 K: 0 S: 10	H: 1 LOB: 0 BB: 0 P: 15	R: 0 E: 0 K: 2 S: 10	H: 0 LOB: 0 BB: 0 P: 17	R: 0 E: 0 K: 0 S: 5	H: 0 LOB: 0 BB: 0 P: 8	R: 1 E: 0 K: 0 S: 6	H: 2 LOB: 0 BB: 0 P: 9	1B: 7 2B: 1 3B: 2 HR: 1	SF: 0 SAC: 0 DP: 1 HBP: 0	WP: 0 PB: 0 SB: 2 CS: 0	PA: 39
<b>PITCHER</b>	IP WLS BF H R ER SO BB IBB HBP BLK WP HR S P ERA WHIP																			
<b>Mike Witt, R</b> ERA: 4.5 <b>Terry Clark, R</b> ERA: 5.4 (1, 1) (6, 1)	5.0 L 26 9 6 6 4 2 0 0 0 0 0 1 60 102 10.80 2.200																			

Milwaukee Brewers @ California Angels  
Anaheim Stadium, Anaheim, CA  
Thu Sep 07 1989, 10:05 PM EDT  
Att: 24,012 - Unknown - 75 F

AB 37  
R 7  
H 11  
RBI 6  
BB 2  
SO 6  
LOB 8



Batter	1	2	3	4	5	6	7	8	9	AB	R	H	RBI	BB	SO	LOB	BOTTOM					
<b>Devon White, S</b> OBP: 0.289, SLG: 0.385 (1, 8)										4	1	0	0	0	1	1						
<b>Max Venable, L</b> OBP: 0.438, SLG: 0.525 (1, 9)										4	0	1	0	0	0	0						
<b>Claudell Washington, L</b> OBP: 0.315, SLG: 0.427 (1, 10)										4	0	0	0	0	0	2						
<b>Wally Joyner, L</b> OBP: 0.338, SLG: 0.428 <b>Jim Eppard, L</b> OBP: 0.375, SLG: 0.286 <b>Dante Bichette, R</b> OBP: 0.215, SLG: 0.304 (1, 3) (6, PH) (7, 3) (9, PH)										2	0	0	0	0	1	0						
<b>Chili Davis, S</b> OBP: 0.337, SLG: 0.453 (1, 7)										4	0	1	0	0	0	2						
<b>Johnny Ray, S</b> OBP: 0.337, SLG: 0.372 (1, 4)										4	0	1	0	0	0	3						
<b>Jack Howell, L</b> OBP: 0.316, SLG: 0.421 (1, 5)										4	0	0	0	0	0	2						
<b>Ron Tingley, R</b> OBP: 0.500, SLG: 0.333 (1, 2)										2	0	1	0	1	0	0						
<b>Kent Anderson, R</b> OBP: 0.280, SLG: 0.265 (1, 6)										3	0	0	0	0	0	3						
<b>Inning Stats</b>	R: 0 E: 0 K: 0 S: 9	H: 0 LOB: 0 BB: 0 P: 15	R: 0 E: 0 K: 0 S: 4	H: 0 LOB: 0 BB: 0 P: 9	R: 0 E: 0 K: 1 S: 10	H: 1 LOB: 1 BB: 0 P: 13	R: 0 E: 0 K: 1 S: 12	H: 0 LOB: 0 BB: 0 P: 18	R: 0 E: 0 K: 0 S: 9	H: 1 LOB: 2 BB: 1 P: 16	R: 1 E: 1 K: 0 S: 14	H: 2 LOB: 2 BB: 0 P: 18	R: 0 E: 0 K: 0 S: 6	H: 0 LOB: 0 BB: 0 P: 9	R: 0 E: 0 K: 0 S: 8	H: 0 LOB: 0 BB: 0 P: 14	R: 0 E: 0 K: 0 S: 7	H: 1 LOB: 1 BB: 0 P: 9	1B: 4 2B: 0 3B: 1 HR: 0	SF: 0 SAC: 0 DP: 0 HBP: 0	WP: 0 PB: 0 SB: 0 CS: 0	PA: 34
<b>PITCHER</b>	IP WLS BF H R ER SO BB IBB HBP BLK WP HR S P ERA WHIP																					
<b>Tom Flier, R</b> ERA: 3.19 <b>Tony Fossas, L</b> ERA: 3.81 (1, 1) (9, 1)	8.0 W 30 4 1 0 0 0 1 0 0 0 0 0 7 9 0.00 1.000																					

Milwaukee Brewers @ California Angels  
Anaheim Stadium, Anaheim, CA  
Thu Sep 07 1989, 10:05 PM EDT  
Att: 24,012 - Unknown - 75 F

AB 33  
R 1  
H 5  
RBI 1  
BB 1  
SO 2  
LOB 13





Batter	1	2	3	4	5	6	7	8	9	AB	R	H	RBI	BB	SO	LOB	TOP								
<b>Wade Boggs, L</b> OBP: 0.330, SLG: 0.465 (1, 5)	L6		G6-3		G1-3		G6-3		G1-3	5	0	0	0	0	0	5	<b>Boston Red Sox @ California Angels</b> Anaheim Stadium, Anaheim, CA Fri Sep 08 1989, 10:05 PM EDT Att: 32,408 - Unknown								
<b>Marty Barrett, R</b> OBP: 0.322, SLG: 0.331 (1, 4)	G6-3			L7		G5-4-3 1B		G1-3		4	0	1	0	0	0	0									
<b>Dwight Evans, R</b> OBP: 0.389, SLG: 0.451 (1, 10)		BB		K		G5-4-3 1-2 1B		WP 1B		3	0	1	0	1	1										
<b>Mike Greenwell, L</b> OBP: 0.372, SLG: 0.452 (1, 7)	P5			G1-3		BB 1B		P6		4	1	1	0	0	2										
<b>Nick Esasky, R</b> OBP: 0.337, SLG: 0.487 (1, 3)		L8			K		1B BB	K		3	0	0	0	1	2										
<b>Danny Heep, L</b> OBP: 0.382, SLG: 0.417 (1, 9)		F7			G3		FC6-4 1B	E6 1B		4	0	1	1	0	0										
<b>Luis Rivera, R</b> OBP: 0.309, SLG: 0.366 (9, PR)										0	0	0	0	0	0										
<b>Jody Reed, R</b> OBP: 0.373, SLG: 0.392 (1, 6)		F8			BB 1B		FC6-4 1-2 1B	F8		4	0	1	0	0	3										
<b>Rich Gedman, L</b> OBP: 0.278, SLG: 0.283 (1, 2)			G6-3		BB 1B			L6		4	0	1	0	0	1										
<b>Kevin Romine, R</b> OBP: 0.301, SLG: 0.316 (1, 8)										2	0	0	0	1	0										
<b>Sam Horn, L</b> OBP: 0.226, SLG: 0.170 (9, PH)										1	0	1	0	0	0										
<b>Carlos Quintana, R</b> OBP: 0.237, SLG: 0.176 (9, PR)										0	0	0	0	0	0										
<b>Inning Stats</b>	R: 0 E: 0 K: 0 S: 4	H: 0 LOB: 1 BB: 1 P: 10	R: 0 E: 0 K: 0 S: 5	H: 0 LOB: 0 BB: 0 P: 9	R: 0 E: 0 K: 0 S: 7	H: 0 LOB: 0 BB: 0 P: 8	R: 0 E: 0 K: 1 S: 6	H: 0 LOB: 0 BB: 0 P: 10	R: 0 E: 0 K: 1 S: 16	H: 2 LOB: 3 BB: 1 P: 26	R: 1 E: 0 K: 0 S: 11	H: 3 LOB: 2 BB: 1 P: 18	R: 0 E: 0 K: 0 S: 8	H: 0 LOB: 0 BB: 0 P: 14	R: 0 E: 0 K: 1 S: 9	H: 1 LOB: 1 BB: 0 P: 13	R: 0 E: 1 K: 0 S: 12	H: 1 LOB: 2 BB: 0 P: 18	1B: 7 2B: 0 3B: 0 HR: 0	SF: 0 SAC: 0 DP: 1 HBP: 0	WP: 1 PB: 0 SB: 0 CS: 0	PA: 37			
<b>PITCHER</b>	IP	WLS	BF	H	R	ER	SO	BB	IBB	HBP	BLK	WP	HR	S	P	ERA	WHIP								
<b>Bert Blyleven, R</b> ERA: 2.7 (1, 1)	6.0	W	25	5	1	1	2	3	0	0	0	0	0	49	81	1.50	1.333								
<b>Greg Minton, R</b> ERA: 2.53 (7, 1)	1.1		5	1	0	0	0	0	0	0	0	0	0	11	17	0.00	0.750								
<b>Bryan Harvey, R</b> ERA: 2.81 (8, 1)	1.2	S	7	1	0	0	1	0	0	0	0	1	0	18	28	0.00	0.600								

AB 34  
R 1  
H 7  
RBI 1  
BB 3  
SO 3  
LOB 13



Batter	1	2	3	4	5	6	7	8	9	AB	R	H	RBI	BB	SO	LOB	BOTTOM								
<b>Claudell Washington, L</b> OBP: 0.317, SLG: 0.439 (1, 9)	SH1-3 1B 2B							G6-3		4	2	2	1	0	1	1	<b>Boston Red Sox @ California Angels</b> Anaheim Stadium, Anaheim, CA Fri Sep 08 1989, 10:05 PM EDT Att: 32,408 - Unknown								
<b>Max Venable, L</b> OBP: 0.409, SLG: 0.488 (1, 8) (8, 7)	SH1-3		F8				K	K		3	0	0	0	0	2	1									
<b>Chili Davis, S</b> OBP: 0.337, SLG: 0.452 (1, 10)							G4-3			3	0	1	1	0	1	0									
<b>Wally Joyner, L</b> OBP: 0.336, SLG: 0.425 (1, 3)	F9						G6-3			3	0	0	0	0	1	1									
<b>Johnny Ray, S</b> OBP: 0.337, SLG: 0.372 (1, 4)	F8							F8		3	0	1	0	0	0	1									
<b>Tony Armas, R</b> OBP: 0.277, SLG: 0.467 (1, 7)										3	0	0	0	0	1	1									
<b>Devon White, S</b> OBP: 0.289, SLG: 0.385 (8, 8)										0	0	0	0	0	0	0									
<b>Jack Howell, L</b> OBP: 0.316, SLG: 0.419 (1, 5)										2	0	0	0	1	0	1									
<b>John Orton, R</b> OBP: 0.333, SLG: 0.316 (1, 2)										3	0	0	0	0	1	1									
<b>Kent Anderson, R</b> OBP: 0.276, SLG: 0.261 (1, 6)										3	0	0	0	0	1	1									
<b>Inning Stats</b>	R: 1 E: 0 K: 0 S: 15	H: 2 LOB: 1 BB: 0 P: 21	R: 0 E: 0 K: 1 S: 7	H: 0 LOB: 1 BB: 1 P: 15	R: 1 E: 0 K: 2 S: 12	H: 1 LOB: 0 BB: 0 P: 18	R: 0 E: 0 K: 2 S: 16	H: 1 LOB: 1 BB: 0 P: 21	R: 0 E: 0 K: 1 S: 6	H: 0 LOB: 0 BB: 0 P: 13	R: 0 E: 0 K: 1 S: 11	H: 0 LOB: 0 BB: 0 P: 16	R: 0 E: 0 K: 0 S: 8	H: 0 LOB: 0 BB: 0 P: 13	R: 0 E: 1 K: 1 S: 9	H: 0 LOB: 1 BB: 0 P: 15	1B: 2 2B: 2 3B: 0 HR: 1	SF: 0 SAC: 1 DP: 1 HBP: 0	WP: 0 PB: 0 SB: 0 CS: 1	PA: 29					
<b>PITCHER</b>	IP	WLS	BF	H	R	ER	SO	BB	IBB	HBP	BLK	WP	HR	S	P	ERA	WHIP								
<b>Mike Boddicker, R</b> ERA: 3.88 (1, 1)	8.0	L	29	4	2	2	8	1	0	0	0	0	1	84	132	2.25	0.625								

AB 27  
R 2  
H 4  
RBI 2  
BB 1  
SO 8  
LOB 8





Batter	1	2	3	4	5	6	7	8	9	AB	R	H	RBI	BB	SO	LOB	TOP					
Wade Boggs, L (1, 5) OBP: 0.333, SLG: 0.466										3	1	2	0	2	0	1						
Marty Barrett, R (1, 4) OBP: 0.318, SLG: 0.327										4	0	0	0	0	1	5						
Dwight Evans, R (1, 10) OBP: 0.391, SLG: 0.454										4	0	2	1	1	0	0						
Mike Greenwell, L (1, 7) OBP: 0.369, SLG: 0.447										5	0	0	0	0	0	4						
Nick Esasky, R (1, 3) Jeff Stone, L (6, PR) Rich Gedman, L (6, 2) OBP: 0.250, SLG: 0.306 OBP: 0.277, SLG: 0.282										2	0	0	0	1	1	1						
Carlos Quintana, R (1, 9) OBP: 0.282, SLG: 0.237										4	2	2	0	0	1	1						
Jody Reed, R (1, 6) OBP: 0.374, SLG: 0.398										4	1	2	1	0	1	2						
Rick Cerone, R (1, 2) Danny Heep, L (6, PH) OBP: 0.334, SLG: 0.346 OBP: 0.360, SLG: 0.415										2	0	1	1	0	0	1						
Kevin Romine, R (1, 8) OBP: 0.304, SLG: 0.316										3	0	1	1	1	0	2						
<b>Inning Stats</b>	R: 1 E: 0 K: 1 S: 11	H: 1 LOB: 1 BB: 1 P: 20	R: 0 E: 0 K: 0 S: 9	H: 1 LOB: 1 BB: 0 P: 14	R: 0 E: 0 K: 0 S: 9	H: 1 LOB: 0 BB: 0 P: 15	R: 2 E: 0 K: 0 S: 20	H: 3 LOB: 1 BB: 0 P: 28	R: 0 E: 0 K: 0 S: 13	H: 1 LOB: 1 BB: 1 P: 21	R: 2 E: 0 K: 1 S: 13	H: 2 LOB: 3 BB: 2 P: 29	R: 0 E: 0 K: 2 S: 10	H: 1 LOB: 1 BB: 0 P: 17	R: 0 E: 0 K: 0 S: 8	H: 0 LOB: 1 BB: 1 P: 17	R: 0 E: 0 K: 1 S: 8	H: 0 LOB: 0 BB: 0 P: 10	1B: 6 2B: 3 3B: 1 HR: 0	SF: 1 SAC: 1 DP: 2 HBP: 0	WP: 0 PB: 0 SB: 0 CS: 0	PA: 40
<b>PITCHER</b>	IP WLS BF H R ER SO BB IBB HBP BLK WP HR S P ERA WHIP																					
Jim Abbott, L (1, 1) ERA: 3.91	5.0	24	8	5	5	1	3	0	0	0	0	0	0	0	66	107	9.00	2.200				
Rich Monteleone, R (6, 1) ERA: 3.22	0.1	1	0	0	0	1	0	0	0	0	0	0	0	0	3	6	0.00	0.000				
Bob McClure, L (6, 1) ERA: 1.51	1.1	7	2	0	0	1	1	0	0	0	0	0	0	12	25	0.00	2.250					
Willie Fraser, R (7, 1) ERA: 3.13	1.1	W	5	0	0	0	1	0	0	0	0	0	0	12	23	0.00	0.750					
Bryan Harvey, R (9, 1) ERA: 2.76	1.0	S	3	0	0	0	1	0	0	0	0	0	0	8	10	0.00	0.000					

**Boston Red Sox @ California Angels**  
Anaheim Stadium, Anaheim, CA  
Sat Sep 09 1989, 10:05 PM EDT  
Att: 42,033 - Unknown

AB 33  
R 5  
H 10  
RBI 5  
BB 5  
SO 5  
LOB 18



Batter	1	2	3	4	5	6	7	8	9	AB	R	H	RBI	BB	SO	LOB	BOTTOM					
Claudell Washington, L (1, 9) OBP: 0.316, SLG: 0.440										4	1	1	1	0	1	1						
Devon White, S (1, 8) OBP: 0.290, SLG: 0.386										4	2	2	1	0	0	0						
Chili Davis, S (1, 7) OBP: 0.336, SLG: 0.449										3	1	0	0	1	1	1						
Wally Joyner, L (1, 3) OBP: 0.336, SLG: 0.424										4	1	1	0	0	0	1						
Johnny Ray, S (1, 4) Mark McLemore, S (7, 4) OBP: 0.335, SLG: 0.370 OBP: 0.290, SLG: 0.292										3	0	0	0	0	1	0						
Brian Downing, R (1, 10) OBP: 0.364, SLG: 0.413										4	1	1	0	0	1	1						
Jack Howell, L (1, 5) OBP: 0.316, SLG: 0.425										3	1	1	2	0	0	0						
John Orton, R (1, 2) OBP: 0.292, SLG: 0.273										3	0	0	0	0	1	0						
Kent Anderson, R (1, 6) Max Venable, L (8, PH) Glenn Hoffman, R (9, 6) OBP: 0.278, SLG: 0.263 OBP: 0.422, SLG: 0.500 OBP: 0.263, SLG: 0.286										2	1	1	0	0	0	0						
<b>Inning Stats</b>	R: 0 E: 0 K: 2 S: 10	H: 0 LOB: 0 BB: 0 P: 15	R: 0 E: 0 K: 1 S: 6	H: 0 LOB: 0 BB: 0 P: 9	R: 0 E: 0 K: 1 S: 11	H: 0 LOB: 0 BB: 0 P: 14	R: 0 E: 0 K: 0 S: 4	H: 0 LOB: 0 BB: 0 P: 7	R: 2 E: 0 K: 0 S: 8	H: 2 LOB: 0 BB: 0 P: 10	R: 3 E: 0 K: 0 S: 14	H: 3 LOB: 0 BB: 0 P: 22	R: 0 E: 0 K: 0 S: 7	H: 0 LOB: 0 BB: 0 P: 11	R: 3 E: 1 K: 1 S: 14	H: 4 LOB: 1 BB: 1 P: 25	R: 0 E: 0 K: 0 S: 0	H: 0 LOB: 0 BB: 0 P: 0	1B: 7 2B: 2 3B: 0 HR: 1	SF: 0 SAC: 0 DP: 1 HBP: 0	WP: 0 PB: 0 SB: 5 CS: 0	PA: 33
<b>PITCHER</b>	IP WLS BF H R ER SO BB IBB HBP BLK WP HR S P ERA WHIP																					
Oil Can Boyd, R (1, 1) ERA: 4.85	5.0	17	2	2	2	4	0	0	0	0	0	0	0	14	22	27.00	3.000					
Joe Price, L (6, 1) ERA: 4.68	1.0	6	3	3	3	0	0	0	0	0	0	0	0	7	11	0.00	0.000					
Greg Harris, R (7, 1) ERA: 3.33	1.0	L	7	4	3	2	1	0	0	0	0	0	0	14	25	18.00	4.000					

**Boston Red Sox @ California Angels**  
Anaheim Stadium, Anaheim, CA  
Sat Sep 09 1989, 10:05 PM EDT  
Att: 42,033 - Unknown

AB 32  
R 8  
H 9  
RBI 6  
BB 1  
SO 5  
LOB 4





Batter	1	2	3	4	5	6	7	8	9	10	11	12	13	14	AB	R	H	RBI	BB	SO	LOB	TOP								
Wade Boggs, L OBP: 0.451, SLG: 0.463															6	0	1	0	0	0	3									
Jody Reed, R OBP: 0.370, SLG: 0.393															6	0	0	0	0	1	3									
Dwight Evans, R OBP: 0.381, SLG: 0.459															6	1	2	1	0	0	2									
Mike Greenwell, L OBP: 0.365, SLG: 0.442															6	0	0	0	0	1	1									
Danny Heep, L OBP: 0.358, SLG: 0.413															4	0	1	0	0	1	0									
Nick Esasky, R OBP: 0.337, SLG: 0.485															2	0	1	0	0	1	0									
Carlos Quintana, R OBP: 0.250, SLG: 0.227															6	0	1	0	0	0	3									
Luis Rivera, R OBP: 0.307, SLG: 0.361															4	0	0	0	1	1	2									
Rick Cerone, R OBP: 0.329, SLG: 0.340															5	0	0	0	0	0	2									
Kevin Romine, R OBP: 0.311, SLG: 0.323															5	0	3	0	0	0	1									
<b>Inning Stats</b>	R: 0 E: 0 K: 0 S: 5	H: 1 LOB: 0 BB: 0 P: 10	R: 0 E: 0 K: 1 S: 9	H: 1 LOB: 1 BB: 0 P: 18	R: 0 E: 0 K: 0 S: 10	H: 1 LOB: 0 BB: 1 P: 14	R: 0 E: 0 K: 2 S: 9	H: 0 LOB: 0 BB: 0 P: 15	R: 0 E: 0 K: 0 S: 13	H: 1 LOB: 1 BB: 1 P: 22	R: 1 E: 0 K: 0 S: 12	H: 1 LOB: 0 BB: 0 P: 17	R: 0 E: 0 K: 0 S: 9	H: 0 LOB: 0 BB: 0 P: 15	R: 0 E: 0 K: 0 S: 4	H: 0 LOB: 0 BB: 0 P: 8	R: 0 E: 0 K: 0 S: 4	H: 0 LOB: 0 BB: 0 P: 9	R: 0 E: 0 K: 1 S: 7	H: 1 LOB: 1 BB: 0 P: 11	R: 0 E: 0 K: 1 S: 9	H: 0 LOB: 0 BB: 0 P: 14	R: 0 E: 0 K: 0 S: 10	H: 1 LOB: 1 BB: 0 P: 16	R: 0 E: 0 K: 0 S: 8	H: 2 LOB: 2 BB: 0 P: 11	1B: 8 2B: 0 3B: 0 HR: 1	SF: 0 SAC: 0 DP: 1 HBP: 0	WP: 0 PB: 0 SB: 0 CS: 0	PA: 51


PITCHER	IP	WLS	BF	H	R	ER	SO	BB	IBB	HBP	BLK	WP	HR	S	P	ERA	WHIP
Kirk McCaskill, R ERA: 2.9	7.0		26	5	1	1	3	0	0	0	0	0	0	8	111	1.29	0.657
Greg Minton, R ERA: 2.96	2.0		6	0	0	0	0	0	0	0	0	0	0	8	17	0.00	0.000
Willie Fraser, R ERA: 3.05	2.0		7	1	0	0	1	0	0	0	0	0	0	16	22	0.00	0.500
Bob McClure, L ERA: 1.41	3.0	W	12	3	0	0	1	0	0	0	0	0	0	27	41	0.00	1.000

Batter	1	2	3	4	5	6	7	8	9	10	11	12	13	14	AB	R	H	RBI	BB	SO	LOB	BOTTOM						
Claudell Washington, L OBP: 0.316, SLG: 0.438															6	1	2	1	0	0	0							
Devon White, S OBP: 0.290, SLG: 0.384															5	0	1	0	0	1	1							
Chili Davis, S OBP: 0.336, SLG: 0.447															5	0	1	0	1	1	1							
Wally Joyner, L OBP: 0.334, SLG: 0.420															5	0	0	0	1	0	1							
Brian Downing, R OBP: 0.362, SLG: 0.410															6	0	1	0	0	0	2							
Jack Howell, L OBP: 0.315, SLG: 0.425															5	0	1	0	0	3	1							
Lance Parrish, R OBP: 0.304, SLG: 0.397															4	0	0	0	1	3	1							
Mark McLemore, S OBP: 0.284, SLG: 0.275															4	1	0	0	1	3	2							
Kent Anderson, R OBP: 0.277, SLG: 0.262															1	0	0	0	0	1	0							
Max Venable, L OBP: 0.413, SLG: 0.489															1	0	0	0	0	1	2							
Glenn Hoffman, R OBP: 0.258, SLG: 0.280															2	0	0	0	0	2	0							
<b>Inning Stats</b>	R: 0 E: 0 K: 1 S: 7	H: 0 LOB: 0 BB: 0 P: 11	R: 0 E: 0 K: 0 S: 5	H: 0 LOB: 0 BB: 0 P: 6	R: 0 E: 0 K: 0 S: 10	H: 1 LOB: 1 BB: 1 P: 16	R: 0 E: 0 K: 3 S: 11	H: 1 LOB: 2 BB: 1 P: 22	R: 0 E: 0 K: 0 S: 8	H: 1 LOB: 1 BB: 0 P: 11	R: 1 E: 0 K: 1 S: 14	H: 1 LOB: 1 BB: 1 P: 26	R: 0 E: 0 K: 1 S: 7	H: 0 LOB: 0 BB: 0 P: 14	R: 0 E: 0 K: 3 S: 9	H: 0 LOB: 0 BB: 0 P: 11	R: 0 E: 0 K: 0 S: 6	H: 0 LOB: 0 BB: 0 P: 9	R: 0 E: 0 K: 1 S: 6	H: 0 LOB: 0 BB: 0 P: 10	R: 0 E: 0 K: 2 S: 8	H: 0 LOB: 0 BB: 0 P: 12	R: 1 E: 1 K: 0 S: 7	H: 2 LOB: 3 BB: 1 P: 13	1B: 5 2B: 1 3B: 0 HR: 0	SF: 0 SAC: 2 DP: 0 HBP: 0	WP: 1 PB: 0 SB: 0 CS: 1	PA: 50

PITCHER	IP	WLS	BF	H	R	ER	SO	BB	IBB	HBP	BLK	WP	HR	S	P	ERA	WHIP
Roger Clemens, R ERA: 3.16	8.0		30	4	1	1	8	0	0	0	0	0	0	16	125	1.12	0.675
Lee Smith, R ERA: 3.56	2.0		6	0	0	0	4	0	0	0	0	0	0	16	25	0.00	0.000
Rob Murphy, L ERA: 3.04	2.0		6	0	0	0	1	0	0	0	0	0	0	12	19	0.00	0.000
Dennis Lamp, R ERA: 2.6	1.1	L	8	2	1	0	2	0	1	0	0	0	0	15	25	0.00	1.500


Boston Red Sox @ California Angels  
Anaheim Stadium, Anaheim, CA  
Sun Sep 10 1989, 6:33 AM EDT  
Att: 37,980 - Unknown

AB	50
R	1
H	9
RBI	1
BB	1
SO	5
LOB	17



Boston Red Sox @ California Angels  
Anaheim Stadium, Anaheim, CA  
Sun Sep 10 1989, 6:33 AM EDT  
Att: 37,980 - Unknown

AB	44
R	2
H	6
RBI	1
BB	4
SO	15
LOB	11





Batter	1	2	3	4	5	6	7	8	9	AB	R	H	RBI	BB	SO	LOB	TOP																
Steve Sax, R (1, 4) OBP: 0.373, SLG: 0.395										4	1	1	0	0	1	0	<b>New York Yankees @ California Angels</b> Anaheim Stadium, Anaheim, CA Tue Sep 12, 1989, 10:05 PM EDT Att: 28,260 - Unknown - 71 F <a href="http://livebaseballscorecards.com">livebaseballscorecards.com</a>																
Luis Polonia, L (1, 10) OBP: 0.336, SLG: 0.387										5	2	3	2	0	0	1																	
Don Mattingly, L (1, 3) OBP: 0.352, SLG: 0.478										4	1	4	4	1	0	0																	
Mel Hall, L (1, 7) OBP: 0.309, SLG: 0.434 Bob Geren, R (9, PH) OBP: 0.347, SLG: 0.484 Marcus Lawton, S (9, 7)										4	0	0	0	0	1	3																	
Jesse Barfield, R (1, 9) OBP: 0.347, SLG: 0.422										4	0	2	0	1	2	0																	
Don Slaught, R (1, 2) OBP: 0.318, SLG: 0.378										5	0	1	0	0	1	7																	
Roberto Kelly, R (1, 8) OBP: 0.380, SLG: 0.431										4	0	0	0	0	0	1																	
Randy Velarde, R (1, 5) OBP: 0.403, SLG: 0.516										4	1	2	0	0	1	1																	
Alvaro Espinoza, R (1, 6) OBP: 0.305, SLG: 0.329 Steve Balboni, R (9, PH) OBP: 0.292, SLG: 0.463 Wayne Tolleson, S (9, PR)										3	0	0	0	0	1	2																	
<b>Inning Stats</b>	R: 1 E: 0 K: 2 S: 14	H: 3 LOB: 2 BB: 0 P: 19	R: 0 E: 0 K: 0 S: 6	H: 0 LOB: 0 BB: 0 P: 8	R: 1 E: 0 K: 0 S: 12	H: 3 LOB: 2 BB: 0 P: 21	R: 0 E: 0 K: 1 S: 12	H: 1 LOB: 0 BB: 0 P: 16	R: 2 E: 0 K: 1 S: 14	H: 2 LOB: 0 BB: 0 P: 21	R: 0 E: 0 K: 1 S: 9	H: 1 LOB: 1 BB: 0 P: 12	R: 0 E: 0 K: 1 S: 8	H: 0 LOB: 0 BB: 0 P: 13	R: 2 E: 0 K: 0 S: 14	H: 3 LOB: 2 BB: 2 P: 29	1B: 13 2B: 0 3B: 0 HR: 1	SF: 0 SAC: 1 DP: 0 HBP: 0	WP: 1 PB: 0 CS: 1	PA: 43													
<b>PITCHER</b>	IP WLS BF H R ER SO BB IBB HBP BLK WP HR S P ERA WHIP	IP WLS BF H R ER SO BB IBB HBP BLK WP HR S P ERA WHIP																															
Mike Witt, R (1, 1) ERA: 4.57	5.0	23	9	4	4	4	0	0	0	0	0	1	1	58	85	7.20	1.800																
Willie Fraser, R (6, 1) ERA: 2.94	3.0	11	2	0	0	3	0	0	0	0	0	0	0	29	42	0.00	0.667																
Bryan Harvey, R (9, 1) ERA: 3.1	0.1	5	3	2	2	0	0	1	0	0	0	0	0	11	21	54.00	9.000																
Bob McClure, L (9, 1) ERA: 1.39	0.2	W	3	0	0	0	1	0	0	0	0	0	0	3	8	0.00	1.500																

Batter	1	2	3	4	5	6	7	8	9	AB	R	H	RBI	BB	SO	LOB	BOTTOM																
Claudell Washington, L (1, 9) OBP: 0.317, SLG: 0.441										5	2	2	0	0	2	1	<b>New York Yankees @ California Angels</b> Anaheim Stadium, Anaheim, CA Tue Sep 12, 1989, 10:05 PM EDT Att: 28,260 - Unknown - 71 F <a href="http://livebaseballscorecards.com">livebaseballscorecards.com</a>																
Devon White, S (1, 8) OBP: 0.290, SLG: 0.388										5	2	2	1	0	0	1																	
Chili Davis, S (1, 7) OBP: 0.339, SLG: 0.446										3	1	1	2	2	0	0																	
Wally Joyner, L (1, 3) OBP: 0.338, SLG: 0.428										4	1	3	2	1	0	1																	
Johnny Ray, S (1, 4) OBP: 0.333, SLG: 0.367										3	0	0	1	0	1	1																	
Brian Downing, R (1, 10) OBP: 0.361, SLG: 0.408										4	0	1	0	0	1	1																	
Lance Parrish, R (1, 2) OBP: 0.301, SLG: 0.393										4	0	0	0	0	1	1																	
Jack Howell, L (1, 5) OBP: 0.314, SLG: 0.426										4	0	1	0	0	1	0																	
Kent Anderson, R (1, 6) OBP: 0.278, SLG: 0.259 Dante Bichette, R (9, PH) OBP: 0.213, SLG: 0.302										2	1	0	0	1	1	1																	
<b>Inning Stats</b>	R: 0 E: 0 K: 0 S: 6	H: 0 LOB: 1 BB: 1 P: 14	R: 0 E: 0 K: 1 S: 8	H: 0 LOB: 0 BB: 0 P: 11	R: 0 E: 0 K: 1 S: 9	H: 0 LOB: 0 BB: 0 P: 14	R: 2 E: 0 K: 0 S: 9	H: 3 LOB: 1 BB: 0 P: 15	R: 4 E: 0 K: 2 S: 19	H: 3 LOB: 1 BB: 2 P: 36	R: 0 E: 0 K: 3 S: 11	H: 1 LOB: 1 BB: 0 P: 15	R: 0 E: 0 K: 0 S: 7	H: 1 LOB: 1 BB: 0 P: 11	R: 0 E: 0 K: 0 S: 6	H: 0 LOB: 0 BB: 0 P: 11	R: 1 E: 0 K: 0 S: 6	H: 2 LOB: 2 BB: 1 P: 14	1B: 6 2B: 2 3B: 1 HR: 1	SF: 1 SAC: 0 DP: 0 HBP: 0	WP: 2 PB: 0 CS: 0	PA: 40											
<b>PITCHER</b>	IP WLS BF H R ER SO BB IBB HBP BLK WP HR S P ERA WHIP	IP WLS BF H R ER SO BB IBB HBP BLK WP HR S P ERA WHIP																															
Walt Terrell, R (1, 1) ERA: 4.91	4.1	21	6	6	6	3	2	0	0	0	0	1	0	45	78	12.46	1.846																
Chuck Cary, L (5, 1) ERA: 3.51	4.1	L	19	4	1	1	4	1	1	0	0	1	0	36	63	2.08	1.154																







Batter	1	2	3	4	5	6	7	8	9	AB	R	H	RBI	BB	SO	LOB	TOP					
<b>Claudell Washington, L</b> OBP: 0.319, SLG: 0.437 (1, 9)	F7			BB		F7			G3-1	3	0	0	0	1	0	1	<b>California Angels @ Chicago White Sox</b> Comiskey Park, Chicago, IL Fri Sep 15 1989, 8:05 PM EDT Sunny - 63 F <a href="http://livebaseballscorecards.com">livebaseballscorecards.com</a>					
<b>Devon White, S</b> OBP: 0.286, SLG: 0.384 (1, 8)	G3			K		CS			K	4	0	1	1	0	2	1						
<b>Chili Davis, S</b> OBP: 0.335, SLG: 0.442 (1, 7)	K			F7		CS			G3-1	4	0	0	0	0	2	1						
<b>Wally Joyner, L</b> OBP: 0.337, SLG: 0.425 (1, 3)		G4-3		K					K	3	0	0	0	0	2	1						
<b>Brian Downing, R</b> OBP: 0.362, SLG: 0.419 (1, 10)		K								3	0	1	0	0	2	0						
<b>Jack Howell, L</b> OBP: 0.312, SLG: 0.421 (1, 5)		L7								3	0	0	0	0	2	1						
<b>Lance Parrish, R</b> OBP: 0.299, SLG: 0.390 (1, 2)										3	0	0	0	0	1	0						
<b>Mark McLemore, S</b> OBP: 0.286, SLG: 0.268 (1, 4)										2	1	0	0	1	1	0						
<b>Kent Anderson, R</b> OBP: 0.272, SLG: 0.254 (1, 6) <b>Max Venable, L</b> OBP: 0.404, SLG: 0.478 (8, PH) <b>Glenn Hoffman, R</b> OBP: 0.255, SLG: 0.277 (8, 6)										2	0	0	0	0	0	1						
<b>Inning Stats</b>	R: 0 H: 0 E: 0 K: 1 S: 8	H: 0 LOB: 0 BB: 0 P: 13	R: 0 H: 0 E: 0 K: 1 S: 7	H: 0 LOB: 0 BB: 0 P: 11	R: 0 H: 0 E: 0 K: 1 S: 8	H: 0 LOB: 1 BB: 1 P: 11	R: 0 H: 0 E: 0 K: 2 S: 10	H: 0 LOB: 1 BB: 1 P: 17	R: 0 H: 0 E: 0 K: 2 S: 7	H: 0 LOB: 0 BB: 0 P: 9	R: 1 H: 1 E: 0 K: 0 S: 9	H: 1 LOB: 0 BB: 1 P: 20	R: 0 H: 1 E: 0 K: 3 S: 10	H: 1 LOB: 1 BB: 0 P: 16	R: 0 H: 0 E: 0 K: 1 S: 6	H: 0 LOB: 0 BB: 0 P: 7	R: 0 H: 0 E: 0 K: 1 S: 10	H: 0 LOB: 0 BB: 0 P: 16	1B: 1 2B: 1 3B: 0 HR: 0	SF: 0 SAC: 0 DP: 0 HBP: 0	WP: 0 PB: 0 SB: 1 CS: 1	PA: 31
<b>PITCHER</b> <b>Melido Perez, R</b> ERA: 4.97 (1, 1)	IP: 9.0 WLS: W BF: 30 H: 2 R: 1 ER: 1 SO: 12 BB: 2 IBB: 0 HBP: 0 BLK: 0 WP: 0 HR: 0 S: 75 P: 120 ERA: 1.00 WHIP: 0.444															<b>PITCHER</b> <b>Melido Perez, R</b> ERA: 4.97 (1, 1)	IP: 9.0 WLS: W BF: 30 H: 2 R: 1 ER: 1 SO: 12 BB: 2 IBB: 0 HBP: 0 BLK: 0 WP: 0 HR: 0 S: 75 P: 120 ERA: 1.00 WHIP: 0.444					

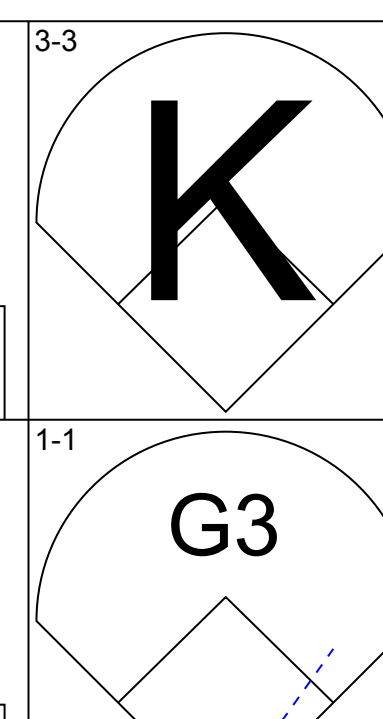
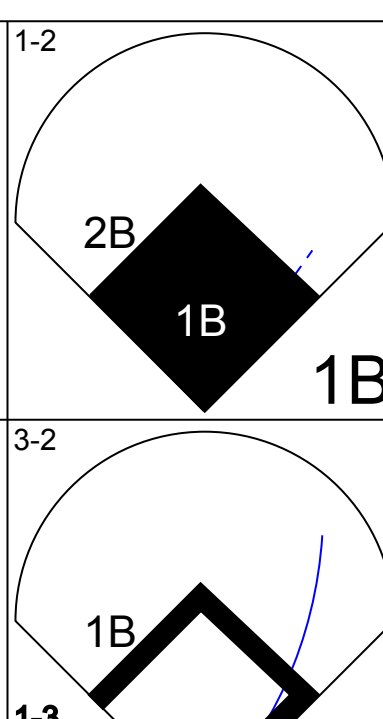
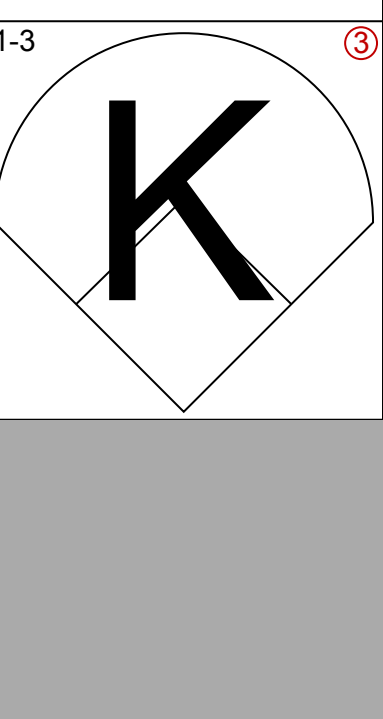
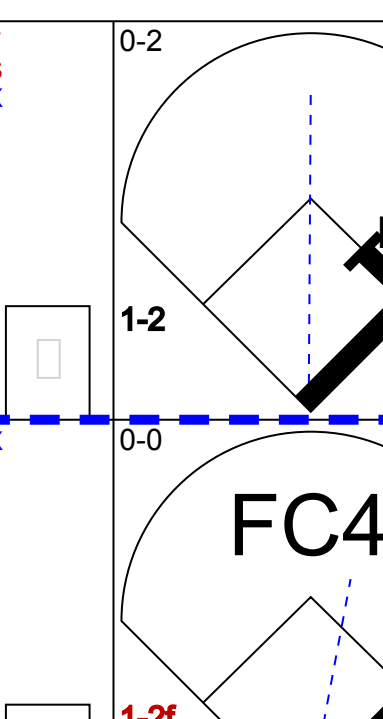
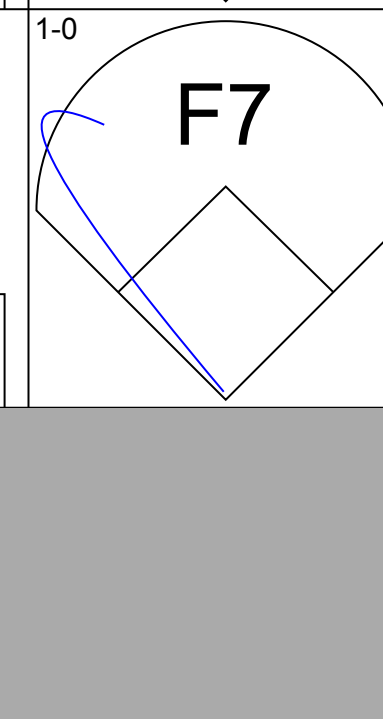
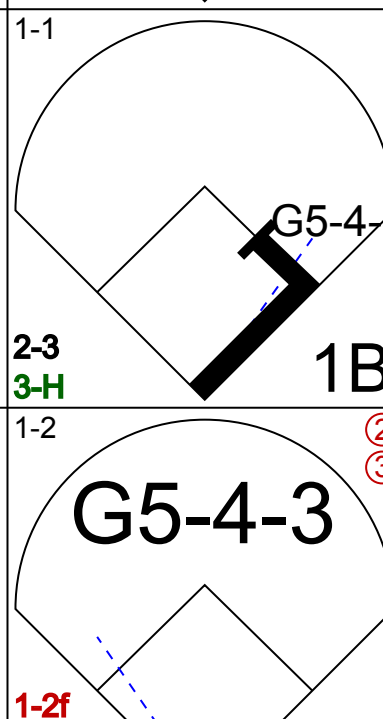
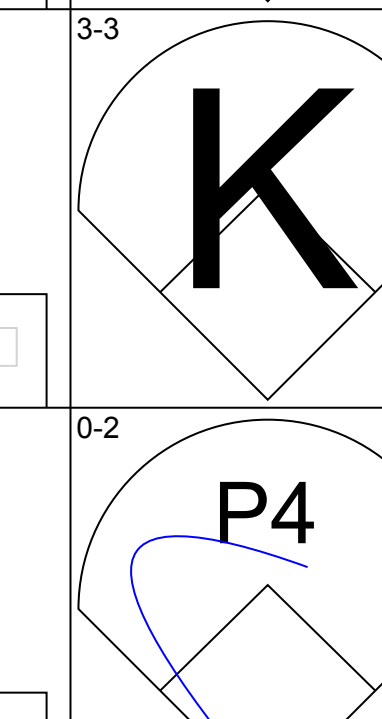
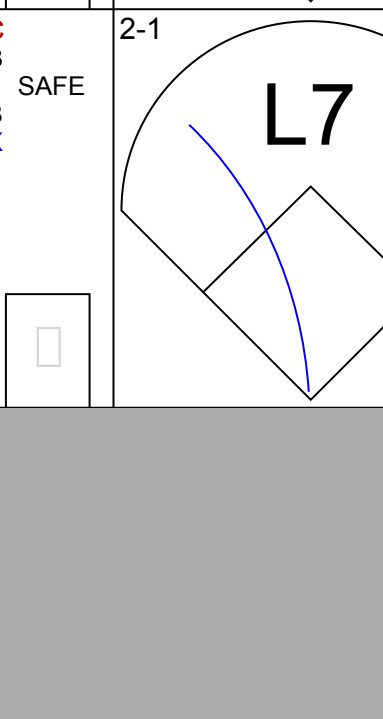




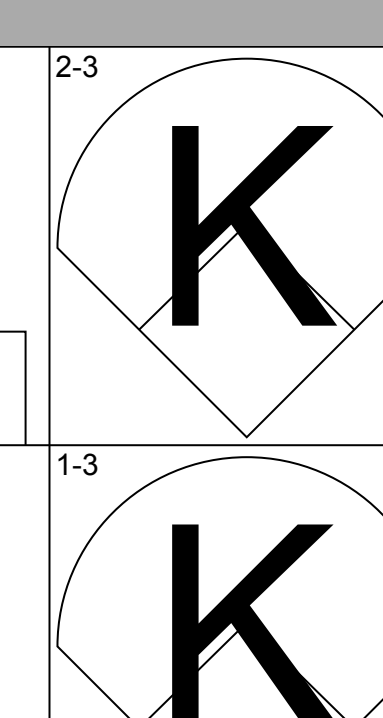
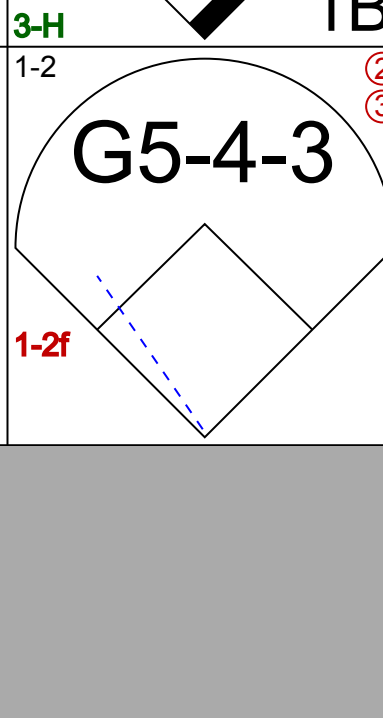
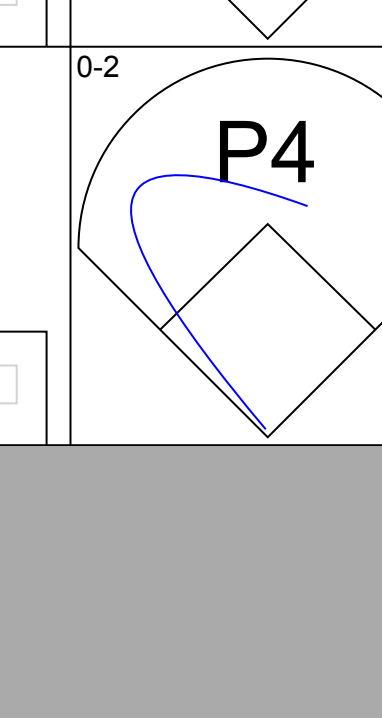
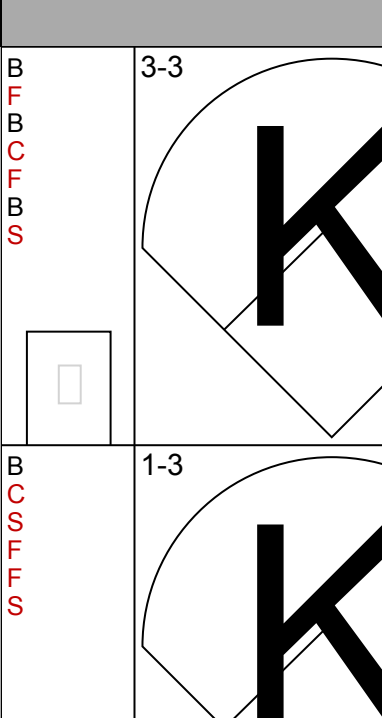
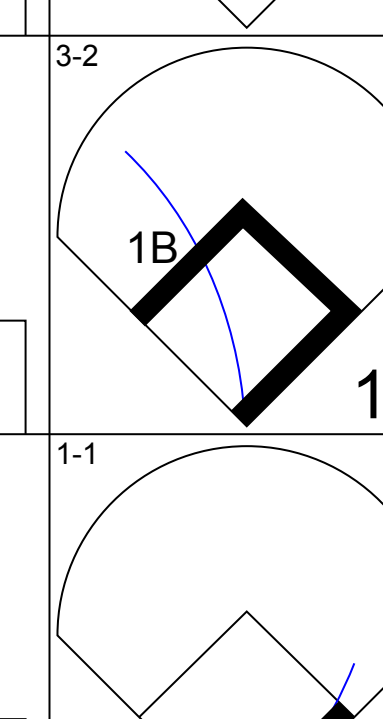
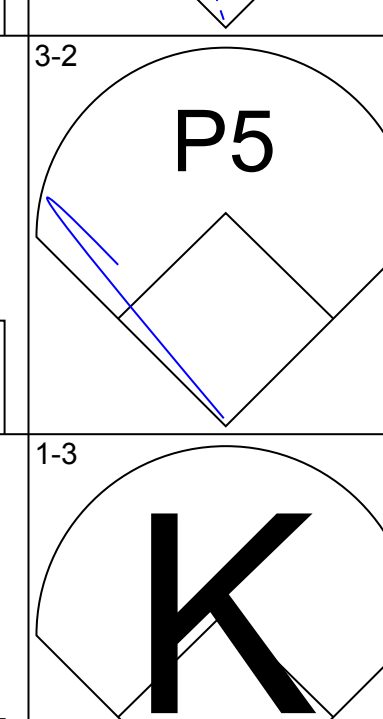
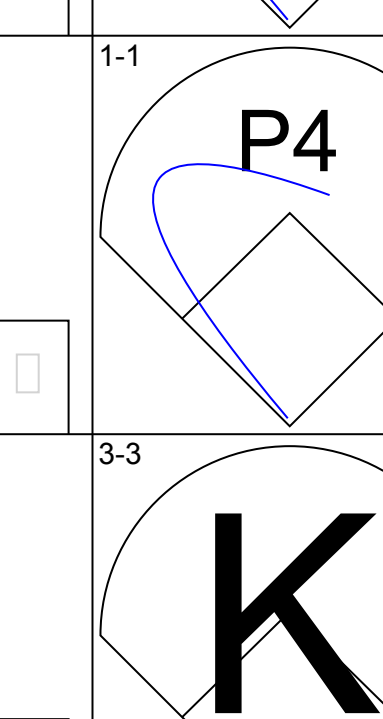
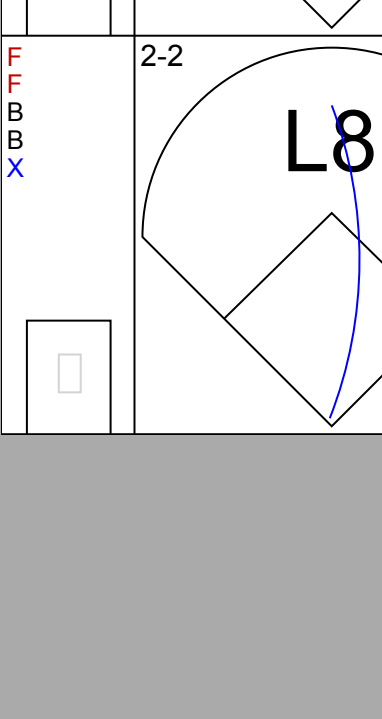
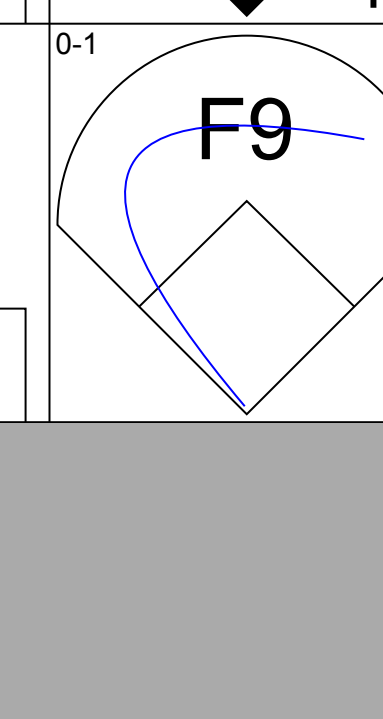



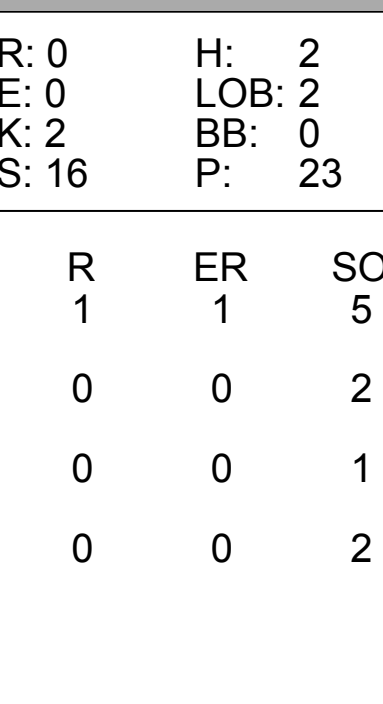
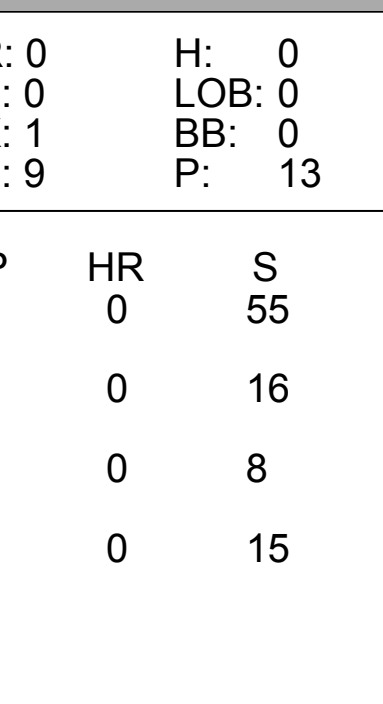
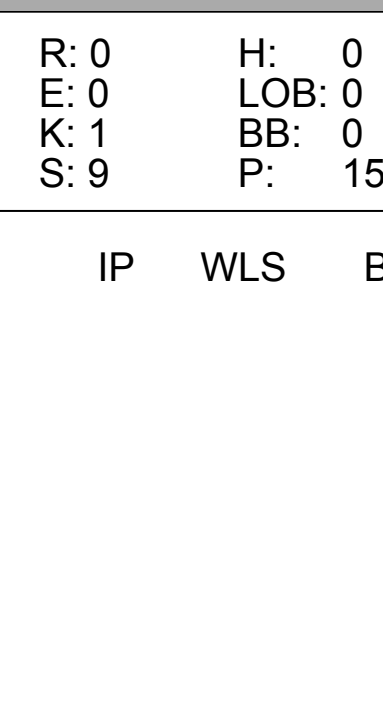

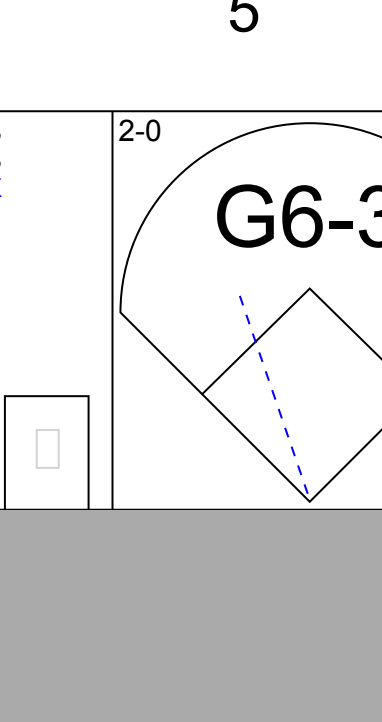
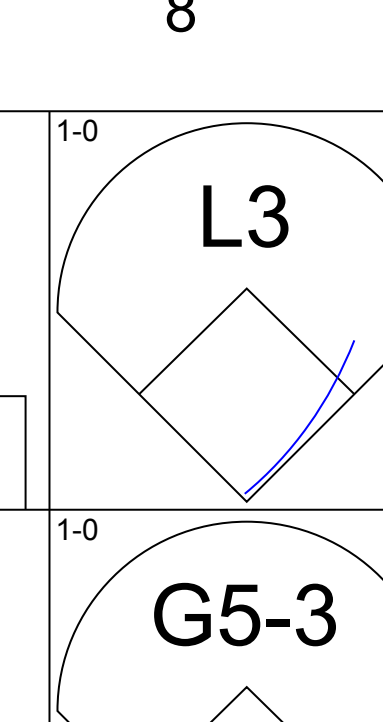
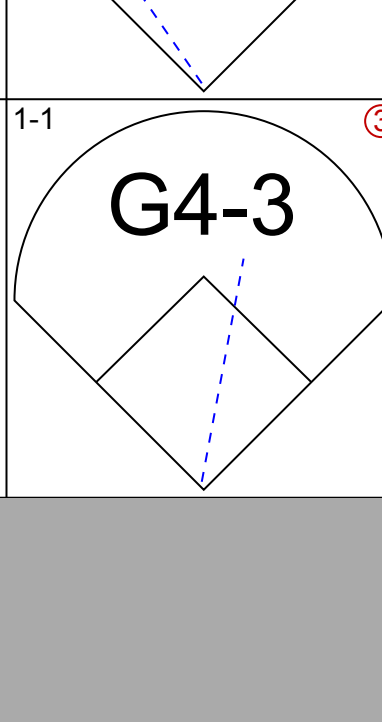

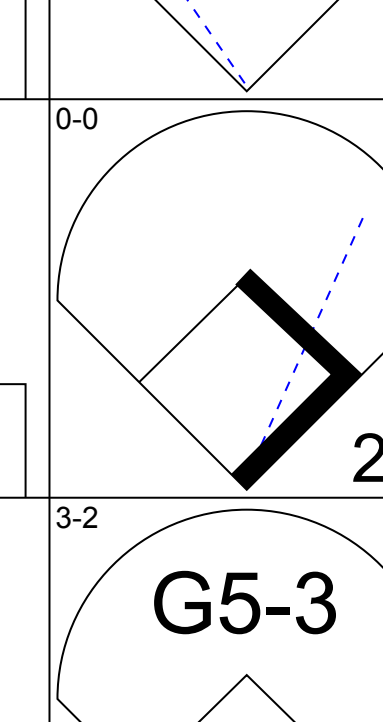
Batter	1	2	3	4	5	6	7	8	9	AB	R	H	RBI	BB	SO	LOB	BOTTOM			
<b>Lance Johnson, L</b> OBP: 0.380, SLG: 0.402 (1, 7)	K									4	0	1	0	0	2	3	<b>California Angels @ Chicago White Sox</b> Comiskey Park, Chicago, IL Fri Sep 15 1989, 8:05 PM EDT Sunny - 63 F <a href="http://livebaseballscorecards.com">livebaseballscorecards.com</a>			
<b>Scott Fletcher, R</b> OBP: 0.333, SLG: 0.309 (1, 4)	G5-3									4	0	0	0	0	0	1				
<b>Ivan Calderon, R</b> OBP: 0.330, SLG: 0.440 (1, 3) <b>Steve Lyons, L</b> OBP: 0.318, SLG: 0.340 (9, 3)	K									3	0	0	0	1	1	0				
<b>Carlton Fisk, R</b> OBP: 0.341, SLG: 0.459 (1, 10)		G6-3								4	1	1	0	0	2	1				
<b>Carlos Martinez, R</b> OBP: 0.344, SLG: 0.415 (1, 5)										4	1	2	0	0	0	1				
<b>Sammy Sosa, R</b> OBP: 0.306, SLG: 0.358 (1, 8)										2	1	1	0	1	0	1				
<b>Ron Karkovice, R</b> OBP: 0.323, SLG: 0.407 (1, 2)										1	0	1	1	1	0	0				
<b>Ozzie Guillen, L</b> OBP: 0.278, SLG: 0.332 (1, 6)										3	0	0	0	0	0	5				
<b>Dave Gallagher, R</b> OBP: 0.321, SLG: 0.311 (1, 9)										3	0	1	1	0	1	3				
<b>Inning Stats</b>	R: 0 H: 0 E: 0 K: 2 S: 13	H: 1 LOB: 1 BB: 1 P: 24	R: 1 H: 1 E: 0 K: 0 S: 17	H: 1 LOB: 1 BB: 1 P: 24	R: 0 H: 0 E: 0 K: 2 S: 9	H: 0 LOB: 0 BB: 0 P: 13	R: 0 H: 0 E: 0 K: 1 S: 9	H: 0 LOB: 0 BB: 0 P: 12	R: 1 H: 2 E: 0 K: 0 S: 5	H: 2 LOB: 1 BB: 0 P: 5	R: 0 H: 1 E: 0 K: 0 S: 8	H: 1 LOB: 0 BB: 0 P: 11	R: 1 H: 3 E: 0 K: 0 S: 8	H: 3 LOB: 3 BB: 1 P: 13	R: 0 H: 0 E: 0 K: 1 S: 11	H: 0 LOB: 1 BB: 1 P: 20	1B: 6 2B: 1 3B: 0 HR: 0	SF: 0 SAC: 1 DP: 1 HBP: 0	WP: 1 PB: 1 SB: 1 CS: 0	PA: 32
<b>PITCHER</b> <b>Jim Abbott, L</b> ERA: 3.91 (1, 1) <b>Willie Fraser, R</b> ERA: 2.9 (8, 1)	IP: 7.0 WLS: L BF: 28 H: 7 R: 3 ER: 3 SO: 5 BB: 1 IBB: 1 HBP: 0 BLK: 0 WP: 1 HR: 0 S: 69 P: 98 ERA: 3.86 WHIP: 1.143															<b>PITCHER</b> <b>Jim Abbott, L</b> ERA: 3.91 (1, 1) <b>Willie Fraser, R</b> ERA: 2.9 (8, 1)	IP: 7.0 WLS: L BF: 28 H: 7 R: 3 ER: 3 SO: 5 BB: 1 IBB: 1 HBP: 0 BLK: 0 WP: 1 HR: 0 S: 69 P: 98 ERA: 3.86 WHIP: 1.143			

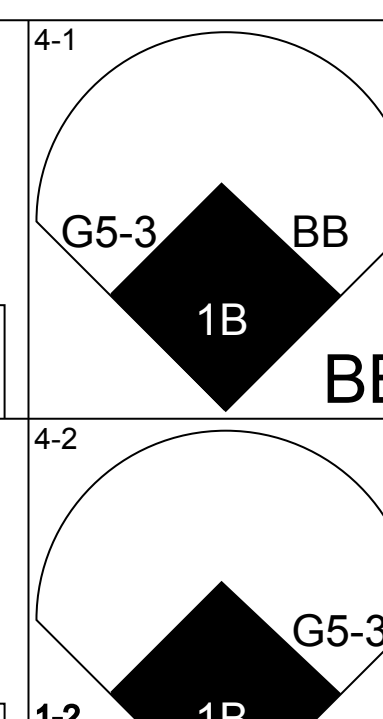
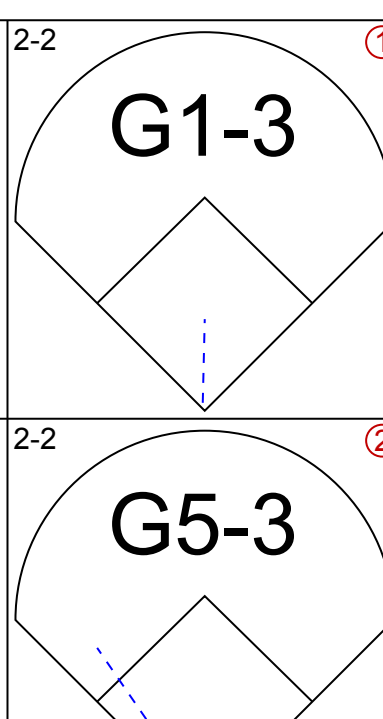
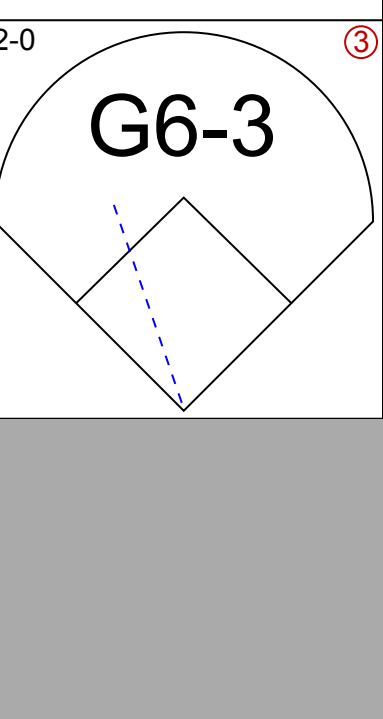
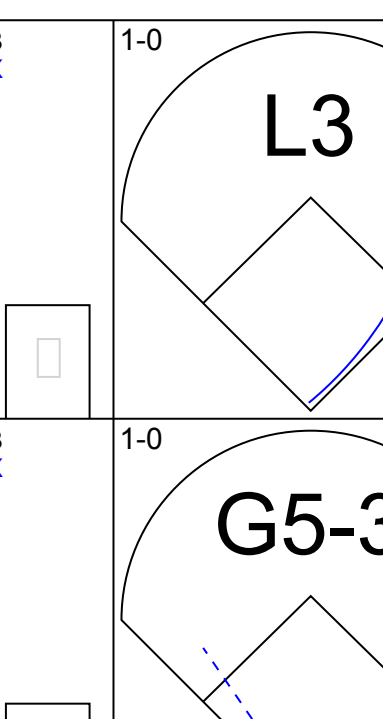
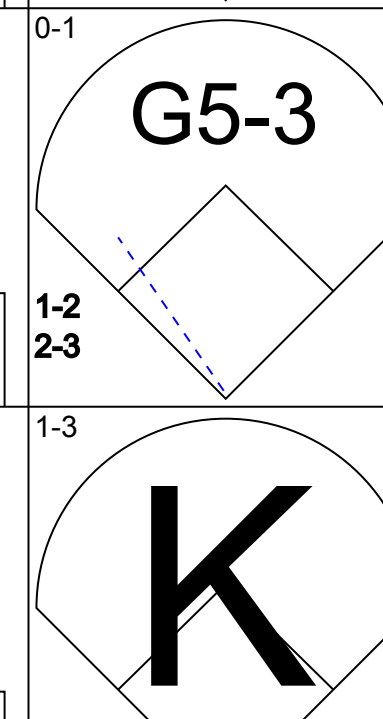
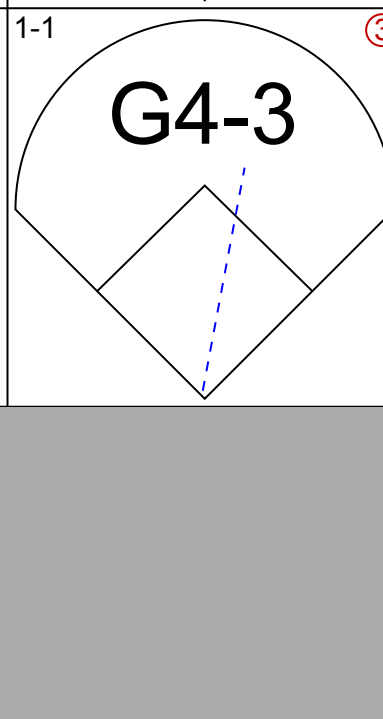
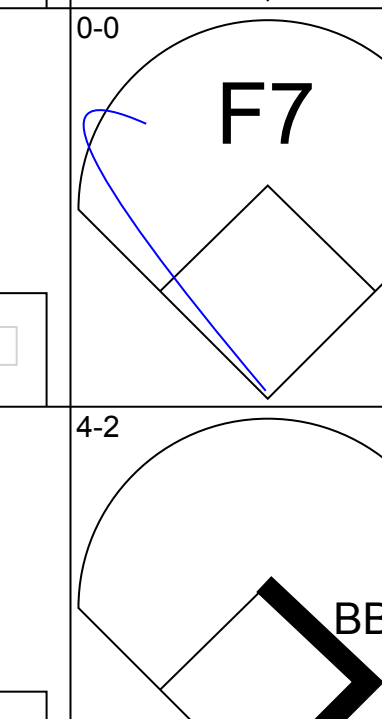
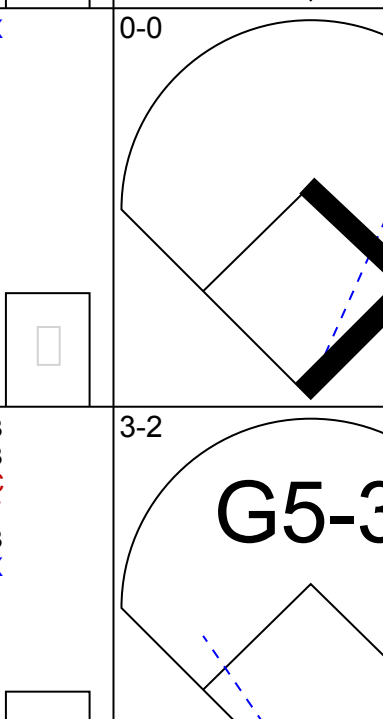
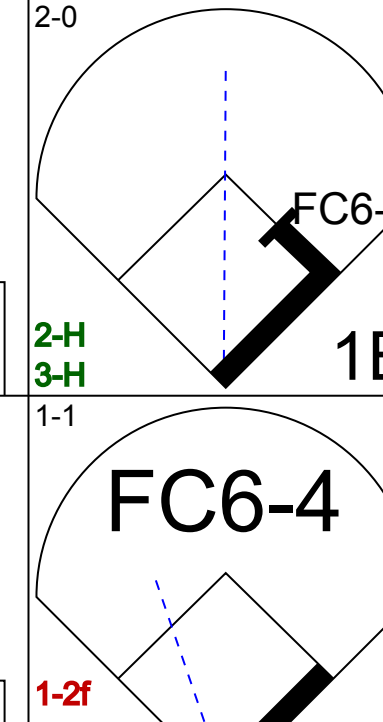

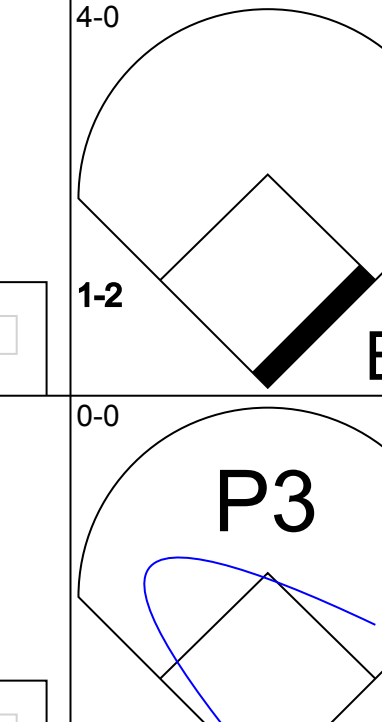


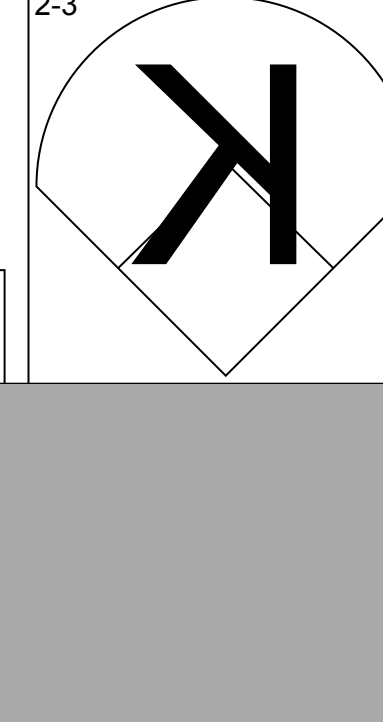


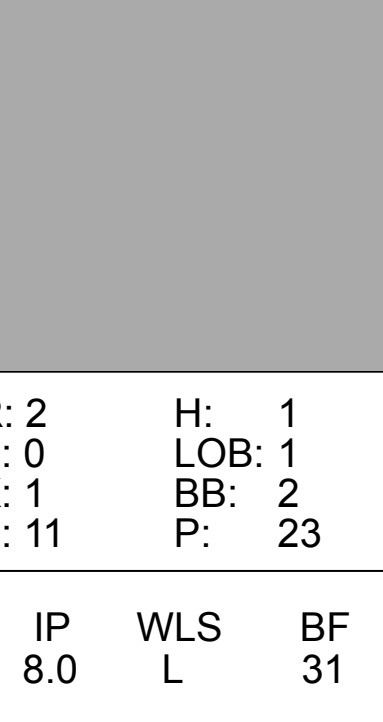
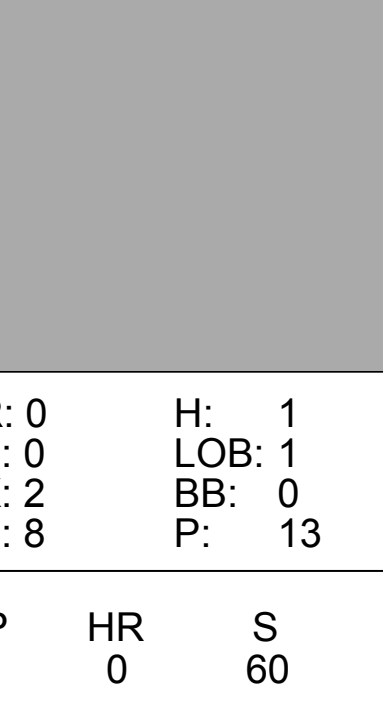
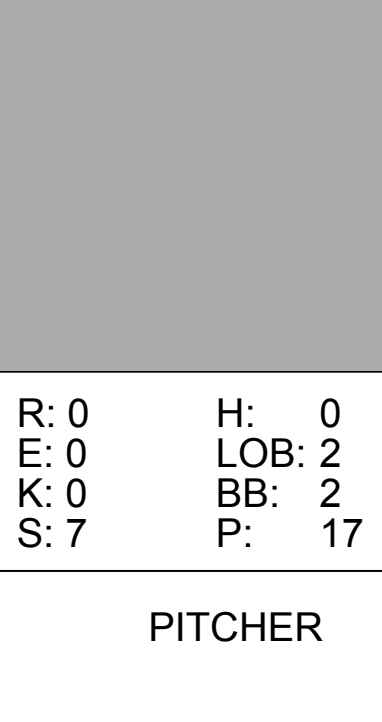





Batter	1	2	3	4	5	6	7	8	9	AB	R	H	RBI	BB	SO	LOB	TOP										
<b>Devon White, S</b> (1, 8) OBP: 0.291, SLG: 0.386										4	1	3	0	0	0	0	<b>California Angels @ Chicago White Sox</b> Comiskey Park, Chicago, IL Fri Sep 15 1989, 8:05 PM EDT Att: 11,202 - Unknown										
<b>Glenn Hoffman, R</b> (1, 6) OBP: 0.255, SLG: 0.286										4	0	1	0	0	1	3											
<b>Chili Davis, S</b> (1, 7) OBP: 0.335, SLG: 0.439										3	0	0	1	1	0	1											
<b>Wally Joyner, L</b> (1, 3) OBP: 0.334, SLG: 0.421										4	0	0	0	0	0	4											
<b>Brian Downing, R</b> (1, 10) OBP: 0.359, SLG: 0.416										4	0	0	0	0	2	4											
<b>Johnny Ray, S</b> (1, 4) OBP: 0.334, SLG: 0.369										4	0	0	0	0	1	1											
<b>Tony Armas, R</b> (1, 9) OBP: 0.280, SLG: 0.481										4	1	2	1	0	2	0											
<b>Jack Howell, L</b> (1, 5) OBP: 0.311, SLG: 0.420										4	0	1	0	0	1	2											
<b>John Orton, R</b> (1, 2) OBP: 0.286, SLG: 0.269										4	0	1	0	0	2	1											
<b>Inning Stats</b>	R: 1 E: 0 K: 1 S: 10	H: 2 LOB: 1 BB: 0 P: 14	R: 0 E: 0 K: 2 S: 13	H: 1 LOB: 1 BB: 0 P: 20	R: 0 E: 0 K: 0 S: 12	H: 1 LOB: 0 BB: 0 P: 15	R: 0 E: 1 K: 1 S: 15	H: 2 LOB: 2 BB: 0 P: 19	R: 0 E: 0 K: 1 S: 9	H: 1 LOB: 0 BB: 0 P: 12	R: 0 E: 0 K: 0 S: 10	H: 0 LOB: 0 BB: 0 P: 15	R: 0 E: 0 K: 1 S: 5	H: 0 LOB: 0 BB: 0 P: 7	R: 0 E: 0 K: 1 S: 6	H: 0 LOB: 0 BB: 0 P: 7	1B: 6 2B: 1 3B: 0 HR: 1	SF: 0 SAC: 0 DP: 0 HBP: 0	WP: 0 PB: 0 SB: 0 CS: 1	PA: 36							
<b>PITCHER</b>	IP	WLS	BF	H	R	ER	SO	BB	IBB	HBP	BLK	WP	HR	S	P	ERA	WHIP										
<b>Richard Dotson, R</b> (1, 1) ERA: 4.75	7.0	L	30	8	2	2	7	0	1	0	0	0	1	87	121	2.57	1.143										
<b>Wayne Edwards, L</b> (8, 1) ERA:	0.1		1	0	0	0	0	0	0	0	0	0	0	1	3	0.00	0.000										
<b>Barry Jones, R</b> (8, 1) ERA: 3.13	1.2	S	5	0	0	0	2	0	0	0	0	0	0	10	11	0.00	0.000										

Batter	1	2	3	4	5	6	7	8	9	AB	R	H	RBI	BB	SO	LOB	BOTTOM										
<b>Lance Johnson, L</b> (1, 7) OBP: 0.377, SLG: 0.404										4	0	1	0	0	0	2	<b>California Angels @ Chicago White Sox</b> Comiskey Park, Chicago, IL Fri Sep 15 1989, 8:05 PM EDT Att: 11,202 - Unknown										
<b>Scott Fletcher, R</b> (1, 4) OBP: 0.333, SLG: 0.308										4	0	1	0	0	1	2											
<b>Ivan Calderon, R</b> (1, 10) OBP: 0.330, SLG: 0.439										4	0	1	0	0	0	2											
<b>Carlton Fisk, R</b> (1, 2) OBP: 0.337, SLG: 0.454										4	0	0	0	0	2	3											
<b>Carlos Martinez, R</b> (1, 3) OBP: 0.343, SLG: 0.411										3	0	0	0	1	0	2											
<b>Sammy Sosa, R</b> (1, 8) OBP: 0.311, SLG: 0.357										3	1	1	0	1	2	0											
<b>Robin Ventura, L</b> (1, 5) OBP: 0.538, SLG: 0.600										2	0	1	0	1	0	0											
<b>Dave Gallagher, R</b> (1, 9) OBP: 0.320, SLG: 0.310										4	0	1	1	0	1	4											
<b>Ozzie Guillen, L</b> (1, 6) OBP: 0.277, SLG: 0.330										2	0	0	0	0	0	1											
<b>Inning Stats</b>	R: 0 E: 0 K: 1 S: 7	H: 0 LOB: 0 BB: 0 P: 9	R: 0 E: 0 K: 1 S: 6	H: 0 LOB: 0 BB: 0 P: 8	R: 0 E: 0 K: 1 S: 8	H: 1 LOB: 0 BB: 0 P: 11	R: 0 E: 0 K: 1 S: 15	H: 2 LOB: 2 BB: 0 P: 19	R: 0 E: 0 K: 0 S: 10	H: 1 LOB: 2 BB: 1 P: 18	R: 0 E: 0 K: 0 S: 9	H: 2 LOB: 3 BB: 2 P: 20	R: 0 E: 0 K: 0 S: 4	H: 0 LOB: 0 BB: 0 P: 6	R: 0 E: 0 K: 1 S: 8	H: 0 LOB: 0 BB: 0 P: 16	R: 0 E: 0 K: 1 S: 8	H: 0 LOB: 0 BB: 0 P: 11	1B: 5 2B: 1 3B: 0 HR: 0	SF: 0 SAC: 1 DP: 1 HBP: 1	WP: 0 PB: 0 SB: 0 CS: 1	PA: 36					
<b>PITCHER</b>	IP	WLS	BF	H	R	ER	SO	BB	IBB	HBP	BLK	WP	HR	S	P	ERA	WHIP										
<b>Chuck Finley, L</b> (1, 1) ERA: 2.53	5.0	W	21	5	1	1	4	1	0	1	0	0	0	47	66	1.80	1.200										
<b>Greg Minton, R</b> (6, 1) ERA: 2.39	3.0		11	1	0	0	1	2	0	0	0	0	0	20	41	0.00	1.000										
<b>Bryan Harvey, R</b> (9, 1) ERA: 3.04	1.0	S	3	0	0	0	1	0	0	0	0	0	0	8	11	0.00	0.000										



Batter	1	2	3	4	5	6	7	8	9	AB	R	H	RBI	BB	SO	LOB	TOP					
<b>Claudell Washington, L</b> OBP: 0.319, SLG: 0.437 (1.9)										4	1	2	0	0	2	0	<b>California Angels @ Chicago White Sox</b> Comiskey Park, Chicago, IL Sat Sep 16 1989, 8:05 PM EDT Att: 11,935 - Unknown					
<b>Devon White, S</b> OBP: 0.291, SLG: 0.387 (1.8)										4	0	1	0	0	0	2						
<b>Chili Davis, S</b> OBP: 0.334, SLG: 0.438 (1.7)										4	0	1	1	0	1	3						
<b>Wally Joyner, L</b> OBP: 0.332, SLG: 0.418 (1.3)										4	0	0	0	0	2	2						
<b>Brian Downing, R</b> OBP: 0.356, SLG: 0.412 (1.10)										4	0	0	0	0	2	0						
<b>Johnny Ray, S</b> OBP: 0.333, SLG: 0.369 (1.4)										4	0	1	0	0	0	0						
<b>Jack Howell, L</b> OBP: 0.311, SLG: 0.419 (1.5)										3	0	1	0	0	2	0						
<b>John Orton, R</b> OBP: 0.267, SLG: 0.250 (8, PH)										2	0	0	0	0	0	2						
<b>Max Venable, L</b> OBP: 0.396, SLG: 0.468 (8, PH)										1	0	0	0	0	1	0						
<b>Lance Parrish, R</b> OBP: 0.299, SLG: 0.390 (8.2)										0	0	0	0	0	0	0						
<b>Glenn Hoffman, R</b> OBP: 0.250, SLG: 0.280 (8, PH)										2	0	0	0	0	0	0						
<b>Jim Eppard, L</b> OBP: 0.444, SLG: 0.375 (8, PR)										1	0	1	0	0	0	0						
<b>Mark McLemore, S</b> OBP: 0.286, SLG: 0.268 (8, PR)										0	0	0	0	0	0	0						
<b>Kent Anderson, R</b> OBP: 0.272, SLG: 0.254 (8.6)										0	0	0	0	0	0	0						
<b>Inning Stats</b>	R: 0 E: 0 K: 1 S: 6	H: 0 LOB: 0 BB: 0 P: 11	R: 0 E: 0 K: 2 S: 16	H: 2 LOB: 2 BB: 0 P: 23	R: 1 E: 0 K: 0 S: 13	H: 3 LOB: 1 BB: 0 P: 20	R: 0 E: 0 K: 1 S: 9	H: 0 LOB: 0 BB: 0 P: 13	R: 0 E: 0 K: 1 S: 11	H: 0 LOB: 0 BB: 0 P: 16	R: 0 E: 0 K: 1 S: 7	H: 0 LOB: 0 BB: 0 P: 11	R: 0 E: 0 K: 1 S: 9	H: 0 LOB: 0 BB: 0 P: 15	R: 0 E: 0 K: 1 S: 11	H: 2 LOB: 3 BB: 0 P: 15	R: 0 E: 0 K: 2 S: 12	H: 0 LOB: 0 BB: 0 P: 18	1B: 6 2B: 1 3B: 0 HR: 0	SF: 0 SAC: 0 DP: 1 HBP: 0	WP: 0 PB: 0 CS: 0	PA: 33
<b>PITCHER</b>	IP	WLS	BF	H	R	ER	SO	BB	IBB	HBP	BLK	WP	HR	S	P	ERA	WHIP					
<b>Shawn Hillegas, R</b> ERA: 4.49 (1.1)	5.0	W	19	5	1	1	5	0	0	0	0	0	0	55	83	1.80	1.000					
<b>Steve Rosenberg, L</b> ERA: 4.97 (8.1)	2.0		6	0	0	0	2	0	0	0	0	0	0	16	26	0.00	0.000					
<b>Jose Segura, R</b> ERA: 24.0 (8.1)	0.1	S	3	2	0	0	1	0	0	0	0	0	0	8	10	0.00	6.000					
<b>Bobby Thigpen, R</b> ERA: 3.84 (8.1)	1.2	S	5	0	0	0	2	0	0	0	0	0	0	15	23	0.00	0.000					

Batter	1	2	3	4	5	6	7	8	9	AB	R	H	RBI	BB	SO	LOB	BOTTOM					
<b>Lance Johnson, L</b> OBP: 0.373, SLG: 0.396 (1.7)										3	1	0	0	1	0	0	<b>California Angels @ Chicago White Sox</b> Comiskey Park, Chicago, IL Sat Sep 16 1989, 8:05 PM EDT Att: 11,935 - Unknown					
<b>Scott Fletcher, R</b> OBP: 0.332, SLG: 0.306 (1.4)										3	1	0	0	1	0	0						
<b>Ivan Calderon, R</b> OBP: 0.329, SLG: 0.439 (1.10)										4	0	1	0	0	0	2						
<b>Carlton Fisk, R</b> OBP: 0.339, SLG: 0.456 (1.2)										3	0	1	0	1	1	3						
<b>Steve Lyons, L</b> OBP: 0.321, SLG: 0.341 (9.3)										2	0	1	2	1	0	1						
<b>Carlos Martinez, R</b> OBP: 0.340, SLG: 0.407 (1.3)										3	0	0	0	0	1	4						
<b>Dave Gallagher, R</b> OBP: 0.320, SLG: 0.310 (9.9)										0	0	0	0	0	0	0						
<b>Robin Ventura, L</b> OBP: 0.438, SLG: 0.462 (1.5)										3	0	0	0	0	1	1						
<b>Sammy Sosa, R</b> OBP: 0.311, SLG: 0.353 (1.8)										2	0	0	0	1	1	0						
<b>Ozzie Guillen, L</b> OBP: 0.275, SLG: 0.329 (1.6)										3	0	0	0	0	0	1						
<b>Inning Stats</b>	R: 2 E: 0 K: 1 S: 11	H: 1 LOB: 1 BB: 2 P: 23	R: 0 E: 0 K: 0 S: 6	H: 0 LOB: 0 BB: 0 P: 7	R: 0 E: 0 K: 0 S: 9	H: 0 LOB: 0 BB: 0 P: 14	R: 0 E: 0 K: 2 S: 8	H: 1 LOB: 1 BB: 0 P: 13	R: 0 E: 0 K: 1 S: 7	H: 0 LOB: 0 BB: 0 P: 12	R: 0 E: 0 K: 0 S: 7	H: 0 LOB: 2 BB: 2 P: 17	R: 0 E: 0 K: 0 S: 6	H: 0 LOB: 1 BB: 1 P: 10	R: 0 E: 0 K: 0 S: 6	H: 1 LOB: 1 BB: 0 P: 11		1B: 1 2B: 3 3B: 0 HR: 0	SF: 0 SAC: 0 DP: 1 HBP: 0	WP: 0 PB: 0 CS: 0	PA: 31	
<b>PITCHER</b>	IP	WLS	BF	H	R	ER	SO	BB	IBB	HBP	BLK	WP	HR	S	P	ERA		WHIP				
<b>Kirk McCaskill, R</b> ERA: 2.87 (1.1)	8.0	L	31	3	2	2	4	5	0	0	0	0	0	60	107	2.25		1.000				



Batter	1	2	3	4	5	6	7	8	9	AB	R	H	RBI	BB	SO	LOB	TOP						
<b>Brian Downing, R</b> OBP: 0.359, SLG: 0.418 (1, 10)	F9					G4-3				5	0	3	1	0	0	1	<b>California Angels @ Chicago White Sox</b> Comiskey Park, Chicago, IL Sun Sep 17 1989, 4:33 AM EDT Att. 16,215 - Sunny - 68 F						
<b>Mark McLemore, S</b> OBP: 0.293, SLG: 0.270 (1, 4)	G4-3					SF7				3	0	1	2	1	1	1							
<b>Devon White, S</b> OBP: 0.290, SLG: 0.386 (1, 8)	FC4-6					K				5	0	1	0	0	1	4							
<b>Wally Joyner, L</b> OBP: 0.331, SLG: 0.416 (1, 3)	FC4-6									5	0	1	0	0	0	3							
<b>Chili Davis, S</b> OBP: 0.333, SLG: 0.434 (1, 7)						K				4	1	0	0	1	2	1							
<b>Claudell Washington, L</b> OBP: 0.320, SLG: 0.438 (1, 9)										4	0	1	1	1	1	1							
<b>Lance Parrish, R</b> OBP: 0.302, SLG: 0.400 (1, 2)										5	2	3	1	0	1	2							
<b>Jack Howell, L</b> OBP: 0.311, SLG: 0.417 (1, 5)										4	1	1	0	0	2	3							
<b>Kent Anderson, R</b> OBP: 0.276, SLG: 0.259 (1, 6)										4	2	2	1	0	1	0	<b>California Angels @ Chicago White Sox</b> Comiskey Park, Chicago, IL Sun Sep 17 1989, 4:33 AM EDT Att. 16,215 - Sunny - 68 F						
<b>Inning Stats</b>	R: 0 E: 0 K: 0 S: 9	H: 1 LOB: 1 BB: 0 P: 13	R: 0 E: 0 K: 1 S: 9	H: 0 LOB: 1 BB: 1 P: 14	R: 0 E: 0 K: 1 S: 14	H: 1 LOB: 2 BB: 1 P: 23	R: 3 E: 0 K: 0 S: 16	H: 5 LOB: 2 BB: 0 P: 25	R: 0 E: 0 K: 3 S: 15	H: 2 LOB: 2 BB: 0 P: 21	R: 1 E: 1 K: 1 S: 9	H: 1 LOB: 0 BB: 0 P: 13	R: 0 E: 0 K: 1 S: 9	H: 0 LOB: 0 BB: 0 P: 13	R: 1 E: 0 K: 1 S: 13	H: 2 LOB: 1 BB: 0 P: 20		R: 1 E: 0 K: 1 S: 12	H: 1 LOB: 1 BB: 1 P: 25	1B: 9 2B: 3 3B: 0 HR: 1	SF: 1 SAC: 0 DP: 0 HBP: 0	WP: 0 PB: 0 SB: 0 CS: 0	PA: 43
<b>PITCHER</b>	IP	WLS	BF	H	R	ER	SO	BB	IBB	HBP	BLK	WP	HR	S	P	ERA		WHIP					
<b>Eric King, R</b> ERA: 3.48	3.2	L	20	7	3	3	2	2	0	0	0	0	0	45	70	7.36		2.455					
<b>Wayne Edwards, L</b> ERA	4.1		6	2	0	0	3	0	0	0	0	0	0	18	26	0.00		1.500					
<b>Bill Long, R</b> ERA: 4.54	6.1		1.0	4	1	1	0	1	0	0	0	0	0	9	13	0.00		1.000					
<b>Steve Rosenberg, L</b> ERA: 4.94	7.1		1.0	3	0	0	1	0	0	0	0	0	0	9	13	0.00		0.000					
<b>Tom McCarthy, R</b> ERA: 3.43	8.1		1.0	5	2	1	1	0	0	0	0	0	1	13	20	9.00		2.000					
<b>Donn Pall, R</b> ERA: 3.36	9.1		1.0	5	1	1	1	1	0	0	0	0	0	12	25	9.00	2.000						
<b>Batter</b>	<b>1</b>	<b>2</b>	<b>3</b>	<b>4</b>	<b>5</b>	<b>6</b>	<b>7</b>	<b>8</b>	<b>9</b>	<b>AB</b>	<b>R</b>	<b>H</b>	<b>RBI</b>	<b>BB</b>	<b>SO</b>	<b>LOB</b>	<b>BOTTOM</b>						
<b>Lance Johnson, L</b> OBP: 0.361, SLG: 0.382 (1, 7)	G1-6-3									5	0	0	0	0	1	1	<b>California Angels @ Chicago White Sox</b> Comiskey Park, Chicago, IL Sun Sep 17 1989, 4:33 AM EDT Att. 16,215 - Sunny - 68 F						
<b>Scott Fletcher, R</b> OBP: 0.333, SLG: 0.307 (1, 4)	G4-3									5	0	2	1	0	0	0							
<b>Steve Lyons, L</b> OBP: 0.317, SLG: 0.337 (1, 3)	G4-3									5	0	0	0	0	2	1							
<b>Greg Walker, L</b> OBP: 0.286, SLG: 0.335 (6, PH)										2	0	1	0	0	1	0							
<b>Ivan Calderon, R</b> OBP: 0.326, SLG: 0.438 (6, PH)										2	0	0	0	0	0	0							
<b>Daryl Boston, L</b> OBP: 0.330, SLG: 0.395 (6, PH)										2	1	2	0	0	0	0							
<b>Carlos Martinez, R</b> OBP: 0.344, SLG: 0.409 (7, 5)										1	1	1	0	1	0	0							
<b>Dave Gallagher, R</b> OBP: 0.323, SLG: 0.317 (7, 9)										4	0	3	1	0	0	2							
<b>Robin Ventura, L</b> OBP: 0.369, SLG: 0.429 (6, PH)										1	0	0	1	0	0	2							
<b>Sammy Sosa, R</b> OBP: 0.308, SLG: 0.348 (7, 8)										2	0	0	0	0	1	3	<b>California Angels @ Chicago White Sox</b> Comiskey Park, Chicago, IL Sun Sep 17 1989, 4:33 AM EDT Att. 16,215 - Sunny - 68 F						
<b>Ron Karkovics, R</b> OBP: 0.319, SLG: 0.402 (6, PH)										2	0	0	0	0	1	3							
<b>Carlton Fisk, R</b> OBP: 0.342, SLG: 0.456 (7, 2)										0	0	0	0	2	0	0							
<b>Ozzie Guillen, L</b> OBP: 0.275, SLG: 0.328 (1, 6)										4	1	1	0	0	1	5							
<b>Inning Stats</b>	R: 0 E: 0 K: 0 S: 7	H: 0 LOB: 0 BB: 0 P: 11	R: 1 E: 0 K: 1 S: 11	H: 2 LOB: 1 BB: 0 P: 19	R: 0 E: 0 K: 1 S: 8	H: 1 LOB: 1 BB: 0 P: 14	R: 0 E: 0 K: 1 S: 10	H: 2 LOB: 2 BB: 0 P: 21	R: 1 E: 0 K: 1 S: 8	H: 2 LOB: 0 BB: 0 P: 12	R: 1 E: 0 K: 1 S: 16	H: 2 LOB: 2 BB: 1 P: 28	R: 0 E: 0 K: 1 S: 10	H: 0 LOB: 0 BB: 0 P: 13	R: 0 E: 0 K: 1 S: 16	H: 1 LOB: 3 BB: 2 P: 31		R: 0 E: 0 K: 1 S: 8	H: 0 LOB: 0 BB: 0 P: 10	1B: 9 2B: 0 3B: 1 HR: 0	SF: 1 SAC: 0 DP: 0 HBP: 0	WP: 2 PB: 0 SB: 0 CS: 0	PA: 39
<b>PITCHER</b>	IP	WLS	BF	H	R	ER	SO	BB	IBB	HBP	BLK	WP	HR	S	P	ERA		WHIP					
<b>Mike Witt, R</b> ERA: 4.54	5.0	W	21	7	2	2	3	0	0	0	0	0	0	44	77	3.60		1.400					
<b>Bob McClure, L</b> ERA: 1.52	6.1		9	2	1	1	2	0	1	0	0	0	0	26	41	4.50		1.000					
<b>Greg Minton, R</b> ERA: 2.37	8.1		0.1	3	1	0	0	1	0	0	0	0	0	10	19	0.00	6.000						
<b>Bryan Harvey, R</b> ERA: 2.94	8.1	S	6	0	0	0	2	1	0	0	0	1	0	14	22	0.00	0.600						



Batter	1	2	3	4	5	6	7	8	9	AB	R	H	RBI	BB	SO	LOB	TOP										
<b>Brian Downing, R</b> OBP: 0.357, SLG: 0.414	2-3 K	4-0 WP BB		0-2 F7	2-0 FC5-4		0-1 L9		0-3 K	5	0	0	0	1	2	4	<b>California Angels @ Minnesota Twins</b> Hubert H. Humphrey Metrodome, Minneapolis, MN Mon Sep 18 1989, 8:05 PM EDT Att. 12,984 - Dome										
<b>Mark McLemore, S</b> OBP: 0.299, SLG: 0.278	3-2 HR 1B	1-3 K		0-0 G3 1B		0-0 E6 BB	3-1 G1-6-3			5	2	2	0	0	1	5											
<b>Devon White, S</b> OBP: 0.288, SLG: 0.382	2-1 F9	2-1 G5-3		3-2 G3		0-1 F7		1-1 G3-1		5	0	0	0	0	0	5											
<b>Wally Joyner, L</b> OBP: 0.332, SLG: 0.416	3-1 HR 1B			0-0 K		3-3 K		0-0 G3-1		5	1	2	1	0	2	1											
<b>Chili Davis, S</b> OBP: 0.337, SLG: 0.442	0-0 K			4-1 K		4-2 K		0-1 2B 1B		3	2	2	3	2	1	1											
<b>Tony Armas, R</b> OBP: 0.283, SLG: 0.481	2-3 K			4-1 K		1-3 K		0-0 K		4	0	1	0	1	3	2											
<b>Lance Parrish, R</b> OBP: 0.306, SLG: 0.401				1-3 K		3-2 K		0-1 P3		4	0	2	0	1	1	4											
<b>Jack Howell, L</b> OBP: 0.314, SLG: 0.418				0-0 K		1-0 F7		0-0 G4-3		4	1	2	1	0	0	1											
<b>Kent Anderson, R</b> OBP: 0.279, SLG: 0.259				0-0 K		4-1 K		2-1 P6		4	0	1	0	1	0	4											
<b>Inning Stats</b>	R: 3 E: 0 K: 2 S: 14	H: 3 LOB: 0 BB: 0 P: 26	R: 1 E: 0 K: 1 S: 9	H: 1 LOB: 2 BB: 2 P: 21	R: 1 E: 0 K: 2 S: 10	H: 1 LOB: 1 BB: 2 P: 21	R: 1 E: 0 K: 1 S: 13	H: 2 LOB: 1 BB: 0 P: 17	R: 0 E: 0 K: 1 S: 12	H: 1 LOB: 2 BB: 1 P: 23	R: 0 E: 1 K: 2 S: 13	H: 0 LOB: 2 BB: 1 P: 21	R: 0 E: 0 K: 0 S: 9	H: 2 LOB: 2 BB: 0 P: 14	R: 0 E: 0 K: 0 S: 8	H: 2 LOB: 2 BB: 0 P: 9	R: 0 E: 0 K: 1 S: 6	H: 0 LOB: 0 BB: 0 P: 8	1B: 10 2B: 1 HR: 1	SF: 0 SAC: 0 DP: 0 HBP: 1	WP: 1 PB: 0 SB: 0 CS: 0	PA: 46					
<b>PITCHER</b>	IP	WLS	BF	H	R	ER	SO	BB	IBB	HBP	BLK	WP	HR	S	P	ERA	WHIP										
<b>David West, L</b> ERA: 6.79	3.0	L	18	5	5	5	5	4	0	1	0	1	1	33	68	15.00	3.000										
<b>Tim Drummond, R</b> ERA: 4.22	3.0		15	3	1	1	4	2	0	0	0	0	0	38	61	3.00	1.667										
<b>Greg Booker, R</b> ERA: 4.13	1.0		5	2	0	0	0	0	0	0	0	0	0	9	14	0.00	2.000										
<b>German Gonzalez, R</b> ERA: 4.0	1.0		5	2	0	0	0	0	0	0	0	0	0	8	9	0.00	2.000										
<b>Mike Cook, R</b> ERA: 4.15	1.0		3	0	0	0	1	0	0	0	0	0	0	6	8	0.00	0.000										

Batter	1	2	3	4	5	6	7	8	9	AB	R	H	RBI	BB	SO	LOB	BOTTOM										
<b>Al Newman, S</b> OBP: 0.341, SLG: 0.305	0-1 G6-3	0-1 F9			3-2 G4-3			0-0 G3	3-2 G3-1	5	0	0	0	0	0	3	<b>California Angels @ Minnesota Twins</b> Hubert H. Humphrey Metrodome, Minneapolis, MN Mon Sep 18 1989, 8:05 PM EDT Att. 12,984 - Dome										
<b>Dan Gladden, R</b> OBP: 0.333, SLG: 0.412	0-0 G6-3			1-1 G1-3	3-2 F8			1-3 K	3-H	4	0	0	0	0	1	0											
<b>Kirby Puckett, R</b> OBP: 0.361, SLG: 0.463	1-0 K			0-0 K		0-0 G6-3		1-2 1B		4	0	3	0	0	0	0											
<b>John Moses, S</b> OBP: 0.336, SLG: 0.374				FC5-4 1B				1-2 1B		0	0	0	0	0	0	0											
<b>Kent Hrbek, L</b> OBP: 0.350, SLG: 0.528	1-2 G4-3			3-1 P6				1-2 1B		4	1	2	1	0	0	2											
<b>Gary Gaetti, R</b> OBP: 0.288, SLG: 0.410				2-1 FC5-4				2-2 G5-3		2	0	0	0	0	0	1											
<b>Chip Hale, L</b> OBP: 0.169, SLG: 0.250				1-2 K				0-1 G3		1	0	0	0	0	0	2											
<b>Randy Bush, L</b> OBP: 0.353, SLG: 0.453				3-3 K				1-3 K		4	1	2	0	0	2	0											
<b>Gene Larkin, S</b> OBP: 0.354, SLG: 0.364				1-1 F9				2-1 G6-4-3 1B		4	0	1	0	0	1	3											
<b>Brian Harper, R</b> OBP: 0.347, SLG: 0.431				1-2 P3				0-1 G6-4-3		2	0	0	0	1	0	1											
<b>Lenny Webster, R</b> OBP: 0.167, SLG: 0.167								1-2 K		1	0	0	0	0	1	1											
<b>Wally Backman, S</b> OBP: 0.306, SLG: 0.287								1-0 K		3	1	1	1	1	1	0											
<b>Inning Stats</b>	R: 0 E: 0 K: 0 S: 8	H: 1 LOB: 1 BB: 0 P: 10	R: 0 E: 0 K: 0 S: 12	H: 1 LOB: 3 BB: 2 P: 21	R: 0 E: 0 K: 0 S: 7	H: 1 LOB: 1 BB: 0 P: 13	R: 0 E: 0 K: 1 S: 10	H: 0 LOB: 0 BB: 0 P: 15	R: 0 E: 0 K: 0 S: 8	H: 0 LOB: 0 BB: 0 P: 16	R: 1 E: 0 K: 1 S: 16	H: 1 LOB: 0 BB: 0 P: 19	R: 0 E: 0 K: 1 S: 7	H: 1 LOB: 0 BB: 0 P: 9	R: 0 E: 0 K: 1 S: 14	H: 2 LOB: 2 BB: 0 P: 17	R: 2 E: 0 K: 2 S: 11	H: 2 LOB: 0 BB: 0 P: 18	1B: 6 2B: 1 3B: 1 HR: 1	SF: 0 SAC: 0 DP: 2 HBP: 1	WP: 1 PB: 0 SB: 0 CS: 0	PA: 37					
<b>PITCHER</b>	IP	WLS	BF	H	R	ER	SO	BB	IBB	HBP	BLK	WP	HR	S	P	ERA	WHIP										
<b>Bert Blyleven, R</b> ERA: 2.68	8.0	W	32	7	1	1	4	2	0	1	0	0	1	82	120	1.12	1.125										
<b>Willie Fraser, R</b> ERA: 3.08	1.0		5	2	2	2	2	0	0	0	0	1	0	11	18	18.00	2.000										





Batter	1	2	3	4	5	6	7	8	9	AB	R	H	RBI	BB	SO	LOB	TOP								
Brian Downing, R OBP: 0.355, SLG: 0.415	G4-3	G1-3		SF7		K		2B		4	0	1	1	0	1	1	<b>California Angels @ Minnesota Twins</b> Hubert H. Humphrey Metrodome, Minneapolis, MN Tue Sep 19 1989, 8:05 PM EDT Att. 13,757 - Dome								
Mark McLemore, S OBP: 0.304, SLG: 0.298	F7		SH1-3	2B	1B	G4-3		F8		5	1	2	0	0	0	1									
Devon White, S OBP: 0.287, SLG: 0.383	P6		SH1-3		2B	G6-3		F8		4	0	1	1	0	0	0									
Wally Joyner, L OBP: 0.334, SLG: 0.417		1B	1B	1B	F7		1B	F8		4	1	2	0	1	0	2									
Chili Davis, S OBP: 0.339, SLG: 0.442		1B	1B	IBB		F8		F7		4	1	2	1	1	0	1									
Claudell Washington, L OBP: 0.321, SLG: 0.445	E2	1B	G3-6-1	1B		L7		F8		5	2	2	2	0	0	4									
Lance Parrish, R OBP: 0.305, SLG: 0.400	1B			K	G4-3		F7			4	0	1	1	0	1	1									
Jack Howell, L OBP: 0.315, SLG: 0.420	K			1B	SF7			L8		3	1	1	0	1	1	1									
Kent Anderson, R OBP: 0.279, SLG: 0.258	G1-3			1B	2B			L8		4	1	1	0	0	1	2									
<b>Inning Stats</b>	R: 0 E: 0 K: 0 S: 7	H: 0 LOB: 0 BB: 0 P: 8	R: 3 E: 1 K: 1 S: 13	H: 4 LOB: 1 BB: 0 P: 18	R: 1 E: 0 K: 0 S: 8	H: 2 LOB: 1 BB: 1 P: 16	R: 2 E: 0 K: 1 S: 13	H: 4 LOB: 2 BB: 0 P: 19	R: 1 E: 0 K: 1 S: 10	H: 1 LOB: 1 BB: 1 P: 23	R: 0 E: 0 K: 1 S: 8	H: 0 LOB: 0 BB: 0 P: 12	R: 0 E: 0 K: 0 S: 10	H: 1 LOB: 1 BB: 0 P: 15	R: 0 E: 0 K: 0 S: 7	H: 1 LOB: 1 BB: 1 P: 15	R: 0 E: 0 K: 0 S: 7	H: 0 LOB: 1 BB: 1 P: 13	1B: 8 2B: 4 3B: 0 HR: 1	SF: 1 SAC: 1 DP: 1 HBP: 0	WP: 0 PB: 0 SB: 0 CS: 0	PA: 42			
<b>PITCHER</b>	IP	WLS	BF	H	R	ER	SO	BB	IBB	HBP	BLK	WP	HR	S	P	ERA	WHIP								
Kevin Tapani, R ERA: 3.86	3.2	L	21	10	6	5	2	0	1	0	0	0	0	40	60	12.27	2.727								
Juan Berenguer, R ERA: 3.71	3.1		13	2	1	1	2	1	0	0	0	0	1	29	51	2.70	0.900								
Gary Wayne, L ERA: 3.31	2.0		8	1	0	0	0	1	0	0	0	0	0	14	28	0.00	1.000								

Batter	1	2	3	4	5	6	7	8	9	AB	R	H	RBI	BB	SO	LOB	BOTTOM								
Al Newman, S OBP: 0.344, SLG: 0.306	CS		HR		FC6-4		K			2	1	1	0	2	1	0	<b>California Angels @ Minnesota Twins</b> Hubert H. Humphrey Metrodome, Minneapolis, MN Tue Sep 19 1989, 8:05 PM EDT Att. 13,757 - Dome								
Dan Gladden, R OBP: 0.332, SLG: 0.409	F8	S	K		FC6-4		G6-3			3	1	0	0	1	1	2									
Kirby Puckett, R OBP: 0.382, SLG: 0.468	F8			HR	G5-3		G4-3			3	1	1	2	1	0	2									
Brian Harper, R OBP: 0.343, SLG: 0.426	E4		F7		G5-3		G4-3			4	0	0	0	0	0	1									
Lenny Webster, R OBP: 0.167, SLG: 0.167	CS				G5-3		G4-3			0	0	0	0	0	0	0									
Gene Larkin, S OBP: 0.355, SLG: 0.362	CS	F8		FC6-4	G5-3		G5-3		F9	2	0	0	0	2	0	0									
Kent Hrbek, L OBP: 0.354, SLG: 0.528				F8					F9	2	0	1	0	2	0	1									
Carmen Castillo, R OBP: 0.306, SLG: 0.456					FC6-4		F9		K	3	0	0	0	0	1	3									
John Moses, S OBP: 0.335, SLG: 0.373	K				FC6-4				K	1	0	0	0	0	1	2									
Terry Jorgensen, R OBP: 0.190, SLG: 0.158							P4		F9	2	0	1	0	0	1	1									
Chip Hale, L OBP: 0.184, SLG: 0.243									F9	1	0	0	0	0	0	0									
Randy Bush, L OBP: 0.353, SLG: 0.452										1	0	0	0	0	0	2									
Wally Backman, S OBP: 0.302, SLG: 0.283				F9			G3		F7	4	0	0	0	0	0	2									
<b>Inning Stats</b>	R: 1 E: 1 K: 0 S: 11	H: 0 LOB: 0 BB: 2 P: 25	R: 0 E: 0 K: 2 S: 9	H: 0 LOB: 1 BB: 1 P: 18	R: 2 E: 0 K: 1 S: 11	H: 2 LOB: 0 BB: 0 P: 20	R: 0 E: 0 K: 0 S: 10	H: 1 LOB: 2 BB: 1 P: 14	R: 0 E: 0 K: 0 S: 5	H: 0 LOB: 1 BB: 1 P: 11	R: 0 E: 0 K: 1 S: 6	H: 0 LOB: 0 BB: 1 P: 11	R: 0 E: 0 K: 0 S: 7	H: 0 LOB: 0 BB: 0 P: 10	R: 0 E: 0 K: 0 S: 6	H: 0 LOB: 0 BB: 1 P: 14	R: 0 E: 0 K: 1 S: 17	H: 1 LOB: 2 BB: 1 P: 27	1B: 2 2B: 1 3B: 0 HR: 1	SF: 0 SAC: 0 DP: 1 HBP: 0	WP: 1 PB: 0 SB: 1 CS: 2	PA: 37			
<b>PITCHER</b>	IP	WLS	BF	H	R	ER	SO	BB	IBB	HBP	BLK	WP	HR	S	P	ERA	WHIP								
Chuck Finley, L ERA: 2.54	6.0	W	25	3	3	2	3	6	0	0	0	0	0	52	99	3.00	1.500								
Greg Minton, R ERA: 2.31	2.0		8	1	0	0	1	2	0	0	0	0	0	17	33	0.00	1.500								
Bryan Harvey, R ERA: 2.89	1.0	S	3	0	0	0	1	0	0	0	0	0	0	13	18	0.00	0.000								





Batter	1	2	3	4	5	6	7	8	9	AB	R	H	RBI	BB	SO	LOB	TOP								
<b>Brian Downing, R</b> OBP: 0.357, SLG: 0.416 (1, 10)	L7			FC5-4 BB		G5-4-3 1B	SF8		FC4-6 1B	3	0	2	1	1	0	0	<b>California Angels @ Minnesota Twins</b> Hubert H. Humphrey Metrodome, Minneapolis, MN Wed Sep 20 1989, 8:05 PM EDT Att: 15,694 - Dome <a href="http://livebaseballscorecards.com">livebaseballscorecards.com</a>								
<b>Mark McLemore, S</b> OBP: 0.289, SLG: 0.281 (1, 4)	G5-3			FC5-4 1B		G5-4-3 1-2f	G4-6-3		F7	5	0	0	0	0	0	5									
<b>Devon White, S</b> OBP: 0.287, SLG: 0.382 (1, 8)	G5-3			1-2 1B		K			K FC4-6 WP HR	5	1	1	0	0	2	1									
<b>Wally Joyner, L</b> OBP: 0.336, SLG: 0.424 (1, 3)		E3 G5-4-3		F8			E 1B	BB 1B	BB 1B	5	3	3	2	0	0	1									
<b>Chili Davis, S</b> OBP: 0.340, SLG: 0.443 (1, 7)	G5-4-3 1-2f				1B 1B		E5 BB 1B	BB 1B	BB 1B	4	3	1	0	1	1	2									
<b>Tony Armas, R</b> OBP: 0.292, SLG: 0.487 (1, 9)	K				FC5-4 1B		HBP BB 1B	BB 1B	1B	4	1	3	2	0	1	0									
<b>Lance Parrish, R</b> OBP: 0.309, SLG: 0.401 <b>John Orton, R</b> OBP: 0.267, SLG: 0.250 (1, 2) (8, 2)			F7		FC5-4 1B		1B HBP SF8 BB	BB 1B	1B	3	1	2	2	1	0	0									
<b>Jack Howell, L</b> OBP: 0.315, SLG: 0.417 (1, 5)			F7		FC5-4 K		1-2 2-3 HBP	BB 1B	L8	3	0	0	1	0	0	4									
<b>Kent Anderson, R</b> OBP: 0.278, SLG: 0.258 (1, 6)			G5-3		K		1-2 2-3 G4-6-3 1B	BB 1B	G5-3	4	0	1	1	0	1	4									
<b>Inning Stats</b>	R: 0 E: 0 K: 0 S: 6	H: 0 LOB: 0 BB: 0 P: 9	R: 0 E: 1 K: 1 S: 6	H: 0 LOB: 0 BB: 0 P: 9	R: 0 E: 0 K: 0 S: 5	H: 0 LOB: 0 BB: 0 P: 7	R: 0 E: 0 K: 0 S: 11	H: 1 LOB: 1 BB: 1 P: 18	R: 1 E: 0 K: 1 S: 13	H: 3 LOB: 1 BB: 0 P: 18	R: 0 E: 0 K: 1 S: 7	H: 1 LOB: 0 BB: 0 P: 11	R: 4 E: 1 K: 0 S: 13	H: 3 LOB: 1 BB: 1 P: 20	R: 2 E: 0 K: 1 S: 15	H: 3 LOB: 2 BB: 1 P: 26	R: 2 E: 0 K: 1 S: 9	H: 2 LOB: 0 BB: 0 P: 16	1B: 11 2B: 1 3B: 0 HR: 1	SF: 1 SAC: 0 DP: 3 HBP: 1	WP: 1 PB: 0 SB: 0 CS: 0	PA: 41			
<b>PITCHER</b>	IP	WLS	BF	H	R	ER	SO	BB	IBB	HBP	BLK	WP	HR	S	P	ERA	WHIP								
<b>Mark Guthrie, L</b> ERA: 4.18 (1, 1)	6.0	L	26	7	5	4	3	2	0	0	0	0	0	56	87	6.00	1.500								
<b>Mike Cook, R</b> ERA: 4.52 (7, 1)	1.1		8	4	2	2	1	1	0	0	0	0	0	16	24	13.50	3.750								
<b>Greg Booker, R</b> ERA: 4.56 (8, 1)	1.2		7	2	2	2	1	0	0	0	0	1	1	13	23	10.80	1.200								
<b>Greg Booker, R</b> ERA: 4.56 (9, 1)	1.2		7	2	2	2	1	0	0	0	0	1	1	13	23	10.80	1.200								

Batter	1	2	3	4	5	6	7	8	9	AB	R	H	RBI	BB	SO	LOB	BOTTOM								
<b>Al Newman, S</b> OBP: 0.344, SLG: 0.305 (1, 6)	G1-3		F9		G6-4-3 1-2f			1B		4	0	1	0	0	0	1	<b>California Angels @ Minnesota Twins</b> Hubert H. Humphrey Metrodome, Minneapolis, MN Wed Sep 20 1989, 8:05 PM EDT Att: 15,694 - Dome <a href="http://livebaseballscorecards.com">livebaseballscorecards.com</a>								
<b>John Moses, S</b> OBP: 0.333, SLG: 0.368 (1, 9) (9, 8)	G4-3		K		S BB			F8		3	0	0	0	1	1	1									
<b>Dan Gladden, R</b> OBP: 0.331, SLG: 0.407 <b>Randy Bush, L</b> OBP: 0.353, SLG: 0.452 (1, 7) (9, 7)	F9			WP 1B	G6-3			F7		4	1	1	0	0	0	2									
<b>Kirby Puckett, R</b> OBP: 0.383, SLG: 0.468 <b>Greg Booker, R</b> (1, 8) (9, 1)	K			G5-3		CS 1B		1B		4	0	2	0	0	1	1									
<b>Gene Larkin, S</b> OBP: 0.354, SLG: 0.361 (1, 10) (9, 9)	G6-3 1B			K		P3		G6-3		4	0	1	0	0	1	4									
<b>Kent Hrbek, L</b> OBP: 0.354, SLG: 0.526 <b>Paul Sorrento, L</b> OBP: 0.400, SLG: 0.250 (1, 3) (9, 3)	G6-3			1B	1B			K		3	0	1	1	0	1	2									
<b>Terry Jorgensen, R</b> OBP: 0.280, SLG: 0.227 (1, 5)				BB	FC4-6 1B			K		3	0	2	0	1	1	0									
<b>Chip Hale, L</b> OBP: 0.167, SLG: 0.220 (1, 4)	F8			FC4-6				F8		4	0	0	0	0	0	5									
<b>Lenny Webster, R</b> OBP: 0.200, SLG: 0.200 (1, 2)			G6-3		G6-4-3 1B			G6-3		4	0	1	0	0	0	1									
<b>Inning Stats</b>	R: 0 E: 0 K: 0 S: 6	H: 0 LOB: 0 BB: 0 P: 10	R: 0 E: 0 K: 1 S: 11	H: 1 LOB: 2 BB: 1 P: 20	R: 0 E: 0 K: 1 S: 10	H: 0 LOB: 0 BB: 0 P: 13	R: 1 E: 0 K: 0 S: 12	H: 3 LOB: 2 BB: 0 P: 16	R: 0 E: 0 K: 0 S: 9	H: 1 LOB: 1 BB: 1 P: 16	R: 0 E: 0 K: 1 S: 6	H: 1 LOB: 0 BB: 0 P: 9	R: 0 E: 0 K: 1 S: 6	H: 0 LOB: 0 BB: 0 P: 9	R: 0 E: 0 K: 0 S: 10	H: 2 LOB: 2 BB: 0 P: 13	R: 0 E: 0 K: 1 S: 7	H: 1 LOB: 1 BB: 0 P: 9	1B: 9 2B: 1 3B: 0 HR: 0	SF: 0 SAC: 0 DP: 2 HBP: 0	WP: 1 PB: 0 SB: 1 CS: 1	PA: 36			
<b>PITCHER</b>	IP	WLS	BF	H	R	ER	SO	BB	IBB	HBP	BLK	WP	HR	S	P	ERA	WHIP								
<b>Jim Abbott, L</b> ERA: 3.76 (1, 1)	9.0	W	36	9	1	1	6	2	0	0	0	1	0	77	115	1.00	1.222								








Batter	1	2	3	4	5	6	7	8	9	AB	R	H	RBI	BB	SO	LOB	TOP										
<b>Kent Anderson, R</b> (1, 6) OBP: 0.280, SLG: 0.261 <b>Max Venable, L</b> (9, PH) OBP: 0.388, SLG: 0.458	F9		K		SH5-4		FC6 BB		K	2	0	0	0	1	1	1	<b>California Angels @ Cleveland Indians</b> Cleveland Municipal Stadium, Cleveland, OH Sat Sep 23 1989, 3:33 AM EDT Cloudy - 49 F										
<b>Johnny Ray, S</b> (1, 4) OBP: 0.327, SLG: 0.363	G3		1B		F9		FC6			4	0	1	0	0	0	2											
<b>Chili Davis, S</b> (1, 7) OBP: 0.342, SLG: 0.444	1B		SF8		E5				F9-3 1B	3	0	2	1	0	0	0											
<b>Tony Armas, R</b> (1, 9) OBP: 0.285, SLG: 0.475	G5-3		F9		G5-3				K	4	0	0	0	0	1	4											
<b>Brian Downing, R</b> (1, 10) OBP: 0.356, SLG: 0.412		F8		K		F8			F9-3	4	0	0	0	0	1	1											
<b>Dante Bichette, R</b> (1, 8) OBP: 0.222, SLG: 0.328		FC6-4 BB		HR		G6-3			G6-3	3	1	1	1	1	0	0											
<b>Glenn Hoffman, R</b> (1, 3) <b>Wally Joyner, L</b> (6, 3) OBP: 0.337, SLG: 0.427		K		G4-3		P3			BLK 2B	3	0	0	0	0	1	1											
<b>John Orton, R</b> (1, 2) <b>Claudell Washington, L</b> (9, PH) OBP: 0.323, SLG: 0.443		FC6-4 1-2		F8			G6-3		E6 BLK	3	0	0	0	0	0	1											
<b>Bobby Rose, R</b> (1, 5) <b>Jim Eppard, L</b> (9, PH) OBP: 0.364, SLG: 0.300			1B SF8 1B		SH5-4 E 2B		K		L7	3	2	2	0	0	1	0											
<b>Inning Stats</b>	R: 0 E: 0 K: 0 S: 10	H: 1 LOB: 1 BB: 0 P: 13	R: 0 E: 0 K: 1 S: 7	H: 0 LOB: 1 BB: 1 P: 14	R: 1 E: 0 K: 1 S: 10	H: 2 LOB: 1 BB: 0 P: 16	R: 1 E: 0 K: 1 S: 7	H: 1 LOB: 0 BB: 0 P: 8	R: 1 E: 1 K: 0 S: 7	H: 1 LOB: 1 BB: 0 P: 12	R: 0 E: 0 K: 0 S: 4	H: 0 LOB: 1 BB: 0 P: 6	R: 0 E: 0 K: 1 S: 8	H: 0 LOB: 1 BB: 1 P: 14	R: 0 E: 0 K: 1 S: 6	H: 1 LOB: 0 BB: 0 P: 11		R: 0 E: 1 K: 1 S: 12	H: 1 LOB: 2 BB: 0 P: 19	1B: 4 2B: 3 3B: 0 HR: 1	SF: 1 SAC: 1 DP: 1 HBP: 0	WP: 0 PB: 0 SB: 0 CS: 0	PA: 37				
<b>PITCHER</b>	IP	WLS	BF	H	R	ER	SO	BB	IBB	HBP	BLK	WP	HR	S	P	ERA	WHIP										
<b>Bud Black, L</b> (1, 1) ERA: 3.39	8.1	W	34	7	3	2	5	2	0	0	0	0	1	62	100	2.16	1.080										
<b>Doug Jones, R</b> (9, 1) ERA: 2.31	0.2	S	3	0	0	0	1	0	0	0	1	0	0	9	13	0.00	0.000										

Batter	1	2	3	4	5	6	7	8	9	AB	R	H	RBI	BB	SO	LOB	BOTTOM										
<b>Jerry Browne, S</b> (1, 4) OBP: 0.374, SLG: 0.400	G4-3 1B BB		G4-3 2B			F9		1B SH3-4 1B		3	2	2	0	1	0	0	<b>California Angels @ Cleveland Indians</b> Cleveland Municipal Stadium, Cleveland, OH Sat Sep 23 1989, 3:33 AM EDT Cloudy - 49 F										
<b>Felix Fermin, R</b> (1, 6) OBP: 0.302, SLG: 0.258	G4-3		G4-3					SH3-4		3	0	1	0	0	0	2											
<b>Joe Carter, R</b> (1, 8) OBP: 0.296, SLG: 0.474			F9			P4		BB 1B BB 1B		4	1	2	1	0	0	2											
<b>Albert Belle, R</b> (1, 7) OBP: 0.269, SLG: 0.413	FC4-6 1B				G5-3		F8		BB BB BB 1B	4	0	1	1	0	0	2											
<b>Pete O'Brien, L</b> (1, 3) OBP: 0.362, SLG: 0.382	G1-4-3				G4-3			BB BB BB 1B		3	1	1	0	1	0	1											
<b>Brook Jacoby, R</b> (1, 5) OBP: 0.343, SLG: 0.413			CS 1B		K		L8		BB BB BB BB	3	0	1	1	1	1	1											
<b>Dave Clark, L</b> (1, 10) OBP: 0.307, SLG: 0.371			K		G3-1		K		G3-2	4	0	0	0	0	2	5											
<b>Cory Snyder, R</b> (1, 9) OBP: 0.255, SLG: 0.363			G6-3		K		E9			3	0	0	0	0	1	0											
<b>Joel Skinner, R</b> (1, 2) <b>Dion James, L</b> (7, PH) <b>Tom Magrann, R</b> (8, 2)			K		G6-3		K			2	0	0	0	0	1	0											
<b>Inning Stats</b>	R: 1 E: 0 K: 0 S: 11	H: 1 LOB: 1 BB: 1 P: 20	R: 0 E: 0 K: 1 S: 7	H: 1 LOB: 0 BB: 0 P: 14	R: 0 E: 0 K: 1 S: 10	H: 1 LOB: 0 BB: 0 P: 18	R: 0 E: 0 K: 1 S: 7	H: 0 LOB: 0 BB: 0 P: 14	R: 0 E: 0 K: 1 S: 8	H: 0 LOB: 0 BB: 0 P: 11	R: 0 E: 0 K: 0 S: 13	H: 1 LOB: 1 BB: 0 P: 20	R: 1 E: 1 K: 2 S: 10	H: 1 LOB: 1 BB: 0 P: 15	R: 2 E: 0 K: 0 S: 9	H: 3 LOB: 2 BB: 2 P: 21		1B: 7 2B: 2 3B: 0 HR: 0	SF: 0 SAC: 1 DP: 2 HBP: 0	WP: 0 PB: 0 SB: 1 CS: 1	PA: 34						
<b>PITCHER</b>	IP	WLS	BF	H	R	ER	SO	BB	IBB	HBP	BLK	WP	HR	S	P	ERA	WHIP										
<b>Mike Witt, R</b> (1, 1) ERA: 4.51	7.1	L	31	8	4	3	6	1	0	0	0	0	0	72	121	3.68	1.227										
<b>Bob McClure, L</b> (8, 1) ERA: 1.39	0.0		1	0	0	0	0	1	0	0	0	0	0	1	5	∞	∞										
<b>Greg Minton, R</b> (8, 1) ERA: 2.22	0.2		2	0	0	0	0	1	0	0	0	0	0	2	7	0.00	1.500										

AB	33
R	3
H	7
RBI	2
BB	2
SO	6
LOB	15



WP	0	PA	37
PB	0		
SB	0		
CS	0		

AB	30
R	4
H	8
RBI	3
BB	3
SO	6
LOB	14



WP	0	PA	34
PB	0		
SB	1		
CS	1		



Batter	1	2	3	4	5	6	7	8	9	AB	R	H	RBI	BB	SO	LOB	TOP			
<b>Max Venable, L</b> OBP: 0.377, SLG: 0.442 (1, 7)										4	0	1	0	0	2	0				
<b>Mark McLemore, S</b> OBP: 0.277, SLG: 0.269 (1, 4)										3	0	0	0	0	0	0				
<b>Chili Davis, S</b> OBP: 0.341, SLG: 0.444 (1, 10)										4	1	1	0	0	2	1				
<b>Wally Joyner, L</b> OBP: 0.338, SLG: 0.429 (1, 3)										4	1	2	1	0	0	0				
<b>Dante Bichette, R</b> OBP: 0.223, SLG: 0.325 (1, 8)										4	0	1	0	0	1	2				
<b>Claudell Washington, L</b> OBP: 0.325, SLG: 0.443 (1, 9)										3	0	1	1	1	0	1				
<b>Lance Parrish, R</b> OBP: 0.307, SLG: 0.395 (1, 2)										4	0	0	0	0	1	4				
<b>Jack Howell, L</b> OBP: 0.313, SLG: 0.412 (1, 5)										3	0	1	0	0	1	0				
<b>Dick Schofield, R</b> OBP: 0.297, SLG: 0.329 <b>Gary Disarcina, R</b> (8, 6)										3	0	0	0	0	0	2				
										0	0	0	0	0	0	0				
<b>Inning Stats</b>	R: 0 E: 0 K: 0 S: 5	H: 1 LOB: 0 BB: 0 P: 6	R: 1 E: 0 K: 1 S: 14	H: 3 LOB: 2 BB: 0 P: 19	R: 0 E: 0 K: 2 S: 9	H: 0 LOB: 0 BB: 0 P: 15	R: 0 E: 0 K: 0 S: 6	H: 0 LOB: 0 BB: 0 P: 6	R: 0 E: 0 K: 2 S: 7	H: 0 LOB: 0 BB: 0 P: 10	R: 0 E: 0 K: 0 S: 13	H: 1 LOB: 1 BB: 0 P: 21	R: 0 E: 0 K: 1 S: 7	H: 0 LOB: 0 BB: 0 P: 11	R: 1 E: 0 K: 1 S: 14	H: 2 LOB: 2 BB: 1 P: 25	1B: 5 2B: 3 3B: 0 HR: 0	SF: 0 SAC: 1 DP: 1 HBP: 0	WP: 0 PB: 0 SB: 0 CS: 0	PA: 34
<b>PITCHER</b> <b>Tom Candiotti, R</b> ERA: 3.12 (1, 1)	IP: 9.0 WLS: W BF: 34 H: 7 R: 2 ER: 2 SO: 7 BB: 1 IBB: 0 HBP: 0 BLK: 0 WP: 0 HR: 0 S: 78 P: 118 ERA: 2.00 WHIP: 0.889															<b>PITCHER</b> IP: WLS: BF: H: R: ER: SO: BB: IBB: HBP: BLK: WP: HR: S: P: ERA: WHIP				

California Angels @ Cleveland Indians  
Cleveland Municipal Stadium, Cleveland, OH  
Sat Sep 23 1989, 3:38 AM EDT  
Att: 8,453 - Unknown

AB 32  
R 2  
H 7  
RBI 2  
BB 1  
SO 7  
LOB 10



Batter	1	2	3	4	5	6	7	8	9	AB	R	H	RBI	BB	SO	LOB	BOTTOM			
<b>Dion James, L</b> OBP: 0.367, SLG: 0.371 (1, 10)										4	1	1	0	0	1	1				
<b>Jerry Browne, S</b> OBP: 0.375, SLG: 0.401 (1, 4)										4	1	2	0	0	0	0				
<b>Joe Carter, R</b> OBP: 0.297, SLG: 0.476 (1, 8)										4	1	2	0	0	0	2				
<b>Pete O'Brien, L</b> OBP: 0.362, SLG: 0.381 (1, 3)										3	1	1	1	1	0	2				
<b>Albert Belle, R</b> OBP: 0.273, SLG: 0.422 (1, 7)										3	1	1	3	0	1	2				
<b>Brook Jacoby, R</b> OBP: 0.343, SLG: 0.416 (1, 5)										4	1	1	1	0	0	1				
<b>Beau Alired, L</b> OBP: 0.389, SLG: 0.500 (1, 9)										4	0	2	1	0	1	0				
<b>Andy Allanson, R</b> OBP: 0.285, SLG: 0.290 (1, 2)										4	0	0	0	0	0	2				
<b>Felix Fermin, R</b> OBP: 0.299, SLG: 0.256 (1, 6)										4	0	0	0	0	0	2				
<b>Inning Stats</b>	R: 1 E: 0 K: 1 S: 10	H: 2 LOB: 1 BB: 0 P: 13	R: 0 E: 0 K: 0 S: 9	H: 1 LOB: 1 BB: 0 P: 14	R: 0 E: 0 K: 0 S: 6	H: 1 LOB: 1 BB: 0 P: 7	R: 2 E: 0 K: 1 S: 13	H: 2 LOB: 1 BB: 0 P: 21	R: 0 E: 0 K: 0 S: 6	H: 1 LOB: 1 BB: 0 P: 9	R: 0 E: 0 K: 1 S: 7	H: 0 LOB: 0 BB: 0 P: 10	R: 3 E: 0 K: 0 S: 16	H: 3 LOB: 1 BB: 1 P: 26	R: 0 E: 0 K: 0 S: 5	H: 0 LOB: 0 BB: 0 P: 9	1B: 6 2B: 2 3B: 2 HR: 0	SF: 0 SAC: 0 DP: 0 HBP: 1	WP: 0 PB: 0 SB: 0 CS: 0	PA: 36
<b>PITCHER</b> <b>Bert Blyleven, R</b> ERA: 2.83 <b>Terry Clark, R</b> ERA: 4.91 (8, 1)	IP: 7.0 WLS: L BF: 33 H: 10 R: 6 ER: 6 SO: 3 BB: 0 IBB: 1 HBP: 0 BLK: 0 WP: 0 HR: 0 S: 67 P: 100 ERA: 7.71 WHIP: 1.429															<b>PITCHER</b> IP: WLS: BF: H: R: ER: SO: BB: IBB: HBP: BLK: WP: HR: S: P: ERA: WHIP				

California Angels @ Cleveland Indians  
Cleveland Municipal Stadium, Cleveland, OH  
Sat Sep 23 1989, 3:38 AM EDT  
Att: 8,453 - Unknown

AB 34  
R 6  
H 10  
RBI 6  
BB 1  
SO 3  
LOB 12





Batter	1	2	3	4	5	6	7	8	9	AB	R	H	RBI	BB	SO	LOB	TOP			
Brian Downing, R OBP: 0.354, SLG: 0.410										5	0	1	0	0	0	3	California Angels @ Cleveland Indians Cleveland Municipal Stadium, Cleveland, OH Sun Sep 24 1989, 3:33 AM EDT Att: 14,841 - Sunny			
Johnny Ray, S OBP: 0.326, SLG: 0.362										4	1	1	0	1	0	3				
Claudell Washington, L OBP: 0.323, SLG: 0.440										5	1	1	0	0	2	3				
Wally Joyner, L OBP: 0.338, SLG: 0.427										3	0	0	0	2	0	1				
Chili Davis, S OBP: 0.342, SLG: 0.443										4	0	1	1	1	0	2				
Dante Bichette, R OBP: 0.230, SLG: 0.323										4	0	1	1	1	0	4				
Lance Parrish, R OBP: 0.306, SLG: 0.392										4	0	0	0	1	1	5				
Jack Howell, L OBP: 0.313, SLG: 0.419										5	1	2	1	0	1	4				
Kent Anderson, R OBP: 0.288, SLG: 0.267										3	1	2	0	0	1	1				
<b>Inning Stats</b>	R: 0 E: 0 K: 0 S: 8	H: 1 LOB: 1 BB: 0 P: 12	R: 0 E: 0 K: 0 S: 6	H: 0 LOB: 1 BB: 1 P: 13	R: 3 E: 2 K: 0 S: 16	H: 2 LOB: 2 BB: 1 P: 28	R: 1 E: 0 K: 0 S: 7	H: 1 LOB: 0 BB: 0 P: 13	R: 0 E: 0 K: 1 S: 13	H: 2 LOB: 2 BB: 0 P: 19	R: 0 E: 0 K: 2 S: 12	H: 0 LOB: 0 BB: 0 P: 11	R: 0 E: 0 K: 1 S: 16	H: 2 LOB: 2 BB: 0 P: 22	R: 0 E: 0 K: 1 S: 10	H: 0 LOB: 3 BB: 3 P: 24	1B: 8 2B: 0 3B: 0 HR: 1	SF: 0 SAC: 0 DP: 0 HBP: 1	WP: 1 PB: 0 SB: 1 CS: 1	PA: 45
<b>PITCHER</b>	IP WLS BF H R ER SO BB IBB HBP BLK WP HR S P ERA WHIP																			
Rod Nichols, R ERA: 4.0	(1, 1) 5.0 26 7 4 1 1 2 0 0 1 0 0 1 51 86 1.80 1.800																			
Steve Olin, R ERA: 3.39	(6, 1) 0.2 3 0 0 0 0 1 0 0 0 0 0 0 8 15 0.00 1.500																			
Scott Bailes, L ERA: 4.28	(6, 1) 2.1 9 2 0 0 2 0 0 0 0 0 1 0 26 36 0.00 0.857																			
Jesse Orosco, L ERA: 1.9	(9, 1) 1.0 W 6 0 0 0 1 3 0 0 0 0 0 0 10 24 0.00 3.000																			

Batter	1	2	3	4	5	6	7	8	9	AB	R	H	RBI	BB	SO	LOB	BOTTOM			
Tommy Hinzo, S OBP: 0.375, SLG: 0.400										1	0	0	0	1	1	0	California Angels @ Cleveland Indians Cleveland Municipal Stadium, Cleveland, OH Sun Sep 24 1989, 3:33 AM EDT Att: 14,841 - Sunny			
Felix Fermin, R OBP: 0.303, SLG: 0.257									2	1	1	0	2	0	0					
Dave Clark, L OBP: 0.310, SLG: 0.371									4	1	0	0	1	0	6					
Joe Carter, R OBP: 0.296, SLG: 0.473									4	1	0	0	1	0	6					
Albert Belle, R OBP: 0.281, SLG: 0.426									3	1	1	1	2	2	4					
Brook Jacoby, R OBP: 0.343, SLG: 0.414									4	0	1	2	1	0	2					
Cory Snyder, R OBP: 0.255, SLG: 0.362									4	0	1	2	0	0	1					
Brad Komminsk, R OBP: 0.324, SLG: 0.437									2	0	0	0	1	0	3					
Dion James, L OBP: 0.366, SLG: 0.370									1	0	0	0	0	0	0					
Mark Higgins, R OBP: 0.182, SLG: 0.100										2	0	0	0	1	1	0				
Pete O'Brien, L OBP: 0.362, SLG: 0.381										1	0	0	0	0	0	0				
Joel Skinner, R OBP: 0.269, SLG: 0.289										3	0	1	0	0	1	2				
Beau Allred, L OBP: 0.368, SLG: 0.471										1	0	0	0	0	1	0				
<b>Inning Stats</b>	R: 3 E: 0 K: 1 S: 11	H: 2 LOB: 3 BB: 3 P: 27	R: 0 E: 0 K: 2 S: 12	H: 1 LOB: 2 BB: 2 P: 23	R: 0 E: 0 K: 0 S: 9	H: 0 LOB: 2 BB: 2 P: 17	R: 0 E: 0 K: 0 S: 7	H: 0 LOB: 0 BB: 0 P: 8	R: 0 E: 0 K: 1 S: 6	H: 0 LOB: 1 BB: 1 P: 10	R: 0 E: 0 K: 1 S: 6	H: 0 LOB: 1 BB: 1 P: 12	R: 0 E: 0 K: 0 S: 8	H: 0 LOB: 0 BB: 0 P: 10	R: 2 E: 0 K: 1 S: 13	H: 3 LOB: 2 BB: 1 P: 18	1B: 5 2B: 1 3B: 0 HR: 0	SF: 0 SAC: 0 DP: 1 HBP: 0	WP: 1 PB: 1 SB: 0 CS: 0	PA: 41
<b>PITCHER</b>	IP WLS BF H R ER SO BB IBB HBP BLK WP HR S P ERA WHIP																			
Chuck Finley, L ERA: 2.6	(1, 1) 6.0 29 3 3 3 4 9 0 0 0 0 0 0 51 99 4.50 2.000																			
Willie Fraser, R ERA: 3.13	(7, 1) 2.2 L 12 3 2 2 2 1 0 0 0 0 0 0 26 35 6.75 1.500																			

AB	37
R	4
H	9
RBI	3
BB	6
SO	5
LOB	26



AB	31
R	5
H	6
RBI	5
BB	10
SO	6
LOB	18





Batter	1	2	3	4	5	6	7	8	9	AB	R	H	RBI	BB	SO	LOB	TOP					
<b>Kevin Seitzer, R</b> OBP: 0.387, SLG: 0.334 (1, 5)										4	2	1	0	0	0	1	<b>Kansas City Royals @ California Angels</b> Anaheim Stadium, Anaheim, CA Tue Sep 26 1989, 10:05 PM EDT Att: 26,578 - Unknown					
<b>Willie Wilson, S</b> OBP: 0.299, SLG: 0.359 (1, 8)										4	1	1	0	0	0	1						
<b>George Brett, L</b> OBP: 0.355, SLG: 0.421 (1, 3)										4	1	2	0	0	0	0						
<b>Bo Jackson, R</b> OBP: 0.311, SLG: 0.496 (1, 7)										4	0	2	2	0	2	0						
<b>Jim Eisenreich, L</b> OBP: 0.346, SLG: 0.449 (1, 9)										4	0	2	0	0	1	2						
<b>Danny Tartabull, R</b> OBP: 0.369, SLG: 0.438 (1, 10)										3	0	1	1	1	0	1						
<b>Kurt Stillwell, S</b> OBP: 0.325, SLG: 0.381 (1, 6)										4	0	0	0	0	1	4						
<b>Frank White, R</b> OBP: 0.307, SLG: 0.328 (9, PR) <b>Brad Wellman, R</b> OBP: 0.266, SLG: 0.291 (9, 4)										3	0	0	0	1	0	4						
<b>Bob Boone, R</b> OBP: 0.352, SLG: 0.323 (1, 2)										4	0	0	0	0	0	1						
<b>Inning Stats</b>	R: 3 E: 0 K: 1 S: 19	H: 5 LOB: 2 BB: 0 P: 30	R: 0 E: 0 K: 0 S: 9	H: 0 LOB: 0 BB: 0 P: 12	R: 0 E: 0 K: 2 S: 8	H: 0 LOB: 0 BB: 0 P: 14	R: 0 E: 0 K: 0 S: 3	H: 0 LOB: 0 BB: 0 P: 6	R: 1 E: 0 K: 0 S: 10	H: 1 LOB: 0 BB: 0 P: 15	R: 0 E: 0 K: 1 S: 13	H: 1 LOB: 2 BB: 1 P: 21	R: 0 E: 0 K: 0 S: 7	H: 0 LOB: 0 BB: 0 P: 12	R: 0 E: 0 K: 0 S: 12	H: 2 LOB: 1 BB: 0 P: 16	R: 0 E: 0 K: 0 S: 5	H: 0 LOB: 2 BB: 1 P: 11	1B: 8 2B: 0 3B: 1 HR: 0	SF: 0 SAC: 0 DP: 1 HBP: 1	WP: 1 PB: 0 SB: 1 CS: 1	PA: 37
<b>PITCHER</b> <b>Kirk McCaskill, R</b> ERA: 2.86 (1, 1)	IP: 9.0 WLS: L BF: 37	H: 9 R: 4 ER: 4 SO: 4	BB: 2 IBB: 0 HBP: 1 BLK: 0	WP: 1 HR: 0 S: 86 P: 137	ERA: 4.00 WHIP: 1.222	<b>PITCHER</b>										IP: 9.0 WLS: W BF: 34	H: 6 R: 0 ER: 0 SO: 4	BB: 2 IBB: 0 HBP: 0 BLK: 0	WP: 0 HR: 0 S: 91 P: 135	ERA: 0.00 WHIP: 0.889		

AB	34
R	4
H	9
RBI	3
BB	2
SO	4
LOB	14



Batter	1	2	3	4	5	6	7	8	9	AB	R	H	RBI	BB	SO	LOB	BOTTOM					
<b>Brian Downing, R</b> OBP: 0.352, SLG: 0.407 (1, 10)										4	0	0	0	0	0	1	<b>Kansas City Royals @ California Angels</b> Anaheim Stadium, Anaheim, CA Tue Sep 26 1989, 10:05 PM EDT Att: 26,578 - Unknown					
<b>Johnny Ray, S</b> OBP: 0.370, SLG: 0.363 (1, 4)										4	0	2	0	0	0	0						
<b>Devon White, S</b> OBP: 0.284, SLG: 0.376 (1, 8)										4	0	0	0	0	1	2						
<b>Wally Joyner, L</b> OBP: 0.338, SLG: 0.424 (1, 3)										3	0	0	0	1	0	0						
<b>Chili Davis, S</b> OBP: 0.343, SLG: 0.443 (1, 7)										4	0	2	0	0	1	2						
<b>Claudell Washington, L</b> OBP: 0.323, SLG: 0.436 (1, 9)										3	0	0	0	1	0	2						
<b>Lance Parrish, R</b> OBP: 0.306, SLG: 0.391 (8, PH) <b>Jim Eppard, L</b> OBP: 0.333, SLG: 0.273 (9, PH)										3	0	1	0	0	0	1						
<b>Jack Howell, L</b> OBP: 0.313, SLG: 0.420 (1, 5)										3	0	1	0	0	1	1						
<b>Kent Anderson, R</b> OBP: 0.285, SLG: 0.265 <b>Max Venable, L</b> OBP: 0.370, SLG: 0.434 (8, PH) <b>Dick Schofield, R</b> OBP: 0.297, SLG: 0.329 (9, 6)										2	0	0	0	0	0	2						
<b>Inning Stats</b>	R: 0 E: 0 K: 1 S: 14	H: 1 LOB: 2 BB: 1 P: 21	R: 0 E: 0 K: 0 S: 4	H: 0 LOB: 0 BB: 0 P: 6	R: 0 E: 0 K: 0 S: 6	H: 0 LOB: 0 BB: 0 P: 12	R: 0 E: 0 K: 0 S: 15	H: 1 LOB: 1 BB: 0 P: 22	R: 0 E: 0 K: 0 S: 10	H: 2 LOB: 1 BB: 0 P: 15	R: 0 E: 0 K: 1 S: 7	H: 0 LOB: 0 BB: 0 P: 10	R: 0 E: 0 K: 0 S: 10	H: 0 LOB: 1 BB: 1 P: 15	R: 0 E: 0 K: 1 S: 10	H: 1 LOB: 1 BB: 0 P: 16	R: 0 E: 0 K: 0 S: 15	H: 1 LOB: 1 BB: 0 P: 18	1B: 5 2B: 2 3B: 0 HR: 0	SF: 0 SAC: 0 DP: 1 HBP: 0	WP: 0 PB: 0 SB: 0 CS: 0	PA: 34
<b>PITCHER</b> <b>Bret Saberhagen, R</b> ERA: 2.19 (1, 1)	IP: 9.0 WLS: W BF: 34	H: 6 R: 0 ER: 0 SO: 4	BB: 2 IBB: 0 HBP: 0 BLK: 0	WP: 0 HR: 0 S: 91 P: 135	ERA: 0.00 WHIP: 0.889	<b>PITCHER</b>										IP: 9.0 WLS: W BF: 34	H: 6 R: 0 ER: 0 SO: 4	BB: 2 IBB: 0 HBP: 0 BLK: 0	WP: 0 HR: 0 S: 91 P: 135	ERA: 0.00 WHIP: 0.889		

AB	32
R	0
H	6
RBI	0
BB	2
SO	4
LOB	12









Batter	1	2	3	4	5	6	7	8	9	AB	R	H	RBI	BB	SO	LOB	TOP			
Kevin Seitzer, R (1, 5) OBP: 0.387, SLG: 0.339	F8		HBP BB		F9			E9 1B		3	0	1	0	1	0	0	<b>Kansas City Royals @ California Angels</b> Anaheim Stadium, Anaheim, CA Thu Sep 28, 1989, 10:05 PM EDT Att: 25,925 - Unknown - 78 F <a href="http://livebaseballscorecards.com">livebaseballscorecards.com</a>			
Willie Wilson, S (1, 8) OBP: 0.300, SLG: 0.358 Matt Winters, L (3, 9) OBP: 0.333, SLG: 0.363	P6		FC6-4 HBP		L9			K		1	0	0	0	0	0	0				
George Brett, L (1, 3) OBP: 0.360, SLG: 0.429			FC6-4		G4-3			K		4	0	1	0	0	1	3				
Bo Jackson, R (1, 7) OBP: 0.311, SLG: 0.501	F9							G6-3		4	0	1	0	0	1	2				
Jim Eisenreich, L (1, 9) OBP: 0.343, SLG: 0.443										4	0	1	0	0	1	1				
Danny Tartabull, R (1, 10) OBP: 0.370, SLG: 0.443 Gary Thurman, R (7, PR) OBP: 0.316, SLG: 0.259 Pat Tabler, R (9, PH) OBP: 0.323, SLG: 0.307										3	0	1	0	0	1	1				
Kurt Stillwell, S (1, 6) OBP: 0.325, SLG: 0.379										0	0	0	0	0	0	0				
Bob Boone, R (1, 2) OBP: 0.352, SLG: 0.323 Rey Palacios, R (7, PR) OBP: 0.191, SLG: 0.233										1	0	0	0	0	0	0				
Mike Macfarlane, R (9, PH) OBP: 0.272, SLG: 0.311										1	0	0	0	0	0	1				
Brad Wellman, R (1, 4) OBP: 0.263, SLG: 0.287 Bill Buckner, L (7, PH) OBP: 0.236, SLG: 0.257 Bill Pecota, R (7, 4) OBP: 0.276, SLG: 0.405										2	0	0	0	0	0	0				
<b>Inning Stats</b>	R: 0 E: 0 K: 0 S: 9	H: 1 LOB: 1 BB: 0 P: 15	R: 0 E: 0 K: 2 S: 11	H: 1 LOB: 0 BB: 0 P: 16	R: 0 E: 0 K: 0 S: 9	H: 0 LOB: 2 BB: 1 P: 17	R: 0 E: 0 K: 1 S: 11	H: 1 LOB: 1 BB: 0 P: 15	R: 0 E: 0 K: 1 S: 10	H: 0 LOB: 0 BB: 0 P: 13	R: 0 E: 0 K: 0 S: 8	H: 1 LOB: 2 BB: 0 P: 12	R: 0 E: 1 K: 2 S: 13	H: 1 LOB: 1 BB: 0 P: 19	R: 0 E: 0 K: 0 S: 6	H: 1 LOB: 1 BB: 0 P: 8	1B: 6 2B: 1 3B: 0 HR: 0	SF: 0 SAC: 0 DP: 0 HBP: 1	WP: 0 PB: 0 SB: 2 CS: 1	PA: 36
<b>PITCHER</b> Bert Blyleven, R (1, 1) ERA: 2.73	IP: 9.0 WLS: W BF: 35 H: 7 R: 0 ER: 0 SO: 6 BB: 1 IBB: 0 HBP: 1 BLK: 0 WP: 0 HR: 0 S: 86 P: 129 ERA: 0.00 WHIP: 0.889																			

Batter	1	2	3	4	5	6	7	8	9	AB	R	H	RBI	BB	SO	LOB	BOTTOM			
Devon White, S (1, 8) OBP: 0.285, SLG: 0.376	SH2-4 1B	F8			G6-3		F8			4	1	1	0	0	0	3	<b>Kansas City Royals @ California Angels</b> Anaheim Stadium, Anaheim, CA Thu Sep 28, 1989, 10:05 PM EDT Att: 25,925 - Unknown - 78 F <a href="http://livebaseballscorecards.com">livebaseballscorecards.com</a>			
Mark McLemore, S (1, 4) OBP: 0.288, SLG: 0.274	SH2-4		E8		S BB		F8			2	0	1	0	1	0	0				
Chili Davis, S (1, 7) OBP: 0.343, SLG: 0.442	G6-4-3 1B		P3		K			G6-3		4	0	1	1	0	1	2				
Wally Joyner, L (1, 3) OBP: 0.338, SLG: 0.425	G6-4-3		F7		F8			G3-1		4	0	0	0	0	0	3				
Brian Downing, R (1, 10) OBP: 0.356, SLG: 0.415		BB 1B					K			3	1	2	1	1	1	0				
Dante Bichette, R (1, 9) OBP: 0.237, SLG: 0.328		BB 1B	F8				P4	FC6-4 1B		4	0	2	0	0	0	2				
Bobby Rose, R (1, 5) OBP: 0.263, SLG: 0.429		B2			K			FC6-4		3	0	0	0	1	1	3				
John Orton, R (1, 2) OBP: 0.222, SLG: 0.206		K			K					3	0	0	0	0	3	3				
Dick Schofield, R (1, 6) OBP: 0.298, SLG: 0.323					F8			G4-3		2	0	0	0	1	0	0				
<b>Inning Stats</b>	R: 1 E: 0 K: 0 S: 7	H: 2 LOB: 3 BB: 1 P: 8	R: 0 E: 0 K: 1 S: 14	H: 2 LOB: 1 BB: 1 P: 20	R: 0 E: 1 K: 0 S: 8	H: 1 LOB: 2 BB: 1 P: 15	R: 0 E: 0 K: 2 S: 9	H: 0 LOB: 0 BB: 0 P: 11	R: 0 E: 0 K: 1 S: 9	H: 0 LOB: 1 BB: 1 P: 15	R: 0 E: 0 K: 2 S: 11	H: 0 LOB: 1 BB: 1 P: 16	R: 0 E: 0 K: 0 S: 3	H: 0 LOB: 0 BB: 0 P: 6	R: 1 E: 0 K: 0 S: 12	H: 2 LOB: 1 BB: 0 P: 19		1B: 6 2B: 0 3B: 0 HR: 1	SF: 0 SAC: 1 DP: 1 HBP: 0	WP: 0 PB: 0 SB: 1 CS: 0
<b>PITCHER</b> Larry McWilliams, L (1, 1) ERA: 4.11	IP: 8.0 WLS: L BF: 34 H: 7 R: 2 ER: 2 SO: 6 BB: 3 IBB: 1 HBP: 0 BLK: 0 WP: 0 HR: 1 S: 73 P: 110 ERA: 2.25 WHIP: 1.250																			



Batter	1	2	3	4	5	6	7	8	9	AB R H RBI BB SO LOB	TOP											
<b>Fred Manrique, R</b> OBP: 0.327, SLG: 0.398 (1, 4)	E4 G4-3 SH5-3		G1-3		K		SH1-3		F8	4 0 0 1 0 1 1	<b>Texas Rangers @ California Angels</b> Anaheim Stadium, Anaheim, CA Fri Sep 29 1989, 10:05 PM EDT Att: 27,598 - Unknown <a href="http://livebaseballscorecards.com">livebaseballscorecards.com</a>											
<b>Jeff Kunkel, R</b> OBP: 0.316, SLG: 0.434 (1, 6)	SH5-3		F9			FC4-6 BB	1B		K2-3	3 0 1 1 1 1 0												
<b>Rafael Palmeiro, L</b> OBP: 0.354, SLG: 0.374 (1, 3)	G4-3 BB		G4-3			F7	G3		G3	4 0 0 0 1 0 2												
<b>Ruben Sierra, S</b> OBP: 0.347, SLG: 0.545 (1, 9)	G4-3					FC4-6 FC4-4			1B 2B	4 1 2 0 0 0 3												
<b>Harold Baines, L</b> OBP: 0.399, SLG: 0.471 (1, 10)	K		G4-3			FC6-4			K	4 0 0 0 0 2 5												
<b>Pete Incaviglia, R</b> OBP: 0.294, SLG: 0.454 (1, 7)										3 1 1 1 0 1 1												
<b>Mike Stanley, R</b> OBP: 0.326, SLG: 0.319 (1, 2)										4 1 1 0 0 1 3												
<b>Scott Coolbaugh, R</b> OBP: 0.280, SLG: 0.326 (1, 5)										4 1 2 1 0 1 0												
<b>Juan Gonzalez, R</b> OBP: 0.238, SLG: 0.263 (7, PH)										2 0 1 0 0 0 0												
<b>Thad Bosley, L</b> OBP: 0.296, SLG: 0.368 (7, PH)										1 1 1 1 0 0 0												
<b>Cecil Espy, S</b> OBP: 0.309, SLG: 0.317 (7, 8)										1 0 0 0 0 1 2												
<b>Inning Stats</b>	R: 0 E: 1 K: 1 S: 13	H: 0 LOB: 2 BB: 1 P: 24	R: 1 E: 0 K: 2 S: 12	H: 1 LOB: 0 BB: 0 P: 19	R: 0 E: 0 K: 0 S: 5	H: 0 LOB: 0 BB: 0 P: 10	R: 0 E: 0 K: 1 S: 9	H: 1 LOB: 1 BB: 0 P: 15	R: 0 E: 0 K: 1 S: 5	H: 0 LOB: 1 BB: 1 P: 7	R: 0 E: 0 K: 0 S: 10	H: 0 LOB: 1 BB: 1 P: 16	R: 3 E: 0 K: 0 S: 19	H: 4 LOB: 1 BB: 0 P: 28	R: 1 E: 0 K: 2 S: 18	H: 2 LOB: 2 BB: 0 P: 24	R: 0 E: 0 K: 1 S: 8	H: 0 LOB: 0 BB: 0 P: 12	1B: 4 2B: 4 3B: 0 HR: 1	SF: 0 SAC: 2 DP: 0 HBP: 1	WP: 0 PB: 0 SB: 0 CS: 0	PA: 39
<b>PITCHER</b>	IP WLS BF H R ER SO BB IBB HBP BLK WP HR S P ERA WHIP											<b>PITCHER</b>	IP WLS BF H R ER SO BB IBB HBP BLK WP HR S P ERA WHIP									
<b>Mike Witt, R</b> ERA: 4.54 (1, 1)	6.2 L 29 7 4 4 5 2 0 0 0 0 0 1 70 113 5.40 1.350																					
<b>Bob McClure, L</b> ERA: 1.55 (7, 1)	0.2 3 1 1 1 1 0 0 0 0 0 0 9 13 13.50 1.500																					
<b>Greg Minton, R</b> ERA: 2.21 (8, 1)	0.2 4 1 0 0 1 0 0 0 1 0 0 0 12 17 0.00 1.500																					
<b>Sherman Corbett, L</b> ERA: 4.91 (9, 1)	1.0 3 0 0 0 1 0 0 0 0 0 0 0 8 12 0.00 0.000																					

Batter	1	2	3	4	5	6	7	8	9	AB R H RBI BB SO LOB	BOTTOM											
<b>Devon White, S</b> OBP: 0.283, SLG: 0.373 (1, 8)	K		K		B5			K		4 0 0 0 0 3 2	<b>Texas Rangers @ California Angels</b> Anaheim Stadium, Anaheim, CA Fri Sep 29 1989, 10:05 PM EDT Att: 27,598 - Unknown <a href="http://livebaseballscorecards.com">livebaseballscorecards.com</a>											
<b>Johnny Ray, S</b> OBP: 0.326, SLG: 0.357 (1, 4)	K		G5-3		P5			G3		4 0 0 0 0 1 2												
<b>Chili Davis, S</b> OBP: 0.342, SLG: 0.440 (1, 7)					K			G4-3		3 0 0 0 1 2 0												
<b>Wally Joyner, L</b> OBP: 0.337, SLG: 0.423 (1, 3)					F7			F7		3 0 0 0 1 0 0												
<b>Brian Downing, R</b> OBP: 0.355, SLG: 0.413 (1, 10)					P9			K		4 0 1 0 0 2 2												
<b>Claudell Washington, L</b> OBP: 0.320, SLG: 0.430 (1, 9)					G5-3			P7		3 0 0 0 0 1 1												
<b>Lance Parrish, R</b> OBP: 0.306, SLG: 0.388 (1, 2)					F8			L9		3 0 1 0 0 0 0												
<b>Jack Howell, L</b> OBP: 0.309, SLG: 0.414 (1, 5)					K			FC4-6 1B		3 0 0 0 0 1 1												
<b>Dick Schofield, R</b> OBP: 0.299, SLG: 0.321 (1, 6)					G5-3			FC4-6 BB		2 0 0 0 1 0 0												
<b>Inning Stats</b>	R: 0 E: 0 K: 2 S: 13	H: 0 LOB: 2 BB: 2 P: 27	R: 0 E: 0 K: 1 S: 6	H: 0 LOB: 0 BB: 0 P: 8	R: 0 E: 0 K: 1 S: 9	H: 0 LOB: 0 BB: 0 P: 13	R: 0 E: 0 K: 1 S: 12	H: 1 LOB: 1 BB: 0 P: 18	R: 0 E: 0 K: 0 S: 11	H: 1 LOB: 2 BB: 1 P: 18	R: 0 E: 0 K: 1 S: 6	H: 0 LOB: 0 BB: 0 P: 9	R: 0 E: 0 K: 1 S: 5	H: 0 LOB: 0 BB: 0 P: 7	R: 0 E: 0 K: 1 S: 10	H: 0 LOB: 0 BB: 0 P: 14	R: 0 E: 0 K: 2 S: 13	H: 0 LOB: 0 BB: 0 P: 20	1B: 2 2B: 0 3B: 0 HR: 0	SF: 0 SAC: 0 DP: 0 HBP: 0	WP: 0 PB: 0 SB: 0 CS: 0	PA: 32
<b>PITCHER</b>	IP WLS BF H R ER SO BB IBB HBP BLK WP HR S P ERA WHIP											<b>PITCHER</b>	IP WLS BF H R ER SO BB IBB HBP BLK WP HR S P ERA WHIP									
<b>Bobby Witt, R</b> ERA: 5.14 (1, 1)	9.0 W 32 2 0 0 10 3 0 0 0 0 0 0 85 134 0.00 0.556																					



Batter	1	2	3	4	5	6	7	8	9	AB	R	H	RBI	BB	SO	LOB	TOP		
Jeff Kunkel, R (1, 6) OBP: 0.317, SLG: 0.436	1-1 CS 1B		1-2 L9				1-1 L5		1-3 K	5	0	2	0	0	1	0			
Jack Daugherty, S (1, 3) OBP: 0.378, SLG: 0.426	4-2 1B BB		0-0 1B				4-1 BB		3-2 FC4 1B 1B	3	1	2	0	2	0	0			
Ruben Sierra, S (1, 9) OBP: 0.347, SLG: 0.545	1-2 F7		3-1 1B				0-0 L6-4		0-0 1B FC4 1B	4	0	2	0	0	0	4			
Pete Incaviglia, R (1, 7) OBP: 0.291, SLG: 0.450	2-3 K		2-3 K				0-0 F8		1-2 FC4 1B	4	0	0	0	0	2	5			
Steve Buechele, R (1, 4) OBP: 0.227, SLG: 0.389 (8, 5)		0-0 G4-3		2-2 G6-3			1-2 1B 1B		2-2 1B	4	0	2	1	0	0	0			
Scott Coolbaugh, R (1, 5) OBP: 0.302, SLG: 0.333	4-2 BB		2-3 K				2-1 1B		3-1 F7	2	0	1	0	1	1	0			
Thad Bosley, L (8, PH) OBP: 0.275, SLG: 0.359		G4-6-3 BB		1-2 K			1-2 1B		1-2 2-3 3-4	1	0	0	0	0	0	3			
Cecil Espy, S (8, 8) OBP: 0.309, SLG: 0.317										0	0	0	0	0	0	0			
Juan Gonzalez, R (1, 8) OBP: 0.100, SLG: 0.250		G4-6-3		1-2 F9			0-2 G6-4-3		0-2 P5	3	0	0	0	0	0	3			
Rafael Palmeiro, L (8, PH) OBP: 0.354, SLG: 0.374										0	0	0	0	0	0	0			
Fred Manrique, R (8, PH) OBP: 0.326, SLG: 0.397 (8, 4)										1	0	0	0	0	0	3			
Dean Palmer, R (1, 10) OBP: 0.100, SLG: 0.211				0-1 G4-3			1-2 2B		3-2 L9	2	0	1	0	0	0	0			
Harold Baines, L (7, PH) OBP: 0.397, SLG: 0.469										2	0	0	0	0	0	3			
Chad Kreuter, S (1, 2) OBP: 0.274, SLG: 0.266				1-2 HR			4-2 2B BB		1-1 G6-3	3	1	1	1	1	0	0			
<b>Inning Stats</b>	R: 0 H: 1 E: 0 K: 1 S: 10	H: 1 LOB: 1 BB: 1 P: 18	R: 0 H: 0 E: 0 K: 0 S: 4	H: 0 LOB: 0 BB: 1 P: 9	R: 1 H: 3 E: 0 K: 1 S: 16	H: 3 LOB: 2 BB: 0 P: 23	R: 0 H: 0 E: 0 K: 1 S: 10	H: 0 LOB: 0 BB: 0 P: 15	R: 0 H: 2 E: 0 K: 0 S: 9	H: 2 LOB: 1 BB: 0 P: 18	R: 0 H: 0 E: 0 K: 0 S: 6	H: 0 LOB: 0 BB: 0 P: 9	R: 1 H: 3 E: 0 K: 1 S: 19	H: 3 LOB: 3 BB: 0 P: 31	R: 0 H: 0 E: 0 K: 1 S: 5	H: 0 LOB: 0 BB: 0 P: 6	1B: 8 2B: 3 3B: 0 HR: 1	SF: 0 SAC: 0 DP: 3 HBP: 0	WP: 0 PA: 38 PB: 0 SB: 0 CS: 1
<b>PITCHER</b>	IP WLS BF H R ER SO BB IBB HBP BLK WP HR S P ERA WHIP	IP WLS BF H R ER SO BB IBB HBP BLK WP HR S P ERA WHIP	IP WLS BF H R ER SO BB IBB HBP BLK WP HR S P ERA WHIP	IP WLS BF H R ER SO BB IBB HBP BLK WP HR S P ERA WHIP	IP WLS BF H R ER SO BB IBB HBP BLK WP HR S P ERA WHIP	IP WLS BF H R ER SO BB IBB HBP BLK WP HR S P ERA WHIP	IP WLS BF H R ER SO BB IBB HBP BLK WP HR S P ERA WHIP	IP WLS BF H R ER SO BB IBB HBP BLK WP HR S P ERA WHIP	IP WLS BF H R ER SO BB IBB HBP BLK WP HR S P ERA WHIP	IP WLS BF H R ER SO BB IBB HBP BLK WP HR S P ERA WHIP	IP WLS BF H R ER SO BB IBB HBP BLK WP HR S P ERA WHIP	IP WLS BF H R ER SO BB IBB HBP BLK WP HR S P ERA WHIP	IP WLS BF H R ER SO BB IBB HBP BLK WP HR S P ERA WHIP	IP WLS BF H R ER SO BB IBB HBP BLK WP HR S P ERA WHIP	IP WLS BF H R ER SO BB IBB HBP BLK WP HR S P ERA WHIP	IP WLS BF H R ER SO BB IBB HBP BLK WP HR S P ERA WHIP	IP WLS BF H R ER SO BB IBB HBP BLK WP HR S P ERA WHIP	IP WLS BF H R ER SO BB IBB HBP BLK WP HR S P ERA WHIP	
Chuck Finley, L (1, 1) ERA: 2.57	6.0 L	25	8	1	1	3	4	0	0	0	0	0	0	0	0	0	0	1.50	2.000
Willie Fraser, R (7, 1) ERA: 3.24	1.1	8	3	1	1	0	0	0	0	0	0	0	0	0	0	0	0	6.75	2.250
Sherman Corbett, L (8, 1) ERA: 3.38	1.2	5	0	0	0	1	0	0	0	0	0	0	0	0	0	0	0	0.00	0.000

Texas Rangers @ California Angels  
Anaheim Stadium, Anaheim, CA  
Sat Sep 30 1989, 10:05 PM EDT  
Att: 34,910 - Unknown


AB 34  
R 2  
H 11  
RBI 2  
BB 4  
SO 4  
LOB 21



Batter	1	2	3	4	5	6	7	8	9	AB	R	H	RBI	BB	SO	LOB	BOTTOM		
Devon White, S (1, 8) OBP: 0.282, SLG: 0.371	0-0 G4-3			3-3 K			2-2 F9		3-3 K	4	0	0	0	0	2	0			
Mark McLemore, S (1, 4) OBP: 0.287, SLG: 0.273	3-2 F7			3-3 K			2-3 K		1-0 1B	4	0	1	0	0	2	0			
Chili Davis, S (1, 7) OBP: 0.340, SLG: 0.436	2-3 K			2-1 G4-3			0-2 F8		3-2 G1-3	4	0	0	0	0	1	1			
Wally Joyner, L (1, 3) OBP: 0.336, SLG: 0.421		1-1 G4-3			0-1 L1				0-1 F8	3	0	0	0	0	0	0			
Brian Downing, R (1, 10) OBP: 0.355, SLG: 0.413		0-0 P2			1-0 F8				0-0 1B 1B	3	0	1	0	0	0	0			
Dante Bichette, R (1, 9) OBP: 0.239, SLG: 0.328		2-1 F9			0-1 G5-3				0-1 1B 1B	3	0	1	0	0	0	0			
Jack Howell, L (1, 5) OBP: 0.308, SLG: 0.411			0-3 K			3-3 K			2-3 K	3	0	0	0	0	3	2			
John Orton, R (1, 2) OBP: 0.211, SLG: 0.194			2-3 K			3-3 K			0-3 K	2	0	0	0	0	2	0			
Jim Eppard, L (8, PH) OBP: 0.308, SLG: 0.250										1	0	0	0	0	1	2			
Ron Tingley, R (9, 2) OBP: 0.500, SLG: 0.333										0	0	0	0	0	0	0			
Dick Schofield, R (1, 6) OBP: 0.296, SLG: 0.318			0-1 G5-3			2-3 K			1-3 K	3	0	0	0	0	2	0			
<b>Inning Stats</b>	R: 0 H: 0 E: 0 K: 1 S: 7	H: 0 LOB: 0 BB: 0 P: 12	R: 0 H: 0 E: 0 K: 0 S: 5	H: 0 LOB: 0 BB: 0 P: 8	R: 0 H: 0 E: 0 K: 2 S: 8	H: 0 LOB: 0 BB: 0 P: 10	R: 0 H: 0 E: 0 K: 2 S: 9	H: 0 LOB: 0 BB: 0 P: 17	R: 0 H: 0 E: 0 K: 3 S: 12	H: 0 LOB: 0 BB: 0 P: 20	R: 0 H: 0 E: 0 K: 1 S: 10	H: 0 LOB: 0 BB: 0 P: 14	R: 0 H: 2 E: 0 K: 2 S: 11	H: 2 LOB: 2 BB: 0 P: 13	R: 0 H: 1 E: 0 K: 2 S: 12	H: 1 LOB: 1 BB: 0 P: 20	1B: 3 2B: 0 3B: 0 HR: 0	SF: 0 SAC: 0 DP: 0 HBP: 0	WP: 0 PA: 30 PB: 0 SB: 0 CS: 0
<b>PITCHER</b>	IP WLS BF H R ER SO BB IBB HBP BLK WP HR S P ERA WHIP	IP WLS BF H R ER SO BB IBB HBP BLK WP HR S P ERA WHIP	IP WLS BF H R ER SO BB IBB HBP BLK WP HR S P ERA WHIP	IP WLS BF H R ER SO BB IBB HBP BLK WP HR S P ERA WHIP	IP WLS BF H R ER SO BB IBB HBP BLK WP HR S P ERA WHIP	IP WLS BF H R ER SO BB IBB HBP BLK WP HR S P ERA WHIP	IP WLS BF H R ER SO BB IBB HBP BLK WP HR S P ERA WHIP	IP WLS BF H R ER SO BB IBB HBP BLK WP HR S P ERA WHIP	IP WLS BF H R ER SO BB IBB HBP BLK WP HR S P ERA WHIP	IP WLS BF H R ER SO BB IBB HBP BLK WP HR S P ERA WHIP	IP WLS BF H R ER SO BB IBB HBP BLK WP HR S P ERA WHIP	IP WLS BF H R ER SO BB IBB HBP BLK WP HR S P ERA WHIP	IP WLS BF H R ER SO BB IBB HBP BLK WP HR S P ERA WHIP	IP WLS BF H R ER SO BB IBB HBP BLK WP HR S P ERA WHIP	IP WLS BF H R ER SO BB IBB HBP BLK WP HR S P ERA WHIP	IP WLS BF H R ER SO BB IBB HBP BLK WP HR S P ERA WHIP	IP WLS BF H R ER SO BB IBB HBP BLK WP HR S P ERA WHIP	IP WLS BF H R ER SO BB IBB HBP BLK WP HR S P ERA WHIP	
Nolan Ryan, R (1, 1) ERA: 3.2	9.0 W	30	3	0	0	13	0	0	0	0	0	0	0	0	0	0	0	0.00	0.333

Texas Rangers @ California Angels  
Anaheim Stadium, Anaheim, CA  
Sat Sep 30 1989, 10:05 PM EDT  
Att: 34,910 - Unknown

AB 30  
R 0  
H 3  
RBI 0  
BB 0  
SO 13  
LOB 5





Batter	1	2	3	4	5	6	7	8	9	AB	R	H	RBI	BB	SO	LOB	TOP										
<b>Cecil Espy, S</b> OBP: 0.313, SLG: 0.331	1-1 L9-2 3B		1-1 CS 1B		1-1 3B		1-1 FC3-6 1B		1-0 E S 1B	5	0	4	0	0	0	1	<b>Texas Rangers @ California Angels</b> Anaheim Stadium, Anaheim, CA Sun Oct 01 1989, 6:33 AM EDT Att: 37,259 - Unknown										
<b>Jeff Kunkel, R</b> OBP: 0.323, SLG: 0.437	4-2 BB		1-0 CS 1-2	4-2 BB	1-3 K		1-1 1B	1 SAFE 0-3 K	2	0	1	0	2	1	1												
<b>Thad Bosley, L</b> OBP: 0.273, SLG: 0.350							1-3 1B		1-3 K	1	0	0	0	0	1												
<b>Jack Daugherty, S</b> OBP: 0.364, SLG: 0.406	2-3 K			1-2 F7	1-2 F9				1-0 P6	5	0	0	0	0	2	7											
<b>Ruben Sierra, S</b> OBP: 0.347, SLG: 0.543	1-2 L9-2 3H			0-0 F7		1-0 G1-3			4-0 HBP BB	3	0	0	0	1	0	3											
<b>Harold Baines, L</b> OBP: 0.395, SLG: 0.465		2-3 K		3-1 P5		2-3 K			1-1 L9	4	0	0	0	0	2	2											
<b>Pete Incaviglia, R</b> OBP: 0.293, SLG: 0.453		1-3 K			3-2 HR 2B	3-0 FC6-4 1B			0-3 K	4	1	2	0	0	2	1											
<b>Mike Stanley, R</b> OBP: 0.324, SLG: 0.311		0-0 G5-3			1-1 F8	1-2 FC6-4 1-2			1-1 HBP	3	0	0	0	0	0	2											
<b>Steve Buechele, R</b> OBP: 0.294, SLG: 0.387			3-3 K		4-2 HR BB				2-1 F9	3	1	0	0	1	1	2											
<b>Scott Coolbaugh, R</b> OBP: 0.321, SLG: 0.412			0-1 L7		2-2 HR				3-2 L6	3	1	2	3	0	0	0											
<b>Rick Leach, L</b> OBP: 0.358, SLG: 0.351					1-1 HR		3-1 FC3-6 1B			1	0	0	0	0	0	0											
<b>Inning Stats</b>	R: 0 E: 0 K: 1 S: 11	H: 1 LOB: 1 BB: 1 P: 19	R: 0 E: 0 K: 2 S: 9	H: 0 LOB: 0 BB: 0 P: 12	R: 0 E: 0 K: 1 S: 8	H: 1 LOB: 0 BB: 0 P: 13	R: 0 E: 0 K: 0 S: 8	H: 0 LOB: 1 BB: 1 P: 16	R: 3 E: 0 K: 1 S: 24	H: 3 LOB: 1 BB: 1 P: 37	R: 0 E: 0 K: 1 S: 10	H: 1 LOB: 1 BB: 0 P: 17	R: 0 E: 0 K: 1 S: 10	H: 2 LOB: 2 BB: 0 P: 15	R: 0 E: 0 K: 1 S: 8	H: 0 LOB: 2 BB: 1 P: 16	R: 0 E: 0 K: 1 S: 10	H: 1 LOB: 1 BB: 0 P: 15	1B: 5 2B: 2 3B: 2 HR: 1	SF: 0 SAC: 0 DP: 1 HBP: 1	WP: 0 PB: 0 SB: 1 CS: 1	PA: 40					
<b>PITCHER</b>	IP	WLS	BF	H	R	ER	SO	BB	IBB	HBP	BLK	WP	HR	S	P	ERA	WHIP										
<b>Kirk McCaskill, R</b> ERA: 2.93	4.2		20	5	3	3	5	3	0	0	0	0	1	55	91	5.79	1.714										
<b>Rich Monteleone, R</b> ERA: 3.18	3.0		14	3	0	0	3	1	0	1	0	0	0	31	50	0.00	1.333										
<b>Greg Minton, R</b> ERA: 2.2	0.1	W	1	0	0	0	0	0	0	0	0	0	0	2	4	0.00	0.000										
<b>Bryan Harvey, R</b> ERA: 3.44	1.0	S	4	1	0	0	1	0	0	0	0	0	0	10	15	0.00	1.000										

Batter	1	2	3	4	5	6	7	8	9	AB	R	H	RBI	BB	SO	LOB	BOTTOM										
<b>Dick Schofield, R</b> OBP: 0.299, SLG: 0.318	1-0 G6-3	3-2 F9			4-0 BB		0-0 1B			3	0	1	0	1	0	2	<b>Texas Rangers @ California Angels</b> Anaheim Stadium, Anaheim, CA Sun Oct 01 1989, 6:33 AM EDT Att: 37,259 - Unknown										
<b>Mark McLemore, S</b> OBP: 0.295, SLG: 0.291	0-1 2B		1-1 F9		0-0 G4-3		0-2 1B	1-2 2H 1B		4	0	2	1	0	0	1											
<b>Wally Joyner, L</b> OBP: 0.335, SLG: 0.420	3-2 L8		2-3 K			2-2 FC5-4 1B			1-0 F7	4	0	1	0	0	1	3											
<b>Tony Armas, R</b> OBP: 0.280, SLG: 0.465	0-0 F8		0-1 G6-3			0-3 K			2-1 F8	4	0	0	0	0	1	2											
<b>Brian Downing, R</b> OBP: 0.354, SLG: 0.414		3-2 L8		1-3 K		0-0 F8			0-0 1B 2B	4	0	1	0	0	1	1											
<b>Devon White, S</b> OBP: 0.282, SLG: 0.371		1-1 G5-3		0-0 G5-3		0-0 FC5-4 1-2			2-2 1B 1B	0	1	0	0	0	0	0											
<b>Dante Bichette, R</b> OBP: 0.240, SLG: 0.326		1-2 1B 1B		1-2 G3-1					0-0 G4-3	4	1	1	1	0	0	1											
<b>Claudell Washington, L</b> OBP: 0.319, SLG: 0.428		1-0 1B 1B			0-2 F9		1-2 G6-3		1-2 WP 1B	3	0	1	0	0	0	0											
<b>Bobby Rose, R</b> OBP: 0.268, SLG: 0.421		1-0 1B			1-1 F8		1-0 E6 1B		1-2 K	1	0	0	0	0	0	0											
<b>Johnny Ray, S</b> OBP: 0.327, SLG: 0.358		1-2 1B								1	0	0	0	0	0	0											
<b>Gary Disarcina, R</b> OBP: 0.308, SLG: 0.411		1-2 1B								0	0	0	0	0	0	0											
<b>John Orton, R</b> OBP: 0.220, SLG: 0.205		1-0 1B								3	1	1	1	0	0	0											
<b>Chili Davis, S</b> OBP: 0.340, SLG: 0.436		1-2 1B								1	0	0	0	0	1	2											
<b>Ron Tingley, R</b> OBP: 0.500, SLG: 0.333		1-2 1B								0	0	0	0	0	0	0											
<b>Inning Stats</b>	R: 0 E: 0 K: 0 S: 7	H: 1 LOB: 1 BB: 0 P: 11	R: 1 E: 0 K: 0 S: 15	H: 3 LOB: 2 BB: 0 P: 25	R: 0 E: 0 K: 1 S: 7	H: 0 LOB: 0 BB: 0 P: 10	R: 0 E: 0 K: 1 S: 8	H: 0 LOB: 0 BB: 0 P: 10	R: 0 E: 0 K: 0 S: 6	H: 0 LOB: 1 BB: 1 P: 11	R: 0 E: 0 K: 1 S: 10	H: 1 LOB: 1 BB: 0 P: 12	R: 1 E: 1 K: 0 S: 14	H: 2 LOB: 2 BB: 0 P: 19	R: 2 E: 0 K: 1 S: 15	H: 3 LOB: 2 BB: 0 P: 21	1B: 8 2B: 2 3B: 0 HR: 0	SF: 0 SAC: 0 DP: 0 HBP: 0	WP: 1 PB: 0 SB: 0 CS: 0	PA: 36							
<b>PITCHER</b>	IP	WLS	BF	H	R	ER	SO	BB	IBB	HBP	BLK	WP	HR	S	P	ERA	WHIP										
<b>Mike Jeffcoat, L</b> ERA: 3.56	7.0		30	7	2	1	3	1	0	0	0	0	0	67	98	1.29	1.143										
<b>Darrel Akerfelds, R</b> ERA: 3.27	0.2	L	4	2	2	2	0	0	0	0	0	0	0	7	11	27.00	3.000										
<b>Jeff Russell, R</b> ERA: 1.98	0.1		2	1	0	0	1	0	0	0	0	1	0	8	10	0.00	3.000										

AB	34
R	3
H	9
RBI	3
BB	4
SO	9
LOB	20

