

California Angels - 1990

Batter	1	2	3	4	5	6	7	8	9	AB	R	H	RBI	BB	SO	LOB	TOP					
Harold Reynolds, S OBP: 0.200, SLG: 0.200	G3		G5-3				F8		F8	5	1	1	0	0	0	2	Seattle Mariners @ California Angels Anaheim Stadium, Anaheim, CA Mon Apr 09 1990, 10:05 PM EDT Att: 38,406 - Unknown - 60 F					
Ken Griffey Jr., L OBP: 0.500, SLG: 1.400				K			L8-4			5	1	4	3	0	1	0						
Alvin Davis, L OBP: 0.200, SLG: 0.200	F8			F9					P6	5	0	1	0	0	0	3						
Jeffrey Leonard, R OBP: 0.400, SLG: 0.400			F9				L8-4			5	1	2	0	0	0	2						
Pete O'Brien, L OBP: 0.200, SLG: 0.400			F9						G4-3	5	1	1	0	0	0	4						
Greg Britley, L OBP: 0.250, SLG: 0.500										4	1	1	0	0	1	1						
Edgar Martinez, R OBP: 0.500, SLG: 0.500										4	1	2	1	0	0	2						
Dave Valle, R OBP: 0.750, SLG: 0.750										4	0	3	2	0	0	1						
Brian Giles, R										3	1	0	1	1	0	3						
Inning Stats	R: 0 E: 0 K: 0 S: 7	H: 1 LOB: 0 BB: 0 P: 11	R: 0 E: 0 K: 1 S: 6	H: 0 LOB: 0 BB: 0 P: 10	R: 0 E: 0 K: 0 S: 10	H: 1 LOB: 1 BB: 0 P: 16	R: 0 E: 0 K: 1 S: 8	H: 0 LOB: 0 BB: 0 P: 12	R: 5 E: 0 K: 0 S: 14	H: 5 LOB: 0 BB: 0 P: 21	R: 2 E: 0 K: 0 S: 16	H: 3 LOB: 1 BB: 0 P: 23	R: 0 E: 0 K: 0 S: 9	H: 2 LOB: 1 BB: 0 P: 14	R: 0 E: 0 K: 0 S: 8	H: 1 LOB: 1 BB: 0 P: 15	R: 0 E: 0 K: 0 S: 12	H: 2 LOB: 3 BB: 1 P: 23	1B: 12 2B: 3 3B: 0 HR: 1	SF: 0 SAC: 0 DP: 1 HBP: 0	WP: 0 PB: 0 SB: 0 CS: 1	PA: 41
PITCHER	IP	WLS	BF	H	R	ER	SO	BB	IBB	HBP	BLK	WP	HR	S	P	ERA	WHIP					
Bert Blyleven, R ERA: 9.0	(1, 1)	5.0	L	21	7	5	5	2	0	0	0	0	0	1	45	70	9.00	1.400				
Willie Fraser, R ERA: 18.0	(6, 1)	1.0		6	3	2	2	0	0	0	0	0	0	0	16	23	18.00	3.000				
Scott Bailes, L ERA:	(7, 1)	1.0		4	2	0	0	0	0	0	0	0	0	9	14	0.00	2.000					
Greg Minton, R ERA:	(8, 1)	1.0		4	1	0	0	0	0	0	0	0	0	8	15	0.00	1.000					
Bryan Harvey, R ERA:	(9, 1)	1.0		6	2	0	0	0	1	0	0	0	0	12	23	0.00	3.000					

Batter	1	2	3	4	5	6	7	8	9	AB	R	H	RBI	BB	SO	LOB	BOTTOM					
Devon White, S	K		G4-6-3				F7		K	4	0	0	0	1	2	3	Seattle Mariners @ California Angels Anaheim Stadium, Anaheim, CA Mon Apr 09 1990, 10:05 PM EDT Att: 38,406 - Unknown - 60 F					
Johnny Ray, S			SF7							2	3	2	2	1	0	0						
Wally Joyner, L	F8		G4-6-3							4	0	1	0	0	0	2						
Chili Davis, S	G4-3									4	0	1	1	0	0	2						
Dante Bichette, R										4	0	0	0	0	1	3						
Claudell Washington, L										4	0	0	0	0	1	2						
Lance Parrish, R										3	0	0	0	0	1	0						
Max Venable, L										1	0	0	0	0	0	0						
Rick Schu, R										3	1	1	0	0	0	0						
Donnie Hill, S										0	0	0	0	1	0	0						
Mark McLemore, S										2	0	0	0	2	1	1						
Inning Stats	R: 1 E: 0 K: 1 S: 10	H: 1 LOB: 0 BB: 0 P: 19	R: 0 E: 0 K: 1 S: 7	H: 0 LOB: 0 BB: 0 P: 11	R: 1 E: 0 K: 0 S: 6	H: 1 LOB: 1 BB: 2 P: 16	R: 0 E: 0 K: 1 S: 13	H: 1 LOB: 0 BB: 0 P: 16	R: 0 E: 1 K: 1 S: 10	H: 0 LOB: 1 BB: 0 P: 18	R: 1 E: 0 K: 0 S: 9	H: 1 LOB: 1 BB: 1 P: 15	R: 0 E: 0 K: 1 S: 8	H: 0 LOB: 0 BB: 0 P: 12	R: 1 E: 1 K: 0 S: 13	H: 1 LOB: 1 BB: 0 P: 18	R: 0 E: 0 K: 1 S: 17	H: 0 LOB: 2 BB: 2 P: 28	1B: 4 2B: 0 3B: 0 HR: 1	SF: 1 SAC: 0 DP: 2 HBP: 0	WP: 0 PB: 1 SB: 0 CS: 0	PA: 37
PITCHER	IP	WLS	BF	H	R	ER	SO	BB	IBB	HBP	BLK	WP	HR	S	P	ERA	WHIP					
Brian Holman, R ERA: 3.6	(1, 1)	5.0	W	20	3	3	2	4	3	0	0	0	0	1	47	85	3.60	1.200				
Bill Swift, R ERA:	(6, 1)	2.1		10	2	1	0	1	0	0	0	0	0	24	35	0.00	0.857					
Mike Schooler, R ERA:	(8, 1)	1.2	S	7	0	0	0	1	2	0	0	0	0	22	33	0.00	1.200					

Batter	1	2	3	4	5	6	7	8	9	AB	R	H	RBI	BB	SO	LOB	TOP										
Harold Reynolds, S (1,4) OBP: 0.111, SLG: 0.111	P3		L9			B3-1			G4-3	4	0	0	0	0	0	1											
Ken Griffey Jr., L (1,8) OBP: 0.556, SLG: 0.889	G4-3				F9		G4-3		G4-3	4	0	1	0	0	0	0											
Alvin Davis, L (1,10) OBP: 0.222, SLG: 0.125	F8				F7				BB	3	0	0	0	1	1	1											
Jeffrey Leonard, R (1,9) OBP: 0.222, SLG: 0.222		G5-3			G3-1				L8	4	0	0	0	0	1	2											
Pete O'Brien, L (1,3) OBP: 0.125, SLG: 0.250		G3-1					G4-3		F8	3	0	0	0	0	0	1											
Edgar Martinez, R (1,5) OBP: 0.429, SLG: 0.571		K					F6			3	0	1	0	0	1	0											
Henry Cotto, R (1,7) OBP: 1.000, SLG: 1.500 Greg Briley, L (8, PH) OBP: 0.200, SLG: 0.400									G3-1	2	0	2	0	0	0	0											
Dave Valle, R (1,2) OBP: 0.429, SLG: 0.429									1B	1	0	0	0	0	0	1											
Brian Giles, R (1,6) Scott Bradley, L (8, PH) Mike Brumley, S (8, 6)									P2	3	0	0	0	0	0	2											
Inning Stats	R: 0 E: 0 K: 0 S: 4	H: 0 LOB: 0 BB: 0 P: 8	R: 0 E: 0 K: 1 S: 8	H: 0 LOB: 0 BB: 0 P: 9	R: 0 E: 0 K: 0 S: 9	H: 1 LOB: 1 BB: 0 P: 13	R: 0 E: 0 K: 0 S: 6	H: 0 LOB: 0 BB: 0 P: 9	R: 0 E: 0 K: 0 S: 11	H: 1 LOB: 1 BB: 0 P: 16	R: 0 E: 0 K: 1 S: 7	H: 0 LOB: 0 BB: 0 P: 11	R: 0 E: 0 K: 0 S: 8	H: 0 LOB: 1 BB: 1 P: 18	R: 0 E: 0 K: 0 S: 9	H: 1 LOB: 1 BB: 0 P: 15	R: 0 E: 0 K: 2 S: 10	H: 1 LOB: 1 BB: 0 P: 14	1B: 2 2B: 2 3B: 0 HR: 0	SF: 0 SAC: 0 DP: 0 HBP: 0	WP: 0 PB: 0 SB: 1 CS: 0	PA: 31					
PITCHER	IP	WLS	BF	H	R	ER	SO	BB	IBB	HBP	BLK	WP	HR	S	P	ERA	WHIP										
Chuck Finley, L (1,1) ERA:	6.1	W	21	2	0	0	2	1	0	0	0	0	0	50	78	0.00	0.474										
Mark Eichhorn, R (7,1) ERA:	2.2	S	10	2	0	0	2	0	0	0	0	0	0	22	35	0.00	0.750										

Seattle Mariners @ California Angels
Anaheim Stadium, Anaheim, CA
Tue Apr 10 1990, 10:05 PM EDT
Att: 23,508 - Unknown


AB	30
R	0
H	4
RBI	0
BB	1
SO	4
LOB	10



Batter	1	2	3	4	5	6	7	8	9	AB	R	H	RBI	BB	SO	LOB	BOTTOM										
Devon White, S (1,8)	G1-3	K								4	1	0	0	1	1	2											
Johnny Ray, S (1,4) OBP: 0.444, SLG: 0.857	G4-3				G3					5	0	1	1	0	0	0											
Wally Joyner, L (1,3) OBP: 0.333, SLG: 0.375	G4-3				F7					4	1	2	1	0	0	0											
Chili Davis, S (1,7) OBP: 0.444, SLG: 0.750										4	2	2	1	1	0	1											
Brian Downing, R (1,10) OBP: 0.400, SLG: 1.000										5	1	2	3	0	1	2											
Dante Bichette, R (1,9) OBP: 0.250, SLG: 0.625										4	1	2	1	0	1	1											
Lance Parrish, R (1,2) OBP: 0.286, SLG: 0.167										3	0	1	0	1	1	1											
Rick Schu, R (1,5) OBP: 0.429, SLG: 0.500										3	0	1	0	1	1	2											
Mark McLemore, S (1,6) OBP: 0.375, SLG: 0.167										4	1	1	0	0	1	6											
Inning Stats	R: 0 E: 0 K: 0 S: 4	H: 3 LOB: 2 BB: 0 P: 6	R: 2 E: 1 K: 1 S: 15	H: 3 LOB: 2 BB: 0 P: 27	R: 0 E: 0 K: 0 S: 7	H: 0 LOB: 0 BB: 0 P: 10	R: 0 E: 0 K: 2 S: 12	H: 1 LOB: 2 BB: 1 P: 22	R: 0 E: 0 K: 0 S: 6	H: 1 LOB: 1 BB: 0 P: 13	R: 0 E: 0 K: 1 S: 15	H: 1 LOB: 2 BB: 1 P: 25	R: 3 E: 0 K: 1 S: 15	H: 3 LOB: 1 BB: 1 P: 31	R: 2 E: 0 K: 1 S: 22	H: 3 LOB: 2 BB: 1 P: 35	1B: 8 2B: 1 3B: 0 HR: 3	SF: 1 SAC: 0 DP: 0 HBP: 0	WP: 0 PB: 0 SB: 0 CS: 0	PA: 41							
PITCHER	IP	WLS	BF	H	R	ER	SO	BB	IBB	HBP	BLK	WP	HR	S	P	ERA	WHIP										
Randy Johnson, L (1,1) ERA: 3.38	5.1	L	25	6	2	2	4	2	0	0	0	0	1	18	34	20.25	3.000										
Jerry Reed, R (6,1) ERA: 20.25	1.1		8	3	3	3	0	1	0	0	0	0	1	18	34	20.25	3.000										
Keith Comstock, L (7,1) ERA:	0.1		1	0	0	0	1	0	0	0	0	0	0	3	6	0.00	0.000										
Brent Knackert, R (8,1) ERA: 18.0	1.0		7	3	2	2	1	1	0	0	0	0	0	22	35	18.00	4.000										

Seattle Mariners @ California Angels
Anaheim Stadium, Anaheim, CA
Tue Apr 10 1990, 10:05 PM EDT
Att: 23,508 - Unknown

AB	36
R	7
H	12
RBI	7
BB	4
SO	6
LOB	15




Batter	1	2	3	4	5	6	7	8	9	AB R H RBI BB SO LOB	TOP									
Harold Reynolds, S (1, 4) OBP: 0.154, SLG: 0.083	4-0 F7-3 BB		2-1 G4-6-3 1-2			2-0 F8			1-1 4-3	3 0 0 0 1 0 1	Seattle Mariners @ California Angels Anaheim Stadium, Anaheim, CA Wed Apr 11 1990, 10:05 PM EDT Att: 25,632 - Unknown - 70 F									
Ken Griffey Jr., L (1, 8) OBP: 0.385, SLG: 0.615	2-2 F7-3 1-2			1-0 F7		2-3 K			2-3 K	4 0 0 0 0 2 1										
Alvin Davis, L (1, 10) OBP: 0.250, SLG: 0.100	4-0 FC6-4 BB			3-2 4-3					2-2 4-3	2 0 0 0 1 0 0										
Jeffrey Leonard, R (1, 9) OBP: 0.167, SLG: 0.167	0-1 FC6-4 1-2			1-3 K					1-2 P4	3 0 0 0 0 1 1										
Pete O'Brien, L (1, 3) OBP: 0.091, SLG: 0.182		2-1 P5			2-2 E3				2-2 1-3	3 0 0 0 0 0 0										
Edgar Martinez, R (1, 5) OBP: 0.400, SLG: 0.444	2-2 F9				4-1 BB				2-2 4-3	2 0 0 0 1 0 0										
Henry Cotto, R (1, 7) Greg Briley, L (8, PH) OBP: 0.167, SLG: 0.333 (8, 7)	1-1 4-3				0-1 F7				1-2 4-3	2 0 0 0 0 0 1 1 0 0 0 0 0 0										
Dave Valle, R (1, 2) OBP: 0.300, SLG: 0.300			1-0 F9		1-3 K				1-3 K	3 0 0 0 0 2 1										
Brian Giles, R (1, 6) Scott Bradley, L (9, PH)			4-2 G4-6-3 BB			2-2 4-3			2-2 4-3	1 0 0 0 1 0 0 1 0 0 0 0 0 0										
Inning Stats	R: 0 H: 0 E: 0 K: 0 S: 5	H: 0 LOB: 1 BB: 2 P: 15	R: 0 H: 0 E: 0 K: 0 S: 8	H: 0 LOB: 0 BB: 1 P: 13	R: 0 H: 0 E: 0 K: 1 S: 8	H: 0 LOB: 0 BB: 0 P: 13	R: 0 H: 0 E: 0 K: 1 S: 10	H: 0 LOB: 1 BB: 1 P: 17	R: 0 H: 0 E: 0 K: 1 S: 8	H: 0 LOB: 0 BB: 0 P: 14		R: 0 H: 0 E: 0 K: 1 S: 9	H: 0 LOB: 0 BB: 0 P: 14	R: 0 H: 0 E: 0 K: 1 S: 10	H: 0 LOB: 0 BB: 0 P: 14	R: 0 H: 0 E: 0 K: 1 S: 8	H: 0 LOB: 0 BB: 0 P: 13	1B: 0 2B: 1 3B: 0 HR: 0	SF: 0 SAC: 0 DP: 2 HBP: 0	WP: 0 PB: 0 SB: 0 CS: 0
PITCHER	IP WLS BF H R ER SO BB IBB HBP BLK WP HR S P ERA WHIP											IP WLS BF H R ER SO BB IBB HBP BLK WP HR S P ERA WHIP								
Mark Langston, L (1, 1) ERA:	7.0 W 23 0 0 0 3 4 0 0 0 0 0 0 54 99 0.00 0.571																			
Mike Witt, R (8, 1) ERA:	2.0 S 6 0 0 0 2 0 0 0 0 0 0 0 18 27 0.00 0.000																			

AB	25
R	0
H	0
RBI	0
BB	4
SO	5
LOB	5



Batter	1	2	3	4	5	6	7	8	9	AB R H RBI BB SO LOB	BOTTOM					
Devon White, S (1, 8) OBP: 0.200, SLG: 0.077	1-3 K		1-2 1B		0-3 K SH5-3		1-2 5-3	1-1 F8		5 0 1 0 0 2 0	Seattle Mariners @ California Angels Anaheim Stadium, Anaheim, CA Wed Apr 11 1990, 10:05 PM EDT Att: 25,632 - Unknown - 70 F					
Johnny Ray, S (1, 4) OBP: 0.417, SLG: 0.667	1-3 K		2-0 F7 1B		1-0 SH5-3 1-2		4-2 2B BB			2 1 0 0 1 1 1						
Wally Joyner, L (1, 3) OBP: 0.538, SLG: 0.600	4-2 BB		2-1 G4-6-3 1B		4-0 IBB		2-0 BB 2B			2 0 2 0 2 0 0						
Chili Davis, S (1, 10) OBP: 0.385, SLG: 0.545	1-3 K		1-1 G4-6-3 1-2		2-3 K		4-0 BB IBB			3 0 0 0 1 2 5						
Dante Bichette, R (1, 7) (8, 9) OBP: 0.333, SLG: 0.545		0-2 G3		0-1 E5 1B	0-1 F7		4-2 BB			3 0 1 1 1 0 2						
Claudell Washington, L (1, 9) Rick Schu, R (7, PH) Max Venable, L (8, 7)		0-0 F8		4-2 FC4 E5 BB		1-3 K	1-3 K			2 0 0 0 1 1 0 1 0 0 0 0 1 3 0 0 0 0 0 0 0						
Lance Parrish, R (1, 2) OBP: 0.273, SLG: 0.200		3-2 2B 1B		3-2 E5 FC4 1-2 2H		1-3 K	3-3 K			4 0 1 0 0 2 5						
Jack Howell, L (1, 5) OBP: 0.500, SLG: 1.000		2-2 FC4 2B		0-0 FC4 1-2 2-3		1-1 2B		3-2 F7		4 0 2 0 0 0 2						
Mark McLemore, S (1, 6) OBP: 0.250, SLG: 0.100		0-0 F7		0-3 K		0-2 6-3		3-1 P3		4 0 0 0 0 1 5						
Inning Stats	R: 0 H: 0 E: 0 K: 3 S: 13	H: 2 LOB: 2 BB: 0 P: 19	R: 0 H: 2 E: 0 K: 0 S: 8	H: 2 LOB: 1 BB: 0 P: 14	R: 0 H: 1 E: 1 K: 1 S: 11	H: 1 LOB: 2 BB: 1 P: 18	R: 0 H: 0 E: 0 K: 2 S: 12	H: 1 LOB: 0 BB: 0 P: 15	R: 1 H: 1 E: 0 K: 2 S: 14	H: 1 LOB: 3 BB: 3 P: 33		R: 0 H: 0 E: 0 K: 0 S: 7	H: 0 LOB: 0 BB: 0 P: 14	1B: 4 2B: 3 3B: 0 HR: 0	SF: 0 SAC: 1 DP: 1 HBP: 0	WP: 1 PB: 0 SB: 1 CS: 0
PITCHER	IP WLS BF H R ER SO BB IBB HBP BLK WP HR S P ERA WHIP											IP WLS BF H R ER SO BB IBB HBP BLK WP HR S P ERA WHIP				
Erik Hanson, R (1, 1) ERA:	5.0 L 23 2 1 1 2 2 1 0 0 0 0 0 20 38 6.75 3.000															
Gary Eave, R (6, 1) ERA: 6.75	1.1 9 2 1 1 2 2 1 0 0 0 0 0 13 24 0.00 0.000															
Keith Comstock, L (7, 1) ERA:	1.2 5 0 0 0 2 0 0 0 0 0 0 0 13 24 0.00 0.000															

AB	30
R	1
H	7
RBI	1
BB	6
SO	10
LOB	23



Batter	1	2	3	4	5	6	7	8	9	AB	R	H	RBI	BB	SO	LOB	TOP								
John Moses, S (1, 7) OBP: 0.400, SLG: 0.333	1-0 CS 1B		2-2 G3-1		2-1 F7		4-1 BB			3	0	1	0	1	0	0	Minnesota Twins @ California Angels Anaheim Stadium, Anaheim, CA Thu Apr 12 1990, 10:05 PM EDT Att: 24,479 - Unknown - 65 F								
Randy Bush, L (1, 9) OBP: 0.287, SLG: 0.333	1-0 SAFE SAFE G4-3		2-1 E7 2B		0-0 G3		1-2 2-3 BB G4-3			4	0	1	0	0	0	4									
Kirby Puckett, R (1, 8) OBP: 0.333, SLG: 0.250	0-0 G5-3		3-3 K				4-0 G3-6-3 BB		2-3 K	3	0	0	0	1	2	1									
Kent Hrbek, L (1, 3) OBP: 0.375, SLG: 0.500		4-2 1B SF8 BB	0-0 P5		0-0 G3-6-3 BB		0-3 K		0-3 K	3	1	0	0	1	1	2									
Gary Gaetti, R (1, 5) OBP: 0.375, SLG: 0.333		0-1 SAFE SAFE F8		4-2 G6-3 E BB		3-2 F8		0-2 P4		3	0	0	0	1	0	1									
Brian Harper, R (1, 2) OBP: 0.417, SLG: 0.364		2-1 SAFE SAFE WP SF8 1B		4-2 G6-3 BB		2-1 G4-3		0-1 F7		3	0	1	0	1	0	0									
Gene Larkin, S (1, 10) OBP: 0.417, SLG: 0.250		0-0 SAFE SAFE SF8		1-1 G6-3		0-1 G6-3		2-3 K		3	0	0	1	0	1	2									
Greg Gagne, R (1, 6) OBP: 0.300, SLG: 0.643		1-2 3-H 4-1 BB		1-2 F8		3-1 BB 1B		1-2 1B		3	0	2	0	1	0	1									
Al Newman, S (1, 4) Jim Dwyer, L (7, PH) Doug Baker, S (7, PR)		1-2 G3		0-0 B5-3		2-0 BB 1B		1-1 G1-3		2	0	0	0	0	0	2									
Dan Gladden, R (9, PH)										1	0	0	0	0	0	1									
Inning Stats	R: 0 E: 0 K: 0 S: 3	H: 1 LOB: 0 BB: 0 P: 5	R: 1 E: 0 K: 0 S: 12	H: 1 LOB: 2 BB: 2 P: 23	R: 0 E: 1 K: 1 S: 9	H: 1 LOB: 0 BB: 0 P: 16	R: 0 E: 1 K: 0 S: 11	H: 0 LOB: 1 BB: 2 P: 21	R: 0 E: 0 K: 0 S: 4	H: 0 LOB: 0 BB: 0 P: 6	R: 0 E: 0 K: 0 S: 4	H: 0 LOB: 0 BB: 1 P: 11	R: 0 E: 0 K: 0 S: 11	H: 2 LOB: 3 BB: 1 P: 23	R: 0 E: 0 K: 2 S: 11	H: 0 LOB: 0 BB: 0 P: 13	R: 0 E: 0 K: 1 S: 11	H: 1 LOB: 1 BB: 0 P: 15	1B: 5 2B: 1 3B: 0 HR: 0	SF: 1 SAC: 0 DP: 2 HBP: 0	WP: 1 PB: 0 CS: 1	PA: 36			
PITCHER	IP WLS BF H R ER SO BB IBB HBP BLK WP HR S P ERA WHIP	6.0 W 23 3 1 1 1 5 0 0 0 1 0 43 82 1.50 1.333	0.2 S 5 2 0 0 0 1 0 0 0 0 0 8 19 0.00 4.500	2.1 S 8 1 0 0 3 0 0 0 0 0 0 25 32 0.00 0.429																					

AB	29
R	1
H	6
RBI	1
BB	6
SO	4
LOB	14



Batter	1	2	3	4	5	6	7	8	9	AB	R	H	RBI	BB	SO	LOB	BOTTOM								
Devon White, S (1, 8) OBP: 0.211, SLG: 0.118	2-2 G4-3		3-3 K		0-1 F9			1-0 E5 1B		4	0	1	0	0	1	2	Minnesota Twins @ California Angels Anaheim Stadium, Anaheim, CA Thu Apr 12 1990, 10:05 PM EDT Att: 24,479 - Unknown - 65 F								
Johnny Ray, S (1, 4) OBP: 0.313, SLG: 0.462	0-0 F7		3-1 G6-3			3-2 G4-3		2-1 G4-3		4	0	0	0	0	0	2									
Wally Joyner, L (1, 3) OBP: 0.412, SLG: 0.429	0-1 F8			1-2 G1-3		1-0 F8		3-1 F7		4	0	0	0	0	0	2									
Chili Davis, S (1, 7) Max Venable, L (9, 7) OBP: 0.294, SLG: 0.400		2-3 K		0-0 G6-3		1-2 P3		2-1 F8		4	0	0	0	0	1	2									
Brian Downing, R (1, 10) OBP: 0.250, SLG: 0.625		2-1 F8		3-2 F7		2-2 F1				3	0	0	0	0	0	0									
Dante Bichette, R (1, 9) OBP: 0.333, SLG: 0.571		1-0 E 2B			0-0 G1-3		1-0 L7			3	1	1	0	0	0	0									
John Orton, R (1, 2)		0-0 E5 1B		1-2 F9		0-0 G6-3				3	1	0	0	0	0	0									
Jack Howell, L (1, 5) OBP: 0.714, SLG: 1.000		1-1 2-H 1B		2-1 1B 1B				2-2 1B SH E 1B		3	1	3	1	0	0	0									
Kent Anderson, R (1, 6) OBP: 0.500, SLG: 0.500			1-0 L8		1-1 1B		1-1 SH E 1B			2	0	1	0	0	0	0									
Inning Stats	R: 0 E: 0 K: 0 S: 6	H: 0 LOB: 0 BB: 0 P: 8	R: 2 E: 1 K: 1 S: 9	H: 2 LOB: 1 BB: 0 P: 15	R: 0 E: 0 K: 1 S: 6	H: 0 LOB: 0 BB: 0 P: 13	R: 0 E: 0 K: 0 S: 8	H: 0 LOB: 0 BB: 0 P: 12	R: 0 E: 0 K: 0 S: 10	H: 2 LOB: 2 BB: 0 P: 14	R: 0 E: 0 K: 0 S: 8	H: 0 LOB: 0 BB: 0 P: 13	R: 0 E: 0 K: 0 S: 7	H: 0 LOB: 0 BB: 0 P: 10	R: 1 E: 2 K: 0 S: 12	H: 2 LOB: 2 BB: 0 P: 23		1B: 5 2B: 1 3B: 0 HR: 0	SF: 0 SAC: 1 DP: 0 HBP: 0	WP: 0 PB: 0 CS: 0	PA: 31				
PITCHER	IP WLS BF H R ER SO BB IBB HBP BLK WP HR S P ERA WHIP	6.0 L 22 4 2 0 0 0 0 0 0 0 0 13 20 0.00 2.000	1.0 6 2 1 0 0 0 0 0 0 0 0 0 6 13 0.00 0.000																						

AB	30
R	3
H	6
RBI	1
BB	0
SO	2
LOB	8



Batter	1	2	3	4	5	6	7	8	9	10	11	12	AB	R	H	RBI	BB	SO	LOB	TOP						
Dan Gladden, R OBP: 0.375, SLG: 0.545 (1, 7)	3-1 G4-3 2B		2-2 P6		0-1 B3			3-1 F7	0-0 FC1-2		2-2 G1-3		6	1	1	0	0	0	3							
Fred Manrique, R OBP: 0.200, SLG: 0.400 Al Newman, S OBP: 0.071, SLG: 0.071 (8, PR) (8, 4)	0-2 G4-3		1-2 WP G5-3 2B		3-3 K			0-1 E6 3B	3-H F7			1-1 BB 1B	4	1	1	0	0	1	1							
Kirby Puckett, R OBP: 0.379, SLG: 0.360 (1, 8)	2-1 G4-3		1-1 G5-3					0-0 G4-3				1 SAFE F9	5	0	1	3	1	0	1							
Kent Hrbek, L OBP: 0.458, SLG: 0.647 (1, 3)	3-H HR		2-1 F6					2-0 F8				1 SAFE 1B	4	1	2	1	2	0	0							
Gary Gaetti, R OBP: 0.370, SLG: 0.375 (1, 5)	0-0 P3				0-0 G4-3 FC5-2 2B			1-0 F8				0-0 F9-2 BB 1B	6	0	2	1	0	1	4							
Randy Bush, L OBP: 0.238, SLG: 0.250 John Moses, S OBP: 0.429, SLG: 0.250 (1, 9) (12, 9)		1-1 G1-3			0-0 G4-3			2-1 F9	2-2 F9			0-1 G3-6-1	5	0	0	0	1	0	5							
Brian Harper, R OBP: 0.381, SLG: 0.474 Shane Mack, R Junior Ortiz, R (9, PR) (9, 2)		0-0 G6-3			2-2 FC5-2			2-3 K				1-2 IBB	4	0	1	0	0	1	1							
Gene Larkin, S OBP: 0.429, SLG: 0.267 (1, 10)	2-1 1B		0-0 G3		3-H			4-2 FC6-4 BB				1 SAFE SH1-3	3	0	1	0	1	1	1							
Greg Gagne, R OBP: 0.458, SLG: 0.636 (1, 6)	0-0 G5-3				1-1 CS 1B			0-1 FC6-4				0-1 G6-3	5	0	2	0	0	0	2							
Inning Stats	R: 2 E: 0 K: 10 S: 10	H: 2 LOB: 0 BB: 0 P: 17	R: 0 E: 0 K: 6 S: 6	H: 1 LOB: 1 BB: 0 P: 9	R: 1 E: 0 K: 0 S: 14	H: 1 LOB: 0 BB: 0 P: 19	R: 0 E: 0 K: 0 S: 7	H: 1 LOB: 0 BB: 0 P: 11	R: 0 E: 0 K: 1 S: 3	H: 0 LOB: 0 BB: 0 P: 6	R: 0 E: 0 K: 1 S: 9	H: 1 LOB: 1 BB: 1 P: 17	R: 1 E: 1 K: 14 S: 12	H: 3 LOB: 3 BB: 1 P: 25	R: 0 E: 0 K: 6 S: 6	H: 2 LOB: 2 BB: 0 P: 9	R: 0 E: 0 K: 1 S: 7	H: 1 LOB: 2 BB: 2 P: 21	R: 0 E: 0 K: 1 S: 9	H: 0 LOB: 0 BB: 0 P: 12	R: 1 E: 0 K: 0 S: 8	H: 2 LOB: 1 BB: 1 P: 13	1B: 7 2B: 4 3B: 1 HR: 1	SF: 0 SAC: 1 DP: 2 HBP: 0	WP: 1 PB: 0 SB: 0 CS: 1	PA: 51
PITCHER	IP WLS BF H R ER SO BB IBB HBP BLK WP HR S P ERA WHIP																									
Bert Blyleven, R ERA: 4.55 Willie Fraser, R ERA: 7.71 Mark Eichhorn, R ERA: Greg Minton, R ERA: Bryan Harvey, R ERA: 3.0 (1, 1) (7, 1) (8, 1) (9, 1) (12, 1)	6.0 1.1 0.2 3.0 1.0	23 7 3 13 5	6 1 0 3 2	3 1 0 0 1	3 0 0 0 1	1 0 0 1 0	0 0 0 0 0	0 0 0 0 0	0 0 0 0 0	0 0 0 0 0	14 25 17 42 13	0.00 0.00 0.00 0.00 9.00	1.500 1.500 1.333 3.000													

Minnesota Twins @ California Angels
Anaheim Stadium, Anaheim, CA

Sat Apr 14 1990, 10:05 PM EDT
Att. 34,407 - Unknown - 64 F

AB 45
R 5
H 12
RBI 5
BB 5
SO 5
LOB 22



Batter	1	2	3	4	5	6	7	8	9	10	11	12	AB	R	H	RBI	BB	SO	LOB	BOTTOM						
Devon White, S OBP: 0.233, SLG: 0.250 (1, 8)	1-3 K		2-2 L5 2B		0-1 G4-3			1-0 FC3-6 2B	0-1 L3			2-1 F8	6	0	1	0	0	1	3							
Johnny Ray, S OBP: 0.308, SLG: 0.409 (1, 4)	1-1 G1-3		3-1 L5		4-2 BB			2-1 2B				2-2 HR 1B	5	1	2	1	1	0	1							
Wally Joyner, L OBP: 0.333, SLG: 0.435 (1, 3)	2-1 HR		2-2 F8		2-3 K			0-0 F8				1-0 G5-3 1B	6	1	1	1	0	1	2							
Chili Davis, S OBP: 0.333, SLG: 0.417 (1, 10)	3-1 1B				3-2 G4-3			2-0 L4	2-1 1B			4-1 HR IBB	5	1	2	0	1	0	0							
Dante Bichette, R OBP: 0.320, SLG: 0.583 (9, 9)	2-2 F8		1-1 F8		2-0 G2-3			2-3 K				0-1 SH1-4 1B	6	1	2	3	0	1	2							
Claudell Washington, L Brian Downing, R Max Venable, L (1, 9) (8, PH) (9, 7)		3-3 K		4-2 HR BB		1-3 K		SAFE F7				0-0 SH1-4 1B	2	1	0	0	1	2	0							
Lance Parrish, R OBP: 0.300, SLG: 0.579 (1, 2)		3-1 G5-3		2-1 HR				1-0 F7				0-3 K	5	1	1	2	0	1	1							
Jack Howell, L OBP: 0.438, SLG: 0.600 (1, 5)	1-2 E1		1-2 F7		3-2 F7			2-0 FC3-6 2B	1-3 K			4-0 IBB	4	1	1	0	1	1	0							
Mark McLemore, S OBP: 0.313, SLG: 0.154 Donnie Hill, S (1, 6) (11, PH) (12, 6)	1-1 F7				0-1 F7			4-2 FC3-6 BB	3-2 1B			1-3 K	3	0	1	0	1	0	1							
Inning Stats	R: 1 E: 0 K: 15 S: 15	H: 2 LOB: 1 BB: 0 P: 24	R: 0 E: 1 K: 10 S: 10	H: 0 LOB: 1 BB: 0 P: 18	R: 0 E: 0 K: 0 S: 15	H: 1 LOB: 0 BB: 0 P: 15	R: 2 E: 0 K: 0 S: 15	H: 1 LOB: 0 BB: 1 P: 28	R: 0 E: 0 K: 0 S: 9	H: 0 LOB: 1 BB: 1 P: 15	R: 0 E: 0 K: 1 S: 7	H: 2 LOB: 2 BB: 1 P: 17	R: 0 E: 0 K: 1 S: 10	H: 1 LOB: 1 BB: 0 P: 14	R: 0 E: 0 K: 1 S: 12	H: 1 LOB: 1 BB: 0 P: 17	R: 0 E: 0 K: 0 S: 6	H: 0 LOB: 0 BB: 0 P: 9	R: 0 E: 0 K: 2 S: 9	H: 1 LOB: 2 BB: 1 P: 14	R: 3 E: 0 K: 0 S: 11	H: 2 LOB: 1 BB: 1 P: 20	1B: 5 2B: 4 3B: 0 HR: 3	SF: 0 SAC: 1 DP: 1 HBP: 0	WP: 0 PB: 0 SB: 0 CS: 0	PA: 50
PITCHER	IP WLS BF H R ER SO BB IBB HBP BLK WP HR S P ERA WHIP																									
Roy Smith, R ERA: 5.48 Juan Berenguer, R Gary Wayne, L Terry Leach, R Rick Aguilera, R (1, 1) (5, 1) (8, 1) (8, 1) (12, 1)	4.0 3.0 0.2 3.1 0.2	17 12 3 13 5	4 2 1 2 3	3 1 0 0 3	3 2 0 0 3	2 1 0 1 0	0 0 0 0 0	0 0 0 0 0	0 0 0 0 0	0 0 0 0 0	21 42 28 41 20	0.00 3.00 0.00 0.00 40.50	1.250 1.333 1.500 0.600 3.000													

Minnesota Twins @ California Angels
Anaheim Stadium, Anaheim, CA

Sat Apr 14 1990, 10:05 PM EDT
Att. 34,407 - Unknown - 64 F

AB 44
R 7
H 11
RBI 7
BB 5
SO 8
LOB 13



Batter	1	2	3	4	5	6	7	8	9	AB	R	H	RBI	BB	SO	LOB	TOP					
Devon White, S OBP: 0.209, SLG: 0.244 Max Venable, L OBP: 0.143, SLG: 0.286	(1, 8) X F7		(1, 0) X 1B		(2, 1) X F7			(1, 0) X F8		3	0	1	0	0	0	1						
Johnny Ray, S OBP: 0.289, SLG: 0.333 Donnie Hill, S OBP: 0.500, SLG: 0.333	(1, 4) X G6-3		(0, 0) X F8		(2, 2) X G4-3			(2, 3) X K		3	0	0	0	0	0	1						
Wally Joyner, L OBP: 0.279, SLG: 0.316 Rick Schu, R OBP: 0.308, SLG: 0.333	(1, 3) X F8			(0, 0) X F7			(0, 1) X F7		(0, 0) X E6 1B	3	0	0	0	0	0	0						
Chili Davis, S OBP: 0.364, SLG: 0.487		(1, 3) X K		(3, 1) X 2B				(0, 0) X F7		(3, 3) X K	4	0	1	0	0	2	1					
Dante Bichette, R OBP: 0.366, SLG: 0.615		(1, 1) X L1		(1, 3) X K					(1, 2) X 6-3													
Jack Howell, L OBP: 0.310, SLG: 0.429		(2, 0) X 2B		(1, 1) X P6					(2, 2) X P4													
Lance Parrish, R OBP: 0.444 John Orton, R (6, 2)		(0, 1) X G6-3			(0, 1) X G5-3				(0, 0) X G4-3													
Claudell Washington, L OBP: 0.222, SLG: 0.125			(2, 2) X G3		(1, 2) X G4-3 S			(0, 0) X L9														
Mark McLemore, S OBP: 0.240, SLG: 0.095			(1, 3) X K		(1, 1) X G4-3			(1, 1) X G4-3														
Inning Stats	R: 0 E: 0 K: 0 S: 4	H: 0 LOB: 0 BB: 0 P: 4	R: 0 E: 0 K: 1 S: 9	H: 1 LOB: 1 BB: 0 P: 13	R: 0 E: 0 K: 1 S: 8	H: 1 LOB: 1 BB: 0 P: 12	R: 0 E: 0 K: 1 S: 9	H: 1 LOB: 1 BB: 0 P: 14	R: 0 E: 0 K: 0 S: 10	H: 0 LOB: 0 BB: 0 P: 14	R: 0 E: 0 K: 0 S: 6	H: 0 LOB: 0 BB: 0 P: 8	R: 0 E: 0 K: 0 S: 8	H: 0 LOB: 0 BB: 0 P: 11	R: 0 E: 0 K: 0 S: 4	H: 0 LOB: 0 BB: 0 P: 6	R: 1 E: 1 K: 2 S: 10	H: 2 LOB: 2 BB: 0 P: 17	1B: 4 2B: 2 3B: 0 HR: 0	SF: 0 SAC: 0 DP: 0 HBP: 0	WP: 0 PB: 0 SB: 1 CS: 0	PA: 34
PITCHER	IP WLS BF H R ER SO BB IBB HBP BLK WP HR S P ERA WHIP	IP WLS BF H R ER SO BB IBB HBP BLK WP HR S P ERA WHIP																				
Kevin Tapani, R ERA: 0.95	(1, 1)	8.0	W	28	4	0	0	3	0	0	0	0	0	0	0	58	82	0.00	0.500			
Gary Wayne, L ERA:	(9, 1)	1.0		6	2	1	0	2	0	0	0	0	0	0	0	10	17	0.00	2.000			

California Angels @ Minnesota Twins
Hubert H. Humphrey Metrodome, Minneapolis, MN
Fri Apr 20 1990, 8:05 PM EDT
Att: 37,975 - Dome

AB	34
R	1
H	6
RBI	1
BB	0
SO	5
LOB	9



Batter	1	2	3	4	5	6	7	8	9	AB	R	H	RBI	BB	SO	LOB	BOTTOM			
Dan Gladden, R OBP: 0.372, SLG: 0.525 Shane Mack, R OBP: 0.364, SLG: 0.222	(1, 7) X F9		(3, 1) X 2B		(3, 1) X F9			(0, 0) X F7		(2, 3) X K	4	0	1	1	0	0	3			
Gene Larkin, S OBP: 0.405, SLG: 0.361	(1, 10) X F9		(2, 3) X K					(1, 0) X FC6-4 BB SF8		5	3	3	1	0	1	1				
Kirby Puckett, R OBP: 0.353, SLG: 0.409 John Moses, S OBP: 0.500, SLG: 0.333	(1, 8) X G4-3		(1, 1) X G6-3					(4, 1) X FC6-4 BB		3	2	1	2	1	0	1				
Gary Gaetti, R OBP: 0.306, SLG: 0.386 Fred Manrique, R OBP: 0.188, SLG: 0.250		(2, 2) X P4		(1, 0) X F8				(2, 1) X FC6-4		4	0	0	0	0	1	3				
Brian Harper, R OBP: 0.417, SLG: 0.581 Junior Ortiz, R (7, PH)		(2, 0) X F8			(1, 2) X SH2-4 1B HBP			(3, 1) X SF8		3	3	2	2	0	0	0				
Carmen Castillo, R OBP: 0.150, SLG: 0.105		(2, 1) X BB BB 1B		(0, 1) X SH2-4 1B				(3, 1) X F8		4	2	2	0	1	0	1				
Kent Hrbek, L OBP: 0.531 Randy Bush, L OBP: 0.222, SLG: 0.208		(4, 1) X BB BB		(0, 0) X SH2-4				(3, 3) X K		2	1	1	2	1	0	0				
Greg Gagne, R OBP: 0.442, SLG: 0.543		(4, 2) X BB BB		(1, 0) X WP 1B				(2, 1) X F8		2	1	1	2	3	0	0				
Al Newman, S OBP: 0.240, SLG: 0.143		(1, 0) X F7		(0, 1) X F8				(4, 2) X BB BB		2	1	0	1	3	0	4				
Inning Stats	R: 0 E: 0 K: 0 S: 6	H: 0 LOB: 0 BB: 0 P: 7	R: 0 E: 0 K: 0 S: 10	H: 1 LOB: 3 BB: 2 P: 25	R: 0 E: 0 K: 1 S: 8	H: 1 LOB: 1 BB: 0 P: 15	R: 2 E: 0 K: 0 S: 10	H: 2 LOB: 1 BB: 0 P: 15	R: 9 E: 1 K: 1 S: 23	H: 5 LOB: 0 BB: 4 P: 49	R: 1 E: 0 K: 0 S: 12	H: 1 LOB: 2 BB: 1 P: 21	R: 1 E: 0 K: 0 S: 8	H: 1 LOB: 1 BB: 1 P: 21	R: 0 E: 0 K: 2 S: 11	H: 0 LOB: 1 BB: 1 P: 22	1B: 7 2B: 2 3B: 0 HR: 2	SF: 2 SAC: 1 DP: 0 HBP: 1	WP: 1 PB: 0 SB: 0 CS: 0	PA: 46
PITCHER	IP WLS BF H R ER SO BB IBB HBP BLK WP HR S P ERA WHIP	IP WLS BF H R ER SO BB IBB HBP BLK WP HR S P ERA WHIP																		
Jim Abbott, L ERA: 7.71	(1, 1)	4.1	L	25	7	7	1	0	0	0	0	0	0	0	0	11	21	108.00	12.000	
Willie Fraser, R ERA: 18.0	(5, 1)	0.1		5	2	4	4	0	2	0	0	0	0	0	0	1	23	7.71	2.143	
Scott Bailes, L ERA: 3.86	(5, 1)	2.1		12	2	2	2	1	3	0	0	0	0	0	0	1	22	0.00	1.000	
Sherman Corbett, L ERA:	(8, 1)	1.0		4	0	0	0	2	1	0	0	0	0	0	0	11	22	0.00	1.000	

California Angels @ Minnesota Twins
Hubert H. Humphrey Metrodome, Minneapolis, MN
Fri Apr 20 1990, 8:05 PM EDT
Att: 37,975 - Dome

AB	32
R	13
H	11
RBI	12
BB	10
SO	4
LOB	16



Batter	1	2	3	4	5	6	7	8	9	AB	R	H	RBI	BB	SO	LOB	TOP										
Brian Downing, R OBP: 0.231, SLG: 0.261 (1, 10)										3	0	0	0	1	1	1	California Angels @ Minnesota Twins Hubert H. Humphrey Metrodome, Minneapolis, MN Sat Apr 21 1990, 8:05 PM EDT Att: 21,600 - Dome										
Devon White, S OBP: 0.239, SLG: 0.256 Max Venable, L OBP: 0.222, SLG: 0.444 (1, 8) (6, 8)										2	0	1	0	0	1	2											
Johnny Ray, S OBP: 0.262, SLG: 0.297 (1, 4)										4	0	0	0	0	0	4											
Wally Joyner, L OBP: 0.298, SLG: 0.333 (1, 3)										4	0	2	0	0	1	0											
Chili Davis, S OBP: 0.396, SLG: 0.488 (1, 7)										2	0	1	0	2	0	1											
Dante Bichette, R OBP: 0.333, SLG: 0.558 (1, 9)										4	0	0	0	0	2	5											
John Orton, R (1, 2)										3	0	0	0	1	3	2											
Jack Howell, L OBP: 0.303, SLG: 0.438 (1, 5)										4	0	1	0	0	0	3											
Kent Anderson, R OBP: 0.250, SLG: 0.200 (1, 6)										3	0	0	0	1	0	1											
Inning Stats	R: 0 E: 0 K: 1 S: 8	H: 0 LOB: 0 BB: 0 P: 15	R: 0 E: 0 K: 2 S: 9	H: 0 LOB: 1 BB: 1 P: 18	R: 0 E: 0 K: 0 S: 9	H: 1 LOB: 2 BB: 1 P: 17	R: 0 E: 0 K: 0 S: 5	H: 1 LOB: 0 BB: 0 P: 8	R: 0 E: 0 K: 1 S: 12	H: 0 LOB: 2 BB: 1 P: 19	R: 0 E: 0 K: 1 S: 20	H: 1 LOB: 3 BB: 2 P: 33	R: 0 E: 0 K: 1 S: 14	H: 1 LOB: 0 BB: 0 P: 18	R: 0 E: 0 K: 2 S: 9	H: 1 LOB: 1 BB: 0 P: 12		R: 0 E: 0 K: 1 S: 9	H: 1 LOB: 1 BB: 0 P: 14	1B: 4 2B: 2 3B: 0 HR: 0	SF: 0 SAC: 0 DP: 1 HBP: 2	WP: 0 PB: 0 SB: 0 CS: 1	PA: 38				
PITCHER	IP	WLS	BF	H	R	ER	SO	BB	IBB	HBP	BLK	WP	HR	S	P	ERA	WHIP										
David West, L ERA: 1.93 John Candelaria, L ERA: 2.25 John Candelaria, L ERA: 2.25	(1, 1) (6, 1) (9, 1)	5.2 3.1 3.1	W S S	25 13 13	3 3 3	0 0 0	6 3 3	5 0 0	0 0 0	2 0 0	0 0 0	0 0 0	0 0 0	62 33 33	109 45 45	0.00 0.00 0.00	1.412 0.900 0.900										

Batter	1	2	3	4	5	6	7	8	9	AB	R	H	RBI	BB	SO	LOB	BOTTOM										
Dan Gladden, R OBP: 0.404, SLG: 0.548 Jim Dwyer, L OBP: 0.444, SLG: 0.286 Greg Gagne, R OBP: 0.442, SLG: 0.543 (1, 7) (7, FH) (8, 6)										2	2	1	1	1	0	0	California Angels @ Minnesota Twins Hubert H. Humphrey Metrodome, Minneapolis, MN Sat Apr 21 1990, 8:05 PM EDT Att: 21,600 - Dome										
Gene Larkin, S OBP: 0.404, SLG: 0.375 (1, 10) (9, 9)										4	0	1	1	1	0	4											
Kirby Puckett, R OBP: 0.393, SLG: 0.438 John Candelaria, L (1, 8) (9, 1)										4	1	3	1	1	1	0											
Kent Hrbek, L OBP: 0.458, SLG: 0.583 (1, 3)										4	1	1	2	1	0	3											
Gary Gaetti, R OBP: 0.321, SLG: 0.396 John Moses, S OBP: 0.455, SLG: 0.286 (1, 5) (8, 7)										4	1	2	0	0	0	0											
Randy Bush, L OBP: 0.375, SLG: 0.346 Shane Mack, R OBP: 0.429, SLG: 0.364 (1, 9) (5, FH) (9, 8)										2	1	1	2	0	0	1											
Brian Harper, R OBP: 0.241, SLG: 0.514 Junior Ortiz, R (1, 2) (8, 2)										4	0	0	0	0	0	2											
Fred Manrique, R OBP: 0.150, SLG: 0.200 (1, 4)										4	0	0	1	0	0	1											
Al Newman, S OBP: 0.276, SLG: 0.200 (1, 6) (8, 5)										4	1	2	0	0	0	0											
Inning Stats	R: 5 E: 0 K: 0 S: 18	H: 4 LOB: 0 BB: 0 P: 28	R: 0 E: 0 K: 0 S: 5	H: 0 LOB: 0 BB: 0 P: 6	R: 0 E: 0 K: 1 S: 10	H: 1 LOB: 1 BB: 0 P: 16	R: 2 E: 0 K: 0 S: 12	H: 4 LOB: 2 BB: 0 P: 16	R: 0 E: 0 K: 0 S: 6	H: 1 LOB: 1 BB: 0 P: 9	R: 0 E: 0 K: 0 S: 9	H: 0 LOB: 3 BB: 3 P: 26	R: 1 E: 1 K: 0 S: 14	H: 1 LOB: 2 BB: 2 P: 28	R: 0 E: 0 K: 1 S: 15	H: 1 LOB: 2 BB: 1 P: 22		1B: 7 2B: 3 3B: 0 HR: 2	SF: 0 SAC: 0 DP: 0 HBP: 1	WP: 0 PB: 0 SB: 2 CS: 0	PA: 43						
PITCHER	IP	WLS	BF	H	R	ER	SO	BB	IBB	HBP	BLK	WP	HR	S	P	ERA	WHIP										
Bert Blyleven, R ERA: 9.0 Sherman Corbett, L ERA: Mike Witt, R ERA: 4.05 Mark Eichhorn, R ERA: 1.69	(1, 1) (5, 1) (6, 1) (7, 1)	4.0 1.2 1.0 1.1	L R R R	21 8 8 6	1 1 1 1	0 0 0 0	0 0 0 1	0 2 3 1	0 0 0 0	0 0 0 0	0 0 0 0	0 0 0 0	0 0 0 0	12 16 16 16	26 35 24	0.00 0.00 0.00	1.800 4.000 1.500										



Batter	1	2	3	4	5	6	7	8	9	AB	R	H	RBI	BB	SO	LOB	TOP										
Brian Downing, R OBP: 0.290, SLG: 0.296 (1, 10)	G5-3		G5-3														4 0 2 2 1 0 0										
Donnie Hill, S OBP: 0.625, SLG: 0.857 (1, 4)	2B																4 0 3 1 0 1 1										
Wally Joyner, L OBP: 0.288, SLG: 0.304 (1, 3)	F7																4 0 0 0 1 0 4										
Chili Davis, S OBP: 0.377, SLG: 0.457 (1, 7)	F9																5 0 1 1 0 0 2										
Dante Bichette, R OBP: 0.320, SLG: 0.542 (1, 9)																	5 0 1 0 0 1 3										
Lance Parrish, R OBP: 0.294, SLG: 0.400 Mark McLemore, S OBP: 0.240, SLG: 0.095 John Orton, R (8, 2)	G4-3																3 0 0 0 1 0 1 0 0 0 0 0 0 0 0 0 0 0 0 0 0										
Rick Schu, R OBP: 0.294, SLG: 0.313 (1, 5)	L7																4 0 1 0 0 0 1										
Max Venable, L OBP: 0.308, SLG: 0.364 (1, 8)																	2 3 0 0 2 0 1										
Kent Anderson, R OBP: 0.300, SLG: 0.316 (1, 6)																	4 2 2 0 0 1 1										
Inning Stats	R: 0 H: 1 E: 0 K: 0 S: 8	H: 1 LOB: 1 BB: 0 P: 14	R: 0 H: 0 E: 0 K: 0 S: 9	H: 0 LOB: 0 BB: 0 P: 14	R: 0 H: 0 E: 0 K: 1 S: 8	H: 0 LOB: 0 BB: 0 P: 13	R: 0 H: 1 E: 0 K: 0 S: 8	H: 1 LOB: 1 BB: 0 P: 15	R: 2 H: 2 E: 0 K: 1 S: 20	H: 2 LOB: 1 BB: 1 P: 32	R: 0 H: 1 E: 0 K: 0 S: 9	H: 1 LOB: 1 BB: 0 P: 14	R: 1 H: 3 E: 0 K: 0 S: 10	H: 3 LOB: 2 BB: 0 P: 13	R: 0 H: 0 E: 0 K: 0 S: 12	H: 0 LOB: 1 BB: 1 P: 21	R: 2 H: 2 E: 0 K: 1 S: 16	H: 2 LOB: 2 BB: 3 P: 30	1B: 6 2B: 4 3B: 0 HR: 0	SF: 0 SAC: 1 DP: 0 HBP: 0	WP: 1 PA: 41 PB: 0 SB: 0 CS: 0						
PITCHER	IP	WLS	BF	H	R	ER	SO	BB	IBB	HBP	BLK	WP	HR	S	P	ERA	WHIP										
Allan Anderson, L ERA: 5.95 (1, 1)	6.2	L	29	8	3	3	2	1	0	0	0	0	0	70	111	4.05	1.350										
Gary Wayne, L ERA: (7, 1)	0.1		1	0	0	0	0	0	0	0	0	0	0	2	4	0.00	0.000										
Juan Berenguer, R ERA: 7.36 (8, 1)	1.0		7	1	2	2	0	3	0	0	0	1	0	21	38	18.00	4.000										
Terry Leach, R ERA: (9, 1)	1.0		4	1	0	0	1	0	1	0	0	0	0	7	13	0.00	1.000										

California Angels @ Minnesota Twins
Hubert H. Humphrey Metrodome, Minneapolis, MN

AB 35
R 5
H 10
RBI 4
BB 5
SO 3
LOB 14



Sun Apr 22 1990, 4:33 AM EDT
Att: 20,875 - Unknown

Batter	1	2	3	4	5	6	7	8	9	AB	R	H	RBI	BB	SO	LOB	BOTTOM										
Dan Gladden, R OBP: 0.392, SLG: 0.522 (1, 7)	G1-3																4 0 1 1 0 0 1										
Gene Larkin, S OBP: 0.392, SLG: 0.364 (1, 3)	G4-6-3 1B																4 0 1 0 0 0 2										
Kirby Puckett, R OBP: 0.383, SLG: 0.442 (1, 8)	G4-6-3 1-2																4 0 1 0 0 1 1										
Gary Gaetti, R OBP: 0.298, SLG: 0.365 (1, 5)																	4 0 0 0 0 3 1										
Brian Harper, R OBP: 0.395, SLG: 0.526 John Moses, S OBP: 0.417, SLG: 0.250 (7, PR) (8, 9)	G5-3																3 0 2 0 0 0 0 1 0 0 0 0 0 1										
Carmen Castillo, R OBP: 0.174, SLG: 0.136 Jim Dwyer, L OBP: 0.400, SLG: 0.250 (9, PH)	F7																3 0 1 0 0 0 1 1 0 0 0 0 1 1										
Shane Mack, R OBP: 0.438, SLG: 0.462 Randy Bush, L OBP: 0.233, SLG: 0.333 Junior Ortiz, R (8, 2)																	2 1 1 0 0 0 0 1 0 0 0 0 0 2 0 0 0 0 0 0 0										
Greg Gagne, R OBP: 0.444, SLG: 0.528 (1, 6)																	1 0 0 0 1 0 0										
Al Newman, S OBP: 0.281, SLG: 0.250 (1, 4)																	3 1 1 1 0 0 1										
Inning Stats	R: 0 H: 1 E: 0 K: 0 S: 4	H: 0 LOB: 0 BB: 0 P: 5	R: 0 H: 0 E: 0 K: 0 S: 5	H: 0 LOB: 0 BB: 0 P: 12	R: 2 H: 3 E: 0 K: 0 S: 8	H: 3 LOB: 0 BB: 0 P: 13	R: 0 H: 1 E: 0 K: 2 S: 13	H: 1 LOB: 1 BB: 0 P: 18	R: 0 H: 0 E: 0 K: 0 S: 5	H: 0 LOB: 0 BB: 0 P: 9	R: 0 H: 0 E: 0 K: 0 S: 5	H: 0 LOB: 0 BB: 0 P: 6	R: 0 H: 2 E: 0 K: 1 S: 8	H: 2 LOB: 1 BB: 0 P: 12	R: 0 H: 0 E: 0 K: 0 S: 10	H: 0 LOB: 1 BB: 1 P: 19	R: 0 H: 1 E: 0 K: 2 S: 8	H: 1 LOB: 1 BB: 0 P: 10	1B: 5 2B: 3 3B: 0 HR: 0	SF: 0 SAC: 1 DP: 3 HBP: 0	WP: 0 PA: 33 PB: 0 SB: 1 CS: 0						
PITCHER	IP	WLS	BF	H	R	ER	SO	BB	IBB	HBP	BLK	WP	HR	S	P	ERA	WHIP										
Chuck Finley, L ERA: 0.87 (1, 1)	6.1	W	24	7	2	2	3	0	0	0	0	0	0	19	31	0.00	0.750										
Mark Eichhorn, R ERA: 1.35 (7, 1)	2.2	S	9	1	0	0	2	1	0	0	0	0	0	19	31	0.00	0.750										

California Angels @ Minnesota Twins
Hubert H. Humphrey Metrodome, Minneapolis, MN

AB 31
R 2
H 8
RBI 2
BB 1
SO 5
LOB 11



Sun Apr 22 1990, 4:33 AM EDT
Att: 20,875 - Unknown

Batter	1	2	3	4	5	6	7	8	9	AB	R	H	RBI	BB	SO	LOB	TOP										
Brian Downing, R OBP: 0.257, SLG: 0.258 (1, 10)	F8		G6-3			P2			G3	4	0	0	0	0	0	0											
Claudell Washington, L OBP: 0.227, SLG: 0.150 (1, 9)	L3		K			G1-3			1B	4	1	1	0	0	1	0											
Wally Joyner, L OBP: 0.304, SLG: 0.340 (1, 3)	2B				G3-1	K			1B	4	1	2	0	0	1	0											
Chili Davis, S OBP: 0.368, SLG: 0.440 (1, 7)	L6				K			G6-3	1B	4	0	1	1	0	1	1											
Jack Howell, L OBP: 0.297, SLG: 0.400 (1, 5)		G4-3							1B	3	0	0	0	1	2	2											
Johnny Ray, S OBP: 0.291, SLG: 0.293 (1, 4)	G1-3				F7				1B	4	0	1	1	0	1	1											
Max Venable, L OBP: 0.313, SLG: 0.357 (8, PH)						K			FC6-4	3	0	1	0	0	1	0											
Dante Bichette, R OBP: 0.314, SLG: 0.531 (8, PH)	1B								1-2	1	0	0	0	0	0	2											
Lance Parrish, R OBP: 0.270, SLG: 0.364 (1, 2)	P4					F8				3	0	0	0	0	1	1											
Donnie Hill, S OBP: 0.455, SLG: 0.600 (1, 6)			G3-1						G5-3	3	0	0	0	0	1	0											
Inning Stats	R: 0 E: 0 K: 0 S: 6	H: 1 LOB: 1 BB: 0 P: 10	R: 0 E: 0 K: 0 S: 11	H: 1 LOB: 1 BB: 0 P: 19	R: 0 E: 0 K: 1 S: 10	H: 0 LOB: 0 BB: 1 P: 16	R: 0 E: 0 K: 1 S: 9	H: 0 LOB: 1 BB: 1 P: 18	R: 0 E: 0 K: 2 S: 8	H: 0 LOB: 0 BB: 0 P: 13	R: 0 E: 0 K: 1 S: 8	H: 0 LOB: 0 BB: 0 P: 13	R: 0 E: 0 K: 1 S: 7	H: 0 LOB: 0 BB: 0 P: 10	R: 2 E: 0 K: 1 S: 23	H: 4 LOB: 2 BB: 0 P: 31	1B: 5 2B: 1 3B: 0 HR: 0	SF: 0 SAC: 0 DP: 0 HBP: 0	WP: 0 PB: 0 SB: 0 CS: 0	PA: 34							
PITCHER	IP	WLS	BF	H	R	ER	SO	BB	IBB	HBP	BLK	WP	HR	S	P	ERA	WHIP										
Roger Clemens, R ERA: 3.54 (1, 1)	8.1	W	30	4	2	2	8	1	0	0	0	0	0	81	128	2.16	0.600										
Rob Murphy, L ERA: 7.0 (9, 1)	0.1		3	2	0	0	1	0	0	0	0	0	0	7	9	0.00	6.000										
Jeff Reardon, R ERA: (9, 1)	0.1	S	1	0	0	0	0	0	0	0	0	0	0	3	4	0.00	0.000										

California Angels @ Boston Red Sox
Fenway Park, Boston, MA
Tue Apr 24 1990, 7:05 PM EDT
Att: 24,362 - Unknown - 49 F

AB 33
R 2
H 6
RBI 2
BB 1
SO 9
LOB 7



Batter	1	2	3	4	5	6	7	8	9	AB	R	H	RBI	BB	SO	LOB	BOTTOM										
Wade Boggs, L OBP: 0.393, SLG: 0.300 (1, 5)	G4-3		G6-3			FC1	G4-3			4	1	1	0	0	0	1											
Jody Read, R OBP: 0.341, SLG: 0.350 (1, 6)	G4-3				G5-3	1B	2B		1B	4	1	2	1	0	0	1											
Ellis Burks, R OBP: 0.259, SLG: 0.259 (1, 8)	G4-3				K	G5-3	1B		2B	4	0	1	0	0	1	3											
Mike Greenwell, L OBP: 0.296, SLG: 0.178 (1, 7)	L1				G4-3	K	P7			4	0	0	0	0	1	5											
Dwight Evans, R OBP: 0.364, SLG: 0.440 (1, 10)						FC1-4	1B		BB	2	1	1	0	2	1	0											
Tony Peña, R OBP: 0.383, SLG: 0.511 (1, 2)			K			F9	1B		K	4	0	1	2	0	2	2											
Carlos Quintana, R OBP: 0.474, SLG: 0.467 (1, 3)			K			FC1-4	FC5-4		BB	2	0	0	0	2	1	1											
Kevin Romine, R OBP: 0.222, SLG: 0.308 (8, PH)									BB	3	0	0	0	0	0	4											
Bill Buckner, L OBP: 0.200, SLG: 0.200 (8, PR)										1	0	1	1	0	0	0											
Randy Kutcher, R OBP: 0.429, SLG: 0.636 (9, 9)									CS	0	0	0	0	0	0	0											
Marty Barrett, R OBP: 0.291, SLG: 0.213 (1, 4)					F8				1B	4	1	1	0	0	1	2											
Inning Stats	R: 0 E: 0 K: 0 S: 7	H: 1 LOB: 1 BB: 0 P: 11	R: 0 E: 0 K: 3 S: 12	H: 0 LOB: 0 BB: 0 P: 20	R: 0 E: 0 K: 1 S: 13	H: 0 LOB: 0 BB: 0 P: 20	R: 0 E: 0 K: 0 S: 7	H: 1 LOB: 1 BB: 0 P: 7	R: 3 E: 1 K: 1 S: 21	H: 3 LOB: 3 BB: 2 P: 32	R: 0 E: 0 K: 0 S: 9	H: 2 LOB: 2 BB: 0 P: 11	R: 1 E: 0 K: 2 S: 14	H: 1 LOB: 2 BB: 2 P: 22	1B: 5 2B: 4 3B: 0 HR: 0	SF: 0 SAC: 0 DP: 1 HBP: 0	WP: 0 PB: 0 SB: 0 CS: 1	PA: 36									
PITCHER	IP	WLS	BF	H	R	ER	SO	BB	IBB	HBP	BLK	WP	HR	S	P	ERA	WHIP										
Mark Langston, L ERA: 1.89 (1, 1)	6.0	L	26	5	3	0	5	2	0	0	0	0	0	70	107	0.00	1.167										
Willie Fraser, R ERA: 14.73 (7, 1)	0.2		4	2	0	0	0	0	0	0	0	0	0	8	10	0.00	3.000										
Scott Bailes, L ERA: 3.6 (7, 1)	0.1		1	0	0	0	0	0	0	0	0	0	0	1	1	0.00	0.000										
Bryan Harvey, R ERA: 4.5 (8, 1)	1.0		5	1	1	1	2	2	0	0	0	0	0	14	22	9.00	3.000										


California Angels @ Boston Red Sox
Fenway Park, Boston, MA
Tue Apr 24 1990, 7:05 PM EDT
Att: 24,362 - Unknown - 49 F


AB 32
R 4
H 8
RBI 4
BB 4
SO 7
LOB 19



Batter	1	2	3	4	5	6	7	8	9	AB	R	H	RBI	BB	SO	LOB	TOP										
Brian Downing, R OBP: 0.256, SLG: 0.257 (1, 10)	P5		K				K			4	0	1	1	0	2	3	California Angels @ Boston Red Sox Fenway Park, Boston, MA Wed Apr 25 1990, 7:05 PM EDT Att: 19,843 - Unknown - 50 F										
Claudell Washington, L OBP: 0.200, SLG: 0.130 Devon White, S OBP: 0.234, SLG: 0.250 (1, 9) (6, 8)	P5		G3				P5			3	0	0	1	0	0	2											
Wally Joyner, L OBP: 0.317, SLG: 0.370 (1, 3)	E7		G1-3							4	0	2	0	0	0	1											
Chili Davis, S OBP: 0.344, SLG: 0.407 Max Venable, L OBP: 0.313, SLG: 0.357 (1, 7) (8, 7)	L3									4	0	0	0	0	2	3											
Dante Bichette, R OBP: 0.309, SLG: 0.509 (1, 8) (6, 9)										4	0	1	0	0	2	0											
Johnny Ray, S OBP: 0.260, SLG: 0.273 (1, 4)										3	0	0	0	1	0	1											
Lance Parrish, R OBP: 0.268, SLG: 0.378 (1, 2)										4	1	1	0	0	0	1											
Jack Howell, L OBP: 0.317, SLG: 0.436 (1, 5)										4	2	2	1	0	0	1											
Kent Anderson, R OBP: 0.333, SLG: 0.348 (1, 6)										4	0	2	0	0	0	2											
Inning Stats	R: 0 E: 1 K: 0 S: 10	H: 1 LOB: 1 BB: 0 P: 17	R: 0 E: 0 K: 1 S: 8	H: 0 LOB: 0 BB: 0 P: 11	R: 1 E: 0 K: 1 S: 11	H: 2 LOB: 1 BB: 0 P: 17	R: 0 E: 0 K: 0 S: 6	H: 1 LOB: 0 BB: 0 P: 11	R: 2 E: 0 K: 1 S: 15	H: 4 LOB: 2 BB: 0 P: 23	R: 0 E: 0 K: 1 S: 7	H: 0 LOB: 0 BB: 0 P: 10	R: 0 E: 0 K: 1 S: 7	H: 1 LOB: 1 BB: 0 P: 9	R: 0 E: 0 K: 1 S: 7	H: 0 LOB: 0 BB: 0 P: 8		R: 0 E: 0 K: 0 S: 6	H: 0 LOB: 1 BB: 1 P: 12	1B: 6 2B: 3 3B: 0 HR: 0	SF: 0 SAC: 0 DP: 0 HBP: 0	WP: 0 PB: 0 SB: 0 CS: 0	PA: 36				
PITCHER	IP	WLS	BF	H	R	ER	SO	BB	IBB	HBP	BLK	WP	HR	S	P	ERA	WHIP										
Mike Boddicker, R ERA: 6.63 (1, 1)	4.2	L	21	8	3	3	2	0	0	0	0	0	0	46	74	5.79	1.714										
Rob Murphy, L ERA: 5.11 (5, 1)	3.1		11	1	0	0	4	0	0	0	0	0	0	25	32	0.00	0.300										
Jeff Reardon, R ERA: (9, 1)	1.0		4	0	0	0	0	1	0	0	0	0	0	6	12	0.00	1.000										

Batter	1	2	3	4	5	6	7	8	9	AB	R	H	RBI	BB	SO	LOB	BOTTOM										
Wade Boggs, L OBP: 0.324, SLG: 0.321 (1, 5)										3	0	2	0	2	0	1	California Angels @ Boston Red Sox Fenway Park, Boston, MA Wed Apr 25 1990, 7:05 PM EDT Att: 19,843 - Unknown - 50 F										
Jody Read, R OBP: 0.354, SLG: 0.364 Billy Jo Robidoux, L OBP: 0.333, SLG: 0.500 Luis Rivera, R (1, 6) (8, PH) (9, 6)										4	0	2	0	0	0	3											
Ellis Burks, R OBP: 0.254, SLG: 0.241 (1, 8)										4	0	0	0	1	2	3											
Mike Greenwell, L OBP: 0.288, SLG: 0.180 (1, 7)										5	0	1	0	0	0	3											
Dwight Evans, R OBP: 0.350, SLG: 0.418 (1, 10)										5	0	1	0	0	0	4											
Tony Peña, R OBP: 0.365, SLG: 0.481 (1, 2)										5	0	1	0	0	1	5											
Bill Buckner, L OBP: 0.286, SLG: 0.500 (1, 3)										4	1	2	1	0	0	2											
Danny Heep, L OBP: 0.286, SLG: 0.167 (1, 9)										4	0	2	0	0	0	0											
Marty Barrett, R OBP: 0.322, SLG: 0.240 (1, 4)										3	0	2	0	1	0	1											
Inning Stats	R: 0 E: 0 K: 0 S: 11	H: 2 LOB: 3 BB: 1 P: 21	R: 0 E: 0 K: 0 S: 8	H: 2 LOB: 0 BB: 0 P: 12	R: 0 E: 0 K: 0 S: 5	H: 0 LOB: 0 BB: 0 P: 10	R: 1 E: 1 K: 0 S: 15	H: 3 LOB: 3 BB: 1 P: 28	R: 0 E: 0 K: 0 S: 11	H: 2 LOB: 2 BB: 0 P: 13	R: 0 E: 0 K: 0 S: 11	H: 1 LOB: 2 BB: 2 P: 22	R: 0 E: 0 K: 0 S: 7	H: 0 LOB: 0 BB: 0 P: 10	R: 0 E: 0 K: 1 S: 15	H: 2 LOB: 2 BB: 0 P: 21		R: 0 E: 0 K: 2 S: 12	H: 1 LOB: 1 BB: 0 P: 20	1B: 12 2B: 0 3B: 0 HR: 1	SF: 0 SAC: 0 DP: 2 HBP: 0	WP: 0 PB: 0 SB: 0 CS: 0	PA: 42				
PITCHER	IP	WLS	BF	H	R	ER	SO	BB	IBB	HBP	BLK	WP	HR	S	P	ERA	WHIP										
Kirk McCaskill, R ERA: 1.06 (1, 1)	5.0	W	25	9	1	1	1	2	0	0	0	0	0	50	84	1.80	2.200										
Mike Witt, R ERA: 2.89 (6, 1)	2.2		12	3	0	0	0	2	0	0	0	0	0	30	50	0.00	1.875										
Mark Eichhorn, R ERA: 1.23 (8, 1)	1.1	S	5	1	0	0	3	0	0	0	0	0	0	15	23	0.00	0.750										

Batter	1	2	3	4	5	6	7	8	9	AB	R	H	RBI	BB	SO	LOB	TOP								
Brian Downing, R OBP: 0.273, SLG: 0.300 (1, 10)	2-2 SH1-3 1B	3-2 2B			3-2 G5-3		0-2 L7		1-2 F8	5	0	2	0	0	0	0	California Angels @ Boston Red Sox Fenway Park, Boston, MA Thu Apr 26 1990, 7:05 PM EDT Att: 22,601 - Unknown - 55 F livebaseballscorecards.com AB 33 R 4 H 10 RBI 4 BB 5 SO 4 LOB 20 								
Devon White, S OBP: 0.235, SLG: 0.234 (1, 8)	0-1 SH1-3 1-2	0-0 L7			0-1 G1-3			2-3 K	4-2 CS BB	3	0	0	0	1	1										
Wally Joyner, L OBP: 0.338, SLG: 0.386 (1, 3)	4-2 BB				3-0 G4-3		4-2 1B BB	0-2 1B 2B	3-2 P4	3	1	1	0	2	0	1									
Chili Davis, S OBP: 0.354, SLG: 0.404 (1, 7)	2-3 K				0-1 G5-4-3 1B		2-1 F9	4-2 1B BB		3	1	1	0	1	1	3									
Dante Bichette, R OBP: 0.322, SLG: 0.509 (1, 9)	3-1 F7				1-2 G5-4-3 1-2		0-2 1B	1-2 S 1B 1B	1-2 2-H 1B	4	0	2	1	0	0	3									
Johnny Ray, S OBP: 0.296, SLG: 0.313 (1, 4)		2-1 HR 1B			1-1 G3-6-3 1B		1-1 P6	0-0 S 1B	1-2 2-H 1B	4	1	3	1	0	0	2									
Lance Parrish, R OBP: 0.244, SLG: 0.341 (1, 2)		1-1 L7			2-3 K		3-2 L6	1-3 K	1-2 2-3	4	0	0	0	0	2	6									
Jack Howell, L OBP: 0.333, SLG: 0.500 (1, 5)		2-1 HR			2-1 G3-6-3 1-2		0-0 G3	4-0 IBB		3	1	1	2	1	0	1									
Kent Anderson, R OBP: 0.296, SLG: 0.308 Claudel Washington, L OBP: 0.192, SLG: 0.155 Mark McLemore, S OBP: 0.240, SLG: 0.095 (1, 6) (8, PH) (8, 6)		1-0 P6			1-2 G6-3		1-1 G5-3	1-0 F9		3	0	0	0	0	0	0									
Inning Stats	R: 0 E: 0 K: 1 S: 14	H: 1 LOB: 2 BB: 1 P: 25	R: 2 E: 0 K: 0 S: 13	H: 3 LOB: 1 BB: 0 P: 22	R: 0 E: 0 K: 0 S: 6	H: 1 LOB: 0 BB: 0 P: 10	R: 0 E: 0 K: 1 S: 7	H: 1 LOB: 0 BB: 0 P: 12	R: 0 E: 0 K: 0 S: 10	H: 0 LOB: 2 BB: 1 P: 14	R: 0 E: 0 K: 0 S: 15	H: 1 LOB: 2 BB: 1 P: 25	R: 0 E: 0 K: 0 S: 6	H: 0 LOB: 0 BB: 0 P: 7	R: 2 E: 0 K: 2 S: 21	H: 3 LOB: 3 BB: 2 P: 34		R: 0 E: 0 K: 0 S: 9	H: 0 LOB: 0 BB: 1 P: 16	1B: 7 2B: 2 3B: 0 HR: 1	SF: 0 SAC: 1 DP: 2 HBP: 0	WP: 0 PB: 0 SB: 2 CS: 1	PA: 39		
PITCHER	IP	WLS	BF	H	R	ER	SO	BB	IBB	HBP	BLK	WP	HR	S	P	ERA	WHIP								
Eric Hetzel, R ERA: 2.25 (1, 1)	6.0		25	7	2	2	2	2	0	0	0	0	1	65	108	3.00	1.500								
Dennis Lamp, R ERA: 3.21 (7, 1)	1.0		3	0	0	0	0	0	0	0	0	0	0	6	7	0.00	0.000								
Lee Smith, R ERA: 2.61 (8, 1)	2.0	W	11	3	2	2	2	2	1	0	0	0	0	30	50	9.00	2.500								

Batter	1	2	3	4	5	6	7	8	9	AB	R	H	RBI	BB	SO	LOB	BOTTOM								
Wade Boggs, L OBP: 0.437, SLG: 0.351 (1, 5)	3-2 1B 2B	4-0 BB			2-3 K		2-1 SH1-3 1B		0-3 K	4	1	2	0	1	2	0	California Angels @ Boston Red Sox Fenway Park, Boston, MA Thu Apr 26 1990, 7:05 PM EDT Att: 22,601 - Unknown - 55 F livebaseballscorecards.com AB 31 R 5 H 11 RBI 4 BB 3 SO 5 LOB 14 								
Jody Reed, R OBP: 0.365, SLG: 0.438 (1, 6) (9, 4)	2-2 G6-3	1-3 K			0-1 1B		0-0 SH1-3		0-0 HR	4	1	2	2	0	1	3									
Ellis Burks, R OBP: 0.254, SLG: 0.242 (1, 8)	0-0 G5-3 2-H 1B				0-1 P3		1-1 F9		3-H F6	4	0	1	1	0	0	2									
Dwight Evans, R OBP: 0.328, SLG: 0.390 (1, 10)	0-1 G5-3				3-2 G6-3		0-0 F8		2-3 K SH5-3 1B SF9	4	1	0	0	0	1	1									
Tony Peña, R OBP: 0.375, SLG: 0.482 (1, 2)	1-0 G4-3				2-1 G4-3		0-0 G3 1B		3-2 SF9 SH5-3 1B	4	0	2	0	0	0	1									
Carlos Quintana, R OBP: 0.455, SLG: 0.444 Luis Rivera, R (8, PH) (9, 6)		3-2 1B G4-6-3 1B			0-0 L9		0-1 G3		2-1 SH5-3	3	1	1	0	0	0	1									
Mike Greenwell, L OBP: 0.302, SLG: 0.192 (1, 7)		2-0 G4-6-3 1B 1B			4-0 G1-4-3 BB		3-3 K		1-2 SF9	2	0	1	1	1	1	1									
Kevin Romine, R OBP: 0.267, SLG: 0.345 Bill Buckner, L OBP: 0.333, SLG: 0.500 (1, 9) (8, PH) (9, 3)		0-0 G4-6-3 1B			2-0 G1-4-3		2-2 1B SH1-4 SH1-3 1B		2-3 3-H 4-0 IBB	3	1	2	0	0	0	1									
Marty Barrett, R OBP: 0.306, SLG: 0.226 Randy Kutcher, R OBP: 0.429, SLG: 0.636 (1, 4) (9, 9)		1-1 G4-6-3			1-2 G5-3		0-0 SH1-4		0-2 G5-3	3	0	0	0	0	0	4									
Inning Stats	R: 1 E: 0 K: 0 S: 13	H: 2 LOB: 1 BB: 0 P: 19	R: 1 E: 0 K: 1 S: 10	H: 3 LOB: 2 BB: 1 P: 21	R: 0 E: 0 K: 0 S: 7	H: 0 LOB: 0 BB: 0 P: 12	R: 0 E: 0 K: 0 S: 2	H: 0 LOB: 0 BB: 1 P: 8	R: 0 E: 0 K: 1 S: 10	H: 1 LOB: 1 BB: 0 P: 14	R: 0 E: 0 K: 1 S: 7	H: 1 LOB: 1 BB: 0 P: 10	R: 1 E: 0 K: 0 S: 9	H: 2 LOB: 1 BB: 0 P: 14	R: 1 E: 0 K: 1 S: 16	H: 1 LOB: 2 BB: 1 P: 28		R: 1 E: 0 K: 1 S: 4	H: 1 LOB: 0 BB: 0 P: 4	1B: 9 2B: 1 3B: 0 HR: 1	SF: 1 SAC: 3 DP: 2 HBP: 0	WP: 1 PB: 0 SB: 0 CS: 0	PA: 38		
PITCHER	IP	WLS	BF	H	R	ER	SO	BB	IBB	HBP	BLK	WP	HR	S	P	ERA	WHIP								
Jim Abbott, L ERA: 6.06 (1, 1)	7.0		30	9	3	3	3	2	0	0	0	0	1	20	32	13.50	1.571								
Bryan Harvey, R ERA: 6.14 (8, 1)	1.1	L	8	2	2	2	2	0	1	0	0	1	1	20	32	13.50	1.500								

Batter	1	2	3	4	5	6	7	8	9	AB	R	H	RBI	BB	SO	LOB	TOP								
Claudell Washington, L (1, 9) OBP: 0.228, SLG: 0.310	G6-3		L8					G3		5	1	2	1	0	0	3	California Angels @ New York Yankees Yankee Stadium, Bronx, NY Fri Apr 27 1990, 7:05 PM EDT Att: 20,289 - Unknown - 80 F								
Devon White, S (1, 8) OBP: 0.232, SLG: 0.288	G3		F7						G6-3	5	1	1	1	0	1	2									
Wally Joyner, L (1, 3) OBP: 0.343, SLG: 0.426	G4-3								F7	4	1	1	1	1	0	0									
Chili Davis, S (1, 10) OBP: 0.357, SLG: 0.419 Mark McLemore, S (9, PR) OBP: 0.240, SLG: 0.095		K							F7	5	0	2	0	0	2	1									
Dante Bichette, R (1, 7) OBP: 0.313, SLG: 0.484		K							1B	0	0	0	0	0	0	0									
Johnny Ray, S (1, 4) OBP: 0.293, SLG: 0.308		F8								5	0	1	0	0	1	2									
Jack Howell, L (1, 5) OBP: 0.347, SLG: 0.477		FC6-4								4	0	1	0	0	1	2									
John Orton, R (1, 2) OBP: 0.313, SLG: 0.429										4	1	3	1	0	1	0									
Donnie Hill, S (1, 6) OBP: 0.400, SLG: 0.500										4	0	1	0	0	1	5									
Inning Stats	R: 0 E: 0 K: 0 S: 7	H: 0 LOB: 0 BB: 0 P: 9	R: 0 E: 0 K: 1 S: 11	H: 1 LOB: 1 BB: 0 P: 17	R: 0 E: 0 K: 1 S: 10	H: 1 LOB: 1 BB: 0 P: 14	R: 0 E: 0 K: 2 S: 14	H: 1 LOB: 1 BB: 0 P: 17	R: 1 E: 0 K: 2 S: 10	H: 2 LOB: 1 BB: 0 P: 13	R: 1 E: 0 K: 2 S: 15	H: 3 LOB: 3 BB: 1 P: 24	R: 2 E: 0 K: 0 S: 8	H: 2 LOB: 1 BB: 1 P: 14	R: 0 E: 0 K: 0 S: 11	H: 1 LOB: 2 BB: 1 P: 20		R: 0 E: 0 K: 0 S: 11	H: 1 LOB: 1 BB: 0 P: 17	1B: 6 2B: 2 3B: 0 HR: 4	SF: 0 SAC: 0 DP: 1 HBP: 0	WP: 0 PB: 0 SB: 0 CS: 0	PA: 41		
PITCHER	IP	WLS	BF	H	R	ER	SO	BB	IBB	HBP	BLK	WP	HR	S	P	ERA	WHIP								
Tim Leary, R (1, 1) ERA: 2.75	6.0		29	10	4	4	8	1	0	0	0	0	4	71	99	6.00	1.833								
Lee Guetterman, L (7, 1) ERA: 4.75	2.0	W	8	1	0	0	0	2	0	0	0	0	0	15	29	0.00	1.500								
Dave Righetti, L (9, 1) ERA: 4.76	1.0	S	4	1	0	0	0	0	0	0	0	0	0	11	17	0.00	1.000								

Batter	1	2	3	4	5	6	7	8	9	AB	R	H	RBI	BB	SO	LOB	BOTTOM								
Steve Sax, R (1, 4) OBP: 0.339, SLG: 0.345	HR									5	1	3	1	0	0	2	California Angels @ New York Yankees Yankee Stadium, Bronx, NY Fri Apr 27 1990, 7:05 PM EDT Att: 20,289 - Unknown - 80 F								
Luis Polonia, L (1, 10) OBP: 0.318, SLG: 0.333 Steve Balboni, R (7, PH) OBP: 0.263, SLG: 0.222	G1-3	CS								3	0	2	1	0	0	0									
Don Mattingly, L (1, 3) OBP: 0.397, SLG: 0.519	1B									3	1	1	0	0	0	3									
Mel Hall, L (1, 7) OBP: 0.250, SLG: 0.462 Dave Winfield, R (7, PH) OBP: 0.295, SLG: 0.436										3	1	1	0	0	1	3									
Jesse Barfield, R (1, 9) OBP: 0.348, SLG: 0.575										1	0	0	0	0	0	1									
Jesse Barfield, R (1, 9) OBP: 0.348, SLG: 0.575										3	0	1	2	1	1	2									
Roberto Kelly, R (1, 8) OBP: 0.314, SLG: 0.333										4	1	1	0	0	0	4									
Rick Cerone, R (1, 2) OBP: 0.313, SLG: 0.469										4	0	1	0	0	1	1									
Alvaro Espinoza, R (1, 6) OBP: 0.245, SLG: 0.267										3	0	0	0	1	1	2									
Mike Blowers, R (1, 5) OBP: 0.333, SLG: 0.438 Deion Sanders, L (8, PH) Randy Velarde, R (9, 5)										3	1	1	0	0	1	1									
Inning Stats	R: 3 E: 0 K: 0 S: 13	H: 4 LOB: 1 BB: 0 P: 19	R: 0 E: 0 K: 2 S: 12	H: 1 LOB: 0 BB: 0 P: 18	R: 0 E: 0 K: 1 S: 7	H: 1 LOB: 1 BB: 0 P: 10	R: 0 E: 0 K: 1 S: 8	H: 0 LOB: 0 BB: 0 P: 13	R: 1 E: 0 K: 1 S: 15	H: 3 LOB: 3 BB: 1 P: 26	R: 0 E: 0 K: 0 S: 9	H: 0 LOB: 1 BB: 1 P: 17	R: 0 E: 0 K: 0 S: 7	H: 0 LOB: 1 BB: 0 P: 11	R: 1 E: 0 K: 0 S: 8	H: 2 LOB: 1 BB: 0 P: 12	R: 0 E: 0 K: 0 S: 8	H: 1 LOB: 1 BB: 0 P: 12	1B: 9 2B: 1 3B: 0 HR: 1	SF: 0 SAC: 0 DP: 0 HBP: 1	WP: 0 PB: 0 SB: 0 CS: 1	PA: 38			
PITCHER	IP	WLS	BF	H	R	ER	SO	BB	IBB	HBP	BLK	WP	HR	S	P	ERA	WHIP								
Bert Blyleven, R (1, 1) ERA: 9.0	4.0		20	9	4	4	4	0	0	0	0	0	1	45	69	9.00	2.250								
Scott Bailes, L (5, 1) ERA: 2.45	2.1		10	0	0	0	1	2	0	1	0	0	0	21	37	0.00	0.857								
Willie Fraser, R (7, 1) ERA: 11.81	1.2	L	7	2	1	1	0	0	0	0	0	0	0	13	20	5.40	1.200								

Batter	1	2	3	4	5	6	7	8	9	AB	R	H	RBI	BB	SO	LOB	TOP			
Brian Downing, R OBP: 0.271, SLG: 0.279 (1, 10)										3	1	0	0	1	0	0				
Devon White, S OBP: 0.233, SLG: 0.286 (1, 8)										4	1	1	0	0	0	0				
Wally Joyner, L OBP: 0.338, SLG: 0.431 (1, 3)										4	0	1	2	0	1	0				
Chili Davis, S OBP: 0.351, SLG: 0.400 (1, 7)										3	0	0	0	1	1	2				
Dante Bichette, R OBP: 0.324, SLG: 0.477 (1, 9)										3	0	1	0	1	1	1				
Johnny Ray, S OBP: 0.290, SLG: 0.291 (1, 4)										3	0	0	0	1	1	3				
Lance Parrish, R OBP: 0.234, SLG: 0.326 (7, PH)										2	0	0	0	0	1	2				
Max Venable, L OBP: 0.294, SLG: 0.333 (7, 2)										1	0	0	0	0	0	0				
John Orton, R OBP: 0.294, SLG: 0.400 (7, 2)										1	0	0	0	0	0	1				
Rick Schu, R OBP: 0.263, SLG: 0.278 (7, PH)										2	0	0	0	0	0	0				
Jack Howell, L OBP: 0.340, SLG: 0.467 (7, 5)										1	0	0	0	0	0	0				
Mark McLemore, S OBP: 0.231, SLG: 0.091 (9, PH)										1	0	0	0	0	0	1				
Kent Anderson, R OBP: 0.267, SLG: 0.276 (1, 6)										3	0	0	0	0	1	0				
Inning Stats	R: 2 H: 2 E: 0 K: 2 S: 15	H: 2 LOB: 2 BB: 2 P: 30	R: 0 H: 0 E: 0 K: 0 S: 9	H: 0 LOB: 0 BB: 0 P: 16	R: 0 H: 0 E: 0 K: 0 S: 8	H: 0 LOB: 0 BB: 0 P: 13	R: 0 H: 0 E: 0 K: 1 S: 7	H: 0 LOB: 0 BB: 0 P: 10	R: 0 H: 1 E: 0 K: 1 S: 13	H: 2 LOB: 2 BB: 1 P: 22	R: 0 H: 0 E: 0 K: 1 S: 9	H: 0 LOB: 0 BB: 0 P: 13	R: 0 H: 1 E: 1 K: 1 S: 15	H: 0 LOB: 1 BB: 1 P: 24	R: 0 H: 0 E: 0 K: 0 S: 4	H: 0 LOB: 1 BB: 1 P: 10	1B: 2 2B: 1 3B: 0 HR: 0	SF: 0 SAC: 0 DP: 0 HBP: 0	WP: 0 PB: 0 SB: 0 CS: 0	PA: 35
PITCHER	IP	WLS	BF	H	R	ER	SO	BB	IBB	HBP	BLK	WP	HR	S	P	ERA	WHIP			
Greg Cadaret, L ERA: 7.9 (1, 1)	6.0	W	24	3	2	2	4	3	0	0	0	0	0	56	97	3.00	1.000			
Jeff Robinson, R ERA: 3.5 (7, 1)	2.0		8	0	0	0	2	1	0	0	0	0	0	24	41	0.00	0.500			
Dave Righetti, L ERA: 4.05 (9, 1)	1.0	S	3	0	0	0	0	0	0	0	0	0	0	4	6	0.00	0.000			

California Angels @ New York Yankees
Yankee Stadium, Bronx, NY
Sat Apr 28, 1990, 3:33 AM EDT
Att: 25,751 - Sunny - 90 F

AB 31
R 2
H 3
RBI 2
BB 4
SO 6
LOB 10



Batter	1	2	3	4	5	6	7	8	9	AB	R	H	RBI	BB	SO	LOB	BOTTOM			
Steve Sax, R OBP: 0.379, SLG: 0.383 (1, 4)										2	1	2	1	2	0	0				
Alvaro Espinoza, R OBP: 0.245, SLG: 0.265 (1, 6)										4	0	1	0	0	1	4				
Don Mattingly, L OBP: 0.371, SLG: 0.482 (1, 3)										4	1	0	0	0	0	4				
Steve Balboni, R OBP: 0.261, SLG: 0.273 (1, 10)										4	0	1	0	0	0	2				
Deion Sanders, L (8, PR)										0	0	0	0	0	0	0				
Dave Winfield, R OBP: 0.271, SLG: 0.395 (1, 7)										4	0	0	0	0	0	2				
Jesse Barfield, R OBP: 0.340, SLG: 0.535 (1, 9)										3	0	0	0	1	1	1				
Roberto Kelly, R OBP: 0.315, SLG: 0.333 (1, 8)										3	0	1	0	0	0	1				
Bob Geren, R OBP: 0.375, SLG: 0.478 (1, 2)										3	1	1	0	0	1	1				
Mike Blowers, R OBP: 0.333, SLG: 0.429 (1, 5)										3	0	1	0	0	1	0				
Inning Stats	R: 0 H: 1 E: 0 K: 0 S: 8	H: 0 LOB: 0 BB: 0 P: 14	R: 0 H: 0 E: 0 K: 0 S: 8	H: 0 LOB: 0 BB: 0 P: 11	R: 3 H: 3 E: 2 K: 0 S: 11	H: 3 LOB: 1 BB: 0 P: 19	R: 0 H: 1 E: 0 K: 1 S: 6	H: 0 LOB: 0 BB: 0 P: 11	R: 0 H: 0 E: 0 K: 0 S: 7	H: 1 LOB: 1 BB: 1 P: 16	R: 0 H: 1 E: 0 K: 2 S: 11	H: 1 LOB: 1 BB: 0 P: 15	R: 0 H: 1 E: 0 K: 0 S: 7	H: 1 LOB: 1 BB: 0 P: 9	1B: 5 2B: 3 3B: 0 HR: 0	SF: 0 SAC: 0 DP: 2 HBP: 0	WP: 0 PB: 1 SB: 1 CS: 0	PA: 33		
PITCHER	IP	WLS	BF	H	R	ER	SO	BB	IBB	HBP	BLK	WP	HR	S	P	ERA	WHIP			
Chuck Finley, L ERA: 0.96 (1, 1)	7.1	L	31	7	3	1	4	3	0	0	0	0	0	64	105	1.23	1.364			
Mark Eichhorn, R ERA: 1.17 (8, 1)	0.2		2	0	0	0	0	0	0	0	0	0	0	2	3	0.00	0.000			

California Angels @ New York Yankees
Yankee Stadium, Bronx, NY
Sat Apr 28, 1990, 3:33 AM EDT
Att: 25,751 - Sunny - 90 F

AB 30
R 3
H 7
RBI 1
BB 3
SO 4
LOB 15



Batter	1	2	3	4	5	6	7	8	9	AB	R	H	RBI	BB	SO	LOB	TOP										
Mark McLemore, S (1,4)	F8	1B	K		K			FC2-6 WP		5	0	1	1	0	2	5	California Angels @ New York Yankees Yankee Stadium, Bronx, NY Sun Apr 29 1990, 7:05 PM EDT Att: 30,098 - Overcast - 55 F										
Devon White, S (1,8)	1B	1B		F8		G4-3		P4		5	0	2	1	0	0	1											
Wally Joyner, L (1,3)	L8	K		BB		1B		G1-3		4	0	1	0	1	1	4											
Chili Davis, S (1,10)	P5		1B	BB		K		F9		4	1	1	0	1	1	2											
Dante Bichette, R (1,7)		F7	SH1-4 1B	F9		P6		P5		5	0	1	0	0	0	3											
Claudell Washington, L (1,9)	G6-3	1B	1B	K				K		0	0	0	0	0	0	0											
John Orton, R (1,2)	E6	SH1-4			1B	K				3	1	1	0	0	1	0											
Lance Parrish, R (7,2)	1B	1B	1B	CS	1B					0	0	0	0	0	0	0											
Jack Howell, L (1,5)	1B	1B	1B	1B		P6				3	1	2	0	1	0	0											
Kent Anderson, R (1,6)	K	F4			1B			FC2-6 1B		4	1	2	0	0	1	4											
Inning Stats	R: 0 H: 1 E: 0 K: 0 S: 7	H: 1 LOB: 1 BB: 0 P: 11	R: 3 H: 3 E: 1 K: 2 S: 26	H: 3 LOB: 2 BB: 0 P: 40	R: 1 H: 3 E: 0 K: 1 S: 12	H: 3 LOB: 3 BB: 1 P: 20	R: 0 H: 0 E: 0 K: 1 S: 16	H: 0 LOB: 2 BB: 2 P: 28	R: 0 H: 3 E: 0 K: 1 S: 9	H: 3 LOB: 1 BB: 0 P: 13	R: 0 H: 1 E: 0 K: 1 S: 9	H: 1 LOB: 1 BB: 0 P: 14	R: 0 H: 0 E: 0 K: 1 S: 6	H: 0 LOB: 0 BB: 0 P: 9	R: 0 H: 1 E: 0 K: 0 S: 7	H: 1 LOB: 1 BB: 0 P: 10	R: 0 H: 0 E: 0 K: 1 S: 11	H: 0 LOB: 0 BB: 0 P: 18	1B: 11 2B: 1 3B: 0 HR: 0	SF: 0 SAC: 1 DP: 0 HBP: 0	WP: 1 PB: 1 SB: 1 CS: 0	PA: 42					
PITCHER	IP	WLS	BF	H	R	ER	SO	BB	IBB	HBP	BLK	WP	HR	S	P	ERA	WHIP										
Dave LaPoint, L (1,1)	2.0	L	15	7	4	1	2	0	0	0	0	0	0	38	57	4.50	3.500										
Alan Mills, R (3,1)	3.0		13	3	0	0	3	2	1	0	0	0	0	32	55	0.00	1.667										
Lance McCullers, R (6,1)	3.0		11	2	0	0	2	0	0	0	0	1	0	22	33	0.00	0.667										
Eric Plunk, R (9,1)	1.0		3	0	0	0	1	0	0	0	0	0	0	11	18	0.00	0.000										

Batter	1	2	3	4	5	6	7	8	9	AB	R	H	RBI	BB	SO	LOB	BOTTOM										
Steve Sax, R (1,4)	F8		G6-4-3 BB		G1-3		G4-3		2B	4	0	1	1	1	0	2	California Angels @ New York Yankees Yankee Stadium, Bronx, NY Sun Apr 29 1990, 7:05 PM EDT Att: 30,098 - Overcast - 55 F										
Alvaro Espinoza, R (1,6)	K2-3		G6-4-3		G6-3		F7		1B	3	0	0	0	0	1	2											
Luis Polonia, L (7, PH)										1	0	0	0	0	0	1											
Wayne Tolleson, S (8,6)										0	0	0	0	0	0	0											
Mel Hall, L (9, PH)										1	0	1	1	0	0	0											
Deion Sanders, L (9, PR)										0	0	0	0	0	0	0											
Don Mattingly, L (1,3)	2B		F8		K		F9		IBB	4	0	1	0	1	1	2											
Steve Balboni, R (1,10)	K2-3				G1-3				L8	4	0	0	0	1	2	4											
Dave Winfield, R (1,7)			F8		G1-3		F9			4	0	0	0	0	1	1											
Jesse Barfield, R (1,9)			2B	SF8	2B		K		L5	3	1	1	0	1	1	1											
Roberto Kelly, R (1,8)							L9			3	0	1	0	1	1	1											
Rick Cerone, R (1,2)	SF8				P6				G6-3	3	1	1	1	0	0	2											
Randy Velarde, R (1,5)	K						G4-3		1B	3	1	2	0	1	1	1											
Inning Stats	R: 0 H: 1 E: 0 K: 2 S: 10	H: 1 LOB: 1 BB: 0 P: 18	R: 1 H: 1 E: 0 K: 1 S: 13	H: 1 LOB: 1 BB: 1 P: 18	R: 0 H: 0 E: 0 K: 0 S: 5	H: 0 LOB: 0 BB: 1 P: 10	R: 0 H: 1 E: 0 K: 0 S: 9	H: 1 LOB: 2 BB: 1 P: 20	R: 0 H: 1 E: 0 K: 1 S: 10	H: 1 LOB: 1 BB: 0 P: 14	R: 0 H: 0 E: 0 K: 1 S: 11	H: 0 LOB: 1 BB: 1 P: 17	R: 1 H: 2 E: 0 K: 0 S: 11	H: 2 LOB: 1 BB: 0 P: 20	R: 0 H: 0 E: 0 K: 2 S: 8	H: 0 LOB: 0 BB: 0 P: 11	R: 1 H: 2 E: 0 K: 1 S: 20	H: 2 LOB: 3 BB: 2 P: 39	1B: 3 2B: 5 3B: 0 HR: 0	SF: 1 SAC: 0 DP: 1 HBP: 0	WP: 0 PB: 0 SB: 1 CS: 0	PA: 40					
PITCHER	IP	WLS	BF	H	R	ER	SO	BB	IBB	HBP	BLK	WP	HR	S	P	ERA	WHIP										
Mark Langston, L (1,1)	6.0	W	27	6	2	2	5	4	0	0	0	0	0	64	109	3.00	1.667										
Mark Eichhorn, R (7,1)	2.0		6	0	0	0	2	0	0	0	0	0	0	13	19	0.00	0.000										
Bryan Harvey, R (9,1)	1.0	S	7	2	1	1	1	1	1	0	0	0	0	20	39	9.00	3.000										

Batter	1	2	3	4	5	6	7	8	9	AB	R	H	RBI	BB	SO	LOB	TOP								
Max Venable, L (1, 7) OBP: 0.222, SLG: 0.360	2-1 HR		0-1 F8	0-3 K		1 SAFE K		2-3 K	1-3 K	5	1	1	1	0	3	2									
Devon White, S (1, 8) OBP: 0.237, SLG: 0.268	2-1 G4-3		2-1 G6-3		1-1 G6-3		0-3 K		1-0 1B	5	0	1	0	0	1	0									
Wally Joyner, L (1, 3) OBP: 0.322, SLG: 0.385	0-1 L8		2-2 G1-3		4-2 BB		2-0 1B		0-0 L8	4	0	1	0	1	0	1									
Chili Davis, S (1, 10) OBP: 0.326, SLG: 0.380	1-1 G4-1			1-0 G4-3	2-1 F8		1-2 G5-4-3		2-2 G1-3	5	0	0	0	0	0	3									
Dante Bichette, R (1, 9) OBP: 0.317, SLG: 0.494		3-3 K		2-0 BB		0-3 K			3-2 HR	4	2	2	1	0	2	1									
Jack Howell, L (1, 5) OBP: 0.381, SLG: 0.434	0-1 G3-1			4-2 HR		2-3 K		0-0 L9		3	1	0	0	1	1	0									
Lance Parrish, R (1, 2) OBP: 0.304, SLG: 0.519	2-2 HR			1-0 HR		2-2 G4-3		1-1 E7		4	3	4	4	0	0	0									
Kent Anderson, R (1, 6) OBP: 0.357, SLG: 0.359	0-1 1B			4-0 BB		0-1 G4-3		0-0 G6-3		3	0	1	0	1	0	2									
Mark McLemore, S (1, 4) OBP: 0.222, SLG: 0.125	1-3 K			1-2 L3		0-0 1B		3-2 G3		4	0	1	1	0	1	3									
Inning Stats	R: 1 E: 0 K: 0 S: 8	H: 1 LOB: 0 BB: 0 P: 13	R: 1 E: 0 K: 2 S: 14	H: 2 LOB: 1 BB: 0 P: 20	R: 0 E: 0 K: 0 S: 7	H: 0 LOB: 0 BB: 0 P: 11	R: 3 E: 0 K: 1 S: 12	H: 2 LOB: 1 BB: 2 P: 25	R: 0 E: 0 K: 1 S: 10	H: 0 LOB: 1 BB: 1 P: 17	R: 1 E: 0 K: 2 S: 15	H: 2 LOB: 1 BB: 0 P: 21	R: 0 E: 0 K: 1 S: 7	H: 1 LOB: 0 BB: 0 P: 10	R: 1 E: 1 K: 0 S: 10	H: 2 LOB: 1 BB: 0 P: 17	R: 0 E: 0 K: 1 S: 9	H: 1 LOB: 1 BB: 0 P: 13	1B: 6 2B: 1 3B: 0 HR: 4	SF: 0 SAC: 0 DP: 1 HBP: 0	WP: 0 PB: 0 SB: 0 CS: 0	PA: 40			
PITCHER	IP	WLS	BF	H	R	ER	SO	BB	IBB	HBP	BLK	WP	HR	S	P	ERA	WHIP								
Jay Tibbs, R (1, 1) ERA: 5.57	3.1	L	17	5	5	5	2	2	0	0	0	0	3	34	61	13.50	2.100								
Joe Price, L (4, 1) ERA: 5.59	3.2		14	3	1	1	5	1	0	0	0	0	0	39	56	2.46	1.091								
Brian Holton, R (8, 1) ERA: 7.45	2.0		9	3	1	1	1	0	0	0	0	0	1	19	30	4.50	1.500								

California Angels @ Baltimore Orioles
Memorial Stadium, Baltimore, MD
Tue May 01 1990, 7:05 PM EDT
Att: 21,141 - Unknown - 77 F

AB 37
R 7
H 11
RBI 7
BB 3
SO 8
LOB 12



Batter	1	2	3	4	5	6	7	8	9	AB	R	H	RBI	BB	SO	LOB	BOTTOM								
Phil Bradley, R (1, 7) OBP: 0.275, SLG: 0.277	2-0 L6		2-2 G5-3		1-0 P3		1-2 E6		1-0 P3	4	0	1	0	0	0	0									
Steve Finley, L (1, 9) OBP: 0.346, SLG: 0.371	0-2 G1-3		0-0 B1		1-2 G3		2-2 P2		2-2 P2	4	0	0	0	0	0	1									
Cal Ripken Jr., R (1, 6) OBP: 0.375, SLG: 0.346	4-0 BB		0-1 2B		4-0 FC6-4		1-0 P3		1-0 P3	2	0	1	0	2	0	0									
Randy Milligan, R (1, 3) OBP: 0.420, SLG: 0.393	4-0 BB		2-1 1B		1-0 FC6-4		2-1 G5-3		2-1 G5-3	3	0	1	0	1	0	1									
Craig Worthington, R (1, 5) OBP: 0.330, SLG: 0.390	1-2 BB		1-3 2B		1-3 K		1-3 K		1-0 P2	4	0	0	0	0	2	5									
Mike Devereaux, R (1, 8) OBP: 0.238, SLG: 0.231		1-2 G6-3		0-2 F9		3-2 2B		1-3 2B		4	1	2	0	0	1	0									
Bob Melvin, R (1, 2) OBP: 0.182, SLG: 0.268		1-0 G6-3		0-1 F9		0-1 G5-3		1-3 K		4	0	0	1	0	1	2									
Billy Ripken, R (1, 4) OBP: 0.269, SLG: 0.255		1-2 F9		1-2 F8			3-2 G5-3		1-1 F9	4	0	0	0	0	0	0									
Marty Brown, R (1, 10) OBP: 0.125, SLG: 0.125		2-3 K			0-1 G5-3		2-1 G6-3			3	0	0	0	0	1	0									
Inning Stats	R: 0 E: 0 K: 0 S: 9	H: 0 LOB: 2 BB: 2 P: 21	R: 1 E: 0 K: 1 S: 11	H: 1 LOB: 0 BB: 0 P: 16	R: 0 E: 0 K: 1 S: 13	H: 2 LOB: 0 BB: 0 P: 17	R: 0 E: 0 K: 0 S: 10	H: 0 LOB: 0 BB: 0 P: 11	R: 0 E: 0 K: 0 S: 7	H: 0 LOB: 0 BB: 0 P: 9	R: 0 E: 0 K: 1 S: 10	H: 1 LOB: 2 BB: 1 P: 19	R: 0 E: 1 K: 0 S: 12	H: 1 LOB: 1 BB: 0 P: 20	R: 0 E: 0 K: 0 S: 4	H: 0 LOB: 0 BB: 0 P: 8	R: 0 E: 0 K: 2 S: 8	H: 0 LOB: 0 BB: 0 P: 11	1B: 2 2B: 3 3B: 0 HR: 0	SF: 0 SAC: 0 DP: 0 HBP: 0	WP: 0 PB: 0 SB: 1 CS: 0	PA: 35			
PITCHER	IP	WLS	BF	H	R	ER	SO	BB	IBB	HBP	BLK	WP	HR	S	P	ERA	WHIP								
Jim Abbott, L (1, 1) ERA: 4.63	7.0	W	29	5	1	1	3	3	0	0	0	0	0	72	113	1.29	1.143								
Bryan Harvey, R (8, 1) ERA: 5.23	2.0		6	0	0	0	2	0	0	0	0	0	0	12	19	0.00	0.000								

California Angels @ Baltimore Orioles
Memorial Stadium, Baltimore, MD
Tue May 01 1990, 7:05 PM EDT
Att: 21,141 - Unknown - 77 F

AB 32
R 1
H 5
RBI 1
BB 3
SO 5
LOB 9



Batter	1	2	3	4	5	6	7	8	9	AB	R	H	RBI	BB	SO	LOB	TOP										
Mark McLemore, S (1, 4) OBP: 0.195, SLG: 0.108	G6-3		B2		FC6-4		G5-3		L7	5	0	0	0	0	0	4	California Angels @ Baltimore Orioles Memorial Stadium, Baltimore, MD Wed May 02 1990, 7:05 PM EDT Att: 19,086 - Unknown - 67 F										
Devon White, S (1, 8) OBP: 0.235, SLG: 0.303	K		K			HR		E5 SH3 SF8	G6-3	5	2	1	1	0	2	0											
Wally Joyner, L (1, 3) OBP: 0.312, SLG: 0.370	G3-1				P5		G5-3		SH3	3	0	0	0	0	0	0											
Chili Davis, S (1, 10) OBP: 0.323, SLG: 0.378			G5-3		G6-4-3 1B		F7		SF8	3	0	1	1	0	0	0											
Dante Bichette, R (1, 9) OBP: 0.326, SLG: 0.506			1B FC1-2 1B		G6-4-3 1-2		G3		1B 2B	4	1	2	0	0	0	1											
Lance Parrish, R (1, 2) OBP: 0.335, SLG: 0.527			1B FC1-5-2 1B		G5-3		S 1B		1B IBB	3	0	2	0	1	0	0											
Rick Schu, R (1, 7) Max Venable, L (7, 7) OBP: 0.238, SLG: 0.238 OBP: 0.250, SLG: 0.385	FC1-5-2 1B		G5-3		G5-3		L8		1B 1-2 2-H	3	0	0	0	0	0	3											
Jack Howell, L (1, 5) OBP: 0.373, SLG: 0.421	G1-3				1B		K		K	4	0	1	0	0	2	5											
Kent Anderson, R (1, 6) Luis Polonia, L (9, PH) Donnie Hill, S (9, 6) OBP: 0.378, SLG: 0.366 OBP: 0.292, SLG: 0.304 OBP: 0.368, SLG: 0.444			F8		1B FC6-4 1B		IBB		G4-3	2	0	1	0	1	0	0											
										1	0	0	0	0	0	0											
										0	0	0	0	0	0	0											
Inning Stats	R: 0 E: 0 K: 1 S: 9	H: 0 LOB: 0 BB: 0 P: 16	R: 0 E: 0 K: 0 S: 13	H: 2 LOB: 2 BB: 0 P: 19	R: 0 E: 0 K: 1 S: 6	H: 0 LOB: 0 BB: 0 P: 9	R: 0 E: 0 K: 0 S: 5	H: 1 LOB: 0 BB: 0 P: 7	R: 0 E: 0 K: 0 S: 5	H: 2 LOB: 2 BB: 0 P: 11	R: 1 E: 0 K: 0 S: 7	H: 1 LOB: 0 BB: 0 P: 9	R: 0 E: 0 K: 1 S: 11	H: 1 LOB: 2 BB: 1 P: 19	R: 2 E: 1 K: 1 S: 9	H: 2 LOB: 2 BB: 1 P: 16	R: 0 E: 0 K: 0 S: 4	H: 0 LOB: 0 BB: 0 P: 4	1B: 7 2B: 1 3B: 0 HR: 1	SF: 1 SAC: 1 DP: 1 HBP: 0	WP: 0 PB: 0 SB: 1 CS: 0	PA: 38					
PITCHER	IP	WLS	BF	H	R	ER	SO	BB	IBB	HBP	BLK	WP	HR	S	P	ERA	WHIP										
Jeff Ballard, L (1, 1) ERA: 3.27	7.2	L	34	9	3	1	3	0	2	0	0	0	1	62	103	1.17	1.174										
Mark Williamson, R (8, 1) ERA:	1.1		4	0	0	0	1	0	0	0	0	0	0	7	7	0.00	0.000										


Batter	1	2	3	4	5	6	7	8	9	AB	R	H	RBI	BB	SO	LOB	BOTTOM										
Phil Bradley, R (1, 7) OBP: 0.283, SLG: 0.271	G4-3		FC6-4 HBP		FC4-6		FC4-6			2	0	0	0	1	0	1	California Angels @ Baltimore Orioles Memorial Stadium, Baltimore, MD Wed May 02 1990, 7:05 PM EDT Att: 19,086 - Unknown - 67 F										
Steve Finley, L (1, 8) OBP: 0.325, SLG: 0.348	K		K		K				G3	4	0	0	0	0	3	5											
Cal Ripken Jr., R (1, 6) OBP: 0.360, SLG: 0.329	F9		FC6-4				L4		G5-3	4	0	0	0	0	0	3											
Joe Orsulak, L (1, 9) OBP: 0.377, SLG: 0.419			CS 1B		K		1B		F8	4	0	2	0	0	1	0											
Randy Milligan, R (1, 3) OBP: 0.400, SLG: 0.369	G6-3		F8		K		K		K	4	0	0	0	0	2	2											
Sam Horn, L (1, 10) OBP: 0.353, SLG: 0.400	G4-3		P9		K		K		G3	4	0	0	0	0	1	1											
Mickey Tettleton, S (1, 2) OBP: 0.360, SLG: 0.279			K		K		G3 1B		G4-3	4	0	1	0	0	2	0											
Craig Worthington, R (1, 5) OBP: 0.330, SLG: 0.388			HBP 1B 1B		P3		G3			3	0	1	0	0	0	1											
Billy Ripken, R (1, 4) OBP: 0.309, SLG: 0.300			HBP 1B		BB 1B		FC4-6 1B			3	0	3	0	0	0	0											
Inning Stats	R: 0 E: 0 K: 1 S: 6	H: 0 LOB: 0 BB: 0 P: 8	R: 0 E: 0 K: 0 S: 4	H: 1 LOB: 0 BB: 0 P: 6	R: 0 E: 0 K: 2 S: 13	H: 2 LOB: 3 BB: 0 P: 17	R: 0 E: 0 K: 1 S: 9	H: 0 LOB: 0 BB: 0 P: 13	R: 0 E: 0 K: 2 S: 15	H: 1 LOB: 2 BB: 1 P: 22	R: 0 E: 0 K: 2 S: 11	H: 1 LOB: 1 BB: 0 P: 18	R: 0 E: 0 K: 0 S: 8	H: 2 LOB: 1 BB: 0 P: 11	R: 0 E: 0 K: 0 S: 7	H: 0 LOB: 0 BB: 0 P: 12	R: 0 E: 0 K: 1 S: 7	H: 0 LOB: 0 BB: 0 P: 9	1B: 7 2B: 0 3B: 0 HR: 0	SF: 0 SAC: 0 DP: 1 HBP: 1	WP: 0 PB: 0 SB: 0 CS: 1	PA: 34					
PITCHER	IP	WLS	BF	H	R	ER	SO	BB	IBB	HBP	BLK	WP	HR	S	P	ERA	WHIP										
Bert Blyleven, R (1, 1) ERA: 6.84	6.0	W	24	5	0	0	8	1	0	1	0	0	0	8	11	0.00	2.000										
Mike Witt, R (7, 1) ERA: 2.77	1.0		4	2	0	0	0	0	0	0	0	0	0	8	11	0.00	2.000										
Mark Eichhorn, R (8, 1) ERA: 0.93	2.0	S	6	0	0	0	1	0	0	0	0	0	0	14	21	0.00	0.000										




Batter	1	2	3	4	5	6	7	8	9	AB	R	H	RBI	BB	SO	LOB	TOP				
Steve Sax, R (1, 4) OBP: 0.359, SLG: 0.329	G6-3		1B		G6-3		K			3	1	0	0	1	1	1	New York Yankees @ California Angels Anaheim Stadium, Anaheim, CA Fri May 04 1990, 10:05 PM EDT Att: 36,703 - Unknown				
Roberto Kelly, R (1, 8) OBP: 0.308, SLG: 0.316	L9		K		PO		G6-3			4	0	1	1	0	1	1					
Don Mattingly, L (1, 3) OBP: 0.330, SLG: 0.400	G6-3		1B		PO		K		G4-3	4	0	1	1	0	1	0					
Steve Balboni, R (1, 10)		G1-3	F7				1B		F9	2	1	0	0	1	0	1					
Dave Winfield, R (1, 7) OBP: 0.259, SLG: 0.358	G1-3				FC6-4		1B		K	4	1	2	0	0	1	1					
Jesse Barfield, R (1, 9) OBP: 0.342, SLG: 0.508					FC6-4		HR		L6	3	1	2	3	1	0	1					
Bob Geren, R (1, 2) OBP: 0.368, SLG: 0.514	F7				G6-4-3		G6-3		1B	4	0	1	0	0	0	3					
Mike Blowers, R (1, 5) OBP: 0.283, SLG: 0.354	F8						K		K	3	1	0	0	1	2	4					
Alvaro Espinoza, R (1, 6) OBP: 0.219, SLG: 0.232			G4-3		F9				L6	4	0	0	0	0	0	3					
Inning Stats	R: 0 H: 0 E: 0 K: 0 S: 9	H: 0 LOB: 0 BB: 0 P: 15	R: 0 H: 0 E: 0 K: 0 S: 13	H: 0 LOB: 2 BB: 2 P: 25	R: 1 H: 1 E: 0 K: 1 S: 10	H: 1 LOB: 1 BB: 1 P: 17	R: 0 H: 1 E: 0 K: 0 S: 4	H: 1 LOB: 0 BB: 0 P: 8	R: 1 H: 1 E: 0 K: 0 S: 7	H: 1 LOB: 0 BB: 1 P: 14	R: 3 H: 2 E: 0 K: 2 S: 16	H: 2 LOB: 0 BB: 0 P: 23	R: 0 H: 0 E: 0 K: 1 S: 9	H: 0 LOB: 0 BB: 0 P: 15	R: 0 H: 0 E: 0 K: 1 S: 12	H: 2 LOB: 1 BB: 0 P: 17	1B: 6 2B: 1 3B: 0 HR: 1	SF: 0 SAC: 0 DP: 2 HBP: 1	WP: 0 PB: 0 CS: 0	PA: 37	
PITCHER	IP	WLS	BF	H	R	ER	SO	BB	IBB	HBP	BLK	WP	HR	S	P	ERA	WHIP				
Mark Langston, L (1, 1) ERA: 3.0	8.0	L	32	5	5	5	5	4	0	1	0	0	1	75	127	5.62	1.125				
Mike Witt, R (9, 1) ERA: 2.57	0.0		0	0	0	0	0	0	0	0	0	0	0	0	0	∞	∞				

Batter	1	2	3	4	5	6	7	8	9	AB	R	H	RBI	BB	SO	LOB	BOTTOM					
Luis Polonia, L (1, 7) OBP: 0.313, SLG: 0.367	SF8		G5-3		G3			K		4	1	1	0	0	1	1	New York Yankees @ California Angels Anaheim Stadium, Anaheim, CA Fri May 04 1990, 10:05 PM EDT Att: 36,703 - Unknown					
Devon White, S (1, 8) OBP: 0.222, SLG: 0.286	SF8				G5-3		G6-3		G6-3	3	0	0	1	0	0	1						
Wally Joyner, L (1, 3) OBP: 0.314, SLG: 0.352	G2-3				E		G4-3		G6-3	3	0	0	0	1	0	0						
Chili Davis, S (1, 10) OBP: 0.333, SLG: 0.389	P4				E				2B	3	1	2	0	1	0	0						
Dante Bichette, R (1, 9) OBP: 0.337, SLG: 0.500	F7				P8		K		2B	4	0	1	1	0	1	3						
Lance Parrish, R (1, 2) OBP: 0.304, SLG: 0.469	P5				E5		F9		K	4	0	0	0	0	1	4						
Jack Howell, L (1, 5) OBP: 0.361, SLG: 0.452	F9						G4-3		K	3	0	0	0	0	1	3						
Donnie Hill, S (9, PH) OBP: 0.391, SLG: 0.476					K					1	0	0	0	0	1	1						
Kent Anderson, R (1, 6) OBP: 0.347, SLG: 0.333			G6-3		G6-3		F9		P3	4	0	0	0	0	0	1						
Mark McLemore, S (1, 4) OBP: 0.205, SLG: 0.125			G4-3		G3		L4			3	0	1	0	0	0	0						
Inning Stats	R: 1 H: 1 E: 0 K: 0 S: 11	H: 1 LOB: 0 BB: 0 P: 15	R: 0 H: 0 E: 0 K: 0 S: 5	H: 0 LOB: 0 BB: 0 P: 9	R: 0 H: 0 E: 0 K: 0 S: 5	H: 0 LOB: 0 BB: 0 P: 5	R: 0 H: 1 E: 1 K: 1 S: 11	H: 1 LOB: 3 BB: 1 P: 19	R: 0 H: 1 E: 0 K: 0 S: 12	H: 1 LOB: 1 BB: 0 P: 21	R: 0 H: 1 E: 0 K: 1 S: 9	H: 1 LOB: 0 BB: 0 P: 15	R: 0 H: 0 E: 0 K: 1 S: 7	H: 0 LOB: 0 BB: 0 P: 11	R: 0 H: 0 E: 0 K: 1 S: 7	H: 0 LOB: 0 BB: 0 P: 9	R: 1 H: 1 E: 0 K: 2 S: 11	H: 1 LOB: 1 BB: 1 P: 23	1B: 3 2B: 1 3B: 1 HR: 0	SF: 1 SAC: 0 DP: 0 HBP: 0	WP: 0 PB: 1 CS: 0	PA: 35
PITCHER	IP	WLS	BF	H	R	ER	SO	BB	IBB	HBP	BLK	WP	HR	S	P	ERA	WHIP					
Dave LaPoint, L (1, 1) ERA: 4.15	5.0	W	20	3	1	1	1	1	0	0	0	0	0	44	69	1.80	0.800					
Alan Mills, R (6, 1) ERA: 1.64	2.0		7	1	0	0	1	0	0	0	0	0	0	16	26	0.00	0.500					
Lee Guetterman, L (8, 1) ERA: 3.68	1.0		3	0	0	0	1	0	0	0	0	0	0	7	9	0.00	0.000					
Dave Righetti, L (9, 1) ERA: 4.7	1.0		5	1	1	1	2	1	0	0	0	0	0	11	23	9.00	2.000					

AB	31
R	5
H	7
RBI	5
BB	4
SO	6
LOB	15



AB	32
R	2
H	5
RBI	2
BB	2
SO	5
LOB	14



Batter	1	2	3	4	5	6	7	8	9	AB	R	H	RBI	BB	SO	LOB	TOP			
Phil Bradley, R OBP: 0.319, SLG: 0.282 Brady Anderson, L OBP: 0.480, SLG: 0.294	G4-3			F9		K		G6-3		3	0	0	0	0	1	2				
Billy Ripken, R OBP: 0.297, SLG: 0.324	K			G6-3		P6			P3	4	0	0	0	0	1	2				
Cal Ripken Jr., R OBP: 0.355, SLG: 0.340	G5-3			G5-3			L8		P3	4	0	0	0	0	0	0				
Randy Milligan, R OBP: 0.406, SLG: 0.375					K					2	0	0	0	2	2	0				
Brad Komminsk, R OBP: 0.267, SLG: 0.154	K				G5-4-3 1B		E5 2B			4	0	1	0	0	2	2				
David Segui, S OBP: 0.333, SLG: 0.667				G5-4-3 1-2f						3	0	1	0	0	0	2				
Mike Devereaux, R OBP: 0.224, SLG: 0.217					F8		P2			3	0	0	0	0	0	2				
Bob Melvin, R OBP: 0.218, SLG: 0.308					F9			G6-3		3	0	1	0	0	0	0				
Rene Gonzales, R OBP: 0.320, SLG: 0.333					F9			F7		2	0	0	0	1	0	0				
Inning Stats	R: 0 E: 0 K: 1 S: 10	H: 0 LOB: 0 BB: 0 P: 15	R: 0 E: 0 K: 1 S: 7	H: 0 LOB: 0 BB: 1 P: 14	R: 0 E: 0 K: 0 S: 8	H: 0 LOB: 0 BB: 0 P: 12	R: 0 E: 0 K: 0 S: 9	H: 1 LOB: 0 BB: 0 P: 14	R: 0 E: 0 K: 1 S: 10	H: 1 LOB: 2 BB: 1 P: 18	R: 0 E: 1 K: 1 S: 14	H: 1 LOB: 2 BB: 0 P: 19	R: 0 E: 0 K: 0 S: 6	H: 0 LOB: 0 BB: 0 P: 10	R: 0 E: 0 K: 1 S: 7	H: 0 LOB: 1 BB: 1 P: 13	1B: 1 2B: 2 3B: 0 HR: 0	SF: 0 SAC: 0 DP: 2 HBP: 0	WP: 0 PB: 0 SB: 0 CS: 0	PA: 32
PITCHER Chuck Finley, L ERA: 1.58	IP: 9.0 W: 3 L: 0 BF: 32	H: 3 R: 0 ER: 0 SO: 6	BB: 3 IBB: 0 HBP: 0 BLK: 0	WP: 0 HR: 0 S: 80 P: 127	ERA: 0.00 WHIP: 0.667											ERA: 0.00 WHIP: 0.667				

Baltimore Orioles @ California Angels
Anaheim Stadium, Anaheim, CA
Tue May 08 1990, 10:05 PM EDT
Att: 22,803 - Unknown

AB 29
R 0
H 3
RBI 0
BB 3
SO 6
LOB 10



Batter	1	2	3	4	5	6	7	8	9	AB	R	H	RBI	BB	SO	LOB	BOTTOM								
Brian Downing, R OBP: 0.288, SLG: 0.348	G5-3 HR BB	P6				G6-4-3				3	2	1	2	1	0	1									
Donnie Hill, S OBP: 0.344, SLG: 0.433	G5-3			F8				G6-3 1B		4	0	1	0	0	0	1									
Devon White, S OBP: 0.236, SLG: 0.320	L7			G5-3		P5		G6-3 1-2f		4	0	0	0	0	0	2									
Chili Davis, S OBP: 0.339, SLG: 0.429				G4-3						4	2	3	2	0	0	0									
Wally Joyner, L OBP: 0.339, SLG: 0.394										2	1	2	1	2	0	0									
Dante Bichette, R OBP: 0.342, SLG: 0.490										3	0	2	1	0	0	2									
Lance Parrish, R OBP: 0.288, SLG: 0.441	FC6-4 1-2f									4	0	0	0	0	1	5									
Rick Schu, R OBP: 0.233, SLG: 0.214 Jack Howell, L ERA: 6.0 OBP: 0.337, SLG: 0.408		G6-3								2	0	0	0	0	0	1									
Kent Anderson, R OBP: 0.323, SLG: 0.298		G4-3								2	0	1	0	0	0	0									
Inning Stats	R: 2 E: 0 K: 0 S: 12	H: 2 LOB: 2 BB: 1 P: 20	R: 0 E: 0 K: 0 S: 5	H: 0 LOB: 0 BB: 0 P: 6	R: 0 E: 0 K: 0 S: 4	H: 0 LOB: 0 BB: 0 P: 6	R: 1 E: 0 K: 0 S: 8	H: 2 LOB: 0 BB: 0 P: 9	R: 3 E: 0 K: 0 S: 17	H: 4 LOB: 2 BB: 1 P: 31	R: 0 E: 0 K: 0 S: 6	H: 1 LOB: 0 BB: 0 P: 9	R: 0 E: 0 K: 2 S: 9	H: 0 LOB: 0 BB: 0 P: 12	R: 0 E: 0 K: 2 S: 9	H: 0 LOB: 0 BB: 0 P: 12	1B: 7 2B: 1 3B: 0 HR: 3	SF: 0 SAC: 0 DP: 3 HBP: 1	WP: 0 PB: 0 SB: 0 CS: 0	PA: 36					
PITCHER Jeff Ballard, L ERA: 4.3 Brian Holton, R ERA: 6.0 Mark Williamson, R ERA: 3.0 Joe Price, L ERA: 4.2	IP: 4.2 W: 1 L: 2 BF: 23	H: 7 R: 6 ER: 6 SO: 6	BB: 2 IBB: 0 HBP: 0 BLK: 0	WP: 0 HR: 3 S: 42 P: 67	ERA: 11.57 WHIP: 1.929											ERA: 0.00 WHIP: 3.000									
										IP: 1.2 W: 0 L: 0 BF: 6	H: 2 R: 0 ER: 0 SO: 0	BB: 1 IBB: 0 HBP: 0 BLK: 0	WP: 0 HR: 0 S: 14 P: 25	ERA: 0.00 WHIP: 1.800											ERA: 0.00 WHIP: 0.000

Baltimore Orioles @ California Angels
Anaheim Stadium, Anaheim, CA
Tue May 08 1990, 10:05 PM EDT
Att: 22,803 - Unknown

AB 32
R 6
H 11
RBI 6
BB 3
SO 2
LOB 13



Batter	1	2	3	4	5	6	7	8	9	AB	R	H	RBI	BB	SO	LOB	TOP					
Phil Bradley, R (1, 7) OBP: 0.331, SLG: 0.283										3	1	1	0	2	2	2	<p>Baltimore Orioles @ California Angels Anaheim Stadium, Anaheim, CA Wed May 09 1990, 10:05 PM EDT Att: 24,863 - Unknown</p> <p>livebaseballscorecards.com</p> <p>AB 35 R 9 H 11 RBI 9 BB 11 SO 8 LOB 26</p>					
Mike Devereaux, R (1, 8) OBP: 0.216, SLG: 0.216										5	2	1	1	0	0	5						
Cal Ripken Jr., R (1, 6) OBP: 0.370, SLG: 0.369										3	1	1	2	3	0	3						
Randy Milligan, R (1, 3) OBP: 0.411, SLG: 0.369										4	1	1	2	2	1	1						
Craig Worthington, R (1, 5) OBP: 0.304, SLG: 0.364										3	1	0	0	2	1	7						
David Segui, S (1, 10)										3	1	1	1	1	1	0						
Bob Melvin, R (1, 2) OBP: 0.250, SLG: 0.333										5	1	3	1	0	0	2						
Brad Komminsk, R (1, 9) OBP: 0.222, SLG: 0.125										3	0	0	0	0	1	3						
Steve Finley, L (7, PH) OBP: 0.322, SLG: 0.329										1	1	0	0	1	1	2						
Billy Ripken, R (1, 4) OBP: 0.316, SLG: 0.356										5	0	3	2	0	1	1						
Inning Stats	R: 0 E: 0 K: 2 S: 13	H: 1 LOB: 2 BB: 2 P: 27	R: 0 E: 0 K: 1 S: 8	H: 1 LOB: 1 BB: 0 P: 9	R: 0 E: 1 K: 0 S: 9	H: 0 LOB: 2 BB: 2 P: 22	R: 0 E: 0 K: 1 S: 8	H: 0 LOB: 0 BB: 0 P: 10	R: 4 E: 0 K: 0 S: 16	H: 4 LOB: 2 BB: 2 P: 30	R: 0 E: 0 K: 0 S: 10	H: 1 LOB: 3 BB: 2 P: 19	R: 3 E: 0 K: 1 S: 18	H: 2 LOB: 1 BB: 2 P: 31	R: 0 E: 0 K: 1 S: 12	H: 0 LOB: 2 BB: 1 P: 25	R: 2 E: 0 K: 2 S: 14	H: 2 LOB: 0 BB: 0 P: 17	1B: 9 2B: 1 3B: 0 HR: 1	SF: 1 SAC: 1 DP: 0 HBP: 1	WP: 0 PB: 0 SB: 0 CS: 2	PA: 49
PITCHER	IP WLS BF H R ER SO BB IBB HBP BLK WP HR S P ERA WHIP																					
Mark Langston, L (1, 1) ERA: 3.46	6.0 L 32 7 4 4 4 8 0 0 0 0 0 64 117 6.00 2.500																					
Mark Clear, R (7, 1) ERA: 9.0	2.0 12 2 3 3 2 3 0 1 0 0 0 30 56 13.50 2.500																					
Scott Bailes, L (9, 1) ERA: 3.86	1.0 5 2 2 2 2 0 0 0 0 0 0 1 14 17 18.00 2.000																					

Batter	1	2	3	4	5	6	7	8	9	AB	R	H	RBI	BB	SO	LOB	BOTTOM			
Luis Polonia, L (1, 7) OBP: 0.260, SLG: 0.354										5	0	1	1	0	0	1	<p>Baltimore Orioles @ California Angels Anaheim Stadium, Anaheim, CA Wed May 09 1990, 10:05 PM EDT Att: 24,863 - Unknown</p> <p>livebaseballscorecards.com</p> <p>AB 33 R 1 H 8 RBI 1 BB 4 SO 4 LOB 20</p>			
Donnie Hill, S (1, 6) OBP: 0.417, SLG: 0.485										3	0	3	0	1	0	0				
Devon White, S (1, 8) OBP: 0.227, SLG: 0.308										4	0	0	0	0	1	5				
Chili Davis, S (1, 10) OBP: 0.336, SLG: 0.422										4	0	1	0	0	1	1				
Wally Joyner, L (1, 3) OBP: 0.352, SLG: 0.396										2	0	1	0	2	0	2				
Dante Bichette, R (1, 9) OBP: 0.330, SLG: 0.472										4	0	0	0	0	0	5				
Lance Parrish, R (1, 2) OBP: 0.286, SLG: 0.444										4	0	1	0	0	0	2				
Jack Howell, L (1, 5) OBP: 0.333, SLG: 0.392										3	0	0	0	1	2	2				
Mark McLemore, S (1, 4) OBP: 0.208, SLG: 0.159										4	1	1	0	0	0	2				
Inning Stats	R: 0 E: 0 K: 2 S: 10	H: 1 LOB: 1 BB: 0 P: 16	R: 0 E: 0 K: 0 S: 7	H: 0 LOB: 1 BB: 1 P: 13	R: 0 E: 0 K: 0 S: 10	H: 1 LOB: 1 BB: 0 P: 14	R: 0 E: 0 K: 0 S: 9	H: 0 LOB: 0 BB: 1 P: 17	R: 0 E: 0 K: 0 S: 10	H: 1 LOB: 2 BB: 1 P: 13	R: 1 E: 0 K: 0 S: 15	H: 3 LOB: 0 BB: 0 P: 20	R: 0 E: 0 K: 0 S: 8	H: 1 LOB: 1 BB: 0 P: 12	R: 0 E: 0 K: 0 S: 6	H: 0 LOB: 0 BB: 1 P: 14		1B: 6 2B: 2 3B: 0 HR: 0	SF: 0 SAC: 0 DP: 1 HBP: 0	WP: 0 PB: 0 SB: 0 CS: 1
PITCHER	IP WLS BF H R ER SO BB IBB HBP BLK WP HR S P ERA WHIP																			
Pete Harnisch, R (1, 1) ERA: 3.82	9.0 W 37 8 1 1 4 4 0 0 0 0 0 83 133 1.00 1.333																			

Batter	1	2	3	4	5	6	7	8	9	AB	R	H	RBI	BB	SO	LOB	TOP										
Wade Boggs, L (1, 5) OBP: 0.347, SLG: 0.429	L7	G1-3				G1-3			BB 1B	4	1	1	0	1	0	3	Boston Red Sox @ California Angels Anaheim Stadium, Anaheim, CA Fri May 11 1990, 10:05 PM EDT Att: 33,418 - Unknown - 64 F										
Jody Read, R (1, 4) OBP: 0.369, SLG: 0.398	2B				FC5-4 BB	G6-3			BB 1B	4	0	1	0	1	1	1											
Mike Greenwell, L (1, 7) OBP: 0.336, SLG: 0.313	BB				G2-3	G4-3			BB 1B	3	0	1	1	2	0	1											
Tom Brunansky, R (1, 9) OBP: 0.312, SLG: 0.276					L9				F9	5	0	1	0	0	1	6											
Dwight Evans, R (1, 10) OBP: 0.322, SLG: 0.404	P4					F8			L1-3	5	0	0	0	0	1	6											
Tony Peña, R (1, 2) OBP: 0.324, SLG: 0.441					G4-3	F7			F8	4	0	0	0	0	0	0											
Ellis Burks, R (1, 8) OBP: 0.317, SLG: 0.351					K				CS 1B	4	2	3	1	0	1	0											
Carlos Quintana, R (1, 3) OBP: 0.451, SLG: 0.511									F8	4	0	3	0	0	0	1											
Luis Rivera, R (1, 6) OBP: 0.280, SLG: 0.364									CS 2B	4	0	2	1	0	0	2											
Inning Stats	R: 0 E: 0 K: 1 S: 8	H: 1 LOB: 2 BB: 1 P: 15	R: 1 E: 0 K: 0 S: 15	H: 2 LOB: 1 BB: 0 P: 22	R: 0 E: 0 K: 2 S: 12	H: 0 LOB: 1 BB: 1 P: 21	R: 0 E: 0 K: 1 S: 8	H: 1 LOB: 1 BB: 0 P: 11	R: 0 E: 0 K: 0 S: 8	H: 0 LOB: 1 BB: 1 P: 17	R: 1 E: 0 K: 0 S: 13	H: 3 LOB: 2 BB: 0 P: 16	R: 0 E: 0 K: 0 S: 9	H: 1 LOB: 1 BB: 0 P: 11	R: 0 E: 0 K: 0 S: 8	H: 1 LOB: 0 BB: 1 P: 14	R: 1 E: 0 K: 0 S: 9	H: 3 LOB: 2 BB: 1 P: 14	1B: 9 2B: 2 3B: 0 HR: 1	SF: 0 SAC: 0 DP: 0 HBP: 0	WP: 0 PB: 0 SB: 1 CS: 2	PA: 42					
PITCHER	IP	WLS	BF	H	R	ER	SO	BB	IBB	HBP	BLK	WP	HR	S	P	ERA	WHIP										
Jim Abbott, L (1, 1) ERA: 4.72	8.0		35	9	2	2	4	3	0	0	0	0	1	81	124	2.25	1.500										
Mark Eichhorn, R (9, 1) ERA: 1.99	1.0	L	6	3	1	1	0	1	0	0	0	0	0	9	14	9.00	4.000										

livebaseballscores.com

AB 37
R 3
H 12
RBI 3
BB 4
SO 4
LOB 20



Batter	1	2	3	4	5	6	7	8	9	AB	R	H	RBI	BB	SO	LOB	BOTTOM										
Brian Downing, R (1, 10) OBP: 0.295, SLG: 0.333	P3				G4-3					4	0	1	0	1	0	1	Boston Red Sox @ California Angels Anaheim Stadium, Anaheim, CA Fri May 11 1990, 10:05 PM EDT Att: 33,418 - Unknown - 64 F										
Max Venable, L (9, FR) OBP: 0.267, SLG: 0.393									1B	0	0	0	0	0	0	0											
Donnie Hill, S (1, 4) OBP: 0.356, SLG: 0.429	F7				F8				F7	5	0	1	0	0	0	4											
Chili Davis, S (1, 7) OBP: 0.331, SLG: 0.405	L9									4	0	0	0	0	1	4											
Wally Joyner, L (1, 3) OBP: 0.362, SLG: 0.398					F6				F9	4	1	1	0	0	0	0											
Dante Bichette, R (1, 9) OBP: 0.341, SLG: 0.474										4	0	2	0	0	0	1											
Devon White, S (1, 8) OBP: 0.228, SLG: 0.333					G1					4	1	1	1	0	1	3											
Lance Parrish, R (1, 2) OBP: 0.282, SLG: 0.418									G6-3	3	0	1	1	1	0	1											
Jack Howell, L (1, 5) OBP: 0.305, SLG: 0.354					F8				F8	4	0	0	0	0	0	3											
Kent Anderson, R (1, 6) OBP: 0.328, SLG: 0.295										1	0	0	0	1	0	0											
Luis Polonia, L (7, PH) OBP: 0.286, SLG: 0.370									F9	1	0	1	0	0	0	0											
Mark McLemore, S (8, 4) OBP: 0.204, SLG: 0.156										1	0	0	0	0	0	0											
Inning Stats	R: 0 E: 0 K: 0 S: 5	H: 0 LOB: 0 BB: 0 P: 8	R: 1 E: 0 K: 0 S: 7	H: 1 LOB: 0 BB: 0 P: 12	R: 0 E: 0 K: 1 S: 8	H: 0 LOB: 2 BB: 2 P: 19	R: 0 E: 0 K: 0 S: 9	H: 1 LOB: 2 BB: 1 P: 16	R: 0 E: 0 K: 0 S: 8	H: 1 LOB: 1 BB: 0 P: 14	R: 1 E: 0 K: 0 S: 9	H: 2 LOB: 1 BB: 0 P: 19	R: 0 E: 0 K: 0 S: 9	H: 1 LOB: 1 BB: 0 P: 13	R: 0 E: 0 K: 1 S: 11	H: 1 LOB: 1 BB: 0 P: 16	R: 0 E: 0 K: 0 S: 7	H: 1 LOB: 1 BB: 0 P: 12	1B: 6 2B: 1 3B: 0 HR: 1	SF: 0 SAC: 0 DP: 0 HBP: 0	WP: 2 PB: 0 SB: 0 CS: 0	PA: 38					
PITCHER	IP	WLS	BF	H	R	ER	SO	BB	IBB	HBP	BLK	WP	HR	S	P	ERA	WHIP										
Mike Boddicker, R (1, 1) ERA: 3.73	8.0		34	7	2	2	2	3	0	0	0	0	1	66	117	2.25	1.250										
Jeff Reardon, R (9, 1) ERA:	1.0	S	4	1	0	0	0	0	0	0	0	0	0	7	12	0.00	1.000										

livebaseballscores.com

AB 35
R 2
H 8
RBI 2
BB 3
SO 2
LOB 17



Batter	1	2	3	4	5	6	7	8	9	AB	R	H	RBI	BB	SO	LOB	TOP					
Wade Boggs, L (1.5) OBP: 0.345, SLG: 0.447										5	1	2	1	0	0	4	Boston Red Sox @ California Angels Anaheim Stadium, Anaheim, CA Sat May 12, 1990, 10:05 PM EDT Att: 50,755 - Unknown - 63 F					
Jody Read, R (1.4) OBP: 0.357, SLG: 0.382										4	0	0	0	0	0	2						
Mike Greenwell, L (1.7) OBP: 0.339, SLG: 0.304										3	1	0	0	2	0	0						
Tom Brunansky, R (1.9) OBP: 0.309, SLG: 0.275										4	1	1	0	0	2	2						
Dwight Evans, R (1.10) OBP: 0.320, SLG: 0.398										4	1	1	0	0	1	1						
Tony Peña, R (1.2) OBP: 0.339, SLG: 0.453										4	1	3	1	0	1	0						
Ellis Burks, R (1.8) OBP: 0.315, SLG: 0.347										4	1	1	0	0	1	3						
Carlos Quintana, R (1.3) OBP: 0.473, SLG: 0.531										4	1	3	1	0	0	0						
Luis Rivera, R (1.6) OBP: 0.321, SLG: 0.400										3	0	2	2	0	0	0						
Inning Stats	R: 0 E: 0 K: 0 S: 10	H: 1 LOB: 1 BB: 1 P: 15	R: 0 E: 0 K: 2 S: 8	H: 0 LOB: 0 BB: 0 P: 9	R: 0 E: 0 K: 1 S: 6	H: 0 LOB: 0 BB: 0 P: 8	R: 0 E: 0 K: 1 S: 7	H: 0 LOB: 0 BB: 0 P: 13	R: 2 E: 0 K: 1 S: 14	H: 4 LOB: 2 BB: 0 P: 19	R: 0 E: 0 K: 0 S: 6	H: 0 LOB: 0 BB: 0 P: 12	R: 1 E: 0 K: 0 S: 12	H: 4 LOB: 1 BB: 0 P: 18	R: 2 E: 1 K: 0 S: 11	H: 2 LOB: 1 BB: 1 P: 22		R: 2 E: 1 K: 0 S: 9	H: 2 LOB: 0 BB: 0 P: 10	1B: 12 2B: 0 3B: 1 HR: 0	SF: 0 SAC: 2 DP: 1 HBP: 0	WP: 2 PB: 0 SB: 0 CS: 1
PITCHER	IP WLS BF H R ER SO BB IBB HBP BLK WP HR S P ERA WHIP	6.1 L 27 9 3 3 5 1 0 0 0 0 0 61 92 4.26 1.579	7.1 1.0 4 1 2 1 0 1 0 0 0 0 0 7 13 9.00 2.000	8.1 0.2 3 1 0 0 0 0 0 0 0 0 1 6 11 0.00 1.500	9.1 1.0 5 2 2 1 0 0 0 0 0 0 1 9 10 9.00 2.000	PITCHER										IP WLS BF H R ER SO BB IBB HBP BLK WP HR S P ERA WHIP						

AB 35
R 7
H 13
RBI 5
BB 2
SO 5
LOB 12



Batter	1	2	3	4	5	6	7	8	9	AB	R	H	RBI	BB	SO	LOB	BOTTOM					
Luis Polonia, L (1.7) OBP: 0.288, SLG: 0.368										3	0	1	0	0	0	0	Boston Red Sox @ California Angels Anaheim Stadium, Anaheim, CA Sat May 12, 1990, 10:05 PM EDT Att: 50,755 - Unknown - 63 F					
Rick Schu, R (8.7) OBP: 0.226, SLG: 0.207										1	0	0	0	0	0	1						
Johnny Ray, S (1.4) OBP: 0.276, SLG: 0.271										4	0	0	0	0	1	1						
Wally Joyner, L (1.3) OBP: 0.358, SLG: 0.393										4	0	1	0	0	0	0						
Chili Davis, S (1.10) OBP: 0.336, SLG: 0.425										4	1	2	0	0	0	0						
Dante Bichette, R (1.9) OBP: 0.333, SLG: 0.466										2	0	0	1	0	1	2						
Devon White, S (1.8) OBP: 0.222, SLG: 0.324										3	0	0	0	0	1	0						
Jack Howell, L (1.5) OBP: 0.296, SLG: 0.341										3	0	0	0	0	0	0						
John Orton, R (1.2) OBP: 0.273, SLG: 0.300										3	0	0	0	0	1	0						
Kent Anderson, R (1.6) OBP: 0.329, SLG: 0.286										2	0	0	0	1	0	0						
Inning Stats	R: 0 E: 0 K: 1 S: 9	H: 0 LOB: 0 BB: 0 P: 14	R: 0 E: 0 K: 0 S: 8	H: 0 LOB: 0 BB: 0 P: 13	R: 0 E: 0 K: 1 S: 5	H: 0 LOB: 0 BB: 0 P: 6	R: 0 E: 0 K: 1 S: 11	H: 2 LOB: 2 BB: 0 P: 14	R: 0 E: 0 K: 0 S: 6	H: 0 LOB: 0 BB: 0 P: 9	R: 0 E: 0 K: 0 S: 4	H: 1 LOB: 0 BB: 0 P: 5	R: 1 E: 0 K: 1 S: 9	H: 1 LOB: 0 BB: 0 P: 11	R: 0 E: 0 K: 0 S: 10	H: 0 LOB: 1 BB: 1 P: 18	R: 0 E: 0 K: 0 S: 6	H: 0 LOB: 0 BB: 0 P: 9	1B: 3 2B: 1 3B: 1 HR: 0	SF: 1 SAC: 0 DP: 1 HBP: 0	WP: 0 PB: 0 SB: 0 CS: 0	PA: 31
PITCHER	IP WLS BF H R ER SO BB IBB HBP BLK WP HR S P ERA WHIP	7.0 W 24 4 1 1 4 0 0 0 0 0 0 52 72 1.29 0.571	8.1 1.0 4 0 0 0 0 1 0 0 0 0 0 10 18 0.00 1.000	9.1 1.0 3 0 0 0 0 0 0 0 0 0 0 6 9 0.00 0.000	PITCHER										IP WLS BF H R ER SO BB IBB HBP BLK WP HR S P ERA WHIP							

AB 29
R 1
H 4
RBI 1
BB 1
SO 4
LOB 4



Batter	1	2	3	4	5	6	7	8	9	AB	R	H	RBI	BB	SO	LOB	TOP																						
Wade Boggs, L (1, 5) OBP: 0.336, SLG: 0.435	G6-3		K		L7		F7		G3-6-3	5	0	1	0	0	1	1	Boston Red Sox @ California Angels Anaheim Stadium, Anaheim, CA Sun May 13 1990, 6:33 AM EDT Att: 34,399 - Sunny - 72 F																						
Jody Reed, R (1, 4) OBP: 0.345, SLG: 0.368 Bill Buckner, L (9, FH) OBP: 0.270, SLG: 0.294	K		P5		K		F7		G3-6-3	4	0	0	0	0	2	1																							
Mike Greenwell, L (1, 7) OBP: 0.336, SLG: 0.302	G1-3				K				G4-3	4	1	1	0	0	1	0																							
Tom Brunansky, R (1, 9) OBP: 0.317, SLG: 0.321			K							4	1	2	1	0	2	0																							
Dwight Evans, R (1, 10) OBP: 0.341, SLG: 0.412										1	1	1	1	3	0	0																							
Tony Peña, R (1, 2) OBP: 0.327, SLG: 0.436										4	0	0	0	0	1	4																							
Ellis Burks, R (1, 8) OBP: 0.321, SLG: 0.369										4	1	2	1	0	1	2																							
Carlos Quintana, R (1, 3) OBP: 0.456, SLG: 0.528										4	0	1	1	0	1	2																							
Luis Rivera, R (1, 6) OBP: 0.344, SLG: 0.414										4	0	2	0	0	0	1																							
Inning Stats	R: 0 E: 0 K: 1 S: 10	H: 0 LOB: 0 BB: 0 P: 15	R: 0 E: 0 K: 1 S: 12	H: 0 LOB: 1 BB: 1 P: 21	R: 0 E: 0 K: 2 S: 12	H: 1 LOB: 1 BB: 0 P: 18	R: 3 E: 0 K: 0 S: 23	H: 5 LOB: 1 BB: 0 P: 35	R: 0 E: 0 K: 2 S: 8	H: 0 LOB: 0 BB: 0 P: 11	R: 0 E: 0 K: 1 S: 8	H: 1 LOB: 2 BB: 1 P: 15	R: 0 E: 0 K: 0 S: 5	H: 0 LOB: 0 BB: 0 P: 7	R: 1 E: 0 K: 2 S: 16	H: 1 LOB: 1 BB: 1 P: 26	R: 0 E: 0 K: 0 S: 10	H: 2 LOB: 1 BB: 0 P: 14	1B: 6 2B: 2 3B: 1 HR: 1	SF: 0 SAC: 0 DP: 1 HBP: 0	WP: 0 PB: 0 SB: 0 CS: 0	PA: 38																	
PITCHER	IP	WLS	BF	H	R	ER	SO	BB	IBB	HBP	BLK	WP	HR	S	P	ERA	WHIP	PITCHER				IP	WLS	BF	H	R	ER	SO	BB	IBB	HBP	BLK	WP	HR	S	P	ERA	WHIP	
Chuck Finley, L (1, 1) ERA: 2.09	7.1	W	31	8	4	4	7	2	0	0	0	0	1	84	133	4.91	1.364					7.1	L	8	3	2	2	1	0	1	0	0	0	0	0	13	23	10.80	1.800
Bryan Harvey, R (8, 1) ERA: 4.02	1.2	S	7	2	0	0	2	1	0	0	0	0	0	20	29	0.00	1.800					1.0		3	2	2	0	0	0	0	0	0	0	11	20	18.00	3.000		

AB 35
R 4
H 10
RBI 4
BB 3
SO 9
LOB 13



Batter	1	2	3	4	5	6	7	8	9	AB	R	H	RBI	BB	SO	LOB	BOTTOM																					
Brian Downing, R (1, 10) OBP: 0.273, SLG: 0.305	K		L8		G1-3	FC5-4		G1-3		5	0	0	0	0	1	4	Boston Red Sox @ California Angels Anaheim Stadium, Anaheim, CA Sun May 13 1990, 6:33 AM EDT Att: 34,399 - Sunny - 72 F																					
Donnie Hill, S (1, 6) OBP: 0.380, SLG: 0.435	F8		G4-1							4	1	2	1	1	0	0																						
Chili Davis, S (1, 7) OBP: 0.331, SLG: 0.416	K		L8		G6-4-3					5	1	1	0	0	2	3																						
Dante Bichette, R (1, 9) OBP: 0.331, SLG: 0.467			K		K					4	0	1	0	0	2	2																						
Wally Joyner, L (1, 3) OBP: 0.377, SLG: 0.404										2	2	2	1	2	0	0																						
Johnny Ray, S (1, 4) OBP: 0.277, SLG: 0.274 Kent Anderson, R (9, 6) OBP: 0.329, SLG: 0.286										3	1	1	1	0	0	3																						
Devon White, S (1, 8) OBP: 0.231, SLG: 0.319										0	0	0	0	0	0	0																						
Lance Parrish, R (1, 2) OBP: 0.303, SLG: 0.482										2	1	0	0	2	0	3																						
Jack Howell, L (1, 5) OBP: 0.304, SLG: 0.360										4	2	3	3	0	1	3																						
Inning Stats	R: 0 E: 0 K: 2 S: 8	H: 0 LOB: 0 BB: 0 P: 11	R: 2 E: 0 K: 1 S: 11	H: 1 LOB: 1 BB: 2 P: 24	R: 0 E: 0 K: 0 S: 5	H: 0 LOB: 0 BB: 0 P: 8	R: 0 E: 0 K: 1 S: 8	H: 1 LOB: 1 BB: 1 P: 15	R: 1 E: 0 K: 0 S: 5	H: 3 LOB: 1 BB: 0 P: 5	R: 2 E: 0 K: 1 S: 12	H: 3 LOB: 2 BB: 1 P: 22	R: 2 E: 0 K: 0 S: 11	H: 3 LOB: 1 BB: 0 P: 20	R: 1 E: 0 K: 1 S: 8	H: 1 LOB: 1 BB: 1 P: 14	1B: 8 2B: 3 3B: 0 HR: 1	SF: 1 SAC: 0 DP: 2 HBP: 0	WP: 0 PB: 0 SB: 0 CS: 0	PA: 39																		
PITCHER	IP	WLS	BF	H	R	ER	SO	BB	IBB	HBP	BLK	WP	HR	S	P	ERA	WHIP	PITCHER				IP	WLS	BF	H	R	ER	SO	BB	IBB	HBP	BLK	WP	HR	S	P	ERA	WHIP
Eric Hetzel, R (1, 1) ERA: 3.96	4.1	L	8	3	2	2	1	0	1	0	0	0	0	13	23	10.80	1.800					1.0		3	2	2	0	0	0	0	0	11	20	18.00	3.000			
Dennis Lamp, R (5, 1) ERA: 3.0	1.2																					1.0		5	1	1	1	1	1	0	0	0	8	14	9.00	2.000		
Jerry Reed, R (7, 1) ERA: 4.61	1.0																					1.0		5	1	1	1	1	1	0	0	0	8	14	9.00	2.000		
Wes Gardner, R (8, 1) ERA: 18.0	1.0																					1.0		5	1	1	1	1	1	0	0	0	8	14	9.00	2.000		



Batter	1	2	3	4	5	6	7	8	9	AB	R	H	RBI	BB	SO	LOB	TOP					
Luis Polonia, L (1, 10) OBP: 0.266, SLG: 0.344	F6		F8		G4-3		SF8	FC6-4		4	0	0	1	0	0	2	California Angels @ Milwaukee Brewers Milwaukee County Stadium, Milwaukee, WI Tue May 15 1990, 8:05 PM EDT Att: 8,327 - Unknown - 46 F					
Donnie Hill, S (1, 6) OBP: 0.345, SLG: 0.392	L7		F9		G3		G5-3		L9	5	0	0	0	0	0							
Chili Davis, S (1, 7) Max Venable, L (8, 7) OBP: 0.290, SLG: 0.414	G4-3			1B FC4-6	G3			K	1B G5-3	4	1	1	0	0	1	0						
Wally Joyner, L (1, 3) Rick Schu, R (8, PR) OBP: 0.250, SLG: 0.233		F7		1B FC4-6		G4-3			2B HBP G5-3	3	0	1	0	0	0	0						
Dante Bichette, R (1, 9) OBP: 0.319, SLG: 0.449		F7		P4		K		P4	G5-3	5	0	0	1	0	1	4						
Johnny Ray, S (1, 4) OBP: 0.273, SLG: 0.282		E5		FC4-6				E5	G4-3	5	1	1	1	0	0	3						
Devon White, S (1, 8) OBP: 0.240, SLG: 0.328				G3						3	1	1	2	1	1	2						
Lance Parrish, R (1, 2) OBP: 0.312, SLG: 0.483							K			4	1	2	1	0	2	2						
Jack Howell, L (1, 5) OBP: 0.321, SLG: 0.430			F8							4	2	3	2	0	0	0						
Inning Stats	R: 0 E: 0 K: 0 S: 7	H: 0 LOB: 0 BB: 0 P: 10	R: 0 E: 1 K: 1 S: 9	H: 0 LOB: 2 BB: 1 P: 20	R: 0 E: 0 K: 0 S: 5	H: 0 LOB: 0 BB: 0 P: 7	R: 1 E: 0 K: 0 S: 11	H: 2 LOB: 1 BB: 0 P: 13	R: 2 E: 0 K: 2 S: 8	H: 2 LOB: 0 BB: 0 P: 8	R: 0 E: 0 K: 2 S: 8	H: 1 LOB: 1 BB: 0 P: 11	R: 1 E: 0 K: 1 S: 9	H: 1 LOB: 0 BB: 0 P: 14	R: 3 E: 1 K: 1 S: 22	H: 3 LOB: 2 BB: 0 P: 28	R: 1 E: 0 K: 0 S: 10	H: 2 LOB: 1 BB: 0 P: 13	1B: 7 2B: 2 3B: 1 HR: 1	SF: 1 SAC: 0 DP: 0 HBP: 1	WP: 0 PB: 0 SB: 0 CS: 0	PA: 42
PITCHER	IP WLS BF H R ER SO BB IBB HBP BLK WP HR S P ERA WHIP																					
Chris Bosio, R (1, 1) ERA: 2.48	7.2 L 36 9 7 4 5 1 0 1 0 0 0 1 78 110 4.70 1.304																					
Tony Fossas, L (8, 1) ERA: 5.93	0.1 1 0 0 0 0 0 0 0 0 0 0 0 1 1 0.00 0.000																					
Tom Flier, R (9, 1) ERA: 1.8	1.0 5 2 1 1 0 0 0 0 0 0 0 0 0 10 13 9.00 2.000																					

Batter	1	2	3	4	5	6	7	8	9	AB	R	H	RBI	BB	SO	LOB	BOTTOM					
Paul Molitor, R (1, 4) OBP: 0.324, SLG: 0.508	L8		F9			FC6-4		1B 2B	G6-3	5	1	2	0	0	0	2	California Angels @ Milwaukee Brewers Milwaukee County Stadium, Milwaukee, WI Tue May 15 1990, 8:05 PM EDT Att: 8,327 - Unknown - 46 F					
Gary Sheffield, R (1, 5) OBP: 0.366, SLG: 0.398	P4			G1-3		FC6-4	1B PB			4	1	1	0	0	0	1						
Robin Yount, R (1, 8) OBP: 0.357, SLG: 0.416	K			SF7		FC6-4	1B			4	1	3	1	0	1	0						
Dave Parker, L (1, 10) OBP: 0.357, SLG: 0.471				SF7		FC6-4	PB			3	0	0	1	0	2	4						
Rob Deer, R (1, 9) OBP: 0.388, SLG: 0.591				G5-3			BB			3	0	0	0	1	2	2						
Greg Brock, L (1, 3) OBP: 0.360, SLG: 0.437										4	0	1	0	0	1	4						
Glenn Braggs, R (1, 7) OBP: 0.361, SLG: 0.453										2	0	1	0	2	1	0						
B.J. Surhoff, L (1, 2) OBP: 0.309, SLG: 0.405										4	0	1	0	0	1	3						
Edgar Diaz, R (1, 6) Darryl Hamilton, L (8, PH) OBP: 0.400, SLG: 0.250										3	0	0	0	0	1	2						
										1	0	0	0	0	0	1						
Inning Stats	R: 0 E: 0 K: 1 S: 9	H: 0 LOB: 0 BB: 0 P: 14	R: 0 E: 0 K: 2 S: 8	H: 0 LOB: 0 BB: 0 P: 10	R: 0 E: 0 K: 1 S: 8	H: 1 LOB: 1 BB: 1 P: 17	R: 1 E: 0 K: 0 S: 7	H: 1 LOB: 0 BB: 0 P: 11	R: 0 E: 0 K: 0 S: 10	H: 1 LOB: 1 BB: 1 P: 19	R: 1 E: 0 K: 1 S: 14	H: 2 LOB: 2 BB: 1 P: 24	R: 0 E: 0 K: 2 S: 9	H: 0 LOB: 0 BB: 0 P: 15	R: 1 E: 0 K: 2 S: 17	H: 3 LOB: 2 BB: 0 P: 23	R: 0 E: 0 K: 0 S: 8	H: 1 LOB: 1 BB: 0 P: 13	1B: 7 2B: 1 3B: 1 HR: 0	SF: 1 SAC: 0 DP: 1 HBP: 0	WP: 0 PB: 1 SB: 0 CS: 1	PA: 37
PITCHER	IP WLS BF H R ER SO BB IBB HBP BLK WP HR S P ERA WHIP																					
Mark Langston, L (1, 1) ERA: 3.33	7.0 W 29 7 3 2 7 3 0 0 0 0 0 0 0 120 2.57 1.429																					
Mark Eichhorn, R (8, 1) ERA: 1.92	2.0 8 2 0 0 2 0 0 0 0 0 0 0 0 19 26 0.00 1.000																					

Batter	1	2	3	4	5	6	7	8	9	AB	R	H	RBI	BB	SO	LOB	TOP					
Brian Downing, R OBP: 0.282, SLG: 0.349 (1, 10)	F9		G5-4-3 BB		P2		HR		F8	4	1	1	2	1	0	2	California Angels @ Milwaukee Brewers Milwaukee County Stadium, Milwaukee, WI Wed May 16 1990, 8:05 PM EDT Att: 12,461 - Unknown					
Rick Schu, R OBP: 0.243, SLG: 0.314 (1, 5) (4, 3)	G5-3		G5-4-3 1-2 2-3		P3		HR		L5	5	1	1	1	0	0	4						
Chili Davis, S OBP: 0.322, SLG: 0.402 Max Venable, L OBP: 0.333, SLG: 0.452 (1, 7) (6, 7)	G6-3			P3		K			1B	3	0	0	0	0	1	0						
Wally Joyner, L OBP: 0.375, SLG: 0.395 John Orton, R OBP: 0.250, SLG: 0.273 (1, 3) (4, 2)		F8		G4-3		P9		G5-3	L9	2	0	0	0	0	0	0						
Dante Bichette, R OBP: 0.324, SLG: 0.458 (1, 9)		K		1B 2B		1B				4	1	2	0	0	1	0						
Johnny Ray, S OBP: 0.283, SLG: 0.293 (1, 4)		F8		FC5-4 2H 1B		F9			G4-3 1B	4	0	2	1	0	0	1						
Devon White, S OBP: 0.248, SLG: 0.333 (1, 8)			BB 1B	FC5-4 1-2 1B			HR 1B		G4-3	4	1	2	0	0	0	2						
Lance Parrish, R OBP: 0.309, SLG: 0.477 Mark McLemore, S OBP: 0.212, SLG: 0.188 (1, 2) (4, 6)			F8		L9 PB 2B		F9		G4-3	1	0	0	0	0	0	1						
Kent Anderson, R OBP: 0.338, SLG: 0.299 (1, 6) (4, 5)			BB 1B		L9		F8		1B	4	0	2	0	0	0	2						
Inning Stats	R: 0 E: 0 K: 0 S: 6	H: 0 LOB: 0 BB: 0 P: 11	R: 0 E: 0 K: 1 S: 8	H: 0 LOB: 0 BB: 0 P: 13	R: 0 E: 0 K: 2 S: 12	H: 2 LOB: 2 BB: 1 P: 22	R: 1 E: 0 K: 0 S: 13	H: 2 LOB: 1 BB: 0 P: 17	R: 1 E: 0 K: 0 S: 5	H: 1 LOB: 0 BB: 0 P: 10	R: 0 E: 0 K: 1 S: 10	H: 1 LOB: 1 BB: 0 P: 13	R: 3 E: 0 K: 0 S: 12	H: 4 LOB: 1 BB: 0 P: 15	R: 0 E: 0 K: 0 S: 6	H: 1 LOB: 1 BB: 0 P: 11		R: 0 E: 0 K: 0 S: 6	H: 2 LOB: 2 BB: 0 P: 9	1B: 9 2B: 2 3B: 0 HR: 2	SF: 0 SAC: 0 DP: 1 HBP: 0	WP: 0 PB: 1 SB: 0 CS: 0
PITCHER	IP	WLS	BF	H	R	ER	SO	BB	IBB	HBP	BLK	WP	HR	S	P	ERA	WHIP					
Teddy Higuera, L ERA: 2.23 (1, 1)	7.0	W	31	10	5	4	2	1	0	0	0	0	2	66	101	5.14	1.571					
Tony Fossas, L ERA: 5.92 (8, 1)	1.0		4	1	0	0	0	0	0	0	0	0	0	6	11	0.00	1.000					
Chuck Crim, R ERA: 4.5 (9, 1)	1.0		5	2	0	0	0	0	0	0	0	0	0	6	9	0.00	2.000					

Batter	1	2	3	4	5	6	7	8	9	AB	R	H	RBI	BB	SO	LOB	BOTTOM				
Paul Molitor, R OBP: 0.333, SLG: 0.500 Gus Polidor, R OBP: 0.083, SLG: 0.083 (1, 4) (6, 4)	FC5-2 2B 1B	1B 2B BB	F8		P9		G6-3		G5-3	3	1	1	0	1	0	0	California Angels @ Milwaukee Brewers Milwaukee County Stadium, Milwaukee, WI Wed May 16 1990, 8:05 PM EDT Att: 12,461 - Unknown				
Gary Sheffield, R OBP: 0.378, SLG: 0.432 (1, 5)	FC1-5-2 2B	F9	K			E SF7 1B			2B	5	1	3	0	0	1	2					
Robin Yount, R OBP: 0.356, SLG: 0.414 Mike Felder, S OBP: 0.300, SLG: 0.188 (1, 8) (6, 8)	FC1-5-2 FC5-2 PB	2B SF8 1B	K			G3			L9	3	2	1	1	0	1	2					
Rob Deer, R OBP: 0.404, SLG: 0.603 Darryl Hamilton, L OBP: 0.500, SLG: 0.250 (1, 9) (6, PR) (7, 9)	FC5-2 PB	BB 3B 2B		G4-6-3 BB		BB E BB			BB	2	2	1	1	2	0	2					
Greg Brock, L OBP: 0.362, SLG: 0.422 (1, 3)	PB 1B BB	BB 3B BB		G4-6-3 BB		E6 E BB			G3	3	2	0	0	2	0	5					
Glenn Braggs, R OBP: 0.377, SLG: 0.462 (1, 10)	PB 1B BB	SF8				SF7			FC4-6 1B	1	1	1	2	1	0	0					
Greg Vaughn, R OBP: 0.315, SLG: 0.420 (1, 7)	1H 2H 3H 1B	BB 3B BB			P5		E BB		FC4-6 E	3	2	1	2	2	0	2					
Charlie O'Brien, R OBP: 0.231, SLG: 0.278 (1, 2)	K				P8		E5		E6 G5-3	5	0	1	3	0	1	3					
Edgar Diaz, R OBP: 0.315, SLG: 0.288 (1, 6)					F9		F9		G5-3	4	1	0	0	1	0	5					
Inning Stats	R: 4 E: 0 K: 1 S: 14	H: 3 LOB: 1 BB: 2 P: 32	R: 6 E: 0 K: 0 S: 15	H: 3 LOB: 1 BB: 4 P: 34	R: 0 E: 0 K: 2 S: 9	H: 0 LOB: 0 BB: 0 P: 13	R: 0 E: 0 K: 0 S: 8	H: 0 LOB: 1 BB: 1 P: 16	R: 0 E: 0 K: 0 S: 7	H: 0 LOB: 0 BB: 0 P: 10	R: 2 E: 2 K: 0 S: 17	H: 1 LOB: 3 BB: 2 P: 35	R: 0 E: 0 K: 0 S: 6	H: 1 LOB: 2 BB: 1 P: 13	R: 1 E: 2 K: 0 S: 11	H: 1 LOB: 1 BB: 0 P: 15		1B: 5 2B: 3 3B: 1 HR: 0	SF: 2 SAC: 0 DP: 1 HBP: 1	WP: 0 PB: 2 SB: 0 CS: 0	PA: 46
PITCHER	IP	WLS	BF	H	R	ER	SO	BB	IBB	HBP	BLK	WP	HR	S	P	ERA	WHIP				
Jim Abbott, L ERA: 6.31 (1, 1)	1.1	L	13	5	8	7	1	4	0	0	0	0	0	21	47	47.25	6.750				
Mark Clear, R ERA: 5.87 (2, 1)	4.0		18	2	4	2	2	4	0	1	0	0	0	37	68	4.50	1.500				
Scott Bailes, L ERA: 3.57 (6, 1)	2.2		15	2	1	0	0	2	0	0	0	0	0	29	53	0.00	1.500				

Batter	1	2	3	4	5	6	7	8	9	AB	R	H	RBI	BB	SO	LOB	TOP						
Luis Polonia, L OBP: 0.288, SLG: 0.348 (1, 10)	G6-3		G4-3																				
Devon White, S OBP: 0.281, SLG: 0.328 (1, 8)	F8		WP 1B BB																				
Wally Joyner, L OBP: 0.386, SLG: 0.409 (1, 3)	1B		WP 1B BB																				
Chili Davis, S OBP: 0.329, SLG: 0.396 Dante Bichette, R OBP: 0.315, SLG: 0.444 (9, 7)	G4-3		1B 2H 2H																				
Dave Winfield, R OBP: 0.260, SLG: 0.343 (1, 9)		G5-3																					
Jack Howell, L OBP: 0.310, SLG: 0.420 (1, 5)	G4-3		F8																				
Lance Parrish, R OBP: 0.304, SLG: 0.453 (1, 2)	G5-3																						
Donnie Hill, S OBP: 0.383, SLG: 0.509 (1, 4)			G6-3 3B																				
Kent Anderson, R OBP: 0.329, SLG: 0.307 (1, 6)			G6-3 3H																				
Inning Stats	R: 0 E: 0 K: 0 S: 6	H: 1 LOB: 1 BB: 0 P: 10	R: 0 E: 0 K: 0 S: 7	H: 0 LOB: 0 BB: 0 P: 15	R: 3 E: 0 K: 0 S: 15	H: 4 LOB: 2 BB: 1 P: 27	R: 1 E: 0 K: 1 S: 11	H: 3 LOB: 2 BB: 0 P: 21	R: 0 E: 0 K: 1 S: 9	H: 0 LOB: 0 BB: 0 P: 14	R: 0 E: 0 K: 0 S: 6	H: 1 LOB: 0 BB: 0 P: 10	R: 0 E: 0 K: 0 S: 9	H: 1 LOB: 2 BB: 2 P: 22	R: 0 E: 0 K: 0 S: 9	H: 0 LOB: 1 BB: 0 P: 13	R: 0 E: 0 K: 0 S: 13	H: 1 LOB: 3 BB: 2 P: 24	1B: 9 2B: 0 3B: 1 HR: 1	SF: 0 SAC: 0 DP: 2 HBP: 1	WP: 1 PB: 0 SB: 2 CS: 1	PA: 41	
PITCHER	IP WLS BF H R ER SO BB IBB HBP BLK WP HR S P ERA WHIP	IP WLS BF H R ER SO BB IBB HBP BLK WP HR S P ERA WHIP	IP WLS BF H R ER SO BB IBB HBP BLK WP HR S P ERA WHIP	IP WLS BF H R ER SO BB IBB HBP BLK WP HR S P ERA WHIP	IP WLS BF H R ER SO BB IBB HBP BLK WP HR S P ERA WHIP	IP WLS BF H R ER SO BB IBB HBP BLK WP HR S P ERA WHIP	IP WLS BF H R ER SO BB IBB HBP BLK WP HR S P ERA WHIP	IP WLS BF H R ER SO BB IBB HBP BLK WP HR S P ERA WHIP	IP WLS BF H R ER SO BB IBB HBP BLK WP HR S P ERA WHIP	IP WLS BF H R ER SO BB IBB HBP BLK WP HR S P ERA WHIP	IP WLS BF H R ER SO BB IBB HBP BLK WP HR S P ERA WHIP	IP WLS BF H R ER SO BB IBB HBP BLK WP HR S P ERA WHIP	IP WLS BF H R ER SO BB IBB HBP BLK WP HR S P ERA WHIP	IP WLS BF H R ER SO BB IBB HBP BLK WP HR S P ERA WHIP	IP WLS BF H R ER SO BB IBB HBP BLK WP HR S P ERA WHIP	IP WLS BF H R ER SO BB IBB HBP BLK WP HR S P ERA WHIP	IP WLS BF H R ER SO BB IBB HBP BLK WP HR S P ERA WHIP	IP WLS BF H R ER SO BB IBB HBP BLK WP HR S P ERA WHIP	IP WLS BF H R ER SO BB IBB HBP BLK WP HR S P ERA WHIP	IP WLS BF H R ER SO BB IBB HBP BLK WP HR S P ERA WHIP	IP WLS BF H R ER SO BB IBB HBP BLK WP HR S P ERA WHIP	IP WLS BF H R ER SO BB IBB HBP BLK WP HR S P ERA WHIP	IP WLS BF H R ER SO BB IBB HBP BLK WP HR S P ERA WHIP

California Angels @ Toronto Blue Jays
SkyDome, Toronto, ON
Fri May 18 1990, 7:05 PM EDT
Att: 49,339 - Dome

AB	35
R	4
H	11
RBI	4
BB	5
SO	2
LOB	18



Batter	1	2	3	4	5	6	7	8	9	AB	R	H	RBI	BB	SO	LOB	BOTTOM						
Tony Fernandez, S OBP: 0.371, SLG: 0.397 (1, 6)	G5-4-3 BB		K																				
Mookie Wilson, S OBP: 0.297, SLG: 0.339 (1, 8)	G5-4-3 1-2																						
Kelly Gruber, R OBP: 0.361, SLG: 0.592 (1, 5)	FC6-4 1B																						
George Bell, R OBP: 0.283, SLG: 0.417 (1, 7)	FC6-4 1-2																						
Fred McGriff, L OBP: 0.438, SLG: 0.480 (1, 3)																							
Pat Borders, R OBP: 0.354, SLG: 0.633 Rance Mulliniks, L OBP: 0.474, SLG: 0.625 (9, FH)			K																				
John Olerud, L OBP: 0.400, SLG: 0.455 (1, 10)			K																				
Glenallen Hill, R OBP: 0.298, SLG: 0.506 (1, 9)			K																				
Manuel Lee, S OBP: 0.302, SLG: 0.356 (1, 4)			K																				
Inning Stats	R: 0 E: 0 K: 0 S: 8	H: 1 LOB: 1 BB: 1 P: 15	R: 0 E: 0 K: 2 S: 10	H: 1 LOB: 0 BB: 0 P: 16	R: 0 E: 0 K: 3 S: 9	H: 0 LOB: 0 BB: 0 P: 15	R: 0 E: 0 K: 0 S: 7	H: 0 LOB: 0 BB: 0 P: 9	R: 0 E: 0 K: 0 S: 5	H: 1 LOB: 0 BB: 0 P: 6	R: 0 E: 0 K: 0 S: 8	H: 1 LOB: 1 BB: 1 P: 16	R: 2 E: 0 K: 0 S: 11	H: 2 LOB: 1 BB: 1 P: 18	R: 0 E: 0 K: 1 S: 10	H: 1 LOB: 2 BB: 1 P: 19	R: 0 E: 0 K: 0 S: 9	H: 0 LOB: 0 BB: 0 P: 12	1B: 6 2B: 1 3B: 0 HR: 1	SF: 0 SAC: 0 DP: 4 HBP: 0	WP: 0 PB: 0 SB: 0 CS: 1	PA: 34	
PITCHER	IP WLS BF H R ER SO BB IBB HBP BLK WP HR S P ERA WHIP	IP WLS BF H R ER SO BB IBB HBP BLK WP HR S P ERA WHIP	IP WLS BF H R ER SO BB IBB HBP BLK WP HR S P ERA WHIP	IP WLS BF H R ER SO BB IBB HBP BLK WP HR S P ERA WHIP	IP WLS BF H R ER SO BB IBB HBP BLK WP HR S P ERA WHIP	IP WLS BF H R ER SO BB IBB HBP BLK WP HR S P ERA WHIP	IP WLS BF H R ER SO BB IBB HBP BLK WP HR S P ERA WHIP	IP WLS BF H R ER SO BB IBB HBP BLK WP HR S P ERA WHIP	IP WLS BF H R ER SO BB IBB HBP BLK WP HR S P ERA WHIP	IP WLS BF H R ER SO BB IBB HBP BLK WP HR S P ERA WHIP	IP WLS BF H R ER SO BB IBB HBP BLK WP HR S P ERA WHIP	IP WLS BF H R ER SO BB IBB HBP BLK WP HR S P ERA WHIP	IP WLS BF H R ER SO BB IBB HBP BLK WP HR S P ERA WHIP	IP WLS BF H R ER SO BB IBB HBP BLK WP HR S P ERA WHIP	IP WLS BF H R ER SO BB IBB HBP BLK WP HR S P ERA WHIP	IP WLS BF H R ER SO BB IBB HBP BLK WP HR S P ERA WHIP	IP WLS BF H R ER SO BB IBB HBP BLK WP HR S P ERA WHIP	IP WLS BF H R ER SO BB IBB HBP BLK WP HR S P ERA WHIP	IP WLS BF H R ER SO BB IBB HBP BLK WP HR S P ERA WHIP	IP WLS BF H R ER SO BB IBB HBP BLK WP HR S P ERA WHIP	IP WLS BF H R ER SO BB IBB HBP BLK WP HR S P ERA WHIP	IP WLS BF H R ER SO BB IBB HBP BLK WP HR S P ERA WHIP	IP WLS BF H R ER SO BB IBB HBP BLK WP HR S P ERA WHIP

California Angels @ Toronto Blue Jays
SkyDome, Toronto, ON
Fri May 18 1990, 7:05 PM EDT
Att: 49,339 - Dome

AB	30
R	2
H	7
RBI	2
BB	4
SO	6
LOB	12



Batter	1	2	3	4	5	6	7	8	9	AB	R	H	RBI	BB	SO	LOB	TOP											
Brian Downing, R OBP: 0.280, SLG: 0.343 Chili Davis, S OBP: 0.331, SLG: 0.397	2-2 G3	1-2 L7			3-1 FC4-6 1B		1-2 E3 SH1-4 HR	0-2 1-2 3-H 1B		3	0	1	0	0	0	0												
Donnie Hill, S OBP: 0.375, SLG: 0.483	4-0 1B BB	1-1 F9			2-1 FC4-6 HBP 1-2 2-H		1-0 SH1-4 2-3	3-2 F9		3	1	0	0	1	0	3												
Devon White, S OBP: 0.273, SLG: 0.357	0-0 1B HR			2-0 G4-3	1-1 HBP		1-2 HR	1-3 K		4	2	2	2	0	1	2												
Dave Winfield, R OBP: 0.282, SLG: 0.403	1-1 HR			3-2 1B	3-1 FC1-6-2-5-1 1-2 2-H		0-3 K		2-1 HR	5	2	3	2	0	1	2												
Dante Bichette, R OBP: 0.311, SLG: 0.457	3-2 HR			2-3 K			0-2 G6-3		3-0 F8	5	1	1	3	0	1	0												
Wally Joyner, L OBP: 0.386, SLG: 0.432	0-2 1B			1-0 G6-3			0-2 F7		1-2 HR	5	1	2	1	0	0	0												
John Orton, R OBP: 0.244, SLG: 0.289	2-3 K			2-2 F9			0-0 L5		0-1 SH5-4 1B	5	1	1	0	0	2	1												
Kent Anderson, R OBP: 0.341, SLG: 0.321	0-0 F9			0-1 FC4-6 1B			0-1 2B		1-0 SH5-4	3	1	2	0	0	0	1												
Jack Howell, L OBP: 0.316, SLG: 0.427		2-2 F7		0-2 FC4-6 1-2			3-2 1-H E 2B		1-2 1B HBP	3	1	1	1	0	0	1												
Inning Stats	R: 4 E: 0 K: 1 S: 20	H: 4 LOB: 1 BB: 1 P: 32	R: 0 E: 0 K: 0 S: 11	H: 0 LOB: 0 BB: 0 P: 15	R: 0 E: 0 K: 1 S: 7	H: 1 LOB: 0 BB: 0 P: 14	R: 0 E: 0 K: 0 S: 9	H: 1 LOB: 1 BB: 0 P: 12	R: 0 E: 0 K: 0 S: 9	H: 0 LOB: 0 BB: 0 P: 9	R: 4 E: 1 K: 1 S: 17	H: 3 LOB: 0 BB: 0 P: 24	R: 2 E: 0 K: 1 S: 16	H: 3 LOB: 2 BB: 0 P: 22	R: 1 E: 0 K: 1 S: 9	H: 1 LOB: 0 BB: 0 P: 17	1B: 8 2B: 3 3B: 0 HR: 4	SF: 0 SAC: 2 DP: 1 HBP: 2	WP: 0 PB: 0 SB: 0 CS: 0	PA: 43								
PITCHER	IP	WLS	BF	H	R	ER	SO	BB	IBB	HBP	BLK	WP	HR	S	P	ERA	WHIP											
John Cerutti, L ERA: 4.89	(1, 1)	5.0		22	7	4	4	2	1	0	1	0	0	1	54	89	7.20	1.600										
Duane Ward, R ERA: 2.4	(6, 1)	2.0	L	10	3	4	3	1	0	0	0	0	0	1	26	33	13.50	1.500										
Steve Cummings, R ERA: 5.4	(8, 1)	0.1		3	2	2	2	0	0	0	0	0	1	4	5	54.00	6.000											
David Wells, L ERA: 3.6	(8, 1)	1.2		8	2	1	1	2	0	0	1	0	0	1	21	34	5.40	1.200										

California Angels @ Toronto Blue Jays
SkyDome, Toronto, ON
Sat May 19 1990, 3:33 AM EDT
Att: 49,335 - Dome - 70 F

AB 38
R 11
H 14
RBI 10
BB 1
SO 5
LOB 10



Batter	1	2	3	4	5	6	7	8	9	AB	R	H	RBI	BB	SO	LOB	BOTTOM											
Tony Fernandez, S OBP: 0.366, SLG: 0.391	2-3 K		0-0 L6		3-2 E1 1B		1-2 WP G4-3 2-H 1B	0-2 G1-3		5	0	1	1	0	1	3												
Mookie Wilson, S OBP: 0.294, SLG: 0.333	2-0 G4-3		1-1 G3		0-0 1B 2B		1-1 G4-3		2-2 L6	5	1	1	1	0	0	1												
Rance Mulliniks, L OBP: 0.500, SLG: 0.750	1-0 G4-3		3-1 HR		2-2 2B 1B		1-3 K		4-2 BB 1B BB	4	2	2	1	1	1	1												
George Bell, R OBP: 0.287, SLG: 0.419		1-1 P3	1-2 F7		1-2 2B		1-3 K		4-1 1B BB	4	0	1	1	1	1	1												
Fred McGriff, L OBP: 0.430, SLG: 0.462		2-3 K		0-0 G4-3		0-0 F8		4-2 WP 1B SF9 BB	3-3 K	4	1	0	0	1	2	4												
John Olerud, L OBP: 0.400, SLG: 0.452 Tom Lawless, R ERA: 14.14		3-2 G3-1		1-1 F7		2-2 G1-3		3-2 1B WP 1B	1-0 1-2 2-H 1B	5	0	2	1	0	0	0												
Pat Borders, R OBP: 0.345, SLG: 0.607			2-2 1B HR		1-1 F8		1-2 G5-3		2-2 F9	5	1	1	0	0	1	4												
Nelson Liriano, S OBP: 0.287, SLG: 0.338			2-1 1B HR		1-1 F8		2-1 F8		3-1 SF9	3	1	1	1	0	0	0												
Junior Felix, S OBP: 0.381, SLG: 0.534			0-0 1-H 2-H HR		0-1 E 1B		0-2 1B		1-0 2-3 1B	4	3	4	3	0	0	0												
Inning Stats	R: 0 E: 0 K: 1 S: 6	H: 0 LOB: 0 BB: 0 P: 11	R: 0 E: 0 K: 1 S: 10	H: 0 LOB: 0 BB: 0 P: 16	R: 4 E: 0 K: 0 S: 16	H: 4 LOB: 0 BB: 0 P: 25	R: 0 E: 0 K: 0 S: 5	H: 0 LOB: 0 BB: 0 P: 7	R: 2 E: 1 K: 0 S: 16	H: 4 LOB: 2 BB: 0 P: 23	R: 0 E: 0 K: 0 S: 10	H: 0 LOB: 0 BB: 0 P: 15	R: 1 E: 0 K: 2 S: 15	H: 2 LOB: 1 BB: 0 P: 19	R: 1 E: 0 K: 0 S: 16	H: 2 LOB: 2 BB: 1 P: 29	R: 1 E: 0 K: 2 S: 13	H: 1 LOB: 2 BB: 2 P: 28	1B: 9 2B: 2 3B: 0 HR: 2	SF: 1 SAC: 0 DP: 0 HBP: 0	WP: 2 PB: 0 SB: 0 CS: 0	PA: 43						
PITCHER	IP	WLS	BF	H	R	ER	SO	BB	IBB	HBP	BLK	WP	HR	S	P	ERA	WHIP											
Mike Fetters, R ERA: 11.57	(1, 1)	4.2		21	7	6	2	0	0	0	0	0	0	22	29	6.75	2.250											
Willie Fraser, R ERA: 14.14	(5, 1)	1.1	W	7	3	1	1	0	0	0	0	0	0	24	40	4.50	1.500											
Bryan Harvey, R ERA: 4.08	(7, 1)	2.0		9	2	1	1	2	1	0	0	0	2	0	13	28	9.00	3.000										
Mark Eichhorn, R ERA: 1.91	(9, 1)	1.0	S	6	1	1	1	2	2	0	0	0	0	0	0	0												

California Angels @ Toronto Blue Jays
SkyDome, Toronto, ON
Sat May 19 1990, 3:33 AM EDT
Att: 49,335 - Dome - 70 F

AB 39
R 9
H 13
RBI 9
BB 3
SO 6
LOB 14



Batter	1	2	3	4	5	6	7	8	9	AB	R	H	RBI	BB	SO	LOB	TOP								
Devon White, S (1, 8) OBP: 0.271, SLG: 0.346	4-2 S BB		3-2 F7		1-2 SAFE SAFE K		2-1 G4-3		2-1 F9	4	0	0	0	1	1	2									
Donnie Hill, S (1, 6) OBP: 0.348, SLG: 0.444	2-3 SAFE SAFE K		1-0 F9		0-0 G6-3		1-2 G4-3		1-3 K	5	0	0	0	0	2	3									
Chili Davis, S (1, 10) OBP: 0.335, SLG: 0.396	1-2 G4-3		2-2 E5		4-1 BB		1-0 BB 1B			3	0	1	0	1	0	1									
Dave Winfield, R (1, 9) OBP: 0.280, SLG: 0.395	2-1 F8		1-3 K		0-0 L7		1-1 BB 1B		1-2 BB 1B	4	0	1	0	0	1	4									
Wally Joyner, L (1, 3) OBP: 0.383, SLG: 0.426		0-0 1B SF8 1B		0-2 G4-3		2-1 G3		1-3 K		4	1	1	0	0	1	2									
Dante Bichette, R (1, 7) OBP: 0.305, SLG: 0.448	1-1 F7		2-0 P4		0-0 F7		4-1 BB			3	0	0	0	0	0	1									
Max Venable, L (8, PH) OBP: 0.351, SLG: 0.441		3-1 BB 1B		0-0 BB 2B		2-2 P6		2-3 K		0	0	0	0	1	0	0									
Jack Howell, L (1, 5) OBP: 0.322, SLG: 0.439		1-3 BB 1B		3-2 P4		2-3 K		1-3 K		4	0	2	0	0	1	3									
Lance Parrish, R (1, 2) OBP: 0.295, SLG: 0.443	2-0 SF8		1-3 K		1-1 G6-3 E 1B		2-0 G1-3		4-1 BB	2	0	0	1	0	1	1									
Luis Polonia, L (9, PH) OBP: 0.294, SLG: 0.343	3-H K									3	0	1	0	1	1										
Johnny Ray, S (1, 4) OBP: 0.290, SLG: 0.292																									
Inning Stats	R: 0 E: 0 K: 1 S: 10	H: 0 LOB: 1 BB: 1 P: 19	R: 1 E: 0 K: 1 S: 9	H: 2 LOB: 1 BB: 0 P: 16	R: 0 E: 1 K: 1 S: 10	H: 0 LOB: 1 BB: 0 P: 17	R: 0 E: 0 K: 0 S: 8	H: 1 LOB: 1 BB: 0 P: 13	R: 0 E: 1 K: 1 S: 8	H: 1 LOB: 2 BB: 1 P: 15	R: 0 E: 0 K: 0 S: 6	H: 0 LOB: 0 BB: 0 P: 10	R: 0 E: 0 K: 1 S: 7	H: 0 LOB: 0 BB: 0 P: 13	R: 0 E: 0 K: 2 S: 16	H: 2 LOB: 3 BB: 1 P: 26	R: 0 E: 0 K: 2 S: 9	H: 0 LOB: 1 BB: 1 P: 17	1B: 5 2B: 1 3B: 0 HR: 0	SF: 1 SAC: 0 DP: 0 HBP: 0	WP: 0 PB: 0 SB: 1 CS: 0	PA: 38			
PITCHER	IP	WLS	BF	H	R	ER	SO	BB	IBB	HBP	BLK	WP	HR	S	P	ERA	WHIP								
Willie Blair, R (1, 1) ERA: 1.45	6.0		25	4	1	1	4	2	0	0	0	0	0	51	90	1.50	1.000								
Frank Willis, R (7, 1) ERA: 7.36	1.1	W	6	2	0	0	1	0	0	0	0	0	0	13	22	0.00	1.500								
Tom Henke, R (8, 1) ERA: 2.25	1.2	S	7	0	0	0	4	2	0	0	0	0	0	19	34	0.00	1.200								

California Angels @ Toronto Blue Jays
SkyDome, Toronto, ON
Sun May 20 1990, 3:33 AM EDT
Att: 49,421 - Dome - 70 F

AB 33
R 1
H 6
RBI 1
BB 4
SO 9
LOB 18



Batter	1	2	3	4	5	6	7	8	9	AB	R	H	RBI	BB	SO	LOB	BOTTOM								
Tony Fernandez, S (1, 6) OBP: 0.364, SLG: 0.394	2-3 K		1-0 G4-3		1-0 G5-3		1-0 SH5-3 SF7 2B			4	1	1	0	0	1	0									
Mookie Wilson, S (1, 10) OBP: 0.295, SLG: 0.333	1-0 G5-3		3-3 K		3-1 WP 1B		4-2 SH5-3 BB			3	1	1	0	0	1	0									
John Olerud, L (8, PH) OBP: 0.405, SLG: 0.452		2-0 G5-3		2-0 P6		4-2 SAFE SAFE E 1B SF7 BB		0-0 SH5-3		2	1	0	0	1	0	0									
Kelly Gruber, R (1, 5) OBP: 0.361, SLG: 0.583			1-2 F8		3-3 K		0-1 E 1B		2-0 SF7	3	1	1	2	0	1	0									
George Bell, R (1, 7) OBP: 0.286, SLG: 0.417			0-0 P5		3-3 K		1-2 3-H 1B		3-H 4-0	3	0	0	0	1	1	2									
Fred McGriff, L (1, 3) OBP: 0.424, SLG: 0.449			1-1 F8		3-2 G1-3		1-2 2-3 FC1 FC5 1B		4-0 IBB FC6-4	3	0	0	0	1	1	2									
Pat Borders, R (1, 2) OBP: 0.330, SLG: 0.586							2-0 SF7		0-0 FC6-4	3	0	0	1	0	0	2									
Glenallen Hill, R (1, 9) OBP: 0.299, SLG: 0.500			2-3 K		0-3 K		1-2 2-H 1B			3	0	1	1	0	2	0									
Manuel Lee, S (1, 4) OBP: 0.303, SLG: 0.387			1-1 G6-3		3-1 SF8 3B		1-3 K			3	1	1	0	0	1	2									
Junior Felix, S (1, 8) OBP: 0.373, SLG: 0.525			2-2 G1-3		2-2 SF8		0-1 FC5			2	0	0	1	0	0	2									
Inning Stats	R: 0 E: 0 K: 1 S: 5	H: 0 LOB: 0 BB: 0 P: 10	R: 0 E: 0 K: 0 S: 6	H: 0 LOB: 0 BB: 0 P: 8	R: 0 E: 0 K: 1 S: 8	H: 0 LOB: 0 BB: 0 P: 13	R: 0 E: 0 K: 1 S: 6	H: 0 LOB: 0 BB: 0 P: 12	R: 0 E: 0 K: 2 S: 10	H: 0 LOB: 0 BB: 0 P: 19	R: 1 E: 0 K: 1 S: 9	H: 1 LOB: 0 BB: 0 P: 15	R: 3 E: 1 K: 1 S: 15	H: 3 LOB: 2 BB: 1 P: 26	R: 1 E: 0 K: 0 S: 6	H: 1 LOB: 2 BB: 2 P: 17	1B: 3 2B: 1 3B: 1 HR: 0	SF: 3 SAC: 1 DP: 0 HBP: 0	WP: 2 PB: 0 SB: 0 CS: 0	PA: 33					
PITCHER	IP	WLS	BF	H	R	ER	SO	BB	IBB	HBP	BLK	WP	HR	S	P	ERA	WHIP								
Mark Langston, L (1, 1) ERA: 3.57	7.0	L	29	5	5	4	7	2	0	0	0	0	0	62	111	5.14	1.000								
Willie Fraser, R (8, 1) ERA: 12.38	1.0		4	0	0	0	0	0	1	0	0	0	0	3	9	0.00	0.000								

California Angels @ Toronto Blue Jays
SkyDome, Toronto, ON
Sun May 20 1990, 3:33 AM EDT
Att: 49,421 - Dome - 70 F

AB 26
R 5
H 5
RBI 5
BB 3
SO 7
LOB 8



Batter	1	2	3	4	5	6	7	8	9	AB	R	H	RBI	BB	SO	LOB	TOP					
Luis Polonia, L OBP: 0.291, SLG: 0.347 (1, 10)	0-0 6-3	0-0 F7			0-0 SF8 1B		0-0 F8		0-0 S 1B	5	1	2	0	0	0	1	California Angels @ Cleveland Indians Cleveland Municipal Stadium, Cleveland, OH Mon May 21 1990, 7:05 PM EDT Att. 5,637 - Unknown - 53 F					
Devon White, S OBP: 0.282, SLG: 0.353 (1, 8)	0-3 K		4-0 FC4-6 BB		0-0 S 2B		4-0 S BB	0-3 K	1-2 K	3	0	1	0	2	2	1						
Chili Davis, S OBP: 0.325, SLG: 0.385 Max Venable, L OBP: 0.351, SLG: 0.441 (1, 7) (9, 7)	0-3 K		0-0 FC4-6 4-3 1-2		0-0 SF8		0-0 F9		0-3 K	4	0	0	1	0	2	3						
Wally Joyner, L OBP: 0.386, SLG: 0.424 (1, 3)		4-0 FC4-6 1B 2B BB	0-0 4-3		0-0 K				0-0 S 1B	3	2	1	0	1	1	2						
Dave Winfield, R OBP: 0.279, SLG: 0.388 (1, 9)		0-0 FC4-6 1B	0-3 K		0-0 F8				0-0 F7	4	0	1	0	0	1	3						
Jack Howell, L OBP: 0.325, SLG: 0.450 Gary Disarcina, R (6, PH) (6, 6)		0-0 FC4-6 BB 2B 1-2 2-3		0-0 2B		0-0 F9			0-3 K	2	1	1	0	0	0	2						
Lance Parrish, R OBP: 0.303, SLG: 0.440 (1, 2)		4-0 2B BB	0-0 6-3		0-0 P3				0-0 1B	3	0	1	1	1	0	1						
Johnny Ray, S OBP: 0.288, SLG: 0.301 (1, 4)		0-0 1B 2B 1-H 2-H 3-H	0-0 F7		0-3 K				0-0 F7	4	1	1	2	0	1	2						
Donnie Hill, S OBP: 0.342, SLG: 0.433 (6, 5)		0-0 1B	0-0 F8		0-0 F8				0-0 F8	4	0	1	1	0	0	1						
Inning Stats	R: 0 E: 0 K: 2 S: 7	H: 0 LOB: 0 BB: 0 P: 7	R: 3 E: 0 K: 0 S: 5	H: 3 LOB: 1 BB: 2 P: 13	R: 0 E: 0 K: 1 S: 5	H: 0 LOB: 1 BB: 1 P: 9	R: 0 E: 0 K: 0 S: 4	H: 1 LOB: 1 BB: 0 P: 4	R: 1 E: 0 K: 1 S: 7	H: 2 LOB: 1 BB: 0 P: 7	R: 0 E: 0 K: 0 S: 5	H: 0 LOB: 0 BB: 0 P: 5	R: 0 E: 0 K: 0 S: 3	H: 0 LOB: 1 BB: 1 P: 7	R: 1 E: 0 K: 1 S: 7	H: 2 LOB: 1 BB: 0 P: 7		R: 0 E: 0 K: 2 S: 8	H: 1 LOB: 1 BB: 0 P: 8	1B: 6 2B: 3 3B: 0 HR: 0	SF: 1 SAC: 0 DP: 0 HBP: 0	WP: 0 PB: 0 SB: 4 CS: 0
PITCHER	IP WLS BF H R ER SO BB IBB HBP BLK WP HR S P ERA WHIP	4.0 L 20 6 4 4 3 3 0 0 0 0 0 23 35 9.00 2.250	5.0 S 19 3 1 1 5 1 0 0 0 0 0 28 32 1.80 0.800																			

Batter	1	2	3	4	5	6	7	8	9	AB	R	H	RBI	BB	SO	LOB	BOTTOM					
Jerry Browne, S OBP: 0.281, SLG: 0.305 (1, 4)	0-0 1-3		0-0 F8		0-0 FC4 1B 1-2 2-H		0-3 K		0-0 4-3	5	0	1	1	0	1	1	California Angels @ Cleveland Indians Cleveland Municipal Stadium, Cleveland, OH Mon May 21 1990, 7:05 PM EDT Att. 5,637 - Unknown - 53 F					
Mitch Webster, S OBP: 0.306, SLG: 0.452 (1, 8)			0-0 F7		0-0 FC4 2B 1-2 2-3		0-0 4-3		0-0 B5-3	5	0	1	0	0	0	3						
Dion James, L OBP: 0.318, SLG: 0.291 (1, 3)			0-0 F8		0-0 K		0-0 1-3		0-0 F9	5	0	1	1	0	1	2						
Candy Maldonado, R OBP: 0.368, SLG: 0.574 (1, 7)			0-0 1-3		0-3 K		0-3 K			4	0	1	0	0	2	3						
Brook Jacoby, R OBP: 0.360, SLG: 0.488 (1, 5)			0-0 6-3		0-0 6-3		0-0 F8		0-0 5-3	4	0	0	0	0	0	0						
Chris James, R OBP: 0.290, SLG: 0.341 (1, 10)			0-0 BB		0-0 5-3		0-0 F9		0-0 BB	4	0	2	0	0	0	0						
Cory Snyder, R OBP: 0.277, SLG: 0.414 (1, 9)			0-0 F9		0-0 WP 2B		0-0 E5 2B		4-0 FC6-4 BB	3	1	1	0	1	0	1						
Sandy Alomar Jr., R OBP: 0.333, SLG: 0.443 (1, 2)			4-0 BB		0-3 FC 1B 2B 1-2 2-3		0-0 FC6-4 2B		0-0 FC6-4	3	1	1	1	1	0	3						
Felix Fermin, R OBP: 0.264, SLG: 0.326 Carlos Baerga, S OBP: 0.286, SLG: 0.344 (1, 6) (3, 6)			0-0 4-3		0-0 FC4 1B 2B 1-2		0-0 P4		0-0 4-3 WP	1	0	0	0	0	0	2						
Inning Stats	R: 0 E: 0 K: 0 S: 4	H: 1 LOB: 1 BB: 0 P: 4	R: 0 E: 0 K: 0 S: 4	H: 1 LOB: 2 BB: 1 P: 8	R: 0 E: 0 K: 1 S: 5	H: 0 LOB: 0 BB: 0 P: 5	R: 0 E: 0 K: 1 S: 5	H: 0 LOB: 0 BB: 0 P: 5	R: 2 E: 0 K: 1 S: 11	H: 4 LOB: 2 BB: 0 P: 11	R: 1 E: 1 K: 0 S: 5	H: 1 LOB: 1 BB: 0 P: 5	R: 0 E: 0 K: 1 S: 5	H: 0 LOB: 0 BB: 0 P: 5	R: 0 E: 0 K: 0 S: 4	H: 2 LOB: 2 BB: 1 P: 8		R: 0 E: 0 K: 0 S: 4	H: 1 LOB: 1 BB: 0 P: 4	1B: 7 2B: 3 3B: 0 HR: 0	SF: 0 SAC: 0 DP: 0 HBP: 0	WP: 2 PB: 0 SB: 0 CS: 0
PITCHER	IP WLS BF H R ER SO BB IBB HBP BLK WP HR S P ERA WHIP	5.2 W 26 7 3 2 4 1 0 0 0 0 0 9 13 0.00 1.500	1.1 S 5 1 0 0 0 0 0 0 0 1 0 5 5 0.00 0.750																			

Batter	1	2	3	4	5	6	7	8	9	AB	R	H	RBI	BB	SO	LOB	TOP			
Devon White, S (1, 8) OBP: 0.286, SLG: 0.355	B1-3		1B G3	K			G4-3		S 1B	5	2	2	0	0	1	1				
Johnny Ray, S (1, 4) OBP: 0.294, SLG: 0.296	G6-3		G3		G4-3		P6		S 1B	5	1	1	2	0	0	1				
Chili Davis, S (1, 10) OBP: 0.333, SLG: 0.388	P2		PB IBB		HR		P3		1B BB	4	1	2	0	1	0	0				
Wally Joyner, L (1, 3) OBP: 0.398, SLG: 0.455		FC6-4	PB		HR			F9	1B	4	1	3	4	1	0	0				
Dave Winfield, R (1, 9) OBP: 0.264, SLG: 0.365	K		G5-3		E6			K	G3	5	0	0	0	0	2	4				
Dante Bichette, R (1, 7) OBP: 0.303, SLG: 0.449	FC6-4			PB	G6-4-3			F7		4	1	1	0	0	0	2				
Donnie Hill, S (1, 5) OBP: 0.351, SLG: 0.437	1B		G5-3		G3-1				G6-3	4	0	2	1	0	0	0				
John Orton, R (1, 2) OBP: 0.244, SLG: 0.310	K		G5-3		K				1B 2B	4	1	1	0	0	2	3				
Gary Disarcina, R (1, 6) OBP: 0.297, SLG: 0.353			G4-3		K				1B BB	3	1	0	0	1	2	1				
Inning Stats	R: 0 E: 0 K: 0 S: 6	H: 0 LOB: 0 BB: 7	R: 0 E: 0 K: 2 S: 11	H: 2 LOB: 2 BB: 0 P: 16	R: 1 E: 0 K: 0 S: 11	H: 2 LOB: 2 BB: 1 P: 23	R: 1 E: 0 K: 2 S: 13	H: 2 LOB: 1 BB: 0 P: 20	R: 2 E: 1 K: 0 S: 8	H: 2 LOB: 0 BB: 0 P: 16	R: 0 E: 0 K: 0 S: 4	H: 0 LOB: 0 BB: 0 P: 8	R: 0 E: 0 K: 1 S: 8	H: 0 LOB: 0 BB: 0 P: 12	R: 4 E: 0 K: 0 S: 14	H: 4 LOB: 1 BB: 2 P: 26	1B: 9 2B: 2 3B: 0 HR: 1	SF: 0 SAC: 0 DP: 1 HBP: 0	WP: 0 PB: 2 CS: 0	PA: 41
PITCHER	IP	WLS	BF	H	R	ER	SO	BB	IBB	HBP	BLK	WP	HR	S	P	ERA	WHIP			
Tom Candiotti, R (1, 1) ERA: 4.5	6.0	L	27	8	4	2	6	0	1	0	0	0	1	59	99	3.00	1.333			
Cecilio Guante, R (7, 1) ERA: 3.6	2.0		6	0	0	0	1	0	0	0	0	0	0	12	20	0.00	0.000			
Jesse Orosco, L (9, 1) ERA: 4.85	0.1		3	1	2	2	0	1	0	0	0	0	0	4	9	54.00	6.000			
Rudy Seanez, R (9, 1) ERA: 27.0	0.2		5	3	2	2	0	1	0	0	0	0	0	10	17	27.00	6.000			

California Angels @ Cleveland Indians
Cleveland Municipal Stadium, Cleveland, OH

AB 38
R 8
H 12
RBI 7
BB 3
SO 7
LOB 12



WP: 0 PA: 41
PB: 2
CS: 0

California Angels @ Cleveland Indians
Cleveland Municipal Stadium, Cleveland, OH

AB 33
R 3
H 7
RBI 3
BB 0
SO 9
LOB 9



WP: 2 PA: 33
PB: 0
CS: 0

Batter	1	2	3	4	5	6	7	8	9	AB	R	H	RBI	BB	SO	LOB	BOTTOM					
Jerry Browne, S (1, 4) OBP: 0.273, SLG: 0.295	G4-3		G6-3			G4-6-3		G6-3		4	0	0	0	0	0	1						
Mitch Webster, S (1, 8) OBP: 0.297, SLG: 0.438	G5-3			P4		P3		G3		4	0	0	0	0	0	0						
Carlos Baerga, S (1, 6) OBP: 0.297, SLG: 0.353	F9			1B		WP 2B		F8		4	1	2	0	0	0	0						
Candy Maldonado, R (1, 7) OBP: 0.372, SLG: 0.579		1B		K		1B 2B			K	4	1	2	1	0	2	1						
Brook Jacoby, R (1, 3) (8, 5)		P4		P4		K			F8	4	0	0	0	0	1	3						
Chris James, R (1, 10) OBP: 0.279, SLG: 0.326		K			G6-3		F7		K	4	0	0	0	0	2	2						
Cory Snyder, R (1, 9) OBP: 0.279, SLG: 0.420		K			G6-3					3	1	1	1	0	1	1						
Sandy Alomar Jr., R (1, 2) OBP: 0.333, SLG: 0.440			K		K					3	0	1	1	0	2	0						
Steve Springer, R (1, 5) OBP: 0.500, SLG: 0.500										2	0	1	0	0	0	0						
Dion James, L (7, PH) (8, 3)			L9							1	0	0	0	0	1	1						
Inning Stats	R: 0 E: 0 K: 0 S: 4	H: 0 LOB: 0 BB: 0 P: 6	R: 0 E: 0 K: 2 S: 13	H: 1 LOB: 1 BB: 0 P: 17	R: 0 E: 0 K: 1 S: 7	H: 0 LOB: 0 BB: 0 P: 9	R: 0 E: 0 K: 1 S: 11	H: 1 LOB: 1 BB: 0 P: 17	R: 0 E: 0 K: 1 S: 9	H: 0 LOB: 0 BB: 0 P: 12	R: 0 E: 0 K: 2 S: 6	H: 1 LOB: 1 BB: 0 P: 8	R: 3 E: 0 K: 2 S: 17	H: 4 LOB: 1 BB: 0 P: 27	R: 0 E: 0 K: 0 S: 7	H: 0 LOB: 0 BB: 0 P: 8	R: 0 E: 0 K: 2 S: 9	H: 0 LOB: 0 BB: 0 P: 12	1B: 5 2B: 2 3B: 0 HR: 0	SF: 0 SAC: 0 DP: 1 HBP: 0	WP: 2 PB: 0 CS: 0	PA: 33
PITCHER	IP	WLS	BF	H	R	ER	SO	BB	IBB	HBP	BLK	WP	HR	S	P	ERA	WHIP					
Chuck Finley, L (1, 1) ERA: 2.33	6.2	W	25	6	3	3	6	0	0	0	0	0	0	1	3	4.05	0.900					
Willie Fraser, R (7, 1) ERA: 12.38	0.0		1	1	0	0	0	0	0	0	0	0	0	1	3	∞	∞					
Bryan Harvey, R (7, 1) ERA: 3.6	2.1	S	7	0	0	0	3	0	0	0	0	1	0	19	25	0.00	0.000					

California Angels @ Cleveland Indians
Cleveland Municipal Stadium, Cleveland, OH

AB 38
R 8
H 12
RBI 7
BB 3
SO 7
LOB 12



WP: 0 PA: 41
PB: 2
CS: 0

California Angels @ Cleveland Indians
Cleveland Municipal Stadium, Cleveland, OH

AB 33
R 3
H 7
RBI 3
BB 0
SO 9
LOB 9





WP: 2 PA: 33
PB: 0
CS: 0

Tue May 22 1990, 7:05 PM EDT
Att: 7,333 - Sunny - 50 F

livebaseballscores.com

livebaseballscores.com

Batter	1	2	3	4	5	6	7	8	9	AB R H RBI BB SO LOB	TOP																
Tony Fernandez, S (1, 6) OBP: 0.354, SLG: 0.373	L8		L3		FC3-5 1B	BB			F8	3 1 0 0 2 0 2	<p>Toronto Blue Jays @ California Angels Anaheim Stadium, Anaheim, CA Wed May 23 1990, 10:05 PM EDT Att: 25,179 - Unknown - 69 F</p> <p>livebaseballscorecards.com</p> <p>AB 37 R 4 H 11 RBI 4 BB 4 SO 6 LOB 17</p> 																
Mookie Wilson, S (1, 8) OBP: 0.291, SLG: 0.329	G3-1		L3		1B G5-3	BB			K	5 1 1 0 0 1 4																	
Kelly Gruber, R (1, 5) OBP: 0.368, SLG: 0.622	1B 2B		G1-3		1B G5-3				1B 2B	5 1 3 2 0 0 0																	
George Bell, R (1, 7) OBP: 0.299, SLG: 0.420	1B				F8 G5-3				FC5-4 BB	4 0 2 2 1 0 1																	
Fred McGriff, L (1, 3)	G1-3				G5-3				F7	5 0 0 0 0 1 5																	
Pat Borders, R (1, 2)					1B				1B	3 0 1 0 1 1 1																	
Glenallen Hill, R (1, 10)					1B				P4	4 0 0 0 0 3 2																	
Manuel Lee, S (1, 4)					FC3-5 1B				G3-1	4 0 2 0 0 0 1																	
Junior Felix, S (1, 9)					1B FC3-5				G6-3	4 1 2 0 0 0 1																	
Inning Stats	R: 1 E: 0 K: 0 S: 11	H: 2 LOB: 1 BB: 0 P: 15	R: 0 E: 0 K: 2 S: 13	H: 1 LOB: 1 BB: 0 P: 18	R: 0 E: 0 K: 1 S: 2	H: 0 LOB: 0 BB: 1 P: 7	R: 0 E: 0 K: 1 S: 11	H: 1 LOB: 1 BB: 0 P: 16	R: 3 E: 0 K: 0 S: 13	H: 4 LOB: 1 BB: 0 P: 21	R: 0 E: 0 K: 1 S: 15	H: 1 LOB: 3 BB: 2 P: 27	R: 0 E: 0 K: 0 S: 7	H: 0 LOB: 1 BB: 1 P: 15	R: 0 E: 0 K: 0 S: 8	H: 0 LOB: 0 BB: 0 P: 12	R: 0 E: 0 K: 2 S: 15	H: 2 LOB: 2 BB: 0 P: 22	1B: 9 2B: 3 3B: 0 HR: 0	SF: 0 SAC: 0 DP: 1 HBP: 0	WP: 0 PB: 0 SB: 0 CS: 0	PA: 41					
PITCHER	IP WLS BF H R ER SO BB IBB HBP BLK WP HR S P ERA WHIP											IP WLS BF H R ER SO BB IBB HBP BLK WP HR S P ERA WHIP															
Jim Abbott, L (1, 1) ERA: 5.77	6.0	29	9	4	4	4	3	0	0	0	0	0	0	65	104	6.00	2.000										
Willie Fraser, R (7, 1) ERA: 9.29	2.2	11	2	0	0	1	1	0	0	0	0	0	0	26	42	0.00	1.125										
Scott Bailes, L (9, 1) ERA: 2.95	0.1	W	1	0	0	0	0	0	0	0	0	0	0	4	7	0.00	0.000										

Batter	1	2	3	4	5	6	7	8	9	AB R H RBI BB SO LOB	BOTTOM																
Luis Polonia, L (1, 10) OBP: 0.301, SLG: 0.354	P4				L6				BB 2B	4 1 2 0 0 0 0	<p>Toronto Blue Jays @ California Angels Anaheim Stadium, Anaheim, CA Wed May 23 1990, 10:05 PM EDT Att: 25,179 - Unknown - 69 F</p> <p>livebaseballscorecards.com</p> <p>AB 32 R 5 H 7 RBI 5 BB 3 SO 4 LOB 5</p> 																
Max Venable, L (1, 9) OBP: 0.341, SLG: 0.405	L5-3 BB				G4-3				K	3 0 0 0 1 1 2																	
Devon White, S (1, 8) OBP: 0.285, SLG: 0.348	L5-3				K				L9	3 1 0 0 1 1 1																	
Wally Joyner, L (1, 3)					F7				HR	4 2 2 3 0 0 0																	
Chili Davis, S (1, 7) OBP: 0.326, SLG: 0.378					L8				G3	4 0 0 0 0 0 1																	
Johnny Ray, S (1, 4) OBP: 0.292, SLG: 0.314					G1-4-3				G1-3	4 1 2 1 0 0 0																	
Donnie Hill, S (1, 5) OBP: 0.346, SLG: 0.419					G6-3				G4-3	3 0 0 0 1 0 1																	
John Orton, R (1, 2) OBP: 0.234, SLG: 0.295					K				G4-3	2 0 0 0 0 2 0																	
Lance Parrish, R (8, PH) OBP: 0.305, SLG: 0.441					K				G4-3	2 0 1 1 0 0 0																	
Gary Disarcina, R (1, 6)					P3				F8	3 0 0 0 0 0 0																	
Inning Stats	R: 0 E: 0 K: 0 S: 6	H: 0 LOB: 0 BB: 1 P: 14	R: 0 E: 0 K: 0 S: 7	H: 0 LOB: 0 BB: 0 P: 10	R: 0 E: 0 K: 1 S: 8	H: 0 LOB: 0 BB: 0 P: 10	R: 0 E: 0 K: 1 S: 6	H: 0 LOB: 0 BB: 0 P: 8	R: 0 E: 0 K: 1 S: 12	H: 1 LOB: 1 BB: 0 P: 21	R: 0 E: 0 K: 1 S: 12	H: 1 LOB: 1 BB: 0 P: 19	R: 1 E: 0 K: 0 S: 10	H: 1 LOB: 0 BB: 0 P: 16	R: 0 E: 0 K: 0 S: 8	H: 0 LOB: 0 BB: 0 P: 15	R: 4 E: 0 K: 1 S: 12	H: 4 LOB: 2 BB: 2 P: 26	1B: 4 2B: 3 3B: 0 HR: 1	SF: 0 SAC: 0 DP: 1 HBP: 0	WP: 0 PB: 0 SB: 1 CS: 0	PA: 35					
PITCHER	IP WLS BF H R ER SO BB IBB HBP BLK WP HR S P ERA WHIP											IP WLS BF H R ER SO BB IBB HBP BLK WP HR S P ERA WHIP															
Dave Stieb, R (1, 1) ERA: 2.83	7.0	24	3	1	1	3	1	0	0	0	0	0	0	19	39	21.60	2.400										
Duane Ward, R (8, PH) ERA: 3.31	1.2	L	10	3	4	4	1	1	0	0	0	0	0	1	2	∞	∞										
Jim Acker, R (9, 1) ERA: 1.97	0.0	1	1	0	0	0	0	0	0	0	0	0	0	1	2	∞	∞										

Batter	1	2	3	4	5	6	7	8	9	10	11	AB	R	H	RBI	BB	SO	LOB	TOP			
Tony Fernandez, S OBP: 0.349, SLG: 0.363	(1,6) F7	(1,6) F7		(1,6) K		(1,6) G6-4-3 BB		(1,6) G1-3			(1,6) G4-3	5	0	0	0	1	1	5				
Mookie Wilson, S OBP: 0.293, SLG: 0.324	(1,8) K			(1,8) G4-6-3		(1,8) P6			(1,8) 2B SF8 1B		(1,8) G4-3	5	2	1	0	1	1	5				
Kelly Gruber, R OBP: 0.373, SLG: 0.621	(1,5) 1B			(1,5) F9		(1,5) G1-3 WP BB		(1,5) G6-4-3		(1,5) SF8 WP 2B	(1,5) G6-3	5	1	2	0	1	0	4				
George Bell, R OBP: 0.296, SLG: 0.416	(1,7) 1B			(1,7) E5 G3-1 1B		(1,7) F7			(1,7) SF8			4	0	1	1	0	1	2				
Fred McGriff, L OBP: 0.401, SLG: 0.407	(1,3) L8			(1,3) G3-1 1B		(1,3) G1-3 BB		(1,3) K		(1,3) K		4	0	1	1	1	2	2				
Rance Mulliniks, L OBP: 0.400, SLG: 0.577				(1,10) K		(1,10) G1-3		(1,10) G5-3				5	0	0	0	0	2	4				
Pat Borders, R OBP: 0.318, SLG: 0.549				(1,2) G1-3		(1,2) F8					(1,2) B5-3	5	0	1	0	0	0	4				
Manuel Lee, S OBP: 0.321, SLG: 0.425	(1,4) 1B			(1,4) E6 PB 1B		(1,4) 2B BB		(1,4) G3		(1,4) K		4	0	1	0	1	1	1				
Junior Felix, S OBP: 0.364, SLG: 0.566	(1,9) 1B			(1,9) G4-6-3 BB		(1,9) 2B		(1,9) K		(1,9) K		4	0	2	0	1	2	1				
Inning Stats	R: 0 E: 0 K: 1 S: 15	H: 2 LOB: 2 BB: 0 P: 23	R: 0 E: 0 K: 1 S: 12	H: 2 LOB: 2 BB: 0 P: 18	R: 1 E: 1 K: 1 S: 12	H: 1 LOB: 1 BB: 1 P: 24	R: 0 E: 1 K: 1 S: 9	H: 0 LOB: 2 BB: 1 P: 17	R: 0 E: 0 K: 0 S: 10	H: 0 LOB: 2 BB: 2 P: 21	R: 0 E: 0 K: 2 S: 11	H: 1 LOB: 1 BB: 0 P: 13	R: 2 E: 0 K: 2 S: 12	H: 2 LOB: 0 BB: 0 P: 20	R: 0 E: 0 K: 2 S: 10	H: 0 LOB: 0 BB: 0 P: 17	R: 0 E: 0 K: 0 S: 7	H: 0 LOB: 0 BB: 0 P: 10	1B: 6 2B: 3 3B: 0 HR: 0	SF: 1 SAC: 0 DP: 2 HBP: 0	WP: 2 PB: 1 SB: 0 CS: 0	PA: 48
PITCHER	IP ERA WLS BF H R ER SO BB IBB HBP BLK WP HR S P ERA WHIP	PITCHER																				
Kirk McCaskill, R ERA: 3.05	(1,1) 3.0	18	5	1	0	0	1	3	0	0	0	1	0	20	38	0.00	2.333					
Mike Fetters, R ERA: 8.1	(4,1) 2.0	9	1	0	0	1	3	0	0	0	0	1	0	20	38	0.00	2.000					
Scott Bailes, L ERA: 2.91	(6,1) 0.1	2	0	0	0	0	1	0	0	0	0	0	0	2	7	0.00	3.000					
Mark Eichhorn, R ERA: 1.67	(6,1) 2.2	8	1	0	0	3	0	0	0	0	0	0	0	21	29	0.00	0.375					
Bryan Harvey, R ERA: 3.91	(9,1) 3.0	W 11	2	2	2	4	0	0	0	0	1	0	0	29	47	6.00	0.667					

Toronto Blue Jays @ California Angels
Anaheim Stadium, Anaheim, CA
Thu May 24 1990, 10:05 PM EDT
Att: 24,460 - Unknown

livebaseballscores.com

AB 41
R 3
H 9
RBI 2
BB 6
SO 10
LOB 28



Batter	1	2	3	4	5	6	7	8	9	10	11	AB	R	H	RBI	BB	SO	LOB	BOTTOM			
Devon White, S OBP: 0.276, SLG: 0.336	(1,8) G4-3			(1,8) K		(1,8) FC6-4		(1,8) L5			(1,8) SH5-4	5	0	0	0	0	2	4				
Johnny Ray, S OBP: 0.294, SLG: 0.333	(1,4) FC6-5 2B			(1,4) K		(1,4) K		(1,4) F7		(1,4) G3	(1,4) 2B	6	0	2	1	0	2	1				
Chili Davis, S OBP: 0.328, SLG: 0.375	(1,10) FC6-5			(1,10) 1B BB		(1,10) CS BB 1B		(1,10) G4-3		(1,10) K		4	1	1	0	1	1	1				
Dave Winfield, R OBP: 0.271, SLG: 0.360	(1,9) G5-3			(1,9) 1B FC6-4 1B		(1,9) CS BB		(1,9) L4		(1,9) G6-3		4	2	1	0	1	0	1				
Wally Joyner, L OBP: 0.411, SLG: 0.490				(1,3) BB		(1,3) FC6-4 1B		(1,3) G3-1		(1,3) 1B	(1,3) 1B	4	0	3	2	1	0	0				
Dante Bichette, R OBP: 0.300, SLG: 0.441	(1,7) F8			(1,7) FC6-4 1B		(1,7) 1B		(1,7) K		(1,7) F8		5	0	1	1	0	1	3				
Lance Parrish, R OBP: 0.310, SLG: 0.434	(1,2) K			(1,2) P3		(1,2) P3		(1,2) 1B HBP		(1,2) 1B	(1,2) 1B	4	0	1	0	0	1	4				
Rick Schu, R OBP: 0.256, SLG: 0.317	(1,5) G6-3			(1,5) E 1B		(1,5) K		(1,5) G6-3 1B		(1,5) K		5	0	2	0	0	2	3				
Gary Disarcina, R OBP: 0.214, SLG: 0.083	(1,6) G6-3			(1,6) E3 FC6-4		(1,6) 1B		(1,6) G6-3		(1,6) SH5-4 2B BB		4	1	1	0	1	0	4				
Inning Stats	R: 0 E: 0 K: 0 S: 7	H: 1 LOB: 1 BB: 0 P: 10	R: 0 E: 0 K: 1 S: 12	H: 0 LOB: 1 BB: 1 P: 20	R: 0 E: 0 K: 2 S: 8	H: 0 LOB: 0 BB: 1 P: 13	R: 2 E: 1 K: 0 S: 16	H: 3 LOB: 3 BB: 1 P: 26	R: 1 E: 0 K: 1 S: 12	H: 3 LOB: 2 BB: 1 P: 21	R: 0 E: 0 K: 0 S: 13	H: 1 LOB: 1 BB: 0 P: 20	R: 0 E: 0 K: 2 S: 8	H: 0 LOB: 0 BB: 0 P: 10	R: 0 E: 0 K: 1 S: 10	H: 2 LOB: 2 BB: 1 P: 18	R: 1 E: 0 K: 0 S: 3	H: 1 LOB: 1 BB: 1 P: 7	1B: 10 2B: 2 3B: 0 HR: 0	SF: 0 SAC: 1 DP: 1 HBP: 1	WP: 0 PB: 0 SB: 1 CS: 2	PA: 47
PITCHER	IP ERA WLS BF H R ER SO BB IBB HBP BLK WP HR S P ERA WHIP	PITCHER																				
David Wells, L ERA: 3.75	(1,1) 4.0	19	4	2	2	3	1	0	0	0	0	0	0	21	33	0.00	0.429					
John Cerutti, L ERA: 5.02	(5,1) 0.2	5	3	1	1	1	1	0	0	0	0	0	0	11	20	13.50	6.000					
Frank Wills, R ERA: 7.24	(5,1) 2.1	8	1	0	0	1	0	0	0	0	0	0	0	9	16	0.00	1.000					
Steve Cummings, R ERA: 4.91	(8,1) 1.0	4	1	0	0	1	0	0	1	0	0	0	0	9	16	0.00	1.000					
Tom Henke, R ERA: 2.42	(9,1) 2.1	L 11	3	1	1	3	1	0	0	0	0	0	0	21	35	3.86	1.714					

Toronto Blue Jays @ California Angels
Anaheim Stadium, Anaheim, CA
Thu May 24 1990, 10:05 PM EDT
Att: 24,460 - Unknown

livebaseballscores.com

AB 41
R 4
H 12
RBI 4
BB 4
SO 9
LOB 21



Batter	1	2	3	4	5	6	7	8	9	10	11	12	13	AB	R	H	RBI	BB	SO	LOB	TOP							
Paul Molitor, R OBP: 0.327, SLG: 0.427 (1, 4)	L5		K		G6-3			K	K		G5-3			6	0	0	0	0	3	2								
Gary Sheffield, R OBP: 0.373, SLG: 0.430 (1, 5)	K			K		G3-1		1B	F7		G5-3			6	1	1	0	0	2	0								
Robin Yount, R OBP: 0.339, SLG: 0.365 (1, 8)	L5			BB	BB	F8		FC5-4	1B		G2-3		F7	6	1	2	2	0	0	0								
Dave Parker, L OBP: 0.342, SLG: 0.438 Darryl Hamilton, L OBP: 0.500, SLG: 0.500 (10, PR)		G4-3		K		F8		FC3	FC5-4		2B		CS	5	0	1	0	0	1	2								
Rob Deer, R OBP: 0.396, SLG: 0.535 (1, 3)	K			BB	BB	F8		E7	FC5-4		1B		1B	5	1	3	0	1	1	2								
Glenn Braggs, R OBP: 0.349, SLG: 0.418 (1, 9)	P5			BB	BB	F8		G3	BB		1B		1B	4	0	1	2	2	0	1								
Greg Vaughn, R OBP: 0.350, SLG: 0.452 Bill Spiers, L OBP: 0.136, SLG: 0.182 (8, 6)					P9			K	FC5-4		1B			2	0	0	0	2	1	3								
Charlie O'Brien, R OBP: 0.212, SLG: 0.245 (1, 2)	K			BB		F7		G5-3	FC5-4		BB			6	0	0	0	0	1	7								
Edgar Diaz, R OBP: 0.320, SLG: 0.270 Mike Felder, S OBP: 0.289, SLG: 0.167 (8, 7)	K				P9			2B	1B		L8		P5	2	0	0	0	0	1	1								
Inning Stats	R: 0 E: 0 K: 1 S: 8	H: 0 LOB: 0 BB: 0 P: 13	R: 0 E: 0 K: 1 S: 10	H: 0 LOB: 0 BB: 0 P: 14	R: 0 E: 0 K: 3 S: 13	H: 0 LOB: 1 BB: 1 P: 20	R: 0 E: 0 K: 2 S: 16	H: 1 LOB: 3 BB: 2 P: 30	R: 0 E: 0 K: 0 S: 7	H: 0 LOB: 0 BB: 0 P: 7	R: 1 E: 1 K: 1 S: 9	H: 1 LOB: 0 BB: 0 P: 14	R: 3 E: 1 K: 1 S: 17	H: 3 LOB: 3 BB: 2 P: 29	R: 0 E: 0 K: 1 S: 6	H: 0 LOB: 0 BB: 0 P: 11	R: 0 E: 0 K: 1 S: 12	H: 2 LOB: 3 BB: 1 P: 21	R: 0 E: 0 K: 0 S: 9	H: 0 LOB: 0 BB: 0 P: 10	R: 0 E: 0 K: 0 S: 11	H: 2 LOB: 1 BB: 0 P: 16	R: 0 E: 0 K: 0 S: 8	H: 0 LOB: 0 BB: 0 P: 13	1B: 7 2B: 2 3B: 0 HR: 0	SF: 0 SAC: 0 DP: 0 HBP: 0	W/P: 0 PB: 0 SB: 0 CS: 1	PA: 54
PITCHER	IP WLS BF H R ER SO P ERA WHIP	7.1 30 4 4 2 9 4 0 0 0 0 0 0 2.46 1.091	1.2 8 1 0 0 1 1 0 0 0 0 0 0 1.200	4.0 W 16 4 0 0 1 0 1 0 0 0 0 0.00 1.000	PITCHER																							

Milwaukee Brewers @ California Angels
Anaheim Stadium, Anaheim, CA

AB 48
R 4
H 9
RBI 4
BB 6
SO 11
LOB 21



W/P: 0 PA: 54
PB: 0 SB: 0 CS: 1

Fri May 25 1990, 10:05 PM EDT
Att. 26,925 - Unknown - 64 F

livebaseballscores.com

Batter	1	2	3	4	5	6	7	8	9	10	11	12	13	AB	R	H	RBI	BB	SO	LOB	BOTTOM			
Luis Polonia, L OBP: 0.290, SLG: 0.341 (1, 10)	F8		G4-3		K			1B		G6-3			K	6	0	1	0	0	2	0				
Devon White, S OBP: 0.294, SLG: 0.349 (1, 8)	G6-4-3		HR		F8			P4			K		E	6	2	3	0	0	1	1				
Chili Davis, S OBP: 0.320, SLG: 0.393 Dante Bichette, R OBP: 0.307, SLG: 0.442 (8, 7)	G6-4-3		HR		F9			L7			1B		E	3	1	1	2	0	0	1				
Wally Joyner, L OBP: 0.400, SLG: 0.474 (1, 3)		G3-1		F7		L8		G1-3			F7		E	2	0	1	0	1	0	1				
Dave Winfield, R OBP: 0.297, SLG: 0.383 (1, 9)	G6-3			HR		F8		F8		G6-3		F9		5	1	1	1	0	0	1				
Johnny Ray, S OBP: 0.290, SLG: 0.327 (1, 4)	BB		G4-3		L8			G1-3				G4-3		5	0	1	0	0	0	0				
Lance Parrish, R OBP: 0.331, SLG: 0.463 (1, 2)	BB		HR		L8			K				BB		2	1	1	1	3	1	0				
Rick Schu, R OBP: 0.220, SLG: 0.283 (1, 5)	K		L6		K			BB				L9		5	0	0	0	0	2	4				
Gary Disarcina, R OBP: 0.158, SLG: 0.059 (1, 6)	K		G6-3		G4-6-3			G4-6-3		K		G4-3		5	0	0	0	0	2	2				
Inning Stats	R: 0 E: 0 K: 0 S: 11	H: 1 LOB: 0 BB: 0 P: 14	R: 0 E: 0 K: 1 S: 14	H: 1 LOB: 2 BB: 1 P: 22	R: 2 E: 0 K: 1 S: 15	H: 2 LOB: 0 BB: 0 P: 22	R: 2 E: 0 K: 0 S: 12	H: 2 LOB: 0 BB: 0 P: 18	R: 0 E: 0 K: 1 S: 10	H: 0 LOB: 0 BB: 1 P: 15	R: 0 E: 0 K: 1 S: 7	H: 0 LOB: 0 BB: 0 P: 10	R: 0 E: 0 K: 1 S: 6	H: 0 LOB: 0 BB: 0 P: 10	R: 0 E: 0 K: 1 S: 13	H: 1 LOB: 1 BB: 0 P: 17	R: 0 E: 0 K: 0 S: 10	H: 0 LOB: 1 BB: 1 P: 17	R: 1 E: 2 K: 1 S: 4	H: 1 LOB: 1 BB: 1 P: 9	1B: 5 2B: 1 3B: 0 HR: 3	SF: 0 SAC: 0 DP: 2 HBP: 0	W/P: 0 PB: 0 SB: 0 CS: 0	PA: 49
PITCHER	IP WLS BF H R ER SO P ERA WHIP	9.0 34 7 4 4 5 2 0 0 0 0 0 0 4.00 1.000	3.0 11 1 0 0 2 1 0 0 0 0 0 0 0.00 0.667	0.1 L 4 1 1 0 1 0 0 0 0 0 0 0.00 3.000	PITCHER																			

Milwaukee Brewers @ California Angels
Anaheim Stadium, Anaheim, CA

AB 45
R 5
H 9
RBI 4
BB 4
SO 8
LOB 13



W/P: 0 PA: 49
PB: 0 SB: 0 CS: 0


Fri May 25 1990, 10:05 PM EDT
Att. 26,925 - Unknown - 64 F

livebaseballscores.com

Batter	1	2	3	4	5	6	7	8	9	AB	R	H	RBI	BB	SO	LOB	TOP			
Paul Moltzer, R OBP: 0.333, SLG: 0.434	4-0 1B FC4-6 BB		0-0 2B			G6-3		3-2 L9		3	1	1	0	1	0	0	Milwaukee Brewers @ California Angels Anaheim Stadium, Anaheim, CA Sat May 26 1990, 10:05 PM EDT Att: 33,574 - Unknown			
Gary Sheffield, R OBP: 0.377, SLG: 0.432	0-1 FC4-6 1B		1-1 F9			3-1 2B WP 1B		0-0 P4		4	1	2	0	0	0	1				
Robin Yount, R OBP: 0.337, SLG: 0.368	1-0 P4		1-2 G5-3			0-1 WP SF8 2B		2-1 G6-3		4	1	1	0	0	0	3				
Dave Parker, L OBP: 0.340, SLG: 0.450	0-0 FC4-6 1-2 3-H			0-0 G1-3		3-2 SF8		1-0 3B		3	0	1	2	0	0	1				
Rob Deer, R OBP: 0.383, SLG: 0.511	0-3 K			1-1 P8		0-0 G6-3		3-3 K		4	0	0	0	0	2	2				
Greg Brock, L OBP: 0.301, SLG: 0.331		2-2 G3-1		2-3 K			0-1 P5		0-1 F7		4	0	0	0	0	1				
B.J. Surhoff, L OBP: 0.328, SLG: 0.431		3-1 G4-3			3-2 P4		1-2 F7			3	0	0	0	0	0	0				
Darryl Hamilton, L OBP: 0.385, SLG: 0.364		1-1 F7			0-0 F8		2-0 G3			3	0	0	0	0	0	0				
Bill Spiers, L OBP: 0.120, SLG: 0.160			2-2 G6-3		2-3 K		1-0 P5			3	0	0	0	0	1	0				
Inning Stats	R: 1 E: 0 K: 1 S: 7	H: 1 LOB: 1 BB: 1 P: 12	R: 0 E: 0 K: 0 S: 7	H: 0 LOB: 0 BB: 0 P: 13	R: 0 E: 0 K: 1 S: 9	H: 1 LOB: 1 BB: 0 P: 13	R: 0 E: 0 K: 1 S: 6	H: 0 LOB: 0 BB: 0 P: 9	R: 0 E: 0 K: 1 S: 9	H: 0 LOB: 0 BB: 0 P: 14	R: 2 E: 0 K: 0 S: 9	H: 2 LOB: 0 BB: 0 P: 16	R: 0 E: 0 K: 0 S: 6	H: 0 LOB: 0 BB: 0 P: 9	R: 0 E: 0 K: 1 S: 5	H: 1 LOB: 1 BB: 0 P: 15	1B: 2 2B: 2 3B: 1 HR: 0	SF: 1 SAC: 0 DP: 0 HBP: 0	WP: 1 PB: 0 SB: 0 CS: 0	PA: 33
PITCHER Bert Blyleven, R ERA: 4.6	IP: 9.0 WLS: W BF: 33	H: 5 R: 3 ER: 3 SO: 4	BB: 1 IBB: 0 HBP: 0 BLK: 0	WP: 1 HR: 0 S: 67 P: 110	ERA: 3.00 WHIP: 0.667	PITCHER										IP: 9.0 WLS: W BF: 33	H: 5 R: 3 ER: 3 SO: 4	BB: 1 IBB: 0 HBP: 0 BLK: 0	WP: 1 HR: 0 S: 67 P: 110	ERA: 3.00 WHIP: 0.667

Batter	1	2	3	4	5	6	7	8	9	AB	R	H	RBI	BB	SO	LOB	BOTTOM			
Max Venable, L OBP: 0.370, SLG: 0.524	2-2 1B 1B	1-0 HR		1-2 E1 BB 1B G4-6-3	0-2 G4-3		2-2 2B			5	3	3	1	0	0	0	Milwaukee Brewers @ California Angels Anaheim Stadium, Anaheim, CA Sat May 26 1990, 10:05 PM EDT Att: 33,574 - Unknown			
Johnny Ray, S OBP: 0.302, SLG: 0.339	0-2 1B 2B	3-2 G6-3		2-1 G4-6-3 E 1B		3-2 2B 1B	2-2 P3			5	3	3	0	0	0	1				
Devon White, S OBP: 0.293, SLG: 0.359	0-1 2B 1B		1-1 G1-3	4-1 G4-6-3 BB		0-1 1B 2B	1-3 K			4	2	2	1	1	1	1				
Wally Joyner, L OBP: 0.395, SLG: 0.466	2-3 K		0-2 P6	1-2 G4-6-3		1-1 1B	1-2 F7			5	0	1	2	0	1	4				
Chili Davis, S OBP: 0.346, SLG: 0.410	0-0 F9 2B		3-2 1B 1B	4-0 E BB		4-2 BB	0-1 G6-4-3 1B			3	1	3	2	2	0	0				
Dante Bichette, R OBP: 0.304, SLG: 0.434	2-2 F9		1-0 1B 2B 1B	2-2 E9		2-3 K	0-0 G6-4-3			5	1	1	0	0	1	5				
Rick Schu, R OBP: 0.231, SLG: 0.280	2-1 G6-3		2-1 2B 1B	1-3 L4		1-0 P9				4	0	1	1	0	0	5				
John Orton, R OBP: 0.235, SLG: 0.313		0-0 F7	0-0 2B		0-0 G6-3	3-3 K				4	0	1	1	0	1	2				
Gary Disarcina, R OBP: 0.130, SLG: 0.048		1-1 G4-3	0-0 G6-3		0-3 K		2-2 G6-3			4	0	0	0	0	1	2				
Inning Stats	R: 3 E: 0 K: 1 S: 20	H: 4 LOB: 1 BB: 0 P: 28	R: 1 E: 0 K: 0 S: 7	H: 1 LOB: 0 BB: 0 P: 12	R: 2 E: 0 K: 0 S: 14	H: 4 LOB: 2 BB: 0 P: 21	R: 2 E: 2 K: 0 S: 16	H: 1 LOB: 2 BB: 2 P: 33	R: 0 E: 0 K: 1 S: 7	H: 0 LOB: 0 BB: 0 P: 7	R: 2 E: 0 K: 2 S: 23	H: 3 LOB: 2 BB: 1 P: 37	R: 0 E: 0 K: 1 S: 15	H: 1 LOB: 1 BB: 0 P: 22	R: 0 E: 0 K: 0 S: 6	H: 1 LOB: 0 BB: 0 P: 7	1B: 10 2B: 4 3B: 0 HR: 1	SF: 0 SAC: 0 DP: 2 HBP: 0	WP: 0 PB: 0 SB: 0 CS: 0	PA: 42
PITCHER Mark Knudson, R ERA: 3.62 Tom Edens, R ERA: 9.0 Bill Krueger, L ERA: 4.26	IP: 3.0 WLS: L BF: 18	H: 9 R: 6 ER: 6 SO: 1	BB: 0 IBB: 0 HBP: 0 BLK: 0	WP: 0 HR: 1 S: 41 P: 61	ERA: 18.00 WHIP: 3.000	PITCHER										IP: 3.0 WLS: L BF: 18	H: 9 R: 6 ER: 6 SO: 1	BB: 0 IBB: 0 HBP: 0 BLK: 0	WP: 0 HR: 1 S: 41 P: 61	ERA: 18.00 WHIP: 3.000

AB	31
R	3
H	5
RBI	2
BB	1
SO	4
LOB	8



Batter	1	2	3	4	5	6	7	8	9	AB	R	H	RBI	BB	SO	LOB	TOP					
Paul Moltzer, R OBP: 0.328, SLG: 0.418 (1, 10)	F9		K		P5			FC5-4 BB	F9	4	0	0	0	1	1	3						
Edgar Diaz, R OBP: 0.317, SLG: 0.270 (1, 4)	FC5-4 1B		G5-3		G6-3			F9		4	0	1	0	0	0	2						
Gary Sheffield, R OBP: 0.373, SLG: 0.434 (1, 5)	FC5-4 1-2				P3			FC5-4 1-2		4	1	1	0	0	0	2						
Robin Yount, R OBP: 0.335, SLG: 0.365 (1, 8)	K				E8 1B 2B			G4-3		4	1	1	1	0	1	2						
Dave Parker, L OBP: 0.350, SLG: 0.458 (1, 3)					G6-4-3 1B			G5-3 1B		4	1	3	1	0	0	0						
Glenn Braggs, R OBP: 0.336, SLG: 0.400 (1, 7)	F8				P4			G5-3		4	0	0	0	0	0	4						
B.J. Surhoff, L OBP: 0.325, SLG: 0.425 (1, 2)	L4				G6-4-3 1-2			L7		4	0	1	1	0	0	1						
Rob Deer, R OBP: 0.378, SLG: 0.500 (1, 9)					G6-3			K		4	0	1	0	0	1	0						
Bill Spiers, L OBP: 0.138, SLG: 0.143 (1, 6)					G4-3			P4		3	0	0	0	1	0	2						
Inning Stats	R: 0 E: 0 K: 1 S: 8	H: 1 LOB: 1 BB: 0 P: 10	R: 0 E: 0 K: 0 S: 5	H: 0 LOB: 0 BB: 0 P: 8	R: 0 E: 0 K: 1 S: 11	H: 0 LOB: 1 BB: 1 P: 19	R: 2 E: 1 K: 0 S: 11	H: 3 LOB: 0 BB: 0 P: 15	R: 0 E: 0 K: 0 S: 6	H: 0 LOB: 0 BB: 0 P: 9	R: 0 E: 1 K: 0 S: 11	H: 1 LOB: 2 BB: 0 P: 13	R: 0 E: 0 K: 1 S: 9	H: 0 LOB: 0 BB: 0 P: 11	R: 0 E: 0 K: 0 S: 6	H: 0 LOB: 1 BB: 1 P: 12	R: 1 E: 0 K: 0 S: 11	H: 3 LOB: 2 BB: 0 P: 17	1B: 7 2B: 1 3B: 0 HR: 0	SF: 0 SAC: 0 DP: 1 HBP: 0	WP: 0 PB: 0 SB: 1 CS: 0	PA: 37
PITCHER	IP	WLS	BF	H	R	ER	SO	BB	IBB	HBP	BLK	WP	HR	S	P	ERA	WHIP					
Chuck Finley, L ERA: 2.31 (1, 1)	8.1	W	34	7	3	2	3	2	0	0	0	0	0	73	107	2.16	1.080					
Mark Eichhorn, R ERA: 1.56 (9, 1)	0.2		3	1	0	0	0	0	0	0	0	0	0	5	7	0.00	1.500					

Milwaukee Brewers @ California Angels
Anaheim Stadium, Anaheim, CA
Sun May 27 1990, 6:33 AM EDT
Att: 35,466 - Sunny - 68 F

AB 35
R 3
H 8
RBI 3
BB 2
SO 3
LOB 16



Batter	1	2	3	4	5	6	7	8	9	AB	R	H	RBI	BB	SO	LOB	BOTTOM				
Max Venable, L OBP: 0.367, SLG: 0.511 (1, 7)	G4-3		E4 F8 1B		L4			SH1-4 1-2 2-3		3	0	1	0	0	0	0					
Johnny Ray, S OBP: 0.316, SLG: 0.372 (1, 4)	L9-3 1B		F8 2-3		HR			HR IBB		3	2	2	1	1	0	1					
Devon White, S OBP: 0.292, SLG: 0.369 (1, 8)	L9-3 1-2		K		3B			K		4	0	1	0	0	2	5					
Wally Joyner, L OBP: 0.392, SLG: 0.479 (1, 3)			K		P5			HR		4	1	1	4	0	1	2					
Chili Davis, S OBP: 0.349, SLG: 0.412 (1, 10)					F9			L8		4	1	2	0	0	0	0					
Dave Winfield, R OBP: 0.287, SLG: 0.378 (1, 9)	HR 1B				G6-4-3 1B			L8		4	1	2	0	0	0	0					
Lance Parrish, R OBP: 0.336, SLG: 0.491 (1, 2)	K				G6-4-3 1-2			K		4	0	1	0	0	2	2					
Donnie Hill, S OBP: 0.341, SLG: 0.410 (1, 5)	HR				F9			K		4	1	2	2	0	0	1					
Donnie Hill, S OBP: 0.341, SLG: 0.410 (1, 5)	E3				L8			F9		4	1	1	0	0	0	2					
Gary Disarcina, R OBP: 0.111, SLG: 0.040 (1, 6)	G1-3				L8			SH1-4 E HR 1B		4	1	0	0	0	0	3					
					G6-3			E1 SH1-4 HR		4	1	0	0	0	0	3					
Inning Stats	R: 0 E: 0 K: 0 S: 6	H: 1 LOB: 0 BB: 0 P: 8	R: 2 E: 1 K: 1 S: 14	H: 2 LOB: 1 BB: 0 P: 20	R: 0 E: 1 K: 2 S: 11	H: 1 LOB: 1 BB: 0 P: 17	R: 0 E: 0 K: 0 S: 6	H: 1 LOB: 0 BB: 0 P: 10	R: 1 E: 0 K: 0 S: 12	H: 2 LOB: 1 BB: 0 P: 18	R: 0 E: 0 K: 0 S: 8	H: 1 LOB: 0 BB: 0 P: 12	R: 4 E: 1 K: 1 S: 8	H: 2 LOB: 1 BB: 1 P: 17	R: 0 E: 0 K: 1 S: 10	H: 1 LOB: 1 BB: 0 P: 13	1B: 7 2B: 1 3B: 1 HR: 3	SF: 0 SAC: 1 DP: 2 HBP: 0	WP: 0 PB: 0 SB: 0 CS: 0	PA: 36	
PITCHER	IP	WLS	BF	H	R	ER	SO	BB	IBB	HBP	BLK	WP	HR	S	P	ERA	WHIP				
Bill Wegman, R ERA: 3.88 (1, 1)	6.1	L	29	9	6	4	3	0	1	0	0	0	0	60	94	5.68	1.421				
Tony Fossas, L ERA: 5.95 (7, 1)	0.2		3	1	1	0	1	0	0	0	0	0	1	5	8	0.00	1.500				
Dan Plesac, L ERA: 5.4 (8, 1)	1.0		4	1	0	0	1	0	0	0	0	0	0	10	13	0.00	1.000				

Milwaukee Brewers @ California Angels
Anaheim Stadium, Anaheim, CA
Sun May 27 1990, 6:33 AM EDT
Att: 35,466 - Sunny - 68 F

AB 34
R 7
H 11
RBI 7
BB 1
SO 5
LOB 16



Batter	1	2	3	4	5	6	7	8	9	10	AB	R	H	RBI	BB	SO	LOB	TOP	
Jerry Browne, S OBP: 0.256, SLG: 0.270	(1,4) 3-2 G6-3		(1,0) G6-3			(1,1) G6-3			(2,2) P3		4	0	0	0	0	0	0	Cleveland Indians @ California Angels Anaheim Stadium, Anaheim, CA Mon May 28 1990, 6:33 AM EDT Att. 26,477 - Sunny - 70 F	
Mitch Webster, S OBP: 0.293, SLG: 0.424	(1,8) 1-2 1B G4-3		(1,2) G1-6-3			(0,0) L6			(2,3) K		4	0	1	0	0	1	0		
Chris James, R OBP: 0.301, SLG: 0.360	(1,10) 0-2 G4-3					(0,2) G1-3			(2,2) G5-3		4	0	0	0	0	0	1		
Candy Maldonado, R OBP: 0.375, SLG: 0.576	(1,7) 1-0					(2,3) K			(1,3) K		4	0	2	0	0	2	0		
Stan Jefferson, S OBP: 0.162, SLG: 0.088	(10, PR) 2-3 1B										0	1	0	0	0	0	0		
Sandy Alomar Jr., R OBP: 0.333, SLG: 0.416	(1,2) 0-1 G5-3					(4,0) BB			(1,2) L9		2	0	0	0	1	0	2		
Brook Jacoby, R OBP: 0.240, SLG: 0.443	(1,3)					(0,0) L9			(2,2) K		4	1	1	1	0	1	1		
Cory Snyder, R OBP: 0.263, SLG: 0.417	(1,9) 1-0 P3					(0,0) G6-3			(0,0) G5-3		4	1	1	2	0	0	0		
Carlos Baerga, S OBP: 0.266, SLG: 0.299	(1,5) 1-1 G6-3					(0,0) G5-3			(1,0) G1-3		4	0	0	0	0	0	1		
Felix Fermin, R OBP: 0.253, SLG: 0.311	(1,6)					(2,2) G1-3			(0,1) G4-3		4	0	0	0	0	0	1		
Inning Stats	R: 0 E: 0 K: 0 S: 12	H: 2 LOB: 2 BB: 0 P: 17	R: 0 E: 0 K: 0 S: 4	H: 0 LOB: 0 BB: 0 P: 6	R: 0 E: 0 K: 1 S: 10	H: 0 LOB: 1 BB: 1 P: 15	R: 0 E: 0 K: 0 S: 6	H: 0 LOB: 0 BB: 0 P: 7	R: 0 E: 0 K: 2 S: 9	H: 0 LOB: 0 BB: 0 P: 13	R: 0 E: 0 K: 0 S: 5	H: 0 LOB: 0 BB: 0 P: 6	R: 0 E: 0 K: 1 S: 11	H: 0 LOB: 0 BB: 0 P: 17	R: 3 E: 0 K: 0 S: 10	H: 3 LOB: 1 BB: 0 P: 15	1B: 4 2B: 0 3B: 0 HR: 1	SF: 0 SAC: 1 DP: 0 HBP: 0	WP: 0 PA: 36 PB: 0 SB: 0 CS: 0
PITCHER	IP WLS BF H R ER SO BB IBB HBP BLK WP HR S P ERA WHIP																		
Jim Abbott, L ERA: 5.31	(1,1) 9.1	34	5	3	3	4	BB: 1	IBB: 0	HBP: 0	BLK: 0	WP: 0	HR: 1	S: 75	P: 113	ERA: 2.89	WHIP: 0.643			
Bryan Harvey, R ERA: 3.8	(10,1) 0.2	2	0	0	0	0	BB: 0	IBB: 0	HBP: 0	BLK: 0	WP: 0	HR: 0	S: 3	P: 4	ERA: 0.00	WHIP: 0.000			


AB 34
R 3
H 5
RBI 3
BB 1
SO 4
LOB 6



Batter	1	2	3	4	5	6	7	8	9	10	AB	R	H	RBI	BB	SO	LOB	BOTTOM			
Devon White, S OBP: 0.290, SLG: 0.364	(1,8) 0-0 L7		(2,1) 1-2 1B			(1,0) P9			(3,3) K		5	0	1	0	0	1	1	Cleveland Indians @ California Angels Anaheim Stadium, Anaheim, CA Mon May 28 1990, 6:33 AM EDT Att. 26,477 - Sunny - 70 F			
Johnny Ray, S OBP: 0.304, SLG: 0.357	(1,4) 1-2 P9		(0,3) K			(0,1) G5-3			(1,2) G4-3		5	0	0	0	0	1	2				
Dave Winfield, R OBP: 0.264, SLG: 0.369	(1,9) 2-3 K					(0,0) P9			(0,1) P3		5	0	1	0	0	1	0				
Chili Davis, S OBP: 0.352, SLG: 0.410	(1,10)					(0,1) F9			(4,1) WP 1B		3	0	1	0	1	1	1				
Wally Joyner, L OBP: 0.394, SLG: 0.476	(1,3) 1-1 F8					(1,2) F7			(1,0) BB		3	0	1	0	1	0	1				
Dante Bichette, R OBP: 0.302, SLG: 0.429	(1,7) 0-1 G5-3					(1,2) WP 1B			(1,2) G5-3		4	0	1	0	0	1	4				
Lance Parrish, R OBP: 0.326, SLG: 0.474	(1,2)					(3,1) P4			(3,2) G6-3		4	0	0	0	0	0	2				
Donnie Hill, S OBP: 0.348, SLG: 0.420	(1,5)					(4,2) 1B BB			(3,2) F8		3	0	1	0	1	0	0				
Gary Disarcina, R OBP: 0.097, SLG: 0.034	(1,6)					(1,0) L8			(0,0) F8		4	0	0	0	0	1	2				
Inning Stats	R: 0 E: 0 K: 1 S: 8	H: 0 LOB: 0 BB: 0 P: 11	R: 0 E: 0 K: 0 S: 8	H: 0 LOB: 0 BB: 0 P: 11	R: 0 E: 0 K: 1 S: 11	H: 1 LOB: 2 BB: 1 P: 21	R: 0 E: 0 K: 0 S: 14	H: 2 LOB: 2 BB: 0 P: 18	R: 0 E: 0 K: 1 S: 6	H: 0 LOB: 0 BB: 0 P: 10	R: 0 E: 0 K: 1 S: 11	H: 1 LOB: 1 BB: 0 P: 23	R: 0 E: 0 K: 1 S: 11	H: 1 LOB: 2 BB: 1 P: 20	R: 0 E: 0 K: 0 S: 10	H: 0 LOB: 0 BB: 0 P: 16	R: 0 E: 0 K: 0 S: 6		H: 0 LOB: 0 BB: 0 P: 8	1B: 5 2B: 1 3B: 0 HR: 0	SF: 0 SAC: 0 DP: 0 HBP: 0
PITCHER	IP WLS BF H R ER SO BB IBB HBP BLK WP HR S P ERA WHIP																				
Bud Black, L ERA: 1.94	(1,1) 8.0	6	0	0	0	6	BB: 3	IBB: 0	HBP: 0	BLK: 0	WP: 1	HR: 0	S: 83	P: 132	ERA: 0.00	WHIP: 1.125					
Cecilio Guante, R ERA: 3.43	(9,1) 1.0	W	3	0	0	0	BB: 0	IBB: 0	HBP: 0	BLK: 0	WP: 0	HR: 0	S: 10	P: 16	ERA: 0.00	WHIP: 0.000					
Doug Jones, R ERA: 0.7	(10,1) 1.0	S	3	0	0	0	BB: 0	IBB: 0	HBP: 0	BLK: 0	WP: 0	HR: 0	S: 6	P: 8	ERA: 0.00	WHIP: 0.000					

AB 36
R 0
H 6
RBI 0
BB 3
SO 6
LOB 13



Batter	1	2	3	4	5	6	7	8	9	AB	R	H	RBI	BB	SO	LOB	TOP				
Jerry Browne, S OBP: 0.250, SLG: 0.263 (1, 4)	F7		F8			G4-3		F9		4	0	0	0	0	0	1	Cleveland Indians @ California Angels Anaheim Stadium, Anaheim, CA Tue May 29 1990, 10:05 PM EDT Att: 22,429 - Unknown - 69 F				
Mitch Webster, S OBP: 0.292, SLG: 0.420 (1, 8)	G3		F9			G3-1		G4-6-3 1B		4	0	1	0	0	0	1					
Dion James, L OBP: 0.316, SLG: 0.295 (1, 3)	2B BB				G4-3		2B	G4-6-3 1-2		3	0	1	0	1	0	1					
Candy Maldonado, R OBP: 0.372, SLG: 0.574 (1, 7)	2-1 2B				G6-3		K		K	4	0	1	0	0	2	1					
Chris James, R OBP: 0.291, SLG: 0.347 (1, 10)	F7				E6 FC6-4		L4		G5-3	4	0	0	0	0	0	2					
Sandy Alomar Jr., R OBP: 0.331, SLG: 0.429 (1, 2)		F9			FC6-4 1-2		1B 3B		K	4	1	1	0	0	1	1					
Cory Snyder, R OBP: 0.270, SLG: 0.422 (1, 9)	1-2 G5-4-3 1B				L8		G5-4-3 1B			3	0	2	1	0	0	0					
Brook Jacoby, R OBP: 0.333, SLG: 0.434 (1, 5)	1-0 G5-4-3 1-2				F9		G5-4-3 1-2			3	0	0	0	0	0	2					
Felix Fermin, R OBP: 0.258, SLG: 0.315 (7, PH)			2-2 CS 1B			K		K		2	0	1	0	0	1	0					
Carlos Baerga, S OBP: 0.263, SLG: 0.295 (7, 6)										1	0	0	0	0	1	1					
Inning Stats	R: 0 E: 0 K: 0 S: 8	H: 1 LOB: 2 BB: 1 P: 20	R: 0 E: 0 K: 0 S: 5	H: 1 LOB: 0 BB: 0 P: 8	R: 0 E: 0 K: 0 S: 8	H: 1 LOB: 0 BB: 0 P: 13	R: 0 E: 1 K: 0 S: 7	H: 0 LOB: 1 BB: 0 P: 11	R: 0 E: 0 K: 1 S: 12	H: 1 LOB: 1 BB: 0 P: 18	R: 1 E: 0 K: 1 S: 12	H: 2 LOB: 1 BB: 0 P: 20	R: 0 E: 0 K: 2 S: 4	H: 1 LOB: 0 BB: 0 P: 5	R: 0 E: 0 K: 2 S: 8	H: 0 LOB: 0 BB: 0 P: 13	1B: 4 2B: 2 3B: 1 HR: 0	SF: 0 SAC: 0 DP: 2 HBP: 0	WP: 0 PB: 0 SB: 0 CS: 1	PA: 33	
PITCHER	IP	WLS	BF	H	R	ER	SO	BB	IBB	HBP	BLK	WP	HR	S	P	ERA	WHIP				
Kirk McCaskill, R ERA: 2.8 (1, 1)	6.2	W	26	6	1	1	2	1	0	0	0	0	0	53	92	1.35	1.050				
Mark Eichhorn, R ERA: 1.46 (7, 1)	2.1	S	7	1	0	0	3	0	0	0	0	0	0	16	23	0.00	0.429				

Batter	1	2	3	4	5	6	7	8	9	AB	R	H	RBI	BB	SO	LOB	BOTTOM				
Luis Polonia, L OBP: 0.301, SLG: 0.348 (1, 10)	G4-3 1B		K			G4-6-3 1B		P7		4	0	2	0	0	1	0	Cleveland Indians @ California Angels Anaheim Stadium, Anaheim, CA Tue May 29 1990, 10:05 PM EDT Att: 22,429 - Unknown - 69 F				
Donnie Hill, S OBP: 0.333, SLG: 0.400 (1, 6)	P4		F8		G4-6-3 1-2			F8		4	0	0	0	0	0	2					
Devon White, S OBP: 0.289, SLG: 0.367 (1, 8)	G4-3 1-2		G1-3					F8		4	0	1	0	0	0	1					
Wally Joyner, L OBP: 0.391, SLG: 0.468 (1, 3)	G1-3				4-0 1B G5-4-3 BB		F8		F7	3	1	0	0	1	0	2					
Chili Davis, S OBP: 0.357, SLG: 0.411 (1, 7)		G3-1								2	0	1	0	1	0	0					
Dante Bichette, R OBP: 0.302, SLG: 0.429 (9, 7)					1-3 G5-4-3 1B			G5-4-3 BB		0	0	0	0	0	0	0					
Dave Winfield, R OBP: 0.257, SLG: 0.358 (1, 9)		F7			2-1 G5-4-3 1-2			G5-4-3 1-2		3	0	0	0	0	0	2					
Johnny Ray, S OBP: 0.312, SLG: 0.359 (1, 4)		2B BB			4-2 2B 1B			F9		2	0	1	0	1	0	0					
Lance Parrish, R OBP: 0.326, SLG: 0.479 (1, 2)		1-1 2B			2-2 F8			F7		3	0	1	0	0	0	1					
Rick Schu, R OBP: 0.236, SLG: 0.302 (1, 5)		2-1 P4			2-2 1B G4-6-3 2B			P4		3	1	1	0	0	0	2					
Inning Stats	R: 0 E: 0 K: 0 S: 8	H: 1 LOB: 1 BB: 0 P: 13	R: 0 E: 0 K: 0 S: 8	H: 1 LOB: 2 BB: 1 P: 16	R: 0 E: 0 K: 1 S: 12	H: 0 LOB: 0 BB: 0 P: 15	R: 1 E: 0 K: 0 S: 11	H: 2 LOB: 1 BB: 1 P: 20	R: 1 E: 0 K: 0 S: 14	H: 3 LOB: 1 BB: 0 P: 20	R: 0 E: 0 K: 0 S: 8	H: 0 LOB: 0 BB: 1 P: 14	R: 0 E: 0 K: 0 S: 4	H: 0 LOB: 0 BB: 0 P: 8	R: 0 E: 0 K: 0 S: 7	H: 0 LOB: 0 BB: 0 P: 13	1B: 4 2B: 3 3B: 0 HR: 0	SF: 0 SAC: 0 DP: 3 HBP: 0	WP: 0 PB: 0 SB: 0 CS: 0	PA: 31	
PITCHER	IP	WLS	BF	H	R	ER	SO	BB	IBB	HBP	BLK	WP	HR	S	P	ERA	WHIP				
John Farrell, R ERA: 4.3 (1, 1)	7.0	L	28	7	2	2	1	3	0	0	0	0	0	65	106	2.57	1.429				
Jesse Orosco, L ERA: 4.2 (8, 1)	1.0		3	0	0	0	0	0	0	0	0	0	0	7	13	0.00	0.000				

Batter	1	2	3	4	5	6	7	8	9	AB	R	H	RBI	BB	SO	LOB	TOP										
Carlos Baerga, S (1,5) OBP: 0.253, SLG: 0.283	G6-3	F7			K		F9			4	0	0	0	0	1	2	Cleveland Indians @ California Angels Anaheim Stadium, Anaheim, CA Wed May 30 1990, 10:05 PM EDT Att: 25,543 - Unknown - 73 F										
Mitch Webster, S (1,8) OBP: 0.291, SLG: 0.435	HR		G5-3		G6-3		F8			4	1	1	1	0	0	1											
Tom Brookens, R (1,4) OBP: 0.333, SLG: 0.435 Jerry Browne, S (8,4) OBP: 0.250, SLG: 0.263	K							K		3	0	1	1	1	2	0											
Candy Maldonado, R (1,7) OBP: 0.364, SLG: 0.560	F9		F8		K			G5-3		4	0	0	0	0	1	2											
Chris James, R (1,10) OBP: 0.298, SLG: 0.352		S 1B	P6				F9	F7		4	1	2	0	0	0	1											
Cory Snyder, R (1,9) OBP: 0.269, SLG: 0.418		S 1B			K		F9		F9	4	1	1	0	0	1	1											
Brook Jacoby, R (1,3) OBP: 0.325, SLG: 0.422		K			G1-3		F9		P4	4	0	0	0	0	1	3											
Joel Skinner, R (1,2) OBP: 0.233, SLG: 0.276		FC5-4			K		K		G6-3	4	0	1	2	0	2	1											
Felix Fermin, R (1,6) OBP: 0.260, SLG: 0.316	FC5-4							F9		3	1	1	0	0	0	1											
G6-3 WP																											
Inning Stats	R: 1 E: 0 K: 1 S: 7	H: 1 LOB: 0 BB: 0 P: 12	R: 2 E: 0 K: 1 S: 14	H: 3 LOB: 1 BB: 0 P: 26	R: 0 E: 0 K: 0 S: 9	H: 0 LOB: 0 BB: 1 P: 16	R: 0 E: 0 K: 2 S: 9	H: 0 LOB: 0 BB: 0 P: 13	R: 1 E: 0 K: 2 S: 17	H: 2 LOB: 1 BB: 0 P: 24	R: 0 E: 0 K: 1 S: 8	H: 1 LOB: 1 BB: 0 P: 13	R: 0 E: 0 K: 0 S: 3	H: 0 LOB: 0 BB: 0 P: 6	R: 0 E: 0 K: 1 S: 8	H: 0 LOB: 0 BB: 0 P: 10	R: 0 E: 0 K: 0 S: 8	H: 0 LOB: 0 BB: 0 P: 12	1B: 6 2B: 0 3B: 0 HR: 1	SF: 0 SAC: 0 DP: 0 HBP: 0	WP: 1 PB: 0 SB: 2 CS: 0	PA: 35					
PITCHER	IP	WLS	BF	H	R	ER	SO	BB	IBB	HBP	BLK	WP	HR	S	P	ERA	WHIP										
Mark Langston, L (1,1) ERA: 3.56	8.0	L	32	7	4	4	8	1	0	0	0	1	1	75	120	4.50	1.000										
Bryan Harvey, R (9,1) ERA: 3.65	1.0	S	3	0	0	0	0	0	0	0	0	0	0	8	12	0.00	0.000										

AB	34
R	4
H	7
RBI	4
BB	1
SO	8
LOB	12



Batter	1	2	3	4	5	6	7	8	9	AB	R	H	RBI	BB	SO	LOB	BOTTOM										
Devon White, S (1,8) OBP: 0.281, SLG: 0.356	F8		F7		G1-3		K		G4-6-3	5	0	0	0	0	1	4	Cleveland Indians @ California Angels Anaheim Stadium, Anaheim, CA Wed May 30 1990, 10:05 PM EDT Att: 25,543 - Unknown - 73 F										
Johnny Ray, S (1,4) OBP: 0.317, SLG: 0.359	G1-3						F7			3	0	1	0	1	0	1											
Chili Davis, S (1,10) OBP: 0.355, SLG: 0.408			G3		G3-6-3			K		4	0	1	0	0	1	3											
Wally Joyner, L (1,3) OBP: 0.388, SLG: 0.463	G4-1							K		4	0	1	0	0	1	1											
Dave Winfield, R (1,9) OBP: 0.256, SLG: 0.349					G6-3		G6-4-3	G5-3		3	0	0	0	1	0	1											
Dante Bichette, R (1,7) OBP: 0.313, SLG: 0.455		G5-4-3			BB				HR	4	2	3	1	0	0	1											
Donnie Hill, S (1,6) OBP: 0.340, SLG: 0.391		L1			BB		G1-3			2	0	0	0	2	0	1											
Lance Parrish, R (1,2) OBP: 0.331, SLG: 0.480									FC5-4	4	0	2	1	0	0	1											
Rick Schu, R (1,5) OBP: 0.241, SLG: 0.321 Max Venable, L (9,PH) OBP: 0.380, SLG: 0.522					FC5-4				G4-6-3	3	0	1	0	0	0	3											
G4-6-3										1	0	1	0	0	0	0											
Inning Stats	R: 0 E: 0 K: 0 S: 15	H: 1 LOB: 0 BB: 0 P: 26	R: 0 E: 0 K: 0 S: 5	H: 0 LOB: 0 BB: 1 P: 10	R: 0 E: 0 K: 0 S: 11	H: 1 LOB: 2 BB: 1 P: 18	R: 1 E: 0 K: 0 S: 8	H: 2 LOB: 2 BB: 1 P: 14	R: 0 E: 0 K: 0 S: 10	H: 2 LOB: 1 BB: 0 P: 14	R: 0 E: 0 K: 1 S: 9	H: 1 LOB: 1 BB: 0 P: 11	R: 0 E: 0 K: 2 S: 12	H: 0 LOB: 0 BB: 0 P: 13	R: 0 E: 0 K: 0 S: 10	H: 2 LOB: 1 BB: 1 P: 17	1B: 8 2B: 1 3B: 0 HR: 1	SF: 0 SAC: 0 DP: 4 HBP: 0	WP: 0 PB: 0 SB: 0 CS: 0	PA: 37							
PITCHER	IP	WLS	BF	H	R	ER	SO	BB	IBB	HBP	BLK	WP	HR	S	P	ERA	WHIP										
Tom Candiotti, R (1,1) ERA: 4.0	7.0	W	29	8	1	1	1	3	0	0	0	0	0	63	105	1.29	1.571										
Doug Jones, R (8,1) ERA: 0.95	2.0	S	8	2	1	1	2	1	0	0	0	0	1	22	30	4.50	1.500										

AB	33
R	2
H	10
RBI	2
BB	4
SO	3
LOB	16



Batter	1	2	3	4	5	6	7	8	9	AB	R	H	RBI	BB	SO	LOB	TOP								
Max Venable, L OBP: 0.382, SLG: 0.510 (1, 7)										5	1	2	1	0	0	6									
Johnny Ray, S OBP: 0.307, SLG: 0.346 (1, 4)										5	0	0	0	0	0	2									
Devon White, S OBP: 0.289, SLG: 0.360 (1, 8)										4	1	2	0	1	1	1									
Wally Joyner, L OBP: 0.393, SLG: 0.467 (1, 3)										5	0	3	1	0	1	1									
Chili Davis, S OBP: 0.346, SLG: 0.397 (1, 10)										5	0	0	0	0	2	4									
Dante Bichette, R OBP: 0.306, SLG: 0.444 (1, 9)										4	0	0	0	0	4	0									
Lance Parrish, R OBP: 0.343, SLG: 0.488 (1, 2)										4	1	3	0	0	0	0									
Donnie Hill, S OBP: 0.347, SLG: 0.400 (1, 6)										3	0	1	0	1	1	1									
Rick Schu, R OBP: 0.274, SLG: 0.339 (1, 5)										3	1	2	0	1	0	2									
Inning Stats	R: 1 E: 0 K: 1 S: 8	H: 1 LOB: 0 BB: 0 P: 14	R: 0 E: 0 K: 2 S: 17	H: 1 LOB: 3 BB: 2 P: 32	R: 0 E: 0 K: 0 S: 12	H: 0 LOB: 1 BB: 1 P: 20	R: 0 E: 0 K: 1 S: 7	H: 0 LOB: 0 BB: 0 P: 12	R: 2 E: 0 K: 0 S: 15	H: 3 LOB: 1 BB: 0 P: 21	R: 1 E: 0 K: 2 S: 12	H: 3 LOB: 2 BB: 0 P: 16	R: 0 E: 1 K: 1 S: 10	H: 2 LOB: 1 BB: 0 P: 17	R: 0 E: 0 K: 1 S: 17	H: 2 LOB: 2 BB: 0 P: 25	R: 0 E: 0 K: 1 S: 7	H: 1 LOB: 1 BB: 0 P: 12	1B: 12 2B: 1 3B: 0 HR: 0	SF: 0 SAC: 0 DP: 0 HBP: 0	WP: 3 PB: 0 SB: 2 CS: 0	PA: 41			
PITCHER	IP	WLS	BF	H	R	ER	SO	BB	IBB	HBP	BLK	WP	HR	S	P	ERA	WHIP								
Bobby Witt, R ERA: 5.09 (1, 1)	6.1	L	30	9	4	4	6	3	0	0	0	2	0	74	121	5.68	1.895								
Jamie Moyer, L ERA: 3.73 (7, 1)	1.0		5	3	0	0	2	0	0	0	0	0	0	16	25	0.00	3.000								
Brad Arnsberg, R ERA: 1.59 (8, 1)	1.2		6	1	0	0	1	0	0	0	0	0	0	15	23	0.00	0.600								

California Angels @ Texas Rangers
Arlington Stadium, Arlington, TX
Fri Jun 01 1990, 8:05 PM EDT
Att: 20,277 - Unknown - 81 F

AB	38
R	4
H	13
RBI	2
BB	3
SO	9
LOB	17



Batter	1	2	3	4	5	6	7	8	9	AB	R	H	RBI	BB	SO	LOB	BOTTOM								
Jeff Huson, L OBP: 0.353, SLG: 0.345 (1, 6) (9, 5)										5	0	0	0	0	2	4									
Rafael Palmeiro, L OBP: 0.353, SLG: 0.471 (1, 3)										5	0	1	0	0	0	1									
Harold Baines, L OBP: 0.342, SLG: 0.426 (1, 10)										5	1	2	1	0	0	2									
Ruben Sierra, S OBP: 0.317, SLG: 0.415 (1, 9)										4	2	2	0	0	0	1									
Julio Franco, R OBP: 0.369, SLG: 0.423 (1, 4)										4	0	1	0	0	0	2									
Geno Petrilli, L OBP: 0.351, SLG: 0.479 (1, 2)										2	0	1	0	0	0	1									
Mike Stanley, R OBP: 0.246, SLG: 0.276 (8, PH) (9, 2)										0	0	0	0	0	0	0									
Pete Incaviglia, R OBP: 0.293, SLG: 0.433 (1, 7)										4	0	2	1	0	0	3									
Steve Buechele, R OBP: 0.351, SLG: 0.479 (8, PH)										2	0	0	0	1	0	3									
Jack Daugherty, S OBP: 0.316, SLG: 0.319 (8, PR)										0	0	0	0	0	0	0									
Jeff Kunkel, R OBP: 0.167, SLG: 0.189 (9, 6)										0	0	0	0	0	0	0									
Gary Pettis, S OBP: 0.325, SLG: 0.319 (1, 8)										3	0	1	0	0	1	2									
Inning Stats	R: 0 E: 0 K: 1 S: 6	H: 1 LOB: 0 BB: 0 P: 7	R: 1 E: 0 K: 0 S: 12	H: 2 LOB: 3 BB: 1 P: 24	R: 0 E: 0 K: 0 S: 6	H: 1 LOB: 1 BB: 0 P: 9	R: 0 E: 0 K: 0 S: 8	H: 0 LOB: 0 BB: 0 P: 13	R: 0 E: 0 K: 1 S: 5	H: 0 LOB: 0 BB: 0 P: 7	R: 1 E: 0 K: 0 S: 10	H: 3 LOB: 2 BB: 0 P: 20	R: 0 E: 0 K: 0 S: 7	H: 1 LOB: 1 BB: 0 P: 10	R: 0 E: 0 K: 1 S: 18	H: 2 LOB: 3 BB: 0 P: 28	R: 0 E: 0 K: 0 S: 6	H: 0 LOB: 0 BB: 0 P: 8	1B: 6 2B: 4 3B: 0 HR: 1	SF: 0 SAC: 1 DP: 2 HBP: 3	WP: 1 PB: 0 SB: 0 CS: 0	PA: 39			
PITCHER	IP	WLS	BF	H	R	ER	SO	BB	IBB	HBP	BLK	WP	HR	S	P	ERA	WHIP								
Bert Blyleven, R ERA: 4.48 (1, 1)	5.2	W	25	7	2	2	2	1	0	2	0	0	0	46	77	3.18	1.412								
Willie Fraser, R ERA: 6.6 (6, 1)	0.1		2	1	0	0	0	0	0	0	0	0	0	3	7	0.00	3.000								
Scott Bailes, L ERA: 3.18 (7, 1)	1.0		5	2	1	1	0	0	0	0	0	0	0	13	17	9.00	2.000								
Mark Eichhorn, R ERA: 1.38 (8, 1)	2.0	S	7	0	0	0	1	0	0	1	0	1	0	16	25	0.00	0.000								

California Angels @ Texas Rangers
Arlington Stadium, Arlington, TX
Fri Jun 01 1990, 8:05 PM EDT
Att: 20,277 - Unknown - 81 F

AB	34
R	3
H	10
RBI	2
BB	1
SO	3
LOB	19



Batter	1	2	3	4	5	6	7	8	9	AB	R	H	RBI	BB	SO	LOB	TOP					
Brian Downing, R OBP: 0.300, SLG: 0.380 (1, 10)	4-1 1B E 1B BB	1-0 2B			3-1 F8		1-0 2B		1-1 F8	4	1	2	0	1	0	0						
Johnny Ray, S OBP: 0.299, SLG: 0.336 (1, 4)	1-0 L7	2-0 L7			1-0 F8		0-0 F8			4	0	0	0	0	0	3						
Devon White, S OBP: 0.299, SLG: 0.365 (1, 8)	1-1 1B E 1B	1-0 F7			1-2 1B		4-0 BB			3	1	2	0	1	0	1						
Wally Joyner, L OBP: 0.395, SLG: 0.467 (1, 3)	1-2 E 1B		3-1 G4-6-3 1B		0-1 F8		1-0 P7			4	0	2	0	0	0	3						
Dave Winfield, R OBP: 0.256, SLG: 0.345 (1, 9)	1-1 E7 1B		0-1 L9		1-0 G6-3		0-2 G6-3			4	0	1	2	0	0	1						
Lance Parrish, R OBP: 0.333, SLG: 0.473 (1, 2)	0-0 L6		0-0 G4-6-3		1-1 F7		2-3 K			4	0	0	0	0	1	3						
Dante Bichette, R OBP: 0.304, SLG: 0.440 (1, 7)	2-2 G6-3		0-0 G6-3		1-1 FC4-6 1B		1-2 L8			4	0	1	0	0	0	2						
Rick Schu, R OBP: 0.273, SLG: 0.381 (1, 5)		1-1 HR	1-0 G5-3		0-0 FC4-6		3-2 F8			4	1	1	1	0	0	1						
Gary Disarcina, R OBP: 0.086, SLG: 0.030 (1, 6)	2-1 G6-3		2-1 G4-3		0-1 F7		0-0 G4-3			4	0	0	0	0	0	0						
Inning Stats	R: 2 E: 1 K: 0 S: 14	H: 3 LOB: 2 BB: 1 P: 24	R: 1 E: 0 K: 0 S: 7	H: 2 LOB: 1 BB: 0 P: 14	R: 0 E: 0 K: 0 S: 5	H: 1 LOB: 0 BB: 0 P: 8	R: 0 E: 0 K: 0 S: 4	H: 0 LOB: 0 BB: 0 P: 7	R: 0 E: 0 K: 0 S: 9	H: 1 LOB: 1 BB: 0 P: 14	R: 0 E: 0 K: 0 S: 6	H: 1 LOB: 2 BB: 1 P: 9	R: 0 E: 0 K: 1 S: 9	H: 0 LOB: 0 BB: 0 P: 11	R: 0 E: 0 K: 1 S: 9	H: 0 LOB: 0 BB: 0 P: 12	R: 0 E: 0 K: 0 S: 7	H: 0 LOB: 0 BB: 0 P: 11	1B: 6 2B: 2 3B: 0 HR: 1	SF: 0 SAC: 0 DP: 1 HBP: 0	WP: 0 PB: 0 SB: 0 CS: 0	PA: 37
PITCHER Mike Jeffcoat, L ERA: 3.0 (1, 1)	IP: 9.0 WLS: W BF: 37 H: 9 R: 3 ER: 3 SO: 1 BB: 2 IBB: 0 HBP: 0 BLK: 0 WP: 0 HR: 1 S: 66 P: 110 ERA: 3.00 WHIP: 1.222															PITCHER						

California Angels @ Texas Rangers
Arlington Stadium, Arlington, TX
Sat Jun 02 1990, 8:05 PM EDT
Att: 30,300 - Unknown - 79 F

AB 35
R 3
H 9
RBI 3
BB 2
SO 1
LOB 14



Batter	1	2	3	4	5	6	7	8	9	AB	R	H	RBI	BB	SO	LOB	BOTTOM					
Gary Pettis, S OBP: 0.318, SLG: 0.311 (1, 8)	K		K2-3	G5-3		G1-3				4	0	0	0	0	2	0						
Rafael Palmeiro, L OBP: 0.356, SLG: 0.469 (1, 3)	G3-1		1B BB	FC4 HBP		G4-3				3	1	1	0	0	0	0						
Julio Franco, R OBP: 0.372, SLG: 0.422 (1, 4)	CS 1B		1B BB	FC4		G5-3				3	1	1	0	1	0	1						
Ruben Sierra, S OBP: 0.321, SLG: 0.417 (1, 9)	CS	E8 1B	1B 1B	1B	G1	G3				4	2	2	1	0	0	0						
Pete Incaviglia, R OBP: 0.298, SLG: 0.451 (1, 7)		1B BB	K		E6		HR			3	2	1	1	1	1	2						
Harold Baines, L OBP: 0.346, SLG: 0.429 (1, 10)		1B	1B	1B	F7		K			4	0	2	2	0	1	1						
Mike Stanley, R OBP: 0.261, SLG: 0.290 (1, 2)		G5-4-3 1B	1B	1B	G6-3		G6-3			4	0	2	1	0	0	1						
Steve Buechele, R OBP: 0.344, SLG: 0.462 (1, 5)		F7	1B	1B		K		F8		4	0	1	1	0	1	2						
Jeff Kunkel, R OBP: 0.163, SLG: 0.184 (1, 6)		G5-4-3			G6-3		G3			2	0	0	0	0	0	2						
Jeff Huson, L OBP: 0.350, SLG: 0.342 (6, PH) (7, 6)										1	0	0	0	0	0	0						
Inning Stats	R: 0 E: 0 K: 1 S: 9	H: 1 LOB: 0 BB: 0 P: 16	R: 2 E: 1 K: 0 S: 14	H: 3 LOB: 1 BB: 1 P: 27	R: 3 E: 0 K: 2 S: 15	H: 5 LOB: 2 BB: 1 P: 20	R: 0 E: 0 K: 0 S: 9	H: 0 LOB: 1 BB: 0 P: 16	R: 0 E: 1 K: 1 S: 10	H: 0 LOB: 1 BB: 0 P: 15	R: 0 E: 0 K: 1 S: 6	H: 0 LOB: 0 BB: 0 P: 10	R: 0 E: 0 K: 0 S: 6	H: 0 LOB: 0 BB: 0 P: 10	R: 1 E: 0 K: 1 S: 10	H: 1 LOB: 0 BB: 0 P: 17	R: 0 E: 0 K: 0 S: 7	H: 0 LOB: 0 BB: 0 P: 11	1B: 9 2B: 0 3B: 0 HR: 1	SF: 0 SAC: 0 DP: 1 HBP: 1	WP: 0 PB: 0 SB: 0 CS: 1	PA: 36
PITCHER Chuck Finley, L ERA: 2.91 Mike Fetters, R ERA: 5.25 (3, 1)	IP: 2.2 WLS: L BF: 16 H: 8 R: 5 ER: 5 SO: 3 BB: 2 IBB: 0 HBP: 0 BLK: 0 WP: 0 HR: 0 S: 37 P: 62 ERA: 16.88 WHIP: 3.750															PITCHER						

California Angels @ Texas Rangers
Arlington Stadium, Arlington, TX
Sat Jun 02 1990, 8:05 PM EDT
Att: 30,300 - Unknown - 79 F

AB 32
R 6
H 10
RBI 6
BB 2
SO 5
LOB 9



Batter	1	2	3	4	5	6	7	8	9	AB	R	H	RBI	BB	SO	LOB	TOP				
Devon White, S OBP: 0.291, SLG: 0.355 (1, 8)	2-1 G4-3	2-2 G1-3		0-0 P5			1-3 K	1-0 G4-3		5	0	0	0	0	1	2					
Johnny Ray, S OBP: 0.296, SLG: 0.338 (1, 4)	2-1 G4-3	2-0 G3-1			3-2 L8		1-3 K		2-1 E	5	0	1	0	0	1	0					
Wally Joyner, L OBP: 0.395, SLG: 0.460 (1, 3)	4-1 BB 2B BB	1-0 G3			2-2 F8		4-0 HR BB		0-0 FC1	3	2	0	0	2	0	1					
Chili Davis, S OBP: 0.347, SLG: 0.410 (1, 10)	4-1 BB 2B BB		2-0 L4		2-1 P7		1-0 HR		3-3 K	4	2	1	2	1	1	2					
Dave Winfield, R OBP: 0.254, SLG: 0.333 (1, 9)	4-2 BB 2B BB		3-2 G6-3			2-2 G5-3	0-1 G1-3		0-3 K	4	1	0	0	1	1	2					
Dante Bichette, R OBP: 0.307, SLG: 0.461 (1, 7)	2-2 1B 2B		2-2 G6-3			1-2 G5-3		1-0 HR	1-1 F9	5	2	2	4	0	0	2					
Lance Parrish, R OBP: 0.345, SLG: 0.470 (1, 2)	2-1 1B HBP			4-2 BB		4-0 2B BB		1-3 K		1	0	0	0	2	1	0					
Rick Schu, R OBP: 0.286, SLG: 0.403 (1, 5)	0-0 1B			2-3 K		1-2 2B		0-0 F8		4	0	2	1	0	1	1					
Gary Disarcina, R OBP: 0.103, SLG: 0.054 (1, 6)	1-3 K			0-1 P6		0-0 G5-3		2-1 1B		4	0	1	0	0	1	5					
Inning Stats	R: 4 E: 0 K: 1 S: 20	H: 2 LOB: 2 BB: 3 P: 41	R: 0 E: 0 K: 0 S: 5	H: 0 LOB: 0 BB: 0 P: 10	R: 0 E: 0 K: 0 S: 7	H: 0 LOB: 0 BB: 0 P: 14	R: 0 E: 0 K: 1 S: 10	H: 0 LOB: 1 BB: 1 P: 16	R: 0 E: 0 K: 0 S: 8	H: 1 LOB: 2 BB: 1 P: 15	R: 2 E: 0 K: 2 S: 10	H: 1 LOB: 0 BB: 1 P: 17	R: 1 E: 0 K: 1 S: 8	H: 2 LOB: 1 BB: 0 P: 13	R: 0 E: 1 K: 2 S: 14	H: 1 LOB: 2 BB: 0 P: 20	1B: 2 2B: 3 3B: 0 HR: 2	SF: 0 SAC: 0 DP: 0 HBP: 1	WP: 0 PB: 0 SB: 0 CS: 0	PA: 42	
PITCHER	IP	WLS	BF	H	R	ER	SO	BB	IBB	HBP	BLK	WP	HR	S	P	ERA	WHIP				
Charlie Hough, R ERA: 4.03 (1, 1)	6.2	L	31	4	6	6	4	6	0	1	0	0	1	68	129	8.10	1.500				
Brad Amberg, R ERA: 2.57 (7, 1)	1.1		6	2	1	1	1	0	0	0	0	0	1	10	15	6.75	1.500				
Kenny Rogers, L ERA: 5.01 (9, 1)	1.0	S	5	1	0	0	2	0	0	0	0	0	0	14	20	0.00	1.000				

California Angels @ Texas Rangers
Arlington Stadium, Arlington, TX
Sun Jun 03 1990, 8:05 PM EDT
Att: 20,173 - Unknown - 77 F

AB	35
R	7
H	7
RBI	7
BB	6
SO	7
LOB	15



Batter	1	2	3	4	5	6	7	8	9	AB	R	H	RBI	BB	SO	LOB	BOTTOM					
Gary Pettis, S OBP: 0.318, SLG: 0.307 (1, 8)	2-3 K		4-1 G1-6-3 BB		1-1 FC6-4 HBP 1B		0-0 G4-6-3 1B			2	1	0	0	1	1	1						
Kevin Reimer, L OBP: 1.000, SLG: 1.000 (7, PH)					1-2 1B		3-H F8			3	1	1	0	0	0	2						
Rafael Palmeiro, L OBP: 0.359, SLG: 0.467 (1, 3)	1-1 1B FC5-4		0-2 G1-6-3		1-1 1B HBP		2-1 F8			3	0	2	1	1	0	1						
Julio Franco, R OBP: 0.379, SLG: 0.426 (1, 4)	0-2 1B FC5-4		4-2 1B BB		2-2 1B		0-1 G4-6-3			3	0	2	1	1	0	1						
Ruben Sierra, S OBP: 0.320, SLG: 0.413 (1, 9)	2-0 FC5-4		1-1 1B		1-0 P8			0-0 G3		4	0	1	1	0	0	3						
Pete Incaviglia, R OBP: 0.291, SLG: 0.439 (1, 7)	1-3 K			1-0 G5-3		2-2 G6-3		2-3 K		4	0	0	0	0	2	1						
Harold Baines, L OBP: 0.337, SLG: 0.417 (1, 10)			0-0 G4-3		1-3 K		3-3 K		1-3 K	4	0	0	0	0	3	0						
Mike Stanley, R OBP: 0.254, SLG: 0.292 (1, 2)		2-2		2-2 G6-3		2-3 K			1-3 K2-3	3	0	1	0	0	1	0						
Jack Daugherty, S OBP: 0.313, SLG: 0.315 (9, PH)										1	0	0	0	0	1	0						
Steve Buechele, R OBP: 0.328, SLG: 0.436 (1, 5)		3-3			1-1 G6-3		0-1 E5 3B		2-3 K	3	1	0	0	0	1	1						
Geno Petrilli, L OBP: 0.359, SLG: 0.312 (9, PH)										1	0	0	0	0	1	0						
Jeff Kunkel, R OBP: 0.171, SLG: 0.182 (1, 6)		0-0			4-0		0-2 E5 3B		2-3 K	1	0	0	0	1	0	1						
Jeff Huson, L OBP: 0.353, SLG: 0.361 (7, PH)							1-H 1B 3B			2	1	1	1	0	1	0						
Inning Stats	R: 1 E: 0 K: 2 S: 12	H: 2 LOB: 1 BB: 0 P: 18	R: 0 E: 0 K: 1 S: 10	H: 1 LOB: 0 BB: 0 P: 15	R: 0 E: 0 K: 0 S: 8	H: 1 LOB: 2 BB: 2 P: 17	R: 0 E: 0 K: 1 S: 7	H: 0 LOB: 0 BB: 0 P: 11	R: 1 E: 0 K: 0 S: 10	H: 1 LOB: 2 BB: 1 P: 20	R: 0 E: 0 K: 2 S: 10	H: 0 LOB: 0 BB: 0 P: 17	R: 2 E: 1 K: 0 S: 10	H: 2 LOB: 2 BB: 0 P: 12	R: 0 E: 0 K: 2 S: 9	H: 0 LOB: 0 BB: 0 P: 12	R: 0 E: 0 K: 3 S: 9	H: 0 LOB: 0 BB: 0 P: 14	1B: 6 2B: 0 3B: 1 HR: 0	SF: 0 SAC: 0 DP: 2 HBP: 1	WP: 0 PB: 0 SB: 0 CS: 0	PA: 36
PITCHER	IP	WLS	BF	H	R	ER	SO	BB	IBB	HBP	BLK	WP	HR	S	P	ERA	WHIP					
Jim Abbott, L ERA: 5.09 (1, 1)	6.0	W	25	5	2	2	6	3	0	0	0	0	0	57	98	3.00	1.333					
Mark Eichhorn, R ERA: 1.54 (7, 1)	2.0		8	2	2	1	2	0	0	0	0	0	0	19	24	4.50	1.000					
Bryan Harvey, R ERA: 3.51 (9, 1)	1.0	S	3	0	0	0	3	0	0	0	0	0	0	9	14	0.00	0.000					

California Angels @ Texas Rangers
Arlington Stadium, Arlington, TX
Sun Jun 03 1990, 8:05 PM EDT
Att: 20,173 - Unknown - 77 F

AB	32
R	4
H	7
RBI	4
BB	3
SO	11
LOB	10



Batter	1	2	3	4	5	6	7	8	9	AB	R	H	RBI	BB	SO	LOB	TOP				
Luis Polonia, L (1, 7) OBP: 0.309, SLG: 0.366	G6-3		K			1B SH1-3		1B		4	0	2	0	0	1	0	California Angels @ Texas Rangers Arlington Stadium, Arlington, TX Mon Jun 04 1990, 8:05 PM EDT Att: 13,619 - Unknown - 87 F				
Devon White, S (1, 8) OBP: 0.292, SLG: 0.351	K			K		SH1-3		1B		2	0	0	0	1	2	0					
Wally Joyner, L (1, 3) OBP: 0.393, SLG: 0.455	1B			G3-1		K		F9		4	0	1	0	0	1	3					
Chili Davis, S (1, 10) OBP: 0.346, SLG: 0.406	K			G6-3		1B		P3		4	0	1	0	0	1	3					
Dante Bichette, R (1, 9) OBP: 0.306, SLG: 0.457		G4-3			G5-3	G1-3		1B		4	0	1	0	0	0	2					
Johnny Ray, S (1, 4) OBP: 0.286, SLG: 0.329	G4-3				K		G6-3	K		4	0	0	0	0	2	3					
Lance Parrish, R (1, 2) John Orton, R (8, 2) OBP: 0.231, SLG: 0.306		K			1B	FC5-4 HBP			K	2	0	1	0	0	1	0					
Rick Schu, R (1, 5) OBP: 0.270, SLG: 0.380			G5-3		E6	FC5-4 FC4-6		G4-3		4	0	0	0	0	0	2					
Gary Disarcina, R (1, 6) Brian Downing, R (9, PH) OBP: 0.296, SLG: 0.375		G4-3		G4-3		FC4-6		F8		3	0	0	0	0	0	3					
										1	0	0	0	0	0	0					
Inning Stats	R: 0 E: 0 K: 2 S: 11	H: 1 LOB: 1 BB: 0 P: 17	R: 0 E: 0 K: 1 S: 9	H: 0 LOB: 0 BB: 0 P: 13	R: 0 E: 0 K: 1 S: 8	H: 0 LOB: 0 BB: 0 P: 11	R: 0 E: 0 K: 1 S: 7	H: 0 LOB: 0 BB: 0 P: 11	R: 0 E: 1 K: 1 S: 8	H: 2 LOB: 2 BB: 0 P: 9	R: 0 E: 0 K: 0 S: 8	H: 2 LOB: 1 BB: 0 P: 10	R: 0 E: 0 K: 1 S: 17	H: 2 LOB: 3 BB: 1 P: 26	R: 0 E: 0 K: 1 S: 9	H: 0 LOB: 0 BB: 0 P: 13	1B: 5 2B: 1 3B: 0 HR: 0	SF: 0 SAC: 1 DP: 0 HBP: 1	WP: 0 PB: 0 SB: 1 CS: 0	PA: 36	
PITCHER	IP	WLS	BF	H	R	ER	SO	BB	IBB	HBP	BLK	WP	HR	S	P	ERA	WHIP				
Kevin Brown, R (1, 1) ERA: 3.64	7.0	W	28	5	0	0	7	0	0	1	0	0	0	59	83	0.00	0.714				
Kenny Rogers, L (8, 1) ERA: 4.72	2.0	S	8	1	0	0	2	1	0	0	0	0	0	25	38	0.00	1.000				

Batter	1	2	3	4	5	6	7	8	9	AB	R	H	RBI	BB	SO	LOB	BOTTOM				
Jeff Huson, L (1, 6) OBP: 0.343, SLG: 0.349	K		L3-1		G6-3		P4			4	0	0	0	0	1	2	California Angels @ Texas Rangers Arlington Stadium, Arlington, TX Mon Jun 04 1990, 8:05 PM EDT Att: 13,619 - Unknown - 87 F				
Rafael Palmeiro, L (1, 3) OBP: 0.356, SLG: 0.462	G4-3		1B		F8			K		4	0	1	1	0	1	0					
Harold Baines, L (1, 10) OBP: 0.347, SLG: 0.422	1B		F7			1B G3 BB		1B		3	0	2	0	1	0	1					
Ruben Sierra, S (1, 9) OBP: 0.318, SLG: 0.407	G3			WP BB		G3		K		3	0	0	0	1	1	3					
Julio Franco, R (1, 4) OBP: 0.386, SLG: 0.426		G4-6-3 BB			G4-6-3 1B		F9			2	0	1	0	2	0	1					
Geno Petralli, L (1, 2) OBP: 0.351, SLG: 0.304	G4-6-3		P5		G4-6-3					3	0	0	0	0	0	5					
Pete Incaviglia, R (1, 7) OBP: 0.286, SLG: 0.431	K		P6			G5-3				3	0	0	0	0	1	2					
Steve Buechele, R (1, 5) OBP: 0.313, SLG: 0.414			P9		K		G5-3			3	0	0	0	0	1	2					
Gary Pettis, S (1, 8) OBP: 0.318, SLG: 0.307			E5 L3-1 1B		L4			BLK 1B		3	1	1	0	0	0	0					
Inning Stats	R: 0 E: 0 K: 1 S: 13	H: 1 LOB: 1 BB: 0 P: 21	R: 0 E: 0 K: 1 S: 7	H: 0 LOB: 0 BB: 1 P: 14	R: 1 E: 1 K: 0 S: 10	H: 1 LOB: 1 BB: 0 P: 17	R: 0 E: 0 K: 1 S: 9	H: 0 LOB: 2 BB: 2 P: 23	R: 0 E: 0 K: 0 S: 4	H: 1 LOB: 1 BB: 1 P: 9	R: 0 E: 0 K: 0 S: 7	H: 1 LOB: 1 BB: 0 P: 8	R: 0 E: 0 K: 2 S: 14	H: 1 LOB: 1 BB: 0 P: 19	R: 0 E: 0 K: 1 S: 9	H: 0 LOB: 0 BB: 0 P: 13	1B: 5 2B: 0 3B: 0 HR: 0	SF: 0 SAC: 0 DP: 2 HBP: 0	WP: 1 PB: 0 SB: 1 CS: 0	PA: 32	
PITCHER	IP	WLS	BF	H	R	ER	SO	BB	IBB	HBP	BLK	WP	HR	S	P	ERA	WHIP				
Kirk McCaskill, R (1, 1) ERA: 2.42	7.0	L	28	4	1	0	3	4	0	0	1	0	0	58	104	0.00	1.143				
Scott Bailes, L (8, 1) ERA: 3.04	1.0		4	1	0	0	2	0	0	0	0	0	0	14	19	0.00	1.000				

Batter	1	2	3	4	5	6	7	8	9	AB	R	H	RBI	BB	SO	LOB	TOP								
Devon White, S OBP: 0.281, SLG: 0.338 Max Venable, L OBP: 0.386, SLG: 0.500										3	0	0	0	0	3	1	California Angels @ Kansas City Royals Royals Stadium, Kansas City, MO Wed Jun 06 1990, 8:05 PM EDT Att: 24,334 - Unknown - 75 F								
Luis Polonia, L OBP: 0.321, SLG: 0.402 Dante Bichette, R OBP: 0.304, SLG: 0.454										5	0	1	1	0	1	1									
Wally Joyner, L OBP: 0.391, SLG: 0.449 John Orton, R OBP: 0.232, SLG: 0.288										1	0	0	0	0	0	0									
Chili Davis, S OBP: 0.345, SLG: 0.415										4	2	1	0	0	1	1									
Dave Winfield, R OBP: 0.254, SLG: 0.352										4	1	1	3	0	1	1									
Lance Parrish, R OBP: 0.356, SLG: 0.489										4	1	2	1	0	1	1									
Dick Schofield, R OBP: 0.293, SLG: 0.397										2	0	0	0	2	0	0									
Rick Schu, R OBP: 0.293, SLG: 0.397										4	0	1	1	0	1	2									
Gary Disarcina, R OBP: 0.143, SLG: 0.149										4	1	1	0	0	1	2									
Inning Stats	R: 0 E: 0 K: 1 S: 10	H: 0 LOB: 0 BB: 0 P: 15	R: 0 E: 0 K: 1 S: 10	H: 0 LOB: 0 BB: 0 P: 17	R: 0 E: 0 K: 0 S: 6	H: 0 LOB: 0 BB: 0 P: 9	R: 4 E: 1 K: 1 S: 14	H: 2 LOB: 0 BB: 1 P: 21	R: 1 E: 0 K: 2 S: 13	H: 2 LOB: 1 BB: 0 P: 18	R: 1 E: 0 K: 3 S: 13	H: 2 LOB: 2 BB: 1 P: 23	R: 0 E: 0 K: 1 S: 7	H: 0 LOB: 0 BB: 0 P: 11	R: 0 E: 0 K: 1 S: 8	H: 1 LOB: 2 BB: 1 P: 15	R: 0 E: 0 K: 1 S: 10	H: 0 LOB: 1 BB: 1 P: 17	1B: 2 2B: 2 3B: 1 HR: 2	SF: 0 SAC: 0 DP: 0 HBP: 0	WP: 0 PB: 0 SB: 0 CS: 0	PA: 39			
PITCHER	IP	WLS	BF	H	R	ER	SO	BB	IBB	HBP	BLK	WP	HR	S	P	ERA	WHIP								
Tom Gordon, R ERA: 3.42	5.2	L	26	6	6	2	7	2	0	0	0	0	2	63	99	3.18	1.412								
Steve Farr, R ERA: 2.2	1.1		4	0	0	0	2	0	0	0	0	0	0	10	15	0.00	0.000								
Mark Davis, L ERA: 5.79	1.0		5	1	0	0	1	1	0	0	0	0	0	8	15	0.00	2.000								
Jeff Montgomery, R ERA: 2.11	1.0		4	0	0	0	1	1	0	0	0	0	0	10	17	0.00	1.000								

Batter	1	2	3	4	5	6	7	8	9	AB	R	H	RBI	BB	SO	LOB	BOTTOM								
Kevin Seitzer, R OBP: 0.339, SLG: 0.356										4	0	0	0	0	0	0	California Angels @ Kansas City Royals Royals Stadium, Kansas City, MO Wed Jun 06 1990, 8:05 PM EDT Att: 24,334 - Unknown - 75 F								
Kurt Stillwell, S OBP: 0.399, SLG: 0.455										4	0	1	0	0	1	1									
Gerald Perry, L OBP: 0.322, SLG: 0.395										4	0	0	0	0	1	2									
George Brett, L OBP: 0.327, SLG: 0.335										3	1	0	0	1	0	2									
Bo Jackson, R OBP: 0.355, SLG: 0.436										4	1	1	0	0	2	1									
Jim Eisenreich, L OBP: 0.359, SLG: 0.421										3	0	0	0	1	0	1									
Willie Wilson, S OBP: 0.367, SLG: 0.386										4	0	3	2	0	0	0									
Mike Macfarlane, R OBP: 0.331, SLG: 0.465 Steve Jeltz, S OBP: 0.163, SLG: 0.150										4	0	1	0	0	0	3									
Frank White, R OBP: 0.240, SLG: 0.324 Danny Tartabull, R OBP: 0.175, SLG: 0.245 Bill Pecota, R Pat Tabler, R OBP: 0.294, SLG: 0.246										2	0	0	0	0	1	1									
Inning Stats	R: 0 E: 1 K: 0 S: 11	H: 1 LOB: 1 BB: 0 P: 13	R: 0 E: 0 K: 1 S: 8	H: 0 LOB: 0 BB: 0 P: 9	R: 0 E: 1 K: 0 S: 8	H: 0 LOB: 1 BB: 0 P: 17	R: 0 E: 0 K: 0 S: 5	H: 0 LOB: 0 BB: 0 P: 8	R: 0 E: 0 K: 1 S: 10	H: 1 LOB: 1 BB: 0 P: 14	R: 0 E: 0 K: 1 S: 6	H: 0 LOB: 0 BB: 0 P: 9	R: 1 E: 0 K: 1 S: 10	H: 1 LOB: 2 BB: 2 P: 23	R: 0 E: 0 K: 1 S: 6	H: 0 LOB: 0 BB: 0 P: 7	R: 1 E: 0 K: 0 S: 11	H: 3 LOB: 2 BB: 0 P: 19	1B: 5 2B: 1 3B: 0 HR: 0	SF: 0 SAC: 0 DP: 1 HBP: 0	WP: 0 PB: 0 SB: 0 CS: 0	PA: 36			
PITCHER	IP	WLS	BF	H	R	ER	SO	BB	IBB	HBP	BLK	WP	HR	S	P	ERA	WHIP								
Bert Blyleven, R ERA: 4.19	8.2	W	35	6	2	2	0	2	0	0	0	0	0	73	116	2.08	0.923								
Mark Eichhorn, R ERA: 1.45	0.1	S	1	0	0	0	0	0	0	0	0	0	0	2	3	0.00	0.000								




Batter	1	2	3	4	5	6	7	8	9	AB	R	H	RBI	BB	SO	LOB	TOP					
Brian Downing, R OBP: 0.282, SLG: 0.355 (1, 10)										4	0	0	0	0	0	1	California Angels @ Kansas City Royals Royals Stadium, Kansas City, MO Thu Jun 07 1990, 4:33 AM EDT Att: 31,032 - Cloudy - 82 F					
Max Venable, L OBP: 0.393, SLG: 0.500 (1, 8) (8, 7)										4	1	2	1	0	1	0						
Chili Davis, S OBP: 0.352, SLG: 0.419 Devon White, S OBP: 0.281, SLG: 0.338 (6, PR) (8, 8)										3	0	2	0	1	1	1						
Lance Parrish, R OBP: 0.356, SLG: 0.483 (9, 2)										4	0	1	1	0	2	3						
Dante Bichette, R OBP: 0.303, SLG: 0.447 (1, 9)										3	0	0	0	1	3	2						
Rick Schu, R OBP: 0.279, SLG: 0.378 (1, 5)										4	0	0	0	0	2	3						
John Orton, R OBP: 0.220, SLG: 0.273 Wally Joyner, L OBP: 0.390, SLG: 0.447 (9, PH) (9, 3)										3	0	0	0	0	2	1						
Dick Schofield, R (1, 6)										3	0	0	0	0	0	1						
Gary Disarcina, R OBP: 0.154, SLG: 0.180 (1, 4)										3	1	1	0	0	0	0						
Inning Stats	R: 0 E: 0 K: 0 S: 7	H: 0 LOB: 1 BB: 1 P: 14	R: 0 E: 0 K: 2 S: 10	H: 0 LOB: 1 BB: 1 P: 18	R: 2 E: 0 K: 1 S: 13	H: 4 LOB: 2 BB: 0 P: 17	R: 0 E: 0 K: 1 S: 8	H: 0 LOB: 0 BB: 0 P: 11	R: 0 E: 0 K: 2 S: 16	H: 1 LOB: 1 BB: 0 P: 25	R: 0 E: 0 K: 2 S: 10	H: 0 LOB: 0 BB: 0 P: 13	R: 0 E: 0 K: 0 S: 6	H: 0 LOB: 0 BB: 0 P: 9	R: 0 E: 0 K: 2 S: 9	H: 1 LOB: 1 BB: 0 P: 14		R: 0 E: 0 K: 2 S: 10	H: 0 LOB: 0 BB: 0 P: 15	1B: 5 2B: 2 3B: 0 HR: 0	SF: 0 SAC: 0 DP: 1 HBP: 0	WP: 0 PB: 0 SB: 0 CS: 1
PITCHER Bret Saberhagen, R ERA: 2.67 (1, 1)	IP: 9.0 WLS: L BF: 34 H: 6 R: 2 ER: 2 SO: 12 BB: 2 IBB: 0 HBP: 0 BLK: 0 WP: 0 HR: 0 S: 89 P: 136 ERA: 2.00 WHIP: 0.889															PITCHER						

Batter	1	2	3	4	5	6	7	8	9	AB	R	H	RBI	BB	SO	LOB	BOTTOM					
Kevin Seitzer, R OBP: 0.336, SLG: 0.349 (1, 5)										4	0	0	0	1	0	2	California Angels @ Kansas City Royals Royals Stadium, Kansas City, MO Thu Jun 07 1990, 4:33 AM EDT Att: 31,032 - Cloudy - 82 F					
Kurt Stillwell, S OBP: 0.391, SLG: 0.444 (1, 6)										4	0	0	0	0	1	1						
George Brett, L OBP: 0.321, SLG: 0.328 (1, 3)										4	0	0	0	0	0	1						
Danny Tartabull, R OBP: 0.180, SLG: 0.298 (1, 10)										4	1	1	1	0	2	0						
Bo Jackson, R OBP: 0.348, SLG: 0.426 (1, 8)										4	0	0	0	0	2	0						
Jim Eisenreich, L OBP: 0.372, SLG: 0.434 (1, 9)										2	0	2	0	2	0	0						
Willie Wilson, S OBP: 0.371, SLG: 0.398 (1, 7)										4	0	2	0	0	0	2						
Rey Palacios, R OBP: 0.353, SLG: 0.600 Mike Macfarlane, R OBP: 0.325, SLG: 0.457 (6, PH) (7, 2)										2	0	0	0	0	2	3						
Bill Pecota, R Gerald Perry, L OBP: 0.325, SLG: 0.395 (9, PH) (9, 1)										3	0	0	0	0	0	0						
Inning Stats	R: 0 E: 0 K: 0 S: 9	H: 0 LOB: 0 BB: 0 P: 11	R: 0 E: 0 K: 2 S: 12	H: 1 LOB: 0 BB: 0 P: 20	R: 0 E: 0 K: 1 S: 8	H: 0 LOB: 0 BB: 0 P: 10	R: 1 E: 1 K: 2 S: 17	H: 2 LOB: 3 BB: 1 P: 30	R: 0 E: 0 K: 0 S: 8	H: 0 LOB: 1 BB: 1 P: 17	R: 0 E: 0 K: 1 S: 11	H: 1 LOB: 2 BB: 1 P: 24	R: 0 E: 0 K: 0 S: 7	H: 0 LOB: 0 BB: 0 P: 10	R: 0 E: 0 K: 1 S: 6	H: 0 LOB: 0 BB: 0 P: 9		R: 0 E: 0 K: 1 S: 11	H: 1 LOB: 2 BB: 1 P: 18	1B: 2 2B: 2 3B: 0 HR: 1	SF: 0 SAC: 0 DP: 0 HBP: 0	WP: 0 PB: 0 SB: 0 CS: 0
PITCHER Chuck Finley, L ERA: 2.71 Mark Eichhorn, R ERA: 1.42 (9, 1)	IP: 8.0 WLS: W BF: 32 H: 4 R: 1 ER: 1 SO: 7 BB: 3 IBB: 0 HBP: 0 BLK: 0 WP: 0 HR: 1 S: 78 P: 131 ERA: 1.12 WHIP: 0.875															PITCHER						

Batter	1	2	3	4	5	6	7	8	9	AB	R	H	RBI	BB	SO	LOB	TOP					
Gary Pettis, S OBP: 0.326, SLG: 0.327 Cecil Espy, S OBP: 0.200, SLG: 0.059	G1-6-3		1B					SH2-3	FC4-6	F7	3	3	1	2	1	0	1					
Rafael Palmeiro, L OBP: 0.384, SLG: 0.500 Jack Daugherty, S OBP: 0.305, SLG: 0.307	L4-3		1B				G4-3	HR		5	1	4	4	0	0	1						
Julio Franco, R OBP: 0.369, SLG: 0.409	L4-3		FC6-4				HR			5	1	2	1	0	1	2						
Ruben Sierra, S OBP: 0.320, SLG: 0.427		E6					G6-4-3			4	1	2	2	1	0	2						
Pete Incaviglia, R OBP: 0.308, SLG: 0.454	F9						G4-6-3			4	1	3	0	1	0	1						
Harold Baines, L OBP: 0.362, SLG: 0.463							G4-6-3	E8	FC6-4	4	0	1	0	1	1	5						
Mike Stanley, R OBP: 0.253, SLG: 0.268	L3-6						G5-3			4	0	0	0	1	1	5						
Steve Buechele, R OBP: 0.309, SLG: 0.417			F8				K	E5	F9	5	2	1	0	0	1	1						
Jeff Kunkel, R OBP: 0.167, SLG: 0.177 Jeff Huson, L OBP: 0.344, SLG: 0.345	F7						K	G4-3	SH2-3	2	0	0	0	0	1	1						
									FC4-6	2	1	2	0	1	0	0						
Inning Stats	R: 0 E: 0 K: 0 S: 7	H: 1 LOB: 0 BB: 0 P: 12	R: 0 E: 1 K: 0 S: 8	H: 0 LOB: 1 BB: 1 P: 17	R: 1 E: 0 K: 0 S: 10	H: 1 LOB: 1 BB: 1 P: 19	R: 0 E: 0 K: 1 S: 9	H: 1 LOB: 1 BB: 1 P: 16	R: 2 E: 0 K: 1 S: 16	H: 4 LOB: 1 BB: 0 P: 22	R: 0 E: 0 K: 1 S: 6	H: 1 LOB: 1 BB: 1 P: 12	R: 4 E: 1 K: 0 S: 22	H: 4 LOB: 1 BB: 1 P: 38	R: 3 E: 1 K: 1 S: 21	H: 3 LOB: 2 BB: 1 P: 35	R: 0 E: 0 K: 1 S: 9	H: 1 LOB: 0 BB: 0 P: 12	1B: 12 2B: 4 3B: 0 HR: 2	SF: 0 SAC: 1 DP: 5 HBP: 0	WP: 0 PB: 0 SB: 3 CS: 0	PA: 46
PITCHER	IP	WLS	BF	H	R	ER	SO	BB	IBB	HBP	BLK	WP	HR	S	P	ERA	WHIP					
Jim Abbott, L ERA: 5.04	6.0		26	8	3	3	3	4	0	0	0	0	0	56	98	4.50	2.000					
Mike Fetters, R ERA: 6.92	1.0	L	8	4	4	3	0	1	0	0	0	0	1	22	38	27.00	5.000					
Willie Fraser, R ERA: 6.88	2.0		12	4	3	2	2	1	0	0	0	0	1	30	47	9.00	2.500					

Texas Rangers @ California Angels
 Anaheim Stadium, Anaheim, CA
 Fri Jun 08 1990, 10:05 PM EDT
 Att: 43,431 - Unknown - 85 F


AB 39
 R 10
 H 16
 RBI 9
 BB 6
 SO 5
 LOB 20



Batter	1	2	3	4	5	6	7	8	9	AB	R	H	RBI	BB	SO	LOB	BOTTOM					
Brian Downing, R OBP: 0.278, SLG: 0.358	F7		G5-3						G4-3	5	1	1	0	0	0	0						
Max Venable, L OBP: 0.379, SLG: 0.475	P7		E						G4-3	5	0	1	0	0	0	1						
Chili Davis, S OBP: 0.362, SLG: 0.422	G3-1		BB							3	1	2	0	2	0	0						
Lance Parrish, R OBP: 0.357, SLG: 0.507		HR							L5	5	2	2	1	0	0	4						
Dave Winfield, R OBP: 0.261, SLG: 0.391		2B								3	1	2	2	0	0	0						
Donnie Hill, S OBP: 0.352, SLG: 0.426	P6									4	0	2	1	0	0	1						
Rick Schu, R OBP: 0.289, SLG: 0.412	F7									3	1	1	1	1	0	2						
John Orton, R OBP: 0.210, SLG: 0.259 Luis Polonia, L OBP: 0.318, SLG: 0.388 Gary Disarcina, R OBP: 0.154, SLG: 0.180	G5-3								G1-6-3	3	0	0	0	0	0	2						
										1	0	0	0	0	0	2						
										0	0	0	0	0	0	0						
Dick Schofield, R OBP: 0.154, SLG: 0.180			K						F8	4	0	0	0	0	2	0						
Inning Stats	R: 0 E: 0 K: 0 S: 6	H: 0 LOB: 0 BB: 0 P: 10	R: 1 E: 0 K: 0 S: 10	H: 2 LOB: 1 BB: 0 P: 20	R: 0 E: 0 K: 1 S: 11	H: 1 LOB: 2 BB: 1 P: 21	R: 2 E: 0 K: 1 S: 9	H: 2 LOB: 0 BB: 0 P: 16	R: 0 E: 0 K: 0 S: 7	H: 1 LOB: 1 BB: 0 P: 10	R: 0 E: 0 K: 0 S: 12	H: 1 LOB: 0 BB: 0 P: 19	R: 0 E: 0 K: 0 S: 5	H: 0 LOB: 0 BB: 0 P: 7	R: 2 E: 0 K: 0 S: 9	H: 2 LOB: 1 BB: 2 P: 24	R: 1 E: 0 K: 0 S: 12	H: 2 LOB: 1 BB: 0 P: 17	1B: 3 2B: 5 3B: 0 HR: 3	SF: 1 SAC: 0 DP: 1 HBP: 0	WP: 2 PB: 0 SB: 1 CS: 0	PA: 40
PITCHER	IP	WLS	BF	H	R	ER	SO	BB	IBB	HBP	BLK	WP	HR	S	P	ERA	WHIP					
Charlie Hough, R ERA: 4.12	7.0		30	7	4	4	2	2	0	0	0	0	0	4	8	27.00	6.000					
John Barfield, L ERA: 27.0	0.1		3	2	1	1	0	0	0	0	0	0	0	4	8	27.00	6.000					
Craig McMurtry, R ERA: 5.63	1.2		7	2	1	1	0	1	0	0	0	1	0	17	29	5.40	1.800					

Texas Rangers @ California Angels
 Anaheim Stadium, Anaheim, CA
 Fri Jun 08 1990, 10:05 PM EDT
 Att: 43,431 - Unknown - 85 F

AB 36
 R 6
 H 11
 RBI 5
 BB 3
 SO 2
 LOB 12



Batter	1	2	3	4	5	6	7	8	9	AB	R	H	RBI	BB	SO	LOB	TOP								
Jeff Huson, L (1, 6) OBP: 0.340, SLG: 0.336	1-2 G6-3			1-1 G5-3		4-0 1B BB	0-0 G3-1		0-1 F7	4	0	0	0	1	0	1									
Rafael Palmeiro, L (1, 3) OBP: 0.357, SLG: 0.490	2-2 F7			1-1 F9		1-3 K		0-1 G3-1		4	0	0	0	0	1	2									
Julio Franco, R (1, 4) OBP: 0.367, SLG: 0.406	0-3 K			1-2 G5-3		3-1 1B		2-3 K		4	0	1	1	0	2	0									
Ruben Sierra, S (1, 9) OBP: 0.323, SLG: 0.429										4	0	2	0	0	0	2									
Harold Baines, L (1, 10) OBP: 0.365, SLG: 0.461	0-2 G4-6-3					0-0 F8 1B		0-1 G1-3		3	0	1	0	1	0	3									
Pete Incaviglia, R (1, 7) OBP: 0.313, SLG: 0.472	0-1 G4-3					0-1 FC6-4 1B		0-0 HR		4	1	2	1	0	1	2									
John Russell, R (1, 2) OBP: 0.364, SLG: 0.636				2-2 F7		0-0 F8		0-0 HR		4	1	1	1	0	1	2									
Steve Buechele, R (1, 5) OBP: 0.298, SLG: 0.400				3-1 F8		2-2 FC6-4		3-1 L4		3	0	0	0	0	0	2									
Jack Daugherty, S (9, PH) OBP: 0.303, SLG: 0.303						1-2 1B				1	0	0	0	0	0	0									
Gary Pettis, S (1, 8) OBP: 0.326, SLG: 0.339				1-3 K						3	1	1	0	0	2	0									
Kevin Reimer, L (9, PH) OBP: 0.667, SLG: 0.667						3-2 1B		3-3 K		1	0	1	0	0	0	0									
Inning Stats	R: 0 E: 0 K: 1 S: 10	H: 0 LOB: 0 BB: 0 P: 13	R: 0 E: 0 K: 0 S: 7	H: 1 LOB: 0 BB: 0 P: 8	R: 0 E: 0 K: 1 S: 8	H: 0 LOB: 0 BB: 0 P: 14	R: 0 E: 0 K: 0 S: 7	H: 0 LOB: 0 BB: 0 P: 10	R: 0 E: 0 K: 0 S: 10	H: 2 LOB: 2 BB: 0 P: 12	R: 1 E: 0 K: 1 S: 13	H: 2 LOB: 2 BB: 1 P: 26	R: 2 E: 0 K: 1 S: 8	H: 2 LOB: 0 BB: 0 P: 14	R: 0 E: 0 K: 2 S: 13	H: 1 LOB: 1 BB: 0 P: 19	R: 0 E: 0 K: 1 S: 9	H: 1 LOB: 1 BB: 0 P: 13	1B: 6 2B: 0 3B: 1 HR: 2	SF: 0 SAC: 0 DP: 1 HBP: 0	WP: 1 PB: 0 SB: 1 CS: 0	PA: 37			
PITCHER	IP	WLS	BF	H	R	ER	SO	BB	IBB	HBP	BLK	WP	HR	S	P	ERA	WHIP								
Kirk McCaskill, R (1, 1) ERA: 2.35	5.1	W	21	5	1	1	3	1	0	0	0	0	0	51	77	1.69	1.125								
Scott Bailes, L (6, 1) ERA: 3.51	2.0		8	2	2	2	1	0	0	0	0	0	2	14	22	9.00	1.000								
Bryan Harvey, R (8, 1) ERA: 3.29	0.2		4	1	0	0	2	1	0	0	0	1	0	11	17	0.00	3.000								
Mark Eichhorn, R (9, 1) ERA: 1.39	1.0		4	1	0	0	1	0	0	0	0	0	0	9	13	0.00	1.000								

Texas Rangers @ California Angels
Anaheim Stadium, Anaheim, CA
Sat Jun 09 1990, 10:05 PM EDT
Att: 34,226 - Unknown - 80 F


AB 35
R 3
H 9
RBI 3
BB 2
SO 7
LOB 14



Batter	1	2	3	4	5	6	7	8	9	AB	R	H	RBI	BB	SO	LOB	BOTTOM								
Brian Downing, R (1, 10) OBP: 0.284, SLG: 0.395	3-2 HR			2-2 F8		2-0 F8		3-2 L8		5	2	2	1	0	0	0									
Donnie Hill, S (1, 4) OBP: 0.345, SLG: 0.408	0-2 G4-3			3-2 G5-3		2-2 F7		1-1 F9		4	0	0	0	1	0	0									
Wally Joyner, L (1, 3) OBP: 0.386, SLG: 0.441	2-2 G6-3			1-0 G4-3		0-0 G4-3		2-1 F7		5	0	1	2	0	0	0									
Chili Davis, S (1, 7) OBP: 0.366, SLG: 0.420										1	1	0	0	2	0	2									
Devon White, S (7, 8) OBP: 0.290, SLG: 0.337										1	0	0	0	0	1	0									
Dave Winfield, R (1, 9) OBP: 0.268, SLG: 0.397										3	1	1	0	1	0	2									
Max Venable, L (8, 9) OBP: 0.379, SLG: 0.475										0	0	0	0	0	0	0									
Dante Bichette, R (1, 8) OBP: 0.302, SLG: 0.440										3	0	0	0	1	1	2									
Lance Parrish, R (1, 2) OBP: 0.360, SLG: 0.506										4	1	2	1	0	0	3									
Rick Schu, R (1, 5) OBP: 0.298, SLG: 0.443										3	1	1	2	1	0	2									
Jack Howell, L (9, 5) OBP: 0.325, SLG: 0.450										0	0	0	0	0	0	0									
Dick Schofield, R (1, 6) OBP: 0.267, SLG: 0.333										3	2	1	1	1	0	3									
Inning Stats	R: 1 E: 0 K: 0 S: 15	H: 1 LOB: 1 BB: 1 P: 26	R: 0 E: 0 K: 0 S: 7	H: 1 LOB: 0 BB: 0 P: 11	R: 0 E: 0 K: 0 S: 9	H: 0 LOB: 0 BB: 0 P: 15	R: 5 E: 0 K: 0 S: 19	H: 4 LOB: 2 BB: 3 P: 42	R: 0 E: 0 K: 1 S: 10	H: 1 LOB: 1 BB: 0 P: 13	R: 1 E: 0 K: 0 S: 7	H: 1 LOB: 0 BB: 0 P: 14	R: 1 E: 0 K: 1 S: 12	H: 0 LOB: 2 BB: 3 P: 26	R: 0 E: 0 K: 0 S: 9	H: 0 LOB: 0 BB: 0 P: 15	1B: 4 2B: 1 3B: 0 HR: 3	SF: 0 SAC: 0 DP: 0 HBP: 0	WP: 0 PB: 1 SB: 0 CS: 0	PA: 39					
PITCHER	IP	WLS	BF	H	R	ER	SO	BB	IBB	HBP	BLK	WP	HR	S	P	ERA	WHIP								
Mike Jeffcoat, L (1, 1) ERA: 3.83	3.2	L	19	5	6	6	0	3	0	0	0	0	2	46	81	14.73	2.182								
Jamie Moyer, L (4, 1) ERA: 3.75	2.1		11	3	1	1	1	1	0	0	0	0	1	21	40	3.86	1.714								
Craig Murtry, R (7, 1) ERA: 4.5	2.0		9	0	1	0	1	3	0	0	0	0	0	21	41	0.00	1.500								

Texas Rangers @ California Angels
Anaheim Stadium, Anaheim, CA
Sat Jun 09 1990, 10:05 PM EDT
Att: 34,226 - Unknown - 80 F


AB 32
R 8
H 8
RBI 7
BB 7
SO 2
LOB 14



Batter	1	2	3	4	5	6	7	8	9	AB	R	H	RBI	BB	SO	LOB	TOP					
Kevin Seitzer, R (1.5) OBP: 0.331, SLG: 0.342										4	0	2	0	0	0	1						
Kurt Stillwell, S (1.6) OBP: 0.371, SLG: 0.421										4	0	0	0	0	0	2						
Jim Eisenreich, L (1.7) OBP: 0.361, SLG: 0.413										4	0	1	0	0	0	1						
Danny Tartabull, R (1.9) OBP: 0.224, SLG: 0.380										4	1	1	0	0	1	1						
George Brett, L (1.3) OBP: 0.322, SLG: 0.333											4	0	2	1	0	0	1					
Gerald Perry, L (1.10) OBP: 0.316, SLG: 0.373											3	0	0	0	1	1						
Willie Wilson, S (1.8) OBP: 0.380, SLG: 0.397											2	1	1	0	2	1						
Mike Macfarlane, R (1.2) OBP: 0.316, SLG: 0.432											3	0	1	0	0	0	3					
Frank White, R (1.4) OBP: 0.238, SLG: 0.329											2	0	0	1	0	1						
Inning Stats	R: 0 E: 0 K: 0 S: 5	H: 1 LOB: 0 BB: 0 P: 6	R: 1 E: 0 K: 1 S: 9	H: 2 LOB: 1 BB: 0 P: 12	R: 0 E: 0 K: 0 S: 12	H: 1 LOB: 0 BB: 0 P: 15	R: 0 E: 0 K: 0 S: 5	H: 2 LOB: 2 BB: 1 P: 12	R: 0 E: 0 K: 1 S: 7	H: 0 LOB: 0 BB: 0 P: 10	R: 0 E: 0 K: 1 S: 7	H: 1 LOB: 0 BB: 0 P: 8	R: 1 E: 0 K: 1 S: 8	H: 1 LOB: 1 BB: 1 P: 15	R: 0 E: 0 K: 0 S: 6	H: 0 LOB: 0 BB: 0 P: 8	R: 0 E: 0 K: 0 S: 6	H: 0 LOB: 0 BB: 1 P: 13	1B: 6 2B: 3 3B: 0 HR: 0	SF: 1 SAC: 0 DP: 2 HBP: 0	WP: 0 PB: 0 SB: 0 CS: 1	PA: 35
PITCHER Bert Blyleven, R (1.1) ERA: 3.95	IP: 9.0 WLS: W BF: 34 H: 8 R: 2 ER: 2 SO: 4 BB: 3 IBB: 0 HBP: 0 BLK: 0 WP: 0 HR: 0 S: 65 P: 99 ERA: 2.00 WHIP: 1.222															PITCHER						

Kansas City Royals @ California Angels
 Anaheim Stadium, Anaheim, CA
 Mon Jun 11 1990, 10:05 PM EDT
 Att: 26,604 - Unknown


AB	30
R	2
H	8
RBI	2
BB	3
SO	4
LOB	11



Batter	1	2	3	4	5	6	7	8	9	AB	R	H	RBI	BB	SO	LOB	BOTTOM					
Devon White, S (1.8) OBP: 0.279, SLG: 0.335										4	0	1	0	0	2	1						
Luis Polonia, L (1.7) OBP: 0.325, SLG: 0.400										3	0	1	0	0	0	1						
Brian Downing, R (8, FH) OBP: 0.281, SLG: 0.391										1	0	0	0	0	0	1						
Dante Bichette, R (9.7) OBP: 0.302, SLG: 0.440										0	0	0	0	0	0	0						
Wally Joyner, L (1.3) OBP: 0.385, SLG: 0.440										3	0	1	0	1	1	1						
Chili Davis, S (1.10) OBP: 0.358, SLG: 0.414											4	1	1	0	0	2	3					
Dave Winfield, R (1.9) OBP: 0.267, SLG: 0.432											4	1	1	2	0	2	2					
Lance Parrish, R (1.2) OBP: 0.356, SLG: 0.512											4	1	1	1	0	1	0					
Donnie Hill, S (1.4) OBP: 0.325, SLG: 0.381											3	0	0	0	0	0						
Jack Howell, L (1.5) OBP: 0.326, SLG: 0.439											3	0	1	0	0	1	0					
Dick Schofield, R (1.6) OBP: 0.200, SLG: 0.235										2	0	0	0	0	2	0						
Inning Stats	R: 0 E: 0 K: 2 S: 15	H: 2 LOB: 2 BB: 0 P: 23	R: 0 E: 0 K: 2 S: 8	H: 0 LOB: 0 BB: 0 P: 11	R: 0 E: 0 K: 2 S: 11	H: 0 LOB: 0 BB: 0 P: 15	R: 2 E: 0 K: 1 S: 12	H: 2 LOB: 0 BB: 0 P: 23	R: 0 E: 0 K: 1 S: 10	H: 1 LOB: 1 BB: 0 P: 12	R: 0 E: 0 K: 0 S: 6	H: 0 LOB: 0 BB: 1 P: 12	R: 0 E: 0 K: 0 S: 8	H: 0 LOB: 0 BB: 0 P: 12	R: 0 E: 0 K: 1 S: 10	H: 1 LOB: 1 BB: 0 P: 16	R: 1 E: 0 K: 2 S: 9	H: 1 LOB: 0 BB: 0 P: 14	1B: 3 2B: 2 3B: 0 HR: 2	SF: 0 SAC: 1 DP: 1 HBP: 0	WP: 1 PB: 0 SB: 0 CS: 0	PA: 33
PITCHER Tom Gordon, R (1.1) ERA: 3.32	IP: 7.0 WLS: L BF: 26 H: 5 R: 2 ER: 2 SO: 8 BB: 1 IBB: 0 HBP: 0 BLK: 0 WP: 1 HR: 1 S: 70 P: 108 ERA: 2.57 WHIP: 0.857															PITCHER						
Mark Davis, L (8.1) ERA: 5.61	IP: 1.2 WLS: L BF: 7 H: 2 R: 1 ER: 1 SO: 3 BB: 0 IBB: 0 HBP: 0 BLK: 0 WP: 1 HR: 1 S: 19 P: 30 ERA: 5.40 WHIP: 1.200															PITCHER						

Kansas City Royals @ California Angels
 Anaheim Stadium, Anaheim, CA
 Mon Jun 11 1990, 10:05 PM EDT
 Att: 26,604 - Unknown

AB	31
R	3
H	7
RBI	3
BB	1
SO	11
LOB	9



Batter	1	2	3	4	5	6	7	8	9	AB	R	H	RBI	BB	SO	LOB	TOP			
Kevin Seitzer, R (1, 5) OBP: 0.325, SLG: 0.336	1-3 K		1-3 K		2-1 G4-3			3-1 F8		4	0	0	0	0	2	0	Kansas City Royals @ California Angels Anaheim Stadium, Anaheim, CA Tue Jun 12 1990, 10:05 PM EDT Att: 27,250 - Unknown - 75 F			
Bill Pecota, R (1, 6) OBP: 0.571, SLG: 0.714 (7, 4)	0-1 1B			1-1 CS 1B		3-1 G4-3 2B		0-1 FC4-6 1B		4	0	4	0	0	0	0				
Jim Eisenreich, L (1, 9) OBP: 0.354, SLG: 0.404	3-2 P3			2-0 F8		0-1 L7		2-0 FC4-6 1B		4	0	0	0	0	0	4				
Danny Tartabull, R (1, 10) Steve Jeltz, S (8, PR) OBP: 0.387 (8, PR) OBP: 0.176, SLG: 0.146	2-2 F9			2-0 BB 1B		1-0 G4-3		1-2 FC4-6 1B		4	0	2	0	0	0	2				
George Brett, L (1, 3) OBP: 0.321, SLG: 0.329		2-1 P6		4-2 BB 1B		1-0 F8		2-2 L5		3	0	0	0	1	0	3				
Bo Jackson, R (1, 8) OBP: 0.341, SLG: 0.406		0-1 G4-3		4-0 BB 1B			3-1 FC6-4 1B		1-1 F9	3	0	1	0	1	0	0				
Willie Wilson, S (1, 7) OBP: 0.376, SLG: 0.392		2-2 G4-3		2-3 BB		1-2 FC6-4 1B		1-2 1B		4	0	1	0	0	1	4				
Mike Macfarlane, R (1, 2) OBP: 0.307, SLG: 0.419			1-0 P4		2-2 F9		1-1 F8		2-1 L7	4	0	0	0	0	0	2				
Frank White, R (1, 4) Kurt Stillwell, S (7, PH) OBP: 0.333, SLG: 0.321 (7, PH) OBP: 0.367, SLG: 0.417 (7, 6)			0-3 K		1-3 K		0-3 K		1-3 K	2	0	0	0	0	2	0				
										2	0	0	0	0	2	2				
Inning Stats	R: 0 H: 1 E: 0 K: 1 S: 11	H: 0 LOB: 1 BB: 0 P: 17	R: 0 H: 0 E: 0 K: 0 S: 7	H: 0 LOB: 0 BB: 0 P: 11	R: 0 H: 0 E: 0 K: 2 S: 7	H: 2 LOB: 3 BB: 2 P: 26	R: 0 H: 0 E: 0 K: 1 S: 10	H: 0 LOB: 0 BB: 0 P: 15	R: 0 H: 1 E: 0 K: 0 S: 6	H: 1 LOB: 1 BB: 0 P: 11	R: 0 H: 1 E: 0 K: 1 S: 10	H: 1 LOB: 1 BB: 0 P: 15	R: 0 H: 2 E: 0 K: 0 S: 11	H: 2 LOB: 2 BB: 0 P: 19	R: 0 H: 1 E: 0 K: 1 S: 10	H: 1 LOB: 1 BB: 0 P: 15	1B: 7 2B: 1 3B: 0 HR: 0	SF: 0 SAC: 0 DP: 0 HBP: 0	WP: 0 PB: 0 SB: 0 CS: 1	PA: 36
PITCHER	IP WLS BF H R ER SO BB IBB HBP BLK WP HR S P ERA WHIP																			
Chuck Finley, L (1, 1) ERA: 2.44	8.0 W 32 7 0 0 6 2 0 0 0 0 0 0 73 123 0.00 1.125																			
Bryan Harvey, R (9, 1) ERA: 3.15	1.0 S 4 1 0 0 1 0 0 0 0 0 0 0 10 15 0.00 1.000																			

AB	34
R	0
H	8
RBI	0
BB	2
SO	7
LOB	17



Batter	1	2	3	4	5	6	7	8	9	AB	R	H	RBI	BB	SO	LOB	BOTTOM			
Brian Downing, R (1, 10) OBP: 0.290, SLG: 0.389	2-1 F7		4-2 BB		0-1 G6-3		3-1 1B			3	0	1	0	1	0	0	Kansas City Royals @ California Angels Anaheim Stadium, Anaheim, CA Tue Jun 12 1990, 10:05 PM EDT Att: 27,250 - Unknown - 75 F			
Max Venable, L (1, 8) OBP: 0.338, SLG: 0.420 (8, 7)	2-3 K		3-2 G4-3			0-1 F8	1-1 F8			4	0	0	0	0	1	4				
Chili Davis, S (1, 7) Devon White, S (8, 8) OBP: 0.353, SLG: 0.408 (8, 8) OBP: 0.278, SLG: 0.333	1-3 K			1-3 K		1-3 K		0-0 B1-3		3	0	0	0	0	3	0				
Wally Joyner, L (1, 3) OBP: 0.387, SLG: 0.441		2-1 F7		1-3 K		1-0 1B		0-1 2B 1B		4	1	2	0	0	1	0				
Dave Winfield, R (1, 9) OBP: 0.279, SLG: 0.448		1-2 P4		3-2 2B 1B		1-2 1B		2-2 1B 2B		4	2	3	0	0	0	0				
Lance Parrish, R (1, 2) OBP: 0.359, SLG: 0.515		0-1 F7		0-0 1B		0-2 P3		4-0 E IBB		3	0	1	1	1	0	2				
Donnie Hill, S (1, 4) OBP: 0.331, SLG: 0.385			2-1 BB 1B		2-3 K		2-2 L6	1-2 E9 1B		4	0	2	1	0	1	1				
Jack Howell, L (1, 5) OBP: 0.316, SLG: 0.424			2-1 F7		2-1 G4-3		2-3 K	3-1 F8		4	0	0	0	0	1	3				
Dick Schofield, R (1, 6) OBP: 0.208, SLG: 0.238		1-0 P4		0-0 K		3-3 1B		1-3 K		4	0	1	0	0	2	3				
Inning Stats	R: 0 H: 0 E: 0 K: 2 S: 10	H: 0 LOB: 0 BB: 0 P: 15	R: 0 H: 0 E: 0 K: 0 S: 8	H: 0 LOB: 0 BB: 0 P: 11	R: 0 H: 1 E: 0 K: 0 S: 11	H: 1 LOB: 2 BB: 1 P: 22	R: 1 H: 2 E: 0 K: 3 S: 18	H: 2 LOB: 1 BB: 0 P: 25	R: 0 H: 0 E: 0 K: 1 S: 8	H: 0 LOB: 0 BB: 0 P: 13	R: 0 H: 2 E: 0 K: 1 S: 12	H: 2 LOB: 2 BB: 0 P: 15	R: 0 H: 2 E: 0 K: 1 S: 13	H: 2 LOB: 2 BB: 0 P: 23	R: 2 H: 3 E: 1 K: 1 S: 14	H: 3 LOB: 2 BB: 1 P: 25		1B: 8 2B: 2 3B: 0 HR: 0	SF: 0 SAC: 0 DP: 0 HBP: 0	WP: 0 PB: 0 SB: 0 CS: 0
PITCHER	IP WLS BF H R ER SO BB IBB HBP BLK WP HR S P ERA WHIP																			
Bret Saberhagen, R (1, 1) ERA: 2.75	7.1 L 34 10 3 3 8 1 0 0 0 0 0 0 89 140 3.68 1.500																			
Jeff Montgomery, R (8, 1) ERA: 2.03	0.2 2 0 0 0 1 0 0 0 0 0 0 0 5 9 0.00 0.000																			



Batter	1	2	3	4	5	6	7	8	9	AB	R	H	RBI	BB	SO	LOB	TOP			
Kevin Seitzer, R OBP: 0.329, SLG: 0.338 Steve Jeltz, S OBP: 0.178, SLG: 0.146										5	0	2	1	1	1	2				
Bill Pecota, R OBP: 0.462, SLG: 0.538										6	1	2	1	0	2	4				
Danny Tartabull, R OBP: 0.259, SLG: 0.400 Jim Eisenreich, L OBP: 0.354, SLG: 0.404										5	2	3	0	0	1	4				
Bo Jackson, R OBP: 0.342, SLG: 0.403										4	1	1	0	1	2	2				
George Brett, L OBP: 0.326, SLG: 0.332										4	0	2	1	1	1	1				
Willie Wilson, S OBP: 0.377, SLG: 0.395										4	3	2	3	0	0	3				
Gerald Perry, L OBP: 0.316, SLG: 0.374										5	1	2	1	0	0	5				
Mike Macfarlane, R OBP: 0.310, SLG: 0.414										4	2	1	2	1	0	2				
Kurt Stillwell, S OBP: 0.377, SLG: 0.431										5	0	4	2	0	0	0				
Inning Stats	R: 0 E: 0 K: 1 S: 11	H: 1 LOB: 1 BB: 0 P: 18	R: 0 E: 0 K: 0 S: 5	H: 1 LOB: 0 BB: 0 P: 5	R: 0 E: 0 K: 0 S: 8	H: 1 LOB: 0 BB: 0 P: 13	R: 2 E: 0 K: 0 S: 13	H: 2 LOB: 2 BB: 2 P: 27	R: 0 E: 0 K: 1 S: 8	H: 0 LOB: 0 BB: 0 P: 12	R: 1 E: 0 K: 1 S: 8	H: 2 LOB: 1 BB: 0 P: 12	R: 0 E: 0 K: 1 S: 6	H: 1 LOB: 1 BB: 0 P: 10	R: 4 E: 1 K: 2 S: 22	H: 5 LOB: 2 BB: 1 P: 37	1B: 18 2B: 1 3B: 0 HR: 0	SF: 1 SAC: 0 DP: 1 HBP: 0	WP: 0 PB: 0 SB: 4 CS: 1	PA: 47
PITCHER	IP WLS BF H R ER SO BB IBB HBP BLK WP HR S P ERA WHIP																			
Jim Abbott, L ERA: 5.38	(1, 1) 5.2 L 26 9 6 6 2 2 0 0 0 0 0 0 53 88 9.53 1.941																			
Mike Fetters, R ERA: 6.91	(6, 1) 1.1 8 4 1 1 2 1 0 0 0 0 0 0 20 32 6.75 3.750																			
Willie Fraser, R ERA: 6.5	(8, 1) 1.0 4 1 0 0 1 0 0 0 0 0 0 6 10 0.00 1.000																			
Scott Bailes, L ERA: 4.78	(9, 1) 0.2 8 5 4 4 2 1 0 0 0 0 0 20 35 54.00 9.000																			
Mark Eichhorn, R ERA: 1.35	(9, 1) 0.1 1 0 0 0 0 0 0 0 0 0 0 2 2 0.00 0.000																			

Kansas City Royals @ California Angels
 Anaheim Stadium, Anaheim, CA
 Wed Jun 13 1990, 10:05 PM EDT
 Att: 28,179 - Unknown

livebaseballscores.com

AB 42
R 11
H 19
RBI 11
BB 4
SO 7
LOB 23

Batter	1	2	3	4	5	6	7	8	9	AB	R	H	RBI	BB	SO	LOB	BOTTOM			
Brian Downing, R OBP: 0.298, SLG: 0.387										3	1	1	0	0	0	1				
Max Venable, L OBP: 0.355, SLG: 0.444										3	2	2	0	1	0	0				
Devon White, S OBP: 0.278, SLG: 0.332										4	0	1	1	0	2	3				
Chili Davis, S OBP: 0.352, SLG: 0.419										4	1	1	3	0	1	3				
Lance Parrish, R OBP: 0.356, SLG: 0.506										3	0	0	0	1	0	1				
Jack Howell, L OBP: 0.309, SLG: 0.413 Rick Schu, R OBP: 0.295, SLG: 0.438										3	0	0	0	0	0	3				
Donnie Hill, S OBP: 0.320, SLG: 0.372										4	0	0	0	0	1	0				
John Orton, R OBP: 0.212, SLG: 0.258										4	0	1	0	0	2	0				
Kent Anderson, R OBP: 0.337, SLG: 0.317										4	0	1	0	0	0	1				
Inning Stats	R: 0 E: 0 K: 1 S: 17	H: 2 LOB: 3 BB: 1 P: 25	R: 0 E: 0 K: 1 S: 9	H: 1 LOB: 1 BB: 0 P: 15	R: 0 E: 0 K: 0 S: 7	H: 0 LOB: 0 BB: 0 P: 11	R: 0 E: 0 K: 0 S: 7	H: 0 LOB: 0 BB: 0 P: 10	R: 2 E: 0 K: 1 S: 15	H: 1 LOB: 1 BB: 1 P: 24	R: 0 E: 0 K: 1 S: 8	H: 0 LOB: 0 BB: 0 P: 11	R: 2 E: 0 K: 0 S: 7	H: 2 LOB: 0 BB: 0 P: 12	R: 0 E: 0 K: 2 S: 13	H: 1 LOB: 1 BB: 0 P: 19	1B: 5 2B: 1 3B: 0 HR: 1	SF: 0 SAC: 0 DP: 1 HBP: 1	WP: 0 PB: 0 SB: 0 CS: 0	PA: 36
PITCHER	IP WLS BF H R ER SO BB IBB HBP BLK WP HR S P ERA WHIP																			
Mark Gubicza, R ERA: 4.72	(1, 1) 1.0 W 18 2 2 2 3 1 0 0 0 0 0 1 47 73 3.60 0.600																			
Luis Aquino, R ERA: 3.93	(2, 1) 5.0 W 18 2 2 2 3 1 0 0 0 0 0 1 47 73 3.60 0.600																			
Andy McGaffigan, R ERA: 14.85	(7, 1) 2.0 8 2 2 2 1 0 0 1 0 0 0 15 23 9.00 1.000																			
Mark Davis, L ERA: 5.4	(9, 1) 1.0 4 1 0 0 2 0 0 0 0 0 0 13 19 0.00 1.000																			

Kansas City Royals @ California Angels
 Anaheim Stadium, Anaheim, CA
 Wed Jun 13 1990, 10:05 PM EDT
 Att: 28,179 - Unknown

livebaseballscores.com

AB 33
R 4
H 7
RBI 4
BB 2
SO 7
LOB 12

Batter	1	2	3	4	5	6	7	8	9	AB	R	H	RBI	BB	SO	LOB	TOP								
Dick Schofield, R OBP: 0.314, SLG: 0.250 (1, 6)	0-2 WP 1B		2-2 G5-3 HBP		4-1 1B HR BB	4-2 BB			0-0 P6	2	2	2	1	0	2	0									
Donnie Hill, S OBP: 0.321, SLG: 0.365 (1, 4)	1-1 WP SF8 2B		2-2 G5-3		1-2 F7	3-2 F8			1-1 G4-3	5	1	1	0	0	0	4									
Wally Joyner, L OBP: 0.383, SLG: 0.430 (1, 3)	3-2 SF8		1-3 K		2-2 BB HR 1B			1-0 F8		3	1	1	2	0	1	1									
Dave Winfield, R OBP: 0.283, SLG: 0.424 (1, 10)	0-0 G5-3		4-2 BB		4-2 HR BB			2-3 K		2	1	0	0	2	1	0									
Lance Parrish, R OBP: 0.355, SLG: 0.525 (1, 2)	4-1 BB		3-3 K		1-0 HR			1-0 L8		3	1	1	4	1	1	2									
Chili Davis, S OBP: 0.345, SLG: 0.406 (1, 7)	2-2 F7			4-0 G6-4-3 BB	1-0 L8			2-0 P6		1	3	0	0	0	1	0									
Dante Bichette, R OBP: 0.295, SLG: 0.429 (1, 9)		2-1 P3		3-3 K	1-3 K			1-1 P6		2	4	0	0	0	2	1									
Rick Schu, R OBP: 0.286, SLG: 0.424 (8, PH)	3-2 G4-3		1-1 G6-4-3			3-3 K		3-2 G5-3		3	3	0	0	0	1	1									
Jack Howell, L OBP: 0.303, SLG: 0.391 (8, 5)			1-2								1	0	0	0	0	0									
Devon White, S OBP: 0.280, SLG: 0.344 (1, 8)	1-3 K				4-2 BB 1B BB	2-3 K		2-2 G4-3		1	3	1	0	0	1	2									
Inning Stats	R: 2 E: 0 K: 0 S: 15	H: 2 LOB: 1 BB: 1 P: 25	R: 0 E: 0 K: 1 S: 8	H: 0 LOB: 0 BB: 0 P: 14	R: 0 E: 0 K: 2 S: 15	H: 0 LOB: 2 BB: 1 P: 27	R: 0 E: 0 K: 1 S: 5	H: 0 LOB: 0 BB: 1 P: 13	R: 5 E: 0 K: 1 S: 17	H: 2 LOB: 0 BB: 3 P: 34	R: 0 E: 0 K: 2 S: 13	H: 0 LOB: 1 BB: 0 P: 25	R: 0 E: 0 K: 1 S: 6	H: 0 LOB: 0 BB: 0 P: 10	R: 0 E: 0 K: 0 S: 6	H: 0 LOB: 0 BB: 0 P: 12	R: 0 E: 0 K: 0 S: 6	H: 0 LOB: 0 BB: 0 P: 9	1B: 2 2B: 1 3B: 0 HR: 1	SF: 1 SAC: 0 DP: 1 HBP: 1	WP: 1 PB: 0 SB: 0 CS: 0	PA: 38			
PITCHER	IP	WLS	BF	H	R	ER	SO	BB	IBB	HBP	BLK	WP	HR	S	P	ERA	WHIP								
Brian Dubois, L ERA: 4.6	(1, 1)	4.0	L	19	2	4	4	4	5	0	1	0	0	47	91	9.00	1.750								
Lance McCullers, R ERA: 4.3	(5, 1)	5.0		19	2	3	3	4	2	0	0	0	0	44	78	5.40	0.800								

California Angels @ Detroit Tigers
Tiger Stadium, Detroit, MI
Sun Jun 17 1990, 3:33 AM EDT
Att: 23,269 - Overcast - 88 F

AB 29
R 7
H 4
RBI 6
BB 7
SO 8
LOB 10



Batter	1	2	3	4	5	6	7	8	9	AB	R	H	RBI	BB	SO	LOB	BOTTOM								
Tony Phillips, S OBP: 0.321, SLG: 0.316 (1, 4) (8, 5)	2-0 G4-3		0-2 P3			0-0 G6-3			3-3 K	4	0	0	0	0	1	2									
Alan Trammell, R OBP: 0.377, SLG: 0.412 (1, 6)	2-1 L7		3-1 L9			2-1 F9			2-3 K	4	0	0	0	0	1	2									
Cecil Fielder, R OBP: 0.414, SLG: 0.705 (1, 3)	2-3 K			2-3 K		1-1 HR		1-2 G3-1		4	1	1	1	0	2	0									
Jim Lindeman, R OBP: 0.400, SLG: 0.769 (9, PH)		4-1 G5-4-3 BB		0-3 K		3-2 HR		3-2 BB 1B		2	1	1	1	1	1	0									
Dave Bergman, L OBP: 0.351, SLG: 0.338 (9, PH)										1	0	1	0	0	0	0									
Tracy Jones, R OBP: 0.283, SLG: 0.381 (9, PH)	1-0 G5-4-3		3-2 L5			0-0 WP 2B 1B		1-1 BB 1B		3	1	1	0	0	0	1									
Larry Sheets, L OBP: 0.338, SLG: 0.439 (9, PH)			1-2					1-2 BB 1B		1	0	1	0	0	0	0									
Chet Lemon, R OBP: 0.346, SLG: 0.439 (1, 9)	2-3 K		3-2 P4			2-1 2B		4-2 BB		2	0	0	0	0	1	0									
Scott Lusader, L OBP: 0.500, SLG: 0.455 (7, 9)						1-1 2B		1-2 BB		1	0	1	1	1	0	0									
Mike Heath, R OBP: 0.367, SLG: 0.438 (9, PH)			0-0 L8			2-2 F9		2-3 K		3	0	0	0	0	1	1									
Mark Salas, L OBP: 0.333, SLG: 0.440 (9, PH)										1	0	0	0	0	1	3									
Ed Romero, R OBP: 0.310, SLG: 0.288 (7, PH)			0-1 1B			0-1 G5-3		0-3 K		2	0	1	0	0	0	0									
Lou Whitaker, L OBP: 0.236, SLG: 0.333 (8, 4)										2	0	0	0	0	2	4									
Kenny Williams, R OBP: 0.170, SLG: 0.157 (7, PH)			0-0 1B			0-3 K		0-1 F7		2	0	1	0	0	1	0									
Lloyd Moseby, L OBP: 0.320, SLG: 0.392 (8, 8)			1-2 1B							2	0	0	0	0	0	4									
Inning Stats	R: 0 E: 0 K: 1 S: 7	H: 0 LOB: 0 BB: 0 P: 13	R: 0 E: 0 K: 1 S: 6	H: 0 LOB: 0 BB: 1 P: 13	R: 0 E: 0 K: 0 S: 9	H: 2 LOB: 2 BB: 0 P: 12	R: 0 E: 0 K: 2 S: 10	H: 0 LOB: 0 BB: 0 P: 15	R: 0 E: 0 K: 0 S: 9	H: 0 LOB: 0 BB: 0 P: 14	R: 0 E: 0 K: 1 S: 7	H: 0 LOB: 0 BB: 0 P: 9	R: 3 E: 0 K: 2 S: 17	H: 4 LOB: 1 BB: 0 P: 28	R: 0 E: 0 K: 2 S: 9	H: 0 LOB: 0 BB: 0 P: 15	R: 0 E: 0 K: 2 S: 18	H: 2 LOB: 3 BB: 1 P: 26	1B: 5 2B: 1 3B: 0 HR: 2	SF: 0 SAC: 0 DP: 1 HBP: 0	WP: 1 PB: 0 SB: 0 CS: 0	PA: 36			
PITCHER	IP	WLS	BF	H	R	ER	SO	BB	IBB	HBP	BLK	WP	HR	S	P	ERA	WHIP								
Chuck Finley, L ERA: 2.59	(1, 1)	6.0	W	24	6	3	3	5	1	0	0	0	0	22	91	4.50	1.167								
Mark Eichhorn, R ERA: 1.27	(7, 1)	2.0		8	2	0	0	4	0	0	0	0	0	22	37	0.00	1.000								
Bryan Harvey, R ERA: 3.3	(9, 1)	1.0	S	4	0	0	0	2	1	0	0	0	0	13	17	0.00	1.000								

California Angels @ Detroit Tigers
Tiger Stadium, Detroit, MI
Sun Jun 17 1990, 3:33 AM EDT
Att: 23,269 - Overcast - 88 F

AB 34
R 3
H 8
RBI 3
BB 2
SO 11
LOB 17



Batter	1	2	3	4	5	6	7	8	9	AB	R	H	RBI	BB	SO	LOB	TOP								
Luis Polonia, L OBP: 0.353, SLG: 0.400	G3		1B E		F8	G1-3			1B	5	1	2	0	0	0	0									
Dick Schofield, R OBP: 0.341, SLG: 0.278	G1-3 BB		E8 CS 1B 1-H		F7		G4-3		1B G6-4-3	4	0	2	0	1	0	0									
Wally Joyner, L OBP: 0.373, SLG: 0.416	G1-3		BB		G4-3		K		G6-4-3 1-2f	5	0	1	0	0	1	3									
Dave Winfield, R OBP: 0.297, SLG: 0.430	P3		F7			BB 2B 1B				4	1	1	0	0	0	3									
Lance Parrish, R OBP: 0.368, SLG: 0.538		1B BB	1-2 2-3 BB			BB 2B BB			G4-3	1	1	0	0	3	0	0									
Chili Davis, S OBP: 0.352, SLG: 0.402		K	K			2B 2B BB				2	1	0	0	2	2	3									
Jack Howell, L OBP: 0.299, SLG: 0.380		1B			G4-3	K				4	0	1	0	0	2	4									
Donnie Hill, S OBP: 0.309, SLG: 0.356	F8				G4-3	2B			F9	4	1	1	2	0	0	3									
Devon White, S OBP: 0.276, SLG: 0.342	K				K	2B			L7	4	0	1	2	0	2	2									
Inning Stats	R: 0 H: 0 E: 0 K: 0 S: 12	H: 0 LOB: 1 BB: 1 P: 18	R: 0 H: 1 E: 0 K: 2 S: 12	LOB: 2 BB: 1 P: 22	R: 1 H: 3 E: 1 K: 1 S: 11	H: 3 LOB: 2 BB: 1 P: 24	R: 0 H: 0 E: 0 K: 1 S: 9	H: 0 LOB: 0 BB: 0 P: 15	R: 0 H: 0 E: 0 K: 0 S: 9	H: 0 LOB: 0 BB: 0 P: 13	R: 4 H: 3 E: 0 K: 1 S: 17	H: 3 LOB: 0 BB: 2 P: 34	R: 0 H: 0 E: 0 K: 1 S: 8	H: 0 LOB: 0 BB: 0 P: 11	R: 0 H: 0 E: 0 K: 1 S: 8	H: 0 LOB: 1 BB: 1 P: 15	R: 0 H: 2 E: 0 K: 0 S: 11	H: 2 LOB: 1 BB: 0 P: 14	1B: 7 2B: 2 3B: 0 HR: 0	SF: 0 SAC: 0 DP: 1 HBP: 0	WP: 0 PB: 0 SB: 0 CS: 1	PA: 39			
PITCHER	IP	WLS	BF	H	R	ER	SO	BB	IBB	HBP	BLK	WP	HR	S	P	ERA	WHIP								
Melido Perez, R ERA: 3.81	5.0	L	24	5	4	4	4	5	0	0	0	0	0	57	104	7.20	2.000								
Ken Patterson, L ERA: 3.89	0.1		1	0	0	0	1	0	0	0	0	0	0	5	8	0.00	0.000								
Donn Pall, R ERA: 2.77	0.2		3	2	1	1	0	0	0	0	0	0	0	8	14	13.50	3.000								
Scott Radinsky, L ERA: 2.3	2.0		7	0	0	0	2	1	0	0	0	0	0	16	26	0.00	0.500								
Bobby Thigpen, R ERA: 1.65	1.0		4	2	0	0	0	0	0	0	0	0	0	11	14	0.00	2.000								

California Angels @ Chicago White Sox
Comiskey Park, Chicago, IL

AB 33
R 5
H 9
RBI 4
BB 6
SO 7
LOB 18



WP: 0 PA: 39
PB: 0
SB: 0
CS: 1

Batter	1	2	3	4	5	6	7	8	9	AB	R	H	RBI	BB	SO	LOB	BOTTOM								
Lance Johnson, L OBP: 0.325, SLG: 0.333	G6-3			L7				G4-3		4	0	1	0	0	0	0									
Robin Ventura, L OBP: 0.317, SLG: 0.303	G6-3			2B HR 1B		G4-3		G5-3 BB		3	1	1	0	1	0	1									
Ivan Calderon, R OBP: 0.381, SLG: 0.466	G6-3			HR 2B				G5-3		3	1	1	0	1	0	1									
Dan Pasqua, L OBP: 0.420, SLG: 0.584		L9		HR		K		G1-3		4	1	1	3	0	1	2									
Carlton Fisk, R OBP: 0.360, SLG: 0.379	F7			HR		G5-3		BB		3	0	0	0	1	0	0									
Carlos Martinez, R OBP: 0.244, SLG: 0.321	G1-3					G1			F8	4	0	1	0	0	0	1									
Scott Fletcher, R OBP: 0.304, SLG: 0.307				F8	F9			G6-3	G1-3	4	0	0	0	0	0	1									
Sammy Sosa, R OBP: 0.304, SLG: 0.411				E5		K		G6-3		3	0	1	0	0	1	0									
Ozzie Guillen, L OBP: 0.341, SLG: 0.393	F7-6			F7-6		G4-3		G6-3		3	0	0	0	0	0	2									
Inning Stats	R: 0 H: 0 E: 0 K: 0 S: 7	H: 0 LOB: 0 BB: 0 P: 13	R: 0 H: 0 E: 0 K: 0 S: 9	LOB: 0 BB: 0 P: 14	R: 0 H: 0 E: 1 K: 0 S: 4	H: 0 LOB: 0 BB: 0 P: 5	R: 3 H: 4 E: 0 K: 0 S: 17	H: 4 LOB: 1 BB: 0 P: 28	R: 0 H: 0 E: 0 K: 1 S: 10	H: 0 LOB: 1 BB: 2 P: 21	R: 0 H: 1 E: 0 K: 0 S: 7	H: 1 LOB: 0 BB: 0 P: 9	R: 0 H: 0 E: 0 K: 0 S: 9	H: 0 LOB: 1 BB: 1 P: 15	R: 0 H: 0 E: 0 K: 0 S: 7	H: 0 LOB: 0 BB: 0 P: 9	1B: 3 2B: 3 3B: 1 HR: 1	SF: 0 SAC: 0 DP: 3 HBP: 0	WP: 1 PB: 0 SB: 0 CS: 1	PA: 34					
PITCHER	IP	WLS	BF	H	R	ER	SO	BB	IBB	HBP	BLK	WP	HR	S	P	ERA	WHIP								
Kirk McCaskill, R ERA: 2.6	5.0	W	21	5	3	3	1	1	0	0	0	0	0	46	76	5.40	1.200								
Mike Fetters, R ERA: 5.94	2.1		8	1	0	0	1	2	0	0	0	0	0	20	34	0.00	1.286								
Mark Eichhorn, R ERA: 1.23	1.2	S	5	0	0	0	0	0	0	0	0	0	0	11	14	0.00	0.000								

California Angels @ Chicago White Sox
Comiskey Park, Chicago, IL

AB 31
R 3
H 6
RBI 3
BB 3
SO 2
LOB 8



WP: 1 PA: 34
PB: 0
SB: 0
CS: 1

Batter	1	2	3	4	5	6	7	8	9	AB	R	H	RBI	BB	SO	LOB	TOP										
Devon White, S (1, 8) OBP: 0.275, SLG: 0.339	1-1 G4-3		3-2 F8		1-0 P4		2-2 BB 1B		2-3 K	5	0	1	0	0	1	2	California Angels @ Chicago White Sox Comiskey Park, Chicago, IL Wed Jun 20 1990, 8:05 PM EDT Att: 16,887 - Unknown - 72 F livebaseballscorecards.com										
Dick Schofield, R (1, 6) OBP: 0.347, SLG: 0.275	2-3 K		1-2 FC6-4 1B		4-2 FC6-4 1-2 BB		1-3 K		2-3 K	4	0	1	0	1	3	1											
Wally Joyner, L (1, 3) OBP: 0.371, SLG: 0.411	0-1 F8		0-1 FC6-4 1-2		2-2 FC6-4 BB		4-0 BB SAFE 1-2 BB			3	0	0	0	1	0	4											
Dave Winfield, R (1, 9) OBP: 0.296, SLG: 0.422		3-2 L8		2-1 G5-3		4-0 BB 1-2		0-0 G1		3	0	0	0	1	0	2											
Lance Parrish, R (1, 2) OBP: 0.362, SLG: 0.527		1-0 G6-3		0-0 G1-3		1-1 G4-3		0-3 K		4	0	0	0	0	1	3											
Chili Davis, S (1, 10) OBP: 0.358, SLG: 0.403		0-0 FC4-6 1B		4-1 FC6-4 BB		0-1 G3-1		4-2 BB		2	0	1	0	2	0	0											
Dante Bichette, R (1, 7) Max Venable, L (8, PH) OBP: 0.350, SLG: 0.432		1-0 FC4-6 1-2		0-1 FC6-4 1-2		3-3 K		0-0 F7		3	0	0	0	0	1	2											
Rick Schu, R (1, 5) Jack Howell, L (8, PH) OBP: 0.297, SLG: 0.377			1-2 E9 FC6-2		0-0 HR		0-0 F8		0-0 L7	3	1	1	1	0	0	0											
Kent Anderson, R (1, 4) Luis Polonia, L (8, PH) OBP: 0.351, SLG: 0.397			0-0 FC6-2 1B 3-H		0-0 FC6-4 BB 1B		2-2 G1-3		2-3 K	3	0	1	0	0	0	1											
Inning Stats	R: 0 E: 0 K: 1 S: 7	H: 0 LOB: 0 BB: 0 P: 10	R: 0 E: 0 K: 0 S: 6	H: 1 LOB: 1 BB: 0 P: 11	R: 0 E: 1 K: 0 S: 16	H: 1 LOB: 2 BB: 0 P: 21	R: 0 E: 0 K: 0 S: 6	H: 0 LOB: 1 BB: 1 P: 12	R: 1 E: 0 K: 0 S: 13	H: 2 LOB: 3 BB: 2 P: 25	R: 0 E: 0 K: 1 S: 7	H: 0 LOB: 0 BB: 0 P: 10	R: 0 E: 0 K: 1 S: 12	H: 1 LOB: 1 BB: 1 P: 21	R: 0 E: 0 K: 1 S: 7	H: 0 LOB: 1 BB: 1 P: 11		R: 0 E: 0 K: 3 S: 13	H: 0 LOB: 0 BB: 0 P: 19	1B: 4 2B: 0 3B: 0 HR: 1	SF: 0 SAC: 0 DP: 0 HBP: 0	WP: 0 PB: 0 SB: 0 CS: 0	PA: 38				
PITCHER	IP	WLS	BF	H	R	ER	SO	BB	IBB	HBP	BLK	WP	HR	S	P	ERA	WHIP										
Greg Hibbard, L (1, 1) ERA: 2.85	4.2		22	4	1	1	1	3	0	0	0	0	1	46	76	1.93	1.500										
Barry Jones, R (5, 1)	2.1	W	9	1	0	0	2	1	0	0	0	0	0	21	34	0.00	0.857										
Bobby Thigpen, R (8, 1) ERA: 1.56	2.0	S	7	0	0	0	4	1	0	0	0	0	0	20	30	0.00	0.500										

Batter	1	2	3	4	5	6	7	8	9	AB	R	H	RBI	BB	SO	LOB	BOTTOM										
Sammy Sosa, R (1, 9) OBP: 0.307, SLG: 0.427	3-2 BB 1B		2-3 K		3-2 HR		0-0 F8			4	1	2	1	0	1	2	California Angels @ Chicago White Sox Comiskey Park, Chicago, IL Wed Jun 20 1990, 8:05 PM EDT Att: 16,887 - Unknown - 72 F livebaseballscorecards.com										
Dave Gallagher, R (1, 8) OBP: 0.255, SLG: 0.289	2-3 K 1-2		1-2 1-H 1B		1-1 P3		2-3 F9			4	0	1	1	0	1	2											
Ivan Calderon, R (1, 7) OBP: 0.383, SLG: 0.471	3-1 BB 2B				1-3 K		3-2 BB 1B		2-3 K	4	0	2	0	0	2	0											
Ron Kittle, R (1, 10) OBP: 0.320, SLG: 0.469	2-2 F8				4-1 BB		1-2 1B		2-3 K	3	0	1	0	1	1	1											
Carlos Martinez, R (1, 3) OBP: 0.244, SLG: 0.320		2-1 CS 1B		0-3 K		0-3 K		1-2 G6-3		4	0	1	0	0	2	3											
Ron Karkovics, R (1, 2) OBP: 0.328, SLG: 0.333		2-2 F7 1-2		4-0 FC5-4 BB		1-3 K				2	0	0	0	1	1	3											
Scott Fletcher, R (1, 4) OBP: 0.300, SLG: 0.302		1-0 G6-3		1-0 FC5-4 1-2		1-3 K2-3				3	0	0	0	0	1	4											
Craig Grebeck, R (1, 5) OBP: 0.143, SLG: 0.113			2-3 K		0-0 F7		0-0 F8			3	0	0	0	0	1	0											
Ozzie Guillen, L (1, 6) OBP: 0.350, SLG: 0.407			1-1 S 1B		0-0 CS 1B		2-2 F8 2B			3	1	3	0	0	0	0											
Inning Stats	R: 0 E: 0 K: 1 S: 11	H: 2 LOB: 1 BB: 0 P: 21	R: 0 E: 0 K: 0 S: 6	H: 1 LOB: 0 BB: 0 P: 11	R: 1 E: 0 K: 2 S: 13	H: 2 LOB: 1 BB: 0 P: 19	R: 0 E: 0 K: 2 S: 9	H: 0 LOB: 2 BB: 2 P: 19	R: 1 E: 0 K: 0 S: 7	H: 2 LOB: 0 BB: 0 P: 11	R: 0 E: 0 K: 3 S: 16	H: 2 LOB: 2 BB: 0 P: 22	R: 0 E: 0 K: 0 S: 8	H: 1 LOB: 1 BB: 0 P: 10	R: 0 E: 0 K: 2 S: 10	H: 0 LOB: 0 BB: 0 P: 15		1B: 7 2B: 2 3B: 0 HR: 1	SF: 0 SAC: 0 DP: 0 HBP: 0	WP: 0 PB: 0 SB: 1 CS: 2	PA: 32						
PITCHER	IP	WLS	BF	H	R	ER	SO	BB	IBB	HBP	BLK	WP	HR	S	P	ERA	WHIP										
Mark Langston, L (1, 1) ERA: 3.2	8.0	L	32	10	2	2	10	2	0	0	0	0	1	80	128	2.25	1.500										

Batter	1	2	3	4	5	6	7	8	9	AB	R	H	RBI	BB	SO	LOB	TOP										
Lou Whitaker, L (1.4) OBP: 0.295, SLG: 0.350	G3-4-1						FC3-2			2	0	0	0	2	0	2	Detroit Tigers @ California Angels Anaheim Stadium, Anaheim, CA Fri Jun 22 1990, 10:05 PM EDT Att: 43,253 - Unknown										
John Shelby, S (1.7) OBP: 0.244, SLG: 0.356	1B		F7			SH	P3			3	0	1	0	0	0	3											
Alan Trammell, R (1.6) OBP: 0.372, SLG: 0.424	K			G5-3		P3		F8		4	0	0	0	0	1	3											
Cecil Fielder, R (1.3) OBP: 0.404, SLG: 0.668	K			F9				F7		3	0	0	0	1	1	1											
Darnell Coles, R (1.9) OBP: 0.261, SLG: 0.339		K								3	0	0	0	1	3	3											
Jim Lindeman, R (1.10) OBP: 0.280, SLG: 0.522		K								4	0	0	0	0	3	3											
Lloyd Moseby, L (1.8) OBP: 0.333, SLG: 0.395		K								4	0	2	0	0	1	0											
Mike Heath, R (1.2) OBP: 0.366, SLG: 0.432			F7							4	0	0	0	0	0	2											
Ed Romero, R (1.5) OBP: 0.293, SLG: 0.279			G5-3							3	0	0	0	0	0	3											
Inning Stats	R: 0 H: 1 E: 0 K: 2 S: 8	H: 1 LOB: 1 BB: 0 P: 14	R: 0 H: 0 E: 0 K: 3 S: 11	H: 0 LOB: 1 BB: 0 P: 16	R: 0 H: 0 E: 0 K: 0 S: 6	H: 0 LOB: 1 BB: 1 P: 12	R: 0 H: 0 E: 0 K: 1 S: 5	H: 0 LOB: 0 BB: 0 P: 5	R: 0 H: 1 E: 0 K: 1 S: 10	H: 1 LOB: 1 BB: 0 P: 16	R: 0 H: 0 E: 1 K: 2 S: 11	H: 0 LOB: 3 BB: 2 P: 21	R: 0 H: 1 E: 0 K: 0 S: 12	H: 1 LOB: 2 BB: 0 P: 19	R: 0 H: 0 E: 0 K: 0 S: 4	H: 0 LOB: 0 BB: 1 P: 9	R: 0 H: 0 E: 0 K: 0 S: 6	H: 0 LOB: 0 BB: 0 P: 14	1B: 3 2B: 0 3B: 0 HR: 0	SF: 0 SAC: 1 DP: 0 HBP: 0	WP: 0 PB: 0 SB: 1 CS: 1	PA: 36					
PITCHER	IP	WLS	BF	H	R	ER	SO	BB	IBB	HBP	BLK	WP	HR	S	P	ERA	WHIP										
Chuck Finley, L (1.1) ERA: 2.36	8.1		33	3	0	0	9	3	1	0	0	0	0	69	117	0.00	0.720										
Scott Bailes, L (9.1) ERA: 4.5	0.2	W	2	0	0	0	0	0	0	0	0	0	0	4	9	0.00	0.000										

Batter	1	2	3	4	5	6	7	8	9	AB	R	H	RBI	BB	SO	LOB	BOTTOM										
Dick Schofield, R (1.6) OBP: 0.333, SLG: 0.239	G6-4-3 BB		G6-3					G6-3		3	0	0	0	1	0	0	Detroit Tigers @ California Angels Anaheim Stadium, Anaheim, CA Fri Jun 22 1990, 10:05 PM EDT Att: 43,253 - Unknown										
Donnie Hill, S (1.4) OBP: 0.299, SLG: 0.350	G6-4-3 1-2			K				G4-1		4	0	0	0	0	1	1											
Wally Joyner, L (1.3) OBP: 0.378, SLG: 0.413	G4-3 BB			G4-3						2	1	1	0	2	0	0											
Dave Winfield, R (1.9) OBP: 0.299, SLG: 0.446	K			P3						4	0	1	1	0	1	2											
Chili Davis, S (1.10) OBP: 0.359, SLG: 0.405		F9								2	0	1	0	1	0	0											
Lance Parrish, R (1.2) OBP: 0.361, SLG: 0.524		K								3	0	1	0	0	1	1											
Devon White, S (1.8) OBP: 0.283, SLG: 0.341		K								2	0	1	0	1	1	0											
Dante Bichette, R (1.7) OBP: 0.286, SLG: 0.416			K							3	0	0	0	0	1	3											
Rick Schu, R (1.5) OBP: 0.282, SLG: 0.443			P6							2	0	0	0	0	0	2											
Luis Polonia, L (8, PH) OBP: 0.350, SLG: 0.394										1	0	0	0	0	0	0											
Jack Howell, L (9.5) OBP: 0.302, SLG: 0.397										0	0	0	0	0	0	0											
Inning Stats	R: 0 H: 0 E: 0 K: 1 S: 6	H: 0 LOB: 0 BB: 2 P: 17	R: 0 H: 0 E: 0 K: 2 S: 9	H: 0 LOB: 0 BB: 0 P: 12	R: 0 H: 0 E: 0 K: 1 S: 5	H: 0 LOB: 0 BB: 0 P: 5	R: 0 H: 0 E: 0 K: 1 S: 7	H: 0 LOB: 0 BB: 0 P: 11	R: 0 H: 1 E: 0 K: 0 S: 7	H: 1 LOB: 1 BB: 0 P: 12	R: 0 H: 2 E: 0 K: 0 S: 9	H: 2 LOB: 1 BB: 0 P: 14	R: 0 H: 0 E: 0 K: 0 S: 6	H: 0 LOB: 0 BB: 0 P: 7	R: 1 H: 1 E: 0 K: 0 S: 2	H: 1 LOB: 1 BB: 1 P: 6	1B: 3 2B: 2 3B: 1 HR: 0	SF: 0 SAC: 0 DP: 2 HBP: 0	WP: 1 PB: 0 SB: 0 CS: 1	PA: 31							
PITCHER	IP	WLS	BF	H	R	ER	SO	BB	IBB	HBP	BLK	WP	HR	S	P	ERA	WHIP										
Brian Dubois, L (1.1) ERA: 3.96	7.0		26	4	0	0	5	4	0	0	0	0	0	50	87	0.00	1.143										
Paul Gibson, L (8.1) ERA: 2.22	1.0	L	5	1	1	1	0	1	0	0	0	0	0	8	13	9.00	2.000										

AB	30
R	0
H	3
RBI	0
BB	4
SO	9
LOB	20



Batter	1	2	3	4	5	6	7	8	9	AB	R	H	RBI	BB	SO	LOB	TOP										
Lou Whitaker, L (1, 4) OBP: 0.297, SLG: 0.348	P6		G6-3 1B BB		F7	G6-3			1B 1B	4	2	1	0	1	0	1	Detroit Tigers @ California Angels Anaheim Stadium, Anaheim, CA Sat Jun 23 1990, 10:05 PM EDT Att: 50,527 - Unknown										
Tony Phillips, S (1, 5) OBP: 0.325, SLG: 0.318	G6-3		G6-3		E8 WP BB 1B		1B BB		1B SF8 1B	4	3	2	0	1	0	1											
Alan Trammell, R (1, 6) OBP: 0.380, SLG: 0.429	L5		G5-4-3 1B		BB BB BB		G6-3 1B		1B 1B	4	0	3	3	1	0	0											
Cecil Fielder, R (1, 3)		1B 2B 1B	G5-4-3 1-2		BB BB		BB BB		K K	4	1	1	0	1	2	4											
Darnell Coles, R (1, 9) OBP: 0.264, SLG: 0.342		1B 2B 1B		1-2	L8		BB BB		SF8	2	1	1	0	0	0	0											
Scott Lusader, L (5, PH) OBP: 0.400, SLG: 0.333		1B 2B		1-2	K		BB BB		F9	1	0	0	2	1	0	1											
Lloyd Moseby, L (1, 8) OBP: 0.331, SLG: 0.395		1B 2B		1-2	K		BB BB		P8	5	0	1	1	0	2	5											
Jim Lindeman, R (1, 10) OBP: 0.276, SLG: 0.481		G6-3		G6-3		1B G4-3-6 1B		F7		4	1	1	1	0	0	1											
Mike Heath, R (1, 2) OBP: 0.369, SLG: 0.434		G6-4-3 1B		F8		G4-3-6 1B		P8		4	0	2	0	0	0	0											
John Shelby, S (1, 7) OBP: 0.245, SLG: 0.347		G6-4-3		G4-3-6 1B E 1B		G5-3		G5-3		4	1	1	0	0	0	3											
Inning Stats	R: 0 E: 0 K: 0 S: 5	H: 0 LOB: 0 BB: 0 P: 8	R: 2 E: 0 K: 0 S: 15	H: 4 LOB: 1 BB: 0 P: 21	R: 1 E: 0 K: 0 S: 9	H: 1 LOB: 0 BB: 1 P: 18	R: 0 E: 0 K: 1 S: 9	H: 0 LOB: 0 BB: 0 P: 13	R: 2 E: 1 K: 1 S: 13	H: 2 LOB: 3 BB: 3 P: 29	R: 1 E: 0 K: 0 S: 7	H: 2 LOB: 0 BB: 0 P: 8	R: 1 E: 0 K: 1 S: 18	H: 1 LOB: 1 BB: 1 P: 27	R: 0 E: 0 K: 0 S: 4	H: 0 LOB: 0 BB: 0 P: 6	R: 2 E: 0 K: 1 S: 15	H: 3 LOB: 1 BB: 0 P: 23	1B: 12 2B: 1 3B: 0 HR: 0	SF: 1 SAC: 0 DP: 3 HBP: 0	WP: 2 PB: 0 SB: 1 CS: 0	PA: 42					
PITCHER	IP	WLS	BF	H	R	ER	SO	BB	IBB	HBP	BLK	WP	HR	S	P	ERA	WHIP										
Jim Abbott, L (1, 1) ERA: 5.22	4.2	L	22	7	5	5	1	3	0	0	0	1	0	44	78	9.64	2.143										
Willie Fraser, R (5, 1) ERA: 8.89	1.2		9	3	2	2	2	2	0	0	0	0	0	25	35	10.80	3.000										
Scott Bailes, L (7, 1) ERA: 4.55	1.2		6	1	1	1	0	0	0	0	0	0	0	14	23	5.40	0.600										
Mark Eichhorn, R (9, 1) ERA: 1.33	1.0		5	2	1	1	1	0	0	0	0	0	0	12	17	9.00	2.000										

Batter	1	2	3	4	5	6	7	8	9	AB	R	H	RBI	BB	SO	LOB	BOTTOM										
Luis Polonia, L (1, 7) OBP: 0.345, SLG: 0.387	G4-3		F8 S 1B		G4-3		P6		G4-3	5	0	1	0	0	0	2	Detroit Tigers @ California Angels Anaheim Stadium, Anaheim, CA Sat Jun 23 1990, 10:05 PM EDT Att: 50,527 - Unknown										
Donnie Hill, S (1, 4) OBP: 0.296, SLG: 0.345	1B		P6		G4-3		F7		F7	5	0	1	0	0	0	3											
Wally Joyner, L (1, 3) OBP: 0.376, SLG: 0.411	F8		F8		G6-4-3 1B		K		K	4	0	1	0	0	1	2											
Dave Winfield, R (1, 9) OBP: 0.298, SLG: 0.442	F9		L7		G6-4-3 1-2		BB BB		BB BB	4	0	1	0	0	0	3											
Chili Davis, S (1, 10) OBP: 0.365, SLG: 0.435		G4-3 BB G3-1 1B		HR		HR		K		4	3	3	2	0	1	1											
Lance Parrish, R (1, 2) OBP: 0.384, SLG: 0.521		G3-1 G4-3 BB		G6-3		BB BB		K		3	0	1	0	1	1	1											
Devon White, S (1, 8) OBP: 0.282, SLG: 0.336		G4-3		G6-3		G5-3		BB BB		3	1	0	0	1	0	3											
Jack Howell, L (1, 5) OBP: 0.301, SLG: 0.400		G3-1		K		K		BB BB		4	0	1	2	0	2	1											
Dick Schofield, R (1, 6) OBP: 0.333, SLG: 0.245		P2				P6		G4-3 2B		3	0	1	0	0	0	1											
Max Venable, L (9, PH) OBP: 0.346, SLG: 0.427								P6		1	0	0	0	0	0	1											
Inning Stats	R: 0 E: 0 K: 0 S: 9	H: 1 LOB: 1 BB: 0 P: 17	R: 1 E: 0 K: 0 S: 13	H: 1 LOB: 1 BB: 1 P: 20	R: 0 E: 0 K: 0 S: 12	H: 1 LOB: 0 BB: 0 P: 16	R: 1 E: 0 K: 1 S: 13	H: 1 LOB: 0 BB: 0 P: 21	R: 0 E: 0 K: 0 S: 5	H: 0 LOB: 0 BB: 0 P: 7	R: 1 E: 0 K: 0 S: 13	H: 3 LOB: 1 BB: 0 P: 21	R: 0 E: 0 K: 1 S: 10	H: 1 LOB: 1 BB: 0 P: 17	R: 0 E: 0 K: 3 S: 10	H: 1 LOB: 1 BB: 0 P: 13	R: 1 E: 0 K: 0 S: 7	H: 1 LOB: 1 BB: 1 P: 12	1B: 7 2B: 1 3B: 0 HR: 2	SF: 0 SAC: 0 DP: 1 HBP: 0	WP: 0 PB: 0 SB: 1 CS: 0	PA: 38					
PITCHER	IP	WLS	BF	H	R	ER	SO	BB	IBB	HBP	BLK	WP	HR	S	P	ERA	WHIP										
Jeff Robinson, R (1, 1) ERA: 5.36	5.2	W	24	7	3	3	1	1	0	0	0	0	2	63	98	4.76	1.412										
Jerry Don Gleaton, L (6, 1) ERA: 3.08	2.1		9	2	0	0	4	0	0	0	0	0	0	22	34	0.00	0.857										
Mike Henneman, R (9, 1) ERA: 2.95	1.0		5	1	1	1	0	1	0	0	0	0	0	7	12	9.00	2.000										

Batter	1	2	3	4	5	6	7	8	9	AB	R	H	RBI	BB	SO	LOB	TOP							
Lou Whitaker, L (1.4) OBP: 0.300, SLG: 0.348	G4-3		FC4-6 BB		G4-3			FC3-6 1B		3	0	1	0	1	0	0	Detroit Tigers @ California Angels Anaheim Stadium, Anaheim, CA Sun Jun 24 1990, 6:33 AM EDT Att: 35,566 - Sunny - 82 F							
Tony Phillips, S (1.5) OBP: 0.324, SLG: 0.317	FC5-4 1B		FC4-6 CS		K			FC3-6 FC6-4		4	0	1	0	0	1	3								
Alan Trammell, R (1.6) OBP: 0.378, SLG: 0.426	FC5-4 E		CS		G1 E 1B			FC6-4		4	1	1	0	0	0	2								
Cecil Fielder, R (1.10) OBP: 0.399, SLG: 0.651	E4				E5 G1			G4-3		4	0	0	0	0	0	2								
Lloyd Moseby, L (1.8) John Shelby, S (1.8) OBP: 0.250, SLG: 0.346	G5-3				L7			F7		1	0	0	0	0	0	1								
Gary Ward, R (1.7) OBP: 0.318, SLG: 0.358		G3			G1			G4-3		4	0	0	0	0	0	3								
Dave Bergman, L (1.3) OBP: 0.326, SLG: 0.324		G4-3			G3-1			G3-1		4	0	0	0	0	0	2								
Scott Lusader, L (1.9) OBP: 0.424, SLG: 0.346		B4			E G3 BB			1B		2	1	1	0	1	0	0								
Mark Salas, L (1.2) OBP: 0.348, SLG: 0.500					G3			G1-3		3	0	1	1	0	0	1								
Inning Stats	R: 1 E: 1 K: 0 S: 11	H: 1 LOB: 1 BB: 0 P: 16	R: 0 E: 0 K: 0 S: 5	H: 0 LOB: 0 BB: 0 P: 6	R: 0 E: 0 K: 0 S: 7	H: 1 LOB: 0 BB: 1 P: 16	R: 0 E: 1 K: 0 S: 7	H: 1 LOB: 2 BB: 1 P: 9	R: 1 E: 1 K: 1 S: 6	H: 0 LOB: 0 BB: 1 P: 12	R: 0 E: 0 K: 0 S: 5	H: 0 LOB: 1 BB: 0 P: 8	R: 0 E: 0 K: 0 S: 10	H: 1 LOB: 1 BB: 0 P: 15	R: 0 E: 0 K: 0 S: 10	H: 1 LOB: 0 BB: 0 P: 17		R: 0 E: 0 K: 0 S: 5	H: 1 LOB: 0 BB: 0 P: 9	1B: 6 2B: 0 3B: 0 HR: 0	SF: 0 SAC: 0 DP: 1 HBP: 0	WP: 0 PB: 0 SB: 0 CS: 1	PA: 35	
PITCHER	IP WLS BF H R ER SO BB IBB HBP BLK WP HR S P ERA WHIP	7.0 W 27 4 2 0 1 2 0 0 0 0 0 0 51 82 0.00 0.857	2.0 L 7 2 0 0 0 0 0 0 0 0 0 0 15 26 0.00 1.000											2.0 L 7 2 0 0 0 0 0 0 0 0 0 0 15 26 0.00 1.000										

Batter	1	2	3	4	5	6	7	8	9	AB	R	H	RBI	BB	SO	LOB	BOTTOM							
Brian Downing, R (1.10) OBP: 0.310, SLG: 0.396	FC4-6 1B	P6			FC6-4 1B			G5-3		5	1	3	1	0	0	2	Detroit Tigers @ California Angels Anaheim Stadium, Anaheim, CA Sun Jun 24 1990, 6:33 AM EDT Att: 35,566 - Sunny - 82 F							
Donnie Hill, S (1.6) OBP: 0.299, SLG: 0.342	FC4-6 HR				FC6-4			G4-3		4	2	1	1	1	0	2								
Wally Joyner, L (1.3) OBP: 0.373, SLG: 0.410	F8				K			F7		5	1	1	0	0	1	4								
Dave Winfield, R (1.9) Max Venable, L (6, PR) OBP: 0.354, SLG: 0.447	HR BB				K			E6		3	2	1	1	1	1	0								
Chili Davis, S (1.7) OBP: 0.366, SLG: 0.444	HR				K			K		4	1	1	3	1	3	2								
Lance Parrish, R (1.2) John Orton, R (8.2) OBP: 0.229, SLG: 0.262	G5-3				F8			K		4	1	1	2	0	1	2								
Dante Bichette, R (1.8) OBP: 0.286, SLG: 0.413					G6-3			F9		4	0	1	0	0	1	2								
Rick Schu, R (1.5) Jack Howell, L (7.5) OBP: 0.299, SLG: 0.397					G5-3			G3-1		2	1	1	0	1	0	0								
Kent Anderson, R (1.4) Dick Schofield, R (7.6) OBP: 0.328, SLG: 0.240					B2			K		3	1	1	1	0	1	3								
Inning Stats	R: 3 E: 0 K: 0 S: 14	H: 2 LOB: 0 BB: 1 P: 23	R: 0 E: 0 K: 1 S: 14	H: 1 LOB: 3 BB: 2 P: 27	R: 0 E: 0 K: 2 S: 10	H: 0 LOB: 0 BB: 0 P: 16	R: 1 E: 0 K: 0 S: 10	H: 2 LOB: 1 BB: 0 P: 17	R: 2 E: 1 K: 3 S: 20	H: 4 LOB: 2 BB: 1 P: 39	R: 0 E: 0 K: 0 S: 7	H: 0 LOB: 0 BB: 0 P: 10	R: 0 E: 0 K: 1 S: 10	H: 1 LOB: 1 BB: 0 P: 13	R: 0 E: 0 K: 0 S: 5	H: 0 LOB: 0 BB: 0 P: 9		1B: 4 2B: 5 3B: 0 HR: 3	SF: 0 SAC: 0 DP: 0 HBP: 0	WP: 3 PB: 0 SB: 0 CS: 0	PA: 41			
PITCHER	IP WLS BF H R ER SO BB IBB HBP BLK WP HR S P ERA WHIP	5.1 L 28 9 8 8 5 3 0 0 0 0 0 0 65 115 13.50 2.250	2.2 L 13 3 2 2 3 1 0 0 0 0 0 0 29 45 6.75 1.500											2.2 L 13 3 2 2 3 1 0 0 0 0 0 0 29 45 6.75 1.500										

Batter	1	2	3	4	5	6	7	8	9	AB	R	H	RBI	BB	SO	LOB	TOP					
Sammy Sosa, R OBP: 0.304, SLG: 0.421	L8			G5-3													3 0 1 0 1 0 0					
Robin Ventura, L OBP: 0.320, SLG: 0.318	G6-4-3 1B			P4													4 0 2 1 0 1 1					
Ivan Calderon, R OBP: 0.368, SLG: 0.448	G6-4-3 1-2			G6-3													4 0 0 0 0 0 4					
Ron Kittle, R OBP: 0.302, SLG: 0.438																	4 0 0 0 0 2 0					
Carlton Fisk, R OBP: 0.367, SLG: 0.399																	3 1 2 1 1 0 0					
Carlos Martinez, R OBP: 0.239, SLG: 0.312																	4 0 0 0 0 0 2					
Dave Gallagher, R OBP: 0.273, SLG: 0.326																	4 0 2 0 0 0 1					
Scott Fletcher, R OBP: 0.298, SLG: 0.313																	3 1 1 0 0 1 1					
Ozzie Guillen, L OBP: 0.351, SLG: 0.406																	2 0 0 0 1 0 2					
Inning Stats	R: 0 E: 0 K: 0 S: 6	H: 1 LOB: 0 BB: 0 P: 10	R: 0 E: 0 K: 1 S: 7	H: 0 LOB: 0 BB: 1 P: 14	R: 0 E: 0 K: 0 S: 10	H: 0 LOB: 0 BB: 0 P: 14	R: 0 E: 0 K: 0 S: 7	H: 0 LOB: 0 BB: 0 P: 11	R: 0 E: 0 K: 0 S: 11	H: 0 LOB: 0 BB: 0 P: 20	R: 1 E: 0 K: 2 S: 14	H: 2 LOB: 1 BB: 0 P: 13	R: 0 E: 0 K: 1 S: 10	H: 1 LOB: 1 BB: 0 P: 19	R: 0 E: 0 K: 0 S: 8	H: 1 LOB: 1 BB: 0 P: 10	1B: 5 2B: 2 3B: 1 HR: 1	SF: 0 SAC: 0 DP: 3 HBP: 0	WP: 0 PB: 0 SB: 0 CS: 1	PA: 34		
PITCHER	IP	WLS	BF	H	R	ER	SO	BB	IBB	HBP	BLK	WP	HR	S	P	ERA	WHIP					
Mark Langston, L ERA: 3.13	(1, 1)	8.0	L	30	7	2	2	4	3	0	0	0	0	1	75	122	2.25	1.250				
Bryan Harvey, R ERA: 3.06	(9, 1)	1.0		4	1	0	0	0	0	0	0	0	0	8	10	0.00	1.000					

Chicago White Sox @ California Angels
Anaheim Stadium, Anaheim, CA
Mon Jun 25 1990, 10:05 PM EDT
Att: 27,357 - Unknown - 78 F

AB 31
R 2
H 8
RBI 2
BB 3
SO 4
LOB 11



Batter	1	2	3	4	5	6	7	8	9	AB	R	H	RBI	BB	SO	LOB	BOTTOM					
Brian Downing, R OBP: 0.316, SLG: 0.394	K																3 0 1 0 0 1 0					
Dick Schofield, R OBP: 0.338, SLG: 0.259	F4																4 0 2 0 0 1 1					
Wally Joyner, L OBP: 0.368, SLG: 0.404	G4-3																4 0 0 0 0 0 3					
Dave Winfield, R OBP: 0.296, SLG: 0.436																	4 0 0 0 0 0 0					
Chili Davis, S OBP: 0.367, SLG: 0.445																	4 0 2 0 0 0 0					
Lance Parrish, R OBP: 0.388, SLG: 0.532																	3 0 2 0 1 0 0					
Devon White, S OBP: 0.282, SLG: 0.336																	0 0 0 0 0 0 0					
Dante Bichette, R OBP: 0.281, SLG: 0.405																	4 0 0 0 0 1 5					
Kent Anderson, R OBP: 0.337, SLG: 0.352																	3 0 1 0 0 0 0					
Luis Polonia, L OBP: 0.349, SLG: 0.391																	1 0 1 0 0 0 0					
Jack Howell, L OBP: 0.293, SLG: 0.389																	3 0 0 0 0 2 1					
Inning Stats	R: 0 E: 0 K: 1 S: 5	H: 0 LOB: 0 BB: 0 P: 8	R: 0 E: 1 K: 0 S: 9	H: 0 LOB: 1 BB: 0 P: 12	R: 0 E: 0 K: 1 S: 10	H: 1 LOB: 2 BB: 0 P: 14	R: 0 E: 0 K: 0 S: 9	H: 2 LOB: 1 BB: 0 P: 13	R: 0 E: 0 K: 2 S: 10	H: 1 LOB: 1 BB: 0 P: 15	R: 0 E: 0 K: 0 S: 7	H: 0 LOB: 0 BB: 0 P: 10	R: 0 E: 0 K: 0 S: 7	H: 2 LOB: 1 BB: 0 P: 12	R: 0 E: 0 K: 0 S: 7	H: 1 LOB: 0 BB: 0 P: 8	R: 0 E: 0 K: 1 S: 16	H: 2 LOB: 2 BB: 1 P: 22	1B: 9 2B: 0 3B: 0 HR: 0	SF: 0 SAC: 0 DP: 2 HBP: 1	WP: 0 PB: 0 SB: 0 CS: 0	PA: 35
PITCHER	IP	WLS	BF	H	R	ER	SO	BB	IBB	HBP	BLK	WP	HR	S	P	ERA	WHIP					
Greg Hibbard, L ERA: 2.59	(1, 1)	8.1	W	32	8	0	0	4	0	0	0	0	0	67	95	0.00	0.960					
Bobby Thigpen, R ERA: 1.93	(9, 1)	0.2	S	3	1	0	0	1	1	0	0	0	0	13	19	0.00	3.000					

Chicago White Sox @ California Angels
Anaheim Stadium, Anaheim, CA
Mon Jun 25 1990, 10:05 PM EDT
Att: 27,357 - Unknown - 78 F

AB 33
R 0
H 9
RBI 0
BB 1
SO 5
LOB 10



Batter	1	2	3	4	5	6	7	8	9	AB	R	H	RBI	BB	SO	LOB	TOP										
Sammy Sosa, R OBP: 0.311, SLG: 0.450 (1, 9)										5	1	3	2	0	1	1	Chicago White Sox @ California Angels Anaheim Stadium, Anaheim, CA Wed Jun 27 1990, 6:33 AM EDT Att: 34,020 - Sunny - 99 F										
Robin Ventura, L OBP: 0.323, SLG: 0.315 (1, 5)										3	0	0	0	1	0	1											
Ivan Calderon, R OBP: 0.368, SLG: 0.462 (1, 7)										4	0	1	0	0	0	2											
Ron Kittle, R OBP: 0.309, SLG: 0.485 (1, 10)										4	2	3	2	0	0	2											
Ron Karkovice, R OBP: 0.350, SLG: 0.444 (1, 2)										4	0	0	0	0	2	1											
Dave Gallagher, R OBP: 0.295, SLG: 0.304 Lance Johnson, L OBP: 0.325, SLG: 0.342 (6, PH) (6, 8)										2	0	0	0	0	0	0											
Carlos Martinez, R OBP: 0.250, SLG: 0.318 (1, 3)										3	0	2	1	1	1	0											
Scott Fletcher, R OBP: 0.300, SLG: 0.313 (1, 4)										3	0	1	0	0	0	1											
Craig Grebeck, R OBP: 0.153, SLG: 0.143 Ozzie Guillen, L OBP: 0.350, SLG: 0.404 (9, PH) (9, 6)										3	1	1	0	0	0	1											
										1	0	0	0	0	0	1											
Inning Stats	R: 2 E: 0 K: 1 S: 12	H: 2 LOB: 0 BB: 0 P: 16	R: 0 E: 0 K: 0 S: 7	H: 1 LOB: 1 BB: 1 P: 12	R: 0 E: 0 K: 0 S: 6	H: 2 LOB: 0 BB: 0 P: 9	R: 1 E: 0 K: 2 S: 13	H: 1 LOB: 0 BB: 0 P: 19	R: 1 E: 0 K: 0 S: 9	H: 2 LOB: 2 BB: 1 P: 17	R: 0 E: 0 K: 0 S: 5	H: 0 LOB: 0 BB: 0 P: 10	R: 0 E: 0 K: 0 S: 7	H: 1 LOB: 1 BB: 0 P: 12	R: 0 E: 0 K: 1 S: 8	H: 1 LOB: 1 BB: 0 P: 8	1B: 7 2B: 2 3B: 0 HR: 3	SF: 0 SAC: 1 DP: 1 HBP: 0	WP: 0 PB: 1 SB: 2 CS: 3	PA: 38							
PITCHER	IP	WLS	BF	H	R	ER	SO	BB	IBB	HBP	BLK	WP	HR	S	P	ERA	WHIP										
Chuck Finley, L ERA: 2.62 Mike Fetters, R ERA: 4.54 Bryan Harvey, R ERA: 2.97	4.1	L	20	8	4	4	3	2	0	0	0	0	3	42	66	8.31	2.308										
	3.2		13	3	1	1	0	0	0	0	0	0	0	26	41	2.46	0.818										
	1.0	S	4	1	0	0	1	0	0	0	0	0	0	8	8	0.00	1.000										

AB 34
R 5
H 12
RBI 5
BB 2
SO 4
LOB 11



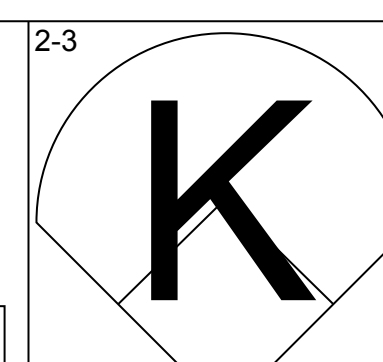
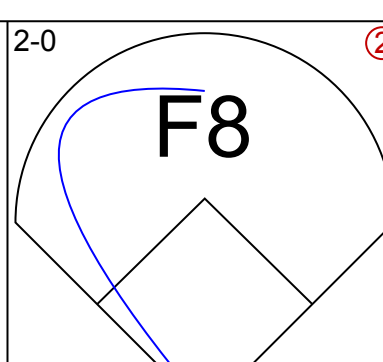
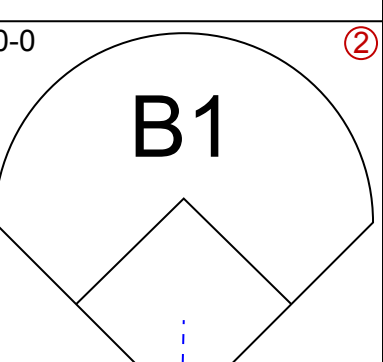
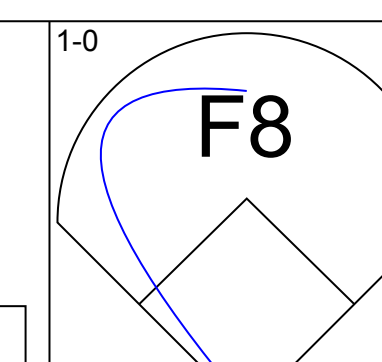
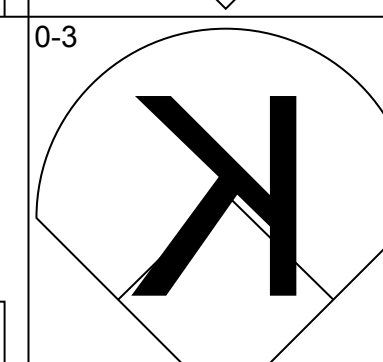
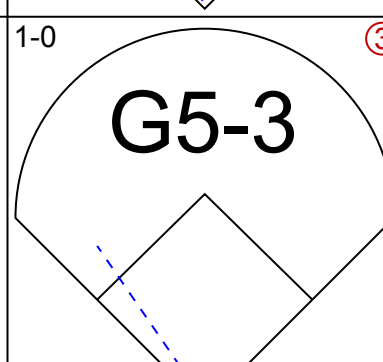
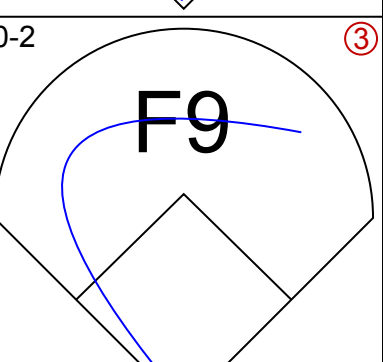
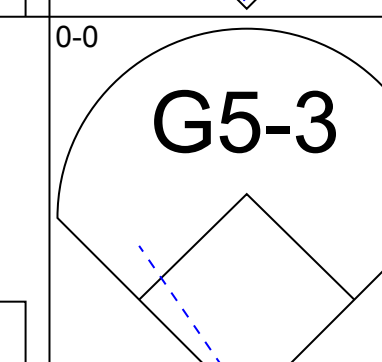
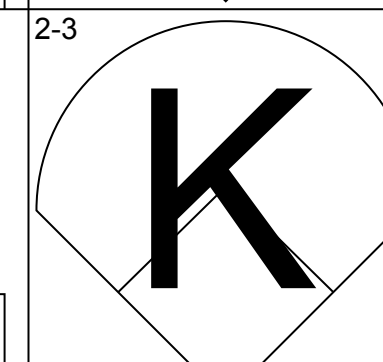
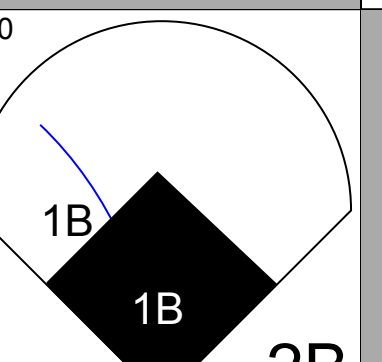
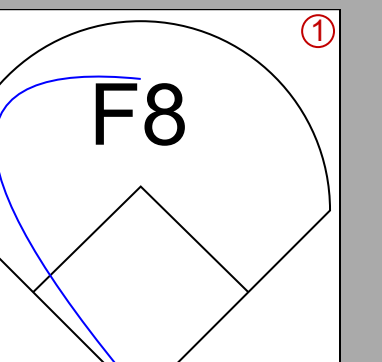
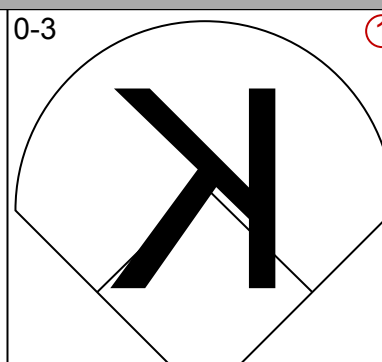
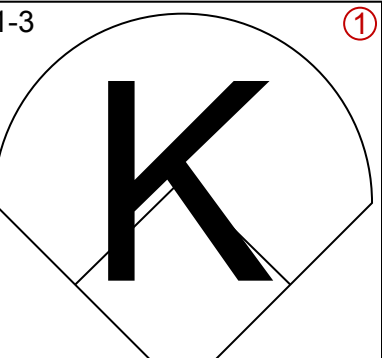
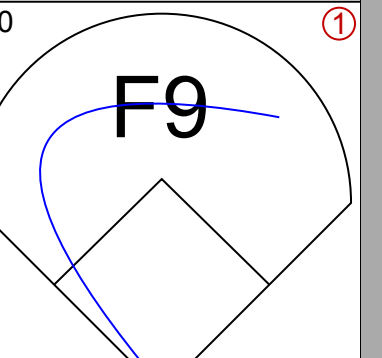
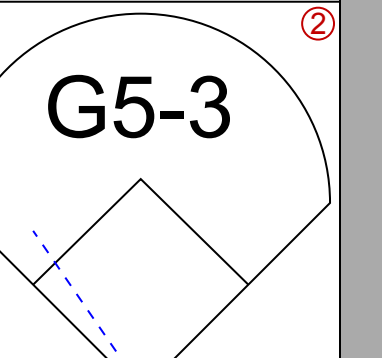
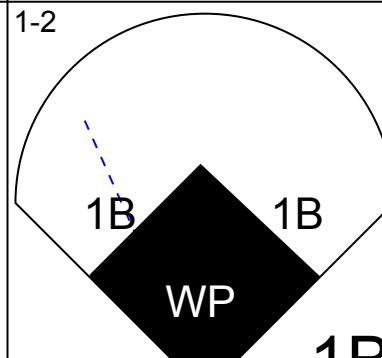
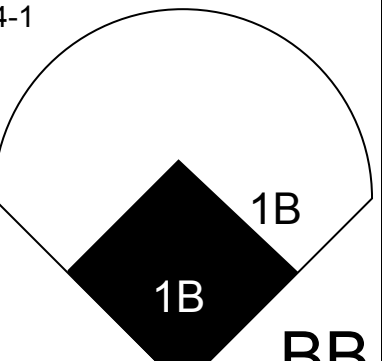
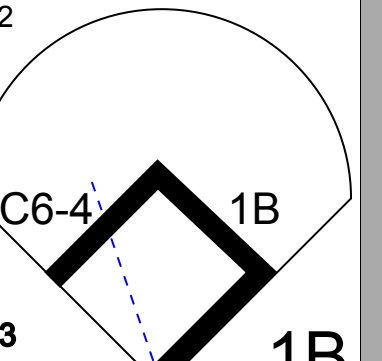
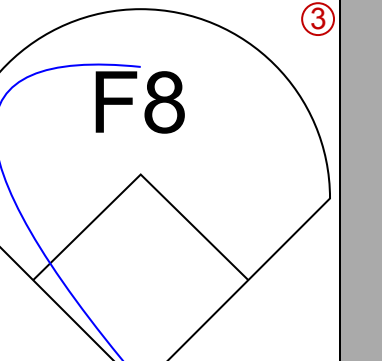
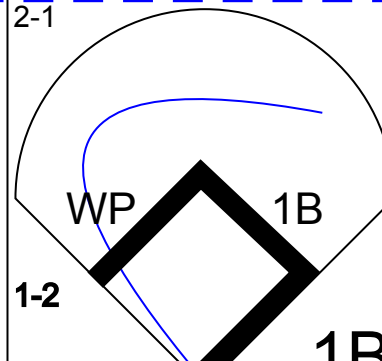
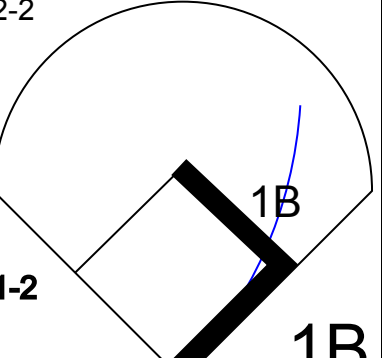
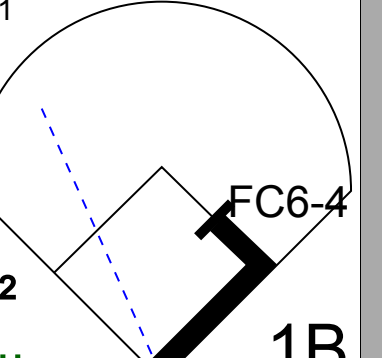
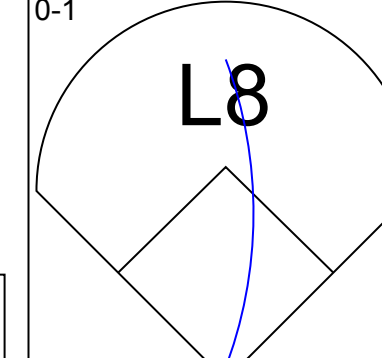
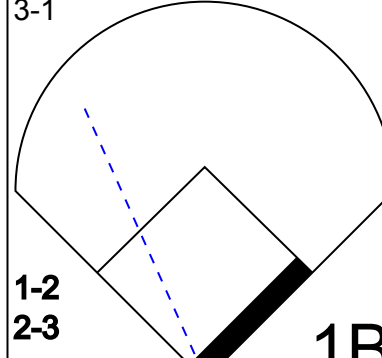
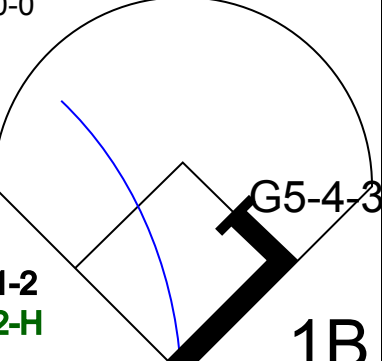
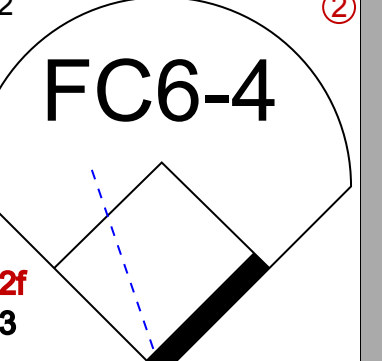
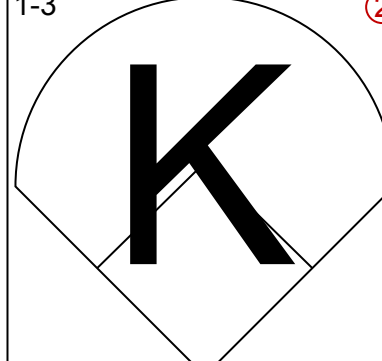
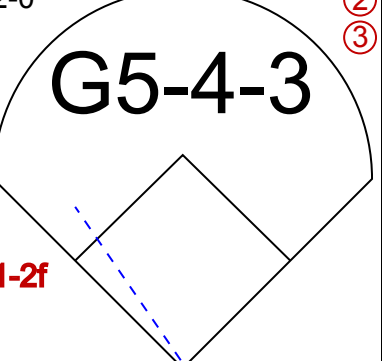

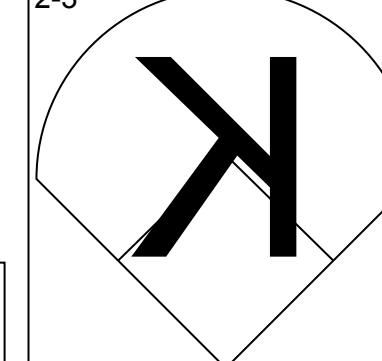
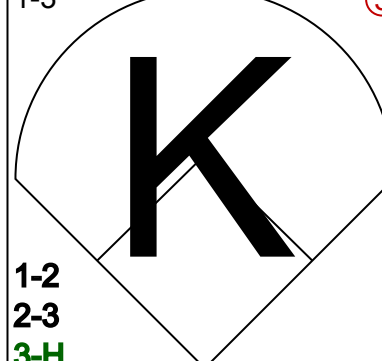



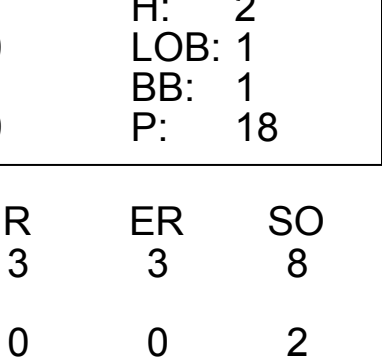
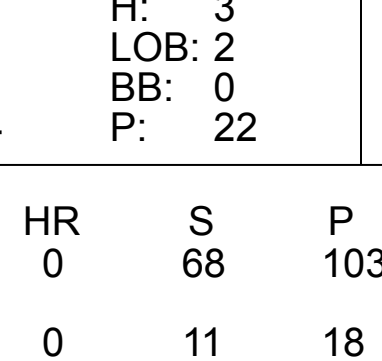
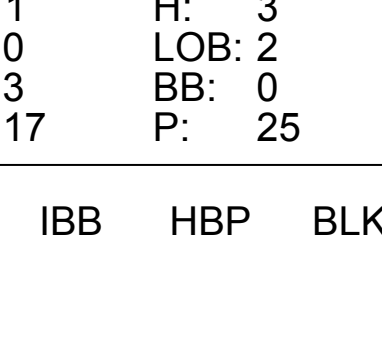



Batter	1	2	3	4	5	6	7	8	9	AB	R	H	RBI	BB	SO	LOB	BOTTOM										
Luis Polonia, L OBP: 0.342, SLG: 0.375 Brian Downing, R OBP: 0.314, SLG: 0.390 (9, PH) (9, 7)										2	1	0	0	2	0	1	Chicago White Sox @ California Angels Anaheim Stadium, Anaheim, CA Wed Jun 27 1990, 6:33 AM EDT Att: 34,020 - Sunny - 99 F										
Wally Joyner, L OBP: 0.367, SLG: 0.408 (1, 3)										3	1	0	0	1	0	3											
Chili Davis, S OBP: 0.370, SLG: 0.447 (1, 10)										4	0	1	1	0	0	3											
Dave Winfield, R OBP: 0.296, SLG: 0.430 (1, 9)										4	0	2	1	0	0	3											
Lance Parrish, R OBP: 0.368, SLG: 0.524 (1, 2)										3	0	0	0	1	2	3											
Dante Bichette, R OBP: 0.279, SLG: 0.413 (1, 8)										4	0	0	0	0	1	4											
Donnie Hill, S OBP: 0.305, SLG: 0.346 (1, 4)										4	0	2	0	0	1	1											
Jack Howell, L OBP: 0.293, SLG: 0.381 Rick Schu, R OBP: 0.250, SLG: 0.450 (9, PH)										3	0	1	0	0	0	2											
Dick Schofield, R OBP: 0.333, SLG: 0.237 (1, 6)										3	0	0	0	1	0	2											
										1	0	0	0	0	0	1											
Inning Stats	R: 0 E: 0 K: 0 S: 7	H: 0 LOB: 0 BB: 0 P: 11	R: 0 E: 0 K: 2 S: 11	H: 1 LOB: 0 BB: 0 P: 16	R: 0 E: 0 K: 0 S: 7	H: 1 LOB: 1 BB: 0 P: 10	R: 0 E: 0 K: 0 S: 6	H: 0 LOB: 0 BB: 0 P: 10	R: 0 E: 0 K: 2 S: 10	H: 0 LOB: 0 BB: 0 P: 15	R: 0 E: 0 K: 0 S: 10	H: 1 LOB: 3 BB: 2 P: 21	R: 0 E: 0 K: 0 S: 11	H: 0 LOB: 1 BB: 1 P: 16	R: 2 E: 0 K: 0 S: 13	H: 2 LOB: 2 BB: 2 P: 27	R: 0 E: 0 K: 0 S: 10	H: 1 LOB: 1 BB: 0 P: 16	1B: 5 2B: 1 3B: 0 HR: 0	SF: 0 SAC: 0 DP: 0 HBP: 0	WP: 0 PB: 0 SB: 0 CS: 1	PA: 38					
PITCHER	IP	WLS	BF	H	R	ER	SO	BB	IBB	HBP	BLK	WP	HR	S	P	ERA	WHIP										
Eric King, R ERA: 2.18 Donn Pail, R ERA: 2.68 Scott Radinsky, L ERA: 2.22	7.1		30	4	2	2	4	5	0	0	0	0	0	5	19	2.46	1.227										
	0.2		3	1	0	0	0	0	0	0	0	0	0	5	7	0.00	1.500										
	1.0	S	4	1	0	0	0	0	0	0	0	0	0	10	16	0.00	1.000										

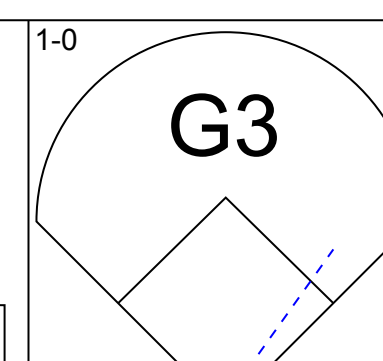
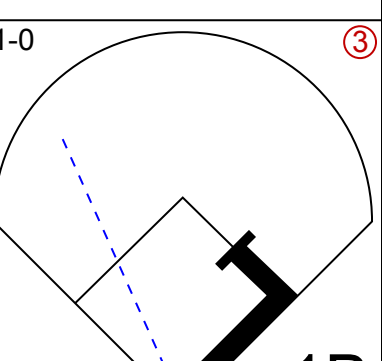
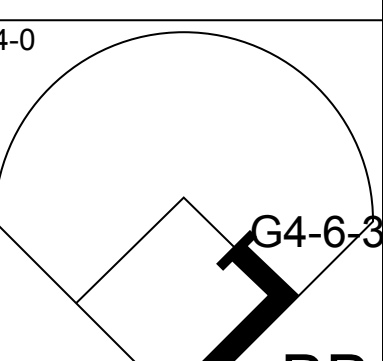
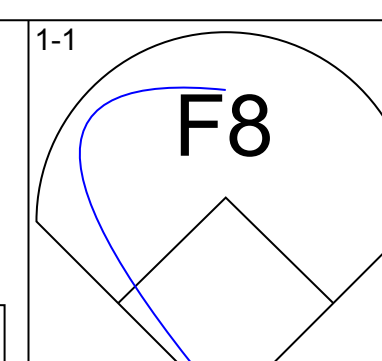
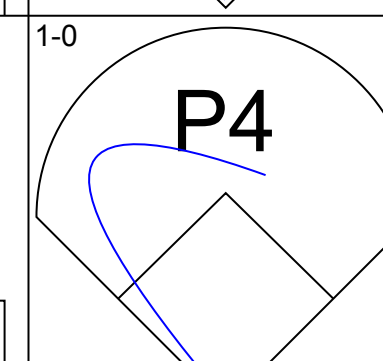
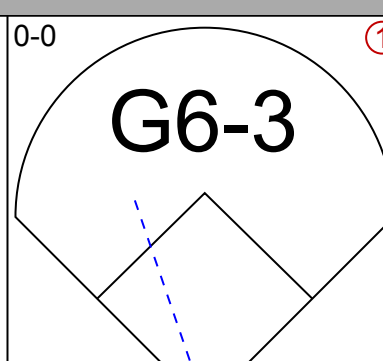
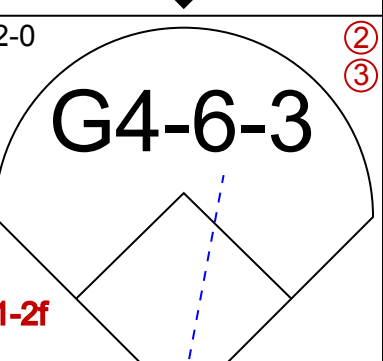
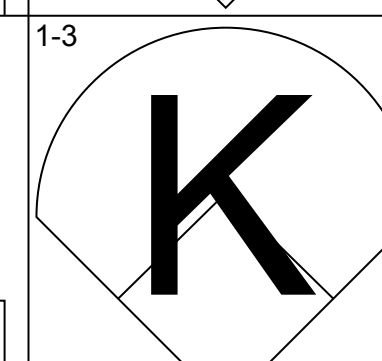
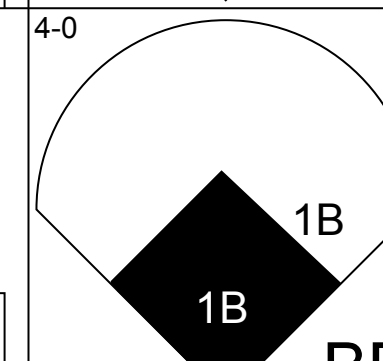
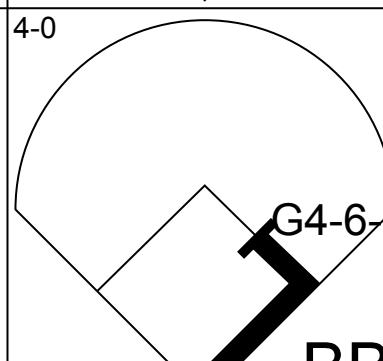
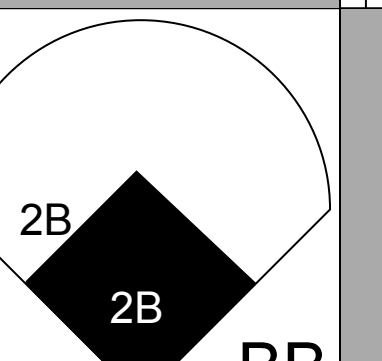
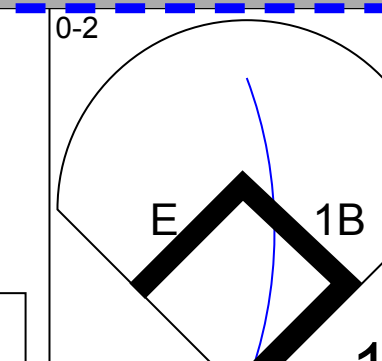
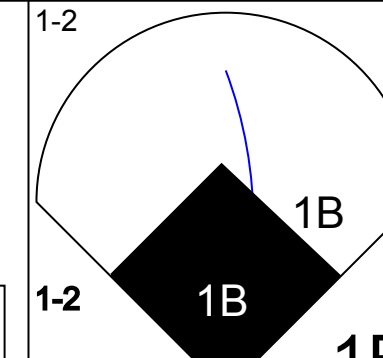
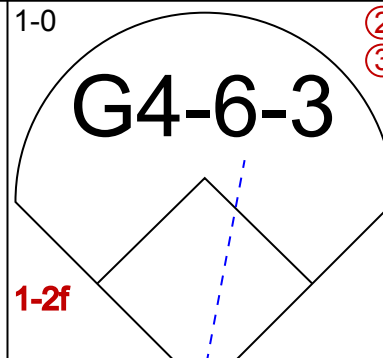
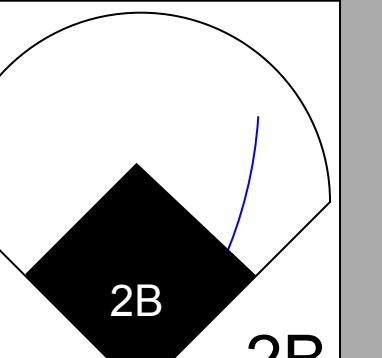
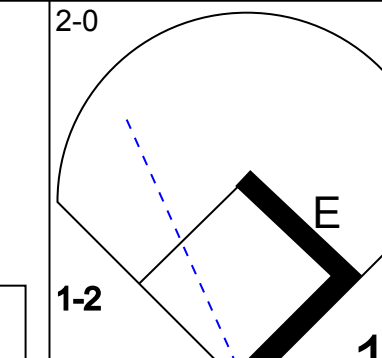
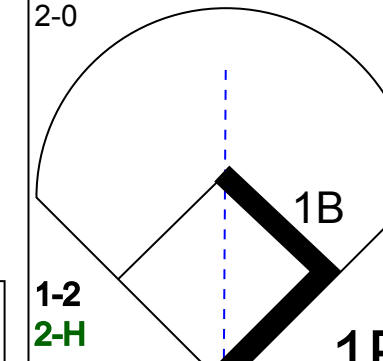

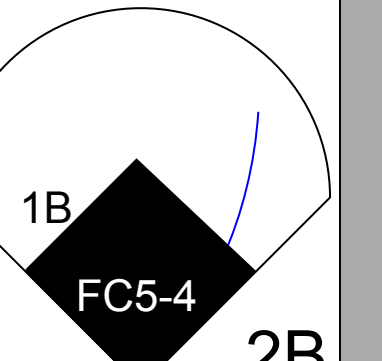
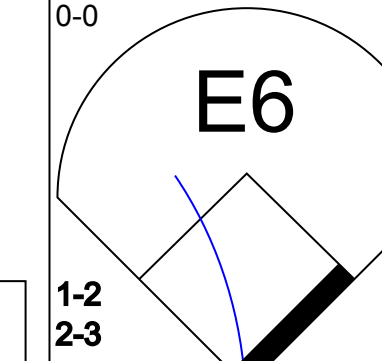
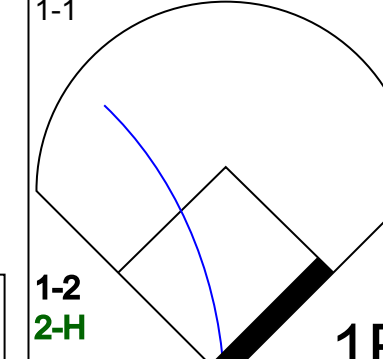
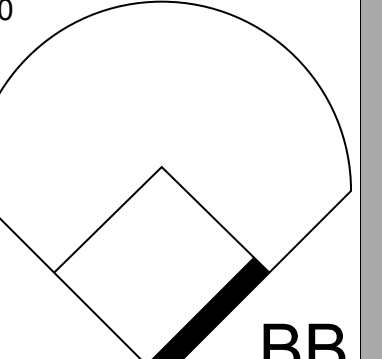
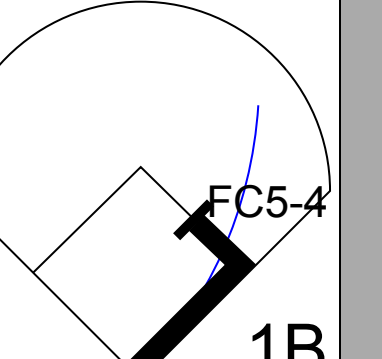
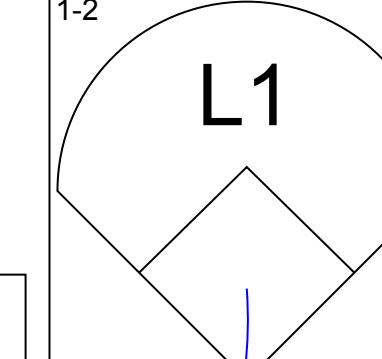
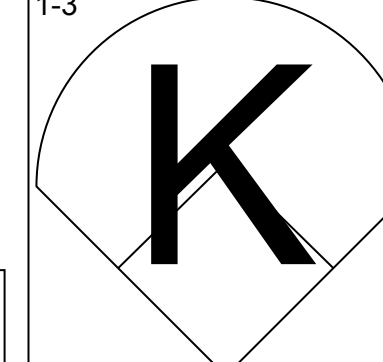
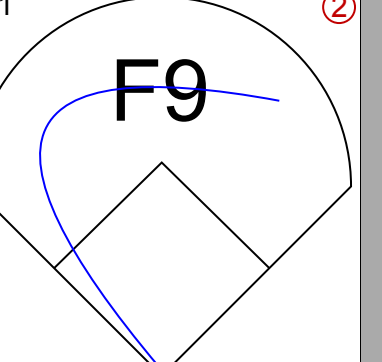
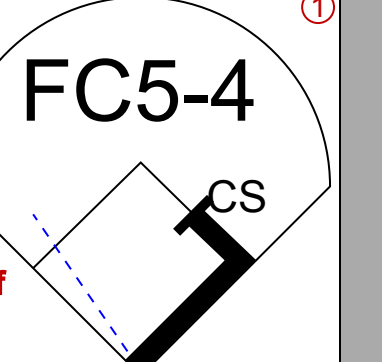
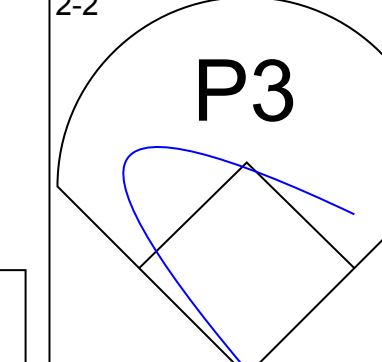
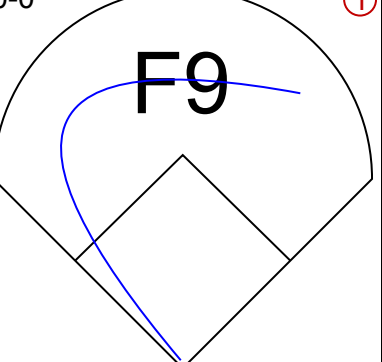

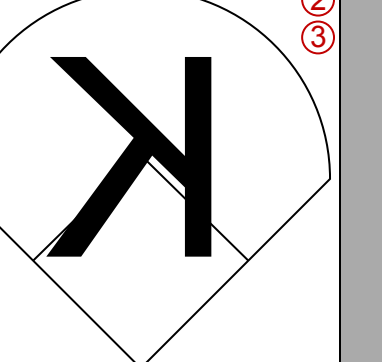
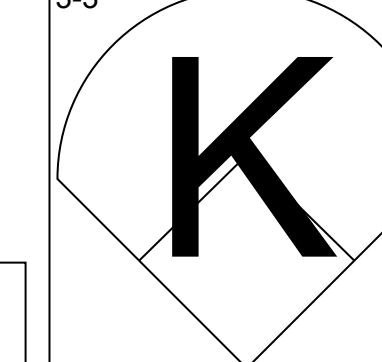
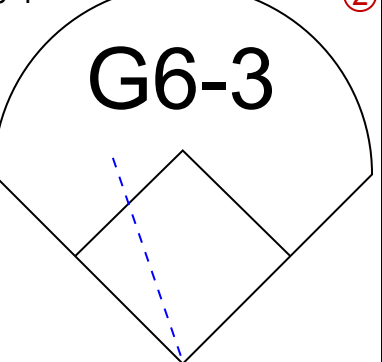
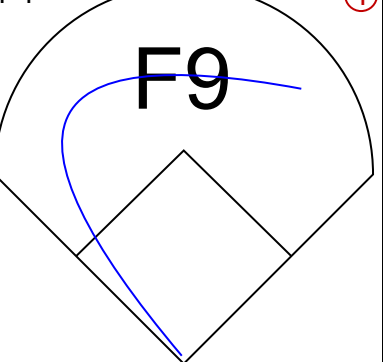
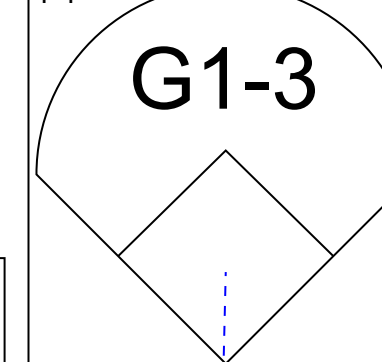
AB 32
R 2
H 6
RBI 2
BB 5
SO 4
LOB 24



Batter	1	2	3	4	5	6	7	8	9	AB	R	H	RBI	BB	SO	LOB	TOP					
Dick Schofield, R (1, 6) OBP: 0.338, SLG: 0.242 Luis Polonia, L (9, PH) OBP: 0.342, SLG: 0.365	F8		G4-3				G4-3		G6-3	4	0	1	0	0	0	1	California Angels @ Cleveland Indians Cleveland Municipal Stadium, Cleveland, OH Sat Jun 30 1990, 7:05 PM EDT Att: 18,930 - Unknown - 80 F					
Johnny Ray, S (1, 4) OBP: 0.295, SLG: 0.323	K		2B				G3-1		G4-3	5	0	2	0	0	1	1						
Wally Joyner, L (1, 3) OBP: 0.363, SLG: 0.405			2B				L6			3	0	1	0	1	0	3						
Chili Davis, S (1, 10) OBP: 0.369, SLG: 0.444	F7		G3-1							3	1	1	0	1	0	3						
Dave Winfield, R (1, 9) OBP: 0.295, SLG: 0.426										4	0	1	0	0	0	1						
Lance Parrish, R (1, 2) OBP: 0.370, SLG: 0.526										4	0	1	0	0	0	2						
Devon White, S (1, 8) OBP: 0.288, SLG: 0.362										4	0	0	1	0	1	3						
Dante Bichette, R (1, 7) OBP: 0.276, SLG: 0.407 Max Venable, L (8, PH) OBP: 0.397, SLG: 0.439										3	0	0	0	0	2	2						
Donnie Hill, S (1, 5) OBP: 0.306, SLG: 0.353										1	0	0	0	0	1	2						
Inning Stats	R: 0 E: 0 K: 1 S: 9	H: 0 LOB: 1 BB: 1 P: 18	R: 0 E: 1 K: 1 S: 8	H: 0 LOB: 1 BB: 0 P: 14	R: 0 E: 0 K: 0 S: 12	H: 2 LOB: 2 BB: 0 P: 20	R: 0 E: 0 K: 0 S: 5	H: 0 LOB: 0 BB: 0 P: 6	R: 0 E: 0 K: 0 S: 11	H: 2 LOB: 2 BB: 1 P: 17	R: 1 E: 0 K: 1 S: 11	H: 1 LOB: 1 BB: 1 P: 20	R: 0 E: 0 K: 0 S: 7	H: 1 LOB: 1 BB: 0 P: 10	R: 0 E: 0 K: 2 S: 11	H: 2 LOB: 2 BB: 0 P: 18	R: 0 E: 0 K: 0 S: 9	H: 0 LOB: 0 BB: 0 P: 14	1B: 6 2B: 2 3B: 0 HR: 0	SF: 0 SAC: 0 DP: 0 HBP: 0	WP: 0 PB: 1 SB: 1 CS: 0	PA: 38
PITCHER	IP	WLS	BF	H	R	ER	SO	BB	IBB	HBP	BLK	WP	HR	S	P	ERA	WHIP					
Tom Candiotti, R (1, 1) ERA: 3.52	7.0	W	30	6	1	0	3	2	0	0	0	0	0	63	105	0.00	1.143					
Doug Jones, R (8, 1) ERA: 1.5	2.0	S	8	2	0	0	2	0	0	0	0	0	0	20	32	0.00	1.000					

Batter	1	2	3	4	5	6	7	8	9	AB	R	H	RBI	BB	SO	LOB	BOTTOM					
Jerry Browne, S (1, 4) OBP: 0.309, SLG: 0.317	L7		E				L3		P6	3	1	0	0	1	0	0	California Angels @ Cleveland Indians Cleveland Municipal Stadium, Cleveland, OH Sat Jun 30 1990, 7:05 PM EDT Att: 18,930 - Unknown - 80 F					
Mitch Webster, S (1, 8) OBP: 0.280, SLG: 0.394	CS		F7				S		F7	4	1	2	0	0	1	1						
Chris James, R (1, 10) OBP: 0.321, SLG: 0.403	G5-3		E7				1B		K	4	0	2	2	0	1	1						
Candy Maldonado, R (1, 7) OBP: 0.336, SLG: 0.486			L7				P4		1B	4	2	2	0	0	2	2						
Ken Phelps, L (1, 3) OBP: 0.330, SLG: 0.247 Tom Brookens, R (8, PR) OBP: 0.315, SLG: 0.340			G4-3				F8		1B	3	0	0	0	1	0	2						
Brook Jacoby, R (1, 5) OBP: 0.378, SLG: 0.506									1B	0	0	0	0	0	0	0						
Cory Snyder, R (1, 9) OBP: 0.292, SLG: 0.484									1B	1	0	1	1	3	0	0						
Sandy Alomar Jr., R (1, 2) OBP: 0.330, SLG: 0.390									P6	3	0	1	1	1	1	3						
Felix Fermin, R (1, 6) OBP: 0.265, SLG: 0.307									F8	4	0	0	0	0	0	7						
Inning Stats	R: 0 E: 0 K: 0 S: 6	H: 1 LOB: 0 BB: 0 P: 13	R: 1 E: 0 K: 0 S: 13	H: 2 LOB: 2 BB: 1 P: 20	R: 1 E: 2 K: 0 S: 11	H: 1 LOB: 1 BB: 1 P: 19	R: 0 E: 0 K: 1 S: 6	H: 0 LOB: 0 BB: 1 P: 13	R: 1 E: 0 K: 0 S: 12	H: 2 LOB: 1 BB: 0 P: 19	R: 0 E: 0 K: 0 S: 10	H: 0 LOB: 2 BB: 2 P: 19	R: 0 E: 0 K: 0 S: 8	H: 0 LOB: 0 BB: 0 P: 11	R: 1 E: 0 K: 1 S: 14	H: 2 LOB: 2 BB: 1 P: 24	R: 0 E: 0 K: 0 S: 9	H: 0 LOB: 0 BB: 0 P: 14	1B: 7 2B: 1 3B: 0 HR: 0	SF: 0 SAC: 0 DP: 2 HBP: 0	WP: 0 PB: 0 SB: 1 CS: 1	PA: 35
PITCHER	IP	WLS	BF	H	R	ER	SO	BB	IBB	HBP	BLK	WP	HR	S	P	ERA	WHIP					
Kirk McCaskill, R (1, 1) ERA: 2.39	6.0	L	26	6	3	2	1	5	0	0	0	0	0	58	103	3.00	1.833					
Willie Fraser, R (7, 1) ERA: 6.0	2.0		9	2	1	1	1	0	1	0	0	0	0	22	35	4.50	1.000					

Batter	1	2	3	4	5	6	7	8	9	AB	R	H	RBI	BB	SO	LOB	TOP					
Dick Schofield, R OBP: 0.321, SLG: 0.229										4	0	0	0	0	1	0	California Angels @ Cleveland Indians Cleveland Municipal Stadium, Cleveland, OH Sun Jul 01 1990, 3:33 AM EDT Att: 27,001 - Overcast - 65 F					
Donnie Hill, S OBP: 0.299, SLG: 0.345										4	0	0	0	0	1	0						
Wally Joyner, L OBP: 0.362, SLG: 0.407										4	1	1	0	0	2	0						
Chili Davis, S OBP: 0.367, SLG: 0.442										4	1	1	0	0	1	1						
Dave Winfield, R OBP: 0.304, SLG: 0.430										3	1	2	0	1	0	0						
Brian Downing, R OBP: 0.328, SLG: 0.404										4	0	3	1	0	0	0						
Luis Polonia, L OBP: 0.342, SLG: 0.365									0	0	0	0	0	0	0							
Devon White, S OBP: 0.287, SLG: 0.360										4	0	1	1	0	1	5						
Rick Schu, R OBP: 0.282, SLG: 0.437										3	0	0	0	0	2	4						
Jack Howell, L OBP: 0.291, SLG: 0.371										1	0	0	0	0	1	2						
John Orton, R OBP: 0.227, SLG: 0.257										3	0	0	0	0	1	0						
Inning Stats	R: 0 E: 0 K: 3 S: 10	H: 0 LOB: 0 BB: 0 P: 14	R: 1 E: 0 K: 1 S: 9	H: 2 LOB: 1 BB: 1 P: 18	R: 0 E: 0 K: 1 S: 5	H: 0 LOB: 0 BB: 0 P: 9	R: 1 E: 0 K: 1 S: 14	H: 3 LOB: 2 BB: 0 P: 22	R: 0 E: 0 K: 0 S: 5	H: 0 LOB: 0 BB: 0 P: 5	R: 0 E: 0 K: 0 S: 8	H: 0 LOB: 0 BB: 0 P: 14	R: 0 E: 0 K: 1 S: 6	H: 0 LOB: 0 BB: 0 P: 8	R: 0 E: 0 K: 0 S: 5	H: 0 LOB: 0 BB: 0 P: 6	R: 1 E: 0 K: 3 S: 17	H: 3 LOB: 2 BB: 0 P: 25	1B: 7 2B: 1 3B: 0 HR: 0	SF: 0 SAC: 0 DP: 1 HBP: 0	WP: 1 PB: 0 SB: 0 CS: 0	PA: 35
PITCHER	IP WLS BF H R ER SO BB IBB HBP BLK WP HR S P ERA WHIP																					
Greg Swindell, L ERA: 4.97	(1, 1)	8.1 W 31 6 3 3 8 1 0 0 0 0 0 0 68 103 3.24 0.840																				
Doug Jones, R ERA: 1.45	(9, 1)	0.2 S 4 2 0 0 2 0 0 0 0 0 1 0 11 18 0.00 3.000																				

Batter	1	2	3	4	5	6	7	8	9	AB	R	H	RBI	BB	SO	LOB	BOTTOM					
Jerry Browne, S OBP: 0.311, SLG: 0.317										3	0	1	0	1	0	0	California Angels @ Cleveland Indians Cleveland Municipal Stadium, Cleveland, OH Sun Jul 01 1990, 3:33 AM EDT Att: 27,001 - Overcast - 65 F					
Mitch Webster, S OBP: 0.276, SLG: 0.387										4	0	0	0	0	1	1						
Tom Brookens, R OBP: 0.362, SLG: 0.353										1	2	1	0	3	0	0						
Candy Maldonado, R OBP: 0.341, SLG: 0.494										4	2	3	0	0	0	1						
Chris James, R OBP: 0.324, SLG: 0.409										4	1	2	3	0	1	2						
Brook Jacoby, R OBP: 0.383, SLG: 0.508										3	0	2	1	1	0	3						
Cory Snyder, R OBP: 0.288, SLG: 0.477										4	0	0	1	0	1	7						
Joel Skinner, R OBP: 0.241, SLG: 0.250										4	0	0	0	0	3	5						
Felix Fermin, R OBP: 0.260, SLG: 0.302										3	0	0	0	0	0	0						
Inning Stats	R: 2 E: 0 K: 1 S: 11	H: 3 LOB: 2 BB: 1 P: 22	R: 0 E: 0 K: 0 S: 4	H: 1 LOB: 0 BB: 0 P: 5	R: 0 E: 0 K: 0 S: 2	H: 0 LOB: 0 BB: 1 P: 7	R: 0 E: 0 K: 2 S: 8	H: 0 LOB: 1 BB: 1 P: 15	R: 0 E: 0 K: 0 S: 3	H: 0 LOB: 0 BB: 1 P: 10	R: 3 E: 0 K: 1 S: 14	H: 3 LOB: 1 BB: 1 P: 25	R: 0 E: 0 K: 1 S: 7	H: 0 LOB: 0 BB: 0 P: 10	R: 0 E: 1 K: 1 S: 18	H: 2 LOB: 3 BB: 0 P: 26		R: 0 E: 0 K: 0 S: 17	H: 0 LOB: 0 BB: 0 P: 25	1B: 7 2B: 2 3B: 0 HR: 0	SF: 0 SAC: 0 DP: 2 HBP: 0	WP: 0 PB: 0 SB: 0 CS: 1
PITCHER	IP WLS BF H R ER SO BB IBB HBP BLK WP HR S P ERA WHIP																					
Mark Langston, L ERA: 3.41	(1, 1)	5.0 L 24 7 5 5 3 5 0 0 0 0 0 0 37 75 9.00 2.400																				
Mike Fetters, R ERA: 4.44	(6, 1)	2.0 5 0 0 0 2 0 0 0 0 0 0 0 12 19 0.00 0.000																				
Mark Eichhorn, R ERA: 1.61	(8, 1)	1.0 6 2 0 0 1 0 0 0 0 0 0 0 18 26 0.00 2.000																				

Batter	1	2	3	4	5	6	7	8	9	AB	R	H	RBI	BB	SO	LOB	TOP										
Devon White, S (1, 8) OBP: 0.290, SLG: 0.367	0-1 G5-3 2B		0-0 1B		0-3 K			1-1 F7		4	1	2	0	0	1	0	California Angels @ Cleveland Indians Cleveland Municipal Stadium, Cleveland, OH Mon Jul 02 1990, 7:05 PM EDT Att: 12,309 - Unknown - 70 F livebaseballscorecards.com										
Johnny Ray, S (1, 4) OBP: 0.294, SLG: 0.321	1-1 G5-3 2H		0-1 G6-4-3 1B		2-3 K			0-0 F8		4	0	1	1	0	1	0											
Chili Davis, S (1, 7) OBP: 0.366, SLG: 0.437 Max Venable, L (9, PR) OBP: 0.367, SLG: 0.439 (9, 7)	2-1 F8		1-1 G6-4-3 1-2		1-0 F9			4-2 G6-3 1B E BB		3	0	0	0	1	0	2											
Dave Winfield, R (1, 9) OBP: 0.312, SLG: 0.434	0-0 1B			4-1 G4-3 BB				3-2 E5		3	0	2	0	1	0	0											
Lance Parrish, R (1, 2) OBP: 0.364, SLG: 0.516	2-1 G4-3			3-2 F9 1-2				0-0 F4		4	0	0	0	0	0	5											
Wally Joyner, L (1, 3) OBP: 0.357, SLG: 0.401		3-1 G6-3		3-2 G4-3				2-2 G3-1		4	0	0	0	0	0	2											
Brian Downing, R (1, 10) OBP: 0.320, SLG: 0.393		3-2 G5-3		0-0 F8				0-0 F8		3	0	0	0	0	0	1											
Donnie Hill, S (1, 5) OBP: 0.300, SLG: 0.345 Jack Howell, L (7, 5) OBP: 0.291, SLG: 0.371		0-0 P2			1-0 CS 1B			3-2 G5-3		3	0	1	0	0	0	0											
Dick Schofield, R (1, 6) OBP: 0.310, SLG: 0.219			1-3 K		3-3 K 1-2			1-3 K		3	0	0	0	0	3	1											
Inning Stats	R: 1 E: 0 K: 0 S: 9	H: 2 LOB: 1 BB: 0 P: 14	R: 0 E: 0 K: 0 S: 7	H: 0 LOB: 0 BB: 0 P: 13	R: 0 E: 0 K: 1 S: 8	H: 2 LOB: 1 BB: 0 P: 10	R: 0 E: 1 K: 0 S: 9	H: 0 LOB: 1 BB: 1 P: 19	R: 0 E: 0 K: 2 S: 10	H: 0 LOB: 0 BB: 0 P: 16	R: 0 E: 0 K: 0 S: 7	H: 0 LOB: 0 BB: 0 P: 12	R: 0 E: 0 K: 1 S: 6	H: 0 LOB: 0 BB: 1 P: 8	R: 1 E: 1 K: 0 S: 9	H: 1 LOB: 1 BB: 1 P: 16	1B: 5 2B: 2 3B: 0 HR: 0	SF: 0 SAC: 0 DP: 3 HBP: 0	WP: 0 PB: 0 SB: 1 CS: 1	PA: 33							
PITCHER	IP	WLS	BF	H	R	ER	SO	BB	IBB	HBP	BLK	WP	HR	S	P	ERA	WHIP										
Bud Black, L (1, 1) ERA: 3.36	7.0		26	5	1	1	4	1	0	0	0	0	0	59	97	1.29	0.857										
Jesse Orosco, L (8, 1) ERA: 4.7	1.0	L	5	1	1	0	1	1	0	0	0	0	0	11	19	0.00	2.000										
Rudy Seanez, R (9, 1) ERA: 3.6	1.0		2	0	0	0	0	0	0	0	0	0	0	4	5	0.00	0.000										


Batter	1	2	3	4	5	6	7	8	9	AB	R	H	RBI	BB	SO	LOB	BOTTOM										
Jerry Browne, S (1, 4) OBP: 0.311, SLG: 0.313	3-1 G1-3		1-0 F7			4-1 SH1-4 BB		1-0 L9		3	0	0	0	1	0	1	California Angels @ Cleveland Indians Cleveland Municipal Stadium, Cleveland, OH Mon Jul 02 1990, 7:05 PM EDT Att: 12,309 - Unknown - 70 F livebaseballscorecards.com										
Mitch Webster, S (1, 8) OBP: 0.277, SLG: 0.387	0-0 CS 1B		1-2 G5-3			1-1 SH1-4		0-0 G4-3		3	0	1	0	0	0	1											
Tom Brookens, R (1, 5) OBP: 0.339, SLG: 0.327	1-3 K 1-2		0-0 F8			2-0 F7			0-1 G6-3	4	0	0	0	0	1	2											
Candy Maldonado, R (1, 7) OBP: 0.343, SLG: 0.494 Stan Jefferson, S (9, PR) OBP: 0.220, SLG: 0.137		0-0 FC1-4 BB BB 1B		1-3 K		1-1 F8			1-0 BB 1B	4	1	2	0	0	1	1											
Chris James, R (1, 10) OBP: 0.327, SLG: 0.405		4-2 FC1-4-6 BB 1-2		2-0 F9				4-1 F7-4 BB		2	0	0	0	2	1	1											
Brook Jacoby, R (1, 3) OBP: 0.378, SLG: 0.500		2-2 FC1-4-6 BB BB 1-2 2-3		0-0 F9				1-2 F7-4 1-2		4	0	0	0	0	1	4											
Cory Snyder, R (1, 9) OBP: 0.288, SLG: 0.473		4-2 P4-6 BB BB 1-2			2-2 G1-3			1-3 K		2	0	0	0	1	1	0											
Joel Skinner, R (1, 2) OBP: 0.250, SLG: 0.245 Sandy Alomar Jr., R (8, PH) OBP: 0.333, SLG: 0.393 (9, 2)		4-1 BB 1-2 2-3 3-H			0-3 K			1-0 L9 SH3-4 1B		1	0	0	1	1	1	0											
Felix Fermin, R (1, 6) OBP: 0.258, SLG: 0.299		0-2 P4-6 2-3			0-1 G6-3			0-0 SH3-4 1-2		2	0	0	0	0	0	3											
Inning Stats	R: 0 E: 0 K: 1 S: 7	H: 1 LOB: 1 BB: 0 P: 11	R: 1 E: 0 K: 0 S: 12	H: 1 LOB: 2 BB: 3 P: 26	R: 0 E: 0 K: 0 S: 5	H: 0 LOB: 0 BB: 0 P: 7	R: 0 E: 0 K: 1 S: 5	H: 0 LOB: 0 BB: 0 P: 8	R: 0 E: 0 K: 1 S: 8	H: 0 LOB: 0 BB: 1 P: 10	R: 0 E: 0 K: 0 S: 6	H: 0 LOB: 1 BB: 1 P: 14	R: 0 E: 0 K: 1 S: 8	H: 0 LOB: 0 BB: 1 P: 14	R: 0 E: 0 K: 0 S: 4	H: 1 LOB: 1 BB: 0 P: 6	R: 0 E: 0 K: 2 S: 10	H: 1 LOB: 1 BB: 0 P: 13	1B: 4 2B: 3 3B: 0 HR: 0	SF: 0 SAC: 2 DP: 3 HBP: 0	WP: 0 PB: 0 SB: 0 CS: 1	PA: 33					
PITCHER	IP	WLS	BF	H	R	ER	SO	BB	IBB	HBP	BLK	WP	HR	S	P	ERA	WHIP										
Chuck Finley, L (1, 1) ERA: 2.5	8.1	W	31	4	1	1	4	5	0	0	0	0	0	7	9	1.08	1.080										
Bryan Harvey, R (9, 1) ERA: 2.91	0.2	S	2	0	0	0	2	0	0	0	0	0	0	7	9	0.00	0.000										

Batter	1	2	3	4	5	6	7	8	9	AB	R	H	RBI	BB	SO	LOB	TOP					
Luis Polonia, L OBP: 0.343, SLG: 0.373 (1, 10)											5	0	2	1	0	0	2					
Johnny Ray, S OBP: 0.299, SLG: 0.341 (1, 4)											5	1	4	0	0	0	2					
Wally Joyner, L OBP: 0.361, SLG: 0.406 (1, 3)											4	0	2	1	1	0	2					
Dave Winfield, R OBP: 0.314, SLG: 0.430 (1, 9)											4	0	1	0	1	1	5					
Max Venable, L OBP: 0.347, SLG: 0.414 (1, 7)											5	0	0	0	0	1	6					
Lance Parrish, R OBP: 0.361, SLG: 0.509 (1, 2)											5	0	1	0	0	3	4					
Devon White, S OBP: 0.286, SLG: 0.361 (1, 8)										4	0	0	0	0	3	1		AB 39				
Jack Howell, L OBP: 0.306, SLG: 0.383 (1, 5)										3	1	3	0	1	0	0		R 2				
Dick Schofield, R OBP: 0.319, SLG: 0.234 (1, 6)										4	0	2	0	0	1	3		H 15				
Inning Stats	R: 0 E: 0 K: 1 S: 14	H: 2 LOB: 2 BB: 1 P: 25	R: 0 E: 0 K: 3 S: 13	H: 0 LOB: 1 BB: 1 P: 22	R: 1 E: 0 K: 1 S: 12	H: 3 LOB: 2 BB: 0 P: 18	R: 1 E: 0 K: 2 S: 15	H: 3 LOB: 3 BB: 1 P: 23	R: 0 E: 0 K: 1 S: 11	H: 2 LOB: 2 BB: 0 P: 17	R: 0 E: 0 K: 0 S: 4	H: 1 LOB: 0 BB: 0 P: 5	R: 0 E: 0 K: 1 S: 8	H: 0 LOB: 0 BB: 0 P: 12	R: 0 E: 0 K: 0 S: 8	H: 2 LOB: 1 BB: 0 P: 10	R: 0 E: 0 K: 0 S: 14	H: 2 LOB: 2 BB: 0 P: 25	1B: 12 2B: 3 3B: 0 HR: 0	SF: 0 SAC: 0 DP: 2 HBP: 0	WP: 1 PB: 0 SB: 0 CS: 1	PA: 42
PITCHER	IP WLS BF H R ER SO BB IBB HBP BLK WP HR S P ERA WHIP	IP WLS BF H R ER SO BB IBB HBP BLK WP HR S P ERA WHIP																	IP WLS BF H R ER SO BB IBB HBP BLK WP HR S P ERA WHIP			
Todd Stottlemeyer, R ERA: 4.07 (1, 1)	5.0 W 27 10 2 2 8 3 0 0 0 1 0 65 105 3.60 2.600																					
Frank Willis, R ERA: 5.46 (6, 1)	3.0 S 12 5 0 0 1 0 0 0 0 0 0 24 37 0.00 1.667																					
Tom Henke, R ERA: 1.62 (9, 1)	1.0 S 3 0 0 0 0 0 0 0 0 0 0 10 15 0.00 0.000																					

California Angels @ Toronto Blue Jays
SkyDome, Toronto, ON
Tue Jul 03 1990, 7:05 PM EDT
Att: 49,836 - Unknown - 75 F

livebaseballscores.com

AB 39
R 2
H 15
RBI 2
BB 3
SO 9
LOB 25




Batter	1	2	3	4	5	6	7	8	9	AB	R	H	RBI	BB	SO	LOB	BOTTOM					
Junior Felix, S OBP: 0.366, SLG: 0.493 (1, 9)										4	1	2	2	0	0	1						
Tony Fernandez, S OBP: 0.346, SLG: 0.368 (1, 6)										4	1	2	1	0	1	1						
Kelly Gruber, R OBP: 0.359, SLG: 0.577 (1, 5)										3	0	0	1	0	0	2						
George Bell, R OBP: 0.319, SLG: 0.486 (1, 7)										3	1	0	0	1	1	2						
Fred McGriff, L OBP: 0.393, SLG: 0.500 (1, 3)										4	0	1	0	0	1	0						
John Olerud, L OBP: 0.375, SLG: 0.446 (1, 10)										4	0	1	1	0	0	0						
Greg Myers, L OBP: 0.319, SLG: 0.377 (1, 2)										4	1	2	0	0	1	2		AB 33				
Manuel Lee, S OBP: 0.325, SLG: 0.462 (1, 4)										4	1	1	0	0	0	1		R 5				
Mookie Wilson, S OBP: 0.295, SLG: 0.314 (1, 8)										3	0	1	0	0	0	0		H 10				
Inning Stats	R: 0 E: 0 K: 0 S: 4	H: 0 LOB: 0 BB: 0 P: 5	R: 0 E: 0 K: 0 S: 6	H: 0 LOB: 0 BB: 0 P: 13	R: 2 E: 0 K: 2 S: 10	H: 3 LOB: 2 BB: 0 P: 17	R: 0 E: 0 K: 1 S: 6	H: 1 LOB: 1 BB: 0 P: 9	R: 3 E: 0 K: 1 S: 18	H: 4 LOB: 2 BB: 1 P: 28	R: 0 E: 0 K: 0 S: 9	H: 2 LOB: 2 BB: 0 P: 14	R: 0 E: 0 K: 0 S: 3	H: 0 LOB: 0 BB: 0 P: 3	R: 0 E: 0 K: 0 S: 5	H: 0 LOB: 0 BB: 0 P: 6	R: 0 E: 0 K: 0 S: 5	H: 0 LOB: 0 BB: 0 P: 6	1B: 7 2B: 1 3B: 2 HR: 0	SF: 0 SAC: 1 DP: 0 HBP: 1	WP: 0 PB: 0 SB: 0 CS: 0	PA: 36
PITCHER	IP WLS BF H R ER SO BB IBB HBP BLK WP HR S P ERA WHIP	IP WLS BF H R ER SO BB IBB HBP BLK WP HR S P ERA WHIP																	IP WLS BF H R ER SO BB IBB HBP BLK WP HR S P ERA WHIP			
Bert Blyleven, R ERA: 4.74 (1, 1)	4.2 L 23 7 0 5 3 1 0 0 0 0 0 37 64 9.64 1.714																					
Scott Bailes, L ERA: 4.41 (5, 1)	1.0 6 3 0 0 1 0 0 0 0 0 0 0 12 18 0.00 3.000																					
Willie Fraser, R ERA: 5.47 (6, 1)	2.1 7 0 0 0 0 0 0 0 0 0 0 0 12 13 0.00 0.000																					

California Angels @ Toronto Blue Jays
SkyDome, Toronto, ON
Tue Jul 03 1990, 7:05 PM EDT
Att: 49,836 - Unknown - 75 F

livebaseballscores.com

AB 33
R 5
H 10
RBI 5
BB 1
SO 4
LOB 9



Batter	1	2	3	4	5	6	7	8	9	AB	R	H	RBI	BB	SO	LOB	TOP								
Devon White, S (1, 8) OBP: 0.285, SLG: 0.358										5	0	1	0	0	1	0	California Angels @ Toronto Blue Jays SkyDome, Toronto, ON Wed Jul 04 1990, 7:05 PM EDT Att: 49,831 - Dome								
Wally Joyner, L (1, 3) OBP: 0.394, SLG: 0.413										5	0	3	0	0	0	1									
Dave Winfield, R (1, 9) OBP: 0.311, SLG: 0.424										5	0	1	0	0	1	4									
Lance Parrish, R (1, 2) OBP: 0.359, SLG: 0.518										4	1	1	1	0	0	3									
Brian Downing, R (1, 10) OBP: 0.333, SLG: 0.417										3	1	2	0	1	1	0									
Dante Bichette, R (1, 7) OBP: 0.277, SLG: 0.406										3	0	1	1	0	2	2									
Luis Polonia, L (8, 7) OBP: 0.347, SLG: 0.377										1	0	1	0	0	0	0									
Rick Schu, R (1, 4) OBP: 0.310, SLG: 0.430										4	0	1	0	0	1	2									
Jack Howell, L (1, 5) OBP: 0.310, SLG: 0.382										3	0	1	0	1	0	2									
Dick Schofield, R (1, 6) OBP: 0.305, SLG: 0.222										4	0	0	0	0	2	4									
Inning Stats	R: 0 E: 0 K: 0 S: 8	H: 2 LOB: 1 BB: 0 P: 14	R: 0 E: 0 K: 2 S: 14	H: 1 LOB: 2 BB: 1 P: 25	R: 0 E: 1 K: 1 S: 7	H: 1 LOB: 1 BB: 0 P: 11	R: 1 E: 0 K: 0 S: 10	H: 2 LOB: 0 BB: 0 P: 15	R: 0 E: 0 K: 1 S: 7	H: 1 LOB: 1 BB: 0 P: 10	R: 1 E: 0 K: 3 S: 20	H: 2 LOB: 2 BB: 1 P: 32	R: 0 E: 0 K: 1 S: 9	H: 0 LOB: 0 BB: 0 P: 10	R: 0 E: 0 K: 1 S: 10	H: 2 LOB: 2 BB: 0 P: 12	R: 0 E: 0 K: 0 S: 7	H: 1 LOB: 1 BB: 0 P: 9	1B: 8 2B: 3 3B: 0 HR: 1	SF: 0 SAC: 0 DP: 2 HBP: 0	WP: 0 PB: 1 SB: 0 CS: 0	PA: 39			
PITCHER	IP	WLS	BF	H	R	ER	SO	BB	IBB	HBP	BLK	WP	HR	S	P	ERA	WHIP								
John Cerutti, L (1, 1) ERA: 4.02	5.2	W	26	9	2	2	6	2	0	0	0	0	1	63	103	3.18	1.941								
Jim Acker, R (6, 1) ERA: 3.18	2.1		9	2	0	0	2	0	0	0	0	0	0	22	26	0.00	0.857								
Tom Henke, R (9, 1) ERA: 1.58	1.0	S	4	1	0	0	0	0	0	0	0	0	0	7	9	0.00	1.000								

Batter	1	2	3	4	5	6	7	8	9	AB	R	H	RBI	BB	SO	LOB	BOTTOM								
Junior Felix, S (1, 9) OBP: 0.363, SLG: 0.488										3	0	0	0	0	2	1	California Angels @ Toronto Blue Jays SkyDome, Toronto, ON Wed Jul 04 1990, 7:05 PM EDT Att: 49,831 - Dome								
Mookie Wilson, S (7, 8) OBP: 0.294, SLG: 0.313										1	0	0	0	0	1	0									
Tony Fernandez, S (1, 6) OBP: 0.345, SLG: 0.367										4	1	1	0	0	0	0									
Glenallen Hill, R (1, 7) OBP: 0.277, SLG: 0.406										4	1	1	0	0	0	2									
George Bell, R (1, 10) OBP: 0.318, SLG: 0.488										3	1	1	1	0	0	1									
Fred McGriff, L (1, 3) OBP: 0.391, SLG: 0.496										4	0	1	0	0	0	3									
Pat Borders, R (1, 2) OBP: 0.319, SLG: 0.554										3	0	1	1	1	0	1									
Manuel Lee, S (1, 4) OBP: 0.318, SLG: 0.450										4	0	0	0	0	1	4									
Kenny Williams, R (1, 8) OBP: 0.165, SLG: 0.155										4	1	1	0	0	1	4									
Tom Lawless, R (1, 5) OBP: 0.083, SLG: 0.083										3	0	1	1	0	0	0									
Inning Stats	R: 2 E: 2 K: 1 S: 11	H: 2 LOB: 1 BB: 0 P: 17	R: 1 E: 0 K: 0 S: 10	H: 3 LOB: 2 BB: 0 P: 17	R: 1 E: 0 K: 1 S: 11	H: 2 LOB: 1 BB: 0 P: 15	R: 0 E: 0 K: 1 S: 6	H: 0 LOB: 0 BB: 0 P: 9	R: 0 E: 0 K: 0 S: 6	H: 0 LOB: 0 BB: 0 P: 10	R: 0 E: 0 K: 1 S: 8	H: 0 LOB: 0 BB: 0 P: 15	R: 0 E: 2 K: 1 S: 15	H: 0 LOB: 3 BB: 1 P: 24	R: 0 E: 0 K: 0 S: 7	H: 0 LOB: 0 BB: 0 P: 9	1B: 4 2B: 3 3B: 0 HR: 0	SF: 1 SAC: 0 DP: 0 HBP: 0	WP: 1 PB: 0 SB: 0 CS: 0	PA: 35					
PITCHER	IP	WLS	BF	H	R	ER	SO	BB	IBB	HBP	BLK	WP	HR	S	P	ERA	WHIP								
Jim Abbott, L (1, 1) ERA: 4.74	7.1	L	33	7	4	2	4	0	0	0	0	0	0	66	107	2.46	0.955								
Mark Eichhorn, R (8, 1) ERA: 1.59	0.2		2	0	0	0	1	0	0	0	0	0	0	7	10	0.00	0.000								

Batter	1	2	3	4	5	6	7	8	9	AB	R	H	RBI	BB	SO	LOB	TOP								
Luis Polonia, L OBP: 0.339, SLG: 0.367 (1, 7)	G5-3		G3-1			G4-3		F7									4 0 0 0 0 0 0								
Devon White, S OBP: 0.284, SLG: 0.354 (1, 8)	K					K											3 1 0 0 1 2 0								
Wally Joyner, L OBP: 0.366, SLG: 0.417 (1, 3)	G4-3					G3-1											4 1 2 0 0 0 0								
Chili Davis, S OBP: 0.364, SLG: 0.432 (1, 10)																	3 0 0 0 1 0 3								
Dave Winfield, R OBP: 0.312, SLG: 0.428 Max Venable, L OBP: 0.354, SLG: 0.443 (1, 9) (8, 9)																	3 0 1 1 0 0 0 2 1 0 1 2 0 0 0 0								
Lance Parrish, R OBP: 0.355, SLG: 0.511 Bill Schroeder, R (1, 2) (7, 2)																	3 0 0 0 0 2 2 1 0 0 0 0 0 1								
Donnie Hill, S OBP: 0.299, SLG: 0.339 (1, 4)																	3 0 0 0 1 2 2								
Jack Howell, L OBP: 0.309, SLG: 0.375 (1, 5)																	3 0 0 0 1 2 2								
Dick Schofield, R OBP: 0.296, SLG: 0.214 (1, 6)																	3 0 0 0 0 2 1								
Inning Stats	R: 0 E: 0 K: 1 S: 8	H: 0 LOB: 0 BB: 0 P: 10	R: 0 E: 0 K: 2 S: 11	H: 1 LOB: 1 BB: 0 P: 18	R: 0 E: 0 K: 2 S: 9	H: 0 LOB: 0 BB: 0 P: 14	R: 0 E: 0 K: 0 S: 9	H: 1 LOB: 1 BB: 0 P: 16	R: 0 E: 0 K: 3 S: 10	H: 0 LOB: 1 BB: 1 P: 18	R: 0 E: 0 K: 1 S: 9	H: 0 LOB: 1 BB: 0 P: 13	R: 0 E: 0 K: 0 S: 10	H: 0 LOB: 1 BB: 1 P: 18	R: 0 E: 0 K: 1 S: 6	H: 0 LOB: 0 BB: 0 P: 9	R: 2 E: 0 K: 0 S: 16	H: 2 LOB: 2 BB: 2 P: 34	1B: 1 2B: 2 3B: 1 HR: 0	SF: 0 SAC: 0 DP: 0 HBP: 0	WP: 0 PB: 0 SB: 0 CS: 0	PA: 35			
PITCHER	IP	WLS	BF	H	R	ER	SO	BB	IBB	HBP	BLK	WP	HR	S	P	ERA	WHIP								
Dave Stieb, R ERA: 3.15 (1, 1)	7.0	W	25	2	0	0	9	2	0	0	0	0	0	66	107	0.00	0.571								
Duane Ward, R ERA: 3.59 (8, 1)	1.0		3	0	0	0	1	0	0	0	0	0	0	6	9	0.00	0.000								
Willie Blair, R ERA: 4.13 (9, 1)	1.0		7	2	2	2	0	2	0	0	0	0	0	16	34	18.00	4.000								

California Angels @ Toronto Blue Jays
SkyDome, Toronto, ON
Thu Jul 05 1990, 7:05 PM EDT
Att: 49,838 - Unknown - 73 F

AB 31
R 2
H 4
RBI 2
BB 4
SO 10
LOB 13



Batter	1	2	3	4	5	6	7	8	9	AB	R	H	RBI	BB	SO	LOB	BOTTOM								
Nelson Liriano, S OBP: 0.292, SLG: 0.313 (1, 4)	F8																3 1 1 2 2 0 1								
Tony Fernandez, S OBP: 0.343, SLG: 0.370 (1, 6)	G4-3																5 0 1 2 0 0 4								
Rance Mulliniks, L OBP: 0.382, SLG: 0.386 (1, 5)	K																3 0 0 0 2 1 1								
Fred McGriff, L OBP: 0.395, SLG: 0.508 (1, 3)																	4 2 2 1 1 0 2								
John Olerud, L OBP: 0.376, SLG: 0.457 (1, 10)																	4 1 1 1 1 0 3								
Greg Myers, L OBP: 0.307, SLG: 0.362 (1, 2)																	5 1 0 0 0 0 4								
Glenallen Hill, R OBP: 0.289, SLG: 0.437 (1, 7)																	4 2 3 2 0 0 0								
Kenny Williams, R OBP: 0.178, SLG: 0.160 (1, 9)																	3 0 1 1 1 0 1								
Mookie Wilson, S OBP: 0.297, SLG: 0.323 (1, 8)																	4 2 2 0 0 0 3								
Inning Stats	R: 0 E: 0 K: 1 S: 7	H: 0 LOB: 0 BB: 0 P: 8	R: 2 E: 1 K: 0 S: 19	H: 3 LOB: 3 BB: 1 P: 25	R: 0 E: 0 K: 0 S: 9	H: 0 LOB: 1 BB: 2 P: 19	R: 0 E: 1 K: 0 S: 11	H: 0 LOB: 1 BB: 1 P: 18	R: 1 E: 0 K: 0 S: 7	H: 1 LOB: 1 BB: 1 P: 15	R: 2 E: 0 K: 0 S: 10	H: 3 LOB: 2 BB: 1 P: 22	R: 4 E: 0 K: 0 S: 17	H: 4 LOB: 1 BB: 1 P: 29	R: 0 E: 0 K: 0 S: 3	H: 0 LOB: 0 BB: 0 P: 5	1B: 5 2B: 1 3B: 2 HR: 3	SF: 0 SAC: 0 DP: 1 HBP: 0	WP: 0 PB: 0 SB: 0 CS: 1	PA: 42					
PITCHER	IP	WLS	BF	H	R	ER	SO	BB	IBB	HBP	BLK	WP	HR	S	P	ERA	WHIP								
Kirk McCaskill, R ERA: 2.88 (6, 1)	1.1		9	3	4	4	0	2	0	0	0	0	2	19	36	27.00	3.750								
Scott Bailes, L ERA: 5.29 (7, 1)	1.1		5	1	0	0	0	0	0	0	0	0	0	5	9	0.00	0.750								

California Angels @ Toronto Blue Jays
SkyDome, Toronto, ON
Thu Jul 05 1990, 7:05 PM EDT
Att: 49,838 - Unknown - 73 F

AB 35
R 9
H 11
RBI 9
BB 7
SO 1
LOB 19




Batter	1	2	3	4	5	6	7	8	9	10	11	12	13	14	15	16	AB	R	H	RBI	BB	SO	LOB	TOP				
Brian Downing, R OBP: 0.321, SLG: 0.393	E4 BB 1B	G3 E BB	G6-3		G6-3		E6 1-3 2H	G5-2-3 3H				K			F8		7	2	0	0	1	1	6	California Angels @ Milwaukee Brewers Milwaukee County Stadium, Milwaukee, WI Fri Jul 06 1990, 8:05 PM EDT Att. 25,244 - Unknown				
Johnny Ray, S OBP: 0.307, SLG: 0.349	1B	G3 1B				E5 HR	G6-4-3			G6-4-3		L5			G5-3		8	2	4	0	0	0	2					
Wally Joyner, L OBP: 0.355, SLG: 0.406	L3	G3				F8				G6-4-3				G1-3			8	0	0	0	0	0	7					
Dave Winfield, R OBP: 0.310, SLG: 0.435	F7	E6 FC6-4				E6				G4-3				P6			8	2	2	2	0	0	4					
Chili Davis, S OBP: 0.363, SLG: 0.428	1B	FC6-4				F7				G4-3							3	1	0	0	1	1	4					
Max Venable, L OBP: 0.354, SLG: 0.440	1B																3	0	1	0	0	0	0					
Lance Parrish, R OBP: 0.336, SLG: 0.504						G6-3											3	0	0	1	2	0	2					
Luis Polonia, L OBP: 0.339, SLG: 0.367																	0	0	0	0	0	0	0					
Bill Schroeder, R OBP: 0.250, SLG: 0.250																	3	0	1	0	0	0	1					
Dante Bichette, R OBP: 0.324, SLG: 0.411																	7	1	3	3	1	0	1					
Jack Howell, L OBP: 0.307, SLG: 0.366	F7																7	1	1	0	1	2	5					
Dick Schofield, R OBP: 0.302, SLG: 0.220																	7	0	2	0	1	1	3					
Inning Stats	R: 3 E: 1 K: 0 S: 17	H: 2 LOB: 2 BB: 2 P: 35	R: 1 E: 1 K: 0 S: 14	H: 1 LOB: 2 BB: 1 P: 18	R: 1 E: 1 K: 0 S: 9	H: 1 LOB: 1 BB: 0 P: 19	R: 0 E: 1 K: 0 S: 17	H: 1 LOB: 2 BB: 0 P: 27	R: 0 E: 0 K: 0 S: 17	H: 0 LOB: 0 BB: 0 P: 13	R: 0 E: 0 K: 0 S: 6	H: 0 LOB: 0 BB: 0 P: 13	R: 0 E: 0 K: 1 S: 7	H: 0 LOB: 0 BB: 0 P: 12	R: 0 E: 0 K: 0 S: 9	H: 0 LOB: 0 BB: 0 P: 10	R: 1 E: 0 K: 0 S: 9	H: 3 LOB: 2 BB: 0 P: 15	1B: 12 2B: 1 3B: 0 HR: 1	SF: 0 SAC: 1 DP: 3 HBP: 0	WP: 0 PB: 0 CS: 0	PA: 72	California Angels @ Milwaukee Brewers Milwaukee County Stadium, Milwaukee, WI Fri Jul 06 1990, 8:05 PM EDT Att. 25,244 - Unknown					
PITCHER	IP 2.1	WLS 17	BF 4	H 5	R 0	ER 0	SO 3	BB 3	IBB 0	HBP 0	BLK 0	WP 0	HR 0	S 35	P 62	ERA 0.00	WHIP 3.000											
Dennis Powell, L ERA: 5.1	2.1	17	4	5	0	0	3	3	0	0	0	0	0	35	62	0.00	3.000											
Jaime Navarro, R ERA: 6.29	4.0	20	5	3	1	1	0	0	0	0	0	0	1	53	81	2.25	1.250											
Paul Mirabella, L ERA: 4.04	1.2	4	0	0	0	0	0	0	0	0	0	0	0	8	16	0.00	0.000											
Dan Plesac, L ERA: 5.14	2.1	9	1	0	0	0	2	1	0	0	0	0	0	17	37	0.00	1.286											
Chuck Crim, R ERA: 4.29	3.2	13	1	0	0	4	1	0	0	0	0	0	0	31	47	0.00	0.545											
PITCHER	IP 15.1	WLS 2.0	BF 9	H 3	R 1	ER 1	SO 0	BB 0	IBB 0	HBP 0	BLK 0	WP 0	HR 0	S 13	P 25	ERA 4.50	WHIP 1.500											
Tom Edens, R ERA: 4.50	15.1	2.0	9	3	1	1	0	0	0	0	0	0	0	13	25	4.50	1.500											

Batter	1	2	3	4	5	6	7	8	9	10	11	12	13	14	15	16	AB	R	H	RBI	BB	SO	LOB	BOTTOM			
Jim Gantner, L OBP: 0.339, SLG: 0.245	FC5-4 1B	G6-3															4	1	1	1	1	0	1	California Angels @ Milwaukee Brewers Milwaukee County Stadium, Milwaukee, WI Fri Jul 06 1990, 8:05 PM EDT Att. 25,244 - Unknown			
Mike Fielder, S OBP: 0.326, SLG: 0.290	BB																0	0	0	0	0	0	0				
Bill Spiers, L OBP: 0.303, SLG: 0.392																	3	0	0	0	0	0	1				
Gary Sheffield, R OBP: 0.352, SLG: 0.447	FC5-4 BB																7	1	2	1	1	0	0				
Robin Yount, R OBP: 0.331, SLG: 0.354	FC5-4 1B																6	1	0	0	1	1	6				
Dave Parker, L OBP: 0.352, SLG: 0.502																	7	0	1	2	0	1	3				
Rob Deer, R OBP: 0.336, SLG: 0.431	1B																5	0	0	0	2	1	1				
Greg Brock, L OBP: 0.323, SLG: 0.370																	7	1	2	2	0	2	0				
Greg Vaughn, R OBP: 0.307, SLG: 0.438	L4																7	1	2	0	0	0	4				
B.J. Surhoff, L OBP: 0.335, SLG: 0.427																	6	1	2	1	1	1	1				
Edgar Diaz, R OBP: 0.346, SLG: 0.306																	2	1	1	0	0	0	0				
Dale Sveum, S OBP: 0.302, SLG: 0.264																	5	1	1	1	0	0	3				
Inning Stats	R: 2 E: 0 K: 1 S: 17	H: 1 LOB: 2 BB: 3 P: 33	R: 0 E: 0 K: 0 S: 7	H: 0 LOB: 0 BB: 0 P: 10	R: 0 E: 0 K: 1 S: 6	H: 0 LOB: 0 BB: 0 P: 7	R: 0 E: 0 K: 1 S: 8	H: 1 LOB: 1 BB: 0 P: 15	R: 2 E: 0 K: 0 S: 7	H: 3 LOB: 1 BB: 0 P: 8	R: 0 E: 0 K: 0 S: 8	H: 1 LOB: 2 BB: 1 P: 17	R: 0 E: 0 K: 0 S: 7	H: 0 LOB: 0 BB: 0 P: 11	R: 0 E: 0 K: 1 S: 4	H: 0 LOB: 0 BB: 0 P: 6	R: 0 E: 0 K: 0 S: 7	H: 0 LOB: 1 BB: 1 P: 11	R: 0 E: 0 K: 1 S: 7	H: 0 LOB: 0 BB: 0 P: 12	R: 0 E: 0 K: 0 S: 7	H: 0 LOB: 0 BB: 0 P: 12	1B: 10 2B: 2 3B: 0 HR: 0	SF: 0 SAC: 0 DP: 0 HBP: 0	WP: 0 PB: 0 CS: 0	PA: 65	
PITCHER	IP 7.2	WLS 3.1	BF 35	H 8	R 7	ER 7	SO 4	BB 5	IBB 0	HBP 0	BLK 0	WP 0	HR 0	S 71	P 122	ERA 8.22	WHIP 1.696										
Mark Langston, L ERA: 3.71	7.2	3.1	35	8	7	7	4	5	0	0	0	0	0	71	122	8.22	1.696										
Mark Eichhorn, R ERA: 1.71	1.1	7	3	1	1	0	0	0	0	0	0	0	0	16	25	6.75	2.250										
Willie Fraser, R ERA: 4.6	5.0	17	1	0	0	1	1	0	0	0	0	0	0	33	54	0.00	0.400										
Greg Minton, R ERA: 15.1	2.0	W	6	0	0	0	1	0	0	0	0	0	0	14	24	0.00	0.000										

Batter	1	2	3	4	5	6	7	8	9	AB	R	H	RBI	BB	SO	LOB	TOP									
Brian Downing, R OBP: 0.324, SLG: 0.417 (1, 10)										5	2	3	0	0	2		California Angels @ Milwaukee Brewers Milwaukee County Stadium, Milwaukee, WI Sun Jul 08 1990, 4:33 AM EDT Att: 29,476 - Sunny									
Johnny Ray, S OBP: 0.322, SLG: 0.359 (1, 4)										5	1	3	0	0	2											
Chili Davis, S OBP: 0.362, SLG: 0.425 (1, 7)										4	0	1	0	0	3											
Dave Winfield, R OBP: 0.305, SLG: 0.427 (1, 9)										4	1	0	0	0	4											
Wally Joyner, L OBP: 0.354, SLG: 0.399 (1, 3)										3	0	1	2	1	0	3										
Dante Bichette, R OBP: 0.274, SLG: 0.396 (1, 8)										4	0	0	0	0	2	3										
Bill Schroeder, R OBP: 0.250, SLG: 0.625 (1, 2)										4	1	1	2	0	0											
Jack Howell, L OBP: 0.313, SLG: 0.379 (1, 5)										3	1	0	0	1	1	0										
Dick Schofield, R OBP: 0.313, SLG: 0.224 (1, 6)										2	1	1	0	2	0	0										
Inning Stats	R: 2 E: 0 K: 1 S: 14	H: 3 LOB: 1 BB: 0 P: 21	R: 3 E: 0 K: 0 S: 12	H: 3 LOB: 0 BB: 1 P: 22	R: 2 E: 1 K: 1 S: 9	H: 1 LOB: 0 BB: 0 P: 15	R: 0 E: 0 K: 0 S: 9	H: 0 LOB: 1 BB: 1 P: 16	R: 0 E: 0 K: 0 S: 6	H: 0 LOB: 1 BB: 1 P: 11	R: 0 E: 0 K: 0 S: 8	H: 0 LOB: 0 BB: 0 P: 12	R: 0 E: 0 K: 0 S: 13	H: 2 LOB: 2 BB: 0 P: 18	R: 0 E: 0 K: 1 S: 6	H: 0 LOB: 0 BB: 1 P: 7	R: 0 E: 0 K: 0 S: 9	H: 0 LOB: 0 BB: 1 P: 17	1B: 7 2B: 0 3B: 0 HR: 2	SF: 0 SAC: 0 DP: 3 HBP: 0	WP: 0 PB: 0 SB: 0 CS: 0	PA: 38				
PITCHER	IP WLS BF H R ER SO	IP WLS BF H R ER SO	IP WLS BF H R ER SO	IP WLS BF H R ER SO	IP WLS BF H R ER SO	IP WLS BF H R ER SO	IP WLS BF H R ER SO	IP WLS BF H R ER SO	IP WLS BF H R ER SO	IP WLS BF H R ER SO	IP WLS BF H R ER SO	IP WLS BF H R ER SO	IP WLS BF H R ER SO	IP WLS BF H R ER SO	IP WLS BF H R ER SO	IP WLS BF H R ER SO	IP WLS BF H R ER SO	IP WLS BF H R ER SO	IP WLS BF H R ER SO	IP WLS BF H R ER SO	IP WLS BF H R ER SO	IP WLS BF H R ER SO	IP WLS BF H R ER SO	ERA WHIP	ERA WHIP	
Bill Krueger, L ERA: 3.89 (1, 1)	2.2	16	7	7	5	1	1	0	0	0	0	0	0	0	0	0	0	0	0	0	0	0	0	0	16.88	3.000
Tom Edens, R ERA: 3.94 (3, 1)	4.1	16	2	0	0	1	2	0	0	0	0	0	0	0	0	0	0	0	0	0	0	0	0	0	0.00	0.923
Jaime Navarro, R ERA: 6.16 (8, 1)	1.0	3	0	0	0	1	0	0	0	0	0	0	0	0	0	0	0	0	0	0	0	0	0	0	0.00	0.000
Paul Mirabella, L ERA: 3.93 (9, 1)	1.0	3	0	0	0	0	1	0	0	0	0	0	0	0	0	0	0	0	0	0	0	0	0	0	0.00	1.000

Batter	1	2	3	4	5	6	7	8	9	AB	R	H	RBI	BB	SO	LOB	BOTTOM									
Jim Gantner, L OBP: 0.375, SLG: 0.306 (1, 4)										4	3	3	5	1	0	0	California Angels @ Milwaukee Brewers Milwaukee County Stadium, Milwaukee, WI Sun Jul 08 1990, 4:33 AM EDT Att: 29,476 - Sunny									
Edgar Diaz, R OBP: 0.350, SLG: 0.311 (6, 4)										1	0	1	0	0	0	0										
Gary Sheffield, R OBP: 0.357, SLG: 0.460 (1, 5)										5	1	3	3	0	0	1										
Dale Sveum, S OBP: 0.294, SLG: 0.259 (6, 5)										1	0	0	0	0	0	1										
Robin Yount, R OBP: 0.333, SLG: 0.349 (1, 8)										2	2	1	1	3	0	0										
Mike Felder, S OBP: 0.323, SLG: 0.284 (5, PR) (6, 8)										1	0	0	0	0	0	0										
Dave Parker, L OBP: 0.353, SLG: 0.510 (8, PH)										5	1	1	2	0	1	6										
Greg Vaughn, R OBP: 0.304, SLG: 0.429 (8, PH)										0	0	0	0	1	0	0										
Greg Brock, L OBP: 0.326, SLG: 0.371 (1, 3)										6	3	3	1	0	1	1										
Rob Deer, R OBP: 0.333, SLG: 0.435 (1, 9)										5	1	0	0	1	2	4										
B.J. Surhoff, L OBP: 0.342, SLG: 0.429 (1, 2)										3	4	2	0	2	0	0										
Darryl Hamilton, L OBP: 0.321, SLG: 0.400 (1, 7)										5	3	3	6	0	1	1										
Bill Spiers, L OBP: 0.306, SLG: 0.397 (1, 6)										5	2	2	2	0	1	3										
Inning Stats	R: 0 E: 0 K: 0 S: 5	H: 0 LOB: 0 BB: 0 P: 8	R: 0 E: 0 K: 0 S: 6	H: 0 LOB: 0 BB: 0 P: 10	R: 1 E: 0 K: 1 S: 12	H: 2 LOB: 1 BB: 0 P: 19	R: 6 E: 0 K: 1 S: 25	H: 6 LOB: 2 BB: 2 P: 42	R: 13 E: 0 K: 1 S: 36	H: 10 LOB: 5 BB: 5 P: 71	R: 0 E: 0 K: 1 S: 7	H: 0 LOB: 0 BB: 0 P: 11	R: 0 E: 0 K: 1 S: 8	H: 1 LOB: 1 BB: 0 P: 13	R: 0 E: 0 K: 1 S: 9	H: 0 LOB: 1 BB: 1 P: 20	1B: 15 2B: 2 3B: 0 HR: 2	SF: 0 SAC: 0 DP: 0 HBP: 0	WP: 0 PB: 0 SB: 5 CS: 0	PA: 51						
PITCHER	IP WLS BF H R ER SO	IP WLS BF H R ER SO	IP WLS BF H R ER SO	IP WLS BF H R ER SO	IP WLS BF H R ER SO	IP WLS BF H R ER SO	IP WLS BF H R ER SO	IP WLS BF H R ER SO	IP WLS BF H R ER SO	IP WLS BF H R ER SO	IP WLS BF H R ER SO	IP WLS BF H R ER SO	IP WLS BF H R ER SO	IP WLS BF H R ER SO	IP WLS BF H R ER SO	IP WLS BF H R ER SO	IP WLS BF H R ER SO	IP WLS BF H R ER SO	IP WLS BF H R ER SO	IP WLS BF H R ER SO	IP WLS BF H R ER SO	IP WLS BF H R ER SO	IP WLS BF H R ER SO	ERA WHIP	ERA WHIP	
Bert Blyleven, R ERA: 5.1 (1, 1)	3.1	17	6	6	6	2	1	0	0	0	0	0	0	0	0	0	0	0	0	0	0	0	0	0	0.00	2.100
Scott Bailes, L ERA: 5.5 (4, 1)	0.1	3	2	1	1	0	0	0	0	0	0	0	0	0	0	0	0	0	0	0	0	0	0	0	27.00	6.000
Greg Minton, R ERA: 3.0 (4, 1)	0.1	L	5	1	3	3	0	0	0	0	0	0	0	0	0	0	0	0	0	0	0	0	0	0	81.00	12.000
Mike Fetters, R ERA: 5.53 (5, 1)	0.0	5	4	3	3	0	1	0	0	0	0	0	0	0	0	0	0	0	0	0	0	0	0	0	∞	∞
Mark Eichhorn, R ERA: 2.44 (5, 1)	1.0	10	5	7	7	1	2	0	0	0	0	0	0	0	0	0	0	0	0	0	0	0	0	0	63.00	7.000
Willie Fraser, R ERA: 4.32 (6, 1)	2.0	7	1	0	0	0	0	0	0	0	0	0	0	0	0	0	0	0	0	0	0	0	0	0	0.00	0.500
Donnie Hill, R ERA: (8, 1)	1.0	4	0	0	0	1	0	0	0	0	0	0	0	0	0	0	0	0	0	0	0	0	0	0	0.00	1.000

AB	34
R	7
H	9
RBI	7
BB	4
SO	3
LOB	17



AB	43
R	20
H	19
RBI	20
BB	8
SO	6
LOB	17



Batter	1	2	3	4	5	6	7	8	9	AB	R	H	RBI	BB	SO	LOB	TOP				
Luis Polonia, L OBP: 0.344, SLG: 0.383 (1, 7)	F7		K		CS			FC6-4		4	0	2	0	0	1	0	California Angels @ Seattle Mariners The Kingdome, Seattle, WA Wed Jul 11 1990, 10:05 PM EDT Att: 18,357 - Dome				
Johnny Ray, S OBP: 0.315, SLG: 0.351 (1, 4)	K		L7		F7			FC6-4		4	0	0	0	0	1	2					
Wally Joyner, L OBP: 0.350, SLG: 0.394 (1, 3)	F9			K	CS			K		4	0	0	0	0	2	1					
Chili Davis, S OBP: 0.364, SLG: 0.424 (1, 10)		1B			FC5-4			K		3	1	1	0	1	1	0					
Dave Winfield, R OBP: 0.300, SLG: 0.420 (1, 9)	F7			FC5-4				K		4	0	0	0	0	1	2					
Lance Parrish, R OBP: 0.386, SLG: 0.517 (1, 2)										3	0	1	0	1	1	0					
Dante Bichette, R OBP: 0.275, SLG: 0.394 (1, 8)	SF9							G5-3		1	0	0	1	1	0	0					
Jack Howell, L OBP: 0.308, SLG: 0.373 (1, 5)	G3							G4-3		3	0	0	0	0	1	4					
Dick Schofield, R OBP: 0.305, SLG: 0.218 (1, 6)			F7					K		3	0	0	0	0	1	0					
Inning Stats	R: 0 E: 0 K: 1 S: 9	H: 0 LOB: 0 BB: 0 P: 15	R: 1 E: 0 K: 0 S: 10	H: 1 LOB: 1 BB: 1 P: 20	R: 0 E: 0 K: 1 S: 8	H: 0 LOB: 0 BB: 0 P: 13	R: 0 E: 0 K: 2 S: 19	H: 1 LOB: 3 BB: 2 P: 30	R: 0 E: 0 K: 0 S: 5	H: 0 LOB: 0 BB: 0 P: 11	R: 0 E: 0 K: 1 S: 9	H: 0 LOB: 0 BB: 0 P: 11	R: 0 E: 0 K: 2 S: 9	H: 1 LOB: 1 BB: 0 P: 13	R: 0 E: 0 K: 0 S: 7	H: 0 LOB: 0 BB: 0 P: 8	1B: 4 2B: 0 3B: 0 HR: 0	SF: 1 SAC: 0 DP: 0 HBP: 0	WP: 0 PB: 0 SB: 0 CS: 1	PA: 34	
PITCHER	IP	WLS	BF	H	R	ER	SO	BB	IBB	HBP	BLK	WP	HR	S	P	ERA	WHIP				
Erik Hanson, R ERA: 3.8 (1, 1)	7.1	W	28	4	1	1	8	3	0	0	1	0	0	75	117	1.23	0.955				
Keith Comstock, L ERA: 1.73 (8, 1)	0.2		2	0	0	0	1	0	0	0	0	0	0	4	5	0.00	0.000				
Mike Schooler, R ERA: 1.83 (9, 1)	1.0	S	3	0	0	0	0	0	0	0	0	0	0	7	8	0.00	0.000				

Batter	1	2	3	4	5	6	7	8	9	AB	R	H	RBI	BB	SO	LOB	BOTTOM				
Harold Reynolds, S OBP: 0.337, SLG: 0.338 (1, 4)	F8		S		P4			FC4-6		3	1	1	0	1	0	0	California Angels @ Seattle Mariners The Kingdome, Seattle, WA Wed Jul 11 1990, 10:05 PM EDT Att: 18,357 - Dome				
Henry Cotto, R OBP: 0.326, SLG: 0.376 (1, 9)	L1-3		K		P5			FC4-6		4	0	0	1	0	1	3					
Ken Griffey Jr., L OBP: 0.400, SLG: 0.509 (1, 8)			WP					K		3	0	1	1	1	1	2					
Jeffrey Leonard, R OBP: 0.275, SLG: 0.372 (1, 10)	F9		F8		G6-3			F8		4	0	0	0	0	0	2					
Edgar Martinez, R OBP: 0.398, SLG: 0.440 (1, 5)		P6			L8			K		4	0	1	0	0	1	0					
Tracy Jones, R OBP: 0.393, SLG: 0.389 (1, 7)		G6-3						F8		3	0	0	0	1	0	1					
Pete O'Brien, L OBP: 0.288, SLG: 0.282 (1, 3)		WP			G6-4-3			SH1-4		2	1	2	0	1	0	0					
Dave Valle, R OBP: 0.308, SLG: 0.364 (1, 2)		F8			G6-4-3			FC4-6		2	0	0	0	0	0	3					
Omar Vizquel, S OBP: 0.273, SLG: 0.545 (1, 6)			K		F7			SH1-4		2	0	0	0	0	1	0					
Inning Stats	R: 0 E: 0 K: 0 S: 6	H: 0 LOB: 1 BB: 1 P: 11	R: 0 E: 0 K: 0 S: 10	H: 1 LOB: 1 BB: 0 P: 16	R: 1 E: 0 K: 2 S: 15	H: 2 LOB: 1 BB: 0 P: 25	R: 0 E: 0 K: 0 S: 8	H: 1 LOB: 1 BB: 1 P: 17	R: 0 E: 0 K: 0 S: 8	H: 0 LOB: 0 BB: 0 P: 13	R: 0 E: 0 K: 0 S: 9	H: 1 LOB: 1 BB: 0 P: 13	R: 1 E: 0 K: 1 S: 10	H: 0 LOB: 2 BB: 2 P: 23	R: 0 E: 0 K: 1 S: 8	H: 0 LOB: 0 BB: 0 P: 11	1B: 3 2B: 2 3B: 0 HR: 0	SF: 0 SAC: 1 DP: 1 HBP: 1	WP: 2 PB: 0 SB: 0 CS: 0	PA: 33	
PITCHER	IP	WLS	BF	H	R	ER	SO	BB	IBB	HBP	BLK	WP	HR	S	P	ERA	WHIP				
Mark Langston, L ERA: 3.61 (1, 1)	8.0	L	33	5	2	2	4	4	0	1	0	2	0	74	129	2.25	1.125				

Batter	1	2	3	4	5	6	7	8	9	AB	R	H	RBI	BB	SO	LOB	TOP										
Junior Felix, S OBP: 0.358, SLG: 0.487 Mark Whiten, S (2, 9)	F7		G4-3	G4-1			G4-3		K	1	0	0	0	0	0	0	Toronto Blue Jays @ California Angels Anaheim Stadium, Anaheim, CA Thu Jul 12 1990, 10:05 PM EDT Att: 27,365 - Unknown										
Tony Fernandez, S OBP: 0.344, SLG: 0.369	F7		G3-1		L8		G4-3		2B	5	0	1	0	0	0												
Kelly Gruber, R OBP: 0.354, SLG: 0.557	1B			FC3-6 3B HBP	P2			G4-3	G6-3	4	1	1	0	0	0												
George Bell, R OBP: 0.318, SLG: 0.483	F9			F9	K			WP 1B		4	0	1	0	0	1												
Fred McGriff, L OBP: 0.394, SLG: 0.517		HR		FC3-6 BB	HR			K		3	2	2	2	1	1												
John Olerud, L OBP: 0.370, SLG: 0.457	L3			FC3-6 3B	L4			E4 FC6		4	1	0	0	0	0												
Greg Myers, L OBP: 0.306, SLG: 0.368	F7			1B 3B	G4-3			FC6		4	1	1	2	0	0												
Manuel Lee, S OBP: 0.311, SLG: 0.435	K			1B 1B	G4-3			G6-3		4	0	1	1	0	1												
Mookie Wilson, S OBP: 0.297, SLG: 0.322			F7	1B			G6-3	2B 1B		4	0	2	0	0	0												
Inning Stats	R: 0 E: 0 K: 0 S: 8	H: 1 LOB: 1 BB: 0 P: 13	R: 1 E: 0 K: 1 S: 11	H: 1 LOB: 0 BB: 0 P: 19	R: 0 E: 0 K: 0 S: 6	H: 0 LOB: 0 BB: 0 P: 9	R: 3 E: 0 K: 0 S: 34	H: 3 LOB: 2 BB: 1 P: 49	R: 0 E: 0 K: 1 S: 7	H: 0 LOB: 0 BB: 0 P: 10	R: 1 E: 0 K: 0 S: 9	H: 1 LOB: 0 BB: 0 P: 14	R: 0 E: 1 K: 1 S: 19	H: 0 LOB: 2 BB: 0 P: 27	R: 0 E: 0 K: 1 S: 13	H: 2 LOB: 2 BB: 0 P: 20	1B: 5 2B: 1 3B: 1 HR: 2	SF: 0 SAC: 0 DP: 0 HBP: 1	WP: 2 PB: 0 SB: 1 CS: 0	PA: 39							
PITCHER	IP	WLS	BF	H	R	ER	SO	BB	IBB	HBP	BLK	WP	HR	S	P	ERA	WHIP										
Kirk McCaskill, R ERA: 2.99	3.2	L	18	5	4	4	1	1	0	1	0	1	1	58	89	9.82	1.636										
Mike Fetters, R ERA: 5.05	4.1		16	2	1	1	2	0	0	0	0	1	1	41	62	2.08	0.462										
Bryan Harvey, R ERA: 2.83	1.0		5	2	0	0	1	0	0	0	0	0	0	13	20	0.00	2.000										

Batter	1	2	3	4	5	6	7	8	9	AB	R	H	RBI	BB	SO	LOB	BOTTOM										
Brian Downing, R OBP: 0.322, SLG: 0.412	K			F8		1B 1B		G1-6-3		4	0	1	0	0	1	Toronto Blue Jays @ California Angels Anaheim Stadium, Anaheim, CA Thu Jul 12 1990, 10:05 PM EDT Att: 27,365 - Unknown											
Johnny Ray, S OBP: 0.305, SLG: 0.344	G5-3			P6		P4		G6-3		4	0	0	0	0	2												
Chili Davis, S OBP: 0.362, SLG: 0.421	L7			K		1B 1B		K		4	0	1	0	0	2												
Dave Winfield, R OBP: 0.295, SLG: 0.412		F9			G5-3	F7		G5-3		4	0	0	0	0	3												
Lance Parrish, R OBP: 0.362, SLG: 0.510		K			K		F8			3	0	0	0	0	2												
Dante Bichette, R OBP: 0.275, SLG: 0.393		G5-3			1B		K			3	0	1	0	0	1												
Bill Schroeder, R OBP: 0.273, SLG: 0.545				1B K			F9			3	0	1	0	0	1												
Donnie Hill, S OBP: 0.305, SLG: 0.341				L4-3 1B		1B 1B 1B		G1-6-3 BB		2	0	1	0	1	0												
Dick Schofield, R OBP: 0.298, SLG: 0.212				L5		F9		L7		3	0	0	0	0	2												
Inning Stats	R: 0 E: 0 K: 1 S: 10	H: 0 LOB: 0 BB: 0 P: 14	R: 0 E: 0 K: 1 S: 9	H: 0 LOB: 0 BB: 0 P: 15	R: 0 E: 0 K: 0 S: 8	H: 1 LOB: 0 BB: 0 P: 11	R: 0 E: 0 K: 1 S: 5	H: 0 LOB: 0 BB: 0 P: 6	R: 0 E: 0 K: 2 S: 10	H: 1 LOB: 1 BB: 0 P: 14	R: 0 E: 0 K: 0 S: 17	H: 3 LOB: 3 BB: 0 P: 27	R: 0 E: 0 K: 1 S: 6	H: 0 LOB: 0 BB: 1 P: 13	R: 0 E: 0 K: 1 S: 17	H: 0 LOB: 0 BB: 0 P: 19	1B: 5 2B: 1 3B: 0 HR: 0	SF: 0 SAC: 0 DP: 2 HBP: 0	WP: 0 PB: 0 SB: 0 CS: 0	PA: 31							
PITCHER	IP	WLS	BF	H	R	ER	SO	BB	IBB	HBP	BLK	WP	HR	S	P	ERA	WHIP										
David Wells, L ERA: 3.05	8.0	W	28	5	0	0	6	1	0	0	0	0	0	71	109	0.00	0.750										
Tom Henke, R ERA: 1.5	1.0		3	0	0	0	1	0	0	0	0	0	0	17	19	0.00	0.000										

Batter	1	2	3	4	5	6	7	8	9	AB	R	H	RBI	BB	SO	LOB	TOP					
Kenny Williams, R (1, 10) OBP: 0.181, SLG: 0.157	F4		P5						G1-3	3	0	0	0	0	0	0						
Tony Fernandez, S (1, 6) OBP: 0.340, SLG: 0.364	G6-3				L6				G4-3	4	0	0	0	0	0	1						
Kelly Gruber, R (1, 5) OBP: 0.351, SLG: 0.552	F7				G4-3				F9	3	0	0	0	0	0	0						
George Bell, R (1, 7) OBP: 0.321, SLG: 0.485		F9								3	0	2	0	0	0	0						
Fred McGriff, L (1, 3) OBP: 0.393, SLG: 0.515										3	0	1	0	0	0	2						
Pat Borders, R (1, 2) OBP: 0.311, SLG: 0.529										3	0	1	0	0	0	1						
Manuel Lee, S (1, 4) OBP: 0.306, SLG: 0.428										3	0	0	0	0	1	2						
Mark Whiten, S (1, 9) OBP: 0.311, SLG: 0.529										3	0	0	0	0	2	0						
Mookie Wilson, S (1, 8) OBP: 0.295, SLG: 0.319										3	0	0	0	0	0	0						
Inning Stats	R: 0 H: 0 E: 0 K: 0 S: 4	H: 0 LOB: 0 BB: 0 P: 6	R: 0 H: 1 E: 0 K: 1 S: 12	LOB: 1 BB: 0 P: 16	R: 0 H: 0 E: 0 K: 1 S: 5	LOB: 0 BB: 0 P: 5	R: 0 H: 1 E: 0 K: 0 S: 9	LOB: 1 BB: 0 P: 12	R: 0 H: 1 E: 0 K: 1 S: 7	LOB: 0 BB: 0 P: 12	R: 0 H: 0 E: 0 K: 0 S: 8	LOB: 0 BB: 0 P: 12	R: 0 H: 1 E: 0 K: 0 S: 6	LOB: 0 BB: 0 P: 8	R: 0 H: 0 E: 0 K: 0 S: 7	LOB: 0 BB: 0 P: 10	R: 0 H: 0 E: 0 K: 0 S: 7	LOB: 0 BB: 0 P: 12	1B: 4 2B: 0 3B: 0 HR: 0	SF: 0 SAC: 0 DP: 3 HBP: 1	WP: 0 PB: 0 SB: 0 CS: 0	PA: 29
PITCHER Jim Abbott, L (1, 1) ERA: 4.37	IP: 9.0 WLS: W BF: 29 H: 4 R: 0 ER: 0 SO: 3 BB: 0 IBB: 0 HBP: 1 BLK: 0 WP: 0 HR: 0 S: 65 P: 93 ERA: 0.00 WHIP: 0.444											PITCHER IP: 9.0 WLS: W BF: 29 H: 4 R: 0 ER: 0 SO: 3 BB: 0 IBB: 0 HBP: 1 BLK: 0 WP: 0 HR: 0 S: 65 P: 93 ERA: 0.00 WHIP: 0.444										

Toronto Blue Jays @ California Angels
Anaheim Stadium, Anaheim, CA
Fri Jul 13 1990, 10:05 PM EDT
Att: 35,001 - Unknown - 80 F

AB 28
R 0
H 4
RBI 0
BB 0
SO 3
LOB 6



Batter	1	2	3	4	5	6	7	8	9	AB	R	H	RBI	BB	SO	LOB	BOTTOM			
Luis Polonia, L (1, 7) OBP: 0.337, SLG: 0.374	K		G6-3						F7	4	0	0	0	0	1	1				
Johnny Ray, S (1, 4) OBP: 0.305, SLG: 0.337	K		G4-3						G1-3	4	0	0	0	0	2	0				
Chili Davis, S (1, 10) OBP: 0.362, SLG: 0.421	G4-3								F8	3	0	1	0	0	0	0				
Dave Winfield, R (1, 9) OBP: 0.299, SLG: 0.410										1	1	0	0	2	0	0				
Lance Parrish, R (1, 2) OBP: 0.362, SLG: 0.520										3	1	1	2	0	0	2				
Donnie Hill, S (1, 3) OBP: 0.305, SLG: 0.341										3	0	1	0	0	0	2				
Dante Bichette, R (1, 8) OBP: 0.272, SLG: 0.389										3	0	0	0	0	2	1				
Jack Howell, L (1, 5) OBP: 0.304, SLG: 0.367										3	0	0	0	0	0	1				
Dick Schofield, R (1, 6) OBP: 0.298, SLG: 0.215										3	0	1	0	0	1	0				
Inning Stats	R: 0 H: 0 E: 0 K: 2 S: 7	H: 1 LOB: 0 BB: 1 P: 7	R: 2 H: 1 E: 0 K: 1 S: 12	LOB: 0 BB: 1 P: 25	R: 0 H: 0 E: 0 K: 1 S: 8	LOB: 0 BB: 0 P: 12	R: 0 H: 1 E: 1 K: 0 S: 8	LOB: 1 BB: 1 P: 12	R: 0 H: 1 E: 0 K: 0 S: 8	LOB: 1 BB: 0 P: 11	R: 0 H: 0 E: 0 K: 0 S: 8	LOB: 0 BB: 0 P: 10	R: 0 H: 1 E: 0 K: 1 S: 10	LOB: 1 BB: 0 P: 11	R: 0 H: 0 E: 0 K: 1 S: 8	LOB: 0 BB: 0 P: 12	1B: 3 2B: 1 3B: 0 HR: 1	SF: 0 SAC: 0 DP: 1 HBP: 0	WP: 0 PB: 0 SB: 0 CS: 0	PA: 29
PITCHER Todd Stottlemyre, R (1, 1) ERA: 4.3	IP: 8.0 WLS: L BF: 29 H: 4 R: 2 ER: 2 SO: 6 BB: 2 IBB: 0 HBP: 0 BLK: 0 WP: 0 HR: 1 S: 69 P: 100 ERA: 2.25 WHIP: 0.750											PITCHER IP: 8.0 WLS: L BF: 29 H: 4 R: 2 ER: 2 SO: 6 BB: 2 IBB: 0 HBP: 0 BLK: 0 WP: 0 HR: 1 S: 69 P: 100 ERA: 2.25 WHIP: 0.750								

Toronto Blue Jays @ California Angels
Anaheim Stadium, Anaheim, CA
Fri Jul 13 1990, 10:05 PM EDT
Att: 35,001 - Unknown - 80 F

AB 27
R 2
H 4
RBI 2
BB 2
SO 6
LOB 7



Batter	1	2	3	4	5	6	7	8	9	AB	R	H	RBI	BB	SO	LOB	TOP					
Nelson Liriano, S OBP: 0.282, SLG: 0.301 (1, 4)	3-1 G6-4-3 1B		2-1 F8		0-1 F9	2-2 G3		1-1 G3	3-3 K	6	0	1	0	0	1	7						
Tony Fernandez, S OBP: 0.343, SLG: 0.365 (1, 6)	3-2 F7		2-1 L8		0-0 2H 1B		2-2 F8	2-2 BB 1B	4-0 BB	5	1	2	1	1	0	2						
Kelly Gruber, R OBP: 0.350, SLG: 0.545 (1, 5)	1-0 G6-4-3 1-2			1-2 G5-3	0-1 G1-3		4-1 2B	4-1 BB 1B	1-1 F7	4	1	0	0	2	0	5						
George Bell, R OBP: 0.320, SLG: 0.484 Kenny Williams, R OBP: 0.196, SLG: 0.173 Rance Mulliniks, L OBP: 0.368, SLG: 0.370 Luis Sojo, R OBP: 1.000, SLG: 1.000 (1, 7)		1-2 G6-3		0-2 G3 2B		1-3 K	0-3 K	2-1 1-2H 1B		1	0	0	0	0	0	0						
Fred McGriff, L OBP: 0.396, SLG: 0.520 (1, 3)		1-2 1B		0-2 G3		0-0 1B	0-0 2B	1-3 K		5	2	3	1	0	1	3						
John Olerud, L OBP: 0.374, SLG: 0.462 (1, 10)		0-1 P5		4-1 BB		3-2 1B	0-1 2B	1-3 K2-3		4	0	2	1	1	1	1						
Greg Myers, L OBP: 0.300, SLG: 0.363 Pat Borders, R OBP: 0.313, SLG: 0.529 (7, PH)		1-1 G4-3		1-1 F7		0-1 SF8	1-2 F7	0-2 BB 1B		2	0	0	1	0	0	3						
Mark Whiten, S OBP: 0.333, SLG: 0.455 (1, 9)			3-2 FC4-6 1B		0-2 F8	0-0 BB 1B		3-2 SF9 3B	4-0 2B BB	4	1	3	0	1	0	0						
Mookie Wilson, S OBP: 0.299, SLG: 0.329 (1, 8)			0-0 FC4-6 1-2		1-1 1B	4-2 BB 2B	1-2 BB	1-1 SF9	0-0 1-3 2H 2B	3	1	2	2	1	0	1						
Inning Stats	R: 0 E: 0 K: 0 S: 6	H: 1 LOB: 0 BB: 0 P: 13	R: 0 E: 0 K: 0 S: 10	H: 1 LOB: 1 BB: 0 P: 13	R: 0 E: 0 K: 0 S: 8	H: 1 LOB: 1 BB: 0 P: 15	R: 0 E: 0 K: 0 S: 12	H: 1 LOB: 2 BB: 1 P: 18	R: 1 E: 0 K: 1 S: 20	H: 2 LOB: 3 BB: 1 P: 30	R: 2 E: 0 K: 1 S: 15	H: 2 LOB: 1 BB: 1 P: 22	R: 2 E: 0 K: 1 S: 17	H: 3 LOB: 2 BB: 2 P: 31	R: 1 E: 0 K: 2 S: 12	H: 2 LOB: 3 BB: 2 P: 25	1B: 10 2B: 5 3B: 1 HR: 0	SF: 2 SAC: 0 DP: 1 HBP: 0	WP: 0 PB: 0 SB: 0 CS: 0	PA: 48		
PITCHER	IP WLS BF H R ER SO BB IBB HBP BLK WP HR S P ERA WHIP	IP WLS BF H R ER SO BB IBB HBP BLK WP HR S P ERA WHIP	IP WLS BF H R ER SO BB IBB HBP BLK WP HR S P ERA WHIP	IP WLS BF H R ER SO BB IBB HBP BLK WP HR S P ERA WHIP	IP WLS BF H R ER SO BB IBB HBP BLK WP HR S P ERA WHIP	IP WLS BF H R ER SO BB IBB HBP BLK WP HR S P ERA WHIP	IP WLS BF H R ER SO BB IBB HBP BLK WP HR S P ERA WHIP	IP WLS BF H R ER SO BB IBB HBP BLK WP HR S P ERA WHIP	IP WLS BF H R ER SO BB IBB HBP BLK WP HR S P ERA WHIP	IP WLS BF H R ER SO BB IBB HBP BLK WP HR S P ERA WHIP	IP WLS BF H R ER SO BB IBB HBP BLK WP HR S P ERA WHIP	IP WLS BF H R ER SO BB IBB HBP BLK WP HR S P ERA WHIP	IP WLS BF H R ER SO BB IBB HBP BLK WP HR S P ERA WHIP	IP WLS BF H R ER SO BB IBB HBP BLK WP HR S P ERA WHIP	IP WLS BF H R ER SO BB IBB HBP BLK WP HR S P ERA WHIP	IP WLS BF H R ER SO BB IBB HBP BLK WP HR S P ERA WHIP	IP WLS BF H R ER SO BB IBB HBP BLK WP HR S P ERA WHIP	IP WLS BF H R ER SO BB IBB HBP BLK WP HR S P ERA WHIP	IP WLS BF H R ER SO BB IBB HBP BLK WP HR S P ERA WHIP	IP WLS BF H R ER SO BB IBB HBP BLK WP HR S P ERA WHIP	IP WLS BF H R ER SO BB IBB HBP BLK WP HR S P ERA WHIP	IP WLS BF H R ER SO BB IBB HBP BLK WP HR S P ERA WHIP

Toronto Blue Jays @ California Angels
Anaheim Stadium, Anaheim, CA

AB 40
R 7
H 16
RBI 7
BB 6
SO 5
LOB 24



WP: 0 PA: 48
PB: 0
SB: 0
CS: 0

Batter	1	2	3	4	5	6	7	8	9	AB	R	H	RBI	BB	SO	LOB	BOTTOM					
Luis Polonia, L OBP: 0.340, SLG: 0.389 Max Venable, L OBP: 0.343, SLG: 0.427 (1, 7)	1-0 G6-3 3B		0-2 HR SH1-3 1B		2-0 G4-3	0-0 G3-1		0-2 S 1B		4	1	2	0	0	0	2						
Donnie Hill, S OBP: 0.309, SLG: 0.337 (1, 4)	0-0 G6-3		1-0 SH1-3		4-2 BB BB		4-2 HR BB	0-2 F8		2	1	0	1	2	0	1						
Dave Winfield, R OBP: 0.305, SLG: 0.438 (1, 9)	2-3 K		1-0 HR		4-2 BB		2-2 HR	2-3 K		4	2	2	3	1	2	1						
Lance Parrish, R OBP: 0.366, SLG: 0.520 (1, 2)	0-1 1B		3-0 1B		4-2 BB		2-3 K		1-3 K	4	0	2	0	1	2	0						
Brian Downing, R OBP: 0.325, SLG: 0.456 (1, 10)	3-1 F8		1-0 P6		0-0 G5-4-3		3-2 HR		0-2 HR	5	2	2	2	0	0	5						
Dante Bichette, R OBP: 0.275, SLG: 0.414 (1, 8)		2-1 HR		0-1 G6-3		2-2 F9	2-2 HR			4	2	2	2	0	0	0						
Rick Schu, R OBP: 0.288, SLG: 0.432 (1, 3)		0-2 P5		2-0 FC3-6 1B		2-1 BB 1B	3-1 G3			4	0	2	0	0	0	0						
Jack Howell, L OBP: 0.298, SLG: 0.359 (1, 5)		3-2 F7		2-0 FC3-6		0-0 F9	3-3 K			4	0	0	0	0	1	2						
Dick Schofield, R OBP: 0.297, SLG: 0.209 (1, 6)		3-2 F9		1-1 G4-3		4-0 BB		1-3 K		3	0	0	0	1	1	1						
Inning Stats	R: 1 E: 0 K: 1 S: 9	H: 2 LOB: 1 BB: 0 P: 15	R: 1 E: 0 K: 0 S: 12	H: 1 LOB: 0 BB: 0 P: 20	R: 1 E: 0 K: 0 S: 8	H: 3 LOB: 1 BB: 0 P: 14	R: 0 E: 0 K: 0 S: 6	H: 1 LOB: 1 BB: 0 P: 11	R: 0 E: 0 K: 0 S: 7	H: 0 LOB: 2 BB: 3 P: 23	R: 4 E: 0 K: 2 S: 21	H: 3 LOB: 0 BB: 1 P: 40	R: 0 E: 0 K: 2 S: 15	H: 1 LOB: 1 BB: 0 P: 18	R: 1 E: 0 K: 1 S: 7	H: 1 LOB: 0 BB: 0 P: 8	1B: 6 2B: 0 3B: 1 HR: 6	SF: 0 SAC: 1 DP: 1 HBP: 0	WP: 0 PB: 0 SB: 1 CS: 0	PA: 41		
PITCHER	IP WLS BF H R ER SO BB IBB HBP BLK WP HR S P ERA WHIP	IP WLS BF H R ER SO BB IBB HBP BLK WP HR S P ERA WHIP	IP WLS BF H R ER SO BB IBB HBP BLK WP HR S P ERA WHIP	IP WLS BF H R ER SO BB IBB HBP BLK WP HR S P ERA WHIP	IP WLS BF H R ER SO BB IBB HBP BLK WP HR S P ERA WHIP	IP WLS BF H R ER SO BB IBB HBP BLK WP HR S P ERA WHIP	IP WLS BF H R ER SO BB IBB HBP BLK WP HR S P ERA WHIP	IP WLS BF H R ER SO BB IBB HBP BLK WP HR S P ERA WHIP	IP WLS BF H R ER SO BB IBB HBP BLK WP HR S P ERA WHIP	IP WLS BF H R ER SO BB IBB HBP BLK WP HR S P ERA WHIP	IP WLS BF H R ER SO BB IBB HBP BLK WP HR S P ERA WHIP	IP WLS BF H R ER SO BB IBB HBP BLK WP HR S P ERA WHIP	IP WLS BF H R ER SO BB IBB HBP BLK WP HR S P ERA WHIP	IP WLS BF H R ER SO BB IBB HBP BLK WP HR S P ERA WHIP	IP WLS BF H R ER SO BB IBB HBP BLK WP HR S P ERA WHIP	IP WLS BF H R ER SO BB IBB HBP BLK WP HR S P ERA WHIP	IP WLS BF H R ER SO BB IBB HBP BLK WP HR S P ERA WHIP	IP WLS BF H R ER SO BB IBB HBP BLK WP HR S P ERA WHIP	IP WLS BF H R ER SO BB IBB HBP BLK WP HR S P ERA WHIP	IP WLS BF H R ER SO BB IBB HBP BLK WP HR S P ERA WHIP	IP WLS BF H R ER SO BB IBB HBP BLK WP HR S P ERA WHIP	IP WLS BF H R ER SO BB IBB HBP BLK WP HR S P ERA WHIP

Toronto Blue Jays @ California Angels
Anaheim Stadium, Anaheim, CA

AB 35
R 8
H 13
RBI 8
BB 5
SO 6
LOB 12



WP: 0 PA: 41
PB: 0
SB: 1
CS: 0


Batter	1	2	3	4	5	6	7	8	9	AB	R	H	RBI	BB	SO	LOB	TOP					
Luis Sojo, R OBP: 0.500, SLG: 0.500 (1, 7)										5	0	2	0	0	0	5	Toronto Blue Jays @ California Angels Anaheim Stadium, Anaheim, CA Sun Jul 15 1990, 6:33 AM EDT Att: 31,609 - Sunny - 90 F					
Tony Fernandez, S OBP: 0.342, SLG: 0.362 (1, 6)										3	0	0	0	1	0	2						
Kelly Gruber, R OBP: 0.347, SLG: 0.539 (1, 5)										4	0	0	0	0	2	3						
Fred McGriff, L OBP: 0.395, SLG: 0.516 (1, 3)										4	1	1	0	0	1	3						
Pat Borders, R OBP: 0.312, SLG: 0.523 (1, 2)										4	0	1	0	0	1	0						
Mark Whiten, S OBP: 0.375, SLG: 0.467 (1, 9)										4	1	2	0	0	1	2						
Manuel Lee, S OBP: 0.310, SLG: 0.429 (1, 4)										4	0	2	0	0	0	1						
Kenny Williams, R OBP: 0.189, SLG: 0.175 (1, 10)										4	0	1	1	0	1	3						
Mookie Wilson, S OBP: 0.299, SLG: 0.331 (1, 8)										4	0	1	0	0	1	5						
Inning Stats	R: 0 E: 0 K: 1 S: 7	H: 1 LOB: 0 BB: 0 P: 11	R: 1 E: 0 K: 1 S: 8	H: 2 LOB: 0 BB: 0 P: 10	R: 0 E: 0 K: 2 S: 15	H: 2 LOB: 3 BB: 1 P: 25	R: 1 E: 1 K: 0 S: 11	H: 2 LOB: 2 BB: 0 P: 13	R: 0 E: 0 K: 1 S: 11	H: 0 LOB: 0 BB: 0 P: 15	R: 0 E: 0 K: 0 S: 7	H: 0 LOB: 0 BB: 0 P: 11	R: 0 E: 0 K: 1 S: 10	H: 1 LOB: 0 BB: 0 P: 13	R: 0 E: 0 K: 1 S: 6	H: 0 LOB: 0 BB: 0 P: 8	R: 0 E: 0 K: 0 S: 10	H: 2 LOB: 2 BB: 0 P: 15	1B: 9 2B: 1 3B: 0 HR: 0	SF: 0 SAC: 0 DP: 2 HBP: 0	WP: 0 PB: 0 SB: 1 CS: 0	PA: 37
PITCHER Chuck Finley, L ERA: 2.5 (1, 1)	IP: 9.0 WLS: W BF: 37 H: 10 R: 2 ER: 2 SO: 7 BB: 1 IBB: 0 HBP: 0 BLK: 0 WP: 0 HR: 0 S: 85 P: 121 ERA: 2.00 WHIP: 1.222															PITCHER						

Batter	1	2	3	4	5	6	7	8	9	AB	R	H	RBI	BB	SO	LOB	BOTTOM					
Luis Polonia, L OBP: 0.347, SLG: 0.388 (1, 7)										3	1	1	1	2	0	1	Toronto Blue Jays @ California Angels Anaheim Stadium, Anaheim, CA Sun Jul 15 1990, 6:33 AM EDT Att: 31,609 - Sunny - 90 F					
Max Venable, L OBP: 0.348, SLG: 0.434 (1, 8)										3	0	1	1	1	0	2						
Johnny Ray, S OBP: 0.306, SLG: 0.338 (1, 4)										5	0	2	1	0	0	4						
Dave Winfield, R OBP: 0.300, SLG: 0.430 (1, 9)										4	0	0	0	0	2	3						
Brian Downing, R OBP: 0.316, SLG: 0.443 (1, 10)										4	0	0	0	0	1	2						
Donnie Hill, S OBP: 0.313, SLG: 0.337 (1, 3)										3	0	1	0	1	0	0						
Bill Schroeder, R OBP: 0.333, SLG: 0.500 (1, 2)										3	1	1	0	1	0	1						
Jack Howell, L OBP: 0.306, SLG: 0.366 (1, 5)										2	1	1	0	2	0	2						
Dick Schofield, R OBP: 0.290, SLG: 0.204 (1, 6)										3	0	0	0	0	1	3						
Inning Stats	R: 0 E: 0 K: 0 S: 11	H: 1 LOB: 2 BB: 1 P: 20	R: 0 E: 0 K: 1 S: 6	H: 0 LOB: 1 BB: 1 P: 17	R: 0 E: 0 K: 1 S: 11	H: 1 LOB: 1 BB: 0 P: 16	R: 0 E: 0 K: 0 S: 9	H: 2 LOB: 1 BB: 0 P: 14	R: 0 E: 0 K: 0 S: 5	H: 0 LOB: 1 BB: 1 P: 9	R: 0 E: 0 K: 1 S: 8	H: 0 LOB: 0 BB: 0 P: 11	R: 2 E: 0 K: 0 S: 11	H: 1 LOB: 1 BB: 2 P: 27	R: 0 E: 0 K: 1 S: 7	H: 0 LOB: 1 BB: 1 P: 13	R: 1 E: 0 K: 0 S: 7	H: 2 LOB: 2 BB: 1 P: 15	1B: 5 2B: 3 3B: 0 HR: 0	SF: 0 SAC: 2 DP: 1 HBP: 0	WP: 1 PB: 0 SB: 0 CS: 0	PA: 39
PITCHER Dave Stieb, R ERA: 3.12 (1, 1)	IP: 6.2 WLS: L BF: 28 H: 4 R: 2 ER: 2 SO: 3 BB: 5 IBB: 0 HBP: 0 BLK: 0 WP: 0 HR: 0 S: 56 P: 104 ERA: 2.70 WHIP: 1.350															PITCHER						
Tom Henke, R ERA: 1.64 (7, 1)	IP: 2.0 WLS: L BF: 11 H: 3 R: 1 ER: 1 SO: 1 BB: 1 IBB: 0 HBP: 0 BLK: 0 WP: 0 HR: 0 S: 19 P: 38 ERA: 4.50 WHIP: 2.000															PITCHER						

AB	36
R	2
H	10
RBI	1
BB	1
SO	7
LOB	24



AB	30
R	3
H	7
RBI	3
BB	7
SO	4
LOB	18



Batter	1	2	3	4	5	6	7	8	9	AB	R	H	RBI	BB	SO	LOB	TOP					
Jim Gantner, L (1,4) OBP: 0.363, SLG: 0.292	L6		1-3			1B	1B		6-3	4	1	1	0	1	0	2	Milwaukee Brewers @ California Angels Anaheim Stadium, Anaheim, CA Mon Jul 16 1990, 10:05 PM EDT Att: 24,643 - Unknown					
Robin Yount, R (1,8) OBP: 0.336, SLG: 0.355	K			F9		1B	1B			4	0	2	1	0	1	0						
Gary Sheffield, R (1,5) OBP: 0.358, SLG: 0.457	5-3			F7		1B	1B			4	0	1	1	0	0	2						
Dave Parker, L (1,10) OBP: 0.352, SLG: 0.503		F7		PO		K			L3	3	0	0	0	1	1	2						
Greg Vaughn, R (1,7) OBP: 0.311, SLG: 0.441 Mike Felder, S (8,7) OBP: 0.323, SLG: 0.287	F9			PO	FC3-6	K			5-3	3	0	0	0	1	1	2						
Greg Brock, L (1,3) OBP: 0.331, SLG: 0.364	F4					K			4-3	4	0	0	0	0	1	1						
Rob Deer, R (1,9) OBP: 0.332, SLG: 0.453			K		FC3-6				FC4-6	4	1	2	1	0	1	1						
B.J. Surhoff, L (1,2) OBP: 0.333, SLG: 0.409			4-3		F4				FC4-6	4	0	0	0	0	1	2						
Bill Spiers, L (1,6) OBP: 0.296, SLG: 0.373						4-3			K	4	1	2	0	0	1	1						
Inning Stats	R: 0 E: 0 K: 1 S: 5	H: 0 LOB: 0 BB: 0 P: 5	R: 0 E: 0 K: 0 S: 3	H: 0 LOB: 0 BB: 0 P: 3	R: 0 E: 0 K: 1 S: 6	H: 1 LOB: 1 BB: 0 P: 6	R: 0 E: 0 K: 0 S: 2	H: 0 LOB: 0 BB: 1 P: 6	R: 0 E: 0 K: 1 S: 5	H: 0 LOB: 1 BB: 1 P: 9	R: 1 E: 0 K: 2 S: 10	H: 3 LOB: 2 BB: 0 P: 10	R: 2 E: 0 K: 1 S: 8	H: 3 LOB: 2 BB: 1 P: 12	R: 0 E: 0 K: 0 S: 3	H: 0 LOB: 0 BB: 0 P: 3		R: 0 E: 0 K: 1 S: 6	H: 1 LOB: 1 BB: 0 P: 6	1B: 7 2B: 0 3B: 0 HR: 1	SF: 0 SAC: 0 DP: 0 HBP: 0	WP: 0 PB: 0 SB: 1 CS: 0
PITCHER Mark Langston, L (1,1) ERA: 3.57	IP: 9.0 WLS: L BF: 37 H: 8 R: 3 ER: 3 SO: 7 BB: 3 IBB: 0 HBP: 0 BLK: 0 WP: 0 HR: 1 S: 48 P: 60 ERA: 3.00 WHIP: 1.222															PITCHER						

Batter	1	2	3	4	5	6	7	8	9	AB	R	H	RBI	BB	SO	LOB	BOTTOM					
Luis Polonia, L (1,8) OBP: 0.345, SLG: 0.385	F8				F7			4-3		4	0	1	0	0	0	1	Milwaukee Brewers @ California Angels Anaheim Stadium, Anaheim, CA Mon Jul 16 1990, 10:05 PM EDT Att: 24,643 - Unknown					
Johnny Ray, S (1,10) OBP: 0.305, SLG: 0.337	F9			1B	6-3			1B		4	0	1	0	0	0	2						
Dave Winfield, R (1,9) OBP: 0.303, SLG: 0.436						1B		F6		4	1	2	0	0	0	1						
Lance Parrish, R (1,2) OBP: 0.368, SLG: 0.520	5-3					1B		F8		4	0	2	0	0	0	1						
Lee Stevens, L (1,3) OBP: 0.750, SLG: 1.000								F4		4	0	3	1	0	1	2						
Donnie Hill, S (1,4) OBP: 0.311, SLG: 0.335								K		4	0	1	0	0	0	3						
Dante Bichette, R (1,7) OBP: 0.271, SLG: 0.408								1B		4	0	0	0	0	1	2						
Jack Howell, L (1,5) OBP: 0.310, SLG: 0.371										3	0	1	0	1	0	0						
Dick Schofield, R (1,6) OBP: 0.286, SLG: 0.200 Brian Downing, R (8,PH) OBP: 0.314, SLG: 0.440										2	0	0	0	0	1	0						
Inning Stats	R: 0 E: 0 K: 0 S: 4	H: 1 LOB: 1 BB: 0 P: 4	R: 0 E: 0 K: 0 S: 3	H: 1 LOB: 0 BB: 0 P: 3	R: 0 E: 0 K: 0 S: 4	H: 1 LOB: 1 BB: 0 P: 4	R: 1 E: 0 K: 0 S: 5	H: 3 LOB: 1 BB: 0 P: 5	R: 0 E: 0 K: 0 S: 4	H: 1 LOB: 1 BB: 0 P: 4	R: 0 E: 0 K: 0 S: 4	H: 2 LOB: 2 BB: 0 P: 4	R: 0 E: 0 K: 2 S: 7	H: 0 LOB: 0 BB: 0 P: 7	R: 0 E: 0 K: 1 S: 7	H: 2 LOB: 2 BB: 0 P: 7		R: 0 E: 0 K: 1 S: 5	H: 0 LOB: 1 BB: 1 P: 9	1B: 8 2B: 3 3B: 0 HR: 0	SF: 0 SAC: 1 DP: 1 HBP: 0	WP: 0 PB: 0 SB: 0 CS: 1
PITCHER Ron Robinson, R (1,1) ERA: 3.82 Chuck Crim, R (8,1) ERA: 3.89 Dan Plesac, L (8,1) ERA: 4.58	IP: 7.1 WLS: W BF: 29 H: 10 R: 1 ER: 1 SO: 2 BB: 0 IBB: 0 HBP: 0 BLK: 0 WP: 0 HR: 0 S: 33 P: 33 ERA: 1.23 WHIP: 1.364															PITCHER						

Batter	1	2	3	4	5	6	7	8	9	AB	R	H	RBI	BB	SO	LOB	TOP				
Jim Gantner, L (1,4) OBP: 0.349, SLG: 0.280 Edgar Diaz, R (8,4) OBP: 0.349, SLG: 0.311	P6		G3		P6			F8		4	0	0	0	0	0	1	Milwaukee Brewers @ California Angels Anaheim Stadium, Anaheim, CA Tue Jul 17 1990, 10:05 PM EDT Att: 27,363 - Unknown				
Robin Yount, R (1,8) OBP: 0.335, SLG: 0.354 Darryl Hamilton, L (8,8) OBP: 0.317, SLG: 0.373	K			FC6-4 1B		F9		G4-3		4	1	1	0	0	1	0					
Gary Sheffield, R (1,5) OBP: 0.360, SLG: 0.457 Dale Sveum, S (8,5) OBP: 0.282, SLG: 0.246	PO			E6 FC6-4		E5 G4-6-3		1B		4	0	2	0	0	0	1					
Dave Parker, L (1,10) OBP: 0.348, SLG: 0.497	PO	G5-3		FC6-4 1B		G4-6-3		G3		4	0	0	0	0	0	4					
Greg Vaughn, R (1,7) OBP: 0.306, SLG: 0.432		F8		K			G6-3		G5-3	4	0	0	0	0	1	2					
Greg Brock, L (1,3) OBP: 0.330, SLG: 0.362		F7					E5		G4-3	4	0	1	1	0	0	0					
Rob Deer, R (1,9) OBP: 0.335, SLG: 0.452			K		F9					3	0	1	0	1	1	2					
B.J. Surhoff, L (1,2) OBP: 0.329, SLG: 0.402			G4-3				F8			4	0	0	0	0	0	3					
Bill Spiers, L (1,6) OBP: 0.297, SLG: 0.372					G4-3			G3		3	0	1	0	0	0	2					
Inning Stats	R: 0 E: 0 K: 1 S: 5	H: 1 LOB: 0 BB: 0 P: 7	R: 0 E: 0 K: 0 S: 4	H: 0 LOB: 0 BB: 0 P: 6	R: 0 E: 0 K: 1 S: 10	H: 1 LOB: 1 BB: 0 P: 13	R: 1 E: 1 K: 1 S: 9	H: 2 LOB: 2 BB: 0 P: 11	R: 0 E: 0 K: 0 S: 7	H: 0 LOB: 0 BB: 0 P: 12	R: 0 E: 1 K: 0 S: 11	H: 0 LOB: 2 BB: 1 P: 20	R: 0 E: 0 K: 0 S: 11	H: 1 LOB: 1 BB: 0 P: 17	R: 0 E: 0 K: 0 S: 11	H: 1 LOB: 1 BB: 0 P: 13		1B: 6 2B: 0 3B: 0 HR: 0	SF: 0 SAC: 0 DP: 1 HBP: 0	WP: 0 PB: 0 SB: 0 CS: 0	PA: 36
PITCHER	IP	WLS	BF	H	R	ER	SO	BB	IBB	HBP	BLK	WP	HR	S	P	ERA	WHIP				
Kirk McCaskill, R (1,1) ERA: 2.76 Willie Fraser, R (8,1) ERA: 4.46	7.0	W	27	4	1	0	3	1	0	0	0	0	0	51	75	0.00	0.714				

Batter	1	2	3	4	5	6	7	8	9	AB	R	H	RBI	BB	SO	LOB	BOTTOM				
Luis Polonia, L (1,8) OBP: 0.342, SLG: 0.380	K		E3 1B 2B	G4-3		K				5	1	1	0	0	2	1	Milwaukee Brewers @ California Angels Anaheim Stadium, Anaheim, CA Tue Jul 17 1990, 10:05 PM EDT Att: 27,363 - Unknown				
Johnny Ray, S (1,4) OBP: 0.304, SLG: 0.335 Jack Howell, L (8,5) OBP: 0.308, SLG: 0.369	G4-3				F7	F7		F9		4	1	1	0	0	0	0					
Dave Winfield, R (1,9) OBP: 0.306, SLG: 0.437					K			1B		4	0	2	1	0	1	0					
Lance Parrish, R (1,2) OBP: 0.370, SLG: 0.523	F7					G6-3				4	1	2	2	0	0	1					
Brian Downing, R (1,10) OBP: 0.325, SLG: 0.469										4	2	3	1	0	0	2					
Lee Stevens, L (1,3) OBP: 0.625, SLG: 0.750										4	1	2	1	0	2	2					
Dante Bichette, R (1,7) OBP: 0.271, SLG: 0.417										4	1	1	3	0	1	4					
Donnie Hill, S (1,5) OBP: 0.306, SLG: 0.328										4	0	0	0	0	1	2					
Dick Schofield, R (1,6) OBP: 0.292, SLG: 0.203										3	1	1	0	1	1	0					
Inning Stats	R: 0 E: 0 K: 1 S: 10	H: 1 LOB: 1 BB: 0 P: 14	R: 0 E: 0 K: 0 S: 13	H: 2 LOB: 1 BB: 0 P: 16	R: 3 E: 1 K: 1 S: 22	H: 3 LOB: 2 BB: 1 P: 32	R: 0 E: 0 K: 2 S: 7	H: 0 LOB: 0 BB: 0 P: 9	R: 4 E: 0 K: 1 S: 12	H: 4 LOB: 0 BB: 0 P: 18	R: 0 E: 0 K: 1 S: 8	H: 0 LOB: 0 BB: 0 P: 9	R: 1 E: 0 K: 1 S: 9	H: 1 LOB: 0 BB: 0 P: 12	R: 0 E: 0 K: 1 S: 13	H: 2 LOB: 2 BB: 0 P: 20		1B: 10 2B: 1 3B: 0 HR: 2	SF: 0 SAC: 0 DP: 1 HBP: 0	WP: 0 PB: 0 SB: 0 CS: 0	PA: 38
PITCHER	IP	WLS	BF	H	R	ER	SO	BB	IBB	HBP	BLK	WP	HR	S	P	ERA	WHIP				
Teddy Higuera, L (1,1) ERA: 3.16 Tom Edens, R (6,1) ERA: 3.96	5.0	L	26	10	7	6	5	1	0	0	0	0	1	64	89	3.00	1.000				

Batter	1	2	3	4	5	6	7	8	9	AB	R	H	RBI	BB	SO	LOB	TOP					
Mike Felder, S OBP: 0.313, SLG: 0.277 (1, 9)	G6-3		B1-3		P2			G6-3		4	0	0	0	0	0	0	Milwaukee Brewers @ California Angels Anaheim Stadium, Anaheim, CA Wed Jul 18 1990, 6:33 AM EDT Att: 36,000 - Sunny - 83 F					
Robin Yount, R OBP: 0.337, SLG: 0.355 (1, 8)	1B		G6-3					K		4	1	2	0	0	1	0						
Gary Sheffield, R OBP: 0.362, SLG: 0.458 (1, 5)	1B		G4-3					1B		4	1	2	0	0	0	1						
Dave Parker, L OBP: 0.350, SLG: 0.497 (1, 10)	1B				G3			1B		4	0	2	2	0	1	1						
Greg Vaughn, R OBP: 0.301, SLG: 0.424 Greg Brock, L OBP: 0.330, SLG: 0.362 (1, 7) (8, 3)	F7-4				P5			1B		4	0	0	0	0	1	4						
Rob Deer, R OBP: 0.337, SLG: 0.466 (1, 3) (8, 9)					1B					4	1	2	1	0	0	0						
Dale Sveum, S OBP: 0.267, SLG: 0.231 (1, 4)	G5-3				L7			G6-3		4	0	0	0	0	0	1						
Charlie O'Brien, R OBP: 0.252, SLG: 0.277 (1, 2)			P3					E6		4	0	0	0	0	0	0						
Edgar Diaz, R OBP: 0.343, SLG: 0.305 (1, 6)	F4				G6-3			G5-3		3	0	0	0	0	0	1						
Inning Stats	R: 2 E: 0 K: 0 S: 9	H: 3 LOB: 0 BB: 0 P: 11	R: 1 E: 0 K: 0 S: 5	H: 1 LOB: 0 BB: 0 P: 8	R: 0 E: 0 K: 0 S: 6	H: 0 LOB: 0 BB: 0 P: 7	R: 0 E: 0 K: 0 S: 12	H: 1 LOB: 1 BB: 0 P: 21	R: 0 E: 0 K: 1 S: 10	H: 0 LOB: 0 BB: 0 P: 14	R: 0 E: 0 K: 0 S: 7	H: 1 LOB: 1 BB: 0 P: 11	R: 0 E: 1 K: 0 S: 11	H: 0 LOB: 1 BB: 0 P: 17	R: 0 E: 0 K: 2 S: 10	H: 2 LOB: 2 BB: 0 P: 13		R: 0 E: 0 K: 0 S: 5	H: 0 LOB: 0 BB: 0 P: 5	1B: 7 2B: 1 3B: 0 HR: 1	SF: 0 SAC: 0 DP: 1 HBP: 0	WP: 0 PB: 1 SB: 0 CS: 0
PITCHER Jim Abbott, L ERA: 4.19 (1, 1)	IP: 9.0 WLS: L BF: 35	H: 8 R: 3 ER: 2 SO: 3	BB: 0 IBB: 0 HBP: 0 BLK: 0	WP: 0 HR: 1 S: 75 P: 107	ERA: 2.00 WHIP: 0.889	PITCHER										IP: 9.0 WLS: L BF: 35	H: 8 R: 3 ER: 2 SO: 3	BB: 0 IBB: 0 HBP: 0 BLK: 0	WP: 0 HR: 1 S: 75 P: 107	ERA: 2.00 WHIP: 0.889		

Batter	1	2	3	4	5	6	7	8	9	AB	R	H	RBI	BB	SO	LOB	BOTTOM					
Luis Polonia, L OBP: 0.345, SLG: 0.382 (1, 7)	G4-3				G6-3			K		4	1	2	0	0	1	0	Milwaukee Brewers @ California Angels Anaheim Stadium, Anaheim, CA Wed Jul 18 1990, 6:33 AM EDT Att: 36,000 - Sunny - 83 F					
Max Venable, L OBP: 0.354, SLG: 0.437 (1, 8)	1B				G6-3			K		4	0	2	0	0	1	1						
Dave Winfield, R OBP: 0.305, SLG: 0.435 (1, 9)	G6-4-3				1B			SF7		3	0	1	1	0	0	1						
Lee Stevens, L OBP: 0.417, SLG: 0.500 (1, 3)					P4			L7		4	0	0	0	0	1	2						
Brian Downing, R OBP: 0.323, SLG: 0.463 (1, 10)					F7			G6-3		4	0	1	0	0	0	0						
Johnny Ray, S OBP: 0.307, SLG: 0.352 (1, 4)					L7			1B		4	1	2	1	0	0	1						
Jack Howell, L OBP: 0.304, SLG: 0.363 Lance Parrish, R OBP: 0.370, SLG: 0.523 (1, 5) (9, 2)										3	0	0	0	0	2	1						
Dick Schofield, R OBP: 0.293, SLG: 0.207 (1, 6)					F7			K		0	0	0	0	0	0	0						
Ron Tingley, R Donnie Hill, S OBP: 0.304, SLG: 0.327 (1, 2) (8, PH) (9, 5)					F8			F9		3	0	1	0	0	0	1						
Inning Stats	R: 0 E: 0 K: 0 S: 7	H: 1 LOB: 0 BB: 0 P: 11	R: 0 E: 0 K: 0 S: 5	H: 0 LOB: 0 BB: 0 P: 10	R: 0 E: 0 K: 1 S: 9	H: 1 LOB: 0 BB: 0 P: 12	R: 0 E: 0 K: 0 S: 6	H: 2 LOB: 1 BB: 0 P: 8	R: 1 E: 0 K: 0 S: 6	H: 1 LOB: 0 BB: 0 P: 9	R: 1 E: 0 K: 1 S: 12	H: 2 LOB: 1 BB: 0 P: 20	R: 0 E: 0 K: 1 S: 9	H: 1 LOB: 1 BB: 0 P: 13	R: 0 E: 0 K: 2 S: 9	H: 0 LOB: 0 BB: 0 P: 17		R: 0 E: 0 K: 1 S: 10	H: 1 LOB: 1 BB: 0 P: 12	1B: 8 2B: 0 3B: 0 HR: 1	SF: 1 SAC: 0 DP: 3 HBP: 0	WP: 0 PB: 0 SB: 0 CS: 0
PITCHER Mark Knudson, R ERA: 3.54 Paul Mirabella, L ERA: 3.66 Dan Plesac, L ERA: 4.46 (1, 1) (7, 1) (9, 1)	IP: 6.1 WLS: W BF: 23	H: 7 R: 2 ER: 2 SO: 2	BB: 0 IBB: 0 HBP: 0 BLK: 0	WP: 0 HR: 1 S: 47 P: 73	ERA: 2.84 WHIP: 1.105	PITCHER										IP: 6.1 WLS: W BF: 23	H: 7 R: 2 ER: 2 SO: 2	BB: 0 IBB: 0 HBP: 0 BLK: 0	WP: 0 HR: 1 S: 47 P: 73	ERA: 2.84 WHIP: 1.105		

Batter	1	2	3	4	5	6	7	8	9	AB	R	H	RBI	BB	SO	LOB	TOP																					
Jerry Browne, S OBP: 0.313, SLG: 0.338 (1, 4)	G3		G3			3-1			F8	5	0	1	0	0	0	0																						
Mitch Webster, S OBP: 0.291, SLG: 0.405 (1, 8)	F7			G3					P6	5	1	3	0	0	0	1																						
Keith Hernandez, L OBP: 0.291, SLG: 0.246 (1, 3)	F7		L6						1-3	5	0	1	0	0	0	3																						
Candy Maldonado, R OBP: 0.340, SLG: 0.467 (1, 7)		6-3								4	1	1	1	0	0	2																						
Chris James, R OBP: 0.327, SLG: 0.408 (1, 10)										4	2	2	0	0	0	2																						
Brook Jacoby, R OBP: 0.379, SLG: 0.474 (1, 5)										3	0	3	0	1	0	0																						
Sandy Alomar Jr., R OBP: 0.331, SLG: 0.399 Joel Skinner, R OBP: 0.294, SLG: 0.270 (1, 2) (8, 2)										4	0	1	1	0	0	4																						
Cory Snyder, R OBP: 0.275, SLG: 0.434 (1, 9)										4	0	0	0	0	2	3																						
Felix Fermin, R OBP: 0.258, SLG: 0.289 Carlos Baerga, S OBP: 0.262, SLG: 0.327 (8, 6) (8, 6)										3	0	0	0	0	1	2																						
Inning Stats	R: 0 E: 0 K: 0 S: 3	H: 1 LOB: 0 BB: 0 P: 3	R: 1 E: 0 K: 0 S: 6	H: 3 LOB: 2 BB: 0 P: 6	R: 2 E: 0 K: 0 S: 6	H: 3 LOB: 2 BB: 1 P: 10	R: 0 E: 0 K: 1 S: 6	H: 1 LOB: 1 BB: 0 P: 6	R: 1 E: 1 K: 0 S: 5	H: 2 LOB: 1 BB: 0 P: 5	R: 0 E: 0 K: 1 S: 5	H: 0 LOB: 0 BB: 0 P: 5	R: 0 E: 0 K: 0 S: 4	H: 1 LOB: 1 BB: 0 P: 4	R: 0 E: 0 K: 1 S: 6	H: 1 LOB: 1 BB: 0 P: 6	R: 0 E: 0 K: 0 S: 3	H: 0 LOB: 0 BB: 0 P: 3	1B: 10 2B: 2 3B: 0 HR: 0	SF: 0 SAC: 0 DP: 0 HBP: 0	WP: 1 PB: 0 SB: 0 CS: 0	PA: 39																
PITCHER	IP	WLS	BF	H	R	ER	SO	BB	IBB	HBP	BLK	WP	HR	S	P	ERA	WHIP	PITCHER				IP	WLS	BF	H	R	ER	SO	BB	IBB	HBP	BLK	WP	HR	S	P	ERA	WHIP
Bert Blyleven, R ERA: 4.97 (1, 1)	5.0	W	25	10	4	3	1	1	0	0	0	1	0	26	30	5.40	2.200																					
Mike Fetters, R ERA: 4.5 (6, 1)	4.0	S	14	2	0	0	2	0	0	0	0	0	0	18	18	0.00	0.500																					

Cleveland Indians @ California Angels
Anaheim Stadium, Anaheim, CA
Fri Jul 20 1990, 10:05 PM EDT
Att: 32,254 - Unknown

AB 38
R 4
H 12
RBI 2
BB 1
SO 3
LOB 18



Batter	1	2	3	4	5	6	7	8	9	AB	R	H	RBI	BB	SO	LOB	BOTTOM																					
Luis Polonia, L OBP: 0.346, SLG: 0.383 (1, 8)	1B									5	2	2	0	0	0	2																						
Donnie Hill, S OBP: 0.315, SLG: 0.335 (7, 4)	1B									4	2	3	1	1	1	0																						
Dave Winfield, R OBP: 0.304, SLG: 0.431 (1, 9)	F9									5	1	1	1	0	2	5																						
Lance Parrish, R OBP: 0.375, SLG: 0.525 Max Venable, L OBP: 0.351, SLG: 0.433 (1, 2) (8, 7)	F8									3	1	2	2	1	0	2																						
Lee Stevens, L OBP: 0.353, SLG: 0.588 (1, 3)										1	0	0	0	0	0	1																						
Brian Downing, R OBP: 0.327, SLG: 0.467 (1, 10)										3	0	1	1	1	0	2																						
Johnny Ray, S OBP: 0.302, SLG: 0.346 Jack Howell, L OBP: 0.304, SLG: 0.363 (1, 4) (7, 5)										4	0	0	0	0	2	5																						
Dante Bichette, R OBP: 0.271, SLG: 0.414 Ron Tingley, R (8, 2)										4	1	1	0	0	1	1																						
Dick Schofield, R OBP: 0.299, SLG: 0.216 (1, 6)										4	1	2	0	0	0	0																						
Inning Stats	R: 3 E: 0 K: 0 S: 6	H: 3 LOB: 0 BB: 0 P: 6	R: 1 E: 0 K: 0 S: 6	H: 3 LOB: 2 BB: 0 P: 6	R: 1 E: 0 K: 1 S: 7	H: 2 LOB: 1 BB: 0 P: 7	R: 0 E: 0 K: 1 S: 5	H: 0 LOB: 0 BB: 0 P: 5	R: 0 E: 0 K: 2 S: 7	H: 0 LOB: 2 BB: 2 P: 15	R: 4 E: 2 K: 1 S: 10	H: 4 LOB: 2 BB: 1 P: 14	R: 0 E: 0 K: 0 S: 3	H: 0 LOB: 0 BB: 0 P: 3	R: 0 E: 0 K: 1 S: 6	H: 1 LOB: 1 BB: 0 P: 6	R: 0 E: 0 K: 1 S: 6	H: 1 LOB: 1 BB: 0 P: 6	1B: 11 2B: 1 3B: 0 HR: 1	SF: 0 SAC: 0 DP: 0 HBP: 0	WP: 0 PB: 0 SB: 0 CS: 0	PA: 41																
PITCHER	IP	WLS	BF	H	R	ER	SO	BB	IBB	HBP	BLK	WP	HR	S	P	ERA	WHIP	PITCHER				IP	WLS	BF	H	R	ER	SO	BB	IBB	HBP	BLK	WP	HR	S	P	ERA	WHIP
Bud Black, L ERA: 3.34 (1, 1)	5.1	L	29	10	8	8	4	3	0	0	0	0	0	10	10	0.00	1.200																					
Steve Olin, R ERA: 3.82 (6, 1)	1.2		8	2	1	0	1	0	0	0	0	0	0	10	10	0.00	1.200																					
Rudy Seanez, R ERA: 4.21 (8, 1)	1.0		4	1	0	0	1	0	0	0	0	0	0	6	6	0.00	1.000																					

Cleveland Indians @ California Angels
Anaheim Stadium, Anaheim, CA
Fri Jul 20 1990, 10:05 PM EDT
Att: 32,254 - Unknown

AB 38
R 9
H 13
RBI 9
BB 3
SO 6
LOB 22



Batter	1	2	3	4	5	6	7	8	9	AB	R	H	RBI	BB	SO	LOB	TOP					
Carlos Baerga, S OBP: 0.261, SLG: 0.325 (1, 5)	P4		L8			1B		G6-3		4	0	1	0	0	0	0	Cleveland Indians @ California Angels Anaheim Stadium, Anaheim, CA Sat Jul 21 1990, 10:05 PM EDT Att: 32,761 - Unknown - 77 F					
Mitch Webster, S OBP: 0.293, SLG: 0.417 (1, 8)	P7		HR			1B		K		4	1	2	1	0	1	0						
Tom Brookens, R OBP: 0.318, SLG: 0.295 (1, 4)	F8		G5-3			K			L8	4	0	0	0	0	1	2						
Candy Maldonado, R OBP: 0.342, SLG: 0.475 (1, 7)		1B S BB			F7	K			HR	3	1	1	1	1	1	2						
Chris James, R OBP: 0.326, SLG: 0.406 (1, 10)		1-2 1B			G6-3			K	P4	4	0	1	0	0	1	0						
Brook Jacoby, R OBP: 0.376, SLG: 0.471 (1, 3)		3-2 F4			G6-3			G6-3	1B	4	0	1	0	0	0	2						
Cory Snyder, R OBP: 0.275, SLG: 0.432 (1, 9)		1-3 K				K		1B	G6-3	4	0	1	0	0	2	3						
Felix Fermin, R OBP: 0.255, SLG: 0.286 (1, 6)		1-0 F7				G1-3		F9		3	0	0	0	0	0	3						
Joel Skinner, R OBP: 0.282, SLG: 0.258 (1, 2)			K			G4-3			K	3	0	0	0	0	2	0						
Inning Stats	R: 0 E: 0 K: 0 S: 7	H: 0 LOB: 0 BB: 0 P: 13	R: 0 E: 0 K: 1 S: 10	H: 1 LOB: 2 BB: 1 P: 20	R: 1 E: 0 K: 1 S: 11	H: 1 LOB: 0 BB: 0 P: 16	R: 0 E: 0 K: 0 S: 7	H: 0 LOB: 0 BB: 0 P: 9	R: 0 E: 0 K: 1 S: 5	H: 0 LOB: 0 BB: 0 P: 7	R: 0 E: 0 K: 2 S: 9	H: 2 LOB: 2 BB: 0 P: 15	R: 0 E: 0 K: 1 S: 8	H: 1 LOB: 1 BB: 0 P: 11	R: 0 E: 0 K: 2 S: 8	H: 0 LOB: 0 BB: 0 P: 10	R: 1 E: 0 K: 0 S: 12	H: 2 LOB: 1 BB: 0 P: 19	1B: 5 2B: 1 3B: 0 HR: 2	SF: 0 SAC: 0 DP: 1 HBP: 0	WP: 0 PB: 0 SB: 1 CS: 1	PA: 34
PITCHER Chuck Finley, L ERA: 2.47 (1, 1)	IP: 9.0 WLS: W BF: 34 H: 7 R: 2 ER: 2 SO: 8 BB: 1 IBB: 0 HBP: 0 BLK: 0 WP: 0 HR: 2 S: 77 P: 120 ERA: 2.00 WHIP: 0.889																					

AB 33
R 2
H 7
RBI 2
BB 1
SO 8
LOB 12



Batter	1	2	3	4	5	6	7	8	9	AB	R	H	RBI	BB	SO	LOB	BOTTOM					
Luis Polonia, L OBP: 0.344, SLG: 0.377 (1, 8)	F7		F7		FC4-6					3	0	0	0	0	0	2	Cleveland Indians @ California Angels Anaheim Stadium, Anaheim, CA Sat Jul 21 1990, 10:05 PM EDT Att: 32,761 - Unknown - 77 F					
Donnie Hill, S OBP: 0.314, SLG: 0.330 (1, 4)	F7			G6-3		K		CS	BB SH1-3 BB	3	1	0	0	1	1	0						
Max Venable, L OBP: 0.359, SLG: 0.462 (1, 7)	K			HR		2B BB		SH1-3		2	2	1	1	1	1	0						
Dave Winfield, R OBP: 0.306, SLG: 0.434 (1, 9)		F3		F7		BB		BB BB	FC6 IBB	3	1	1	0	1	0	0						
Lee Stevens, L OBP: 0.333, SLG: 0.500 (1, 3)		L8		F8		2B		P4		3	0	0	0	1	0	2						
Brian Downing, R OBP: 0.331, SLG: 0.461 (1, 10)		G5-3			G6-3	G4-6-3 BB		FC6 BB		2	0	0	1	2	0	0						
Jack Howell, L OBP: 0.308, SLG: 0.377 (1, 5)			P6		HR	G4-6-3		FC6 BB		3	1	1	2	1	0	3						
Bill Schroeder, R OBP: 0.263, SLG: 0.389 (1, 2)			G6-3		P5		F4	FC6		4	0	0	1	0	0	2						
Dick Schofield, R OBP: 0.297, SLG: 0.211 (1, 6)					E5 FC4-6		G4-3	P3		3	0	0	0	1	0	3						
Inning Stats	R: 0 E: 0 K: 1 S: 10	H: 0 LOB: 0 BB: 0 P: 16	R: 0 E: 0 K: 0 S: 9	H: 0 LOB: 0 BB: 0 P: 14	R: 0 E: 0 K: 0 S: 6	H: 0 LOB: 1 BB: 1 P: 13	R: 1 E: 0 K: 0 S: 6	H: 1 LOB: 0 BB: 0 P: 8	R: 1 E: 1 K: 0 S: 11	H: 1 LOB: 1 BB: 0 P: 16	R: 1 E: 0 K: 1 S: 9	H: 1 LOB: 2 BB: 3 P: 24	R: 0 E: 0 K: 0 S: 8	H: 0 LOB: 0 BB: 0 P: 13	R: 2 E: 0 K: 0 S: 10	H: 0 LOB: 3 BB: 4 P: 30	R: 0 E: 0 K: 0 S: 10	H: 0 LOB: 0 BB: 0 P: 19	1B: 0 2B: 1 3B: 0 HR: 2	SF: 0 SAC: 1 DP: 1 HBP: 1	WP: 0 PB: 0 SB: 0 CS: 1	PA: 37
PITCHER Mike Walker, R ERA: 2.08 Steve Olin, R ERA: 3.62 Jesse Orosco, L ERA: 4.86 (1, 1) (6, 1) (8, 1)	IP: 5.1 WLS: L BF: 23 H: 3 R: 3 ER: 3 SO: 3 BB: 2 IBB: 1 HBP: 0 BLK: 0 WP: 0 HR: 2 S: 47 P: 83 ERA: 5.06 WHIP: 0.938																					

AB 26
R 5
H 3
RBI 5
BB 8
SO 2
LOB 12



Batter	1	2	3	4	5	6	7	8	9	AB	R	H	RBI	BB	SO	LOB	TOP	
Jerry Browne, S OBP: 0.320, SLG: 0.343 Carlos Baerga, S OBP: 0.261, SLG: 0.325 (8, PR)	3-2 FC1-5 WP 1B	3-1 G5-3 2H 1B	0-1 G1-6-3			0-0 FC3-6 1B		1-0 1B HBP		4	0	3	1	0	0	0		
Mitch Webster, S OBP: 0.298, SLG: 0.423	2-1 FC1-5 1B	0-1 1B			3-1 G6-3 2B	2-2 FC3-6 1-2		0-0 1B		5	1	3	0	0	0	2		
Tom Brookens, R OBP: 0.312, SLG: 0.289	2-2 1B	1-0 G5-3 2-3			0-2 G6-3	1-1 F9		0-0 F8		5	1	1	0	0	0	6		
Candy Maldonado, R OBP: 0.342, SLG: 0.474	2-2 1B		0-1 F9 1B		0-3 K	1-1 P9			1-3 K	5	1	2	2	0	2	2		
Chris James, R OBP: 0.330, SLG: 0.413	1-0 1B		2-2 1B		1-0 G3			0-1 2B		5	2	3	0	0	0	1		
Brook Jacoby, R OBP: 0.373, SLG: 0.464	1-3 K		3-1 F9		1-0 F9			2-0 G5-3		5	0	0	0	0	1	5		
Cory Snyder, R OBP: 0.277, SLG: 0.438	0-1 G4-3		1-3 K		0-2 G4-3 2B			1-2 2B		5	0	2	1	0	1	4		
Felix Fermin, R OBP: 0.254, SLG: 0.284		3-2 G5-3	0-0 1B		1-1 G4-3			0-0 P4	1-1 G6-3	5	1	1	1	0	0	2		
Joel Skinner, R OBP: 0.293, SLG: 0.329		0-1 1B	3-2 1B		0-3 K			0-0 G6-3		4	2	2	3	0	1	1		
Inning Stats	R: 2 E: 0 K: 1 S: 18	H: 4 LOB: 2 BB: 0 P: 29	R: 1 E: 0 K: 0 S: 12	H: 3 LOB: 1 BB: 0 P: 19	R: 4 E: 0 K: 1 S: 16	H: 4 LOB: 0 BB: 0 P: 25	R: 0 E: 0 K: 1 S: 9	H: 1 LOB: 1 BB: 0 P: 13	R: 0 E: 0 K: 0 S: 9	H: 0 LOB: 0 BB: 0 P: 7	R: 0 E: 0 K: 0 S: 4	H: 1 LOB: 1 BB: 0 P: 5	R: 1 E: 0 K: 1 S: 9	H: 2 LOB: 1 BB: 0 P: 14	1B: 11 2B: 5 3B: 0 HR: 1	SF: 0 SAC: 0 DP: 1 HBP: 1	WP: 1 PA: 44 PB: 0 SB: 0 CS: 0	
PITCHER	IP WLS BF H R ER SO BB IBB HBP BLK WP HR S P ERA WHIP																	
Mark Langston, L ERA: 3.89	2.2 L 17 10 6 6 2 0 0 0 0 1 0 41 65 20.25 3.750																	
Willie Fraser, R ERA: 4.31	3.1 14 4 1 1 2 0 0 0 0 0 1 32 45 2.70 1.200																	
Cliff Young, L ERA: 6.0	2.0 8 1 0 0 0 0 0 0 0 0 0 9 12 0.00 0.500																	
Mark Eichhorn, R ERA: 2.54	1.0 5 2 1 1 1 0 0 0 0 0 0 9 14 9.00 2.000																	

Cleveland Indians @ California Angels
Anaheim Stadium, Anaheim, CA
Sun Jul 22 1990, 6:33 AM EDT
Att: 32,126 - Sunny - 87 F

AB 43
R 8
H 17
RBI 8
BB 0
SO 5
LOB 23



Batter	1	2	3	4	5	6	7	8	9	AB	R	H	RBI	BB	SO	LOB	BOTTOM		
Luis Polonia, L OBP: 0.347, SLG: 0.379	0-2 1B SF9		0-1 G4-3			1-0 1B		0-0 F8		4	1	2	0	0	0	2			
Donnie Hill, S OBP: 0.313, SLG: 0.329	0-0 1B		0-1 G5-3			1-1 L7		1-0 FC6-4 1-2		4	0	1	0	0	0	3			
Dave Winfield, R OBP: 0.302, SLG: 0.429	0-1 SF9				0-1 F8			2-2 F9		3	0	0	1	0	0	1			
Lance Parrish, R OBP: 0.373, SLG: 0.521	0-1 1B				0-3 K			2-0 F9		4	0	1	0	0	1	0			
Lee Stevens, L OBP: 0.280, SLG: 0.417	0-1 G4-6-3				0-0 P4			3-3 K		4	0	0	0	0	1	2			
Brian Downing, R OBP: 0.326, SLG: 0.452		2-2 F9			2-2 F8			1-1 P3		3	0	0	0	0	0	0			
Johnny Ray, S OBP: 0.302, SLG: 0.345		0-0 G4-3			1-2 F9			0-0 1B		3	0	1	0	0	0	0			
Dante Bichette, R OBP: 0.268, SLG: 0.410		0-1 F8			2-3 K			0-3 K		3	0	0	0	0	2	1			
Dick Schofield, R OBP: 0.293, SLG: 0.208 Rick Schu, R OBP: 0.294, SLG: 0.438 (8, PH)			2-3 K			1-1 G4-3		0-0 FC6-4 1B		2	0	0	0	0	1	0			
Inning Stats	R: 1 E: 0 K: 0 S: 10	H: 3 LOB: 1 BB: 0 P: 10	R: 0 E: 0 K: 0 S: 6	H: 0 LOB: 0 BB: 0 P: 8	R: 0 E: 0 K: 1 S: 9	H: 0 LOB: 0 BB: 0 P: 11	R: 0 E: 0 K: 1 S: 6	H: 0 LOB: 0 BB: 0 P: 6	R: 0 E: 0 K: 0 S: 8	H: 1 LOB: 1 BB: 0 P: 13	R: 0 E: 0 K: 1 S: 9	H: 0 LOB: 0 BB: 0 P: 15	R: 0 E: 0 K: 1 S: 7	H: 2 LOB: 2 BB: 0 P: 8	R: 0 E: 0 K: 0 S: 7	H: 0 LOB: 0 BB: 0 P: 9	1B: 6 2B: 0 3B: 0 HR: 0	SF: 1 SAC: 0 DP: 1 HBP: 0	WP: 0 PA: 32 PB: 0 SB: 0 CS: 0
PITCHER	IP WLS BF H R ER SO BB IBB HBP BLK WP HR S P ERA WHIP																		
Greg Swindell, L ERA: 4.23	8.0 W 29 16 1 1 5 0 0 0 0 0 0 64 85 1.12 0.750																		
Doug Jones, R ERA: 1.26	1.0 3 0 0 0 0 0 0 0 0 0 0 7 9 0.00 0.000																		

Cleveland Indians @ California Angels
Anaheim Stadium, Anaheim, CA
Sun Jul 22 1990, 6:33 AM EDT
Att: 32,126 - Sunny - 87 F

AB 31
R 1
H 6
RBI 1
BB 0
SO 5
LOB 9



Batter	1	2	3	4	5	6	7	8	9	10	AB	R	H	RBI	BB	SO	LOB	TOP						
Luis Polonia, L OBP: 0.348, SLG: 0.380	G5-3	FC6-4						G6-3			5	1	2	1	0	0	3	California Angels @ Oakland Athletics Oakland-Alameda County Coliseum, Oakland, CA Mon Jul 23 1990, 7:05 PM PDT Att: 31,252 - Unknown - 63 F						
Johnny Ray, S OBP: 0.300, SLG: 0.347	PB 1B	G4-3		G3			F9	K			5	1	1	0	0	1	6							
Max Venable, L OBP: 0.369, SLG: 0.464	1B			G3			1B FC6-2	1B			4	0	2	1	1	1	0							
Dave Winfield, R OBP: 0.304, SLG: 0.428	G4-6-3			F7			F8				5	1	2	1	0	0	1							
Lee Stevens, L OBP: 0.233, SLG: 0.345	G4-6-3			G3			K				5	0	0	0	0	2	4							
Lance Parrish, R OBP: 0.370, SLG: 0.515				K			K				5	2	1	0	0	2	2							
Brian Downing, R OBP: 0.333, SLG: 0.463				1B			K2-3				5	1	3	2	0	1	0							
Jack Howell, L OBP: 0.314, SLG: 0.377				1B							3	0	1	0	2	0	1							
Donnie Hill, S OBP: 0.309, SLG: 0.325	SF7			F7			P8				2	0	0	1	0	0	2							
Inning Stats	R: 1 E: 0 K: 0 S: 13	H: 2 LOB: 1 BB: 1 P: 22	R: 0 E: 0 K: 0 S: 15	H: 0 LOB: 0 BB: 1 P: 24	R: 0 E: 0 K: 1 S: 9	H: 0 LOB: 0 BB: 0 P: 9	R: 1 E: 0 K: 1 S: 13	H: 3 LOB: 2 BB: 0 P: 18	R: 2 E: 0 K: 1 S: 15	H: 3 LOB: 1 BB: 0 P: 26	R: 1 E: 0 K: 0 S: 11	H: 2 LOB: 1 BB: 0 P: 20	R: 0 E: 0 K: 3 S: 9	H: 0 LOB: 0 BB: 0 P: 12	R: 0 E: 0 K: 1 S: 12	H: 0 LOB: 1 BB: 1 P: 21	R: 0 E: 0 K: 1 S: 7	H: 0 LOB: 0 BB: 0 P: 9	R: 0 E: 0 K: 0 S: 4	H: 0 LOB: 0 BB: 0 P: 6	1B: 10 2B: 2 3B: 0 HR: 0	SF: 1 SAC: 1 DP: 1 HBP: 0	WP: 0 PA: 44 PB: 2 SB: 2 CS: 0	
PITCHER	IP WLS BF H R ER SO	IP WLS BF H R ER SO	IP WLS BF H R ER SO	IP WLS BF H R ER SO	IP WLS BF H R ER SO	IP WLS BF H R ER SO	IP WLS BF H R ER SO	IP WLS BF H R ER SO	IP WLS BF H R ER SO	IP WLS BF H R ER SO	IP WLS BF H R ER SO	IP WLS BF H R ER SO	IP WLS BF H R ER SO	IP WLS BF H R ER SO	IP WLS BF H R ER SO	IP WLS BF H R ER SO	IP WLS BF H R ER SO	IP WLS BF H R ER SO	IP WLS BF H R ER SO	IP WLS BF H R ER SO	ERA WHIP	ERA WHIP		
Dave Stewart, R ERA: 2.97	5.0	26	10	5	4	2	2	0	0	0	0	0	0	0	0	0	0	0	0	0	0	7.20	2.400	
Joe Klink, L ERA: 2.7	6.1	5	2	1	1	0	0	0	0	0	0	0	0	0	0	0	0	0	0	0	11	20	9.00	2.000
Reggie Harris, R ERA:	7.1	7	0	0	0	4	1	0	0	0	0	0	0	0	0	0	0	0	0	0	21	33	0.00	0.500
Gene Nelson, R ERA: 1.06	9.1	6	0	0	0	1	0	0	0	0	0	0	0	0	0	0	0	0	0	0	11	15	0.00	0.000

Batter	1	2	3	4	5	6	7	8	9	10	AB	R	H	RBI	BB	SO	LOB	BOTTOM					
Rickey Henderson, R OBP: 0.440, SLG: 0.598	G6-3		L6								4	2	2	1	2	0	1	California Angels @ Oakland Athletics Oakland-Alameda County Coliseum, Oakland, CA Mon Jul 23 1990, 7:05 PM PDT Att: 31,252 - Unknown - 63 F					
Dave Henderson, R OBP: 0.327, SLG: 0.471	E5		G4-3								5	2	1	0	0	0	4						
Jose Canseco, R OBP: 0.399, SLG: 0.646	L9										3	3	1	2	2	0	1						
Mark McGwire, R OBP: 0.343, SLG: 0.469	F8										4	0	1	1	1	1	2						
Ron Hassey, L OBP: 0.265, SLG: 0.276											4	0	1	1	0	0	1						
Troy Afenir, R OBP: 0.111, SLG: 0.125											0	0	0	1	0	0	0						
Felix Jose, S OBP: 0.300, SLG: 0.374											4	0	1	1	0	1	2						
Jamie Quirk, L OBP: 0.315, SLG: 0.445											3	0	0	0	1	1	1						
Lance Blankenship, R OBP: 0.217, SLG: 0.131											1	0	0	0	0	0	2						
Walt Weiss, S OBP: 0.324, SLG: 0.338											5	0	1	0	0	2	4						
Mike Gallego, R OBP: 0.268, SLG: 0.284											3	0	2	0	0	0	0						
Doug Jennings, L OBP: 0.276, SLG: 0.292											1	0	0	0	0	0	2						
Scott Hemond, R											1	0	0	0	0	1	0						
Inning Stats	R: 0 E: 1 K: 0 S: 8	H: 0 LOB: 1 BB: 0 P: 13	R: 0 E: 0 K: 0 S: 5	H: 0 LOB: 0 BB: 0 P: 8	R: 0 E: 0 K: 1 S: 9	H: 1 LOB: 1 BB: 0 P: 14	R: 0 E: 0 K: 1 S: 5	H: 0 LOB: 1 BB: 1 P: 11	R: 0 E: 0 K: 1 S: 10	H: 1 LOB: 2 BB: 0 P: 15	R: 1 E: 0 K: 1 S: 13	H: 2 LOB: 0 BB: 0 P: 24	R: 2 E: 0 K: 1 S: 10	H: 2 LOB: 0 BB: 0 P: 14	R: 0 E: 0 K: 1 S: 9	H: 1 LOB: 2 BB: 0 P: 15	R: 3 E: 0 K: 0 S: 11	H: 3 LOB: 2 BB: 0 P: 24	R: 1 E: 0 K: 1 S: 6	H: 1 LOB: 0 BB: 0 P: 8	1B: 6 2B: 2 3B: 0 HR: 2	SF: 1 SAC: 0 DP: 0 HBP: 1	WP: 0 PA: 46 PB: 0 SB: 1 CS: 0
PITCHER	IP WLS BF H R ER SO	IP WLS BF H R ER SO	IP WLS BF H R ER SO	IP WLS BF H R ER SO	IP WLS BF H R ER SO	IP WLS BF H R ER SO	IP WLS BF H R ER SO	IP WLS BF H R ER SO	IP WLS BF H R ER SO	IP WLS BF H R ER SO	IP WLS BF H R ER SO	IP WLS BF H R ER SO	IP WLS BF H R ER SO	IP WLS BF H R ER SO	IP WLS BF H R ER SO	IP WLS BF H R ER SO	IP WLS BF H R ER SO	IP WLS BF H R ER SO	IP WLS BF H R ER SO	IP WLS BF H R ER SO	ERA WHIP	ERA WHIP	
Kirk McCaskill, R ERA: 2.68	6.0	26	3	1	1	3	4	0	0	0	0	0	0	0	0	0	0	0					
Mike Fetters, R ERA: 4.73	7.1	9	3	2	2	2	0	0	1	0	0	0	1	16	24	10.80	1.800						
Mark Eichhorn, R ERA: 2.97	8.1	0.1	5	2	3	3	0	0	0	0	0	0	0	7	18	81.00	12.000						
Cliff Young, L ERA: 6.23	9.1	1.1	6	2	1	1	1	0	0	0	0	0	0	1	13	6.75	1.500						



Batter	1	2	3	4	5	6	7	8	9	AB	R	H	RBI	BB	SO	LOB	TOP					
Luis Polonia, L OBP: 0.391, SLG: 0.382										4	0	2	0	0	0	2						
Johnny Ray, S OBP: 0.302, SLG: 0.345										4	0	1	0	1	0	4						
Max Venable, L OBP: 0.368, SLG: 0.460										3	1	1	0	0	2	1						
Dante Bichette, R OBP: 0.267, SLG: 0.408										1	0	0	0	0	1	1						
Dave Winfield, R OBP: 0.305, SLG: 0.437										4	1	1	1	1	0	2						
Lee Stevens, L OBP: 0.257, SLG: 0.382										5	1	2	0	0	2	4						
Lance Parrish, R OBP: 0.372, SLG: 0.515										4	0	2	1	0	2	3						
Brian Downing, R OBP: 0.332, SLG: 0.455										3	0	0	0	1	1	3						
Jack Howell, L OBP: 0.318, SLG: 0.375										1	0	0	0	2	1	2						
Rick Schu, R OBP: 0.302, SLG: 0.434										1	0	0	0	0	0	0						
Donnie Hill, S OBP: 0.312, SLG: 0.329										4	0	2	0	0	0	2						
Inning Stats	R: 0 E: 0 K: 1 S: 9	H: 1 LOB: 0 BB: 0 P: 12	R: 1 E: 0 K: 2 S: 14	H: 1 LOB: 2 BB: 2 P: 28	R: 0 E: 0 K: 2 S: 14	H: 1 LOB: 3 BB: 2 P: 25	R: 0 E: 0 K: 0 S: 10	H: 1 LOB: 2 BB: 1 P: 16	R: 1 E: 0 K: 2 S: 12	H: 3 LOB: 2 BB: 0 P: 20	R: 0 E: 0 K: 1 S: 10	H: 1 LOB: 1 BB: 0 P: 17	R: 1 E: 0 K: 0 S: 6	H: 2 LOB: 0 BB: 0 P: 10	R: 0 E: 0 K: 0 S: 6	H: 0 LOB: 0 BB: 0 P: 9	R: 0 E: 0 K: 1 S: 13	H: 1 LOB: 1 BB: 0 P: 18	1B: 9 2B: 1 3B: 0 HR: 1	SF: 0 SAC: 2 DP: 1 HBP: 0	WP: 1 PB: 0 SB: 0 CS: 1	PA: 41
PITCHER	IP WLS BF H R ER SO BB IBB HBP BLK WP HR S P ERA WHIP																					
Bob Welch, R ERA: 2.97	(1, 1) 6.0 W 30 8 2 2 8 4 1 0 0 1 1 69 118 3.00 2.000																					
Gene Nelson, R ERA: 1.25	(7, 1) 1.0 4 2 1 1 0 0 0 0 0 0 0 6 10 9.00 2.000																					
Rick Honeycutt, L ERA: 2.65	(8, 1) 1.0 4 1 0 0 0 0 0 0 0 0 0 9 13 0.00 1.000																					
Dennis Eckersley, R ERA: 0.44	(9, 1) 1.0 S 3 0 0 0 1 0 0 0 0 0 0 10 14 0.00 0.000																					

California Angels @ Oakland Athletics
Oakland-Alameda County Coliseum, Oakland, CA
Tue Jul 24 1990, 7:05 PM PDT
Att: 37,906 - Unknown - 60 F

AB	34
R	3
H	11
RBI	2
BB	5
SO	9
LOB	24

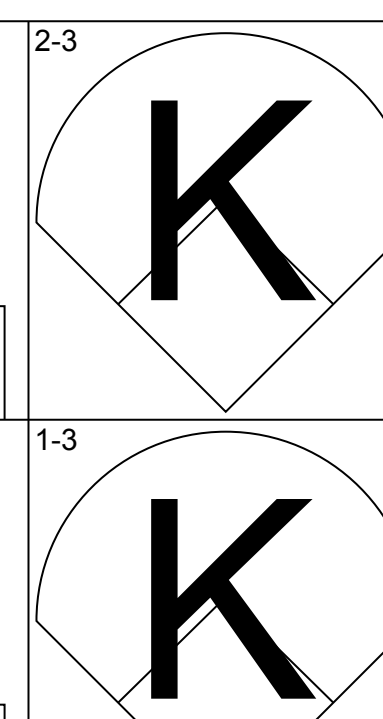
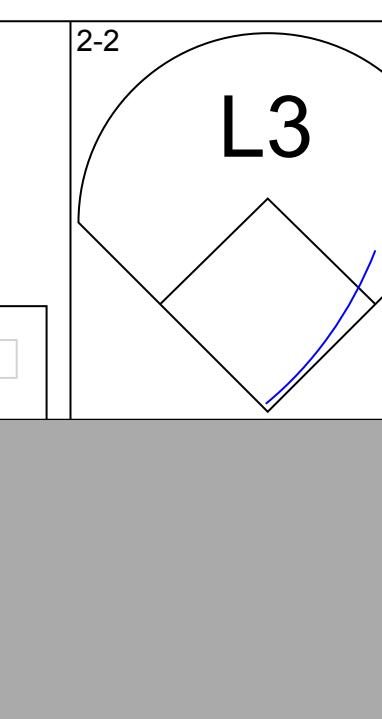
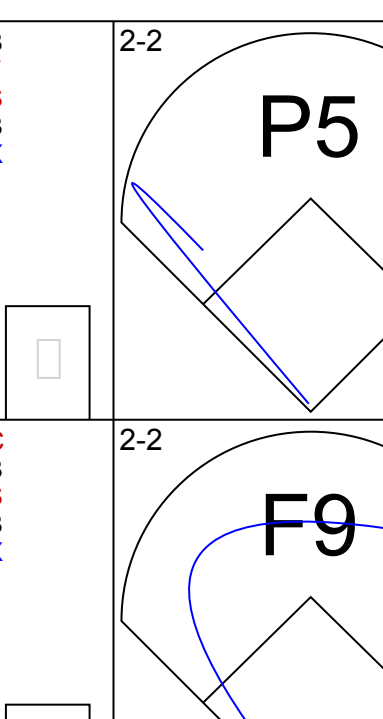
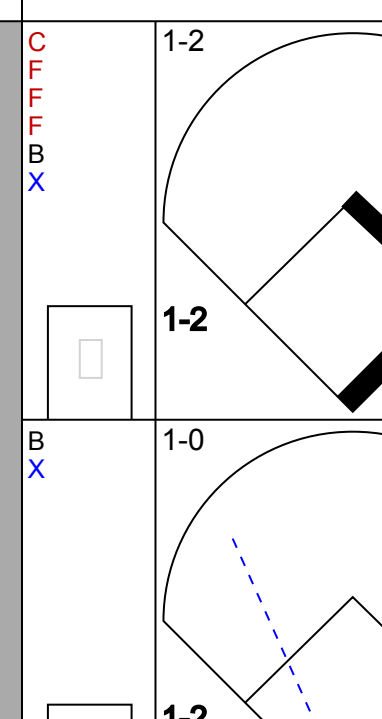
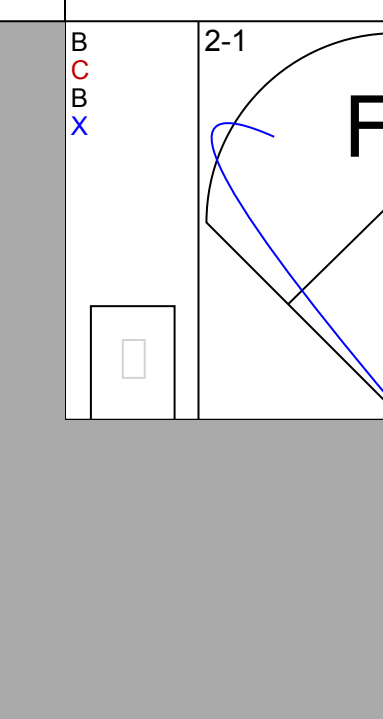
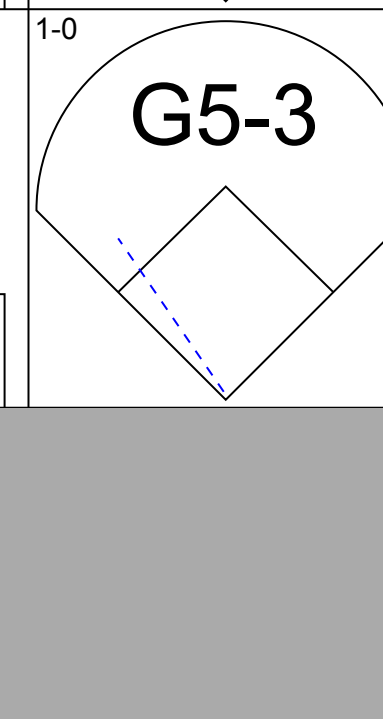
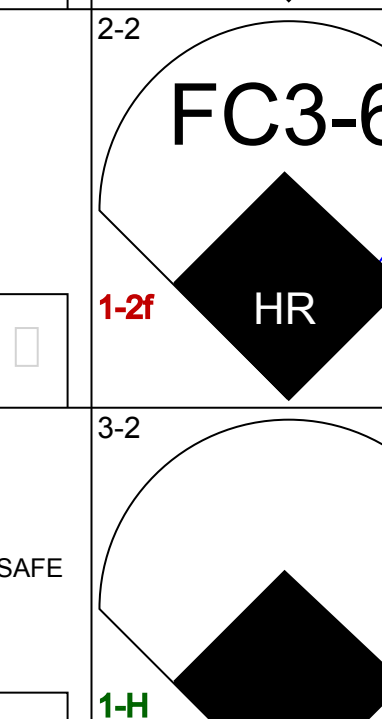

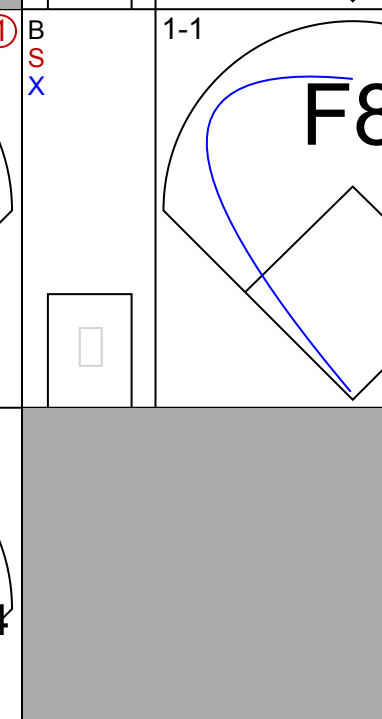

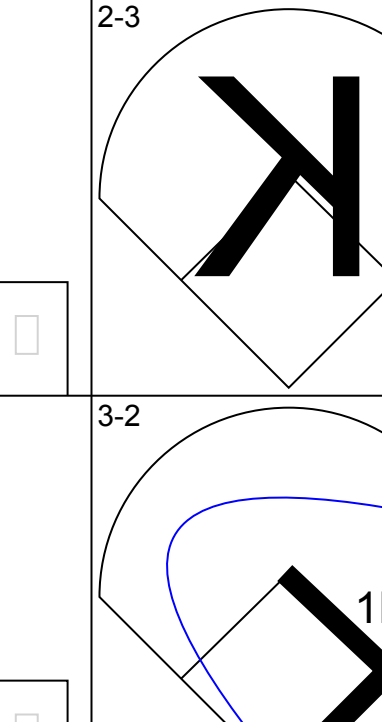
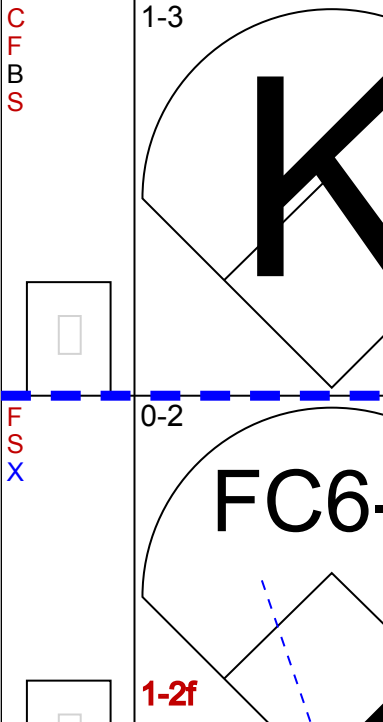

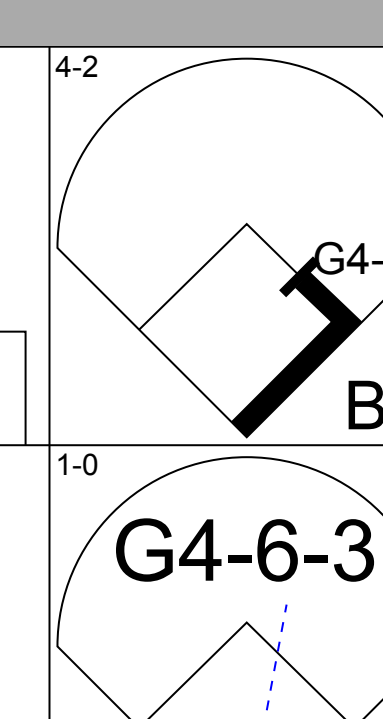
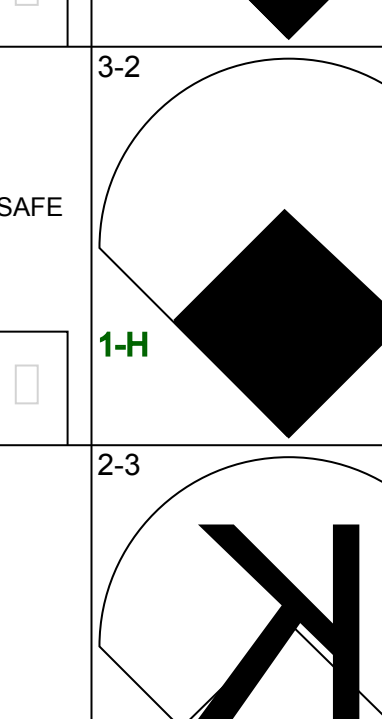
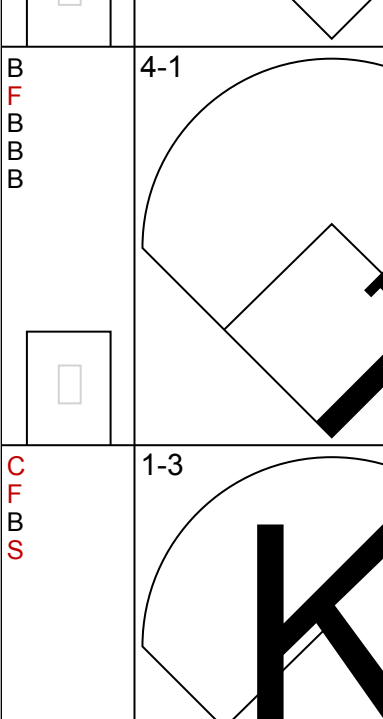
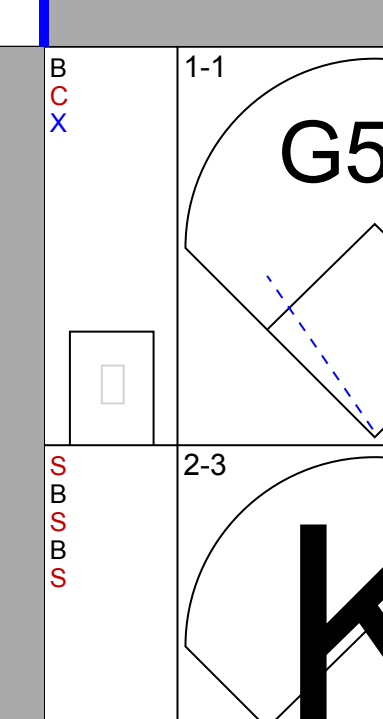
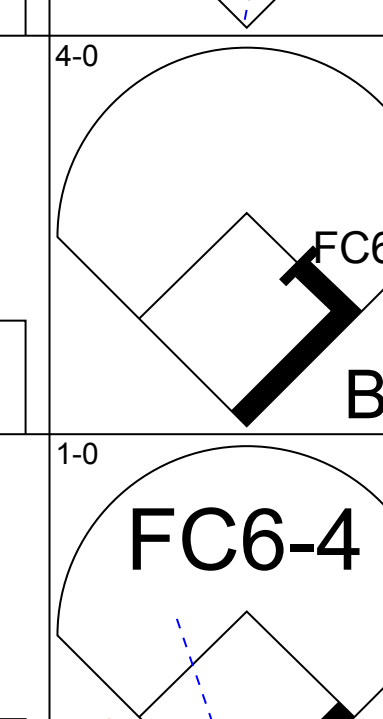
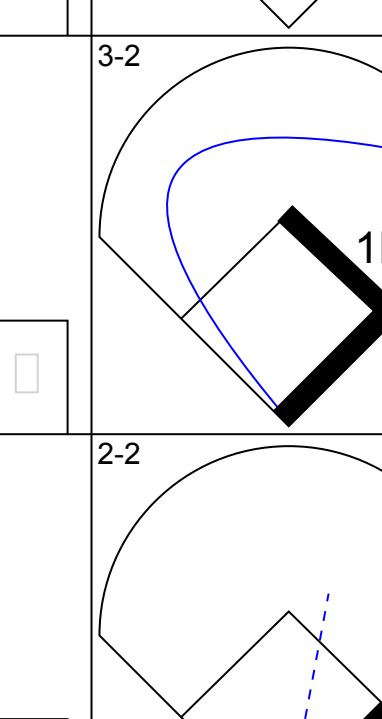
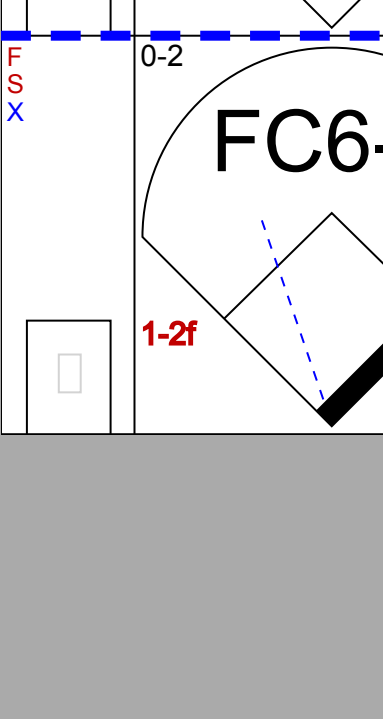
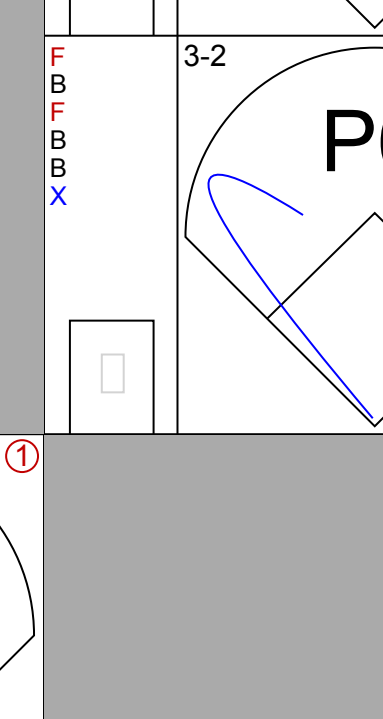
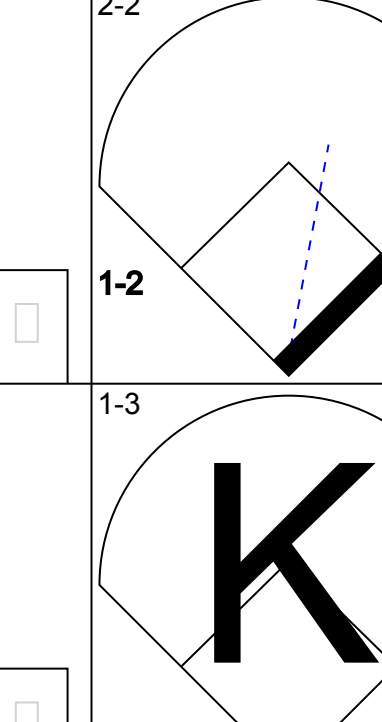

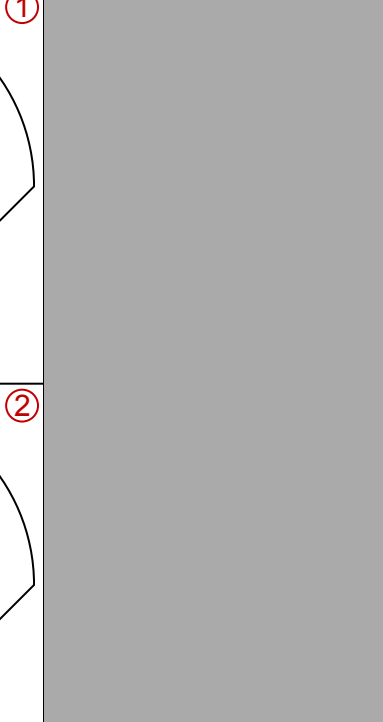

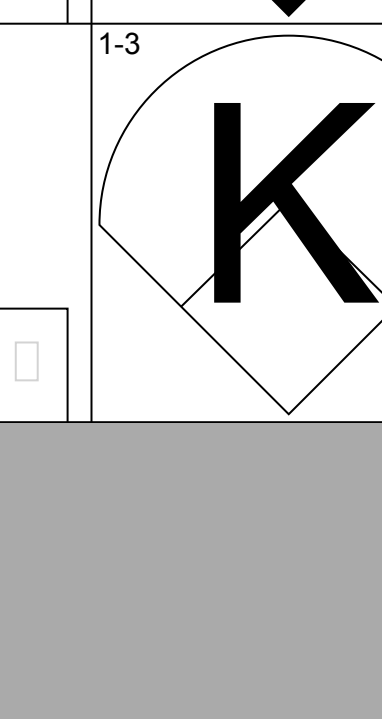
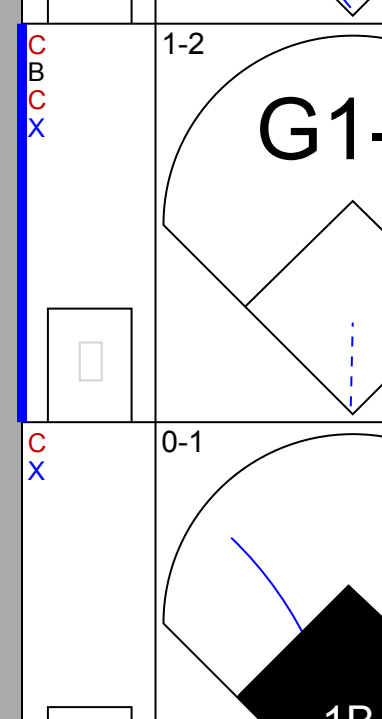
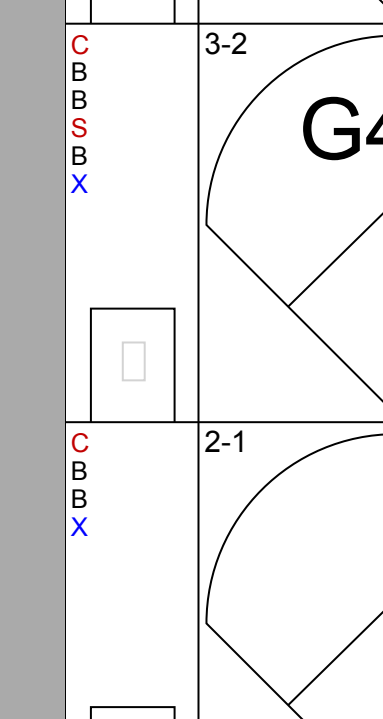
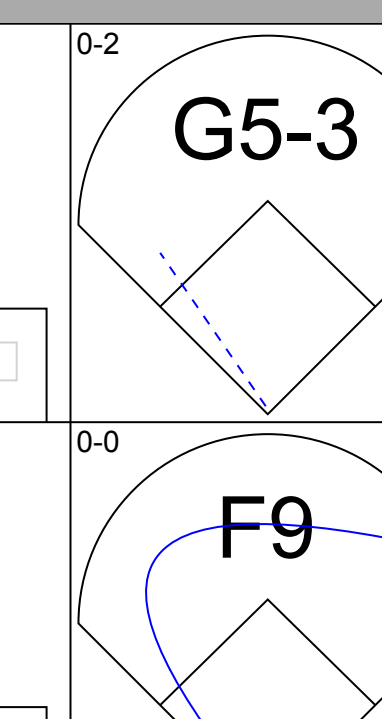
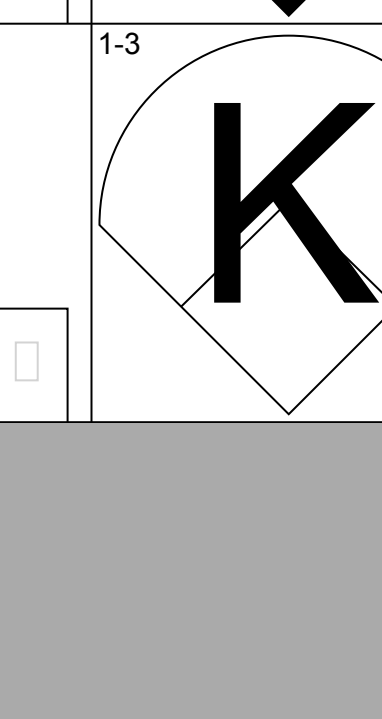
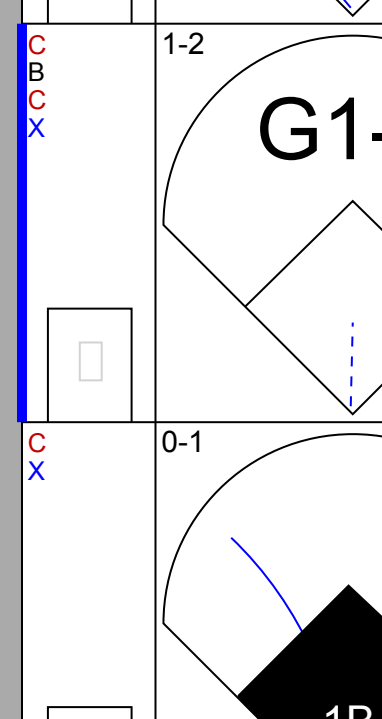
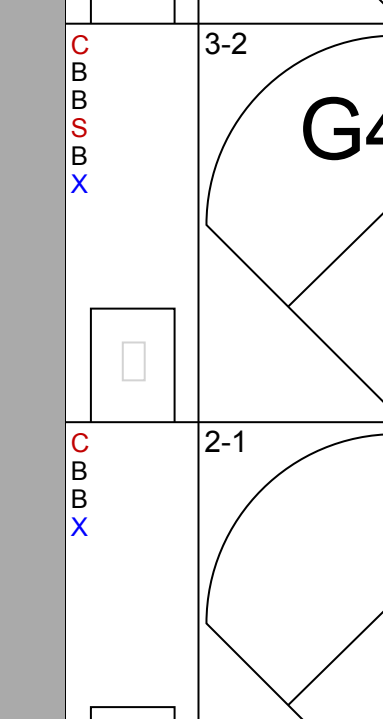
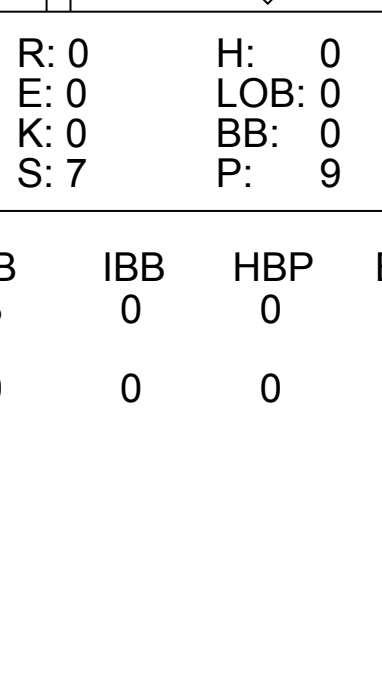
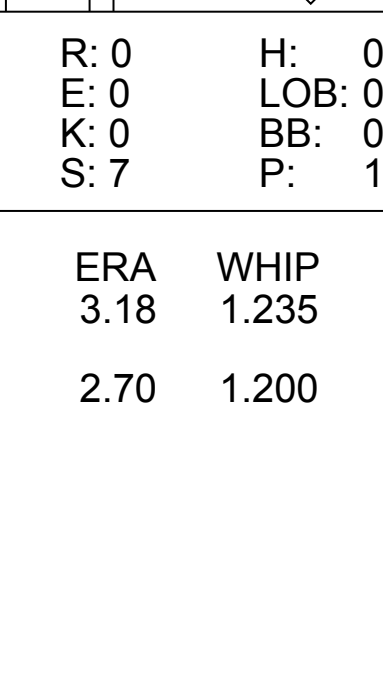
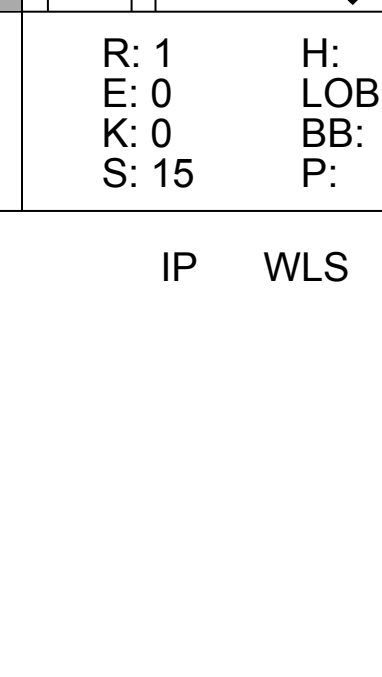
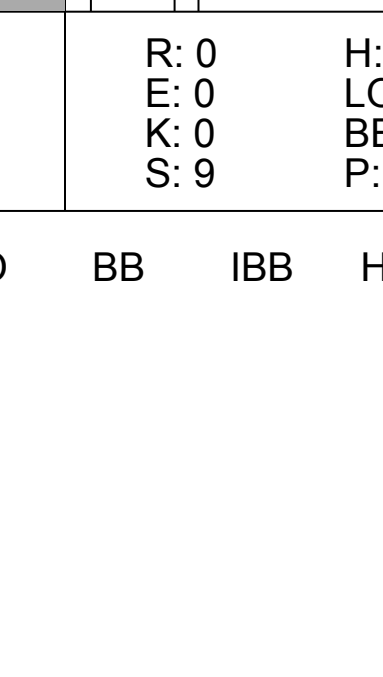


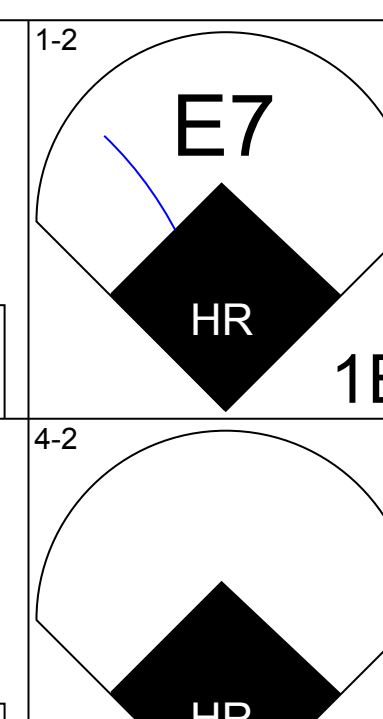
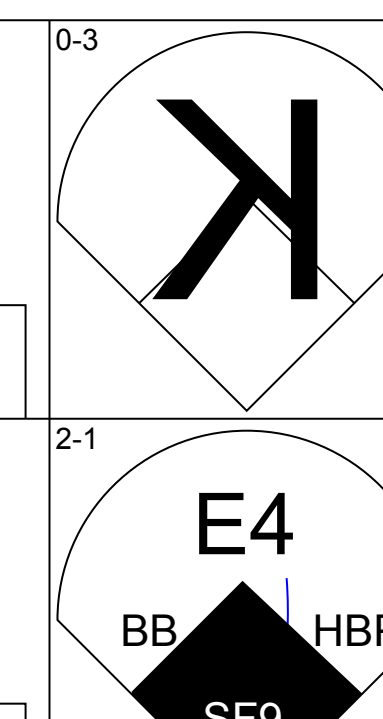
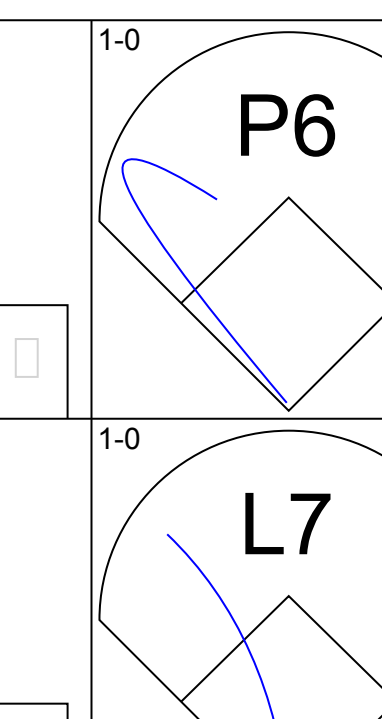
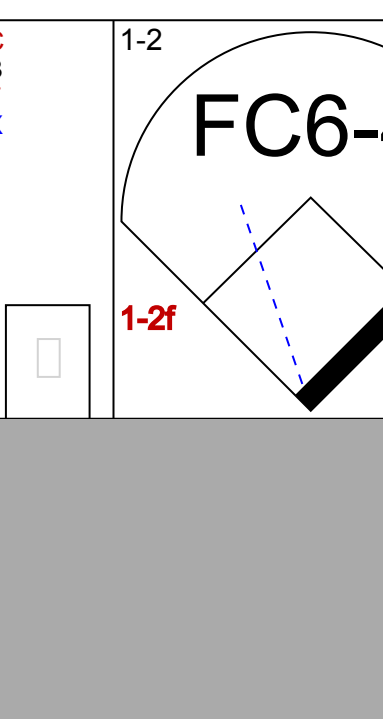
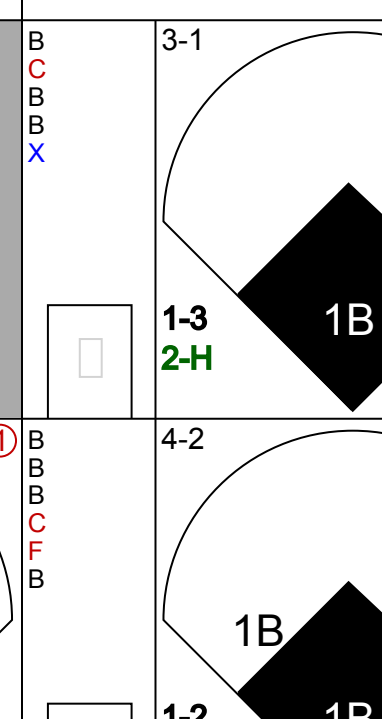
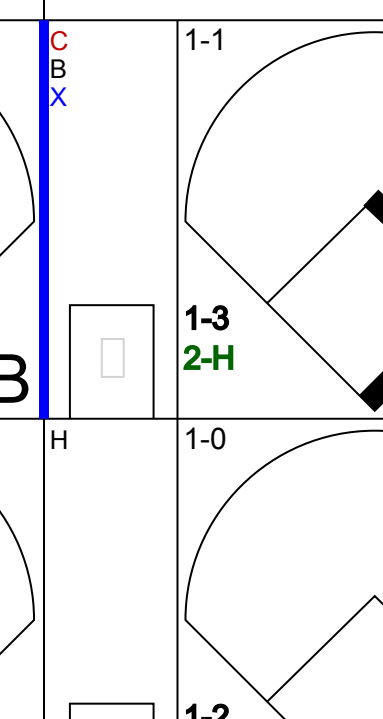
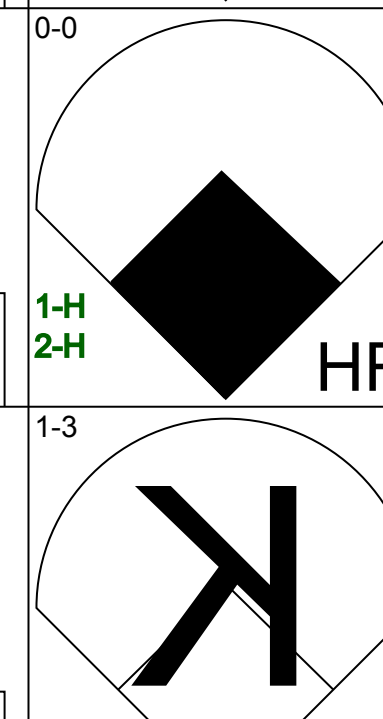
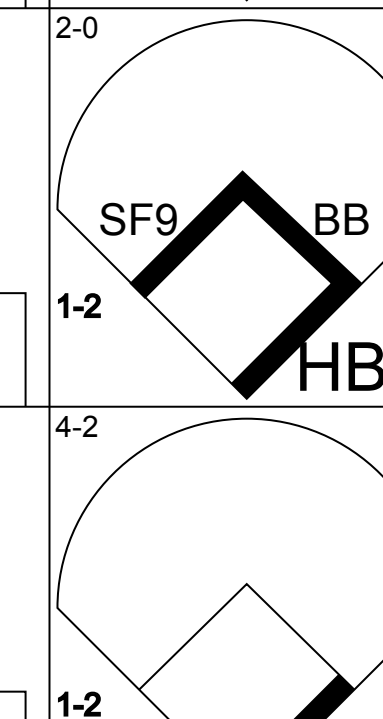
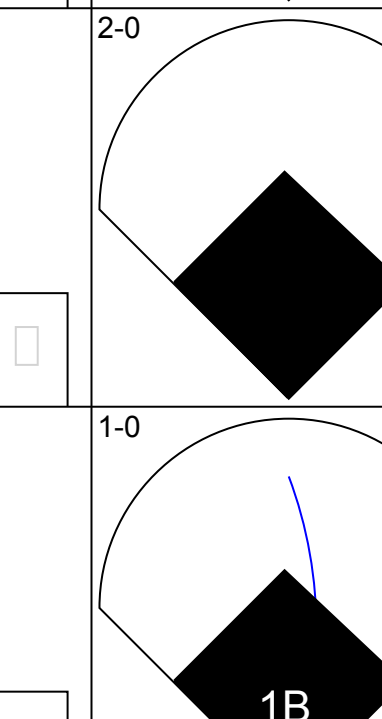
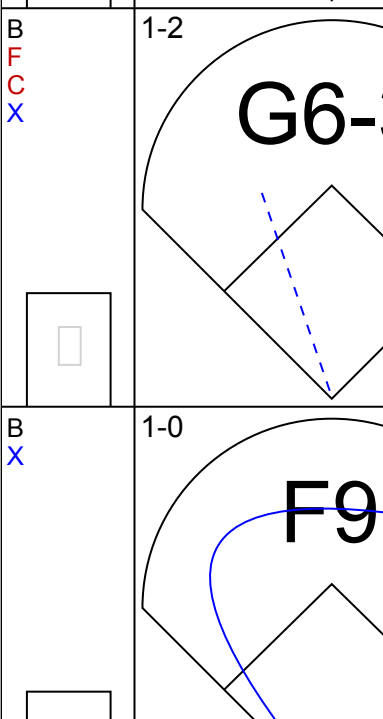
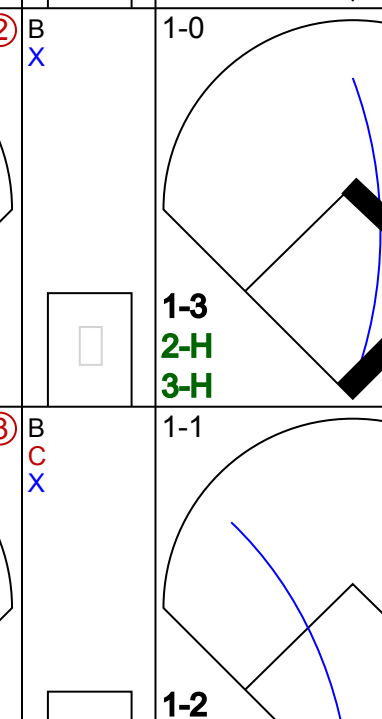
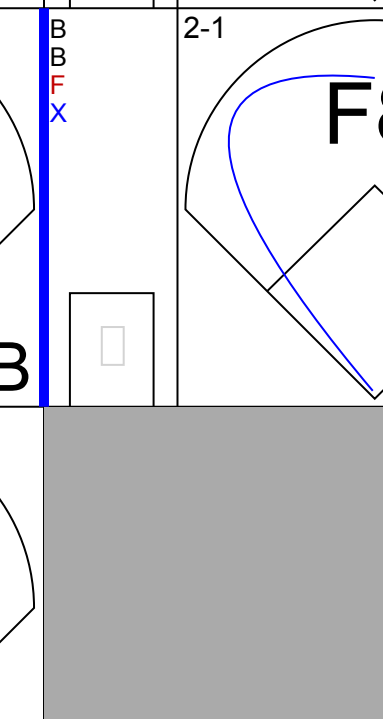
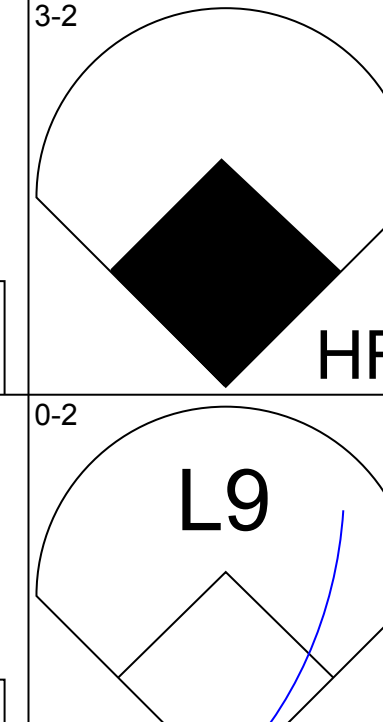
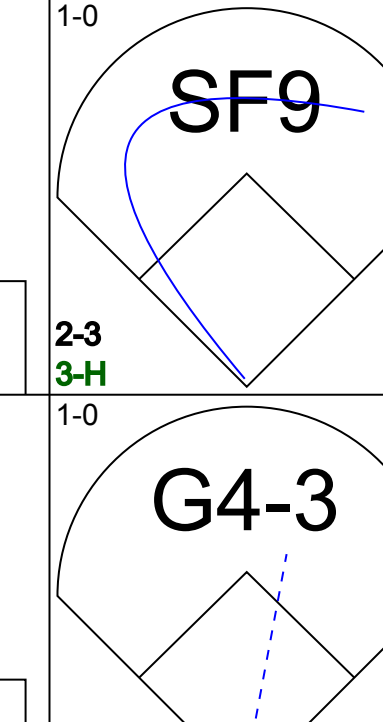
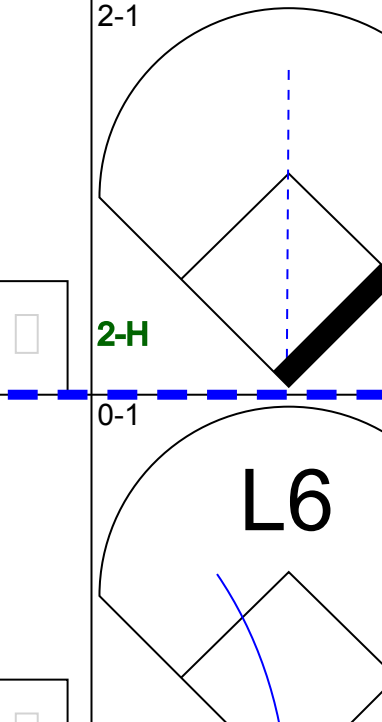

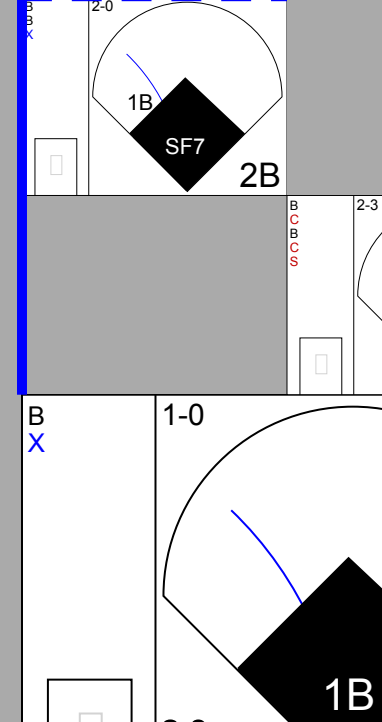
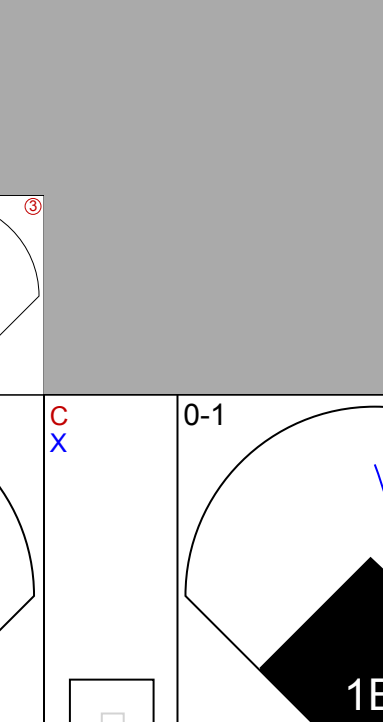
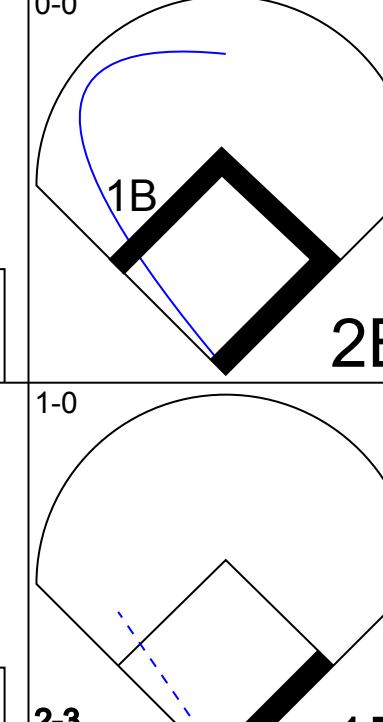



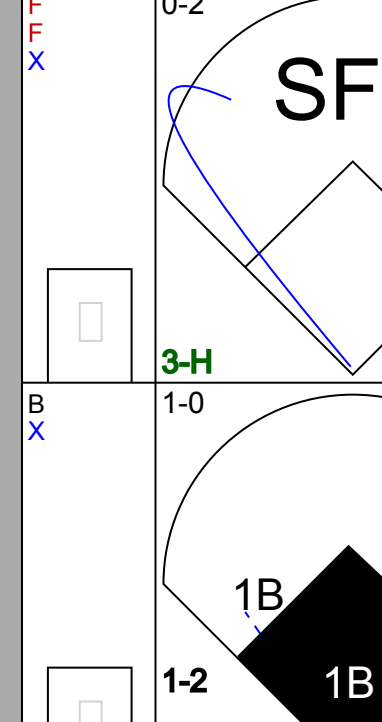
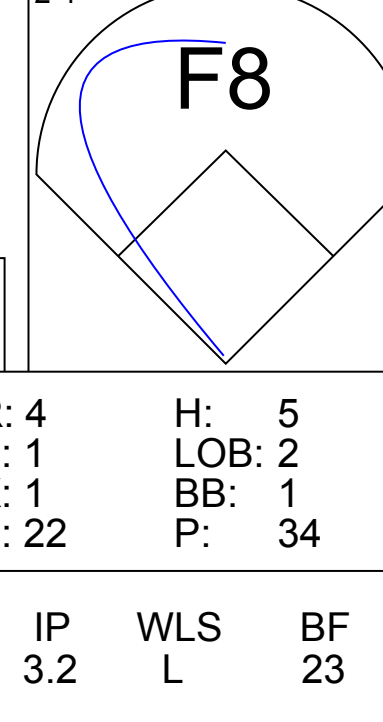
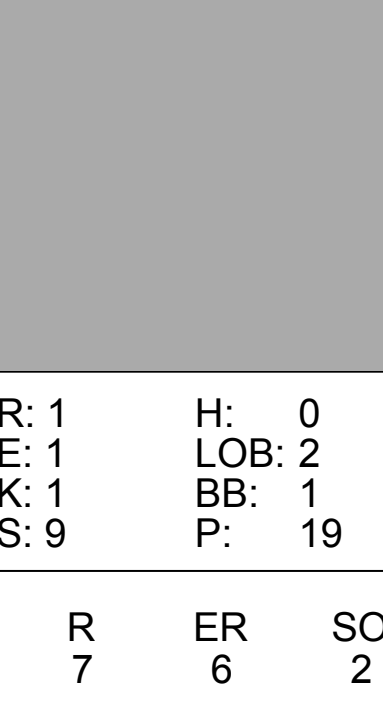
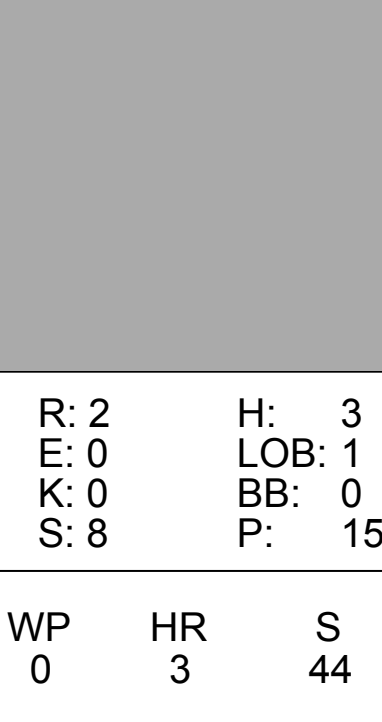
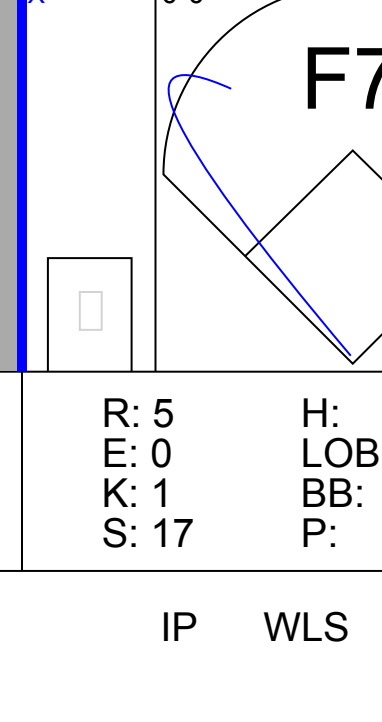





Batter	1	2	3	4	5	6	7	8	9	AB	R	H	RBI	BB	SO	LOB	BOTTOM					
Rickey Henderson, R OBP: 0.438, SLG: 0.592										3	0	0	0	1	0	1						
Lance Blankenship, R OBP: 0.219, SLG: 0.125										3	0	0	0	1	0	1						
Jose Canseco, R OBP: 0.401, SLG: 0.644										4	0	2	0	0	1	2						
Dave Henderson, R OBP: 0.332, SLG: 0.482										3	2	2	1	1	0	0						
Mark McGwire, R OBP: 0.342, SLG: 0.476										4	1	1	1	0	0	3						
Ozzie Canseco, R OBP: 0.187, SLG: 0.091										3	0	1	1	0	2	0						
Felix Jose, S OBP: 0.299, SLG: 0.373										4	1	2	0	0	0	0						
Ron Hassey, L OBP: 0.270, SLG: 0.282										4	1	2	0	0	0	0						
Mike Gallego, R OBP: 0.270, SLG: 0.302										3	1	2	2	0	0	1						
Scott Hemond, R OBP: 0.083, SLG: 0.083										3	0	1	0	0	1	1						
Inning Stats	R: 0 E: 0 K: 0 S: 7	H: 1 LOB: 2 BB: 2 P: 18	R: 0 E: 0 K: 2 S: 8	H: 1 LOB: 1 BB: 0 P: 12	R: 0 E: 0 K: 0 S: 6	H: 1 LOB: 1 BB: 0 P: 10	R: 1 E: 0 K: 0 S: 16	H: 3 LOB: 1 BB: 0 P: 24	R: 0 E: 0 K: 0 S: 7	H: 1 LOB: 1 BB: 1 P: 13	R: 4 E: 0 K: 1 S: 15	H: 4 LOB: 0 BB: 0 P: 21	R: 0 E: 0 K: 1 S: 9	H: 0 LOB: 0 BB: 0 P: 10	R: 0 E: 0 K: 0 S: 6	H: 0 LOB: 0 BB: 0 P: 10	R: 0 E: 0 K: 0 S: 13	H: 1 LOB: 1 BB: 0 P: 18	1B: 8 2B: 0 3B: 0 HR: 3	SF: 0 SAC: 0 DP: 2 HBP: 0	WP: 0 PB: 0 SB: 2 CS: 0	PA: 34
PITCHER	IP WLS BF H R ER SO BB IBB HBP BLK WP HR S P ERA WHIP																					
Jim Abbott, L ERA: 4.37	(1, 1) 5.1 L 26 11 5 5 3 0 0 0 0 0 0 3 57 95 8.44 2.625																					
Willie Fraser, R ERA: 4.04	(6, 1) 2.2 8 0 0 0 1 0 0 0 0 0 0 17 23 0.00 0.000																					

California Angels @ Oakland Athletics
Oakland-Alameda County Coliseum, Oakland, CA
Tue Jul 24 1990, 7:05 PM PDT
Att: 37,906 - Unknown - 60 F


AB	31
R	5
H	11
RBI	5
BB	3
SO	4
LOB	9



Batter	1	2	3	4	5	6	7	8	9	AB	R	H	RBI	BB	SO	LOB	TOP			
Luis Polonia, L OBP: 0.348, SLG: 0.378 (1, 8)										5	0	1	0	0	1	1	California Angels @ Oakland Athletics Oakland-Alameda County Coliseum, Oakland, CA Wed Jul 25 1990, 3:33 AM PDT Att: 35,587 - Sunny - 69 F			
Johnny Ray, S OBP: 0.305, SLG: 0.348 (1, 4)										4	0	2	1	0	1	0				
Dave Winfield, R Ron Tingley, R (1, 9) (7, 2)										4	1	0	0	0	1	3				
Dante Bichette, R OBP: 0.274, SLG: 0.420 (1, 7) (7, 9)										2	1	1	2	2	0	0				
Lee Stevens, L OBP: 0.231, SLG: 0.342 (1, 3)										4	0	0	0	0	3	2				
Brian Downing, R OBP: 0.335, SLG: 0.452 (1, 10)										3	0	1	0	1	0	1				
Rick Schu, R OBP: 0.290, SLG: 0.427 (1, 5)										4	0	1	0	0	0	1				
Bill Schroeder, R Max Venable, L (1, 2) (7, PH) (7, 7)										2	0	0	0	0	1	2				
Donnie Hill, S OBP: 0.315, SLG: 0.332 (1, 6)										4	1	2	0	0	0	0				
Inning Stats	R: 0 E: 0 K: 2 S: 7	H: 0 LOB: 0 BB: 0 P: 11	R: 0 E: 0 K: 0 S: 5	H: 0 LOB: 1 BB: 2 P: 15	R: 0 E: 0 K: 0 S: 7	H: 0 LOB: 0 BB: 0 P: 9	R: 2 E: 0 K: 2 S: 19	H: 4 LOB: 2 BB: 0 P: 33	R: 0 E: 0 K: 0 S: 7	H: 0 LOB: 0 BB: 1 P: 12	R: 1 E: 0 K: 0 S: 15	H: 3 LOB: 2 BB: 0 P: 21	R: 0 E: 0 K: 1 S: 8	H: 0 LOB: 0 BB: 0 P: 14	R: 0 E: 0 K: 0 S: 9	H: 1 LOB: 1 BB: 0 P: 17		1B: 7 2B: 0 3B: 0 HR: 1	SF: 0 SAC: 0 DP: 1 HBP: 0	WP: 0 PB: 0 SB: 0 CS: 0
PITCHER	IP WLS BF H R ER SO BB IBB HBP BLK WP HR S P ERA WHIP	IP WLS BF H R ER SO BB IBB HBP BLK WP HR S P ERA WHIP																		
Curt Young, L ERA: 4.29 Todd Burns, R ERA: 2.89	(1, 1) (6, 1)	5.2 W 23 4 2 2 6 3 0 0 0 0 0 1 52 95 3.18 1.235	3.1 S 14 4 1 1 1 0 0 0 0 0 0 0 35 55 2.70 1.200																	

Batter	1	2	3	4	5	6	7	8	9	AB	R	H	RBI	BB	SO	LOB	BOTTOM				
Rickey Henderson, R Scott Hemond, R (1, 7) (8, 5)										5	2	2	1	0	1	1	California Angels @ Oakland Athletics Oakland-Alameda County Coliseum, Oakland, CA Wed Jul 25 1990, 3:33 AM PDT Att: 35,587 - Sunny - 69 F				
Walt Weiss, S OBP: 0.327, SLG: 0.334 (1, 6)										3	3	0	0	2	0	0					
Jose Canseco, R Dave Henderson, R (1, 9) (8, 8)										4	2	3	6	0	0	0					
Mark McGwire, R OBP: 0.345, SLG: 0.479 (1, 3)										4	1	2	1	1	1	0					
Ron Hassey, L Ozzie Canseco, R (1, 10) (7, PH) (7, 231)										2	1	2	3	0	0	0					
Felix Jose, S OBP: 0.301, SLG: 0.373 (1, 8) (8, 9)										5	2	2	0	0	0	3					
Jamie Quirk, L Troy Afenir, R (1, 2) (8, PH) (9, 2)										2	0	1	1	1	0	0					
Mike Gallego, R OBP: 0.277, SLG: 0.309 (1, 4)										5	1	3	0	0	0	1					
Lance Blankenship, R Doug Jennings, L (1, 5) (7, PH) (8, 7)										3	0	0	0	0	0	3					
Inning Stats	R: 4 E: 1 K: 1 S: 22	H: 5 LOB: 2 BB: 1 P: 34	R: 1 E: 1 K: 1 S: 9	H: 0 LOB: 2 BB: 1 P: 19	R: 0 E: 0 K: 0 S: 7	H: 0 LOB: 0 BB: 0 P: 13	R: 2 E: 0 K: 0 S: 8	H: 3 LOB: 1 BB: 0 P: 15	R: 0 E: 0 K: 0 S: 5	H: 0 LOB: 1 BB: 1 P: 15	R: 0 E: 0 K: 0 S: 5	H: 0 LOB: 0 BB: 0 P: 8	R: 5 E: 0 K: 1 S: 17	H: 6 LOB: 2 BB: 1 P: 32	R: 1 E: 0 K: 2 S: 20	H: 3 LOB: 3 BB: 0 P: 28		1B: 11 2B: 3 3B: 0 HR: 3	SF: 2 SAC: 0 DP: 0 HBP: 2	WP: 0 PB: 0 SB: 0 CS: 0	PA: 48
PITCHER	IP WLS BF H R ER SO BB IBB HBP BLK WP HR S P ERA WHIP	IP WLS BF H R ER SO BB IBB HBP BLK WP HR S P ERA WHIP																			
Bert Blyleven, R Cliff Young, L Scott Bailes, L Mark Eichhorn, R	(1, 1) (4, 1) (7, 1) (7, 1)	3.2 L 8 0 0 0 0 1 0 0 0 0 0 0 15 25 0.00 0.429	0.1 4 3 3 3 0 0 0 0 0 0 0 0 6 10 81.00 9.000	1.2 6 3 3 3 3 1 0 0 1 0 0 0 31 50 16.20 4.200																	

AB	34
R	3
H	8
RBI	3
BB	3
SO	7
LOB	10



AB	40
R	13
H	17
RBI	13
BB	4
SO	5
LOB	18



Batter	1	2	3	4	5	6	7	8	9	AB	R	H	RBI	BB	SO	LOB	TOP													
Luis Polonia, L OBP: 0.346, SLG: 0.383	2-3 K		0-1 G4-6-3 1B			1-1 G4-3		0-2 L6		4	0	1	0	0	1	1														
Max Venable, L OBP: 0.346, SLG: 0.427	1-3 K		0-0 G4-6-3 1-2			1-1 G4-3 1B		0-2 G1		4	0	1	0	0	1	2														
Johnny Ray, S OBP: 0.306, SLG: 0.357	3-3 K			0-1 G4-3 2B		0-0 G4-3 1-2			3-2 G3-1	4	0	1	0	0	1	1														
Dave Winfield, R OBP: 0.297, SLG: 0.424		0-0 G6-3		3-2 G4-3			1-3 K		2-3 K	4	0	0	0	0	2	1														
Lee Stevens, L OBP: 0.250, SLG: 0.333		4-1 BB BB		1-1 F7			3-2 F8		0-3 K	3	0	0	0	1	1	1														
Lance Parrish, R OBP: 0.386, SLG: 0.502 Ron Tingley, R (7.2)		4-2 BB 1-2 BB		1-2 G6-3			2-1 G6-3			2	0	0	0	1	0	1														
Brian Downing, R OBP: 0.342, SLG: 0.463		2-3 K			3-1 P3			1-1 E SF7 1B		3	1	1	0	0	1	2														
Jack Howell, L OBP: 0.315, SLG: 0.369		2-2 G4-3			2-2 G1-3			3-2 E1		3	0	0	0	0	0	3														
Donnie Hill, S OBP: 0.309, SLG: 0.339			0-0 G6-3		2-2 G3-1			2-2 SF7		2	0	0	1	0	0	0														
Inning Stats	R: 0 E: 0 K: 3 S: 12	H: 0 LOB: 0 BB: 0 P: 18	R: 0 E: 0 K: 1 S: 13	H: 0 LOB: 2 BB: 2 P: 25	R: 0 E: 0 K: 0 S: 4	H: 1 LOB: 0 BB: 0 P: 4	R: 0 E: 0 K: 0 S: 10	H: 1 LOB: 1 BB: 0 P: 15	R: 0 E: 0 K: 0 S: 10	H: 0 LOB: 0 BB: 0 P: 17	R: 0 E: 0 K: 0 S: 5	H: 1 LOB: 0 BB: 0 P: 7	R: 0 E: 0 K: 1 S: 11	H: 0 LOB: 0 BB: 0 P: 17	R: 1 E: 1 K: 0 S: 14	H: 1 LOB: 1 BB: 0 P: 20	R: 0 E: 0 K: 2 S: 11	H: 0 LOB: 0 BB: 0 P: 16	1B: 3 2B: 1 3B: 0 HR: 0	SF: 1 SAC: 0 DP: 2 HBP: 0	WP: 0 PB: 0 SB: 0 CS: 0	PA: 32								
PITCHER	IP WLS BF H R ER SO BB IBB HBP BLK WP HR S P ERA WHIP											IP WLS BF H R ER SO BB IBB HBP BLK WP HR S P ERA WHIP																		
Erik Hanson, R ERA: 3.96	(1, 1)	8.0	W	29	4	1	0	5	2	0	0	0	0	0	0	0	79	123	0.00	0.750										
Gene Harris, R ERA: 3.72	(9, 1)	1.0		3	0	0	0	2	0	0	0	0	0	0	0	0	11	16	0.00	0.000										

California Angels @ Seattle Mariners
The Kingdome, Seattle, WA
Fri Jul 27 1990, 10:05 PM EDT
Att: 19,260 - Dome

AB	29
R	1
H	4
RBI	1
BB	2
SO	7
LOB	12



Batter	1	2	3	4	5	6	7	8	9	AB	R	H	RBI	BB	SO	LOB	BOTTOM														
Harold Reynolds, S OBP: 0.343, SLG: 0.340	4-0 S 1B BB	1-0 F9	2-0 L3		1-1 F9		0-0 F7			4	1	0	0	1	0	1															
Henry Cotto, R OBP: 0.327, SLG: 0.379	2-2 SAFE SAFE SAFE 2B 1-H 2B 1B	1-3 K		4-1 BB FC4-6 1B BB		2-2 G3 E 2B	4-2 BB			3	3	2	1	2	1	0															
Ken Griffey Jr., L OBP: 0.389, SLG: 0.499	0-1 SAFE SAFE SAFE 2B 1-3 2B	3-2 BB		0-0 FC4-6 BB 1-2 1B		1-0 G3	0-0 G1-3			5	1	3	0	0	0	2															
Jeffrey Leonard, R OBP: 0.269, SLG: 0.354 Greg Briley, L (6, PH) OBP: 0.310, SLG: 0.374	2-2 2H 3H 1B 2B	1-3 K		4-1 FC4-6 BB		0-1 E9 1B 1B		0-0 G4-3 1B		2	1	1	2	1	1	1															
Alvin Davis, L OBP: 0.383, SLG: 0.394	1-2 F9		3-1 L3	3-3 K		2-2 G5-3		3-2 G4-3 1B		5	0	1	0	0	1	5															
Edgar Martinez, R OBP: 0.406, SLG: 0.463 Jeff Schaefer, R (6, FR) OBP: 0.190, SLG: 0.196	4-0 1B BB		1-1 HR	1-2 FC4-6 1-2 2-3 3H BB		4-1 1B BB		0-3 K		2	1	1	2	2	0	2															
Pete O'Brien, L OBP: 0.299, SLG: 0.292	2-2 P3		1-1 F8	1-2 G4-3		1-1 1B		0-0 G4-3		5	0	1	0	0	0	6															
Dave Valle, R OBP: 0.297, SLG: 0.341 Matt Sintaro, R (8, PH) OBP: 0.417, SLG: 0.375	1-2 2H 2H 1B		1-1 2B HBP		2-2 G5-3		0-3 K		3-2 F9	3	1	1	1	0	1	3															
Omar Vizquel, S OBP: 0.310, SLG: 0.421	2-3 K		3-2 WP 1-H 2B		0-1 G4-3		1-3 K			4	0	1	1	0	2	2															
Inning Stats	R: 4 E: 1 K: 1 S: 25	H: 4 LOB: 2 BB: 2 P: 43	R: 0 E: 0 K: 2 S: 10	H: 1 LOB: 1 BB: 0 P: 16	R: 2 E: 0 K: 0 S: 13	H: 2 LOB: 1 BB: 0 P: 24	R: 1 E: 0 K: 1 S: 13	H: 1 LOB: 2 BB: 2 P: 27	R: 0 E: 0 K: 0 S: 7	H: 0 LOB: 0 BB: 0 P: 10	R: 1 E: 1 K: 1 S: 16	H: 3 LOB: 3 BB: 1 P: 26	R: 0 E: 0 K: 1 S: 8	H: 0 LOB: 1 BB: 1 P: 13	R: 0 E: 0 K: 1 S: 12	H: 2 LOB: 2 BB: 0 P: 18	1B: 7 2B: 5 3B: 0 HR: 1	SF: 0 SAC: 0 DP: 0 HBP: 1	WP: 1 PB: 0 SB: 1 CS: 0	PA: 44											
PITCHER	IP WLS BF H R ER SO BB IBB HBP BLK WP HR S P ERA WHIP											IP WLS BF H R ER SO BB IBB HBP BLK WP HR S P ERA WHIP																			
Mark Langston, L ERA: 4.2	(1, 1)	2.2	L	18	7	6	3	3	2	0	1	0	0	0	0	0	47	80	20.25	3.375											
Mike Fetters, R ERA: 4.75	(3, 1)	4.0		20	4	2	2	3	4	0	0	0	0	0	0	1	0	44	78	4.50	2.000										
Cliff Young, L ERA: 3.38	(7, 1)	1.1		6	2	0	0	1	0	0	0	0	0	0	0	0	0	13	19	0.00	1.500										

California Angels @ Seattle Mariners
The Kingdome, Seattle, WA
Fri Jul 27 1990, 10:05 PM EDT
Att: 19,260 - Dome

AB	37
R	8
H	13
RBI	8
BB	6
SO	7
LOB	26



Batter	1	2	3	4	5	6	7	8	9	AB	R	H	RBI	BB	SO	LOB	TOP								
Luis Polonia, L (1, 7) OBP: 0.339, SLG: 0.375										5	0	0	0	0	1	1									
Donnie Hill, S (1, 4) OBP: 0.311, SLG: 0.341										5	0	2	0	0	0	1									
Devon White, S (1, 8) OBP: 0.286, SLG: 0.358										5	1	2	0	0	1	1									
Lee Stevens, L (1, 3) OBP: 0.269, SLG: 0.333										3	0	1	0	1	0	2									
Lance Parrish, R (1, 2) OBP: 0.371, SLG: 0.507										3	0	2	0	1	0	0									
Brian Downing, R (1, 10) OBP: 0.345, SLG: 0.463										2	0	1	1	1	0	1									
Dante Bichette, R (1, 9) OBP: 0.269, SLG: 0.408										4	0	0	0	0	0	7									
Rick Schu, R (1, 5) OBP: 0.292, SLG: 0.423										4	0	1	0	0	0	6									
Dick Schofield, R (1, 6) OBP: 0.288, SLG: 0.203										3	0	0	0	0	1	1									
Max Venable, L (9, PH) OBP: 0.343, SLG: 0.424										1	0	0	0	0	0	0									
Inning Stats	R: 0 E: 0 K: 1 S: 8	H: 0 LOB: 0 BB: 0 P: 12	R: 0 E: 0 K: 0 S: 10	H: 1 LOB: 1 BB: 0 P: 15	R: 0 E: 0 K: 0 S: 7	H: 1 LOB: 1 BB: 0 P: 10	R: 1 E: 0 K: 0 S: 8	H: 2 LOB: 2 BB: 1 P: 16	R: 0 E: 0 K: 0 S: 5	H: 0 LOB: 0 BB: 0 P: 6	R: 0 E: 0 K: 1 S: 10	H: 2 LOB: 2 BB: 0 P: 17	R: 0 E: 0 K: 1 S: 10	H: 2 LOB: 2 BB: 0 P: 17	R: 0 E: 0 K: 0 S: 6	H: 0 LOB: 1 BB: 1 P: 14	R: 0 E: 0 K: 0 S: 10	H: 1 LOB: 1 BB: 0 P: 14	1B: 7 2B: 2 3B: 0 HR: 0	SF: 1 SAC: 0 DP: 0 HBP: 0	WP: 0 PB: 0 SB: 0 CS: 0	PA: 39			
PITCHER	IP	WLS	BF	H	R	ER	SO	BB	IBB	HBP	BLK	WP	HR	S	P	ERA	WHIP								
Brian Holman, R (1, 1) ERA: 3.88	6.2	W	30	8	1	1	3	1	1	0	0	0	0	57	90	1.35	1.350								
Keith Comstock, L (7, 1) ERA: 1.51	0.1		1	0	0	0	0	0	0	0	0	0	0	1	3	0.00	0.000								
Michael Jackson, R (8, 1) ERA: 4.08	1.0		4	0	0	0	0	1	0	0	0	0	0	6	14	0.00	1.000								
Mike Schooler, R (9, 1) ERA: 2.14	1.0	S	4	1	0	0	0	0	0	0	0	0	0	10	14	0.00	1.000								

California Angels @ Seattle Mariners
The Kingdome, Seattle, WA
Sat Jul 28 1990, 10:05 PM EDT
Att: 28,039 - Dome

AB 35
R 1
H 9
RBI 1
BB 3
SO 3
LOB 20



Batter	1	2	3	4	5	6	7	8	9	AB	R	H	RBI	BB	SO	LOB	BOTTOM								
Harold Reynolds, S (1, 4) OBP: 0.342, SLG: 0.338										3	0	0	0	1	1	1									
Greg Britley, L (1, 9) OBP: 0.317, SLG: 0.376										2	1	1	0	2	0	1									
Ken Griffey Jr., L (1, 8) OBP: 0.387, SLG: 0.499										4	1	1	1	0	0	3									
Alvin Davis, L (1, 10) OBP: 0.381, SLG: 0.390										3	0	0	0	1	0	2									
Jeffrey Leonard, R (1, 7) OBP: 0.269, SLG: 0.354										3	0	1	1	0	0	2									
Pete O'Brien, L (1, 3) OBP: 0.295, SLG: 0.288										3	0	0	0	0	1										
Edgar Martinez, R (1, 5) OBP: 0.403, SLG: 0.459										3	0	0	0	0	0	0									
Dave Valle, R (1, 2) OBP: 0.298, SLG: 0.337										2	0	0	0	1	0	0									
Omar Vizquel, S (1, 6) OBP: 0.295, SLG: 0.400										3	0	0	0	0	1	1									
Inning Stats	R: 0 E: 0 K: 0 S: 9	H: 0 LOB: 2 BB: 2 P: 18	R: 0 E: 0 K: 0 S: 9	H: 0 LOB: 0 BB: 0 P: 12	R: 0 E: 0 K: 1 S: 5	H: 0 LOB: 1 BB: 1 P: 13	R: 0 E: 0 K: 0 S: 9	H: 0 LOB: 0 BB: 0 P: 13	R: 0 E: 0 K: 0 S: 7	H: 0 LOB: 0 BB: 0 P: 11	R: 2 E: 0 K: 0 S: 11	H: 2 LOB: 1 BB: 1 P: 19	R: 0 E: 0 K: 1 S: 10	H: 0 LOB: 1 BB: 1 P: 18	R: 0 E: 0 K: 0 S: 10	H: 1 LOB: 0 BB: 0 P: 17	1B: 2 2B: 1 3B: 0 HR: 0	SF: 0 SAC: 0 DP: 1 HBP: 0	WP: 0 PB: 0 SB: 0 CS: 0	PA: 31					
PITCHER	IP	WLS	BF	H	R	ER	SO	BB	IBB	HBP	BLK	WP	HR	S	P	ERA	WHIP								
Kirk McCaskill, R (1, 1) ERA: 2.67	7.0	L	29	3	2	2	2	5	0	0	0	0	0	63	109	2.57	1.143								
Cliff Young, L (8, 1) ERA: 3.0	1.0		2	0	0	0	0	0	0	0	0	0	0	7	12	0.00	0.000								

California Angels @ Seattle Mariners
The Kingdome, Seattle, WA
Sat Jul 28 1990, 10:05 PM EDT
Att: 28,039 - Dome

AB 26
R 2
H 3
RBI 2
BB 5
SO 2
LOB 11



Batter	1	2	3	4	5	6	7	8	9	AB	R	H	RBI	BB	SO	LOB	TOP					
Brian Downing, R OBP: 0.356, SLG: 0.464 (1, 10)										2	2	1	0	3	1	1						
Donnie Hill, S OBP: 0.313, SLG: 0.343 (1, 4)										4	1	1	0	1	0	3						
Devon White, S OBP: 0.291, SLG: 0.360 (1, 8)										4	0	2	0	1	1	4						
Dave Winfield, R OBP: 0.293, SLG: 0.416 (1, 9)										5	0	0	2	0	1	5						
Dante Bichette, R OBP: 0.268, SLG: 0.415 (1, 7)										5	1	1	1	0	3	5						
Rick Schu, R OBP: 0.293, SLG: 0.421 Lee Stevens, L OBP: 0.264, SLG: 0.327 (8, 3)										3	0	1	0	0	1	2						
Bill Schroeder, R OBP: 0.280, SLG: 0.625 (1, 2)										4	2	2	2	0	0	1						
Kent Anderson, R OBP: 0.327, SLG: 0.333 (1, 5)										3	0	0	0	1	1	0						
Dick Schofield, R OBP: 0.287, SLG: 0.199 (1, 6)										3	0	0	0	1	0	1						
Inning Stats	R: 1 E: 1 K: 2 S: 20	H: 0 LOB: 2 BB: 2 P: 35	R: 0 E: 0 K: 0 S: 5	H: 0 LOB: 0 BB: 0 P: 5	R: 1 E: 1 K: 1 S: 11	H: 2 LOB: 1 BB: 0 P: 15	R: 1 E: 0 K: 1 S: 13	H: 1 LOB: 1 BB: 1 P: 25	R: 0 E: 0 K: 0 S: 5	H: 1 LOB: 0 BB: 0 P: 7	R: 0 E: 0 K: 0 S: 12	H: 1 LOB: 0 BB: 2 P: 17	R: 0 E: 0 K: 1 S: 12	H: 0 LOB: 2 BB: 2 P: 26	R: 2 E: 0 K: 3 S: 17	H: 2 LOB: 0 BB: 0 P: 24	R: 1 E: 0 K: 1 S: 12	H: 1 LOB: 2 BB: 2 P: 25	1B: 4 2B: 1 3B: 0 HR: 3	SF: 0 SAC: 0 DP: 2 HBP: 0	WP: 1 PB: 0 SB: 1 CS: 0	PA: 41
PITCHER	IP	WLS	BF	H	R	ER	SO	BB	IBB	HBP	BLK	WP	HR	S	P	ERA	WHIP					
Matt Young, L ERA: 3.75 Gene Harris, R ERA: 4.35	(1, 1) (8, 1)	7.0 2.0	L 11	30 3	5 3	2 3	5 4	5 1	0 1	0 0	0 0	1 0	1 2	78 29	130 49	2.57 13.50	1.429 2.000					

California Angels @ Seattle Mariners
The Kingdome, Seattle, WA
Sun Jul 29 1990, 6:33 AM EDT
Att: 18,388 - Dome

AB 34
R 6
H 8
RBI 5
BB 7
SO 9
LOB 22



Batter	1	2	3	4	5	6	7	8	9	AB	R	H	RBI	BB	SO	LOB	BOTTOM					
Harold Reynolds, S OBP: 0.338, SLG: 0.333 (1, 4)										5	0	0	0	0	0	2						
Henry Cotto, R OBP: 0.329, SLG: 0.381 (1, 9)										4	1	1	0	1	1	0						
Ken Griffey Jr., L OBP: 0.385, SLG: 0.495 (1, 8)										5	0	1	0	0	1	2						
Jeffrey Leonard, R OBP: 0.273, SLG: 0.355 (1, 7)										4	1	2	0	1	1	1						
Alvin Davis, L OBP: 0.385, SLG: 0.395 (1, 10)										1	0	1	1	2	0	0						
Edgar Martinez, R OBP: 0.404, SLG: 0.458 (1, 5)										3	0	1	0	1	0	4						
Pete O'Brien, L OBP: 0.291, SLG: 0.284 (1, 3)										3	0	0	0	0	0	3						
Dave Valle, R OBP: 0.294, SLG: 0.331 Scott Bradley, L OBP: 0.276, SLG: 0.300 (9, 2)										3	0	0	0	0	1	2						
Omar Vizquel, S OBP: 0.313, SLG: 0.413 Greg Briley, L OBP: 0.316, SLG: 0.374 Jeff Schaefer, R OBP: 0.190, SLG: 0.196 (9, 6)										3	0	2	0	0	0	2						
Inning Stats	R: 0 E: 0 K: 1 S: 11	H: 1 LOB: 3 BB: 2 P: 23	R: 0 E: 0 K: 0 S: 7	H: 1 LOB: 1 BB: 0 P: 13	R: 1 E: 0 K: 0 S: 8	H: 1 LOB: 1 BB: 1 P: 14	R: 0 E: 0 K: 0 S: 9	H: 1 LOB: 1 BB: 0 P: 11	R: 0 E: 0 K: 1 S: 6	H: 0 LOB: 0 BB: 0 P: 7	R: 0 E: 0 K: 1 S: 13	H: 1 LOB: 2 BB: 1 P: 20	R: 0 E: 0 K: 0 S: 10	H: 0 LOB: 0 BB: 0 P: 13	R: 1 E: 0 K: 1 S: 13	H: 2 LOB: 1 BB: 1 P: 24	R: 0 E: 0 K: 1 S: 11	H: 1 LOB: 1 BB: 0 P: 16	1B: 6 2B: 2 3B: 0 HR: 0	SF: 2 SAC: 1 DP: 0 HBP: 0	WP: 0 PB: 0 SB: 0 CS: 0	PA: 40
PITCHER	IP	WLS	BF	H	R	ER	SO	BB	IBB	HBP	BLK	WP	HR	S	P	ERA	WHIP					
Jim Abbott, L ERA: 4.28 Bryan Harvey, R ERA: 2.7	(1, 1) (8, 1)	7.0 2.0	W S	32 8	5 1	2 0	3 2	4 1	0 0	0 0	0 0	0 0	0 0	69 19	111 30	2.57 0.00	1.571 1.000					

California Angels @ Seattle Mariners
The Kingdome, Seattle, WA
Sun Jul 29 1990, 6:33 AM EDT
Att: 18,388 - Dome

AB 32
R 2
H 8
RBI 2
BB 5
SO 5
LOB 18



Batter	1	2	3	4	5	6	7	8	9	AB	R	H	RBI	BB	SO	LOB	TOP				
Brian Downing, R (1, 10) OBP: 0.349, SLG: 0.454	G5-3			K		G1-3	L5			4	0	0	0	0	1	2					
Luis Polonia, L (1, 7) OBP: 0.333, SLG: 0.369	K			G3-1		F7		G4-3		4	0	0	0	0	1	1					
Devon White, S (1, 8) OBP: 0.294, SLG: 0.360	F7			BB		K		1B		3	0	1	0	1	1	1					
Lance Parrish, R (1, 2) OBP: 0.366, SLG: 0.500		K		G4-3			L7	K		4	0	0	0	0	2	2					
Lee Stevens, L (1, 3) OBP: 0.263, SLG: 0.321	F9				G6-4-3 1B		F9	F7		4	0	1	0	0	0	1					
Dave Winfield, R (1, 9) OBP: 0.295, SLG: 0.418	K				G6-4-3 1B		1B	3B	G4-3	4	1	2	0	0	1	0					
Johnny Ray, S (1, 4) OBP: 0.305, SLG: 0.355			F9		G6-4-3		1B	3B	F8	4	1	1	0	0	0	2					
Donnie Hill, S (1, 6) OBP: 0.312, SLG: 0.350			G3-1		G1-3		1B	2B	P2	4	1	1	2	0	0	1					
Kent Anderson, R (1, 5) OBP: 0.336, SLG: 0.354			F8			G1-3	1B	2B		3	0	2	1	0	0	0					
Inning Stats	R: 0 E: 0 K: 1 S: 9	H: 0 LOB: 0 BB: 0 P: 14	R: 0 E: 0 K: 2 S: 7	H: 0 LOB: 0 BB: 0 P: 9	R: 0 E: 0 K: 0 S: 7	H: 0 LOB: 0 BB: 0 P: 8	R: 0 E: 0 K: 1 S: 10	H: 0 LOB: 1 BB: 1 P: 18	R: 0 E: 0 K: 0 S: 11	H: 2 LOB: 1 BB: 0 P: 18	R: 0 E: 0 K: 1 S: 9	H: 1 LOB: 1 BB: 0 P: 11	R: 3 E: 0 K: 0 S: 16	H: 4 LOB: 1 BB: 0 P: 23	R: 0 E: 0 K: 1 S: 7	H: 1 LOB: 1 BB: 0 P: 12	R: 0 E: 0 K: 0 S: 10	H: 0 LOB: 0 BB: 0 P: 16	1B: 6 2B: 1 3B: 1 HR: 0	SF: 0 SAC: 0 DP: 1 HBP: 0	WP: 0 PA: 35 PB: 0 SB: 1 CS: 0
PITCHER	IP	WLS	BF	H	R	ER	SO	BB	IBB	HBP	BLK	WP	HR	S	P	ERA	WHIP				
Kevin Tapani, R (1, 1) ERA: 3.85	6.2	W	27	7	3	3	5	1	0	0	0	0	0	68	99	4.05	1.200				
Terry Leach, R (7, 1) ERA: 2.96	2.1	S	8	1	0	0	1	0	0	0	0	0	0	18	30	0.00	0.429				

California Angels @ Minnesota Twins
 Hubert H. Humphrey Metrodome, Minneapolis, MN
 Mon Jul 30 1990, 8:05 PM EDT
 Att: 19,608 - Dome - 70 F

AB 34
 R 3
 H 8
 RBI 3
 BB 1
 SO 6
 LOB 10



Batter	1	2	3	4	5	6	7	8	9	AB	R	H	RBI	BB	SO	LOB	BOTTOM				
Al Newman, S (1, 6) OBP: 0.306, SLG: 0.302	G4-3		L6			1B	G4-3			4	1	1	0	0	0	1					
Nelson Lirio, S (1, 4) OBP: 0.289, SLG: 0.293	F9		G6-3			F7	1B	2B	BB	3	1	0	0	1	0	1					
Kirby Puckett, R (1, 8) OBP: 0.380, SLG: 0.496	K		G3-1			1B	1B	2B	1B	4	2	2	1	0	1	0					
Gary Gaetti, R (1, 5) OBP: 0.305, SLG: 0.427		HR			F9	1B	SF9	1B	2B	4	2	3	4	0	0	0					
Kent Hrbek, L (1, 10) OBP: 0.390, SLG: 0.500		P6		G4-6-3 1B		1B	1B	HBP		3	0	2	1	0	0	0					
Brian Harper, R (1, 2) OBP: 0.396, SLG: 0.471		FC3 1B		G4-6-3		SF9	1B	1B		3	0	2	1	0	0	1					
Randy Bush, L (1, 3) OBP: 0.333, SLG: 0.426	FC3				1B	G3		G3		4	0	1	0	0	0	2					
Shane Mack, R (1, 9) OBP: 0.376, SLG: 0.440	K				B1-3		G4-3	G3	G6-3	3	1	0	0	1	1	2					
John Moses, S (1, 7) OBP: 0.299, SLG: 0.273	G4-3				G4-3		G3	G4-3		4	0	0	0	0	0	3					
Inning Stats	R: 0 E: 0 K: 1 S: 6	H: 0 LOB: 0 BB: 0 P: 11	R: 1 E: 1 K: 1 S: 12	H: 2 LOB: 2 BB: 0 P: 21	R: 0 E: 0 K: 0 S: 5	H: 0 LOB: 0 BB: 0 P: 7	R: 0 E: 0 K: 0 S: 6	H: 1 LOB: 0 BB: 0 P: 8	R: 0 E: 0 K: 0 S: 5	H: 1 LOB: 0 BB: 0 P: 6	R: 3 E: 0 K: 0 S: 11	H: 4 LOB: 1 BB: 0 P: 12	R: 3 E: 0 K: 0 S: 19	H: 3 LOB: 2 BB: 2 P: 37	R: 0 E: 0 K: 0 S: 3	H: 0 LOB: 0 BB: 0 P: 7	1B: 9 2B: 1 3B: 0 HR: 1	SF: 1 SAC: 0 DP: 1 HBP: 1	WP: 0 PA: 36 PB: 0 SB: 0 CS: 0		
PITCHER	IP	WLS	BF	H	R	ER	SO	BB	IBB	HBP	BLK	WP	HR	S	P	ERA	WHIP				
Bert Blyleven, R (1, 1) ERA: 5.41	6.2	L	29	8	6	6	2	2	0	0	0	0	0	51	83	8.10	1.500				
Mark Eichhorn, R (7, 1) ERA: 3.39	1.1		7	3	1	1	0	0	0	1	0	0	0	16	26	6.75	2.250				


California Angels @ Minnesota Twins
 Hubert H. Humphrey Metrodome, Minneapolis, MN
 Mon Jul 30 1990, 8:05 PM EDT
 Att: 19,608 - Dome - 70 F

AB 32
 R 7
 H 11
 RBI 7
 BB 2
 SO 2
 LOB 10



Batter	1	2	3	4	5	6	7	8	9	AB	R	H	RBI	BB	SO	LOB	TOP							
Brian Downing, R OBP: 0.353, SLG: 0.457 (1, 10)	P2			F9 F7-2 2B	FC6 FC5-2 1B	K		1B 1B	BB 1B BB	5	2	2	0	1	1	4	California Angels @ Minnesota Twins Hubert H. Humphrey Metrodome, Minneapolis, MN Tue Jul 31 1990, 8:05 PM EDT Att: 20,607 - Dome - 70 F							
Donnie Hill, L OBP: 0.316, SLG: 0.351 (1, 4)	G6-3			F9	FC5-2 1B BB	F8		1B 1B	BB 1B	5	2	2	2	1	0	3								
Devon White, S OBP: 0.292, SLG: 0.354 (1, 8)	G6-3			F7-2 3-H	FC5-2 1B		G4-3	K	BB	5	0	0	1	1	1	6								
Dave Winfield, R OBP: 0.300, SLG: 0.421 Luis Polonia, L OBP: 0.332, SLG: 0.367 (8, PR) (8, 7)		P4					G4-3	1B 1B	P3	5	1	3	3	0	0	0								
Lance Parrish, R OBP: 0.369, SLG: 0.500 (1, 2)		K						WP HR 1B	F9	6	2	3	1	0	1	5								
Rick Schu, R OBP: 0.288, SLG: 0.414 Lee Stevens, L OBP: 0.283, SLG: 0.411 (1, 3) (5, 3)		G6-3					F9	1B 2B	G3-1	2	0	0	0	0	0	2								
Dante Bichette, R OBP: 0.273, SLG: 0.418 (1, 7) (8, 9)			F8					HR 1B		3	2	2	2	0	0	2								
Kent Anderson, R OBP: 0.348, SLG: 0.375 (1, 5)			F9					CS 1B	G6-3	5	2	3	1	0	0	1								
Dick Schofield, R OBP: 0.296, SLG: 0.207 (1, 6)			G1-3					BB E FC5-2 1B	1B BB	4	1	2	2	1	0	0								
Inning Stats	R: 0 E: 0 K: 0 S: 5	H: 0 LOB: 0 BB: 0 P: 7	R: 0 E: 0 K: 1 S: 5	H: 0 LOB: 0 BB: 0 P: 8	R: 0 E: 0 K: 0 S: 7	H: 0 LOB: 0 BB: 0 P: 11	R: 0 E: 0 K: 0 S: 4	H: 1 LOB: 0 BB: 0 P: 8	R: 6 E: 1 K: 0 S: 28	H: 6 LOB: 2 BB: 1 P: 46	R: 1 E: 0 K: 1 S: 12	H: 3 LOB: 2 BB: 1 P: 26	R: 2 E: 0 K: 0 S: 18	H: 3 LOB: 1 BB: 0 P: 27	R: 2 E: 0 K: 1 S: 22	H: 4 LOB: 2 BB: 2 P: 33		R: 2 E: 0 K: 0 S: 14	H: 3 LOB: 3 BB: 2 P: 29	1B: 16 2B: 4 3B: 0 HR: 1	SF: 0 SAC: 0 DP: 1 HBP: 0	WP: 1 PB: 0 CS: 2	PA: 50	
PITCHER	IP WLS BF H R ER SO BB IBB HBP BLK WP HR S P ERA WHIP	IP WLS BF H R ER SO BB IBB HBP BLK WP HR S P ERA WHIP	IP WLS BF H R ER SO BB IBB HBP BLK WP HR S P ERA WHIP	IP WLS BF H R ER SO BB IBB HBP BLK WP HR S P ERA WHIP	IP WLS BF H R ER SO BB IBB HBP BLK WP HR S P ERA WHIP	IP WLS BF H R ER SO BB IBB HBP BLK WP HR S P ERA WHIP	IP WLS BF H R ER SO BB IBB HBP BLK WP HR S P ERA WHIP	IP WLS BF H R ER SO BB IBB HBP BLK WP HR S P ERA WHIP	IP WLS BF H R ER SO BB IBB HBP BLK WP HR S P ERA WHIP	IP WLS BF H R ER SO BB IBB HBP BLK WP HR S P ERA WHIP	IP WLS BF H R ER SO BB IBB HBP BLK WP HR S P ERA WHIP	IP WLS BF H R ER SO BB IBB HBP BLK WP HR S P ERA WHIP	IP WLS BF H R ER SO BB IBB HBP BLK WP HR S P ERA WHIP	IP WLS BF H R ER SO BB IBB HBP BLK WP HR S P ERA WHIP	IP WLS BF H R ER SO BB IBB HBP BLK WP HR S P ERA WHIP	IP WLS BF H R ER SO BB IBB HBP BLK WP HR S P ERA WHIP	IP WLS BF H R ER SO BB IBB HBP BLK WP HR S P ERA WHIP							
Allan Anderson, L ERA: 5.12 Tim Drummond, R ERA: 4.52 John Moses, L ERA: 13.5	4.2 L 22 7 6 3 1 1 0 0 0 0 0 46 77 5.79 1.714	3.1 20 10 5 5 2 1 0 0 0 1 1 55 89 13.50 3.300	1.0 8 3 2 2 0 2 0 0 0 0 0 14 29 18.00 5.000																					

AB	46
R	13
H	20
RBI	13
BB	4
SO	3
LOB	26



Batter	1	2	3	4	5	6	7	8	9	AB	R	H	RBI	BB	SO	LOB	BOTTOM					
Nelson Liriano, S OBP: 0.281, SLG: 0.285 (1, 4)	E5 1B	FC6			G4-3		F8		G5-4-3	5	1	0	0	0	0	4	California Angels @ Minnesota Twins Hubert H. Humphrey Metrodome, Minneapolis, MN Tue Jul 31 1990, 8:05 PM EDT Att: 20,607 - Dome - 70 F					
Shane Mack, R OBP: 0.390, SLG: 0.469 (1, 7) (9, 8)	1B			HR	1B		BB			3	1	3	1	1	0	0						
Kirby Puckett, R OBP: 0.379, SLG: 0.493 John Moses, S OBP: 0.299, SLG: 0.273 (1, 8) (8, 8) (9, 1)	1B		F9		F9		G4-3			4	0	1	1	0	0	4						
Gary Gaetti, R OBP: 0.303, SLG: 0.423 Al Newman, S OBP: 0.305, SLG: 0.301 (1, 5) (8, 5) (9, 7)	P5		G5-3					P4		3	0	0	0	0	0	2						
Brian Harper, R OBP: 0.364, SLG: 0.468 (1, 3) (9, 5)	P4		G3-1				K			4	0	1	0	0	1	2						
Kent Hrbek, L OBP: 0.388, SLG: 0.498 Carmen Castillo, R OBP: 0.189, SLG: 0.195 Randy Bush, L OBP: 0.333, SLG: 0.426 (1, 10) (8, PH) (9, 3)	FC6			L4-6 WP 1B		G6-3		F8		3	0	1	0	0	0	2						
Gene Larkin, S OBP: 0.353, SLG: 0.416 (1, 9)		P8			F8		L6		F8	4	0	0	0	0	0	2						
Junior Ortiz, R OBP: 0.418, SLG: 0.466 (1, 2)				L4-6			BB 1B		G6-3	4	0	2	0	0	0	1						
Greg Gagne, R OBP: 0.275, SLG: 0.361 (1, 6)					F8		BB 1B		G5-4-3 HBP	3	0	2	0	0	0	0						
Inning Stats	R: 1 E: 1 K: 0 S: 14	H: 2 LOB: 2 BB: 0 P: 21	R: 0 E: 0 K: 0 S: 11	H: 2 LOB: 1 BB: 0 P: 20	R: 1 E: 0 K: 0 S: 9	H: 1 LOB: 0 BB: 0 P: 12	R: 0 E: 0 K: 0 S: 6	H: 1 LOB: 0 BB: 0 P: 8	R: 0 E: 0 K: 1 S: 10	H: 0 LOB: 0 BB: 0 P: 15	R: 0 E: 0 K: 1 S: 6	H: 0 LOB: 0 BB: 0 P: 9	R: 0 E: 0 K: 0 S: 8	H: 2 LOB: 3 BB: 1 P: 13	R: 0 E: 0 K: 0 S: 6	H: 1 LOB: 1 BB: 0 P: 7		R: 0 E: 0 K: 0 S: 5	H: 0 LOB: 0 BB: 0 P: 8	1B: 9 2B: 1 3B: 0 HR: 1	SF: 0 SAC: 0 DP: 2 HBP: 1	WP: 1 PB: 0 CS: 1
PITCHER	IP WLS BF H R ER SO BB IBB HBP BLK WP HR S P ERA WHIP	IP WLS BF H R ER SO BB IBB HBP BLK WP HR S P ERA WHIP	IP WLS BF H R ER SO BB IBB HBP BLK WP HR S P ERA WHIP	IP WLS BF H R ER SO BB IBB HBP BLK WP HR S P ERA WHIP	IP WLS BF H R ER SO BB IBB HBP BLK WP HR S P ERA WHIP	IP WLS BF H R ER SO BB IBB HBP BLK WP HR S P ERA WHIP	IP WLS BF H R ER SO BB IBB HBP BLK WP HR S P ERA WHIP	IP WLS BF H R ER SO BB IBB HBP BLK WP HR S P ERA WHIP	IP WLS BF H R ER SO BB IBB HBP BLK WP HR S P ERA WHIP	IP WLS BF H R ER SO BB IBB HBP BLK WP HR S P ERA WHIP	IP WLS BF H R ER SO BB IBB HBP BLK WP HR S P ERA WHIP	IP WLS BF H R ER SO BB IBB HBP BLK WP HR S P ERA WHIP	IP WLS BF H R ER SO BB IBB HBP BLK WP HR S P ERA WHIP	IP WLS BF H R ER SO BB IBB HBP BLK WP HR S P ERA WHIP	IP WLS BF H R ER SO BB IBB HBP BLK WP HR S P ERA WHIP	IP WLS BF H R ER SO BB IBB HBP BLK WP HR S P ERA WHIP						
Chuck Finley, L ERA: 2.29	9.0 W 37 10 2 1 1 1 0 1 1 75 113 1.00 1.222																					



Batter	1	2	3	4	5	6	7	8	9	AB	R	H	RBI	BB	SO	LOB	TOP										
Luis Polonia, L OBP: 0.333, SLG: 0.368 (1, 7)	G4-3			K		P5			E	5	1	2	1	0	1	1											
Donnie Hill, S OBP: 0.321, SLG: 0.354 (1, 4)	G6-3		1B	G6-3			CS		E6	4	2	2	0	1	0	0											
Devon White, S OBP: 0.290, SLG: 0.351 (1, 8)	K		1B		G6-3		K		E6	5	2	1	0	0	2	2											
Dave Winfield, R OBP: 0.305, SLG: 0.422 Dante Bichette, R OBP: 0.273, SLG: 0.418 (9, 9)		1B	F9		K		1B		FC5-4	4	1	2	0	1	1	2											
Lee Stevens, L OBP: 0.292, SLG: 0.410 (1, 3)		BB	1B		K		K		K	5	1	2	1	0	3	4											
Brian Downing, R OBP: 0.359, SLG: 0.464 (1, 10)		2B	1B	HR		G6-3		G5-3	FC5-4	4	2	2	3	1	0	0											
Bill Schroeder, R OBP: 0.300, SLG: 0.724 (1, 2)	1B	2B	HR		L4			F7	FC5-4	5	1	2	4	0	0	2											
Kent Anderson, R OBP: 0.350, SLG: 0.394 (1, 5)	K		G4-3			1B		1B	G5-6-3	5	1	2	0	0	1	5											
Dick Schofield, R OBP: 0.295, SLG: 0.208 (1, 6)	F7				F8			K		4	0	1	1	0	1	3											
Inning Stats	R: 0 E: 0 K: 1 S: 9	H: 0 LOB: 0 BB: 0 P: 13	R: 3 E: 0 K: 1 S: 16	H: 4 LOB: 2 BB: 1 P: 26	R: 4 E: 0 K: 0 S: 17	H: 5 LOB: 0 BB: 0 P: 23	R: 0 E: 0 K: 1 S: 7	H: 0 LOB: 0 BB: 0 P: 10	R: 0 E: 0 K: 2 S: 14	H: 0 LOB: 0 BB: 0 P: 19	R: 1 E: 0 K: 0 S: 12	H: 2 LOB: 1 BB: 0 P: 20	R: 0 E: 0 K: 1 S: 11	H: 1 LOB: 1 BB: 1 P: 18	R: 0 E: 0 K: 1 S: 13	H: 1 LOB: 1 BB: 0 P: 18	R: 3 E: 2 K: 1 S: 15	H: 3 LOB: 3 BB: 1 P: 25	1B: 12 2B: 2 3B: 1 HR: 1	SF: 0 SAC: 0 DP: 0 HBP: 0	WP: 0 PB: 0 SB: 1 CS: 1	PA: 44					
PITCHER	IP	WLS	BF	H	R	ER	SO	BB	IBB	HBP	BLK	WP	HR	S	P	ERA	WHIP										
Roy Smith, R ERA: 4.59 (1, 1)	2.2	L	15	8	6	6	2	1	0	0	0	0	0	36	56	20.25	3.375										
David West, L ERA: 5.25 (3, 1)	3.1		13	3	2	2	3	0	0	0	0	0	1	39	55	5.40	0.900										
Juan Berenguer, R ERA: 3.66 (7, 1)	2.0		8	2	0	0	3	1	0	0	0	0	0	24	36	0.00	1.500										
Rick Aguilera, R ERA: 2.87 (9, 1)	0.1		6	3	3	2	1	1	0	0	0	0	0	12	20	54.00	12.000										
Terry Leach, R ERA: 2.54 (9, 1)	0.2		2	0	0	0	0	0	0	0	0	0	0	3	5	0.00	0.000										

California Angels @ Minnesota Twins
Hubert H. Humphrey Metrodome, Minneapolis, MN
Wed Aug 01 1990, 4:33 AM EDT
Att: 21,260 - Dome - 80 F

AB 41
R 11
H 16
RBI 10
BB 3
SO 9
LOB 19



Batter	1	2	3	4	5	6	7	8	9	AB	R	H	RBI	BB	SO	LOB	BOTTOM										
Al Newman, S OBP: 0.310, SLG: 0.304 (1, 5)	P6		FC6-4		3B		PB		G4-6-3	4	2	2	0	1	0	3											
Nelson Liriano, S OBP: 0.284, SLG: 0.299 (1, 4)	G6-3		FC6-4		2B		1B		K	5	1	2	2	0	1	1											
Kirby Puckett, R OBP: 0.382, SLG: 0.496 (1, 8)	S		K		2B		F9		1B	4	0	2	1	1	1	3											
Gene Larkin, S OBP: 0.350, SLG: 0.412 (1, 9)	G6-3		P3		F7		G6-4-3		L4	5	0	1	1	0	0	4											
Brian Harper, R OBP: 0.362, SLG: 0.467 (1, 2)		F9		G4-3	F9		G6-4-3		F9	5	1	1	0	0	0	4											
Kent Hrbek, L OBP: 0.390, SLG: 0.497 (1, 3)		1B		G4-3	F8				1B	3	0	1	0	1	0	2											
Shane Mack, R OBP: 0.392, SLG: 0.470 (1, 7)		1B		L3		G5-3		K		4	0	2	1	0	1	1											
Carmen Castillo, R OBP: 0.183, SLG: 0.189 John Moses, S OBP: 0.304, SLG: 0.279 (8, PH)		K		L3		P2		BB		3	0	0	0	0	1	3											
Greg Gagne, R OBP: 0.276, SLG: 0.361 Randy Bush, L OBP: 0.339, SLG: 0.426 (8, PH)		F8			1B		K		G4-6-3	3	1	1	0	0	1	2											
Inning Stats	R: 0 E: 0 K: 0 S: 8	H: 2 LOB: 2 BB: 1 P: 16	R: 0 E: 0 K: 1 S: 11	H: 2 LOB: 0 BB: 0 P: 17	R: 0 E: 0 K: 1 S: 10	H: 1 LOB: 1 BB: 0 P: 15	R: 1 E: 0 K: 0 S: 9	H: 2 LOB: 0 BB: 0 P: 13	R: 3 E: 0 K: 0 S: 13	H: 4 LOB: 1 BB: 0 P: 26	R: 0 E: 0 K: 1 S: 7	H: 0 LOB: 0 BB: 0 P: 10	R: 1 E: 0 K: 0 S: 10	H: 2 LOB: 1 BB: 1 P: 19	R: 0 E: 0 K: 1 S: 11	H: 1 LOB: 2 BB: 2 P: 23	R: 0 E: 0 K: 1 S: 12	H: 1 LOB: 1 BB: 0 P: 13	1B: 10 2B: 3 3B: 1 HR: 0	SF: 0 SAC: 0 DP: 3 HBP: 0	WP: 0 PB: 1 SB: 1 CS: 0	PA: 41					
PITCHER	IP	WLS	BF	H	R	ER	SO	BB	IBB	HBP	BLK	WP	HR	S	P	ERA	WHIP										
Mark Langston, L ERA: 4.28 (1, 1)	6.0	W	29	10	5	4	3	2	0	0	0	0	0	61	105	6.00	2.000										
Willie Fraser, R ERA: 3.92 (7, 1)	1.1		6	2	0	0	1	1	0	0	0	0	0	15	27	0.00	2.250										
Bryan Harvey, R ERA: 2.59 (8, 1)	1.2	S	6	1	0	0	1	1	0	0	0	0	0	15	20	0.00	1.200										

California Angels @ Minnesota Twins
Hubert H. Humphrey Metrodome, Minneapolis, MN
Wed Aug 01 1990, 4:33 AM EDT
Att: 21,260 - Dome - 80 F

AB 37
R 5
H 13
RBI 5
BB 4
SO 5
LOB 23



Batter	1	2	3	4	5	6	7	8	9	AB	R	H	RBI	BB	SO	LOB	TOP			
Rickey Henderson, R OBP: 0.441, SLG: 0.599	F9	SAFE		BB		K				3	1	1	0	2	1	0				
Carney Lansford, R OBP: 0.330, SLG: 0.332	HR	PO	F9	1B				L7		4	1	2	1	1	0	1				
Jose Canseco, R OBP: 0.397, SLG: 0.649	HR		HR			G5-3				5	2	4	5	0	0	1				
Dave Henderson, R OBP: 0.327, SLG: 0.466	G1-3		F9	F8				L7		5	0	0	0	0	0	4				
Ron Hassey, L OBP: 0.278, SLG: 0.327	K		F8					F8		5	1	2	1	0	1	0				
Mark McWire, R OBP: 0.344, SLG: 0.468		K		BB		G6-3		G4-3		3	1	0	0	2	1	0				
Terry Steinbach, R OBP: 0.279, SLG: 0.352		1B	B2					G6-3		5	0	1	0	0	0	3				
Walt Weiss, S OBP: 0.329, SLG: 0.335		K		BB				F9		4	1	1	0	0	1	3				
Mike Gallego, R OBP: 0.268, SLG: 0.295				1B				G5-3		4	0	1	0	0	0	2				
Inning Stats	R: 2 E: 0 K: 1 S: 10	H: 2 LOB: 0 BB: 0 P: 14	R: 0 E: 0 K: 2 S: 12	H: 2 LOB: 2 BB: 1 P: 25	R: 1 E: 0 K: 0 S: 9	H: 1 LOB: 0 BB: 0 P: 16	R: 3 E: 0 K: 0 S: 11	H: 2 LOB: 2 BB: 3 P: 30	R: 1 E: 0 K: 0 S: 7	H: 1 LOB: 1 BB: 0 P: 12	R: 0 E: 0 K: 1 S: 10	H: 1 LOB: 1 BB: 1 P: 18	R: 0 E: 0 K: 0 S: 10	H: 2 LOB: 2 BB: 0 P: 18	R: 0 E: 0 K: 0 S: 7	H: 0 LOB: 0 BB: 0 P: 12	1B: 9 2B: 0 3B: 0 HR: 3	SF: 0 SAC: 0 DP: 0 HBP: 0	WP: 0 PB: 0 SB: 0 CS: 0	PA: 44
PITCHER	IP WLS BF H R ER SO BB IBB HBP BLK WP HR S P ERA WHIP																			
Kirk McCaskill, R ERA: 3.08	(1, 1) 3.2 L 20 6 6 6 3 4 0 0 0 0 2 37 76 14.73 2.727																			
Mike Fetters, R ERA: 4.4	(4, 1) 5.1 23 6 1 1 1 1 0 0 0 0 1 49 85 1.69 1.312																			

Oakland Athletics @ California Angels
Anaheim Stadium, Anaheim, CA
Thu Aug 02 1990, 10:05 PM EDT
Att: 38,698 - Unknown - 76 F

AB 38
R 7
H 12
RBI 7
BB 5
SO 4
LOB 14



Batter	1	2	3	4	5	6	7	8	9	AB	R	H	RBI	BB	SO	LOB	BOTTOM					
Luis Polonia, L OBP: 0.336, SLG: 0.370	F8		G4-6-3						K	4	2	2	1	0	0	1						
Rick Schu, R OBP: 0.289, SLG: 0.414				HR						0	0	0	0	0	0	0						
Max Venable, L OBP: 0.341, SLG: 0.421										1	0	0	0	0	1	0						
Donnie Hill, S OBP: 0.323, SLG: 0.363	G4-3								F7	5	0	2	1	0	0	2						
Devon White, S OBP: 0.292, SLG: 0.362	1B		F7						G6-3	5	1	2	3	0	0	2						
Dave Winfield, R OBP: 0.304, SLG: 0.419	1B									4	0	1	0	0	0	1						
Lee Stevens, L OBP: 0.275, SLG: 0.385	K									4	0	0	0	0	1	3						
Brian Downing, R OBP: 0.362, SLG: 0.467		L5								3	0	1	0	1	1	0						
Lance Parrish, R OBP: 0.367, SLG: 0.495		L6								3	0	0	0	1	0	1						
Kent Anderson, R OBP: 0.347, SLG: 0.384										3	1	0	0	1	1	3						
Dick Schofield, R OBP: 0.304, SLG: 0.214										1	1	1	0	1	0	0						
Johnny Ray, S OBP: 0.303, SLG: 0.352										2	0	0	0	0	0	3						
Inning Stats	R: 0 E: 0 K: 1 S: 13	H: 2 LOB: 2 BB: 0 P: 18	R: 0 E: 0 K: 1 S: 8	H: 0 LOB: 0 BB: 0 P: 12	R: 0 E: 0 K: 0 S: 6	H: 2 LOB: 1 BB: 0 P: 10	R: 0 E: 0 K: 1 S: 7	H: 0 LOB: 0 BB: 0 P: 14	R: 4 E: 0 K: 0 S: 16	H: 2 LOB: 2 BB: 2 P: 31	R: 0 E: 0 K: 0 S: 8	H: 0 LOB: 2 BB: 2 P: 21	R: 1 E: 0 K: 0 S: 12	H: 2 LOB: 1 BB: 0 P: 21	R: 0 E: 0 K: 0 S: 9	H: 1 LOB: 1 BB: 0 P: 15	R: 0 E: 0 K: 1 S: 7	H: 0 LOB: 0 BB: 0 P: 9	1B: 5 2B: 3 3B: 0 HR: 1	SF: 0 SAC: 0 DP: 1 HBP: 0	WP: 1 PB: 0 SB: 0 CS: 0	PA: 39
PITCHER	IP WLS BF H R ER SO BB IBB HBP BLK WP HR S P ERA WHIP																					
Bob Welch, R ERA: 3.19	(1, 1) 5.1 W 25 6 4 4 3 4 0 0 0 0 1 53 97 6.75 1.875																					
Todd Burns, R ERA: 2.81	(6, 1) 0.2 4 2 1 1 0 0 0 0 0 0 1 0 11 19 13.50 3.000																					
Gene Nelson, R ERA: 1.47	(7, 1) 1.2 6 1 0 0 0 0 0 0 0 0 0 0 13 23 0.00 0.600																					
Rick Honeycutt, L ERA: 2.84	(8, 1) 0.1 1 0 0 0 0 0 0 0 0 0 0 0 2 3 0.00 0.000																					
Dennis Eckerlesley, R ERA: 0.79	(9, 1) 1.0 S 3 0 0 0 1 0 0 0 0 0 0 0 7 9 0.00 0.000																					

Oakland Athletics @ California Angels
Anaheim Stadium, Anaheim, CA
Thu Aug 02 1990, 10:05 PM EDT
Att: 38,698 - Unknown - 76 F

AB 35
R 5
H 9
RBI 5
BB 4
SO 4
LOB 16



Batter	1	2	3	4	5	6	7	8	9	AB	R	H	RBI	BB	SO	LOB	TOP			
Rickey Henderson, R OBP: 0.438, SLG: 0.597	3-2 HR		3-1 F8			0-1 CS		4-2 1B BB	0-0 G6-4-3	4	2	1	1	1	0	1				
Lance Blankenship, R Carney Lansford, R OBP: 0.325, SLG: 0.161 OBP: 0.323, SLG: 0.325	0-1 F7		1-0 F7			4-1 1B BB		2-1 F7		3	0	0	0	1	0	1				
Jose Canseco, R OBP: 0.390, SLG: 0.631	4-1 1B FC2 BB		1-3 K			0-0 1B G6-4-3		2-3 K	1-2 K	3	0	1	0	1	2	1				
Dave Henderson, R OBP: 0.333, SLG: 0.478	0-1 FC2 1B		1-3 K			1-1 G6-4-3		1-1 2B 1B		4	1	2	1	0	1	2				
Terry Steinbach, R OBP: 0.276, SLG: 0.354	1-2 FC2 FC6-4		0-0 F9			2-0 G5-3		2-1 1B 2B		4	1	1	0	0	0	2				
Mark McCwire, R OBP: 0.352, SLG: 0.476	2-2 FC6-4		1-2 P3			0-0 1B FC5-4		1-1 1B		4	0	2	2	0	0	2				
Willie Randolph, R OBP: 0.324, SLG: 0.323		1-0 G5-3			2-2 F8		2-0 FC5-4 1B	0-0 F8		4	0	0	0	0	0	2				
Walt Weiss, S OBP: 0.332, SLG: 0.336		1-2 F8			4-2 CS BB		0-1 1B	1-1 P5		3	0	1	0	1	0	0				
Mike Gallego, R OBP: 0.270, SLG: 0.293		3-1 F8			2-3 K		3-1 P6	4-1 BB G6-4-3		3	0	0	0	1	1	3				
Inning Stats	R: 1 E: 0 K: 0 S: 18	H: 2 LOB: 2 BB: 1 P: 28	R: 0 E: 0 K: 0 S: 6	H: 0 LOB: 0 BB: 0 P: 11	R: 0 E: 0 K: 1 S: 6	H: 0 LOB: 0 BB: 0 P: 11	R: 0 E: 0 K: 1 S: 8	H: 0 LOB: 0 BB: 0 P: 10	R: 0 E: 0 K: 0 S: 12	H: 1 LOB: 1 BB: 1 P: 20	R: 0 E: 0 K: 0 S: 7	H: 2 LOB: 2 BB: 0 P: 14	R: 3 E: 0 K: 1 S: 16	H: 3 LOB: 1 BB: 1 P: 28	R: 0 E: 0 K: 0 S: 4	H: 0 LOB: 0 BB: 1 P: 9	1B: 6 2B: 1 3B: 0 HR: 1	SF: 0 SAC: 0 DP: 2 HBP: 0	WP: 0 PB: 0 SB: 1 CS: 1	PA: 38
PITCHER	IP WLS BF H R ER SO BB IBB HBP BLK WP HR S P ERA WHIP	8.0 L 34 8 4 4 4 4 4 0 0 0 0 1 79 134 4.50 1.500	1.0 3 0 0 0 0 1 0 0 0 0 0 0 4 9 0.00 1.000	PITCHER																
Chuck Finley, L ERA: 2.4																				
Willie Fraser, R ERA: 3.97																				

Oakland Athletics @ California Angels
Anaheim Stadium, Anaheim, CA
Sun Aug 05 1990, 6:33 AM EDT
Att: 51,597 - Sunny

AB 32
R 4
H 8
RBI 4
BB 5
SO 4
LOB 14



Batter	1	2	3	4	5	6	7	8	9	AB	R	H	RBI	BB	SO	LOB	BOTTOM							
Luis Polonia, L OBP: 0.339, SLG: 0.380	0-0 F8		0-0 P6			0-0 G6-4-3 1B		1-1 G4-3		4	0	1	0	0	0	2								
Donnie Hill, S OBP: 0.315, SLG: 0.352	3-1 G4-3		3-2 SH5-4 1B			2-2 G6-4-3		2-2 F8		4	0	1	0	0	0	3								
Devon White, S OBP: 0.292, SLG: 0.370	0-2 F7		0-1 SH5-4			0-2 3B		1-3 K		3	0	1	1	0	1	1								
Dave Winfield, R OBP: 0.317, SLG: 0.434		3-2 G6-3			2-1 G5-3		0-0 P2		0-3 K	4	0	0	0	0	1	2								
Lee Stevens, L OBP: 0.337, SLG: 0.455		2-3 K			0-3 K		1-3 K		2-2 FC6-4 1B	4	0	1	0	0	3	1								
Brian Downing, R OBP: 0.356, SLG: 0.453		0-1 F7			2-2 P5		4-0 BB		0-2 F9	3	0	0	0	1	0	1								
Bill Schroeder, R Max Venable, L OBP: 0.303, SLG: 0.719 OBP: 0.338, SLG: 0.409			3-2 2B		2-3 K		1-3 K		1-2 FC6-4	3	0	1	0	0	2	1								
Kent Anderson, R OBP: 0.344, SLG: 0.368			0-2 G5-3		2-3 K		0-0 F8			3	0	0	0	0	1	2								
Dick Schofield, R OBP: 0.311, SLG: 0.226			2-3 K			0-1 E5 G6-4-3 1B 3B		3-2 G4-3 1B		3	1	1	0	0	1	1								
Inning Stats	R: 0 E: 0 K: 0 S: 6	H: 0 LOB: 0 BB: 0 P: 9	R: 0 E: 0 K: 1 S: 8	H: 0 LOB: 0 BB: 0 P: 13	R: 0 E: 0 K: 1 S: 11	H: 1 LOB: 1 BB: 0 P: 16	R: 0 E: 0 K: 1 S: 10	H: 1 LOB: 1 BB: 0 P: 15	R: 0 E: 0 K: 2 S: 11	H: 0 LOB: 0 BB: 0 P: 17	R: 1 E: 1 K: 0 S: 11	H: 2 LOB: 1 BB: 0 P: 13	R: 0 E: 0 K: 2 S: 7	H: 0 LOB: 1 BB: 1 P: 13	R: 0 E: 0 K: 1 S: 11	H: 1 LOB: 1 BB: 0 P: 18	R: 0 E: 0 K: 1 S: 18	H: 1 LOB: 1 BB: 0 P: 21	R: 0 E: 0 K: 1 S: 18	H: 1 LOB: 0 BB: 0 P: 21	1B: 4 2B: 1 3B: 1 HR: 0	SF: 0 SAC: 1 DP: 1 HBP: 0	WP: 0 PB: 0 SB: 0 CS: 0	PA: 34
PITCHER	IP WLS BF H R ER SO BB IBB HBP BLK WP HR S P ERA WHIP	7.0 W 27 5 1 0 7 1 0 0 0 0 0 8 12 0.00 0.857	1.0 S 4 1 0 0 1 0 0 0 0 0 0 18 21 0.00 1.000	PITCHER																				
Dave Stewart, R ERA: 2.58																								
Rick Honeycutt, L ERA: 2.72																								
Dennis Eckersley, R ERA: 0.75																								

Oakland Athletics @ California Angels
Anaheim Stadium, Anaheim, CA
Sun Aug 05 1990, 6:33 AM EDT
Att: 51,597 - Sunny

AB 32
R 1
H 6
RBI 1
BB 1
SO 9
LOB 15




Batter	1	2	3	4	5	6	7	8	9	AB	R	H	RBI	BB	SO	LOB	TOP					
Jody Reed, R OBP: 0.391, SLG: 0.444 (1, 4)	F8		FC6-4 1B		F7		1B		1B	4	0	2	0	1	0	1	Boston Red Sox @ California Angels Anaheim Stadium, Anaheim, CA Tue Aug 07 1990, 10:05 PM EDT Att: 29,262 - Unknown					
Carlos Quintana, R OBP: 0.379, SLG: 0.444 (1, 3)	K		FC6-4 1-2f		G4-3		1B		L6	5	0	1	0	0	1	5						
Wade Boggs, L OBP: 0.398, SLG: 0.443 (1, 5)	G6-3			F7		F8 HR		K	G6-4-3 1B	5	1	2	1	0	1	1						
Ellis Burks, R OBP: 0.356, SLG: 0.499 (1, 8)		F9		1B 2B		F8		G6-3	G6-4-3 1B	5	1	1	0	0	0	4						
Mike Greenwell, L OBP: 0.363, SLG: 0.367 (1, 7)	G6-3 1B			2H 1B		G3		E S 1B		4	0	3	1	0	0	1						
Dwight Evans, R OBP: 0.350, SLG: 0.387 (1, 10)	G6-3 1-2f			F7		HR BB		P5		3	1	0	0	1	0	3						
Tom Brunansky, R OBP: 0.340, SLG: 0.404 (1, 9)			CS BB	F9		HR		K		3	1	1	3	1	1	2						
Tony Peña, R OBP: 0.293, SLG: 0.346 (1, 2)			1-2 HR		G3-1			1B 1B		4	2	2	1	0	1	0						
Tim Lincecum, R OBP: 0.324, SLG: 0.446 (1, 6)	F8			F8			G5-3		1B BB 1B	4	0	2	0	0	0	0						
Inning Stats	R: 0 E: 0 K: 1 S: 14	H: 0 LOB: 0 BB: 0 P: 22	R: 0 E: 0 K: 0 S: 9	H: 1 LOB: 1 BB: 0 P: 13	R: 1 E: 0 K: 0 S: 8	H: 2 LOB: 1 BB: 1 P: 19	R: 1 E: 0 K: 0 S: 12	H: 2 LOB: 1 BB: 0 P: 20	R: 0 E: 0 K: 1 S: 11	H: 1 LOB: 1 BB: 0 P: 17	R: 3 E: 0 K: 1 S: 15	H: 2 LOB: 0 BB: 1 P: 27	R: 0 E: 0 K: 1 S: 10	H: 2 LOB: 1 BB: 0 P: 16	R: 0 E: 0 K: 1 S: 11	H: 1 LOB: 1 BB: 0 P: 17	R: 1 E: 0 K: 0 S: 8	H: 3 LOB: 2 BB: 1 P: 17	1B: 10 2B: 2 3B: 0 HR: 2	SF: 0 SAC: 0 DP: 2 HBP: 0	WP: 0 PB: 0 SB: 1 CS: 1	PA: 40
PITCHER	IP WLS BF H R ER SO BB IBB HBP BLK WP HR S P ERA WHIP	IP WLS BF H R ER SO BB IBB HBP BLK WP HR S P ERA WHIP	IP WLS BF H R ER SO BB IBB HBP BLK WP HR S P ERA WHIP	IP WLS BF H R ER SO BB IBB HBP BLK WP HR S P ERA WHIP	IP WLS BF H R ER SO BB IBB HBP BLK WP HR S P ERA WHIP	IP WLS BF H R ER SO BB IBB HBP BLK WP HR S P ERA WHIP	IP WLS BF H R ER SO BB IBB HBP BLK WP HR S P ERA WHIP	IP WLS BF H R ER SO BB IBB HBP BLK WP HR S P ERA WHIP	IP WLS BF H R ER SO BB IBB HBP BLK WP HR S P ERA WHIP	IP WLS BF H R ER SO BB IBB HBP BLK WP HR S P ERA WHIP	IP WLS BF H R ER SO BB IBB HBP BLK WP HR S P ERA WHIP	IP WLS BF H R ER SO BB IBB HBP BLK WP HR S P ERA WHIP	IP WLS BF H R ER SO BB IBB HBP BLK WP HR S P ERA WHIP	IP WLS BF H R ER SO BB IBB HBP BLK WP HR S P ERA WHIP	IP WLS BF H R ER SO BB IBB HBP BLK WP HR S P ERA WHIP	IP WLS BF H R ER SO BB IBB HBP BLK WP HR S P ERA WHIP	IP WLS BF H R ER SO BB IBB HBP BLK WP HR S P ERA WHIP					
Mark Langston, L ERA: 4.4 (1, 1)	6.0	L	26	8	5	5	2	2	0	0	0	0	0	0	0	0	7.50	1.667				
Mike Fetters, R ERA: 4.38 (7, 1)	2.1		12	5	1	1	2	1	0	0	0	0	0	0	0	0	3.86	2.571				
Cliff Young, L ERA: 3.0 (9, 1)	0.2		2	1	0	0	0	0	0	0	0	0	0	0	0	0	0.00	1.500				

AB	37
R	6
H	14
RBI	6
BB	3
SO	4
LOB	17



Batter	1	2	3	4	5	6	7	8	9	AB	R	H	RBI	BB	SO	LOB	BOTTOM					
Brian Downing, R OBP: 0.361, SLG: 0.468 (1, 10)	G3 BB 1B				HR		G5-3		BB	4	1	2	1	1	0	1	Boston Red Sox @ California Angels Anaheim Stadium, Anaheim, CA Tue Aug 07 1990, 10:05 PM EDT Att: 29,262 - Unknown					
Donnie Hill, S OBP: 0.311, SLG: 0.347 (1, 5)	F2				P6		G6-3		SF9	4	0	0	0	0	0	2						
Rick Schu, R OBP: 0.287, SLG: 0.414 (9, PH)		G6-3								0	0	0	1	0	0	0						
Devon White, S OBP: 0.293, SLG: 0.368 (1, 8)	1B BB			F9		K		FC6-4 1B	K	4	1	1	0	1	2	2						
Dave Winfield, R OBP: 0.319, SLG: 0.433 (1, 9)	BB 1B				G4-3			FC6-4 FC5-4		3	0	1	0	1	0	1						
Lee Stevens, L OBP: 0.345, SLG: 0.457 (1, 3)	BB 1B			L6		1B		F7		4	0	2	1	0	0	2						
Lance Parrish, R OBP: 0.355, SLG: 0.474 (1, 2)	BB			F8		K		FC5-4		3	0	0	0	1	1	3						
Johnny Ray, S OBP: 0.296, SLG: 0.342 (1, 4)	F9			L9		P4		G6-3		4	0	0	0	0	0	4						
Dante Bichette, R OBP: 0.272, SLG: 0.414 (1, 7)		G4-3			P4		L5		2B SF9 1B	4	1	1	0	0	0	1						
Dick Schofield, R OBP: 0.315, SLG: 0.239 (1, 6)		G3 1B			L9		K		SF9 2B	4	0	2	0	0	1	0						
Inning Stats	R: 1 E: 0 K: 0 S: 12	H: 3 LOB: 3 BB: 2 P: 26	R: 0 E: 0 K: 0 S: 9	H: 1 LOB: 1 BB: 0 P: 10	R: 0 E: 0 K: 0 S: 4	H: 0 LOB: 0 BB: 1 P: 10	R: 0 E: 0 K: 0 S: 7	H: 0 LOB: 0 BB: 0 P: 11	R: 1 E: 0 K: 1 S: 8	H: 1 LOB: 0 BB: 0 P: 14	R: 0 E: 0 K: 1 S: 7	H: 1 LOB: 1 BB: 0 P: 7	R: 0 E: 0 K: 1 S: 11	H: 0 LOB: 0 BB: 0 P: 16	R: 0 E: 0 K: 0 S: 9	H: 1 LOB: 1 BB: 0 P: 14	R: 1 E: 0 K: 1 S: 15	H: 2 LOB: 2 BB: 1 P: 25	1B: 7 2B: 1 3B: 0 HR: 1	SF: 1 SAC: 0 DP: 0 HBP: 0	WP: 0 PB: 0 SB: 0 CS: 0	PA: 39
PITCHER	IP WLS BF H R ER SO BB IBB HBP BLK WP HR S P ERA WHIP	IP WLS BF H R ER SO BB IBB HBP BLK WP HR S P ERA WHIP	IP WLS BF H R ER SO BB IBB HBP BLK WP HR S P ERA WHIP	IP WLS BF H R ER SO BB IBB HBP BLK WP HR S P ERA WHIP	IP WLS BF H R ER SO BB IBB HBP BLK WP HR S P ERA WHIP	IP WLS BF H R ER SO BB IBB HBP BLK WP HR S P ERA WHIP	IP WLS BF H R ER SO BB IBB HBP BLK WP HR S P ERA WHIP	IP WLS BF H R ER SO BB IBB HBP BLK WP HR S P ERA WHIP	IP WLS BF H R ER SO BB IBB HBP BLK WP HR S P ERA WHIP	IP WLS BF H R ER SO BB IBB HBP BLK WP HR S P ERA WHIP	IP WLS BF H R ER SO BB IBB HBP BLK WP HR S P ERA WHIP	IP WLS BF H R ER SO BB IBB HBP BLK WP HR S P ERA WHIP	IP WLS BF H R ER SO BB IBB HBP BLK WP HR S P ERA WHIP	IP WLS BF H R ER SO BB IBB HBP BLK WP HR S P ERA WHIP	IP WLS BF H R ER SO BB IBB HBP BLK WP HR S P ERA WHIP	IP WLS BF H R ER SO BB IBB HBP BLK WP HR S P ERA WHIP						
Tom Bolton, L ERA: 2.55 (1, 1)	8.1	W	36	9	3	3	3	3	0	0	0	0	0	0	0	0	3.24	1.440				
Rob Murphy, L ERA: 6.22 (9, 1)	0.2	S	3	0	0	0	1	1	0	0	0	0	0	0	0	0	0.00	1.500				



Batter	1	2	3	4	5	6	7	8	9	10	11	AB	R	H	RBI	BB	SO	LOB	TOP								
Jody Reed, R OBP: 0.388, SLG: 0.440 (1, 4)												6	0	1	0	0	1	5									
Carlos Quintana, R OBP: 0.375, SLG: 0.439 (1, 3)												6	2	1	0	0	0	5									
Wade Boggs, L OBP: 0.380, SLG: 0.444 (1, 5)												6	2	2	1	0	1	2									
Ellis Burks, R OBP: 0.388, SLG: 0.497 (1, 8)												5	1	2	2	1	1	1									
Mike Greenwell, L OBP: 0.363, SLG: 0.368 (1, 7)												5	0	2	1	0	1	1									
Dwight Evans, R OBP: 0.351, SLG: 0.388 (1, 10)												5	0	2	1	0	0	3									
Tom Brunansky, R OBP: 0.340, SLG: 0.403 (1, 9)												4	0	1	0	1	1	4									
Tony Peña, R OBP: 0.289, SLG: 0.341 (1, 2)												5	0	0	0	0	1	3									
Tim Naehring, R OBP: 0.353, SLG: 0.471 (1, 6)												5	1	4	0	0	0	1									
Inning Stats	R: 2 E: 0 K: 0 S: 6	H: 3 LOB: 1 BB: 0 P: 6	R: 0 E: 0 K: 0 S: 5	H: 2 LOB: 2 BB: 0 P: 5	R: 0 E: 0 K: 0 S: 3	H: 0 LOB: 0 BB: 0 P: 3	R: 0 E: 0 K: 0 S: 3	H: 1 LOB: 0 BB: 0 P: 3	R: 0 E: 0 K: 1 S: 5	H: 1 LOB: 1 BB: 1 P: 9	R: 4 E: 1 K: 1 S: 11	H: 5 LOB: 2 BB: 0 P: 11	R: 0 E: 0 K: 0 S: 4	H: 1 LOB: 1 BB: 0 P: 4	R: 0 E: 0 K: 3 S: 9	H: 0 LOB: 0 BB: 0 P: 9	R: 0 E: 0 K: 1 S: 5	H: 0 LOB: 1 BB: 1 P: 9	R: 0 E: 0 K: 0 S: 4	H: 1 LOB: 1 BB: 0 P: 4	1B: 14 2B: 1 3B: 0 HR: 0	SF: 0 SAC: 0 DP: 1 HBP: 0	WP: 0 PB: 0 SB: 0 CS: 0	PA: 49			
PITCHER	IP 6.2	WLS 0.1	BF 31	H 11	R 6	ER 2	SO 2	BB 1	IBB 0	HBP 0	BLK 0	WP 0	HR 0	S 34	P 38	ERA 2.70	WHIP 1.800										
Kirk McCaskill, R ERA: 3.06 (7, 1)	0.1	3	2	0	0	0	0	0	0	0	0	0	0	3	3	0.00	6.000										
Cliff Young, L ERA: 2.92 (8, 1)	1.0	4	1	0	0	0	0	0	0	0	0	0	0	4	4	0.00	1.000										
Mark Eichhorn, R ERA: 3.24 (9, 1)	2.0	7	0	0	0	4	1	0	0	0	0	0	0	14	18	0.00	0.500										
Bryan Harvey, R ERA: 2.35 (11, 1)	1.0	W	4	1	0	0	0	0	0	0	0	0	0	4	4	0.00	1.000										
Willie Fraser, R ERA: 3.88																											

Boston Red Sox @ California Angels
 Anaheim Stadium, Anaheim, CA
 Wed Aug 08 1990, 10:05 PM EDT
 Att: 29,362 - Unknown

livebaseballscores.com

AB 47
 R 6
 H 15
 RBI 5
 BB 2
 SO 6
 LOB 25

Batter	1	2	3	4	5	6	7	8	9	10	11	AB	R	H	RBI	BB	SO	LOB	BOTTOM								
Luis Polonia, L OBP: 0.335, SLG: 0.375 (1, 7)												4	0	0	0	0	0	2									
Dante Bichette, R OBP: 0.277, SLG: 0.416 (8, PH) (9, 7)												5	0	0	0	1	0	3									
Donnie Hill, S OBP: 0.309, SLG: 0.341 (1, 4) (10, 6)												5	0	0	0	1	0	3									
Devon White, S OBP: 0.291, SLG: 0.362 (1, 8)												5	0	0	0	1	1	4									
Dave Winfield, R OBP: 0.322, SLG: 0.430 (1, 9)												4	1	1	0	2	0	1									
Lee Stevens, L OBP: 0.355, SLG: 0.506 (1, 3)												6	4	3	2	0	2	1									
Brian Downing, R OBP: 0.373, SLG: 0.481 (1, 10)												5	2	4	2	1	1	0									
Lance Parrish, R OBP: 0.355, SLG: 0.479 (1, 2)												5	1	1	2	1	2	4									
Kent Anderson, R OBP: 0.348, SLG: 0.367 (1, 5) (9, PH)												3	0	1	0	1	1	1									
Max Venable, L OBP: 0.342, SLG: 0.414 (10, 5)												1	0	1	1	0	0	0									
Rick Schu, R OBP: 0.287, SLG: 0.414 (10, 5)												0	0	0	0	0	0	0									
Dick Schofield, R OBP: 0.295, SLG: 0.341 (1, 6) (10, 4)												3	0	1	0	1	0	4									
Johnny Ray, S OBP: 0.295, SLG: 0.341 (10, 4)												1	0	0	0	0	0	2									
Inning Stats	R: 0 E: 0 K: 0 S: 3	H: 0 LOB: 1 BB: 1 P: 7	R: 1 E: 0 K: 1 S: 6	H: 1 LOB: 0 BB: 0 P: 6	R: 0 E: 0 K: 0 S: 4	H: 1 LOB: 1 BB: 1 P: 4	R: 0 E: 0 K: 2 S: 8	H: 1 LOB: 1 BB: 0 P: 8	R: 0 E: 0 K: 0 S: 4	H: 0 LOB: 0 BB: 0 P: 5	R: 3 E: 0 K: 1 S: 9	H: 4 LOB: 3 BB: 2 P: 17	R: 1 E: 0 K: 1 S: 6	H: 1 LOB: 2 BB: 2 P: 14	R: 0 E: 0 K: 0 S: 2	H: 0 LOB: 0 BB: 0 P: 3	R: 2 E: 0 K: 1 S: 6	H: 2 LOB: 0 BB: 0 P: 6	1B: 9 2B: 2 3B: 0 HR: 2	SF: 0 SAC: 0 DP: 1 HBP: 1	WP: 0 PB: 0 SB: 0 CS: 0	PA: 52					
PITCHER	IP 7.0	WLS 0.2	BF 32	H 8	R 4	ER 4	SO 4	BB 3	IBB 1	HBP 0	BLK 0	WP 0	HR 1	S 36	P 52	ERA 5.14	WHIP 1.571										
Greg Harris, R ERA: 3.33 (8, 1)	0.2	4	1	0	0	1	1	0	0	0	0	0	0	5	9	0.00	3.000										
Jerry Reed, R ERA: 4.82 (8, 1)	0.2	6	1	2	2	0	3	0	0	0	0	0	0	3	15	27.00	6.000										
Rob Murphy, L ERA: 6.32 (9, 1)	2.1	L	10	3	2	2	2	0	0	1	0	0	1	13	14	7.71	1.286										
Dennis Lamp, R ERA: 4.09																											

Boston Red Sox @ California Angels
 Anaheim Stadium, Anaheim, CA
 Wed Aug 08 1990, 10:05 PM EDT
 Att: 29,362 - Unknown

livebaseballscores.com

AB 43
 R 8
 H 13
 RBI 8
 BB 8
 SO 7
 LOB 22

Batter	1	2	3	4	5	6	7	8	9	AB	R	H	RBI	BB	SO	LOB	TOP			
Jody Reed, R OBP: 0.385, SLG: 0.436 (1, 4)	F8		FC4-6 FC5-4 1B		G5-3		G4-3	P3	G5-3	6	1	1	0	0	0	4	Boston Red Sox @ California Angels Anaheim Stadium, Anaheim, CA Thu Aug 09 1990, 10:05 PM EDT Att: 32,802 - Unknown livebaseballscorecards.com			
Carlos Quintana, R OBP: 0.384, SLG: 0.444 (1, 3)	1B 3B 1B		FC4-6 1B		BB		1B	BB		3	1	3	1	2	0	0				
Wade Boggs, L OBP: 0.398, SLG: 0.444 (1, 5)	3B 1B		FC4-6 FC5-4		K		P3	BB		5	1	2	2	0	1	4				
Luis Rivera, R OBP: 0.284, SLG: 0.318 (8, 6)	3B 1B		1-2 2-3		K			1B		0	0	0	0	0	0	0				
Ellis Burks, R OBP: 0.358, SLG: 0.501 (1, 8)	SF7 3B		FC5-4 HR		K			1B		5	3	2	3	0	2	4				
Mike Greenwell, L OBP: 0.364, SLG: 0.377 (1, 7)	SF7		HR					E5 PB 1B		3	2	2	3	0	0	1				
Kevin Romine, R OBP: 0.339, SLG: 0.407 (8, 7)	3H		HR					1B		1	0	0	0	0	1	0				
Dwight Evans, R OBP: 0.352, SLG: 0.386 (1, 10)	K		F8		G6-4-3			1B		4	2	1	0	1	1	1				
Tom Brunansky, R OBP: 0.343, SLG: 0.405 (1, 9)			G6-3 1B		F7		G6-3	1B		5	2	3	2	0	0	0				
Tony Peña, R OBP: 0.291, SLG: 0.346 (1, 2)			G6-3		G6-3			1B		4	2	2	1	0	0	1				
John Marzano, R OBP: 0.256, SLG: 0.300 (8, 2)			1-2		G6-3		G4-3 1B	BB		1	0	1	1	0	0	0				
Tim Lincecum, R OBP: 0.333, SLG: 0.440 (1, 6)			G6-3		G6-3		P4	K		5	0	0	1	0	1	4				
Inning Stats	R: 3 E: 0 K: 1 S: 17	H: 3 LOB: 0 BB: 0 P: 26	R: 0 E: 0 K: 0 S: 10	H: 1 LOB: 0 BB: 0 P: 17	R: 3 E: 0 K: 0 S: 11	H: 3 LOB: 0 BB: 0 P: 14	R: 0 E: 0 K: 0 S: 7	H: 0 LOB: 0 BB: 0 P: 9	R: 0 E: 0 K: 0 S: 14	H: 1 LOB: 1 BB: 0 P: 5	R: 1 E: 0 K: 0 S: 10	H: 2 LOB: 1 BB: 0 P: 15	R: 5 E: 1 K: 2 S: 22	H: 4 LOB: 2 BB: 2 P: 39	R: 2 E: 0 K: 1 S: 11	H: 3 LOB: 1 BB: 0 P: 21	1B: 13 2B: 2 3B: 1 HR: 1	SF: 1 SAC: 0 DP: 2 HBP: 0	WP: 0 PB: 1 SB: 0 CS: 0	PA: 46
PITCHER	IP WLS BF H R ER SO BB IBB HBP BLK WP HR S P ERA WHIP	6.0 L 26 9 7 7 3 1 0 0 0 0 1 64 100 10.50 1.667	1.2 4 5 2 1 2 0 0 0 0 0 0 0 26 43 10.80 3.600	1.1 8 4 2 2 2 0 0 0 0 0 0 0 16 29 13.50 3.000																

Batter	1	2	3	4	5	6	7	8	9	AB	R	H	RBI	BB	SO	LOB	BOTTOM					
Luis Polonia, L OBP: 0.337, SLG: 0.376 (1, 7)	K		K			1B			F9	4	0	2	0	0	2	1	Boston Red Sox @ California Angels Anaheim Stadium, Anaheim, CA Thu Aug 09 1990, 10:05 PM EDT Att: 32,802 - Unknown livebaseballscorecards.com					
Dante Bichette, R OBP: 0.276, SLG: 0.414 (9, FH)			K			1B			F9	1	0	0	0	0	2							
Johnny Ray, S OBP: 0.237, SLG: 0.342 (1, 4)	G4-3		FC6			K				5	0	2	3	0	1	2						
Chili Davis, S OBP: 0.363, SLG: 0.420 (1, 10)	FC6-4 1B		1-2		G6-3		1B		F9	5	0	2	0	0	1	4						
Dave Winfield, R OBP: 0.320, SLG: 0.430 (1, 9)	FC6-4		1-2		G3		F9		G5-3	5	0	1	0	0	5							
Lee Stevens, L OBP: 0.340, SLG: 0.484 (1, 3)			K		F7		F7		K	4	0	0	0	0	2	3						
Max Venable, L OBP: 0.333, SLG: 0.401 (1, 8)	P5				K		L3		G6-3	4	0	0	0	0	1	1						
Lance Parrish, R OBP: 0.357, SLG: 0.480 (1, 2)	F9					FC4-6 1B		1B	K	4	1	2	0	0	1	1						
Rick Schu, R OBP: 0.293, SLG: 0.417 (1, 5)						F9		F8		4	1	2	0	0	2							
Dick Schofield, R OBP: 0.323, SLG: 0.247 (1, 6)			K		FC4-6		1B		1B	4	1	2	0	0	1	2						
Inning Stats	R: 0 E: 0 K: 1 S: 12	H: 1 LOB: 1 BB: 0 P: 17	R: 0 E: 0 K: 1 S: 8	H: 0 LOB: 0 BB: 0 P: 10	R: 0 E: 0 K: 2 S: 10	H: 1 LOB: 1 BB: 0 P: 14	R: 0 E: 0 K: 0 S: 5	H: 0 LOB: 0 BB: 0 P: 8	R: 0 E: 0 K: 1 S: 12	H: 1 LOB: 1 BB: 0 P: 18	R: 0 E: 0 K: 1 S: 18	H: 2 LOB: 2 BB: 0 P: 25	R: 2 E: 0 K: 0 S: 14	H: 4 LOB: 2 BB: 0 P: 17	R: 0 E: 0 K: 2 S: 9	H: 1 LOB: 1 BB: 0 P: 11	R: 1 E: 0 K: 1 S: 15	H: 3 LOB: 2 BB: 0 P: 21	1B: 12 2B: 1 3B: 0 HR: 0	SF: 0 SAC: 0 DP: 0 HBP: 0	WP: 0 PB: 0 SB: 0 CS: 0	PA: 40
PITCHER	IP WLS BF H R ER SO BB IBB HBP BLK WP HR S P ERA WHIP	6.2 W 28 8 2 2 6 0 0 0 0 0 0 29 38 3.86 2.143	2.1 12 5 1 1 3 0 0 0 0 0 0 0 29 38 3.86 2.143																			

Batter	1	2	3	4	5	6	7	8	9	10	AB	R	H	RBI	BB	SO	LOB	TOP	
Dave Gallagher, R OBP: 0.322, SLG: 0.345 (1, 8)											3	0	1	0	0	0	2		
Steve Finley, L OBP: 0.303, SLG: 0.320 (1, 9)											4	1	1	0	0	0	4		
Cal Ripken Jr., R OBP: 0.363, SLG: 0.418 (1, 6)											4	0	1	1	0	0	2		
Sam Horn, L OBP: 0.341, SLG: 0.480 (1, 3)											4	0	0	0	0	1	1		
Ron Kittle, R OBP: 0.302, SLG: 0.452 (1, 10)											4	0	0	0	0	2	0		
Jos Orsulak, L OBP: 0.355, SLG: 0.434 (1, 7)											4	0	0	0	0	1	0		
Craig Worthington, R OBP: 0.321, SLG: 0.326 (1, 5)											3	0	1	0	1	0	0		
Bob Melvin, R OBP: 0.251, SLG: 0.329 (1, 2)											4	0	0	0	0	2			
Rene Gonzales, R OBP: 0.277, SLG: 0.243 Brady Anderson, L OBP: 0.400, SLG: 0.423 Tim Hulett, R OBP: 0.342, SLG: 0.385 (8, PH)											2	0	1	0	0	0	0		
											1	0	1	0	0	0	0		
											1	0	0	0	0	0	0		
Inning Stats	R: 0 E: 0 K: 0 S: 8	H: 1 LOB: 0 BB: 0 P: 12	R: 0 E: 0 K: 2 S: 8	H: 0 LOB: 0 BB: 0 P: 9	R: 0 E: 0 K: 1 S: 5	H: 0 LOB: 0 BB: 0 P: 7	R: 0 E: 0 K: 0 S: 8	H: 0 LOB: 0 BB: 0 P: 13	R: 1 E: 0 K: 0 S: 10	H: 2 LOB: 1 BB: 0 P: 16	R: 0 E: 0 K: 0 S: 6	H: 1 LOB: 1 BB: 0 P: 11	R: 0 E: 0 K: 0 S: 7	H: 0 LOB: 0 BB: 0 P: 10	R: 0 E: 0 K: 0 S: 6	H: 0 LOB: 0 BB: 0 P: 13	1B: 5 2B: 1 3B: 0 HR: 0	SF: 0 SAC: 1 DP: 0 HBP: 0	WP: 0 PA: 36 PB: 0 SB: 0 CS: 1
PITCHER	IP 6.0	WLS 22	BF 4	H 1	R 1	ER 1	SO 3	BB 1	IBB 0	HBP 0	BLK 0	WP 0	HR 0	S 52	P 78	ERA 1.50	WHIP 0.833		
PITCHER	IP 4.0	WLS 14	BF 2	H 0	R 0	ER 0	SO 1	BB 0	IBB 0	HBP 0	BLK 0	WP 0	HR 0	S 26	P 43	ERA 0.00	WHIP 0.500		

Baltimore Orioles @ California Angels
Anaheim Stadium, Anaheim, CA
Fri Aug 10 1990, 10:05 PM EDT
Att. 42,195 - Unknown

AB 34
R 1
H 6
RBI 1
BB 1
SO 4
LOB 11



Batter	1	2	3	4	5	6	7	8	9	10	AB	R	H	RBI	BB	SO	LOB	BOTTOM			
Luis Polonia, L OBP: 0.338, SLG: 0.377 (1, 10)											5	0	2	0	0	1	3				
Max Venable, L OBP: 0.342, SLG: 0.421 (1, 9)											3	1	1	1	2	0	3				
Devon White, S OBP: 0.267, SLG: 0.356 (1, 8)											5	0	0	0	0	1	8				
Chili Davis, S OBP: 0.366, SLG: 0.419 (1, 7)											3	1	1	0	2	2	1				
Lee Stevens, L OBP: 0.347, SLG: 0.473 (1, 3)											2	0	0	0	2	1	1				
Lance Parrish, R OBP: 0.353, SLG: 0.474 Johnny Ray, S OBP: 0.299, SLG: 0.342 (10, PH)											4	0	0	0	0	2	4				
Donnie Hill, S OBP: 0.307, SLG: 0.343 Brian Downing, R OBP: 0.371, SLG: 0.479 (10, PH)												4	0	1	0	0	4				
											1	0	0	0	0	3					
											4	0	2	1	1	1	1				
Kent Anderson, R OBP: 0.358, SLG: 0.371 (1, 5)												4	0	2	1	1	1				
Dick Schofield, R OBP: 0.325, SLG: 0.246 (1, 6)											1	0	0	0	1	0	0				
Inning Stats	R: 0 E: 0 K: 1 S: 12	H: 1 LOB: 1 BB: 0 P: 17	R: 0 E: 0 K: 1 S: 11	H: 0 LOB: 1 BB: 1 P: 17	R: 1 E: 0 K: 1 S: 7	H: 1 LOB: 0 BB: 0 P: 10	R: 0 E: 0 K: 2 S: 9	H: 0 LOB: 0 BB: 0 P: 14	R: 0 E: 0 K: 0 S: 14	H: 1 LOB: 3 BB: 2 P: 25	R: 0 E: 0 K: 1 S: 17	H: 0 LOB: 1 BB: 1 P: 25	R: 0 E: 0 K: 0 S: 6	H: 1 LOB: 1 BB: 0 P: 8	R: 0 E: 0 K: 0 S: 12	H: 1 LOB: 2 BB: 1 P: 24	R: 1 E: 0 K: 0 S: 13	H: 1 LOB: 3 BB: 3 P: 28	1B: 5 2B: 1 3B: 0 HR: 1	SF: 0 SAC: 3 DP: 1 HBP: 0	WP: 0 PA: 44 PB: 0 SB: 1 CS: 0
PITCHER	IP 7.0	WLS 30	BF 4	H 1	R 1	ER 0	SO 8	BB 3	IBB 2	HBP 0	BLK 0	WP 0	HR 1	S 82	P 129	ERA 1.29	WHIP 1.000				
PITCHER	IP 0.0	WLS 2	BF 1	H 0	R 0	ER 0	SO 0	BB 0	IBB 0	HBP 0	BLK 0	WP 0	HR 0	S 3	P 4	ERA ∞	WHIP ∞				
PITCHER	IP 2.0	WLS 9	BF 1	H 1	R 1	ER 1	SO 0	BB 3	IBB 0	HBP 0	BLK 0	WP 0	HR 0	S 20	P 40	ERA 4.50	WHIP 2.000				
PITCHER	IP 0.1	WLS 3	BF 1	H 0	R 0	ER 0	SO 0	BB 1	IBB 0	HBP 0	BLK 0	WP 0	HR 0	S 8	P 16	ERA 0.00	WHIP 6.000				

Baltimore Orioles @ California Angels
Anaheim Stadium, Anaheim, CA
Fri Aug 10 1990, 10:05 PM EDT
Att. 42,195 - Unknown

AB 32
R 2
H 7
RBI 2
BB 9
SO 8
LOB 28



Batter	1	2	3	4	5	6	7	8	9	AB	R	H	RBI	BB	SO	LOB	TOP											
Dave Gallagher, R OBP: 0.305, SLG: 0.326 (1, 7)	1-1 P3	0-0 P8							1-0 G5-3	5	0	0	0	0	0	5	Baltimore Orioles @ California Angels Anaheim Stadium, Anaheim, CA Sat Aug 11 1990, 10:05 PM EDT Att: 30,040 - Sunny											
Steve Finley, L OBP: 0.311, SLG: 0.329 (1, 9)	2-1 1B		2-2 G3		0-1 FC5-4 1B			0-2 G1-6-3 1B	1-1 FC6-4 1B	5	0	4	2	0	0	0												
Cal Ripken Jr., R OBP: 0.363, SLG: 0.425 Tim Lincecum, R OBP: 0.336, SLG: 0.378 (7, 4)	1-3 K		3-2 HR		0-1 FC5-4 1-2			0-0 G1-6-3 1-2	1-0 FC6-4 1-2	3	1	1	1	0	1	2												
Mickey Tettleton, S OBP: 0.380, SLG: 0.385 (1, 10)	3-2 G4-3 1-2		1-2 F8		0-0 F8			4-2 G6-4-3 BB		3	0	0	0	1	0	2												
Mike Devereaux, R OBP: 0.287, SLG: 0.383 (1, 8)		1-3 K	0-0 G6-3					0-0 G6-4-3 1-2		4	0	0	0	0	1	2												
Ron Kittle, R OBP: 0.302, SLG: 0.449 Jeff McKnight, S OBP: 0.625, SLG: 0.600 (6, 3)		4-2 FC5-4 BB		2-2 L4		2-1 F9			3-1 1B 1B	2	0	0	0	1	0	0												
Craig Worthington, R OBP: 0.320, SLG: 0.325 (1, 5)		2-2 FC5-4 BB 1-2		3-2 G5-3 1B		3-1 G5-3			2-3 K 1B	4	0	1	0	0	1	2												
Bob Melvin, R OBP: 0.256, SLG: 0.329 (1, 2)		4-2 BB 1-2		3-2 G5-3		0-0 G4-3			0-0 G5-3 1B 1B	3	1	1	0	1	0	1												
Rene Gonzales, R OBP: 0.287, SLG: 0.247 (7, 6)		4-1 BB 1-2		1-3 K		1-0 G3-1			1-2 G5-3 1B 1B	3	1	1	1	1	1	1												
Inning Stats	R: 0 E: 0 K: 1 S: 12	H: 1 LOB: 1 BB: 0 P: 19	R: 0 E: 0 K: 1 S: 13	H: 0 LOB: 3 BB: 3 P: 28	R: 1 E: 0 K: 0 S: 13	H: 1 LOB: 0 BB: 0 P: 19	R: 0 E: 0 K: 1 S: 15	H: 1 LOB: 1 BB: 0 P: 24	R: 0 E: 0 K: 0 S: 9	H: 0 LOB: 0 BB: 0 P: 10	R: 0 E: 0 K: 0 S: 6	H: 0 LOB: 0 BB: 0 P: 12	R: 0 E: 0 K: 0 S: 4	H: 0 LOB: 0 BB: 0 P: 8	R: 0 E: 0 K: 0 S: 7	H: 1 LOB: 1 BB: 1 P: 11		R: 3 E: 0 K: 1 S: 14	H: 4 LOB: 1 BB: 0 P: 23	1B: 8 2B: 0 3B: 0 HR: 1	SF: 0 SAC: 0 DP: 1 HBP: 0	WP: 0 PB: 0 SB: 1 CS: 0	PA: 39					
PITCHER	IP	WLS	BF	H	R	ER	SO	BB	IBB	HBP	BLK	WP	HR	S	P	ERA	WHIP											
Chuck Finley, L ERA: 2.36	(1, 1)	7.0	W	28	4	1	1	3	3	0	0	0	0	1	72	120	1.29	1.000										
Mike Fetters, R ERA: 4.73	(8, 1)	2.0		11	5	3	3	1	1	0	0	0	0	0	21	34	13.50	3.000										


AB 35
R 4
H 9
RBI 4
BB 4
SO 4
LOB 17




Batter	1	2	3	4	5	6	7	8	9	AB	R	H	RBI	BB	SO	LOB	BOTTOM											
Luis Polonia, L OBP: 0.338, SLG: 0.376 Dante Bichette, R OBP: 0.278, SLG: 0.415 (6, 9)	0-1 F9		0-1 G4-3	0-2 FC4 1B						3	0	1	1	0	0	1	Baltimore Orioles @ California Angels Anaheim Stadium, Anaheim, CA Sat Aug 11 1990, 10:05 PM EDT Att: 30,040 - Sunny											
Max Venable, L OBP: 0.338, SLG: 0.417 (6, 8)	1-2 F9		0-0 1B	2-2 FC4 HR		1-2 G5-3		1-0 SF8		4	1	1	2	0	0	2												
Chili Davis, S OBP: 0.364, SLG: 0.425 (1, 7)	1-0 G4-3		2-3 K	3-2 K HR		2-2 F7		3-2 L9		5	1	1	3	0	1	2												
Lee Stevens, L OBP: 0.333, SLG: 0.454 (1, 3)		1-0 F8		0-2 E5 K					0-1 G3-1	4	1	0	0	0	1	0												
Brian Downing, R OBP: 0.382, SLG: 0.509 (1, 10)		3-2 HR		0-0 1B 2B	4-0 HR BB		1-2 2B			3	3	3	2	1	0	0												
Lance Parrish, R OBP: 0.354, SLG: 0.483 (1, 2)		2-1 P8		0-0 1B 1B	0-0 HR		1-3 K			4	1	2	3	0	1	1												
Donnie Hill, S OBP: 0.306, SLG: 0.342 (1, 4)		0-1 G6-3		0-0 1B 1B	0-0 P7		1-0 F8			4	1	1	0	0	0	1												
Kent Anderson, R OBP: 0.376, SLG: 0.398 (1, 5)			1-0 G4-3 1B	0-2 1B 1B	2-0 G4-6-3 1B			2-0 1B 2B		4	3	4	0	0	0	0												
Dick Schofield, R OBP: 0.325, SLG: 0.247 (1, 6)			0-0 SH2-3	3-2 FC4 HR 1B	1-2 G4-6-3			0-1 G1-3		3	1	1	1	0	0	2												
Inning Stats	R: 0 E: 0 K: 0 S: 7	H: 0 LOB: 0 BB: 0 P: 9	R: 1 E: 0 K: 0 S: 10	H: 1 LOB: 0 BB: 0 P: 16	R: 1 E: 0 K: 1 S: 9	H: 2 LOB: 1 BB: 0 P: 12	R: 7 E: 1 K: 1 S: 26	H: 7 LOB: 0 BB: 0 P: 35	R: 2 E: 0 K: 0 S: 6	H: 2 LOB: 1 BB: 1 P: 13	R: 0 E: 0 K: 1 S: 10	H: 0 LOB: 0 BB: 0 P: 13	R: 0 E: 0 K: 1 S: 10	H: 1 LOB: 1 BB: 0 P: 13	R: 1 E: 0 K: 0 S: 13	H: 2 LOB: 1 BB: 0 P: 21		1B: 9 2B: 3 3B: 0 HR: 3	SF: 1 SAC: 1 DP: 1 HBP: 0	WP: 0 PB: 0 SB: 0 CS: 0	PA: 39							
PITCHER	IP	WLS	BF	H	R	ER	SO	BB	IBB	HBP	BLK	WP	HR	S	P	ERA	WHIP											
Mickey Weston, R ERA: 7.0	(1, 1)	3.1	L	18	8	7	6	1	0	0	0	0	0	1	37	51	16.20	2.400										
Joe Price, L ERA: 3.47	(4, 1)	2.2		12	4	4	3	2	1	0	0	0	0	2	31	47	10.12	1.875										
Mark Williamson, R ERA: 2.17	(7, 1)	2.0		9	3	1	1	1	0	0	0	0	0	0	23	34	4.50	1.500										

AB 36
R 12
H 15
RBI 12
BB 1
SO 4
LOB 9



Batter	1	2	3	4	5	6	7	8	9	AB R H RBI BB SO LOB	TOP												
Steve Finley, L (1.9) OBP: 0.312, SLG: 0.329	P5	G4-3	BB 1B		FC5-4 1B		B2		K	6 0 2 1 0 1 4	<p>Baltimore Orioles @ California Angels Anaheim Stadium, Anaheim, CA</p> <p>Sun Aug 12 1990, 6:33 AM EDT Att: 33,657 - Sunny - 88 F</p> <p>livebaseballscores.com</p> <p>AB 42 R 11 H 16 RBI 11 BB 4 SO 8 LOB 25</p> 												
Mike Devereaux, R (1.8) OBP: 0.289, SLG: 0.379	G6-3		FC5-4 1B		FC5-4 1B		E1	E3	5 0 1 1 1 0 4														
Brady Anderson, L (1.7) OBP: 0.389, SLG: 0.413	K		FC5-4 1B		1-3 1B		SF9	P3	5 1 1 1 0 1 5														
Cal Ripken Jr., R (1.6) OBP: 0.361, SLG: 0.421				L1-5-3	P4		K2-3		4 1 0 0 1 1 5														
Mickey Tettleton, S (1.10) OBP: 0.380, SLG: 0.385	K	K	BB 1B			G6-4-3 1B		K	5 1 2 1 0 3 1														
Craig Worthington, R (1.5) OBP: 0.324, SLG: 0.328	1B 3B	1B BB	1B BB		1B 2B	K		G5-3	3 2 1 0 2 1 1														
Bob Melvin, R (1.2) OBP: 0.299, SLG: 0.330	K	1B 2B	1B 2B		G6-4-3 1B		G6-3		5 1 2 1 0 1 3														
Jeff McKnight, S (1.3) OBP: 0.269, SLG: 0.278	3B 1B	1B 2B	1B 1B		FC5-4 1B		E 1B SF9	E G4-3 HBP	4 4 4 2 0 0 0														
Rene Gonzales, R (1.4) OBP: 0.304, SLG: 0.305	1-1H 3H 3B	1-1H 3H 1B	1-1H 3H 2B		F8		SF9 E 1B	G4-3	5 1 3 4 0 0 2														
Inning Stats	R: 0 E: 0 K: 1 S: 7	H: 0 LOB: 0 BB: 0 P: 10	R: 3 E: 0 K: 2 S: 12	H: 2 LOB: 1 BB: 2 P: 26	R: 6 E: 0 K: 0 S: 22	H: 6 LOB: 2 BB: 2 P: 44	R: 0 E: 0 K: 1 S: 6	H: 2 LOB: 2 BB: 0 P: 7	R: 1 E: 0 K: 0 S: 12	H: 3 LOB: 2 BB: 0 P: 20		R: 0 E: 0 K: 1 S: 7	H: 1 LOB: 0 BB: 0 P: 10	R: 1 E: 1 K: 1 S: 14	H: 2 LOB: 2 BB: 0 P: 17	R: 0 E: 0 K: 1 S: 6	H: 0 LOB: 0 BB: 0 P: 6	R: 0 E: 1 K: 1 S: 10	H: 0 LOB: 2 BB: 0 P: 13	1B: 13 2B: 2 3B: 1 HR: 0	SF: 1 SAC: 0 DP: 1 HBP: 1	WP: 0 PB: 0 SB: 0 CS: 0	PA: 48
PITCHER	IP WLS BF H R ER SO BB IBB HBP BLK WP HR S P ERA WHIP											PITCHER	IP WLS BF H R ER SO BB IBB HBP BLK WP HR S P ERA WHIP										
Mark Langston, L (1.1) ERA: 4.79	2.2 L 17 6 8 8 3 3 0 0 0 0 0 33 63 27.00 3.375																						
Cliff Young, L (3.1) ERA: 4.08	4.0 22 10 3 2 2 1 0 0 0 0 0 44 68 4.50 2.750																						
Mark Eichhorn, R (7.1) ERA: 3.31	2.1 9 0 0 0 3 0 0 1 0 0 0 19 22 0.00 0.000																						

Batter	1	2	3	4	5	6	7	8	9	AB R H RBI BB SO LOB	BOTTOM												
Max Venable, L (1.8) OBP: 0.339, SLG: 0.426	P9		BB G1-4-3 BB		G3		3B		F7	4 0 1 0 1 0 1	<p>Baltimore Orioles @ California Angels Anaheim Stadium, Anaheim, CA</p> <p>Sun Aug 12 1990, 6:33 AM EDT Att: 33,657 - Sunny - 88 F</p> <p>livebaseballscores.com</p> <p>AB 35 R 6 H 12 RBI 6 BB 4 SO 6 LOB 16</p> 												
Johnny Ray, S (1.4) OBP: 0.301, SLG: 0.347	PO 1B		G1-4-3		G4-3		K		1B SF9 2B	5 1 2 0 0 1 2													
Chili Davis, S (1.7) OBP: 0.367, SLG: 0.426	F8		BB			E 1B SF8	K		3-1 1B	4 1 2 1 1 1 2													
Dave Winfield, R (1.9) OBP: 0.324, SLG: 0.435	PO	F7 1B	1-2 2-3 BB			E7 HR 1B	K		SF9	3 2 2 1 1 1 1													
Lee Stevens, L (1.3) OBP: 0.318, SLG: 0.436		F7	F7			SF8		F8	K	4 0 0 1 0 1 5													
Brian Downing, R (1.10) OBP: 0.387, SLG: 0.525	1B			G5-4-3 BB		HR		G6-3		3 1 2 3 1 0 0													
Bill Schroeder, R (1.2) OBP: 0.297, SLG: 0.667	P4		G5-4-3		G5-4-3	K		1B		4 0 1 0 0 1 2													
Kent Anderson, R (1.5) OBP: 0.372, SLG: 0.394	K		F8					G4-3		4 0 1 0 0 1 2													
Dick Schofield, R (1.6) OBP: 0.323, SLG: 0.247			P3		L4	G4-3			2B 1B	4 1 1 0 0 0 1													
Inning Stats	R: 0 E: 0 K: 0 S: 8	H: 1 LOB: 0 BB: 0 P: 14	R: 1 E: 0 K: 1 S: 10	H: 2 LOB: 1 BB: 0 P: 18	R: 0 E: 0 K: 0 S: 12	H: 0 LOB: 3 BB: 3 P: 26	R: 0 E: 0 K: 0 S: 6	H: 0 LOB: 0 BB: 1 P: 12	R: 0 E: 1 K: 3 S: 11	H: 4 LOB: 1 BB: 0 P: 18		R: 0 E: 0 K: 0 S: 7	H: 1 LOB: 1 BB: 0 P: 10	R: 0 E: 0 K: 1 S: 14	H: 3 LOB: 1 BB: 0 P: 23	1B: 8 2B: 2 3B: 1 HR: 1	SF: 2 SAC: 0 DP: 1 HBP: 0	WP: 0 PB: 0 SB: 0 CS: 0	PA: 42				
PITCHER	IP WLS BF H R ER SO BB IBB HBP BLK WP HR S P ERA WHIP											PITCHER	IP WLS BF H R ER SO BB IBB HBP BLK WP HR S P ERA WHIP										
John Mitchell, R (1.1) ERA: 3.95	5.2 W 26 7 4 4 4 4 0 0 0 0 0 57 99 6.35 1.941																						
Mark Williamson, R (6.1) ERA: 2.3	3.1 S 15 5 2 2 4 0 0 0 0 0 0 35 57 5.40 1.500																						


Batter	1	2	3	4	5	6	7	8	9	AB	R	H	RBI	BB	SO	LOB	TOP			
Roberto Kelly, R OBP: 0.318, SLG: 0.411 (1, 8)										4	0	0	0	0	3	3	New York Yankees @ California Angels Anaheim Stadium, Anaheim, CA Mon Aug 13 1990, 10:05 PM EDT Att: 28,387 - Unknown - 75 F			
Steve Sax, R OBP: 0.306, SLG: 0.320 (1, 4)										4	0	1	0	0	0	1				
Oscar Azocar, L OBP: 0.301, SLG: 0.455 (1, 7)											4	0	3	1	0	1				
Mel Hall, L OBP: 0.272, SLG: 0.449 (1, 10)										4	0	0	0	0	1	4				
Kevin Maas, L OBP: 0.368, SLG: 0.619 (1, 3)											4	0	0	0	0	1				
Jesse Barfield, R OBP: 0.350, SLG: 0.462 (1, 9)										2	1	1	1	2	0	0				
Jim Leyritz, R OBP: 0.357, SLG: 0.344 (1, 5)										4	0	1	0	0	1	1				
Bob Geren, R OBP: 0.261, SLG: 0.345 (1, 2)											3	0	0	0	0	1		2		
Rick Cerone, R OBP: 0.372, SLG: 0.463 (9, PH)										1	0	0	0	0	0	0				
Alvaro Espinoza, R OBP: 0.255, SLG: 0.278 (7, PH)										2	1	1	0	0	0	0				
Matt Nokes, L OBP: 0.313, SLG: 0.392 (7, PH)										1	0	0	0	0	0	2				
Wayne Tolleson, S OBP: 0.246, SLG: 0.250 (7, 6)										0	0	0	0	0	0	0				
Inning Stats	R: 0 E: 0 K: 1 S: 13	H: 2 LOB: 2 BB: 0 P: 21	R: 0 E: 0 K: 1 S: 6	H: 0 LOB: 0 BB: 0 P: 9	R: 1 E: 0 K: 0 S: 8	H: 2 LOB: 1 BB: 0 P: 13	R: 0 E: 0 K: 0 S: 5	H: 0 LOB: 0 BB: 1 P: 9	R: 0 E: 0 K: 1 S: 8	H: 1 LOB: 0 BB: 0 P: 14	R: 0 E: 0 K: 1 S: 15	H: 1 LOB: 2 BB: 1 P: 25	R: 0 E: 0 K: 2 S: 8	H: 0 LOB: 0 BB: 0 P: 11	R: 1 E: 0 K: 2 S: 11	H: 1 LOB: 0 BB: 0 P: 15	1B: 6 2B: 1 3B: 0 HR: 1	SF: 0 SAC: 0 DP: 1 HBP: 0	WP: 0 PB: 0 CS: 0	PA: 35
PITCHER	IP WLS BF H R ER SO BB IBB HBP BLK WP HR S P ERA WHIP																			
Kirk McCaskill, R ERA: 2.96 (1, 1)	7.0 W 28 6 1 1 4 2 0 0 0 0 0 62 105 1.29 1.143																			
Bryan Harvey, R ERA: 2.44 (8, 1)	2.0 S 7 1 1 1 4 0 0 0 0 0 1 19 26 4.50 0.500																			

Batter	1	2	3	4	5	6	7	8	9	AB	R	H	RBI	BB	SO	LOB	BOTTOM			
Brian Downing, R OBP: 0.388, SLG: 0.520 (1, 10)										4	1	1	0	1	1	3	New York Yankees @ California Angels Anaheim Stadium, Anaheim, CA Mon Aug 13 1990, 10:05 PM EDT Att: 28,387 - Unknown - 75 F			
Donnie Hill, S OBP: 0.308, SLG: 0.343 (1, 4)										5	0	2	0	0	0	3				
Chili Davis, S OBP: 0.366, SLG: 0.424 (7, PR)										4	0	1	0	0	1	2				
Max Venable, L OBP: 0.337, SLG: 0.423 (8, 7)										1	1	0	0	0	1	1				
Dave Winfield, R OBP: 0.329, SLG: 0.440 (1, 9)										3	1	2	1	1	1	2				
Lance Parrish, R OBP: 0.356, SLG: 0.483 (1, 2)										4	0	2	1	0	2	2				
Lee Stevens, L OBP: 0.325, SLG: 0.433 (1, 3)										3	0	1	0	1	1	3				
Devon White, S OBP: 0.287, SLG: 0.356 (1, 8)										3	0	1	1	0	1	3				
Kent Anderson, R OBP: 0.369, SLG: 0.390 (1, 5)										4	0	1	0	0	0	5				
Dick Schofield, R OBP: 0.332, SLG: 0.250 (1, 6)										2	1	1	0	2	0	0				
Inning Stats	R: 1 E: 0 K: 1 S: 16	H: 2 LOB: 1 BB: 1 P: 31	R: 1 E: 0 K: 0 S: 10	H: 2 LOB: 1 BB: 1 P: 20	R: 0 E: 0 K: 3 S: 12	H: 0 LOB: 1 BB: 1 P: 20	R: 0 E: 0 K: 1 S: 11	H: 1 LOB: 2 BB: 1 P: 20	R: 0 E: 0 K: 1 S: 14	H: 2 LOB: 3 BB: 1 P: 23	R: 0 E: 0 K: 0 S: 7	H: 0 LOB: 0 BB: 0 P: 10	R: 2 E: 2 K: 1 S: 10	H: 3 LOB: 1 BB: 0 P: 17	R: 0 E: 0 K: 1 S: 11	H: 2 LOB: 1 BB: 0 P: 15	1B: 11 2B: 1 3B: 0 HR: 0	SF: 1 SAC: 0 DP: 2 HBP: 0	WP: 1 PB: 0 CS: 0	PA: 39
PITCHER	IP WLS BF H R ER SO BB IBB HBP BLK WP HR S P ERA WHIP																			
Chuck Cary, L ERA: 4.24 (1, 1)	2.0 L 11 4 2 2 1 2 0 0 0 0 0 26 51 9.00 3.000																			
Greg Cadaret, L ERA: 4.04 (3, 1)	4.1 22 6 2 2 6 3 0 0 0 0 0 52 86 4.15 2.077																			
Lee Guetterman, L ERA: 3.09 (7, 1)	1.2 6 2 0 0 1 0 0 0 0 0 0 13 19 0.00 1.200																			

Batter	1	2	3	4	5	6	7	8	9	AB	R	H	RBI	BB	SO	LOB	TOP					
Roberto Kelly, R OBP: 0.324, SLG: 0.418 (1, 8)	2-2 S 1B		1-1 1B G5-3 2B	1-2 CS 1B		0-0 FC6 1B		1-1 G4-3		5	2	4	1	0	0	0						
Steve Sax, R OBP: 0.307, SLG: 0.318 (1, 4)	1 SAFE K	2-3 K	1-2 G5-3 G1-3 2B 1B	1-0 CS 1B	0-0 G1-3	1-2 FC6 1B		0-1 G4-3		5	1	1	0	0	1	3						
Oscar Azocar, L OBP: 0.297, SLG: 0.444 (1, 7)	0-0 P5		1-0 G1-3 1-2		0-1 1B 1B		1-0 G4-3		1-2 G4-3		5	0	1	0	0	3						
Steve Balboni, R OBP: 0.308, SLG: 0.413 Mel Hall, L OBP: 0.271, SLG: 0.447 (9, PH)	0-0 2H 1B		0-2 G5-3 2-3 3-H		0-2 1-3 1B		1-2 G6-3		1-1 F8		4	0	2	2	0	0	1					
Kevin Maas, L OBP: 0.371, SLG: 0.620 (1, 3)	0-3 K		2-2 2B		0-0 G1-3		4-2 BB BB				3	0	1	1	1	2						
Jesse Barfield, R OBP: 0.348, SLG: 0.458 (1, 9)		1-1 G4-3	1-1 G1-3			3-2 P6	4-1 BB				3	0	0	0	1	0						
Jim Leyritz, R OBP: 0.356, SLG: 0.357 (1, 5)		2-1 P3		1-0 HR		0-0 G6-3	3-1 P2				4	1	1	1	0	2						
Bob Geren, R OBP: 0.262, SLG: 0.345 Matt Nokes, L OBP: 0.312, SLG: 0.391 (8, PH)		2-0 E5 FC6-4		2-0 G4-3		1-1 1B 1B	1-1 P5				3	1	1	0	0	0						
Alvaro Espinoza, R OBP: 0.254, SLG: 0.278 (1, 6)		0-2 FC6-4 1-2		0-1 G4-3		0-0 1B 1B	1-0 G4-3				4	0	1	0	0	1						
Inning Stats	R: 1 E: 0 K: 2 S: 13	H: 2 LOB: 1 BB: 0 P: 17	R: 0 E: 1 K: 0 S: 9	H: 0 LOB: 1 BB: 0 P: 14	R: 2 E: 0 K: 0 S: 16	H: 3 LOB: 1 BB: 0 P: 22	R: 1 E: 0 K: 0 S: 7	H: 2 LOB: 0 BB: 0 P: 12	R: 0 E: 0 K: 0 S: 8	H: 2 LOB: 1 BB: 0 P: 8	R: 1 E: 0 K: 0 S: 12	H: 3 LOB: 2 BB: 0 P: 17	R: 0 E: 0 K: 0 S: 12	H: 0 LOB: 2 BB: 2 P: 25	R: 0 E: 0 K: 0 S: 5	H: 0 LOB: 0 BB: 0 P: 8	R: 0 E: 0 K: 0 S: 8	H: 0 LOB: 0 BB: 0 P: 10	1B: 9 2B: 2 3B: 0 HR: 1	SF: 0 SAC: 0 DP: 0 HBP: 0	WP: 0 PB: 0 SB: 1 CS: 1	PA: 41
PITCHER	IP	WLS	BF	H	R	ER	SO	BB	IBB	HBP	BLK	WP	HR	S	P	ERA	WHIP					
Jim Abbott, L ERA: 4.73 Willie Fraser, R ERA: 3.35	(1, 1) (6, 1)	5.2 S	27 13	11 1	5 0	5 0	2 0	0 2	0 0	0 0	0 0	0 0	1 0	61 29	85 48	7.94 0.00	1.941 0.900					

New York Yankees @ California Angels
Anaheim Stadium, Anaheim, CA
Tue Aug 14 1990, 10:05 PM EDT
Att: 27,937 - Unknown


AB 38
R 5
H 12
RBI 5
BB 2
SO 2
LOB 13



Batter	1	2	3	4	5	6	7	8	9	AB	R	H	RBI	BB	SO	LOB	BOTTOM				
Luis Polonia, L OBP: 0.344, SLG: 0.396 (1, 7)	0-2 CS 1B	0-2 IHR			1-0 SH HR 2B	2-2 G4-6-3				4	2	3	4	0	0	1					
Donnie Hill, S OBP: 0.308, SLG: 0.343 (1, 4)	1 SAFE K	0-1 P6			0-0 SH HR	2-0 FC6 1B				3	1	1	0	0	1	1					
Chili Davis, S OBP: 0.367, SLG: 0.433 (1, 10)	4-1 1-2 BB		2-0 G4-3		1-0 1H 3H HR	1-1 FC6				3	1	1	3	1	0	1					
Dave Winfield, R OBP: 0.325, SLG: 0.435 (1, 9)	3-3 K		1-2 G1-3		2-3 K		0-3 K			4	0	0	0	0	3	1					
Lee Stevens, L OBP: 0.314, SLG: 0.417 (1, 3)		1-3 K SH1-4 IHR HBP	2-3 K		1-3 K		1-3 K			4	1	0	0	0	4	0					
Lance Parrish, R OBP: 0.357, SLG: 0.480 (1, 2)		1-1 IHR SH1-4 HBP		0-1 G4-3	4-2 HR BB		1-3 K			2	2	0	0	1	1	0					
Devon White, S OBP: 0.287, SLG: 0.365 (1, 8)		0-0 SH1-4		2-1 F8	1-0 1H HR		2-3 K			3	1	1	2	0	1	0					
Kent Anderson, R OBP: 0.366, SLG: 0.381 (1, 5)		1-3 K		4-1 BB	2-3 K		0-1 G1-3			3	0	0	0	1	2	2					
Dick Schofield, R OBP: 0.335, SLG: 0.247 (1, 6)		4-0 IHR BB		0-0 G1-4-3		4-0 G4-6-3 BB		0-0 L8		2	1	0	0	2	0	1					
Inning Stats	R: 0 E: 0 K: 2 S: 11	H: 1 LOB: 1 BB: 1 P: 19	R: 4 E: 0 K: 2 S: 13	H: 1 LOB: 0 BB: 1 P: 20	R: 0 E: 0 K: 1 S: 7	H: 0 LOB: 0 BB: 0 P: 12	R: 0 E: 0 K: 0 S: 6	H: 0 LOB: 1 BB: 1 P: 12	R: 5 E: 1 K: 3 S: 15	H: 3 LOB: 0 BB: 1 P: 27	R: 0 E: 0 K: 0 S: 7	H: 1 LOB: 1 BB: 1 P: 15	R: 0 E: 0 K: 3 S: 10	H: 0 LOB: 0 BB: 0 P: 12	R: 0 E: 0 K: 1 S: 6	H: 0 LOB: 0 BB: 0 P: 8	1B: 2 2B: 1 3B: 0 HR: 3	SF: 0 SAC: 2 DP: 1 HBP: 1	WP: 1 PB: 0 SB: 0 CS: 1	PA: 36	
PITCHER	IP	WLS	BF	H	R	ER	SO	BB	IBB	HBP	BLK	WP	HR	S	P	ERA	WHIP				
Tim Leary, R ERA: 4.38 Jeff Robinson, R ERA: 3.55 Eric Plunk, R ERA: 2.96	(1, 1) (5, 1) (7, 1)	4.2 5 2.0	L 5 6	25 1 0	9 0 0	6 0 0	7 1 4	0 1 0	0 0 0	0 0 0	0 0 0	0 0 0	0 0 0	10 16	20 20	0.00 0.00	1.500 0.000				

New York Yankees @ California Angels
Anaheim Stadium, Anaheim, CA
Tue Aug 14 1990, 10:05 PM EDT
Att: 27,937 - Unknown

AB 28
R 9
H 6
RBI 9
BB 5
SO 12
LOB 7



Batter	1	2	3	4	5	6	7	8	9	AB	R	H	RBI	BB	SO	LOB	TOP					
Roberto Kelly, R OBP: 0.325, SLG: 0.419										3	1	1	0	1	2	0	New York Yankees @ California Angels Anaheim Stadium, Anaheim, CA Wed Aug 15 1990, 10:05 PM EDT Att: 29,845 - Unknown - 70 F					
Steve Sax, R OBP: 0.307, SLG: 0.316										3	0	0	0	1	0	1						
Oscar Azocar, L OBP: 0.295, SLG: 0.438										4	0	1	0	0	0	2						
Steve Balboni, R OBP: 0.302, SLG: 0.404										4	0	0	0	0	2	3						
Jesse Barfield, R OBP: 0.348, SLG: 0.453										3	0	0	0	1	2	0						
Kevin Maas, L OBP: 0.388, SLG: 0.605										3	0	0	1	1	2	0						
Jim Leyritz, R OBP: 0.351, SLG: 0.351										3	0	0	0	0	2	3						
Randy Velarde, R OBP: 0.283, SLG: 0.261										1	0	1	0	0	0	0						
Rick Cerone, R OBP: 0.367, SLG: 0.453										4	0	1	0	0	1	1						
Alvaro Espinoza, R OBP: 0.252, SLG: 0.276										3	0	0	0	0	0	1						
Inning Stats	R: 0 E: 0 K: 1 S: 7	H: 0 LOB: 0 BB: 0 P: 9	R: 0 E: 0 K: 2 S: 8	H: 0 LOB: 0 BB: 0 P: 13	R: 0 E: 0 K: 1 S: 6	H: 0 LOB: 0 BB: 0 P: 8	R: 1 E: 0 K: 1 S: 11	H: 0 LOB: 3 BB: 4 P: 29	R: 0 E: 0 K: 1 S: 7	H: 1 LOB: 1 BB: 0 P: 10	R: 0 E: 0 K: 1 S: 6	H: 0 LOB: 0 BB: 0 P: 10	R: 0 E: 0 K: 1 S: 7	H: 1 LOB: 1 BB: 0 P: 12	R: 0 E: 0 K: 2 S: 12	H: 1 LOB: 1 BB: 0 P: 18	R: 0 E: 0 K: 2 S: 12	H: 1 LOB: 1 BB: 0 P: 19	1B: 3 2B: 1 3B: 0 HR: 0	SF: 0 SAC: 0 DP: 0 HBP: 0	WP: 0 PB: 0 CS: 0	PA: 35
PITCHER Mark Langston, L ERA: 4.88	IP: 9.0 WLS: W BF: 35 H: 4 R: 1 ER: 1 SO: 11 BB: 4 IBB: 0 HBP: 0 BLK: 0 WP: 0 HR: 0 S: 76 P: 128 ERA: 1.00 WHIP: 0.889																					

Batter	1	2	3	4	5	6	7	8	9	AB	R	H	RBI	BB	SO	LOB	BOTTOM			
Brian Downing, R OBP: 0.399, SLG: 0.547										4	3	4	3	1	0	0	New York Yankees @ California Angels Anaheim Stadium, Anaheim, CA Wed Aug 15 1990, 10:05 PM EDT Att: 29,845 - Unknown - 70 F			
Donnie Hill, S OBP: 0.313, SLG: 0.345										4	1	2	0	1	0	1				
Chili Davis, S OBP: 0.366, SLG: 0.433										4	1	1	2	0	1	3				
Dante Bichette, R OBP: 0.277, SLG: 0.413										1	0	0	0	0	0	2				
Dave Winfield, R OBP: 0.330, SLG: 0.437										3	0	2	3	1	0	1				
Max Venable, L OBP: 0.335, SLG: 0.420										1	0	0	0	0	0	2				
Lance Parrish, R OBP: 0.356, SLG: 0.476										3	0	0	0	1	1	4				
Devon White, S OBP: 0.287, SLG: 0.364										4	0	1	0	0	0	3				
Bill Schroeder, R OBP: 0.293, SLG: 0.625										4	1	1	0	0	1	1				
Kent Anderson, R OBP: 0.364, SLG: 0.379										1	0	0	0	0	0	1				
Johnny Ray, S OBP: 0.301, SLG: 0.347										3	1	1	0	0	1	0				
Dick Schofield, R OBP: 0.340, SLG: 0.250										2	1	1	0	1	0	0				
Inning Stats	R: 1 E: 1 K: 1 S: 11	H: 1 LOB: 1 BB: 0 P: 16	R: 0 E: 0 K: 0 S: 6	H: 1 LOB: 0 BB: 0 P: 9	R: 4 E: 0 K: 1 S: 10	H: 3 LOB: 0 BB: 2 P: 19	R: 0 E: 0 K: 1 S: 10	H: 2 LOB: 2 BB: 0 P: 16	R: 0 E: 0 K: 0 S: 10	H: 1 LOB: 2 BB: 1 P: 16	R: 3 E: 0 K: 0 S: 10	H: 4 LOB: 2 BB: 1 P: 17	R: 0 E: 0 K: 1 S: 8	H: 0 LOB: 0 BB: 0 P: 13	R: 0 E: 0 K: 0 S: 9	H: 1 LOB: 2 BB: 1 P: 18	1B: 10 2B: 2 3B: 0 HR: 1	SF: 0 SAC: 1 DP: 2 HBP: 0	WP: 0 PB: 0 CS: 0	PA: 40
PITCHER Dave LaPoint, L ERA: 4.3	IP: 5.0 WLS: L BF: 26 H: 10 R: 7 ER: 6 SO: 3 BB: 3 IBB: 0 HBP: 0 BLK: 0 WP: 0 HR: 0 S: 49 P: 78 ERA: 10.80 WHIP: 2.600																			
Eric Plunk, R ERA: 3.08	IP: 1.0 WLS: 0 BF: 6 H: 2 R: 1 ER: 1 SO: 0 BB: 1 IBB: 0 HBP: 0 BLK: 0 WP: 0 HR: 0 S: 8 P: 15 ERA: 9.00 WHIP: 3.000																			
Jimmy Jones, R ERA: 6.46	IP: 2.0 WLS: 0 BF: 8 H: 1 R: 0 ER: 0 SO: 1 BB: 1 IBB: 0 HBP: 0 BLK: 0 WP: 0 HR: 0 S: 17 P: 31 ERA: 0.00 WHIP: 1.000																			



Batter	1	2	3	4	5	6	7	8	9	AB	R	H	RBI	BB	SO	LOB	TOP
Luis Polonia, L (1, 7) OBP: 0.342, SLG: 0.394	2-1 G1-6-3 1B		0-0 B5		2-2 G3			1-0 G6-3		4	0	1	0	0	0	3	
Donnie Hill, S (1, 5) OBP: 0.315, SLG: 0.347	1-0 G1-6-3 1B		0-1 L8			2-2 F7		0-0 BB 1B		4	0	2	0	0	0	2	
Chili Davis, S (1, 9) OBP: 0.362, SLG: 0.428 Max Venable, L (9, 9) OBP: 0.335, SLG: 0.420	1-2 G1-6-3		3-3 K			3-3 K		1-1 F9		4	0	0	0	0	2	5	
Brian Downing, R (1, 10) OBP: 0.397, SLG: 0.539	2-1 P4			2-3 K		3-3 K		4-2 BB		3	0	0	0	1	2	1	
Lee Stevens, L (1, 3) OBP: 0.303, SLG: 0.402		1-3 K		2-1 G6-3			3-3 K	0-0 G4-3		4	0	0	0	0	2	2	
Lance Parrish, R (1, 2) OBP: 0.355, SLG: 0.474	0-0 F9			1-3 K		2-2 FC3-6 1B			2-3 K	4	0	1	0	0	2	0	
Devon White, S (1, 8) OBP: 0.358, SLG: 0.360	0-1 F8				2-2 F8		2-2 FC3-6 1B	3-2 E6 1B		4	1	0	0	0	0	1	
Johnny Ray, S (1, 4) OBP: 0.307, SLG: 0.354			1-1 E1 1B		0-2 2B		4-0 IBB	3-1 CS 1B		3	0	2	1	1	0	0	
Dick Schofield, R (1, 6) OBP: 0.338, SLG: 0.250	1-2 1B		1-0 1B		2-2 P3		1-3 K	1-0 F8		4	0	1	0	0	1	4	
Inning Stats	R: 0 H: 2 E: 0 LOB: 1 K: 0 BB: 0 S: 8	H: 0 R: 1 ER: 0 SO: 9 BB: 1 IBB: 1 HBP: 0 BLK: 0	H: 0 R: 1 ER: 0 SO: 9 BB: 1 IBB: 1 HBP: 0 BLK: 0	H: 1 R: 0 ER: 0 SO: 9 BB: 1 IBB: 1 HBP: 0 BLK: 0	H: 0 R: 0 ER: 0 SO: 8 BB: 0 IBB: 0 HBP: 0 BLK: 0	H: 1 R: 0 ER: 0 SO: 12 BB: 0 IBB: 0 HBP: 0 BLK: 0	H: 0 R: 0 ER: 0 SO: 10 BB: 0 IBB: 0 HBP: 0 BLK: 0	H: 1 R: 0 ER: 0 SO: 15 BB: 1 IBB: 0 HBP: 0 BLK: 0	H: 1 R: 0 ER: 0 SO: 7 BB: 1 IBB: 0 HBP: 0 BLK: 0	H: 1 R: 1 ER: 0 SO: 10 BB: 0 IBB: 0 HBP: 0 BLK: 0	1B: 6 2B: 1 3B: 0 HR: 0	SF: 0 SAC: 0 DP: 1 HBP: 0	WP: 0 PB: 0 SB: 1 CS: 1	PA: 36			
PITCHER Mike Boddicker, R (1, 1) ERA: 3.57	IP: 9.0 WLS: L BF: 36 H: 7 R: 1 ER: 0 SO: 9 BB: 1 IBB: 1 HBP: 0 BLK: 0	IP: 9.0 WLS: W BF: 31 H: 4 R: 0 ER: 0 SO: 5 BB: 1 IBB: 0 HBP: 0 BLK: 0	IP: 9.0 WLS: W BF: 31 H: 4 R: 0 ER: 0 SO: 5 BB: 1 IBB: 0 HBP: 0 BLK: 0	IP: 9.0 WLS: W BF: 31 H: 4 R: 0 ER: 0 SO: 5 BB: 1 IBB: 0 HBP: 0 BLK: 0	IP: 9.0 WLS: W BF: 31 H: 4 R: 0 ER: 0 SO: 5 BB: 1 IBB: 0 HBP: 0 BLK: 0	IP: 9.0 WLS: W BF: 31 H: 4 R: 0 ER: 0 SO: 5 BB: 1 IBB: 0 HBP: 0 BLK: 0	IP: 9.0 WLS: W BF: 31 H: 4 R: 0 ER: 0 SO: 5 BB: 1 IBB: 0 HBP: 0 BLK: 0	IP: 9.0 WLS: W BF: 31 H: 4 R: 0 ER: 0 SO: 5 BB: 1 IBB: 0 HBP: 0 BLK: 0	IP: 9.0 WLS: W BF: 31 H: 4 R: 0 ER: 0 SO: 5 BB: 1 IBB: 0 HBP: 0 BLK: 0	IP: 9.0 WLS: W BF: 31 H: 4 R: 0 ER: 0 SO: 5 BB: 1 IBB: 0 HBP: 0 BLK: 0	ERA: 0.00 WHIP: 0.889	ERA: 0.00 WHIP: 0.556					

California Angels @ Boston Red Sox
Fenway Park, Boston, MA
Fri Aug 17 1990, 7:05 PM EDT
Att: 35,107 - Unknown

AB 34
R 1
H 7
RBI 1
BB 2
SO 9
LOB 18



Batter	1	2	3	4	5	6	7	8	9	AB	R	H	RBI	BB	SO	LOB	BOTTOM
Jody Reed, R (1, 4) OBP: 0.379, SLG: 0.427	1-2 G6-3			1-2 FC5-4 1B		1-2 G5-3		1-3 K		4	0	1	0	0	1	0	
Carlos Quintana, R (1, 3) OBP: 0.373, SLG: 0.430	3-2 G6-4-3 1B			2-2 FC5-4 BB		3-2 G6-3			0-0 F9	4	0	1	0	0	0	1	
Wade Boggs, L (1, 5) OBP: 0.397, SLG: 0.433	3-2 G6-4-3			1-1 F7			2-2 2B FC3-2 1B		2-2 G4-3	4	0	1	0	0	0	2	
Ellis Burks, R (1, 8) OBP: 0.357, SLG: 0.493		0-2 L5		4-1 FC4-6 BB			1-2 FC3-2 2B		0-3 K	3	0	1	0	1	1	0	
Mike Greenwell, L (1, 7) OBP: 0.358, SLG: 0.368		0-0 G3-1		1-2 FC4-6			1-0 G4-3			3	0	0	0	0	0	4	
Dwight Evans, R (1, 10) OBP: 0.345, SLG: 0.380		0-1 G5-3			3-2 G5-3		1-1 FC3-2			3	0	0	0	0	0	2	
Tom Brunansky, R (1, 9) OBP: 0.336, SLG: 0.391			0-0 P6		1-1 G6-3		2-3 3-H F8			3	0	0	0	0	0	2	
Tony Peña, R (1, 2) OBP: 0.296, SLG: 0.341			1-2 G6-3		0-3 K			1-3 K		3	0	0	0	0	2	0	
Luis Rivera, R (1, 6) OBP: 0.264, SLG: 0.307			2-1 F8			0-3 K		0-0 B1-3		3	0	0	0	0	1	0	
Inning Stats	R: 0 H: 1 E: 0 LOB: 0 K: 0 BB: 0 S: 11	H: 0 R: 0 ER: 0 SO: 6 BB: 0 IBB: 0 HBP: 0 BLK: 0	H: 0 R: 0 ER: 0 SO: 6 BB: 0 IBB: 0 HBP: 0 BLK: 0	H: 0 R: 0 ER: 0 SO: 6 BB: 0 IBB: 0 HBP: 0 BLK: 0	H: 1 R: 0 ER: 0 SO: 15 BB: 1 IBB: 0 HBP: 0 BLK: 0	H: 0 R: 0 ER: 0 SO: 8 BB: 0 IBB: 0 HBP: 0 BLK: 0	H: 0 R: 0 ER: 0 SO: 10 BB: 0 IBB: 0 HBP: 0 BLK: 0	H: 2 R: 0 ER: 0 SO: 11 BB: 0 IBB: 0 HBP: 0 BLK: 0	H: 0 R: 0 ER: 0 SO: 7 BB: 0 IBB: 0 HBP: 0 BLK: 0	H: 0 R: 0 ER: 0 SO: 10 BB: 0 IBB: 0 HBP: 0 BLK: 0	1B: 3 2B: 1 3B: 0 HR: 0	SF: 0 SAC: 0 DP: 1 HBP: 0	WP: 0 PB: 0 SB: 0 CS: 0	PA: 31			
PITCHER Chuck Finley, L (1, 1) ERA: 2.24	IP: 9.0 WLS: W BF: 31 H: 4 R: 0 ER: 0 SO: 5 BB: 1 IBB: 0 HBP: 0 BLK: 0	IP: 9.0 WLS: W BF: 31 H: 4 R: 0 ER: 0 SO: 5 BB: 1 IBB: 0 HBP: 0 BLK: 0	IP: 9.0 WLS: W BF: 31 H: 4 R: 0 ER: 0 SO: 5 BB: 1 IBB: 0 HBP: 0 BLK: 0	IP: 9.0 WLS: W BF: 31 H: 4 R: 0 ER: 0 SO: 5 BB: 1 IBB: 0 HBP: 0 BLK: 0	IP: 9.0 WLS: W BF: 31 H: 4 R: 0 ER: 0 SO: 5 BB: 1 IBB: 0 HBP: 0 BLK: 0	IP: 9.0 WLS: W BF: 31 H: 4 R: 0 ER: 0 SO: 5 BB: 1 IBB: 0 HBP: 0 BLK: 0	IP: 9.0 WLS: W BF: 31 H: 4 R: 0 ER: 0 SO: 5 BB: 1 IBB: 0 HBP: 0 BLK: 0	IP: 9.0 WLS: W BF: 31 H: 4 R: 0 ER: 0 SO: 5 BB: 1 IBB: 0 HBP: 0 BLK: 0	IP: 9.0 WLS: W BF: 31 H: 4 R: 0 ER: 0 SO: 5 BB: 1 IBB: 0 HBP: 0 BLK: 0	IP: 9.0 WLS: W BF: 31 H: 4 R: 0 ER: 0 SO: 5 BB: 1 IBB: 0 HBP: 0 BLK: 0	ERA: 0.00 WHIP: 0.556	ERA: 0.00 WHIP: 0.556					

California Angels @ Boston Red Sox
Fenway Park, Boston, MA
Fri Aug 17 1990, 7:05 PM EDT
Att: 35,107 - Unknown

AB 30
R 0
H 4
RBI 0
BB 1
SO 5
LOB 11



Batter	1	2	3	4	5	6	7	8	9	AB	R	H	RBI	BB	SO	LOB	TOP		
Luis Polonia, L OBP: 0.338, SLG: 0.389	L7		K			K		G4-3		4	0	0	0	0	2	1	California Angels @ Boston Red Sox Fenway Park, Boston, MA Sun Aug 19 1990, 3:33 AM EDT Att: 33,365 - Overcast - 62 F		
Pete Coachman, R OBP: 0.444, SLG: 0.444	K		1B			FC5-4 1B		G6-3		4	0	2	1	0	1	0			
Chili Davis, S OBP: 0.363, SLG: 0.432	2B		K			FC5-4 1B		G4-3		4	0	2	0	0	1	1			
Dave Winfield, R OBP: 0.330, SLG: 0.433	K				P2	FC5-4 1-2 2-3		G4-3 1B		4	0	1	0	0	1	3			
Lance Parrish, R OBP: 0.355, SLG: 0.472 Donnie Hill, S OBP: 0.316, SLG: 0.348		CS 1B			P4	K		G4-3		3	0	1	0	0	1	2			
Devon White, S OBP: 0.279, SLG: 0.356	F7				K			K		4	0	0	0	0	2	2			
Lee Stevens, L OBP: 0.300, SLG: 0.392	K					FC4-6 1B		P5		4	0	1	0	0	2	2			
Johnny Ray, S OBP: 0.308, SLG: 0.354			L5			FC4-6 G6-3 1-2		1B		3	0	1	0	0	0	1			
Dick Schofield, R OBP: 0.338, SLG: 0.258						G6-3 1B 2B		P5		3	1	1	0	0	0	2			
Inning Stats	R: 0 E: 0 K: 2 S: 10	H: 1 LOB: 1 BB: 0 P: 12	R: 0 E: 0 K: 1 S: 14	H: 1 LOB: 3 BB: 1 P: 21	R: 1 E: 0 K: 2 S: 17	H: 2 LOB: 1 BB: 0 P: 24	R: 0 E: 0 K: 1 S: 6	H: 0 LOB: 0 BB: 0 P: 9	R: 0 E: 0 K: 0 S: 6	H: 1 LOB: 1 BB: 0 P: 11	R: 0 E: 0 K: 0 S: 5	H: 0 LOB: 0 BB: 0 P: 7	R: 0 E: 0 K: 2 S: 15	H: 1 LOB: 1 BB: 0 P: 18	1B: 7 2B: 3 3B: 0 HR: 0	SF: 0 SAC: 0 DP: 2 HBP: 0	WP: 0 PB: 0 SB: 0 CS: 1	PA: 34	
PITCHER	IP	WLS	BF	H	R	ER	SO	BB	IBB	HBP	BLK	WP	HR	S	P	ERA	WHIP		
Roger Clemens, R ERA: 2.04	(1, 1)	7.0	W	27	8	1	1	8	0	0	0	0	0	75	109	1.29	1.143		
Jeff Gray, R ERA: 3.97	(8, 1)	2.0	S	7	1	0	0	2	0	0	0	0	0	20	25	0.00	0.500		

Batter	1	2	3	4	5	6	7	8	9	AB	R	H	RBI	BB	SO	LOB	BOTTOM		
Jody Reed, R OBP: 0.380, SLG: 0.426	G4-3 1B BB	E E 1B				1B		K		4	2	3	1	1	1	0	California Angels @ Boston Red Sox Fenway Park, Boston, MA Sun Aug 19 1990, 3:33 AM EDT Att: 33,365 - Overcast - 62 F		
Carlos Quintana, R OBP: 0.372, SLG: 0.423	G4-3	E5 E			K	FC6-4 BB		1B BB		3	0	0	0	2	1	3			
Wade Boggs, L OBP: 0.395, SLG: 0.431	1B	E7			F7	K		1B		5	0	2	1	0	1	4			
Ellis Burks, R OBP: 0.352, SLG: 0.483	F8	FC6-4 IBB			G5-3	FC6-4 1-2		F9		4	0	0	0	1	0	6			
Mike Greenwell, L OBP: 0.361, SLG: 0.370	K	FC6-4 1-2			G6-3			S 1B		4	0	1	0	0	1	4			
Dwight Evans, R OBP: 0.343, SLG: 0.375		K	G5-3		G1-3			K		4	0	0	0	0	2	1			
Tom Brunansky, R OBP: 0.338, SLG: 0.393		G6-3 2B 1B	S 1B		S 1B			K		4	1	3	0	0	1	1			
John Marzano, R OBP: 0.257, SLG: 0.296		G6-3	K		K			P3		4	0	0	0	0	2	4			
Luis Rivera, R OBP: 0.262, SLG: 0.308		1B 2B	G4-3		G6-3			P4		4	1	1	1	0	0	1			
Inning Stats	R: 1 E: 0 K: 1 S: 10	H: 1 LOB: 1 BB: 1 P: 20	R: 3 E: 2 K: 1 S: 17	H: 3 LOB: 3 BB: 1 P: 33	R: 0 E: 0 K: 1 S: 9	H: 1 LOB: 1 BB: 0 P: 15	R: 0 E: 0 K: 1 S: 8	H: 1 LOB: 1 BB: 0 P: 14	R: 0 E: 0 K: 1 S: 12	H: 1 LOB: 1 BB: 1 P: 16	R: 0 E: 0 K: 2 S: 12	H: 1 LOB: 1 BB: 0 P: 16	R: 0 E: 0 K: 1 S: 11	H: 1 LOB: 2 BB: 1 P: 17	1B: 9 2B: 1 3B: 0 HR: 0	SF: 0 SAC: 0 DP: 0 HBP: 0	WP: 0 PB: 0 SB: 3 CS: 0	PA: 40	
PITCHER	IP	WLS	BF	H	R	ER	SO	BB	IBB	HBP	BLK	WP	HR	S	P	ERA	WHIP		
Jim Abbott, L ERA: 4.73	(1, 1)	5.2	L	30	8	4	3	6	2	1	0	0	0	67	117	4.76	1.765		
Mark Eichhorn, R ERA: 3.21	(6, 1)	2.1		10	2	0	0	3	1	0	0	0	0	24	34	0.00	1.286		

Batter	1	2	3	4	5	6	7	8	9	AB	R	H	RBI	BB	SO	LOB	TOP										
Luis Polonia, L OBP: 0.338, SLG: 0.386 Devon White, S OBP: 0.280, SLG: 0.354	0-2 F7		4-1 1B 2B BB	3-2 G4-3		1-2 F9			1-3 K	2	1	0	0	1	0	3											
Pete Coachman, R OBP: 0.474, SLG: 0.500	0-3 K		1-2 2B		0-2 P2		0-2 1B		4-2 1B BB	4	0	2	0	1	1	0											
Max Venable, L OBP: 0.331, SLG: 0.414	1-2 F9		0-0 2B		3-2 F7		1-1 P2		0-0 F8	5	0	1	1	0	0	2											
Dave Winfield, R OBP: 0.329, SLG: 0.436		1-2 F8		1-0 HR		2-3 K		0-3 K	3-2 1B	5	1	2	1	0	2	1											
Lee Stevens, L OBP: 0.307, SLG: 0.378		4-0 BB		1-2 P6		3-3 K		0-0 1B	0-3 K	4	0	1	0	1	2	2											
Dante Bichette, R OBP: 0.280, SLG: 0.417		0-3 K		0-0 F9		4-2 BB 1B BB		0-3 K		3	0	0	0	1	2	3											
Lance Parrish, R OBP: 0.352, SLG: 0.466		1-1 F9		1-2 BB 1B		2-2 BB 1B		1-1 F7		4	0	2	0	0	0	1											
Donnie Hill, S OBP: 0.315, SLG: 0.347			1-1 G5-3	1-1 BB		0-3 K		0-1 G4-3		4	0	1	0	0	1	2											
Dick Schofield, R OBP: 0.345, SLG: 0.258			0-1 P4	4-1 BB		4-1 BB		2-3 K		2	0	0	0	2	1	0											
Inning Stats	R: 0 E: 0 K: 1 S: 9	H: 0 LOB: 0 BB: 0 P: 10	R: 0 E: 0 K: 1 S: 8	H: 0 LOB: 1 BB: 1 P: 14	R: 1 E: 0 K: 0 S: 10	H: 2 LOB: 2 BB: 1 P: 16	R: 1 E: 0 K: 0 S: 15	H: 3 LOB: 3 BB: 1 P: 26	R: 0 E: 0 K: 1 S: 10	H: 0 LOB: 0 BB: 0 P: 15	R: 0 E: 0 K: 2 S: 17	H: 1 LOB: 3 BB: 2 P: 31	R: 0 E: 0 K: 2 S: 12	H: 2 LOB: 2 BB: 0 P: 13	R: 0 E: 0 K: 1 S: 7	H: 0 LOB: 0 BB: 0 P: 10	R: 0 E: 0 K: 2 S: 15	H: 1 LOB: 2 BB: 1 P: 23	1B: 7 2B: 1 3B: 0 HR: 1	SF: 0 SAC: 0 DP: 0 HBP: 0	WP: 0 PB: 0 SB: 0 CS: 0	PA: 41					
PITCHER	IP	WLS	BF	H	R	ER	SO	BB	IBB	HBP	BLK	WP	HR	S	P	ERA	WHIP										
Dan Petry, R ERA: 4.41	5.0	W	22	5	2	2	3	3	0	0	0	0	1	52	81	3.60	1.600										
Paul Gibson, L ERA: 3.04	1.2		10	3	0	0	3	2	0	0	0	0	0	26	41	0.00	3.000										
Ed Nunez, R ERA: 1.76	2.1	S	9	1	0	0	4	1	0	0	0	0	0	25	36	0.00	0.857										

California Angels @ Detroit Tigers
Tiger Stadium, Detroit, MI
Tue Aug 21 1990, 7:05 PM EDT
Att: 14,916 - Unknown - 69 F

AB 35
R 2
H 9
RBI 2
BB 6
SO 10
LOB 17



Batter	1	2	3	4	5	6	7	8	9	AB	R	H	RBI	BB	SO	LOB	BOTTOM										
Tony Phillips, S OBP: 0.353, SLG: 0.336	1-2 BB HBP 3B 1B		3-2 F7	0-0 WP SF7 2B		0-0 F7			4-2 2 0 0 0 2																		
Travis Fryman, R OBP: 0.354, SLG: 0.479	2-2 BB HBP 3B	2-2 FC5-4		3-2 L9		2-2 FC5-4			3	1	0	0	0	0	3												
Alan Trammell, R OBP: 0.389, SLG: 0.451	1-2 P2	1-2 G1-3		3-2 SF7		3-1 F7			3	0	0	1	0	0	3												
Cecil Fielder, R OBP: 0.390, SLG: 0.604	4-0 BB 3B		2-3 K	0-0 G6-3		2-3 K			3	1	0	0	1	2	0												
Lloyd Moseby, L OBP: 0.344, SLG: 0.421	1-0 FC1-6 3B		0-1 HR		2-3 K		1-2 1B		4	2	3	4	0	1	0												
Larry Sheets, L OBP: 0.323, SLG: 0.432 John Shelby, S OBP: 0.266, SLG: 0.344	4-0 FC1-6 BB		1-3 K		0-0 G4-3		0-0 F5		3	0	0	0	1	1	1												
Dave Bergman, L OBP: 0.358, SLG: 0.382	2-1 FC1-6		2-0 BB 1B		1-3 K		1-0 G4-3-6 1B		4	0	2	1	0	1	1												
Chet Lemon, R OBP: 0.358, SLG: 0.399	3-3 K		4-1 BB		4-2 FC5-4 BB		2-3 K		2	0	0	0	2	2	2												
Mark Salas, L OBP: 0.317, SLG: 0.432		0-0 FC5-4 1B	3-1 G3		0-3 K		1-0 G4-3-6		4	0	1	0	0	1	4												
Inning Stats	R: 4 E: 0 K: 1 S: 15	H: 2 LOB: 1 BB: 2 P: 33	R: 0 E: 0 K: 0 S: 11	H: 1 LOB: 0 BB: 0 P: 17	R: 1 E: 0 K: 2 S: 12	H: 2 LOB: 2 BB: 1 P: 24	R: 1 E: 0 K: 0 S: 10	H: 1 LOB: 0 BB: 0 P: 16	R: 0 E: 0 K: 2 S: 7	H: 0 LOB: 0 BB: 0 P: 10	R: 0 E: 0 K: 1 S: 9	H: 0 LOB: 1 BB: 1 P: 15	R: 0 E: 0 K: 1 S: 9	H: 1 LOB: 1 BB: 0 P: 15	R: 0 E: 0 K: 1 S: 5	H: 1 LOB: 0 BB: 0 P: 9	R: 0 E: 0 K: 1 S: 5	H: 1 LOB: 0 BB: 0 P: 9	1B: 5 2B: 1 3B: 1 HR: 1	SF: 1 SAC: 0 DP: 1 HBP: 1	WP: 1 PB: 0 SB: 0 CS: 0	PA: 36					
PITCHER	IP	WLS	BF	H	R	ER	SO	BB	IBB	HBP	BLK	WP	HR	S	P	ERA	WHIP										
Joe Grahe, R ERA: 9.0	2.2	L	17	5	5	5	3	3	0	1	0	0	0	36	69	16.88	3.000										
Cliff Young, L ERA: 3.66	3.1		12	1	1	1	3	1	0	0	0	1	0	28	46	2.70	0.600										
Mike Fetters, R ERA: 4.56	2.0		7	2	0	0	2	0	0	0	0	0	0	14	24	0.00	1.000										

California Angels @ Detroit Tigers
Tiger Stadium, Detroit, MI
Tue Aug 21 1990, 7:05 PM EDT
Att: 14,916 - Unknown - 69 F

AB 30
R 6
H 8
RBI 6
BB 4
SO 8
LOB 16




Batter	1	2	3	4	5	6	7	8	9	AB	R	H	RBI	BB	SO	LOB	TOP		
Luis Polonia, L OBP: 0.340, SLG: 0.391 (1, 7)	F7		S 1B		SH1-3 2B 1B		FC4-6 G6-4-3			4	1	2	1	0	0	1	California Angels @ Detroit Tigers Tiger Stadium, Detroit, MI Wed Aug 22, 1990, 3:33 AM EDT Att: 21,375 - Overcast - 68 F		
Pete Coachman, R OBP: 0.455, SLG: 0.524 (1, 5)	2B		L3		SH1-3		G6-4-3			3	0	1	0	0	0	2			
Devon White, S OBP: 0.285, SLG: 0.357 (1, 8)	G5-4-3 BB			3-1 1B	1B		4-3			3	1	2	1	1	0	0			
Chili Davis, S OBP: 0.361, SLG: 0.426 (1, 9)	G5-4-3			K	F8		K			4	0	0	0	0	2	4			
Lee Stevens, L OBP: 0.299, SLG: 0.366 (1, 3)		6-3		3-1	F7		F8			4	0	0	0	0	0	2			
Brian Downing, R OBP: 0.395, SLG: 0.523 (1, 10)	F8			1B		L7			L5	4	0	1	1	0	0	0			
Donnie Hill, S OBP: 0.315, SLG: 0.345 (1, 4)	6-3			G3		4-3			G5-4-3 1B	4	0	1	0	0	0	1			
Bill Schroeder, R OBP: 0.286, SLG: 0.583 (1, 2)			F3		1B 2B		F8		G5-4-3	4	1	1	0	0	0	1			
Dick Schofield, R OBP: 0.345, SLG: 0.259 (1, 6)			K		2B 1B		E5 FC4-6			3	1	1	1	0	1	0			
Inning Stats	R: 0 E: 0 K: 0 S: 3	H: 1 LOB: 1 BB: 1 P: 7	R: 0 E: 0 K: 0 S: 3	H: 0 LOB: 0 BB: 0 P: 3	R: 0 E: 0 K: 1 S: 6	H: 1 LOB: 1 BB: 0 P: 6	R: 1 E: 0 K: 1 S: 7	H: 2 LOB: 1 BB: 0 P: 7	R: 3 E: 0 K: 0 S: 7	H: 4 LOB: 1 BB: 0 P: 7	R: 0 E: 0 K: 0 S: 3	H: 0 LOB: 0 BB: 0 P: 3	R: 0 E: 1 K: 0 S: 3	H: 0 LOB: 0 BB: 0 P: 3	R: 0 E: 0 K: 0 S: 5	H: 1 LOB: 0 BB: 0 P: 3	1B: 6 2B: 3 3B: 0 HR: 0	SF: 0 SAC: 1 DP: 3 HBP: 0	WP: 0 PA: 35 PB: 0 SB: 2 CS: 0
PITCHER	IP WLS BF H R ER SO BB IBB HBP BLK WP HR S P ERA WHIP	7.0 W 29 8 4 4 2 1 0 0 0 0 0 0 32 36 5.14 1.286	2.0 S 6 1 0 0 1 0 0 0 0 0 0 0 8 8 0.00 0.500																

Batter	1	2	3	4	5	6	7	8	9	AB	R	H	RBI	BB	SO	LOB	BOTTOM				
Tony Phillips, S OBP: 0.356, SLG: 0.336 (1, 4)	F8	CS	WP 2B BB	K		1B BB E 1B		G5-4-3 BB		3	2	1	0	2	1	1	California Angels @ Detroit Tigers Tiger Stadium, Detroit, MI Wed Aug 22, 1990, 3:33 AM EDT Att: 21,375 - Overcast - 68 F				
Travis Fryman, R OBP: 0.371, SLG: 0.508 (1, 5)	HR		2B SF7 BB		1B	E BB		G5-4-3		3	4	2	1	2	0	1					
Alan Trammell, R OBP: 0.390, SLG: 0.452 (1, 6)	F3		F3		1B	E4				4	0	2	1	0	0	2					
Cecil Fielder, R OBP: 0.392, SLG: 0.608 (1, 3)	1B BB		1-3 2H 2B		1B	SF8-3-5-4-5				2	0	2	3	1	0	0					
Gary Ward, R OBP: 0.311, SLG: 0.373 John Shelby, S OBP: 0.265, SLG: 0.341 (1, 7) (7, 7)	1-2 1B		SF7		SH1-3		F9			1	0	1	1	0	0	0					
Chet Lemon, R OBP: 0.357, SLG: 0.394 (1, 9)	K		K		K		1B BB			3	0	0	0	1	3	5					
Lloyd Moseby, L OBP: 0.343, SLG: 0.419 (1, 8)		6-3		F5	F8		G3-6-3 1B			4	0	1	0	0	0	2					
Darnell Coles, R OBP: 0.284, SLG: 0.307 Larry Sheets, L OBP: 0.322, SLG: 0.431 (1, 10) (7, PH)		CS 1B		1B		6-3	G3-6-3			3	0	2	0	0	0	0					
Mike Heath, R OBP: 0.324, SLG: 0.407 (1, 2)	K		F8		1B S 1B BB		F7			3	1	0	0	1	1	2					
Inning Stats	R: 1 E: 0 K: 1 S: 7	H: 2 LOB: 2 BB: 1 P: 11	R: 0 E: 0 K: 1 S: 5	H: 1 LOB: 0 BB: 0 P: 5	R: 2 E: 0 K: 1 S: 6	H: 1 LOB: 1 BB: 2 P: 14	R: 0 E: 0 K: 1 S: 6	H: 1 LOB: 1 BB: 0 P: 6	R: 1 E: 0 K: 1 S: 8	H: 3 LOB: 2 BB: 0 P: 8	R: 3 E: 1 K: 0 S: 4	H: 2 LOB: 0 BB: 2 P: 12	R: 0 E: 0 K: 0 S: 3	H: 1 LOB: 1 BB: 1 P: 7	R: 0 E: 0 K: 0 S: 2	H: 0 LOB: 0 BB: 1 P: 6	1B: 9 2B: 2 3B: 0 HR: 1	SF: 2 SAC: 1 DP: 3 HBP: 0	WP: 1 PA: 39 PB: 0 SB: 1 CS: 1		
PITCHER	IP WLS BF H R ER SO BB IBB HBP BLK WP HR S P ERA WHIP	5.1 L 29 9 7 6 5 5 0 0 0 0 0 0 4 8 0.00 3.000	1.0 5 2 0 0 0 1 0 0 0 0 0 0 0 1 1 0.00 0.000	0.2 1 0 0 0 0 0 0 0 0 0 0 0 0 1 1 0.00 0.000	1.0 3 0 0 0 0 1 0 0 0 0 0 0 0 2 6 0.00 1.000																

Batter	1	2	3	4	5	6	7	8	9	AB	R	H	RBI	BB	SO	LOB	TOP								
Luis Polonia, L OBP: 0.339, SLG: 0.389	G4-3		SH5-4 1B		G6-3		F8			4	0	1	0	0	0	0	California Angels @ Chicago White Sox Comiskey Park, Chicago, IL Thu Aug 23 1990, 8:05 PM EDT Att: 32,393 - Unknown								
Devon White, S OBP: 0.286, SLG: 0.357	K		SH5-4		2B		CS			2	1	1	0	1	1	0									
Brian Downing, R OBP: 0.396, SLG: 0.521	BB		1B		F9		CS		G5-3	3	0	1	1	1	0	1									
Dave Winfield, R OBP: 0.328, SLG: 0.437	K		F9		2B				G4-3	4	0	1	1	0	1	2									
Lance Parrish, R OBP: 0.348, SLG: 0.461		G5-3		E6					K	4	0	0	0	0	1	1									
Lee Stevens, L OBP: 0.297, SLG: 0.363	K			F9		G4-3			G6-3	4	0	1	0	0	1	1									
Pete Coachman, R Max Venable, L (PH) OBP: 0.330, SLG: 0.411	1B			F7		G4-3			K	3	0	1	0	0	0	1									
Donnie Hill, S OBP: 0.314, SLG: 0.344	G4-3			1B		G6-3			G6-3	4	0	1	0	0	0	2									
Dick Schofield, R OBP: 0.345, SLG: 0.260			SH5-4 1B	K			K			3	1	1	0	0	2	2									
Inning Stats	R: 0 E: 0 K: 2 S: 14	H: 0 LOB: 1 BB: 1 P: 23	R: 0 E: 0 K: 1 S: 11	H: 1 LOB: 1 BB: 0 P: 17	R: 1 E: 0 K: 0 S: 15	H: 3 LOB: 1 BB: 0 P: 23	R: 0 E: 1 K: 1 S: 11	H: 1 LOB: 2 BB: 0 P: 19	R: 1 E: 0 K: 0 S: 13	H: 1 LOB: 1 BB: 1 P: 23	R: 0 E: 0 K: 0 S: 6	H: 0 LOB: 0 BB: 0 P: 9	R: 0 E: 0 K: 1 S: 9	H: 1 LOB: 0 BB: 0 P: 11	R: 0 E: 0 K: 1 S: 9	H: 0 LOB: 0 BB: 0 P: 13		R: 0 E: 0 K: 1 S: 11	H: 1 LOB: 0 BB: 0 P: 18	1B: 7 2B: 1 3B: 0 HR: 0	SF: 0 SAC: 1 DP: 1 HBP: 0	WP: 0 PB: 0 SB: 0 CS: 1	PA: 36		
PITCHER	IP	WLS	BF	H	R	ER	SO	BB	IBB	HBP	BLK	WP	HR	S	P	ERA	WHIP								
Alex Fernandez, R ERA: 3.89	8.0	W	32	7	2	2	6	2	0	0	0	0	0	88	138	2.25	1.125								
Bobby Thigpen, R ERA: 2.0	1.0	S	3	1	0	0	1	0	0	0	0	0	0	11	18	0.00	1.000								

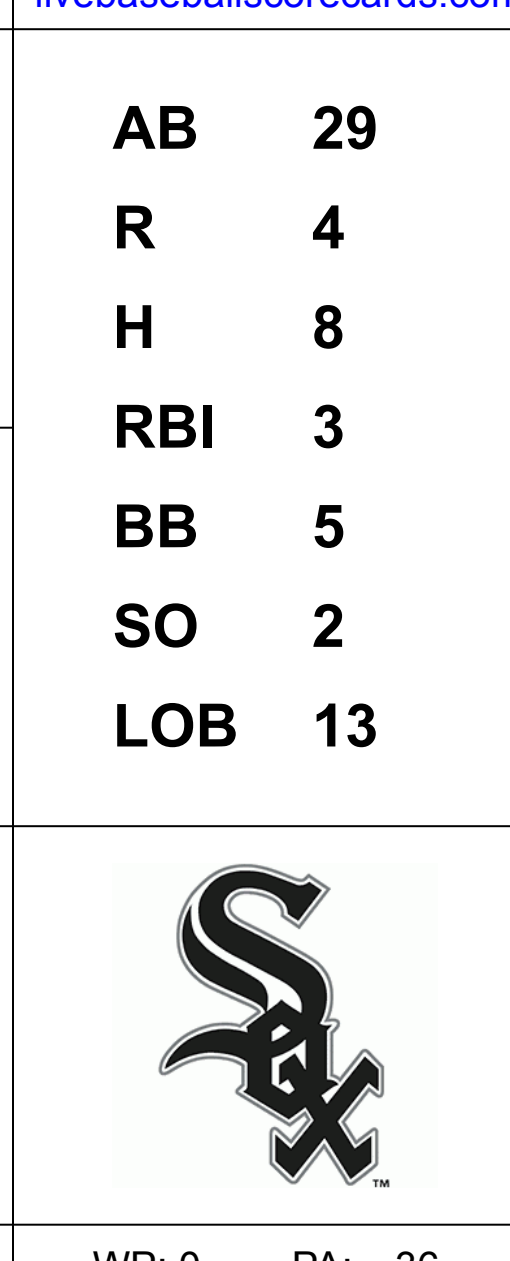
Batter	1	2	3	4	5	6	7	8	9	AB	R	H	RBI	BB	SO	LOB	BOTTOM								
Phil Bradley, R OBP: 0.343, SLG: 0.340	F9		CS		F9		G4-3			4	0	1	0	0	0	0	California Angels @ Chicago White Sox Comiskey Park, Chicago, IL Thu Aug 23 1990, 8:05 PM EDT Att: 32,393 - Unknown								
Robin Ventura, L OBP: 0.308, SLG: 0.302	K		CS		G3		G5-3			2	0	0	0	2	1	0									
Ivan Calderon, R OBP: 0.342, SLG: 0.444	F8			2B	P6		G5-3			4	1	1	0	0	0	2									
Dan Pasqua, L OBP: 0.348, SLG: 0.522		1B	G4-6-3		F8		F8			2	2	1	1	0	0	1									
Carlos Martinez, R OBP: 0.249, SLG: 0.323				G1-3	1B					1	0	0	0	0	0	1									
Lance Johnson, L OBP: 0.305, SLG: 0.337		HBP		2B						0	0	0	0	0	0	0									
Carlton Fisk, R OBP: 0.385, SLG: 0.452				G1-3			P6			4	0	2	0	0	0	1									
Ron Karkovice, R OBP: 0.336, SLG: 0.432				1B						0	0	0	0	0	0	0									
Frank Thomas, R OBP: 0.436, SLG: 0.515				BB			1B			2	1	1	0	2	0	1									
Steve Lyons, L OBP: 0.257, SLG: 0.281				BB			BB			0	0	0	0	0	0	0									
Sammy Sosa, R OBP: 0.284, SLG: 0.421				BB			L7			3	0	0	0	1	1	2									
Scott Fletcher, R OBP: 0.316, SLG: 0.321				BB			F8			4	0	2	2	0	0	1									
Ozzie Guillen, L OBP: 0.324, SLG: 0.362				1B			1B			3	0	0	0	0	0	4									
Inning Stats	R: 0 E: 0 K: 1 S: 9	H: 0 LOB: 0 BB: 0 P: 16	R: 1 E: 0 K: 0 S: 6	H: 1 LOB: 0 BB: 0 P: 9	R: 0 E: 0 K: 0 S: 8	H: 1 LOB: 0 BB: 0 P: 15	R: 3 E: 0 K: 0 S: 15	H: 3 LOB: 2 BB: 2 P: 27	R: 0 E: 0 K: 0 S: 9	H: 0 LOB: 1 BB: 1 P: 18	R: 0 E: 0 K: 0 S: 13	H: 1 LOB: 1 BB: 1 P: 20	R: 0 E: 0 K: 0 S: 15	H: 0 LOB: 1 BB: 1 P: 24	R: 0 E: 0 K: 1 S: 8	H: 2 LOB: 1 BB: 0 P: 12	R: 0 E: 0 K: 1 S: 8	H: 0 LOB: 1 BB: 0 P: 12	1B: 5 2B: 3 3B: 0 HR: 0	SF: 0 SAC: 0 DP: 1 HBP: 1	WP: 0 PB: 0 SB: 0 CS: 1	PA: 36			
PITCHER	IP	WLS	BF	H	R	ER	SO	BB	IBB	HBP	BLK	WP	HR	S	P	ERA	WHIP								
Kirk McCaskill, R ERA: 3.16	5.2	L	26	6	4	4	1	4	0	1	0	0	0	58	103	6.35	1.765								
Cliff Young, L ERA: 3.57	1.2		7	2	0	0	0	1	0	0	0	0	0	20	31	0.00	1.800								
Mark Eichhorn, R ERA: 3.13	0.2		2	0	0	0	1	0	0	0	0	0	0	5	7	0.00	0.000								

AB	32
R	2
H	8
RBI	2
BB	2
SO	7
LOB	11



WP	0	PA	36
PB	0		
SB	0		
CS	1		

AB	29
R	4
H	8
RBI	3
BB	5
SO	2
LOB	13



WP	0	PA	36
PB	0		
SB	0		
CS	1		

Batter	1	2	3	4	5	6	7	8	9	AB	R	H	RBI	BB	SO	LOB	TOP										
Luis Polonia, L OBP: 0.341, SLG: 0.391 Max Venable, L OBP: 0.330, SLG: 0.411	0-1 F9 1B		2-2 F7			1-0 1B		1-2 L7		4	0	2	0	0	0	1											
Dick Schofield, R OBP: 0.351, SLG: 0.260	1-0 G4-6-3 1B			2-0 P6		0-0 G5-3			4-1 1B HR BB	3	1	1	0	1	0	1											
Devon White, S OBP: 0.285, SLG: 0.353	3-2 F9			1-1 F7			1-2 E5 G4-3		1-0 F8	4	0	0	0	0	0	3											
Chili Davis, S OBP: 0.364, SLG: 0.428 Dante Bichette, R OBP: 0.293, SLG: 0.419	3-1 G4-6-3			0-0 G4-3			3-1 G4-3		0-0 1B HR	4	0	1	0	0	0	3											
Brian Downing, R OBP: 0.389, SLG: 0.506		3-1 G6-3			1-1 G5-3				1-3 K	4	0	0	0	0	2	3											
Lee Stevens, L OBP: 0.295, SLG: 0.373	0-1 L9				0-3 K		0-0 F7		1-2 1B HR	4	1	1	3	0	1	1											
Johnny Ray, S OBP: 0.303, SLG: 0.347		1-3 K			2-3 K			2-2 F7	0-0 F7	4	0	0	0	0	2	1											
Bill Schroeder, R OBP: 0.269, SLG: 0.549 Lance Parrish, R OBP: 0.345, SLG: 0.456			0-0 G5-3			3-1 P3			1-3 K	3	0	0	0	0	1	0											
Pete Coachman, R OBP: 0.375, SLG: 0.400			2-1 P3			2-1 G4-3			1-1 HBP	2	0	0	0	0	0	0											
Inning Stats	R: 0 E: 0 K: 0 S: 9	H: 2 LOB: 1 BB: 0 P: 16	R: 0 E: 0 K: 1 S: 7	H: 0 LOB: 0 BB: 0 P: 11	R: 0 E: 0 K: 0 S: 7	H: 0 LOB: 0 BB: 0 P: 11	R: 0 E: 0 K: 2 S: 4	H: 0 LOB: 0 BB: 0 P: 7	R: 0 E: 0 K: 2 S: 8	H: 0 LOB: 0 BB: 0 P: 11	R: 0 E: 0 K: 1 S: 10	H: 0 LOB: 1 BB: 0 P: 16	R: 0 E: 0 K: 1 S: 11	H: 0 LOB: 1 BB: 0 P: 16	R: 3 E: 0 K: 1 S: 12	H: 2 LOB: 1 BB: 1 P: 19	1B: 4 2B: 0 3B: 0 HR: 1	SF: 0 SAC: 0 DP: 1 HBP: 1	WP: 0 PB: 0 SB: 0 CS: 0	PA: 34							
PITCHER	IP	WLS	BF	H	R	ER	SO	BB	IBB	HBP	BLK	WP	HR	S	P	ERA	WHIP										
Jack McDowell, R ERA: 3.71	8.0		29	3	1	1	5	1	0	1	0	0	0	63	105	1.12	0.500										
Bobby Thigpen, R ERA: 2.2	1.0	L	5	2	2	2	1	0	0	0	0	0	1	11	14	18.00	2.000										

California Angels @ Chicago White Sox
Comiskey Park, Chicago, IL
Sat Aug 25 1990, 8:05 PM EDT
Att: 37,079 - Unknown - 80 F

AB 32
R 3
H 5
RBI 3
BB 1
SO 6
LOB 13



Batter	1	2	3	4	5	6	7	8	9	AB	R	H	RBI	BB	SO	LOB	BOTTOM										
Sammy Sosa, R OBP: 0.283, SLG: 0.415	3-2 G6-3		2-3 K2-3		2-3 K			0-0 P5		4	0	0	0	0	2	2											
Robin Ventura, L OBP: 0.310, SLG: 0.303	0-1 G3-1		2-1 1B			4-1 G3-6-3 BB		2-2 G3		3	0	1	1	1	0	0											
Ivan Calderon, R OBP: 0.346, SLG: 0.447	1-2 CS 1B		0-0 F9			0-0 B2		1-2 F9		4	0	1	0	0	0	2											
Frank Thomas, R OBP: 0.453, SLG: 0.500	1-0 CS	3-2 1B		4-2 CS BB		2-2 G3-6-3			1-3 K	3	0	1	0	1	1	1											
Carlton Fisk, R OBP: 0.382, SLG: 0.448		1-3 K		2-1 F8			2-2 G6-3		1-3 K	4	0	0	0	0	2	2											
Phil Bradley, R OBP: 0.345, SLG: 0.341 Lance Johnson, L OBP: 0.308, SLG: 0.341		1-3 K		3-3 K			1-1 S 1B		1-1 S 1B	3	1	1	0	0	2	2											
Carlos Martinez, R OBP: 0.243, SLG: 0.315 Dan Pasqua, L OBP: 0.346, SLG: 0.520		0-1 L8			2-2 G5-3		1-0 F7		3-1 G3-1	3	0	0	0	0	0	2											
Scott Fletcher, R OBP: 0.315, SLG: 0.320			0-1 SH1-3 1B		0-2 G3-1		2-0 FC5-4 1B			3	1	2	1	0	0	0											
Ozzie Guillen, L OBP: 0.324, SLG: 0.361			0-0 SH1-3		1-1 1B		1-2 FC5-4			2	0	1	0	0	0	1											
Inning Stats	R: 0 E: 0 K: 0 S: 9	H: 1 LOB: 0 BB: 0 P: 14	R: 0 E: 0 K: 2 S: 15	H: 1 LOB: 0 BB: 0 P: 20	R: 1 E: 0 K: 1 S: 10	H: 2 LOB: 1 BB: 0 P: 14	R: 0 E: 0 K: 1 S: 8	H: 0 LOB: 1 BB: 1 P: 17	R: 0 E: 0 K: 0 S: 5	H: 0 LOB: 0 BB: 1 P: 11	R: 1 E: 0 K: 0 S: 12	H: 2 LOB: 1 BB: 0 P: 18	R: 0 E: 0 K: 0 S: 7	H: 0 LOB: 0 BB: 0 P: 10	R: 0 E: 0 K: 2 S: 12	H: 1 LOB: 1 BB: 0 P: 18	1B: 8 2B: 1 3B: 0 HR: 0	SF: 0 SAC: 1 DP: 2 HBP: 0	WP: 0 PB: 0 SB: 0 CS: 2	PA: 35							
PITCHER	IP	WLS	BF	H	R	ER	SO	BB	IBB	HBP	BLK	WP	HR	S	P	ERA	WHIP										
Mark Langston, L ERA: 4.45	8.0		30	7	2	2	5	2	0	0	0	0	0	79	121	2.25	1.125										
Bryan Harvey, R ERA: 2.25	1.0	S	4	1	0	0	2	0	0	0	0	0	0	12	18	0.00	1.000										

California Angels @ Chicago White Sox
Comiskey Park, Chicago, IL
Sat Aug 25 1990, 8:05 PM EDT
Att: 37,079 - Unknown - 80 F

AB 31
R 2
H 8
RBI 2
BB 2
SO 7
LOB 13



Batter	1	2	3	4	5	6	7	8	9	AB	R	H	RBI	BB	SO	LOB	TOP								
Dick Schofield, R OBP: 0.346, SLG: 0.255 (1, 6)	G3-1		F8		G4-3			G6-3		4	0	0	0	0	0	3	California Angels @ Chicago White Sox Comiskey Park, Chicago, IL Sun Aug 26 1990, 4:33 AM EDT Att: 34,249 - Overcast - 83 F								
Devon White, S OBP: 0.284, SLG: 0.355 (1, 8)	F9 2B		F8			E6 G6-4-3		F8		4	1	1	0	0	0	1									
Chili Davis, S OBP: 0.360, SLG: 0.423 (1, 10)	F9		CS		G6-3			K		4	0	0	0	0	2	2									
Dave Winfield, R OBP: 0.329, SLG: 0.441 Max Venable, L OBP: 0.330, SLG: 0.411 (9, PR) (9, 7)					G6-3			G6-4-3		4	0	2	1	0	0	1									
Lance Parrish, R OBP: 0.344, SLG: 0.462 (1, 2)					G5-3			FC5-4 1B		4	2	1	1	0	0	2									
Dante Bichette, R OBP: 0.289, SLG: 0.432 (9, 9)								HR		4	1	3	2	0	0	0									
Lee Stevens, L OBP: 0.300, SLG: 0.372 (1, 3)								F7		3	0	1	0	1	0	1									
Johnny Ray, S OBP: 0.302, SLG: 0.349 (1, 4)								G6-4-3		4	0	1	0	1	0	1									
Pete Coachman, R OBP: 0.400, SLG: 0.406 (1, 5)								L7		4	0	1	0	0	0	3									
								F7		2	0	1	0	0	0	0									
Inning Stats	R: 1 E: 0 K: 0 S: 9	H: 2 LOB: 1 BB: 0 P: 14	R: 0 E: 0 K: 0 S: 6	H: 1 LOB: 0 BB: 1 P: 10	R: 0 E: 0 K: 0 S: 5	H: 1 LOB: 0 BB: 0 P: 10	R: 0 E: 0 K: 0 S: 6	H: 0 LOB: 0 BB: 0 P: 11	R: 0 E: 0 K: 0 S: 15	H: 2 LOB: 2 BB: 0 P: 26	R: 0 E: 1 K: 1 S: 8	H: 0 LOB: 0 BB: 0 P: 12	R: 1 E: 0 K: 0 S: 11	H: 1 LOB: 0 BB: 0 P: 13	R: 0 E: 0 K: 0 S: 3	H: 0 LOB: 0 BB: 0 P: 4	R: 2 E: 1 K: 1 S: 10	H: 3 LOB: 1 BB: 0 P: 13	1B: 5 2B: 3 3B: 0 HR: 2	SF: 0 SAC: 0 DP: 3 HBP: 1	WP: 0 PB: 0 SB: 0 CS: 1	PA: 36			
PITCHER	IP	WLS	BF	H	R	ER	SO	BB	IBB	HBP	BLK	WP	HR	S	P	ERA	WHIP								
Greg Hibbard, L ERA: 3.01 Donn Pall, R ERA: 3.23	(1, 1)	8.1	L	31	8	3	3	2	1	0	0	0	1	67	105	3.24	1.080								
(9, 1)	0.2	4	2	1	1	0	0	0	0	0	0	0	1	6	8	13.50	3.000								

Batter	1	2	3	4	5	6	7	8	9	AB	R	H	RBI	BB	SO	LOB	BOTTOM								
Lance Johnson, L OBP: 0.307, SLG: 0.340 (1, 8)	F8				G4-6-3			F8		4	0	1	0	0	0	1	California Angels @ Chicago White Sox Comiskey Park, Chicago, IL Sun Aug 26 1990, 4:33 AM EDT Att: 34,249 - Overcast - 83 F								
Robin Ventura, L OBP: 0.310, SLG: 0.301 Phil Bradley, R OBP: 0.345, SLG: 0.340 (8, PH) (9, 7)	G6-3					G4-3		G6-3		2	0	0	0	1	0	0									
Ivan Calderon, R OBP: 0.346, SLG: 0.448 (1, 10)	F4					F8		F7		4	0	1	0	0	1	2									
Dan Pasqua, L OBP: 0.350, SLG: 0.520 Carlton Fisk, R OBP: 0.391, SLG: 0.447 Steve Lyons, L OBP: 0.255, SLG: 0.279 (8, PH) (9, 5)								L7		2	1	1	0	1	0	2									
Frank Thomas, R OBP: 0.456, SLG: 0.493 (1, 3)								F7		1	0	0	0	0	0	0									
Sammy Sosa, R OBP: 0.285, SLG: 0.415 (1, 9)								1B		0	0	0	0	0	0	0									
Ron Karkovics, R OBP: 0.329, SLG: 0.422 Ozzie Guillen, L OBP: 0.323, SLG: 0.360 (9, PH)								1B		0	0	0	0	0	0	0									
Scott Fletcher, R OBP: 0.312, SLG: 0.317 (1, 4)								1B		3	0	1	1	0	1	1									
Craig Grebeck, R OBP: 0.221, SLG: 0.237 Carlos Martinez, R OBP: 0.242, SLG: 0.314 (9, PH)								K		3	0	0	0	0	1	5									
								FC6		1	0	0	0	0	0	1									
Inning Stats	R: 0 E: 0 K: 0 S: 5	H: 0 LOB: 0 BB: 0 P: 7	R: 1 E: 0 K: 0 S: 7	H: 3 LOB: 1 BB: 0 P: 10	R: 0 E: 0 K: 1 S: 9	H: 1 LOB: 2 BB: 1 P: 20	R: 0 E: 0 K: 1 S: 5	H: 0 LOB: 0 BB: 0 P: 9	R: 0 E: 0 K: 0 S: 10	H: 1 LOB: 0 BB: 0 P: 13	R: 0 E: 0 K: 0 S: 8	H: 1 LOB: 3 BB: 1 P: 16	R: 0 E: 0 K: 0 S: 4	H: 0 LOB: 0 BB: 0 P: 7	R: 0 E: 0 K: 0 S: 10	H: 0 LOB: 0 BB: 0 P: 12	R: 0 E: 1 K: 1 S: 12	H: 0 LOB: 2 BB: 1 P: 22	1B: 5 2B: 1 3B: 0 HR: 0	SF: 0 SAC: 0 DP: 2 HBP: 1	WP: 0 PB: 0 SB: 1 CS: 0	PA: 36			
PITCHER	IP	WLS	BF	H	R	ER	SO	BB	IBB	HBP	BLK	WP	HR	S	P	ERA	WHIP								
Joe Grahe, R ERA: 5.4 Bob McClure, L ERA: Bryan Harvey, R ERA: 2.22	(1, 1)	7.0	W	28	6	1	1	2	1	1	1	0	0	48	82	1.29	1.000								
(8, 1)	0.2	2	0	0	0	0	0	0	0	0	0	0	0	8	10	0.00	0.000								
(8, 1)	1.1	S	6	0	0	0	1	1	0	0	0	0	0	14	24	0.00	0.750								

Batter	1	2	3	4	5	6	7	8	9	AB	R	H	RBI	BB	SO	LOB	TOP				
Gary Pettis, S OBP: 0.333, SLG: 0.338 (1, 8)	L9	BB					F9		P7	4	0	0	0	1	1	4					
Jeff Kunkel, R OBP: 0.226, SLG: 0.291 Geno Petralli, L OBP: 0.350, SLG: 0.298 (9, PH)	K	K					FC6-4		P6	4	0	0	0	0	3	4					
Julio Franco, R OBP: 0.383, SLG: 0.399 (1, 4)	2B	1B			G4-3		G4-3		G4-6-3	4	1	2	0	0	0	0					
Ruben Sierra, S OBP: 0.336, SLG: 0.458 (1, 9)	1-H	2B			K		P3		G4-6-3	4	0	1	1	0	1	1					
Pete Incaviglia, R OBP: 0.305, SLG: 0.417 (1, 7)	F9				P4		K		K	4	0	0	0	0	2	1					
Rafael Palmeiro, L OBP: 0.359, SLG: 0.474 (1, 3)		CS			F8		1B		P5	4	1	2	0	0	0	0					
Mike Stanley, R OBP: 0.345, SLG: 0.353 Jack Daugherty, S OBP: 0.349, SLG: 0.421 Steve Buechele, R OBP: 0.314, SLG: 0.373 (9, PR)	BB	BB			G5-3		E		BB	3	1	2	1	0	0	0					
John Russell, R OBP: 0.342, SLG: 0.380 Harold Baines, L OBP: 0.375, SLG: 0.448 (9, PH)	BB	BB			P4		E8		BB	2	0	1	0	1	0	0					
Jeff Huson, L OBP: 0.340, SLG: 0.305 (1, 6)	K				G3		FC6-4		BB	3	0	1	1	1	1	2					
Inning Stats	R: 1 E: 0 K: 1 S: 12	H: 2 LOB: 1 BB: 0 P: 20	R: 0 E: 0 K: 2 S: 17	H: 2 LOB: 3 BB: 2 P: 30	R: 0 E: 0 K: 1 S: 10	H: 0 LOB: 0 BB: 0 P: 12	R: 0 E: 0 K: 0 S: 6	H: 0 LOB: 0 BB: 0 P: 15	R: 0 E: 0 K: 2 S: 8	H: 0 LOB: 0 BB: 0 P: 14	R: 2 E: 1 K: 0 S: 11	H: 4 LOB: 1 BB: 0 P: 16	R: 0 E: 0 K: 1 S: 8	H: 1 LOB: 0 BB: 0 P: 10	R: 0 E: 0 K: 0 S: 13	H: 1 LOB: 3 BB: 2 P: 25	1B: 8 2B: 2 3B: 0 HR: 0	SF: 0 SAC: 0 DP: 1 HBP: 0	WP: 0 PB: 0 SB: 0 CS: 1	PA: 38	
PITCHER	IP	WLS	BF	H	R	ER	SO	BB	IBB	HBP	BLK	WP	HR	S	P	ERA	WHIP				
Chuck Finley, L ERA: 2.53 Willie Fraser, R ERA: 3.25 Bryan Harvey, R ERA: 2.19	(1, 1)	6.1	27	8	3	3	7	2	0	0	0	0	0	69	118	4.26	1.579				

Texas Rangers @ California Angels
Anaheim Stadium, Anaheim, CA
Mon Aug 27 1990, 10:05 PM EDT
Att: 23,915 - Unknown - 75 F

livebaseballscorecards.com

AB 34
R 3
H 10
RBI 3
BB 4
SO 8
LOB 15




Batter	1	2	3	4	5	6	7	8	9	AB	R	H	RBI	BB	SO	LOB	BOTTOM				
Dick Schofield, R OBP: 0.391, SLG: 0.257 (1, 6)	G3-6-3		BB		F7		SF9		HR	2	1	1	2	2	0	0					
Devon White, S OBP: 0.288, SLG: 0.365 (1, 8)	G3-6-3		BB		F2				HR	4	1	2	3	1	0	2					
Chili Davis, S OBP: 0.361, SLG: 0.419 (1, 7)	L3		BB		BB		K		G6-3	3	0	0	1	2	1	0					
Dave Winfield, R OBP: 0.331, SLG: 0.440 (1, 9)		K			K		BB		BB	3	0	1	0	1	2	3					
Brian Downing, R OBP: 0.384, SLG: 0.498 (1, 10)	F7				G6-3		G1-3		G4-6-3	4	0	0	0	0	0	4					
Lee Stevens, L OBP: 0.311, SLG: 0.378 (1, 3)	G3				BB		BB		BB	3	2	2	0	1	0	0					
Lance Parrish, R OBP: 0.345, SLG: 0.459 (1, 2)			P3		FC6-4		BB		F8	2	1	0	0	2	0	1					
Johnny Ray, S OBP: 0.302, SLG: 0.348 (1, 4)			G1-3		FC6-4		FC4-6		F7	4	0	1	0	0	0	2					
Jack Howell, L OBP: 0.317, SLG: 0.369 (1, 5)			BB		P6		FC4-6		HR	3	2	1	1	1	0	2					
Inning Stats	R: 0 E: 0 K: 0 S: 6	H: 0 LOB: 1 BB: 1 P: 14	R: 0 E: 0 K: 1 S: 7	H: 0 LOB: 0 BB: 0 P: 12	R: 1 E: 0 K: 1 S: 9	H: 0 LOB: 3 BB: 4 P: 30	R: 0 E: 0 K: 0 S: 6	H: 0 LOB: 1 BB: 2 P: 17	R: 0 E: 0 K: 0 S: 11	H: 1 LOB: 3 BB: 2 P: 26	R: 2 E: 0 K: 0 S: 15	H: 2 LOB: 1 BB: 1 P: 26	R: 0 E: 0 K: 1 S: 10	H: 1 LOB: 0 BB: 0 P: 16	R: 4 E: 0 K: 0 S: 11	H: 4 LOB: 0 BB: 0 P: 15	1B: 7 2B: 0 3B: 0 HR: 1	SF: 1 SAC: 0 DP: 2 HBP: 0	WP: 0 PB: 1 SB: 0 CS: 0	PA: 39	
PITCHER	IP	WLS	BF	H	R	ER	SO	BB	IBB	HBP	BLK	WP	HR	S	P	ERA	WHIP				
Charlie Hough, R ERA: 3.99 John Barfield, L ERA: 3.41 Brad Arnsberg, R ERA: 1.61	(1, 1)	5.0	25	2	3	3	2	10	0	0	0	0	0	45	112	5.40	2.400				

Texas Rangers @ California Angels
Anaheim Stadium, Anaheim, CA
Mon Aug 27 1990, 10:05 PM EDT
Att: 23,915 - Unknown - 75 F

livebaseballscorecards.com

AB 28
R 7
H 8
RBI 7
BB 10
SO 3
LOB 14



Batter	1	2	3	4	5	6	7	8	9	AB	R	H	RBI	BB	SO	LOB	TOP					
Gary Pettis, S OBP: 0.333, SLG: 0.338 Kevin Reimer, L OBP: 0.321, SLG: 0.429	F8		K						G1-3	3	0	1	0	0	1	0						
Jeff Huson, L OBP: 0.336, SLG: 0.301	G4-3			G4-3					G6-3	4	0	0	0	0	0	2						
Rafael Palmeiro, L OBP: 0.357, SLG: 0.471	F8			G4-3						3	0	0	0	0	1	0						
Ruben Sierra, S OBP: 0.334, SLG: 0.455		G4-3			G3				G4-3	3	0	0	0	0	0	0						
Julio Franco, R OBP: 0.381, SLG: 0.396		L7				G4-3			P9	3	0	0	0	0	0	0						
Harold Baines, L OBP: 0.377, SLG: 0.449						G1-3				2	0	1	0	1	0	0						
Pete Incaviglia, R OBP: 0.303, SLG: 0.414						G4-3			G5-4-3 BB	3	0	0	0	0	1	2						
Geno Petralli, L OBP: 0.354, SLG: 0.302									F8	3	0	2	0	0	0	0						
Jeff Kunkel, R OBP: 0.224, SLG: 0.288 Jack Daugherty, S OBP: 0.348, SLG: 0.419									K	2	0	0	0	0	0	2						
										1	0	0	0	0	1	0						
Inning Stats	R: 0 E: 0 K: 0 S: 8	H: 0 LOB: 0 BB: 0 P: 13	R: 0 E: 0 K: 1 S: 9	H: 1 LOB: 1 BB: 0 P: 12	R: 0 E: 0 K: 1 S: 5	H: 1 LOB: 0 BB: 0 P: 8	R: 0 E: 0 K: 0 S: 5	H: 0 LOB: 0 BB: 0 P: 7	R: 0 E: 0 K: 0 S: 7	H: 0 LOB: 0 BB: 0 P: 10	R: 0 E: 0 K: 0 S: 8	H: 2 LOB: 1 BB: 0 P: 16	R: 0 E: 0 K: 1 S: 7	H: 0 LOB: 0 BB: 0 P: 8	R: 0 E: 0 K: 0 S: 4	H: 0 LOB: 0 BB: 1 P: 11	R: 0 E: 0 K: 1 S: 6	H: 0 LOB: 0 BB: 0 P: 9	1B: 4 2B: 0 3B: 0 HR: 0	SF: 0 SAC: 0 DP: 2 HBP: 0	WP: 0 PB: 0 SB: 0 CS: 1	PA: 29
PITCHER Kirk McCaskill, R ERA: 2.96	IP: 9.0 WLS: W BF: 29 H: 4 R: 0 ER: 0 SO: 4 BB: 1 IBB: 0 HBP: 0 BLK: 0 WP: 0 HR: 0 S: 59 P: 94 ERA: 0.00 WHIP: 0.556															PITCHER	IP: 9.0 WLS: W BF: 29 H: 4 R: 0 ER: 0 SO: 4 BB: 1 IBB: 0 HBP: 0 BLK: 0 WP: 0 HR: 0 S: 59 P: 94 ERA: 0.00 WHIP: 0.556					

Texas Rangers @ California Angels
Anaheim Stadium, Anaheim, CA
Tue Aug 28 1990, 10:05 PM EDT
Att: 37,692 - Unknown - 78 F

AB	28
R	0
H	4
RBI	0
BB	1
SO	4
LOB	6

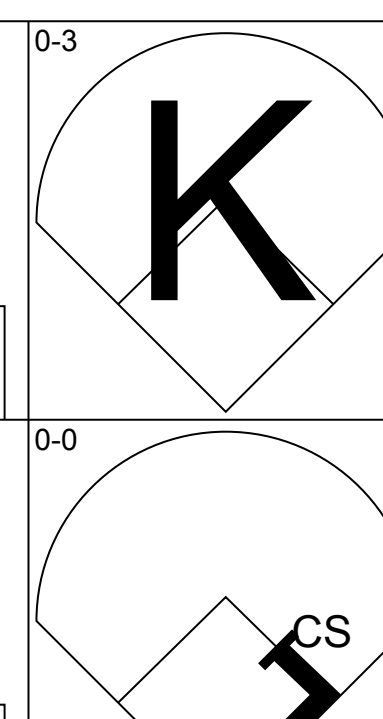
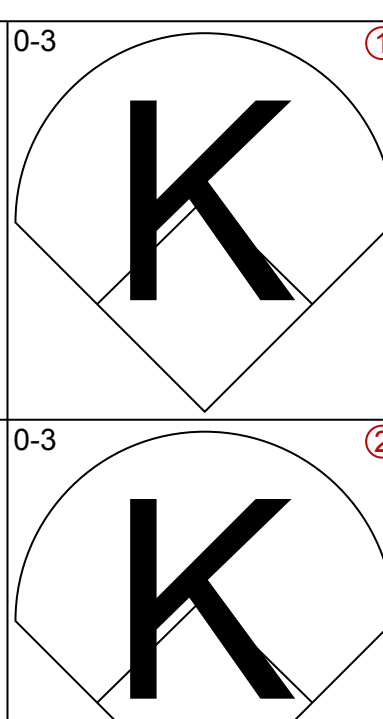
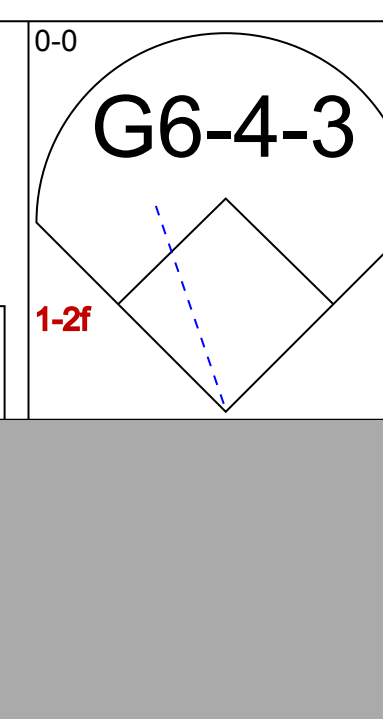
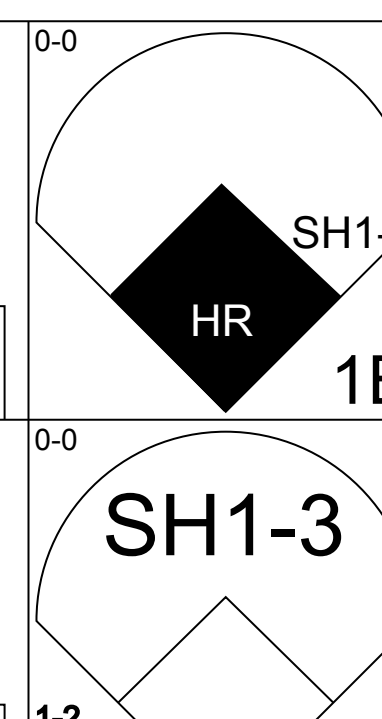
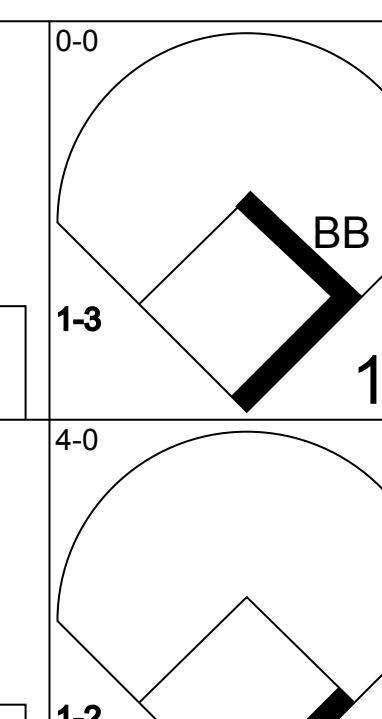
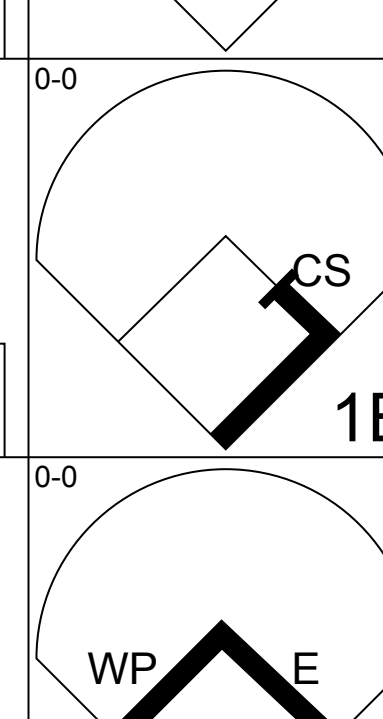
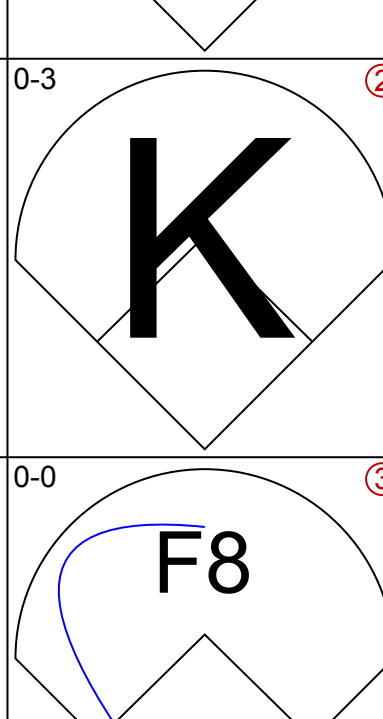
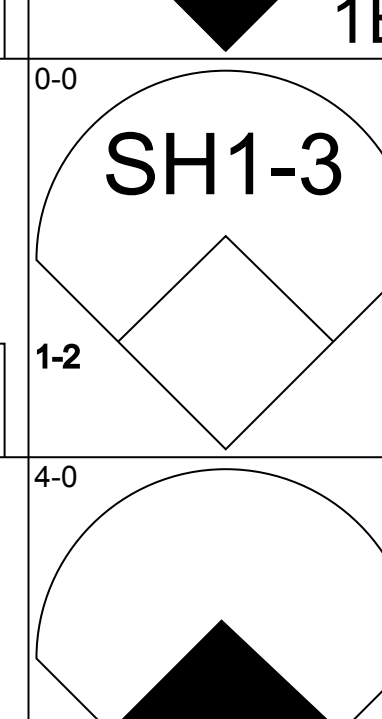
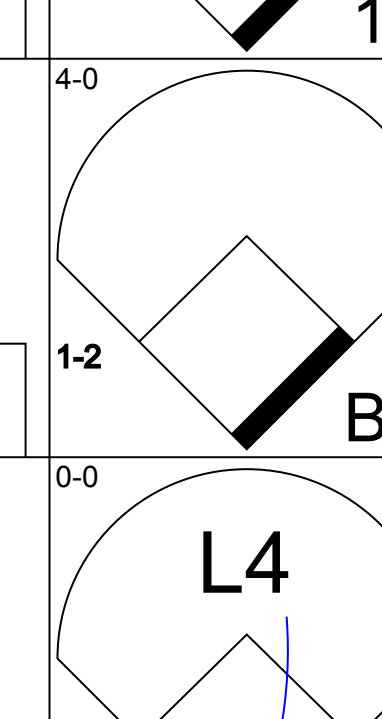
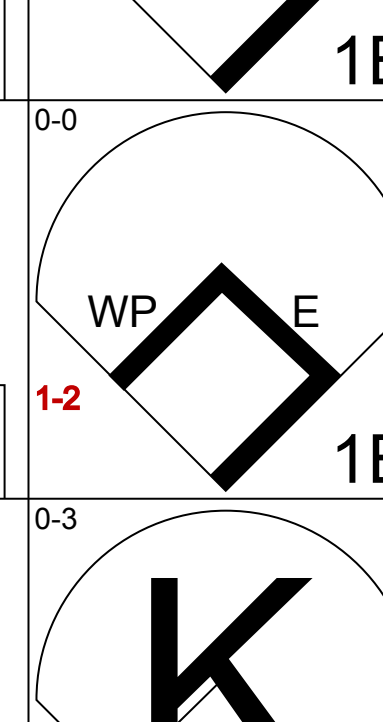
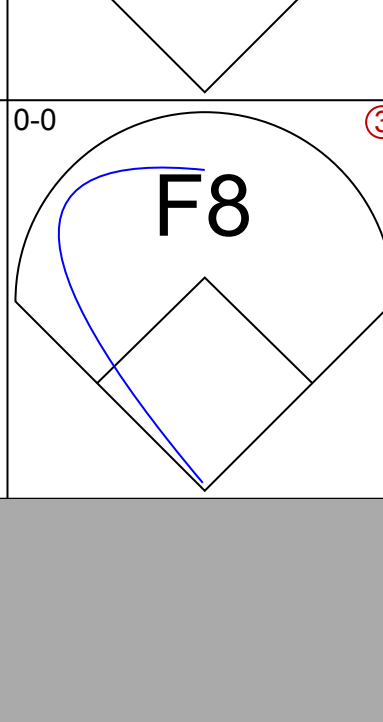
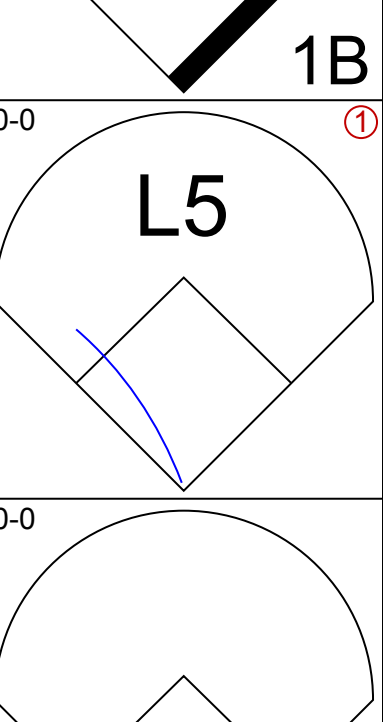
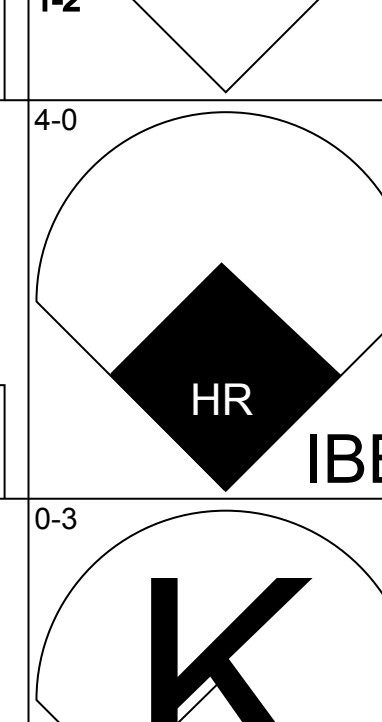
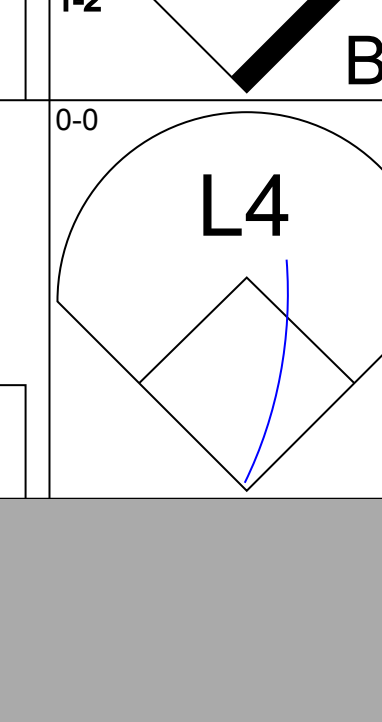
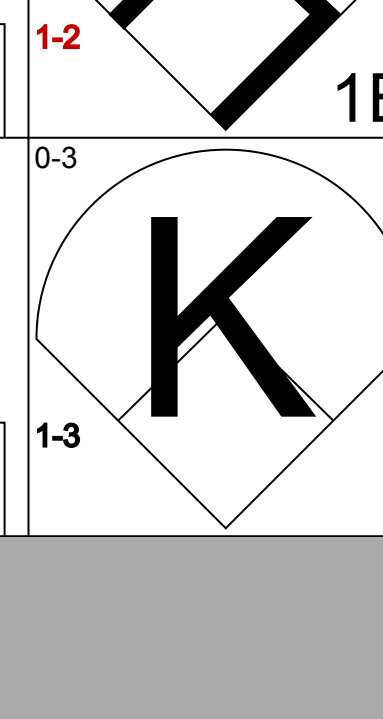
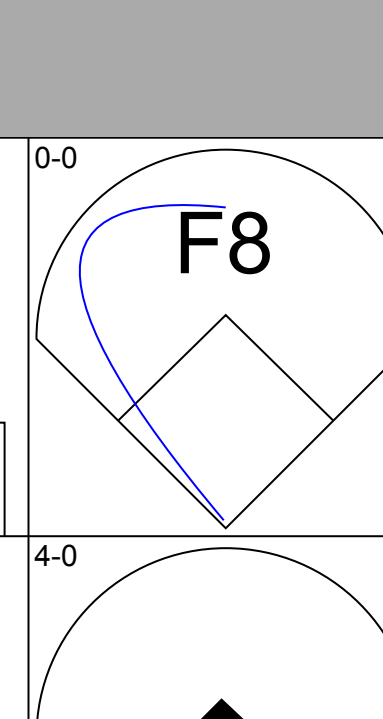
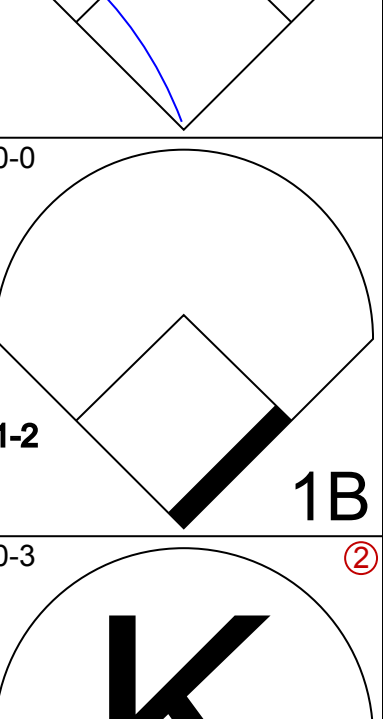
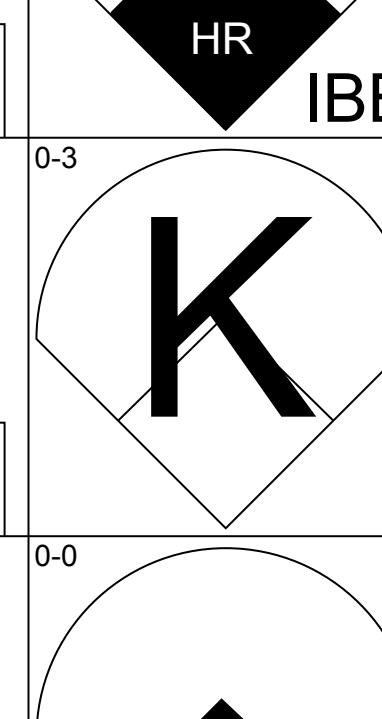
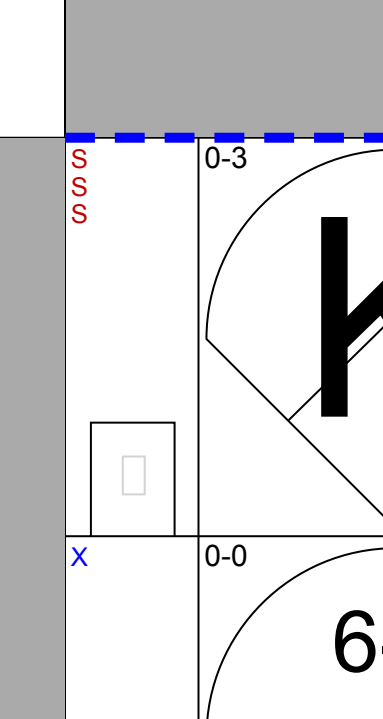
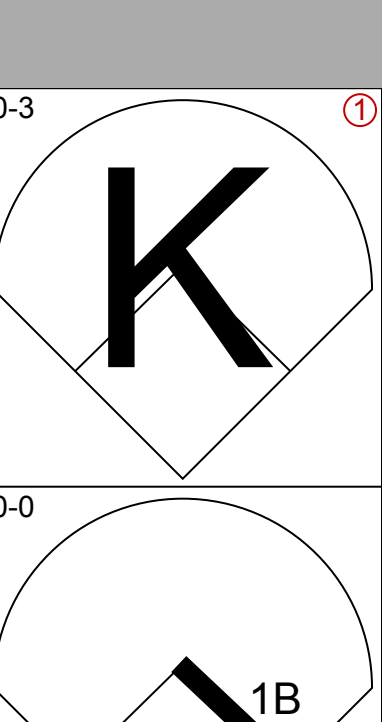
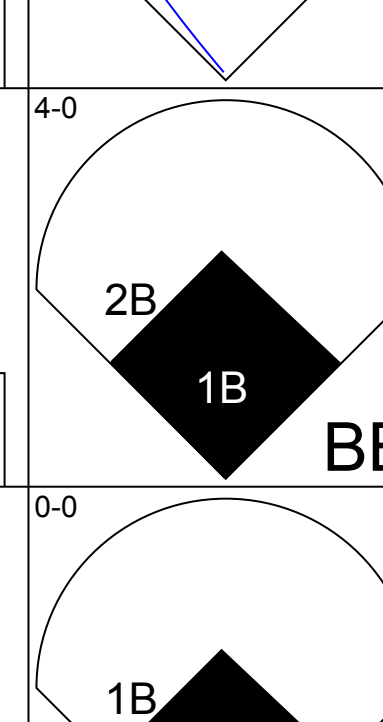
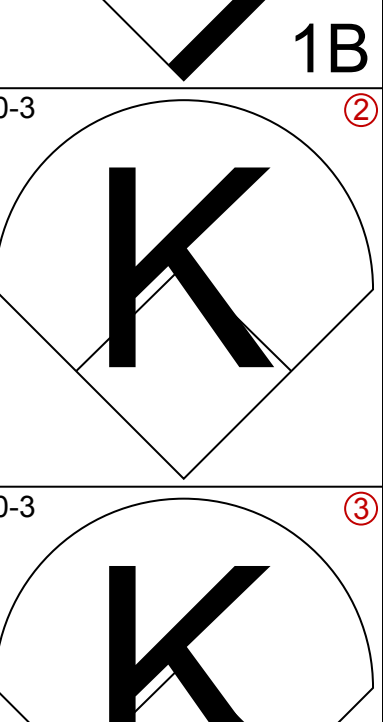
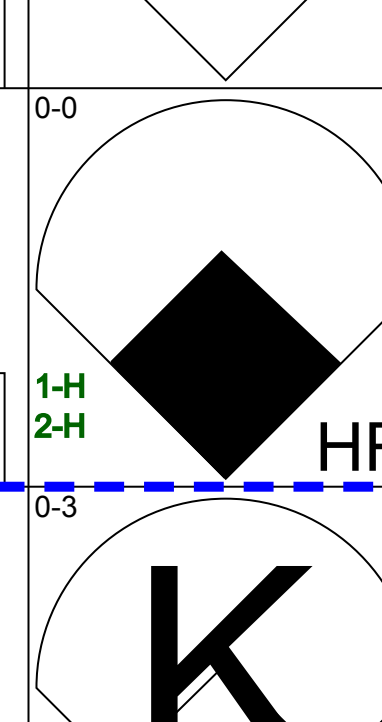
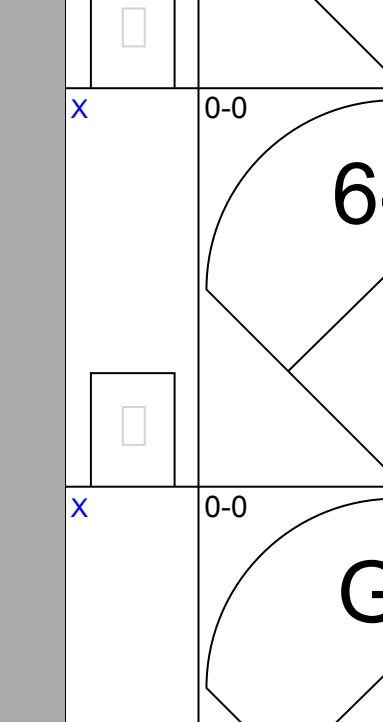
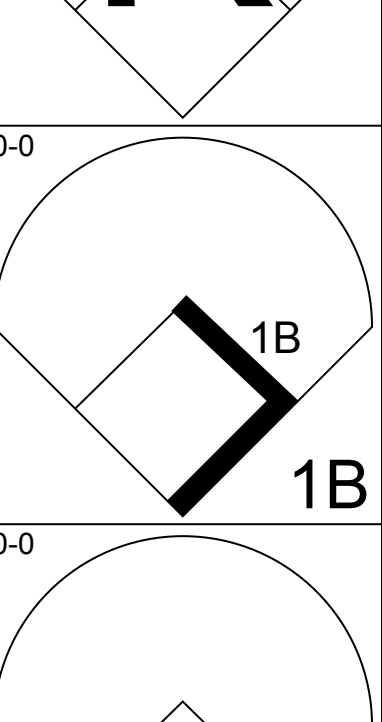
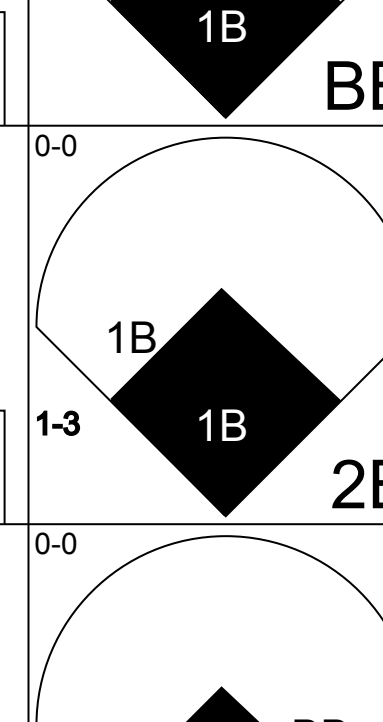
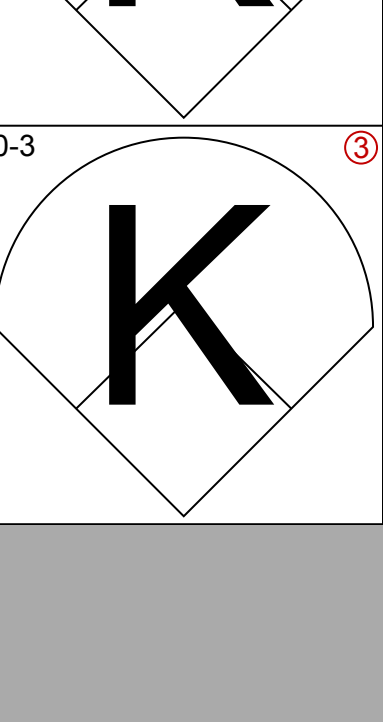

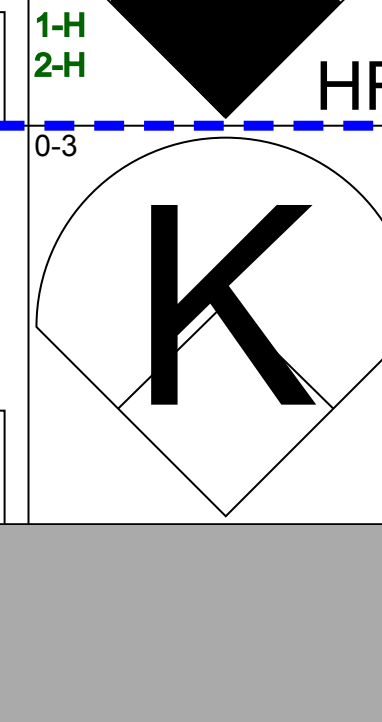
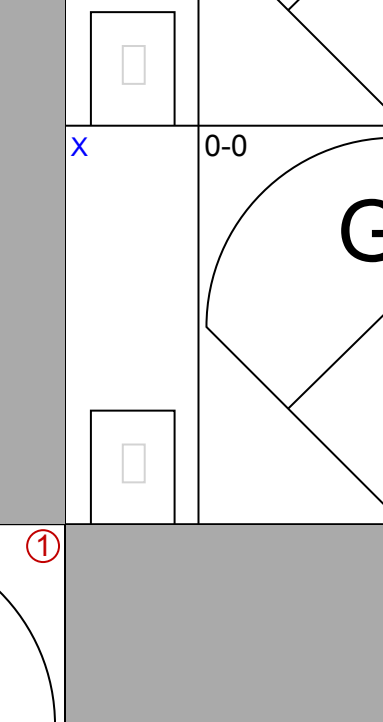
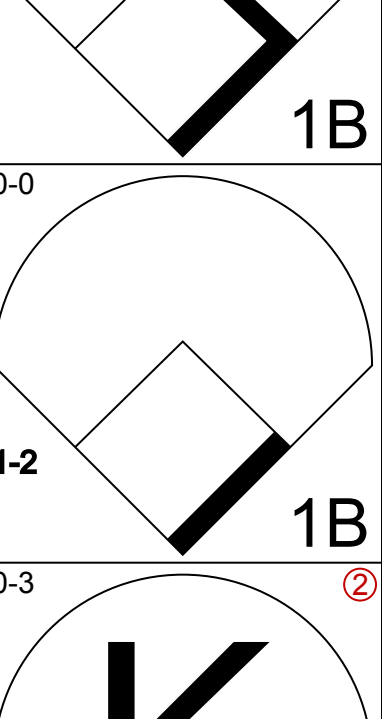
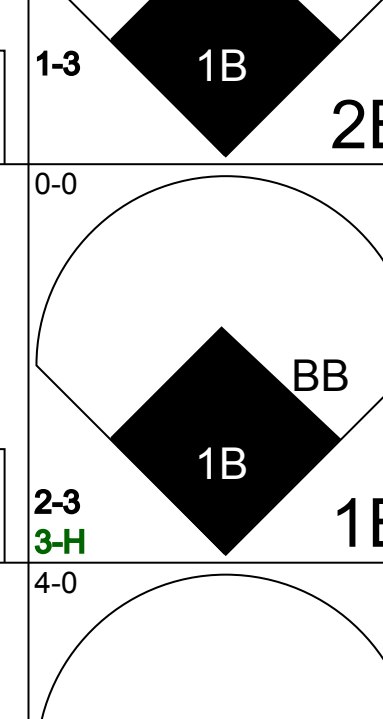

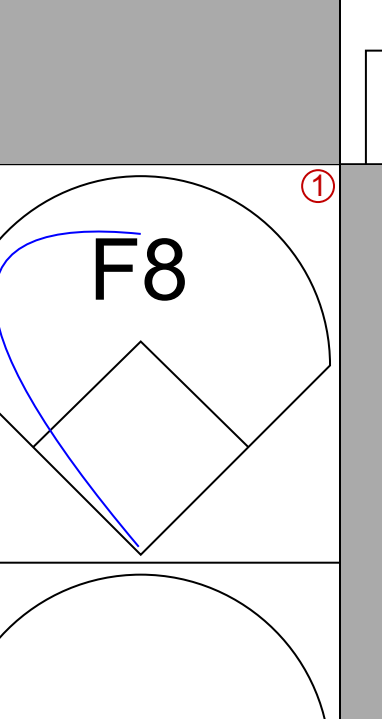
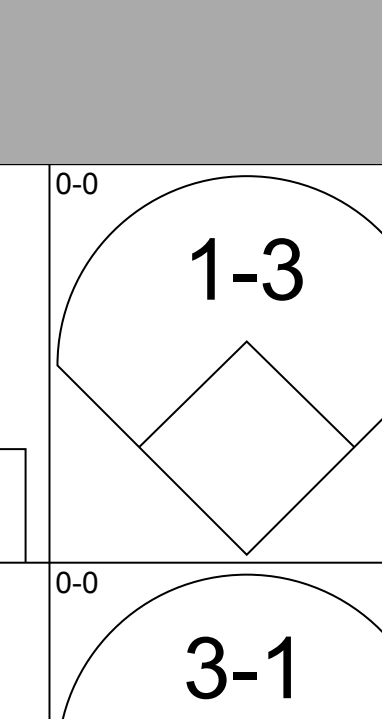
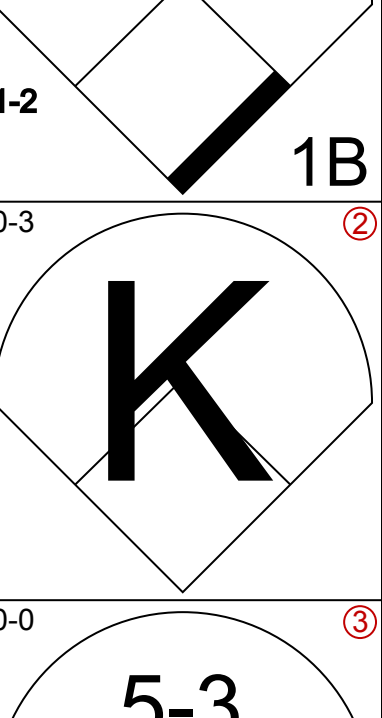
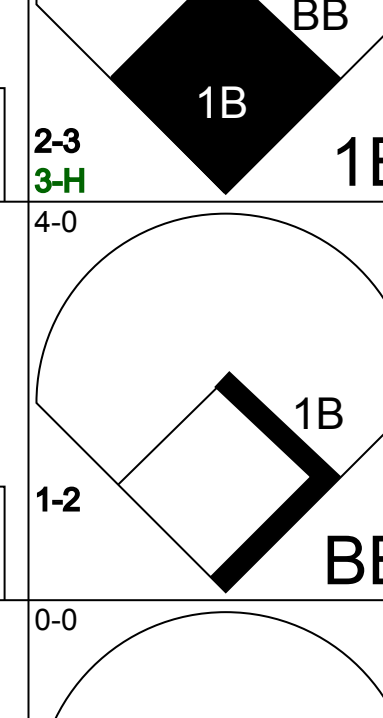

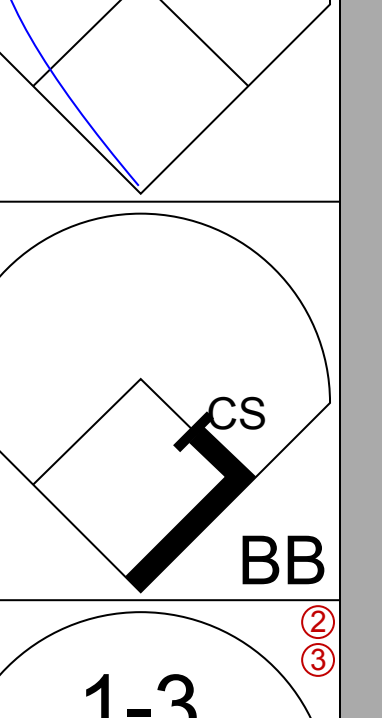
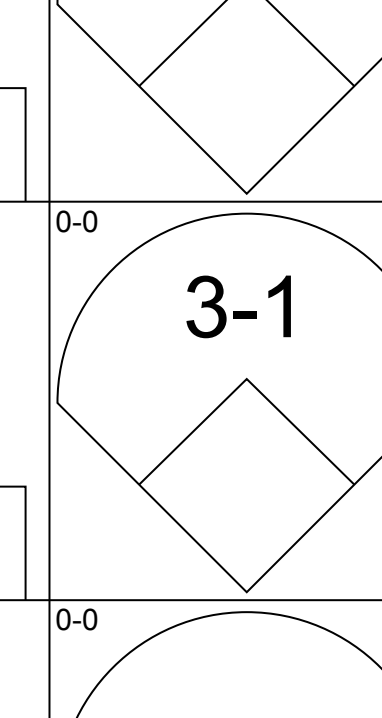
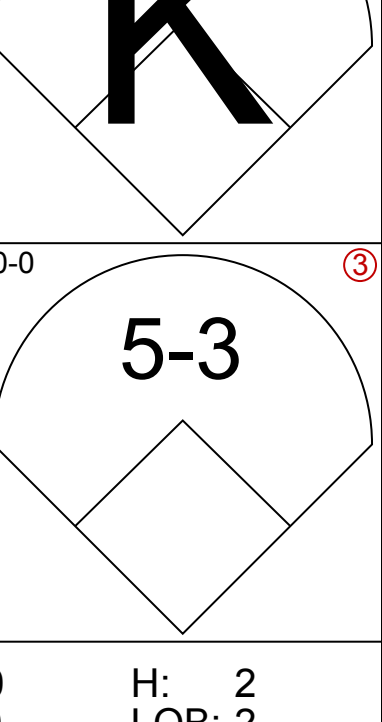
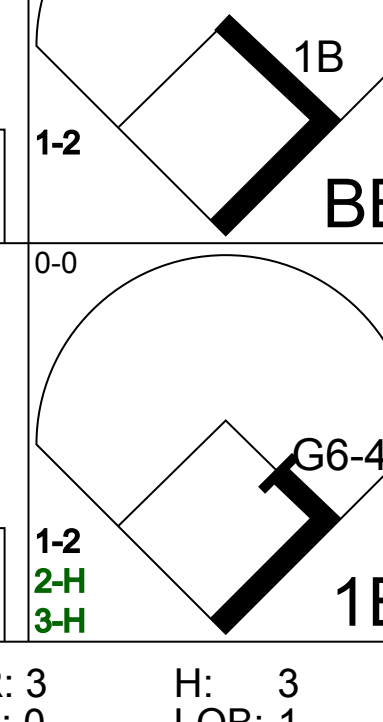

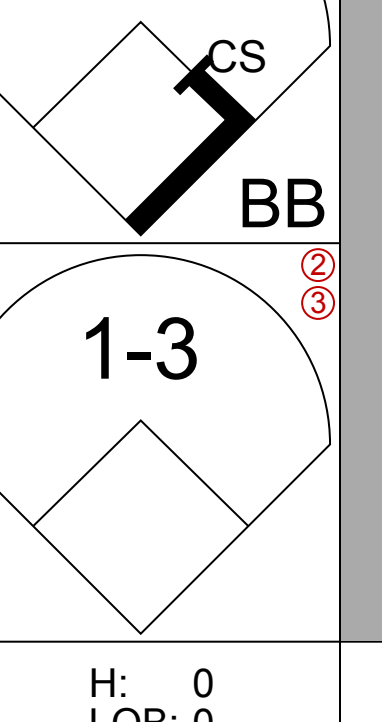
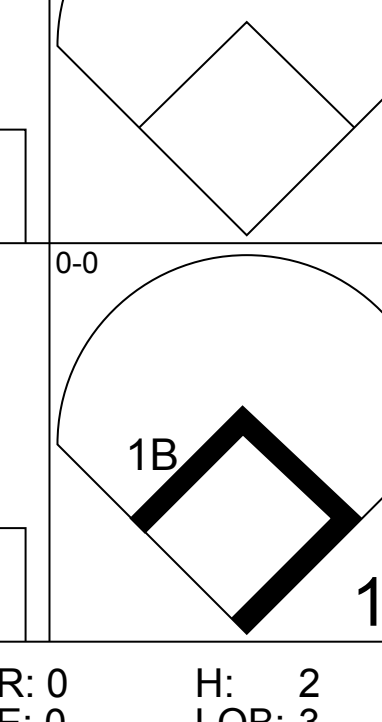


Batter	1	2	3	4	5	6	7	8	9	AB	R	H	RBI	BB	SO	LOB	BOTTOM			
Luis Polonia, L OBP: 0.340, SLG: 0.389	F7		G1-3							4	0	1	1	0	1	1				
Devon White, S OBP: 0.285, SLG: 0.361	K		E5							4	0	0	0	0	2	0				
Dave Winfield, R OBP: 0.329, SLG: 0.436	G6-3		G4-3							3	0	0	0	0	1	1				
Lee Stevens, L OBP: 0.311, SLG: 0.377		K								3	0	1	0	0	1	0				
Lance Parrish, R OBP: 0.343, SLG: 0.455		K								3	0	0	0	0	3	1				
Jack Howell, L OBP: 0.314, SLG: 0.364		F7								3	0	0	0	0	0	1				
Dante Bichette, R OBP: 0.289, SLG: 0.429			G6-3							2	0	0	0	0	1	1				
Johnny Ray, S OBP: 0.302, SLG: 0.348										3	1	1	0	0	0	1				
Dick Schofield, R OBP: 0.350, SLG: 0.255										2	1	0	0	1	2	0				
Inning Stats	R: 0 E: 0 K: 1 S: 8	H: 0 LOB: 0 BB: 0 P: 13	R: 0 E: 0 K: 2 S: 10	H: 0 LOB: 0 BB: 0 P: 16	R: 2 E: 1 K: 0 S: 17	H: 1 LOB: 1 BB: 1 P: 26	R: 0 E: 0 K: 2 S: 13	H: 1 LOB: 0 BB: 0 P: 14	R: 0 E: 0 K: 1 S: 7	H: 1 LOB: 0 BB: 0 P: 13	R: 0 E: 0 K: 1 S: 6	H: 0 LOB: 0 BB: 0 P: 7	R: 0 E: 0 K: 1 S: 9	H: 0 LOB: 1 BB: 0 P: 17	R: 0 E: 0 K: 3 S: 9	H: 0 LOB: 0 BB: 0 P: 13	1B: 3 2B: 0 3B: 0 HR: 0	SF: 0 SAC: 0 DP: 0 HBP: 1	WP: 1 PB: 0 SB: 0 CS: 1	PA: 30
PITCHER Nolan Ryan, R ERA: 3.68	IP: 8.0 WLS: L BF: 29 H: 3 R: 2 ER: 1 SO: 11 BB: 1 IBB: 0 HBP: 1 BLK: 0 WP: 1 HR: 0 S: 79 P: 119 ERA: 1.12 WHIP: 0.500															PITCHER	IP: 8.0 WLS: L BF: 29 H: 3 R: 2 ER: 1 SO: 11 BB: 1 IBB: 0 HBP: 1 BLK: 0 WP: 1 HR: 0 S: 79 P: 119 ERA: 1.12 WHIP: 0.500			


Texas Rangers @ California Angels
Anaheim Stadium, Anaheim, CA
Tue Aug 28 1990, 10:05 PM EDT
Att: 37,692 - Unknown - 78 F

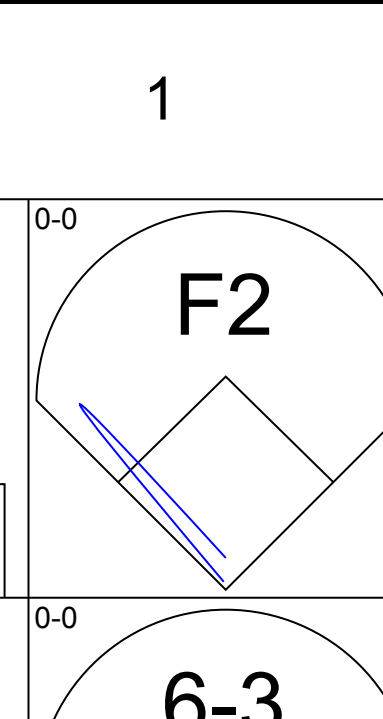
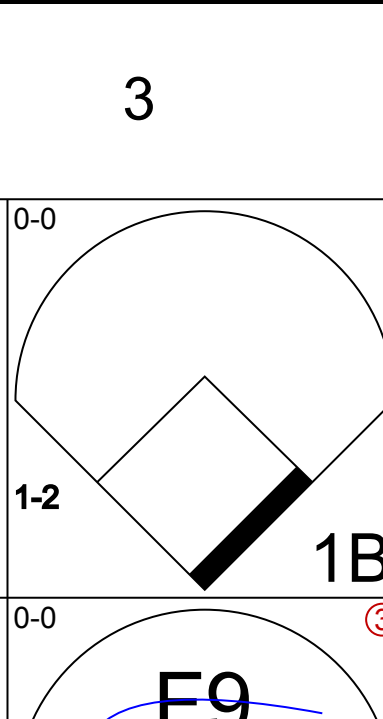
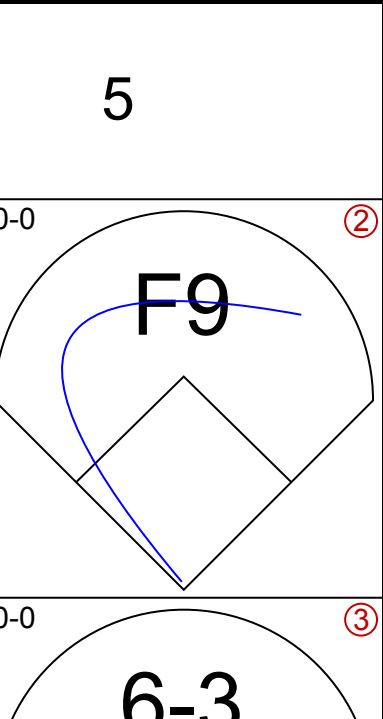
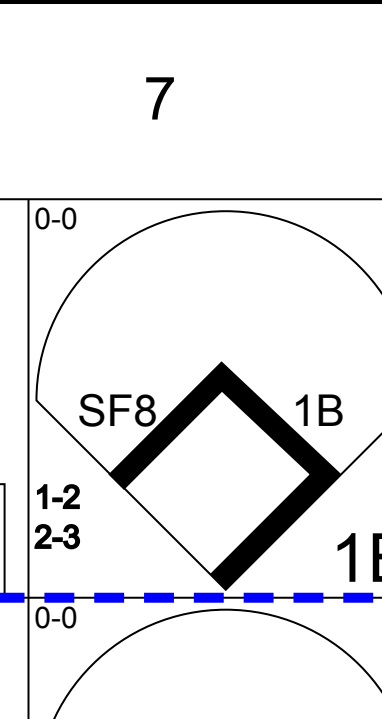
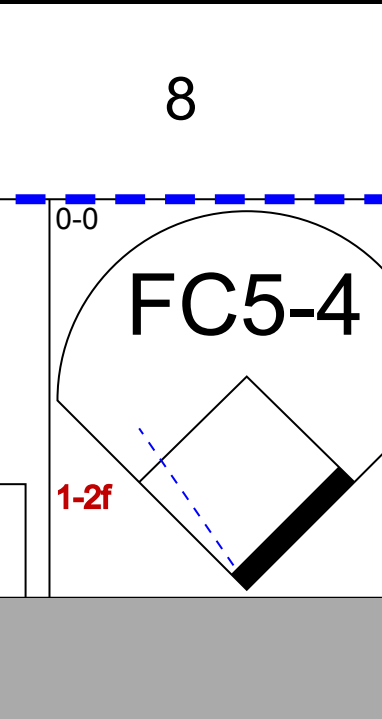
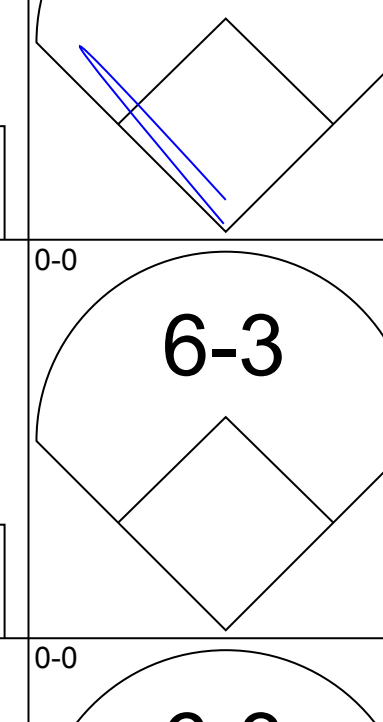
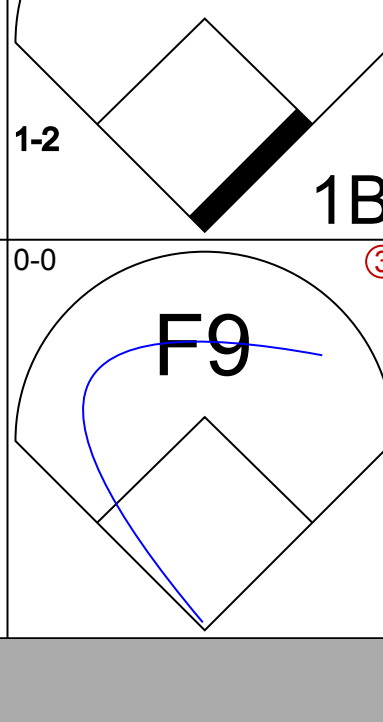
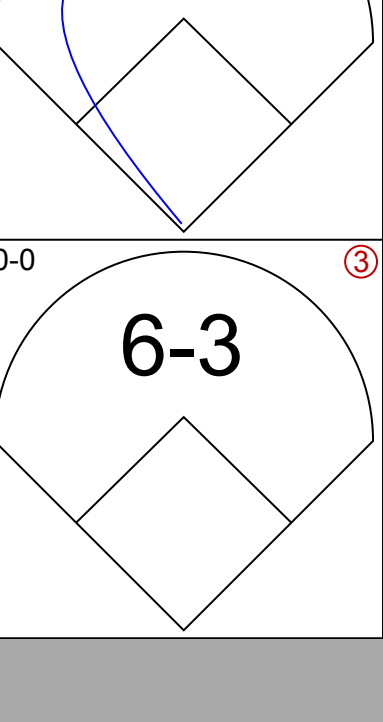
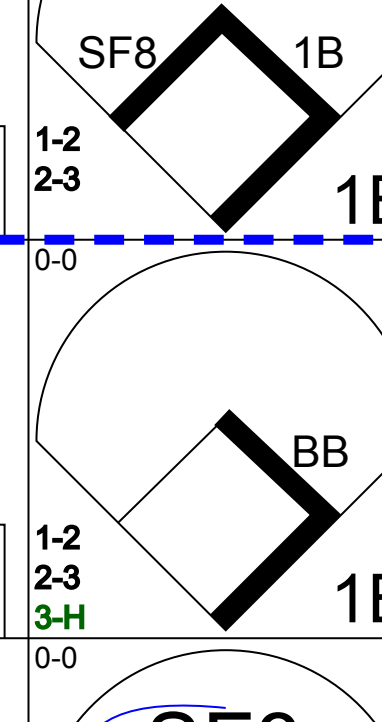
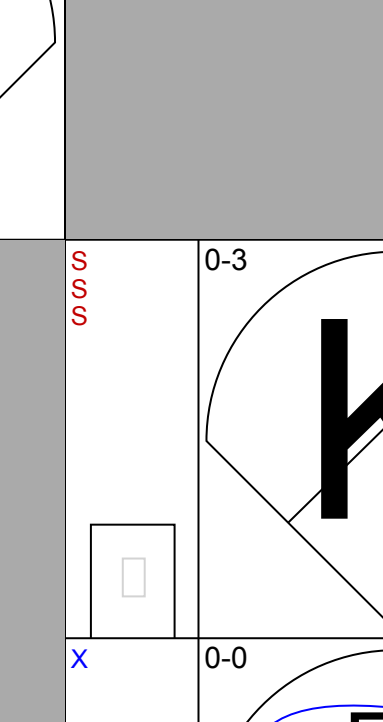
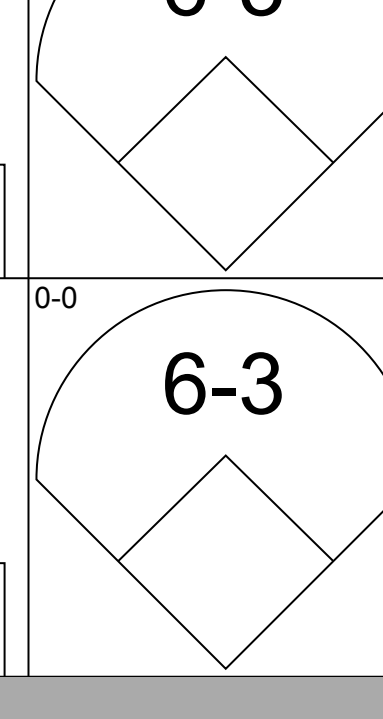
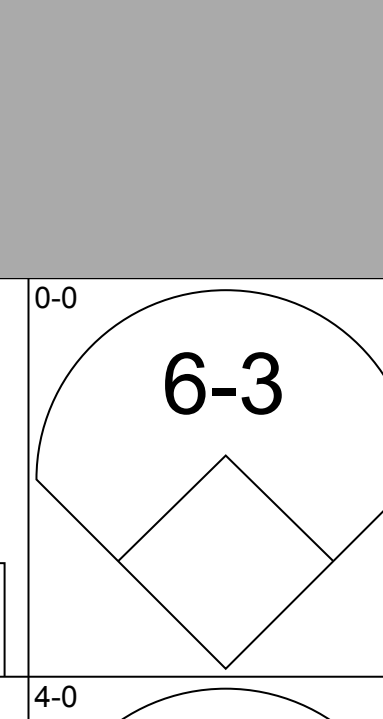
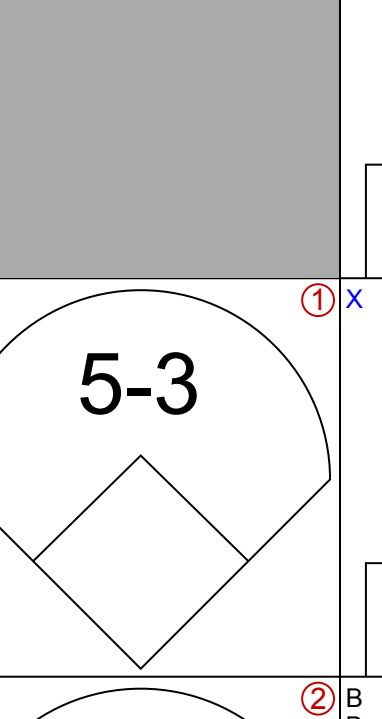
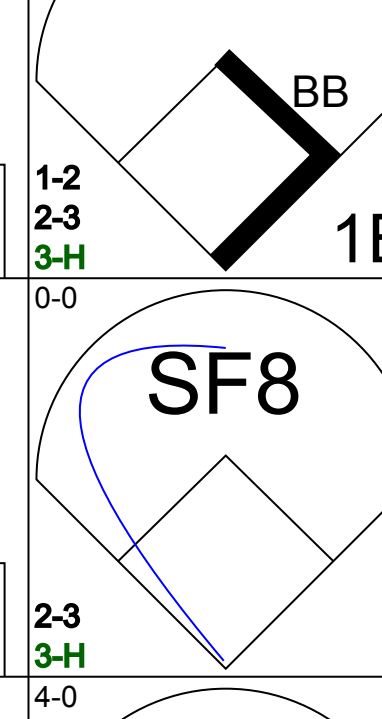
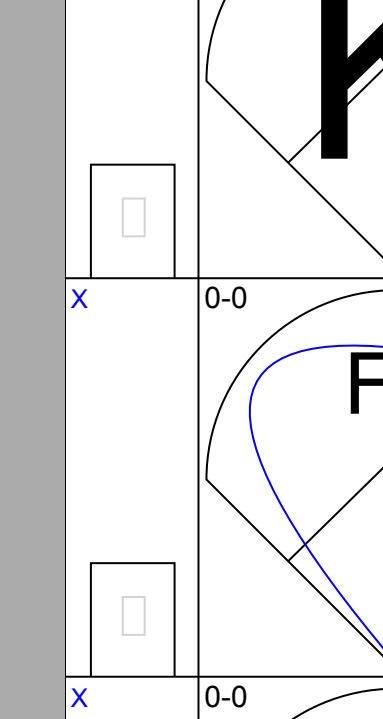
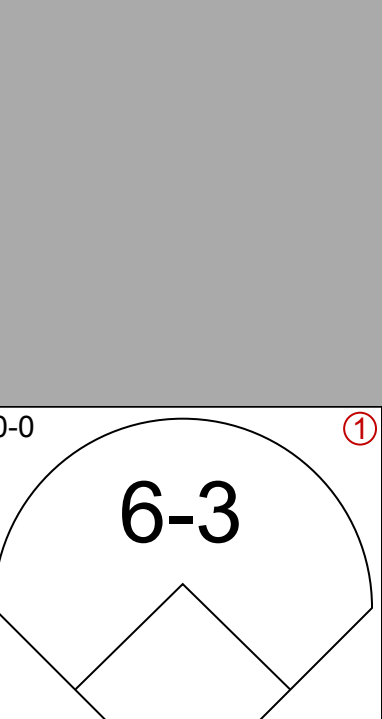
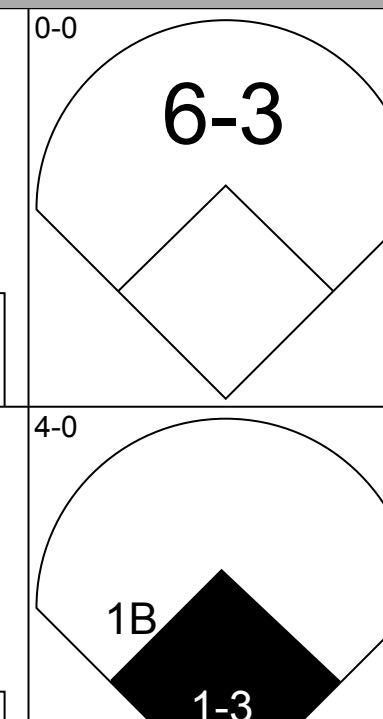

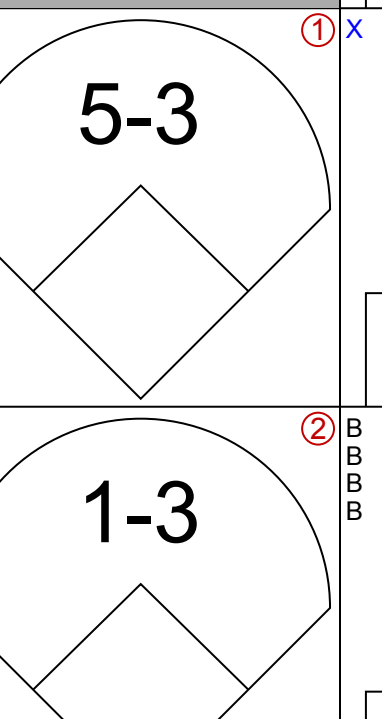
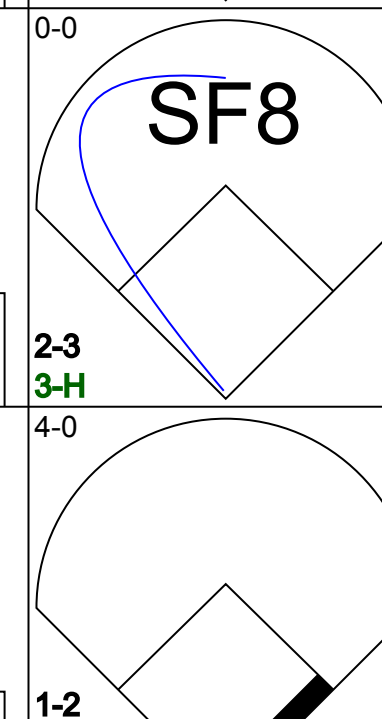
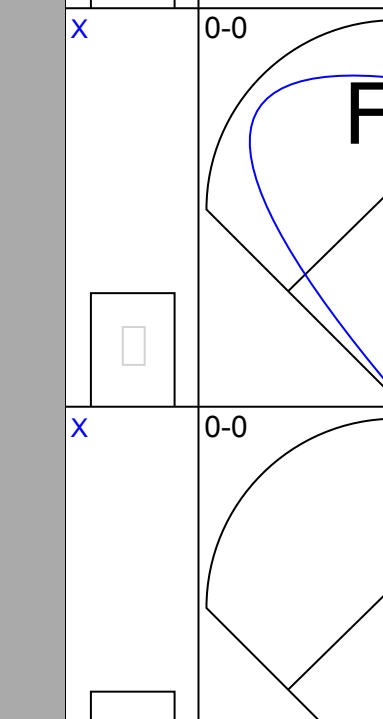
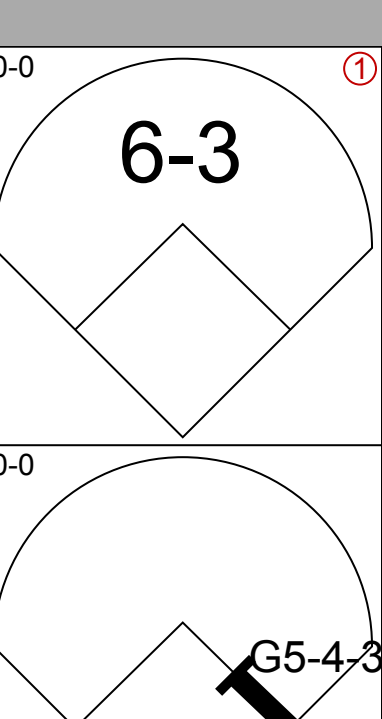
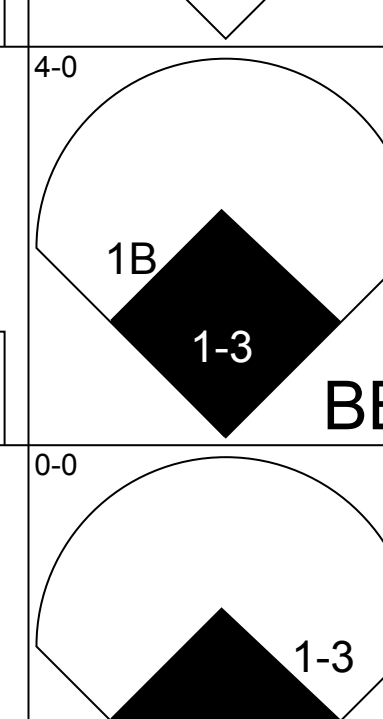

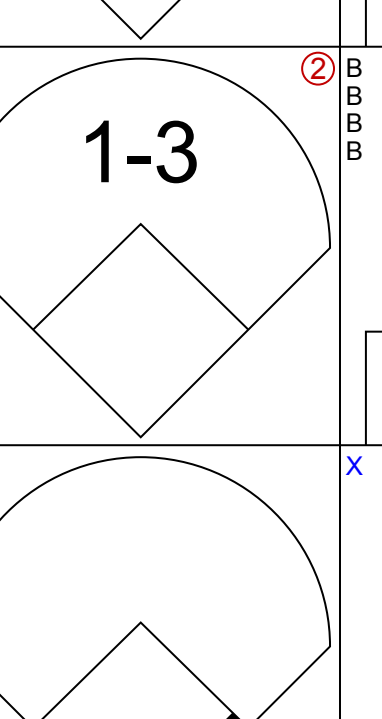
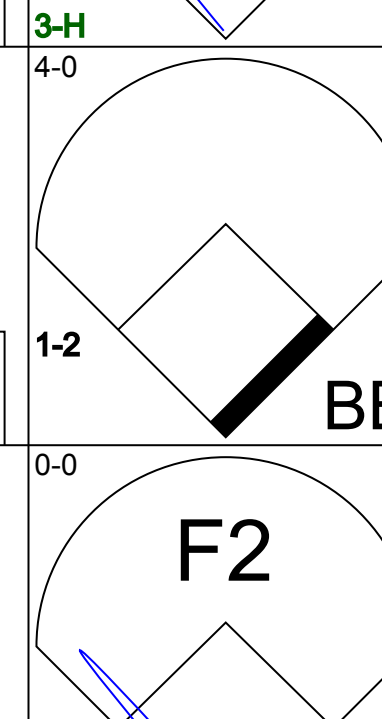
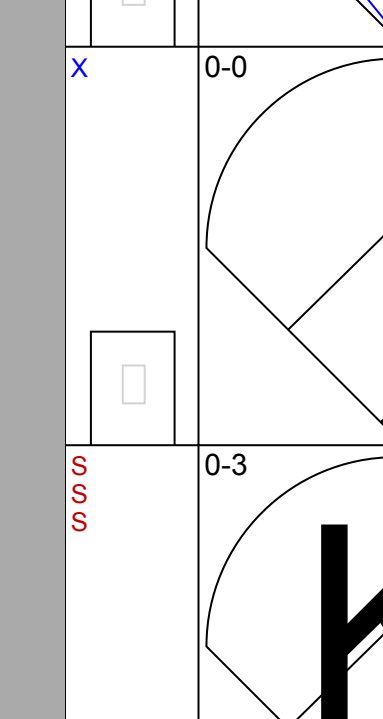
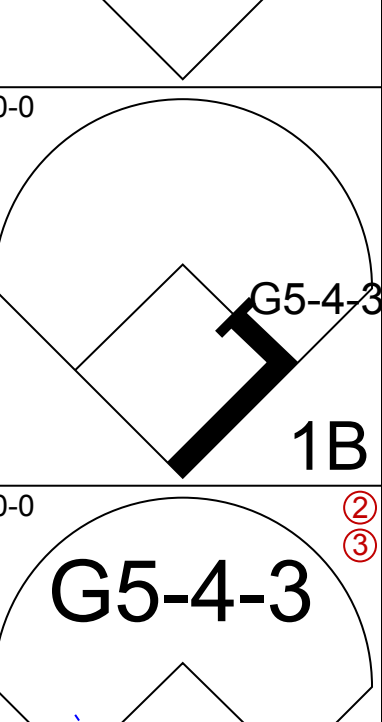
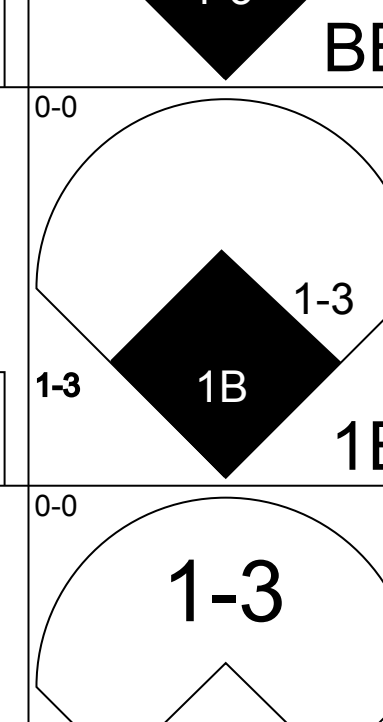

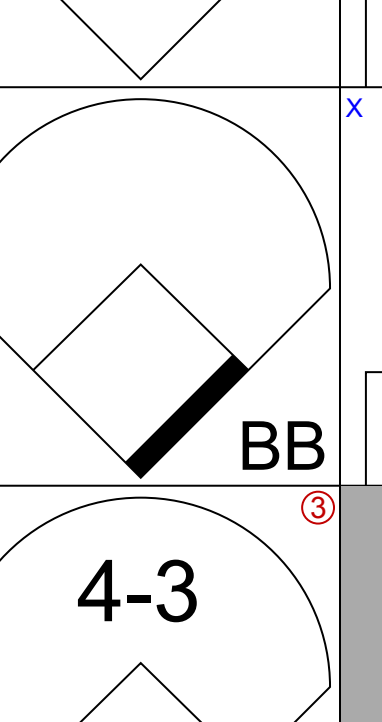
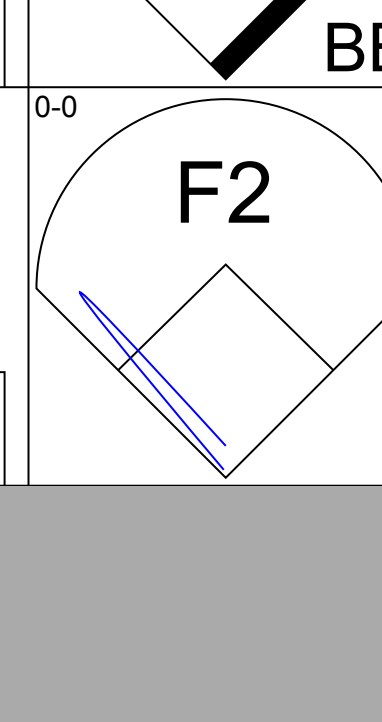
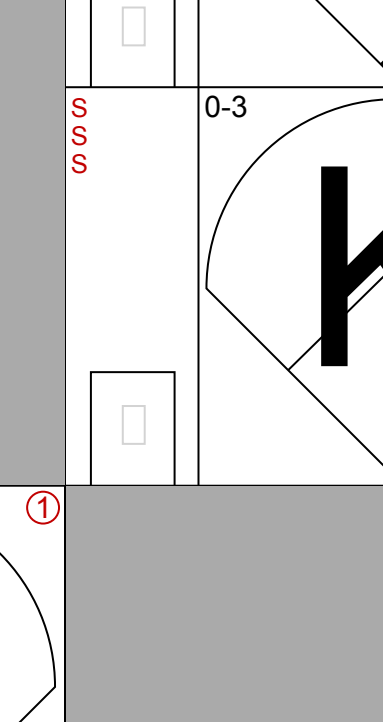

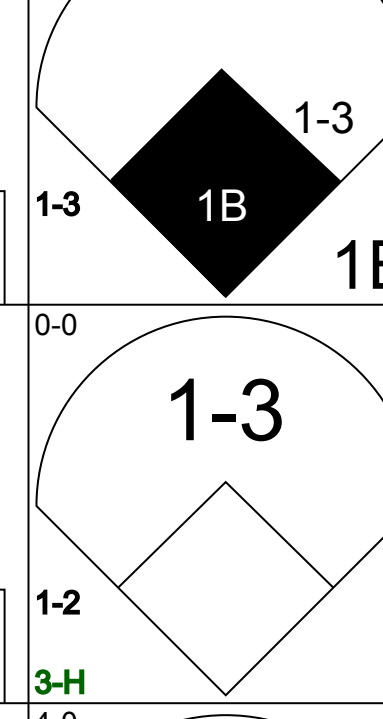

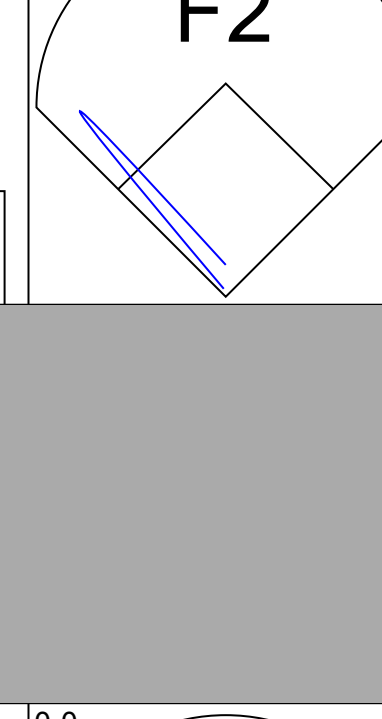
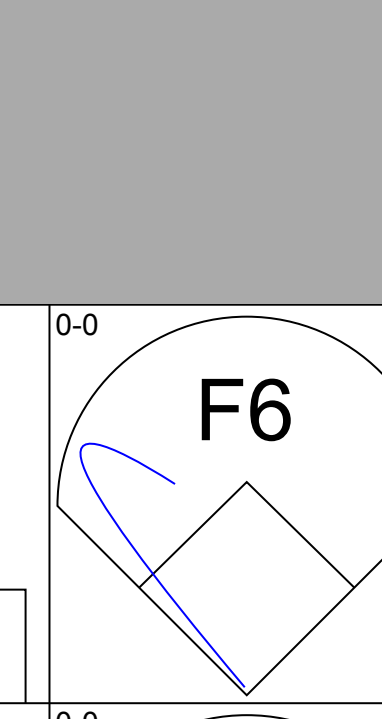
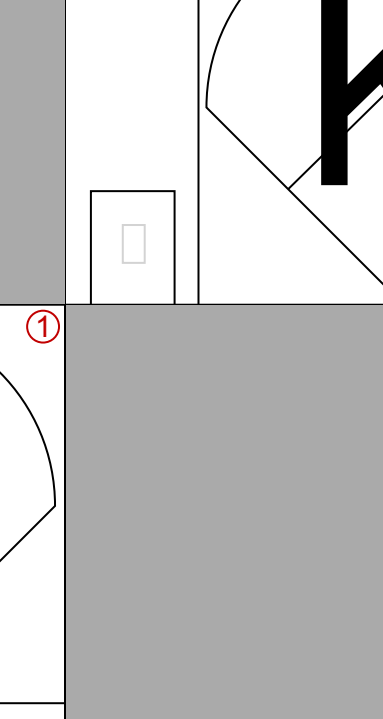
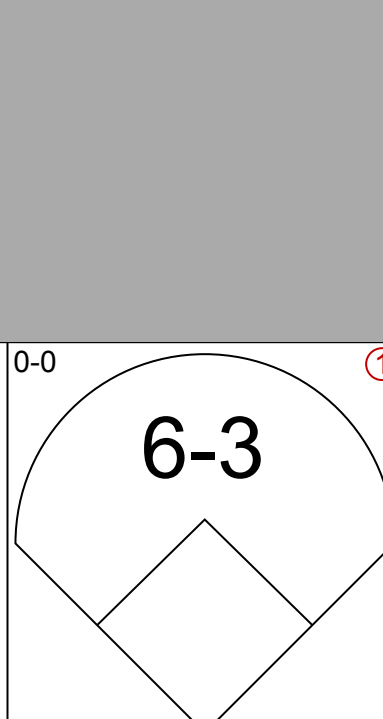
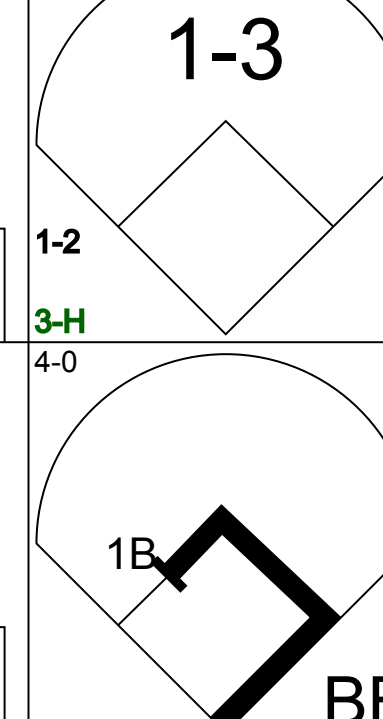

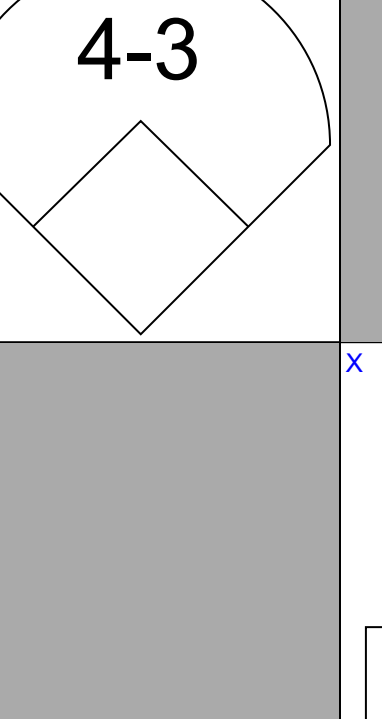
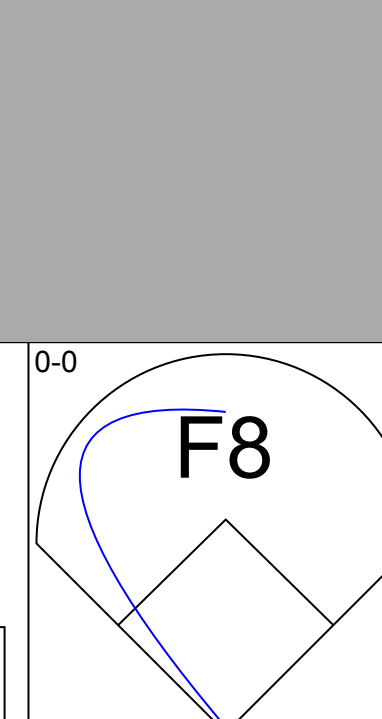
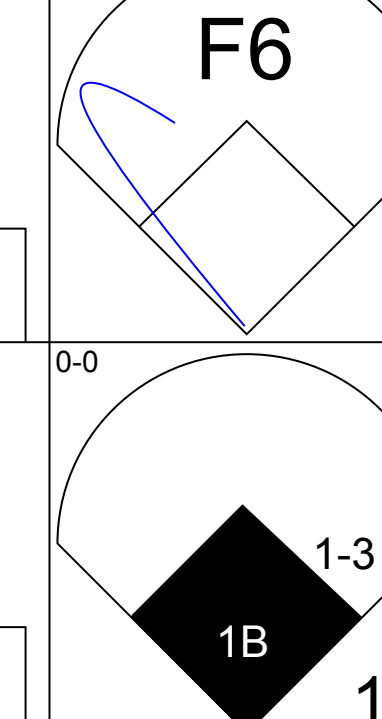
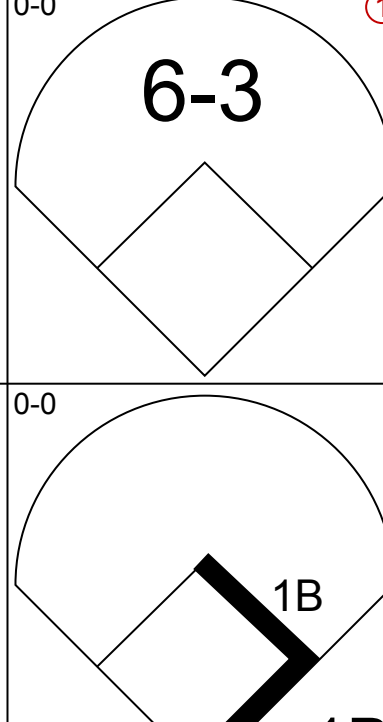

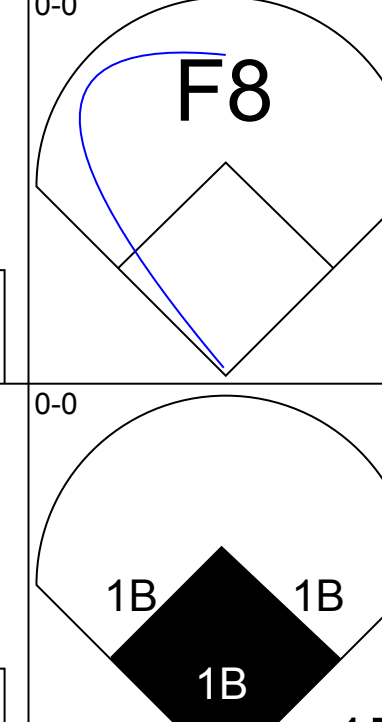
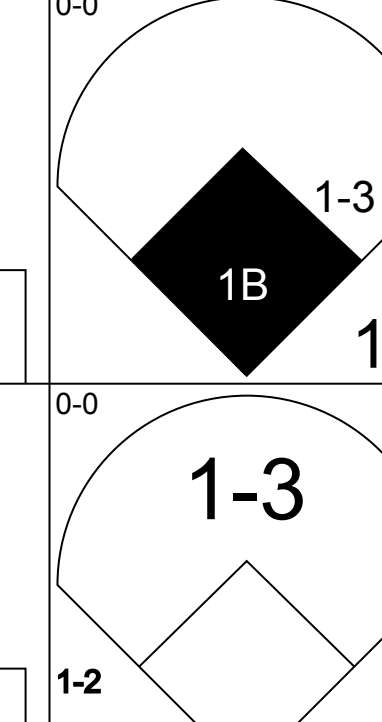
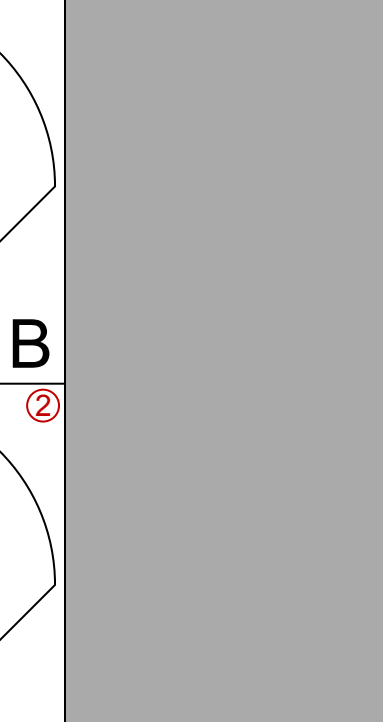
AB	27
R	2
H	3
RBI	1
BB	1
SO	11
LOB	6



Batter	1	2	3	4	5	6	7	8	9	AB	R	H	RBI	BB	SO	LOB	TOP					
Sammy Sosa, R (1, 9) OBP: 0.281, SLG: 0.404										5	1	2	0	0	2	2	Chicago White Sox @ California Angels Anaheim Stadium, Anaheim, CA Fri Aug 31 1990, 10:05 PM EDT Att: 26,657 - Unknown					
Phil Bradley, R (1, 8) OBP: 0.351, SLG: 0.345										3	0	2	0	1	1	0						
Ivan Calderon, R (1, 7) OBP: 0.343, SLG: 0.442										4	1	1	0	1	0	4						
Carlton Fisk, R (1, 10) OBP: 0.370, SLG: 0.431										5	0	1	0	0	3	3						
Frank Thomas, R (1, 3) OBP: 0.436, SLG: 0.517 Steve Lyons, L (9, 3) OBP: 0.253, SLG: 0.277										4	2	1	3	1	2	2						
Ron Karkovics, R (1, 2) OBP: 0.323, SLG: 0.438										5	1	2	0	0	2	2						
Scott Fletcher, R (1, 4) OBP: 0.311, SLG: 0.315										4	1	2	1	0	0	0						
Robin Ventura, L (1, 5) OBP: 0.309, SLG: 0.295										2	0	0	0	2	1	2						
Ozzie Guillen, L (1, 6) OBP: 0.318, SLG: 0.353										4	0	2	2	0	0	3						
Inning Stats	R: 0 E: 1 K: 2 S: 8	H: 2 LOB: 1 P: 8	R: 0 E: 0 K: 2 S: 9	H: 2 LOB: 2 P: 9	R: 0 E: 0 K: 2 S: 7	H: 0 LOB: 0 P: 7	R: 3 E: 0 K: 0 S: 5	H: 3 LOB: 1 P: 13	R: 0 E: 0 K: 2 S: 9	H: 2 LOB: 2 P: 9	R: 0 E: 0 K: 2 S: 9	H: 0 LOB: 0 P: 6	R: 3 E: 0 K: 2 S: 9	H: 2 LOB: 1 P: 13	R: 0 E: 0 K: 0 S: 5	H: 2 LOB: 3 P: 9		1B: 11 2B: 1 3B: 0 HR: 1	SF: 0 SAC: 1 DP: 1 HBP: 0	WP: 1 PB: 0 SB: 0 CS: 2	PA: 42	
PITCHER	IP WLS BF H R ER SO BB IBB HBP BLK WP HR S P ERA WHIP	IP WLS BF H R ER SO BB IBB HBP BLK WP HR S P ERA WHIP	IP WLS BF H R ER SO BB IBB HBP BLK WP HR S P ERA WHIP	IP WLS BF H R ER SO BB IBB HBP BLK WP HR S P ERA WHIP	IP WLS BF H R ER SO BB IBB HBP BLK WP HR S P ERA WHIP	IP WLS BF H R ER SO BB IBB HBP BLK WP HR S P ERA WHIP	IP WLS BF H R ER SO BB IBB HBP BLK WP HR S P ERA WHIP	IP WLS BF H R ER SO BB IBB HBP BLK WP HR S P ERA WHIP	IP WLS BF H R ER SO BB IBB HBP BLK WP HR S P ERA WHIP	IP WLS BF H R ER SO BB IBB HBP BLK WP HR S P ERA WHIP	IP WLS BF H R ER SO BB IBB HBP BLK WP HR S P ERA WHIP	IP WLS BF H R ER SO BB IBB HBP BLK WP HR S P ERA WHIP	IP WLS BF H R ER SO BB IBB HBP BLK WP HR S P ERA WHIP	IP WLS BF H R ER SO BB IBB HBP BLK WP HR S P ERA WHIP	IP WLS BF H R ER SO BB IBB HBP BLK WP HR S P ERA WHIP	IP WLS BF H R ER SO BB IBB HBP BLK WP HR S P ERA WHIP	IP WLS BF H R ER SO BB IBB HBP BLK WP HR S P ERA WHIP	IP WLS BF H R ER SO BB IBB HBP BLK WP HR S P ERA WHIP	IP WLS BF H R ER SO BB IBB HBP BLK WP HR S P ERA WHIP	IP WLS BF H R ER SO BB IBB HBP BLK WP HR S P ERA WHIP	IP WLS BF H R ER SO BB IBB HBP BLK WP HR S P ERA WHIP	
Mark Langston, L (1, 1) ERA: 4.58	6.2	L	32	11	6	6	9	3	1	0	0	0	0	0	0	0	1	1	46	62	8.10	2.100
Mark Eichhorn, R (7, 1) ERA: 3.09	1.1		7	2	0	0	1	1	0	0	0	0	0	0	0	0	0	0	8	12	0.00	2.250
Willie Fraser, R (9, 1) ERA: 3.11	1.0		3	0	0	0	1	0	0	0	0	0	0	0	0	0	0	0	5	5	0.00	0.000

AB	36
R	6
H	13
RBI	6
BB	5
SO	11
LOB	18



Batter	1	2	3	4	5	6	7	8	9	AB	R	H	RBI	BB	SO	LOB	BOTTOM					
Dick Schofield, R (1, 6) OBP: 0.354, SLG: 0.259										5	0	2	0	0	0	1	Chicago White Sox @ California Angels Anaheim Stadium, Anaheim, CA Fri Aug 31 1990, 10:05 PM EDT Att: 26,657 - Unknown					
Devon White, S (1, 8) OBP: 0.286, SLG: 0.356										5	0	1	1	0	1	2						
Chili Davis, S (1, 10) OBP: 0.357, SLG: 0.413										4	0	0	1	0	0	0						
Dave Winfield, R (1, 9) OBP: 0.336, SLG: 0.436 Luis Polonia, L (9, PR) OBP: 0.337, SLG: 0.386											3	1	1	0	2	0		0				
Lance Parrish, R (1, 2) OBP: 0.350, SLG: 0.465											4	1	2	0	1	1		4				
Lee Stevens, L (1, 3) OBP: 0.297, SLG: 0.358											4	0	0	1	0	0		3				
Dante Bichette, R (1, 7) OBP: 0.292, SLG: 0.429										3	1	1	0	1	0	0						
Johnny Ray, S (1, 4) OBP: 0.308, SLG: 0.356										4	1	3	1	0	0	1						
Jack Howell, L (1, 5) OBP: 0.319, SLG: 0.368										4	1	2	1	0	1	1						
Inning Stats	R: 0 E: 0 K: 0 S: 3	H: 0 LOB: 0 P: 3	R: 0 E: 0 K: 0 S: 3	H: 1 LOB: 0 P: 3	R: 0 E: 0 K: 0 S: 5	H: 2 LOB: 2 P: 5	R: 2 E: 0 K: 0 S: 4	H: 2 LOB: 2 P: 12	R: 0 E: 0 K: 1 S: 5	H: 0 LOB: 0 P: 5	R: 0 E: 0 K: 0 S: 3	H: 0 LOB: 1 P: 7	R: 2 E: 0 K: 0 S: 7	H: 4 LOB: 3 P: 11	R: 1 E: 0 K: 0 S: 5	H: 2 LOB: 1 P: 5		R: 0 E: 0 K: 2 S: 8	H: 1 LOB: 0 P: 8	1B: 12 2B: 0 3B: 0 HR: 0	SF: 1 SAC: 0 DP: 1 HBP: 0	WP: 0 PB: 0 SB: 0 CS: 0
PITCHER	IP WLS BF H R ER SO BB IBB HBP BLK WP HR S P ERA WHIP	IP WLS BF H R ER SO BB IBB HBP BLK WP HR S P ERA WHIP	IP WLS BF H R ER SO BB IBB HBP BLK WP HR S P ERA WHIP	IP WLS BF H R ER SO BB IBB HBP BLK WP HR S P ERA WHIP	IP WLS BF H R ER SO BB IBB HBP BLK WP HR S P ERA WHIP	IP WLS BF H R ER SO BB IBB HBP BLK WP HR S P ERA WHIP	IP WLS BF H R ER SO BB IBB HBP BLK WP HR S P ERA WHIP	IP WLS BF H R ER SO BB IBB HBP BLK WP HR S P ERA WHIP	IP WLS BF H R ER SO BB IBB HBP BLK WP HR S P ERA WHIP	IP WLS BF H R ER SO BB IBB HBP BLK WP HR S P ERA WHIP	IP WLS BF H R ER SO BB IBB HBP BLK WP HR S P ERA WHIP	IP WLS BF H R ER SO BB IBB HBP BLK WP HR S P ERA WHIP	IP WLS BF H R ER SO BB IBB HBP BLK WP HR S P ERA WHIP	IP WLS BF H R ER SO BB IBB HBP BLK WP HR S P ERA WHIP	IP WLS BF H R ER SO BB IBB HBP BLK WP HR S P ERA WHIP	IP WLS BF H R ER SO BB IBB HBP BLK WP HR S P ERA WHIP	IP WLS BF H R ER SO BB IBB HBP BLK WP HR S P ERA WHIP	IP WLS BF H R ER SO BB IBB HBP BLK WP HR S P ERA WHIP	IP WLS BF H R ER SO BB IBB HBP BLK WP HR S P ERA WHIP	IP WLS BF H R ER SO BB IBB HBP BLK WP HR S P ERA WHIP	IP WLS BF H R ER SO BB IBB HBP BLK WP HR S P ERA WHIP	
Greg Hibbard, L (1, 1) ERA: 3.11	6.1	W	28	8	4	4	1	3	0	0	0	0	0	0	0	0	1	1	27	39	5.68	1.737
Barry Jones, R (7, 1) ERA: 2.19	1.1		8	3	1	1	0	1	0	0	0	0	0	0	0	0	0	0	7	11	6.75	3.000
Bobby Thigpen, R (8, 1) ERA: 2.13	1.1	S	5	1	0	0	2	0	0	0	0	0	0	0	0	0	0	0	9	9	0.00	0.750

AB	36
R	5
H	12
RBI	5
BB	4
SO	3
LOB	12



Batter	1	2	3	4	5	6	7	8	9	AB	R	H	RBI	BB	SO	LOB	TOP								
Phil Bradley, R OBP: 0.350, SLG: 0.343 (1, 7)	L9	G5-3		G4-3	G4-3			G5-3		5	0	1	1	0	0	2	Chicago White Sox @ California Angels Anaheim Stadium, Anaheim, CA Sat Sep 01 1990, 6:33 AM EDT Att: 29,491 - Sunny - 78 F								
Lance Johnson, L OBP: 0.307, SLG: 0.336 (1, 8)	G4-3		G6-4-3	G4-3	G3			FC3-6		4	1	1	0	1	0	2									
Ivan Calderon, R OBP: 0.346, SLG: 0.443 (1, 10)	G4-3		G6-4-3					FC3-6		4	0	2	0	1	0	1									
Dan Pasqua, L OBP: 0.358, SLG: 0.540 Rodney McCray, R (8, PR) (8, 9)		FC3-6	G6-4-3				F7			4	1	2	0	1	1	3									
Carlton Fisk, R OBP: 0.370, SLG: 0.439 (1, 2)		F7	G6-4-3					G1-3		4	0	1	0	1	0	3									
Frank Thomas, R OBP: 0.435, SLG: 0.505 Steve Lyons, L OBP: 0.253, SLG: 0.277 (9, 3)		FC3-6	F8				G5-4-3		F8	4	0	1	0	1	0	3									
Robin Ventura, L OBP: 0.308, SLG: 0.296 (1, 5)		FC3-6							G6-3	5	3	1	0	0	0	3									
Scott Fletcher, R OBP: 0.314, SLG: 0.324 (1, 4)									G5-3	5	3	3	3	0	1	0									
Ozzie Guillen, L OBP: 0.320, SLG: 0.360 (1, 6)										3	0	2	3	0	1	0									
Inning Stats	R: 0 E: 0 K: 0 S: 6	H: 0 LOB: 0 BB: 0 P: 8	R: 3 E: 0 K: 0 S: 13	H: 3 LOB: 1 BB: 1 P: 22	R: 1 E: 0 K: 0 S: 8	H: 2 LOB: 1 BB: 1 P: 18	R: 2 E: 0 K: 1 S: 12	H: 3 LOB: 2 BB: 1 P: 26	R: 3 E: 0 K: 0 S: 11	H: 4 LOB: 1 BB: 0 P: 16	R: 0 E: 0 K: 2 S: 11	H: 2 LOB: 1 BB: 0 P: 14	R: 0 E: 0 K: 2 S: 9	H: 0 LOB: 0 BB: 0 P: 14	R: 0 E: 0 K: 0 S: 8	H: 1 LOB: 2 BB: 1 P: 13		R: 0 E: 0 K: 0 S: 7	H: 0 LOB: 0 BB: 0 P: 13	1B: 9 2B: 5 3B: 0 HR: 1	SF: 0 SAC: 1 DP: 2 HBP: 0	WP: 0 PB: 0 SB: 0 CS: 0	PA: 44		
PITCHER	IP	WLS	BF	H	R	ER	SO	BB	IBB	HBP	BLK	WP	HR	S	P	ERA	WHIP								
Joe Grahe, R ERA: 7.5 (1, 1)	3.0	L	17	7	6	6	0	2	0	0	0	0	0	31	56	18.00	3.000								
Cliff Young, L ERA: 4.39 (4, 1)	2.0		12	5	3	3	1	0	1	0	0	0	1	19	34	13.50	2.500								
Mike Fetters, R ERA: 4.31 (6, 1)	3.0		12	3	0	0	2	1	0	0	0	0	0	28	41	0.00	1.333								
Greg Minton, R ERA: 2.7 (9, 1)	1.0		3	0	0	0	0	0	0	0	0	0	0	7	13	0.00	0.000								

Batter	1	2	3	4	5	6	7	8	9	AB	R	H	RBI	BB	SO	LOB	BOTTOM								
Luis Polonia, L OBP: 0.341, SLG: 0.389 (1, 7)	CS			FC1-6				F9		5	0	3	1	0	0	3	Chicago White Sox @ California Angels Anaheim Stadium, Anaheim, CA Sat Sep 01 1990, 6:33 AM EDT Att: 29,491 - Sunny - 78 F								
Max Venable, L OBP: 0.339, SLG: 0.413 Rick Schu, R (8, PH) (9, 7)	2B							P3		2	1	1	0	2	0	0									
Chili Davis, S OBP: 0.353, SLG: 0.408 (1, 9)								P6		5	0	0	0	0	3	8									
Lee Stevens, L OBP: 0.294, SLG: 0.360 Kent Anderson, R OBP: 0.364, SLG: 0.379 (9, 5)				L7				P8		5	0	1	1	0	1	6									
Brian Downing, R OBP: 0.381, SLG: 0.492 (1, 10)	P4			G4-3						5	1	1	0	0	1	4									
Jack Howell, L OBP: 0.325, SLG: 0.371 (9, 3)										4	2	2	0	1	1	0									
Johnny Ray, S OBP: 0.308, SLG: 0.356 Ron Tingley, R (7, 2)										3	0	1	0	0	1	2									
Bill Schroeder, R OBP: 0.259, SLG: 0.528 Pete Coachman, R OBP: 0.395, SLG: 0.400 (6, PH) (7, 4)										2	0	0	0	0	2	2									
Dick Schofield, R OBP: 0.360, SLG: 0.270 Dave Winfield, R OBP: 0.335, SLG: 0.435 (9, PH)										3	1	1	1	0	0	3									
Inning Stats	R: 1 E: 0 K: 1 S: 10	H: 2 LOB: 1 BB: 1 P: 19	R: 0 E: 0 K: 2 S: 12	H: 1 LOB: 0 BB: 0 P: 20	R: 0 E: 0 K: 1 S: 19	H: 2 LOB: 2 BB: 0 P: 30	R: 0 E: 0 K: 1 S: 8	H: 1 LOB: 2 BB: 1 P: 13	R: 0 E: 0 K: 2 S: 10	H: 0 LOB: 1 BB: 1 P: 18	R: 1 E: 0 K: 1 S: 12	H: 1 LOB: 1 BB: 1 P: 22	R: 0 E: 0 K: 0 S: 3	H: 0 LOB: 0 BB: 0 P: 4	R: 3 E: 0 K: 1 S: 28	H: 4 LOB: 3 BB: 2 P: 47		R: 0 E: 2 K: 0 S: 27	H: 0 LOB: 2 BB: 1 P: 39	1B: 9 2B: 3 3B: 1 HR: 0	SF: 0 SAC: 0 DP: 2 HBP: 0	WP: 0 PB: 2 SB: 0 CS: 2	PA: 45		
PITCHER	IP	WLS	BF	H	R	ER	SO	BB	IBB	HBP	BLK	WP	HR	S	P	ERA	WHIP								
Melido Perez, R ERA: 4.44 (1, 1)	7.0	W	31	7	2	2	8	4	0	0	0	0	0	74	126	2.57	1.571								
Scott Radinsky, L ERA: 4.17 (8, 1)	0.1		5	3	3	3	0	1	0	0	0	0	0	14	22	81.00	12.000								
Ken Patterson, L ERA: 3.71 (8, 1)	1.0		7	1	0	0	1	2	0	0	0	0	0	32	50	0.00	3.000								
Bobby Thigpen, R ERA: 2.11 (9, 1)	0.2	S	2	0	0	0	0	0	0	0	0	0	0	9	14	0.00	0.000								

Batter	1	2	3	4	5	6	7	8	9	AB	R	H	RBI	BB	SO	LOB	TOP											
Sammy Sosa, R (1, 9) OBP: 0.283, SLG: 0.405	L5		K			E1 G4-3 1B		SH1 1B		4	0	2	0	0	1	1	Chicago White Sox @ California Angels Anaheim Stadium, Anaheim, CA Sun Sep 02 1990, 6:33 AM EDT Att: 25,167 - Sunny											
Phil Bradley, R (1, 8) OBP: 0.347, SLG: 0.340	F8			G5-3		G4-3		SH1		3	0	0	0	0	0	1												
Ivan Calderon, R (1, 7) OBP: 0.343, SLG: 0.439	P2			G6-3		G6-3		G5-3		4	0	0	0	0	0	2												
Frank Thomas, R (1, 3) OBP: 0.429, SLG: 0.505		K		P4			SH5-3 2B	K		4	0	1	0	0	2	1												
Carlton Fisk, R (1, 2) OBP: 0.372, SLG: 0.439 Rodney McCray, R (7, PR)		K			1B F9-2 1B		SH5-3 BB	PO SH3 BB		2	0	1	0	1	1	0												
Ozzie Guillen, L (7, 6) OBP: 0.322, SLG: 0.360										0	0	0	0	0	0	0												
Matt Stark, R (1, 10) OBP: 0.500, SLG: 0.500 Lance Johnson, L (9, PH) OBP: 0.307, SLG: 0.336							SH5-3	SH3		2	0	1	0	0	1	0												
Scott Fletcher, R (1, 4) OBP: 0.313, SLG: 0.321			P5		F9-2		IBB	K		3	0	0	0	1	1	3												
Robin Ventura, L (1, 5) OBP: 0.306, SLG: 0.295 Carlos Martinez, R (7, PH) OBP: 0.247, SLG: 0.326 Steve Lyons, L (7, 5) OBP: 0.253, SLG: 0.277 Dan Pasqua, L (9, PH) OBP: 0.358, SLG: 0.540			F7		P5		K	PO		2	0	0	0	0	0	1												
Craig Grebeck, R (1, 6) OBP: 0.223, SLG: 0.230 Ron Karkovics, R (7, PH) OBP: 0.327, SLG: 0.435			E6			G4-3		K		1	0	0	0	0	1	3												
Inning Stats	R: 0 E: 0 K: 0 S: 7	H: 0 LOB: 0 BB: 0 P: 12	R: 0 E: 0 K: 3 S: 11	H: 0 LOB: 0 BB: 0 P: 19	R: 0 E: 1 K: 1 S: 10	H: 0 LOB: 1 BB: 0 P: 18	R: 0 E: 0 K: 0 S: 6	H: 0 LOB: 0 BB: 0 P: 7	R: 0 E: 0 K: 0 S: 9	H: 2 LOB: 1 BB: 0 P: 14	R: 0 E: 1 K: 0 S: 7	H: 1 LOB: 1 BB: 0 P: 10	R: 0 E: 0 K: 2 S: 10	H: 1 LOB: 3 BB: 2 P: 23	R: 0 E: 0 K: 1 S: 15	H: 1 LOB: 1 BB: 1 P: 21		R: 0 E: 0 K: 1 S: 6	H: 0 LOB: 0 BB: 1 P: 14	1B: 4 2B: 2 3B: 0 HR: 0	SF: 0 SAC: 3 DP: 1 HBP: 0	WP: 0 PB: 0 SB: 0 CS: 0	PA: 35					
PITCHER	IP	WLS	BF	H	R	ER	SO	BB	IBB	HBP	BLK	WP	HR	S	P	ERA		WHIP										
Chuck Finley, L (1, 1) ERA: 2.43	7.1	W	29	5	0	0	6	1	1	0	0	0	0	67	112	0.00		0.818										
Bryan Harvey, R (8, 1) ERA: 2.13	1.2	S	5	0	0	0	2	1	0	0	0	0	0	14	26	0.00	0.600											

Batter	1	2	3	4	5	6	7	8	9	AB	R	H	RBI	BB	SO	LOB	BOTTOM											
Luis Polonia, L (1, 7) OBP: 0.341, SLG: 0.389 Max Venable, L (8, 7) OBP: 0.337, SLG: 0.410	G5-3		1B		F7			K		3	0	1	0	0	0	0	Chicago White Sox @ California Angels Anaheim Stadium, Anaheim, CA Sun Sep 02 1990, 6:33 AM EDT Att: 25,167 - Sunny											
Johnny Ray, S (1, 4) OBP: 0.310, SLG: 0.358	F7		1B			G4-3 SH5-3 1B		F9		4	0	2	0	0	0	1												
Devon White, S (1, 8) OBP: 0.284, SLG: 0.353	K		G1-3			SH5-3		K		3	0	0	0	0	2	3												
Dave Winfield, R (1, 9) OBP: 0.333, SLG: 0.431		F9		G1-3		G4-3				3	0	0	0	0	0	1												
Lee Stevens, L (1, 3) OBP: 0.290, SLG: 0.353		K		K		P5				3	0	0	0	0	2	1												
Brian Downing, R (1, 10) OBP: 0.384, SLG: 0.492				F8			G5-4-3 BB			2	0	1	0	1	0	0												
Lance Parrish, R (1, 2) OBP: 0.347, SLG: 0.462		K			F9		G5-4-3 1-2			3	0	0	0	0	1	2												
Jack Howell, L (1, 5) OBP: 0.325, SLG: 0.383			K				F7			3	1	1	1	0	1	0												
Dick Schofield, R (1, 6) OBP: 0.359, SLG: 0.268			G6-3				HR			2	0	0	0	1	0	0												
Inning Stats	R: 0 E: 0 K: 1 S: 12	H: 1 LOB: 1 BB: 0 P: 16	R: 0 E: 0 K: 2 S: 11	H: 1 LOB: 0 BB: 0 P: 16	R: 0 E: 0 K: 1 S: 13	H: 2 LOB: 2 BB: 0 P: 22	R: 0 E: 0 K: 1 S: 7	H: 0 LOB: 0 BB: 0 P: 13	R: 1 E: 0 K: 0 S: 4	H: 1 LOB: 0 BB: 0 P: 6	R: 0 E: 0 K: 0 S: 9	H: 1 LOB: 1 BB: 0 P: 13	R: 0 E: 0 K: 0 S: 4	H: 0 LOB: 0 BB: 1 P: 9	R: 0 E: 0 K: 2 S: 11	H: 0 LOB: 1 BB: 1 P: 19		R: 0 E: 0 K: 1 S: 6	H: 0 LOB: 0 BB: 1 P: 14	1B: 4 2B: 0 3B: 0 HR: 1	SF: 0 SAC: 1 DP: 1 HBP: 0	WP: 0 PB: 0 SB: 0 CS: 0	PA: 30					
PITCHER	IP	WLS	BF	H	R	ER	SO	BB	IBB	HBP	BLK	WP	HR	S	P	ERA		WHIP										
Alex Fernandez, R (1, 1) ERA: 4.14	8.0	L	30	5	1	1	7	2	0	0	0	0	1	71	114	1.12		0.875										

Batter	1	2	3	4	5	6	7	8	9	AB	R	H	RBI	BB	SO	LOB	TOP									
Luis Polonia, L OBP: 0.338, SLG: 0.385 Brian Downing, R OBP: 0.386, SLG: 0.492 Max Venable, L OBP: 0.341, SLG: 0.420 (6, 7)	G4-3	K			G6-3	1B FC6-4 BB		2B		3	0	0	0	0	1	3	California Angels @ New York Yankees Yankee Stadium, Bronx, NY Mon Sep 03 1990, 3:33 AM EDT Att: 27,013 - Sunny									
Johnny Ray, S OBP: 0.312, SLG: 0.362 Kent Anderson, R OBP: 0.364, SLG: 0.379 (1, 4) (9, 4)	2B		G4-3		F9	1B FC6-4		K		5	0	2	2	0	1	1										
Devon White, S OBP: 0.283, SLG: 0.351 (1, 8)	G4-3		K		G4-3	FC6-4 FC4-6			FC3-6 SF9 1B	5	1	1	1	0	1	2										
Dave Winfield, R OBP: 0.331, SLG: 0.427 Dante Bichette, R OBP: 0.292, SLG: 0.429 (1, 9) (9, 9)	K		P2			FC4-6			E5 FC3-6	4	1	0	0	1	1	3										
Lee Stevens, L OBP: 0.283, SLG: 0.345 (1, 3)		K		K		SH1-3	K		FC3-6 SF9 BB	4	0	0	0	0	3	2										
Chili Davis, S OBP: 0.356, SLG: 0.405 (1, 10)	K		K		K	BB E BB	G6-4-3 BB		BB BB	2	1	0	0	3	2	0										
Lance Parrish, R OBP: 0.350, SLG: 0.465 (1, 2)	BB 1B BB			2B		BB E BB	G6-4-3		SF9	2	1	1	1	2	0	1										
Jack Howell, L OBP: 0.330, SLG: 0.382 (1, 5)	BB 1B			BB		E3 1B 1B		K	BB	3	1	1	1	2	1	1										
Dick Schofield, R OBP: 0.360, SLG: 0.268 (1, 6)	BB		P3			BB 1B 1B		G1-3	P4	4	1	1	1	1	0	5										
Inning Stats	R: 0 E: 0 K: 1 S: 10	H: 1 LOB: 1 BB: 0 P: 20	R: 0 E: 0 K: 3 S: 14	H: 1 LOB: 3 BB: 2 P: 30	R: 0 E: 0 K: 1 S: 8	H: 0 LOB: 0 BB: 0 P: 14	R: 0 E: 0 K: 2 S: 13	H: 1 LOB: 2 BB: 1 P: 27	R: 0 E: 0 K: 0 S: 4	H: 0 LOB: 0 BB: 0 P: 6	R: 6 E: 1 K: 0 S: 22	H: 2 LOB: 1 BB: 4 P: 46	R: 0 E: 0 K: 1 S: 6	H: 0 LOB: 0 BB: 1 P: 10	R: 0 E: 0 K: 2 S: 11	H: 1 LOB: 1 BB: 0 P: 17		R: 1 E: 1 K: 0 S: 16	H: 1 LOB: 3 BB: 2 P: 31	1B: 4 2B: 3 3B: 0 HR: 0	SF: 1 SAC: 1 DP: 1 HBP: 0	WP: 0 PB: 0 SB: 0 CS: 0	PA: 45			
PITCHER	IP	WLS	BF	H	R	ER	SO	BB	IBB	HBP	BLK	WP	HR	S	P	ERA	WHIP									
Tim Leary, R ERA: 4.05 Greg Cadaret, L ERA: 4.01 Jeff Robinson, R ERA: 3.67 Jimmy Jones, R ERA: 6.51	(1, 1)	5.1	L	27	4	5	5	7	6	0	0	0	0	0	63	127	8.44	1.875								

Batter	1	2	3	4	5	6	7	8	9	AB	R	H	RBI	BB	SO	LOB	BOTTOM								
Roberto Kelly, R OBP: 0.326, SLG: 0.434 (1, 8)	G5-3 1B			G4-6-3 BB		K			G6-3	3	0	1	0	1	1	0	California Angels @ New York Yankees Yankee Stadium, Bronx, NY Mon Sep 03 1990, 3:33 AM EDT Att: 27,013 - Sunny								
Steve Sax, R OBP: 0.310, SLG: 0.318 (1, 4)	G5-3			F8		P5		1B		4	0	1	0	0	2										
Matt Nokes, L OBP: 0.318, SLG: 0.397 (1, 10)	P8			G4-6-3		1B		G3		4	0	1	0	0	2										
Kevin Maas, L OBP: 0.365, SLG: 0.575 (1, 3)	P6			2B		K				3	0	1	0	0	1										
Oscar Azocar, L OBP: 0.254, SLG: 0.355 (1, 7)	F7			G5-3		F8				3	0	0	0	0	2										
Jesse Barfield, R OBP: 0.343, SLG: 0.451 (1, 9)	K			G6-4-3 BB		F7		F7		2	0	0	0	1	1										
Jim Leyritz, R OBP: 0.341, SLG: 0.352 (1, 5)			P4		G6-4-3		F7			3	0	0	0	0	2										
Bob Geren, R OBP: 0.265, SLG: 0.349 Rick Cerone, R OBP: 0.347, SLG: 0.420 (1, 2) (8, PH) (9, 2)	G5-3			P5		L7				2	0	0	0	0	0										
Randy Velarde, R OBP: 0.270, SLG: 0.312 (1, 6)	L7			G5-3		L4				3	0	0	0	0	0										
Inning Stats	R: 0 E: 0 K: 0 S: 9	H: 1 LOB: 0 BB: 0 P: 15	R: 0 E: 0 K: 1 S: 9	H: 0 LOB: 0 BB: 0 P: 16	R: 0 E: 0 K: 0 S: 5	H: 0 LOB: 0 BB: 0 P: 11	R: 0 E: 0 K: 0 S: 2	H: 0 LOB: 0 BB: 1 P: 7	R: 0 E: 0 K: 0 S: 8	H: 1 LOB: 1 BB: 1 P: 15	R: 0 E: 0 K: 1 S: 11	H: 0 LOB: 0 BB: 0 P: 16	R: 0 E: 0 K: 1 S: 10	H: 1 LOB: 1 BB: 0 P: 12	R: 0 E: 0 K: 0 S: 5	H: 0 LOB: 0 BB: 0 P: 7		R: 0 E: 0 K: 0 S: 7	H: 1 LOB: 1 BB: 0 P: 9	1B: 3 2B: 1 3B: 0 HR: 0	SF: 0 SAC: 0 DP: 2 HBP: 0	WP: 0 PB: 0 SB: 1 CS: 0	PA: 30		
PITCHER	IP	WLS	BF	H	R	ER	SO	BB	IBB	HBP	BLK	WP	HR	S	P	ERA	WHIP								
Kirk McCaskill, R ERA: 2.85 Willie Fraser, R ERA: 2.97	(1, 1)	6.0	W	19	2	0	0	1	0	0	0	0	0	22	28	0.00	0.667								

Batter	1	2	3	4	5	6	7	8	9	AB	R	H	RBI	BB	SO	LOB	TOP			
Brian Downing, R (1, 10) OBP: 0.384, SLG: 0.496										4	1	1	0	0	0	2	California Angels @ New York Yankees Yankee Stadium, Bronx, NY Wed Sep 05 1990, 7:05 PM EDT Att: 23,010 - Unknown - 78 F			
Johnny Ray, S (1, 4) OBP: 0.311, SLG: 0.360										4	0	1	1	0	0	1				
Dave Winfield, R (1, 9) OBP: 0.330, SLG: 0.423										3	0	0	0	1	0	2				
Lance Parrish, R (1, 2) OBP: 0.347, SLG: 0.460										4	0	0	0	0	1	2				
Dante Bichette, R (1, 7) OBP: 0.294, SLG: 0.433										4	0	2	0	0	0	1				
Luis Polonia, L (9, PR) OBP: 0.338, SLG: 0.385										0	0	0	0	0	0	0				
Devon White, S (1, 8) OBP: 0.281, SLG: 0.348										3	0	0	0	0	0	2				
Rick Schu, R (1, 3) OBP: 0.290, SLG: 0.404										4	0	0	0	0	0	3				
Jack Howell, L (1, 5) OBP: 0.330, SLG: 0.379										2	0	0	0	1	0	1				
Pete Coachman, R (9, PH) OBP: 0.365, SLG: 0.389										1	0	0	0	0	0	2				
Kent Anderson, R (1, 6) OBP: 0.365, SLG: 0.380										2	0	1	0	0	0	0				
Inning Stats	R: 1 E: 0 K: 1 S: 6	H: 2 LOB: 1 BB: 0 P: 6	R: 0 E: 0 K: 0 S: 3	H: 0 LOB: 0 BB: 0 P: 3	R: 0 E: 0 K: 0 S: 3	H: 0 LOB: 1 BB: 1 P: 7	R: 0 E: 0 K: 0 S: 3	H: 0 LOB: 1 BB: 0 P: 7	R: 0 E: 0 K: 0 S: 4	H: 1 LOB: 1 BB: 0 P: 4	R: 0 E: 0 K: 0 S: 3	H: 0 LOB: 0 BB: 0 P: 3	R: 0 E: 0 K: 0 S: 4	H: 1 LOB: 1 BB: 0 P: 4	R: 0 E: 1 K: 0 S: 5	H: 0 LOB: 2 BB: 0 P: 5	1B: 3 2B: 2 3B: 1 HR: 0	SF: 0 SAC: 2 DP: 1 HBP: 0	WP: 0 PB: 0 SB: 0 CS: 1	PA: 35
PITCHER	IP WLS BF H R ER SO BB IBB HBP BLK WP HR S P ERA WHIP																			
Dave LaPoint, L (1, 1) ERA: 4.12	8.1 W 32 5 1 1 1 2 0 0 0 0 0 0 32 40 1.08 0.840																			
Dave Righetti, L (9, 1) ERA: 4.11	0.2 S 3 0 0 0 0 0 0 0 0 0 0 0 3 3 0.00 0.000																			

Batter	1	2	3	4	5	6	7	8	9	AB	R	H	RBI	BB	SO	LOB	BOTTOM			
Roberto Kelly, R (1, 8) OBP: 0.324, SLG: 0.431										4	0	0	0	0	0	1	California Angels @ New York Yankees Yankee Stadium, Bronx, NY Wed Sep 05 1990, 7:05 PM EDT Att: 23,010 - Unknown - 78 F			
Steve Sax, R (1, 4) OBP: 0.305, SLG: 0.317										4	0	1	0	0	0	1				
Kevin Maas, L (1, 3) OBP: 0.363, SLG: 0.566										3	1	0	0	1	3	2				
Steve Balboni, R (1, 10) OBP: 0.307, SLG: 0.397										4	0	0	0	0	3	1				
Jesse Barfield, R (1, 9) OBP: 0.347, SLG: 0.461										3	1	2	2	1	0	0				
Jim Leyritz, R (1, 7) OBP: 0.339, SLG: 0.351										4	0	1	0	0	1	2				
Oscar Azocar, L (9, 7) OBP: 0.254, SLG: 0.355										0	0	0	0	0	0	0				
Randy Velarde, R (1, 5) OBP: 0.271, SLG: 0.312										3	0	1	0	0	1	3				
Bob Geren, R (1, 2) OBP: 0.262, SLG: 0.345										3	0	0	0	0	2	4				
Alvaro Espinoza, R (1, 6) OBP: 0.240, SLG: 0.264										3	0	1	0	0	0	0				
Inning Stats	R: 0 E: 0 K: 1 S: 5	H: 0 LOB: 0 BB: 0 P: 5	R: 0 E: 0 K: 2 S: 9	H: 2 LOB: 2 BB: 0 P: 9	R: 0 E: 0 K: 1 S: 6	H: 1 LOB: 1 BB: 0 P: 6	R: 0 E: 0 K: 1 S: 6	H: 1 LOB: 2 BB: 1 P: 10	R: 0 E: 0 K: 1 S: 6	H: 1 LOB: 1 BB: 0 P: 6	R: 0 E: 1 K: 2 S: 8	H: 0 LOB: 1 BB: 0 P: 8	R: 0 E: 0 K: 1 S: 5	H: 0 LOB: 0 BB: 0 P: 5	R: 2 E: 0 K: 1 S: 6	H: 1 LOB: 0 BB: 1 P: 10	1B: 5 2B: 0 3B: 0 HR: 1	SF: 0 SAC: 0 DP: 0 HBP: 0	WP: 0 PB: 0 SB: 0 CS: 0	PA: 33
PITCHER	IP WLS BF H R ER SO BB IBB HBP BLK WP HR S P ERA WHIP																			
Jim Abbott, L (1, 1) ERA: 4.53	7.1 L 30 5 1 1 1 9 2 0 0 0 0 0 46 54 1.23 0.955																			
Bryan Harvey, R (8, 1) ERA: 2.26	0.2 L 3 1 1 1 1 0 0 0 0 0 0 1 5 5 13.50 1.500																			

Batter	1	2	3	4	5	6	7	8	9	10	11	AB	R	H	RBI	BB	SO	LOB	TOP					
Kent Anderson, R OBP: 0.369, SLG: 0.385 Jack Howell, L OBP: 0.329, SLG: 0.381	1-0 1B	1-1 2B			1-3 K		0-0 F7			0-0 SH	0-2 L6	1 0 1 0 0 0 4 1 1 1 0 1 3												
Johnny Ray, S OBP: 0.314, SLG: 0.361	2-1 1B	4-2 BB			2-3 K			1-0 G1-3		2-3 K	1-2 1B	5 2 2 3 1 2 2												
Devon White, S OBP: 0.284, SLG: 0.351	3-2 1B	1-3 BB			0-3 K			0-0 P2		2-2 FC9-2	1-2 1B	6 1 3 1 0 2 3												
Dave Winfield, R OBP: 0.331, SLG: 0.428 Luis Polonia, L OBP: 0.340, SLG: 0.387 Max Venable, L OBP: 0.341, SLG: 0.420	3-2 3B				1-1 G6-3			0-0 P2		1-2 P2		5 1 2 2 0 0 1 1 1 1 1 0 0 0 0 0 0 0 0 0 0												
Brian Downing, R OBP: 0.380, SLG: 0.491	3-2 SF9				0-3 K			2-3 K2-3		0-0 F7		5 1 1 1 0 2 3												
Dante Bichette, R OBP: 0.371, SLG: 0.450	1-1 1B				1-3 K			1-2 1B		1-0 HR		5 2 4 2 0 1 0												
Lance Parrish, R OBP: 0.345, SLG: 0.455	2-3 K				0-0 G6-3			0-2 G5-3		1-3 K	4-0 1B	4 1 0 0 1 2 2												
Bill Schroeder, R OBP: 0.250, SLG: 0.509 Lee Stevens, L OBP: 0.279, SLG: 0.339					0-0 G5-3			1-2 G3		1-0 L7	2-3 K	2 0 0 0 0 0 0 3 0 0 0 0 1 3												
Rick Schu, R OBP: 0.300, SLG: 0.414					0-1 2B			1-0 F8		0-0 G5-3	1-2 SH	4 2 2 1 1 0 0												
Inning Stats	R: 4 E: 0 K: 1 S: 20	H: 5 LOB: 1 BB: 0 P: 35	R: 1 E: 0 K: 1 S: 10	H: 2 LOB: 1 BB: 1 P: 16	R: 0 E: 0 K: 2 S: 10	H: 0 LOB: 0 BB: 0 P: 12	R: 0 E: 0 K: 0 S: 5	H: 0 LOB: 0 BB: 0 P: 7	R: 0 E: 0 K: 3 S: 9	H: 1 LOB: 1 BB: 0 P: 15	R: 0 E: 0 K: 0 S: 4	H: 0 LOB: 0 BB: 0 P: 6	R: 0 E: 0 K: 0 S: 5	H: 1 LOB: 0 BB: 0 P: 7	R: 1 E: 0 K: 1 S: 6	H: 1 LOB: 0 BB: 0 P: 9	R: 0 E: 1 K: 1 S: 10	H: 1 LOB: 1 BB: 0 P: 15	R: 6 E: 0 K: 1 S: 37	H: 6 LOB: 3 BB: 2 P: 58	1B: 12 2B: 4 3B: 1 HR: 1	SF: 1 SAC: 1 DP: 1 HBP: 0	WP: 1 PB: 0 SB: 1 CS: 0	PA: 50
PITCHER	IP ERA WLS BF H R ER SO BB IBB HBP BLK WP HR S P ERA WHIP	1.2 4.5 7.0 23 3 1 1 8 0 0 0 0 0 1 53 70 1.29 0.429	2.0 2.69 2.0 13 5 6 6 2 1 1 0 0 0 0 0 38 60 27.00 3.000	0.1 3.66 0.1 3 2 0 0 0 0 0 0 0 0 0 0 10 15 0.00 6.000	PITCHER										IP WLS BF H R ER SO BB IBB HBP BLK WP HR S P ERA WHIP	1.0 2.22 1.0 3 0 0 0 0 0 0 0 0 0 0 19 27 0.00 0.857								

California Angels @ New York Yankees
Yankee Stadium, Bronx, NY
Thu Sep 06 1990, 7:05 PM EDT
Att: 18,707 - Unknown

AB 45
R 12
H 17
RBI 12
BB 3
SO 11
LOB 17



Batter	1	2	3	4	5	6	7	8	9	10	11	AB	R	H	RBI	BB	SO	LOB	BOTTOM					
Steve Sax, R OBP: 0.310, SLG: 0.318 Wayne Tolleson, S OBP: 0.211, SLG: 0.212	0-1 1B		1-2 FC4-6	0-0 1B		0-2 G6-3		2-1 G4-3			1-1 G4-3	5 0 2 1 0 0 2 1 0 0 0 0 0 0												
Jim Leyritz, R OBP: 0.339, SLG: 0.349 Oscar Azocar, L OBP: 0.249, SLG: 0.347	2-3 K		2-1 G4-3	0-1 F9		0-1 G1-3			0-2 F8			1 0 0 0 0 1 1 4 0 0 0 0 0 3												
Roberto Kelly, R OBP: 0.325, SLG: 0.429	1-3 K			0-0 1B		0-0 G6-3		4-1 BB		0-0 G5-3		4 1 1 0 1 1 1												
Jesse Barfield, R OBP: 0.348, SLG: 0.458	3-1 G5-3			2-0 1B		2-1 FC3-6		2-2 L5		3-2 F8		4 2 1 0 0 0 2												
Steve Balboni, R OBP: 0.309, SLG: 0.408 Kevin Maas, L OBP: 0.362, SLG: 0.563				1-3 K		1-3 E6		0-0 HR		2-3 K		4 1 1 1 0 1 3 1 0 0 0 0 1 0												
Rick Carone, R OBP: 0.341, SLG: 0.407				4-2 1B		0-1 FC3-6		1-1 G5-3		2-2 P3		4 1 0 0 1 0 2												
Randy Velarde, R OBP: 0.275, SLG: 0.322				1-2 2B		1-2 2B			0-0 G3			4 0 2 2 0 0 0												
Bob Geren, R OBP: 0.261, SLG: 0.342				1-3 1B		1-1 G6-3			0-0 G3			5 1 1 1 0 1 3												
Alvaro Espinoza, R OBP: 0.242, SLG: 0.266				3-1 1B		0-0 G4-3			1-2 G5-3			5 0 2 0 0 0 1												
Inning Stats	R: 0 E: 0 K: 2 S: 10	H: 1 LOB: 1 BB: 0 P: 16	R: 0 E: 0 K: 0 S: 11	H: 0 LOB: 0 BB: 0 P: 16	R: 0 E: 0 K: 1 S: 11	H: 1 LOB: 1 BB: 0 P: 17	R: 4 E: 0 K: 1 S: 19	H: 4 LOB: 2 BB: 1 P: 30	R: 1 E: 0 K: 0 S: 10	H: 1 LOB: 1 BB: 0 P: 17	R: 0 E: 0 K: 0 S: 7	H: 0 LOB: 0 BB: 0 P: 8	R: 1 E: 0 K: 0 S: 7	H: 1 LOB: 1 BB: 0 P: 14	R: 0 E: 0 K: 0 S: 7	H: 0 LOB: 1 BB: 0 P: 10	R: 0 E: 0 K: 1 S: 8	H: 0 LOB: 0 BB: 0 P: 11	R: 0 E: 0 K: 1 S: 7	H: 0 LOB: 0 BB: 0 P: 11	1B: 8 2B: 1 3B: 0 HR: 1	SF: 1 SAC: 0 DP: 0 HBP: 1	WP: 1 PB: 0 SB: 2 CS: 1	PA: 46
PITCHER	IP ERA WLS BF H R ER SO BB IBB HBP BLK WP HR S P ERA WHIP	3.2 4.66 2.1 10 2 1 0 4 0 0 0 0 0 0 19 27 0.00 0.857	2.0 2.99 2.0 8 2 1 1 0 1 0 0 0 0 0 8 11 0.00 0.000	1.0 2.93 1.0 3 0 0 0 1 0 0 0 0 0 0 7 11 0.00 0.000	PITCHER										IP WLS BF H R ER SO BB IBB HBP BLK WP HR S P ERA WHIP	1.0 2.22 1.0 3 0 0 0 0 0 0 0 0 0 0 19 27 0.00 0.857								

California Angels @ New York Yankees
Yankee Stadium, Bronx, NY
Thu Sep 06 1990, 7:05 PM EDT
Att: 18,707 - Unknown

AB 42
R 6
H 10
RBI 5
BB 2
SO 5
LOB 18



Batter	1	2	3	4	5	6	7	8	9	AB	R	H	RBI	BB	SO	LOB	TOP			
Luis Polonia, L OBP: 0.342, SLG: 0.388										4	0	2	0	0	0	1	California Angels @ Baltimore Orioles Memorial Stadium, Baltimore, MD Fri Sep 07 1990, 7:05 PM EDT Att: 22,499 - Overcast - 85 F			
Devon White, S OBP: 0.282, SLG: 0.349 Max Venable, L OBP: 0.337, SLG: 0.415										2	0	0	0	0	2	2				
Dante Bichette, R OBP: 0.301, SLG: 0.448										4	0	1	0	0	2	2				
Lance Parrish, R OBP: 0.345, SLG: 0.452										3	1	0	0	1	1	2				
Brian Downing, R OBP: 0.378, SLG: 0.498										4	1	1	2	0	1	1				
Lee Stevens, L OBP: 0.273, SLG: 0.331										4	0	0	0	0	0	1				
Johnny Ray, S OBP: 0.311, SLG: 0.358										3	0	0	0	0	0	0				
Jack Howell, L OBP: 0.329, SLG: 0.381										3	0	1	0	0	0	0				
Dick Schofield, R OBP: 0.357, SLG: 0.265										2	0	0	0	0	1	0				
Inning Stats	R: 0 E: 0 K: 3 S: 16	H: 1 LOB: 1 BB: 0 P: 22	R: 0 E: 0 K: 0 S: 9	H: 0 LOB: 0 BB: 0 P: 16	R: 0 E: 0 K: 1 S: 11	H: 1 LOB: 1 BB: 0 P: 16	R: 0 E: 0 K: 0 S: 8	H: 0 LOB: 0 BB: 0 P: 11	R: 0 E: 0 K: 1 S: 10	H: 1 LOB: 1 BB: 0 P: 11	R: 2 E: 0 K: 0 S: 6	H: 1 LOB: 0 BB: 1 P: 12	R: 0 E: 0 K: 1 S: 13	H: 0 LOB: 0 BB: 0 P: 18	R: 0 E: 0 K: 1 S: 7	H: 1 LOB: 1 BB: 0 P: 8	1B: 4 2B: 0 3B: 0 HR: 1	SF: 0 SAC: 1 DP: 0 HBP: 0	WP: 0 PB: 0 SB: 2 CS: 0	PA: 33
PITCHER	IP WLS BF H R ER SO BB IBB HBP BLK WP HR S P ERA WHIP																			
Ben McDonald, R ERA: 2.72	(1, 1) 8.0 W 29 4 2 2 6 1 0 0 0 0 0 1 80 119 2.25 0.625																			
Gregg Olson, R ERA: 2.11	(9, 1) 1.0 4 1 0 0 1 0 0 0 0 0 0 0 7 8 0.00 1.000																			

Batter	1	2	3	4	5	6	7	8	9	AB	R	H	RBI	BB	SO	LOB	BOTTOM			
Steve Finley, L OBP: 0.322, SLG: 0.339										4	1	4	0	0	0	0	California Angels @ Baltimore Orioles Memorial Stadium, Baltimore, MD Fri Sep 07 1990, 7:05 PM EDT Att: 22,499 - Overcast - 85 F			
Brady Anderson, L OBP: 0.354, SLG: 0.367 Billy Ripken, R OBP: 0.335, SLG: 0.370 Joe Orsulak, L OBP: 0.344, SLG: 0.405 Dave Gallagher, R OBP: 0.308, SLG: 0.321										3	0	0	0	0	0	4				
Cal Ripken Jr., R OBP: 0.348, SLG: 0.414										4	1	0	0	0	1	4				
Sam Horn, L OBP: 0.338, SLG: 0.461										4	2	3	4	0	0	0				
Mickey Tettleton, S OBP: 0.374, SLG: 0.369										3	0	3	0	1	0	0				
Craig Worthington, R OBP: 0.321, SLG: 0.319										3	0	0	1	1	1	4				
Mike Devereaux, R OBP: 0.305, SLG: 0.389										4	0	0	0	0	1	5				
Jeff McKnight, S OBP: 0.275, SLG: 0.222										4	0	0	0	0	1	2				
Rene Gonzales, R OBP: 0.301, SLG: 0.297										3	1	1	0	1	0	0				
Inning Stats	R: 0 E: 0 K: 1 S: 9	H: 1 LOB: 0 BB: 0 P: 15	R: 0 E: 0 K: 0 S: 13	H: 1 LOB: 1 BB: 1 P: 23	R: 0 E: 0 K: 1 S: 11	H: 1 LOB: 1 BB: 1 P: 19	R: 1 E: 1 K: 1 S: 12	H: 1 LOB: 2 BB: 1 P: 19	R: 0 E: 0 K: 0 S: 13	H: 1 LOB: 0 BB: 0 P: 19	R: 1 E: 0 K: 0 S: 7	H: 2 LOB: 0 BB: 0 P: 8	R: 4 E: 0 K: 1 S: 16	H: 4 LOB: 1 BB: 1 P: 26	R: 0 E: 0 K: 0 S: 7	H: 0 LOB: 0 BB: 0 P: 10	1B: 7 2B: 4 3B: 0 HR: 1	SF: 0 SAC: 0 DP: 2 HBP: 0	WP: 1 PB: 0 SB: 0 CS: 0	PA: 37
PITCHER	IP WLS BF H R ER SO BB IBB HBP BLK WP HR S P ERA WHIP																			
Joe Grahe, R ERA: 6.29	(1, 1) 6.1 L 27 8 3 2 3 3 0 0 0 0 0 0 2 2 2.84 1.737																			
Bob McClure, L ERA: 4.15	(7, 1) 0.0 1 1 0 0 0 0 0 0 0 0 0 0 2 2 0.00 0.000																			
Mike Fetters, R ERA: 4.34	(7, 1) 1.2 8 2 3 3 1 1 0 0 0 1 0 1 18 29 16.20 1.800																			

Batter	1	2	3	4	5	6	7	8	9	AB	R	H	RBI	BB	SO	LOB	TOP										
Luis Polonia, L OBP: 0.342, SLG: 0.387 Dante Bichette, R OBP: 0.299, SLG: 0.445	G6-3		G5-3			F7	F4			3	0	0	0	0	0	0											
Max Venable, L OBP: 0.340, SLG: 0.419	2B		B1			2B G6-3 BB		F8		3	1	1	0	1	0	0											
Brian Downing, R OBP: 0.374, SLG: 0.491	K		G5-3			2B		G6-3		4	0	1	0	0	1	1											
Dave Winfield, R OBP: 0.327, SLG: 0.420	K				G5-6-3	G6-3		G6-3		4	0	0	1	0	1	2											
Jack Howell, L OBP: 0.323, SLG: 0.370		G1-3		G4-3		F7			F7	4	0	0	0	0	0	1											
Bill Schroeder, R OBP: 0.237, SLG: 0.483 Devon White, S OBP: 0.283, SLG: 0.347	K			F8				G5-3		3	0	0	0	0	1	0											
Rick Schu, R OBP: 0.307, SLG: 0.415 Johnny Ray, S OBP: 0.309, SLG: 0.357	1B BB				F8			2B 1B	G5-3	2	0	1	0	1	0	0											
Pete Coachman, R OBP: 0.405, SLG: 0.436		1-2 1B			P3			1-3 2B		3	0	2	0	0	0	0											
Dick Schofield, R OBP: 0.359, SLG: 0.267		F8			F8			K		3	0	0	0	0	1	4											
Inning Stats	R: 0 E: 0 K: 2 S: 12	H: 1 LOB: 1 BB: 0 P: 20	R: 0 E: 0 K: 1 S: 10	H: 1 LOB: 2 BB: 1 P: 19	R: 0 E: 0 K: 0 S: 6	H: 0 LOB: 0 BB: 0 P: 8	R: 0 E: 0 K: 0 S: 8	H: 0 LOB: 0 BB: 0 P: 13	R: 0 E: 0 K: 0 S: 4	H: 0 LOB: 0 BB: 0 P: 6	R: 1 E: 0 K: 0 S: 10	H: 1 LOB: 1 BB: 1 P: 16	R: 0 E: 0 K: 1 S: 15	H: 2 LOB: 2 BB: 0 P: 21	R: 0 E: 0 K: 0 S: 5	H: 0 LOB: 0 BB: 0 P: 7	R: 0 E: 0 K: 1 S: 9	H: 0 LOB: 0 BB: 0 P: 16	1B: 2 2B: 3 3B: 0 HR: 0	SF: 0 SAC: 0 DP: 0 HBP: 0	WP: 0 PB: 0 SB: 0 CS: 0	PA: 34					
PITCHER	IP	WLS	BF	H	R	ER	SO	BB	IBB	HBP	BLK	WP	HR	S	P	ERA	WHIP										
Anthony Telford, R ERA: 2.7	6.1	W	26	5	1	1	3	2	0	0	0	0	0	55	91	1.42	1.105										
Jose Bautista, R ERA: 3.53	0.1		1	0	0	0	1	0	0	0	0	0	0	3	5	0.00	0.000										
Joe Price, L ERA: 3.57	0.2		2	0	0	0	0	0	0	0	0	0	0	8	9	0.00	0.000										
Curt Schilling, R ERA: 1.64	0.2		2	0	0	0	0	0	0	0	0	0	0	4	5	0.00	0.000										
Gregg Olson, R ERA: 2.09	1.0	S	3	0	0	0	1	0	0	0	0	0	0	9	16	0.00	0.000										

California Angels @ Baltimore Orioles
Memorial Stadium, Baltimore, MD

AB 32
R 1
H 5
RBI 1
BB 2
SO 5
LOB 10



WP: 0 PA: 34
PB: 0
SB: 0
CS: 0

Sun Sep 09 1990, 3:33 AM EDT
Att: 30,066 - Cloudy - 75 F

Batter	1	2	3	4	5	6	7	8	9	AB	R	H	RBI	BB	SO	LOB	BOTTOM										
Steve Finley, L OBP: 0.320, SLG: 0.335	G4-3 FC5-2 1B	E4		E3			SH1-3			3	0	1	0	0	0	2											
Brady Anderson, L OBP: 0.350, SLG: 0.362	G4-3		F7	P8			F7			4	0	0	0	0	0	4											
Cal Ripken Jr., R OBP: 0.346, SLG: 0.413	FC5-2		1B 2B		G5-3		F8			4	1	1	0	0	0	2											
Sam Horn, L OBP: 0.341, SLG: 0.467 Mike Devereaux, R OBP: 0.305, SLG: 0.387	G4-3		1B		G4-3		G3 2B			4	0	2	1	0	0	1											
Joe Orsulak, L OBP: 0.342, SLG: 0.402		G6-3	L4		G3-1		F8			4	0	0	0	0	0	2											
Mickey Tettleton, S OBP: 0.374, SLG: 0.399		1B BB	F7			K		G3		3	1	0	0	1	1	2											
Craig Worthington, R OBP: 0.325, SLG: 0.323	F8			K		G4-6-3 1B		G6-3		4	0	1	0	0	1	3											
David Segui, S OBP: 0.286, SLG: 0.266		1B E 1B		E G1-3 1B		G4-6-3				3	1	2	0	0	0	1											
Billy Ripken, R OBP: 0.337, SLG: 0.369		E4 1B		G1-3			E6 SH1-3			3	0	1	1	0	0	1											
Inning Stats	R: 0 E: 0 K: 0 S: 10	H: 1 LOB: 1 BB: 0 P: 14	R: 2 E: 1 K: 0 S: 9	H: 2 LOB: 2 BB: 1 P: 16	R: 1 E: 0 K: 0 S: 11	H: 2 LOB: 1 BB: 0 P: 14	R: 0 E: 0 K: 1 S: 11	H: 1 LOB: 2 BB: 0 P: 19	R: 0 E: 0 K: 0 S: 5	H: 0 LOB: 0 BB: 0 P: 12	R: 0 E: 0 K: 1 S: 9	H: 1 LOB: 0 BB: 0 P: 15	R: 0 E: 1 K: 0 S: 5	H: 0 LOB: 1 BB: 0 P: 6	R: 0 E: 0 K: 0 S: 10	H: 1 LOB: 2 BB: 0 P: 17	R: 0 E: 0 K: 0 S: 9	H: 0 LOB: 0 BB: 0 P: 16	1B: 6 2B: 2 3B: 0 HR: 0	SF: 0 SAC: 1 DP: 1 HBP: 0	WP: 0 PB: 0 SB: 1 CS: 0	PA: 34					
PITCHER	IP	WLS	BF	H	R	ER	SO	BB	IBB	HBP	BLK	WP	HR	S	P	ERA	WHIP										
Kirk McCaskill, R ERA: 2.81	8.0	L	34	8	3	2	2	1	0	0	0	0	0	70	113	2.25	1.125										

California Angels @ Baltimore Orioles
Memorial Stadium, Baltimore, MD

AB 32
R 3
H 8
RBI 2
BB 1
SO 2
LOB 18



WP: 0 PA: 34
PB: 0
SB: 1
CS: 0

Sun Sep 09 1990, 3:33 AM EDT
Att: 30,066 - Cloudy - 75 F

Batter	1	2	3	4	5	6	7	8	9	AB	R	H	RBI	BB	SO	LOB	TOP				
Pedro Munoz, R (1, 9) OBP: 0.350, SLG: 0.385 Nelson Liriano, S (8, 4) OBP: 0.318, SLG: 0.331	1-2 G6-3 2B		0-0 G4-3		0-0 G4-3		0-0 G5-3		0-3 K	4	0	1	0	0	0	0					
Dan Gladden, R (1, 7) OBP: 0.314, SLG: 0.375	2-0 G6-3 HBP		1-1 F8-4 1B		1-0 L5-4 1B		3-2 P3		1-2 F8	4	0	2	0	0	0	0					
Kirby Puckett, R (1, 10) OBP: 0.378, SLG: 0.474	2-2 G6-3		1-2 F8-4		1-0 1B		1-1 G5-3			4	0	1	0	0	0	3					
Gary Gaetti, R (1, 5) OBP: 0.283, SLG: 0.390	1-0 G4-3				2-2 L5-4 1B				1-0 G5-3	4	0	1	0	0	0	3					
Brian Harper, R (1, 2) OBP: 0.338, SLG: 0.453		2-1 FC5-4 1B		0-1 P4		0-1 G5-3		1-0 G4-3		4	0	1	0	0	0	1					
Shane Mack, R (1, 8) OBP: 0.392, SLG: 0.479	2-2 FC5-4 1B		1-2 BB BB		4-0 BB FC5 BB		0-0 2B		0-1 1B	3	0	2	0	1	0	1					
Gene Larkin, S (1, 3) OBP: 0.350, SLG: 0.410	0-0 FC5-4 1B		1-2 FC5 BB		0-0 FC5 BB		2-1 F7		2-0 1B	4	0	2	0	0	0	3					
Al Newman, S (1, 4) OBP: 0.299, SLG: 0.287 Carmen Castillo, R (8, PH) OBP: 0.240, SLG: 0.256 Kent Hrbek, L (8, PH) OBP: 0.382, SLG: 0.485	0-0 F8		4-2 FC4 BB		1-2 2-3		2-3 K		1-2 G3	2	0	0	0	1	1	3					
Scott Leius, R (1, 6) OBP: 0.182, SLG: 0.455 Randy Bush, L (9, PH) OBP: 0.354, SLG: 0.446	2-0 FC5-4		0-0 FC4		0-0 FC4		0-1 HR		0-3 K	3	1	1	1	0	0	5					
Inning Stats	R: 0 E: 0 K: 0 S: 7	H: 1 LOB: 1 BB: 0 P: 13	R: 0 E: 0 K: 0 S: 9	H: 2 LOB: 2 BB: 0 P: 15	R: 0 E: 0 K: 0 S: 6	H: 1 LOB: 0 BB: 0 P: 8	R: 0 E: 0 K: 0 S: 9	H: 1 LOB: 3 BB: 2 P: 18	R: 0 E: 0 K: 1 S: 9	H: 1 LOB: 1 BB: 0 P: 13	R: 1 E: 0 K: 0 S: 8	H: 1 LOB: 0 BB: 0 P: 12	R: 0 E: 0 K: 0 S: 8	H: 2 LOB: 2 BB: 0 P: 13	R: 0 E: 0 K: 2 S: 9	H: 0 LOB: 0 BB: 0 P: 10	1B: 8 2B: 4 3B: 0 HR: 1	SF: 0 SAC: 0 DP: 3 HBP: 1	WP: 0 PB: 0 SB: 0 CS: 0	PA: 38	
PITCHER	IP	WLS	BF	H	R	ER	SO	BB	IBB	HBP	BLK	WP	HR	S	P	ERA	WHIP				
Jim Abbott, L (1, 1) ERA: 4.39	7.2	W	34	11	1	1	1	2	0	1	0	0	1	60	99	1.17	1.696				
Bryan Harvey, R (8, 1) ERA: 2.17	1.1	S	4	0	0	0	2	0	0	0	0	0	0	12	14	0.00	0.000				

Minnesota Twins @ California Angels
Anaheim Stadium, Anaheim, CA
Mon Sep 10 1990, 10:05 PM EDT
Att: 21,379 - Unknown

AB	35
R	1
H	11
RBI	1
BB	2
SO	3
LOB	21



Batter	1	2	3	4	5	6	7	8	9	AB	R	H	RBI	BB	SO	LOB	BOTTOM				
Luis Polonia, L (1, 7) OBP: 0.347, SLG: 0.390	4-0 G1-6-3 BB		1-2 S 1B		2-1 G4-6-3		0-0 2H 1B			3	1	2	1	1	0	2					
Johnny Ray, S (1, 4) OBP: 0.311, SLG: 0.359	1-2 G1-6-3		2-2 F7		0-0 G6-4-3 1B		1-1 CS 1B			4	0	2	0	0	0	2					
Chili Davis, S (1, 10) OBP: 0.357, SLG: 0.403	4-0 1B BB		4-1 1B BB		1-1 G6-4-3		3-2 F8			2	1	0	0	2	0	2					
Dave Winfield, R (1, 9) OBP: 0.330, SLG: 0.423	1-1 1B		1-0 1B		3-2 BB 1B		1-2 F9			4	0	3	1	0	0	0					
Lee Stevens, L (1, 3) OBP: 0.282, SLG: 0.328	1-3 K		1-0 FC6-4 1B		4-1 BB BB		4-1 BB BB			2	0	1	1	2	1	2					
Lance Parrish, R (1, 2) OBP: 0.345, SLG: 0.450		0-0 CS 1B	1-1 FC6-4		1-1 F7		1-1 F7			4	0	1	0	0	0	4					
Jack Howell, L (1, 5) OBP: 0.319, SLG: 0.364	1-1 F9		1-1 G4-3		2-3 K		2-3 K			4	0	0	0	0	2	2					
Dick Schofield, R (1, 6) OBP: 0.365, SLG: 0.276	4-1 BB		2-0 BB 1B		2-1 BB 2B		1-0 F8			3	1	2	0	1	0	1					
Devon White, S (1, 8) OBP: 0.283, SLG: 0.345	2-2 F8		4-1 G4-6-3 BB		1-3 K					2	0	0	0	1	1	2					
Inning Stats	R: 0 E: 0 K: 1 S: 10	H: 1 LOB: 2 BB: 2 P: 21	R: 0 E: 0 K: 0 S: 7	H: 1 LOB: 1 BB: 1 P: 14	R: 2 E: 0 K: 0 S: 14	H: 3 LOB: 1 BB: 1 P: 22	R: 0 E: 0 K: 0 S: 6	H: 1 LOB: 1 BB: 1 P: 15	R: 0 E: 0 K: 2 S: 10	H: 2 LOB: 1 BB: 0 P: 15	R: 1 E: 0 K: 0 S: 8	H: 1 LOB: 0 BB: 0 P: 13	R: 0 E: 0 K: 1 S: 9	H: 0 LOB: 1 BB: 1 P: 19	1B: 10 2B: 1 3B: 0 HR: 0	SF: 0 SAC: 0 DP: 3 HBP: 0	WP: 0 PB: 0 SB: 0 CS: 2	PA: 35			
PITCHER	IP	WLS	BF	H	R	ER	SO	BB	IBB	HBP	BLK	WP	HR	S	P	ERA	WHIP				
Paul Abbott, R (1, 1) ERA: 6.56	6.0	L	28	10	3	3	3	6	0	0	0	0	0	57	107	4.50	2.667				
Juan Berenguer, R (7, 1) ERA: 3.55	2.0		7	1	0	0	1	1	0	0	0	0	0	17	32	0.00	1.000				

Minnesota Twins @ California Angels
Anaheim Stadium, Anaheim, CA
Mon Sep 10 1990, 10:05 PM EDT
Att: 21,379 - Unknown

AB	28
R	3
H	11
RBI	3
BB	7
SO	4
LOB	17



Batter	1	2	3	4	5	6	7	8	9	AB	R	H	RBI	BB	SO	LOB	TOP			
Shane Mack, R OBP: 0.390, SLG: 0.475 (1, 8)										4	0	1	0	0	2	0	Minnesota Twins @ California Angels Anaheim Stadium, Anaheim, CA Tue Sep 11 1990, 10:05 PM EDT Att: 21,908 - Unknown livebaseballscorecards.com			
Dan Gladden, R OBP: 0.311, SLG: 0.372 (1, 10)										4	0	0	0	0	1	1				
Kirby Puckett, R OBP: 0.375, SLG: 0.470 (1, 7)											4	0	0	0	0	1				
Gary Gaetti, R OBP: 0.283, SLG: 0.389 (1, 5)											4	0	1	0	0	1				
Brian Harper, R OBP: 0.338, SLG: 0.451 (1, 2)											2	0	0	0	1	0				
Gene Larkin, S OBP: 0.352, SLG: 0.412 (1, 3)											3	0	2	0	0	0				
Pedro Munoz, R OBP: 0.326, SLG: 0.357 (1, 9)											3	0	0	0	0	4				
Scott Leius, R OBP: 0.143, SLG: 0.357 (1, 6)										3	0	0	0	0	1	2				
Al Newman, S OBP: 0.297, SLG: 0.284 (1, 4)										3	0	0	0	0	0	0				
Inning Stats	R: 0 E: 0 K: 1 S: 11	H: 1 LOB: 1 BB: 0 P: 14	R: 0 E: 0 K: 0 S: 8	H: 1 LOB: 1 BB: 1 P: 13	R: 0 E: 0 K: 1 S: 9	H: 0 LOB: 0 BB: 0 P: 12	R: 0 E: 0 K: 1 S: 6	H: 0 LOB: 0 BB: 0 P: 7	R: 0 E: 0 K: 1 S: 5	H: 0 LOB: 0 BB: 0 P: 8	R: 0 E: 0 K: 1 S: 6	H: 2 LOB: 2 BB: 0 P: 22	R: 0 E: 0 K: 1 S: 6	H: 0 LOB: 0 BB: 0 P: 11	R: 0 E: 0 K: 0 S: 3	H: 0 LOB: 0 BB: 0 P: 5	1B: 4 2B: 0 3B: 0 HR: 0	SF: 0 SAC: 0 DP: 1 HBP: 0	WP: 0 PB: 0 SB: 1 CS: 0	PA: 31
PITCHER Mark Langston, L ERA: 4.47 (1, 1)	IP: 9.0 WLS: W BF: 31 H: 4 R: 0 ER: 0 SO: 6 BB: 1 IBB: 0 HBP: 0 BLK: 0 WP: 0 HR: 0 S: 70 P: 102 ERA: 0.00 WHIP: 0.556																			

Batter	1	2	3	4	5	6	7	8	9	AB	R	H	RBI	BB	SO	LOB	BOTTOM			
Luis Polonia, L OBP: 0.350, SLG: 0.393 (1, 7)										5	1	3	0	0	0	0	Minnesota Twins @ California Angels Anaheim Stadium, Anaheim, CA Tue Sep 11 1990, 10:05 PM EDT Att: 21,908 - Unknown livebaseballscorecards.com			
Johnny Ray, S OBP: 0.310, SLG: 0.359 (1, 4)										5	1	1	0	0	1	2				
Chili Davis, S OBP: 0.361, SLG: 0.407 (1, 10)										4	1	3	1	0	1	0				
Dave Winfield, R OBP: 0.332, SLG: 0.431 (1, 9)										4	2	2	2	0	0	2				
Lee Stevens, L OBP: 0.282, SLG: 0.326 (1, 3)										4	0	1	0	0	0	1				
Lance Parrish, R OBP: 0.344, SLG: 0.448 (1, 2)										4	0	1	0	0	1	1				
Jack Howell, L OBP: 0.321, SLG: 0.364 (1, 5)										3	1	1	1	1	0	0				
Dick Schofield, R OBP: 0.363, SLG: 0.276 (1, 6)										4	1	1	0	0	0	2				
Devon White, S OBP: 0.285, SLG: 0.347 (1, 8)										4	2	2	1	0	1	0				
Inning Stats	R: 2 E: 0 K: 0 S: 13	H: 3 LOB: 0 BB: 0 P: 16	R: 0 E: 0 K: 0 S: 5	H: 0 LOB: 0 BB: 0 P: 9	R: 0 E: 0 K: 1 S: 8	H: 0 LOB: 0 BB: 0 P: 11	R: 1 E: 0 K: 1 S: 17	H: 3 LOB: 2 BB: 0 P: 26	R: 3 E: 0 K: 0 S: 15	H: 5 LOB: 1 BB: 0 P: 24	R: 0 E: 0 K: 0 S: 9	H: 0 LOB: 0 BB: 0 P: 11	R: 0 E: 0 K: 1 S: 8	H: 1 LOB: 1 BB: 0 P: 11	R: 3 E: 1 K: 1 S: 20	H: 3 LOB: 1 BB: 1 P: 37	1B: 13 2B: 1 3B: 0 HR: 1	SF: 0 SAC: 0 DP: 2 HBP: 0	WP: 0 PB: 0 SB: 1 CS: 0	PA: 38
PITCHER Kevin Tapani, R ERA: 4.0 (1, 1)	IP: 3.0 WLS: L BF: 11 H: 3 R: 2 ER: 2 SO: 1 BB: 0 IBB: 0 HBP: 0 BLK: 0 WP: 0 HR: 0 S: 26 P: 36 ERA: 6.00 WHIP: 1.000																			
Roy Smith, R ERA: 4.99 (4, 1)	IP: 3.0 WLS: L BF: 16 H: 8 R: 4 ER: 4 SO: 1 BB: 0 IBB: 0 HBP: 0 BLK: 0 WP: 0 HR: 1 S: 41 P: 61 ERA: 12.00 WHIP: 2.667																			
Gary Wayne, L ERA: 4.67 (7, 1)	IP: 1.0 WLS: L BF: 4 H: 1 R: 0 ER: 0 SO: 1 BB: 0 IBB: 0 HBP: 0 BLK: 0 WP: 0 HR: 0 S: 8 P: 11 ERA: 0.00 WHIP: 1.000																			
Jack Savage, R ERA: 7.56 (8, 1)	IP: 1.0 WLS: L BF: 7 H: 3 R: 3 ER: 3 SO: 1 BB: 1 IBB: 0 HBP: 0 BLK: 0 WP: 0 HR: 0 S: 20 P: 37 ERA: 9.00 WHIP: 4.000																			

Minnesota Twins @ California Angels
 Anaheim Stadium, Anaheim, CA
 Tue Sep 11 1990, 10:05 PM EDT
 Att: 21,908 - Unknown

AB	30
R	0
H	4
RBI	0
BB	1
SO	6
LOB	10



Batter	1	2	3	4	5	6	7	8	9	AB	R	H	RBI	BB	SO	LOB	TOP				
Pedro Munoz, R OBP: 0.326, SLG: 0.356 Dan Gladden, R OBP: 0.310, SLG: 0.371	G6-3	G5-3-6				G4-3		G6-4-3		3	1	1	0	0	0	1					
Nelson Liriano, S OBP: 0.319, SLG: 0.337	K		G3				E3			4	2	1	1	1	1	0					
Gary Gaetti, R OBP: 0.285, SLG: 0.391	HBP 1B		K							5	1	3	1	0	2	1					
Kent Hrbek, L OBP: 0.381, SLG: 0.482	BB HBP		P6							5	0	1	0	0	0	3					
Gene Larkin, S OBP: 0.351, SLG: 0.409	BB			K			F8			3	0	0	0	0	1	2					
Shane Mack, R OBP: 0.395, SLG: 0.478	BB			K						3	1	2	2	1	1	0					
Randy Bush, L OBP: 0.345, SLG: 0.434	G4-3			G3-1						4	0	0	0	0	0	6					
Junior Ortiz, R OBP: 0.400, SLG: 0.410 Al Newman, S OBP: 0.304, SLG: 0.284					G4-3					3	1	2	0	0	0	0					
Greg Gagne, R OBP: 0.289, SLG: 0.378 John Moses, S OBP: 0.304, SLG: 0.269 Brian Harper, R OBP: 0.338, SLG: 0.451						L4				3	0	1	1	0	0	1					
										1	0	0	0	0	0	1					
										0	0	0	0	0	0	0					
Inning Stats	R: 1 E: 0 K: 1 S: 16	H: 2 LOB: 3 BB: 1 P: 26	R: 0 E: 1 K: 0 S: 6	H: 1 LOB: 0 BB: 0 P: 9	R: 0 E: 0 K: 1 S: 7	H: 0 LOB: 0 BB: 0 P: 11	R: 0 E: 0 K: 2 S: 11	H: 0 LOB: 0 BB: 0 P: 13	R: 2 E: 0 K: 0 S: 12	H: 3 LOB: 1 BB: 0 P: 32	R: 1 E: 1 K: 0 S: 12	H: 2 LOB: 2 BB: 0 P: 15	R: 0 E: 0 K: 1 S: 8	H: 0 LOB: 0 BB: 1 P: 17	R: 0 E: 0 K: 1 S: 6	H: 0 LOB: 0 BB: 1 P: 11	1B: 10 2B: 2 3B: 1 HR: 0	SF: 0 SAC: 0 DP: 3 HBP: 1	WP: 0 PB: 0 CS: 0	PA: 40	
PITCHER	IP	WLS	BF	H	R	ER	SO	BB	IBB	HBP	BLK	WP	HR	S	P	ERA	WHIP				
Joe Grahe, R ERA: 6.23	6.0	W	28	9	5	4	4	1	0	1	0	0	0	73	108	6.00	1.667				
Willie Fraser, R ERA: 2.94	2.0		9	2	1	0	0	1	0	0	0	0	0	20	32	0.00	1.500				
Bryan Harvey, R ERA: 2.14	1.0	S	3	0	0	0	1	1	0	0	0	0	0	6	11	0.00	1.000				

Minnesota Twins @ California Angels
Anaheim Stadium, Anaheim, CA
Wed Sep 12 1990, 10:05 PM EDT
Att: 21,480 - Unknown

AB	36
R	6
H	11
RBI	5
BB	3
SO	5
LOB	17



Batter	1	2	3	4	5	6	7	8	9	AB	R	H	RBI	BB	SO	LOB	BOTTOM				
Dick Schofield, R OBP: 0.367, SLG: 0.286	1B	G4-6-3				G4-3				5	1	3	0	0	0	2					
Johnny Ray, S OBP: 0.311, SLG: 0.369	1B		G4-3			G6-3				5	2	2	1	0	0	2					
Brian Downing, R OBP: 0.378, SLG: 0.491	PB									2	1	1	1	2	0	1					
Dave Winfield, R OBP: 0.334, SLG: 0.433	PB									3	1	2	0	0	0	1					
Dante Bichette, R OBP: 0.298, SLG: 0.443	F9									4	1	1	0	0	1	4					
Lee Stevens, L OBP: 0.286, SLG: 0.328	SF8									2	1	1	1	1	1	0					
Lance Parrish, R OBP: 0.341, SLG: 0.444	G6-3									4	0	0	0	0	1	6					
Jack Howell, L OBP: 0.320, SLG: 0.360										3	0	0	1	1	2	2					
Devon White, S OBP: 0.290, SLG: 0.358										4	1	3	3	0	0	1					
Inning Stats	R: 3 E: 0 K: 0 S: 13	H: 4 LOB: 1 BB: 0 P: 23	R: 0 E: 0 K: 0 S: 5	H: 0 LOB: 0 BB: 1 P: 9	R: 0 E: 0 K: 0 S: 9	H: 0 LOB: 0 BB: 1 P: 16	R: 0 E: 0 K: 1 S: 7	H: 0 LOB: 0 BB: 0 P: 9	R: 1 E: 0 K: 1 S: 12	H: 2 LOB: 1 BB: 0 P: 20	R: 3 E: 0 K: 1 S: 13	H: 4 LOB: 1 BB: 0 P: 19	R: 1 E: 0 K: 0 S: 15	H: 1 LOB: 2 BB: 2 P: 28	R: 0 E: 0 K: 1 S: 13	H: 2 LOB: 1 BB: 0 P: 20	1B: 10 2B: 1 3B: 0 HR: 2	SF: 1 SAC: 1 DP: 2 HBP: 0	WP: 0 PB: 1 CS: 0	PA: 38	
PITCHER	IP	WLS	BF	H	R	ER	SO	BB	IBB	HBP	BLK	WP	HR	S	P	ERA	WHIP				
Larry Casian, L ERA: 5.68	5.0		21	6	4	3	2	2	0	0	0	0	1	26	40	21.60	3.600				
Tim Drummond, R ERA: 4.57	1.2	L	11	5	4	4	2	1	0	0	0	0	0	1	5	∞	∞				
Gary Wayne, L ERA: 4.67	0.0		1	0	0	0	0	1	0	0	0	0	0	1	5	∞	∞				
Terry Leach, R ERA: 3.16	1.1		5	2	0	0	1	0	0	0	0	0	0	14	22	0.00	1.500				

Minnesota Twins @ California Angels
Anaheim Stadium, Anaheim, CA
Wed Sep 12 1990, 10:05 PM EDT
Att: 21,480 - Unknown

AB	32
R	8
H	13
RBI	7
BB	4
SO	5
LOB	19



Batter	1	2	3	4	5	6	7	8	9	AB	R	H	RBI	BB	SO	LOB	TOP										
Harold Reynolds, S OBP: 0.338, SLG: 0.351 (1, 4)	4-1 HR BB	0-1 1-2 1B		3-2 G4-3			1-1 SAFE E8 1B 1B		0-3 K	4	2	2	0	1	1	2											
Ken Griffey, L OBP: 0.366, SLG: 0.465 (1, 7)	0-2 1-H HR	0-1 F8			1-1 G3		2-2 3-H 1B		1-0 P6	5	1	2	3	0	0	3											
Ken Griffey Jr., L OBP: 0.364, SLG: 0.470 (1, 8)	3-0 HR	2-1 G1-3			1-2 G6-3		3-3 K			4	1	1	1	0	1	3											
Avin Davis, L OBP: 0.393, SLG: 0.406 (1, 10)	0-1 G3-1			3-3 K		2-1 G4-3	3-3 K			4	0	0	0	0	2	1											
Pete O'Brien, L OBP: 0.312, SLG: 0.318 (1, 3)	4-0 FC6-4 BB		1-2 G3-1			1-1 G4-3		1-1 P6		3	0	0	0	1	0	0											
Jay Buhner, R OBP: 0.331, SLG: 0.455 (1, 9)	0-3 K		2-3 K			2-3 K		2-2 G1-3		4	0	0	0	0	3	1											
Edgar Martinez, R OBP: 0.390, SLG: 0.438 (1, 5)	1-1 FC6-4 1-2		0-2 L6			0-2 G5-3		2-1 L4		4	0	0	0	0	0	1											
Scott Bradley, L OBP: 0.257, SLG: 0.279 (1, 2)		3-1 G4-3		1-2 G1-3			2-2 G4-3		1-3 K	4	0	0	0	0	1	0											
Omar Vizquel, S OBP: 0.288, SLG: 0.302 (9, PH)		0-0 1B 1B		1-2 E7 1B			4-0 1B BB		2-2 1B	2	1	2	0	1	0	0											
Greg Briley, L OBP: 0.316, SLG: 0.362 (9, PH)										1	0	1	0	0	0	0											
Inning Stats	R: 3 E: 0 K: 1 S: 13	H: 2 LOB: 1 BB: 2 P: 25	R: 0 E: 0 K: 0 S: 9	H: 2 LOB: 2 BB: 0 P: 14	R: 0 E: 0 K: 2 S: 13	H: 0 LOB: 0 BB: 0 P: 19	R: 0 E: 1 K: 0 S: 12	H: 1 LOB: 0 BB: 0 P: 17	R: 0 E: 0 K: 0 S: 7	H: 0 LOB: 0 BB: 0 P: 11	R: 0 E: 0 K: 1 S: 9	H: 0 LOB: 0 BB: 0 P: 12	R: 2 E: 1 K: 0 S: 16	H: 2 LOB: 1 BB: 1 P: 31	R: 0 E: 0 K: 0 S: 7	H: 0 LOB: 0 BB: 0 P: 12	R: 0 E: 0 K: 2 S: 11	H: 1 LOB: 1 BB: 0 P: 15	1B: 6 2B: 0 3B: 0 HR: 2	SF: 0 SAC: 0 DP: 0 HBP: 0	WP: 0 PB: 0 SB: 0 CS: 0	PA: 38					
PITCHER	IP	WLS	BF	H	R	ER	SO	BB	IBB	HBP	BLK	WP	HR	S	P	ERA	WHIP										
Kirk McCaskill, R ERA: 2.87 (1, 1)	6.1		27	5	4	3	4	3	0	0	0	0	2	66	107	4.26	1.263										
Bob McClure, L ERA: 3.0 (7, 1)	1.2	W	7	2	1	0	2	0	0	0	0	0	0	20	34	0.00	1.200										
Bryan Harvey, R ERA: 2.1 (9, 1)	1.0	S	4	1	0	0	2	0	0	0	0	0	0	11	15	0.00	1.000										

Seattle Mariners @ California Angels
Anaheim Stadium, Anaheim, CA
Fri Sep 14, 1990, 10:05 PM EDT
Att: 34,180 - Unknown - 82 F

AB 35
R 5
H 8
RBI 4
BB 3
SO 8
LOB 11



Batter	1	2	3	4	5	6	7	8	9	AB	R	H	RBI	BB	SO	LOB	BOTTOM										
Dick Schofield, R OBP: 0.374, SLG: 0.294 (1, 6)	1-2 CS 1B		1-1 G4-3 WP HR 1B	4-0 FC5-4 BB		1-1 G1-3				3	1	2	1	1	0	1											
Johnny Ray, S OBP: 0.314, SLG: 0.374 (1, 4)	1-3 K		1-2 G4-3	1-0 FC5-4			3-2 G4-3 HR 2B			4	1	1	1	0	1	5											
Brian Downing, R OBP: 0.380, SLG: 0.490 (1, 10)	2-3 K		3-0 HR HBP		1-2 1B		1-1 G4-3			3	1	1	0	0	1	2											
Dave Winfield, R OBP: 0.332, SLG: 0.443 (1, 9)	2-2 CS	1-1 G4-3	1-0 HR		2-3 K		1-1 HR			4	2	2	5	0	1	1											
Lance Parrish, R OBP: 0.338, SLG: 0.438 (1, 2)		2-3 K	1-3 K		3-3 K		1-0 F9			4	0	0	0	0	3	1											
Dante Bichette, R OBP: 0.296, SLG: 0.439 (1, 7)		2-3 K		3-2 G6-3		0-0 F7		2-1 G4-3		3	0	0	0	0	1	1											
Luis Polonia, L OBP: 0.356, SLG: 0.396 (7, PH) (8, 7)										1	0	0	0	0	0	0											
Rick Schu, R OBP: 0.314, SLG: 0.428 (1, 3)			2-2 F7		0-0 WP BB 1B		1-0 SH2-4 2B		2-1 G6-3	3	0	2	0	0	0	0											
Lee Stevens, L OBP: 0.282, SLG: 0.323 (6, PH) (9, 3)										1	0	0	0	0	0	0											
Bobby Rose, R OBP: 0.667, SLG: 0.500 (1, 5)			0-0 1B 1B		4-2 WP BB		0-0 SH2-4		0-1 G4-3	2	1	1	0	1	0	0											
Devon White, S OBP: 0.287, SLG: 0.354 (1, 8)			1-2 1B G4-3 1B		3-2 G5-3		2-1 G5-3		1-3 K	4	1	1	0	0	1	3											
Inning Stats	R: 0 E: 0 K: 2 S: 14	H: 1 LOB: 0 BB: 0 P: 20	R: 0 E: 0 K: 2 S: 9	H: 0 LOB: 0 BB: 0 P: 14	R: 5 E: 0 K: 1 S: 16	H: 4 LOB: 0 BB: 0 P: 26	R: 0 E: 0 K: 0 S: 10	H: 1 LOB: 3 BB: 2 P: 25	R: 0 E: 0 K: 0 S: 10	H: 1 LOB: 1 BB: 0 P: 16	R: 0 E: 0 K: 0 S: 6	H: 1 LOB: 0 BB: 0 P: 10	R: 2 E: 0 K: 0 S: 10	H: 2 LOB: 0 BB: 0 P: 18	R: 0 E: 0 K: 1 S: 8	H: 0 LOB: 0 BB: 0 P: 11	1B: 6 2B: 2 3B: 0 HR: 2	SF: 0 SAC: 1 DP: 0 HBP: 1	WP: 2 PB: 0 SB: 0 CS: 1	PA: 37							
PITCHER	IP	WLS	BF	H	R	ER	SO	BB	IBB	HBP	BLK	WP	HR	S	P	ERA	WHIP										
Matt Young, L ERA: 3.52 (1, 1)	6.1	L	31	10	7	7	7	2	0	1	0	0	2	72	123	9.95	1.895										
Bill Swift, R ERA: 2.4 (7, 1)	1.2		5	0	0	0	1	0	0	0	0	0	0	11	17	0.00	0.000										

Seattle Mariners @ California Angels
Anaheim Stadium, Anaheim, CA
Fri Sep 14, 1990, 10:05 PM EDT
Att: 34,180 - Unknown - 82 F

AB 32
R 7
H 10
RBI 7
BB 2
SO 8
LOB 14




Batter	1	2	3	4	5	6	7	8	9	AB	R	H	RBI	BB	SO	LOB	TOP							
Harold Reynolds, S (1, 4) OBP: 0.340, SLG: 0.354	0-0 G2-3 1B	2-1 E5 1B		3-1 BLK 1B		3-2 SH5-4 1B	1-1 G4-1		0-2 FC3-6 1B	6	4	3	0	0	0	3								
Edgar Martinez, R (1, 10) OBP: 0.394, SLG: 0.441	2-1 G4-3	2-2 1B		4-0 1B		1-2 SH5-4 1B		1-2 FC5-4 1B	1-2 G1-3	4	2	3	1	1	0	1								
Greg Briley, L (8, FR) OBP: 0.315, SLG: 0.361	1-2 1B	2-H 1B		2-3 1B		1-2 1B		1-2 1B		1	0	0	0	0	0	2								
Henry Cotto, R (1, 8) OBP: 0.306, SLG: 0.335	1-1 G2-3	0-1 FC5-4 1B		2-1 1B		0-1 SH5-4		2-0 FC5-4 1B		4	0	2	1	0	0	2								
Jeffrey Leonard, R (1, 7) OBP: 0.294, SLG: 0.350	1-0 1B	0-0 FC5-4		1-3 1B		4-0 1B		1-0 1B		3	0	2	2	1	0	2								
Jay Buhner, R (1, 9) OBP: 0.333, SLG: 0.453	1-0 1B		2-3 K	1-2 FC6-4		0-1 1B		0-0 L4		5	0	2	2	0	1	4								
Pete O'Brien, L (1, 3) OBP: 0.313, SLG: 0.320	4-2 1B		0-1 G3		0-0 G4-3				1-1 1B	4	1	1	0	1	0	2								
Dave Valle, R (1, 2) OBP: 0.312, SLG: 0.325	1-3 K		2-2 G3		2-1 G4-3 1B		0-1 F8		4-2 FC3-6 1B	4	0	1	0	1	1	3								
Jeff Schaefer, R (1, 5) OBP: 0.228, SLG: 0.227		0-0 G4-3		1-2 G5-3		2-0 G4-3		0-0 G5-3		5	0	1	0	0	0	1								
Mike Brumley, S (1, 6) OBP: 0.269, SLG: 0.315		0-0 P4		1-2 P3		0-2 L6		1-0 1B		4	0	1	0	0	0	1								
Alvin Davis, L (9, PH) OBP: 0.392, SLG: 0.406									0-0 SF7	0	0	0	1	0	0	0								
Omar Vizquel, S (9, 6) OBP: 0.288, SLG: 0.302									3-H SF7	0	0	0	0	0	0	0								
Inning Stats	R: 1 E: 0 K: 1 S: 14	H: 3 LOB: 3 BB: 1 P: 24	R: 1 E: 1 K: 0 S: 10	H: 2 LOB: 2 BB: 0 P: 14	R: 0 E: 0 K: 1 S: 11	H: 0 LOB: 0 BB: 0 P: 15	R: 2 E: 0 K: 0 S: 15	H: 3 LOB: 2 BB: 1 P: 28	R: 0 E: 0 K: 0 S: 7	H: 1 LOB: 1 BB: 0 P: 11	R: 2 E: 0 K: 0 S: 12	H: 3 LOB: 1 BB: 1 P: 23	R: 0 E: 0 K: 0 S: 6	H: 1 LOB: 1 BB: 0 P: 8	R: 0 E: 0 K: 0 S: 6	H: 1 LOB: 1 BB: 0 P: 10	R: 1 E: 0 K: 0 S: 12	H: 2 LOB: 2 BB: 1 P: 18	1B: 14 2B: 4 3B: 0 HR: 0	SF: 1 SAC: 1 DP: 2 HBP: 1	WP: 0 PB: 0 SB: 0 CS: 0	PA: 47		
PITCHER	IP	WLS	BF	H	R	ER	SO	BB	IBB	HBP	BLK	WP	HR	S	P	ERA	WHIP							
Jim Abbott, L (1, 1) ERA: 4.5	5.1	L	32	12	6	5	2	2	1	0	1	0	0	66	109	8.44	2.625							
Mike Fetters, R (6, 1) ERA: 4.22	1.2		5	1	0	0	0	0	0	0	0	0	0	9	14	0.00	0.600							
Greg Minton, R (8, 1) ERA: 2.77	1.0		4	1	0	0	0	0	0	1	0	0	0	6	10	0.00	1.000							
Mark Eichhorn, R (9, 1) ERA: 3.15	1.0		6	2	1	1	0	1	0	0	0	0	0	12	18	9.00	3.000							
Batter	1	2	3	4	5	6	7	8	9	AB	R	H	RBI	BB	SO	LOB	BOTTOM							
Luis Polonia, L (1, 7) OBP: 0.397, SLG: 0.397	1-1 F8		1-2 1B		0-1 G4-3			1-0 WP		4	0	2	0	0	0	0								
Johnny Ray, S (1, 4) OBP: 0.313, SLG: 0.373	1-0 L8		2-1 FC6-4 1B		1-2 G4-3			3-2 P5		4	0	1	0	0	0	1								
Chili Davis, S (1, 10) OBP: 0.362, SLG: 0.406	1-2 G3-1		3-3 K		1-2 G4-3			1-3 K		4	0	0	0	0	2	3								
Dave Winfield, R (1, 9) OBP: 0.333, SLG: 0.450		1-1 FC4-6 1B	3-1 FC6-4		2-2 HR			1-2 P6		4	1	2	1	0	0	3								
Lee Stevens, L (1, 3) OBP: 0.277, SLG: 0.317		2-0 FC4-6 2B		1-3 K		0-0 G1-3		0-0 F8		4	1	0	0	0	1	1								
Jack Howell, L (1, 5) OBP: 0.325, SLG: 0.367		3-2 1B		4-2 G5-3 BB		2-2 G3-1		0-1 G3-1		3	0	1	1	1	0	0								
Dick Schofield, R (1, 6) OBP: 0.372, SLG: 0.291		2-1 P5		4-2 BB				0-1 G3-1		3	0	0	0	1	1	1								
John Orton, R (1, 2) OBP: 0.218, SLG: 0.247		1-1 L3		1-0 G5-3				1-3 K		3	0	0	0	0	1	3								
Devon White, S (1, 8) OBP: 0.285, SLG: 0.352			3-1 F9		2-3 K			3-2 F9		3	0	0	0	0	1	0								
Inning Stats	R: 0 E: 0 K: 0 S: 6	H: 0 LOB: 0 BB: 0 P: 9	R: 1 E: 0 K: 0 S: 11	H: 2 LOB: 1 BB: 0 P: 20	R: 0 E: 0 K: 1 S: 12	H: 2 LOB: 0 BB: 0 P: 24	R: 0 E: 0 K: 1 S: 9	H: 0 LOB: 1 BB: 2 P: 19	R: 0 E: 0 K: 0 S: 8	H: 0 LOB: 0 BB: 0 P: 11	R: 1 E: 0 K: 0 S: 11	H: 1 LOB: 0 BB: 0 P: 16	R: 0 E: 0 K: 1 S: 9	H: 0 LOB: 0 BB: 0 P: 13	R: 0 E: 0 K: 1 S: 11	H: 1 LOB: 1 BB: 0 P: 17	R: 0 E: 0 K: 1 S: 7	H: 0 LOB: 0 BB: 0 P: 9	1B: 4 2B: 1 3B: 0 HR: 1	SF: 0 SAC: 0 DP: 1 HBP: 0	WP: 1 PB: 0 SB: 0 CS: 0	PA: 34		
PITCHER	IP	WLS	BF	H	R	ER	SO	BB	IBB	HBP	BLK	WP	HR	S	P	ERA	WHIP							
Erik Hanson, R (1, 1) ERA: 3.38	9.0	W	34	6	2	2	6	2	0	0	0	1	1	84	138	2.00	0.889							

Seattle Mariners @ California Angels
Anaheim Stadium, Anaheim, CA
Sat Sep 15 1990, 10:05 PM EDT
Att: 27,948 - Unknown - 80 F

livebaseballscorecards.com


AB 40
R 7
H 16
RBI 7
BB 4
SO 2
LOB 21



Seattle Mariners @ California Angels
Anaheim Stadium, Anaheim, CA
Sat Sep 15 1990, 10:05 PM EDT
Att: 27,948 - Unknown - 80 F

livebaseballscorecards.com

AB 32
R 2
H 6
RBI 2
BB 2
SO 6
LOB 12



Batter	1	2	3	4	5	6	7	8	9	AB	R	H	RBI	BB	SO	LOB	TOP								
Harold Reynolds, S OBP: 0.339, SLG: 0.353 (1, 4)										5	1	1	0	0	1	4									
Edgar Martinez, R OBP: 0.393, SLG: 0.439 (1, 10) (9, 5)										4	0	1	0	0	0	1									
Henry Cotto, R OBP: 0.303, SLG: 0.331 (1, 8)										4	0	0	0	0	2	2									
Jeffrey Leonard, R OBP: 0.296, SLG: 0.348 (1, 7)										2	1	0	0	2	2	1									
Jay Buhner, R OBP: 0.346, SLG: 0.467 (1, 9)										3	1	2	2	0	1	1									
Pete O'Brien, L OBP: 0.313, SLG: 0.320 (1, 3)										4	0	1	0	0	3	3									
Dave Valle, R OBP: 0.309, SLG: 0.321 (9, PH)										3	0	0	0	0	1	3	AB 33								
Alvin Davis, L OBP: 0.393, SLG: 0.407 (9, PH)										0	1	0	0	0	0	0	R 5								
Greg Briley, L OBP: 0.315, SLG: 0.361 (9, 2)										0	1	0	0	0	0	0	H 9								
Scott Bradley, L OBP: 0.257, SLG: 0.279 (9, 1)										0	0	0	0	0	0	0	RBI 5								
Jeff Schaefer, R OBP: 0.242, SLG: 0.244 (9, PH)										2	0	1	0	1	0	0	BB 3								
Ken Griffey Jr., L OBP: 0.365, SLG: 0.476 (9, 1)										1	1	1	3	0	0	0	SO 11								
Michael Jackson, R (9, 1)										0	0	0	0	0	0	0	LOB 19								
Omar Vizquel, S OBP: 0.287, SLG: 0.301 (1, 6)										4	0	1	0	0	1	4									
Inning Stats	R: 2 E: 0 K: 1 S: 8	H: 2 LOB: 1 BB: 1 P: 14	R: 0 E: 0 K: 0 S: 13	H: 1 LOB: 2 BB: 1 P: 22	R: 0 E: 1 K: 2 S: 13	H: 1 LOB: 0 BB: 0 P: 16	R: 0 E: 0 K: 2 S: 9	H: 1 LOB: 1 BB: 0 P: 16	R: 0 E: 0 K: 0 S: 5	H: 0 LOB: 0 BB: 0 P: 6	R: 0 E: 0 K: 1 S: 5	H: 0 LOB: 0 BB: 1 P: 10	R: 0 E: 0 K: 0 S: 8	H: 1 LOB: 0 BB: 0 P: 11	R: 0 E: 0 K: 2 S: 11	H: 0 LOB: 0 BB: 0 P: 20	R: 3 E: 0 K: 3 S: 18	H: 3 LOB: 1 BB: 0 P: 22	1B: 6 2B: 2 3B: 0 HR: 1	SF: 0 SAC: 0 DP: 2 HBP: 1	WP: 0 PB: 0 SB: 2 CS: 0	PA: 37			
PITCHER	IP	WLS	BF	H	R	ER	SO	BB	IBB	HBP	BLK	WP	HR	S	P	ERA	WHIP								
Mark Langston, L ERA: 4.38 (1, 1)	8.0		31	6	2	2	8	3	0	1	0	0	0	72	115	2.25	1.125								
Bryan Harvey, R ERA: 2.51 (9, 1)	1.0	L	6	3	3	3	3	0	0	0	0	0	1	18	22	27.00	3.000								

Seattle Mariners @ California Angels
Anaheim Stadium, Anaheim, CA
Sun Sep 16 1990, 6:33 AM EDT
Att: 30,000 - Sunny - 85 F


AB	33
R	5
H	9
RBI	5
BB	3
SO	11
LOB	19



Batter	1	2	3	4	5	6	7	8	9	AB	R	H	RBI	BB	SO	LOB	BOTTOM								
Dick Schofield, R OBP: 0.371, SLG: 0.290 (1, 6)										4	0	1	1	0	0	1									
Jack Howell, L OBP: 0.327, SLG: 0.367 (9, PH)										0	0	0	0	1	0	0									
Johnny Ray, S OBP: 0.312, SLG: 0.371 (1, 4)										5	0	1	0	0	0	5									
Brian Downing, R OBP: 0.378, SLG: 0.484 (1, 10)										3	0	0	0	1	0	0									
Dave Winfield, R OBP: 0.331, SLG: 0.446 (1, 9)										4	0	0	0	0	0	2									
Chili Davis, S OBP: 0.359, SLG: 0.402 (1, 7)										4	0	0	0	0	1	0									
Max Venable, L OBP: 0.340, SLG: 0.419 (9, 7)										0	0	0	0	0	0	0									
Lance Parrish, R OBP: 0.335, SLG: 0.434 (1, 2)										3	0	0	0	0	0	0									
Luis Polonia, L OBP: 0.359, SLG: 0.397 (9, PH)										0	0	0	0	1	0	0									
Rick Schu, R OBP: 0.319, SLG: 0.450 (1, 3)										4	1	2	1	0	2	1	AB 33								
Bobby Rose, R OBP: 0.571, SLG: 1.000 (1, 5)										4	2	2	1	0	0	2	R 3								
Devon White, S OBP: 0.289, SLG: 0.353 (1, 8)										2	0	1	0	2	1	0	H 7								
Inning Stats	R: 0 E: 0 K: 0 S: 8	H: 1 LOB: 1 BB: 1 P: 16	R: 0 E: 0 K: 1 S: 9	H: 1 LOB: 0 BB: 0 P: 12	R: 0 E: 0 K: 1 S: 8	H: 0 LOB: 0 BB: 0 P: 12	R: 0 E: 0 K: 0 S: 10	H: 0 LOB: 0 BB: 0 P: 14	R: 1 E: 0 K: 1 S: 13	H: 2 LOB: 1 BB: 0 P: 23	R: 0 E: 0 K: 0 S: 9	H: 0 LOB: 0 BB: 0 P: 14	R: 2 E: 0 K: 0 S: 13	H: 3 LOB: 2 BB: 1 P: 25	R: 0 E: 0 K: 0 S: 6	H: 0 LOB: 0 BB: 0 P: 10	R: 0 E: 0 K: 1 S: 10	H: 0 LOB: 3 BB: 3 P: 26	1B: 5 2B: 0 3B: 0 HR: 2	SF: 0 SAC: 0 DP: 1 HBP: 0	WP: 0 PB: 0 SB: 2 CS: 0	PA: 38			
PITCHER	IP	WLS	BF	H	R	ER	SO	BB	IBB	HBP	BLK	WP	HR	S	P	ERA	WHIP								
Randy Johnson, L ERA: 3.51 (1, 1)	6.2		27	6	3	3	3	2	0	0	0	0	0	8	13	4.05	1.200								
Bill Swift, R ERA: 2.37 (7, 1)	1.1	W	5	1	0	0	0	0	0	0	0	0	0	8	13	0.00	0.750								
Michael Jackson, R ERA: 4.54 (9, 1)	1.0	S	6	0	0	0	1	3	0	0	0	0	0	10	26	0.00	3.000								

Seattle Mariners @ California Angels
Anaheim Stadium, Anaheim, CA
Sun Sep 16 1990, 6:33 AM EDT
Att: 30,000 - Sunny - 85 F

AB	33
R	3
H	7
RBI	3
BB	5
SO	4
LOB	11



Batter	1	2	3	4	5	6	7	8	9	AB	R	H	RBI	BB	SO	LOB	TOP	
Tony Phillips, S OBP: 0.365, SLG: 0.351 (1, 4)										5	1	2	0	0	2	3		
Travis Fryman, R OBP: 0.376, SLG: 0.495 (1, 5)										5	0	2	1	0	0	2		
Alan Trammell, R OBP: 0.385, SLG: 0.465 (1, 6)										4	0	0	0	0	0	2		
Cecil Fielder, R OBP: 0.385, SLG: 0.605 (1, 3)										3	0	1	0	1	1	1		
Gary Ward, R OBP: 0.323, SLG: 0.386 (1, 10)										4	1	1	0	0	1	3		
Chet Lemon, R OBP: 0.355, SLG: 0.367 (1, 9)										4	0	1	0	0	1	1		
Lloyd Moseby, L OBP: 0.331, SLG: 0.405 (1, 7)										3	1	1	0	1	1	1		
Mike Heath, R OBP: 0.327, SLG: 0.413 (1, 2)										4	0	1	0	0	1	4		
Mitt Cuyler, S OBP: 0.333, SLG: 0.444 (1, 8)										2	0	0	2	0	0	1		
Inning Stats	R: 1 E: 1 K: 1 S: 13	H: 1 LOB: 1 BB: 1 P: 22	R: 0 E: 0 K: 1 S: 9	H: 0 LOB: 0 BB: 0 P: 11	R: 1 E: 0 K: 2 S: 9	H: 2 LOB: 2 BB: 1 P: 16	R: 0 E: 0 K: 0 S: 5	H: 1 LOB: 1 BB: 0 P: 18	R: 0 E: 0 K: 0 S: 7	H: 1 LOB: 0 BB: 0 P: 12	R: 0 E: 0 K: 1 S: 10	H: 1 LOB: 1 BB: 0 P: 15	R: 0 E: 0 K: 0 S: 8	H: 1 LOB: 1 BB: 0 P: 15	1B: 7 2B: 2 HR: 0	SF: 1 SAC: 1 DP: 1 HBP: 0	WP: 0 PB: 1 SB: 0 CS: 1	PA: 38
PITCHER Chuck Finley, L ERA: 2.39 (1, 1)	IP: 9.0 WLS: L BF: 38 H: 9 R: 3 ER: 1 SO: 7 BB: 2 IBB: 0 HBP: 0 BLK: 0 WP: 0 HR: 0 S: 82 P: 133 ERA: 1.00 WHIP: 1.222															PITCHER		

Detroit Tigers @ California Angels
Anaheim Stadium, Anaheim, CA
Tue Sep 18, 1990, 10:05 PM EDT
Att: 22,397 - Unknown - 65 F


AB	34
R	3
H	9
RBI	3
BB	2
SO	7
LOB	18

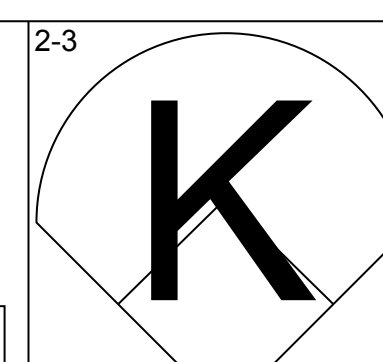
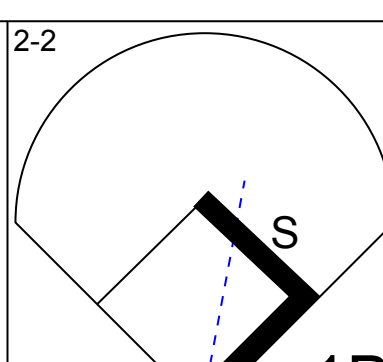
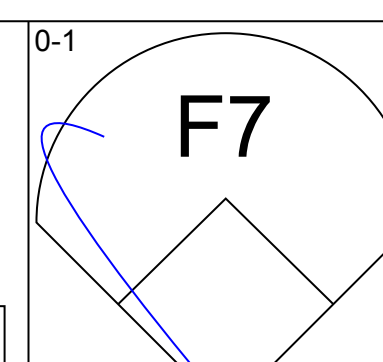
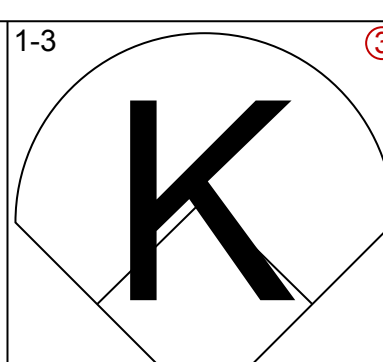
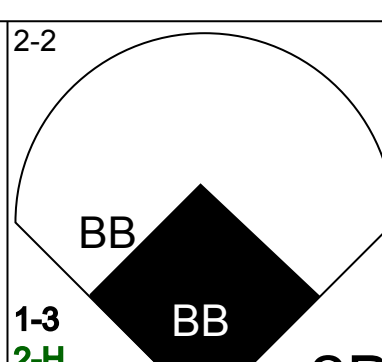
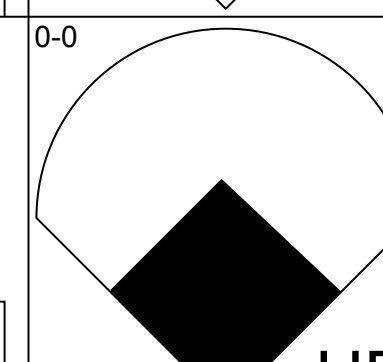
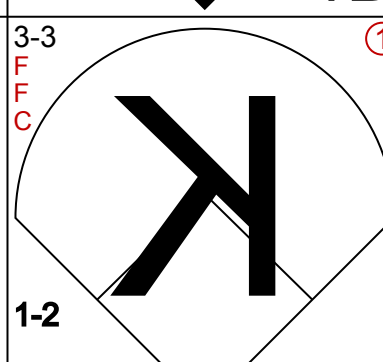
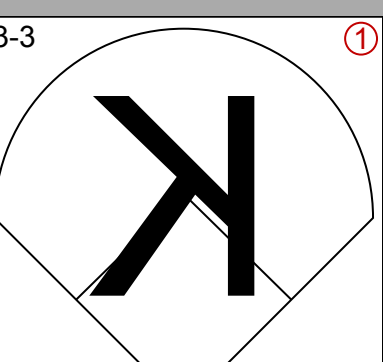
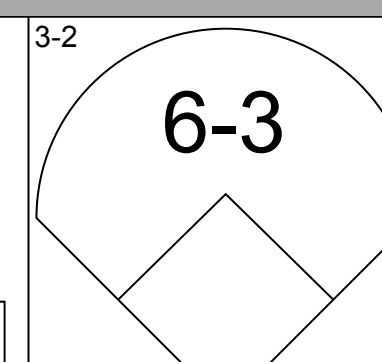
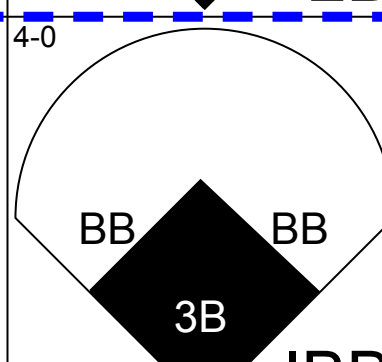
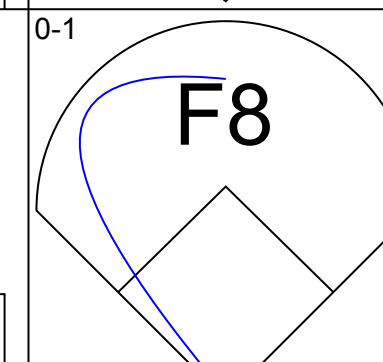
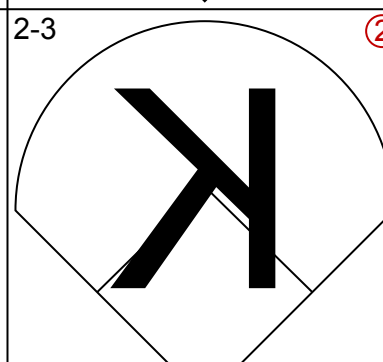
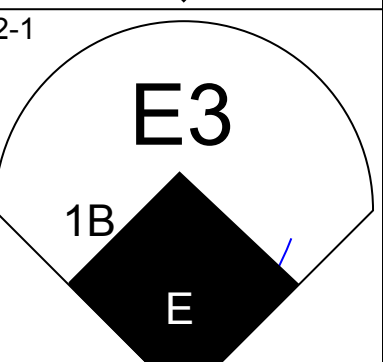
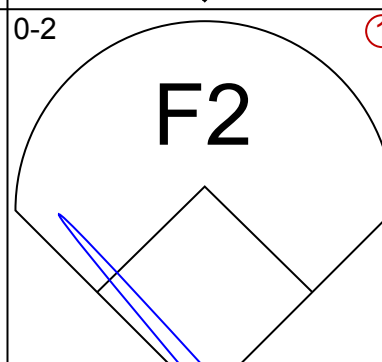
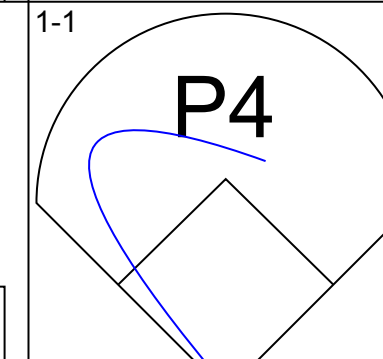
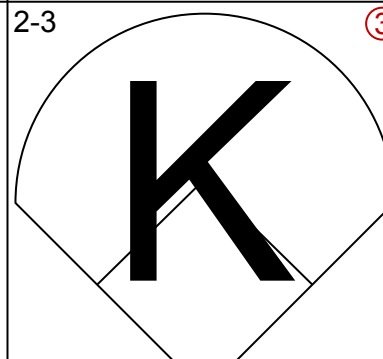
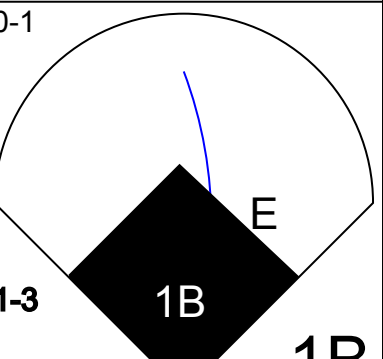
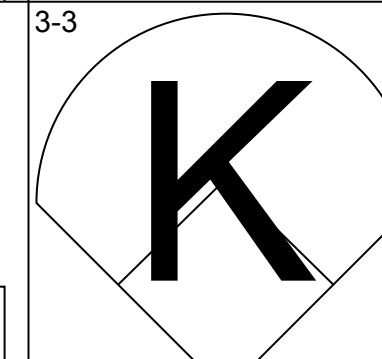
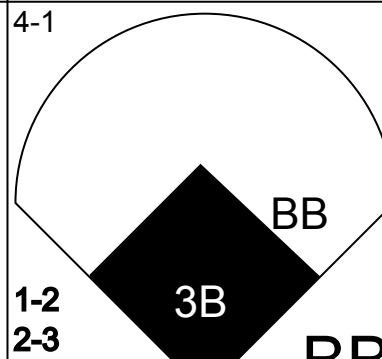
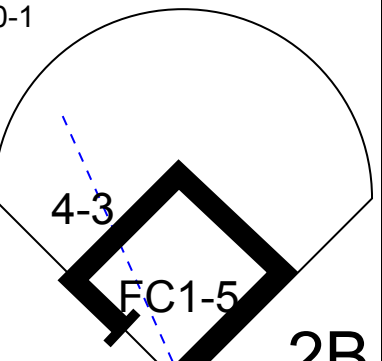
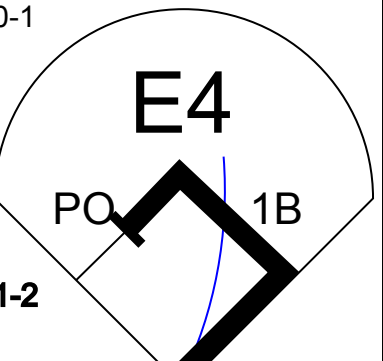
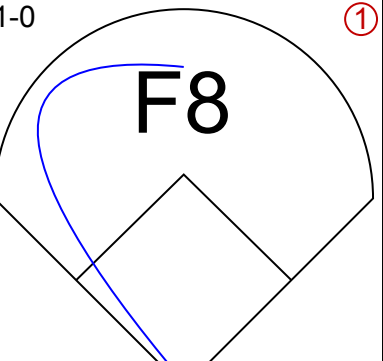
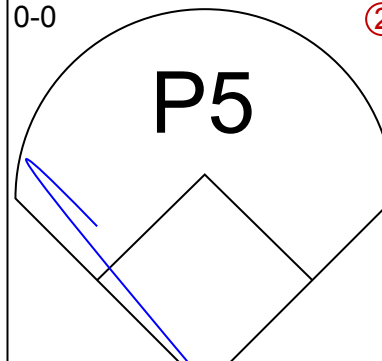
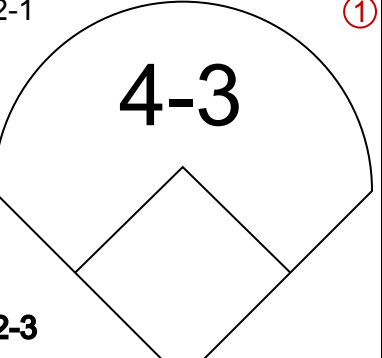
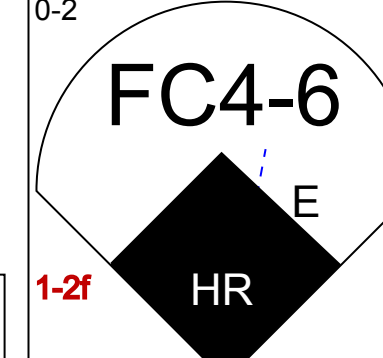
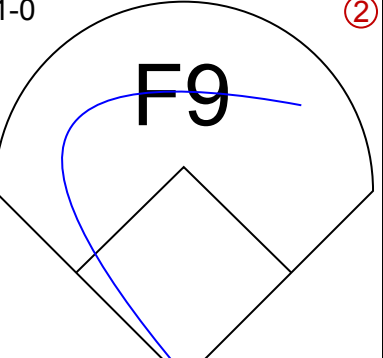
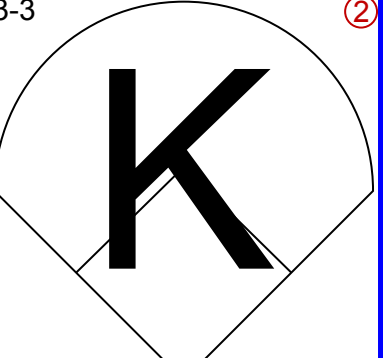
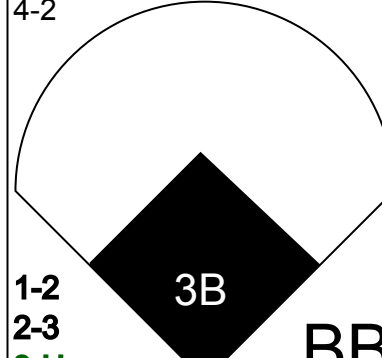
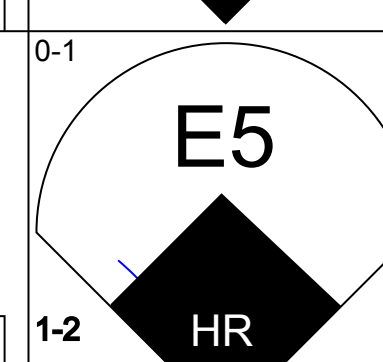
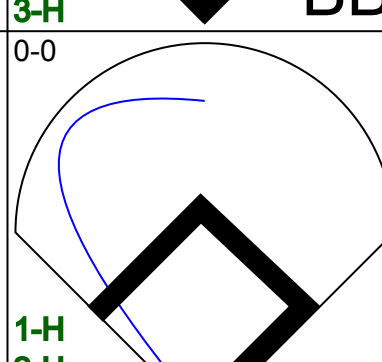
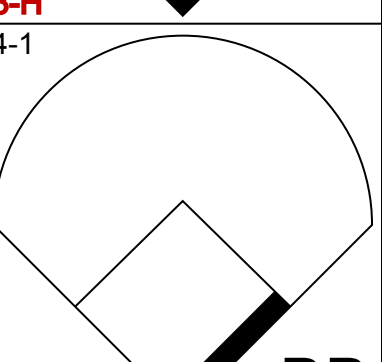
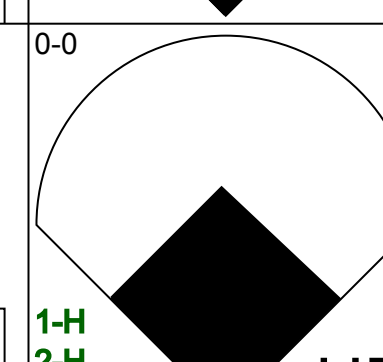
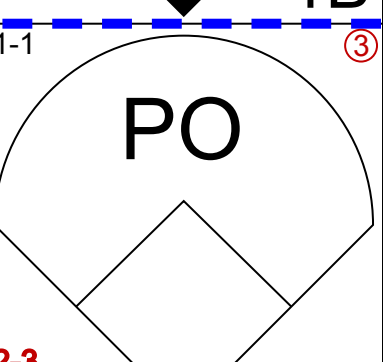

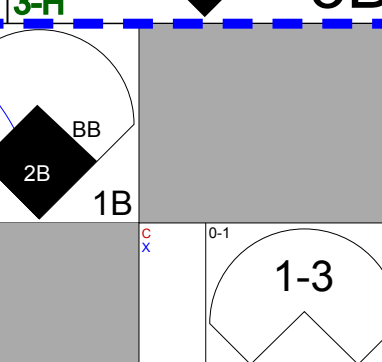
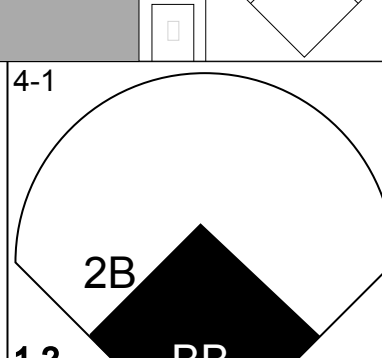
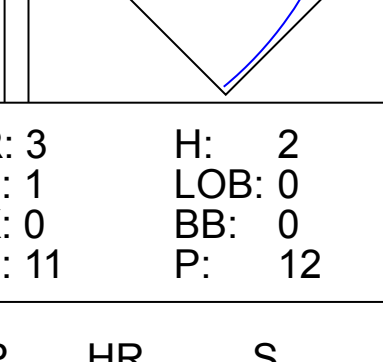
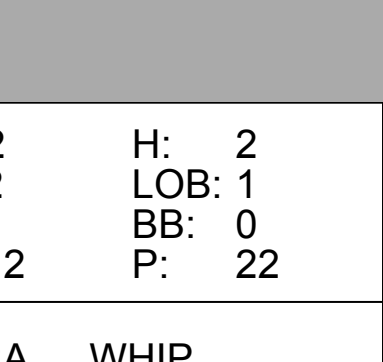
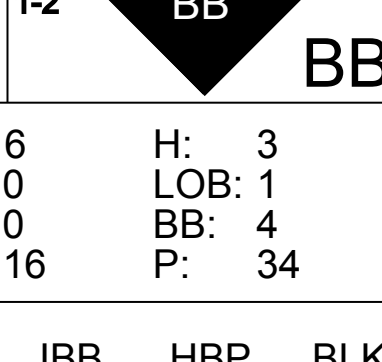

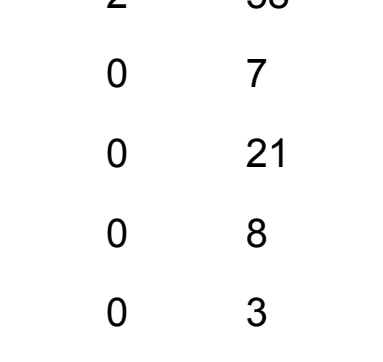




Batter	1	2	3	4	5	6	7	8	9	AB	R	H	RBI	BB	SO	LOB	BOTTOM	
Luis Polonia, L OBP: 0.358, SLG: 0.395 (1, 7)										4	0	1	0	0	1	3		
Johnny Ray, S OBP: 0.305, SLG: 0.367 (1, 4)										4	0	0	0	0	0	1		
Brian Downing, R OBP: 0.377, SLG: 0.479 (1, 10)										3	0	0	0	1	0	0		
Dave Winfield, R OBP: 0.330, SLG: 0.443 (1, 9)										3	1	0	0	1	1	1		
Lee Stevens, L OBP: 0.281, SLG: 0.332 (1, 3)										3	1	1	1	1	0	1		
Lance Parrish, R OBP: 0.335, SLG: 0.433 (1, 2)										4	0	1	0	0	1	2		
Jack Howell, L OBP: 0.329, SLG: 0.364 (1, 5)										2	0	0	0	2	1	0		
Dick Schofield, R OBP: 0.367, SLG: 0.288 Chili Davis, S OBP: 0.355, SLG: 0.401 (9, PH)										2	0	0	1	0	0	3		
Devon White, S OBP: 0.291, SLG: 0.353 Max Venable, L OBP: 0.337, SLG: 0.414 (4, 8)										0	0	0	0	0	0	0		
Inning Stats	R: 0 E: 0 K: 0 S: 8	H: 1 LOB: 3 BB: 2 P: 30	R: 0 E: 0 K: 0 S: 6	H: 0 LOB: 0 BB: 0 P: 10	R: 1 E: 0 K: 1 S: 11	H: 1 LOB: 0 BB: 0 P: 20	R: 0 E: 0 K: 2 S: 11	H: 0 LOB: 3 BB: 3 P: 23	R: 0 E: 0 K: 0 S: 5	H: 0 LOB: 0 BB: 0 P: 8	R: 0 E: 0 K: 0 S: 6	H: 0 LOB: 0 BB: 0 P: 11	R: 0 E: 0 K: 0 S: 6	H: 0 LOB: 0 BB: 0 P: 9	1B: 2 2B: 0 3B: 0 HR: 1	SF: 1 SAC: 0 DP: 0 HBP: 1	WP: 0 PB: 0 SB: 0 CS: 1	PA: 35
PITCHER Jack Morris, R ERA: 4.86 Mike Henneman, R ERA: 2.99 (8, 1)	IP: 7.0 WLS: W BF: 29 H: 3 R: 2 ER: 2 SO: 2 BB: 5 IBB: 0 HBP: 1 BLK: 0 WP: 0 HR: 1 S: 65 P: 115 ERA: 2.57 WHIP: 1.143															PITCHER		

Detroit Tigers @ California Angels
Anaheim Stadium, Anaheim, CA
Tue Sep 18, 1990, 10:05 PM EDT
Att: 22,397 - Unknown - 65 F

AB	28
R	2
H	3
RBI	2
BB	5
SO	4
LOB	11

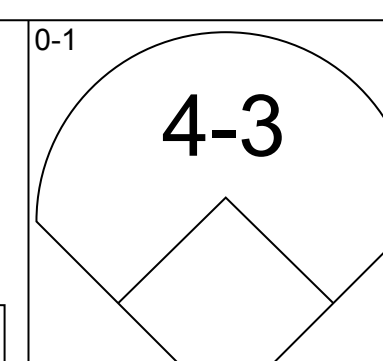
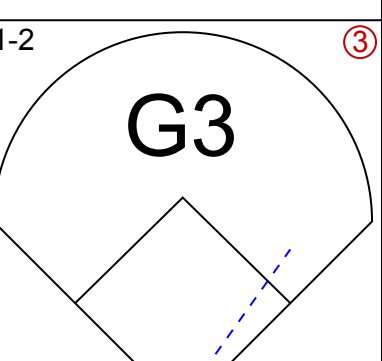
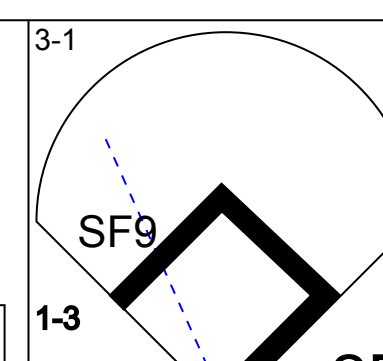
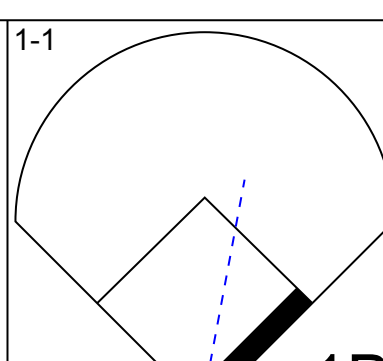
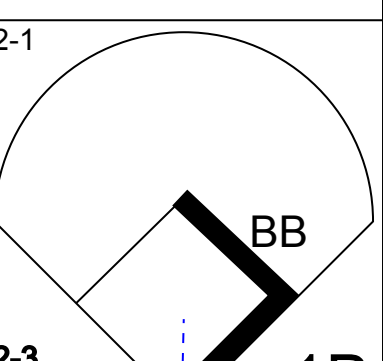
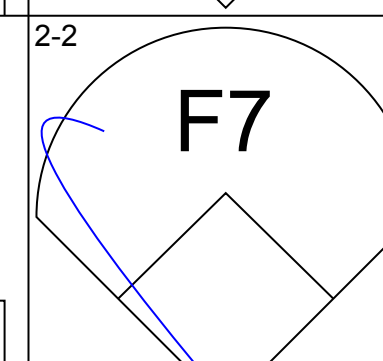
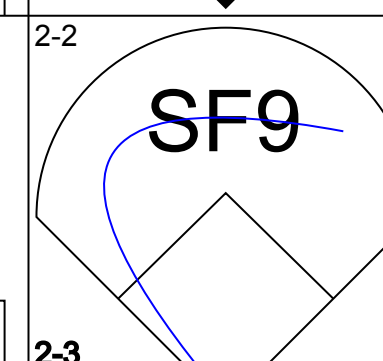
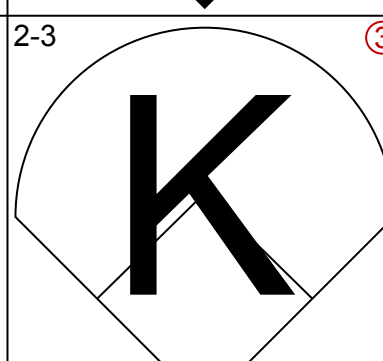
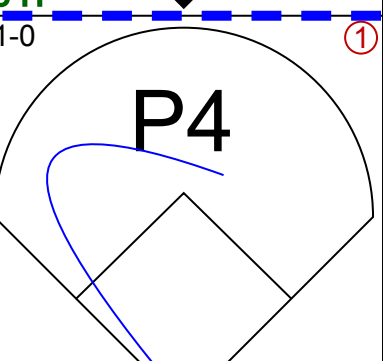
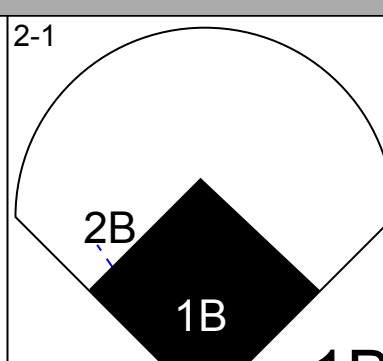
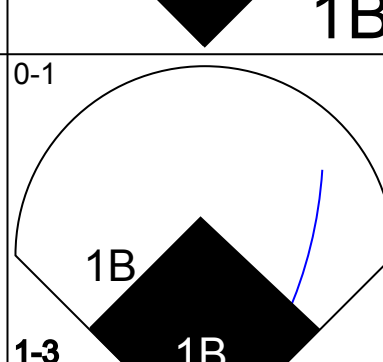
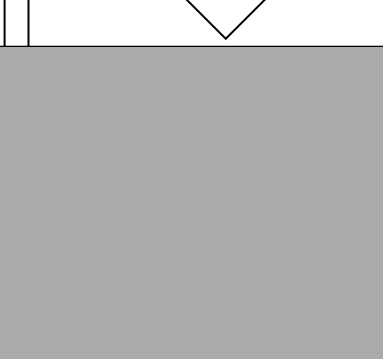
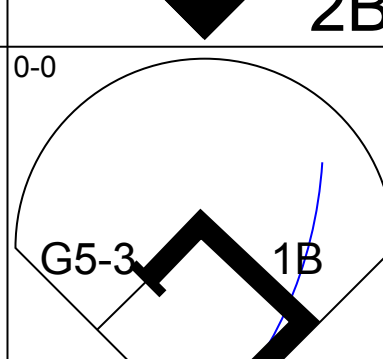
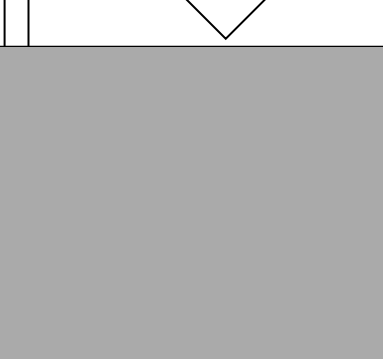

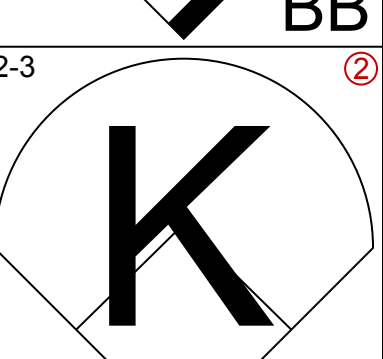
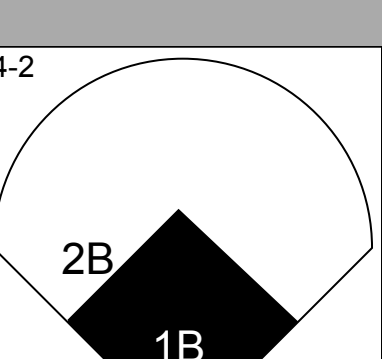
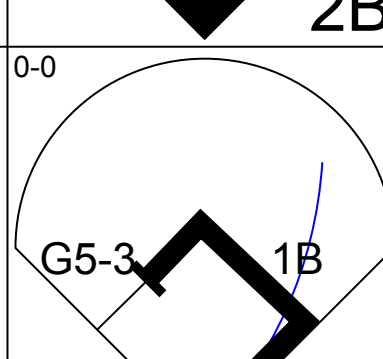
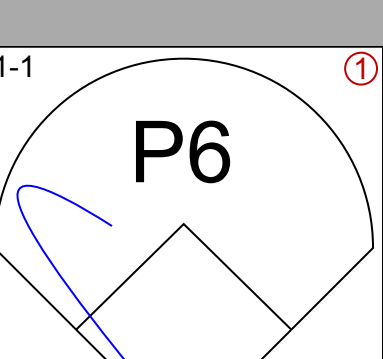
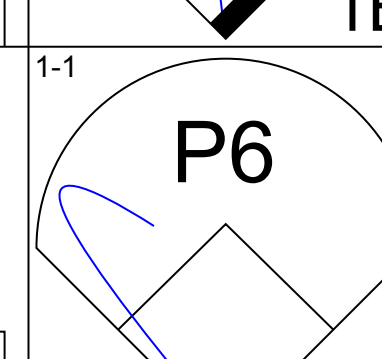
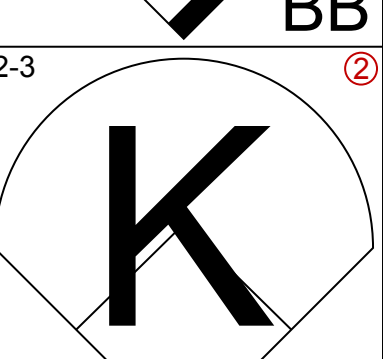
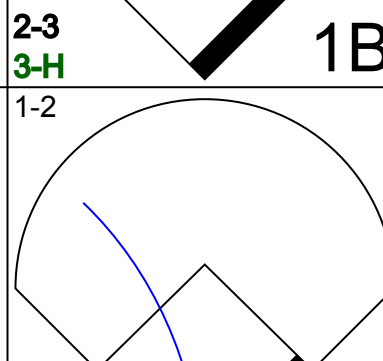
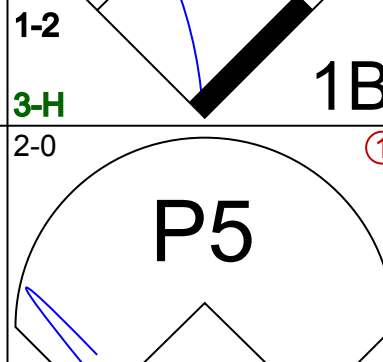
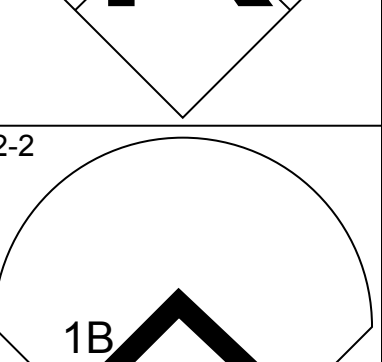
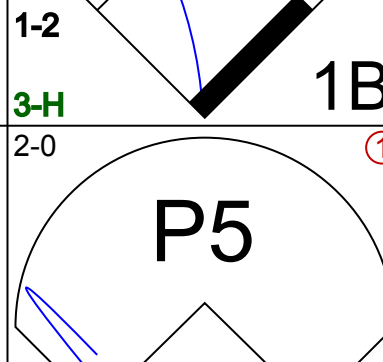
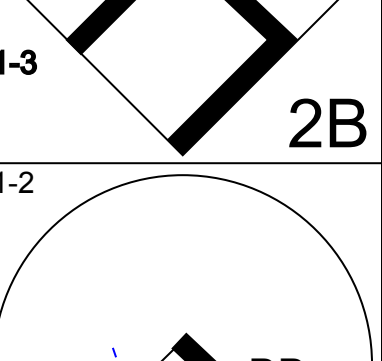
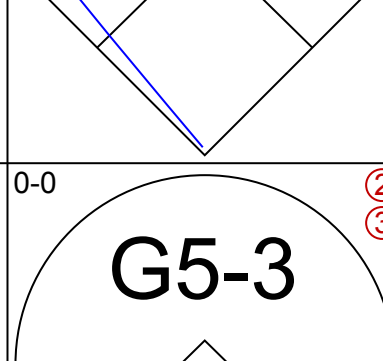
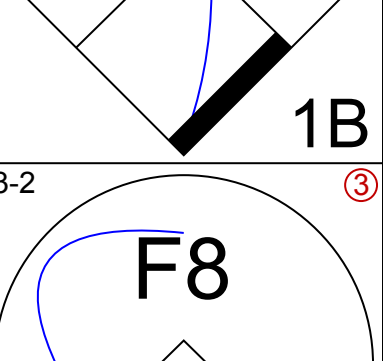
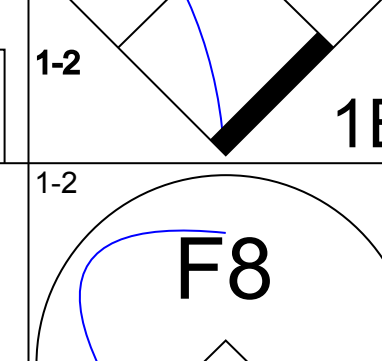

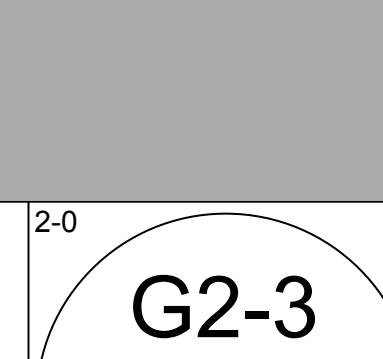
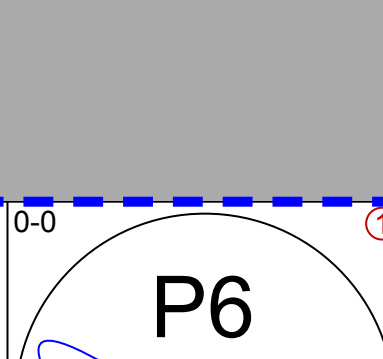
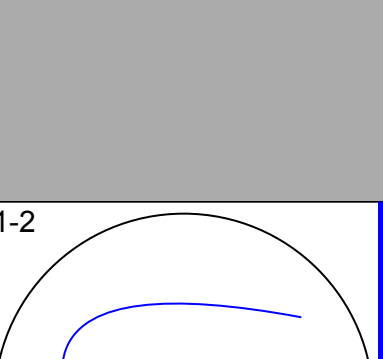
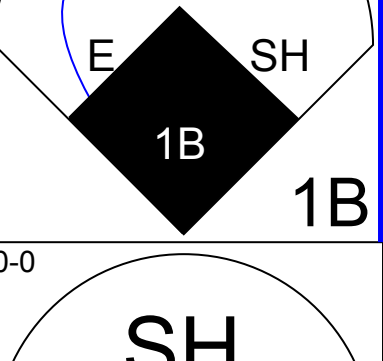
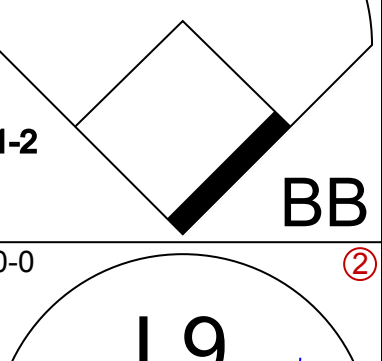
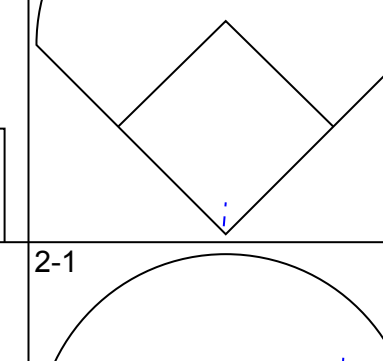
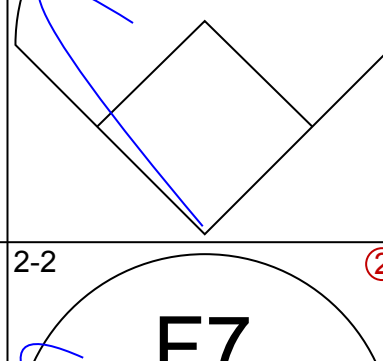
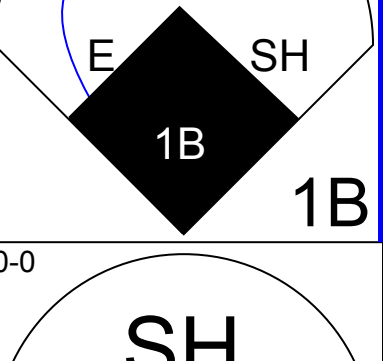


Batter	1	2	3	4	5	6	7	8	9	AB	R	H	RBI	BB	SO	LOB	TOP					
John Shelby, S OBP: 0.290, SLG: 0.400 (1, 9)										5	1	2	1	0	2	0						
Lou Whitaker, L OBP: 0.336, SLG: 0.406 (1, 4)										4	2	1	1	1	2	1						
Alan Trammell, R OBP: 0.382, SLG: 0.461 (1, 6)										5	1	0	0	0	2	4						
Cecil Fielder, R OBP: 0.385, SLG: 0.602 (1, 3)										4	2	1	1	1	2	1						
Lloyd Moseby, L OBP: 0.332, SLG: 0.407 (1, 7)										5	0	2	1	0	0	4						
Larry Sheets, L OBP: 0.310, SLG: 0.407 (1, 10)										4	1	0	0	0	1	4						
Gary Ward, R OBP: 0.325, SLG: 0.386 (9, PH)										0	1	0	1	1	0	0						
Travis Fryman, R OBP: 0.377, SLG: 0.503 (1, 5)										5	1	2	4	0	0	2						
Mark Salas, L OBP: 0.339, SLG: 0.450 (1, 2)										1	1	1	3	1	0	0						
Mike Heath, R OBP: 0.327, SLG: 0.412 (5, PH)										3	1	1	0	0	0	1						
Mitt Cuyler, S OBP: 0.326, SLG: 0.410 (1, 8)										3	1	0	0	1	0	3						
Inning Stats	R: 1 E: 0 K: 1 S: 8	H: 1 LOB: 0 BB: 0 P: 11	R: 0 E: 0 K: 0 S: 10	H: 1 LOB: 2 BB: 1 P: 20	R: 0 E: 0 K: 3 S: 18	H: 1 LOB: 0 BB: 0 P: 27	R: 3 E: 1 K: 0 S: 11	H: 2 LOB: 1 BB: 0 P: 12	R: 2 E: 2 K: 1 S: 12	H: 2 LOB: 1 BB: 0 P: 22	R: 0 E: 1 K: 1 S: 6	H: 0 LOB: 0 BB: 0 P: 8	R: 0 E: 0 K: 2 S: 11	H: 0 LOB: 0 BB: 0 P: 17	R: 0 E: 0 K: 1 S: 8	H: 0 LOB: 0 BB: 0 P: 12	R: 6 E: 0 K: 0 S: 16	H: 3 LOB: 1 BB: 4 P: 34	1B: 5 2B: 2 3B: 1 HR: 2	SF: 0 SAC: 0 DP: 0 HBP: 0	WP: 0 PB: 0 SB: 1 CS: 1	PA: 45
PITCHER	IP	WLS	BF	H	R	ER	SO	BB	IBB	HBP	BLK	WP	HR	S	P	ERA	WHIP					
Joe Grahe, R ERA: 6.17 (1, 1)	4.2	L	25	7	6	3	5	1	0	0	0	0	0	2	58	90	5.79	1.714				
Cliff Young, L ERA: 4.15 (5, 1)	1.1		3	0	0	0	1	0	0	0	0	0	0	7	10	0.00	0.000					
Willie Fraser, R ERA: 3.01 (7, 1)	2.0		8	1	2	2	3	1	0	0	0	0	0	21	35	9.00	1.000					
Bryan Harvey, R ERA: 2.93 (9, 1)	0.1		4	1	0	0	0	1	1	0	0	0	0	8	18	0.00	6.000					
Bob McClure, L ERA: 4.29 (9, 1)	0.1		2	0	1	1	0	1	0	0	0	0	0	3	7	27.00	3.000					

Detroit Tigers @ California Angels
Anaheim Stadium, Anaheim, CA
Wed Sep 19 1990, 10:05 PM EDT
Att: 21,770 - Unknown

AB 39
R 12
H 10
RBI 12
BB 5
SO 9
LOB 20



Batter	1	2	3	4	5	6	7	8	9	AB	R	H	RBI	BB	SO	LOB	BOTTOM					
Luis Polonia, L OBP: 0.361, SLG: 0.401 (1, 8)										5	0	3	1	0	0	3						
Donnie Hill, S OBP: 0.310, SLG: 0.341 (1, 4)										2	1	1	1	0	0	0						
Bobby Rose, R OBP: 0.500, SLG: 0.857 (6, PH)										1	0	0	0	0	1	1						
Johnny Ray, S OBP: 0.308, SLG: 0.366 (8, PH)										1	0	0	0	0	0	2						
Chili Davis, S OBP: 0.361, SLG: 0.405 (1, 7)										4	1	2	0	1	1	1						
Dave Winfield, R OBP: 0.331, SLG: 0.441 (1, 9)										4	1	1	1	1	1	4						
Lee Stevens, L OBP: 0.281, SLG: 0.330 (1, 3)										4	0	1	1	0	3	2						
Rick Schu, R OBP: 0.317, SLG: 0.447 (8, PH)										1	0	0	0	0	0	3						
Brian Downing, R OBP: 0.383, SLG: 0.488 (1, 10)										5	0	4	0	0	0	2						
Lance Parrish, R OBP: 0.333, SLG: 0.430 (1, 2)										5	0	1	1	0	0	6						
Jack Howell, L OBP: 0.331, SLG: 0.364 (1, 5)										3	1	1	0	1	0	0						
Pete Coachman, R OBP: 0.395, SLG: 0.425 (9, PH)										1	0	0	0	0	1	1						
Dick Schofield, R OBP: 0.366, SLG: 0.287 (1, 6)										4	1	1	0	0	0	4						
Inning Stats	R: 0 E: 0 K: 1 S: 8	H: 2 LOB: 3 BB: 2 P: 12	R: 1 E: 0 K: 1 S: 20	H: 2 LOB: 3 BB: 2 P: 33	R: 2 E: 0 K: 0 S: 10	H: 4 LOB: 1 BB: 0 P: 15	R: 1 E: 0 K: 0 S: 9	H: 2 LOB: 1 BB: 0 P: 19	R: 0 E: 0 K: 1 S: 11	H: 1 LOB: 1 BB: 0 P: 16	R: 0 E: 0 K: 1 S: 11	H: 1 LOB: 2 BB: 0 P: 16	R: 0 E: 0 K: 1 S: 18	H: 2 LOB: 3 BB: 1 P: 23	R: 1 E: 1 K: 1 S: 15	H: 2 LOB: 3 BB: 1 P: 26	R: 0 E: 0 K: 1 S: 14	H: 1 LOB: 1 BB: 0 P: 18	1B: 12 2B: 3 3B: 0 HR: 0	SF: 1 SAC: 1 DP: 1 HBP: 0	WP: 0 PB: 0 SB: 0 CS: 0	PA: 45
PITCHER	IP	WLS	BF	H	R	ER	SO	BB	IBB	HBP	BLK	WP	HR	S	P	ERA	WHIP					
Walt Terrell, R ERA: 5.79 (1, 1)	5.0	W	25	4	4	3	4	2	0	0	0	0	0	58	95	7.20	2.200					
Paul Gibson, L ERA: 2.98 (6, 1)	1.2		7	2	0	0	2	0	0	0	0	0	0	22	31	0.00	1.200					
Mike Henneman, R ERA: 2.98 (7, 1)	0.1		5	3	1	0	0	0	0	0	0	0	0	13	17	0.00	9.000					
Jerry Don Gleaton, L ERA: 2.96 (8, 1)	2.0	S	8	1	0	0	2	1	0	0	0	0	0	23	35	0.00	1.000					

Detroit Tigers @ California Angels
Anaheim Stadium, Anaheim, CA
Wed Sep 19 1990, 10:05 PM EDT
Att: 21,770 - Unknown

AB 40
R 5
H 15
RBI 5
BB 3
SO 7
LOB 29



Batter	1	2	3	4	5	6	7	8	9	AB	R	H	RBI	BB	SO	LOB	TOP								
Luis Polonia, L OBP: 0.363, SLG: 0.402 (1, 7)			SF7			2B	2B	PB	FC4-6	4	3	2	1	1	1	2									
Johnny Ray, S OBP: 0.312, SLG: 0.375 Bobby Rose, R OBP: 0.556, SLG: 0.875 (8, PH)			G4-3			F8	G4-3	G5-3		4	2	3	2	0	0	1									
Chili Davis, S OBP: 0.359, SLG: 0.404 (1, 10)	F7		G4-3			G4-3	G4-3	K		5	0	1	2	0	1	4									
Dave Winfield, R OBP: 0.332, SLG: 0.444 Dante Bichette, R OBP: 0.295, SLG: 0.438 (8, PH)	FC5-4					G4-3	PB	G5-3		4	1	2	2	0	0	2									
Lee Stevens, L OBP: 0.279, SLG: 0.332 (1, 3)			F7			K	HR	P5		5	1	1	1	0	2	3									
Lance Parrish, R OBP: 0.336, SLG: 0.431 (1, 2)	K					F8	HR			4	1	2	0	1	1	0									
Donnie Hill, S OBP: 0.312, SLG: 0.349 (1, 5)	L8					G3	HR	FC4-6		4	1	1	3	1	0	1									
Dick Schofield, R OBP: 0.366, SLG: 0.293 (1, 6)			1B			G5-3	P4	K		5	1	2	0	0	1	2									
Devon White, S OBP: 0.292, SLG: 0.352 (1, 8)			2B			P5		K		4	2	1	0	1	1	3									
Inning Stats	R: 0 E: 0 K: 1 S: 11	H: 1 LOB: 1 BB: 0 P: 16	R: 0 E: 0 K: 1 S: 8	H: 0 LOB: 0 BB: 0 P: 10	R: 3 E: 0 K: 1 S: 11	H: 4 LOB: 1 BB: 0 P: 20	R: 0 E: 0 K: 0 S: 8	H: 2 LOB: 1 BB: 0 P: 14	R: 1 E: 0 K: 1 S: 9	H: 2 LOB: 1 BB: 0 P: 12	R: 0 E: 0 K: 0 S: 8	H: 0 LOB: 0 BB: 0 P: 17	R: 7 E: 0 K: 0 S: 18	H: 5 LOB: 0 BB: 2 P: 33	R: 1 E: 0 K: 1 S: 17	H: 1 LOB: 1 BB: 1 P: 24	R: 0 E: 0 K: 2 S: 12	H: 1 LOB: 2 BB: 1 P: 22	1B: 9 2B: 6 3B: 0 HR: 1	SF: 1 SAC: 0 DP: 1 HBP: 0	WP: 0 PB: 2 SB: 0 CS: 0	PA: 46			
PITCHER	IP	WLS	BF	H	R	ER	SO	BB	IBB	HBP	BLK	WP	HR	S	P	ERA	WHIP								
Bret Saberhagen, R ERA: 3.25	5.0	L	23	9	4	4	4	0	0	0	0	0	0	47	72	7.20	1.800								
Steve Crawford, R ERA: 4.16	1.1		8	3	4	4	0	1	0	0	0	0	0	17	32	27.00	3.000								
Mark Davis, L ERA: 5.7	1.2		10	3	4	4	1	2	0	0	0	0	1	26	42	21.60	3.000								
Carlos Maldonado, R ERA: 12.0	1.0		5	1	0	0	2	1	0	0	0	0	0	12	22	0.00	2.000								

California Angels @ Kansas City Royals
Royals Stadium, Kansas City, MO
Fri Sep 21 1990, 8:05 PM EDT
Att: 22,210 - Unknown - 75 F

AB 41
R 12
H 16
RBI 12
BB 4
SO 7
LOB 19



Batter	1	2	3	4	5	6	7	8	9	AB	R	H	RBI	BB	SO	LOB	BOTTOM								
Bill Pecota, R OBP: 0.348, SLG: 0.402 Jeff Schulz, L OBP: 0.349, SLG: 0.404 Steve Jettz, S OBP: 0.200, SLG: 0.194 (8, PH)	K		F8			1B		G4-3	G3	3	1	1	0	0	1	0									
Kevin Seitzer, R OBP: 0.343, SLG: 0.368 (1, 5)	F9					1B		1B		4	2	3	0	0	0	0									
George Brett, L OBP: 0.365, SLG: 0.509 Jeff Conine, R OBP: 0.200, SLG: 0.111 (9, 3)	G3-1					1B		1B		4	1	2	2	0	0	1									
Bo Jackson, R OBP: 0.347, SLG: 0.524 Gary Thurman, R OBP: 0.342, SLG: 0.389 (9, 7)			K			F9		HR		4	1	1	3	0	1	1									
Jim Eisenreich, L OBP: 0.339, SLG: 0.406 (1, 9)						G3		1B		4	0	2	0	0	0	1									
Gerald Perry, L OBP: 0.316, SLG: 0.362 (1, 10)	F8					G4-3		P3		4	0	0	0	0	2										
Willie Wilson, S OBP: 0.345, SLG: 0.365 (1, 8)	F8					WP		K		4	0	1	0	0	1	1									
Bob Boone, R OBP: 0.328, SLG: 0.254 Brent Mayne, L OBP: 0.500, SLG: 0.400 (7, PH)			G1-3			G6-3		K		2	0	0	0	0	0	1									
Kurt Stillwell, S OBP: 0.303, SLG: 0.343 (1, 6)	K					F7		F8		4	0	0	0	0	2	1									
Inning Stats	R: 0 E: 0 K: 1 S: 8	H: 0 LOB: 0 BB: 0 P: 14	R: 0 E: 0 K: 1 S: 6	H: 1 LOB: 1 BB: 0 P: 11	R: 0 E: 0 K: 1 S: 6	H: 0 LOB: 0 BB: 0 P: 9	R: 0 E: 0 K: 0 S: 6	H: 1 LOB: 0 BB: 0 P: 9	R: 0 E: 0 K: 2 S: 9	H: 3 LOB: 1 BB: 0 P: 18	R: 0 E: 0 K: 2 S: 9	H: 0 LOB: 0 BB: 0 P: 11	R: 3 E: 0 K: 0 S: 11	H: 4 LOB: 1 BB: 0 P: 17	R: 0 E: 0 K: 1 S: 11	H: 1 LOB: 1 BB: 0 P: 13	1B: 8 2B: 2 3B: 0 HR: 1	SF: 0 SAC: 0 DP: 1 HBP: 0	WP: 1 PB: 0 SB: 0 CS: 0	PA: 37					
PITCHER	IP	WLS	BF	H	R	ER	SO	BB	IBB	HBP	BLK	WP	HR	S	P	ERA	WHIP								
Kirk McCaskill, R ERA: 3.01	7.2	W	31	5	5	5	5	0	0	0	0	0	0	64	103	5.87	1.174								
Mark Eichhorn, R ERA: 3.1	1.1		6	2	0	0	1	0	0	0	0	0	0	14	17	0.00	1.500								

California Angels @ Kansas City Royals
Royals Stadium, Kansas City, MO
Fri Sep 21 1990, 8:05 PM EDT
Att: 22,210 - Unknown - 75 F

AB 37
R 5
H 11
RBI 5
BB 0
SO 6
LOB 9



Batter	1	2	3	4	5	6	7	8	9	AB	R	H	RBI	BB	SO	LOB	TOP			
Luis Polonia, L (1, 7) OBP: 0.364, SLG: 0.401	2-2 1B E	0-1 F7		0-0 B1-3			4-0 FC3-6 BB		0-1 G6-3	4	1	1	0	1	0	4	California Angels @ Kansas City Royals Royals Stadium, Kansas City, MO Sat Sep 22 1990, 4:33 AM EDT Att: 27,379 - Cloudy - 70 F			
Johnny Ray, S (1, 4) OBP: 0.311, SLG: 0.373	3-1 1B E G3-6-1	1-0 FC6-4			1-1 G3		1-3 K		1-1 P4	5	1	1	0	0	1	4				
Chili Davis, S (1, 10) Pete Cochran, R (9, PR) OBP: 0.357, SLG: 0.490 OBP: 0.395, SLG: 0.425	2-1 E4 G3-6-1 1B 1-2 3-H		0-0 G4-3		3-2 G1-3		0-0 FC3-6 1B 1-2		4-1 BB	4	0	0	1	1	0	2				
Dave Winfield, R (1, 9) OBP: 0.337, SLG: 0.454	2-1 G3-6-1 1B 1-2 2-3		2-1 HR		4-0 BB		0-1 1B		3-3 K	4	1	3	1	1	1	2				
Lee Stevens, L (1, 3) OBP: 0.274, SLG: 0.326	1-0 G3-6-1		0-0 G3-1		1-1 F8		1-3 K			4	0	0	0	0	1	5				
Donnie Hill, S (1, 5) Jack Howell, L (6, 5) OBP: 0.309, SLG: 0.346 OBP: 0.330, SLG: 0.362	2-2 G4-3		0-0 L7		2-2 F9			1-1 F7		3	0	0	0	0	0	1				
Dick Schofield, R (1, 6) OBP: 0.371, SLG: 0.301			0-0 2B		0-2 1B		4-1 BB		2-0 F7	3	0	2	0	1	0	0				
Devon White, S (1, 8) OBP: 0.290, SLG: 0.348			3-3 K		0-0 L7		0-1 F8		2-3 K	4	0	0	0	0	2	3				
John Orton, R (1, 2) Max Venable, L (9, PH) OBP: 0.222, SLG: 0.240 OBP: 0.340, SLG: 0.414			4-1 BB		1-3 K		0-3 K		4-1 G6-3 BB	2	0	0	0	1	2	2				
										0	0	0	0	1	0	0				
Inning Stats	R: 2 E: 1 K: 0 S: 14	H: 3 LOB: 1 BB: 0 P: 25	R: 0 E: 0 K: 1 S: 8	H: 1 LOB: 2 BB: 1 P: 16	R: 1 E: 0 K: 0 S: 5	H: 1 LOB: 0 BB: 0 P: 7	R: 0 E: 0 K: 1 S: 8	H: 1 LOB: 1 BB: 0 P: 9	R: 0 E: 0 K: 0 S: 7	H: 0 LOB: 1 BB: 1 P: 16	R: 0 E: 0 K: 2 S: 10	H: 1 LOB: 2 BB: 1 P: 16	R: 0 E: 0 K: 1 S: 6	H: 0 LOB: 0 BB: 0 P: 11	R: 0 E: 0 K: 1 S: 9	H: 0 LOB: 2 BB: 2 P: 21	1B: 5 2B: 1 3B: 0 HR: 1	SF: 0 SAC: 0 DP: 1 HBP: 0	WP: 0 PB: 0 SB: 0 CS: 0	PA: 40
PITCHER	IP WLS BF H R ER SO BB IBB HBP BLK WP HR S P ERA WHIP	IP WLS BF H R ER SO BB IBB HBP BLK WP HR S P ERA WHIP																		
Hector Wagner, R (1, 1) ERA: 6.14	6.0	27	6	3	2	3	3	0	0	0	0	0	0	0	6	11	3.00	1.500		
Andy McGaffigan, R (7, 1) ERA: 3.99	0.2	4	1	0	0	1	1	0	0	0	0	0	0	0	6	11	0.00	3.000		
Mark Davis, L (7, 1) ERA: 5.58	1.1	W	4	0	0	2	0	0	0	0	0	0	0	0	10	16	0.00	0.000		
Jeff Montgomery, R (9, 1) ERA: 2.3	1.0	S	5	0	0	1	2	0	0	0	0	0	0	9	21	0.00	2.000			

Batter	1	2	3	4	5	6	7	8	9	AB	R	H	RBI	BB	SO	LOB	BOTTOM			
Gary Thurman, R (1, 9) OBP: 0.333, SLG: 0.375	0-0 G4-3						0-1 P3			4	1	1	0	0	1	1	California Angels @ Kansas City Royals Royals Stadium, Kansas City, MO Sat Sep 22 1990, 4:33 AM EDT Att: 27,379 - Cloudy - 70 F			
Kevin Seitzer, R (1, 5) OBP: 0.342, SLG: 0.369	2-1 1B	2-3 K			2-1 1B E		2-0 P3			4	1	1	0	0	1	2				
George Brett, L (1, 3) OBP: 0.389, SLG: 0.518	1-1 E WP 2-H 1B		0-0 G5-4-3 1B		3-1 E 1-3 1B		3-1 HR			4	1	4	2	0	0	0				
Bo Jackson, R (1, 7) OBP: 0.344, SLG: 0.518	2-3 K2-3		0-0 G5-4-3		1-1 E5		2-0 G1-3			4	0	0	0	0	1	3				
Danny Tartabull, R (1, 10) OBP: 0.342, SLG: 0.477	1-2 E5 HBP		3-1 F9		1-2 3-H 2-1 G5-3			3-1 G6-3		4	0	0	0	0	0	3				
Mike Macfarlane, R (1, 2) OBP: 0.308, SLG: 0.387	2-0 HBP			1-0 F8		2-0 SH3-4 1B		2-2 3B		3	1	2	0	0	0	0				
Bill Pecota, R (1, 6) OBP: 0.344, SLG: 0.396	2-1 P4			2-2 F7		0-0 SH3-4		2-0 G6-3		3	0	0	0	0	0	4				
Frank White, R (1, 4) OBP: 0.252, SLG: 0.304			0-1 G4-3 2B		1-1 F8		1-2 F8		0-0 G6-3	4	0	1	0	0	0	2				
Brian McRae, S (1, 8) OBP: 0.317, SLG: 0.404		0-2 G4-3			2-2 G1-3		0-0 1B			3	0	1	1	0	0	1				
										1B: 6 2B: 2 3B: 1 HR: 1	SF: 0 SAC: 1 DP: 1 HBP: 1	WP: 1 PB: 0 SB: 0 CS: 0	PA: 35							
Inning Stats	R: 1 E: 1 K: 1 S: 14	H: 2 LOB: 3 BB: 0 P: 24	R: 0 E: 0 K: 2 S: 12	H: 1 LOB: 1 BB: 0 P: 16	R: 0 E: 0 K: 0 S: 4	H: 1 LOB: 0 BB: 0 P: 7	R: 0 E: 0 K: 0 S: 6	H: 0 LOB: 0 BB: 0 P: 10	R: 1 E: 1 K: 0 S: 13	H: 2 LOB: 2 BB: 0 P: 25	R: 1 E: 0 K: 0 S: 7	H: 2 LOB: 1 BB: 0 P: 10	R: 1 E: 0 K: 0 S: 6	H: 1 LOB: 0 BB: 0 P: 13	R: 0 E: 0 K: 0 S: 9	H: 1 LOB: 1 BB: 0 P: 16	1B: 6 2B: 2 3B: 1 HR: 1	SF: 0 SAC: 1 DP: 1 HBP: 1	WP: 1 PB: 0 SB: 0 CS: 0	PA: 35
PITCHER	IP WLS BF H R ER SO BB IBB HBP BLK WP HR S P ERA WHIP	IP WLS BF H R ER SO BB IBB HBP BLK WP HR S P ERA WHIP																		
Jim Abbott, L (1, 1) ERA: 4.46	8.0	L	35	10	4	3	3	0	0	1	0	1	1	71	121	3.38	1.250			

Batter	1	2	3	4	5	6	7	8	9	AB	R	H	RBI	BB	SO	LOB	TOP					
Luis Polonia, L OBP: 0.362, SLG: 0.399 (1, 7)	L3		FC6-4		F9			1B		4	0	1	0	0	0	3	California Angels @ Kansas City Royals Royals Stadium, Kansas City, MO Sun Sep 23 1990, 4:33 AM EDT Att: 23,045 - Sunny					
Johnny Ray, S OBP: 0.306, SLG: 0.369 (1, 4)	G3		K				G3-1	P3		4	0	0	0	0	1	3						
Chili Davis, S OBP: 0.359, SLG: 0.400 (1, 9)			FC6-4				P5	1B		3	0	1	0	1	0	2						
Brian Downing, R OBP: 0.381, SLG: 0.483 (1, 10)	K				L6			F9		3	0	0	0	1	1	3						
Lee Stevens, L OBP: 0.270, SLG: 0.320 (1, 3)		P5			P4			L5		4	0	0	0	0	0	1						
Lance Parrish, R OBP: 0.333, SLG: 0.427 (1, 2)		G6-3			L7			F9		4	0	0	0	0	0	0						
Jack Howell, L OBP: 0.332, SLG: 0.364 (1, 5)		G4-3						1B		4	0	2	0	0	0	0						
Dick Schofield, R OBP: 0.369, SLG: 0.300 (1, 6)								G6-3		4	0	1	0	0	1	2						
Devon White, S OBP: 0.290, SLG: 0.347 (1, 8)								F7		2	0	0	0	1	0	1						
Inning Stats	R: 0 H: 0 E: 0 K: 1 S: 9	H: 0 LOB: 1 BB: 1 P: 20	R: 0 H: 0 E: 0 K: 0 S: 12	H: 0 LOB: 0 BB: 0 P: 17	R: 0 H: 1 E: 0 K: 1 S: 11	H: 1 LOB: 2 BB: 1 P: 17	R: 0 H: 0 E: 0 K: 0 S: 8	H: 0 LOB: 0 BB: 0 P: 13	R: 0 H: 1 E: 0 K: 1 S: 8	H: 1 LOB: 1 BB: 0 P: 14	R: 0 H: 0 E: 0 K: 0 S: 5	H: 0 LOB: 1 BB: 1 P: 9	R: 0 H: 0 E: 0 K: 0 S: 9	H: 0 LOB: 0 BB: 0 P: 12	R: 0 H: 2 E: 0 K: 0 S: 12	H: 2 LOB: 2 BB: 0 P: 17	R: 0 H: 1 E: 0 K: 0 S: 8	H: 1 LOB: 1 BB: 0 P: 10	1B: 5 2B: 0 3B: 0 HR: 0	SF: 0 SAC: 0 DP: 0 HBP: 0	WP: 0 PB: 0 SB: 0 CS: 0	PA: 35
PITCHER Steve Farr, R ERA: 2.0 (1, 1)	IP: 9.0 WLS: W BF: 35 H: 5 R: 0 ER: 0 SO: 3 BB: 3 IBB: 0 HBP: 0 BLK: 0 WP: 0 HR: 0 S: 82 P: 129 ERA: 0.00 WHIP: 0.889																					

Batter	1	2	3	4	5	6	7	8	9	AB	R	H	RBI	BB	SO	LOB	BOTTOM			
Gary Thurman, R OBP: 0.304, SLG: 0.341 (1, 9)	F9			G1-4-3			G4-3			4	0	0	0	0	1	3	California Angels @ Kansas City Royals Royals Stadium, Kansas City, MO Sun Sep 23 1990, 4:33 AM EDT Att: 23,045 - Sunny			
Kevin Seitzer, R OBP: 0.343, SLG: 0.369 Frank White, R OBP: 0.251, SLG: 0.303 (1, 4) (7, 4)				G5-3			F9			1	0	0	0	2	0	0				
Bo Jackson, R OBP: 0.341, SLG: 0.513 (1, 7)				G5-3						1	0	0	0	0	0	0				
Danny Tartabull, R OBP: 0.340, SLG: 0.474 Terry Shumpert, R OBP: 0.292, SLG: 0.363 (1, 10) (8, PR)				F8			G4-3			4	0	1	0	0	1	2				
Russ Morman, R OBP: 0.265, SLG: 0.516 (1, 3)				F8						4	1	2	0	0	0	2				
Mike Macfarlane, R OBP: 0.307, SLG: 0.388 (1, 2)							G5-3			4	1	1	0	0	1	3				
Bill Pecota, R OBP: 0.350, SLG: 0.395 (1, 5)										1	1	0	0	3	1	0				
Kurt Stillwell, S OBP: 0.305, SLG: 0.343 (1, 6)										3	1	1	0	1	0	3				
Brian McRae, S OBP: 0.324, SLG: 0.406 (1, 8)										2	0	1	2	1	0	1				
Inning Stats	R: 0 H: 0 E: 0 K: 2 S: 10	H: 0 LOB: 1 BB: 1 P: 23	R: 1 H: 1 E: 0 K: 2 S: 12	H: 1 LOB: 2 BB: 2 P: 24	R: 0 H: 0 E: 0 K: 0 S: 9	H: 0 LOB: 1 BB: 1 P: 17	R: 3 H: 2 E: 0 K: 0 S: 16	H: 2 LOB: 0 BB: 2 P: 28	R: 0 H: 1 E: 0 K: 0 S: 7	H: 1 LOB: 1 BB: 0 P: 10	R: 0 H: 1 E: 0 K: 1 S: 9	H: 1 LOB: 0 BB: 0 P: 15	R: 0 H: 0 E: 0 K: 1 S: 8	H: 0 LOB: 0 BB: 0 P: 12	R: 0 H: 1 E: 1 K: 0 S: 11	H: 1 LOB: 2 BB: 1 P: 18	1B: 4 2B: 1 3B: 1 HR: 0	SF: 0 SAC: 0 DP: 2 HBP: 0	WP: 1 PB: 0 SB: 0 CS: 2	PA: 35
PITCHER Chuck Finley, L ERA: 2.49 Mike Fetters, R ERA: 4.09 (1, 1) (7, 1)	IP: 6.0 WLS: L BF: 27 H: 5 R: 4 ER: 4 SO: 4 BB: 6 IBB: 0 HBP: 0 BLK: 0 WP: 1 HR: 0 S: 63 P: 117 ERA: 6.00 WHIP: 1.833																			

AB	32
R	0
H	5
RBI	0
BB	3
SO	3
LOB	15



AB	28
R	4
H	6
RBI	2
BB	7
SO	6
LOB	16



Batter	1	2	3	4	5	6	7	8	9	AB	R	H	RBI	BB	SO	LOB	TOP			
Luis Polonia, L (1, 7) OBP: 0.361, SLG: 0.397 Max Venable, L (8, 7) OBP: 0.340, SLG: 0.414	1-1 G1-3			3-2 F7		0-1 1B		0-0 G4-3		4	0	1	0	0	0	0				
Donnie Hill, S (1, 4) OBP: 0.306, SLG: 0.348	2-3 K			1-2 G3		0-2 G6-3			0-1 1B SF7 2B	4	1	1	0	0	1	1				
Brian Downing, R (1, 10) OBP: 0.383, SLG: 0.482	3-3 K			4-2 FC5-4 BB			3-3 K		0-0 SF7 1B	3	0	1	0	1	2	0				
Dave Winfield, R (1, 9) OBP: 0.334, SLG: 0.450		1-3 K		2-1 FC5-4			0-3 K		0-0 SF7	3	0	0	1	0	2	1				
Lee Stevens, L (1, 3) OBP: 0.269, SLG: 0.315	2-1 F9			0-3 K			4-2 S HR BB		1-2 3-H SF7	3	1	0	0	1	2	1				
Lance Parrish, R (1, 2) OBP: 0.333, SLG: 0.432	0-0 L7			2-1 F8			2-2 HR		2-0 G6-3	4	1	1	2	0	0	1				
Jack Howell, L (1, 5) OBP: 0.329, SLG: 0.360			2-3 K	1-1 G4-3			0-1 P4			3	0	0	0	0	1	0				
Dick Schofield, R (1, 6) OBP: 0.366, SLG: 0.297			1-3 K				0-3 K		0-1 P3	3	0	0	0	0	2	0				
Devon White, S (1, 8) OBP: 0.288, SLG: 0.344			3-1 F8				3-3 K		0-0 B5-3	3	0	0	0	0	1	0				
Inning Stats	R: 0 E: 0 K: 2 S: 8	H: 0 LOB: 0 BB: 0 P: 14	R: 0 E: 0 K: 1 S: 6	H: 0 LOB: 0 BB: 0 P: 9	R: 0 E: 0 K: 2 S: 9	H: 0 LOB: 1 BB: 0 P: 15	R: 0 E: 0 K: 0 S: 12	H: 0 LOB: 1 BB: 0 P: 22	R: 0 E: 0 K: 2 S: 7	H: 1 LOB: 1 BB: 0 P: 15	R: 2 E: 0 K: 2 S: 18	H: 1 LOB: 0 BB: 1 P: 27	R: 0 E: 0 K: 0 S: 4	H: 0 LOB: 0 BB: 0 P: 4	R: 1 E: 0 K: 1 S: 9	H: 2 LOB: 1 BB: 0 P: 14	1B: 2 2B: 1 3B: 0 HR: 1	SF: 1 SAC: 0 DP: 0 HBP: 0	WP: 0 PB: 0 SB: 1 CS: 0	PA: 33
PITCHER Nolan Ryan, R (1, 1) ERA: 3.48	IP: 9.0 WLS: L BF: 33	H: 4 R: 3 ER: 3 SO: 11	BB: 2 IBB: 0 HBP: 0 BLK: 0	WP: 0 HR: 1 S: 85 P: 130	ERA: 3.00 WHIP: 0.667	PITCHER														

California Angels @ Texas Rangers
Arlington Stadium, Arlington, TX
Mon Sep 24 1990, 8:05 PM EDT
Att: 12,504 - Unknown - 75 F

AB	30
R	3
H	4
RBI	3
BB	2
SO	11
LOB	4



Batter	1	2	3	4	5	6	7	8	9	AB	R	H	RBI	BB	SO	LOB	BOTTOM			
Jeff Kunkel, R (1, 6) OBP: 0.226, SLG: 0.287 Jeff Huson, L (9, PH) OBP: 0.319, SLG: 0.280	1-3 K		2-2 G5-3		1-2 F8		0-0 F8		0-2 G4-3	4	0	0	0	0	1	0				
Julio Franco, R (1, 4) OBP: 0.379, SLG: 0.401	0-1 1B		1-2 G4-3		4-2 CS BB		1-0 E6 CS			3	0	1	0	1	0	0				
Juan Gonzalez, R (1, 8) OBP: 0.333, SLG: 0.561	2-2 1B			4-0 BB BB	4-2 BB		1-2 G5-3			2	1	1	0	2	0	1				
Ruben Sierra, S (1, 9) OBP: 0.336, SLG: 0.437	1-1 G1-3			4-0 SH1-4 1B BB	2-2 F8		1-3 K			3	0	0	0	1	1	2				
Pete Incaviglia, R (1, 7) OBP: 0.299, SLG: 0.417		4-1 G6-4-3 BB		0-1 SH1-4 1B		1-0 L7		1-2 G6-3		3	0	1	1	1	0	0				
Rafael Palmeiro, L (1, 3) OBP: 0.363, SLG: 0.473	0-1 G6-4-3		1-1 SH1-4		1-2 2-H		0-0 P5		1-0 HR	3	1	1	1	0	0	1				
Mike Stanley, R (1, 2) OBP: 0.356, SLG: 0.341 Jack Daugherty, S (9, PH) OBP: 0.356, SLG: 0.443 Kevin Belcher, R (9, PR)	4-2 BB			4-2 BB		1-3 K		3-1 G4-3 1B		1	0	0	0	2	1	0				
John Russell, R (1, 10) OBP: 0.328, SLG: 0.350 Kevin Reimer, L (9, PH) OBP: 0.343, SLG: 0.440	1-3 K			1-3 K			2-3 K		1-1 G4-3	3	0	0	0	0	3	4				
Steve Buechele, R (1, 5) OBP: 0.293, SLG: 0.325 Geno Petralli, L (9, PH) OBP: 0.353, SLG: 0.299 Gary Green, R (9, PR) OBP: 0.247, SLG: 0.250	4-2 BB		3-3 K	2-3 K			0-0 F9		4-2 BB	3	0	0	0	0	2	3				
Inning Stats	R: 0 E: 0 K: 1 S: 10	H: 2 LOB: 1 BB: 0 P: 14	R: 0 E: 0 K: 1 S: 8	H: 0 LOB: 2 BB: 2 P: 17	R: 0 E: 0 K: 1 S: 10	H: 0 LOB: 0 BB: 0 P: 16	R: 1 E: 0 K: 2 S: 14	H: 1 LOB: 3 BB: 3 P: 30	R: 0 E: 0 K: 0 S: 11	H: 0 LOB: 1 BB: 2 P: 22	R: 0 E: 0 K: 1 S: 5	H: 0 LOB: 0 BB: 0 P: 7	R: 0 E: 1 K: 1 S: 7	H: 0 LOB: 0 BB: 0 P: 10	R: 1 E: 0 K: 0 S: 14	H: 2 LOB: 2 BB: 1 P: 24	1B: 4 2B: 0 3B: 0 HR: 1	SF: 0 SAC: 1 DP: 1 HBP: 0	WP: 0 PB: 0 SB: 0 CS: 2	PA: 37
PITCHER Mark Langston, L (1, 1) ERA: 4.3 Bryan Harvey, R (9, 1) ERA: 2.9	IP: 8.1 WLS: W BF: 33	H: 4 R: 2 ER: 2 SO: 8	BB: 7 IBB: 0 HBP: 0 BLK: 0	WP: 0 HR: 1 S: 74 P: 129	ERA: 2.16 WHIP: 1.320	PITCHER														

California Angels @ Texas Rangers
Arlington Stadium, Arlington, TX
Mon Sep 24 1990, 8:05 PM EDT
Att: 12,504 - Unknown - 75 F

AB	28
R	2
H	5
RBI	2
BB	8
SO	8
LOB	14




Batter	1	2	3	4	5	6	7	8	9	AB	R	H	RBI	BB	SO	LOB	TOP											
Dick Schofield, R OBP: 0.364, SLG: 0.295	(1, 6) K		(2) L7		(3-1) E5		(1-2) 1B 1B		(4-0) BB BB	4	0	1	0	1	1	0	California Angels @ Texas Rangers Arlington Stadium, Arlington, TX Wed Sep 26 1990, 8:05 PM EDT Att: 18,761 - Unknown - 91 F											
Johnny Ray, S OBP: 0.311, SLG: 0.370	(1, 4) G1-3		(2-2) FC6-4 1B		(0-1) E6		(2-0) 1B 1-3 2-H		(4-0) BB	4	0	2	1	1	0	1												
Chili Davis, S OBP: 0.357, SLG: 0.398 Luis Polonia, L OBP: 0.364, SLG: 0.404	(1, 7) (5, FH) G5-3		(1, 1) FC6-4 1-2		(1, 3) K		(1, 2) G3		(0, 2) G1-3	2	0	0	0	0	0	1												
Dave Winfield, R OBP: 0.340, SLG: 0.455		(0, 0) E7 1B		(4, 0) FC5-4 BB		(0, 1) G6-3		(1, 1) G3		3	1	1	0	1	0	0												
Brian Downing, R OBP: 0.379, SLG: 0.476		(1, 3) K		(2, 1) FC5-4 1-2		(2, 2) F9		(3, 3) K		4	0	0	0	0	2	2												
Rick Schu, R OBP: 0.315, SLG: 0.442		(1, 0) F8		(0, 2) P4		(0, 3) K		(0, 1) 1B		4	0	1	0	0	1	2												
Lance Parrish, R OBP: 0.333, SLG: 0.430		(1, 1) FC6-4 2-H 1B		(2, 1) F8		(1, 3) K		(2, 1) F9		4	0	1	1	0	1	2												
Dante Bichette, R OBP: 0.292, SLG: 0.433		(1, 0) FC6-4 1-2		(2, 3) K		(1, 1) P4		(2, 2) G6-3		4	0	0	0	0	1	1												
Bobby Rose, R OBP: 0.462, SLG: 0.636		(0, 2) G1-3		(0, 1) G4-3		(4, 2) 1B 1B BB		(1, 0) F8		3	1	0	0	1	0	0												
Inning Stats	R: 0 E: 0 K: 1 S: 7	H: 0 LOB: 0 BB: 0 P: 12	R: 1 E: 1 K: 1 S: 10	H: 2 LOB: 1 BB: 0 P: 14	R: 0 E: 0 K: 0 S: 11	H: 1 LOB: 1 BB: 0 P: 15	R: 0 E: 0 K: 0 S: 7	H: 0 LOB: 1 BB: 1 P: 15	R: 0 E: 2 K: 2 S: 12	H: 0 LOB: 2 BB: 0 P: 18	R: 1 E: 0 K: 1 S: 16	H: 2 LOB: 2 BB: 1 P: 26	R: 0 E: 0 K: 1 S: 9	H: 1 LOB: 1 BB: 0 P: 15	R: 0 E: 0 K: 0 S: 8	H: 0 LOB: 2 BB: 2 P: 19		1B: 6 2B: 0 3B: 0 HR: 0	SF: 0 SAC: 0 DP: 0 HBP: 0	WP: 0 PB: 0 SB: 0 CS: 0	PA: 39							
PITCHER	IP	WLS	BF	H	R	ER	SO	BB	IBB	HBP	BLK	WP	HR	S	P	ERA	WHIP											
Kenny Rogers, L ERA: 3.24	(1, 1)	6.0	W	24	3	1	0	5	1	0	0	0	0	0	56	85	0.00	0.667										
Brad Amsberg, R ERA: 1.5	(7, 1)	0.2		5	2	1	1	1	1	0	0	0	0	0	13	22	13.50	4.500										
Mike Jeffcoat, L ERA: 4.43	(7, 1)	1.1		5	1	0	0	1	0	0	0	0	0	0	12	19	0.00	0.750										
John Barfield, L ERA: 4.19	(9, 1)	0.2		2	0	0	0	0	0	0	0	0	0	4	7	0.00	0.000											
Jeff Russell, R ERA: 4.5	(9, 1)	0.1		3	0	0	0	0	2	0	0	0	0	4	12	0.00	6.000											
Batter	1	2	3	4	5	6	7	8	9	AB	R	H	RBI	BB	SO	LOB	BOTTOM											
Gary Pettis, S OBP: 0.333, SLG: 0.335	(1, 8) 1B 3B 1B		(2, 3) K	(3-2) S 1B		(1, 1) G6-3				4	1	2	1	0	1	0	California Angels @ Texas Rangers Arlington Stadium, Arlington, TX Wed Sep 26 1990, 8:05 PM EDT Att: 18,761 - Unknown - 91 F											
Julio Franco, R OBP: 0.380, SLG: 0.403	(1, 4) 1B 3B 1B		(0, 0) G4-3	(4, 2) 1B BB		(1, 2) G6-3				3	1	1	0	1	0	0												
Rafael Palmeiro, L OBP: 0.365, SLG: 0.476	(1, 3) 1B 3B		(4, 2) BB	(2, 0) F9		(1, 1) FC4-6 1B				3	1	2	2	1	0	2												
Ruben Sierra, S OBP: 0.332, SLG: 0.431	(1, 9) G3		(0, 1) G4-3		(2, 0) G6-3		(1, 2) FC4-6 FC6-4 1-2			4	0	0	1	0	0	2												
Pete Incaviglia, R OBP: 0.300, SLG: 0.419	(1, 7) K		(4, 1) 1B SH1-3 BB		(1, 3) K		(0, 0) FC6-4 FC5-4 1-2			3	1	0	0	1	2	1												
Juan Gonzalez, R OBP: 0.316, SLG: 0.522	(1, 10) F9		(1, 3) K	(1, 0) 1B		(1, 2) FC5-4				4	0	1	0	0	1	2												
Geno Petralli, L OBP: 0.356, SLG: 0.304		(2, 2) G4-3		(2, 1) SH1-3 1B		(3, 1) 1B		(1, 2) G6-4-3 1B		4	1	3	0	0	0	0												
Steve Buechele, R OBP: 0.287, SLG: 0.317		(3, 1) G5-3		(0, 0) SH1-3		(0, 0) P5		(3, 3) K		3	0	0	1	0	1	3												
Gary Green, R OBP: 0.247, SLG: 0.250		(2, 2) G6-3		(1, 1) S 1B		(0, 0) F7		(1, 0) G6-4-3		4	1	1	1	0	0	1												
Inning Stats	R: 3 E: 0 K: 1 S: 16	H: 3 LOB: 0 BB: 0 P: 24	R: 0 E: 0 K: 0 S: 9	H: 0 LOB: 0 BB: 0 P: 16	R: 0 E: 0 K: 1 S: 10	H: 0 LOB: 1 BB: 1 P: 16	R: 3 E: 0 K: 1 S: 16	H: 3 LOB: 2 BB: 2 P: 33	R: 0 E: 0 K: 0 S: 7	H: 0 LOB: 0 BB: 0 P: 9	R: 0 E: 0 K: 0 S: 9	H: 1 LOB: 1 BB: 0 P: 12	R: 0 E: 0 K: 1 S: 8	H: 1 LOB: 0 BB: 0 P: 13	1B: 9 2B: 0 3B: 1 HR: 0	SF: 0 SAC: 1 DP: 1 HBP: 0		WP: 0 PB: 0 SB: 2 CS: 0	PA: 36									
PITCHER	IP	WLS	BF	H	R	ER	SO	BB	IBB	HBP	BLK	WP	HR	S	P	ERA	WHIP											
Kirk McCaskill, R ERA: 3.25	(1, 1)	3.2	L	19	6	6	3	2	0	0	0	0	0	0	48	80	14.73	2.182										
Mike Fetters, R ERA: 4.0	(4, 1)	1.1		7	2	0	0	1	1	0	0	0	0	11	24	0.00	2.250											
Cliff Young, L ERA: 3.95	(6, 1)	1.1		5	1	0	0	0	0	0	0	0	0	12	16	0.00	0.750											
Greg Minton, R ERA: 2.45	(7, 1)	1.2		5	1	0	0	1	0	0	0	0	0	12	18	0.00	0.600											

Batter	1	2	3	4	5	6	7	8	9	AB	R	H	RBI	BB	SO	LOB	TOP								
Gary Thurman, R (1, 9) OBP: 0.250, SLG: 0.278 Frank White, R (9, 9) OBP: 0.255, SLG: 0.310	2-2 G1-3			1-1 G6-3		2-1 P4	3-2 CS	3-2 L9	1-3 K	5	0	0	0	0	1	3									
Kevin Seitzer, R (1, 4) OBP: 0.346, SLG: 0.373	2-0 G6-4-3 1B			3-2 F7		4-1 HR BB		0-2 L4		3	1	1	0	1	0	0									
George Brett, L (1, 3) OBP: 0.389, SLG: 0.517 Gerald Perry, L (6, PH) OBP: 0.312, SLG: 0.357 Jeff Conine, R (8, 3) OBP: 0.200, SLG: 0.111	0-1 G6-4-3 1-2			2-3 K		1-0 HR		2-2 P2		3	1	1	3	0	1	1									
Bo Jackson, R (1, 7) OBP: 0.344, SLG: 0.524		0-0 G5-3			2-2 PB 2B	1-1 F9			4-2 PB 1B BB	3	1	1	0	1	0	0									
Danny Tartabull, R (1, 10) OBP: 0.341, SLG: 0.472		0-0 G4-3			2-3 K		2-1 1B 2B		0-3 K	4	1	1	0	0	2	2									
Sean Berry, R (1, 5) OBP: 0.231, SLG: 0.250 Willie Wilson, S (9, PH) OBP: 0.358, SLG: 0.379 Kurt Stillwell, S (9, 6) OBP: 0.305, SLG: 0.352		1-3 K			0-0 G5-3		2 SAFE 1B BB		1 SAFE 4-2 1B BB	2	0	0	0	1	1	1									
Bill Pecota, R (1, 6) OBP: 0.341, SLG: 0.388 Jim Eisenreich, L (9, PH) OBP: 0.337, SLG: 0.400 Mike Macfarlane, R (9, 2) OBP: 0.308, SLG: 0.385			0-1 P3		1-3 K		1-1 F8		4-0 E 1B IBB	3	0	0	0	0	1	3									
Bob Boone, R (1, 2) OBP: 0.336, SLG: 0.265 Jeff Schultz, L (9, PH) OBP: 0.338, SLG: 0.387 Steve Jeltz, S (9, 4) OBP: 0.196, SLG: 0.190			0-0 G4-3		2-2 E 1B 1B	3-2 CS		2-3 K		3	0	2	1	0	0	0									
Brian McRae, S (1, 8) OBP: 0.325, SLG: 0.407			0-1 G5-3		0-0 E5 HR 1B	0-3 K		0-0 E8 1B		4	1	2	2	0	1	2									
Inning Stats	R: 0 E: 0 K: 0 S: 6	H: 1 LOB: 0 BB: 0 P: 10	R: 0 E: 0 K: 1 S: 8	H: 0 LOB: 0 BB: 0 P: 9	R: 0 E: 0 K: 0 S: 5	H: 0 LOB: 0 BB: 0 P: 5	R: 0 E: 0 K: 1 S: 9	H: 0 LOB: 0 BB: 0 P: 15	R: 0 E: 0 K: 2 S: 12	H: 1 LOB: 1 BB: 0 P: 17	R: 3 E: 1 K: 0 S: 13	H: 3 LOB: 0 BB: 1 P: 23	R: 1 E: 0 K: 1 S: 18	H: 2 LOB: 1 BB: 1 P: 31	R: 0 E: 0 K: 0 S: 9	H: 0 LOB: 0 BB: 0 P: 14	R: 2 E: 1 K: 3 S: 17	H: 1 LOB: 2 BB: 3 P: 32	1B: 5 2B: 2 3B: 0 HR: 1	SF: 0 SAC: 0 DP: 1 HBP: 0	WP: 0 PB: 0 SB: 1 CS: 1	PA: 38			
PITCHER	IP WLS BF H R ER SO BB IBB HBP BLK WP HR S P ERA WHIP	6.1 26 7 4 4 4 2 0 0 0 0 1 63 99 5.68 1.421	7.1 4 0 0 0 1 0 0 0 0 0 0 17 25 0.00 0.000	9.1 W 7 1 2 2 3 2 1 0 0 0 0 17 32 18.00 3.000																					

Kansas City Royals @ California Angels
 Anaheim Stadium, Anaheim, CA
 Thu Sep 27 1990, 10:05 PM EDT
 Att: 22,281 - Unknown


AB 32
 R 6
 H 8
 RBI 6
 BB 5
 SO 8
 LOB 15



Batter	1	2	3	4	5	6	7	8	9	AB	R	H	RBI	BB	SO	LOB	BOTTOM								
Luis Polonia, L (1, 7) OBP: 0.360, SLG: 0.400 Max Venable, L (9, 7) OBP: 0.338, SLG: 0.410	2-3 K		2-3 K			1-0 G6-3		0-3 K		4	0	0	0	0	3	3									
Johnny Ray, S (1, 4) OBP: 0.311, SLG: 0.377	2-2 G4-3			1-1 G4-3		0-0 G6-3		0-0 HR		4	1	1	3	0	0	1									
Brian Downing, R (1, 10) OBP: 0.377, SLG: 0.483	1-1 HR			2-1 F8		1-1 G1-3		1-2 G5-3		4	1	1	1	0	0	0									
Dave Winfield, R (1, 9) OBP: 0.337, SLG: 0.451	2-3 K			1-0 G5-3		0-0 P8			1-3 K	4	0	0	0	0	2	0									
Lee Stevens, L (1, 3) OBP: 0.276, SLG: 0.326 Gary Disarcina, R (9, PR) OBP: 0.154, SLG: 0.180		3-3 K			0-0 G5-4-3 1B		0-3 K		0-0 1B 2B	4	0	2	0	0	2	0									
Lance Parrish, R (1, 2) OBP: 0.334, SLG: 0.437 Pete Coachman, R (9, PR) OBP: 0.395, SLG: 0.425		0-2 G6-3			1-0 G5-4-3 1-2			2-2 HR	0-0 1B 1B	4	1	2	2	0	0	1									
Jack Howell, L (1, 5) OBP: 0.326, SLG: 0.360		1-0 G4-3			0-3 K			1-2 P6	1-2 1B IBB 1B	4	0	1	0	0	1	0									
Dick Schofield, R (1, 6) OBP: 0.366, SLG: 0.295			0-1 F9			0-1 G5-3		1-0 1B HR 1B	4-0 1B 1B	3	1	1	0	1	0	0									
Devon White, S (1, 8) OBP: 0.291, SLG: 0.346			1-1 G4-3			4-2 G6-3 S BB		2-1 HR 1B	2-2 1B 1B	3	1	2	1	1	0	0									
Inning Stats	R: 1 E: 0 K: 2 S: 11	H: 1 LOB: 0 BB: 0 P: 18	R: 0 E: 0 K: 1 S: 7	H: 0 LOB: 0 BB: 0 P: 11	R: 0 E: 0 K: 1 S: 7	H: 0 LOB: 0 BB: 0 P: 10	R: 0 E: 0 K: 0 S: 5	H: 0 LOB: 0 BB: 0 P: 9	R: 0 E: 0 K: 0 S: 6	H: 1 LOB: 0 BB: 1 P: 11	R: 0 E: 0 K: 1 S: 7	H: 0 LOB: 0 BB: 0 P: 8	R: 4 E: 0 K: 1 S: 20	H: 4 LOB: 0 BB: 0 P: 27	R: 2 E: 0 K: 1 S: 16	H: 4 LOB: 3 BB: 1 P: 21	1B: 6 2B: 1 3B: 0 HR: 3	SF: 0 SAC: 0 DP: 1 HBP: 0	WP: 0 PB: 0 SB: 1 CS: 0	PA: 36					
PITCHER	IP WLS BF H R ER SO BB IBB HBP BLK WP HR S P ERA WHIP	8.0 30 6 5 5 7 1 0 0 0 0 0 16 21 54.00 12.000																							

Kansas City Royals @ California Angels
 Anaheim Stadium, Anaheim, CA
 Thu Sep 27 1990, 10:05 PM EDT
 Att: 22,281 - Unknown

AB 34
 R 7
 H 10
 RBI 7
 BB 2
 SO 8
 LOB 5



Batter	1	2	3	4	5	6	7	8	9	AB	R	H	RBI	BB	SO	LOB	TOP										
Brian McRae, S (1, 8) OBP: 0.323, SLG: 0.399	1-3 K2-3		0-1 F8	2-2 G6-3			4-1 CS BB		0-0 CS	3	0	0	0	1	1	2											
Kevin Seitzer, R (1, 5) OBP: 0.346, SLG: 0.374	4-2 G6-4-3 BB		4-1 BB		1-1 G6-3		1-0 CS	2-2 1B G1-2-3 1B		2	0	1	0	2	0	0											
Bo Jackson, R (1, 7) OBP: 0.343, SLG: 0.522	0-1 G6-4-3		1-3 K		3-3 K			2-2 1B		4	0	1	0	0	2	2											
Danny Tartabull, R (1, 10) OBP: 0.337, SLG: 0.466		2-0 F8		2-2 E6 2B WP		2-3 K		3-3 K		4	1	0	0	0	2	2											
Russ Morman, R (1, 3) OBP: 0.289, SLG: 0.543		3-2 G4-3		0-2 WP 1B 2B		2-3 K		2-2 1B		4	1	2	0	0	1	0											
Mike Macfarlane, R (1, 2) OBP: 0.307, SLG: 0.382		4-1 2B BB		3-1 F8		2-3 K		0-0 G1-2-3		3	0	0	0	1	1	5											
Kurt Stillwell, S (1, 6) OBP: 0.307, SLG: 0.354		0-0 2B		4-2 1B BB		0-1 G4-3			0-0 P3	3	0	1	0	1	0	0											
Bill Pecota, R (1, 4) OBP: 0.336, SLG: 0.380		1-1 F8		0-2 P5			1-2 G6-3		1-0 L7	4	0	0	0	0	0	4											
Gary Thurman, R (1, 9) OBP: 0.254, SLG: 0.281			2-3 K	0-1 1B			0-3 K		2-0 CS 1B	3	0	1	1	0	2	0											
Jim Eisenreich, L (9, PH) OBP: 0.338, SLG: 0.402				1-3 3-H						1	0	1	0	0	0	0											
Inning Stats	R: 0 E: 0 K: 1 S: 9	H: 0 LOB: 0 BB: 1 P: 14	R: 0 E: 0 K: 0 S: 10	H: 1 LOB: 2 BB: 1 P: 20	R: 0 E: 0 K: 2 S: 9	H: 0 LOB: 1 BB: 1 P: 16	R: 2 E: 1 K: 0 S: 21	H: 2 LOB: 2 BB: 1 P: 32	R: 0 E: 0 K: 2 S: 8	H: 0 LOB: 0 BB: 0 P: 14	R: 0 E: 0 K: 2 S: 11	H: 0 LOB: 0 BB: 0 P: 15	R: 0 E: 0 K: 1 S: 7	H: 0 LOB: 0 BB: 1 P: 13	R: 0 E: 0 K: 1 S: 16	H: 3 LOB: 2 BB: 0 P: 25	R: 0 E: 0 K: 0 S: 3	H: 1 LOB: 1 BB: 0 P: 6	1B: 5 2B: 2 3B: 0 HR: 0	SF: 0 SAC: 0 DP: 2 HBP: 0	WP: 1 PB: 0 SB: 1 CS: 2	PA: 38					
PITCHER	IP	WLS	BF	H	R	ER	SO	BB	IBB	HBP	BLK	WP	HR	S	P	ERA	WHIP										
Chuck Finley, L (1, 1) ERA: 2.4	8.0	L	33	6	2	0	9	5	0	0	0	1	0	91	149	0.00	1.375										
Willie Fraser, R (9, 1) ERA: 2.91	1.0		3	1	0	0	0	0	0	0	0	0	0	3	6	0.00	1.000										

Kansas City Royals @ California Angels
 Anaheim Stadium, Anaheim, CA
 Fri Sep 28 1990, 10:05 PM EDT
 Att: 25,860 - Unknown - 75 F


AB	31
R	2
H	7
RBI	1
BB	5
SO	9
LOB	15



Batter	1	2	3	4	5	6	7	8	9	AB	R	H	RBI	BB	SO	LOB	BOTTOM										
Luis Polonia, L (1, 7) OBP: 0.362, SLG: 0.399	4-2 G4-3 BB		2-3 K		2-2 G3	3-1 FC6-4			1-2 1B	3	0	1	0	1	1	3											
Donnie Hill, S (9, PH) OBP: 0.317, SLG: 0.354										1	0	1	0	0	0	0											
Johnny Ray, S (1, 4) OBP: 0.310, SLG: 0.374	0-0 L6		1-0 P5		2-2 G3		2-1 G3-1		1-2 1B	5	0	1	0	0	0	3											
Max Venable, L (9, FR) OBP: 0.338, SLG: 0.410										0	0	0	0	0	0	0											
Brian Downing, R (1, 10) OBP: 0.378, SLG: 0.478	2-1 G4-3		1-2 HBP		1-1 G6-3		1-1 G4-3		4-0 G6-3 IBB	3	0	0	0	1	0	2											
Dave Winfield, R (1, 9) OBP: 0.334, SLG: 0.446	0-0 G3-1		0-1 G1-3		1-0 G3		1-3 K		0-0 G6-3	5	0	0	0	0	1	7											
Lee Stevens, L (1, 3) OBP: 0.275, SLG: 0.329		1-2 F9 2B		0-0 L8		2-2 F8		3-3 K		4	0	1	0	0	1	0											
Lance Parrish, R (1, 2) OBP: 0.335, SLG: 0.444		0-0 F9		2-2 G5-3		2-2 HR		3-2 1B		4	1	2	1	0	0	1											
Jack Howell, L (1, 5) OBP: 0.328, SLG: 0.361		1-3 K		2-2 BB 1B		1-1 1B		1-1 F9		4	0	2	0	0	1	2											
Dick Schofield, R (1, 6) OBP: 0.367, SLG: 0.295		0-3 K		4-2 BB		0-1 FC6-4 1B		3-3 K		3	0	1	0	1	2	2											
Devon White, S (1, 8) OBP: 0.291, SLG: 0.345			2-1 S 1B		1-3 K		1-0 F9		3-1 F8	4	0	1	0	0	1	4											
Inning Stats	R: 0 E: 0 K: 0 S: 6	H: 0 LOB: 1 BB: 1 P: 12	R: 0 E: 0 K: 2 S: 11	H: 1 LOB: 0 BB: 0 P: 13	R: 0 E: 0 K: 1 S: 11	H: 1 LOB: 2 BB: 1 P: 17	R: 0 E: 0 K: 1 S: 13	H: 1 LOB: 1 BB: 1 P: 22	R: 0 E: 0 K: 0 S: 10	H: 1 LOB: 0 BB: 0 P: 16	R: 1 E: 0 K: 0 S: 15	H: 3 LOB: 2 BB: 0 P: 24	R: 0 E: 0 K: 1 S: 7	H: 0 LOB: 0 BB: 0 P: 11	R: 0 E: 0 K: 2 S: 11	H: 1 LOB: 1 BB: 0 P: 21	R: 0 E: 0 K: 0 S: 9	H: 2 LOB: 2 BB: 1 P: 18	1B: 8 2B: 1 3B: 0 HR: 1	SF: 0 SAC: 0 DP: 1 HBP: 1	WP: 0 PB: 0 SB: 1 CS: 0	PA: 40					
PITCHER	IP	WLS	BF	H	R	ER	SO	BB	IBB	HBP	BLK	WP	HR	S	P	ERA	WHIP										
Steve Farr, R (1, 1) ERA: 1.98	5.1	W	25	6	1	1	4	2	0	1	0	0	0	12	20	0.00	0.600										
Andy McGaffigan, R (6, 1) ERA: 3.66	1.2		6	1	0	0	1	0	0	0	0	0	0	19	38	0.00	2.250										
Mark Davis, L (8, 1) ERA: 5.18	1.1		8	3	0	0	2	0	1	0	0	0	0	1	1	0.00	0.000										
Jeff Montgomery, R (9, 1) ERA: 2.42	0.2	S	1	0	0	0	0	0	0	0	0	0	0	1	1	0.00	0.000										

Kansas City Royals @ California Angels
 Anaheim Stadium, Anaheim, CA
 Fri Sep 28 1990, 10:05 PM EDT
 Att: 25,860 - Unknown - 75 F

AB	36
R	1
H	10
RBI	1
BB	3
SO	7
LOB	24



Batter	1	2	3	4	5	6	7	8	9	AB	R	H	RBI	BB	SO	LOB	TOP			
Brian McRae, S (1, 8) OBP: 0.318, SLG: 0.389	1-3 K		1-2 G1-3			2-0 F8			1-2 P2	4	0	0	0	0	1	1	Kansas City Royals @ California Angels Anaheim Stadium, Anaheim, CA Sun Sep 30 1990, 6:33 AM EDT Att: 34,644 - Unknown livebaseballscorecards.com			
Kurt Stillwell, S (1, 6) OBP: 0.304, SLG: 0.349	3-1 P6			1-2 F9			1-2 G4-3	0-0 L8	4	0	0	0	0	0	0					
George Brett, L (1, 3) OBP: 0.387, SLG: 0.514 Jeff Conine, R (7, 3) OBP: 0.375, SLG: 0.357	1-1 P5			0-0 L9			0-1 G3	1-3 K	3	0	0	0	0	0	0	0				
Gerald Perry, L (1, 10) OBP: 0.312, SLG: 0.363		2-2 P3		1-1 L8			1-1 HR		3	1	1	1	0	0	0					
Jim Eisenreich, L (1, 9) OBP: 0.336, SLG: 0.398		0-0 P5			1-0 F7		3-3 K		3	0	0	0	0	1	0					
Willie Wilson, S (1, 7) OBP: 0.355, SLG: 0.375		2-2 G3			0-0 G4-3			2-2 G6-3	3	0	0	0	0	0	0					
Sean Berry, R (1, 5) OBP: 0.250, SLG: 0.368			2-1 P3		2-3 K			0-0 P3	3	0	0	0	0	1	0					
Brent Mayne, L (1, 2) OBP: 0.556, SLG: 0.429			4-2 BB			3-2 CS 1B		2-1 F8	2	0	1	0	1	0	0					
Frank White, R (1, 4) OBP: 0.253, SLG: 0.307 Bo Jackson, R (9, PH) OBP: 0.343, SLG: 0.526 Bill Pecota, R (9, 4) OBP: 0.336, SLG: 0.380			1-2 F9			3-3 K		3-1 HR	2	0	0	0	0	1	2					
Inning Stats	R: 0 E: 0 K: 1 S: 7	H: 0 LOB: 0 BB: 0 P: 12	R: 0 E: 0 K: 0 S: 8	H: 0 LOB: 0 BB: 0 P: 12	R: 0 E: 0 K: 0 S: 11	H: 0 LOB: 1 BB: 1 P: 19	R: 0 E: 0 K: 0 S: 6	H: 0 LOB: 0 BB: 0 P: 8	R: 0 E: 0 K: 1 S: 5	H: 1 LOB: 0 BB: 0 P: 15	R: 1 E: 0 K: 1 S: 11	H: 1 LOB: 0 BB: 0 P: 16	R: 0 E: 0 K: 0 S: 6	H: 0 LOB: 0 BB: 0 P: 10	R: 1 E: 0 K: 1 S: 9	H: 1 LOB: 0 BB: 0 P: 14	1B: 1 2B: 1 3B: 0 HR: 2	SF: 0 SAC: 0 DP: 1 HBP: 0	WP: 0 PB: 0 SB: 0 CS: 1	PA: 30
PITCHER Scott Lewis, R (1, 1) ERA: 2.2	IP: 9.0 WLS: L BF: 30	H: 3 R: 2 ER: 2 SO: 5	BB: 1 IBB: 0 HBP: 0 BLK: 0	WP: 0 HR: 2 S: 70 P: 114	ERA: 2.00 WHIP: 0.444	PITCHER														

Batter	1	2	3	4	5	6	7	8	9	AB	R	H	RBI	BB	SO	LOB	BOTTOM			
Luis Polonia, L (1, 7) OBP: 0.363, SLG: 0.405	1-0 G6-3 1B		1-0 CS 1B		0-0 3B		1-2 G6-4-3 1-2		1-0 G4-3	5	0	3	1	0	0	1	Kansas City Royals @ California Angels Anaheim Stadium, Anaheim, CA Sun Sep 30 1990, 6:33 AM EDT Att: 34,644 - Unknown livebaseballscorecards.com			
Donnie Hill, S (1, 4) OBP: 0.317, SLG: 0.352	1-2 G6-3 1-2		3-2 CS 1-2	2-2 G6-3	4-2 BB		0-2 1B		1-1 L7	4	0	1	0	1	0	1				
Brian Downing, R (1, 10) OBP: 0.377, SLG: 0.471	4-0 FC4-6 BB			0-1 E6 1B	1-2 L5		1-1 F9			3	0	0	0	1	0	3				
Dave Winfield, R (1, 9) OBP: 0.337, SLG: 0.453	2-0 FC4-6 1-2			1-2 BB	4-2 BB			2-3 K	3	0	1	0	1	1	1					
Lee Stevens, L (1, 3) OBP: 0.278, SLG: 0.332		0-3 K		2-3 K	3-3 K			1-0 1B	4	0	1	0	0	3	5					
Max Venable, L (1, 8) OBP: 0.337, SLG: 0.399		1-3 K		4-0 BB		1-2 BB		2-1 L7	3	0	0	0	1	1	1					
Jack Howell, L (1, 5) OBP: 0.330, SLG: 0.362		2-3 K		1-3 K			1-1 G6-4-3 1B		1-0 1B	4	0	2	0	0	2	3				
Gary Disarcina, R (1, 6) OBP: 0.164, SLG: 0.173 Johnny Ray, S (9, PH) OBP: 0.308, SLG: 0.371 Dick Schofield, R (9, 6) OBP: 0.366, SLG: 0.295			0-0 F9		4-0 SH1-4 3B		2-2 G6-4-3 1-2		1-3 K	2	1	0	0	1	0	1				
John Orton, R (1, 2) OBP: 0.229, SLG: 0.247 Devon White, S (9, PH) OBP: 0.290, SLG: 0.343			0-2 L6		0-1 SH1-4		2-1 G6-4-3 1B		2-2 L9	2	0	1	0	0	0	0				
Inning Stats	R: 0 E: 0 K: 0 S: 5	H: 1 LOB: 1 BB: 1 P: 13	R: 0 E: 0 K: 3 S: 9	H: 0 LOB: 0 BB: 0 P: 12	R: 0 E: 1 K: 2 S: 16	H: 1 LOB: 3 BB: 1 P: 26	R: 1 E: 0 K: 1 S: 14	H: 1 LOB: 3 BB: 3 P: 30	R: 0 E: 0 K: 0 S: 8	H: 1 LOB: 0 BB: 0 P: 12	R: 0 E: 0 K: 2 S: 10	H: 2 LOB: 2 BB: 0 P: 14	R: 0 E: 0 K: 2 S: 12	H: 2 LOB: 2 BB: 0 P: 19	R: 0 E: 0 K: 0 S: 6	H: 0 LOB: 0 BB: 0 P: 10	1B: 8 2B: 0 3B: 1 HR: 0	SF: 0 SAC: 1 DP: 3 HBP: 0	WP: 0 PB: 0 SB: 0 CS: 1	PA: 39
PITCHER Kevin Appier, R (1, 1) ERA: 2.76 Jeff Montgomery, R (9, 1) ERA: 2.39	IP: 8.0 WLS: W BF: 35	H: 9 R: 1 ER: 1 SO: 8	BB: 5 IBB: 0 HBP: 0 BLK: 0	WP: 0 HR: 0 S: 81 P: 137	ERA: 1.12 WHIP: 1.750	PITCHER														

Batter	1	2	3	4	5	6	7	8	9	AB	R	H	RBI	BB	SO	LOB	TOP					
Luis Polonia, L OBP: 0.366, SLG: 0.411 (1, 7)	2-2 1B	3-3 K		4-2 BB		0-2 L3			0-0 1B	4	1	2	0	1	1	2						
Donnie Hill, S OBP: 0.316, SLG: 0.350 (1, 4)	0-0 2B		2-0 L9	3-1 P5			2-2 L8		1-0 G6-3	5	0	1	1	1	0	3						
Dave Winfield, R OBP: 0.336, SLG: 0.453 (1, 9)	0-1 1B		0-0 L7		0-3 K		0-1 G5-3			4	0	1	0	0	1	0						
Lance Parrish, R OBP: 0.337, SLG: 0.446 (1, 2)	1-3 K		2-0 1B	1-2 P2			1-1 G6-3			4	0	1	0	0	1	2						
Max Venable, L OBP: 0.340, SLG: 0.398 (1, 8)	4-1 BB		0-0 1B	0-0 G3				2-0 P6		3	0	1	0	1	0	0						
Brian Downing, R OBP: 0.375, SLG: 0.468 (1, 10)	0-1 G5-4-3		1-0 G5-3			0-2 1B		0-0 P2		4	0	1	0	0	0	5						
Lee Stevens, L OBP: 0.274, SLG: 0.327 (1, 3)		1-1 G3-1		2-3 K		1-0 G3-6		1-0 L3		4	0	0	0	0	1	1						
Dick Schofield, R OBP: 0.367, SLG: 0.301 (1, 6)		2-0 1B		2-1 G1-3		0-2 1B			0-1 F9	4	1	2	0	0	0	0						
Jack Howell, L OBP: 0.331, SLG: 0.367 (1, 5)	2-2 L8		0-2 2B			0-0 1B			0-0 F7	4	0	2	1	0	0	1						
Inning Stats	R: 1 E: 0 K: 1 S: 12	H: 3 LOB: 2 BB: 1 P: 19	R: 0 E: 0 K: 1 S: 10	H: 1 LOB: 1 BB: 0 P: 18	R: 0 E: 0 K: 0 S: 5	H: 2 LOB: 2 BB: 0 P: 10	R: 0 E: 0 K: 1 S: 13	H: 1 LOB: 2 BB: 1 P: 24	R: 0 E: 0 K: 1 S: 7	H: 0 LOB: 0 BB: 0 P: 8	R: 1 E: 0 K: 0 S: 12	H: 3 LOB: 1 BB: 0 P: 13	R: 0 E: 0 K: 0 S: 7	H: 0 LOB: 0 BB: 0 P: 10	R: 0 E: 0 K: 0 S: 3	H: 0 LOB: 0 BB: 0 P: 6	R: 0 E: 0 K: 0 S: 5	H: 1 LOB: 1 BB: 0 P: 6	1B: 7 2B: 3 3B: 1 HR: 0	SF: 0 SAC: 0 DP: 2 HBP: 0	WP: 0 PB: 0 SB: 1 CS: 1	PA: 38
PITCHER Dave Stewart, R ERA: 2.56 (1, 1)	IP: 9.0 WLS: L BF: 38	H: 11 R: 2 ER: 2 SO: 4	BB: 2 IBB: 0 HBP: 0 BLK: 0	WP: 0 HR: 0 S: 74 P: 114	ERA: 2.00 WHIP: 1.444											PITCHER	IP: 9.0 WLS: L BF: 38	H: 11 R: 2 ER: 2 SO: 4	BB: 2 IBB: 0 HBP: 0 BLK: 0	WP: 0 HR: 0 S: 74 P: 114	ERA: 2.00 WHIP: 1.444	

California Angels @ Oakland Athletics
Oakland-Alameda County Coliseum, Oakland, CA
Mon Oct 01 1990, 7:05 PM PDT
Att: 31,378 - Unknown

AB	36
R	2
H	11
RBI	2
BB	2
SO	4
LOB	14



Batter	1	2	3	4	5	6	7	8	9	AB	R	H	RBI	BB	SO	LOB	BOTTOM				
Rickey Henderson, R OBP: 0.440, SLG: 0.581 (1, 7)	1-1 P5		1-0 G5-3		1-0 CS			0-2 G6-3		4	0	1	0	0	0	0					
Willie McGee, S OBP: 0.373, SLG: 0.418 (1, 8)	3-2 G3		0-0 L6		3-0 CS		1-0 G4-6-3	1-3 K		4	0	1	0	0	1	0					
Jose Canseco, R OBP: 0.371, SLG: 0.543 (1, 9)	0-1 G4-3		4-1 BB		4-2 BB		4-2 G4-6-3		4-2 CS	1	0	0	0	3	0	0					
Harold Baines, L OBP: 0.374, SLG: 0.429 (1, 10)		2-1 G4-3	1-1 G3		0-1 G4-6-3		2-3 K		0-0 G6-3	4	0	0	0	0	0	4					
Mark McGwire, R OBP: 0.388, SLG: 0.492 Lance Blankenship, R OBP: 0.255, SLG: 0.159 (9, PR)		1-2 F7		4-0 BB		2-3 K		4-2 BB		2	0	0	0	2	1	1					
Camey Lansford, R OBP: 0.333, SLG: 0.321 (1, 5)		1-1 BB		2-3 K			0-0 F9		3-3 K	4	0	1	0	0	2	3					
Terry Steinbach, R OBP: 0.292, SLG: 0.373 (1, 2)		4-1 BB		1-1 G5-4-3			1-2 F8			2	0	0	0	1	0	1					
Walt Weiss, S OBP: 0.340, SLG: 0.326 (1, 6)		4-0 BB		3-1 G1-3			0-0 G3-1			2	0	0	0	1	0	0					
Willie Randolph, R OBP: 0.339, SLG: 0.324 (1, 4)		1-0 P4		3-3 K				1-0 G5-3		3	0	0	0	0	1	3					
Inning Stats	R: 0 E: 0 K: 0 S: 11	H: 0 LOB: 0 BB: 0 P: 15	R: 0 E: 0 K: 0 S: 9	H: 1 LOB: 3 BB: 2 P: 22	R: 0 E: 0 K: 0 S: 5	H: 0 LOB: 1 BB: 1 P: 11	R: 0 E: 0 K: 1 S: 5	H: 0 LOB: 0 BB: 1 P: 12	R: 0 E: 0 K: 1 S: 8	H: 1 LOB: 1 BB: 1 P: 15	R: 0 E: 0 K: 0 S: 5	H: 0 LOB: 0 BB: 0 P: 6	R: 0 E: 0 K: 1 S: 7	H: 0 LOB: 0 BB: 0 P: 9	R: 0 E: 0 K: 1 S: 13	H: 0 LOB: 1 BB: 2 P: 24	1B: 3 2B: 0 3B: 0 HR: 0	SF: 0 SAC: 0 DP: 2 HBP: 0	WP: 0 PB: 0 SB: 0 CS: 2	PA: 34	
PITCHER Joe Grahe, R ERA: 4.98 Bryan Harvey, R ERA: 3.22 (9, 1)	IP: 8.1 WLS: W BF: 32	H: 3 R: 0 ER: 0 SO: 4	BB: 7 IBB: 0 HBP: 0 BLK: 0	WP: 0 HR: 0 S: 62 P: 120	ERA: 0.00 WHIP: 1.200											PITCHER	IP: 0.2 WLS: S BF: 1	H: 0 R: 0 ER: 0 SO: 1	BB: 0 IBB: 0 HBP: 0 BLK: 0	WP: 0 HR: 0 S: 7 P: 10	ERA: 0.00 WHIP: 0.000

California Angels @ Oakland Athletics
Oakland-Alameda County Coliseum, Oakland, CA
Mon Oct 01 1990, 7:05 PM PDT
Att: 31,378 - Unknown

AB	26
R	0
H	3
RBI	0
BB	7
SO	5
LOB	12



