

California Angels - 1991

Batter	1	2	3	4	5	6	7	8	9	AB	R	H	RBI	BB	SO	LOB	TOP			
Luis Polonia, L OBP: 0.428, SLG: 0.273 (1, 7)	G1-3	G1-3					K		G6-3	5	0	1	0	0	1	2				
Donnie Hill, S OBP: 0.800, SLG: 1.000 (1, 4)	1B						E6			4	2	3	2	1	0	0				
Wally Joyner, L OBP: 0.462, SLG: 0.364 (1, 3)	1B								P6	5	1	3	0	0	0	2				
Dave Winfield, R OBP: 0.308, SLG: 0.500 (1, 9)	P3								G1-3	4	0	1	3	0	1	3				
Dave Parker, L OBP: 0.385, SLG: 0.750 (1, 10)	G6-3									4	0	2	0	0	0	3				
Gary Gaetti, R OBP: 0.077, SLG: 0.154 (1, 5)		L6								4	0	0	0	0	0	4				
Junior Felix, S OBP: 0.167, SLG: 0.250 (1, 8)										4	0	1	0	0	2	0				
John Orton, R (1, 2)										4	1	0	0	0	2	1				
Dick Schofield, R OBP: 0.583, SLG: 0.286 (1, 6)										3	1	1	0	1	1	0				
Inning Stats	R: 0 E: 0 K: 0 S: 14	H: 2 LOB: 2 BB: 0 P: 20	R: 0 E: 0 K: 1 S: 10	H: 1 LOB: 2 BB: 1 P: 20	R: 1 E: 0 K: 0 S: 13	H: 2 LOB: 1 BB: 0 P: 20	R: 2 E: 1 K: 1 S: 15	H: 3 LOB: 0 BB: 0 P: 20	R: 0 E: 0 K: 2 S: 9	H: 0 LOB: 0 BB: 0 P: 12	R: 2 E: 1 K: 1 S: 17	H: 3 LOB: 1 BB: 0 P: 28	R: 0 E: 0 K: 1 S: 11	H: 0 LOB: 0 BB: 0 P: 18	R: 0 E: 0 K: 0 S: 9	H: 0 LOB: 1 BB: 1 P: 16	1B: 9 2B: 3 3B: 0 HR: 0	SF: 1 SAC: 0 DP: 1 HBP: 0	WP: 0 PB: 0 SB: 1 CS: 1	PA: 41
PITCHER	IP	WLS	BF	H	R	ER	SO	BB	IBB	HBP	BLK	WP	HR	S	P	ERA	WHIP			
Brian Holman, R ERA: 3.0 (1, 1)	6.0	L	27	9	3	2	5	1	0	0	0	0	0	72	106	3.00	1.667			
Bill Krueger, L ERA: 9.0 (7, 1)	1.0		6	3	2	1	1	0	0	0	0	0	0	17	28	9.00	3.000			
Rob Murphy, L ERA: (8, 1)	2.0		7	0	0	0	1	1	0	0	0	0	0	20	34	0.00	0.500			

California Angels @ Seattle Mariners
The Kingdome, Seattle, WA
Thu Apr 11 1991, 6:33 AM EDT
Att: 11,373 - Dome - 70 F

AB	37
R	5
H	12
RBI	5
BB	2
SO	7
LOB	15



Batter	1	2	3	4	5	6	7	8	9	AB	R	H	RBI	BB	SO	LOB	BOTTOM					
Harold Reynolds, S OBP: 0.231, SLG: 0.167 (1, 4)	G5-4-3		L7						G3	3	0	0	0	1	0	2						
Edgar Martinez, R OBP: 0.583, SLG: 0.556 (1, 5)	G5-4-3								L5	4	0	1	0	0	0	1						
Ken Griffey Jr., L OBP: 0.333, SLG: 0.333 (1, 8)	1B								K	4	0	2	0	0	1	0						
Alvin Davis, L OBP: 0.250, SLG: 0.182 (1, 10)	K								P6	3	0	0	0	1	1	1						
Jay Buhner, R OBP: 0.091, SLG: 0.182 (1, 9)										3	0	0	0	0	1	3						
Pete O'Brien, L OBP: 0.182, SLG: 0.273 (1, 3)										3	0	0	0	0	0	3						
Henry Cotto, R (1, 7)										2	0	0	0	0	1	0						
Greg Briley, L OBP: 0.286, SLG: 0.714 (7, PH) (8, 7)										1	0	0	0	0	1	3						
Dave Valle, R OBP: 0.100, SLG: 0.100 (1, 2)										3	0	1	0	0	0	0						
Omar Vizquel, S OBP: 0.400, SLG: 0.700 (1, 6)										3	0	1	0	0	0	1						
Inning Stats	R: 0 E: 0 K: 1 S: 7	H: 1 LOB: 1 BB: 1 P: 17	R: 0 E: 0 K: 0 S: 7	H: 0 LOB: 0 BB: 0 P: 11	R: 0 E: 0 K: 0 S: 5	H: 0 LOB: 0 BB: 0 P: 9	R: 0 E: 0 K: 0 S: 7	H: 0 LOB: 0 BB: 0 P: 11	R: 0 E: 0 K: 2 S: 8	H: 0 LOB: 0 BB: 0 P: 12	R: 0 E: 0 K: 0 S: 8	H: 1 LOB: 0 BB: 0 P: 13	R: 0 E: 0 K: 1 S: 12	H: 2 LOB: 3 BB: 1 P: 27	R: 0 E: 0 K: 0 S: 5	H: 1 LOB: 0 BB: 0 P: 9	R: 0 E: 0 K: 1 S: 8	H: 0 LOB: 0 BB: 0 P: 12	1B: 5 2B: 0 3B: 0 HR: 0	SF: 0 SAC: 0 DP: 3 HBP: 0	WP: 0 PB: 0 SB: 0 CS: 0	PA: 31
PITCHER	IP	WLS	BF	H	R	ER	SO	BB	IBB	HBP	BLK	WP	HR	S	P	ERA	WHIP					
Mark Langston, L ERA: (1, 1)	6.0		22	4	0	0	3	2	0	0	0	0	0	45	85	0.00	1.000					
Jeff Robinson, R ERA: (7, 1)	3.0	S	9	1	0	0	2	0	0	0	0	0	0	22	36	0.00	0.333					

California Angels @ Seattle Mariners
The Kingdome, Seattle, WA
Thu Apr 11 1991, 6:33 AM EDT
Att: 11,373 - Dome - 70 F

AB	29
R	0
H	5
RBI	0
BB	2
SO	5
LOB	14



Batter	1	2	3	4	5	6	7	8	9	AB	R	H	RBI	BB	SO	LOB	TOP					
Luis Polonia, L OBP: 0.389, SLG: 0.267	1-3 K		0-1 1B		1-0 FC6-4			0-0 L8		4	0	1	0	0	1	1	California Angels @ Minnesota Twins Hubert H. Humphrey Metrodome, Minneapolis, MN Fri Apr 12 1991, 8:05 PM EDT Att: 45,866 - Dome - 70 F					
Luis Sojo, R OBP: 0.250, SLG: 0.333	0-0 F8		0-2 L4			1-1 G5-4-3 1B		1-2 1B		4	0	2	0	0	0	2						
Wally Joyner, L OBP: 0.412, SLG: 0.333	3-2 G4-3		2-3 K			0-0 G5-4-3 1B		1-2 L9		4	0	1	0	0	1	3						
Dave Winfield, R OBP: 0.235, SLG: 0.375		1-0 G5-3		2-2 G5-3		1-0 G5-4-3		1-3 K		4	0	0	0	0	1	3						
Dave Parker, L OBP: 0.294, SLG: 0.563	0-0 P6			1-3 K		0-0 F7			2-3 K	4	0	0	0	0	2	1						
Lance Parrish, R OBP: 0.536, SLG: 0.545	1-1 1B			2-3 K			3-2 F8		2-3 K	4	0	1	0	0	2	0						
Gary Gaetti, R OBP: 0.116, SLG: 0.235	1-0 F9				2-2 F9		0-0 G3 2B		0-3 K	4	0	1	0	0	1	1						
Junior Felix, S OBP: 0.200, SLG: 0.214			1-2 1B HBP		3-2 F8		0-0 G3			2	0	0	0	0	0	1						
Dick Schofield, R OBP: 0.533, SLG: 0.300			1-3 K		1-1 FC6-4 1B			1-1 L9		3	0	1	0	0	1	2						
Inning Stats	R: 0 E: 0 K: 1 S: 7	H: 0 LOB: 0 BB: 0 P: 11	R: 0 E: 0 K: 0 S: 5	H: 1 LOB: 2 BB: 0 P: 8	R: 0 E: 0 K: 2 S: 13	H: 1 LOB: 0 BB: 0 P: 17	R: 0 E: 0 K: 2 S: 10	H: 0 LOB: 0 BB: 0 P: 15	R: 0 E: 0 K: 0 S: 9	H: 1 LOB: 1 BB: 0 P: 16	R: 0 E: 0 K: 0 S: 5	H: 2 LOB: 1 BB: 0 P: 7	R: 0 E: 0 K: 0 S: 8	H: 1 LOB: 1 BB: 0 P: 12	R: 0 E: 0 K: 3 S: 10	H: 1 LOB: 1 BB: 0 P: 13	R: 0 E: 0 K: 3 S: 10	H: 0 LOB: 0 BB: 0 P: 14	1B: 6 2B: 1 3B: 0 HR: 0	SF: 0 SAC: 0 DP: 1 HBP: 1	WP: 0 PB: 0 SB: 0 CS: 0	PA: 34
PITCHER Kevin Tapani, R ERA:	IP: 9.0 WLS: W BF: 34 H: 7 R: 0 ER: 0 SO: 9 BB: 0 IBB: 0 HBP: 1 BLK: 0 WP: 0 HR: 0 S: 77 P: 113 ERA: 0.00 WHIP: 0.778															PITCHER	IP: WLS: BF: H: R: ER: SO: BB: IBB: HBP: BLK: WP: HR: S: P: ERA: WHIP:					

Batter	1	2	3	4	5	6	7	8	9	AB	R	H	RBI	BB	SO	LOB	BOTTOM					
Dan Gladden, R OBP: 0.333, SLG: 0.400	1-2 F8	2-1 FC6-2 FC6-4		1-0 E5		0-2 L5				4	0	0	0	0	0	1	California Angels @ Minnesota Twins Hubert H. Humphrey Metrodome, Minneapolis, MN Fri Apr 12 1991, 8:05 PM EDT Att: 45,866 - Dome - 70 F					
Chuck Knoblauch, R OBP: 0.313, SLG: 0.214	4-2 2B 1B	0-1 FC6-4			1-2 1B	0-0 P6				3	2	1	0	1	0	1						
Kirby Puckett, R OBP: 0.333, SLG: 0.400	1-1 1B		0-1 E SF8		0-2 1B		1-1 F9			4	2	3	0	0	0	0						
Chili Davis, S OBP: 0.500, SLG: 0.615	3-0 2B		0-2 E7 SF8		1-1 G6-3		2-2 P4			4	1	2	1	0	0	2						
Brian Harper, R OBP: 0.273, SLG: 0.500	1-1 F9		1-0 SF8		4-0 1B		0-1 G5-3			2	0	0	1	1	0	2						
Shane Mack, R OBP: 0.200, SLG: 0.143	3-1 G5-3		2-3 3H G6-3		1-3 K			0-0 F7		4	0	0	1	0	1	5						
Kent Hrbek, L OBP: 0.200, SLG: 0.143		2-2 G6-3	3-3 K		0-0 1B		1-2 G4-3			4	0	1	2	0	1	0						
Scott Leius, R OBP: 0.400, SLG: 0.800		0-0 3B		0-0 F8		1-3 K		0-2 CS 1B		4	1	2	0	0	1	2						
Greg Gagne, R OBP: 0.444, SLG: 1.125		1-1 FC6-2 3B		0-0 L4		0-1 G5-3		3-2 CS		3	0	1	1	0	0	0						
Inning Stats	R: 1 E: 0 K: 0 S: 13	H: 2 LOB: 2 BB: 1 P: 26	R: 1 E: 0 K: 0 S: 10	H: 2 LOB: 1 BB: 0 P: 15	R: 2 E: 1 K: 1 S: 13	H: 2 LOB: 0 BB: 0 P: 16	R: 0 E: 1 K: 0 S: 3	H: 0 LOB: 1 BB: 0 P: 4	R: 2 E: 0 K: 2 S: 20	H: 3 LOB: 2 BB: 1 P: 28	R: 0 E: 0 K: 0 S: 6	H: 0 LOB: 0 BB: 0 P: 6	R: 0 E: 0 K: 0 S: 8	H: 0 LOB: 0 BB: 0 P: 11	R: 0 E: 0 K: 0 S: 10	H: 1 LOB: 0 BB: 0 P: 14	R: 0 E: 0 K: 0 S: 10	H: 0 LOB: 0 BB: 0 P: 14	1B: 7 2B: 1 3B: 2 HR: 0	SF: 1 SAC: 0 DP: 0 HBP: 0	WP: 0 PB: 0 SB: 0 CS: 1	PA: 36
PITCHER Jim Abbott, L ERA: 9.0 Floyd Bannister, L ERA: Cliff Young, L ERA:	IP: 5.0 WLS: L BF: 26 H: 9 R: 6 ER: 5 SO: 3 BB: 1 IBB: 1 HBP: 0 BLK: 0 WP: 0 HR: 0 S: 14 P: 17 ERA: 9.00 WHIP: 2.000															PITCHER	IP: WLS: BF: H: R: ER: SO: BB: IBB: HBP: BLK: WP: HR: S: P: ERA: WHIP:					

AB	33
R	0
H	7
RBI	0
BB	0
SO	9
LOB	14



AB	32
R	6
H	10
RBI	6
BB	2
SO	3
LOB	13



Batter	1	2	3	4	5	6	7	8	9	AB	R	H	RBI	BB	SO	LOB	TOP					
Luis Polonia, L OBP: 0.478, SLG: 0.368 (1, 7)										4	3	2	1	0	2		California Angels @ Minnesota Twins Hubert H. Humphrey Metrodome, Minneapolis, MN Sun Apr 14 1991, 4:33 AM EDT Att: 22,513 - Dome - 70 F					
Donnie Hill, S OBP: 0.538, SLG: 0.636 (1, 4)										5	1	1	0	0	1	5						
Gary Gaetti, R OBP: 0.286, SLG: 0.407 (1, 5)										4	0	2	4	0	1	2						
Dave Parker, L OBP: 0.318, SLG: 0.500 (1, 10)										4	0	1	0	0	2	3						
Lance Parrish, R OBP: 0.542, SLG: 0.789 (1, 2)										5	1	2	2	0	0	2						
Jack Howell, L OBP: 0.400, SLG: 0.500 (1, 3)										4	1	1	0	1	1							
Junior Felix, S OBP: 0.200, SLG: 0.217 (1, 8)										5	1	1	1	0	1	1						
Max Venable, L OBP: 0.400, SLG: 0.500 (1, 9)										4	1	1	0	1	2	2						
Dick Schofield, R OBP: 0.520, SLG: 0.333 (1, 6)										3	1	2	0	1	0	1						
Inning Stats	R: 1 E: 0 K: 0 S: 11	H: 2 LOB: 1 BB: 0 P: 16	R: 1 E: 0 K: 0 S: 9	H: 1 LOB: 0 BB: 1 P: 17	R: 2 E: 0 K: 1 S: 11	H: 3 LOB: 1 BB: 1 P: 18	R: 1 E: 0 K: 2 S: 14	H: 3 LOB: 2 BB: 0 P: 18	R: 0 E: 0 K: 1 S: 7	H: 0 LOB: 0 BB: 0 P: 10	R: 3 E: 0 K: 3 S: 17	H: 4 LOB: 1 BB: 2 P: 24	R: 1 E: 0 K: 0 S: 8	H: 1 LOB: 2 BB: 2 P: 18	R: 0 E: 0 K: 0 S: 8	H: 0 LOB: 1 BB: 0 P: 14	R: 0 E: 0 K: 1 S: 6	H: 0 LOB: 0 BB: 0 P: 10	1B: 11 2B: 2 3B: 0 HR: 1	SF: 1 SAC: 0 DP: 2 HBP: 1	WP: 1 PB: 0 SB: 5 CS: 0	PA: 44
PITCHER	IP WLS BF H R ER SO BB IBB HBP BLK WP HR S P ERA WHIP																					
Jack Morris, R ERA: 9.58 (1, 1)	5.2 L 30 13 8 8 6 2 0 0 0 0 1 0 66 98 12.71 2.647																					
Steve Bedrosian, R ERA: 4.15 (6, 1)	1.1 7 1 1 1 1 2 0 0 0 0 0 1 11 23 6.75 2.250																					
Gary Wayne, L ERA: 13.5 (8, 1)	1.0 4 0 0 0 0 0 0 0 1 0 0 0 8 14 0.00 0.000																					
Rick Aguilera, R ERA: (9, 1)	1.0 3 0 0 0 1 0 0 0 0 0 0 0 6 10 0.00 0.000																					

Batter	1	2	3	4	5	6	7	8	9	AB	R	H	RBI	BB	SO	LOB	BOTTOM					
Dan Gladden, R OBP: 0.048, SLG: 0.048 (1, 7)										4	0	0	0	0	1	3	California Angels @ Minnesota Twins Hubert H. Humphrey Metrodome, Minneapolis, MN Sun Apr 14 1991, 4:33 AM EDT Att: 22,513 - Dome - 70 F					
Chuck Knoblauch, R OBP: 0.520, SLG: 0.450 (1, 4)										3	2	2	1	1	0	0						
Kirby Puckett, R OBP: 0.375, SLG: 0.583 (1, 9)										4	0	2	1	0	0	2						
Chili Davis, S OBP: 0.375, SLG: 0.429 (1, 10)										4	0	0	0	0	2	3						
Kent Hrbek, L OBP: 0.167, SLG: 0.261 (1, 3)										4	0	0	1	0	1	2						
Shane Mack, R OBP: 0.143, SLG: 0.231 (8, FH)										2	1	1	0	1	1	0						
Randy Bush, L OBP: 0.333, SLG: 0.143 (9, 9)										1	0	0	0	0	0	1						
Junior Ortiz, R (1, 2)										4	0	0	1	0	0	1						
Scott Leius, R OBP: 0.444, SLG: 0.571 (9, PH)										1	1	0	0	2	0	0						
Mike Paganulo, L OBP: 0.200, SLG: 0.267 (9, PH)										1	0	0	0	0	0	0						
Greg Gagne, R OBP: 0.500, SLG: 0.929 (1, 6)										2	0	1	0	1	0	1						
Al Newman, S OBP: 0.250, SLG: 0.250 (8, 6)										1	0	0	0	0	0	0						
Inning Stats	R: 0 E: 0 K: 0 S: 7	H: 0 LOB: 0 BB: 0 P: 14	R: 0 E: 0 K: 2 S: 7	H: 0 LOB: 0 BB: 0 P: 11	R: 0 E: 0 K: 0 S: 6	H: 0 LOB: 0 BB: 1 P: 12	R: 1 E: 0 K: 1 S: 11	H: 2 LOB: 1 BB: 0 P: 16	R: 2 E: 0 K: 1 S: 15	H: 2 LOB: 2 BB: 2 P: 28	R: 0 E: 0 K: 1 S: 10	H: 0 LOB: 1 BB: 1 P: 21	R: 0 E: 0 K: 0 S: 3	H: 1 LOB: 0 BB: 0 P: 5	R: 1 E: 0 K: 0 S: 10	H: 1 LOB: 1 BB: 1 P: 15	R: 0 E: 0 K: 0 S: 6	H: 0 LOB: 0 BB: 0 P: 11	1B: 3 2B: 2 3B: 1 HR: 0	SF: 0 SAC: 0 DP: 2 HBP: 0	WP: 0 PB: 0 SB: 0 CS: 0	PA: 36
PITCHER	IP WLS BF H R ER SO BB IBB HBP BLK WP HR S P ERA WHIP																					
Chuck Finley, L ERA: 3.77 (1, 1)	7.0 W 29 5 4 4 4 5 0 0 0 0 0 0 59 111 5.14 1.429																					
Mark Eichhorn, R ERA: (8, 1)	2.0 7 1 0 0 0 0 0 0 0 0 0 0 16 22 0.00 0.500																					

AB	38
R	9
H	14
RBI	9
BB	4
SO	8
LOB	19



AB	31
R	4
H	6
RBI	4
BB	5
SO	5
LOB	13



Batter	1	2	3	4	5	6	7	8	9	AB	R	H	RBI	BB	SO	LOB	TOP								
Lance Blankenship, R OBP: 0.364, SLG: 0.222	4-2 BB G4-6-3 BB	1-3 K		0-1 F8			2-3 K		2-3 K	4	1	0	0	1	3	5									
Dave Henderson, R OBP: 0.536, SLG: 0.818	4-1 SAFE G4-6-3 BB 1-2 BB		3-2 G6-3		2-0 F9		1-1 HR 1B		3-3 K	4	1	1	0	1	1	1									
Jose Canseco, R OBP: 0.423, SLG: 0.600	4-2 G4-6-3 BB 1-2 2-3 BB		2-0 G6-3		1-3 K		0-0 HR			3	1	1	3	1	1	0									
Harold Baines, L OBP: 0.233, SLG: 0.296	0-0 G4-6-3		0-1 G5-3		0-0 G4-3		0-0 G4-3			4	0	0	0	0	0	2									
Terry Steinbach, R OBP: 0.417, SLG: 0.435	4-0 BB BB			1-1 2B G4-3 1B		1-1 F9		0-0 G6-3		3	1	1	0	1	0	0									
Mark McCwire, R OBP: 0.400, SLG: 0.375	0-0 F9		1-2 G4-3 1-3 2B		4-1 G6-4-3 BB		2-2 F7			3	0	1	0	1	0	2									
Willie Wilson, S OBP: 0.200, SLG: 0.167		0-2 G3		0-0 G4-3		2-1 G6-4-3 1-2 SAFE		1-0 P6		4	0	0	1	0	0	2									
Ernest Riles, L OBP: 0.300, SLG: 0.222		1-1 E8 1B		0-1 G3		2-2 G3		0-1 SH1-3 1B		4	0	2	0	0	0	1									
Mike Gallego, R OBP: 0.542, SLG: 0.500	2-3 K		4-0 BB		0-1 HR 1B		0-0 SH1-3			2	1	1	0	1	1	1									
Inning Stats	R: 1 H: 0 E: 0 K: 0 S: 7	H: 0 R: 31 LOB: 2 BB: 4 P: 23	R: 0 H: 1 E: 1 K: 2 S: 13	LOB: 1 BB: 0 P: 17	R: 0 H: 0 E: 0 K: 0 S: 6	LOB: 0 BB: 0 P: 11	R: 1 H: 2 E: 0 K: 0 S: 10	LOB: 2 BB: 1 P: 16	R: 0 H: 0 E: 0 K: 1 S: 5	LOB: 0 BB: 1 P: 8	R: 0 H: 0 E: 0 K: 0 S: 5	LOB: 0 BB: 0 P: 12	R: 3 H: 3 E: 0 K: 1 S: 13	LOB: 0 BB: 0 P: 18	R: 0 H: 0 E: 0 K: 0 S: 5	LOB: 0 BB: 0 P: 8	R: 0 H: 1 E: 0 K: 2 S: 11	LOB: 1 BB: 0 P: 16	1B: 5 2B: 1 3B: 0 HR: 1	SF: 0 SAC: 1 DP: 2 HBP: 0	WP: 0 PB: 0 SB: 0 CS: 0	PA: 38			
PITCHER	IP WLS BF H R ER SO BB IBB HBP BLK WP HR S P ERA WHIP	7.0 L 31 6 5 5 4 6 0 0 0 0 1 59 105 6.43 1.714	2.0 7 1 0 0 2 0 0 0 0 0 0 0 16 24 0.00 0.500																						

Oakland Athletics @ California Angels
Anaheim Stadium, Anaheim, CA
Mon Apr 15 1991, 10:05 PM EDT
Att: 44,339 - Sunny - 70 F

AB 31
R 5
H 7
RBI 4
BB 6
SO 6
LOB 14

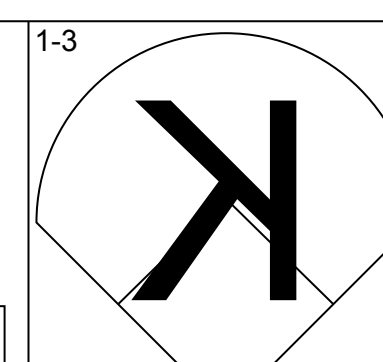
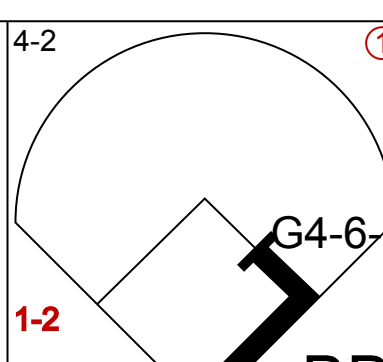
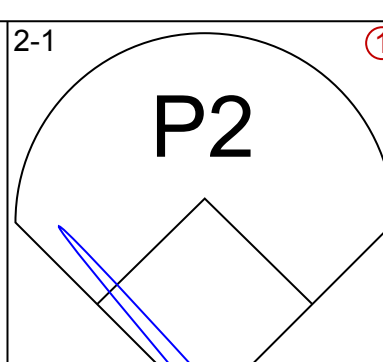
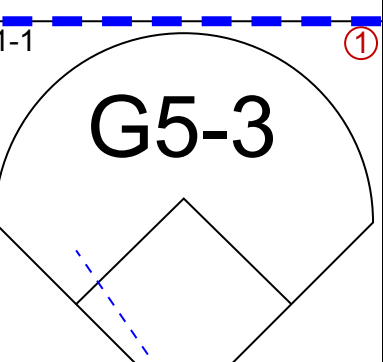
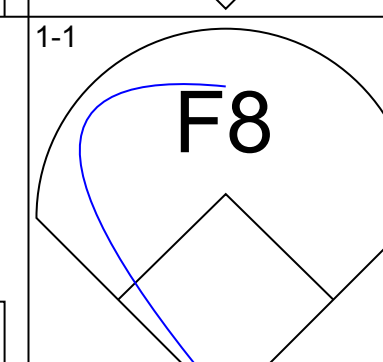
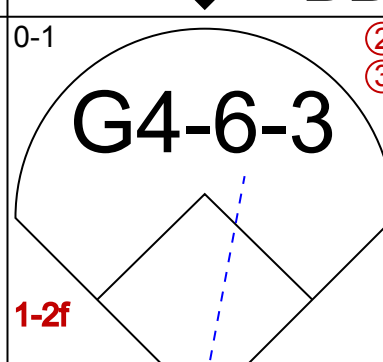
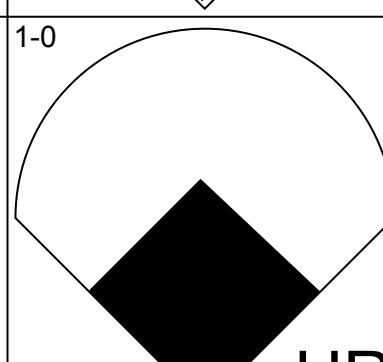
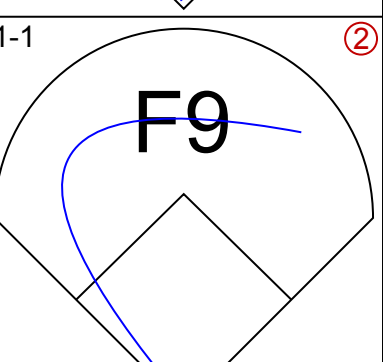
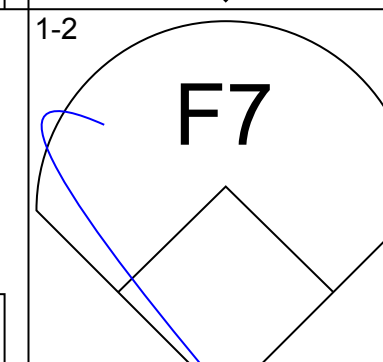
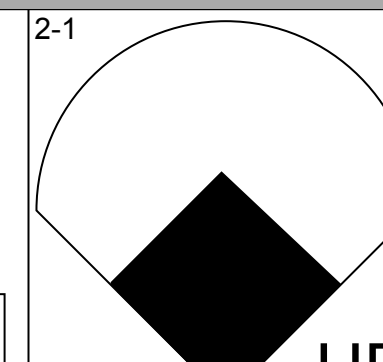
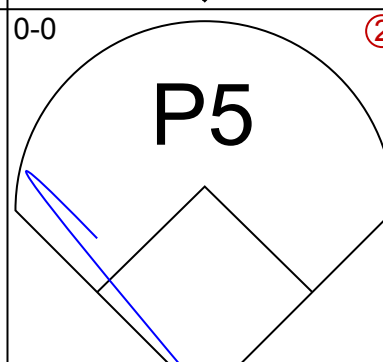
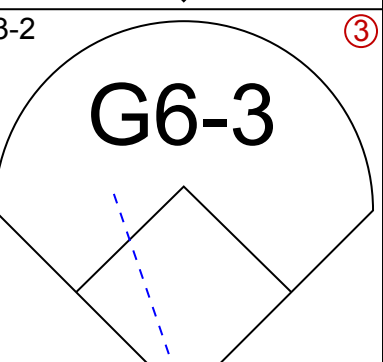
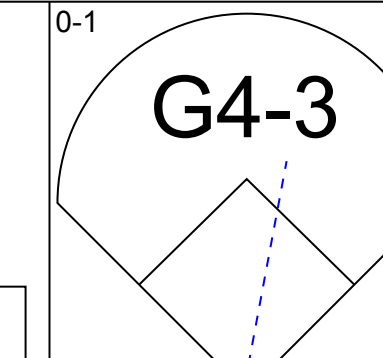
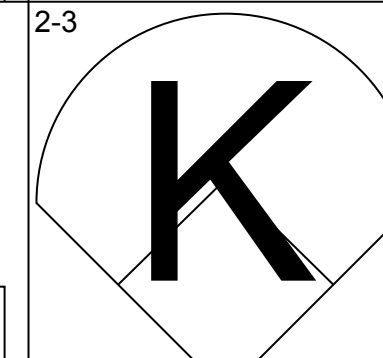
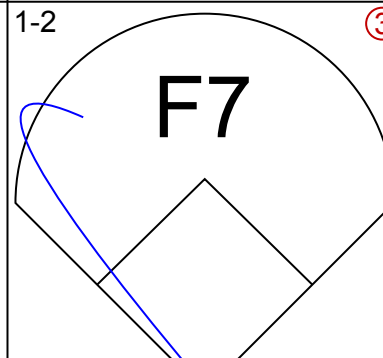
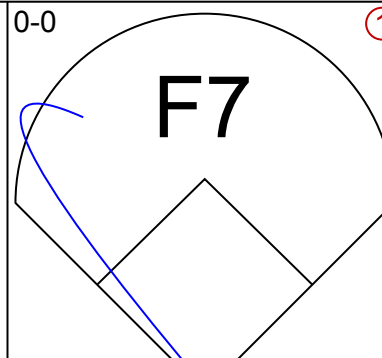
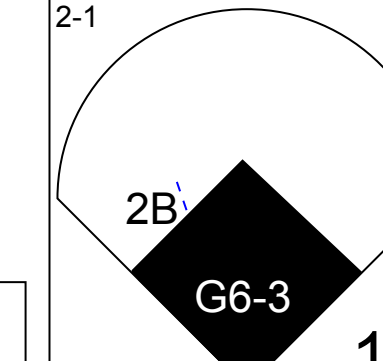
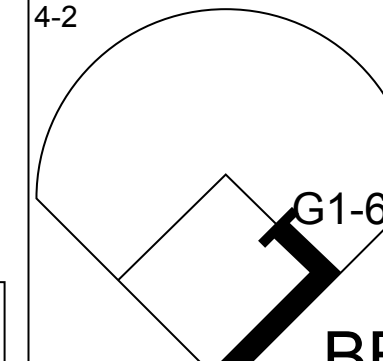
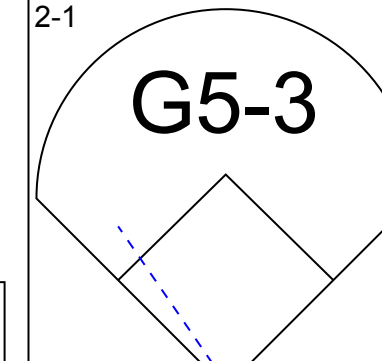
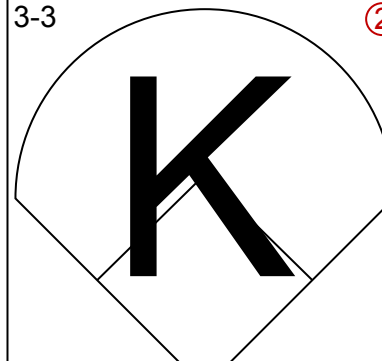
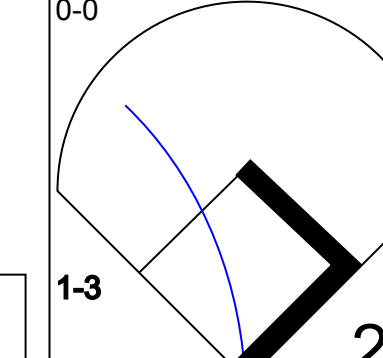
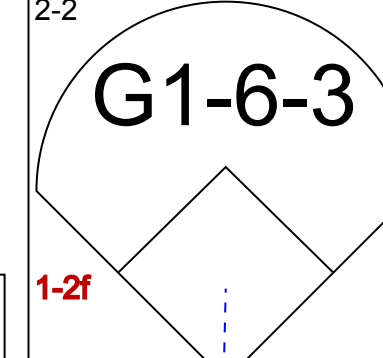
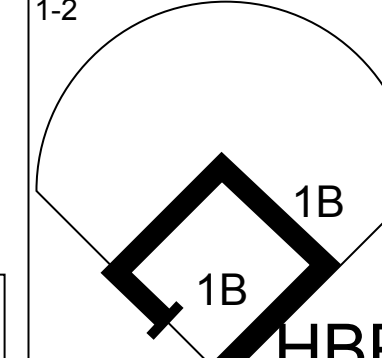
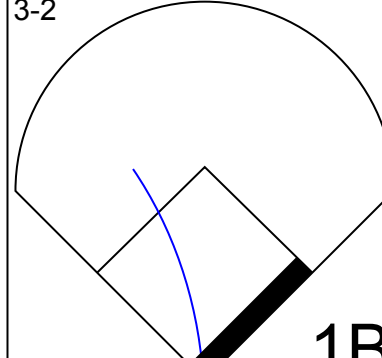
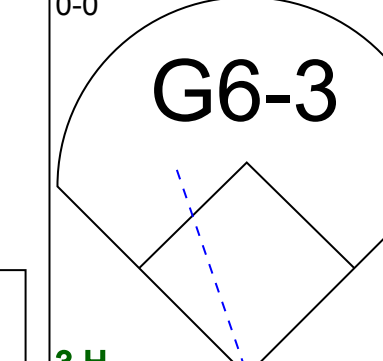
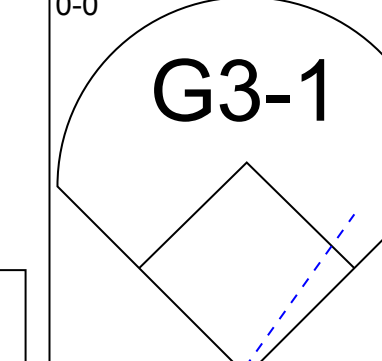
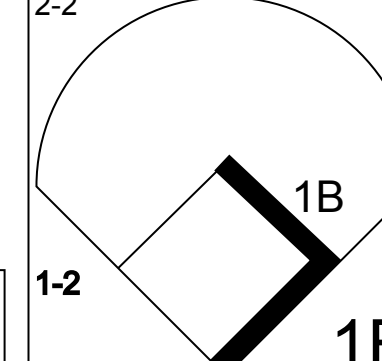
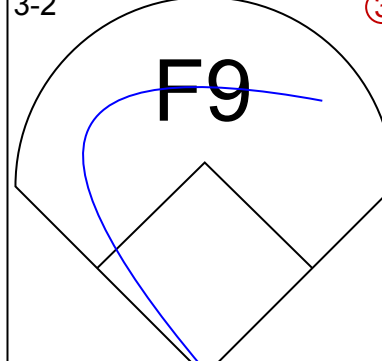
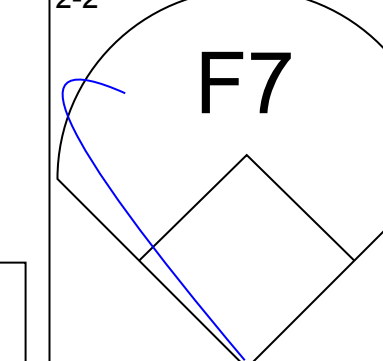
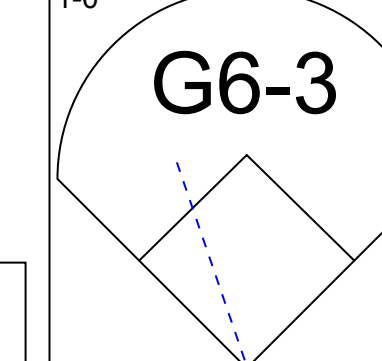
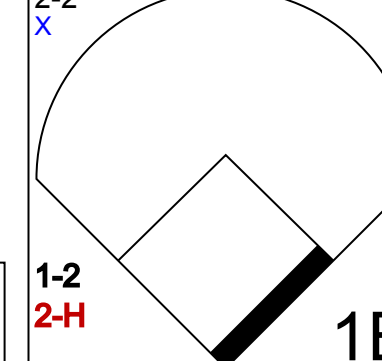
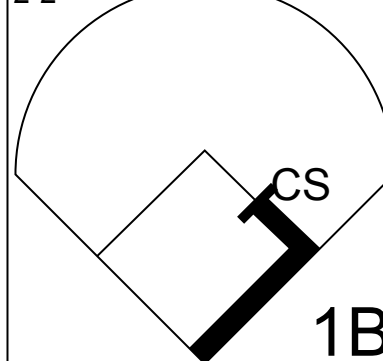
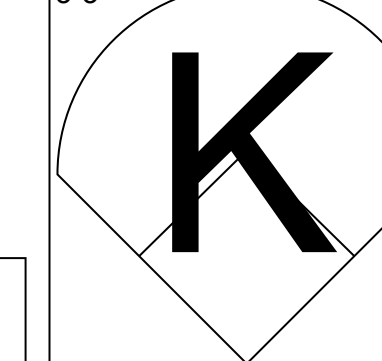
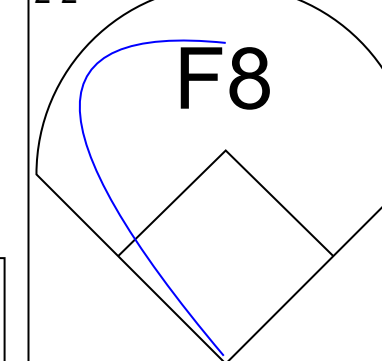


Batter	1	2	3	4	5	6	7	8	9	AB	R	H	RBI	BB	SO	LOB	BOTTOM			
Luis Polonia, L OBP: 0.444, SLG: 0.348	1-1 G6-3		0-0 G4-3	3-2 L7			2-2 1B			4	0	1	0	0	0	3				
Luis Sejo, R OBP: 0.263, SLG: 0.421	1-3 K		1-1 E5 1B		1-2 P4		0-2 P4			4	0	1	1	0	1	1				
Wally Joyner, L OBP: 0.519, SLG: 0.478	3-2 1B		4-0 BB		2-1 G6-4-3 1B			0-0 G4-3		3	0	2	0	1	0	0				
Dave Winfield, R OBP: 0.333, SLG: 0.808	2-0 G1-3		1-1 L4		1-2 G6-4-3		1-3 K			4	0	0	0	0	1	4				
Dave Parker, L OBP: 0.346, SLG: 0.500		2-1 F7		0-0 BB HBP WP 1B		0-0 G5-4-3 1B		3-2 F8		4	1	2	0	0	0	0				
Lance Parrish, R OBP: 0.500, SLG: 0.682		2-1 F8		1-0 WP BB HBP		0-1 G5-4-3		2-0 P3		3	0	0	0	0	0	1				
Gary Gaetti, R OBP: 0.281, SLG: 0.452		1-3 K		1-0 F7		1-3 K		1-2 3B		4	0	1	0	0	2	2				
Junior Felix, S OBP: 0.207, SLG: 0.222			0-0 G4-3 E G6-3 1B		0-1 F7		0-0 F8		1-1 G1-3	4	1	1	0	0	0	3				
Dick Schofield, R OBP: 0.483, SLG: 0.286			0-1 G6-3		4-1 WP BB		3-2 G4-3		0-0 P6	3	0	0	0	1	0	2				
Inning Stats	R: 0 H: 1 E: 0 K: 1 S: 10	H: 1 R: 32 LOB: 1 BB: 0 P: 17	R: 0 H: 0 E: 0 K: 1 S: 7	LOB: 0 BB: 0 P: 12	R: 1 H: 2 E: 1 K: 0 S: 8	LOB: 2 BB: 1 P: 14	R: 1 H: 1 E: 0 K: 0 S: 9	LOB: 1 BB: 1 P: 18	R: 0 H: 1 E: 0 K: 1 S: 7	LOB: 0 BB: 0 P: 11	R: 0 H: 0 E: 0 K: 0 S: 5	LOB: 0 BB: 0 P: 8	R: 0 H: 0 E: 0 K: 0 S: 7	LOB: 0 BB: 0 P: 11	R: 0 H: 1 E: 0 K: 0 S: 7	LOB: 1 BB: 0 P: 11	1B: 7 2B: 0 3B: 1 HR: 0	SF: 0 SAC: 0 DP: 2 HBP: 1	WP: 1 PB: 0 SB: 0 CS: 0	PA: 36
PITCHER	IP WLS BF H R ER SO BB IBB HBP BLK WP HR S P ERA WHIP	8.0 W 32 7 2 2 4 2 0 1 0 0 0 0 7 11 0.00 1.125	1.0 S 4 1 0 0 0 0 0 0 0 0 0 0 7 11 0.00 1.000																	

Oakland Athletics @ California Angels
Anaheim Stadium, Anaheim, CA
Mon Apr 15 1991, 10:05 PM EDT
Att: 44,339 - Sunny - 70 F

AB 33
R 2
H 8
RBI 1
BB 2
SO 4
LOB 16

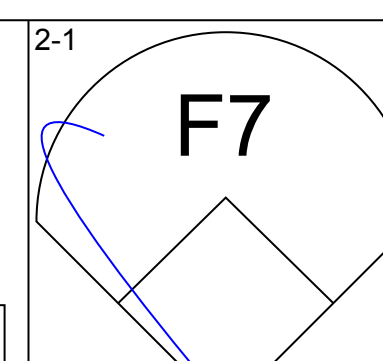
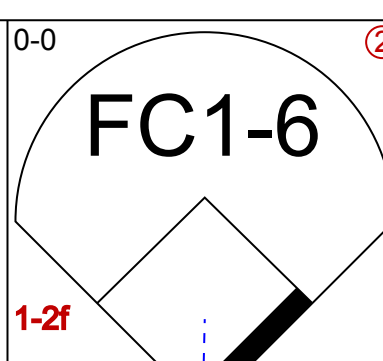
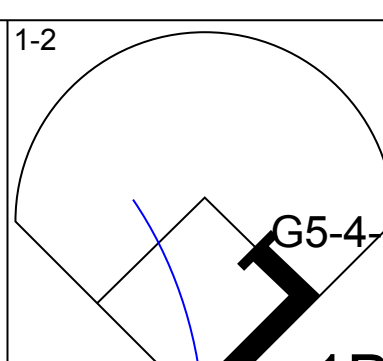
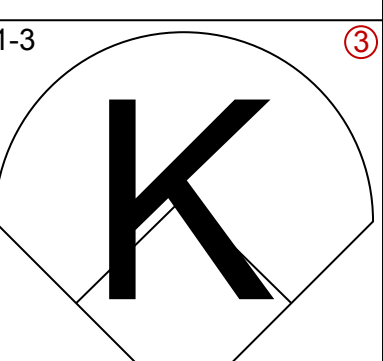
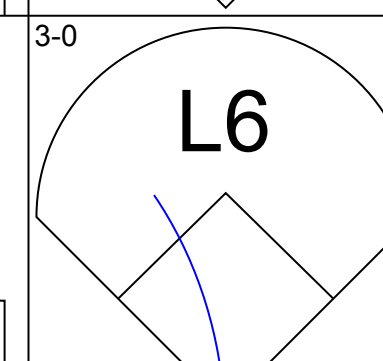
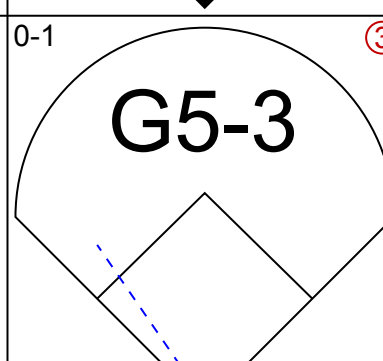
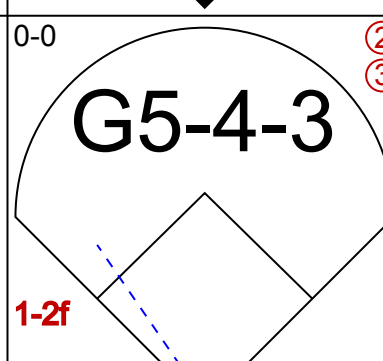
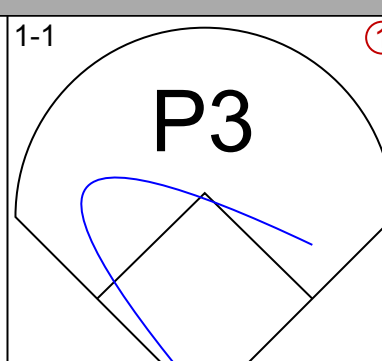
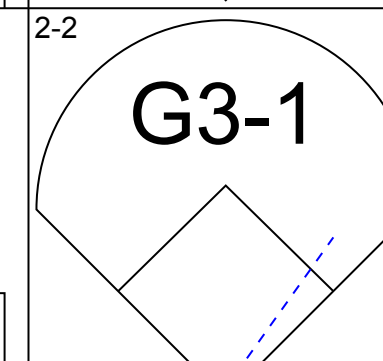
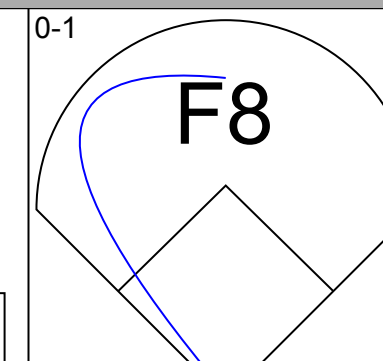
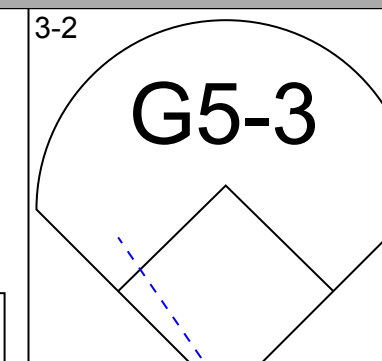
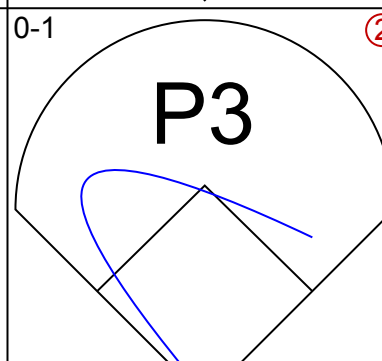
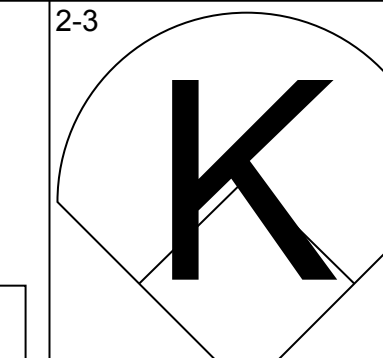
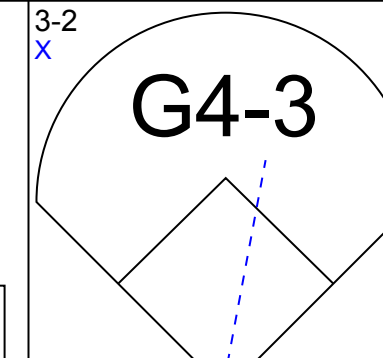
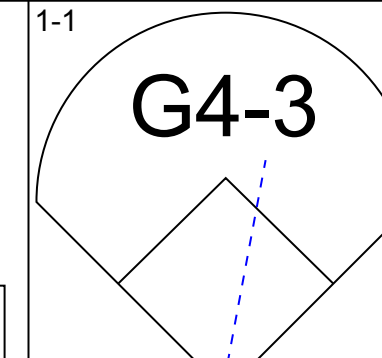
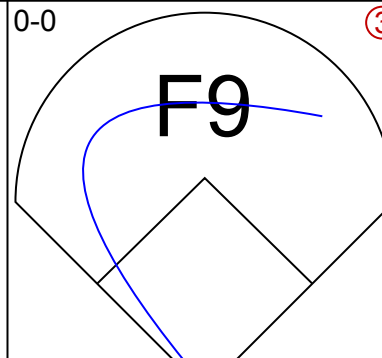
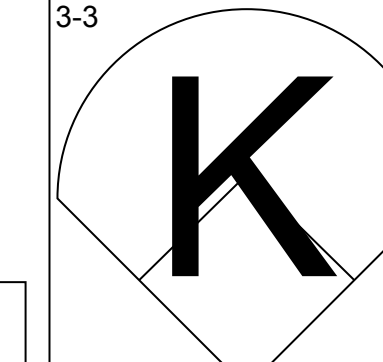
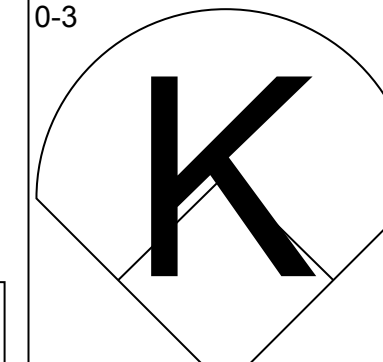
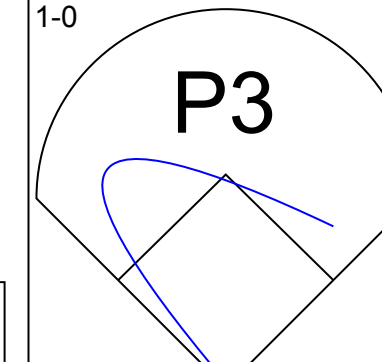
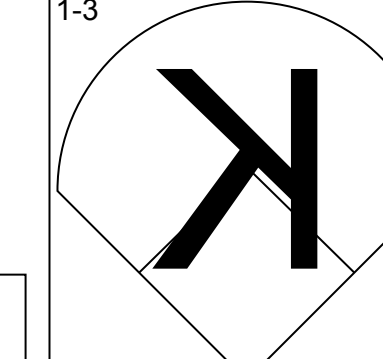
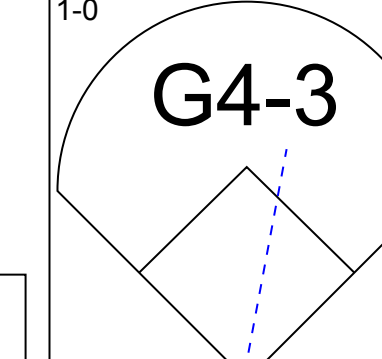
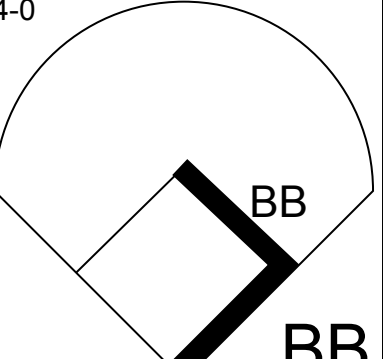
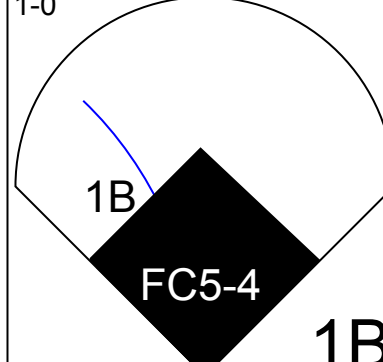
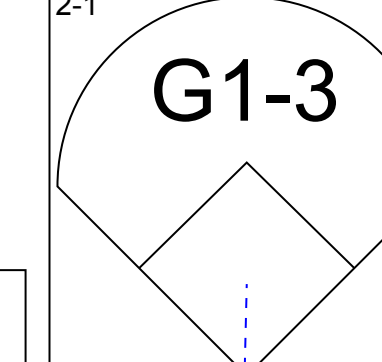
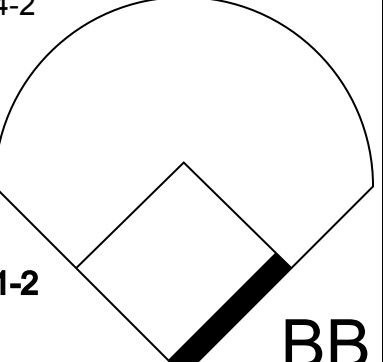
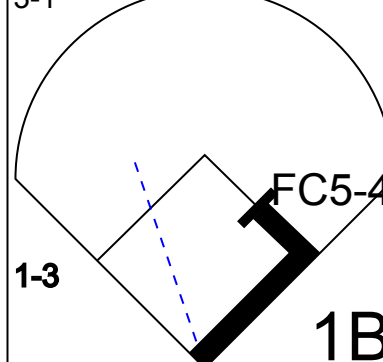
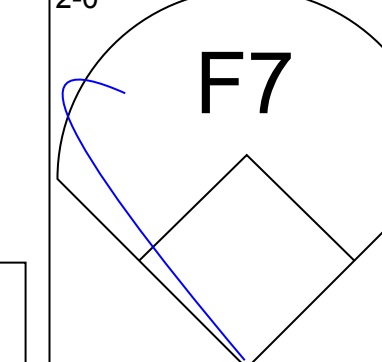
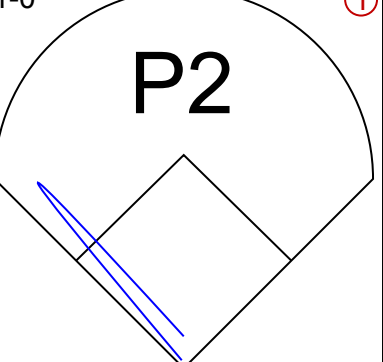
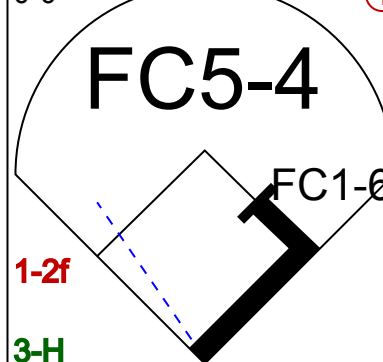
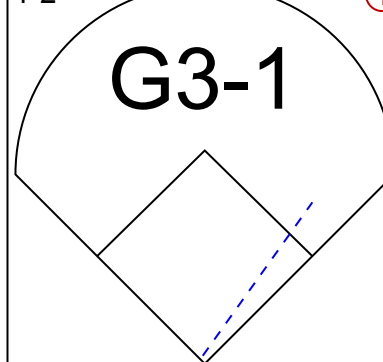
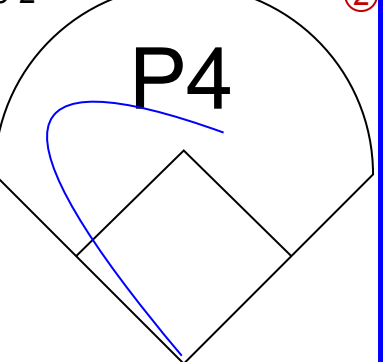


Batter	1	2	3	4	5	6	7	8	9	AB	R	H	RBI	BB	SO	LOB	TOP					
Mike Gallego, R OBP: 0.515, SLG: 0.440 (1, 6)										3	0	0	0	1	1	0						
Dave Henderson, R OBP: 0.553, SLG: 1.000 (1, 8)										4	1	1	1	0	0	1						
Jose Canseco, R OBP: 0.389, SLG: 0.571 (1, 9)										4	1	1	1	0	0	0						
Terry Steinbach, R OBP: 0.313, SLG: 0.323 (1, 2)										4	0	0	0	0	1	0						
Mark McGwire, R OBP: 0.350, SLG: 0.303 (1, 3)										3	1	1	0	1	1	0						
Harold Baines, L OBP: 0.333, SLG: 0.406 (1, 10)										3	0	2	0	0	0	1						
Willie Wilson, S OBP: 0.208, SLG: 0.182 (1, 7)										4	0	1	1	0	0	2						
Vance Law, R OBP: 0.267, SLG: 0.400 (1, 5)										3	0	1	0	0	0	1						
Scott Hemond, R OBP: 0.333, SLG: 0.333 (1, 4)										3	0	1	0	0	1	2						
Inning Stats	R: 0 H: 0 E: 0 K: 1 S: 9	H: 0 LOB: 0 BB: 0 P: 12	R: 1 H: 2 E: 0 K: 0 S: 9	H: 2 LOB: 1 BB: 0 P: 13	R: 0 H: 1 E: 0 K: 0 S: 9	H: 1 LOB: 0 BB: 1 P: 15	R: 1 H: 1 E: 0 K: 1 S: 10	H: 1 LOB: 0 BB: 1 P: 20	R: 0 H: 0 E: 0 K: 1 S: 5	H: 0 LOB: 0 BB: 0 P: 9	R: 1 H: 1 E: 0 K: 0 S: 8	H: 1 LOB: 0 BB: 0 P: 12	R: 0 H: 2 E: 0 K: 0 S: 19	H: 2 LOB: 2 BB: 0 P: 28	R: 0 H: 0 E: 0 K: 0 S: 8	H: 0 LOB: 0 BB: 0 P: 13	R: 0 H: 1 E: 0 K: 1 S: 13	H: 1 LOB: 1 BB: 0 P: 22	1B: 5 2B: 1 3B: 0 HR: 2	SF: 0 SAC: 0 DP: 2 HBP: 1	WP: 0 PB: 0 SB: 0 CS: 1	PA: 34
PITCHER	IP	WLS	BF	H	R	ER	SO	BB	IBB	HBP	BLK	WP	HR	S	P	ERA	WHIP					
Jim Abbott, L ERA: 6.0 (1, 1)	7.0	L	27	7	3	3	3	2	0	1	0	0	2	69	109	3.86	1.286					
Floyd Bannister, L ERA: (8, 1)	2.0	S	7	1	0	0	1	0	0	0	0	0	0	21	35	0.00	0.500					

Oakland Athletics @ California Angels
Anaheim Stadium, Anaheim, CA
Wed Apr 17 1991, 10:05 PM EDT
Att: 28,685 - Cloudy - 65 F

AB 31
R 3
H 8
RBI 3
BB 2
SO 4
LOB 7



Batter	1	2	3	4	5	6	7	8	9	AB	R	H	RBI	BB	SO	LOB	BOTTOM					
Luis Polonia, L OBP: 0.432, SLG: 0.344 (1, 7)										4	0	1	0	0	1	3						
Luis Sejo, R OBP: 0.296, SLG: 0.385 (1, 4)										4	0	0	0	0	0	2						
Gary Gaetti, R OBP: 0.262, SLG: 0.390 (1, 5)										4	0	0	0	0	0	0						
Dave Parker, L OBP: 0.306, SLG: 0.394 (1, 10)										4	0	0	0	0	1	0						
Lance Parrish, R OBP: 0.514, SLG: 0.655 (9, 3)										3	0	0	0	0	2	0						
Max Venable, L OBP: 0.286, SLG: 0.250 (1, 9)										2	0	0	0	1	1	0						
Donnie Hill, S OBP: 0.529, SLG: 0.571 (6, 6)										2	1	1	0	1	0	0						
Junior Felix, S OBP: 0.237, SLG: 0.229 (1, 8)										3	0	1	0	0	0	2						
Dick Schofield, R OBP: 0.486, SLG: 0.308 (1, 6)										1	0	0	1	0	0	1						
Jack Howell, L OBP: 0.333, SLG: 0.400 (6, 3)										1	0	0	0	0	0	0						
Dave Winfield, R OBP: 0.321, SLG: 0.778 (6, PH)										1	0	0	0	0	0	2						
John Orton, R OBP: 0.250, SLG: 0.375 (9, 2)										0	0	0	0	0	0	0						
Inning Stats	R: 0 H: 0 E: 0 K: 0 S: 6	H: 0 LOB: 0 BB: 0 P: 13	R: 0 H: 0 E: 0 K: 3 S: 9	H: 0 LOB: 0 BB: 0 P: 15	R: 1 H: 2 E: 0 K: 0 S: 7	H: 2 LOB: 1 BB: 0 P: 11	R: 0 H: 0 E: 0 K: 1 S: 12	H: 0 LOB: 0 BB: 0 P: 15	R: 0 H: 1 E: 0 K: 0 S: 7	H: 1 LOB: 0 BB: 0 P: 9	R: 0 H: 0 E: 0 K: 0 S: 7	H: 0 LOB: 0 BB: 0 P: 12	R: 0 H: 0 E: 0 K: 1 S: 10	H: 0 LOB: 2 BB: 2 P: 23	R: 0 H: 0 E: 0 K: 0 S: 5	H: 0 LOB: 0 BB: 0 P: 6	R: 0 H: 0 E: 0 K: 0 S: 5	H: 0 LOB: 0 BB: 0 P: 6	1B: 3 2B: 0 3B: 0 HR: 0	SF: 0 SAC: 0 DP: 1 HBP: 0	WP: 0 PB: 0 SB: 0 CS: 0	PA: 31
PITCHER	IP	WLS	BF	H	R	ER	SO	BB	IBB	HBP	BLK	WP	HR	S	P	ERA	WHIP					
Mike Moore, R ERA: 1.46 (1, 1)	7.0	W	25	3	1	1	4	2	0	0	0	0	0	55	95	1.29	0.714					
Joe Klimk, L ERA: 1.69 (8, 1)	2.0	S	6	0	0	0	1	0	0	0	0	0	0	12	18	0.00	0.000					

Oakland Athletics @ California Angels
Anaheim Stadium, Anaheim, CA
Wed Apr 17 1991, 10:05 PM EDT
Att: 28,685 - Cloudy - 65 F

AB 29
R 1
H 3
RBI 1
BB 2
SO 5
LOB 10



Batter	1	2	3	4	5	6	7	8	9	AB	R	H	RBI	BB	SO	LOB	TOP										
Willie Wilson, S OBP: 0.250, SLG: 0.200	1-1 S 1B		2-2 G5-3		4-2 1B BB		1-2 F9			3	0	1	0	1	0	0											
Dave Henderson, R OBP: 0.546, SLG: 0.944	1-0 P6		2-3 K		1-1 FC6-4 1B			0-0 G5-4-3 1B		4	0	2	0	0	1	1											
Jose Canseco, R OBP: 0.400, SLG: 0.581	4-2 BB		3-1 2B		2-1 FC6-4 1-2			2-1 G5-4-3 1-2		3	0	1	0	1	0	3											
Harold Baines, L OBP: 0.300, SLG: 0.361	0-0 F7		1-0 G4-3			2-1 G4-3		2-3 K		4	0	0	0	0	1	3											
Lance Blankenship, R OBP: 0.412, SLG: 0.231										0	0	0	0	0	0	0											
Mark McGwire, R OBP: 0.341, SLG: 0.324	3-3 K			0-0 F9		1-0 G4-3 2B		2-2 G5-3		4	0	1	0	0	1	2											
Ernest Riles, L OBP: 0.241, SLG: 0.296		1-1 HR		2-0 G4-3		0-0 G4-3		1-3 K		4	1	1	1	0	1	1											
Vance Law, R OBP: 0.211, SLG: 0.316		3-1 G4-3		3-2 F8		1-3 K		0-0 F8		4	0	0	0	0	1	1											
Jamie Quirk, L OBP: 0.250, SLG: 0.143		2-3 K			0-0 F7		1-1 F7			3	0	0	0	0	1	0											
Mike Gallego, R OBP: 0.472, SLG: 0.393		2-2 G5-3			1-0 F7		2-1 F9			3	0	0	0	0	0	0											
Inning Stats	R: 0 E: 0 K: 1 S: 11	H: 1 LOB: 2 BB: 1 P: 20	R: 1 E: 0 K: 1 S: 11	H: 1 LOB: 0 BB: 0 P: 19	R: 0 E: 0 K: 1 S: 11	H: 1 LOB: 1 BB: 0 P: 19	R: 0 E: 0 K: 0 S: 5	H: 0 LOB: 2 BB: 1 P: 10	R: 0 E: 0 K: 1 S: 7	H: 1 LOB: 1 BB: 0 P: 11	R: 0 E: 0 K: 0 S: 7	H: 0 LOB: 0 BB: 0 P: 11	R: 0 E: 0 K: 1 S: 6	H: 1 LOB: 0 BB: 0 P: 10	R: 0 E: 0 K: 1 S: 8	H: 0 LOB: 0 BB: 0 P: 11	1B: 3 2B: 2 3B: 0 HR: 1	SF: 0 SAC: 0 DP: 1 HBP: 0	WP: 0 PB: 0 SB: 1 CS: 0	PA: 34							
PITCHER	IP	WLS	BF	H	R	ER	SO	BB	IBB	HBP	BLK	WP	HR	S	P	ERA	WHIP										
Scott Lewis, R ERA: 5.56	7.0	W	28	5	1	1	4	2	0	0	0	0	1	60	106	1.29	1.000										
Bryan Harvey, R ERA:	2.0		6	1	0	0	2	0	0	0	0	0	0	14	21	0.00	0.500										

Oakland Athletics @ California Angels
Anaheim Stadium, Anaheim, CA
Thu Apr 18 1991, 10:05 PM EDT
Att: 24,939 - Cloudy - 68 F

AB 32
R 1
H 6
RBI 1
BB 2
SO 6
LOB 11



Batter	1	2	3	4	5	6	7	8	9	AB	R	H	RBI	BB	SO	LOB	BOTTOM										
Luis Polonia, L OBP: 0.452, SLG: 0.361	4-2 S 1B BB	2-1 CS	2-2 F7	1-1 1-3 2-H 1B		1-0 1-3 1B		1-2 F7		4	1	2	1	1	0	0											
Luis Sojo, R OBP: 0.281, SLG: 0.355	1-2 SAFE F8		2-2 F8	1-0 F9		1-1 B1-3		0-2 1B 1B		5	0	1	0	0	0	5											
Wally Joyner, L OBP: 0.541, SLG: 0.483	3-2 FC5-4 2-H 1B		2-2 2B		4-2 G3-6 BB		4-2 BB 3B BB	1-0 F9		3	1	2	1	2	0	1											
Dave Parker, L OBP: 0.293, SLG: 0.368	1-1 F7		1-0 P4		1-0 G3-6		0-2 F8	3-2 1B		5	0	1	0	0	0	4											
Lance Parrish, R OBP: 0.476, SLG: 0.576	2-0 FC5-4 1-2			0-0 F9	4-0 BB		3-1 F8	0-2 F7		4	0	0	0	1	0	4											
Gary Gaetti, R OBP: 0.283, SLG: 0.455		2-0 P3		2-1 HR	1-0 P6		4-2 BB 3B BB			3	2	1	1	1	0	1											
Donnie Hill, S OBP: 0.524, SLG: 0.529		2-1 F7		0-0 1B 1B		3-2 P5	4-2 BB 3B BB			3	2	1	0	1	0	0											
Junior Felix, S OBP: 0.262, SLG: 0.289		4-2 S BB		1-0 E7 1B	2-3 K		1-1 1B 3B			3	1	1	3	1	1	1											
Dave Gallagher, R OBP: 0.556, SLG: 0.429		4-1 SAFE CS BB		1-0 P3		4-1 1B BB	1-0 1B			2	0	1	1	2	0	2											
Inning Stats	R: 1 E: 0 K: 0 S: 15	H: 1 LOB: 1 BB: 1 P: 25	R: 0 E: 0 K: 0 S: 8	H: 0 LOB: 2 BB: 2 P: 21	R: 0 E: 0 K: 0 S: 10	H: 1 LOB: 1 BB: 0 P: 17	R: 2 E: 1 K: 0 S: 9	H: 3 LOB: 2 BB: 0 P: 15	R: 0 E: 0 K: 1 S: 4	H: 0 LOB: 1 BB: 2 P: 14	R: 0 E: 0 K: 1 S: 11	H: 1 LOB: 2 BB: 1 P: 22	R: 4 E: 0 K: 0 S: 15	H: 2 LOB: 1 BB: 3 P: 32	R: 0 E: 0 K: 0 S: 13	H: 2 LOB: 2 BB: 0 P: 18	1B: 7 2B: 1 3B: 1 HR: 1	SF: 0 SAC: 0 DP: 1 HBP: 0	WP: 0 PB: 0 SB: 2 CS: 1	PA: 42							
PITCHER	IP	WLS	BF	H	R	ER	SO	BB	IBB	HBP	BLK	WP	HR	S	P	ERA	WHIP										
Kirk Dressendorfer, R ERA: 3.38	5.0	L	24	5	3	2	0	5	0	0	0	0	0	46	92	3.60	2.000										
John Briscoe, R ERA: 10.8	1.2		9	1	2	2	1	3	0	0	0	0	0	21	43	10.80	2.400										
Dana Allison, L ERA: 6.4	1.1		8	4	2	2	0	1	0	0	0	0	0	18	29	13.50	3.750										

Oakland Athletics @ California Angels
Anaheim Stadium, Anaheim, CA
Thu Apr 18 1991, 10:05 PM EDT
Att: 24,939 - Cloudy - 68 F

AB 32
R 7
H 10
RBI 7
BB 9
SO 1
LOB 18



Batter	1	2	3	4	5	6	7	8	9	AB	R	H	RBI	BB	SO	LOB	TOP					
Dan Gladden, R OBP: 0.100, SLG: 0.037 (1, 7)	1-2 L5		2-2 P4			0-1 F9			4-1 FC4-6 BB	3	0	0	0	1	0	1	Minnesota Twins @ California Angels Anaheim Stadium, Anaheim, CA Fri Apr 19 1991, 10:05 PM EDT Att: 22,583 - Sunny - 62 F					
Chuck Knoblauch, R OBP: 0.357, SLG: 0.333 (1, 4)	2-1 F9			1-0 F8		0-3 K			2-1 FC4-6 G5-4-3	4	0	0	0	0	1	2						
Kirby Puckett, R OBP: 0.390, SLG: 0.487 (1, 9)	3-2 1B			1-3 K			2-3 K		0-1 G5-4-3	4	0	1	0	0	2	1						
Chili Davis, S OBP: 0.350, SLG: 0.343 (1, 10)	2-3 K			0-0 G6-3			2-3 K			3	0	0	0	0	2	1						
Brian Harper, R OBP: 0.370, SLG: 0.583 (1, 2)		3-2 F9			1-2 G5-3				0-1 G5-3	3	0	0	0	0	0	0						
Shane Mack, R OBP: 0.172, SLG: 0.357 (1, 8)		1-0 F9			2-3 K			2-3 K		3	0	0	0	0	2	0						
Kent Hrbek, L OBP: 0.154, SLG: 0.189 (1, 3)		2-3 K			0-0 P5			1-3 K		3	0	0	0	0	2	0						
Scott Leius, R OBP: 0.353, SLG: 0.308 (1, 5)			0-2 G6-3			2-2 G5-3		4-2 BB		2	0	0	0	1	0	0						
Greg Gagne, R OBP: 0.360, SLG: 0.652 (1, 6)			3-2 P3			1-1 2B		1-2 F9		3	0	1	0	0	0	1						
Inning Stats	R: 0 E: 0 K: 1 S: 11	H: 1 LOB: 1 BB: 0 P: 19	R: 0 E: 0 K: 1 S: 8	H: 0 LOB: 0 BB: 0 P: 14	R: 0 E: 0 K: 0 S: 9	H: 0 LOB: 0 BB: 0 P: 14	R: 0 E: 0 K: 1 S: 5	H: 0 LOB: 0 BB: 0 P: 7	R: 0 E: 0 K: 1 S: 7	H: 0 LOB: 0 BB: 0 P: 10	R: 0 E: 0 K: 1 S: 11	H: 1 LOB: 1 BB: 0 P: 14	R: 0 E: 0 K: 2 S: 8	H: 0 LOB: 0 BB: 0 P: 12	R: 0 E: 0 K: 2 S: 12	H: 0 LOB: 1 BB: 1 P: 20	R: 0 E: 0 K: 0 S: 5	H: 0 LOB: 0 BB: 1 P: 11	1B: 1 2B: 1 3B: 0 HR: 0	SF: 0 SAC: 0 DP: 1 HBP: 0	WP: 0 PB: 0 CS: 0	PA: 30
PITCHER Chuck Finley, L ERA: 2.31 (1, 1)	IP: 9.0 WLS: W BF: 30	H: 2 R: 0 ER: 0 SO: 9	BB: 2 IBB: 0 HBP: 0 BLK: 0	WP: 0 HR: 0 S: 76 P: 121	ERA: 0.00 WHIP: 0.444	PITCHER										IP: 9.0 WLS: W BF: 30	H: 2 R: 0 ER: 0 SO: 9	BB: 2 IBB: 0 HBP: 0 BLK: 0	WP: 0 HR: 0 S: 76 P: 121	ERA: 0.00 WHIP: 0.444		

AB	28
R	0
H	2
RBI	0
BB	2
SO	9
LOB	6



Batter	1	2	3	4	5	6	7	8	9	AB	R	H	RBI	BB	SO	LOB	BOTTOM			
Luis Polonia, L OBP: 0.422, SLG: 0.333 (1, 7)	1-1 G4-3		0-0 SH1-3		0-0 F7		0-1 G4-3			3	0	0	0	0	0	2	Minnesota Twins @ California Angels Anaheim Stadium, Anaheim, CA Fri Apr 19 1991, 10:05 PM EDT Att: 22,583 - Sunny - 62 F			
Luis Sojo, R OBP: 0.250, SLG: 0.314 (1, 4)	0-2 P5		2-0 G6-3			1-2 G5-3		0-0 G6-3		4	0	0	0	0	1					
Wally Joyner, L OBP: 0.561, SLG: 0.531 (1, 3)	2-2 P5		4-1 BB			3-0 G4-6-3 1B		0-0 G4-3 WP 2B		3	1	2	0	1	0	0				
Dave Parker, L OBP: 0.267, SLG: 0.333 (1, 10)		1-3 K	0-1 G4-3			0-0 G4-6-3		1-0 G4-3		4	0	0	0	0	1	4				
Lance Parrish, R OBP: 0.457, SLG: 0.541 (1, 2)		0-0 G6-3		1-3 K			3-1 G5-3	3-2 1B		4	0	1	0	0	1	0				
Gary Gaetti, R OBP: 0.280, SLG: 0.426 (1, 5)		4-0 BB BB		1-3 K			0-3 K	3-H 2-3 K		3	0	0	0	1	3	1				
Donnie Hill, S OBP: 0.542, SLG: 0.526 (1, 6)		4-1 BB		1-3 K			3-1 1B 1B			2	1	1	0	1	1	0				
Jack Howell, L OBP: 0.333, SLG: 0.375 (1, 9)		0-1 L7			0-0 F8		1 SAFE 2-0 1B	1-2 1B		3	0	1	0	0	0	2				
Junior Felix, S OBP: 0.289, SLG: 0.317 (1, 8)			2-0 G6-3 SH1-3 1B		0-2 F7		1-2 1B			3	0	2	1	0	0	0				
Inning Stats	R: 0 E: 0 K: 0 S: 8	H: 0 LOB: 0 BB: 2 P: 11	R: 0 E: 0 K: 1 S: 7	H: 0 LOB: 2 BB: 1 P: 14	R: 0 E: 0 K: 3 S: 9	H: 0 LOB: 0 BB: 0 P: 12	R: 0 E: 0 K: 0 S: 6	H: 0 LOB: 0 BB: 0 P: 6	R: 0 E: 0 K: 0 S: 5	H: 1 LOB: 0 BB: 0 P: 9	R: 1 E: 0 K: 1 S: 13	H: 3 LOB: 2 BB: 0 P: 22	R: 1 E: 0 K: 1 S: 10	H: 2 LOB: 1 BB: 0 P: 16	1B: 6 2B: 1 3B: 0 HR: 0	SF: 0 SAC: 1 DP: 1 HBP: 0	WP: 1 PB: 0 CS: 0	PA: 33		
PITCHER Jack Morris, R ERA: 6.38 (1, 1)	IP: 8.0 WLS: L BF: 33	H: 7 R: 2 ER: 2 SO: 6	BB: 3 IBB: 0 HBP: 0 BLK: 0	WP: 1 HR: 0 S: 64 P: 106	ERA: 2.25 WHIP: 1.250	PITCHER										IP: 8.0 WLS: L BF: 33	H: 7 R: 2 ER: 2 SO: 6	BB: 3 IBB: 0 HBP: 0 BLK: 0	WP: 1 HR: 0 S: 64 P: 106	ERA: 2.25 WHIP: 1.250

AB	29
R	2
H	7
RBI	1
BB	3
SO	6
LOB	10



Batter	1	2	3	4	5	6	7	8	9	AB	R	H	RBI	BB	SO	LOB	TOP					
Dan Gladden, R OBP: 0.088, SLG: 0.032 (1, 7)	G6-3			L6		G1-3			F9	4	0	0	0	0	0	0						
Chuck Knoblauch, R OBP: 0.370, SLG: 0.333 (1, 4)	G6-4-3 BB			K			G1-6-3 1B		K	3	0	1	0	1	2	0						
Kirby Puckett, R OBP: 0.364, SLG: 0.452 (1, 8)	G6-4-3 1-2			L4			F7			3	0	0	0	0	0	2						
Kent Hrbek, L OBP: 0.167, SLG: 0.200 (1, 3)		G4-3			FC4-6 1B		G1-6-3 1-2			3	0	1	0	0	0	1						
Chili Davis, S OBP: 0.349, SLG: 0.421 (1, 10)	G6-3			K				HR		3	1	1	1	0	1	1						
Mike Pagliarulo, L OBP: 0.208, SLG: 0.250 (1, 5)	F7			FC4-6 1-2				G4-3		3	0	0	0	0	0	1						
Brian Harper, R OBP: 0.333, SLG: 0.519 (1, 2)			F9		G1-3			G6-3		3	0	0	0	0	0	1						
Randy Bush, L OBP: 0.250, SLG: 0.222 (1, 9)			G5-3			F7		L3		3	0	0	0	0	0	0						
Greg Gagne, R OBP: 0.333, SLG: 0.600 Gene Larkin, S OBP: 0.333, SLG: 0.333 (9, PH)			P3		G4-3			G4-3		2	0	0	0	0	0	0						
										1	0	0	0	0	0	0						
Inning Stats	R: 0 E: 0 K: 0 S: 7	H: 0 LOB: 0 BB: 1 P: 14	R: 0 E: 0 K: 0 S: 6	H: 0 LOB: 0 BB: 0 P: 10	R: 0 E: 0 K: 0 S: 7	H: 0 LOB: 0 BB: 0 P: 13	R: 0 E: 0 K: 1 S: 10	H: 0 LOB: 0 BB: 0 P: 16	R: 0 E: 0 K: 1 S: 10	H: 1 LOB: 1 BB: 0 P: 17	R: 0 E: 0 K: 0 S: 5	H: 0 LOB: 0 BB: 0 P: 8	R: 0 E: 0 K: 0 S: 6	H: 1 LOB: 0 BB: 0 P: 8	R: 1 E: 0 K: 0 S: 9	H: 1 LOB: 0 BB: 0 P: 11	R: 0 E: 0 K: 1 S: 8	H: 0 LOB: 0 BB: 0 P: 13	1B: 2 2B: 0 3B: 0 HR: 1	SF: 0 SAC: 0 DP: 2 HBP: 0	WP: 0 PB: 0 CS: 0	PA: 29
PITCHER	IP	WLS	BF	H	R	ER	SO	BB	IBB	HBP	BLK	WP	HR	S	P	ERA	WHIP					
Kirk McCaskill, R ERA: 3.43 Bryan Harvey, R ERA:	(1, 1)	8.0	W	26	3	1	2	1	0	0	0	0	1	60	97	1.12	0.500					
(9, 1)	1.0	S	3	0	0	0	1	0	0	0	0	0	0	8	13	0.00	0.000					

Minnesota Twins @ California Angels
 Anaheim Stadium, Anaheim, CA
 Sat Apr 20 1991, 10:05 PM EDT
 Att: 34,767 - Cloudy - 61 F

livebaseballscorecards.com

AB 28
R 1
H 3
RBI 1
BB 1
SO 3
LOB 6



Batter	1	2	3	4	5	6	7	8	9	AB	R	H	RBI	BB	SO	LOB	BOTTOM					
Luis Polonia, L OBP: 0.408, SLG: 0.326 (1, 7)	F7		G4-3			G4-3				4	0	1	1	0	0	0						
Luis Sojo, R OBP: 0.225, SLG: 0.282 (1, 4)	G6-3			G4-3		G4-3		P4		4	0	0	0	0	0	1						
Wally Joyner, L OBP: 0.523, SLG: 0.486 (1, 3)	G6-3			G3-1		G6-3				3	0	0	0	0	0	0						
Lance Parrish, R OBP: 0.449, SLG: 0.513 (1, 2)		G6-3			BB		G6-3			2	0	0	0	1	0	0						
Dave Parker, L OBP: 0.250, SLG: 0.311 (1, 10)	F7			P6			G3			3	0	0	0	0	0	1						
Gary Gaetti, R OBP: 0.264, SLG: 0.400 (1, 5)	F8				G1-3		G5-3			3	0	0	0	0	0	0						
Donnie Hill, S OBP: 0.519, SLG: 0.545 (1, 6)			SH1-3 SF9 2B		G4-3			G4-3		3	1	1	0	0	0	0						
Dave Gallagher, R OBP: 0.636, SLG: 0.556 (1, 9)			SH1-3		E6			G3-1 1B 1B		2	1	2	0	0	0	0						
Junior Felix, S OBP: 0.271, SLG: 0.302 (1, 8)			SF9		F8			G3-1		2	0	0	1	0	0	2						
Inning Stats	R: 0 E: 0 K: 0 S: 5	H: 0 LOB: 0 BB: 0 P: 10	R: 0 E: 0 K: 0 S: 6	H: 0 LOB: 0 BB: 0 P: 10	R: 1 E: 0 K: 0 S: 8	H: 1 LOB: 0 BB: 0 P: 13	R: 0 E: 0 K: 0 S: 6	H: 0 LOB: 1 BB: 1 P: 13	R: 0 E: 0 K: 0 S: 8	H: 1 LOB: 1 BB: 0 P: 15	R: 0 E: 0 K: 0 S: 8	H: 0 LOB: 0 BB: 0 P: 12	R: 0 E: 0 K: 0 S: 6	H: 0 LOB: 0 BB: 0 P: 8	R: 1 E: 0 K: 0 S: 12	H: 2 LOB: 1 BB: 0 P: 19	R: 0 E: 0 K: 0 S: 8	H: 0 LOB: 0 BB: 0 P: 19	1B: 3 2B: 1 3B: 0 HR: 0	SF: 1 SAC: 1 DP: 0 HBP: 0	WP: 0 PB: 0 CS: 0	PA: 29
PITCHER	IP	WLS	BF	H	R	ER	SO	BB	IBB	HBP	BLK	WP	HR	S	P	ERA	WHIP					
Allan Anderson, L ERA: 4.5	(1, 1)	8.0	L	29	4	2	2	0	1	0	0	0	0	59	100	2.25	0.625					

Minnesota Twins @ California Angels
 Anaheim Stadium, Anaheim, CA
 Sat Apr 20 1991, 10:05 PM EDT
 Att: 34,767 - Cloudy - 61 F

livebaseballscorecards.com

AB 26
R 2
H 4
RBI 2
BB 1
SO 0
LOB 4



Batter	1	2	3	4	5	6	7	8	9	AB	R	H	RBI	BB	SO	LOB	TOP				
Dan Gladden, R OBP: 0.128, SLG: 0.111	F8		HR		G6-3		G5-3		P6	5	1	2	0	0	0	1	Minnesota Twins @ California Angels Anaheim Stadium, Anaheim, CA Sun Apr 21 1991, 6:33 AM EDT Att: 41,337 - Cloudy - 72 F				
Greg Gagne, R OBP: 0.323, SLG: 0.536	K		K		K		G1-4-3			3	0	0	0	1	3	2					
Kirby Puckett, R OBP: 0.354, SLG: 0.500	HR		K		G6-3		G1-4-3			4	1	1	1	0	1	4					
Chili Davis, S OBP: 0.383, SLG: 0.512	PO		HR		K				FC4-6	3	1	2	2	1	1	1					
Carmen Castillo, R OBP: 0.163, SLG: 0.195	PO	P3	G3-1			K		FC4-6	1-2	3	0	0	0	0	1	0					
Junior Ortiz, R OBP: 0.267, SLG: 0.083		P6			BB	K		E9	G3-6-3	3	0	1	0	1	1	0					
Gene Larkin, S OBP: 0.429, SLG: 0.571					L5			G3-6-3		4	0	2	0	0	0	2					
Shane Mack, R OBP: 0.172, SLG: 0.357					2B					0	0	0	0	0	0	0					
Scott Leius, R OBP: 0.350, SLG: 0.267					P3					2	0	0	0	1	0	2					
Mike Pagliarulo, L OBP: 0.200, SLG: 0.240					BB					1	0	0	0	0	1	0					
Chuck Knoblauch, R OBP: 0.370, SLG: 0.333						F9			K2-3	0	0	0	0	0	0	0					
Al Newman, S OBP: 0.214, SLG: 0.083					G5-3				F7	3	0	0	0	1	1	3					
Inning Stats	R: 1 E: 0 K: 1 S: 10	H: 1 LOB: 0 BB: 1 P: 21	R: 0 E: 0 K: 1 S: 9	H: 1 LOB: 2 BB: 1 P: 17	R: 2 E: 0 K: 2 S: 14	H: 2 LOB: 0 BB: 0 P: 20	R: 0 E: 0 K: 0 S: 6	H: 0 LOB: 1 BB: 1 P: 13	R: 0 E: 0 K: 2 S: 10	H: 1 LOB: 1 BB: 0 P: 15	R: 0 E: 0 K: 0 S: 6	H: 0 LOB: 2 BB: 2 P: 16	R: 1 E: 0 K: 0 S: 10	H: 2 LOB: 1 BB: 0 P: 13	R: 0 E: 0 K: 1 S: 7	H: 0 LOB: 0 BB: 0 P: 11		1B: 4 2B: 2 3B: 0 HR: 2	SF: 0 SAC: 0 DP: 2 HBP: 0	WP: 0 PB: 0 CS: 0	PA: 38
PITCHER	IP WLS BF H R ER SO BB IBB HBP BLK WP HR S P ERA WHIP																				
Mark Langston, L ERA: 4.32	(1, 1) 6.1 29 6 3 3 8 5 0 0 0 0 0 2 63 117 4.26 1.737																				
Mark Eichhorn, R ERA:	(7, 1) 2.2 L 8 2 1 0 1 0 0 0 0 0 0 0 19 27 0.00 0.750																				

Batter	1	2	3	4	5	6	7	8	9	AB	R	H	RBI	BB	SO	LOB	BOTTOM						
Luis Polonia, L OBP: 0.415, SLG: 0.362	G4-3		G4-3		CS					4	0	2	0	0	0	0	Minnesota Twins @ California Angels Anaheim Stadium, Anaheim, CA Sun Apr 21 1991, 6:33 AM EDT Att: 41,337 - Cloudy - 72 F						
Donnie Hill, S OBP: 0.516, SLG: 0.538	G4-3				2B					4	1	2	0	0	1	1							
Wally Joyner, L OBP: 0.500, SLG: 0.462					1B					4	0	1	0	0	1	2							
Dave Parker, L OBP: 0.250, SLG: 0.327	G3				1B					4	1	1	1	0	1	2							
Junior Felix, S OBP: 0.288, SLG: 0.304					2B					3	1	1	1	1	0	0							
Jack Howell, L OBP: 0.308, SLG: 0.273					1B					3	0	0	0	1	1	1							
Max Venable, L OBP: 0.276, SLG: 0.250					1B					4	0	1	1	0	0	0							
John Orton, R OBP: 0.182, SLG: 0.273					1B					3	0	0	0	0	2	2							
Dick Schofield, R OBP: 0.447, SLG: 0.276										3	0	0	0	0	1	2							
Inning Stats	R: 0 E: 0 K: 0 S: 9	H: 1 LOB: 0 BB: 0 P: 13	R: 0 E: 0 K: 0 S: 4	H: 0 LOB: 0 BB: 0 P: 8	R: 0 E: 0 K: 1 S: 6	H: 0 LOB: 0 BB: 0 P: 7	R: 3 E: 0 K: 1 S: 13	H: 4 LOB: 2 BB: 1 P: 23	R: 0 E: 0 K: 1 S: 9	H: 1 LOB: 0 BB: 0 P: 14	R: 0 E: 0 K: 1 S: 6	H: 0 LOB: 0 BB: 1 P: 11	R: 0 E: 0 K: 1 S: 7	H: 0 LOB: 0 BB: 0 P: 7	R: 0 E: 0 K: 1 S: 6	H: 2 LOB: 1 BB: 0 P: 8		R: 0 E: 0 K: 1 S: 7	H: 0 LOB: 0 BB: 0 P: 11	1B: 6 2B: 2 3B: 0 HR: 0	SF: 0 SAC: 0 DP: 0 HBP: 0	WP: 0 PB: 1 CS: 2	PA: 35
PITCHER	IP WLS BF H R ER SO BB IBB HBP BLK WP HR S P ERA WHIP																						
Scott Erickson, R ERA: 2.86	(1, 1) 7.1 W 28 7 3 3 5 2 0 0 0 0 0 0 55 84 3.68 1.227																						
Larry Casian, L ERA: 3.6	(8, 1) 0.2 3 1 0 0 1 0 0 0 0 0 0 0 5 7 0.00 1.500																						
Rick Aguilera, R ERA: 1.8	(9, 1) 1.0 S 3 0 0 0 1 0 0 0 0 0 0 0 0 7 11 0.00 0.000																						

Batter	1	2	3	4	5	6	7	8	9	AB	R	H	RBI	BB	SO	LOB	TOP								
Harold Reynolds, S OBP: 0.322, SLG: 0.321 (1, 4)	G6-3		F8		G3-1			G4-3 S 1B	G3	5	1	1	0	0	0	0									
Henry Cotto, R OBP: 0.444, SLG: 0.556 (1, 8) (8, 7)	1B		K		1B			G4-3	P3	5	0	2	0	0	0	1									
Tracy Jones, R OBP: 0.333, SLG: 0.500 Ken Griffey Jr., L OBP: 0.333, SLG: 0.356 (1, 7) (8, 8)	F8		G5-3		K			2B		4	1	1	1	0	1	2									
Edgar Martinez, R OBP: 0.589, SLG: 0.683 (1, 5)	K			G5-3				2B		4	1	1	1	0	2	1									
Alvin Davis, L OBP: 0.321, SLG: 0.340 (1, 10)				K				BB		2	0	0	0	2	1	0									
Jay Buhner, R OBP: 0.310, SLG: 0.400 (1, 9)	G5-4-3			1B				BB		2	0	0	0	2	0	1									
Pete O'Brien, L OBP: 0.278, SLG: 0.353 (1, 3)	BLK 1B			1B				BB		4	1	2	1	0	0	2									
Dave Valle, R OBP: 0.333, SLG: 0.263 (1, 2)	1B			F9				K		4	0	1	1	0	1	4									
Omar Vizquel, S OBP: 0.276, SLG: 0.308 (1, 6)	G4-3				F9			G5-3	F8	4	0	0	0	0	0	1									
Inning Stats	R: 0 E: 0 K: 1 S: 8	H: 1 LOB: 1 BB: 0 P: 14	R: 1 E: 0 K: 0 S: 9	H: 2 LOB: 1 BB: 1 P: 21	R: 0 E: 0 K: 1 S: 9	H: 0 LOB: 0 BB: 0 P: 14	R: 0 E: 0 K: 1 S: 14	H: 1 LOB: 2 BB: 1 P: 23	R: 0 E: 0 K: 1 S: 11	H: 1 LOB: 1 BB: 0 P: 13	R: 0 E: 0 K: 1 S: 10	H: 0 LOB: 0 BB: 0 P: 12	R: 0 E: 0 K: 0 S: 4	H: 0 LOB: 0 BB: 0 P: 5	R: 3 E: 0 K: 1 S: 16	H: 3 LOB: 2 BB: 2 P: 33	R: 0 E: 0 K: 0 S: 5	H: 0 LOB: 0 BB: 0 P: 8	1B: 7 2B: 1 3B: 0 HR: 0	SF: 0 SAC: 0 DP: 1 HBP: 0	WP: 0 PB: 0 SB: 1 CS: 0	PA: 38			
PITCHER	IP	WLS	BF	H	R	ER	SO	BB	IBB	HBP	BLK	WP	HR	S	P	ERA	WHIP								
Jim Abbott, L ERA: 5.12 (1, 1)	7.1	L	30	7	3	3	5	2	0	0	1	0	0	72	116	3.68	1.227								
Mark Eichhorn, R ERA: 9.53 (8, 1)	0.0	1	1	0	0	0	0	0	0	0	0	0	0	2	4	∞	∞								
Bob McClure, L ERA: (8, 1)	0.1	3	0	1	1	0	0	2	0	0	0	0	0	4	12	27.00	6.000								
Jeff Robinson, R ERA: 2.0 (8, 1)	1.1	4	0	0	0	0	1	0	0	0	0	0	0	8	11	0.00	0.000								

Seattle Mariners @ California Angels
Anaheim Stadium, Anaheim, CA
Mon Apr 22, 1991, 10:05 PM EDT
Att: 19,857 - Cloudy - 68 F

AB	34
R	4
H	8
RBI	4
BB	4
SO	6
LOB	12



Batter	1	2	3	4	5	6	7	8	9	AB	R	H	RBI	BB	SO	LOB	BOTTOM								
Luis Polonia, L OBP: 0.421, SLG: 0.347 (1, 7)	1B SF8 HBP		G4-3		G1-6-3 BB			F7		2	1	0	0	1	0	0									
Luis Sojo, R OBP: 0.227, SLG: 0.279 (1, 4)	1B		F7		G1-6-3			G6-3		4	0	1	0	0	0	1									
Wally Joyner, L OBP: 0.519, SLG: 0.561 (1, 3)	SF8			BB 1B				HR		2	2	2	2	1	0	0									
Dave Winfield, R OBP: 0.281, SLG: 0.677 (1, 9)	FC6-4-5			F7				K		4	0	0	0	0	1	3									
Dave Parker, L OBP: 0.232, SLG: 0.302 (1, 10)	K			K					G4-3	4	0	0	0	0	3	2									
Lance Parrish, R OBP: 0.434, SLG: 0.476 (1, 2)	G5-3			1B BB				F9	K	3	0	0	0	1	1	0									
Gary Gaetti, R OBP: 0.298, SLG: 0.415 (1, 5)	G6-3			FC6-4 1B				L6 HBP BB	G6-3	3	0	2	1	1	0	0									
Junior Felix, S OBP: 0.291, SLG: 0.292 (1, 8)	G6-3			FC6-4				HBP		2	0	0	0	0	0	3									
Dick Schofield, R OBP: 0.439, SLG: 0.281 (1, 6)				1B				L6		3	0	1	0	0	0	2									
Inning Stats	R: 1 E: 0 K: 1 S: 14	H: 1 LOB: 1 BB: 0 P: 22	R: 0 E: 0 K: 0 S: 7	H: 1 LOB: 0 BB: 0 P: 10	R: 0 E: 0 K: 0 S: 4	H: 1 LOB: 0 BB: 0 P: 4	R: 1 E: 0 K: 1 S: 12	H: 1 LOB: 2 BB: 2 P: 26	R: 0 E: 0 K: 0 S: 2	H: 0 LOB: 0 BB: 1 P: 8	R: 0 E: 0 K: 1 S: 5	H: 1 LOB: 1 BB: 1 P: 8	R: 0 E: 0 K: 0 S: 5	H: 0 LOB: 1 BB: 1 P: 12	R: 1 E: 0 K: 1 S: 9	H: 1 LOB: 0 BB: 0 P: 13	R: 0 E: 0 K: 1 S: 7	H: 0 LOB: 0 BB: 0 P: 9	1B: 5 2B: 1 3B: 0 HR: 1	SF: 1 SAC: 0 DP: 4 HBP: 2	WP: 0 PB: 0 SB: 0 CS: 0	PA: 34			
PITCHER	IP	WLS	BF	H	R	ER	SO	BB	IBB	HBP	BLK	WP	HR	S	P	ERA	WHIP								
Brian Holman, R ERA: 1.99 (1, 1)	7.2	W	30	6	3	3	3	4	0	2	0	0	0	54	98	3.52	1.304								
Michael Jackson, R ERA: 1.0 (8, 1)	1.1	S	4	0	0	0	2	0	0	0	0	0	0	11	14	0.00	0.000								

Seattle Mariners @ California Angels
Anaheim Stadium, Anaheim, CA
Mon Apr 22, 1991, 10:05 PM EDT
Att: 19,857 - Cloudy - 68 F

AB	27
R	3
H	6
RBI	3
BB	4
SO	5
LOB	11



Batter	1	2	3	4	5	6	7	8	9	AB	R	H	RBI	BB	SO	LOB	TOP										
Harold Reynolds, S OBP: 0.313, SLG: 0.310 (1, 4)	P5	G3			B2-3		CS 1B		K	5	0	1	0	0	1	0											
Ken Griffey, L OBP: 0.368, SLG: 0.353 (1, 7)	G1-3	1B			F8		1-2 BB		G3-6 BB	3	0	1	0	1	0	0											
Ken Griffey Jr., L OBP: 0.357, SLG: 0.388 (7, PR)																											
Jay Buhner, R OBP: 0.326, SLG: 0.400 (7, 9)	1B	P2			1B		1-3 2B		G3-6	4	1	2	0	1	0	2											
Edgar Martinez, R OBP: 0.583, SLG: 0.659 (1, 5)	1B	1B			F8		BB			3	1	1	1	1	0	1											
Alvin Davis, L OBP: 0.317, SLG: 0.333 (1, 10)	BB	1B			K		1-3 BB		F9	4	0	1	0	0	2	3											
Pete O'Brien, L OBP: 0.283, SLG: 0.364 (1, 3)	BB	1B			G3		1-1 1B		L6	4	0	2	1	0	0	0											
Greg Briley, L OBP: 0.371, SLG: 0.357 (7, 7)					G1		0-0 F8		F8	2	0	0	0	1	0	1											
Henry Cotto, R OBP: 0.400, SLG: 0.500 (8, PH)	BB	BB					2-3 BB			1	0	0	0	0	0	0											
Scott Bradley, L OBP: 0.154, SLG: 0.154 (8, PH)										3	0	0	0	0	1	4											
Dave Valle, R OBP: 0.349, SLG: 0.263 (8, 2)	F8				K				FC6-4 HBP	0	0	0	0	0	0	0											
Omar Vizquel, S OBP: 0.242, SLG: 0.267 (1, 6)		G1-3			G3				F9	4	0	0	0	0	0	1											
Inning Stats	R: 2 H: 3 E: 0 K: 0 S: 20	H: 3 LOB: 3 BB: 2 P: 35	R: 0 H: 1 E: 0 K: 0 S: 10	H: 1 LOB: 1 BB: 0 P: 15	R: 0 H: 0 E: 0 K: 1 S: 10	H: 0 LOB: 0 BB: 0 P: 14	R: 0 H: 0 E: 0 K: 1 S: 9	H: 0 LOB: 0 BB: 0 P: 13	R: 0 H: 1 E: 0 K: 0 S: 7	H: 1 LOB: 1 BB: 0 P: 10	R: 0 H: 2 E: 0 K: 1 S: 18	H: 2 LOB: 2 BB: 2 P: 29	R: 0 H: 0 E: 0 K: 1 S: 8	H: 0 LOB: 1 BB: 1 P: 14	R: 0 H: 0 E: 0 K: 1 S: 8	H: 0 LOB: 0 BB: 1 P: 15	1B: 7 2B: 1 3B: 0 HR: 0	SF: 0 SAC: 0 DP: 1 HBP: 1	WP: 0 PB: 0 SB: 1 CS: 1	PA: 39							
PITCHER	IP	WLS	BF	H	R	ER	SO	BB	IBB	HBP	BLK	WP	HR	S	P	ERA	WHIP										
Scott Lewis, R ERA: 4.5 (1, 1)	6.2	L	31	8	2	2	2	4	0	0	0	0	0	76	120	2.70	1.800										
Scott Bailes, L ERA: 4.05 (7, 1)	2.1		8	0	0	0	2	1	0	1	0	0	0	19	33	0.00	0.429										

Seattle Mariners @ California Angels
Anaheim Stadium, Anaheim, CA
Tue Apr 23 1991, 10:05 PM EDT
Att: 20,446 - Cloudy - 65 F

AB 33
R 2
H 8
RBI 2
BB 5
SO 4
LOB 12



Batter	1	2	3	4	5	6	7	8	9	AB	R	H	RBI	BB	SO	LOB	BOTTOM										
Luis Polonia, L OBP: 0.410, SLG: 0.340 (1, 7)	G4-3		FC6-4			K		1B		4	0	1	0	0	1	1											
Dick Schofield, R OBP: 0.422, SLG: 0.278 (1, 6)	F9		G1-3			K		1B		4	0	1	0	0	1	1											
Wally Joyner, L OBP: 0.482, SLG: 0.511 (1, 3)	F7		G6-3			F9		G5-3		4	0	0	0	0	0	3											
Dave Winfield, R OBP: 0.306, SLG: 0.686 (1, 9)					G6-4-3 1B		G3 2B		G5-3	4	0	2	0	0	0	0											
Dave Parker, L OBP: 0.217, SLG: 0.281 (1, 10)		F8			F9		G3		G3	4	0	0	0	0	0	2											
Lance Parrish, R OBP: 0.421, SLG: 0.457 (1, 2)		2B			G6-4-3		G1-3		G6-3	4	0	1	0	0	0	2											
Gary Gaetti, R OBP: 0.300, SLG: 0.429 (1, 5)		2B				G5-3		G5-3		3	0	1	0	0	0	1											
Junior Felix, S OBP: 0.276, SLG: 0.275 (1, 8)		G3				K		G6-3		3	0	0	0	0	1	2											
Luis Sojo, R OBP: 0.234, SLG: 0.283 (1, 4)						P6		G5-3		3	0	1	0	0	0	0											
Inning Stats	R: 0 H: 0 E: 0 K: 0 S: 8	H: 2 LOB: 2 BB: 0 P: 13	R: 0 H: 2 E: 0 K: 0 S: 8	H: 2 LOB: 2 BB: 0 P: 16	R: 0 H: 1 E: 0 K: 0 S: 12	H: 1 LOB: 1 BB: 0 P: 16	R: 0 H: 1 E: 0 K: 0 S: 5	H: 1 LOB: 0 BB: 0 P: 7	R: 0 H: 0 E: 0 K: 2 S: 13	H: 0 LOB: 0 BB: 0 P: 18	R: 0 H: 1 E: 0 K: 0 S: 7	H: 1 LOB: 1 BB: 0 P: 14	R: 0 H: 2 E: 0 K: 0 S: 10	H: 2 LOB: 2 BB: 0 P: 14	R: 0 H: 0 E: 0 K: 0 S: 7	H: 0 LOB: 0 BB: 0 P: 10	1B: 5 2B: 2 3B: 0 HR: 0	SF: 0 SAC: 0 DP: 1 HBP: 0	WP: 0 PB: 0 SB: 2 CS: 0	PA: 33							
PITCHER	IP	WLS	BF	H	R	ER	SO	BB	IBB	HBP	BLK	WP	HR	S	P	ERA	WHIP										
Scott Bankhead, R ERA: 3.63 (1, 1)	7.0	W	25	5	0	0	3	0	0	0	0	0	0	62	98	0.00	0.714										
Russ Swan, L ERA: (8, 1)	2.0	S	8	2	0	0	0	0	0	0	0	0	0	17	24	0.00	1.000										

Seattle Mariners @ California Angels
Anaheim Stadium, Anaheim, CA
Tue Apr 23 1991, 10:05 PM EDT
Att: 20,446 - Cloudy - 65 F

AB 33
R 0
H 7
RBI 0
BB 0
SO 3
LOB 12



Batter	1	2	3	4	5	6	7	8	9	AB	R	H	RBI	BB	SO	LOB	TOP								
Harold Reynolds, S OBP: 0.304, SLG: 0.306 (1,4)	F9		G6-3				SF9		FC4-6	4	0	1	3	0	0	1									
Henry Cotto, R OBP: 0.385, SLG: 0.462 Greg Briley, L OBP: 0.351, SLG: 0.333 (7, PH) (7,7)	1B		K				K		K	3	0	1	0	0	2	1									
Ken Griffey Jr., L OBP: 0.350, SLG: 0.365 (1,8)	1B									3	0	0	0	1	1	0									
Edgar Martinez, R OBP: 0.563, SLG: 0.625 (1,5)	P3									4	0	1	0	0	1	2									
Tracy Jones, R OBP: 0.278, SLG: 0.412 Alvin Davis, L OBP: 0.311, SLG: 0.327 (8, PH) (1,10)	FC6-4									3	0	0	0	0	1	2									
Jay Buhner, R OBP: 0.318, SLG: 0.462 (1,9)										4	1	1	1	0	0	1									
Pete O'Brien, L OBP: 0.323, SLG: 0.448 (1,3)										3	3	2	1	1	1	0									
Dave Valle, R OBP: 0.340, SLG: 0.244 (1,2)										3	1	0	0	1	0	1									
Jeff Schaefer, R OBP: 0.217, SLG: 0.261 Ken Griffey Jr., L OBP: 0.350, SLG: 0.365 Omar Vizquel, S OBP: 0.285, SLG: 0.290 (7, PH) (7, PR) (7,6)										2	0	0	0	0	0	2									
Inning Stats	R: 0 E: 0 K: 0 S: 9	H: 1 LOB: 2 BB: 1 P: 19	R: 0 E: 0 K: 1 S: 8	H: 0 LOB: 0 BB: 0 P: 12	R: 0 E: 0 K: 1 S: 5	H: 0 LOB: 0 BB: 0 P: 8	R: 0 E: 0 K: 0 S: 7	H: 0 LOB: 0 BB: 0 P: 14	R: 2 E: 0 K: 1 S: 12	H: 2 LOB: 1 BB: 1 P: 21	R: 0 E: 0 K: 3 S: 10	H: 0 LOB: 0 BB: 0 P: 14	R: 2 E: 0 K: 1 S: 12	H: 2 LOB: 1 BB: 1 P: 21	R: 0 E: 0 K: 0 S: 6	H: 1 LOB: 1 BB: 0 P: 11	R: 1 E: 0 K: 1 S: 15	H: 2 LOB: 1 BB: 0 P: 23	1B: 5 2B: 1 3B: 0 HR: 2	SF: 1 SAC: 0 DP: 0 HBP: 0	WP: 0 PB: 2 SB: 2 CS: 0	PA: 38			
PITCHER	IP	WLS	BF	H	R	ER	SO	BB	IBB	HBP	BLK	WP	HR	S	P	ERA	WHIP								
Chuck Finley, L ERA: 2.45 (1,1)	6.0	W	25	4	4	2	6	3	0	0	0	0	1	54	95	3.00	1.167								
Jeff Robinson, R ERA: 1.95 (7,1)	0.2		3	1	0	0	0	0	0	0	0	0	0	6	11	0.00	1.500								
Bob McClure, L ERA: (7,1)	0.1		1	0	0	0	1	0	0	0	0	0	0	3	3	0.00	0.000								
Bryan Harvey, R ERA: 1.08 (8,1)	2.0	S	9	3	1	1	1	0	0	0	0	0	1	21	34	4.50	1.500								

Seattle Mariners @ California Angels
Anaheim Stadium, Anaheim, CA
Wed Apr 24 1991, 6:33 AM EDT
Att: 24,638 - Cloudy - 75 F

AB 33
R 5
H 7
RBI 5
BB 3
SO 8
LOB 13



Batter	1	2	3	4	5	6	7	8	9	AB	R	H	RBI	BB	SO	LOB	BOTTOM								
Luis Polonia, L OBP: 0.439, SLG: 0.421 (1,7)	K									4	3	3	2	1	1	0									
Donnie Hill, S OBP: 0.514, SLG: 0.586 (7,4)	L3									3	1	1	2	1	0	1									
Wally Joyner, L OBP: 0.475, SLG: 0.490 (1,3)	K									4	0	1	1	1	1	1									
Dave Winfield, R OBP: 0.268, SLG: 0.615 (1,9)										4	0	0	1	0	1	2									
Dave Parker, L OBP: 0.234, SLG: 0.295 (1,10)										4	0	2	1	0	1	1									
Lance Parrish, R OBP: 0.410, SLG: 0.500 (1,2)										4	1	1	1	0	1	3									
Gary Gaetti, R OBP: 0.344, SLG: 0.517 (1,5)										4	2	4	1	0	0	0									
Junior Felix, S OBP: 0.274, SLG: 0.259 (1,8)										3	1	0	0	1	1	4									
Jack Howell, L OBP: 0.267, SLG: 0.231 Dick Schofield, R OBP: 0.426, SLG: 0.289 (6, PH) (7,6)										2	0	0	0	0	0	1									
Inning Stats	R: 0 E: 0 K: 2 S: 8	H: 0 LOB: 0 BB: 0 P: 12	R: 0 E: 0 K: 0 S: 15	H: 2 LOB: 2 BB: 0 P: 23	R: 2 E: 0 K: 0 S: 15	H: 2 LOB: 2 BB: 2 P: 27	R: 0 E: 0 K: 0 S: 13	H: 1 LOB: 0 BB: 0 P: 21	R: 1 E: 0 K: 0 S: 8	H: 1 LOB: 1 BB: 1 P: 12	R: 2 E: 0 K: 2 S: 14	H: 3 LOB: 1 BB: 0 P: 24	R: 0 E: 0 K: 1 S: 11	H: 0 LOB: 0 BB: 0 P: 16	R: 4 E: 0 K: 2 S: 19	H: 4 LOB: 1 BB: 1 P: 33	1B: 8 2B: 1 3B: 2 HR: 2	SF: 1 SAC: 1 DP: 0 HBP: 0	WP: 0 PB: 0 SB: 0 CS: 1	PA: 41					
PITCHER	IP	WLS	BF	H	R	ER	SO	BB	IBB	HBP	BLK	WP	HR	S	P	ERA	WHIP								
Rich DeLucia, R ERA: 7.0 (1,1)	5.0	L	24	7	4	4	2	3	0	0	0	0	0	61	99	7.20	2.000								
Bill Krueger, L ERA: 6.0 (6,1)	2.0		8	2	1	1	3	0	0	0	0	0	0	23	36	4.50	1.000								
Gene Harris, R ERA: 8.31 (8,1)	0.1		4	2	3	3	1	1	0	0	0	0	1	8	15	81.00	9.000								
Rob Murphy, L ERA: 2.08 (8,1)	0.2		4	2	1	1	1	0	0	0	0	0	0	11	18	13.50	3.000								

Seattle Mariners @ California Angels
Anaheim Stadium, Anaheim, CA
Wed Apr 24 1991, 6:33 AM EDT
Att: 24,638 - Cloudy - 75 F

AB 34
R 9
H 13
RBI 9
BB 4
SO 7
LOB 14



Batter	1	2	3	4	5	6	7	8	9	AB	R	H	RBI	BB	SO	LOB	TOP				
Luis Polonia, L OBP: 0.414, SLG: 0.393 (1, 7)	G4-3			F8	G4-3		G1-3			4	0	0	0	0	0	3	California Angels @ Oakland Athletics Oakland-Alameda County Coliseum, Oakland, CA Fri Apr 26 1991, 7:05 PM PDT Att: 40,262 - Sunny - 58 F				
Luis Sojo, R OBP: 0.255, SLG: 0.286 (1, 4)	P6			1B HBP		1B		E6		3	1	1	0	0	0						
Wally Joyner, L OBP: 0.462, SLG: 0.472 (1, 3)	G4-3			1B		F7		L9		4	0	1	0	0	2						
Dave Winfield, R OBP: 0.244, SLG: 0.558 (1, 9)		P5		P2		F7		F8		4	0	0	0	0	4						
Dave Parker, L OBP: 0.235, SLG: 0.292 (1, 10)	G4-3			1B		G1-3		G3		4	0	1	1	0	2						
Lance Parrish, R OBP: 0.385, SLG: 0.463 (1, 2)	L4			G5-3						4	0	0	0	0	2						
Gary Gaetti, R OBP: 0.338, SLG: 0.500 (1, 5)				FC4-6 1B		G5-3		E5 HBP		4	0	1	0	0	1						
Junior Felix, S OBP: 0.273, SLG: 0.259 (1, 8)				FC4-6 CS				F7		4	0	1	0	0	1						
Dick Schofield, R OBP: 0.420, SLG: 0.275 (1, 6)				F9		P4				2	0	0	0	0	2						
Inning Stats	R: 0 E: 0 K: 0 S: 4	H: 0 LOB: 0 BB: 0 P: 6	R: 0 E: 0 K: 0 S: 4	H: 0 LOB: 0 BB: 0 P: 6	R: 0 E: 0 K: 0 S: 5	H: 1 LOB: 0 BB: 0 P: 9	R: 1 E: 0 K: 0 S: 15	H: 2 LOB: 2 BB: 0 P: 21	R: 0 E: 0 K: 0 S: 12	H: 1 LOB: 1 BB: 0 P: 17	R: 0 E: 0 K: 0 S: 10	H: 0 LOB: 0 BB: 0 P: 17	R: 0 E: 1 K: 2 S: 9	H: 0 LOB: 1 BB: 0 P: 15	R: 0 E: 0 K: 2 S: 7	H: 0 LOB: 0 BB: 0 P: 8	1B: 5 2B: 0 3B: 0 HR: 0	SF: 0 SAC: 0 DP: 0 HBP: 2	WP: 0 PB: 0 SB: 0 CS: 1	PA: 35	
PITCHER	IP	WLS	BF	H	R	ER	SO	BB	IBB	HBP	BLK	WP	HR	S	P	ERA	WHIP				
Bob Welch, R ERA: 1.85 (1, 1)	8.0	W	32	5	1	1	0	0	0	2	0	0	0	67	101	1.12	0.625				
Dennis Eckersley, R ERA: 4.5 (9, 1)	1.0	S	3	0	0	0	2	0	0	0	0	0	0	7	8	0.00	0.000				

AB	33
R	1
H	5
RBI	1
BB	0
SO	2
LOB	17



Batter	1	2	3	4	5	6	7	8	9	AB	R	H	RBI	BB	SO	LOB	BOTTOM				
Fred Manrique, R OBP: 0.286, SLG: 0.167 (1, 6)	G6-3 E 3B BB	G6-3		L7						3	1	1	0	1	0	1	California Angels @ Oakland Athletics Oakland-Alameda County Coliseum, Oakland, CA Fri Apr 26 1991, 7:05 PM PDT Att: 40,262 - Sunny - 58 F				
Dave Henderson, R OBP: 0.438, SLG: 0.785 (1, 8)	E6 G6-3 3B	F9		K						4	1	0	0	0	2	3					
Jose Canseco, R OBP: 0.394, SLG: 0.446 (1, 9)	G6-3									3	0	1	0	1	1	3					
Harold Baines, L OBP: 0.308, SLG: 0.356 (1, 10)	K									4	0	0	0	0	3	5					
Mark McGwire, R OBP: 0.352, SLG: 0.281 (1, 3)										2	1	0	0	2	0	0					
Willie Wilson, S OBP: 0.291, SLG: 0.360 (1, 7)										4	1	1	3	0	0	2					
Jamie Quirk, L OBP: 0.375, SLG: 0.318 (1, 2)										4	0	3	1	0	0	0					
Ernest Riles, L OBP: 0.319, SLG: 0.325 (1, 5)										2	0	0	0	1	0	1					
Brad Komminsk, R OBP: 0.197, SLG: 0.167 (8, PH)										1	0	0	0	0	0	1					
Vance Law, R OBP: 0.211, SLG: 0.316 (9, 5)										0	0	0	0	0	0	0					
Mike Gallego, R OBP: 0.388, SLG: 0.267 (1, 4)										2	0	0	0	1	0	2					
Inning Stats	R: 4 E: 1 K: 1 S: 20	H: 2 LOB: 3 BB: 3 P: 40	R: 0 E: 0 K: 1 S: 7	H: 0 LOB: 1 BB: 1 P: 15	R: 0 E: 0 K: 0 S: 6	H: 0 LOB: 0 BB: 0 P: 8	R: 0 E: 0 K: 1 S: 12	H: 0 LOB: 1 BB: 1 P: 21	R: 0 E: 0 K: 0 S: 10	H: 1 LOB: 1 BB: 1 P: 17	R: 0 E: 0 K: 0 S: 10	H: 1 LOB: 0 BB: 0 P: 16	R: 0 E: 0 K: 3 S: 12	H: 1 LOB: 1 BB: 0 P: 16	R: 0 E: 0 K: 0 S: 9	H: 1 LOB: 1 BB: 0 P: 15	1B: 5 2B: 0 3B: 1 HR: 0	SF: 0 SAC: 0 DP: 2 HBP: 0	WP: 0 PB: 0 SB: 0 CS: 0	PA: 35	
PITCHER	IP	WLS	BF	H	R	ER	SO	BB	IBB	HBP	BLK	WP	HR	S	P	ERA	WHIP				
Kirk McCaskill, R ERA: 2.84 (1, 1)	4.1	L	23	3	4	0	3	6	0	0	0	0	0	50	94	0.00	2.077				
Floyd Bannister, L ERA: (5, 1)	2.2		8	2	0	0	3	0	0	0	0	0	0	27	39	0.00	0.750				
Scott Bailes, L ERA: 3.52 (8, 1)	1.0		4	1	0	0	0	0	0	0	0	0	0	9	15	0.00	1.000				


AB	29
R	4
H	6
RBI	4
BB	6
SO	6
LOB	18



Batter	1	2	3	4	5	6	7	8	9	AB	R	H	RBI	BB	SO	LOB	TOP											
Luis Polonia, L OBP: 0.392, SLG: 0.369	G4-3	G4-6-3			F7		F8			4	0	0	0	0	0	2	California Angels @ Oakland Athletics Oakland-Alameda County Coliseum, Oakland, CA Sat Apr 27 1991, 3:33 AM PDT Att: 36,947 - Sunny - 68 F											
Dick Schofield, R OBP: 0.426, SLG: 0.295	1B		G6-3			1B		G6-3		4	1	2	0	0	0	0												
Wally Joyner, L OBP: 0.464, SLG: 0.491	1B		F8		F7			2B		4	1	2	0	0	0	1												
Dave Winfield, R OBP: 0.245, SLG: 0.532	1B		K		P3			P5		4	0	1	1	0	1	2												
Dave Parker, L OBP: 0.236, SLG: 0.290	1B				G4-3			G6-3		4	0	1	1	0	1	2												
Gary Gaetti, R OBP: 0.319, SLG: 0.471	F8		K				F7		L8	4	0	0	0	0	1	2												
Junior Felix, S OBP: 0.257, SLG: 0.242	G6-3		F7				K		G4-3	4	0	0	0	0	1	2												
Jack Howell, L OBP: 0.368, SLG: 0.333							1B		F8	2	1	1	0	2	0	0												
John Orton, R OBP: 0.154, SLG: 0.231										2	0	0	0	0	1	2												
Lance Parrish, R OBP: 0.394, SLG: 0.473										1	0	1	1	0	0	0												
Inning Stats	R: 2 E: 0 K: 0 S: 14	H: 4 LOB: 2 BB: 0 P: 23	R: 0 E: 0 K: 0 S: 8	H: 0 LOB: 0 BB: 1 P: 13	R: 0 E: 0 K: 1 S: 7	H: 0 LOB: 0 BB: 0 P: 9	R: 0 E: 0 K: 1 S: 6	H: 0 LOB: 0 BB: 0 P: 9	R: 0 E: 0 K: 1 S: 5	H: 1 LOB: 1 BB: 0 P: 15	R: 1 E: 0 K: 1 S: 13	H: 2 LOB: 1 BB: 0 P: 21	R: 0 E: 0 K: 0 S: 11	H: 1 LOB: 1 BB: 0 P: 17	R: 0 E: 0 K: 0 S: 5	H: 0 LOB: 0 BB: 0 P: 9	1B: 6 2B: 3 3B: 0 HR: 0	SF: 0 SAC: 0 DP: 2 HBP: 0	WP: 0 PB: 0 SB: 0 CS: 1	PA: 35								
PITCHER	IP	WLS	BF	H	R	ER	SO	BB	IBB	HBP	BLK	WP	HR	S	P	ERA	WHIP											
Mike Moore, R ERA: 2.52	(1, 1)	6.2	W	27	7	3	3	5	2	0	0	0	0	0	59	98	4.05	1.350										
Joe Link, L ERA: 2.25	(7, 1)	0.2		3	1	0	0	0	0	0	0	0	0	0	9	13	0.00	1.500										
Steve Chitren, R ERA:	(8, 1)	0.1		1	0	0	0	0	0	0	0	0	0	1	2	0.00	0.000											
Curt Young, L ERA: 5.69	(8, 1)	0.1		1	0	0	0	0	0	0	0	0	0	3	6	0.00	0.000											
Dennis Eckersley, R ERA: 4.0	(9, 1)	1.0	S	3	0	0	0	0	0	0	0	0	0	5	9	0.00	0.000											

Batter	1	2	3	4	5	6	7	8	9	AB	R	H	RBI	BB	SO	LOB	BOTTOM										
Rickey Henderson, R OBP: 0.294, SLG: 0.200	F8				G6-3		P4			4	0	0	0	0	1	2	California Angels @ Oakland Athletics Oakland-Alameda County Coliseum, Oakland, CA Sat Apr 27 1991, 3:33 AM PDT Att: 36,947 - Sunny - 68 F										
Doug Jennings, L			K							0	0	0	0	0	0	0											
Lance Blankenship, R OBP: 0.341, SLG: 0.324	L5		K		F8			G6-3		4	0	0	0	0	1	1											
Jose Canseco, R OBP: 0.400, SLG: 0.431	1B		F7					F9		2	2	0	0	2	0	0											
Dave Henderson, R OBP: 0.468, SLG: 0.797	2B							G4-6-3		4	1	4	0	0	0	0											
Terry Steinbach, R OBP: 0.295, SLG: 0.368	1B		F8					FC6-4		3	1	1	3	0	0	1											
Mark McSwire, R OBP: 0.351, SLG: 0.283	1B							G4-6-3		3	0	1	1	0	1	1											
Brad Komminsk, R OBP: 0.111, SLG: 0.111	FC6-4				K			K		3	0	0	0	0	2	1											
Fred Manrique, R OBP: 0.235, SLG: 0.133			G6-3		G4-3			G5-3		3	0	0	0	0	0	0											
Mike Gallego, R OBP: 0.400, SLG: 0.277								G5-3		2	0	1	0	1	0	0											
Inning Stats	R: 3 E: 0 K: 0 S: 10	H: 3 LOB: 1 BB: 1 P: 20	R: 0 E: 0 K: 2 S: 12	H: 0 LOB: 1 BB: 1 P: 21	R: 0 E: 0 K: 0 S: 5	H: 1 LOB: 0 BB: 0 P: 8	R: 0 E: 0 K: 2 S: 11	H: 0 LOB: 0 BB: 0 P: 17	R: 0 E: 0 K: 0 S: 6	H: 0 LOB: 0 BB: 0 P: 12	R: 1 E: 0 K: 0 S: 4	H: 1 LOB: 0 BB: 1 P: 9	R: 0 E: 0 K: 1 S: 7	H: 1 LOB: 1 BB: 0 P: 12	R: 0 E: 0 K: 0 S: 11	H: 1 LOB: 1 BB: 0 P: 16	1B: 6 2B: 1 3B: 0 HR: 0	SF: 1 SAC: 0 DP: 1 HBP: 0	WP: 0 PB: 0 SB: 0 CS: 0	PA: 32							
PITCHER	IP	WLS	BF	H	R	ER	SO	BB	IBB	HBP	BLK	WP	HR	S	P	ERA	WHIP										
Mark Langston, L ERA: 4.38	(1, 1)	8.0	L	32	7	4	4	5	3	0	0	0	0	66	115	4.50	1.250										

AB 33
R 3
H 8
RBI 3
BB 2
SO 5
LOB 13



AB 28
R 4
H 7
RBI 4
BB 3
SO 5
LOB 6



Batter	1	2	3	4	5	6	7	8	9	AB	R	H	RBI	BB	SO	LOB	TOP			
Luis Polonia, L OBP: 0.397, SLG: 0.377 (1, 8)										4	1	2	0	0	0	0	California Angels @ Oakland Athletics Oakland-Alameda County Coliseum, Oakland, CA Sun Apr 28 1991, 3:33 AM PDT Att: 40,174 - Sunny - 64 F			
Donnie Hill, S OBP: 0.500, SLG: 0.563 Junior Felix, S OBP: 0.268, SLG: 0.254 (1, 4)										3	1	1	0	0	0	2				
Wally Joyner, L OBP: 0.438, SLG: 0.459 (1, 3)										4	0	0	1	0	0	2				
Dave Winfield, R OBP: 0.245, SLG: 0.510 (1, 9)										4	0	1	0	0	0	2				
Dave Parker, L OBP: 0.237, SLG: 0.301 (1, 10)										4	0	1	1	0	1	2				
Lance Parrish, R OBP: 0.371, SLG: 0.441 (1, 2)										4	0	0	0	0	4	2				
Gary Gaetti, R OBP: 0.303, SLG: 0.444 (1, 5)										4	0	0	0	0	0	0				
Jack Howell, L OBP: 0.391, SLG: 0.500 (1, 7)										3	1	1	1	1	0	0				
Dick Schofield, R OBP: 0.404, SLG: 0.277 Max Venable, L OBP: 0.263, SLG: 0.235 (1, 6)										3	0	0	0	0	0	1				
										1	0	0	0	0	1	0				
Inning Stats	R: 2 E: 0 K: 1 S: 13	H: 3 LOB: 1 BB: 0 P: 19	R: 0 E: 0 K: 0 S: 10	H: 1 LOB: 2 BB: 1 P: 17	R: 0 E: 1 K: 1 S: 11	H: 0 LOB: 0 BB: 0 P: 17	R: 1 E: 0 K: 0 S: 12	H: 1 LOB: 0 BB: 0 P: 18	R: 0 E: 0 K: 1 S: 7	H: 0 LOB: 1 BB: 0 P: 8	R: 0 E: 0 K: 2 S: 10	H: 1 LOB: 0 BB: 0 P: 13	R: 0 E: 0 K: 2 S: 8	H: 0 LOB: 0 BB: 0 P: 13	R: 0 E: 0 K: 1 S: 7	H: 0 LOB: 0 BB: 0 P: 10	1B: 5 2B: 1 3B: 0 HR: 1	SF: 0 SAC: 0 DP: 0 HBP: 0	WP: 1 PB: 0 SB: 1 CS: 0	PA: 36
PITCHER	IP WLS BF H R ER SO BB IBB HBP BLK WP HR S P ERA WHIP	IP WLS BF H R ER SO BB IBB HBP BLK WP HR S P ERA WHIP																		
Dave Stewart, R ERA: 6.75 Steve Chitren, R ERA:	(1, 1) 7.0 W 30 7 3 3 3 1 0 0 0 1 1 76 108 3.86 1.143	(8, 1) 2.0 6 0 0 0 3 0 0 0 0 0 0 15 23 0.00 0.000																		

Batter	1	2	3	4	5	6	7	8	9	AB	R	H	RBI	BB	SO	LOB	BOTTOM			
Rickey Henderson, R OBP: 0.381, SLG: 0.278 Willie Wilson, S OBP: 0.296, SLG: 0.353 (1, 7)										3	2	2	0	0	1	0	California Angels @ Oakland Athletics Oakland-Alameda County Coliseum, Oakland, CA Sun Apr 28 1991, 3:33 AM PDT Att: 40,174 - Sunny - 64 F			
Lance Blankenship, R OBP: 0.348, SLG: 0.316 (1, 5)										4	2	1	1	1	2					
Jose Canseco, R OBP: 0.425, SLG: 0.484 (1, 9)										4	2	3	3	1	1	0				
Dave Henderson, R OBP: 0.451, SLG: 0.764 (1, 8)										4	0	0	1	1	0	3				
Terry Steinbach, R OBP: 0.323, SLG: 0.383 (1, 2)										3	0	2	1	0	0	1				
Mark McSwire, R OBP: 0.356, SLG: 0.286 (1, 3)										3	0	1	1	1	0	3				
Harold Baines, L OBP: 0.290, SLG: 0.333 (1, 10)										4	0	0	0	0	3	5				
Fred Manrique, R OBP: 0.211, SLG: 0.118 Ernest Riles, L OBP: 0.327, SLG: 0.333 (1, 6)										2	0	0	0	0	0	1				
										2	0	1	0	0	0	3				
Mike Gallego, R OBP: 0.391, SLG: 0.275 (1, 4)										4	1	1	0	0	1	1				
Inning Stats	R: 0 E: 0 K: 0 S: 7	H: 1 LOB: 1 BB: 1 P: 14	R: 0 E: 0 K: 1 S: 7	H: 1 LOB: 0 BB: 0 P: 12	R: 4 E: 0 K: 1 S: 22	H: 5 LOB: 1 BB: 0 P: 34	R: 0 E: 0 K: 1 S: 5	H: 0 LOB: 0 BB: 0 P: 7	R: 1 E: 1 K: 1 S: 12	H: 1 LOB: 3 BB: 2 P: 26	R: 2 E: 1 K: 1 S: 16	H: 2 LOB: 1 BB: 1 P: 25	R: 0 E: 1 K: 1 S: 8	H: 1 LOB: 1 BB: 0 P: 17	R: 0 E: 0 K: 1 S: 6	H: 0 LOB: 0 BB: 0 P: 6	1B: 9 2B: 2 3B: 0 HR: 0	SF: 1 SAC: 0 DP: 0 HBP: 2	WP: 1 PB: 0 SB: 1 CS: 1	PA: 40
PITCHER	IP WLS BF H R ER SO BB IBB HBP BLK WP HR S P ERA WHIP	IP WLS BF H R ER SO BB IBB HBP BLK WP HR S P ERA WHIP																		
Jim Abbott, L ERA: 6.0 Jeff Robinson, R ERA: 3.27 Bob McClure, L ERA: Bryan Harvey, R ERA: 0.96	(1, 1) 4.2 L 25 8 2 2 1 1 0 0 0 0 0 18 29 13.50 2.250	(5, 1) 1.1 8 2 2 2 1 0 0 0 0 0 0 8 17 0.00 1.000	(7, 1) 1.0 4 1 0 0 1 0 0 0 0 0 0 6 6 0.00 0.000	(8, 1) 1.0 3 0 0 0 1 0 0 0 0 0 0 6 6 0.00 0.000																

AB	35
R	3
H	7
RBI	3
BB	1
SO	6
LOB	11



AB	34
R	7
H	11
RBI	7
BB	4
SO	7
LOB	20



Batter	1	2	3	4	5	6	7	8	9	AB R H RBI BB SO LOB	TOP											
Mike Huff, R OBP: 0.483, SLG: 0.316 (1, 4)										1 1 0 0 4 0 0	Cleveland Indians @ California Angels Anaheim Stadium, Anaheim, CA Wed May 01 1991, 10:05 PM EDT Att: 21,049 - Cloudy - 65 F											
Mark Lewis, R OBP: 0.400, SLG: 0.500 (1, 6)										4 1 0 0 1 2 3												
Carlos Baerga, S OBP: 0.344, SLG: 0.407 (1, 5)										4 2 3 1 0 0 1												
Albert Belle, R OBP: 0.354, SLG: 0.576 Jose Escobar, R OBP: 0.250, SLG: 0.182 (8, 4)										3 1 2 3 1 0 2 0 0 0 0 0 0 0												
Chris James, R OBP: 0.316, SLG: 0.296 (1, 10)										4 0 1 0 0 2 3												
Sandy Alomar Jr., R OBP: 0.266, SLG: 0.300 (1, 2)										4 0 2 0 0 0 1												
Turner Ward, S OBP: 0.297, SLG: 0.306 (1, 9)										4 0 1 0 0 2 2												
Jeff Manto, R OBP: 0.348, SLG: 0.333 (1, 3)										4 0 0 0 0 1 1												
Mitch Webster, S OBP: 0.045, SLG: 0.045 (8, 7)										4 0 0 0 0 1 0												
Inning Stats	R: 2 E: 0 K: 0 S: 18	H: 1 LOB: 0 BB: 1 P: 29	R: 0 E: 0 K: 1 S: 11	H: 0 LOB: 0 BB: 0 P: 16	R: 2 E: 2 K: 2 S: 12	H: 1 LOB: 1 BB: 2 P: 21	R: 0 E: 0 K: 0 S: 6	H: 1 LOB: 0 BB: 0 P: 7	R: 1 E: 0 K: 2 S: 12	H: 2 LOB: 2 BB: 2 P: 27		R: 0 E: 0 K: 0 S: 11	H: 1 LOB: 0 BB: 0 P: 18	R: 0 E: 0 K: 0 S: 8	H: 1 LOB: 2 BB: 1 P: 13	R: 0 E: 0 K: 0 S: 9	H: 2 LOB: 0 BB: 0 P: 13	R: 0 E: 0 K: 1 S: 9	H: 0 LOB: 0 BB: 0 P: 11	1B: 8 2B: 1 3B: 0 HR: 1	SF: 0 SAC: 0 DP: 2 HBP: 0	WP: 1 PB: 0 SB: 1 CS: 2
PITCHER	IP WLS BF H R ER SO BB IBB HBP BLK WP HR S P ERA WHIP											PITCHER	IP WLS BF H R ER SO BB IBB HBP BLK WP HR S P ERA WHIP									
Chuck Finley, L ERA: 3.0 (1, 1)	6.2 L 30 7 5 4 7 6 0 0 0 0 1 1 76 129 5.40 1.950																					
Mark Eichhorn, R ERA: 0.77 (7, 1)	1.1 5 2 0 0 0 0 0 0 0 0 0 0 11 15 0.00 1.500																					
Scott Bailes, L ERA: 3.12 (9, 1)	1.0 3 0 0 0 0 1 0 0 0 0 0 0 9 11 0.00 0.000																					

Batter	1	2	3	4	5	6	7	8	9	AB R H RBI BB SO LOB	BOTTOM											
Luis Polonia, L OBP: 0.398, SLG: 0.380 (1, 7)										4 0 1 0 0 1 0	Cleveland Indians @ California Angels Anaheim Stadium, Anaheim, CA Wed May 01 1991, 10:05 PM EDT Att: 21,049 - Cloudy - 65 F											
Luis Sejo, R OBP: 0.250, SLG: 0.276 (1, 4)										4 0 0 0 0 0 1												
Wally Joyner, L OBP: 0.427, SLG: 0.449 (1, 3)										3 1 1 0 1 0 0												
Dave Winfield, R OBP: 0.226, SLG: 0.450 (1, 9)										4 0 1 0 0 2 1												
Dave Parker, L OBP: 0.250, SLG: 0.300 (1, 10)										3 0 0 0 1 0 2												
Gary Gaetti, R OBP: 0.306, SLG: 0.430 (1, 5)										2 0 1 1 0 1 0												
Lance Parrish, R OBP: 0.354, SLG: 0.412 (1, 2)										4 0 1 0 0 2 4												
Junior Felix, S OBP: 0.250, SLG: 0.278 (1, 8)										4 0 0 0 0 1 3												
Dick Schofield, R OBP: 0.385, SLG: 0.259 (1, 6)										3 0 0 0 0 2 2												
Inning Stats	R: 0 E: 0 K: 0 S: 6	H: 0 LOB: 0 BB: 0 P: 9	R: 0 E: 0 K: 1 S: 10	H: 0 LOB: 1 BB: 0 P: 18	R: 0 E: 0 K: 1 S: 7	H: 1 LOB: 0 BB: 0 P: 11	R: 1 E: 0 K: 1 S: 10	H: 2 LOB: 1 BB: 0 P: 13	R: 0 E: 0 K: 0 S: 5	H: 0 LOB: 0 BB: 0 P: 7		R: 0 E: 0 K: 1 S: 7	H: 0 LOB: 0 BB: 0 P: 13	R: 0 E: 0 K: 2 S: 12	H: 1 LOB: 2 BB: 1 P: 22	R: 0 E: 0 K: 1 S: 9	H: 0 LOB: 1 BB: 1 P: 17	R: 0 E: 0 K: 2 S: 12	H: 1 LOB: 0 BB: 0 P: 18	1B: 4 2B: 1 3B: 0 HR: 0	SF: 1 SAC: 0 DP: 0 HBP: 1	WP: 2 PB: 0 SB: 0 CS: 0
PITCHER	IP WLS BF H R ER SO BB IBB HBP BLK WP HR S P ERA WHIP											PITCHER	IP WLS BF H R ER SO BB IBB HBP BLK WP HR S P ERA WHIP									
Tom Candiotti, R ERA: 1.18 (1, 1)	9.0 W 35 5 1 1 9 2 0 1 0 1 0 0 78 128 1.00 0.778																					

Batter	1	2	3	4	5	6	7	8	9	AB	R	H	RBI	BB	SO	LOB	TOP										
Mike Devereaux, R OBP: 0.333, SLG: 0.525	F8		HR		SH5-4 FC6-2		PB		BLK	5	1	4	1	0	0	0											
Brady Anderson, L OBP: 0.406, SLG: 0.227	F8		B1-3		SH5-4				1B	2	0	0	0	2	0	0											
Cal Ripken Jr., R OBP: 0.400, SLG: 0.605			1B		FC6-2		K		P4	5	0	2	0	0	1	5											
Joe Orsulak, L OBP: 0.302, SLG: 0.327	G4-3		1B		F8		G5-3			4	0	1	0	0	0	4											
Sam Horn, L OBP: 0.321, SLG: 0.500			P5				HR		G1-3	4	1	1	1	0	1	2											
Randy Milligan, R OBP: 0.297, SLG: 0.222	WP 1B				G4-3		G6-3		G5-3	4	0	1	0	0	0	0											
Craig Worthington, R OBP: 0.267, SLG: 0.259	F8				G5-3		G6-3		G5-3	4	0	0	0	0	0	1											
Ernie Whitt, L OBP: 0.368, SLG: 0.294	G4-3						F8		F8	4	0	1	0	0	0	1											
Billy Ripken, R OBP: 0.216, SLG: 0.167			G3-1		F8				K	4	0	0	0	0	1	1											
Inning Stats	R: 0 E: 0 K: 0 S: 11	H: 1 LOB: 1 BB: 0 P: 16	R: 0 E: 0 K: 1 S: 8	H: 1 LOB: 1 BB: 0 P: 15	R: 1 E: 0 K: 0 S: 9	H: 3 LOB: 2 BB: 0 P: 12	R: 0 E: 0 K: 0 S: 8	H: 1 LOB: 1 BB: 0 P: 14	R: 0 E: 0 K: 0 S: 4	H: 1 LOB: 1 BB: 0 P: 8	R: 1 E: 0 K: 0 S: 9	H: 1 LOB: 2 BB: 1 P: 14	R: 0 E: 0 K: 1 S: 12	H: 1 LOB: 2 BB: 1 P: 22	R: 0 E: 0 K: 0 S: 8	H: 0 LOB: 0 BB: 0 P: 12	R: 0 E: 0 K: 1 S: 14	H: 1 LOB: 2 BB: 1 P: 23	1B: 5 2B: 3 3B: 0 HR: 2	SF: 0 SAC: 1 DP: 0 HBP: 0	WP: 1 PB: 1 SB: 0 CS: 0	PA: 39					
PITCHER	IP	WLS	BF	H	R	ER	SO	BB	IBB	HBP	BLK	WP	HR	S	P	ERA	WHIP										
Kirk McCaskill, R ERA: 2.84	6.1	L	28	9	2	2	1	0	0	0	0	1	2	55	90	2.84	1.421										
Scott Bailes, L ERA: 3.12	0.0		1	0	0	0	0	1	0	0	0	0	0	1	3	∞	∞										
Mark Eichhorn, R ERA: 0.64	2.1		8	1	0	0	2	0	0	0	0	0	0	22	51	0.00	0.429										
Bob McClure, L ERA:	0.0		1	0	0	0	0	1	0	0	1	0	0	4	8	∞	∞										
Jeff Robinson, R ERA: 2.51	0.1		1	0	0	0	0	0	0	0	0	0	0	1	2	0.00	0.000										

Baltimore Orioles @ California Angels
Anaheim Stadium, Anaheim, CA
Fri May 03 1991, 10:05 PM EDT
Att: 37,085 - Sunny - 69 F

AB 36
R 2
H 10
RBI 2
BB 2
SO 3
LOB 14



Batter	1	2	3	4	5	6	7	8	9	AB	R	H	RBI	BB	SO	LOB	BOTTOM										
Luis Polonia, L OBP: 0.413, SLG: 0.383	1B					K				2	0	1	0	2	1	0											
Luis Sojo, R OBP: 0.266, SLG: 0.290	G6-3		G5-3						1B	4	0	2	0	0	0	3											
Wally Joyner, L OBP: 0.407, SLG: 0.425	G6-3				F9		G4-3		F8	4	0	0	0	0	0	2											
Dave Winfield, R OBP: 0.212, SLG: 0.422	G4-3				K		P6		K	4	0	0	0	0	2	1											
Dave Parker, L OBP: 0.239, SLG: 0.286	G4-3				F9		F7		K	4	0	0	0	0	1	0											
Gary Gaetti, R OBP: 0.295, SLG: 0.415	G5-3					P6			F8	3	0	0	0	0	0	0											
Lance Parrish, R OBP: 0.354, SLG: 0.408	G5-3					G6-3			FC4-6 1B	3	0	1	0	0	0	0											
Junior Felix, S OBP: 0.241, SLG: 0.267			K			K			FC4-6 CS	3	0	0	0	0	2	1											
Dick Schofield, R OBP: 0.382, SLG: 0.263	F9								1B	3	0	1	0	0	0	0											
Inning Stats	R: 0 E: 0 K: 0 S: 8	H: 1 LOB: 1 BB: 1 P: 14	R: 0 E: 0 K: 0 S: 8	H: 0 LOB: 0 BB: 0 P: 12	R: 0 E: 0 K: 1 S: 8	H: 0 LOB: 1 BB: 1 P: 15	R: 0 E: 0 K: 1 S: 6	H: 0 LOB: 0 BB: 0 P: 8	R: 0 E: 0 K: 1 S: 7	H: 0 LOB: 0 BB: 0 P: 13	R: 0 E: 0 K: 1 S: 9	H: 1 LOB: 1 BB: 0 P: 16	R: 0 E: 0 K: 0 S: 10	H: 0 LOB: 0 BB: 0 P: 17	R: 0 E: 0 K: 0 S: 9	H: 3 LOB: 2 BB: 0 P: 17	R: 0 E: 0 K: 2 S: 10	H: 0 LOB: 0 BB: 0 P: 13	1B: 5 2B: 0 3B: 0 HR: 0	SF: 0 SAC: 0 DP: 0 HBP: 0	WP: 0 PB: 0 SB: 0 CS: 1	PA: 32					
PITCHER	IP	WLS	BF	H	R	ER	SO	BB	IBB	HBP	BLK	WP	HR	S	P	ERA	WHIP										
Ben McDonald, R ERA: 6.75	6.0	W	21	2	0	0	4	2	0	0	0	0	0	46	78	0.00	0.667										
Mark Williamson, R ERA: 2.03	1.2		6	2	0	0	0	0	0	0	0	0	0	16	29	0.00	1.200										
Mike Flanagan, L ERA: 1.5	0.1		2	1	0	0	0	0	0	0	0	0	0	3	5	0.00	3.000										
Gregg Olson, R ERA: 1.08	1.0	S	3	0	0	0	2	0	0	0	0	0	0	10	13	0.00	0.000										

Baltimore Orioles @ California Angels
Anaheim Stadium, Anaheim, CA
Fri May 03 1991, 10:05 PM EDT
Att: 37,085 - Sunny - 69 F

AB 30
R 0
H 5
RBI 0
BB 2
SO 6
LOB 7



Batter	1	2	3	4	5	6	7	8	9	AB	R	H	RBI	BB	SO	LOB	TOP				
Mike Devereaux, R OBP: 0.324, SLG: 0.500 (1, 8)	4-2 S BB	1-0 SF9		3-2 F9			1-0 G1-3		1-2 G4-3	3	0	0	1	1	0	1					
Randy Milligan, R OBP: 0.291, SLG: 0.209 (1, 3)	1-2 P4	3-3 K			1-0 F8		4-2 2B BB		2-3 K	4	1	0	0	1	2	2					
Cal Ripken Jr., R OBP: 0.400, SLG: 0.593 (1, 6)	2-3 K			0-0 FC5-4 1B	1-0 P3		0-0 F8		0-0 FC5-4 1B	5	0	2	0	0	1	2					
Dwight Evans, R OBP: 0.397, SLG: 0.393 (1, 9)	4-0 BB			0-0 P3	4-1 BB		3-1 2B		2-1 FC5-4	3	0	1	1	2	0	2					
Bob Melvin, R OBP: 0.207, SLG: 0.214 (1, 2)	2-3 K			2-0 FC5-4	1-1 G6-3		0-0 G1-3			4	0	0	0	0	1	5					
Leo Gomez, R OBP: 0.306, SLG: 0.273 (1, 10)			0-0 F9	1-3 K		2-1 P4		1-3 K		4	0	0	0	0	2	1					
Craig Worthington, R OBP: 0.297, SLG: 0.286 (1, 5)		3-2 1B 2B		4-2 G6-3 BB		1-1 G4-3		4-1 BB		2	1	1	0	2	0	0					
Joe Orsulak, L OBP: 0.316, SLG: 0.327 (1, 7)		1-1 2B SF9		0-0 F7		4-2 BB		0-3 K		3	1	1	0	1	1	2					
Billy Ripken, R OBP: 0.222, SLG: 0.196 (8, PH)		2-3 1B		2-0 G6-3		0-0 F8		0-3 K		3	0	1	1	0	0	2					
Sam Horn, L OBP: 0.315, SLG: 0.489 (8, 4)		1-3 3H 2B		1-2						1	0	0	0	0	1	1					
Juan Bell, R OBP: 0.143, SLG: 0.143 (8, 4)										0	0	0	0	0	0	0					
Inning Stats	R: 0 E: 0 K: 2 S: 13	H: 0 LOB: 2 BB: 2 P: 26	R: 2 E: 0 K: 1 S: 12	H: 3 LOB: 1 BB: 0 P: 22	R: 0 E: 0 K: 1 S: 6	H: 1 LOB: 1 BB: 0 P: 9	R: 0 E: 0 K: 0 S: 8	H: 0 LOB: 1 BB: 1 P: 17	R: 0 E: 0 K: 0 S: 5	H: 0 LOB: 1 BB: 1 P: 12	R: 1 E: 0 K: 0 S: 7	H: 1 LOB: 1 BB: 1 P: 15	R: 0 E: 0 K: 3 S: 11	H: 0 LOB: 1 BB: 1 P: 16	R: 0 E: 0 K: 1 S: 9	H: 1 LOB: 1 BB: 0 P: 14	1B: 3 2B: 3 3B: 0 HR: 0	SF: 1 SAC: 0 DP: 0 HBP: 0	WP: 0 PB: 0 SB: 1 CS: 0	PA: 40	
PITCHER	IP	WLS	BF	H	R	ER	SO	BB	IBB	HBP	BLK	WP	HR	S	P	ERA	WHIP				
Mark Langston, L ERA: 4.26 (1, 1)	7.0	W	32	5	3	3	4	6	0	0	0	0	0	59	116	3.86	1.571				
Jeff Robinson, R ERA: 2.35 (8, 1)	1.0		4	0	0	0	3	1	0	0	0	0	0	11	16	0.00	1.000				
Bryan Harvey, R ERA: 0.79 (9, 1)	1.0	S	4	1	0	0	1	0	0	0	0	0	0	9	14	0.00	1.000				

Baltimore Orioles @ California Angels
Anaheim Stadium, Anaheim, CA
Sat May 04 1991, 10:05 PM EDT
Att: 29,612 - Sunny - 73 F

AB	32
R	3
H	6
RBI	3
BB	7
SO	8
LOB	18



Batter	1	2	3	4	5	6	7	8	9	AB	R	H	RBI	BB	SO	LOB	BOTTOM				
Luis Polonia, L OBP: 0.417, SLG: 0.393 (1, 7)	1B 2B			2-2 G3		0-1 FC1-6				3	1	1	0	1	0	1					
Donnie Hill, S OBP: 0.483, SLG: 0.514 (1, 6)	K			0-0 G6-3		1-1 G5-3				3	0	0	0	0	1	4					
Dick Schofield, R OBP: 0.377, SLG: 0.259 (7, 6)				FC6-4						1	0	0	0	0	0	1					
Wally Joyner, L OBP: 0.411, SLG: 0.429 (1, 3)	2 SAFE BB 1B 2B	2-2 1B	2-2 1B		0-0 G4-3		1-1 F7			4	1	2	1	0	0	0					
Gary Gaetti, R OBP: 0.293, SLG: 0.407 (1, 5)	2-2 BB 2B	3-2 F8		1-3 K		2-2 P4				4	1	1	0	0	1	1					
Dave Parker, L OBP: 0.239, SLG: 0.276 (1, 10)	4-2 2B 1B	3-2 F8		2-2 G5-3		0-3 K				3	1	0	0	1	1	1					
Dave Winfield, R OBP: 0.214, SLG: 0.426 (1, 9)	1-2 2-3 1B BB	2-1 G6-3		0-0 G6-3			1-1 F8			4	1	1	2	0	0	1					
Lance Parrish, R OBP: 0.360, SLG: 0.453 (1, 2)	0-0 BB 1B			3-3 K		2-0 HR		1-3 K		4	1	2	2	0	2	0					
Jack Howell, L OBP: 0.393, SLG: 0.478 (1, 4)	0-0 BB 1B			2-2 G4-3		1-0 F7		1-0 G6-3		4	0	1	1	0	0	0					
Dave Gallagher, R OBP: 0.571, SLG: 0.500 (1, 8)	K			1-0 G6-3		0-0 FC1-6 1B				3	0	1	0	0	1	2					
Inning Stats	R: 5 E: 0 K: 2 S: 25	H: 6 LOB: 3 BB: 2 P: 45	R: 0 E: 0 K: 0 S: 13	H: 1 LOB: 1 BB: 0 P: 21	R: 0 E: 0 K: 1 S: 9	H: 0 LOB: 0 BB: 0 P: 15	R: 0 E: 0 K: 0 S: 5	H: 0 LOB: 0 BB: 0 P: 7	R: 0 E: 0 K: 0 S: 7	H: 0 LOB: 0 BB: 0 P: 10	R: 1 E: 0 K: 0 S: 7	H: 2 LOB: 1 BB: 0 P: 11	R: 0 E: 0 K: 1 S: 8	H: 0 LOB: 0 BB: 0 P: 11	R: 0 E: 0 K: 1 S: 6	H: 0 LOB: 0 BB: 0 P: 9	1B: 6 2B: 2 3B: 0 HR: 1	SF: 0 SAC: 0 DP: 0 HBP: 0	WP: 0 PB: 0 SB: 0 CS: 0	PA: 35	
PITCHER	IP	WLS	BF	H	R	ER	SO	BB	IBB	HBP	BLK	WP	HR	S	P	ERA	WHIP				
Jeff Robinson, R ERA: 6.75 (1, 1)	0.1	L	7	5	5	5	1	1	0	0	0	0	0	17	31	135.00	18.000				
Bob Miliacki, R ERA: 0.97 (1, 1)	5.0		20	4	1	1	3	1	0	0	0	0	0	45	73	1.80	1.000				
Paul Kilgus, L ERA: 3.48 (6, 1)	1.2		5	0	0	0	1	0	0	0	0	0	0	12	16	0.00	0.000				
Dave Johnson, R ERA: 9.31 (8, 1)	1.0		3	0	0	0	1	0	0	0	0	0	0	6	9	0.00	0.000				

Baltimore Orioles @ California Angels
Anaheim Stadium, Anaheim, CA
Sat May 04 1991, 10:05 PM EDT
Att: 29,612 - Sunny - 73 F


AB	33
R	6
H	9
RBI	6
BB	2
SO	6
LOB	11



Batter	1	2	3	4	5	6	7	8	9	AB	R	H	RBI	BB	SO	LOB	TOP					
Mike Devereaux, R (1, 8) OBP: 0.349, SLG: 0.542										4	1	2	1	1	1	0	<p>Baltimore Orioles @ California Angels Anaheim Stadium, Anaheim, CA Mon May 06 1991, 10:05 PM EDT Att: 19,972 - Cloudy - 75 F</p>					
Brady Anderson, L (1, 7) OBP: 0.375, SLG: 0.267										4	0	1	0	0	1	1						
Dwight Evans, R (9, PH) OBP: 0.411, SLG: 0.390										4	1	2	2	0	1	0						
Cal Ripken Jr., R (1, 6) OBP: 0.394, SLG: 0.618										4	1	2	2	0	1	0						
Sam Horn, L (1, 10) OBP: 0.310, SLG: 0.460										3	0	0	0	1	0	0						
Leo Gomez, R (9, PH) OBP: 0.300, SLG: 0.267										1	0	0	0	0	1	2						
Randy Milligan, R (1, 3) OBP: 0.276, SLG: 0.200										4	0	0	0	0	2	2						
Joe Orsulak, L (1, 9) OBP: 0.306, SLG: 0.316										4	0	1	0	0	1	0						
Chris Hoiles, R (1, 2) OBP: 0.250, SLG: 0.231										3	2	1	0	1	0	1						
Craig Worthington, R (1, 5) OBP: 0.306, SLG: 0.333										3	2	1	2	1	0	1						
Tim Hulett, R (1, 4) OBP: 0.200, SLG: 0.600										4	1	1	1	0	1	4						
Inning Stats	R: 0 E: 0 K: 1 S: 10	H: 0 LOB: 0 BB: 0 P: 15	R: 0 E: 0 K: 1 S: 8	H: 0 LOB: 0 BB: 0 P: 12	R: 3 E: 0 K: 2 S: 22	H: 4 LOB: 2 BB: 2 P: 38	R: 0 E: 0 K: 0 S: 13	H: 0 LOB: 0 BB: 0 P: 19	R: 2 E: 0 K: 0 S: 12	H: 3 LOB: 0 BB: 0 P: 19	R: 0 E: 1 K: 1 S: 14	H: 1 LOB: 2 BB: 0 P: 22	R: 0 E: 0 K: 2 S: 10	H: 0 LOB: 0 BB: 0 P: 13	R: 0 E: 0 K: 0 S: 7	H: 0 LOB: 0 BB: 0 P: 10	R: 2 E: 0 K: 1 S: 18	H: 2 LOB: 2 BB: 2 P: 33	1B: 4 2B: 3 3B: 0 HR: 4	SF: 1 SAC: 0 DP: 1 HBP: 0	WP: 0 PB: 1 SB: 0 CS: 1	PA: 40
PITCHER	IP WLS BF H R ER SO BB IBB HBP BLK WP HR S P ERA WHIP																					
Scott Lewis, R (1, 1) ERA: 5.81	4.0 L 19 6 5 5 4 2 0 0 0 0 3 57 88 11.25 2.000																					
Floyd Bannister, L (5, 1) ERA: 2.08	4.1 18 3 2 2 3 1 1 0 0 0 1 49 81 4.15 0.923																					
Mark Eichhorn, R (9, 1) ERA: 0.54	0.1 2 1 0 0 0 0 0 0 0 0 0 5 6 0.00 3.000																					
Scott Bailes, L (9, 1) ERA: 3.0	0.1 1 0 0 0 1 0 0 0 0 0 0 3 6 0.00 0.000																					

Batter	1	2	3	4	5	6	7	8	9	AB	R	H	RBI	BB	SO	LOB	BOTTOM					
Luis Polonia, L (1, 7) OBP: 0.413, SLG: 0.413										4	0	2	0	0	0	1	<p>Baltimore Orioles @ California Angels Anaheim Stadium, Anaheim, CA Mon May 06 1991, 10:05 PM EDT Att: 19,972 - Cloudy - 75 F</p>					
Luis Sojo, R (1, 4) OBP: 0.254, SLG: 0.275										4	0	0	0	0	5							
Wally Joyner, L (1, 3) OBP: 0.398, SLG: 0.424										4	0	1	0	0	0	1						
Gary Gaetti, R (1, 5) OBP: 0.290, SLG: 0.426										4	0	1	0	0	0	0						
Dave Parker, L (1, 10) OBP: 0.229, SLG: 0.264										4	0	0	0	0	2							
Dave Winfield, R (1, 9) OBP: 0.205, SLG: 0.395										4	0	0	0	0	1	0						
Lance Parrish, R (1, 2) OBP: 0.355, SLG: 0.439										3	0	1	0	0	0	0						
Junior Felix, S (1, 8) OBP: 0.244, SLG: 0.269										3	0	1	0	0	1	0						
Dick Schofield, R (1, 6) OBP: 0.387, SLG: 0.297										3	0	1	0	0	2							
Inning Stats	R: 0 E: 0 K: 0 S: 13	H: 2 LOB: 2 BB: 0 P: 17	R: 0 E: 0 K: 1 S: 6	H: 0 LOB: 0 BB: 0 P: 9	R: 0 E: 0 K: 0 S: 12	H: 1 LOB: 0 BB: 0 P: 19	R: 0 E: 0 K: 0 S: 7	H: 0 LOB: 0 BB: 0 P: 10	R: 0 E: 0 K: 0 S: 16	H: 3 LOB: 3 BB: 0 P: 24	R: 0 E: 0 K: 0 S: 7	H: 0 LOB: 0 BB: 0 P: 12	R: 0 E: 0 K: 0 S: 6	H: 0 LOB: 0 BB: 0 P: 8	R: 0 E: 1 K: 0 S: 11	H: 1 LOB: 1 BB: 0 P: 18	R: 0 E: 0 K: 1 S: 9	H: 0 LOB: 0 BB: 0 P: 11	1B: 7 2B: 0 3B: 0 HR: 0	SF: 0 SAC: 0 DP: 0 HBP: 0	WP: 0 PB: 0 SB: 0 CS: 1	PA: 34
PITCHER	IP WLS BF H R ER SO BB IBB HBP BLK WP HR S P ERA WHIP																					
Jose Mesa, R (1, 1) ERA: 2.23	9.0 W 33 7 0 0 2 0 0 0 0 0 0 87 128 0.00 0.778																					

AB	35
R	7
H	10
RBI	7
BB	4
SO	8
LOB	11



Batter	1	2	3	4	5	6	7	8	9	AB	R	H	RBI	BB	SO	LOB	TOP					
Roberto Kelly, R OBP: 0.350, SLG: 0.409 (1, 8)										4	1	1	3	0	0	1	New York Yankees @ California Angels Anaheim Stadium, Anaheim, CA Tue May 07 1991, 10:05 PM EDT Att: 24,977 - Sunny - 71 F					
Steve Sax, R OBP: 0.324, SLG: 0.327 (1, 4)										4	0	0	0	0	1	0						
Don Mattingly, L OBP: 0.333, SLG: 0.302 (1, 3)											4	0	1	0	0	1						
Kevin Maas, L OBP: 0.462, SLG: 0.487 (1, 10)										3	1	1	1	1	1	1						
Jesse Barfield, R OBP: 0.398, SLG: 0.473 (1, 9)										4	0	0	0	0	3	2						
Hensley Meulens, R OBP: 0.235, SLG: 0.277 (1, 7)																						
Mel Hall, L OBP: 0.191, SLG: 0.378 (9, PH)											3	1	1	0	0	0						
Jim Leyritz, R OBP: 0.300, SLG: 0.156 (1, 5)											2	1	0	0	1	1						
Bob Geren, R OBP: 0.368, SLG: 0.353 (1, 2)											2	0	0	0	1	0						
Randy Velarde, R OBP: 0.091, SLG: 0.091 (1, 6)											3	0	0	0	0	3						
Inning Stats	R: 0 E: 0 K: 0 S: 8	H: 0 LOB: 0 BB: 0 P: 13	R: 0 E: 0 K: 0 S: 7	H: 0 LOB: 0 BB: 1 P: 14	R: 0 E: 0 K: 1 S: 9	H: 0 LOB: 1 BB: 1 P: 18	R: 1 E: 0 K: 3 S: 11	H: 1 LOB: 0 BB: 0 P: 19	R: 3 E: 0 K: 1 S: 17	H: 2 LOB: 0 BB: 1 P: 32	R: 0 E: 0 K: 1 S: 7	H: 0 LOB: 0 BB: 0 P: 13	R: 0 E: 0 K: 1 S: 5	H: 0 LOB: 0 BB: 0 P: 8	R: 0 E: 0 K: 3 S: 9	H: 1 LOB: 1 BB: 0 P: 15	R: 0 E: 0 K: 3 S: 11	H: 1 LOB: 1 BB: 0 P: 16	1B: 2 2B: 0 3B: 0 HR: 2	SF: 0 SAC: 0 DP: 1 HBP: 0	WP: 1 PB: 0 CS: 0	PA: 33
PITCHER	IP	WLS	BF	H	R	ER	SO	BB	IBB	HBP	BLK	WP	HR	S	P	ERA	WHIP					
Chuck Finley, L ERA: 3.27 (1, 1)	8.0	W	30	4	4	4	8	3	0	0	0	1	2	75	136	4.50	0.875					
Bryan Harvey, R ERA: 0.66 (9, 1)	1.0	S	3	0	0	0	3	0	0	0	0	0	0	9	12	0.00	0.000					

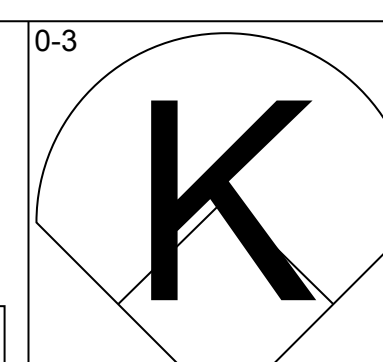
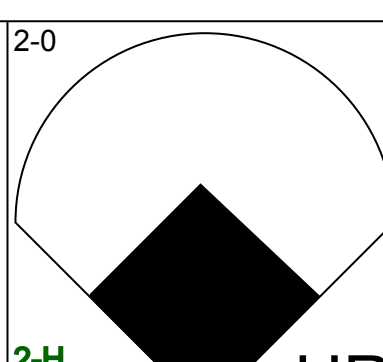
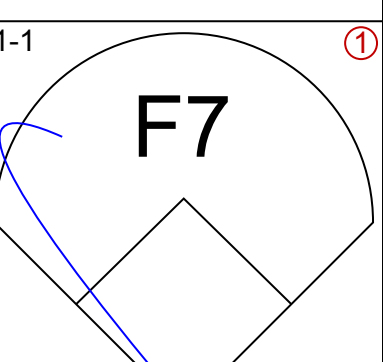
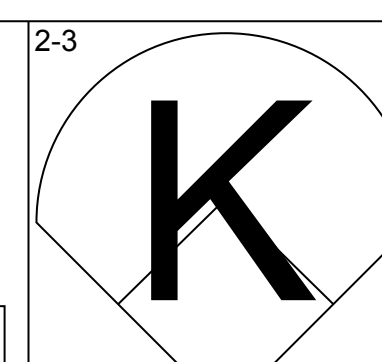
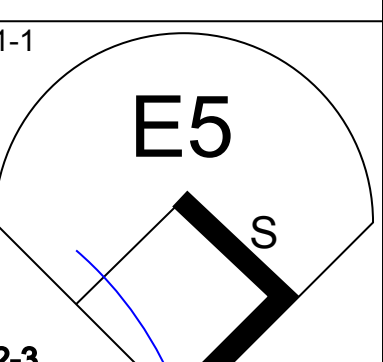
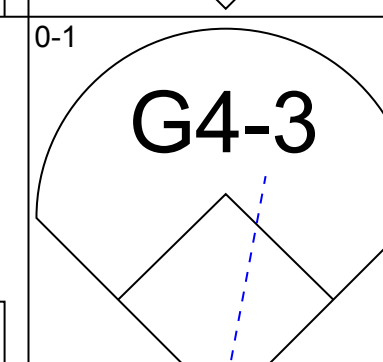
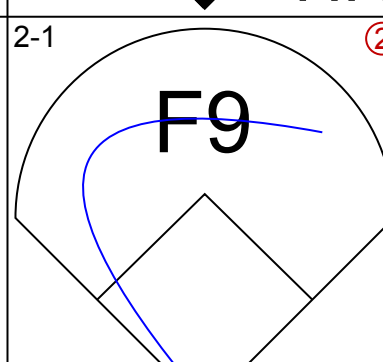
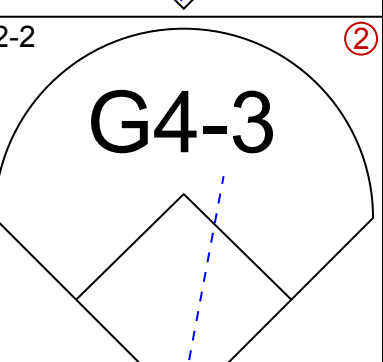
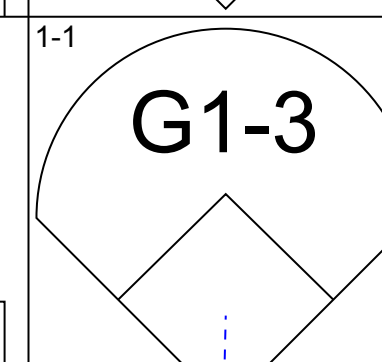
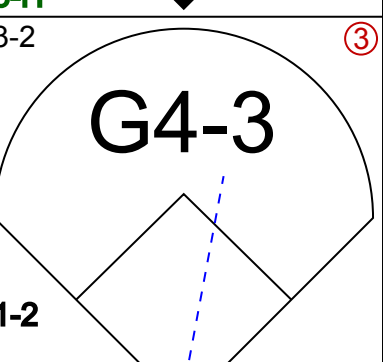
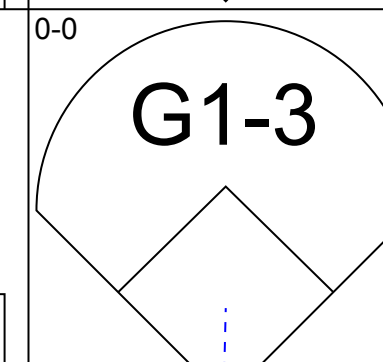
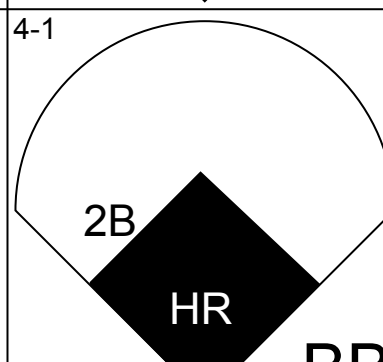
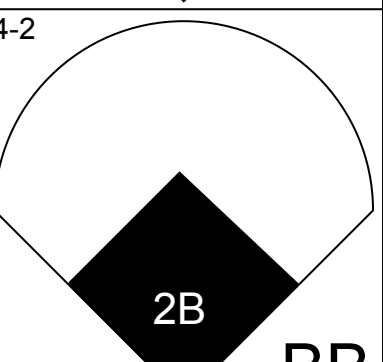
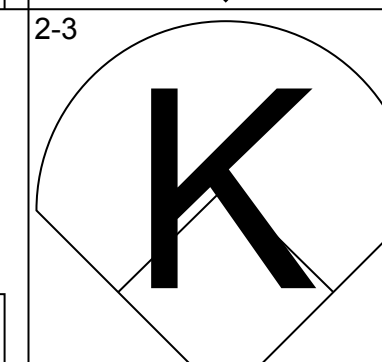

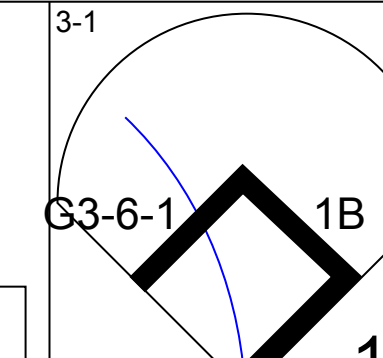
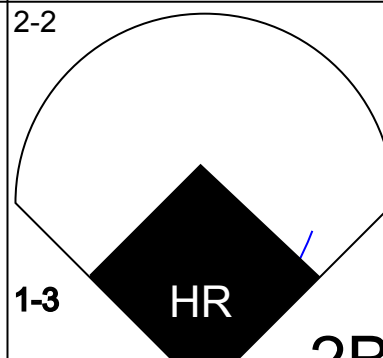
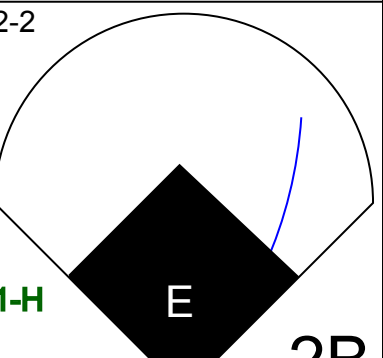
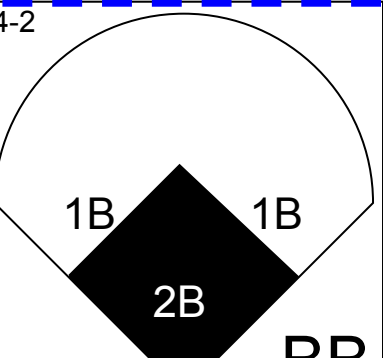
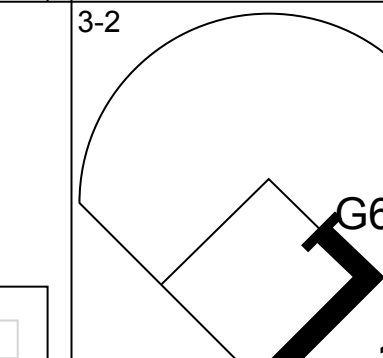
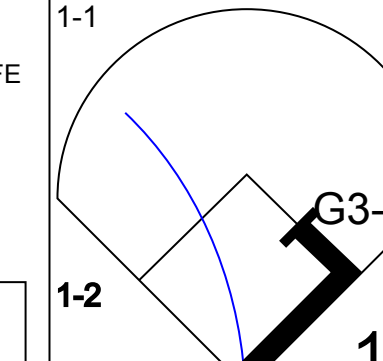
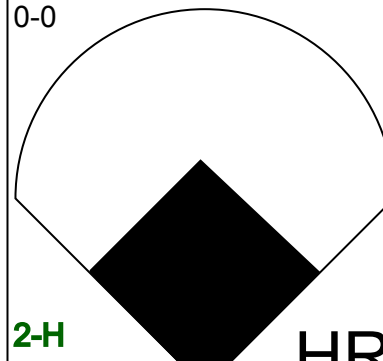
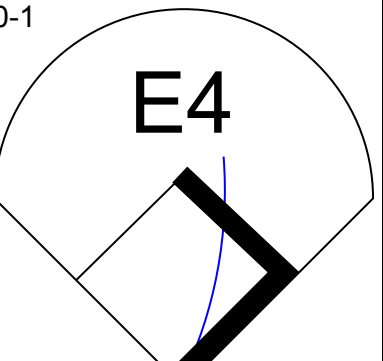
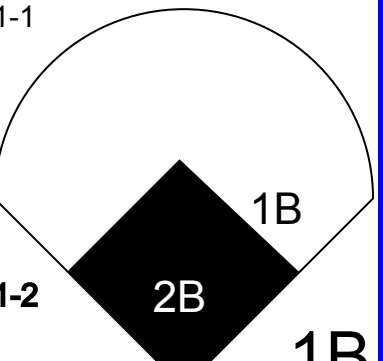
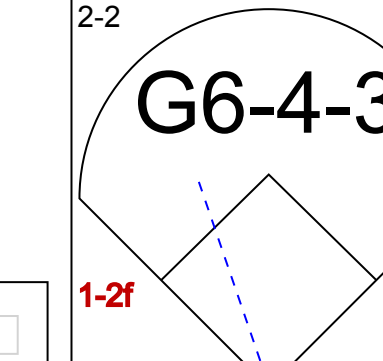
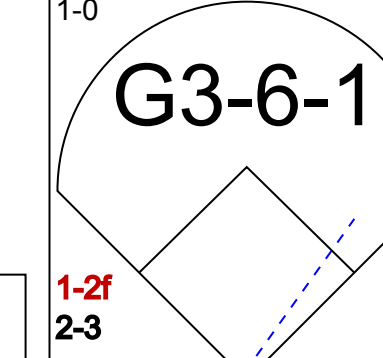
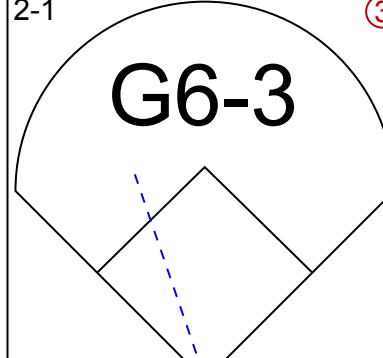
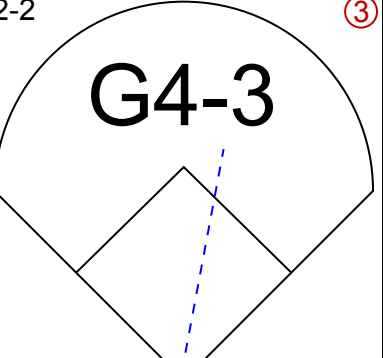
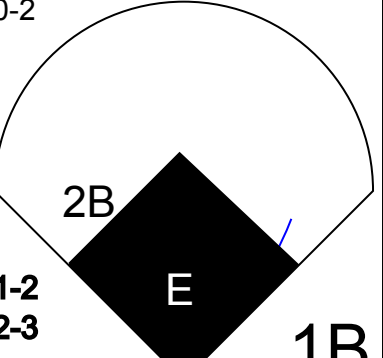
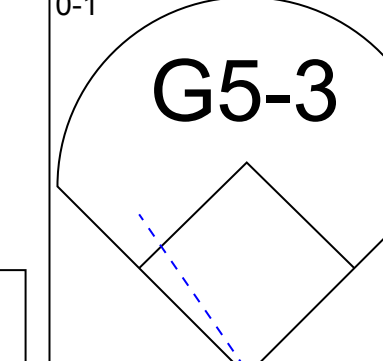
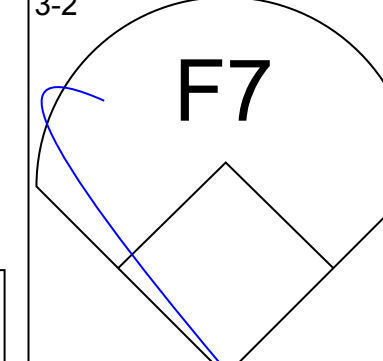
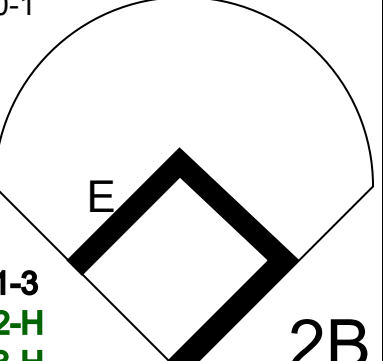
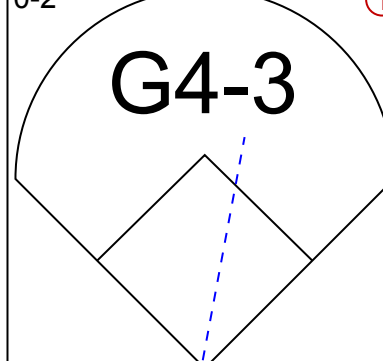
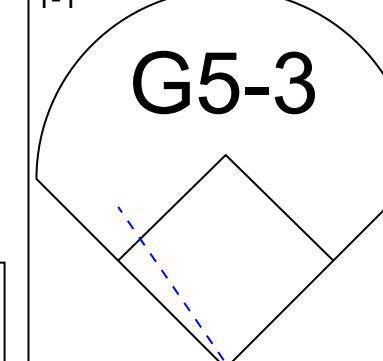
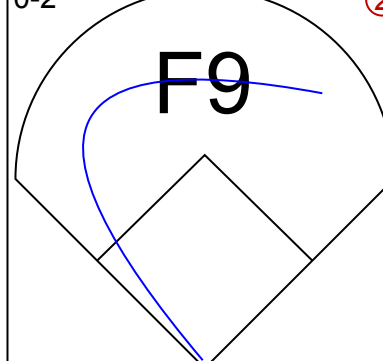
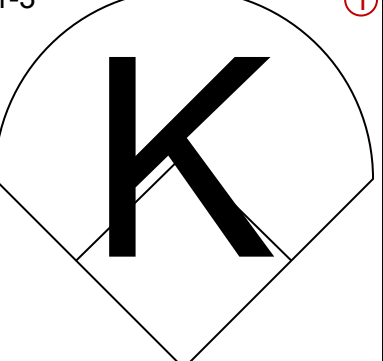
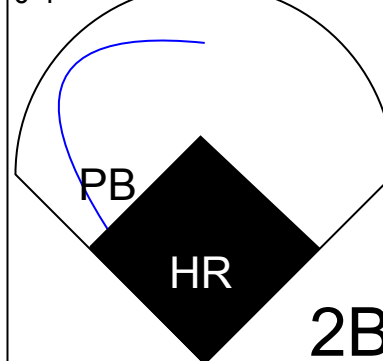
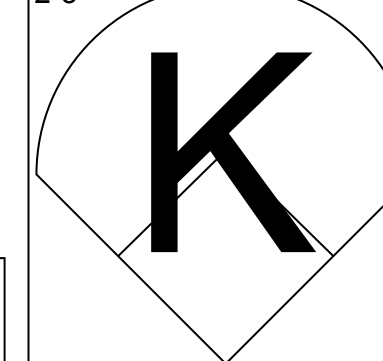
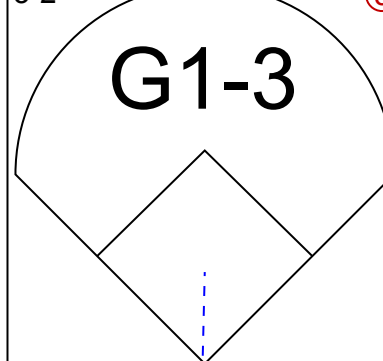
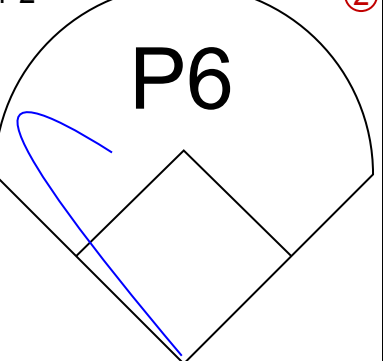
AB	30
R	4
H	4
RBI	4
BB	3
SO	11
LOB	10



Batter	1	2	3	4	5	6	7	8	9	AB	R	H	RBI	BB	SO	LOB	BOTTOM				
Luis Polonia, L OBP: 0.398, SLG: 0.396 (1, 7)										4	0	0	0	0	0	1	New York Yankees @ California Angels Anaheim Stadium, Anaheim, CA Tue May 07 1991, 10:05 PM EDT Att: 24,977 - Sunny - 71 F				
Wally Joyner, L OBP: 0.402, SLG: 0.461 (1, 3)										4	1	2	1	0	0	0					
Dave Winfield, R OBP: 0.220, SLG: 0.438 (1, 9)										4	2	2	1	0	1	1					
Dave Parker, L OBP: 0.240, SLG: 0.266 (1, 10)										3	1	1	0	1	1	0					
Gary Gaetti, R OBP: 0.288, SLG: 0.449 (1, 5)										4	1	1	3	0	2	1					
Lance Parrish, R OBP: 0.361, SLG: 0.471 (1, 2)										3	1	1	1	1	1	0					
Junior Felix, S OBP: 0.233, SLG: 0.256 (1, 8)										4	1	0	0	0	0	1					
Luis Sojo, R OBP: 0.243, SLG: 0.264 (1, 4)										3	0	0	0	0	2						
Dick Schofield, R OBP: 0.385, SLG: 0.299 (1, 6)										3	0	1	1	0	1	0					
Inning Stats	R: 1 E: 0 K: 1 S: 11	H: 2 LOB: 1 BB: 0 P: 16	R: 1 E: 1 K: 0 S: 7	H: 1 LOB: 1 BB: 0 P: 11	R: 3 E: 0 K: 0 S: 10	H: 2 LOB: 1 BB: 2 P: 19	R: 1 E: 0 K: 2 S: 9	H: 1 LOB: 0 BB: 0 P: 13	R: 0 E: 0 K: 3 S: 9	H: 0 LOB: 0 BB: 0 P: 10	R: 0 E: 0 K: 0 S: 8	H: 0 LOB: 0 BB: 0 P: 13	R: 0 E: 0 K: 0 S: 7	H: 1 LOB: 0 BB: 0 P: 10	R: 1 E: 0 K: 0 S: 8	H: 1 LOB: 0 BB: 0 P: 16	1B: 4 2B: 0 3B: 0 HR: 4	SF: 0 SAC: 0 DP: 1 HBP: 0	WP: 0 PB: 0 CS: 0	PA: 34	
PITCHER	IP	WLS	BF	H	R	ER	SO	BB	IBB	HBP	BLK	WP	HR	S	P	ERA	WHIP				
Andy Hawkins, R ERA: 9.95 (1, 1)	2.1	L	15	5	5	4	4	2	0	0	0	0	2	26	44	15.43	3.000				
Eric Plunk, R ERA: 6.75 (3, 1)	5.2		19	3	2	2	5	0	0	0	0	0	2	43	64	3.18	0.529				

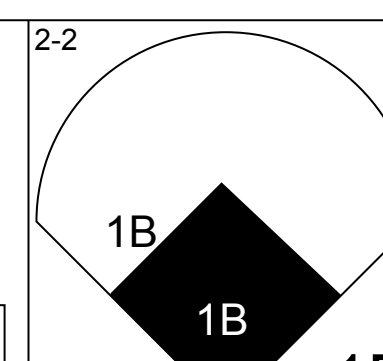
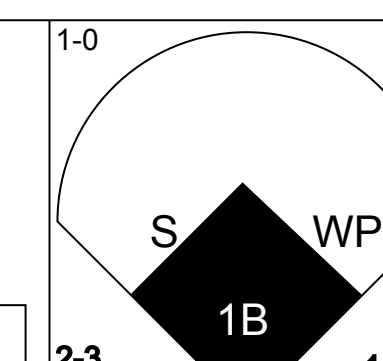
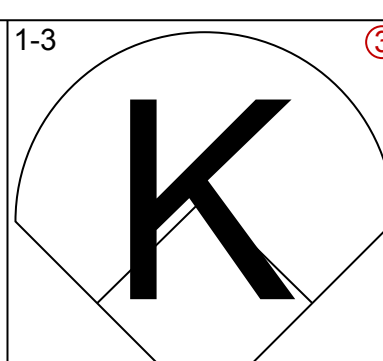
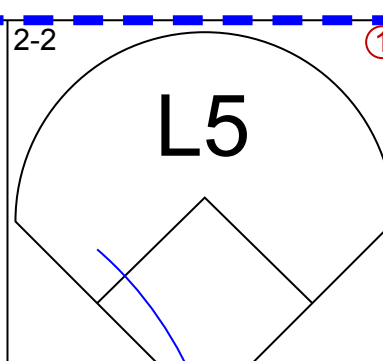
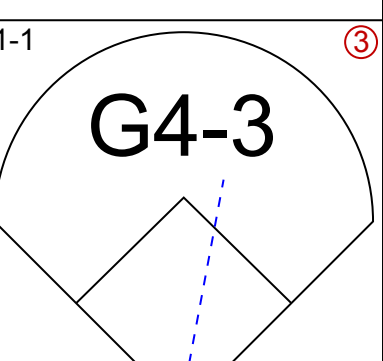
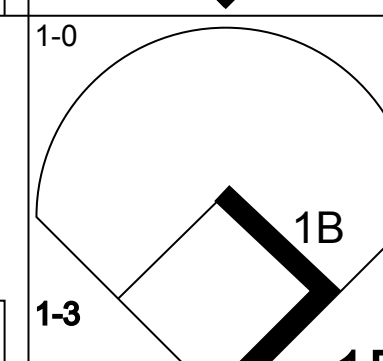
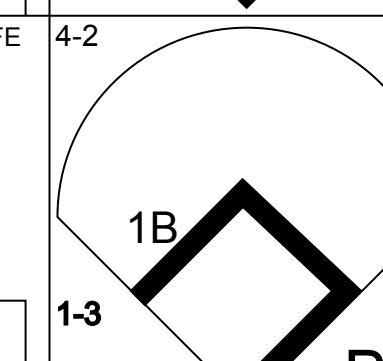
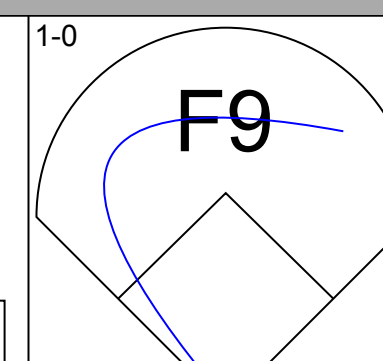
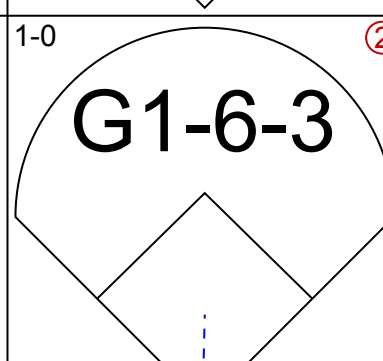

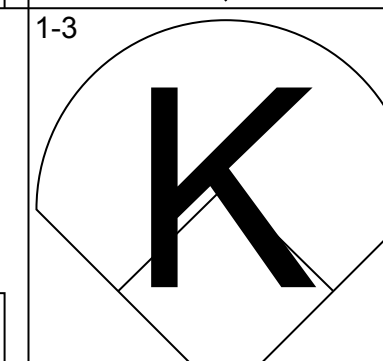
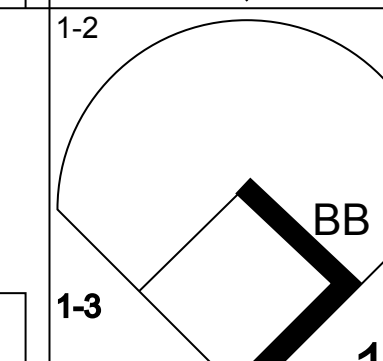
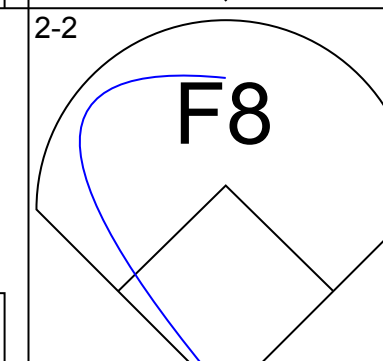
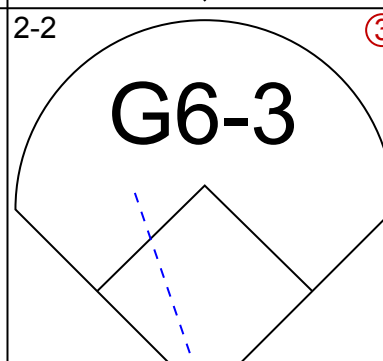

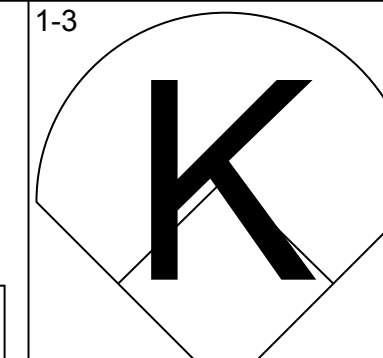
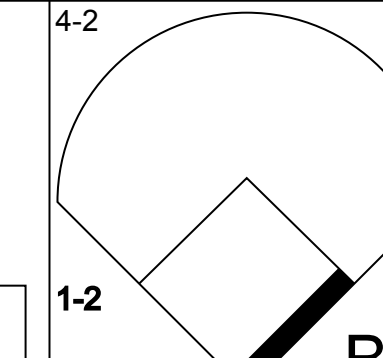
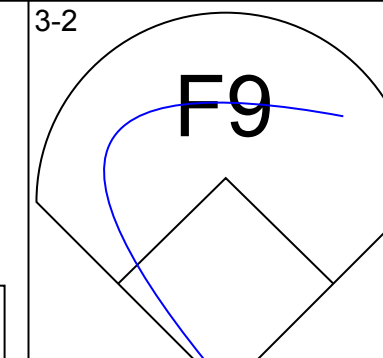


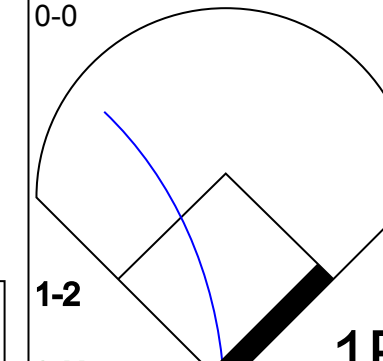
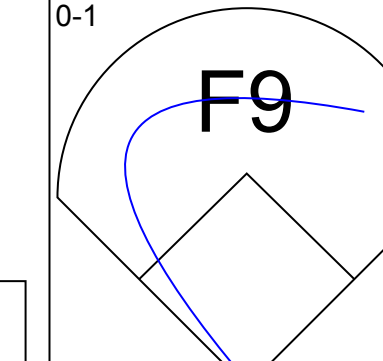
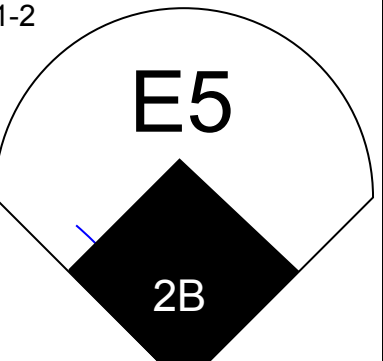
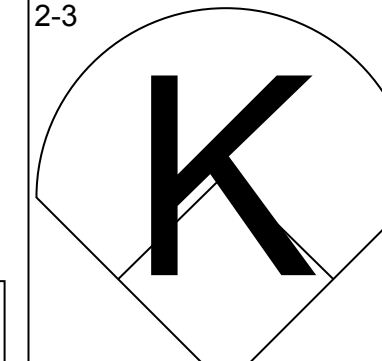

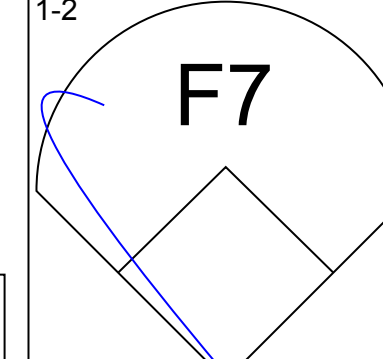
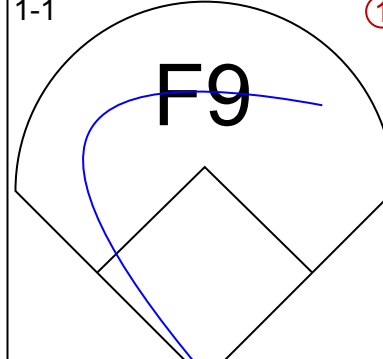
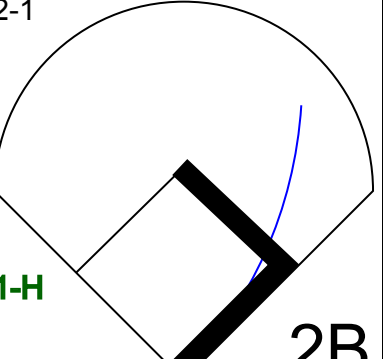
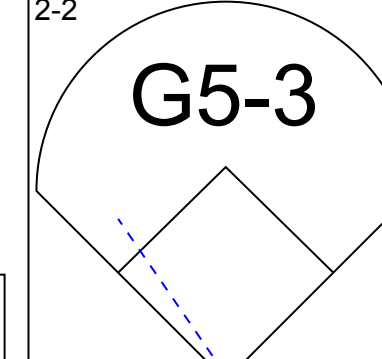

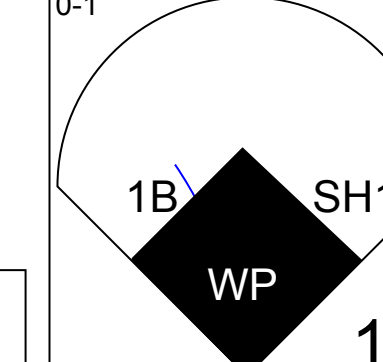
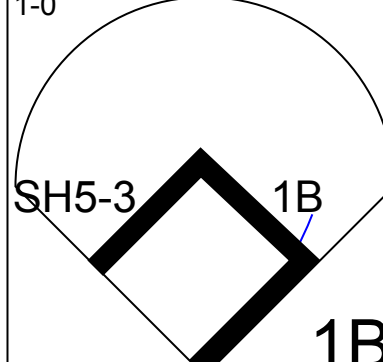
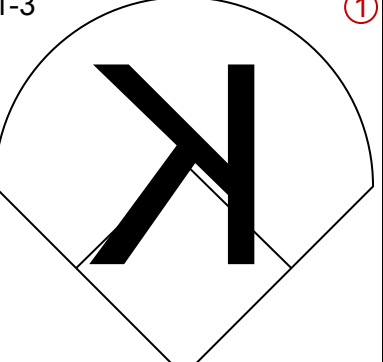
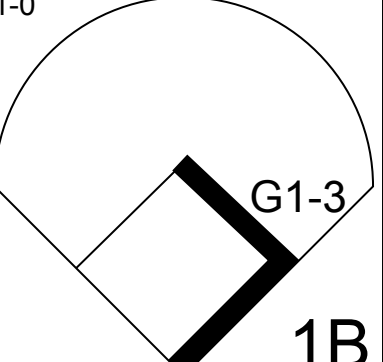
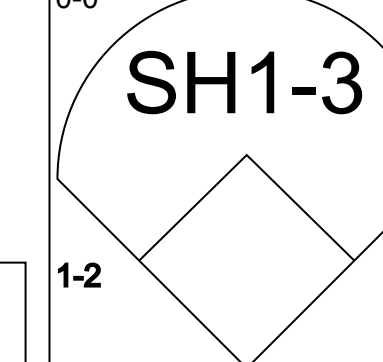
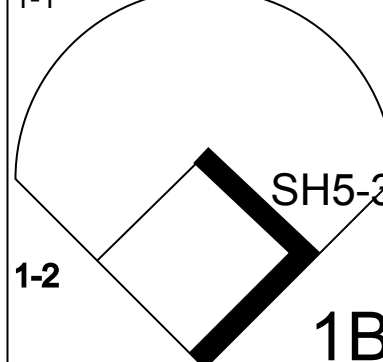
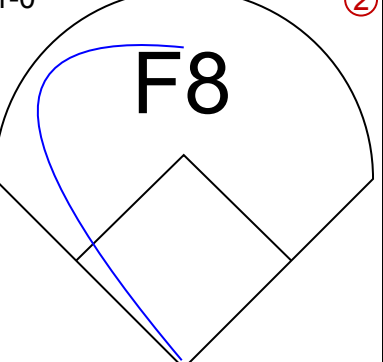
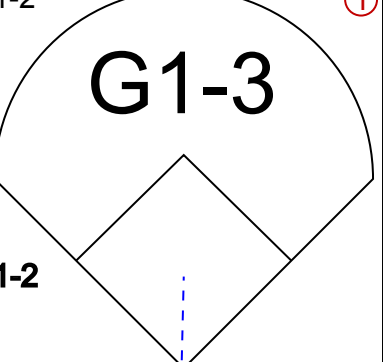
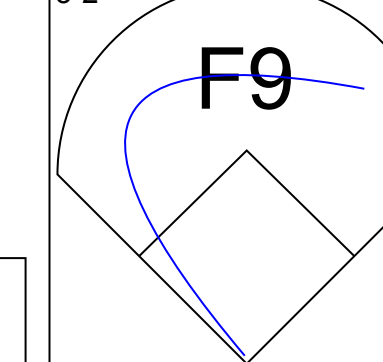
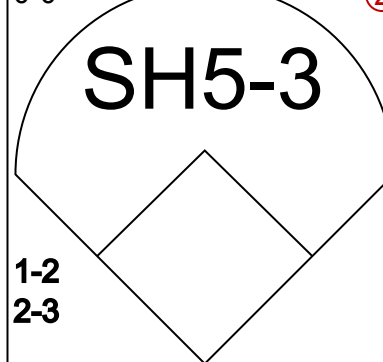
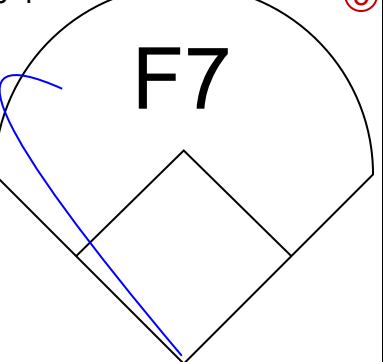
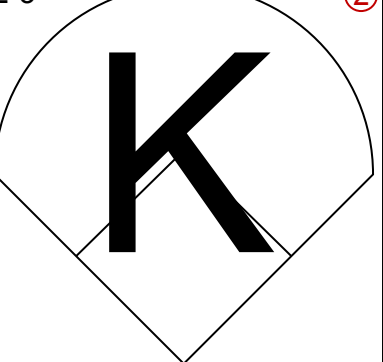
AB	32
R	7
H	8
RBI	7
BB	2
SO	6
LOB	6




Batter	1	2	3	4	5	6	7	8	9	AB	R	H	RBI	BB	SO	LOB	TOP																					
Roberto Kelly, R OBP: 0.343, SLG: 0.430 (1, 8)										5	1	1	2	0	2	1	New York Yankees @ California Angels Anaheim Stadium, Anaheim, CA Wed May 08 1991, 10:05 PM EDT Att: 26,024 - Sunny - 69 F																					
Steve Sax, R OBP: 0.310, SLG: 0.311 (1, 4)										5	0	0	0	0	0	2																						
Don Mattingly, L OBP: 0.336, SLG: 0.293 (1, 3)										3	2	0	0	2	1	0																						
Kevin Maas, L OBP: 0.486, SLG: 0.538 (1, 10)										4	3	4	1	1	0	0																						
Mel Hall, L OBP: 0.235, SLG: 0.469 Hensley Meulens, R OBP: 0.232, SLG: 0.273 (9, PH) (9, 7)										4	2	3	3	0	0	0																						
Matt Nokes, L OBP: 0.329, SLG: 0.507 Bob Geren, R OBP: 0.368, SLG: 0.353 (9, 2)										4	1	1	0	0	0	3																						
Jesse Barfield, R OBP: 0.391, SLG: 0.474 (1, 9)										4	0	1	2	0	1	1																						
Jim Leyritz, R OBP: 0.273, SLG: 0.139 (1, 5)										4	0	0	0	0	1	2																						
Randy Velarde, R OBP: 0.115, SLG: 0.154 (1, 6)										4	1	1	0	0	1	2																						
Inning Stats	R: 0 E: 0 K: 1 S: 6	H: 0 LOB: 0 BB: 6	R: 0 E: 0 K: 0 S: 7	H: 2 LOB: 1 BB: 12	R: 5 E: 0 K: 0 S: 15	H: 4 LOB: 0 BB: 1 P: 27	R: 0 E: 0 K: 1 S: 9	H: 0 LOB: 0 BB: 0 P: 15	R: 2 E: 1 K: 0 S: 19	H: 1 LOB: 1 BB: 1 P: 30	R: 0 E: 0 K: 1 S: 9	H: 0 LOB: 0 BB: 0 P: 15	R: 0 E: 0 K: 2 S: 8	H: 0 LOB: 0 BB: 0 P: 13	R: 3 E: 1 K: 1 S: 20	H: 3 LOB: 2 BB: 1 P: 31	R: 0 E: 0 K: 0 S: 10	H: 1 LOB: 0 BB: 0 P: 18	1B: 5 2B: 4 3B: 0 HR: 2	SF: 0 SAC: 0 DP: 2 HBP: 0	WP: 0 PB: 1 SB: 1 CS: 0	PA: 41																
PITCHER	IP	WLS	BF	H	R	ER	SO	BB	IBB	HBP	BLK	WP	HR	S	P	ERA	WHIP	PITCHER				IP	WLS	BF	H	R	ER	SO	BB	IBB	HBP	BLK	WP	HR	S	P	ERA	WHIP
Kirk McCaskill, R ERA: 3.93	(1, 1)	2.2	L	14	6	5	5	1	1	0	0	0	0	2	26	41	16.88	2.625	Floyd Bannister, L ERA: 1.93				(9, 1)	1.0	3	1	0	0	0	0	0	0	0	0	10	18	0.00	1.000
Scott Bailes, L ERA: 3.19	(3, 1)	2.1		10	1	2	1	1	1	0	0	0	0	0	30	49	3.86	0.857																				
Jeff Robinson, R ERA: 2.08	(6, 1)	2.0		6	0	0	0	3	0	0	0	0	0	0	17	28	0.00	0.000																				
Bob McClure, L ERA: 10.8	(8, 1)	0.0		3	2	3	2	0	1	0	0	0	0	0	7	12	∞	∞																				
Mark Eichhorn, R ERA: 0.51	(8, 1)	1.0		5	1	0	0	1	0	0	0	0	0	0	13	19	0.00	1.000																				

AB	38
R	10
H	11
RBI	8
BB	3
SO	6
LOB	12



Batter	1	2	3	4	5	6	7	8	9	AB	R	H	RBI	BB	SO	LOB	BOTTOM																					
Luis Polonia, L OBP: 0.398, SLG: 0.396 (1, 7)										5	2	2	0	0	1	3	New York Yankees @ California Angels Anaheim Stadium, Anaheim, CA Wed May 08 1991, 10:05 PM EDT Att: 26,024 - Sunny - 69 F																					
Wally Joyner, L OBP: 0.402, SLG: 0.452 (1, 3)										4	0	1	0	1	0	0																						
Dave Winfield, R OBP: 0.230, SLG: 0.459 (1, 9)										5	1	2	1	0	1	2																						
Dave Parker, L OBP: 0.238, SLG: 0.255 (1, 10)										4	0	0	1	1	1	2																						
Gary Gaetti, R OBP: 0.294, SLG: 0.447 (1, 5)										5	1	2	1	0	1	3																						
Lance Parrish, R OBP: 0.353, SLG: 0.467 (1, 2)										5	0	1	1	0	0	3																						
Junior Felix, S OBP: 0.255, SLG: 0.279 (1, 8)										4	1	3	0	0	1	1																						
Luis Sojo, R OBP: 0.247, SLG: 0.267 (1, 4)										3	0	1	0	0	0	2																						
Dick Schofield, R OBP: 0.370, SLG: 0.286 (1, 6)										3	0	0	0	0	1	3																						
Inning Stats	R: 1 E: 0 K: 2 S: 15	H: 3 LOB: 2 BB: 0 P: 21	R: 2 E: 0 K: 0 S: 18	H: 3 LOB: 3 BB: 2 P: 31	R: 0 E: 0 K: 1 S: 11	H: 2 LOB: 2 BB: 0 P: 14	R: 0 E: 0 K: 0 S: 10	H: 0 LOB: 0 BB: 0 P: 16	R: 1 E: 1 K: 1 S: 11	H: 1 LOB: 1 BB: 0 P: 16	R: 0 E: 0 K: 0 S: 7	H: 0 LOB: 0 BB: 0 P: 12	R: 0 E: 0 K: 1 S: 9	H: 0 LOB: 0 BB: 0 P: 15	R: 0 E: 0 K: 1 S: 9	H: 1 LOB: 1 BB: 0 P: 14	R: 1 E: 0 K: 0 S: 10	H: 2 LOB: 1 BB: 0 P: 14	1B: 10 2B: 1 3B: 1 HR: 0	SF: 0 SAC: 2 DP: 0 HBP: 0	WP: 1 PB: 0 SB: 1 CS: 0	PA: 42																
PITCHER	IP	WLS	BF	H	R	ER	SO	BB	IBB	HBP	BLK	WP	HR	S	P	ERA	WHIP	PITCHER				IP	WLS	BF	H	R	ER	SO	BB	IBB	HBP	BLK	WP	HR	S	P	ERA	WHIP
Scott Sanderson, R ERA: 4.58	(1, 1)	5.0	W	27	9	4	3	4	2	0	0	0	0	0	65	98	5.40	2.200	Lee Guetterman, L ERA: 1.5				(9, 1)	1.0	5	2	1	1	0	0	0	0	10	14	9.00	2.000		
Greg Cadaret, L ERA: 3.94	(6, 1)	2.0		6	0	0	0	1	0	0	0	0	0	0	16	27	0.00	0.000																				
Steve Farr, R ERA: 3.29	(8, 1)	1.0		4	1	0	0	1	0	0	0	0	0	0	9	14	0.00	1.000																				

AB	38
R	5
H	12
RBI	4
BB	2
SO	6
LOB	19



Batter	1	2	3	4	5	6	7	8	9	AB	R	H	RBI	BB	SO	LOB	TOP					
Luis Polonia, L OBP: 0.402, SLG: 0.394			F7			G4-3 E 1B	F8			4	1	1	0	0	1	1	California Angels @ Cleveland Indians Cleveland Municipal Stadium, Cleveland, OH Sat May 11 1991, 3:33 AM EDT Att: 14,720 - Sunny - 69 F					
Wally Joyner, L OBP: 0.422, SLG: 0.500			L4-3 1B					F9		4	0	3	0	0	0	0						
Dave Winfield, R OBP: 0.219, SLG: 0.441	F7		L4-3 1B			G4-3		F9		4	0	0	0	0	0	4						
Dave Parker, L OBP: 0.246, SLG: 0.255				P5		E8 2B		F8		4	1	1	0	0	0	0						
Gary Gaetti, R OBP: 0.305, SLG: 0.459	F8			K				F7		4	0	1	1	0	1	2						
Junior Felix, S OBP: 0.255, SLG: 0.277				G6-3		F8		F8		4	0	1	0	0	0	1						
Bobby Rose, R OBP: 0.255, SLG: 0.277					F8			F9		4	0	0	0	0	2	1						
Ron Tingley, R OBP: 0.255, SLG: 0.277					F8			F9		3	0	0	0	0	0	1						
Luis Sojo, R OBP: 0.250, SLG: 0.269					F7					3	0	1	0	0	0	1						
Inning Stats	R: 0 E: 0 K: 1 S: 12	H: 2 LOB: 2 BB: 0 P: 18	R: 0 E: 0 K: 1 S: 10	H: 1 LOB: 1 BB: 0 P: 14	R: 0 E: 0 K: 0 S: 4	H: 1 LOB: 0 BB: 0 P: 5	R: 0 E: 0 K: 1 S: 11	H: 0 LOB: 0 BB: 0 P: 16	R: 0 E: 0 K: 1 S: 8	H: 0 LOB: 0 BB: 0 P: 12	R: 2 E: 1 K: 0 S: 16	H: 3 LOB: 1 BB: 0 P: 21	R: 0 E: 0 K: 1 S: 11	H: 1 LOB: 1 BB: 0 P: 16	R: 0 E: 0 K: 0 S: 4	H: 0 LOB: 0 BB: 0 P: 6	R: 0 E: 0 K: 0 S: 6	H: 0 LOB: 0 BB: 0 P: 8	1B: 7 2B: 2 3B: 0 HR: 0	SF: 0 SAC: 0 DP: 2 HBP: 0	WP: 0 PB: 0 SB: 0 CS: 0	PA: 34
PITCHER Greg Swindell, L ERA: 2.52	IP: 9.0 WLS: L BF: 34 H: 8 R: 2 ER: 0 SO: 4 BB: 0 IBB: 0 HBP: 0 BLK: 0 WP: 0 HR: 0 S: 82 P: 116 ERA: 0.00 WHIP: 0.889																					

Batter	1	2	3	4	5	6	7	8	9	AB	R	H	RBI	BB	SO	LOB	BOTTOM					
Mike Huff, R OBP: 0.450, SLG: 0.341	G4-3		K			CS BB	FC6-4			3	0	0	0	1	1	4	California Angels @ Cleveland Indians Cleveland Municipal Stadium, Cleveland, OH Sat May 11 1991, 3:33 AM EDT Att: 14,720 - Sunny - 69 F					
Jose Escobar, R OBP: 0.250, SLG: 0.200 Jerry Browne, S OBP: 0.217, SLG: 0.220	K		G1-3		CS	P6		G4-3		3	0	0	0	0	1	2						
Mark Lewis, R OBP: 0.444, SLG: 0.479								G6-3		4	0	3	1	0	0	0						
Albert Belle, R OBP: 0.371, SLG: 0.591	G1-3		K			F8		K		4	0	0	0	0	2	4						
Chris James, R OBP: 0.327, SLG: 0.374		P3			G6-3		FC6-4			4	0	0	0	0	0	1						
Carlos Baerga, S OBP: 0.354, SLG: 0.443	G3				F8			K		3	0	0	0	1	1	0						
Luis Lopez, R OBP: 0.333, SLG: 0.600	G6-3				F7			SH3		3	0	0	0	0	0	0						
Joel Skinner, R OBP: 0.194, SLG: 0.107			G1-3 PB 1B			K		FC6-5 1B		3	1	1	0	0	1	1						
Mitch Webster, S OBP: 0.194, SLG: 0.107			1B G1-3 BB			F8		FC6-4 1B		2	0	1	0	1	0	0						
Inning Stats	R: 0 E: 0 K: 1 S: 9	H: 1 LOB: 1 BB: 0 P: 12	R: 0 E: 0 K: 0 S: 6	H: 0 LOB: 0 BB: 0 P: 9	R: 1 E: 0 K: 2 S: 15	H: 2 LOB: 2 BB: 1 P: 21	R: 0 E: 0 K: 0 S: 7	H: 0 LOB: 0 BB: 0 P: 9	R: 0 E: 0 K: 1 S: 11	H: 0 LOB: 0 BB: 1 P: 18	R: 0 E: 0 K: 0 S: 7	H: 1 LOB: 1 BB: 0 P: 12	R: 0 E: 0 K: 0 S: 6	H: 1 LOB: 2 BB: 1 P: 14	R: 0 E: 0 K: 1 S: 7	H: 0 LOB: 0 BB: 0 P: 9	R: 0 E: 0 K: 1 S: 8	H: 0 LOB: 0 BB: 0 P: 11	1B: 5 2B: 0 3B: 0 HR: 0	SF: 0 SAC: 1 DP: 0 HBP: 0	WP: 0 PB: 1 SB: 0 CS: 1	PA: 35
PITCHER Jim Abbott, L ERA: 4.91 Jeff Robinson, R ERA: 1.95 Bryan Harvey, R ERA: 0.63	IP: 7.0 WLS: W BF: 28 H: 5 R: 1 ER: 1 SO: 4 BB: 3 IBB: 0 HBP: 0 BLK: 0 WP: 0 HR: 0 S: 61 P: 95 ERA: 1.29 WHIP: 1.143																					

AB	34
R	2
H	8
RBI	1
BB	0
SO	4
LOB	11



AB	30
R	1
H	5
RBI	1
BB	3
SO	6
LOB	12



Batter	1	2	3	4	5	6	7	8	9	AB	R	H	RBI	BB	SO	LOB	TOP					
Dave Gallagher, R OBP: 0.364, SLG: 0.300 (1, 8)	F9	G5-3			F8			K		4	0	0	0	0	1	2	California Angels @ Cleveland Indians Cleveland Municipal Stadium, Cleveland, OH Sun May 12 1991, 3:33 AM EDT Att. 12,667 - Sunny - 79 F					
Wally Joyner, L OBP: 0.417, SLG: 0.491 (1, 3)	P6		G6-3			K		1B		4	0	1	0	0	1	0						
Dave Winfield, R OBP: 0.220, SLG: 0.427 (1, 9)	BB		F7			L7		K		3	0	0	0	1	1							
Dave Parker, L OBP: 0.246, SLG: 0.255 (1, 10)	K		P4			1B		K		4	0	1	0	0	2	1						
Gary Gaetti, R OBP: 0.295, SLG: 0.443 (1, 5)		F9			F8			K		4	0	0	0	0	1	1						
Lance Parrish, R OBP: 0.342, SLG: 0.439 (1, 2)	E 1B FC6-4 BB		K			G5-3		F8		3	1	0	0	1	1	0						
Max Venable, L OBP: 0.261, SLG: 0.238 (1, 7)	FC6-4 E 1-2 1B		K			P6				3	0	1	0	0	1	0						
Luis Sojo, R OBP: 0.241, SLG: 0.259 (1, 4)	E6 FC6-4				K			P6		3	0	0	0	0	1	2						
Dick Schofield, R OBP: 0.364, SLG: 0.286 (1, 6)	FC6-4 1-2 2-3 3-H				F7			F8		3	0	0	1	0	0	2						
Inning Stats	R: 0 E: 0 K: 1 S: 10	H: 0 LOB: 1 BB: 1 P: 20	R: 1 E: 1 K: 0 S: 16	H: 1 LOB: 2 BB: 1 P: 27	R: 0 E: 0 K: 0 S: 6	H: 0 LOB: 0 BB: 0 P: 8	R: 0 E: 0 K: 2 S: 8	H: 0 LOB: 0 BB: 0 P: 14	R: 0 E: 0 K: 1 S: 9	H: 0 LOB: 0 BB: 0 P: 13	R: 0 E: 0 K: 0 S: 9	H: 1 LOB: 1 BB: 0 P: 11	R: 0 E: 0 K: 0 S: 8	H: 0 LOB: 0 BB: 0 P: 11	R: 0 E: 0 K: 2 S: 11	H: 1 LOB: 1 BB: 0 P: 17	R: 0 E: 0 K: 1 S: 7	H: 0 LOB: 0 BB: 0 P: 9	1B: 3 2B: 0 3B: 0 HR: 0	SF: 0 SAC: 0 DP: 0 HBP: 0	WP: 0 PB: 0 SB: 0 CS: 0	PA: 33
PITCHER Tom Candiotti, R ERA: 1.02 (1, 1)	IP: 9.0 WLS: W BF: 33 H: 3 R: 1 ER: 0 SO: 9 BB: 2 IBB: 0 HBP: 0 BLK: 0 WP: 0 HR: 0 S: 84 P: 130 ERA: 0.00 WHIP: 0.556															PITCHER						

Batter	1	2	3	4	5	6	7	8	9	AB	R	H	RBI	BB	SO	LOB	BOTTOM			
Mike Huff, R OBP: 0.415, SLG: 0.306 (1, 8)	F8	F9		F7		P4		K		5	0	0	0	0	1	5	California Angels @ Cleveland Indians Cleveland Municipal Stadium, Cleveland, OH Sun May 12 1991, 3:33 AM EDT Att. 12,667 - Sunny - 79 F			
Mark Lewis, R OBP: 0.458, SLG: 0.509 (1, 4)	K		G5-3 FC5-2-5 2B	F9		1B		1B		5	0	3	1	0	1	1				
Beau Alired, L OBP: 0.446, SLG: 0.545 (1, 7)	E 1B 1B		HR G5-3 BB		BB	F8		K		3	1	1	0	2	1	3				
Albert Belle, R OBP: 0.366, SLG: 0.576 (1, 10)	E6 1B		G5-3		F9			K		4	0	1	0	0	1	3				
Chris James, R OBP: 0.325, SLG: 0.388 Jeff Manto, R OBP: 0.360, SLG: 0.316 (8, 3)	G5-3		FC5-2-5 HR		F9			3B		4	1	1	0	0	0	5				
Carlos Baerga, S OBP: 0.360, SLG: 0.473 (1, 5)		1B BB	HR 1-1 2-H		K			G4-3		3	1	1	3	1	1	2				
Turner Ward, S OBP: 0.324, SLG: 0.369 (1, 9)	1 SAFE F7		G3-1			K		BB		3	0	0	0	1	1	1				
Sandy Alomar Jr., R OBP: 0.259, SLG: 0.259 (1, 2)	1 SAFE P7				SH1-4 1B	1B 1B		K		4	1	2	0	0	1	3				
Felix Fermin, R OBP: 0.216, SLG: 0.171 (1, 6)	1-2 1B				SH1-4 1B	1B 1B		F9		3	0	2	0	0	0	0				
Inning Stats	R: 0 E: 1 K: 1 S: 12	H: 2 LOB: 2 BB: 0 P: 20	R: 0 E: 0 K: 0 S: 12	H: 1 LOB: 2 BB: 1 P: 19	R: 3 E: 0 K: 0 S: 11	H: 2 LOB: 0 BB: 1 P: 19	R: 0 E: 0 K: 0 S: 6	H: 1 LOB: 1 BB: 0 P: 12	R: 0 E: 0 K: 1 S: 8	H: 0 LOB: 1 BB: 1 P: 15	R: 1 E: 0 K: 1 S: 14	H: 3 LOB: 2 BB: 0 P: 23	R: 0 E: 0 K: 2 S: 10	H: 1 LOB: 2 BB: 1 P: 18	R: 0 E: 0 K: 2 S: 12	H: 1 LOB: 1 BB: 0 P: 19	1B: 8 2B: 1 3B: 1 HR: 1	SF: 0 SAC: 1 DP: 0 HBP: 0	WP: 0 PB: 0 SB: 0 CS: 0	PA: 39
PITCHER Scott Lewis, R ERA: 5.91 Floyd Bannister, L ERA: 1.75 Scott Bailes, L ERA: 2.92 (6, 1) (8, 1)	IP: 5.2 WLS: L BF: 29 H: 9 R: 4 ER: 4 SO: 3 BB: 3 IBB: 0 HBP: 0 BLK: 0 WP: 0 HR: 1 S: 60 P: 103 ERA: 6.35 WHIP: 2.118															PITCHER				

Batter	1	2	3	4	5	6	7	8	9	AB	R	H	RBI	BB	SO	LOB	TOP					
Luis Polonia, L (1, 7) OBP: 0.415, SLG: 0.425	G3-1		2B	F7		G4-3		2B		5	1	2	0	0	0	1	California Angels @ New York Yankees Yankee Stadium, Bronx, NY Thu May 16 1991, 7:05 PM EDT Att. 14,774 - Sunny - 82 F					
Wally Joyner, L (1, 3) OBP: 0.457, SLG: 0.570	G6-4-3		2B	HR		BB		HBP		3	1	3	4	1	0	0						
Dave Winfield, R (1, 9) OBP: 0.244, SLG: 0.438	G6-4-3		BB			G6-3		P4		4	0	0	0	1	0	5						
Dave Parker, L (1, 10) OBP: 0.241, SLG: 0.238		F7	K			WP 2B		F7		3	1	0	0	1	1	5						
Gary Gaetti, R (1, 5) OBP: 0.293, SLG: 0.424	F8		K			2B		G6-3		5	1	1	1	0	2	3						
Lance Parrish, R (1, 2) OBP: 0.326, SLG: 0.443	F7			WP 2B		2B		F9		4	1	1	1	0	0	1						
Junior Felix, S (1, 8) OBP: 0.259, SLG: 0.315			1B 2B	K		K		2B		5	1	2	0	0	2	3						
Luis Sojo, R (1, 4) OBP: 0.261, SLG: 0.292			SH1-3			G4-3		G6-3		1	0	1	1	0	0	0						
Donnie Hill, S (4, 4) OBP: 0.455, SLG: 0.457			SH1-3			G4-3		G6-3		3	0	1	0	0	0	2						
Dick Schofield, R (1, 6) OBP: 0.366, SLG: 0.330			1B 2B	K		P4		FC5-4		3	1	0	0	1	1	2						
Inning Stats	R: 0 E: 0 K: 0 S: 10	H: 1 LOB: 0 BB: 0 P: 16	R: 0 E: 0 K: 0 S: 5	H: 0 LOB: 0 BB: 0 P: 8	R: 3 E: 0 K: 2 S: 15	H: 3 LOB: 2 BB: 2 P: 29	R: 1 E: 0 K: 2 S: 11	H: 1 LOB: 1 BB: 0 P: 15	R: 3 E: 0 K: 1 S: 17	H: 3 LOB: 1 BB: 1 P: 30	R: 0 E: 0 K: 1 S: 9	H: 0 LOB: 1 BB: 1 P: 16	R: 0 E: 0 K: 1 S: 10	H: 0 LOB: 1 BB: 0 P: 14	R: 0 E: 0 K: 0 S: 11	H: 2 LOB: 3 BB: 0 P: 18	R: 0 E: 0 K: 0 S: 6	H: 1 LOB: 1 BB: 0 P: 10	1B: 4 2B: 6 3B: 0 HR: 1	SF: 0 SAC: 1 DP: 1 HBP: 3	WP: 3 PB: 0 SB: 1 CS: 0	PA: 44
PITCHER	IP WLS BF H R ER SO BB IBB HBP BLK WP HR S P ERA WHIP																					
Dave Eiland, R (1, 1) ERA: 4.73	2.0	6	1	0	0	0	0	0	0	0	0	0	0	0	0	0	0.00	0.500				
Eric Plunk, R (3, 1) ERA: 9.5	2.1	L	17	6	7	7	4	3	0	1	0	2	1	36	64	27.00	3.857					
John Habyan, R (5, 1) ERA: 2.61	1.2		7	1	0	0	1	1	0	0	0	1	0	16	26	0.00	1.200					
Steve Howe, L (7, 1) ERA:	1.0		4	0	0	0	1	0	0	1	0	0	0	10	14	0.00	0.000					
Steve Farr, R (8, 1) ERA: 2.55	1.0		6	2	0	0	0	0	0	1	0	0	0	11	18	0.00	2.000					

Batter	1	2	3	4	5	6	7	8	9	AB	R	H	RBI	BB	SO	LOB	BOTTOM					
Roberto Kelly, R (1, 8) OBP: 0.355, SLG: 0.433	P3		FC6-4			G6-3		G6-3		4	0	1	0	0	0	0	California Angels @ New York Yankees Yankee Stadium, Bronx, NY Thu May 16 1991, 7:05 PM EDT Att. 14,774 - Sunny - 82 F					
Steve Sax, R (1, 4) OBP: 0.294, SLG: 0.280	G4-3		FC6-4			G6-3		1B		4	0	1	0	0	0	1						
Don Mattingly, L (1, 3) OBP: 0.357, SLG: 0.358	G4-3					G5-3		K		2	0	1	0	0	0	0						
Jim Leyritz, R (6, 7) OBP: 0.245, SLG: 0.114						G5-3		K		2	0	0	0	0	1	1						
Kevin Maas, L (1, 10) OBP: 0.457, SLG: 0.514		K		F7		K		K		4	0	0	0	0	3	2						
Jesse Barfield, R (1, 9) OBP: 0.355, SLG: 0.466	L7			G6-4-3		G4-3		G5-3		4	0	0	0	0	0	2						
Hensley Meulens, R (1, 7) OBP: 0.294, SLG: 0.368	1B					1B		2B		3	0	3	0	0	0	0						
Randy Velarde, R (1, 5) OBP: 0.289, SLG: 0.250	K					F7		G6-3		3	0	0	0	0	1	3						
Bob Geren, R (1, 2) OBP: 0.258, SLG: 0.214			G4-3			K		G1-3		3	0	0	0	0	1	1						
Alvaro Espinoza, R (1, 6) OBP: 0.312, SLG: 0.393			G4-3			1B		L8		3	0	1	0	0	0	0						
Inning Stats	R: 0 E: 0 K: 0 S: 5	H: 0 LOB: 0 BB: 0 P: 10	R: 0 E: 0 K: 2 S: 11	H: 1 LOB: 1 BB: 0 P: 19	R: 0 E: 0 K: 0 S: 5	H: 1 LOB: 1 BB: 0 P: 8	R: 0 E: 0 K: 0 S: 9	H: 1 LOB: 0 BB: 0 P: 14	R: 0 E: 0 K: 1 S: 9	H: 2 LOB: 2 BB: 0 P: 9	R: 0 E: 0 K: 0 S: 7	H: 0 LOB: 0 BB: 0 P: 8	R: 0 E: 0 K: 1 S: 8	H: 1 LOB: 1 BB: 0 P: 13	R: 0 E: 0 K: 0 S: 5	H: 0 LOB: 0 BB: 0 P: 5	R: 0 E: 0 K: 2 S: 11	H: 1 LOB: 1 BB: 0 P: 17	1B: 6 2B: 1 3B: 0 HR: 0	SF: 0 SAC: 0 DP: 1 HBP: 0	WP: 0 PB: 0 SB: 0 CS: 0	PA: 32
PITCHER	IP WLS BF H R ER SO BB IBB HBP BLK WP HR S P ERA WHIP																					
Jim Abbott, L (1, 1) ERA: 3.94	9.0	W	32	7	0	0	6	0	0	0	0	0	0	70	103	0.00	0.778					

Batter	1	2	3	4	5	6	7	8	9	AB	R	H	RBI	BB	SO	LOB	TOP			
Luis Polonia, L OBP: 0.418, SLG: 0.443										4	1	2	0	0	0	1				
Wally Joyner, L OBP: 0.451, SLG: 0.565										3	0	1	1	0	0	1				
Dave Winfield, R OBP: 0.252, SLG: 0.443										3	0	1	0	1	0	1				
Dave Parker, L OBP: 0.234, SLG: 0.231										4	0	0	0	0	1	4				
Gary Gaetti, R OBP: 0.292, SLG: 0.419										4	0	1	0	0	0	1				
Lance Parrish, R OBP: 0.316, SLG: 0.429										4	0	0	0	0	2	2				
Donnie Hill, S OBP: 0.424, SLG: 0.420										4	0	0	0	0	0	0				
Max Venable, L OBP: 0.222, SLG: 0.200										3	0	0	0	0	0	0				
Dick Schofield, R OBP: 0.365, SLG: 0.330										3	0	1	0	0	0	0				
Inning Stats	R: 1 E: 0 K: 0 S: 14	H: 2 LOB: 1 BB: 0 P: 22	R: 0 E: 0 K: 1 S: 9	H: 0 LOB: 0 BB: 0 P: 14	R: 0 E: 0 K: 0 S: 11	H: 1 LOB: 2 BB: 1 P: 18	R: 0 E: 0 K: 0 S: 6	H: 0 LOB: 0 BB: 0 P: 14	R: 0 E: 0 K: 2 S: 12	H: 2 LOB: 2 BB: 0 P: 17	R: 0 E: 1 K: 0 S: 9	H: 1 LOB: 1 BB: 0 P: 11	R: 0 E: 0 K: 0 S: 5	H: 0 LOB: 0 BB: 0 P: 7	R: 0 E: 0 K: 0 S: 7	H: 0 LOB: 0 BB: 0 P: 12	1B: 4 2B: 1 3B: 1 HR: 0	SF: 1 SAC: 0 DP: 0 HBP: 0	WP: 0 PB: 0 SB: 2 CS: 1	PA: 35
PITCHER Ben McDonald, R ERA: 5.52	IP: 9.0 WLS: W BF: 34 H: 6 R: 1 ER: 1 SO: 3 BB: 1 IBB: 0 HBP: 0 BLK: 0 WP: 0 HR: 0 S: 80 P: 124 ERA: 1.00 WHIP: 0.778															PITCHER				

California Angels @ Baltimore Orioles
Memorial Stadium, Baltimore, MD
Fri May 17 1991, 7:05 PM EDT
Att: 34,209 - Cloudy - 77 F

AB 32
R 1
H 6
RBI 1
BB 1
SO 3
LOB 10



Batter	1	2	3	4	5	6	7	8	9	AB	R	H	RBI	BB	SO	LOB	BOTTOM			
Mike Devereaux, R OBP: 0.375, SLG: 0.554										5	2	3	0	0	1	2				
Dwight Evans, R OBP: 0.396, SLG: 0.369										4	0	2	1	0	2	2				
Brady Anderson, L OBP: 0.317, SLG: 0.250										1	0	0	0	0	1	1				
Cal Ripken Jr., R OBP: 0.428, SLG: 0.639										5	1	1	1	0	0	3				
Joe Orsulak, L OBP: 0.299, SLG: 0.354										4	1	2	1	0	0	2				
Randy Milligan, R OBP: 0.328, SLG: 0.306										3	0	1	1	1	1	2				
Jeff McKnight, S OBP: 0.273, SLG: 0.318										4	0	1	1	0	1	2				
Craig Worthington, R OBP: 0.321, SLG: 0.385										2	0	0	0	1	0	2				
Ernie Whitt, L OBP: 0.313, SLG: 0.241										4	0	0	0	0	1	4				
Billy Ripken, R OBP: 0.225, SLG: 0.200										3	1	1	0	1	0	1				
Inning Stats	R: 1 E: 0 K: 0 S: 9	H: 2 LOB: 1 BB: 0 P: 11	R: 0 E: 0 K: 1 S: 7	H: 0 LOB: 1 BB: 1 P: 17	R: 1 E: 1 K: 1 S: 14	H: 2 LOB: 1 BB: 0 P: 23	R: 0 E: 0 K: 1 S: 9	H: 0 LOB: 0 BB: 0 P: 14	R: 3 E: 0 K: 1 S: 23	H: 4 LOB: 2 BB: 1 P: 33	R: 0 E: 0 K: 2 S: 12	H: 1 LOB: 1 BB: 0 P: 18	R: 0 E: 0 K: 0 S: 13	H: 1 LOB: 3 BB: 1 P: 25	R: 0 E: 0 K: 1 S: 9	H: 1 LOB: 1 BB: 0 P: 14	1B: 11 2B: 0 3B: 0 HR: 0	SF: 0 SAC: 0 DP: 0 HBP: 1	WP: 0 PB: 0 SB: 4 CS: 0	PA: 39
PITCHER Scott Lewis, R ERA: 6.21	IP: 4.2 WLS: L BF: 23 H: 7 R: 5 ER: 5 SO: 4 BB: 2 IBB: 0 HBP: 0 BLK: 0 WP: 0 HR: 0 S: 55 P: 90 ERA: 9.64 WHIP: 1.929															PITCHER				
Floyd Bannister, L ERA: 1.69	IP: 0.2 WLS: L BF: 4 H: 2 R: 0 ER: 0 SO: 0 BB: 0 IBB: 0 HBP: 0 BLK: 0 WP: 0 HR: 0 S: 12 P: 15 ERA: 0.00 WHIP: 3.000																			
Jeff Robinson, R ERA: 1.69	IP: 1.2 WLS: L BF: 8 H: 1 R: 0 ER: 0 SO: 2 BB: 1 IBB: 0 HBP: 0 BLK: 0 WP: 0 HR: 0 S: 20 P: 36 ERA: 0.00 WHIP: 1.200																			
Bryan Harvey, R ERA: 0.59	IP: 1.0 WLS: L BF: 4 H: 1 R: 0 ER: 0 SO: 1 BB: 0 IBB: 0 HBP: 0 BLK: 0 WP: 0 HR: 0 S: 9 P: 14 ERA: 0.00 WHIP: 1.000																			

California Angels @ Baltimore Orioles
Memorial Stadium, Baltimore, MD
Fri May 17 1991, 7:05 PM EDT
Att: 34,209 - Cloudy - 77 F

AB 35
R 5
H 11
RBI 5
BB 3
SO 7
LOB 21



Batter	1	2	3	4	5	6	7	8	9	AB	R	H	RBI	BB	SO	LOB	TOP								
Luis Polonia, L (1, 7) OBP: 0.411, SLG: 0.434	F8		HR		G6-3		L8		K	5	1	1	0	0	1	3									
Wally Joyner, L (1, 3) OBP: 0.463, SLG: 0.594	G5-4-3		HR		K		FC6-4		1B	4	1	3	4	1	1	0									
Dave Winfield, R (1, 9) OBP: 0.250, SLG: 0.433	G5-4-3		F8			P3	FC6-4		1B	5	0	1	0	0	0	2									
Dave Parker, L (1, 10) OBP: 0.240, SLG: 0.244		G4-3			1B	WP			G4-3	5	0	2	0	0	1	2									
Gary Gaetti, R (1, 5) OBP: 0.297, SLG: 0.421	F8				2B				G5-3	4	0	2	0	0	0	0									
Lance Parrish, R (1, 2) OBP: 0.314, SLG: 0.418					1B					3	0	0	0	1	2	4									
Junior Felix, S (1, 8) OBP: 0.275, SLG: 0.318					1B					2	1	1	0	2	1	1									
Luis Sojo, R (1, 4) OBP: 0.253, SLG: 0.283			F7		L7				SH1	3	0	0	0	0	1	5									
Dick Schofield, R (1, 6) OBP: 0.370, SLG: 0.323	F8						P5		1B	2	1	0	0	1	0	0									
Inning Stats	R: 0 E: 0 K: 0 S: 6	H: 1 LOB: 0 BB: 0 P: 8	R: 0 E: 0 K: 1 S: 11	H: 0 LOB: 1 BB: 1 P: 18	R: 2 E: 0 K: 0 S: 11	H: 2 LOB: 0 BB: 0 P: 17	R: 0 E: 0 K: 0 S: 12	H: 3 LOB: 2 BB: 0 P: 17	R: 0 E: 0 K: 1 S: 7	H: 0 LOB: 0 BB: 0 P: 10	R: 0 E: 0 K: 2 S: 16	H: 2 LOB: 3 BB: 1 P: 29	R: 0 E: 0 K: 1 S: 9	H: 0 LOB: 1 BB: 1 P: 17	R: 0 E: 0 K: 1 S: 7	H: 0 LOB: 0 BB: 0 P: 11	R: 2 E: 0 K: 2 S: 23	H: 2 LOB: 2 BB: 2 P: 39	1B: 8 2B: 2 3B: 0 HR: 1	SF: 0 SAC: 1 DP: 3 HBP: 1	WP: 2 PB: 0 SB: 2 CS: 0	PA: 40			
PITCHER	IP	WLS	BF	H	R	ER	SO	BB	IBB	HBP	BLK	WP	HR	S	P	ERA	WHIP								
Jeff Robinson, R (1, 1) ERA: 3.76	8.0		33	8	2	2	5	3	0	1	0	2	1	79	127	2.25	1.375								
Mark Williamson, R (9, 1) ERA: 4.79	0.1	L	3	0	2	2	0	1	1	0	0	0	0	5	13	54.00	3.000								
Mike Flanagan, L (9, 1) ERA: 3.28	0.2		4	2	0	0	2	0	0	0	0	0	0	18	26	0.00	3.000								

California Angels @ Baltimore Orioles
Memorial Stadium, Baltimore, MD
Sat May 18 1991, 7:05 PM EDT
Att: 31,728 - Cloudy - 65 F

AB 33
R 4
H 10
RBI 4
BB 5
SO 7
LOB 17



Batter	1	2	3	4	5	6	7	8	9	AB	R	H	RBI	BB	SO	LOB	BOTTOM								
Mike Devereaux, R (1, 8) OBP: 0.369, SLG: 0.544	P2		FC5-2						G4-3	2	0	0	0	0	0	2									
Joe Orsulak, L (3, FR) OBP: 0.300, SLG: 0.353			1B							3	0	1	0	0	1	1									
Dwight Evans, R (1, 9) OBP: 0.382, SLG: 0.352	F9		K		P3				G1-3	4	0	0	0	0	1	4									
Sam Horn, L (9, PH) OBP: 0.316, SLG: 0.424										1	0	0	0	0	0	1									
Cal Ripken Jr., R (1, 6) OBP: 0.423, SLG: 0.626	G6-3				G6-4-3				G4-3	4	0	1	1	0	0	2									
Randy Milligan, R (1, 3) OBP: 0.333, SLG: 0.307		L9								3	0	1	0	1	1	2									
Chris Hoiles, R (1, 10) OBP: 0.284, SLG: 0.339		HR			F9					4	1	3	1	0	0	0									
Bob Melvin, R (1, 2) OBP: 0.310, SLG: 0.282										3	0	1	0	1	1	4									
Jeff McKnight, S (1, 7) OBP: 0.231, SLG: 0.269			G4-6-3		G5-3				P4	4	0	0	0	0	1	6									
Tim Hulett, R (1, 5) OBP: 0.306, SLG: 0.545										3	0	0	0	0	2	3									
Brady Anderson, L (9, PH) OBP: 0.326, SLG: 0.250			E5		K				G4-3	0	0	0	0	1	0	0									
Billy Ripken, R (1, 4) OBP: 0.241, SLG: 0.218			1B							3	1	2	0	0	0	0									
Ernie Whitt, L (9, PH) OBP: 0.303, SLG: 0.233			1B						K	1	0	0	0	0	1	1									
Inning Stats	R: 0 E: 0 K: 0 S: 6	H: 0 LOB: 0 BB: 0 P: 11	R: 1 E: 0 K: 0 S: 6	H: 2 LOB: 0 BB: 0 P: 10	R: 1 E: 1 K: 2 S: 16	H: 2 LOB: 2 BB: 0 P: 26	R: 0 E: 0 K: 1 S: 11	H: 0 LOB: 1 BB: 1 P: 19	R: 0 E: 0 K: 0 S: 9	H: 2 LOB: 1 BB: 0 P: 13	R: 0 E: 0 K: 2 S: 10	H: 1 LOB: 2 BB: 1 P: 19	R: 0 E: 0 K: 1 S: 7	H: 0 LOB: 0 BB: 0 P: 10	R: 0 E: 0 K: 1 S: 13	H: 2 LOB: 2 BB: 0 P: 22	R: 0 E: 0 K: 1 S: 14	H: 0 LOB: 1 BB: 1 P: 19	1B: 8 2B: 0 3B: 0 HR: 1	SF: 0 SAC: 0 DP: 2 HBP: 0	WP: 0 PB: 0 SB: 1 CS: 0	PA: 38			
PITCHER	IP	WLS	BF	H	R	ER	SO	BB	IBB	HBP	BLK	WP	HR	S	P	ERA	WHIP								
Chuck Finley, L (1, 1) ERA: 3.47	8.0		34	9	2	1	7	2	0	0	0	0	1	78	130	1.12	1.375								
Bryan Harvey, R (9, 1) ERA: 0.55	1.0	S	4	0	0	0	1	1	0	0	0	0	0	14	19	0.00	1.000								

California Angels @ Baltimore Orioles
Memorial Stadium, Baltimore, MD
Sat May 18 1991, 7:05 PM EDT
Att: 31,728 - Cloudy - 65 F

AB 35
R 2
H 9
RBI 2
BB 3
SO 8
LOB 26



Batter	1	2	3	4	5	6	7	8	9	AB	R	H	RBI	BB	SO	LOB	TOP								
Tim Raines, S (1, 10) OBP: 0.333, SLG: 0.281	L4		G5-3			G5-3	CS	E	K	5	0	1	0	0	1	2									
Robin Ventura, L (1, 5) OBP: 0.367, SLG: 0.361	F8		K			1B 2B BB		F8		3	1	0	0	1	1	1									
Frank Thomas, R (1, 3) OBP: 0.443, SLG: 0.521	HR			K		1B 2B		E5		4	2	2	1	0	1	1									
Carlton Fisk, R (1, 2) OBP: 0.341, SLG: 0.348	G3-1			K		1B 2B		K2-3		4	0	1	2	0	2	2									
Sammy Sosa, R (1, 9)		G4-3		F8		K		F8		4	0	0	0	0	1	3									
Scott Fletcher, R (1, 4) OBP: 0.331, SLG: 0.349	P6				F7	F7			P6	4	0	0	0	0	0	1									
Cory Snyder, R (1, 7) OBP: 0.218, SLG: 0.198 Matt Merullo, L (0, PH) OBP: 0.243, SLG: 0.424					G6-3		F8		P7	3	0	1	0	0	0	0									
Lance Johnson, L (1, 8) OBP: 0.261, SLG: 0.267							F7		1B 1B	4	0	2	0	0	1	1									
Ozzie Guillen, L (1, 6) OBP: 0.260, SLG: 0.258			K						1B	4	0	2	0	0	1	1									
Inning Stats	R: 1 E: 0 K: 0 S: 11	H: 1 LOB: 0 BB: 0 P: 18	R: 0 E: 0 K: 1 S: 11	H: 1 LOB: 1 BB: 0 P: 19	R: 0 E: 0 K: 2 S: 8	H: 0 LOB: 0 BB: 0 P: 10	R: 0 E: 0 K: 2 S: 12	H: 0 LOB: 0 BB: 0 P: 19	R: 0 E: 0 K: 0 S: 10	H: 1 LOB: 1 BB: 0 P: 13	R: 2 E: 0 K: 1 S: 15	H: 2 LOB: 1 BB: 1 P: 26	R: 0 E: 0 K: 0 S: 9	H: 1 LOB: 0 BB: 0 P: 14	R: 0 E: 1 K: 1 S: 10	H: 1 LOB: 2 BB: 0 P: 16	R: 0 E: 0 K: 1 S: 13	H: 2 LOB: 2 BB: 0 P: 17	1B: 6 2B: 2 3B: 0 HR: 1	SF: 0 SAC: 0 DP: 0 HBP: 0	WP: 0 PB: 0 SB: 0 CS: 1	PA: 38			
PITCHER	IP	WLS	BF	H	R	ER	SO	BB	IBB	HBP	BLK	WP	HR	S	P	ERA	WHIP								
Mark Langston, L (1, 1) ERA: 3.6	7.1	W	29	7	3	3	6	1	0	0	0	0	1	80	126	3.68	1.091								
Jeff Robinson, R (8, 1) ERA: 1.57	0.2		3	0	0	0	1	0	0	0	0	0	0	6	9	0.00	0.000								
Bryan Harvey, R (9, 1) ERA: 0.52	1.0	S	5	2	0	0	1	0	0	0	0	0	0	13	17	0.00	2.000								

Chicago White Sox @ California Angels
Anaheim Stadium, Anaheim, CA
Mon May 20 1991, 10:05 PM EDT
Att: 23,773 - Sunny - 65 F

livebaseballscores.com

AB 36
R 3
H 9
RBI 3
BB 1
SO 8
LOB 12



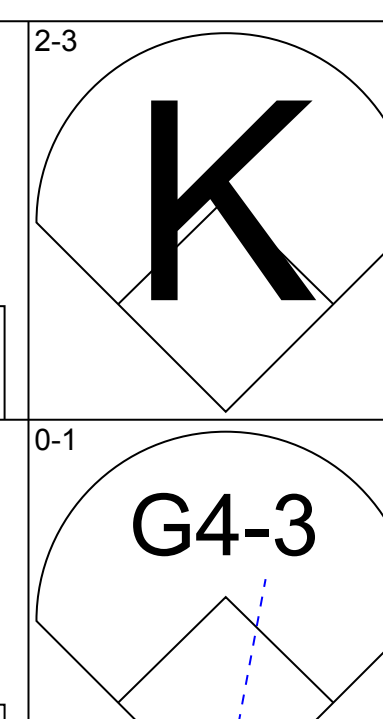
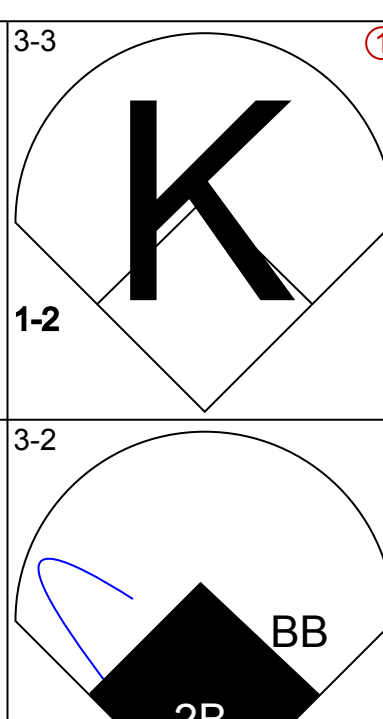
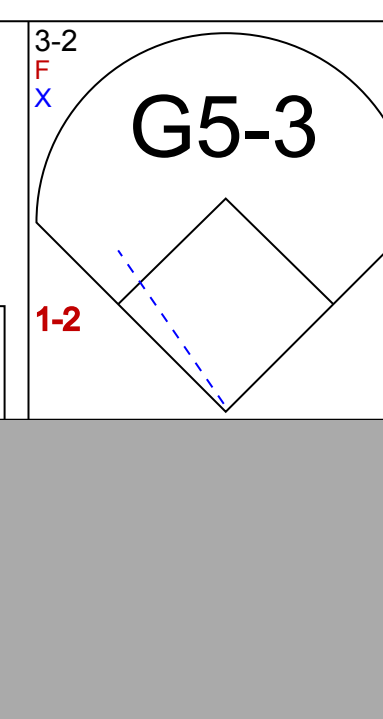
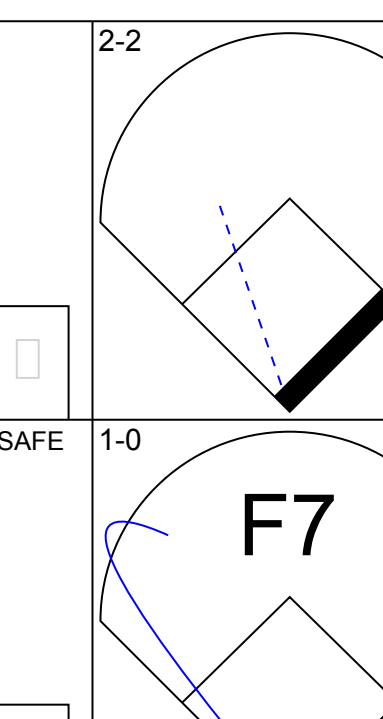
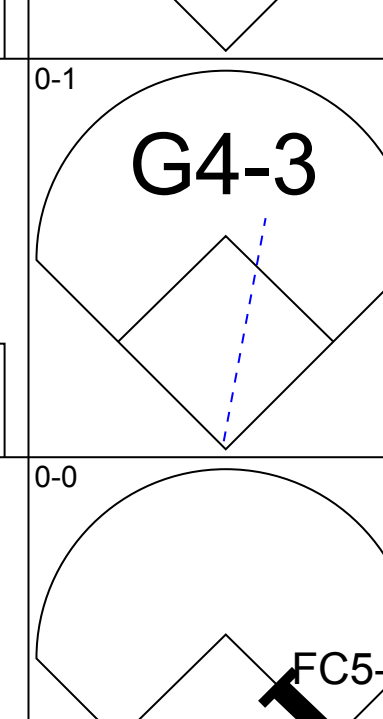
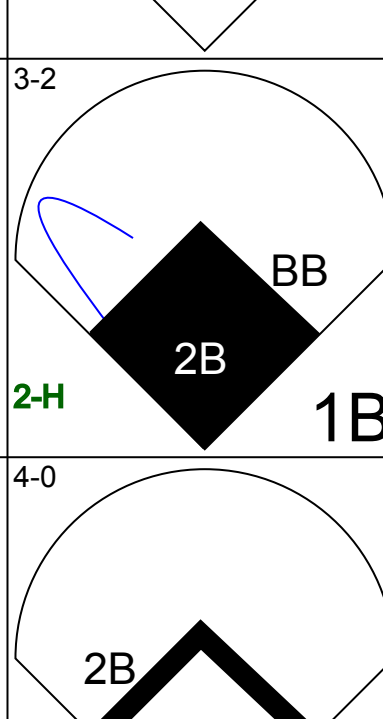
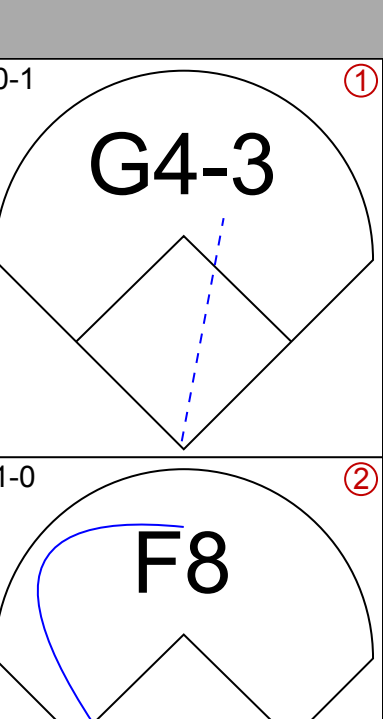
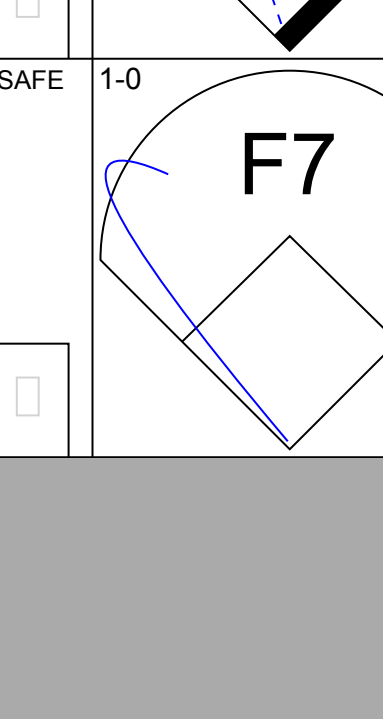
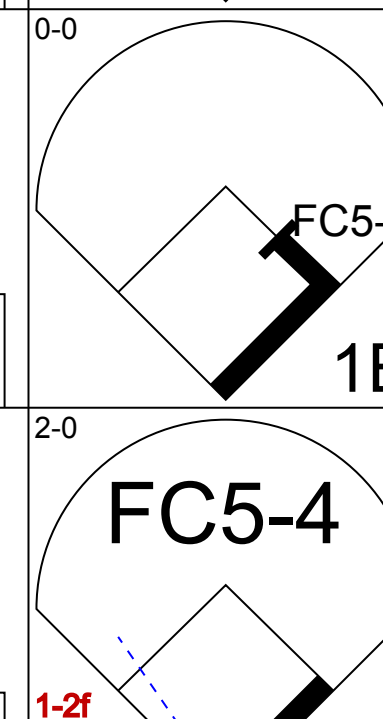
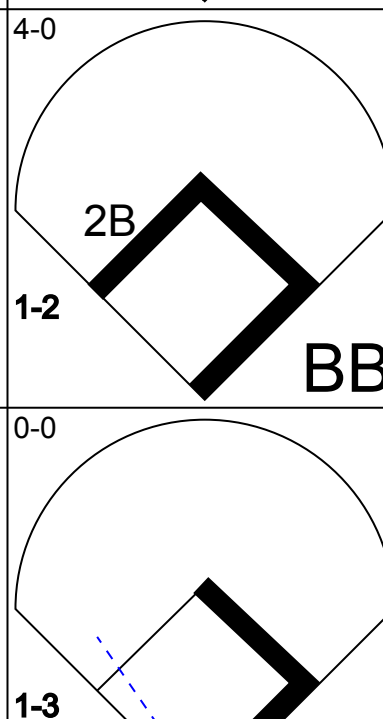
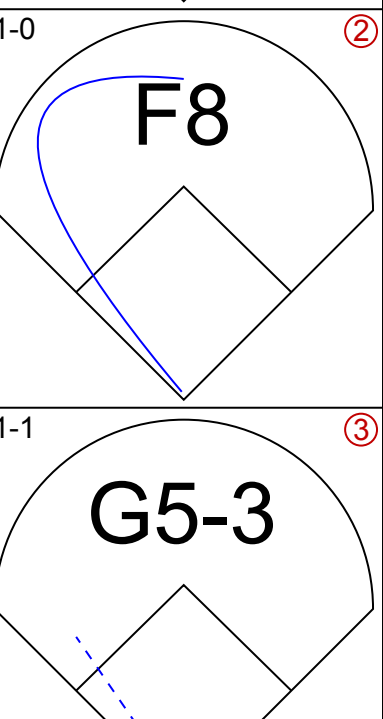
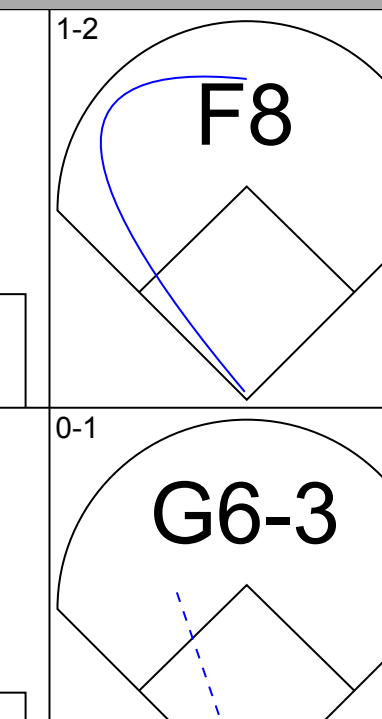
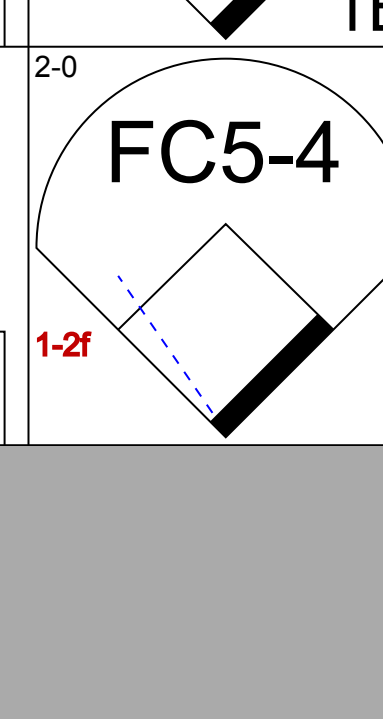
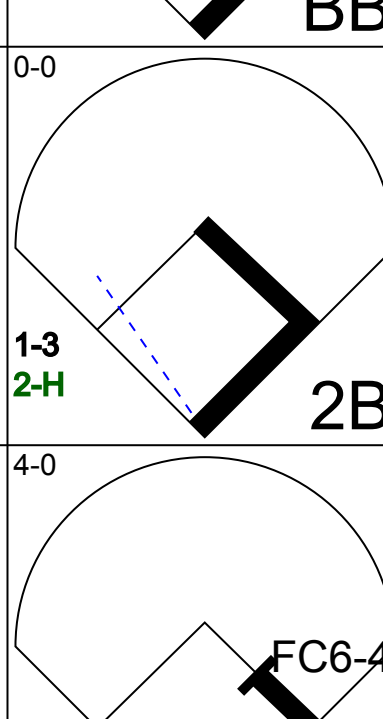
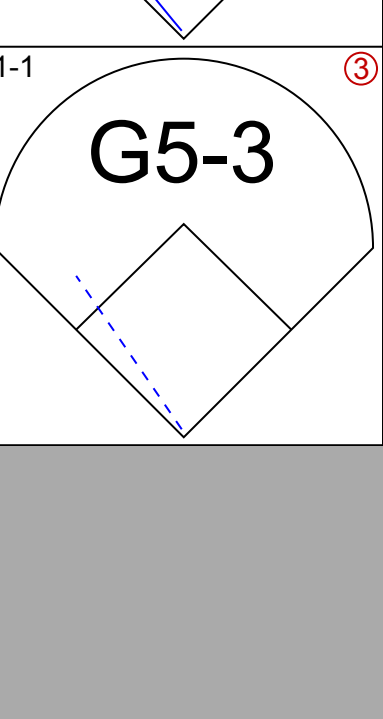
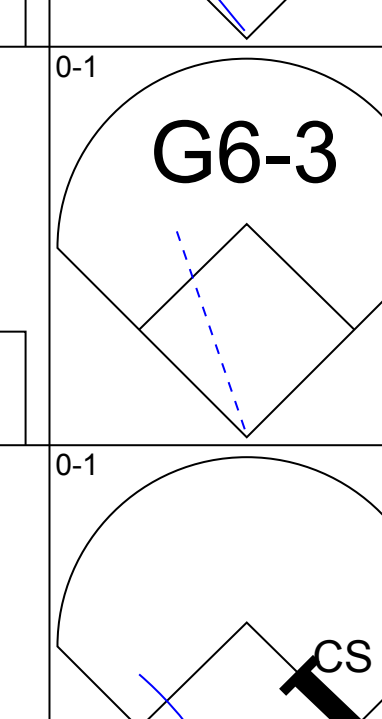
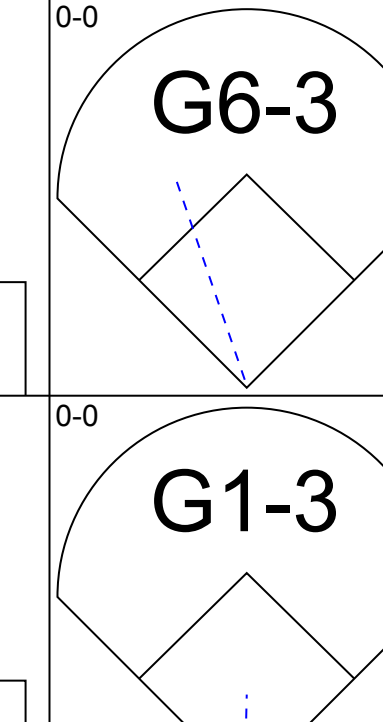
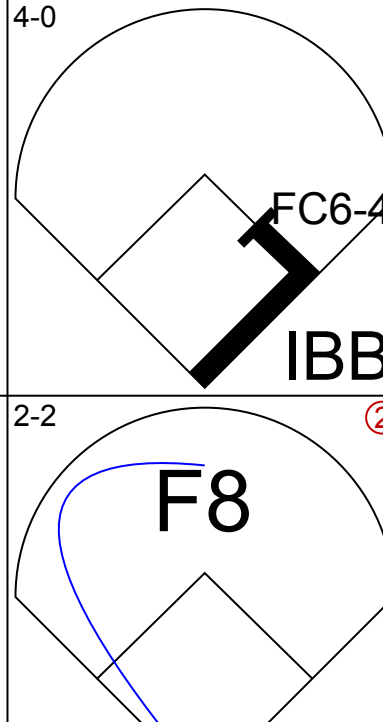
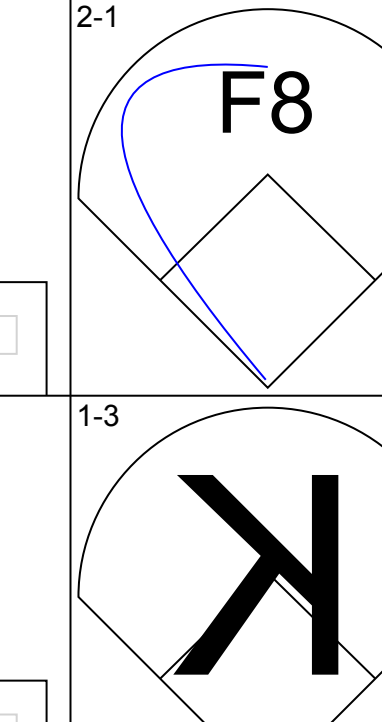
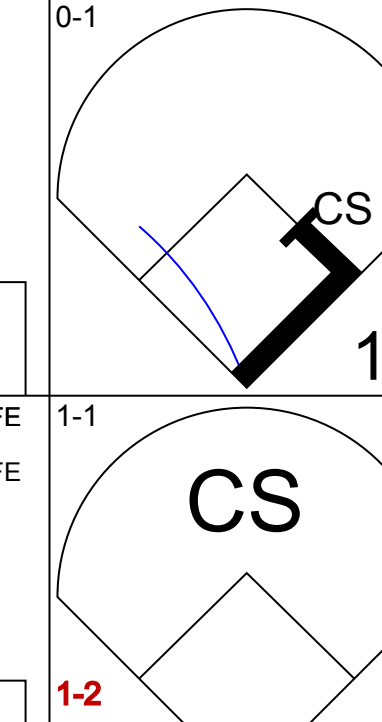
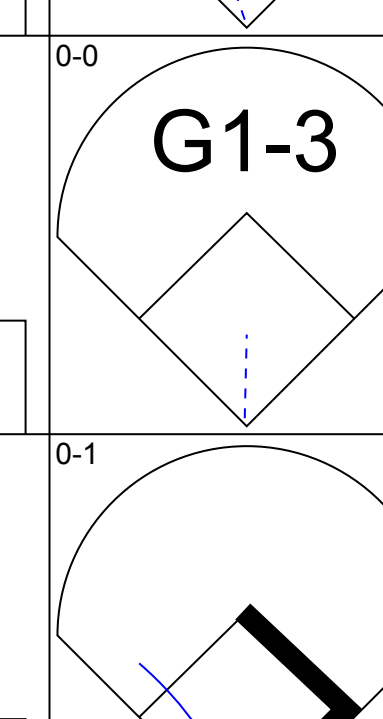
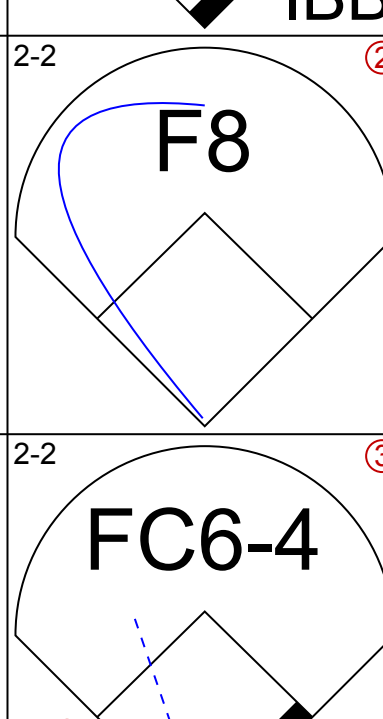

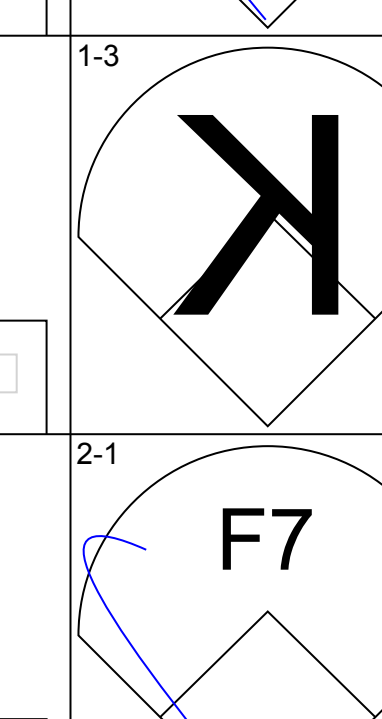
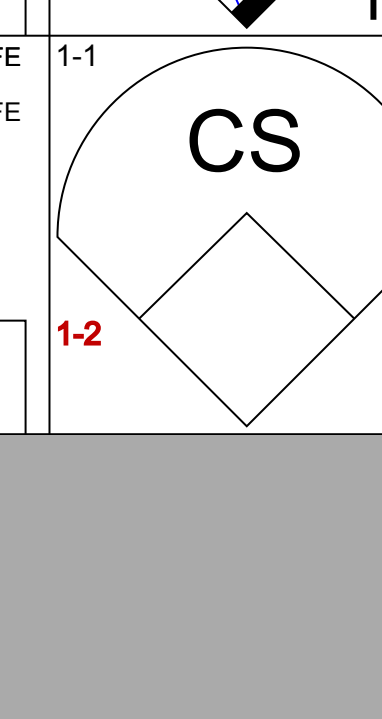
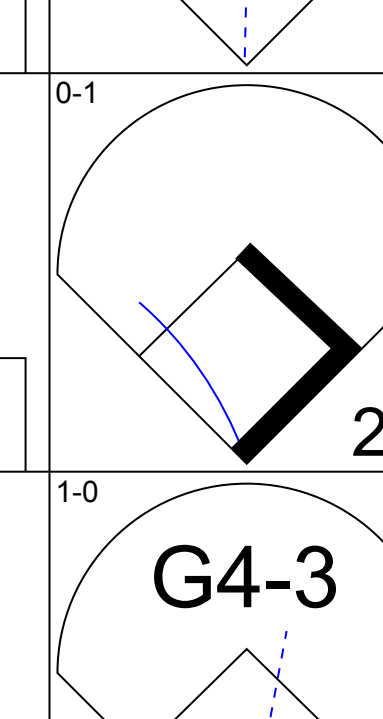
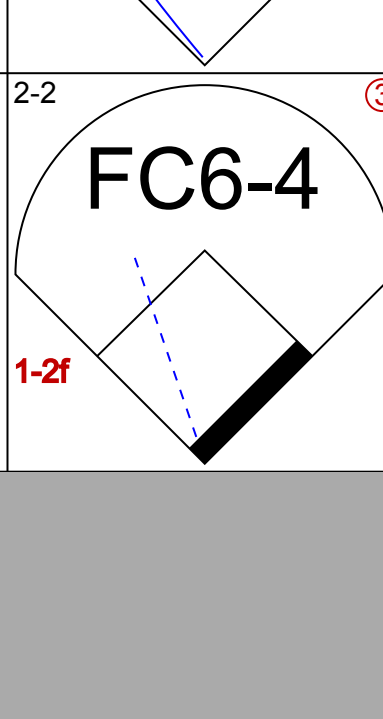
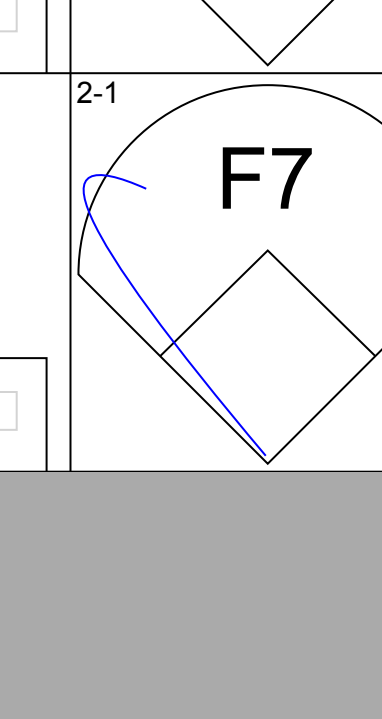
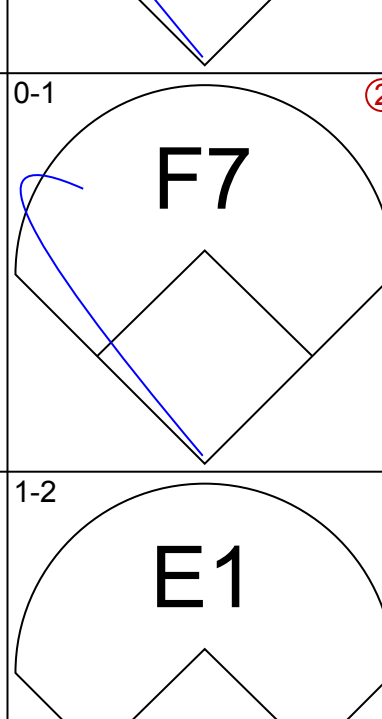
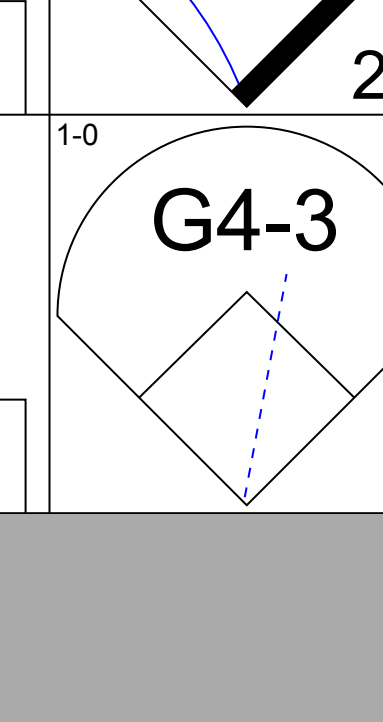
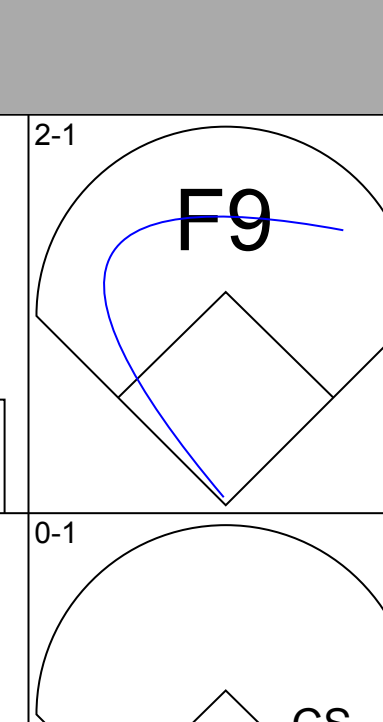
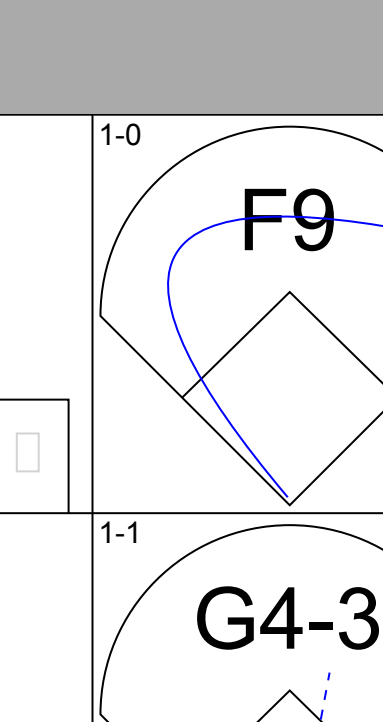
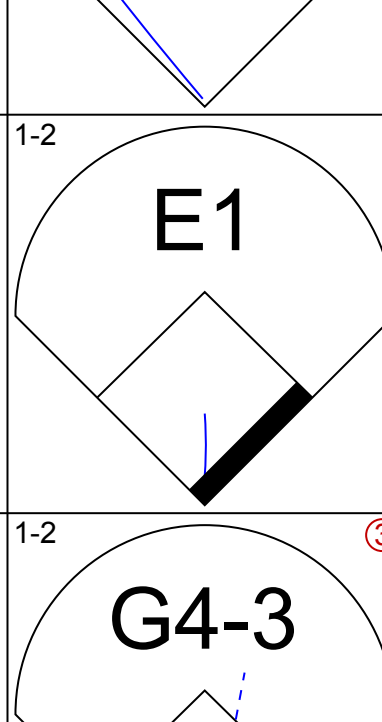
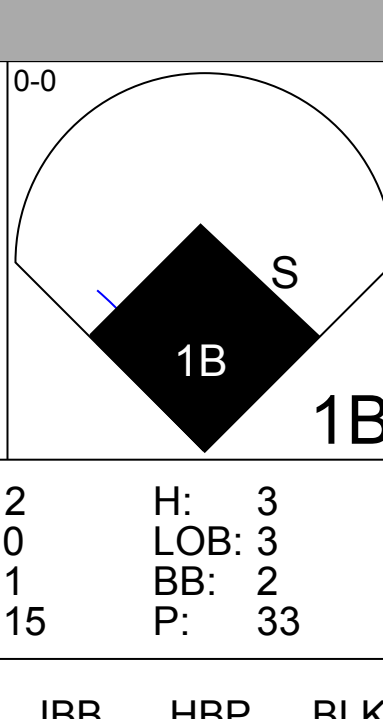
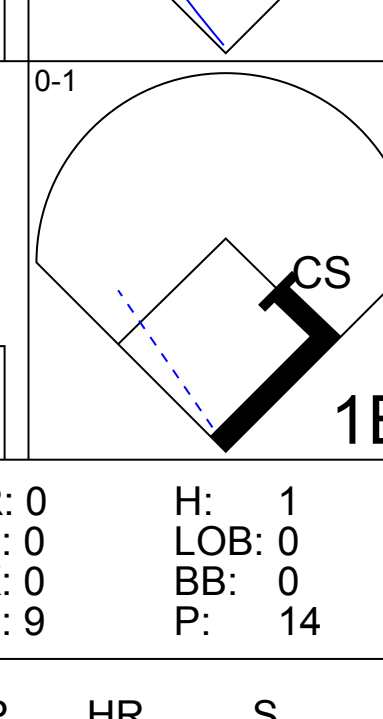
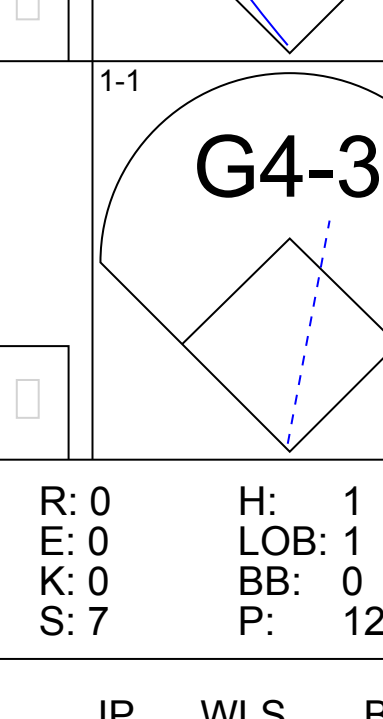
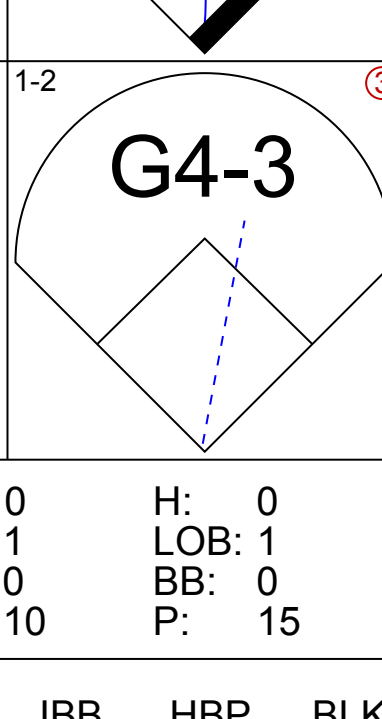
Batter	1	2	3	4	5	6	7	8	9	AB	R	H	RBI	BB	SO	LOB	BOTTOM								
Luis Polonia, L (1, 7) OBP: 0.400, SLG: 0.428	K		G3-1		F8		K			4	0	0	0	0	2	1									
Wally Joyner, L (1, 3) OBP: 0.456, SLG: 0.599	L6		F9		FC6-4 1B			HR		4	1	2	1	0	0	1									
Gary Gaetti, R (1, 5) OBP: 0.299, SLG: 0.436	K			HR	F8			P5		4	1	1	1	0	1	1									
Dave Parker, L (1, 10) OBP: 0.233, SLG: 0.237		K		G1	FC6-4			G4-3		4	0	0	0	0	1	1									
Dave Winfield, R (1, 9) OBP: 0.255, SLG: 0.450		K		G1-3		G6-3		HR		4	1	1	1	0	1	0									
Lance Parrish, R (1, 2) OBP: 0.319, SLG: 0.416				1B HR BB		F8		L5		3	1	1	0	1	0	0									
Bobby Rose, R (1, 4) OBP: 0.167, SLG: 0.250	F8			HR 1B		F8				3	1	1	0	0	0	1									
Donnie Hill, S (1, 6) OBP: 0.433, SLG: 0.491			F8		HR			K		3	1	1	3	0	1	0									
Dave Gallagher, R (1, 8) OBP: 0.441, SLG: 0.419			G3-1 2B		F9		G6-3			3	0	1	0	0	0	0									
Inning Stats	R: 0 E: 0 K: 2 S: 14	H: 0 LOB: 0 BB: 0 P: 21	R: 0 E: 0 K: 2 S: 9	H: 1 LOB: 1 BB: 0 P: 13	R: 0 E: 0 K: 0 S: 8	H: 1 LOB: 1 BB: 0 P: 13	R: 4 E: 0 K: 0 S: 10	H: 3 LOB: 0 BB: 1 P: 18	R: 0 E: 0 K: 0 S: 6	H: 0 LOB: 0 BB: 0 P: 9	R: 0 E: 0 K: 2 S: 9	H: 0 LOB: 0 BB: 0 P: 12	R: 2 E: 0 K: 0 S: 7	H: 2 LOB: 0 BB: 0 P: 13	1B: 3 2B: 1 3B: 0 HR: 4	SF: 0 SAC: 0 DP: 0 HBP: 0	WP: 0 PB: 0 SB: 0 CS: 0	PA: 33							
PITCHER	IP	WLS	BF	H	R	ER	SO	BB	IBB	HBP	BLK	WP	HR	S	P	ERA	WHIP								
Melido Perez, R (1, 1) ERA: 4.89	7.2	L	32	8	6	6	6	1	0	0	0	0	4	71	112	7.04	1.174								
Brian Drahman, R (8, 1) ERA: 6.17	0.1		1	0	0	0	0	0	0	0	0	0	0	2	4	0.00	0.000								

Chicago White Sox @ California Angels
Anaheim Stadium, Anaheim, CA
Mon May 20 1991, 10:05 PM EDT
Att: 23,773 - Sunny - 65 F


livebaseballscores.com

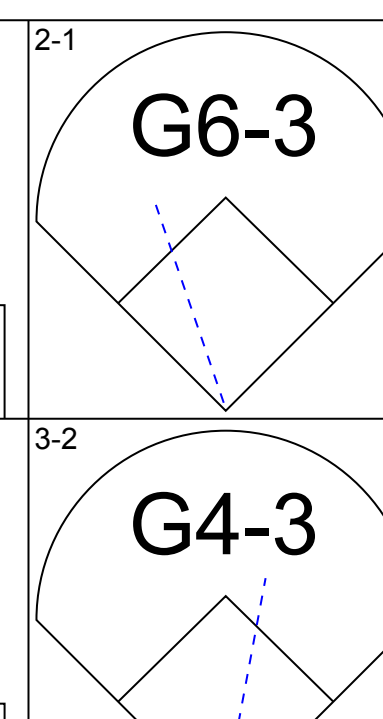
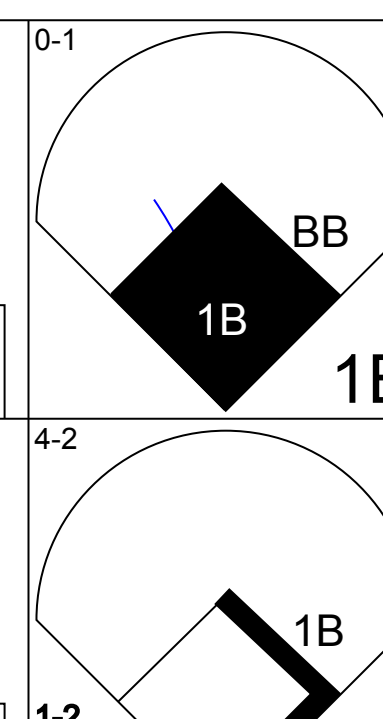
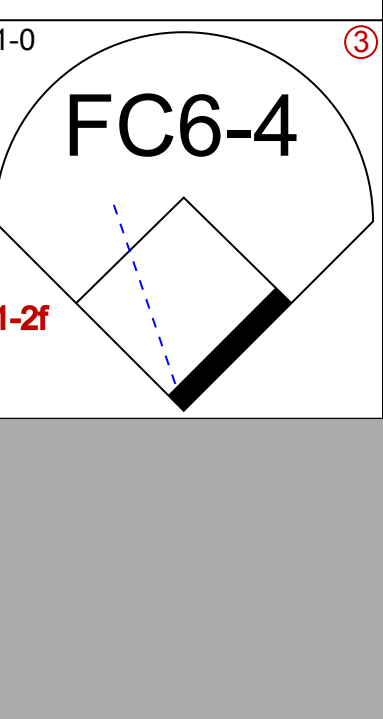
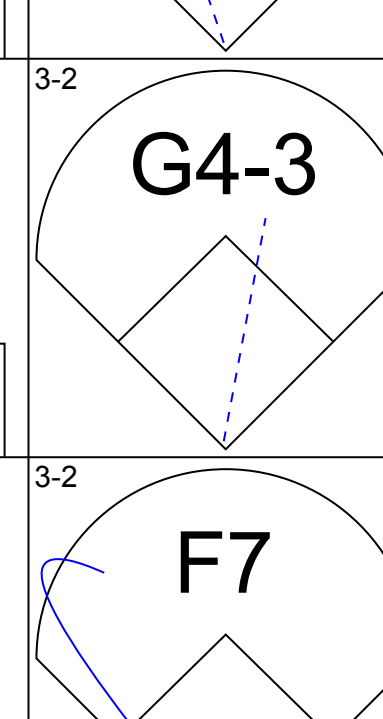
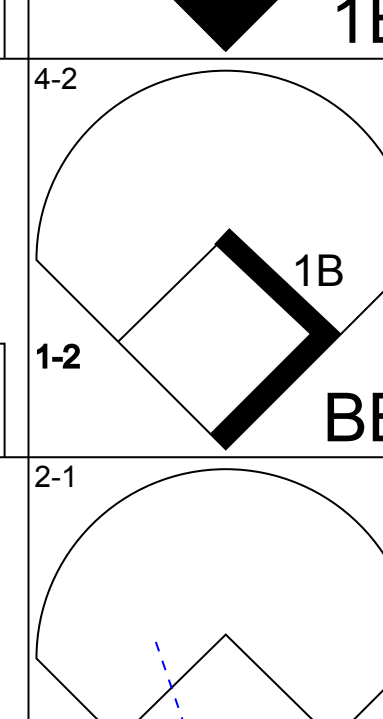
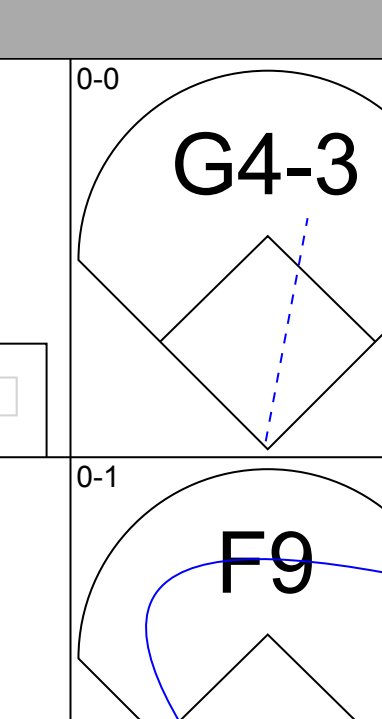
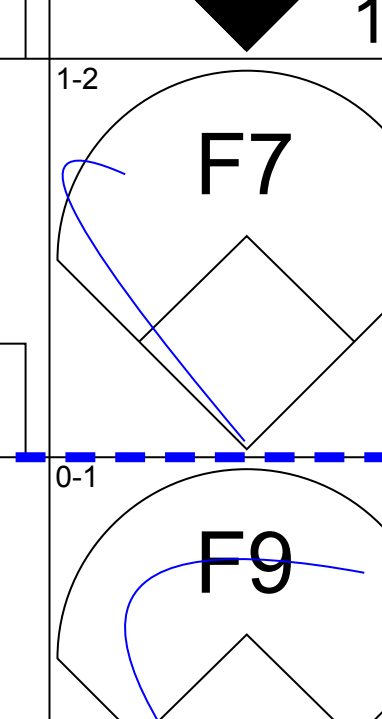
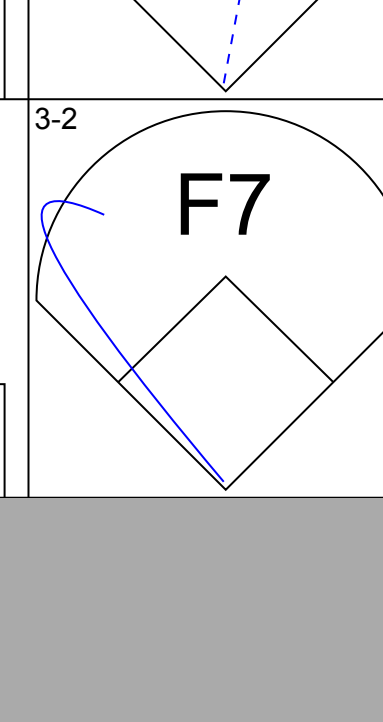
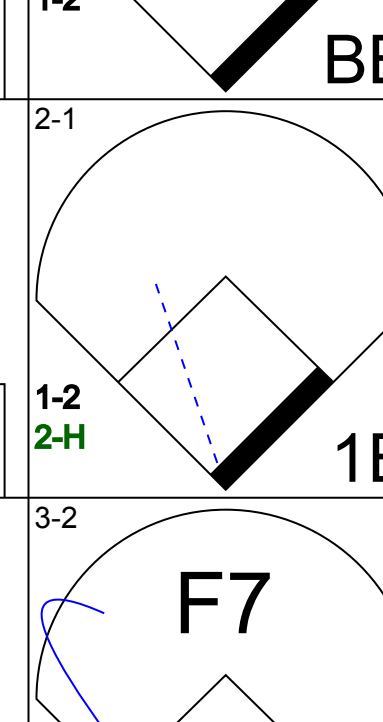
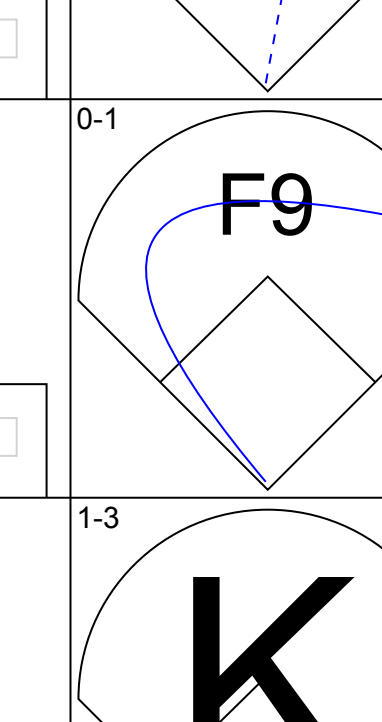
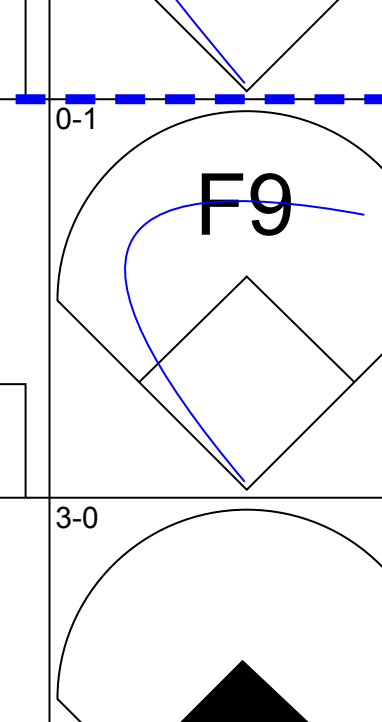
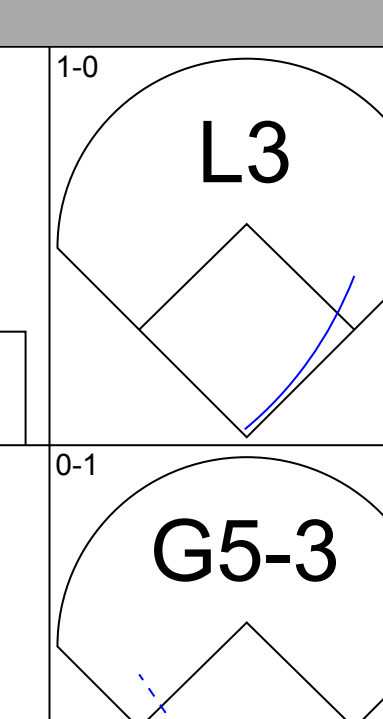
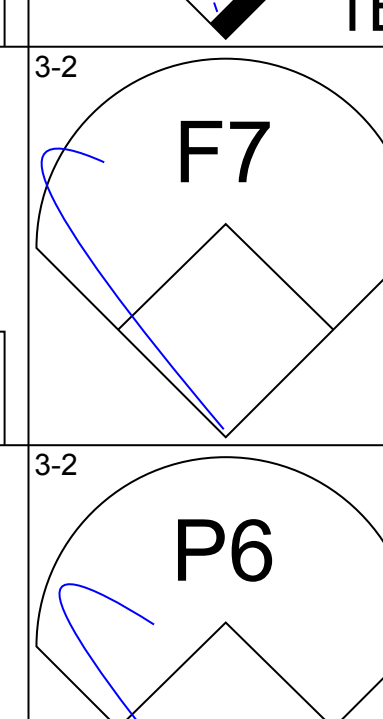
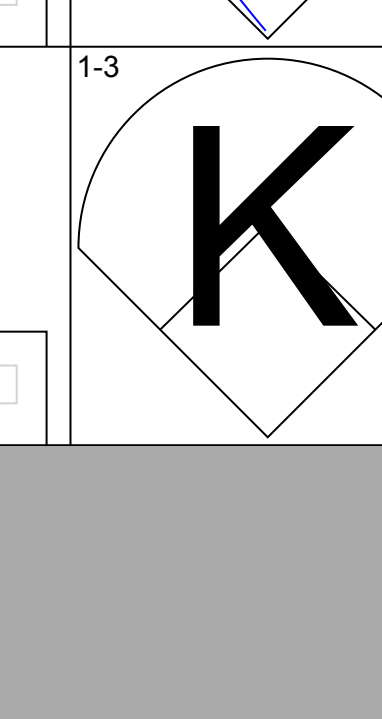
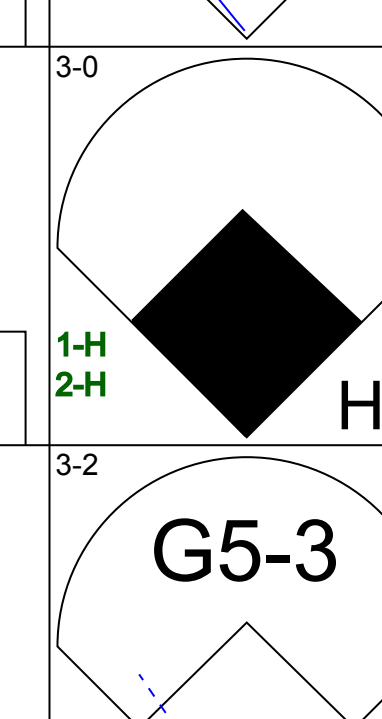
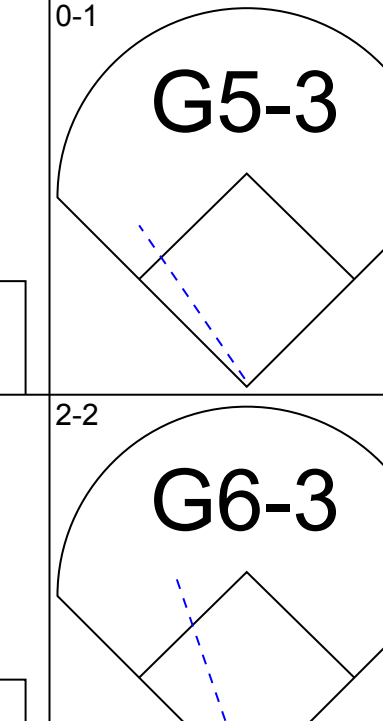
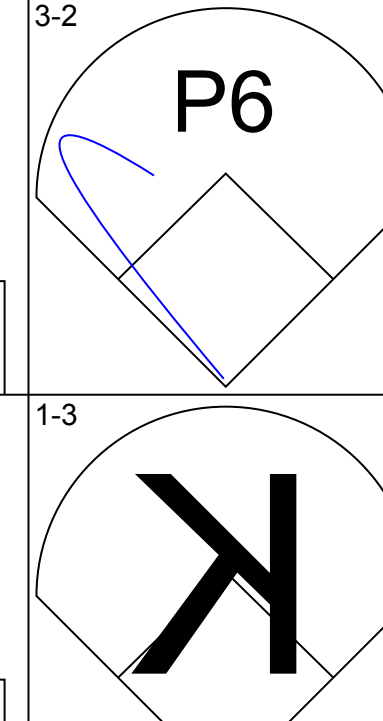
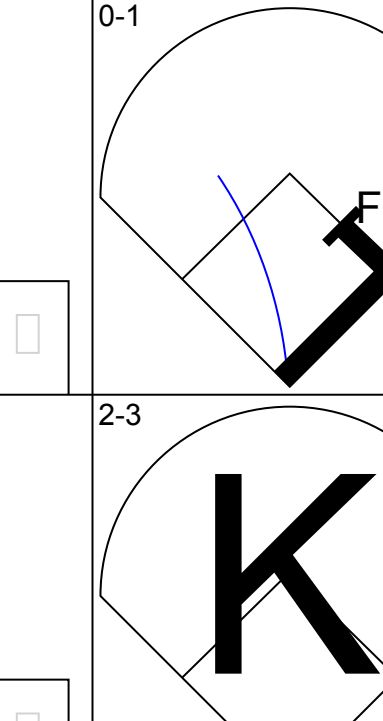
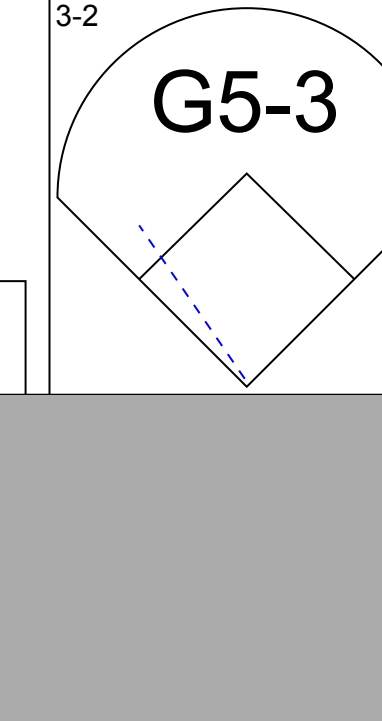
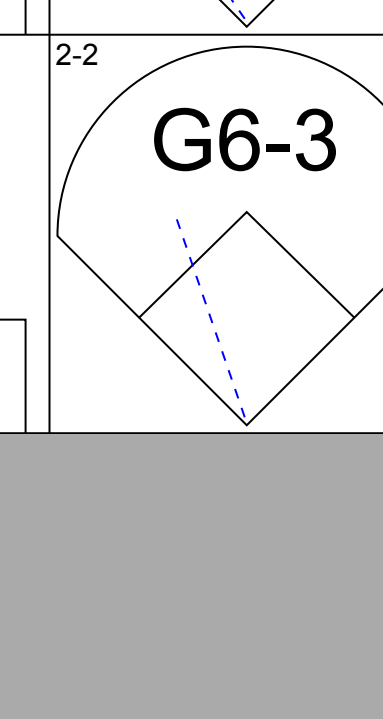


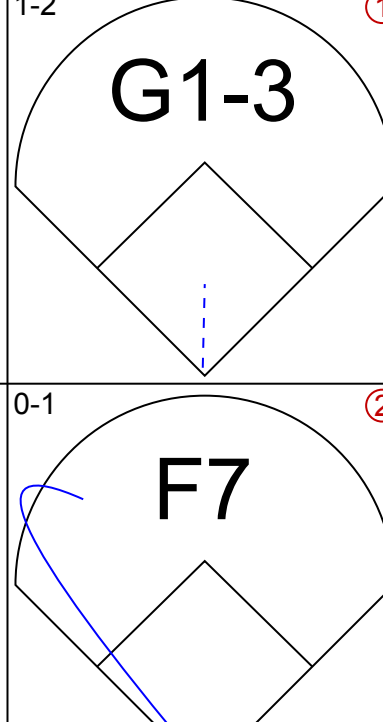
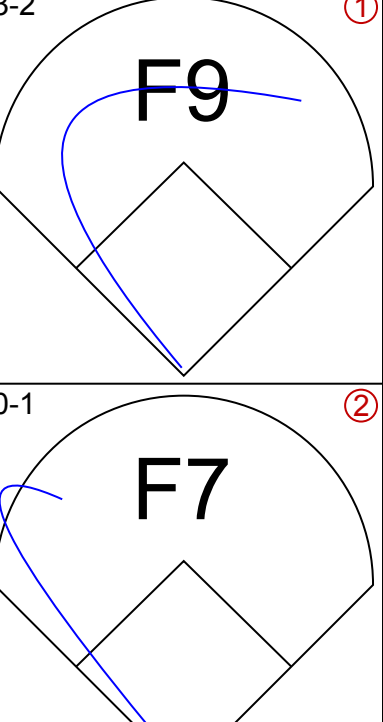
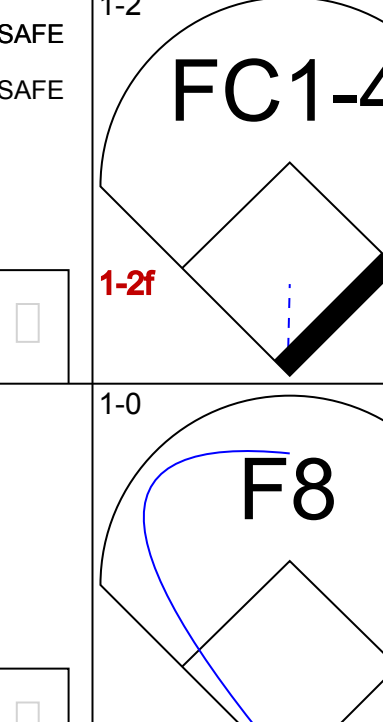
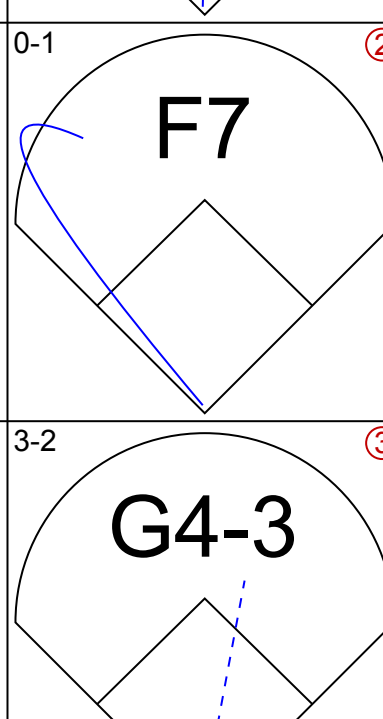
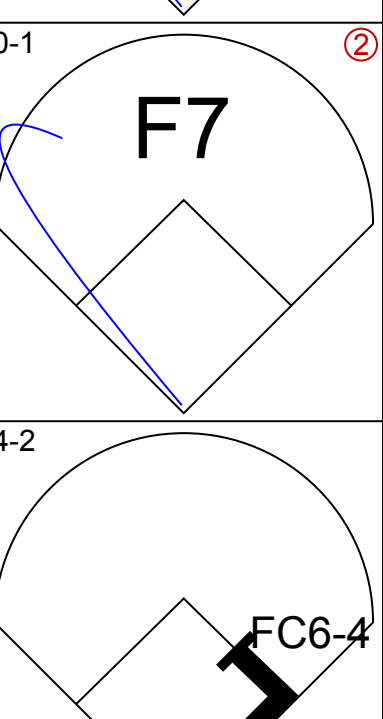
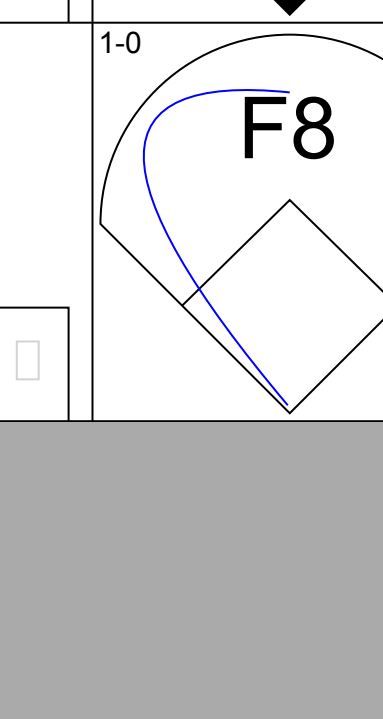
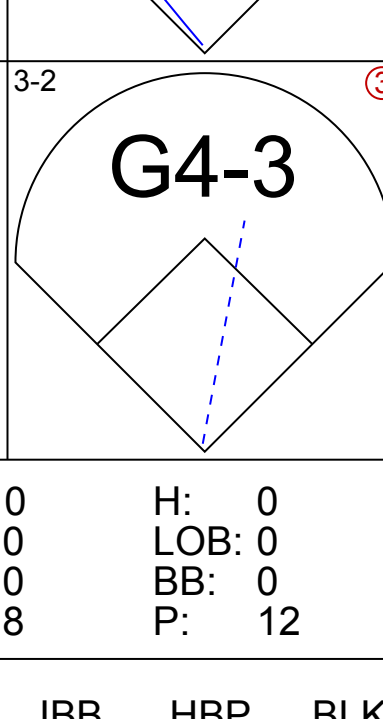
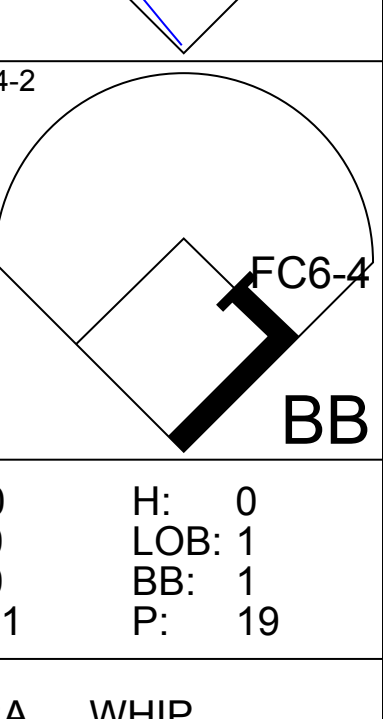
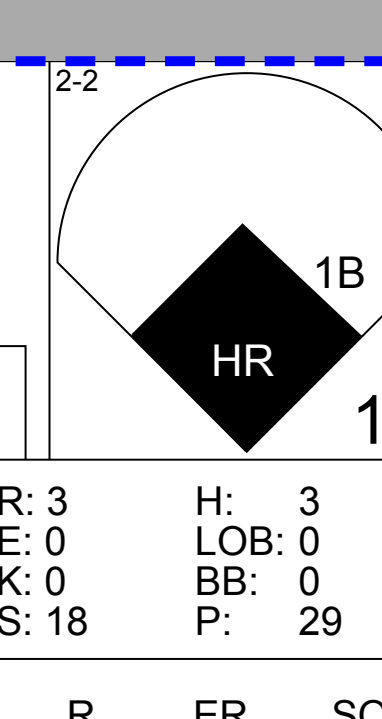
AB 32
R 6
H 8
RBI 6
BB 1
SO 6
LOB 5




Batter	1	2	3	4	5	6	7	8	9	AB	R	H	RBI	BB	SO	LOB	TOP			
Tim Raines, S OBP: 0.331, SLG: 0.280 (1, 10)										4	0	1	0	0	2	2	Chicago White Sox @ California Angels Anaheim Stadium, Anaheim, CA Tue May 21 1991, 10:05 PM EDT Att: 23,040 - Sunny - 65 F			
Lance Johnson, L OBP: 0.281, SLG: 0.266 (1, 8)										4	1	1	1	0	0	1				
Frank Thomas, R OBP: 0.444, SLG: 0.516 Dan Pasqua, L OBP: 0.262, SLG: 0.350 (1, 3) (8, 3)										3	0	1	0	1	0	0				
Carlton Fisk, R OBP: 0.338, SLG: 0.353 (1, 2)										4	0	1	1	0	0	1				
Sammy Sosa, R OBP: 0.286, SLG: 0.398 (1, 9)										3	0	1	0	1	0	0				
Cory Snyder, R OBP: 0.211, SLG: 0.190 Robin Ventura, L OBP: 0.364, SLG: 0.358 (1, 7) (9, PH)										3	0	0	0	0	1	3				
Craig Grebeck, R OBP: 0.423, SLG: 0.583 Matt Merullo, L OBP: 0.237, SLG: 0.412 (1, 5) (9, PH)										3	0	1	0	0	0	3				
Joey Cora, S OBP: 0.368, SLG: 0.333 (1, 4)										4	0	0	0	0	0	1				
Ozzie Guillen, L OBP: 0.267, SLG: 0.266 (1, 6)										4	1	2	0	0	0	1				
Inning Stats	R: 0 E: 0 K: 1 S: 7	H: 1 LOB: 1 BB: 0 P: 11	R: 0 E: 0 K: 0 S: 5	H: 1 LOB: 1 BB: 0 P: 6	R: 2 E: 0 K: 1 S: 15	H: 3 LOB: 3 BB: 2 P: 33	R: 0 E: 0 K: 0 S: 9	H: 1 LOB: 0 BB: 0 P: 14	R: 0 E: 0 K: 0 S: 5	H: 0 LOB: 0 BB: 0 P: 7	R: 0 E: 0 K: 1 S: 7	H: 0 LOB: 0 BB: 0 P: 12	R: 0 E: 0 K: 0 S: 8	H: 1 LOB: 1 BB: 0 P: 10	R: 0 E: 1 K: 0 S: 10	H: 0 LOB: 1 BB: 0 P: 15		1B: 6 2B: 2 3B: 0 HR: 0	SF: 0 SAC: 0 DP: 0 HBP: 0	WP: 0 PB: 0 SB: 1 CS: 2
PITCHER	IP	WLS	BF	H	R	ER	SO	BB	IBB	HBP	BLK	WP	HR	S	P	ERA	WHIP			
Jim Abbott, L ERA: 3.69 Bryan Harvey, R ERA: 0.49 (1, 1) (9, 1)	8.0	W	32	8	2	2	3	1	1	0	0	0	0	63	105	2.25	1.125			

AB	34
R	2
H	8
RBI	2
BB	2
SO	3
LOB	12



Batter	1	2	3	4	5	6	7	8	9	AB	R	H	RBI	BB	SO	LOB	BOTTOM			
Luis Polonia, L OBP: 0.402, SLG: 0.430 (1, 7)										4	2	2	0	0	0	1	Chicago White Sox @ California Angels Anaheim Stadium, Anaheim, CA Tue May 21 1991, 10:05 PM EDT Att: 23,040 - Sunny - 65 F			
Wally Joyner, L OBP: 0.451, SLG: 0.586 (1, 3)										3	0	0	0	1	0	2				
Gary Gaetti, R OBP: 0.298, SLG: 0.431 (1, 5)										4	0	1	1	0	0	2				
Dave Parker, L OBP: 0.234, SLG: 0.259 (1, 10)										4	1	1	3	0	1	2				
Dave Winfield, R OBP: 0.255, SLG: 0.444 (1, 9)										4	0	1	0	0	0	2				
Lance Parrish, R OBP: 0.313, SLG: 0.406 (1, 2)										3	0	0	0	0	2	3				
Bobby Rose, R OBP: 0.133, SLG: 0.200 (1, 4)										3	0	0	0	0	0	1				
Donnie Hill, S OBP: 0.414, SLG: 0.467 (1, 6)										3	0	0	0	0	0	1				
Dave Gallagher, R OBP: 0.459, SLG: 0.424 (1, 8)										2	1	1	0	1	0	0				
Inning Stats	R: 0 E: 0 K: 0 S: 9	H: 0 LOB: 0 BB: 0 P: 17	R: 0 E: 0 K: 0 S: 6	H: 0 LOB: 0 BB: 0 P: 9	R: 0 E: 0 K: 0 S: 8	H: 0 LOB: 0 BB: 0 P: 12	R: 1 E: 0 K: 1 S: 16	H: 2 LOB: 1 BB: 1 P: 29	R: 0 E: 0 K: 0 S: 11	H: 0 LOB: 1 BB: 1 P: 19	R: 0 E: 0 K: 1 S: 7	H: 0 LOB: 0 BB: 0 P: 8	R: 0 E: 0 K: 1 S: 9	H: 1 LOB: 1 BB: 0 P: 13	R: 3 E: 0 K: 0 S: 18	H: 3 LOB: 0 BB: 0 P: 29		1B: 5 2B: 0 3B: 0 HR: 1	SF: 0 SAC: 0 DP: 0 HBP: 0	WP: 0 PB: 0 SB: 0 CS: 0
PITCHER	IP	WLS	BF	H	R	ER	SO	BB	IBB	HBP	BLK	WP	HR	S	P	ERA	WHIP			
Alex Fernandez, R ERA: 6.65 Scott Radinsky, L ERA: 3.46 Bobby Thigpen, R ERA: 3.48 (1, 1) (8, 1) (8, 1)	7.0	L	3	2	2	2	0	0	0	0	0	0	0	11	16	54.00	6.000			
	0.2		3	1	1	1	0	0	0	0	0	0	1	7	13	13.50	1.500			

AB	30
R	4
H	6
RBI	4
BB	2
SO	3
LOB	14



Batter	1	2	3	4	5	6	7	8	9	AB	R	H	RBI	BB	SO	LOB	TOP				
Tim Raines, S OBP: 0.335, SLG: 0.287	F7		F9 G5-3 1B	L6			FC3-6 1B			4	1	2	0	0	0	1					
Lance Johnson, L OBP: 0.280, SLG: 0.266	1B FC6-4		G5-3	FC4-6			FC3-6			4	1	1	0	0	0	3					
Robin Ventura, L OBP: 0.361, SLG: 0.354	FC6-4 BB 1B		F9		G3-1		F7			4	0	1	0	0	0	2					
Frank Thomas, R OBP: 0.446, SLG: 0.512					G1-3			G6-3		3	1	1	1	1	0	0					
Cory Snyder, R OBP: 0.211, SLG: 0.190										0	0	0	0	0	0	0					
Dan Pasqua, L OBP: 0.261, SLG: 0.333	FC6-4 BB 1B				G5-3			G4-3		3	1	0	1	1	0	2					
Sammy Sosa, R OBP: 0.285, SLG: 0.418	K							G6-3		4	1	1	3	0	2	2					
Ozzie Guillen, L OBP: 0.259, SLG: 0.258										4	0	0	0	0	1	0					
Scott Fletcher, R OBP: 0.320, SLG: 0.336					L5			F8		4	0	0	0	0	0	0					
Don Wakamatsu, R OBP: 0.250, SLG: 0.250										4	0	1	0	0	1	0					
Inning Stats	R: 1 H: 2 E: 0 K: 1 S: 12	H: 2 R: 5 ER: 5 SO: 2 BB: 1 P: 21	R: 0 H: 0 E: 0 K: 1 S: 11	H: 0 R: 5 ER: 5 SO: 2 BB: 0 P: 13	R: 4 H: 3 E: 0 K: 0 S: 12	H: 3 R: 0 ER: 0 SO: 2 BB: 1 P: 21	R: 0 H: 1 E: 0 K: 0 S: 6	H: 1 R: 0 ER: 0 SO: 2 BB: 0 P: 8	R: 0 H: 0 E: 0 K: 1 S: 8	H: 0 R: 0 ER: 0 SO: 2 BB: 0 P: 10	R: 0 H: 0 E: 0 K: 1 S: 8	H: 0 R: 0 ER: 0 SO: 2 BB: 0 P: 14	R: 0 H: 1 E: 0 K: 1 S: 8	H: 1 R: 0 ER: 0 SO: 2 BB: 0 P: 14	R: 0 H: 0 E: 0 K: 0 S: 5	H: 0 R: 0 ER: 0 SO: 2 BB: 0 P: 7	R: 0 H: 0 E: 0 K: 0 S: 6	H: 0 R: 0 ER: 0 SO: 2 BB: 0 P: 8	1B: 6 2B: 0 3B: 0 HR: 1	SF: 0 SAC: 0 DP: 0 HBP: 0	WP: 0 PA: 36 PB: 0 SB: 0 CS: 0
PITCHER	IP WLS BF H R ER SO BB IBB HBP BLK WP HR S P ERA WHIP	IP WLS BF H R ER SO BB IBB HBP BLK WP HR S P ERA WHIP	IP WLS BF H R ER SO BB IBB HBP BLK WP HR S P ERA WHIP	IP WLS BF H R ER SO BB IBB HBP BLK WP HR S P ERA WHIP	IP WLS BF H R ER SO BB IBB HBP BLK WP HR S P ERA WHIP	IP WLS BF H R ER SO BB IBB HBP BLK WP HR S P ERA WHIP	IP WLS BF H R ER SO BB IBB HBP BLK WP HR S P ERA WHIP	IP WLS BF H R ER SO BB IBB HBP BLK WP HR S P ERA WHIP	IP WLS BF H R ER SO BB IBB HBP BLK WP HR S P ERA WHIP	IP WLS BF H R ER SO BB IBB HBP BLK WP HR S P ERA WHIP	IP WLS BF H R ER SO BB IBB HBP BLK WP HR S P ERA WHIP	IP WLS BF H R ER SO BB IBB HBP BLK WP HR S P ERA WHIP	IP WLS BF H R ER SO BB IBB HBP BLK WP HR S P ERA WHIP	IP WLS BF H R ER SO BB IBB HBP BLK WP HR S P ERA WHIP	IP WLS BF H R ER SO BB IBB HBP BLK WP HR S P ERA WHIP	IP WLS BF H R ER SO BB IBB HBP BLK WP HR S P ERA WHIP	IP WLS BF H R ER SO BB IBB HBP BLK WP HR S P ERA WHIP	IP WLS BF H R ER SO BB IBB HBP BLK WP HR S P ERA WHIP	IP WLS BF H R ER SO BB IBB HBP BLK WP HR S P ERA WHIP	IP WLS BF H R ER SO BB IBB HBP BLK WP HR S P ERA WHIP	IP WLS BF H R ER SO BB IBB HBP BLK WP HR S P ERA WHIP

Chicago White Sox @ California Angels
Anaheim Stadium, Anaheim, CA
Wed May 22 1991, 10:05 PM EDT
Att: 25,803 - Sunny - 73 F


AB 34
R 5
H 7
RBI 5
BB 2
SO 4
LOB 10



Batter	1	2	3	4	5	6	7	8	9	AB	R	H	RBI	BB	SO	LOB	BOTTOM				
Luis Polonia, L OBP: 0.396, SLG: 0.422	1B E 1B		F8		F8		F8		FC6-4	5	1	1	0	0	0	2					
Wally Joyner, L OBP: 0.446, SLG: 0.576	E9 WP 1B		F8		K			F8		4	1	1	0	0	1	1					
Gary Gaetti, R OBP: 0.303, SLG: 0.452	G6-3		E5 PB				FC6-4 S 1B		HR	4	1	2	1	0	0	1					
Dave Parker, L OBP: 0.228, SLG: 0.252	K		K				K		G5-3	4	0	0	0	0	3	2					
Dave Winfield, R OBP: 0.262, SLG: 0.437	K				G6-3		FC6-4 BB		BB	2	0	0	0	2	1	0					
Bobby Rose, R OBP: 0.311, SLG: 0.167			F9		F8		FC6-4		G4-3	3	0	0	0	0	0	2					
Junior Felix, S OBP: 0.268, SLG: 0.310										1	0	0	0	0	0	1					
Luis Sojo, R OBP: 0.253, SLG: 0.283										0	0	0	0	0	0	0					
Donnie Hill, S OBP: 0.405, SLG: 0.453			F9		F8		G6-3		FC6-4 1B	4	0	1	0	0	0	2					
Dave Gallagher, R OBP: 0.439, SLG: 0.405			K				F8 G6-3 1B		F9	4	0	1	0	0	1	1					
Ron Tingley, R										3	0	0	0	0	0	2					
Max Venable, L OBP: 0.258, SLG: 0.185			G5-3		G6-3		G5-3		K	1	0	0	0	0	1	1					
Inning Stats	R: 2 H: 2 E: 1 K: 2 S: 10	H: 2 R: 3 ER: 2 SO: 6 BB: 0 P: 18	R: 0 H: 0 E: 0 K: 1 S: 10	H: 0 R: 0 ER: 0 SO: 6 BB: 0 P: 15	R: 0 H: 0 E: 0 K: 1 S: 11	H: 0 R: 0 ER: 0 SO: 6 BB: 0 P: 17	R: 0 H: 0 E: 0 K: 0 S: 10	H: 0 R: 0 ER: 0 SO: 6 BB: 0 P: 14	R: 0 H: 1 E: 0 K: 1 S: 9	H: 1 R: 1 ER: 1 SO: 13 BB: 0 P: 14	R: 0 H: 1 E: 0 K: 1 S: 8	H: 1 R: 0 ER: 0 SO: 13 BB: 1 P: 17	R: 0 H: 0 E: 0 K: 0 S: 8	H: 0 R: 0 ER: 0 SO: 13 BB: 0 P: 17	R: 0 H: 1 E: 0 K: 0 S: 13	H: 1 R: 1 ER: 1 SO: 22 BB: 1 P: 22	R: 0 H: 1 E: 0 K: 1 S: 14	H: 1 R: 0 ER: 0 SO: 14 BB: 0 P: 21	1B: 5 2B: 0 3B: 0 HR: 1	SF: 0 SAC: 0 DP: 0 HBP: 0	WP: 1 PA: 37 PB: 2 SB: 1 CS: 0
PITCHER	IP WLS BF H R ER SO BB IBB HBP BLK WP HR S P ERA WHIP	IP WLS BF H R ER SO BB IBB HBP BLK WP HR S P ERA WHIP	IP WLS BF H R ER SO BB IBB HBP BLK WP HR S P ERA WHIP	IP WLS BF H R ER SO BB IBB HBP BLK WP HR S P ERA WHIP	IP WLS BF H R ER SO BB IBB HBP BLK WP HR S P ERA WHIP	IP WLS BF H R ER SO BB IBB HBP BLK WP HR S P ERA WHIP	IP WLS BF H R ER SO BB IBB HBP BLK WP HR S P ERA WHIP	IP WLS BF H R ER SO BB IBB HBP BLK WP HR S P ERA WHIP	IP WLS BF H R ER SO BB IBB HBP BLK WP HR S P ERA WHIP	IP WLS BF H R ER SO BB IBB HBP BLK WP HR S P ERA WHIP	IP WLS BF H R ER SO BB IBB HBP BLK WP HR S P ERA WHIP	IP WLS BF H R ER SO BB IBB HBP BLK WP HR S P ERA WHIP	IP WLS BF H R ER SO BB IBB HBP BLK WP HR S P ERA WHIP	IP WLS BF H R ER SO BB IBB HBP BLK WP HR S P ERA WHIP	IP WLS BF H R ER SO BB IBB HBP BLK WP HR S P ERA WHIP	IP WLS BF H R ER SO BB IBB HBP BLK WP HR S P ERA WHIP	IP WLS BF H R ER SO BB IBB HBP BLK WP HR S P ERA WHIP	IP WLS BF H R ER SO BB IBB HBP BLK WP HR S P ERA WHIP	IP WLS BF H R ER SO BB IBB HBP BLK WP HR S P ERA WHIP	IP WLS BF H R ER SO BB IBB HBP BLK WP HR S P ERA WHIP	IP WLS BF H R ER SO BB IBB HBP BLK WP HR S P ERA WHIP

Chicago White Sox @ California Angels
Anaheim Stadium, Anaheim, CA
Wed May 22 1991, 10:05 PM EDT
Att: 25,803 - Sunny - 73 F

AB 35
R 3
H 6
RBI 1
BB 2
SO 7
LOB 15




Batter	1	2	3	4	5	6	7	8	9	AB	R	H	RBI	BB	SO	LOB	TOP									
Devon White, S OBP: 0.352, SLG: 0.409	2-0 CS 1B			3-3 K		3-2 F9		4-1 2B BB	2-3 K	4	1	1	0	1	2	3	Toronto Blue Jays @ California Angels Anaheim Stadium, Anaheim, CA Fri May 24 1991, 10:05 PM EDT Att: 26,408 - Sunny - 62 F									
Roberto Alomar, S OBP: 0.328, SLG: 0.429	2-3 K			2-3 K		2-2 FC6-4		1-1 BB 2B		4	1	1	2	0	2	3										
Joe Carter, R OBP: 0.368, SLG: 0.481	2-1 G6-3			2-1 G5-3			0-2 FC6-4 1B	4-0 BB BB IBB		3	0	1	0	1	0	0										
John Olerud, L OBP: 0.333, SLG: 0.390		3-1 F8			2-2 L5		2-3 K	4-2 BB BB		3	0	0	0	1	1	1										
Pat Tabler, R OBP: 0.400, SLG: 0.340		2-2 FC6-4 1B			1-2 G3		0-0 FC6-4	4-2 BB BB		3	0	1	1	1	0	1										
Glenallen Hill, R OBP: 0.269, SLG: 0.400		0-1 FC6-4			0-1 G6-3		1-3 K	2-2 G4-3		3	0	0	0	0	1	2										
Mookie Wilson, S OBP: 0.272, SLG: 0.338		1-2 CS								1	0	0	0	0	0	3										
Ed Sprague, R OBP: 0.271, SLG: 0.238		1-0 CS	1-2 G3-6-1 HBP			2-3 K		0-1 G1-3	3-2 1B	2	0	0	0	0	1	0										
Pat Borders, R OBP: 0.254, SLG: 0.263			0-0 G3-6-1			2-2 HBP 1B		2-2 FC5-4 1B	1-3 K	4	0	2	0	0	1	2										
Manuel Lee, S OBP: 0.333, SLG: 0.311			1-3 K			2-2 FC6-4 HBP		2-2 FC5-4 BB 2B	0-3 K	3	1	0	0	0	2	2										
Inning Stats	R: 0 E: 0 K: 1 S: 8	H: 1 LOB: 0 BB: 0 P: 14	R: 0 E: 0 K: 0 S: 8	H: 1 LOB: 0 BB: 0 P: 14	R: 0 E: 0 K: 1 S: 7	H: 0 LOB: 0 BB: 0 P: 9	R: 0 E: 0 K: 2 S: 9	H: 0 LOB: 0 BB: 0 P: 16	R: 0 E: 0 K: 0 S: 9	H: 0 LOB: 0 BB: 0 P: 12	R: 0 E: 0 K: 1 S: 18	H: 1 LOB: 2 BB: 0 P: 29	R: 0 E: 0 K: 2 S: 10	H: 1 LOB: 1 BB: 0 P: 13	R: 3 E: 0 K: 0 S: 18	H: 2 LOB: 3 BB: 4 P: 41	R: 0 E: 0 K: 3 S: 12	H: 1 LOB: 1 BB: 0 P: 18	1B: 6 2B: 2 3B: 0 HR: 0	SF: 0 SAC: 0 DP: 2 HBP: 2	WP: 0 PB: 0 SB: 0 CS: 2	PA: 38				
PITCHER	IP	WLS	BF	H	R	ER	SO	BB	IBB	HBP	BLK	WP	HR	S	P	ERA	WHIP									
Chuck Finley, L ERA: 3.48	(1, 1)	7.2	L	32	6	3	3	7	3	1	2	0	0	0	84	143	3.52	1.174								
Jeff Robinson, R ERA: 1.45	(8, 1)	1.1		5	1	0	0	3	0	0	0	0	0	15	23	0.00	0.750									

AB	31
R	3
H	7
RBI	3
BB	4
SO	10
LOB	17



Batter	1	2	3	4	5	6	7	8	9	AB	R	H	RBI	BB	SO	LOB	BOTTOM								
Luis Polonia, L OBP: 0.397, SLG: 0.421	0-1 G4-3	0-0 1B			2-1 F8		1-1 E3 1B		3-2 F8	5	0	2	0	0	0	0	Toronto Blue Jays @ California Angels Anaheim Stadium, Anaheim, CA Fri May 24 1991, 10:05 PM EDT Att: 26,408 - Sunny - 62 F								
Luis Sojo, R OBP: 0.253, SLG: 0.274	4-1 1B BB	1-1 P6			2-2 G6-3		0-3 K			3	0	0	0	1	1	4									
Wally Joyner, L OBP: 0.447, SLG: 0.568	1-3 K		1-3 K			4-0 G1-6-3 BB		4-1 G6-4-3 BB		2	0	0	0	2	2	1									
Gary Gaetti, R OBP: 0.302, SLG: 0.447	1-0 1B		2-3 K			1-1 P4		1-0 G6-4-3		4	0	1	0	0	1	2									
Dave Winfield, R OBP: 0.262, SLG: 0.432	1-0 F7		3-2 F8			1-2 G1-6-3		1-1 BB 1B		4	0	1	0	0	0	3									
Junior Felix, S OBP: 0.283, SLG: 0.319		0-0 SH1-4 2B 1B		3-3 K		1-2 1B SH1-3 1B		4-1 1B BB		3	2	0	1	1	0	0									
Dave Gallagher, R OBP: 0.429, SLG: 0.395		1 SAFE SH1-4		1-3 K		0-0 SH1-3		2-1 F7		1	0	0	0	0	1	0									
Max Venable, L OBP: 0.250, SLG: 0.179		1-2 1B		3-2 K		1-2 K				1	0	0	0	0	0	2									
Ron Tingley, R OBP: 0.071, SLG: 0.143		2-2 1B 2H 2B		3-2 P3		1-2 P3		2-2 F7		3	0	1	1	0	0	1									
Donnie Hill, S OBP: 0.400, SLG: 0.446										1	0	0	0	0	0	0									
Dick Schofield, R OBP: 0.366, SLG: 0.313		2-3 K			3-2 G6-3		4-1 E BB		3-3 K	3	0	0	0	1	2	1									
Inning Stats	R: 0 E: 0 K: 1 S: 9	H: 1 LOB: 2 BB: 1 P: 16	R: 1 E: 0 K: 1 S: 12	H: 3 LOB: 0 BB: 0 P: 17	R: 0 E: 0 K: 2 S: 10	H: 0 LOB: 0 BB: 0 P: 16	R: 0 E: 0 K: 2 S: 11	H: 0 LOB: 0 BB: 0 P: 18	R: 0 E: 0 K: 0 S: 11	H: 0 LOB: 0 BB: 0 P: 18	R: 0 E: 0 K: 0 S: 5	H: 0 LOB: 1 BB: 1 P: 11	R: 1 E: 1 K: 1 S: 18	H: 2 LOB: 2 BB: 1 P: 25	R: 0 E: 0 K: 0 S: 7	H: 1 LOB: 2 BB: 2 P: 19	R: 0 E: 0 K: 1 S: 12	H: 0 LOB: 0 BB: 0 P: 20	1B: 6 2B: 1 3B: 0 HR: 0	SF: 0 SAC: 2 DP: 2 HBP: 0	WP: 0 PB: 0 SB: 0 CS: 0	PA: 37			
PITCHER	IP	WLS	BF	H	R	ER	SO	BB	IBB	HBP	BLK	WP	HR	S	P	ERA	WHIP								
Jimmy Key, L ERA: 2.23	(1, 1)	6.2		28	6	2	1	6	3	0	0	0	0	4	4	0.00	0.000								
Mike Timlin, R ERA: 3.49	(7, 1)	0.1	W	1	0	0	0	1	0	0	0	0	0	4	4	0.00	0.000								
Ken Dayley, L ERA:	(8, 1)	0.0		1	0	0	0	0	1	0	0	0	0	1	5	∞	∞								
Duane Ward, R ERA: 1.48	(8, 1)	1.0		4	1	0	0	0	1	0	0	0	0	6	14	0.00	2.000								
Tom Henke, R ERA:	(9, 1)	1.0	S	3	0	0	0	1	0	0	0	0	0	12	20	0.00	0.000								

AB	30
R	2
H	7
RBI	1
BB	5
SO	8
LOB	14



Batter	1	2	3	4	5	6	7	8	9	AB	R	H	RBI	BB	SO	LOB	TOP								
Devon White, S (1,8) OBP: 0.349, SLG: 0.401	1-1 B1-3		4-2 BB		1-0 G1-3			2-3 K		3	0	0	0	1	1	2									
Mookie Wilson, S (1,7) OBP: 0.271, SLG: 0.333	3-2 G4-3		0-1 G5-3			1-3 K		0-1 G3 1B		4	0	1	0	0	0	1									
Roberto Alomar, S (1,4) OBP: 0.326, SLG: 0.425	1-1 FC6-4 1B			0-1 G4-3		2-0 L4		2-1 G3		4	0	1	0	0	0	1									
Joe Carter, R (1,9) OBP: 0.366, SLG: 0.482	0-1 FC6-4 1-2			3-1 G6-3		2-0 2B		1-3 K		4	0	1	0	0	1	2									
John Olerud, L (1,3)		3-1 F7		2-2 P4		1-3 K			1-3 K		4	0	0	0	0	2	1								
Pat Tabler, R (1,10) OBP: 0.377, SLG: 0.316	1-3 K				0-3 K				0-0 G5-3		4	0	0	0	0	3	0								
Greg Myers, L (1,2)	2-2 G6-3				0-0 G3			2-0 G6-3	2-3 K		4	0	0	0	0	1	0								
Ed Sprague, R (1,5) OBP: 0.543, SLG: 0.655			2-1 G1-5-3		2-1 1B			4-1 BB		2	0	1	0	1	0	0									
Manuel Lee, S (1,6)		1-2 F8			3-2 1B			1-3 K		3	0	1	0	0	1	1									
Inning Stats	R: 0 E: 0 K: 0 S: 10	H: 1 LOB: 1 BB: 0 P: 15	R: 0 E: 0 K: 1 S: 8	H: 0 LOB: 0 BB: 0 P: 14	R: 0 E: 0 K: 0 S: 11	H: 0 LOB: 1 BB: 1 P: 18	R: 0 E: 0 K: 0 S: 8	H: 0 LOB: 0 BB: 0 P: 13	R: 0 E: 0 K: 1 S: 10	H: 2 LOB: 2 BB: 0 P: 16	R: 0 E: 0 K: 2 S: 8	H: 1 LOB: 1 BB: 0 P: 14	R: 0 E: 0 K: 2 S: 8	H: 0 LOB: 1 BB: 1 P: 16	R: 0 E: 0 K: 2 S: 10	H: 1 LOB: 1 BB: 0 P: 15	R: 0 E: 0 K: 2 S: 7	H: 0 LOB: 0 BB: 0 P: 10	1B: 4 2B: 1 3B: 0 HR: 0	SF: 0 SAC: 0 DP: 0 HBP: 0	WP: 0 PB: 0 SB: 0 CS: 0	PA: 34			
PITCHER	IP	WLS	BF	H	R	ER	SO	BB	IBB	HBP	BLK	WP	HR	S	P	ERA	WHIP								
Kirk McCaskill, R (1,1) ERA: 3.68	7.0	W	27	4	0	0	6	2	0	0	0	0	0	63	106	0.00	0.857								
Mark Eichhorn, R (8,1) ERA: 0.35	1.0		4	1	0	0	2	0	0	0	0	0	0	10	15	0.00	1.000								
Bryan Harvey, R (9,1) ERA: 0.47	1.0		3	0	0	0	2	0	0	0	0	0	0	7	10	0.00	0.000								

Toronto Blue Jays @ California Angels
Anaheim Stadium, Anaheim, CA
Sat May 25 1991, 10:05 PM EDT
Att: 36,732 - Sunny - 69 F

AB	32
R	0
H	5
RBI	0
BB	2
SO	10
LOB	8



Batter	1	2	3	4	5	6	7	8	9	AB	R	H	RBI	BB	SO	LOB	BOTTOM								
Luis Polonia, L (1,7) OBP: 0.393, SLG: 0.414	4-0 F9 BB	0-0 FC6-3-4-2 2-3 3-H			1-2 G4-3		3-2 L4			3	0	0	0	1	0	2									
Wally Joyner, L (1,3) OBP: 0.448, SLG: 0.573	1-0 F9 1-3		1-1 G4-3 1B		1-0 1B 2B		0-1 G4-1			4	1	2	0	0	0	1									
Gary Gaetti, R (1,5) OBP: 0.295, SLG: 0.436	3-3 K		0-0 G4-3 1-2		1-0 F7		1-0 P3			4	0	0	0	0	1	3									
Dave Parker, L (1,10) OBP: 0.235, SLG: 0.258	0-1 G5-3		2-2 F8		0-1 S 2H 1B		0-0 2B 1B 1B			4	1	2	1	0	0	2									
Dave Winfield, R (1,9) OBP: 0.261, SLG: 0.427		1-2 BB 1B		1-0 G1-3		3-1 G5-3 1-2		2-3 K		4	1	1	0	0	1	3									
Junior Felix, S (1,8) OBP: 0.290, SLG: 0.328		4-2 BB 1B 2B BB		1-3 K		1-3 K		1-1 1B 2B		3	2	1	0	1	2	0									
Donnie Hill, S (1,4) OBP: 0.392, SLG: 0.426		1-2 P2		1-1 G4-3		1-3 K		4-0 1B IBB		3	0	0	0	1	1	2									
Ron Tingley, R (1,2) OBP: 0.222, SLG: 0.235	0-1 2B 1-2 2H 1B		4-0 FC6-4 BB		2-2 G3-1		0-0 1-3 2H 3-H 1B			3	0	2	3	1	0	0									
Dick Schofield, R (1,6) OBP: 0.365, SLG: 0.323		2-0 FC6-4 1-3 2H 2B		2-2 FC6-4 1-2		1-0 L3				3	0	1	1	0	0	1									
Inning Stats	R: 0 E: 0 K: 1 S: 9	H: 0 LOB: 1 BB: 1 P: 17	R: 2 E: 0 K: 0 S: 13	H: 3 LOB: 1 BB: 1 P: 21	R: 0 E: 0 K: 0 S: 7	H: 1 LOB: 1 BB: 0 P: 11	R: 0 E: 0 K: 1 S: 9	H: 0 LOB: 1 BB: 1 P: 17	R: 1 E: 0 K: 0 S: 9	H: 2 LOB: 1 BB: 0 P: 15	R: 0 E: 0 K: 2 S: 9	H: 0 LOB: 0 BB: 0 P: 13	R: 0 E: 0 K: 0 S: 7	H: 0 LOB: 0 BB: 0 P: 11	R: 2 E: 0 K: 1 S: 8	H: 3 LOB: 2 BB: 1 P: 16	1B: 6 2B: 4 3B: 0 HR: 0	SF: 0 SAC: 0 DP: 1 HBP: 0	WP: 0 PB: 0 SB: 2 CS: 0	PA: 35					
PITCHER	IP	WLS	BF	H	R	ER	SO	BB	IBB	HBP	BLK	WP	HR	S	P	ERA	WHIP								
Todd Stottlemyre, R (1,1) ERA: 2.95	7.0	L	29	6	3	3	4	3	0	0	0	0	0	63	105	3.86	1.286								
Jim Acker, R (8,1) ERA: 2.7	1.0		6	3	2	2	1	0	1	0	0	0	0	8	16	18.00	3.000								

Toronto Blue Jays @ California Angels
Anaheim Stadium, Anaheim, CA
Sat May 25 1991, 10:05 PM EDT
Att: 36,732 - Sunny - 69 F

AB	31
R	5
H	9
RBI	5
BB	4
SO	5
LOB	14




Batter	1	2	3	4	5	6	7	8	9	AB	R	H	RBI	BB	SO	LOB	TOP			
Devon White, S OBP: 0.347, SLG: 0.394	G4-3				P3			P3		3	0	0	0	1	0	0	Toronto Blue Jays @ California Angels Anaheim Stadium, Anaheim, CA Sun May 26 1991, 6:33 AM EDT Att: 45,307 - Cloudy - 72 F			
Roberto Alomar, S OBP: 0.325, SLG: 0.421	P3			BB	P3			P4		4	0	1	0	0	0	1				
Joe Carter, R OBP: 0.359, SLG: 0.471	P5				F9			P5		4	0	0	0	0	1	1				
Pat Tabler, R OBP: 0.370, SLG: 0.311		G5-3			1B			F8		4	1	1	0	0	1	1				
Pat Borders, R OBP: 0.254, SLG: 0.262		K			1B			P4		4	0	1	0	0	2	0				
Glenallen Hill, R OBP: 0.254, SLG: 0.375		K			1B			K		4	0	0	0	0	2	2				
Ed Sprague, R OBP: 0.513, SLG: 0.606					1B			P3		4	0	1	1	0	2	0				
Kenny Williams, R OBP: 0.346, SLG: 0.429					1B			P4		2	1	1	1	1	0	0				
Manuel Lee, S OBP: 0.325, SLG: 0.304					HR			F7		3	0	0	0	0	0	3				
Inning Stats	R: 0 E: 0 K: 0 S: 9	H: 0 LOB: 0 BB: 0 P: 11	R: 0 E: 0 K: 2 S: 7	H: 0 LOB: 0 BB: 0 P: 11	R: 1 E: 0 K: 1 S: 12	H: 1 LOB: 1 BB: 1 P: 22	R: 1 E: 0 K: 0 S: 14	H: 3 LOB: 3 BB: 1 P: 23	R: 0 E: 0 K: 1 S: 5	H: 0 LOB: 0 BB: 0 P: 8	R: 0 E: 0 K: 1 S: 6	H: 0 LOB: 0 BB: 0 P: 10	R: 0 E: 0 K: 2 S: 12	H: 1 LOB: 1 BB: 0 P: 15	R: 0 E: 0 K: 2 S: 9	H: 0 LOB: 0 BB: 0 P: 11	1B: 4 2B: 0 3B: 0 HR: 1	SF: 0 SAC: 0 DP: 0 HBP: 0	WP: 0 PB: 0 SB: 0 CS: 0	PA: 34
PITCHER Mark Langston, L ERA: 3.38	IP: 9.0 WLS: W BF: 34 H: 5 R: 2 ER: 2 SO: 8 BB: 2 IBB: 0 HBP: 0 BLK: 0 WP: 0 HR: 1 S: 79 P: 119 ERA: 2.00 WHIP: 0.778																			

Batter	1	2	3	4	5	6	7	8	9	AB	R	H	RBI	BB	SO	LOB	BOTTOM			
Luis Polonia, L OBP: 0.383, SLG: 0.401	G1-3				G3			G4-3		5	0	0	0	0	0	2	Toronto Blue Jays @ California Angels Anaheim Stadium, Anaheim, CA Sun May 26 1991, 6:33 AM EDT Att: 45,307 - Cloudy - 72 F			
Wally Joyner, L OBP: 0.438, SLG: 0.558	F9				G3-1			F8		4	0	0	0	0	0	0				
Gary Gaetti, R OBP: 0.294, SLG: 0.450					P6			K		4	1	1	1	0	2	0				
Dave Parker, L OBP: 0.241, SLG: 0.266	G1				2B			G3-1		3	1	1	0	1	0	0				
Dave Winfield, R OBP: 0.280, SLG: 0.466					1B			1B		3	3	3	2	1	0	0				
Lance Parrish, R OBP: 0.311, SLG: 0.397					1B			K		3	0	0	0	1	1	3				
Junior Felix, S OBP: 0.304, SLG: 0.341					1B			G3		4	0	3	1	0	0	1				
Luis Sojo, R OBP: 0.252, SLG: 0.283					K			G5-3		4	1	1	1	0	1	3				
Dick Schofield, R OBP: 0.361, SLG: 0.320					G6-3			P6		4	0	1	1	0	0	1				
Inning Stats	R: 1 E: 0 K: 0 S: 4	H: 1 LOB: 0 BB: 0 P: 6	R: 2 E: 0 K: 0 S: 8	H: 3 LOB: 1 BB: 1 P: 19	R: 2 E: 0 K: 1 S: 19	H: 3 LOB: 2 BB: 1 P: 29	R: 0 E: 0 K: 0 S: 10	H: 0 LOB: 0 BB: 0 P: 13	R: 1 E: 0 K: 2 S: 12	H: 1 LOB: 1 BB: 0 P: 18	R: 0 E: 0 K: 0 S: 5	H: 0 LOB: 0 BB: 0 P: 6	R: 0 E: 0 K: 1 S: 14	H: 1 LOB: 2 BB: 1 P: 24	R: 0 E: 0 K: 0 S: 6	H: 1 LOB: 1 BB: 0 P: 10	1B: 5 2B: 3 3B: 0 HR: 2	SF: 0 SAC: 0 DP: 0 HBP: 0	WP: 1 PB: 1 SB: 0 CS: 0	PA: 37
PITCHER David Wells, L ERA: 3.25 Mike Timlin, R ERA: 3.52 Willie Fraser, R ERA: 4.34 Ken Dayley, L ERA:	IP: 2.2 WLS: L BF: 11 H: 2 R: 1 ER: 1 SO: 3 BB: 1 IBB: 0 HBP: 0 BLK: 0 WP: 1 HR: 1 S: 30 P: 46 ERA: 3.86 WHIP: 1.286																			

AB	32
R	2
H	5
RBI	2
BB	2
SO	8
LOB	8



AB	34
R	6
H	10
RBI	6
BB	3
SO	4
LOB	10



Batter	1	2	3	4	5	6	7	8	9	AB	R	H	RBI	BB	SO	LOB	TOP			
Luis Polonia, L (1,7) OBP: 0.381, SLG: 0.417	3-2 SH3 FC 2B	0-3 K			0-0 B4-3			1-1 G6-3 2B		4	1	2	0	0	1	1	California Angels @ Toronto Blue Jays SkyDome, Toronto, ON Fri May 31 1991, 7:05 PM EDT Att: 50,252 - Cloudy - 79 F			
Luis Sojo, R (1,4) OBP: 0.246, SLG: 0.282	1-0 SH3 2-3		0-1 P2			0-1 B5-3		0-1 G6-3 2-3		3	0	0	0	0	0	1				
Gary Gaetti, R (1,5) OBP: 0.291, SLG: 0.436	2-2 FC BB		0-0 G5-3			0-3 K		1-0 G5-3		4	0	0	1	0	1	1				
Dave Parker, L (1,10) OBP: 0.254, SLG: 0.279	3-2 F8 SAFE		1-3 K			3-2 K 1B			3-2 P6	4	0	1	0	0	1	1				
Dave Winfield, R (1,9) OBP: 0.307, SLG: 0.506	4-2 K BB			1-0 F9		0-1 G3			0-1 P3	3	0	0	0	1	0	1				
Junior Felix, S (1,8) OBP: 0.311, SLG: 0.353	1-3 K			2-3 K			0-1 K 1B		1-3 K	4	0	1	0	0	3	2				
Lance Parrish, R (1,2) OBP: 0.306, SLG: 0.380		0-1 G1-3 1B		1-1 L8			1-3 K 1-2			3	0	1	0	0	1	1				
Donnie Hill, S (1,3) OBP: 0.395, SLG: 0.427		1-1 G1-3 1-2			2-3 K			2-1 P3		3	0	0	0	0	1	1				
Dick Schofield, R (1,6) OBP: 0.359, SLG: 0.316		1-1 P9			2-3 K			0-0 G1-3		3	0	0	0	0	1	1				
Inning Stats	R: 1 E: 0 K: 1 S: 19	H: 1 LOB: 2 BB: 1 P: 33	R: 0 E: 0 K: 1 S: 9	H: 1 LOB: 1 BB: 0 P: 11	R: 0 E: 0 K: 1 S: 6	H: 0 LOB: 0 BB: 0 P: 7	R: 0 E: 0 K: 1 S: 6	H: 0 LOB: 0 BB: 0 P: 10	R: 0 E: 0 K: 1 S: 9	H: 1 LOB: 1 BB: 0 P: 13	R: 0 E: 0 K: 1 S: 10	H: 1 LOB: 0 BB: 0 P: 10	R: 0 E: 0 K: 0 S: 6	H: 1 LOB: 1 BB: 0 P: 8	R: 0 E: 0 K: 1 S: 8	H: 0 LOB: 0 BB: 0 P: 12	1B: 3 2B: 2 3B: 0 HR: 0	SF: 0 SAC: 1 DP: 0 HBP: 0	WP: 0 PB: 0 SB: 0 CS: 0	PA: 33
PITCHER David Wells, L (1,1) ERA: 2.94	IP: 9.0 WLS: W BF: 33 H: 5 R: 1 ER: 1 SO: 9 BB: 1 IBB: 0 HBP: 0 BLK: 0 WP: 0 HR: 0 S: 80 P: 117 ERA: 1.00 WHIP: 0.667															PITCHER				

Batter	1	2	3	4	5	6	7	8	9	AB	R	H	RBI	BB	SO	LOB	BOTTOM			
Devon White, S (1,8) OBP: 0.359, SLG: 0.412	1-1 P4	3-1 F9			2-2 S 1B		1 SAFE 2-1 HR			4	1	2	2	0	0	0	California Angels @ Toronto Blue Jays SkyDome, Toronto, ON Fri May 31 1991, 7:05 PM EDT Att: 50,252 - Cloudy - 79 F			
Roberto Alomar, S (1,4) OBP: 0.338, SLG: 0.457	1-1 S E 1B		4-2 CS BB		1-3 K 1-2		1-2 G4-3			3	0	1	0	1	1	1				
Joe Carter, R (1,7) OBP: 0.346, SLG: 0.460	0-3 K		2-1 F8 1-2		1-2 P4		1-2 F9			4	0	0	0	0	1	3				
Pat Tabler, R (1,3) OBP: 0.354, SLG: 0.299	1-1 G5-3		1-2 F8		3-2 P5			1-1 FC6-4 1B		4	0	1	0	0	0	2				
Ed Sprague, R (1,5) OBP: 0.491, SLG: 0.543		4-2 1B 2B BB		0-2 G6-3		1-0 P3		2-2 FC6-4 1-2		3	1	0	0	1	0	1				
Pat Borders, R (1,2) OBP: 0.257, SLG: 0.265	1-0 2B 1B			2-0 F8		2-0 G4-3		1-3 K		4	1	1	0	0	1	1				
Kenny Williams, R (1,9) OBP: 0.355, SLG: 0.440	1-2 1B 2B			4-2 1B BB		3-0 P6		0-0 F8		3	1	1	1	1	0	1				
Manuel Lee, S (1,6) OBP: 0.373, SLG: 0.368		3-H SAFE		2-2 1B SAFE			2-2 E HR 1B			3	1	3	2	0	0	0				
Glennallen Hill, R (1,10) OBP: 0.243, SLG: 0.358		2-H 3-H		1-3 1B			1-3 K			3	0	0	0	0	1	3				
Inning Stats	R: 0 E: 1 K: 1 S: 10	H: 1 LOB: 1 BB: 0 P: 13	R: 3 E: 0 K: 0 S: 12	H: 3 LOB: 0 BB: 1 P: 21	R: 0 E: 0 K: 0 S: 10	H: 0 LOB: 0 BB: 1 P: 17	R: 0 E: 0 K: 0 S: 15	H: 1 LOB: 2 BB: 1 P: 25	R: 0 E: 0 K: 1 S: 13	H: 1 LOB: 1 BB: 0 P: 20	R: 0 E: 0 K: 0 S: 3	H: 0 LOB: 0 BB: 0 P: 9	R: 2 E: 1 K: 1 S: 14	H: 2 LOB: 0 BB: 0 P: 21	R: 0 E: 0 K: 1 S: 9	H: 1 LOB: 1 BB: 0 P: 13	1B: 7 2B: 1 3B: 0 HR: 1	SF: 0 SAC: 0 DP: 0 HBP: 0	WP: 0 PB: 0 SB: 2 CS: 1	PA: 34
PITCHER Mark Langston, L (1,1) ERA: 3.88 Jeff Robinson, R (8,1) ERA: 1.75	IP: 7.0 WLS: L BF: 30 H: 8 R: 5 ER: 5 SO: 3 BB: 3 IBB: 0 HBP: 0 BLK: 0 WP: 0 HR: 1 S: 77 P: 126 ERA: 6.43 WHIP: 1.571															PITCHER				

Batter	1	2	3	4	5	6	7	8	9	AB	R	H	RBI	BB	SO	LOB	TOP					
Luis Polonia, L OBP: 0.394, SLG: 0.435										6	3	5	2	0	0	0						
Wally Joyner, L OBP: 0.427, SLG: 0.541										6	1	2	0	0	1	2						
Dave Winfield, R OBP: 0.315, SLG: 0.524										4	1	2	5	1	1	1						
Dave Parker, L OBP: 0.258, SLG: 0.274										3	1	0	0	1	3	3						
Gary Gaetti, R OBP: 0.289, SLG: 0.427										4	1	0	0	0	4							
Jack Howell, L OBP: 0.342, SLG: 0.355										4	0	0	0	1	0	6						
Junior Felix, S OBP: 0.313, SLG: 0.362										2	0	1	1	0	0	3						
Max Venable, L OBP: 0.270, SLG: 0.219										3	1	1	0	0	1	0						
Donnie Hill, S OBP: 0.389, SLG: 0.418										4	1	1	1	0	0	2						
Dick Schofield, R OBP: 0.394, SLG: 0.316										0	1	0	0	1	0	0						
Ron Tingley, R OBP: 0.185, SLG: 0.192										5	1	1	0	0	1	2						
Inning Stats	R: 1 E: 1 K: 1 S: 15	H: 2 LOB: 3 BB: 0 P: 23	R: 5 E: 0 K: 0 S: 16	H: 5 LOB: 2 BB: 1 P: 27	R: 0 E: 0 K: 0 S: 7	H: 0 LOB: 0 BB: 2 P: 12	R: 0 E: 0 K: 0 S: 10	H: 0 LOB: 1 BB: 2 P: 19	R: 0 E: 0 K: 1 S: 7	H: 0 LOB: 0 BB: 0 P: 11	R: 1 E: 1 K: 2 S: 12	H: 1 LOB: 0 BB: 0 P: 17	R: 3 E: 1 K: 1 S: 22	H: 3 LOB: 1 BB: 0 P: 28	R: 0 E: 0 K: 1 S: 7	H: 1 LOB: 1 BB: 0 P: 10	R: 1 E: 0 K: 1 S: 12	H: 1 LOB: 1 BB: 1 P: 23	1B: 9 2B: 3 3B: 0 HR: 1	SF: 0 SAC: 0 DP: 1 HBP: 2	WP: 2 PB: 0 SB: 3 CS: 0	PA: 47
PITCHER	IP WLS BF H R ER SO BB IBB HBP BLK WP HR S P ERA WHIP																					
Willie Fraser, R ERA: 5.96	(1, 1) 3.0 L 22 7 6 6 1 3 3 0 2 0 1 1 43 75 18.00 3.333																					
Mike Timlin, R ERA: 3.89	(4, 1) 3.2 14 3 4 1 3 0 0 0 0 0 0 40 54 2.46 0.818																					
Ken Dayley, L ERA:	(7, 1) 1.1 6 2 0 0 2 0 0 0 0 0 0 13 18 0.00 1.500																					
Tom Henke, R ERA: 1.23	(9, 1) 1.0 5 1 1 1 1 1 0 0 0 0 0 12 23 9.00 2.000																					

California Angels @ Toronto Blue Jays
SkyDome, Toronto, ON
Sat Jun 01 1991, 3:33 AM EDT
Att: 50,255 - Sunny - 73 F

AB 41
R 11
H 13
RBI 9
BB 4
SO 7
LOB 23



Batter	1	2	3	4	5	6	7	8	9	AB	R	H	RBI	BB	SO	LOB	BOTTOM			
Devon White, S OBP: 0.365, SLG: 0.420										4	1	2	1	0	1	3				
Mookie Wilson, S OBP: 0.287, SLG: 0.376										5	2	3	2	0	0	2				
Roberto Alomar, S OBP: 0.335, SLG: 0.456										5	0	1	1	0	1	4				
Joe Carter, R OBP: 0.347, SLG: 0.471										4	2	1	2	1	1					
Rance Mulliniks, L OBP: 0.404, SLG: 0.419										5	0	3	0	0	1	1				
Greg Myers, L OBP: 0.341, SLG: 0.416										5	0	1	1	0	0	4				
John Olerud, L OBP: 0.313, SLG: 0.378										5	2	2	1	0	1	4				
Ed Sprague, R OBP: 0.467, SLG: 0.510										5	1	1	0	0	2	4				
Manuel Lee, S OBP: 0.377, SLG: 0.380										4	0	2	0	0	2	1				
Inning Stats	R: 0 E: 0 K: 0 S: 7	H: 0 LOB: 1 BB: 0 P: 10	R: 1 E: 1 K: 1 S: 11	H: 0 LOB: 1 BB: 1 P: 18	R: 2 E: 0 K: 1 S: 15	H: 4 LOB: 2 BB: 0 P: 22	R: 1 E: 0 K: 1 S: 16	H: 3 LOB: 0 BB: 0 P: 23	R: 0 E: 0 K: 0 S: 3	H: 1 LOB: 1 BB: 0 P: 8	R: 2 E: 0 K: 1 S: 12	H: 2 LOB: 0 BB: 0 P: 18	R: 2 E: 0 K: 2 S: 20	H: 3 LOB: 1 BB: 0 P: 26	R: 0 E: 0 K: 3 S: 15	H: 2 LOB: 2 BB: 0 P: 17	1B: 9 2B: 6 3B: 0 HR: 2	SF: 0 SAC: 0 DP: 1 HBP: 1	WP: 0 PB: 0 SB: 0 CS: 1	PA: 45
PITCHER	IP WLS BF H R ER SO BB IBB HBP BLK WP HR S P ERA WHIP																			
Scott Lewis, R ERA: 6.8	(1, 1) 3.2 W 8 2 0 0 0 0 0 0 0 0 0 12 18 0.00 0.857																			
Mark Eichhorn, R ERA: 0.3	(4, 1) 2.1 W 8 2 0 0 0 0 0 0 0 0 0 12 18 0.00 0.857																			
Jeff Robinson, R ERA: 3.04	(7, 1) 1.0 S 8 2 0 0 0 5 0 0 0 0 0 2 21 30 36.00 5.000																			
Bryan Harvey, R ERA: 1.16	(8, 1) 2.0 S 8 2 0 0 0 5 0 0 0 0 0 26 31 0.00 1.000																			

California Angels @ Toronto Blue Jays
SkyDome, Toronto, ON
Sat Jun 01 1991, 3:33 AM EDT
Att: 50,255 - Sunny - 73 F

AB 42
R 8
H 16
RBI 8
BB 1
SO 9
LOB 24



Batter	1	2	3	4	5	6	7	8	9	AB R H RBI BB SO LOB	TOP											
Luis Polonia, L OBP: 0.394, SLG: 0.432 (1, 7)	G4-3		2B HR 1B		G4-3 1B BB	F8			K	4 2 1 0 1 1 2	California Angels @ Toronto Blue Jays SkyDome, Toronto, ON Sun Jun 02 1991, 3:33 AM EDT Att: 50,261 - Sunny - 75 F											
Wally Joyner, L OBP: 0.422, SLG: 0.537 (1, 3)	G6-3		HR 2B		G4-3		L6		K	5 1 1 1 0 1 1												
Dave Winfield, R OBP: 0.319, SLG: 0.541 (1, 9)	K		HR		1B		L8			4 1 2 4 0 1 0												
Dave Parker, L OBP: 0.253, SLG: 0.268 (1, 10)		F8	F9		P2		F7			4 0 0 0 0 0 1												
Lance Parrish, R OBP: 0.299, SLG: 0.370 (1, 2)	F9			P4	F8				K	4 0 0 0 0 1 1												
Donnie Hill, S OBP: 0.383, SLG: 0.410 (1, 4)	G3			F7		F7		G3-1 1B		4 0 1 0 0 0 0												
Max Venable, L OBP: 0.293, SLG: 0.250 (1, 8)			G3	HR 1B		1B 1B		G3-1		4 1 2 0 0 0 1												
Jack Howell, L OBP: 0.381, SLG: 0.471 (1, 5)			1B 2B BB	HR		1B		G1-3		3 2 2 2 1 0 1												
Dick Schofield, R OBP: 0.353, SLG: 0.305 (1, 6)			F8	F8		K		L1		4 0 0 0 0 1 3												
Inning Stats	R: 0 E: 0 K: 1 S: 8	H: 0 LOB: 0 BB: 0 P: 13	R: 0 E: 0 K: 0 S: 3	H: 0 LOB: 0 BB: 0 P: 6	R: 4 E: 0 K: 0 S: 13	H: 3 LOB: 0 BB: 1 P: 25	R: 2 E: 0 K: 0 S: 12	H: 2 LOB: 0 BB: 0 P: 20	R: 1 E: 0 K: 0 S: 14	H: 1 LOB: 1 BB: 1 P: 24	R: 0 E: 0 K: 1 S: 12	H: 2 LOB: 2 BB: 0 P: 21	R: 0 E: 0 K: 0 S: 6	H: 0 LOB: 0 BB: 0 P: 8	R: 0 E: 0 K: 1 S: 14	H: 1 LOB: 1 BB: 0 P: 20	R: 0 E: 0 K: 2 S: 8	H: 0 LOB: 0 BB: 0 P: 9	1B: 6 2B: 1 3B: 0 HR: 2	SF: 0 SAC: 0 DP: 0 HBP: 0	WP: 0 PB: 0 SB: 1 CS: 0	PA: 38
PITCHER	IP WLS BF H R ER SO BB IBB HBP BLK WP HR S P ERA WHIP											PITCHER	IP WLS BF H R ER SO BB IBB HBP BLK WP HR S P ERA WHIP									
Jim Acker, R ERA: 4.61 (1, 1)	4.1 L 21 6 7 7 1 2 0 0 0 0 0 2 47 80 14.54 1.846																					
Bob MacDonald, L ERA: 2.0 (5, 1)	2.2 10 2 0 0 1 0 0 0 0 0 0 0 21 37 0.00 0.750																					
Ken Dayley, L ERA: (8, 1)	1.0 4 1 0 0 1 0 0 0 0 0 0 0 14 20 0.00 1.000																					
Duane Ward, R ERA: 2.2 (9, 1)	1.0 3 0 0 0 2 0 0 0 0 0 0 0 8 9 0.00 0.000																					

Batter	1	2	3	4	5	6	7	8	9	AB R H RBI BB SO LOB	BOTTOM											
Devon White, S OBP: 0.361, SLG: 0.419 (1, 8)	K		E3		FC5-4 G6-4-3		2B		G1-3	5 0 1 0 0 1 5	California Angels @ Toronto Blue Jays SkyDome, Toronto, ON Sun Jun 02 1991, 3:33 AM EDT Att: 50,261 - Sunny - 75 F											
Kenny Williams, R OBP: 0.314, SLG: 0.379 (1, 9)	G1-3		F9		G6-4-3		P3		K	4 0 0 0 0 0 6												
Mark Whiten, S OBP: 0.293, SLG: 0.355 (9, FH)										1 0 0 0 0 1 2												
Joe Carter, R OBP: 0.350, SLG: 0.492 (1, 10)	P6			1B 2B		HR		P5		4 2 2 1 0 0 0												
Pat Tabler, R OBP: 0.337, SLG: 0.282 (1, 3)		K		P3		P6		G6-3		4 0 0 0 0 1 1												
Ed Sprague, R OBP: 0.469, SLG: 0.509 (1, 5)		G4-3		1B 1B		K		1B		4 0 2 1 0 1 0												
Pat Borders, R OBP: 0.297, SLG: 0.264 (1, 2)		G6-3		G4-6-3 1B		L3		G5-3		4 0 1 0 0 0 1												
Manuel Lee, S OBP: 0.367, SLG: 0.368 (1, 6)			L3	G4-6-3		G6-3			K	4 0 0 0 0 1 2												
Glenallen Hill, R OBP: 0.256, SLG: 0.380 (1, 7)		G6-3		FC5-4 2B		G4-3		G1-3 BB 1B		4 0 2 0 0 0 0												
Rene Gonzales, R OBP: 0.327, SLG: 0.256 (1, 4)			E 1B	FC5-4 BB		2B BB		G1-3 BB		1 0 1 0 3 0 0												
Inning Stats	R: 0 E: 0 K: 1 S: 9	H: 0 LOB: 0 BB: 0 P: 12	R: 0 E: 0 K: 1 S: 6	H: 0 LOB: 0 BB: 0 P: 6	R: 0 E: 1 K: 0 S: 12	H: 1 LOB: 2 BB: 0 P: 15	R: 1 E: 0 K: 0 S: 10	H: 3 LOB: 1 BB: 0 P: 16	R: 0 E: 0 K: 0 S: 9	H: 1 LOB: 1 BB: 1 P: 14	R: 1 E: 0 K: 1 S: 11	H: 1 LOB: 0 BB: 0 P: 15	R: 0 E: 0 K: 0 S: 10	H: 1 LOB: 2 BB: 1 P: 20	R: 0 E: 0 K: 0 S: 10	H: 1 LOB: 1 BB: 0 P: 14	R: 0 E: 0 K: 2 S: 10	H: 1 LOB: 2 BB: 1 P: 19	1B: 5 2B: 3 3B: 0 HR: 1	SF: 0 SAC: 0 DP: 2 HBP: 0	WP: 0 PB: 0 SB: 0 CS: 0	PA: 38
PITCHER	IP WLS BF H R ER SO BB IBB HBP BLK WP HR S P ERA WHIP											PITCHER	IP WLS BF H R ER SO BB IBB HBP BLK WP HR S P ERA WHIP									
Jim Abbott, L ERA: 3.39 (1, 1)	8.1 W 36 9 2 2 4 3 0 0 0 0 0 0 1 83 125 0.00 1.440																					
Mark Eichhorn, R ERA: 0.29 (9, 1)	0.2 2 0 0 0 1 0 0 0 0 0 0 0 4 6 0.00 0.000																					

Batter	1	2	3	4	5	6	7	8	9	AB	R	H	RBI	BB	SO	LOB	TOP			
Jody Reed, R OBP: 0.305, SLG: 0.304	G5-3		F7			G5-4-3			G4-3	4	0	0	0	0	0	2				
Carlos Quintana, R OBP: 0.350, SLG: 0.392	K		2-6	F8			BB		K	3	0	0	0	1	2	0				
Wade Boggs, L OBP: 0.442, SLG: 0.466	G1-3			G6-3			F8			3	0	0	0	1	0	1				
Tom Brunansky, R OBP: 0.290, SLG: 0.429		F8		G5-3			F9		K2-3	4	0	0	0	0	1	2				
Mike Greenwell, L OBP: 0.347, SLG: 0.434	F7				P4					3	0	1	0	0	0	0				
Ellis Burks, R OBP: 0.340, SLG: 0.385					K		BB			3	0	1	0	0	2	2				
Jack Clark, R OBP: 0.350, SLG: 0.306					G6-3				K	3	0	0	0	0	2	1				
Tony Peña, R OBP: 0.312, SLG: 0.361									G4-3	1	0	0	0	2	0	0				
Mike Brumley, S OBP: 0.059, SLG: 0.059	F7								K	3	0	0	0	0	2	2				
Inning Stats	R: 0 E: 0 K: 1 S: 9	H: 0 LOB: 0 BB: 0 P: 13	R: 0 E: 0 K: 1 S: 9	H: 1 LOB: 1 BB: 0 P: 17	R: 0 E: 0 K: 0 S: 8	H: 0 LOB: 1 BB: 1 P: 16	R: 0 E: 0 K: 0 S: 6	H: 0 LOB: 0 BB: 0 P: 10	R: 0 E: 0 K: 1 S: 5	H: 0 LOB: 0 BB: 0 P: 6	R: 0 E: 0 K: 1 S: 12	H: 1 LOB: 2 BB: 1 P: 23	R: 0 E: 0 K: 2 S: 9	H: 0 LOB: 0 BB: 0 P: 13	R: 0 E: 0 K: 1 S: 11	H: 0 LOB: 1 BB: 1 P: 20	1B: 2 2B: 0 3B: 0 HR: 0	SF: 0 SAC: 0 DP: 1 HBP: 0	WP: 0 PB: 0 SB: 0 CS: 0	PA: 31
PITCHER Chuck Finley, L ERA: 3.26	IP: 9.0 WLS: W BF: 32	H: 2 R: 0 ER: 0 SO: 9	BB: 4 IBB: 0 HBP: 0 BLK: 0	WP: 0 HR: 0 S: 78 P: 135	ERA: 0.00 WHIP: 0.667															

Boston Red Sox @ California Angels
Anaheim Stadium, Anaheim, CA
Tue Jun 04 1991, 10:05 PM EDT
Att: 26,087 - Sunny - 70 F

AB 27
R 0
H 2
RBI 0
BB 4
SO 9
LOB 10



Batter	1	2	3	4	5	6	7	8	9	AB	R	H	RBI	BB	SO	LOB	BOTTOM			
Luis Polonia, L OBP: 0.390, SLG: 0.426	FC1-6	E1		F9		F7		B2		5	0	1	0	0	0	4				
Wally Joyner, L OBP: 0.416, SLG: 0.525	FC1-6	L4		F8			BB			4	0	0	0	1	1	6				
Dave Winfield, R OBP: 0.317, SLG: 0.532				K		E5	BB	FC6-4		3	1	0	0	1	1	1				
Dave Parker, L OBP: 0.253, SLG: 0.273				G4-3			BB	F8		4	1	1	0	0	1	3				
Gary Gaetti, R OBP: 0.288, SLG: 0.421				K			SH3	P3		3	0	0	0	1	2	2				
Lance Parrish, R OBP: 0.310, SLG: 0.387		SH5-3		G4-3			SH3			4	0	3	2	0	0	0				
Dave Gallagher, R OBP: 0.440, SLG: 0.409		SH5-3					SH3	F8		2	1	1	0	0	0	1				
Luis Sojo, R OBP: 0.246, SLG: 0.281		G4-3						G4-3		4	0	1	0	0	0	4				
Dick Schofield, R OBP: 0.357, SLG: 0.306									K	3	0	1	1	1	1	2				
Inning Stats	R: 0 E: 0 K: 2 S: 12	H: 1 LOB: 2 BB: 1 P: 22	R: 0 E: 1 K: 0 S: 15	H: 1 LOB: 3 BB: 1 P: 25	R: 0 E: 0 K: 2 S: 8	H: 0 LOB: 0 BB: 0 P: 13	R: 1 E: 0 K: 0 S: 17	H: 3 LOB: 2 BB: 0 P: 29	R: 2 E: 1 K: 0 S: 10	H: 2 LOB: 2 BB: 1 P: 20	R: 0 E: 0 K: 0 S: 11	H: 0 LOB: 1 BB: 1 P: 20	R: 0 E: 0 K: 0 S: 9	H: 1 LOB: 0 BB: 0 P: 18	R: 0 E: 0 K: 2 S: 7	H: 0 LOB: 0 BB: 0 P: 10	1B: 5 2B: 3 3B: 0 HR: 0	SF: 0 SAC: 2 DP: 0 HBP: 0	WP: 0 PB: 0 SB: 0 CS: 0	PA: 38
PITCHER Tom Bolton, L ERA: 4.08 Dennis Lamp, R ERA: 5.89 Tony Fossas, L ERA: 3.68	IP: 4.0 WLS: L BF: 24	H: 7 R: 3 ER: 2 SO: 4	BB: 3 IBB: 0 HBP: 0 BLK: 0	WP: 0 HR: 0 S: 27 P: 103	ERA: 4.50 WHIP: 2.500															

Boston Red Sox @ California Angels
Anaheim Stadium, Anaheim, CA
Tue Jun 04 1991, 10:05 PM EDT
Att: 26,087 - Sunny - 70 F

AB 32
R 3
H 8
RBI 3
BB 4
SO 6
LOB 23



Batter	1	2	3	4	5	6	7	8	9	AB	R	H	RBI	BB	SO	LOB	TOP										
Jody Reed, R OBP: 0.304, SLG: 0.303	0-0 FC4-6 1B		2-1 G1-3	0-3 K			3-2 G5-3			4	0	1	0	0	1	2											
Carlos Quintana, R OBP: 0.348, SLG: 0.394	1-0 FC4-6 2B		2-2 G1-3		0-0 L4-6 2B		2-3 K			4	0	1	0	0	1	1											
Wade Boggs, L OBP: 0.334, SLG: 0.456	2-3 K		0-1 F7		0-0 L4-6			1-2 G4-3		4	0	0	0	0	1	2											
Tom Brunansky, R OBP: 0.294, SLG: 0.437	2-0 1-3 2B			1-1 SH1-3 FC4-6 1B	3-2 G5-3			1-1 P4		4	1	2	0	0	0	0											
Mike Greenwell, L OBP: 0.354, SLG: 0.438	4-2 BB			1-0 FC4-6 SH1-3 1B		1-1 S 1B		2-2 G1-3		3	1	2	0	1	0	0											
Ellis Burks, R OBP: 0.335, SLG: 0.378	1-0 L3			0-1 SH1-3		0-0 F9			1-3 K	3	0	0	0	0	1	4											
Jack Clark, R OBP: 0.348, SLG: 0.300		3-3 K		4-0 FC4-6 IBB		0-1 F8		0-2 G5-3		3	0	0	0	1	1		AB 33										
Tony Peña, R OBP: 0.310, SLG: 0.364		3-3 K		1-2 FC4-6 1B		3-2 F9		1-0 2B		4	0	1	1	0	1	3	R 2										
Steve Lyons, L OBP: 0.314, SLG: 0.485		1-1 G5-3		1-1 1B		0-0 F7		1-3 K		4	0	1	1	0	1	1	H 8										
Inning Stats	R: 0 E: 0 K: 1 S: 11	H: 2 LOB: 3 BB: 1 P: 21	R: 0 E: 0 K: 2 S: 10	H: 0 LOB: 0 BB: 0 P: 17	R: 0 E: 0 K: 0 S: 8	H: 0 LOB: 0 BB: 0 P: 12	R: 2 E: 0 K: 1 S: 13	H: 3 LOB: 2 BB: 1 P: 21	R: 0 E: 0 K: 0 S: 5	H: 1 LOB: 0 BB: 0 P: 8	R: 0 E: 0 K: 0 S: 8	H: 0 LOB: 0 BB: 0 P: 12	R: 0 E: 0 K: 0 S: 8	H: 0 LOB: 0 BB: 0 P: 12	R: 0 E: 0 K: 2 S: 10	H: 1 LOB: 1 BB: 0 P: 13	1B: 5 2B: 4 3B: 0 HR: 0	SF: 0 SAC: 1 DP: 1 HBP: 0	WP: 0 PB: 0 SB: 1 CS: 0	PA: 36							
PITCHER	IP	WLS	BF	H	R	ER	SO	BB	IBB	HBP	BLK	WP	HR	S	P	ERA	WHIP										
Kirk McCaskill, R ERA: 3.44	(1, 1)	7.0	W	29	7	2	2	5	1	1	0	0	0	62	103	2.57	1.143										
Bob McClure, L ERA: 8.53	(8, 1)	1.0		3	0	0	0	0	0	0	0	0	0	8	12	0.00	0.000										
Jeff Robinson, R ERA: 2.93	(9, 1)	1.0		4	1	0	0	2	0	0	0	0	0	10	13	0.00	1.000										
Batter	1	2	3	4	5	6	7	8	9	AB	R	H	RBI	BB	SO	LOB	BOTTOM										
Luis Polonia, L OBP: 0.387, SLG: 0.422	2-2 F7		2-3 K		0-0 BB 2B		0-0 G3			4	1	1	0	0	1	1											
Wally Joyner, L OBP: 0.413, SLG: 0.516	1-0 G1-3		1-2 3-H F7		4-0 1-2 2B		0-3 K			3	1	0	0	1	1	1											
Dave Winfield, R OBP: 0.321, SLG: 0.542	2-0 G6-3			0-0 F9 HR	3-2 1-H 2-H 2B		2-3 K		2-3 K	4	2	2	2	0	1	0											
Dave Parker, L OBP: 0.257, SLG: 0.290		4-1 F7-3 BB		2-1 F9	2-0 HR		1-3 K		1-3 K	3	1	1	2	1	1	1											
Gary Gaetti, R OBP: 0.282, SLG: 0.412		0-2 F7-3		2-2 G4-3	2-3 K		1-0 G3-1			4	0	0	0	0	1	2											
Lance Parrish, R OBP: 0.310, SLG: 0.405		0-1 G5-3		0-0 HR		2-3 K				3	1	1	2	0	1	0											
Donnie Hill, S OBP: 0.381, SLG: 0.407			1-1 1B WP	0-2 F9		2-2 G4-3				3	1	1	0	0	0	0											
Max Venable, L OBP: 0.273, SLG: 0.231			2-3 K		0-1 G3		0-3 K			3	0	0	0	0	2	1											
Dick Schofield, R OBP: 0.357, SLG: 0.306			1-0 WP	1-3 1B		3-2 F9		0-1 F8		3	0	1	0	0	0	0											
Inning Stats	R: 0 E: 0 K: 0 S: 6	H: 0 LOB: 0 BB: 0 P: 11	R: 0 E: 0 K: 0 S: 6	H: 0 LOB: 0 BB: 1 P: 10	R: 1 E: 0 K: 2 S: 11	H: 2 LOB: 1 BB: 0 P: 17	R: 2 E: 0 K: 0 S: 10	H: 2 LOB: 0 BB: 0 P: 14	R: 4 E: 0 K: 1 S: 16	H: 3 LOB: 0 BB: 1 P: 30	R: 0 E: 0 K: 2 S: 9	H: 0 LOB: 0 BB: 0 P: 13	R: 0 E: 0 K: 1 S: 6	H: 0 LOB: 0 BB: 0 P: 6	R: 0 E: 0 K: 2 S: 7	H: 0 LOB: 0 BB: 0 P: 11	1B: 3 2B: 3 3B: 0 HR: 2	SF: 0 SAC: 0 DP: 1 HBP: 0	WP: 1 PB: 0 SB: 0 CS: 0	PA: 32							
PITCHER	IP	WLS	BF	H	R	ER	SO	BB	IBB	HBP	BLK	WP	HR	S	P	ERA	WHIP										
Mike Gardiner, R ERA: 6.17	(1, 1)	4.2	L	21	6	6	6	2	2	0	0	0	0	44	73	11.57	1.714										
Joe Hesketh, L ERA: 3.73	(5, 1)	3.1		11	1	1	1	6	0	0	0	0	0	27	39	2.70	0.300										


Boston Red Sox @ California Angels
 Anaheim Stadium, Anaheim, CA
 Wed Jun 05 1991, 10:05 PM EDT
 Att: 24,089 - Sunny - 72 F

AB 33
 R 2
 H 8
 RBI 2
 BB 2
 SO 7
 LOB 14



Boston Red Sox @ California Angels
 Anaheim Stadium, Anaheim, CA
 Wed Jun 05 1991, 10:05 PM EDT
 Att: 24,089 - Sunny - 72 F

AB 30
 R 7
 H 7
 RBI 6
 BB 2
 SO 8
 LOB 6



Batter	1	2	3	4	5	6	7	8	9	AB	R	H	RBI	BB	SO	LOB	TOP										
Jody Reed, R OBP: 0.299, SLG: 0.297 (1, 4)	G4-3		P2		G6-3			FC1-5 G3 1B		4	0	0	0	0	0	2											
Carlos Quintana, R OBP: 0.351, SLG: 0.393 (1, 3)	G6-3		BB			K		G3 1B		3	0	1	1	1	1	0											
Wade Boggs, L OBP: 0.430, SLG: 0.457 (1, 5)	E7 2B		G4-3			F7		G3		4	0	1	0	0	0	3											
Tom Brunansky, R OBP: 0.294, SLG: 0.449 (1, 9)	G5-3			HR		G4-3		K		4	1	1	1	0	1	3											
Mike Greenwell, L OBP: 0.348, SLG: 0.429 (1, 7)		F7		P5				G3	G4-3	4	0	0	0	0	0	0											
Ellis Burks, R OBP: 0.328, SLG: 0.369 (1, 8)	G6-3		G1-3				F7		G6-3	4	0	0	0	0	0	0											
Jack Clark, R OBP: 0.346, SLG: 0.294 (1, 10)				K					K	3	0	0	0	1	3	0											
Tony Peña, R OBP: 0.311, SLG: 0.360 (1, 2)		G4-3			G6-3			FC1-5 1B		2	0	0	0	1	0	1											
Mike Brumley, S OBP: 0.053, SLG: 0.053 (8, PH)			P3					FC1-5 1B		2	0	0	0	0	1	0											
Kevin Romine, R OBP: 0.250, SLG: 0.346 (8, 4)								FC1-5 1B		1	1	1	0	0	0	0											
Steve Lyons, L OBP: 0.314, SLG: 0.485 (8, 4)								FC1-5 1B		0	0	0	0	0	0	0											
Inning Stats	R: 0 E: 1 K: 0 S: 8	H: 1 LOB: 1 BB: 0 P: 12	R: 0 E: 0 K: 0 S: 10	H: 0 LOB: 1 BB: 1 P: 18	R: 0 E: 0 K: 0 S: 7	H: 0 LOB: 1 BB: 1 P: 13	R: 1 E: 0 K: 1 S: 10	H: 1 LOB: 0 BB: 0 P: 13	R: 0 E: 0 K: 1 S: 6	H: 0 LOB: 0 BB: 0 P: 11	R: 0 E: 0 K: 1 S: 7	H: 0 LOB: 0 BB: 0 P: 14	R: 0 E: 0 K: 1 S: 7	H: 0 LOB: 0 BB: 0 P: 9	R: 1 E: 0 K: 1 S: 17	H: 2 LOB: 2 BB: 1 P: 28	R: 0 E: 0 K: 1 S: 10	H: 0 LOB: 0 BB: 0 P: 14	1B: 2 2B: 1 3B: 0 HR: 1	SF: 0 SAC: 0 DP: 0 HBP: 0	WP: 0 PB: 0 SB: 0 CS: 0	PA: 34					
PITCHER	IP	WLS	BF	H	R	ER	SO	BB	IBB	HBP	BLK	WP	HR	S	P	ERA	WHIP										
Mark Langston, L ERA: 3.58 (1, 1)	7.0	W	27	3	2	2	4	3	0	0	0	0	1	59	99	2.57	0.857										
Mark Eichhorn, R ERA: 0.29 (8, 1)	0.1		2	1	0	0	0	0	0	0	0	0	0	7	10	0.00	3.000										
Bryan Harvey, R ERA: 1.08 (8, 1)	1.2	S	5	0	0	0	2	0	0	0	0	0	0	16	23	0.00	0.000										

Boston Red Sox @ California Angels
Anaheim Stadium, Anaheim, CA
Thu Jun 06 1991, 10:05 PM EDT
Att: 27,227 - Sunny - 68 F

AB 31
R 2
H 4
RBI 2
BB 3
SO 6
LOB 9



Batter	1	2	3	4	5	6	7	8	9	AB	R	H	RBI	BB	SO	LOB	BOTTOM										
Luis Polonia, L OBP: 0.380, SLG: 0.414 (1, 7)	F8		K		L4		FC1-2 1B			4	1	0	0	0	1	4											
Wally Joyner, L OBP: 0.410, SLG: 0.511 (1, 3)	F7		L3		F7		FC1-2 1B			4	0	1	2	0	0	2											
Dave Winfield, R OBP: 0.320, SLG: 0.552 (1, 9)	HR			P4		F7	P6			4	1	1	1	0	0	1											
Dave Parker, L OBP: 0.252, SLG: 0.284 (1, 10)	P5			F7		K		G3		4	0	0	0	0	1	0											
Gary Gaetti, R OBP: 0.291, SLG: 0.416 (1, 5)		G5-3						F9-3 1B		3	0	2	0	0	0	0											
Lance Parrish, R OBP: 0.305, SLG: 0.397 (1, 2)			BB		P2		HBP	F9-3 1B		3	0	0	0	1	0	3											
Max Venable, L OBP: 0.235, SLG: 0.214 (1, 8)		F9			P4			G3-1		3	0	0	0	0	0	1											
Jack Howell, L OBP: 0.400, SLG: 0.472 (1, 4)		F7			1B			2B FC1-2 BB		2	0	1	0	1	0	1											
Dick Schofield, R OBP: 0.363, SLG: 0.323 (1, 6)			P5					FC1-2 1B		3	1	2	0	0	0	0											
Inning Stats	R: 1 E: 0 K: 0 S: 12	H: 1 LOB: 0 BB: 0 P: 17	R: 0 E: 0 K: 0 S: 5	H: 0 LOB: 1 BB: 1 P: 11	R: 0 E: 0 K: 1 S: 14	H: 0 LOB: 0 BB: 0 P: 19	R: 0 E: 0 K: 0 S: 7	H: 1 LOB: 1 BB: 0 P: 9	R: 0 E: 0 K: 1 S: 14	H: 0 LOB: 1 BB: 0 P: 22	R: 2 E: 0 K: 0 S: 18	H: 2 LOB: 1 BB: 1 P: 27	R: 0 E: 0 K: 0 S: 6	H: 1 LOB: 0 BB: 0 P: 10	1B: 5 2B: 2 3B: 0 HR: 1	SF: 0 SAC: 0 DP: 1 HBP: 1	WP: 0 PB: 0 SB: 0 CS: 0	PA: 33									
PITCHER	IP	WLS	BF	H	R	ER	SO	BB	IBB	HBP	BLK	WP	HR	S	P	ERA	WHIP										
Danny Darwin, R ERA: 5.02 (1, 1)	6.1	L	27	5	3	3	2	2	0	1	0	0	1	69	103	4.26	1.105										
Tony Fossas, L ERA: 3.45 (7, 1)	1.0		4	1	0	0	0	0	0	0	0	0	0	8	12	0.00	1.000										
Jeff Gray, R ERA: 2.81 (8, 1)	0.2		2	1	0	0	0	0	0	0	0	0	0	5	8	0.00	1.500										

Boston Red Sox @ California Angels
Anaheim Stadium, Anaheim, CA
Thu Jun 06 1991, 10:05 PM EDT
Att: 27,227 - Sunny - 68 F


AB 30
R 3
H 7
RBI 3
BB 2
SO 2
LOB 12



Batter	1	2	3	4	5	6	7	8	9	AB	R	H	RBI	BB	SO	LOB	TOP								
Tony Phillips, S OBP: 0.400, SLG: 0.435 (1, 10)										4	2	2	1	0	1	0									
Lou Whitaker, L OBP: 0.390, SLG: 0.455 (1, 4)										4	1	2	1	0	0	0									
Alan Trammell, R OBP: 0.329, SLG: 0.340 (1, 6)										4	0	1	0	0	0	2									
Cecil Fielder, R OBP: 0.368, SLG: 0.495 (1, 3)										3	1	1	0	1	2	3									
Pete Incaviglia, R OBP: 0.272, SLG: 0.361 Mitt Cuyler, S OBP: 0.329, SLG: 0.312 (1, 7) (9, 8)										4	1	1	0	0	0	2									
Rob Deer, R OBP: 0.338, SLG: 0.439 (1, 9)										4	0	2	1	0	1	2									
Travis Fryman, R OBP: 0.287, SLG: 0.374 (1, 5)										3	0	1	0	0	0	0									
John Shelby, S OBP: 0.271, SLG: 0.422 (1, 8) (9, 7)										4	0	0	1	0	1	2									
Andy Allanson, R OBP: 0.203, SLG: 0.328 (1, 2)										4	0	0	0	0	2	2									
Inning Stats	R: 1 E: 1 K: 1 S: 12	H: 2 LOB: 2 BB: 0 P: 19	R: 0 E: 0 K: 1 S: 10	H: 1 LOB: 0 BB: 0 P: 13	R: 0 E: 0 K: 1 S: 11	H: 1 LOB: 1 BB: 0 P: 18	R: 0 E: 1 K: 0 S: 4	H: 1 LOB: 0 BB: 0 P: 7	R: 2 E: 0 K: 2 S: 18	H: 2 LOB: 0 BB: 0 P: 27	R: 2 E: 0 K: 0 S: 11	H: 3 LOB: 1 BB: 0 P: 18	R: 0 E: 0 K: 1 S: 9	H: 0 LOB: 0 BB: 0 P: 14	R: 0 E: 0 K: 1 S: 8	H: 0 LOB: 0 BB: 1 P: 14	R: 0 E: 0 K: 0 S: 14	H: 0 LOB: 0 BB: 0 P: 19	1B: 6 2B: 2 3B: 0 HR: 2	SF: 0 SAC: 1 DP: 1 HBP: 0	WP: 0 PB: 2 SB: 0 CS: 0	PA: 37			
PITCHER	IP	WLS	BF	H	R	ER	SO	BB	IBB	HBP	BLK	WP	HR	S	P	ERA	WHIP								
Fernando Valenzuela, L ERA: 7.2 (1, 1)	5.0	L	23	9	5	4	5	0	0	0	0	0	2	59	89	7.20	1.800								
Joe Grahe, R ERA: (6, 1)	3.0		10	1	0	0	2	1	0	0	0	0	0	24	41	0.00	0.667								
Scott Bailes, L ERA: 3.66 (9, 1)	1.0		3	0	0	0	0	0	0	0	0	0	0	14	19	0.00	0.000								

Detroit Tigers @ California Angels
Anaheim Stadium, Anaheim, CA
Fri Jun 07 1991, 10:05 PM EDT
Att: 49,977 - Sunny - 74 F


AB 34
R 5
H 10
RBI 4
BB 1
SO 7
LOB 13



Batter	1	2	3	4	5	6	7	8	9	AB	R	H	RBI	BB	SO	LOB	BOTTOM								
Luis Polonia, L OBP: 0.373, SLG: 0.406 (1, 7)										4	0	0	0	0	0	0									
Wally Joyner, L OBP: 0.403, SLG: 0.500 (1, 3)										4	0	0	0	0	1	0									
Dave Winfield, R OBP: 0.323, SLG: 0.551 (1, 9)										4	0	2	0	0	0	0									
Dave Parker, L OBP: 0.252, SLG: 0.289 (1, 10)										4	0	1	0	0	1	2									
Lance Parrish, R OBP: 0.309, SLG: 0.396 (1, 2)										3	0	1	0	0	0	1									
Dave Gallagher, R OBP: 0.415, SLG: 0.383 (1, 8)										3	0	0	0	0	0	3									
Jack Howell, L OBP: 0.375, SLG: 0.436 (1, 5)										3	0	0	0	0	1	2									
Luis Sojo, R OBP: 0.240, SLG: 0.274 (1, 4)										3	0	0	0	0	0	2									
Dick Schofield, R OBP: 0.356, SLG: 0.315 (1, 6)										3	0	0	0	0	0	0									
Inning Stats	R: 0 E: 0 K: 0 S: 7	H: 0 LOB: 0 BB: 0 P: 10	R: 0 E: 0 K: 1 S: 7	H: 0 LOB: 0 BB: 0 P: 11	R: 0 E: 0 K: 0 S: 9	H: 0 LOB: 0 BB: 0 P: 14	R: 0 E: 0 K: 0 S: 5	H: 0 LOB: 0 BB: 0 P: 7	R: 0 E: 0 K: 1 S: 15	H: 2 LOB: 2 BB: 0 P: 26	R: 0 E: 0 K: 1 S: 9	H: 0 LOB: 1 BB: 0 P: 11	R: 0 E: 0 K: 0 S: 7	H: 1 LOB: 0 BB: 0 P: 11	R: 0 E: 0 K: 0 S: 4	H: 0 LOB: 0 BB: 0 P: 6	R: 0 E: 0 K: 0 S: 11	H: 1 LOB: 1 BB: 0 P: 17	1B: 3 2B: 1 3B: 0 HR: 0	SF: 0 SAC: 0 DP: 0 HBP: 0	WP: 0 PB: 0 SB: 0 CS: 0	PA: 31			
PITCHER	IP	WLS	BF	H	R	ER	SO	BB	IBB	HBP	BLK	WP	HR	S	P	ERA	WHIP								
Frank Tanana, L ERA: 4.38 (1, 1)	9.0	W	31	4	0	0	3	0	0	0	0	0	0	74	113	0.00	0.444								

Detroit Tigers @ California Angels
Anaheim Stadium, Anaheim, CA
Fri Jun 07 1991, 10:05 PM EDT
Att: 49,977 - Sunny - 74 F

AB 31
R 0
H 4
RBI 0
BB 0
SO 3
LOB 10



Batter	1	2	3	4	5	6	7	8	9	AB	R	H	RBI	BB	SO	LOB	TOP								
Tony Phillips, S (1, 10) OBP: 0.402, SLG: 0.433	2-2 FC4-6 1B		2-3 K			1-0 G5-3		4-0 HR BB		3	1	1	0	1	1	0									
Lou Whitaker, L (1, 4) OBP: 0.377, SLG: 0.469	3-1 FC4-6 1-2			0-0 E7 FC5-4		1-3 K		2-0 HR 1-H 2-H		4	1	1	3	0	1	1									
Alan Trammell, R (1, 6) OBP: 0.332, SLG: 0.359	1-3 K			0-1 FC5-4 1-2			1-2 HR	0-2 CS 1B		4	1	2	1	0	1	2									
Cecil Fielder, R (1, 3) OBP: 0.366, SLG: 0.490	0-0 F9			0-1 F8			1-0 G5-3 1B	2-3 K 1-2		4	0	1	0	0	1	3									
Pete Incaviglia, R (1, 7) OBP: 0.267, SLG: 0.354 Mitt Cuyler, S (8, 8) OBP: 0.326, SLG: 0.310		2-2 F8		0-0 G5-3			1-0 G5-3 1-2		0-0 P3	3	0	0	0	0	0	2									
Rob Deer, R (1, 9) OBP: 0.332, SLG: 0.429		1-3 K			1-0 P3		1-1 P3		0-0 G4-3	4	0	0	0	0	1	1									
Travis Fryman, R (1, 5) OBP: 0.281, SLG: 0.366			3-3 K		2-3 K		0-0 G5-3		2-2 G5-3	4	0	0	0	0	2	1									
John Shelby, S (1, 8) OBP: 0.260, SLG: 0.403				1-0 F7		1-1 F9		1-0 G6-3		3	0	0	0	0	0	0									
Andy Allanson, R (1, 2) OBP: 0.210, SLG: 0.328			0-3 K		0-0 G1-3			3-1 BB HR 1B		3	1	1	0	0	1	0									
Inning Stats	R: 0 E: 0 K: 1 S: 10	H: 1 LOB: 1 BB: 0 P: 16	R: 0 E: 0 K: 2 S: 12	H: 0 LOB: 0 BB: 0 P: 18	R: 0 E: 0 K: 2 S: 7	H: 0 LOB: 0 BB: 0 P: 10	R: 0 E: 1 K: 0 S: 6	H: 0 LOB: 1 BB: 0 P: 6	R: 0 E: 0 K: 1 S: 7	H: 0 LOB: 0 BB: 0 P: 11	R: 0 E: 0 K: 0 S: 5	H: 0 LOB: 0 BB: 0 P: 7	R: 1 E: 0 K: 0 S: 13	H: 2 LOB: 1 BB: 0 P: 17	R: 3 E: 0 K: 1 S: 10	H: 3 LOB: 0 BB: 1 P: 22	R: 0 E: 0 K: 0 S: 6	H: 0 LOB: 0 BB: 0 P: 8	1B: 4 2B: 0 3B: 0 HR: 2	SF: 0 SAC: 0 DP: 0 HBP: 0	WP: 0 PB: 0 SB: 0 CS: 1	PA: 34			
PITCHER	IP	WLS	BF	H	R	ER	SO	BB	IBB	HBP	BLK	WP	HR	S	P	ERA	WHIP								
Jim Abbott, L (1, 1) ERA: 3.54	7.1	L	30	6	4	4	7	1	0	0	0	0	2	67	102	4.91	0.955								
Mark Eichhorn, R (8, 1) ERA: 0.29	1.2		4	0	0	0	1	0	0	0	0	0	0	9	13	0.00	0.000								

Detroit Tigers @ California Angels
Anaheim Stadium, Anaheim, CA
Sat Jun 08 1991, 10:05 PM EDT
Att: 59,502 - Sunny - 72 F

livebaseballscores.com

AB 33
R 4
H 6
RBI 4
BB 1
SO 8
LOB 10



Batter	1	2	3	4	5	6	7	8	9	AB	R	H	RBI	BB	SO	LOB	BOTTOM								
Luis Polonia, L (1, 7) OBP: 0.371, SLG: 0.403	3-3 K		1-0 S 1B		1-3 K			0-0 G6-3		4	0	1	1	0	2	1									
Wally Joyner, L (1, 3) OBP: 0.400, SLG: 0.495	3-1 G6-3		0-0 F9		1-3 K			0-1 1B		4	0	1	0	0	1	3									
Dave Winfield, R (1, 9) OBP: 0.317, SLG: 0.540	1-0 L6		2-2 L5 1-2 3-H		2-1 F7			1-3 K		4	0	0	0	0	1	2									
Dave Parker, L (1, 10) OBP: 0.257, SLG: 0.289 Ruben Amaro Jr, S (9, PR)		1-1 G3		0-0 G6-3		4-2 F7-3 BB		0-1 1B SH3-4 1B		3	0	1	0	1	0	0									
Jack Howell, L (1, 5) OBP: 0.353, SLG: 0.405 Luis Sojo, R (9, PH) OBP: 0.240, SLG: 0.274		1-2 P6		2-3 K		1-0 F7-3		0-0 SH3-4		3	0	0	0	0	1	1									
Donnie Hill, S (1, 4) OBP: 0.376, SLG: 0.400		3-2 G6-3		2-2 G3		1-2 F7-3		1-2 1B		4	0	1	0	0	0	0									
Max Venable, L (1, 8) OBP: 0.235, SLG: 0.196			3-2 F9		1-1 F8			0-0 G4-6-3 1-2		4	0	0	0	0	2										
Ron Tingley, R (1, 2) OBP: 0.233, SLG: 0.345			3-1 1B 1B 1B		2-2 HR		0-3 K			3	2	2	1	0	1	0									
Dick Schofield, R (1, 6) OBP: 0.362, SLG: 0.323			0-1 F9 1B E 1B		0-1 1B		1-2 G4-3			3	1	2	0	0	0	0									
Inning Stats	R: 0 E: 0 K: 1 S: 6	H: 0 LOB: 0 BB: 0 P: 13	R: 0 E: 0 K: 0 S: 8	H: 0 LOB: 0 BB: 0 P: 13	R: 2 E: 0 K: 0 S: 13	H: 3 LOB: 1 BB: 0 P: 22	R: 0 E: 0 K: 1 S: 7	H: 0 LOB: 0 BB: 0 P: 11	R: 1 E: 0 K: 2 S: 14	H: 2 LOB: 1 BB: 0 P: 18	R: 0 E: 0 K: 0 S: 5	H: 0 LOB: 0 BB: 1 P: 12	R: 0 E: 0 K: 1 S: 6	H: 0 LOB: 0 BB: 0 P: 7	R: 0 E: 0 K: 1 S: 9	H: 1 LOB: 1 BB: 0 P: 11	R: 0 E: 0 K: 0 S: 8	H: 2 LOB: 2 BB: 0 P: 10	1B: 7 2B: 1 3B: 0 HR: 1	SF: 0 SAC: 1 DP: 2 HBP: 0	WP: 0 PB: 0 SB: 1 CS: 0	PA: 34			
PITCHER	IP	WLS	BF	H	R	ER	SO	BB	IBB	HBP	BLK	WP	HR	S	P	ERA	WHIP								
Walt Terrell, R (1, 1) ERA: 4.16	7.1	W	27	5	3	2	5	1	0	0	0	0	1	62	100	2.46	0.818								
Paul Gibson, L (8, 1) ERA: 2.23	0.2		4	2	0	0	1	0	0	0	0	0	0	8	9	0.00	3.000								
Mike Henneman, R (9, 1) ERA: 1.91	1.0	S	3	1	0	0	0	0	0	0	0	0	0	6	8	0.00	1.000								

Detroit Tigers @ California Angels
Anaheim Stadium, Anaheim, CA
Sat Jun 08 1991, 10:05 PM EDT
Att: 59,502 - Sunny - 72 F

livebaseballscores.com


AB 32
R 3
H 8
RBI 2
BB 1
SO 6
LOB 9



Batter	1	2	3	4	5	6	7	8	9	AB	R	H	RBI	BB	SO	LOB	TOP							
Tony Phillips, S OBP: 0.406, SLG: 0.447 (1, 4)	L4		2B BB			HR	BB		G4-3	3	1	1	1	2	0	0								
Travis Fryman, R OBP: 0.288, SLG: 0.380 (1, 5)	K		2B			K	BB		2B	4	1	2	0	1	2	0								
Alan Trammell, R OBP: 0.333, SLG: 0.362 (1, 6)	BB				F7	F8	K		2B	4	0	1	1	1	1	3								
Cecil Fielder, R OBP: 0.363, SLG: 0.481 (1, 3)	K				K	BB			K	4	0	0	0	1	4	2								
Pete Incaviglia, R OBP: 0.276, SLG: 0.354 (1, 7)		G4-3			CS 1B	BB			P3	3	1	1	0	2	0	1								
Rob Deer, R OBP: 0.330, SLG: 0.425 (1, 9)	K				CS	K	K		1B	4	0	1	0	0	3	2								
Mickey Tettleton, S OBP: 0.380, SLG: 0.439 (1, 10)		G6-3				P3			G5-3	4	0	0	0	0	1	2								
John Shelby, S OBP: 0.273, SLG: 0.408 (1, 8)					F8	1B			P4	4	0	2	1	0	0	0								
Andy Atkinson, R OBP: 0.215, SLG: 0.328 (8, PH)					K				1B	3	0	1	0	0	2	1								
Mark Salas, L OBP: 0.100, SLG: 0.053 (8, 2)					K				1B	1	0	0	0	0	1	2								
Inning Stats	R: 0 E: 0 K: 2 S: 9	H: 0 LOB: 1 BB: 1 P: 17	R: 0 E: 0 K: 1 S: 7	H: 0 LOB: 0 BB: 0 P: 10	R: 0 E: 0 K: 1 S: 10	H: 1 LOB: 2 BB: 1 P: 17	R: 0 E: 0 K: 1 S: 7	H: 1 LOB: 0 BB: 0 P: 10	R: 0 E: 0 K: 2 S: 9	H: 1 LOB: 1 BB: 0 P: 15	R: 1 E: 0 K: 2 S: 17	H: 1 LOB: 2 BB: 2 P: 32	R: 0 E: 0 K: 1 S: 13	H: 1 LOB: 3 BB: 2 P: 26	R: 1 E: 0 K: 3 S: 14	H: 2 LOB: 2 BB: 1 P: 23	R: 1 E: 0 K: 1 S: 9	H: 2 LOB: 1 BB: 0 P: 12	1B: 5 2B: 3 3B: 0 HR: 1	SF: 0 SAC: 0 DP: 0 HBP: 0	WP: 0 PB: 0 SB: 0 CS: 1	PA: 42		
PITCHER	IP WLS BF H R ER SO BB IBB HBP BLK WP HR S P ERA WHIP	IP WLS BF H R ER SO BB IBB HBP BLK WP HR S P ERA WHIP	IP WLS BF H R ER SO BB IBB HBP BLK WP HR S P ERA WHIP	IP WLS BF H R ER SO BB IBB HBP BLK WP HR S P ERA WHIP	IP WLS BF H R ER SO BB IBB HBP BLK WP HR S P ERA WHIP	IP WLS BF H R ER SO BB IBB HBP BLK WP HR S P ERA WHIP	IP WLS BF H R ER SO BB IBB HBP BLK WP HR S P ERA WHIP	IP WLS BF H R ER SO BB IBB HBP BLK WP HR S P ERA WHIP	IP WLS BF H R ER SO BB IBB HBP BLK WP HR S P ERA WHIP	IP WLS BF H R ER SO BB IBB HBP BLK WP HR S P ERA WHIP	IP WLS BF H R ER SO BB IBB HBP BLK WP HR S P ERA WHIP	IP WLS BF H R ER SO BB IBB HBP BLK WP HR S P ERA WHIP	IP WLS BF H R ER SO BB IBB HBP BLK WP HR S P ERA WHIP	IP WLS BF H R ER SO BB IBB HBP BLK WP HR S P ERA WHIP	IP WLS BF H R ER SO BB IBB HBP BLK WP HR S P ERA WHIP	IP WLS BF H R ER SO BB IBB HBP BLK WP HR S P ERA WHIP	IP WLS BF H R ER SO BB IBB HBP BLK WP HR S P ERA WHIP	IP WLS BF H R ER SO BB IBB HBP BLK WP HR S P ERA WHIP	IP WLS BF H R ER SO BB IBB HBP BLK WP HR S P ERA WHIP	IP WLS BF H R ER SO BB IBB HBP BLK WP HR S P ERA WHIP	IP WLS BF H R ER SO BB IBB HBP BLK WP HR S P ERA WHIP	IP WLS BF H R ER SO BB IBB HBP BLK WP HR S P ERA WHIP	IP WLS BF H R ER SO BB IBB HBP BLK WP HR S P ERA WHIP	IP WLS BF H R ER SO BB IBB HBP BLK WP HR S P ERA WHIP

Detroit Tigers @ California Angels
Anaheim Stadium, Anaheim, CA
Sun Jun 09 1991, 6:33 AM EDT
Att: 42,677 - Sunny - 78 F


AB 34
R 3
H 9
RBI 3
BB 7
SO 14
LOB 13



Batter	1	2	3	4	5	6	7	8	9	AB	R	H	RBI	BB	SO	LOB	BOTTOM							
Luis Polonia, L OBP: 0.368, SLG: 0.395 (1, 7)	G4-3 BB	G4-3		G4-3-6-3-1-4		G6-3		F7		4	0	0	0	1	0	3								
Wally Joyner, L OBP: 0.404, SLG: 0.512 (1, 3)	G4-3			F9	1B	HR		1B		5	1	3	1	0	0	1								
Dave Winfield, R OBP: 0.319, SLG: 0.552 (1, 9)	P6			G5-3	1B	HR		F8		5	1	2	1	0	0	2								
Dave Parker, L OBP: 0.256, SLG: 0.297 (1, 10)	G6-3			G5-3	K	3B		G4-3		5	0	1	0	0	1	4								
Lance Parrish, R OBP: 0.319, SLG: 0.401 (7, 2)		1B FC3-2 BB		E 1B	1B	FC6-4 1B		K		3	1	2	0	1	1	1								
Jack Howell, L OBP: 0.394, SLG: 0.413 (1, 5)		FC3-2 G3 1B		E4 1B 1B	1B	F9		K		4	2	2	0	0	1	1								
Donnie Hill, S OBP: 0.381, SLG: 0.404 (1, 4)		G3 FC3-2 1B		1B 1B	1B	G6-3		G6-3		4	1	2	1	0	1	1								
Max Venable, L OBP: 0.236, SLG: 0.200 (1, 8)		FC3-2 G3		1B FC6-4	1B	E6		E6		4	1	1	0	0	0	4								
Dick Schofield, R OBP: 0.359, SLG: 0.321 (1, 6)		G3		1B 1B	1B	F7		L4		4	0	1	3	0	0	3								
Inning Stats	R: 0 E: 0 K: 0 S: 6	H: 0 LOB: 1 BB: 1 P: 12	R: 1 E: 0 K: 0 S: 19	H: 2 LOB: 2 BB: 1 P: 29	R: 0 E: 0 K: 0 S: 4	H: 0 LOB: 0 BB: 0 P: 5	R: 4 E: 1 K: 1 S: 20	H: 7 LOB: 2 BB: 0 P: 26	R: 0 E: 0 K: 1 S: 8	H: 1 LOB: 1 BB: 0 P: 12	R: 2 E: 0 K: 1 S: 12	H: 3 LOB: 1 BB: 0 P: 20	R: 0 E: 1 K: 1 S: 11	H: 0 LOB: 1 BB: 0 P: 14	R: 0 E: 0 K: 0 S: 7	H: 1 LOB: 1 BB: 0 P: 12	1B: 11 2B: 0 3B: 1 HR: 2	SF: 0 SAC: 0 DP: 1 HBP: 0	WP: 0 PB: 0 SB: 1 CS: 0	PA: 40				
PITCHER	IP WLS BF H R ER SO BB IBB HBP BLK WP HR S P ERA WHIP	IP WLS BF H R ER SO BB IBB HBP BLK WP HR S P ERA WHIP	IP WLS BF H R ER SO BB IBB HBP BLK WP HR S P ERA WHIP	IP WLS BF H R ER SO BB IBB HBP BLK WP HR S P ERA WHIP	IP WLS BF H R ER SO BB IBB HBP BLK WP HR S P ERA WHIP	IP WLS BF H R ER SO BB IBB HBP BLK WP HR S P ERA WHIP	IP WLS BF H R ER SO BB IBB HBP BLK WP HR S P ERA WHIP	IP WLS BF H R ER SO BB IBB HBP BLK WP HR S P ERA WHIP	IP WLS BF H R ER SO BB IBB HBP BLK WP HR S P ERA WHIP	IP WLS BF H R ER SO BB IBB HBP BLK WP HR S P ERA WHIP	IP WLS BF H R ER SO BB IBB HBP BLK WP HR S P ERA WHIP	IP WLS BF H R ER SO BB IBB HBP BLK WP HR S P ERA WHIP	IP WLS BF H R ER SO BB IBB HBP BLK WP HR S P ERA WHIP	IP WLS BF H R ER SO BB IBB HBP BLK WP HR S P ERA WHIP	IP WLS BF H R ER SO BB IBB HBP BLK WP HR S P ERA WHIP	IP WLS BF H R ER SO BB IBB HBP BLK WP HR S P ERA WHIP	IP WLS BF H R ER SO BB IBB HBP BLK WP HR S P ERA WHIP	IP WLS BF H R ER SO BB IBB HBP BLK WP HR S P ERA WHIP	IP WLS BF H R ER SO BB IBB HBP BLK WP HR S P ERA WHIP	IP WLS BF H R ER SO BB IBB HBP BLK WP HR S P ERA WHIP	IP WLS BF H R ER SO BB IBB HBP BLK WP HR S P ERA WHIP	IP WLS BF H R ER SO BB IBB HBP BLK WP HR S P ERA WHIP	IP WLS BF H R ER SO BB IBB HBP BLK WP HR S P ERA WHIP	IP WLS BF H R ER SO BB IBB HBP BLK WP HR S P ERA WHIP

Detroit Tigers @ California Angels
Anaheim Stadium, Anaheim, CA
Sun Jun 09 1991, 6:33 AM EDT
Att: 42,677 - Sunny - 78 F

AB 38
R 7
H 14
RBI 6
BB 2
SO 4
LOB 20



Batter	1	2	3	4	5	6	7	8	9	AB	R	H	RBI	BB	SO	LOB	TOP			
Paul Moltzer, R OBP: 0.398, SLG: 0.502 (1, 3)										4	2	2	1	0	0	0	Milwaukee Brewers @ California Angels Anaheim Stadium, Anaheim, CA Tue Jun 11 1991, 10:05 PM EDT Att: 23,044 - Cloudy - 71 F			
Willie Randolph, R OBP: 0.416, SLG: 0.333 (1, 4)										3	0	1	0	1	0	0				
Gary Sheffield, R OBP: 0.286, SLG: 0.364 (1, 10)										4	0	0	0	0	0	3				
Robin Yount, R OBP: 0.335, SLG: 0.452 (1, 8)										4	0	2	1	0	1	1				
Greg Vaughn, R OBP: 0.323, SLG: 0.477 (1, 7)										4	0	0	0	0	2	3				
Dale Sveum, S OBP: 0.317, SLG: 0.376 (1, 5)										4	0	1	0	0	3	2				
Dante Bichette, R OBP: 0.297, SLG: 0.434 (1, 9)										4	1	2	1	0	0	1				
Rick Dempsey, R OBP: 0.242, SLG: 0.321 (9, PH)										3	0	0	0	0	2	1				
Franklin Stubbs, L OBP: 0.276, SLG: 0.295 (9, PH)										1	0	0	0	0	1	1				
Inning Stats	R: 1 E: 0 K: 2 S: 16	H: 2 LOB: 2 BB: 1 P: 25	R: 1 E: 0 K: 2 S: 10	H: 1 LOB: 0 BB: 0 P: 16	R: 0 E: 0 K: 1 S: 5	H: 0 LOB: 0 BB: 0 P: 7	R: 0 E: 0 K: 2 S: 13	H: 1 LOB: 1 BB: 0 P: 21	R: 1 E: 1 K: 1 S: 10	H: 2 LOB: 1 BB: 0 P: 14	R: 0 E: 0 K: 0 S: 7	H: 0 LOB: 0 BB: 0 P: 11	R: 0 E: 0 K: 0 S: 9	H: 1 LOB: 1 BB: 0 P: 12	R: 0 E: 0 K: 2 S: 14	H: 1 LOB: 1 BB: 0 P: 20	1B: 6 2B: 0 3B: 0 HR: 2	SF: 0 SAC: 0 DP: 0 HBP: 0	WP: 0 PB: 0 SB: 0 CS: 0	PA: 36
PITCHER	IP WLS BF H R ER SO BB IBB HBP BLK WP HR S P ERA WHIP																			
Mark Langston, L ERA: 3.57 (1, 1)	7.2 W 31 7 3 3 9 1 0 0 0 0 2 74 112 3.52 1.043																			
Bryan Harvey, R ERA: 1.03 (8, 1)	1.1 S 5 1 0 0 2 0 0 0 0 0 0 0 17 24 0.00 0.750																			

AB 35
R 3
H 8
RBI 3
BB 1
SO 11
LOB 13



Batter	1	2	3	4	5	6	7	8	9	AB	R	H	RBI	BB	SO	LOB	BOTTOM			
Luis Polonia, L OBP: 0.361, SLG: 0.384 (1, 7)										5	0	1	1	0	0	5	Milwaukee Brewers @ California Angels Anaheim Stadium, Anaheim, CA Tue Jun 11 1991, 10:05 PM EDT Att: 23,044 - Cloudy - 71 F			
Wally Joyner, L OBP: 0.402, SLG: 0.505 (1, 3)										4	0	2	0	0	0	3				
Dave Winfield, R OBP: 0.320, SLG: 0.540 (1, 9)										3	0	0	0	1	0	3				
Dave Parker, L OBP: 0.260, SLG: 0.300 (1, 10)										4	0	0	0	0	0	2				
Gary Gaetti, R OBP: 0.299, SLG: 0.416 (1, 5)										3	1	1	0	1	0	2				
Jack Howell, L OBP: 0.381, SLG: 0.404 (1, 4)										3	1	0	0	1	0	1				
Dave Gallagher, R OBP: 0.411, SLG: 0.380 (1, 8)										3	0	1	0	0	1	0				
Ron Tingley, R OBP: 0.270, SLG: 0.353 (1, 2)										1	2	1	2	2	0	0				
Dick Schofield, R OBP: 0.374, SLG: 0.331 (1, 6)										3	0	3	1	1	0	0				
Inning Stats	R: 0 E: 0 K: 0 S: 8	H: 1 LOB: 2 BB: 1 P: 15	R: 0 E: 0 K: 1 S: 14	H: 1 LOB: 2 BB: 1 P: 25	R: 0 E: 0 K: 0 S: 3	H: 1 LOB: 0 BB: 0 P: 5	R: 3 E: 0 K: 0 S: 13	H: 2 LOB: 1 BB: 2 P: 25	R: 0 E: 0 K: 0 S: 15	H: 1 LOB: 1 BB: 0 P: 19	R: 1 E: 0 K: 0 S: 8	H: 2 LOB: 2 BB: 1 P: 17	R: 0 E: 0 K: 0 S: 5	H: 0 LOB: 0 BB: 0 P: 8	R: 0 E: 0 K: 0 S: 7	H: 1 LOB: 1 BB: 1 P: 14	1B: 8 2B: 2 3B: 0 HR: 0	SF: 0 SAC: 2 DP: 2 HBP: 0	WP: 0 PB: 0 SB: 0 CS: 0	PA: 37
PITCHER	IP WLS BF H R ER SO BB IBB HBP BLK WP HR S P ERA WHIP																			
Don August, R ERA: 4.92 (1, 1)	3.1 L 15 3 1 1 0 1 0 0 0 0 0 0 35 53 2.46 1.091																			
Kevin Brown, L ERA: 5.03 (4, 1)	0.1 3 1 0 0 0 1 0 0 0 0 0 0 6 12 0.00 6.000																			
Mark Knudson, R ERA: 8.31 (8, 1)	0.2 1 0 0 0 0 0 0 0 0 0 0 0 1 2 0.00 0.000																			
Mark Lee, L ERA: 3.67 (8, 1)																				

AB 29
R 4
H 9
RBI 4
BB 6
SO 1
LOB 16




Batter	1	2	3	4	5	6	7	8	9	AB	R	H	RBI	BB	SO	LOB	TOP											
Luis Polonia, L OBP: 0.357, SLG: 0.379	0-3 K			1-2 G4-3	3-2 L7			1-0 FC5-4 1B		4	0	1	0	0	1	1	California Angels @ Boston Red Sox Fenway Park, Boston, MA Sat Jun 15 1991, 3:33 AM EDT Att: 32,591 - Cloudy - 89 F											
Donnie Hill, S OBP: 0.376, SLG: 0.394	3-2 F8			2-1 G4-6-3 1B			4-2 G1-6-3 BB	2-1 FC5-4 1-2		3	0	1	0	1	0	1												
Wally Joyner, L OBP: 0.388, SLG: 0.484 Bobby Rose, R OBP: 0.217, SLG: 0.318	0-0 F7			2-0 G4-6-3 1-2			1-0 G1-6-3 1-2		1-0 WP 2B	3	0	0	0	0	0	2												
Dave Winfield, R OBP: 0.322, SLG: 0.540 Jack Howell, L OBP: 0.353, SLG: 0.368		1-2 P4			2-2 E6 2B			1-0 G6-3	1-0 P5	3	1	0	0	0	0	0												
Dave Parker, L OBP: 0.251, SLG: 0.294		1-2 F8			2-2 2B			1-2 F8	2-1 P5	4	1	1	0	0	0	1												
Gary Gaetti, R OBP: 0.302, SLG: 0.413 Dave Gallagher, R OBP: 0.393, SLG: 0.352		0-0 F7			0-1 G5-3			1-1 F8	4-0	3	0	0	0	0	0	2												
Max Venable, L OBP: 0.246, SLG: 0.238			2-0 F9		0-1 1B			0-2 P5	0-1 F7	4	1	1	2	0	0	2												
Ron Tingley, R OBP: 0.213, SLG: 0.273			0-3 K		1-1 F7			1-0 L6		3	0	0	0	0	1	1												
Dick Schofield, R OBP: 0.366, SLG: 0.320 Luis Sojo, R OBP: 0.238, SLG: 0.271			2-1 F9		1-1 1B			3-3 K		3	0	1	1	0	1	0												
Inning Stats	R: 0 E: 0 K: 1 S: 7	H: 0 LOB: 0 BB: 0 P: 10	R: 0 E: 0 K: 0 S: 8	H: 0 LOB: 0 BB: 0 P: 10	R: 0 E: 0 K: 1 S: 6	H: 0 LOB: 0 BB: 0 P: 10	R: 0 E: 0 K: 0 S: 8	H: 1 LOB: 1 BB: 0 P: 13	R: 3 E: 1 K: 0 S: 20	H: 3 LOB: 1 BB: 0 P: 29	R: 0 E: 0 K: 0 S: 4	H: 0 LOB: 0 BB: 1 P: 10	R: 0 E: 0 K: 0 S: 8	H: 0 LOB: 0 BB: 0 P: 10	R: 0 E: 0 K: 1 S: 9	H: 1 LOB: 1 BB: 0 P: 16		R: 0 E: 0 K: 0 S: 6	H: 1 LOB: 2 BB: 1 P: 14	1B: 3 2B: 3 3B: 0 HR: 0	SF: 0 SAC: 0 DP: 2 HBP: 0	WP: 1 PB: 0 SB: 0 CS: 0	PA: 34					
PITCHER	IP	WLS	BF	H	R	ER	SO	BB	IBB	HBP	BLK	WP	HR	S	P	ERA	WHIP											
Mike Gardiner, R ERA: 3.42	(1, 1)	8.0	W	29	5	3	1	3	1	0	0	0	0	70	108	1.12	0.750											
Jeff Plympton, R ERA:	(9, 1)	1.0		5	1	0	0	0	1	0	0	0	1	0	6	14	0.00	2.000										

Batter	1	2	3	4	5	6	7	8	9	AB	R	H	RBI	BB	SO	LOB	BOTTOM											
Jody Reed, R OBP: 0.306, SLG: 0.316				1-1 WP FC5-6-1 2B	2-2 F8			1-1 FC4-6 WP 1B SF7		4	2	2	0	1	0	2	California Angels @ Boston Red Sox Fenway Park, Boston, MA Sat Jun 15 1991, 3:33 AM EDT Att: 32,591 - Cloudy - 89 F											
Carlos Quintana, R OBP: 0.374, SLG: 0.420				4-0 FC5-2-5-1 BB		4-1 BB SF9	2-0 WP 1B	1-2 3-H 1B		3	2	3	3	2	0	0												
Ellis Burks, R OBP: 0.327, SLG: 0.414			0-0 K		0-0 FC5-2-5-1 G5-4-3	1-2 SF9 BB	1-2 SF7	3-1 1-2 2-H		4	0	1	1	0	1	6												
Tom Brunansky, R OBP: 0.284, SLG: 0.399 Phil Plantier, L OBP: 0.297, SLG: 0.214	1 SAFE 4-2 BB 2B BB	2-1 F9		4-0 G5-4-3		4-2 BB	1-2 L9			3	0	0	0	2	0	3												
Mike Greenwell, L OBP: 0.356, SLG: 0.426 Kevin Romine, R OBP: 0.216, SLG: 0.286	0-0 2B	1-1 G3		1-0 HR 1B		0-0 P6	0-3 K			4	2	2	2	0	0	3												
Jack Clark, R OBP: 0.357, SLG: 0.374	1-2 2-H 3-H 1B	3-3 K		0-1 HR 1B		0-0 SF9	1-2 P2			3	2	1	3	1	1	0												
Tony Peña, R OBP: 0.353 John Marzano, R OBP: 0.241, SLG: 0.321	2-2 1B		1-3 K		1-3 K	1-3 HR 1B	3-2 G1-3	2-1 G6-3		4	1	1	2	0	2	2												
Luis Rivera, R OBP: 0.362, SLG: 0.458	3-2 2B		1-0 F8		2-0 1B		1-0 FC4-6 1B			4	3	3	1	0	0	0												
Mike Brumley, S OBP: 0.233, SLG: 0.241	2-1 1B		1-0 F7		2-2 1B		1-1 FC4-6 1B			4	1	3	1	0	0	0												
Inning Stats	R: 7 E: 0 K: 1 S: 32	H: 7 LOB: 2 BB: 3 P: 60	R: 0 E: 0 K: 1 S: 7	H: 0 LOB: 0 BB: 0 P: 13	R: 0 E: 0 K: 1 S: 5	H: 0 LOB: 0 BB: 0 P: 8	R: 0 E: 0 K: 0 S: 5	H: 1 LOB: 1 BB: 1 P: 11	R: 3 E: 0 K: 1 S: 18	H: 4 LOB: 0 BB: 0 P: 26	R: 1 E: 0 K: 0 S: 16	H: 1 LOB: 2 BB: 2 P: 28	R: 2 E: 0 K: 0 S: 12	H: 3 LOB: 1 BB: 0 P: 21	R: 0 E: 0 K: 1 S: 8	H: 0 LOB: 0 BB: 0 P: 11		1B: 11 2B: 4 3B: 0 HR: 1	SF: 2 SAC: 0 DP: 1 HBP: 0	WP: 2 PB: 0 SB: 0 CS: 0	PA: 43							
PITCHER	IP	WLS	BF	H	R	ER	SO	BB	IBB	HBP	BLK	WP	HR	S	P	ERA	WHIP											
Chuck Finley, L ERA: 3.81	(1, 1)	0.2	L	9	6	7	7	1	2	0	0	0	0	28	50	94.50	12.000											
Jeff Robinson, R ERA: 4.24	(1, 1)	3.2		17	5	3	3	3	2	0	0	0	1	1	28	53	7.36	1.909										
Scott Bailes, L ERA: 3.24	(5, 1)	1.2		8	2	1	1	0	2	0	0	0	0	0	27	43	5.40	2.400										
Bob McClure, L ERA: 9.31	(7, 1)	1.0		6	3	2	2	0	0	0	0	0	1	0	12	21	18.00	3.000										
Bryan Harvey, R ERA: 0.99	(8, 1)	1.0		3	0	0	0	1	0	0	0	0	0	0	8	11	0.00	0.000										

AB	32
R	3
H	6
RBI	3
BB	2
SO	3
LOB	11



AB	35
R	13
H	16
RBI	13
BB	6
SO	5
LOB	16



Batter	1	2	3	4	5	6	7	8	9	AB	R	H	RBI	BB	SO	LOB	TOP										
Luis Polonia, L OBP: 0.352, SLG: 0.373	G3		FC6-4 G1-3-2		G6-3			G4-3		4	0	0	0	0	0	3	California Angels @ Boston Red Sox Fenway Park, Boston, MA Sun Jun 16 1991, 3:33 AM EDT Att: 32,433 - Overcast - 59 F										
Luis Sojo, R OBP: 0.232, SLG: 0.264 Wally Joyner, L OBP: 0.386, SLG: 0.482	P3		G1-3-2				G4-3	F9	3	0	0	0	0	0	1												
Gary Gaetti, R OBP: 0.301, SLG: 0.410	E6			K			F9	1B	4	0	1	0	0	1	0												
Dave Winfield, R OBP: 0.321, SLG: 0.532				G5-3			K		3	0	0	0	1	2	1												
Bobby Rose, R OBP: 0.222, SLG: 0.308	F9			G5-3				K	4	0	1	0	0	1	3												
Donnie Hill, S OBP: 0.368, SLG: 0.382		G2-3			G5-3		G4-6-3		3	0	0	0	0	0	1												
Dave Gallagher, R OBP: 0.391, SLG: 0.351		L8					F8		3	0	1	0	0	0	0												
Max Venable, L OBP: 0.250, SLG: 0.242			K						3	0	1	0	0	1	1												
John Orton, R OBP: 0.211, SLG: 0.263								G1-6-3	3	0	2	0	0	0	1												
Inning Stats	R: 0 E: 1 K: 0 S: 9	H: 0 LOB: 2 BB: 1 P: 18	R: 0 E: 0 K: 1 S: 7	H: 0 LOB: 0 BB: 0 P: 10	R: 0 E: 0 K: 0 S: 7	H: 1 LOB: 0 BB: 0 P: 11	R: 0 E: 0 K: 1 S: 8	H: 0 LOB: 0 BB: 0 P: 12	R: 0 E: 0 K: 0 S: 13	H: 2 LOB: 2 BB: 0 P: 19	R: 0 E: 0 K: 0 S: 8	H: 0 LOB: 0 BB: 0 P: 11	R: 0 E: 0 K: 0 S: 5	H: 1 LOB: 0 BB: 0 P: 9	R: 0 E: 0 K: 0 S: 4	H: 1 LOB: 0 BB: 0 P: 6	R: 0 E: 0 K: 2 S: 14	H: 1 LOB: 1 BB: 0 P: 19	1B: 6 2B: 1 3B: 0 HR: 0	SF: 0 SAC: 0 DP: 3 HBP: 0	WP: 0 PB: 0 SB: 1 CS: 0	PA: 32					
PITCHER	IP	WLS	BF	H	R	ER	SO	BB	IBB	HBP	BLK	WP	HR	S	P	ERA	WHIP										
Tom Bolton, L ERA: 4.01	(1, 1)	8.0	W	28	5	0	3	1	0	0	0	0	0	61	96	0.00	0.750										
Jeff Reardon, R ERA: 3.13	(9, 1)	1.0	S	4	1	0	2	0	0	0	0	0	0	14	19	0.00	1.000										

Batter	1	2	3	4	5	6	7	8	9	AB	R	H	RBI	BB	SO	LOB	BOTTOM										
Jody Reed, R OBP: 0.305, SLG: 0.315	F8		P6		F7		1B			4	0	1	0	0	0	2	California Angels @ Boston Red Sox Fenway Park, Boston, MA Sun Jun 16 1991, 3:33 AM EDT Att: 32,433 - Overcast - 59 F										
Carlos Quintana, R OBP: 0.381, SLG: 0.420	1B		FC6-4 BB		1B		L8		2	0	1	0	2	0	1												
Wade Boggs, L OBP: 0.409, SLG: 0.436	F7		FC6-4		1B		FC6-4		4	0	2	2	0	0	2												
Tom Brunansky, R OBP: 0.284, SLG: 0.396	1B		G5-3		K		FC6-4		4	0	1	0	0	1	4												
Mike Greenwell, L OBP: 0.354, SLG: 0.423	L7		G3-1				G4-3		4	0	1	0	0	0	2												
Ellis Burks, R OBP: 0.323, SLG: 0.408		G6-3		P2			G6-3		3	0	0	0	0	0	0												
Jack Clark, R OBP: 0.360, SLG: 0.374		P9			BB 1B		BB		3	1	1	0	1	0	1												
Tony Peña, R OBP: 0.306, SLG: 0.347		G5-3			G6-3		P4		3	0	0	0	1	0	2												
Luis Rivera, R OBP: 0.359, SLG: 0.447			L9		BB 1B		G6-3		3	1	0	0	1	1	2												
Inning Stats	R: 0 E: 0 K: 0 S: 10	H: 2 LOB: 2 BB: 0 P: 19	R: 0 E: 0 K: 0 S: 7	H: 0 LOB: 0 BB: 0 P: 12	R: 0 E: 0 K: 0 S: 4	H: 0 LOB: 1 BB: 1 P: 12	R: 0 E: 0 K: 0 S: 6	H: 0 LOB: 0 BB: 0 P: 11	R: 2 E: 0 K: 1 S: 14	H: 2 LOB: 2 BB: 2 P: 29	R: 0 E: 0 K: 0 S: 7	H: 0 LOB: 1 BB: 1 P: 15	R: 0 E: 0 K: 0 S: 9	H: 2 LOB: 2 BB: 0 P: 11	R: 0 E: 0 K: 1 S: 10	H: 1 LOB: 2 BB: 1 P: 17	R: 0 E: 0 K: 0 S: 10	H: 1 LOB: 2 BB: 1 P: 17	1B: 7 2B: 0 3B: 0 HR: 0	SF: 0 SAC: 1 DP: 0 HBP: 0	WP: 0 PB: 0 SB: 0 CS: 0	PA: 36					
PITCHER	IP	WLS	BF	H	R	ER	SO	BB	IBB	HBP	BLK	WP	HR	S	P	ERA	WHIP										
Kirk McCaskill, R ERA: 3.81	(1, 1)	8.0	L	36	7	2	2	5	0	0	0	0	0	67	126	2.25	1.500										

Batter	1	2	3	4	5	6	7	8	9	AB	R	H	RBI	BB	SO	LOB	TOP										
Luis Polonia, L OBP: 0.350, SLG: 0.371										4	1	1	1	0	2	0	California Angels @ Boston Red Sox Fenway Park, Boston, MA Mon Jun 17 1991, 7:05 PM EDT Att: 32,786 - Cloudy - 58 F										
Wally Joyner, L OBP: 0.384, SLG: 0.482										4	1	1	2	0	1	0											
Dave Winfield, R OBP: 0.319, SLG: 0.527										4	0	1	0	0	2	1											
Dave Parker, L OBP: 0.251, SLG: 0.293										4	0	1	1	0	0	1											
Gary Gaetti, R OBP: 0.296, SLG: 0.403										4	0	0	0	0	1	3											
Junior Felix, S OBP: 0.305, SLG: 0.352										4	0	0	0	0	2	0											
Luis Sojo, R OBP: 0.225, SLG: 0.256										4	0	0	0	0	0	0											
Ron Tingley, R OBP: 0.235, SLG: 0.292										4	1	2	0	0	2	0											
Dick Schofield, R OBP: 0.366, SLG: 0.320										3	1	1	0	0	1	1											
Inning Stats	R: 0 E: 1 K: 1 S: 8	H: 1 LOB: 2 BB: 0 P: 10	R: 0 E: 0 K: 1 S: 12	H: 1 LOB: 1 BB: 0 P: 19	R: 0 E: 0 K: 2 S: 10	H: 0 LOB: 0 BB: 0 P: 12	R: 0 E: 0 K: 0 S: 4	H: 0 LOB: 0 BB: 0 P: 8	R: 4 E: 0 K: 2 S: 20	H: 5 LOB: 1 BB: 0 P: 24	R: 0 E: 0 K: 1 S: 9	H: 0 LOB: 0 BB: 0 P: 15	R: 0 E: 0 K: 1 S: 10	H: 0 LOB: 0 BB: 0 P: 16	R: 0 E: 0 K: 0 S: 5	H: 0 LOB: 0 BB: 0 P: 6	R: 0 E: 0 K: 2 S: 10	H: 0 LOB: 0 BB: 0 P: 13	1B: 6 2B: 1 3B: 0 HR: 0	SF: 0 SAC: 0 DP: 0 HBP: 0	WP: 0 PB: 0 SB: 0 CS: 0	PA: 35					
PITCHER	IP	WLS	BF	H	R	ER	SO	BB	IBB	HBP	BLK	WP	HR	S	P	ERA	WHIP										
Greg Harris, R ERA: 4.44	(1, 1)	7.0	L	29	7	4	4	9	0	0	0	0	0	73	104	5.14	1.000										
Jeff Gray, R ERA: 2.31	(8, 1)	2.0		6	0	0	0	2	0	0	0	0	0	15	19	0.00	0.000										

Batter	1	2	3	4	5	6	7	8	9	AB	R	H	RBI	BB	SO	LOB	BOTTOM										
Jody Reed, R OBP: 0.300, SLG: 0.309										4	0	0	0	0	1	0	California Angels @ Boston Red Sox Fenway Park, Boston, MA Mon Jun 17 1991, 7:05 PM EDT Att: 32,786 - Cloudy - 58 F										
Carlos Quintana, R OBP: 0.379, SLG: 0.414										3	0	0	0	1	1	0											
Wade Boggs, L OBP: 0.411, SLG: 0.437										4	0	2	0	0	1	1											
Tom Brunansky, R OBP: 0.279, SLG: 0.389										4	0	0	0	0	0	3											
Mike Greenwell, L OBP: 0.356, SLG: 0.424										4	1	2	0	0	0	0											
Ellis Burks, R OBP: 0.322, SLG: 0.410										4	1	1	0	0	0	1											
Jack Clark, R OBP: 0.362, SLG: 0.373										3	0	1	2	1	1	0											
Tony Peña, R OBP: 0.302, SLG: 0.342										3	0	0	0	0	1	3											
Luis Rivera, R OBP: 0.359, SLG: 0.444										3	0	1	0	0	1	2											
Inning Stats	R: 0 E: 0 K: 0 S: 9	H: 0 LOB: 1 BB: 1 P: 17	R: 0 E: 0 K: 0 S: 6	H: 0 LOB: 0 BB: 0 P: 11	R: 0 E: 0 K: 1 S: 7	H: 0 LOB: 0 BB: 0 P: 11	R: 0 E: 0 K: 2 S: 8	H: 0 LOB: 0 BB: 0 P: 11	R: 2 E: 0 K: 0 S: 13	H: 4 LOB: 0 BB: 0 P: 16	R: 0 E: 0 K: 1 S: 8	H: 1 LOB: 1 BB: 0 P: 10	R: 0 E: 0 K: 1 S: 18	H: 1 LOB: 2 BB: 1 P: 28	R: 0 E: 0 K: 0 S: 11	H: 1 LOB: 1 BB: 0 P: 17	R: 0 E: 0 K: 1 S: 7	H: 0 LOB: 0 BB: 0 P: 10	1B: 6 2B: 1 3B: 0 HR: 0	SF: 0 SAC: 0 DP: 1 HBP: 0	WP: 0 PB: 0 SB: 0 CS: 1	PA: 35					
PITCHER	IP	WLS	BF	H	R	ER	SO	BB	IBB	HBP	BLK	WP	HR	S	P	ERA	WHIP										
Mark Langston, L ERA: 3.5	(1, 1)	7.0	W	27	6	2	2	5	2	0	0	0	0	69	104	2.57	1.143										
Mark Eichhorn, R ERA: 0.5	(8, 1)	0.2		3	1	0	0	0	0	0	0	0	0	9	13	0.00	1.500										
Bryan Harvey, R ERA: 0.94	(8, 1)	1.1	S	4	0	0	0	1	0	0	0	0	0	9	14	0.00	0.000										

AB	35
R	4
H	7
RBI	4
BB	0
SO	11
LOB	6



AB	32
R	2
H	7
RBI	2
BB	2
SO	6
LOB	10



Batter	1	2	3	4	5	6	7	8	9	AB	R	H	RBI	BB	SO	LOB	TOP								
Dick Schofield, R OBP: 0.372, SLG: 0.316			G1-3				FC3-6 BB			2	1	0	0	3	1	2	California Angels @ Milwaukee Brewers Milwaukee County Stadium, Milwaukee, WI Tue Jun 18 1991, 8:05 PM EDT Att: 17,915 - Sunny - 83 F								
Wally Joyner, L OBP: 0.381, SLG: 0.481	F7		K				FC3-6 WP	K		5	1	1	1	0	2	7									
Gary Gaetti, R OBP: 0.294, SLG: 0.398	F8			P2			K		F9	5	1	1	2	0	1	2									
Dave Winfield, R OBP: 0.321, SLG: 0.542		L4		G4-3 2B			K		G4-3	5	1	2	2	0	1	2									
Dave Parker, L OBP: 0.250, SLG: 0.291		P5		G4-3					K	5	1	1	0	0	1	1									
Dave Gallagher, R OBP: 0.382, SLG: 0.344		K		L6					F9	4	0	1	0	0	1	2									
Junior Felix, S OBP: 0.304, SLG: 0.349			K						FC5 1B	4	0	1	0	0	3	1									
Luis Sojo, R OBP: 0.241, SLG: 0.266			G1-3 1B						FC5 1B	3	1	2	1	1	0	1									
John Orton, R OBP: 0.238, SLG: 0.286									FC5 1B	2	0	1	0	0	1	1									
Max Venable, L OBP: 0.260, SLG: 0.254									FC5 1B	1	0	1	0	0	0	0									
Ron Tingley, R OBP: 0.231, SLG: 0.286									FC5 1B	1	0	0	0	0	0	2									
Inning Stats	R: 0 E: 0 K: 1 S: 11	H: 0 LOB: 0 BB: 0 P: 14	R: 0 E: 0 K: 1 S: 7	H: 0 LOB: 0 BB: 0 P: 9	R: 0 E: 0 K: 2 S: 14	H: 1 LOB: 2 BB: 1 P: 27	R: 0 E: 0 K: 0 S: 7	H: 1 LOB: 1 BB: 0 P: 8	R: 5 E: 0 K: 2 S: 20	H: 4 LOB: 0 BB: 1 P: 32	R: 0 E: 0 K: 1 S: 10	H: 1 LOB: 0 BB: 0 P: 14	R: 0 E: 0 K: 2 S: 15	H: 1 LOB: 2 BB: 1 P: 23	R: 1 E: 0 K: 1 S: 15	H: 3 LOB: 3 BB: 1 P: 26	R: 0 E: 0 K: 1 S: 7	H: 0 LOB: 0 BB: 0 P: 7	1B: 8 2B: 3 3B: 0 HR: 1	SF: 0 SAC: 0 DP: 1 HBP: 0	WP: 1 PB: 0 SB: 0 CS: 0	PA: 41			
PITCHER	IP	WLS	BF	H	R	ER	SO	BB	IBB	HBP	BLK	WP	HR	S	P	ERA	WHIP								
Teddy Higuera, L ERA: 5.79	5.0	W	23	6	5	5	6	2	0	0	0	0	1	59	90	9.00	1.600								
Julio Machado, R ERA: 3.21	2.0		8	2	0	0	3	1	0	0	0	1	0	25	37	0.00	1.500								
Mark Lee, L ERA: 3.9	0.2		6	3	1	0	0	1	0	0	0	0	0	12	22	13.50	6.000								
Dan Plesac, L ERA: 2.08	1.1	S	4	0	0	0	2	0	0	0	0	0	0	10	11	0.00	0.000								

Batter	1	2	3	4	5	6	7	8	9	AB	R	H	RBI	BB	SO	LOB	BOTTOM								
Paul Moltitor, R OBP: 0.399, SLG: 0.514					G1-3					2	2	1	1	2	0	2	California Angels @ Milwaukee Brewers Milwaukee County Stadium, Milwaukee, WI Tue Jun 18 1991, 8:05 PM EDT Att: 17,915 - Sunny - 83 F								
Jim Gantner, L OBP: 0.319, SLG: 0.348				HBP	K					5	1	3	3	0	1	3									
B.J. Surhoff, L OBP: 0.274, SLG: 0.243					L9					4	1	1	0	1	0	3									
Robin Yount, R OBP: 0.351, SLG: 0.458										4	1	1	0	1	1	2									
Darryl Hamilton, L OBP: 0.299, SLG: 0.268										0	0	0	0	0	0	0									
Greg Vaughn, R OBP: 0.352, SLG: 0.534										5	1	3	2	0	1	1									
Franklin Stubbs, L OBP: 0.281, SLG: 0.316										4	1	1	0	1	0	3									
Willie Randolph, R OBP: 0.428, SLG: 0.358										5	2	2	2	0	1	2									
Dante Bichette, R OBP: 0.261, SLG: 0.415										2	1	1	0	2	0	2									
Bill Spiers, L OBP: 0.286, SLG: 0.333										4	0	1	1	0	2	4									
Inning Stats	R: 7 E: 0 K: 1 S: 30	H: 6 LOB: 2 BB: 3 P: 57	R: 0 E: 0 K: 0 S: 9	H: 1 LOB: 0 BB: 0 P: 15	R: 0 E: 0 K: 1 S: 11	H: 1 LOB: 2 BB: 0 P: 20	R: 0 E: 0 K: 1 S: 9	H: 1 LOB: 1 BB: 0 P: 17	R: 2 E: 0 K: 0 S: 16	H: 2 LOB: 1 BB: 1 P: 29	R: 0 E: 0 K: 1 S: 9	H: 1 LOB: 1 BB: 0 P: 16	R: 1 E: 0 K: 2 S: 10	H: 1 LOB: 2 BB: 3 P: 24	R: 0 E: 0 K: 0 S: 3	H: 1 LOB: 0 BB: 0 P: 5	1B: 10 2B: 4 3B: 0 HR: 1	SF: 0 SAC: 0 DP: 2 HBP: 1	WP: 3 PB: 0 SB: 1 CS: 0	PA: 43					
PITCHER	IP	WLS	BF	H	R	ER	SO	BB	IBB	HBP	BLK	WP	HR	S	P	ERA	WHIP								
Joe Grahe, R ERA: 9.72	0.0	L	7	5	7	7	0	2	0	0	0	0	0	55	100	4.15	1.846								
Mike Fetters, R ERA: 4.15	4.1		21	6	2	2	3	2	0	1	0	0	0	12	22	0.00	0.750								
Scott Bailes, L ERA: 3.08	1.1		5	1	0	0	0	0	0	0	0	0	0	16	33	3.86	2.143								
Jeff Robinson, R ERA: 4.21	2.1		10	2	1	1	3	3	0	0	0	1	0	16	33	3.86	2.143								

Batter	1	2	3	4	5	6	7	8	9	AB	R	H	RBI	BB	SO	LOB	TOP					
Luis Polonia, L OBP: 0.391, SLG: 0.371										5	0	2	1	0	1	1	California Angels @ Milwaukee Brewers Milwaukee County Stadium, Milwaukee, WI Wed Jun 19 1991, 4:33 AM EDT Att: 26,512 - Sunny - 82 F					
Dick Schofield, R OBP: 0.370, SLG: 0.321										4	0	1	0	0	0	2						
Wally Joyner, L OBP: 0.383, SLG: 0.489										4	1	2	0	0	0	1						
Dave Winfield, R OBP: 0.324, SLG: 0.539										3	0	1	0	1	0	2						
Dave Parker, L OBP: 0.254, SLG: 0.295										4	1	2	1	0	1	2						
Gary Gaetti, R OBP: 0.297, SLG: 0.400										4	1	2	0	0	1	2						
Junior Felix, S OBP: 0.302, SLG: 0.347										1	0	0	0	0	0	0						
Max Venable, L OBP: 0.263, SLG: 0.246										2	0	0	0	1	0	3						
Luis Sojo, R OBP: 0.241, SLG: 0.265										4	1	1	0	0	0	2						
Ron Tingley, R OBP: 0.232, SLG: 0.269										3	0	0	0	0	1	3						
Inning Stats	R: 0 E: 0 K: 1 S: 7	H: 1 LOB: 0 BB: 0 P: 11	R: 0 E: 0 K: 1 S: 6	H: 1 LOB: 0 BB: 0 P: 12	R: 0 E: 0 K: 0 S: 10	H: 0 LOB: 1 BB: 0 P: 17	R: 0 E: 0 K: 1 S: 9	H: 1 LOB: 1 BB: 0 P: 17	R: 2 E: 1 K: 0 S: 15	H: 3 LOB: 1 BB: 0 P: 20	R: 2 E: 0 K: 1 S: 16	H: 3 LOB: 1 BB: 1 P: 26	R: 0 E: 0 K: 0 S: 4	H: 1 LOB: 0 BB: 0 P: 7	R: 0 E: 0 K: 0 S: 12	H: 1 LOB: 1 BB: 1 P: 18	R: 0 E: 0 K: 0 S: 6	H: 0 LOB: 0 BB: 0 P: 9	1B: 8 2B: 5 3B: 0 HR: 0	SF: 0 SAC: 0 DP: 4 HBP: 1	WP: 0 PB: 0 SB: 1 CS: 0	PA: 37
PITCHER	IP WLS BF H R ER SO BB IBB HBP BLK WP HR S P ERA WHIP																					
Bill Wegman, R ERA: 3.98	(1, 1) 5.1 L 24 9 4 2 3 0 0 0 1 0 0 0 0 0 0 59 94 3.38 1.688																					
Kevin Brown, L ERA: 5.5	(6, 1) 0.0 1 0 0 0 0 1 0 0 0 0 0 0 0 4 ∞ ∞																					
Darren Holmes, R ERA: 2.8	(6, 1) 2.2 9 2 0 0 1 1 0 0 0 0 0 0 20 30 0.00 1.125																					
Chuck Crim, R ERA: 5.68	(9, 1) 1.0 3 0 0 0 0 0 0 0 0 0 0 0 6 9 0.00 0.000																					

Batter	1	2	3	4	5	6	7	8	9	AB	R	H	RBI	BB	SO	LOB	BOTTOM					
Paul Molitor, R OBP: 0.401, SLG: 0.516										3	0	1	0	1	1	1	California Angels @ Milwaukee Brewers Milwaukee County Stadium, Milwaukee, WI Wed Jun 19 1991, 4:33 AM EDT Att: 26,512 - Sunny - 82 F					
Willie Randolph, R OBP: 0.430, SLG: 0.352										2	0	0	0	2	0	1						
Greg Vaughn, R OBP: 0.345, SLG: 0.523										4	0	0	0	0	1	4						
Robin Yount, R OBP: 0.349, SLG: 0.455										4	1	1	0	0	1	2						
Dante Bichette, R OBP: 0.262, SLG: 0.414										3	0	1	0	0	2	0						
Greg Brock, L OBP: 0.435, SLG: 0.418										1	0	0	0	0	1	1						
Dale Sveum, S OBP: 0.301, SLG: 0.357										4	0	2	1	0	1	1						
Darryl Hamilton, L OBP: 0.296, SLG: 0.267										4	0	1	0	0	0	3						
Rick Dempsey, R OBP: 0.250, SLG: 0.323										3	0	1	0	0	1	1						
B.J. Surhoff, L OBP: 0.272, SLG: 0.241										1	0	0	0	0	1	1						
Bill Spiers, L OBP: 0.287, SLG: 0.329										2	0	0	0	1	0	3						
Inning Stats	R: 0 E: 0 K: 0 S: 4	H: 0 LOB: 1 BB: 2 P: 14	R: 0 E: 0 K: 1 S: 5	H: 1 LOB: 0 BB: 0 P: 10	R: 0 E: 0 K: 2 S: 10	H: 0 LOB: 2 BB: 2 P: 20	R: 0 E: 0 K: 2 S: 10	H: 0 LOB: 0 BB: 0 P: 14	R: 0 E: 0 K: 1 S: 13	H: 1 LOB: 0 BB: 0 P: 20	R: 0 E: 0 K: 0 S: 9	H: 1 LOB: 1 BB: 0 P: 14	R: 0 E: 0 K: 1 S: 13	H: 2 LOB: 2 BB: 0 P: 17	R: 0 E: 0 K: 0 S: 5	H: 0 LOB: 0 BB: 0 P: 8	R: 1 E: 0 K: 2 S: 16	H: 2 LOB: 1 BB: 0 P: 22	1B: 5 2B: 2 3B: 0 HR: 0	SF: 0 SAC: 0 DP: 1 HBP: 0	WP: 0 PB: 0 SB: 1 CS: 1	PA: 35
PITCHER	IP WLS BF H R ER SO BB IBB HBP BLK WP HR S P ERA WHIP																					
Jim Abbott, L ERA: 3.41	(1, 1) 7.0 W 27 5 0 0 7 4 0 0 0 0 0 0 14 109 0.00 1.286																					
Mark Eichhorn, R ERA: 0.73	(8, 1) 1.1 6 2 1 1 1 0 0 0 0 0 0 0 14 22 6.75 1.500																					
Bryan Harvey, R ERA: 0.92	(9, 1) 0.2 S 2 0 0 0 1 0 0 0 0 0 0 0 7 8 0.00 0.000																					

Batter	1	2	3	4	5	6	7	8	9	AB	R	H	RBI	BB	SO	LOB	TOP		
Luis Polonia, L OBP: 0.356, SLG: 0.376										5	1	3	2	0	0	2			
Dick Schofield, R OBP: 0.395, SLG: 0.317										5	0	1	0	0	0	3			
Wally Joyner, L OBP: 0.379, SLG: 0.483										5	1	1	0	0	0	3			
Dave Winfield, R OBP: 0.325, SLG: 0.534										4	2	1	0	1	0	1			
Dave Parker, L OBP: 0.253, SLG: 0.305										5	1	1	3	0	0	4			
Gary Gaetti, R OBP: 0.296, SLG: 0.397										4	0	1	0	0	1	3			
Dave Gallagher, R OBP: 0.389, SLG: 0.354										4	1	2	2	0	0	1			
Luis Sojo, R OBP: 0.245, SLG: 0.263										1	0	0	0	0	0	2			
Donnie Hill, S OBP: 0.379, SLG: 0.382										0	0	0	0	2	0	0			
Ron Tingley, R OBP: 0.233, SLG: 0.268										4	1	1	0	0	0	3			
Inning Stats	R: 3 H: 3 E: 2 K: 1 S: 19	H: 3 R: 5 ER: 3 SO: 1 BB: 1 P: 35	R: 0 H: 0 E: 0 K: 0 S: 8	H: 0 R: 3 ER: 0 SO: 1 BB: 0 P: 12	R: 0 H: 0 E: 0 K: 0 S: 7	H: 0 R: 0 ER: 0 SO: 1 BB: 0 P: 10	R: 0 H: 0 E: 0 K: 0 S: 8	H: 2 R: 0 ER: 0 SO: 1 BB: 0 P: 14	R: 2 H: 2 E: 0 K: 0 S: 12	H: 2 R: 0 ER: 0 SO: 1 BB: 1 P: 24	R: 2 H: 3 E: 0 K: 0 S: 14	H: 3 R: 0 ER: 0 SO: 1 BB: 0 P: 22	R: 0 H: 1 E: 0 K: 2 S: 6	H: 1 R: 0 ER: 0 SO: 1 BB: 1 P: 16	R: 0 H: 0 E: 0 K: 0 S: 6	H: 0 R: 0 ER: 0 SO: 0 BB: 0 P: 7	1B: 10 2B: 0 3B: 0 HR: 1	SF: 0 SAC: 0 DP: 1 HBP: 1	WP: 0 PA: 41 PB: 0 SB: 4 CS: 0
PITCHER	IP WLS BF H R ER SO BB IBB HBP BLK WP HR S P ERA WHIP																		
Dan Gakeler, R ERA: 4.96	(1, 1) 5.2 L 27 6 5 3 1 1 1 1 0 0 0 62 98 4.76 1.235																		
Paul Gibson, L ERA: 3.14	(6, 1) 0.2 L 6 4 2 2 0 0 0 0 0 0 0 1 17 27 27.00 6.000																		
John Cerutti, L ERA: 4.85	(7, 1) 2.2 8 1 0 0 0 1 0 0 0 0 0 0 14 27 0.00 0.750																		

California Angels @ Detroit Tigers
Tiger Stadium, Detroit, MI
Thu Jun 20 1991, 7:05 PM EDT
Att: 13,744 - Sunny - 86 F

AB	37
R	7
H	11
RBI	7
BB	3
SO	1
LOB	22



Batter	1	2	3	4	5	6	7	8	9	AB	R	H	RBI	BB	SO	LOB	BOTTOM
Tony Phillips, S OBP: 0.387, SLG: 0.411										3	1	0	0	2	1	2	
Skeeter Barnes, R OBP: 0.278, SLG: 0.750										3	1	1	2	0	0	1	
Lloyd Moseby, L OBP: 0.293, SLG: 0.314										2	0	1	0	0	0	0	
Alan Trammell, R OBP: 0.317, SLG: 0.359										5	1	1	2	0	0	2	
Cecil Fielder, R OBP: 0.371, SLG: 0.504										3	1	1	1	1	1	1	
Rob Deer, R OBP: 0.320, SLG: 0.412										3	0	0	0	1	1	3	
Travis Fryman, R OBP: 0.278, SLG: 0.358										4	0	2	0	0	0	0	
Mickey Tettleton, S OBP: 0.384, SLG: 0.414										2	0	0	0	1	1	0	
Andy Allanson, R OBP: 0.239, SLG: 0.333										2	1	1	0	1	0	2	
Mark Salas, L OBP: 0.074, SLG: 0.038										1	0	0	0	0	0	0	
Mitt Cuyler, S OBP: 0.318, SLG: 0.352										4	0	0	0	0	1	4	
Inning Stats	R: 0 H: 0 E: 0 K: 1 S: 14	H: 1 R: 2 ER: 2 SO: 1 BB: 1 P: 15	R: 1 H: 2 E: 0 K: 0 S: 9	H: 2 R: 0 ER: 0 SO: 1 BB: 1 P: 16	R: 4 H: 3 E: 0 K: 0 S: 16	H: 3 R: 0 ER: 0 SO: 1 BB: 1 P: 10	R: 0 H: 1 E: 0 K: 1 S: 10	H: 0 R: 0 ER: 0 SO: 1 BB: 0 P: 14	R: 0 H: 0 E: 0 K: 2 S: 8	H: 0 R: 0 ER: 0 SO: 1 BB: 0 P: 11	R: 0 H: 0 E: 0 K: 0 S: 5	H: 0 R: 0 ER: 0 SO: 0 BB: 0 P: 8	R: 0 H: 0 E: 0 K: 0 S: 5	H: 0 R: 0 ER: 0 SO: 0 BB: 0 P: 8	1B: 4 2B: 0 3B: 1 HR: 2	SF: 0 SAC: 0 DP: 0 HBP: 2	WP: 0 PA: 40 PB: 0 SB: 0 CS: 1
PITCHER	IP WLS BF H R ER SO BB IBB HBP BLK WP HR S P ERA WHIP																
Chuck Finley, L ERA: 3.79	(1, 1) 3.0 6 3 3 3 0 2 0 0 0 0 0 1 15 24 40.50 7.500																
Floyd Bannister, L ERA: 3.79	(4, 1) 0.2 6 3 3 3 0 2 0 0 0 0 0 1 15 24 40.50 7.500																
Joe Grahe, R ERA: 6.39	(4, 1) 4.1 W 15 1 0 0 4 1 0 0 0 0 0 0 32 55 0.00 0.462																
Bryan Harvey, R ERA: 0.89	(9, 1) 1.0 S 3 0 0 0 0 0 0 0 0 0 0 0 5 8 0.00 0.000																

California Angels @ Detroit Tigers
Tiger Stadium, Detroit, MI
Thu Jun 20 1991, 7:05 PM EDT
Att: 13,744 - Sunny - 86 F

AB	32
R	5
H	7
RBI	5
BB	6
SO	5
LOB	15



Batter	1	2	3	4	5	6	7	8	9	10	AB	R	H	RBI	BB	SO	LOB	TOP				
Luis Polonia, L OBP: 0.351, SLG: 0.377 (1, 7)			L9		E5			G4-3		G3	5	0	0	0	0	1	2	California Angels @ Detroit Tigers Tiger Stadium, Detroit, MI Sun Jun 23 1991, 7:05 PM EDT Att. 23,785 - Sunny - 77 F				
Dick Schofield, R OBP: 0.374, SLG: 0.324 John Orton, R OBP: 0.238, SLG: 0.286 (1, 6) (10, 2)	L7				CS					P5	4	0	1	0	0	1	0					
Wally Joyner, L OBP: 0.379, SLG: 0.484 (1, 3)			1B							F8	4	0	1	0	0	0	1					
Dave Winfield, R OBP: 0.317, SLG: 0.516 (1, 9)	3B		P6								4	0	0	0	0	2	1					
Dave Parker, L OBP: 0.269, SLG: 0.325 Max Venable, L OBP: 0.260, SLG: 0.243 (1, 10) (10, PR)											4	0	2	0	0	1	0					
Gary Gaetti, R OBP: 0.233, SLG: 0.396 (1, 5)											0	1	0	0	0	0	0					
Dave Gallagher, R OBP: 0.388, SLG: 0.359 (1, 8)											3	1	1	1	1	0	1					
Luis Sojo, R OBP: 0.246, SLG: 0.272 Donnie Hill, S OBP: 0.351, SLG: 0.391 (1, 4) (10, PH) (10, 6)											4	0	1	0	0	1	0					
Ron Tingley, R OBP: 0.246, SLG: 0.277 Jack Howell, L OBP: 0.343, SLG: 0.356 (1, 2) (10, PH) (10, 4)											3	1	1	0	0	0	0					
											1	0	0	1	0	0	2					
											3	0	0	0	0	1	1					
											1	0	0	0	0	2						
											3	0	0	0	0	1	1					
											1	0	0	0	0	2						
Inning Stats	R: 0 E: 0 K: 2 S: 12	H: 1 LOB: 1 BB: 0 P: 18	R: 1 E: 0 K: 1 S: 9	H: 1 LOB: 0 BB: 0 P: 12	R: 0 E: 0 K: 0 S: 7	H: 1 LOB: 1 BB: 0 P: 11	R: 0 E: 0 K: 0 S: 7	H: 1 LOB: 0 BB: 0 P: 8	R: 1 E: 1 K: 0 S: 8	H: 1 LOB: 0 BB: 0 P: 13	R: 0 E: 0 K: 1 S: 9	H: 0 LOB: 0 BB: 0 P: 13	R: 0 E: 0 K: 1 S: 8	H: 0 LOB: 0 BB: 0 P: 10	R: 0 E: 0 K: 1 S: 8	H: 0 LOB: 0 BB: 0 P: 11	R: 1 E: 0 K: 0 S: 11	H: 2 LOB: 2 BB: 1 P: 19	1B: 3 2B: 2 3B: 1 HR: 1	SF: 0 SAC: 0 DP: 0 HBP: 0	WP: 0 PB: 0 SB: 0 CS: 2	PA: 38
PITCHER	IP	WLS	BF	H	R	ER	SO	BB	IBB	HBP	BLK	WP	HR	S	P	ERA	WHIP					
Frank Tanana, L ERA: 3.65 (1, 1)	7.0		25	5	2	1	5	0	0	0	0	0	0	1	60	88	1.29	0.714				
Mike Henneman, R ERA: 2.74 (8, 1)	2.1		10	2	1	1	2	1	0	0	0	0	0	0	21	33	3.86	1.286				
Paul Gibson, L ERA: 3.1 (10, 1)	0.2	W	2	0	0	0	0	0	0	0	0	0	0	4	7	0.00	0.000					

Batter	1	2	3	4	5	6	7	8	9	10	AB	R	H	RBI	BB	SO	LOB	BOTTOM						
Tony Phillips, S OBP: 0.385, SLG: 0.495 (1, 5)	B5-3		K			G6-3		G1-3			5	0	1	1	0	1	2	California Angels @ Detroit Tigers Tiger Stadium, Detroit, MI Sun Jun 23 1991, 7:05 PM EDT Att. 23,785 - Sunny - 77 F						
Lou Whitaker, L OBP: 0.367, SLG: 0.420 (1, 4)						G4-3		G5-3			3	0	0	0	2	1	1							
Rob Deer, R OBP: 0.320, SLG: 0.414 (1, 9)						F8		L7			5	0	1	1	0	2	1							
Cecil Fielder, R OBP: 0.369, SLG: 0.496 (1, 3)						K					4	1	1	0	0	2	1							
Mickey Tettleton, S OBP: 0.390, SLG: 0.480 (1, 10)											4	1	2	1	0	0	0							
Travis Fryman, R OBP: 0.288, SLG: 0.377 (1, 6)											4	0	1	1	0	2	0							
John Shelby, S OBP: 0.287, SLG: 0.437 (1, 8)											4	1	1	0	0	1	2							
Lloyd Moseby, L OBP: 0.287, SLG: 0.296 (1, 7)											4	1	1	0	0	1	2							
Andy Allanson, R OBP: 0.233, SLG: 0.324 Alan Trammell, R OBP: 0.315, SLG: 0.358 Dave Bergman, L OBP: 0.324, SLG: 0.300 Milt Cuyler, S OBP: 0.310, SLG: 0.341 (1, 2) (10, PH) (10, PH) (10, PR)											2	0	0	0	0	0	1							
											0	0	0	0	0	0	0							
											1	0	1	0	0	0	0							
											0	1	0	0	0	0	0							
Inning Stats	R: 0 E: 0 K: 1 S: 8	H: 0 LOB: 1 BB: 1 P: 14	R: 0 E: 0 K: 1 S: 9	H: 0 LOB: 0 BB: 0 P: 15	R: 0 E: 0 K: 1 S: 6	H: 0 LOB: 0 BB: 1 P: 11	R: 0 E: 0 K: 1 S: 9	H: 0 LOB: 0 BB: 0 P: 12	R: 0 E: 0 K: 1 S: 7	H: 0 LOB: 0 BB: 0 P: 8	R: 0 E: 0 K: 0 S: 7	H: 0 LOB: 0 BB: 0 P: 10	R: 1 E: 0 K: 0 S: 14	H: 3 LOB: 2 BB: 0 P: 20	R: 0 E: 0 K: 1 S: 9	H: 1 LOB: 1 BB: 0 P: 13	R: 1 E: 0 K: 3 S: 13	H: 1 LOB: 0 BB: 0 P: 19	R: 2 E: 0 K: 1 S: 14	H: 4 LOB: 3 BB: 1 P: 25	1B: 8 2B: 0 3B: 0 HR: 1	SF: 0 SAC: 1 DP: 0 HBP: 0	WP: 0 PB: 0 SB: 0 CS: 1	PA: 39
PITCHER	IP	WLS	BF	H	R	ER	SO	BB	IBB	HBP	BLK	WP	HR	S	P	ERA	WHIP							
Jim Abbott, L ERA: 3.27 (1, 1)	6.2		24	3	1	0	1	5	2	0	0	0	0	5	87	1.35	0.750							
Mark Eichhorn, R ERA: 0.91 (7, 1)	0.2		3	1	0	0	0	0	0	0	0	0	0	5	7	0.00	1.500							
Bryan Harvey, R ERA: 1.13 (8, 1)	1.2		6	1	1	1	4	0	0	0	0	0	1	19	28	5.40	0.600							
Scott Bailes, L ERA: 3.29 (10, 1)	0.1		2	1	1	1	1	0	0	0	0	0	0	7	11	27.00	3.000							
Jeff Robinson, R ERA: 5.12 (10, 1)	0.0	L	2	2	0	0	0	0	0	0	0	0	0	4	7	∞	∞							
PITCHER	IP	WLS	BF	H	R	ER	SO	BB	IBB	HBP	BLK	WP	HR	S	P	ERA	WHIP							
Floyd Bannister, L ERA: 3.78 (10, 1)	0.0		1	0	0	0	0	0	0	0	0	0	0	0	1	5	∞	∞						
Joe Grahe, R ERA: 6.39 (10, 1)	0.0		1	1	1	1	0	0	0	0	0	0	0	2	2	∞	∞							

AB	36
R	3
H	7
RBI	2
BB	1
SO	7
LOB	10



AB	35
R	4
H	9
RBI	4
BB	3
SO	10
LOB	9



Batter	1	2	3	4	5	6	7	8	9	AB	R	H	RBI	BB	SO	LOB	TOP										
Luis Polonia, L OBP: 0.352, SLG: 0.376 (1, 7)	L5		SF7		P6		E1		G5-3	5	0	2	2	0	0	1	California Angels @ Kansas City Royals Royals Stadium, Kansas City, MO Wed Jun 26 1991, 8:05 PM EDT Att: 23,727 - Sunny - 92 F										
Max Venable, L OBP: 0.298, SLG: 0.253 (1, 8) (7, 9)			3H		K		P4			5	2	2	0	0	1	3											
Wally Joyner, L OBP: 0.384, SLG: 0.489 (1, 3)	SAFE	2-0						G3		4	1	3	2	1	0	0											
Gary Gaetti, R OBP: 0.292, SLG: 0.392 (1, 5)	1B	1-0	F9		P5			P5		5	1	1	1	0	1	3											
Dave Parker, L OBP: 0.264, SLG: 0.335 (1, 10)	2B	1-0	F7		G3		F7		F7	5	1	1	1	0	0	1											
Lance Parrish, R OBP: 0.326, SLG: 0.419 John Orton, R OBP: 0.286, SLG: 0.296 (1, 2) (9, 2)	1-3	1-0	F8		1B		F9		F7	5	2	3	1	0	0	1											
Jack Howell, L Dave Gallagher, R OBP: 0.325, SLG: 0.333 OBP: 0.365, SLG: 0.341 (1, 9) (7, 8)	1-3	1-3	K		L8		K		F7	4	0	1	0	0	2	2											
Donnie Hill, S OBP: 0.393, SLG: 0.397 (1, 6)	1B	4-2	1B		P6		L9		G3	4	2	1	0	1	0	3											
Luis Sojo, R OBP: 0.258, SLG: 0.291 (1, 4)	1-2	0-0	1B		L3		G5-3		E5	5	1	2	2	0	0	2											
Inning Stats	R: 6 E: 0 K: 1 S: 20	H: 7 LOB: 2 BB: 1 P: 34	R: 0 E: 0 K: 0 S: 8	H: 1 LOB: 1 BB: 0 P: 14	R: 3 E: 0 K: 0 S: 16	H: 4 LOB: 1 BB: 0 P: 21	R: 0 E: 0 K: 0 S: 13	H: 2 LOB: 2 BB: 1 P: 21	R: 0 E: 0 K: 1 S: 10	H: 0 LOB: 0 BB: 0 P: 11	R: 0 E: 1 K: 0 S: 10	H: 1 LOB: 1 BB: 0 P: 15	R: 0 E: 0 K: 0 S: 10	H: 0 LOB: 0 BB: 0 P: 11	R: 1 E: 1 K: 0 S: 17	H: 1 LOB: 1 BB: 0 P: 23		1B: 13 2B: 2 3B: 1 HR: 0	SF: 1 SAC: 0 DP: 0 HBP: 0	WP: 1 PB: 0 SB: 0 CS: 0	PA: 46						
PITCHER	IP	WLS	BF	H	R	ER	SO	BB	IBB	HBP	BLK	WP	HR	S	P	ERA	WHIP										
Mark Gubicza, R ERA: 5.09 Andy McCaffigan, R ERA: 10.13 Mike Magnante, L ERA: 5.97 Carlos Maldonado, R ERA: Jeff Montgomery, R ERA: 4.88	(1, 1) (1, 1) (4, 1) (7, 1) (9, 1)	0.2 2.2 2.2 2.0 1.0	L 15 9 7 5	10 7 0 1 1	7 3 0 0 1	6 3 0 0 1	1 3 3 0 0	6 3 0 0 0	1 0 0 0 0	0 0 0 0 0	0 0 0 0 0	0 0 0 0 1	0 0 0 0 0	19 33 22 20 17	32 49 39 26 23	0.00 10.12 0.00 0.00 0.00	12.000 2.625 0.375 0.500 1.000										

AB	43
R	10
H	16
RBI	9
BB	2
SO	4
LOB	17



Batter	1	2	3	4	5	6	7	8	9	AB	R	H	RBI	BB	SO	LOB	BOTTOM										
Gary Thurman, R OBP: 0.275, SLG: 0.338 Jim Eisenreich, L OBP: 0.329, SLG: 0.387 (1, 7) (9, PH)	L4		L6		G5-3		P4		BB	4	0	0	0	0	0	2	California Angels @ Kansas City Royals Royals Stadium, Kansas City, MO Wed Jun 26 1991, 8:05 PM EDT Att: 23,727 - Sunny - 92 F										
Brian McRae, S OBP: 0.284, SLG: 0.363 (1, 8)	K		K		G6-3			G6-3	K	5	1	1	0	0	3	3											
George Brett, L OBP: 0.316, SLG: 0.359 (1, 10)	1B		HR		G1-3			G6-3		4	1	2	1	0	0	1											
Danny Tartabull, R OBP: 0.349, SLG: 0.530 (1, 9)	F8		HR		P5			G6-3		4	1	1	3	0	0	1											
Mike MacFarlane, R OBP: 0.317, SLG: 0.474 (1, 2)		G1-3	HR		F7			BB		3	1	1	1	1	0	0											
Kevin Seitzer, R OBP: 0.335, SLG: 0.329 (1, 5)		BB	F7		K			F8		3	0	0	0	1	1	1											
Carmelo Martinez, R OBP: 0.344, SLG: 0.344 (1, 3)	K		G5-3		G5-3		K		F8	4	0	0	0	0	2	1											
Kurt Stillwell, S OBP: 0.309, SLG: 0.357 (1, 6)	G6-3		K		K		P5		BB	4	0	1	0	0	1	1											
Terry Shumpert, R OBP: 0.286, SLG: 0.323 Warren Cromartie, L OBP: 0.338, SLG: 0.362 (1, 4) (9, PH)			S		P2			F9		2	1	1	0	1	0	0											
Inning Stats	R: 0 E: 0 K: 1 S: 10	H: 1 LOB: 1 BB: 0 P: 14	R: 0 E: 0 K: 1 S: 10	H: 0 LOB: 1 BB: 1 P: 16	R: 4 E: 0 K: 1 S: 16	H: 4 LOB: 0 BB: 0 P: 27	R: 0 E: 0 K: 1 S: 7	H: 0 LOB: 0 BB: 0 P: 10	R: 0 E: 0 K: 0 S: 5	H: 0 LOB: 0 BB: 0 P: 6	R: 0 E: 0 K: 1 S: 7	H: 0 LOB: 0 BB: 0 P: 9	R: 0 E: 0 K: 1 S: 9	H: 0 LOB: 1 BB: 1 P: 15	R: 1 E: 0 K: 0 S: 9	H: 1 LOB: 1 BB: 1 P: 17		R: 0 E: 0 K: 1 S: 11	H: 1 LOB: 2 BB: 1 P: 22	1B: 4 2B: 1 3B: 0 HR: 2	SF: 0 SAC: 0 DP: 0 HBP: 0	WP: 0 PB: 0 SB: 1 CS: 0	PA: 38				
PITCHER	IP	WLS	BF	H	R	ER	SO	BB	IBB	HBP	BLK	WP	HR	S	P	ERA	WHIP										
Mark Langston, L ERA: 3.51 Mark Eichhorn, R ERA: 0.87	(1, 1) (9, 1)	8.0 1.0	W 5	33 1	6 0	5 0	5 1	3 0	0 0	0 0	0 0	0 0	0 0	11 22	14 22	0.00 5.62	2.000 1.125										



Batter	1	2	3	4	5	6	7	8	9	AB	R	H	RBI	BB	SO	LOB	TOP			
Brian Downing, R OBP: 0.382, SLG: 0.437 (1, 10)										6	0	0	0	0	1	6				
Rafael Palmeiro, L OBP: 0.368, SLG: 0.479 (1, 3)										6	1	3	1	0	1	3				
Ruben Sierra, S OBP: 0.396, SLG: 0.539 (1, 9)										4	2	2	2	2	1	4				
Julio Franco, R OBP: 0.389, SLG: 0.480 (1, 4)										5	2	3	1	0	0	3				
Juan Gonzalez, R OBP: 0.374, SLG: 0.514 (1, 8)										4	1	2	1	1	0	2				
Dean Palmer, R OBP: 0.462, SLG: 0.917 (1, 7)										4	1	2	3	1	1	4				
Steve Buechele, R OBP: 0.348, SLG: 0.475 (1, 5)										4	0	1	0	1	2	5	AB 42			
Ivan Rodriguez, R OBP: 0.333, SLG: 0.375 (9, PR)										5	1	3	0	0	1	3	R 8			
Gary Pettis, S OBP: 0.341, SLG: 0.260 (7, PH)										0	0	0	0	0	0	0	H 17			
Gary Green, R (1, 6)										2	0	0	0	0	1	1	RBI 8			
Jeff Huson, L OBP: 0.304, SLG: 0.297 (7, 6)										2	0	1	0	0	0	2	BB 5			
Inning Stats	R: 2 E: 0 K: 1 S: 13	H: 2 LOB: 2 BB: 2 P: 29	R: 1 E: 0 K: 0 S: 10	H: 2 LOB: 1 BB: 0 P: 20	R: 0 E: 0 K: 0 S: 11	H: 2 LOB: 2 BB: 0 P: 14	R: 0 E: 0 K: 2 S: 12	H: 0 LOB: 0 BB: 0 P: 16	R: 0 E: 0 K: 0 S: 9	H: 1 LOB: 1 BB: 0 P: 19	R: 5 E: 0 K: 0 S: 17	H: 6 LOB: 2 BB: 1 P: 26	R: 0 E: 0 K: 1 S: 12	H: 2 LOB: 2 BB: 1 P: 19	R: 0 E: 0 K: 2 S: 16	H: 2 LOB: 3 BB: 1 P: 23	1B: 12 2B: 3 3B: 0 HR: 2	SF: 0 SAC: 1 DP: 1 HBP: 0	WP: 0 PB: 1 SB: 0 CS: 0	PA: 48
PITCHER	IP WLS BF H R ER SO BB IBB HBP BLK WP HR S P ERA WHIP																			
Jim Abbott, L ERA: 3.51	(1, 1) 6.1 30 9 5 5 5 3 0 0 0 0 1 72 118 7.11 1.895																			
Mike Fetters, R ERA: 9.64	(7, 1) 0.0 4 3 3 3 0 1 0 0 0 0 0 1 9 16 ∞ ∞																			
Mark Eichhorn, R ERA: 0.86	(7, 1) 0.2 W 4 2 0 0 0 0 0 0 0 0 0 0 6 9 0.00 3.000																			
Bryan Harvey, R ERA: 1.03	(8, 1) 2.0 S 10 3 0 0 0 3 1 0 0 0 0 0 0 25 37 0.00 2.000																			
Batter	1	2	3	4	5	6	7	8	9	AB	R	H	RBI	BB	SO	LOB	BOTTOM			
Luis Polonia, L OBP: 0.350, SLG: 0.373 (1, 7)										5	1	1	0	0	0	2				
Dave Gallagher, R OBP: 0.388, SLG: 0.356 (1, 8)										2	2	1	0	3	1	1				
Wally Joyner, L OBP: 0.391, SLG: 0.513 (1, 3)										5	3	4	5	0	0	1				
Dave Winfield, R OBP: 0.333, SLG: 0.559 (1, 9)										4	1	2	2	1	0	1				
Dave Parker, L OBP: 0.263, SLG: 0.344 (1, 10)										4	1	1	3	0	0	4				
Gary Gaetti, R OBP: 0.291, SLG: 0.388 (1, 5)										3	0	0	0	1	1	1				
Lance Parrish, R OBP: 0.319, SLG: 0.409 (1, 2)										4	0	0	0	0	0	3	AB 32			
Luis Sojo, R OBP: 0.270, SLG: 0.298 (1, 4)										3	2	2	0	1	0	0	R 10			
Dick Schofield, R OBP: 0.371, SLG: 0.320 (1, 6)										2	0	0	0	0	0	1	H 11			
Inning Stats	R: 2 E: 1 K: 1 S: 16	H: 2 LOB: 2 BB: 1 P: 26	R: 0 E: 0 K: 0 S: 5	H: 1 LOB: 0 BB: 0 P: 8	R: 2 E: 0 K: 0 S: 15	H: 3 LOB: 1 BB: 0 P: 24	R: 4 E: 0 K: 0 S: 20	H: 3 LOB: 0 BB: 1 P: 32	R: 0 E: 0 K: 0 S: 7	H: 0 LOB: 0 BB: 1 P: 9	R: 0 E: 0 K: 0 S: 5	H: 0 LOB: 1 BB: 1 P: 11	R: 1 E: 0 K: 1 S: 9	H: 1 LOB: 0 BB: 0 P: 13	R: 1 E: 0 K: 0 S: 8	H: 1 LOB: 3 BB: 3 P: 20	1B: 4 2B: 5 3B: 0 HR: 3	SF: 1 SAC: 2 DP: 1 HBP: 0	WP: 0 PB: 0 SB: 0 CS: 0	PA: 41
PITCHER	IP WLS BF H R ER SO BB IBB HBP BLK WP HR S P ERA WHIP																			
John Barfield, L ERA: 3.36	(1, 1) 2.1 14 6 4 3 1 1 0 0 0 0 0 2 36 60 10.80 1.500																			
Calvin Schiraldi, R ERA: 9.64	(3, 1) 3.1 15 3 4 4 0 2 0 0 0 0 0 2 36 60 10.80 1.500																			
Kenny Rogers, L ERA: 7.8	(6, 1) 2.0 L 9 1 2 2 1 2 0 0 0 0 0 1 14 26 9.00 1.500																			
Mike Jeffcoat, L ERA: 3.16	(8, 1) 0.1 3 1 0 0 0 0 0 1 0 0 0 0 0 5 9 0.00 3.000																			

Texas Rangers @ California Angels
Anaheim Stadium, Anaheim, CA
Fri Jun 28 1991, 10:05 PM EDT
Att: 45,998 - Sunny - 74 F

AB	42
R	8
H	17
RBI	8
BB	5
SO	8
LOB	33



Texas Rangers @ California Angels
Anaheim Stadium, Anaheim, CA
Fri Jun 28 1991, 10:05 PM EDT
Att: 45,998 - Sunny - 74 F

AB	32
R	10
H	11
RBI	10
BB	6
SO	2
LOB	14




Batter	1	2	3	4	5	6	7	8	9	10	11	12	13	AB R H RBI BB SO LOB	TOP												
Brian Downing, R OBP: 0.379, SLG: 0.429			G4-3		G6-3		F8		F9	G6-3				6 1 1 1 1 0 2	<p>Texas Rangers @ California Angels Anaheim Stadium, Anaheim, CA</p> <p>Sat Jun 29 1991, 10:05 PM EDT Att. 41,708 - Sunny - 75 F</p> <p>livebaseballscorecards.com</p> <p>AB 50 R 7 H 16 RBI 7 BB 6 SO 14 LOB 23</p>												
Rafael Palmeiro, L OBP: 0.399, SLG: 0.498					2B 1B 1B				G4-3					7 3 3 4 0 3 1													
Ruben Sierra, S OBP: 0.396, SLG: 0.538					1B 2B				E9 WP 1B					6 0 2 0 1 2 1													
Julio Franco, R OBP: 0.393, SLG: 0.480											G6-3			6 1 3 1 1 0 1													
Juan Gonzalez, R OBP: 0.378, SLG: 0.511														5 0 2 0 1 1 6													
Dean Palmer, R OBP: 0.363, SLG: 0.888														4 0 0 0 0 2 3													
Gary Pettis, S OBP: 0.337, SLG: 0.257														2 0 0 0 0 2 1													
Steve Buechele, R OBP: 0.344, SLG: 0.465														5 0 0 0 1 2 3													
Mike Stanley, R OBP: 0.364, SLG: 0.387														3 1 2 1 1 1 1													
Ivan Rodriguez, R OBP: 0.371, SLG: 0.412														2 1 2 0 0 0 0													
Gary Green, R OBP: 0.306, SLG: 0.301														2 0 0 0 0 1 3													
John Russell, R OBP: 0.143, SLG: 0.150														1 0 0 0 0 0 1													
Jeff Huson, L OBP: 0.306, SLG: 0.301														1 0 1 0 0 0 0													
Inning Stats	R: 0 E: 0 K: 1 S: 11	H: 1 LOB: 1 BB: 0 P: 15	R: 0 E: 0 K: 1 S: 9	H: 1 LOB: 0 BB: 0 P: 13	R: 2 E: 0 K: 1 S: 8	H: 2 LOB: 0 BB: 0 P: 15	R: 1 E: 0 K: 1 S: 11	H: 3 LOB: 2 BB: 0 P: 17	R: 1 E: 0 K: 1 S: 10	H: 0 LOB: 1 BB: 1 P: 21	R: 0 E: 0 K: 1 S: 10	H: 1 LOB: 2 BB: 1 P: 18	R: 0 E: 1 K: 0 S: 13	H: 0 LOB: 0 BB: 0 P: 25	R: 0 E: 0 K: 2 S: 9	H: 0 LOB: 0 BB: 0 P: 16	R: 0 E: 0 K: 2 S: 8	H: 0 LOB: 1 BB: 1 P: 18	R: 3 E: 0 K: 0 S: 17	H: 2 LOB: 0 BB: 1 P: 27	1B: 11 2B: 6 3B: 0 HR: 2	SF: 0 SAC: 2 DP: 3 HBP: 0	W/P: 2 PB: 0 SB: 0 CS: 3	PA: 58			
PITCHER	IP WLS BF H R ER SO BB IBB HBP BLK WP HR S P ERA WHIP																										
Chuck Finley, L ERA: 3.72	(1, 1) 8.0 36 11 4 4 8 3 0 0 0 0 1 84 141 4.50 1.750																										
Jeff Robinson, R ERA: 4.87	(9, 1) 2.0 10 3 0 0 2 0 1 0 0 2 0 26 45 0.00 1.500																										
Scott Bailes, L ERA: 3.86	(11, 1) 3.0 12 2 3 3 4 1 1 0 0 0 1 34 61 9.00 1.000																										

Batter	1	2	3	4	5	6	7	8	9	10	11	12	13	AB R H RBI BB SO LOB	BOTTOM												
Luis Polonia, L OBP: 0.360, SLG: 0.379														6 1 2 1 0 0 3	<p>Texas Rangers @ California Angels Anaheim Stadium, Anaheim, CA</p> <p>Sat Jun 29 1991, 10:05 PM EDT Att. 41,708 - Sunny - 75 F</p> <p>livebaseballscorecards.com</p> <p>AB 51 R 4 H 15 RBI 4 BB 2 SO 9 LOB 26</p>												
Dick Schofield, R OBP: 0.360, SLG: 0.310														6 0 0 0 0 1 4													
Wally Joyner, L OBP: 0.390, SLG: 0.513														6 1 2 0 0 1 2													
Dave Winfield, R OBP: 0.330, SLG: 0.550														6 0 1 0 0 3 2													
Dave Parker, L OBP: 0.269, SLG: 0.344														3 0 1 1 2 0 2													
John Orton, R OBP: 0.286, SLG: 0.296														0 0 0 0 0 0 0													
Jack Howell, L OBP: 0.321, SLG: 0.329														1 0 0 0 0 0 0													
Gary Gaetti, R OBP: 0.292, SLG: 0.386														6 0 2 1 0 2 5													
Lance Parrish, R OBP: 0.320, SLG: 0.424														6 1 2 1 0 2 2													
Max Venable, L OBP: 0.295, SLG: 0.284														6 0 4 0 0 0 3													
Luis Solo, R OBP: 0.270, SLG: 0.297														4 1 1 0 0 0 2													
Donnie Hill, S OBP: 0.390, SLG: 0.393														1 0 0 0 0 0 1													
Inning Stats	R: 0 E: 0 K: 0 S: 8	H: 0 LOB: 0 BB: 0 P: 10	R: 0 E: 0 K: 1 S: 12	H: 2 LOB: 2 BB: 1 P: 22	R: 1 E: 1 K: 1 S: 14	H: 2 LOB: 3 BB: 1 P: 22	R: 1 E: 0 K: 0 S: 8	H: 2 LOB: 1 BB: 0 P: 11	R: 0 E: 0 K: 0 S: 7	H: 1 LOB: 0 BB: 0 P: 5	R: 0 E: 0 K: 2 S: 8	H: 0 LOB: 0 BB: 0 P: 10	R: 0 E: 0 K: 1 S: 8	H: 1 LOB: 1 BB: 0 P: 11		R: 0 E: 0 K: 0 S: 9	H: 1 LOB: 1 BB: 0 P: 14	R: 0 E: 0 K: 1 S: 6	H: 0 LOB: 0 BB: 0 P: 8	R: 0 E: 0 K: 2 S: 12	H: 1 LOB: 1 BB: 1 P: 18	1B: 12 2B: 1 3B: 1 HR: 1	SF: 0 SAC: 1 DP: 3 HBP: 0	W/P: 0 PB: 0 SB: 0 CS: 0	PA: 54		
PITCHER	IP WLS BF H R ER SO BB IBB HBP BLK WP HR S P ERA WHIP																										
Gerald Alexander, R ERA: 2.89	(1, 1) 6.0 29 9 3 2 3 2 0 0 0 0 1 61 94 3.00 1.833																										
Mike Jeffcoat, L ERA: 3.35	(7, 1) 0.2 3 1 1 1 0 0 0 0 0 0 0 4 6 13.50 1.500																										
Wayne Rosenthal, R ERA: 4.5	(7, 1) 0.2 4 2 0 0 0 0 0 0 0 0 0 5 7 0.00 3.000																										
Kenny Rogers, L ERA: 7.36	(8, 1) 3.1 10 2 0 0 3 0 0 0 0 0 0 26 36 0.00 0.600																										
Jeff Russell, R ERA: 3.27	(11, 1) 2.1 8 1 0 0 3 0 0 0 0 0 0 20 28 0.00 0.429																										

Batter	1	2	3	4	5	6	7	8	9	AB	R	H	RBI	BB	SO	LOB	TOP				
Gary Pettis, S OBP: 0.335, SLG: 0.252 (1, 8)	4-2 G6-3-5 BB		1-0 G6-4-3 1-2f		3-2 G1-4-3			1-2 G5-3		3	0	0	0	1	0	1					
Rafael Palmeiro, L OBP: 0.368, SLG: 0.495 (1, 3)	1-0 G6-3-5 1-3f		3-3 K					1-3 K		4	0	1	0	0	2	1					
Ruben Sierra, S OBP: 0.401, SLG: 0.548 (1, 9)	3-2 2B			1-1 G4-3 1B				1-0 FC3-6 1-2f		4	1	3	0	0	0	1					
Julio Franco, R OBP: 0.388, SLG: 0.474 (1, 4)	0-3 K			2-2 G5-3				2-3 K		4	0	0	0	0	2	4					
Kevin Reimer, L OBP: 0.335, SLG: 0.393 Juan Gonzalez, R OBP: 0.376, SLG: 0.509 (9, PH) (9, 7)		1-3 K		2-1 G4-3				1-3 K		3	0	0	0	0	2	2					
Dean Palmer, R OBP: 0.381, SLG: 0.632 (1, 5)	1-1 G5-3			2-2 FC6-4 1B				4-2 CS BB		3	0	1	1	1	1	1					
Mike Stanley, R OBP: 0.356, SLG: 0.376 (1, 10)	3-3 K			2-2 FC6-4 1-2f				0-3 K		3	0	0	0	0	2	2					
Ivan Rodriguez, R OBP: 0.366, SLG: 0.432 (1, 2)			2-2 E6 1B		0-0 2B			2-3 K		3	1	1	0	0	1	1					
Jeff Huson, L OBP: 0.308, SLG: 0.302 (1, 6)			2-0 G6-4-3 1B		1-2 G3-1			1-1 F9		3	0	1	1	0	0	0					
Inning Stats	R: 0 E: 0 K: 1 S: 11	H: 1 LOB: 1 BB: 1 P: 19	R: 0 E: 0 K: 2 S: 8	H: 0 LOB: 0 BB: 0 P: 13	R: 1 E: 1 K: 1 S: 8	H: 1 LOB: 0 BB: 0 P: 16	R: 1 E: 0 K: 0 S: 13	H: 2 LOB: 1 BB: 0 P: 22	R: 0 E: 0 K: 0 S: 7	H: 1 LOB: 0 BB: 0 P: 11	R: 0 E: 1 K: 2 S: 11	H: 0 LOB: 0 BB: 1 P: 16	R: 0 E: 0 K: 1 S: 8	H: 0 LOB: 0 BB: 0 P: 11	R: 0 E: 0 K: 2 S: 11	H: 1 LOB: 1 BB: 0 P: 14	1B: 4 2B: 4 3B: 0 HR: 0	SF: 0 SAC: 0 DP: 2 HBP: 0	WP: 0 PB: 1 SB: 0 CS: 1	PA: 33	
PITCHER	IP	WLS	BF	H	R	ER	SO	BB	IBB	HBP	BLK	WP	HR	S	P	ERA	WHIP				
Kirk McCaskill, R ERA: 3.63 (1, 1)	7.0	L	26	6	2	1	8	2	0	0	0	0	0	69	114	1.29	1.143				
Floyd Bannister, L ERA: 3.5 (8, 1)	1.1		5	1	0	0	1	0	0	0	0	0	0	13	17	0.00	0.750				
Mark Eichhorn, R ERA: 0.84 (9, 1)	0.2		2	0	0	0	2	0	0	0	0	0	0	6	8	0.00	0.000				

Texas Rangers @ California Angels
Anaheim Stadium, Anaheim, CA
Sun Jun 30 1991, 6:33 AM EDT
Att: 40,542 - Sunny - 78 F


AB 31
R 2
H 7
RBI 2
BB 2
SO 11
LOB 14



Batter	1	2	3	4	5	6	7	8	9	AB	R	H	RBI	BB	SO	LOB	BOTTOM					
Luis Polonia, L OBP: 0.345, SLG: 0.374 (1, 7)	1-3 K			1-1 F8		1-0 G6-3		0-0 L6		4	0	0	0	0	1	0						
Dick Schofield, R OBP: 0.363, SLG: 0.306 (1, 6)	1-0 P3			4-1 G5-4-3 BB		4-2 CS BB			1-3 K	2	0	0	0	2	1	0						
Wally Joyner, L OBP: 0.387, SLG: 0.509 Jack Howell, L OBP: 0.314, SLG: 0.320 (6, 3)	2-1 F8			1-1 G5-4-3 1-2f		2-3 K			3-2 G3-1	2	0	0	0	0	0	1						
Dave Winfield, R OBP: 0.332, SLG: 0.558 (1, 9)		1-1 G6-3			3-1 HR			4-1 P2-6 BB		3	1	1	1	1	0	0						
Dave Parker, L OBP: 0.269, SLG: 0.342 (1, 10)		0-3 K			0-3 K			4-1 BB		2	0	0	0	1	2	0						
Gary Gaetti, R OBP: 0.285, SLG: 0.382 (1, 5)		3-2 F8			2-3 K			0-1 P2-6		3	0	0	0	0	1	2						
Max Venable, L OBP: 0.297, SLG: 0.286 (1, 8)			2-2 G6-3		1-1 BB 1B			0-3 K2-3		3	0	1	0	0	1	1						
Ron Tingley, R OBP: 0.254, SLG: 0.273 Donnie Hill, S OBP: 0.387, SLG: 0.350 (8, PH) (9, 4)			1-3 K		4-2 SAFE BB SAFE BB			3-1 F9		1	0	0	0	1	1	0						
Luis Sojo, R OBP: 0.267, SLG: 0.293 Lance Parrish, R OBP: 0.318, SLG: 0.421 (8, PH) (9, 2)			3-3 K		1-2 BB			3-3 K		2	0	0	0	0	1	2						
Inning Stats	R: 0 E: 0 K: 1 S: 6	H: 0 LOB: 0 BB: 0 P: 10	R: 0 E: 0 K: 1 S: 9	H: 0 LOB: 0 BB: 0 P: 13	R: 0 E: 0 K: 2 S: 9	H: 0 LOB: 0 BB: 0 P: 15	R: 0 E: 0 K: 0 S: 5	H: 0 LOB: 1 BB: 1 P: 11	R: 1 E: 0 K: 2 S: 14	H: 2 LOB: 2 BB: 1 P: 25	R: 0 E: 0 K: 1 S: 6	H: 0 LOB: 0 BB: 1 P: 13	R: 0 E: 0 K: 1 S: 7	H: 0 LOB: 1 BB: 2 P: 15	R: 0 E: 0 K: 1 S: 6	H: 0 LOB: 0 BB: 0 P: 12	R: 0 E: 0 K: 1 S: 9	H: 0 LOB: 0 BB: 0 P: 15	1B: 1 2B: 1 3B: 0 HR: 1	SF: 0 SAC: 0 DP: 2 HBP: 0	WP: 0 PB: 0 SB: 0 CS: 1	PA: 31
PITCHER	IP	WLS	BF	H	R	ER	SO	BB	IBB	HBP	BLK	WP	HR	S	P	ERA	WHIP					
Jose Guzman, R ERA: 3.13 (1, 1)	9.0	W	31	2	1	1	10	5	0	0	0	0	1	71	129	1.00	0.778					

Texas Rangers @ California Angels
Anaheim Stadium, Anaheim, CA
Sun Jun 30 1991, 6:33 AM EDT
Att: 40,542 - Sunny - 78 F


AB 26
R 1
H 2
RBI 1
BB 5
SO 10
LOB 7



Batter	1	2	3	4	5	6	7	8	9	AB	R	H	RBI	BB	SO	LOB	TOP								
Brian Downing, R (1, 10) OBP: 0.386, SLG: 0.432										3	1	2	0	1	1	1	Texas Rangers @ California Angels Anaheim Stadium, Anaheim, CA Mon Jul 01 1991, 10:05 PM EDT Att: 23,677 - Sunny - 69 F								
Rafael Palmeiro, L (1, 3) OBP: 0.366, SLG: 0.498										4	0	1	1	0	1	3									
Ruben Sierra, S (1, 9) OBP: 0.396, SLG: 0.540										4	0	0	0	0	1	4									
Juan Gonzalez, R (1, 7) OBP: 0.370, SLG: 0.500											4	0	0	0	0	1									
Dean Palmer, R (1, 5) OBP: 0.320, SLG: 0.522											4	0	0	0	0	2									
Steve Buechele, R (1, 4) OBP: 0.342, SLG: 0.474											4	1	1	1	0	1									
Ivan Rodriguez, R (1, 2) OBP: 0.366, SLG: 0.425											3	0	1	0	0	0									
Gary Green, R (1, 6) OBP: 0.222, SLG: 0.125											2	0	1	0	1	0									
Gary Pettis, S (1, 8) OBP: 0.335, SLG: 0.248											2	0	0	0	1	0									
Inning Stats	R: 0 E: 0 K: 1 S: 13	H: 1 LOB: 1 BB: 0 P: 20	R: 0 E: 0 K: 1 S: 11	H: 0 LOB: 0 BB: 0 P: 16	R: 1 E: 0 K: 1 S: 20	H: 2 LOB: 1 BB: 1 P: 31	R: 0 E: 0 K: 0 S: 5	H: 0 LOB: 0 BB: 0 P: 8	R: 0 E: 0 K: 0 S: 4	H: 0 LOB: 0 BB: 1 P: 8	R: 0 E: 0 K: 0 S: 9	H: 1 LOB: 0 BB: 0 P: 14	R: 1 E: 0 K: 0 S: 11	H: 2 LOB: 1 BB: 0 P: 18	R: 0 E: 0 K: 2 S: 13	H: 0 LOB: 1 BB: 1 P: 19	R: 0 E: 0 K: 2 S: 9	H: 0 LOB: 0 BB: 0 P: 13	1B: 4 2B: 1 3B: 1 HR: 1	SF: 0 SAC: 0 DP: 2 HBP: 0	WP: 0 PB: 0 SB: 2 CS: 1	PA: 33			
PITCHER	IP	WLS	BF	H	R	ER	SO	BB	IBB	HBP	BLK	WP	HR	S	P	ERA	WHIP								
Mark Langston, L (1, 1) ERA: 3.45	7.0	W	27	6	2	2	3	3	0	0	0	0	1	78	124	2.57	1.286								
Bryan Harvey, R (8, 1) ERA: 0.97	2.0	S	6	0	0	0	4	0	0	0	0	0	0	17	23	0.00	0.000								

Batter	1	2	3	4	5	6	7	8	9	AB	R	H	RBI	BB	SO	LOB	BOTTOM								
Luis Polonia, L (1, 7) OBP: 0.347, SLG: 0.372										2	1	0	0	2	0	1	Texas Rangers @ California Angels Anaheim Stadium, Anaheim, CA Mon Jul 01 1991, 10:05 PM EDT Att: 23,677 - Sunny - 69 F								
Max Venable, L (1, 8) OBP: 0.284, SLG: 0.273										4	0	0	0	0	0	5									
Wally Joyner, L (1, 3) OBP: 0.389, SLG: 0.507										3	1	1	2	1	0	1									
Dave Winfield, R (1, 9) OBP: 0.338, SLG: 0.572										4	2	3	2	0	0	1									
Dave Parker, L (1, 10) OBP: 0.266, SLG: 0.337										4	0	0	0	0	0	2									
Lance Parrish, R (1, 2) OBP: 0.322, SLG: 0.440										4	1	2	2	0	0	0									
Gary Gaetti, R (1, 5) OBP: 0.288, SLG: 0.380										4	0	1	0	0	2	1									
Donnie Hill, S (1, 6) (8, 4) OBP: 0.390, SLG: 0.402										4	1	2	0	0	1	0									
Jack Howell, L (1, 4) OBP: 0.315, SLG: 0.321										3	0	1	0	0	1	4									
Dick Schofield, R (8, 6) OBP: 0.363, SLG: 0.306										0	0	0	0	0	0	0									
Inning Stats	R: 0 E: 0 K: 0 S: 10	H: 0 LOB: 1 BB: 1 P: 21	R: 0 E: 0 K: 0 S: 9	H: 0 LOB: 0 BB: 0 P: 15	R: 0 E: 0 K: 0 S: 13	H: 1 LOB: 1 BB: 0 P: 21	R: 2 E: 0 K: 1 S: 11	H: 3 LOB: 2 BB: 1 P: 23	R: 0 E: 0 K: 0 S: 6	H: 0 LOB: 0 BB: 0 P: 7	R: 0 E: 0 K: 0 S: 4	H: 1 LOB: 0 BB: 0 P: 7	R: 2 E: 0 K: 1 S: 12	H: 3 LOB: 1 BB: 1 P: 26	R: 2 E: 0 K: 2 S: 15	H: 2 LOB: 0 BB: 0 P: 22	1B: 7 2B: 1 3B: 0 HR: 2	SF: 0 SAC: 0 DP: 1 HBP: 0	WP: 0 PB: 0 SB: 0 CS: 0	PA: 35					
PITCHER	IP	WLS	BF	H	R	ER	SO	BB	IBB	HBP	BLK	WP	HR	S	P	ERA	WHIP								
Kevin Brown, R (1, 1) ERA: 4.67	7.0	L	30	8	4	4	2	2	1	0	0	0	1	65	120	5.14	1.429								
Terry Mathews, R (8, 1) ERA: 6.75	0.2		4	2	2	2	1	0	0	0	0	0	1	12	18	27.00	3.000								
Wayne Rosenthal, R (8, 1) ERA: 4.15	0.1		1	0	0	0	1	0	0	0	0	0	0	3	4	0.00	0.000								

AB	30
R	2
H	6
RBI	2
BB	3
SO	7
LOB	12



AB	32
R	6
H	10
RBI	6
BB	3
SO	4
LOB	15



Batter	1	2	3	4	5	6	7	8	9	AB	R	H	RBI	BB	SO	LOB	TOP					
Gary Thurman, R OBP: 0.263, SLG: 0.319 (1, 7)										4	0	0	0	1	2	3	Kansas City Royals @ California Angels Anaheim Stadium, Anaheim, CA Tue Jul 02 1991, 10:05 PM EDT Att: 23,456 - Sunny - 75 F livebaseballscorecards.com					
Brian McRae, S OBP: 0.291, SLG: 0.365 (1, 8)										5	1	3	1	0	1	4						
George Brett, L OBP: 0.316, SLG: 0.358 (1, 10)										5	0	1	0	0	2	3						
Danny Tartabull, R OBP: 0.365, SLG: 0.570 (1, 9)										4	1	1	1	1	2	3						
Carmelo Martinez, R OBP: 0.346, SLG: 0.348 (1, 3)										4	0	1	1	0	0	1						
Kevin Seitzer, R OBP: 0.335, SLG: 0.329 (1, 5)										3	0	0	0	1	1	3						
Mike Macfarlane, R OBP: 0.318, SLG: 0.475 (1, 2)										3	0	1	0	1	1	1						
Kurt Stillwell, S OBP: 0.307, SLG: 0.347 (1, 6)										4	0	1	0	0	0	2						
Terry Shumpert, R OBP: 0.263, SLG: 0.337 (1, 4)										4	1	2	0	0	0	2						
Inning Stats	R: 0 E: 0 K: 3 S: 14	H: 1 LOB: 1 BB: 0 P: 20	R: 0 E: 0 K: 1 S: 8	H: 0 LOB: 1 BB: 1 P: 14	R: 2 E: 0 K: 2 S: 14	H: 3 LOB: 2 BB: 1 P: 22	R: 0 E: 1 K: 1 S: 12	H: 1 LOB: 2 BB: 1 P: 19	R: 0 E: 0 K: 0 S: 5	H: 1 LOB: 1 BB: 0 P: 10	R: 0 E: 0 K: 0 S: 10	H: 2 LOB: 2 BB: 0 P: 14	R: 1 E: 0 K: 0 S: 7	H: 1 LOB: 0 BB: 0 P: 11	R: 0 E: 0 K: 0 S: 5	H: 0 LOB: 0 BB: 1 P: 12	R: 0 E: 0 K: 2 S: 8	H: 1 LOB: 1 BB: 0 P: 13	1B: 5 2B: 4 3B: 0 HR: 1	SF: 0 SAC: 0 DP: 1 HBP: 0	WP: 0 PB: 0 SB: 1 CS: 0	PA: 40
PITCHER	IP	WLS	BF	H	R	ER	SO	BB	IBB	HBP	BLK	WP	HR	S	P	ERA	WHIP					
Jim Abbott, L ERA: 3.48 (1, 1)	6.0	W	29	8	2	2	7	3	0	0	0	0	0	63	99	3.00	1.833					
Jeff Robinson, R ERA: 4.74 (7, 1)	3.0	S	11	2	1	1	2	1	0	0	0	0	1	20	36	3.00	1.000					


Batter	1	2	3	4	5	6	7	8	9	AB	R	H	RBI	BB	SO	LOB	BOTTOM					
Luis Polonia, L OBP: 0.348, SLG: 0.370 (1, 7)										4	1	1	1	1	0	2	Kansas City Royals @ California Angels Anaheim Stadium, Anaheim, CA Tue Jul 02 1991, 10:05 PM EDT Att: 23,456 - Sunny - 75 F livebaseballscorecards.com					
Max Venable, L OBP: 0.306, SLG: 0.330 (1, 8)										3	2	3	4	0	0	0						
Dave Gallagher, R OBP: 0.388, SLG: 0.352 (5, FH)										1	0	0	0	1	0	2						
Wally Joyner, L OBP: 0.389, SLG: 0.514 (1, 3)										4	1	1	2	1	1	2						
Dave Winfield, R OBP: 0.333, SLG: 0.564 (1, 9)										4	0	0	0	0	0	2						
Mark Davis, R (7, 9)										1	0	0	0	0	0	3						
Dave Parker, L OBP: 0.271, SLG: 0.352 (1, 10)										5	3	3	1	0	0	0						
Lance Parrish, R OBP: 0.333, SLG: 0.443 (1, 2)										3	1	2	0	2	1	1						
Gary Gaetti, R OBP: 0.290, SLG: 0.380 (1, 5)										5	0	2	0	0	1	3						
Donnie Hill, S OBP: 0.384, SLG: 0.394 (1, 6)										5	1	1	1	0	1	6						
Luis Sojo, R OBP: 0.271, SLG: 0.296 (1, 4)										5	1	2	1	0	1	5						
Inning Stats	R: 0 E: 0 K: 1 S: 12	H: 2 LOB: 1 BB: 0 P: 18	R: 5 E: 0 K: 2 S: 19	H: 4 LOB: 0 BB: 1 P: 30	R: 1 E: 1 K: 0 S: 11	H: 3 LOB: 2 BB: 0 P: 15	R: 2 E: 0 K: 0 S: 9	H: 2 LOB: 0 BB: 0 P: 14	R: 1 E: 1 K: 1 S: 12	H: 1 LOB: 2 BB: 1 P: 22	R: 1 E: 0 K: 0 S: 14	H: 1 LOB: 3 BB: 2 P: 26	R: 0 E: 1 K: 0 S: 12	H: 0 LOB: 2 BB: 2 P: 26	R: 0 E: 0 K: 1 S: 10	H: 2 LOB: 2 BB: 0 P: 17	R: 0 E: 0 K: 2 S: 8	H: 2 LOB: 2 BB: 0 P: 13	1B: 12 2B: 0 3B: 0 HR: 3	SF: 0 SAC: 0 DP: 2 HBP: 0	WP: 1 PB: 0 SB: 0 CS: 0	PA: 45
PITCHER	IP	WLS	BF	H	R	ER	SO	BB	IBB	HBP	BLK	WP	HR	S	P	ERA	WHIP					
Mark Gubicza, R ERA: 9.25 (1, 1)	4.0	L	23	11	8	8	3	1	0	0	0	0	0	7	14	0.00	6.000					
Andy McCalligan, R ERA: 9.0 (5, 1)	0.1		4	1	1	0	1	1	0	0	0	0	0	7	14	0.00	6.000					
Mike Magnante, L ERA: 4.15 (5, 1)	1.2		7	1	1	1	0	1	0	0	0	0	1	19	34	5.40	1.200					
Carlos Maldonado, R ERA: 1.8 (7, 1)	2.0		11	2	0	0	1	2	0	0	0	1	0	22	43	0.00	2.000					

Batter	1	2	3	4	5	6	7	8	9	AB	R	H	RBI	BB	SO	LOB	TOP				
Gary Thurman, R OBP: 0.273, SLG: 0.330	4-0 G4-6-3 BB	0-0 1B 2B			2-1 B2-3		0-3 K			3	1	1	0	1	1	0					
Brian McRae, S OBP: 0.294, SLG: 0.367	1-1 G4-6-3 1-2	0-1 BLK 1B			0-2 1B			3-2 G4-3		4	0	2	1	0	0	1					
George Brett, L OBP: 0.319, SLG: 0.363	1-0 HR 2B	0-0 G6-3 1-2			2-3 K			4-1 BB		3	1	1	0	1	1	2					
Danny Tartabull, R OBP: 0.363, SLG: 0.577	3-2 2H HR		2-3 K		3-0 F8			2-3 K		4	1	1	2	0	2	2					
Carmelo Martinez, R OBP: 0.345, SLG: 0.343	4-2 BB BB		2-2 G5-3		0-0 G5-3			0-0 G4-3		2	0	0	0	1	0	0					
Jim Eisenreich, L OBP: 0.336, SLG: 0.392										1	0	0	0	0	0	1					
Kevin Seitzer, R OBP: 0.333, SLG: 0.323	4-1 BB BB		1-0 F7		0-1 B2-3			0-3 K		3	0	0	0	1	1	0					
Mike Macfarlane, R OBP: 0.313, SLG: 0.467	3-3 K			1-1 G5-3		2-3 K		2-3 K		4	0	0	0	0	3	2					
Kurt Stillwell, S OBP: 0.302, SLG: 0.341		1-2 F9		1-0 P3		2-2 P6		0-0 G6-3		4	0	0	0	0	0	0					
Terry Shumpert, R OBP: 0.259, SLG: 0.332		0-0 B5-3		0-0 G5-3		3-1 F7				3	0	0	0	0	0	0					
Inning Stats	R: 2 E: 0 K: 1 S: 14	H: 2 LOB: 2 BB: 3 P: 34	R: 1 E: 0 K: 0 S: 8	H: 2 LOB: 1 BB: 0 P: 9	R: 0 E: 0 K: 1 S: 8	H: 0 LOB: 0 BB: 0 P: 13	R: 0 E: 0 K: 0 S: 4	H: 0 LOB: 0 BB: 0 P: 6	R: 0 E: 0 K: 1 S: 9	H: 1 LOB: 1 BB: 0 P: 16	R: 0 E: 0 K: 1 S: 9	H: 0 LOB: 0 BB: 0 P: 11	R: 0 E: 0 K: 1 S: 8	H: 0 LOB: 1 BB: 1 P: 13	R: 0 E: 0 K: 2 S: 7	H: 0 LOB: 0 BB: 0 P: 9	1B: 2 2B: 2 3B: 0 HR: 1	SF: 0 SAC: 0 DP: 1 HBP: 0	WP: 0 PB: 0 SB: 0 CS: 0	PA: 35	
PITCHER	IP	WLS	BF	H	R	ER	SO	BB	IBB	HBP	BLK	WP	HR	S	P	ERA	WHIP				
Chuck Finley, L ERA: 3.73	7.0	W	28	5	3	3	5	3	0	0	1	0	1	60	102	3.86	1.143				
Mark Eichhorn, R ERA: 9.52	1.0		4	0	0	0	1	1	0	0	0	0	0	8	17	0.00	1.000				
Bryan Harvey, R ERA: 0.95	1.0	S	3	0	0	0	2	0	0	0	0	0	0	7	9	0.00	0.000				

Kansas City Royals @ California Angels
Anaheim Stadium, Anaheim, CA
Wed Jul 03 1991, 10:05 PM EDT
Att: 25,032 - Sunny - 77 F

livebaseballscorecards.com

AB	31
R	3
H	5
RBI	3
BB	4
SO	8
LOB	8




Batter	1	2	3	4	5	6	7	8	9	AB	R	H	RBI	BB	SO	LOB	BOTTOM				
Luis Polonia, L OBP: 0.350, SLG: 0.372	3-2 E SF9 1B	0-2 1B 1B		1-0 F8		0-3 K				4	2	2	0	0	1	2					
Dave Gallagher, R OBP: 0.393, SLG: 0.358	1-2 E5 SF9 G4-3 1-2	2-2 1B 1H 1B		1-1 1B		1-3 K				4	1	2	1	0	1	3					
Wally Joyner, L OBP: 0.387, SLG: 0.512	3-2 SF9 1-3 2H	0-1 1B 1B		0-0 G3		1-2 P5				3	0	1	1	0	0	1					
Dave Winfield, R OBP: 0.329, SLG: 0.556	0-0 G4-3	1-2 F8			0-0 G6-3		1-3 K			4	0	0	1	0	1	2					
Dave Parker, L OBP: 0.271, SLG: 0.354	2-2 1B 2B		1-1 G6-3		1-0 G3-1		1-0 G6-3			4	1	1	0	0	0	0					
Lance Parrish, R OBP: 0.332, SLG: 0.439	0-1 1B		2-3 K		2-3 K			2-1 F7		4	0	1	1	0	2	0					
Gary Gaetti, R OBP: 0.293, SLG: 0.382	3-2 G2-3		2-2 1B			2-1 G6-3 SH 1B		0-0 G5-3		4	0	2	0	0	0	1					
Luis Sojo, R OBP: 0.266, SLG: 0.291		3-3 K	0-2 G3-1		0-0 SH G6-3		3-3 K			3	0	0	0	0	2	1					
Dick Schofield, R OBP: 0.358, SLG: 0.302		0-2 G4-3		1-2 G1-3		0-1 G6-3				3	0	0	0	0	0	2					
Inning Stats	R: 3 E: 2 K: 0 S: 20	H: 3 LOB: 1 BB: 0 P: 32	R: 1 E: 0 K: 1 S: 17	H: 3 LOB: 2 BB: 0 P: 23	R: 0 E: 0 K: 1 S: 13	H: 1 LOB: 1 BB: 0 P: 18	R: 0 E: 0 K: 0 S: 8	H: 1 LOB: 0 BB: 0 P: 11	R: 0 E: 0 K: 2 S: 11	H: 0 LOB: 2 BB: 0 P: 14	R: 0 E: 0 K: 1 S: 9	H: 0 LOB: 0 BB: 0 P: 12	R: 0 E: 0 K: 1 S: 10	H: 0 LOB: 0 BB: 0 P: 15	1B: 8 2B: 1 3B: 0 HR: 0	SF: 1 SAC: 1 DP: 0 HBP: 0	WP: 0 PB: 0 SB: 0 CS: 0	PA: 35			
PITCHER	IP	WLS	BF	H	R	ER	SO	BB	IBB	HBP	BLK	WP	HR	S	P	ERA	WHIP				
Luis Aquino, R ERA: 3.52	7.0	L	32	9	4	1	6	0	0	0	0	0	0	10	15	0.00	0.000				
Storm Davis, R ERA: 4.09	1.0		3	0	0	0	1	0	0	0	0	0	0	10	15	0.00	0.000				

Kansas City Royals @ California Angels
Anaheim Stadium, Anaheim, CA
Wed Jul 03 1991, 10:05 PM EDT
Att: 25,032 - Sunny - 77 F

livebaseballscorecards.com

AB	33
R	4
H	9
RBI	4
BB	0
SO	7
LOB	12



Batter	1	2	3	4	5	6	7	8	9	AB R H RBI BB SO LOB	TOP											
Gary Thurman, R OBP: 0.295, SLG: 0.350 (1, 7)										6 2 4 1 0 1 4	Kansas City Royals @ California Angels Anaheim Stadium, Anaheim, CA Thu Jul 04 1991, 10:05 PM EDT Att: 61,056 - Sunny - 72 F											
Brian McRae, S OBP: 0.294, SLG: 0.370 (1, 8)										6 1 2 1 0 2 4												
George Brett, L OBP: 0.326, SLG: 0.362 (1, 10)										3 1 1 1 2 0 1												
Danny Tartabull, R OBP: 0.357, SLG: 0.568 (8, PR)										4 0 0 1 0 0 4												
Bill Pecota, R OBP: 0.336, SLG: 0.432 (8, 3)										0 0 0 0 0 0 0												
Jim Eisenreich, L OBP: 0.341, SLG: 0.396 (8, 9)										5 3 3 1 0 0 1												
Kevin Seitzer, R OBP: 0.351, SLG: 0.343 (1, 5)										5 2 5 0 0 0 0												
Mike MacFarlane, R OBP: 0.319, SLG: 0.474 (1, 2)										3 0 2 2 1 0 2												
Kurt Stillwell, S OBP: 0.304, SLG: 0.351 (1, 6)										4 2 2 2 0 0 2												
Terry Shumpert, R OBP: 0.267, SLG: 0.335 (1, 4)										4 1 2 2 1 0 1												
Inning Stats	R: 2 E: 0 K: 0 S: 12	H: 3 LOB: 1 BB: 0 P: 23	R: 0 E: 0 K: 0 S: 5	H: 2 LOB: 0 BB: 0 P: 9	R: 0 E: 0 K: 0 S: 5	H: 1 LOB: 0 BB: 0 P: 7	R: 6 E: 2 K: 0 S: 17	H: 6 LOB: 2 BB: 2 P: 32	R: 1 E: 0 K: 1 S: 14	H: 3 LOB: 2 BB: 1 P: 24	R: 0 E: 0 K: 1 S: 8	H: 0 LOB: 0 BB: 0 P: 13	R: 2 E: 2 K: 1 S: 14	H: 2 LOB: 2 BB: 1 P: 25	R: 0 E: 0 K: 0 S: 11	H: 2 LOB: 0 BB: 0 P: 14	R: 1 E: 0 K: 0 S: 11	H: 2 LOB: 0 BB: 0 P: 17	1B: 17 2B: 5 3B: 0 HR: 0	SF: 3 SAC: 0 DP: 3 HBP: 0	WP: 2 PB: 2 SB: 0 CS: 0	PA: 47
PITCHER	IP WLS BF H R ER SO BB IBB HBP BLK WP HR S P ERA WHIP											IP WLS BF H R ER SO BB IBB HBP BLK WP HR S P ERA WHIP										
Kirk McCaskill, R ERA: 4.13 (1, 1)	3.2 L 18 10 7 7 0 1 0 0 0 0 2 0 34 62 17.18 3.000																					
Floyd Bannister, L ERA: 3.44 (4, 1)	0.1 4 2 1 0 0 1 0 0 0 0 0 0 5 9 0.00 9.000																					
Joe Grahe, R ERA: 7.16 (5, 1)	3.0 16 5 3 2 3 2 0 0 0 0 0 0 36 62 6.00 2.333																					
Cliff Young, L ERA: 4.91 (8, 1)	2.0 9 4 1 1 0 0 0 0 0 0 0 0 22 31 4.50 2.000																					

Batter	1	2	3	4	5	6	7	8	9	AB R H RBI BB SO LOB	BOTTOM											
Luis Polonia, L OBP: 0.354, SLG: 0.380 (1, 7)										4 1 3 2 0 0 0	Kansas City Royals @ California Angels Anaheim Stadium, Anaheim, CA Thu Jul 04 1991, 10:05 PM EDT Att: 61,056 - Sunny - 72 F											
Dave Gallagher, R OBP: 0.395, SLG: 0.374 (1, 8)										4 2 2 1 0 0 1												
Wally Joyner, L OBP: 0.388, SLG: 0.512 (1, 3)										4 0 2 1 0 0 1												
Dave Winfield, R OBP: 0.327, SLG: 0.552 (7, 9)										2 0 0 0 0 1 2												
Mark Davis, R OBP: 0.303, SLG: 0.326 (8, PH)										1 0 0 0 0 0 0												
Max Venable, L OBP: 0.303, SLG: 0.326 (9, 9)										1 0 0 0 0 1 1												
Dave Parker, L OBP: 0.271, SLG: 0.353 (1, 10)										4 0 1 0 0 0 1												
Lance Parrish, R OBP: 0.325, SLG: 0.435 (7, 2)										2 0 0 0 0 1 0												
Ron Tingley, R OBP: 0.247, SLG: 0.265 (7, 2)										2 0 0 0 0 1 2												
Gary Gaetti, R OBP: 0.292, SLG: 0.380 (1, 5)										4 1 1 0 0 2 0												
Donnie Hill, S OBP: 0.374, SLG: 0.382 (1, 4)										4 0 0 0 0 1 1												
Dick Schofield, R OBP: 0.356, SLG: 0.306 (1, 6)										4 1 1 0 0 1 0												
Inning Stats	R: 1 E: 0 K: 1 S: 18	H: 3 LOB: 1 BB: 0 P: 27	R: 0 E: 0 K: 1 S: 9	H: 0 LOB: 0 BB: 0 P: 12	R: 0 E: 0 K: 0 S: 5	H: 0 LOB: 0 BB: 0 P: 6	R: 0 E: 0 K: 0 S: 4	H: 0 LOB: 0 BB: 0 P: 7	R: 0 E: 0 K: 3 S: 9	H: 0 LOB: 0 BB: 0 P: 15	R: 0 E: 0 K: 0 S: 10	H: 1 LOB: 1 BB: 0 P: 16	R: 0 E: 0 K: 1 S: 9	H: 0 LOB: 0 BB: 0 P: 11	R: 4 E: 0 K: 1 S: 17	H: 6 LOB: 2 BB: 0 P: 26	R: 0 E: 0 K: 1 S: 10	H: 0 LOB: 0 BB: 0 P: 16	1B: 7 2B: 3 3B: 0 HR: 0	SF: 0 SAC: 0 DP: 0 HBP: 0	WP: 0 PB: 1 SB: 0 CS: 1	PA: 36
PITCHER	IP WLS BF H R ER SO BB IBB HBP BLK WP HR S P ERA WHIP											IP WLS BF H R ER SO BB IBB HBP BLK WP HR S P ERA WHIP										
Kevin Appier, R ERA: 3.88 (8, 1)	7.1 W 30 15 5 4 0 0 0 0 0 0 0 0 15 23 0.00 0.600																					
Jeff Montgomery, R ERA: 4.44 (8, 1)	1.2 6 1 0 0 2 0 0 0 0 0 0 0 15 23 0.00 0.600																					

Batter	1	2	3	4	5	6	7	8	9	AB	R	H	RBI	BB	SO	LOB	TOP										
Luis Polonia, L (1, 7) OBP: 0.350, SLG: 0.375										4	0	0	0	0	1	2	California Angels @ Texas Rangers Arlington Stadium, Arlington, TX Fri Jul 05 1991, 8:05 PM EDT Att: 38,463 - Sunny - 93 F										
Dave Gallagher, R (1, 8) OBP: 0.383, SLG: 0.359										4	0	0	0	0	1	2											
Wally Joyner, L (1, 3) OBP: 0.387, SLG: 0.512										4	0	1	0	0	1	2											
Dave Winfield, R (1, 9) OBP: 0.326, SLG: 0.546 Mark Davis, R (8, 9)										3	0	0	0	1	0	0											
Dave Parker, L (1, 10) OBP: 0.270, SLG: 0.349										3	0	0	0	1	2	0											
Lance Parrish, R (1, 2) OBP: 0.336, SLG: 0.432										1	0	0	0	3	0	3											
Gary Gaetti, R (1, 5) OBP: 0.289, SLG: 0.375										4	0	0	0	0	1	6											
Luis Sojo, R (1, 4) OBP: 0.266, SLG: 0.290										4	0	1	0	0	0	1											
Dick Schofield, R (1, 6) OBP: 0.356, SLG: 0.306										3	0	1	0	0	0	0											
Inning Stats	R: 0 E: 0 K: 3 S: 10	H: 0 LOB: 0 BB: 0 P: 12	R: 0 E: 0 K: 1 S: 10	H: 0 LOB: 1 BB: 1 P: 17	R: 0 E: 0 K: 0 S: 6	H: 0 LOB: 0 BB: 0 P: 11	R: 0 E: 0 K: 0 S: 10	H: 1 LOB: 3 BB: 2 P: 25	R: 0 E: 0 K: 0 S: 13	H: 2 LOB: 2 BB: 0 P: 21	R: 0 E: 0 K: 0 S: 5	H: 0 LOB: 1 BB: 1 P: 14	R: 0 E: 0 K: 0 S: 6	H: 0 LOB: 0 BB: 0 P: 9	R: 0 E: 0 K: 2 S: 4	H: 0 LOB: 1 BB: 0 P: 8		R: 0 E: 0 K: 2 S: 8	H: 0 LOB: 1 BB: 1 P: 14	1B: 2 2B: 1 3B: 0 HR: 0	SF: 0 SAC: 0 DP: 0 HBP: 0	WP: 0 PB: 0 CS: 0	PA: 35				
PITCHER	IP	WLS	BF	H	R	ER	SO	BB	IBB	HBP	BLK	WP	HR	S	P	ERA	WHIP										
Jose Guzman, R (1, 1) ERA: 2.82	6.0	W	25	3	0	0	4	4	0	0	0	0	0	54	100	0.00	1.167										
Mike Jeffcoat, L (7, 1) ERA: 3.02	3.0	S	10	0	0	0	2	1	0	0	0	0	0	18	31	0.00	0.333										

Batter	1	2	3	4	5	6	7	8	9	AB	R	H	RBI	BB	SO	LOB	BOTTOM										
Dean Palmer, R (1, 7) OBP: 0.326, SLG: 0.474 Gary Pettis, S (6, 8) OBP: 0.332, SLG: 0.245										2	0	0	0	1	1	0	California Angels @ Texas Rangers Arlington Stadium, Arlington, TX Fri Jul 05 1991, 8:05 PM EDT Att: 38,463 - Sunny - 93 F										
Rafael Palmeiro, L (1, 3) OBP: 0.367, SLG: 0.522										4	0	1	0	0	1	1											
Ruben Sierra, S (1, 9) OBP: 0.390, SLG: 0.525										4	1	1	0	0	0	1											
Julio Franco, R (1, 4) OBP: 0.388, SLG: 0.465										3	1	1	0	1	1	1											
Juan Gonzalez, R (1, 8) OBP: 0.370, SLG: 0.517										3	2	2	2	1	1	0											
Brian Downing, R (1, 10) OBP: 0.391, SLG: 0.446										3	2	1	1	1	1	3											
Steve Buechele, R (1, 5) OBP: 0.355, SLG: 0.480										4	2	2	2	0	0	3											
Ivan Rodriguez, R (1, 2) OBP: 0.375, SLG: 0.436 Mike Stanley, R (8, PH) OBP: 0.351, SLG: 0.369										3	0	1	2	0	2	1											
Gary Green, R (1, 6) OBP: 0.308, SLG: 0.333										1	0	0	0	0	0	0											
Inning Stats	R: 0 E: 0 K: 0 S: 9	H: 0 LOB: 0 BB: 0 P: 13	R: 1 E: 0 K: 2 S: 15	H: 1 LOB: 0 BB: 0 P: 21	R: 0 E: 0 K: 2 S: 10	H: 0 LOB: 1 BB: 1 P: 17	R: 4 E: 0 K: 0 S: 15	H: 4 LOB: 0 BB: 1 P: 22	R: 0 E: 0 K: 1 S: 7	H: 0 LOB: 0 BB: 0 P: 11	R: 3 E: 0 K: 1 S: 15	H: 4 LOB: 1 BB: 0 P: 17	R: 0 E: 0 K: 1 S: 11	H: 1 LOB: 3 BB: 2 P: 23	R: 0 E: 0 K: 0 S: 8	H: 1 LOB: 0 BB: 0 P: 13		1B: 6 2B: 3 3B: 0 HR: 2	SF: 0 SAC: 0 DP: 1 HBP: 0	WP: 0 PB: 0 CS: 0	PA: 37						
PITCHER	IP	WLS	BF	H	R	ER	SO	BB	IBB	HBP	BLK	WP	HR	S	P	ERA	WHIP										
Mark Langston, L (1, 1) ERA: 3.84	5.0	L	23	7	7	7	5	2	0	0	0	0	0	58	87	12.60	1.800										
Mike Fetters, R (6, 1) ERA: 7.04	3.0		14	4	1	1	2	2	0	0	0	0	0	32	50	3.00	2.000										

Batter	1	2	3	4	5	6	7	8	9	AB	R	H	RBI	BB	SO	LOB	TOP																			
Luis Polonia, L OBP: 0.346, SLG: 0.370 (1, 7)	G3-1	L9		B5-3			G3			4	0	0	0	0	0	4	California Angels @ Texas Rangers Arlington Stadium, Arlington, TX Sat Jul 06 1991, 8:05 PM EDT Att: 36,129 - Cloudy - 96 F																			
Dave Gallagher, R OBP: 0.378, SLG: 0.364 (1, 8)	2B				G5-3		L7			4	0	1	0	0	1	0																				
Wally Joyner, L OBP: 0.388, SLG: 0.512 (1, 3)	1B			G6-3		WP 1B	L7			4	1	2	0	0	0	0																				
Dave Winfield, R OBP: 0.325, SLG: 0.552 (1, 9)	G6-4-3			HR						4	1	1	1	0	2	3																				
Dave Parker, L OBP: 0.270, SLG: 0.348 (1, 10)		G4-3						G4-3		4	0	1	1	0	1	0																				
Lance Parrish, R OBP: 0.339, SLG: 0.446 (1, 2)		HR			G4-3			P2		3	1	1	1	1	0	1																				
Gary Gaetti, R OBP: 0.285, SLG: 0.370 (1, 5)		F9			K		F7			4	0	0	0	0	2	1																				
Donnie Hill, S OBP: 0.371, SLG: 0.374 (1, 4)		1B			G4-3		P4			3	0	0	0	1	0	1																				
Dick Schofield, R OBP: 0.360, SLG: 0.308 Max Venable, L (9, PH) OBP: 0.300, SLG: 0.323 (1, 6)	1B						G1-3			2	0	1	0	1	0	0																				
										1	0	0	0	0	0	0																				
Inning Stats	R: 0 E: 0 K: 0 S: 11	H: 2 LOB: 1 BB: 0 P: 18	R: 1 E: 0 K: 0 S: 15	H: 2 LOB: 2 BB: 1 P: 26	R: 1 E: 0 K: 2 S: 9	H: 1 LOB: 0 BB: 0 P: 11	R: 0 E: 0 K: 1 S: 12	H: 0 LOB: 2 BB: 2 P: 23	R: 1 E: 0 K: 1 S: 12	H: 2 LOB: 1 BB: 0 P: 20	R: 0 E: 0 K: 0 S: 7	H: 0 LOB: 0 BB: 0 P: 10	R: 0 E: 0 K: 1 S: 7	H: 0 LOB: 0 BB: 0 P: 14	R: 0 E: 0 K: 1 S: 6	H: 0 LOB: 0 BB: 0 P: 7	1B: 4 2B: 1 3B: 0 HR: 2	SF: 0 SAC: 0 DP: 1 HBP: 0	WP: 1 PB: 0 SB: 0 CS: 0	PA: 36																
PITCHER	IP	WLS	BF	H	R	ER	SO	BB	IBB	HBP	BLK	WP	HR	S	P	ERA	WHIP	PITCHER		IP	WLS	BF	H	R	ER	SO	BB	IBB	HBP	BLK	WP	HR	S	P	ERA	WHIP
Kevin Brown, R ERA: 4.62 (1, 1)	7.0	W	30	7	3	3	4	3	0	0	0	1	2	73	122	3.86	1.429																			
Jeff Russell, R ERA: 2.93 (8, 1)	2.0	S	6	0	0	0	2	0	0	0	0	0	0	13	19	0.00	0.000																			

AB 33
R 3
H 7
RBI 3
BB 3
SO 6
LOB 10



Batter	1	2	3	4	5	6	7	8	9	AB	R	H	RBI	BB	SO	LOB	BOTTOM																				
Brian Downing, R OBP: 0.387, SLG: 0.440 (1, 10)	G5-3		G5-3					P4		5	0	1	0	0	1	1	California Angels @ Texas Rangers Arlington Stadium, Arlington, TX Sat Jul 06 1991, 8:05 PM EDT Att: 36,129 - Cloudy - 96 F																				
Rafael Palmeiro, L OBP: 0.372, SLG: 0.536 (1, 3)	HR		FC5-4 BB		F8		BB FC3-2			3	1	2	1	1	0	1																					
Ruben Sierra, S OBP: 0.388, SLG: 0.520 (1, 9)	G6-3		FC5-4 1B		K		FC3-2 BB			3	0	0	0	1	1	2																					
Juan Gonzalez, R OBP: 0.380, SLG: 0.523 (1, 7)	1B		1B			FC HBP 1B	FC3-2 BB			3	1	3	0	1	0	0																					
Steve Buechele, R OBP: 0.354, SLG: 0.474 (1, 4) (8, 5)	FC6-4		K			E 2B HBP	FC3-2			3	1	0	0	0	1	6																					
Mike Stanley, R OBP: 0.350, SLG: 0.368 Kevin Reimer, L (7, PH) OBP: 0.332, SLG: 0.407 Jeff Huson, L OBP: 0.301, SLG: 0.289 (1, 5) (7, 4) (8, 4)	1B				K		FC 2B			3	1	1	0	0	1	1																					
Ivan Rodriguez, R OBP: 0.367, SLG: 0.441 (1, 2)	G5-3		G5-3			FC5-6 2B	F8			4	0	1	2	0	0	4																					
Gary Green, R OBP: 0.235, SLG: 0.250 (1, 6)	K				K			P4		4	0	0	0	0	2	2																					
Gary Pettis, S OBP: 0.330, SLG: 0.241 (1, 8)	G6-3					FC5-6		P1		3	0	0	0	1	1	2																					
										1B: 5 2B: 2 3B: 0 HR: 1	SF: 0 SAC: 0 DP: 0 HBP: 1	WP: 0 PB: 0 SB: 0 CS: 1	PA: 37																								
Inning Stats	R: 1 E: 0 K: 0 S: 17	H: 2 LOB: 1 BB: 0 P: 26	R: 0 E: 0 K: 1 S: 8	H: 1 LOB: 1 BB: 0 P: 12	R: 0 E: 0 K: 1 S: 8	H: 1 LOB: 2 BB: 1 P: 16	R: 0 E: 0 K: 2 S: 10	H: 0 LOB: 0 BB: 0 P: 13	R: 0 E: 0 K: 1 S: 7	H: 1 LOB: 1 BB: 1 P: 13	R: 3 E: 1 K: 2 S: 14	H: 2 LOB: 1 BB: 0 P: 20	R: 0 E: 0 K: 1 S: 12	H: 1 LOB: 3 BB: 2 P: 23	R: 0 E: 0 K: 0 S: 8	H: 0 LOB: 0 BB: 0 P: 9	1B: 5 2B: 2 3B: 0 HR: 1	SF: 0 SAC: 0 DP: 0 HBP: 1	WP: 0 PB: 0 SB: 0 CS: 1	PA: 37																	
PITCHER	IP	WLS	BF	H	R	ER	SO	BB	IBB	HBP	BLK	WP	HR	S	P	ERA	WHIP	PITCHER		IP	WLS	BF	H	R	ER	SO	BB	IBB	HBP	BLK	WP	HR	S	P	ERA	WHIP	
Jim Abbott, L ERA: 3.45 (7, 1)	6.0	L	28	7	4	2	7	2	0	0	0	0	0	3	11	∞	∞																				
Jeff Robinson, R ERA: 4.74 (7, 1)	0.0		3	1	0	0	0	2	0	0	0	0	0	3	11	∞	∞																				
Mark Eichhorn, R ERA: 0.79 (7, 1)	2.0		6	0	0	0	1	0	0	0	0	0	0	17	21	0.00	0.000																				

AB 32
R 4
H 8
RBI 3
BB 4
SO 8
LOB 22



Batter	1	2	3	4	5	6	7	8	9	10	AB	R	H	RBI	BB	SO	LOB	TOP	
Steve Sax, R OBP: 0.337, SLG: 0.388 (1,4)											5	1	1	1	0	0	2		
Randy Velarde, R OBP: 0.302, SLG: 0.289 (1,6)											4	0	0	0	1	1	2		
Don Mattingly, L OBP: 0.357, SLG: 0.418 (1,3)											4	0	1	1	1	0	0		
Jesse Barfield, R OBP: 0.314, SLG: 0.455 (1,9)											4	0	1	0	1	2	5		
Kevin Maas, L OBP: 0.377, SLG: 0.443 (1,10)											4	0	0	0	0	2	4		
Hensley Meulens, R OBP: 0.253, SLG: 0.310 (1,7)											4	0	0	0	0	2	3		
Bernie Williams, S OBP: 0.333, SLG: 0.222 (1,8)											2	1	0	0	2	0	0		
Bob Geren, R OBP: 0.226, SLG: 0.241 (1,2)											3	0	0	0	0	1	1		
Matt Nokes, L OBP: 0.326, SLG: 0.628 (10, PH)											1	0	1	0	0	0	0		
Pat Kelly, R OBP: 0.295, SLG: 0.367 (1,5)											3	0	0	0	0	1	1		
Inning Stats	R: 1 E: 0 K: 2 S: 18	H: 2 LOB: 2 BB: 1 P: 26	R: 0 E: 0 K: 0 S: 7	H: 0 LOB: 1 BB: 1 P: 19	R: 0 E: 0 K: 0 S: 8	H: 0 LOB: 0 BB: 0 P: 15	R: 0 E: 0 K: 1 S: 8	H: 0 LOB: 0 BB: 0 P: 10	R: 0 E: 0 K: 2 S: 7	H: 0 LOB: 0 BB: 0 P: 12	R: 0 E: 0 K: 1 S: 8	H: 0 LOB: 0 BB: 0 P: 10	R: 0 E: 0 K: 0 S: 6	H: 1 LOB: 1 BB: 0 P: 17	R: 1 E: 0 K: 1 S: 13	H: 1 LOB: 3 BB: 2 P: 25	1B: 2 2B: 2 3B: 0 HR: 0	SF: 0 SAC: 1 DP: 0 HBP: 0	WP: 0 PA: 40 PB: 0 SB: 2 CS: 0
PITCHER	IP 9.0	WLS 33	H 3	R 1	ER 1	SO 8	BB 3	IBB 0	HBP 0	BLK 0	WP 0	HR 0	S 80	P 128	ERA 1.00	WHIP 0.667			
Mark Langston, L ERA: 3.64 (1,1)	1.0	L	7	1	1	1	1	1	0	0	0	0	13	25	9.00	2.000			
Bryan Harvey, R ERA: 1.13 (10,1)																			

New York Yankees @ California Angels
Anaheim Stadium, Anaheim, CA
Fri Jul 12 1991, 10:05 PM EDT
Att. 31,348 - Sunny - 77 F

AB	34
R	2
H	4
RBI	2
BB	5
SO	9
LOB	18



Batter	1	2	3	4	5	6	7	8	9	10	AB	R	H	RBI	BB	SO	LOB	BOTTOM					
Luis Polonia, L OBP: 0.347, SLG: 0.368 (1,7)											4	0	1	0	1	0	2						
Wally Joyner, L OBP: 0.379, SLG: 0.495 (1,3)											4	0	0	0	1	1	4						
Dave Winfield, R OBP: 0.323, SLG: 0.541 (1,9)											4	0	1	1	1	1	2						
Dave Parker, L OBP: 0.261, SLG: 0.335 (1,10)											5	0	0	0	0	1	5						
Lance Parrish, R OBP: 0.325, SLG: 0.424 (1,2)											4	0	0	0	0	0	2						
Gary Gaetti, R OBP: 0.285, SLG: 0.371 (1,5)											4	0	2	0	0	1	0						
Max Venable, L OBP: 0.280, SLG: 0.300 (1,8)											4	0	0	0	0	2	2						
Donnie Hill, S OBP: 0.365, SLG: 0.359 (1,4)											2	0	0	0	2	0	1						
Dick Schofield, R OBP: 0.353, SLG: 0.302 (1,6)											3	1	1	0	0	0	1						
Inning Stats	R: 0 E: 1 K: 0 S: 6	H: 0 LOB: 0 BB: 0 P: 8	R: 0 E: 0 K: 1 S: 11	H: 1 LOB: 1 BB: 0 P: 18	R: 0 E: 0 K: 0 S: 8	H: 0 LOB: 3 BB: 3 P: 22	R: 0 E: 0 K: 1 S: 11	H: 1 LOB: 1 BB: 0 P: 16	R: 1 E: 0 K: 0 S: 18	H: 2 LOB: 2 BB: 1 P: 28	R: 0 E: 0 K: 1 S: 10	H: 0 LOB: 0 BB: 0 P: 13	R: 0 E: 0 K: 2 S: 17	H: 1 LOB: 1 BB: 0 P: 25	R: 0 E: 0 K: 1 S: 7	H: 0 LOB: 0 BB: 0 P: 9	R: 0 E: 0 K: 0 S: 6	H: 0 LOB: 1 BB: 0 P: 11	R: 0 E: 0 K: 0 S: 6	H: 0 LOB: 0 BB: 0 P: 8	1B: 5 2B: 0 3B: 0 HR: 0	SF: 0 SAC: 1 DP: 1 HBP: 0	WP: 0 PA: 40 PB: 0 SB: 2 CS: 0
PITCHER	IP 6.0	WLS 26	H 4	R 1	ER 1	SO 3	BB 4	IBB 0	HBP 0	BLK 0	WP 0	HR 0	S 64	P 105	ERA 1.50	WHIP 1.333							
Scott Kamieniecki, R ERA: 2.7 (1,1)	1.1	5	1	0	0	3	0	0	0	0	0	0	20	29	0.00	0.750							
Greg Cadaret, L ERA: 2.95 (7,1)	1.1	5	0	0	0	0	1	0	0	0	0	0	8	14	0.00	0.750							
John Habyan, R ERA: 2.36 (8,1)	0.2	W	2	0	0	0	0	0	0	0	0	0	4	5	0.00	0.000							
Steve Howe, L ERA: 1.29 (8,1)	0.2	S	2	0	0	0	0	0	0	0	0	0	4	5	0.00	0.000							
Steve Farr, R ERA: 1.54 (10,1)																							

New York Yankees @ California Angels
Anaheim Stadium, Anaheim, CA
Fri Jul 12 1991, 10:05 PM EDT
Att. 31,348 - Sunny - 77 F

AB	34
R	1
H	5
RBI	1
BB	5
SO	6
LOB	19



Batter	1	2	3	4	5	6	7	8	9	AB	R	H	RBI	BB	SO	LOB	TOP				
Steve Sax, R OBP: 0.336, SLG: 0.385 (1, 4)										3	0	0	0	1	1	1					
Randy Velarde, R OBP: 0.289, SLG: 0.275 (1, 6)										4	0	0	0	0	0	1					
Don Mattingly, L OBP: 0.352, SLG: 0.412 (1, 3)										4	0	0	0	0	0	0					
Jesse Barfield, R OBP: 0.314, SLG: 0.453 (1, 9)										3	1	1	0	0	0	0					
Pat Sheridan, L OBP: 0.229, SLG: 0.353 (7, 9)										1	0	0	0	0	1	0					
Mel Hall, L OBP: 0.333, SLG: 0.533 (1, 10)										3	0	1	0	0	0	0					
Hensley Meulens, R OBP: 0.248, SLG: 0.304 (1, 7)										3	0	0	0	0	0	2					
Matt Nokes, L OBP: 0.326, SLG: 0.527 (1, 2)										2	1	1	1	0	0	0					
Bernie Williams, S OBP: 0.333, SLG: 0.250 (1, 8)										3	0	1	0	0	0	0					
Pat Kelly, R OBP: 0.289, SLG: 0.362 (1, 5)										2	0	0	1	0	0	0					
Inning Stats	R: 0 H: 0 E: 0 K: 1 S: 5	H: 0 LOB: 0 BB: 0 P: 7	R: 1 H: 2 E: 0 K: 0 S: 10	H: 2 LOB: 0 BB: 0 P: 16	R: 0 H: 0 E: 0 K: 0 S: 11	H: 0 LOB: 1 BB: 1 P: 17	R: 0 H: 0 E: 0 K: 0 S: 5	H: 0 LOB: 0 BB: 0 P: 8	R: 1 H: 2 E: 0 K: 0 S: 11	H: 2 LOB: 1 BB: 0 P: 15	R: 0 H: 0 E: 0 K: 0 S: 10	H: 0 LOB: 0 BB: 0 P: 16	R: 0 H: 0 E: 0 K: 0 S: 11	H: 0 LOB: 0 BB: 0 P: 17	R: 0 H: 0 E: 0 K: 0 S: 8	H: 0 LOB: 0 BB: 0 P: 11	R: 0 H: 0 E: 0 K: 1 S: 6	H: 0 LOB: 0 BB: 0 P: 6	1B: 4 2B: 1 3B: 0 HR: 0	SF: 2 SAC: 0 DP: 1 HBP: 0	WP: 1 PA: 31 SB: 0 CS: 0
PITCHER Jim Abbott, L ERA: 3.35 (1, 1)	IP: 9.0 WLS: L BF: 31 H: 4 R: 2 ER: 2 SO: 2 BB: 1 IBB: 0 HBP: 0 BLK: 0 WP: 1 HR: 0 S: 77 P: 113 ERA: 2.00 WHIP: 0.556															PITCHER	IP: 9.0 WLS: L BF: 31 H: 4 R: 2 ER: 2 SO: 2 BB: 1 IBB: 0 HBP: 0 BLK: 0 WP: 1 HR: 0 S: 77 P: 113 ERA: 2.00 WHIP: 0.556				

New York Yankees @ California Angels
Anaheim Stadium, Anaheim, CA
Sat Jul 13 1991, 10:05 PM EDT
Att: 37,030 - Sunny - 70 F

AB	28
R	2
H	4
RBI	2
BB	1
SO	2
LOB	4



Batter	1	2	3	4	5	6	7	8	9	AB	R	H	RBI	BB	SO	LOB	BOTTOM		
Luis Polonia, L OBP: 0.346, SLG: 0.367 (1, 7)										4	0	1	0	0	0	1			
Luis Sejo, R OBP: 0.255, SLG: 0.278 (1, 4)										3	0	0	0	0	0	1			
Bobby Rose, R OBP: 0.250, SLG: 0.333 (9, PH)										1	0	1	0	0	0	0			
Wally Joyner, L OBP: 0.377, SLG: 0.492 (1, 3)										4	0	1	0	0	1	0			
Max Venable, L OBP: 0.280, SLG: 0.300 (9, PR)										0	0	0	0	0	0	0			
Dave Winfield, R OBP: 0.319, SLG: 0.533 (1, 9)										4	0	0	0	0	0	2			
Lance Parrish, R OBP: 0.325, SLG: 0.420 (1, 2)										2	0	0	0	1	1	0			
Dave Parker, L OBP: 0.282, SLG: 0.333 (1, 10)										2	0	0	0	1	1	1			
Gary Gaetti, R OBP: 0.286, SLG: 0.370 (1, 5)										3	0	1	0	0	1	1			
Dave Gallagher, R OBP: 0.360, SLG: 0.345 (1, 8)										3	0	0	0	0	1	2			
Dick Schofield, R OBP: 0.349, SLG: 0.298 (1, 6)										3	0	0	0	0	0	1			
Inning Stats	R: 0 H: 0 E: 0 K: 0 S: 7	H: 0 LOB: 0 BB: 0 P: 9	R: 0 H: 0 E: 0 K: 2 S: 8	H: 0 LOB: 0 BB: 0 P: 12	R: 0 H: 1 E: 1 K: 1 S: 8	H: 1 LOB: 1 BB: 0 P: 13	R: 0 H: 0 E: 0 K: 0 S: 6	H: 0 LOB: 0 BB: 0 P: 8	R: 0 H: 1 E: 0 K: 0 S: 7	H: 1 LOB: 0 BB: 0 P: 9	R: 0 H: 0 E: 0 K: 1 S: 7	H: 0 LOB: 1 BB: 1 P: 14	R: 0 H: 0 E: 0 K: 0 S: 6	H: 0 LOB: 0 BB: 0 P: 9	R: 0 H: 2 E: 0 K: 0 S: 9	H: 2 LOB: 2 BB: 0 P: 14	1B: 4 2B: 0 3B: 0 HR: 0	SF: 0 SAC: 0 DP: 2 HBP: 0	WP: 0 PA: 31 SB: 0 CS: 1
PITCHER Jeff Johnson, L ERA: 3.2 (1, 1)	IP: 8.1 WLS: W BF: 30 H: 4 R: 0 ER: 0 SO: 5 BB: 2 IBB: 0 HBP: 0 BLK: 0 WP: 0 HR: 0 S: 66 P: 101 ERA: 0.00 WHIP: 0.720															PITCHER	IP: 8.1 WLS: W BF: 30 H: 4 R: 0 ER: 0 SO: 5 BB: 2 IBB: 0 HBP: 0 BLK: 0 WP: 0 HR: 0 S: 66 P: 101 ERA: 0.00 WHIP: 0.720		
Steve Farr, R ERA: 1.51 (9, 1)	0.2 S: 1															0.2 S: 1			

New York Yankees @ California Angels
Anaheim Stadium, Anaheim, CA
Sat Jul 13 1991, 10:05 PM EDT
Att: 37,030 - Sunny - 70 F

AB	29
R	0
H	4
RBI	0
BB	2
SO	5
LOB	9



Batter	1	2	3	4	5	6	7	8	9	AB	R	H	RBI	BB	SO	LOB	TOP										
Steve Sax, R OBP: 0.337, SLG: 0.383 Carlos Rodriguez, S OBP: 0.280, SLG: 0.280	1-3 K	1-0 WP HBP		2-1 G4-3			1-0 1B		1-1 P3	1	0	0	0	0	1	0											
Randy Velarde, R OBP: 0.284, SLG: 0.262	4-2 WP 1B BB	3-3 K			0-1 G5-3		0-0 F8		1-3 K	4	1	0	0	1	2	3											
Don Mattingly, L OBP: 0.353, SLG: 0.410	0-1 1B WP			4-2 F7 FC3-2 BB		1-0 F8		1-0 F7	0-1 G3	4	0	1	0	1	0	1											
Mel Hall, L OBP: 0.345, SLG: 0.546	1-0 G5-3			3-1 FC3-2		1-0 2B		3-1 1B		4	0	4	1	0	0	0											
Matt Nokes, L OBP: 0.321, SLG: 0.518	1-0 G5-3			3-1 F7		0-3 K		0-1 G1-3		4	0	0	0	0	1	7											
Kevin Maas, L OBP: 0.372, SLG: 0.437	3-3 K			3-2 FC3-2		3-2 G4-3		1-2 G3		4	0	0	0	0	1	4											
Hensley Meulens, R OBP: 0.249, SLG: 0.302		3-2 WP HBP 1B		0-0 P5		1-1 P3		0-1 F8		4	0	1	0	0	0	2											
Bernie Williams, S OBP: 0.368, SLG: 0.563	0-3 K			2-2 G5-3		3-2 2B		2-0 HR		4	1	2	1	0	1	1											
Pat Kelly, R OBP: 0.282, SLG: 0.352	2-2 L5			1-2 F9		1-0 F9		0-0 F9		4	0	0	0	0	0	2											
Inning Stats	R: 1 E: 0 K: 2 S: 13	H: 2 LOB: 2 BB: 1 P: 23	R: 0 E: 0 K: 2 S: 13	H: 1 LOB: 2 BB: 0 P: 22	R: 0 E: 0 K: 0 S: 10	H: 1 LOB: 2 BB: 1 P: 23	R: 0 E: 0 K: 0 S: 9	H: 0 LOB: 0 BB: 0 P: 14	R: 0 E: 0 K: 1 S: 7	H: 1 LOB: 1 BB: 0 P: 9	R: 0 E: 0 K: 0 S: 11	H: 1 LOB: 1 BB: 0 P: 19	R: 0 E: 0 K: 0 S: 7	H: 2 LOB: 2 BB: 0 P: 12	R: 1 E: 0 K: 0 S: 7	H: 1 LOB: 0 BB: 0 P: 10	R: 0 E: 0 K: 1 S: 7	H: 0 LOB: 0 BB: 0 P: 9	1B: 6 2B: 2 3B: 0 HR: 1	SF: 0 SAC: 0 DP: 0 HBP: 1	WP: 2 PB: 0 SB: 0 CS: 0	PA: 39					
PITCHER	IP	WLS	BF	H	R	ER	SO	BB	IBB	HBP	BLK	WP	HR	S	P	ERA	WHIP										
Chuck Finley, L ERA: 3.98	(1, 1)	8.0	W	36	9	2	5	2	0	1	0	2	1	77	132	2.25	1.375										
Mark Eichhorn, R ERA: 0.75	(9, 1)	1.0		3	0	0	1	0	0	0	0	0	0	7	9	0.00	0.000										

New York Yankees @ California Angels
Anaheim Stadium, Anaheim, CA
Sun Jul 14 1991, 6:33 AM EDT
Att: 36,150 - Sunny - 78 F

AB 36
R 2
H 9
RBI 2
BB 2
SO 6
LOB 20



Batter	1	2	3	4	5	6	7	8	9	AB	R	H	RBI	BB	SO	LOB	BOTTOM										
Luis Polonia, L OBP: 0.349, SLG: 0.363	4-0 S BLK BB	2-1 G4-3		4-0 2B BB	4-1 1B BB		2-2 F8	1-1 FC6-4		3	2	0	0	3	0	3											
Bobby Rose, R OBP: 0.303, SLG: 0.419	4-1 G6-3 BLK BB		2-1 G4-3	0-0 1B 2B	2-3 K		0-2 2B			4	1	2	2	1	1	2											
Wally Joyner, L OBP: 0.380, SLG: 0.492	1-3 K		0-0 1B	4-1 PB 1B BB	2-1 1B		1-2 G4-3			4	1	2	1	1	1	3											
Dave Winfield, R OBP: 0.317, SLG: 0.528 Dave Gallagher, R OBP: 0.300, SLG: 0.345	2-2 G6-3		1-3 K	2-2 PB 1B	1-0 F8			0-0 G6-3		5	0	1	1	0	1	4											
Dave Parker, L OBP: 0.270, SLG: 0.340	4-2 BB		0-0 1B	4-2 1B BB		2-2 P6		1-2 2B		3	1	2	0	2	0	0											
Gary Gaetti, R OBP: 0.287, SLG: 0.371	1-1 G1-3		1-1 1B	1-3 K	1-2 G3-6-3 1B		1-2 1B		0-1 F8	5	0	2	1	0	1	6											
Max Venable, L OBP: 0.295, SLG: 0.317		1-0 G6-3 2B		0-2 P3	1-0 G4-3 WP 1B		0-0 G3-6-3 1B		4-2 2B BB	4	2	2	0	1	0	1											
Ron Tingley, R OBP: 0.269, SLG: 0.292		2-3 K		4-1 CS BB	2-2 G4-3		1-2 FC5-4 1B		3-2 1B 2B	4	1	2	2	1	1	2											
Dick Schofield, R OBP: 0.354, SLG: 0.302		0-0 G6-3		1-2 2B BB	4-0 2B BB		0-1 FC5-4 2B		0-2 FC6-4 1B	4	2	2	2	1	0	2											
Inning Stats	R: 1 E: 0 K: 1 S: 16	H: 0 LOB: 3 BB: 3 P: 32	R: 0 E: 0 K: 1 S: 11	H: 1 LOB: 1 BB: 0 P: 16	R: 1 E: 0 K: 1 S: 10	H: 3 LOB: 2 BB: 0 P: 14	R: 3 E: 0 K: 1 S: 15	H: 2 LOB: 3 BB: 5 P: 37	R: 2 E: 0 K: 1 S: 15	H: 3 LOB: 2 BB: 1 P: 28	R: 0 E: 0 K: 0 S: 7	H: 1 LOB: 0 BB: 0 P: 10	R: 0 E: 0 K: 0 S: 18	H: 2 LOB: 2 BB: 0 P: 22	R: 3 E: 0 K: 0 S: 19	H: 3 LOB: 1 BB: 1 P: 28	R: 0 E: 0 K: 1 S: 7	H: 0 LOB: 0 BB: 0 P: 9	1B: 10 2B: 5 3B: 0 HR: 0	SF: 0 SAC: 0 DP: 1 HBP: 0	WP: 1 PB: 1 SB: 2 CS: 1	PA: 46					
PITCHER	IP	WLS	BF	H	R	ER	SO	BB	IBB	HBP	BLK	WP	HR	S	P	ERA	WHIP										
Wade Taylor, R ERA: 6.53	(1, 1)	3.2	L	21	5	5	3	7	0	0	1	0	0	44	84	12.27	3.273										
Eric Plunk, R ERA: 5.6	(4, 1)	1.1		10	4	2	2	2	0	0	0	1	0	23	43	13.50	4.500										
Lee Guetterman, L ERA: 1.67	(6, 1)	2.0		8	3	0	0	0	0	0	0	0	0	25	32	0.00	1.500										
Tim Leary, R ERA: 6.52	(8, 1)	1.0		7	3	3	3	1	0	0	0	0	0	19	28	27.00	4.000										

New York Yankees @ California Angels
Anaheim Stadium, Anaheim, CA
Sun Jul 14 1991, 6:33 AM EDT
Att: 36,150 - Sunny - 78 F

AB 36
R 10
H 15
RBI 9
BB 10
SO 5
LOB 23



Batter	1	2	3	4	5	6	7	8	9	AB	R	H	RBI	BB	SO	LOB	TOP								
Mike Devereaux, R OBP: 0.333, SLG: 0.448 (1, 8)	G5-3		F9		G6-3			BB		3	0	0	0	1	0	1									
Joe Orsulak, L OBP: 0.281, SLG: 0.307 (1, 7) (9, 9)	F7		FC6-4 1B		B1-3			F7		4	0	1	0	0	0	1									
Cal Ripken Jr., R OBP: 0.389, SLG: 0.578 (1, 6)	G6-3		FC6-4 1-2		F7			G6-3		4	0	0	0	0	0	2									
Sam Horn, L OBP: 0.341, SLG: 0.521 (1, 10)		G1		F8		F9		K		4	0	0	0	0	1	0									
Randy Milligan, R OBP: 0.378, SLG: 0.425 Brady Anderson, L OBP: 0.324, SLG: 0.274 (9, PR) (9, 7)	K 1B BB							G5-3		2	0	1	0	2	0	0									
Chito Martinez, L OBP: 0.407, SLG: 0.692 David Segui, S OBP: 0.323, SLG: 0.395 (1, 9) (9, 3)								G1-3		4	1	2	2	0	1	1									
Leo Gomez, R OBP: 0.339, SLG: 0.379 (1, 5)								K		0	0	0	0	0	0	0									
Chris Hoiles, R OBP: 0.305, SLG: 0.373 (1, 2)			G6-3		F9			F8		4	0	0	0	0	1	2									
Juan Bell, R OBP: 0.164, SLG: 0.169 (1, 4)			1B 1B		G4-3			G4-3		3	0	1	0	0	0	0									
Inning Stats	R: 0 E: 0 K: 0 S: 6	H: 0 LOB: 0 BB: 0 P: 9	R: 0 E: 0 K: 1 S: 11	H: 1 LOB: 1 BB: 1 P: 20	R: 0 E: 0 K: 0 S: 8	H: 2 LOB: 2 BB: 0 P: 13	R: 0 E: 0 K: 1 S: 10	H: 0 LOB: 1 BB: 1 P: 22	R: 0 E: 0 K: 0 S: 6	H: 0 LOB: 0 BB: 0 P: 12	R: 0 E: 0 K: 0 S: 4	H: 0 LOB: 0 BB: 0 P: 5	R: 0 E: 0 K: 0 S: 3	H: 0 LOB: 0 BB: 0 P: 5	R: 0 E: 0 K: 0 S: 8	H: 0 LOB: 1 BB: 1 P: 17	R: 2 E: 1 K: 2 S: 13	H: 2 LOB: 2 BB: 0 P: 16	1B: 4 2B: 0 3B: 0 HR: 1	SF: 0 SAC: 0 DP: 0 HBP: 0	WP: 0 PB: 0 SB: 1 CS: 0	PA: 35			
PITCHER	IP	WLS	BF	H	R	ER	SO	BB	IBB	HBP	BLK	WP	HR	S	P	ERA	WHIP								
Kirk McCaskill, R ERA: 3.75 Bryan Harvey, R ERA: 1.54 (1, 1) (9, 1)	8.0		29	3	0	0	2	3	0	0	0	0	0	56	103	0.00	0.750								
PITCHER	IP	WLS	BF	H	R	ER	SO	BB	IBB	HBP	BLK	WP	HR	S	P	ERA	WHIP								

Baltimore Orioles @ California Angels
Anaheim Stadium, Anaheim, CA
Mon Jul 15 1991, 10:05 PM EDT
Att: 22,896 - Sunny - 72 F

AB 32
R 2
H 5
RBI 2
BB 3
SO 4
LOB 11



Batter	1	2	3	4	5	6	7	8	9	AB	R	H	RBI	BB	SO	LOB	BOTTOM								
Dick Schofield, R OBP: 0.356, SLG: 0.306 (1, 6)	G6-4-3 1B		F8		1B			G5-3		4	0	2	1	0	0	1									
Bobby Rose, R OBP: 0.324, SLG: 0.429 Max Venable, L OBP: 0.295, SLG: 0.317 (1, 7) (9, 7)	G6-4-3 1-2				2H 1B			F7		4	0	2	0	0	0	1									
Wally Joyner, L OBP: 0.376, SLG: 0.486 (1, 3)	F8		P5		P5			K		4	0	0	0	0	1	4									
Dave Winfield, R OBP: 0.319, SLG: 0.528 (1, 9)								K		4	0	2	0	0	1	0									
Lance Parrish, R OBP: 0.319, SLG: 0.412 (1, 10)								K		4	0	0	0	0	1	2									
Gary Gaetti, R OBP: 0.287, SLG: 0.369 (1, 5)								G6-3		4	0	1	0	0	1	0									
Dave Gallagher, R OBP: 0.352, SLG: 0.336 (1, 8)										3	0	0	0	0	0	2									
Luis Sojo, R OBP: 0.262, SLG: 0.285 (1, 4)										3	1	2	0	0	0	0									
Ron Tingley, R OBP: 0.272, SLG: 0.293 (1, 2)										3	0	1	0	0	0	2									
Inning Stats	R: 0 E: 0 K: 0 S: 7	H: 1 LOB: 0 BB: 0 P: 8	R: 0 E: 0 K: 0 S: 9	H: 2 LOB: 1 BB: 0 P: 12	R: 0 E: 0 K: 0 S: 12	H: 2 LOB: 2 BB: 0 P: 18	R: 0 E: 0 K: 1 S: 7	H: 0 LOB: 0 BB: 0 P: 15	R: 1 E: 0 K: 0 S: 12	H: 3 LOB: 2 BB: 0 P: 18	R: 0 E: 0 K: 0 S: 8	H: 1 LOB: 0 BB: 0 P: 11	R: 0 E: 0 K: 0 S: 7	H: 1 LOB: 0 BB: 0 P: 7	R: 0 E: 0 K: 1 S: 10	H: 0 LOB: 0 BB: 0 P: 12	R: 0 E: 0 K: 2 S: 9	H: 0 LOB: 0 BB: 0 P: 10	1B: 10 2B: 2 3B: 0 HR: 0	SF: 0 SAC: 0 DP: 4 HBP: 0	WP: 0 PB: 0 SB: 0 CS: 0	PA: 33			
PITCHER	IP	WLS	BF	H	R	ER	SO	BB	IBB	HBP	BLK	WP	HR	S	P	ERA	WHIP								
Jeff Ballard, L ERA: 4.69 Todd Frohwrth, R ERA: 1.31 (1, 1) (9, 1)	8.0		30	10	1	1	2	0	0	0	0	0	0	9	10	0.00	0.000								
PITCHER	IP	WLS	BF	H	R	ER	SO	BB	IBB	HBP	BLK	WP	HR	S	P	ERA	WHIP								

Baltimore Orioles @ California Angels
Anaheim Stadium, Anaheim, CA
Mon Jul 15 1991, 10:05 PM EDT
Att: 22,896 - Sunny - 72 F

AB 33
R 1
H 10
RBI 1
BB 0
SO 4
LOB 12



Batter	1	2	3	4	5	6	7	8	9	AB	R	H	RBI	BB	SO	LOB	TOP								
Glenallen Hill, R OBP: 0.315, SLG: 0.436 (1, 8)	G3-1		G5-4-3			G3		1-3 2-H 1B		4	0	1	1	0	0	1	Cleveland Indians @ California Angels Anaheim Stadium, Anaheim, CA Thu Jul 18 1991, 10:05 PM EDT Att: 24,560 - Sunny - 68 F								
Chris James, R OBP: 0.285, SLG: 0.330 (1, 10)	G3-1			1-3		K		K		4	0	0	0	0	3	3									
Carlos Baerga, S OBP: 0.353, SLG: 0.410 (8, 5)	G6-3			2-2		G5-3			1-0 SH 1B	4	1	1	0	0	0	0									
Carlos Martinez, R OBP: 0.286, SLG: 0.296 (1, 3)		2-1 F9		1-3		K		1B	1-0 SH 1B 2B	3	1	1	0	0	1	0									
Albert Belle, R OBP: 0.321, SLG: 0.509 (1, 7)	K				1-0 F8			F7	2-2 2B 1B	4	1	1	1	0	1	1									
Mark Whiten, S OBP: 0.301, SLG: 0.400 (1, 9)	BB				1-0 L1			P4	1-2 G4-3 FC1-5-2-6 2B	3	0	1	2	1	0	0									
Brook Jacoby, R OBP: 0.289, SLG: 0.335 (8, PR)	G5-3				2-2 G6-3			1B	0-1 G4-3	3	0	1	0	0	0	1									
Alex Cole, L OBP: 0.373, SLG: 0.333 (8, 4)								1B	2-3 G4-3	0	1	0	0	0	0	0									
Mark Lewis, R OBP: 0.284, SLG: 0.305 (8, 4)								1B	1-0 G4-3	1	0	0	0	0	0	1									
Sandy Alomar Jr., R OBP: 0.264, SLG: 0.276 (1, 2)			1-0 G5-3			G6-3		L4	1-1 FC1-5-2-6	4	0	0	0	0	0	2									
Felix Fermin, R OBP: 0.293, SLG: 0.294 (1, 6)			0-0 G5-4-3 1B			G6-3		1B	1-0 G5-3	4	0	2	0	0	0	1									
Inning Stats	R: 0 E: 0 K: 0 S: 8	H: 0 LOB: 0 BB: 0 P: 14	R: 0 E: 0 K: 1 S: 7	H: 0 LOB: 1 BB: 1 P: 16	R: 0 E: 0 K: 0 S: 6	H: 1 LOB: 0 BB: 0 P: 7	R: 0 E: 0 K: 2 S: 9	H: 0 LOB: 0 BB: 0 P: 13	R: 0 E: 0 K: 0 S: 5	H: 0 LOB: 0 BB: 0 P: 9	R: 0 E: 0 K: 1 S: 5	H: 0 LOB: 0 BB: 0 P: 5	R: 0 E: 0 K: 1 S: 7	H: 1 LOB: 1 BB: 0 P: 7	R: 1 E: 0 K: 1 S: 14	H: 3 LOB: 3 BB: 0 P: 26	R: 3 E: 0 K: 0 S: 16	H: 3 LOB: 1 BB: 0 P: 22	1B: 7 2B: 1 3B: 0 HR: 0	SF: 0 SAC: 1 DP: 1 HBP: 0	WP: 0 PB: 0 SB: 0 CS: 0	PA: 36			
PITCHER	IP	WLS	BF	H	R	ER	SO	BB	IBB	HBP	BLK	WP	HR	S	P	ERA	WHIP								
Jim Abbott, L ERA: 3.35	8.0		31	6	3	3	5	1	0	0	0	0	0	64	101	3.38	0.875								
Bryan Harvey, R ERA: 1.71	1.0	W	5	2	1	1	0	0	0	0	0	0	0	13	18	9.00	2.000								

AB	34
R	4
H	8
RBI	4
BB	1
SO	5
LOB	10



Batter	1	2	3	4	5	6	7	8	9	AB	R	H	RBI	BB	SO	LOB	BOTTOM								
Luis Polonia, L OBP: 0.348, SLG: 0.360 (1, 7)	K			1-1 F7		F9			2-1 BB 1B	4	1	1	0	0	1	0	Cleveland Indians @ California Angels Anaheim Stadium, Anaheim, CA Thu Jul 18 1991, 10:05 PM EDT Att: 24,560 - Sunny - 68 F								
Luis Sejo, R OBP: 0.283, SLG: 0.291 (1, 4)	G3			1-3		K			4-1 1B G5-3 BB	3	0	1	0	0	1	0									
Donnie Hill, S OBP: 0.360, SLG: 0.349 (9, PH)									1-2 BB	0	1	0	0	1	0	0									
Wally Joyner, L OBP: 0.374, SLG: 0.480 (1, 3)	F8			2-3		K		4-2 BB	2-2 G5-3 SF8 1B	3	1	1	1	1	1	0									
Dave Winfield, R OBP: 0.316, SLG: 0.517 (1, 9)		0-0 L6			2-2 E7 1B			F7	4-1 SF8 G5-3 BB BB	3	2	0	0	1	0	2									
Dave Parker, L OBP: 0.273, SLG: 0.340 (1, 10)	G4-3			0-1 PO 2H 1B				K	1-1 G5-3	4	0	1	2	0	1	4									
Gary Gaetti, R OBP: 0.285, SLG: 0.364 (1, 5)	K			0-3 K				F8	1-2 2-3 3-H 4-0 BB SF8 IBB	3	0	0	0	1	2	3									
Lance Parrish, R OBP: 0.314, SLG: 0.407 (1, 2)			1-0 G5-3		1-3 K			F7	3-1 SF8	3	0	0	1	0	1	1									
Dave Gallagher, R OBP: 0.348, SLG: 0.333 (1, 8)			0-1 G4-3		1 SAFE 0-0 PO	2-3 K		K	2-3 4-0 BB IBB	3	0	0	0	0	2	0									
Max Venable, L OBP: 0.304, SLG: 0.314 (9, PH)				1-2 PO		K		K	1-2 2-3 3-H 4-0 BB IBB	0	0	0	0	1	0	0									
Dick Schofield, R OBP: 0.350, SLG: 0.297 (1, 6)			0-3 K		2-2 F7			G3-1	1-2 2-3 3-H 4-0 BB	3	0	0	1	1	1	0									
Inning Stats	R: 0 E: 0 K: 1 S: 8	H: 0 LOB: 0 BB: 0 P: 11	R: 0 E: 0 K: 1 S: 8	H: 0 LOB: 0 BB: 0 P: 13	R: 0 E: 0 K: 1 S: 6	H: 0 LOB: 0 BB: 0 P: 7	R: 0 E: 0 K: 2 S: 11	H: 0 LOB: 0 BB: 0 P: 15	R: 1 E: 1 K: 2 S: 11	H: 1 LOB: 0 BB: 0 P: 14	R: 0 E: 0 K: 1 S: 10	H: 0 LOB: 2 BB: 1 P: 22	R: 0 E: 0 K: 1 S: 6	H: 0 LOB: 0 BB: 0 P: 11	R: 4 E: 0 K: 0 S: 11	H: 2 LOB: 3 BB: 5 P: 39	1B: 3 2B: 1 3B: 0 HR: 0	SF: 1 SAC: 0 DP: 0 HBP: 0	WP: 0 PB: 0 SB: 0 CS: 0	PA: 37					
PITCHER	IP	WLS	BF	H	R	ER	SO	BB	IBB	HBP	BLK	WP	HR	S	P	ERA	WHIP								
Greg Swindell, L ERA: 2.76	7.0		24	2	1	0	9	1	0	0	0	0	0	69	103	0.00	0.429								
Steve Olin, R ERA: 4.44	1.0		3	0	0	0	1	0	0	0	0	0	0	6	11	0.00	0.000								
Shawn Hillegas, R ERA: 4.14	0.0	L	4	2	4	4	0	2	0	0	0	0	0	7	19	∞	∞								
Jesse Orosco, L ERA: 3.23	0.1		2	0	0	0	0	0	1	0	0	0	0	2	7	0.00	0.000								
Jeff Shaw, R ERA: 4.98	0.1		3	0	0	0	0	1	1	0	0	0	0	2	13	0.00	3.000								

AB	29
R	5
H	4
RBI	5
BB	6
SO	10
LOB	10



Batter	1	2	3	4	5	6	7	8	9	AB	R	H	RBI	BB	SO	LOB	TOP										
Glenallen Hill, R OBP: 0.323, SLG: 0.424 (1, 8)	4-2 SH5-3 1B BB		4-2 FC4 BB		0-0 FC6 1B		4-1 S 1B BB		2-2 G6-4-3 1-2f	2	2	2	1	0	3	0	1										
Jerry Browne, S OBP: 0.255, SLG: 0.237 (1, 4)	0-0 SH5-3 1-2		1-1 FC4 1-2f		1-0 FC6 1-2f		0-1 F7 1-2		1-3 K	3	4	0	0	0	0	1	3										
Carlos Baerga, S OBP: 0.358, SLG: 0.420 (1, 5)	3-1 F7 2H 1B		1-3 K				0-0 1B 1B		0-1 1B 2H 1B	3	4	1	2	1	0	1	2										
Carlos Martinez, R OBP: 0.297, SLG: 0.286 (1, 10)	2-1 1B		1-2 G6-3				2-0 P4 1B		1-2 F8	3	4	0	1	1	0	0	3										
Albert Belle, R OBP: 0.329, SLG: 0.535 Alex Cole, L OBP: 0.373, SLG: 0.333 (1, 7) (9, 8)	2-2 F9				1-0 G4-3		2-0 1B 1-2 1B		0-0 HR	1	4	1	2	1	0	0	1										
Mike Aldrete, L OBP: 0.402, SLG: 0.392 (1, 3)		3-2 F8		0-2 G4-3		3-1 1B WP		0-1 G4-3	1	4	0	1	1	0	0	0	0										
Mark Whiten, S OBP: 0.294, SLG: 0.389 (1, 9)		2-3 K		0-2 G3-1		1-3 K 1-2		2-1 P2	2	4	0	0	0	0	2	2											
Sandy Alomar Jr., R OBP: 0.253, SLG: 0.263 (1, 2)		1-2 E6				1-2 G4-3		0-1 F9	3	4	0	0	0	0	0	2											
Felix Fermin, R OBP: 0.290, SLG: 0.289 (1, 6)		0-0 G3				0-1 G6-3		0-0 F9	1	3	0	0	0	0	1	0	1										
Inning Stats	R: 1 E: 0 K: 0 S: 10	H: 1 LOB: 1 BB: 1 P: 21	R: 0 E: 1 K: 1 S: 13	H: 0 LOB: 1 BB: 0 P: 19	R: 0 E: 0 K: 1 S: 12	H: 0 LOB: 0 BB: 0 P: 8	R: 0 E: 0 K: 0 S: 7	H: 1 LOB: 1 BB: 0 P: 9	R: 1 E: 0 K: 0 S: 10	H: 3 LOB: 1 BB: 1 P: 18	R: 1 E: 0 K: 0 S: 9	H: 1 LOB: 1 BB: 1 P: 14	R: 1 E: 0 K: 0 S: 6	H: 1 LOB: 0 BB: 1 P: 10	R: 0 E: 0 K: 1 S: 6	H: 0 LOB: 0 BB: 1 P: 13	1B: 6 2B: 0 3B: 0 HR: 1	SF: 0 SAC: 1 DP: 1 HBP: 0	WP: 1 PB: 0 SB: 1 CS: 0	PA: 38							
PITCHER	IP	WLS	BF	H	R	ER	SO	BB	IBB	HBP	BLK	WP	HR	S	P	ERA	WHIP										
Kirk McCaskill, R ERA: 3.75 (1, 1)	7.0	L	31	6	3	3	3	3	0	0	0	1	0	68	108	3.86	1.286										
Jeff Robinson, R ERA: 4.94 (8, 1)	1.0		4	1	1	1	0	0	0	0	0	0	1	6	10	9.00	1.000										
Chris Beasley, R ERA: (9, 1)	1.0		3	0	0	0	1	1	0	0	0	0	0	6	13	0.00	1.000										
Batter	1	2	3	4	5	6	7	8	9	AB	R	H	RBI	BB	SO	LOB	BOTTOM										
Dick Schofield, R OBP: 0.345, SLG: 0.289 (1, 6)	4-2 G5-4-3 BB		1-0 F9		2-3 K				0-0 F8	2	3	0	0	0	1	1	2										
Luis Sojo, R OBP: 0.288, SLG: 0.296 (1, 7)	2-1 G5-4-3 1-2f		1-1 F9					2-2 G6-3	1	4	0	1	1	0	0	2											
Gary Gaetti, R OBP: 0.280, SLG: 0.357 (1, 5)	1-2 G5-3				2-1 L6			1-2 G5-3	2	4	0	0	0	0	0	1											
Dave Winfield, R OBP: 0.308, SLG: 0.503 (1, 9)		3-2 G5-3		1-0 G5-3				0-0 G6-3	3	4	0	0	0	0	1	0											
Lance Parrish, R OBP: 0.312, SLG: 0.399 (1, 10)		2-2 G4-3		2-0 1B 1B				2-2 P6	1	4	0	1	0	0	0	0											
Bobby Rose, R OBP: 0.350, SLG: 0.500 (1, 3)		3-2 3B		2-0 1B				0-1 G5-3	2	3	0	2	0	0	0	0											
Luis Polonia, L OBP: 0.345, SLG: 0.357 (9, PH)				1-2 1B				1-1 S 1B	1	1	0	1	0	0	0	0											
Dave Gallagher, R OBP: 0.341, SLG: 0.333 Max Venable, L OBP: 0.302, SLG: 0.311 (9, PH)		2-2 F9		0-1 F8				1-0 G5-3	3	3	0	0	0	0	0	3											
Donnie Hill, S OBP: 0.360, SLG: 0.344 (1, 4)					0-3 K			2-1 G6-3	1	2	1	0	0	1	1	0											
Ron Tingley, R OBP: 0.271, SLG: 0.304 (1, 2)					2-1 2B			2-3 K	2	3	0	1	0	0	1	1											
Inning Stats	R: 0 E: 0 K: 0 S: 7	H: 0 LOB: 0 BB: 1 P: 14	R: 0 E: 0 K: 0 S: 13	H: 1 LOB: 1 BB: 0 P: 23	R: 0 E: 0 K: 1 S: 8	H: 1 LOB: 0 BB: 0 P: 12	R: 0 E: 0 K: 0 S: 7	H: 2 LOB: 2 BB: 0 P: 14	R: 0 E: 0 K: 2 S: 9	H: 0 LOB: 0 BB: 0 P: 15	R: 0 E: 0 K: 0 S: 9	H: 0 LOB: 0 BB: 0 P: 12	R: 0 E: 0 K: 0 S: 8	H: 0 LOB: 0 BB: 0 P: 11	R: 1 E: 0 K: 0 S: 15	H: 1 LOB: 1 BB: 1 P: 20	R: 0 E: 0 K: 1 S: 7	H: 1 LOB: 1 BB: 0 P: 11	1B: 3 2B: 2 3B: 1 HR: 0	SF: 0 SAC: 0 DP: 1 HBP: 0	WP: 1 PB: 0 SB: 1 CS: 0	PA: 34					
PITCHER	IP	WLS	BF	H	R	ER	SO	BB	IBB	HBP	BLK	WP	HR	S	P	ERA	WHIP										
Denis Boucher, L ERA: 5.3 (1, 1)	7.2	W	29	5	1	1	3	2	0	0	0	0	0	75	120	1.17	0.913										
Steve Olin, R ERA: 4.05 (8, 1)	1.1	S	5	1	0	0	1	0	0	0	0	0	0	8	12	0.00	0.750										

Cleveland Indians @ California Angels
Anaheim Stadium, Anaheim, CA

AB 33
R 4
H 7
RBI 4
BB 4
SO 4
LOB 15



Cleveland Indians @ California Angels
Anaheim Stadium, Anaheim, CA

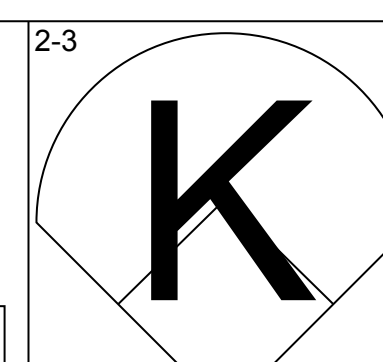
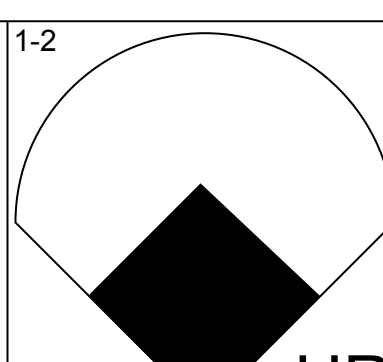
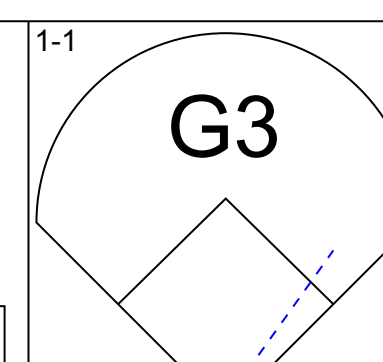
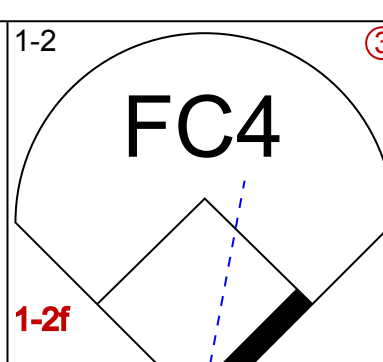
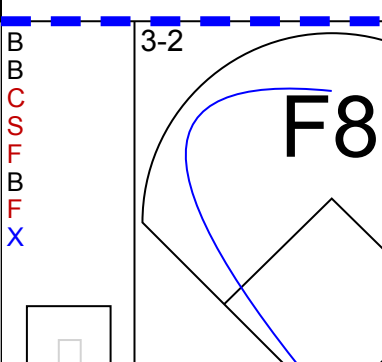
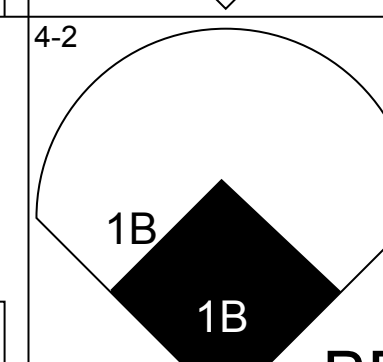
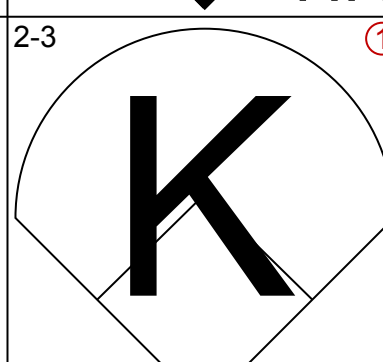
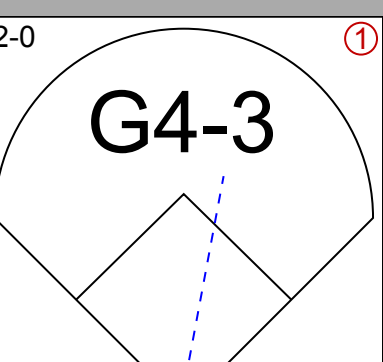
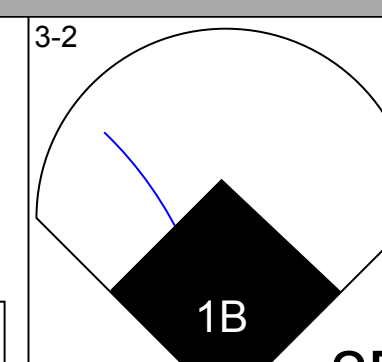
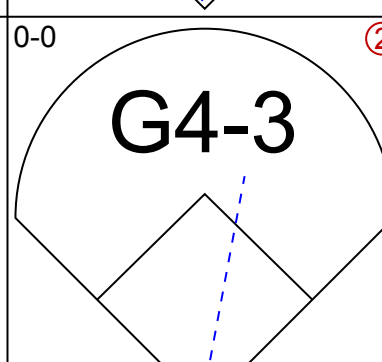
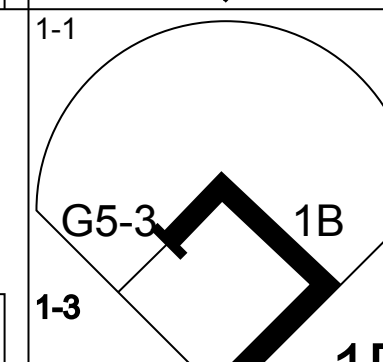
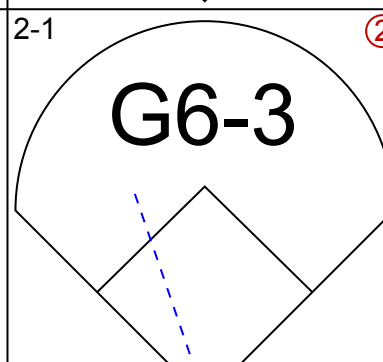
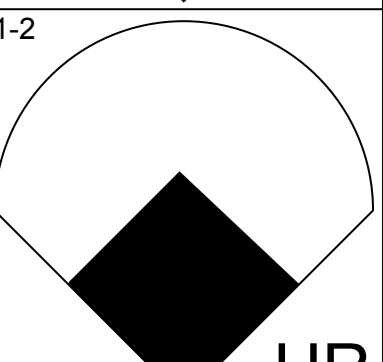
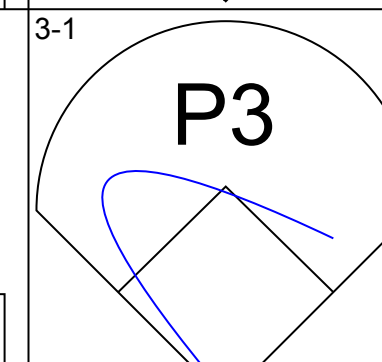
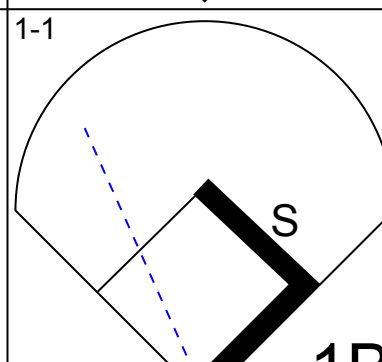
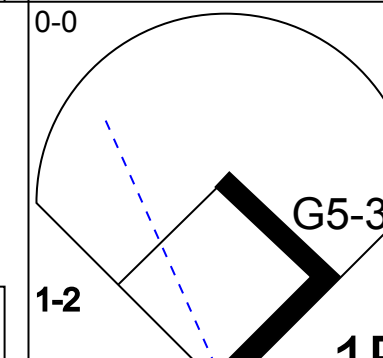
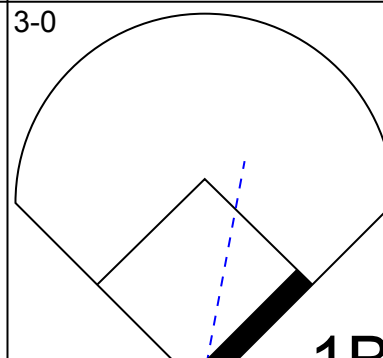
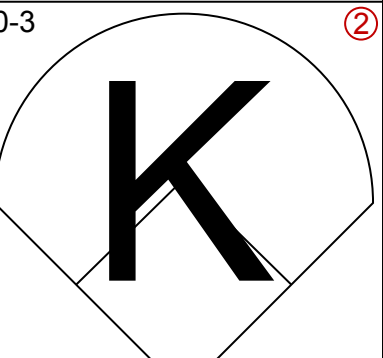
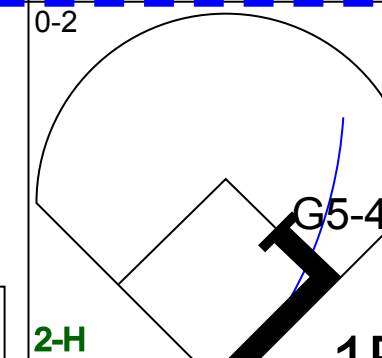
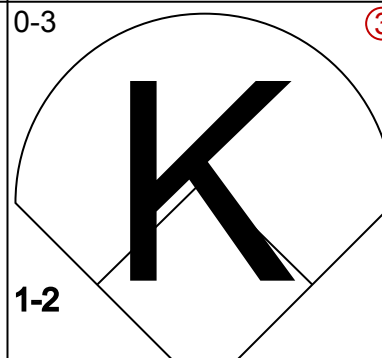
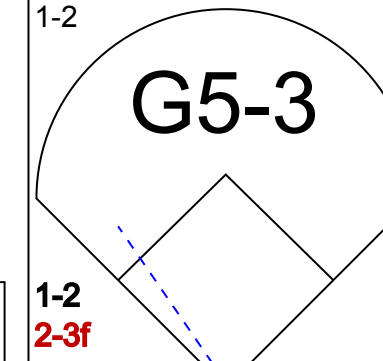
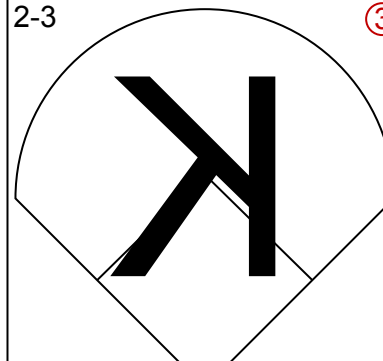
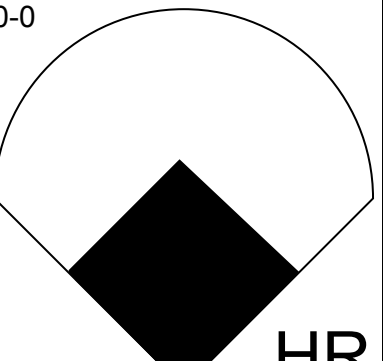
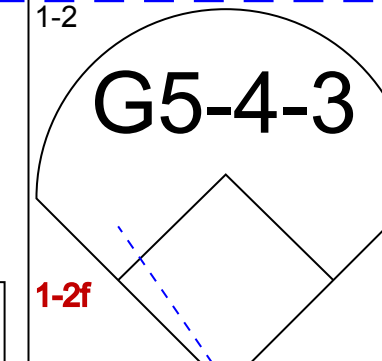
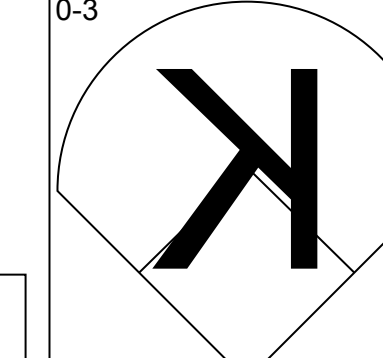
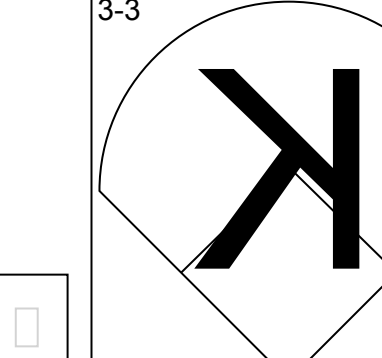
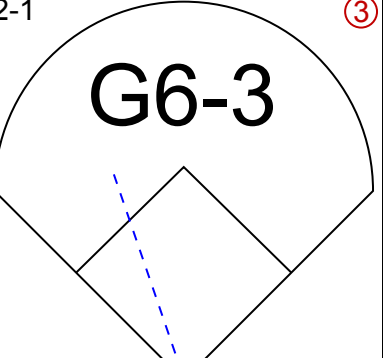
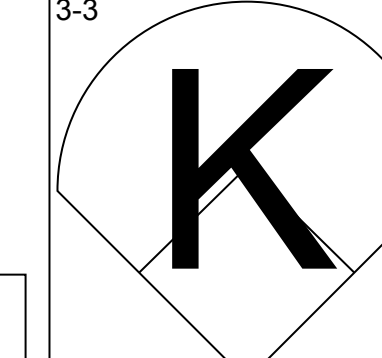
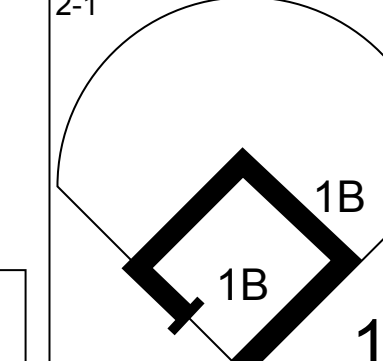
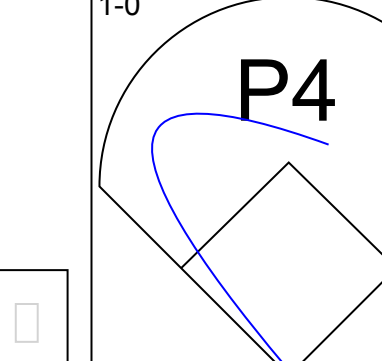
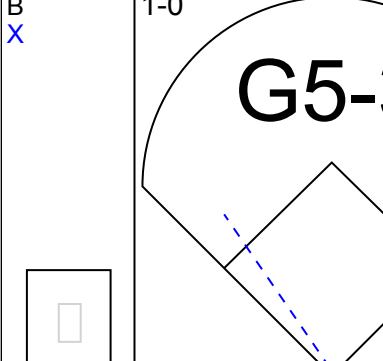
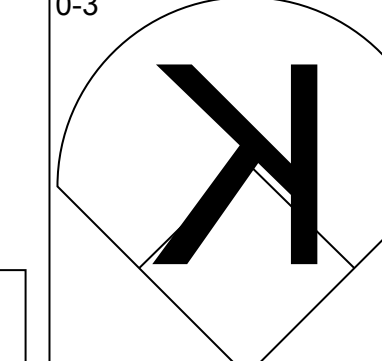
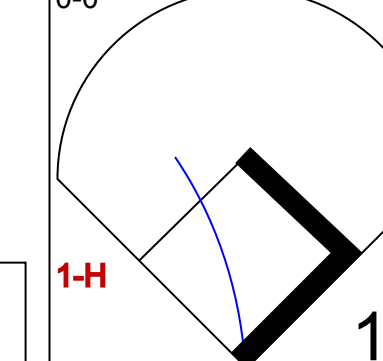
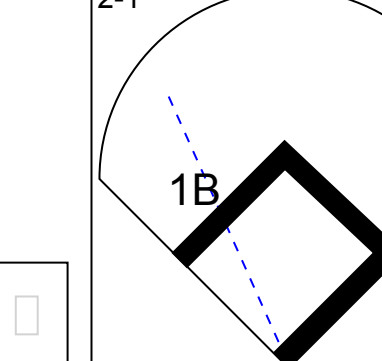
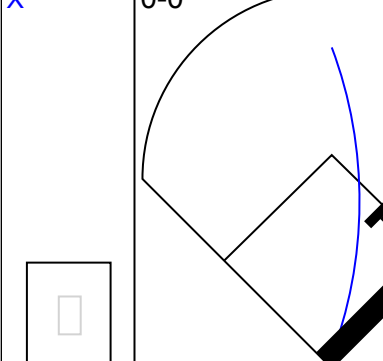
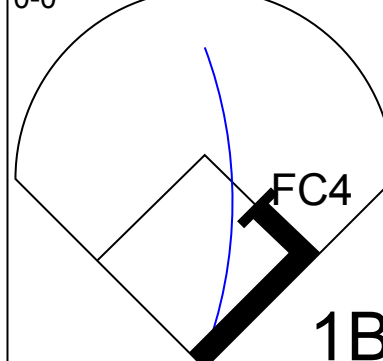
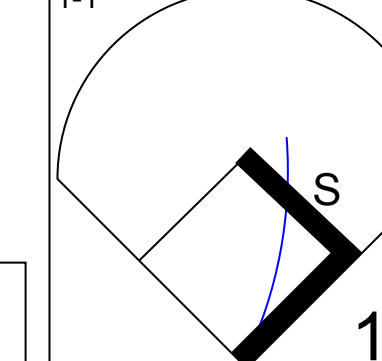
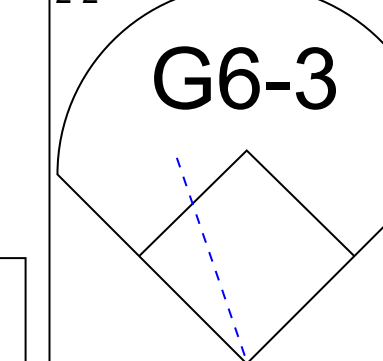
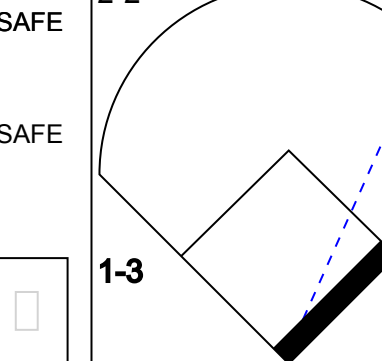
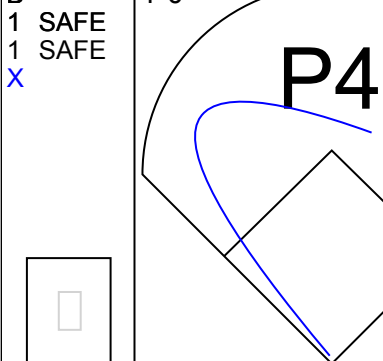
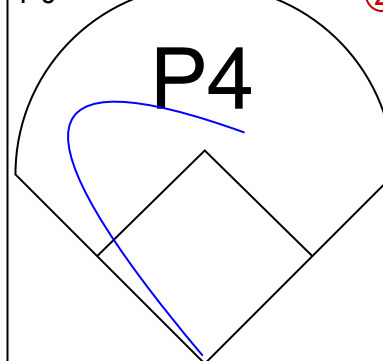
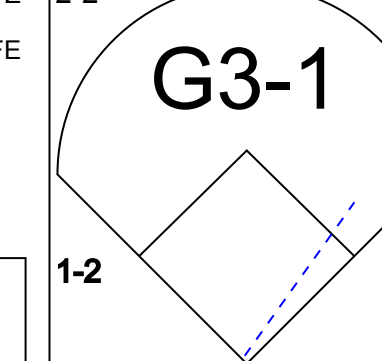
AB 32
R 1
H 6
RBI 1
BB 2
SO 4
LOB 10



Sat Jul 20 1991, 10:05 PM EDT
Att: 27,369 - Sunny - 70 F

livebaseballscores.com

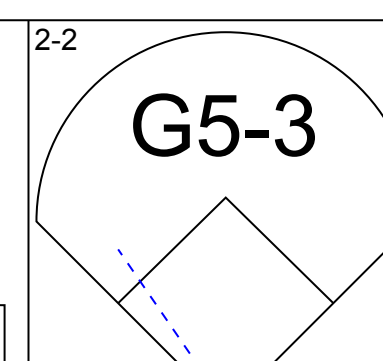
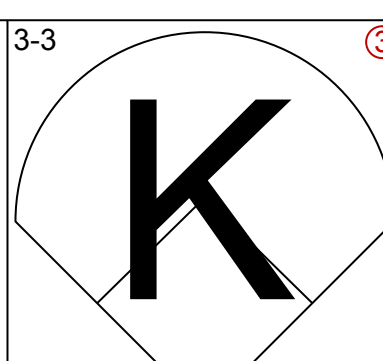
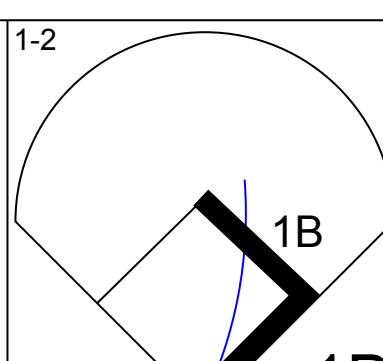
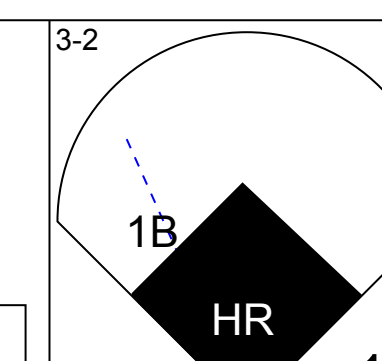
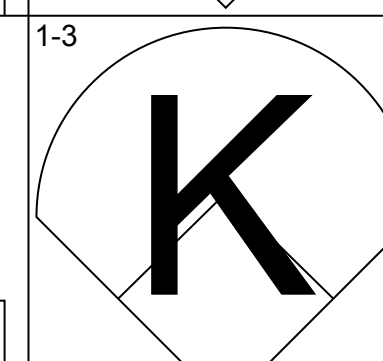
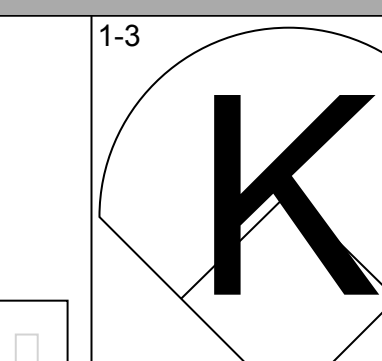
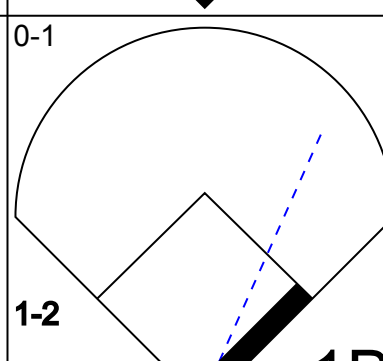
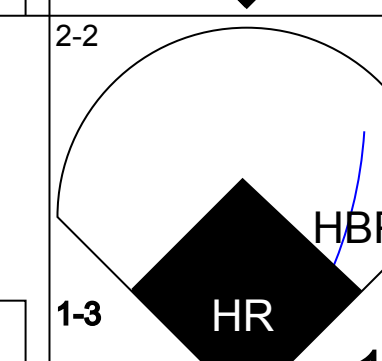
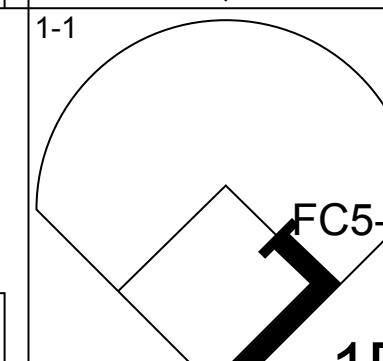
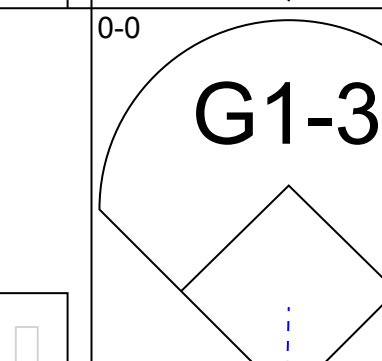
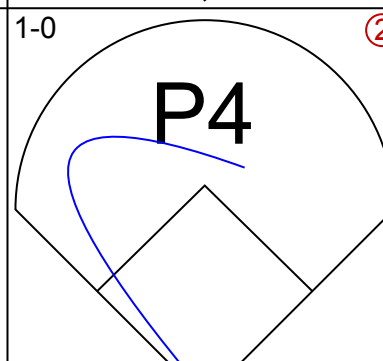
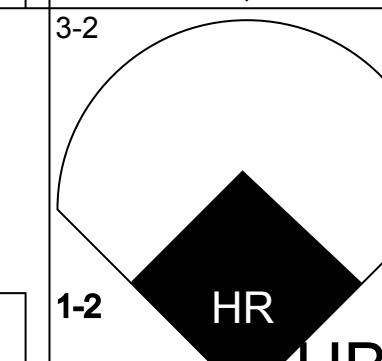
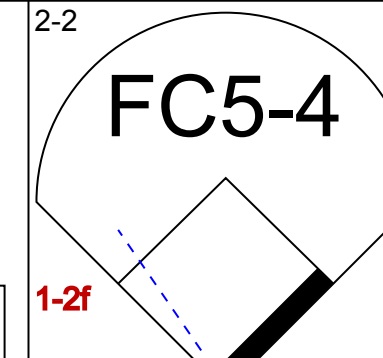
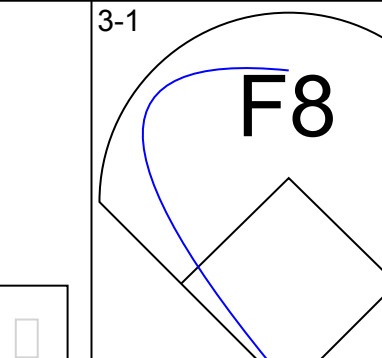
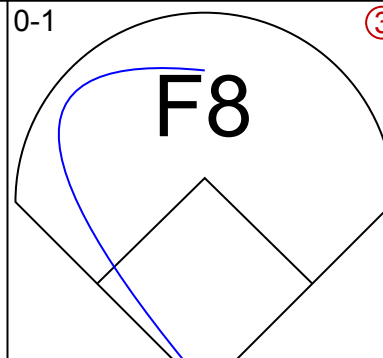
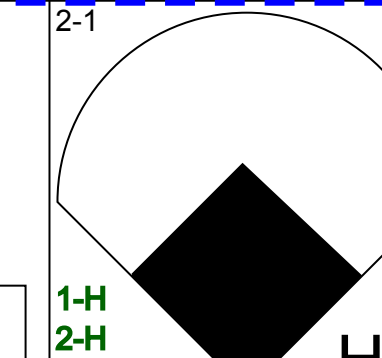
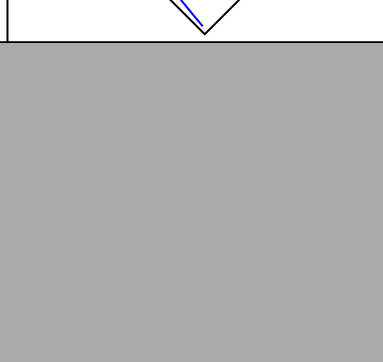
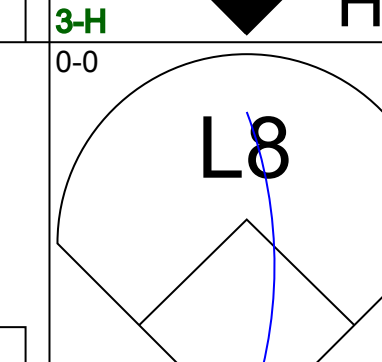
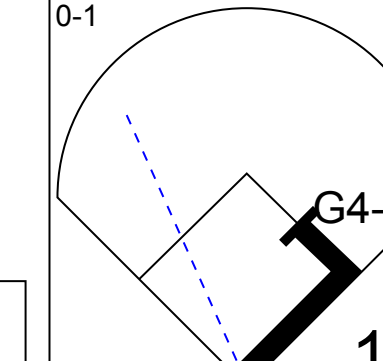
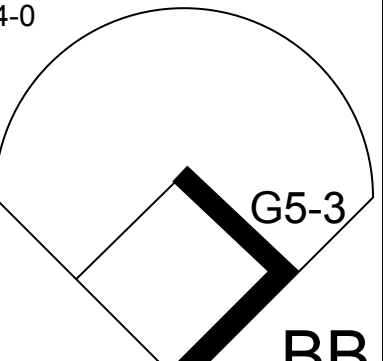
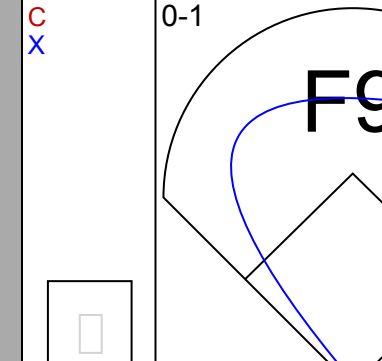
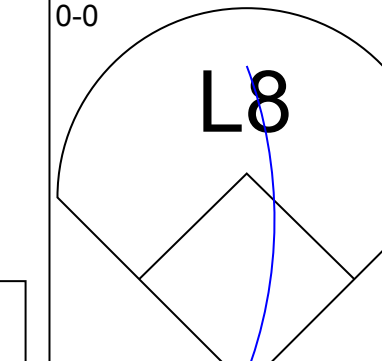
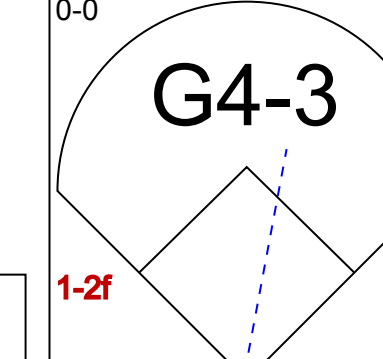
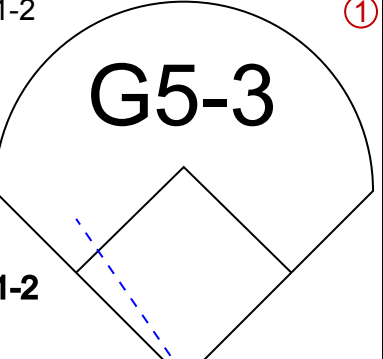
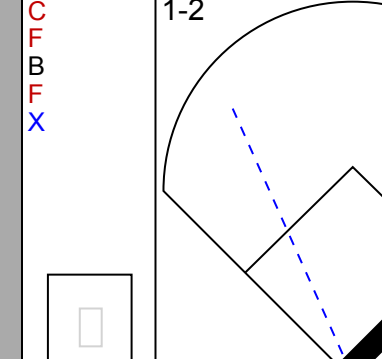
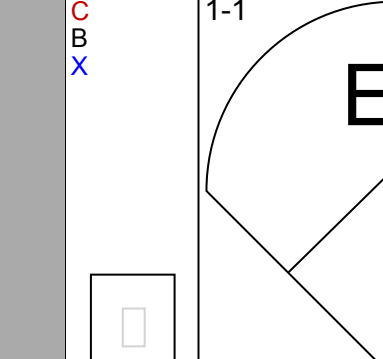
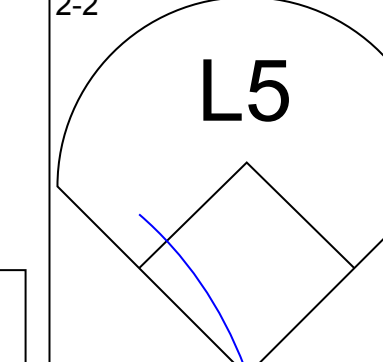
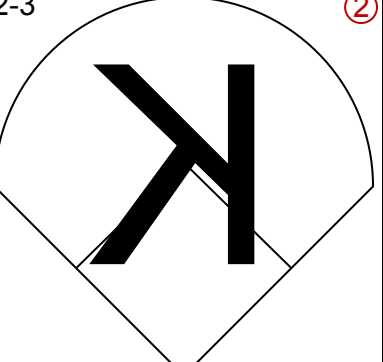
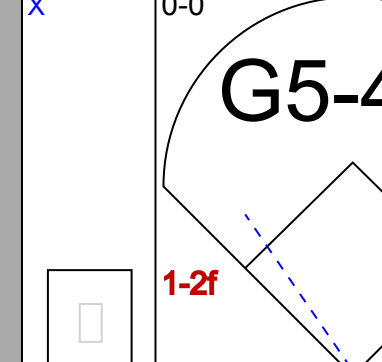
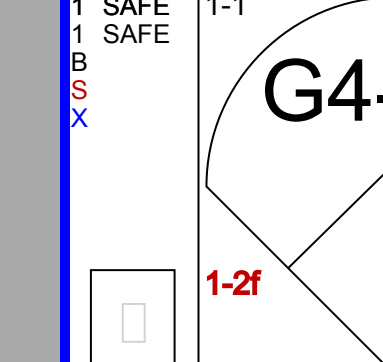
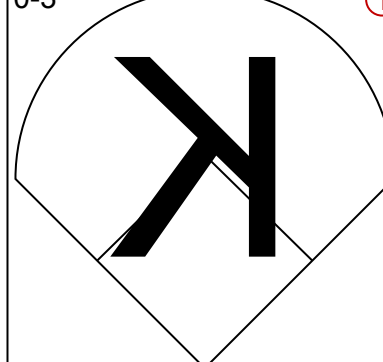
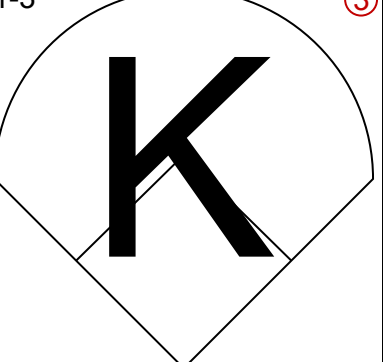
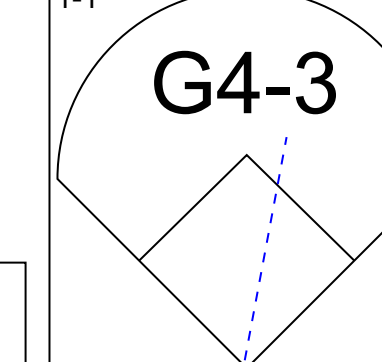
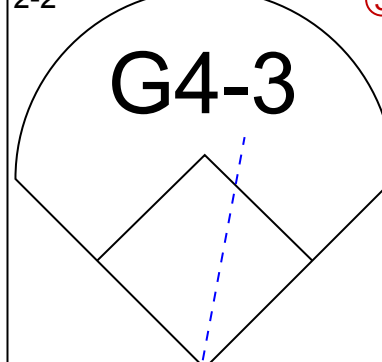
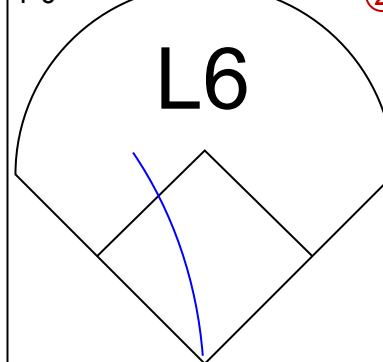
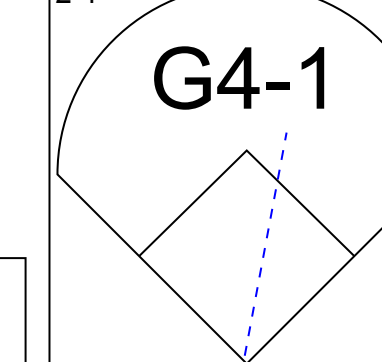
livebaseballscores.com

Batter	1	2	3	4	5	6	7	8	9	AB	R	H	RBI	BB	SO	LOB	TOP							
Luis Polonia, L OBP: 0.346, SLG: 0.372			 HR			 1-2f				5	1	1	1	0	1	3								
Wally Joyner, L OBP: 0.373, SLG: 0.474	 BB						 2B			4	2	1	0	1	1	0								
Dave Winfield, R OBP: 0.312, SLG: 0.514	 1B				 2				 1B	5	1	3	1	0	0	1								
Dave Parker, L OBP: 0.277, SLG: 0.339	 1B						 1B		 1-2	5	0	3	2	0	2	1								
Gary Gaetti, R OBP: 0.282, SLG: 0.366	 1-2 2-3f		 2-3		 2		 1-2f			4	1	1	1	0	1	4								
Lance Parrish, R OBP: 0.310, SLG: 0.398		 0-3		 3-3	 2-1			 3-3		4	0	0	0	0	3	0								
Dave Gallagher, R OBP: 0.343, SLG: 0.336	 1B		 2-1		 1-0			 0-3		4	0	1	0	0	1	0								
Luis Sojo, R OBP: 0.286, SLG: 0.315	 1-H		 2-1		 0-0	 1B		 1B		4	0	4	0	0	0	0								
Dick Schofield, R OBP: 0.343, SLG: 0.289	 2-2		 2-2		 1-3	 1-0		 2-2		4	0	1	0	0	0	3								
Inning Stats	R: 1 E: 0 K: 1 S: 11	H: 2 LOB: 1 BB: 1 P: 19	R: 0 E: 0 K: 1 S: 11	H: 2 LOB: 1 BB: 0 P: 15	R: 1 E: 0 K: 2 S: 16	H: 2 LOB: 1 BB: 0 P: 26	R: 0 E: 0 K: 1 S: 12	H: 2 LOB: 0 BB: 0 P: 21	R: 2 E: 0 K: 1 S: 10	H: 2 LOB: 0 BB: 0 P: 15	R: 0 E: 0 K: 0 S: 6	H: 1 LOB: 1 BB: 0 P: 9	R: 1 E: 0 K: 0 S: 12	H: 2 LOB: 0 BB: 0 P: 19	R: 0 E: 0 K: 2 S: 12	H: 1 LOB: 1 BB: 0 P: 18	R: 0 E: 0 K: 1 S: 11	H: 1 LOB: 1 BB: 0 P: 15	1B: 11 2B: 1 3B: 0 HR: 3	SF: 0 SAC: 0 DP: 2 HBP: 0	WP: 0 PB: 0 SB: 2 CS: 0	PA: 40		
PITCHER	IP WLS BF H R ER SO BB IBB HBP BLK WP HR S P ERA WHIP	IP WLS BF H R ER SO BB IBB HBP BLK WP HR S P ERA WHIP	IP WLS BF H R ER SO BB IBB HBP BLK WP HR S P ERA WHIP	IP WLS BF H R ER SO BB IBB HBP BLK WP HR S P ERA WHIP	IP WLS BF H R ER SO BB IBB HBP BLK WP HR S P ERA WHIP	IP WLS BF H R ER SO BB IBB HBP BLK WP HR S P ERA WHIP	IP WLS BF H R ER SO BB IBB HBP BLK WP HR S P ERA WHIP	IP WLS BF H R ER SO BB IBB HBP BLK WP HR S P ERA WHIP	IP WLS BF H R ER SO BB IBB HBP BLK WP HR S P ERA WHIP	IP WLS BF H R ER SO BB IBB HBP BLK WP HR S P ERA WHIP	IP WLS BF H R ER SO BB IBB HBP BLK WP HR S P ERA WHIP	IP WLS BF H R ER SO BB IBB HBP BLK WP HR S P ERA WHIP	IP WLS BF H R ER SO BB IBB HBP BLK WP HR S P ERA WHIP	IP WLS BF H R ER SO BB IBB HBP BLK WP HR S P ERA WHIP	IP WLS BF H R ER SO BB IBB HBP BLK WP HR S P ERA WHIP	IP WLS BF H R ER SO BB IBB HBP BLK WP HR S P ERA WHIP	IP WLS BF H R ER SO BB IBB HBP BLK WP HR S P ERA WHIP	IP WLS BF H R ER SO BB IBB HBP BLK WP HR S P ERA WHIP	IP WLS BF H R ER SO BB IBB HBP BLK WP HR S P ERA WHIP	IP WLS BF H R ER SO BB IBB HBP BLK WP HR S P ERA WHIP	IP WLS BF H R ER SO BB IBB HBP BLK WP HR S P ERA WHIP	IP WLS BF H R ER SO BB IBB HBP BLK WP HR S P ERA WHIP	IP WLS BF H R ER SO BB IBB HBP BLK WP HR S P ERA WHIP	IP WLS BF H R ER SO BB IBB HBP BLK WP HR S P ERA WHIP

California Angels @ Baltimore Orioles
 Memorial Stadium, Baltimore, MD
 Tue Jul 23 1991, 7:05 PM EDT
 Att: 25,537 - Cloudy - 97 F

AB	39
R	5
H	15
RBI	5
BB	1
SO	9
LOB	12



Batter	1	2	3	4	5	6	7	8	9	AB	R	H	RBI	BB	SO	LOB	BOTTOM							
Mike Devereaux, R OBP: 0.328, SLG: 0.438			 3-3			 1B		 HR		4	1	2	0	0	1	0								
Chito Martinez, L OBP: 0.327, SLG: 0.529				 1-3		 1B		 HBP		4	1	2	0	0	2	0								
Cal Ripken Jr., R OBP: 0.387, SLG: 0.574	 1B			 0-0		 1-0		 HBP		3	1	1	0	0	0	2								
Randy Milligan, R OBP: 0.381, SLG: 0.436	 1-2f			 3-1		 0-1		 HR		4	1	1	4	0	0	3								
Chris Holles, R OBP: 0.313, SLG: 0.383						 0-1		 HR		0	0	0	0	0	0	0								
Dwight Evans, R OBP: 0.395, SLG: 0.366		 1B			 BB		 0-1	 0-0		3	0	1	0	1	0	0								
David Segui, S OBP: 0.321, SLG: 0.386		 1-2f			 1-2		 1B		 G4-6-3	4	0	1	0	0	0	2								
Leo Gomez, R OBP: 0.318, SLG: 0.364																								
Sam Horn, L OBP: 0.342, SLG: 0.519		 2-2			 2-3		 1-2f		 1-2f	3	0	0	0	0	1	2								
Bob Melvin, R OBP: 0.327, SLG: 0.354																								
Brady Anderson, L OBP: 0.337, SLG: 0.294			 0-3		 1-3			 1-1	 2-2	2	0	0	0	0	2	1								
Juan Bell, R OBP: 0.156, SLG: 0.159																								
Joe Orsulak, L OBP: 0.286, SLG: 0.315			 1-0					 2-1		1	0	0	0	0	0	0								
Shane Turner, L OBP: 0.342, SLG: 0.519																								
Inning Stats	R: 0 E: 0 K: 1 S: 12	H: 1 LOB: 0 BB: 0 P: 18	R: 0 E: 0 K: 0 S: 6	H: 1 LOB: 0 BB: 0 P: 8	R: 0 E: 0 K: 2 S: 9	H: 0 LOB: 0 BB: 0 P: 13	R: 0 E: 0 K: 1 S: 7	H: 0 LOB: 0 BB: 0 P: 11	R: 0 E: 0 K: 1 S: 11	H: 2 LOB: 2 BB: 0 P: 13	R: 0 E: 0 K: 0 S: 7	H: 1 LOB: 0 BB: 0 P: 8	R: 4 E: 0 K: 0 S: 15	H: 3 LOB: 0 BB: 0 P: 28	R: 0 E: 1 K: 0 S: 7	H: 0 LOB: 0 BB: 0 P: 11	1B: 7 2B: 0 3B: 0 HR: 1	SF: 0 SAC: 0 DP: 3 HBP: 1	WP: 0 PB: 0 SB: 0 CS: 0	PA: 35				
PITCHER	IP WLS BF H R ER SO BB IBB HBP BLK WP HR S P ERA WHIP	IP WLS BF H R ER SO BB IBB HBP BLK WP HR S P ERA WHIP	IP WLS BF H R ER SO BB IBB HBP BLK WP HR S P ERA WHIP	IP WLS BF H R ER SO BB IBB HBP BLK WP HR S P ERA WHIP	IP WLS BF H R ER SO BB IBB HBP BLK WP HR S P ERA WHIP	IP WLS BF H R ER SO BB IBB HBP BLK WP HR S P ERA WHIP	IP WLS BF H R ER SO BB IBB HBP BLK WP HR S P ERA WHIP	IP WLS BF H R ER SO BB IBB HBP BLK WP HR S P ERA WHIP	IP WLS BF H R ER SO BB IBB HBP BLK WP HR S P ERA WHIP	IP WLS BF H R ER SO BB IBB HBP BLK WP HR S P ERA WHIP	IP WLS BF H R ER SO BB IBB HBP BLK WP HR S P ERA WHIP	IP WLS BF H R ER SO BB IBB HBP BLK WP HR S P ERA WHIP	IP WLS BF H R ER SO BB IBB HBP BLK WP HR S P ERA WHIP	IP WLS BF H R ER SO BB IBB HBP BLK WP HR S P ERA WHIP	IP WLS BF H R ER SO BB IBB HBP BLK WP HR S P ERA WHIP	IP WLS BF H R ER SO BB IBB HBP BLK WP HR S P ERA WHIP	IP WLS BF H R ER SO BB IBB HBP BLK WP HR S P ERA WHIP	IP WLS BF H R ER SO BB IBB HBP BLK WP HR S P ERA WHIP	IP WLS BF H R ER SO BB IBB HBP BLK WP HR S P ERA WHIP	IP WLS BF H R ER SO BB IBB HBP BLK WP HR S P ERA WHIP	IP WLS BF H R ER SO BB IBB HBP BLK WP HR S P ERA WHIP	IP WLS BF H R ER SO BB IBB HBP BLK WP HR S P ERA WHIP	IP WLS BF H R ER SO BB IBB HBP BLK WP HR S P ERA WHIP	IP WLS BF H R ER SO BB IBB HBP BLK WP HR S P ERA WHIP

California Angels @ Baltimore Orioles
 Memorial Stadium, Baltimore, MD
 Tue Jul 23 1991, 7:05 PM EDT
 Att: 25,537 - Cloudy - 97 F

AB	33
R	4
H	8
RBI	4
BB	1
SO	7
LOB	11



Batter	1	2	3	4	5	6	7	8	9	AB	R	H	RBI	BB	SO	LOB	TOP					
Luis Polonia, L (1,7) OBP: 0.345, SLG: 0.370	F8		F8			L6		1B		4	0	1	0	0	0	1	California Angels @ Baltimore Orioles Memorial Stadium, Baltimore, MD Wed Jul 24 1991, 7:05 PM EDT Att: 27,390 - Cloudy - 91 F					
Wally Joyner, L (1,3) OBP: 0.369, SLG: 0.468	F8			G1		G4-3		K		4	0	0	0	0	1							
Dave Winfield, R (1,9) OBP: 0.311, SLG: 0.511	F8			G6-3		G1-3		1B		4	0	1	0	0	0							
Dave Parker, L (1,10) OBP: 0.277, SLG: 0.347		K		K			HR	G4-3		4	1	1	1	0	2							
Gary Gaetti, R (1,5) OBP: 0.285, SLG: 0.369		G6-3			1B	2B		G5-3		3	1	1	0	1	0							
Lance Parrish, R (1,2) OBP: 0.306, SLG: 0.391		P3			K			P6		4	0	0	0	0	2							
Dave Gallagher, R (1,8) OBP: 0.340, SLG: 0.333			F7			G5-3		K		4	0	1	1	0	1							
Luis Sojo, R (1,4) OBP: 0.282, SLG: 0.310			P6		L4			B1-3		3	0	0	0	0	2							
Dick Schofield, R (1,6) OBP: 0.343, SLG: 0.289				F8				P5		3	0	1	0	0	1							
Inning Stats	R: 0 E: 0 K: 0 S: 5	H: 0 LOB: 0 BB: 0 P: 7	R: 0 E: 0 K: 1 S: 6	H: 0 LOB: 0 BB: 0 P: 8	R: 0 E: 0 K: 0 S: 11	H: 1 LOB: 1 BB: 0 P: 13	R: 0 E: 0 K: 1 S: 8	H: 0 LOB: 0 BB: 0 P: 11	R: 1 E: 0 K: 1 S: 11	H: 2 LOB: 1 BB: 0 P: 12	R: 0 E: 0 K: 0 S: 6	H: 0 LOB: 0 BB: 0 P: 8	R: 1 E: 0 K: 1 S: 9	H: 1 LOB: 1 BB: 1 P: 16	R: 0 E: 0 K: 1 S: 14	H: 2 LOB: 2 BB: 0 P: 20	R: 0 E: 0 K: 1 S: 10	H: 0 LOB: 0 BB: 0 P: 12	1B: 4 2B: 1 3B: 0 HR: 1	SF: 0 SAC: 0 DP: 0 HBP: 0	WP: 0 PB: 0 SB: 0 CS: 0	PA: 34
PITCHER	IP	WLS	BF	H	R	ER	SO	BB	IBB	HBP	BLK	WP	HR	S	P	ERA	WHIP					
Bob Milacki, R (1,1) ERA: 4.03	7.1	W	28	5	2	2	4	1	0	0	0	0	1	63	86	2.46	0.818					
Mike Flanagan, L (8,1) ERA: 2.29	0.2		3	1	0	0	1	0	0	0	0	0	0	7	9	0.00	1.500					
Gregg Olson, R (9,1) ERA: 3.2	1.0	S	3	0	0	0	1	0	0	0	0	0	0	10	12	0.00	0.000					

Batter	1	2	3	4	5	6	7	8	9	AB	R	H	RBI	BB	SO	LOB	BOTTOM					
Mike Devereaux, R (1,8) OBP: 0.327, SLG: 0.435	F7			F7			F7			4	0	1	0	0	0	2	California Angels @ Baltimore Orioles Memorial Stadium, Baltimore, MD Wed Jul 24 1991, 7:05 PM EDT Att: 27,390 - Cloudy - 91 F					
Chito Martinez, L (1,9) OBP: 0.357, SLG: 0.611		2B			K		HR			3	2	2	1	1	1	0						
Cal Ripken Jr., R (1,6) OBP: 0.386, SLG: 0.573				F7		F8		F7		4	0	1	1	0	0	1						
Randy Milligan, R (1,3) OBP: 0.377, SLG: 0.430				F9		G5-3		F8		4	0	0	0	0	1	2						
Dwight Evans, R (1,10) OBP: 0.397, SLG: 0.365		G6-3			F8	1B		F9		3	2	1	0	1	0	1						
David Segui, S (1,7) OBP: 0.326, SLG: 0.385			P4							3	0	1	0	1	1	1						
Brady Anderson, L (9,7) OBP: 0.337, SLG: 0.294										0	0	0	0	0	0	0						
Chris Hoiles, R (1,2) OBP: 0.307, SLG: 0.374					F8			F9		4	0	0	0	0	1	4						
Leo Gomez, R (1,5) OBP: 0.326, SLG: 0.395					SF8					3	1	3	3	0	0	0						
Juan Bell, R (1,4) OBP: 0.149, SLG: 0.152					E6			F7		4	0	0	0	0	1	4						
Inning Stats	R: 1 E: 0 K: 1 S: 11	H: 2 LOB: 1 BB: 0 P: 18	R: 0 E: 0 K: 2 S: 8	H: 1 LOB: 1 BB: 0 P: 13	R: 0 E: 0 K: 0 S: 7	H: 1 LOB: 1 BB: 1 P: 14	R: 1 E: 1 K: 0 S: 12	H: 1 LOB: 2 BB: 1 P: 19	R: 0 E: 0 K: 1 S: 9	H: 0 LOB: 0 BB: 0 P: 15	R: 0 E: 0 K: 0 S: 11	H: 1 LOB: 2 BB: 1 P: 18	R: 1 E: 0 K: 0 S: 11	H: 1 LOB: 0 BB: 0 P: 21	R: 2 E: 0 K: 1 S: 9	H: 2 LOB: 0 BB: 0 P: 17	R: 0 E: 0 K: 1 S: 9	H: 0 LOB: 0 BB: 0 P: 12	1B: 4 2B: 3 3B: 0 HR: 2	SF: 1 SAC: 0 DP: 0 HBP: 0	WP: 0 PB: 0 SB: 1 CS: 1	PA: 36
PITCHER	IP	WLS	BF	H	R	ER	SO	BB	IBB	HBP	BLK	WP	HR	S	P	ERA	WHIP					
Chuck Finley, L (1,1) ERA: 3.98	8.0	L	36	9	5	5	5	3	0	0	0	0	2	78	135	5.62	1.500					

Batter	1	2	3	4	5	6	7	8	9	AB	R	H	RBI	BB	SO	LOB	TOP										
Luis Polonia, L OBP: 0.343, SLG: 0.368 (1, 7)	G1-3		F8		G1-6-3 1B		K		B5-3	5	0	1	0	0	1	3											
Wally Joyner, L OBP: 0.355, SLG: 0.463 (1, 3)	L7		CS	F9	G1-6-3		K			4	0	0	0	0	1	1											
Dave Winfield, R OBP: 0.313, SLG: 0.512 (1, 9)	G5-3			FC6-4 1B BB		G6-3				3	1	1	0	1	0	0											
Dave Parker, L OBP: 0.282, SLG: 0.364 (1, 10)		HR		FC6-4 1B		G6-3		G1-3		4	1	3	1	0	0	1											
Gary Gaetti, R OBP: 0.281, SLG: 0.365 (1, 5)	G4-3		FC6-4 1B			G6-3		F8		4	1	0	0	0	0	4											
Lance Parrish, R OBP: 0.305, SLG: 0.389 (1, 2)	G4-3			1B		G5-3				4	0	1	1	0	1	1											
Dave Gallagher, R OBP: 0.344, SLG: 0.360 (1, 8)	F8			1B			G1-3			4	1	2	2	0	0	0											
Luis Sojo, R OBP: 0.283, SLG: 0.310 Donnie Hill, S OBP: 0.356, SLG: 0.340 (9, PH)			G4-3	F9						3	0	1	0	0	0	2											
Dick Schofield, R OBP: 0.342, SLG: 0.289 (1, 6)					L8					1	0	1	0	0	0	0											
										4	0	1	0	0	1	2											
Inning Stats	R: 0 E: 0 K: 0 S: 9	H: 0 LOB: 0 BB: 0 P: 13	R: 1 E: 0 K: 0 S: 9	H: 1 LOB: 0 BB: 0 P: 14	R: 0 E: 0 K: 0 S: 8	H: 1 LOB: 0 BB: 0 P: 14	R: 2 E: 0 K: 0 S: 16	H: 3 LOB: 2 BB: 1 P: 30	R: 0 E: 0 K: 0 S: 7	H: 1 LOB: 0 BB: 0 P: 12	R: 0 E: 0 K: 0 S: 9	H: 1 LOB: 1 BB: 0 P: 13	R: 0 E: 0 K: 2 S: 13	H: 1 LOB: 0 BB: 0 P: 19	R: 0 E: 0 K: 1 S: 10	H: 1 LOB: 1 BB: 0 P: 15	R: 1 E: 0 K: 1 S: 11	H: 2 LOB: 1 BB: 0 P: 17	1B: 7 2B: 2 3B: 0 HR: 2	SF: 0 SAC: 0 DP: 1 HBP: 0	WP: 0 PB: 0 SB: 1 CS: 1	PA: 38					
PITCHER	IP	WLS	BF	H	R	ER	SO	BB	IBB	HBP	BLK	WP	HR	S	P	ERA	WHIP										
Roy Smith, R ERA: 4.36 (1, 1)	3.2		16	5	3	3	0	1	0	0	0	0	1	40	67	7.36	1.636										
Todd Frohwrth, R ERA: 1.33 (4, 1)	3.0	W	11	3	0	0	1	0	0	0	0	0	0	28	43	0.00	1.000										
Mike Flanagan, L ERA: 2.22 (7, 1)	1.1		5	1	0	0	2	0	0	0	0	0	0	13	20	0.00	0.750										
Mark Williamson, R ERA: 4.28 (9, 1)	1.0		5	2	1	1	1	0	0	0	0	0	1	11	17	9.00	2.000										

California Angels @ Baltimore Orioles
Memorial Stadium, Baltimore, MD
Thu Jul 25 1991, 7:05 PM EDT
Att: 37,444 - Cloudy - 85 F

AB 36
R 4
H 11
RBI 4
BB 1
SO 4
LOB 14



Batter	1	2	3	4	5	6	7	8	9	AB	R	H	RBI	BB	SO	LOB	BOTTOM										
Mike Devereaux, R OBP: 0.328, SLG: 0.445 (1, 8)	F8							SF7		4	2	2	2	0	1	1											
Joe Orsulak, L OBP: 0.285, SLG: 0.313 (1, 7)	K							G4-3		5	1	1	0	0	2	2											
Cal Ripken Jr., R OBP: 0.389, SLG: 0.576 (1, 6)										2	1	1	2	2	0	0											
Sam Horn, L OBP: 0.346, SLG: 0.517 Dwight Evans, R OBP: 0.400, SLG: 0.376 (7, PH)										1	0	0	0	2	0	1											
Randy Milligan, R OBP: 0.375, SLG: 0.428 (1, 3)										1	1	1	1	0	0	0											
Randy Milligan, R OBP: 0.375, SLG: 0.428 (1, 3)										4	0	1	2	0	0	3											
Chito Martinez, L OBP: 0.333, SLG: 0.569 (1, 9)										4	0	0	0	0	1	3											
Leo Gomez, R OBP: 0.320, SLG: 0.387 (1, 5)										4	0	0	0	0	0	0											
Chris Hoiles, R OBP: 0.311, SLG: 0.393 (1, 2)										4	2	2	1	0	0	0											
Juan Bell, R OBP: 0.163, SLG: 0.167 (1, 4)										4	1	2	0	0	1	0											
Inning Stats	R: 0 E: 0 K: 1 S: 7	H: 0 LOB: 1 BB: 1 P: 13	R: 0 E: 0 K: 0 S: 9	H: 0 LOB: 0 BB: 0 P: 15	R: 3 E: 0 K: 1 S: 21	H: 4 LOB: 1 BB: 1 P: 32	R: 0 E: 0 K: 1 S: 7	H: 0 LOB: 0 BB: 0 P: 12	R: 1 E: 0 K: 0 S: 10	H: 1 LOB: 1 BB: 1 P: 19	R: 0 E: 0 K: 0 S: 5	H: 0 LOB: 0 BB: 0 P: 7	R: 3 E: 0 K: 2 S: 19	H: 3 LOB: 1 BB: 1 P: 31	R: 1 E: 0 K: 0 S: 14	H: 2 LOB: 1 BB: 0 P: 21	1B: 6 2B: 2 3B: 0 HR: 2	SF: 1 SAC: 0 DP: 0 HBP: 0	WP: 0 PB: 0 SB: 0 CS: 0	PA: 38							
PITCHER	IP	WLS	BF	H	R	ER	SO	BB	IBB	HBP	BLK	WP	HR	S	P	ERA	WHIP										
Kirk McCaskill, R ERA: 3.86 (1, 1)	6.0	L	26	5	4	4	3	3	0	0	0	0	2	59	98	6.00	1.333										
Scott Bailes, L ERA: 4.35 (7, 1)	0.2		4	1	2	2	2	1	0	0	0	0	0	12	18	27.00	3.000										
Chris Beasley, R ERA: 6.75 (7, 1)	0.1		3	2	1	1	0	0	0	0	0	0	0	7	13	27.00	6.000										
Jeff Robinson, R ERA: 4.93 (8, 1)	1.0		5	2	1	1	0	0	0	0	0	0	0	14	21	9.00	2.000										

California Angels @ Baltimore Orioles
Memorial Stadium, Baltimore, MD
Thu Jul 25 1991, 7:05 PM EDT
Att: 37,444 - Cloudy - 85 F

AB 33
R 8
H 10
RBI 8
BB 4
SO 5
LOB 10



Batter	1	2	3	4	5	6	7	8	9	AB	R	H	RBI	BB	SO	LOB	TOP					
Luis Polonia, L (1, 7) OBP: 0.347, SLG: 0.372	1-1 CS 1B		0-1 SF7		2-2 HR 1B		3-2 G6-3		0-1 1B	4	1	3	1	0	0	0	California Angels @ New York Yankees Yankee Stadium, Bronx, NY Fri Jul 26 1991, 7:05 PM EDT Att: 22,108 - Cloudy - 73 F					
Wally Joyner, L (1, 3) OBP: 0.369, SLG: 0.473	1-1 F7		2-3 3-H 1B		1-0 HR			4-1 FC5-4 1B BB		3	2	2	3	1	0	1						
Dave Winfield, R (1, 9) OBP: 0.315, SLG: 0.510	0-1 G5-3		3-H 1B		4-2 BB			1-0 FC5-4 1B		3	0	1	0	1	0	1						
Dave Parker, L (1, 10) OBP: 0.282, SLG: 0.362		3-2 F8		1-2 1B		1-0 G6-3		2-2 FC5-4 E		4	0	1	0	0	0	3						
Gary Gaetti, R (1, 5) OBP: 0.281, SLG: 0.363		0-0 1B		1-1 F9		0-1 G5-3		2-0 E5		4	0	1	1	0	0	2						
Lance Parrish, R (1, 2) OBP: 0.300, SLG: 0.383		3-2 P4		1-3 K		2-3 K		3-H G5-4-3		4	0	0	0	0	2	3						
Dave Gallagher, R (1, 8) OBP: 0.348, SLG: 0.359			3-2 SH1-4 SF7 1B		3-2 P9		0-2 G6-3		4-2 FC6-4 BB	3	1	1	0	1	0	1						
Luis Sojo, R (1, 4) OBP: 0.282, SLG: 0.309			1-2 SF7 SH1-4 1B		0-0 G1-3		0-2 G3		1-1 FC6-4 G1-3 1B	4	1	1	0	0	0	1						
Dick Schofield, R (1, 6) OBP: 0.338, SLG: 0.285			1-2 SH1-4		2-3 K		0-3 K2-3		1-2 G1-3	3	0	0	0	0	2	1						
Inning Stats	R: 0 E: 0 K: 0 S: 6	H: 1 LOB: 0 BB: 0 P: 8	R: 0 E: 0 K: 0 S: 9	H: 1 LOB: 0 BB: 0 P: 15	R: 2 E: 0 K: 0 S: 13	H: 3 LOB: 1 BB: 0 P: 20	R: 0 E: 0 K: 1 S: 12	H: 1 LOB: 1 BB: 0 P: 18	R: 2 E: 0 K: 1 S: 13	H: 2 LOB: 1 BB: 1 P: 23	R: 0 E: 0 K: 1 S: 8	H: 0 LOB: 0 BB: 0 P: 10	R: 0 E: 0 K: 1 S: 9	H: 0 LOB: 0 BB: 0 P: 12	R: 1 E: 1 K: 0 S: 8	H: 1 LOB: 1 BB: 1 P: 18	R: 0 E: 0 K: 0 S: 9	H: 1 LOB: 1 BB: 1 P: 15	1B: 9 2B: 0 3B: 0 HR: 1	SF: 1 SAC: 1 DP: 1 HBP: 0	WP: 0 PB: 0 SB: 0 CS: 1	PA: 37
PITCHER	IP WLS BF H R ER SO BB IBB HBP BLK WP HR S P ERA WHIP	IP WLS BF H R ER SO BB IBB HBP BLK WP HR S P ERA WHIP	IP WLS BF H R ER SO BB IBB HBP BLK WP HR S P ERA WHIP	IP WLS BF H R ER SO BB IBB HBP BLK WP HR S P ERA WHIP	IP WLS BF H R ER SO BB IBB HBP BLK WP HR S P ERA WHIP	IP WLS BF H R ER SO BB IBB HBP BLK WP HR S P ERA WHIP	IP WLS BF H R ER SO BB IBB HBP BLK WP HR S P ERA WHIP	IP WLS BF H R ER SO BB IBB HBP BLK WP HR S P ERA WHIP	IP WLS BF H R ER SO BB IBB HBP BLK WP HR S P ERA WHIP	IP WLS BF H R ER SO BB IBB HBP BLK WP HR S P ERA WHIP	IP WLS BF H R ER SO BB IBB HBP BLK WP HR S P ERA WHIP	IP WLS BF H R ER SO BB IBB HBP BLK WP HR S P ERA WHIP	IP WLS BF H R ER SO BB IBB HBP BLK WP HR S P ERA WHIP	IP WLS BF H R ER SO BB IBB HBP BLK WP HR S P ERA WHIP	IP WLS BF H R ER SO BB IBB HBP BLK WP HR S P ERA WHIP	IP WLS BF H R ER SO BB IBB HBP BLK WP HR S P ERA WHIP	IP WLS BF H R ER SO BB IBB HBP BLK WP HR S P ERA WHIP					

AB	32
R	5
H	10
RBI	5
BB	3
SO	4
LOB	13




Batter	1	2	3	4	5	6	7	8	9	AB	R	H	RBI	BB	SO	LOB	BOTTOM			
Bernie Williams, S (1, 8) OBP: 0.375, SLG: 0.462	0-0 P3		1-1 G4-3		1-1 FC6-4		1-2 FC5-4		1-3 K	5	0	0	0	0	1	5	California Angels @ New York Yankees Yankee Stadium, Bronx, NY Fri Jul 26 1991, 7:05 PM EDT Att: 22,108 - Cloudy - 73 F			
Steve Sax, R (1, 4) OBP: 0.342, SLG: 0.387	2-1 2B		4-0 BB		2-0 F7		1-0 G6-3 WP 1B			3	0	2	0	1	0	0				
Don Mattingly, L (1, 3) OBP: 0.353, SLG: 0.408	1-3 K		1-0 G4-3		1-3 K		4-0 G6-3 BB			3	0	0	0	1	2	2				
Mel Hall, L (1, 9) OBP: 0.344, SLG: 0.529	2-2 G3				0-1 F8		0-0 G6-3		1-2 2-3	4	0	0	0	0	1	3				
Hensley Meulens, R (1, 7) OBP: 0.263, SLG: 0.333		0-0 G5-3		1-3 K		1-0 HR		2-3 K		4	1	1	1	0	2	1				
Kevin Maas, L (1, 10) OBP: 0.348, SLG: 0.396		2-2 F8		1-2 P5		0-0 P4		2-2 G4-3 G6-3 1B		4	0	1	0	0	0	0				
Randy Velarde, R (1, 5) OBP: 0.310, SLG: 0.287		4-2 BB			3-2 G6-3 FC1-5 2B		0-3 K		2-1 G6-3	3	0	1	0	1	1	1				
Bob Geren, R (1, 2) OBP: 0.228, SLG: 0.241		3-2 G6-3			1-2 G6-3		1-2 1B		2-2 G4-3	4	0	1	0	0	0	3				
Alvaro Espinoza, R (1, 6) OBP: 0.298, SLG: 0.366			0-1 G4-3		1-2 FC1-5		0-0 FC5-4 1B		4-0 BB	3	0	1	0	1	0	1				
Inning Stats	R: 0 E: 0 K: 1 S: 10	H: 1 LOB: 1 BB: 0 P: 15	R: 0 E: 0 K: 0 S: 10	H: 0 LOB: 1 BB: 1 P: 19	R: 0 E: 0 K: 2 S: 10	H: 0 LOB: 0 BB: 0 P: 13	R: 0 E: 0 K: 1 S: 6	H: 0 LOB: 0 BB: 0 P: 9	R: 1 E: 0 K: 1 S: 13	H: 3 LOB: 2 BB: 0 P: 16	R: 0 E: 0 K: 1 S: 5	H: 1 LOB: 1 BB: 1 P: 12	R: 0 E: 0 K: 1 S: 12	H: 1 LOB: 2 BB: 1 P: 23	R: 0 E: 0 K: 1 S: 10	H: 1 LOB: 1 BB: 1 P: 19	1B: 4 2B: 2 3B: 0 HR: 1	SF: 0 SAC: 0 DP: 1 HBP: 0	WP: 1 PB: 0 SB: 0 CS: 0	PA: 37
PITCHER	IP WLS BF H R ER SO BB IBB HBP BLK WP HR S P ERA WHIP	IP WLS BF H R ER SO BB IBB HBP BLK WP HR S P ERA WHIP	IP WLS BF H R ER SO BB IBB HBP BLK WP HR S P ERA WHIP	IP WLS BF H R ER SO BB IBB HBP BLK WP HR S P ERA WHIP	IP WLS BF H R ER SO BB IBB HBP BLK WP HR S P ERA WHIP	IP WLS BF H R ER SO BB IBB HBP BLK WP HR S P ERA WHIP	IP WLS BF H R ER SO BB IBB HBP BLK WP HR S P ERA WHIP	IP WLS BF H R ER SO BB IBB HBP BLK WP HR S P ERA WHIP	IP WLS BF H R ER SO BB IBB HBP BLK WP HR S P ERA WHIP	IP WLS BF H R ER SO BB IBB HBP BLK WP HR S P ERA WHIP	IP WLS BF H R ER SO BB IBB HBP BLK WP HR S P ERA WHIP	IP WLS BF H R ER SO BB IBB HBP BLK WP HR S P ERA WHIP	IP WLS BF H R ER SO BB IBB HBP BLK WP HR S P ERA WHIP	IP WLS BF H R ER SO BB IBB HBP BLK WP HR S P ERA WHIP	IP WLS BF H R ER SO BB IBB HBP BLK WP HR S P ERA WHIP	IP WLS BF H R ER SO BB IBB HBP BLK WP HR S P ERA WHIP				




Batter	1	2	3	4	5	6	7	8	9	AB	R	H	RBI	BB	SO	LOB	TOP
Luis Polonia, L (1, 7) OBP: 0.347, SLG: 0.375 Max Venable, L (6, 7) OBP: 0.311, SLG: 0.333 Bobby Rose, R (8, PH) OBP: 0.356, SLG: 0.558 (8, 7)	3-2 G1-3 SF9 2B	1-0 G1-6-3			1-1 FC6-4 CS 1-2		1-0 2B	1-2 HR		3	1	1	0	0	0	2	California Angels @ New York Yankees Yankee Stadium, Bronx, NY Sat Jul 27 1991, 3:33 AM EDT Att: 45,647 - Cloudy - 76 F
Wally Joyner, L (1, 3) OBP: 0.365, SLG: 0.471	4-1 SF9 G1-3 1B BB		0-1 G3		2-2 F8 1-2		0-0 F8	0-0 1B		4	1	1	0	1	0	2	
Dave Winfield, R (1, 9) OBP: 0.316, SLG: 0.506	1-1 G1-3 1-2 2-3		4-1 BB			2-1 2B 1B HBP	2-1 G5-3	3-2 F7		3	1	0	0	1	0	4	
Gary Gaetti, R (1, 5) OBP: 0.283, SLG: 0.366	1-1 SF9 2-3 3-H		0-1 P5			2-2 1B 2B		1B BB F8		3	2	1	1	1	0	2	
Dave Parker, L (1, 10) OBP: 0.283, SLG: 0.363	0-1 1B 1B		0-0 F7			3-3 K		0-0 1B 1B 1B	1-2 G3-1	5	1	2	1	0	1	3	
Dave Gallagher, R (1, 8) OBP: 0.356, SLG: 0.367	2-1 1B		1-0 G5-3			1-2 FC6-4 1B		0-0 1B 1B WP 1B	1-3 K	5	1	3	3	0	1	0	
Luis Sojo, R (1, 4) OBP: 0.279, SLG: 0.305 Donnie Hill, S (8, PH) OBP: 0.363, SLG: 0.348 (8, 4)	1-1 G1-3		0-3 K			2-2 FC6-4 1B 1-2		3-2 WP HR 1B 1B	1-2 DI 1B	3	0	0	0	0	1	3	
Ron Tingley, R (1, 2) OBP: 0.261, SLG: 0.293 Jack Howell, L (8, PH) OBP: 0.304, SLG: 0.309 Lance Parrish, R (8, PH) OBP: 0.302, SLG: 0.384 (8, 2)		1-0 G5-3		1-3 K		0-3 K		1-1 WP HR 1B	2-3 K	3	0	0	0	0	2	1	
Dick Schofield, R (1, 6) OBP: 0.337, SLG: 0.282		4-2 G1-6-3 BB				3-2 E6 FC6-4		0-0 F9		3	0	0	0	1	1	3	
Inning Stats	R: 2 H: 3 E: 0 K: 0 S: 14	H: 3 R: 1 LOB: 2 BB: 1 P: 26	R: 0 H: 0 E: 0 K: 0 S: 4	H: 0 R: 0 LOB: 1 BB: 1 P: 10	R: 0 H: 0 E: 0 K: 2 S: 9	H: 0 R: 0 LOB: 0 BB: 0 P: 11	R: 0 H: 0 E: 1 K: 0 S: 9	H: 2 R: 1 LOB: 1 BB: 0 P: 22	R: 0 H: 1 E: 0 K: 1 S: 7	H: 6 R: 0 LOB: 1 BB: 1 S: 21	R: 0 H: 1 E: 0 K: 2 S: 14	H: 1 R: 0 LOB: 1 BB: 0 P: 19	1B: 9 2B: 3 3B: 0 HR: 1	SF: 1 SAC: 0 DP: 1 HBP: 1	WP: 1 PB: 0 SB: 0 CS: 1	PA: 44	
PITCHER	IP WLS BF H R ER SO BB IBB HBP BLK WP HR S P ERA WHIP																
Greg Cadaret, L (1, 1) ERA: 3.36	5.1 W 24 5 4 4 3 3 0 1 0 0 0 52 90 6.75 1.500																
John Habyan, R (6, 1) ERA: 2.29	1.2 6 1 0 0 2 0 0 0 0 0 0 11 15 0.00 0.600																
Tim Leary, R (8, 1) ERA: 6.82	0.0 4 3 4 4 0 1 0 0 0 0 0 7 14 ∞ ∞																
Steve Howe, L (8, 1) ERA: 1.55	0.1 4 3 2 2 0 0 0 0 0 1 1 7 9 54.00 9.000																
Steve Farr, R (8, 1) ERA: 1.39	1.2 S 6 1 0 0 2 0 0 0 0 0 0 21 30 0.00 0.600																

Batter	1	2	3	4	5	6	7	8	9	AB	R	H	RBI	BB	SO	LOB	BOTTOM	
Bernie Williams, S (1, 8) OBP: 0.406, SLG: 0.500	1-2 G4-3 1B	2-2 2B		0-0 G4-6-3 1-2		4-1 1B WP 1B BB	1-1 G3-1 1B			4	2	3	0	1	0	2	California Angels @ New York Yankees Yankee Stadium, Bronx, NY Sat Jul 27 1991, 3:33 AM EDT Att: 45,647 - Cloudy - 76 F	
Steve Sax, R (1, 4) OBP: 0.343, SLG: 0.388 Carlos Rodriguez, S (7, PH) OBP: 0.235, SLG: 0.212 (8, 4)	0-1 G4-3 1-2	1-1 L3			2-0 CS 1B	2-0 G3 1B 1B	0-0 G3-1 1-2			4	1	2	1	0	0	2		
Don Mattingly, L (1, 3) OBP: 0.351, SLG: 0.405	1-2 F8		0-1 G4-3		3-1 FC6-4 1B 1-2	2-1 G3 1-2	1-1 G3-1			5	0	1	0	0	0	4		
Mel Hall, L (1, 9) OBP: 0.345, SLG: 0.527	1-0 2H 1B		0-0 L3		2-2 FC6-4 HR 1-2	1-1 HR 1B 2H 3-H	0-0 F7			5	2	2	3	0	0	1		
Matt Nokes, L (1, 2) OBP: 0.307, SLG: 0.519	1-1 P4		0-0 F7		2-1 HR 1-H	0-2 HR 1-H	1-3 K			5	2	2	4	0	1	1		
Hensley Meulens, R (1, 7) OBP: 0.267, SLG: 0.332		1-0 G5-3		4-1 S 1B E BB	2-1 WP 2B 1B	1-3 K	1-2 G5-3			4	2	1	0	1	1	0		
Kevin Maas, L (1, 10) OBP: 0.349, SLG: 0.399		1-3 K		3-1 P4	2-2 1-H 2B	2-0 HBP				3	0	1	1	0	1	1		
Alvaro Espinoza, R (1, 6) OBP: 0.301, SLG: 0.366		4-1 HR BB		2-2 S 1B	0-0 F8 1-2 1B	1-3 K				3	1	1	0	1	1	2		
Pat Kelly, R (1, 5) OBP: 0.297, SLG: 0.373		3-2 1-H HR		4-2 G4-6-3 1-3 2H BB		0-0 WP 1B 2B	1-0 G5-3			3	2	2	2	1	0	0		
Inning Stats	R: 1 H: 2 E: 0 K: 0 S: 13	H: 2 R: 5 LOB: 1 BB: 0 P: 17	R: 2 H: 2 E: 0 K: 1 S: 14	H: 2 R: 1 LOB: 1 BB: 1 P: 26	R: 0 H: 0 E: 0 K: 0 S: 4	H: 0 R: 0 LOB: 0 BB: 0 P: 4	R: 1 H: 1 E: 0 K: 0 S: 9	H: 5 R: 1 LOB: 1 BB: 0 P: 29	R: 5 H: 4 E: 0 K: 2 S: 16	H: 4 R: 0 LOB: 1 BB: 1 P: 29	R: 0 H: 1 E: 0 K: 0 S: 6	H: 0 R: 0 LOB: 0 BB: 0 P: 9	R: 0 H: 0 E: 0 K: 1 S: 8	H: 0 R: 0 LOB: 0 BB: 0 P: 10	1B: 9 2B: 3 3B: 0 HR: 3	SF: 0 SAC: 0 DP: 1 HBP: 1		WP: 2 PB: 0 SB: 3 CS: 1
PITCHER	IP WLS BF H R ER SO BB IBB HBP BLK WP HR S P ERA WHIP																	
Mike Fetters, R (1, 1) ERA: 5.6	4.1 L 21 7 5 4 1 3 0 0 0 0 1 1 43 77 8.31 2.308																	
Floyd Bannister, L (5, 1) ERA: 3.89	0.1 4 3 2 2 0 0 0 0 0 0 1 1 12 20 54.00 9.000																	
Jeff Robinson, R (5, 1) ERA: 5.48	0.1 4 2 3 3 0 1 0 0 0 0 1 0 4 10 81.00 9.000																	
Scott Bailes, L (6, 1) ERA: 4.78	1.0 6 2 2 2 2 0 0 1 0 0 0 1 13 20 18.00 2.000																	
Chris Beasley, R (7, 1) ERA: 3.89	1.0 4 1 0 0 0 0 0 0 0 0 0 0 6 9 0.00 1.000																	

AB 38
R 10
H 13
RBI 9
BB 4
SO 7
LOB 21



AB 37
R 12
H 15
RBI 11
BB 4
SO 4
LOB 14



Batter	1	2	3	4	5	6	7	8	9	AB	R	H	RBI	BB	SO	LOB	TOP																					
Max Venable, L OBP: 0.307, SLG: 0.353 (1, 7)	1-2 HR	3-1 P5			0-2 F8	3-2 F8		1-2 L8		5	1	1	1	0	0	2	California Angels @ New York Yankees Yankee Stadium, Bronx, NY Sun Jul 28 1991, 3:33 AM EDT Att: 36,303 - Sunny - 82 F																					
Wally Joyner, L OBP: 0.370, SLG: 0.471 (1, 3)	2-0 F7	0-0 F7			1-0 F8		4-2 1B BB	2-0 2B		4	1	1	0	1	0	1																						
Dave Winfield, R OBP: 0.320, SLG: 0.509 (1, 9)	2-1 F8			0-0 2B	2-0 2B 1B		2-2 F9	4-2 BB		4	1	2	0	1	0	1																						
Dave Parker, L OBP: 0.282, SLG: 0.363 (1, 10)	2-2 P3			3-3 K	2-2 2B		2-3 K	0-0 P6		5	0	1	1	0	2	4																						
Gary Gaetti, R OBP: 0.287, SLG: 0.368 (1, 5)		2-2 HBP 2B 1B		0-2 G1-4-3	4-2 2B		0-0 1B	1-0 G6-3		4	2	2	1	1	0	1																						
Lance Parrish, R OBP: 0.304, SLG: 0.382 (1, 2)		1-2 2B HBP		3-3 K	1-2 F9		1-0 BB 1B	0-0 F8		4	2	1	1	0	1	3																						
Dave Gallagher, R OBP: 0.358, SLG: 0.364 (1, 8)		0-0 B2		0-3 K			0-2 SH3-4 1B	4-2 1B BB	2-2 G6-3	4	0	1	0	1	1	2																						
Luis Sojo, R OBP: 0.284, SLG: 0.315 (1, 4)		0-1 1B 2B		1-1 G6-3			0-0 SH3-4	1-1 1B		3	1	2	3	0	0	0																						
Dick Schofield, R OBP: 0.336, SLG: 0.281 (1, 6)		3-2 2H 1B		0-1 F9			2-0 F8	1-1 G4-3		4	0	1	1	0	0	1																						
Inning Stats	R: 1 E: 0 K: 0 S: 10	H: 1 LOB: 0 BB: 0 P: 17	R: 3 E: 0 K: 0 S: 16	H: 3 LOB: 1 BB: 0 P: 25	R: 0 E: 0 K: 2 S: 10	H: 1 LOB: 0 BB: 0 P: 16	R: 0 E: 0 K: 1 S: 7	H: 0 LOB: 0 BB: 0 P: 8	R: 1 E: 0 K: 0 S: 13	H: 2 LOB: 2 BB: 1 P: 23	R: 0 E: 0 K: 0 S: 9	H: 1 LOB: 1 BB: 0 P: 14	R: 3 E: 0 K: 1 S: 17	H: 3 LOB: 2 BB: 2 P: 31	R: 0 E: 0 K: 0 S: 10	H: 1 LOB: 2 BB: 1 P: 18	R: 0 E: 0 K: 0 S: 6	H: 0 LOB: 0 BB: 0 P: 9	1B: 7 2B: 4 3B: 0 HR: 1	SF: 0 SAC: 1 DP: 0 HBP: 1	WP: 0 PB: 0 SB: 1 CS: 0	PA: 43																
PITCHER	IP	WLS	BF	H	R	ER	SO	BB	IBB	HBP	BLK	WP	HR	S	P	ERA	WHIP	PITCHER				IP	WLS	BF	H	R	ER	SO	BB	IBB	HBP	BLK	WP	HR	S	P	ERA	WHIP
Scott Kamieniecki, R ERA: 3.25 (1, 1)	5.0	L	24	7	5	5	3	1	0	1	0	0	1	56	89	9.00	1.600					5.0	L	24	7	5	5	3	1	0	1	0	0	1	56	89	9.00	1.600
Eric Plunk, R ERA: 5.51 (6, 1)	2.0		11	4	3	3	1	2	0	0	0	0	0	26	45	13.50	3.000					2.0		11	4	3	3	1	2	0	0	0	0	26	45	13.50	3.000	
Lee Guetterman, L ERA: 2.47 (8, 1)	2.0		8	1	0	0	0	1	0	0	0	0	0	16	27	0.00	1.000					2.0		8	1	0	0	0	1	0	0	0	16	27	0.00	1.000		

AB	37
R	8
H	12
RBI	8
BB	4
SO	4
LOB	15



Batter	1	2	3	4	5	6	7	8	9	AB	R	H	RBI	BB	SO	LOB	BOTTOM																					
Bernie Williams, S OBP: 0.392, SLG: 0.467 (1, 8)	4-1 S 1B BB		0-1 B2		1-2 G6-3		0-0 FC5-4		1-2 G3	4	1	0	0	1	0	2	California Angels @ New York Yankees Yankee Stadium, Bronx, NY Sun Jul 28 1991, 3:33 AM EDT Att: 36,303 - Sunny - 82 F																					
Steve Sax, R OBP: 0.340, SLG: 0.384 (1, 4)	1-2 G5-3		1-2 G4-3		1-2 G4-3			2-2 G1-3		4	0	0	0	0	0	1																						
Don Mattingly, L OBP: 0.352, SLG: 0.406 (1, 3)	2 SAFE 2B 1B		1-0 HBP 1B		2-2 F7			2-2 G4-3		4	1	2	1	0	0	0																						
Mel Hall, L OBP: 0.347, SLG: 0.528 (1, 7)	0-1 2H 2B		4-2 HBP		0-0 F7			1-3 K		3	0	1	1	0	1	0																						
Jesse Barfield, R OBP: 0.312, SLG: 0.447 (1, PH)	3-3 K		0-3 K		2-2 1B			0-1 2B E 1B		0	0	0	0	0	0	0																						
Pat Sheridan, L OBP: 0.259, SLG: 0.385 (2, 9)									0-1 2B E 1B	3	0	1	0	0	2	3																						
Randy Velarde, R OBP: 0.316, SLG: 0.294 (8, PH)									1-2 E7 1B 2B	1	1	1	0	0	0	0																						
Hensley Meulens, R OBP: 0.286, SLG: 0.335 (1, 10)	1-0 G4-3				0-3 K		2-3 K		1-2 E7 1B 2B	4	1	1	0	0	2	2																						
Matt Nokes, L OBP: 0.306, SLG: 0.515 (1, 2)		1-1 F7		0-0 P2			1-0 P6		1-1 FC5-4 1B	4	0	1	1	0	0	0																						
Alvaro Espinoza, R OBP: 0.300, SLG: 0.364 (1, 6)		1-1 G6-3		2-1 P4			0-0 FC5-4 1B		3H FC5-4 S	4	0	1	0	0	0	1																						
Pat Kelly, R OBP: 0.292, SLG: 0.367 (9, PH)		2-3 K			0-0 G6-3		0-0 FC5-4		1-3 K	3	0	0	0	0	1	1																						
Kevin Maas, L OBP: 0.349, SLG: 0.398 (8, PH)							1-2 FC5-4		1-2 K	1	0	0	0	0	1	1																						
Inning Stats	R: 2 E: 0 K: 1 S: 15	H: 2 LOB: 1 BB: 1 P: 25	R: 0 E: 0 K: 1 S: 7	H: 0 LOB: 0 BB: 0 P: 11	R: 0 E: 0 K: 1 S: 13	H: 1 LOB: 0 BB: 0 P: 19	R: 0 E: 0 K: 1 S: 6	H: 0 LOB: 0 BB: 0 P: 8	R: 0 E: 0 K: 0 S: 9	H: 0 LOB: 0 BB: 0 P: 11	R: 0 E: 0 K: 1 S: 11	H: 1 LOB: 1 BB: 0 P: 17	R: 0 E: 0 K: 0 S: 4	H: 1 LOB: 1 BB: 0 P: 5	R: 0 E: 0 K: 1 S: 11	H: 0 LOB: 0 BB: 0 P: 16	R: 2 E: 1 K: 1 S: 19	H: 3 LOB: 1 BB: 0 P: 24	1B: 6 2B: 2 3B: 0 HR: 0	SF: 0 SAC: 0 DP: 0 HBP: 1	WP: 0 PB: 0 SB: 2 CS: 0	PA: 37																
PITCHER	IP	WLS	BF	H	R	ER	SO	BB	IBB	HBP	BLK	WP	HR	S	P	ERA	WHIP	PITCHER				IP	WLS	BF	H	R	ER	SO	BB	IBB	HBP	BLK	WP	HR	S	P	ERA	WHIP
Jim Abbott, L ERA: 3.25 (1, 1)	8.0	W	34	8	4	4	6	1	0	1	0	0	0	83	121	4.50	1.125					8.0	W	34	8	4	4	6	1	0	1	0	0	83	121	4.50	1.125	
Bryan Harvey, R ERA: 1.81 (9, 1)	1.0		3	0	0	0	1	0	0	0	0	0	0	12	15	0.00	0.000					1.0		3	0	0	0	1	0	0	0	0	12	15	0.00	0.000		



Batter	1	2	3	4	5	6	7	8	9	AB	R	H	RBI	BB	SO	LOB	TOP				
Luis Sojo, R OBP: 0.281, SLG: 0.311 (1, 4)	G5-3	E4	E4		K		FC6-4		P4	6	1	1	0	0	1	3					
Wally Joyner, L OBP: 0.372, SLG: 0.474 (1, 3)	1B	1B	G4-3		K			G3	2B	6	2	3	1	0	1	2					
Dave Winfield, R OBP: 0.326, SLG: 0.517 (1, 9)	HR	P3		E5				1B	1B	6	3	4	0	0	0	2					
Dave Parker, L OBP: 0.283, SLG: 0.363 (1, 10)	HR	E5		G3				1B	FC6-4	6	1	2	2	0	0	5					
Gary Gaetti, R OBP: 0.291, SLG: 0.379 (1, 5)	HR	BB		HBP			K	K		5	1	3	5	0	2	1					
Lance Parrish, R OBP: 0.302, SLG: 0.375 (1, 2)	F7	FC6-4		K			K	G1-3		4	0	0	1	1	2	2					
Dave Gallagher, R OBP: 0.305, SLG: 0.374 (1, 8)	1B	FC6-4		HBP			G5-3		G4-3	4	1	2	0	0	0	3					
Bobby Rose, R OBP: 0.327, SLG: 0.511 (1, 7)	K			F9			G1-3		G4-3	4	0	0	0	0	1	3					
Max Venable, L OBP: 0.305, SLG: 0.350 (8, 7)	K			L9			G1-3		G4-3	1	0	0	0	0	0	1					
Dick Schofield, R OBP: 0.340, SLG: 0.285 (1, 6)		F7		P4			FC6-4		2B	4	1	2	1	1	0	0					
Inning Stats	R: 4 E: 0 K: 1 S: 18	H: 5 LOB: 1 BB: 0 P: 23	R: 2 E: 1 K: 0 S: 14	H: 3 LOB: 3 BB: 1 P: 26	R: 0 E: 1 K: 0 S: 8	H: 0 LOB: 1 BB: 0 P: 10	R: 1 E: 1 K: 1 S: 13	H: 1 LOB: 2 BB: 1 P: 20	R: 0 E: 0 K: 2 S: 9	H: 0 LOB: 0 BB: 0 P: 8	R: 0 E: 0 K: 0 S: 8	H: 1 LOB: 1 BB: 0 P: 10	R: 1 E: 0 K: 1 S: 12	H: 2 LOB: 1 BB: 0 P: 23	R: 2 E: 0 K: 0 S: 12	H: 4 LOB: 2 BB: 0 P: 16	1B: 12 2B: 4 3B: 0 HR: 1	SF: 0 SAC: 0 DP: 0 HBP: 1	WP: 0 PB: 0 SB: 0 CS: 0	PA: 49	
PITCHER	IP	WLS	BF	H	R	ER	SO	BB	IBB	HBP	BLK	WP	HR	S	P	ERA	WHIP				
Greg Swindell, L ERA: 3.13 (1, 1)	1.2	L	15	8	6	4	1	1	0	0	0	0	1	31	47	21.60	5.400				
Jeff Shaw, R ERA: 3.5 (2, 1)	5.1		22	3	1	0	5	1	0	1	0	0	0	46	68	0.00	0.750				
Rudy Seanez, R ERA: 6.0 (8, 1)	0.2		4	2	1	1	1	0	0	0	0	0	0	10	18	13.50	3.000				
Steve Olin, R ERA: 4.06 (8, 1)	1.1		8	4	2	2	0	0	0	0	0	0	0	14	21	13.50	3.000				

California Angels @ Cleveland Indians
Cleveland Municipal Stadium, Cleveland, OH
Mon Jul 29 1991, 7:05 PM EDT
Att: 7,998 - Cloudy - 72 F

AB 46
R 10
H 17
RBI 10
BB 2
SO 7
LOB 22



Batter	1	2	3	4	5	6	7	8	9	AB	R	H	RBI	BB	SO	LOB	BOTTOM					
Alex Cole, L OBP: 0.397, SLG: 0.325 (1, 8)	G4-6-3		G4-3		G6-4-3		K		F8	2	0	0	0	1	0	1						
Luis Lopez, R OBP: 0.265, SLG: 0.273 (7, FH)	BB									2	0	0	0	0	1	2						
Felix Fermin, R OBP: 0.304, SLG: 0.310 (1, 6)	G4-6-3			G4-3			P8	L5		4	0	0	0	0	0	3						
Carlos Baerga, S OBP: 0.355, SLG: 0.413 (1, 4)	G5-3			F9	BB		P3		G4-3	3	1	0	0	1	0	0						
Carlos Martinez, R OBP: 0.380, SLG: 0.478 (1, 3)		K		1B	BB		1B	P4		3	0	1	0	1	1	0						
Albert Belle, R OBP: 0.321, SLG: 0.537 (1, 7)		F7		F9			F9		1B	4	0	1	0	0	0	3						
Mark Whiten, S OBP: 0.301, SLG: 0.391 (1, 9)				FC6-4	1B		F8	1B	1B	4	1	4	1	0	0	0						
Chris James, R OBP: 0.276, SLG: 0.317 (1, 10)	G5-3			FC6-4			F8	F9		4	0	0	0	0	0	6						
Jeff Manto, R OBP: 0.302, SLG: 0.283 (1, 5)				G6-3			L9		G4-3	2	0	0	0	1	0	0						
Mike Aldrete, L OBP: 0.417, SLG: 0.388 (9, FH)							1B	BB		1	0	0	0	0	0	0						
Joel Skinner, R OBP: 0.268, SLG: 0.331 (1, 2)				G4-3			G6-4-3		K	3	0	2	1	0	0	0						
Jerry Browne, S OBP: 0.266, SLG: 0.258 (9, FH)							1B			1	0	0	0	0	1	0						
Inning Stats	R: 0 E: 0 K: 0 S: 14	H: 0 LOB: 0 BB: 1 P: 22	R: 0 E: 0 K: 1 S: 11	H: 1 LOB: 1 BB: 0 P: 16	R: 0 E: 0 K: 0 S: 9	H: 0 LOB: 0 BB: 0 P: 17	R: 1 E: 0 K: 0 S: 12	H: 1 LOB: 2 BB: 2 P: 23	R: 0 E: 0 K: 0 S: 6	H: 1 LOB: 0 BB: 0 P: 8	R: 0 E: 0 K: 0 S: 9	H: 1 LOB: 1 BB: 0 P: 13	R: 1 E: 0 K: 1 S: 11	H: 2 LOB: 2 BB: 1 P: 18	R: 0 E: 0 K: 0 S: 9	H: 2 LOB: 2 BB: 0 P: 13	R: 0 E: 0 K: 1 S: 10	H: 0 LOB: 0 BB: 0 P: 11	1B: 6 2B: 1 3B: 1 HR: 0	SF: 0 SAC: 0 DP: 2 HBP: 0	WP: 0 PB: 0 SB: 0 CS: 0	PA: 37
PITCHER	IP	WLS	BF	H	R	ER	SO	BB	IBB	HBP	BLK	WP	HR	S	P	ERA	WHIP					
Chuck Finley, L ERA: 3.91 (1, 1)	7.0	W	29	6	2	2	2	4	0	0	0	0	0	19	117	2.57	1.429					
Mark Eichhorn, R ERA: 1.16 (8, 1)	2.0		8	2	0	0	1	0	0	0	0	0	0	19	24	0.00	1.000					

California Angels @ Cleveland Indians
Cleveland Municipal Stadium, Cleveland, OH
Mon Jul 29 1991, 7:05 PM EDT
Att: 7,998 - Cloudy - 72 F

AB 33
R 2
H 8
RBI 2
BB 4
SO 3
LOB 15



Batter	1	2	3	4	5	6	7	8	9	AB	R	H	RBI	BB	SO	LOB	TOP					
Luis Sojo, R OBP: 0.284, SLG: 0.314 (1, 4)	F8		E9 1B			L8 G1-3 1B		FC1-2-5-2 1B		4	1	2	0	0	0	2						
Wally Joyner, L OBP: 0.398, SLG: 0.469 (1, 3)	G4-3		G6-3			G1-3		G4-3		4	0	0	1	0	0	2						
Dave Winfield, R OBP: 0.325, SLG: 0.513 (1, 9)	G5-3			K		L8		WP 1B IBB		3	0	0	0	1	1	1						
Dave Parker, L OBP: 0.288, SLG: 0.367 (1, 10)		HBP 1B 1B		BB 1B		P5		WP 1B		4	1	3	1	0	0	1						
Gary Gaetti, R OBP: 0.293, SLG: 0.377 (1, 5)		E 1B SF7 HBP		G6-4-3 BB			K	K		2	1	0	0	1	2	2						
Lance Parrish, R OBP: 0.296, SLG: 0.370 (1, 2)			K	G6-4-3			G5-3		F7	4	0	0	0	0	1	4						
Dave Gallagher, R OBP: 0.362, SLG: 0.371 (1, 8)		E8 CS 1B				F7	G4-3		F9	4	0	1	1	0	0	0						
Bobby Rose, R OBP: 0.327, SLG: 0.510 Max Venable, L OBP: 0.302, SLG: 0.347 (1, 7) (8, 7)	SF7					G5-3		1B PB FC1-2-5-2 1B	P6	2	0	1	1	0	0	0						
Dick Schofield, R OBP: 0.340, SLG: 0.285 (1, 6)	CS		F9			G4-3		G4-3 1B		3	1	1	0	0	0	0						
Inning Stats	R: 0 E: 0 K: 0 S: 6	H: 0 LOB: 0 BB: 0 P: 9	R: 2 E: 1 K: 1 S: 12	H: 2 LOB: 0 BB: 0 P: 20	R: 0 E: 1 K: 0 S: 7	H: 1 LOB: 0 BB: 0 P: 10	R: 0 E: 0 K: 1 S: 7	H: 1 LOB: 1 BB: 1 P: 13	R: 0 E: 0 K: 0 S: 10	H: 0 LOB: 0 BB: 0 P: 12	R: 0 E: 0 K: 1 S: 10	H: 0 LOB: 0 BB: 0 P: 16	R: 2 E: 0 K: 1 S: 18	H: 3 LOB: 2 BB: 1 P: 29	R: 0 E: 0 K: 0 S: 6	H: 0 LOB: 0 BB: 0 P: 10	1B: 8 2B: 0 3B: 0 HR: 0	SF: 1 SAC: 0 DP: 1 HBP: 1	WP: 1 PB: 1 CS: 0	PA: 36		
PITCHER	IP WLS BF H R ER SO BB IBB HBP BLK WP HR S P ERA WHIP	IP WLS BF H R ER SO BB IBB HBP BLK WP HR S P ERA WHIP	IP WLS BF H R ER SO BB IBB HBP BLK WP HR S P ERA WHIP	IP WLS BF H R ER SO BB IBB HBP BLK WP HR S P ERA WHIP	IP WLS BF H R ER SO BB IBB HBP BLK WP HR S P ERA WHIP	IP WLS BF H R ER SO BB IBB HBP BLK WP HR S P ERA WHIP	IP WLS BF H R ER SO BB IBB HBP BLK WP HR S P ERA WHIP	IP WLS BF H R ER SO BB IBB HBP BLK WP HR S P ERA WHIP	IP WLS BF H R ER SO BB IBB HBP BLK WP HR S P ERA WHIP	IP WLS BF H R ER SO BB IBB HBP BLK WP HR S P ERA WHIP	IP WLS BF H R ER SO BB IBB HBP BLK WP HR S P ERA WHIP	IP WLS BF H R ER SO BB IBB HBP BLK WP HR S P ERA WHIP	IP WLS BF H R ER SO BB IBB HBP BLK WP HR S P ERA WHIP	IP WLS BF H R ER SO BB IBB HBP BLK WP HR S P ERA WHIP	IP WLS BF H R ER SO BB IBB HBP BLK WP HR S P ERA WHIP	IP WLS BF H R ER SO BB IBB HBP BLK WP HR S P ERA WHIP	IP WLS BF H R ER SO BB IBB HBP BLK WP HR S P ERA WHIP	IP WLS BF H R ER SO BB IBB HBP BLK WP HR S P ERA WHIP	IP WLS BF H R ER SO BB IBB HBP BLK WP HR S P ERA WHIP	IP WLS BF H R ER SO BB IBB HBP BLK WP HR S P ERA WHIP	IP WLS BF H R ER SO BB IBB HBP BLK WP HR S P ERA WHIP	IP WLS BF H R ER SO BB IBB HBP BLK WP HR S P ERA WHIP

California Angels @ Cleveland Indians
Cleveland Municipal Stadium, Cleveland, OH

AB 31
R 4
H 8
RBI 4
BB 2
SO 4
LOB 12



WP: 1 PA: 36
PB: 1
CS: 0

Tue Jul 30 1991, 7:05 PM EDT
Att: 11,992 - Sunny - 72 F

Batter	1	2	3	4	5	6	7	8	9	AB	R	H	RBI	BB	SO	LOB	BOTTOM					
Alex Cole, L OBP: 0.389, SLG: 0.328 (1, 8)	G3-1		G5-4-3 1B			G4-3		SH1-3 1B		4	0	2	1	0	0	0						
Felix Fermin, R OBP: 0.305, SLG: 0.308 (1, 6)	1B WP BB		G5-4-3			G4-3		SH1-3		2	0	0	0	1	0	1						
Carlos Baerga, S OBP: 0.357, SLG: 0.414 (1, 4) (8, 5)	G5-4-3 1B		1B			G3		K		4	0	2	0	0	1	1						
Carlos Martinez, R OBP: 0.373, SLG: 0.465 (1, 10)	G5-4-3		1B			K		K		4	0	1	0	0	2	2						
Albert Belle, R OBP: 0.317, SLG: 0.529 (1, 7)		K	F7			G5-3		K		4	0	0	0	0	2	2						
Mike Aldrete, L OBP: 0.410, SLG: 0.381 (1, 3)	G3-1					G6-3		K		4	0	1	0	0	1	0						
Mark Whiten, S OBP: 0.297, SLG: 0.387 (1, 9)	P6					G3-1		G4-3		3	0	0	0	0	0	1						
Joel Skinner, R OBP: 0.270, SLG: 0.329 Jerry Browne, S OBP: 0.265, SLG: 0.256 (1, 2) (7, PH) (8, 4)			1B 1B BB			G5-3		G4-3		1	1	0	0	1	0	0						
Jeff Manto, R OBP: 0.303, SLG: 0.286 (1, 5) (8, 2)			1B G5-4-3 1B			G5-3		K		3	1	1	0	0	1	0						
Inning Stats	R: 0 E: 0 K: 0 S: 13	H: 1 LOB: 1 BB: 1 P: 19	R: 0 E: 0 K: 1 S: 6	H: 0 LOB: 0 BB: 0 P: 7	R: 2 E: 0 K: 0 S: 15	H: 4 LOB: 2 BB: 1 P: 27	R: 0 E: 0 K: 0 S: 7	H: 0 LOB: 0 BB: 0 P: 10	R: 0 E: 0 K: 1 S: 7	H: 0 LOB: 0 BB: 0 P: 11	R: 0 E: 0 K: 0 S: 6	H: 1 LOB: 0 BB: 0 P: 12	R: 0 E: 0 K: 2 S: 10	H: 1 LOB: 1 BB: 0 P: 15	R: 0 E: 0 K: 3 S: 10	H: 0 LOB: 0 BB: 0 P: 13	1B: 7 2B: 0 3B: 0 HR: 0	SF: 0 SAC: 1 DP: 3 HBP: 0	WP: 1 PB: 0 CS: 0	PA: 33		
PITCHER	IP WLS BF H R ER SO BB IBB HBP BLK WP HR S P ERA WHIP	IP WLS BF H R ER SO BB IBB HBP BLK WP HR S P ERA WHIP	IP WLS BF H R ER SO BB IBB HBP BLK WP HR S P ERA WHIP	IP WLS BF H R ER SO BB IBB HBP BLK WP HR S P ERA WHIP	IP WLS BF H R ER SO BB IBB HBP BLK WP HR S P ERA WHIP	IP WLS BF H R ER SO BB IBB HBP BLK WP HR S P ERA WHIP	IP WLS BF H R ER SO BB IBB HBP BLK WP HR S P ERA WHIP	IP WLS BF H R ER SO BB IBB HBP BLK WP HR S P ERA WHIP	IP WLS BF H R ER SO BB IBB HBP BLK WP HR S P ERA WHIP	IP WLS BF H R ER SO BB IBB HBP BLK WP HR S P ERA WHIP	IP WLS BF H R ER SO BB IBB HBP BLK WP HR S P ERA WHIP	IP WLS BF H R ER SO BB IBB HBP BLK WP HR S P ERA WHIP	IP WLS BF H R ER SO BB IBB HBP BLK WP HR S P ERA WHIP	IP WLS BF H R ER SO BB IBB HBP BLK WP HR S P ERA WHIP	IP WLS BF H R ER SO BB IBB HBP BLK WP HR S P ERA WHIP	IP WLS BF H R ER SO BB IBB HBP BLK WP HR S P ERA WHIP	IP WLS BF H R ER SO BB IBB HBP BLK WP HR S P ERA WHIP	IP WLS BF H R ER SO BB IBB HBP BLK WP HR S P ERA WHIP	IP WLS BF H R ER SO BB IBB HBP BLK WP HR S P ERA WHIP	IP WLS BF H R ER SO BB IBB HBP BLK WP HR S P ERA WHIP	IP WLS BF H R ER SO BB IBB HBP BLK WP HR S P ERA WHIP	IP WLS BF H R ER SO BB IBB HBP BLK WP HR S P ERA WHIP

California Angels @ Cleveland Indians
Cleveland Municipal Stadium, Cleveland, OH

AB 30
R 2
H 7
RBI 1
BB 2
SO 7
LOB 7



WP: 1 PA: 33
PB: 0
CS: 0

Tue Jul 30 1991, 7:05 PM EDT
Att: 11,992 - Sunny - 72 F

Batter	1	2	3	4	5	6	7	8	9	AB	R	H	RBI	BB	SO	LOB	TOP					
Luis Polonia, L OBP: 0.343, SLG: 0.371	G3-1		G6-3		G4-3			G6-3		4	0	0	0	0	0	2						
Wally Joyner, L OBP: 0.397, SLG: 0.467	G4-3		1B				F7		P6	4	0	1	0	0	0	0						
Dave Winfield, R OBP: 0.327, SLG: 0.513	1B		F7				F8	G6-3	F8	4	0	2	0	0	0	1						
Dave Parker, L OBP: 0.285, SLG: 0.363	G4-3				F8		G6-3		G6-3	4	0	0	0	0	0	2						
Gary Gaetti, R OBP: 0.291, SLG: 0.374		F7		K					K	3	0	0	0	0	2	0						
Lance Parrish, R OBP: 0.298, SLG: 0.381		HR		K					K	3	1	1	1	0	2	0						
Ron Tingley, R OBP: 0.261, SLG: 0.293										0	0	0	0	0	0	0						
Dave Gallagher, R OBP: 0.362, SLG: 0.370					L5				F9	3	0	1	0	0	0	0						
Luis Sojo, R OBP: 0.281, SLG: 0.310			G5-4-3		G5-3				G5-3	3	0	0	0	0	0	1						
Dick Schofield, R OBP: 0.344, SLG: 0.293									K	3	0	2	0	0	1	0						
Inning Stats	R: 0 E: 0 K: 0 S: 9	H: 1 LOB: 1 BB: 0 P: 12	R: 1 E: 0 K: 0 S: 7	H: 2 LOB: 0 BB: 0 P: 9	R: 0 E: 0 K: 0 S: 11	H: 2 LOB: 1 BB: 0 P: 15	R: 0 E: 0 K: 2 S: 8	H: 0 LOB: 0 BB: 0 P: 10	R: 0 E: 0 K: 0 S: 9	H: 1 LOB: 1 BB: 0 P: 14	R: 0 E: 0 K: 2 S: 4	H: 1 LOB: 0 BB: 0 P: 8	R: 0 E: 0 K: 2 S: 8	H: 0 LOB: 0 BB: 0 P: 11	R: 0 E: 0 K: 1 S: 7	H: 0 LOB: 0 BB: 0 P: 13	R: 0 E: 0 K: 0 S: 6	H: 0 LOB: 0 BB: 0 P: 11	1B: 5 2B: 1 3B: 0 HR: 1	SF: 0 SAC: 0 DP: 3 HBP: 0	WP: 0 PB: 0 SB: 0 CS: 0	PA: 31
PITCHER Walt Terrell, R ERA: 4.23	IP: 9.0 WLS: W BF: 31 H: 7 R: 1 ER: 1 SO: 5 BB: 0 IBB: 0 HBP: 0 BLK: 0 WP: 0 HR: 1 S: 69 P: 103 ERA: 1.00 WHIP: 0.778															PITCHER	IP: 9.0 WLS: W BF: 31 H: 7 R: 1 ER: 1 SO: 5 BB: 0 IBB: 0 HBP: 0 BLK: 0 WP: 0 HR: 1 S: 69 P: 103 ERA: 1.00 WHIP: 0.778					

California Angels @ Detroit Tigers
Tiger Stadium, Detroit, MI
Wed Jul 31 1991, 7:05 PM EDT
Att: 17,626 - Sunny - 84 F

AB	31
R	1
H	7
RBI	1
BB	0
SO	5
LOB	6



Batter	1	2	3	4	5	6	7	8	9	AB	R	H	RBI	BB	SO	LOB	BOTTOM					
Tony Phillips, S OBP: 0.382, SLG: 0.449	P3		F7					P6		4	0	1	0	0	0	1						
Skeeter Barnes, R OBP: 0.329, SLG: 0.561	CS		E5		P6			G6-3		4	0	1	0	0	0	2						
Travis Fryman, R OBP: 0.296, SLG: 0.431	F8		K					G5-3		3	0	0	0	1	1	3						
Cecil Fielder, R OBP: 0.354, SLG: 0.539		HR			G4-3			HR		4	2	2	2	0	0	1						
Mickey Tettleton, S OBP: 0.385, SLG: 0.508			K		K			K		3	0	0	0	1	3	0						
Rob Deer, R OBP: 0.306, SLG: 0.416		HR						K		3	1	1	1	1	1	3						
Lloyd Moseby, L OBP: 0.312, SLG: 0.394	P6				F9			K		3	0	0	0	0	1	4						
Andy Allanson, R OBP: 0.243, SLG: 0.320	F9						P3	L7		3	0	0	0	0	0	3						
Mitt Cuyler, S OBP: 0.320, SLG: 0.317							L3			2	0	1	0	0	0	0						
John Shelby, S OBP: 0.218, SLG: 0.308			CS					G1-3		1	0	0	0	0	0	0						
Inning Stats	R: 0 E: 0 K: 0 S: 6	H: 1 LOB: 0 BB: 0 P: 10	R: 2 E: 0 K: 1 S: 11	H: 2 LOB: 0 BB: 0 P: 15	R: 0 E: 1 K: 1 S: 9	H: 1 LOB: 1 BB: 0 P: 15	R: 0 E: 0 K: 1 S: 9	H: 0 LOB: 1 BB: 1 P: 15	R: 0 E: 0 K: 0 S: 7	H: 1 LOB: 1 BB: 0 P: 11	R: 0 E: 1 K: 2 S: 17	H: 0 LOB: 3 BB: 2 P: 31	R: 0 E: 0 K: 0 S: 6	H: 0 LOB: 0 BB: 0 P: 9	R: 1 E: 0 K: 1 S: 10	H: 1 LOB: 0 BB: 0 P: 17	R: 0 E: 0 K: 0 S: 6	H: 0 LOB: 0 BB: 0 P: 11	1B: 2 2B: 1 3B: 0 HR: 3	SF: 0 SAC: 0 DP: 0 HBP: 0	WP: 0 PB: 0 SB: 0 CS: 3	PA: 33
PITCHER Mark Langston, L ERA: 3.48	IP: 8.0 WLS: L BF: 33 H: 6 R: 3 ER: 3 SO: 6 BB: 3 IBB: 0 HBP: 0 BLK: 0 WP: 0 HR: 3 S: 75 P: 123 ERA: 3.38 WHIP: 1.125															PITCHER	IP: 8.0 WLS: L BF: 33 H: 6 R: 3 ER: 3 SO: 6 BB: 3 IBB: 0 HBP: 0 BLK: 0 WP: 0 HR: 3 S: 75 P: 123 ERA: 3.38 WHIP: 1.125					

California Angels @ Detroit Tigers
Tiger Stadium, Detroit, MI
Wed Jul 31 1991, 7:05 PM EDT
Att: 17,626 - Sunny - 84 F

AB	30
R	3
H	6
RBI	3
BB	3
SO	6
LOB	17



Batter	1	2	3	4	5	6	7	8	9	AB	R	H	RBI	BB	SO	LOB	TOP					
Luis Polonia, L OBP: 0.344, SLG: 0.371 (1, 7)	F7		B1-3		E3				L3	5	0	2	1	0	0	1						
Donnie Hill, S OBP: 0.353, SLG: 0.337 (1, 4)	L9		F8		FC1-5		F8		L3	5	0	0	0	0	0	4						
Wally Joyner, L OBP: 0.366, SLG: 0.464 (1, 3)	1B				K		P2			4	0	1	0	0	1	3						
Dave Winfield, R OBP: 0.323, SLG: 0.507 (1, 9)	K				K		FC6-4		P6	4	0	0	0	0	2	3						
Dave Parker, L OBP: 0.284, SLG: 0.362 (1, 10)		P4					G4-3		G4-3	4	0	1	0	0	0	0						
Gary Gaetti, R OBP: 0.296, SLG: 0.392 (1, 5)					F9				HR	4	1	3	1	0	0	1						
Lance Parrish, R OBP: 0.301, SLG: 0.392 (1, 2)		P3					K		BB	3	1	1	1	1	1	2						
Max Venable, L OBP: 0.301, SLG: 0.352 (1, 8)		K					G3-1		G4-3	4	1	1	0	0	1	3						
Dick Schofield, R OBP: 0.342, SLG: 0.293 (1, 6)					P5				K	4	0	1	0	0	2	0						
Inning Stats	R: 0 E: 0 K: 1 S: 13	H: 1 LOB: 1 BB: 0 P: 20	R: 0 E: 0 K: 1 S: 8	H: 1 LOB: 1 BB: 1 P: 11	R: 0 E: 0 K: 0 S: 6	H: 0 LOB: 0 BB: 0 P: 9	R: 0 E: 0 K: 1 S: 6	H: 1 LOB: 1 BB: 0 P: 7	R: 2 E: 1 K: 1 S: 18	H: 3 LOB: 2 BB: 0 P: 25	R: 0 E: 0 K: 1 S: 8	H: 1 LOB: 1 BB: 0 P: 9	R: 0 E: 0 K: 1 S: 8	H: 1 LOB: 1 BB: 0 P: 12	R: 1 E: 0 K: 0 S: 12	H: 1 LOB: 1 BB: 1 P: 19	R: 0 E: 0 K: 1 S: 9	H: 1 LOB: 0 BB: 0 P: 11	1B: 5 2B: 4 3B: 0 HR: 2	SF: 0 SAC: 0 DP: 1 HBP: 0	WP: 0 PB: 0 SB: 1 CS: 0	PA: 38
PITCHER	IP	WLS	BF	H	R	ER	SO	BB	IBB	HBP	BLK	WP	HR	S	P	ERA	WHIP					
Mark Leiter, R ERA: 4.57 (1, 1)	7.2	W	33	9	3	3	6	0	0	0	0	0	2	75	104	3.52	1.174					
Mike Henneman, R ERA: 2.6 (8, 1)	1.1	S	5	1	0	0	1	1	0	0	0	0	0	13	19	0.00	1.500					

California Angels @ Detroit Tigers
Tiger Stadium, Detroit, MI
Thu Aug 01 1991, 3:33 AM EDT
Att: 25,092 - Sunny - 85 F

AB 37
R 3
H 10
RBI 3
BB 1
SO 7
LOB 17



Batter	1	2	3	4	5	6	7	8	9	AB	R	H	RBI	BB	SO	LOB	BOTTOM					
Tony Phillips, S OBP: 0.383, SLG: 0.449 (1, 8)	E	1B		F7		L4				4	1	2	1	0	0	2						
Lou Whitaker, L OBP: 0.406, SLG: 0.484 (1, 4)	P6				F8				G6-3	4	0	2	0	0	0	1						
Lloyd Moseby, L OBP: 0.304, SLG: 0.384 (1, 7)	FC	G4-3			P2		L8			4	0	0	0	0	0	4						
Cecil Fielder, R OBP: 0.355, SLG: 0.546 (1, 10)	G6-4-3			P3			G6-3			4	1	2	2	0	0	1						
Mickey Tettleton, S OBP: 0.381, SLG: 0.502 (1, 2)	G6-4-3			K			G5-3		K	4	0	0	0	0	2	2						
Dave Bergman, L OBP: 0.333, SLG: 0.327 (1, 3)		1B		K			G3		K	3	1	0	0	1	2	0						
Travis Fryman, R OBP: 0.301, SLG: 0.441 (1, 6)		1B			G6-4-3		K			4	1	3	0	0	1	0						
Rob Deer, R OBP: 0.306, SLG: 0.412 (1, 9)		K			G6-4-3		BB		K	3	0	0	0	1	2	4						
Scott Livingstone, L OBP: 0.482, SLG: 0.529 John Snelby, S OBP: 0.218, SLG: 0.308 (1, 5)										2	1	2	2	1	0	0						
Inning Stats	R: 1 E: 1 K: 0 S: 13	H: 2 LOB: 1 BB: 0 P: 22	R: 2 E: 0 K: 1 S: 19	H: 4 LOB: 2 BB: 1 P: 35	R: 0 E: 0 K: 2 S: 11	H: 0 LOB: 0 BB: 0 P: 14	R: 1 E: 0 K: 0 S: 7	H: 2 LOB: 0 BB: 0 P: 11	R: 1 E: 0 K: 0 S: 12	H: 1 LOB: 0 BB: 0 P: 21	R: 0 E: 0 K: 1 S: 12	H: 0 LOB: 2 BB: 2 P: 25	R: 0 E: 0 K: 0 S: 8	H: 1 LOB: 0 BB: 0 P: 11	R: 0 E: 0 K: 3 S: 13	H: 1 LOB: 1 BB: 0 P: 19	1B: 8 2B: 0 3B: 1 HR: 2	SF: 0 SAC: 0 DP: 3 HBP: 0	WP: 0 PB: 0 SB: 0 CS: 1	PA: 35		
PITCHER	IP	WLS	BF	H	R	ER	SO	BB	IBB	HBP	BLK	WP	HR	S	P	ERA	WHIP					
Mike Fetters, R ERA: 6.05 (1, 1)	1.2	L	11	6	3	2	1	1	0	0	0	0	0	0	54	10.80	4.200					
Floyd Bannister, L ERA: 3.96 (2, 1)	4.0		16	3	2	2	3	2	0	0	0	0	2	41	69	4.50	1.250					
Scott Bailes, L ERA: 4.46 (6, 1)	2.1		8	2	0	0	3	0	0	0	0	0	0	24	35	0.00	0.857					

California Angels @ Detroit Tigers
Tiger Stadium, Detroit, MI
Thu Aug 01 1991, 3:33 AM EDT
Att: 25,092 - Sunny - 85 F

AB 32
R 5
H 11
RBI 5
BB 3
SO 7
LOB 14



Batter	1	2	3	4	5	6	7	8	9	AB	R	H	RBI	BB	SO	LOB	TOP								
Edgar Martinez, R OBP: 0.413, SLG: 0.451 (1, 5)	1-2 G6-3	3-2 G6-3				4-2 FC3-6 BB	3-2 G6-3		0-0 SH2-3	3	0	0	0	1	0	2									
Harold Reynolds, S OBP: 0.356, SLG: 0.339 (1, 4)	4-1 G4-6-3 BB		2-1 F8			0-0 FC3-6	1-3 K		3-2 HR	4	1	1	1	1	1	2									
Ken Griffey Jr., L OBP: 0.385, SLG: 0.507 (1, 8)	0-0 G4-6-3 1-2		0-1 G4-3			0-0 G1-3	2-1 F8		0-1 HR	5	1	1	2	0	0	3									
Pete O'Brien, L OBP: 0.295, SLG: 0.398 (1, 3)		1-0 HR	2-2 F8			4-2 HR	0-1 G5-3		0-1 HR	4	2	2	0	1	0	0									
Jay Buhner, R OBP: 0.331, SLG: 0.536 (1, 9)		2-1 F8		2-2 F9		1-2 HR	1-1 G1-3		2-3 K	5	1	1	2	0	1	2									
Alvin Davis, L OBP: 0.313, SLG: 0.365 (1, 10)		1-0 HR	1-1 G4-6-3 1B			2-2 G6-3	3-1 G5-3			4	1	2	2	0	0	0									
Greg Briley, L OBP: 0.261, SLG: 0.277 (1, 7)		0-2 F8 1B	0-0 G4-6-3 1-2			1-1 E	3-2 G4-3			4	2	2	0	0	0	1									
Scott Bradley, L OBP: 0.283, SLG: 0.246 (1, 2)		3-2 F8				1-1 FC3-6 PB	2-0 E4		1-1 WP SH2-3 1B	3	0	1	0	0	0	1									
Dave Valle, R OBP: 0.256, SLG: 0.234 (8, 2)		1-3 F8				3-2 F8	1-2 G6-3			1	1	1	0	0	0	0									
Omar Vizquel, S OBP: 0.301, SLG: 0.290 (1, 6)		1-1 1B				1-2 F8	1-2 G6-3		0-3 K	4	0	1	1	0	1	3									
Inning Stats	R: 0 E: 0 K: 0 S: 5	H: 0 LOB: 0 BB: 1 P: 10	R: 3 E: 0 K: 0 S: 16	H: 4 LOB: 1 BB: 0 P: 27	R: 0 E: 0 K: 0 S: 8	H: 0 LOB: 0 BB: 0 P: 12	R: 0 E: 0 K: 0 S: 7	H: 1 LOB: 0 BB: 0 P: 10	R: 0 E: 0 K: 0 S: 10	H: 1 LOB: 2 BB: 1 P: 18	R: 3 E: 1 K: 0 S: 21	H: 2 LOB: 1 BB: 1 P: 35	R: 0 E: 0 K: 0 S: 7	H: 0 LOB: 0 BB: 0 P: 10	R: 0 E: 0 K: 0 S: 8	H: 0 LOB: 0 BB: 0 P: 15	R: 3 E: 0 K: 2 S: 17	H: 4 LOB: 1 BB: 0 P: 23	1B: 7 2B: 2 3B: 0 HR: 3	SF: 0 SAC: 1 DP: 2 HBP: 0	WP: 1 PB: 1 SB: 1 CS: 0	PA: 41			
PITCHER	IP	WLS	BF	H	R	ER	SO	BB	IBB	HBP	BLK	WP	HR	S	P	ERA	WHIP								
Kirk McCaskill, R ERA: 3.97 (1, 1)	5.1	L	25	8	6	5	0	3	0	0	0	0	2	57	96	8.44	2.062								
Scott Bailes, L ERA: 4.25 (6, 1)	1.2		6	0	0	0	1	0	0	0	0	0	0	17	26	0.00	0.000								
Jeff Robinson, R ERA: 5.81 (8, 1)	2.0	S	10	4	3	3	2	0	0	0	0	1	1	25	38	13.50	2.000								

Seattle Mariners @ California Angels
Anaheim Stadium, Anaheim, CA

Sat Aug 03 1991, 10:05 PM EDT
Att: 28,942 - Sunny - 68 F

AB	37
R	9
H	12
RBI	8
BB	3
SO	3
LOB	14




Batter	1	2	3	4	5	6	7	8	9	AB	R	H	RBI	BB	SO	LOB	BOTTOM								
Luis Sojo, R OBP: 0.290, SLG: 0.316 (1, 4)	1-2 F9		1-1 BB			4-2 BB	0-0 1B			3	0	2	0	1	0	0									
Bobby Rose, R OBP: 0.321, SLG: 0.481 (1, 7)	1-3 K		4-2 G5-4-3 BB			2-3 K	2-3 K			3	0	0	0	1	3	3									
Dave Winfield, R OBP: 0.321, SLG: 0.508 (1, 10)	2-3 K		2-2 G5-4-3 1-2			3-3 K		1-1 P4		4	0	0	0	0	2	4									
Mike Marshall, R OBP: 0.273, SLG: 0.379 (1, 3)		2-0 P3		1-1 G6-3		1-3 K		0-0 G5-3		4	0	0	0	0	1	1									
Gary Gaetti, R OBP: 0.297, SLG: 0.401 (1, 5)		0-1 G1-3		1-2 P5			1-0 1B	1-0 P3		4	1	1	0	0	0	0									
Lance Parrish, R OBP: 0.294, SLG: 0.381 (1, 2)		0-2 P4		1-3 K			0-2 F7		1-1 G6-3	3	0	0	0	0	1	1									
Luis Polonia, L OBP: 0.344, SLG: 0.369 (9, PH)										1	0	0	0	0	0	0									
Dave Gallagher, R OBP: 0.364, SLG: 0.375 (1, 9)			2-2 F7		2-3 K		1-0 E7		2-2 G4-3	3	1	1	1	0	1	0									
Max Venable, L OBP: 0.299, SLG: 0.350 (9, PH)							2H 1B			1	0	0	0	0	0	0									
Shawn Abner, R OBP: 0.220, SLG: 0.254 (1, 8)			2-2 E		1-3 K		2-3 K		1-1 G6-3	3	1	1	0	0	2	1									
Donnie Hill, S OBP: 0.349, SLG: 0.333 (9, PH)										1	0	0	0	0	0	0									
Dick Schofield, R OBP: 0.344, SLG: 0.296 (1, 6)			0-0 E6		2-3 K		1-1 S			3	0	1	1	0	1	0									
Inning Stats	R: 0 E: 0 K: 2 S: 15	H: 0 LOB: 0 BB: 0 P: 19	R: 0 E: 0 K: 0 S: 6	H: 0 LOB: 0 BB: 0 P: 8	R: 1 E: 1 K: 0 S: 15	H: 2 LOB: 2 BB: 1 P: 26	R: 0 E: 0 K: 1 S: 8	H: 0 LOB: 0 BB: 0 P: 11	R: 0 E: 0 K: 3 S: 12	H: 0 LOB: 0 BB: 1 P: 17	R: 0 E: 0 K: 3 S: 12	H: 0 LOB: 1 BB: 1 P: 22	R: 2 E: 1 K: 2 S: 16	H: 4 LOB: 2 BB: 0 P: 23	R: 0 E: 0 K: 0 S: 4	H: 0 LOB: 0 BB: 0 P: 6	R: 0 E: 0 K: 0 S: 7	H: 0 LOB: 0 BB: 0 P: 11	1B: 4 2B: 2 3B: 0 HR: 0	SF: 0 SAC: 0 DP: 1 HBP: 0	WP: 0 PB: 0 SB: 1 CS: 0	PA: 35			
PITCHER	IP	WLS	BF	H	R	ER	SO	BB	IBB	HBP	BLK	WP	HR	S	P	ERA	WHIP								
Randy Johnson, L ERA: 3.87 (1, 1)	7.0	W	29	6	3	3	11	2	0	0	0	0	0	11	17	3.86	1.143								
Bill Swift, R ERA: 2.31 (8, 1)	2.0	S	6	0	0	0	0	0	0	0	0	0	0	11	17	0.00	0.000								

Seattle Mariners @ California Angels
Anaheim Stadium, Anaheim, CA

Sat Aug 03 1991, 10:05 PM EDT
Att: 28,942 - Sunny - 68 F

AB	33
R	3
H	6
RBI	2
BB	2
SO	11
LOB	10



Batter	1	2	3	4	5	6	7	8	9	10	11	12	AB	R	H	RBI	BB	SO	LOB					
Edgar Martinez, R OBP: 0.413, SLG: 0.447 (1.5)	G6-3		BB 1B		F9		SH1-4		G6-3			FC3-6 HBP	3	1	0	0	1	0	2					
Harold Reynolds, S OBP: 0.336, SLG: 0.338 (1.4)	G6-3		BB 1B		WP 1B		SF9					FC3-6 HR	4	1	1	1	1	1	2					
Ken Griffey Jr., L OBP: 0.384, SLG: 0.503 (1.8)	K		BB 1B		K		CS BB					K	5	0	1	1	1	4	4					
Jay Buhner, R OBP: 0.331, SLG: 0.543 (1.9)			K		P4		CS		G6-3			HR	6	1	2	3	0	2	4					
Tracy Jones, R OBP: 0.339, SLG: 0.423 (8, PH)		P6					G3-6-1 1B		G4-3		F7	F8	2	0	1	0	1	0	1					
Alvin Davis, L OBP: 0.310, SLG: 0.361 (8, PH)													3	0	0	0	0	0	0					
Pete O'Brien, L OBP: 0.262, SLG: 0.393 (1.3)		P6					G3-6-1		F8				5	0	0	0	0	1	3					
Alonzo Powell, R OBP: 0.274, SLG: 0.397 (9, PH)													3	0	1	0	0	1	2					
Greg Briley, L OBP: 0.263, SLG: 0.279 (9, PH)					FC G5-4-3								2	0	1	0	0	0	0					
Dave Valle, R OBP: 0.254, SLG: 0.229 (1.2)							2B						4	0	0	0	1	1	4					
Jeff Schaefer, R OBP: 0.254, SLG: 0.324 (9, PH)													3	1	2	0	0	0	0					
Omar Vizquel, S OBP: 0.302, SLG: 0.289 (9, PH)													1	1	0	0	1	1	1					
Inning Stats	R: 0 E: 0 K: 1 S: 11	H: 0 LOB: 0 BB: 0 P: 16	R: 0 E: 0 K: 1 S: 8	H: 1 LOB: 1 BB: 0 P: 9	R: 1 E: 0 K: 2 S: 13	H: 1 LOB: 2 BB: 0 P: 26	R: 0 E: 1 K: 0 S: 11	H: 0 LOB: 1 BB: 1 P: 18	R: 0 E: 0 K: 1 S: 13	H: 2 LOB: 2 BB: 0 P: 18	R: 0 E: 0 K: 0 S: 9	H: 0 LOB: 0 BB: 0 P: 11	R: 0 E: 0 K: 1 S: 11	H: 0 LOB: 0 BB: 1 P: 18	R: 0 E: 0 K: 3 S: 10	H: 0 LOB: 0 BB: 0 P: 13	R: 0 E: 0 K: 1 S: 10	H: 1 LOB: 1 BB: 0 P: 14	R: 3 E: 0 K: 1 S: 18	H: 1 LOB: 0 BB: 1 P: 28	1B: 6 2B: 2 3B: 0 HR: 1	SF: 1 SAC: 1 DP: 2 HBP: 1	WP: 1 PB: 0 SB: 1 CS: 1	PA: 51
PITCHER	IP WLS BF H R ER SO BB IBB HBP BLK WP HR S P ERA WHIP	PITCHER												IP WLS BF H R ER SO BB IBB HBP BLK WP HR S P ERA WHIP										
Mark Langston, L ERA: 3.45 (1.1)	6.2	30	7	2	2	5	0	0	0	0	0	0	0	0	3	4	0.00	0.000						
Mark Eichhorn, R ERA: 1.11 (7.1)	0.2	1	0	0	0	0	0	0	0	0	0	0	0	0	0	4	8	0.00	0.000					
Scott Bailes, L ERA: 4.17 (8.1)	0.2	2	0	0	0	0	0	0	0	0	0	0	0	0	4	8	0.00	0.000						
Bryan Harvey, R ERA: 1.65 (9.1)	3.0	11	1	0	0	5	1	0	0	0	0	0	0	0	31	45	0.00	0.667						
Mike Fetters, R ERA: 7.08 (12.1)	1.0	L	6	1	3	3	1	0	1	0	0	0	0	1	18	28	27.00	2.000						

Seattle Mariners @ California Angels
Anaheim Stadium, Anaheim, CA

Sun Aug 04 1991, 6:33 AM EDT
Att. 27,393 - Sunny - 80 F

AB 41
R 5
H 9
RBI 5
BB 6
SO 11
LOB 23



Batter	1	2	3	4	5	6	7	8	9	10	11	12	AB	R	H	RBI	BB	SO	LOB					
Luis Polonia, L OBP: 0.341, SLG: 0.364 (1.7)	G6-3				L5		L4		G5-2-3				5	0	0	0	1	1	7					
Luis Sojo, R OBP: 0.286, SLG: 0.319 (1.4)		K											4	1	1	0	2	0	3					
Wally Joyner, L OBP: 0.363, SLG: 0.465 (1.3)		HR											5	1	1	2	1	0	2					
Gary Gaetti, R OBP: 0.293, SLG: 0.394 (1.5)													6	0	0	0	0	3	3					
Dave Parker, L OBP: 0.279, SLG: 0.355 (1, 10)													3	0	0	0	0	0	1					
Mike Marshall, R OBP: 0.261, SLG: 0.362 (8, PH)													3	0	0	0	0	0	2					
Dave Callagher, R OBP: 0.378, SLG: 0.380 (1.8)													3	0	2	0	2	0	0					
Max Venable, L OBP: 0.297, SLG: 0.346 (1.9)													4	0	1	0	0	2	2					
Ron Tingley, R OBP: 0.275, SLG: 0.289 (1.2)													1	0	0	0	2	0	0					
Donnie Hill, S OBP: 0.349, SLG: 0.333 (9, PH)													0	0	0	0	0	0	0					
Lance Parrish, R OBP: 0.293, SLG: 0.380 (10.2)													1	0	0	0	1	1	1					
Dick Schofield, R OBP: 0.345, SLG: 0.293 (1.6)													3	0	0	0	2	0	4					
Inning Stats	R: 2 E: 0 K: 0 S: 12	H: 2 LOB: 0 BB: 0 P: 23	R: 0 E: 0 K: 2 S: 12	H: 1 LOB: 2 BB: 1 P: 20	R: 0 E: 0 K: 1 S: 10	H: 0 LOB: 0 BB: 0 P: 18	R: 0 E: 0 K: 0 S: 3	H: 0 LOB: 0 BB: 0 P: 6	R: 0 E: 0 K: 0 S: 4	H: 0 LOB: 0 BB: 0 P: 7	R: 0 E: 0 K: 1 S: 15	H: 0 LOB: 2 BB: 2 P: 27	R: 0 E: 0 K: 0 S: 10	H: 0 LOB: 1 BB: 1 P: 15	R: 0 E: 0 K: 1 S: 11	H: 0 LOB: 0 BB: 0 P: 22	R: 0 E: 0 K: 1 S: 7	H: 0 LOB: 3 BB: 3 P: 23	R: 0 E: 0 K: 0 S: 6	H: 0 LOB: 0 BB: 0 P: 8	1B: 3 2B: 1 3B: 0 HR: 1	SF: 0 SAC: 2 DP: 1 HBP: 0	WP: 3 PB: 1 SB: 0 CS: 0	PA: 50
PITCHER	IP WLS BF H R ER SO BB IBB HBP BLK WP HR S P ERA WHIP	PITCHER												IP WLS BF H R ER SO BB IBB HBP BLK WP HR S P ERA WHIP										
Erik Hanson, R ERA: 2.45 (1.1)	7.0	29	3	2	2	5	5	0	0	0	0	0	0	0	6	9	0.00	0.000						
Rob Murphy, L ERA: 2.45 (8.1)	0.2	2	0	0	0	0	0	0	0	0	0	0	0	0	1	2	0.00	0.000						
Bill Swift, R ERA: 2.3 (8.1)	0.1	1	0	0	0	0	0	0	0	0	0	0	0	0	1	2	0.00	0.000						
Calvin Jones, R ERA: 0.75 (9.1)	2.2	13	2	0	0	2	3	1	0	0	1	0	0	0	27	55	0.00	1.875						
Michael Jackson, R ERA: 3.1 (11.1)	0.1	W	2	0	0	0	0	1	0	0	0	0	0	0	2	8	0.00	0.000						

Seattle Mariners @ California Angels
Anaheim Stadium, Anaheim, CA

Sun Aug 04 1991, 6:33 AM EDT
Att. 27,393 - Sunny - 80 F

AB 38
R 2
H 5
RBI 2
BB 10
SO 7
LOB 25



Batter	1	2	3	4	5	6	7	8	9	AB	R	H	RBI	BB	SO	LOB	TOP											
Dan Gladden, R OBP: 0.342, SLG: 0.394	0-1 BB 1B	2-0 G4-3		1-0 FC4-6 1B			2-2 G6-3 2B 1B		1-1 F8	5	2	3	1	0	0	1												
Chuck Knoblauch, R OBP: 0.341, SLG: 0.340	4-0 1B 2B BB	0-1 G3		1-0 FC4-6			3-2 G6-3		1-1 F9	4	1	0	0	1	0	3												
Kent Hrbek, L OBP: 0.357, SLG: 0.423	0-2 BB 2B 1B	1-1 G4-3			1-2 G1-3		3-3 K		0-0 F7	5	1	1	1	0	1	2												
Chili Davis, S OBP: 0.379, SLG: 0.544	4-2 2B BB		3-2 P6		2-2 G3		2-1 PB 2B			3	1	1	1	1	0	0												
Brian Harper, R OBP: 0.340, SLG: 0.454	1-2 2B 2B		1-2 P4		0-0 G5-3		3-H G6-3			4	1	1	2	0	0	1												
Randy Bush, L OBP: 0.352, SLG: 0.423	0-0 G6-3 2B		0-0 2B			0-1 G4-3		1-2 F7		4	0	2	2	0	0	0												
Shane Mack, R OBP: 0.361, SLG: 0.534	1-0 G6-3		3-2 F7			0-0 G6-3		2-3 K		4	0	0	0	0	1	2												
Mike Pagliarulo, L OBP: 0.329, SLG: 0.404	0-2 G1-3			1-0 F7		3-2 G3		1-3 K		4	0	0	0	0	1	1												
Greg Gagne, R OBP: 0.299, SLG: 0.378	2-1 G1-3			0-2 F9			1-0 E4 1B		1-0 1B	4	1	1	0	0	0	1												
Inning Stats	R: 5 E: 0 K: 0 S: 18	H: 4 LOB: 1 BB: 2 P: 30	R: 0 E: 0 K: 0 S: 5	H: 0 LOB: 0 BB: 0 P: 8	R: 0 E: 0 K: 0 S: 12	H: 1 LOB: 1 BB: 0 P: 19	R: 0 E: 0 K: 0 S: 6	H: 1 LOB: 1 BB: 0 P: 9	R: 0 E: 0 K: 0 S: 9	H: 0 LOB: 0 BB: 0 P: 12	R: 0 E: 0 K: 0 S: 7	H: 0 LOB: 0 BB: 0 P: 10	R: 2 E: 1 K: 1 S: 16	H: 2 LOB: 1 BB: 0 P: 27	R: 0 E: 0 K: 2 S: 10	H: 0 LOB: 0 BB: 0 P: 14	R: 0 E: 0 K: 0 S: 6	H: 1 LOB: 1 BB: 0 P: 9	1B: 5 2B: 4 3B: 0 HR: 0	SF: 0 SAC: 0 DP: 0 HBP: 0	WP: 0 PB: 1 CS: 0	PA: 39						
PITCHER	IP	WLS	BF	H	R	ER	SO	BB	IBB	HBP	BLK	WP	HR	S	P	ERA	WHIP											
Joe Grahe, R ERA: 6.94	(1, 1)	7.0	L	32	8	7	5	1	2	0	0	0	0	0	73	115	6.43	1.429										
Chris Beasley, R ERA: 2.06	(8, 1)	2.0		7	1	0	0	2	0	0	0	0	0	16	23	0.00	0.500											

Minnesota Twins @ California Angels
Anaheim Stadium, Anaheim, CA
Mon Aug 05 1991, 10:05 PM EDT
Att: 25,439 - Sunny - 73 F


AB 37
R 7
H 9
RBI 7
BB 2
SO 3
LOB 11



Batter	1	2	3	4	5	6	7	8	9	AB	R	H	RBI	BB	SO	LOB	BOTTOM										
Luis Polonia, L OBP: 0.340, SLG: 0.363	3-1 1B G5-4-3 1B		0-1 B5-3			1-2 G6-3		1-0 G4-3		4	1	1	0	0	0	0											
Wally Joyner, L OBP: 0.382, SLG: 0.463	2-1 G5-4-3 1B		1-2 G4-3			3-3 K		1-0 F7		4	0	1	0	0	1	0											
Dave Winfield, R OBP: 0.323, SLG: 0.516	2-2 G5-4-3			0-1 S 1B		0-0 HR		2-3 K		4	1	2	1	0	1	1											
Dave Parker, L OBP: 0.279, SLG: 0.357	0-1 G4-3			2-3 K		1-0 F7		0-0 2B		4	1	1	0	0	1	1											
Gary Gaetti, R OBP: 0.292, SLG: 0.401		0-0 HR		3-3 K		2-1 G6-3		3-3 K		4	1	1	1	0	2	2											
Lance Parrish, R OBP: 0.292, SLG: 0.382		2-2 G5-3		3-3 K		1-0 F7		2-2 2B		4	0	1	1	0	1	1											
Dave Gallagher, R OBP: 0.373, SLG: 0.377		3-2 G6-3			1-0 P3		1-0 1B		0-0 L4	4	0	1	0	0	0	1											
Luis Sojo, R OBP: 0.292, SLG: 0.315		0-0 G6-3			2-1 F9		2-0 F7			3	0	0	0	0	0	1											
Dick Schofield, R OBP: 0.342, SLG: 0.290			3-2 L6		1-1 F8			2-1 G6-3		3	0	0	0	0	0	0											
Inning Stats	R: 1 E: 0 K: 0 S: 9	H: 2 LOB: 0 BB: 0 P: 16	R: 1 E: 0 K: 0 S: 8	H: 1 LOB: 0 BB: 0 P: 13	R: 0 E: 0 K: 0 S: 8	H: 0 LOB: 0 BB: 0 P: 12	R: 0 E: 0 K: 3 S: 15	H: 1 LOB: 1 BB: 0 P: 23	R: 0 E: 0 K: 0 S: 5	H: 0 LOB: 0 BB: 0 P: 9	R: 1 E: 0 K: 1 S: 9	H: 1 LOB: 0 BB: 0 P: 14	R: 0 E: 0 K: 0 S: 5	H: 1 LOB: 1 BB: 0 P: 11	R: 0 E: 0 K: 0 S: 4	H: 0 LOB: 0 BB: 0 P: 8	R: 1 E: 0 K: 2 S: 13	H: 2 LOB: 1 BB: 0 P: 20	1B: 4 2B: 2 3B: 0 HR: 2	SF: 0 SAC: 0 DP: 1 HBP: 0	WP: 0 PB: 0 CS: 0	PA: 34					
PITCHER	IP	WLS	BF	H	R	ER	SO	BB	IBB	HBP	BLK	WP	HR	S	P	ERA	WHIP										
Kevin Tapani, R ERA: 3.03	(1, 1)	8.2	W	33	8	4	4	6	0	0	0	0	0	75	125	4.15	0.923										
Rick Aguilera, R ERA: 2.63	(9, 1)	0.1	S	1	0	0	0	0	0	0	0	0	0	1	1	0.00	0.000										

Minnesota Twins @ California Angels
Anaheim Stadium, Anaheim, CA
Mon Aug 05 1991, 10:05 PM EDT
Att: 25,439 - Sunny - 73 F

AB 34
R 4
H 8
RBI 3
BB 0
SO 6
LOB 7



Batter	1	2	3	4	5	6	7	8	9	AB	R	H	RBI	BB	SO	LOB	TOP					
Dan Gladden, R OBP: 0.339, SLG: 0.390 (1, 7)	L5		1B			P6		P2		4	0	1	0	0	0	0						
Chuck Knoblauch, R OBP: 0.336, SLG: 0.337 (1, 4)	G6-3		F8			G1-3			1B 2B	4	1	1	0	0	0	1						
Kirby Puckett, R OBP: 0.362, SLG: 0.485 (1, 8)	G3			K			G5-3		K	4	0	0	0	0	2	1						
Chili Davis, S OBP: 0.379, SLG: 0.547 (1, 10)		F9		P3			G1-3 BB			3	0	1	1	1	0	0						
Shane Mack, R OBP: 0.362, SLG: 0.531 (1, 9)	F9			G6-3			G1-3 BB		1B	3	0	0	0	1	1	1						
Kent Hrbek, L OBP: 0.356, SLG: 0.419 (1, 3)					K		G1-3		G4-1	3	0	0	0	1	1	3						
Scott Leius, R OBP: 0.395, SLG: 0.424 (1, 5)	G4-3				CS BB		G5-3			2	0	0	0	1	0	3						
Junior Ortiz, R OBP: 0.308, SLG: 0.266 (1, 2)			G6-3		K			G4-3		3	0	0	0	0	1	1						
Al Newman, S OBP: 0.283, SLG: 0.248 (1, 6)	G4-3					K		P6		3	0	0	0	0	1	0						
Inning Stats	R: 0 E: 0 K: 0 S: 5	H: 0 LOB: 0 BB: 0 P: 9	R: 0 E: 0 K: 0 S: 6	H: 0 LOB: 1 BB: 1 P: 12	R: 0 E: 0 K: 0 S: 10	H: 1 LOB: 1 BB: 0 P: 13	R: 0 E: 0 K: 1 S: 8	H: 0 LOB: 0 BB: 0 P: 11	R: 0 E: 0 K: 2 S: 10	H: 0 LOB: 1 BB: 1 P: 19	R: 0 E: 0 K: 0 S: 11	H: 0 LOB: 0 BB: 0 P: 17	R: 0 E: 0 K: 0 S: 9	H: 0 LOB: 2 BB: 2 P: 19	R: 0 E: 0 K: 0 S: 4	H: 0 LOB: 0 BB: 0 P: 7	R: 1 E: 0 K: 2 S: 20	H: 2 LOB: 1 BB: 0 P: 25	1B: 2 2B: 2 3B: 0 HR: 0	SF: 0 SAC: 0 DP: 1 HBP: 0	WP: 0 PB: 0 CS: 1	PA: 33
PITCHER	IP	WLS	BF	H	R	ER	SO	BB	IBB	HBP	BLK	WP	HR	S	P	ERA	WHIP					
Jim Abbott, L ERA: 3.15 (1, 1)	8.1	W	31	3	1	1	5	4	0	0	0	0	0	76	124	1.08	0.840					
Bryan Harvey, R ERA: 1.63 (9, 1)	0.2		2	0	0	0	1	0	0	0	0	0	0	7	8	0.00	0.000					

Minnesota Twins @ California Angels
Anaheim Stadium, Anaheim, CA
Wed Aug 07 1991, 6:33 AM EDT
Att: 30,726 - Sunny - 82 F

AB 29
R 1
H 3
RBI 1
BB 4
SO 6
LOB 10





Batter	1	2	3	4	5	6	7	8	9	AB	R	H	RBI	BB	SO	LOB	BOTTOM					
Luis Polonia, L OBP: 0.342, SLG: 0.365 (1, 7)	G4-3		1B SF8	G4-3			WP HR BB	2B		4	2	2	0	1	0	0						
Donnie Hill, S OBP: 0.351, SLG: 0.331 (1, 4)	F9		WP HR 1B		G3-1		HR BB	G4-3		4	2	1	1	1	0	1						
Wally Joyner, L OBP: 0.367, SLG: 0.484 (1, 3)	WP BB		SF8		HR		HR			2	2	2	5	1	0	0						
Dave Winfield, R OBP: 0.319, SLG: 0.507 (7, PR)	G5-3		F7		K		1B BB			3	0	0	0	1	1	2						
Shawn Abner, R OBP: 0.220, SLG: 0.254 (8, 8)					K					0	0	0	0	0	0	0						
Dave Parker, L OBP: 0.279, SLG: 0.362 (1, 10)		1B	HR		K		F7			4	1	2	2	0	1	1						
Gary Gaetti, R OBP: 0.294, SLG: 0.400 (1, 5)	F7		FC5-4 1B			F7	1B			4	0	2	0	0	0	1						
Lance Parrish, R OBP: 0.288, SLG: 0.376 (1, 2)	F9		FC5-4			K	F9			4	0	0	0	0	1	4						
Max Venable, L OBP: 0.294, SLG: 0.364 (8, 9)	G5-3				F9		G5-3		G4-3	4	0	0	0	0	0	1						
Dick Schofield, R OBP: 0.343, SLG: 0.285 (1, 6)			1B HBP	G4-3			P4	F7		3	1	0	0	0	0	0						
Inning Stats	R: 0 E: 0 K: 0 S: 7	H: 0 LOB: 1 BB: 1 P: 16	R: 0 E: 0 K: 0 S: 9	H: 1 LOB: 0 BB: 0 P: 13	R: 4 E: 0 K: 0 S: 17	H: 4 LOB: 1 BB: 0 P: 30	R: 0 E: 0 K: 0 S: 6	H: 0 LOB: 0 BB: 0 P: 8	R: 1 E: 0 K: 2 S: 10	H: 1 LOB: 0 BB: 0 P: 17	R: 0 E: 0 K: 1 S: 8	H: 0 LOB: 0 BB: 0 P: 11	R: 3 E: 0 K: 0 S: 13	H: 2 LOB: 2 BB: 3 P: 28	R: 0 E: 0 K: 0 S: 9	H: 1 LOB: 1 BB: 0 P: 12	1B: 5 2B: 1 3B: 0 HR: 3	SF: 1 SAC: 0 DP: 0 HBP: 1	WP: 3 PB: 1 CS: 0	PA: 38		
PITCHER	IP	WLS	BF	H	R	ER	SO	BB	IBB	HBP	BLK	WP	HR	S	P	ERA	WHIP					
Jack Morris, R ERA: 4.02 (1, 1)	5.0	L	23	6	5	5	2	1	0	1	0	0	0	49	84	9.00	1.400					
Paul Abbott, R ERA: 4.29 (6, 1)	1.1		6	0	2	2	1	2	0	0	0	1	0	11	23	13.50	1.500					
Terry Leach, R ERA: 2.91 (7, 1)	1.2		9	3	1	1	0	1	0	0	0	0	1	19	28	5.40	2.400					

Minnesota Twins @ California Angels
Anaheim Stadium, Anaheim, CA
Wed Aug 07 1991, 6:33 AM EDT
Att: 30,726 - Sunny - 82 F

AB 32
R 8
H 9
RBI 8
BB 4
SO 3
LOB 10



Batter	1	2	3	4	5	6	7	8	9	AB	R	H	RBI	BB	SO	LOB	TOP					
Willie Wilson, S (1, 7) OBP: 0.291, SLG: 0.304	1-1 G4-3		1-1 F9					0-0 G6-3		4	0	0	0	0	0	2	<p>Oakland Athletics @ California Angels Anaheim Stadium, Anaheim, CA</p> <p>Sat Aug 10 1991, 10:05 PM EDT Att: 44,385 - Cloudy - 69 F</p> <p>livebaseballscorecards.com</p> <p>AB 29 R 3 H 5 RBI 3 BB 3 SO 4 LOB 8</p> 					
Dave Henderson, R (1, 8) OBP: 0.363, SLG: 0.526	4-1 PO BB			2-1 F7		2-1 HR		1-0 WP HBP		2	1	1	2	1	0	0						
Jose Canseco, R (1, 10) OBP: 0.364, SLG: 0.565	1-3 K			1-0 F8		3-H K		2-2 P4		4	0	0	0	0	2	2						
Terry Steinbach, R (1, 2) OBP: 0.332, SLG: 0.438	1-2 PO	0-0 P2		1-1 P3			0-0 1B		0-1 F8	4	0	1	0	0	0	0						
Brook Jacoby, R (1, 5)		0-0 F8			3-1 F8		1-2 F8		2-0 G2-3	4	0	0	0	0	0	1						
Mark McGwire, R (1, 3)		0-0 P3			3-2 F8		1-1 G5-4-3 1B		1-0 1B	4	0	2	0	0	0	0						
Scott Brosius, R (1, 9) OBP: 0.250, SLG: 0.750 Dennis Eckersley, R (9, 1)			1-0 F8		2-3 K		0-0 G5-4-3 1B		3-2 P5	4	0	0	0	0	1	3						
Mike Gallego, R (1, 4) OBP: 0.350, SLG: 0.367			0-0 F8			4-2 G3-1 SH5-3 HR BB		0-0 HR		2	2	1	1	1	0	0						
Mike Bordick, R (1, 6) OBP: 0.264, SLG: 0.257			4-1 BB			0-0 SH5-3		1-3 K		1	0	0	0	1	1	0						
Inning Stats	R: 0 E: 0 K: 1 S: 6	H: 0 LOB: 0 BB: 1 P: 12	R: 0 E: 0 K: 0 S: 3	H: 0 LOB: 0 BB: 0 P: 4	R: 0 E: 0 K: 0 S: 5	H: 0 LOB: 1 BB: 1 P: 11	R: 0 E: 0 K: 0 S: 5	H: 0 LOB: 0 BB: 0 P: 9	R: 0 E: 0 K: 1 S: 9	H: 0 LOB: 0 BB: 0 P: 17	R: 2 E: 0 K: 1 S: 14	H: 1 LOB: 0 BB: 1 P: 22	R: 0 E: 0 K: 0 S: 7	H: 2 LOB: 1 BB: 0 P: 9	R: 1 E: 0 K: 0 S: 9	H: 1 LOB: 1 BB: 0 P: 13		R: 0 E: 0 K: 0 S: 7	H: 1 LOB: 1 BB: 0 P: 13	1B: 3 2B: 0 3B: 0 HR: 2	SF: 0 SAC: 1 DP: 1 HBP: 1	WP: 1 PB: 0 SB: 0 CS: 0
PITCHER Mark Langston, L (1, 1) ERA: 3.43	IP: 9.0 WLS: L BF: 34 H: 5 R: 3 ER: 3 SO: 4 BB: 3 IBB: 0 HBP: 1 BLK: 0 WP: 1 HR: 2 S: 65 P: 110 ERA: 3.00 WHIP: 0.889																					

Batter	1	2	3	4	5	6	7	8	9	AB	R	H	RBI	BB	SO	LOB	BOTTOM					
Luis Polonia, L (1, 7) OBP: 0.345, SLG: 0.376	0-2 G5-3		0-0 P6 2B		0-0 F9			1-2 G1-3		4	0	1	0	0	0	1	<p>Oakland Athletics @ California Angels Anaheim Stadium, Anaheim, CA</p> <p>Sat Aug 10 1991, 10:05 PM EDT Att: 44,385 - Cloudy - 69 F</p> <p>livebaseballscorecards.com</p> <p>AB 31 R 1 H 5 RBI 0 BB 5 SO 8 LOB 19</p> 					
Wally Joyner, L (1, 3) OBP: 0.367, SLG: 0.483	3-3 K		4-0 BB		3-1 F7			3-2 WP 2B		3	1	1	0	1	1	1						
Dave Winfield, R (1, 9) OBP: 0.320, SLG: 0.500	1-3 K		2-0 P3			4-2 FC5-4 BB		4-2 WP BB		2	0	0	0	2	1	2						
Dave Parker, L (1, 10) OBP: 0.280, SLG: 0.368		4-0 BB 1B BB	3-2 P6		2-1 F9			3-1 P5		3	0	0	0	1	0	4						
Gary Gaetti, R (1, 5) OBP: 0.293, SLG: 0.395		0-0 F7		1-3 K		2-3 K		3-2 G5-3		4	0	0	0	0	2	3						
Lance Parrish, R (1, 2) OBP: 0.284, SLG: 0.369		0-1 BB 1B		2-3 K		1-0 FC5-4		0-2 P3		4	0	1	0	0	1	1						
Dave Gallagher, R (1, 8) OBP: 0.292, SLG: 0.362 Max Venable, L (9, PH) OBP: 0.299, SLG: 0.368		2-3 K		1-0 F8			0-0 F7		1-2 1B	3	0	0	0	0	1	2						
Luis Sojo, R (1, 4) OBP: 0.292, SLG: 0.311 Donnie Hill, S (9, PH) OBP: 0.352, SLG: 0.333		4-2 BB			0-2 L6		1-2 G1-3		1-1 F7	2	0	0	0	1	0	0						
Dick Schofield, R (1, 6) OBP: 0.338, SLG: 0.281		1-1 F8			1-1 1B		1-3 K		0-3 K	4	0	1	0	0	2	4						
Inning Stats	R: 0 E: 0 K: 2 S: 10	H: 0 LOB: 0 BB: 0 P: 14	R: 0 E: 0 K: 1 S: 11	H: 1 LOB: 3 BB: 2 P: 22	R: 0 E: 0 K: 0 S: 7	H: 1 LOB: 1 BB: 1 P: 16	R: 0 E: 0 K: 2 S: 7	H: 0 LOB: 0 BB: 0 P: 11	R: 0 E: 0 K: 0 S: 9	H: 1 LOB: 1 BB: 0 P: 13	R: 0 E: 0 K: 1 S: 9	H: 0 LOB: 1 BB: 1 P: 18	R: 0 E: 0 K: 1 S: 7	H: 0 LOB: 0 BB: 0 P: 9	R: 1 E: 0 K: 0 S: 17	H: 1 LOB: 1 BB: 1 P: 31		R: 0 E: 0 K: 1 S: 14	H: 1 LOB: 1 BB: 0 P: 16	1B: 3 2B: 2 3B: 0 HR: 0	SF: 0 SAC: 0 DP: 0 HBP: 0	WP: 2 PB: 0 SB: 0 CS: 0
PITCHER Ron Darling, R (1, 1) ERA: 3.92 Joe Klink, L (8, 1) ERA: 3.24 Steve Chitren, R (8, 1) ERA: 3.5 Dennis Eckersley, R (9, 1) ERA: 2.58	IP: 7.0 WLS: W BF: 27 H: 4 R: 0 ER: 0 SO: 7 BB: 4 IBB: 0 HBP: 0 BLK: 0 WP: 0 HR: 0 S: 60 P: 103 ERA: 0.00 WHIP: 1.000																					

Batter	1	2	3	4	5	6	7	8	9	AB	R	H	RBI	BB	SO	LOB	TOP				
Luis Polonia, L OBP: 0.346, SLG: 0.379	0-2 WP S 1B		1-0 G6-3		0-2 G6-3		0-0 SAFE 0-0			4	1	2	0	0	0	1					
Dick Schofield, R OBP: 0.333, SLG: 0.277	3-3 SAFE K		0-2 F9		3-2 F9		0-0 L8			4	0	0	0	0	1	3					
Wally Joyner, L OBP: 0.371, SLG: 0.483	4-0 WP 1B BB		3-2 G4-3		4-0 BB		0-0 F9			2	1	0	0	2	0	0					
Dave Winfield, R OBP: 0.318, SLG: 0.492	0-3 K		1-3 K		1-1 P3		2-3 K			4	0	0	0	0	3	3					
Dave Parker, L OBP: 0.282, SLG: 0.369	2-2 1-H 2-H 1B		3-2 G6-3		0-0 L7		1-3 K2-3			4	0	1	2	0	1	1					
Gary Gaetti, R OBP: 0.292, SLG: 0.400	2-1 F7		0-1 F9		0-1 L7		2-2 L9			4	0	0	0	0	0	1					
Lance Parrish, R OBP: 0.281, SLG: 0.364		2-3 K			0-0 P6		0-2 G5-3		2-3 K	4	0	0	0	0	2	0					
Shawn Abner, R OBP: 0.229, SLG: 0.279		0-0 L3			1-0 G1-3		1-1 1B 3B		0-2 1B	4	1	2	0	0	0	0					
Luis Sojo, R OBP: 0.298, SLG: 0.329		1-0 P4			2-2 E6 1B		1-1 1B 1B		3-2 SAFE P5	3	0	2	1	0	0	0					
Max Venable, L OBP: 0.301, SLG: 0.366										1	0	0	0	0	0	1					
Inning Stats	R: 2 E: 0 K: 2 S: 14	H: 2 LOB: 1 BB: 1 P: 25	R: 0 E: 0 K: 1 S: 5	H: 0 LOB: 0 BB: 0 P: 8	R: 0 E: 0 K: 1 S: 8	H: 0 LOB: 0 BB: 0 P: 12	R: 0 E: 0 K: 1 S: 10	H: 0 LOB: 0 BB: 0 P: 14	R: 0 E: 0 K: 0 S: 6	H: 0 LOB: 1 BB: 1 P: 14	R: 0 E: 0 K: 0 S: 11	H: 3 LOB: 3 BB: 0 P: 13	R: 0 E: 0 K: 2 S: 7	H: 0 LOB: 0 BB: 0 P: 10	R: 0 E: 0 K: 1 S: 12	H: 1 LOB: 1 BB: 0 P: 19	1B: 6 2B: 3 3B: 1 HR: 0	SF: 0 SAC: 0 DP: 0 HBP: 0	WP: 1 PB: 0 SB: 1 CS: 0	PA: 36	
PITCHER	IP WLS BF H R ER SO BB IBB HBP BLK WP HR S P ERA WHIP	8.2 W 35 7 3 3 7 2 0 0 0 1 0 79 121 3.12 1.038	0.1 S 1 0 0 0 0 0 0 0 0 0 0 3 6 0.00 0.000																		

California Angels @ Minnesota Twins
Hubert H. Humphrey Metrodome, Minneapolis, MN
Mon Aug 12 1991, 8:05 PM EDT
Att: 31,789 - Dome - 70 F

AB 34
R 3
H 7
RBI 3
BB 2
SO 7
LOB 10



Batter	1	2	3	4	5	6	7	8	9	AB	R	H	RBI	BB	SO	LOB	BOTTOM				
Dan Gladden, R OBP: 0.334, SLG: 0.390	3-2 G5-3		1-2 G6-4-3		3-2 2B		0-0 SAFE FC1-5 FC4-6 BB			4	0	1	0	0	0	4					
Chuck Knoblauch, R OBP: 0.332, SLG: 0.329	3-2 L7			3-1 F7	1-3 K2-3		4-1 FC4-6 BB			3	0	0	0	1	1	1					
Kirby Puckett, R OBP: 0.362, SLG: 0.483	1-1 G6-3			0-1 2B	0-0 G6-3		1-1 FC4-6			4	0	1	1	0	0	3					
Chili Davis, S OBP: 0.373, SLG: 0.533		2-1 G6-3		4-1 BB		4-2 1B BB		1-1 G4-3		2	0	0	0	2	0	3					
Brian Harper, R OBP: 0.335, SLG: 0.443		1-0 G6-3		1-1 F8		1-3 CS 1B		2-0 P3		4	0	1	0	0	0	2					
Shane Mack, R OBP: 0.357, SLG: 0.535		0-0 G6-3		1-1 F8		2-3 K		0-1 P3		4	0	0	0	0	1	4					
Kent Hrbek, L OBP: 0.357, SLG: 0.433			1-1 F8		1-1 P8		3-2 P5		3-1 HR	4	1	1	1	0	0	2					
Scott Leius, R OBP: 0.399, SLG: 0.430			0-0 1B		2-2 HR		1-2 CS		1-0 F8	3	1	3	0	0	0	0					
Al Newman, S OBP: 0.275, SLG: 0.241							1-2 FC1-5 HBP			1	0	0	0	0	0	0					
Greg Gagne, R OBP: 0.309, SLG: 0.394			1-2 G6-4-3 1B		0-1 HR		1-2 BB FC1-5 FC4-6 HBP			2	2	2	2	0	0	0					
Inning Stats	R: 0 E: 0 K: 0 S: 8	H: 0 LOB: 0 BB: 0 P: 15	R: 0 E: 0 K: 0 S: 4	H: 0 LOB: 0 BB: 0 P: 7	R: 0 E: 0 K: 0 S: 9	H: 2 LOB: 1 BB: 0 P: 12	R: 0 E: 0 K: 0 S: 9	H: 1 LOB: 2 BB: 1 P: 18	R: 2 E: 0 K: 1 S: 14	H: 3 LOB: 1 BB: 0 P: 21	R: 0 E: 0 K: 1 S: 15	H: 1 LOB: 1 BB: 1 P: 28	R: 1 E: 0 K: 0 S: 9	H: 1 LOB: 3 BB: 1 P: 19	R: 1 E: 0 K: 0 S: 6	H: 1 LOB: 0 BB: 0 P: 12	1B: 4 2B: 3 3B: 0 HR: 2	SF: 0 SAC: 0 DP: 1 HBP: 1	WP: 0 PB: 0 SB: 0 CS: 1	PA: 36	
PITCHER	IP WLS BF H R ER SO BB IBB HBP BLK WP HR S P ERA WHIP	6.0 5 26 8 3 3 2 2 0 0 0 0 0 7 106 4.50 1.667	1.0 L 4 1 1 1 0 0 0 0 0 0 1 6 12 9.00 1.000																		

California Angels @ Minnesota Twins
Hubert H. Humphrey Metrodome, Minneapolis, MN
Mon Aug 12 1991, 8:05 PM EDT
Att: 31,789 - Dome - 70 F

AB 31
R 4
H 9
RBI 4
BB 3
SO 2
LOB 19



Batter	1	2	3	4	5	6	7	8	9	AB	R	H	RBI	BB	SO	LOB	TOP								
Luis Polonia, L OBP: 0.350, SLG: 0.383 (1, 7)	1-2 PB 1B		2-1 SF8		0-1 SAFE F7			2-2 1B SF9 1B		3	1	2	1	0	0	1	California Angels @ Minnesota Twins Hubert H. Humphrey Metrodome, Minneapolis, MN Wed Aug 14 1991, 8:05 PM EDT Att: 26,242 - Dome - 70 F livebaseballscorecards.com								
Wally Joyner, L OBP: 0.374, SLG: 0.493 (1, 3)	2-1 F7		3-2 3-H L4		1-0 1-H HR			3-1 SAFE FC5-4 1B		4	1	2	2	0	0	1									
Gary Gaetti, R OBP: 0.295, SLG: 0.398 (1, 5)	2-3 K2-3			0-0 F9	1-0 G6-3			3-2 SF9		3	0	0	1	0	1	1									
Dave Parker, L OBP: 0.281, SLG: 0.362 (1, 10)	0-3 K			4-2 HR BB		0-2 G3-1		3-2 3-H F7		3	1	0	0	1	1	2									
Dave Winfield, R OBP: 0.314, SLG: 0.491 (1, 9)		1-2 G5-3		1-2 HR		2-3 K		1-2 FC5-4		4	1	1	2	0	1	1									
Shawn Abner, R OBP: 0.236, SLG: 0.271 (1, 8)		0-0 G6-3		0-1 G5-3		2-2 F8		2-2 P3		4	0	0	0	0	0	0									
Lance Parrish, R OBP: 0.285, SLG: 0.385 (1, 2)		3-3 K		1-1 G6-3			2-3 K		0-2 HR	4	1	1	1	0	2	0									
Luis Sojo, R OBP: 0.297, SLG: 0.331 (1, 4)			0-2 WP SF8 2B		0-1 P6		2-2 F7		0-3 K	4	1	1	0	0	1	0									
Dick Schofield, R OBP: 0.333, SLG: 0.274 (1, 6)			2-3 K		1-1 HR 1B		3-1 G5-3		1-3 K	4	1	1	0	0	2	1									
Inning Stats	R: 0 E: 0 K: 2 S: 13	H: 1 LOB: 1 BB: 0 P: 18	R: 0 E: 0 K: 1 S: 8	H: 0 LOB: 0 BB: 0 P: 12	R: 1 E: 0 K: 1 S: 12	H: 1 LOB: 0 BB: 0 P: 19	R: 2 E: 0 K: 0 S: 10	H: 1 LOB: 0 BB: 1 P: 16	R: 2 E: 0 K: 0 S: 8	H: 2 LOB: 0 BB: 0 P: 11	R: 0 E: 0 K: 1 S: 9	H: 0 LOB: 0 BB: 0 P: 13	R: 0 E: 0 K: 1 S: 9	H: 0 LOB: 0 BB: 0 P: 16	R: 1 E: 0 K: 0 S: 16	H: 2 LOB: 1 BB: 0 P: 24	R: 1 E: 0 K: 2 S: 16	H: 1 LOB: 0 BB: 0 P: 19	1B: 4 2B: 1 3B: 0 HR: 3	SF: 2 SAC: 0 DP: 0 HBP: 0	WP: 1 PB: 1 SB: 0 CS: 0	PA: 36			
PITCHER	IP	WLS	BF	H	R	ER	SO	BB	IBB	HBP	BLK	WP	HR	S	P	ERA	WHIP								
David West, L ERA: 4.1 (1, 1)	5.0	L	21	5	5	5	4	1	0	0	0	1	2	51	76	9.00	1.200								
Carl Willis, R ERA: 1.94 (6, 1)	3.0		11	2	1	1	2	0	0	0	0	0	0	34	53	3.00	0.667								
Steve Bedrosian, R ERA: 3.97 (9, 1)	1.0		4	1	1	1	2	0	0	0	0	0	1	16	19	9.00	1.000								

Batter	1	2	3	4	5	6	7	8	9	AB	R	H	RBI	BB	SO	LOB	BOTTOM								
Shane Mack, R OBP: 0.358, SLG: 0.533 (1, 7)	3-2 G4-3		0-0 SH1-3 1B 2B	1-3 K		2-0 1B		2-3 K		5	1	2	0	0	2	1	California Angels @ Minnesota Twins Hubert H. Humphrey Metrodome, Minneapolis, MN Wed Aug 14 1991, 8:05 PM EDT Att: 26,242 - Dome - 70 F livebaseballscorecards.com								
Randy Bush, L OBP: 0.383, SLG: 0.436 (1, 9)	4-2 G4-6-3		1 SAFE 3-2 SH1-3 2B		0-1 G4-3	2-0 1B		2-0 FC5-4		2	1	1	0	1	0	0									
Dan Gladden, R OBP: 0.336, SLG: 0.395 (6, 7)	BB		1-2 SH1-3 2B		1-2 1B	1-2 1B		1-2 1B		2	0	1	1	0	0	1									
Kirby Puckett, R OBP: 0.360, SLG: 0.478 (1, 8)	1-2 G4-6-3		0-0 SH1-3		2-1 1B	1-3 K		1-3 K		4	0	1	0	0	2	3									
Kent Hrbek, L OBP: 0.359, SLG: 0.434 (1, 3)		2-0 FC5-2 1B	1-1 P5		0-0 1B	0-3 K		0-0 G4-3		5	0	2	0	0	1	4									
Chili Davis, S OBP: 0.377, SLG: 0.536 (1, 10)		4-1 FC5-2 BB	3-2 2B		1-2 1B	1-2 1B		1-2 G4-3		4	0	2	2	1	0	0									
Brian Harper, R OBP: 0.328, SLG: 0.434 (1, 2)		0-1 E6 FC5-2	2-2 L6		2-2 F8	1-0 P4		1-0 P4		4	0	0	0	0	0	6									
Mike Pagliarulo, L OBP: 0.331, SLG: 0.403 (1, 5)		1-3 K		2-3 K	2-1 G4-3		1-3 K		3	0	0	0	0	2	6										
Scott Leius, R OBP: 0.395, SLG: 0.425 (7, PH) (8, 5)									1	0	0	0	0	1	0										
Greg Gagne, R OBP: 0.309, SLG: 0.398 (1, 6)		1-2 FC5-2		0-0 SF9 3B		0-1 G4-3		1-3 K		4	1	1	0	0	1	3									
Al Newman, S OBP: 0.273, SLG: 0.237 (1, 4)		1-2 3-H G6-3		1-1 SF9		3-2 E6 1B		4-2 FC5-4 BB		2	1	0	1	1	0	3									
Inning Stats	R: 0 E: 0 K: 0 S: 6	H: 0 LOB: 0 BB: 1 P: 14	R: 0 E: 1 K: 1 S: 13	H: 1 LOB: 3 BB: 1 P: 22	R: 2 E: 0 K: 0 S: 13	H: 3 LOB: 1 BB: 0 P: 22	R: 1 E: 0 K: 2 S: 8	H: 1 LOB: 0 BB: 0 P: 12	R: 0 E: 1 K: 2 S: 14	H: 3 LOB: 3 BB: 0 P: 21	R: 1 E: 1 K: 2 S: 13	H: 2 LOB: 2 BB: 0 P: 21	R: 0 E: 0 K: 1 S: 7	H: 0 LOB: 0 BB: 0 P: 11	R: 0 E: 0 K: 2 S: 14	H: 0 LOB: 1 BB: 1 P: 23	R: 0 E: 0 K: 1 S: 7	H: 0 LOB: 0 BB: 0 P: 8	1B: 8 2B: 1 3B: 1 HR: 0	SF: 1 SAC: 1 DP: 1 HBP: 0	WP: 0 PB: 0 SB: 0 CS: 0	PA: 41			
PITCHER	IP	WLS	BF	H	R	ER	SO	BB	IBB	HBP	BLK	WP	HR	S	P	ERA	WHIP								
Kirk McCaskill, R ERA: 4.19 (1, 1)	0.1		3	1	1	0	0	0	0	0	0	0	0	6	11	0.00	3.000								
Chris Beasley, R ERA: 1.8 (6, 1)	1.1		5	1	0	0	2	0	0	0	0	0	0	11	17	0.00	0.750								
Scott Bailes, L ERA: 4.03 (7, 1)	1.1		5	0	0	0	3	1	0	0	0	0	0	17	27	0.00	0.750								
Mark Eichhorn, R ERA: 1.02 (9, 1)	1.0	S	3	0	0	0	1	0	0	0	0	0	0	7	8	0.00	0.000								

Batter	1	2	3	4	5	6	7	8	9	AB	R	H	RBI	BB	SO	LOB	TOP											
Luis Polonia, L OBP: 0.348, SLG: 0.383	0-0 F7		1-1 G4-3	1-0 L8		1-0 2B 2B		3-2 F7		5	1	1	0	0	0	0												
Wally Joyner, L OBP: 0.374, SLG: 0.496	2-0 F8		1-0 1B 2B 2B	1-2 G4-3		1-0 G4-3 2B		1-1 F9		5	1	2	2	0	0	0												
Gary Gaetti, R OBP: 0.294, SLG: 0.396	2-2 E6		0-1 2B G6-3 1B	3-2 G6-3		0-0 G4-3			0-1 G4-3	5	1	1	0	0	0	1												
Dave Parker, L OBP: 0.281, SLG: 0.364 Chris Cron, R (9, PH)	0-0 G6-3		1-2 1B 2B		2-2 G3	0-0 G4-3			1-2 F9	4	1	1	1	0	0	2												
Dave Winfield, R OBP: 0.312, SLG: 0.488 Max Venable, L OBP: 0.297, SLG: 0.360		3-2 G5-3	0-0 G6-3		1-2 G4-3		0-0 G5-3		1-0 G3-1	3	0	0	1	0	0	1												
Shawn Abner, R OBP: 0.243, SLG: 0.301		1-2 F7	0-1 HR 1B		1-0 HR		1-2 G6-3			4	2	2	2	0	0	0												
Lance Parrish, R OBP: 0.288, SLG: 0.396		2-0 FC5 1B 1B	2-0 HR		0-1 G6-3		2-2 G1-3			4	1	2	2	0	0	0												
Donnie Hill, S OBP: 0.358, SLG: 0.333		0-1 FC5 1B	4-1 BB			4-1 2B 2B BB		1-1 G4-3		2	1	1	0	2	0	0												
Luis Sojo, R OBP: 0.296, SLG: 0.341		1-2 FC5	2-2 F9			1-1 F7		2-1 HR		4	1	1	1	0	0	4												
Inning Stats	R: 0 E: 1 K: 0 S: 6	H: 0 LOB: 1 BB: 0 P: 10	R: 0 E: 0 K: 0 S: 17	H: 2 LOB: 2 BB: 0 P: 23	R: 5 E: 0 K: 0 S: 17	H: 5 LOB: 1 BB: 1 P: 28	R: 0 E: 0 K: 0 S: 8	H: 0 LOB: 0 BB: 0 P: 13	R: 1 E: 0 K: 0 S: 9	H: 1 LOB: 0 BB: 0 P: 13	R: 2 E: 0 K: 0 S: 7	H: 2 LOB: 1 BB: 1 P: 14	R: 0 E: 0 K: 0 S: 9	H: 0 LOB: 0 BB: 0 P: 12	R: 1 E: 0 K: 0 S: 9	H: 1 LOB: 0 BB: 0 P: 16	R: 0 E: 0 K: 0 S: 6	H: 0 LOB: 0 BB: 0 P: 8	1B: 4 2B: 4 3B: 0 HR: 3	SF: 0 SAC: 0 DP: 0 HBP: 0	WP: 0 PB: 0 SB: 0 CS: 0	PA: 41						
PITCHER	IP	WLS	BF	H	R	ER	SO	BB	IBB	HBP	BLK	WP	HR	S	P	ERA	WHIP											
Scott Erickson, R ERA: 2.89	(1, 1)	3.0	L	18	7	5	5	0	1	0	0	0	0	1	40	61	15.00	2.667										
Denny Neagle, L ERA: 5.63	(4, 1)	2.1		11	3	3	3	0	1	0	0	0	0	1	22	38	11.57	1.714										
Terry Leach, R ERA: 2.73	(6, 1)	3.2		12	1	1	1	0	0	0	0	0	0	1	26	38	2.46	0.273										

California Angels @ Minnesota Twins
Hubert H. Humphrey Metrodome, Minneapolis, MN

AB 39
R 9
H 11
RBI 9
BB 2
SO 0
LOB 8



Thu Aug 15 1991, 8:05 PM EDT
Att: 31,880 - Dome - 70 F

Batter	1	2	3	4	5	6	7	8	9	AB	R	H	RBI	BB	SO	LOB	BOTTOM										
Dan Gladden, R OBP: 0.338, SLG: 0.396	1-1 FC5-4 1B		1-0 P3		2-0 G5-3			1-0 1B 1B		4	1	2	0	0	0	2											
Chuck Knoblauch, R OBP: 0.332, SLG: 0.326	4-0 FC5-4 BB		4-1 BB			1-0 P5		2-2 1B 1B		2	0	1	0	2	0	0											
Shane Mack, R OBP: 0.357, SLG: 0.529	1-1 FC5-4 G6-4-3		2-3 K			0-0 P3		1-1 1B		4	0	1	1	0	1	4											
Kirby Puckett, R OBP: 0.357, SLG: 0.473	2-2 G6-4-3				0-0 P4		0-3 K		0-3 K	4	0	0	0	0	2	4											
Chili Davis, S OBP: 0.373, SLG: 0.531		3-3 K		1-2 G6-3		1-0 P4			0-0 G4-3	4	0	0	0	0	1	0											
Gene Larkin, S OBP: 0.384, SLG: 0.368		0-1 G4-3		0-0 F8		3-2 F8			0-0 1B	4	0	1	0	0	0	0											
Scott Leius, R OBP: 0.392, SLG: 0.416		0-0 F7			4-2 BB		0-1 L5		1-3 K	3	0	0	0	1	1	1											
Junior Ortiz, R OBP: 0.284, SLG: 0.243			1-0 L3		1-1 L4			2-2 G5-3	3-2 G3	4	0	0	0	0	0	2											
Al Newman, S OBP: 0.274, SLG: 0.239			0-2 E 1B		1-0 F7			1-1 L7		3	0	1	0	0	0	1											
Inning Stats	R: 0 E: 0 K: 0 S: 7	H: 1 LOB: 1 BB: 1 P: 15	R: 0 E: 0 K: 1 S: 7	H: 0 LOB: 0 BB: 0 P: 10	R: 0 E: 1 K: 1 S: 9	H: 1 LOB: 2 BB: 1 P: 17	R: 0 E: 0 K: 0 S: 5	H: 0 LOB: 0 BB: 0 P: 6	R: 0 E: 0 K: 1 S: 5	H: 0 LOB: 0 BB: 0 P: 6	R: 0 E: 0 K: 0 S: 7	H: 0 LOB: 0 BB: 0 P: 11	R: 1 E: 0 K: 1 S: 14	H: 3 LOB: 2 BB: 0 P: 21	R: 0 E: 0 K: 1 S: 8	H: 1 LOB: 1 BB: 0 P: 12	1B: 6 2B: 0 3B: 0 HR: 0	SF: 0 SAC: 0 DP: 1 HBP: 0	WP: 0 PB: 0 SB: 1 CS: 0	PA: 35							
PITCHER	IP	WLS	BF	H	R	ER	SO	BB	IBB	HBP	BLK	WP	HR	S	P	ERA	WHIP										
Mark Langston, L ERA: 3.3	(1, 1)	7.0	W	25	2	0	0	3	3	0	0	0	0	46	79	0.00	0.714										
Chris Beasley, R ERA: 2.45	(8, 1)	1.0		6	3	1	1	1	0	0	0	0	0	14	21	9.00	3.000										
Mike Fetters, R ERA: 6.75	(9, 1)	1.0		4	1	0	0	1	0	0	0	0	0	8	12	0.00	1.000										

California Angels @ Minnesota Twins
Hubert H. Humphrey Metrodome, Minneapolis, MN

AB 32
R 1
H 6
RBI 1
BB 3
SO 5
LOB 14



Thu Aug 15 1991, 8:05 PM EDT
Att: 31,880 - Dome - 70 F

Batter	1	2	3	4	5	6	7	8	9	AB	R	H	RBI	BB	SO	LOB	TOP				
Luis Polonia, L OBP: 0.347, SLG: 0.384 (1, 7)	L7		S 2B		G6-4-3	F7			FC1-6 2B	5	1	1	0	0	0	6	California Angels @ Seattle Mariners The Kingdome, Seattle, WA Fri Aug 16 1991, 10:05 PM EDT Att: 27,461 - Dome - 70 F				
Wally Joyner, L OBP: 0.372, SLG: 0.493 (1, 3)	FC5-4 1B		P9		F7		F8		F7	5	0	1	0	0	0	3					
Gary Gaetti, R OBP: 0.295, SLG: 0.398 (1, 5)	FC5-4 WP				FC3-6 1B	G6-3	G2-3			5	0	2	1	0	0	1					
Dave Parker, L OBP: 0.282, SLG: 0.365 (1, 10)	L3				FC3-6 FC5-4 BB	1B 2B			P6	4	1	1	0	1	0	3					
Dave Winfield, R OBP: 0.313, SLG: 0.487 (1, 9)		K			FC5-4 BB	1B E 1B			FC6-4	3	1	1	0	1	1	1					
Shawn Abner, R OBP: 0.243, SLG: 0.299 (1, 8)		G1-3			FC5-4	E PB 1B			K	4	0	1	1	0	1	2					
Lance Parrish, R OBP: 0.287, SLG: 0.392 (1, 2)		F9			K	E BB			K	3	0	0	0	1	2	2					
Luis Sojo, R OBP: 0.295, SLG: 0.340 (1, 4)					F7	G6-4-3 BB 1B			F9	4	0	1	0	0	0	3					
Dick Schofield, R OBP: 0.332, SLG: 0.271 (1, 6)					G4-3	G6-4-3 BB			E5 FC1-6	3	0	0	0	1	0	2					
Inning Stats	R: 0 E: 0 K: 0 S: 8	H: 1 LOB: 1 BB: 0 P: 13	R: 0 E: 0 K: 1 S: 6	H: 0 LOB: 0 BB: 0 P: 10	R: 0 E: 0 K: 0 S: 11	H: 1 LOB: 1 BB: 0 P: 14	R: 0 E: 0 K: 1 S: 9	H: 1 LOB: 2 BB: 1 P: 18	R: 0 E: 0 K: 0 S: 8	H: 3 LOB: 3 BB: 1 P: 15	R: 0 E: 0 K: 2 S: 16	H: 0 LOB: 1 BB: 1 P: 28	R: 0 E: 0 K: 2 S: 9	H: 0 LOB: 0 BB: 0 P: 11	R: 1 E: 1 K: 0 S: 13	H: 1 LOB: 1 BB: 0 P: 20	1B: 5 2B: 3 3B: 0 HR: 0	SF: 0 SAC: 0 DP: 1 HBP: 0	WP: 1 PB: 1 SB: 1 CS: 0	PA: 40	
PITCHER	IP WLS BF H R ER SO BB IBB HBP BLK WP HR S P ERA WHIP	5.1 W 24 7 2 1 2 2 0 0 0 1 0 50 84 1.69 1.688	2.2 S 11 0 0 0 2 2 0 0 0 0 0 25 40 0.00 0.750	1.0 S 5 1 1 0 0 0 0 0 0 0 0 13 20 0.00 1.000																	

AB	36
R	3
H	8
RBI	2
BB	4
SO	4
LOB	23



Batter	1	2	3	4	5	6	7	8	9	AB	R	H	RBI	BB	SO	LOB	BOTTOM				
Edgar Martinez, R OBP: 0.405, SLG: 0.432 (1, 5)	1B 2B BB		FC5-4 BB	G1-3		G4-3				2	1	0	0	2	0	0	California Angels @ Seattle Mariners The Kingdome, Seattle, WA Fri Aug 16 1991, 10:05 PM EDT Att: 27,461 - Dome - 70 F				
Harold Reynolds, S OBP: 0.335, SLG: 0.338 (1, 4)	1B		FC5-4 2B	1B 2B		K				4	2	2	0	0	1	1					
Ken Griffey Jr., L OBP: 0.391, SLG: 0.535 (1, 8)	G4-3 2B		1B 2B	1B IBB		K				3	1	2	2	1	1	0					
Pete O'Brien, L OBP: 0.292, SLG: 0.383 (1, 3)	G4-3		1B 1B	FC6 1B		F8				4	1	2	2	0	0	1					
Alvin Davis, L OBP: 0.303, SLG: 0.338 (1, 10)	K		WP 1B BB	FC6		K				3	0	0	0	1	2	3					
Jay Buhner, R OBP: 0.336, SLG: 0.557 (1, 9)		FC4-6 HBP	WP 1B		F7				SH5-4 BB	2	0	1	1	1	0	0					
Greg Briley, L OBP: 0.259, SLG: 0.264 (1, 7)		FC4-6 S	G4-3	G3		SH5-4				3	0	0	0	0	0	3					
Scott Bradley, L OBP: 0.281, SLG: 0.247 Dave Valle, R OBP: 0.251, SLG: 0.220 (8, 2)	F7		G6-3	L7		F8				3	0	0	0	0	0	3					
Omar Vizquel, S OBP: 0.299, SLG: 0.280 (1, 6)	G6-3			K		F8			F7	4	0	0	0	0	1	2					
Inning Stats	R: 1 E: 0 K: 1 S: 8	H: 2 LOB: 1 BB: 1 P: 20	R: 0 E: 0 K: 0 S: 6	H: 0 LOB: 0 BB: 0 P: 13	R: 3 E: 0 K: 0 S: 17	H: 3 LOB: 2 BB: 2 P: 35	R: 1 E: 0 K: 1 S: 11	H: 2 LOB: 1 BB: 1 P: 20	R: 0 E: 0 K: 0 S: 8	H: 0 LOB: 0 BB: 0 P: 16	R: 0 E: 0 K: 1 S: 8	H: 0 LOB: 0 BB: 0 P: 13	R: 0 E: 0 K: 2 S: 7	H: 0 LOB: 0 BB: 0 P: 8	R: 0 E: 0 K: 0 S: 6	H: 0 LOB: 1 BB: 1 P: 12	1B: 4 2B: 3 3B: 0 HR: 0	SF: 0 SAC: 1 DP: 0 HBP: 1	WP: 1 PB: 0 SB: 1 CS: 0	PA: 36	
PITCHER	IP WLS BF H R ER SO BB IBB HBP BLK WP HR S P ERA WHIP	2.1 L 15 4 4 1 2 0 1 0 0 1 0 30 56 2.46 0.545	3.2 S 14 2 1 1 2 0 1 0 0 0 0 13 20 0.00 0.500	2.0 L 7 0 0 0 2 1 0 0 0 0 0 13 20 0.00 0.500																	

AB	29
R	5
H	7
RBI	5
BB	5
SO	5
LOB	14



Batter	1	2	3	4	5	6	7	8	9	AB	R	H	RBI	BB	SO	LOB	TOP										
Luis Polonia, L (1, 7) OBP: 0.348, SLG: 0.387										4	1	2	0	0	0	1											
Luis Sojo, R (1, 4) OBP: 0.295, SLG: 0.349										4	1	1	1	0	0	3											
Wally Joyner, L (1, 3) OBP: 0.373, SLG: 0.499										3	1	1	2	1	0	0											
Gary Gaetti, R (1, 5) OBP: 0.295, SLG: 0.404										4	1	1	1	0	2	1											
Dave Parker, L (1, 10) OBP: 0.282, SLG: 0.364										4	0	1	0	0	0	0											
Dave Winfield, R (1, 9) OBP: 0.313, SLG: 0.484										4	0	1	0	0	1	0											
Shawn Abner, R (1, 8) OBP: 0.237, SLG: 0.291										4	0	0	0	0	1	2											
Dick Schofield, R (1, 6) OBP: 0.331, SLG: 0.271										4	0	1	0	0	0	1											
Ron Tingley, R (1, 2) OBP: 0.265, SLG: 0.270										1	0	0	0	0	0	1											
Lance Parrish, R (3, 2) OBP: 0.286, SLG: 0.390										2	0	0	0	0	2	0											
Inning Stats	R: 1 E: 0 K: 0 S: 14	H: 1 LOB: 0 BB: 0 P: 24	R: 0 E: 0 K: 2 S: 10	H: 0 LOB: 0 BB: 0 P: 18	R: 0 E: 0 K: 0 S: 7	H: 1 LOB: 1 BB: 0 P: 10	R: 2 E: 0 K: 0 S: 10	H: 4 LOB: 1 BB: 0 P: 17	R: 1 E: 0 K: 2 S: 16	H: 1 LOB: 1 BB: 1 P: 28	R: 0 E: 0 K: 0 S: 5	H: 0 LOB: 0 BB: 0 P: 6	R: 0 E: 0 K: 1 S: 9	H: 1 LOB: 1 BB: 0 P: 10	R: 0 E: 0 K: 1 S: 9	H: 0 LOB: 0 BB: 0 P: 13	R: 0 E: 0 K: 0 S: 3	H: 0 LOB: 0 BB: 0 P: 7	1B: 4 2B: 1 3B: 0 HR: 3	SF: 0 SAC: 0 DP: 1 HBP: 0	WP: 0 PB: 1 SB: 0 CS: 0	PA: 35					
PITCHER	IP	WLS	BF	H	R	ER	SO	BB	IBB	HBP	BLK	WP	HR	S	P	ERA	WHIP										
Rich DeLucia, R (1, 1) ERA: 4.4	4.2	L	21	7	4	3	3	1	0	0	0	0	3	54	93	5.79	1.714										
Calvin Jones, R (5, 1) ERA: 0.46	2.1		8	1	0	0	2	0	0	0	0	0	0	17	20	0.00	0.429										
Dave Fleming, L (8, 1) ERA:	2.0		6	0	0	0	1	0	0	0	0	0	0	12	20	0.00	0.000										

California Angels @ Seattle Mariners
The Kingdome, Seattle, WA
Sat Aug 17 1991, 10:05 PM EDT
Att: 33,107 - Dome - 70 F

AB 34
R 4
H 8
RBI 4
BB 1
SO 6
LOB 9



Batter	1	2	3	4	5	6	7	8	9	AB	R	H	RBI	BB	SO	LOB	BOTTOM										
Edgar Martinez, R (1, 5) OBP: 0.403, SLG: 0.429										5	0	1	0	0	0	2											
Harold Reynolds, S (1, 4) OBP: 0.336, SLG: 0.342										3	1	2	0	1	0	2											
Ken Griffey Jr., L (1, 8) OBP: 0.395, SLG: 0.536										3	0	2	1	1	0	1											
Jay Buhner, R (1, 9) OBP: 0.335, SLG: 0.553										4	0	1	0	0	1	4											
Tracy Jones, R (1, 10) OBP: 0.343, SLG: 0.410										3	0	0	0	0	1	2											
Alvin Davis, L (8, PH) OBP: 0.302, SLG: 0.337										1	0	0	0	0	1	2											
Alonzo Powell, R (1, 7) OBP: 0.283, SLG: 0.360										2	0	0	0	1	1	0											
Greg Briley, L (9, PH) OBP: 0.262, SLG: 0.267										1	0	1	0	0	0	0											
Pete O'Brien, L (1, 3) OBP: 0.294, SLG: 0.383										3	0	1	0	1	0	1											
Dave Valle, R (1, 2) OBP: 0.248, SLG: 0.217										3	0	0	0	0	1	2											
Scott Bradley, L (9, PH) OBP: 0.279, SLG: 0.245										1	0	0	0	0	1	2											
Jeff Schaefer, R (1, 6) OBP: 0.258, SLG: 0.325										3	0	1	0	0	0	2											
Dave Cochrane, S (9, PH) OBP: 0.290, SLG: 0.376										1	0	0	0	0	1	2											
Inning Stats	R: 1 E: 0 K: 1 S: 9	H: 2 LOB: 1 BB: 0 P: 15	R: 0 E: 0 K: 0 S: 11	H: 0 LOB: 1 BB: 1 P: 20	R: 0 E: 0 K: 0 S: 9	H: 0 LOB: 0 BB: 2 P: 20	R: 0 E: 0 K: 2 S: 9	H: 0 LOB: 0 BB: 0 P: 14	R: 0 E: 0 K: 1 S: 13	H: 2 LOB: 1 BB: 0 P: 22	R: 0 E: 0 K: 0 S: 7	H: 1 LOB: 0 BB: 0 P: 11	R: 0 E: 0 K: 0 S: 7	H: 0 LOB: 1 BB: 1 P: 15	R: 0 E: 0 K: 1 S: 10	H: 2 LOB: 2 BB: 0 P: 16	R: 0 E: 0 K: 2 S: 15	H: 2 LOB: 2 BB: 0 P: 20	1B: 8 2B: 2 3B: 0 HR: 0	SF: 0 SAC: 0 DP: 3 HBP: 0	WP: 1 PB: 0 SB: 1 CS: 0	PA: 37					
PITCHER	IP	WLS	BF	H	R	ER	SO	BB	IBB	HBP	BLK	WP	HR	S	P	ERA	WHIP										
Chuck Finley, L (1, 1) ERA: 3.96	7.0	W	27	5	1	1	4	4	0	0	0	0	65	117	1.29	1.286											
Mark Eichhorn, R (8, 1) ERA: 1.01	0.2		4	2	0	0	0	0	0	0	0	0	7	13	0.00	3.000											
Bryan Harvey, R (8, 1) ERA: 1.51	1.1	S	6	2	0	0	3	0	0	0	0	1	0	18	23	0.00	1.500										

California Angels @ Seattle Mariners
The Kingdome, Seattle, WA
Sat Aug 17 1991, 10:05 PM EDT
Att: 33,107 - Dome - 70 F

AB 33
R 1
H 9
RBI 1
BB 4
SO 7
LOB 22



Batter	1	2	3	4	5	6	7	8	9	AB	R	H	RBI	BB	SO	LOB	TOP						
Luis Polonia, L OBP: 0.349, SLG: 0.387 (1, 7)	G3		G4-3 SH5-4 2B 1B				SH1-3		G1	3	1	1	0	1	0	0							
Luis Seoie, R OBP: 0.295, SLG: 0.349 (1, 4)	P6		SH5-4				F7			3	0	1	0	0	0	1							
Wally Joyner, L OBP: 0.370, SLG: 0.494 (1, 3)	G4-3		G4-3				K			4	0	0	1	0	2	4							
Gary Gaetti, R OBP: 0.296, SLG: 0.414 (1, 5)			G5-3						G4-3	4	2	2	2	0	0	2							
Dave Parker, L OBP: 0.286, SLG: 0.368 (1, 10)	G4-3		G4-3				FC5-4 1B		G6-4-3 BB	3	0	2	1	1	0	0							
Shawn Abner, R OBP: 0.237, SLG: 0.297 (1, 8)							FC5-4 1B		G6-4-3	4	0	1	0	0	1	3							
Lance Parrish, R OBP: 0.288, SLG: 0.389 (1, 2)							K		G1-3	3	0	1	0	1	1	1							
Max Venable, L OBP: 0.289, SLG: 0.350 (1, 9)	G3-1		G4-6-3				F7		K	4	0	0	0	0	1	4							
Dick Schofield, R OBP: 0.333, SLG: 0.272 (1, 6)			SH5-4 G4-3 1B BB				F9		G3	3	1	1	0	1	0	0							
Inning Stats	R: 0 E: 0 K: 0 S: 6	H: 0 LOB: 0 BB: 0 P: 11	R: 0 E: 0 K: 0 S: 10	H: 1 LOB: 2 BB: 1 P: 17	R: 3 E: 0 K: 1 S: 15	H: 3 LOB: 1 BB: 1 P: 28	R: 0 E: 0 K: 0 S: 6	H: 1 LOB: 0 BB: 0 P: 8	R: 0 E: 0 K: 1 S: 7	H: 0 LOB: 1 BB: 1 P: 14	R: 1 E: 0 K: 1 S: 10	H: 2 LOB: 1 BB: 0 P: 15	R: 0 E: 0 K: 1 S: 11	H: 2 LOB: 2 BB: 0 P: 14	R: 0 E: 0 K: 0 S: 5	H: 0 LOB: 0 BB: 0 P: 11	R: 0 E: 0 K: 1 S: 6	H: 0 LOB: 0 BB: 0 P: 8	1B: 5 2B: 4 3B: 0 HR: 1	SF: 0 SAC: 2 DP: 3 HBP: 0	WP: 0 PB: 0 SB: 0 CS: 1	PA: 37	
PITCHER	IP WLS BF H R ER SO BB IBB HBP BLK WP HR S P ERA WHIP	IP WLS BF H R ER SO BB IBB HBP BLK WP HR S P ERA WHIP	IP WLS BF H R ER SO BB IBB HBP BLK WP HR S P ERA WHIP	IP WLS BF H R ER SO BB IBB HBP BLK WP HR S P ERA WHIP	IP WLS BF H R ER SO BB IBB HBP BLK WP HR S P ERA WHIP	IP WLS BF H R ER SO BB IBB HBP BLK WP HR S P ERA WHIP	IP WLS BF H R ER SO BB IBB HBP BLK WP HR S P ERA WHIP	IP WLS BF H R ER SO BB IBB HBP BLK WP HR S P ERA WHIP	IP WLS BF H R ER SO BB IBB HBP BLK WP HR S P ERA WHIP	IP WLS BF H R ER SO BB IBB HBP BLK WP HR S P ERA WHIP	IP WLS BF H R ER SO BB IBB HBP BLK WP HR S P ERA WHIP	IP WLS BF H R ER SO BB IBB HBP BLK WP HR S P ERA WHIP	IP WLS BF H R ER SO BB IBB HBP BLK WP HR S P ERA WHIP	IP WLS BF H R ER SO BB IBB HBP BLK WP HR S P ERA WHIP	IP WLS BF H R ER SO BB IBB HBP BLK WP HR S P ERA WHIP	IP WLS BF H R ER SO BB IBB HBP BLK WP HR S P ERA WHIP	IP WLS BF H R ER SO BB IBB HBP BLK WP HR S P ERA WHIP	IP WLS BF H R ER SO BB IBB HBP BLK WP HR S P ERA WHIP	IP WLS BF H R ER SO BB IBB HBP BLK WP HR S P ERA WHIP	IP WLS BF H R ER SO BB IBB HBP BLK WP HR S P ERA WHIP	IP WLS BF H R ER SO BB IBB HBP BLK WP HR S P ERA WHIP	IP WLS BF H R ER SO BB IBB HBP BLK WP HR S P ERA WHIP	IP WLS BF H R ER SO BB IBB HBP BLK WP HR S P ERA WHIP

California Angels @ Seattle Mariners
The Kingdome, Seattle, WA
Sun Aug 18, 1991, 6:33 AM EDT
Att: 22,474 - Dome - 70 F

AB 31
R 4
H 9
RBI 4
BB 4
SO 5
LOB 15



Batter	1	2	3	4	5	6	7	8	9	AB	R	H	RBI	BB	SO	LOB	BOTTOM						
Edgar Martinez, R OBP: 0.405, SLG: 0.432 (1, 5)	FC6-4 1B		SH5-4 1B				G6-4-3			5	0	3	0	0	1	1							
Harold Reynolds, S OBP: 0.336, SLG: 0.339 (1, 4)	K		SH5-4				G5-3		K	4	0	0	0	0	3	2							
Ken Griffey Jr., L OBP: 0.396, SLG: 0.539 (1, 8)	P6		SF7				2B 1B			3	1	2	1	0	0	1							
Jay Buhner, R OBP: 0.337, SLG: 0.559 (1, 9)	FC6-4		P4				2B		2B 2B	4	1	2	1	0	0	2							
Tracy Jones, R OBP: 0.336, SLG: 0.400 Alvin Davis, L (8, PH) OBP: 0.301, SLG: 0.336 (1, 10)							G6-3		K	3	0	0	0	0	2	2							
Alonzo Powell, R OBP: 0.285, SLG: 0.352 Greg Briley, L (8, PH) OBP: 0.284, SLG: 0.275 (1, 7)							G1-3			1	0	0	0	0	1	1							
Pete O'Brien, L OBP: 0.293, SLG: 0.384 (1, 3)							G6-3		G4-3	4	0	1	0	0	0	4							
Dave Valle, R OBP: 0.253, SLG: 0.219 Scott Bradley, L (9, PH) OBP: 0.277, SLG: 0.244 (1, 2)									G4-3	2	0	1	0	1	1	1							
Jeff Schaefer, R OBP: 0.260, SLG: 0.325 Omar Vizquel, S (9, PH) OBP: 0.299, SLG: 0.279 (1, 6)							FC3-6 BB		G6-4-3 1B	1	0	0	0	0	0	0							
Inning Stats	R: 0 E: 0 K: 1 S: 8	H: 1 LOB: 1 BB: 0 P: 11	R: 0 E: 0 K: 3 S: 12	H: 1 LOB: 0 BB: 0 P: 16	R: 1 E: 0 K: 0 S: 9	H: 2 LOB: 1 BB: 0 P: 11	R: 0 E: 0 K: 0 S: 8	H: 0 LOB: 0 BB: 0 P: 13	R: 0 E: 0 K: 1 S: 10	H: 0 LOB: 0 BB: 1 P: 18	R: 0 E: 0 K: 1 S: 16	H: 2 LOB: 3 BB: 1 P: 26	R: 0 E: 0 K: 1 S: 6	H: 1 LOB: 0 BB: 0 P: 8	R: 2 E: 0 K: 2 S: 13	H: 3 LOB: 1 BB: 0 P: 17	R: 0 E: 0 K: 1 S: 11	H: 1 LOB: 1 BB: 0 P: 16	1B: 6 2B: 5 3B: 0 HR: 0	SF: 1 SAC: 1 DP: 2 HBP: 0	WP: 0 PB: 0 SB: 0 CS: 0	PA: 38	
PITCHER	IP WLS BF H R ER SO BB IBB HBP BLK WP HR S P ERA WHIP	IP WLS BF H R ER SO BB IBB HBP BLK WP HR S P ERA WHIP	IP WLS BF H R ER SO BB IBB HBP BLK WP HR S P ERA WHIP	IP WLS BF H R ER SO BB IBB HBP BLK WP HR S P ERA WHIP	IP WLS BF H R ER SO BB IBB HBP BLK WP HR S P ERA WHIP	IP WLS BF H R ER SO BB IBB HBP BLK WP HR S P ERA WHIP	IP WLS BF H R ER SO BB IBB HBP BLK WP HR S P ERA WHIP	IP WLS BF H R ER SO BB IBB HBP BLK WP HR S P ERA WHIP	IP WLS BF H R ER SO BB IBB HBP BLK WP HR S P ERA WHIP	IP WLS BF H R ER SO BB IBB HBP BLK WP HR S P ERA WHIP	IP WLS BF H R ER SO BB IBB HBP BLK WP HR S P ERA WHIP	IP WLS BF H R ER SO BB IBB HBP BLK WP HR S P ERA WHIP	IP WLS BF H R ER SO BB IBB HBP BLK WP HR S P ERA WHIP	IP WLS BF H R ER SO BB IBB HBP BLK WP HR S P ERA WHIP	IP WLS BF H R ER SO BB IBB HBP BLK WP HR S P ERA WHIP	IP WLS BF H R ER SO BB IBB HBP BLK WP HR S P ERA WHIP	IP WLS BF H R ER SO BB IBB HBP BLK WP HR S P ERA WHIP	IP WLS BF H R ER SO BB IBB HBP BLK WP HR S P ERA WHIP	IP WLS BF H R ER SO BB IBB HBP BLK WP HR S P ERA WHIP	IP WLS BF H R ER SO BB IBB HBP BLK WP HR S P ERA WHIP	IP WLS BF H R ER SO BB IBB HBP BLK WP HR S P ERA WHIP	IP WLS BF H R ER SO BB IBB HBP BLK WP HR S P ERA WHIP	IP WLS BF H R ER SO BB IBB HBP BLK WP HR S P ERA WHIP

California Angels @ Seattle Mariners
The Kingdome, Seattle, WA
Sun Aug 18, 1991, 6:33 AM EDT
Att: 22,474 - Dome - 70 F

AB 34
R 3
H 11
RBI 3
BB 2
SO 9
LOB 16



Batter	1	2	3	4	5	6	7	8	9	AB	R	H	RBI	BB	SO	LOB	TOP										
Shawn Abner, R OBP: 0.238, SLG: 0.295 (1, 8)	F9	F9					F8			4	0	1	0	0	0	4	California Angels @ Seattle Mariners The Kingdome, Seattle, WA Mon Aug 19 1991, 10:05 PM EDT Att: 33,471 - Dome - 70 F livebaseballscorecards.com										
Bobby Rose, R OBP: 0.317, SLG: 0.464 (1, 7)	1B		G5-3		K		G1-3			4	0	1	0	0	1	2											
Gary Gaetti, R OBP: 0.294, SLG: 0.410 (1, 5)	K		G5-3		F8		G5-3			4	0	0	0	0	1	3											
Dave Winfield, R OBP: 0.310, SLG: 0.480 (1, 10)	F9		G4-3			F7		K		4	0	0	0	0	1	1											
Lance Parrish, R OBP: 0.288, SLG: 0.387 (1, 2)		1B		K		K		L8		4	0	1	0	0	2	0											
Wally Joyner, L OBP: 0.395, SLG: 0.499 (1, 3)	K		K			HR		G5-3		4	1	1	1	0	2	1											
Dave Gallagher, R OBP: 0.365, SLG: 0.366 (1, 9)		1B							F7	3	0	2	0	0	0	0											
Luis Sojo, R OBP: 0.292, SLG: 0.345 (9, PH)		P9		G1-3					K	3	0	0	0	0	1	4											
Luis Polonia, L OBP: 0.346, SLG: 0.386 (9, PH)										1	0	0	0	0	1	0											
Dick Schofield, R OBP: 0.335, SLG: 0.272 (1, 6)					F8			F8		3	0	1	0	1	0	0											
Inning Stats	R: 0 E: 0 K: 1 S: 7	H: 1 LOB: 1 BB: 0 P: 11	R: 0 E: 0 K: 1 S: 13	H: 2 LOB: 3 BB: 1 P: 22	R: 0 E: 0 K: 0 S: 5	H: 0 LOB: 0 BB: 0 P: 9	R: 0 E: 0 K: 2 S: 12	H: 0 LOB: 1 BB: 0 P: 15	R: 0 E: 0 K: 1 S: 7	H: 1 LOB: 1 BB: 0 P: 10	R: 1 E: 0 K: 2 S: 18	H: 2 LOB: 1 BB: 0 P: 26	R: 0 E: 0 K: 1 S: 8	H: 1 LOB: 0 BB: 0 P: 11	R: 0 E: 0 K: 1 S: 10	H: 0 LOB: 0 BB: 0 P: 15	R: 0 E: 0 K: 1 S: 7	H: 0 LOB: 0 BB: 0 P: 9	1B: 5 2B: 1 3B: 0 HR: 1	SF: 0 SAC: 0 DP: 0 HBP: 1	WP: 0 PB: 0 SB: 0 CS: 0	PA: 36					
PITCHER	IP	WLS	BF	H	R	ER	SO	BB	IBB	HBP	BLK	WP	HR	S	P	ERA	WHIP										
Randy Johnson, L ERA: 3.48 (1, 1)	8.0	W	33	7	1	1	8	1	0	1	0	0	1	80	119	1.12	1.000										
Michael Jackson, R ERA: 2.71 (9, 1)	0.2		2	0	0	0	1	0	0	0	0	0	0	6	8	0.00	0.000										
Mike Schooler, R ERA: 1.84 (9, 1)	0.1		1	0	0	0	0	0	0	0	0	0	0	1	1	0.00	0.000										

Batter	1	2	3	4	5	6	7	8	9	AB	R	H	RBI	BB	SO	LOB	BOTTOM										
Edgar Martinez, R OBP: 0.403, SLG: 0.429 (1, 5)	F8			G4-3			F9		L9	5	0	1	0	0	0	1	California Angels @ Seattle Mariners The Kingdome, Seattle, WA Mon Aug 19 1991, 10:05 PM EDT Att: 33,471 - Dome - 70 F livebaseballscorecards.com										
Harold Reynolds, S OBP: 0.337, SLG: 0.341 (1, 4)	G4-3			F8						3	1	1	0	1	0	0											
Jeff Schaefer, R OBP: 0.260, SLG: 0.325 (8, 4)							1B			0	0	0	0	0	0	0											
Ken Griffey Jr., L OBP: 0.399, SLG: 0.540 (1, 8)	HR									3	2	2	0	1	0	3											
Pete O'Brien, L OBP: 0.295, SLG: 0.394 (1, 10)										4	2	2	3	0	0	2											
Jay Buhner, R OBP: 0.333, SLG: 0.551 (1, 9)	K									4	0	0	0	0	3	3											
Greg Britley, L OBP: 0.272, SLG: 0.283 (1, 7)										3	1	2	1	1	0	1											
Alvin Davis, L OBP: 0.298, SLG: 0.333 (1, 3)										3	0	0	1	0	0	2											
Omar Vizquel, S OBP: 0.304, SLG: 0.296 (1, 6)										3	1	2	2	1	0	0											
Dave Valle, R OBP: 0.253, SLG: 0.216 (1, 2)										3	0	0	0	1	1	1											
Inning Stats	R: 2 E: 0 K: 1 S: 17	H: 2 LOB: 0 BB: 0 P: 28	R: 1 E: 0 K: 0 S: 14	H: 2 LOB: 3 BB: 3 P: 30	R: 1 E: 0 K: 1 S: 10	H: 2 LOB: 0 BB: 0 P: 17	R: 1 E: 0 K: 0 S: 10	H: 1 LOB: 0 BB: 0 P: 16	R: 1 E: 0 K: 0 S: 6	H: 1 LOB: 1 BB: 1 P: 15	R: 0 E: 0 K: 0 S: 5	H: 0 LOB: 0 BB: 0 P: 10	R: 1 E: 0 K: 1 S: 13	H: 2 LOB: 1 BB: 0 P: 21	R: 0 E: 0 K: 1 S: 10	H: 0 LOB: 1 BB: 1 P: 17	R: 0 E: 0 K: 1 S: 7	H: 0 LOB: 0 BB: 0 P: 9	1B: 4 2B: 4 3B: 0 HR: 2	SF: 1 SAC: 0 DP: 0 HBP: 0	WP: 0 PB: 0 SB: 1 CS: 1	PA: 38					
PITCHER	IP	WLS	BF	H	R	ER	SO	BB	IBB	HBP	BLK	WP	HR	S	P	ERA	WHIP										
Kirk McCaskill, R ERA: 4.37 (5, 1)	1.0		5	1	1	1	0	1	0	0	0	0	0	6	15	9.00	2.000										
Scott Bailes, L ERA: 3.95 (6, 1)	2.0		8	2	1	1	1	0	0	0	0	0	0	18	31	4.50	1.000										
Jeff Robinson, R ERA: 5.76 (8, 1)	1.0		4	0	0	0	1	1	0	0	0	0	0	10	17	0.00	1.000										

Batter	1	2	3	4	5	6	7	8	9	AB	R	H	RBI	BB	SO	LOB	TOP				
Luis Polonia, L OBP: 0.354, SLG: 0.389 Bobby Rose, R OBP: 0.311, SLG: 0.456 Lance Parrish, R OBP: 0.291, SLG: 0.391	2-1 G1-3		4-1 CS BB			1-0 PB S 1B		2-2 G5-3		2	0	1	0	1	0	0					
Wally Joyner, L OBP: 0.395, SLG: 0.494	1-0 2B		0-0 L7			3-3 K 1B		0-1 F7		4	0	1	0	0	1	2					
Dave Winfield, R OBP: 0.309, SLG: 0.474	4-2 FC6-4 BB		2-2 CS 1-2	2-2 G3-1		2-3 K 1B		1-2 S 1B		3	0	1	0	1	1	1					
Gary Gaetti, R OBP: 0.291, SLG: 0.405	2-3 K		3-3 K			0-0 S 1B		1-2 P3		4	0	1	0	0	2	3					
Dave Parker, L OBP: 0.285, SLG: 0.367	0-1 FC6-4 1-2		0-0 G4-3			2-1 P6		3-2 G4-3 1-2		4	0	0	0	0	0	4					
Shawn Abner, R OBP: 0.234, SLG: 0.288		3-2 F8			1-0 G1-3		3-3 K 1-2			3	0	0	0	0	1	1					
Donnie Hill, S OBP: 0.353, SLG: 0.328		0-0 P4			2-2 F8		1-2 L7			3	0	0	0	0	0	1					
Ron Tingley, R OBP: 0.260, SLG: 0.264 Max Venable, L OBP: 0.288, SLG: 0.348		1-3 K			3-2 G5-3			2-2 G3-1		2	0	0	0	0	1	0					
Dick Schofield, R OBP: 0.330, SLG: 0.267			1-1 F7			1-1 G6-3		1-2 F7		3	0	0	0	0	0	0					
Inning Stats	R: 0 E: 0 K: 1 S: 10	H: 1 LOB: 2 BB: 1 P: 19	R: 0 E: 0 K: 1 S: 8	H: 0 LOB: 0 BB: 0 P: 12	R: 0 E: 0 K: 1 S: 7	H: 0 LOB: 0 BB: 1 P: 13	R: 0 E: 0 K: 1 S: 7	H: 0 LOB: 0 BB: 0 P: 12	R: 0 E: 0 K: 2 S: 9	H: 1 LOB: 1 BB: 0 P: 16	R: 0 E: 0 K: 1 S: 10	H: 1 LOB: 1 BB: 0 P: 16	R: 0 E: 0 K: 0 S: 10	H: 0 LOB: 0 BB: 0 P: 15	R: 0 E: 0 K: 0 S: 11	H: 1 LOB: 1 BB: 0 P: 16	1B: 3 2B: 1 3B: 0 HR: 0	SF: 0 SAC: 0 DP: 0 HBP: 0	WP: 0 PB: 1 SB: 3 CS: 1	PA: 33	
PITCHER	IP WLS BF H R ER SO BB IBB HBP BLK WP HR S P ERA WHIP	7.2 W 27 3 0 0 6 2 0 0 0 0 0 66 112 0.00 0.652	0.2 S 2 0 0 0 0 0 0 0 0 0 6 8 0.00 0.000	0.2 S 3 1 0 0 0 0 0 0 0 0 9 14 0.00 1.500																	

California Angels @ Oakland Athletics
Oakland-Alameda County Coliseum, Oakland, CA
Wed Aug 21 1991, 7:05 PM PDT
Att: 29,126 - Sunny - 64 F

AB	30
R	0
H	4
RBI	0
BB	2
SO	6
LOB	12



Batter	1	2	3	4	5	6	7	8	9	AB	R	H	RBI	BB	SO	LOB	BOTTOM				
Scott Brosius, R OBP: 0.333, SLG: 0.571	3-1 G4-3 2B	1-2 FC5-4 1-2		3-2 F9		2-0 G6-3		0-1 G5-3		5	1	1	0	0	0	6					
Dave Henderson, R OBP: 0.358, SLG: 0.506	1-2 G4-3 2-3		2-2 F8		3-2 G5-3		2-2 P3			4	0	0	0	0	0	1					
Jose Canseco, R OBP: 0.358, SLG: 0.565	2-0 G4-3 1B		3-2 G5-3		2-3 K2-3		0-0 S 1B			4	0	2	0	0	1	0					
Harold Baines, L OBP: 0.387, SLG: 0.491	3-1 G4-3 1-2 3-H		2-3 K		4-2 BB		0-0 F7			3	0	0	1	1	1	2					
Brook Jacoby, R OBP: 0.287, SLG: 0.326	0-0 L3			4-0 FC4-6 BB		0-0 G5-3		1-2 WP 1B		3	0	1	0	1	0	2					
Jamie Quirk, L OBP: 0.322, SLG: 0.304		0-0 CS 1B		0-1 FC4-6 1B 1B		1-0 3B 2B		1-2 2-3 BB		3	1	2	0	1	0	1					
Mark McGwire, R OBP: 0.341, SLG: 0.382		1-2 1B 1-2 1B		0-0 1B 1-2 1B		1-0 G5-3 2H		3-2 F9		4	0	2	0	0	0	4					
Mike Gallego, R OBP: 0.339, SLG: 0.358		1-1 L9 2-3		1-0 1B 1-2 2-3 1B		1-3 K		1-0 P6		4	0	1	0	0	1	3					
Mike Bordick, R OBP: 0.279, SLG: 0.280		1-0 FC5-4 1B		1-3 K		1-0 3B		0-0 G6-3		4	0	2	1	0	1	3					
Inning Stats	R: 1 E: 0 K: 0 S: 11	H: 2 LOB: 1 BB: 0 P: 20	R: 0 E: 0 K: 0 S: 10	H: 3 LOB: 2 BB: 0 P: 14	R: 0 E: 0 K: 1 S: 13	H: 0 LOB: 0 BB: 0 P: 20	R: 0 E: 0 K: 1 S: 10	H: 2 LOB: 3 BB: 1 P: 19	R: 0 E: 0 K: 1 S: 9	H: 0 LOB: 1 BB: 1 P: 18	R: 1 E: 0 K: 1 S: 7	H: 2 LOB: 1 BB: 0 P: 13	R: 0 E: 0 K: 0 S: 11	H: 2 LOB: 3 BB: 1 P: 20	R: 0 E: 0 K: 0 S: 4	H: 0 LOB: 0 BB: 0 P: 5	1B: 8 2B: 2 3B: 1 HR: 0	SF: 0 SAC: 0 DP: 0 HBP: 0	WP: 1 PB: 0 SB: 1 CS: 1	PA: 37	
PITCHER	IP WLS BF H R ER SO BB IBB HBP BLK WP HR S P ERA WHIP	6.2 L 32 11 2 2 4 1 0 0 0 1 0 2 6 ∞ ∞	1.1 4 0 0 0 0 0 0 0 0 0 0 0 7 11 0.00 0.000																		

California Angels @ Oakland Athletics
Oakland-Alameda County Coliseum, Oakland, CA
Wed Aug 21 1991, 7:05 PM PDT
Att: 29,126 - Sunny - 64 F

AB	34
R	2
H	11
RBI	2
BB	3
SO	4
LOB	22



Batter	1	2	3	4	5	6	7	8	9	AB	R	H	RBI	BB	SO	LOB	TOP			
Luis Polonia, L OBP: 0.353, SLG: 0.387	4-1 G3-4-3 BB		0-1 G4-3			1-0 G3		1-0 F7		3	0	0	0	1	0	0	California Angels @ Oakland Athletics Oakland-Alameda County Coliseum, Oakland, CA Thu Aug 22 1991, 3:33 AM PDT Att: 36,549 - Cloudy - 62 F			
Donnie Hill, S OBP: 0.346, SLG: 0.321	0-1 G3-4-3		2-1 F7			2-1 L9		1-0 F7		4	0	0	0	0	0	1				
Wally Joyner, L OBP: 0.364, SLG: 0.499	1-3 K		2-2 F7			1-1 L8			2-2 HR	4	1	1	1	0	1	1				
Dave Parker, L OBP: 0.285, SLG: 0.366	2-3 K			1-3 K			0-1 FC6-4 BB 1B		2-3 K	4	0	1	0	0	3	1				
Lance Parrish, R OBP: 0.293, SLG: 0.391		0-2 FC5-4 1B		0-3 K			4-1 FC6-4 BB		3-3 K	3	0	1	0	1	2	0				
Bobby Rose, R OBP: 0.292, SLG: 0.426		1-2 P4		1-2 F8			1-2 FC6-4		1-1 F8	4	0	0	0	0	0	3				
Shawn Abner, R OBP: 0.235, SLG: 0.289		2-2 FC5-4 1B			0-1 G6-3		1-3 K			3	0	1	0	0	1	2				
Dave Gallagher, R OBP: 0.360, SLG: 0.361		2-2 FC5-4			1-1 P3		3-2 P4			3	0	0	0	0	0	4				
Luis Sojo, R OBP: 0.287, SLG: 0.339		3-2 P4			0-1 G6-3			0-1 P4		3	0	0	0	0	0	2				
Inning Stats	R: 0 H: 0 E: 0 K: 2 S: 9	H: 0 LOB: 1 BB: 1 P: 16	R: 0 H: 2 E: 0 K: 0 S: 18	H: 2 LOB: 2 BB: 0 P: 26	R: 0 H: 0 E: 0 K: 0 S: 7	H: 0 LOB: 0 BB: 0 P: 11	R: 0 H: 0 E: 0 K: 2 S: 12	H: 0 LOB: 0 BB: 0 P: 14	R: 0 H: 0 E: 0 K: 0 S: 6	H: 0 LOB: 0 BB: 0 P: 7	R: 0 H: 1 E: 0 K: 1 S: 16	H: 1 LOB: 2 BB: 1 P: 25	R: 0 H: 0 E: 0 K: 0 S: 4	H: 0 LOB: 0 BB: 0 P: 6	R: 1 H: 1 E: 0 K: 2 S: 11	H: 1 LOB: 0 BB: 0 P: 19	1B: 3 2B: 0 3B: 0 HR: 1	SF: 0 SAC: 0 DP: 0 HBP: 0	WP: 0 PB: 0 SB: 0 CS: 0	PA: 33
PITCHER Bob Welch, R ERA: 3.97	IP: 9.0 WLS: W BF: 33 H: 4 R: 1 ER: 1 SO: 7 BB: 2 IBB: 0 HBP: 0 BLK: 0 WP: 0 HR: 1 S: 88 P: 133 ERA: 1.00 WHIP: 0.667																			

Batter	1	2	3	4	5	6	7	8	9	AB	R	H	RBI	BB	SO	LOB	BOTTOM			
Scott Brosius, R OBP: 0.324, SLG: 0.516	1-0 P4		0-1 G3		0-1 F7			1-2 S BB		3	0	0	0	1	0	0	California Angels @ Oakland Athletics Oakland-Alameda County Coliseum, Oakland, CA Thu Aug 22 1991, 3:33 AM PDT Att: 36,549 - Cloudy - 62 F			
Dave Henderson, R OBP: 0.355, SLG: 0.506	2-3 K		1-1 FC6-4 1B			1-2 G6-4-3 1B		0-0 G3		4	0	2	0	0	1	2				
Jose Canseco, R OBP: 0.357, SLG: 0.561	4-0 2B BB		2-2 FC6-4			1-2 G6-4-3		1-3 K		3	1	0	0	1	1	4				
Terry Steinbach, R OBP: 0.328, SLG: 0.436	1-0 1-H 2B			1-1 G6-3 2B		2-1 G6-3		2-3 K		4	0	2	1	0	1	2				
Brook Jacoby, R OBP: 0.284, SLG: 0.323	0-2 G6-3			2-1 G6-3			2-0 G5-3			3	0	0	0	0	0	2				
Mark McGwire, R OBP: 0.338, SLG: 0.379		3-3 K		2-2 G6-3			3-3 K			3	0	0	0	0	2	1				
Brad Komminsk, R OBP: 0.105, SLG: 0.105		1-0 F8		1-2 F8			0-1 F9			3	0	0	0	0	0	1				
Mike Gallego, R OBP: 0.339, SLG: 0.366		1-0 P6			2-2 F7			2-1 HR		3	1	1	1	0	0	0				
Mike Bordick, R OBP: 0.273, SLG: 0.274			2-1 F9		1-0 P3			0-0 E1 G3 BB		3	0	0	0	0	0	0				
Inning Stats	R: 1 H: 1 E: 0 K: 1 S: 8	H: 1 LOB: 1 BB: 1 P: 16	R: 0 H: 0 E: 0 K: 1 S: 5	H: 0 LOB: 0 BB: 0 P: 10	R: 0 H: 1 E: 0 K: 0 S: 9	H: 1 LOB: 1 BB: 0 P: 14	R: 0 H: 1 E: 0 K: 0 S: 12	H: 1 LOB: 1 BB: 0 P: 18	R: 0 H: 0 E: 0 K: 0 S: 6	H: 0 LOB: 0 BB: 0 P: 9	R: 0 H: 1 E: 0 K: 1 S: 8	H: 0 LOB: 0 BB: 0 P: 12	R: 0 H: 0 E: 0 K: 1 S: 6	H: 0 LOB: 0 BB: 0 P: 11	R: 1 H: 1 E: 1 K: 2 S: 16	H: 1 LOB: 2 BB: 1 P: 25	1B: 2 2B: 2 3B: 0 HR: 1	SF: 0 SAC: 0 DP: 1 HBP: 0	WP: 0 PB: 0 SB: 1 CS: 0	PA: 31
PITCHER Chuck Finley, L ERA: 3.9 Bryan Harvey, R ERA: 1.45	IP: 7.0 WLS: L BF: 28 H: 5 R: 2 ER: 2 SO: 3 BB: 2 IBB: 0 HBP: 0 BLK: 0 WP: 0 HR: 1 S: 61 P: 103 ERA: 2.57 WHIP: 1.000																			



Batter	1	2	3	4	5	6	7	8	9	AB	R	H	RBI	BB	SO	LOB	TOP					
Wade Boggs, L (1,5) OBP: 0.330, SLG: 0.481	L7		1B			F7			SH5-4 2B	4	0	2	0	0	0	0						
Jody Read, R (1,4) OBP: 0.320, SLG: 0.355 (8,6)	G6-3		P6			G1-6-3			SH5-4	3	0	0	0	0	0	1						
Phil Plantier, L (1,9) OBP: 0.471, SLG: 0.595	G3-1			P6			F8		L3	4	0	0	0	0	0	1						
Jack Clark, R (1,10) OBP: 0.371, SLG: 0.433		P3		F9			K		L4	4	0	0	0	0	1	1						
Mike Greenwell, L (1,7) OBP: 0.359, SLG: 0.429		F8		E3			F7			3	0	0	0	0	0	0						
Mo Vaughn, L (1,3) OBP: 0.348, SLG: 0.366					G5-3				G6-3	3	0	1	0	0	0	0						
Ellis Burks, R (1,8) OBP: 0.322, SLG: 0.439										3	0	1	0	0	0	1						
John Marzano, R (1,2) OBP: 0.225, SLG: 0.286										3	0	0	0	0	0	1						
Luis Rivera, R (1,6) OBP: 0.329, SLG: 0.409										2	0	0	0	0	1	0						
Steve Lyons, L (8,PH) OBP: 0.295, SLG: 0.379 (8,4)										1	0	0	0	0	0	1						
Inning Stats	R: 0 H: 0 E: 0 K: 0 S: 7	H: 0 LOB: 0 BB: 0 P: 13	R: 0 H: 1 E: 0 K: 0 S: 13	LOB: 1 BB: 0 P: 20	R: 0 H: 1 E: 0 K: 0 S: 10	LOB: 1 BB: 0 P: 17	R: 0 H: 0 E: 1 K: 0 S: 6	LOB: 1 BB: 0 P: 9	R: 0 H: 0 E: 0 K: 0 S: 6	LOB: 0 BB: 0 P: 10	R: 0 H: 0 E: 0 K: 1 S: 9	LOB: 0 BB: 0 P: 13	R: 0 H: 0 E: 0 K: 1 S: 6	LOB: 0 BB: 0 P: 11	R: 0 H: 1 E: 0 K: 0 S: 8	LOB: 1 BB: 0 P: 11	R: 0 H: 1 E: 0 K: 0 S: 8	LOB: 1 BB: 0 P: 9	1B: 3 2B: 1 3B: 0 HR: 0	SF: 0 SAC: 1 DP: 0 HBP: 0	WP: 0 PB: 0 SB: 0 CS: 0	PA: 31
PITCHER	IP	WLS	BF	H	R	ER	SO	BB	IBB	HBP	BLK	WP	HR	S	P	ERA	WHIP					
Kirk McCaskill, R (1,1) ERA: 4.16	8.0	W	27	3	0	0	2	0	0	0	0	0	0	65	104	0.00	0.375					
Bryan Harvey, R (9,1) ERA: 1.4	1.0	S	4	1	0	0	0	0	0	0	0	0	0	8	9	0.00	1.000					

Boston Red Sox @ California Angels
Anaheim Stadium, Anaheim, CA
Sat Aug 24 1991, 10:05 PM EDT
Att: 31,597 - Sunny - 78 F

AB 30
R 0
H 4
RBI 0
BB 0
SO 2
LOB 6



Batter	1	2	3	4	5	6	7	8	9	AB	R	H	RBI	BB	SO	LOB	BOTTOM				
Luis Polonia, L (1,7) OBP: 0.354, SLG: 0.384	G4-6-3 1B		K			K			G3-1	4	0	1	0	0	2	2					
Luis Sojo, R (1,4) OBP: 0.283, SLG: 0.334	G4-6-3 1-2		G4-3			P6			G5-3	4	0	0	0	0	0	3					
Wally Joyner, L (1,3) OBP: 0.363, SLG: 0.502	K					F7			G4-3	3	0	0	0	0	1	0					
Gary Gaetti, R (1,5) OBP: 0.292, SLG: 0.400						P6			G2-3	2	0	0	0	1	0	0					
Dave Winfield, R (1,10) OBP: 0.315, SLG: 0.483									HR	2	1	1	1	1	0	1					
Dave Gallagher, R (1,9) OBP: 0.355, SLG: 0.355									P3	3	0	0	0	0	0	2					
Shawn Abner, R (1,8) OBP: 0.226, SLG: 0.277									G6-3	3	0	0	0	0	0	1					
Dick Schofield, R (1,6) OBP: 0.332, SLG: 0.266									G6-3	2	0	0	0	1	0	0					
Ron Tingley, R (1,2) OBP: 0.262, SLG: 0.266									G3-1 WP 1B	3	0	1	0	0	1	1					
Inning Stats	R: 0 H: 1 E: 0 K: 1 S: 8	H: 0 LOB: 1 BB: 1 P: 11	R: 0 H: 0 E: 0 K: 0 S: 9	LOB: 1 BB: 1 P: 17	R: 0 H: 0 E: 0 K: 1 S: 11	LOB: 1 BB: 1 P: 20	R: 0 H: 0 E: 0 K: 0 S: 6	LOB: 1 BB: 1 P: 14	R: 0 H: 0 E: 0 K: 1 S: 7	LOB: 0 BB: 0 P: 14	R: 1 H: 1 E: 0 K: 0 S: 8	LOB: 0 BB: 0 P: 11	R: 0 H: 1 E: 0 K: 0 S: 12	LOB: 1 BB: 0 P: 20	1B: 2 2B: 0 3B: 0 HR: 1	SF: 0 SAC: 0 DP: 1 HBP: 0	WP: 1 PB: 0 SB: 0 CS: 0	PA: 29			
PITCHER	IP	WLS	BF	H	R	ER	SO	BB	IBB	HBP	BLK	WP	HR	S	P	ERA	WHIP				
Kevin Morton, L (1,1) ERA: 4.41	7.0	L	25	2	1	1	4	3	0	0	0	0	0	58	101	1.29	0.714				
Greg Harris, R (8,1) ERA: 3.89	1.0		4	1	0	0	0	0	0	0	0	1	0	12	20	0.00	1.000				

Boston Red Sox @ California Angels
Anaheim Stadium, Anaheim, CA
Sat Aug 24 1991, 10:05 PM EDT
Att: 31,597 - Sunny - 78 F

AB 26
R 1
H 3
RBI 1
BB 3
SO 4
LOB 10



Batter	1	2	3	4	5	6	7	8	9	AB	R	H	RBI	BB	SO	LOB	TOP			
Wade Boggs, L (1, 5) OBP: 0.329, SLG: 0.479	G3-1		G5-4-3 E 1B	G1-3			P6			4	1	1	0	1	0	1	Boston Red Sox @ California Angels Anaheim Stadium, Anaheim, CA Sun Aug 25 1991, 6:33 AM EDT Att: 28,207 - Sunny - 75 F			
Jody Reed, R (1, 4) OBP: 0.317, SLG: 0.352 Steve Lyons, L (9, FH) OBP: 0.293, SLG: 0.376	G6-3		G5-4-3		L5		G5-3		G3	4	0	0	0	0	0	2				
Carlos Quintana, R (1, 3) OBP: 0.372, SLG: 0.410			E9 2B				G5-3			3	1	1	0	1	0	0				
Jack Clark, R (1, 10) OBP: 0.370, SLG: 0.433	G5-3		PO 2B		G6-4-3				F8	4	0	1	1	0	0	2				
Phil Plantier, L (1, 7) OBP: 0.491, SLG: 0.591			PO 2B				G3			2	1	1	0	2	0	0				
Ellis Burks, R (1, 8) OBP: 0.319, SLG: 0.434	G5-4-3				K		K		G6-3	4	0	0	0	0	2	3				
Tom Brunansky, R (1, 9) OBP: 0.300, SLG: 0.381	G1-3				HR		1B BB		P4	3	1	1	2	1	0	0				
John Marzano, R (1, 2) OBP: 0.238, SLG: 0.296			F8				1B		G4-3	4	0	2	0	0	0	0				
Luis Rivera, R (1, 6) OBP: 0.331, SLG: 0.410			G5-4-3 E 1B		F7		G4-3			4	1	2	0	0	0	3				
Inning Stats	R: 0 E: 0 K: 0 S: 8	H: 0 LOB: 1 BB: 1 P: 14	R: 0 E: 0 K: 0 S: 7	H: 0 LOB: 0 BB: 1 P: 12	R: 3 E: 1 K: 0 S: 12	H: 3 LOB: 0 BB: 0 P: 19	R: 2 E: 0 K: 1 S: 13	H: 2 LOB: 1 BB: 1 P: 26	R: 0 E: 0 K: 1 S: 9	H: 1 LOB: 0 BB: 1 P: 18	R: 0 E: 0 K: 0 S: 7	H: 0 LOB: 0 BB: 0 P: 11	R: 0 E: 0 K: 0 S: 6	H: 1 LOB: 0 BB: 1 P: 8	R: 0 E: 0 K: 0 S: 8	H: 1 LOB: 2 BB: 1 P: 14	1B: 7 2B: 1 3B: 0 HR: 1	SF: 0 SAC: 0 DP: 3 HBP: 0	WP: 0 PB: 0 SB: 0 CS: 0	PA: 39
PITCHER	IP WLS BF H R ER SO	IP WLS BF H R ER SO	IP WLS BF H R ER SO	IP WLS BF H R ER SO	IP WLS BF H R ER SO	IP WLS BF H R ER SO	IP WLS BF H R ER SO	IP WLS BF H R ER SO	IP WLS BF H R ER SO	IP WLS BF H R ER SO	IP WLS BF H R ER SO	IP WLS BF H R ER SO	IP WLS BF H R ER SO	IP WLS BF H R ER SO	IP WLS BF H R ER SO	IP WLS BF H R ER SO	ERA WHIP	ERA WHIP		
Mark Langston, L (1, 1) ERA: 3.23	4.0	19	5	5	2	1	3	0	0	0	0	0	0	0	0	0	0	4.50	2.000	
Mike Fetters, R (5, 1) ERA: 5.16	4.2	18	4	0	0	1	2	0	0	0	0	0	0	0	0	0	0	0.00	1.286	
Mark Eichhorn, R (9, 1) ERA: 1.12	0.1	1	0	0	0	0	0	0	0	0	0	0	0	0	0	0	0	0.00	0.000	

Boston Red Sox @ California Angels
 Anaheim Stadium, Anaheim, CA
 Sun Aug 25 1991, 6:33 AM EDT
 Att: 28,207 - Sunny - 75 F

AB 33
 R 5
 H 9
 RBI 3
 BB 5
 SO 2
 LOB 13



Batter	1	2	3	4	5	6	7	8	9	AB	R	H	RBI	BB	SO	LOB	BOTTOM	
Luis Polonia, L (1, 7) OBP: 0.353, SLG: 0.381	G3		HR BB	P5		K				4	1	0	0	1	2	1	Boston Red Sox @ California Angels Anaheim Stadium, Anaheim, CA Sun Aug 25 1991, 6:33 AM EDT Att: 28,207 - Sunny - 75 F	
Gary Gaetti, R (1, 5) OBP: 0.291, SLG: 0.405	G6-3		HR		F7		P2		G6-3	5	1	1	2	0	0	0		
Wally Joyner, L (1, 3) OBP: 0.364, SLG: 0.509	G3-1		G3		1B 2B		2B 3B			4	2	2	0	0	0	0		
Dave Winfield, R (1, 10) OBP: 0.319, SLG: 0.488			F9 2B		G5-3		1B BB			3	1	2	1	1	0	0		
Lance Parrish, R (1, 2) OBP: 0.295, SLG: 0.390			F9		1B HR		1B BB		K	4	2	2	1	0	1	2		
Junior Felix, S (1, 9) OBP: 0.307, SLG: 0.351			G5-3		1B HR		2B 1B		G5-3	4	1	2	1	0	0	1		
Shawn Abner, R (1, 8) OBP: 0.232, SLG: 0.306			K		HR		2B		K	4	1	2	4	0	2	1		
Luis Sojo, R (1, 4) OBP: 0.280, SLG: 0.330			F9		G5-3		F7		G1-3	4	0	0	0	0	0	2		
Dick Schofield, R (1, 6) OBP: 0.331, SLG: 0.266			G6-3		1B		F8		G6-3	4	0	1	0	0	0	2		
Inning Stats	R: 0 E: 0 K: 0 S: 5	H: 1 LOB: 0 BB: 0 P: 8	R: 0 E: 0 K: 1 S: 8	H: 1 LOB: 0 BB: 0 P: 13	R: 2 E: 0 K: 0 S: 11	H: 1 LOB: 0 BB: 1 P: 19	R: 3 E: 0 K: 0 S: 15	H: 4 LOB: 1 BB: 0 P: 24	R: 3 E: 0 K: 2 S: 12	H: 4 LOB: 2 BB: 1 P: 22	R: 0 E: 0 K: 1 S: 5	H: 0 LOB: 0 BB: 0 P: 8	R: 0 E: 0 K: 1 S: 9	H: 0 LOB: 0 BB: 0 P: 13	1B: 5 2B: 4 3B: 1 HR: 2	SF: 0 SAC: 0 DP: 0 HBP: 0	WP: 0 PB: 0 SB: 0 CS: 0	PA: 38
PITCHER	IP WLS BF H R ER SO	IP WLS BF H R ER SO	IP WLS BF H R ER SO	IP WLS BF H R ER SO	IP WLS BF H R ER SO	IP WLS BF H R ER SO	IP WLS BF H R ER SO	IP WLS BF H R ER SO	IP WLS BF H R ER SO	IP WLS BF H R ER SO	IP WLS BF H R ER SO	IP WLS BF H R ER SO	IP WLS BF H R ER SO	IP WLS BF H R ER SO	IP WLS BF H R ER SO	IP WLS BF H R ER SO	ERA WHIP	ERA WHIP
Joe Hesketh, L (1, 1) ERA: 3.89	4.1	22	7	7	7	1	2	0	0	0	0	0	0	0	0	0	14.54	2.077
Dennis Lamp, R (5, 1) ERA: 4.33	1.2	10	5	2	2	2	0	0	0	0	0	0	0	0	0	0	10.80	3.000
Tom Bolton, L (7, 1) ERA: 4.58	2.0	6	0	0	0	0	0	0	0	0	0	0	0	0	0	0	0.00	0.000


Boston Red Sox @ California Angels
 Anaheim Stadium, Anaheim, CA
 Sun Aug 25 1991, 6:33 AM EDT
 Att: 28,207 - Sunny - 75 F

AB 36
 R 9
 H 12
 RBI 9
 BB 2
 SO 5
 LOB 9



Batter	1	2	3	4	5	6	7	8	9	AB	R	H	RBI	BB	SO	LOB	TOP					
Mitt Cuyler, S OBP: 0.320, SLG: 0.312 (1, 8)										4	1	0	0	1	2	3	<p>Detroit Tigers @ California Angels Anaheim Stadium, Anaheim, CA Mon Aug 26 1991, 10:05 PM EDT Att: 29,104 - Sunny - 70 F</p>					
Lou Whitaker, L OBP: 0.399, SLG: 0.511 (1, 4)										5	1	3	1	0	0	1						
Lloyd Moseby, L OBP: 0.313, SLG: 0.410 (1, 7)										5	0	2	1	0	1	3						
Cecil Fielder, R OBP: 0.345, SLG: 0.536 (1, 10)										4	1	1	0	1	1	2						
Mickey Tettleton, S OBP: 0.396, SLG: 0.501 (1, 2)										4	1	1	0	1	1	3						
Dave Bergman, L OBP: 0.358, SLG: 0.390 (1, 3)										3	1	1	0	0	0	2						
Tony Phillips, S OBP: 0.386, SLG: 0.468 (7, 9)										2	0	0	0	0	1	3						
Travis Fryman, R OBP: 0.300, SLG: 0.432 (1, 6)										4	0	3	2	0	0	0						
Scott Livingstone, L OBP: 0.385, SLG: 0.423 (1, 5)										4	0	0	1	0	0	4						
Skeeter Barnes, R OBP: 0.330, SLG: 0.514 (1, 9)										4	0	2	0	0	0	1						
Inning Stats	R: 1 E: 0 K: 2 S: 15	H: 1 LOB: 2 BB: 2 P: 26	R: 0 E: 0 K: 0 S: 4	H: 0 LOB: 0 BB: 0 P: 8	R: 1 E: 0 K: 1 S: 13	H: 2 LOB: 1 BB: 0 P: 20	R: 0 E: 0 K: 0 S: 7	H: 1 LOB: 1 BB: 0 P: 11	R: 0 E: 0 K: 0 S: 6	H: 1 LOB: 1 BB: 0 P: 7	R: 1 E: 0 K: 0 S: 12	H: 4 LOB: 2 BB: 0 P: 20	R: 2 E: 0 K: 0 S: 9	H: 3 LOB: 2 BB: 1 P: 17	R: 0 E: 0 K: 1 S: 15	H: 1 LOB: 1 BB: 0 P: 17	R: 0 E: 0 K: 2 S: 7	H: 0 LOB: 0 BB: 0 P: 8	1B: 8 2B: 5 3B: 0 HR: 0	SF: 0 SAC: 0 DP: 0 HBP: 0	WP: 0 PB: 1 SB: 2 CS: 1	PA: 42
PITCHER	IP WLS BF H R ER SO BB IBB HBP BLK WP HR S P ERA WHIP																					
Joe Grahe, R ERA: 5.96 (1, 1)	6.0 L 28 9 3 3 3 2 0 0 0 0 0 0 57 92 4.50 1.833																					
Scott Bailes, L ERA: 4.35 (7, 1)	0.1 4 2 2 2 0 0 1 0 0 0 0 0 3 9 54.00 6.000																					
Chris Beasley, R ERA: 1.8 (7, 1)	1.2 7 2 0 0 1 0 0 0 0 0 0 0 21 25 0.00 1.200																					
Jeff Robinson, R ERA: 5.65 (9, 1)	1.0 3 0 0 0 2 0 0 0 0 0 0 0 7 8 0.00 0.000																					


Batter	1	2	3	4	5	6	7	8	9	AB	R	H	RBI	BB	SO	LOB	BOTTOM					
Luis Polonia, L OBP: 0.353, SLG: 0.383 (1, 7)										5	0	2	1	0	1	2	<p>Detroit Tigers @ California Angels Anaheim Stadium, Anaheim, CA Mon Aug 26 1991, 10:05 PM EDT Att: 29,104 - Sunny - 70 F</p>					
Wally Joyner, L OBP: 0.382, SLG: 0.504 (1, 3)										4	0	0	0	0	1	4						
Dave Winfield, R OBP: 0.320, SLG: 0.489 (1, 9)										4	0	2	0	0	0	0						
Dave Parker, L OBP: 0.282, SLG: 0.362 (1, 10)										4	0	1	0	0	0	2						
Gary Gaetti, R OBP: 0.297, SLG: 0.410 (1, 5)										4	0	4	0	0	0	0						
Junior Felix, S OBP: 0.299, SLG: 0.342 (1, 8)										4	0	0	0	0	2	7						
Lance Parrish, R OBP: 0.292, SLG: 0.386 (1, 2)										4	0	0	0	0	1	5						
Luis Sojo, R OBP: 0.282, SLG: 0.330 (1, 4)										3	1	1	0	1	0	0						
Dick Schofield, R OBP: 0.328, SLG: 0.263 (1, 6)										3	0	0	0	0	0	2						
Donnie Hill, S OBP: 0.344, SLG: 0.319 (9, PH)										1	0	0	0	0	0	0						
Inning Stats	R: 0 E: 0 K: 0 S: 6	H: 0 LOB: 0 BB: 0 P: 8	R: 0 E: 0 K: 2 S: 9	H: 1 LOB: 1 BB: 0 P: 13	R: 0 E: 1 K: 1 S: 13	H: 1 LOB: 1 BB: 0 P: 18	R: 0 E: 0 K: 0 S: 6	H: 2 LOB: 1 BB: 0 P: 9	R: 1 E: 0 K: 1 S: 14	H: 1 LOB: 1 BB: 1 P: 25	R: 0 E: 0 K: 0 S: 10	H: 2 LOB: 2 BB: 0 P: 17	R: 0 E: 0 K: 0 S: 10	H: 1 LOB: 1 BB: 0 P: 17	R: 0 E: 0 K: 1 S: 14	H: 2 LOB: 2 BB: 0 P: 19	R: 0 E: 0 K: 0 S: 8	H: 0 LOB: 0 BB: 0 P: 13	1B: 9 2B: 1 3B: 0 HR: 0	SF: 0 SAC: 0 DP: 2 HBP: 0	WP: 0 PB: 0 SB: 0 CS: 0	PA: 37
PITCHER	IP WLS BF H R ER SO BB IBB HBP BLK WP HR S P ERA WHIP																					
Mark Leiter, R ERA: 4.09 (1, 1)	6.0 W 25 7 1 1 4 1 0 0 0 0 0 0 32 49 1.50 1.333																					
Dan Gakeler, R ERA: 6.32 (7, 1)	3.0 S 12 3 0 0 1 0 0 0 0 0 0 0 7 8 0.00 1.000																					



Batter	1	2	3	4	5	6	7	8	9	AB	R	H	RBI	BB	SO	LOB	TOP								
Tony Phillips, S OBP: 0.387, SLG: 0.467 (1, 4)										3	0	1	0	1	1	0	Detroit Tigers @ California Angels Anaheim Stadium, Anaheim, CA Tue Aug 27 1991, 10:05 PM EDT Att: 27,494 - Sunny - 68 F								
Skeeter Barnes, R OBP: 0.319, SLG: 0.495 (1, 5)										4	0	0	0	0	3	2									
Alan Trammell, R OBP: 0.323, SLG: 0.375 (1, 10)										4	0	0	0	0	1	2									
Cecil Fielder, R OBP: 0.345, SLG: 0.533 (1, 3)										3	0	0	0	0	1	1									
Travis Fryman, R OBP: 0.299, SLG: 0.437 (1, 6)										4	1	1	1	0	2	2									
Rob Deer, R OBP: 0.308, SLG: 0.387 (1, 9)										4	0	0	0	0	4	0									
Pete Incaviglia, R OBP: 0.274, SLG: 0.343 (1, 7)										4	1	2	0	0	1	0									
Andy Allanson, R OBP: 0.284, SLG: 0.352 (1, 2)										3	0	2	1	0	0	0									
Mickey Tettleton, S OBP: 0.395, SLG: 0.500 (9, PH)										1	0	0	0	0	0	1									
Mitt Cuyler, S OBP: 0.318, SLG: 0.310 (1, 8)										3	0	0	0	0	1	2									
Inning Stats	R: 0 E: 0 K: 2 S: 11	H: 0 LOB: 0 BB: 0 P: 15	R: 0 E: 0 K: 2 S: 9	H: 0 LOB: 0 BB: 0 P: 16	R: 0 E: 0 K: 1 S: 7	H: 0 LOB: 0 BB: 0 P: 9	R: 0 E: 0 K: 0 S: 10	H: 1 LOB: 1 BB: 0 P: 11	R: 1 E: 0 K: 3 S: 13	H: 2 LOB: 1 BB: 0 P: 19	R: 0 E: 0 K: 1 S: 9	H: 0 LOB: 2 BB: 1 P: 19	R: 0 E: 0 K: 1 S: 11	H: 1 LOB: 1 BB: 0 P: 16	R: 0 E: 0 K: 2 S: 8	H: 0 LOB: 0 BB: 0 P: 12	R: 1 E: 0 K: 2 S: 13	H: 2 LOB: 1 BB: 0 P: 16	1B: 3 2B: 2 3B: 0 HR: 1	SF: 0 SAC: 0 DP: 0 HBP: 1	WP: 0 PB: 0 SB: 0 CS: 0	PA: 35			
PITCHER	IP	WLS	BF	H	R	ER	SO	BB	IBB	HBP	BLK	WP	HR	S	P	ERA	WHIP								
Chuck Finley, L ERA: 3.81 (1, 1)	6.2	W	26	4	1	1	10	1	0	1	0	0	0	68	103	1.35	0.750								
Mark Eichhorn, R ERA: 1.1 (7, 1)	1.1		4	0	0	0	2	0	0	0	0	0	0	10	14	0.00	0.000								
Bryan Harvey, R ERA: 1.53 (9, 1)	1.0	S	5	2	1	1	2	0	0	0	0	0	1	13	16	9.00	2.000								

Batter	1	2	3	4	5	6	7	8	9	AB	R	H	RBI	BB	SO	LOB	BOTTOM								
Luis Polonia, L OBP: 0.355, SLG: 0.384 (1, 7)										4	0	2	1	0	0	1	Detroit Tigers @ California Angels Anaheim Stadium, Anaheim, CA Tue Aug 27 1991, 10:05 PM EDT Att: 27,494 - Sunny - 68 F								
Shawn Abner, R OBP: 0.232, SLG: 0.301 (1, 8)										3	0	0	0	1	1	1									
Wally Joyner, L OBP: 0.361, SLG: 0.502 (1, 3)										4	0	1	0	0	0	0									
Dave Winfield, R OBP: 0.322, SLG: 0.490 (1, 10)										3	1	2	0	0	1	0									
Gary Gaetti, R OBP: 0.297, SLG: 0.407 (1, 5)										3	1	0	0	1	0	2									
Lance Parrish, R OBP: 0.291, SLG: 0.384 (1, 2)										4	0	1	1	0	2	2									
Junior Felix, S OBP: 0.306, SLG: 0.354 (1, 9)										3	1	2	1	0	0	0									
Luis Sojo, R OBP: 0.281, SLG: 0.328 (1, 4)										2	1	0	0	0	1	2									
Dick Schofield, R OBP: 0.328, SLG: 0.264 (1, 6)										3	0	1	0	0	0	1									
Inning Stats	R: 0 E: 0 K: 1 S: 8	H: 1 LOB: 0 BB: 0 P: 13	R: 0 E: 0 K: 2 S: 11	H: 0 LOB: 0 BB: 0 P: 20	R: 0 E: 0 K: 0 S: 10	H: 1 LOB: 1 BB: 0 P: 15	R: 2 E: 0 K: 1 S: 15	H: 3 LOB: 2 BB: 1 P: 26	R: 0 E: 0 K: 0 S: 8	H: 0 LOB: 0 BB: 0 P: 12	R: 0 E: 0 K: 0 S: 8	H: 1 LOB: 1 BB: 0 P: 12	R: 2 E: 1 K: 0 S: 13	H: 2 LOB: 1 BB: 1 P: 22	R: 0 E: 0 K: 1 S: 8	H: 1 LOB: 1 BB: 0 P: 9		1B: 8 2B: 1 3B: 0 HR: 0	SF: 0 SAC: 2 DP: 0 HBP: 0	WP: 0 PB: 0 SB: 1 CS: 3	PA: 34				
PITCHER	IP	WLS	BF	H	R	ER	SO	BB	IBB	HBP	BLK	WP	HR	S	P	ERA	WHIP								
John Cerutti, L ERA: 4.78 (1, 1)	6.0	L	26	7	4	3	4	1	0	0	0	0	0	62	102	4.50	1.333								
Jerry Don Gleaton, L ERA: 3.76 (7, 1)	1.0		3	1	0	0	0	1	0	0	0	0	0	11	18	0.00	2.000								
Kevin Ritz, R ERA: 16.2 (8, 1)	1.0		4	1	0	0	1	0	0	0	0	0	0	8	9	0.00	1.000								

AB	33
R	2
H	6
RBI	2
BB	1
SO	14
LOB	10



Batter	1	2	3	4	5	6	7	8	9	AB	R	H	RBI	BB	SO	LOB	TOP										
Tony Phillips, S OBP: 0.384, SLG: 0.463 (1, 4)										4	0	0	0	0	1	2											
Travis Fryman, R OBP: 0.299, SLG: 0.436 (1, 5)										4	0	1	0	0	1	0											
Alan Trammell, R OBP: 0.319, SLG: 0.371 (1, 6)										4	0	0	0	0	2	1											
Cecil Fielder, R OBP: 0.342, SLG: 0.528 (1, 3)										4	0	0	0	0	2	1											
Mickey Tettleton, S OBP: 0.394, SLG: 0.497 (1, 10)										4	0	1	0	0	1	1											
Pete Incaviglia, R OBP: 0.278, SLG: 0.344 (1, 7)										2	0	1	0	1	0	0											
Rob Deer, R OBP: 0.306, SLG: 0.384 (1, 9)										3	0	0	0	0	0	3											
Skeeter Barnes, R OBP: 0.320, SLG: 0.491 (1, 8)										3	0	1	0	0	1	2											
Andy Allanson, R OBP: 0.277, SLG: 0.344 (1, 2)										3	0	0	0	0	1	2											
Inning Stats	R: 0 E: 0 K: 0 S: 6	H: 0 LOB: 0 BB: 0 P: 7	R: 0 E: 0 K: 0 S: 9	H: 1 LOB: 2 BB: 1 P: 15	R: 0 E: 0 K: 1 S: 6	H: 0 LOB: 0 BB: 0 P: 6	R: 0 E: 0 K: 2 S: 7	H: 0 LOB: 0 BB: 0 P: 8	R: 0 E: 0 K: 0 S: 10	H: 2 LOB: 2 BB: 0 P: 15	R: 0 E: 0 K: 1 S: 11	H: 1 LOB: 1 BB: 0 P: 12	R: 0 E: 0 K: 1 S: 6	H: 0 LOB: 0 BB: 0 P: 10	R: 0 E: 0 K: 2 S: 10	H: 0 LOB: 0 BB: 0 P: 14	R: 0 E: 0 K: 2 S: 10	H: 0 LOB: 0 BB: 0 P: 17	1B: 4 2B: 0 3B: 0 HR: 0	SF: 0 SAC: 0 DP: 0 HBP: 0	WP: 0 PB: 0 SB: 0 CS: 0	PA: 32					
PITCHER	IP	WLS	BF	H	R	ER	SO	BB	IBB	HBP	BLK	WP	HR	S	P	ERA	WHIP										
Jim Abbott, L ERA: 2.95 (1, 1)	7.1	W	27	4	0	0	6	1	0	0	0	0	0	60	80	0.00	0.682										
Mark Eichhorn, R ERA: 1.09 (8, 1)	0.2		2	0	0	0	1	0	0	0	0	0	0	5	7	0.00	0.000										
Bryan Harvey, R ERA: 1.5 (9, 1)	1.0	S	3	0	0	0	2	0	0	0	0	0	0	10	17	0.00	0.000										

Detroit Tigers @ California Angels
Anaheim Stadium, Anaheim, CA
Wed Aug 28 1991, 6:33 AM EDT
Att: 24,862 - Sunny - 78 F

AB	31
R	0
H	4
RBI	0
BB	1
SO	9
LOB	12



Batter	1	2	3	4	5	6	7	8	9	AB	R	H	RBI	BB	SO	LOB	BOTTOM										
Luis Polonia, L OBP: 0.356, SLG: 0.387 (1, 7)										4	0	2	1	0	0	0											
Donnie Hill, S OBP: 0.340, SLG: 0.314 (1, 6) (7, 4)										3	0	0	0	0	0	3											
Wally Joyner, L OBP: 0.359, SLG: 0.499 (1, 3)										3	0	0	0	0	1	3											
Gary Gaetti, R OBP: 0.297, SLG: 0.407 (1, 5)										3	0	1	0	0	1	0											
Dave Parker, L OBP: 0.282, SLG: 0.364 Shawn Abner, R OBP: 0.232, SLG: 0.301 (7, PR)										3	0	1	0	0	0	1											
Junior Felix, S OBP: 0.301, SLG: 0.348 (1, 8)										3	0	0	0	0	0	2											
Max Venable, L OBP: 0.282, SLG: 0.340 (1, 9)										3	0	0	0	0	0	3											
Luis Sojo, R OBP: 0.282, SLG: 0.329 Dick Schofield, R OBP: 0.327, SLG: 0.263 (6, PR) (7, 6)										2	0	1	0	0	0	0											
Ron Tingley, R OBP: 0.257, SLG: 0.260 (1, 2)										2	0	0	0	0	1	0											
Inning Stats	R: 0 E: 0 K: 0 S: 8	H: 1 LOB: 0 BB: 0 P: 12	R: 0 E: 0 K: 0 S: 14	H: 1 LOB: 0 BB: 0 P: 21	R: 0 E: 0 K: 0 S: 6	H: 0 LOB: 0 BB: 0 P: 7	R: 0 E: 0 K: 1 S: 10	H: 0 LOB: 0 BB: 0 P: 13	R: 0 E: 0 K: 0 S: 4	H: 0 LOB: 0 BB: 0 P: 8	R: 1 E: 0 K: 1 S: 11	H: 2 LOB: 2 BB: 0 P: 13	R: 0 E: 0 K: 0 S: 7	H: 1 LOB: 2 BB: 0 P: 11	R: 0 E: 0 K: 1 S: 5	H: 0 LOB: 0 BB: 0 P: 8	1B: 3 2B: 2 3B: 0 HR: 0	SF: 0 SAC: 1 DP: 0 HBP: 0	WP: 0 PB: 0 SB: 0 CS: 1	PA: 28							
PITCHER	IP	WLS	BF	H	R	ER	SO	BB	IBB	HBP	BLK	WP	HR	S	P	ERA	WHIP										
Bill Gullickson, R ERA: 3.99 (1, 1)	8.0	L	28	5	1	1	3	0	0	0	0	0	0	65	93	1.12	0.625										

Detroit Tigers @ California Angels
Anaheim Stadium, Anaheim, CA
Wed Aug 28 1991, 6:33 AM EDT
Att: 24,862 - Sunny - 78 F

AB	27
R	1
H	5
RBI	1
BB	0
SO	3
LOB	12



Batter	1	2	3	4	5	6	7	8	9	AB	R	H	RBI	BB	SO	LOB	TOP										
Luis Polonia, L (1, 7) OBP: 0.355, SLG: 0.385	G4-3		1B			K	B2-3			3	0	0	0	1	1	2	California Angels @ Milwaukee Brewers Milwaukee County Stadium, Milwaukee, WI Fri Aug 30 1991, 8:05 PM EDT Att: 16,606 - Cloudy - 84 F										
Junior Felix, S (1, 8) OBP: 0.311, SLG: 0.354	S		G6-4-3			G3		P6		3	0	2	1	1	0	0											
Wally Joyner, L (1, 3) OBP: 0.356, SLG: 0.495	F8		G6-4-3			G3		G4-3		4	0	0	0	0	0	4											
Dave Winfield, R (1, 9) OBP: 0.320, SLG: 0.485	P3					L8		P3		4	0	0	0	0	0	2											
Dave Parker, L (1, 10) OBP: 0.283, SLG: 0.363 Dave Gallagher, R (9, PH) OBP: 0.358, SLG: 0.364	G3					L9			F9 L1-5	3	1	1	0	0	0	0											
Gary Gaetti, R (1, 5) OBP: 0.297, SLG: 0.404	G1-3					F8			F9	1	0	1	0	0	0	0											
Luis Sojo, R (1, 4) OBP: 0.279, SLG: 0.326	P3					G5-3			L1-5	3	0	0	0	0	0	1											
Dick Schofield, R (1, 6) OBP: 0.330, SLG: 0.267						F9				3	1	2	1	0	0	0											
Ron Tingley, R (1, 2) OBP: 0.252, SLG: 0.255						G1-3				2	0	0	0	0	0	2											
Inning Stats	R: 0 E: 0 K: 0 S: 14	H: 0 LOB: 1 BB: 1 P: 24	R: 0 E: 0 K: 0 S: 9	H: 0 LOB: 0 BB: 0 P: 13	R: 1 E: 0 K: 0 S: 8	H: 2 LOB: 1 BB: 1 P: 12	R: 0 E: 0 K: 0 S: 7	H: 0 LOB: 0 BB: 0 P: 10	R: 0 E: 0 K: 0 S: 8	H: 0 LOB: 0 BB: 0 P: 16	R: 0 E: 0 K: 0 S: 12	H: 1 LOB: 1 BB: 0 P: 16	R: 1 E: 0 K: 0 S: 10	H: 2 LOB: 2 BB: 0 P: 17	R: 0 E: 0 K: 0 S: 4	H: 0 LOB: 0 BB: 0 P: 7		R: 0 E: 0 K: 0 S: 4	H: 1 LOB: 0 BB: 0 P: 6	1B: 5 2B: 2 3B: 0 HR: 0	SF: 0 SAC: 2 DP: 2 HBP: 1	WP: 0 PB: 0 SB: 1 CS: 0	PA: 34				
PITCHER	IP	WLS	BF	H	R	ER	SO	BB	IBB	HBP	BLK	WP	HR	S	P	ERA	WHIP										
Bill Wegman, R (1, 1) ERA: 3.18	7.0	W	28	5	2	2	1	2	0	1	0	0	0	68	108	2.57	1.000										
Mark Lee, L (8, 1) ERA: 3.14	1.0		3	0	0	0	0	0	0	0	0	0	0	4	7	0.00	0.000										
Julio Machado, R (9, 1) ERA: 3.42	1.0		3	1	0	0	0	0	0	0	0	0	0	4	6	0.00	1.000										

Batter	1	2	3	4	5	6	7	8	9	AB	R	H	RBI	BB	SO	LOB	BOTTOM										
Paul Molitor, R (1, 10) OBP: 0.400, SLG: 0.509	G6-3		E5			K				3	1	1	0	1	1	2	California Angels @ Milwaukee Brewers Milwaukee County Stadium, Milwaukee, WI Fri Aug 30 1991, 8:05 PM EDT Att: 16,606 - Cloudy - 84 F										
Willie Randolph, R (1, 4) OBP: 0.432, SLG: 0.382	L9		F8			L8				4	0	1	1	0	0	4											
Darryl Hamilton, L (1, 9) OBP: 0.340, SLG: 0.371	G6-3									3	1	2	0	1	0	1											
Robin Yount, R (1, 8) OBP: 0.344, SLG: 0.408										3	0	1	0	1	0	1											
B.J. Surhoff, L (1, 2) OBP: 0.303, SLG: 0.345	G4-3		FC6-4			G4-3				4	0	0	0	0	0	4											
Greg Vaughn, R (1, 7) OBP: 0.319, SLG: 0.457										3	1	2	0	1	0	0											
Jim Gantner, L (1, 5) OBP: 0.310, SLG: 0.345	F7									4	1	1	2	0	0	2											
Franklin Stubbs, L (1, 3) OBP: 0.289, SLG: 0.372										3	1	2	0	1	0	0											
Bill Spiers, L (1, 6) OBP: 0.332, SLG: 0.381										3	1	2	2	1	1	0											
Inning Stats	R: 0 E: 0 K: 0 S: 7	H: 1 LOB: 0 BB: 0 P: 13	R: 0 E: 0 K: 0 S: 15	H: 1 LOB: 1 BB: 1 P: 22	R: 2 E: 1 K: 0 S: 15	H: 4 LOB: 2 BB: 0 P: 26	R: 1 E: 0 K: 1 S: 19	H: 3 LOB: 2 BB: 0 P: 27	R: 2 E: 0 K: 0 S: 9	H: 1 LOB: 0 BB: 2 P: 22	R: 1 E: 0 K: 0 S: 11	H: 2 LOB: 3 BB: 3 P: 26	R: 0 E: 0 K: 0 S: 4	H: 0 LOB: 0 BB: 0 P: 9	R: 0 E: 0 K: 1 S: 5	H: 0 LOB: 0 BB: 0 P: 6		1B: 9 2B: 2 3B: 1 HR: 0	SF: 0 SAC: 0 DP: 2 HBP: 0	WP: 2 PB: 0 SB: 0 CS: 3	PA: 37						
PITCHER	IP	WLS	BF	H	R	ER	SO	BB	IBB	HBP	BLK	WP	HR	S	P	ERA	WHIP										
Kirk McCaskill, R (1, 1) ERA: 4.24	3.1	L	18	9	3	3	0	1	0	0	0	0	0	13	27	10.80	1.800										
Chris Beasley, R (4, 1) ERA: 2.7	1.2		7	1	2	2	1	2	0	0	0	1	0	15	35	4.50	2.500										
Mike Fetters, R (6, 1) ERA: 5.12	2.0		8	2	1	1	0	3	0	0	0	1	0	15	35	4.50	2.500										
Scott Bailes, L (8, 1) ERA: 4.25	1.0		3	0	0	0	1	0	0	0	0	0	0	5	6	0.00	0.000										

Batter	1	2	3	4	5	6	7	8	9	AB	R	H	RBI	BB	SO	LOB	TOP					
Luis Polonia, L OBP: 0.354, SLG: 0.388 (1, 7)	G6-3		G4-6-3			1B	CS	K		4	1	1	0	0	1	1	California Angels @ Milwaukee Brewers Milwaukee County Stadium, Milwaukee, WI Sat Aug 31 1991, 8:05 PM EDT Att: 18,313 - Cloudy - 66 F					
Junior Felix, S OBP: 0.309, SLG: 0.351 (1, 8)	G6-3			F9		L8	FC4-6	K		4	1	1	1	0	1	0						
Wally Joyner, L OBP: 0.357, SLG: 0.495 (1, 3)	G3-1			1B		FC4-6	1B	G4-3		4	0	2	0	0	0	0						
Dave Winfield, R OBP: 0.317, SLG: 0.481 (1, 9)		L8		K		L8		G6-3		4	0	0	0	0	1	3						
Dave Parker, L OBP: 0.280, SLG: 0.360 (1, 10)	F7			K		FC4-6		G4-3		4	0	0	1	0	1	2						
Gary Gaetti, R OBP: 0.294, SLG: 0.401 (1, 5)	E3					G6-3		F9		4	0	0	0	0	1	1						
Luis Sojo, R OBP: 0.283, SLG: 0.329 (1, 4)			K			FC3-6	1B	CS		3	0	2	0	0	1	1						
Dick Schofield, R OBP: 0.327, SLG: 0.265 (1, 6)			K			FC3-6	PB	K		3	0	0	0	0	2	2						
Ron Tingley, R OBP: 0.257, SLG: 0.260 Lance Parrish, R OBP: 0.291, SLG: 0.383 (7, PH) (7, 2)						G5-3		K		2	0	1	0	0	0	1						
Inning Stats	R: 0 E: 0 K: 0 S: 8	H: 0 LOB: 0 BB: 0 P: 14	R: 0 E: 1 K: 1 S: 7	H: 0 LOB: 1 BB: 0 P: 9	R: 0 E: 0 K: 1 S: 11	H: 1 LOB: 0 BB: 0 P: 15	R: 0 E: 0 K: 2 S: 10	H: 1 LOB: 1 BB: 0 P: 16	R: 0 E: 0 K: 0 S: 9	H: 1 LOB: 1 BB: 0 P: 10	R: 2 E: 0 K: 1 S: 13	H: 3 LOB: 1 BB: 0 P: 16	R: 0 E: 0 K: 2 S: 12	H: 1 LOB: 0 BB: 0 P: 17	R: 0 E: 0 K: 2 S: 8	H: 0 LOB: 0 BB: 0 P: 9	R: 0 E: 0 K: 0 S: 4	H: 0 LOB: 0 BB: 0 P: 8	1B: 6 2B: 0 3B: 1 HR: 0	SF: 0 SAC: 0 DP: 1 HBP: 0	WP: 0 PB: 1 SB: 0 CS: 1	PA: 34
PITCHER	IP	WLS	BF	H	R	ER	SO	BB	IBB	HBP	BLK	WP	HR	S	P	ERA	WHIP					
Chris Bosio, R ERA: 3.34 (1, 1)	5.0		20	5	2	2	4	0	0	0	0	0	0	48	67	3.60	1.000					
Mark Lee, L ERA: 3.54 (6, 1)	3.0	W	10	2	0	0	5	0	0	0	0	0	0	30	39	0.00	0.667					
Chuck Crim, R ERA: 5.14 (9, 1)	1.0		3	0	0	0	0	0	0	0	0	0	0	4	8	0.00	0.000					

Batter	1	2	3	4	5	6	7	8	9	AB	R	H	RBI	BB	SO	LOB	BOTTOM				
Paul Molitor, R OBP: 0.401, SLG: 0.509 (1, 10)	F9	F8		CS			SH5-4	1B		4	2	2	0	1	0	1	California Angels @ Milwaukee Brewers Milwaukee County Stadium, Milwaukee, WI Sat Aug 31 1991, 8:05 PM EDT Att: 18,313 - Cloudy - 66 F				
Willie Randolph, R OBP: 0.430, SLG: 0.382 (1, 4)	G4-3		1B		F9	SH5-4	SF9			3	0	1	1	0	0	1					
Darryl Hamilton, L OBP: 0.347, SLG: 0.380 (9, 8)	2B		P5		BB	2B	WP	1B		4	2	3	2	1	0	1					
Robin Yount, R OBP: 0.347, SLG: 0.414 Dante Bichette, R OBP: 0.269, SLG: 0.382 (9, 9)	2B		K		BB	2B	K			4	1	2	2	1	2	2					
B.J. Surhoff, L OBP: 0.304, SLG: 0.349 (1, 2)	2B		1B		G6-4-3	G6-3	K			0	0	0	0	0	0	0					
B.J. Surhoff, L OBP: 0.304, SLG: 0.349 (1, 2)	2B		1B		G6-4-3	G6-3	G4-3			5	0	2	1	0	0	5					
Greg Vaughn, R OBP: 0.319, SLG: 0.453 (1, 7)	K		K			G6-3	IBB			3	0	0	0	1	2	3					
Jim Gantner, L OBP: 0.311, SLG: 0.349 (1, 5)		G4-3	G5-6-3		K	L6-4	F8			4	0	2	0	0	1	2					
Franklin Stubbs, L OBP: 0.288, SLG: 0.374 (1, 3)		G5-6-3		G3		L6-4		1B		4	1	1	0	0	0	2					
Bill Spiers, L OBP: 0.336, SLG: 0.386 (1, 6)		G4-3		CS			SH5-4	1B		4	2	3	1	0	0	1					
Inning Stats	R: 2 E: 0 K: 1 S: 11	H: 3 LOB: 1 BB: 0 P: 15	R: 0 E: 0 K: 0 S: 5	H: 1 LOB: 1 BB: 0 P: 9	R: 0 E: 0 K: 2 S: 12	H: 2 LOB: 2 BB: 0 P: 17	R: 0 E: 0 K: 1 S: 10	H: 1 LOB: 0 BB: 0 P: 16	R: 0 E: 0 K: 0 S: 9	H: 1 LOB: 2 BB: 2 P: 22	R: 0 E: 0 K: 0 S: 6	H: 1 LOB: 0 BB: 0 P: 11	R: 3 E: 0 K: 0 S: 15	H: 3 LOB: 2 BB: 2 P: 29	R: 3 E: 0 K: 1 S: 17	H: 4 LOB: 1 BB: 0 P: 27	1B: 10 2B: 7 3B: 0 HR: 0	SF: 1 SAC: 1 DP: 2 HBP: 0	WP: 2 PB: 0 SB: 0 CS: 1	PA: 42	
PITCHER	IP	WLS	BF	H	R	ER	SO	BB	IBB	HBP	BLK	WP	HR	S	P	ERA	WHIP				
Joe Grahe, R ERA: 5.79 (1, 1)	6.0	L	27	10	3	3	4	2	0	0	0	0	0	55	93	4.50	2.000				
Mark Eichhorn, R ERA: 1.35 (7, 1)	0.1		4	2	2	2	0	1	0	0	0	0	0	9	16	54.00	9.000				
Scott Bailes, L ERA: 4.6 (7, 1)	0.2		5	2	2	2	0	0	1	0	0	0	0	6	12	27.00	3.000				
Chris Beasley, R ERA: 3.06 (8, 1)	1.0		5	2	1	1	1	0	0	0	0	1	0	15	25	9.00	2.000				

Batter	1	2	3	4	5	6	7	8	9	AB	R	H	RBI	BB	SO	LOB	TOP					
Luis Polonia, L (1, 7) OBP: 0.353, SLG: 0.387	F8		FC6-4 1B			F7			L7	4	0	1	0	0	0	1	California Angels @ Milwaukee Brewers Milwaukee County Stadium, Milwaukee, WI Sun Sep 01 1991, 4:33 AM EDT Att: 12,710 - Cloudy - 70 F					
Junior Felix, S (1, 8) OBP: 0.303, SLG: 0.343	F7		FC6-4 1-2			G5-4-3 1-2			F7	4	0	0	0	0	0	2						
Wally Joyner, L (1, 3) OBP: 0.356, SLG: 0.499	P6				F7				G4-3	4	1	1	1	0	0	0						
Dave Winfield, R (1, 10) OBP: 0.315, SLG: 0.477		K			G4-3				G6-3	4	0	0	0	0	2	0						
Gary Gaetti, R (1, 5) OBP: 0.292, SLG: 0.398		G5-3			P3				G5-3	3	0	0	0	0	0	0						
Donnie Hill, S (1, 6) OBP: 0.339, SLG: 0.314									L9	3	0	1	0	0	1	0						
Lance Parrish, R (1, 2) OBP: 0.291, SLG: 0.382										3	0	1	0	0	2	1						
Dave Gallagher, R (1, 9) OBP: 0.353, SLG: 0.358									F9	3	0	0	0	0	0	1						
Luis Sojo, R (1, 4) OBP: 0.283, SLG: 0.327									F9	2	0	0	0	0	1	1						
									G5-4-3 HBP													
Inning Stats	R: 0 E: 0 K: 0 S: 9	H: 0 LOB: 0 BB: 0 P: 12	R: 0 E: 0 K: 2 S: 9	H: 1 LOB: 1 BB: 0 P: 14	R: 0 E: 0 K: 0 S: 9	H: 1 LOB: 1 BB: 0 P: 13	R: 0 E: 0 K: 0 S: 4	H: 0 LOB: 0 BB: 0 P: 6	R: 0 E: 0 K: 2 S: 7	H: 0 LOB: 0 BB: 0 P: 11	R: 0 E: 0 K: 0 S: 6	H: 0 LOB: 0 BB: 0 P: 10	R: 0 E: 0 K: 0 S: 11	H: 0 LOB: 0 BB: 0 P: 16	R: 0 E: 0 K: 1 S: 10	H: 1 LOB: 1 BB: 0 P: 17	R: 1 E: 0 K: 1 S: 9	H: 1 LOB: 0 BB: 0 P: 12	1B: 3 2B: 0 3B: 0 HR: 1	SF: 0 SAC: 0 DP: 1 HBP: 1	WP: 0 PB: 0 SB: 0 CS: 0	PA: 31
PITCHER Jaime Navarro, R (1, 1) ERA: 4.18	IP: 9.0 WLS: W BF: 31 H: 4 R: 1 ER: 1 SO: 6 BB: 0 IBB: 0 HBP: 1 BLK: 0 WP: 0 HR: 1 S: 74 P: 111 ERA: 1.00 WHIP: 0.444															PITCHER						

Batter	1	2	3	4	5	6	7	8	9	AB	R	H	RBI	BB	SO	LOB	BOTTOM					
Paul Molitor, R (1, 3) OBP: 0.402, SLG: 0.515	1B FC6-4		G6-3			G6-3			HR	4	2	2	1	0	0	0	California Angels @ Milwaukee Brewers Milwaukee County Stadium, Milwaukee, WI Sun Sep 01 1991, 4:33 AM EDT Att: 12,710 - Cloudy - 70 F					
Willie Randolph, R (1, 4) OBP: 0.431, SLG: 0.383	FC6-4 1B					L6			G4-3	4	0	2	0	0	0	0						
Robin Yount, R (1, 8) OBP: 0.346, SLG: 0.412	FC6-4 1B					F9			G5-3	4	1	1	1	0	0	2						
Greg Vaughn, R (1, 7) OBP: 0.316, SLG: 0.449	G6-3					K			F9	4	0	0	0	0	2	3						
Dale Sveum, S (1, 10) OBP: 0.306, SLG: 0.346						F7			K	3	0	1	1	1	1	0						
Dante Bichette, R (1, 9) OBP: 0.269, SLG: 0.381	K					G4-3 1B			K	3	0	1	0	0	2	3						
Jim Gantner, L (1, 5) OBP: 0.309, SLG: 0.346						G4-3			F7	3	0	0	0	0	0	3						
Rick Dempsey, R (1, 2) OBP: 0.338, SLG: 0.404						L8			F9	3	0	0	0	0	1	1						
Bill Spiers, L (1, 6) OBP: 0.333, SLG: 0.382						G4-3			F8	3	0	0	0	0	0	0						
Inning Stats	R: 2 E: 0 K: 1 S: 17	H: 3 LOB: 1 BB: 0 P: 30	R: 0 E: 0 K: 1 S: 7	H: 0 LOB: 0 BB: 0 P: 12	R: 0 E: 0 K: 1 S: 11	H: 1 LOB: 1 BB: 0 P: 18	R: 0 E: 0 K: 0 S: 7	H: 1 LOB: 1 BB: 0 P: 10	R: 0 E: 0 K: 0 S: 7	H: 0 LOB: 0 BB: 0 P: 9	R: 0 E: 0 K: 1 S: 13	H: 1 LOB: 2 BB: 1 P: 23	R: 1 E: 0 K: 0 S: 9	H: 1 LOB: 0 BB: 0 P: 12	R: 0 E: 0 K: 2 S: 7	H: 0 LOB: 0 BB: 0 P: 13	R: 0 E: 0 K: 2 S: 7	H: 0 LOB: 0 BB: 0 P: 13	1B: 6 2B: 0 3B: 0 HR: 1	SF: 0 SAC: 0 DP: 0 HBP: 0	WP: 0 PB: 0 SB: 0 CS: 0	PA: 32
PITCHER Chuck Finley, L (1, 1) ERA: 3.79	IP: 8.0 WLS: L BF: 32 H: 7 R: 3 ER: 3 SO: 6 BB: 1 IBB: 0 HBP: 0 BLK: 0 WP: 0 HR: 1 S: 78 P: 127 ERA: 3.38 WHIP: 1.000															PITCHER						

AB	30
R	1
H	4
RBI	1
BB	0
SO	6
LOB	6

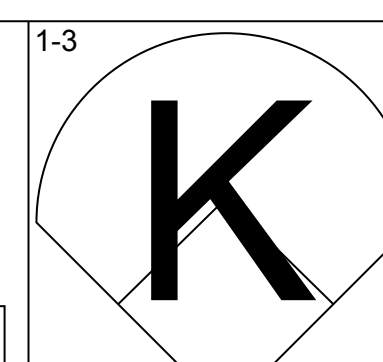
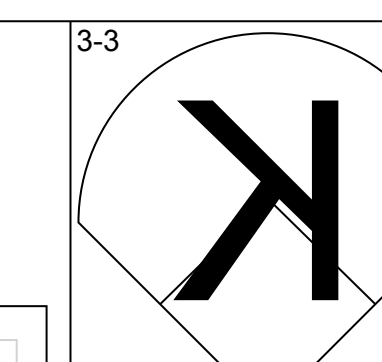
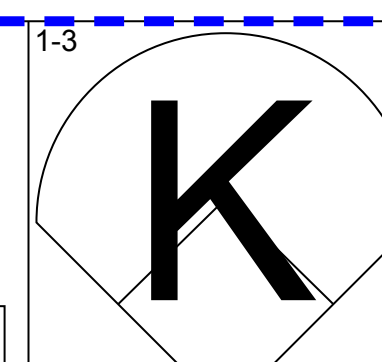
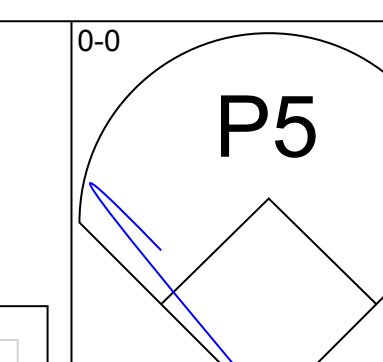
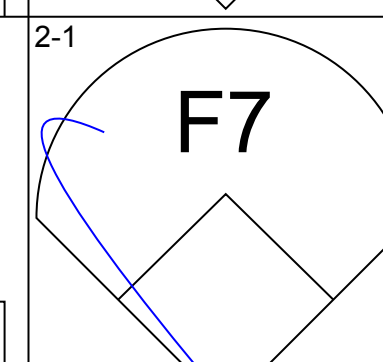
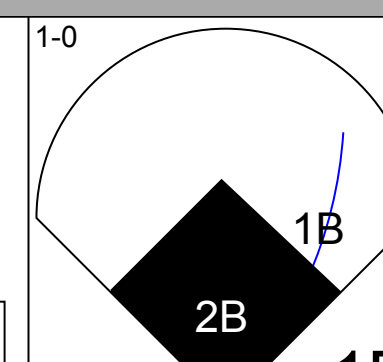
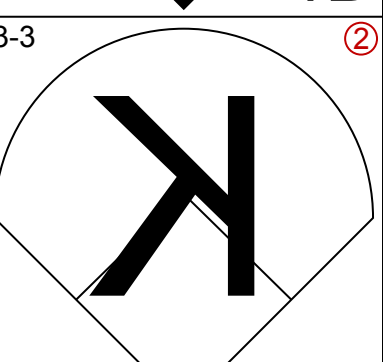
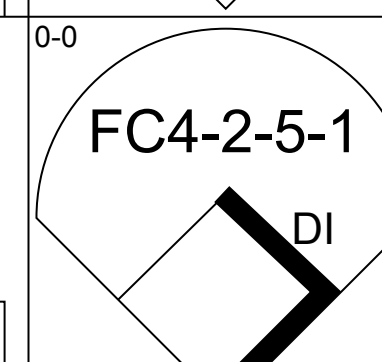
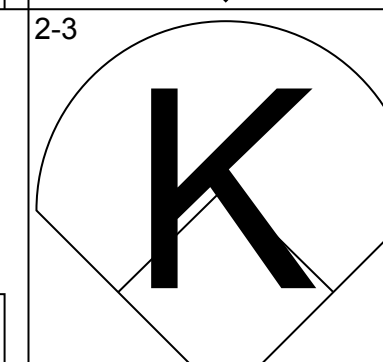
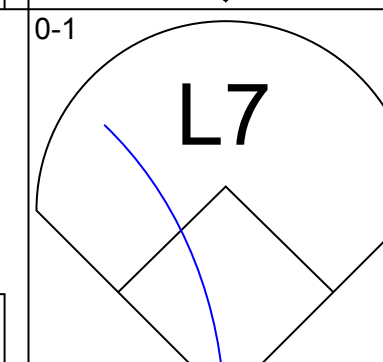
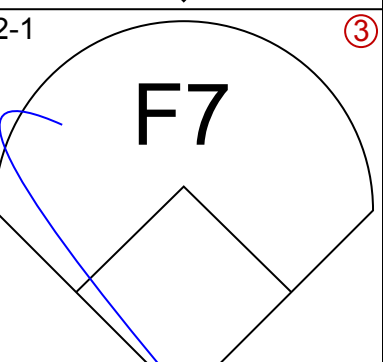
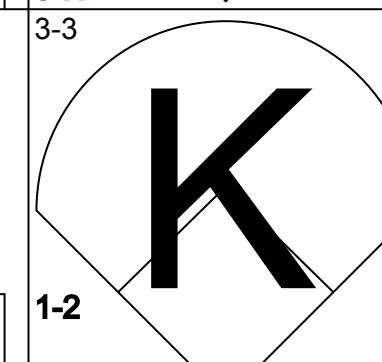
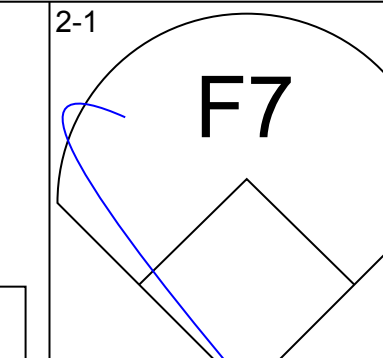
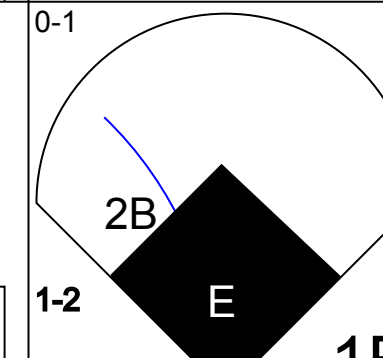
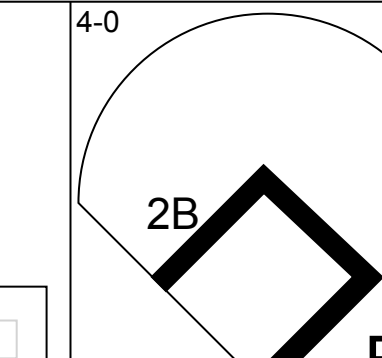
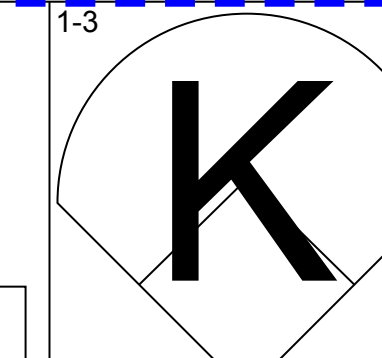
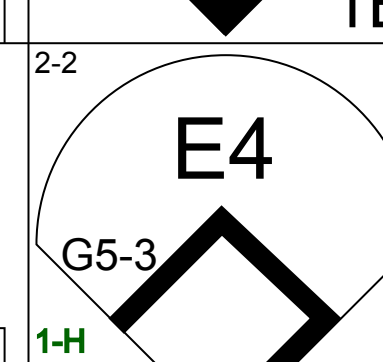

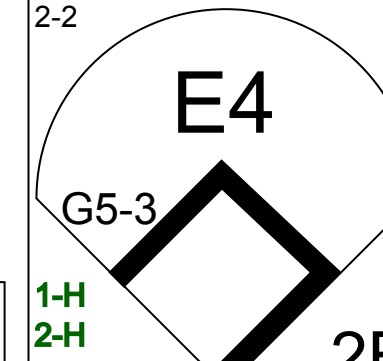
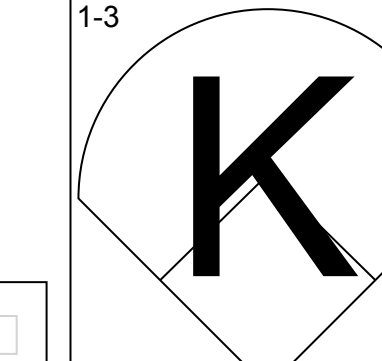
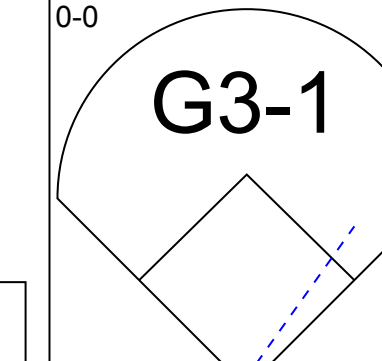

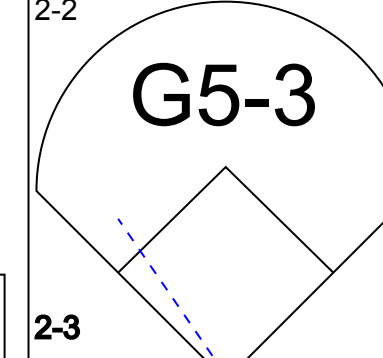
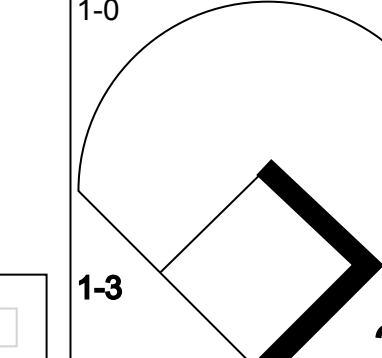
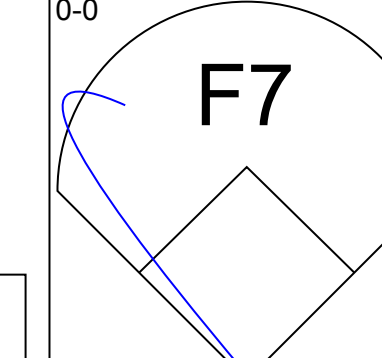
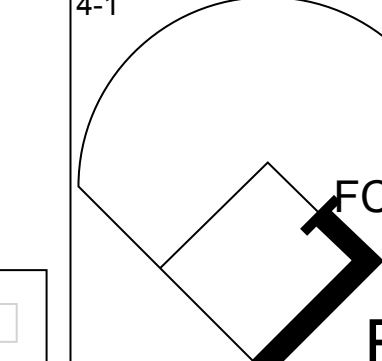
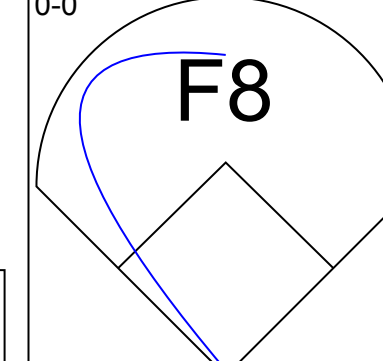
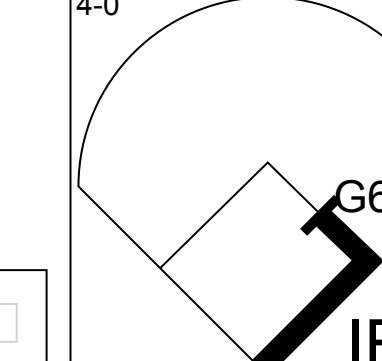
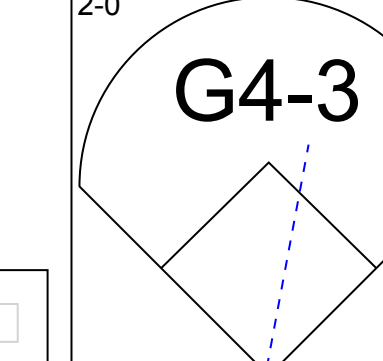
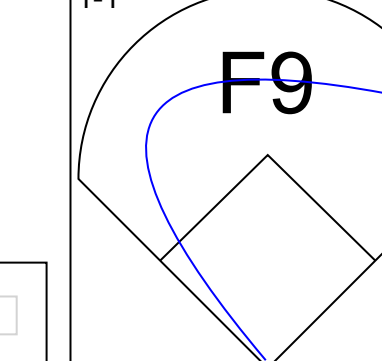
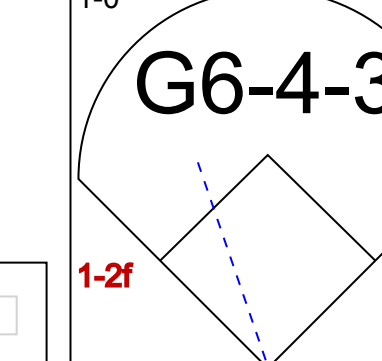
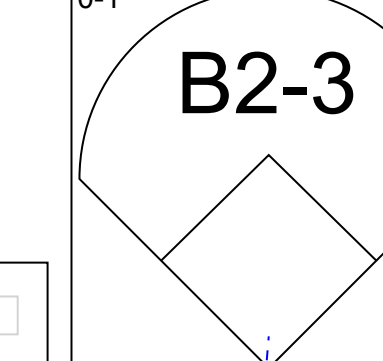
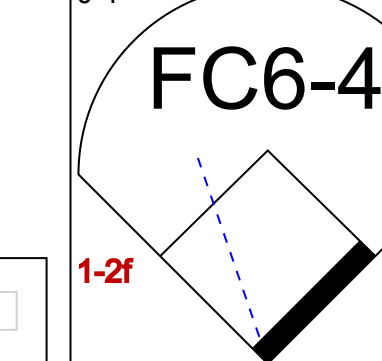
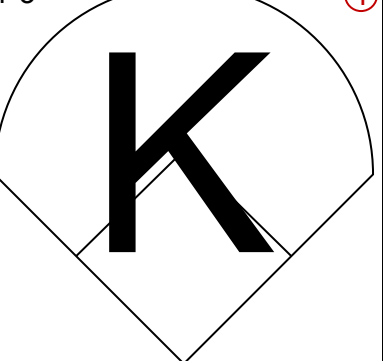
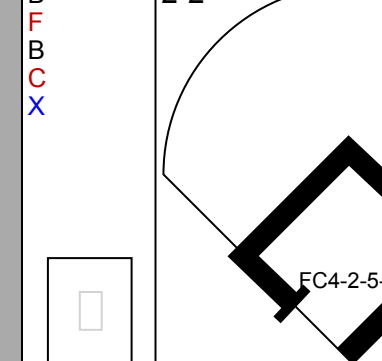
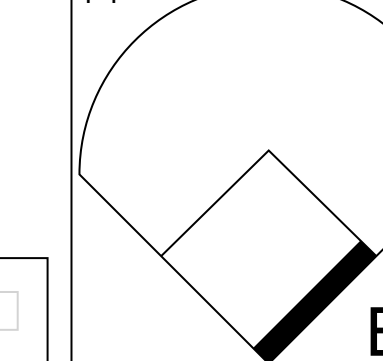


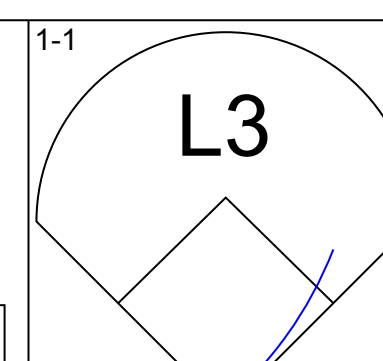
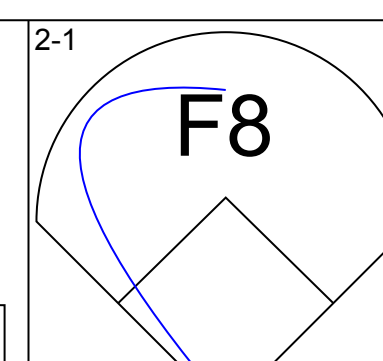
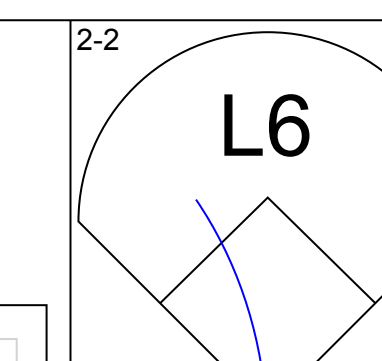
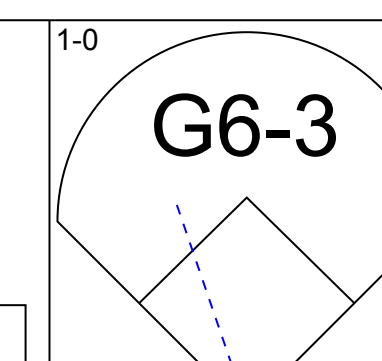
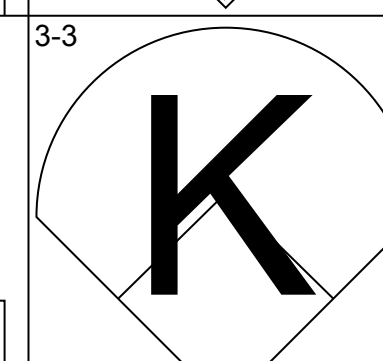
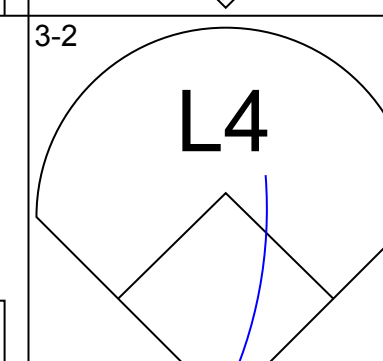
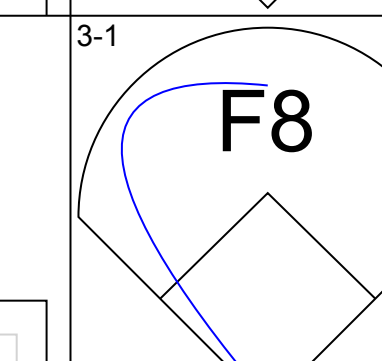
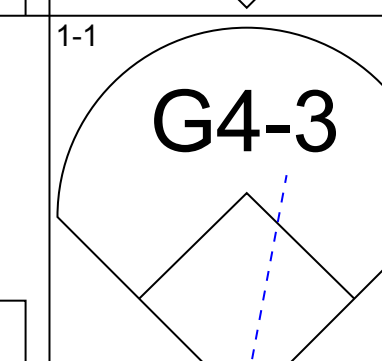
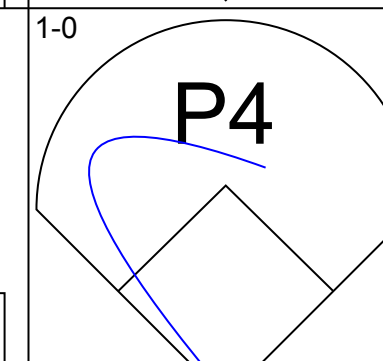
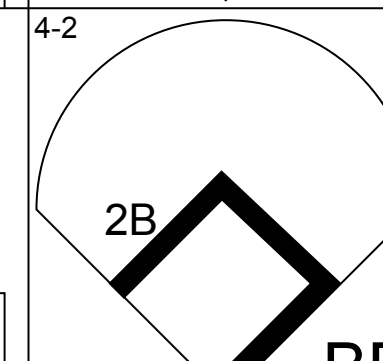
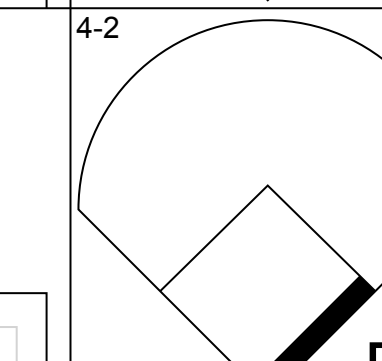
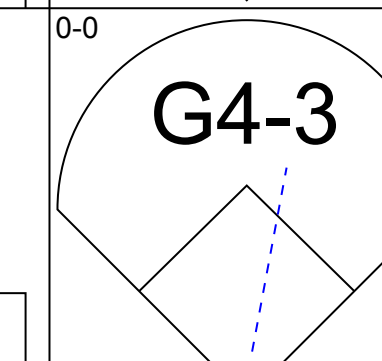
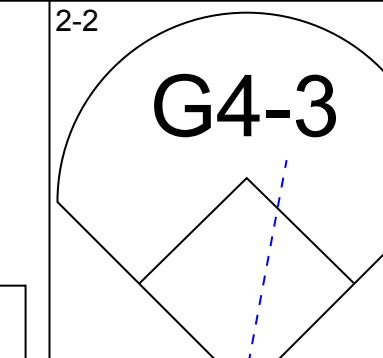
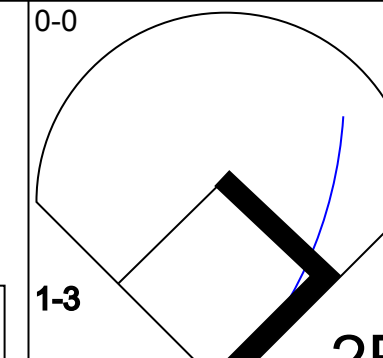
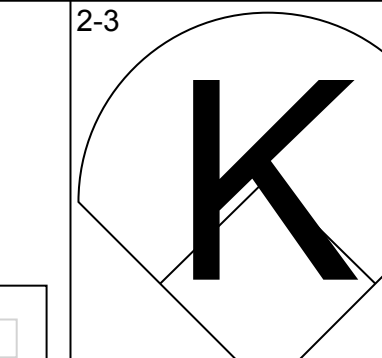

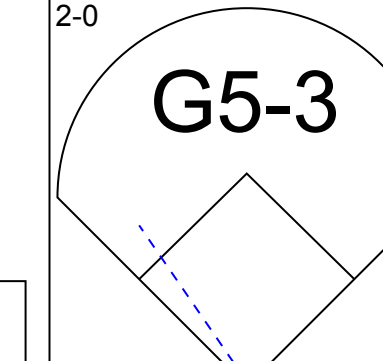
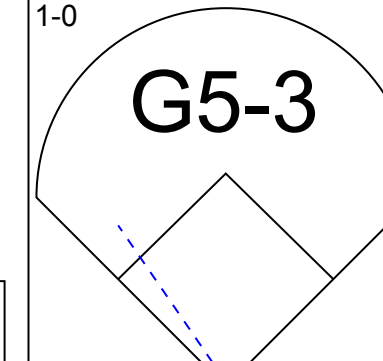

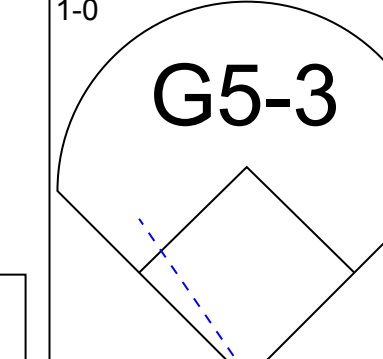
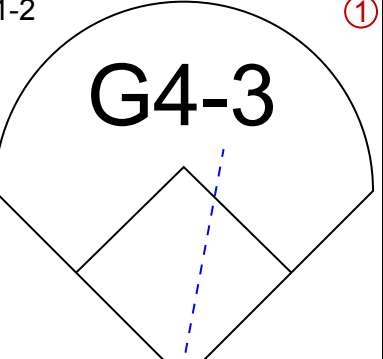
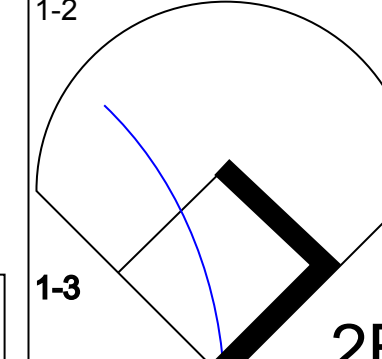
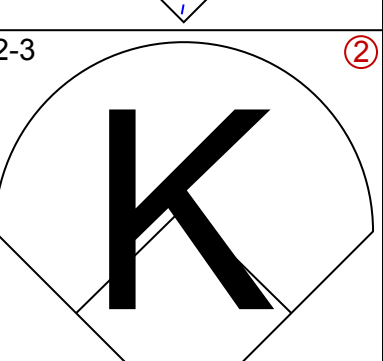
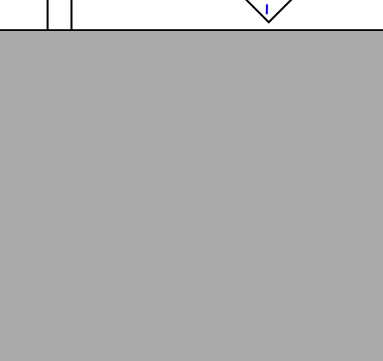
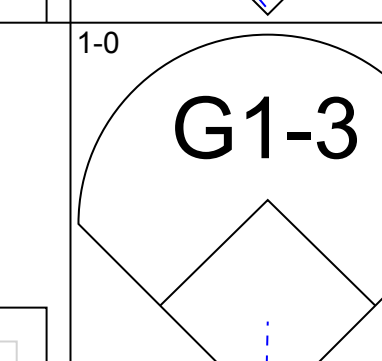
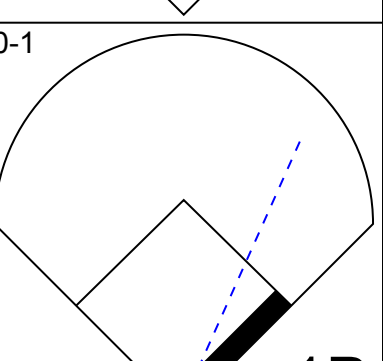
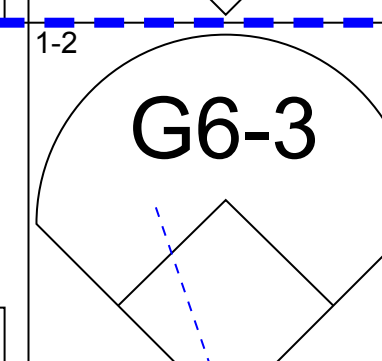
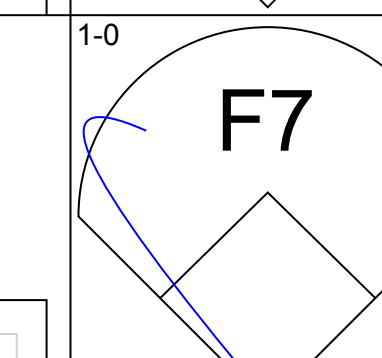
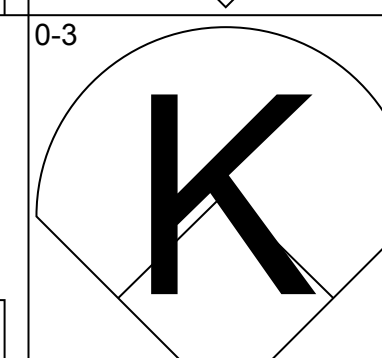
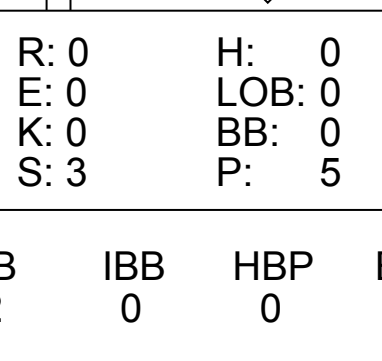
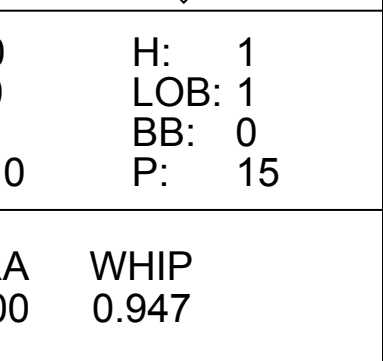
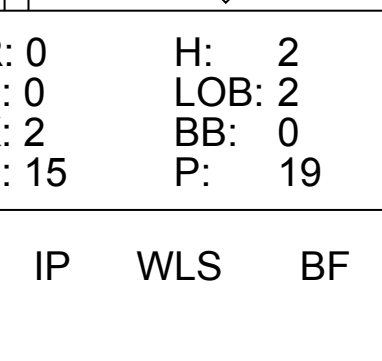
AB	31
R	3
H	7
RBI	3
BB	1
SO	6
LOB	12



Batter	1	2	3	4	5	6	7	8	9	AB	R	H	RBI	BB	SO	LOB	TOP					
Luis Polonia, L OBP: 0.359, SLG: 0.394	0-2 2B		2-2 2B 1B	4-0 1B BB		0-0 1-3 E 1B		1-2 1B		4	2	4	0	1	0	0	California Angels @ Milwaukee Brewers Milwaukee County Stadium, Milwaukee, WI Mon Sep 02 1991, 4:33 AM EDT Att: 22,517 - Sunny - 75 F					
Junior Felix, S OBP: 0.316, SLG: 0.367	3-2 F8		2-1 G3 2B 1B	0-0 1-3 1B		2-0 1-H E6 2B		3-2 1-3 1B		5	1	4	5	0	0	1						
Wally Joyner, L OBP: 0.355, SLG: 0.495	4-1 BB		1-1 G3	3-1 P6		3-2 G4-3		2-1 L4-3		4	0	0	0	1	0	6						
Dave Winfield, R OBP: 0.314, SLG: 0.477	1-0 F7		3-2 2B			2-2 G5-3				4	0	1	1	0	0	3						
Dave Gallagher, R OBP: 0.351, SLG: 0.356			3-2 2B							1	0	0	0	0	1	0						
Dave Parker, L OBP: 0.280, SLG: 0.357	2-1 F8		3-2 F7							4	0	0	0	1	1	3						
Shawn Abner, R OBP: 0.232, SLG: 0.301										0	0	0	0	0	0	0						
Gary Gaetti, R OBP: 0.294, SLG: 0.400		2-3 K		0-0 1B	1-1 1B		0-0 G6-3		0-0 P6	5	1	2	0	0	1	1						
Donnie Hill, S OBP: 0.338, SLG: 0.313	1-2 L8		2-0 G6-4-3 1B	0-0 F8		2-2 L7		1-0 2-4		4	1	1	0	0	0	1						
Lance Parrish, R OBP: 0.291, SLG: 0.381	1-2 G5-3		1-0 G6-4-3 1B			3-2 F8		1-1 G1-3		4	0	1	1	0	0	0						
Dick Schofield, R OBP: 0.329, SLG: 0.265			1-3 K	1-2 G6-4-3		4-2 1B E BB		2-2 1B S 1B		3	2	1	0	1	1	2						
Inning Stats	R: 0 E: 0 K: 0 S: 10	H: 1 LOB: 2 BB: 1 P: 20	R: 0 E: 0 K: 1 S: 12	H: 0 LOB: 0 BB: 0 P: 16	R: 2 E: 0 K: 1 S: 18	H: 3 LOB: 1 BB: 0 P: 30	R: 2 E: 0 K: 0 S: 9	H: 4 LOB: 2 BB: 1 P: 20	R: 0 E: 0 K: 0 S: 6	H: 1 LOB: 1 BB: 0 P: 11	R: 2 E: 1 K: 0 S: 17	H: 2 LOB: 1 BB: 1 P: 31	R: 0 E: 0 K: 1 S: 8	H: 0 LOB: 0 BB: 0 P: 12	R: 1 E: 0 K: 0 S: 14	H: 3 LOB: 1 BB: 0 P: 22	R: 0 E: 0 K: 1 S: 6	H: 0 LOB: 1 BB: 1 P: 12	1B: 9 2B: 6 3B: 0 HR: 0	SF: 0 SAC: 0 DP: 2 HBP: 0	WP: 0 PB: 0 SB: 1 CS: 0	PA: 42
PITCHER	IP WLS BF H R ER SO BB IBB HBP BLK WP HR S P ERA WHIP																					
Don August, R ERA: 5.21	(1, 1) 3.0 L 16 6 4 4 2 1 0 0 0 0 0 0 42 70 12.00 2.333																					
Darren Holmes, R ERA: 5.4	(4, 1) 0.2 4 2 0 0 0 1 0 0 0 0 0 0 5 11 0.00 4.500																					
Mark Lee, L ERA: 3.72	(4, 1) 2.0 10 3 2 2 0 1 0 0 0 0 0 0 22 42 9.00 2.000																					
Chuck Crim, R ERA: 5.11	(6, 1) 2.1 9 3 1 1 1 0 0 0 0 0 0 0 25 39 3.86 1.286																					
Doug Henry, R ERA: 1.49	(9, 1) 1.0 4 0 0 0 0 1 1 0 0 0 0 0 6 12 0.00 1.000																					

Batter	1	2	3	4	5	6	7	8	9	AB	R	H	RBI	BB	SO	LOB	BOTTOM					
Paul Moltzer, R OBP: 0.404, SLG: 0.518	4-2 G1-6-3 BB		0-2 F8	1-0 G6-3		4-2 BB		2-2 1-H G4-3 3B		3	1	1	1	2	0	0	California Angels @ Milwaukee Brewers Milwaukee County Stadium, Milwaukee, WI Mon Sep 02 1991, 4:33 AM EDT Att: 22,517 - Sunny - 75 F					
Willie Randolph, R OBP: 0.433, SLG: 0.385	2-1 G1-6-3		2-0 1B 1B		0-1 1B 1B	1-3 K		4-0 G4-3 BB		4	1	2	0	1	1	3						
Darryl Hamilton, L OBP: 0.344, SLG: 0.377	1-2 G6-3		1-2 1B 1B		1-2 F9	0-1 G4-3		3-2 G4-3		5	1	1	1	0	0	4						
Robin Yount, R OBP: 0.346, SLG: 0.411		4-0 1B BB	2-1 FC5-4 1B		0-1 F8		0-2 F7	1-0 G6-3		4	1	1	1	1	0	2						
B.J. Surhoff, L OBP: 0.310, SLG: 0.362	0-2 1B		0-0 FC5-4 1B		2-1 1B		1-0 G3-1		1-1 HR	5	1	4	2	0	0	0						
Dante Bichette, R OBP: 0.271, SLG: 0.384	1-3 1B		1-2 3-H 1B		1-2 1B		1-1 2B		3-3 K	5	0	2	0	0	1	4						
Jim Gantner, L OBP: 0.308, SLG: 0.345	1-2 1B		0-1 L7		1-1 F7		0-0 F8		1-2 F7	5	0	1	1	0	0	6						
Rick Dempsey, R OBP: 0.336, SLG: 0.393			0-3 K		0-0 F9		1-2 F7		4-1 3B BB	3	1	0	0	1	1	2						
Franklin Stubbs, L OBP: 0.298, SLG: 0.373										1	0	0	0	0	1	0						
Bill Spiers, L OBP: 0.332, SLG: 0.381	0-1 G3		2-3 K					0-2 F7		4	0	1	0	0	1	3						
Inning Stats	R: 0 E: 0 K: 0 S: 8	H: 0 LOB: 0 BB: 1 P: 15	R: 1 E: 0 K: 1 S: 10	H: 2 LOB: 1 BB: 1 P: 15	R: 2 E: 0 K: 0 S: 18	H: 4 LOB: 2 BB: 0 P: 25	R: 0 E: 0 K: 1 S: 5	H: 0 LOB: 0 BB: 0 P: 8	R: 0 E: 0 K: 0 S: 13	H: 3 LOB: 3 BB: 0 P: 17	R: 0 E: 0 K: 1 S: 12	H: 1 LOB: 2 BB: 1 P: 18	R: 0 E: 0 K: 0 S: 7	H: 1 LOB: 1 BB: 0 P: 9	R: 2 E: 0 K: 0 S: 15	H: 1 LOB: 2 BB: 2 P: 29	R: 1 E: 0 K: 2 S: 13	H: 1 LOB: 0 BB: 0 P: 18	1B: 10 2B: 1 3B: 1 HR: 1	SF: 0 SAC: 0 DP: 1 HBP: 0	WP: 0 PB: 0 SB: 0 CS: 0	PA: 44
PITCHER	IP WLS BF H R ER SO BB IBB HBP BLK WP HR S P ERA WHIP																					
Jim Abbott, L ERA: 3.01	(1, 1) 5.1 W 27 10 3 3 2 2 0 0 0 0 0 0 59 86 5.06 2.250																					
Mark Eichhorn, R ERA: 1.57	(6, 1) 2.0 10 2 2 2 1 2 0 0 0 0 0 0 21 34 9.00 2.000																					
Bryan Harvey, R ERA: 1.61	(8, 1) 1.2 S 7 1 1 1 2 1 0 0 0 0 0 1 21 34 5.40 1.200																					

Batter	1	2	3	4	5	6	7	8	9	AB	R	H	RBI	BB	SO	LOB	TOP			
Luis Polonia, L OBP: 0.358, SLG: 0.392										5	0	1	0	0	3	3	California Angels @ Boston Red Sox Fenway Park, Boston, MA Tue Sep 03 1991, 7:05 PM EDT Att: 31,179 - Sunny - 72 F			
Junior Felix, S OBP: 0.314, SLG: 0.365										4	1	1	0	0	1	3				
Wally Joyner, L OBP: 0.352, SLG: 0.491										4	0	0	0	0	2	4				
Dave Winfield, R OBP: 0.315, SLG: 0.476										3	1	1	0	1	1	0				
Shawn Abner, R OBP: 0.232, SLG: 0.301										0	0	0	0	0	0	0				
Dave Parker, L OBP: 0.279, SLG: 0.358										4	0	1	1	0	2	1				
Gary Gaetti, R OBP: 0.293, SLG: 0.401										4	0	1	0	0	0	1				
Lance Parrish, R OBP: 0.293, SLG: 0.379										2	0	0	0	2	0	1				
Luis Sojo, R OBP: 0.283, SLG: 0.326										4	0	1	0	0	0	4				
Dick Schofield, R OBP: 0.331, SLG: 0.271										3	0	1	0	1	1	2				
Inning Stats	R: 0 E: 0 K: 2 S: 9	H: 0 LOB: 0 BB: 0 P: 14	R: 0 E: 0 K: 1 S: 10	H: 0 LOB: 0 BB: 0 P: 16	R: 0 E: 0 K: 1 S: 8	H: 0 LOB: 1 BB: 1 P: 16	R: 2 E: 1 K: 0 S: 13	H: 3 LOB: 1 BB: 0 P: 18	R: 0 E: 0 K: 1 S: 6	H: 2 LOB: 2 BB: 2 P: 21	R: 0 E: 0 K: 1 S: 6	H: 1 LOB: 1 BB: 0 P: 17	R: 0 E: 0 K: 1 S: 10	H: 0 LOB: 0 BB: 0 P: 7	R: 0 E: 0 K: 0 S: 5	H: 0 LOB: 1 BB: 1 P: 11	1B: 4 2B: 2 3B: 1 HR: 0	SF: 0 SAC: 0 DP: 1 HBP: 0	WP: 0 PB: 0 SB: 0 CS: 0	PA: 37
PITCHER	IP WLS BF H R ER SO BB IBB HBP BLK WP HR S P ERA WHIP																			
Mike Gardiner, R ERA: 4.81	(1, 1) 5.1 L 24 6 2 1 7 2 0 0 0 0 0 0 0 58 96 1.69 1.500																			
Dennis Lamp, R ERA: 4.24	(6, 1) 0.2 3 1 0 0 0 0 0 1 0 0 0 0 0 4 11 0.00 1.500																			
Tony Fossas, L ERA: 4.01	(7, 1) 1.0 3 0 0 0 2 0 0 0 0 0 0 0 0 7 11 0.00 0.000																			
Greg Harris, R ERA: 3.74	(8, 1) 2.0 7 0 0 0 1 1 0 0 0 0 0 0 0 11 18 0.00 0.500																			

Batter	1	2	3	4	5	6	7	8	9	AB	R	H	RBI	BB	SO	LOB	BOTTOM					
Wade Boggs, L OBP: 0.324, SLG: 0.468										4	0	0	0	0	0	0	California Angels @ Boston Red Sox Fenway Park, Boston, MA Tue Sep 03 1991, 7:05 PM EDT Att: 31,179 - Sunny - 72 F					
Jody Reed, R OBP: 0.320, SLG: 0.352										4	0	0	0	0	1	0						
Carlos Quintana, R OBP: 0.379, SLG: 0.426										2	0	0	0	2	0	0						
Mike Greenwell, L OBP: 0.351, SLG: 0.420										4	0	1	0	0	1	1						
Ellis Burks, R OBP: 0.316, SLG: 0.429										4	0	1	0	0	0	2						
Tom Brunansky, R OBP: 0.299, SLG: 0.395										3	0	1	0	0	0	0						
Steve Lyons, L OBP: 0.295, SLG: 0.381										1	0	0	0	0	0	0						
Mo Vaughn, L OBP: 0.337, SLG: 0.384										3	0	0	0	0	2	2						
Tony Peña, R OBP: 0.282, SLG: 0.335										2	0	1	0	0	0	0						
Phil Plantier, L OBP: 0.477, SLG: 0.596										1	0	0	0	0	0	2						
Mike Brumley, S OBP: 0.272, SLG: 0.276										0	0	0	0	0	0	0						
Luis Rivera, R OBP: 0.328, SLG: 0.401										2	0	0	0	0	0	1						
Jack Clark, R OBP: 0.369, SLG: 0.440										1	0	0	0	0	1	2						
John Marzano, R OBP: 0.239, SLG: 0.303										0	0	0	0	0	0	0						
Inning Stats	R: 0 E: 0 K: 1 S: 8	H: 0 LOB: 0 BB: 0 P: 13	R: 0 E: 0 K: 0 S: 5	H: 0 LOB: 0 BB: 0 P: 10	R: 0 E: 0 K: 0 S: 3	H: 0 LOB: 0 BB: 0 P: 5	R: 0 E: 0 K: 0 S: 10	H: 1 LOB: 2 BB: 1 P: 20	R: 0 E: 0 K: 1 S: 10	H: 1 LOB: 1 BB: 0 P: 15	R: 0 E: 0 K: 1 S: 12	H: 0 LOB: 1 BB: 1 P: 23	R: 0 E: 0 K: 2 S: 15	H: 2 LOB: 2 BB: 0 P: 19	R: 0 E: 0 K: 0 S: 4	H: 0 LOB: 0 BB: 0 P: 6	R: 0 E: 0 K: 0 S: 5	H: 0 LOB: 0 BB: 0 P: 5	1B: 2 2B: 2 3B: 0 HR: 0	SF: 0 SAC: 0 DP: 0 HBP: 0	WP: 0 PB: 0 SB: 0 CS: 0	PA: 33
PITCHER	IP WLS BF H R ER SO BB IBB HBP BLK WP HR S P ERA WHIP																					
Mark Langston, L ERA: 3.13	(1, 1) 6.1 W 25 4 0 0 4 2 0 0 0 0 0 0 0 56 97 0.00 0.947																					
Mark Eichhorn, R ERA: 1.54	(7, 1) 1.2 5 0 0 0 1 0 0 0 0 0 0 0 11 14 0.00 0.000																					
Bryan Harvey, R ERA: 1.58	(9, 1) 1.0 S 3 0 0 0 0 0 0 0 0 0 0 0 0 5 5 0.00 0.000																					

Batter	1	2	3	4	5	6	7	8	9	AB	R	H	RBI	BB	SO	LOB	TOP										
Dave Gallagher, R (1, 7) OBP: 0.350, SLG: 0.354	G1-3		K					G1-3		4	0	1	0	0	1	1	California Angels @ Boston Red Sox Fenway Park, Boston, MA Wed Sep 04 1991, 7:05 PM EDT Att: 29,600 - Cloudy - 78 F										
Junior Felix, S (1, 8) OBP: 0.308, SLG: 0.357	K		K			G4-6-3 1B		G4-3		4	0	0	0	0	2	2											
Wally Joyner, L (1, 3) OBP: 0.355, SLG: 0.495	G6-3						G1-4-3 1B	1-0 BB	FC6-4 1B	4	0	3	0	0	0	0											
Dave Winfield, R (1, 10) OBP: 0.315, SLG: 0.473		K		G1-4-3 1-2			BB	FC6-4 1-2		3	0	0	0	1	1	2											
Gary Gaetti, R (1, 5) OBP: 0.295, SLG: 0.401		FC5-4 1B		G5-3			BB		F4	3	0	1	0	1	0	0											
Lance Parrish, R (1, 2) OBP: 0.290, SLG: 0.374	K					G6-3	1-2 2-3 BB	G6-3		4	0	0	0	0	1	4											
Shawn Abner, R (1, 9) OBP: 0.235, SLG: 0.309		FC5-4 1-2				G4-3 2B		G1-3		2	0	1	0	0	0	1											
Luis Polonia, L (7, PH) OBP: 0.356, SLG: 0.390								G4-3		2	0	0	0	0	0	0											
Luis Sojo, R (1, 4) OBP: 0.284, SLG: 0.326			G4-3 1B			G4-3		F8		3	0	1	0	0	0	1											
Dick Schofield, R (1, 6) OBP: 0.328, SLG: 0.269	G4-3 1-2					K		G6-3		3	0	0	0	0	1	2											
Inning Stats	R: 0 E: 0 K: 1 S: 10	H: 0 LOB: 0 BB: 0 P: 12	R: 0 E: 0 K: 2 S: 12	H: 1 LOB: 1 BB: 0 P: 20	R: 0 E: 0 K: 2 S: 10	H: 1 LOB: 1 BB: 0 P: 12	R: 0 E: 0 K: 0 S: 8	H: 1 LOB: 0 BB: 0 P: 15	R: 0 E: 0 K: 1 S: 12	H: 1 LOB: 1 BB: 0 P: 14	R: 0 E: 0 K: 0 S: 11	H: 2 LOB: 3 BB: 2 P: 26	R: 0 E: 0 K: 0 S: 5	H: 0 LOB: 0 BB: 0 P: 7	R: 0 E: 0 K: 0 S: 6	H: 1 LOB: 1 BB: 0 P: 11	R: 0 E: 0 K: 0 S: 4	H: 0 LOB: 0 BB: 0 P: 5	1B: 5 2B: 2 3B: 0 HR: 0	SF: 0 SAC: 0 DP: 2 HBP: 0	WP: 0 PB: 0 SB: 0 CS: 0	PA: 34					
PITCHER	IP	WLS	BF	H	R	ER	SO	BB	IBB	HBP	BLK	WP	HR	S	P	ERA	WHIP										
Joe Hesketh, L ERA: 3.41	5.2	W	23	6	0	0	6	2	0	0	0	0	0	62	96	0.00	1.412										
Greg Harris, R ERA: 3.69	2.1		8	1	0	0	0	0	0	0	0	0	0	12	21	0.00	0.429										
Jeff Reardon, R ERA: 3.16	1.0	S	3	0	0	0	0	0	0	0	0	0	0	4	5	0.00	0.000										

AB	32
R	0
H	7
RBI	0
BB	2
SO	6
LOB	13



Batter	1	2	3	4	5	6	7	8	9	AB	R	H	RBI	BB	SO	LOB	BOTTOM										
Wade Boggs, L (1, 5) OBP: 0.325, SLG: 0.473	G5-3		G6-4-3 1-2							3	1	1	1	1	0	1	California Angels @ Boston Red Sox Fenway Park, Boston, MA Wed Sep 04 1991, 7:05 PM EDT Att: 29,600 - Cloudy - 78 F										
Jody Read, R (1, 4) OBP: 0.324, SLG: 0.355	L7		2B			HR		BB		2	0	1	0	2	0	0											
Carlos Quintana, R (1, 3) OBP: 0.378, SLG: 0.425	1B		G5-3			G1-6-3 BB		BB		4	0	1	0	0	0	4											
Mike Greenwell, L (1, 7) OBP: 0.352, SLG: 0.420	BB					G4-3		FC6-4 HBP 1B		3	1	1	0	1	0	0											
Mo Vaughn, L (1, 10) OBP: 0.341, SLG: 0.383	P5					1B		FC6-4 HBP		3	0	1	0	0	0	2											
Ellis Burks, R (1, 8) OBP: 0.315, SLG: 0.427			G5-3			1B		FC6-4 CS 1B		4	0	1	0	0	0	2											
Tom Brunansky, R (1, 9) OBP: 0.299, SLG: 0.395			K			K		CS 1B		3	0	1	1	0	2	2											
Tony Peña, R (1, 2) OBP: 0.280, SLG: 0.332			K			G4-3		G3		3	0	0	0	0	1	4											
Luis Rivera, R (1, 6) OBP: 0.328, SLG: 0.399						F9		G5-3		2	0	0	0	1	0	0											
Inning Stats	R: 0 E: 0 K: 0 S: 10	H: 1 LOB: 2 BB: 1 P: 19	R: 0 E: 0 K: 2 S: 9	H: 0 LOB: 0 BB: 0 P: 10	R: 0 E: 0 K: 0 S: 7	H: 1 LOB: 1 BB: 1 P: 16	R: 0 E: 0 K: 1 S: 12	H: 2 LOB: 2 BB: 0 P: 18	R: 1 E: 0 K: 0 S: 5	H: 1 LOB: 0 BB: 1 P: 9	R: 1 E: 0 K: 0 S: 8	H: 2 LOB: 1 BB: 0 P: 14	R: 0 E: 0 K: 0 S: 9	H: 0 LOB: 1 BB: 2 P: 18	R: 0 E: 0 K: 0 S: 4	H: 0 LOB: 0 BB: 0 P: 10		1B: 5 2B: 1 3B: 0 HR: 1	SF: 0 SAC: 0 DP: 3 HBP: 1	WP: 0 PB: 0 SB: 1 CS: 2	PA: 33						
PITCHER	IP	WLS	BF	H	R	ER	SO	BB	IBB	HBP	BLK	WP	HR	S	P	ERA	WHIP										
Kirk McCaskill, R ERA: 4.19	6.0	L	26	7	2	2	3	3	0	1	0	0	0	9	18	0.00	2.000										
Mike Fetters, R ERA: 4.96	1.0		4	0	0	0	0	2	0	0	0	0	0	9	18	0.00	2.000										
Scott Bailes, L ERA: 4.53	0.2		2	0	0	0	0	0	0	0	0	0	0	2	6	0.00	0.000										
Chris Beasley, R ERA: 3.0	0.1		1	0	0	0	0	0	0	0	0	0	0	2	4	0.00	0.000										

AB	27
R	2
H	7
RBI	2
BB	5
SO	3
LOB	15



Batter	1	2	3	4	5	6	7	8	9	AB	R	H	RBI	BB	SO	LOB	TOP					
Paul Moltzer, R OBP: 0.404, SLG: 0.513 (1, 10)	F7		BB 1B		FC5 BB		FC5			3	0	1	0	1	0	2						
Willie Randolph, R OBP: 0.429, SLG: 0.380 (1, 4)	G6-3		FC3-6 BB		FC5			G5-3		3	0	0	0	1	0	2						
Darryl Hamilton, L OBP: 0.334, SLG: 0.363 (1, 9)	F8		FC3-6			F7		P5		4	0	0	0	0	0	3						
Robin Yount, R OBP: 0.343, SLG: 0.411 (1, 8)		G1-3		F9		K		CS BB		3	0	0	0	1	1	0						
Franklin Stubbs, L OBP: 0.282, SLG: 0.364 (1, 3)	F7			P3		G1-3		CS	K	4	0	0	0	0	1	0						
Greg Vaughn, R OBP: 0.318, SLG: 0.453 (1, 7)	G6-3			G6-3			F9		G4-3	4	0	0	0	0	0	0						
Jim Gantner, L OBP: 0.311, SLG: 0.360 (1, 5)			G4-3		F8		G1-3		HR	4	1	1	1	0	0	0						
Rick Dempsey, R OBP: 0.341, SLG: 0.392 (1, 2)			F8		FC5 G3 BB		FC5 WP		F7	3	0	1	0	1	0	0						
Bill Spiers, L OBP: 0.336, SLG: 0.378 (1, 6)			1B		G3		G3			2	0	1	0	1	0	1						
Inning Stats	R: 0 E: 0 K: 0 S: 6	H: 0 LOB: 0 BB: 0 P: 8	R: 0 E: 0 K: 0 S: 5	H: 0 LOB: 0 BB: 0 P: 9	R: 0 E: 0 K: 0 S: 8	H: 2 LOB: 3 BB: 1 P: 16	R: 0 E: 0 K: 0 S: 6	H: 0 LOB: 0 BB: 0 P: 9	R: 0 E: 0 K: 0 S: 8	H: 0 LOB: 2 BB: 2 P: 20	R: 0 E: 0 K: 0 S: 10	H: 0 LOB: 0 BB: 0 P: 16	R: 0 E: 0 K: 0 S: 6	H: 1 LOB: 2 BB: 1 P: 10	R: 0 E: 0 K: 0 S: 10	H: 0 LOB: 0 BB: 1 P: 15	R: 1 E: 0 K: 1 S: 12	H: 1 LOB: 0 BB: 0 P: 18	1B: 3 2B: 0 3B: 0 HR: 1	SF: 0 SAC: 0 DP: 0 HBP: 0	WP: 1 PB: 0 SB: 0 CS: 1	PA: 36
PITCHER Joe Grahe, R ERA: 5.07 (1, 1)	IP: 9.0 WLS: W BF: 35 H: 4 R: 1 ER: 1 SO: 2 BB: 5 IBB: 0 HBP: 0 BLK: 0 WP: 1 HR: 1 S: 71 P: 121 ERA: 1.00 WHIP: 1.000															PITCHER Joe Grahe, R ERA: 5.07 (1, 1)	IP: 9.0 WLS: W BF: 35 H: 4 R: 1 ER: 1 SO: 2 BB: 5 IBB: 0 HBP: 0 BLK: 0 WP: 1 HR: 1 S: 71 P: 121 ERA: 1.00 WHIP: 1.000					

Milwaukee Brewers @ California Angels
Anaheim Stadium, Anaheim, CA
Fri Sep 06 1991, 10:05 PM EDT
Att: 21,417 - Sunny - 69 F

AB 30
R 1
H 4
RBI 1
BB 5
SO 2
LOB 8



Batter	1	2	3	4	5	6	7	8	9	AB	R	H	RBI	BB	SO	LOB	BOTTOM					
Luis Polonia, L OBP: 0.356, SLG: 0.388 (1, 7)	K		G4-3			G6-3			1B BB	3	1	0	0	1	1	0						
Junior Felix, S OBP: 0.317, SLG: 0.362 (1, 8)	G4-3			CS BB			G1-4-3 1B		1B 1B	3	1	2	0	1	0	0						
Wally Joyner, L OBP: 0.354, SLG: 0.493 (1, 3)	F7			F7			P6		1B	4	0	1	1	0	0	2						
Dave Winfield, R OBP: 0.314, SLG: 0.471 (1, 10)		K		K			G1-4-3		1B	4	0	1	1	0	2	2						
Gary Gaetti, R OBP: 0.295, SLG: 0.400 (1, 5)		G1-3			G6-3			G1-3 G5-3 1B		3	0	1	0	0	0	0						
Lee Stevens, L OBP: 0.333, SLG: 0.333 (1, 9)			FC6-4 1B		F7			G5-3		3	0	1	0	0	0	1						
Lance Parrish, R OBP: 0.288, SLG: 0.371 (1, 2)			FC6-4		G5-3			G1-3		3	0	0	0	0	0	2						
Luis Sojo, R OBP: 0.281, SLG: 0.323 (1, 4)							P5		G5-3	3	0	0	0	0	1	1						
Dick Schofield, R OBP: 0.326, SLG: 0.267 (1, 6)							F9		F7	3	0	0	0	0	1	0						
Inning Stats	R: 0 E: 0 K: 1 S: 6	H: 0 LOB: 0 BB: 0 P: 7	R: 0 E: 0 K: 1 S: 15	H: 1 LOB: 1 BB: 0 P: 19	R: 0 E: 0 K: 2 S: 7	H: 0 LOB: 0 BB: 0 P: 7	R: 0 E: 0 K: 1 S: 5	H: 0 LOB: 0 BB: 1 P: 11	R: 0 E: 0 K: 0 S: 5	H: 0 LOB: 0 BB: 0 P: 7	R: 0 E: 0 K: 0 S: 7	H: 0 LOB: 0 BB: 0 P: 12	R: 0 E: 0 K: 0 S: 7	H: 1 LOB: 0 BB: 0 P: 8	R: 0 E: 0 K: 0 S: 10	H: 1 LOB: 1 BB: 0 P: 15	R: 2 E: 0 K: 0 S: 9	H: 3 LOB: 2 BB: 1 P: 18	1B: 6 2B: 0 3B: 0 HR: 0	SF: 0 SAC: 0 DP: 1 HBP: 0	WP: 0 PB: 0 SB: 0 CS: 1	PA: 31
PITCHER Chris Bosio, R ERA: 3.29 Doug Henry, R ERA: 1.42 (9, 1)	IP: 8.1 WLS: L BF: 30 H: 5 R: 2 ER: 2 SO: 5 BB: 2 IBB: 0 HBP: 0 BLK: 0 WP: 0 HR: 0 S: 69 P: 102 ERA: 2.16 WHIP: 0.840															PITCHER Chris Bosio, R ERA: 3.29 Doug Henry, R ERA: 1.42 (9, 1)	IP: 8.1 WLS: L BF: 30 H: 5 R: 2 ER: 2 SO: 5 BB: 2 IBB: 0 HBP: 0 BLK: 0 WP: 0 HR: 0 S: 69 P: 102 ERA: 2.16 WHIP: 0.840					

Milwaukee Brewers @ California Angels
Anaheim Stadium, Anaheim, CA
Fri Sep 06 1991, 10:05 PM EDT
Att: 21,417 - Sunny - 69 F

AB 29
R 2
H 6
RBI 2
BB 2
SO 5
LOB 8



Batter	1	2	3	4	5	6	7	8	9	AB	R	H	RBI	BB	SO	LOB	TOP										
Paul Moltitor, R OBP: 0.403, SLG: 0.511 (1, 3)	G6-3			CS G5-3 1B		FC6-4 1-2		P4		4	0	1	0	0	0	2	Milwaukee Brewers @ California Angels Anaheim Stadium, Anaheim, CA Sat Sep 07 1991, 10:05 PM EDT Att: 26,366 - Sunny - 67 F										
Willie Randolph, R OBP: 0.424, SLG: 0.375 (1, 4)	F9			G5-3 1-2		F8		G6-3		4	0	0	0	0	0	2											
Robin Yount, R OBP: 0.344, SLG: 0.410 (1, 8)	F9			BB		F8		F8		3	0	1	0	1	0	0											
Greg Vaughn, R OBP: 0.316, SLG: 0.449 (1, 7)		G4-3		K 2-3		G5-3		F7		4	0	0	0	0	1	3											
Dale Sveum, S OBP: 0.305, SLG: 0.344 (1, 10)		P2			G5-3					3	0	1	0	0	0	0											
B.J. Surhoff, L OBP: 0.310, SLG: 0.369 (9, PH)								K		1	0	0	0	0	1	1											
Dante Bichette, R OBP: 0.289, SLG: 0.381 (1, 9)		F9			P4			K		3	0	0	0	0	1	1											
Jim Gantner, L OBP: 0.311, SLG: 0.358 (1, 5)				G6-3		CS BB		G3-1		2	0	0	0	1	0	0											
Rick Dempsey, R OBP: 0.340, SLG: 0.390 (1, 2)				F8		CS		F8		3	0	1	0	0	0	0											
Bill Spiers, L OBP: 0.336, SLG: 0.377 (1, 6)				F7		FC1-6 FC6-4				3	0	1	0	0	0	1											
Inning Stats	R: 0 E: 0 K: 0 S: 8	H: 0 LOB: 0 BB: 0 P: 12	R: 0 E: 0 K: 0 S: 7	H: 0 LOB: 0 BB: 0 P: 10	R: 0 E: 0 K: 0 S: 5	H: 0 LOB: 0 BB: 0 P: 11	R: 0 E: 0 K: 1 S: 6	H: 1 LOB: 2 BB: 1 P: 15	R: 0 E: 0 K: 0 S: 4	H: 0 LOB: 0 BB: 1 P: 13	R: 0 E: 0 K: 0 S: 10	H: 1 LOB: 1 BB: 0 P: 19	R: 0 E: 0 K: 1 S: 8	H: 1 LOB: 1 BB: 0 P: 15	R: 0 E: 0 K: 0 S: 6	H: 1 LOB: 1 BB: 0 P: 10	R: 0 E: 0 K: 1 S: 11	H: 1 LOB: 1 BB: 0 P: 16	1B: 5 2B: 1 3B: 0 HR: 0	SF: 0 SAC: 0 DP: 1 HBP: 0	WP: 0 PB: 0 SB: 0 CS: 2	PA: 33					
PITCHER	IP	WLS	BF	H	R	ER	SO	BB	IBB	HBP	BLK	WP	HR	S	P	ERA	WHIP										
Chuck Finley, L ERA: 3.64 (1, 1)	7.2	W	27	4	0	0	2	2	0	0	0	0	0	52	103	0.00	0.783										
Mark Eichhorn, R ERA: 1.53 (8, 1)	0.1		1	0	0	0	0	0	0	0	0	0	0	2	2	0.00	0.000										
Bryan Harvey, R ERA: 1.55 (9, 1)	1.0	S	4	1	0	0	1	0	0	0	0	0	0	11	16	0.00	1.000										

Batter	1	2	3	4	5	6	7	8	9	AB	R	H	RBI	BB	SO	LOB	BOTTOM										
Luis Polonia, L OBP: 0.355, SLG: 0.387 (1, 7)	G5-3		K		G6-3			G3 1B		4	0	1	0	0	1	0	Milwaukee Brewers @ California Angels Anaheim Stadium, Anaheim, CA Sat Sep 07 1991, 10:05 PM EDT Att: 26,366 - Sunny - 67 F										
Junior Felix, S OBP: 0.316, SLG: 0.359 (1, 8)	BB 1B		G6-3			E5 F8 FC1-2-5-1		G3		4	1	1	0	0	0	1											
Wally Joyner, L OBP: 0.355, SLG: 0.491 (1, 3)	BB 1B		F8			F8				2	0	0	0	2	0	1											
Dave Winfield, R OBP: 0.314, SLG: 0.469 (1, 10)	G1-3 1B				P4	FC1-2-5-1		L4		4	0	1	1	0	0	3											
Gary Gaetti, R OBP: 0.293, SLG: 0.398 (1, 5)	G1-3				F9	G6-3				3	0	0	0	0	0	3											
Lee Stevens, L OBP: 0.333, SLG: 0.200 (1, 9)	F8									2	0	0	0	1	1	2											
Shawn Abner, R OBP: 0.235, SLG: 0.309 (9, 9)										0	0	0	0	0	0	0											
Donnie Hill, S OBP: 0.333, SLG: 0.308 (1, 4)		K			G1-3			K		3	0	0	0	0	1	1											
John Orton, R OBP: 0.258, SLG: 0.267 (1, 2)		K				G1-3		F9		3	0	0	0	0	1	0											
Gary Disarcina, R (1, 6)		G1-3				G6-3		G3		3	0	0	0	0	0	0											
Inning Stats	R: 1 E: 0 K: 0 S: 14	H: 2 LOB: 2 BB: 1 P: 29	R: 0 E: 0 K: 2 S: 9	H: 0 LOB: 0 BB: 0 P: 12	R: 0 E: 0 K: 1 S: 5	H: 0 LOB: 0 BB: 0 P: 7	R: 0 E: 0 K: 0 S: 4	H: 0 LOB: 1 BB: 1 P: 10	R: 0 E: 0 K: 0 S: 7	H: 0 LOB: 0 BB: 0 P: 9	R: 0 E: 1 K: 0 S: 9	H: 0 LOB: 1 BB: 0 P: 13	R: 0 E: 0 K: 1 S: 7	H: 0 LOB: 0 BB: 0 P: 10	R: 0 E: 0 K: 0 S: 10	H: 1 LOB: 2 BB: 1 P: 19	R: 0 E: 0 K: 0 S: 10	H: 1 LOB: 2 BB: 1 P: 19	1B: 3 2B: 0 3B: 0 HR: 0	SF: 0 SAC: 0 DP: 0 HBP: 0	WP: 0 PB: 0 SB: 1 CS: 0	PA: 31					
PITCHER	IP	WLS	BF	H	R	ER	SO	BB	IBB	HBP	BLK	WP	HR	S	P	ERA	WHIP										
Jaime Navarro, R ERA: 4.05 (1, 1)	8.0	L	31	3	1	1	4	2	1	0	0	0	0	65	109	1.12	0.625										

AB 30
R 0
H 5
RBI 0
BB 2
SO 3
LOB 10



AB 28
R 1
H 3
RBI 1
BB 3
SO 4
LOB 11



WP: 0
PB: 0
SB: 1
CS: 0

Batter	1	2	3	4	5	6	7	8	9	AB	R	H	RBI	BB	SO	LOB	TOP			
Paul Moltzer, R OBP: 0.404, SLG: 0.510 (1, 3)	G5-3		1B				G3			3	0	1	0	1	0	0	Milwaukee Brewers @ California Angels Anaheim Stadium, Anaheim, CA Sun Sep 08 1991, 10:05 PM EDT Att: 21,390 - Sunny - 69 F			
Willie Randolph, R OBP: 0.425, SLG: 0.375 (1, 4)	G3-1		F9				G4-3			3	0	1	0	1	0	1				
B.J. Surhoff, L OBP: 0.310, SLG: 0.367 (1, 10)	1B			G4-3	G5-3		G4-3			4	0	1	0	0	0	3				
Robin Yount, R OBP: 0.344, SLG: 0.408 (1, 8)	F9			1B		K		F7		4	0	1	0	0	1	1				
Greg Vaughn, R OBP: 0.315, SLG: 0.447 (1, 7)		K		F8			G4-3			4	0	1	0	0	1	1				
Dante Bichette, R OBP: 0.286, SLG: 0.377 (1, 9)	G1-3			E4	FC1-6		G5-3			4	0	0	0	0	0	2				
Jim Gantner, L OBP: 0.311, SLG: 0.357 (1, 5)	F7			FC4-6			F8			4	0	1	0	0	0	2				
Rick Dempsey, R OBP: 0.338, SLG: 0.381 (1, 2)			G6-3		G6-3		G6-3			3	0	0	0	1	0	0				
Bill Spiers, L OBP: 0.332, SLG: 0.373 (1, 6)	F7				F7		G4-3		K	4	0	0	0	0	1	3				
Inning Stats	R: 0 E: 0 K: 0 S: 15	H: 1 LOB: 1 BB: 0 P: 25	R: 0 E: 0 K: 1 S: 10	H: 0 LOB: 0 BB: 0 P: 14	R: 0 E: 0 K: 0 S: 6	H: 1 LOB: 1 BB: 0 P: 9	R: 0 E: 1 K: 0 S: 10	H: 0 LOB: 2 BB: 2 P: 15	R: 0 E: 0 K: 1 S: 8	H: 2 LOB: 3 BB: 1 P: 17	R: 0 E: 0 K: 0 S: 5	H: 1 LOB: 0 BB: 0 P: 8	R: 0 E: 0 K: 0 S: 3	H: 0 LOB: 0 BB: 0 P: 4	R: 0 E: 0 K: 1 S: 7	H: 0 LOB: 0 BB: 0 P: 9	1B: 6 2B: 0 3B: 0 HR: 0	SF: 0 SAC: 0 DP: 1 HBP: 0	WP: 0 PB: 0 SB: 1 CS: 0	PA: 36
PITCHER	IP WLS BF H R ER SO BB IBB HBP BLK WP HR S P ERA WHIP																			
Jim Abbott, L ERA: 2.92 (1, 1)	6.0 W 27 5 0 0 2 2 1 0 0 0 0 0 60 100 0.00 1.167																			
Mark Eichhorn, R ERA: 1.49 (7, 1)	2.0 6 1 0 0 0 0 0 0 0 0 0 0 8 12 0.00 0.500																			
Bryan Harvey, R ERA: 1.53 (9, 1)	1.0 S 3 0 0 0 1 0 0 0 0 0 0 0 7 9 0.00 0.000																			

Batter	1	2	3	4	5	6	7	8	9	AB	R	H	RBI	BB	SO	LOB	BOTTOM			
Dave Gallagher, R OBP: 0.348, SLG: 0.352 (1, 9)	G6-3		F9				E4			4	0	1	0	0	0	1	Milwaukee Brewers @ California Angels Anaheim Stadium, Anaheim, CA Sun Sep 08 1991, 10:05 PM EDT Att: 21,390 - Sunny - 69 F			
Dick Schofield, R OBP: 0.325, SLG: 0.267 (1, 6)	F8		P4				P6-4			4	0	1	0	0	0	2				
Wally Joyner, L OBP: 0.355, SLG: 0.489 (1, 3)	G5-3			F7			G4-6-3			4	1	1	0	0	0	2				
Dave Winfield, R OBP: 0.313, SLG: 0.467 (8, PR)		K		F9			G5-3			4	0	1	0	0	1	1				
Max Venable, L OBP: 0.292, SLG: 0.340 (9, 7)										0	0	0	0	0	0	0				
Gary Gaetti, R OBP: 0.293, SLG: 0.399 (1, 5)	F8			E4						4	0	1	1	0	1	1				
Lance Parrish, R OBP: 0.292, SLG: 0.372 (1, 2)	1B			1B			2B			2	0	1	0	2	0	1				
Lee Stevens, L OBP: 0.333, SLG: 0.250 (1, 7)										3	0	1	0	0	0	4				
Bryan Harvey, R OBP: 0.232, SLG: 0.303 (9, 1)					G4-3		P5			0	0	0	0	0	0	0				
Shawn Abner, R OBP: 0.232, SLG: 0.303 (1, 8)							F9			3	0	0	0	0	0	4				
Luis Sojo, R OBP: 0.281, SLG: 0.323 (1, 4)			P6				F7			3	0	1	0	0	0	0				
Inning Stats	R: 0 E: 0 K: 0 S: 8	H: 0 LOB: 0 BB: 0 P: 13	R: 0 E: 0 K: 1 S: 12	H: 2 LOB: 2 BB: 0 P: 17	R: 0 E: 0 K: 0 S: 5	H: 0 LOB: 0 BB: 0 P: 8	R: 0 E: 1 K: 0 S: 6	H: 0 LOB: 2 BB: 1 P: 16	R: 0 E: 0 K: 0 S: 5	H: 1 LOB: 1 BB: 0 P: 6	R: 1 E: 0 K: 0 S: 16	H: 2 LOB: 2 BB: 1 P: 27	R: 0 E: 0 K: 0 S: 6	H: 2 LOB: 1 BB: 0 P: 12	R: 0 E: 0 K: 1 S: 7	H: 1 LOB: 1 BB: 0 P: 13	1B: 7 2B: 2 3B: 0 HR: 0	SF: 0 SAC: 0 DP: 2 HBP: 0	WP: 0 PB: 1 SB: 0 CS: 1	PA: 33
PITCHER	IP WLS BF H R ER SO BB IBB HBP BLK WP HR S P ERA WHIP																			
Dan Plesac, L ERA: 3.2 (1, 1)	6.0 L 26 5 1 0 0 0 2 0 0 0 0 0 52 87 0.00 1.167																			
Chuck Crim, R ERA: 5.09 (7, 1)	0.1 3 2 0 0 0 0 0 0 0 0 0 0 5 9 0.00 6.000																			
Mark Lee, L ERA: 3.68 (7, 1)	0.2 1 0 0 0 0 0 0 0 0 0 0 0 1 3 0.00 0.000																			
Julio Machado, R ERA: 3.36 (8, 1)	1.0 3 1 0 0 0 1 0 0 0 0 0 0 7 13 0.00 1.000																			

Batter	1	2	3	4	5	6	7	8	9	AB	R	H	RBI	BB	SO	LOB	TOP				
Brian Downing, R (1, 10) Kevin Reimer, L (8, PH) OBP: 0.378, SLG: 0.469 OBP: 0.338, SLG: 0.477	1-1 HR		2-0 P2			4-0 1B BB		2-0 F8		2	1	1	1	1	0	0					
Rafael Palmeiro, L (1, 3) OBP: 0.396, SLG: 0.539	1-2 G4-3			1-0 FC4 1B		1-2 P4		1-3 K		4	0	1	0	0	1	3					
Julio Franco, R (1, 4) OBP: 0.408, SLG: 0.469	0-1 F9			0-2 FC4 1B CS		0-1 1B		0-2 F8		4	0	1	0	0	0	3					
Ruben Sierra, S (1, 9) OBP: 0.358, SLG: 0.502	2-0 P5			2-1 1B		1-2 SF7			2-1 F7	3	0	1	1	0	0	0					
Juan Gonzalez, R (1, 8) OBP: 0.342, SLG: 0.519		1-0 F7		3-3 K		3-H P4			2-1 BB BB 1B	4	0	1	0	0	1	4					
Dean Palmer, R (1, 5) Gary Pettis, S (9, PR) OBP: 0.291, SLG: 0.381 OBP: 0.345, SLG: 0.279		1-3 K2-3			2-3 K		0-3 K		4-0 FC5 BB BB	3	0	0	0	0	1	3					
Monty Fariss, R (1, 7) Geno Petralli, L (9, PH) Donald Harris, R (9, PR) OBP: 0.143, SLG: 0.286 OBP: 0.321, SLG: 0.337 OBP: 0.345, SLG: 0.279		1-0 P2			3-3 K		1-0 G5-3		4-2 FC5 BB BB	3	0	0	0	0	1	0					
Ivan Rodriguez, R (1, 2) Jack Daugherty, S (9, PH) OBP: 0.276, SLG: 0.371 OBP: 0.226, SLG: 0.176			2-2 G4-3		2-3 K2-3		3-3 K		1-3 K	3	0	0	0	0	2	0					
José Hernández, R (1, 6) Mike Stanley, R (8, PH) Jeff Huson, L (8, PR) OBP: 0.265, SLG: 0.292 OBP: 0.376, SLG: 0.404 OBP: 0.323, SLG: 0.310			0-0 F9			0-2 1B BB SF7 1B		4-0 S BB	3-2 FC5	2	1	1	0	0	0	0					
Inning Stats	R: 1 E: 0 K: 0 S: 8	H: 1 LOB: 0 BB: 0 P: 12	R: 0 E: 0 K: 1 S: 6	H: 0 LOB: 0 BB: 0 P: 9	R: 0 E: 0 K: 0 S: 5	H: 2 LOB: 2 BB: 0 P: 16	R: 0 E: 0 K: 3 S: 11	H: 0 LOB: 0 BB: 0 P: 18	R: 1 E: 0 K: 0 S: 12	H: 2 LOB: 2 BB: 1 P: 20	R: 0 E: 0 K: 2 S: 7	H: 0 LOB: 0 BB: 0 P: 11	R: 0 E: 0 K: 1 S: 7	H: 0 LOB: 2 BB: 1 P: 14	R: 0 E: 0 K: 1 S: 12	H: 1 LOB: 3 BB: 2 P: 28	1B: 5 2B: 1 3B: 0 HR: 1	SF: 1 SAC: 0 DP: 1 HBP: 0	WP: 0 PB: 0 SB: 1 CS: 1	PA: 36	
PITCHER	IP WLS BF H R ER SO BB IBB HBP BLK WP HR S P ERA WHIP	IP WLS BF H R ER SO BB IBB HBP BLK WP HR S P ERA WHIP	IP WLS BF H R ER SO BB IBB HBP BLK WP HR S P ERA WHIP	IP WLS BF H R ER SO BB IBB HBP BLK WP HR S P ERA WHIP	IP WLS BF H R ER SO BB IBB HBP BLK WP HR S P ERA WHIP	IP WLS BF H R ER SO BB IBB HBP BLK WP HR S P ERA WHIP	IP WLS BF H R ER SO BB IBB HBP BLK WP HR S P ERA WHIP	IP WLS BF H R ER SO BB IBB HBP BLK WP HR S P ERA WHIP	IP WLS BF H R ER SO BB IBB HBP BLK WP HR S P ERA WHIP	IP WLS BF H R ER SO BB IBB HBP BLK WP HR S P ERA WHIP	IP WLS BF H R ER SO BB IBB HBP BLK WP HR S P ERA WHIP	IP WLS BF H R ER SO BB IBB HBP BLK WP HR S P ERA WHIP	IP WLS BF H R ER SO BB IBB HBP BLK WP HR S P ERA WHIP	IP WLS BF H R ER SO BB IBB HBP BLK WP HR S P ERA WHIP	IP WLS BF H R ER SO BB IBB HBP BLK WP HR S P ERA WHIP	IP WLS BF H R ER SO BB IBB HBP BLK WP HR S P ERA WHIP	IP WLS BF H R ER SO BB IBB HBP BLK WP HR S P ERA WHIP	IP WLS BF H R ER SO BB IBB HBP BLK WP HR S P ERA WHIP	IP WLS BF H R ER SO BB IBB HBP BLK WP HR S P ERA WHIP	IP WLS BF H R ER SO BB IBB HBP BLK WP HR S P ERA WHIP	IP WLS BF H R ER SO BB IBB HBP BLK WP HR S P ERA WHIP

Texas Rangers @ California Angels
Anaheim Stadium, Anaheim, CA
Mon Sep 09 1991, 10:05 PM EDT
Att: 19,594 - Sunny - 65 F


AB 31
R 2
H 6
RBI 2
BB 4
SO 9
LOB 17

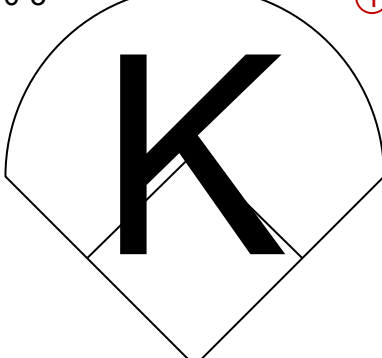
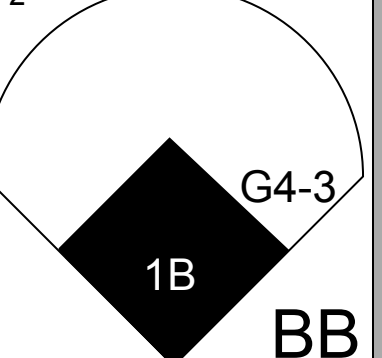
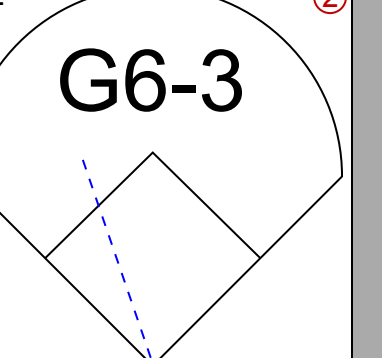
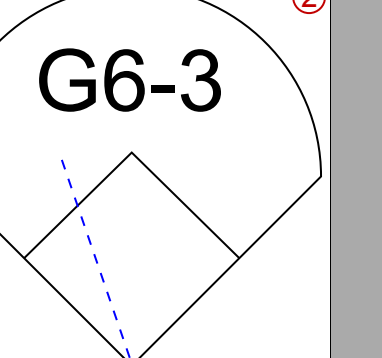
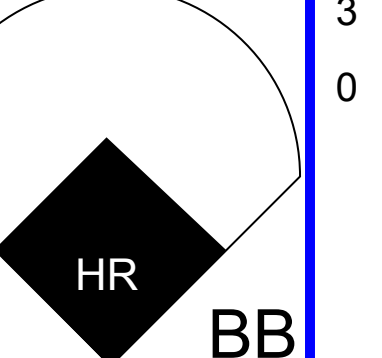

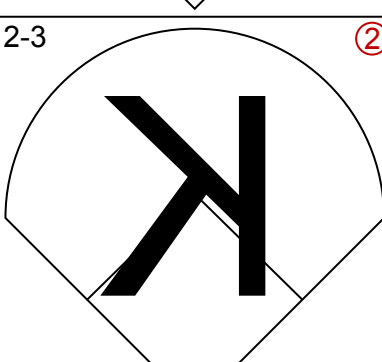
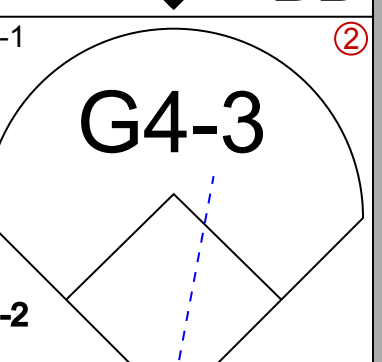
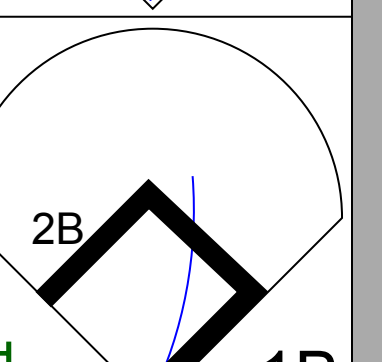
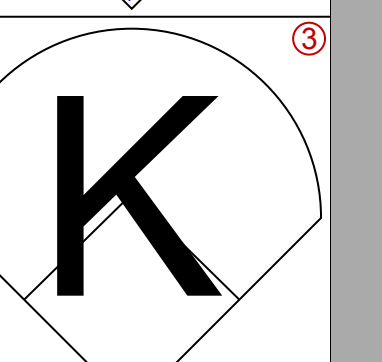
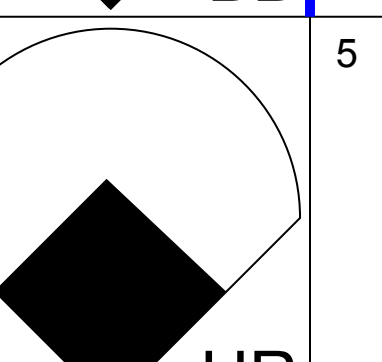
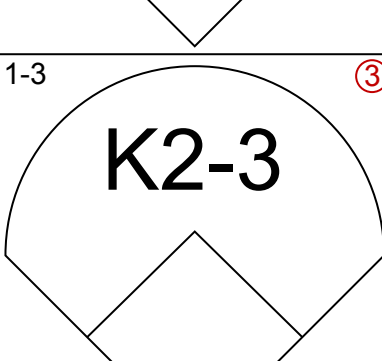
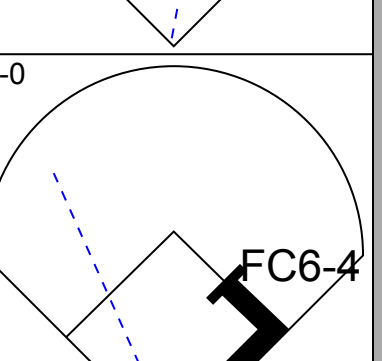
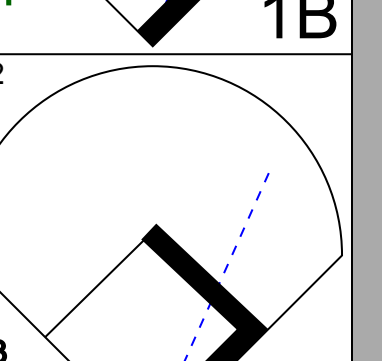
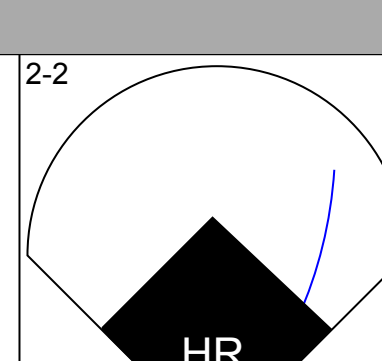
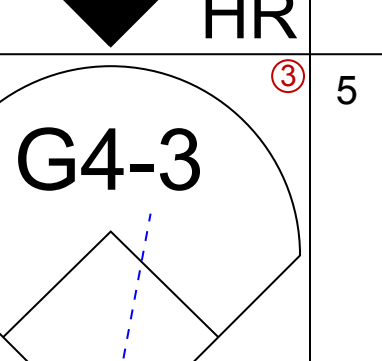
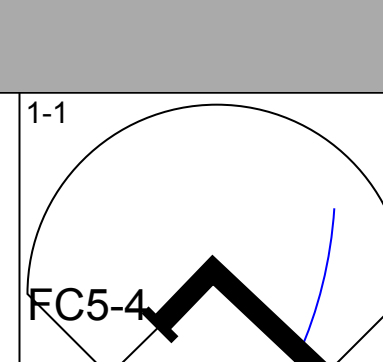
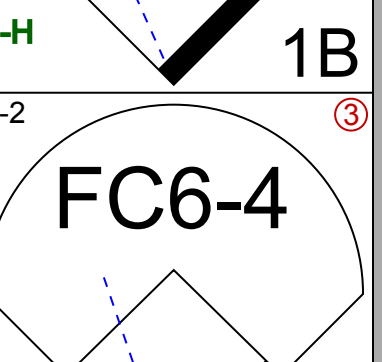
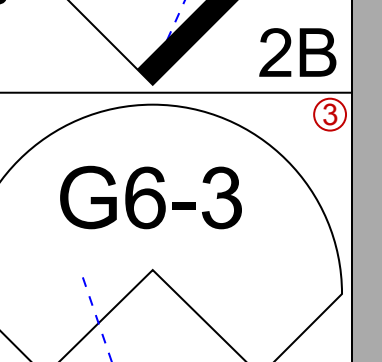
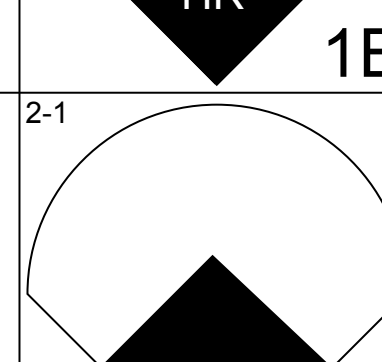
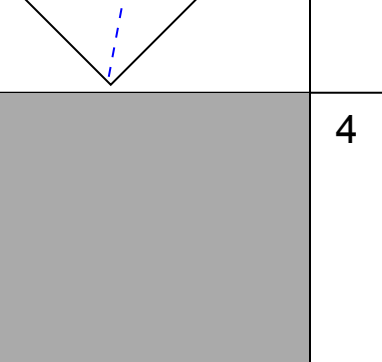
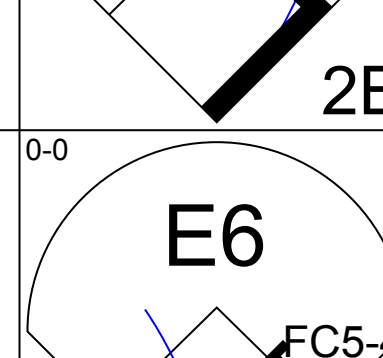
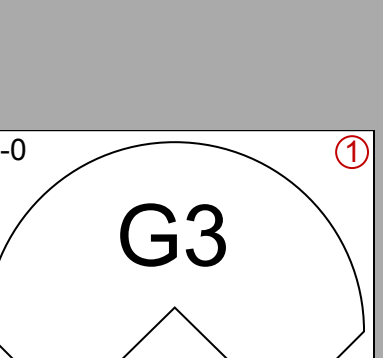
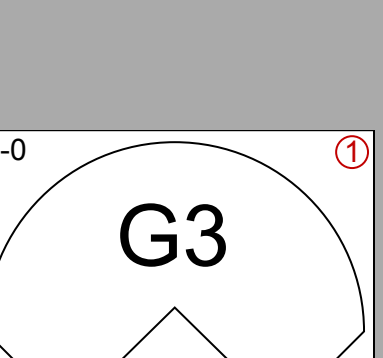
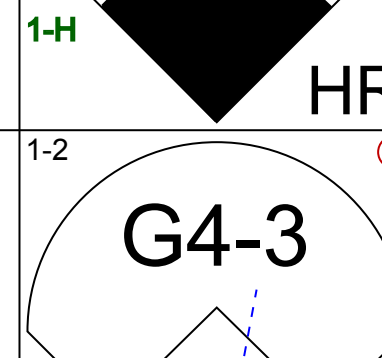
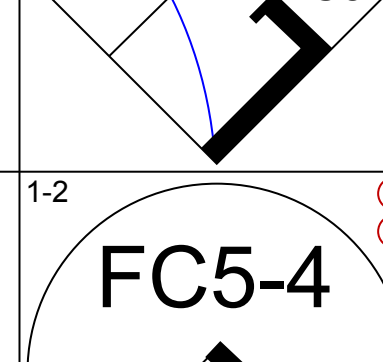
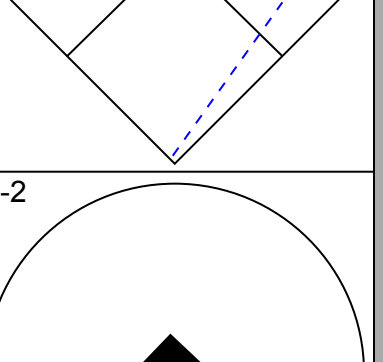
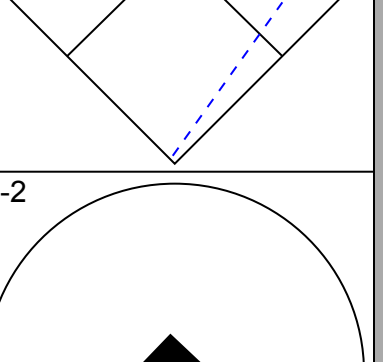
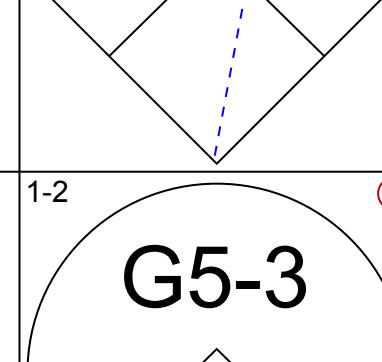
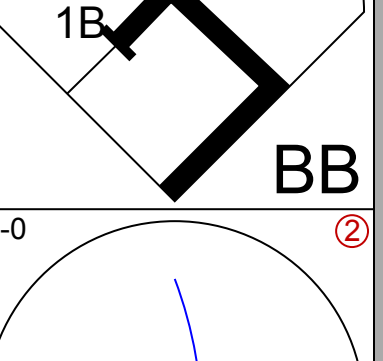
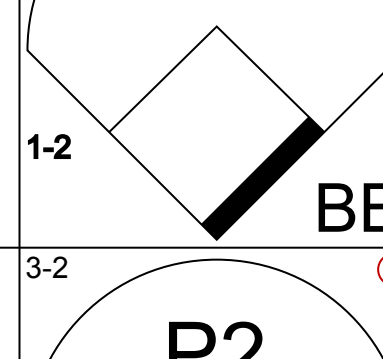
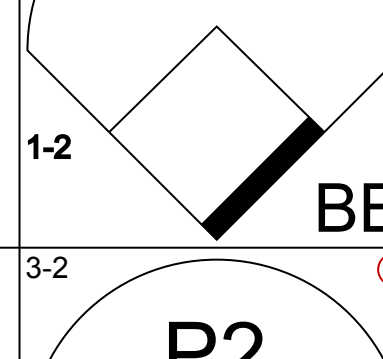
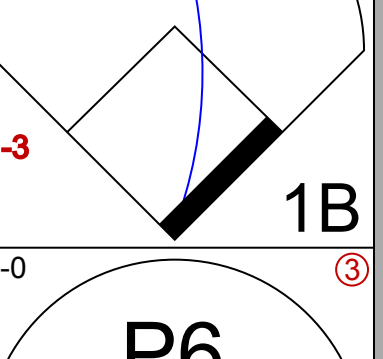
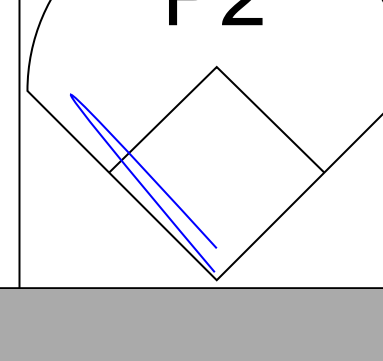
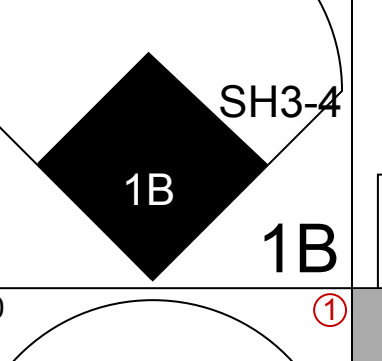
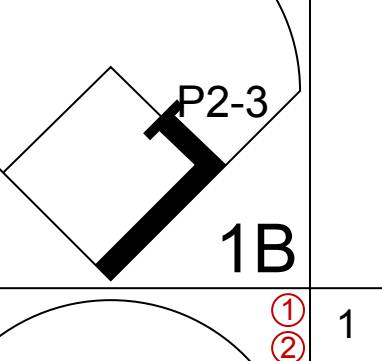
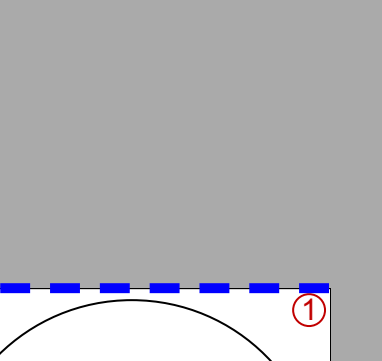


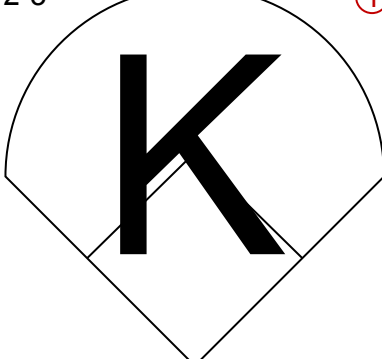
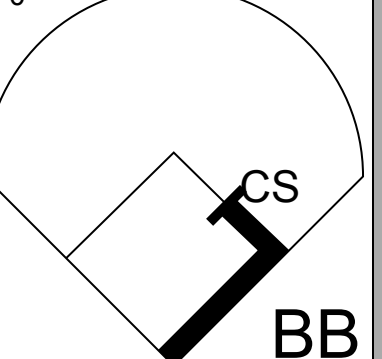
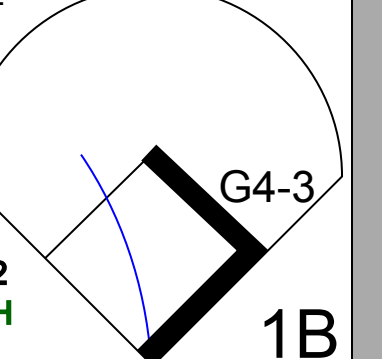
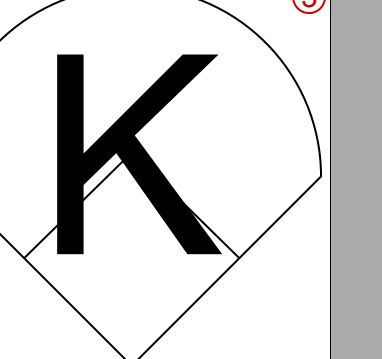

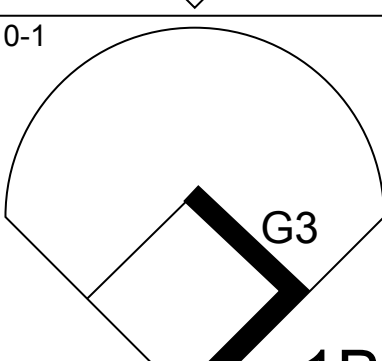
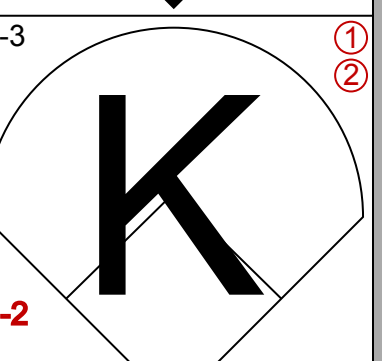
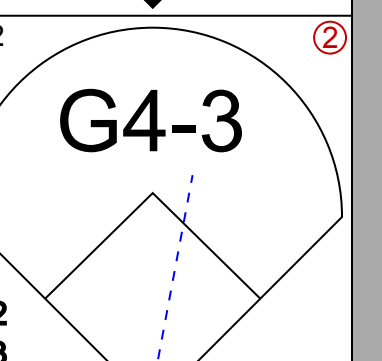
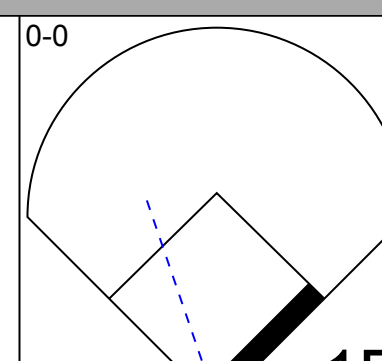
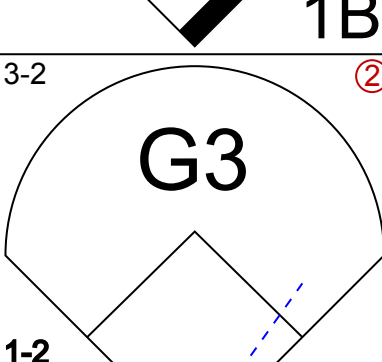
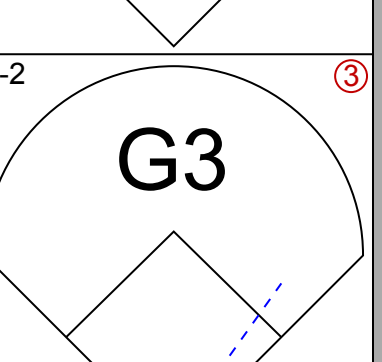
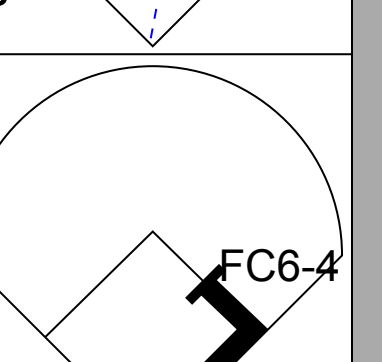
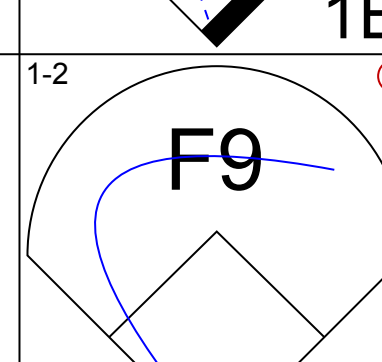
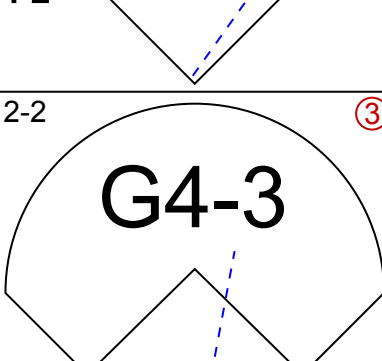
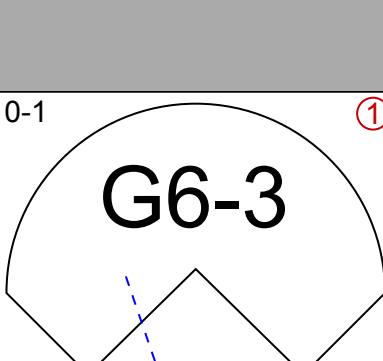
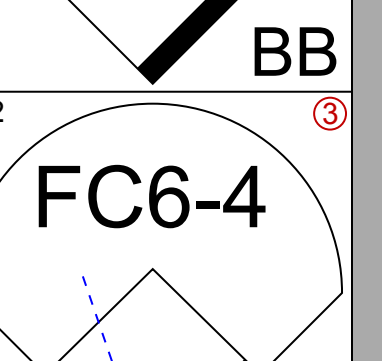
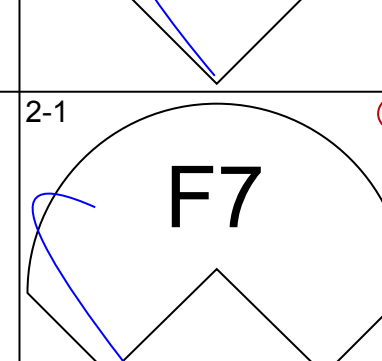
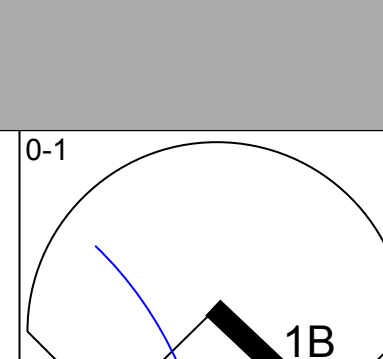
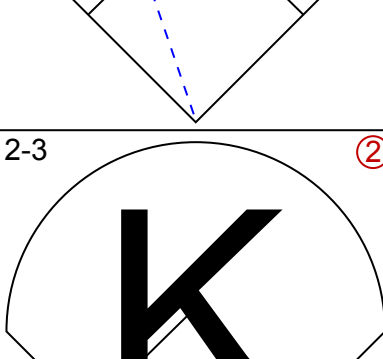
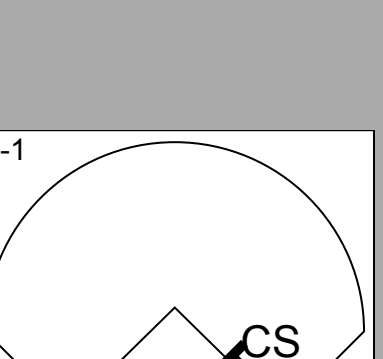
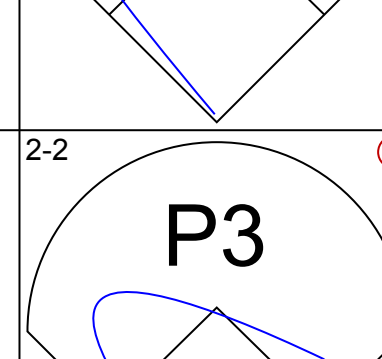
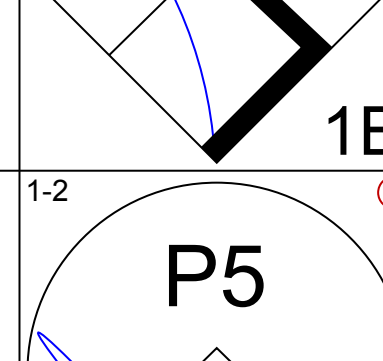
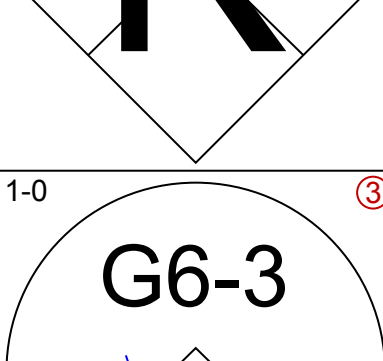
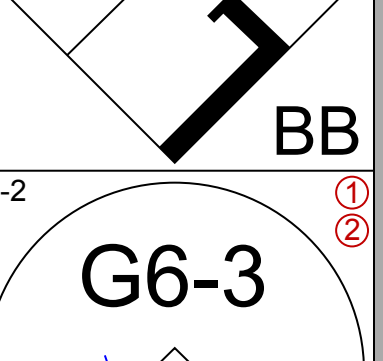
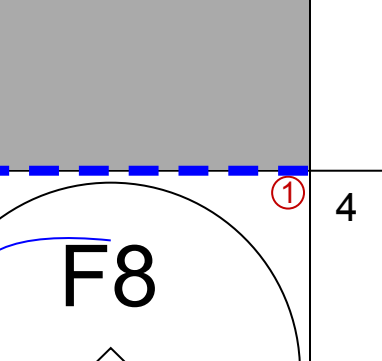
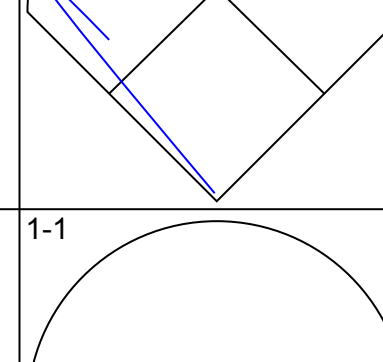
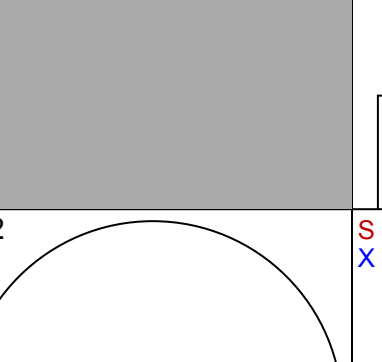
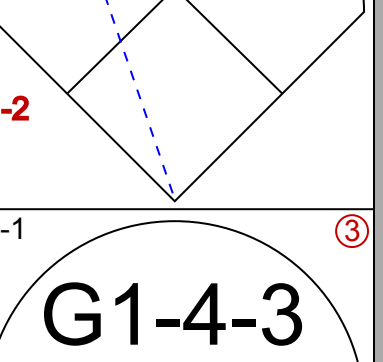
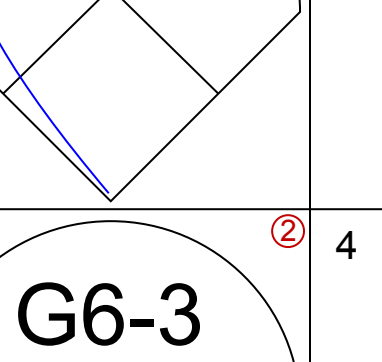
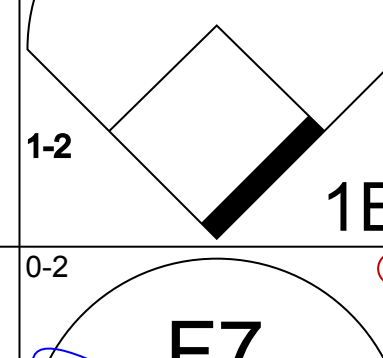
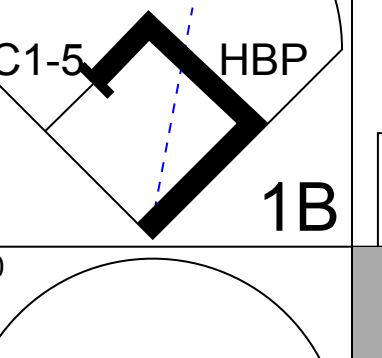
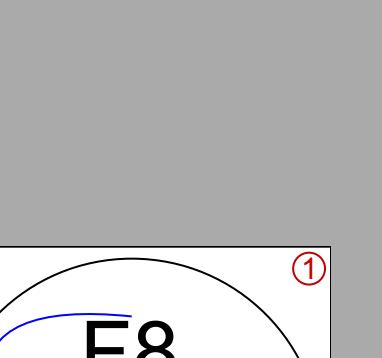
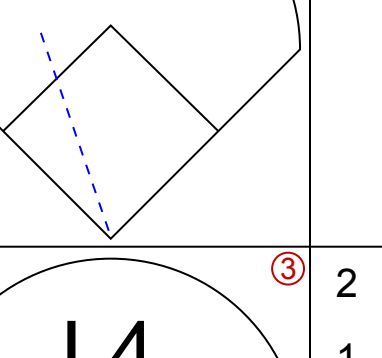
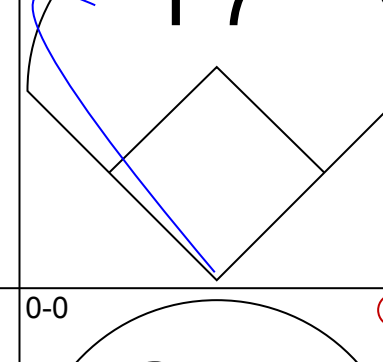
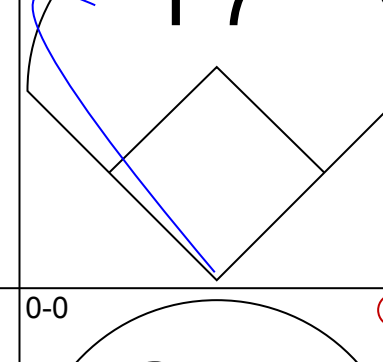
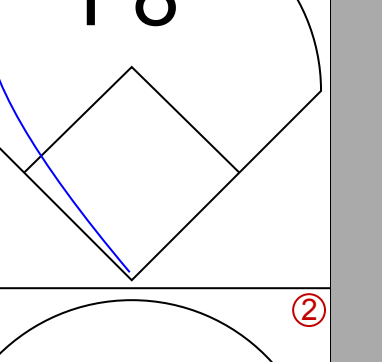
Batter	1	2	3	4	5	6	7	8	9	AB	R	H	RBI	BB	SO	LOB	BOTTOM				
Luis Polonia, L (1, 7) OBP: 0.356, SLG: 0.389	0-2 CS 1B		1-2 F7		2-2 2B		0-0 F7			4	0	2	0	0	0	0					
Junior Felix, S (1, 8) OBP: 0.310, SLG: 0.352	1-3 K		0-3 K		1-2 G3			1-0 F8		4	0	0	0	0	2	2					
Wally Joyner, L (1, 3) OBP: 0.352, SLG: 0.485	0-0 G3		1-0 F8			1-1 F7		2-2 G4-3		4	0	0	0	0	0	0					
Dave Winfield, R (1, 10) OBP: 0.315, SLG: 0.474		2-2 G5-3		0-3 K		0-0 HR		1-2 1B		4	1	2	1	0	1	0					
Gary Gaetti, R (1, 5) OBP: 0.293, SLG: 0.400		0-0 2B 2B		1-1 F7		0-0 G5-3		1-1 F9		4	1	1	0	0	0	1					
Lee Stevens, L (1, 9) Shawn Abner, R (9, 9) OBP: 0.250, SLG: 0.182 OBP: 0.232, SLG: 0.303		2-3 K		1-2 G6-3			1-2 F8			3	0	0	0	0	1	1					
Lance Parrish, R (1, 2) OBP: 0.298, SLG: 0.397		3-2 2H 2B			0-0 HR		3-2 HR			3	2	3	3	0	0	0					
Dick Schofield, R (1, 6) OBP: 0.325, SLG: 0.265		4-0 BB			2-3 K		0-3 K			2	0	0	0	1	2	0					
Luis Sojo, R (1, 4) OBP: 0.279, SLG: 0.320		0-1 G5-3			1-2 L7		2-2 G6-3			3	0	0	0	0	0	2					
Inning Stats	R: 0 E: 0 K: 1 S: 7	H: 1 LOB: 0 BB: 0 P: 8	R: 1 E: 0 K: 1 S: 12	H: 2 LOB: 1 BB: 1 P: 23	R: 0 E: 0 K: 1 S: 7	H: 0 LOB: 0 BB: 0 P: 9	R: 0 E: 0 K: 1 S: 9	H: 0 LOB: 0 BB: 0 P: 11	R: 1 E: 0 K: 0 S: 15	H: 2 LOB: 1 BB: 0 P: 21	R: 1 E: 0 K: 0 S: 8	H: 1 LOB: 0 BB: 0 P: 10	R: 1 E: 0 K: 1 S: 11	H: 1 LOB: 0 BB: 0 P: 16	R: 0 E: 0 K: 0 S: 9	H: 1 LOB: 1 BB: 0 P: 14	1B: 2 2B: 3 3B: 0 HR: 3	SF: 0 SAC: 0 DP: 0 HBP: 0	WP: 0 PB: 0 SB: 0 CS: 1	PA: 32	
PITCHER	IP WLS BF H R ER SO BB IBB HBP BLK WP HR S P ERA WHIP	IP WLS BF H R ER SO BB IBB HBP BLK WP HR S P ERA WHIP	IP WLS BF H R ER SO BB IBB HBP BLK WP HR S P ERA WHIP	IP WLS BF H R ER SO BB IBB HBP BLK WP HR S P ERA WHIP	IP WLS BF H R ER SO BB IBB HBP BLK WP HR S P ERA WHIP	IP WLS BF H R ER SO BB IBB HBP BLK WP HR S P ERA WHIP	IP WLS BF H R ER SO BB IBB HBP BLK WP HR S P ERA WHIP	IP WLS BF H R ER SO BB IBB HBP BLK WP HR S P ERA WHIP	IP WLS BF H R ER SO BB IBB HBP BLK WP HR S P ERA WHIP	IP WLS BF H R ER SO BB IBB HBP BLK WP HR S P ERA WHIP	IP WLS BF H R ER SO BB IBB HBP BLK WP HR S P ERA WHIP	IP WLS BF H R ER SO BB IBB HBP BLK WP HR S P ERA WHIP	IP WLS BF H R ER SO BB IBB HBP BLK WP HR S P ERA WHIP	IP WLS BF H R ER SO BB IBB HBP BLK WP HR S P ERA WHIP	IP WLS BF H R ER SO BB IBB HBP BLK WP HR S P ERA WHIP	IP WLS BF H R ER SO BB IBB HBP BLK WP HR S P ERA WHIP	IP WLS BF H R ER SO BB IBB HBP BLK WP HR S P ERA WHIP	IP WLS BF H R ER SO BB IBB HBP BLK WP HR S P ERA WHIP	IP WLS BF H R ER SO BB IBB HBP BLK WP HR S P ERA WHIP	IP WLS BF H R ER SO BB IBB HBP BLK WP HR S P ERA WHIP	IP WLS BF H R ER SO BB IBB HBP BLK WP HR S P ERA WHIP

Texas Rangers @ California Angels
Anaheim Stadium, Anaheim, CA
Mon Sep 09 1991, 10:05 PM EDT
Att: 19,594 - Sunny - 65 F

AB 31
R 4
H 8
RBI 4
BB 1
SO 6
LOB 6




Batter	1	2	3	4	5	6	7	8	9	AB	R	H	RBI	BB	SO	LOB	TOP					
Brian Downing, R (1, 10) Donald Harris, R (9, FR)										3	1	0	0	2	1	1	<p>Texas Rangers @ California Angels Anaheim Stadium, Anaheim, CA</p> <p>Tue Sep 10 1991, 10:05 PM EDT Att: 20,835 - Sunny - 65 F</p> <p>livebaseballscores.com</p> <p>AB 34 R 6 H 10 RBI 6 BB 4 SO 5 LOB 13</p> 					
Rafael Palmeiro, L (1, 3) OBP: 0.396, SLG: 0.543										5	1	2	3	0	2	1						
Julio Franco, R (1, 4) OBP: 0.409, SLG: 0.472										5	1	3	1	0	1	1						
Ruben Sierra, S (1, 9) OBP: 0.359, SLG: 0.509										4	1	2	2	0	0	3						
Juan Gonzalez, R (1, 8) OBP: 0.339, SLG: 0.515										4	0	0	0	0	0	1						
Dean Palmer, R (1, 5) OBP: 0.290, SLG: 0.375										3	0	0	0	1	0	2						
Monty Fariss, R (1, 7) OBP: 0.250, SLG: 0.286										0	0	0	0	1	0	0						
Gary Pettis, S (2, 8) OBP: 0.345, SLG: 0.279										3	0	1	0	0	1	0						
Ivan Rodriguez, R (1, 2) OBP: 0.279, SLG: 0.373										4	1	2	0	0	0	3						
José Hernández, R (1, 6) OBP: 0.261, SLG: 0.288										1	0	0	0	0	0	0						
Jeff Huson, L (7, PH) OBP: 0.321, SLG: 0.308										2	0	0	0	0	0	1						
Inning Stats	R: 0 E: 0 K: 3 S: 12	H: 0 LOB: 0 BB: 0 P: 15	R: 0 E: 1 K: 0 S: 13	H: 1 LOB: 2 BB: 1 P: 22	R: 1 E: 0 K: 0 S: 12	H: 1 LOB: 1 BB: 1 P: 23	R: 0 E: 0 K: 0 S: 10	H: 0 LOB: 0 BB: 0 P: 15	R: 1 E: 0 K: 0 S: 15	H: 3 LOB: 2 BB: 0 P: 22	R: 0 E: 0 K: 0 S: 5	H: 1 LOB: 1 BB: 1 P: 11	R: 0 E: 0 K: 1 S: 11	H: 0 LOB: 0 BB: 0 P: 16	R: 2 E: 0 K: 1 S: 15	H: 2 LOB: 0 BB: 0 P: 24	R: 2 E: 0 K: 0 S: 6	H: 2 LOB: 1 BB: 1 P: 12	1B: 6 2B: 4 3B: 0 HR: 2	SF: 0 SAC: 1 DP: 2 HBP: 0	WP: 0 PB: 0 SB: 0 CS: 0	PA: 39
PITCHER	IP	WLS	BF	H	R	ER	SO	BB	IBB	HBP	BLK	WP	HR	S	P	ERA	WHIP					
Kyle Abbott, L (1, 1) ERA: 3.0	6.0	L	26	6	2	2	3	3	0	0	0	0	0	67	108	3.00	1.500					
Chris Beasley, R (7, 1) ERA: 3.5	2.0		8	2	2	2	2	0	0	0	0	0	1	26	40	9.00	1.000					
Mike Fetters, R (9, 1) ERA: 5.35	1.0		5	2	2	2	0	1	0	0	0	0	1	6	12	18.00	3.000					

Batter	1	2	3	4	5	6	7	8	9	AB	R	H	RBI	BB	SO	LOB	BOTTOM					
Luis Polonia, L (1, 7) OBP: 0.357, SLG: 0.389										3	0	1	1	1	2	0	<p>Texas Rangers @ California Angels Anaheim Stadium, Anaheim, CA</p> <p>Tue Sep 10 1991, 10:05 PM EDT Att: 20,835 - Sunny - 65 F</p> <p>livebaseballscores.com</p> <p>AB 31 R 1 H 6 RBI 1 BB 3 SO 5 LOB 19</p> 					
Junior Felix, S (1, 8) OBP: 0.313, SLG: 0.355										4	0	2	0	0	1	3						
Wally Joyner, L (1, 3) OBP: 0.351, SLG: 0.483										3	0	0	0	1	0	2						
Dave Winfield, R (1, 10) OBP: 0.313, SLG: 0.470										4	0	0	0	0	0	5						
Gary Gaetti, R (1, 5) OBP: 0.294, SLG: 0.399										3	0	1	0	1	1	1						
Lee Stevens, L (1, 9) OBP: 0.188, SLG: 0.133										4	0	0	0	0	0	2						
Lance Parrish, R (1, 2) OBP: 0.300, SLG: 0.398										4	0	2	0	0	0	0						
Luis Sojo, R (1, 4) OBP: 0.279, SLG: 0.318										2	1	0	0	0	0	2						
Donnie Hill, S (9, PH) OBP: 0.332, SLG: 0.307										1	0	0	0	0	0	0						
Gary Disarcina, R (1, 6) OBP: 0.332, SLG: 0.307										3	0	0	0	0	1	4						
Inning Stats	R: 0 E: 0 K: 1 S: 15	H: 1 LOB: 1 BB: 0 P: 22	R: 0 E: 0 K: 0 S: 11	H: 2 LOB: 0 BB: 0 P: 13	R: 0 E: 0 K: 1 S: 8	H: 0 LOB: 0 BB: 1 P: 18	R: 0 E: 0 K: 1 S: 6	H: 0 LOB: 0 BB: 0 P: 9	R: 1 E: 0 K: 0 S: 16	H: 2 LOB: 3 BB: 1 P: 28	R: 0 E: 0 K: 0 S: 6	H: 0 LOB: 0 BB: 1 P: 12	R: 0 E: 0 K: 2 S: 9	H: 0 LOB: 0 BB: 0 P: 13	R: 0 E: 0 K: 0 S: 9	H: 1 LOB: 1 BB: 0 P: 14	R: 0 E: 0 K: 0 S: 7	H: 0 LOB: 0 BB: 0 P: 10	1B: 6 2B: 0 3B: 0 HR: 0	SF: 0 SAC: 0 DP: 0 HBP: 1	WP: 0 PB: 0 SB: 0 CS: 2	PA: 35
PITCHER	IP	WLS	BF	H	R	ER	SO	BB	IBB	HBP	BLK	WP	HR	S	P	ERA	WHIP					
Jose Guzman, R (1, 1) ERA: 2.85	8.0	W	32	6	1	1	5	3	0	1	0	0	0	80	129	1.12	1.125					
Jeff Russell, R (9, 1) ERA: 2.82	1.0		3	0	0	0	0	0	0	0	0	0	0	7	10	0.00	0.000					

Batter	1	2	3	4	5	6	7	8	9	AB	R	H	RBI	BB	SO	LOB	TOP								
Tim Raines, S OBP: 0.367, SLG: 0.350 (1, 7)	G6-3	G6-3			FC6-4		G6-3		G3-1	5	0	0	0	0	0	2									
Robin Ventura, L OBP: 0.375, SLG: 0.461 (1, 5)	1B			HR				G4-3	G6-3	4	1	1	1	1	1	1									
Frank Thomas, R OBP: 0.455, SLG: 0.571 (1, 3)	1B		F8					2B	1B	3	1	2	0	1	0	0									
Carlton Fisk, R OBP: 0.323, SLG: 0.432 Rodney McCray, R (8, PR)	F9		F8					2B		3	0	0	0	1	0	4									
Ron Karkovice, R OBP: 0.308, SLG: 0.428 (8, 2)					P5			2B		0	1	0	0	0	0	0									
Bo Jackson, R OBP: 0.382, SLG: 0.333 Dan Pasqua, L (8, PH)	1-2		G3-1			K		G6-3	1B	2	0	0	0	1	1	0									
Craig Grebeck, R OBP: 0.377, SLG: 0.478 Warren Newson, L (8, PH)	F7				F8			G6-3		2	0	0	0	1	0	3									
Scott Fletcher, R OBP: 0.296, SLG: 0.268 (8, 4)						G1-6-3				1	0	0	0	0	0	2									
Lance Johnson, L OBP: 0.301, SLG: 0.339 (1, 8)			G3		K					4	0	2	1	0	1	1									
Sammy Sosa, R OBP: 0.247, SLG: 0.346 (1, 9)			K		K					4	0	0	0	0	3	2									
Ozzie Guillen, L OBP: 0.277, SLG: 0.336 (1, 6)			G3						B2-3	4	0	1	0	0	0	1									
Inning Stats	R: 0 E: 0 K: 0 S: 14	H: 1 LOB: 3 BB: 2 P: 30	R: 0 E: 0 K: 1 S: 7	H: 1 LOB: 1 BB: 0 P: 10	R: 1 E: 0 K: 0 S: 10	H: 1 LOB: 0 BB: 0 P: 17	R: 0 E: 0 K: 2 S: 11	H: 0 LOB: 0 BB: 0 P: 17	R: 0 E: 1 K: 1 S: 9	H: 1 LOB: 2 BB: 1 P: 20	R: 0 E: 0 K: 1 S: 5	H: 0 LOB: 0 BB: 1 P: 11	R: 0 E: 0 K: 1 S: 8	H: 0 LOB: 0 BB: 0 P: 12	R: 3 E: 0 K: 0 S: 9	H: 3 LOB: 1 BB: 1 P: 17	R: 0 E: 0 K: 0 S: 7	H: 0 LOB: 0 BB: 0 P: 9	1B: 5 2B: 1 3B: 0 HR: 1	SF: 0 SAC: 0 DP: 1 HBP: 0	WP: 0 PB: 0 SB: 1 CS: 0	PA: 38			
PITCHER	IP	WLS	BF	H	R	ER	SO	BB	IBB	HBP	BLK	WP	HR	S	P	ERA	WHIP								
Chuck Finley, L ERA: 3.6 (1, 1)	7.1		30	5	2	2	6	4	0	0	0	0	1	67	121	2.46	1.227								
Mark Eichhorn, R ERA: 1.59 (8, 1)	0.2	W	5	2	2	2	0	1	0	0	0	0	0	6	13	27.00	4.500								
Bryan Harvey, R ERA: 1.85 (9, 1)	1.0	S	3	0	0	0	0	0	0	0	0	0	0	7	9	0.00	0.000								

Chicago White Sox @ California Angels
Anaheim Stadium, Anaheim, CA
Thu Sep 12 1991, 10:05 PM EDT
Att: 26,447 - Sunny - 68 F


AB 33
R 4
H 7
RBI 4
BB 5
SO 6
LOB 16



Batter	1	2	3	4	5	6	7	8	9	AB	R	H	RBI	BB	SO	LOB	BOTTOM								
Luis Polonia, L OBP: 0.353, SLG: 0.384 (1, 7)	F7		G4-3		K			G4-6-3		5	0	0	1	0	1	5									
Dick Schofield, R OBP: 0.324, SLG: 0.265 (1, 6)	G5-3		WP		G4-3					4	1	1	1	0	0	1									
Wally Joyner, L OBP: 0.355, SLG: 0.484 (1, 3)	L3		1B		1B			2B	1B	4	1	3	1	0	0	0									
Dave Winfield, R OBP: 0.317, SLG: 0.479 Shawn Abner, R OBP: 0.230, SLG: 0.299 (8, PR)	G6-3		1B		F9			1B	2B	4	0	2	0	0	0	1									
Gary Gaetti, R OBP: 0.296, SLG: 0.399 (1, 5)	P5		FC5					2B	1B	4	1	1	1	0	0	2									
Donnie Hill, S OBP: 0.336, SLG: 0.305 (1, 4)	P6				SH3			2B	BB	3	1	1	0	1	1	0									
Max Venable, L OBP: 0.281, SLG: 0.338 Lance Parrish, R OBP: 0.294, SLG: 0.390 Bryan Harvey, R (9, 1)			F7		SH3			P4		2	0	0	0	0	0	0									
Dave Gallagher, R OBP: 0.358, SLG: 0.365 (1, 8)			2B		K			SH1-3	2B	4	1	3	3	0	1	1									
John Orton, R OBP: 0.316, SLG: 0.389 (1, 2)			G4-3		K			SH1-3	BB	2	1	1	0	1	1	1									
Inning Stats	R: 0 E: 0 K: 0 S: 4	H: 0 LOB: 0 BB: 0 P: 8	R: 0 E: 0 K: 0 S: 5	H: 0 LOB: 0 BB: 0 P: 10	R: 3 E: 0 K: 0 S: 14	H: 5 LOB: 2 BB: 0 P: 25	R: 0 E: 0 K: 2 S: 10	H: 1 LOB: 1 BB: 0 P: 15	R: 0 E: 0 K: 1 S: 9	H: 1 LOB: 1 BB: 0 P: 13	R: 0 E: 0 K: 1 S: 9	H: 0 LOB: 0 BB: 0 P: 15	R: 0 E: 0 K: 0 S: 7	H: 1 LOB: 1 BB: 0 P: 9	R: 4 E: 0 K: 0 S: 15	H: 4 LOB: 2 BB: 2 P: 29	1B: 9 2B: 3 3B: 0 HR: 0	SF: 0 SAC: 2 DP: 1 HBP: 0	WP: 1 PB: 0 SB: 0 CS: 0	PA: 37					
PITCHER	IP	WLS	BF	H	R	ER	SO	BB	IBB	HBP	BLK	WP	HR	S	P	ERA	WHIP								
Roberto Hernandez, R ERA: 4.33 (1, 1)	2.2		13	5	3	3	0	0	0	0	0	0	0	21	38	10.12	1.875								
Greg Hibbard, L ERA: 4.33 (3, 1)	4.1		17	4	1	1	4	0	0	0	0	0	0	38	59	2.08	0.923								
Melido Perez, R ERA: 1.11 (8, 1)	0.0	L	2	2	0	0	0	0	0	0	0	0	0	6	8	*	*								
Scott Radinsky, L ERA: 2.07 (8, 1)	0.0		1	0	0	0	0	1	0	0	0	0	0	4	*	*									
Brian Drachman, R ERA: 3.49 (8, 1)	0.1		3	1	3	3	0	1	0	0	0	0	0	5	11	81.00	6.000								
PITCHER	IP	WLS	BF	H	R	ER	SO	BB	IBB	HBP	BLK	WP	HR	S	P	ERA	WHIP								
Ken Patterson, L ERA: 2.83 (8, 1)	0.2		1	0	0	0	0	0	0	0	0	0	0	3	4	0.00	0.000								

Chicago White Sox @ California Angels
Anaheim Stadium, Anaheim, CA
Thu Sep 12 1991, 10:05 PM EDT
Att: 26,447 - Sunny - 68 F

AB 33
R 7
H 12
RBI 7
BB 2
SO 4
LOB 14



Batter	1	2	3	4	5	6	7	8	9	AB	R	H	RBI	BB	SO	LOB	TOP			
Tim Raines, S OBP: 0.366, SLG: 0.349 (1, 7)	L3		G6-3				G1-3			4	0	1	0	0	0	1	Chicago White Sox @ California Angels Anaheim Stadium, Anaheim, CA Fri Sep 13 1991, 10:05 PM EDT Att: 42,990 - Sunny - 69 F			
Mike Huff, R OBP: 0.358, SLG: 0.353 (1, 9)	G5-3			CI	FC5-4			K		3	0	0	0	0	1					
Frank Thomas, R OBP: 0.457, SLG: 0.574 Dan Pasqua, L OBP: 0.357, SLG: 0.444 (1, 3) (8, 3)								G3		3	1	2	0	1	0	0				
Carlton Fisk, R OBP: 0.320, SLG: 0.428 (1, 2)	G5-3							G6-3		4	0	0	0	0	0	4				
Bo Jackson, R OBP: 0.368, SLG: 0.323 (1, 10)										4	0	1	1	0	2	2				
Craig Grebeck, R OBP: 0.385, SLG: 0.478 (1, 5)										2	0	1	0	2	0	0				
Lance Johnson, L OBP: 0.298, SLG: 0.336 (1, 8)										4	0	0	0	0	1	5				
Joey Cora, S OBP: 0.307, SLG: 0.272 (1, 4)										3	0	0	0	0	0	0				
Ozzie Guillen, L OBP: 0.277, SLG: 0.336 (1, 6)										3	0	1	0	0	0	0				
Inning Stats	R: 0 E: 0 K: 0 S: 10	H: 0 LOB: 1 BB: 1 P: 20	R: 0 E: 0 K: 2 S: 13	H: 0 LOB: 0 BB: 1 P: 21	R: 0 E: 0 K: 0 S: 7	H: 1 LOB: 0 BB: 0 P: 11	R: 0 E: 1 K: 1 S: 13	H: 1 LOB: 3 BB: 1 P: 22	R: 0 E: 0 K: 0 S: 12	H: 1 LOB: 1 BB: 0 P: 17	R: 1 E: 0 K: 0 S: 8	H: 3 LOB: 1 BB: 0 P: 15	R: 0 E: 0 K: 1 S: 9	H: 0 LOB: 0 BB: 0 P: 13	R: 0 E: 0 K: 0 S: 7	H: 0 LOB: 0 BB: 0 P: 9		1B: 5 2B: 1 3B: 0 HR: 0	SF: 0 SAC: 0 DP: 0 HBP: 0	WP: 0 PB: 0 SB: 0 CS: 3
PITCHER Jim Abbott, L ERA: 2.84 (1, 1)	IP: 9.0 WLS: L BF: 34 H: 6 R: 1 ER: 1 SO: 4 BB: 3 IBB: 0 HBP: 0 BLK: 0 WP: 0 HR: 0 S: 82 P: 132 ERA: 1.00 WHIP: 1.000															PITCHER				

Batter	1	2	3	4	5	6	7	8	9	AB	R	H	RBI	BB	SO	LOB	BOTTOM					
Luis Polonia, L OBP: 0.352, SLG: 0.383 (1, 7)	G5-3-6		G6-3				B5-3			4	0	1	0	0	1	2	Chicago White Sox @ California Angels Anaheim Stadium, Anaheim, CA Fri Sep 13 1991, 10:05 PM EDT Att: 42,990 - Sunny - 69 F					
Dick Schofield, R OBP: 0.321, SLG: 0.263 (1, 6)	G5-3-6		G5-3					K		4	0	0	0	0	1	1						
Wally Joyner, L OBP: 0.352, SLG: 0.480 (1, 3)	F7									4	0	0	0	0	1	0						
Dave Winfield, R OBP: 0.317, SLG: 0.476 (1, 10)										3	0	0	0	1	2	0						
Gary Gaetti, R OBP: 0.298, SLG: 0.399 (1, 5)										2	0	1	0	1	1	0						
Donnie Hill, S OBP: 0.332, SLG: 0.301 (1, 4)										3	0	0	0	0	0	3						
Lance Parrish, R OBP: 0.292, SLG: 0.387 (1, 2)										3	0	0	0	0	1	2						
Max Venable, L OBP: 0.276, SLG: 0.331 (1, 9)										3	0	0	0	0	0	2						
Dave Gallagher, R OBP: 0.362, SLG: 0.369 (1, 8)										3	0	2	0	0	0	0						
Inning Stats	R: 0 E: 0 K: 0 S: 11	H: 1 LOB: 0 BB: 0 P: 17	R: 0 E: 0 K: 1 S: 11	H: 1 LOB: 2 BB: 1 P: 22	R: 0 E: 0 K: 0 S: 5	H: 0 LOB: 0 BB: 0 P: 10	R: 0 E: 0 K: 1 S: 7	H: 0 LOB: 1 BB: 1 P: 13	R: 0 E: 0 K: 0 S: 7	H: 1 LOB: 1 BB: 0 P: 11	R: 0 E: 0 K: 3 S: 9	H: 0 LOB: 0 BB: 0 P: 14	R: 0 E: 0 K: 1 S: 10	H: 0 LOB: 0 BB: 0 P: 13	R: 0 E: 0 K: 1 S: 6	H: 1 LOB: 1 BB: 0 P: 7		R: 0 E: 0 K: 0 S: 6	H: 0 LOB: 0 BB: 0 P: 9	1B: 4 2B: 2 3B: 0 HR: 0	SF: 0 SAC: 0 DP: 2 HBP: 0	WP: 1 PB: 0 SB: 1 CS: 1
PITCHER Jack McDowell, R ERA: 3.33 (1, 1)	IP: 9.0 WLS: W BF: 31 H: 4 R: 0 ER: 0 SO: 7 BB: 2 IBB: 0 HBP: 0 BLK: 0 WP: 1 HR: 0 S: 72 P: 116 ERA: 0.00 WHIP: 0.667															PITCHER						

AB 30
R 1
H 6
RBI 1
BB 3
SO 4
LOB 13



AB 29
R 0
H 4
RBI 0
BB 2
SO 7
LOB 10



Batter	1	2	3	4	5	6	7	8	9	AB	R	H	RBI	BB	SO	LOB	TOP										
Tim Raines, S OBP: 0.367, SLG: 0.356 (1, 7)										5	2	3	2	0	1	0	Chicago White Sox @ California Angels Anaheim Stadium, Anaheim, CA Sun Sep 15 1991, 6:33 AM EDT Att: 23,530 - Sunny - 73 F										
Robin Ventura, L OBP: 0.377, SLG: 0.462 (1, 5)										4	2	3	0	1	0	1											
Frank Thomas, R OBP: 0.455, SLG: 0.569 (1, 10)										5	1	1	0	0	2	3											
Carlton Fisk, R OBP: 0.317, SLG: 0.430 (1, 3) (8, 2)										5	1	1	2	0	1	4											
Craig Grebeck, R OBP: 0.388, SLG: 0.497 (1, 6)										4	2	2	4	1	2	0											
Mike Huff, R OBP: 0.360, SLG: 0.355 (1, 8) (5, 9)										4	0	2	0	0	1	0											
Sammy Sosa, R OBP: 0.245, SLG: 0.343 Lance Johnson, L OBP: 0.302, SLG: 0.337 (5, PH) (5, 8)										2	0	0	0	0	1	1											
Ron Karkovics, R OBP: 0.303, SLG: 0.413 Dan Pasqua, L OBP: 0.357, SLG: 0.443 (1, 2) (8, 3)										3	0	0	0	1	0	3											
Scott Fletcher, R OBP: 0.265, SLG: 0.268 (1, 4)										5	1	1	0	0	0	2											
Inning Stats	R: 0 E: 0 K: 2 S: 12	H: 1 LOB: 1 BB: 0 P: 15	R: 1 E: 0 K: 0 S: 6	H: 1 LOB: 1 BB: 1 P: 15	R: 4 E: 0 K: 1 S: 16	H: 4 LOB: 0 BB: 0 P: 23	R: 0 E: 0 K: 0 S: 7	H: 1 LOB: 1 BB: 0 P: 14	R: 0 E: 0 K: 1 S: 11	H: 1 LOB: 3 BB: 2 P: 24	R: 0 E: 0 K: 2 S: 9	H: 1 LOB: 1 BB: 0 P: 13	R: 4 E: 0 K: 1 S: 18	H: 3 LOB: 0 BB: 1 P: 34	R: 0 E: 0 K: 2 S: 13	H: 1 LOB: 1 BB: 0 P: 22		1B: 9 2B: 2 3B: 0 HR: 3	SF: 0 SAC: 1 DP: 0 HBP: 0	WP: 1 PB: 1 CS: 0	PA: 45						
PITCHER	IP	WLS	BF	H	R	ER	SO	BB	IBB	HBP	BLK	WP	HR	S	P	ERA	WHIP										
Kyle Abbott, L ERA: 5.06 (1, 1)	4.2	L	24	8	5	4	3	2	0	0	0	1	1	50	83	7.71	2.143										
Chris Beasley, R ERA: 3.13 (5, 1)	2.1		10	2	0	0	3	0	1	0	0	0	0	22	38	0.00	0.857										
Cliff Young, L ERA: 11.57 (8, 1)	1.0		7	3	4	4	1	1	0	0	0	0	2	18	34	36.00	4.000										
Joe Grahe, R ERA: 4.97 (9, 1)	1.0		4	1	0	0	2	0	0	0	0	0	0	13	22	0.00	1.000										

Batter	1	2	3	4	5	6	7	8	9	AB	R	H	RBI	BB	SO	LOB	BOTTOM										
Luis Polonia, L OBP: 0.349, SLG: 0.379 (1, 7)										5	0	0	1	0	0	1	Chicago White Sox @ California Angels Anaheim Stadium, Anaheim, CA Sun Sep 15 1991, 6:33 AM EDT Att: 23,530 - Sunny - 73 F										
Dave Gallagher, R OBP: 0.363, SLG: 0.368 (1, 9)										4	0	1	0	0	0	0											
Wally Joyner, L OBP: 0.354, SLG: 0.484 (1, 3)										4	1	2	0	0	0	1											
Dave Winfield, R OBP: 0.317, SLG: 0.472 (1, 10)										3	0	0	0	1	2	1											
Gary Gaetti, R OBP: 0.299, SLG: 0.398 (1, 5)										4	0	1	1	0	0	1											
Lance Parrish, R OBP: 0.292, SLG: 0.386 (1, 2)										4	0	1	0	0	2	4											
Luis Sojo, R OBP: 0.289, SLG: 0.325 (1, 4)										4	0	2	0	0	0	3											
Dick Schofield, R OBP: 0.320, SLG: 0.268 (1, 6)										4	1	1	0	0	0	2											
Shawn Abner, R OBP: 0.229, SLG: 0.292 (1, 8)										3	0	0	0	1	0	1											
Inning Stats	R: 1 E: 0 K: 1 S: 11	H: 2 LOB: 2 BB: 1 P: 27	R: 0 E: 0 K: 0 S: 6	H: 1 LOB: 1 BB: 1 P: 11	R: 0 E: 0 K: 1 S: 7	H: 0 LOB: 0 BB: 0 P: 11	R: 0 E: 0 K: 0 S: 10	H: 1 LOB: 1 BB: 0 P: 16	R: 0 E: 0 K: 0 S: 6	H: 1 LOB: 0 BB: 0 P: 6	R: 1 E: 0 K: 2 S: 15	H: 1 LOB: 2 BB: 0 P: 24	R: 0 E: 0 K: 2 S: 7	H: 0 LOB: 0 BB: 0 P: 9	1B: 4 2B: 3 3B: 1 HR: 0	SF: 0 SAC: 0 DP: 1 HBP: 0		WP: 0 PB: 0 CS: 0	PA: 37								
PITCHER	IP	WLS	BF	H	R	ER	SO	BB	IBB	HBP	BLK	WP	HR	S	P	ERA	WHIP										
Charlie Hough, R ERA: 4.01 (1, 1)	7.0	W	29	7	2	2	2	2	0	0	0	0	0	55	99	2.57	1.286										
Melido Perez, R ERA: 3.09 (8, 1)	1.0		5	1	0	0	2	0	0	0	0	0	0	15	24	0.00	1.000										
Roberto Hernandez, R ERA: 6.84 (9, 1)	1.0		3	0	0	0	0	0	0	0	0	0	0	7	9	0.00	0.000										

Batter	1	2	3	4	5	6	7	8	9	AB	R	H	RBI	BB	SO	LOB	TOP										
Luis Polonia, L OBP: 0.348, SLG: 0.377	G5-3		E6 1B	FC5-4 S 2B		G5-3 BB		K		4	2	0	0	1	1	2	California Angels @ Texas Rangers Arlington Stadium, Arlington, TX Tue Sep 17 1991, 8:05 PM EDT Att. 12,336 - Overcast - 85 F										
Dave Gallagher, R OBP: 0.359, SLG: 0.362	F9		K			G5-3		P4		4	1	0	0	1	1	3											
Wally Joyner, L OBP: 0.356, SLG: 0.489	G5-3		1B			K				5	1	3	3	0	1	1											
Dave Winfield, R OBP: 0.318, SLG: 0.470		1B BB	1B	G4-3				K	F9	4	1	1	1	1	1	2											
Gary Gaetti, R OBP: 0.300, SLG: 0.397	P3		1B			1B BB		G5-3	K	4	0	1	0	1	1	2											
Luis Sojo, R OBP: 0.291, SLG: 0.326	1B G4-3		G6-4-3 1B			K		WP 1B	L5	5	1	2	0	0	1	4											
John Orton, R OBP: 0.326, SLG: 0.386	G4-3 1B			G6-3		1B		K		4	0	2	1	0	1	1											
Shawn Abner, R OBP: 0.234, SLG: 0.301	G4-3		1B			F9			FC6-4 1B	4	1	2	1	0	0	2											
Gary Disarcina, R OBP: 0.143, SLG: 0.077	G4-3			FC5-4 1B		G6-3		FC6-4		4	0	1	1	0	0	2											
Inning Stats	R: 0 E: 0 K: 0 S: 7	H: 0 LOB: 0 BB: 0 P: 9	R: 2 E: 0 K: 0 S: 11	H: 2 LOB: 1 BB: 1 P: 23	R: 2 E: 1 K: 1 S: 12	H: 3 LOB: 1 BB: 0 P: 18	R: 3 E: 0 K: 0 S: 15	H: 3 LOB: 1 BB: 1 P: 26	R: 0 E: 0 K: 1 S: 9	H: 1 LOB: 1 BB: 1 P: 15	R: 0 E: 0 K: 1 S: 12	H: 1 LOB: 1 BB: 1 P: 21	R: 0 E: 0 K: 2 S: 9	H: 1 LOB: 1 BB: 0 P: 14	R: 0 E: 0 K: 1 S: 12	H: 1 LOB: 1 BB: 0 P: 18	R: 0 E: 0 K: 1 S: 9	H: 1 LOB: 1 BB: 1 P: 13	1B: 9 2B: 3 3B: 0 HR: 0	SF: 0 SAC: 0 DP: 1 HBP: 0	WP: 1 PB: 0 SB: 3 CS: 0	PA: 42					
PITCHER	IP	WLS	BF	H	R	ER	SO	BB	IBB	HBP	BLK	WP	HR	S	P	ERA	WHIP										
Brian Bohanon, L ERA: 5.63	3.2	L	21	8	7	6	1	2	0	0	0	0	0	43	73	14.73	2.727										
Bobby Witt, R ERA: 6.09	4.1		17	3	0	0	5	2	0	0	0	1	0	44	71	0.00	1.154										
Rich Gossage, R ERA: 3.89	1.0		4	1	0	0	1	0	0	0	0	0	0	9	13	0.00	1.000										

Batter	1	2	3	4	5	6	7	8	9	AB	R	H	RBI	BB	SO	LOB	BOTTOM										
Julio Franco, R OBP: 0.407, SLG: 0.468	K		G4-3			F9		2B 1B		4	1	1	0	0	1	0	California Angels @ Texas Rangers Arlington Stadium, Arlington, TX Tue Sep 17 1991, 8:05 PM EDT Att. 12,336 - Overcast - 85 F										
Rafael Palmeiro, L OBP: 0.392, SLG: 0.535	F7					WP G3 1B		1B 2B		3	0	1	0	0	0	0											
Rob Maurer, L OBP: 0.500, SLG: 0.500										1	0	1	2	0	0	0											
Ruben Sierra, S OBP: 0.360, SLG: 0.504	G4-3					G3		P3		4	0	0	0	0	1	2											
Kevin Reimer, L OBP: 0.344, SLG: 0.483								K2-3		2	0	1	0	1	1	0											
Mike Stanley, R OBP: 0.377, SLG: 0.403						WP BB				1	0	0	0	0	1	1											
Juan Gonzalez, R OBP: 0.332, SLG: 0.501	L8 2B					P4		F7		3	0	1	0	0	1	3											
Donald Harris, R										1	0	0	0	0	0	1											
Jack Daugherty, S OBP: 0.244, SLG: 0.189	L8					1B				3	0	2	0	1	0	1											
Dean Palmer, R OBP: 0.270, SLG: 0.349	K					P3		FC5-4 1B	BB	4	0	0	0	0	2	4											
Ivan Rodriguez, R OBP: 0.282, SLG: 0.373																											
Geno Petrilli, L OBP: 0.322, SLG: 0.333						F8		G4-6-3		2	0	0	0	0	0	1											
Mark Parent, R										1	0	0	0	0	0	1											
Jeff Huson, L OBP: 0.319, SLG: 0.300						F7																					
Brian Downing, R OBP: 0.388, SLG: 0.481						G4-3																					
José Hernández, R OBP: 0.243, SLG: 0.268						G4-3		1B 2B 1B		1	1	1	0	0	0	0											
										1	0	0	0	0	0	1											
Inning Stats	R: 0 E: 0 K: 1 S: 7	H: 1 LOB: 1 BB: 0 P: 10	R: 0 E: 0 K: 2 S: 14	H: 1 LOB: 0 BB: 0 P: 20	R: 0 E: 0 K: 2 S: 13	H: 1 LOB: 1 BB: 0 P: 18	R: 0 E: 0 K: 0 S: 6	H: 1 LOB: 2 BB: 1 P: 14	R: 0 E: 0 K: 0 S: 10	H: 1 LOB: 0 BB: 0 P: 18	R: 0 E: 0 K: 0 S: 3	H: 1 LOB: 1 BB: 1 P: 3	R: 2 E: 0 K: 1 S: 17	H: 3 LOB: 1 BB: 0 P: 27	R: 0 E: 0 K: 2 S: 9	H: 0 LOB: 1 BB: 1 P: 17	1B: 6 2B: 2 3B: 0 HR: 0	SF: 0 SAC: 0 DP: 1 HBP: 0	WP: 1 PB: 0 SB: 0 CS: 0	PA: 36							
PITCHER	IP	WLS	BF	H	R	ER	SO	BB	IBB	HBP	BLK	WP	HR	S	P	ERA	WHIP										
Scott Lewis, R ERA: 6.71	7.0	W	29	8	2	2	5	1	0	0	0	0	0	66	102	2.57	1.286										
Scott Bailes, L ERA: 4.21	2.0		7	0	0	0	3	1	0	0	0	0	0	20	34	0.00	0.500										

AB 38
R 7
H 12
RBI 7
BB 4
SO 7
LOB 19



AB 34
R 2
H 8
RBI 2
BB 2
SO 8
LOB 17



Batter	1	2	3	4	5	6	7	8	9	AB	R	H	RBI	BB	SO	LOB	TOP										
Luis Polonia, L OBP: 0.347, SLG: 0.377 (1, 7)	G1-3		1B 2B		G1-3		G1-3		K	5	1	1	1	0	1	1	California Angels @ Texas Rangers Arlington Stadium, Arlington, TX Thu Sep 19 1991, 8:05 PM EDT Cloudy - 62 F										
Dave Callagher, R OBP: 0.360, SLG: 0.360 (1, 8)	K		K		BB 1B		G6-3		BB BB	4	1	1	0	1	2	1											
Wally Joyner, L OBP: 0.357, SLG: 0.488 Ruben Amaro Jr, S (8, 9)	K		1B		1B BB				L3	3	0	1	1	1	1	0											
Dave Winfield, R OBP: 0.317, SLG: 0.468 (1, 10)		G5-3	F8		1B				F7	5	0	1	1	0	0	4											
Lee Stevens, L OBP: 0.333, SLG: 0.391 (8, 3)		F8 1B			K				WP 2B	4	0	2	0	0	2	2											
Donnie Hill, S OBP: 0.335, SLG: 0.301 (1, 4)		FC4-6 1B			F7		G1-3			3	0	1	0	1	0	0											
Luis Sojo, R OBP: 0.287, SLG: 0.323 (1, 5)		F8			P2		K		P4	4	0	0	0	0	1	4											
John Orton, R OBP: 0.340, SLG: 0.370 (1, 2)		FC4-6			SH3 WP G1-3 BB		K		FC4-6 BB	2	1	0	0	2	1	2											
Gary Disarcina, R OBP: 0.118, SLG: 0.063 (1, 6)			P4		SH3		G5-3		FC4-6 BB	3	0	0	0	0	0	1											
Inning Stats	R: 0 E: 0 K: 2 S: 15	H: 0 LOB: 0 BB: 0 P: 20	R: 0 E: 0 K: 0 S: 12	H: 2 LOB: 2 BB: 0 P: 19	R: 1 E: 0 K: 1 S: 12	H: 2 LOB: 1 BB: 0 P: 18	R: 0 E: 0 K: 1 S: 8	H: 0 LOB: 0 BB: 0 P: 13	R: 2 E: 0 K: 1 S: 20	H: 2 LOB: 2 BB: 2 P: 35	R: 0 E: 0 K: 2 S: 10	H: 0 LOB: 0 BB: 0 P: 16	R: 0 E: 0 K: 0 S: 7	H: 1 LOB: 2 BB: 1 P: 11	R: 0 E: 0 K: 1 S: 15	H: 0 LOB: 3 BB: 3 P: 30	1B: 5 2B: 2 3B: 0 HR: 0	SF: 0 SAC: 1 DP: 0 HBP: 0	WP: 2 PB: 0 SB: 1 CS: 0	PA: 40							
PITCHER	IP	WLS	BF	H	R	ER	SO	BB	IBB	HBP	BLK	WP	HR	S	P	ERA	WHIP										
Nolan Ryan, R ERA: 3.02 (1, 1)	6.0	W	26	6	3	3	7	2	0	0	0	1	0	77	121	4.50	1.333										
Kenny Rogers, L ERA: 5.69 (7, 1)	1.0		3	0	0	0	0	0	0	0	0	0	0	7	11	0.00	0.000										
Wayne Rosenthal, R ERA: 4.11 (8, 1)	1.0		5	1	0	0	0	1	0	0	0	1	0	9	16	0.00	2.000										
Mike Jeffcoat, L ERA: 4.01 (9, 1)	0.2		5	0	0	0	1	3	0	0	0	0	0	13	27	0.00	4.500										
Terry Mathews, R ERA: 3.91 (9, 1)	0.1		1	0	0	0	0	0	0	0	0	0	0	2	3	0.00	0.000										

AB 33
R 3
H 7
RBI 3
BB 6
SO 8
LOB 15



Batter	1	2	3	4	5	6	7	8	9	AB	R	H	RBI	BB	SO	LOB	BOTTOM										
Brian Downing, R OBP: 0.391, SLG: 0.479 (1, 10)	K		G4-3 BB		G6-3		E 1B BB		G1-3 1B	3	2	1	0	2	1	1	California Angels @ Texas Rangers Arlington Stadium, Arlington, TX Thu Sep 19 1991, 8:05 PM EDT Cloudy - 62 F										
Rafael Palmeiro, L OBP: 0.392, SLG: 0.537 John Russell, R OBP: 0.148, SLG: 0.120 Rob Maurer, L OBP: 0.500, SLG: 0.500 (1, 3)	WP 2B		G4-3		G1-3		E 2B 1B		K	4	2	2	0	0	0	2											
Julio Franco, R OBP: 0.408, SLG: 0.467 Mario Diaz, R OBP: 0.328, SLG: 0.333 (1, 4)	K		E7				S 1B BB		G1-3	3	2	1	1	1	1	1											
Ruben Sierra, S OBP: 0.361, SLG: 0.505 Gary Pettis, S OBP: 0.340, SLG: 0.280 (1, 9)	G5-3		F8				S 1B BB		G4-3	3	2	1	2	1	0	1											
Juan Gonzalez, R OBP: 0.335, SLG: 0.502 (7, 9)		E BB G1-2-3 1B					F7 BB 1B		G5-3	1	1	1	1	0	0	0											
Kevin Reimer, L OBP: 0.346, SLG: 0.493 Donald Harris, R (8, 9)							1-H 2-H 1B			0	0	0	0	0	0	0											
Mike Stanley, R OBP: 0.376, SLG: 0.398 Ivan Rodriguez, R OBP: 0.281, SLG: 0.371 Geno Petralli, L OBP: 0.320, SLG: 0.331 (1, 2)		F9	K2-3				FC4-6 BB		F9	2	0	0	0	1	1	3											
Dean Palmer, R OBP: 0.277, SLG: 0.363 (1, 5)							F7		K	3	1	1	1	2	1	2											
Monty Fariss, R OBP: 0.308, SLG: 0.333 Jack Daugherty, S OBP: 0.246, SLG: 0.193 (1, 7)		FC					SH1-4 1B		G3	2	0	1	0	0	0	2											
José Hernández, R OBP: 0.240, SLG: 0.264 Jeff Huson, L OBP: 0.317, SLG: 0.298 (1, 6)		G1-2-3					SH1-4 1B		FC4	1	0	0	0	0	0	3											
Inning Stats	R: 1 E: 0 K: 2 S: 9	H: 1 LOB: 0 BB: 0 P: 17	R: 0 E: 1 K: 0 S: 10	H: 1 LOB: 1 BB: 1 P: 18	R: 1 E: 1 K: 1 S: 14	H: 1 LOB: 1 BB: 2 P: 29	R: 1 E: 0 K: 0 S: 9	H: 2 LOB: 0 BB: 0 P: 12	R: 2 E: 0 K: 0 S: 10	H: 3 LOB: 2 BB: 3 P: 27	R: 4 E: 1 K: 0 S: 17	H: 3 LOB: 2 BB: 2 P: 37	R: 0 E: 0 K: 1 S: 10	H: 1 LOB: 1 BB: 0 P: 15	R: 1 E: 0 K: 1 S: 7	H: 1 LOB: 0 BB: 0 P: 10	1B: 7 2B: 2 3B: 0 HR: 2	SF: 0 SAC: 1 DP: 1 HBP: 0	WP: 2 PB: 0 SB: 2 CS: 0	PA: 44							
PITCHER	IP	WLS	BF	H	R	ER	SO	BB	IBB	HBP	BLK	WP	HR	S	P	ERA	WHIP										
Chuck Finley, L ERA: 3.75 (1, 1)	4.0	L	24	6	5	5	3	6	0	0	0	0	0	13	26	9.00	3.000										
Chris Beasley, R ERA: 3.39 (5, 1)	1.0		7	2	4	1	0	1	0	0	0	0	0	8	18	0.00	2.000										
Jeff Robinson, R ERA: 5.56 (6, 1)	1.0		5	1	0	0	0	1	0	0	0	0	0	10	15	0.00	1.000										
Cliff Young, L ERA: 9.53 (7, 1)	1.0		4	1	0	0	1	0	0	0	0	0	0	7	10	9.00	1.000										
Mark Eichhorn, R ERA: 1.78 (8, 1)	1.0		4	1	1	1	1	0	0	0	0	0	1	7	10	9.00	1.000										

AB 35
R 10
H 11
RBI 8
BB 8
SO 5
LOB 26



Batter	1	2	3	4	5	6	7	8	9	AB	R	H	RBI	BB	SO	LOB	TOP								
Luis Polonia, L (1, 7) OBP: 0.346, SLG: 0.377			F8	CS	B2-3	F7		F8		5	1	1	0	0	0	5	California Angels @ Texas Rangers Arlington Stadium, Arlington, TX Thu Sep 19 1991, 8:05 PM EDT Att: 14,760 - Cloudy - 62 F								
Dick Schofield, R (1, 6) OBP: 0.321, SLG: 0.269	P3		1B		G5-3	1B		F8		5	0	2	1	0	0	4									
Wally Joyner, L (1, 3) OBP: 0.358, SLG: 0.487	F7		G5-4-3		G5-3	1B		F7	G4-3	5	0	2	1	0	0	1									
Dave Winfield, R (1, 10) OBP: 0.316, SLG: 0.465	G5-3		G5-4-3		G5-3	1B		F7	F7	5	0	1	0	0	0	4									
Gary Gaetti, R (1, 5) OBP: 0.297, SLG: 0.393				G5-3	F8			K	G1-3	5	0	0	0	0	1	3									
Lee Stevens, L (1, 9) OBP: 0.393, SLG: 0.462	G4-3									3	2	0	1	0	0	0									
Shawn Abner, R (7, PR) OBP: 0.234, SLG: 0.301				E	FC	1B		1B		0	0	0	0	0	0	0									
Lance Parrish, R (1, 2) OBP: 0.291, SLG: 0.384	P4			FC	FC6-4	1B		FC6		4	0	1	0	0	0	3									
Max Venable, L (1, 8) OBP: 0.281, SLG: 0.335			E6		FC6-4	1B		F8		4	1	2	2	0	0	0									
Luis Sojo, R (1, 4) OBP: 0.290, SLG: 0.325			1B	FC6-4		FC1-5				4	1	2	0	0	0	4									
Inning Stats	R: 1 E: 0 K: 0 S: 8	H: 1 LOB: 0 BB: 0 P: 10	R: 0 E: 0 K: 0 S: 8	H: 0 LOB: 0 BB: 0 P: 12	R: 2 E: 1 K: 0 S: 10	H: 3 LOB: 1 BB: 0 P: 16	R: 1 E: 1 K: 0 S: 10	H: 1 LOB: 1 BB: 1 P: 21	R: 0 E: 0 K: 0 S: 11	H: 2 LOB: 2 BB: 0 P: 17	R: 1 E: 0 K: 0 S: 10	H: 3 LOB: 2 BB: 0 P: 15	R: 0 E: 0 K: 1 S: 8	H: 2 LOB: 2 BB: 0 P: 15	R: 0 E: 0 K: 0 S: 12	H: 1 LOB: 1 BB: 0 P: 19	R: 0 E: 0 K: 0 S: 6	H: 0 LOB: 0 BB: 0 P: 12	1B: 11 2B: 2 3B: 0 HR: 0	SF: 0 SAC: 0 DP: 1 HBP: 0	WP: 0 PB: 0 SB: 1 CS: 2	PA: 42			
PITCHER	IP	WLS	BF	H	R	ER	SO	BB	IBB	HBP	BLK	WP	HR	S	P	ERA	WHIP								
Kevin Brown, R (1, 1) ERA: 4.09	7.0	L	34	12	5	2	1	1	0	0	0	0	0	65	106	2.57	1.857								
Barry Manuel, R (8, 1) ERA:	2.0		7	1	0	0	0	0	0	0	0	0	0	18	31	0.00	0.500								

Batter	1	2	3	4	5	6	7	8	9	AB	R	H	RBI	BB	SO	LOB	BOTTOM								
Brian Downing, R (1, 10) OBP: 0.391, SLG: 0.477	G6-3		BB		G3				F7	4	0	1	0	1	0	1	California Angels @ Texas Rangers Arlington Stadium, Arlington, TX Thu Sep 19 1991, 8:05 PM EDT Att: 14,760 - Cloudy - 62 F								
Rafael Palmeiro, L (1, 3) OBP: 0.392, SLG: 0.540	F7		BB			HR		G1-3	4	1	1	1	1	1	4										
Julio Franco, R (1, 4) OBP: 0.407, SLG: 0.464	G6-3		BB		G4-3				3	0	0	0	1	1	3										
Ruben Sierra, S (1, 9) OBP: 0.359, SLG: 0.502	P3		G4-3					F8	4	0	0	0	0	1	3										
Juan Gonzalez, R (1, 8) OBP: 0.335, SLG: 0.500	G4-3							P6	4	0	1	0	0	1	0										
Dean Palmer, R (1, 5) OBP: 0.280, SLG: 0.376					F8			HR	3	1	1	1	1	1	1										
Monty Fariss, R (1, 7) OBP: 0.282, SLG: 0.333									3	0	1	0	0	1	1										
Jack Daugherty, S (6, PH) OBP: 0.244, SLG: 0.191	K				G4-3				1	0	0	0	0	1	0										
Ivan Rodriguez, R (1, 2) OBP: 0.282, SLG: 0.371			P1						3	0	1	0	0	0	0										
Geno Petrilli, L (9, PH) OBP: 0.323, SLG: 0.331					G4-3				0	0	0	0	1	0	0										
Donald Harris, R (9, FR)									0	0	0	0	0	0	0										
Mario Diaz, R (1, 6) OBP: 0.323, SLG: 0.328									3	0	0	0	0	1	2										
Kevin Reimer, L (9, PH) OBP: 0.345, SLG: 0.491					G5-3				1	0	0	0	0	1	1										
Inning Stats	R: 0 E: 0 K: 0 S: 8	H: 0 LOB: 0 BB: 0 P: 11	R: 0 E: 0 K: 1 S: 7	H: 0 LOB: 1 BB: 1 P: 12	R: 0 E: 0 K: 0 S: 10	H: 1 LOB: 3 BB: 2 P: 22	R: 0 E: 0 K: 1 S: 8	H: 0 LOB: 0 BB: 0 P: 11	R: 0 E: 0 K: 2 S: 9	H: 0 LOB: 0 BB: 0 P: 14	R: 1 E: 0 K: 2 S: 10	H: 2 LOB: 1 BB: 0 P: 15	R: 0 E: 0 K: 2 S: 15	H: 2 LOB: 3 BB: 1 P: 24	R: 1 E: 0 K: 1 S: 15	H: 1 LOB: 1 BB: 0 P: 19	R: 0 E: 0 K: 1 S: 8	H: 0 LOB: 1 BB: 1 P: 14	1B: 4 2B: 0 3B: 0 HR: 2	SF: 0 SAC: 0 DP: 0 HBP: 0	WP: 0 PB: 0 SB: 0 CS: 0	PA: 38			
PITCHER	IP	WLS	BF	H	R	ER	SO	BB	IBB	HBP	BLK	WP	HR	S	P	ERA	WHIP								
Jim Abbott, L (1, 1) ERA: 2.82	7.2		33	6	2	2	7	4	0	0	0	0	2	79	124	2.35	1.304								
Bryan Harvey, R (8, 1) ERA: 1.79	1.1	S	5	0	0	0	2	1	0	0	0	0	0	11	18	0.00	0.750								

Batter	1	2	3	4	5	6	7	8	9	AB	R	H	RBI	BB	SO	LOB	TOP								
Ruben Amaro Jr. S OBP: 0.333, SLG: 0.200	G4-3		G6-3		G6-3		FC1-5-6-5-4-1 1B			5	0	1	0	0	0	2	California Angels @ Chicago White Sox Comiskey Park, Chicago, IL Sun Sep 22 1991, 4:33 AM EDT Att: 38,947 - Cloudy - 63 F								
Dave Gallagher R OBP: 0.365, SLG: 0.375	G1-4-3 BB		2B			F8 FC4-6 2B			F9	4	1	3	1	1	0	2									
Gary Gaetti, R OBP: 0.290, SLG: 0.383	G1-4-3		P4			F8		G5-3	G6-3	5	0	0	0	0	0	7									
Dave Winfield, R OBP: 0.319, SLG: 0.463										2	0	2	0	2	0	0									
Lee Stevens, L OBP: 0.325, SLG: 0.378	K		L3			FC4-6 BB			F8	4	1	0	1	0	1	4									
Lance Parrish, R OBP: 0.293, SLG: 0.393	K								F9	4	1	2	2	0	1	2									
Luis Sojo, R OBP: 0.296, SLG: 0.329	G1-3		FC6-4			HR				4	0	1	0	0	0	2									
Shawn Abner, R OBP: 0.240, SLG: 0.309			SH1-3 2B 1B		G6-3				CS G1-3	4	1	1	0	0	0	0									
Gary Disarcina, R OBP: 0.200, SLG: 0.211			SH1-3		K				F9 1B	3	0	2	0	0	1	0									
Inning Stats	R: 0 E: 0 K: 0 S: 7	H: 0 LOB: 0 BB: 1 P: 15	R: 0 E: 0 K: 2 S: 10	H: 1 LOB: 1 BB: 0 P: 15	R: 1 E: 0 K: 0 S: 9	H: 2 LOB: 1 BB: 0 P: 12	R: 0 E: 0 K: 0 S: 7	H: 2 LOB: 1 BB: 0 P: 12	R: 0 E: 0 K: 1 S: 7	H: 0 LOB: 0 BB: 0 P: 9	R: 3 E: 0 K: 0 S: 12	H: 2 LOB: 2 BB: 0 P: 24	R: 0 E: 0 K: 0 S: 12	H: 2 LOB: 2 BB: 0 P: 17	R: 0 E: 0 K: 0 S: 9	H: 1 LOB: 1 BB: 1 P: 17	R: 0 E: 0 K: 0 S: 10	H: 2 LOB: 2 BB: 0 P: 18	1B: 8 2B: 4 HR: 1	SF: 0 SAC: 1 DP: 2 HBP: 0	WP: 0 PB: 0 SB: 2 CS: 2	PA: 40			
PITCHER	IP	WLS	BF	H	R	ER	SO	BB	IBB	HBP	BLK	WP	HR	S	P	ERA	WHIP								
Greg Hibbard, L ERA: 4.22	(1, 1)	5.2	L	24	7	4	3	2	0	0	0	0	1	51	84	6.35	1.588								
Donn Palli, R ERA: 2.23	(6, 1)	2.1		10	3	0	0	1	0	0	0	0	0	22	37	0.00	1.714								
Roberto Hernandez, R ERA: 5.54	(9, 1)	0.1		3	2	0	0	0	0	0	0	0	0	6	10	0.00	6.000								
Steve Wapnick, R ERA: 3.38	(9, 1)	0.2		2	0	0	0	0	0	0	0	0	0	4	8	0.00	0.000								

Batter	1	2	3	4	5	6	7	8	9	AB	R	H	RBI	BB	SO	LOB	BOTTOM								
Tim Raines, S OBP: 0.367, SLG: 0.353	G5-3 1B		FC4-6 BB			G6-3 S 1B		CS	G5-6-3	3	1	2	0	1	0	0	California Angels @ Chicago White Sox Comiskey Park, Chicago, IL Sun Sep 22 1991, 4:33 AM EDT Att: 38,947 - Cloudy - 63 F								
Robin Ventura, L OBP: 0.372, SLG: 0.453	G5-3		FC4-6			G6-3			F8	4	0	0	0	0	0	4									
Frank Thomas, R OBP: 0.456, SLG: 0.559	K		L7						F7	4	1	1	1	0	1	3									
Bo Jackson, R OBP: 0.368, SLG: 0.521	G3-1				G4-3				G5-3	4	0	1	1	0	0	1									
Dan Pasqua, L OBP: 0.352, SLG: 0.442			K		K				F8	4	0	0	0	0	2	1									
Carlton Fisk, R OBP: 0.309, SLG: 0.416			F8		F8					3	0	0	0	0	0	1									
Warren Newson, L OBP: 0.420, SLG: 0.436									K	1	0	0	0	0	1	0									
Lance Johnson, L OBP: 0.300, SLG: 0.332			G6-3							3	0	1	0	0	0	0									
Craig Grebeck, R OBP: 0.382, SLG: 0.472					G6-3				F8	3	0	0	0	0	0	1									
Ozzie Guillen, L OBP: 0.277, SLG: 0.333			FC4-6 S 1B			G4-3			FC4-6 CS	3	0	1	0	0	0	1									
Inning Stats	R: 0 E: 0 K: 1 S: 10	H: 1 LOB: 1 BB: 0 P: 20	R: 0 E: 0 K: 1 S: 10	H: 0 LOB: 0 BB: 0 P: 15	R: 0 E: 0 K: 0 S: 12	H: 1 LOB: 2 BB: 1 P: 22	R: 0 E: 0 K: 1 S: 7	H: 0 LOB: 0 BB: 0 P: 12	R: 0 E: 0 K: 0 S: 5	H: 0 LOB: 0 BB: 0 P: 7	R: 2 E: 0 K: 0 S: 9	H: 3 LOB: 1 BB: 0 P: 16	R: 0 E: 0 K: 0 S: 8	H: 1 LOB: 0 BB: 0 P: 12	R: 0 E: 0 K: 0 S: 5	H: 0 LOB: 0 BB: 0 P: 9	R: 0 E: 0 K: 1 S: 8	H: 0 LOB: 0 BB: 0 P: 12	1B: 5 2B: 1 HR: 0	SF: 0 SAC: 0 DP: 0 HBP: 0	WP: 0 PB: 1 SB: 2 CS: 1	PA: 34			
PITCHER	IP	WLS	BF	H	R	ER	SO	BB	IBB	HBP	BLK	WP	HR	S	P	ERA	WHIP								
Joe Grahe, R ERA: 4.85	(1, 1)	5.1	W	22	5	2	3	1	0	0	0	0	0	51	88	3.38	1.125								
Scott Bailes, L ERA: 4.01	(6, 1)	2.1		7	1	0	0	0	0	0	0	0	0	14	22	0.00	0.429								
Mark Eichhorn, R ERA: 1.86	(8, 1)	0.1		1	0	0	0	0	0	0	0	0	0	1	3	0.00	0.000								
Bryan Harvey, R ERA: 1.73	(9, 1)	1.0	S	3	0	0	0	1	0	0	0	0	0	8	12	0.00	0.000								

Batter	1	2	3	4	5	6	7	8	9	AB	R	H	RBI	BB	SO	LOB	TOP										
Devon White, S OBP: 0.344, SLG: 0.456	G5-3	FC5		G6-3	F8			SH1-3		5	0	1	0	0	0	5	Toronto Blue Jays @ California Angels Anaheim Stadium, Anaheim, CA Mon Sep 23 1991, 10:05 PM EDT Att: 20,001 - Sunny - 75 F										
Roberto Alomar, S OBP: 0.353, SLG: 0.438	F9		F9 BB	S E		G3		SH1-3		4	2	2	1	0	0	0											
Joe Carter, R OBP: 0.334, SLG: 0.520	F9		2B	HR		G1-3		G5-3		3	2	0	0	2	0	1											
Kelly Gruber, R OBP: 0.313, SLG: 0.458		HR	F9	HR		E6		G3-1		5	2	2	2	0	0	3											
Candy Maldonado, R OBP: 0.333, SLG: 0.431		HR	G5-3	F8		F9			L3	5	1	2	4	0	0	1											
Pat Tabler, R OBP: 0.332, SLG: 0.287										2	0	0	0	0	1	1											
Dave Parker, L OBP: 0.284, SLG: 0.359			G5-3							3	1	2	0	0	1	0											
Pat Borders, R OBP: 0.332, SLG: 0.363										4	0	0	0	0	0	2											
Rance Mulliniks, L OBP: 0.366, SLG: 0.336	F9		F7			F9		G4-3		1	0	0	0	0	0	0											
Ed Sprague, R OBP: 0.354, SLG: 0.395										0	0	0	0	1	0	0											
Cory Snyder, R OBP: 0.220, SLG: 0.270										2	0	1	0	0	0	0											
John Olerud, L OBP: 0.355, SLG: 0.445	FC5									0	0	0	1	0	0	0											
Manuel Lee, S OBP: 0.277, SLG: 0.296										4	1	2	0	0	0	1											
Inning Stats	R: 0 E: 0 K: 0 S: 6	H: 0 LOB: 0 BB: 0 P: 9	R: 2 E: 0 K: 1 S: 16	H: 3 LOB: 2 BB: 1 P: 31	R: 2 E: 0 K: 0 S: 14	H: 2 LOB: 1 BB: 1 P: 26	R: 4 E: 0 K: 0 S: 14	H: 3 LOB: 0 BB: 1 P: 30	R: 0 E: 1 K: 0 S: 9	H: 0 LOB: 1 BB: 0 P: 10	R: 1 E: 0 K: 0 S: 9	H: 1 LOB: 0 BB: 0 P: 12	R: 0 E: 0 K: 0 S: 9	H: 1 LOB: 1 BB: 0 P: 12	R: 0 E: 0 K: 0 S: 9	H: 1 LOB: 0 BB: 0 P: 11	1B: 6 2B: 4 3B: 0 HR: 2	SF: 1 SAC: 1 DP: 0 HBP: 0	WP: 0 PB: 0 SB: 1 CS: 0	PA: 43							
PITCHER	IP	WLS	BF	H	R	ER	SO	BB	IBB	HBP	BLK	WP	HR	S	P	ERA	WHIP										
Chuck Finley, L ERA: 3.98	3.2		21	7	7	7	1	3	0	0	0	0	1	46	37	17.18	2.727										
Scott Lewis, R ERA: 6.59	2.1	W	11	2	1	1	1	0	0	0	0	0	1	23	36	3.86	0.857										
Mark Eichhorn, R ERA: 1.95	1.0		5	2	1	1	0	0	0	0	0	0	0	11	15	9.00	2.000										
Scott Bailes, L ERA: 3.99	0.1		1	0	0	0	0	0	0	0	0	0	0	1	1	0.00	0.000										
Chris Beasley, R ERA: 3.29	0.2		2	0	0	0	0	0	0	0	0	0	0	6	8	0.00	0.000										

Batter	1	2	3	4	5	6	7	8	9	AB	R	H	RBI	BB	SO	LOB	BOTTOM											
Luis Polonia, L OBP: 0.353, SLG: 0.381	G6-3		FC2-5					F7		5	2	2	0	0	0	3	Toronto Blue Jays @ California Angels Anaheim Stadium, Anaheim, CA Mon Sep 23 1991, 10:05 PM EDT Att: 20,001 - Sunny - 75 F											
Dave Gallagher, R OBP: 0.382, SLG: 0.372	K		F8					K		5	0	1	2	0	2	4												
Lee Stevens, L OBP: 0.378, SLG: 0.439										4	1	3	3	1	0	2												
Dave Winfield, R OBP: 0.320, SLG: 0.461			G4-3					F8		4	1	1	0	1	0	4												
Gary Gaetti, R OBP: 0.289, SLG: 0.380										4	1	0	0	1	2	1												
Max Venable, L OBP: 0.289, SLG: 0.354										5	1	3	3	0	2	1												
Luis Sojo, R OBP: 0.295, SLG: 0.327										5	1	1	0	0	0	3												
Ron Tingley, R OBP: 0.263, SLG: 0.286										4	1	2	2	0	1	2												
Gary Disarcina, R OBP: 0.292, SLG: 0.238										2	2	1	0	0	0	0												
Inning Stats	R: 7 E: 0 K: 1 S: 36	H: 7 LOB: 2 BB: 1 P: 54	R: 0 E: 0 K: 2 S: 8	H: 0 LOB: 1 BB: 1 P: 15	R: 2 E: 0 K: 0 S: 14	H: 2 LOB: 1 BB: 0 P: 23	R: 0 E: 0 K: 1 S: 9	H: 1 LOB: 1 BB: 0 P: 13	R: 1 E: 0 K: 0 S: 8	H: 2 LOB: 1 BB: 0 P: 11	R: 0 E: 0 K: 1 S: 7	H: 1 LOB: 2 BB: 1 P: 21	R: 0 E: 0 K: 1 S: 7	H: 0 LOB: 0 BB: 0 P: 9	1B: 10 2B: 3 3B: 1 HR: 0	SF: 0 SAC: 0 DP: 0 HBP: 2		WP: 0 PB: 0 SB: 3 CS: 0	PA: 43									
PITCHER	IP	WLS	BF	H	R	ER	SO	BB	IBB	HBP	BLK	WP	HR	S	P	ERA		WHIP										
Tom Candiotti, R ERA: 2.5	0.2	L	10	6	7	7	1	1	0	1	0	0	0	16	29	13.50		2.250										
David Weathers, R ERA: 4.63	1.1		8	2	2	2	2	1	0	1	0	0	0	16	29	13.50	2.250											
Bob MacDonald, L ERA: 3.04	2.2		12	4	1	1	1	0	0	0	0	0	0	24	35	3.38	1.500											
Jim Acker, R ERA: 5.23	1.1		5	1	0	0	1	0	0	0	0	0	0	10	11	0.00	0.750											
Mike Timlin, R ERA: 3.31	2.0		8	1	0	0	2	0	1	0	0	0	0	21	30	0.00	0.500											

Batter	1	2	3	4	5	6	7	8	9	10	AB	R	H	RBI	BB	SO	LOB	TOP									
Devon White, S OBP: 0.342, SLG: 0.453 (1, 8)	G1-3		G1-3			K			P4	K	5	0	0	0	0	2	0	Toronto Blue Jays @ California Angels Anaheim Stadium, Anaheim, CA Tue Sep 24 1991, 10:05 PM EDT Att. 21,538 - Sunny - 79 F livebaseballscorecards.com									
Roberto Alomar, S OBP: 0.352, SLG: 0.436 (1, 4)	S 1B HBP		G4-1			F8			K		3	0	0	0	0	1	0										
Joe Carter, R OBP: 0.333, SLG: 0.518 (1, 9)	K					F9			K		4	0	1	0	0	2	1										
Kelly Gruber, R OBP: 0.312, SLG: 0.456 (1, 5)	FC5-4 1B					E5 F8			B1-3		4	0	1	0	0	0	1										
Candy Maldonado, R OBP: 0.332, SLG: 0.428 (1, 7)	FC5-4					F8			K		4	1	1	0	0	1	3										
John Olenud, L OBP: 0.352, SLG: 0.442 (1, 3)		G4-3				F7				SH1-3 1B	3	0	0	0	0	1	1										
Pat Tabler, R OBP: 0.330, SLG: 0.282 (1, 10)		G5-3				G6-3			K2-3		3	1	0	0	1	1	0										
Pat Borders, R OBP: 0.277, SLG: 0.373 (1, 2)		G3-4-1				K			K	HR IBB	4	1	1	3	0	2	0										
Manuel Lee, S OBP: 0.275, SLG: 0.293 (1, 6)						K			K	HR	4	0	0	0	0	3	0										
Inning Stats	R: 0 E: 0 K: 1 S: 10	H: 1 LOB: 2 BB: 0 P: 14	R: 0 E: 0 K: 0 S: 8	H: 0 LOB: 0 BB: 0 P: 11	R: 0 E: 0 K: 1 S: 9	H: 0 LOB: 0 BB: 0 P: 14	R: 0 E: 1 K: 0 S: 5	H: 0 LOB: 1 BB: 0 P: 5	R: 0 E: 0 K: 1 S: 6	H: 0 LOB: 0 BB: 0 P: 8	R: 0 E: 0 K: 2 S: 8	H: 0 LOB: 0 BB: 0 P: 9	R: 0 E: 0 K: 2 S: 7	H: 0 LOB: 0 BB: 0 P: 10	R: 0 E: 0 K: 3 S: 10	H: 0 LOB: 0 BB: 0 P: 14	R: 0 E: 0 K: 1 S: 10		H: 1 LOB: 1 BB: 0 P: 15	R: 3 E: 0 K: 2 S: 9	H: 2 LOB: 0 BB: 1 P: 16	1B: 3 2B: 0 3B: 0 HR: 1	SF: 0 SAC: 1 DP: 0 HBP: 1	WP: 0 PB: 0 SB: 2 CS: 0	PA: 37		
PITCHER Jim Abbott, L ERA: 2.82 (1, 1)	IP 10.0	WLS L	BF 37	H 4	R 3	ER 3	SO 13	BB 0	IBB 1	HBP 1	BLK 0	WP 0	HR 1	S 82	P 116	ERA 2.70	WHIP 0.400										

Batter	1	2	3	4	5	6	7	8	9	10	AB	R	H	RBI	BB	SO	LOB	BOTTOM									
Luis Polonia, L OBP: 0.354, SLG: 0.380 (1, 7)	CS BB		G6-3			F8					2	0	0	0	2	0	1	Toronto Blue Jays @ California Angels Anaheim Stadium, Anaheim, CA Tue Sep 24 1991, 10:05 PM EDT Att. 21,538 - Sunny - 79 F livebaseballscorecards.com									
Junior Felix, S OBP: 0.313, SLG: 0.355 (1, 8)	L6					F8					3	0	1	0	0	0	1										
Dave Gallagher, R OBP: 0.361, SLG: 0.370 (8, PH) (9, 8)	1-2					1B			P4		1	0	0	0	0	0	1										
Lee Stevens, L OBP: 0.370, SLG: 0.429 (1, 3)	K					F8			K		1	0	0	0	0	1	0										
Lance Parrish, R OBP: 0.291, SLG: 0.390 (3, 3)						F8			K		3	0	0	0	0	2	1										
Dave Winfield, R OBP: 0.317, SLG: 0.458 (1, 10)		G1-3				F7			G5-3		4	0	0	0	0	1	0										
Gary Gaetti, R OBP: 0.288, SLG: 0.379 (1, 5)		G1-3				G4-3 G4-3 1B			F8		4	0	1	0	0	0	0										
Max Venable, L OBP: 0.290, SLG: 0.354 (1, 9)						G4-3			1B		3	0	1	0	0	0	1										
Shawn Abner, R OBP: 0.239, SLG: 0.307 (10, PH)		F8				G4-3			1B		1	0	0	0	0	1	0										
Dick Schofield, R OBP: 0.316, SLG: 0.264 (1, 6)						F8			G5-3		4	0	1	0	0	0	1										
Ron Tingley, R OBP: 0.263, SLG: 0.284 (1, 2)						G4-3			1B		4	0	1	0	0	0	3										
Gary Disarcina, R OBP: 0.288, SLG: 0.240 (1, 4)						G4-3			F8		4	0	1	0	0	0	1										
Inning Stats	R: 0 E: 0 K: 1 S: 10	H: 0 LOB: 0 BB: 1 P: 18	R: 0 E: 0 K: 0 S: 7	H: 0 LOB: 0 BB: 0 P: 11	R: 0 E: 0 K: 0 S: 7	H: 1 LOB: 1 BB: 0 P: 9	R: 0 E: 0 K: 0 S: 7	H: 0 LOB: 0 BB: 0 P: 12	R: 0 E: 0 K: 0 S: 6	H: 1 LOB: 1 BB: 0 P: 7	R: 0 E: 0 K: 1 S: 9	H: 1 LOB: 1 BB: 0 P: 15	R: 0 E: 0 K: 1 S: 12	H: 2 LOB: 2 BB: 0 P: 16	R: 0 E: 0 K: 0 S: 5	H: 0 LOB: 0 BB: 0 P: 12	R: 0 E: 0 K: 1 S: 6	H: 0 LOB: 0 BB: 0 P: 10	R: 0 E: 0 K: 1 S: 10	H: 1 LOB: 1 BB: 0 P: 13	1B: 6 2B: 0 3B: 0 HR: 0	SF: 0 SAC: 0 DP: 0 HBP: 0	WP: 0 PB: 0 SB: 0 CS: 1	PA: 36			
PITCHER Todd Stittemyre, R ERA: 3.9 David Wells, L ERA: 3.77 (1, 1) (8, 1)	IP 7.1 2.2	WLS L W	BF 28 8	H 5 1	R 0 0	ER 0 0	SO 3 2	BB 0 0	IBB 0 0	HBP 0 0	BLK 0 0	WP 0 0	HR 0 0	S 62 17	P 97 26	ERA 0.00 0.00	WHIP 0.955 0.375										

Batter	1	2	3	4	5	6	7	8	9	AB	R	H	RBI	BB	SO	LOB	TOP										
Luis Polonia, L (1, 10) OBP: 0.355, SLG: 0.380	G5-3		S 2B 1B		1B CS			K		4	1	2	0	0	1	0	California Angels @ Kansas City Royals Royals Stadium, Kansas City, MO Thu Sep 26 1991, 8:05 PM EDT Att: 19,904 - Sunny - 63 F										
Ruben Amaro Jr, S (1, 7) OBP: 0.400, SLG: 0.444	G4-3		1-H 2B		CS 1B			K		4	0	2	2	0	1	0											
Junior Felix, S (1, 8) OBP: 0.312, SLG: 0.353	G6-3		G6-3		CS 1B			BB 1B		4	0	1	0	0	1	1											
Dave Winfield, R (1, 9) OBP: 0.318, SLG: 0.454		K		G4-6-3 1B			G4-3	FC6-4 BB		3	0	1	0	1	1	0											
Gary Gaetti, R (1, 5) OBP: 0.288, SLG: 0.377	G5-3		G4-6-3 1-2f		L7			FC6-4		4	0	0	0	0	0	3											
Chris Cron, R (1, 3) Max Venable, L (7, PH) Barry Lyons, R (7, 3)				G5-3			G3		F9	1	0	0	0	1	0	0											
Dick Schofield, R (1, 6) OBP: 0.311, SLG: 0.259		F9			B1-3			G5-3		4	0	0	0	0	1	1											
John Orton, R (1, 2) OBP: 0.355, SLG: 0.333			G4-3		CS 1B				K	3	0	1	0	1	1	0											
Gary Disarcina, R (1, 4) OBP: 0.294, SLG: 0.290			G6-3		1-2 1B 1B			F8		3	1	1	0	0	0	1											
Inning Stats	R: 0 E: 0 K: 0 S: 10	H: 0 LOB: 0 BB: 0 P: 15	R: 0 E: 0 K: 1 S: 11	H: 0 LOB: 1 BB: 1 P: 19	R: 1 E: 0 K: 0 S: 13	H: 2 LOB: 1 BB: 0 P: 23	R: 0 E: 0 K: 0 S: 3	H: 1 LOB: 0 BB: 0 P: 4	R: 1 E: 0 K: 0 S: 11	H: 4 LOB: 1 BB: 0 P: 13	R: 0 E: 0 K: 1 S: 8	H: 0 LOB: 0 BB: 0 P: 11	R: 0 E: 0 K: 0 S: 7	H: 0 LOB: 1 BB: 1 P: 18	R: 0 E: 0 K: 2 S: 12	H: 1 LOB: 2 BB: 1 P: 21		R: 0 E: 0 K: 2 S: 7	H: 0 LOB: 0 BB: 0 P: 8	1B: 7 2B: 1 3B: 0 HR: 0	SF: 0 SAC: 0 DP: 1 HBP: 0	WP: 0 PB: 0 SB: 2 CS: 3	PA: 36				
PITCHER	IP	WLS	BF	H	R	ER	SO	BB	IBB	HBP	BLK	WP	HR	S	P	ERA	WHIP										
Mark Gubicza, R (1, 1) ERA: 5.74	5.0	W	20	7	2	2	1	1	0	0	0	0	0	48	74	3.60	1.600										
Tom Gordon, R (6, 1) ERA: 3.95	2.2		11	1	0	0	3	2	0	0	0	0	0	26	49	0.00	1.125										
Jeff Montgomery, R (8, 1) ERA: 2.95	1.1	S	4	0	0	0	2	0	0	0	0	0	0	8	9	0.00	0.000										

Batter	1	2	3	4	5	6	7	8	9	AB	R	H	RBI	BB	SO	LOB	BOTTOM										
Brian McRae, S (1, 8) OBP: 0.285, SLG: 0.360	K		FC4-6 1-2f 2-3		S 1B			F9		5	1	1	0	0	1	4	California Angels @ Kansas City Royals Royals Stadium, Kansas City, MO Thu Sep 26 1991, 8:05 PM EDT Att: 19,904 - Sunny - 63 F										
Kurt Stillwell, S (1, 6) OBP: 0.314, SLG: 0.355	G6-3		G3		BB 1B			G5-3		4	1	1	1	0	0	2											
George Brett, L (1, 10) OBP: 0.328, SLG: 0.410	G3-1				G3 BB			BB 1B BB		1	1	0	0	3	0	0											
Danny Tartabull, R (1, 9) OBP: 0.396, SLG: 0.605		G5-3			K			F9		3	0	0	0	1	1	2											
Gary Thurman, R (8, 9) OBP: 0.331, SLG: 0.380					BB 1B BB			BB		0	0	0	0	0	0	0											
Jim Eisenreich, L (1, 7) OBP: 0.332, SLG: 0.384		G3-1			G3			L8		4	0	1	2	0	0	2											
Bill Peacock, R (1, 3) OBP: 0.353, SLG: 0.395		G6-3			BB			CS 1B		2	0	1	0	2	0	0											
Brent Mayne, L (1, 2) OBP: 0.301, SLG: 0.309			G4-3		K			BB 1B BB		2	0	0	0	0	1	2											
Mike Macfarlane, R (5, PH) OBP: 0.325, SLG: 0.504					K			K		1	0	0	0	0	1	3											
Tim Spehr, R (6, 2) OBP: 0.297, SLG: 0.317					K			BB 1B		0	0	0	0	1	0	0											
Sean Berry, R (1, 5) OBP: 0.163, SLG: 0.130					L6			BB		2	0	0	0	0	1	0											
Todd Benzinger, S (8, PH) OBP: 0.304, SLG: 0.346			FC4-6 1B HBP		L6			BB		1	0	1	0	0	0	0											
David Howard, S (1, 4) OBP: 0.265, SLG: 0.260			FC4-6 1B		K			F9		4	0	1	0	0	1	2											
Inning Stats	R: 0 E: 0 K: 1 S: 9	H: 0 LOB: 0 BB: 0 P: 13	R: 0 E: 0 K: 0 S: 6	H: 0 LOB: 0 BB: 0 P: 9	R: 0 E: 0 K: 0 S: 7	H: 1 LOB: 2 BB: 0 P: 15	R: 0 E: 0 K: 2 S: 11	H: 0 LOB: 2 BB: 2 P: 21	R: 3 E: 0 K: 2 S: 19	H: 3 LOB: 3 BB: 3 P: 39	R: 0 E: 0 K: 1 S: 11	H: 0 LOB: 0 BB: 0 P: 18	R: 0 E: 0 K: 0 S: 7	H: 0 LOB: 1 BB: 1 P: 16	R: 0 E: 0 K: 0 S: 13	H: 2 LOB: 2 BB: 1 P: 24	1B: 6 2B: 0 3B: 0 HR: 0	SF: 0 SAC: 0 DP: 0 HBP: 1	WP: 0 PB: 1 SB: 1 CS: 1	PA: 37							
PITCHER	IP	WLS	BF	H	R	ER	SO	BB	IBB	HBP	BLK	WP	HR	S	P	ERA	WHIP										
Mike Fetters, R (1, 1) ERA: 5.22	4.2	L	24	4	3	3	4	5	0	1	0	0	0	48	90	5.79	1.929										
Scott Bailes, L (5, 1) ERA: 3.95	1.2		6	0	0	0	2	1	0	0	0	0	0	19	36	0.00	0.600										
Chris Beasley, R (7, 1) ERA: 3.16	1.0		5	2	0	0	0	1	0	0	0	0	0	11	20	0.00	3.000										
Cliff Young, L (8, 1) ERA: 6.48	0.2		2	0	0	0	0	0	0	0	0	0	0	5	9	0.00	0.000										

AB	32
R	2
H	8
RBI	2
BB	3
SO	6
LOB	6



Batter	1	2	3	4	5	6	7	8	9	AB	R	H	RBI	BB	SO	LOB	TOP										
Luis Polonia, L (1, 10) OBP: 0.354, SLG: 0.379				G4-3			G4-3			4	1	1	0	0	1	0	California Angels @ Kansas City Royals Royals Stadium, Kansas City, MO Fri Sep 27 1991, 8:05 PM EDT Att: 18,938 - Sunny - 72 F										
Ruben Amaro Jr, S (1, 7) OBP: 0.286, SLG: 0.308	P6						F7			4	0	0	0	0	2	1											
Junior Felix, S (1, 8) OBP: 0.316, SLG: 0.352				G5-3						3	0	1	1	1	1	0											
Dave Winfield, R (1, 9) OBP: 0.316, SLG: 0.451		F7			G5-3					4	0	0	0	0	1	2											
Gary Gaetti, R (1, 5) OBP: 0.288, SLG: 0.377				G5-3				F9		4	0	1	0	0	1	0											
Barry Lyons, R (1, 3) OBP: 0.071, SLG: 0.071	G6-3			G5-3					P4	4	0	1	0	0	0	2											
John Orton, R (1, 2) OBP: 0.338, SLG: 0.316			F8			G6-3				3	0	0	0	0	0	1											
Gary Disarcina, R (1, 6) OBP: 0.297, SLG: 0.294			P3			F9				3	0	1	0	0	0	0											
Kevin Flora, R (1, 4) Max Venable, L (8, PH) OBP: 0.285, SLG: 0.347										2	0	0	0	0	2	0											
										1	0	0	0	0	0	2											
Inning Stats	R: 0 H: 0 E: 0 K: 2 S: 13	H: 0 LOB: 0 BB: 0 P: 18	R: 0 H: 0 E: 0 K: 1 S: 8	H: 0 LOB: 0 BB: 0 P: 9	R: 0 H: 0 E: 0 K: 1 S: 8	H: 0 LOB: 0 BB: 0 P: 12	R: 0 H: 0 E: 0 K: 1 S: 9	H: 0 LOB: 0 BB: 0 P: 15	R: 0 H: 0 E: 0 K: 0 S: 4	H: 0 LOB: 0 BB: 0 P: 8	R: 0 H: 0 E: 0 K: 1 S: 6	H: 0 LOB: 0 BB: 0 P: 9	R: 0 H: 0 E: 0 K: 0 S: 10	H: 0 LOB: 1 BB: 1 P: 19	R: 0 H: 2 E: 0 K: 0 S: 8	H: 2 LOB: 2 BB: 0 P: 10	R: 1 H: 3 E: 0 K: 2 S: 13	H: 3 LOB: 2 BB: 0 P: 18	1B: 5 2B: 0 3B: 0 HR: 0	SF: 0 SAC: 0 DP: 0 HBP: 0	WP: 0 PB: 0 SB: 0 CS: 0	PA: 33					
PITCHER	IP	WLS	BF	H	R	ER	SO	BB	IBB	HBP	BLK	WP	HR	S	P	ERA	WHIP										
Bret Saberhagen, R (1, 1) ERA: 2.96	8.1	W	30	4	1	1	7	1	0	0	0	0	0	72	109	1.08	0.600										
Jeff Montgomery, R (9, 1) ERA: 2.93	0.2	S	3	1	0	0	1	0	0	0	0	0	0	7	9	0.00	1.500										

AB	32
R	1
H	5
RBI	1
BB	1
SO	8
LOB	8



Batter	1	2	3	4	5	6	7	8	9	AB	R	H	RBI	BB	SO	LOB	BOTTOM										
Brian McRae, S (1, 8) OBP: 0.287, SLG: 0.363	G6-3		G3							4	0	2	1	0	0	0	California Angels @ Kansas City Royals Royals Stadium, Kansas City, MO Fri Sep 27 1991, 8:05 PM EDT Att: 18,938 - Sunny - 72 F										
Kurt Stillwell, S (1, 6) OBP: 0.310, SLG: 0.351	G6-3		P6				F8			4	0	0	0	0	1	2											
George Brett, L (1, 10) OBP: 0.329, SLG: 0.409			L5							3	0	1	0	1	1	0											
Danny Tartabull, R (1, 9) OBP: 0.395, SLG: 0.601	G6-3						F8			3	0	0	0	1	1	3											
Gary Thurman, R (8, 9) OBP: 0.331, SLG: 0.380										0	0	0	0	0	0	0											
Jim Eisenreich, L (1, 7) OBP: 0.334, SLG: 0.388		G3		FC3-6						4	1	2	0	0	0	1											
Todd Benzinger, S (1, 3) OBP: 0.306, SLG: 0.346				E5			G6-3		F9	3	1	1	1	0	0	1											
Brent Mayne, L (1, 2) OBP: 0.305, SLG: 0.326							F9			4	1	2	2	0	1	1											
Sean Berry, R (1, 5) OBP: 0.170, SLG: 0.160							K2-3			4	1	1	0	0	3	3											
David Howard, S (1, 4) OBP: 0.262, SLG: 0.256		F7		G3			G1-3			3	0	0	0	0	0	3											
Inning Stats	R: 0 H: 1 E: 0 K: 0 S: 7	H: 1 LOB: 1 BB: 0 P: 12	R: 0 H: 1 E: 0 K: 1 S: 9	H: 1 LOB: 2 BB: 0 P: 14	R: 0 H: 0 E: 0 K: 0 S: 7	H: 0 LOB: 0 BB: 0 P: 12	R: 4 H: 4 E: 1 K: 1 S: 21	H: 4 LOB: 1 BB: 1 P: 38	R: 0 H: 1 E: 0 K: 1 S: 7	H: 1 LOB: 1 BB: 0 P: 13	R: 0 H: 0 E: 0 K: 1 S: 8	H: 0 LOB: 0 BB: 0 P: 13	R: 0 H: 1 E: 0 K: 1 S: 12	H: 1 LOB: 2 BB: 1 P: 21	R: 0 H: 1 E: 0 K: 2 S: 12	H: 1 LOB: 1 BB: 0 P: 17	R: 0 H: 1 E: 0 K: 2 S: 12	H: 1 LOB: 1 BB: 0 P: 17	1B: 5 2B: 3 3B: 0 HR: 1	SF: 0 SAC: 0 DP: 0 HBP: 1	WP: 0 PB: 0 SB: 2 CS: 0	PA: 35					
PITCHER	IP	WLS	BF	H	R	ER	SO	BB	IBB	HBP	BLK	WP	HR	S	P	ERA	WHIP										
Kirk McCaskill, R (1, 1) ERA: 4.26	6.0	L	26	7	4	4	4	1	0	1	0	0	0	59	102	6.00	1.333										
Kyle Abbott, L (7, 1) ERA: 4.34	1.0		5	1	0	0	1	1	0	0	0	0	0	12	21	0.00	2.000										
Bryan Harvey, R (8, 1) ERA: 1.69	1.0		4	1	0	0	2	0	0	0	0	0	0	12	17	0.00	1.000										

AB	32
R	4
H	9
RBI	4
BB	2
SO	7
LOB	14



Batter	1	2	3	4	5	6	7	8	9	AB	R	H	RBI	BB	SO	LOB	TOP																				
Luis Polonia, L OBP: 0.354, SLG: 0.384 (1, 7)										4	1	2	0	0	0	2																					
Junior Felix, S OBP: 0.315, SLG: 0.355 (1, 8)										4	1	1	2	0	0	1																					
Gary Gaetti, R OBP: 0.289, SLG: 0.375 Ruben Amaro Jr. S OBP: 0.267, SLG: 0.286 (1, 5) (6, 4)										3	0	0	0	0	2	2																					
Dave Winfield, R OBP: 0.318, SLG: 0.454 (1, 10)										4	1	1	2	0	3	2																					
Max Venable, L OBP: 0.294, SLG: 0.360 (1, 9)										4	0	1	0	0	0	0																					
Lance Parrish, R OBP: 0.286, SLG: 0.386 (1, 3)										4	0	0	0	0	3	2																					
Dick Schofield, R OBP: 0.308, SLG: 0.256 (1, 6)										4	0	0	0	0	2	1																					
Ron Tingley, R OBP: 0.262, SLG: 0.292 (1, 2)										4	0	1	0	0	2	1																					
Gary Disarcina, R OBP: 0.311, SLG: 0.293 (1, 4) (6, 5)										3	1	1	0	1	0	0																					
Inning Stats	R: 0 E: 1 K: 1 S: 12	H: 1 LOB: 2 BB: 0 P: 17	R: 0 E: 2 K: 2 S: 10	H: 0 LOB: 1 BB: 0 P: 18	R: 0 E: 0 K: 0 S: 8	H: 0 LOB: 0 BB: 0 P: 11	R: 0 E: 0 K: 2 S: 7	H: 0 LOB: 0 BB: 0 P: 10	R: 0 E: 0 K: 2 S: 13	H: 1 LOB: 2 BB: 1 P: 20	R: 0 E: 0 K: 1 S: 11	H: 0 LOB: 0 BB: 0 P: 15	R: 0 E: 0 K: 1 S: 10	H: 0 LOB: 0 BB: 0 P: 15	R: 4 E: 0 K: 0 S: 17	H: 5 LOB: 1 BB: 0 P: 24	R: 0 E: 0 K: 2 S: 7	H: 0 LOB: 0 BB: 0 P: 8	1B: 3 2B: 4 3B: 0 HR: 1	SF: 0 SAC: 0 DP: 1 HBP: 0	WP: 0 PB: 0 SB: 0 CS: 1	PA: 36															
PITCHER	IP WLS BF H R ER SO BB IBB HBP BLK WP HR S P ERA WHIP																																				
Kevin Appier, R ERA: 3.33 Steve Crawford, R ERA: 6.45	(1, 1) (8, 1)	7.1 1.2	W 7	29 2	5 2	3 1	3 1	10 2	1 0	0 0	0 0	0 0	0 0	0 1	79 16	118 20	3.68 5.40	0.818 1.200																			

California Angels @ Kansas City Royals
Royals Stadium, Kansas City, MO
Sun Sep 29 1991, 4:33 AM EDT
Att: 22,229 - Sunny - 78 F

AB 35
R 4
H 7
RBI 4
BB 1
SO 12
LOB 12



Batter	1	2	3	4	5	6	7	8	9	AB	R	H	RBI	BB	SO	LOB	BOTTOM																				
Bobby Moore, R OBP: 0.333, SLG: 0.200 (1, 7) (8, 8)										4	0	1	0	1	0	0																					
Gary Thurman, R OBP: 0.321, SLG: 0.363 (1, 9)										4	0	0	0	1	2	2																					
Brian McRae, S OBP: 0.288, SLG: 0.366 Harvey Pulliam, R OBP: 0.364, SLG: 0.633 (1, 8) (8, 7)										4	1	1	0	0	1	2																					
Todd Benzinger, S OBP: 0.307, SLG: 0.349 (1, 3)										4	3	2	0	0	0	1																					
Mike Macfarlane, R OBP: 0.330, SLG: 0.510 (1, 10)										4	2	3	1	0	0	1																					
Kurt Stillwell, S OBP: 0.310, SLG: 0.350 (1, 6)										3	0	1	2	0	0	1																					
Sean Berry, R OBP: 0.200, SLG: 0.164 (1, 5)										2	1	0	0	2	1	2																					
Tim Spehr, R OBP: 0.295, SLG: 0.358 (1, 2)										4	1	1	4	0	1	3																					
Terry Shumpert, R OBP: 0.287, SLG: 0.329 (1, 4)										4	0	0	0	0	1	3																					
Inning Stats	R: 0 E: 0 K: 0 S: 9	H: 0 LOB: 0 BB: 0 P: 13	R: 4 E: 0 K: 1 S: 22	H: 3 LOB: 3 BB: 3 P: 38	R: 0 E: 0 K: 0 S: 9	H: 1 LOB: 1 BB: 0 P: 13	R: 0 E: 1 K: 0 S: 11	H: 0 LOB: 1 BB: 0 P: 14	R: 3 E: 2 K: 3 S: 19	H: 2 LOB: 1 BB: 0 P: 31	R: 0 E: 0 K: 1 S: 6	H: 0 LOB: 0 BB: 0 P: 11	R: 1 E: 0 K: 0 S: 12	H: 2 LOB: 2 BB: 1 P: 23	R: 0 E: 0 K: 1 S: 13	H: 1 LOB: 0 BB: 0 P: 20	1B: 5 2B: 3 3B: 0 HR: 1	SF: 0 SAC: 1 DP: 0 HBP: 0	WP: 0 PB: 0 SB: 3 CS: 1	PA: 39																	
PITCHER	IP WLS BF H R ER SO BB IBB HBP BLK WP HR S P ERA WHIP																																				
Jim Abbott, L ERA: 2.96 Scott Lewis, R ERA: 6.37 Chris Beasley, R ERA: 3.38 Cliff Young, L ERA: 5.79	(1, 1) (5, 1) (7, 1) (8, 1)	4.0 2.0 1.0 1.0	L 6	24 6	6 0	0 0	0 0	4 0	0 0	0 0	0 0	0 0	0 0	0 0	16 12	27 23	0.00 9.00	0.000 3.000																			

California Angels @ Kansas City Royals
Royals Stadium, Kansas City, MO
Sun Sep 29 1991, 4:33 AM EDT
Att: 22,229 - Sunny - 78 F

AB 34
R 8
H 9
RBI 7
BB 4
SO 6
LOB 15



Batter	1	2	3	4	5	6	7	8	9	AB	R	H	RBI	BB	SO	LOB	TOP										
Luis Polonia, L OBP: 0.353, SLG: 0.383	F7		G3		FC1-2			2B		4	1	1	0	0	0	4	California Angels @ Toronto Blue Jays SkyDome, Toronto, ON Mon Sep 30 1991, 7:05 PM EDT Att: 50,321 - Dome - 70 F										
Dick Schofield, R OBP: 0.306, SLG: 0.256	F8		K		F8			2B		4	1	1	0	0	1	4											
Gary Gaetti, R OBP: 0.287, SLG: 0.373	G1-3			K		F8		F8		4	0	0	0	0	1	2											
Dave Winfield, R OBP: 0.321, SLG: 0.459		FC4-6 BB		FC9-4-5-6 2B		P4		2B		3	0	2	2	1	0	0											
Lance Parrish, R OBP: 0.286, SLG: 0.382		K		FC9-4-5-6 2-3		F8		K		4	0	0	0	0	2	3											
Dave Gallagher, R OBP: 0.356, SLG: 0.365		FC4-6 FC6-4			P4			1B		4	0	1	0	0	1	1											
Chris Cron, R OBP: 0.214, SLG: 0.154		FC6-4			1B	F8		1B		4	0	2	0	0	0	1											
Gary Disarcina, R OBP: 0.306, SLG: 0.289			G6-3		1B	G6-3		1B		4	0	1	0	0	0	2											
Shawn Abner, R OBP: 0.236, SLG: 0.302			E6		1B	FC1-2		G6-4-3		4	0	1	0	0	0	2											
Inning Stats	R: 0 E: 0 K: 0 S: 4	H: 0 LOB: 0 BB: 0 P: 7	R: 0 E: 0 K: 1 S: 9	H: 0 LOB: 1 BB: 1 P: 18	R: 0 E: 1 K: 1 S: 8	H: 0 LOB: 1 BB: 0 P: 13	R: 0 E: 0 K: 1 S: 7	H: 1 LOB: 0 BB: 0 P: 8	R: 0 E: 0 K: 0 S: 3	H: 0 LOB: 0 BB: 0 P: 5	R: 0 E: 0 K: 1 S: 6	H: 0 LOB: 0 BB: 0 P: 10	R: 2 E: 0 K: 1 S: 15	H: 3 LOB: 1 BB: 0 P: 22	R: 0 E: 0 K: 0 S: 11	H: 2 LOB: 1 BB: 0 P: 15	1B: 7 2B: 3 3B: 0 HR: 0	SF: 0 SAC: 0 DP: 2 HBP: 0	WP: 0 PB: 0 SB: 0 CS: 0	PA: 36							
PITCHER	IP	WLS	BF	H	R	ER	SO	BB	IBB	HBP	BLK	WP	HR	S	P	ERA	WHIP										
Jimmy Key, L ERA: 3.05	(1, 1)	7.1	L	29	6	2	2	4	1	0	0	0	0	66	102	2.46	0.955										
Mike Timlin, R ERA: 3.2	(8, 1)	0.2	3	1	0	0	1	0	0	0	0	0	0	6	8	0.00	1.500										
David Wells, L ERA: 3.71	(9, 1)	1.0	4	2	0	0	0	0	0	0	0	0	0	11	15	0.00	2.000										

Batter	1	2	3	4	5	6	7	8	9	AB	R	H	RBI	BB	SO	LOB	BOTTOM										
Devon White, S OBP: 0.342, SLG: 0.454	F8		G6-3			E		SH3-4		2	0	0	0	1	0	0	California Angels @ Toronto Blue Jays SkyDome, Toronto, ON Mon Sep 30 1991, 7:05 PM EDT Att: 50,321 - Dome - 70 F										
Roberto Alomar, S OBP: 0.349, SLG: 0.432	F9			G6-3		K		K		4	0	0	0	0	2	3											
Joe Carter, R OBP: 0.333, SLG: 0.510	P9			G5-3		E6		K		4	0	1	0	0	1	1											
Kelly Gruber, R OBP: 0.307, SLG: 0.444		K		P2		K				4	0	0	0	0	2	2											
John Olerud, L OBP: 0.350, SLG: 0.439		K			F7		G5-3 BB		K	3	0	0	0	1	2	0											
Candy Maldonado, R OBP: 0.341, SLG: 0.419		FC5-4 1B			L6		K		F9	4	0	1	0	0	1	1											
Pat Borders, R OBP: 0.271, SLG: 0.361		FC5-4			G5-3		G5-3			3	0	0	0	0	0	2											
Pat Tabler, R OBP: 0.326, SLG: 0.278			F8			K		G5-3		3	0	0	0	0	1	1											
Manuel Lee, S OBP: 0.273, SLG: 0.289			L5			1B	BB	WP	SH3-4 1B	2	1	1	0	1	0	0											
Inning Stats	R: 0 E: 0 K: 0 S: 5	H: 0 LOB: 0 BB: 0 P: 8	R: 0 E: 0 K: 2 S: 11	H: 1 LOB: 0 BB: 0 P: 16	R: 0 E: 0 K: 0 S: 5	H: 0 LOB: 0 BB: 0 P: 7	R: 0 E: 0 K: 0 S: 7	H: 0 LOB: 0 BB: 0 P: 9	R: 0 E: 0 K: 1 S: 7	H: 0 LOB: 1 BB: 1 P: 14	R: 0 E: 0 K: 2 S: 15	H: 1 LOB: 1 BB: 0 P: 20	R: 0 E: 0 K: 1 S: 9	H: 0 LOB: 0 BB: 0 P: 13	1B: 3 2B: 0 3B: 0 HR: 0	SF: 0 SAC: 1 DP: 0 HBP: 0	WP: 1 PB: 0 SB: 0 CS: 0	PA: 33									
PITCHER	IP	WLS	BF	H	R	ER	SO	BB	IBB	HBP	BLK	WP	HR	S	P	ERA	WHIP										
Mark Langston, L ERA: 3.05	(1, 1)	7.1	W	28	3	1	0	6	3	0	0	0	0	63	102	0.00	0.818										
Bryan Harvey, R ERA: 1.63	(8, 1)	1.2	S	5	0	0	0	3	0	0	0	1	0	18	26	0.00	0.000										

Batter	1	2	3	4	5	6	7	8	9	AB	R	H	RBI	BB	SO	LOB	TOP					
Luis Polonia, L OBP: 0.352, SLG: 0.382 (1, 7)	G3			CS 1B		F7		G4-3		4	0	1	0	0	0	0	California Angels @ Toronto Blue Jays SkyDome, Toronto, ON Tue Oct 01 1991, 7:05 PM EDT Att: 50,322 - Dome - 70 F					
Max Venable, L OBP: 0.288, SLG: 0.354 Dave Gallagher, R OBP: 0.359, SLG: 0.371 (8, 9)	L9			G4-3		F7				3	0	0	0	0	0	1						
Junior Felix, S OBP: 0.315, SLG: 0.355 Shawn Abner, R OBP: 0.235, SLG: 0.300 (8, 8)	F7			F7				F9		3	1	1	0	0	0	0						
Dave Winfield, R OBP: 0.322, SLG: 0.465 (1, 10)		G1-3			G6-3					4	1	2	1	0	0	0						
Lee Stevens, L OBP: 0.360, SLG: 0.400 (1, 3)		K			WP 1B BB			K		3	0	0	0	1	3	2						
Gary Gaetti, R OBP: 0.289, SLG: 0.373 (1, 5)		G4-3			WP 1B			K		3	0	1	0	1	1	2						
Dick Schofield, R OBP: 0.309, SLG: 0.258 (1, 6)				K		K		FC6-4 1B		4	0	2	1	0	2	2						
Ron Tingley, R OBP: 0.256, SLG: 0.287 John Orton, R OBP: 0.329, SLG: 0.295 Ruben Amaro Jr., S OBP: 0.250, SLG: 0.267 (9, PH)				K		P3		G1-6-3 1B		2	0	0	0	0	1	2						
Gary Disarcina, R OBP: 0.288, SLG: 0.271 (1, 4)				P3		G4-3		F8		3	0	0	0	0	0	0						
Inning Stats	R: 0 E: 0 K: 0 S: 9	H: 0 LOB: 0 BB: 0 P: 13	R: 0 E: 0 K: 1 S: 11	H: 0 LOB: 0 BB: 0 P: 16	R: 0 E: 0 K: 2 S: 8	H: 0 LOB: 0 BB: 0 P: 15	R: 0 E: 0 K: 0 S: 11	H: 1 LOB: 2 BB: 1 P: 13	R: 0 E: 0 K: 1 S: 13	H: 0 LOB: 0 BB: 0 P: 23	R: 0 E: 0 K: 0 S: 9	H: 0 LOB: 0 BB: 0 P: 15	R: 1 E: 0 K: 2 S: 18	H: 3 LOB: 2 BB: 0 P: 24	R: 0 E: 0 K: 0 S: 8	H: 1 LOB: 1 BB: 1 P: 11		R: 1 E: 0 K: 1 S: 10	H: 2 LOB: 1 BB: 1 P: 20	1B: 6 2B: 1 3B: 0 HR: 1	SF: 0 SAC: 0 DP: 1 HBP: 0	WP: 1 PB: 0 SB: 0 CS: 1
PITCHER	IP WLS BF H R ER SO BB IBB HBP BLK WP HR S P ERA WHIP	IP WLS BF H R ER SO BB IBB HBP BLK WP HR S P ERA WHIP																				
Juan Guzman, R ERA: 2.99 (1, 1)	7.0 W 26	5 1 1 6	1 0 0 0	0 0 0 0	0 0 0 0	0 0 0 0	0 0 0 0	0 0 0 0	0 0 0 0	0 0 0 0	0 0 0 0	0 0 0 0	0 0 0 0	0 0 0 0	0 0 0 0	0 0 0 0	1.29 0.857	0.00 1.000				
Bob MacDonald, L ERA: 2.96 (8, 1)	1.0 4	1 0 0 0	0 0 0 0	0 0 0 0	0 0 0 0	0 0 0 0	0 0 0 0	0 0 0 0	0 0 0 0	0 0 0 0	0 0 0 0	0 0 0 0	0 0 0 0	0 0 0 0	0 0 0 0	0 0 0 0	27.00 6.000					
Jim Acker, R ERA: 5.26 (9, 1)	0.1 3	1 1 1 1	1 1 1 1	1 1 1 1	1 1 1 1	1 1 1 1	1 1 1 1	1 1 1 1	1 1 1 1	1 1 1 1	1 1 1 1	1 1 1 1	1 1 1 1	1 1 1 1	1 1 1 1	1 1 1 1	27.00 6.000					
Duane Ward, R ERA: 2.82 (9, 1)	0.2 S 2	1 0 0 0	0 0 0 0	0 0 0 0	0 0 0 0	0 0 0 0	0 0 0 0	0 0 0 0	0 0 0 0	0 0 0 0	0 0 0 0	0 0 0 0	0 0 0 0	0 0 0 0	0 0 0 0	0 0 0 0	0.00 1.500					

Batter	1	2	3	4	5	6	7	8	9	AB	R	H	RBI	BB	SO	LOB	BOTTOM			
Devon White, S OBP: 0.341, SLG: 0.451 (1, 8)	1B BB		K		F7	K		G4-3		4	0	0	0	1	2	3	California Angels @ Toronto Blue Jays SkyDome, Toronto, ON Tue Oct 01 1991, 7:05 PM EDT Att: 50,322 - Dome - 70 F			
Roberto Alomar, S OBP: 0.351, SLG: 0.433 (1, 4)	G6-4-3 1B			FC3 S 1B	FC6-2 1B		2B HBP 1B	F9		5	2	3	0	0	0	2				
Joe Carter, R OBP: 0.334, SLG: 0.511 (1, 9)	K			FC3 F8 1B	1B 1B		HBP FC3-2 2B			4	2	2	1	0	1	3				
John Olerud, L OBP: 0.352, SLG: 0.438 (1, 3)	G6-4-3			F8	1B		FC3-2 HBP BB			3	0	1	1	1	0	3				
Kelly Gruber, R OBP: 0.309, SLG: 0.444 (1, 5)		K		S 1B	1B		K			4	0	2	2	0	2	3				
Candy Maldonado, R OBP: 0.343, SLG: 0.416 (1, 7)	F8			FC4-6 BB	F8		FC3-2 HBP			2	0	0	1	1	0	2				
Dave Parker, L OBP: 0.286, SLG: 0.362 (1, 10)	F9			FC4-6		K	FC3-2			4	0	0	0	0	1	5				
Pat Borders, R OBP: 0.268, SLG: 0.356 (1, 2)			L5		E5 SH FC6-2	F8	G5-3			4	0	0	0	0	0	3				
Manuel Lee, S OBP: 0.273, SLG: 0.288 Rene Gonzales, R OBP: 0.299, SLG: 0.261 (6, 6)	G6-3			G6-3	SH FC6-2 F7 1B		L9			1	1	0	0	0	0	0				
Inning Stats	R: 0 E: 0 K: 1 S: 9	H: 1 LOB: 1 BB: 1 P: 14	R: 0 E: 0 K: 1 S: 8	H: 0 LOB: 0 BB: 0 P: 12	R: 0 E: 0 K: 1 S: 7	H: 0 LOB: 0 BB: 0 P: 9	R: 1 E: 0 K: 0 S: 8	H: 2 LOB: 2 BB: 1 P: 14	R: 3 E: 2 K: 0 S: 15	H: 3 LOB: 2 BB: 0 P: 25	R: 0 E: 0 K: 2 S: 11	H: 0 LOB: 1 BB: 1 P: 23	R: 1 E: 0 K: 1 S: 20	H: 2 LOB: 3 BB: 1 P: 29	R: 0 E: 0 K: 0 S: 9	H: 0 LOB: 0 BB: 0 P: 15		1B: 7 2B: 1 3B: 0 HR: 0	SF: 0 SAC: 1 DP: 1 HBP: 1	WP: 0 PB: 0 SB: 2 CS: 0
PITCHER	IP WLS BF H R ER SO BB IBB HBP BLK WP HR S P ERA WHIP	IP WLS BF H R ER SO BB IBB HBP BLK WP HR S P ERA WHIP																		
Mike Fetters, R ERA: 4.84 (6, 1)	5.0 L 24	6 4 1 3	2 0 0 0	0 0 0 0	0 0 0 0	0 0 0 0	0 0 0 0	0 0 0 0	0 0 0 0	0 0 0 0	0 0 0 0	0 0 0 0	0 0 0 0	0 0 0 0	0 0 0 0	0 0 0 0	1.80 1.600	9.00 4.000		
Kyle Abbott, L ERA: 4.59 (7, 1)	1.0 2	1 0 0 0	1 0 0 0	1 0 0 0	1 0 0 0	1 0 0 0	1 0 0 0	1 0 0 0	1 0 0 0	1 0 0 0	1 0 0 0	1 0 0 0	1 0 0 0	1 0 0 0	1 0 0 0	1 0 0 0	0.00 0.000			
Scott Lewis, R ERA: 6.34 (7, 1)	0.1 5	0 0 0 0	0 0 0 0	0 0 0 0	0 0 0 0	0 0 0 0	0 0 0 0	0 0 0 0	0 0 0 0	0 0 0 0	0 0 0 0	0 0 0 0	0 0 0 0	0 0 0 0	0 0 0 0	0 0 0 0	0.00 0.000			
Cliff Young, L ERA: 4.91 (7, 1)	1.2 0	0 0 0 0	0 0 0 0	0 0 0 0	0 0 0 0	0 0 0 0	0 0 0 0	0 0 0 0	0 0 0 0	0 0 0 0	0 0 0 0	0 0 0 0	0 0 0 0	0 0 0 0	0 0 0 0	0 0 0 0	0.00 0.000			

Batter	1	2	3	4	5	6	7	8	9	AB	R	H	RBI	BB	SO	LOB	TOP					
Luis Polonia, L OBP: 0.353, SLG: 0.381	G4-3		G4-3						K	4	0	1	0	1	1	3	California Angels @ Toronto Blue Jays SkyDome, Toronto, ON Wed Oct 02 1991, 7:05 PM EDT Att: 50,324 - Dome - 70 F					
Max Venable, L OBP: 0.290, SLG: 0.367			SF8							2	0	1	1	0	0	1						
Dave Gallagher, R OBP: 0.360, SLG: 0.372	FC4-2									2	0	1	1	0	0	1						
Junior Felix, S OBP: 0.315, SLG: 0.351			L5							2	0	0	0	1	0	1						
Ruben Amaro Jr, S OBP: 0.278, SLG: 0.294	FC4-2									2	0	1	0	0	0	1						
Lance Parrish, R OBP: 0.286, SLG: 0.382										0	0	0	0	0	0	0						
Dave Winfield, R OBP: 0.323, SLG: 0.470	G4-3									4	2	2	1	0	0	2						
Lee Stevens, L OBP: 0.352, SLG: 0.408										4	1	1	0	0	0	0						
Gary Gaetti, R OBP: 0.290, SLG: 0.375										4	0	2	2	0	0	0						
Dick Schofield, R OBP: 0.309, SLG: 0.261										4	0	1	0	0	0	2						
John Orton, R OBP: 0.324, SLG: 0.281										3	0	0	0	1	1	3						
Shawn Abner, R OBP: 0.235, SLG: 0.300										0	1	0	0	0	0	0						
Kevin Flora, R OBP: 0.222, SLG: 0.125										2	1	0	0	1	1	1						
Inning Stats	R: 0 E: 0 K: 0 S: 13	H: 1 LOB: 1 BB: 0 P: 19	R: 0 E: 0 K: 0 S: 7	H: 1 LOB: 1 BB: 0 P: 11	R: 1 E: 0 K: 0 S: 10	H: 0 LOB: 0 BB: 1 P: 18	R: 2 E: 0 K: 1 S: 12	H: 3 LOB: 1 BB: 0 P: 20	R: 0 E: 0 K: 0 S: 9	H: 1 LOB: 1 BB: 1 P: 20	R: 0 E: 0 K: 0 S: 8	H: 1 LOB: 1 BB: 0 P: 15	R: 0 E: 0 K: 1 S: 13	H: 0 LOB: 1 BB: 1 P: 22	R: 1 E: 0 K: 0 S: 8	H: 1 LOB: 0 BB: 0 P: 16	R: 1 E: 0 K: 1 S: 16	H: 2 LOB: 2 BB: 1 P: 24	1B: 5 2B: 3 3B: 1 HR: 1	SF: 1 SAC: 1 DP: 0 HBP: 0	WP: 0 PB: 0 SB: 3 CS: 0	PA: 39
PITCHER	IP WLS BF H R ER SO BB IBB HBP BLK WP HR S P ERA WHIP																					
Tom Candiotti, R ERA: 2.65	(1, 1) 6.1 27 7 3 3 2 2 0 0 0 0 0 62 108 4.26 1.421																					
David Wells, L ERA: 3.75	(7, 1) 2.1 10 1 2 2 1 2 0 0 0 0 1 30 50 7.71 1.286																					
Mike Timlin, R ERA: 3.19	(9, 1) 0.1 W 2 2 0 0 0 0 0 0 0 0 0 4 7 0.00 6.000																					

Batter	1	2	3	4	5	6	7	8	9	AB	R	H	RBI	BB	SO	LOB	BOTTOM			
Devon White, S OBP: 0.341, SLG: 0.451	G1-3									5	1	2	1	0	1	3	California Angels @ Toronto Blue Jays SkyDome, Toronto, ON Wed Oct 02 1991, 7:05 PM EDT Att: 50,324 - Dome - 70 F			
Roberto Alomar, S OBP: 0.352, SLG: 0.431	G4-3									3	1	0	1	2	0	0				
Joe Carter, R OBP: 0.333, SLG: 0.509	K									5	0	1	1	0	2	4				
John Olerud, L OBP: 0.353, SLG: 0.440										3	1	1	0	1	0	2				
Kelly Gruber, R OBP: 0.306, SLG: 0.440										4	0	0	0	0	0	4				
Candy Maldonado, R OBP: 0.341, SLG: 0.424										4	1	1	2	0	2	0				
Dave Parker, L OBP: 0.275, SLG: 0.365										2	1	1	0	1	1	0				
Mookie Wilson, S OBP: 0.274, SLG: 0.349										1	0	0	0	0	1	0				
Pat Borders, R OBP: 0.271, SLG: 0.356										3	1	1	0	1	1	1				
Derek Bell, R OBP: 0.289, SLG: 0.095										0	0	0	0	0	0	0				
Greg Myers, L OBP: 0.308, SLG: 0.414										0	0	0	0	0	0	0				
Manuel Lee, S OBP: 0.275, SLG: 0.289										2	0	1	0	1	1	0				
Rance Mulliniks, L OBP: 0.354, SLG: 0.336										0	0	0	0	0	0	0				
Pat Tabler, R OBP: 0.324, SLG: 0.276										1	0	0	0	0	0	1				
Rene Gonzales, R OBP: 0.299, SLG: 0.261										0	0	0	0	0	0	0				
Inning Stats	R: 0 E: 0 K: 1 S: 11	H: 0 LOB: 0 BB: 0 P: 14	R: 0 E: 0 K: 1 S: 7	H: 0 LOB: 0 BB: 0 P: 9	R: 0 E: 0 K: 2 S: 7	H: 0 LOB: 0 BB: 0 P: 13	R: 0 E: 1 K: 0 S: 5	H: 0 LOB: 2 BB: 1 P: 13	R: 2 E: 0 K: 0 S: 12	H: 3 LOB: 3 BB: 1 P: 21	R: 0 E: 0 K: 1 S: 9	H: 1 LOB: 1 BB: 0 P: 13	R: 0 E: 0 K: 2 S: 11	H: 1 LOB: 1 BB: 0 P: 14	R: 2 E: 1 K: 0 S: 4	H: 2 LOB: 1 BB: 0 P: 5	1B: 5 2B: 2 3B: 0 HR: 1	SF: 0 SAC: 0 DP: 1 HBP: 0	WP: 0 PB: 0 SB: 1 CS: 0	PA: 39
PITCHER	IP WLS BF H R ER SO BB IBB HBP BLK WP HR S P ERA WHIP																			
Joe Grahe, R ERA: 4.81	(1, 1) 4.1 20 1 2 2 2 5 0 0 0 0 0 37 73 4.15 1.385																			
Scott Lewis, R ERA: 6.27	(5, 1) 0.2 1 0 0 0 0 0 0 0 0 0 0 1 1 0.00 0.000																			
Scott Bailes, L ERA: 4.18	(6, 1) 0.1 4 2 2 2 0 1 0 0 0 0 1 4 10 54.00 9.000																			
Mark Eichhorn, R ERA: 1.88	(6, 1) 2.1 10 3 0 0 5 0 0 0 0 0 0 26 36 0.00 1.286																			
Cliff Young, L ERA: 4.75	(8, 1) 0.1 1 0 0 0 0 0 0 0 0 0 0 2 2 0.00 0.000																			

Batter	1	2	3	4	5	6	7	8	9	AB	R	H	RBI	BB	SO	LOB	TOP								
Gary Thurman, R OBP: 0.321, SLG: 0.362 (1, 7)										5	0	2	0	0	1	0	Kansas City Royals @ California Angels Anaheim Stadium, Anaheim, CA Fri Oct 04 1991, 10:05 PM EDT Att: 21,397 - Sunny - 75 F								
Brian McRae, S OBP: 0.296, SLG: 0.372 (1, 8)										5	1	1	1	0	0	3									
George Brett, L OBP: 0.328, SLG: 0.403 (1, 10)										4	0	0	0	0	2	2									
Danny Tartabull, R OBP: 0.398, SLG: 0.597 (8, PR)										3	0	2	0	1	0	0									
Bobby Moore, R OBP: 0.296, SLG: 0.167 (8, 2)										0	1	0	0	0	0	0									
Brent Mayne, L OBP: 0.315, SLG: 0.325 (8, 2)										0	0	0	0	0	0	0									
Todd Benzinger, S OBP: 0.309, SLG: 0.350 (1, 3)										4	0	2	1	0	0	1									
Bill Pecota, R OBP: 0.355, SLG: 0.396 (1, 5)										3	0	2	0	0	0	1									
Kurt Stillwell, S OBP: 0.322, SLG: 0.362 (1, 6)										3	0	0	0	1	1	4									
Jorge Pedre, R OBP: 0.421, SLG: 0.500 (7, PH)										2	0	0	0	0	2	2									
Kevin Seltzer, R OBP: 0.350, SLG: 0.350 (7, 2)										1	0	0	0	0	0	0									
Tim Spehr, R OBP: 0.295, SLG: 0.358 (8, PH)										0	0	0	0	0	0	0									
Jim Eisenreich, L OBP: 0.334, SLG: 0.393 (8, 7)										1	0	0	0	0	0	2									
David Howard, S OBP: 0.267, SLG: 0.258 (3, PR)										1	0	1	0	0	0	0									
Terry Shumpert, R OBP: 0.287, SLG: 0.328 (3, 4)										2	0	0	0	0	1	0									
Mike Macfarlane, R OBP: 0.329, SLG: 0.508 (8, PH)										1	0	0	0	0	1	0									
Inning Stats	R: 0 E: 0 K: 1 S: 9	H: 0 LOB: 0 BB: 0 P: 14	R: 0 E: 0 K: 0 S: 11	H: 1 LOB: 1 BB: 1 P: 20	R: 0 E: 0 K: 1 S: 11	H: 2 LOB: 2 BB: 0 P: 17	R: 0 E: 0 K: 2 S: 11	H: 2 LOB: 2 BB: 0 P: 14	R: 1 E: 0 K: 2 S: 13	H: 1 LOB: 0 BB: 0 P: 21	R: 0 E: 0 K: 0 S: 11	H: 1 LOB: 1 BB: 0 P: 18	R: 0 E: 0 K: 0 S: 8	H: 1 LOB: 1 BB: 0 P: 14	R: 1 E: 0 K: 1 S: 11	H: 2 LOB: 2 BB: 1 P: 19	R: 0 E: 0 K: 1 S: 7	H: 0 LOB: 0 BB: 0 P: 7	1B: 8 2B: 1 3B: 0 HR: 1	SF: 0 SAC: 1 DP: 0 HBP: 0	WP: 0 PB: 0 SB: 0 CS: 0	PA: 38			
PITCHER	IP	WLS	BF	H	R	ER	SO	BB	IBB	HBP	BLK	WP	HR	S	P	ERA	WHIP								
Chuck Finley, L ERA: 3.8	(1, 1)	7.1	30	8	1	1	7	1	0	0	0	0	1	78	123	1.23	1.227								
Mark Eichhorn, R ERA: 1.95	(8, 1)	0.1	4	2	1	1	0	0	1	0	0	0	0	6	12	27.00	6.000								
Cliff Young, L ERA: 4.26	(8, 1)	1.1	W	4	0	0	0	1	0	0	0	0	0	8	9	0.00	0.000								

Batter	1	2	3	4	5	6	7	8	9	AB	R	H	RBI	BB	SO	LOB	BOTTOM								
Luis Polonia, L OBP: 0.354, SLG: 0.382 (1, 10)										4	1	2	0	0	1	1	Kansas City Royals @ California Angels Anaheim Stadium, Anaheim, CA Fri Oct 04 1991, 10:05 PM EDT Att: 21,397 - Sunny - 75 F								
Max Venable, L OBP: 0.294, SLG: 0.366 (1, 7)										3	1	1	1	1	1	0									
Junior Felix, S OBP: 0.318, SLG: 0.354 (1, 8)										4	2	2	0	0	1	1									
Dave Winfield, R OBP: 0.326, SLG: 0.474 (9, 9)										4	1	3	1	0	0	0									
Shawn Abner, R OBP: 0.235, SLG: 0.300 (1, 3)										0	0	0	0	0	0	0									
Lee Stevens, L OBP: 0.345, SLG: 0.404 (1, 3)										3	0	1	3	0	0	1									
Gary Gaetti, R OBP: 0.291, SLG: 0.374 (1, 5)										2	0	0	0	1	0	2									
Ruben Amaro Jr, S OBP: 0.318, SLG: 0.300 (1, 4)										3	0	1	0	1	0	2									
John Orton, R OBP: 0.325, SLG: 0.273 (1, 2)										2	0	0	0	1	1	0									
Gary Disarcina, R OBP: 0.286, SLG: 0.255 (1, 6)										3	1	0	0	1	0	4									
Inning Stats	R: 0 E: 0 K: 3 S: 9	H: 0 LOB: 0 BB: 0 P: 14	R: 0 E: 0 K: 0 S: 6	H: 0 LOB: 0 BB: 0 P: 10	R: 0 E: 0 K: 0 S: 10	H: 1 LOB: 1 BB: 0 P: 13	R: 2 E: 0 K: 0 S: 11	H: 3 LOB: 1 BB: 0 P: 16	R: 0 E: 0 K: 0 S: 12	H: 1 LOB: 1 BB: 1 P: 21	R: 0 E: 0 K: 1 S: 5	H: 0 LOB: 0 BB: 1 P: 10	R: 4 E: 1 K: 0 S: 20	H: 4 LOB: 3 BB: 3 P: 41	1B: 9 2B: 2 3B: 0 HR: 0	SF: 1 SAC: 1 DP: 1 HBP: 1	WP: 0 PB: 0 SB: 1 CS: 1	PA: 38							
PITCHER	IP	WLS	BF	H	R	ER	SO	BB	IBB	HBP	BLK	WP	HR	S	P	ERA	WHIP								
Luis Aquino, R ERA: 3.44	(1, 1)	6.0	23	6	2	2	3	1	0	1	0	0	0	19	40	21.60	4.200								
Tom Gordon, R ERA: 3.94	(7, 1)	1.2	L	11	4	4	4	1	3	0	0	0	0	6	11	0.00	3.000								
Joel Johnston, R ERA: 0.44	(8, 1)	0.1	2	0	0	0	0	1	0	0	0	0	0	6	11	0.00	3.000								

Batter	1	2	3	4	5	6	7	8	9	AB	R	H	RBI	BB	SO	LOB	TOP											
Bobby Moore, R OBP: 0.400, SLG: 0.429 (1, 8)	1-0 1B		1-2 G6-3			1-2 P4		3-1 1B		4	0	2	0	0	0	0	Kansas City Royals @ California Angels Anaheim Stadium, Anaheim, CA Sun Oct 06 1991, 6:33 AM EDT Att: 27,588 - Cloudy - 78 F											
Gary Thurman, R OBP: 0.320, SLG: 0.359 Dave Clark, L OBP: 0.273, SLG: 0.200 (8, 9)	1-0 F8			0-0 G6-3		2-1 1B		2-3 K		3	0	1	0	0	0	1												
Harvey Pulliam, R OBP: 0.333, SLG: 0.576 Jim Eisenreich, L OBP: 0.333, SLG: 0.392 (9, PH)	3-3 K			2-3 K		3-3 K			0-3 K2-3	3	0	0	0	0	3	2												
Mike Macfarlane, R OBP: 0.330, SLG: 0.506 (1, 10)	0-3 K			2-2 1B			3-3 K		4-1 BB	3	0	1	0	1	2	1												
Stu Cole, R OBP: 0.333, SLG: 0.143 George Brett, L OBP: 0.327, SLG: 0.402 (9, PH)		1-3 K		1-1 P3		1-2 P3		2-3 K		3	0	0	0	0	1	1												
Jorge Pedro, R OBP: 0.364, SLG: 0.421 Todd Benzinger, S OBP: 0.310, SLG: 0.351 (9, PH)		2-0 F8			3-3 K		0-1 F9		1-3 K	3	0	0	0	0	1	0												
Sean Berry, R OBP: 0.212, SLG: 0.183 (1, 5)		3-2 F8			4-2 FC5-4 BB			0-0 P3		2	0	0	0	1	0	0												
Terry Shumpert, R OBP: 0.283, SLG: 0.322 (1, 4)			2-3 K		1-2 FC5-4 CS			1-3 K		3	0	0	0	0	2	1												
Tim Spehr, R OBP: 0.282, SLG: 0.378 (1, 2)			2-3 K		0-2 CS		0-0 F9		2-0 HR	3	1	1	1	0	1	0												
Inning Stats	R: 0 H: 1 E: 0 K: 2 S: 8	H: 1 LOB: 0 BB: 0 P: 13	R: 0 H: 0 E: 0 K: 1 S: 7	H: 0 LOB: 0 BB: 0 P: 13	R: 0 H: 0 E: 0 K: 2 S: 10	H: 0 LOB: 0 BB: 0 P: 15	R: 0 H: 1 E: 0 K: 1 S: 9	H: 0 LOB: 1 BB: 0 P: 14	R: 0 H: 0 E: 0 K: 1 S: 11	H: 0 LOB: 0 BB: 1 P: 19	R: 0 H: 1 E: 0 K: 1 S: 9	H: 0 LOB: 1 BB: 0 P: 15	R: 0 H: 0 E: 0 K: 1 S: 8	H: 0 LOB: 0 BB: 0 P: 12	R: 1 H: 2 E: 0 K: 2 S: 11	H: 2 LOB: 1 BB: 0 P: 19		R: 0 H: 0 E: 0 K: 3 S: 11	H: 0 LOB: 1 BB: 1 P: 18	1B: 4 2B: 0 3B: 0 HR: 1	SF: 0 SAC: 0 DP: 0 HBP: 0	WP: 0 PB: 0 SB: 1 CS: 1	PA: 34					
PITCHER	IP	WLS	BF	H	R	ER	SO	BB	IBB	HBP	BLK	WP	HR	S	P	ERA	WHIP											
Mark Langston, L ERA: 3.0 Bryan Harvey, R ERA: 1.6	(1, 1)	7.2	W	28	5	1	1	10	1	0	0	0	0	1	70	115	1.17	0.783										
Batter	1	2	3	4	5	6	7	8	9	AB	R	H	RBI	BB	SO	LOB	BOTTOM											
Dave Gallagher, R OBP: 0.355, SLG: 0.367 (1, 7)	1-1 P4		1-0 P5		3-2 G4-3		1-0 G5-3			4	0	0	0	0	0	1	Kansas City Royals @ California Angels Anaheim Stadium, Anaheim, CA Sun Oct 06 1991, 6:33 AM EDT Att: 27,588 - Cloudy - 78 F											
Dick Schofield, R OBP: 0.310, SLG: 0.260 (1, 6)	1-1 FC5-4 1B		0-0 L6		4-1 HR BB			0-3 K		3	1	1	0	1	1	0												
Gary Gaetti, R OBP: 0.293, SLG: 0.379 (1, 5)	0-0 FC5-4 BB		1-3 K		0-0 HR			4-1 BB		3	1	1	3	1	1	1												
Dave Winfield, R OBP: 0.326, SLG: 0.472 (1, 10)	4-0 BB			1-0 F8		1-3 K		1-3 K		3	0	0	0	1	2	1												
Lee Stevens, L OBP: 0.354, SLG: 0.414 Max Venable, L OBP: 0.292, SLG: 0.358 (8, 9)	1-3 K			1-1 G4-3		1-3 K		3-1 G4-3		3	0	0	0	0	2	2												
Chris Cron, R OBP: 0.235, SLG: 0.133 (1, 3)		2-3 K		4-2 BB		1-2 G4-3				2	0	0	0	1	1	0												
John Orton, R OBP: 0.313, SLG: 0.261 (1, 2)		2-2 L4		2-2 F9		3-3 K				3	0	0	0	0	1	1												
Gary Disarcina, R OBP: 0.274, SLG: 0.246 (1, 4)		0-0 1B			1-1 F9		1-2 G5-3			3	0	1	0	0	0	0												
Shawn Abner, R OBP: 0.236, SLG: 0.301 (1, 8)		1-2 F9			1-2 G4-3 HR		2-2 F9			3	1	1	0	0	0	1												
Inning Stats	R: 0 H: 1 E: 0 K: 1 S: 10	H: 1 LOB: 2 BB: 1 P: 17	R: 0 H: 1 E: 0 K: 1 S: 11	H: 1 LOB: 0 BB: 0 P: 16	R: 0 H: 0 E: 0 K: 1 S: 7	H: 0 LOB: 0 BB: 0 P: 9	R: 0 H: 0 E: 0 K: 0 S: 8	H: 0 LOB: 1 BB: 1 P: 16	R: 3 H: 2 E: 0 K: 1 S: 15	H: 2 LOB: 0 BB: 1 P: 25	R: 0 H: 0 E: 0 K: 2 S: 9	H: 0 LOB: 0 BB: 0 P: 14	R: 0 H: 0 E: 0 K: 0 S: 8	H: 0 LOB: 0 BB: 0 P: 12	R: 0 H: 0 E: 0 K: 2 S: 11	H: 0 LOB: 1 BB: 1 P: 19		R: 0 H: 0 E: 0 K: 3 S: 11	H: 0 LOB: 1 BB: 1 P: 19	1B: 3 2B: 0 3B: 0 HR: 1	SF: 0 SAC: 0 DP: 0 HBP: 0	WP: 0 PB: 0 SB: 1 CS: 0	PA: 32					
PITCHER	IP	WLS	BF	H	R	ER	SO	BB	IBB	HBP	BLK	WP	HR	S	P	ERA	WHIP											
Mark Davis, L ERA: 4.45 Tom Gordon, R ERA: 3.87	(1, 1)	5.1	L	23	4	3	3	5	3	0	0	0	0	0	25	41	0.00	0.375										