

# California Angels - 1992


Batter	1	2	3	4	5	6	7	8	9	AB	R	H	RBI	BB	SO	LOB	TOP			
Tim Raines, S OBP: 0.667, SLG: 0.750	P2	E9 FC5-2 2B		1B	G4-3 S BB		F9		BLK BB BB	4	2	3	2	0	0		Chicago White Sox @ California Angels Anaheim Stadium, Anaheim, CA Tue Apr 07 1992, 10:05 PM EDT Att: 32,160 - Sunny - 68 F			
Steve Sax, R OBP: 0.500, SLG: 0.250	K	FC5-2		1B	G4-3				BLK BB	4	1	1	0	2	1	2				
Robin Ventura, L OBP: 0.333, SLG: 0.333	BB 1B	G4-3		1B	G4-3		G4-3		G3-1	6	0	2	2	0	0	4				
Frank Thomas, R OBP: 0.800, SLG: 2.000	BB			1B	G6-3				HR	3	3	2	1	2	0	0				
George Bell, R (1, 10)	G1-3			2B			P2		P5	5	0	0	0	0	0	5				
Mike Huff, R OBP: 0.800, SLG: 1.000		2B		1B	BB		G6-3		G1-4-3 1B	4	1	3	1	1	0	0				
Ron Karkovics, R OBP: 0.400, SLG: 0.250		2B E HBP		K	E6 1B		1B		G1-4-3	4	1	1	0	0	1	4				
Lance Johnson, L OBP: 0.200, SLG: 0.200	P3			FC4	1B		F8		G4-3	5	0	1	1	0	0	4				
Ozzie Guillen, L OBP: 0.400, SLG: 0.800	E 2B						F8		P8	5	2	2	1	0	0	3				
<b>Inning Stats</b>	R: 0 E: 0 K: 1 S: 10	H: 1 LOB: 2 BB: 1 P: 19	R: 3 E: 1 K: 0 S: 14	H: 3 LOB: 1 BB: 0 P: 22	R: 1 E: 0 K: 1 S: 12	H: 2 LOB: 1 BB: 0 P: 15	R: 4 E: 1 K: 0 S: 20	H: 5 LOB: 3 BB: 2 P: 36	R: 1 E: 0 K: 0 S: 5	H: 0 LOB: 1 BB: 0 P: 11	R: 0 E: 0 K: 0 S: 7	H: 0 LOB: 1 BB: 1 P: 11	R: 0 E: 0 K: 0 S: 16	H: 2 LOB: 0 BB: 0 P: 24	R: 1 E: 0 K: 0 S: 12	H: 2 LOB: 2 BB: 2 P: 24	1B: 8 2B: 5 3B: 0 HR: 1	SF: 0 SAC: 0 DP: 1 HBP: 1	WP: 0 PB: 0 SB: 2 CS: 2	PA: 48
<b>PITCHER</b>	IP	WLS	BF	H	R	ER	SO	BB	IBB	HBP	BLK	WP	HR	S	P	ERA	WHIP			
Mark Langston, L ERA: 21.0	3.0	L	21	10	8	7	2	1	0	1	0	0	0	43	68	21.00	3.667			
Chuck Cmm, R ERA: 3.0	3.0		14	2	1	1	0	3	0	0	0	0	0	25	46	3.00	1.667			
Scott Bailes, L ERA:	1.0		4	0	0	0	0	1	0	0	0	0	0	5	11	0.00	1.000			
Scott Lewis, R ERA: 4.5	2.0		9	2	1	1	0	2	0	0	1	0	1	28	48	4.50	2.000			

AB 40  
R 10  
H 14  
RBI 9  
BB 7  
SO 2  
LOB 22



Batter	1	2	3	4	5	6	7	8	9	AB	R	H	RBI	BB	SO	LOB	BOTTOM					
Luis Polonia, L OBP: 0.250, SLG: 0.250	F8	G3			G3-1 S 1B		K			4	0	1	0	0	1	1	Chicago White Sox @ California Angels Anaheim Stadium, Anaheim, CA Tue Apr 07 1992, 10:05 PM EDT Att: 32,160 - Sunny - 68 F					
Junior Felix, S OBP: 0.250, SLG: 0.500	HR 2B			F8	F8		P4			4	1	1	0	0	0	1						
Von Hayes, L OBP: 0.250, SLG: 1.000	HR			F8	G3-1 1B		K			4	1	1	2	0	1	1						
Hubie Brooks, R (1, 10)	F9			K	BB				F9	3	0	0	0	1	1	0						
Lee Stevens, L OBP: 0.250, SLG: 0.250	1B			G6-3	K				G5-3	4	0	1	0	0	1	2						
Gary Gaetti, R OBP: 0.250, SLG: 0.250	K			K					G6-3	4	0	1	0	0	2	1						
Lance Parrish, R OBP: 0.250, SLG: 0.250		K		HR 1B			F7		G3	4	1	1	0	0	1	1						
Bobby Rose, R OBP: 0.250, SLG: 1.000	F9			HR			F8		F8	4	1	1	2	0	0	1						
Gary Disarcina, R OBP: 0.250, SLG: 0.250	S 1B			K			P4		G4-3	4	0	1	0	0	1	1						
<b>Inning Stats</b>	R: 2 E: 0 K: 1 S: 14	H: 3 LOB: 1 BB: 0 P: 19	R: 0 E: 0 K: 1 S: 8	H: 1 LOB: 0 BB: 0 P: 11	R: 0 E: 0 K: 1 S: 6	H: 0 LOB: 0 BB: 0 P: 11	R: 2 E: 0 K: 2 S: 13	H: 2 LOB: 0 BB: 0 P: 20	R: 0 E: 0 K: 1 S: 12	H: 1 LOB: 2 BB: 1 P: 22	R: 0 E: 0 K: 2 S: 7	H: 1 LOB: 0 BB: 0 P: 12	R: 0 E: 0 K: 0 S: 7	H: 0 LOB: 0 BB: 0 P: 11	R: 0 E: 0 K: 0 S: 7	H: 0 LOB: 0 BB: 0 P: 13	R: 0 E: 0 K: 0 S: 5	H: 0 LOB: 0 BB: 0 P: 6	1B: 5 2B: 1 3B: 0 HR: 2	SF: 0 SAC: 0 DP: 0 HBP: 0	WP: 0 PB: 0 SB: 3 CS: 0	PA: 36
<b>PITCHER</b>	IP	WLS	BF	H	R	ER	SO	BB	IBB	HBP	BLK	WP	HR	S	P	ERA	WHIP					
Jack McDowell, R ERA: 6.0	6.0	W	27	8	4	4	6	1	0	0	0	0	0	19	30	6.00	1.500					
Wilson Alvarez, L ERA:	3.0	S	9	0	0	0	2	0	0	0	0	0	0	19	30	0.00	0.000					

AB 35  
R 4  
H 8  
RBI 4  
BB 1  
SO 8  
LOB 9













Batter	1	2	3	4	5	6	7	8	9	AB	R	H	RBI	BB	SO	LOB	TOP								
Paul Moltzer, R OBP: 0.167, SLG: 0.133	G4-3		G6-3		F7	SF8		FC6-4 IBB		3	0	0	1	1	0	0	<b>Milwaukee Brewers @ California Angels</b> Anaheim Stadium, Anaheim, CA Fri Apr 10 1992, 10:05 PM EDT Att: 29,338 - Cloudy - 75 F								
Darryl Hamilton, L OBP: 0.111, SLG: 0.059	CS 1B		G4-3		E5	K		FC6-4 1-2 2-H		5	0	1	0	0	1	3									
B.J. Surhoff, L OBP: 0.167, SLG: 0.294	F8		FC5-4 BB		F7		F9	K		4	0	0	0	1	1	3									
Greg Vaughn, R OBP: 0.471, SLG: 0.600		F9 1B SF8 1B	FC5-4			HR	E5 G6-3		K	5	2	2	1	0	1	1									
Robin Yount, R OBP: 0.385, SLG: 0.417		BB 1B		F9		2B SF8 1B	G6-3		K	5	1	2	0	0	1	1									
Franklin Stubbs, L OBP: 0.313, SLG: 0.286	F9			F9		S SF8 2B	FC4 IBB		K	4	1	1	0	1	1	2									
Kevin Seitzer, R OBP: 0.333, SLG: 0.583	SF8				SF8	SF8	FC4			2	0	1	2	0	0	2									
Jim Gantner, L OBP: 0.500, SLG: 0.143	3-H 4-2			1B		3-H 4-2				2	1	1	0	2	0	1									
Scott Fletcher, R OBP: 0.167, SLG: 0.167	K				F7	FC BB		S E 1B	K	4	0	0	0	0	2	5									
<b>Inning Stats</b>	R: 0 E: 0 K: 0 S: 8	H: 1 LOB: 0 BB: 0 P: 15	R: 1 E: 0 K: 1 S: 14	H: 2 LOB: 2 BB: 1 P: 24	R: 0 E: 0 K: 0 S: 10	H: 0 LOB: 1 BB: 1 P: 19	R: 0 E: 0 K: 0 S: 8	H: 1 LOB: 1 BB: 0 P: 14	R: 0 E: 0 K: 0 S: 8	H: 0 LOB: 1 BB: 0 P: 15	R: 3 E: 1 K: 1 S: 20	H: 3 LOB: 2 BB: 1 P: 32	R: 0 E: 1 K: 0 S: 6	H: 0 LOB: 2 BB: 1 P: 12	R: 1 E: 1 K: 2 S: 11	H: 1 LOB: 1 BB: 1 P: 16	R: 0 E: 0 K: 3 S: 9	H: 0 LOB: 0 BB: 0 P: 15	1B: 6 2B: 1 3B: 0 HR: 1	SF: 3 SAC: 0 DP: 0 HBP: 0	WP: 0 PB: 0 SB: 2 CS: 1	PA: 42			
<b>PITCHER</b>	IP	WLS	BF	H	R	ER	SO	BB	IBB	HBP	BLK	WP	HR	S	P	ERA	WHIP								
Scott Lewis, R ERA: 5.14	(1, 1)	5.0	23	6	3	3	1	2	0	0	0	0	1	52	95	5.40	1.600								
Scott Bailes, L ERA: 8.75	(6, 1)	0.1	3	1	0	0	0	1	0	0	0	0	0	10	17	0.00	6.000								
Mark Eichhorn, R ERA:	(6, 1)	1.2	8	0	1	1	1	0	1	0	0	0	0	12	19	5.40	0.000								
Bryan Harvey, R ERA:	(8, 1)	2.0	L 8	1	1	0	5	0	1	0	0	0	0	20	31	0.00	0.500								

Batter	1	2	3	4	5	6	7	8	9	AB	R	H	RBI	BB	SO	LOB	BOTTOM								
Luis Polonia, L OBP: 0.385, SLG: 0.273	E 1B		G4-3 BLK HR BB		F9 BLK 1B BB		F8			2	3	1	0	2	0	0	<b>Milwaukee Brewers @ California Angels</b> Anaheim Stadium, Anaheim, CA Fri Apr 10 1992, 10:05 PM EDT Att: 29,338 - Cloudy - 75 F								
Junior Felix, S OBP: 0.353, SLG: 0.412	E7 1-H		G4-3		P6		K			4	0	0	0	0	1	2									
Von Hayes, L OBP: 0.375, SLG: 0.786	S BB		HR		F9		G3			3	1	1	2	1	0	1									
Hubie Brooks, R OBP: 0.294, SLG: 0.500	P2		G3-1 1B		1B		F9			4	0	2	1	0	0	1									
Lee Stevens, L OBP: 0.100, SLG: 0.100	P6		G3-1		K		F9			3	0	0	0	0	1	3									
Mike Fitzgerald, R (8, PH)										1	0	0	0	0	0	0									
Gary Gaetti, R OBP: 0.250, SLG: 0.143	G4-3		G6-3			P3		G6-3		4	0	0	0	0	0	1									
Bobby Rose, R OBP: 0.313, SLG: 0.533	K			CS HBP		G5-3		F9		3	0	0	0	0	1	0									
Lance Parrish, R OBP: 0.333, SLG: 0.273						F7		CS 1B		3	0	1	0	1	0	1									
Chad Curtis, R OBP: 0.400, SLG: 0.333										0	0	0	0	0	0	0									
Gary Disarcina, R OBP: 0.200, SLG: 0.200	L5									3	0	0	0	0	0	1									
John Morris, L (9, PH)										0	0	0	0	0	0	0									
<b>Inning Stats</b>	R: 1 E: 1 K: 0 S: 11	H: 1 LOB: 1 BB: 1 P: 20	R: 0 E: 0 K: 1 S: 11	H: 0 LOB: 1 BB: 1 P: 22	R: 2 E: 0 K: 0 S: 13	H: 2 LOB: 1 BB: 1 P: 25	R: 0 E: 0 K: 0 S: 10	H: 0 LOB: 0 BB: 0 P: 15	R: 1 E: 0 K: 1 S: 11	H: 1 LOB: 1 BB: 1 P: 21	R: 0 E: 0 K: 0 S: 3	H: 0 LOB: 0 BB: 0 P: 5	R: 0 E: 0 K: 1 S: 9	H: 0 LOB: 0 BB: 0 P: 12	R: 0 E: 0 K: 0 S: 6	H: 0 LOB: 0 BB: 0 P: 7	R: 0 E: 0 K: 0 S: 8	H: 1 LOB: 1 BB: 0 P: 12	1B: 4 2B: 0 3B: 0 HR: 1	SF: 0 SAC: 0 DP: 0 HBP: 1	WP: 0 PB: 0 SB: 1 CS: 2	PA: 36			
<b>PITCHER</b>	IP	WLS	BF	H	R	ER	SO	BB	IBB	HBP	BLK	WP	HR	S	P	ERA	WHIP								
Ricky Bones, R ERA: 6.0	(1, 1)	3.0	16	3	3	2	1	3	0	0	1	0	0	30	49	2.25	0.500								
Dan Plesac, L ERA: 2.25	(4, 1)	4.0	W 13	1	1	1	2	1	0	0	1	0	0	6	7	0.00	0.000								
Jesse Orosco, L ERA:	(8, 1)	1.0	3	0	0	0	0	0	0	0	0	0	0	8	12	0.00	1.000								
Doug Henry, R ERA:	(9, 1)	1.0	S 3	1	0	0	0	0	0	0	0	0	0	8	12	0.00	1.000								





Batter	1	2	3	4	5	6	7	8	9	AB	R	H	RBI	BB	SO	LOB	TOP								
Paul Moltor, R OBP: 0.174, SLG: 0.105	G6-3		P6		P5				L4	4	0	0	0	1	0	3	<b>Milwaukee Brewers @ California Angels</b> Anaheim Stadium, Anaheim, CA Sat Apr 11 1992, 10:05 PM EDT Att: 22,679 - Cloudy - 62 F								
Darryl Hamilton, L OBP: 0.182, SLG: 0.143	E4				F7					4	0	2	0	0	0	5									
B.J. Surhoff, L OBP: 0.182, SLG: 0.286	F8		F9							4	0	1	0	0	0	2									
Greg Vaughn, R OBP: 0.381, SLG: 0.474	K									4	0	0	0	0	2	2									
Robin Yount, R OBP: 0.353, SLG: 0.375										4	0	1	0	0	0	1									
Franklin Stubbs, L OBP: 0.300, SLG: 0.444										4	1	1	1	0	1	1									
Kevin Seitzer, R OBP: 0.421, SLG: 0.667										3	0	2	0	1	0	1									
Jim Cantner, L OBP: 0.375, SLG: 0.091										4	0	0	0	0	0	4									
Scott Fletcher, R OBP: 0.267, SLG: 0.214										2	0	1	0	1	0	0									
Dante Bichette, R OBP: 0.167, SLG: 0.167										1	0	0	0	0	1	1									
<b>Inning Stats</b>	R: 0 E: 1 K: 1 S: 7	H: 1 LOB: 1 BB: 0 P: 11	R: 0 E: 0 K: 1 S: 13	H: 1 LOB: 1 BB: 0 P: 17	R: 0 E: 0 K: 0 S: 7	H: 1 LOB: 1 BB: 0 P: 9	R: 0 E: 0 K: 1 S: 7	H: 0 LOB: 0 BB: 0 P: 8	R: 0 E: 0 K: 0 S: 12	H: 0 LOB: 2 BB: 2 P: 20	R: 0 E: 0 K: 0 S: 5	H: 1 LOB: 0 BB: 0 P: 8	R: 0 E: 0 K: 0 S: 13	H: 2 LOB: 3 BB: 1 P: 25	R: 0 E: 0 K: 0 S: 8	H: 0 LOB: 0 BB: 0 P: 13	R: 1 E: 0 K: 1 S: 13	H: 2 LOB: 1 BB: 0 P: 16	1B: 6 2B: 1 3B: 0 HR: 1	SF: 0 SAC: 0 DP: 1 HBP: 0	WP: 0 PB: 0 SB: 3 CS: 0	PA: 37			
<b>PITCHER</b>	IP	WLS	BF	H	R	ER	SO	BB	IBB	HBP	BLK	WP	HR	S	P	ERA	WHIP								
Don Robinson, R ERA: 2.35	(1, 1)	6.1	W	25	5	0	3	2	0	0	0	0	0	58	86	0.00	1.105								
Chuck Crim, R ERA: 2.35	(7, 1)	1.2		9	3	1	0	1	0	0	0	0	1	18	31	5.40	2.400								
Bryan Harvey, R ERA: 2.35	(9, 1)	1.0	S	3	0	0	1	0	0	0	0	0	0	9	10	0.00	0.000								

Batter	1	2	3	4	5	6	7	8	9	AB	R	H	RBI	BB	SO	LOB	BOTTOM								
Luis Polonia, L OBP: 0.313, SLG: 0.214	G1-3		L6-3		SH1-3					3	0	0	0	0	0	2	<b>Milwaukee Brewers @ California Angels</b> Anaheim Stadium, Anaheim, CA Sat Apr 11 1992, 10:05 PM EDT Att: 22,679 - Cloudy - 62 F								
Junior Felix, S OBP: 0.333, SLG: 0.381	F9									4	1	1	1	0	0	1									
Von Hayes, L OBP: 0.450, SLG: 0.889										4	0	3	2	0	0	0									
Hubie Brooks, R OBP: 0.286, SLG: 0.450										4	0	1	0	0	1	3									
Lee Stevens, L OBP: 0.071, SLG: 0.071										4	0	0	0	0	0	2									
Gary Gaetti, R OBP: 0.200, SLG: 0.111										4	0	0	0	0	2	1									
Bobby Rose, R OBP: 0.316, SLG: 0.500										3	1	1	0	0	0	0									
Mike Fitzgerald, R OBP: 0.333, SLG: 0.250										3	1	2	0	0	0	0									
Gary Disarcina, R OBP: 0.308, SLG: 0.308										3	1	2	1	0	1	1									
<b>Inning Stats</b>	R: 0 E: 0 K: 0 S: 11	H: 1 LOB: 1 BB: 0 P: 15	R: 0 E: 0 K: 1 S: 6	H: 0 LOB: 0 BB: 0 P: 11	R: 0 E: 0 K: 0 S: 4	H: 1 LOB: 0 BB: 0 P: 5	R: 0 E: 0 K: 1 S: 16	H: 1 LOB: 1 BB: 0 P: 21	R: 0 E: 0 K: 0 S: 5	H: 0 LOB: 0 BB: 0 P: 7	R: 0 E: 0 K: 1 S: 11	H: 1 LOB: 1 BB: 0 P: 17	R: 0 E: 0 K: 1 S: 8	H: 1 LOB: 1 BB: 0 P: 9	1B: 8 2B: 3 3B: 0 HR: 0	SF: 0 SAC: 1 DP: 1 HBP: 0	WP: 0 PB: 0 SB: 1 CS: 0	PA: 33							
<b>PITCHER</b>	IP	WLS	BF	H	R	ER	SO	BB	IBB	HBP	BLK	WP	HR	S	P	ERA	WHIP								
Bill Wegman, R ERA: 3.52	(1, 1)	7.1	L	31	10	4	3	0	0	0	1	0	0	71	102	4.91	1.364								
Jesse Orosco, L ERA: 27.0	(8, 1)	0.1		1	0	0	0	0	0	0	0	0	0	3	3	0.00	0.000								
Ed Nunez, R ERA: 27.0	(8, 1)	0.1		1	0	0	1	0	0	0	0	0	0	3	3	0.00	0.000								



Batter	1	2	3	4	5	6	7	8	9	AB	R	H	RBI	BB	SO	LOB	TOP					
Paul Moltzer, R OBP: 0.179, SLG: 0.250 (1, 3)	F8		F8		F7	HR		G1-3		5	1	1	3	0	0	2	<b>Milwaukee Brewers @ California Angels</b> Anaheim Stadium, Anaheim, CA Sun Apr 12 1992, 6:33 AM EDT Att: 22,823 - Cloudy - 72 F					
Robin Yount, R OBP: 0.409, SLG: 0.476 (1, 8)	1B		FC5-4		K	P4		G3		5	1	3	2	0	1	0						
Kevin Seitzer, R OBP: 0.417, SLG: 0.600 (1, 5)	2B		FC5-4		HR			G3		5	1	2	0	0	0	2						
Greg Vaughn, R OBP: 0.423, SLG: 0.609 (1, 7)	F9		S		HR			L3		4	2	2	2	1	0	2						
Dante Bichette, R OBP: 0.273, SLG: 0.273 (1, 9)	K		K		G5-3			1B		5	0	2	0	0	2	3						
Jim Gantner, L OBP: 0.350, SLG: 0.133 (1, 4)		G6-3			F8			G1-6-3		4	0	1	1	0	1	0						
William Suero, R (8, 4)						K		1B		1	0	0	0	0	0	1						
Tim McIntosh, R OBP: 0.200, SLG: 0.200 (1, 10)		G5-3			G5-3			G6-3		5	0	1	0	0	0	2						
Andy Allanson, R OBP: 0.500, SLG: 0.500 (1, 2)		F9			FC5			FC6-4		4	1	2	0	0	0	2						
Pat Listach, S OBP: 0.750, SLG: 0.750 (1, 6)					FC5			G1-3		4	3	3	0	0	0	1						
<b>Inning Stats</b>	R: 1 E: 0 K: 1 S: 10	H: 2 LOB: 1 BB: 0 P: 14	R: 0 E: 0 K: 0 S: 4	H: 0 LOB: 0 BB: 5	R: 1 E: 1 K: 1 S: 12	H: 2 LOB: 2 BB: 1 P: 25	R: 0 E: 0 K: 0 S: 11	H: 1 LOB: 1 BB: 0 P: 17	R: 2 E: 1 K: 1 S: 14	H: 2 LOB: 0 BB: 0 P: 22	R: 3 E: 0 K: 1 S: 14	H: 4 LOB: 0 BB: 0 P: 25	R: 1 E: 0 K: 0 S: 12	H: 3 LOB: 2 BB: 0 P: 20	R: 1 E: 0 K: 0 S: 12	H: 2 LOB: 1 BB: 0 P: 18	R: 0 E: 0 K: 0 S: 7	H: 1 LOB: 0 BB: 0 P: 9	1B: 14 2B: 1 3B: 0 HR: 2	SF: 0 SAC: 0 DP: 1 HBP: 0	WP: 0 PB: 0 SB: 4 CS: 0	PA: 43
<b>PITCHER</b>	IP	WLS	BF	H	R	ER	SO	BB	IBB	HBP	BLK	WP	HR	S	P	ERA	WHIP					
Mark Langston, L ERA: 12.38 (1, 1)	5.0	W	23	7	4	4	3	1	0	0	0	0	1	51	83	7.20	1.600					
Scott Lewis, R ERA: 7.04 (6, 1)	0.2		4	3	2	2	1	0	0	0	0	0	0	11	17	27.00	4.500					
Mark Eichhorn, R ERA: 4.5 (6, 1)	2.1		13	6	3	3	0	0	0	0	0	0	1	27	46	11.57	2.571					
Steve Frey, L ERA: (9, 1)	1.0		3	1	0	0	0	0	0	0	0	0	0	7	9	0.00	1.000					


Batter	1	2	3	4	5	6	7	8	9	AB	R	H	RBI	BB	SO	LOB	BOTTOM					
Luis Polonia, L OBP: 0.333, SLG: 0.222 (1, 7)	G4-3				G1-6-3					4	0	1	0	1	0	1	<b>Milwaukee Brewers @ California Angels</b> Anaheim Stadium, Anaheim, CA Sun Apr 12 1992, 6:33 AM EDT Att: 22,823 - Cloudy - 72 F					
Junior Felix, S OBP: 0.346, SLG: 0.480 (1, 8)	G6-3				HR					4	2	1	1	1	1	4						
Von Hayes, L OBP: 0.440, SLG: 0.783 (1, 9)	1B				G3					5	2	2	0	0	0	2						
Hubie Brooks, R OBP: 0.308, SLG: 0.480 (1, 10)	2B				F9					5	2	2	1	0	0	2						
Alvin Davis, L OBP: 0.667, SLG: 1.000 (1, 3)	2B				G3					4	2	2	2	1	0	2						
Bobby Rose, R OBP: 0.375, SLG: 0.524 (1, 4)	2B				F9					3	2	1	1	2	0	1						
Lance Parrish, R OBP: 0.294, SLG: 0.467 (1, 2)	L7				F7					4	1	1	4	0	0	1						
Rene Gonzales, R OBP: 0.500, SLG: 1.500 (1, 5)					1B					4	2	2	3	0	1	0						
Gary Disarcina, R OBP: 0.412, SLG: 0.375 (1, 6)	P6				G1-6-3					3	0	2	1	1	0	0						
<b>Inning Stats</b>	R: 3 E: 0 K: 0 S: 16	H: 4 LOB: 1 BB: 0 P: 23	R: 0 E: 0 K: 1 S: 8	H: 0 LOB: 0 BB: 0	R: 1 E: 0 K: 0 S: 7	H: 1 LOB: 1 BB: 1 P: 14	R: 1 E: 0 K: 0 S: 7	H: 2 LOB: 0 BB: 0 P: 11	R: 5 E: 0 K: 0 S: 9	H: 3 LOB: 2 BB: 4 P: 28	R: 3 E: 0 K: 0 S: 13	H: 2 LOB: 0 BB: 1 P: 22	R: 0 E: 0 K: 1 S: 15	H: 2 LOB: 2 BB: 0 P: 18	R: 0 E: 0 K: 0 S: 6	H: 0 LOB: 0 BB: 0 P: 10	1B: 7 2B: 4 3B: 0 HR: 3	SF: 1 SAC: 0 DP: 1 HBP: 0	WP: 0 PB: 0 SB: 1 CS: 0	PA: 43		
<b>PITCHER</b>	IP	WLS	BF	H	R	ER	SO	BB	IBB	HBP	BLK	WP	HR	S	P	ERA	WHIP					
Chris Bosio, R ERA: 12.96 (1, 1)	4.0	L	22	9	8	8	1	2	0	0	0	0	1	40	67	18.00	2.750					
Bruce Ruffin, L ERA: 13.5 (5, 1)	1.2		11	2	4	4	0	3	1	0	0	0	1	17	38	21.60	3.000					
Ed Nunez, R ERA: 9.0 (6, 1)	2.1		10	3	1	1	1	0	0	0	0	0	1	24	33	3.86	1.286					



Batter	1	2	3	4	5	6	7	8	9	AB	R	H	RBI	BB	SO	LOB	TOP										
Luis Polonia, L (1,7) OBP: 0.308, SLG: 0.217	1-1 G4-3	2-2 FC6-4					1-1 E5		3-2 G6-3	5	1	1	0	0	0	3	<b>California Angels @ Texas Rangers</b> Arlington Stadium, Arlington, TX Mon Apr 13 1992, 8:05 PM EDT Att: 41,129 - Cloudy - 85 F										
Junior Felix, S (1,8) OBP: 0.323, SLG: 0.448	3-2 2B		0-0 F7			1-2 P2	2-2 SF8		2-3 K	4	0	1	1	0	1	1											
Von Hayes, L (1,9) OBP: 0.414, SLG: 0.692	2-1 F8		0-0 G4-3				4-1 2B		2-3 K	3	1	0	0	1	1	1											
Hubie Brooks, R (1,10) OBP: 0.333, SLG: 0.517	0-2 1-3		0-0 P3			1-0 F9	1-1 1B			4	0	2	0	0	0	1											
Alvin Davis, L (1,3) OBP: 0.538, SLG: 0.818	3-3 K			1-2 G6-3		3-2 2B	2-2 L5			4	0	1	1	0	1	3											
Lance Parrish, R (1,2) OBP: 0.286, SLG: 0.421		0-0 G6-4-3		2-3 K		1-2 G6-3		2-0 G5-3		4	0	1	0	0	1	1											
Gary Gaetti, R (1,5) OBP: 0.208, SLG: 0.095		2-1 G6-4-3		0-0 G5-3		4-2 FC5-4		1-3 K		3	0	0	0	1	1	1											
Bobby Rose, R (1,4) OBP: 0.393, SLG: 0.542		4-1 1B		0-1 2B		1-1 FC5-4		0-2 F9		3	0	1	0	1	0	2											
Gary Disarcina, R (1,6) OBP: 0.429, SLG: 0.400		1-0 FC6-4		1-0 F9		2-1 1B		1-0 F7		4	1	2	0	0	0	1											
<b>Inning Stats</b>	R: 0 E: 0 K: 1 S: 16	H: 2 LOB: 2 BB: 0 P: 25	R: 0 E: 0 K: 0 S: 9	H: 2 LOB: 2 BB: 1 P: 18	R: 0 E: 0 K: 0 S: 3	H: 0 LOB: 0 BB: 0 P: 3	R: 0 E: 0 K: 1 S: 8	H: 0 LOB: 0 BB: 0 P: 11	R: 0 E: 0 K: 0 S: 9	H: 1 LOB: 1 BB: 0 P: 13	R: 1 E: 0 K: 0 S: 14	H: 1 LOB: 2 BB: 2 P: 28	R: 2 E: 1 K: 1 S: 16	H: 3 LOB: 1 BB: 0 P: 26	R: 0 E: 0 K: 1 S: 7	H: 0 LOB: 0 BB: 0 P: 10	R: 0 E: 0 K: 1 S: 11	H: 0 LOB: 0 BB: 0 P: 17	1B: 6 2B: 3 3B: 0 HR: 0	SF: 1 SAC: 0 DP: 1 HBP: 0	WP: 0 PB: 0 SB: 0 CS: 0	PA: 38					
<b>PITCHER</b>	IP	WLS	BF	H	R	ER	SO	BB	IBB	HBP	BLK	WP	HR	S	P	ERA	WHIP										
Jose Guzman, R (1,1) ERA: 1.5	6.0	L	26	6	1	1	2	3	0	0	0	0	0	59	98	1.50	1.500										
Wayne Rosenthal, R (7,1) ERA: 10.13	0.0		1	1	1	1	0	0	0	0	0	0	0	2	4	∞	∞										
Floyd Bannister, L (7,1) ERA: 7.2	1.0	5	2	1	0	1	0	0	0	0	0	0	0	14	22	0.00	2.000										
Terry Mathews, R (8,1) ERA: 2.45	1.0	3	0	0	0	1	0	0	0	0	0	0	0	7	10	0.00	0.000										
Kenny Rogers, L (9,1) ERA: 4.91	1.0	3	0	0	0	1	0	0	0	0	0	0	0	11	17	0.00	0.000										

Batter	1	2	3	4	5	6	7	8	9	AB	R	H	RBI	BB	SO	LOB	BOTTOM										
Monty Fariss, R (1,7) OBP: 0.500, SLG: 0.571	1-1 CS		4-2 BB							3	0	2	0	1	1	0	<b>California Angels @ Texas Rangers</b> Arlington Stadium, Arlington, TX Mon Apr 13 1992, 8:05 PM EDT Att: 41,129 - Cloudy - 85 F										
Rafael Palmeiro, L (1,3) OBP: 0.353, SLG: 0.429	3-1 G4-3		4-1 BB			3-2 G4-3		0-3 K		3	0	0	0	1	1	3											
Ruben Sierra, S (1,9) OBP: 0.417, SLG: 0.727	2-1 P6		1-3 K			0-1 G6-3		0-3 K		4	0	0	0	0	2	4											
Juan Gonzalez, R (1,8) OBP: 0.412, SLG: 0.576		1-2 G6-4-3		1-0 G5-3			0-0 1B		1-2 G5-3	4	0	2	0	0	0	0											
Brian Downing, R (1,10) OBP: 0.438, SLG: 0.250		3-2 G6-4-3		2-2 F9			1-2 P4		1-3 K	3	0	1	0	0	0	1											
Geno Petralli, L (9,PH) OBP: 0.286, SLG: 0.857		1-2 1B								1	0	0	0	0	1	0											
Dean Palmer, R (1,5) OBP: 0.455, SLG: 0.778		3-1 G6-4-3		2-3 K			2-2 P8		1-3 K	4	0	0	0	0	2	3											
Dickie Thon, R (1,6) OBP: 0.259, SLG: 0.280		0-2 F9								3	0	0	0	0	0	2											
Al Newman, S (1,4) OBP: 0.316, SLG: 0.250			0-1 F7							2	0	0	0	0	0	0											
John Cangelosi, S (8,PH) OBP: 0.375, SLG: 0.667										1	0	0	0	0	1	0											
Ivan Rodriguez, R (1,2) OBP: 0.333, SLG: 0.462			0-1 P3							3	0	1	0	0	0	0											
<b>Inning Stats</b>	R: 0 E: 0 K: 0 S: 6	H: 1 LOB: 0 BB: 0 P: 12	R: 0 E: 0 K: 0 S: 12	H: 2 LOB: 1 BB: 0 P: 18	R: 0 E: 0 K: 1 S: 10	H: 0 LOB: 2 BB: 2 P: 19	R: 0 E: 0 K: 1 S: 7	H: 0 LOB: 0 BB: 0 P: 12	R: 0 E: 0 K: 1 S: 7	H: 0 LOB: 0 BB: 0 P: 10	R: 0 E: 0 K: 1 S: 8	H: 0 LOB: 0 BB: 0 P: 11	R: 0 E: 0 K: 0 S: 8	H: 1 LOB: 1 BB: 0 P: 12	R: 0 E: 0 K: 3 S: 12	H: 2 LOB: 2 BB: 0 P: 15	R: 0 E: 0 K: 2 S: 10	H: 0 LOB: 0 BB: 0 P: 13	1B: 6 2B: 0 3B: 0 HR: 0	SF: 0 SAC: 0 DP: 1 HBP: 0	WP: 0 PB: 0 SB: 0 CS: 1	PA: 33					
<b>PITCHER</b>	IP	WLS	BF	H	R	ER	SO	BB	IBB	HBP	BLK	WP	HR	S	P	ERA	WHIP										
Jim Abbott, L (1,1) ERA: 1.23	7.1	W	28	6	0	0	4	2	0	0	0	0	0	64	103	0.00	1.091										
Bryan Harvey, R (8,1) ERA:	1.2	S	5	0	0	0	4	0	0	0	0	0	0	16	19	0.00	0.000										

AB	34
R	3
H	9
RBI	2
BB	3
SO	5
LOB	14



WP	0
PB	0
SB	0
CS	0
PA	38

AB	31
R	0
H	6
RBI	0
BB	2
SO	8
LOB	13



WP	0
PB	0
SB	0
CS	1
PA	33











Batter	1	2	3	4	5	6	7	8	9	AB	R	H	RBI	BB	SO	LOB	TOP								
Chad Curtis, R OBP: 0.400, SLG: 0.500 (1, 9)	0-2 P6		0-0 F8			0-2 CS 1B			1-1 1B 2B	4	1	2	0	0	0	2									
Bobby Rose, R OBP: 0.359, SLG: 0.486 (1, 4)	1-0 G6-3		2-1 L6			1-1 G5-3			1-2 1B E	4	0	1	1	0	0	3									
Luis Polonia, L OBP: 0.429, SLG: 0.321 (9, FR)									2-H 1B	0	1	0	0	0	0	0									
Von Hayes, L OBP: 0.351, SLG: 0.559 (9, 9)										0	0	0	0	0	0	0									
Junior Felix, S OBP: 0.295, SLG: 0.366 (1, 8)	1-1 G6-3			0-3 K2-3					1-0 1B E	4	1	1	0	0	1	1									
Hubie Brooks, R OBP: 0.326, SLG: 0.548 (1, 10)		1-2 G6-4-3 1B		0-3 K					1-0 1B E5 SF8	4	0	1	0	0	2	1									
Gary Gaetti, R OBP: 0.219, SLG: 0.250 (1, 5)	0-0 G6-4-3		3-0 G5-3			3-2 G5-3			2-1 SF8	3	0	0	1	0	0	1									
Lee Stevens, L OBP: 0.136, SLG: 0.273 (1, 3)	1-0 G6-3				0-0 F7				1-2 SF8	4	0	0	0	0	0	2									
Mike Fitzgerald, R OBP: 0.294, SLG: 0.200 (9, PH)			4-0 CS BB		0-0 F8			1-2 G3-1	1-2 G4-3	2	0	0	0	1	0	0									
John Morris, L (9, PH)										1	0	0	0	0	0	2									
Rene Gonzales, R OBP: 0.429, SLG: 1.000 (9, 4)										0	0	0	0	0	0	0									
Ron Tingley, R (1, 2)			4-1 BB BB		1-0 G5-3			0-0 L7		2	0	0	0	1	0	0									
Gary Disarcina, R OBP: 0.367, SLG: 0.333 (1, 6)			4-2 BB			0-0 P4		0-2 G6-3		2	0	0	0	1	0	0									
Inning Stats	R: 0 E: 0 K: 0 S: 7	H: 0 LOB: 0 BB: 0 P: 9	R: 0 E: 0 K: 0 S: 8	H: 1 LOB: 0 BB: 0 P: 10	R: 0 E: 0 K: 0 S: 6	H: 0 LOB: 2 BB: 3 P: 20	R: 0 E: 0 K: 2 S: 7	H: 0 LOB: 0 BB: 0 P: 10	R: 0 E: 0 K: 0 S: 3	H: 0 LOB: 0 BB: 0 P: 4	R: 0 E: 0 K: 0 S: 8	H: 1 LOB: 1 BB: 0 P: 9	R: 0 E: 0 K: 1 S: 9	H: 0 LOB: 0 BB: 0 P: 13	R: 0 E: 0 K: 0 S: 8	H: 0 LOB: 0 BB: 0 P: 9	R: 3 E: 1 K: 0 S: 19	H: 3 LOB: 2 BB: 0 P: 28	1B: 4 2B: 1 3B: 0 HR: 0	SF: 1 SAC: 0 DP: 1 HBP: 0	WP: 0 PB: 0 SB: 0 CS: 2	PA: 34			
PITCHER	IP	WLS	BF	H	R	ER	SO	BB	IBB	HBP	BLK	WP	HR	S	P	ERA	WHIP								
Brian Bohanon, L ERA: 3.86 (1, 1)	8.0		28	3	1	1	3	3	0	0	0	0	0	58	87	1.12	0.750								
Jeff Russell, R ERA: 1.93 (9, 1)	1.0	L	6	2	2	0	0	0	0	0	0	0	0	17	25	0.00	2.000								

California Angels @ Texas Rangers  
Arlington Stadium, Arlington, TX  
Thu Apr 16 1992, 8:05 PM EDT  
Att: 22,686 - Cloudy - 80 F

AB 30  
R 3  
H 5  
RBI 2  
BB 3  
SO 3  
LOB 12



Batter	1	2	3	4	5	6	7	8	9	AB	R	H	RBI	BB	SO	LOB	BOTTOM								
Jeff Huson, L OBP: 0.296, SLG: 0.423 (1, 6)	0-2 G4-3		1-0 G3 S 1B			0-0 1B 1B	3-2 P4		1-3 K	5	0	2	1	0	1	4									
Jack Daugherty, S OBP: 0.269, SLG: 0.250 (1, 10)	1-0 G3-6-3 1B		4-1 G3			2-2 1B	3-3 K			4	0	2	0	0	1	4									
Rafael Palmeiro, L OBP: 0.333, SLG: 0.371 (1, 3)	0-1 G3-6-3		0-2 F7			0-3 K	0-0 F9			4	0	0	0	0	1	7									
Ruben Sierra, S OBP: 0.375, SLG: 0.605 (1, 9)		2-1 G5-3 2B		0-1 F9		0-2 P5		2-1 G3-1		4	0	1	0	0	0	2									
Juan Gonzalez, R OBP: 0.333, SLG: 0.477 (1, 8)		2-3 K		1-0 F8		0-1 P4		0-3 K		4	0	0	0	0	2	3									
Kevin Reimer, L OBP: 0.359, SLG: 0.444 (1, 7)		2-0 G5-3		0-0 L8			0-0 E FC 1B	1-0 F9		4	1	1	0	0	0	1									
Dean Palmer, R OBP: 0.419, SLG: 0.639 (1, 5)		0-3 K			2-2 G5-4-3 1B		0-0 FC 1B		4-2 SH3-4 BB	3	0	1	0	1	1	2									
Ivan Rodriguez, R OBP: 0.342, SLG: 0.471 (1, 2)			0-0 SH5-3 1B 2B		2-2 G5-4-3		2-0 BB 1B		0-1 SH3-4	3	1	2	1	0	0	1									
Al Newman, S OBP: 0.286, SLG: 0.222 (1, 4)					2-1 P4		2-3 3-H 4-0 BB		0-3 K	1	0	0	0	0	0	0									
Geno Petralli, L OBP: 0.250, SLG: 0.750 (7, PH)										0	0	0	0	0	0	0									
Brian Downing, R OBP: 0.381, SLG: 0.188 (7, PH)										0	0	0	0	1	0	0									
Dickie Thon, R OBP: 0.294, SLG: 0.323 (8, 6)										1	0	0	0	0	1	1									
Inning Stats	R: 0 E: 0 K: 0 S: 6	H: 1 LOB: 0 BB: 0 P: 7	R: 0 E: 0 K: 2 S: 9	H: 1 LOB: 1 BB: 0 P: 15	R: 1 E: 0 K: 0 S: 10	H: 2 LOB: 1 BB: 0 P: 14	R: 0 E: 0 K: 0 S: 4	H: 0 LOB: 0 BB: 0 P: 5	R: 0 E: 0 K: 0 S: 10	H: 1 LOB: 0 BB: 0 P: 16	R: 0 E: 0 K: 1 S: 13	H: 2 LOB: 2 BB: 0 P: 15	R: 1 E: 1 K: 1 S: 12	H: 2 LOB: 3 BB: 1 P: 24	R: 0 E: 0 K: 1 S: 6	H: 0 LOB: 0 BB: 0 P: 9	R: 0 E: 0 K: 2 S: 10	H: 0 LOB: 1 BB: 1 P: 15	1B: 7 2B: 2 3B: 0 HR: 0	SF: 0 SAC: 2 DP: 2 HBP: 0	WP: 0 PB: 0 SB: 1 CS: 0	PA: 37			
PITCHER	IP	WLS	BF	H	R	ER	SO	BB	IBB	HBP	BLK	WP	HR	S	P	ERA	WHIP								
Don Robinson, R ERA: 1.46 (1, 1)	6.0		26	9	2	2	3	1	0	0	0	0	0	9	19	0.00	1.000								
Steve Frey, L ERA (7, 1)	1.0		4	0	0	0	1	1	0	0	0	0	0	9	19	0.00	1.000								
Chuck Crim, R ERA: 1.64 (8, 1)	1.0	W	3	0	0	0	1	0	0	0	0	0	0	6	9	0.00	0.000								
Bryan Harvey, R ERA (9, 1)	1.0	S	4	0	0	0	2	1	0	0	0	0	0	10	15	0.00	1.000								

California Angels @ Texas Rangers  
Arlington Stadium, Arlington, TX  
Thu Apr 16 1992, 8:05 PM EDT  
Att: 22,686 - Cloudy - 80 F

AB 33  
R 2  
H 9  
RBI 2  
BB 2  
SO 7  
LOB 25





Batter	1	2	3	4	5	6	7	8	9	AB	R	H	RBI	BB	SO	LOB	TOP				
Luis Polonia, L OBP: 0.450, SLG: 0.364 (1, 7)	L6		1B 2B	FC5-2 1B		1B		1B		5	1	3	3	0	0	2	<b>California Angels @ Kansas City Royals</b> Royals Stadium, Kansas City, MO Fri Apr 17 1992, 8:05 PM EDT Att: 18,296 - Cloudy - 57 F				
Junior Felix, S OBP: 0.286, SLG: 0.348 (1, 8)	G3		BB 2B	P2		G1-3		L4		5	1	1	0	0	0	5					
Von Hayes, L OBP: 0.381, SLG: 0.541 (1, 9)	F7		2B BB					G3		3	1	1	1	2	0	0					
Hubie Brooks, R OBP: 0.319, SLG: 0.522 John Morris, L (8, PH)		G4-3	K			G4-3-6 1B		F9		4	0	1	0	0	1	3					
Alvin Davis, L OBP: 0.435, SLG: 0.600 (1, 3)	P6		2B			G4-3-6		G3		5	0	1	3	0	0	1					
Gary Gaetti, R OBP: 0.243, SLG: 0.281 (1, 5)	2B	L5				HBP		G6-3	K	4	0	1	0	0	1	1					
Lance Parrish, R OBP: 0.267, SLG: 0.464 (1, 2)	K	G6-3				P4		HR	1B	5	1	2	1	0	1	3					
Bobby Rose, R OBP: 0.364, SLG: 0.500 (1, 4)			E5 1B	FC5-2 2B		P4		E 1B	F7	5	2	2	0	0	0	1					
Gary Disarcina, R OBP: 0.382, SLG: 0.355 (1, 6)			1B	FC5-2 1B		G5-3		E6 1B		4	2	2	0	0	0	1					
<b>Inning Stats</b>	R: 0 E: 0 K: 0 S: 5	H: 0 LOB: 0 BB: 0 P: 8	R: 0 E: 0 K: 1 S: 8	H: 1 LOB: 1 BB: 0 P: 13	R: 5 E: 1 K: 1 S: 14	H: 4 LOB: 1 BB: 1 P: 27	R: 1 E: 0 K: 0 S: 10	H: 3 LOB: 2 BB: 0 P: 17	R: 0 E: 0 K: 0 S: 13	H: 1 LOB: 1 BB: 0 P: 22	R: 0 E: 0 K: 0 S: 4	H: 0 LOB: 0 BB: 0 P: 9	R: 2 E: 1 K: 0 S: 14	H: 3 LOB: 3 BB: 1 P: 24	R: 0 E: 0 K: 1 S: 10	H: 1 LOB: 1 BB: 0 P: 16		1B: 10 2B: 3 3B: 0 HR: 1	SF: 0 SAC: 0 DP: 1 HBP: 1	WP: 0 PB: 0 SB: 0 CS: 0	PA: 44
<b>PITCHER</b>	IP	WLS	BF	H	R	ER	SO	BB	IBB	HBP	BLK	WP	HR	S	P	ERA	WHIP				
Mike Boddicker, R ERA: 5.11 (1, 1)	5.0	L	25	9	6	5	2	1	0	1	0	0	0	50	87	9.00	2.000				
Rusty Meacham, R ERA: 1.9 (6, 1)	3.0		15	4	2	1	0	1	0	0	0	0	1	28	47	3.00	1.667				
Mike Magnante, L ERA: 6.0 (9, 1)	1.0		4	1	0	0	1	0	0	0	0	0	0	10	16	0.00	1.000				

AB	41
R	8
H	14
RBI	8
BB	2
SO	3
LOB	20



Batter	1	2	3	4	5	6	7	8	9	AB	R	H	RBI	BB	SO	LOB	BOTTOM				
Keith Miller, R OBP: 0.341, SLG: 0.306 (1, 7)	G1-3		F8			F9		G5-3		4	0	0	0	0	0	0	<b>California Angels @ Kansas City Royals</b> Royals Stadium, Kansas City, MO Fri Apr 17 1992, 8:05 PM EDT Att: 18,296 - Cloudy - 57 F				
Brian McRae, S OBP: 0.227, SLG: 0.205 (1, 8)	L6			B1-3		G6-3 BB		G3-1		3	0	0	0	1	0	0					
Gregg Jefferies, S OBP: 0.271, SLG: 0.300 (1, 5)	BB			F7		G6-3		E3 1B		3	0	0	0	1	0	1					
Wally Joyner, L OBP: 0.354, SLG: 0.364 (1, 3)	G3			BB				G3-1		3	0	1	0	1	0	1					
George Brett, L OBP: 0.302, SLG: 0.342 (1, 10)		G1-5-3		G4-3		G4-3		F7		4	0	0	0	0	0	3					
Kevin McReynolds, R OBP: 0.251, SLG: 0.275 (1, 9)		K				HR		G5-3		4	1	2	1	0	1	2					
Brent Mayne, L OBP: 0.167, SLG: 0.167 (1, 2)		K				G4-3		P8		3	0	0	0	0	1	1					
Curtis Wilkerson, S OBP: 0.083, SLG: 0.083 (1, 4)						G1-3		P6		3	0	0	0	0	0	0					
David Howard, S OBP: 0.208, SLG: 0.095 (1, 6)						G4-3		G3-1		3	0	0	0	0	0	0					
<b>Inning Stats</b>	R: 0 E: 0 K: 0 S: 9	H: 0 LOB: 1 BB: 1 P: 18	R: 0 E: 0 K: 2 S: 9	H: 0 LOB: 0 BB: 0 P: 16	R: 0 E: 0 K: 0 S: 5	H: 0 LOB: 0 BB: 0 P: 8	R: 1 E: 0 K: 0 S: 6	H: 1 LOB: 0 BB: 0 P: 11	R: 0 E: 0 K: 0 S: 4	H: 0 LOB: 0 BB: 1 P: 9	R: 0 E: 0 K: 0 S: 7	H: 1 LOB: 1 BB: 0 P: 12	R: 0 E: 0 K: 0 S: 9	H: 0 LOB: 0 BB: 0 P: 13	R: 0 E: 1 K: 0 S: 11	H: 1 LOB: 2 BB: 0 P: 15		1B: 2 2B: 0 3B: 0 HR: 1	SF: 0 SAC: 0 DP: 1 HBP: 0	WP: 0 PB: 0 SB: 0 CS: 0	PA: 33
<b>PITCHER</b>	IP	WLS	BF	H	R	ER	SO	BB	IBB	HBP	BLK	WP	HR	S	P	ERA	WHIP				
Scott Lewis, R ERA: 4.3 (1, 1)	7.0	W	25	7	1	1	2	3	0	0	0	0	0	45	84	1.29	0.714				
Mark Eichhorn, R ERA: 3.24 (8, 1)	2.0		8	1	0	0	0	0	0	0	0	0	0	20	28	0.00	0.500				

AB	30
R	1
H	3
RBI	1
BB	3
SO	2
LOB	8





Batter	1	2	3	4	5	6	7	8	9	10	AB	R	H	RBI	BB	SO	LOB	TOP	
Luis Polonia, L OBP: 0.467, SLG: 0.378 (1, 7)	0-1 1B	G4-3					G3-1			SH1-4 1B	4	1	2	0	1	0	1	California Angels @ Kansas City Royals Royals Stadium, Kansas City, MO Sat Apr 18 1992, 4:33 AM EDT Att: 20,129 - Cloudy - 74 F	
Junior Felix, S OBP: 0.278, SLG: 0.333 (1, 8)	2-3 K		G4-3				K	L7		SH1-4 1B	5	1	1	0	0	2	2		
Von Hayes, L OBP: 0.370, SLG: 0.537 (1, 9)	0-1 F8		1-2 2B				F8	K		SH1-4	4	0	1	0	0	1	1		
John Morris, L Hubie Brooks, R OBP: 0.347, SLG: 0.563 (8, PH)	2-1 G3-1		3-3 K				G6-3	1B	2B	L5-3 1B	3	0	0	0	0	1	2		
Lee Stevens, L Mike Fitzgerald, R Rene Gonzales, R OBP: 0.333, SLG: 0.250 (8, PR) (8, 3)		1-2 HR	0-0 P5				K	FC6-4	1B	L5-3	3	1	1	0	0	1	1		
Gary Gaetti, R OBP: 0.220, SLG: 0.250 (1, 5)	SAFE F9			2-3 K			F8				4	0	0	0	0	1	3		
Lance Parrish, R OBP: 0.294, SLG: 0.594 (1, 2)	1-0 HR			2-1 2B			FC6-4			P8	4	1	2	2	0	0	1		
Bobby Rose, R OBP: 0.333, SLG: 0.455 (1, 4)	0-2 G3			2-1 G5-3			F8			K	4	0	0	0	0	1	1		
Gary Disarcina, R OBP: 0.368, SLG: 0.371 (1, 6)	0-1 2B			3-3 K			L7			G5-3	4	0	1	0	0	1	1		
<b>Inning Stats</b>	R: 0 E: 0 K: 1 S: 9	H: 1 LOB: 1 BB: 0 P: 13	R: 2 E: 0 K: 0 S: 13	H: 3 LOB: 1 BB: 0 P: 16	R: 0 E: 0 K: 2 S: 10	H: 1 LOB: 1 BB: 0 P: 19	R: 0 E: 0 K: 1 S: 8	H: 0 LOB: 0 BB: 1 P: 14	R: 0 E: 0 K: 1 S: 9	H: 0 LOB: 0 BB: 0 P: 12	R: 1 E: 0 K: 1 S: 12	H: 2 LOB: 1 BB: 0 P: 19	R: 0 E: 0 K: 1 S: 9	H: 0 LOB: 0 BB: 0 P: 11	R: 2 E: 0 K: 0 S: 11	H: 3 LOB: 0 BB: 0 P: 15	1B: 6 2B: 5 3B: 0 HR: 1		SF: 0 SAC: 1 DP: 1 HBP: 0
<b>PITCHER</b>	IP WLS BF H R ER SO BB IBB HBP BLK WP HR S P ERA WHIP	6.0 2.0 8 2 1 1 0 0 0 0 0 0 0 17 27 3.00 1.167	2.0 L 8 3 2 2 1 0 0 0 0 0 0 20 26 9.00 1.500	2.0 L 8 3 2 2 1 0 0 0 0 0 0 20 26 9.00 1.500															

AB	39
R	5
H	11
RBI	5
BB	1
SO	8
LOB	14



Batter	1	2	3	4	5	6	7	8	9	10	AB	R	H	RBI	BB	SO	LOB	BOTTOM			
Keith Miller, R OBP: 0.304, SLG: 0.268 (1, 7)	1-1 F9			1-3 K			G5-3	E5 1B		F8	5	0	0	0	0	1	1	California Angels @ Kansas City Royals Royals Stadium, Kansas City, MO Sat Apr 18 1992, 4:33 AM EDT Att: 20,129 - Cloudy - 74 F			
Brian McRae, S OBP: 0.224, SLG: 0.205 (1, 8)	1-1 G5-3			2-2 G6-3			K	1B		G1-3	5	0	1	1	0	1	0				
Gregg Jefferies, S OBP: 0.264, SLG: 0.311 (1, 5)	2-2 G5-3			3-2 F9			1B	2B		L9	5	1	1	0	0	0	2				
Wally Joyner, L OBP: 0.340, SLG: 0.347 (1, 3)		1-0 F7					F8			F9	5	0	1	1	0	1	1				
George Brett, L Gary Thurman, R OBP: 0.071, SLG: 0.071 (8, PH) (9, PR)		0-3 K					K			G1-3	3	0	0	0	1	2	1				
Kevin McReynolds, R OBP: 0.250, SLG: 0.273 (1, 9)		0-1 G5-3					G5-3			F8	4	0	1	0	0	0	0				
Mike Macfarlane, R OBP: 0.314, SLG: 0.222 (1, 2)							G5-3	G5-4-3 1B		G5-3	4	0	1	0	0	1	2				
Curtis Wilkerson, S Jim Eisenreich, L OBP: 0.071, SLG: 0.071 (8, PH) (9, 7)							G5-3	G5-4-3		G5-3	2	0	0	0	0	0	1				
Terry Shumpert, R Chris Gwynn, L David Howard, S OBP: 0.207, SLG: 0.250 (8, PH) (9, 6)							P4	G5-4-3 1B		E7 1B	2	0	0	0	0	1	0				
<b>Inning Stats</b>	R: 0 E: 0 K: 0 S: 8	H: 0 LOB: 0 BB: 0 P: 12	R: 0 E: 0 K: 1 S: 6	H: 0 LOB: 0 BB: 0 P: 7	R: 0 E: 0 K: 2 S: 8	H: 0 LOB: 0 BB: 0 P: 10	R: 0 E: 0 K: 1 S: 7	H: 0 LOB: 0 BB: 0 P: 10	R: 0 E: 0 K: 1 S: 5	H: 1 LOB: 0 BB: 0 P: 5	R: 1 E: 0 K: 1 S: 13	H: 2 LOB: 1 BB: 0 P: 23	R: 2 E: 2 K: 0 S: 15	H: 3 LOB: 2 BB: 0 P: 24	R: 0 E: 0 K: 0 S: 13	H: 1 LOB: 3 BB: 2 P: 25	R: 0 E: 1 K: 1 S: 13		H: 0 LOB: 1 BB: 0 P: 20	1B: 6 2B: 1 3B: 0 HR: 0	SF: 0 SAC: 0 DP: 1 HBP: 0
<b>PITCHER</b>	IP WLS BF H R ER SO BB IBB HBP BLK WP HR S P ERA WHIP	5.2 1.1 6 2 1 1 0 0 0 0 0 0 0 0 43 59 0.00 0.176	0.2 3 1 1 0 0 0 0 0 0 0 0 0 0 6 10 0.00 1.500	0.1 4 2 1 0 0 0 0 0 0 0 0 0 0 9 14 0.00 6.000	2.0 W 10 1 0 0 1 2 0 0 0 0 0 0 26 45 0.00 1.500																

AB	38
R	3
H	7
RBI	2
BB	2
SO	7
LOB	11









Batter	1	2	3	4	5	6	7	8	9	AB	R	H	RBI	BB	SO	LOB	TOP								
Luis Polonia, L OBP: 0.346, SLG: 0.348 (1, 7)	G5-3		SF8 BB 1-2	F7			E SH3 1B		G4-3	4	0	1	0	1	0	0	<b>California Angels @ Oakland Athletics</b> Oakland-Alameda County Coliseum, Oakland, CA Tue Apr 21 1992, 7:05 PM PDT Att: 22,369 - Sunny - 59 F								
Junior Felix, S OBP: 0.259, SLG: 0.309 (1, 8)	G5-3		K		K		SH3		G6-3	4	0	0	0	0	2	2									
Von Hayes, L OBP: 0.382, SLG: 0.500 (1, 9)			BB 1-2		K		G4-3			3	0	1	0	1	1										
Hubie Brooks, R OBP: 0.345, SLG: 0.582 (1, 10)	P6		SF8		F9		DI IBB			2	0	0	1	1	0	1									
Lee Stevens, L OBP: 0.324, SLG: 0.467 (1, 3)			HR				G6-3			3	1	2	1	1	0	2									
Mike Fitzgerald, R OBP: 0.273, SLG: 0.200 (1, 2)	G5-3		P5				L8		F9	4	0	0	0	0	0	4									
Bobby Rose, R OBP: 0.298, SLG: 0.385 (1, 4)	F8				G5-3		S BB		K	3	0	0	0	1	1	0									
Rene Gonzales, R OBP: 0.417, SLG: 1.000 (1, 5)	P6				HR		BB 1-2		G4-3	3	1	1	1	1	0	0									
Gary Disarcina, R OBP: 0.370, SLG: 0.366 (1, 6)			BB BB SF8 BB		L8		F8		K	3	1	0	0	1	1	2									
<b>Inning Stats</b>	R: 0 E: 0 K: 0 S: 13	H: 1 LOB: 1 BB: 0 P: 16	R: 1 E: 0 K: 0 S: 6	H: 1 LOB: 0 BB: 0 P: 8	R: 1 E: 0 K: 1 S: 15	H: 0 LOB: 3 BB: 4 P: 34	R: 1 E: 0 K: 0 S: 10	H: 1 LOB: 0 BB: 0 P: 13	R: 0 E: 0 K: 0 S: 11	H: 0 LOB: 0 BB: 0 P: 14	R: 0 E: 1 K: 0 S: 9	H: 1 LOB: 2 BB: 1 P: 21	R: 0 E: 1 K: 0 S: 10	H: 1 LOB: 2 BB: 1 P: 25	R: 0 E: 0 K: 1 S: 8	H: 0 LOB: 0 BB: 0 P: 12	R: 0 E: 0 K: 1 S: 7	H: 0 LOB: 0 BB: 0 P: 13	1B: 3 2B: 0 3B: 0 HR: 2	SF: 1 SAC: 1 DP: 0 HBP: 0	WP: 0 PB: 0 SB: 1 CS: 1	PA: 38			
<b>PITCHER</b>	IP	WLS	BF	H	R	ER	SO	BB	IBB	HBP	BLK	WP	HR	S	P	ERA	WHIP								
Dave Stewart, R ERA: 3.48 (1, 1)	6.0	L	28	5	3	3	3	6	0	0	0	0	2	67	112	4.50	1.833								
Vince Horsman, L ERA: (7, 1)	1.0		4	0	0	0	0	0	1	0	0	0	0	7	19	0.00	0.000								
Jeff Parrett, R ERA: 1.8 (8, 1)	2.0		6	0	0	0	2	0	0	0	0	0	0	15	25	0.00	0.000								

AB	29
R	3
H	5
RBI	3
BB	7
SO	5
LOB	12



Batter	1	2	3	4	5	6	7	8	9	AB	R	H	RBI	BB	SO	LOB	BOTTOM								
Rickey Henderson, R OBP: 0.392, SLG: 0.333 (1, 7)	G4-3		K		G5-3			K		4	0	0	0	0	2	0	<b>California Angels @ Oakland Athletics</b> Oakland-Alameda County Coliseum, Oakland, CA Tue Apr 21 1992, 7:05 PM PDT Att: 22,369 - Sunny - 59 F								
Carney Lansford, R OBP: 0.426, SLG: 0.468 (1, 5)	BB 1B				G3-1			P3		4	0	2	0	0	0	0									
Jose Canseco, R OBP: 0.373, SLG: 0.633 (1, 9)	G6-4-3 BB		F7				CS 1B		G3	3	0	1	0	1	0	1									
Harold Baines, L OBP: 0.295, SLG: 0.286 (1, 10)	G6-4-3				G3		CS		G4-3	4	0	0	0	0	1	2									
Mark McGwire, R OBP: 0.409, SLG: 0.673 (1, 3)			F9 WP 2B		HR		K		K	4	2	2	1	0	2	0									
Jamie Quirk, L OBP: 0.250, SLG: 0.275 (1, 2)	F9		F9		E4 1B		F8		K	4	0	0	0	0	1	1									
Lance Blankenship, R OBP: 0.379, SLG: 0.423 (1, 4)	G6-3				K				F7	3	0	0	0	0	1	1									
Mike Bordick, R OBP: 0.351, SLG: 0.314 (1, 6)	K						F8			3	0	1	0	0	1	0									
Mike Kingery, L OBP: 0.174, SLG: 0.136 (1, 8)			P3		G4-3				F8	3	0	0	0	0	2	2									
<b>Inning Stats</b>	R: 0 E: 0 K: 0 S: 12	H: 1 LOB: 1 BB: 1 P: 20	R: 1 E: 0 K: 1 S: 9	H: 1 LOB: 0 BB: 0 P: 15	R: 0 E: 0 K: 1 S: 8	H: 1 LOB: 1 BB: 0 P: 12	R: 1 E: 1 K: 1 S: 12	H: 2 LOB: 2 BB: 0 P: 17	R: 0 E: 0 K: 0 S: 12	H: 1 LOB: 0 BB: 0 P: 16	R: 0 E: 0 K: 1 S: 14	H: 0 LOB: 0 BB: 0 P: 21	R: 0 E: 0 K: 0 S: 5	H: 0 LOB: 0 BB: 0 P: 10	R: 0 E: 0 K: 1 S: 5	H: 0 LOB: 0 BB: 0 P: 8	R: 0 E: 0 K: 3 S: 10	H: 0 LOB: 0 BB: 0 P: 16	1B: 4 2B: 1 3B: 0 HR: 1	SF: 0 SAC: 0 DP: 1 HBP: 0	WP: 1 PB: 0 SB: 0 CS: 1	PA: 34			
<b>PITCHER</b>	IP	WLS	BF	H	R	ER	SO	BB	IBB	HBP	BLK	WP	HR	S	P	ERA	WHIP								
Don Robinson, R ERA: 2.2 (1, 1)	4.0		18	5	2	2	3	1	0	0	0	0	1	41	64	4.50	1.500								
Julio Valera, R ERA: 2.45 (5, 1)	4.0	W	12	1	0	0	2	0	0	0	0	0	0	36	55	0.00	0.250								
Bryan Harvey, R ERA: (9, 1)	1.0	S	3	0	0	0	3	0	0	0	0	0	0	10	16	0.00	0.000								

AB	32
R	2
H	6
RBI	1
BB	1
SO	8
LOB	7





Batter	1	2	3	4	5	6	7	8	9	AB	R	H	RBI	BB	SO	LOB	TOP								
Luis Polonia, L OBP: 0.414, SLG: 0.327 John Morris, L (6.7)	F7		G1-6-3		G4-3					3	0	0	0	0	0	2	<b>California Angels @ Oakland Athletics</b> Oakland-Alameda County Coliseum, Oakland, CA Wed Apr 22 1992, 3:33 AM PDT Att: 31,282 - Sunny - 62 F								
Junior Felix, S OBP: 0.286, SLG: 0.367	K						G4-3			5	1	3	3	0	1	2									
Von Hayes, L OBP: 0.328, SLG: 0.552 Chad Curtis, R OBP: 0.471, SLG: 0.538	E6		P6		F8					3	0	0	0	0	2										
Hubie Brooks, R OBP: 0.293, SLG: 0.552 Alvin Davis, L OBP: 0.440, SLG: 0.591	G3			P4		P4				3	0	0	0	0	1										
Lee Stevens, L OBP: 0.308, SLG: 0.429		F8		F7						5	0	1	0	0	2										
Gary Gaetti, R OBP: 0.220, SLG: 0.244		G5-3								4	0	2	0	0	1										
Lance Parrish, R OBP: 0.375, SLG: 0.514 Ron Tingley, R (6.2)				F8						1	0	0	0	1	0										
Rene Gonzales, R OBP: 0.500, SLG: 1.000		G5-3								3	2	2	0	1	0	1									
Gary Disarcina, R OBP: 0.375, SLG: 0.372 Mike Fitzgerald, R OBP: 0.250, SLG: 0.182					G1-3					2	0	1	0	0	0	1									
										2	0	0	0	0	0	2									
<b>Inning Stats</b>	R: 0 E: 1 K: 1 S: 10	H: 0 LOB: 1 BB: 0 P: 15	R: 0 E: 0 K: 0 S: 9	H: 0 LOB: 1 BB: 1 P: 17	R: 0 E: 0 K: 0 S: 5	H: 2 LOB: 1 BB: 0 P: 6	R: 0 E: 0 K: 0 S: 6	H: 1 LOB: 1 BB: 0 P: 13	R: 1 E: 1 K: 0 S: 9	H: 2 LOB: 1 BB: 0 P: 14	R: 0 E: 0 K: 0 S: 5	H: 1 LOB: 0 BB: 0 P: 9	R: 0 E: 0 K: 0 S: 10	H: 0 LOB: 2 BB: 2 P: 19	R: 0 E: 0 K: 0 S: 12	H: 2 LOB: 2 BB: 0 P: 17	R: 3 E: 0 K: 0 S: 16	H: 3 LOB: 1 BB: 1 P: 25	1B: 9 2B: 1 3B: 1 HR: 0	SF: 0 SAC: 0 DP: 2 HBP: 0	WP: 0 PB: 0 SB: 1 CS: 0	PA: 41			
<b>PITCHER</b>	IP	WLS	BF	H	R	ER	SO	BB	IBB	HBP	BLK	WP	HR	S	P	ERA	WHIP								
Mike Moore, R ERA: 1.63	(1, 1)	7.0	W	29	6	1	0	1	3	0	0	0	0	54	93	0.00	1.286								
Gene Nelson, R ERA: 11.37	(8, 1)	2.0		12	5	3	3	0	1	0	0	0	0	28	42	13.50	3.000								
Gene Nelson, R ERA: 11.37	(9, 1)	2.0		12	5	3	3	0	1	0	0	0	0	28	42	13.50	3.000								

AB	37
R	4
H	11
RBI	4
BB	4
SO	1
LOB	18

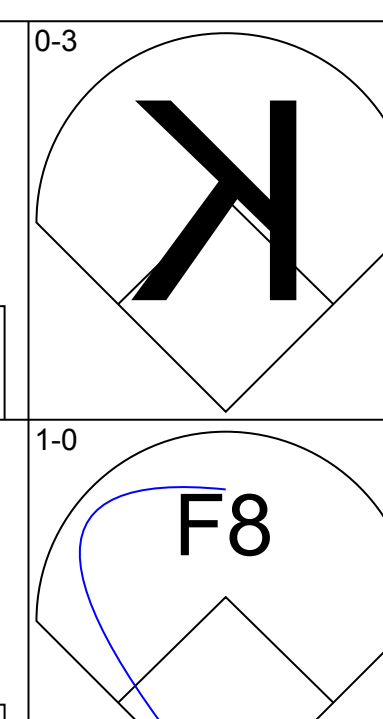
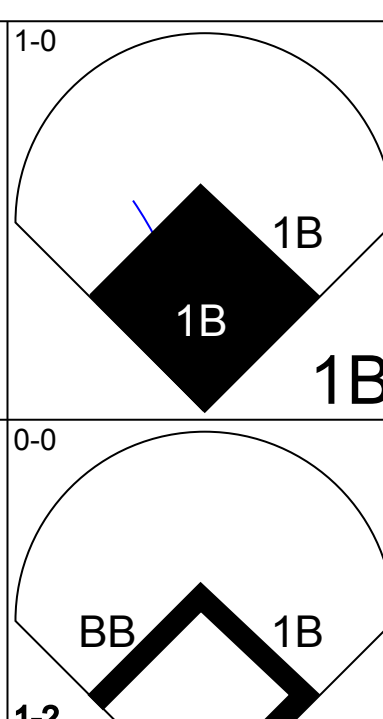
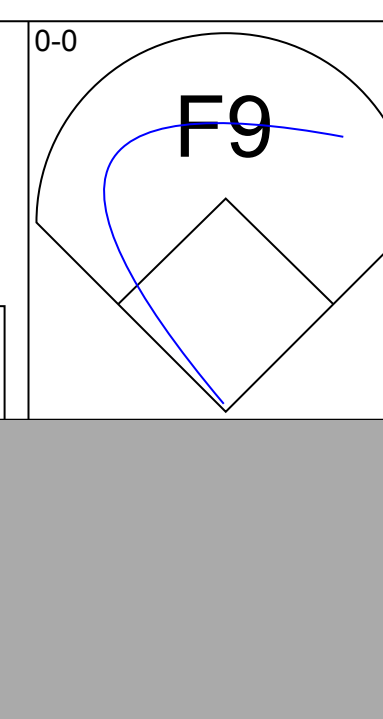
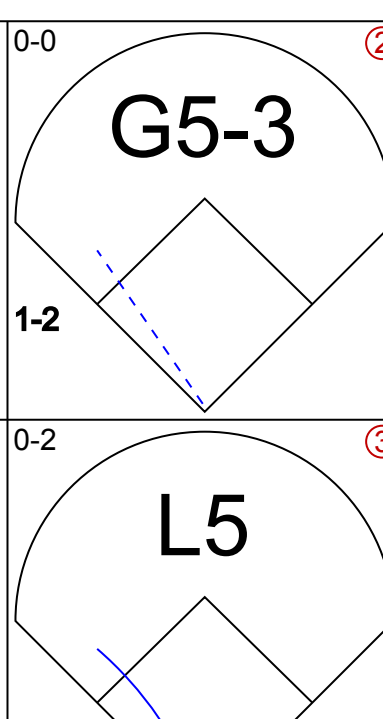
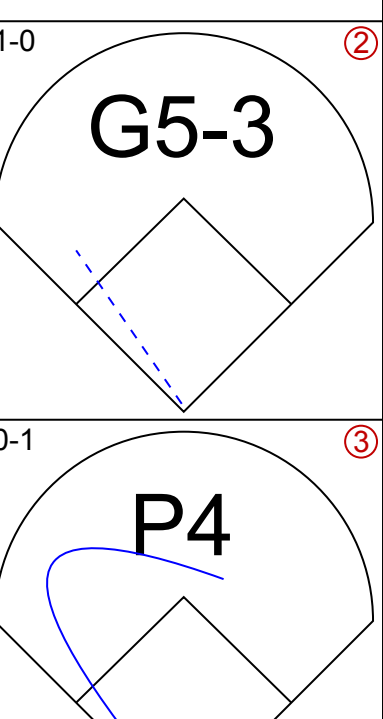
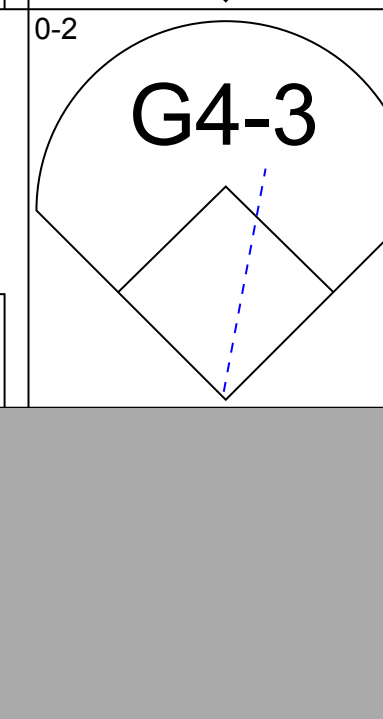
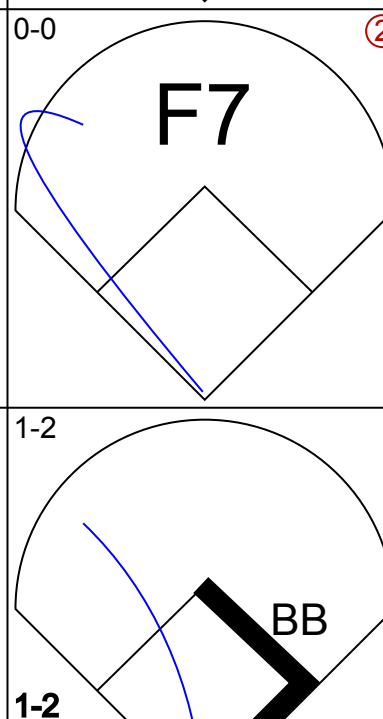
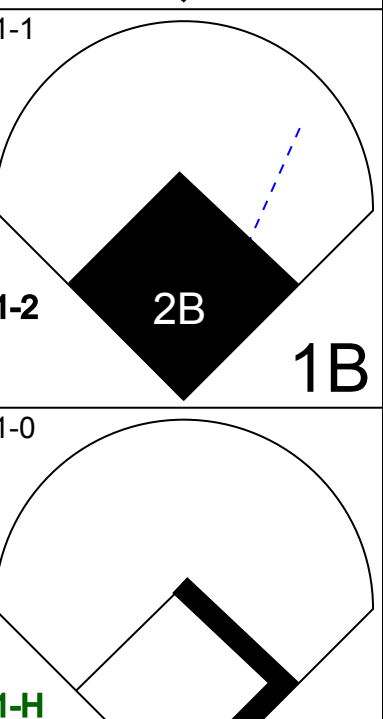



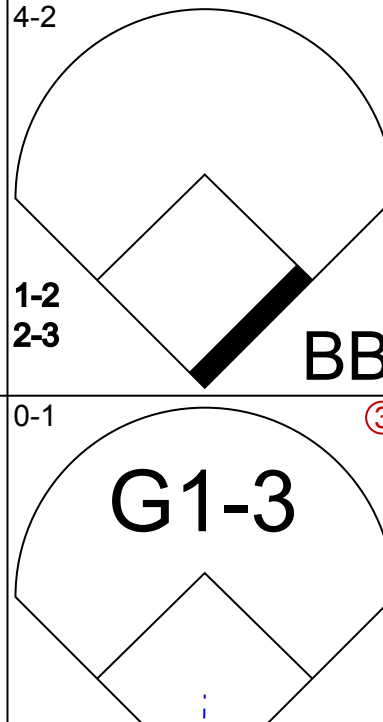
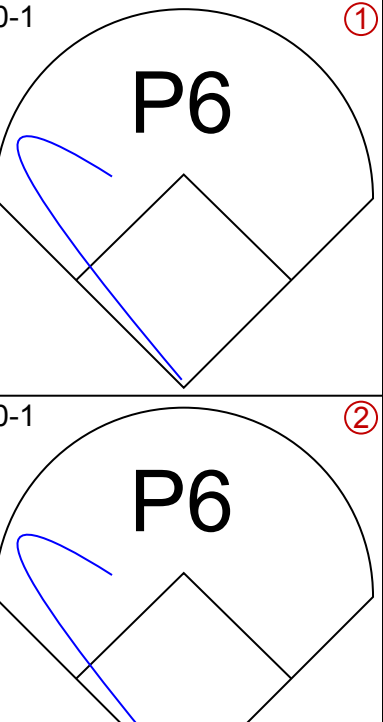
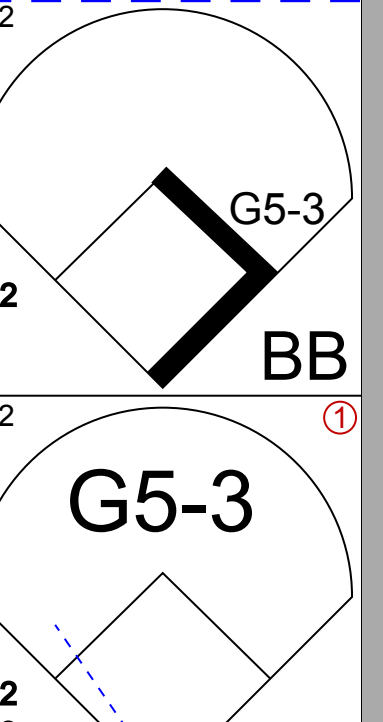
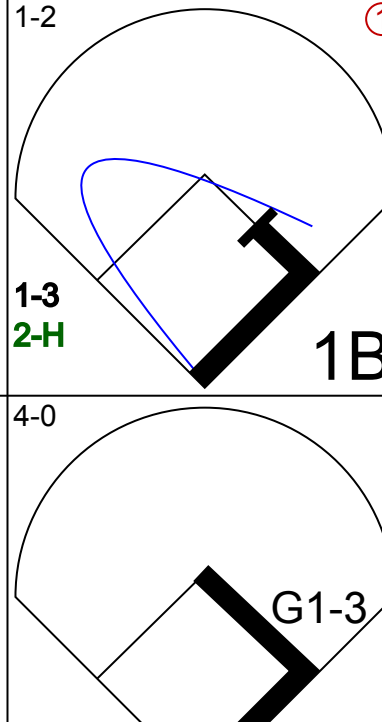
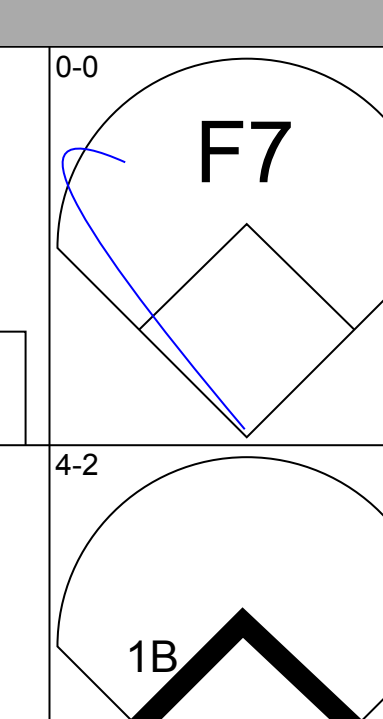
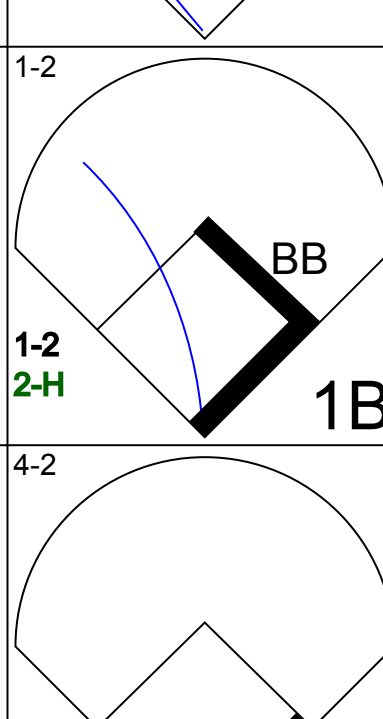
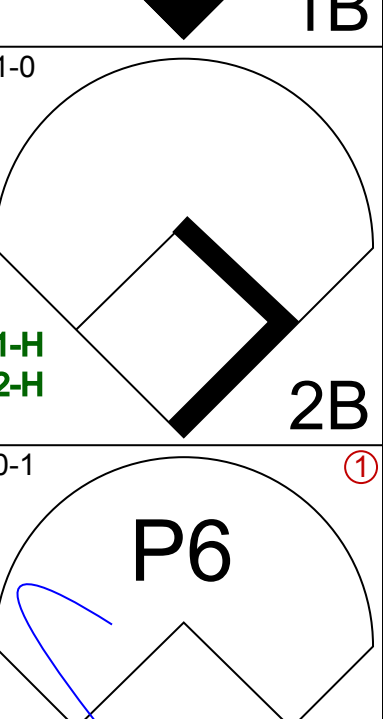
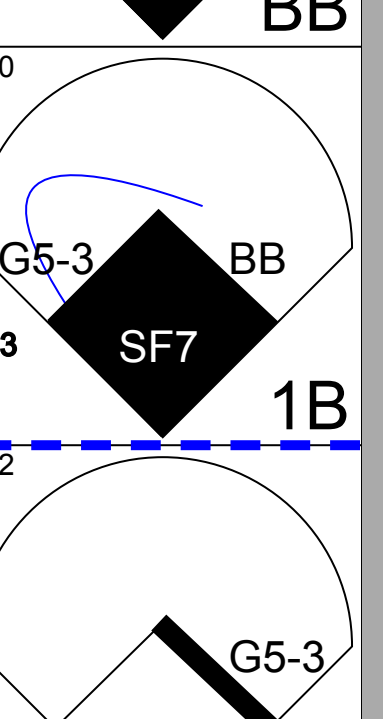
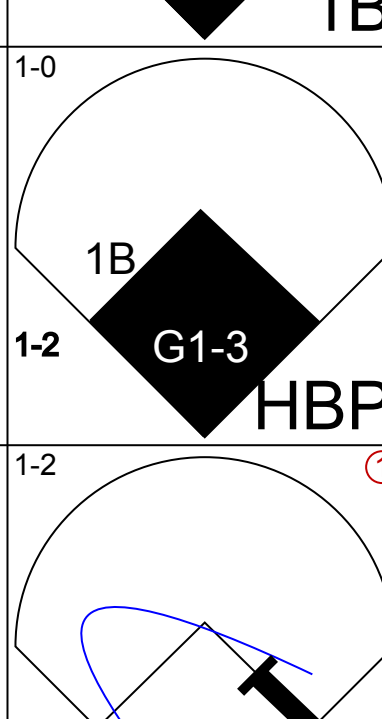
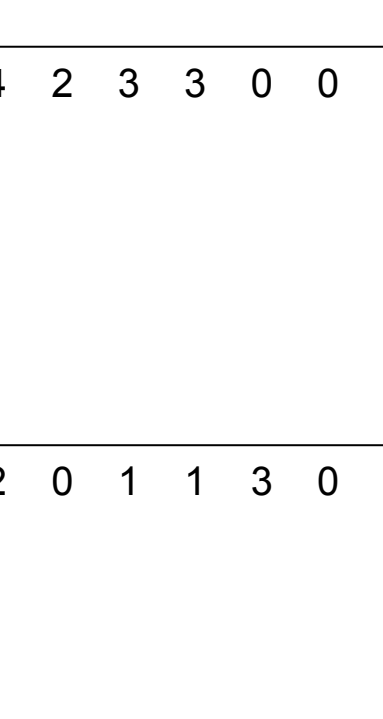
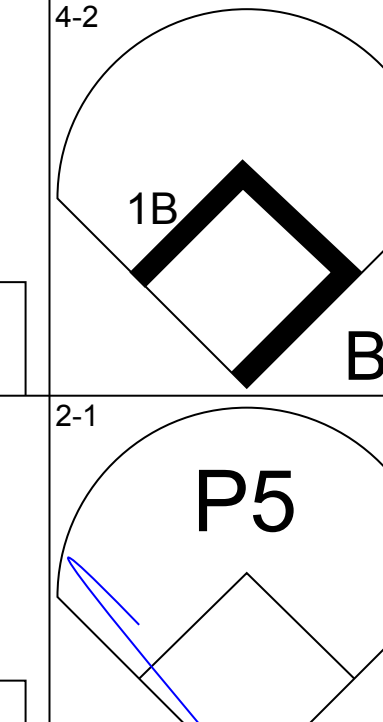
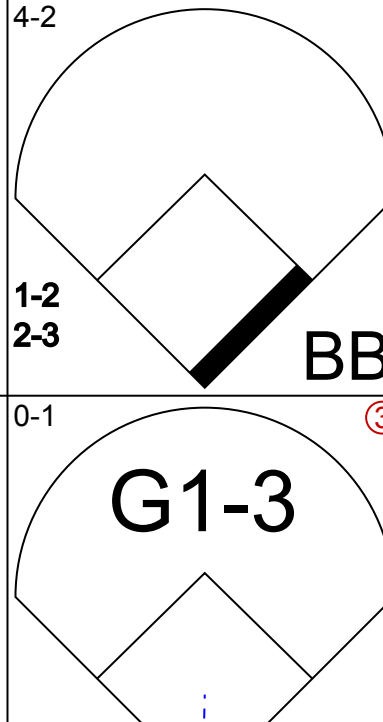

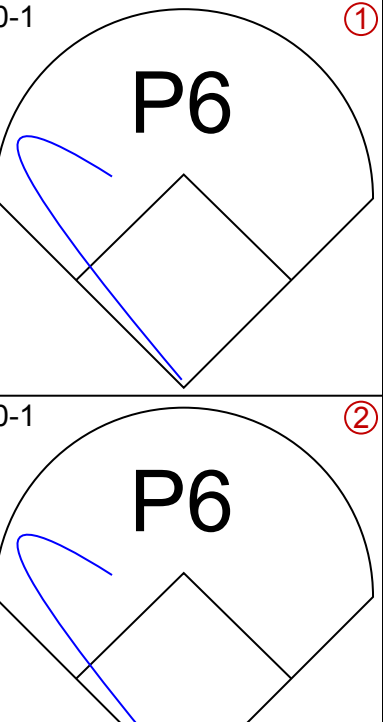
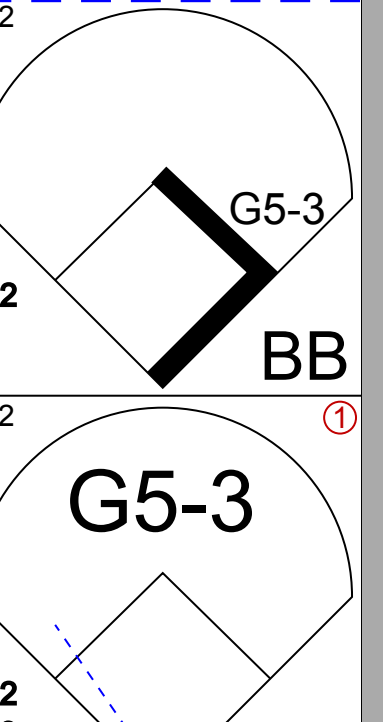
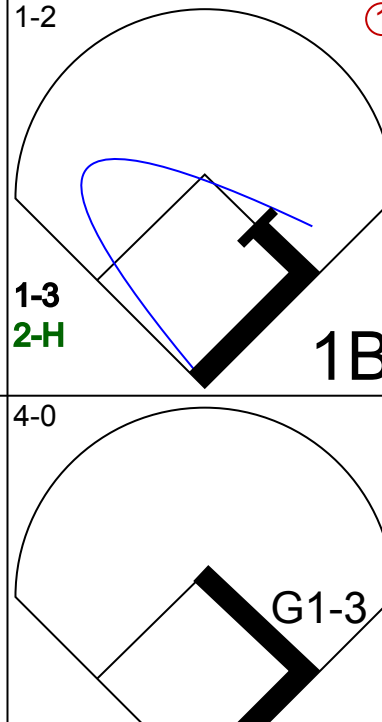
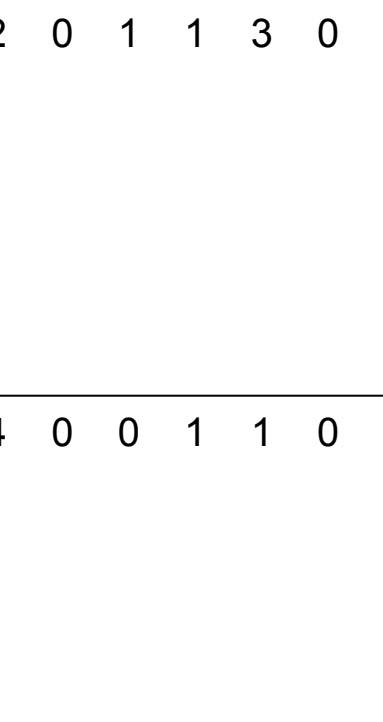
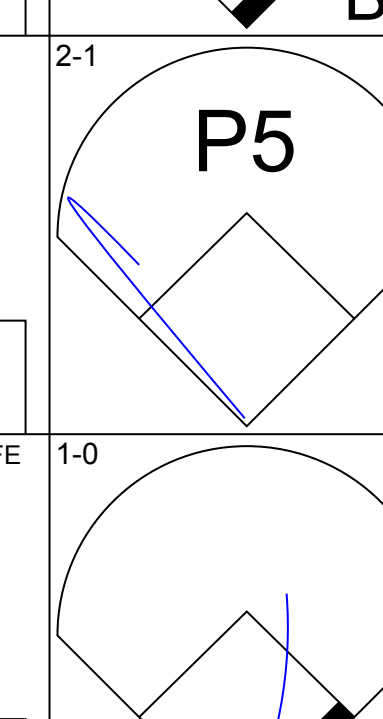
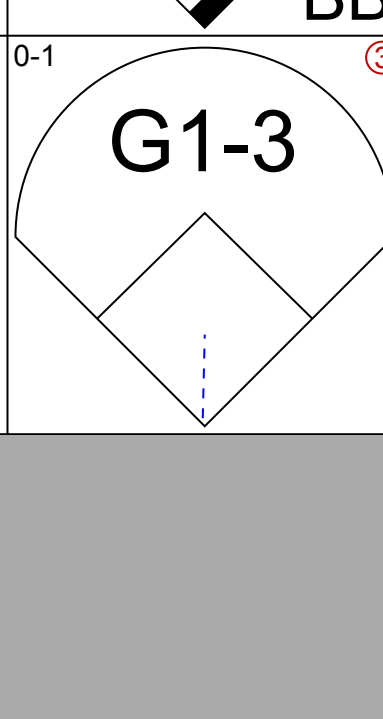
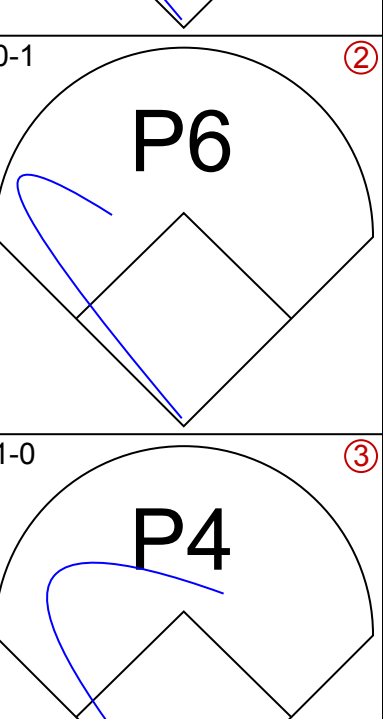
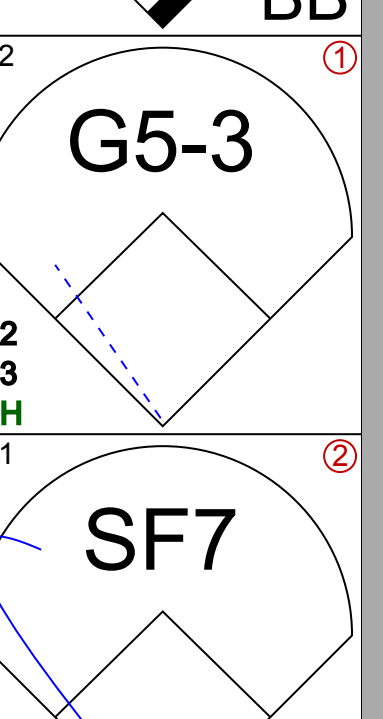
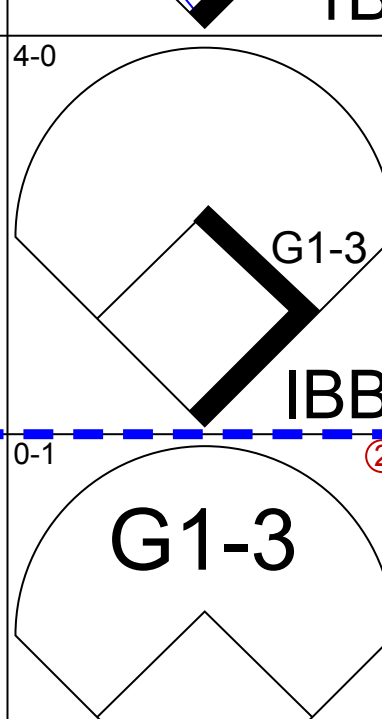
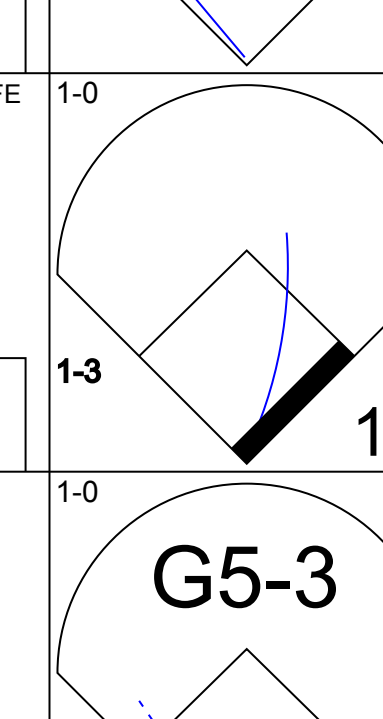
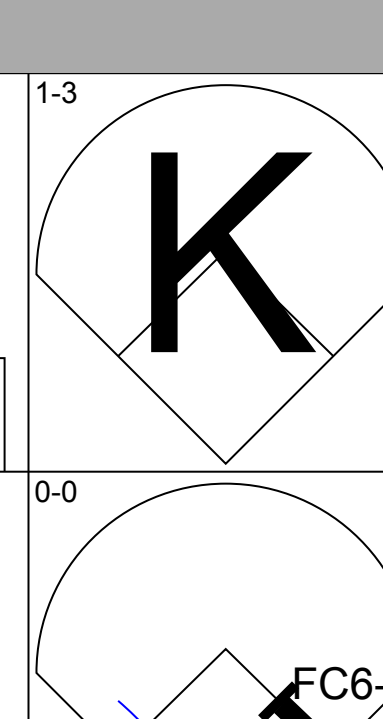
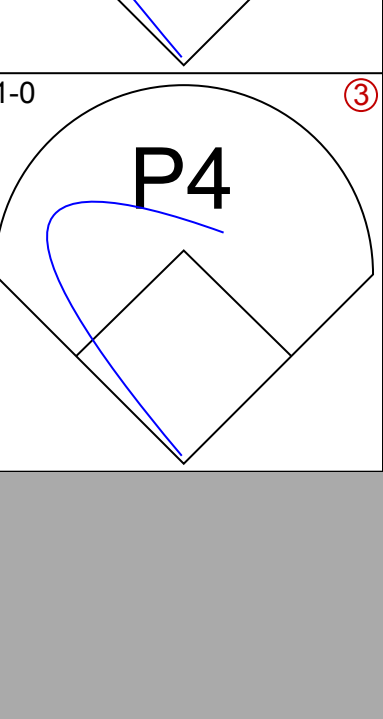
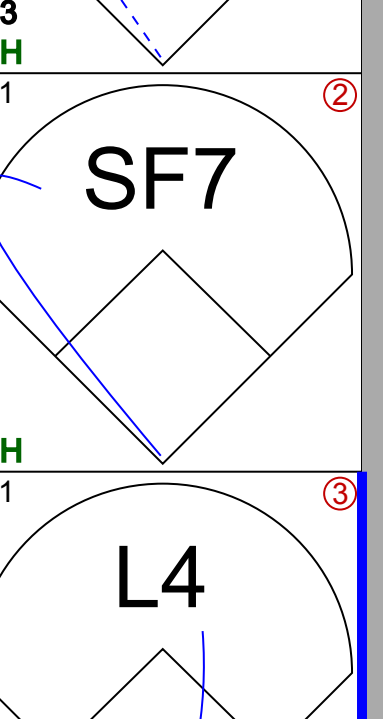
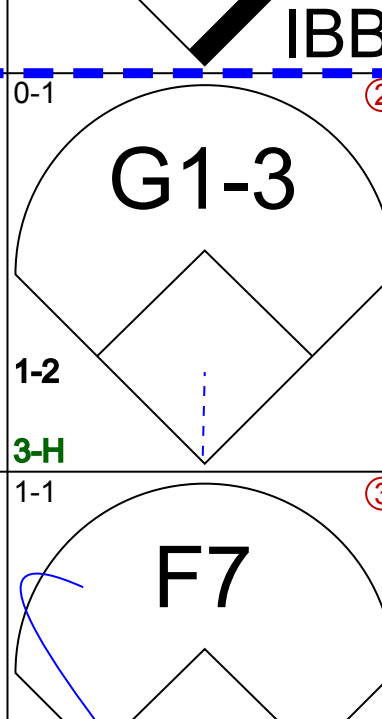
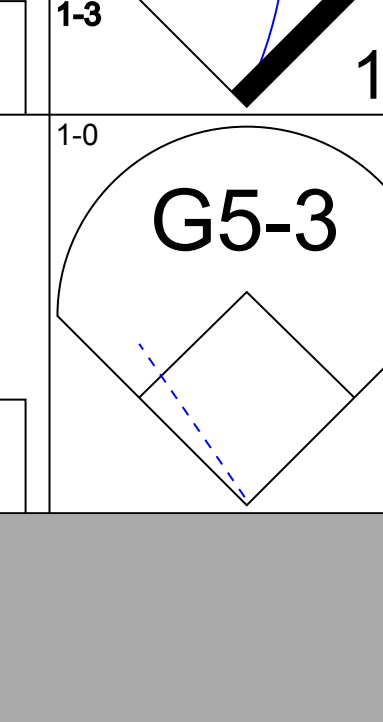
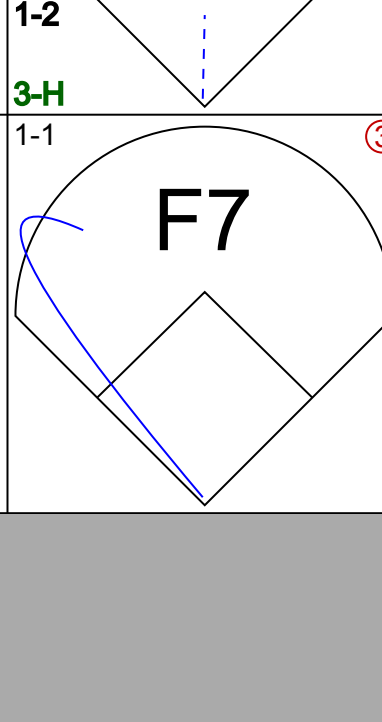
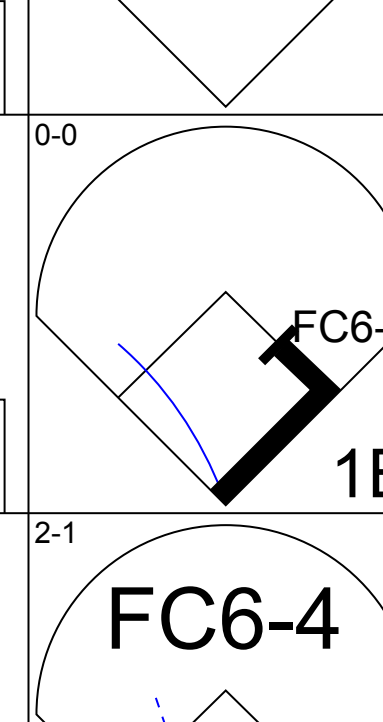
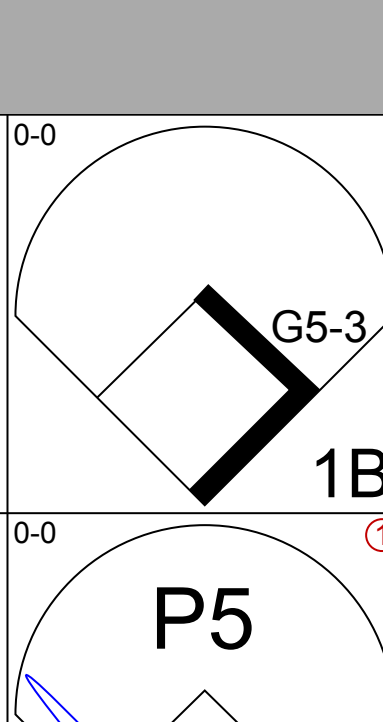
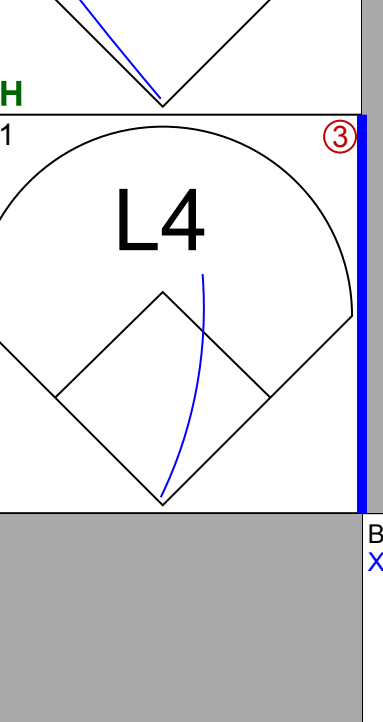
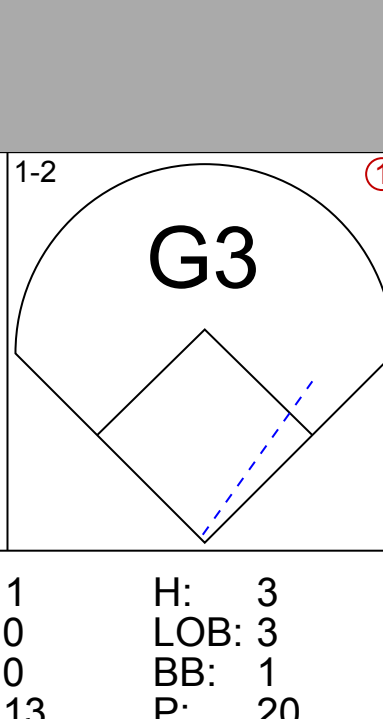
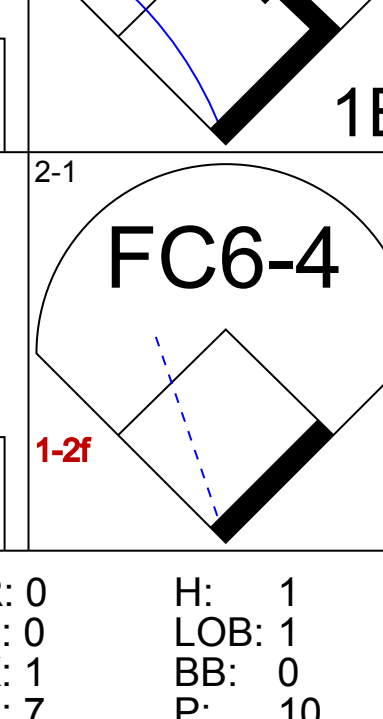
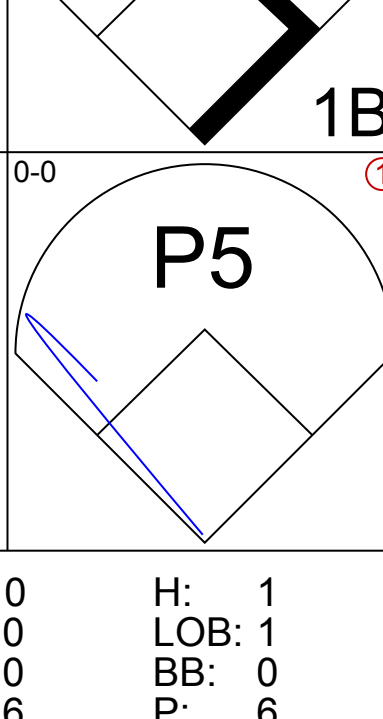
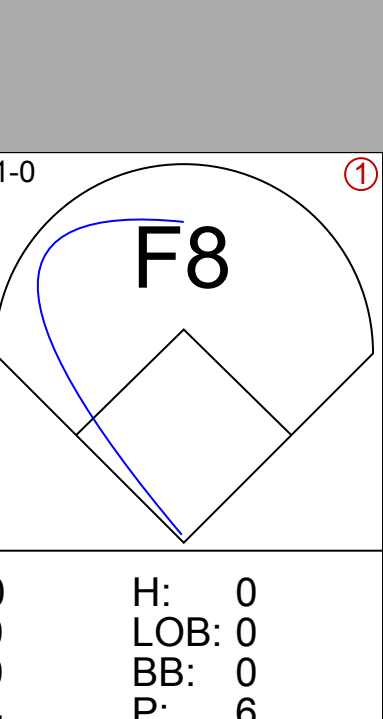


Batter	1	2	3	4	5	6	7	8	9	AB	R	H	RBI	BB	SO	LOB	BOTTOM									
Rickey Henderson, R OBP: 0.397, SLG: 0.383 Mike Kingery, L OBP: 0.167, SLG: 0.130	F9			P4			L3			3	1	1	2	1	0	1	<b>California Angels @ Oakland Athletics</b> Oakland-Alameda County Coliseum, Oakland, CA Wed Apr 22 1992, 3:33 AM PDT Att: 31,282 - Sunny - 62 F									
Carney Lansford, R OBP: 0.407, SLG: 0.451 Gene Nelson, R	F8		F7							4	1	1	1	0	0	0										
Jose Canseco, R OBP: 0.366, SLG: 0.603 Jerry Browne, S	K		K							3	1	0	0	1	2	1										
Mark McGwire, R OBP: 0.429, SLG: 0.782 Henry Mercedes, R OBP: 1.000, SLG: 1.000										3	3	2	2	0	0	0										
Randy Ready, R OBP: 0.500, SLG: 0.500 Harold Baines, L OBP: 0.286, SLG: 0.276 Jamie Quirk, L OBP: 0.244, SLG: 0.268		G5-3								2	0	1	0	0	0	0										
Willie Wilson, S OBP: 0.288, SLG: 0.327										2	1	0	1	2	0	1										
Lance Blankenship, R OBP: 0.387, SLG: 0.416										3	1	1	2	1	0	0										
Mike Bordick, R OBP: 0.377, SLG: 0.345										4	1	3	1	0	0	2										
Scott Hemond, R OBP: 0.333, SLG: 0.353										3	1	0	0	1	2	4										
										3	1	0	0	1	2	4										
<b>Inning Stats</b>	R: 0 E: 0 K: 1 S: 9	H: 0 LOB: 0 BB: 0 P: 16	R: 1 E: 0 K: 1 S: 12	H: 1 LOB: 2 BB: 2 P: 28	R: 2 E: 0 K: 1 S: 20	H: 3 LOB: 1 BB: 0 P: 30	R: 0 E: 0 K: 1 S: 14	H: 1 LOB: 1 BB: 0 P: 21	R: 7 E: 0 K: 1 S: 24	H: 3 LOB: 1 BB: 4 P: 55	R: 0 E: 0 K: 0 S: 4	H: 0 LOB: 0 BB: 0 P: 5	R: 0 E: 0 K: 0 S: 6	H: 1 LOB: 1 BB: 0 P: 7	R: 0 E: 0 K: 0 S: 6	H: 1 LOB: 1 BB: 0 P: 13	1B: 7 2B: 0 3B: 0 HR: 3	SF: 1 SAC: 0 DP: 0 HBP: 1	WP: 1 PB: 0 SB: 0 CS: 0	PA: 41						
<b>PITCHER</b>	IP	WLS	BF	H	R	ER	SO	BB	IBB	HBP	BLK	WP	HR	S	P	ERA	WHIP									
Chuck Finley, L ERA: 9.0	(1, 1)	3.0	L	15	4	3	3	3	2	0	0	0	0	29	52	27.00	3.000									
Scott Lewis, R ERA: 6.19	(4, 1)	1.1		9	2	4	4	2	2	0	1	0	0	6	7	0.00	1.000									
Chuck Crim, R ERA: 4.4	(5, 1)	1.2		9	2	3	3	0	2	0	0	0	1	0	13	29	16.20	2.400								
Mark Eichhorn, R ERA: 2.25	(7, 1)	1.0		4	1	0	0	0	0	0	0	0	0	6	7	0.00	1.000									
Steve Frey, L ERA:	(8, 1)	1.0		4	1	0	0	0	0	0	0	0	0	6	13	0.00	1.000									



AB	33
R	10
H	10
RBI	9
BB	6
SO	5
LOB	14

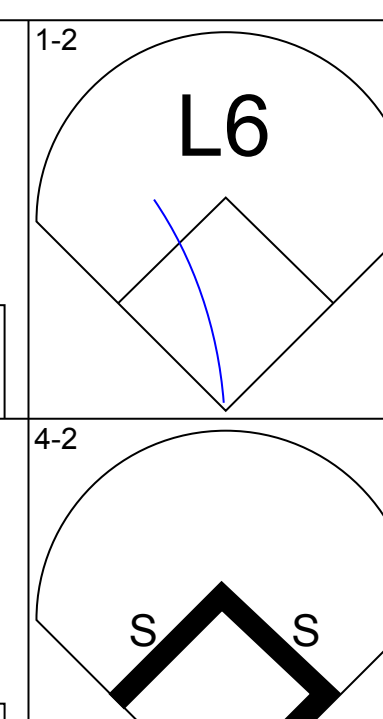
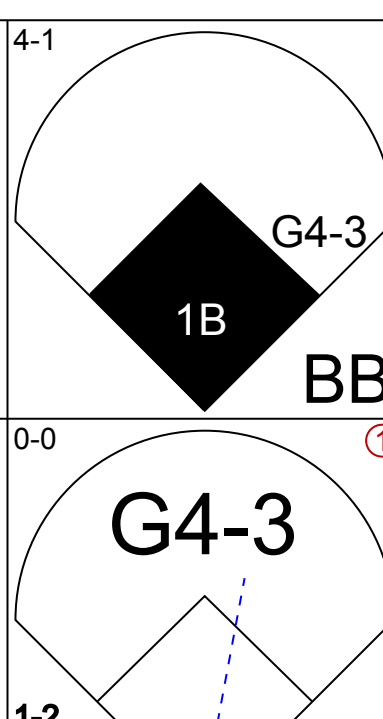
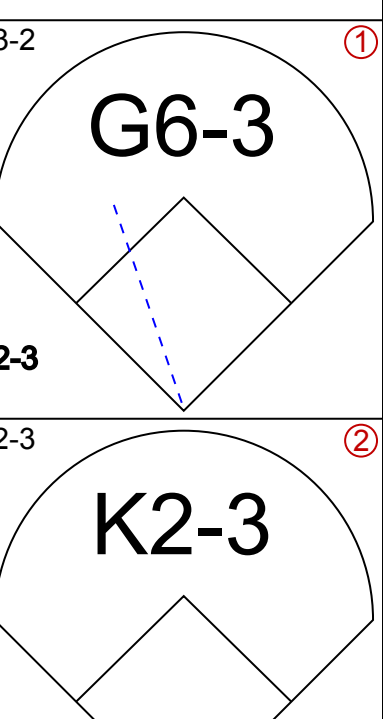
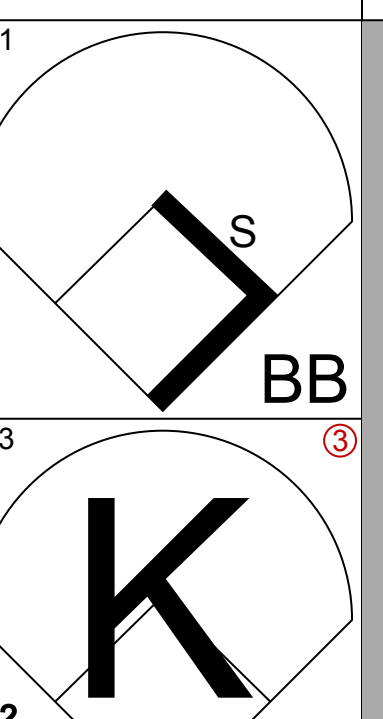

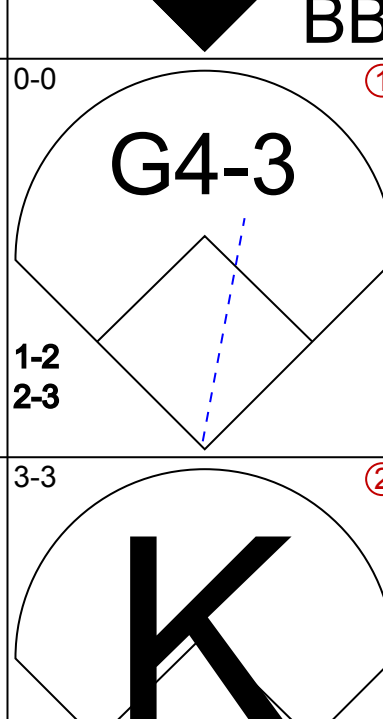
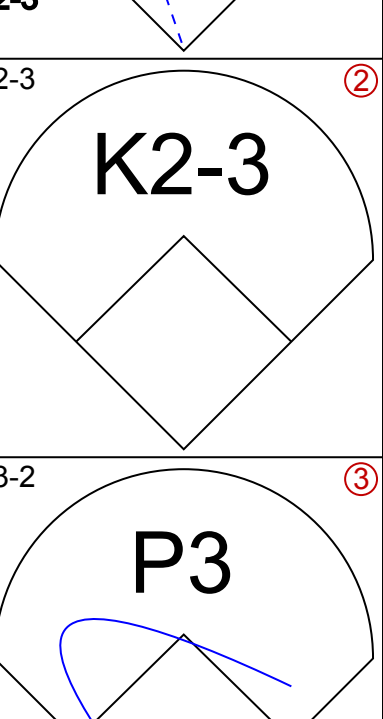
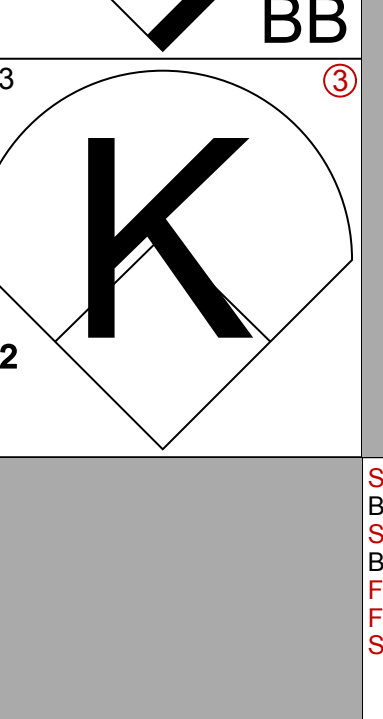

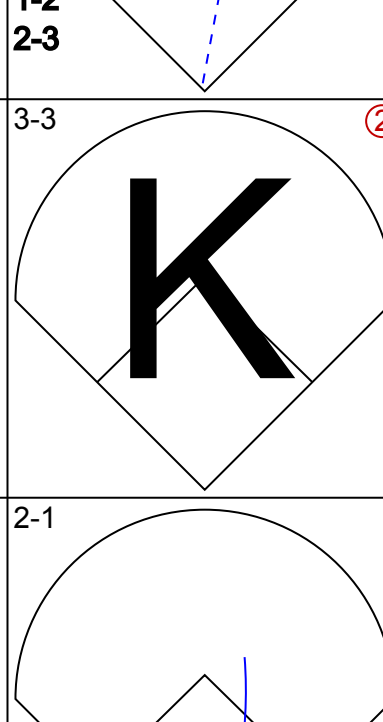
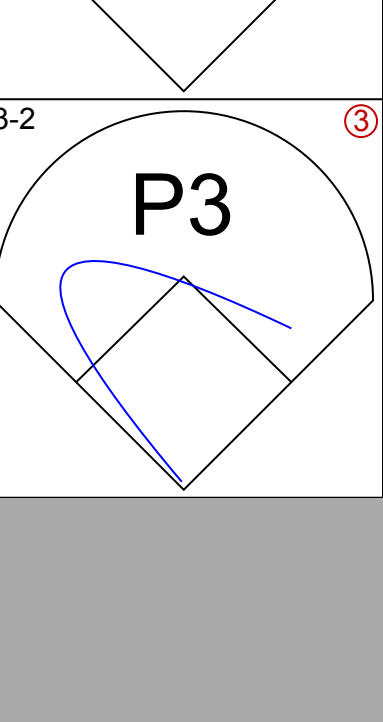
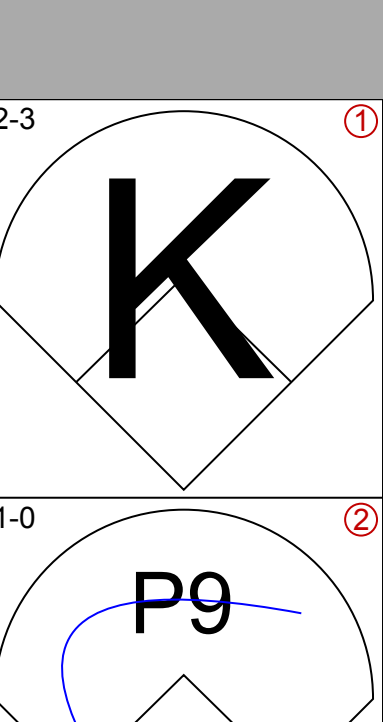

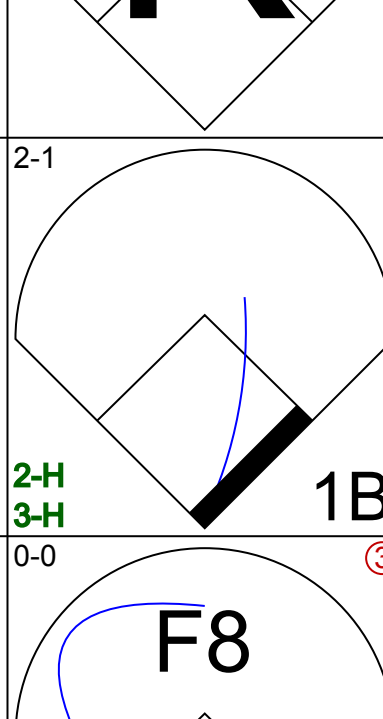
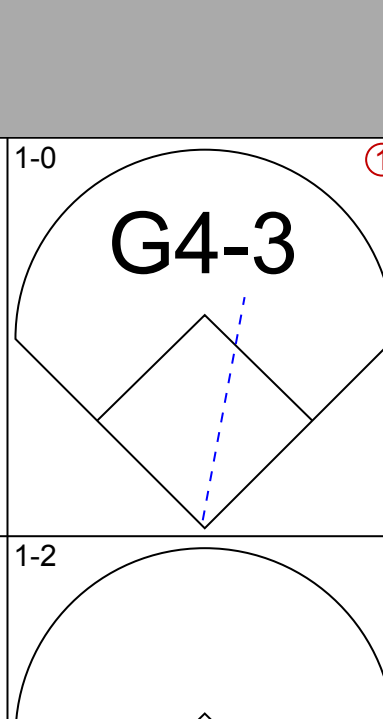
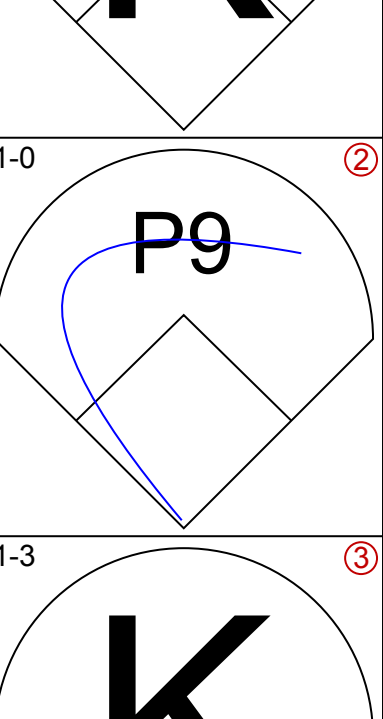

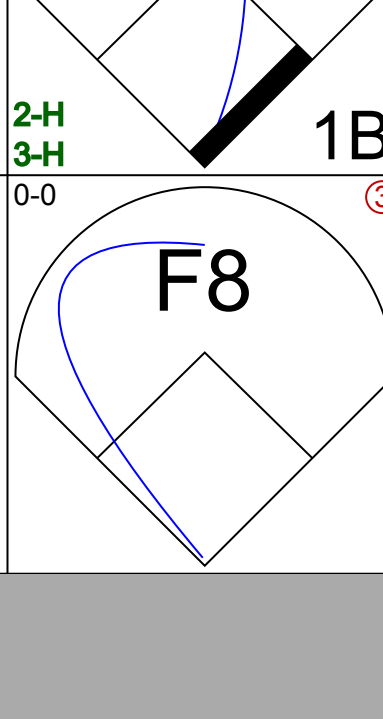
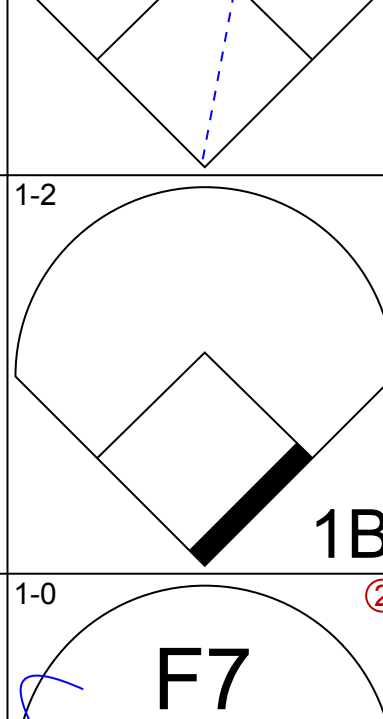
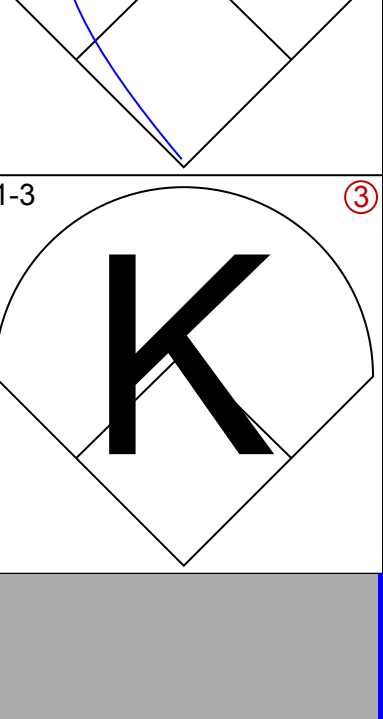
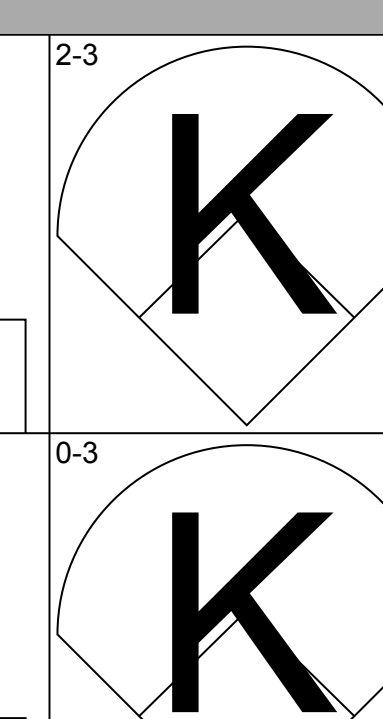
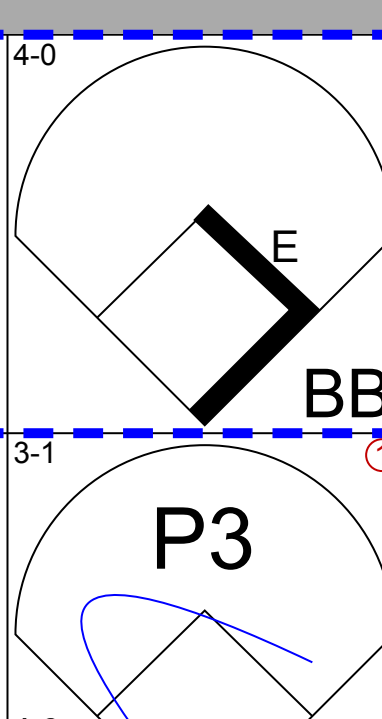
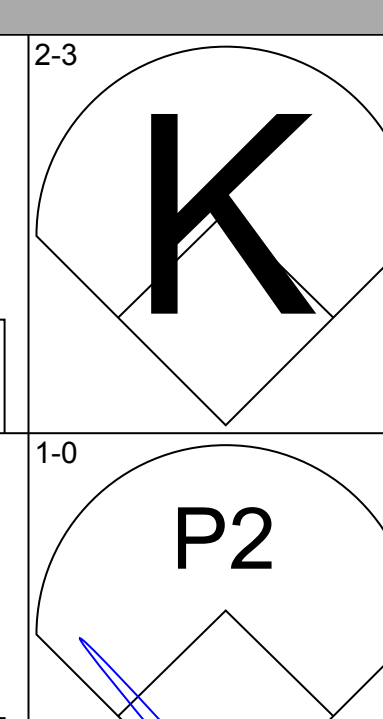
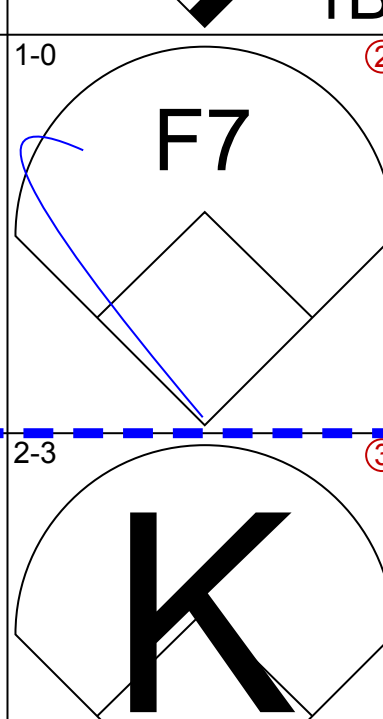
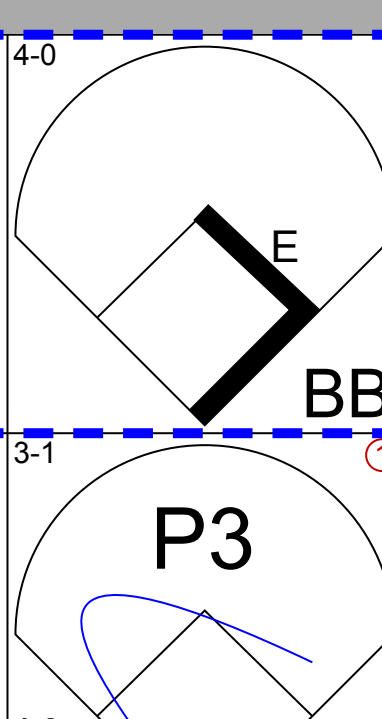
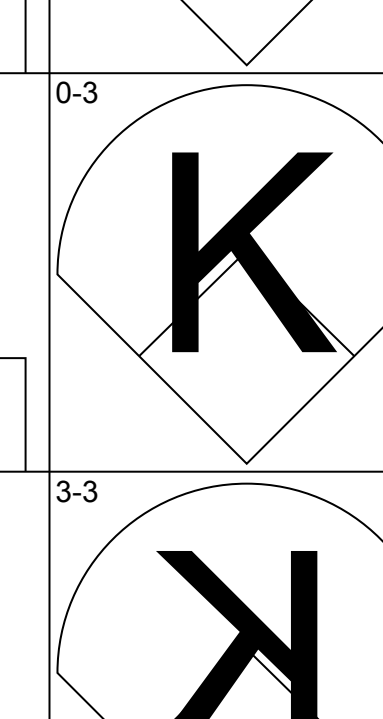
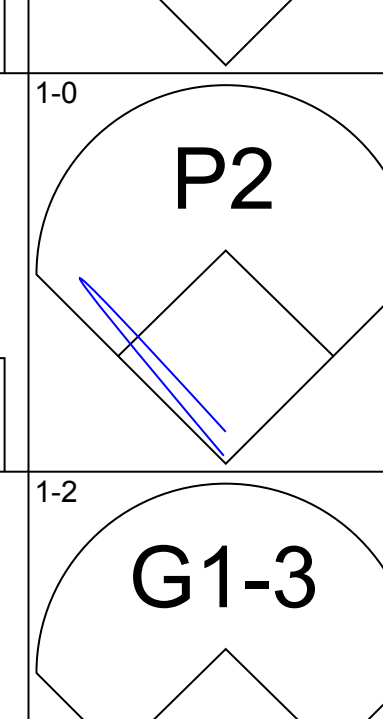
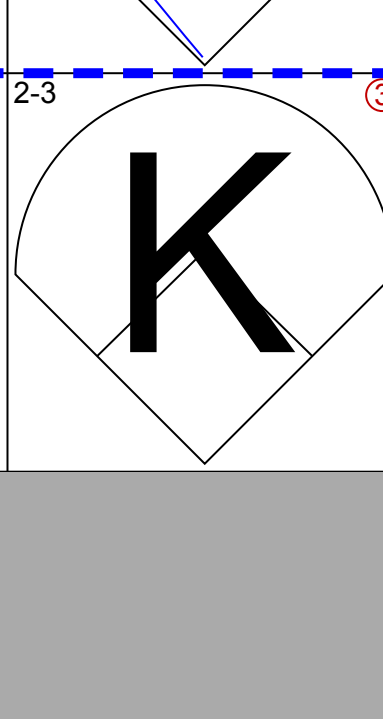
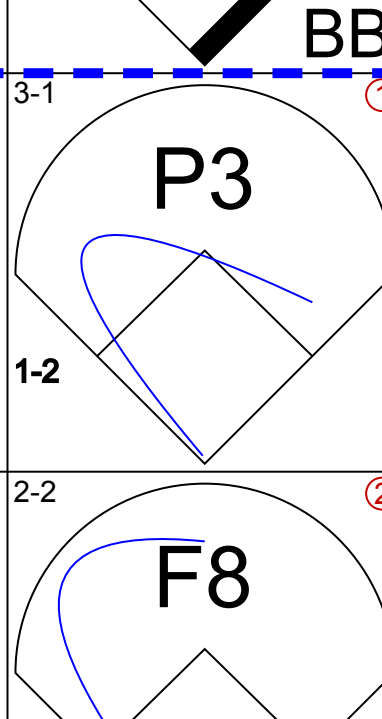
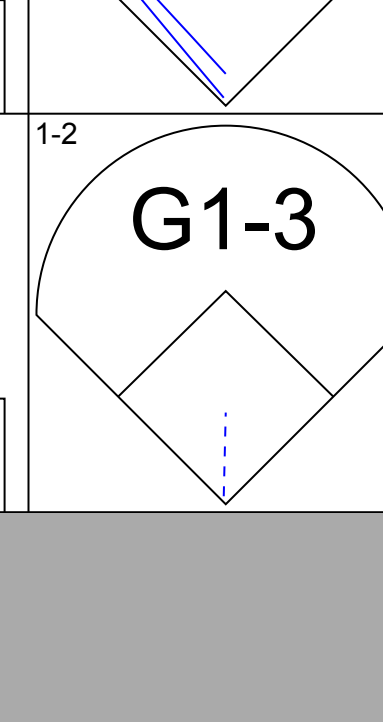
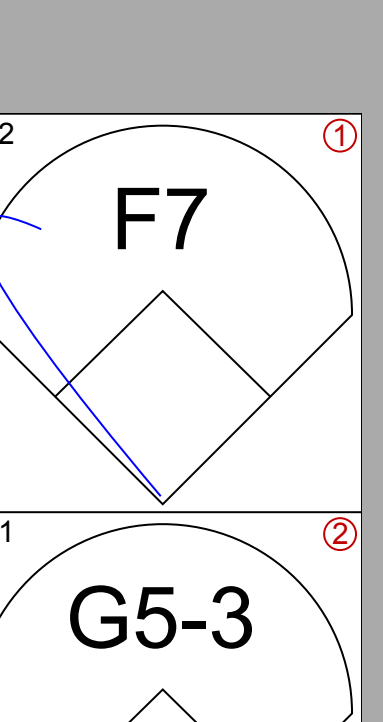
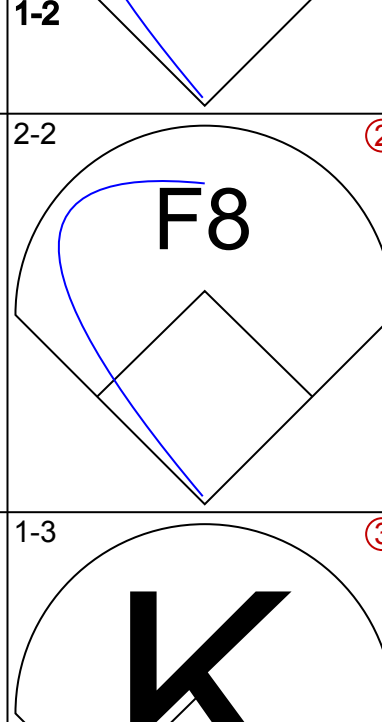
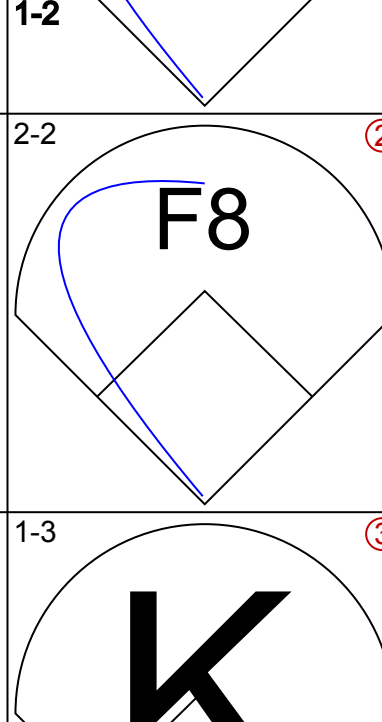
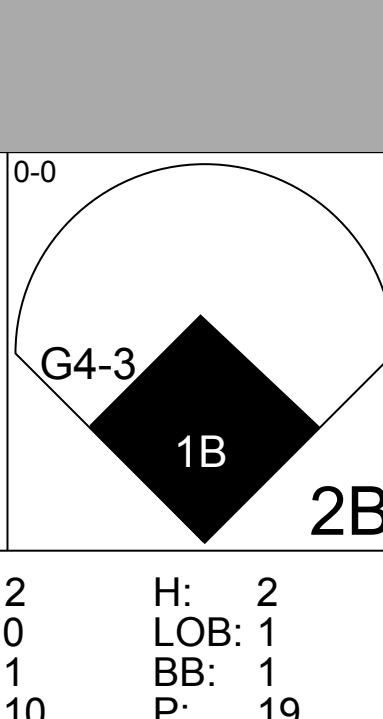
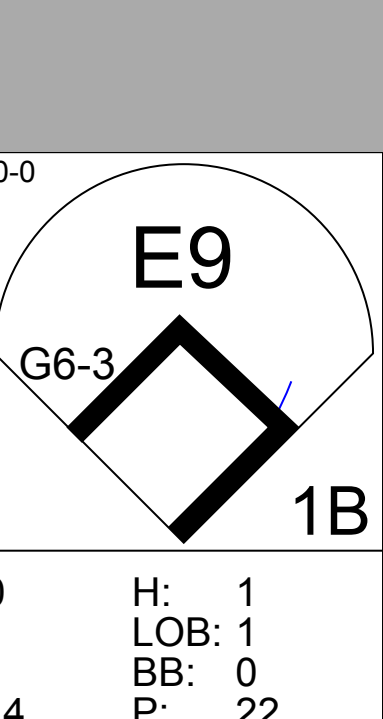
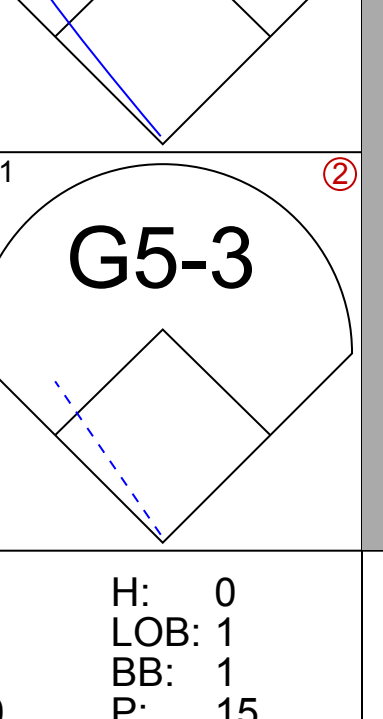
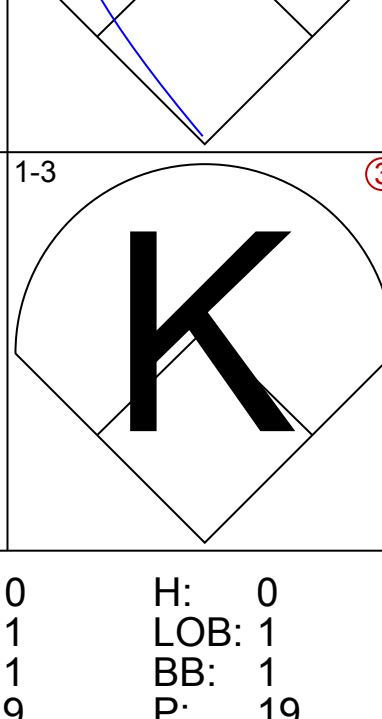


Batter	1	2	3	4	5	6	7	8	9	AB	R	H	RBI	BB	SO	LOB	TOP					
<b>Henry Cotto, R</b> OBP: 0.435, SLG: 0.524 (1, 7)										5	1	1	0	0	1	2						
<b>Edgar Martinez, R</b> OBP: 0.347, SLG: 0.393 (1, 5)										5	1	2	0	0	0	1						
<b>Ken Griffey Jr., L</b> OBP: 0.351, SLG: 0.448 (1, 8)										4	3	2	0	1	0	2						
<b>Kevin Mitchell, R</b> OBP: 0.302, SLG: 0.351 (1, 10)										4	2	3	3	0	0	0						
<b>Jay Buhner, R</b> OBP: 0.343, SLG: 0.322 (1, 9)										2	0	1	1	3	0	1						
<b>Pete O'Brien, L</b> OBP: 0.230, SLG: 0.448 (1, 3)										4	0	0	1	1	0	7						
<b>Dave Valle, R</b> OBP: 0.327, SLG: 0.348 (1, 2)										4	0	1	2	0	1	2						
<b>Rich Amaral, R</b> OBP: 0.400, SLG: 0.474 (1, 6)										4	0	2	0	0	0	3						
<b>Jeff Schaefer, R</b> OBP: 0.333, SLG: 0.571 (7, 6)										1	0	0	0	0	0	1						
<b>Harold Reynolds, S</b> OBP: 0.319, SLG: 0.338 (1, 4)										4	0	0	0	0	0	2						
<b>Inning Stats</b>	R: 0 E: 0 K: 1 S: 7	H: 0 LOB: 0 BB: 0 P: 8	R: 0 E: 0 K: 0 S: 7	H: 1 LOB: 2 BB: 1 P: 15	R: 1 E: 0 K: 0 S: 13	H: 3 LOB: 3 BB: 1 P: 20	R: 0 E: 0 K: 1 S: 7	H: 1 LOB: 1 BB: 0 P: 10	R: 2 E: 0 K: 0 S: 10	H: 3 LOB: 1 BB: 0 P: 14	R: 0 E: 0 K: 0 S: 6	H: 1 LOB: 1 BB: 0 P: 6	R: 2 E: 0 K: 0 S: 16	H: 1 LOB: 1 BB: 2 P: 27	R: 0 E: 0 K: 0 S: 4	H: 0 LOB: 0 BB: 0 P: 6	R: 2 E: 0 K: 0 S: 10	H: 2 LOB: 1 BB: 1 P: 18	1B: 11 2B: 1 3B: 0 HR: 0	SF: 1 SAC: 0 DP: 0 HBP: 1	WP: 0 PB: 0 SB: 0 CS: 0	PA: 44
<b>PITCHER</b>	IP	WLS	BF	H	R	ER	SO	BB	IBB	HBP	BLK	WP	HR	S	P	ERA	WHIP					
<b>Jim Abbott, L</b> ERA: 2.39 (1, 1)	6.0	L	31	10	5	5	2	3	0	0	0	0	0	55	82	7.50	2.167					
<b>Chuck Crim, R</b> ERA: 4.99 (7, 1)	2.1		11	2	2	2	0	1	1	1	0	0	0	21	37	7.71	1.286					
<b>Scott Lewis, R</b> ERA: 5.94 (9, 1)	0.2		2	0	0	0	0	0	0	0	0	0	0	4	5	0.00	0.000					

Seattle Mariners @ California Angels  
Anaheim Stadium, Anaheim, CA  
Fri Apr 24 1992, 10:05 PM EDT  
Att: 23,434 - Sunny - 72 F

AB 37  
R 7  
H 12  
RBI 7  
BB 5  
SO 2  
LOB 21



Batter	1	2	3	4	5	6	7	8	9	AB	R	H	RBI	BB	SO	LOB	BOTTOM					
<b>Luis Polonia, L</b> OBP: 0.419, SLG: 0.314 (1, 7)										2	1	0	0	2	0	1						
<b>Chad Curtis, R</b> OBP: 0.429, SLG: 0.438 (1, 9)										3	0	0	0	1	2	4						
<b>Junior Felix, S</b> OBP: 0.269, SLG: 0.344 (1, 8)										4	0	0	0	0	2	4						
<b>Hubie Brooks, R</b> OBP: 0.338, SLG: 0.541 (1, 10)										3	0	1	2	1	0	0						
<b>Gary Gaetti, R</b> OBP: 0.222, SLG: 0.245 (1, 5)										4	0	1	0	0	1	3						
<b>Lee Stevens, L</b> OBP: 0.286, SLG: 0.395 (1, 3)										3	0	0	0	0	2	1						
<b>Mike Fitzgerald, R</b> OBP: 0.280, SLG: 0.182 (9, PH)										0	0	0	0	1	0	0						
<b>Lance Parrish, R</b> OBP: 0.267, SLG: 0.463 (1, 2)										4	0	0	0	0	2	2						
<b>Bobby Rose, R</b> OBP: 0.283, SLG: 0.364 (1, 4)										3	0	0	0	0	1	0						
<b>John Morris, L</b> (9, PH)										1	0	0	0	0	0	1						
<b>Gary Disarcina, R</b> OBP: 0.385, SLG: 0.404 (1, 6)										4	1	2	0	0	1	1						
<b>Inning Stats</b>	R: 0 E: 0 K: 0 S: 17	H: 0 LOB: 2 BB: 2 P: 32	R: 0 E: 0 K: 3 S: 10	H: 0 LOB: 0 BB: 0 P: 15	R: 2 E: 0 K: 1 S: 10	H: 2 LOB: 1 BB: 1 P: 19	R: 0 E: 0 K: 1 S: 8	H: 0 LOB: 0 BB: 0 P: 12	R: 0 E: 0 K: 1 S: 14	H: 1 LOB: 1 BB: 0 P: 22	R: 0 E: 0 K: 1 S: 8	H: 1 LOB: 1 BB: 0 P: 13	R: 0 E: 0 K: 1 S: 10	H: 0 LOB: 1 BB: 1 P: 15	R: 0 E: 0 K: 2 S: 9	H: 0 LOB: 0 BB: 0 P: 13	R: 0 E: 1 K: 1 S: 9	H: 0 LOB: 1 BB: 1 P: 19	1B: 3 2B: 1 3B: 0 HR: 0	SF: 0 SAC: 0 DP: 0 HBP: 0	WP: 0 PB: 0 SB: 3 CS: 0	PA: 36
<b>PITCHER</b>	IP	WLS	BF	H	R	ER	SO	BB	IBB	HBP	BLK	WP	HR	S	P	ERA	WHIP					
<b>Dave Fleming, L</b> ERA: 6.53 (1, 1)	5.2	W	24	4	2	2	6	3	0	0	0	0	0	22	33	0.00	0.429					
<b>Calvin Jones, R</b> ERA: 0.77 (6, 1)	2.1		8	0	0	0	4	1	0	0	0	0	0	22	33	0.00	0.429					
<b>Dennis Powell, L</b> ERA: 2.25 (9, 1)	0.0		1	0	0	0	0	1	0	0	0	0	0	4	∞	∞						
<b>Gene Harris, R</b> ERA: 3.38 (9, 1)	1.0		3	0	0	0	1	0	0	0	0	0	0	9	15	0.00	0.000					

Seattle Mariners @ California Angels  
Anaheim Stadium, Anaheim, CA  
Fri Apr 24 1992, 10:05 PM EDT  
Att: 23,434 - Sunny - 72 F

AB 31  
R 2  
H 4  
RBI 2  
BB 5  
SO 11  
LOB 17





Batter	1	2	3	4	5	6	7	8	9	AB	R	H	RBI	BB	SO	LOB	TOP								
<b>Harold Reynolds, S</b> (1,4) OBP: 0.351, SLG: 0.386	0-1 G6-3 1B	3-2 1B		3-1 2B		2-0 F7		2-1 CS 1B		5	1	4	3	0	0	2									
<b>Edgar Martinez, R</b> (1,5) OBP: 0.333, SLG: 0.375	2-2 G6-3	2-0 G6-3		2-H 3-H 0-1 G4-3		3-2 G4-3		1-3 2-H 3-2 1B		3	0	0	0	0	0	3									
<b>Rich Amaral, R</b> (5,5) OBP: 0.409, SLG: 0.476	1-2 G6-3					1-2 2-3		1-H 2-3 3-H 1B		2	0	1	1	0	0	2									
<b>Ken Griffey Jr., L</b> (1,8) OBP: 0.342, SLG: 0.423	0-2 G1-3				4-2 S 1B BB		1-1 G3-1		1-2 2-3 3-H K		4	1	0	0	1	1	3								
<b>Kevin Mitchell, R</b> (1,7) OBP: 0.294, SLG: 0.328		4-2 BB 1B HR BB		0-0 G6-3		0-0 F8		0-0 F7		4	1	0	0	1	0	1									
<b>Henry Cotto, R</b> (9,7) OBP: 0.435, SLG: 0.524									2-1 G6-3		0	0	0	0	0	0									
<b>Pete O'Brien, L</b> (1,10) OBP: 0.258, SLG: 0.508		0-0 1-2 HR 1B		0-0 G4-3		1-1 1-H 1B		1-1 G3		5	2	3	2	0	0	0									
<b>Jay Buhner, R</b> (1,9) OBP: 0.347, SLG: 0.306		4-1 HR BB			4-1 SH1-3 1B BB		1-6 F7		0-0 F7		3	2	0	0	2	1	1								
<b>Tino Martinez, L</b> (1,3) OBP: 0.328, SLG: 0.509		1-2 HR		1-1 SH1-3 2B 1B		3-2 F8		1-1 FC1-5 1B		5	2	3	4	0	0	1									
<b>Dave Valle, R</b> (1,2) OBP: 0.345, SLG: 0.367		1-3 K		2-1 SH1-3		2-0 G4-3 1B		1-0 FC1-5 1B		3	1	2	0	0	1	0									
<b>Jeff Schaefer, R</b> (1,6) OBP: 0.316, SLG: 0.500		0-0 G4-3		3-3 K		2-0 G4-3 1B		0-0 FC1-5 1B CS		4	0	1	0	0	1	4									
<b>Inning Stats</b>	R: 0 E: 0 K: 0 S: 9	H: 1 LOB: 0 BB: 0 P: 11	R: 4 E: 0 K: 1 S: 20	H: 3 LOB: 1 BB: 2 P: 34	R: 0 E: 0 K: 0 S: 3	H: 0 LOB: 0 BB: 0 P: 3	R: 2 E: 0 K: 1 S: 13	H: 2 LOB: 1 BB: 1 P: 26	R: 1 E: 0 K: 0 S: 14	H: 1 LOB: 1 BB: 1 P: 25	R: 0 E: 0 K: 0 S: 9	H: 2 LOB: 0 BB: 0 P: 19	R: 0 E: 0 K: 0 S: 4	H: 0 LOB: 0 BB: 0 P: 5	R: 2 E: 0 K: 1 S: 15	H: 4 LOB: 1 BB: 0 P: 22	R: 1 E: 0 K: 1 S: 8	H: 1 LOB: 0 BB: 0 P: 13	1B: 11 2B: 1 3B: 0 HR: 2	SF: 0 SAC: 1 DP: 1 HBP: 0	WP: 0 PB: 0 SB: 2 CS: 2	PA: 43			
<b>PITCHER</b>	IP	WLS	BF	H	R	ER	SO	BB	IBB	HBP	BLK	WP	HR	S	P	ERA	WHIP								
<b>Joe Grahe, R</b> (1,1) ERA: 6.85	4.1	L	23	7	7	7	2	4	0	0	0	0	1	55	91	14.54	2.538								
<b>Steve Frey, L</b> (5,1) ERA:	1.2		7	2	0	0	0	0	0	0	0	0	0	13	27	0.00	1.200								
<b>Mark Eichhorn, R</b> (7,1) ERA: 3.29	1.2		8	4	2	2	0	0	0	0	0	0	0	15	22	10.80	2.400								
<b>Bryan Harvey, R</b> (8,1) ERA: 1.0	1.1		5	1	1	1	2	0	0	0	0	0	1	12	18	6.75	0.750								

Seattle Mariners @ California Angels  
Anaheim Stadium, Anaheim, CA  
Sat Apr 25 1992, 10:05 PM EDT  
Att: 31,116 - Sunny - 78 F

AB 38  
R 10  
H 14  
RBI 10  
BB 4  
SO 4  
LOB 17



Batter	1	2	3	4	5	6	7	8	9	AB	R	H	RBI	BB	SO	LOB	BOTTOM								
<b>Chad Curtis, R</b> (1,9) OBP: 0.400, SLG: 0.400	0-0 E6 CS 1B	3-1 FC5-4 1B		2-1 F9		1-3 K		4-1 FC1-4 BB		4	0	1	0	0	1	2									
<b>Von Hayes, L</b> (8,PH) OBP: 0.373, SLG: 0.471		1-2 2-3 1B						1-2 2-3 BB		0	0	0	0	1	0	0									
<b>Junior Felix, S</b> (1,8) OBP: 0.276, SLG: 0.391	0-0 CS 1B	1-0 FC5-4			1-0 P6	1-1 1-H 3-H HR		2-3 K		5	2	2	3	0	1	5									
<b>Mike Fitzgerald, R</b> (1,7) OBP: 0.250, SLG: 0.160	2-0 F8		2-2 G6-3		3-1 P2	2-0 G6-3		0-0 FC1-4-6		3	0	0	0	0	0	2									
<b>Luis Polonia, L</b> (6,PH) OBP: 0.406, SLG: 0.302									2-0 FC1-4-6		2	0	0	0	0	2									
<b>Lance Parrish, R</b> (9,2) OBP: 0.267, SLG: 0.463								1-2 1B		0	0	0	0	0	0	0									
<b>Hubie Brooks, R</b> (1,10) OBP: 0.329, SLG: 0.515	2-0 WP 1B		1-0 G3		2-1 F8		1-0 F7		3-1 F8		5	0	1	1	0	0									
<b>Gary Gaetti, R</b> (1,5) OBP: 0.220, SLG: 0.259	3-3 K		1-1 E1 BB		2-2 HR 2B		1-2 F7		0-1 F8		5	1	1	0	0	1	1								
<b>Rene Gonzales, R</b> (1,3) OBP: 0.550, SLG: 1.125		4-0 1B 1B BB	4-1 1-2 BB		1-0 HR 2B		0-2 E5		2-2 G1-3		2	1	1	2	2	0	0								
<b>Alvin Davis, L</b> (9,PH) OBP: 0.423, SLG: 0.565										1	0	0	0	0	0	0									
<b>Bobby Rose, R</b> (1,4) OBP: 0.281, SLG: 0.356		3-2 1B 1B	1-0 G1		1-2 L5		2-0 G5-3			4	0	1	0	0	0	3									
<b>Ron Tingley, R</b> (1,2) OBP: 0.250, SLG: 0.286		2-3 K		2-1 G5-3		2-1 E HR 2B		2-3 K		3	1	1	0	0	1	2									
<b>John Morris, L</b> (8,PH) OBP: 0.375, SLG: 0.380									1-0 E6 HR		1	0	0	0	1	0									
<b>Gary Disarcina, R</b> (1,6) OBP: 0.375, SLG: 0.380		0-3 K		0-1 G6-3		2-3 HR		1-0 BB HBP		3	1	0	0	0	1	3									
<b>Inning Stats</b>	R: 1 E: 1 K: 1 S: 7	H: 2 LOB: 1 BB: 0 P: 14	R: 0 E: 0 K: 2 S: 13	H: 2 LOB: 3 BB: 1 P: 26	R: 0 E: 1 K: 0 S: 8	H: 0 LOB: 2 BB: 1 P: 17	R: 0 E: 0 K: 0 S: 6	H: 0 LOB: 0 BB: 0 P: 10	R: 0 E: 0 K: 0 S: 5	H: 0 LOB: 0 BB: 0 P: 11	R: 5 E: 1 K: 1 S: 20	H: 4 LOB: 0 BB: 0 P: 30	R: 0 E: 1 K: 0 S: 8	H: 0 LOB: 1 BB: 0 P: 12	R: 0 E: 0 K: 2 S: 10	H: 0 LOB: 2 BB: 1 P: 19	R: 0 E: 0 K: 0 S: 7	H: 0 LOB: 0 BB: 0 P: 12	1B: 4 2B: 2 3B: 0 HR: 2	SF: 0 SAC: 0 DP: 0 HBP: 1	WP: 1 PB: 0 SB: 0 CS: 2	PA: 42			
<b>PITCHER</b>	IP	WLS	BF	H	R	ER	SO	BB	IBB	HBP	BLK	WP	HR	S	P	ERA	WHIP								
<b>Randy Johnson, L</b> (1,1) ERA: 1.53	5.2	W	29	8	6	2	4	2	0	0	0	0	0	55	103	3.18	1.765								
<b>Jeff Nelson, R</b> (6,1) ERA: 1.09	1.2		8	0	0	0	1	1	0	1	0	0	0	18	30	0.00	0.600								
<b>Mike Schooler, R</b> (8,1) ERA: 4.15	1.2	S	5	0	0	0	1	0	0	0	0	0	0	11	18	0.00	0.000								

Seattle Mariners @ California Angels  
Anaheim Stadium, Anaheim, CA  
Sat Apr 25 1992, 10:05 PM EDT  
Att: 31,116 - Sunny - 78 F

AB 38  
R 6  
H 8  
RBI 6  
BB 3  
SO 6  
LOB 20





Batter	1	2	3	4	5	6	7	8	9	AB	R	H	RBI	BB	SO	LOB	TOP			
<b>Henry Cotto, R</b> OBP: 0.393, SLG: 0.462 (1, 7)	F7	K		G6-3			P5		DI 1B	5	0	1	0	0	1	2				
<b>Rich Amaral, R</b> OBP: 0.370, SLG: 0.538 (1, 6)	F8	HR		K			F9		K	5	1	1	3	0	2	1				
<b>Ken Griffey Jr., L</b> OBP: 0.425, SLG: 0.490 <b>Greg Britley, L</b> OBP: 0.235, SLG: 0.265 (1, 8)	E6	F9			F8		G4-3			4	0	0	0	0	0	0				
<b>Kevin Mitchell, R</b> OBP: 0.306, SLG: 0.338 (1, 10)	F8	1B			CS 1B			F7		4	0	2	0	0	0	0				
<b>Jay Buhner, R</b> OBP: 0.342, SLG: 0.303 (1, 9)	F8			K						4	0	1	0	0	2	3				
<b>Tino Martinez, L</b> OBP: 0.323, SLG: 0.492 (1, 3)		BB 1B		K			P6		K	4	1	1	0	0	2	1				
<b>Dave Cochrane, S</b> <b>Jeff Schaefer, R</b> OBP: 0.167, SLG: 0.526 OBP: 0.316, SLG: 0.500 (1, 5)		1B 2B							F7	3	1	2	0	1	0	1				
<b>Dave Valle, R</b> OBP: 0.345, SLG: 0.365 <b>Matt Sinatro, R</b> OBP: 0.167, SLG: 0.167 <b>Pete O'Brien, L</b> OBP: 0.254, SLG: 0.500 (1, 2)		1B 2B		G5-3					G4-3	3	1	1	1	0	1	2				
<b>Harold Reynolds, S</b> OBP: 0.346, SLG: 0.392 (1, 4)		HR 2B			P9		L4		K	4	1	1	1	0	1	1				
<b>Inning Stats</b>	R: 0 E: 1 K: 0 S: 9	H: 1 LOB: 2 BB: 0 P: 16	R: 5 E: 0 K: 1 S: 15	H: 4 LOB: 0 BB: 1 P: 25	R: 0 E: 0 K: 2 S: 10	H: 1 LOB: 1 BB: 0 P: 15	R: 0 E: 0 K: 1 S: 9	H: 0 LOB: 0 BB: 0 P: 12	R: 0 E: 0 K: 1 S: 11	H: 1 LOB: 1 BB: 0 P: 18	R: 0 E: 0 K: 0 S: 6	H: 0 LOB: 0 BB: 0 P: 9	R: 0 E: 0 K: 1 S: 8	H: 1 LOB: 1 BB: 0 P: 11	R: 0 E: 0 K: 2 S: 9	H: 1 LOB: 1 BB: 0 P: 15	1B: 7 2B: 2 3B: 0 HR: 1	SF: 0 SAC: 0 DP: 0 HBP: 0	WP: 0 PB: 0 SB: 0 CS: 1	PA: 39
<b>PITCHER</b>	IP	WLS	BF	H	R	ER	SO	BB	IBB	HBP	BLK	WP	HR	S	P	ERA	WHIP			
<b>Mark Langston, L</b> ERA: 10.29 (1, 1)	6.0		27	8	5	5	6	1	0	0	0	0	1	62	102	7.50	1.500			
<b>Scott Bailes, L</b> ERA: 2.7 (7, 1)	2.0	W	7	1	0	0	1	0	0	0	0	0	0	14	20	0.00	0.500			
<b>Bryan Harvey, R</b> ERA: 0.9 (9, 1)	1.0	S	4	1	0	0	2	0	0	0	0	0	0	9	15	0.00	1.000			

Seattle Mariners @ California Angels  
Anaheim Stadium, Anaheim, CA  
Sun Apr 26 1992, 6:33 AM EDT  
Att: 36,119 - Sunny - 80 F

AB 37  
R 5  
H 10  
RBI 5  
BB 1  
SO 9  
LOB 11



Batter	1	2	3	4	5	6	7	8	9	AB	R	H	RBI	BB	SO	LOB	BOTTOM			
<b>Luis Polonia, L</b> OBP: 0.382, SLG: 0.281 (1, 7)	F7		G3-6-3		G4-3		G4-3	SH5-3		4	0	0	1	0	0	2				
<b>Junior Felix, S</b> OBP: 0.273, SLG: 0.370 (1, 8)	K		G4-3					K		4	0	0	0	1	3	2				
<b>Von Hayes, L</b> OBP: 0.365, SLG: 0.455 <b>Bobby Rose, R</b> OBP: 0.281, SLG: 0.356 (1, 9)	K			B1-3	G4-3			1B 1B		4	1	1	0	0	1	1				
<b>Hubie Brooks, R</b> OBP: 0.338, SLG: 0.514 (1, 10)		G5-3		WP 1B			G6-3	1B 3B		4	2	2	0	0	0	0				
<b>Alvin Davis, L</b> OBP: 0.433, SLG: 0.556 (1, 3)		E4 1B		1B			G4-3	3B 1B		4	1	2	1	0	0	0				
<b>Gary Gaetti, R</b> OBP: 0.222, SLG: 0.293 (1, 5)		K		K			K	1B 3B		4	1	1	2	0	3	3				
<b>Lance Parrish, R</b> OBP: 0.400, SLG: 0.489 <b>Chad Curtis, R</b> OBP: 0.400, SLG: 0.400 (1, 2)		1B					G5-3	1B		4	0	3	2	0	0	0				
<b>Rene Gonzales, R</b> OBP: 0.500, SLG: 0.947 (1, 4)		FC6-4		FC5-4			G6-3	1B SH5-3		3	1	0	0	1	0	4				
<b>Gary Disarcina, R</b> OBP: 0.390, SLG: 0.385 <b>John Morris, L</b> OBP: 0.250, SLG: 0.100 <b>Mike Fitzgerald, R</b> OBP: 0.250, SLG: 0.160 (1, 6)					G6-3			1B		2	0	1	0	1	0	0				
<b>Inning Stats</b>	R: 0 E: 0 K: 2 S: 8	H: 0 LOB: 0 BB: 0 P: 15	R: 0 E: 1 K: 1 S: 12	H: 1 LOB: 2 BB: 0 P: 23	R: 0 E: 0 K: 0 S: 8	H: 1 LOB: 0 BB: 0 P: 12	R: 1 E: 0 K: 1 S: 11	H: 3 LOB: 2 BB: 0 P: 14	R: 0 E: 0 K: 0 S: 5	H: 0 LOB: 1 BB: 1 P: 10	R: 0 E: 0 K: 1 S: 6	H: 0 LOB: 0 BB: 0 P: 10	R: 0 E: 0 K: 0 S: 4	H: 0 LOB: 1 BB: 1 P: 9	R: 6 E: 0 K: 2 S: 26	H: 6 LOB: 2 BB: 1 P: 39	1B: 10 2B: 0 3B: 1 HR: 0	SF: 0 SAC: 1 DP: 1 HBP: 0	WP: 1 PB: 0 SB: 0 CS: 0	PA: 38
<b>PITCHER</b>	IP	WLS	BF	H	R	ER	SO	BB	IBB	HBP	BLK	WP	HR	S	P	ERA	WHIP			
<b>Erik Hanson, R</b> ERA: 5.04 (1, 1)	7.0		28	5	1	1	5	2	0	0	0	0	0	54	93	1.29	1.000			
<b>Calvin Jones, R</b> ERA: 3.75 (8, 1)	0.1		5	4	4	4	1	0	0	0	0	0	0	16	20	108.00	12.000			
<b>Jeff Nelson, R</b> ERA: 3.24 (8, 1)	0.0	L	3	2	1	1	0	1	0	0	0	0	0	3	8	∞	∞			
<b>Dennis Powell, L</b> ERA: 1.93 (8, 1)	0.2		2	0	1	1	1	0	0	0	0	0	0	7	11	13.50	0.000			

Seattle Mariners @ California Angels  
Anaheim Stadium, Anaheim, CA  
Sun Apr 26 1992, 6:33 AM EDT  
Att: 36,119 - Sunny - 80 F

AB 34  
R 7  
H 11  
RBI 7  
BB 3  
SO 7  
LOB 12





Batter	1	2	3	4	5	6	7	8	9	AB	R	H	RBI	BB	SO	LOB	TOP								
Luis Polonia, L OBP: 0.384, SLG: 0.306	G6-3		2B	B5-3		1B		G6-3		5	2	2	1	0	0	1	California Angels @ Toronto Blue Jays SkyDome, Toronto, ON Tue Apr 28 1992, 7:05 PM EDT Att: 46,201 - Dome - 70 F								
Junior Felix, S OBP: 0.293, SLG: 0.397	K		1B			K				5	2	3	3	0	2	0									
John Morris, L OBP: 0.266, SLG: 0.167 Chad Curtis, R OBP: 0.393, SLG: 0.478	G3-1		1B			G6-3		F9		2	0	1	1	0	0	0									
Hubie Brooks, R OBP: 0.316, SLG: 0.480		G1-3	K			G6-3		F8		5	0	0	0	0	1	3									
Alvin Davis, L OBP: 0.371, SLG: 0.469	G3-1		P2			L9		L8		5	0	0	0	0	1	1									
Gary Gaetti, R OBP: 0.250, SLG: 0.365						F7		F7		5	1	3	1	0	0	0									
Lance Parrish, R OBP: 0.333, SLG: 0.551	G1-3					HR		1B		4	2	2	1	1	1	2									
Bobby Rose, R OBP: 0.303, SLG: 0.367 Rene Gonzales, R OBP: 0.491, SLG: 0.857			1B			F7		L7		1	0	1	0	0	0	0									
Gary Disarcina, R OBP: 0.381, SLG: 0.375			FC6-4			F9		F9		2	0	0	0	1	0	2									
			1B			2B		1B		4	2	1	0	0	0	4									
<b>Inning Stats</b>	R: 0 E: 0 K: 1 S: 8	H: 0 LOB: 0 BB: 0 P: 11	R: 0 E: 0 K: 0 S: 8	H: 1 LOB: 1 BB: 0 P: 13	R: 3 E: 0 K: 1 S: 18	H: 4 LOB: 1 BB: 0 P: 24	R: 1 E: 0 K: 0 S: 9	H: 1 LOB: 1 BB: 0 P: 15	R: 0 E: 0 K: 1 S: 12	H: 0 LOB: 0 BB: 0 P: 15	R: 5 E: 0 K: 0 S: 20	H: 5 LOB: 1 BB: 1 P: 36	R: 0 E: 0 K: 2 S: 11	H: 1 LOB: 2 BB: 1 P: 17	R: 0 E: 0 K: 0 S: 14	H: 1 LOB: 1 BB: 0 P: 21	R: 0 E: 0 K: 0 S: 12	H: 1 LOB: 1 BB: 0 P: 18	1B: 9 2B: 2 3B: 1 HR: 2	SF: 0 SAC: 0 DP: 0 HBP: 1	WP: 0 PB: 1 SB: 1 CS: 0	PA: 44			
<b>PITCHER</b>	IP	WLS	BF	H	R	ER	SO	BB	IBB	HBP	BLK	WP	HR	S	P	ERA	WHIP								
Dave Stieb, R ERA: 6.3	4.0	L	19	6	4	3	2	0	0	1	0	0	1	43	63	6.75	1.500								
David Wells, L ERA: 4.24	2.0		12	5	5	5	1	1	0	0	0	0	1	32	51	22.50	3.000								
Pat Hentgen, R ERA: 4.26	2.0		9	2	0	0	2	1	0	0	0	0	0	25	38	0.00	1.500								
Bob MacDonald, L ERA: 2.25	1.0		4	1	0	0	0	0	0	0	0	0	0	12	18	0.00	1.000								

Batter	1	2	3	4	5	6	7	8	9	AB	R	H	RBI	BB	SO	LOB	BOTTOM								
Devon White, S OBP: 0.323, SLG: 0.376	P3		G4-3			HR		F8		5	1	1	1	0	1	4	California Angels @ Toronto Blue Jays SkyDome, Toronto, ON Tue Apr 28 1992, 7:05 PM EDT Att: 46,201 - Dome - 70 F								
Roberto Alomar, S OBP: 0.444, SLG: 0.537	F9		L5			E7		G3		4	0	1	0	0	0	1									
Joe Carter, R OBP: 0.287, SLG: 0.415	L4					K		P3		4	0	0	0	0	1	1									
Dave Winfield, R OBP: 0.418, SLG: 0.550		HR				F9		HR		3	2	2	2	1	0	1									
Kelly Gruber, R OBP: 0.318, SLG: 0.557	F8		G6-4-3			F9		G4-3		4	0	0	0	0	0	1									
Pat Tabler, R OBP: 0.250, SLG: 0.182			G5-4-3			G6-3		K		3	0	0	0	1	1	0									
Candy Maldonado, R OBP: 0.225, SLG: 0.183			G5-4-3			L5		2B		3	2	1	0	1	0	1									
Pat Borders, R OBP: 0.397, SLG: 0.530			K			G6-3		2B		3	0	1	1	1	1	0									
Manuel Lee, S OBP: 0.313, SLG: 0.288			G4-3			K		G3		3	0	1	1	1	1	1									
			BB			2B		2B		1B: 1 2B: 3 3B: 0 HR: 3	SF: 0 SAC: 0 DP: 2 HBP: 0	WP: 0 PB: 0 SB: 0 CS: 0	PA: 37												
<b>Inning Stats</b>	R: 0 E: 0 K: 0 S: 6	H: 0 LOB: 0 BB: 0 P: 11	R: 1 E: 0 K: 0 S: 10	H: 1 LOB: 0 BB: 1 P: 20	R: 0 E: 0 K: 1 S: 8	H: 0 LOB: 1 BB: 1 P: 16	R: 0 E: 0 K: 0 S: 4	H: 0 LOB: 0 BB: 1 P: 11	R: 0 E: 0 K: 2 S: 14	H: 2 LOB: 1 BB: 0 P: 24	R: 1 E: 1 K: 1 S: 14	H: 2 LOB: 1 BB: 1 P: 21	R: 1 E: 0 K: 0 S: 12	H: 1 LOB: 0 BB: 0 P: 17	R: 1 E: 0 K: 1 S: 12	H: 1 LOB: 1 BB: 1 P: 21	1B: 1 2B: 3 3B: 0 HR: 3	SF: 0 SAC: 0 DP: 2 HBP: 0	WP: 0 PB: 0 SB: 0 CS: 0	PA: 37					
<b>PITCHER</b>	IP	WLS	BF	H	R	ER	SO	BB	IBB	HBP	BLK	WP	HR	S	P	ERA	WHIP								
Chuck Finley, L ERA: 5.0	6.0	W	22	3	2	2	3	3	0	0	0	0	2	47	89	3.00	1.000								
Julio Valera, R ERA: 3.46	2.0		10	3	2	2	1	1	0	0	0	0	1	26	38	9.00	2.000								
Chuck Crim, R ERA: 5.09	1.0		5	1	1	1	1	1	0	0	0	0	0	12	21	9.00	2.000								



Batter	1	2	3	4	5	6	7	8	9	AB	R	H	RBI	BB	SO	LOB	TOP						
Luis Polonia, L (1, 7) OBP: 0.377, SLG: 0.292	2-1 F7		4-0 BB			0-1 F7		0-1 G4-3		3	0	0	0	1	0	0	<b>California Angels @ Toronto Blue Jays</b> SkyDome, Toronto, ON Wed Apr 29 1992, 7:05 PM EDT Att: 47,356 - Dome - 70 F						
Junior Felix, S (1, 8) OBP: 0.279, SLG: 0.378	0-2 G4-3		1-1 L7			1-0 G3		3-1 G3		4	0	0	0	0	0	1							
John Morris, L (1, 9) OBP: 0.333, SLG: 0.313 Chad Curtis, R (8, 9) OBP: 0.393, SLG: 0.478	1-2 G6-3			1-0 G4-6-3 1B		0-1 1B 2B		1-3 K		4	0	2	0	0	1	0							
Hubie Brooks, R (1, 10) OBP: 0.325, SLG: 0.481		3-1 G1-3		0-1 F8		3-2 1B		0-0 S G3 1B		4	0	2	0	0	0	1							
Lee Stevens, L (1, 3) OBP: 0.283, SLG: 0.405		3-2 2B		0-1 G4-6-3 1-2		0-0 P5		3-2 G3 1-2		4	0	1	0	0	0	4							
Gary Gaetti, R (1, 5) OBP: 0.284, SLG: 0.364		2-3 K			1-2 SH1-3 1B		0-1 G6-3		4-0 S IBB		3	0	1	0	1	1							
Lance Parrish, R (1, 2) OBP: 0.316, SLG: 0.519		0-0 L9			0-1 SH1-3 1-2		3-3 K		3-3 K		3	0	0	0	0	2							
Bobby Rose, R (1, 4) OBP: 0.300, SLG: 0.359			0-0 F8		1-0 F8		2-1 1B		2-3 K		4	0	1	0	0	1							
Gary Disarcina, R (1, 6) OBP: 0.364, SLG: 0.356			2-2 F8		3-2 G5-3		0-1 F9				3	0	0	0	0	2							
<b>Inning Stats</b>	R: 0 E: 0 K: 0 S: 8	H: 0 LOB: 0 BB: 0 P: 11	R: 0 E: 0 K: 1 S: 9	H: 1 LOB: 1 BB: 0 P: 17	R: 0 E: 0 K: 0 S: 7	H: 0 LOB: 1 BB: 1 P: 13	R: 0 E: 0 K: 0 S: 5	H: 1 LOB: 0 BB: 0 P: 6	R: 0 E: 0 K: 0 S: 9	H: 2 LOB: 2 BB: 0 P: 13	R: 0 E: 0 K: 1 S: 10	H: 1 LOB: 1 BB: 0 P: 15	R: 0 E: 0 K: 1 S: 7	H: 0 LOB: 0 BB: 0 P: 11	R: 0 E: 0 K: 2 S: 11	H: 1 LOB: 2 BB: 1 P: 23	1B: 5 2B: 2 3B: 0 HR: 0	SF: 0 SAC: 1 DP: 1 HBP: 0	WP: 0 PB: 0 SB: 2 CS: 0	PA: 35			
<b>PITCHER</b> Todd Stottlemeyer, R (1, 1) ERA: 4.5	IP: 9.0 WLS: W BF: 35 H: 7 R: 0 ER: 0 SO: 5 BB: 1 IBB: 1 HBP: 0 BLK: 0 WP: 0 HR: 0 S: 75 P: 123 ERA: 0.00 WHIP: 0.889											<b>PITCHER</b>	IP: 9.0 WLS: W BF: 35 H: 7 R: 0 ER: 0 SO: 5 BB: 1 IBB: 1 HBP: 0 BLK: 0 WP: 0 HR: 0 S: 75 P: 123 ERA: 0.00 WHIP: 0.889										

Batter	1	2	3	4	5	6	7	8	9	AB	R	H	RBI	BB	SO	LOB	BOTTOM						
Devon White, S (1, 8) OBP: 0.309, SLG: 0.360	0-0 G6-3		1-3 K		1-0 G6-3			1-2 FC1-6 1-2		4	0	0	0	0	1	3	<b>California Angels @ Toronto Blue Jays</b> SkyDome, Toronto, ON Wed Apr 29 1992, 7:05 PM EDT Att: 47,356 - Dome - 70 F						
Roberto Alomar, S (1, 4) OBP: 0.447, SLG: 0.529	4-0 G5-4-3 BB		1-3 K			1-0 CS 1B		0-0 F8		3	0	1	0	1	1	1							
Joe Carter, R (1, 9) OBP: 0.275, SLG: 0.395	2-2 G5-4-3 1-2			0-1 G5-3		0-1 P3		1-3 K		4	0	0	0	0	1	3							
Dave Winfield, R (1, 10) OBP: 0.421, SLG: 0.548		1-1 G6-3		0-0 1B		1-1 G5-3 1-2		2-1 G4-6-3 1B		4	0	2	0	0	0	1							
Kelly Gruber, R (1, 5) OBP: 0.300, SLG: 0.523		1-2 G5-3		2-3 K			0-0 P8		0-1 G4-6-3 1-2		4	0	0	0	0	1							
John Olerud, L (1, 3) OBP: 0.395, SLG: 0.359 Rob Ducey, L (8, FR)		4-1 1B BB			2-2 G4-3 2B		0-1 1B		1-2 E 1B BB		3	0	3	0	1	0							
Candy Maldonado, R (1, 7) OBP: 0.250, SLG: 0.203		2-2 1B			4-1 G4-3 BB		2-3 K		1-2 BB E 1B		3	0	2	0	1	1							
Pat Borders, R (1, 2) OBP: 0.378, SLG: 0.500		3-2 G5-3			0-0 G4-3 1-2 2-3		1-3 K		1-0 E5 BB		4	0	0	0	0	1							
Manuel Lee, S (1, 6) OBP: 0.314, SLG: 0.290 Pat Tabler, R (8, PH) OBP: 0.308, SLG: 0.182			2-1 G4-3		1-3 K			0-1 FC1-6 1B		3	0	1	0	0	1	2							
<b>Inning Stats</b>	R: 0 E: 0 K: 0 S: 6	H: 0 LOB: 0 BB: 1 P: 12	R: 0 E: 0 K: 0 S: 14	H: 1 LOB: 2 BB: 1 P: 25	R: 0 E: 0 K: 2 S: 8	H: 0 LOB: 0 BB: 0 P: 12	R: 0 E: 0 K: 1 S: 6	H: 1 LOB: 0 BB: 0 P: 8	R: 0 E: 0 K: 1 S: 10	H: 1 LOB: 2 BB: 1 P: 18	R: 0 E: 0 K: 0 S: 5	H: 1 LOB: 0 BB: 0 P: 7	R: 0 E: 0 K: 2 S: 11	H: 1 LOB: 1 BB: 0 P: 14	R: 0 E: 0 K: 1 S: 10	H: 1 LOB: 0 BB: 0 P: 11	R: 1 E: 1 K: 0 S: 11	H: 3 LOB: 3 2B: 1 3B: 0 HR: 0	SF: 0 SAC: 0 DP: 2 HBP: 0	WP: 0 PB: 0 SB: 1 CS: 1	PA: 36		
<b>PITCHER</b> Jim Abbott, L (1, 1) ERA: 1.8	IP: 8.2 WLS: L BF: 36 H: 9 R: 1 ER: 0 SO: 7 BB: 4 IBB: 0 HBP: 0 BLK: 0 WP: 0 HR: 0 S: 81 P: 127 ERA: 0.00 WHIP: 1.500											<b>PITCHER</b>	IP: 8.2 WLS: L BF: 36 H: 9 R: 1 ER: 0 SO: 7 BB: 4 IBB: 0 HBP: 0 BLK: 0 WP: 0 HR: 0 S: 81 P: 127 ERA: 0.00 WHIP: 1.500										







Batter	1	2	3	4	5	6	7	8	9	AB	R	H	RBI	BB	SO	LOB	TOP			
Luis Polonia, L OBP: 0.391, SLG: 0.311 (1, 7)	E8 FC 1B		L8			2B 1B		F8		5	2	3	0	0	0	2	<b>California Angels @ Cleveland Indians</b> Cleveland Municipal Stadium, Cleveland, OH Fri May 01 1992, 7:05 PM EDT Att: 9,367 - Sunny - 75 F			
Chad Curtis, R OBP: 0.378, SLG: 0.469 (1, 9)	F8		G5-4-3			1B 2B		FC6-4		5	1	1	0	0	0	5				
Junior Felix, S OBP: 0.323, SLG: 0.433 (1, 8)	FC 2-H					1B 2B			F8	4	1	1	2	1	1	0				
Hubie Brooks, R OBP: 0.312, SLG: 0.477 (1, 10)	P4					K			F8	4	1	0	0	1	2	6				
Alvin Davis, L OBP: 0.350, SLG: 0.432 (1, 3)	F8								F9	5	0	1	2	0	0	2				
Gary Gaetti, R OBP: 0.371, SLG: 0.371 (1, 5)		L7								4	0	1	1	0	0	1				
Mike Fitzgerald, R OBP: 0.286, SLG: 0.290 (1, 2)										3	1	2	1	1	0	0				
Rene Gonzales, R OBP: 0.457, SLG: 0.704 (1, 4)										4	0	1	0	0	1	3				
Gary Disarcina, R OBP: 0.378, SLG: 0.364 (1, 6)										4	1	2	0	0	0	1				
<b>Inning Stats</b>	R: 1 E: 1 K: 0 S: 14	H: 1 LOB: 1 BB: 0 P: 21	R: 0 E: 0 K: 0 S: 5	H: 1 LOB: 0 BB: 0 P: 7	R: 0 E: 0 K: 0 S: 6	H: 1 LOB: 0 BB: 0 P: 9	R: 1 E: 1 K: 1 S: 16	H: 0 LOB: 2 BB: 1 P: 31	R: 3 E: 0 K: 1 S: 12	H: 4 LOB: 2 BB: 1 P: 21	R: 2 E: 0 K: 2 S: 15	H: 4 LOB: 0 BB: 0 P: 24	R: 0 E: 0 K: 0 S: 6	H: 1 LOB: 1 BB: 0 P: 9	R: 0 E: 0 K: 0 S: 4	H: 0 LOB: 0 BB: 0 P: 9	1B: 9 2B: 2 3B: 0 HR: 1	SF: 0 SAC: 0 DP: 2 HBP: 0	WP: 1 PB: 0 SB: 0 CS: 0	PA: 41
<b>PITCHER</b>	IP WLS BF H R ER SO	IP WLS BF H R ER SO	IP WLS BF H R ER SO	IP WLS BF H R ER SO	IP WLS BF H R ER SO	IP WLS BF H R ER SO	IP WLS BF H R ER SO	IP WLS BF H R ER SO	IP WLS BF H R ER SO	IP WLS BF H R ER SO	IP WLS BF H R ER SO	IP WLS BF H R ER SO	IP WLS BF H R ER SO	IP WLS BF H R ER SO	IP WLS BF H R ER SO	IP WLS BF H R ER SO	ERA WHIP	ERA WHIP		
Scott Scudder, R ERA: 6.48 (1, 1)	5.1 L 28 10 7 5 3																	8.44 2.438		
Rod Nichols, R ERA: 4.87 (6, 1)	2.2 10 2 0 0 1																	0.00 0.750		
Derek Liliquist, L ERA: 0.84 (9, 1)	1.0 3 0 0 0 0																	0.00 0.000		

AB	38
R	7
H	12
RBI	6
BB	3
SO	4
LOB	20



Batter	1	2	3	4	5	6	7	8	9	AB	R	H	RBI	BB	SO	LOB	BOTTOM					
Kenny Lofton, L OBP: 0.329, SLG: 0.224 (1, 8)	G4-3			G4-3		1B BB		S E 1B BB		2	1	0	0	2	0	0	<b>California Angels @ Cleveland Indians</b> Cleveland Municipal Stadium, Cleveland, OH Fri May 01 1992, 7:05 PM EDT Att: 9,367 - Sunny - 75 F					
Thomas Howard, S OBP: 0.397, SLG: 0.400 (1, 7)				K				E5 S 1B		4	1	2	0	0	1	1						
Carlos Baerga, S OBP: 0.333, SLG: 0.400 Tony Perezchica, R (8, 4)								1B BB		3	0	1	0	0	0	3						
Albert Belle, R OBP: 0.306, SLG: 0.425 (1, 10)								1B BB		0	1	0	0	1	0	0						
Mark Whiten, S OBP: 0.320, SLG: 0.389 (1, 9)								1B		3	0	1	3	1	0	1						
Sandy Alomar Jr., R OBP: 0.268, SLG: 0.333 Junior Ortiz, R OBP: 0.280, SLG: 0.167 (1, 2) (3, 2)										4	0	0	0	0	2	1						
Brook Jacoby, R OBP: 0.268, SLG: 0.321 (1, 3)										4	0	0	0	0	2	1						
Craig Worthington, R Paul Sorrento, L OBP: 0.289, SLG: 0.259 (1, 5) (9, PH)										3	0	0	0	0	1	1						
Mark Lewis, R OBP: 0.337, SLG: 0.400 (1, 6)										4	1	1	2	0	1	1						
<b>Inning Stats</b>	R: 0 E: 0 K: 0 S: 7	H: 1 LOB: 0 BB: 0 P: 11	R: 0 E: 0 K: 0 S: 7	H: 0 LOB: 0 BB: 0 P: 12	R: 0 E: 0 K: 2 S: 9	H: 0 LOB: 0 BB: 0 P: 14	R: 0 E: 0 K: 1 S: 8	H: 1 LOB: 1 BB: 0 P: 11	R: 0 E: 0 K: 1 S: 7	H: 0 LOB: 0 BB: 0 P: 11	R: 0 E: 0 K: 1 S: 9	H: 1 LOB: 2 BB: 1 P: 15	R: 0 E: 0 K: 1 S: 5	H: 0 LOB: 0 BB: 1 P: 12	R: 5 E: 1 K: 0 S: 16	H: 3 LOB: 0 BB: 2 P: 34	R: 0 E: 0 K: 2 S: 9	H: 0 LOB: 1 BB: 0 P: 11	1B: 5 2B: 0 3B: 0 HR: 1	SF: 0 SAC: 0 DP: 2 HBP: 0	WP: 1 PB: 0 SB: 2 CS: 1	PA: 36
<b>PITCHER</b>	IP WLS BF H R ER SO	IP WLS BF H R ER SO	IP WLS BF H R ER SO	IP WLS BF H R ER SO	IP WLS BF H R ER SO	IP WLS BF H R ER SO	IP WLS BF H R ER SO	IP WLS BF H R ER SO	IP WLS BF H R ER SO	IP WLS BF H R ER SO	IP WLS BF H R ER SO	IP WLS BF H R ER SO	IP WLS BF H R ER SO	IP WLS BF H R ER SO	IP WLS BF H R ER SO	IP WLS BF H R ER SO	ERA WHIP	ERA WHIP				
Mark Langston, L ERA: 8.44 (1, 1)	7.1 W 30 5 5 4 6																	4.91 1.227				
Chuck Crim, R ERA: 5.0 (8, 1)	0.1 1 1 0 0 0																	0.00 3.000				
Bryan Harvey, R ERA: 0.73 (8, 1)	1.1 S 5 0 0 0 2																	0.00 0.000				

AB	32
R	5
H	6
RBI	5
BB	4
SO	8
LOB	11





Batter	1	2	3	4	5	6	7	8	9	AB	R	H	RBI	BB	SO	LOB	TOP					
Luis Polonia, L OBP: 0.385, SLG: 0.321	1-1 2B		2-2 P7		2-2 P6			2-2 G6-3		4	0	1	0	0	0	1	California Angels @ Cleveland Indians Cleveland Municipal Stadium, Cleveland, OH Sat May 02 1992, 3:33 AM EDT Att: 6,544 - Cloudy - 76 F					
Chad Curtis, R OBP: 0.341, SLG: 0.417	1-2 L3		1-1 G6-3			3-3 K		3-1 E5		4	0	0	0	0	1	2						
Junior Felix, S OBP: 0.320, SLG: 0.426	2-1 P5			1-1 G5-6-3 1B		1-3 K		0-3 K		4	1	1	0	0	2	3						
Hubie Brooks, R OBP: 0.299, SLG: 0.457	1-2 F8			3-2 G5-6-3 1-2		1-0 F7			0-1 P5	4	0	0	0	0	2							
Gary Gaetti, R OBP: 0.275, SLG: 0.370		0-1 F9		1-1 1B 2H		4-2 F9-3 BB			0-0 P3	3	0	1	1	1	0	0						
Mike Fitzgerald, R OBP: 0.308, SLG: 0.400		2-2 HR		1-2 1B 2H		1-2 F9-3 1-2			1-0 G6-3	4	1	2	1	0	0	1						
Rene Gonzales, R OBP: 0.447, SLG: 0.667		2-1 F8 1B		3-1 F7		1-0 G5-3				3	0	1	0	0	0	1						
Bobby Rose, R OBP: 0.299, SLG: 0.343		2-1 F8		3-2 P4				1-2 F G6-3 1B		3	0	1	0	0	0	1						
Gary Disarcina, R OBP: 0.364, SLG: 0.348			1-1 F7		1-0 P4			0-0 P2		3	0	0	0	0	0	1						
<b>Inning Stats</b>	R: 0 E: 0 K: 0 S: 11	H: 1 LOB: 1 BB: 0 P: 16	R: 1 E: 0 K: 0 S: 10	H: 2 LOB: 0 BB: 0 P: 16	R: 0 E: 0 K: 0 S: 8	H: 0 LOB: 0 BB: 0 P: 12	R: 1 E: 0 K: 0 S: 12	H: 3 LOB: 1 BB: 0 P: 21	R: 0 E: 0 K: 0 S: 7	H: 0 LOB: 0 BB: 0 P: 13	R: 0 E: 0 K: 0 S: 7	H: 0 LOB: 0 BB: 1 P: 12	R: 0 E: 0 K: 0 S: 4	H: 0 LOB: 0 BB: 1 P: 10	R: 0 E: 1 K: 1 S: 12	H: 1 LOB: 2 BB: 0 P: 18	R: 0 E: 0 K: 0 S: 4	H: 0 LOB: 0 BB: 0 P: 5	1B: 5 2B: 2 3B: 0 HR: 1	SF: 0 SAC: 0 DP: 1 HBP: 0	WP: 0 PB: 0 SB: 0 CS: 0	PA: 33
<b>PITCHER</b>	IP WLS BF H R ER SO BB IBB HBP BLK WP HR S P ERA WHIP	IP WLS BF H R ER SO BB IBB HBP BLK WP HR S P ERA WHIP	IP WLS BF H R ER SO BB IBB HBP BLK WP HR S P ERA WHIP	IP WLS BF H R ER SO BB IBB HBP BLK WP HR S P ERA WHIP	IP WLS BF H R ER SO BB IBB HBP BLK WP HR S P ERA WHIP	IP WLS BF H R ER SO BB IBB HBP BLK WP HR S P ERA WHIP	IP WLS BF H R ER SO BB IBB HBP BLK WP HR S P ERA WHIP	IP WLS BF H R ER SO BB IBB HBP BLK WP HR S P ERA WHIP	IP WLS BF H R ER SO BB IBB HBP BLK WP HR S P ERA WHIP	IP WLS BF H R ER SO BB IBB HBP BLK WP HR S P ERA WHIP	IP WLS BF H R ER SO BB IBB HBP BLK WP HR S P ERA WHIP	IP WLS BF H R ER SO BB IBB HBP BLK WP HR S P ERA WHIP	IP WLS BF H R ER SO BB IBB HBP BLK WP HR S P ERA WHIP	IP WLS BF H R ER SO BB IBB HBP BLK WP HR S P ERA WHIP	IP WLS BF H R ER SO BB IBB HBP BLK WP HR S P ERA WHIP	IP WLS BF H R ER SO BB IBB HBP BLK WP HR S P ERA WHIP						
Dennis Cook, L ERA: 4.15	(1, 7) 6.0 23 6 2 2 2 1 0 0 0 0 0 1 57 96 3.00 1.167	(7, 1) 1.2 6 1 0 0 0 0 0 0 0 0 0 0 0 11 19 0.00 0.600	(8, 1) 0.1 W 1 0 0 0 1 0 0 0 0 0 0 0 3 3 0.00 0.000	(9, 1) 1.0 S 3 0 0 0 0 0 0 0 0 0 0 0 4 5 0.00 0.000																		

AB	32
R	2
H	7
RBI	2
BB	1
SO	3
LOB	12



Batter	1	2	3	4	5	6	7	8	9	AB	R	H	RBI	BB	SO	LOB	BOTTOM			
Kenny Lofton, L OBP: 0.337, SLG: 0.229	1-0 G6-3 1B		1-1 G4-3			4-0 1B FC3-2 BB		0-0 B2-3		3	1	1	0	1	0	0	California Angels @ Cleveland Indians Cleveland Municipal Stadium, Cleveland, OH Sat May 02 1992, 3:33 AM EDT Att: 6,544 - Cloudy - 76 F			
Thomas Howard, S OBP: 0.393, SLG: 0.397	1-2 F7			1-1 G6-3		2-1 FC3-2 1B		3-2 G4-3		3	0	1	0	0	0	1				
Alex Cole, L OBP: 0.222, SLG: 0.182						1-2 FC3-2 1B				1	0	0	0	0	0	0				
Carlos Baerga, S OBP: 0.350, SLG: 0.414	1-1 G6-3			0-1 FC3-6 PB 1B		0-1 FC3-2 1B		0-1 1B 1B		4	2	3	0	0	0	1				
Albert Belle, R OBP: 0.324, SLG: 0.433	0-1 1B			4-1 FC3-6 BB		0-3 K		0-0 BB 1B		3	0	2	1	1	1	3				
Paul Sorrento, L OBP: 0.278, SLG: 0.270		2-2 G3-6-3 1B		2-2 FC3-6 PB		0-0 FC3-2 FC6-4		0-0 BB 1B		4	0	2	1	0	0	5				
Mark Whiten, S OBP: 0.317, SLG: 0.376	1-2 G3-6-3			1-2 G4-3		1-2 2-3 3-H		1-2 3-H BB		3	0	0	0	1	0	5				
Craig Worthington, R OBP: 0.323, SLG: 0.222	1-0 P5					1-2 G6-3		1-2 FC6-4		4	0	0	0	0	1	3				
Junior Ortiz, R OBP: 0.323, SLG: 0.222			1-2 L5		3-2 G4-6-3 1B		1-1 G4-6-3 1B			3	0	2	0	0	0	0				
Felix Fermin, R OBP: 0.200, SLG: 0.179			1-2 F9		0-1 G4-6-3		0-1 G4-6-3			3	0	0	0	0	0	2				
<b>Inning Stats</b>	R: 1 E: 0 K: 0 S: 9	H: 2 LOB: 1 BB: 0 P: 11	R: 0 E: 0 K: 0 S: 8	H: 1 LOB: 0 BB: 0 P: 12	R: 0 E: 0 K: 0 S: 9	H: 0 LOB: 0 BB: 0 P: 12	R: 1 E: 0 K: 0 S: 11	H: 1 LOB: 1 BB: 1 P: 19	R: 0 E: 0 K: 1 S: 10	H: 1 LOB: 0 BB: 0 P: 15	R: 0 E: 0 K: 1 S: 10	H: 2 LOB: 3 BB: 1 P: 19	R: 0 E: 0 K: 1 S: 7	H: 1 LOB: 0 BB: 0 P: 9	R: 1 E: 0 K: 0 S: 15	H: 3 LOB: 3 BB: 1 P: 23	1B: 11 2B: 0 3B: 0 HR: 0	SF: 0 SAC: 0 DP: 3 HBP: 0	WP: 0 PB: 1 SB: 1 CS: 0	PA: 34
<b>PITCHER</b>	IP WLS BF H R ER SO BB IBB HBP BLK WP HR S P ERA WHIP	IP WLS BF H R ER SO BB IBB HBP BLK WP HR S P ERA WHIP	IP WLS BF H R ER SO BB IBB HBP BLK WP HR S P ERA WHIP	IP WLS BF H R ER SO BB IBB HBP BLK WP HR S P ERA WHIP	IP WLS BF H R ER SO BB IBB HBP BLK WP HR S P ERA WHIP	IP WLS BF H R ER SO BB IBB HBP BLK WP HR S P ERA WHIP	IP WLS BF H R ER SO BB IBB HBP BLK WP HR S P ERA WHIP	IP WLS BF H R ER SO BB IBB HBP BLK WP HR S P ERA WHIP	IP WLS BF H R ER SO BB IBB HBP BLK WP HR S P ERA WHIP	IP WLS BF H R ER SO BB IBB HBP BLK WP HR S P ERA WHIP	IP WLS BF H R ER SO BB IBB HBP BLK WP HR S P ERA WHIP	IP WLS BF H R ER SO BB IBB HBP BLK WP HR S P ERA WHIP	IP WLS BF H R ER SO BB IBB HBP BLK WP HR S P ERA WHIP	IP WLS BF H R ER SO BB IBB HBP BLK WP HR S P ERA WHIP	IP WLS BF H R ER SO BB IBB HBP BLK WP HR S P ERA WHIP	IP WLS BF H R ER SO BB IBB HBP BLK WP HR S P ERA WHIP				
Julio Valera, R ERA: 3.0	(1, 1) 5.0 20 4 1 0 0 1 0 0 0 0 0 0 8 11 0.00 1.000	(6, 1) 1.0 4 1 0 0 1 0 0 0 0 0 0 0 8 11 0.00 1.000	(7, 1) 2.0 L 10 4 1 1 1 1 0 0 0 0 0 0 22 32 4.50 2.500																	









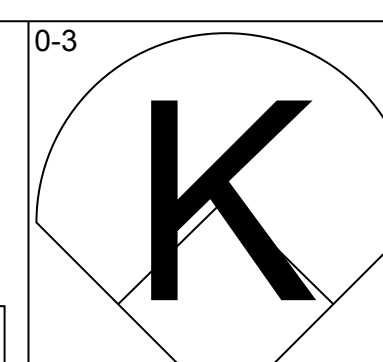
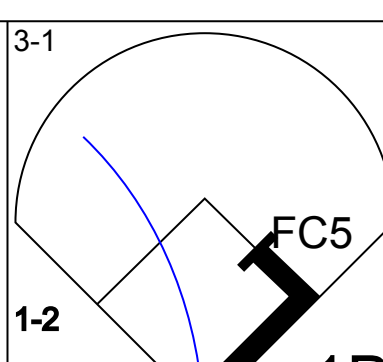
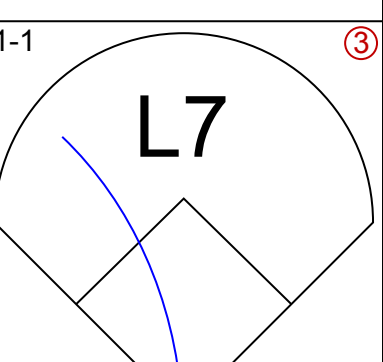
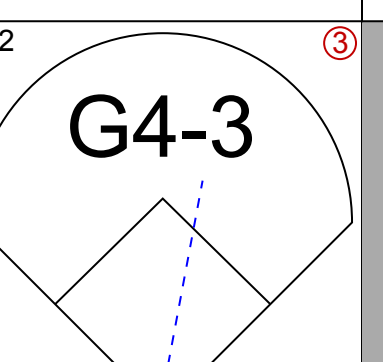
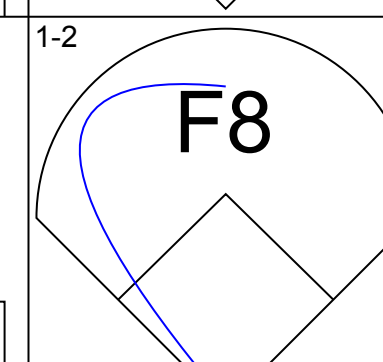
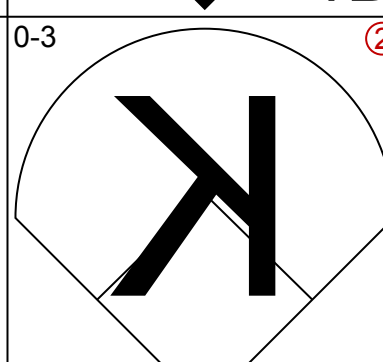
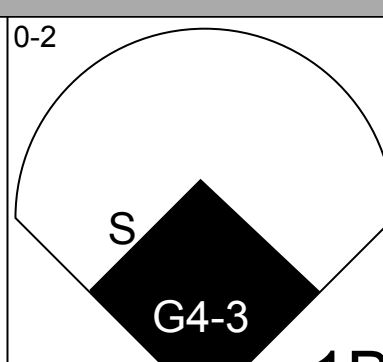
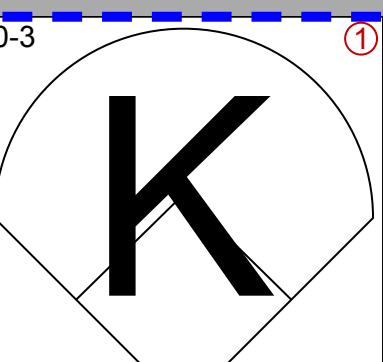
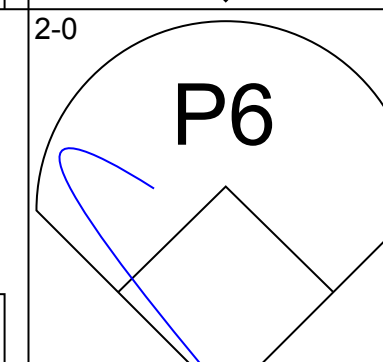
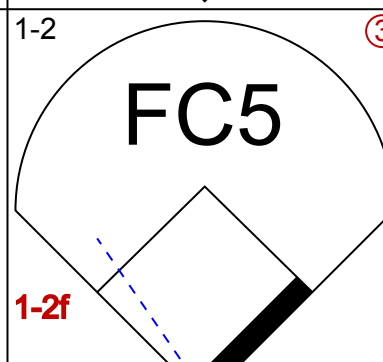
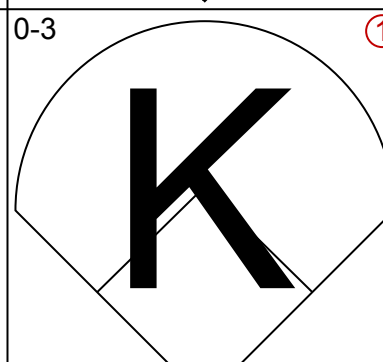
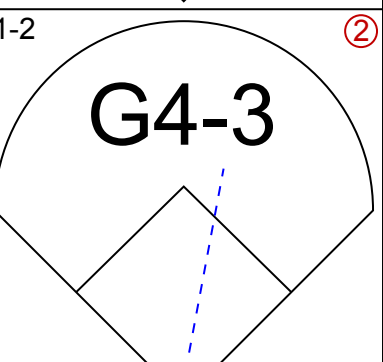
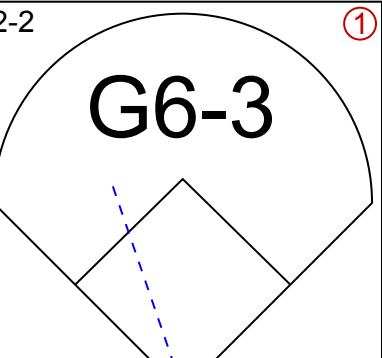
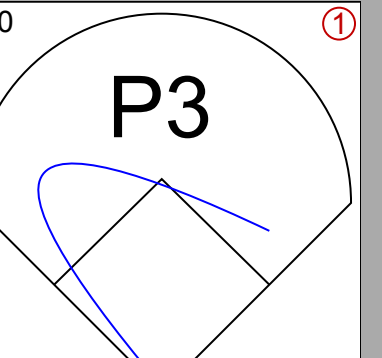
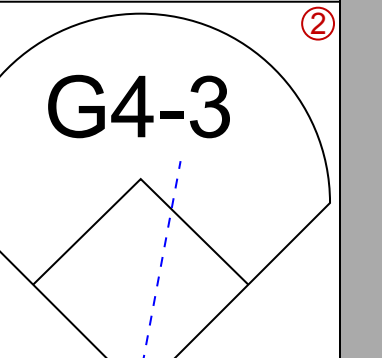
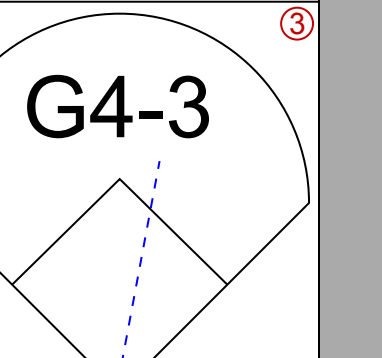
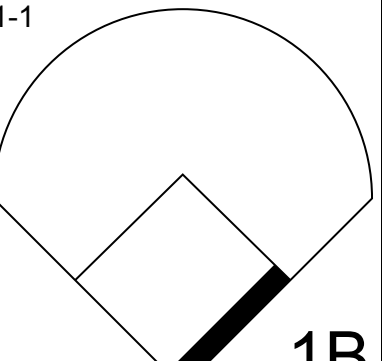
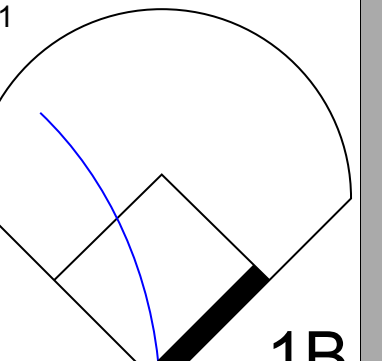
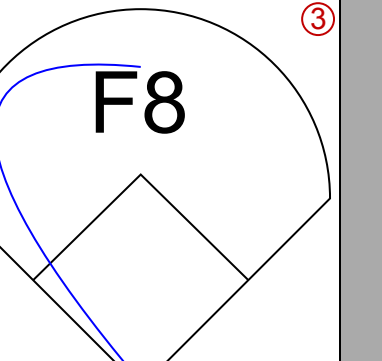


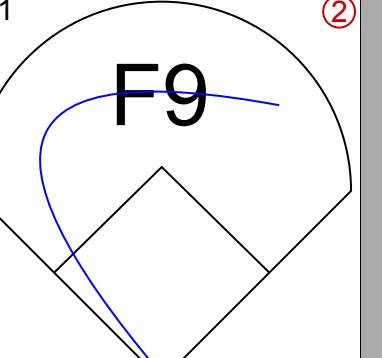
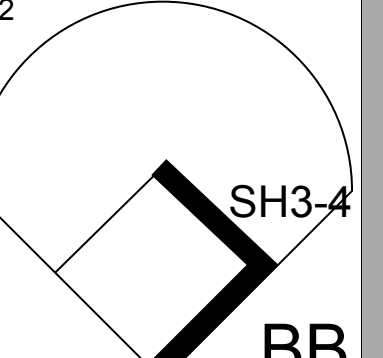
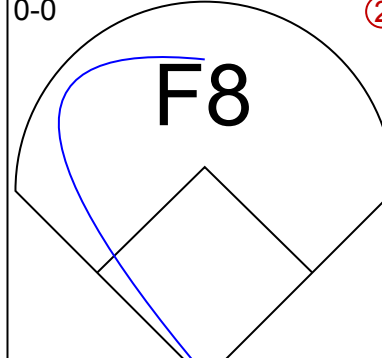


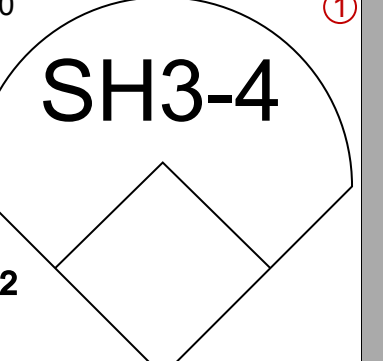
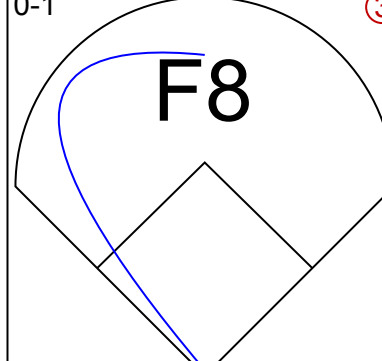
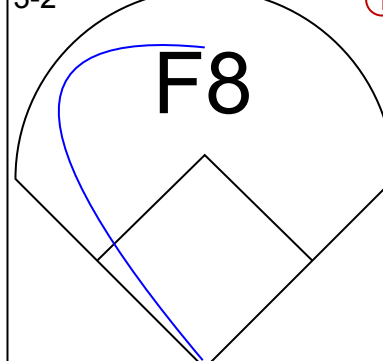
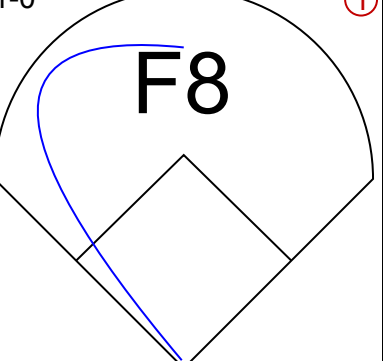

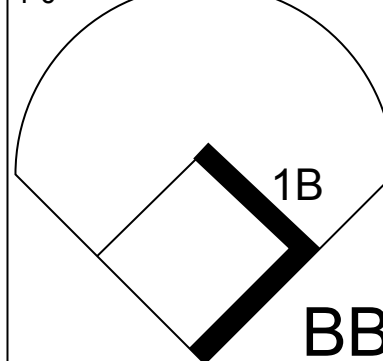
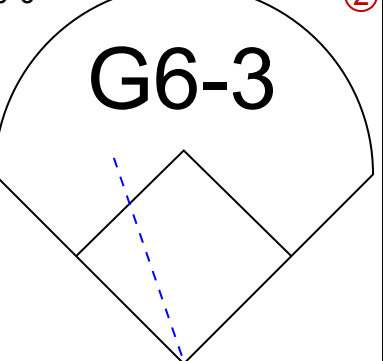
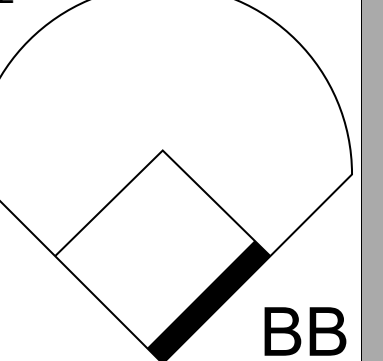
Batter	1	2	3	4	5	6	7	8	9	AB	R	H	RBI	BB	SO	LOB	TOP											
Luis Polonia, L OBP: 0.380, SLG: 0.322	G6-3			G6-3		1B		F7		4	0	1	0	0	0	2	<b>California Angels @ Detroit Tigers</b> Tiger Stadium, Detroit, MI Mon May 04 1992, 7:05 PM EDT Att: 9,466 - Cloudy - 48 F											
John Morris, L OBP: 0.292, SLG: 0.273 Chad Curtis, R OBP: 0.341, SLG: 0.395	G5-3			G6-3		F9		FC5		2	0	0	0	0	0	0												
Junior Felix, S OBP: 0.315, SLG: 0.446	F7			1B				K		4	1	2	1	0	1	0												
Hubie Brooks, R OBP: 0.302, SLG: 0.450		G6-3		F7				P3		4	0	0	0	0	0	1												
Alvin Davis, L OBP: 0.356, SLG: 0.429		K				G4-3		G3		4	0	1	0	0	1	0												
Gary Gaetti, R OBP: 0.281, SLG: 0.370		P4				G6-3				4	0	0	0	0	0	1												
Lance Parrish, R OBP: 0.318, SLG: 0.500				F8		K		1B		4	1	1	0	0	1	1												
Bobby Rose, R OBP: 0.294, SLG: 0.329				BB		K		1B		2	0	1	0	1	1	0												
Gary Disarcina, R OBP: 0.373, SLG: 0.351 Lee Stevens, L OBP: 0.304, SLG: 0.392 Rene Gonzales, R OBP: 0.447, SLG: 0.667				G4-6-3		L8		FC5		2	0	0	0	0	0	1												
								1B		1	0	1	1	0	0	0												
								1B		0	0	0	0	0	0	0												
<b>Inning Stats</b>	R: 0 E: 0 K: 0 S: 7	H: 0 LOB: 0 BB: 0 P: 9	R: 0 E: 0 K: 1 S: 6	H: 0 LOB: 0 BB: 0 P: 9	R: 0 E: 0 K: 0 S: 6	H: 0 LOB: 0 BB: 1 P: 13	R: 0 E: 0 K: 0 S: 10	H: 1 LOB: 1 BB: 0 P: 15	R: 0 E: 0 K: 1 S: 5	H: 0 LOB: 0 BB: 0 P: 8	R: 0 E: 0 K: 1 S: 8	H: 0 LOB: 0 BB: 0 P: 11	R: 1 E: 0 K: 0 S: 12	H: 2 LOB: 1 BB: 0 P: 15	R: 1 E: 0 K: 0 S: 10	H: 2 LOB: 1 BB: 0 P: 11	1B: 5 2B: 1 3B: 0 HR: 1	SF: 0 SAC: 0 DP: 1 HBP: 0	WP: 0 PB: 0 SB: 0 CS: 0	PA: 34								
<b>PITCHER</b>	IP	WLS	BF	H	R	ER	SO	BB	IBB	HBP	BLK	WP	HR	S	P	ERA	WHIP											
Bill Gullickson, R ERA: 3.57	(1, 1)	8.1	W	32	7	2	2	4	1	0	0	0	0	1	70	101	2.16	0.960										
Mark Leiter, R ERA: 3.45	(9, 1)	0.2		2	0	0	0	0	0	0	0	0	0	5	5	0.00	0.000											

Batter	1	2	3	4	5	6	7	8	9	AB	R	H	RBI	BB	SO	LOB	BOTTOM											
Tony Phillips, S OBP: 0.460, SLG: 0.366	BB		G6-3		G5-3		G5-3	1B		3	0	1	0	2	0	2	<b>California Angels @ Detroit Tigers</b> Tiger Stadium, Detroit, MI Mon May 04 1992, 7:05 PM EDT Att: 9,466 - Cloudy - 48 F											
Dan Gladden, R OBP: 0.257, SLG: 0.358	L6		K		HR		G5-3	1B		5	2	2	3	0	1	3												
Alan Trammell, R OBP: 0.341, SLG: 0.380	G5-3				F7		G5-3			3	0	0	0	1	0	3												
Cecil Fielder, R OBP: 0.287, SLG: 0.500 Dave Bergman, L OBP: 0.116, SLG: 0.188	K				E6		L5			4	0	1	1	0	1	2												
							BB			0	0	0	0	0	0	0												
Mickey Tettleton, S OBP: 0.404, SLG: 0.571		F7		K		HR		1B		3	1	1	0	1	1	1												
Travis Fryman, R OBP: 0.337, SLG: 0.436	L4			F8			G6-3			4	1	1	2	0	0	3												
Rob Deer, R OBP: 0.287, SLG: 0.570							HR			3	1	2	0	1	1	0												
Mark Carreon, R OBP: 0.302, SLG: 0.414	FC4-6				G5-3		K			4	0	0	0	0	1	3												
Mitt Cuyler, S OBP: 0.213, SLG: 0.304			G5-3				G5-3			4	1	2	0	0	0	0												
							HR			4	1	2	0	0	0	0												
							1B			3	1	2	0	1	1	0												
							1B			4	0	0	0	0	1	3												
							1B			4	1	2	0	0	0	0												
<b>Inning Stats</b>	R: 0 E: 0 K: 1 S: 12	H: 0 LOB: 1 BB: 1 P: 21	R: 0 E: 0 K: 0 S: 8	H: 0 LOB: 1 BB: 1 P: 16	R: 0 E: 0 K: 1 S: 9	H: 0 LOB: 0 BB: 0 P: 13	R: 0 E: 1 K: 1 S: 13	H: 0 LOB: 1 BB: 0 P: 18	R: 3 E: 0 K: 0 S: 14	H: 3 LOB: 1 BB: 1 P: 24	R: 2 E: 0 K: 1 S: 12	H: 2 LOB: 2 BB: 0 P: 18	R: 1 E: 0 K: 0 S: 10	H: 2 LOB: 2 BB: 2 P: 24	R: 0 E: 0 K: 1 S: 15	H: 3 LOB: 2 BB: 0 P: 22	1B: 8 2B: 0 3B: 0 HR: 2	SF: 0 SAC: 0 DP: 1 HBP: 0	WP: 0 PB: 0 SB: 1 CS: 0	PA: 38								
<b>PITCHER</b>	IP	WLS	BF	H	R	ER	SO	BB	IBB	HBP	BLK	WP	HR	S	P	ERA	WHIP											
Jim Abbott, L ERA: 2.63	(1, 1)	6.0	L	27	5	5	5	4	3	0	0	0	0	2	68	110	7.50	1.333										
Chuck Crim, R ERA: 4.95	(7, 1)	2.0		11	5	1	1	1	2	0	0	0	0	25	46	4.50	3.500											

AB	33
R	2
H	7
RBI	2
BB	1
SO	4
LOB	9



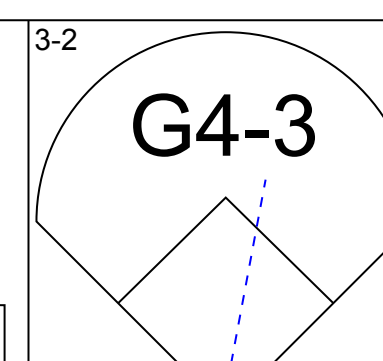
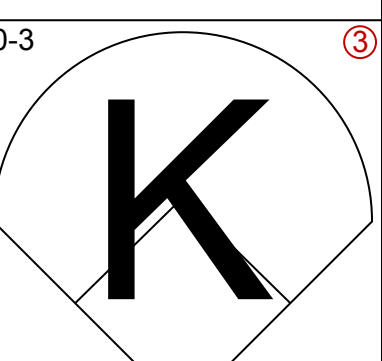
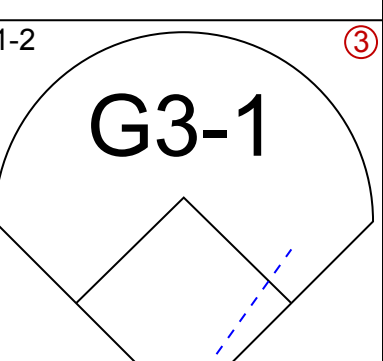
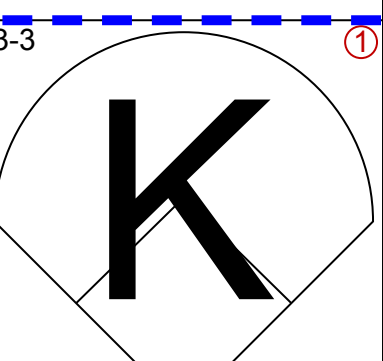
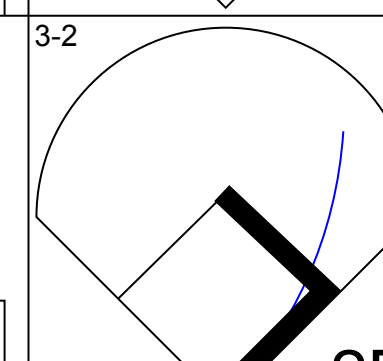
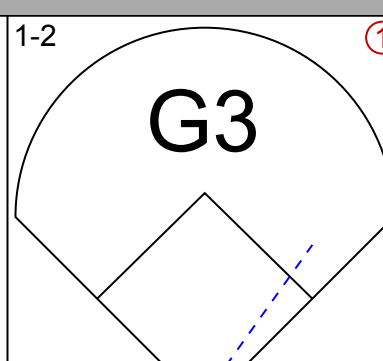
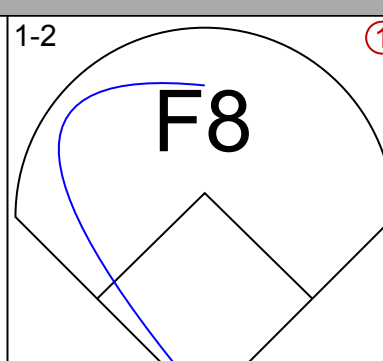
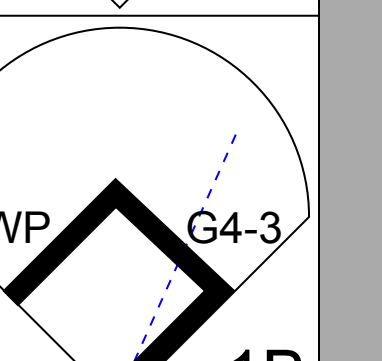

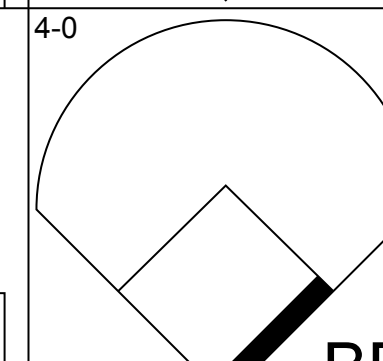
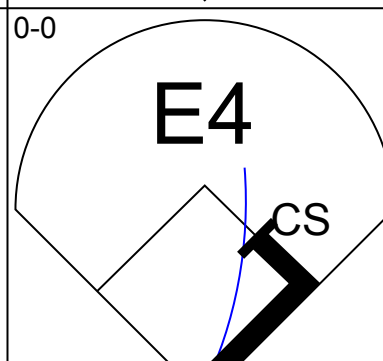
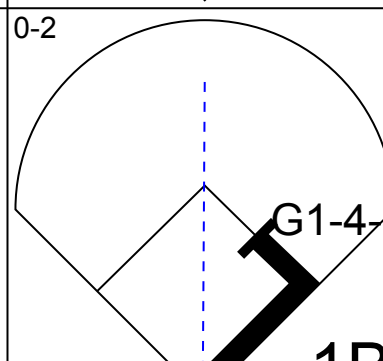

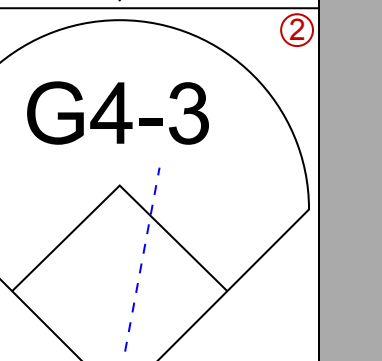
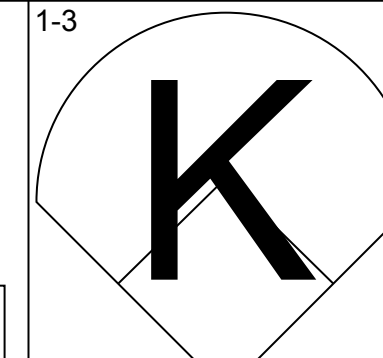
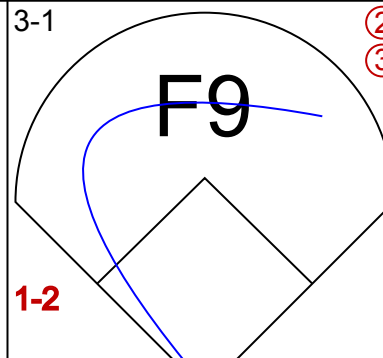
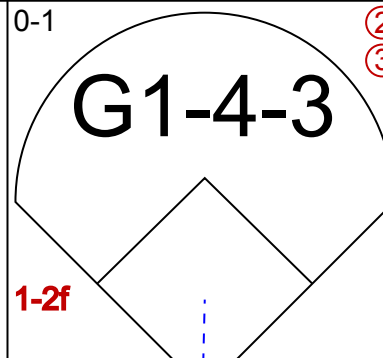
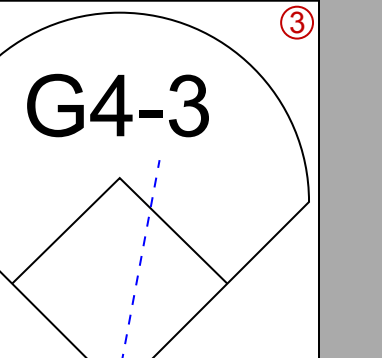
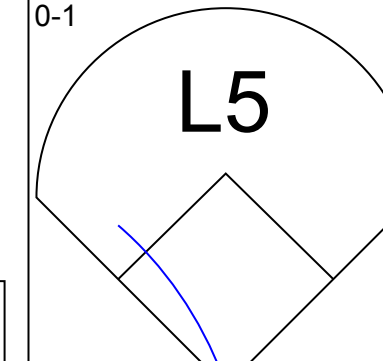
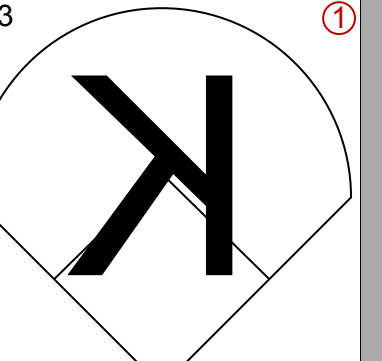

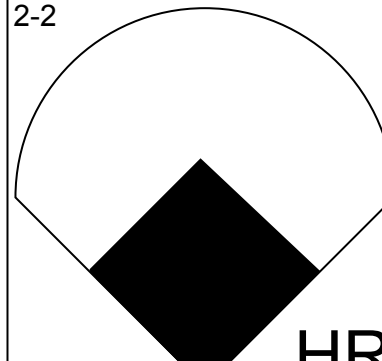
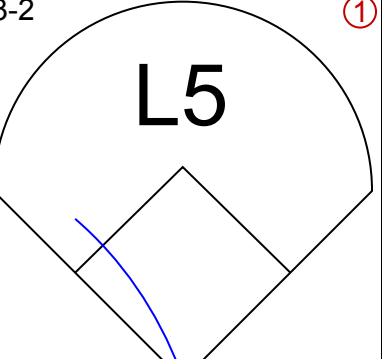
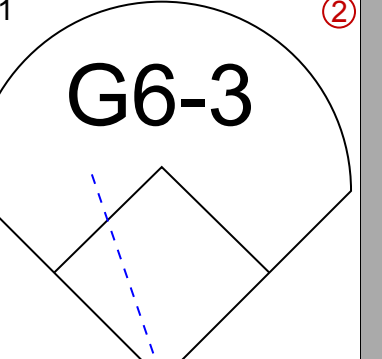
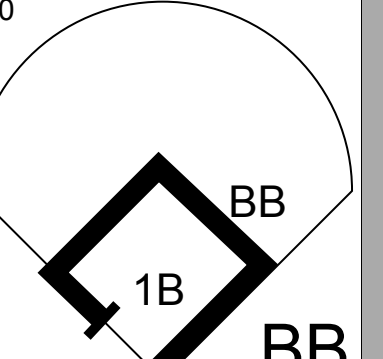
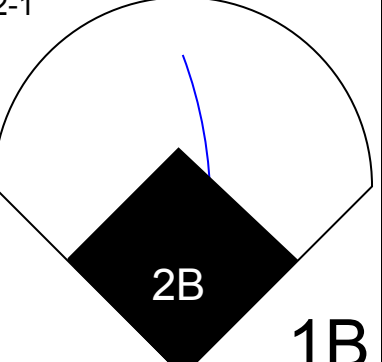
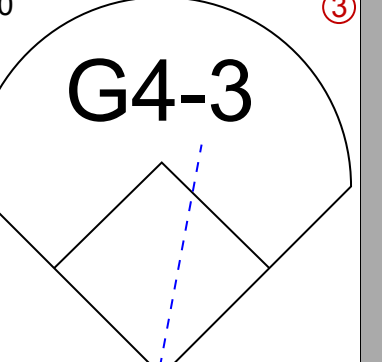
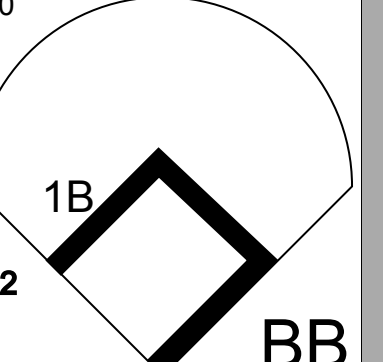
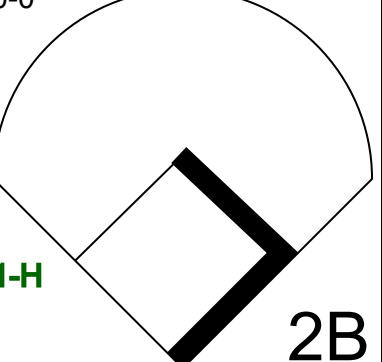
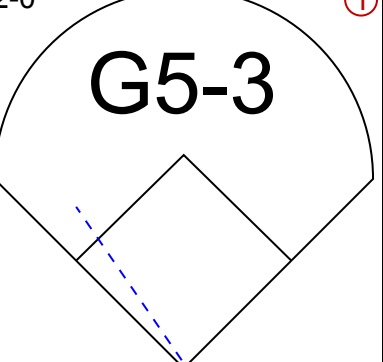
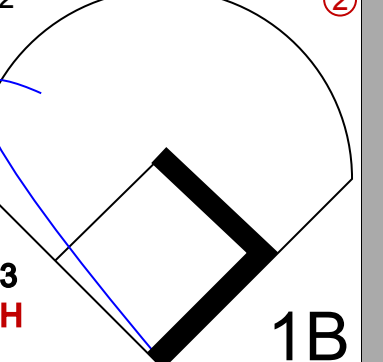
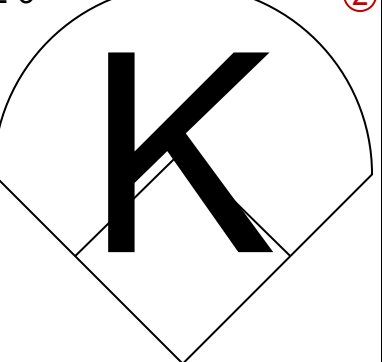
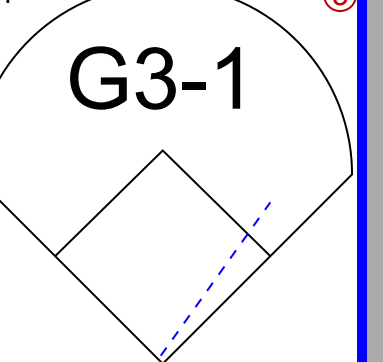
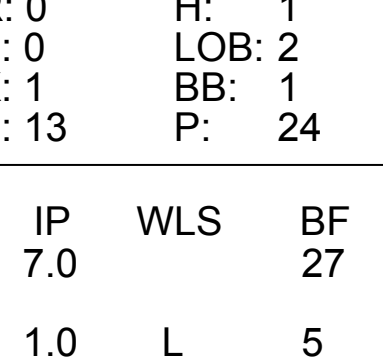
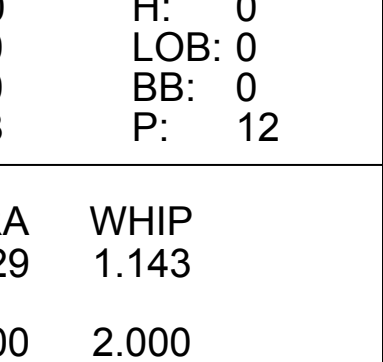
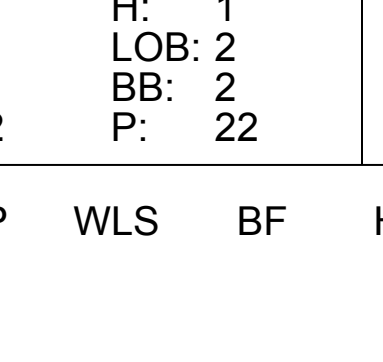


Batter	1	2	3	4	5	6	7	8	9	AB	R	H	RBI	BB	SO	LOB	TOP								
Luis Polonia, L OBP: 0.375, SLG: 0.319										4	0	1	0	0	1	2									
Chad Curtis, R OBP: 0.333, SLG: 0.381										4	1	1	0	0	2	2									
Junior Felix, S OBP: 0.304, SLG: 0.429										4	0	0	0	0	1	3									
Hubie Brooks, R OBP: 0.291, SLG: 0.433										4	0	0	1	0	0	0									
Gary Gaetti, R OBP: 0.290, SLG: 0.376										4	0	2	0	0	1	0									
Mike Fitzgerald, R OBP: 0.302, SLG: 0.368										3	0	0	0	1	1	2									
Rene Gonzales, R OBP: 0.415, SLG: 0.606										3	0	0	0	0	1	2									
Bobby Rose, R OBP: 0.284, SLG: 0.316										3	0	0	0	0	1	1									
Gary Disarcina, R OBP: 0.384, SLG: 0.347										1	0	0	0	2	0	0									
<b>Inning Stats</b>	R: 0 E: 0 K: 1 S: 7	H: 0 LOB: 0 BB: 0 P: 10	R: 0 E: 0 K: 1 S: 11	H: 1 LOB: 1 BB: 0 P: 17	R: 0 E: 0 K: 1 S: 12	H: 1 LOB: 2 BB: 1 P: 23	R: 0 E: 0 K: 1 S: 8	H: 1 LOB: 1 BB: 0 P: 17	R: 0 E: 0 K: 0 S: 4	H: 0 LOB: 0 BB: 0 P: 6	R: 1 E: 0 K: 0 S: 12	H: 1 LOB: 0 BB: 2 P: 16	R: 0 E: 0 K: 1 S: 12	H: 0 LOB: 2 BB: 2 P: 24	R: 0 E: 0 K: 1 S: 9	H: 0 LOB: 0 BB: 0 P: 12	R: 0 E: 0 K: 1 S: 6	H: 0 LOB: 0 BB: 0 P: 6	1B: 4 2B: 0 3B: 0 HR: 0	SF: 0 SAC: 1 DP: 0 HBP: 0	WP: 0 PB: 0 SB: 2 CS: 0	PA: 34			
<b>PITCHER</b>	IP	WLS	BF	H	R	ER	SO	BB	IBB	HBP	BLK	WP	HR	S	P	ERA	WHIP								
Scott Aldred, L ERA: 6.75	(1, 1)	7.0	28	4	1	1	6	3	0	0	0	0	0	66	113	1.29	1.000								
John Doherty, R ERA: 2.95	(8, 1)	2.0	6	0	0	0	2	0	0	0	0	0	0	15	18	0.00	0.000								

California Angels @ Detroit Tigers  
Tiger Stadium, Detroit, MI  
Tue May 05 1992, 3:33 AM EDT  
Att: 13,180 - Cloudy - 51 F

AB 30  
R 1  
H 4  
RBI 1  
BB 3  
SO 8  
LOB 12



Batter	1	2	3	4	5	6	7	8	9	AB	R	H	RBI	BB	SO	LOB	BOTTOM								
Tony Phillips, S OBP: 0.442, SLG: 0.347										4	0	0	0	0	2	1									
Lou Whitaker, L OBP: 0.381, SLG: 0.385										4	0	2	0	0	0	0									
Travis Fryman, R OBP: 0.343, SLG: 0.433										3	0	1	0	1	0	1									
Cecil Fielder, R OBP: 0.276, SLG: 0.477										4	0	0	0	0	1	5									
Mickey Tettleton, S OBP: 0.398, SLG: 0.591										4	1	1	1	0	2	2									
Rob Deer, R OBP: 0.289, SLG: 0.556										2	0	0	0	1	0	0									
Chad Kreuter, S OBP: 0.313, SLG: 0.286										2	1	1	0	1	0	0									
Mark Carreon, R OBP: 0.318, SLG: 0.443										3	0	2	1	0	0	0									
Scott Livingstone, L OBP: 0.276, SLG: 0.235										3	0	0	0	0	1	3									
Milt Cuyler, S OBP: 0.213, SLG: 0.304										0	0	0	0	0	0	0									
<b>Inning Stats</b>	R: 0 E: 0 K: 1 S: 13	H: 1 LOB: 2 BB: 1 P: 24	R: 1 E: 0 K: 2 S: 14	H: 2 LOB: 1 BB: 0 P: 21	R: 0 E: 1 K: 0 S: 6	H: 0 LOB: 0 BB: 0 P: 10	R: 0 E: 0 K: 1 S: 6	H: 0 LOB: 0 BB: 0 P: 9	R: 0 E: 0 K: 0 S: 8	H: 1 LOB: 0 BB: 0 P: 9	R: 0 E: 0 K: 1 S: 12	H: 1 LOB: 2 BB: 2 P: 22	R: 0 E: 0 K: 1 S: 10	H: 1 LOB: 1 BB: 0 P: 18	R: 1 E: 0 K: 0 S: 3	H: 1 LOB: 0 BB: 0 P: 5	1B: 4 2B: 2 3B: 0 HR: 1	SF: 0 SAC: 0 DP: 1 HBP: 0	WP: 1 PB: 0 SB: 0 CS: 1	PA: 32					
<b>PITCHER</b>	IP	WLS	BF	H	R	ER	SO	BB	IBB	HBP	BLK	WP	HR	S	P	ERA	WHIP								
Joe Grahe, R ERA: 6.0	(1, 1)	7.0	27	5	1	1	5	3	0	0	0	0	0	67	107	1.29	1.143								
Mark Eichhorn, R ERA: 3.2	(8, 1)	1.0	5	2	1	1	1	0	0	0	0	1	1	13	23	9.00	2.000								

California Angels @ Detroit Tigers  
Tiger Stadium, Detroit, MI  
Tue May 05 1992, 3:33 AM EDT  
Att: 13,180 - Cloudy - 51 F

AB 29  
R 2  
H 7  
RBI 2  
BB 3  
SO 6  
LOB 12






Batter	1	2	3	4	5	6	7	8	9	AB	R	H	RBI	BB	SO	LOB	TOP								
Randy Velarde, R OBP: 0.276, SLG: 0.330 Kevin Maas, L OBP: 0.388, SLG: 0.452	2-3 K		0-1 G4-3			3-3 K			1-1 L6	3	0	0	0	0	2	0									
Don Mattingly, L OBP: 0.277, SLG: 0.327	4-2 G6-4-3 BB			1-3 K			2-2 P4		0-1 G6-3	3	0	0	1	1	1	0									
Roberto Kelly, R OBP: 0.376, SLG: 0.468	0-0 G6-4-3 1-2			1-2 P4			3-2 G1-3		3-H 1-1 1B	4	0	1	0	0	0	1									
Mel Hall, L OBP: 0.257, SLG: 0.471		2-2 G4-3		0-3 K			3-2 G4-3		2-2 P5	4	0	0	0	0	1	1									
Jim Leyritz, R OBP: 0.458, SLG: 0.762		0-1 G6-3			1-0 G5-3			1-2 L3 1B		3	0	1	0	0	0	0									
Jesse Barfield, R OBP: 0.225, SLG: 0.238		1-0 S 1B			1-3 K2-3			3-1 F8		3	0	1	0	0	1	1									
Mike Stanley, R OBP: 0.423, SLG: 0.300		1-3 K			1-0 F9			0-2 L3 1-2		3	0	0	0	0	1	2									
Charlie Hayes, R OBP: 0.330, SLG: 0.381			1-0 G4-3			0-0 G5-3			1-2 3B 1B	3	1	1	0	0	0	0									
Dave Silvestri, R OBP: 0.286, SLG: 0.571			1-0 G4-3			1-0 P3			3-2 G6-3 1-H 3B	3	1	1	1	0	0	0									
<b>Inning Stats</b>	R: 0 E: 0 K: 1 S: 8	H: 0 LOB: 0 BB: 1 P: 14	R: 0 E: 0 K: 1 S: 9	H: 1 LOB: 1 BB: 0 P: 13	R: 0 E: 0 K: 0 S: 4	H: 0 LOB: 0 BB: 0 P: 6	R: 0 E: 0 K: 2 S: 10	H: 0 LOB: 0 BB: 0 P: 12	R: 0 E: 0 K: 1 S: 6	H: 0 LOB: 0 BB: 0 P: 9	R: 0 E: 0 K: 1 S: 8	H: 0 LOB: 0 BB: 0 P: 12	R: 0 E: 0 K: 0 S: 10	H: 0 LOB: 0 BB: 0 P: 18	R: 0 E: 0 K: 0 S: 8	H: 1 LOB: 0 BB: 0 P: 12	R: 2 E: 0 K: 0 S: 15	H: 3 LOB: 1 BB: 0 P: 23	1B: 4 2B: 1 3B: 1 HR: 0	SF: 0 SAC: 0 DP: 2 HBP: 0	WP: 0 PB: 0 CS: 1	PA: 31			
<b>PITCHER</b>	IP	WLS	BF	H	R	ER	SO	BB	IBB	HBP	BLK	WP	HR	S	P	ERA	WHIP								
Mark Langston, L ERA: 6.75	8.0	W	27	4	2	2	6	1	0	0	0	0	0	69	106	2.25	0.625								
Bryan Harvey, R ERA: 0.63	1.0	S	4	1	0	0	0	0	0	0	0	0	0	9	13	0.00	1.000								

New York Yankees @ California Angels  
Anaheim Stadium, Anaheim, CA  
Wed May 06 1992, 10:05 PM EDT  
Att: 23,079 - Sunny - 72 F


AB 30  
R 2  
H 5  
RBI 2  
BB 1  
SO 6  
LOB 6




Batter	1	2	3	4	5	6	7	8	9	AB	R	H	RBI	BB	SO	LOB	BOTTOM								
Luis Polonia, L OBP: 0.370, SLG: 0.316	0-1 F8		0-1 PO E 1B			2-1 G4-3	0-1 G3			4	0	1	2	0	0	2									
Von Hayes, L OBP: 0.373, SLG: 0.475	1-2 G1-3		3-3 K			0-1 1B		0-0 G3 2B		4	0	2	0	0	1	1									
Junior Felix, S OBP: 0.310, SLG: 0.431	1-1 G4-3		0-0 PO	1-2 CS 1B		3-2 FC5-4 1B	1-2 FC5-4 1B	1-2 G3		4	0	2	0	0	0	1									
Hubie Brooks, R OBP: 0.281, SLG: 0.417		1-2 G1-3		2-1 G6-3		1-2 FC5-4		0-2 P3		4	0	0	0	0	0	4									
Lee Stevens, L OBP: 0.283, SLG: 0.364		0-0 G6-3		1-3 K			1-0 G4-3	2-0 F7		4	0	0	0	0	1	1									
Gary Gaetti, R OBP: 0.292, SLG: 0.386		2-3 K			0-0 G5-3		1-2 1B 2B			3	1	1	0	0	1	0									
Mike Fitzgerald, R OBP: 0.283, SLG: 0.341			2-0 G6-3		0-0 G5-3		1-3 K			3	0	0	0	0	1	1									
Rene Gonzales, R OBP: 0.455, SLG: 0.629			0-2 1B 1B		0-0 CS 1B		4-0 1B BB			2	1	2	0	1	0	0									
Gary Disarcina, R OBP: 0.393, SLG: 0.359			0-0 1B 1B		1-1 CS	2-0 G5-3	0-1 1B			3	1	2	1	0	0	0									
<b>Inning Stats</b>	R: 0 E: 0 K: 0 S: 7	H: 0 LOB: 0 BB: 0 P: 9	R: 0 E: 0 K: 1 S: 7	H: 0 LOB: 0 BB: 0 P: 10	R: 2 E: 1 K: 1 S: 12	H: 3 LOB: 0 BB: 0 P: 17	R: 0 E: 0 K: 1 S: 9	H: 1 LOB: 0 BB: 0 P: 13	R: 0 E: 0 K: 0 S: 4	H: 1 LOB: 0 BB: 0 P: 5	R: 0 E: 0 K: 0 S: 11	H: 2 LOB: 2 BB: 0 P: 19	R: 1 E: 0 K: 1 S: 11	H: 2 LOB: 2 BB: 1 P: 18	R: 0 E: 0 K: 0 S: 8	H: 1 LOB: 1 BB: 0 P: 11	1B: 8 2B: 2 3B: 0 HR: 0	SF: 0 SAC: 0 DP: 0 HBP: 0	WP: 0 PB: 0 CS: 2	PA: 34					
<b>PITCHER</b>	IP	WLS	BF	H	R	ER	SO	BB	IBB	HBP	BLK	WP	HR	S	P	ERA	WHIP								
Melido Perez, R ERA: 2.74	8.0	L	32	10	3	3	4	1	0	0	0	0	0	69	102	3.38	1.375								


New York Yankees @ California Angels  
Anaheim Stadium, Anaheim, CA  
Wed May 06 1992, 10:05 PM EDT  
Att: 23,079 - Sunny - 72 F

AB 31  
R 3  
H 10  
RBI 3  
BB 1  
SO 4  
LOB 10





Batter	1	2	3	4	5	6	7	8	9	AB	R	H	RBI	BB	SO	LOB	TOP	
Dion James, L OBP: 0.300, SLG: 0.346	0-2 G4-3		2-2 G4-3			2-2 G3		0-0 G4-3		4	0	0	0	0	0	0	<p>New York Yankees @ California Angels Anaheim Stadium, Anaheim, CA Thu May 07 1992, 10:05 PM EDT Att: 22,552 - Sunny - 68 F</p> <p>livebaseballscores.com</p> <p>AB 31 R 0 H 5 RBI 0 BB 1 SO 3 LOB 12</p> 	
Don Mattingly, L OBP: 0.276, SLG: 0.324	1-0 F8 1B		0-0 G3			1-1 F9		2-2 G4-3		4	0	1	0	0	0	0		
Roberto Kelly, R OBP: 0.388, SLG: 0.473	1-0 1B			4-1 G4-6-3 BB		0-1 F7		0-0 1B		3	0	2	0	1	0	0		
Mel Hall, L OBP: 0.257, SLG: 0.463	1-1 F8			2-1 G4-6-3			0-1 1B	2-0 F9		4	0	1	0	0	0	4		
Matt Nokes, L OBP: 0.263, SLG: 0.394	0-1 P5			2-1 P5			0-0 F7	3-2 G1-3		4	0	0	0	0	0	4		
Kevin Maas, L OBP: 0.365, SLG: 0.422		2-2 F8			1-1 G3		3-1 F7			3	0	0	0	0	0	1		
Randy Velarde, R OBP: 0.277, SLG: 0.340		1-0 G6-3			2-2 G1-4-3 2B		1-3 K			3	0	1	0	0	1	1		
Charlie Hayes, R OBP: 0.320, SLG: 0.370		2-2 G6-3			0-0 G1-4-3			3-3 K		3	0	0	0	0	1	1		
Pat Kelly, R OBP: 0.308, SLG: 0.242			1-3 K		2-1 F9			0-1 F7		3	0	0	0	0	1	1		
<b>Inning Stats</b>	R: 0 E: 0 K: 0 S: 10	H: 2 LOB: 2 BB: 0 P: 13	R: 0 E: 0 K: 0 S: 9	H: 0 LOB: 0 BB: 0 P: 14	R: 0 E: 1 K: 1 S: 7	H: 0 LOB: 0 BB: 1 P: 10	R: 0 E: 0 K: 0 S: 5	H: 0 LOB: 0 BB: 1 P: 13	R: 0 E: 0 K: 0 S: 8	H: 1 LOB: 1 BB: 0 P: 12	R: 0 E: 0 K: 1 S: 8	H: 0 LOB: 0 BB: 0 P: 11	R: 0 E: 0 K: 0 S: 14	H: 1 LOB: 1 BB: 0 P: 21	1B: 4 2B: 1 3B: 0 HR: 0	SF: 0 SAC: 0 DP: 1 HBP: 0	WP: 0 PB: 0 SB: 0 CS: 0	PA: 32
<b>PITCHER</b> Julio Valera, R ERA: 2.0	IP: 9.0 WLS: W BF: 32 H: 5 R: 0 ER: 0 SO: 3 BB: 1 IBB: 0 HBP: 0 BLK: 0 WP: 0 HR: 0 S: 76 P: 117 ERA: 0.00 WHIP: 0.667															<b>PITCHER</b>		

Batter	1	2	3	4	5	6	7	8	9	AB	R	H	RBI	BB	SO	LOB	BOTTOM			
Luis Polonia, L OBP: 0.381, SLG: 0.350	0-1 FC6-4 3B	2-2 F8		2-3 K			0-1 1B	0-0 FC5		5	1	3	0	0	1	1	<p>New York Yankees @ California Angels Anaheim Stadium, Anaheim, CA Thu May 07 1992, 10:05 PM EDT Att: 22,552 - Sunny - 68 F</p> <p>livebaseballscores.com</p> <p>AB 32 R 6 H 10 RBI 6 BB 3 SO 6 LOB 17</p> 			
Von Hayes, L OBP: 0.389, SLG: 0.468	4-2 FC6-4 BB		3-1 E 1B		2-1 G3-1	4-0 1B	1-2 FC5			3	0	1	0	2	0	2				
Junior Felix, S OBP: 0.300, SLG: 0.420	2-2 FC6-4 2B		0-0 F8		1-1 F7	3-2 SF8				3	1	0	2	0	0	2				
Hubie Brooks, R OBP: 0.280, SLG: 0.420	2-2 1B		0-0 FC		1-1 F8	0-2 G4-3				4	0	1	1	0	0	3				
Lee Stevens, L OBP: 0.281, SLG: 0.345	0-0 F7		2-3 K			0-3 K		4-2 1B BB		3	1	0	0	1	2	3				
Gary Gaetti, R OBP: 0.290, SLG: 0.380	2-3 K		0-3 K		2-2 P3		1-2 1B SF9 1B			4	1	1	0	0	2	3				
Mike Fitzgerald, R OBP: 0.300, SLG: 0.422		0-0 HR		2-3 K		1-0 P4		2-1 1B 1B		4	1	2	2	0	1	0				
Rene Gonzales, R OBP: 0.458, SLG: 0.615	0-0 F7			2-2 G4-3 1B			0-1 1B SH2-4 SF8 1B	3-2 P4		4	1	2	0	0	0	2				
Gary Disarcina, R OBP: 0.380, SLG: 0.350		2-1 F8		1-0 G4-3			0-1 SH2-4 1B	0-2 SF9		2	0	0	1	0	0	1				
<b>Inning Stats</b>	R: 2 E: 0 K: 1 S: 19	H: 2 LOB: 1 BB: 1 P: 29	R: 1 E: 0 K: 0 S: 7	H: 1 LOB: 0 BB: 0 P: 11	R: 0 E: 1 K: 2 S: 11	H: 1 LOB: 2 BB: 0 P: 16	R: 0 E: 0 K: 2 S: 11	H: 1 LOB: 1 BB: 0 P: 18	R: 0 E: 0 K: 0 S: 6	H: 0 LOB: 0 BB: 0 P: 10	R: 0 E: 0 K: 1 S: 7	H: 0 LOB: 0 BB: 0 P: 10	R: 1 E: 0 K: 0 S: 12	H: 2 LOB: 2 BB: 1 P: 19	R: 2 E: 0 K: 0 S: 18	H: 3 LOB: 2 BB: 1 P: 30	1B: 7 2B: 1 3B: 1 HR: 1	SF: 2 SAC: 1 DP: 0 HBP: 0	WP: 0 PB: 0 SB: 1 CS: 0	PA: 38
<b>PITCHER</b> Scott Sanderson, R ERA: 5.9 Lee Guetterman, L ERA: 9.0	IP: 6.1 WLS: L BF: 28 H: 7 R: 4 ER: 4 SO: 6 BB: 1 IBB: 0 HBP: 0 BLK: 0 WP: 0 HR: 1 S: 67 P: 100 ERA: 5.68 WHIP: 1.263															<b>PITCHER</b>				



Batter	1	2	3	4	5	6	7	8	9	AB	R	H	RBI	BB	SO	LOB	TOP										
Devon White, S (1, 8) OBP: 0.290, SLG: 0.333	G6-3	FC1-2						K		4	0	1	0	0	1	3	<b>Toronto Blue Jays @ California Angels</b> Anaheim Stadium, Anaheim, CA Fri May 08 1992, 10:05 PM EDT Att: 36,383 - Cloudy - 72 F										
Roberto Alomar, S (1, 4) OBP: 0.422, SLG: 0.504	P4	F7					G6-4-3	G3		4	0	0	0	0	4												
Joe Carter, R (1, 9) OBP: 0.308, SLG: 0.484					F8			K		4	0	1	0	0	2												
Dave Winfield, R (1, 10) OBP: 0.414, SLG: 0.568										4	0	1	0	0	1												
Kelly Gruber, R (1, 5) OBP: 0.267, SLG: 0.439										4	0	0	0	0	1												
Pat Tabler, R (1, 3) OBP: 0.346, SLG: 0.304										4	1	3	0	0	1												
Candy Maldonado, R (1, 7) OBP: 0.281, SLG: 0.275										4	0	1	0	0	2												
Pat Borders, R (1, 2) OBP: 0.355, SLG: 0.454										2	0	1	0	1	0												
Manuel Lee, S (1, 6) OBP: 0.320, SLG: 0.330										2	0	0	1	1	0												
<b>Inning Stats</b>	R: 0 E: 0 K: 0 S: 8	H: 1 LOB: 1 BB: 0 P: 14	R: 1 E: 0 K: 1 S: 14	H: 2 LOB: 3 BB: 2 P: 28	R: 0 E: 0 K: 0 S: 8	H: 1 LOB: 0 BB: 0 P: 11	R: 0 E: 0 K: 0 S: 8	H: 2 LOB: 1 BB: 0 P: 15	R: 0 E: 0 K: 1 S: 11	H: 1 LOB: 0 BB: 0 P: 12	R: 0 E: 0 K: 2 S: 8	H: 0 LOB: 0 BB: 0 P: 13	R: 0 E: 0 K: 1 S: 7	H: 0 LOB: 0 BB: 0 P: 8	R: 0 E: 0 K: 2 S: 9	H: 0 LOB: 0 BB: 0 P: 17	R: 0 E: 0 K: 1 S: 10	H: 1 LOB: 1 BB: 0 P: 14	1B: 8 2B: 0 3B: 0 HR: 0	SF: 0 SAC: 0 DP: 3 HBP: 0	WP: 0 PB: 0 SB: 0 CS: 0	PA: 34					
<b>PITCHER</b>	IP	WLS	BF	H	R	ER	SO	BB	IBB	HBP	BLK	WP	HR	S	P	ERA	WHIP										
Chuck Finley, L (1, 1) ERA: 3.15	6.0		24	7	1	1	4	2	0	0	0	0	0	57	93	1.50	1.500										
Mark Eichhorn, R (7, 1) ERA: 2.79	0.0	W	0	0	0	0	0	0	0	0	0	0	0	0	0	∞	∞										

AB	32
R	1
H	8
RBI	1
BB	2
SO	8
LOB	12



Batter	1	2	3	4	5	6	7	8	9	AB	R	H	RBI	BB	SO	LOB	BOTTOM										
Luis Polonia, L (1, 7) OBP: 0.368, SLG: 0.340	G4-3		G4-3							3	0	0	1	0	0	2	<b>Toronto Blue Jays @ California Angels</b> Anaheim Stadium, Anaheim, CA Fri May 08 1992, 10:05 PM EDT Att: 36,383 - Cloudy - 72 F										
Von Hayes, L (1, 9) OBP: 0.395, SLG: 0.453										2	0	0	0	2	1												
Junior Felix, S (1, 8) OBP: 0.298, SLG: 0.414										4	0	1	0	0	1												
Hubie Brooks, R (1, 10) OBP: 0.287, SLG: 0.448										4	1	2	1	0	0												
Alvin Davis, L (1, 3) OBP: 0.327, SLG: 0.391										4	0	0	0	0	1												
Gary Gaetti, R (1, 5) OBP: 0.291, SLG: 0.379										3	0	1	0	0	1												
Mike Fitzgerald, R (1, 2) OBP: 0.302, SLG: 0.404										2	1	0	0	1	0												
Rene Gonzales, R (1, 4) OBP: 0.490, SLG: 0.738										3	1	3	2	0	0												
Gary Disarcina, R (1, 6) OBP: 0.379, SLG: 0.361										3	1	1	0	0	0												
<b>Inning Stats</b>	R: 0 E: 0 K: 0 S: 5	H: 0 LOB: 0 BB: 1 P: 10	R: 0 E: 0 K: 0 S: 8	H: 2 LOB: 1 BB: 0 P: 13	R: 0 E: 0 K: 0 S: 7	H: 1 LOB: 2 BB: 1 P: 12	R: 1 E: 0 K: 1 S: 8	H: 1 LOB: 0 BB: 0 P: 10	R: 0 E: 0 K: 2 S: 8	H: 0 LOB: 0 BB: 0 P: 13	R: 3 E: 0 K: 1 S: 14	H: 2 LOB: 0 BB: 1 P: 24	R: 0 E: 0 K: 0 S: 7	H: 1 LOB: 0 BB: 0 P: 10	R: 0 E: 0 K: 0 S: 7	H: 1 LOB: 0 BB: 0 P: 10	1B: 4 2B: 2 3B: 0 HR: 2	SF: 1 SAC: 0 DP: 2 HBP: 0	WP: 1 PB: 0 SB: 0 CS: 2	PA: 32							
<b>PITCHER</b>	IP	WLS	BF	H	R	ER	SO	BB	IBB	HBP	BLK	WP	HR	S	P	ERA	WHIP										
Dave Stieb, R (1, 1) ERA: 4.15	7.0	L	29	7	4	4	4	3	0	0	0	0	0	58	92	5.14	1.429										
David Wells, L (8, 1) ERA: 3.54	1.0		3	1	0	0	0	0	0	0	0	0	0	7	10	0.00	1.000										

AB	28
R	4
H	8
RBI	4
BB	3
SO	4
LOB	13





Batter	1	2	3	4	5	6	7	8	9	AB	R	H	RBI	BB	SO	LOB	TOP					
Devon White, S (1, 8) OBP: 0.289, SLG: 0.331	1-1 1B		1-0 G6-3		1-3 K		1-3 K			4	0	1	0	0	2	2	<b>Toronto Blue Jays @ California Angels</b> Anaheim Stadium, Anaheim, CA Sat May 09 1992, 10:05 PM EDT Att: 36,159 - Cloudy - 73 F					
Roberto Alomar, S (1, 4) OBP: 0.424, SLG: 0.504	0-0 P5			2-2 1B SF9	2-2 1B			0-0 F7		4	1	2	0	0	0	1						
Joe Carter, R (1, 9) OBP: 0.299, SLG: 0.468	2-1 P4			2-3 1B SAFE	2-3 K			1-2 G6-3		4	0	0	0	0	2	4						
Dave Winfield, R (1, 10) OBP: 0.409, SLG: 0.557	1-0 F8			0-0 1B				0-2 G6-3		4	0	1	0	0	0	1						
Kelly Gruber, R (1, 5)		3-2 F8		0-0 SF9				3-2 P2		3	0	0	1	0	1	0						
John Olerud, L (1, 3)		2-3 K		3-H 1-0				0-0 G1-3		3	0	0	0	0	1	0						
Derek Bell, R (1, 7)		1-3 K2-3		3-1 F9				1-3 K		4	0	1	0	0	2	2						
Pat Borders, R (1, 2)			1-3 K		0-0 F7			4-0 BB		3	0	0	0	1	1	1						
Manuel Lee, S (1, 6)			1-0 G6-3		2-1 1B			2-2 L9		3	0	1	0	0	0	1						
<b>Inning Stats</b>	R: 0 E: 0 K: 0 S: 6	H: 1 LOB: 1 BB: 0 P: 10	R: 0 E: 0 K: 2 S: 11	H: 0 LOB: 0 BB: 0 P: 17	R: 0 E: 0 K: 1 S: 5	H: 0 LOB: 0 BB: 0 P: 8	R: 1 E: 0 K: 1 S: 13	H: 2 LOB: 2 BB: 0 P: 21	R: 0 E: 0 K: 2 S: 16	H: 2 LOB: 2 BB: 0 P: 22	R: 0 E: 0 K: 0 S: 9	H: 0 LOB: 0 BB: 0 P: 12	R: 0 E: 0 K: 1 S: 10	H: 0 LOB: 1 BB: 1 P: 18	R: 0 E: 0 K: 0 S: 7	H: 0 LOB: 0 BB: 0 P: 8	R: 0 E: 0 K: 1 S: 7	H: 1 LOB: 1 BB: 0 P: 9	1B: 6 2B: 0 3B: 0 HR: 0	SF: 1 SAC: 0 DP: 0 HBP: 1	WP: 0 PB: 0 SB: 0 CS: 0	PA: 35
<b>PITCHER</b>	IP WLS BF H R ER SO BB IBB HBP BLK WP HR S P ERA WHIP	7.0 W 28 5 1 1 8 1 0 1 0 0 0 70 108 1.29 0.857	2.0 S 7 1 0 0 1 0 0 0 0 0 0 14 17 0.00 0.500																			

AB	32
R	1
H	6
RBI	1
BB	1
SO	9
LOB	12



Batter	1	2	3	4	5	6	7	8	9	AB	R	H	RBI	BB	SO	LOB	BOTTOM			
Luis Polonia, L (1, 7) OBP: 0.364, SLG: 0.336	2-1 E3 CS		1-2 F8			1-0 G1-3		0-0 1B		4	0	1	0	0	0	1	<b>Toronto Blue Jays @ California Angels</b> Anaheim Stadium, Anaheim, CA Sat May 09 1992, 10:05 PM EDT Att: 36,159 - Cloudy - 73 F			
Chad Curtis, R (1, 8) OBP: 0.365, SLG: 0.500	3-2 1B HR			3-2 1B		2-1 2B		1-0 F8		4	1	3	2	0	0	1				
Von Hayes, L (1, 9) OBP: 0.392, SLG: 0.439	1-1 G3			1-0 F9		4-1 BB				2	0	0	0	1	0	0				
Hubie Brooks, R (1, 10) OBP: 0.280, SLG: 0.437	0-1 G5-3			1-0 G4-3		3-2 F8				3	0	0	0	0	0	2				
Alvin Davis, L (1, 3)		2-1 G3-1			3-1 G5-4-3 1B			0-0 F8		3	0	1	0	0	0	0				
Gary Gaetti, R (1, 5) OBP: 0.283, SLG: 0.367		2-2 F9			1-2 F9			1-1 P4		3	0	0	0	0	0	1				
Rene Gonzales, R (1, 4) OBP: 0.463, SLG: 0.689		1-3 K2-3			0-0 G5-4-3			1-3 K		3	0	0	0	0	2	1				
Ron Tingley, R (1, 2) OBP: 0.273, SLG: 0.300			3-3 K			1-0 FC4-6 1B		0-0 G4-3		3	0	1	0	0	1	0				
Gary Disarcina, R (1, 6) OBP: 0.367, SLG: 0.349			3-2 G6-3			0-2 FC4-6 G1-3 2B		0-1 G4-3		3	1	0	0	0	0	1				
<b>Inning Stats</b>	R: 1 E: 1 K: 0 S: 9	H: 1 LOB: 0 BB: 0 P: 15	R: 0 E: 0 K: 1 S: 10	H: 0 LOB: 0 BB: 0 P: 15	R: 0 E: 0 K: 1 S: 9	H: 0 LOB: 0 BB: 0 P: 16	R: 0 E: 0 K: 0 S: 5	H: 1 LOB: 0 BB: 0 P: 10	R: 0 E: 0 K: 0 S: 6	H: 1 LOB: 0 BB: 0 P: 10	R: 1 E: 0 K: 0 S: 11	H: 2 LOB: 2 BB: 1 P: 22	R: 0 E: 0 K: 1 S: 8	H: 0 LOB: 0 BB: 0 P: 10	R: 0 E: 0 K: 0 S: 6	H: 1 LOB: 1 BB: 0 P: 6	1B: 4 2B: 1 3B: 0 HR: 1	SF: 0 SAC: 0 DP: 1 HBP: 0	WP: 0 PB: 0 SB: 0 CS: 1	PA: 29
<b>PITCHER</b>	IP WLS BF H R ER SO BB IBB HBP BLK WP HR S P ERA WHIP	8.0 L 29 6 2 2 3 1 0 0 0 0 1 64 104 2.25 0.875																		

AB	28
R	2
H	6
RBI	2
BB	1
SO	3
LOB	7





Batter	1	2	3	4	5	6	7	8	9	AB	R	H	RBI	BB	SO	LOB	TOP										
<b>Devon White, S</b> OBP: 0.299, SLG: 0.331										3	1	1	0	2	0	2											
<b>Roberto Alomar, S</b> OBP: 0.420, SLG: 0.492										3	0	0	0	1	0	3											
<b>Joe Carter, R</b> OBP: 0.309, SLG: 0.492										4	1	2	3	1	0	0											
<b>Dave Winfield, R</b> OBP: 0.394, SLG: 0.535										5	0	0	0	0	1	4											
<b>Kelly Gruber, R</b> OBP: 0.257, SLG: 0.429										4	1	1	0	0	0	0											
<b>John Olerud, L</b> OBP: 0.365, SLG: 0.312										4	0	1	0	0	1	2											
<b>Derek Bell, R</b> OBP: 0.308, SLG: 0.250										3	0	0	0	1	1												
<b>Greg Myers, L</b> OBP: 0.267, SLG: 0.417										4	0	1	0	0	0	2											
<b>Manuel Lee, S</b> OBP: 0.336, SLG: 0.333										2	1	1	1	2	0	0											
<b>Inning Stats</b>	R: 0 E: 1 K: 0 S: 8	H: 1 LOB: 1 BB: 1 P: 15	R: 1 E: 0 K: 0 S: 15	H: 2 LOB: 2 BB: 1 P: 27	R: 1 E: 0 K: 0 S: 11	H: 1 LOB: 0 BB: 0 P: 16	R: 0 E: 0 K: 0 S: 7	H: 2 LOB: 3 BB: 2 P: 16	R: 0 E: 1 K: 1 S: 8	H: 0 LOB: 1 BB: 0 P: 13	R: 2 E: 0 K: 0 S: 16	H: 1 LOB: 2 BB: 3 P: 33	R: 0 E: 0 K: 2 S: 6	H: 0 LOB: 0 BB: 0 P: 16	R: 0 E: 0 K: 0 S: 6	H: 0 LOB: 0 BB: 0 P: 13	R: 0 E: 0 K: 0 S: 7	H: 0 LOB: 0 BB: 0 P: 9	1B: 5 2B: 1 3B: 0 HR: 1	SF: 0 SAC: 1 DP: 2 HBP: 0	WP: 0 PB: 0 SB: 0 CS: 0	PA: 40					
<b>PITCHER</b>	IP	WLS	BF	H	R	ER	SO	BB	IBB	HBP	BLK	WP	HR	S	P	ERA	WHIP										
<b>Joe Grahe, R</b> ERA: 5.9	3.2	L	19	6	2	2	0	4	0	0	0	0	1	40	73	4.91	2.727										
<b>Scott Bailes, L</b> ERA: 3.95	2.0		10	0	2	2	1	3	0	0	0	0	0	21	41	9.00	1.500										
<b>Mark Eichhorn, R</b> ERA: 2.74	0.0		0	0	0	0	0	0	0	0	0	0	0	0	0	∞	∞										
<b>Steve Frey, L</b> ERA: 0.77	2.0		6	0	0	0	2	0	0	0	0	0	0	14	29	0.00	0.000										
<b>Chuck Crim, R</b> ERA: 4.71	1.0		3	0	0	0	0	0	0	0	0	0	0	7	9	0.00	0.000										

Toronto Blue Jays @ California Angels  
Anaheim Stadium, Anaheim, CA  
Sun May 10 1992, 10:05 PM EDT  
Att: 23,009 - Cloudy - 62 F

AB 32  
R 4  
H 7  
RBI 4  
BB 7  
SO 3  
LOB 14



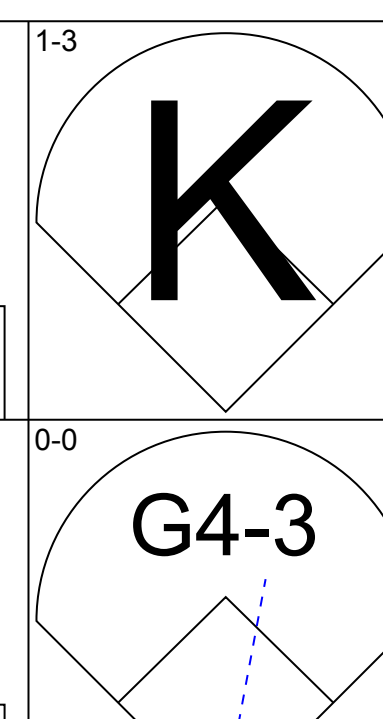
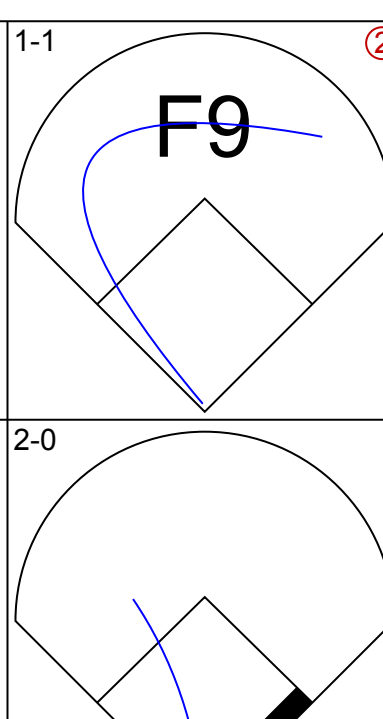
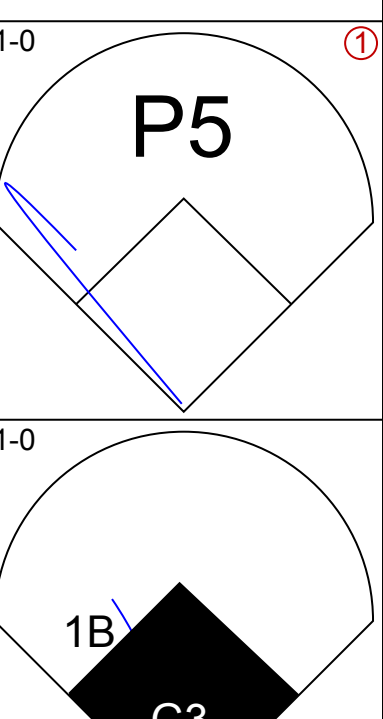
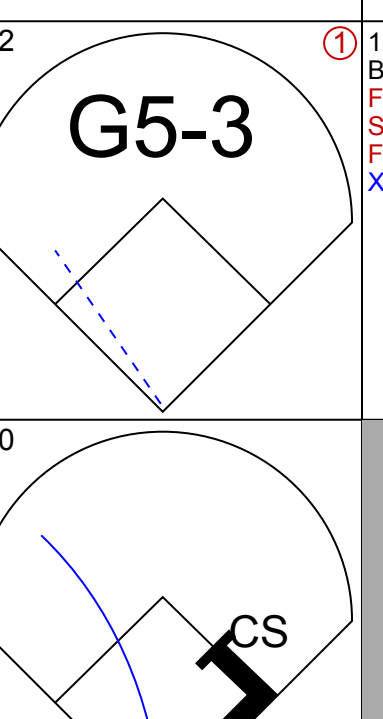
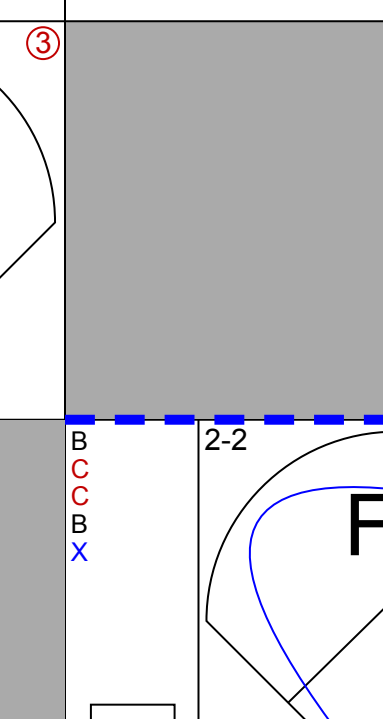
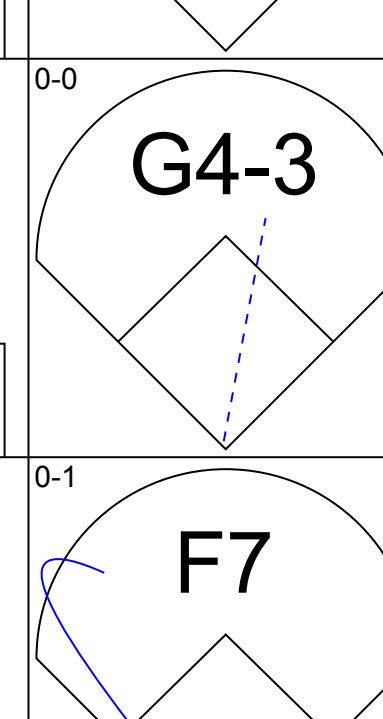
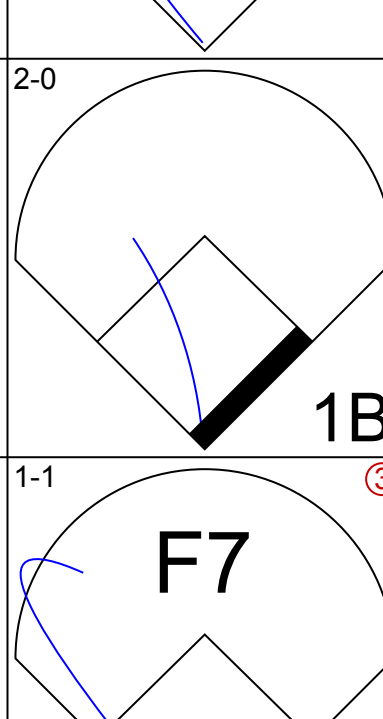
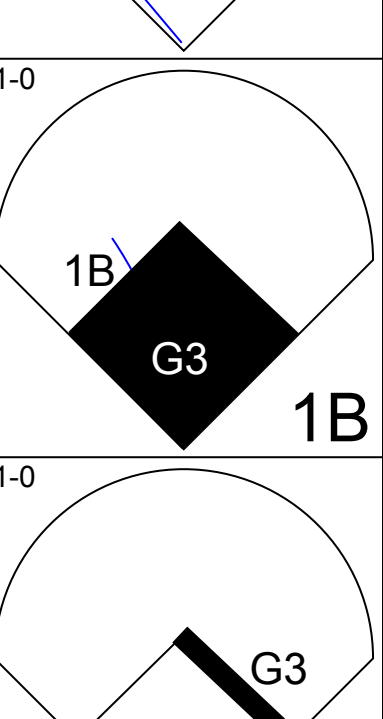
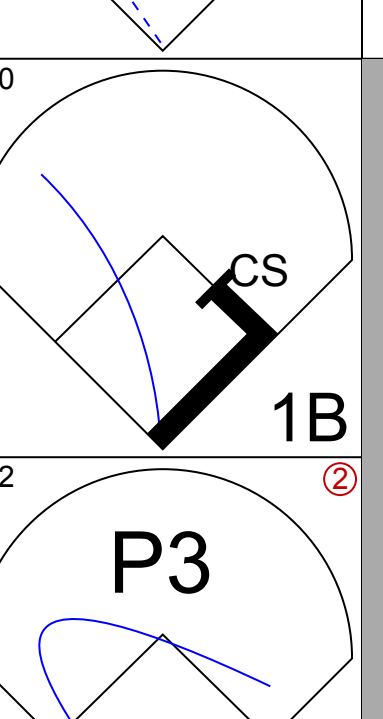
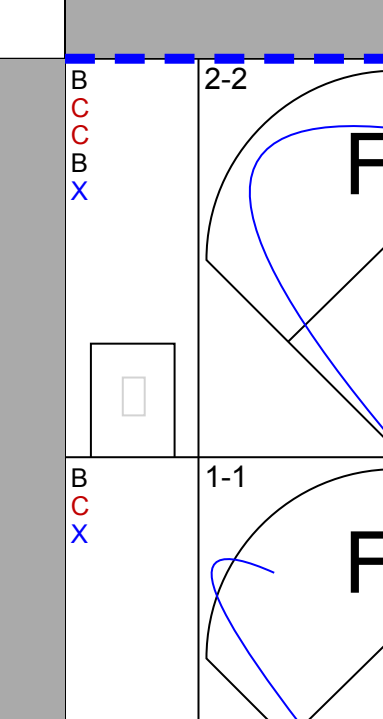
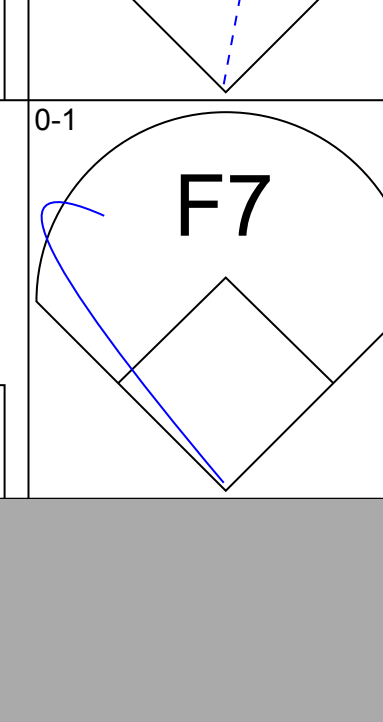
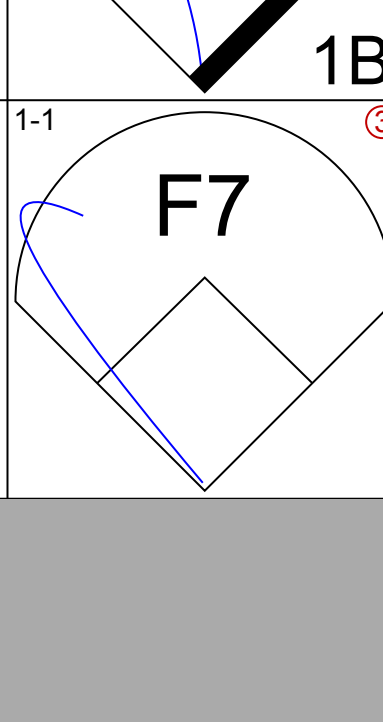
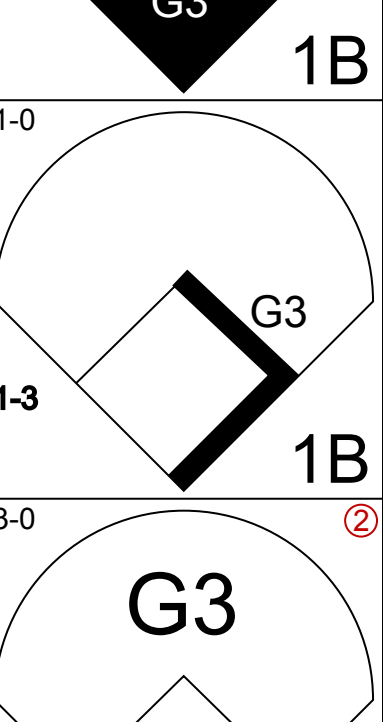
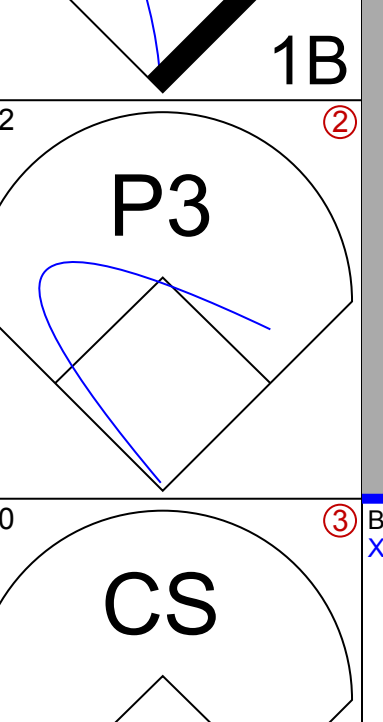
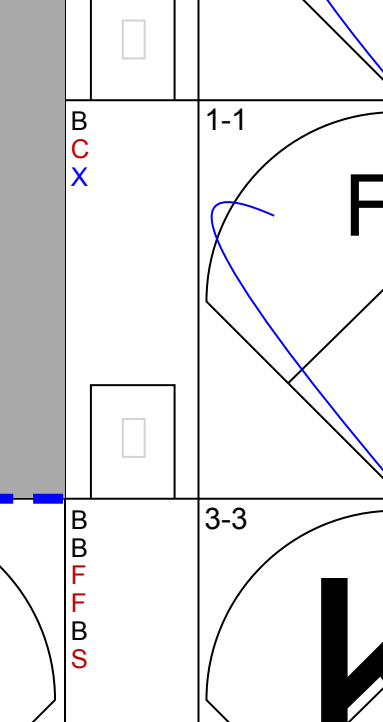
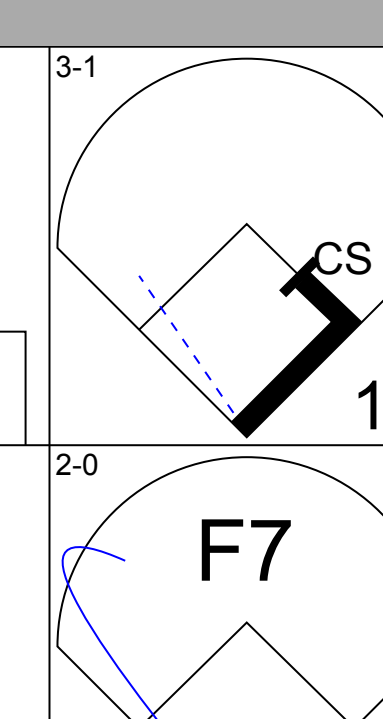
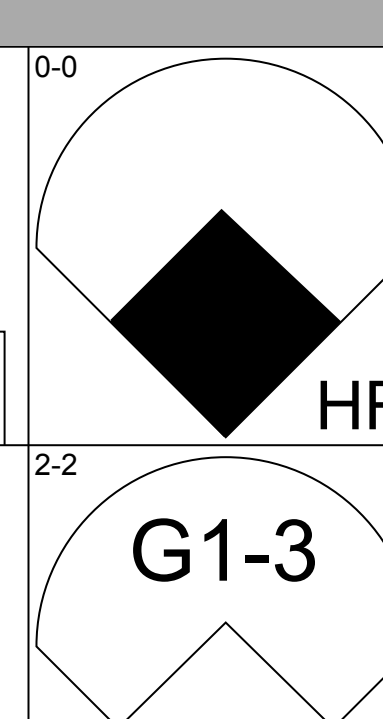

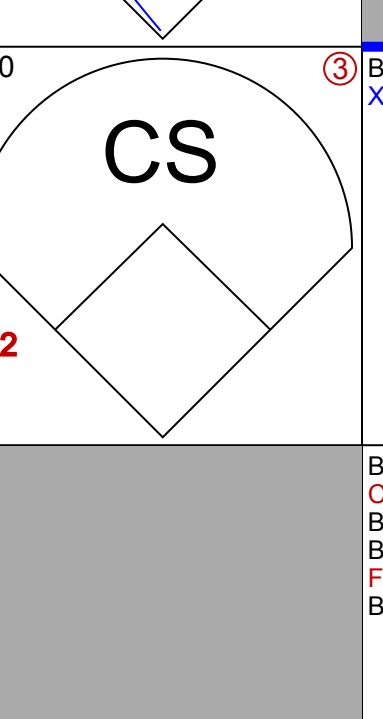
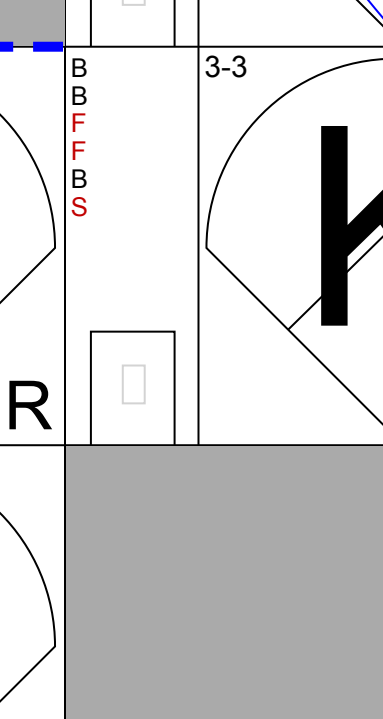


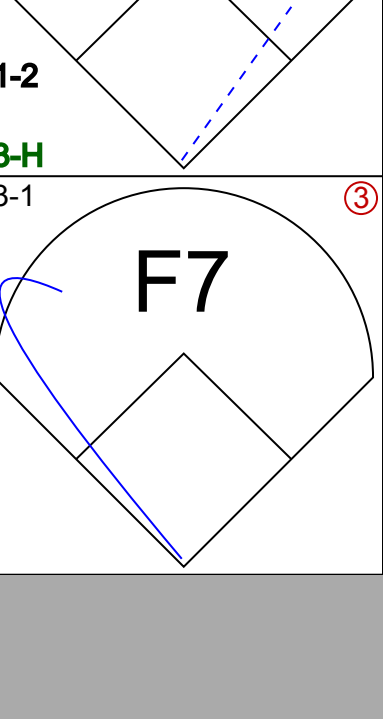
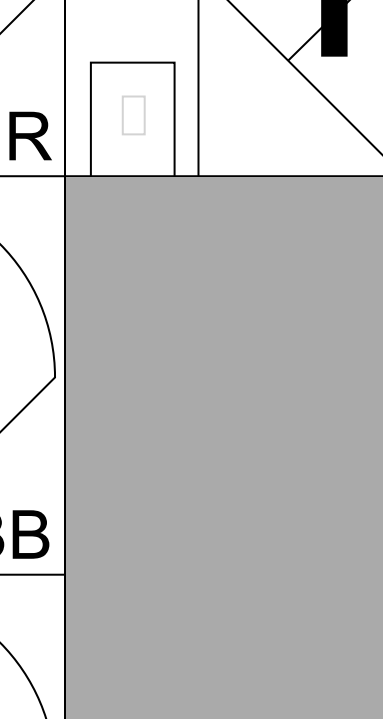



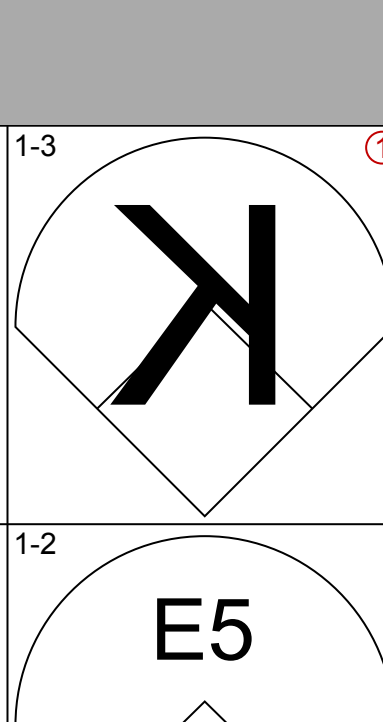
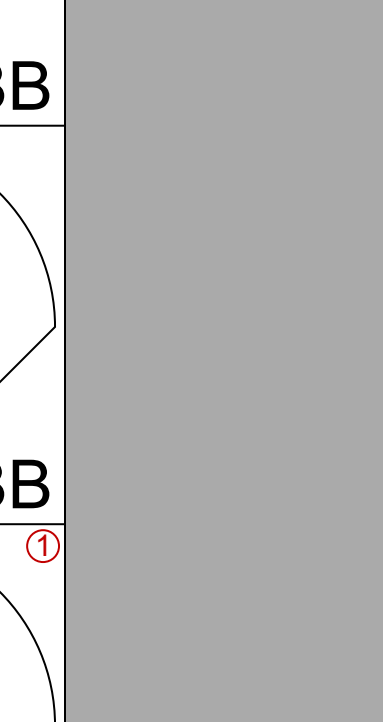



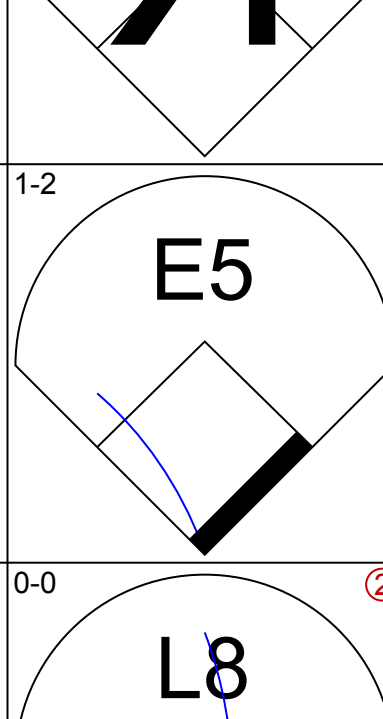
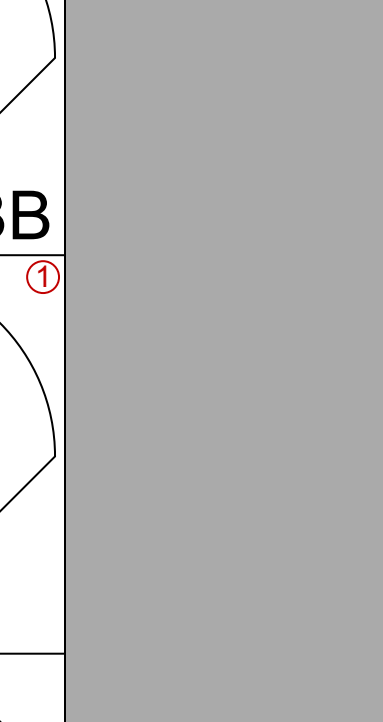



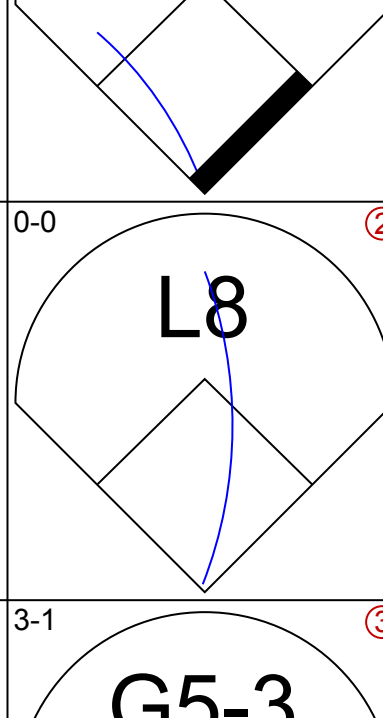
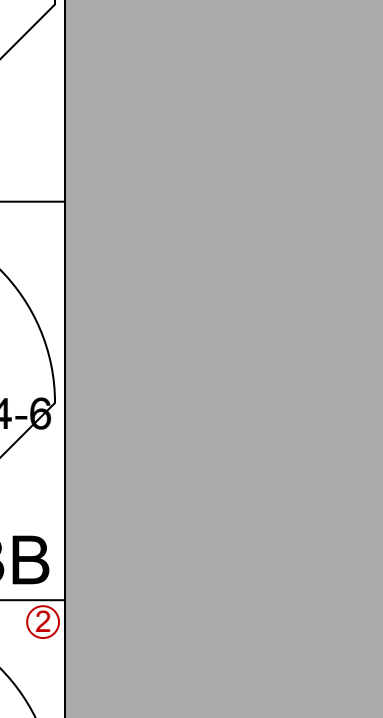

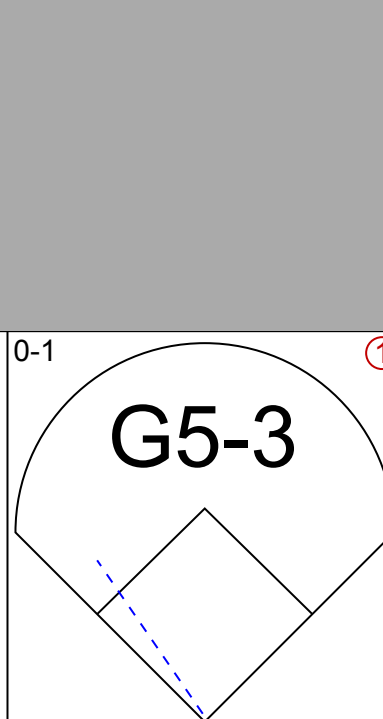

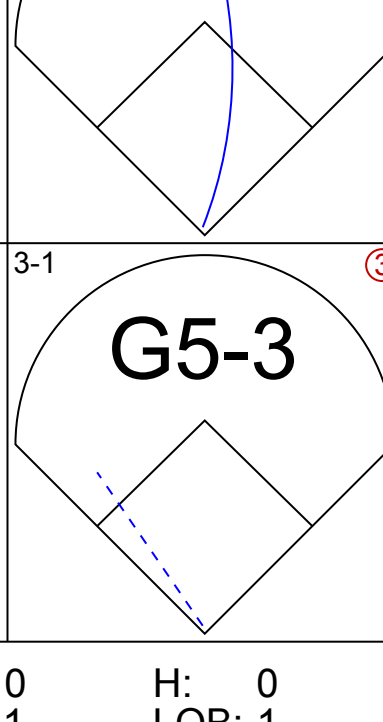
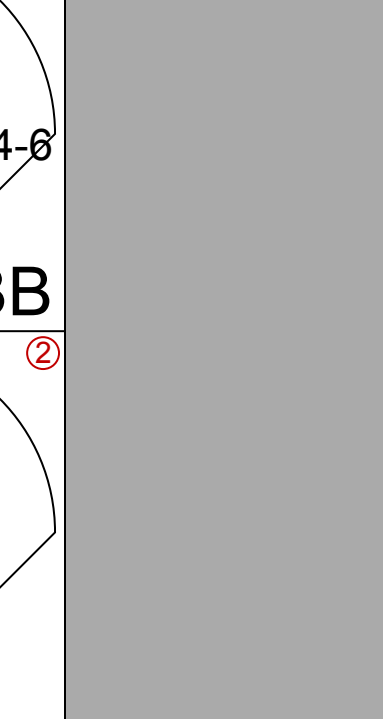
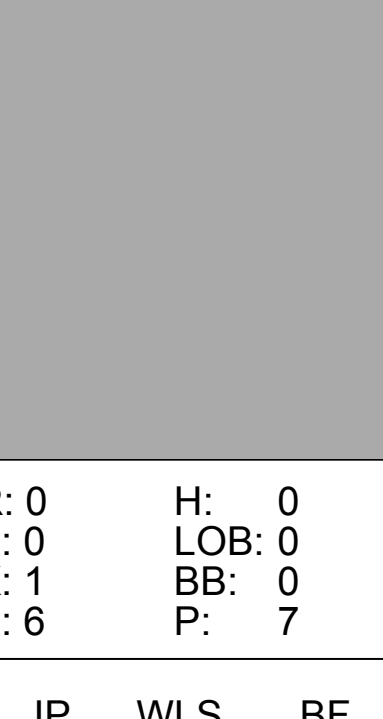
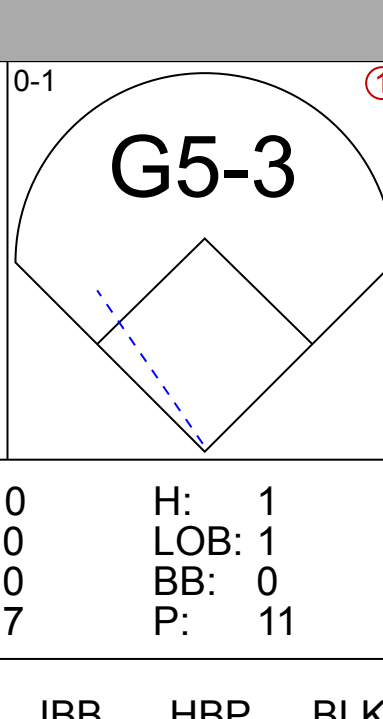
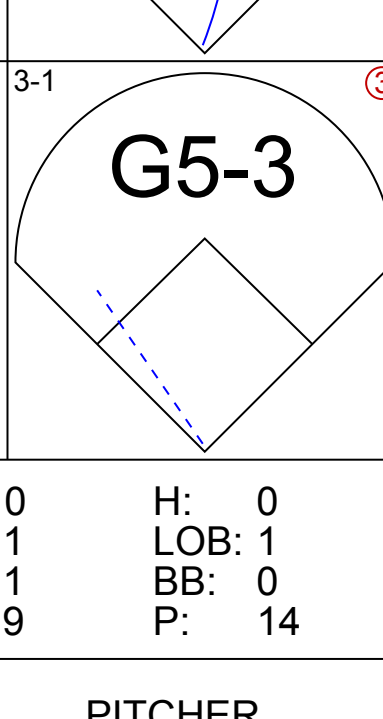
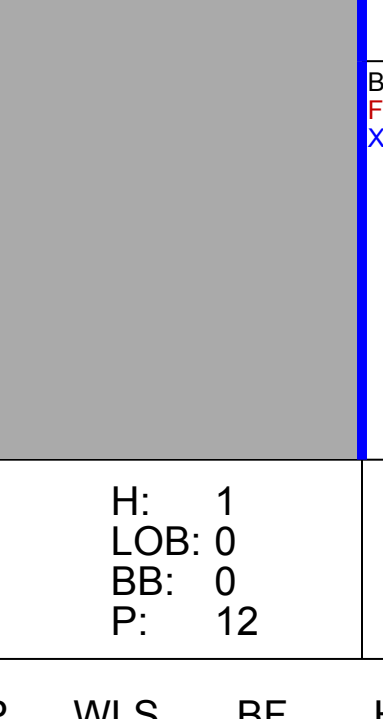
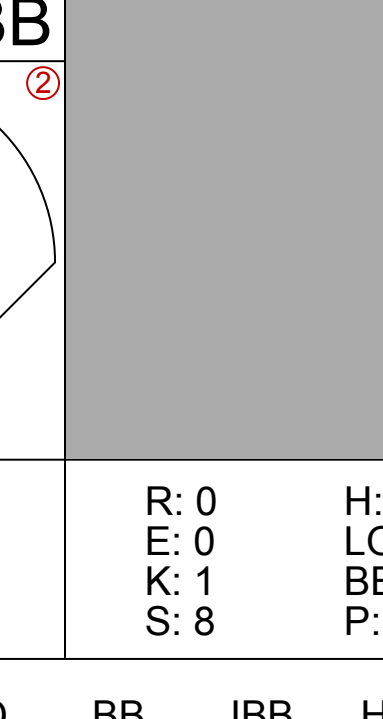
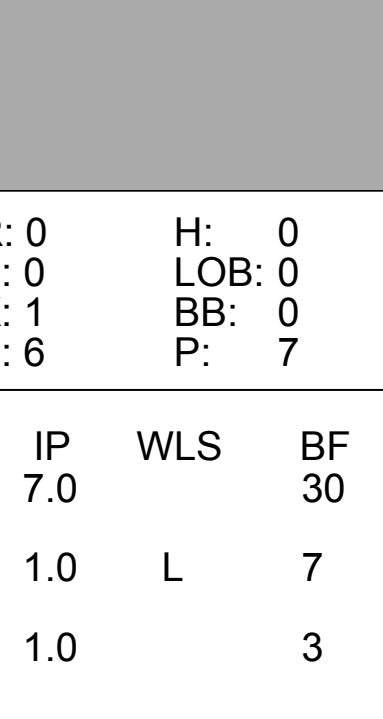
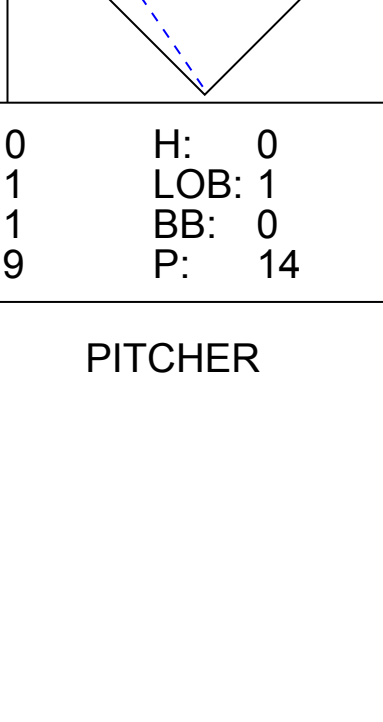
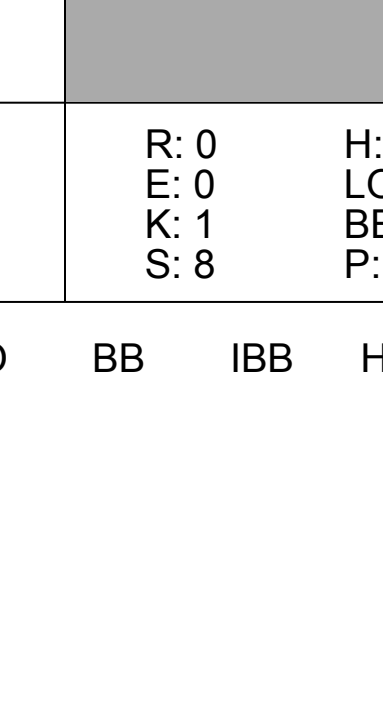
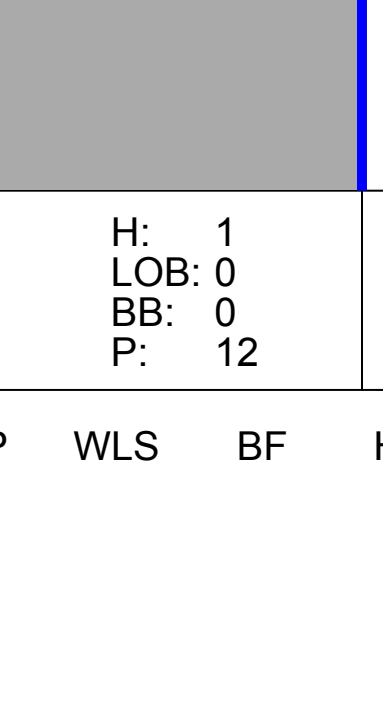
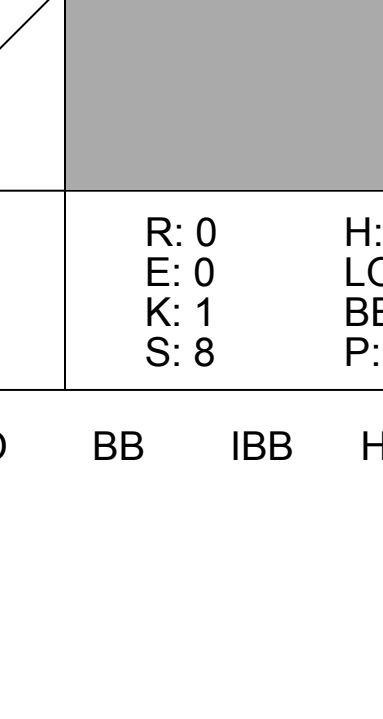
Batter	1	2	3	4	5	6	7	8	9	AB	R	H	RBI	BB	SO	LOB	BOTTOM										
<b>Luis Polonia, L</b> OBP: 0.366, SLG: 0.339										2	0	1	0	0	0	0											
<b>Jose Gonzalez, R</b> OBP: 0.296, SLG: 0.410										1	0	0	0	0	1	0											
<b>Junior Felix, S</b> OBP: 0.296, SLG: 0.410										1	0	0	0	0	0	1											
<b>Chad Curtis, R</b> OBP: 0.339, SLG: 0.460										4	0	0	0	0	1	2											
<b>Von Hayes, L</b> OBP: 0.378, SLG: 0.420										3	0	0	0	0	1	1											
<b>Hubie Brooks, R</b> OBP: 0.281, SLG: 0.434										3	1	1	0	0	1	0											
<b>Alvin Davis, L</b> OBP: 0.309, SLG: 0.365										3	0	0	0	0	0	1											
<b>Mike Fitzgerald, R</b> OBP: 0.286, SLG: 0.380										3	0	0	0	0	0	1											
<b>Rene Gonzales, R</b> OBP: 0.456, SLG: 0.667										3	0	1	1	0	0	0											
<b>Bobby Rose, R</b> OBP: 0.278, SLG: 0.309										2	0	0	0	0	0	0											
<b>Lee Stevens, L</b> OBP: 0.277, SLG: 0.339										1	0	0	0	0	1	0											
<b>Gary Disarcina, R</b> OBP: 0.366, SLG: 0.348										3	0	1	0	0	0	0											
<b>Inning Stats</b>	R: 0 E: 0 K: 2 S: 9	H: 0 LOB: 0 BB: 0 P: 12	R: 0 E: 0 K: 0 S: 6	H: 0 LOB: 0 BB: 0 P: 10	R: 0 E: 0 K: 0 S: 11	H: 0 LOB: 0 BB: 0 P: 17	R: 0 E: 0 K: 0 S: 5	H: 1 LOB: 0 BB: 0 P: 8	R: 1 E: 0 K: 0 S: 10	H: 2 LOB: 1 BB: 0 P: 16	R: 0 E: 0 K: 1 S: 7	H: 0 LOB: 0 BB: 0 P: 13	R: 0 E: 0 K: 1 S: 9	H: 0 LOB: 0 BB: 0 P: 12	R: 0 E: 0 K: 0 S: 6	H: 0 LOB: 0 BB: 0 P: 10	R: 0 E: 0 K: 1 S: 9	H: 1 LOB: 1 BB: 0 P: 16	1B: 4 2B: 0 3B: 0 HR: 0	SF: 0 SAC: 0 DP: 0 HBP: 0	WP: 0 PB: 0 SB: 1 CS: 0	PA: 29					
<b>PITCHER</b>	IP	WLS	BF	H	R	ER	SO	BB	IBB	HBP	BLK	WP	HR	S	P	ERA	WHIP										
<b>Juan Guzman, R</b> ERA: 1.61	9.0	W	29	4	1	1	5	0	0	0	0	0	0	72	114	1.00	0.444										

Toronto Blue Jays @ California Angels  
Anaheim Stadium, Anaheim, CA  
Sun May 10 1992, 10:05 PM EDT  
Att: 23,009 - Cloudy - 62 F

AB 29  
R 1  
H 4  
RBI 1  
BB 0  
SO 5  
LOB 6



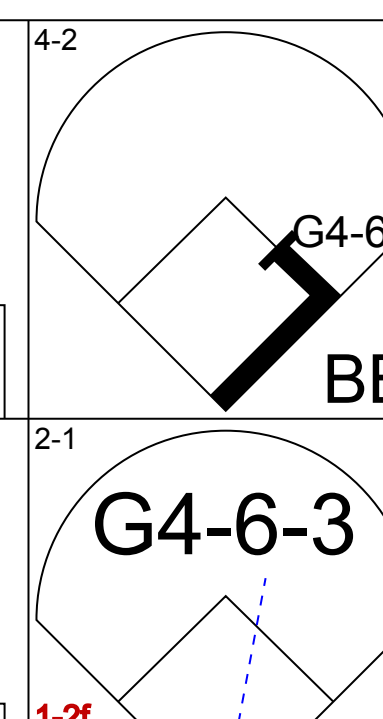
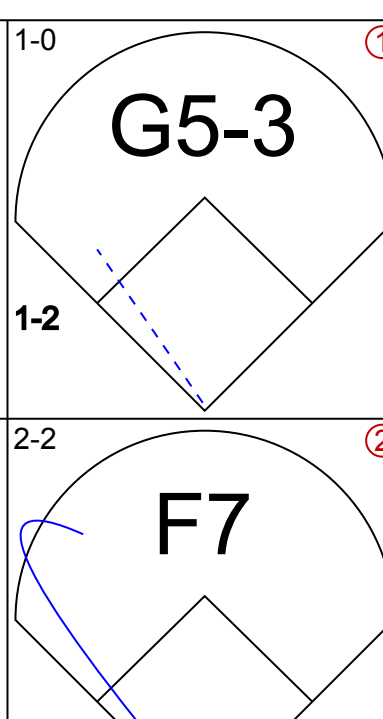
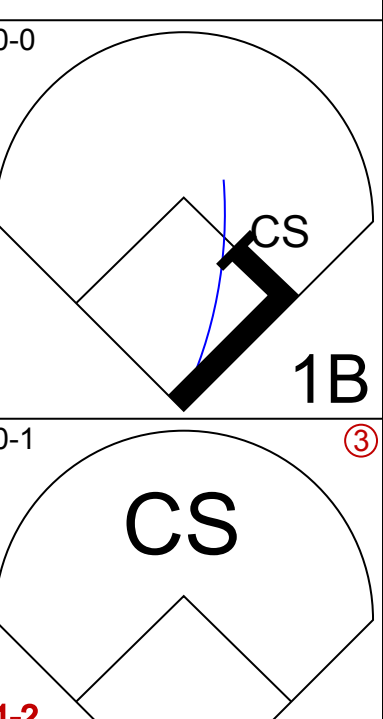
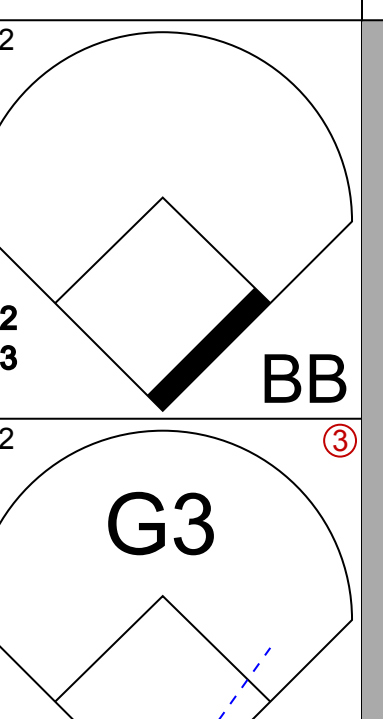
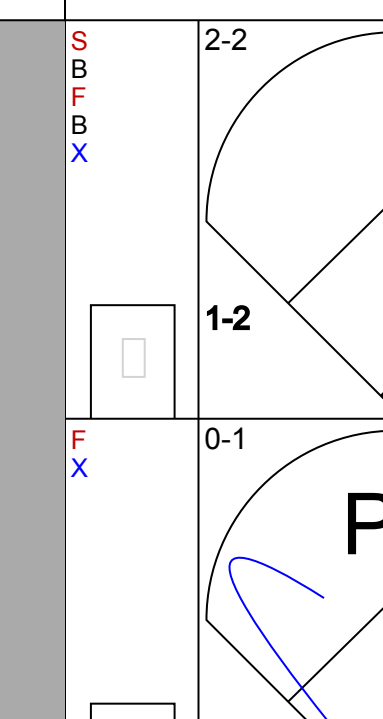
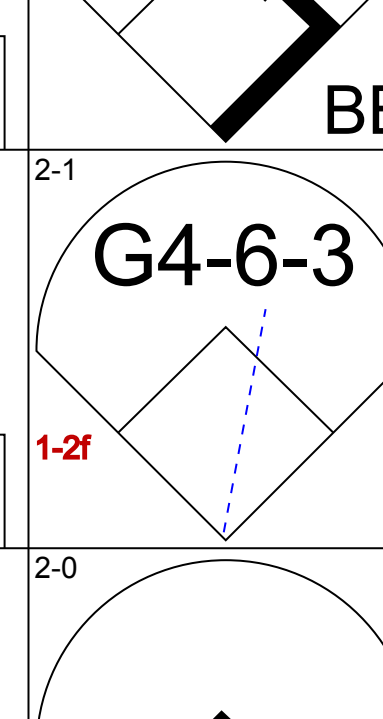
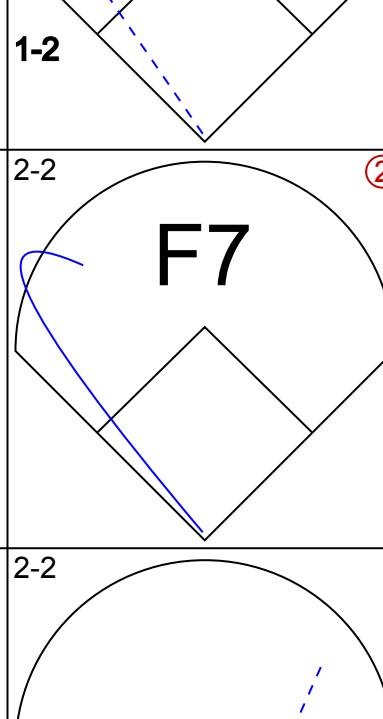
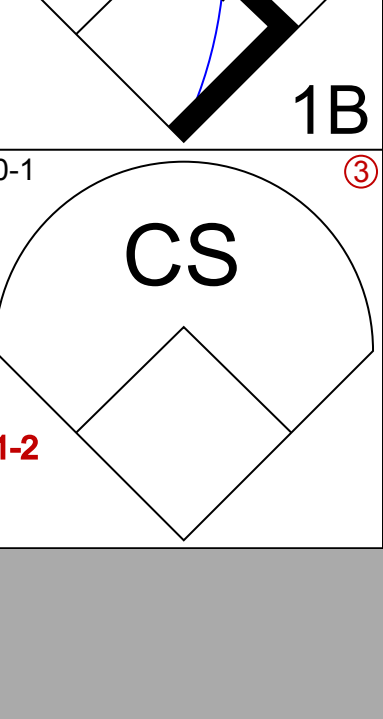
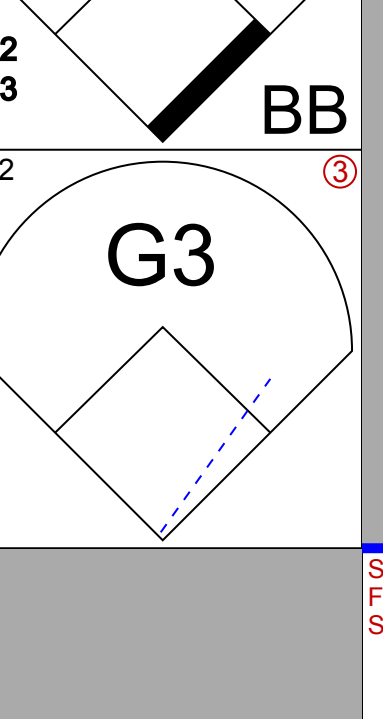
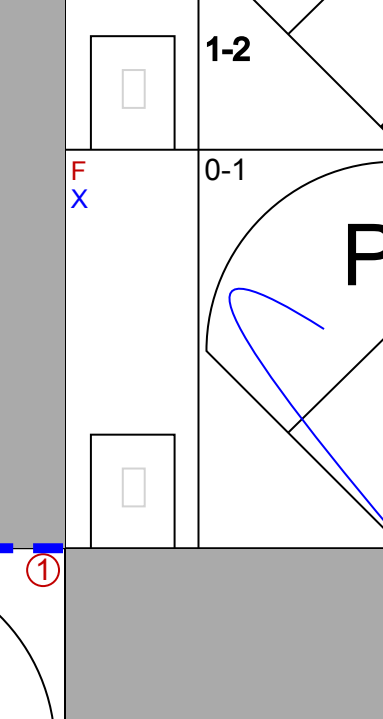
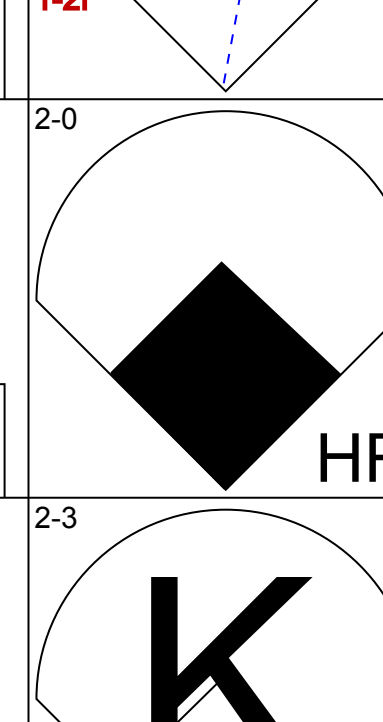
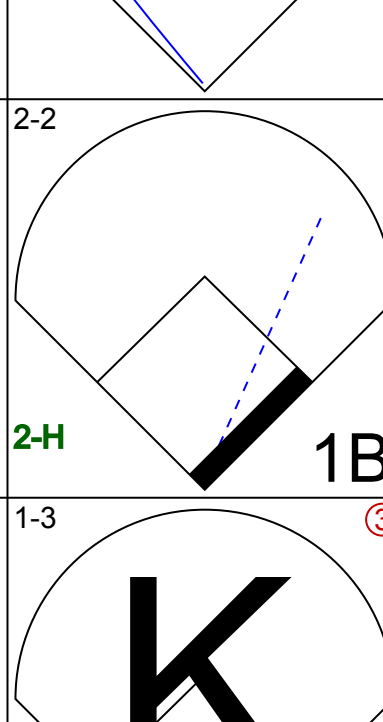


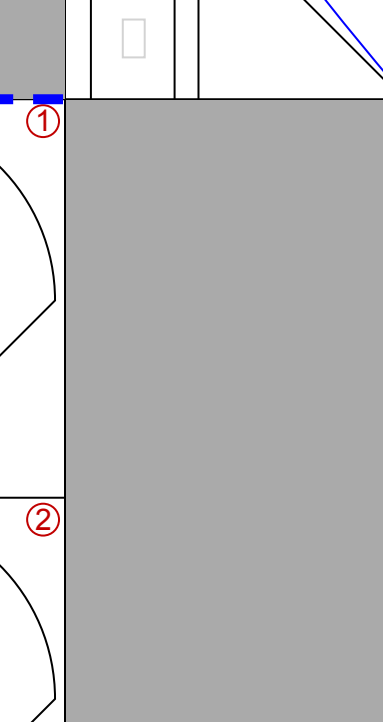
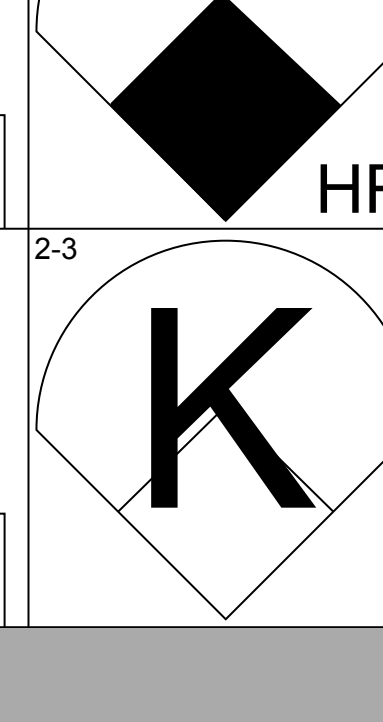
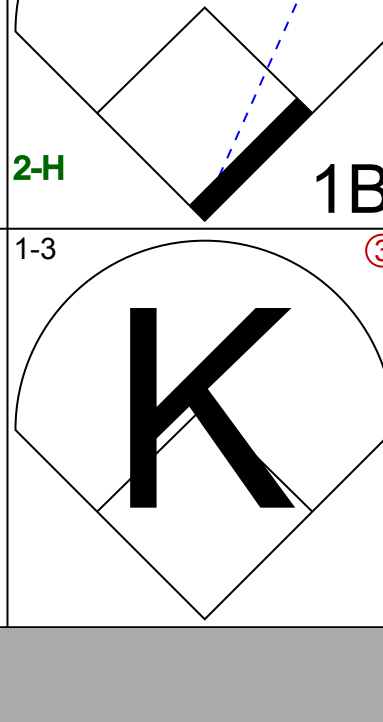


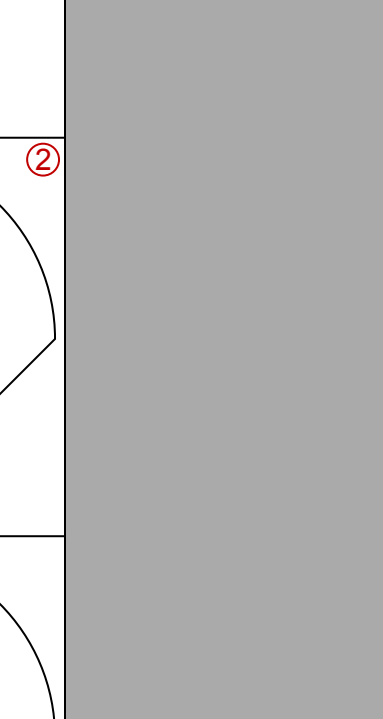





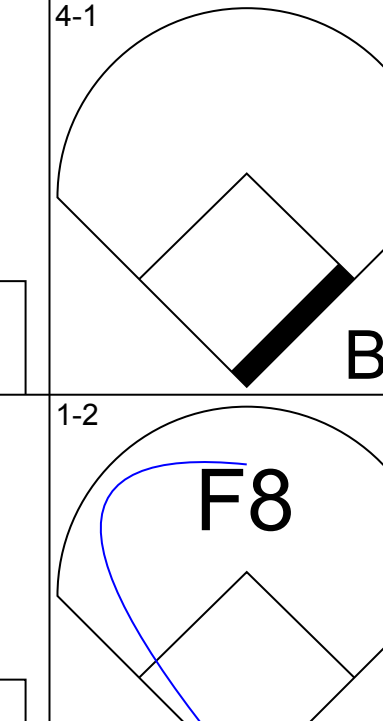
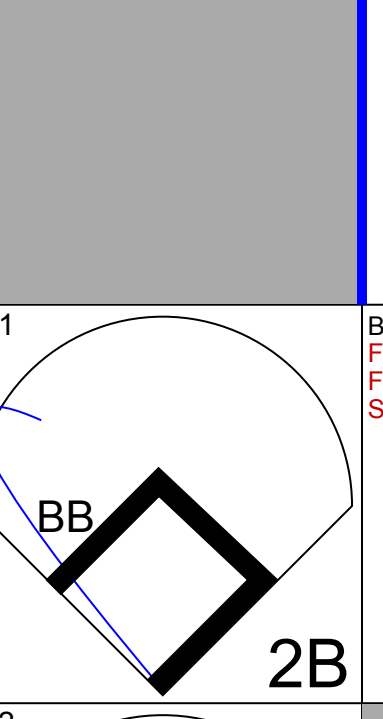
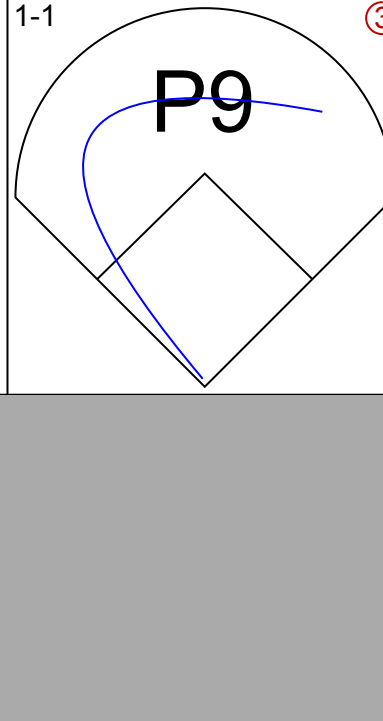
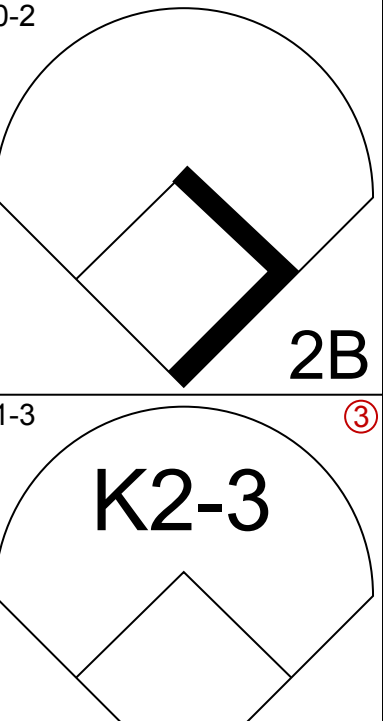
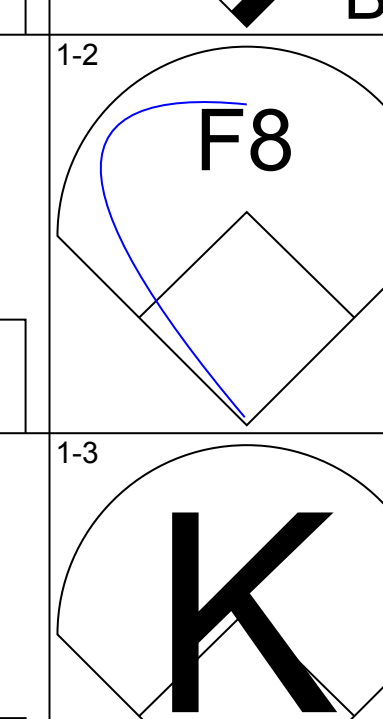
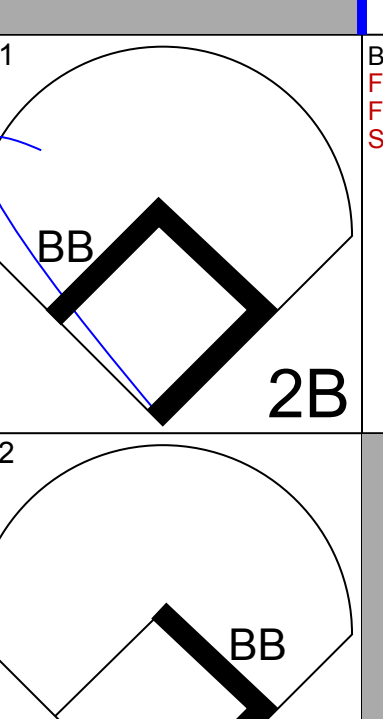


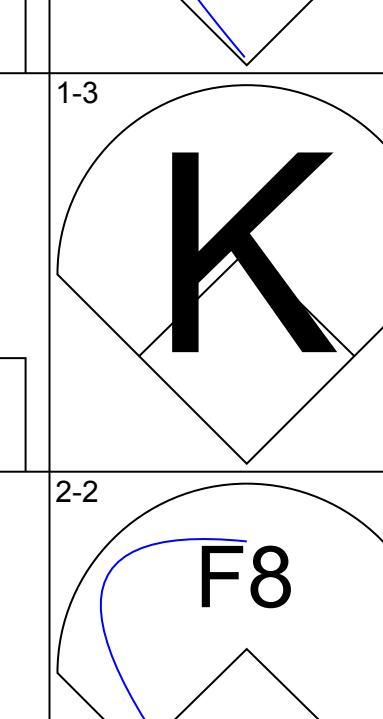
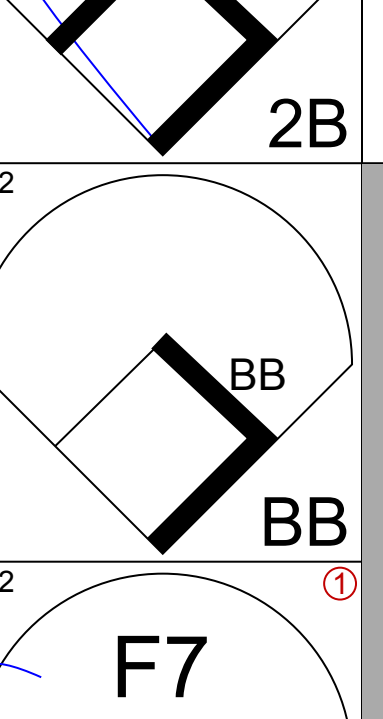


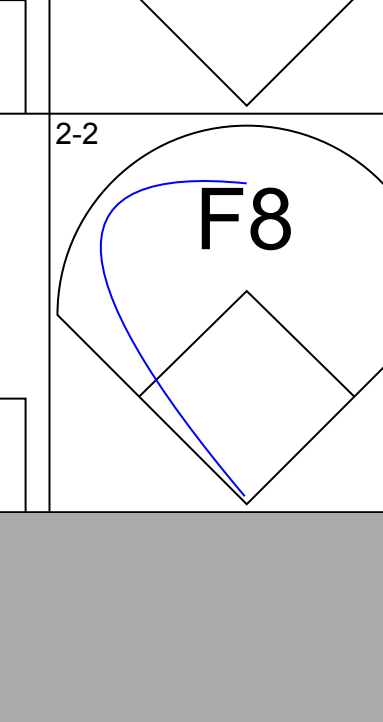
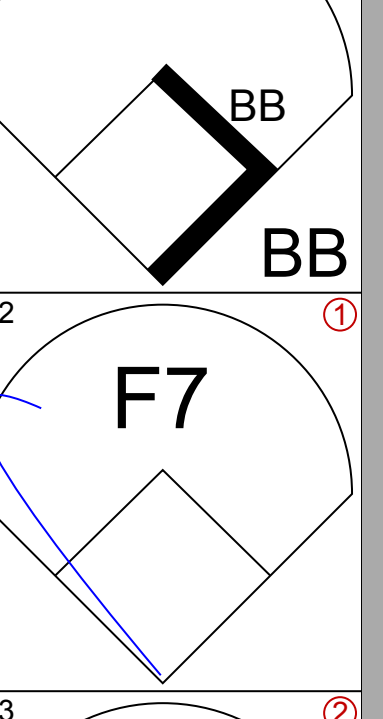

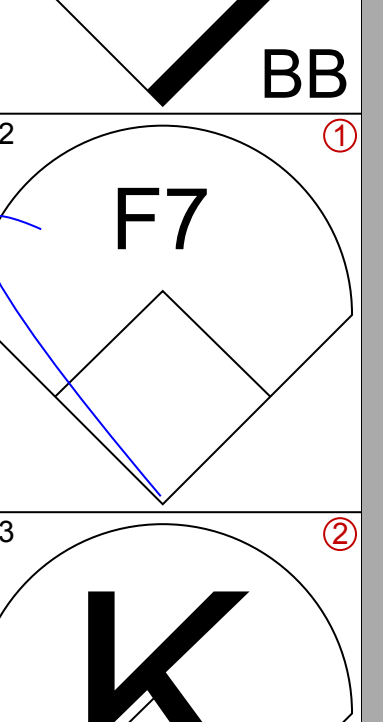
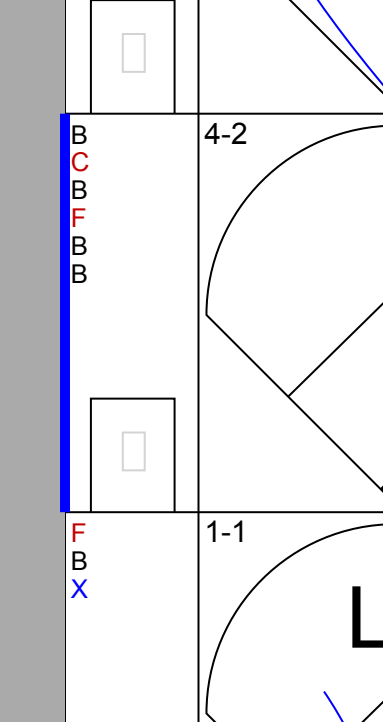

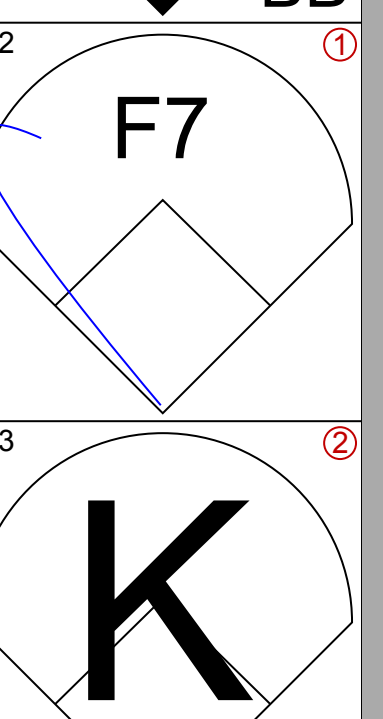

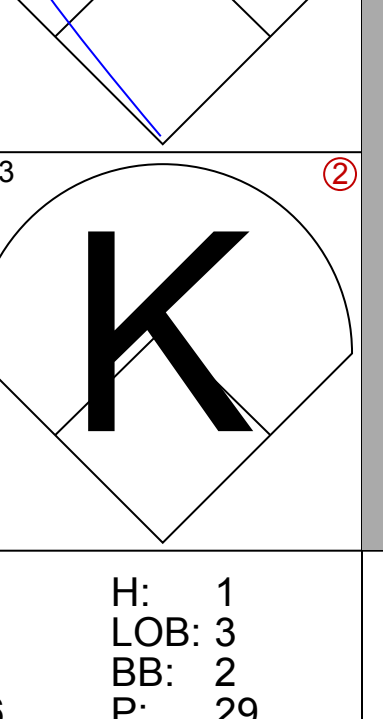
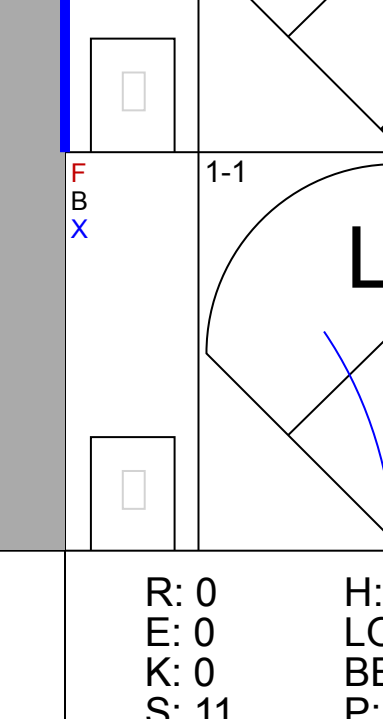
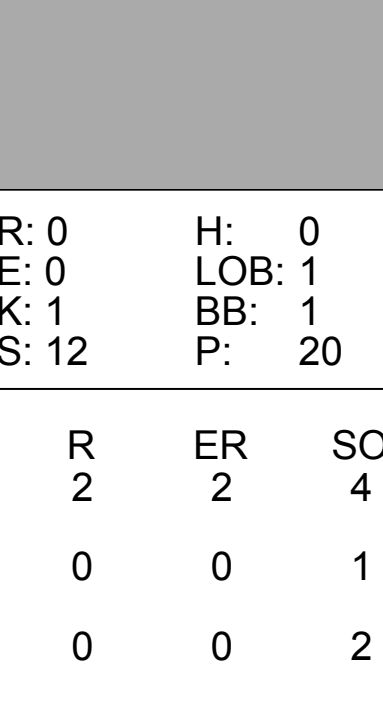
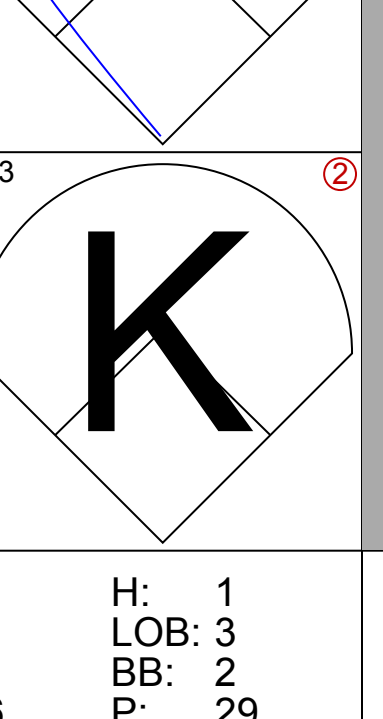
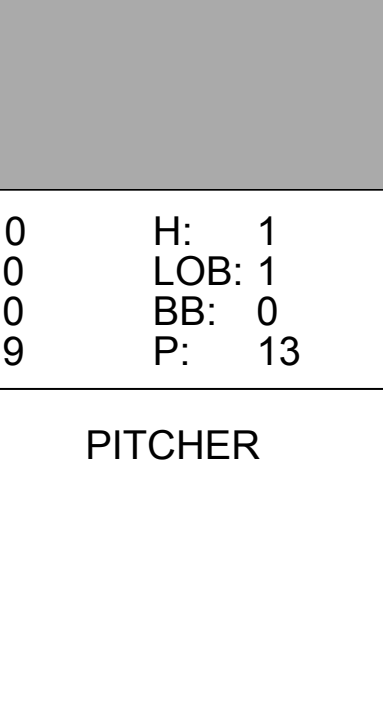
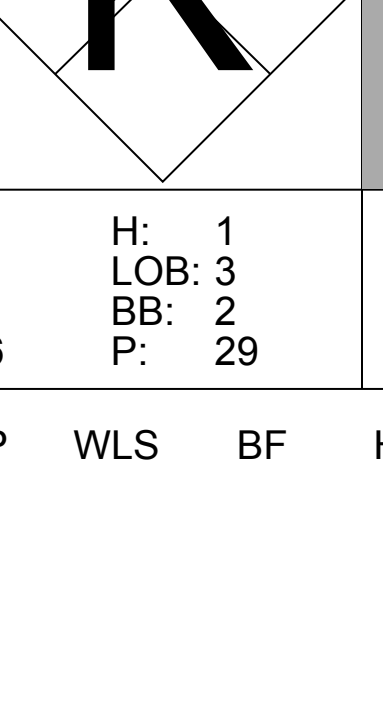
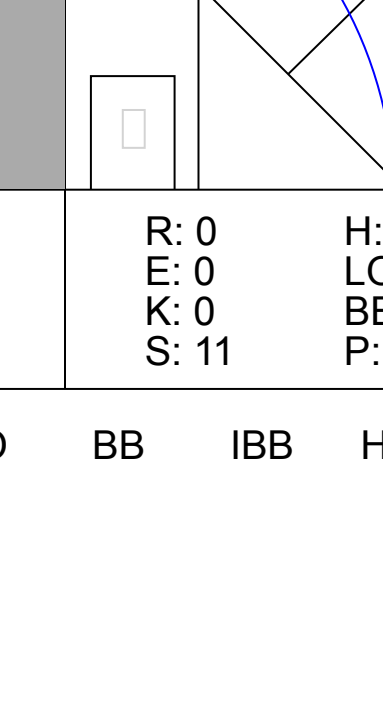
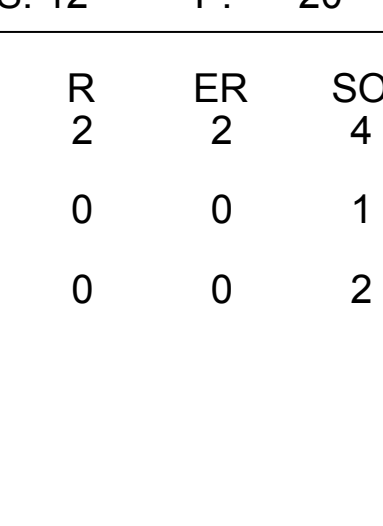
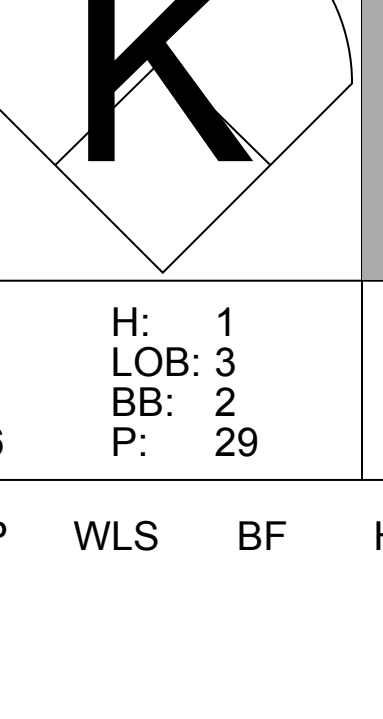




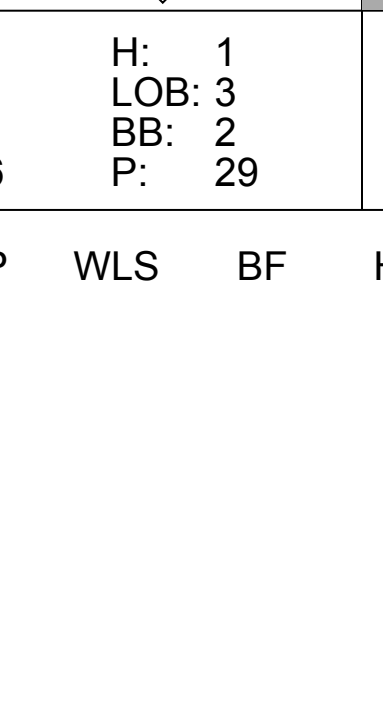



Batter	1	2	3	4	5	6	7	8	9	AB	R	H	RBI	BB	SO	LOB	TOP					
Tony Phillips, S OBP: 0.415, SLG: 0.367 (1,4) (8,8)										5	0	0	0	0	1	2						
Dan Gladden, R OBP: 0.299, SLG: 0.400 (1,7)										5	1	3	0	0	0	0						
Alan Trammell, R OBP: 0.345, SLG: 0.371 (1,6)										5	0	1	0	0	0	2						
Travis Fryman, R OBP: 0.353, SLG: 0.472 (1,5)										5	2	3	3	0	1	1						
Mickey Tettleton, S OBP: 0.385, SLG: 0.546 (1,2)										3	1	0	0	1	0	2						
Rob Deer, R OBP: 0.325, SLG: 0.610 (1,9)										2	0	1	0	2	1	0						
Mark Carreon, R OBP: 0.314, SLG: 0.457 (1,10)										4	0	2	0	0	0	2						
Skeeter Barnes, R OBP: 0.313, SLG: 0.286 (8, PH)										3	0	0	0	0	0	5						
Dave Bergman, L OBP: 0.170, SLG: 0.160 (8,3)										0	0	0	0	1	0	0						
Mitt Cuyler, S OBP: 0.216, SLG: 0.292 (8, PH)										3	0	0	0	0	1	3						
Lou Whitaker, L OBP: 0.388, SLG: 0.400 (8,4)										1	0	0	1	0	0	2						
<b>Inning Stats</b>	R: 0 E: 0 K: 1 S: 6	H: 0 LOB: 0 BB: 0 P: 7	R: 0 E: 0 K: 0 S: 13	H: 2 LOB: 2 BB: 1 P: 26	R: 0 E: 0 K: 0 S: 7	H: 1 LOB: 1 BB: 0 P: 11	R: 1 E: 0 K: 1 S: 13	H: 3 LOB: 2 BB: 0 P: 18	R: 1 E: 0 K: 0 S: 6	H: 2 LOB: 1 BB: 0 P: 15	R: 0 E: 1 K: 1 S: 9	H: 0 LOB: 1 BB: 0 P: 14	R: 0 E: 0 K: 0 S: 8	H: 1 LOB: 0 BB: 0 P: 12	R: 2 E: 0 K: 0 S: 20	H: 1 LOB: 2 BB: 3 P: 35	R: 0 E: 0 K: 1 S: 8	H: 0 LOB: 0 BB: 0 P: 14	1B: 7 2B: 1 3B: 0 HR: 2	SF: 0 SAC: 0 DP: 0 HBP: 0	WP: 0 PB: 0 SB: 0 CS: 2	PA: 41
<b>PITCHER</b>	IP	WLS	BF	H	R	ER	SO	BB	IBB	HBP	BLK	WP	HR	S	P	ERA	WHIP					
Mark Langston, L ERA: 5.94 (1,1)	7.0		30	9	2	2	3	1	0	0	0	0	1	62	103	2.57	1.429					
Bryan Harvey, R ERA: 1.56 (8,1)	1.0	L	7	1	2	2	0	3	0	0	0	0	1	20	35	18.00	4.000					
Mark Eichhorn, R ERA: 2.63 (9,1)	1.0		3	0	0	0	1	0	0	0	0	0	0	8	14	0.00	0.000					

Detroit Tigers @ California Angels  
Anaheim Stadium, Anaheim, CA  
Tue May 12 1992, 10:05 PM EDT  
Att: 21,500 - Sunny - 75 F

AB	36
R	4
H	10
RBI	4
BB	4
SO	4
LOB	19



Batter	1	2	3	4	5	6	7	8	9	AB	R	H	RBI	BB	SO	LOB	BOTTOM					
Luis Polonia, L OBP: 0.373, SLG: 0.342 (1,7)										2	0	1	0	1	0	1						
Chad Curtis, R OBP: 0.362, SLG: 0.471 (8,7)										1	0	1	0	1	0	0						
Von Hayes, L OBP: 0.356, SLG: 0.392 (1,9)										5	0	0	0	0	0	7						
Junior Felix, S OBP: 0.310, SLG: 0.455 (1,8)										4	1	3	2	0	1	0						
Hubie Brooks, R OBP: 0.273, SLG: 0.421 (1,10)										4	0	0	0	0	2	2						
Alvin Davis, L OBP: 0.316, SLG: 0.358 (6, PH)										1	0	0	0	1	0	0						
Bobby Rose, R OBP: 0.275, SLG: 0.305 (7,4)										1	0	0	0	0	0	1						
Lee Stevens, L OBP: 0.288, SLG: 0.367 (8,3)										1	0	1	0	0	0	0						
Gary Gaetti, R OBP: 0.282, SLG: 0.373 (1,5)										4	0	1	0	0	1	2						
Rene Gonzales, R OBP: 0.443, SLG: 0.627 (1,4) (7,3) (9,4)										3	0	0	0	1	1	1						
Mike Fitzgerald, R OBP: 0.271, SLG: 0.358 (1,2)										3	0	0	0	0	1	3						
John Morris, L OBP: 0.320, SLG: 0.273 (9, PH)										0	0	0	0	1	0	0						
Gary Disarcina, R OBP: 0.362, SLG: 0.344 (1,6)										4	1	1	0	0	1	3						
<b>Inning Stats</b>	R: 1 E: 0 K: 1 S: 13	H: 1 LOB: 1 BB: 1 P: 21	R: 0 E: 0 K: 1 S: 12	H: 0 LOB: 1 BB: 1 P: 20	R: 1 E: 0 K: 1 S: 13	H: 2 LOB: 1 BB: 0 P: 20	R: 0 E: 0 K: 0 S: 7	H: 0 LOB: 0 BB: 0 P: 12	R: 0 E: 0 K: 1 S: 8	H: 1 LOB: 0 BB: 0 P: 11	R: 0 E: 0 K: 0 S: 9	H: 1 LOB: 1 BB: 0 P: 13	R: 0 E: 0 K: 1 S: 16	H: 1 LOB: 3 BB: 2 P: 29	R: 0 E: 0 K: 2 S: 11	H: 1 LOB: 2 BB: 0 P: 14	R: 0 E: 0 K: 0 S: 11	H: 1 LOB: 2 BB: 1 P: 19	1B: 4 2B: 3 3B: 0 HR: 1	SF: 0 SAC: 0 DP: 1 HBP: 0	WP: 0 PB: 0 SB: 0 CS: 1	PA: 39
<b>PITCHER</b>	IP	WLS	BF	H	R	ER	SO	BB	IBB	HBP	BLK	WP	HR	S	P	ERA	WHIP					
Mark Leiter, R ERA: 3.09 (1,1)	5.0		19	4	2	2	4	2	0	0	0	0	0	25	42	0.00	2.000					
Frank Tanana, L ERA: 6.6 (6,1)	2.0	W	10	2	0	0	1	2	0	0	0	0	0	22	33	0.00	1.500					
Mike Henneman, R ERA: 3.94 (8,1)	2.0	S	9	2	0	0	2	1	0	0	0	0	0	22	33	0.00	1.500					

Detroit Tigers @ California Angels  
Anaheim Stadium, Anaheim, CA  
Tue May 12 1992, 10:05 PM EDT  
Att: 21,500 - Sunny - 75 F

AB	33
R	2
H	8
RBI	2
BB	5
SO	7
LOB	20





Batter	1	2	3	4	5	6	7	8	9	AB	R	H	RBI	BB	SO	LOB	TOP		
<b>Tony Phillips, S</b> OBP: 0.415, SLG: 0.417 (1, 4)	F8		G5-3			F7		1B	HR	5	2	2	1	0	0	0			
<b>Mark Carreon, R</b> OBP: 0.330, SLG: 0.500 (1, 7)	HR			K		1B		P3	1B	5	2	3	1	0	1	1			
<b>Alan Trammell, R</b> OBP: 0.364, SLG: 0.386 (1, 6)	F7			CS		1B		2B	1B	4	0	3	1	1	0	0			
<b>Travis Fryman, R</b> OBP: 0.355, SLG: 0.477 (1, 5)	K			BB		1B		1B	1B	5	0	2	1	0	3	3			
<b>Mickey Tettleton, S</b> OBP: 0.388, SLG: 0.536 (1, 10)		K				1B				2	0	0	0	2	2	0			
<b>Rob Deer, R</b> OBP: 0.322, SLG: 0.625 (1, 9)	K			HR		K				4	1	1	1	0	3	6			
<b>Skeeter Barnes, R</b> OBP: 0.210, SLG: 0.235 (8, PH)										3	0	0	0	0	1	0			
<b>Dave Bergman, L</b> OBP: 0.172, SLG: 0.154 (8, 3)										1	0	0	0	0	1	3			
<b>Chad Kreuter, S</b> OBP: 0.259, SLG: 0.280 (1, 2)			K			F8		G1-3		4	0	0	0	0	2	0			
<b>Mitt Cuyler, S</b> OBP: 0.210, SLG: 0.283 (8, PH)			P6			G3		G1-3		3	0	0	0	0	0	0			
<b>Scott Livingstone, L</b> OBP: 0.275, SLG: 0.238 (8, PH)									F7	1	0	0	0	0	0	0			
<b>Inning Stats</b>	R: 1 E: 0 K: 1 S: 10	H: 1 LOB: 0 BB: 0 P: 15	R: 0 E: 0 K: 3 S: 15	H: 0 LOB: 0 BB: 0 P: 20	R: 0 E: 0 K: 2 S: 11	H: 0 LOB: 0 BB: 1 P: 20	R: 1 E: 0 K: 1 S: 21	H: 3 LOB: 3 BB: 1 P: 35	R: 0 E: 0 K: 0 S: 5	H: 0 LOB: 0 BB: 0 P: 7	R: 1 E: 0 K: 2 S: 11	H: 3 LOB: 3 BB: 1 P: 23	R: 1 E: 0 K: 2 S: 14	H: 3 LOB: 2 BB: 0 P: 20	1B: 6 2B: 1 3B: 1 HR: 3	SF: 0 SAC: 0 DP: 0 HBP: 0	WP: 0 PB: 0 SB: 0 CS: 1	PA: 40	
<b>PITCHER</b>	IP	WLS	BF	H	R	ER	SO	BB	IBB	HBP	BLK	WP	HR	S	P	ERA	WHIP		
<b>Chuck Finley, L</b> ERA: 3.51	5.2		23	5	3	3	8	2	0	0	0	0	2	73	111	4.76	1.235		
<b>Mark Eichhorn, R</b> ERA: 2.77	2.0		10	3	1	1	2	0	1	0	0	0	0	16	30	4.50	1.500		
<b>Steve Frey, L</b> ERA: 0.75	0.1	W	1	0	0	0	1	0	0	0	0	0	0	4	7	0.00	0.000		
<b>Bryan Harvey, R</b> ERA: 1.96	1.0	S	6	3	1	1	2	0	0	0	0	0	1	14	20	9.00	3.000		

Detroit Tigers @ California Angels  
Anaheim Stadium, Anaheim, CA  
Wed May 13 1992, 6:33 AM EDT  
Att: 28,331 - Sunny - 75 F

AB	37
R	5
H	11
RBI	5
BB	3
SO	13
LOB	13



Batter	1	2	3	4	5	6	7	8	9	AB	R	H	RBI	BB	SO	LOB	BOTTOM		
<b>Luis Polonia, L</b> OBP: 0.366, SLG: 0.336 (1, 7)	G6-3		G4-3		F7		G4-3	1B		5	0	1	2	0	0	2			
<b>Von Hayes, L</b> OBP: 0.363, SLG: 0.410 (1, 9)	G4-3		G3		S		G5-3	1B		4	1	2	0	0	0	2			
<b>Junior Felix, S</b> OBP: 0.323, SLG: 0.464 (1, 8)	G4-3		1B		1B			1B		4	1	3	1	0	0	1			
<b>Hubie Brooks, R</b> OBP: 0.279, SLG: 0.423 (1, 10)	P4		FC6-4		G5-3			SH1-4	1B	4	0	2	0	0	0	2			
<b>Chad Curtis, R</b> OBP: 0.362, SLG: 0.471 (8, PR)			1B					BB	1B	0	1	0	0	0	0	0			
<b>Gary Gaetti, R</b> OBP: 0.281, SLG: 0.368 (1, 5)	F8		FC6-4		F7			BB	SH1-4	4	1	1	1	0	0	2			
<b>Lee Stevens, L</b> OBP: 0.290, SLG: 0.381 (8, PH)	HR		G6-3		E8		G3	SH1-4		3	1	1	0	0	0	0			
<b>Bobby Rose, R</b> OBP: 0.275, SLG: 0.305 (9, 4)			CS					1-2	2-3	0	0	0	0	0	0	0			
<b>Rene Gonzales, R</b> OBP: 0.446, SLG: 0.667 (9, 3)		HR	G6-3		G6-3		G5-3	BB	1B	3	2	1	2	1	0	1			
<b>Ron Tingley, R</b> OBP: 0.231, SLG: 0.250 (7, PH)										2	0	0	0	0	0	1			
<b>Alvin Davis, L</b> OBP: 0.328, SLG: 0.370 (7, PR)	P4				F8			K		1	0	1	0	0	0	0			
<b>Jose Gonzalez, R</b> OBP: 0.267, SLG: 0.352 (8, 2)							G4-3	SH1-4		0	0	0	0	0	0	0			
<b>Mike Fitzgerald, R</b> OBP: 0.267, SLG: 0.352 (8, 2)								1B		1	0	0	0	0	1	3			
<b>Gary Disarcina, R</b> OBP: 0.361, SLG: 0.337 (1, 6)	F9				G1-3			SH1-4	1B	2	0	0	1	1	0	0			
<b>Inning Stats</b>	R: 0 E: 0 K: 0 S: 7	H: 1 LOB: 1 BB: 0 P: 7	R: 2 E: 0 K: 0 S: 12	H: 2 LOB: 0 BB: 0 P: 18	R: 0 E: 0 K: 0 S: 16	H: 2 LOB: 2 BB: 0 P: 23	R: 1 E: 0 K: 0 S: 13	H: 2 LOB: 1 BB: 0 P: 20	R: 0 E: 0 K: 0 S: 3	H: 0 LOB: 0 BB: 0 P: 6	R: 0 E: 0 K: 0 S: 7	H: 1 LOB: 2 BB: 0 P: 10	R: 4 E: 0 K: 1 S: 14	H: 4 LOB: 2 BB: 2 P: 29	1B: 9 2B: 2 3B: 0 HR: 1	SF: 0 SAC: 2 DP: 0 HBP: 0	WP: 0 PB: 0 SB: 1 CS: 1	PA: 37	
<b>PITCHER</b>	IP	WLS	BF	H	R	ER	SO	BB	IBB	HBP	BLK	WP	HR	S	P	ERA	WHIP		
<b>Eric King, R</b> ERA: 7.55	6.0		25	7	3	3	0	0	0	0	0	0	0	14	22	27.00	4.000		
<b>Walt Terrell, R</b> ERA: 7.53	1.0	L	7	4	3	3	0	0	0	0	0	0	0	1	1	0.00	0.000		
<b>Mike Munoz, L</b> ERA: 1.86	0.1		1	0	0	0	0	0	0	0	0	0	0	1	1	0.00	0.000		
<b>Les Lancaster, R</b> ERA: 7.89	0.2		4	1	1	1	1	1	1	0	0	0	0	6	16	13.50	3.000		

Detroit Tigers @ California Angels  
Anaheim Stadium, Anaheim, CA  
Wed May 13 1992, 6:33 AM EDT  
Att: 28,331 - Sunny - 75 F

AB	33
R	7
H	12
RBI	7
BB	2
SO	1
LOB	14





Batter	1	2	3	4	5	6	7	8	9	AB	R	H	RBI	BB	SO	LOB	TOP			
Luis Polonia, L (1, 7) OBP: 0.363, SLG: 0.333	F8			G6-3		CS	1B		L7	4	0	1	0	0	0	0	<b>California Angels @ Boston Red Sox</b> Fenway Park, Boston, MA Fri May 15 1992, 7:05 PM EDT Att: 33,254 - Sunny - 52 F			
Von Hayes, L (1, 9) OBP: 0.368, SLG: 0.407	F7			CS			1B		K	3	0	1	0	1	1	0				
Junior Felix, S (1, 8) OBP: 0.316, SLG: 0.453	K			G6-3			K			3	0	0	0	0	2	3				
Hubie Brooks, R (1, 10) OBP: 0.273, SLG: 0.414		P3			K		P4			3	0	0	0	0	1	2				
Alvin Davis, L (1, 3) OBP: 0.311, SLG: 0.351		G3-1			G4-3		F7			3	0	0	0	0	0	2				
Gary Gaetti, R (1, 5) OBP: 0.274, SLG: 0.358		P3			F8				P3	3	0	0	0	0	0	0				
Rene Gonzales, R (1, 4) OBP: 0.441, SLG: 0.649				G4-6-3		G4-3		F8		3	0	1	0	0	0	0				
Ron Tingley, R (1, 2) OBP: 0.200, SLG: 0.214				K		K			G6-3	2	0	0	0	0	2	1				
John Morris, L (8, PH) OBP: 0.308, SLG: 0.261										1	0	0	0	0	0	0				
Mike Fitzgerald, R (8, 2) OBP: 0.267, SLG: 0.352										0	0	0	0	0	0	0				
Gary Disarcina, R (1, 6) OBP: 0.360, SLG: 0.337				G4-6-3				F9		3	0	1	0	0	0	1				
<b>Inning Stats</b>	R: 0 E: 0 K: 1 S: 7	H: 0 LOB: 0 BB: 0 P: 10	R: 0 E: 0 K: 0 S: 6	H: 0 LOB: 0 BB: 0 P: 10	R: 0 E: 0 K: 1 S: 9	H: 1 LOB: 0 BB: 0 P: 12	R: 0 E: 0 K: 0 S: 7	H: 0 LOB: 0 BB: 1 P: 14	R: 0 E: 0 K: 1 S: 8	H: 0 LOB: 0 BB: 0 P: 10	R: 0 E: 0 K: 1 S: 11	H: 2 LOB: 2 BB: 0 P: 15	R: 0 E: 0 K: 0 S: 3	H: 0 LOB: 0 BB: 0 P: 4	R: 0 E: 0 K: 1 S: 11	H: 0 LOB: 0 BB: 0 P: 16	1B: 4 2B: 0 3B: 0 HR: 0	SF: 0 SAC: 0 DP: 1 HBP: 0	WP: 0 PB: 0 SB: 0 CS: 2	PA: 30
<b>PITCHER</b> Rogier Clemens, R (1, 1) ERA: 1.64	IP: 9.0 WLS: W BF: 29 H: 4 R: 0 ER: 0 SO: 6 BB: 1 IBB: 0 HBP: 0 BLK: 0 WP: 0 HR: 0 S: 69 P: 103 ERA: 0.00 WHIP: 0.556																			

AB	28
R	0
H	4
RBI	0
BB	1
SO	6
LOB	9



Batter	1	2	3	4	5	6	7	8	9	AB	R	H	RBI	BB	SO	LOB	BOTTOM			
Tim Naehring, R (1, 6) OBP: 0.327, SLG: 0.311	L9		P3		K					3	0	0	0	1	1	1	<b>California Angels @ Boston Red Sox</b> Fenway Park, Boston, MA Fri May 15 1992, 7:05 PM EDT Att: 33,254 - Sunny - 52 F			
Jody Reed, R (1, 4) OBP: 0.397, SLG: 0.406	G1-3		P6		G6-3					3	0	0	0	1	0	1				
Wade Boggs, L (1, 5) OBP: 0.360, SLG: 0.320	G5-3		L7			L7		F8		4	0	0	0	0	0	2				
Jack Clark, R (1, 10) OBP: 0.340, SLG: 0.296		BB		FC6-4				F9		2	1	1	0	2	0	0				
Ellis Burks, R (1, 8) OBP: 0.313, SLG: 0.419		P3		F7		P2		HR		4	1	1	1	0	0	3				
Phil Plantier, L (1, 9) OBP: 0.328, SLG: 0.346		FC6-4		P9		P2		P6		4	0	1	0	0	0	2				
Tom Brunansky, R (1, 3) OBP: 0.364, SLG: 0.378		FC6-4		FC5-4			L6		K	3	0	0	0	1	1	1				
Bob Zupcic, R (1, 7) OBP: 0.364, SLG: 0.419		FC6-4			SH1					3	1	2	1	0	0	2				
Tony Peña, R (1, 2) OBP: 0.237, SLG: 0.290	G3				SH1					2	0	1	1	0	0	2				
<b>Inning Stats</b>	R: 0 E: 0 K: 0 S: 7	H: 0 LOB: 0 BB: 0 P: 12	R: 1 E: 0 K: 0 S: 13	H: 1 LOB: 2 BB: 2 P: 27	R: 0 E: 0 K: 0 S: 5	H: 0 LOB: 0 BB: 0 P: 10	R: 0 E: 0 K: 0 S: 8	H: 1 LOB: 1 BB: 0 P: 13	R: 0 E: 0 K: 1 S: 7	H: 1 LOB: 1 BB: 0 P: 8	R: 0 E: 0 K: 0 S: 5	H: 0 LOB: 1 BB: 1 P: 11	R: 1 E: 0 K: 0 S: 17	H: 2 LOB: 2 BB: 2 P: 31	R: 1 E: 0 K: 1 S: 10	H: 1 LOB: 0 BB: 0 P: 15		1B: 3 2B: 2 3B: 0 HR: 1	SF: 0 SAC: 1 DP: 0 HBP: 0	WP: 0 PB: 0 SB: 0 CS: 0
<b>PITCHER</b> Jim Abbott, L (1, 1) ERA: 2.57	IP: 8.0 WLS: L BF: 34 H: 6 R: 3 ER: 3 SO: 2 BB: 5 IBB: 0 HBP: 0 BLK: 0 WP: 0 HR: 1 S: 72 P: 127 ERA: 3.38 WHIP: 1.375																			





Batter	1	2	3	4	5	6	7	8	9	AB	R	H	RBI	BB	SO	LOB	TOP			
Luis Polonia, L OBP: 0.357, SLG: 0.328										5	0	1	0	0	2	0	<b>California Angels @ Boston Red Sox</b> Fenway Park, Boston, MA Sat May 16 1992, 3:33 AM EDT Att: 33,247 - Sunny - 57 F			
Chad Curtis, R OBP: 0.355, SLG: 0.455										4	0	1	0	0	0	2				
Junior Felix, S OBP: 0.307, SLG: 0.439										4	0	0	0	0	1	3				
Hubie Brooks, R OBP: 0.266, SLG: 0.401										4	0	0	0	0	0	1				
Gary Gaetti, R OBP: 0.273, SLG: 0.348										3	0	0	0	1	0	0				
Rene Gonzales, R OBP: 0.444, SLG: 0.633										3	0	1	0	1	1	2				
Mike Fitzgerald, R OBP: 0.270, SLG: 0.339										2	0	0	0	1	0	3				
John Morris, L OBP: 0.296, SLG: 0.250										1	0	0	0	0	0	0				
Ron Tingley, R OBP: 0.200, SLG: 0.214										0	0	0	0	0	0	0				
Bobby Rose, R OBP: 0.287, SLG: 0.301										1	0	0	0	2	0	0				
Lee Stevens, L OBP: 0.296, SLG: 0.375										1	0	0	0	0	1	0				
Gary Disarcina, R OBP: 0.357, SLG: 0.333										4	0	1	0	0	0	6				
<b>Inning Stats</b>	R: 0 E: 0 K: 2 S: 9	H: 0 LOB: 0 BB: 0 P: 12	R: 0 E: 0 K: 0 S: 11	H: 1 LOB: 3 BB: 2 P: 24	R: 0 E: 0 K: 1 S: 7	H: 0 LOB: 0 BB: 0 P: 9	R: 0 E: 0 K: 0 S: 8	H: 0 LOB: 1 BB: 1 P: 15	R: 0 E: 0 K: 0 S: 12	H: 2 LOB: 2 BB: 0 P: 18	R: 0 E: 1 K: 0 S: 11	H: 0 LOB: 3 BB: 2 P: 22	R: 0 E: 0 K: 0 S: 10	H: 0 LOB: 0 BB: 0 P: 16	R: 0 E: 0 K: 1 S: 7	H: 0 LOB: 0 BB: 0 P: 8	1B: 4 2B: 0 3B: 0 HR: 0	SF: 0 SAC: 0 DP: 0 HBP: 0	WP: 0 PB: 0 SB: 0 CS: 0	PA: 37
<b>PITCHER</b>	IP WLS BF H R ER SO BB IBB HBP BLK WP HR S P ERA WHIP																			
Frank Viola, L ERA: 2.6	(1, 1) 7.0 W 31 4 0 0 3 5 0 0 0 0 0 0 0 66 111 0.00 1.286																			
Greg Harris, R ERA: 1.57	(8, 1) 1.0 3 0 0 0 1 0 0 0 0 0 0 0 10 16 0.00 0.000																			
Jeff Reardon, R ERA: 0.75	(9, 1) 1.0 S 3 0 0 0 1 0 0 0 0 0 0 0 7 8 0.00 0.000																			

Batter	1	2	3	4	5	6	7	8	9	AB	R	H	RBI	BB	SO	LOB	BOTTOM				
Herm Winningham, L OBP: 0.314, SLG: 0.367										4	2	2	0	0	1	0	<b>California Angels @ Boston Red Sox</b> Fenway Park, Boston, MA Sat May 16 1992, 3:33 AM EDT Att: 33,247 - Sunny - 57 F				
Jody Reed, R OBP: 0.394, SLG: 0.401										4	0	1	1	0	1	1					
Wade Boggs, L OBP: 0.370, SLG: 0.323										2	0	1	0	2	0	0					
Jack Clark, R OBP: 0.337, SLG: 0.289										2	0	0	1	1	1	3					
Phil Plantier, L OBP: 0.326, SLG: 0.336										3	1	0	0	1	0	2					
Ellis Burks, R OBP: 0.319, SLG: 0.417										3	0	1	0	1	0	1					
Scott Cooper, L OBP: 0.313, SLG: 0.321										4	0	1	0	0	0	3					
Luis Rivera, R OBP: 0.370, SLG: 0.324										0	0	0	0	0	0	0					
Tim Lincecum, R OBP: 0.304, SLG: 0.286										4	0	0	0	0	2	2					
Tony Peña, R OBP: 0.230, SLG: 0.281										3	0	0	0	0	2	1					
<b>Inning Stats</b>	R: 0 E: 0 K: 2 S: 10	H: 1 LOB: 1 BB: 0 P: 18	R: 0 E: 0 K: 1 S: 8	H: 1 LOB: 0 BB: 0 P: 12	R: 0 E: 0 K: 1 S: 6	H: 0 LOB: 0 BB: 0 P: 11	R: 0 E: 0 K: 0 S: 11	H: 0 LOB: 2 BB: 2 P: 25	R: 1 E: 1 K: 3 S: 18	H: 2 LOB: 2 BB: 1 P: 35	R: 1 E: 1 K: 0 S: 8	H: 1 LOB: 1 BB: 1 P: 16	R: 1 E: 0 K: 0 S: 10	H: 1 LOB: 1 BB: 1 P: 20	R: 0 E: 0 K: 0 S: 7	H: 0 LOB: 0 BB: 0 P: 9		1B: 5 2B: 1 3B: 0 HR: 0	SF: 1 SAC: 0 DP: 0 HBP: 0	WP: 0 PB: 0 SB: 2 CS: 0	PA: 35
<b>PITCHER</b>	IP WLS BF H R ER SO BB IBB HBP BLK WP HR S P ERA WHIP																				
Julio Valera, R ERA: 2.38	(1, 1) 7.0 L 32 6 3 3 7 3 2 0 0 0 0 0 0 71 137 3.86 1.286																				
Mark Eichhorn, R ERA: 2.67	(8, 1) 1.0 3 0 0 0 0 0 0 0 0 0 0 0 7 9 0.00 0.000																				



Batter	1	2	3	4	5	6	7	8	9	AB	R	H	RBI	BB	SO	LOB	TOP										
Luis Polonia, L (1, 7) OBP: 0.361, SLG: 0.333	1-1 G4-6-3 1B		0-1 F7			3-2 E9		0-0 1B		4	1	2	1	0	0	0											
Von Hayes, L (1, 9) OBP: 0.374, SLG: 0.424	2-1 G4-6-3 1B			2-2 G3-1			1-1 G3 1B	1-1 G3		4	1	2	0	0	0	1											
Junior Felix, S (1, 8) OBP: 0.306, SLG: 0.441	0-0 G4-6-3			0-0 F8			1-0 G3 2B		1-0 2B	4	0	1	0	0	0	2											
Alvin Davis, L (1, 10) OBP: 0.313, SLG: 0.350 Jose Gonzalez, R (9, PH) John Morris, L (9, PH) OBP: 0.286, SLG: 0.240	1-0 L6			1-3 K			0-0 1B		1-1 L9	3	0	1	1	0	1	0											
Gary Gaetti, R (1, 5) OBP: 0.264, SLG: 0.336		0-1 G6-3			0-0 L5		3-H F7 1B		2-2 G5-3	4	0	0	0	0	0	2											
Lee Stevens, L (1, 3) OBP: 0.284, SLG: 0.358		0-0 G6-3			2-3 K		1-0 G4-3		4-0 IBB	3	0	0	0	1	1												
Rene Gonzales, R (1, 4) OBP: 0.434, SLG: 0.609		1-1 P5			1-2 L9			1-2 SH3-4 1B	1-0 F9	4	1	1	0	0	0	2											
Mike Fitzgerald, R (1, 2) OBP: 0.277, SLG: 0.333			1-1 G2-3			4-1 G6-4-3 BB		0-1 SH3-4		1	0	0	0	1	0	0											
Gary Disarcina, R (1, 6) OBP: 0.347, SLG: 0.324			1-2 G5-3			2-2 G6-4-3		2-3 K		3	0	0	0	0	1	2											
<b>Inning Stats</b>	R: 1 E: 0 K: 0 S: 6	H: 2 LOB: 0 BB: 0 P: 10	R: 0 E: 0 K: 0 S: 5	H: 0 LOB: 0 BB: 0 P: 6	R: 0 E: 0 K: 0 S: 7	H: 0 LOB: 0 BB: 0 P: 9	R: 0 E: 0 K: 1 S: 7	H: 0 LOB: 0 BB: 0 P: 10	R: 0 E: 0 K: 0 S: 9	H: 0 LOB: 0 BB: 0 P: 12	R: 1 E: 0 K: 0 S: 6	H: 2 LOB: 1 BB: 0 P: 10	R: 1 E: 0 K: 0 S: 12	H: 2 LOB: 1 BB: 0 P: 16	R: 0 E: 0 K: 0 S: 7	H: 1 LOB: 2 BB: 1 P: 16	1B: 5 2B: 2 3B: 0 HR: 0	SF: 0 SAC: 1 DP: 2 HBP: 0	WP: 0 PB: 0 SB: 0 CS: 0	PA: 34							
<b>PITCHER</b>	IP	WLS	BF	H	R	ER	SO	BB	IBB	HBP	BLK	WP	HR	S	P	ERA	WHIP										
John Dopson, R (1, 1) ERA: 3.86	7.0	L	25	5	3	3	2	1	0	0	0	0	0	52	79	3.86	0.857										
Danny Darwin, R (8, 1) ERA: 4.68	0.2		2	0	0	0	1	0	0	0	0	0	0	5	7	0.00	0.000										
Tom Bolton, L (8, 1) ERA: 6.14	0.1		3	2	0	0	0	0	0	0	0	0	0	4	6	0.00	6.000										
Greg Harris, R (9, 1) ERA: 1.61	1.0		4	0	0	0	0	0	1	0	0	0	0	6	14	0.00	0.000										

California Angels @ Boston Red Sox  
Fenway Park, Boston, MA  
Sun May 17, 1992, 3:33 AM EDT  
Att: 32,554 - Sunny - 58 F

AB 31  
R 3  
H 7  
RBI 2  
BB 2  
SO 3  
LOB 11



Batter	1	2	3	4	5	6	7	8	9	AB	R	H	RBI	BB	SO	LOB	BOTTOM										
Mike Greenwell, L (1, 7) OBP: 0.316, SLG: 0.215	4-2 BB BB		1-0 G4-3		1-1 F7			1-1 L9		3	0	0	0	1	0	0											
Jody Reed, R (1, 4) OBP: 0.361, SLG: 0.393	4-2 BB BB		1-0 P3		3-2 G5-3			1-0 F7		3	0	0	0	1	0	0											
Wade Boggs, L (1, 5) OBP: 0.373, SLG: 0.323	4-0 BB		1-2 G6-3			1-0 L8		0-1 FC5-4 1B		3	0	1	0	1	0	0											
Jack Clark, R (1, 3) OBP: 0.324, SLG: 0.276	1-3 K			1-1 E6 1B		1-1 P2		1-0 FC5-4		4	0	0	0	0	1	4											
Tom Brunansky, R (1, 9) OBP: 0.373, SLG: 0.438	2-1 P4			0-0 F8		4-2 2B BB			0-0 HR	3	1	1	1	1	0	4											
Bob Zupic, R (1, 8) OBP: 0.361, SLG: 0.441 Herm Winningham, L (9, PH) OBP: 0.308, SLG: 0.360	2-3 K			0-1 P4		1-1 2B			0-0 G4-3	3	0	1	0	0	1	4											
Phil Planter, L (1, 10) OBP: 0.323, SLG: 0.333		1-0 G1-3		1-0 1B			2-3 K		2-3 K	4	0	1	0	0	2	0											
Tim Naehring, R (1, 6) OBP: 0.288, SLG: 0.269 Scott Cooper, L (9, PH) OBP: 0.333, SLG: 0.345		1-3 K		1-0 P4			1-1 L8		3-2 1B	3	0	0	0	0	1	2											
John Flaherty, R (1, 2) OBP: 0.167, SLG: 0.222 Ellis Burks, R (9, PH) OBP: 0.316, SLG: 0.413		0-0 G5-3			1-0 F9		3-1 P4		1-1 P9	3	0	0	0	0	0	0											
<b>Inning Stats</b>	R: 0 E: 0 K: 2 S: 14	H: 0 LOB: 3 BB: 3 P: 31	R: 0 E: 0 K: 1 S: 5	H: 0 LOB: 0 BB: 0 P: 7	R: 0 E: 0 K: 0 S: 5	H: 0 LOB: 0 BB: 0 P: 8	R: 0 E: 1 K: 0 S: 7	H: 1 LOB: 2 BB: 0 P: 10	R: 0 E: 0 K: 0 S: 6	H: 0 LOB: 0 BB: 0 P: 11	R: 0 E: 0 K: 0 S: 7	H: 1 LOB: 2 BB: 1 P: 14	R: 0 E: 0 K: 0 S: 6	H: 1 LOB: 1 BB: 0 P: 9	R: 1 E: 0 K: 1 S: 12	H: 2 LOB: 1 BB: 0 P: 18	1B: 3 2B: 1 3B: 0 HR: 1	SF: 0 SAC: 0 DP: 0 HBP: 0	WP: 0 PB: 0 SB: 0 CS: 0	PA: 36							
<b>PITCHER</b>	IP	WLS	BF	H	R	ER	SO	BB	IBB	HBP	BLK	WP	HR	S	P	ERA	WHIP										
Mark Langston, L (1, 1) ERA: 5.08	8.0	W	32	4	1	1	4	4	0	0	0	0	0	58	104	1.12	1.000										
Bryan Harvey, R (9, 1) ERA: 1.66	1.0	S	4	1	0	0	1	0	0	0	0	0	0	11	17	0.00	1.000										

California Angels @ Boston Red Sox  
Fenway Park, Boston, MA  
Sun May 17, 1992, 3:33 AM EDT  
Att: 32,554 - Sunny - 58 F

AB 32  
R 1  
H 5  
RBI 1  
BB 4  
SO 5  
LOB 15









Batter	1	2	3	4	5	6	7	8	9	10	AB	R	H	RBI	BB	SO	LOB	TOP									
Luis Polonia, L OBP: 0.362, SLG: 0.326 Chad Curtis, R OBP: 0.348, SLG: 0.417	F8		G4-3		FC4-6		L4		K		3	0	0	0	0	2	2										
Von Hayes, L OBP: 0.359, SLG: 0.404 Jose Gonzalez, R OBP: 0.288, SLG: 0.429	K		G4-3		P6		G5-3			P5	3	0	0	0	0	1	2										
John Morris, L OBP: 0.276, SLG: 0.231	K										1	0	0	0	0	0	0										
Junior Felix, S OBP: 0.302, SLG: 0.440					F8		E6 1B 2B		G6-3		5	1	1	0	0	1	0										
Hubie Brooks, R OBP: 0.263, SLG: 0.407					P3		L8		E5 HR		5	2	1	1	0	0	1										
Lee Stevens, L OBP: 0.299, SLG: 0.351 Bobby Rose, R OBP: 0.295, SLG: 0.345	K				1B		G6-4-3 1B		HR		3	0	2	1	0	1	0										
Rene Gonzales, R OBP: 0.429, SLG: 0.583	G1-3				1B		G6-4-3		K		4	0	1	0	0	1	1										
Gary Gaetti, R OBP: 0.278, SLG: 0.350	K				F8				G5-3		4	0	1	0	0	1	2										
Mike Fitzgerald, R OBP: 0.299, SLG: 0.356 Ron Tingley, R OBP: 0.250, SLG: 0.263			G4-3 G6-3 1B		FC4-6 1B		G5-3 BB 1B		K		2	0	2	0	0	0	0										
Gary Disarcina, R OBP: 0.338, SLG: 0.306			G6-3		F9		BB		P4		3	0	0	0	1	0	2										
<b>Inning Stats</b>	R: 0 E: 0 K: 2 S: 12	H: 0 LOB: 0 BB: 0 P: 17	R: 1 E: 0 K: 2 S: 11	H: 1 LOB: 0 BB: 0 P: 14	R: 0 E: 0 K: 0 S: 7	H: 1 LOB: 1 BB: 0 P: 12	R: 0 E: 0 K: 0 S: 20	H: 2 LOB: 2 BB: 0 P: 27	R: 0 E: 0 K: 0 S: 6	H: 1 LOB: 1 BB: 0 P: 7	R: 1 E: 0 K: 0 S: 6	H: 2 LOB: 0 BB: 0 P: 8	R: 0 E: 0 K: 0 S: 23	H: 2 LOB: 2 BB: 1 P: 32	R: 2 E: 1 K: 1 S: 11	H: 1 LOB: 0 BB: 0 P: 15	R: 0 E: 0 K: 2 S: 9	H: 0 LOB: 0 BB: 0 P: 10	R: 0 E: 0 K: 0 S: 11	H: 0 LOB: 0 BB: 0 P: 15	1B: 6 2B: 2 3B: 0 HR: 2	SF: 0 SAC: 0 DP: 2 HBP: 0	WP: 0 PB: 0 SB: 0 CS: 0	PA: 40			
<b>PITCHER</b>	IP	WLS	BF	H	R	ER	SO	BB	IBB	HBP	BLK	WP	HR	S	P	ERA	WHIP										
Scott Sanderson, R ERA: 4.96	6.0		27	9	2	2	4	1	0	0	0	0	1	77	105	3.00	1.667										
Steve Howe, L ERA: 1.15	2.0	7	1	2	1	1	0	0	0	0	0	0	1	19	27	4.50	0.500										
Rich Monteleone, R ERA: 0.75	2.0	W	6	0	0	0	2	0	0	0	0	0	0	20	25	0.00	0.000										

California Angels @ New York Yankees  
Yankee Stadium, Bronx, NY  
Tue May 19 1992, 7:05 PM EDT  
Att. 14,919 - Sunny - 61 F

AB	39
R	4
H	10
RBI	4
BB	1
SO	7
LOB	16



Batter	1	2	3	4	5	6	7	8	9	10	AB	R	H	RBI	BB	SO	LOB	BOTTOM									
Mike Gallego, R OBP: 0.286, SLG: 0.091	G5-3		G6-3		L9		G6-3		K		5	0	0	0	0	1	4										
Don Mattingly, L OBP: 0.298, SLG: 0.347	P4		P9		WP 1B		F7		BB		4	0	1	0	1	0	0										
Roberto Kelly, R OBP: 0.378, SLG: 0.487	L8		G1-3		F9		G5-3		F8		5	0	0	0	0	2											
Mel Hall, L OBP: 0.297, SLG: 0.490					L5		K				4	3	2	1	1	1	1										
Danny Tartabull, R OBP: 0.418, SLG: 0.380	L8				1B SF8 BB				BB 1B		4	0	1	0	1	0	1										
Matt Nokes, L OBP: 0.282, SLG: 0.408	F7				1B BB				G4-3		3	1	1	2	1	0	2										
Kevin Maas, L OBP: 0.394, SLG: 0.500					SF8		G4-3		HR		4	1	2	1	1	2	0										
Randy Velarde, R OBP: 0.274, SLG: 0.319					1B BB				G4-3		4	1	2	1	1	2	0										
Pat Kelly, R OBP: 0.382, SLG: 0.460	FC5-4 1B				G4-3				HR		4	1	2	1	1	2	0										
<b>Inning Stats</b>	R: 0 E: 0 K: 0 S: 11	H: 0 LOB: 0 BB: 0 P: 18	R: 2 E: 0 K: 0 S: 9	H: 3 LOB: 1 BB: 0 P: 16	R: 0 E: 0 K: 0 S: 5	H: 0 LOB: 0 BB: 0 P: 8	R: 1 E: 0 K: 1 S: 9	H: 3 LOB: 3 BB: 1 P: 14	R: 0 E: 0 K: 0 S: 12	H: 1 LOB: 2 BB: 0 P: 20	R: 0 E: 0 K: 1 S: 7	H: 1 LOB: 1 BB: 0 P: 7	R: 0 E: 0 K: 1 S: 6	H: 0 LOB: 0 BB: 0 P: 8	R: 1 E: 0 K: 1 S: 9	H: 1 LOB: 0 BB: 0 P: 14	R: 0 E: 0 K: 1 S: 7	H: 0 LOB: 1 BB: 1 P: 12	R: 1 E: 0 K: 0 S: 5	H: 2 LOB: 3 BB: 2 P: 15	1B: 7 2B: 1 3B: 0 HR: 3	SF: 1 SAC: 0 DP: 0 HBP: 0	WP: 1 PB: 0 SB: 0 CS: 0	PA: 44			
<b>PITCHER</b>	IP	WLS	BF	H	R	ER	SO	BB	IBB	HBP	BLK	WP	HR	S	P	ERA	WHIP										
Bert Blyleven, R ERA: 4.5	6.0		28	8	3	3	2	2	0	0	0	1	2	53	83	4.50	1.667										
Steve Frey, L ERA: 1.23	1.2	6	1	1	1	2	0	0	0	0	0	0	1	13	20	5.40	0.600										
Mark Eichhorn, R ERA: 2.83	1.2	L	10	2	1	1	1	2	1	0	0	0	0	14	29	5.40	2.400										

California Angels @ New York Yankees  
Yankee Stadium, Bronx, NY  
Tue May 19 1992, 7:05 PM EDT  
Att. 14,919 - Sunny - 61 F

AB	38
R	5
H	11
RBI	5
BB	5
SO	5
LOB	14





Batter	1	2	3	4	5	6	7	8	9	10	11	12	AB	R	H	RBI	BB	SO	LOB	TOP			
Luis Polonia, L Mike Fitzgerald, R OBP: 0.290, SLG: 0.344	4-1 BB		0-1 G6-3			0-1 G4-6-3 1B		0-0 FC3-6 1B		0-2 L8		2-1 F8	3	0	2	1	1	0	0				
Von Hayes, L OBP: 0.352, SLG: 0.394	1-2 F8		2-0 F8			1-1 G4-6-3		1-0 FC3-6				0-0 G6-4-3 1B		5	0	1	0	0	0	4			
Junior Felix, S OBP: 0.299, SLG: 0.432	1-3 K						1-0 F8		0-3 K			1-0 G6-4-3 1B		5	0	1	0	0	2	4			
Hubie Brooks, R OBP: 0.295, SLG: 0.393	2-2 G6-3						1-0 G4-3		1-2 G6-3			0-2 G6-4-3		5	0	0	0	0	1	3			
Lee Stevens, L OBP: 0.291, SLG: 0.338		0-0 G4-3					2-2 G4-3		4-1 5-3 BB			4-0 IBB		3	0	0	0	2	0				
Rene Gonzales, R OBP: 0.416, SLG: 0.553		4-2 P1-4 BB					2-3 K		0-3 K		2-2 L5-3		0-0 L8	4	0	0	0	1	2	3			
Gary Gaetti, R OBP: 0.283, SLG: 0.352		0-0 1B					2-2 F7		0-2 2B 1B		1-1 P2		1-2 G5-3	5	1	2	0	0	0	0			
Ron Tingley, R Alvin Davis, L Chad Curtis, R OBP: 0.227, SLG: 0.238 OBP: 0.333, SLG: 0.377 OBP: 0.352, SLG: 0.419	2-1 P1-4						1-0 G5-3		0-2 1B 2B		2-3 K		1-2 1B	2	0	0	0	0	0	2			
Gary Disarcina, R OBP: 0.336, SLG: 0.304							0-0 F9		4-0 FC3-6 1B BB		1-1 1B		1-0 P6	4	0	1	0	1	1	1			
<b>Inning Stats</b>	R: 0 E: 0 K: 1 S: 11	H: 0 LOB: 1 BB: 1 P: 16	R: 0 E: 0 K: 0 S: 7	H: 1 LOB: 1 BB: 1 P: 13	R: 0 E: 0 K: 1 S: 6	H: 0 LOB: 0 BB: 0 P: 9	R: 0 E: 0 K: 1 S: 6	H: 0 LOB: 0 BB: 0 P: 10	R: 0 E: 0 K: 1 S: 6	H: 1 LOB: 0 BB: 0 P: 6	R: 0 E: 0 K: 0 S: 5	H: 0 LOB: 0 BB: 1 P: 9	R: 0 E: 0 K: 1 S: 10	H: 1 LOB: 1 BB: 0 P: 14	R: 0 E: 0 K: 0 S: 6	H: 2 LOB: 2 BB: 1 P: 11	R: 0 E: 0 K: 0 S: 11	H: 1 LOB: 1 BB: 0 P: 15	1B: 8 2B: 3 3B: 0 HR: 0	SF: 0 SAC: 0 DP: 4 HBP: 0	WP: 0 PB: 0 SB: 0 CS: 1	PA: 46	
<b>PITCHER</b>	IP WLS BF H R ER SO BB IBB HBP BLK WP HR S P ERA WHIP	IP WLS BF H R ER SO BB IBB HBP BLK WP HR S P ERA WHIP	IP WLS BF H R ER SO BB IBB HBP BLK WP HR S P ERA WHIP	IP WLS BF H R ER SO BB IBB HBP BLK WP HR S P ERA WHIP	IP WLS BF H R ER SO BB IBB HBP BLK WP HR S P ERA WHIP	IP WLS BF H R ER SO BB IBB HBP BLK WP HR S P ERA WHIP	IP WLS BF H R ER SO BB IBB HBP BLK WP HR S P ERA WHIP	IP WLS BF H R ER SO BB IBB HBP BLK WP HR S P ERA WHIP	IP WLS BF H R ER SO BB IBB HBP BLK WP HR S P ERA WHIP	IP WLS BF H R ER SO BB IBB HBP BLK WP HR S P ERA WHIP	IP WLS BF H R ER SO BB IBB HBP BLK WP HR S P ERA WHIP	IP WLS BF H R ER SO BB IBB HBP BLK WP HR S P ERA WHIP	IP WLS BF H R ER SO BB IBB HBP BLK WP HR S P ERA WHIP	IP WLS BF H R ER SO BB IBB HBP BLK WP HR S P ERA WHIP	IP WLS BF H R ER SO BB IBB HBP BLK WP HR S P ERA WHIP	IP WLS BF H R ER SO BB IBB HBP BLK WP HR S P ERA WHIP	IP WLS BF H R ER SO BB IBB HBP BLK WP HR S P ERA WHIP	IP WLS BF H R ER SO BB IBB HBP BLK WP HR S P ERA WHIP	IP WLS BF H R ER SO BB IBB HBP BLK WP HR S P ERA WHIP	IP WLS BF H R ER SO BB IBB HBP BLK WP HR S P ERA WHIP	IP WLS BF H R ER SO BB IBB HBP BLK WP HR S P ERA WHIP	IP WLS BF H R ER SO BB IBB HBP BLK WP HR S P ERA WHIP	
Scott Karmieniecki, R Steve Farr, R John Hatayan, R ERA: 3.59 ERA: 0.82 ERA: 1.59	(1, 1) (8, PH) (11, 1)	(1, 1) (8, PH) (11, 1)	(1, 1) (8, PH) (11, 1)	(1, 1) (8, PH) (11, 1)	(1, 1) (8, PH) (11, 1)	(1, 1) (8, PH) (11, 1)	(1, 1) (8, PH) (11, 1)	(1, 1) (8, PH) (11, 1)	(1, 1) (8, PH) (11, 1)	(1, 1) (8, PH) (11, 1)	(1, 1) (8, PH) (11, 1)	(1, 1) (8, PH) (11, 1)	(1, 1) (8, PH) (11, 1)	(1, 1) (8, PH) (11, 1)	(1, 1) (8, PH) (11, 1)	(1, 1) (8, PH) (11, 1)	(1, 1) (8, PH) (11, 1)	(1, 1) (8, PH) (11, 1)	(1, 1) (8, PH) (11, 1)	(1, 1) (8, PH) (11, 1)	(1, 1) (8, PH) (11, 1)	(1, 1) (8, PH) (11, 1)	(1, 1) (8, PH) (11, 1)

California Angels @ New York Yankees  
Yankee Stadium, Bronx, NY  
Wed May 20 1992, 7:05 PM EDT  
Alt. 15,800 - Cloudy - 63 F

AB 41  
R 2  
H 9  
RBI 2  
BB 5  
SO 7  
LOB 19



Batter	1	2	3	4	5	6	7	8	9	10	11	12	AB	R	H	RBI	BB	SO	LOB	BOTTOM			
Pat Kelly, R Matt Nokes, L Mike Gallego, R OBP: 0.380, SLG: 0.455 OBP: 0.279, SLG: 0.404 OBP: 0.353, SLG: 0.167	0-2 P3		0-1 B3			1-2 CS 1B		2-3 K		1-1 G4-6-3 1B			3	0	1	0	0	0	0				
Don Mattingly, L Roberto Kelly, R OBP: 0.295, SLG: 0.349 OBP: 0.367, SLG: 0.472	1-2 F8					1-1 CS		1-3 K		0-1 G4-6-3			5	1	1	0	0	1	2				
Danny Tartabull, R Mel Hall, L OBP: 0.417, SLG: 0.373 OBP: 0.288, SLG: 0.474	3-2 F7						1-3 K		1-3 K			0-0 G6-3		5	0	0	0	0	2	3			
Jim Leyritz, R Kevin Maas, L Mike Stanley, R OBP: 0.469, SLG: 0.667 OBP: 0.403, SLG: 0.525 OBP: 0.429, SLG: 0.407	1-2 F7						1-3 K		1-2 K			2-3 G6-3		4	0	1	0	1	2	1			
Jesse Barfield, R Charlie Hayes, R Randy Velarde, R OBP: 0.216, SLG: 0.228 OBP: 0.297, SLG: 0.343 OBP: 0.266, SLG: 0.311	3-2 G4-3						1-3 K		1-2 FC6-4 2B SF8			1-0 G6-3		5	1	0	0	0	1	3			
Jim Abbott, L Bryan Harvey, R Chuck Crim, R ERA: 2.42 ERA: 2.14 ERA: 4.44	(1, 1) (8, PH) (10, 1)	(1, 1) (8, PH) (10, 1)	(1, 1) (8, PH) (10, 1)	(1, 1) (8, PH) (10, 1)	(1, 1) (8, PH) (10, 1)	(1, 1) (8, PH) (10, 1)	(1, 1) (8, PH) (10, 1)	(1, 1) (8, PH) (10, 1)	(1, 1) (8, PH) (10, 1)	(1, 1) (8, PH) (10, 1)	(1, 1) (8, PH) (10, 1)	(1, 1) (8, PH) (10, 1)	(1, 1) (8, PH) (10, 1)	(1, 1) (8, PH) (10, 1)	(1, 1) (8, PH) (10, 1)	(1, 1) (8, PH) (10, 1)	(1, 1) (8, PH) (10, 1)	(1, 1) (8, PH) (10, 1)	(1, 1) (8, PH) (10, 1)	(1, 1) (8, PH) (10, 1)	(1, 1) (8, PH) (10, 1)	(1, 1) (8, PH) (10, 1)	(1, 1) (8, PH) (10, 1)

California Angels @ New York Yankees  
Yankee Stadium, Bronx, NY  
Wed May 20 1992, 7:05 PM EDT  
Alt. 15,800 - Cloudy - 63 F

AB 40  
R 3  
H 8  
RBI 3  
BB 2  
SO 8  
LOB 13





Batter	1	2	3	4	5	6	7	8	9	AB	R	H	RBI	BB	SO	LOB	TOP								
Luis Polonia, L OBP: 0.369, SLG: 0.331 (1, 7)										4	0	1	1	0	2	1	<b>California Angels @ Baltimore Orioles</b> Oriole Park at Camden Yards, Baltimore, MD Fri May 22 1992, 7:05 PM EDT Att: 45,709 - Sunny - 93 F								
Von Hayes, L OBP: 0.342, SLG: 0.381 Chad Curtis, R OBP: 0.347, SLG: 0.413 (1, 9) (8, PH) (8, 9)										3	0	0	0	0	0	2									
Junior Felix, S OBP: 0.310, SLG: 0.443 (1, 8)										3	1	2	1	1	1	0									
Hubie Brooks, R OBP: 0.255, SLG: 0.390 (1, 10)										4	0	1	0	0	1	2									
Lee Stevens, L OBP: 0.281, SLG: 0.325 Jose Gonzalez, R OBP: 0.375, SLG: 0.500 Luis Sojo, R (1, 3) (8, PH) (8, 4)										3	0	0	0	0	0	1									
Rene Gonzales, R OBP: 0.398, SLG: 0.525 (1, 4) (8, 3)										4	0	0	0	0	1	2									
Gary Gaetti, R OBP: 0.282, SLG: 0.348 (1, 5)										4	0	1	0	0	1	0									
Mike Fitzgerald, R OBP: 0.288, SLG: 0.328 (1, 2)										3	1	0	0	1	0	1									
Gary Disarcina, R OBP: 0.343, SLG: 0.311 (1, 6)										4	1	2	0	0	1	0									
<b>Inning Stats</b>	R: 0 E: 0 K: 1 S: 9	H: 0 LOB: 1 BB: 1 P: 16	R: 0 E: 0 K: 1 S: 7	H: 0 LOB: 0 BB: 0 P: 13	R: 0 E: 0 K: 2 S: 11	H: 0 LOB: 0 BB: 0 P: 16	R: 0 E: 0 K: 1 S: 10	H: 1 LOB: 1 BB: 0 P: 17	R: 1 E: 0 K: 1 S: 13	H: 2 LOB: 2 BB: 1 P: 21	R: 0 E: 0 K: 0 S: 9	H: 0 LOB: 0 BB: 0 P: 13	R: 0 E: 0 K: 0 S: 6	H: 1 LOB: 0 BB: 0 P: 8	R: 2 E: 0 K: 0 S: 15	H: 4 LOB: 2 BB: 0 P: 18		R: 0 E: 0 K: 0 S: 8	H: 0 LOB: 0 BB: 0 P: 9	1B: 7 2B: 1 3B: 0 HR: 0	SF: 0 SAC: 0 DP: 1 HBP: 0	WP: 0 PB: 0 SB: 0 CS: 0	PA: 36		
<b>PITCHER</b>	IP	WLS	BF	H	R	ER	SO	BB	IBB	HBP	BLK	WP	HR	S	P	ERA	WHIP								
Ben McDonald, R ERA: 3.3 (1, 1)	7.0	W	27	5	2	2	7	2	0	0	0	0	0	69	108	2.57	1.000								
Mike Flanagan, L ERA: 5.09 (8, 1)	0.2		5	3	1	1	0	0	0	0	0	0	0	9	11	13.50	4.500								
Todd Frohwrth, R ERA: 1.33 (8, 1)	0.1		1	0	0	0	0	0	0	0	0	0	0	2	3	0.00	0.000								
Gregg Olson, R ERA: 1.96 (9, 1)	1.0	S	3	0	0	0	0	0	0	0	0	0	0	8	9	0.00	0.000								

livebaseballscorecards.com

AB	34
R	3
H	8
RBI	3
BB	2
SO	7
LOB	10



Batter	1	2	3	4	5	6	7	8	9	AB	R	H	RBI	BB	SO	LOB	BOTTOM								
Brady Anderson, L OBP: 0.368, SLG: 0.497 (1, 7)										5	0	0	0	0	2	5	<b>California Angels @ Baltimore Orioles</b> Oriole Park at Camden Yards, Baltimore, MD Fri May 22 1992, 7:05 PM EDT Att: 45,709 - Sunny - 93 F								
Mike Deversaux, R OBP: 0.331, SLG: 0.503 (1, 8)										4	1	1	1	0	0	0									
Cal Ripken Jr., R OBP: 0.339, SLG: 0.387 (1, 6)										3	1	1	0	1	0	0									
Glenn Davis, R OBP: 0.303, SLG: 0.438 (1, 10)										4	1	1	0	0	1	1									
Randy Milligan, R OBP: 0.368, SLG: 0.376 David Segui, S OBP: 0.341, SLG: 0.364 (1, 3) (8, 3)										2	2	1	1	1	0	0									
Chris Hoiles, R OBP: 0.447, SLG: 0.603 (1, 2)										2	0	1	0	2	0	0									
Chito Martinez, L OBP: 0.375, SLG: 0.229 (1, 9)										3	0	2	2	0	0	0									
Leo Gomez, R OBP: 0.368, SLG: 0.437 (1, 5)										3	0	1	1	1	0	2									
Mark McLemore, S OBP: 0.330, SLG: 0.277 (1, 4)										4	0	0	0	0	1	7									
<b>Inning Stats</b>	R: 0 E: 0 K: 1 S: 10	H: 0 LOB: 1 BB: 1 P: 19	R: 1 E: 0 K: 1 S: 11	H: 2 LOB: 2 BB: 1 P: 19	R: 0 E: 0 K: 0 S: 12	H: 0 LOB: 0 BB: 0 P: 17	R: 0 E: 0 K: 0 S: 10	H: 0 LOB: 0 BB: 0 P: 14	R: 0 E: 0 K: 1 S: 6	H: 0 LOB: 0 BB: 0 P: 8	R: 3 E: 0 K: 0 S: 13	H: 4 LOB: 2 BB: 1 P: 25	R: 1 E: 0 K: 1 S: 9	H: 1 LOB: 0 BB: 0 P: 15	R: 0 E: 0 K: 0 S: 10	H: 1 LOB: 3 BB: 2 P: 22		1B: 5 2B: 2 3B: 0 HR: 1	SF: 1 SAC: 0 DP: 0 HBP: 0	WP: 0 PB: 0 SB: 0 CS: 0	PA: 37				
<b>PITCHER</b>	IP	WLS	BF	H	R	ER	SO	BB	IBB	HBP	BLK	WP	HR	S	P	ERA	WHIP								
Julio Valera, R ERA: 2.97 (1, 1)	5.1	L	24	5	4	4	3	2	1	0	0	0	0	54	88	6.75	1.312								
Scott Bailes, L ERA: 4.15 (6, 1)	1.2		7	2	1	1	1	0	0	0	0	0	1	17	29	5.40	1.200								
Chuck Crim, R ERA: 4.32 (8, 1)	0.2		5	1	0	0	0	1	1	0	0	0	0	7	16	0.00	3.000								
Steve Frey, L ERA: 1.26 (8, 1)	0.1		1	0	0	0	0	0	0	0	0	0	0	3	6	0.00	0.000								

livebaseballscorecards.com

AB	31
R	5
H	8
RBI	5
BB	5
SO	4
LOB	15









Batter	1	2	3	4	5	6	7	8	9	AB	R	H	RBI	BB	SO	LOB	TOP										
Luis Polonia, L (1,7) OBP: 0.367, SLG: 0.351	G4-3 2B	FC6-4					G4-3			4	1	2	0	0	0	2	<b>California Angels @ Baltimore Orioles</b> Oriole Park at Camden Yards, Baltimore, MD Sun May 24, 1992, 3:33 AM EDT Att: 42,721 - Cloudy - 88 F										
Von Hayes, L (1,9) OBP: 0.336, SLG: 0.410	G4-3		F9		K		HR			4	1	1	1	0	1	2											
Junior Felix, S (1,8) OBP: 0.307, SLG: 0.439	G4-3				G3		F9			4	0	1	1	0	0	1											
Hubie Brooks, R (1,10) OBP: 0.248, SLG: 0.380	G4-1		F8		G5-3			G5-3		4	0	0	0	0	0	2											
Lee Stevens, L (1,3) OBP: 0.299, SLG: 0.368 Chad Curtis, R (8, PR) OBP: 0.338, SLG: 0.397 Luis Sojo, R (8,4)		G4-3	G4-3				G4-6-3 1B	G4-6-3 1B		4	0	2	0	0	0	1											
Rene Gonzales, R (1,4) OBP: 0.406, SLG: 0.535		F8 1B			G6-3		G4-6-3 1B	G4-6-3		4	1	1	0	0	0	2											
Gary Gaetti, R (1,5) OBP: 0.287, SLG: 0.371		F8 1B			G6-3		FC6-4 1B		G5-3	4	0	2	0	0	0	0											
Mike Fitzgerald, R (1,2) OBP: 0.288, SLG: 0.366 John Morris, L (9, PH) OBP: 0.297, SLG: 0.222		F8					FC6-4		G5-3	3	1	1	1	0	0	3											
Gary Disarcina, R (1,6) OBP: 0.338, SLG: 0.307		F8 FC6-4 1B			G4-3				G5-3	4	0	1	1	0	0	0											
<b>Inning Stats</b>	R: 1 E: 0 K: 0 S: 6	H: 1 LOB: 0 BB: 0 P: 7	R: 1 E: 0 K: 0 S: 11	H: 3 LOB: 2 BB: 0 P: 15	R: 0 E: 0 K: 0 S: 8	H: 1 LOB: 1 BB: 0 P: 11	R: 1 E: 0 K: 0 S: 8	H: 1 LOB: 0 BB: 0 P: 12	R: 0 E: 0 K: 1 S: 9	H: 2 LOB: 1 BB: 0 P: 15	R: 1 E: 0 K: 0 S: 8	H: 1 LOB: 0 BB: 0 P: 11	R: 0 E: 0 K: 0 S: 4	H: 1 LOB: 1 BB: 0 P: 4	R: 0 E: 0 K: 0 S: 9	H: 0 LOB: 0 BB: 0 P: 13		1B: 7 2B: 2 3B: 0 HR: 2	SF: 0 SAC: 0 DP: 2 HBP: 0	WP: 0 PB: 0 SB: 1 CS: 0	PA: 36						
<b>PITCHER</b>	IP	WLS	BF	H	R	ER	SO	BB	IBB	HBP	BLK	WP	HR	S	P	ERA	WHIP										
Bob Milacki, R (1,1) ERA: 4.47	7.0	W	30	10	4	4	1	0	0	0	0	0	2	60	84	5.14	1.429										
Todd Frothing, R (8,1) ERA: 1.27	1.0		3	1	0	0	0	0	0	0	0	0	0	4	4	0.00	1.000										
Gregg Olson, R (9,1) ERA: 1.86	1.0	S	3	0	0	0	0	0	0	0	0	0	0	9	13	0.00	0.000										

Batter	1	2	3	4	5	6	7	8	9	AB	R	H	RBI	BB	SO	LOB	BOTTOM										
Brady Anderson, L (1,7) OBP: 0.366, SLG: 0.506	G1-3 1B	FC4-6				HR	P3			5	1	3	2	0	0	3	<b>California Angels @ Baltimore Orioles</b> Oriole Park at Camden Yards, Baltimore, MD Sun May 24, 1992, 3:33 AM EDT Att: 42,721 - Cloudy - 88 F										
Mike Devereaux, R (1,8) OBP: 0.326, SLG: 0.506	F9		G6-3		F8	G5-3		P4		5	1	1	0	0	0	3											
Cal Ripken Jr., R (1,6) OBP: 0.341, SLG: 0.401	G1-3		G6-3		HR		L7			4	1	1	2	0	0	1											
Glenn Davis, R (1,10) OBP: 0.293, SLG: 0.425	G6-3		P1		G6-3		F8 FC5-4 1B			4	0	1	0	0	0	1											
Randy Milligan, R (1,3) OBP: 0.377, SLG: 0.374 Joe Orsulak, L (8,9) OBP: 0.280, SLG: 0.268		WP SF9 1B					F8			3	1	2	0	1	0	1											
Chris Hoiles, R (1,2) OBP: 0.442, SLG: 0.592		1B WP 1B			F8		F9	FC5-4		4	0	1	0	0	0	3											
Leo Gomez, R (1,5) OBP: 0.371, SLG: 0.446		SF9			K			2B SF9 2B		2	2	1	1	1	1	0											
David Segui, S (1,9) OBP: 0.333, SLG: 0.357										3	0	1	0	1	1	2											
Billy Ripken, R (1,4) OBP: 0.239, SLG: 0.299 Mark McLemore, S (6, PH) OBP: 0.323, SLG: 0.274										2	0	1	0	0	0	1											
<b>Inning Stats</b>	R: 0 E: 0 K: 0 S: 6	H: 1 LOB: 1 BB: 0 P: 9	R: 1 E: 0 K: 1 S: 18	H: 3 LOB: 0 BB: 0 P: 30	R: 1 E: 0 K: 0 S: 12	H: 1 LOB: 1 BB: 1 P: 24	R: 0 E: 0 K: 1 S: 9	H: 0 LOB: 0 BB: 1 P: 17	R: 2 E: 0 K: 0 S: 12	H: 3 LOB: 1 BB: 0 P: 22	R: 1 E: 0 K: 0 S: 8	H: 2 LOB: 1 BB: 0 P: 14	R: 0 E: 0 K: 0 S: 9	H: 1 LOB: 1 BB: 0 P: 15	R: 1 E: 0 K: 0 S: 14	H: 1 LOB: 1 BB: 1 P: 24		1B: 7 2B: 2 3B: 1 HR: 2	SF: 2 SAC: 0 DP: 1 HBP: 0	WP: 2 PB: 0 SB: 0 CS: 0	PA: 38						
<b>PITCHER</b>	IP	WLS	BF	H	R	ER	SO	BB	IBB	HBP	BLK	WP	HR	S	P	ERA	WHIP										
Chuck Finley, L (1,1) ERA: 4.82	5.0	L	26	10	5	5	2	2	0	0	0	0	0	1	3	0.00	0.000										
Chuck Crim, R (6,1) ERA: 4.29	0.1		1	0	0	0	0	0	0	0	0	0	0	1	3	0.00	0.000										
Steve Frey, L (6,1) ERA: 1.2	0.2		2	0	0	0	0	0	0	0	0	0	0	3	6	0.00	0.000										
Bert Blyleven, R (7,1) ERA: 3.86	1.0		4	1	0	0	0	0	0	0	0	0	0	9	15	0.00	1.000										
Bryan Harvey, R (8,1) ERA: 2.45	1.0		5	1	1	1	0	1	0	0	0	1	0	14	24	9.00	2.000										





Batter	1	2	3	4	5	6	7	8	9	AB R H RBI BB SO LOB	TOP											
Jody Reed, R OBP: 0.374, SLG: 0.395	0-1 2B 1B		0-2 G6-3		2-3 K		0-0 G6-3		0-3 K	5 1 1 0 0 2 1	<b>Boston Red Sox @ California Angels</b> Anaheim Stadium, Anaheim, CA Tue May 26 1992, 10:05 PM EDT Att: 23,649 - Cloudy - 65 F											
Mike Greenwell, L OBP: 0.327, SLG: 0.242	2-2 G4-3 1-H		4-2 FC6 BB		0-1 CS 1B		3-2 F8		1-2 L4	4 0 2 1 1 0 1												
Wade Boggs, L OBP: 0.372, SLG: 0.400	2-0 G4-3		0-1 FC6		3-1 F8		2-2 F7			4 0 0 0 0 0 3												
Jack Clark, R OBP: 0.349, SLG: 0.284	0-0 G5-3			0-3 K		3-2 BB 1B		3-3 K		4 1 1 0 0 2 1												
Scott Cooper, L OBP: 0.319, SLG: 0.275										0 0 0 0 0 0 0												
Ellis Burks, R OBP: 0.319, SLG: 0.414	1-1 L9			0-1 1B		4-2 1B FC5-4 BB		1-2 G3 1B		3 1 2 0 1 0 1												
Tom Brunansky, R OBP: 0.375, SLG: 0.385		0-0 G5-3		4-2 BB 1B BB		2-2 FC5-4 BB 1B		1-2 G3		3 1 1 1 1 0 1												
Phil Plantier, L OBP: 0.312, SLG: 0.316		0-3 K		1-0 BB 1B		4-0 FC5-4 BB		2-3 K		3 0 1 0 1 2 1												
Luis Rivera, R OBP: 0.343, SLG: 0.289		2-2 G3-1		4-2 1B BB		1-0 FC5-4			3-2 L4	3 0 0 0 1 0 2												
Tony Peña, R OBP: 0.254, SLG: 0.293			0-0 G4-3		3-2 1B		1-2 G4-3		4-1 S BB	3 0 1 1 1 0 1												
<b>Inning Stats</b>	R: 1 E: 0 K: 0 S: 9	H: 2 LOB: 1 BB: 0 P: 14	R: 0 E: 0 K: 1 S: 7	H: 0 LOB: 0 BB: 0 P: 9	R: 0 E: 0 K: 0 S: 8	H: 0 LOB: 1 BB: 1 P: 12	R: 1 E: 0 K: 1 S: 16	H: 3 LOB: 2 BB: 2 P: 28	R: 0 E: 0 K: 1 S: 7	H: 1 LOB: 0 BB: 0 P: 12	R: 2 E: 1 K: 0 S: 14	H: 2 LOB: 1 BB: 2 P: 30	R: 0 E: 0 K: 0 S: 7	H: 0 LOB: 0 BB: 0 P: 12	R: 0 E: 0 K: 2 S: 14	H: 1 LOB: 1 BB: 0 P: 21	R: 0 E: 0 K: 1 S: 11	H: 0 LOB: 1 BB: 1 P: 19	1B: 8 2B: 2 3B: 0 HR: 0	SF: 0 SAC: 0 DP: 1 HBP: 0	WP: 0 PB: 0 SB: 1 CS: 1	PA: 38
<b>PITCHER</b>	IP WLS BF H R ER SO BB IBB HBP BLK WP HR S P ERA WHIP											IP WLS BF H R ER SO BB IBB HBP BLK WP HR S P ERA WHIP										
Jim Abbott, L ERA: 2.77	(1, 1) 5.0 L 25 8 4 4 3 5 0 0 0 0 0 0 57 98 7.20 2.600																					
Chuck Cmm, R ERA: 3.86	(6, 1) 2.2 8 1 0 0 1 0 0 0 0 0 0 22 35 0.00 0.375																					
Scott Bailes, L ERA: 3.6	(8, 1) 1.1 5 0 0 0 2 1 0 0 0 0 0 0 14 24 0.00 0.750																					

Batter	1	2	3	4	5	6	7	8	9	AB R H RBI BB SO LOB	BOTTOM									
Luis Polonia, L OBP: 0.358, SLG: 0.342	0-3 K2-3		0-0 FC6-4			1-3 K			1-0 P5	4 0 0 0 0 2 1	<b>Boston Red Sox @ California Angels</b> Anaheim Stadium, Anaheim, CA Tue May 26 1992, 10:05 PM EDT Att: 23,649 - Cloudy - 65 F									
Von Hayes, L OBP: 0.341, SLG: 0.422	0-1 F7			2-1 G4-3 2B		2-2 P5			1-0 1B	4 1 2 0 0 0 0										
Junior Felix, S OBP: 0.307, SLG: 0.439				2-2 G4-3			3-3 K		2-1 P5	0 0 0 0 0 0 0										
Chad Curtis, R OBP: 0.321, SLG: 0.375				2-3 G4-3			0-1 G3		2-3 K	4 0 0 1 0 1 1										
Hubie Brooks, R OBP: 0.243, SLG: 0.370		0-1 G6-3		1-0 G4-3			0-0 G6-3			3 0 0 0 0 2 0										
Lee Stevens, L OBP: 0.290, SLG: 0.356		2-3 K		3-H K						3 0 0 0 0 2 0										
Rene Gonzales, R OBP: 0.394, SLG: 0.517		0-1 G4-3			0-1 G4-3			0-0 G5-3		3 0 0 0 0 0 0										
Gary Gaetti, R OBP: 0.288, SLG: 0.366			0-3 K		1-3 K			4-1 FC3-6 BB		2 0 0 0 1 2 0										
Mike Fitzgerald, R OBP: 0.280, SLG: 0.356			2-3 K		1-2 G5-3			1-2 FC3-6 FC6-4		2 0 0 0 0 1 0										
John Morris, L OBP: 0.258, SLG: 0.214								1-2 FC6-4		1 0 0 0 0 0 1										
Ron Tingley, R OBP: 0.227, SLG: 0.238								1-2 FC6-4		0 0 0 0 0 0 0										
Gary Disarcina, R OBP: 0.338, SLG: 0.308			2-2 FC6-4 1B			0-1 G4-3			2-1 FC6-4	3 0 1 0 0 0 1										
<b>Inning Stats</b>	R: 0 E: 0 K: 1 S: 6	H: 0 LOB: 0 BB: 0 P: 6	R: 0 E: 0 K: 1 S: 7	H: 0 LOB: 0 BB: 0 P: 9	R: 0 E: 0 K: 2 S: 11	H: 1 LOB: 1 BB: 0 P: 15	R: 1 E: 0 K: 1 S: 9	H: 1 LOB: 0 BB: 0 P: 17	R: 0 E: 0 K: 1 S: 9	H: 0 LOB: 0 BB: 0 P: 11	R: 0 E: 0 K: 1 S: 8	H: 0 LOB: 0 BB: 0 P: 11	R: 0 E: 0 K: 0 S: 7	H: 0 LOB: 1 BB: 1 P: 14	R: 0 E: 0 K: 1 S: 10	H: 1 LOB: 1 BB: 0 P: 16	1B: 2 2B: 1 3B: 0 HR: 0	SF: 0 SAC: 0 DP: 0 HBP: 0	WP: 0 PB: 0 SB: 0 CS: 0	PA: 31
<b>PITCHER</b>	IP WLS BF H R ER SO BB IBB HBP BLK WP HR S P ERA WHIP											IP WLS BF H R ER SO BB IBB HBP BLK WP HR S P ERA WHIP								
Roger Clemens, R ERA: 1.65	(1, 1) 8.0 W 27 2 1 1 8 1 0 0 0 0 0 0 65 94 1.12 0.375																			
Jeff Reardon, R ERA: 1.6	(9, 1) 1.0 S 4 1 0 0 1 0 0 0 0 0 0 0 10 16 0.00 1.000																			







Batter	1	2	3	4	5	6	7	8	9	AB	R	H	RBI	BB	SO	LOB	TOP					
Jody Reed, R OBP: 0.377, SLG: 0.409 (1, 4)										5	1	2	0	0	0	0	<b>Boston Red Sox @ California Angels</b> Anaheim Stadium, Anaheim, CA Thu May 28 1992, 10:05 PM EDT Att: 23,843 - Cloudy - 65 F					
Mike Greenwell, L OBP: 0.330, SLG: 0.253 Herm Winningham, L OBP: 0.296, SLG: 0.346 (5, 7)										3	0	1	1	0	0	1						
Tom Brunansky, R OBP: 0.409, SLG: 0.391 Scott Cooper, L OBP: 0.294, SLG: 0.250 (9, 3)										2	0	0	0	2	1	2						
Jack Clark, R OBP: 0.333, SLG: 0.266 (1, 10)										3	0	0	1	0	1	3						
Ellis Burks, R OBP: 0.316, SLG: 0.401 (1, 8)										4	0	1	0	0	0	1						
Bob Zupcic, R OBP: 0.383, SLG: 0.442 (1, 9)										3	0	2	0	1	0	0						
Tim Lincecum, R OBP: 0.299, SLG: 0.300 (1, 5)										4	0	1	0	0	3	3						
Luis Rivera, R OBP: 0.336, SLG: 0.286 (1, 6)										4	1	1	0	0	1	2						
Tony Peña, R OBP: 0.246, SLG: 0.290 (1, 2)										4	0	0	0	0	0	3						
<b>Inning Stats</b>	R: 1 E: 0 K: 0 S: 6	H: 1 LOB: 1 BB: 1 P: 15	R: 0 E: 0 K: 1 S: 5	H: 0 LOB: 0 BB: 0 P: 10	R: 0 E: 0 K: 0 S: 6	H: 0 LOB: 0 BB: 0 P: 8	R: 0 E: 0 K: 1 S: 12	H: 2 LOB: 2 BB: 0 P: 20	R: 1 E: 0 K: 1 S: 12	H: 3 LOB: 2 BB: 0 P: 24	R: 0 E: 0 K: 1 S: 12	H: 2 LOB: 2 BB: 0 P: 19	R: 0 E: 0 K: 2 S: 11	H: 0 LOB: 1 BB: 1 P: 23	R: 0 E: 0 K: 1 S: 6	H: 0 LOB: 0 BB: 0 P: 12		R: 0 E: 0 K: 0 S: 5	H: 0 LOB: 0 BB: 0 P: 6	1B: 6 2B: 2 3B: 0 HR: 0	SF: 1 SAC: 0 DP: 0 HBP: 0	WP: 0 PB: 0 SB: 0 CS: 1
<b>PITCHER</b> Mark Langston, L ERA: 4.33 (1, 1)	IP: 9.0 WLS: L BF: 37	H: 8 R: 2 ER: 2 SO: 7	BB: 3 IBB: 0 HBP: 0 BLK: 0	WP: 0 HR: 0 S: 75 P: 137	ERA: 2.00 WHIP: 1.222	<b>PITCHER</b>																

Batter	1	2	3	4	5	6	7	8	9	AB	R	H	RBI	BB	SO	LOB	BOTTOM			
Luis Polonia, L OBP: 0.346, SLG: 0.329 (1, 7)										4	0	1	0	0	0	2	<b>Boston Red Sox @ California Angels</b> Anaheim Stadium, Anaheim, CA Thu May 28 1992, 10:05 PM EDT Att: 23,843 - Cloudy - 65 F			
Chad Curtis, R OBP: 0.318, SLG: 0.359 (1, 8)										3	0	0	0	1	1	1				
Von Hayes, L OBP: 0.336, SLG: 0.412 (1, 9)										4	0	0	0	0	0	3				
Hubie Brooks, R OBP: 0.254, SLG: 0.376 (1, 3)										4	0	2	0	0	1	2				
Gary Gaetti, R OBP: 0.273, SLG: 0.347 (1, 5)										4	0	0	0	0	0	4				
Rene Gonzales, R OBP: 0.402, SLG: 0.552 (1, 4)										4	1	2	0	0	1	0				
Lance Parrish, R OBP: 0.300, SLG: 0.469 (1, 10)										4	0	0	0	0	2	2				
Mike Fitzgerald, R OBP: 0.276, SLG: 0.346 (1, 2)										3	0	1	1	0	1	0				
Alvin Davis, L OBP: 0.338, SLG: 0.381 (9, PH)										1	0	1	0	0	0	0				
Lee Stevens, L OBP: 0.284, SLG: 0.348 (9, PH)										1	0	0	0	0	1	1				
<b>Inning Stats</b>	R: 0 E: 0 K: 1 S: 13	H: 1 LOB: 2 BB: 1 P: 21	R: 1 E: 0 K: 0 S: 14	H: 2 LOB: 1 BB: 0 P: 19	R: 0 E: 0 K: 1 S: 7	H: 1 LOB: 0 BB: 0 P: 9	R: 0 E: 0 K: 1 S: 8	H: 0 LOB: 0 BB: 0 P: 12	R: 0 E: 0 K: 1 S: 13	H: 1 LOB: 1 BB: 0 P: 21	R: 0 E: 0 K: 1 S: 6	H: 0 LOB: 0 BB: 0 P: 11	R: 0 E: 0 K: 0 S: 10	H: 1 LOB: 1 BB: 0 P: 14	R: 0 E: 0 K: 2 S: 16	H: 1 LOB: 1 BB: 0 P: 19	1B: 7 2B: 1 3B: 0 HR: 0	SF: 0 SAC: 0 DP: 0 HBP: 0	WP: 0 PB: 0 SB: 1 CS: 0	PA: 36
<b>PITCHER</b> Joe Hesketh, L ERA: 3.04 (1, 1)	IP: 7.0 WLS: W BF: 28	H: 6 R: 1 ER: 1 SO: 5	BB: 1 IBB: 0 HBP: 0 BLK: 0	WP: 0 HR: 0 S: 67 P: 101	ERA: 1.29 WHIP: 1.000	<b>PITCHER</b>														
Greg Harris, R ERA: 1.41 (8, 1)	IP: 1.0 WLS: S BF: 4	H: 1 R: 0 ER: 0 SO: 2	BB: 0 IBB: 0 HBP: 0 BLK: 0	WP: 0 HR: 0 S: 16 P: 19	ERA: 0.00 WHIP: 1.000															
Jeff Reardon, R ERA: 2.12 (9, 1)	IP: 1.0 WLS: S BF: 4	H: 1 R: 0 ER: 0 SO: 2	BB: 0 IBB: 0 HBP: 0 BLK: 0	WP: 0 HR: 0 S: 16 P: 19	ERA: 0.00 WHIP: 1.000															



Batter	1	2	3	4	5	6	7	8	9	AB	R	H	RBI	BB	SO	LOB	TOP								
<b>Kenny Lofton, L</b> OBP: 0.342, SLG: 0.315 (1, 8)										6	1	3	3	0	0	4	<b>Cleveland Indians @ California Angels</b> Anaheim Stadium, Anaheim, CA Fri May 29 1992, 10:05 PM EDT Att: 22,322 - Sunny - 73 F								
<b>Glenallen Hill, R</b> OBP: 0.222, SLG: 0.296 (1, 10)										6	1	1	0	0	1	8									
<b>Carlos Baerga, S</b> OBP: 0.343, SLG: 0.404 (1, 4)										4	2	1	3	0	1	0									
<b>Albert Belle, R</b> OBP: 0.349, SLG: 0.542 (1, 7)										5	2	3	3	1	0	0									
<b>Mark Whiten, S</b> OBP: 0.391, SLG: 0.456 (1, 9)										5	1	0	0	1	2	2									
<b>Carlos Martinez, R</b> OBP: 0.600, SLG: 0.750 (1, 3)										4	3	2	0	1	0	1									
<b>Brook Jacoby, R</b> OBP: 0.346, SLG: 0.336 (1, 5)										4	3	3	1	1	0	0									
<b>Mark Lewis, R</b> OBP: 0.343, SLG: 0.407 (8, PH)										4	0	2	1	0	0	2									
<b>Felix Fermin, R</b> OBP: 0.286, SLG: 0.286 (8, 6)										0	1	0	0	1	0	0									
<b>Sandy Alomar Jr., R</b> OBP: 0.266, SLG: 0.307 (8, 2)										5	0	3	3	0	1	4									
<b>Junior Ortiz, R</b> OBP: 0.259, SLG: 0.257 (8, 2)										0	0	0	0	0	0	0									
<b>Inning Stats</b>	R: 1 E: 0 K: 0 S: 11	H: 1 LOB: 1 BB: 1 P: 18	R: 0 E: 0 K: 0 S: 7	H: 0 LOB: 0 BB: 0 P: 8	R: 2 E: 0 K: 0 S: 13	H: 4 LOB: 1 BB: 0 P: 20	R: 1 E: 1 K: 1 S: 18	H: 2 LOB: 2 BB: 1 P: 28	R: 4 E: 1 K: 1 S: 16	H: 4 LOB: 2 BB: 1 P: 28	R: 0 E: 0 K: 1 S: 8	H: 0 LOB: 0 BB: 0 P: 10	R: 2 E: 0 K: 0 S: 12	H: 3 LOB: 1 BB: 0 P: 20	R: 4 E: 0 K: 1 S: 25	H: 4 LOB: 2 BB: 2 P: 43	R: 0 E: 0 K: 1 S: 6	H: 0 LOB: 0 BB: 0 P: 8	1B: 13 2B: 2 3B: 0 HR: 3	SF: 1 SAC: 0 DP: 1 HBP: 1	WP: 1 PB: 0 SB: 2 CS: 0	PA: 50			
<b>PITCHER</b>	IP	WLS	BF	H	R	ER	SO	BB	IBB	HBP	BLK	WP	HR	S	P	ERA	WHIP								
<b>Chuck Finley, L</b> ERA: 5.88 (1, 1)	4.0	L	23	8	7	7	1	3	0	1	0	1	2	52	83	15.75	2.750								
<b>Chuck Cmm, R</b> ERA: 4.45 (5, 1)	2.1		13	6	3	3	2	0	0	0	0	0	0	29	44	11.57	2.571								
<b>Scott Bailes, L</b> ERA: 6.35 (7, 1)	1.1		10	4	4	4	1	2	0	0	0	0	1	27	45	27.00	4.500								
<b>Steve Frey, L</b> ERA: 1.1 (8, 1)	1.1		4	0	0	0	1	0	0	0	0	0	0	8	11	0.00	0.000								

AB	43
R	14
H	18
RBI	14
BB	5
SO	5
LOB	21



Batter	1	2	3	4	5	6	7	8	9	AB	R	H	RBI	BB	SO	LOB	BOTTOM								
<b>Chad Curtis, R</b> OBP: 0.326, SLG: 0.350 (1, 8)										2	0	0	0	2	0	2	<b>Cleveland Indians @ California Angels</b> Anaheim Stadium, Anaheim, CA Fri May 29 1992, 10:05 PM EDT Att: 22,322 - Sunny - 73 F								
<b>Von Hayes, L</b> OBP: 0.336, SLG: 0.405 (1, 9)										2	1	0	0	1	1	1									
<b>John Morris, L</b> OBP: 0.265, SLG: 0.226 (8, 9)										4	0	2	0	0	2	1									
<b>Jose Gonzalez, R</b> OBP: 0.333, SLG: 0.400 (1, 7)										4	0	1	0	0	0	4									
<b>Hubie Brooks, R</b> OBP: 0.254, SLG: 0.374 (1, 3)										4	0	1	0	0	0	4									
<b>Rene Gonzales, R</b> OBP: 0.397, SLG: 0.540 (1, 4)										4	1	1	1	0	0	3									
<b>Gary Gaetti, R</b> OBP: 0.273, SLG: 0.344 (1, 5)										4	0	1	0	0	0	0									
<b>Lance Parrish, R</b> OBP: 0.297, SLG: 0.456 (1, 10)										4	0	1	1	0	1	0									
<b>Mike Fitzgerald, R</b> OBP: 0.278, SLG: 0.338 (9, PH)										2	0	0	0	1	0	0									
<b>Ron Tingley, R</b> OBP: 0.251, SLG: 0.360 (9, PH)										1	0	0	0	0	1	0									
<b>Luis Sojo, R</b> OBP: 0.333, SLG: 0.333 (1, 6)										3	0	1	0	0	0	0									
<b>Inning Stats</b>	R: 0 E: 0 K: 0 S: 10	H: 1 LOB: 1 BB: 1 P: 15	R: 0 E: 0 K: 1 S: 6	H: 0 LOB: 0 BB: 0 P: 8	R: 0 E: 0 K: 0 S: 7	H: 0 LOB: 1 BB: 1 P: 14	R: 2 E: 0 K: 0 S: 14	H: 4 LOB: 2 BB: 1 P: 27	R: 0 E: 0 K: 0 S: 4	H: 0 LOB: 0 BB: 0 P: 5	R: 0 E: 0 K: 2 S: 8	H: 1 LOB: 1 BB: 0 P: 11	R: 0 E: 0 K: 0 S: 6	H: 1 LOB: 2 BB: 1 P: 12	R: 0 E: 1 K: 1 S: 9	H: 1 LOB: 1 BB: 0 P: 11	R: 0 E: 0 K: 1 S: 6	H: 0 LOB: 0 BB: 0 P: 7	1B: 8 2B: 0 3B: 0 HR: 0	SF: 0 SAC: 0 DP: 3 HBP: 0	WP: 0 PB: 0 SB: 0 CS: 1	PA: 36			
<b>PITCHER</b>	IP	WLS	BF	H	R	ER	SO	BB	IBB	HBP	BLK	WP	HR	S	P	ERA	WHIP								
<b>Denis Boucher, L</b> ERA: 3.75 (1, 1)	7.0	W	28	7	2	2	3	4	0	0	0	0	0	9	11	0.00	1.000								
<b>Dennis Cook, L</b> ERA: 5.75 (8, 1)	1.0		4	1	0	0	1	0	0	0	0	0	0	9	11	0.00	1.000								
<b>Derek Lilliquist, L</b> ERA: 1.74 (9, 1)	1.0		3	0	0	0	1	0	0	0	0	0	0	6	7	0.00	0.000								

AB	31
R	2
H	8
RBI	2
BB	4
SO	5
LOB	11





Batter	1	2	3	4	5	6	7	8	9	AB	R	H	RBI	BB	SO	LOB	TOP										
<b>Kenny Lofton, L</b> OBP: 0.335, SLG: 0.308 (1, 8)	0-3		1-2			0-1		0-1		4	0	0	0	0	1	2	<b>Cleveland Indians @ California Angels</b> Anaheim Stadium, Anaheim, CA Sat May 30 1992, 10:05 PM EDT Att: 37,322 - Sunny - 73 F										
<b>Thomas Howard, S</b> OBP: 0.308, SLG: 0.345 (1, 7)	1-1		0-1			1-0		1-2		3	0	0	1	0	0	1											
<b>Carlos Baerga, S</b> OBP: 0.341, SLG: 0.401 (1, 4)	2-0		2-3			0-2		3-H 1-1		4	0	1	0	0	1	1											
<b>Albert Belle, R</b> OBP: 0.347, SLG: 0.532 (1, 10)		0-0		0-3		4-2		1-3		3	0	0	0	1	2	0											
<b>Mark Whiten, S</b> OBP: 0.383, SLG: 0.445 (1, 9)		2-3		0-2		1-2		0-3		4	0	0	0	0	2	2											
<b>Paul Sorrento, L</b> OBP: 0.292, SLG: 0.346 (1, 3)		4-2		1-1			1-2	1-3		3	0	0	0	1	1	0											
<b>Brook Jacoby, R</b> OBP: 0.346, SLG: 0.336 (1, 5)		0-0		0-0		3-3				3	0	1	0	0	1	0											
<b>Mark Lewis, R</b> OBP: 0.337, SLG: 0.399 (1, 6)		0-3		0-1		3-3				3	0	0	0	0	2	2											
<b>Sandy Alomar Jr., R</b> OBP: 0.268, SLG: 0.317 (1, 2)			0-0		1-0			0-0 G3 SF8		3	1	1	0	0	0	0											
<b>Inning Stats</b>	R: 0 E: 0 K: 1 S: 6	H: 0 LOB: 0 BB: 0 P: 9	R: 0 E: 0 K: 2 S: 10	H: 1 LOB: 2 BB: 1 P: 16	R: 0 E: 0 K: 1 S: 9	H: 1 LOB: 1 BB: 0 P: 12	R: 0 E: 0 K: 1 S: 8	H: 0 LOB: 0 BB: 0 P: 9	R: 0 E: 0 K: 0 S: 4	H: 0 LOB: 0 BB: 0 P: 5	R: 0 E: 0 K: 0 S: 12	H: 1 LOB: 2 BB: 1 P: 17	R: 0 E: 0 K: 2 S: 10	H: 0 LOB: 0 BB: 0 P: 17	R: 1 E: 1 K: 0 S: 8	H: 0 LOB: 0 BB: 0 P: 10	R: 0 E: 0 K: 3 S: 10	H: 0 LOB: 0 BB: 0 P: 12	1B: 2 2B: 1 3B: 0 HR: 0	SF: 1 SAC: 0 DP: 0 HBP: 0	WP: 0 PB: 0 SB: 0 CS: 0	PA: 33					
<b>PITCHER</b>	IP	WLS	BF	H	R	ER	SO	BB	IBB	HBP	BLK	WP	HR	S	P	ERA	WHIP										
<b>Bert Blyleven, R</b> ERA: 1.93 (1, 1)	7.0	W	26	3	0	0	7	2	0	0	0	0	0	59	85	0.00	0.714										
<b>Bryan Harvey, R</b> ERA: 2.52 (8, 1)	2.0	S	7	0	1	0	3	0	0	0	0	0	0	18	22	0.00	0.000										

Batter	1	2	3	4	5	6	7	8	9	AB	R	H	RBI	BB	SO	LOB	BOTTOM										
<b>Luis Polonia, L</b> OBP: 0.344, SLG: 0.323 (1, 7)	1-1		4-2 3B		2-1		2-3			3	1	0	0	1	1	2	<b>Cleveland Indians @ California Angels</b> Anaheim Stadium, Anaheim, CA Sat May 30 1992, 10:05 PM EDT Att: 37,322 - Sunny - 73 F										
<b>Chad Curtis, R</b> OBP: 0.333, SLG: 0.381 (1, 8)	1-2		1-0 3B		1-2	2-1 3B	0-2			4	1	2	0	0	0	2											
<b>Von Hayes, L</b> OBP: 0.333, SLG: 0.417 (1, 9)	3-0		2-0 3B		1-0		3-3			4	0	1	2	0	1	1											
<b>Alvin Davis, L</b> OBP: 0.361, SLG: 0.375 (1, 10)		4-0	1-1		4-1 BB		4-2			1	0	0	0	3	0	1											
<b>Rene Gonzales, R</b> OBP: 0.383, SLG: 0.519 (1, 4)	0-3		0-2		1-0 1-2		0-1			4	0	0	0	0	1	4											
<b>Lee Stevens, L</b> OBP: 0.283, SLG: 0.344 (1, 3)	1-0		0-1 1B		0-2		0-2			4	0	1	0	0	0	2											
<b>Gary Gaetti, R</b> OBP: 0.274, SLG: 0.344 (1, 5)	2-2		0-0 1B		1-2 1B		1-2			3	1	1	0	0	0	1											
<b>Ron Tingley, R</b> OBP: 0.241, SLG: 0.357 (1, 2)		2-2		0-1 1B		0-1 1B		1-2 2-3		3	0	1	0	0	0	2											
<b>Gary Disarcina, R</b> OBP: 0.338, SLG: 0.317 (1, 6)		0-3		3-2 1-2		0-1 1B				3	0	1	1	0	1	1											
<b>Inning Stats</b>	R: 0 E: 0 K: 0 S: 6	H: 0 LOB: 0 BB: 0 P: 11	R: 0 E: 0 K: 1 S: 7	H: 0 LOB: 1 BB: 1 P: 14	R: 2 E: 0 K: 1 S: 13	H: 2 LOB: 1 BB: 1 P: 22	R: 0 E: 0 K: 0 S: 6	H: 0 LOB: 0 BB: 0 P: 9	R: 0 E: 0 K: 0 S: 7	H: 1 LOB: 0 BB: 0 P: 12	R: 0 E: 0 K: 0 S: 6	H: 1 LOB: 1 BB: 1 P: 13	R: 1 E: 0 K: 1 S: 14	H: 3 LOB: 2 BB: 0 P: 15	R: 0 E: 0 K: 1 S: 11	H: 0 LOB: 1 BB: 1 P: 18	1B: 5 2B: 0 3B: 2 HR: 0	SF: 0 SAC: 0 DP: 1 HBP: 0	WP: 0 PB: 0 SB: 1 CS: 1	PA: 33							
<b>PITCHER</b>	IP	WLS	BF	H	R	ER	SO	BB	IBB	HBP	BLK	WP	HR	S	P	ERA	WHIP										
<b>Jack Armstrong, R</b> ERA: 4.82 (1, 1)	6.1	L	27	7	3	3	2	3	0	0	0	0	0	52	88	4.26	1.579										
<b>Kevin Wickander, L</b> ERA: 2.19 (7, 1)	1.2		6	0	0	0	2	1	0	0	0	0	0	18	26	0.00	0.600										







Batter	1	2	3	4	5	6	7	8	9	AB	R	H	RBI	BB	SO	LOB	TOP					
<b>Brady Anderson, L</b> (1, 7) OBP: 0.382, SLG: 0.551	G4-3		G3				G3		2B 1B	4	1	1	0	1	0	1	<b>Baltimore Orioles @ California Angels</b> Anaheim Stadium, Anaheim, CA Mon Jun 01 1992, 10:05 PM EDT Att: 23,560 - Sunny - 70 F					
<b>Mike Devereaux, R</b> (1, 8) OBP: 0.321, SLG: 0.481	1B 2B		3B			G6-4-3 1B	2-3 1B		2B 1B	5	2	4	3	0	0	1						
<b>Cal Ripken Jr., R</b> (1, 6) OBP: 0.353, SLG: 0.419	HR 1B		F9			K	P6		1B IBB	4	1	1	1	1	1	2						
<b>Sam Horn, L</b> (1, 10) OBP: 0.340, SLG: 0.424 <b>Mark McLemore, S</b> (8, PH) OBP: 0.323, SLG: 0.273	P6		F9			2B		K	L3 1B	3	0	1	0	0	0	2						
<b>Randy Milligan, R</b> (1, 3) OBP: 0.425, SLG: 0.459 <b>David Segui, S</b> (8, 3) OBP: 0.320, SLG: 0.341	HR			F8 BB		G6-3		2B	L3 1B	3	1	2	2	1	0	1						
<b>Chris Hoiles, R</b> (1, 2) OBP: 0.413, SLG: 0.540	G6-3			F8 1-2		BB		F7		3	0	0	0	1	0	2						
<b>Chito Martinez, L</b> (1, 9) OBP: 0.366, SLG: 0.411		G6-3		K		G5-3		F9		4	0	0	0	0	1	4						
<b>Leo Gomez, R</b> (1, 5) OBP: 0.373, SLG: 0.452			K				G5-3		SH 2B 1B	4	1	1	0	0	2	1						
<b>Billy Ripken, R</b> (1, 4) OBP: 0.258, SLG: 0.307			K			G4-3		G3 1B 2B	SH 2B	3	2	1	0	0	1	0						
<b>Inning Stats</b>	R: 3 E: 0 K: 0 S: 10	H: 3 LOB: 0 BB: 0 P: 16	R: 0 E: 0 K: 2 S: 10	H: 0 LOB: 0 BB: 0 P: 19	R: 0 E: 0 K: 0 S: 10	H: 1 LOB: 1 BB: 0 P: 15	R: 0 E: 0 K: 2 S: 11	H: 0 LOB: 1 BB: 1 P: 23	R: 0 E: 0 K: 1 S: 7	H: 1 LOB: 2 BB: 0 P: 9	R: 0 E: 0 K: 1 S: 11	H: 1 LOB: 1 BB: 0 P: 20	R: 1 E: 0 K: 0 S: 12	H: 2 LOB: 1 BB: 0 P: 15	R: 0 E: 0 K: 1 S: 11	H: 1 LOB: 1 BB: 0 P: 17		R: 4 E: 1 K: 0 S: 7	H: 3 LOB: 0 BB: 2 P: 22	1B: 5 2B: 6 3B: 1 HR: 1	SF: 0 SAC: 1 DP: 2 HBP: 0	WP: 0 PB: 0 SB: 0 CS: 0
<b>PITCHER</b>	IP	WLS	BF	H	R	ER	SO	BB	IBB	HBP	BLK	WP	HR	S	P	ERA	WHIP					
<b>Julio Valera, R</b> (1, 1) ERA: 3.4	6.1	L	27	7	4	4	5	2	0	0	0	0	1	61	105	5.68	1.421					
<b>Steve Frey, L</b> (7, 1) ERA: 1.0	1.2		7	2	0	0	1	0	0	0	0	0	0	21	29	0.00	1.200					
<b>Chuck Crim, R</b> (9, 1) ERA: 5.17	1.0		7	3	4	3	0	0	2	0	0	0	0	7	22	27.00	3.000					

AB 36  
R 8  
H 12  
RBI 8  
BB 4  
SO 6  
LOB 15



Batter	1	2	3	4	5	6	7	8	9	AB	R	H	RBI	BB	SO	LOB	BOTTOM					
<b>Luis Polonia, L</b> (1, 7) OBP: 0.349, SLG: 0.326	G4-3		K				G4-3		1B 1B	5	0	2	1	0	1	1	<b>Baltimore Orioles @ California Angels</b> Anaheim Stadium, Anaheim, CA Mon Jun 01 1992, 10:05 PM EDT Att: 23,560 - Sunny - 70 F					
<b>Chad Curtis, R</b> (1, 8) OBP: 0.352, SLG: 0.418	L5-3 BB		1B			L4	3H K		DI 1B	4	0	2	1	1	1	1						
<b>Von Hayes, L</b> (1, 9) OBP: 0.329, SLG: 0.402	L5-3		K			F9		F9	K	5	0	0	0	0	2	5						
<b>Hubie Brooks, R</b> (1, 10) OBP: 0.257, SLG: 0.374		K		G4-3		G4-3	2B	F8 1B BB	G4-3	4	0	1	0	1	1	2						
<b>Alvin Davis, L</b> (1, 3) OBP: 0.392, SLG: 0.406		FC4-6 BB		1B 2B		G4-3		1B		3	0	2	0	1	0	1						
<b>Gary Gaetti, R</b> (1, 5) OBP: 0.277, SLG: 0.346		FC4-6		1B		K		F8		4	0	1	0	0	1	4						
<b>Rene Gonzales, R</b> (1, 4) OBP: 0.367, SLG: 0.491		F9		K			G3-6-3 1B 1B	P4		4	1	1	0	0	1	5						
<b>Lance Parrish, R</b> (1, 2) OBP: 0.280, SLG: 0.421			G6-3		P4		G3-6-3 1B		P4	4	0	1	0	0	0	2						
<b>Gary Disarcina, R</b> (1, 6) OBP: 0.331, SLG: 0.306 <b>John Morris, L</b> (9, PH) OBP: 0.286, SLG: 0.250			1B HBP		G3-1		G3-6-3		1B 1B	2	0	0	0	0	0	2						
<b>Inning Stats</b>	R: 0 E: 0 K: 0 S: 7	H: 0 LOB: 0 BB: 1 P: 12	R: 0 E: 0 K: 1 S: 11	H: 0 LOB: 1 BB: 1 P: 18	R: 0 E: 0 K: 2 S: 15	H: 1 LOB: 2 BB: 0 P: 23	R: 0 E: 0 K: 1 S: 18	H: 2 LOB: 0 BB: 0 P: 24	R: 0 E: 0 K: 1 S: 6	H: 0 LOB: 0 BB: 0 P: 9	R: 0 E: 0 K: 1 S: 11	H: 1 LOB: 1 BB: 0 P: 18	R: 1 E: 0 K: 1 S: 11	H: 3 LOB: 1 BB: 0 P: 16	R: 0 E: 0 K: 0 S: 9	H: 1 LOB: 2 BB: 1 P: 17		R: 1 E: 0 K: 1 S: 15	H: 3 LOB: 2 BB: 0 P: 24	1B: 9 2B: 3 3B: 0 HR: 0	SF: 0 SAC: 0 DP: 2 HBP: 1	WP: 0 PB: 0 SB: 0 CS: 0
<b>PITCHER</b>	IP	WLS	BF	H	R	ER	SO	BB	IBB	HBP	BLK	WP	HR	S	P	ERA	WHIP					
<b>Ben McDonald, R</b> (1, 1) ERA: 3.8	6.0	W	26	6	1	1	5	2	0	1	0	0	0	72	110	1.50	1.333					
<b>Storm Davis, R</b> (7, 1) ERA: 4.18	3.0	S	14	5	1	1	2	1	0	0	0	0	0	31	51	3.00	2.000					

AB 36  
R 2  
H 11  
RBI 2  
BB 3  
SO 7  
LOB 23





Batter	1	2	3	4	5	6	7	8	9	AB	R	H	RBI	BB	SO	LOB	TOP			
<b>Brady Anderson, L</b> (1, 7) OBP: 0.375, SLG: 0.540	F8	K			P7		K			4	0	0	0	0	2	1	<b>Baltimore Orioles @ California Angels</b> Anaheim Stadium, Anaheim, CA Tue Jun 02 1992, 10:05 PM EDT Att: 20,064 - Sunny - 75 F			
<b>Mike Devereaux, R</b> (1, 8) OBP: 0.319, SLG: 0.477	HR		P6		F9		F8			4	1	1	0	0	0	0				
<b>Cal Ripken Jr., R</b> (1, 6) OBP: 0.351, SLG: 0.432	1B		G6-3		G5-3			G5-3		4	1	1	2	0	0	0				
<b>Randy Milligan, R</b> (1, 3) OBP: 0.433, SLG: 0.464 <b>Joe Orsulak, L</b> (8, PR) OBP: 0.290, SLG: 0.268	F9									3	0	2	0	1	0	0				
<b>Tim Lincecum, R</b> (1, 5) OBP: 0.400, SLG: 0.458	1B									0	0	0	0	0	0	0				
<b>Mark McLemore, S</b> (1, 10) OBP: 0.340, SLG: 0.283	K									4	0	1	0	0	1	1				
<b>David Segui, S</b> (1, 9) OBP: 0.317, SLG: 0.337										4	0	1	0	0	0	2				
<b>Billy Ripken, R</b> (1, 4) OBP: 0.247, SLG: 0.297										3	0	0	1	0	1	1				
<b>Jeff Tackett, R</b> (1, 2) OBP: 0.400, SLG: 1.000										3	1	2	1	0	1	0				
<b>Inning Stats</b>	R: 2 H: 3 E: 0 K: 1 S: 9	H: 3 LOB: 1 BB: 0 P: 17	R: 0 H: 2 E: 0 K: 1 S: 6	H: 2 LOB: 1 BB: 0 P: 11	R: 0 H: 0 E: 0 K: 1 S: 7	H: 0 LOB: 0 BB: 1 P: 12	R: 1 H: 1 E: 0 K: 1 S: 8	H: 1 LOB: 0 BB: 0 P: 14	R: 0 H: 0 E: 0 K: 0 S: 4	H: 2 LOB: 1 BB: 0 P: 12	R: 1 H: 1 E: 0 K: 2 S: 13	H: 1 LOB: 0 BB: 0 P: 21	R: 0 H: 1 E: 0 K: 0 S: 8	H: 0 LOB: 0 BB: 0 P: 8	R: 0 H: 0 E: 0 K: 0 S: 7	H: 0 LOB: 0 BB: 0 P: 8	1B: 8 2B: 0 3B: 0 HR: 2	SF: 1 SAC: 0 DP: 2 HBP: 0	WP: 0 PB: 0 SB: 2 CS: 1	PA: 35
<b>PITCHER</b> <b>Mark Langston, L</b> (1, 1) ERA: 4.28	IP: 9.0 WLS: L BF: 35 H: 10 R: 4 ER: 4 SO: 6 BB: 1 IBB: 0 HBP: 0 BLK: 0 WP: 0 HR: 2 S: 71 P: 118 ERA: 4.00 WHIP: 1.222															<b>PITCHER</b>				

Batter	1	2	3	4	5	6	7	8	9	AB	R	H	RBI	BB	SO	LOB	BOTTOM			
<b>Luis Polonia, L</b> (1, 7) OBP: 0.342, SLG: 0.318	K		G4-3		L8		G6-3			4	0	0	0	0	1	0	<b>Baltimore Orioles @ California Angels</b> Anaheim Stadium, Anaheim, CA Tue Jun 02 1992, 10:05 PM EDT Att: 20,064 - Sunny - 75 F			
<b>Chad Curtis, R</b> (1, 8) OBP: 0.367, SLG: 0.426	1B		G3		S			G4-3		3	2	2	0	1	0	0				
<b>Von Hayes, L</b> (1, 9) OBP: 0.327, SLG: 0.397	1B		G3		P6			K		4	0	1	0	0	1	2				
<b>Hubie Brooks, R</b> (1, 10) OBP: 0.262, SLG: 0.377	1B							G4-3		4	0	2	2	0	0	0				
<b>Lee Stevens, L</b> (1, 3) OBP: 0.265, SLG: 0.320	K		P4					G4-3		4	0	0	0	0	2	3				
<b>Gary Gaetti, R</b> (1, 5) OBP: 0.277, SLG: 0.343	FC6-4									4	0	1	0	0	0	2				
<b>Rene Gonzales, R</b> (1, 4) OBP: 0.359, SLG: 0.478 <b>John Morris, L</b> (9, PH) OBP: 0.278, SLG: 0.242			G1-3							3	0	0	0	0	0	1				
<b>Mike Fitzgerald, R</b> (1, 2) OBP: 0.269, SLG: 0.325	F8									3	0	0	0	0	0	0				
<b>Gary Disarcina, R</b> (1, 6) OBP: 0.325, SLG: 0.299	G5-3									3	0	0	0	0	0	0				
<b>Inning Stats</b>	R: 1 H: 2 E: 0 K: 2 S: 17	H: 2 LOB: 2 BB: 1 P: 23	R: 0 H: 0 E: 0 K: 0 S: 7	H: 0 LOB: 0 BB: 0 P: 7	R: 1 H: 2 E: 0 K: 0 S: 14	H: 2 LOB: 1 BB: 0 P: 19	R: 0 H: 0 E: 0 K: 0 S: 6	H: 0 LOB: 0 BB: 0 P: 9	R: 0 H: 1 E: 0 K: 0 S: 6	H: 1 LOB: 1 BB: 0 P: 10	R: 0 H: 1 E: 0 K: 0 S: 11	H: 1 LOB: 0 BB: 0 P: 13	R: 0 H: 0 E: 0 K: 1 S: 8	H: 0 LOB: 0 BB: 0 P: 10	R: 0 H: 0 E: 0 K: 2 S: 8	H: 0 LOB: 0 BB: 0 P: 11	1B: 6 2B: 0 3B: 0 HR: 0	SF: 0 SAC: 0 DP: 0 HBP: 0	WP: 0 PB: 0 SB: 1 CS: 0	PA: 34
<b>PITCHER</b> <b>35 Mike Mussina, R</b> (1, 1) ERA: 2.77 <b>Todd Frothingham, R</b> (6, 1) ERA: 1.99 <b>Gregg Olson, R</b> (9, 1) ERA: 1.48	IP: 5.0 WLS: W BF: 21 H: 5 R: 2 ER: 2 SO: 2 BB: 1 IBB: 0 HBP: 0 BLK: 0 WP: 0 HR: 0 S: 50 P: 68 ERA: 3.60 WHIP: 1.200															<b>PITCHER</b>				

AB	33
R	4
H	10
RBI	4
BB	1
SO	6
LOB	8



AB	33
R	2
H	6
RBI	2
BB	1
SO	5
LOB	8





Batter	1	2	3	4	5	6	7	8	9	10	AB	R	H	RBI	BB	SO	LOB	TOP								
Brady Anderson, L OBP: 0.373, SLG: 0.534 (1, 7)	0-1 CS 1B		3-2 G4-3	3-3 K			0-0 SH 1B FC3-2		0-0 F7		4	0	1	0	0	1	1	<b>Baltimore Orioles @ California Angels</b> Anaheim Stadium, Anaheim, CA Wed Jun 03 1992, 6:33 AM EDT Att. 20,065 - Sunny - 80 F								
Mike Devereaux, R OBP: 0.321, SLG: 0.480 (1, 8)	1-1 G3 2B		0-1 P4		1-1 F7		0-2 FC3-2 1B		1-2 F8		5	0	2	1	0	0	0									
Cal Ripken Jr., R OBP: 0.352, SLG: 0.428 (1, 6)	0-0 G3		1-0 1B		1-1 G5-3		0-1 FC3-2 G4-3		4-2 1B BB		4	1	1	0	1	0	3									
Randy Milligan, R OBP: 0.432, SLG: 0.462 (1, 10)	2-2 F9		2-2 1B		3-3 K		0-1 G4-3		1-1 1B		5	0	2	0	0	1	3									
Chris Hoiles, R OBP: 0.413, SLG: 0.540 Jeff Tackett, R OBP: 0.400, SLG: 0.833 (1, 2)		1-0 1B	3-2 1B		1-2 G4-3		0-0 G6-3		0-1 FC6-4		0	0	0	0	0	0	0									
Leo Gomez, R OBP: 0.382, SLG: 0.460 Mark McLemore, S OBP: 0.336, SLG: 0.280 (8, PR)	2-2 1B		1-2 1B		1-1 F7		0-2 1B		2-0 F7		4	0	3	0	0	0	2									
Chito Martinez, L OBP: 0.368, SLG: 0.400 (1, 9)	1-2 1B		1-2 1B		1-1 G4-6-3 1B		1-3 1B		1-2 1B		1	0	0	0	0	0	0									
David Segui, S OBP: 0.321, SLG: 0.327 (1, 3)	3-3 K		2-0 G3		4-0 G5-3 BB		4-2 2B BB		1-1 F7		4	0	1	0	1	1	3									
Billy Ripken, R OBP: 0.250, SLG: 0.309 Joe Orsulak, L OBP: 0.260, SLG: 0.268 Tim Hulett, R OBP: 0.388, SLG: 0.443 (8, PH)	2-2 G5-3		3-2 G5-3		1-2 G5-3		0-0 SH 1B 2B		2-2 P3		3	1	1	1	0	0	3									
Inning Stats	R: 0 E: 0 K: 0 S: 9	H: 2 LOB: 1 BB: 0 P: 12	R: 0 E: 0 K: 2 S: 17	H: 2 LOB: 2 BB: 0 P: 27	R: 1 E: 0 K: 0 S: 18	H: 3 LOB: 2 BB: 0 P: 28	R: 0 E: 0 K: 1 S: 7	H: 0 LOB: 1 BB: 1 P: 19	R: 0 E: 0 K: 1 S: 7	H: 0 LOB: 0 BB: 0 P: 12	R: 0 E: 0 K: 0 S: 6	H: 1 LOB: 0 BB: 0 P: 9	R: 2 E: 1 K: 0 S: 12	H: 2 LOB: 1 BB: 1 P: 16	R: 0 E: 0 K: 0 S: 12	H: 2 LOB: 2 BB: 0 P: 15	R: 0 E: 0 K: 0 S: 13		H: 1 LOB: 2 BB: 1 P: 19	R: 0 E: 0 K: 0 S: 9	H: 0 LOB: 1 BB: 1 P: 18	1B: 11 2B: 2 3B: 0 HR: 0	SF: 0 SAC: 1 DP: 2 HBP: 0	WP: 0 PB: 0 SB: 0 CS: 1	PA: 45	
PITCHER	IP WLS BF H R ER SO	IP WLS BF H R ER SO	IP WLS BF H R ER SO	IP WLS BF H R ER SO	IP WLS BF H R ER SO	IP WLS BF H R ER SO	IP WLS BF H R ER SO	IP WLS BF H R ER SO	IP WLS BF H R ER SO	IP WLS BF H R ER SO	IP WLS BF H R ER SO	IP WLS BF H R ER SO	IP WLS BF H R ER SO	IP WLS BF H R ER SO	IP WLS BF H R ER SO	IP WLS BF H R ER SO	IP WLS BF H R ER SO	IP WLS BF H R ER SO	IP WLS BF H R ER SO	IP WLS BF H R ER SO	ERA WHIP	ERA WHIP	ERA WHIP			
Chuck Finley, L ERA: 5.7 Mark Eichhorn, R ERA: 2.25 Steve Frey, L ERA: 0.93 Scott Bailes, L ERA: 5.84 (1, 1)	6.0	7.0	7.0	7.0	7.0	7.0	7.0	7.0	7.0	7.0	7.0	7.0	7.0	7.0	7.0	7.0	7.0	7.0	7.0	7.0	7.0	4.50	1.833	1.800	1.500	1.000

AB	40
R	3
H	13
RBI	3
BB	4
SO	4
LOB	25



Batter	1	2	3	4	5	6	7	8	9	10	AB	R	H	RBI	BB	SO	LOB	BOTTOM								
Luis Polonia, L OBP: 0.343, SLG: 0.326 (1, 7)	2-2 G3-1		1-3 K		0-0 F8		2-1 2B		1-2 1B		5	0	2	0	0	1	2	<b>Baltimore Orioles @ California Angels</b> Anaheim Stadium, Anaheim, CA Wed Jun 03 1992, 6:33 AM EDT Att. 20,065 - Sunny - 80 F								
Chad Curtis, R OBP: 0.368, SLG: 0.418 (1, 8)	0-0 G5-3		0-0 S 1B		0-0 FC6-4		4-0 IBB		0-3 K		4	0	1	1	1	1	2									
Von Hayes, L OBP: 0.320, SLG: 0.388 Jose Gonzalez, R OBP: 0.389, SLG: 0.375 (8, 9)	2-1 P4		2-2 F7		0-0 G3		0-3 K		4-1 BB 1B FC BB		3	0	0	0	0	0	1									
Hubie Brooks, R OBP: 0.250, SLG: 0.369 (1, 3)		0-2 E6		1-0 F8		0-0 F7		4-2 SH1-4 BB		2-2 F8		4	0	0	0	1	0									
John Morris, L OBP: 0.226, SLG: 0.222 Alvin Davis, L OBP: 0.400, SLG: 0.414 (1, 10)		1-3 K		1-0 G3		2-2 G4-3		1-0 SH1-4		0-1 FC BB		3	0	0	0	0	1									
Rene Gonzales, R OBP: 0.360, SLG: 0.479 (8, 5)		1-3 K		0-0 2B		0-0 L7		3-3 K		4-2 FC BB		4	0	1	0	1	2									
Gary Gaetti, R OBP: 0.274, SLG: 0.339 Luis Sojo, R OBP: 0.500, SLG: 0.500 (8, 4)		2-3 K		1-0 F8		3-2 HR 1B		0-1 G5-3		1-2 FC		2	0	0	0	0	1									
Lee Stevens, L OBP: 0.263, SLG: 0.317 (10, PH)				1-0 F8		2-2 P4		0-1 G5-3		1-2 FC		2	1	1	0	0	1									
Lance Parrish, R OBP: 0.267, SLG: 0.400 (1, 2)			2-1 L5		0-0 F7		2-2 P4		3-3 K		4	0	0	0	0	1	1									
Gary Disarcina, R OBP: 0.335, SLG: 0.338 (1, 6)			1-0 1B 2B		1-2 FC6-4 1B		0-0 HR		0-1 G4-3		4	2	3	2	0	0	0									
Inning Stats	R: 0 E: 0 K: 0 S: 6	H: 0 LOB: 0 BB: 0 P: 10	R: 0 E: 1 K: 3 S: 12	H: 0 LOB: 1 BB: 0 P: 16	R: 1 E: 0 K: 1 S: 14	H: 2 LOB: 1 BB: 0 P: 19	R: 0 E: 0 K: 0 S: 4	H: 1 LOB: 1 BB: 0 P: 7	R: 0 E: 0 K: 0 S: 6	H: 1 LOB: 1 BB: 0 P: 7	R: 0 E: 0 K: 0 S: 5	H: 0 LOB: 0 BB: 0 P: 7	R: 2 E: 1 K: 1 S: 14	H: 3 LOB: 2 BB: 1 P: 25	R: 0 E: 0 K: 1 S: 9	H: 0 LOB: 1 BB: 1 P: 17	R: 0 E: 0 K: 2 S: 19	H: 1 LOB: 1 BB: 0 P: 23	R: 1 E: 0 K: 0 S: 17	H: 1 LOB: 3 BB: 2 P: 28	1B: 5 2B: 3 3B: 0 HR: 1	SF: 0 SAC: 1 DP: 0 HBP: 0	WP: 0 PB: 0 SB: 1 CS: 0	PA: 43		
PITCHER	IP WLS BF H R ER SO	IP WLS BF H R ER SO	IP WLS BF H R ER SO	IP WLS BF H R ER SO	IP WLS BF H R ER SO	IP WLS BF H R ER SO	IP WLS BF H R ER SO	IP WLS BF H R ER SO	IP WLS BF H R ER SO	IP WLS BF H R ER SO	IP WLS BF H R ER SO	IP WLS BF H R ER SO	IP WLS BF H R ER SO	IP WLS BF H R ER SO	IP WLS BF H R ER SO	IP WLS BF H R ER SO	IP WLS BF H R ER SO	IP WLS BF H R ER SO	IP WLS BF H R ER SO	IP WLS BF H R ER SO	ERA WHIP	ERA WHIP	ERA WHIP			
Bob Milacki, R ERA: 4.6 Mike Flanagan, L ERA: 4.4 Todd Frohwrth, R ERA: 1.91 Alan Mills, R ERA: 1.05 (1, 1)	6.2	0.1	1.0	1.1	1.1	0.0	0.0	0.0	0.0	0.0	0.0	0.0	0.0	0.0	0.0	0.0	0.0	0.0	0.0	0.0	0.0	4.05	1.050	0.000	1.000	3.000





Batter	1	2	3	4	5	6	7	8	9	AB	R	H	RBI	BB	SO	LOB	TOP					
Luis Polonia, L (1, 7) OBP: 0.337, SLG: 0.319	G3		G4-3		FC1-5			G5-3		4	0	0	0	0	0	2	California Angels @ Milwaukee Brewers Milwaukee County Stadium, Milwaukee, WI Fri Jun 05 1992, 8:05 PM EDT Att: 14,155 - Sunny - 70 F					
Chad Curtis, R (1, 8) OBP: 0.356, SLG: 0.402	F9				L9			F7		4	0	0	0	0	2							
Von Hayes, L (1, 9) OBP: 0.318, SLG: 0.384	G4-3				1B			F7		4	1	1	0	0	0							
Hubie Brooks, R (1, 10) OBP: 0.255, SLG: 0.361					K			K		4	0	0	0	0	3							
Alvin Davis, L (1, 3) OBP: 0.393, SLG: 0.405					1B			G1-3		4	0	1	1	0	0							
Lance Parrish, R (1, 2) OBP: 0.270, SLG: 0.398					1B			F8		3	0	1	0	0	0							
Rene Gonzales, R (1, 5) OBP: 0.353, SLG: 0.467					K			P3		3	0	0	0	0	1							
Luis Sojo, R (1, 4) OBP: 0.455, SLG: 0.455					F7			G6-3		3	0	1	0	0	0							
Gary Disarcina, R (1, 6) OBP: 0.335, SLG: 0.338					G5-3			G6-3		3	0	1	0	0	0							
<b>Inning Stats</b>	R: 0 E: 0 K: 0 S: 8	H: 0 LOB: 0 BB: 0 P: 11	R: 0 E: 1 K: 0 S: 7	H: 0 LOB: 1 BB: 0 P: 9	R: 0 E: 0 K: 0 S: 5	H: 0 LOB: 0 BB: 0 P: 6	R: 1 E: 0 K: 2 S: 12	H: 3 LOB: 2 BB: 0 P: 18	R: 0 E: 0 K: 0 S: 6	H: 2 LOB: 1 BB: 0 P: 9	R: 0 E: 0 K: 1 S: 10	H: 0 LOB: 0 BB: 0 P: 15	R: 0 E: 0 K: 0 S: 4	H: 0 LOB: 0 BB: 0 P: 9	R: 0 E: 0 K: 0 S: 5	H: 0 LOB: 0 BB: 0 P: 7	R: 0 E: 0 K: 1 S: 9	H: 0 LOB: 0 BB: 0 P: 10	1B: 5 2B: 0 3B: 0 HR: 0	SF: 0 SAC: 0 DP: 1 HBP: 0	WP: 0 PB: 0 SB: 1 CS: 0	PA: 32
<b>PITCHER</b> Chris Bosio, R (1, 1) ERA: 5.0	IP: 9.0 WLS: W BF: 32	H: 5 R: 1 ER: 1 SO: 4	BB: 0 IBB: 0 HBP: 0 BLK: 0	WP: 0 HR: 0 S: 66 P: 94	ERA: 1.00 WHIP: 0.556	<b>PITCHER</b> IP: WLS: BF: H: R: ER: SO: BB: IBB: HBP: BLK: WP: HR: S: P: ERA: WHIP																

Batter	1	2	3	4	5	6	7	8	9	AB	R	H	RBI	BB	SO	LOB	BOTTOM			
Pat Listach, S (1, 6) OBP: 0.370, SLG: 0.353	G1-3		F7		FC6-5			F9		4	0	0	0	1	1	2	California Angels @ Milwaukee Brewers Milwaukee County Stadium, Milwaukee, WI Fri Jun 05 1992, 8:05 PM EDT Att: 14,155 - Sunny - 70 F			
Darryl Hamilton, L (1, 8) OBP: 0.292, SLG: 0.336	G4-3		G6-3		1B			G3		5	1	2	1	0	0	2				
Paul Molitor, R (1, 3) OBP: 0.375, SLG: 0.484	G5-3		G6-3		1B			L9		4	1	1	0	0	0	2				
Greg Vaughn, R (1, 7) OBP: 0.292, SLG: 0.398					F9			P4		4	1	1	0	0	1	2				
Tim McIntosh, R (8, 7) OBP: 0.244, SLG: 0.233					K					0	0	0	0	0	0	0				
Robin Yount, R (1, 10) OBP: 0.330, SLG: 0.392					K					3	2	2	0	1	1	1				
Dante Bichette, R (1, 9) OBP: 0.358, SLG: 0.413					2B			F8		3	1	2	4	1	0	1				
B.J. Surhoff, L (1, 2) OBP: 0.232, SLG: 0.260					1B			G4-3		4	0	2	1	0	0	2				
Jim Gantner, L (1, 5) OBP: 0.275, SLG: 0.298					G3			G1-3		3	0	0	1	0	0	1				
Scott Fletcher, R (1, 4) OBP: 0.363, SLG: 0.442					G4-3					4	1	2	0	0	0	3				
<b>Inning Stats</b>	R: 0 E: 0 K: 0 S: 8	H: 0 LOB: 0 BB: 0 P: 10	R: 1 E: 0 K: 1 S: 16	H: 2 LOB: 1 BB: 1 P: 29	R: 0 E: 0 K: 0 S: 10	H: 1 LOB: 0 BB: 0 P: 14	R: 2 E: 0 K: 0 S: 10	H: 2 LOB: 1 BB: 1 P: 17	R: 3 E: 0 K: 1 S: 19	H: 3 LOB: 1 BB: 1 P: 28	R: 1 E: 0 K: 0 S: 9	H: 2 LOB: 1 BB: 0 P: 17	R: 0 E: 0 K: 0 S: 6	H: 1 LOB: 1 BB: 0 P: 10	R: 0 E: 0 K: 1 S: 8	H: 1 LOB: 1 BB: 0 P: 11	1B: 9 2B: 2 3B: 1 HR: 0	SF: 1 SAC: 0 DP: 1 HBP: 0	WP: 1 PB: 0 SB: 2 CS: 0	PA: 38
<b>PITCHER</b> Jim Abbott, L (1, 1) ERA: 3.25 Scott Bailes, L (6, 1) ERA: 5.65 Chuck Crim, R (8, 1) ERA: 5.01	IP: 5.0 WLS: L BF: 25	H: 6 R: 3 ER: 1 SO: 2	BB: 3 IBB: 0 HBP: 0 BLK: 0	WP: 1 HR: 0 S: 63 P: 98	ERA: 10.80 WHIP: 2.200	<b>PITCHER</b> IP: WLS: BF: H: R: ER: SO: BB: IBB: HBP: BLK: WP: HR: S: P: ERA: WHIP														



Batter	1	2	3	4	5	6	7	8	9	AB	R	H	RBI	BB	SO	LOB	TOP										
Luis Polonia, L OBP: 0.335, SLG: 0.318 (1, 7)	F7		G4-3					L7		4	0	1	0	0	0	0	<b>California Angels @ Milwaukee Brewers</b> Milwaukee County Stadium, Milwaukee, WI Sat Jun 06 1992, 8:05 PM EDT Att: 26,543 - Cloudy - 69 F										
Chad Curtis, R OBP: 0.352, SLG: 0.396 (1, 8)	G1-3		K				CS	CS		4	0	1	0	0	1	0											
Von Hayes, L OBP: 0.323, SLG: 0.383 (1, 9)	FC6-4							CS	G3-1	3	0	1	0	1	0	0											
Hubie Brooks, R OBP: 0.255, SLG: 0.374 (1, 10)	FC6-4							CS	K	4	1	1	1	0	1	2											
Alvin Davis, L OBP: 0.375, SLG: 0.385 (1, 3)	F7							CS	G4-3	4	0	0	0	0	0	0											
Rene Gonzales, R OBP: 0.359, SLG: 0.476 (1, 5)	1B							F8		2	1	1	0	1	0	0											
Luis Sojo, R OBP: 0.500, SLG: 0.500 (1, 4)	G6-4-3							CS		3	1	2	0	0	0	0											
Ron Tingley, R OBP: 0.226, SLG: 0.333 (1, 2)	G6-4-3							F8		2	0	0	0	0	0	3											
Gary Disarcina, R OBP: 0.335, SLG: 0.338 (1, 6)	G2-3							G4-3		3	0	1	1	0	0	0											
<b>Inning Stats</b>	R: 0 E: 0 K: 0 S: 9	H: 1 LOB: 1 BB: 0 P: 15	R: 0 E: 0 K: 0 S: 7	H: 1 LOB: 1 BB: 1 P: 14	R: 0 E: 0 K: 1 S: 9	H: 0 LOB: 0 BB: 0 P: 11	R: 0 E: 0 K: 0 S: 9	H: 0 LOB: 0 BB: 1 P: 16	R: 2 E: 1 K: 0 S: 12	H: 3 LOB: 0 BB: 0 P: 16	R: 1 E: 0 K: 0 S: 8	H: 1 LOB: 0 BB: 0 P: 13	R: 0 E: 0 K: 0 S: 8	H: 1 LOB: 0 BB: 0 P: 12	R: 0 E: 0 K: 1 S: 4	H: 1 LOB: 0 BB: 0 P: 7		R: 0 E: 0 K: 1 S: 8	H: 0 LOB: 0 BB: 0 P: 13	1B: 6 2B: 1 3B: 0 HR: 1	SF: 0 SAC: 1 DP: 2 HBP: 0	WP: 0 PB: 0 CS: 3	PA: 34				
<b>PITCHER</b>	IP	WLS	BF	H	R	ER	SO	BB	IBB	HBP	BLK	WP	HR	S	P	ERA	WHIP										
Jaime Navarro, R ERA: 3.81 (1, 1)	8.0	W	29	8	3	2	1	2	0	0	0	0	1	66	104	2.25	1.250										
Doug Henry, R ERA: 3.47 (9, 1)	1.0	S	3	0	0	0	1	0	0	0	0	0	0	8	13	0.00	0.000										

Batter	1	2	3	4	5	6	7	8	9	AB	R	H	RBI	BB	SO	LOB	BOTTOM										
Pat Listach, S OBP: 0.369, SLG: 0.352 (1, 6)	G4-6-3		K					SH1-4		3	0	1	0	0	1	0	<b>California Angels @ Milwaukee Brewers</b> Milwaukee County Stadium, Milwaukee, WI Sat Jun 06 1992, 8:05 PM EDT Att: 26,543 - Cloudy - 69 F										
Kevin Seitzer, R OBP: 0.394, SLG: 0.419 (1, 5)	G4-6-3							SF7		3	0	0	1	0	0	1											
Paul Molitor, R OBP: 0.373, SLG: 0.495 (1, 10)	K							HR		4	1	1	1	0	1	0											
B.J. Surhoff, L OBP: 0.239, SLG: 0.287 (1, 3)	G4-3							G3		4	1	2	1	0	1	1											
Franklin Stubbs, L OBP: 0.298, SLG: 0.369 (9, 3)	1B									0	0	0	0	0	0	0											
Robin Yount, R OBP: 0.330, SLG: 0.397 (1, 8)	G4-3									3	1	1	0	0	0	1											
Darryl Hamilton, L OBP: 0.301, SLG: 0.345 (1, 9)	G6-3							1B		3	0	2	1	0	0	1											
Greg Vaughn, R OBP: 0.288, SLG: 0.391 (1, 7)	P5							K		3	0	0	0	0	1	2											
Dave Nilsson, L OBP: 0.290, SLG: 0.379 (1, 2)	F9							L3		3	0	0	0	0	0	1											
Jim Gantner, L OBP: 0.276, SLG: 0.299 (1, 4)	F8							SH1-4		3	0	1	0	0	0	0											
Tim McIntosh, R OBP: 0.244, SLG: 0.233 (8, PR)								SF7		0	1	0	0	0	0	0											
Scott Fletcher, R OBP: 0.363, SLG: 0.442 (9, 4)										0	0	0	0	0	0	0											
<b>Inning Stats</b>	R: 0 E: 0 K: 1 S: 9	H: 2 LOB: 1 BB: 0 P: 17	R: 0 E: 0 K: 0 S: 8	H: 0 LOB: 0 BB: 0 P: 17	R: 0 E: 0 K: 1 S: 7	H: 0 LOB: 0 BB: 0 P: 12	R: 1 E: 1 K: 0 S: 8	H: 1 LOB: 1 BB: 0 P: 14	R: 0 E: 0 K: 0 S: 6	H: 0 LOB: 0 BB: 0 P: 9	R: 0 E: 0 K: 0 S: 7	H: 0 LOB: 0 BB: 0 P: 11	R: 1 E: 0 K: 2 S: 17	H: 2 LOB: 1 BB: 0 P: 26	R: 2 E: 0 K: 0 S: 11	H: 2 LOB: 1 BB: 0 P: 13	1B: 5 2B: 1 3B: 0 HR: 2	SF: 1 SAC: 1 DP: 1 HBP: 0	WP: 1 PB: 0 CS: 0	PA: 31							
<b>PITCHER</b>	IP	WLS	BF	H	R	ER	SO	BB	IBB	HBP	BLK	WP	HR	S	P	ERA	WHIP										
Bert Blyleven, R ERA: 2.21 (1, 1)	6.1	24	6	2	2	2	3	0	0	0	0	0	0	4	8	0.00	0.947										
Mark Eichhorn, R ERA: 2.21 (7, 1)	0.2	2	0	0	0	0	1	0	0	0	0	0	0	4	8	0.00	0.000										
Bryan Harvey, R ERA: 3.12 (8, 1)	1.0	L	5	2	2	2	0	0	0	0	0	1	1	11	13	18.00	2.000										

AB	29
R	3
H	8
RBI	2
BB	2
SO	2
LOB	5



AB	29
R	4
H	8
RBI	4
BB	0
SO	4
LOB	7









Batter	1	2	3	4	5	6	7	8	9	AB	R	H	RBI	BB	SO	LOB	TOP					
Luis Polonia, L (1, 7) OBP: 0.345, SLG: 0.327	G6-3		K			S				4	0	2	1	0	1	1	<b>California Angels @ Chicago White Sox</b> Comiskey Park, Chicago, IL Mon Jun 08 1992, 8:05 PM EDT Att: 30,483 - Cloudy - 68 F					
Von Hayes, L (1, 9) OBP: 0.325, SLG: 0.370	G4-3			K						2	0	0	0	2	1							
Jose Gonzalez, R (1, 8) OBP: 0.318, SLG: 0.300	L6			K						4	0	0	0	0	2	5						
Alvin Davis, L (1, 10) OBP: 0.359, SLG: 0.366		L4			L3					4	0	0	0	0	0	0						
Lee Stevens, L (1, 3) OBP: 0.262, SLG: 0.339		K			F7					4	0	1	0	0	1	0						
Rene Gonzales, R (1, 6) OBP: 0.356, SLG: 0.462		G6-3			G3-1					3	0	0	0	1	1	0						
Gary Gaetti, R (1, 5) OBP: 0.266, SLG: 0.331			L9		K					4	0	0	0	0	3	2						
Ron Tingley, R (1, 2) OBP: 0.257, SLG: 0.382			F8							3	1	1	0	0	1	0						
Hubie Brooks, R (9, PH) OBP: 0.249, SLG: 0.365						SH3				1	0	0	0	0	0	2						
Luis Sojo, R (1, 4) OBP: 0.526, SLG: 0.667						SH3				1	0	1	0	1	0	0						
<b>Inning Stats</b>	R: 0 E: 0 K: 0 S: 6	H: 0 LOB: 0 BB: 0 P: 10	R: 0 E: 0 K: 1 S: 8	H: 0 LOB: 0 BB: 0 P: 10	R: 0 E: 0 K: 1 S: 18	H: 0 LOB: 1 BB: 1 P: 27	R: 0 E: 0 K: 2 S: 10	H: 0 LOB: 0 BB: 0 P: 16	R: 0 E: 0 K: 1 S: 8	H: 0 LOB: 0 BB: 0 P: 12	R: 1 E: 0 K: 0 S: 13	H: 2 LOB: 1 BB: 1 P: 20	R: 0 E: 0 K: 1 S: 11	H: 0 LOB: 0 BB: 0 P: 16	R: 0 E: 0 K: 3 S: 13	H: 2 LOB: 3 BB: 1 P: 25	R: 0 E: 0 K: 1 S: 15	H: 1 LOB: 2 BB: 1 P: 23	1B: 4 2B: 1 3B: 0 HR: 0	SF: 0 SAC: 1 DP: 0 HBP: 0	WP: 0 PB: 0 SB: 3 CS: 0	PA: 35
<b>PITCHER</b>	IP WLS BF H R ER SO BB IBB HBP BLK WP HR S P ERA WHIP	7.2 W 29 4 1 1 8 3 0 0 0 0 0 84 131 1.17 0.913	1.1 S 6 1 0 0 2 1 0 0 0 0 0 18 28 0.00 1.500	<b>PITCHER</b>										IP WLS BF H R ER SO BB IBB HBP BLK WP HR S P ERA WHIP								
Jack McDowell, R (1, 1) ERA: 3.5											7.2 W 29 4 1 1 8 3 0 0 0 0 0 84 131 1.17 0.913											
Bobby Thigpen, R (8, 1) ERA: 4.24											1.1 S 6 1 0 0 2 1 0 0 0 0 0 18 28 0.00 1.500											

Batter	1	2	3	4	5	6	7	8	9	AB	R	H	RBI	BB	SO	LOB	BOTTOM				
Mike Huff, R (1, 9) OBP: 0.317, SLG: 0.321	F8		L7							4	1	2	0	0	0	0	<b>California Angels @ Chicago White Sox</b> Comiskey Park, Chicago, IL Mon Jun 08 1992, 8:05 PM EDT Att: 30,483 - Cloudy - 68 F				
Robin Ventura, L (1, 5) OBP: 0.390, SLG: 0.423	P5			G4-3						4	1	2	2	0	0	0					
Frank Thomas, R (1, 3) OBP: 0.407, SLG: 0.462				G5-3						4	0	1	0	0	0	3					
George Bell, R (1, 10) OBP: 0.288, SLG: 0.353				F9						4	0	1	1	0	0	1					
Craig Grebeck, R (1, 6) OBP: 0.348, SLG: 0.395										4	0	1	0	0	0	1					
Steve Sax, R (1, 4) OBP: 0.303, SLG: 0.292										4	1	2	0	0	0	1					
Shawn Abner, R (1, 7) OBP: 0.391, SLG: 0.429										4	1	2	0	0	0	1					
Lance Johnson, L (1, 8) OBP: 0.282, SLG: 0.339										2	0	1	1	0	0	0					
Ron Karkovice, R (1, 2) OBP: 0.273, SLG: 0.261										3	1	1	1	0	1	2					
<b>Inning Stats</b>	R: 0 E: 0 K: 0 S: 7	H: 1 LOB: 1 BB: 0 P: 14	R: 0 E: 0 K: 0 S: 6	H: 0 LOB: 0 BB: 0 P: 10	R: 0 E: 0 K: 1 S: 7	H: 0 LOB: 0 BB: 0 P: 11	R: 0 E: 0 K: 0 S: 6	H: 0 LOB: 0 BB: 0 P: 11	R: 1 E: 0 K: 0 S: 11	H: 4 LOB: 1 BB: 0 P: 13	R: 2 E: 0 K: 0 S: 13	H: 3 LOB: 1 BB: 0 P: 19	R: 2 E: 0 K: 0 S: 11	H: 4 LOB: 1 BB: 0 P: 21	R: 0 E: 0 K: 0 S: 8	H: 1 LOB: 1 BB: 0 P: 12		1B: 11 2B: 2 3B: 0 HR: 0	SF: 0 SAC: 1 DP: 2 HBP: 0	WP: 0 PB: 0 SB: 0 CS: 1	PA: 34
<b>PITCHER</b>	IP WLS BF H R ER SO BB IBB HBP BLK WP HR S P ERA WHIP	6.1 L 27 10 5 5 1 0 0 0 0 0 0 13 22 0.00 1.800	1.2 7 3 0 0 0 0 0 0 0 0 0 0 13 22 0.00 1.800	<b>PITCHER</b>										IP WLS BF H R ER SO BB IBB HBP BLK WP HR S P ERA WHIP							
Chuck Finley, L (1, 1) ERA: 5.87											6.1 L 27 10 5 5 1 0 0 0 0 0 0 13 22 0.00 1.800										
Chuck Cmm, R (7, 1) ERA: 4.42											1.2 7 3 0 0 0 0 0 0 0 0 0 13 22 0.00 1.800										

AB	30
R	1
H	5
RBI	1
BB	4
SO	10
LOB	10



AB	33
R	5
H	13
RBI	5
BB	0
SO	1
LOB	9





Batter	1	2	3	4	5	6	7	8	9	AB	R	H	RBI	BB	SO	LOB	TOP										
Luis Polonia, L OBP: 0.338, SLG: 0.320	L5		B5-3			L7		K		4	0	0	0	0	1	1	<b>California Angels @ Chicago White Sox</b> Comiskey Park, Chicago, IL Tue Jun 09 1992, 8:05 PM EDT Att: 29,906 - Sunny - 69 F <a href="http://livebaseballscorecards.com">livebaseballscorecards.com</a>										
Chad Curtis, R OBP: 0.338, SLG: 0.377	G5-3		1B			G6-3		F9		4	0	1	0	0	0	1											
Jose Gonzalez, R OBP: 0.308, SLG: 0.292	K		F8			G6-3		1B		4	0	1	0	0	1	1											
Hubie Brooks, R OBP: 0.244, SLG: 0.358		G6-3			G5-3		G6-3	P6		4	0	0	0	0	0	2											
Rene Gonzales, R OBP: 0.353, SLG: 0.455		E 1B			G6-3		G4-3		G5-3	4	1	1	0	0	0	0											
Gary Gaetti, R OBP: 0.267, SLG: 0.330		FC 1B FC4-6			G6-3		1B		L4	4	1	1	0	0	0	1											
Mike Fitzgerald, R OBP: 0.273, SLG: 0.326					G6-3		1B			3	0	2	1	0	0	0											
Lee Stevens, L OBP: 0.262, SLG: 0.339									K	0	0	0	0	0	0	0											
Ron Tingley, R OBP: 0.250, SLG: 0.371										1	0	0	0	0	1	0											
Luis Sojo, R OBP: 0.455, SLG: 0.571		FC4-6 CS								3	0	0	1	0	1	3											
Gary Disarcina, R OBP: 0.330, SLG: 0.331		CS		G6-3						3	0	1	0	0	0	0											
<b>Inning Stats</b>	R: 0 E: 0 K: 1 S: 7	H: 0 LOB: 0 BB: 0 P: 10	R: 2 E: 1 K: 0 S: 9	H: 2 LOB: 0 BB: 0 P: 13	R: 0 E: 0 K: 0 S: 8	H: 1 LOB: 1 BB: 0 P: 10	R: 0 E: 0 K: 0 S: 7	H: 0 LOB: 0 BB: 0 P: 8	R: 0 E: 0 K: 1 S: 6	H: 0 LOB: 0 BB: 0 P: 8	R: 0 E: 0 K: 0 S: 5	H: 0 LOB: 0 BB: 0 P: 6	R: 0 E: 0 K: 0 S: 10	H: 2 LOB: 2 BB: 0 P: 14	R: 0 E: 0 K: 1 S: 11	H: 2 LOB: 2 BB: 0 P: 14	R: 0 E: 0 K: 1 S: 8	H: 0 LOB: 0 BB: 0 P: 9	1B: 7 2B: 0 3B: 0 HR: 0	SF: 0 SAC: 0 DP: 0 HBP: 0	WP: 0 PB: 0 SB: 1 CS: 1	PA: 35					
<b>PITCHER</b>	IP	WLS	BF	H	R	ER	SO	BB	IBB	HBP	BLK	WP	HR	S	P	ERA	WHIP										
Greg Hibbard, L ERA: 3.81	(1, 1)	7.2	W	30	7	2	0	3	0	0	0	0	0	61	81	0.00	0.913										
Terry Leach, R ERA: 2.19	(8, 1)	1.0		3	0	0	0	0	0	0	0	0	0	6	7	0.00	0.000										
Scott Radinsky, L ERA: 1.66	(9, 1)	0.1	S	1	0	0	0	1	0	0	0	0	0	4	4	0.00	0.000										

Batter	1	2	3	4	5	6	7	8	9	AB	R	H	RBI	BB	SO	LOB	BOTTOM										
Tim Raines, S OBP: 0.353, SLG: 0.373	L3		S BB 1B			F8		G3		4	1	1	1	0	0	0	<b>California Angels @ Chicago White Sox</b> Comiskey Park, Chicago, IL Tue Jun 09 1992, 8:05 PM EDT Att: 29,906 - Sunny - 69 F <a href="http://livebaseballscorecards.com">livebaseballscorecards.com</a>										
Robin Ventura, L OBP: 0.392, SLG: 0.421	G3		1B			G3		3B 1B		3	1	1	0	1	0	0											
Frank Thomas, R OBP: 0.413, SLG: 0.495	F8		1B			HR		3B		4	1	3	3	0	0	0											
George Bell, R OBP: 0.283, SLG: 0.346		P3			F7			K		4	0	0	0	0	2	3											
Warren Newson, L OBP: 0.333, SLG: 0.293		F8								4	0	1	0	0	1	0											
Mike Huff, R OBP: 0.317, SLG: 0.321						FC4-6 1B		K		0	0	0	0	0	0	0											
Lance Johnson, L OBP: 0.286, SLG: 0.343		G6-3				FC4-6 FC5-4 1B		G6-3 S 1B		4	0	2	0	0	0	1											
Steve Sax, R OBP: 0.307, SLG: 0.293						FC5-4 1B		G6-3		3	1	1	0	1	0	2											
Carlton Fisk, R OBP: 0.272, SLG: 0.259						G6-3		G6-3		3	0	0	0	0	1	4											
Craig Grebeck, R OBP: 0.340, SLG: 0.385								G6-3		1	0	0	0	0	0	1											
<b>Inning Stats</b>	R: 0 E: 0 K: 0 S: 8	H: 0 LOB: 0 BB: 0 P: 14	R: 0 E: 0 K: 0 S: 4	H: 0 LOB: 0 BB: 0 P: 6	R: 2 E: 0 K: 2 S: 21	H: 2 LOB: 2 BB: 2 P: 36	R: 0 E: 0 K: 0 S: 7	H: 2 LOB: 2 BB: 0 P: 12	R: 1 E: 0 K: 0 S: 11	H: 1 LOB: 1 BB: 0 P: 19	R: 0 E: 0 K: 0 S: 11	H: 1 LOB: 1 BB: 0 P: 16	R: 1 E: 0 K: 1 S: 10	H: 2 LOB: 1 BB: 0 P: 15	R: 0 E: 0 K: 1 S: 14	H: 1 LOB: 1 BB: 0 P: 22	1B: 7 2B: 0 3B: 1 HR: 1	SF: 0 SAC: 0 DP: 0 HBP: 0	WP: 0 PB: 0 SB: 3 CS: 0	PA: 35							
<b>PITCHER</b>	IP	WLS	BF	H	R	ER	SO	BB	IBB	HBP	BLK	WP	HR	S	P	ERA	WHIP										
Julio Valera, R ERA: 3.62	(1, 1)	6.2	L	30	8	4	4	2	0	0	0	0	0	17	26	0.00	0.750										
Joe Grahe, R ERA: 5.71	(7, 1)	1.1		5	1	0	0	2	0	0	0	0	0	17	26	0.00	0.750										



Batter	1	2	3	4	5	6	7	8	9	10	11	12	AB	R	H	RBI	BB	SO	LOB							
Luis Polonia, L OBP: 0.343, SLG: 0.325 (1.7)	K		P6		1B			F7		1B		1B	6	0	3	0	0	1	0							
Chad Curtis, R OBP: 0.331, SLG: 0.367 (1.8)	F8			G5-3 1B				F9		L4		F7	6	0	1	0	0	1	4							
Von Hayes, L OBP: 0.337, SLG: 0.376 (1.9)	FC5-4 BB			F9		P6			FC2-5 2B	1B		IBB	3	0	1	0	3	0	1							
Hubie Brooks, R Mark Langston, R (9, PR)	FC5-4			G5-3		G1-3			F8 FC2-5 1B HBP	K		K	3	0	0	0	0	0	2							
Alvin Davis, L Jose Gonzalez, R (9, PH) Mike Fitzgerald, R		K				F7			FC2-5 F8 1B	K			2	0	0	0	1	1	0							
Gary Gaetti, R OBP: 0.260, SLG: 0.320 (1.5)	K			F8				P8	F8			G6-3	5	0	0	0	0	1	4							
Luis Sojo, R Lee Stevens, L (9, PH)			L7					G4-3				G1-4-3 1B	3	0	0	0	0	0	0							
Ron Tingley, R Rene Gonzales, R (9, PH)			G1-3			K		G4-3		1B IBB		G1-4-3 1B	3	0	0	0	0	1	0							
Gary Disarcina, R OBP: 0.326, SLG: 0.327 (1.6)			F8					G6-3		1B 1-2 2-H 3-H		G1-4-3 1B	2	0	1	2	0	0	1							
										F9		L7	5	0	1	0	0	1	2							
<b>Inning Stats</b>	R: 0 E: 0 K: 1 S: 10	H: 0 LOB: 1 BB: 1 P: 17	R: 0 E: 0 K: 2 S: 8	H: 0 LOB: 0 BB: 0 P: 10	R: 0 E: 0 K: 0 S: 9	H: 0 LOB: 0 BB: 0 P: 11	R: 0 E: 0 K: 0 S: 9	H: 1 LOB: 1 BB: 1 P: 17	R: 0 E: 0 K: 2 S: 14	H: 2 LOB: 2 BB: 0 P: 20	R: 0 E: 0 K: 0 S: 8	H: 0 LOB: 0 BB: 0 P: 13	R: 0 E: 0 K: 0 S: 7	H: 0 LOB: 0 BB: 0 P: 9	R: 0 E: 0 K: 1 S: 16	H: 2 LOB: 2 BB: 1 P: 26	R: 0 E: 0 K: 2 S: 11	H: 1 LOB: 2 BB: 1 P: 16	R: 0 E: 0 K: 0 S: 4	H: 1 LOB: 0 BB: 0 P: 5	R: 0 E: 0 K: 1 S: 8	H: 1 LOB: 2 BB: 1 P: 18	1B: 7 2B: 1 3B: 0 HR: 0	SF: 0 SAC: 0 DP: 1 HBP: 1	WP: 0 PB: 0 CS: 0	PA: 49
<b>PITCHER</b>	IP WLS BF H R ER SO BB IBB HBP BLK WP HR S P ERA WHIP																									
Kirk McCaskill, R (1.1) ERA: 3.96	8.0	31	4	2	2	5	0	0	0	0	0	0	0	0	1	1	0.00	0.000								
Scott Radinsky, L (9.1) ERA: 1.64	0.1	1	0	0	0	0	0	0	0	0	0	0	0	0	1	1	0.00	0.000								
Bobby Thigpen, R (9.1) ERA: 4.13	0.2	4	1	0	0	1	0	1	0	0	0	0	0	0	8	14	0.00	1.500								
Donn Pall, R (10.1) ERA: 4.07	3.0	W	13	3	0	0	3	0	2	0	0	0	0	0	23	39	0.00	1.000								

**California Angels @ Chicago White Sox**  
Comiskey Park, Chicago, IL  
Wed Jun 10 1992, 8:05 PM EDT  
Att. 26,483 - Sunny - 73 F

**TOP**

AB	43
R	2
H	8
RBI	2
BB	5
SO	9
LOB	22

Batter	1	2	3	4	5	6	7	8	9	10	11	12	AB	R	H	RBI	BB	SO	LOB									
Mike Huff, R OBP: 0.294, SLG: 0.295 (10.2)	G4-3		G5-3		F8			G4-3		FC4 1B		K	5	1	0	0	0	0	3									
Matt Merullo, L Joey Cora, S (11, PH) Carlton Fisk, R (12.2)													0	0	0	0	0	0	0									
Robin Ventura, L OBP: 0.394, SLG: 0.433 (1.5)	G4-3					E		K2-3		WP 1B		G4-3	6	1	3	0	0	1	1									
Frank Thomas, R OBP: 0.411, SLG: 0.487 (1.3)	1B BB				F8			E5 1B		WP 1B			5	0	1	1	1	1	1									
George Bell, R OBP: 0.284, SLG: 0.343 (1.10)					L7			P5		G5-3		K	5	1	1	0	1	1	3									
Craig Grebeck, R OBP: 0.347, SLG: 0.391 (1.6)													1B SF8 BB															
Steve Sax, R OBP: 0.307, SLG: 0.290 (1.4)													6	0	3	0	0	1	4									
Shawn Abner, R OBP: 0.379, SLG: 0.423 (10.9)													5	0	1	0	1	2	2									
Lance Johnson, L OBP: 0.279, SLG: 0.333 (1.8)													5	0	2	1	0	0	2									
Ron Karkovics, R Tim Raines, S (9, PH)													5	0	0	0	0	0	4									
Steve Frey, L (10.7) ERA: 1.21													1	0	0	0	2	1	0									
													2	0	1	0	0	0	0									
<b>Inning Stats</b>	R: 0 E: 0 K: 0 S: 8	H: 1 LOB: 2 BB: 1 P: 17	R: 0 E: 0 K: 1 S: 9	H: 1 LOB: 0 BB: 0 P: 13	R: 0 E: 0 K: 1 S: 9	H: 1 LOB: 1 BB: 0 P: 13	R: 0 E: 0 K: 0 S: 8	H: 0 LOB: 0 BB: 0 P: 12	R: 0 E: 0 K: 1 S: 9	H: 0 LOB: 1 BB: 1 P: 16	R: 1 E: 1 K: 1 S: 14	H: 2 LOB: 2 BB: 1 P: 22	R: 0 E: 0 K: 1 S: 14	H: 0 LOB: 1 BB: 1 P: 20	R: 0 E: 0 K: 0 S: 11	H: 3 LOB: 3 BB: 0 P: 21	R: 1 E: 0 K: 2 S: 13	H: 3 LOB: 2 BB: 0 P: 21	R: 0 E: 0 K: 0 S: 4	H: 0 LOB: 0 BB: 0 P: 6	R: 0 E: 0 K: 1 S: 8	H: 0 LOB: 0 BB: 0 P: 14	R: 1 E: 0 K: 0 S: 6	H: 1 LOB: 2 BB: 2 P: 18	1B: 11 2B: 0 3B: 1 HR: 0	SF: 1 SAC: 0 DP: 0 HBP: 0	WP: 1 PB: 0 CS: 1	PA: 52
<b>PITCHER</b>	IP WLS BF H R ER SO BB IBB HBP BLK WP HR S P ERA WHIP																											
Jim Abbott, L (1.1) ERA: 3.06	8.0	35	8	1	1	5	3	0	0	0	0	0	0	0	81	134	1.12	1.375										
Mark Eichhorn, R (9.1) ERA: 2.33	2.0	9	3	1	1	2	0	0	0	0	1	0	1	0	17	27	4.50	1.500										
Steve Frey, L (11.1) ERA: 1.21	1.2	L	8	1	1	1	1	1	0	0	0	0	0	0	14	32	5.40	1.200										

**California Angels @ Chicago White Sox**  
Comiskey Park, Chicago, IL  
Wed Jun 10 1992, 8:05 PM EDT  
Att. 26,483 - Sunny - 73 F

**BOTTOM**

AB	46
R	3
H	12
RBI	2
BB	5
SO	8
LOB	20



Batter	1	2	3	4	5	6	7	8	9	AB	R	H	RBI	BB	SO	LOB	TOP					
Luis Polonia, L OBP: 0.346, SLG: 0.325	G6-3		1B			FC4-6 2B		K		3	2	1	0	1	1	0	<b>California Angels @ Chicago White Sox</b> Comiskey Park, Chicago, IL Thu Jun 11 1992, 4:33 AM EDT Att: 33,058 - Sunny - 75 F					
Chad Curtis, R OBP: 0.343, SLG: 0.374	G4-6-3 1B		CS			FC4-6 BB		K		3	0	2	1	1	1	0						
Junior Felix, S OBP: 0.300, SLG: 0.429	G4-6-3		CS	G4-3		FC4-6 2B		F8		4	1	0	0	0	0	3						
Hubie Brooks, R OBP: 0.244, SLG: 0.355		F7		K		K		G3 1B		4	1	1	0	0	2	2						
Lee Stevens, L OBP: 0.273, SLG: 0.350	K			F8		F8		G3		4	0	1	2	0	1	1						
Rene Gonzales, R OBP: 0.365, SLG: 0.468						P9		G1-6-3 1B		3	0	2	1	1	0	1						
Luis Sojo, R OBP: 0.345, SLG: 0.429	F9				P9		P7	G1-6-3 1B		4	0	0	0	0	0	3						
Ron Tingley, R OBP: 0.214, SLG: 0.317			P2		F9		P2			3	0	0	0	0	0	1						
Gary Disarcina, R OBP: 0.321, SLG: 0.322			P6		F9		L7			3	0	0	0	0	0	1						
<b>Inning Stats</b>	R: 0 E: 0 K: 0 S: 8	H: 1 LOB: 0 BB: 0 P: 11	R: 0 E: 0 K: 1 S: 9	H: 1 LOB: 1 BB: 0 P: 13	R: 1 E: 0 K: 0 S: 11	H: 1 LOB: 0 BB: 1 P: 19	R: 0 E: 0 K: 1 S: 8	H: 0 LOB: 0 BB: 0 P: 11	R: 0 E: 0 K: 0 S: 13	H: 0 LOB: 1 BB: 1 P: 22	R: 2 E: 0 K: 1 S: 12	H: 2 LOB: 1 BB: 1 P: 22	R: 0 E: 0 K: 0 S: 4	H: 0 LOB: 0 BB: 0 P: 5	R: 0 E: 0 K: 2 S: 7	H: 0 LOB: 0 BB: 0 P: 11	R: 1 E: 0 K: 0 S: 11	H: 2 LOB: 0 BB: 0 P: 13	1B: 4 2B: 3 3B: 0 HR: 0	SF: 0 SAC: 0 DP: 2 HBP: 0	WP: 0 PB: 0 CS: 1	PA: 35
<b>PITCHER</b> Alex Fernandez, R ERA: 3.92	IP: 9.0 WLS: L BF: 34 H: 7 R: 4 ER: 4 SO: 5 BB: 3 IBB: 0 HBP: 0 BLK: 0 WP: 0 HR: 0 S: 83 P: 127 ERA: 4.00 WHIP: 1.111															<b>PITCHER</b>	IP: 9.0 WLS: L BF: 34 H: 7 R: 4 ER: 4 SO: 5 BB: 3 IBB: 0 HBP: 0 BLK: 0 WP: 0 HR: 0 S: 83 P: 127 ERA: 4.00 WHIP: 1.111					

Batter	1	2	3	4	5	6	7	8	9	AB	R	H	RBI	BB	SO	LOB	BOTTOM					
Tim Raines, S OBP: 0.357, SLG: 0.377	G3			1B		K		K		4	0	2	0	0	1	1	<b>California Angels @ Chicago White Sox</b> Comiskey Park, Chicago, IL Thu Jun 11 1992, 4:33 AM EDT Att: 33,058 - Sunny - 75 F					
Robin Ventura, L OBP: 0.392, SLG: 0.430	G5-3			K		K		K		4	0	1	0	0	2	2						
Frank Thomas, R OBP: 0.408, SLG: 0.482	G6-3			1B		F7		L8		4	0	1	0	0	0	3						
Matt Merullo, L OBP: 0.212, SLG: 0.245		K2-3								2	0	1	0	0	1	0						
Shawn Abner, R OBP: 0.397, SLG: 0.407										1	0	0	0	0	0	0						
Dan Pasqua, L OBP: 0.298, SLG: 0.365										1	0	0	0	0	0	0						
Lance Johnson, L OBP: 0.284, SLG: 0.337		L1		G6-4-3				HBP 1B		4	0	2	0	0	0	3						
Carlton Fisk, R OBP: 0.333, SLG: 0.333										3	0	2	0	0	0	0						
Ron Karkovice, R OBP: 0.284, SLG: 0.257		F9						HBP		0	0	0	0	0	0	0						
Steve Sax, R OBP: 0.302, SLG: 0.284				P2		F7-4-3 1B		G4-3-6 1B		4	0	0	0	0	1	5						
Mike Huff, R OBP: 0.278, SLG: 0.277				L9		F7		K		4	0	0	0	0	2	2						
Joey Cora, S OBP: 0.326, SLG: 0.273				G3				G4-3		2	0	0	0	1	0	0						
<b>Inning Stats</b>	R: 0 E: 0 K: 0 S: 9	H: 0 LOB: 0 BB: 0 P: 13	R: 0 E: 0 K: 1 S: 9	H: 0 LOB: 0 BB: 0 P: 13	R: 0 E: 0 K: 0 S: 6	H: 0 LOB: 0 BB: 0 P: 8	R: 0 E: 0 K: 1 S: 13	H: 3 LOB: 2 BB: 0 P: 20	R: 0 E: 0 K: 0 S: 6	H: 1 LOB: 0 BB: 0 P: 7	R: 0 E: 0 K: 2 S: 12	H: 0 LOB: 1 BB: 1 P: 19	R: 0 E: 0 K: 0 S: 9	H: 2 LOB: 2 BB: 0 P: 16	R: 0 E: 0 K: 1 S: 14	H: 2 LOB: 2 BB: 0 P: 20	R: 0 E: 0 K: 2 S: 16	H: 1 LOB: 2 BB: 0 P: 22	1B: 9 2B: 1 3B: 0 HR: 0	SF: 0 SAC: 0 DP: 3 HBP: 1	WP: 1 PB: 0 SB: 1 CS: 0	PA: 35
<b>PITCHER</b> Bert Blyleven, R ERA: 1.71	IP: 6.0 WLS: W BF: 21 H: 4 R: 0 ER: 0 SO: 4 BB: 1 IBB: 0 HBP: 0 BLK: 0 WP: 1 HR: 0 S: 55 P: 80 ERA: 0.00 WHIP: 0.833															<b>PITCHER</b>	IP: 6.0 WLS: W BF: 21 H: 4 R: 0 ER: 0 SO: 4 BB: 1 IBB: 0 HBP: 0 BLK: 0 WP: 1 HR: 0 S: 55 P: 80 ERA: 0.00 WHIP: 0.833					
Scott Bailes, L ERA: 7.04	(7, 1)	0.1	2	1	0	0	0	0	0	0	0	3	6	0.00	3.000							
Joe Grahe, R ERA: 5.36	(7, 1)	2.2	S	12	4	0	0	3	0	0	0	36	52	0.00	1.500							

AB	31
R	4
H	7
RBI	4
BB	3
SO	5
LOB	12



AB	33
R	0
H	9
RBI	0
BB	1
SO	7
LOB	16





Batter	1	2	3	4	5	6	7	8	9	AB	R	H	RBI	BB	SO	LOB	TOP			
<b>Keith Miller, R</b> OBP: 0.373, SLG: 0.430 (1,4)	L4		P9		G5-3			P2		4	0	0	0	0	0	2				
<b>Gary Thurman, R</b> OBP: 0.277, SLG: 0.316 (1,9)	G6-3		G6-4-3			F8		K	K	4	0	0	0	0	1	1				
<b>Wally Joyner, L</b> OBP: 0.343, SLG: 0.463 (1,3)	G3-1			G6-3		K		G6-3	G6-3	4	0	0	0	0	1	0				
<b>Kevin McReynolds, R</b> OBP: 0.378, SLG: 0.450 (1,7)		F8		FC5-4 1B		F8			1B 1B	4	0	2	0	0	0	0				
<b>George Brett, L</b> OBP: 0.338, SLG: 0.372 (1,10)		G5-3 1B		F9			K		1B	4	0	2	0	0	1	1				
<b>Mike Macfarlane, R</b> OBP: 0.299, SLG: 0.358 (1,2)		G5-3 1B		FC5-4			K		F9	4	0	1	0	0	1	3				
<b>Brian McRae, S</b> OBP: 0.271, SLG: 0.293 (1,8)		G5-3			BB		F8			2	0	0	0	1	0	2				
<b>Curtis Wilkerson, S</b> OBP: 0.250, SLG: 0.265 (1,6)		K			K			G3-6-3 1B		3	0	1	0	0	2	3				
<b>Rico Rossy, R</b> OBP: 0.287, SLG: 0.266 (1,5)			G6-4-3 1B		P5			G3-6-3		3	0	1	0	0	0	2				
<b>Inning Stats</b>	R: 0 H: 0 E: 0 K: 0 S: 7	H: 0 LOB: 0 BB: 0 P: 12	R: 0 H: 2 E: 0 K: 1 S: 11	LOB: 2 BB: 0 P: 18	R: 0 H: 1 E: 0 K: 0 S: 9	LOB: 0 BB: 0 P: 14	R: 0 H: 1 E: 0 K: 0 S: 8	LOB: 1 BB: 0 P: 13	R: 0 H: 0 E: 0 K: 1 S: 9	LOB: 0 BB: 1 P: 18	R: 0 H: 0 E: 0 K: 2 S: 7	LOB: 0 BB: 0 P: 10	R: 0 H: 0 E: 0 K: 1 S: 6	LOB: 0 BB: 0 P: 9	R: 0 H: 2 E: 0 K: 1 S: 11	LOB: 2 BB: 0 P: 17	1B: 7 2B: 0 3B: 0 HR: 0	SF: 0 SAC: 0 DP: 2 HBP: 0	WP: 0 PB: 0 SB: 0 CS: 0	PA: 33
<b>PITCHER</b> <b>Mark Langston, L</b> ERA: 4.3 (1,1)	IP: 9.0 WLS: W BF: 33 H: 7 R: 0 ER: 0 SO: 6 BB: 1 IBB: 0 HBP: 0 BLK: 0 WP: 0 HR: 0 S: 75 P: 121 ERA: 0.00 WHIP: 0.889																			

**Kansas City Royals @ California Angels**  
Anaheim Stadium, Anaheim, CA  
Fri Jun 12 1992, 10:05 PM EDT  
Att: 40,407 - Sunny - 70 F

AB	32
R	0
H	7
RBI	0
BB	1
SO	6
LOB	14



Batter	1	2	3	4	5	6	7	8	9	AB	R	H	RBI	BB	SO	LOB	BOTTOM			
<b>Luis Polonia, L</b> OBP: 0.349, SLG: 0.324 (1,7)	E 1B	G4-3		SF8		FC1-4 IBB				1	1	0	1	2	0	0				
<b>Chad Curtis, R</b> OBP: 0.340, SLG: 0.370 (1,9)	E6 1B 2B		G6-3 1B	F9		FC1-4				4	1	1	0	0	0	4				
<b>Junior Felix, S</b> OBP: 0.305, SLG: 0.430 (1,8)			G6-3 1B		K2-3	P6				4	0	2	1	0	1	2				
<b>Hubie Brooks, R</b> OBP: 0.240, SLG: 0.349 (1,10)	L4		G6-3		K		P3			4	0	0	0	0	1	3				
<b>Lee Stevens, L</b> OBP: 0.273, SLG: 0.355 (1,3)			F9		G5-3		G3			4	0	1	1	0	0	2				
<b>Rene Gonzales, R</b> OBP: 0.368, SLG: 0.461 (1,4)			G5-3			FC1-5 1B	P9			2	0	0	0	2	0	2				
<b>Gary Gaetti, R</b> OBP: 0.265, SLG: 0.324 (1,5)	K			1B SF8 1B		FC1-5 2B 1B	P6			4	2	2	0	0	1	2				
<b>John Orton, R</b> OBP: 0.250, SLG: 0.250 (1,2)		K			FC1-5 2B 1B		K			4	1	1	0	0	2	2				
<b>Gary Disarcina, R</b> OBP: 0.319, SLG: 0.326 (1,6)		P4			P3	FC1-4 1B 2B	L3			4	0	1	2	0	0	2				
<b>Inning Stats</b>	R: 2 H: 2 E: 1 K: 1 S: 16	H: 2 LOB: 2 BB: 2 P: 28	R: 0 H: 0 E: 0 K: 1 S: 11	LOB: 0 BB: 0 P: 13	R: 0 H: 2 E: 0 K: 0 S: 6	LOB: 2 BB: 0 P: 9	R: 1 H: 2 E: 0 K: 0 S: 7	LOB: 1 BB: 0 P: 12	R: 0 H: 0 E: 0 K: 2 S: 7	LOB: 0 BB: 0 P: 9	R: 2 H: 2 E: 0 K: 0 S: 14	LOB: 2 BB: 2 P: 26	R: 0 H: 0 E: 0 K: 0 S: 7	LOB: 0 BB: 0 P: 13	R: 0 H: 0 E: 0 K: 1 S: 8	LOB: 0 BB: 0 P: 11	1B: 6 2B: 2 3B: 0 HR: 0	SF: 1 SAC: 0 DP: 0 HBP: 0	WP: 0 PB: 0 SB: 1 CS: 0	PA: 36
<b>PITCHER</b> <b>Hipolito Pichardo, R</b> ERA: 4.5 (1,1)	IP: 5.1 WLS: L BF: 28 H: 8 R: 5 ER: 4 SO: 4 BB: 3 IBB: 0 HBP: 0 BLK: 0 WP: 0 HR: 0 S: 10 P: 17 ERA: 6.75 WHIP: 2.062																			
<b>Mike Boddicker, R</b> ERA: 5.66 (6,1)	IP: 1.2 WLS: 0 BF: 5 H: 0 R: 0 ER: 0 SO: 0 BB: 0 IBB: 0 HBP: 0 BLK: 0 WP: 0 HR: 1 S: 10 P: 17 ERA: 0.00 WHIP: 0.000																			
<b>Mark Davis, L</b> ERA: 7.04 (6,1)	IP: 1.0 WLS: 0 BF: 3 H: 0 R: 0 ER: 0 SO: 1 BB: 0 IBB: 0 HBP: 0 BLK: 0 WP: 0 HR: 0 S: 8 P: 11 ERA: 0.00 WHIP: 0.000																			

**Kansas City Royals @ California Angels**  
Anaheim Stadium, Anaheim, CA  
Fri Jun 12 1992, 10:05 PM EDT  
Att: 40,407 - Sunny - 70 F

AB	31
R	5
H	8
RBI	5
BB	4
SO	5
LOB	19





Batter	1	2	3	4	5	6	7	8	9	AB	R	H	RBI	BB	SO	LOB	TOP	
<b>Keith Miller, R</b> OBP: 0.374, SLG: 0.426 (1, 4)										4	2	1	0	1	0	3		
<b>Curtis Wilkerson, S</b> OBP: 0.250, SLG: 0.275 (1, 6)										4	1	1	0	0	0	1		
<b>Wally Joyner, L</b> OBP: 0.341, SLG: 0.464 (1, 3)										4	0	1	1	0	0	3		
<b>Kevin McReynolds, R</b> OBP: 0.372, SLG: 0.443 (1, 7)										3	0	0	1	0	1	2		
<b>Mike Macfarlane, R</b> OBP: 0.299, SLG: 0.357 (1, 2)										3	0	1	1	0	0	1		
<b>Harvey Pulliam, R</b> OBP: 0.500, SLG: 0.667 (9, PH) <b>George Brett, L</b> OBP: 0.336, SLG: 0.370 (9, PH)										3	1	1	0	0	2	2		
<b>Gary Thurman, R</b> OBP: 0.267, SLG: 0.305 (1, 9)										3	0	0	0	0	0	0		
<b>Brian McRae, S</b> OBP: 0.275, SLG: 0.294 (1, 8)										3	0	1	0	1	0	0		
<b>Rico Rossy, R</b> OBP: 0.281, SLG: 0.259 (9, PH) <b>Bob Melvin, R</b> OBP: 0.310, SLG: 0.366 (9, PH) <b>Jim Eisenreich, L</b> OBP: 0.343, SLG: 0.369 (9, PH)										2	0	0	1	0	0	0		
<b>Inning Stats</b>	R: 1 H: 1 E: 1 K: 2 S: 19	H: 1 R: 0 ER: 0 LOB: 2 BB: 1 P: 32	R: 2 H: 2 E: 1 K: 0 S: 12	H: 2 R: 0 ER: 0 LOB: 0 BB: 0 P: 18	R: 1 H: 1 E: 0 K: 0 S: 7	H: 1 R: 0 ER: 0 LOB: 1 BB: 0 P: 13	R: 0 H: 0 E: 0 K: 1 S: 8	H: 0 R: 0 ER: 0 LOB: 0 BB: 0 P: 13	R: 0 H: 0 E: 0 K: 0 S: 4	H: 2 R: 0 ER: 0 LOB: 2 BB: 0 P: 14	1B: 4 2B: 3 3B: 0 HR: 0	SF: 1 SAC: 2 DP: 0 HBP: 0	WP: 0 PA: 38 PB: 0 SB: 1 CS: 1					
<b>PITCHER</b>	IP WLS BF H R ER SO BB IBB HBP BLK WP HR S P ERA WHIP																	
<b>Chuck Finley, L</b> ERA: 5.58 (1, 1)	6.0 W 26 5 4 2 3 2 0 0 0 0 0 0 62 101 3.00 1.167																	
<b>Joe Grahe, R</b> ERA: 5.12 (7, 1)	2.0 6 0 0 0 1 0 0 0 0 0 0 0 11 20 0.00 0.000																	
<b>Steve Frey, L</b> ERA: 1.17 (9, 1)	0.2 3 1 0 0 0 0 0 0 0 0 0 0 4 6 0.00 1.500																	
<b>Mark Eichhorn, R</b> ERA: 2.31 (9, 1)	0.1 S 2 1 0 0 0 0 0 0 0 0 0 0 3 8 0.00 3.000																	

**Kansas City Royals @ California Angels**  
**Anaheim Stadium, Anaheim, CA**  
 Sat Jun 13 1992, 10:05 PM EDT  
 Att: 26,635 - Sunny - 70 F

AB	31
R	4
H	7
RBI	4
BB	2
SO	4
LOB	13



Batter	1	2	3	4	5	6	7	8	9	AB	R	H	RBI	BB	SO	LOB	BOTTOM
<b>Luis Polonia, L</b> OBP: 0.350, SLG: 0.326 (1, 7)										5	1	2	0	0	0	4	
<b>Von Hayes, L</b> OBP: 0.333, SLG: 0.373 (1, 9)										4	0	1	1	0	1	4	
<b>Junior Felix, S</b> OBP: 0.309, SLG: 0.432 (1, 8)										4	0	2	2	0	0	4	
<b>Alvin Davis, L</b> OBP: 0.343, SLG: 0.341 (1, 10)										4	0	0	0	0	5		
<b>Lee Stevens, L</b> OBP: 0.265, SLG: 0.344 (1, 3)										4	0	0	0	0	1	2	
<b>Rene Gonzales, R</b> OBP: 0.365, SLG: 0.455 (1, 4)										4	1	1	0	0	0	2	
<b>Gary Gaetti, R</b> OBP: 0.270, SLG: 0.324 (1, 5)										3	1	1	0	0	1	0	
<b>John Orton, R</b> OBP: 0.500, SLG: 0.500 (1, 2)										4	1	3	1	0	0	0	
<b>Gary Disarcina, R</b> OBP: 0.318, SLG: 0.324 (1, 6)										4	1	1	0	0	0	2	
<b>Inning Stats</b>	R: 1 H: 3 E: 0 K: 0 S: 15	H: 2 R: 0 ER: 0 LOB: 3 BB: 0 P: 9	R: 0 H: 0 E: 0 K: 0 S: 7	H: 0 R: 0 ER: 0 LOB: 0 BB: 0 P: 10	R: 0 H: 1 E: 0 K: 0 S: 7	H: 0 R: 0 ER: 0 LOB: 1 BB: 0 P: 14	R: 4 H: 5 E: 1 K: 0 S: 17	H: 0 R: 0 ER: 0 LOB: 0 BB: 0 P: 7	R: 0 H: 0 E: 1 K: 1 S: 8	1B: 11 2B: 0 3B: 0 HR: 0	SF: 1 SAC: 0 DP: 1 HBP: 1	WP: 0 PA: 38 PB: 0 SB: 2 CS: 0					
<b>PITCHER</b>	IP WLS BF H R ER SO BB IBB HBP BLK WP HR S P ERA WHIP																
<b>Rick Reed, R</b> ERA: 2.25 (1, 1)	5.1 L 27 9 5 3 0 0 0 0 0 0 0 0 13 17 0.00 1.688																
<b>Neal Heaton, L</b> ERA: 4.28 (6, 1)	1.0 5 2 0 0 1 0 0 0 0 0 0 0 13 17 0.00 2.000																
<b>Rusty Meacham, R</b> ERA: 0.5 (7, 1)	1.2 6 0 0 0 0 2 0 0 0 0 0 0 12 15 0.00 0.000																

**Kansas City Royals @ California Angels**  
**Anaheim Stadium, Anaheim, CA**  
 Sat Jun 13 1992, 10:05 PM EDT  
 Att: 26,635 - Sunny - 70 F

AB	36
R	5
H	11
RBI	4
BB	0
SO	3
LOB	23





Batter	1	2	3	4	5	6	7	8	9	AB	R	H	RBI	BB	SO	LOB	TOP							
Keith Miller, R OBP: 0.371, SLG: 0.418 (1, 4)	P6		K		F8			FC1-6 BB		3	0	0	0	1	1	2								
Curtis Wilkerson, S OBP: 0.250, SLG: 0.283 (1, 6)	G4-3 2B			K2-3		G4-3		FC1-6 1B		4	0	1	0	0	1	1								
Wally Joyner, L OBP: 0.344, SLG: 0.462 (1, 3)	G4-3			4-1 3B BB		F8		1-1 1B		3	1	1	0	1	0	1								
Kevin McReynolds, R OBP: 0.370, SLG: 0.437 (1, 7)	K			0-3 BB		4-2 BB		3-3 K		3	0	0	0	1	3	4								
George Brett, L OBP: 0.335, SLG: 0.378 (1, 10)		G4-3		2-0 1-H 3B		2-2 F8		3-2 F8		4	0	1	1	0	0	3								
Jim Eisenreich, L OBP: 0.245, SLG: 0.319 (1, 9)		G4-3		2-1 G3-1						4	0	1	0	0	1	1								
Brent Mayne, L Mike MacFarlane, R (9, PH) OBP: 0.298, SLG: 0.355 (1, 2)		G3						FC3-6 1B		3	0	1	0	0	0	1								
Brian McRae, S OBP: 0.270, SLG: 0.288 (1, 8)			K		F7			1-2 FC3-6		1	0	0	0	0	1	0								
Rico Rossy, R OBP: 0.283, SLG: 0.262 (1, 5)								0-3 K		4	0	0	0	0	2	2								
								1-1 G5-3		3	0	1	0	0	0	2								
								2-2 G5-3																
<b>Inning Stats</b>	R: 0 E: 0 K: 1 S: 12	H: 1 LOB: 1 BB: 0 P: 17	R: 0 E: 0 K: 0 S: 7	H: 0 LOB: 0 BB: 0 P: 12	R: 0 E: 0 K: 2 S: 8	H: 1 LOB: 0 BB: 0 P: 12	R: 1 E: 0 K: 2 S: 10	H: 1 LOB: 1 BB: 1 P: 19	R: 0 E: 0 K: 0 S: 6	H: 1 LOB: 1 BB: 0 P: 9	R: 0 E: 0 K: 0 S: 7	H: 0 LOB: 1 BB: 1 P: 13	R: 0 E: 0 K: 1 S: 12	H: 1 LOB: 1 BB: 0 P: 15	R: 0 E: 0 K: 1 S: 12	H: 1 LOB: 2 BB: 1 P: 23	R: 0 E: 0 K: 2 S: 7	H: 0 LOB: 0 BB: 0 P: 9	1B: 3 2B: 2 3B: 1 HR: 0	SF: 0 SAC: 0 DP: 0 HBP: 0	WP: 0 PB: 0 SB: 0 CS: 1	PA: 35		
<b>PITCHER</b>	IP WLS BF H R ER SO BB IBB HBP BLK WP HR S P ERA WHIP	7.2 W 31 6 1 1 7 3 0 0 0 0 0 0 70 113 1.17 1.174	1.1 S 4 0 0 0 2 0 0 0 0 0 0 0 11 0.00 0.000																					

**Kansas City Royals @ California Angels**  
**Anaheim Stadium, Anaheim, CA**  
 Sun Jun 14 1992, 6:33 AM EDT  
 Att: 39,902 - Cloudy - 75 F

livebaseballscorecards.com

**AB 32**  
**R 1**  
**H 6**  
**RBI 1**  
**BB 3**  
**SO 9**  
**LOB 17**



Batter	1	2	3	4	5	6	7	8	9	AB	R	H	RBI	BB	SO	LOB	BOTTOM							
Luis Polonia, L OBP: 0.348, SLG: 0.324 (1, 7)	F9		G6-4-3			F8				4	0	1	0	0	0	1								
Von Hayes, L OBP: 0.331, SLG: 0.369 (1, 9)	K					1B		1B		4	0	1	0	0	3	1								
Junior Felix, S OBP: 0.308, SLG: 0.428 (1, 8)	K				P6			F7		4	0	1	0	0	1	0								
Alvin Davis, L OBP: 0.330, SLG: 0.326 (1, 10)					F8			F9		4	0	0	0	0	0	1								
Lee Stevens, L OBP: 0.271, SLG: 0.372 (1, 3)					K			F8		4	1	2	1	0	1	0								
Rene Gonzales, R OBP: 0.374, SLG: 0.466 (1, 5)					HR			FC3-6 1B		3	2	2	0	1	0	1								
John Orton, R OBP: 0.455, SLG: 0.490 (1, 2)					1B			1B		2	1	0	0	1	1	2								
Luis Sojo, R OBP: 0.375, SLG: 0.548 (1, 4)					F7			HR		3	1	2	4	0	0	0								
Gary Disarcina, R OBP: 0.318, SLG: 0.324 (1, 6)					1B			HR		3	0	1	0	0	0	1								
<b>Inning Stats</b>	R: 0 E: 0 K: 2 S: 10	H: 0 LOB: 0 BB: 0 P: 14	R: 0 E: 0 K: 2 S: 13	H: 1 LOB: 1 BB: 0 P: 19	R: 0 E: 0 K: 0 S: 6	H: 1 LOB: 0 BB: 0 P: 8	R: 0 E: 0 K: 1 S: 8	H: 0 LOB: 0 BB: 0 P: 11	R: 2 E: 0 K: 0 S: 9	H: 3 LOB: 0 BB: 0 P: 13	R: 0 E: 0 K: 0 S: 5	H: 2 LOB: 1 BB: 0 P: 7	R: 3 E: 1 K: 1 S: 16	H: 2 LOB: 1 BB: 2 P: 30	R: 0 E: 0 K: 0 S: 6	H: 1 LOB: 1 BB: 0 P: 11	R: 0 E: 0 K: 2 S: 7	H: 0 LOB: 0 BB: 0 P: 9	1B: 7 2B: 1 3B: 0 HR: 2	SF: 0 SAC: 0 DP: 1 HBP: 0	WP: 0 PB: 1 SB: 0 CS: 1	PA: 33		
<b>PITCHER</b>	IP WLS BF H R ER SO BB IBB HBP BLK WP HR S P ERA WHIP	6.2 L 28 9 5 5 5 2 0 0 0 0 0 10 17 0.00 0.750	1.1 S 5 1 0 0 1 0 0 0 0 0 0 10 17 0.00 0.750																					

**Kansas City Royals @ California Angels**  
**Anaheim Stadium, Anaheim, CA**  
 Sun Jun 14 1992, 6:33 AM EDT  
 Att: 39,902 - Cloudy - 75 F

livebaseballscorecards.com

**AB 31**  
**R 5**  
**H 10**  
**RBI 5**  
**BB 2**  
**SO 6**  
**LOB 7**





Batter	1	2	3	4	5	6	7	8	9	AB	R	H	RBI	BB	SO	LOB	TOP			
Brian Downing, R OBP: 0.435, SLG: 0.435										5	2	2	0	0	1	2				
Dean Palmer, R OBP: 0.322, SLG: 0.449										4	1	2	0	0	1	1				
Juan Gonzalez, R OBP: 0.308, SLG: 0.508										4	1	2	3	0	2	1				
Ruben Sierra, S OBP: 0.320, SLG: 0.464										3	0	0	0	0	0	1				
John Cangelosi, S OBP: 0.324, SLG: 0.268										1	0	0	1	0	0	1				
Julio Franco, R OBP: 0.355, SLG: 0.333										4	1	1	0	0	0	1				
Al Newman, S OBP: 0.331, SLG: 0.268										0	0	0	0	0	0	0				
Rafael Palmeiro, L OBP: 0.365, SLG: 0.409										4	0	2	0	0	1	1				
Russ McGinnis, R OBP: 0.304, SLG: 0.409										4	0	2	1	0	1	2				
Kevin Reimer, L OBP: 0.329, SLG: 0.450										4	0	0	0	0	1	3				
Dickie Thon, R OBP: 0.286, SLG: 0.345										4	0	2	0	0	1	1				
<b>Inning Stats</b>	R: 3 E: 0 K: 0 S: 13	H: 4 LOB: 1 BB: 0 P: 21	R: 0 E: 0 K: 1 S: 6	H: 0 LOB: 0 BB: 7 P: 7	R: 0 E: 0 K: 1 S: 8	H: 1 LOB: 0 BB: 0 P: 11	R: 1 E: 0 K: 0 S: 9	H: 2 LOB: 1 BB: 0 P: 14	R: 0 E: 0 K: 1 S: 9	H: 0 LOB: 0 BB: 0 P: 12	R: 0 E: 0 K: 0 S: 3	H: 2 LOB: 1 BB: 0 P: 4	R: 1 E: 0 K: 0 S: 11	H: 2 LOB: 1 BB: 0 P: 16	R: 0 E: 0 K: 3 S: 15	H: 2 LOB: 2 BB: 0 P: 20	1B: 9 2B: 3 3B: 0 HR: 1	SF: 0 SAC: 0 DP: 2 HBP: 0	WP: 0 PB: 0 SB: 0 CS: 0	PA: 37
<b>PITCHER</b> Jim Abbott, L ERA: 3.24	IP: 9.0 WLS: L BF: 37	H: 13 R: 5 ER: 5 SO: 8	BB: 0 IBB: 0 HBP: 0 BLK: 0	WP: 0 HR: 1 S: 81 P: 115	ERA: 5.00 WHIP: 1.444	<b>PITCHER</b> IP: 9.0 WLS: L BF: 37 H: 13 R: 5 ER: 5 SO: 8 BB: 0 IBB: 0 HBP: 0 BLK: 0 WP: 0 HR: 1 S: 81 P: 115 ERA: 5.00 WHIP: 1.444														

Texas Rangers @ California Angels  
Anaheim Stadium, Anaheim, CA  
Mon Jun 15 1992, 10:05 PM EDT  
Att: 19,127 - Sunny - 75 F

AB	37
R	5
H	13
RBI	5
BB	0
SO	8
LOB	14



Batter	1	2	3	4	5	6	7	8	9	AB	R	H	RBI	BB	SO	LOB	BOTTOM			
Luis Polonia, L OBP: 0.343, SLG: 0.319										4	0	0	0	0	0	3				
Von Hayes, L OBP: 0.324, SLG: 0.360										4	0	0	0	0	0	0				
Junior Felix, S OBP: 0.312, SLG: 0.426										3	0	1	0	1	0	0				
Hubie Brooks, R OBP: 0.240, SLG: 0.344										3	1	0	0	1	1	2				
Lee Stevens, L OBP: 0.264, SLG: 0.361										4	0	0	0	0	0	2				
Rene Gonzales, R OBP: 0.366, SLG: 0.454										4	1	0	0	0	1	1				
Gary Gaetti, R OBP: 0.279, SLG: 0.330										3	0	2	0	1	0	0				
John Orton, R OBP: 0.400, SLG: 0.308										3	0	0	1	1	0	4				
Luis Sojo, R OBP: 0.371, SLG: 0.529										3	0	1	1	0	0	1				
Alvin Davis, L OBP: 0.327, SLG: 0.323										1	0	0	0	0	0	1				
<b>Inning Stats</b>	R: 0 E: 0 K: 0 S: 7	H: 0 LOB: 0 BB: 0 P: 12	R: 2 E: 2 K: 0 S: 17	H: 2 LOB: 2 BB: 1 P: 28	R: 0 E: 0 K: 1 S: 8	H: 0 LOB: 1 BB: 1 P: 14	R: 0 E: 0 K: 0 S: 10	H: 0 LOB: 1 BB: 1 P: 16	R: 0 E: 0 K: 0 S: 9	H: 1 LOB: 1 BB: 0 P: 14	R: 0 E: 0 K: 0 S: 5	H: 0 LOB: 0 BB: 0 P: 6	R: 0 E: 0 K: 0 S: 7	H: 0 LOB: 0 BB: 0 P: 11	R: 0 E: 0 K: 1 S: 9	H: 0 LOB: 1 BB: 1 P: 15	1B: 4 2B: 0 3B: 0 HR: 0	SF: 0 SAC: 0 DP: 1 HBP: 0	WP: 0 PB: 0 SB: 0 CS: 0	PA: 36
<b>PITCHER</b> Todd Burns, R ERA: 3.38	IP: 8.0 WLS: W BF: 32	H: 4 R: 2 ER: 0 SO: 4	BB: 3 IBB: 0 HBP: 0 BLK: 0	WP: 0 HR: 0 S: 72 P: 115	ERA: 0.00 WHIP: 0.875	<b>PITCHER</b> IP: 1.0 WLS: S BF: 4 H: 0 R: 0 ER: 0 SO: 1 BB: 1 IBB: 0 HBP: 0 BLK: 0 WP: 0 HR: 0 S: 9 P: 15 ERA: 0.00 WHIP: 1.000														

Texas Rangers @ California Angels  
Anaheim Stadium, Anaheim, CA  
Mon Jun 15 1992, 10:05 PM EDT  
Att: 19,127 - Sunny - 75 F

AB	32
R	2
H	4
RBI	2
BB	4
SO	2
LOB	14





Batter	1	2	3	4	5	6	7	8	9	AB	R	H	RBI	BB	SO	LOB	TOP				
<b>Julio Franco, R</b> OBP: 0.338, SLG: 0.313 (1, 4)	F8		G6-3		G4-3			G6-3		4	0	0	0	0	0	1	<b>Texas Rangers @ California Angels</b> Anaheim Stadium, Anaheim, CA Tue Jun 16 1992, 10:05 PM EDT Att: 51,401 - Sunny - 72 F				
<b>Dean Palmer, R</b> OBP: 0.317, SLG: 0.442 (1, 5)	K		K				G5-3	K		4	0	0	0	0	3	0					
<b>Rafael Palmeiro, L</b> OBP: 0.360, SLG: 0.402 (1, 3)	F8			G4-3		K		K		4	0	0	0	0	2	0					
<b>Juan Gonzalez, R</b> OBP: 0.307, SLG: 0.516 (1, 8)		E5		P3					P3	4	1	1	1	0	0	0					
<b>Kevin Reimer, L</b> OBP: 0.328, SLG: 0.444 (1, 7)	F9					G4-3			G4-3	3	0	0	0	1	0	1					
<b>Brian Downing, R</b> OBP: 0.343, SLG: 0.424 (1, 10)					F8				G5-3	3	0	0	0	1	0	1					
<b>Geno Petralli, L</b> OBP: 0.247, SLG: 0.281 (7, PH)										2	0	0	0	0	2	2					
<b>Russ McGinnis, R</b> OBP: 0.292, SLG: 0.391 (7, 2)	K								G6-3	1	0	0	0	0	0	0					
<b>Jeff Huson, L</b> OBP: 0.324, SLG: 0.356 (1, 6)										3	0	2	0	0	1	2					
<b>John Cangelosi, S</b> OBP: 0.310, SLG: 0.254 (1, 9)			K							3	0	0	0	0	2	2					
<b>Inning Stats</b>	R: 0 E: 0 K: 1 S: 9	H: 0 LOB: 0 BB: 0 P: 14	R: 0 E: 1 K: 2 S: 13	H: 0 LOB: 2 BB: 1 P: 21	R: 0 E: 0 K: 2 S: 10	H: 0 LOB: 0 BB: 0 P: 16	R: 0 E: 0 K: 0 S: 11	H: 0 LOB: 1 BB: 0 P: 18	R: 0 E: 0 K: 1 S: 11	H: 1 LOB: 1 BB: 0 P: 17	R: 1 E: 0 K: 1 S: 10	H: 1 LOB: 0 BB: 0 P: 12	R: 0 E: 0 K: 1 S: 9	H: 0 LOB: 0 BB: 0 P: 11	R: 0 E: 0 K: 0 S: 12	H: 0 LOB: 0 BB: 0 P: 17	1B: 2 2B: 0 3B: 0 HR: 1	SF: 0 SAC: 0 DP: 0 HBP: 0	WP: 0 PB: 0 SB: 1 CS: 0	PA: 33	
<b>PITCHER</b>	IP	WLS	BF	H	R	ER	SO	BB	IBB	HBP	BLK	WP	HR	S	P	ERA	WHIP				
<b>Bert Blyleven, R</b> ERA: 1.67 (1, 1)	6.0	W	23	2	1	1	7	2	0	0	0	0	1	64	98	1.50	0.667				
<b>Scott Bailes, L</b> ERA: 8.75 (7, 1)	0.2		3	1	0	0	0	0	0	0	0	0	0	6	9	0.00	1.500				
<b>Joe Grahe, R</b> ERA: 4.88 (7, 1)	2.1	S	7	0	0	0	3	0	0	0	0	0	0	24	31	0.00	0.000				

AB	31
R	1
H	3
RBI	1
BB	2
SO	10
LOB	9



Batter	1	2	3	4	5	6	7	8	9	AB	R	H	RBI	BB	SO	LOB	BOTTOM				
<b>Luis Polonia, L</b> OBP: 0.341, SLG: 0.322 (1, 7)	SH5-3 SF8 2B		B5-3		F9			G6-3		4	1	1	0	0	0	0	<b>Texas Rangers @ California Angels</b> Anaheim Stadium, Anaheim, CA Tue Jun 16 1992, 10:05 PM EDT Att: 51,401 - Sunny - 72 F				
<b>Luis Sejo, R</b> OBP: 0.389, SLG: 0.543 (1, 4)	SH5-3									1	0	1	0	0	0	0					
<b>Rene Gonzales, R</b> OBP: 0.362, SLG: 0.448 (5, PH)										2	0	0	0	0	1	0					
<b>Von Hayes, L</b> OBP: 0.328, SLG: 0.362 (1, 9)	SF8									2	0	1	1	1	0	0					
<b>Junior Felix, S</b> OBP: 0.311, SLG: 0.422 (1, 8)	L9									4	0	1	0	0	1	1					
<b>Hubie Brooks, R</b> OBP: 0.245, SLG: 0.351 (1, 10)										4	1	2	0	0	0	2					
<b>Lee Stevens, L</b> OBP: 0.264, SLG: 0.365 (1, 3)										4	0	1	0	0	0	2					
<b>Gary Gaetti, R</b> OBP: 0.285, SLG: 0.335 (1, 5)										3	1	2	1	0	0	1					
<b>Ron Tingley, R</b> OBP: 0.222, SLG: 0.386 (1, 2)										3	1	1	2	0	1	1					
<b>Gary Disarcina, R</b> OBP: 0.313, SLG: 0.319 (1, 6)										3	0	0	0	0	0	1					
<b>Inning Stats</b>	R: 1 E: 0 K: 0 S: 7	H: 1 LOB: 0 BB: 0 P: 10	R: 2 E: 0 K: 0 S: 8	H: 2 LOB: 0 BB: 0 P: 9	R: 0 E: 0 K: 0 S: 9	H: 2 LOB: 2 BB: 1 P: 14	R: 0 E: 0 K: 1 S: 8	H: 1 LOB: 1 BB: 0 P: 14	R: 0 E: 0 K: 2 S: 12	H: 1 LOB: 1 BB: 0 P: 15	R: 1 E: 0 K: 0 S: 9	H: 2 LOB: 0 BB: 0 P: 13	R: 0 E: 0 K: 0 S: 7	H: 0 LOB: 0 BB: 0 P: 12	R: 0 E: 0 K: 0 S: 10	H: 1 LOB: 1 BB: 0 P: 14	1B: 6 2B: 3 3B: 0 HR: 1	SF: 1 SAC: 1 DP: 0 HBP: 0	WP: 0 PB: 0 SB: 1 CS: 1	PA: 33	
<b>PITCHER</b>	IP	WLS	BF	H	R	ER	SO	BB	IBB	HBP	BLK	WP	HR	S	P	ERA	WHIP				
<b>Jose Guzman, R</b> ERA: 3.42 (1, 1)	8.0	L	33	10	4	4	3	1	0	0	0	0	1	70	101	4.50	1.375				

AB	30
R	4
H	10
RBI	4
BB	1
SO	3
LOB	8





Batter	1	2	3	4	5	6	7	8	9	AB	R	H	RBI	BB	SO	LOB	TOP			
Dickie Thon, R OBP: 0.286, SLG: 0.339	4-1 FC4-6 BB		1-0 F8			1-2 FC6-4		1-1 G6-3		3	0	0	0	1	0	2				
Dean Palmer, R OBP: 0.316, SLG: 0.436	2-1 F8		1-0 FC6-4			2-2 F8			4-2 G4-6-3 BB	3	0	0	0	1	0	3				
Julio Franco, R OBP: 0.321, SLG: 0.296	1-3 K			0-3 K		0-2 G2-3			0-0 G4-6-3	4	0	0	0	0	2	3				
Juan Gonzalez, R OBP: 0.303, SLG: 0.508	2-0 FC4-6			0-0 P3					0-0 F8	4	0	0	0	0	1	1				
Brian Downing, R OBP: 0.429, SLG: 0.417		4-2 G6-3 BB		1-3 K					1-3 K2-3	2	0	0	0	1	2	0				
Russ McGinnis, R OBP: 0.296, SLG: 0.360		2-1 G6-3			1-1 G5-3				4-2 FC5-4 BB	2	0	0	0	1	0	1				
John Russell, R OBP: 0.182, SLG: 0.111		1-3 K			1-1 G3-1				1-2 FC5-4	3	0	0	0	0	1	1				
Al Newman, S OBP: 0.331, SLG: 0.270			3-2 FC6-4 1B		3-2 G4-3				0-2 G6-3	1	3	0	1	0	0	0				
John Cangelosi, S OBP: 0.311, SLG: 0.258			1-3 K			1-0 FC6-4 1B			2-1 G5-3	2	3	0	1	0	0	1				
<b>Inning Stats</b>	R: 0 E: 0 K: 1 S: 7	H: 0 LOB: 1 BB: 1 P: 16	R: 0 E: 0 K: 1 S: 8	H: 0 LOB: 0 BB: 1 P: 15	R: 0 E: 0 K: 1 S: 11	H: 1 LOB: 0 BB: 0 P: 16	R: 0 E: 0 K: 2 S: 7	H: 0 LOB: 0 BB: 0 P: 8	R: 0 E: 0 K: 0 S: 12	H: 1 LOB: 1 BB: 0 P: 16	R: 0 E: 0 K: 2 S: 11	H: 0 LOB: 1 BB: 1 P: 18	R: 0 E: 0 K: 0 S: 7	H: 0 LOB: 0 BB: 0 P: 10	R: 0 E: 0 K: 0 S: 4	H: 0 LOB: 0 BB: 1 P: 8	1B: 2 2B: 0 3B: 0 HR: 0	SF: 0 SAC: 0 DP: 2 HBP: 0	WP: 0 PB: 0 SB: 0 CS: 0	PA: 31
<b>PITCHER</b> Mark Langston, L ERA: 3.87	IP: 9.0 WLS: W BF: 31	H: 2 R: 0 ER: 0 SO: 7	BB: 4 IBB: 0 HBP: 0 BLK: 0	WP: 0 HR: 0 S: 74 P: 119	ERA: 0.00 WHIP: 0.667	<b>PITCHER</b>					IP: 9.0 WLS: W BF: 31	H: 2 R: 0 ER: 0 SO: 7	BB: 4 IBB: 0 HBP: 0 BLK: 0	WP: 0 HR: 0 S: 74 P: 119	ERA: 0.00 WHIP: 0.667					

Texas Rangers @ California Angels  
Anaheim Stadium, Anaheim, CA  
Wed Jun 17 1992, 10:05 PM EDT  
Att: 37,135 - Sunny - 70 F

AB	27
R	0
H	2
RBI	0
BB	4
SO	7
LOB	12



Batter	1	2	3	4	5	6	7	8	9	AB	R	H	RBI	BB	SO	LOB	BOTTOM			
Luis Polonia, L OBP: 0.336, SLG: 0.316	K		1-2 F8			0-3 K		0-0 FC6-4 1B		4	1	0	0	0	2	1				
Rene Gonzales, R OBP: 0.359, SLG: 0.443	0-1 F7		2-1 P4			1-1 F9		1-0 1B		4	0	1	1	0	0	0				
Von Hayes, L OBP: 0.332, SLG: 0.365	3-2 1B WP		2-3 K			3-2 CS 1B		0-3 K		4	1	2	0	0	2	1				
Junior Felix, S OBP: 0.316, SLG: 0.426	1-0 WP 1B			1-3 K		2-1 CS 1B		1-1 G6-4-3 1B		3	1	2	0	0	1	0				
Hubie Brooks, R OBP: 0.250, SLG: 0.356	1-2 1B			1-3 K				0-0 G6-4-3 1B		3	0	2	1	0	1	0				
Lee Stevens, L OBP: 0.298, SLG: 0.357	0-0 F8			0-3 K				0-0 G6-4-3		3	0	0	0	0	1	3				
Gary Gaetti, R OBP: 0.281, SLG: 0.330		0-2 P7			0-0 F7			0-0 F7		3	0	0	0	0	0	1				
John Orton, R OBP: 0.333, SLG: 0.250		2-3 K			0-1 F9			0-1 P5		3	0	0	0	0	1	0				
Gary Disarcina, R OBP: 0.314, SLG: 0.316		0-2 G5-3			1-0 L9			4-2 FC6-4 BB		2	0	0	0	1	0	0				
<b>Inning Stats</b>	R: 2 E: 0 K: 1 S: 14	H: 3 LOB: 1 BB: 0 P: 21	R: 0 E: 0 K: 1 S: 9	H: 0 LOB: 0 BB: 0 P: 11	R: 0 E: 0 K: 1 S: 8	H: 0 LOB: 0 BB: 0 P: 13	R: 0 E: 0 K: 3 S: 11	H: 0 LOB: 0 BB: 0 P: 13	R: 0 E: 0 K: 0 S: 4	H: 0 LOB: 0 BB: 0 P: 5	R: 0 E: 0 K: 1 S: 11	H: 1 LOB: 0 BB: 0 P: 17	R: 0 E: 0 K: 0 S: 5	H: 2 LOB: 1 BB: 0 P: 6	R: 1 E: 0 K: 1 S: 10	H: 1 LOB: 1 BB: 1 P: 15	1B: 7 2B: 0 3B: 0 HR: 0	SF: 0 SAC: 0 DP: 1 HBP: 0	WP: 1 PB: 0 SB: 0 CS: 1	PA: 31
<b>PITCHER</b> Nolan Ryan, R ERA: 4.7	IP: 8.0 WLS: L BF: 30	H: 7 R: 3 ER: 3 SO: 8	BB: 1 IBB: 0 HBP: 0 BLK: 0	WP: 1 HR: 0 S: 72 P: 101	ERA: 3.38 WHIP: 1.000	<b>PITCHER</b>					IP: 8.0 WLS: L BF: 30	H: 7 R: 3 ER: 3 SO: 8	BB: 1 IBB: 0 HBP: 0 BLK: 0	WP: 1 HR: 0 S: 72 P: 101	ERA: 3.38 WHIP: 1.000					

Texas Rangers @ California Angels  
Anaheim Stadium, Anaheim, CA  
Wed Jun 17 1992, 10:05 PM EDT  
Att: 37,135 - Sunny - 70 F

AB	29
R	3
H	7
RBI	2
BB	1
SO	8
LOB	6





Batter	1	2	3	4	5	6	7	8	9	AB	R	H	RBI	BB	SO	LOB	TOP										
<b>Rickey Henderson, R</b> OBP: 0.429, SLG: 0.435 <b>Dann Howitt, L</b> OBP: 0.275, SLG: 0.257	1-1 G5-3	1-1 F9		4-0 BB BB		1B BB		1-2 G4-6-3		2	1	0	0	3	0	1											
<b>Cammy Lansford, R</b> OBP: 0.326, SLG: 0.352 <b>Jerry Browne, S</b> OBP: 0.343, SLG: 0.271	2-2 HR	0-0 F9		0-0 F9		1B F8		0-1 1B		5	2	2	0	0	0	4											
<b>Jose Canseco, R</b> OBP: 0.329, SLG: 0.460	4-1 HR		1-0 1B	4-0 1B		1B E 1B	0-0 F9	3-1 F9		4	3	2	1	2	0	1											
<b>Mark McGwire, R</b> OBP: 0.406, SLG: 0.629 <b>Jame Quirk, L</b> OBP: 0.307, SLG: 0.315	0-3 K		0-2 1B BB	3-1 F8		0-0 E 1B WP	2-1 F7		0-2 G5-4-3	5	1	2	2	0	1	4											
<b>Terry Steinbach, R</b> OBP: 0.323, SLG: 0.405	3-2 HR		4-2 G5-3 1B		0-0 F8	2-2 F9	4-2 BB		0-0 G5-4-3	4	1	1	3	2	0	3											
<b>Willie Wilson, S</b> OBP: 0.340, SLG: 0.337	4-2 BB		0-3 K		1-1 S 1B	0-0 E4 WP 1B	2-3 K		0-0 E3	5	1	2	0	1	2	3											
<b>Mike Bordick, R</b> OBP: 0.387, SLG: 0.407	0-3 K		0-2 1B		3-2 E6	4-0 WP 1B IBB		3-1 1B G4-6-3	0-0 G5-3	5	2	2	0	1	1	3											
<b>Walt Weiss, S</b> OBP: 0.352, SLG: 0.313		3-2 F9	1-0 G5-3		2-0 P3	3-2 G5-3		1-0 G4-6-3 BB		5	1	2	2	0	0	5											
<b>Lance Blankenship, R</b> OBP: 0.397, SLG: 0.340				1-3 K		0-0 G5-3		4-2 G4-6-3 BB		3	0	0	0	2	2	3											
<b>Inning Stats</b>	R: 3 E: 0 K: 2 S: 18	H: 2 LOB: 1 BB: 2 P: 32	R: 0 E: 0 K: 0 S: 6	H: 0 LOB: 1 BB: 1 P: 14	R: 1 E: 0 K: 1 S: 14	H: 3 LOB: 2 BB: 1 P: 20	R: 0 E: 0 K: 1 S: 6	H: 0 LOB: 2 BB: 2 P: 18	R: 0 E: 1 K: 1 S: 10	H: 1 LOB: 2 BB: 0 P: 16	R: 6 E: 1 K: 0 S: 22	H: 5 LOB: 3 BB: 3 P: 44	R: 0 E: 0 K: 1 S: 9	H: 0 LOB: 1 BB: 1 P: 17	R: 2 E: 0 K: 0 S: 12	H: 3 LOB: 1 BB: 1 P: 24	R: 0 E: 1 K: 0 S: 6	H: 1 LOB: 1 BB: 0 P: 6	1B: 12 2B: 2 3B: 0 HR: 1	SF: 0 SAC: 0 DP: 3 HBP: 0	WP: 1 PB: 0 SB: 1 CS: 0	PA: 52					
<b>PITCHER</b>	IP	WLS	BF	H	R	ER	SO	BB	IBB	HBP	BLK	WP	HR	S	P	ERA	WHIP										
<b>Chuck Finley, L</b> ERA: 5.71	5.0	L	27	6	4	4	5	6	0	0	0	0	1	54	100	7.20	2.400										
<b>Chuck Crim, R</b> ERA: 5.84	0.1		8	5	6	6	0	1	1	0	0	1	0	14	30	162.00	18.000										
<b>Scott Bailes, L</b> ERA: 6.11	1.2		7	0	0	0	1	2	0	0	0	0	0	17	31	0.00	1.200										
<b>Steve Frey, L</b> ERA: 1.78	1.0		6	3	2	2	0	1	0	0	0	0	0	12	24	18.00	4.000										
<b>Mark Eichhorn, R</b> ERA: 2.25	1.0		4	1	0	0	0	0	0	0	0	0	0	6	6	0.00	1.000										

Oakland Athletics @ California Angels  
Anaheim Stadium, Anaheim, CA  
Fri Jun 19 1992, 10:05 PM EDT  
Att: 30,513 - Sunny - 66 F

AB	41
R	12
H	15
RBI	9
BB	11
SO	6
LOB	29



Batter	1	2	3	4	5	6	7	8	9	AB	R	H	RBI	BB	SO	LOB	BOTTOM										
<b>Luis Polonia, L</b> OBP: 0.341, SLG: 0.319	1-1 G4-3		3-2 P3-1 1B		1-1 G6-3			1-2 1B 1B	4-0 1B SF8	4	2	2	0	1	0	1											
<b>Rene Gonzales, R</b> OBP: 0.366, SLG: 0.466	0-2 F7		1-2 P3-1			3-2 HR		0-0 1B	0-1 1B	5	2	3	2	0	0	1											
<b>Von Hayes, L</b> OBP: 0.332, SLG: 0.365 <b>Jose Gonzalez, R</b> OBP: 0.310, SLG: 0.308	1-1 1B			2-3 K		1-3 K		0-1 2B 2B	3-1 SF8	3	0	1	0	0	2	0											
<b>Junior Felix, S</b> OBP: 0.316, SLG: 0.425 <b>Chad Curtis, R</b> OBP: 0.349, SLG: 0.388	0-0 G5-3			0-0 1B S		3-1 F8		0-2 2B	0-1 1B	3	0	1	0	0	0	1											
<b>Hubie Brooks, R</b> OBP: 0.245, SLG: 0.348		0-0 F7		0-3 K		0-0 P4		1-3 K	0-3 K	5	0	0	0	0	3	5											
<b>Lee Stevens, L</b> OBP: 0.263, SLG: 0.366		0-0 G1-3		2-2 1B			1-2 G4-3	0-1 2B	0-2 G1-3	5	0	2	2	0	0	2											
<b>Gary Gaetti, R</b> OBP: 0.285, SLG: 0.348		0-1 HR		1-0 P4			0-0 1B	2-1 G5-3		4	1	2	1	0	0	3											
<b>John Orton, R</b> OBP: 0.286, SLG: 0.211 <b>Alvin Davis, L</b> OBP: 0.324, SLG: 0.319 <b>Mike Fitzgerald, R</b> OBP: 0.270, SLG: 0.322		1-0 F9			1-1 F7		0-3 K	0-1 G4-3		3	0	0	0	0	1	1											
<b>Gary Disarcina, R</b> OBP: 0.317, SLG: 0.321			2-2 F8		1-0 G6-3 HBP		1-0 F8		0-0 1B 2B	3	1	1	0	0	0	1											
<b>Inning Stats</b>	R: 0 E: 0 K: 0 S: 8	H: 1 LOB: 1 BB: 0 P: 10	R: 1 E: 0 K: 0 S: 5	H: 1 LOB: 0 BB: 0 P: 6	R: 0 E: 0 K: 2 S: 12	H: 1 LOB: 0 BB: 0 P: 18	R: 0 E: 0 K: 2 S: 14	H: 2 LOB: 2 BB: 0 P: 19	R: 0 E: 0 K: 1 S: 4	H: 0 LOB: 0 BB: 0 P: 7	R: 1 E: 0 K: 1 S: 9	H: 1 LOB: 0 BB: 0 P: 16	R: 0 E: 0 K: 1 S: 8	H: 1 LOB: 1 BB: 0 P: 10	R: 4 E: 0 K: 1 S: 18	H: 5 LOB: 1 BB: 0 P: 22	R: 2 E: 0 K: 1 S: 14	H: 3 LOB: 2 BB: 1 P: 21	1B: 10 2B: 4 3B: 0 HR: 2	SF: 1 SAC: 0 DP: 2 HBP: 1	WP: 0 PB: 0 SB: 1 CS: 0	PA: 42					
<b>PITCHER</b>	IP	WLS	BF	H	R	ER	SO	BB	IBB	HBP	BLK	WP	HR	S	P	ERA	WHIP										
<b>Dave Stewart, R</b> ERA: 4.09	7.0	W	27	7	2	2	4	0	0	1	0	0	2	60	86	2.57	1.000										
<b>Kevin Campbell, R</b> ERA: 4.09	0.1		6	5	4	4	1	0	0	0	0	0	0	14	16	108.00	15.000										
<b>Rich Gossage, R</b> ERA: 5.04	1.0		7	3	2	2	0	1	0	0	0	0	0	11	20	18.00	4.000										
<b>Dennis Eckersley, R</b> ERA: 1.87	0.2	S	2	0	0	0	1	0	0	0	0	0	0	7	7	0.00	0.000										

Oakland Athletics @ California Angels  
Anaheim Stadium, Anaheim, CA  
Fri Jun 19 1992, 10:05 PM EDT  
Att: 30,513 - Sunny - 66 F

AB	39
R	8
H	15
RBI	8
BB	1
SO	6
LOB	16





Batter	1	2	3	4	5	6	7	8	9	AB	R	H	RBI	BB	SO	LOB	TOP			
Rickey Henderson, R OBP: 0.421, SLG: 0.424	F8		G5-3			G6-3			F7	4	0	0	0	0	0	2				
Carney Lansford, R OBP: 0.325, SLG: 0.350	G5-3			K			F8		G4-6-3 1B	4	0	1	0	0	1	0				
Harold Baines, L OBP: 0.300, SLG: 0.321	2B			K			F8		G4-6-3 1-2 2-3 1B	4	0	1	0	0	1	3				
Mark McGwire, R OBP: 0.401, SLG: 0.621	G5-3			K			F9			3	0	0	0	0	1	1				
Terry Steinbach, R OBP: 0.318, SLG: 0.397		G5-3			L7			F9		3	0	0	0	0	0	0				
Jerry Browne, S OBP: 0.336, SLG: 0.264	G4-3				G6-3			G6-3		3	0	0	0	0	0	0				
Mike Bordick, R OBP: 0.382, SLG: 0.401		G6-3			G5-3			F9		3	0	0	0	0	0	0				
Walt Weiss, S OBP: 0.351, SLG: 0.314			G4-3			G4-3			1B 1B 1B	3	0	1	0	0	0	0				
Lance Blankenship, R OBP: 0.396, SLG: 0.340			P4			P5			1B 1B	3	0	1	0	0	0	0				
<b>Inning Stats</b>	R: 0 E: 0 K: 0 S: 8	H: 1 LOB: 1 BB: 0 P: 15	R: 0 E: 0 K: 0 S: 11	H: 0 LOB: 0 BB: 0 P: 16	R: 0 E: 0 K: 3 S: 6	H: 0 LOB: 0 BB: 0 P: 12	R: 0 E: 0 K: 3 S: 11	H: 0 LOB: 0 BB: 0 P: 17	R: 0 E: 0 K: 0 S: 6	H: 0 LOB: 0 BB: 0 P: 10	R: 0 E: 0 K: 0 S: 6	H: 0 LOB: 0 BB: 0 P: 13	R: 0 E: 0 K: 0 S: 7	H: 0 LOB: 0 BB: 0 P: 9	R: 0 E: 0 K: 0 S: 9	H: 3 LOB: 2 BB: 0 P: 14	1B: 3 2B: 1 3B: 0 HR: 0	SF: 0 SAC: 0 DP: 1 HBP: 0	WP: 0 PB: 0 SB: 0 CS: 0	PA: 30
<b>PITCHER</b> Julio Valera, R ERA: 2.95	IP: 9.0 WLS: W BF: 30 H: 4 R: 0 ER: 0 SO: 3 BB: 0 IBB: 0 HBP: 0 BLK: 0 WP: 0 HR: 0 S: 72 P: 116 ERA: 0.00 WHIP: 0.444															<b>PITCHER</b>	IP: 9.0 WLS: W BF: 30 H: 4 R: 0 ER: 0 SO: 3 BB: 0 IBB: 0 HBP: 0 BLK: 0 WP: 0 HR: 0 S: 72 P: 116 ERA: 0.00 WHIP: 0.444			

Oakland Athletics @ California Angels  
Anaheim Stadium, Anaheim, CA  
Sat Jun 20 1992, 6:33 AM EDT  
Att: 26,344 - Sunny - 68 F

AB 30  
R 0  
H 4  
RBI 0  
BB 0  
SO 3  
LOB 6



Batter	1	2	3	4	5	6	7	8	9	AB	R	H	RBI	BB	SO	LOB	BOTTOM			
Luis Polonia, L OBP: 0.338, SLG: 0.325	F8		L8			F7				5	1	1	2	0	1	0				
Chad Curtis, R OBP: 0.351, SLG: 0.388	F8		G6-3			K				5	1	2	1	0	1	0				
Von Hayes, L OBP: 0.338, SLG: 0.364	1B		K			HR BB				3	2	1	0	2	1	1				
Junior Felix, S OBP: 0.308, SLG: 0.414	K				G5-3					5	0	0	0	0	3	4				
Rene Gonzales, R OBP: 0.363, SLG: 0.467		F8			E6 FC4-6					4	0	1	2	0	0	1				
Lee Stevens, L OBP: 0.283, SLG: 0.358		P5			FC4-6 1-2					3	1	0	0	1	0	2				
Gary Gaetti, R OBP: 0.294, SLG: 0.368					P6					3	2	2	3	1	0	1				
Mike Fitzgerald, R OBP: 0.288, SLG: 0.326										2	1	1	0	2	1	0				
Gary Disarcina, R OBP: 0.321, SLG: 0.340										4	2	2	2	0	0	3				
<b>Inning Stats</b>	R: 0 E: 0 K: 1 S: 10	H: 1 LOB: 1 BB: 0 P: 18	R: 0 E: 0 K: 0 S: 7	H: 0 LOB: 2 BB: 2 P: 18	R: 0 E: 0 K: 1 S: 6	H: 0 LOB: 0 BB: 0 P: 12	R: 0 E: 1 K: 0 S: 8	H: 0 LOB: 1 BB: 0 P: 11	R: 1 E: 0 K: 2 S: 11	H: 1 LOB: 0 BB: 0 P: 16	R: 3 E: 0 K: 0 S: 12	H: 2 LOB: 1 BB: 2 P: 22	R: 2 E: 0 K: 2 S: 13	H: 2 LOB: 1 BB: 1 P: 24	R: 4 E: 0 K: 1 S: 20	H: 4 LOB: 0 BB: 1 P: 32	1B: 6 2B: 2 3B: 1 HR: 2	SF: 0 SAC: 0 DP: 1 HBP: 0	WP: 0 PB: 0 SB: 1 CS: 0	PA: 40
<b>PITCHER</b> Bob Welch, R ERA: 3.22	IP: 6.0 WLS: L BF: 27 H: 4 R: 4 ER: 4 SO: 4 BB: 4 IBB: 0 HBP: 0 BLK: 0 WP: 0 HR: 2 S: 54 P: 97 ERA: 6.00 WHIP: 1.333															<b>PITCHER</b> Vince Horsman, L ERA: 2.42	IP: 0.2 WLS: 4 BF: 1 H: 2 R: 2 ER: 2 SO: 2 BB: 1 IBB: 0 HBP: 0 BLK: 0 WP: 0 HR: 8 S: 15 P: 15 ERA: 27.00 WHIP: 3.000			
<b>PITCHER</b> Gene Nelson, R ERA: 5.34	IP: 0.1 WLS: 7 BF: 5 H: 4 R: 4 ER: 4 SO: 0 BB: 1 IBB: 0 HBP: 0 BLK: 0 WP: 0 HR: 21 S: 35 P: 35 ERA: 108.00 WHIP: 18.000															<b>PITCHER</b> Rick Honeycutt, L ERA: 3.12	IP: 1.0 WLS: 2 BF: 0 H: 0 R: 0 ER: 0 SO: 1 BB: 0 IBB: 0 HBP: 0 BLK: 0 WP: 0 HR: 4 S: 6 P: 6 ERA: 0.00 WHIP: 0.000			

Oakland Athletics @ California Angels  
Anaheim Stadium, Anaheim, CA  
Sat Jun 20 1992, 6:33 AM EDT  
Att: 26,344 - Sunny - 68 F

AB 34  
R 10  
H 10  
RBI 10  
BB 6  
SO 7  
LOB 12





Batter	1	2	3	4	5	6	7	8	9	AB	R	H	RBI	BB	SO	LOB	TOP					
Rickey Henderson, R OBP: 0.413, SLG: 0.414 (1, 7)			G6-3 2-2		F9 1-0			K 1-3		4	0	0	0	0	2	1	<p>Oakland Athletics @ California Angels Anaheim Stadium, Anaheim, CA Sun Jun 21 1992, 6:33 AM EDT Att: 38,505 - Sunny - 78 F</p> <p>livebaseballscores.com</p> <p>AB 32 R 2 H 9 RBI 2 BB 2 SO 6 LOB 13</p>					
Carney Lansford, R OBP: 0.332, SLG: 0.357 (1, 5)	L9 0-0		G6-4-3 3-2			G6-4-3 1-1		HR 0-0		4	1	3	0	0	0							
Jose Canseco, R OBP: 0.328, SLG: 0.470 (1, 10)	F8 1-0		G6-4-3 2-1			G6-4-3 0-2		HR 1-0		4	1	1	2	0	0	2						
Mark McGwire, R OBP: 0.403, SLG: 0.619 (1, 3)		SH1-4 0-0		G5-3 3-1		K 2-3				4	0	2	0	0	1	0						
Terry Steinbach, R OBP: 0.328, SLG: 0.406 (1, 2)		SH1-4 1-1						G4-3 2-2		4	0	3	0	0	0	1						
Jerry Browne, S OBP: 0.329, SLG: 0.258 (1, 8)		SH1-4 0-1		G3-6-3 2-2						3	0	0	0	0	0	2						
Mike Bordick, R OBP: 0.376, SLG: 0.394 (1, 4)		K 3-3				G4-3 0-2				4	0	0	0	0	2	3						
Walt Weiss, S OBP: 0.344, SLG: 0.296 (1, 6)		FC6-4 4-1				G6-3 1-2				3	0	0	0	1	1	1						
Lance Blankenship, R OBP: 0.395, SLG: 0.337 (1, 9)		FC6-4 2-2						P6 0-2		2	0	0	0	1	0	3						
<b>Inning Stats</b>	R: 0 E: 0 K: 1 S: 5	H: 0 LOB: 0 BB: 0 P: 8	R: 0 E: 0 K: 1 S: 13	H: 2 LOB: 3 BB: 1 P: 23	R: 0 E: 0 K: 0 S: 8	H: 1 LOB: 0 BB: 0 P: 15	R: 0 E: 0 K: 0 S: 6	H: 1 LOB: 0 BB: 0 P: 12	R: 0 E: 0 K: 1 S: 9	H: 0 LOB: 1 BB: 1 P: 15	R: 0 E: 0 K: 1 S: 11	H: 1 LOB: 0 BB: 0 P: 14	R: 0 E: 0 K: 0 S: 10	H: 1 LOB: 1 BB: 0 P: 17	R: 2 E: 0 K: 1 S: 14	H: 3 LOB: 1 BB: 0 P: 18	R: 0 E: 0 K: 2 S: 8	H: 0 LOB: 0 BB: 0 P: 11	1B: 8 2B: 0 3B: 0 HR: 1	SF: 0 SAC: 1 DP: 3 HBP: 0	WP: 0 PB: 0 SB: 0 CS: 0	PA: 35
<b>PITCHER</b>	IP WLS BF H R ER SO BB IBB HBP BLK WP HR S P ERA WHIP																					
Jim Abbott, L ERA: 3.17 (1, 1)	7.2 W 31 9 2 2 4 2 0 0 0 0 1 72 116 2.35 1.435																					
Joe Grahe, R ERA: 4.74 (8, 1)	1.1 S 4 0 0 0 2 0 0 0 0 0 0 12 17 0.00 0.000																					

Batter	1	2	3	4	5	6	7	8	9	AB	R	H	RBI	BB	SO	LOB	BOTTOM					
Luis Polonia, L OBP: 0.341, SLG: 0.329 (1, 7)	G4-3 2-2		G4-3 0-0				G4-3 1-0			3	2	1	0	1	0	0	<p>Oakland Athletics @ California Angels Anaheim Stadium, Anaheim, CA Sun Jun 21 1992, 6:33 AM EDT Att: 38,505 - Sunny - 78 F</p> <p>livebaseballscores.com</p> <p>AB 28 R 4 H 4 RBI 3 BB 3 SO 4 LOB 10</p>					
Rene Gonzales, R OBP: 0.361, SLG: 0.468 (1, 4) (7, 3)	G4-3 1-1		E6 0-1				F8 2-2			4	1	1	0	0	0	1						
Von Hayes, L OBP: 0.355, SLG: 0.360 Chad Curtis, R OBP: 0.353, SLG: 0.385 (1, 9) (5, 9)	G4-3 1-1		CS 2-1		G4-3 1-2		F7 0-1			2	0	0	1	0	0	0						
Junior Felix, S OBP: 0.307, SLG: 0.409 (1, 8)	P6 0-0									2	1	0	1	1	0	0						
Alvin Davis, L OBP: 0.330, SLG: 0.330 (1, 10)		WP 2-0								3	0	1	0	1	1	1						
Lee Stevens, L OBP: 0.298, SLG: 0.351 Luis Sojo, R OBP: 0.378, SLG: 0.528 (1, 3) (7, 4)	G4-3 1-1		E3 2-2							3	0	0	0	0	1	4						
Gary Gaetti, R OBP: 0.294, SLG: 0.367 (1, 5)	K 1-3		E7 1-1							3	0	1	1	0	1	1						
John Orton, R OBP: 0.250, SLG: 0.182 (1, 2)	F8 0-0									3	0	0	0	0	0	3						
Gary Disarcina, R OBP: 0.316, SLG: 0.335 (1, 6)			G5-3 1-2							3	0	0	0	0	1	0						
<b>Inning Stats</b>	R: 1 E: 0 K: 0 S: 9	H: 1 LOB: 1 BB: 0 P: 13	R: 0 E: 0 K: 1 S: 7	H: 1 LOB: 0 BB: 0 P: 11	R: 0 E: 1 K: 0 S: 8	H: 0 LOB: 0 BB: 0 P: 11	R: 1 E: 2 K: 0 S: 11	H: 1 LOB: 2 BB: 1 P: 19	R: 2 E: 0 K: 1 S: 13	H: 1 LOB: 2 BB: 2 P: 27	R: 0 E: 0 K: 1 S: 12	H: 0 LOB: 0 BB: 0 P: 18	R: 0 E: 0 K: 0 S: 6	H: 0 LOB: 0 BB: 0 P: 9	R: 0 E: 0 K: 1 S: 7	H: 0 LOB: 0 BB: 0 P: 9	R: 0 E: 0 K: 1 S: 7	H: 0 LOB: 0 BB: 0 P: 9	1B: 1 2B: 3 3B: 0 HR: 0	SF: 1 SAC: 0 DP: 0 HBP: 1	WP: 2 PB: 0 SB: 1 CS: 1	PA: 34
<b>PITCHER</b>	IP WLS BF H R ER SO BB IBB HBP BLK WP HR S P ERA WHIP																					
Mike Moore, R ERA: 4.97 (1, 1)	8.0 L 33 4 4 3 4 3 0 1 0 2 0 73 117 3.38 0.875																					



Batter	1	2	3	4	5	6	7	8	9	AB	R	H	RBI	BB	SO	LOB	TOP					
Luis Polonia, L (1, 7) OBP: 0.343, SLG: 0.332	2-3 K		3-2 CS 1B		1-2 S 1B			2-1 L7		4	0	2	0	0	1	0	<b>California Angels @ Minnesota Twins</b> Hubert H. Humphrey Metrodome, Minneapolis, MN Mon Jun 22 1992, 8:05 PM EDT Att: 22,936 - Dome - 70 F					
Chad Curtis, R (1, 8) OBP: 0.344, SLG: 0.374	1-3 K		1-2 SAFE G6-3		3-2 SAFE G6-3			2-2 G6-3		4	0	0	0	0	1	2						
Jose Gonzalez, R (1, 9) OBP: 0.303, SLG: 0.276	4-1 1B BB		2-0 F9					0-1 F9		3	0	0	0	1	0	0						
Junior Felix, S (1, 10) OBP: 0.306, SLG: 0.406	0-0 1B				0-1 G4-3			0-3 K		4	0	1	0	0	1	0						
Rene Gonzales, R (1, 3) OBP: 0.369, SLG: 0.486	2-3 K				2-2 2B			2-2 1B		4	0	3	0	0	1	2						
Gary Gaetti, R (1, 5) OBP: 0.289, SLG: 0.360					2-1 G6-3			1-0 P3		4	0	0	0	0	1	3						
Luis Sojo, R (1, 4) Alvin Davis, L (0, PH) OBP: 0.375, SLG: 0.513 OBP: 0.327, SLG: 0.327					2-2 G1-3			0-1 G1-3		3	0	1	0	0	0	1						
John Orton, R (1, 2) OBP: 0.259, SLG: 0.200								2-1 P3		3	0	1	0	0	1	0						
Gary Disarcina, R (1, 6) OBP: 0.312, SLG: 0.330								0-0 F9		3	0	0	0	0	1	2						
<b>Inning Stats</b>	R: 0 E: 0 K: 3 S: 11	H: 1 LOB: 2 BB: 1 P: 20	R: 0 E: 0 K: 1 S: 7	H: 2 LOB: 1 BB: 0 P: 9	R: 0 E: 0 K: 0 S: 7	H: 1 LOB: 0 BB: 0 P: 13	R: 0 E: 0 K: 0 S: 11	H: 1 LOB: 1 BB: 0 P: 17	R: 0 E: 0 K: 2 S: 12	H: 1 LOB: 1 BB: 0 P: 18	R: 0 E: 0 K: 1 S: 10	H: 0 LOB: 0 BB: 0 P: 7	R: 0 E: 0 K: 0 S: 7	H: 0 LOB: 0 BB: 0 P: 11	R: 0 E: 0 K: 1 S: 14	H: 1 LOB: 1 BB: 0 P: 22	1B: 6 2B: 2 3B: 0 HR: 0	SF: 0 SAC: 0 DP: 1 HBP: 0	WP: 0 PB: 0 SB: 2 CS: 1	PA: 34		
<b>PITCHER</b>	IP WLS BF H R ER SO BB IBB HBP BLK WP HR S P ERA WHIP	8.1 W 32 8 0 0 7 1 0 0 0 0 0 8 120 0.00 1.080	0.2 S 2 0 0 0 1 0 0 0 0 0 0 8 12 0.00 0.000																			

livebaseballscores.com

AB 33  
R 0  
H 8  
RBI 0  
BB 1  
SO 8  
LOB 11



Batter	1	2	3	4	5	6	7	8	9	AB	R	H	RBI	BB	SO	LOB	BOTTOM				
Shane Mack, R (1, 7) OBP: 0.372, SLG: 0.489	0-0 F7		1-0 G4-3							4	0	0	0	0	1	3	<b>California Angels @ Minnesota Twins</b> Hubert H. Humphrey Metrodome, Minneapolis, MN Mon Jun 22 1992, 8:05 PM EDT Att: 22,936 - Dome - 70 F				
Chuck Knoblauch, R (1, 4) OBP: 0.397, SLG: 0.362	1-1 S 1B		2-2 G4-3					4-0 FC6-4 BB		3	1	1	0	1	0	3					
Kirby Puckett, R (1, 8) OBP: 0.358, SLG: 0.555	4-0 1B BB				0-0 G5-3			0-0 FC6-4 1B		3	0	0	0	1	0	1					
Chili Davis, S (1, 10) OBP: 0.376, SLG: 0.398	0-1 G4-6-3 1B				3-1 1B			0-0 CS 1B		4	0	3	1	0	0	0					
Brian Harper, R (1, 2) OBP: 0.316, SLG: 0.362	2-2 G4-6-3				0-0 P9			2-2 CS		3	1	1	0	1	0	3					
Pedro Munoz, R (1, 9) J.T. Bruett, L (8, 9) OBP: 0.303, SLG: 0.458 OBP: 0.227, SLG: 0.105					1-2 G4-3			2-2 SH BB		3	0	1	0	0	0	1					
Scott Leius, R (1, 5) OBP: 0.332, SLG: 0.382					1-0 P4			2-3 K		3	0	0	0	0	1	2					
Gene Larkin, S (1, 3) OBP: 0.337, SLG: 0.392					2-1 G6-3			4-0 SH IBB		2	0	0	0	1	0	0					
Greg Gagne, R (1, 6) OBP: 0.299, SLG: 0.328					0-3 K			2-1 SH		2	0	0	1	0	1	0					
<b>Inning Stats</b>	R: 1 E: 0 K: 0 S: 9	H: 2 LOB: 1 BB: 1 P: 16	R: 0 E: 0 K: 0 S: 4	H: 0 LOB: 0 BB: 0 P: 8	R: 0 E: 0 K: 1 S: 7	H: 0 LOB: 0 BB: 0 P: 10	R: 0 E: 0 K: 0 S: 8	H: 1 LOB: 1 BB: 0 P: 12	R: 0 E: 0 K: 0 S: 4	H: 0 LOB: 0 BB: 0 P: 5	R: 0 E: 0 K: 0 S: 9	H: 1 LOB: 1 BB: 1 P: 18	R: 1 E: 0 K: 2 S: 17	H: 1 LOB: 3 BB: 2 P: 35	R: 0 E: 0 K: 0 S: 7	H: 1 LOB: 1 BB: 0 P: 11	1B: 5 2B: 1 3B: 0 HR: 0	SF: 0 SAC: 1 DP: 1 HBP: 0	WP: 0 PB: 0 SB: 1 CS: 1	PA: 34	
<b>PITCHER</b>	IP WLS BF H R ER SO BB IBB HBP BLK WP HR S P ERA WHIP	8.0 L 33 6 2 2 3 3 1 0 0 0 0 65 115 2.25 1.125																			

livebaseballscores.com

AB 28  
R 2  
H 6  
RBI 2  
BB 4  
SO 3  
LOB 14









Batter	1	2	3	4	5	6	7	8	9	AB	R	H	RBI	BB	SO	LOB	TOP			
Luis Polonia, L OBP: 0.340, SLG: 0.329	G4-3		K			L7			K	4	0	0	0	0	2	0	California Angels @ Minnesota Twins Hubert H. Humphrey Metrodome, Minneapolis, MN Wed Jun 24 1992, 4:33 AM EDT Att: 30,933 - Dome - 70 F <a href="http://livebaseballscorecards.com">livebaseballscorecards.com</a>			
Chad Curtis, R OBP: 0.345, SLG: 0.370	P4				F8		G5-3		G6-3	4	0	0	0	0	0	0				
Rene Gonzales, R OBP: 0.364, SLG: 0.473					G6-3			K		L8	4	0	1	0	0	1				
Junior Felix, S OBP: 0.301, SLG: 0.404					K			2B			3	0	1	0	0	1				
Lee Stevens, L OBP: 0.251, SLG: 0.342		G3				K		E1			3	0	0	0	0	1				
Gary Gaetti, R OBP: 0.289, SLG: 0.355			K			K		G4-3			3	0	0	0	0	2				
Luis Sojo, R OBP: 0.362, SLG: 0.500		G3-1				G6-3			P9	3	0	0	0	0	0	0				
John Orton, R OBP: 0.233, SLG: 0.179			K					P9		K	3	0	0	0	0	2				
Gary Disarcina, R OBP: 0.308, SLG: 0.325			K					G5-3		G6-3	3	0	0	0	0	1				
<b>Inning Stats</b>	R: 0 H: 1 E: 0 K: 0 S: 8	H: 1 LOB: 1 BB: 0 P: 12	R: 0 H: 0 E: 0 K: 1 S: 10	H: 0 LOB: 0 BB: 0 P: 13	R: 0 H: 0 E: 0 K: 3 S: 9	H: 0 LOB: 0 BB: 0 P: 16	R: 0 H: 0 E: 0 K: 2 S: 9	H: 0 LOB: 0 BB: 0 P: 14	R: 0 H: 0 E: 0 K: 2 S: 8	H: 0 LOB: 2 BB: 0 P: 11	R: 0 H: 1 E: 1 K: 1 S: 14	H: 0 LOB: 0 BB: 0 P: 22	R: 0 H: 0 E: 0 K: 1 S: 11	H: 0 LOB: 0 BB: 0 P: 14	R: 0 H: 0 E: 0 K: 1 S: 6	H: 0 LOB: 0 BB: 0 P: 8	1B: 1 2B: 1 3B: 0 HR: 0	SF: 0 SAC: 0 DP: 0 HBP: 0	WP: 0 PB: 0 SB: 0 CS: 0	PA: 30
<b>PITCHER</b> Kevin Tapani, R ERA: 4.88	IP: 9.0 WLS: W BF: 30 H: 2 R: 0 ER: 0 SO: 10 BB: 0 IBB: 0 HBP: 0 BLK: 0 WP: 0 HR: 0 S: 79 P: 115 ERA: 0.00 WHIP: 0.222															<b>PITCHER</b>				

Batter	1	2	3	4	5	6	7	8	9	AB	R	H	RBI	BB	SO	LOB	BOTTOM			
Shane Mack, R OBP: 0.370, SLG: 0.482	1B HR	K			L6	F9		1B		5	2	2	0	0	1	1	California Angels @ Minnesota Twins Hubert H. Humphrey Metrodome, Minneapolis, MN Wed Jun 24 1992, 4:33 AM EDT Att: 30,933 - Dome - 70 F <a href="http://livebaseballscorecards.com">livebaseballscorecards.com</a>			
Chuck Knoblauch, R OBP: 0.405, SLG: 0.374	L6-3		K		1B		BB	1B		4	3	3	0	1	1	0				
Kirby Puckett, R OBP: 0.552, SLG: 0.552	L6-3		B1-3		1B	FC5-4		1B		4	1	2	2	0	0	2				
Randy Bush, L OBP: 0.289, SLG: 0.311	L6-3				1B			BB		0	1	0	0	0	0	0				
Chili Davis, S OBP: 0.379, SLG: 0.410	HR				L9			K		4	1	1	2	1	1	5				
Pedro Munoz, R OBP: 0.311, SLG: 0.462	HR									3	0	1	0	1	0	2				
J.T. Bruett, L OBP: 0.261, SLG: 0.105	1B		G6-3		FC5-4			1B		0	1	0	0	1	0	0				
Brian Harper, R OBP: 0.331, SLG: 0.378	1B				G1-4-3			1B		4	2	4	4	1	0	0				
Scott Leius, R OBP: 0.324, SLG: 0.372	FC6-4				G1-4-3			K		5	0	1	1	0	1	7				
Gene Larkin, S OBP: 0.339, SLG: 0.399		G5-3				G5-4-3		E8		5	0	2	1	0	1	5				
Greg Gagne, R OBP: 0.292, SLG: 0.325		F8			F8			F9		5	0	1	1	0	1	6				
<b>Inning Stats</b>	R: 2 H: 5 E: 0 K: 0 S: 19	H: 5 LOB: 2 BB: 0 P: 27	R: 0 H: 0 E: 0 K: 1 S: 9	H: 0 LOB: 0 BB: 0 P: 13	R: 0 H: 0 E: 0 K: 1 S: 6	H: 0 LOB: 1 BB: 1 P: 11	R: 0 H: 1 E: 0 K: 0 S: 6	H: 1 LOB: 1 BB: 1 P: 14	R: 1 H: 1 E: 0 K: 0 S: 9	H: 1 LOB: 1 BB: 1 P: 17	R: 1 H: 3 E: 0 K: 0 S: 11	H: 3 LOB: 1 BB: 0 P: 20	R: 2 H: 2 E: 1 K: 2 S: 21	H: 2 LOB: 3 BB: 1 P: 39	R: 5 H: 5 E: 1 K: 2 S: 17	H: 5 LOB: 2 BB: 1 P: 28	1B: 12 2B: 5 3B: 0 HR: 1	SF: 0 SAC: 0 DP: 3 HBP: 1	WP: 0 PB: 0 SB: 2 CS: 0	PA: 45
<b>PITCHER</b> Chuck Finley, L ERA: 5.76 Chuck Crim, R ERA: 6.21 Steve Frey, L ERA: 1.73 Scott Bailes, L ERA: 8.2	IP: 5.2 WLS: L BF: 27 H: 10 R: 4 ER: 4 SO: 4 BB: 3 IBB: 0 HBP: 0 BLK: 0 WP: 0 HR: 1 S: 58 P: 100 ERA: 6.35 WHIP: 2.294															<b>PITCHER</b>				







Batter	1	2	3	4	5	6	7	8	9	AB	R	H	RBI	BB	SO	LOB	TOP					
Luis Polonia, L OBP: 0.345, SLG: 0.332 (1, 7)										5	2	1	0	1	0	3						
Von Hayes, L OBP: 0.341, SLG: 0.372 (1, 10)										5	1	3	0	0	1	2						
Junior Felix, S OBP: 0.302, SLG: 0.406 (1, 8)										5	1	2	0	0	0	3						
Gary Gaetti, R OBP: 0.290, SLG: 0.348 (1, 5)										4	1	1	1	1	0	4						
Lee Stevens, L OBP: 0.267, SLG: 0.358 (1, 3)										4	2	3	2	1	1	0						
Rene Gonzales, R OBP: 0.358, SLG: 0.458 (1, 4)										5	1	1	1	0	0	5						
Chad Curtis, R OBP: 0.354, SLG: 0.413 (1, 9)										4	2	2	5	1	0	2						
John Orton, R OBP: 0.237, SLG: 0.171 (1, 2)										4	0	1	0	1	0	3						
Gary Disarcina, R OBP: 0.313, SLG: 0.335 (1, 6)										5	0	1	0	0	0	2						
<b>Inning Stats</b>	R: 0 E: 0 K: 0 S: 8	H: 1 LOB: 1 BB: 0 P: 14	R: 2 E: 0 K: 0 S: 11	H: 2 LOB: 0 BB: 0 P: 18	R: 2 E: 0 K: 0 S: 11	H: 3 LOB: 2 BB: 2 P: 28	R: 1 E: 1 K: 0 S: 12	H: 2 LOB: 1 BB: 0 P: 17	R: 0 E: 0 K: 1 S: 7	H: 0 LOB: 0 BB: 0 P: 11	R: 0 E: 0 K: 1 S: 9	H: 1 LOB: 1 BB: 0 P: 14	R: 0 E: 0 K: 0 S: 13	H: 1 LOB: 2 BB: 1 P: 24	R: 0 E: 0 K: 0 S: 9	H: 1 LOB: 0 BB: 0 P: 12	R: 5 E: 0 K: 0 S: 18	H: 4 LOB: 1 BB: 2 P: 30	1B: 10 2B: 3 3B: 0 HR: 2	SF: 0 SAC: 0 DP: 1 HBP: 0	WP: 1 PB: 0 SB: 2 CS: 1	PA: 47
<b>PITCHER</b>	IP WLS BF H R ER SO BB IBB HBP BLK	ERA WHIP	<b>PITCHER</b>														IP WLS BF H R ER SO BB IBB HBP BLK	ERA WHIP				
Mike Walker, R ERA: 8.31 (1, 1)	2.1 L 13 5 4 4 0	15.43 2.571															2.1 L 13 5 4 4 0	15.43 2.571				
Juan Agosto, L ERA: 5.75 (3, 1)	1.0 8 3 1 1 0	9.00 4.000															1.0 8 3 1 1 0	9.00 4.000				
Jeff Nelson, R ERA: 3.93 (4, 1)	3.2 13 2 0 0 2	0.00 0.545															3.2 13 2 0 0 2	0.00 0.545				
Eric Gunderson, L ERA: 6.0 (8, 1)	2.0 12 5 5 5 0	22.50 3.000															2.0 12 5 5 5 0	22.50 3.000				

California Angels @ Seattle Mariners  
The Kingdome, Seattle, WA  
Fri Jun 26 1992, 10:05 PM EDT  
Att: 17,564 - Dome - 70 F

AB 41  
R 10  
H 15  
RBI 9  
BB 5  
SO 2  
LOB 24



Batter	1	2	3	4	5	6	7	8	9	AB	R	H	RBI	BB	SO	LOB	BOTTOM			
Henry Cotto, R OBP: 0.333, SLG: 0.447 (1, 7)										3	0	1	0	1	1	1				
Edgar Martinez, R OBP: 0.381, SLG: 0.552 (1, 3)										4	0	0	0	0	2	3				
Ken Griffey Jr., L OBP: 0.338, SLG: 0.538 (1, 8)										3	0	0	0	1	0	0				
Kevin Mitchell, R OBP: 0.305, SLG: 0.355 (1, 10)										3	0	0	0	1	0	2				
Jay Buhner, R OBP: 0.313, SLG: 0.349 (1, 9)										4	0	1	0	0	1	3				
Dave Valle, R OBP: 0.335, SLG: 0.429 (1, 2)										4	1	2	0	0	1	2				
Mike Blowers, R OBP: 0.313, SLG: 0.214 (1, 5)										4	0	0	0	0	0	4				
Omar Vizquel, S OBP: 0.336, SLG: 0.348 (1, 6)										3	0	2	0	0	0	1				
Harold Reynolds, S OBP: 0.311, SLG: 0.328 (1, 4)										3	0	0	1	0	0	3				
<b>Inning Stats</b>	R: 0 E: 0 K: 0 S: 6	H: 0 LOB: 0 BB: 1 P: 14	R: 0 E: 0 K: 1 S: 15	H: 1 LOB: 1 BB: 0 P: 22	R: 0 E: 1 K: 1 S: 11	H: 1 LOB: 1 BB: 0 P: 16	R: 0 E: 0 K: 0 S: 7	H: 0 LOB: 0 BB: 0 P: 8	R: 0 E: 0 K: 1 S: 9	H: 1 LOB: 2 BB: 1 P: 18	R: 1 E: 0 K: 0 S: 5	H: 2 LOB: 0 BB: 0 P: 9	R: 0 E: 0 K: 2 S: 10	H: 0 LOB: 0 BB: 0 P: 14	R: 0 E: 0 K: 0 S: 3	H: 0 LOB: 1 BB: 1 P: 7	1B: 3 2B: 4 3B: 0 HR: 0	SF: 0 SAC: 0 DP: 2 HBP: 0	WP: 0 PB: 0 SB: 0 CS: 0	PA: 34
<b>PITCHER</b>	IP WLS BF H R ER SO BB IBB HBP BLK	ERA WHIP	<b>PITCHER</b>														IP WLS BF H R ER SO BB IBB HBP BLK	ERA WHIP		
Jim Abbott, L ERA: 3.0 (1, 1)	9.0 W 34 6 1 1 5	1.00 1.000															9.0 W 34 6 1 1 5	1.00 1.000		

California Angels @ Seattle Mariners  
The Kingdome, Seattle, WA  
Fri Jun 26 1992, 10:05 PM EDT  
Att: 17,564 - Dome - 70 F

AB 31  
R 1  
H 6  
RBI 1  
BB 3  
SO 5  
LOB 19





Batter	1	2	3	4	5	6	7	8	9	AB R H RBI BB SO LOB	TOP							
<b>Chad Curtis, R</b> OBP: 0.361, SLG: 0.421 (1, 9)	L3								F9	4 0 2 2 1 0 0	<b>California Angels @ Seattle Mariners</b> The Kingdome, Seattle, WA Sat Jun 27 1992, 10:05 PM EDT Att: 29,171 - Dome - 70 F							
<b>Luis Sojo, R</b> OBP: 0.304, SLG: 0.418 (1, 4)	G6-3	F8		L6					G5-3	5 0 0 0 0 1 6								
<b>Junior Felix, S</b> OBP: 0.289, SLG: 0.403 (1, 8)										4 0 1 0 1 3 0								
<b>Gary Gaetti, R</b> OBP: 0.289, SLG: 0.345 (1, 10)										5 0 1 0 0 2 2								
<b>Rene Gonzales, R</b> OBP: 0.361, SLG: 0.453 (1, 5)										2 1 0 0 0 0 1								
<b>Jose Gonzalez, R</b> OBP: 0.316, SLG: 0.250 (1, 7)										1 1 0 0 2 1 0								
<b>Luis Polonia, L</b> OBP: 0.343, SLG: 0.331 (8, PH)										1 0 0 0 0 1 0								
<b>Lee Stevens, L</b> OBP: 0.273, SLG: 0.354 (1, 3)										2 0 0 0 1 0 2								
<b>John Orton, R</b> OBP: 0.262, SLG: 0.184 (1, 2)										3 0 1 0 1 1 5								
<b>Gary Disarcina, R</b> OBP: 0.312, SLG: 0.330 (1, 6)										3 0 0 0 1 0 3								
<b>Inning Stats</b>	R: 0 E: 0 K: 1 S: 12	H: 0 LOB: 1 BB: 1 P: 23	R: 2 E: 0 K: 0 S: 14	H: 1 LOB: 2 BB: 2 P: 28	R: 0 E: 0 K: 2 S: 13	H: 1 LOB: 0 BB: 0 P: 7	R: 0 E: 0 K: 2 S: 10	H: 0 LOB: 0 BB: 0 P: 12	R: 0 E: 0 K: 1 S: 7	H: 0 LOB: 0 BB: 0 P: 9	R: 0 E: 0 K: 1 S: 10	H: 1 LOB: 1 BB: 0 P: 16	R: 0 E: 0 K: 0 S: 10	H: 1 LOB: 1 BB: 0 P: 16	1B: 4 2B: 2 HR: 0	SF: 0 SAC: 0 DP: 1 HBP: 3	WP: 1 PB: 0 SB: 2 CS: 1	PA: 41
<b>PITCHER</b>	IP WLS BF H R ER SO BB IBB HBP BLK WP HR S P ERA WHIP											IP WLS BF H R ER SO BB IBB HBP BLK WP HR S P ERA WHIP						
<b>Randy Johnson, L</b> ERA: 4.03 (1, 1)	7.0 L 32 3 2 2 8 7 0 3 0 1 0 75 125 2.57 1.429																	
<b>Mike Schooler, R</b> ERA: 5.16 (8, 1)	1.0 4 1 0 0 1 0 0 0 0 0 0 10 16 0.00 1.000																	
<b>Russ Swan, L</b> ERA: 5.51 (9, 1)	1.0 4 1 0 0 0 0 0 0 0 0 0 10 16 0.00 1.000																	

AB	30
R	2
H	5
RBI	2
BB	7
SO	9
LOB	19



Batter	1	2	3	4	5	6	7	8	9	AB R H RBI BB SO LOB	BOTTOM													
<b>Henry Cotto, R</b> OBP: 0.330, SLG: 0.439 (1, 7)	1B	P4								4 0 1 0 0 0 2	<b>California Angels @ Seattle Mariners</b> The Kingdome, Seattle, WA Sat Jun 27 1992, 10:05 PM EDT Att: 29,171 - Dome - 70 F													
<b>Edgar Martinez, R</b> OBP: 0.380, SLG: 0.547 (1, 3)										4 0 1 0 0 1 0														
<b>Ken Griffey Jr., L</b> OBP: 0.340, SLG: 0.551 (1, 8)										4 1 2 1 0 0 2														
<b>Kevin Mitchell, R</b> OBP: 0.308, SLG: 0.361 (1, 10)										4 0 2 0 0 0 3														
<b>Jay Buhner, R</b> OBP: 0.308, SLG: 0.343 (1, 9)										4 0 0 0 0 4 4														
<b>Dave Valle, R</b> OBP: 0.328, SLG: 0.419 (1, 2)										4 0 0 0 0 1 0														
<b>Mike Blowers, R</b> OBP: 0.300, SLG: 0.222 (1, 5)										4 0 1 0 0 2 0														
<b>Omar Vizquel, S</b> OBP: 0.336, SLG: 0.343 (1, 6)										2 0 0 0 1 0 1														
<b>Dave Cochrane, S</b> OBP: 0.308, SLG: 0.354 (9, PH)										1 0 0 0 0 1 0														
<b>Harold Reynolds, S</b> OBP: 0.312, SLG: 0.328 (1, 4)										3 0 1 0 0 0 1														
<b>Inning Stats</b>	R: 0 E: 0 K: 1 S: 12	H: 2 LOB: 2 BB: 0 P: 16	R: 0 E: 0 K: 0 S: 10	H: 2 LOB: 0 BB: 0 P: 20	R: 0 E: 0 K: 2 S: 11	H: 1 LOB: 1 BB: 0 P: 17	R: 0 E: 0 K: 2 S: 10	H: 0 LOB: 1 BB: 1 P: 19	R: 1 E: 0 K: 1 S: 11	H: 2 LOB: 0 BB: 0 P: 15	R: 0 E: 0 K: 0 S: 6	H: 0 LOB: 0 BB: 0 P: 9	R: 0 E: 0 K: 1 S: 11	H: 1 LOB: 0 BB: 0 P: 19	R: 0 E: 0 K: 2 S: 8	H: 0 LOB: 0 BB: 0 P: 8	R: 0 E: 0 K: 1 S: 11	H: 0 LOB: 0 BB: 0 P: 19	R: 0 E: 0 K: 2 S: 8	H: 0 LOB: 0 BB: 0 P: 13	1B: 6 2B: 1 3B: 0 HR: 1	SF: 0 SAC: 0 DP: 1 HBP: 0	WP: 1 PB: 0 SB: 0 CS: 0	PA: 35
<b>PITCHER</b>	IP WLS BF H R ER SO BB IBB HBP BLK WP HR S P ERA WHIP											IP WLS BF H R ER SO BB IBB HBP BLK WP HR S P ERA WHIP												
<b>Mark Langston, L</b> ERA: 3.51 (1, 1)	9.0 W 35 8 1 1 9 1 0 0 0 1 1 84 136 1.00 1.000																							





Batter	1	2	3	4	5	6	7	8	9	AB	R	H	RBI	BB	SO	LOB	TOP										
Luis Polonia, L OBP: 0.346, SLG: 0.333 (1, 7)	G3		FC6-4 1B		G3-6-3 1B		F7			4	0	2	0	0	0	1											
Von Hayes, L OBP: 0.344, SLG: 0.375 (1, 10)	E 1B		FC6-4 1B		G3-6-3 1-2f		G6-3			4	1	2	0	0	0	1											
Junior Felix, S OBP: 0.303, SLG: 0.405 (1, 8)	E5 G6-3 2B		K		F8		K			4	1	1	1	0	2	2											
Gary Gaetti, R OBP: 0.284, SLG: 0.339 (1, 5)	G6-3		FC6-4 1-2f 2-3		G6-3		G5-3			4	0	0	1	0	0	2											
Lee Stevens, L OBP: 0.272, SLG: 0.352 (1, 3)	G4-3		G3		G5-4-3 1B		G6-3			4	0	1	0	0	0	2											
Rene Gonzales, R OBP: 0.359, SLG: 0.449 (1, 4)		G5-4-3 BB 1B		G5-3		G5-4-3 1-2f		K		4	0	1	0	0	1	1											
Chad Curtis, R OBP: 0.359, SLG: 0.414 (1, 9)		G5-4-3 BB		G6-3		G6-3		G6-3		3	0	0	0	1	0	0											
Ron Tingley, R OBP: 0.231, SLG: 0.347 (1, 2)		K		G6-3		G5-3		G6-3		2	0	0	0	1	1	2											
Gary Disarcina, R OBP: 0.313, SLG: 0.330 (1, 6)		G5-4-3		G6-3						3	0	1	0	0	0	3											
Luis Sojo, R OBP: 0.304, SLG: 0.418 (7, 6)		G5-4-3 1-2f 2-3		G6-3						0	0	0	0	0	0	0											
<b>Inning Stats</b>	R: 2 H: 2 E: 1 K: 0 S: 11	WLS: 2 BF: 31 LOB: 0 BB: 0 P: 20	R: 0 H: 1 E: 0 K: 1 S: 8	H: 1 LOB: 1 BB: 1 P: 17	R: 0 H: 2 E: 0 K: 1 S: 10	H: 2 LOB: 2 BB: 0 P: 13	R: 0 H: 0 E: 0 K: 0 S: 9	H: 0 LOB: 1 BB: 1 P: 15	R: 0 H: 1 E: 0 K: 0 S: 5	H: 1 LOB: 0 BB: 0 P: 9	R: 0 H: 1 E: 0 K: 0 S: 6	H: 1 LOB: 1 BB: 0 P: 9	R: 0 H: 0 E: 0 K: 1 S: 9	H: 0 LOB: 0 BB: 0 P: 14	R: 0 H: 0 E: 0 K: 1 S: 8	H: 0 LOB: 0 BB: 0 P: 10	1B: 7 2B: 1 3B: 0 HR: 0	SF: 0 SAC: 0 DP: 3 HBP: 0	WP: 0 PB: 0 SB: 0 CS: 0	PA: 34							
<b>PITCHER</b>	IP	WLS	BF	H	R	ER	SO	BB	IBB	HBP	BLK	WP	HR	S	P	ERA	WHIP										
Erik Hanson, R ERA: 4.05 (1, 1)	8.0	W	31	8	2	1	3	2	0	0	0	0	0	66	106	1.12	1.250										
Mark Grant, R ERA: 1.59 (9, 1)	1.0		3	0	0	0	1	0	0	0	0	0	0	8	10	0.00	0.000										

California Angels @ Seattle Mariners  
The Kingdome, Seattle, WA  
Sun Jun 28 1992, 6:33 AM EDT  
Att: 14,335 - Dome - 70 F

AB 32  
R 2  
H 8  
RBI 2  
BB 2  
SO 4  
LOB 14



Batter	1	2	3	4	5	6	7	8	9	AB	R	H	RBI	BB	SO	LOB	BOTTOM											
Omar Vizquel, S OBP: 0.344, SLG: 0.352 (1, 6)	HR 1B		K		CS 1B		G5-4-3 1B		F7	5	1	3	1	0	1	1												
Edgar Martinez, R OBP: 0.380, SLG: 0.554 (1, 10)	HR		F8		F8		G5-4-3 1-2f		G6-3 1B BB	4	1	1	2	1	0	2												
Ken Griffey Jr., L OBP: 0.346, SLG: 0.555 (1, 8)	2B		F8		HR HBP		G6-3 1B		F9	4	2	2	0	0	0	2												
Kevin Mitchell, R OBP: 0.317, SLG: 0.387 (1, 7)	HR 2B		1B SF9		HR		F8		G6-3 1B	5	3	4	3	0	0	1												
Henry Cotto, R OBP: 0.330, SLG: 0.439 (9, 7)	HR 2B		1B SF9		HR		F8		G6-3 1B	0	0	0	0	0	0	0												
Pete O'Brien, L OBP: 0.280, SLG: 0.421 (1, 3)	F8		G3 WP 1B		2B		G6-3		P3	5	0	2	0	0	0	4												
Jay Buhner, R OBP: 0.311, SLG: 0.359 (1, 9)	HR		SF9		G6-3		G6-3 1B		G6-3 1B	3	1	2	3	0	0	1												
Dave Cochrane, S OBP: 0.306, SLG: 0.343 (1, 5)	G5-3 BB		G3		K		K		K	3	0	0	0	1	2	2												
Jeff Schaefer, R OBP: 0.190, SLG: 0.293 (8, 5)	G5-3 BB		G3		K		K		K	0	0	0	0	0	0	0												
Dave Valle, R OBP: 0.321, SLG: 0.409 (1, 2)	G5-3		G5-3		G6-3		F8			4	0	0	0	0	0	3												
Lance Parrish, R OBP: 0.270, SLG: 0.398 (9, 2)	G5-3		G5-3		G6-3		F8			0	0	0	0	0	0	0												
Harold Reynolds, S OBP: 0.314, SLG: 0.331 (1, 4)	F8		BLK 1B		K		K		1B BB 1B	4	1	2	0	0	1	1												
<b>Inning Stats</b>	R: 5 H: 5 E: 0 K: 0 S: 18	WLS: 5 BF: 5 LOB: 1 BB: 1 P: 31	R: 0 H: 0 E: 0 K: 1 S: 10	H: 0 LOB: 0 BB: 0 P: 17	R: 1 H: 2 E: 0 K: 0 S: 10	H: 2 LOB: 1 BB: 0 P: 16	R: 3 H: 4 E: 0 K: 0 S: 18	H: 4 LOB: 1 BB: 0 P: 26	R: 0 H: 0 E: 0 K: 2 S: 7	H: 0 LOB: 0 BB: 0 P: 12	R: 0 H: 2 E: 0 K: 0 S: 8	H: 2 LOB: 1 BB: 0 P: 10	R: 0 H: 1 E: 0 K: 1 S: 8	H: 1 LOB: 1 BB: 0 P: 11	R: 0 H: 2 E: 0 K: 0 S: 13	H: 2 LOB: 3 BB: 1 P: 26	1B: 10 2B: 3 3B: 0 HR: 3	SF: 1 SAC: 0 DP: 1 HBP: 1	WP: 1 PB: 0 SB: 0 CS: 1	PA: 41								
<b>PITCHER</b>	IP	WLS	BF	H	R	ER	SO	BB	IBB	HBP	BLK	WP	HR	S	P	ERA	WHIP											
Bert Blyleven, R ERA: 3.79 (1, 1)	0.1	L	5	5	5	0	0	0	0	0	0	0	0	2	11	17	135.00	15.000										
Joe Grahe, R ERA: 4.58 (1, 1)	2.2		11	2	1	1	1	1	0	0	0	1	0	27	47	3.38	1.125											
Scott Bailes, L ERA: 7.99 (4, 1)	4.0		18	7	3	3	3	0	0	1	1	0	1	41	59	6.75	1.750											
Steve Frey, L ERA: 1.67 (8, 1)	1.0		6	2	0	0	0	1	0	0	0	0	0	13	26	0.00	3.000											

California Angels @ Seattle Mariners  
The Kingdome, Seattle, WA  
Sun Jun 28 1992, 6:33 AM EDT  
Att: 14,335 - Dome - 70 F

AB 37  
R 9  
H 16  
RBI 9  
BB 2  
SO 4  
LOB 17









Batter	1	2	3	4	5	6	7	8	9	AB	R	H	RBI	BB	SO	LOB	TOP										
Shane Mack, R (1, 7) OBP: 0.369, SLG: 0.465	G4-3		FC6-4					FC6-2		4	0	1	0	0	0	2	<b>Minnesota Twins @ California Angels</b> Anaheim Stadium, Anaheim, CA Tue Jun 30 1992, 10:05 PM EDT Att: 23,045 - Sunny - 70 F										
Donnie Hill, S (1, 4) OBP: 0.386, SLG: 0.342 Chuck Knoblauch, R (8, 4) OBP: 0.400, SLG: 0.369	G4-3			L3		F8		K		4	0	0	0	0	1	2											
Kirby Puckett, R (1, 8) OBP: 0.366, SLG: 0.564	K									3	2	2	0	1	1	0											
Kent Hrbek, L (1, 3) OBP: 0.417, SLG: 0.528										4	0	1	1	0	1	2											
Gene Larkin, S (1, 9) OBP: 0.337, SLG: 0.382 J.T. Bruett, L (9, PR) OBP: 0.240, SLG: 0.095	G5-3									4	0	1	1	0	1	1											
Brian Harper, R (1, 2) OBP: 0.346, SLG: 0.421	P6									4	0	1	0	0	0	1											
Randy Bush, L (1, 10) OBP: 0.270, SLG: 0.288										4	0	0	0	0	0	3											
Scott Leius, R (1, 5) OBP: 0.307, SLG: 0.358										3	0	1	0	0	0	0											
Greg Gagne, R (1, 6) OBP: 0.300, SLG: 0.375										2	0	1	0	0	0	0											
<b>Inning Stats</b>	R: 0 E: 0 K: 1 S: 11	H: 0 LOB: 0 BB: 0 P: 18	R: 0 E: 0 K: 0 S: 8	H: 0 LOB: 0 BB: 0 P: 11	R: 0 E: 0 K: 0 S: 7	H: 1 LOB: 1 BB: 0 P: 11	R: 0 E: 0 K: 1 S: 5	H: 1 LOB: 0 BB: 0 P: 8	R: 0 E: 0 K: 0 S: 7	H: 1 LOB: 0 BB: 0 P: 11	R: 0 E: 0 K: 0 S: 7	H: 1 LOB: 1 BB: 0 P: 12	R: 1 E: 1 K: 0 S: 9	H: 1 LOB: 1 BB: 1 P: 14	R: 0 E: 0 K: 1 S: 9	H: 1 LOB: 1 BB: 0 P: 12		R: 1 E: 0 K: 0 S: 12	H: 3 LOB: 2 BB: 0 P: 16	1B: 5 2B: 4 3B: 0 HR: 0	SF: 0 SAC: 1 DP: 2 HBP: 0	WP: 0 PB: 0 CS: 1	PA: 34				
<b>PITCHER</b>	IP	WLS	BF	H	R	ER	SO	BB	IBB	HBP	BLK	WP	HR	S	P	ERA	WHIP										
Julio Valera, R (1, 1) ERA: 3.54	8.1	L	32	7	2	2	4	1	0	0	0	0	0	69	105	2.16	0.960										
Bryan Harvey, R (9, 1) ERA: 2.63	0.2		2	1	0	0	0	0	0	0	0	0	0	6	8	0.00	1.500										

AB	32
R	2
H	8
RBI	2
BB	1
SO	4
LOB	11



Batter	1	2	3	4	5	6	7	8	9	AB	R	H	RBI	BB	SO	LOB	BOTTOM										
Luis Polonia, L (1, 7) OBP: 0.346, SLG: 0.335	G6-3			G6-3						4	0	0	0	0	1	1	<b>Minnesota Twins @ California Angels</b> Anaheim Stadium, Anaheim, CA Tue Jun 30 1992, 10:05 PM EDT Att: 23,045 - Sunny - 70 F										
Chad Curtis, R (1, 9) OBP: 0.346, SLG: 0.396	P3			K						4	0	0	0	0	2	1											
Junior Felix, S (1, 8) OBP: 0.293, SLG: 0.390	G4-3			F7						4	0	0	0	0	1	0											
Gary Gaetti, R (1, 10) OBP: 0.276, SLG: 0.329										3	0	0	0	0	0	0											
Rene Gonzales, R (1, 5) OBP: 0.349, SLG: 0.436										3	0	0	0	0	0	0											
Luis Sojo, R (1, 4) OBP: 0.305, SLG: 0.414										3	0	1	0	0	0	0											
Lee Stevens, L (1, 3) OBP: 0.269, SLG: 0.341										3	0	0	0	0	0	1											
Mike Fitzgerald, R (1, 2) OBP: 0.290, SLG: 0.319 Jose Gonzalez, R (8, PH) OBP: 0.333, SLG: 0.250 John Orton, R (9, 2) OBP: 0.250, SLG: 0.175										2	0	0	0	0	2	0											
Gary Disarcina, R (1, 6) OBP: 0.309, SLG: 0.326										3	0	1	0	0	0	1											
<b>Inning Stats</b>	R: 0 E: 0 K: 0 S: 4	H: 0 LOB: 0 BB: 0 P: 6	R: 0 E: 0 K: 0 S: 7	H: 0 LOB: 0 BB: 0 P: 14	R: 0 E: 0 K: 1 S: 9	H: 0 LOB: 0 BB: 0 P: 10	R: 0 E: 0 K: 1 S: 8	H: 0 LOB: 0 BB: 0 P: 13	R: 0 E: 0 K: 0 S: 5	H: 1 LOB: 1 BB: 0 P: 7	R: 0 E: 0 K: 2 S: 11	H: 1 LOB: 0 BB: 0 P: 17	R: 0 E: 0 K: 1 S: 7	H: 0 LOB: 0 BB: 0 P: 10	R: 0 E: 0 K: 0 S: 10	H: 0 LOB: 1 BB: 1 P: 16		R: 0 E: 0 K: 1 S: 6	H: 0 LOB: 0 BB: 0 P: 6	1B: 2 2B: 0 3B: 0 HR: 0	SF: 0 SAC: 0 DP: 0 HBP: 0	WP: 0 PB: 0 CS: 0	PA: 30				
<b>PITCHER</b>	IP	WLS	BF	H	R	ER	SO	BB	IBB	HBP	BLK	WP	HR	S	P	ERA	WHIP										
Bill Krueger, L (1, 1) ERA: 2.6	9.0	W	30	2	0	0	6	1	0	0	0	0	0	67	99	0.00	0.333										

AB	29
R	0
H	2
RBI	0
BB	1
SO	6
LOB	4





Batter	1	2	3	4	5	6	7	8	9	AB	R	H	RBI	BB	SO	LOB	TOP					
Shane Mack, R OBP: 0.365, SLG: 0.459 (1, 7)			G6-3			G3		F7		4	0	0	0	0	1	0	<b>Minnesota Twins @ California Angels</b> Anaheim Stadium, Anaheim, CA Wed Jul 01 1992, 6:33 AM EDT Att: 25,629 - Sunny - 78 F					
Chuck Knoblauch, R OBP: 0.407, SLG: 0.375 (1, 4)						1B SF7		FC1-5	1B	3	1	3	0	1	0	0						
Kirby Puckett, R OBP: 0.367, SLG: 0.563 (1, 8)	G5-3							FC1-5	1B	4	0	2	0	0	1	2						
Chili Davis, S OBP: 0.385, SLG: 0.420 (1, 10)								FC1-5	FC5-4	3	1	1	1	0	0	2						
Pedro Munoz, R OBP: 0.316, SLG: 0.454 J.T. Bruett, L OBP: 0.240, SLG: 0.095 Gene Larkin, S OBP: 0.335, SLG: 0.380 (9, PH) (9, 9)	G5-3					CS		F8		3	0	0	0	0	1	1						
Brian Harper, R OBP: 0.341, SLG: 0.415 (1, 2)								F7		4	0	0	0	0	1	3						
Kent Hrbek, L OBP: 0.416, SLG: 0.531 (1, 3)								G4-3		3	0	1	1	0	0	0						
Scott Leius, R OBP: 0.307, SLG: 0.358 (1, 5)										3	0	1	0	0	2	1						
Greg Gagne, R OBP: 0.296, SLG: 0.370 (1, 6)								G5-3		3	0	0	0	0	0	1						
<b>Inning Stats</b>	R: 0 E: 0 K: 1 S: 6	H: 1 LOB: 0 BB: 0 P: 8	R: 1 E: 0 K: 2 S: 14	H: 2 LOB: 1 BB: 0 P: 20	R: 0 E: 0 K: 1 S: 8	H: 0 LOB: 1 BB: 1 P: 17	R: 0 E: 0 K: 1 S: 5	H: 0 LOB: 0 BB: 0 P: 8	R: 0 E: 0 K: 0 S: 3	H: 1 LOB: 2 BB: 0 P: 6	R: 1 E: 0 K: 0 S: 11	H: 2 LOB: 0 BB: 0 P: 15	R: 0 E: 0 K: 0 S: 6	H: 0 LOB: 0 BB: 0 P: 11	R: 0 E: 0 K: 1 S: 6	H: 0 LOB: 0 BB: 0 P: 7		R: 0 E: 0 K: 1 S: 11	H: 2 LOB: 2 BB: 0 P: 15	1B: 7 2B: 2 3B: 0 HR: 0	SF: 1 SAC: 0 DP: 1 HBP: 0	WP: 0 PB: 0 CS: 2
<b>PITCHER</b> Jim Abbott, L ERA: 2.93 (1, 1)	IP: 9.0 WLS: L BF: 33 H: 8 R: 2 ER: 2 SO: 7 BB: 1 IBB: 0 HBP: 0 BLK: 0 WP: 0 HR: 0 S: 70 P: 107 ERA: 2.00 WHIP: 1.000															<b>PITCHER</b>						

Batter	1	2	3	4	5	6	7	8	9	AB	R	H	RBI	BB	SO	LOB	BOTTOM					
Luis Polonia, L OBP: 0.345, SLG: 0.333 (1, 7)			G4-3			F7				4	0	1	0	0	1	2	<b>Minnesota Twins @ California Angels</b> Anaheim Stadium, Anaheim, CA Wed Jul 01 1992, 6:33 AM EDT Att: 25,629 - Sunny - 78 F					
Von Hayes, L OBP: 0.352, SLG: 0.378 Chad Curtis, R OBP: 0.344, SLG: 0.394 (7, PH) (8, 9)						F8		P4		1	1	0	0	2	0	2						
Junior Felix, S OBP: 0.293, SLG: 0.388 (1, 8)	F7							G1-3		4	0	1	1	0	1	5						
Gary Gaetti, R OBP: 0.276, SLG: 0.328 (1, 5)	F9									4	0	1	0	0	1	2						
Lee Stevens, L OBP: 0.268, SLG: 0.339 (1, 3)										4	0	1	0	0	1	1						
Rene Gonzales, R OBP: 0.343, SLG: 0.427 (1, 6)										4	0	0	0	0	2	2						
John Morris, L OBP: 0.244, SLG: 0.195 (1, 10)										3	0	0	0	0	0	1						
John Orton, R OBP: 0.255, SLG: 0.186 Jose Gonzalez, R OBP: 0.325, SLG: 0.242 (9, PH)										3	0	1	0	0	0	1						
Luis Sojo, R OBP: 0.317, SLG: 0.419 (1, 4)										4	0	2	0	0	0	0						
<b>Inning Stats</b>	R: 0 E: 0 K: 1 S: 9	H: 0 LOB: 1 BB: 1 P: 14	R: 0 E: 0 K: 1 S: 10	H: 0 LOB: 0 BB: 0 P: 17	R: 1 E: 0 K: 1 S: 14	H: 1 LOB: 1 BB: 1 P: 22	R: 0 E: 0 K: 0 S: 9	H: 0 LOB: 0 BB: 0 P: 16	R: 0 E: 0 K: 1 S: 12	H: 2 LOB: 2 BB: 0 P: 16	R: 0 E: 0 K: 0 S: 11	H: 1 LOB: 1 BB: 0 P: 17	R: 0 E: 0 K: 0 S: 12	H: 2 LOB: 2 BB: 0 P: 16	R: 0 E: 0 K: 1 S: 7	H: 1 LOB: 1 BB: 0 P: 12		R: 0 E: 0 K: 1 S: 8	H: 0 LOB: 0 BB: 0 P: 11	1B: 7 2B: 1 3B: 0 HR: 0	SF: 0 SAC: 0 DP: 1 HBP: 1	WP: 0 PB: 0 CS: 1
<b>PITCHER</b> Willie Banks, R ERA: 4.88 Mark Guthrie, L ERA: 4.03 Gary Wayne, L ERA: 2.54 Tom Edens, R ERA: 1.35 Rick Aquilera, R ERA: 3.18 (1, 1) (6, 1) (7, 1) (7, 1) (9, 1)	IP: 5.0 WLS: W BF: 21 H: 3 R: 1 ER: 1 SO: 4 BB: 2 IBB: 0 HBP: 1 BLK: 0 WP: 0 HR: 0 S: 16 P: 85 ERA: 1.80 WHIP: 1.000															<b>PITCHER</b>						



Batter	1	2	3	4	5	6	7	8	9	AB	R	H	RBI	BB	SO	LOB	TOP										
Luis Polonia, L OBP: 0.341, SLG: 0.329	G4-3	K			F7			F7		4	0	0	0	0	1	1	California Angels @ Toronto Blue Jays SkyDome, Toronto, ON Fri Jul 03 1992, 7:05 PM EDT Att: 50,408 - Dome - 70 F										
Chad Curtis, R OBP: 0.342, SLG: 0.387	2B	BB	P3			G5-3		F8		3	1	0	0	1	0	0											
Junior Felix, S OBP: 0.292, SLG: 0.390 John Morris, L OBP: 0.244, SLG: 0.195	F9	1-H	F8			G5-3		K		4	0	1	1	0	1	0											
Gary Gaetti, R OBP: 0.273, SLG: 0.324 Mike Fitzgerald, R OBP: 0.287, SLG: 0.316	F9	2-3	F9			K			G6-3	3	0	0	0	0	1	1											
Rene Gonzales, R OBP: 0.346, SLG: 0.426		BB	G6-3					K		3	0	1	0	1	1	0											
Jose Gonzalez, R OBP: 0.318, SLG: 0.270	K		K			1B	2B	K		4	0	1	0	0	3	3											
Luis Sojo, R OBP: 0.313, SLG: 0.409			P2		P4				G5-3	4	0	1	0	0	0	1											
John Orton, R OBP: 0.240, SLG: 0.174	K		K		G6-3					3	0	0	0	0	2	2											
Gary Disarcina, R OBP: 0.309, SLG: 0.326					F7			G4-3		3	0	1	0	0	0	2											
<b>Inning Stats</b>	R: 1 H: 1 E: 0 K: 1 S: 17	H: 1 LOB: 2 BB: 2 P: 32	R: 0 H: 1 E: 0 K: 2 S: 14	H: 1 LOB: 0 BB: 0 P: 19	R: 0 H: 0 E: 0 K: 0 S: 6	H: 0 LOB: 0 BB: 0 P: 8	R: 0 H: 0 E: 0 K: 1 S: 9	H: 0 LOB: 0 BB: 0 P: 12	R: 0 H: 0 E: 0 K: 0 S: 6	H: 0 LOB: 0 BB: 0 P: 8	R: 0 H: 2 E: 0 K: 2 S: 10	H: 2 LOB: 2 BB: 0 P: 17	R: 0 H: 0 E: 0 K: 1 S: 8	H: 0 LOB: 0 BB: 0 P: 14	R: 0 H: 1 E: 0 K: 1 S: 9	H: 1 LOB: 1 BB: 0 P: 13	1B: 3 2B: 2 3B: 0 HR: 0	SF: 0 SAC: 0 DP: 0 HBP: 0	WP: 0 PB: 0 SB: 1 CS: 0	PA: 34							
<b>PITCHER</b>	IP	WLS	BF	H	R	ER	SO	BB	IBB	HBP	BLK	WP	HR	S	P	ERA	WHIP										
Jimmy Key, L ERA: 3.07	(1, 1)	7.0	W	27	4	1	1	7	2	0	0	0	0	68	104	1.29	0.857										
Dave Stieb, R ERA: 5.63	(8, 1)	2.0		7	1	0	0	2	0	0	0	0	0	17	27	0.00	0.500										

Batter	1	2	3	4	5	6	7	8	9	AB	R	H	RBI	BB	SO	LOB	BOTTOM											
Devon White, S OBP: 0.309, SLG: 0.400 Derek Bell, R OBP: 0.290, SLG: 0.272	G5-3	2B	1B	G4-3			G6-3			4	2	2	1	0	0	0	California Angels @ Toronto Blue Jays SkyDome, Toronto, ON Fri Jul 03 1992, 7:05 PM EDT Att: 50,408 - Dome - 70 F											
Roberto Alomar, S OBP: 0.414, SLG: 0.472	F8	2B	1B	K			E8			5	1	2	3	0	1	0												
Joe Carter, R OBP: 0.325, SLG: 0.511 Greg Myers, L OBP: 0.269, SLG: 0.370	1B	F9	G3	1B	G6-4-3 HBP		K			2	1	1	0	1	0	1												
Dave Winfield, R OBP: 0.387, SLG: 0.503 Rob Ducey, L OBP: 0.059, SLG: 0.118	BB	1B	L8	G3	G6-4-3		K			4	1	2	1	0	0	2												
Candy Maldonado, R OBP: 0.317, SLG: 0.406	BB	1B	BB	1B	F8			K		5	1	2	1	0	0	2												
Pat Tabler, R OBP: 0.293, SLG: 0.239	1B		BB	BB			G6-3			3	1	1	0	2	0	2												
Pat Borders, R OBP: 0.312, SLG: 0.394	BB		BB	BB			G6-3			2	1	1	1	3	0	0												
Jeff Kent, R OBP: 0.362, SLG: 0.464	G4-3		K				K			5	1	1	1	0	2	8												
Manuel Lee, S OBP: 0.331, SLG: 0.330 Alfredo Griffin, S OBP: 0.171, SLG: 0.152	G3-1	1B	1B	F8			G1-3			3	1	1	1	0	0	0												
<b>Inning Stats</b>	R: 2 H: 2 E: 0 K: 0 S: 14	H: 2 LOB: 3 BB: 3 P: 31	R: 1 H: 2 E: 0 K: 0 S: 11	H: 2 LOB: 1 BB: 0 P: 18	R: 7 H: 9 E: 0 K: 1 S: 35	H: 3 LOB: 3 BB: 1 P: 51	R: 0 H: 0 E: 0 K: 1 S: 7	H: 0 LOB: 0 BB: 0 P: 9	R: 0 H: 0 E: 0 K: 0 S: 7	H: 0 LOB: 0 BB: 0 P: 15	R: 0 H: 0 E: 0 K: 1 S: 9	H: 0 LOB: 0 BB: 0 P: 13	R: 0 H: 0 E: 1 K: 1 S: 8	H: 0 LOB: 1 BB: 0 P: 9	R: 0 H: 0 E: 0 K: 1 S: 9	H: 0 LOB: 2 BB: 2 P: 21	1B: 9 2B: 4 3B: 0 HR: 0	SF: 0 SAC: 0 DP: 1 HBP: 1	WP: 1 PB: 1 SB: 0 CS: 0	PA: 44								
<b>PITCHER</b>	IP	WLS	BF	H	R	ER	SO	BB	IBB	HBP	BLK	WP	HR	S	P	ERA	WHIP											
Mark Langston, L ERA: 4.02	(1, 1)	2.0	L	17	8	7	7	0	3	0	0	0	0	37	63	31.50	5.500											
Chuck Crim, R ERA: 6.5	(3, 1)	5.0		22	5	3	3	4	1	0	1	0	1	0	54	83	5.40	1.200										
Steve Frey, L ERA: 1.61	(8, 1)	1.0		5	0	0	0	1	2	0	0	0	0	9	21	0.00	2.000											



Batter	1	2	3	4	5	6	7	8	9	AB	R	H	RBI	BB	SO	LOB	TOP										
Luis Polonia, L OBP: 0.342, SLG: 0.330	0-1 2B	0-2 G6-3			2-1 S G3		1-2 P5		2-2 G4-3	5	2	2	0	0	0	1											
Chad Curtis, R OBP: 0.345, SLG: 0.392	2-2 2B	0-1 B1-3			2-1 G3 S FC HBP		2-3 K			3	2	1	1	0	1	0											
Junior Felix, S OBP: 0.291, SLG: 0.392	2-1 1B 2B		0-3 K		2-2 G3		1-3 K			4	1	1	2	0	2	1											
Von Hayes, L OBP: 0.354, SLG: 0.377	2-1 F9		4-0 CS		0-0 FC			1-3 K		3	1	1	1	1	1	0											
Mike Fitzgerald, R OBP: 0.297, SLG: 0.316	2-3 FC				3-H FC5-4					0	0	0	0	0	0	0											
Gary Gaetti, R OBP: 0.272, SLG: 0.323	2-1 E		0-2 P5		1 SAFE 0-3 K			2-2 G6-3		4	0	1	1	0	1	2											
Lee Stevens, L OBP: 0.288, SLG: 0.337	0-0 F9			3-2 1B	0-0 FC5-4			1-3 K		4	0	1	0	0	1	3											
Rene Gonzales, R OBP: 0.340, SLG: 0.418	1-1 FC		0-1 F9		1-2 G5-3			1-3 K		4	0	0	1	0	1	2											
Ron Tingley, R OBP: 0.218, SLG: 0.327	0-1 G4-6-3		1-1 F8		0-0 G6-3			3-1 WP 1B		3	0	0	0	0	0	3											
John Morris, L OBP: 0.291, SLG: 0.214	1-2 G4-6-3									1	0	1	0	0	0	0											
Gary Disarcina, R OBP: 0.306, SLG: 0.322		3-1 G6-3		1-1 G6-3		3-2 F9		2-3 K		3	0	0	0	0	0	1											
Jose Gonzalez, R OBP: 0.311, SLG: 0.263										1	0	0	0	0	1	1											
<b>Inning Stats</b>	R: 4 E: 1 K: 0 S: 18	H: 5 LOB: 1 BB: 0 P: 26	R: 0 E: 0 K: 0 S: 7	H: 0 LOB: 0 BB: 0 P: 10	R: 0 E: 0 K: 1 S: 8	H: 0 LOB: 0 BB: 1 P: 12	R: 0 E: 0 K: 0 S: 15	H: 1 LOB: 1 BB: 0 P: 20	R: 2 E: 0 K: 1 S: 11	H: 1 LOB: 1 BB: 0 P: 17	R: 0 E: 0 K: 2 S: 10	H: 0 LOB: 0 BB: 0 P: 14	R: 0 E: 0 K: 2 S: 12	H: 0 LOB: 0 BB: 0 P: 16	R: 0 E: 0 K: 2 S: 13	H: 1 LOB: 1 BB: 0 P: 21	1B: 6 2B: 2 3B: 0 HR: 0	SF: 0 SAC: 0 DP: 1 HBP: 1	WP: 2 PB: 0 SB: 3 CS: 1	PA: 37							
<b>PITCHER</b>	IP	WLS	BF	H	R	ER	SO	BB	IBB	HBP	BLK	WP	HR	S	P	ERA	WHIP										
Jack Morris, R ERA: 4.51	6.0	W	27	7	6	6	2	1	0	1	0	0	0	67	97	9.00	1.333										
Duane Ward, R ERA: 2.57	2.0		6	0	0	0	4	0	0	0	0	0	0	22	30	0.00	0.000										
Tom Henke, R ERA: 1.88	1.0	S	4	1	0	0	2	0	0	0	0	1	0	13	21	0.00	1.000										

California Angels @ Toronto Blue Jays  
SkyDome, Toronto, ON  
Sat Jul 04 1992, 3:33 AM EDT  
Att: 50,418 - Cloudy - 73 F

AB 35  
R 6  
H 8  
RBI 6  
BB 1  
SO 8  
LOB 14



Batter	1	2	3	4	5	6	7	8	9	AB	R	H	RBI	BB	SO	LOB	BOTTOM										
Devon White, S OBP: 0.307, SLG: 0.401	2-2 P5		3-3 K		1-0 L8	3-2 SF8		0-0 2B		4	0	1	2	0	1	2											
Roberto Alomar, S OBP: 0.417, SLG: 0.478	1-1 F8		1-1 3B		1 SAFE 4-0 1B 1-2 BB	1-3 K		4-0 IBB		3	1	1	0	2	1	0											
Joe Carter, R OBP: 0.326, SLG: 0.508	1-3 K		0-0 F7		1-0 1B 1-3 2-H 3-H 3B 1B		4-1 FC1-4 BB	0-1 L6		4	1	1	2	1	1	3											
Dave Winfield, R OBP: 0.385, SLG: 0.510		3-2 HR		1-2 F8	3-3 K		0-0 FC1-4 1B			4	1	1	1	0	1	3											
John Olerud, L OBP: 0.365, SLG: 0.435		1-1 G6-3 2B		4-2 BB	0-2 3B 1B		0-1 1B			3	1	3	1	1	0	0											
Candy Maldonado, R OBP: 0.316, SLG: 0.412		1-2 F7		3-2 F9	2-2 3B 1B		1-0 G2-3			4	0	1	2	0	0	3											
Pat Borders, R OBP: 0.311, SLG: 0.392		2-2 G6-3		2-3 K	1-3 K		2-2 FC1-6 1B			4	0	1	0	0	2	3											
Jeff Kent, R OBP: 0.358, SLG: 0.465		3-3 K			0-0 1B 2B		1-3 K		0-0 FC1-6 2B	4	2	1	0	0	2	2											
Manuel Lee, S OBP: 0.333, SLG: 0.333			2-1 P7		1-2 1B 1B		0-2 E BLK SF8 1B		1-3 K	4	2	2	0	0	1	1											
<b>Inning Stats</b>	R: 0 E: 0 K: 1 S: 10	H: 0 LOB: 0 BB: 0 P: 14	R: 1 E: 0 K: 1 S: 14	H: 2 LOB: 1 BB: 0 P: 24	R: 0 E: 0 K: 1 S: 8	H: 1 LOB: 0 BB: 0 P: 14	R: 0 E: 0 K: 1 S: 13	H: 0 LOB: 1 BB: 1 P: 23	R: 5 E: 0 K: 2 S: 27	H: 5 LOB: 1 BB: 1 P: 40	R: 1 E: 1 K: 2 S: 13	H: 1 LOB: 0 BB: 0 P: 18	R: 0 E: 0 K: 0 S: 5	H: 1 LOB: 1 BB: 1 P: 10	R: 1 E: 1 K: 1 S: 11	H: 2 LOB: 2 BB: 1 P: 18	1B: 6 2B: 3 3B: 2 HR: 1	SF: 1 SAC: 0 DP: 0 HBP: 0	WP: 0 PB: 0 SB: 0 CS: 0	PA: 39							
<b>PITCHER</b>	IP	WLS	BF	H	R	ER	SO	BB	IBB	HBP	BLK	WP	HR	S	P	ERA	WHIP										
Bert Blyleven, R ERA: 4.64	4.2		24	4	2	6	5	2	0	0	0	0	0	69	111	11.57	2.143										
Mark Eichhorn, R ERA: 1.91	3.1	L	15	4	2	0	4	1	1	0	1	0	0	32	50	0.00	1.500										

California Angels @ Toronto Blue Jays  
SkyDome, Toronto, ON  
Sat Jul 04 1992, 3:33 AM EDT  
Att: 50,418 - Cloudy - 73 F

AB 34  
R 8  
H 12  
RBI 8  
BB 4  
SO 9  
LOB 17

















Batter	1	2	3	4	5	6	7	8	9	AB	R	H	RBI	BB	SO	LOB	TOP				
Luis Polonia, L OBP: 0.331, SLG: 0.319	G4-3	1B			G4-3		G1-3			4	0	1	0	0	0	0	<b>California Angels @ Cleveland Indians</b> Cleveland Municipal Stadium, Cleveland, OH Wed Jul 08 1992, 7:05 PM EDT Att. 7,195 - Overcast - 80 F				
Luis Sojo, R OBP: 0.309, SLG: 0.425	1B	2B			HR			P4	4	2	3	1	0	0	0						
Junior Felix, S OBP: 0.289, SLG: 0.380	2B	E			CS			K	3	1	1	0	1	1	2						
Von Hayes, L OBP: 0.342, SLG: 0.366	E7	1B			G1-5-3			K	4	1	1	1	0	2	1						
Chad Curtis, R OBP: 0.338, SLG: 0.389	F8				G5-3				4	0	0	0	0	0	1						
Rene Gonzales, R OBP: 0.336, SLG: 0.405					K			F9	4	0	1	1	0	1	0						
Lee Stevens, L OBP: 0.255, SLG: 0.319	G4-3				G4-1			G4-3	4	0	0	0	0	0	1						
Mike Fitzgerald, R OBP: 0.287, SLG: 0.324		K			P3			F8	3	0	0	0	0	1	0						
Gary Disarcina, R OBP: 0.303, SLG: 0.316	G6-3				F8			F8	3	0	0	0	0	0	0						
<b>Inning Stats</b>	R: 3 E: 1 K: 0 S: 17	H: 4 LOB: 1 BB: 0 P: 25	R: 0 E: 0 K: 1 S: 16	H: 2 LOB: 2 BB: 0 P: 19	R: 0 E: 0 K: 2 S: 8	H: 0 LOB: 0 BB: 0 P: 13	R: 0 E: 0 K: 0 S: 4	H: 0 LOB: 0 BB: 0 P: 7	R: 1 E: 0 K: 0 S: 6	H: 1 LOB: 0 BB: 1 P: 13	R: 0 E: 0 K: 0 S: 5	H: 0 LOB: 0 BB: 0 P: 9	R: 0 E: 0 K: 2 S: 8	H: 0 LOB: 0 BB: 0 P: 11	R: 0 E: 0 K: 0 S: 10	H: 0 LOB: 0 BB: 0 P: 17	1B: 5 2B: 1 3B: 0 HR: 1	SF: 0 SAC: 0 DP: 0 HBP: 0	WP: 0 PB: 0 SB: 0 CS: 1	PA: 34	
<b>PITCHER</b>	IP	WLS	BF	H	R	ER	SO	BB	IBB	HBP	BLK	WP	HR	S	P	ERA	WHIP				
Charles Nagy, R ERA: 2.4	(1, 1)	7.0	W	28	7	4	4	3	1	0	0	0	1	60	95	5.14	1.143				
Derek Liliquist, L ERA: 1.71	(8, 1)	1.0		3	0	0	0	2	0	0	0	0	0	8	11	0.00	0.000				
Eric Plunk, R ERA: 4.15	(9, 1)	1.0		3	0	0	0	0	0	0	0	0	0	10	17	0.00	0.000				

Batter	1	2	3	4	5	6	7	8	9	AB	R	H	RBI	BB	SO	LOB	BOTTOM				
Thomas Howard, S OBP: 0.313, SLG: 0.338	G4-3		E8		G1-3		BB	K		4	2	1	0	1	1	3	<b>California Angels @ Cleveland Indians</b> Cleveland Municipal Stadium, Cleveland, OH Wed Jul 08 1992, 7:05 PM EDT Att. 7,195 - Overcast - 80 F				
Mark Lewis, R OBP: 0.305, SLG: 0.352	BB		SF9		G5-3		1B		3	1	1	1	0	0	1						
Paul Sorrento, L OBP: 0.348, SLG: 0.426	G4-3		SF9				HR		1	1	1	1	0	0	0						
Felix Fermin, R OBP: 0.292, SLG: 0.318			SF9				HR		0	0	0	0	0	0	0						
Carlos Baerga, S OBP: 0.343, SLG: 0.446	F9		SF9		K		HR		2	1	0	1	1	1	1						
Albert Belle, R OBP: 0.320, SLG: 0.480	F9		SF9			G3	HR		3	1	1	5	0	0	1						
Reggie Jefferson, S OBP: 0.263, SLG: 0.263		K	K		G1-3		G4-3		4	0	0	0	0	2	1						
Glenallen Hill, R OBP: 0.310, SLG: 0.476					G5-3				4	0	2	0	0	0	0						
Mark Whiten, S OBP: 0.362, SLG: 0.409		FC1-4					G6-3		4	0	1	0	0	0	2						
Brook Jacoby, R OBP: 0.337, SLG: 0.346		FC5-4							2	0	1	0	1	0	1						
Kenny Lofton, L OBP: 0.355, SLG: 0.344		FC5-4							0	0	0	0	0	0	0						
Jim Thome, L OBP: 0.333, SLG: 0.390									0	0	0	0	0	0	0						
Sandy Alomar Jr., R OBP: 0.283, SLG: 0.320					G1-3		1B		3	2	1	0	1	1	3						
<b>Inning Stats</b>	R: 0 E: 0 K: 0 S: 10	H: 0 LOB: 1 BB: 1 P: 16	R: 0 E: 0 K: 1 S: 15	H: 1 LOB: 0 BB: 0 P: 21	R: 3 E: 1 K: 1 S: 13	H: 2 LOB: 0 BB: 0 P: 17	R: 0 E: 0 K: 0 S: 10	H: 1 LOB: 1 BB: 1 P: 19	R: 0 E: 0 K: 0 S: 7	H: 0 LOB: 0 BB: 0 P: 10	R: 0 E: 0 K: 0 S: 5	H: 0 LOB: 0 BB: 0 P: 8	R: 5 E: 0 K: 0 S: 14	H: 4 LOB: 1 BB: 2 P: 31	R: 0 E: 0 K: 2 S: 9	H: 1 LOB: 2 BB: 0 P: 15	1B: 5 2B: 3 3B: 0 HR: 1	SF: 2 SAC: 0 DP: 0 HBP: 1	WP: 1 PB: 0 SB: 0 CS: 1	PA: 37	
<b>PITCHER</b>	IP	WLS	BF	H	R	ER	SO	BB	IBB	HBP	BLK	WP	HR	S	P	ERA	WHIP				
Mark Langston, L ERA: 4.02	(1, 1)	6.2	L	28	6	5	3	3	3	0	0	0	0	69	113	4.05	1.350				
Mark Eichhorn, R ERA: 2.3	(7, 1)	0.0		2	1	0	0	0	1	0	0	0	0	2	6	∞	∞				
Joe Grahe, R ERA: 4.64	(7, 1)	0.1		2	1	3	3	0	0	0	0	0	1	3	3	81.00	3.000				
Mike Butcher, R ERA:	(8, 1)	1.0		5	1	0	0	2	0	0	1	0	0	9	15	0.00	1.000				







Batter	1	2	3	4	5	6	7	8	9	AB	R	H	RBI	BB	SO	LOB	TOP							
Luis Polonia, L OBP: 0.343, SLG: 0.331 Jose Gonzalez, R OBP: 0.313, SLG: 0.268	2-1 1B E		4-2 BB			0-0 SH1-3	4-0 IBB		0-2 1B	2 2 2 0 2 0 0 0 0 0 0 0 0 0														
Luis Sojo, R OBP: 0.308, SLG: 0.422	1-0 E5 G6-3		0-1 G4-6-3			1-0 3B	1-1 G1-2-3		0-2 1B	5 2 3 2 0 0 4														
Junior Felix, S OBP: 0.295, SLG: 0.391	0-0 G6-3					2-2 3B			3-2 G4-3	4 0 1 2 1 0 1														
Gary Gaetti, R OBP: 0.269, SLG: 0.314	3-1 G5-4-3					1-1 G3			0-0 P9	4 0 1 0 0 0 2														
Chad Curtis, R OBP: 0.344, SLG: 0.416	0-2 G5-4-3					2-2 F7			0-3 K	4 0 0 0 0 1 3														
Rene Gonzales, R OBP: 0.337, SLG: 0.402		2-1 F8				1-0 L8			2-1 SH1-4 1B	4 1 2 0 0 0 0														
Von Hayes, L OBP: 0.339, SLG: 0.362		2-1 P7				2-2 CS 1B			1-1 L8	4 0 2 0 0 0 2														
Mike Fitzgerald, R OBP: 0.277, SLG: 0.311		2-3 K				2-1 P5			0-2 P9	3 0 0 0 0 1 1														
Gary Disarcina, R OBP: 0.301, SLG: 0.317			3-1 G6-3			3-1 SH1-3 1B			2-0 L9	4 1 2 1 0 0 0														
<b>Inning Stats</b>	R: 2 E: 1 K: 0 S: 9	H: 3 LOB: 0 BB: 0 P: 15	R: 0 E: 0 K: 1 S: 8	H: 0 LOB: 0 BB: 0 P: 14	R: 0 E: 0 K: 0 S: 6	H: 0 LOB: 0 BB: 1 P: 13	R: 0 E: 0 K: 0 S: 10	H: 0 LOB: 0 BB: 0 P: 16	R: 0 E: 0 K: 0 S: 6	H: 1 LOB: 0 BB: 0 P: 11	R: 2 E: 0 K: 0 S: 14	H: 3 LOB: 1 BB: 0 P: 22	R: 1 E: 0 K: 1 S: 9	H: 3 LOB: 2 BB: 1 P: 20	R: 0 E: 0 K: 1 S: 10	H: 1 LOB: 2 BB: 1 P: 17	R: 1 E: 0 K: 0 S: 16	H: 2 LOB: 1 BB: 0 P: 21	1B: 10 2B: 2 3B: 1 HR: 0	SF: 0 SAC: 2 DP: 3 HBP: 0	WP: 0 PB: 0 SB: 1 CS: 1	PA: 39		
<b>PITCHER</b>	IP WLS BF H R ER SO BB IBB HBP BLK WP HR S P ERA WHIP	5.1 L 21 7 4 3 1 1 0 0 0 0 0 50 86 5.06 1.500	3.2 18 6 2 2 1 1 1 0 0 0 0 0 38 63 4.91 1.909																					

California Angels @ Detroit Tigers  
Tiger Stadium, Detroit, MI  
Fri Jul 10 1992, 7:05 PM EDT  
Att: 19,211 - Cloudy - 82 F

AB 34  
R 6  
H 13  
RBI 5  
BB 3  
SO 2  
LOB 13



Batter	1	2	3	4	5	6	7	8	9	AB	R	H	RBI	BB	SO	LOB	BOTTOM					
Tony Phillips, S OBP: 0.397, SLG: 0.393	2-2 BB 1B	4-2 BB					1-0 FC6-4			3 0 2 0 1 0 1												
Dan Gladden, R OBP: 0.329, SLG: 0.389	1-0 P9	1-3 K				0-1 L8	2-1 B2-3			4 0 0 0 0 1 5												
Travis Fryman, R OBP: 0.336, SLG: 0.472	1-3 K		2-3 K		2-3 K				1-1 F7	4 0 0 0 0 3 2												
Cecil Fielder, R OBP: 0.321, SLG: 0.456	4-0 BB		1-3 K			2-1 G3-4-1 1B			1-1 G4-3	3 0 1 0 1 1 0												
Mickey Tettleton, S OBP: 0.359, SLG: 0.483	0-2 F8		0-1 P9			1-1 G3-4-1			1-3 K	4 0 0 0 0 1 3												
Dave Bergman, L OBP: 0.305, SLG: 0.284		2-1 WP 1B		2-3 K		1-1 F9			0-2 F9	4 1 1 0 0 1 1												
Mark Carreon, R OBP: 0.315, SLG: 0.414		3-1 F9		2-0 F7		2-1 G5-3			4-1 BB	3 0 0 0 1 0 2												
Scott Livingstone, L OBP: 0.325, SLG: 0.322		0-2 1B		1-0 G4-3			1-2 FC6-4 1B		0-3 K	4 0 2 1 0 1 1												
Mitt Cuyler, S OBP: 0.278, SLG: 0.324		2-3 K			1-2 L8		2-3 K		2-3 K	4 0 0 0 0 3 3												
<b>Inning Stats</b>	R: 0 E: 0 K: 1 S: 11	H: 1 LOB: 2 BB: 1 P: 19	R: 1 E: 0 K: 2 S: 15	H: 2 LOB: 2 BB: 1 P: 27	R: 0 E: 0 K: 2 S: 10	H: 0 LOB: 0 BB: 0 P: 13	R: 0 E: 0 K: 1 S: 6	H: 0 LOB: 0 BB: 0 P: 11	R: 0 E: 0 K: 0 S: 10	H: 1 LOB: 1 BB: 0 P: 15	R: 0 E: 0 K: 0 S: 8	H: 1 LOB: 1 BB: 0 P: 14	R: 0 E: 0 K: 1 S: 9	H: 1 LOB: 1 BB: 0 P: 15	R: 0 E: 0 K: 1 S: 7	H: 0 LOB: 0 BB: 0 P: 10	R: 0 E: 0 K: 2 S: 10	H: 0 LOB: 1 BB: 1 P: 16	1B: 5 2B: 1 3B: 0 HR: 0	SF: 0 SAC: 0 DP: 0 HBP: 0	WP: 1 PB: 0 SB: 0 CS: 0	PA: 36
<b>PITCHER</b>	IP WLS BF H R ER SO BB IBB HBP BLK WP HR S P ERA WHIP	7.0 W 29 6 0 0 3 1 0 0 0 0 0 17 26 0.00 0.500																				

California Angels @ Detroit Tigers  
Tiger Stadium, Detroit, MI  
Fri Jul 10 1992, 7:05 PM EDT  
Att: 19,211 - Cloudy - 82 F

AB 33  
R 1  
H 6  
RBI 1  
BB 3  
SO 11  
LOB 18





Batter	1	2	3	4	5	6	7	8	9	AB	R	H	RBI	BB	SO	LOB	TOP										
<b>Chad Curtis, R</b> OBP: 0.338, SLG: 0.408 (1, 7)	1-2 G4-3		0-2 L7					0-0 L8									4 0 0 0 0 0 0										
<b>Luis Sojo, R</b> OBP: 0.316, SLG: 0.447 (1, 4)	1-0 G6-3				1-2 F8			1-0 G3-1 2B									4 0 2 0 0 0 0										
<b>Junior Felix, S</b> OBP: 0.294, SLG: 0.387 (1, 8)	2-0 G3-1				1-0 G3			1-2 G3-1									3 0 0 0 1 0 1										
<b>Von Hayes, L</b> OBP: 0.333, SLG: 0.355 (7, 9)					1-1 G3			0-1 G6-3									4 0 0 0 0 0 3										
<b>Rene Gonzales, R</b> OBP: 0.340, SLG: 0.401 (1, 5)																	3 0 1 0 1 0 0										
<b>Ken Oberkfell, L</b> OBP: 0.200, SLG: 0.200 (1, 10)																	4 0 1 0 0 0 4										
<b>John Morris, L</b> OBP: 0.292, SLG: 0.292 (1, 9)																	3 1 2 1 0 0 1										
<b>Lee Stevens, L</b> OBP: 0.259, SLG: 0.323 (7, 3)																	1 0 1 0 0 0 0										
<b>Ron Tingley, R</b> OBP: 0.222, SLG: 0.367 (1, 2)																	4 1 1 1 0 0 3										
<b>Gary Disarcina, R</b> OBP: 0.297, SLG: 0.313 (1, 6)																	4 0 0 0 0 1 2										
<b>Inning Stats</b>	R: 0 E: 0 K: 0 S: 5	H: 0 LOB: 0 BB: 0 P: 9	R: 0 E: 0 K: 0 S: 7	H: 1 LOB: 1 BB: 0 P: 11	R: 0 E: 0 K: 0 S: 10	H: 0 LOB: 0 BB: 0 P: 12	R: 0 E: 0 K: 0 S: 6	H: 0 LOB: 0 BB: 0 P: 9	R: 2 E: 0 K: 0 S: 8	H: 2 LOB: 0 BB: 0 P: 12	R: 0 E: 0 K: 0 S: 8	H: 1 LOB: 1 BB: 0 P: 10	R: 0 E: 0 K: 0 S: 9	H: 2 LOB: 2 BB: 0 P: 13	R: 0 E: 0 K: 0 S: 11	H: 1 LOB: 3 BB: 0 P: 23	R: 0 E: 0 K: 1 S: 6	H: 1 LOB: 0 BB: 0 P: 8	1B: 4 2B: 3 3B: 0 HR: 2	SF: 0 SAC: 0 DP: 1 HBP: 0	WP: 0 PB: 0 SB: 0 CS: 0	PA: 36					
<b>PITCHER</b>	IP	WLS	BF	H	R	ER	SO	BB	IBB	HBP	BLK	WP	HR	S	P	ERA	WHIP										
<b>Bill Gullickson, R</b> ERA: 3.36 (1, 1)	7.2	L	32	7	2	2	0	1	1	0	0	0	2	63	98	2.35	1.043										
<b>Mike Munoz, L</b> ERA: 3.59 (8, 1)	0.1		2	1	0	0	0	0	0	0	0	0	0	2	2	0.00	3.000										
<b>Kurt Knudsen, R</b> ERA: 2.83 (9, 1)	1.0		2	0	0	0	1	0	0	0	0	0	0	5	7	0.00	0.000										

California Angels @ Detroit Tigers  
Tiger Stadium, Detroit, MI  
Sat Jul 11 1992, 3:33 AM EDT  
Att: 39,461 - Cloudy - 80 F

AB 34  
R 2  
H 8  
RBI 2  
BB 2  
SO 1  
LOB 14



Batter	1	2	3	4	5	6	7	8	9	AB	R	H	RBI	BB	SO	LOB	BOTTOM										
<b>Tony Phillips, S</b> OBP: 0.395, SLG: 0.391 (1, 4)	2-1 1B E 1B																4 0 1 0 0 1 0										
<b>Dan Gladden, R</b> OBP: 0.322, SLG: 0.381 (1, 7)	2-3 K																4 0 0 0 0 2 1										
<b>Travis Fryman, R</b> OBP: 0.332, SLG: 0.466 (1, 6)	2-2 E4 1B																4 0 0 0 0 1 1										
<b>Cecil Fielder, R</b> OBP: 0.323, SLG: 0.455 (9, PR)	0-0 K																3 0 1 0 1 2 0										
<b>Chad Kreuter, S</b> OBP: 0.296, SLG: 0.324 (9, PR)	1-2 2-3 1B																0 0 0 0 0 0 0										
<b>Mickey Tettleton, S</b> OBP: 0.357, SLG: 0.484 (1, 2)	0-3 K																4 1 1 0 0 1 4										
<b>Mark Carreon, R</b> OBP: 0.313, SLG: 0.411 (1, 9)	1-0 F8																4 0 1 1 0 0 5										
<b>Skeeter Barnes, R</b> OBP: 0.262, SLG: 0.359 (1, 5)																	3 0 1 0 0 0 0										
<b>Phil Clark, R</b> OBP: 0.435, SLG: 0.488 (7, PH)																	2 0 1 0 0 0 0										
<b>Dave Bergman, L</b> OBP: 0.302, SLG: 0.282 (7, PH)																	1 0 0 0 0 0 1										
<b>Mitt Cuyler, S</b> OBP: 0.275, SLG: 0.320 (1, 8)																	3 0 0 0 0 2 1										
<b>Inning Stats</b>	R: 0 E: 1 K: 2 S: 13	H: 2 LOB: 3 BB: 0 P: 20	R: 0 E: 0 K: 0 S: 5	H: 1 LOB: 0 BB: 0 P: 8	R: 0 E: 0 K: 2 S: 8	H: 0 LOB: 0 BB: 0 P: 10	R: 1 E: 0 K: 1 S: 8	H: 2 LOB: 0 BB: 0 P: 15	R: 0 E: 0 K: 1 S: 7	H: 0 LOB: 0 BB: 0 P: 12	R: 0 E: 0 K: 2 S: 8	H: 0 LOB: 0 BB: 0 P: 11	R: 0 E: 0 K: 0 S: 7	H: 1 LOB: 1 BB: 0 P: 11	R: 0 E: 0 K: 1 S: 11	H: 0 LOB: 0 BB: 0 P: 18	R: 0 E: 0 K: 0 S: 9	H: 0 LOB: 2 BB: 1 P: 15	1B: 5 2B: 1 3B: 0 HR: 0	SF: 0 SAC: 0 DP: 1 HBP: 0	WP: 0 PB: 0 SB: 0 CS: 0	PA: 33					
<b>PITCHER</b>	IP	WLS	BF	H	R	ER	SO	BB	IBB	HBP	BLK	WP	HR	S	P	ERA	WHIP										
<b>Jim Abbott, L</b> ERA: 2.96 (1, 1)	3.2		15	5	1	1	5	0	0	0	0	0	0	32	49	2.46	1.364										
<b>Chuck Crim, R</b> ERA: 6.09 (4, 1)	2.1	W	7	0	0	0	3	0	0	0	0	0	0	17	27	0.00	0.000										
<b>Joe Grahe, R</b> ERA: 4.4 (7, 1)	3.0	S	11	1	0	0	1	1	0	0	0	0	0	27	44	0.00	0.667										

California Angels @ Detroit Tigers  
Tiger Stadium, Detroit, MI  
Sat Jul 11 1992, 3:33 AM EDT  
Att: 39,461 - Cloudy - 80 F

AB 32  
R 1  
H 6  
RBI 1  
BB 1  
SO 9  
LOB 13









Batter	1	2	3	4	5	6	7	8	9	AB	R	H	RBI	BB	SO	LOB	TOP								
Andy Stankiewicz, R OBP: 0.370, SLG: 0.392	1-3 K		0-2 SH5-3		0-0 F8			0-0 G5-3 1B		3	0	1	0	0	1	0	<b>New York Yankees @ California Angels</b> Anaheim Stadium, Anaheim, CA Thu Jul 16 1992, 10:05 PM EDT Att: 31,256 - Sunny - 83 F								
Mel Hall, L OBP: 0.296, SLG: 0.455	1-1 BB 1B		0-0 FC6 1B		0-0 G5-3			0-0 G5-3		4	0	2	0	0	0	1									
Roberto Kelly, R OBP: 0.318, SLG: 0.410	4-1 FC6-4 BB		1-3 K		2-2 G5-3			0-0 F8		3	0	0	0	1	1	3									
Don Mattingly, L OBP: 0.320, SLG: 0.423	0-1 F9		1-1 FC6		1-2 F8			1-0 F8		4	0	0	0	0	0	5									
Danny Tartabull, R OBP: 0.405, SLG: 0.454	2-2 FC6-4			1-1 1B G4-3 E 1B				2-1 F9		4	1	1	0	0	1	2									
Kevin Maas, L OBP: 0.309, SLG: 0.440		2-1 G6-3		2-1 G4-3				3-1 F8		3	0	0	0	0	0	1									
Jim Levritz, R OBP: 0.374, SLG: 0.481									1-2 F9	1	0	0	0	0	0	0									
Matt Nokes, L OBP: 0.274, SLG: 0.375		0-0 G3-1		0-1 E 1B				0-1 P6		4	1	1	0	0	0	0									
Charlie Hayes, R OBP: 0.291, SLG: 0.388		1-3 K		1-0 E6 CS				1-1 F8		3	0	0	1	0	1	0									
Pat Kelly, R OBP: 0.282, SLG: 0.325				4-2 1B SH5-3 BB				3-3 F8 K		2	0	0	0	1	1	1									
<b>Inning Stats</b>	R: 0 E: 0 K: 1 S: 12	H: 1 LOB: 2 BB: 1 P: 20	R: 0 E: 0 K: 1 S: 6	H: 0 LOB: 0 BB: 0 P: 9	R: 0 E: 0 K: 1 S: 11	H: 1 LOB: 2 BB: 1 P: 17	R: 2 E: 1 K: 0 S: 12	H: 2 LOB: 0 BB: 0 P: 19	R: 0 E: 0 K: 0 S: 5	H: 0 LOB: 0 BB: 0 P: 7	R: 0 E: 0 K: 0 S: 7	H: 0 LOB: 0 BB: 0 P: 13	R: 0 E: 0 K: 1 S: 8	H: 0 LOB: 0 BB: 0 P: 12	R: 0 E: 0 K: 0 S: 4	H: 1 LOB: 1 BB: 0 P: 5	R: 0 E: 0 K: 1 S: 9	H: 0 LOB: 0 BB: 0 P: 12	1B: 5 2B: 0 3B: 0 HR: 0	SF: 0 SAC: 1 DP: 0 HBP: 0	WP: 0 PB: 0 SB: 0 CS: 1	PA: 34			
<b>PITCHER</b>	IP WLS BF H R ER SO BB IBB HBP BLK WP HR S P ERA WHIP	8.1 W 2 0 0 0 0 0 0 0 0 0 0 5 6 1.08 0.840	0.2 W 2 0 0 0 0 0 0 0 0 0 0 5 6 0.00 0.000																						

AB	31
R	2
H	5
RBI	1
BB	2
SO	5
LOB	13



Batter	1	2	3	4	5	6	7	8	9	AB	R	H	RBI	BB	SO	LOB	BOTTOM								
Luis Polonia, L OBP: 0.342, SLG: 0.330	0-2 CS 1B		1-3 K			0-0 G3-6-3		1-3 K		4	0	1	0	0	2	2	<b>New York Yankees @ California Angels</b> Anaheim Stadium, Anaheim, CA Thu Jul 16 1992, 10:05 PM EDT Att: 31,256 - Sunny - 83 F								
Luis Sojo, R OBP: 0.308, SLG: 0.456	1-3 K		0-2 F7		0-1 B1-3		1-1 E6		4	0	0	0	0	1	1										
Junior Felix, S OBP: 0.299, SLG: 0.384	2-0 F8		4-1 G4-6-3 BB				0-0 1B 1B	3-3 K		3	1	1	0	1	1										
Von Hayes, L OBP: 0.329, SLG: 0.347		1-0 G3-1		0-0 G4-6-3			0-3 K		2-2 G4-3	4	0	0	0	0	1	2									
Chad Curtis, R OBP: 0.338, SLG: 0.405		1-3 K			1-3 K		0-0 1B G4-3 1B	0-3 K		4	1	1	0	0	3	0									
Rene Gonzales, R OBP: 0.344, SLG: 0.408		2-3 K		0-1 G4-3 2B			0-0 G4-3 1B 1B	0-1 1B BB 1B		4	1	3	1	0	1	0									
Lee Stevens, L OBP: 0.284, SLG: 0.338			0-3 K		0-0 G4-3			0-0 BB BB 1B		4	0	1	1	0	1	2									
Mike Fitzgerald, R OBP: 0.270, SLG: 0.301			0-3 K		0-1 G5-3			4-1 BB BB		3	0	0	0	0	1	2									
Ken Oberkell, L OBP: 0.300, SLG: 0.222								1-2 BB		0	0	0	0	1	0	0									
Gary Disarcina, R OBP: 0.299, SLG: 0.309			1-1 E8 1B			4-2 G3-6-3 BB		0-1 P4		2	0	1	1	2	0	0									
<b>Inning Stats</b>	R: 0 E: 0 K: 1 S: 7	H: 1 LOB: 0 BB: 0 P: 10	R: 0 E: 0 K: 2 S: 8	H: 0 LOB: 0 BB: 0 P: 12	R: 0 E: 1 K: 3 S: 11	H: 1 LOB: 1 BB: 0 P: 13	R: 0 E: 0 K: 0 S: 5	H: 0 LOB: 0 BB: 1 P: 9	R: 0 E: 0 K: 1 S: 8	H: 1 LOB: 1 BB: 0 P: 9	R: 0 E: 0 K: 0 S: 6	H: 0 LOB: 0 BB: 1 P: 10	R: 2 E: 0 K: 1 S: 14	H: 3 LOB: 1 BB: 0 P: 18	R: 0 E: 1 K: 2 S: 11	H: 0 LOB: 1 BB: 0 P: 16	R: 0 E: 0 K: 1 S: 11	H: 2 LOB: 2 BB: 2 P: 21	1B: 7 2B: 1 3B: 0 HR: 0	SF: 0 SAC: 0 DP: 2 HBP: 0	WP: 0 PB: 0 SB: 0 CS: 1	PA: 36			
<b>PITCHER</b>	IP WLS BF H R ER SO BB IBB HBP BLK WP HR S P ERA WHIP	8.2 L 36 8 3 3 11 4 0 0 0 0 0 81 118 3.12 1.385																							

AB	32
R	3
H	8
RBI	3
BB	4
SO	11
LOB	10









Batter	1	2	3	4	5	6	7	8	9	AB R H RBI BB SO LOB	TOP									
Andy Stankiewicz, R OBP: 0.362, SLG: 0.383 (1, 6)	G1-3		K			K		G6-4-3		4 0 0 0 0 2 2	<b>New York Yankees @ California Angels</b> Anaheim Stadium, Anaheim, CA Sat Jul 18 1992, 10:05 PM EDT Att: 31,368 - Sunny - 92 F									
Randy Velarde, R OBP: 0.273, SLG: 0.317 (1, 7)	HR		G4-6-3			G4-3			G3	4 1 2 0 0 0 1										
Roberto Kelly, R OBP: 0.319, SLG: 0.405 (1, 8)	K					F8			F7	4 0 0 0 0 1 2										
Don Mattingly, L OBP: 0.321, SLG: 0.431 (1, 3)	HR					F8			G3	4 1 1 2 0 0 1										
Danny Tartabull, R OBP: 0.404, SLG: 0.459 (1, 9)	K					S			F9	3 1 1 1 1 1 1										
Jim Leyritz, R OBP: 0.392, SLG: 0.460 (1, 10)						G5-3			P3	3 0 0 0 0 0 1										
Charlie Hayes, R OBP: 0.284, SLG: 0.379 (1, 5)						G6-3			F9	3 0 0 0 0 0 0										
Mike Stanley, R OBP: 0.344, SLG: 0.380 (1, 2)						K2-3			G1-3	3 0 0 0 0 1 0										
Pat Kelly, R OBP: 0.288, SLG: 0.329 (1, 4)						G1-3			G6-4-3	3 0 2 0 0 0 0										
<b>Inning Stats</b>	R: 2 E: 0 K: 2 S: 13	H: 2 LOB: 0 BB: 0 P: 17	R: 0 E: 0 K: 0 S: 4	H: 0 LOB: 0 BB: 0 P: 6	R: 0 E: 0 K: 1 S: 7	H: 1 LOB: 0 BB: 0 P: 8	R: 0 E: 0 K: 0 S: 8	H: 0 LOB: 1 BB: 1 P: 15	R: 0 E: 0 K: 1 S: 9	H: 0 LOB: 0 BB: 0 P: 10	R: 1 E: 0 K: 0 S: 10	H: 1 LOB: 0 BB: 0 P: 17	R: 0 E: 0 K: 0 S: 4	H: 1 LOB: 0 BB: 0 P: 5	R: 0 E: 0 K: 0 S: 7	H: 1 LOB: 1 BB: 0 P: 10	1B: 4 2B: 0 3B: 0 HR: 2	SF: 0 SAC: 0 DP: 2 HBP: 0	WP: 0 PB: 0 SB: 1 CS: 0	PA: 32
<b>PITCHER</b>	IP WLS BF H R ER SO BB IBB HBP BLK WP HR S P ERA WHIP																			
Mark Langston, L ERA: 3.96 (1, 1)	8.2 W 31 6 3 3 5 1 0 0 0 0 2 68 94 3.12 0.808																			
Mark Eichhorn, R ERA: 2.12 (9, 1)	0.1 S 1 0 0 0 0 0 0 0 0 0 0 2 4 0.00 0.000																			

AB	31
R	3
H	6
RBI	3
BB	1
SO	5
LOB	8



Batter	1	2	3	4	5	6	7	8	9	AB R H RBI BB SO LOB	BOTTOM									
Luis Polonia, L OBP: 0.347, SLG: 0.342 (1, 10)	E		G6-3							4 2 3 1 0 0 0	<b>New York Yankees @ California Angels</b> Anaheim Stadium, Anaheim, CA Sat Jul 18 1992, 10:05 PM EDT Att: 31,368 - Sunny - 92 F									
Luis Sojo, R OBP: 0.327, SLG: 0.482 (1, 4)	G4-3		L6						E	4 1 2 2 0 0 0										
Junior Felix, S OBP: 0.303, SLG: 0.389 (1, 8)	G1-3		G1-3						E	3 0 0 0 1 0 1										
Von Hayes, L OBP: 0.330, SLG: 0.348 (1, 9)	K								E6	4 0 1 1 0 1 2										
Chad Curtis, R OBP: 0.333, SLG: 0.394 (1, 7)									G4-3	4 0 1 1 0 1 3										
Rene Gonzales, R OBP: 0.349, SLG: 0.406 (1, 5)									G6-3	4 0 1 0 0 0 4										
Gary Gaetti, R OBP: 0.270, SLG: 0.315 (1, 3)									E5	4 0 1 0 0 0 1										
Mike Fitzgerald, R OBP: 0.284, SLG: 0.308 (1, 2)									G6-4-3	3 1 1 0 1 0 3										
Gary Disarcina, R OBP: 0.301, SLG: 0.311 (1, 6)									K	4 1 1 0 0 1 2										
<b>Inning Stats</b>	R: 1 E: 0 K: 1 S: 12	H: 1 LOB: 0 BB: 0 P: 14	R: 0 E: 0 K: 0 S: 11	H: 1 LOB: 2 BB: 1 P: 19	R: 0 E: 0 K: 0 S: 8	H: 0 LOB: 0 BB: 0 P: 15	R: 0 E: 0 K: 0 S: 12	H: 2 LOB: 2 BB: 0 P: 19	R: 0 E: 0 K: 1 S: 7	H: 2 LOB: 1 BB: 0 P: 17	R: 4 E: 1 K: 0 S: 13	H: 4 LOB: 2 BB: 1 P: 23	R: 0 E: 1 K: 1 S: 10	H: 0 LOB: 0 BB: 0 P: 13	R: 0 E: 1 K: 1 S: 10	H: 0 LOB: 0 BB: 0 P: 13	1B: 10 2B: 1 3B: 0 HR: 0	SF: 0 SAC: 0 DP: 2 HBP: 0	WP: 0 PB: 0 SB: 3 CS: 0	PA: 36
<b>PITCHER</b>	IP WLS BF H R ER SO BB IBB HBP BLK WP HR S P ERA WHIP																			
Scott Kamieniecki, R ERA: 4.61 (1, 1)	6.1 L 28 4 4 3 2 1 0 0 0 0 0 67 102 4.26 1.737																			
John Habyan, R ERA: 1.75 (7, 1)	1.2 8 1 1 0 1 1 0 0 0 0 0 16 26 0.00 1.200																			

AB	34
R	5
H	11
RBI	5
BB	2
SO	3
LOB	16






Batter	1	2	3	4	5	6	7	8	9	AB	R	H	RBI	BB	SO	LOB	TOP				
Andy Stankiewicz, R OBP: 0.365, SLG: 0.386	F7		1B		G4-3	1B		F8 1B	K	6	1	3	1	0	1	2					
Dion James, L OBP: 0.321, SLG: 0.385	K		K			HR	G4-3	1B		5	1	2	2	0	2	2					
Don Mattingly, L OBP: 0.322, SLG: 0.430	1B				F8	P6	BB	F8		5	0	2	1	0	0	2					
Danny Tartabull, R OBP: 0.404, SLG: 0.453	K				G5-3	1B	BB	F8		3	0	0	0	2	1	3					
Mel Hall, L OBP: 0.294, SLG: 0.447		L9			BB	1B	G4-3	F7		4	0	1	0	1	0	4					
Kevin Maas, L OBP: 0.305, SLG: 0.447		P2			G3	G4-3		F8	HR	5	1	1	1	0	0	3					
Randy Velarde, R OBP: 0.288, SLG: 0.355		K				SH	HR	1B	2B	5	2	4	1	0	1	0					
Matt Nokes, L OBP: 0.276, SLG: 0.376					G4-3	SH	G4-3	G5-3	K	2	1	1	0	0	0	0					
Jim Leyritz, R OBP: 0.352, SLG: 0.444						SH	G4-3	1B		3	0	0	0	0	1	2					
Pat Kelly, R OBP: 0.287, SLG: 0.346					F7	SH	HR	HR	K	4	2	1	1	0	2	2					
<b>Inning Stats</b>	R: 0 E: 0 K: 2 S: 12	H: 1 LOB: 1 BB: 0 P: 20	R: 0 E: 0 K: 1 S: 5	H: 0 LOB: 0 BB: 0 P: 7	R: 0 E: 0 K: 1 S: 7	H: 1 LOB: 1 BB: 0 P: 10	R: 0 E: 0 K: 0 S: 7	H: 0 LOB: 1 BB: 1 P: 14	R: 4 E: 1 K: 0 S: 21	H: 4 LOB: 2 BB: 1 P: 31	R: 0 E: 0 K: 2 S: 8	H: 1 LOB: 1 BB: 0 P: 12	R: 0 E: 0 K: 0 S: 9	H: 2 LOB: 2 BB: 0 P: 14	R: 1 E: 0 K: 2 S: 14	H: 2 LOB: 1 BB: 0 P: 23	1B: 10 2B: 1 3B: 0 HR: 4	SF: 0 SAC: 1 DP: 0 HBP: 0	WP: 0 PB: 0 CS: 0	PA: 46	
<b>PITCHER</b>	IP	WLS	BF	H	R	ER	SO	BB	IBB	HBP	BLK	WP	HR	S	P	ERA	WHIP				
Bert Blyleven, R ERA: 5.29	4.1	L	20	5	4	3	4	1	0	0	0	0	1	41	66	6.23	1.385				
Scott Bailes, L ERA: 8.64	1.1		10	5	3	3	0	1	0	0	0	0	2	25	36	20.25	4.500				
Mike Butcher, R ERA:	2.0		10	3	0	0	2	1	0	0	0	0	0	17	30	0.00	2.000				
Steve Frey, L ERA: 1.67	0.1		2	1	1	1	0	0	0	0	0	0	1	5	6	27.00	3.000				
Mark Eichhorn, R ERA: 2.09	1.0		4	1	0	0	2	0	0	0	0	0	0	11	19	0.00	1.000				

**New York Yankees @ California Angels**  
**Anaheim Stadium, Anaheim, CA**  
 Sun Jul 19 1992, 6:33 AM EDT  
 Att: 24,084 - Sunny - 88 F


AB 42  
 R 8  
 H 15  
 RBI 7  
 BB 3  
 SO 8  
 LOB 20



Batter	1	2	3	4	5	6	7	8	9	AB	R	H	RBI	BB	SO	LOB	BOTTOM					
Luis Polonia, L OBP: 0.352, SLG: 0.350	E		G4-3			1B		1B		4	1	3	0	0	0	0						
Luis Sojo, R OBP: 0.333, SLG: 0.483	E5		F7			1B		F7		4	0	2	0	0	0	1						
Junior Felix, S OBP: 0.302, SLG: 0.387	P2				G6-3	K			HR	4	1	1	0	0	1	3						
Gary Gaetti, R OBP: 0.270, SLG: 0.325	F9				F8	P3			HR	4	1	1	2	0	0	3						
Chad Curtis, R OBP: 0.332, SLG: 0.396	G5-3				K		G4-3		2B	4	0	1	0	0	1	1						
Rene Gonzales, R OBP: 0.347, SLG: 0.402		BB			F7	L3			K	3	0	0	0	1	1	1						
Jose Gonzalez, R OBP: 0.288, SLG: 0.244		F9			F8	K			K	4	0	0	0	0	2	2						
Ron Tingley, R OBP: 0.206, SLG: 0.338		G1-6-4-3			P4			K	K	4	0	0	0	0	2	2						
Gary Disarcina, R OBP: 0.298, SLG: 0.308					F9	F9		F7		3	0	0	0	0	0	0						
<b>Inning Stats</b>	R: 1 E: 1 K: 0 S: 9	H: 2 LOB: 1 BB: 0 P: 16	R: 0 E: 0 K: 0 S: 2	H: 0 LOB: 0 BB: 1 P: 7	R: 0 E: 0 K: 0 S: 4	H: 0 LOB: 0 BB: 0 P: 6	R: 0 E: 0 K: 1 S: 7	H: 0 LOB: 0 BB: 0 P: 11	R: 0 E: 0 K: 0 S: 8	H: 0 LOB: 0 BB: 0 P: 13	R: 0 E: 0 K: 1 S: 11	H: 2 LOB: 2 BB: 0 P: 18	R: 0 E: 0 K: 1 S: 6	H: 0 LOB: 0 BB: 0 P: 9	R: 0 E: 0 K: 1 S: 9	H: 1 LOB: 1 BB: 0 P: 13	R: 2 E: 0 K: 3 S: 18	H: 3 LOB: 1 BB: 0 P: 26	1B: 5 2B: 2 3B: 0 HR: 1	SF: 0 SAC: 0 DP: 1 HBP: 0	WP: 0 PB: 0 CS: 0	PA: 35
<b>PITCHER</b>	IP	WLS	BF	H	R	ER	SO	BB	IBB	HBP	BLK	WP	HR	S	P	ERA	WHIP					
Curt Young, L ERA: 4.23	8.0	W	29	5	1	1	4	1	0	0	0	0	0	56	93	1.12	0.750					
Greg Cadaret, L ERA: 5.11	1.0		6	3	2	2	3	0	0	0	0	0	1	18	26	18.00	3.000					

**New York Yankees @ California Angels**  
**Anaheim Stadium, Anaheim, CA**  
 Sun Jul 19 1992, 6:33 AM EDT  
 Att: 24,084 - Sunny - 88 F

AB 34  
 R 3  
 H 8  
 RBI 2  
 BB 1  
 SO 7  
 LOB 13





Batter	1	2	3	4	5	6	7	8	9	AB	R	H	RBI	BB	SO	LOB	TOP		
Devon White, S OBP: 0.295, SLG: 0.378	1-3 K		1-3 K		3-3 K		2-0 G6-3			4	0	0	0	0	3	1	<b>Toronto Blue Jays @ California Angels</b> Anaheim Stadium, Anaheim, CA Mon Jul 20 1992, 10:05 PM EDT Att: 21,090 - Sunny - 75 F		
Roberto Alomar, S OBP: 0.408, SLG: 0.452	1-2 G5-3		0-1 1B		3-2 P3			1-1 G4-3		4	0	1	1	0	0				
Joe Carter, R OBP: 0.323, SLG: 0.499	3-1 F7		0-2 F9		0-0 F9			3-1 E6		4	0	0	0	0	1				
Dave Winfield, R OBP: 0.383, SLG: 0.512		1-2 P4		0-2 G5-3		0-1 P4		3-1 F8		4	0	0	0	0	1				
John Olerud, L OBP: 0.375, SLG: 0.455		1-3 K		2-1 1B FC1-6		2-0 HR		2-0 CS	3-1 FC6-4 1B	4	2	3	1	0	1	0			
Candy Maldonado, R OBP: 0.332, SLG: 0.417		4-0 BB		0-0 FC1-6 1B		4-2 FC6-4 BB			1-2 F8	2	0	1	0	2	0	1			
Jeff Kent, R OBP: 0.325, SLG: 0.401		0-3 K		1-0 FC1-6		1-2 FC6-4			0-3 K	3	0	0	1	0	1	3			
Greg Myers, L OBP: 0.281, SLG: 0.386				1-2 FC1-6		1-2 FC6-4			0-3 K	1	0	0	0	0	1	1			
Pat Borders, R OBP: 0.307, SLG: 0.373			0-3 K		2-2 F8			1-1 FC6-4		4	0	0	0	0	1	2			
Manuel Lee, S OBP: 0.333, SLG: 0.314			3-2 BLK 1B		1-1 F8			3-2 G4-3		3	1	1	0	0	0	0			
<b>Inning Stats</b>	R: 0 E: 0 K: 1 S: 8	H: 0 LOB: 0 BB: 0 P: 13	R: 0 E: 0 K: 2 S: 10	H: 0 LOB: 1 BB: 1 P: 16	R: 1 E: 0 K: 2 S: 21	H: 2 LOB: 1 BB: 0 P: 25	R: 1 E: 0 K: 0 S: 10	H: 2 LOB: 1 BB: 0 P: 15	R: 0 E: 0 K: 1 S: 9	H: 0 LOB: 0 BB: 0 P: 16	R: 0 E: 1 K: 0 S: 6	H: 0 LOB: 0 BB: 0 P: 15	R: 0 E: 0 K: 1 S: 10	H: 1 LOB: 1 BB: 0 P: 15	1B: 5 2B: 0 3B: 0 HR: 1	SF: 0 SAC: 0 DP: 0 HBP: 0	WP: 0 PB: 0 SB: 1 CS: 1	PA: 36	
<b>PITCHER</b>	IP WLS BF H R ER SO BB IBB HBP BLK WP HR S P ERA WHIP	IP WLS BF H R ER SO BB IBB HBP BLK WP HR S P ERA WHIP	IP WLS BF H R ER SO BB IBB HBP BLK WP HR S P ERA WHIP	IP WLS BF H R ER SO BB IBB HBP BLK WP HR S P ERA WHIP	IP WLS BF H R ER SO BB IBB HBP BLK WP HR S P ERA WHIP	IP WLS BF H R ER SO BB IBB HBP BLK WP HR S P ERA WHIP	IP WLS BF H R ER SO BB IBB HBP BLK WP HR S P ERA WHIP	IP WLS BF H R ER SO BB IBB HBP BLK WP HR S P ERA WHIP	IP WLS BF H R ER SO BB IBB HBP BLK WP HR S P ERA WHIP	IP WLS BF H R ER SO BB IBB HBP BLK WP HR S P ERA WHIP	IP WLS BF H R ER SO BB IBB HBP BLK WP HR S P ERA WHIP	IP WLS BF H R ER SO BB IBB HBP BLK WP HR S P ERA WHIP	IP WLS BF H R ER SO BB IBB HBP BLK WP HR S P ERA WHIP	IP WLS BF H R ER SO BB IBB HBP BLK WP HR S P ERA WHIP	IP WLS BF H R ER SO BB IBB HBP BLK WP HR S P ERA WHIP	IP WLS BF H R ER SO BB IBB HBP BLK WP HR S P ERA WHIP	IP WLS BF H R ER SO BB IBB HBP BLK WP HR S P ERA WHIP	IP WLS BF H R ER SO BB IBB HBP BLK WP HR S P ERA WHIP	
Tim Fortugno, L ERA: 4.76	5.2																		
Chuck Crim, R ERA: 5.67	1.1	W	4	0	0	0	0	0	0	0	0	12	20	0.00	0.000				
Joe Grahe, R ERA: 4.11	2.0	S	7	1	0	0	1	0	0	0	0	16	30	0.00	0.500				

AB	33
R	3
H	6
RBI	3
BB	2
SO	7
LOB	10



Batter	1	2	3	4	5	6	7	8	9	AB	R	H	RBI	BB	SO	LOB	BOTTOM		
Luis Polonia, L OBP: 0.360, SLG: 0.356	4-2 1B SF			0-0 1B		4-0 IBB		2-0 E8		3	1	3	0	2	0	0	<b>Toronto Blue Jays @ California Angels</b> Anaheim Stadium, Anaheim, CA Mon Jul 20 1992, 10:05 PM EDT Att: 21,090 - Sunny - 75 F		
Luis Sojo, R OBP: 0.328, SLG: 0.471	1-1 FC5-4 SF	2-3 F7		1-0 F7		1-2 G6-3		3-3 K		5	0	1	0	0	1	6			
Junior Felix, S OBP: 0.301, SLG: 0.383	3-2 SF		0-1 F8	1-3 K			4-2 G1-3 SH2-4 BLK BB	1-0 P4		3	1	0	1	1	1	2			
Von Hayes, L OBP: 0.326, SLG: 0.343	2-2 FC5-4		0-0 G4-3		1-0 P5		1-1 SH2-4			3	0	0	0	0	0	2			
Chad Curtis, R OBP: 0.331, SLG: 0.394	1-0 G5-4-3		0-2 S		1-1 G6-3		1-2 G1-3			4	0	1	0	0	0	3			
Rene Gonzales, R OBP: 0.353, SLG: 0.406		1-0 1B	1-0 2B	1-2 BB		2-2 G6-3		4-1 S		2	1	1	0	2	0	0			
Gary Gaetti, R OBP: 0.276, SLG: 0.329		0-1 1B	2-3 K			1-2 SH2-4		3-3 1B		3	1	2	1	1	1	2			
Ron Tingley, R OBP: 0.214, SLG: 0.343		1-1 SH1-4		2-1 1B		0-0 SH2-4		3-2 G6-3		2	0	1	0	0	0	2			
Gary Disarcina, R OBP: 0.298, SLG: 0.307		0-2 G5-3		2-0 P1		3-2 F9		2-2 1B		4	1	1	0	0	0	3			
<b>Inning Stats</b>	R: 1 E: 1 K: 0 S: 11	H: 1 LOB: 1 BB: 1 P: 22	R: 2 E: 0 K: 0 S: 17	H: 3 LOB: 1 BB: 0 P: 23	R: 0 E: 0 K: 1 S: 9	H: 1 LOB: 2 BB: 1 P: 15	R: 0 E: 0 K: 1 S: 8	H: 2 LOB: 0 BB: 0 P: 14	R: 0 E: 0 K: 0 S: 15	H: 1 LOB: 2 BB: 1 P: 24	R: 1 E: 0 K: 0 S: 15	H: 0 LOB: 2 BB: 3 P: 32	R: 1 E: 1 K: 1 S: 9	H: 2 LOB: 0 BB: 0 P: 16	1B: 9 2B: 1 3B: 0 HR: 0	SF: 1 SAC: 3 DP: 1 HBP: 0		WP: 0 PB: 0 SB: 4 CS: 1	PA: 39
<b>PITCHER</b>	IP WLS BF H R ER SO BB IBB HBP BLK WP HR S P ERA WHIP	IP WLS BF H R ER SO BB IBB HBP BLK WP HR S P ERA WHIP	IP WLS BF H R ER SO BB IBB HBP BLK WP HR S P ERA WHIP	IP WLS BF H R ER SO BB IBB HBP BLK WP HR S P ERA WHIP	IP WLS BF H R ER SO BB IBB HBP BLK WP HR S P ERA WHIP	IP WLS BF H R ER SO BB IBB HBP BLK WP HR S P ERA WHIP	IP WLS BF H R ER SO BB IBB HBP BLK WP HR S P ERA WHIP	IP WLS BF H R ER SO BB IBB HBP BLK WP HR S P ERA WHIP	IP WLS BF H R ER SO BB IBB HBP BLK WP HR S P ERA WHIP	IP WLS BF H R ER SO BB IBB HBP BLK WP HR S P ERA WHIP	IP WLS BF H R ER SO BB IBB HBP BLK WP HR S P ERA WHIP	IP WLS BF H R ER SO BB IBB HBP BLK WP HR S P ERA WHIP	IP WLS BF H R ER SO BB IBB HBP BLK WP HR S P ERA WHIP	IP WLS BF H R ER SO BB IBB HBP BLK WP HR S P ERA WHIP	IP WLS BF H R ER SO BB IBB HBP BLK WP HR S P ERA WHIP	IP WLS BF H R ER SO BB IBB HBP BLK WP HR S P ERA WHIP	IP WLS BF H R ER SO BB IBB HBP BLK WP HR S P ERA WHIP	IP WLS BF H R ER SO BB IBB HBP BLK WP HR S P ERA WHIP	
Todd Stottlemyre, R ERA: 9.23	5.0																		
Pat Hentgen, R ERA: 4.54	2.0	L	11	1	1	1	0	2	2	0	0	30	56	4.50	1.500				
Mike Timlin, R ERA: 2.56	1.0		4	2	1	0	1	0	0	0	0	9	16	0.00	2.000				

AB	29
R	5
H	10
RBI	2
BB	6
SO	3
LOB	20





Batter	1	2	3	4	5	6	7	8	9	AB	R	H	RBI	BB	SO	LOB	TOP										
<b>Devon White, S</b> OBP: 0.294, SLG: 0.375 (1, 8)										6	0	1	0	0	0	4	<b>Toronto Blue Jays @ California Angels</b> Anaheim Stadium, Anaheim, CA Tue Jul 21 1992, 10:05 PM EDT Att: 21,581 - Cloudy - 74 F										
<b>Roberto Alomar, S</b> OBP: 0.408, SLG: 0.451 (1, 4)										5	0	2	0	0	0	2											
<b>Joe Carter, R</b> OBP: 0.327, SLG: 0.500 (1, 9)										5	2	3	0	0	1	3											
<b>Dave Winfield, R</b> OBP: 0.383, SLG: 0.512 (1, 10)										4	1	1	0	1	1	4											
<b>John Olerud, L</b> OBP: 0.375, SLG: 0.457 (1, 3)										5	2	2	0	0	0	6											
<b>Candy Maldonado, R</b> OBP: 0.340, SLG: 0.420 (1, 7)										3	2	2	0	2	0	2											
<b>Jeff Kent, R</b> OBP: 0.329, SLG: 0.432 (1, 5)										4	1	2	4	0	0	2											
<b>Tom Quinlan, R</b> OBP: 0.200, SLG: 0.400 (7, PR)										1	0	1	2	0	0	0											
<b>Pat Borders, R</b> OBP: 0.309, SLG: 0.382 (1, 2)										4	1	1	2	1	1	2											
<b>Manuel Lee, S</b> OBP: 0.334, SLG: 0.316 (1, 6)										4	0	2	1	0	0	0											
<b>Inning Stats</b>	R: 0 E: 0 K: 0 S: 11	H: 2 LOB: 2 BB: 0 P: 21	R: 0 E: 0 K: 0 S: 7	H: 1 LOB: 0 BB: 0 P: 13	R: 0 E: 0 K: 0 S: 6	H: 1 LOB: 1 BB: 0 P: 9	R: 3 E: 0 K: 0 S: 12	H: 3 LOB: 0 BB: 0 P: 21	R: 0 E: 0 K: 0 S: 12	H: 2 LOB: 2 BB: 1 P: 20	R: 2 E: 0 K: 0 S: 11	H: 2 LOB: 1 BB: 1 P: 22	R: 1 E: 0 K: 1 S: 17	H: 3 LOB: 2 BB: 0 P: 29	R: 0 E: 0 K: 0 S: 8	H: 0 LOB: 0 BB: 0 P: 9	R: 3 E: 0 K: 1 S: 17	H: 3 LOB: 2 BB: 2 P: 30	1B: 11 2B: 5 3B: 0 HR: 2	SF: 1 SAC: 0 DP: 2 HBP: 0	WP: 0 PB: 0 SB: 1 CS: 1	PA: 46					
<b>PITCHER</b>	IP	WLS	BF	H	R	ER	SO	BB	IBB	HBP	BLK	WP	HR	S	P	ERA	WHIP										
<b>Julio Valera, R</b> ERA: 3.63 (1, 1)	5.1		27	11	5	5	1	2	0	0	0	0	2	54	97	8.44	2.438										
<b>Chuck Cmm, R</b> ERA: 5.53 (6, 1)	1.1	L	6	2	1	0	0	0	0	0	0	0	0	13	24	0.00	1.500										
<b>Mark Eichhorn, R</b> ERA: 2.52 (7, 1)	0.0		0	0	0	0	0	0	0	0	0	0	0	0	0	∞	∞										
<b>Steve Frey, L</b> ERA: 1.64 (9, 1)	0.2		2	0	0	0	0	0	0	0	0	0	0	8	11	0.00	0.000										

AB	41
R	9
H	17
RBI	9
BB	4
SO	3
LOB	25



Batter	1	2	3	4	5	6	7	8	9	AB	R	H	RBI	BB	SO	LOB	BOTTOM										
<b>Luis Polonia, L</b> OBP: 0.397, SLG: 0.352 (1, 10)										4	0	0	1	0	0	2	<b>Toronto Blue Jays @ California Angels</b> Anaheim Stadium, Anaheim, CA Tue Jul 21 1992, 10:05 PM EDT Att: 21,581 - Cloudy - 74 F										
<b>Luis Sojo, R</b> OBP: 0.341, SLG: 0.480 (1, 4)										4	0	3	2	0	0	0											
<b>Jose Gonzalez, R</b> OBP: 0.288, SLG: 0.244 (8, PR)										3	0	0	0	0	0	2											
<b>Lee Stevens, L</b> OBP: 0.269, SLG: 0.338 (9, 3)										4	0	0	0	0	2	2											
<b>Junior Felix, S</b> OBP: 0.299, SLG: 0.380 (1, 8)										4	0	0	0	0	2	2											
<b>Von Hayes, L</b> OBP: 0.321, SLG: 0.338 (1, 9)										4	0	0	0	0	2	2											
<b>Chad Curtis, R</b> OBP: 0.333, SLG: 0.409 (1, 7)										4	1	2	1	0	0	2											
<b>Rene Gonzales, R</b> OBP: 0.355, SLG: 0.405 (9, 4)										3	1	1	0	1	1	1											
<b>Gary Gaetti, R</b> OBP: 0.276, SLG: 0.327 (1, 3)										4	1	1	0	0	1	3											
<b>Mike Fitzgerald, R</b> OBP: 0.285, SLG: 0.309 (1, 2)										3	1	1	0	0	1	0											
<b>Ken Oberkell, L</b> OBP: 0.273, SLG: 0.200 (9, PH)										1	0	0	0	0	0	1											
<b>Gary Disarcina, R</b> OBP: 0.298, SLG: 0.307 (1, 6)										3	1	1	1	0	1	0											
<b>John Morris, L</b> OBP: 0.278, SLG: 0.286 (9, PH)										1	0	0	0	0	1	1											
<b>Inning Stats</b>	R: 0 E: 0 K: 0 S: 6	H: 1 LOB: 0 BB: 0 P: 9	R: 0 E: 0 K: 2 S: 12	H: 1 LOB: 0 BB: 0 P: 18	R: 0 E: 0 K: 1 S: 7	H: 0 LOB: 0 BB: 0 P: 9	R: 0 E: 0 K: 1 S: 8	H: 0 LOB: 0 BB: 0 P: 12	R: 5 E: 1 K: 0 S: 16	H: 6 LOB: 0 BB: 0 P: 22	R: 0 E: 1 K: 1 S: 17	H: 0 LOB: 1 BB: 0 P: 26	R: 0 E: 0 K: 1 S: 8	H: 0 LOB: 0 BB: 0 P: 15	R: 0 E: 0 K: 0 S: 8	H: 1 LOB: 2 BB: 0 P: 16	R: 0 E: 0 K: 1 S: 14	H: 0 LOB: 1 BB: 1 P: 22	1B: 8 2B: 0 3B: 0 HR: 1	SF: 0 SAC: 1 DP: 1 HBP: 0	WP: 0 PB: 0 SB: 1 CS: 2	PA: 37					
<b>PITCHER</b>	IP	WLS	BF	H	R	ER	SO	BB	IBB	HBP	BLK	WP	HR	S	P	ERA	WHIP										
<b>Jack Morris, R</b> ERA: 4.41 (1, 1)	7.0		28	8	5	5	6	0	0	0	0	0	0	22	38	0.00	1.000										
<b>Duane Ward, R</b> ERA: 2.29 (8, 1)	2.0	S	8	1	0	0	1	1	0	0	0	0	0	22	38	0.00	1.000										

AB	34
R	5
H	9
RBI	5
BB	1
SO	7
LOB	14





Batter	1	2	3	4	5	6	7	8	9	AB	R	H	RBI	BB	SO	LOB	TOP										
Devon White, S OBP: 0.290, SLG: 0.370	G3		G5-4-3		FC5-4		F9		P3	5	0	0	0	0	0	5	<b>Toronto Blue Jays @ California Angels</b> Anaheim Stadium, Anaheim, CA Wed Jul 22 1992, 10:05 PM EDT Att: 22,178 - Sunny - 76 F										
Roberto Alomar, S OBP: 0.405, SLG: 0.445	F8			1B BB		F8	F7		B5-3	4	1	0	0	1	0	2											
Joe Carter, R OBP: 0.328, SLG: 0.511	HR			K		1B	2B		F8	4	2	2	1	0	1	1											
Dave Winfield, R OBP: 0.384, SLG: 0.520	K			F7-4 1B		F8			HR	4	1	2	2	0	1	1											
Candy Maldonado, R OBP: 0.342, SLG: 0.419		G5-3		F7-4 1B		1B	1B		1B	3	0	1	0	1	0	1											
Pat Tabler, R OBP: 0.309, SLG: 0.260	P6					1B	1B		P4	3	0	2	1	0	0	0											
John Olerud, L OBP: 0.374, SLG: 0.456						1-2 2H	1B			1	0	0	0	0	0	1											
Jeff Kent, R OBP: 0.322, SLG: 0.420	K					K	FC5		F7	4	0	0	0	0	2	4											
Tom Quinlan, R OBP: 0.200, SLG: 0.400						1-2				0	0	0	0	0	0	0											
Pat Borders, R OBP: 0.308, SLG: 0.380			FC5-4 1B		F8		F7		F9	4	0	1	0	0	0	1											
Manuel Lee, S OBP: 0.340, SLG: 0.323			FC5-4		FC5-4		S		1B	4	0	3	0	0	0	1											
<b>Inning Stats</b>	R: 1 E: 0 K: 1 S: 9	H: 1 LOB: 0 BB: 0 P: 12	R: 0 E: 0 K: 1 S: 8	H: 0 LOB: 0 BB: 0 P: 11	R: 0 E: 0 K: 0 S: 9	H: 1 LOB: 0 BB: 0 P: 15	R: 1 E: 0 K: 1 S: 6	H: 1 LOB: 0 BB: 1 P: 14	R: 0 E: 0 K: 1 S: 12	H: 2 LOB: 2 BB: 1 P: 20	R: 1 E: 0 K: 0 S: 8	H: 2 LOB: 2 BB: 1 P: 18	R: 0 E: 0 K: 0 S: 11	H: 1 LOB: 1 BB: 0 P: 17	R: 1 E: 0 K: 0 S: 10	H: 2 LOB: 1 BB: 0 P: 14	R: 0 E: 0 K: 0 S: 12	H: 1 LOB: 1 BB: 0 P: 14	1B: 8 2B: 2 3B: 0 HR: 2	SF: 0 SAC: 0 DP: 2 HBP: 0	WP: 0 PB: 0 SB: 2 CS: 0	PA: 38					
<b>PITCHER</b>	IP	WLS	BF	H	R	ER	SO	BB	IBB	HBP	BLK	WP	HR	S	P	ERA	WHIP										
Chuck Finley, L ERA: 5.43	(1, 1)	7.0	29	8	3	3	4	1	1	0	0	0	1	63	107	3.86	1.286										
Joe Grahe, R ERA: 4.12	(8, 1)	2.0	9	3	1	1	0	0	0	0	0	0	1	22	28	4.50	1.500										

AB	36
R	4
H	11
RBI	4
BB	2
SO	4
LOB	17



Batter	1	2	3	4	5	6	7	8	9	AB	R	H	RBI	BB	SO	LOB	BOTTOM										
Chad Curtis, R OBP: 0.336, SLG: 0.421	HR		1B S 1B BB		G4-3		G5-3			3	2	1	1	1	0	0	<b>Toronto Blue Jays @ California Angels</b> Anaheim Stadium, Anaheim, CA Wed Jul 22 1992, 10:05 PM EDT Att: 22,178 - Sunny - 76 F										
Luis Sojo, R OBP: 0.338, SLG: 0.473	G5-3		F9 1B SF9 1B		G6-3		K			4	1	1	0	0	1	0											
Junior Felix, S OBP: 0.304, SLG: 0.399	K		1B		1B		2B		HR	4	1	3	2	0	1	0											
Gary Gaetti, R OBP: 0.279, SLG: 0.331	1B 2B		F9		G6-3		G6-3		FC6-4 1B BB	3	0	1	0	1	0	3											
Rene Gonzales, R OBP: 0.353, SLG: 0.405	1B		SF9		F9		F9		F9	3	0	1	1	0	0	1											
Jose Gonzalez, R OBP: 0.288, SLG: 0.245		G6-3	G6-3		K		1B		FC6-4 1B	4	0	1	0	0	1	1											
Lee Stevens, L OBP: 0.284, SLG: 0.332	G5-3				G6-3		F7		FC6-4 BB	4	0	0	0	0	0	2											
Mike Fitzgerald, R OBP: 0.298, SLG: 0.341	1B				G6-3		HR		BB	3	1	2	1	1	0	0											
Gary Disarcina, R OBP: 0.294, SLG: 0.303	G3-1				G5-3		F8		G4-3	4	0	0	0	0	0	4											
<b>Inning Stats</b>	R: 1 E: 0 K: 1 S: 11	H: 3 LOB: 2 BB: 0 P: 19	R: 0 E: 0 K: 0 S: 8	H: 1 LOB: 1 BB: 0 P: 12	R: 2 E: 0 K: 0 S: 15	H: 2 LOB: 1 BB: 1 P: 25	R: 0 E: 0 K: 0 S: 5	H: 0 LOB: 0 BB: 0 P: 8	R: 0 E: 0 K: 1 S: 5	H: 1 LOB: 1 BB: 0 P: 7	R: 0 E: 0 K: 1 S: 5	H: 0 LOB: 0 BB: 0 P: 8	R: 1 E: 0 K: 1 S: 9	H: 1 LOB: 0 BB: 0 P: 13	R: 1 E: 0 K: 0 S: 13	H: 2 LOB: 3 BB: 2 P: 24		R: 0 E: 0 K: 0 S: 11	H: 1 LOB: 1 BB: 0 P: 14	1B: 5 2B: 2 3B: 0 HR: 3	SF: 1 SAC: 0 DP: 0 HBP: 0	WP: 0 PB: 0 SB: 1 CS: 0	PA: 36				
<b>PITCHER</b>	IP	WLS	BF	H	R	ER	SO	BB	IBB	HBP	BLK	WP	HR	S	P	ERA	WHIP										
Jimmy Key, L ERA: 3.28	(1, 1)	8.0	36	10	5	5	3	3	0	0	0	0	3	71	116	5.62	1.625										

AB	32
R	5
H	10
RBI	5
BB	3
SO	3
LOB	11





Batter	1	2	3	4	5	6	7	8	9	AB	R	H	RBI	BB	SO	LOB	TOP			
<b>Tony Phillips, S</b> OBP: 0.400, SLG: 0.408 (1, 4)	G5-3	E5								3	0	1	2	1	0	1	<b>Detroit Tigers @ California Angels</b> Anaheim Stadium, Anaheim, CA Thu Jul 23 1992, 10:05 PM EDT Att: 20,900 - Cloudy - 68 F			
<b>Dan Gladden, R</b> OBP: 0.320, SLG: 0.369 (1, 7)	G4-3	K			G5-4-3		P2			4	0	0	0	0	1	4				
<b>Travis Fryman, R</b> OBP: 0.326, SLG: 0.455 (1, 6)	HR				G4-6-3					3	1	1	0	1	0	0				
<b>Cecil Fielder, R</b> OBP: 0.315, SLG: 0.451 (1, 3)	HR				G4-6-3					4	1	1	2	0	1	1				
<b>Mickey Tettleton, S</b> OBP: 0.357, SLG: 0.476 (1, 10)	K				G5-3					4	0	0	0	0	1	0				
<b>Mark Carreon, R</b> OBP: 0.290, SLG: 0.376 (1, 9)										4	0	1	0	0	1	0				
<b>Skeeter Barnes, R</b> OBP: 0.278, SLG: 0.367 (1, 5)										4	1	1	0	0	1	1				
<b>Chad Kreuter, S</b> OBP: 0.277, SLG: 0.317 (1, 2)										4	1	1	0	0	1	2				
<b>Gary Pettis, S</b> OBP: 0.283, SLG: 0.244 (1, 8)										1	1	0	0	2	0	0				
<b>Inning Stats</b>	R: 2 E: 0 K: 1 S: 11	H: 1 LOB: 0 BB: 1 P: 22	R: 1 E: 1 K: 1 S: 13	H: 1 LOB: 2 BB: 1 P: 21	R: 0 E: 0 K: 0 S: 8	H: 1 LOB: 0 BB: 0 P: 12	R: 0 E: 0 K: 0 S: 6	H: 1 LOB: 0 BB: 0 P: 10	R: 0 E: 0 K: 0 S: 3	H: 0 LOB: 0 BB: 1 P: 7	R: 0 E: 0 K: 1 S: 10	H: 0 LOB: 0 BB: 0 P: 13	R: 2 E: 0 K: 1 S: 13	H: 2 LOB: 1 BB: 1 P: 22	R: 0 E: 0 K: 2 S: 9	H: 0 LOB: 0 BB: 0 P: 13	1B: 3 2B: 2 3B: 0 HR: 1	SF: 0 SAC: 0 DP: 3 HBP: 0	WP: 0 PB: 0 SB: 0 CS: 0	PA: 35
<b>PITCHER</b>	IP	WLS	BF	H	R	ER	SO	BB	IBB	HBP	BLK	WP	HR	S	P	ERA	WHIP			
<b>Mark Langston, L</b> ERA: 3.99 (1, 1)	8.0	L	32	6	5	4	4	4	0	0	0	0	1	72	121	4.50	1.250			
<b>Mark Eichhorn, R</b> ERA: 2.47 (9, 1)	1.0	S	3	0	0	0	2	0	0	0	0	0	0	9	13	0.00	0.000			

Batter	1	2	3	4	5	6	7	8	9	AB	R	H	RBI	BB	SO	LOB	BOTTOM			
<b>Chad Curtis, R</b> OBP: 0.335, SLG: 0.418 (1, 7)	G1-3									4	0	1	0	0	0	1	<b>Detroit Tigers @ California Angels</b> Anaheim Stadium, Anaheim, CA Thu Jul 23 1992, 10:05 PM EDT Att: 20,900 - Cloudy - 68 F			
<b>Luis Sojo, R</b> OBP: 0.336, SLG: 0.489 (1, 4)	HR									4	1	1	1	0	0	2				
<b>Junior Felix, S</b> OBP: 0.302, SLG: 0.395 (1, 8)	G6-3									3	0	0	0	0	0	0				
<b>Gary Gaetti, R</b> OBP: 0.276, SLG: 0.328 (1, 10)	K									3	0	0	0	0	1	0				
<b>Von Hayes, L</b> OBP: 0.321, SLG: 0.338 (1, 9)										3	1	1	0	0	0	0				
<b>Rene Gonzales, R</b> OBP: 0.353, SLG: 0.404 (1, 5)										3	0	1	0	0	0	0				
<b>Lee Stevens, L</b> OBP: 0.260, SLG: 0.328 (1, 3)										2	0	0	1	0	1	0				
<b>Mike Fitzgerald, R</b> OBP: 0.294, SLG: 0.336 (1, 2)										2	0	0	0	0	0	1				
<b>John Morris, L</b> OBP: 0.273, SLG: 0.280 (8, PH)										1	0	0	0	0	0	0				
<b>Ron Tingley, R</b> OBP: 0.214, SLG: 0.343 (9, 2)										0	0	0	0	0	0	0				
<b>Gary Disarcina, R</b> OBP: 0.294, SLG: 0.303 (1, 6)										3	0	1	0	0	0	0				
<b>Inning Stats</b>	R: 1 E: 0 K: 1 S: 10	H: 1 LOB: 0 BB: 0 P: 14	R: 1 E: 0 K: 0 S: 14	H: 2 LOB: 0 BB: 0 P: 19	R: 0 E: 0 K: 0 S: 7	H: 1 LOB: 0 BB: 0 P: 12	R: 0 E: 0 K: 0 S: 7	H: 0 LOB: 0 BB: 0 P: 10	R: 0 E: 0 K: 0 S: 8	H: 0 LOB: 0 BB: 0 P: 11	R: 0 E: 0 K: 0 S: 7	H: 1 LOB: 0 BB: 0 P: 8	R: 0 E: 0 K: 1 S: 9	H: 0 LOB: 0 BB: 0 P: 13	R: 0 E: 0 K: 0 S: 7	H: 0 LOB: 0 BB: 0 P: 9	1B: 4 2B: 0 3B: 0 HR: 1	SF: 1 SAC: 0 DP: 0 HBP: 0	WP: 0 PB: 0 SB: 0 CS: 2	PA: 30
<b>PITCHER</b>	IP	WLS	BF	H	R	ER	SO	BB	IBB	HBP	BLK	WP	HR	S	P	ERA	WHIP			
<b>Mark Leiter, R</b> ERA: 4.55 (1, 1)	7.0	W	23	5	2	2	1	0	0	0	0	0	0	60	85	2.57	0.714			
<b>John Doherty, R</b> ERA: 3.99 (8, 1)	2.0	S	6	0	0	0	1	0	0	0	0	0	0	16	22	0.00	0.000			








Batter	1	2	3	4	5	6	7	8	9	AB	R	H	RBI	BB	SO	LOB	TOP			
<b>Tony Phillips, S</b> (1,4) OBP: 0.400, SLG: 0.406	F9		1-2 BB		G6-3			K		3	0	0	0	1	1	0				
<b>Dan Gladden, R</b> (1,7) OBP: 0.310, SLG: 0.356	F8				G5-3			F7		4	0	0	0	0	0	2				
<b>Travis Fryman, R</b> (1,6) OBP: 0.325, SLG: 0.450	L7				K			K		4	0	0	0	0	3	2				
<b>Cecil Fielder, R</b> (1,3) OBP: 0.314, SLG: 0.444					K			K		4	0	0	0	0	3	2				
<b>Mickey Tettleton, S</b> (1,10) OBP: 0.355, SLG: 0.469					K			K		3	0	0	0	1	3	0				
<b>Mark Carreon, R</b> (1,9) OBP: 0.289, SLG: 0.373					K			F8		4	0	1	0	0	1	0				
<b>Skeeter Barnes, R</b> (1,5) OBP: 0.280, SLG: 0.366								F8		3	0	1	0	0	0	2				
<b>Chad Kreuter, S</b> (1,2) OBP: 0.286, SLG: 0.314								G4-6-3		1	0	0	0	2	0	2				
<b>Mitt Cuyler, S</b> (1,8) OBP: 0.275, SLG: 0.316								G4-6-3		1	0	1	0	0	0	0				
<b>Gary Pettis, S</b> (4,PH) OBP: 0.255, SLG: 0.217								G4-6-3		2	0	0	0	0	1	3				
<b>Inning Stats</b>	R: 0 E: 0 K: 0 S: 5	H: 0 LOB: 0 BB: 0 P: 8	R: 0 E: 0 K: 1 S: 13	H: 1 LOB: 2 BB: 1 P: 25	R: 0 E: 0 K: 2 S: 10	H: 1 LOB: 2 BB: 1 P: 16	R: 0 E: 0 K: 3 S: 15	H: 1 LOB: 0 BB: 0 P: 23	R: 0 E: 0 K: 1 S: 14	H: 0 LOB: 0 BB: 0 P: 18	R: 0 E: 0 K: 0 S: 7	H: 0 LOB: 0 BB: 1 P: 12	R: 0 E: 0 K: 2 S: 7	H: 0 LOB: 0 BB: 0 P: 9	R: 0 E: 0 K: 2 S: 7	H: 0 LOB: 0 BB: 0 P: 8	1B: 3 2B: 0 3B: 0 HR: 0	SF: 0 SAC: 0 DP: 1 HBP: 0	WP: 0 PB: 0 SB: 0 CS: 0	PA: 33
<b>PITCHER</b> <b>Tim Fortugno, L</b> (1,1) ERA: 1.84	IP: 9.0 WLS: W BF: 33 H: 3 R: 0 ER: 0 SO: 12 BB: 4 IBB: 0 HBP: 0 BLK: 0 WP: 0 HR: 0 S: 86 P: 129 ERA: 0.00 WHIP: 0.778															<b>PITCHER</b>	IP: 9.0 WLS: W BF: 33 H: 3 R: 0 ER: 0 SO: 12 BB: 4 IBB: 0 HBP: 0 BLK: 0 WP: 0 HR: 0 S: 86 P: 129 ERA: 0.00 WHIP: 0.778			

**Detroit Tigers @ California Angels**  
Anaheim Stadium, Anaheim, CA  
Sat Jul 25 1992, 6:33 AM EDT  
Att: 30,682 - Cloudy - 72 F


**AB 29**  
**R 0**  
**H 3**  
**RBI 0**  
**BB 4**  
**SO 12**  
**LOB 13**



Batter	1	2	3	4	5	6	7	8	9	AB	R	H	RBI	BB	SO	LOB	BOTTOM			
<b>Luis Polonia, L</b> (1,10) OBP: 0.363, SLG: 0.355	G4-3				FC3-6			G4-3		5	1	2	1	0	0	2				
<b>Luis Sojo, R</b> (1,4) OBP: 0.319, SLG: 0.469	L4				E			P3		5	1	1	2	0	0	3				
<b>Junior Felix, S</b> (1,8) OBP: 0.278, SLG: 0.387	G6-3				E1			G6-3		3	1	0	0	1	0	0				
<b>Jose Gonzalez, R</b> (8,8) OBP: 0.281, SLG: 0.240								F8		1	0	0	0	0	0	0				
<b>Von Hayes, L</b> (1,9) OBP: 0.323, SLG: 0.343					G6-3			E		4	1	1	0	0	0	1				
<b>Chad Curtis, R</b> (1,7) OBP: 0.325, SLG: 0.404					G5-3			F8		4	0	0	0	0	0	2				
<b>Rene Gonzales, R</b> (1,5) OBP: 0.357, SLG: 0.410								E5		4	2	2	1	0	0	1				
<b>Gary Gaetti, R</b> (1,3) OBP: 0.278, SLG: 0.329					F9			1B		4	1	2	1	0	0	1				
<b>Ken Oberkfell, L</b> (8,3) OBP: 0.273, SLG: 0.200								1B		0	0	0	0	0	0	0				
<b>Ron Tingley, R</b> (1,2) OBP: 0.260, SLG: 0.389								F7		4	2	2	2	0	0	2				
<b>Gary Disarcina, R</b> (1,6) OBP: 0.293, SLG: 0.302								F7		4	0	2	1	0	0	2				
<b>Inning Stats</b>	R: 0 E: 0 K: 0 S: 10	H: 0 LOB: 0 BB: 0 P: 14	R: 3 E: 0 K: 0 S: 18	H: 5 LOB: 0 BB: 0 P: 28	R: 0 E: 0 K: 0 S: 9	H: 0 LOB: 0 BB: 0 P: 10	R: 4 E: 1 K: 0 S: 15	H: 4 LOB: 1 BB: 0 P: 21	R: 0 E: 0 K: 0 S: 7	H: 1 LOB: 1 BB: 0 P: 10	R: 2 E: 1 K: 0 S: 13	H: 2 LOB: 2 BB: 1 P: 24	R: 0 E: 0 K: 0 S: 7	H: 0 LOB: 0 BB: 0 P: 12	R: 0 E: 0 K: 0 S: 7	H: 0 LOB: 0 BB: 0 P: 8	1B: 10 2B: 2 3B: 0 HR: 0	SF: 0 SAC: 0 DP: 0 HBP: 0	WP: 0 PB: 1 SB: 0 CS: 0	PA: 39
<b>PITCHER</b> <b>Walt Terrell, R</b> (1,1) ERA: 4.96	IP: 3.2 WLS: L BF: 20 H: 9 R: 7 ER: 6 SO: 0 BB: 0 IBB: 0 HBP: 0 BLK: 0 WP: 0 HR: 0 S: 48 P: 67 ERA: 14.73 WHIP: 2.455															<b>PITCHER</b>	IP: 3.2 WLS: L BF: 20 H: 9 R: 7 ER: 6 SO: 0 BB: 0 IBB: 0 HBP: 0 BLK: 0 WP: 0 HR: 0 S: 48 P: 67 ERA: 14.73 WHIP: 2.455			
<b>Les Lancaster, R</b> (4,1) ERA: 5.74	IP: 3.1 WLS: L BF: 16 H: 3 R: 2 ER: 1 SO: 0 BB: 1 IBB: 0 HBP: 0 BLK: 0 WP: 0 HR: 0 S: 29 P: 47 ERA: 2.70 WHIP: 1.200															<b>PITCHER</b>	IP: 3.1 WLS: L BF: 16 H: 3 R: 2 ER: 1 SO: 0 BB: 1 IBB: 0 HBP: 0 BLK: 0 WP: 0 HR: 0 S: 29 P: 47 ERA: 2.70 WHIP: 1.200			
<b>Buddy Groom, L</b> (8,1) ERA: 5.0	IP: 1.0 WLS: L BF: 3 H: 0 R: 0 ER: 0 SO: 0 BB: 0 IBB: 0 HBP: 0 BLK: 0 WP: 0 HR: 0 S: 7 P: 12 ERA: 0.00 WHIP: 0.000															<b>PITCHER</b>	IP: 1.0 WLS: L BF: 3 H: 0 R: 0 ER: 0 SO: 0 BB: 0 IBB: 0 HBP: 0 BLK: 0 WP: 0 HR: 0 S: 7 P: 12 ERA: 0.00 WHIP: 0.000			

**Detroit Tigers @ California Angels**  
Anaheim Stadium, Anaheim, CA  
Sat Jul 25 1992, 6:33 AM EDT  
Att: 30,682 - Cloudy - 72 F

**AB 38**  
**R 9**  
**H 12**  
**RBI 8**  
**BB 1**  
**SO 0**  
**LOB 14**






Batter	1	2	3	4	5	6	7	8	9	AB	R	H	RBI	BB	SO	LOB	TOP					
<b>Tony Phillips, S</b> OBP: 0.404, SLG: 0.414 (1, 9)	2-2 BB 1B	0-0 SAFE SAFE 1B			1-0 G3-4-3 1B	2-1 SAFE SAFE SAFE SAFE 1-H 2B		1-0 G3		5	0	4	1	0	0	1						
<b>Lou Whitaker, L</b> OBP: 0.295, SLG: 0.456 (1, 4)	0-1 P7	0-1 G3			1-0 G3-4-3 1-2 1B	1-0 F7			2-1 G6-3	5	0	0	0	0	0	5						
<b>Travis Fryman, R</b> OBP: 0.326, SLG: 0.449 (1, 6)	0-1 BB 1-2 1B		3-1 G3-1 F7 1B		1-2 L8		1-1 G6-3		1-1 F7	5	0	2	0	0	0	1						
<b>Cecil Fielder, R</b> OBP: 0.313, SLG: 0.441 <b>Skeeter Barnes, R</b> OBP: 0.290, SLG: 0.366 (9, PR)	3-0 P3		0-0 F7		2-0 F8		3-3 K		0-1 BB 1B	5	0	1	0	0	1	4						
<b>Mickey Tettleton, S</b> OBP: 0.360, SLG: 0.470 (1, 2)	4-1 FC3-6 BB 1-2 2-3		3-2 G3-1		2-2 FC4-6 1B		4-2 BB		4-2 BB	2	0	1	0	3	0	1						
<b>Dave Bergman, L</b> OBP: 0.289, SLG: 0.259 (1, 3)	0-0 FC3-6 1-2		0-2 F8		2-2 FC4-6 2B G6-3 1-2		0-0 F8		1-0 G4-3	5	1	0	0	0	0	8						
<b>Scott Livingstone, L</b> OBP: 0.351, SLG: 0.333 (1, 5)		0-0 P7		1-1 G4-3		0-1 G6-3 1-3 2B		1-0 G4-3		4	1	1	0	0	0	0						
<b>Mark Carreon, R</b> OBP: 0.288, SLG: 0.376 (1, 7)	2-0 P4		1-1 F8		1-1 G6-3		1-2 G4-3 2B			4	0	1	1	0	0	1						
<b>Gary Pettis, S</b> OBP: 0.273, SLG: 0.240 (1, 8)	1-2 1B 1B		0-0 G3		3-2 3-H 2B 1B		0-0 G4-3			4	1	2	1	0	0	1						
<b>Inning Stats</b>	R: 0 E: 0 K: 0 S: 10	H: 2 LOB: 3 BB: 1 P: 19	R: 0 E: 0 K: 0 S: 8	H: 2 LOB: 2 BB: 0 P: 11	R: 0 E: 0 K: 0 S: 9	H: 1 LOB: 1 BB: 0 P: 15	R: 0 E: 0 K: 0 S: 5	H: 0 LOB: 0 BB: 0 P: 7	R: 0 E: 0 K: 0 S: 7	H: 1 LOB: 1 BB: 0 P: 12	R: 3 E: 0 K: 0 S: 21	H: 4 LOB: 1 BB: 0 P: 31	R: 0 E: 0 K: 1 S: 9	H: 0 LOB: 1 BB: 1 P: 17	R: 0 E: 0 K: 0 S: 7	H: 1 LOB: 2 BB: 1 P: 10	R: 0 E: 0 K: 0 S: 9	H: 1 LOB: 2 BB: 1 P: 17	1B: 9 2B: 3 3B: 0 HR: 0	SF: 0 SAC: 0 DP: 0 HBP: 0	WP: 0 PB: 0 SB: 0 CS: 0	PA: 42
<b>PITCHER</b>	IP	WLS	BF	H	R	ER	SO	BB	IBB	HBP	BLK	WP	HR	S	P	ERA	WHIP					
<b>Julio Valera, R</b> ERA: 3.69	(1, 1)	5.2	28	10	3	3	0	1	0	0	0	0	0	59	93	4.76	1.941					
<b>Chuck Cmm, R</b> ERA: 5.16	(6, 1)	2.1	W	9	1	0	0	1	0	0	0	0	0	17	29	0.00	0.857					
<b>Joe Grahe, R</b> ERA: 3.97	(9, 1)	1.0	S	5	1	0	0	0	0	0	0	0	0	9	17	0.00	2.000					

**Detroit Tigers @ California Angels**  
Anaheim Stadium, Anaheim, CA  
Sun Jul 26 1992, 6:33 AM EDT  
Att: 30,549 - Sunny - 75 F


AB	39
R	3
H	12
RBI	3
BB	3
SO	1
LOB	22



Batter	1	2	3	4	5	6	7	8	9	AB	R	H	RBI	BB	SO	LOB	BOTTOM				
<b>Luis Polonia, L</b> OBP: 0.359, SLG: 0.351 (1, 10)	0-1 G1-3		1-3 SAFE K		0-0 G4-3		2-2 L4			4	0	0	0	0	1	3					
<b>Luis Sojo, R</b> OBP: 0.324, SLG: 0.469 (1, 4)	2-1 P2		1-1 SAFE WP 1-3 1B		0-1 P6		2-2 1B PB 1B			4	1	2	0	0	0	0					
<b>Junior Felix, S</b> OBP: 0.303, SLG: 0.387 (1, 8)	2-2 G1-3		4-2 2-3 BB		1-2 G5-3		2-2 BB 1B			3	1	1	0	1	0	0					
<b>Gary Gaetti, R</b> OBP: 0.275, SLG: 0.324 (1, 3)		2-2 E3 SH5-4 BB	0-0 F8		1-2 G5-3		1-0 F8			4	0	0	0	0	0	4					
<b>Chad Curtis, R</b> OBP: 0.327, SLG: 0.401 (8, 7)		4-2 SAFE SH5-4 BB 1-2		0-0 G6-3		4-2 F9 SF9 BB		1-3 K		2	1	0	0	2	1	2					
<b>Rene Gonzales, R</b> OBP: 0.360, SLG: 0.409 (1, 5)		1-0 SH5-4		0-0 F9		1-2 BB BB		4-2 1B BB		1	1	0	0	2	0	0					
<b>Jose Gonzalez, R</b> OBP: 0.297, SLG: 0.235 <b>Von Hayes, L</b> OBP: 0.324, SLG: 0.344 (7, PH)		4-0 G6-4-3 IBB		2-2 L9		1-0 F9		3-2 1B BB		1	0	0	0	1	0	0					
<b>Mike Fitzgerald, R</b> OBP: 0.297, SLG: 0.338 <b>Ken Oberfell, L</b> OBP: 0.250, SLG: 0.200 <b>Ron Tingley, R</b> OBP: 0.256, SLG: 0.384 (8, 2)		3-2 G6-4-3		0-2 G6-3 1B		1-2 SF9		2-2 F8		2	0	1	0	0	0	3					
<b>Gary Disarcina, R</b> OBP: 0.297, SLG: 0.303 (1, 6)			0-0 1B S 1B		3-1 G6-3		1-2 BB			2	0	1	0	1	0	1					
<b>Inning Stats</b>	R: 0 E: 0 K: 0 S: 7	H: 0 LOB: 0 BB: 0 P: 11	R: 0 E: 1 K: 0 S: 11	H: 0 LOB: 2 BB: 2 P: 25	R: 0 E: 0 K: 1 S: 14	H: 2 LOB: 1 BB: 1 P: 19	R: 0 E: 0 K: 0 S: 5	H: 0 LOB: 0 BB: 0 P: 7	R: 0 E: 0 K: 0 S: 6	H: 1 LOB: 0 BB: 0 P: 9	R: 0 E: 0 K: 0 S: 8	H: 0 LOB: 0 BB: 0 P: 10	R: 1 E: 0 K: 0 S: 9	H: 0 LOB: 3 BB: 3 P: 25	R: 3 E: 0 K: 1 S: 23	H: 3 LOB: 1 BB: 1 P: 38	1B: 6 2B: 0 3B: 0 HR: 0	SF: 1 SAC: 1 DP: 1 HBP: 0	WP: 1 PB: 1 SB: 1 CS: 0	PA: 35	
<b>PITCHER</b>	IP	WLS	BF	H	R	ER	SO	BB	IBB	HBP	BLK	WP	HR	S	P	ERA	WHIP				
<b>Frank Tanana, L</b> ERA: 4.3	(1, 1)	6.0	24	3	1	1	1	4	0	0	0	0	0	4	10	0.00	1.500				
<b>Kurt Knudsen, R</b> ERA: 2.43	(7, 1)	0.2	3	0	0	0	0	1	0	0	0	0	0	4	10	0.00	1.500				
<b>Mike Munoz, L</b> ERA: 3.45	(7, 1)	0.1	1	0	0	0	0	0	0	0	0	0	0	3	5	0.00	0.000				
<b>John Doherty, R</b> ERA: 4.5	(8, 1)	0.2	L	5	2	3	3	1	0	0	0	0	0	15	25	40.50	4.500				
<b>Buddy Groom, L</b> ERA: 4.94	(8, 1)	0.1	2	1	0	0	0	0	0	0	0	0	0	8	13	0.00	3.000				

**Detroit Tigers @ California Angels**  
Anaheim Stadium, Anaheim, CA  
Sun Jul 26 1992, 6:33 AM EDT  
Att: 30,549 - Sunny - 75 F

AB	26
R	4
H	6
RBI	4
BB	7
SO	2
LOB	16





Batter	1	2	3	4	5	6	7	8	9	AB	R	H	RBI	BB	SO	LOB	TOP			
<b>Henry Cotto, R</b> OBP: 0.287, SLG: 0.364 (1, 7)	2-2		3-1			2-0		0-0		4	0	0	0	0	0	2				
<b>Edgar Martinez, R</b> OBP: 0.390, SLG: 0.545 (1, 5)	2-1			4-1		3-3		0-0		3	0	1	0	1	1	0				
<b>Ken Griffey Jr., L</b> OBP: 0.359, SLG: 0.546 (1, 8)	1-2			0-1			2-0	2-1		4	0	3	0	0	0	1				
<b>Kevin Mitchell, R</b> OBP: 0.336, SLG: 0.408 (1, 10)	2-0			1-2			4-1	2-0		3	0	1	0	1	0	3				
<b>Jay Buhner, R</b> OBP: 0.318, SLG: 0.408 (1, 9)		2-3		1-3			0-0	4-0		3	0	0	0	1	2	3				
<b>Lance Parrish, R</b> OBP: 0.294, SLG: 0.455 (1, 3)		4-2			2-0		2-3	2-3		0	0	0	0	0	0	0				
<b>Tino Martinez, L</b> OBP: 0.291, SLG: 0.371 (9, PH)								0-0		1	0	0	0	0	1	3				
<b>Dave Valle, R</b> OBP: 0.269, SLG: 0.376 <b>Dave Cochrane, S</b> OBP: 0.305, SLG: 0.318 (9, PH)	1-1				0-0		1-0	0-0		3	0	0	0	0	0	3				
<b>Omar Vizquel, S</b> OBP: 0.357, SLG: 0.381 (1, 6)			0-2		0-2			2-2		3	0	0	0	0	0	0				
<b>Harold Reynolds, S</b> OBP: 0.311, SLG: 0.334 (1, 4)			4-1			0-1		1-2		2	0	1	0	1	0	0				
<b>Inning Stats</b>	R: 0 E: 0 K: 0 S: 9	H: 2 LOB: 1 BB: 0 P: 16	R: 0 E: 0 K: 1 S: 8	H: 0 LOB: 0 BB: 1 P: 15	R: 0 E: 0 K: 0 S: 6	H: 0 LOB: 0 BB: 1 P: 13	R: 0 E: 0 K: 1 S: 9	H: 0 LOB: 1 BB: 1 P: 15	R: 0 E: 0 K: 0 S: 5	H: 0 LOB: 0 BB: 0 P: 7	R: 0 E: 0 K: 1 S: 7	H: 1 LOB: 2 BB: 1 P: 16	R: 0 E: 0 K: 0 S: 9	H: 1 LOB: 0 BB: 0 P: 12	R: 0 E: 0 K: 1 S: 8	H: 2 LOB: 3 BB: 1 P: 18	1B: 6 2B: 1 3B: 0 HR: 0	SF: 0 SAC: 0 DP: 3 HBP: 0	WP: 0 PB: 0 SB: 0 CS: 1	PA: 34
<b>PITCHER</b>	IP	WLS	BF	H	R	ER	SO	BB	IBB	HBP	BLK	WP	HR	S	P	ERA	WHIP			
<b>Chuck Finley, L</b> ERA: 5.03	8.1	W	31	6	0	0	4	4	0	0	0	0	0	64	114	0.00	1.200			
<b>Joe Grahe, R</b> ERA: 3.93	0.2	S	3	0	0	0	1	1	0	0	0	0	0	4	10	0.00	1.500			

Seattle Mariners @ California Angels  
Anaheim Stadium, Anaheim, CA  
Mon Jul 27 1992, 10:05 PM EDT  
Att: 19,658 - Sunny - 85 F

AB	27
R	0
H	6
RBI	0
BB	4
SO	4
LOB	18



Batter	1	2	3	4	5	6	7	8	9	AB	R	H	RBI	BB	SO	LOB	BOTTOM			
<b>Luis Polonia, L</b> OBP: 0.356, SLG: 0.348 (1, 10)	1-1		0-0		0-0		1-1			3	0	0	0	0	0	0				
<b>Luis Sojo, R</b> OBP: 0.316, SLG: 0.457 (1, 4)	1-0		2-3		2-1			0-0		4	0	0	0	0	1	1				
<b>Junior Felix, S</b> OBP: 0.302, SLG: 0.385 (1, 8)	1-0		0-3		1-2			2-1		4	0	1	0	0	1	1				
<b>Von Hayes, L</b> OBP: 0.323, SLG: 0.343 (1, 9)		2-2		2-2		0-0		1-0		4	1	1	0	0	0	1				
<b>Chad Curtis, R</b> OBP: 0.331, SLG: 0.404 (1, 7)		3-2		1-1		1-0				3	2	2	1	0	0	0				
<b>Rene Gonzales, R</b> OBP: 0.363, SLG: 0.409 (1, 5)		2-0		0-0		4-2				2	0	1	0	1	0	1				
<b>Gary Gaetti, R</b> OBP: 0.276, SLG: 0.329 (1, 3)		2-0		2-2		0-3				2	0	1	2	0	1	1				
<b>Mike Fitzgerald, R</b> OBP: 0.291, SLG: 0.331 (1, 2)		1-0		3-1			0-1			3	0	0	0	0	0	2				
<b>Gary Disarcina, R</b> OBP: 0.297, SLG: 0.307 (1, 6)			2-1		1-0		0-1			3	0	1	0	0	0	1				
<b>Inning Stats</b>	R: 0 E: 0 K: 0 S: 4	H: 0 LOB: 0 BB: 0 P: 7	R: 1 E: 0 K: 0 S: 9	H: 2 LOB: 1 BB: 0 P: 19	R: 0 E: 0 K: 2 S: 9	H: 1 LOB: 1 BB: 0 P: 13	R: 2 E: 0 K: 0 S: 12	H: 3 LOB: 1 BB: 0 P: 21	R: 0 E: 0 K: 0 S: 6	H: 0 LOB: 0 BB: 0 P: 9	R: 0 E: 0 K: 1 S: 10	H: 0 LOB: 1 BB: 1 P: 15	R: 0 E: 0 K: 0 S: 6	H: 0 LOB: 0 BB: 0 P: 7	R: 0 E: 0 K: 0 S: 4	H: 1 LOB: 0 BB: 0 P: 7	1B: 5 2B: 3 3B: 0 HR: 0	SF: 1 SAC: 1 DP: 1 HBP: 0	WP: 0 PB: 0 SB: 1 CS: 0	PA: 31
<b>PITCHER</b>	IP	WLS	BF	H	R	ER	SO	BB	IBB	HBP	BLK	WP	HR	S	P	ERA	WHIP			
<b>Erik Hanson, R</b> ERA: 3.96	8.0	L	31	7	3	3	3	1	0	0	0	0	0	60	98	3.38	1.000			

Seattle Mariners @ California Angels  
Anaheim Stadium, Anaheim, CA  
Mon Jul 27 1992, 10:05 PM EDT  
Att: 19,658 - Sunny - 85 F

AB	28
R	3
H	7
RBI	3
BB	1
SO	3
LOB	8






Batter	1	2	3	4	5	6	7	8	9	AB	R	H	RBI	BB	SO	LOB	TOP					
<b>Henry Cotto, R</b> OBP: 0.296, SLG: 0.371 (1, 7)	G6-3		G6-3 WP 1B	S 1B 1B		1-2 1B 1B		F8		5	3	3	0	0	0	1						
<b>Edgar Martinez, R</b> OBP: 0.395, SLG: 0.547 (1, 5)	G3 PB 1B		WP G6-3 2B 1B	1-H 1B		1-2 1B BB		F9		4	1	3	1	1	0	1						
<b>Ken Griffey Jr., L</b> OBP: 0.359, SLG: 0.544 (1, 8)	G3		G6-3	K		0-1 1B				5	0	2	2	0	1	4						
<b>Kevin Mitchell, R</b> OBP: 0.334, SLG: 0.408 (1, 10)	G5-3		G6-3 1B 2B			1-3 K		K		5	1	1	1	0	3	5						
<b>Jay Buhner, R</b> OBP: 0.322, SLG: 0.418 (1, 9)			F8 1B BB			K				4	2	2	1	1	1	0						
<b>Lance Parrish, R</b> OBP: 0.299, SLG: 0.456 (1, 3)										0	0	0	0	0	0	0						
<b>Tino Martinez, L</b> OBP: 0.294, SLG: 0.373 (7, 3)										1	0	1	0	0	0	0						
<b>Dave Valle, R</b> OBP: 0.295, SLG: 0.378 (1, 2)										4	1	2	1	1	0	2						
<b>Omar Vizquel, S</b> OBP: 0.354, SLG: 0.377 (1, 6)										5	0	1	0	0	0	5						
<b>Harold Reynolds, S</b> OBP: 0.309, SLG: 0.332 (1, 4)										5	0	1	0	0	0	6						
<b>Inning Stats</b>	R: 0 E: 0 K: 0 S: 8	H: 1 LOB: 1 BB: 0 P: 11	R: 0 E: 1 K: 0 S: 9	H: 2 LOB: 2 BB: 0 P: 15	R: 4 E: 0 K: 0 S: 14	H: 5 LOB: 2 BB: 1 P: 28	R: 1 E: 0 K: 1 S: 11	H: 3 LOB: 1 BB: 0 P: 17	R: 0 E: 0 K: 3 S: 11	H: 0 LOB: 0 BB: 0 P: 17	R: 2 E: 0 K: 1 S: 17	H: 2 LOB: 2 BB: 2 P: 32	R: 0 E: 0 K: 0 S: 7	H: 1 LOB: 1 BB: 0 P: 14	R: 0 E: 0 K: 1 S: 14	H: 2 LOB: 2 BB: 0 P: 21	R: 1 E: 0 K: 0 S: 14	H: 2 LOB: 1 BB: 0 P: 23	1B: 16 2B: 1 3B: 0 HR: 1	SF: 0 SAC: 0 DP: 2 HBP: 0	WP: 1 PB: 1 SB: 2 CS: 0	PA: 45
<b>PITCHER</b>	IP	WLS	BF	H	R	ER	SO	BB	IBB	HBP	BLK	WP	HR	S	P	ERA	WHIP					
<b>Mark Langston, L</b> ERA: 4.28 (1, 1)	5.2	L	28	12	7	7	4	2	0	0	0	1	0	64	109	11.12	2.471					
<b>Mike Butcher, R</b> ERA: (6, 1)	2.1		12	4	0	0	2	1	0	0	0	0	0	27	46	0.00	2.143					
<b>Scott Bailes, L</b> ERA: 8.65 (9, 1)	1.0		5	2	1	1	0	0	0	0	0	0	1	14	23	9.00	2.000					

Seattle Mariners @ California Angels  
Anaheim Stadium, Anaheim, CA  
Tue Jul 28 1992, 10:05 PM EDT  
Att: 19,509 - Sunny - 83 F


AB 38  
R 8  
H 16  
RBI 6  
BB 3  
SO 5  
LOB 24



Batter	1	2	3	4	5	6	7	8	9	AB	R	H	RBI	BB	SO	LOB	BOTTOM					
<b>Luis Polonia, L</b> OBP: 0.360, SLG: 0.353 (1, 10)	FC1-6 1B 1B		CS 1B			K				4	1	3	0	0	1	1						
<b>Luis Sojo, R</b> OBP: 0.314, SLG: 0.452 (1, 4)	FC1-6 1B		L4							4	0	1	0	0	0	2						
<b>Junior Felix, S</b> OBP: 0.299, SLG: 0.380 (1, 8)	FC1-6 F8 1B		P5							4	0	0	0	0	0	2						
<b>Gary Gaetti, R</b> OBP: 0.275, SLG: 0.328 (1, 3)										4	0	1	1	0	0	0						
<b>Chad Curtis, R</b> OBP: 0.337, SLG: 0.407 (1, 9)	F8									3	0	2	0	1	0	2						
<b>Rene Gonzales, R</b> OBP: 0.358, SLG: 0.404 (1, 5)	G4-3									4	0	0	0	0	0	5						
<b>Jose Gonzalez, R</b> OBP: 0.274, SLG: 0.222 (1, 7)			G6-3							3	0	0	0	0	1	0						
<b>Mike Fitzgerald, R</b> OBP: 0.285, SLG: 0.324 (1, 2)			G1-3							3	0	0	0	0	0	0						
<b>Gary Disarcina, R</b> OBP: 0.298, SLG: 0.307 (1, 6)			F8							3	0	1	0	0	0	0						
<b>Inning Stats</b>	R: 1 E: 0 K: 0 S: 14	H: 3 LOB: 2 BB: 0 P: 20	R: 0 E: 0 K: 0 S: 5	H: 0 LOB: 0 BB: 0 P: 12	R: 0 E: 0 K: 0 S: 7	H: 1 LOB: 0 BB: 0 P: 11	R: 0 E: 0 K: 0 S: 5	H: 1 LOB: 0 BB: 0 P: 8	R: 0 E: 0 K: 2 S: 9	H: 1 LOB: 1 BB: 0 P: 14	R: 0 E: 0 K: 0 S: 9	H: 0 LOB: 0 BB: 0 P: 15	R: 0 E: 0 K: 0 S: 8	H: 1 LOB: 0 BB: 0 P: 14	R: 0 E: 0 K: 0 S: 9	H: 1 LOB: 1 BB: 0 P: 17	R: 0 E: 0 K: 0 S: 13	H: 0 LOB: 1 BB: 1 P: 20	1B: 8 2B: 0 3B: 0 HR: 0	SF: 0 SAC: 0 DP: 2 HBP: 0	WP: 0 PB: 0 SB: 0 CS: 1	PA: 33
<b>PITCHER</b>	IP	WLS	BF	H	R	ER	SO	BB	IBB	HBP	BLK	WP	HR	S	P	ERA	WHIP					
<b>Dave Fleming, L</b> ERA: 3.09 (1, 1)	8.0	W	29	8	1	1	2	0	0	0	0	0	0	66	111	1.12	1.000					
<b>Jeff Nelson, R</b> ERA: 4.04 (9, 1)	1.0		4	0	0	0	0	1	0	0	0	0	0	13	20	0.00	1.000					

Seattle Mariners @ California Angels  
Anaheim Stadium, Anaheim, CA  
Tue Jul 28 1992, 10:05 PM EDT  
Att: 19,509 - Sunny - 83 F

AB 32  
R 1  
H 8  
RBI 1  
BB 1  
SO 2  
LOB 12





Batter	1	2	3	4	5	6	7	8	9	AB	R	H	RBI	BB	SO	LOB	TOP					
Omar Vizquel, S OBP: 0.359, SLG: 0.381	G6-3	E6				G3 1B		G4-3		5	0	3	2	0	0	1						
Edgar Martinez, R OBP: 0.395, SLG: 0.548	G6-4-3	CS	F9			G3 1B			F9	5	0	3	0	0	0	0						
Ken Griffey Jr., L OBP: 0.357, SLG: 0.548	G6-4-3					G3				5	1	1	1	0	1	4						
Kevin Mitchell, R OBP: 0.330, SLG: 0.402		F8	G6-3			FC5-2-5-1			F8	5	0	0	0	0	0	3						
Henry Cotto, R OBP: 0.296, SLG: 0.371										0	0	0	0	0	0	0						
Tino Martinez, L OBP: 0.295, SLG: 0.382						L3				4	2	1	1	1	0	3						
Jay Buhner, R OBP: 0.326, SLG: 0.421										5	2	3	0	0	0	0						
Lance Parrish, R OBP: 0.318, SLG: 0.478										0	2	0	0	0	0	0						
Shane Turner, L OBP: 0.273, SLG: 0.367										3	1	0	0	0	1	5						
Jeff Schaefer, R OBP: 0.155, SLG: 0.228										0	0	0	0	0	0	0						
Harold Reynolds, S OBP: 0.309, SLG: 0.331										4	0	1	1	0	0	4						
<b>Inning Stats</b>	R: 0 E: 0 K: 0 S: 7	H: 1 LOB: 0 BB: 0 P: 10	R: 3 E: 1 K: 0 S: 15	H: 4 LOB: 1 BB: 1 P: 31	R: 0 E: 0 K: 1 S: 7	H: 0 LOB: 0 BB: 0 P: 10	R: 0 E: 0 K: 0 S: 13	H: 1 LOB: 2 BB: 1 P: 21	R: 0 E: 0 K: 0 S: 8	H: 2 LOB: 2 BB: 0 P: 9	R: 2 E: 0 K: 0 S: 8	H: 2 LOB: 1 BB: 1 P: 16	R: 0 E: 0 K: 0 S: 6	H: 1 LOB: 1 BB: 0 P: 10	R: 1 E: 1 K: 2 S: 14	H: 1 LOB: 1 BB: 0 P: 23	R: 2 E: 0 K: 0 S: 8	H: 2 LOB: 0 BB: 0 P: 15	1B: 11 2B: 0 3B: 1 HR: 2	SF: 0 SAC: 1 DP: 1 HBP: 0	WP: 0 PB: 0 SB: 0 CS: 1	PA: 43
<b>PITCHER</b>	IP	WLS	BF	H	R	ER	SO	BB	IBB	HBP	BLK	WP	HR	S	P	ERA	WHIP					
Bert Blyleven, R ERA: 5.43	5.0	L	25	9	5	4	1	3	0	0	0	0	0	55	92	7.20	2.400					
Chuck Cmm, R ERA: 4.99	2.0		7	2	0	0	0	0	0	0	0	0	0	9	15	0.00	1.000					
Mark Eichhorn, R ERA: 2.43	1.0		5	1	1	0	1	0	0	0	0	0	0	14	23	0.00	1.000					
Steve Frey, L ERA: 2.08	1.0		5	2	2	2	0	0	0	0	0	0	2	8	15	18.00	2.000					

Seattle Mariners @ California Angels  
Anaheim Stadium, Anaheim, CA  
Wed Jul 29 1992, 10:05 PM EDT  
Att: 19,896 - Sunny - 80 F

AB	36
R	8
H	12
RBI	5
BB	1
SO	2
LOB	20



Batter	1	2	3	4	5	6	7	8	9	AB	R	H	RBI	BB	SO	LOB	BOTTOM					
Luis Polonia, L OBP: 0.362, SLG: 0.354	CS			L6-3		L9		G3-1		4	0	2	0	0	0	1						
Luis Sojo, R OBP: 0.306, SLG: 0.440	P4			L6-3		F7			F9	4	0	0	0	0	0	2						
Junior Felix, S OBP: 0.295, SLG: 0.375	K			F9		G4-3			L6	4	0	0	0	0	1	1						
Von Hayes, L OBP: 0.322, SLG: 0.341		L4				E			F8	4	0	1	0	0	0	0						
Chad Curtis, R OBP: 0.337, SLG: 0.404		L7				P3				2	0	0	0	0	0	0						
Rene Gonzales, R OBP: 0.355, SLG: 0.399		L9				F8				3	0	0	0	0	0	2						
Gary Gaetti, R OBP: 0.276, SLG: 0.328						F8				3	0	1	0	0	0	2						
Ron Tingley, R OBP: 0.250, SLG: 0.373										2	0	0	0	0	0	2						
John Morris, L OBP: 0.268, SLG: 0.275										1	0	0	0	0	1	1						
Mike Fitzgerald, R OBP: 0.285, SLG: 0.324										0	0	0	0	0	0	0						
Gary Disarcina, R OBP: 0.295, SLG: 0.304										3	0	0	0	0	1	4						
<b>Inning Stats</b>	R: 0 E: 0 K: 1 S: 8	H: 1 LOB: 0 BB: 0 P: 12	R: 0 E: 0 K: 0 S: 7	H: 0 LOB: 0 BB: 0 P: 11	R: 0 E: 0 K: 0 S: 11	H: 0 LOB: 0 BB: 0 P: 17	R: 0 E: 0 K: 0 S: 5	H: 1 LOB: 0 BB: 0 P: 7	R: 0 E: 0 K: 0 S: 9	H: 1 LOB: 3 BB: 0 P: 13	R: 0 E: 0 K: 0 S: 6	H: 0 LOB: 0 BB: 0 P: 9	R: 0 E: 0 K: 0 S: 6	H: 0 LOB: 0 BB: 0 P: 10	R: 0 E: 0 K: 2 S: 13	H: 1 LOB: 1 BB: 0 P: 19	R: 0 E: 0 K: 0 S: 5	H: 0 LOB: 0 BB: 0 P: 8	1B: 4 2B: 1 3B: 0 HR: 0	SF: 0 SAC: 0 DP: 1 HBP: 1	WP: 0 PB: 0 SB: 0 CS: 1	PA: 31
<b>PITCHER</b>	IP	WLS	BF	H	R	ER	SO	BB	IBB	HBP	BLK	WP	HR	S	P	ERA	WHIP					
Brian Fisher, R ERA: 3.72	7.0	W	24	3	0	0	1	0	0	0	0	0	0	18	27	0.00	0.429					
Rich DeLucia, R ERA: 6.3	2.0		7	1	0	0	2	0	0	0	0	0	0	18	27	0.00	0.500					

Seattle Mariners @ California Angels  
Anaheim Stadium, Anaheim, CA  
Wed Jul 29 1992, 10:05 PM EDT  
Att: 19,896 - Sunny - 80 F

AB	30
R	0
H	4
RBI	0
BB	0
SO	3
LOB	15





Batter	1	2	3	4	5	6	7	8	9	AB	R	H	RBI	BB	SO	LOB	TOP				
Henry Cotto, R (1, 7) OBP: 0.301, SLG: 0.374 Harold Reynolds, S (9, PH) OBP: 0.308, SLG: 0.331	F7		1B HR		1-0 S		G4-3		P5	4	1	2	0	0	0	0	4				
Edgar Martinez, R (1, 5) OBP: 0.388, SLG: 0.548	K		HR		1-0 P4				G3	5	1	2	0	0	1	2	5				
Ken Griffey Jr., L (1, 8) OBP: 0.353, SLG: 0.541	G4-3		F7		0-1 G6-3		K			4	0	0	0	0	1	4	4				
Kevin Mitchell, R (1, 10) OBP: 0.332, SLG: 0.410		BB 2B	HR		1-2 G5-3					3	2	1	3	1	0	2	3				
Jay Buhner, R (1, 9) OBP: 0.327, SLG: 0.420		BB 2B	F7		0-2 BB 1B				G5-3	3	1	1	0	1	0	0	3				
Lance Parrish, R (1, 3) OBP: 0.314, SLG: 0.471 Tino Martinez, L (5, 3) OBP: 0.293, SLG: 0.379	F9		F9		1-3 K				K	0	0	0	0	0	0	0	0				
Dave Valle, R (1, 2) OBP: 0.290, SLG: 0.372	L7				1-2 P6				G6-3	4	0	0	0	0	0	3	4				
Omar Vizquel, S (1, 6) OBP: 0.364, SLG: 0.388		2B	CS 1B		4-1 BB 1B				G5-3	3	0	2	2	1	0	0	3				
Jeff Schaefer, R (1, 4) OBP: 0.148, SLG: 0.217 Dave Cochrane, S (9, PH) OBP: 0.309, SLG: 0.322 Shane Turner, L (9, PR) OBP: 0.273, SLG: 0.367	G4-3		G4-3		1-1 F9					3	0	0	0	0	0	4	3				
<b>Inning Stats</b>	R: 0 E: 0 K: 1 S: 8	H: 0 LOB: 0 BB: 0 P: 12	R: 2 E: 0 K: 0 S: 15	H: 1 LOB: 1 BB: 2 P: 29	R: 3 E: 0 K: 0 S: 12	H: 3 LOB: 0 BB: 0 P: 21	R: 0 E: 0 K: 0 S: 3	H: 1 LOB: 0 BB: 0 P: 6	R: 0 E: 0 K: 0 S: 8	H: 1 LOB: 1 BB: 0 P: 11	R: 0 E: 0 K: 1 S: 12	H: 1 LOB: 2 BB: 1 P: 19	R: 0 E: 0 K: 1 S: 7	H: 0 LOB: 0 BB: 0 P: 8	R: 0 E: 0 K: 0 S: 11	H: 1 LOB: 1 BB: 0 P: 15	1B: 6 2B: 2 3B: 0 HR: 1	SF: 0 SAC: 0 DP: 0 HBP: 0	WP: 0 PB: 0 SB: 1 CS: 1	PA: 38	
<b>PITCHER</b>	IP	WLS	BF	H	R	ER	SO	BB	IBB	HBP	BLK	WP	HR	S	P	ERA	WHIP				
Tim Fortugno, L (1, 1) ERA: 3.86	4.0		18	5	5	5	1	2	0	0	0	0	1	38	68	11.25	1.750				
Mike Butcher, R (5, 1) ERA	3.0		13	3	0	0	2	1	0	0	0	0	0	32	47	0.00	1.333				
Mark Eichhorn, R (8, 1) ERA: 2.38	1.0	W	3	0	0	0	1	0	0	0	0	0	0	7	8	0.00	0.000				
Joe Grahe, R (9, 1) ERA: 3.88	1.0	S	4	1	0	0	0	0	0	0	0	0	0	11	15	0.00	1.000				

Seattle Mariners @ California Angels  
Anaheim Stadium, Anaheim, CA  
Thu Jul 30 1992, 6:33 AM EDT  
Att: 23,546 - Sunny - 83 F


AB 33  
R 5  
H 9  
RBI 5  
BB 3  
SO 4  
LOB 17



Batter	1	2	3	4	5	6	7	8	9	AB	R	H	RBI	BB	SO	LOB	BOTTOM				
Luis Polonia, L (1, 10) OBP: 0.363, SLG: 0.359	1B G4-3 2B		K		G4-3					4	2	2	0	0	1	2	4				
Luis Sojo, R (1, 6) OBP: 0.311, SLG: 0.442	G4-3		FC6-4 1B				F7		E5 1B HR	4	1	2	0	0	0	2	4				
Junior Felix, S (1, 8) OBP: 0.294, SLG: 0.373	K		FC6-4 1B				F8		HR 1B	4	1	1	2	0	1	4	4				
Von Hayes, L (1, 9) OBP: 0.319, SLG: 0.337 Gary Gaetti, R (8, PH) OBP: 0.276, SLG: 0.340 Chad Curtis, R (9, 9) OBP: 0.337, SLG: 0.404	G4-3		G4-3				F7		HR	3	0	0	1	0	0	3	3				
Rene Gonzales, R (1, 5) OBP: 0.351, SLG: 0.394	L6						G5-3		K	4	0	0	0	0	1	1	4				
Ken Oberkfell, L (1, 4) OBP: 0.200, SLG: 0.154 Gary Disarcina, R (8, PH) OBP: 0.294, SLG: 0.303	G4-3		P2				F9		G4-3	3	0	0	0	0	0	0	3				
John Morris, L (1, 7) OBP: 0.259, SLG: 0.264 Jose Gonzalez, R (7, PH) OBP: 0.270, SLG: 0.218	G4-3		G4-3				L8			2	0	0	0	0	0	0	2				
Lee Stevens, L (1, 3) OBP: 0.257, SLG: 0.324	G3						P5		G4-3	3	0	0	0	0	0	0	3				
Ron Tingley, R (1, 2) OBP: 0.277, SLG: 0.382			FC6-4 1B BB				G4-3		E 1B 1B	1	1	1	0	2	0	0	1				
<b>Inning Stats</b>	R: 1 E: 0 K: 1 S: 11	H: 2 LOB: 1 BB: 0 P: 18	R: 0 E: 0 K: 0 S: 6	H: 0 LOB: 0 BB: 0 P: 12	R: 0 E: 0 K: 1 S: 11	H: 1 LOB: 1 BB: 1 P: 19	R: 0 E: 0 K: 0 S: 7	H: 0 LOB: 0 BB: 0 P: 14	R: 0 E: 0 K: 0 S: 9	H: 0 LOB: 0 BB: 0 P: 16	R: 0 E: 0 K: 0 S: 8	H: 0 LOB: 0 BB: 0 P: 10	R: 5 E: 1 K: 1 S: 13	H: 4 LOB: 0 BB: 0 P: 17	1B: 5 2B: 1 3B: 0 HR: 1	SF: 0 SAC: 0 DP: 1 HBP: 0	WP: 0 PB: 0 SB: 0 CS: 0	PA: 33			
<b>PITCHER</b>	IP	WLS	BF	H	R	ER	SO	BB	IBB	HBP	BLK	WP	HR	S	P	ERA	WHIP				
Mark Grant, R (1, 1) ERA: 3.54	6.0		22	3	1	1	2	2	0	0	0	0	0	52	95	1.50	0.833				
Dennis Powell, L (7, 1) ERA: 5.71	1.1		7	2	3	3	0	0	0	0	0	0	0	14	19	20.25	1.500				
Russ Swan, L (8, 1) ERA: 4.87	0.2	L	4	2	2	1	1	0	0	0	0	0	1	7	8	13.50	3.000				

Seattle Mariners @ California Angels  
Anaheim Stadium, Anaheim, CA  
Thu Jul 30 1992, 6:33 AM EDT  
Att: 23,546 - Sunny - 83 F

AB 31  
R 6  
H 7  
RBI 6  
BB 2  
SO 3  
LOB 12





Batter	1	2	3	4	5	6	7	8	9	AB	R	H	RBI	BB	SO	LOB	TOP								
Luis Polonia, L OBP: 0.361, SLG: 0.359 (1, 10)	G1-3		G4-3		F8			HR	G4-3	5	1	1	0	0	0	1									
Luis Seoane, R OBP: 0.315, SLG: 0.440 Lee Stevens, L OBP: 0.257, SLG: 0.324 (1, 4) (8, 3)	G4-3				F8			HR		3	1	1	0	0	0	0									
Junior Felix, S OBP: 0.291, SLG: 0.369 (1, 8)	F8		K					K		4	0	0	0	0	2	3									
Von Hayes, L OBP: 0.321, SLG: 0.351 (1, 9)		G3-1 SH5-3 2B 1B		G3		G3-1		HR		4	2	2	3	0	0	0									
Chad Curtis, R OBP: 0.337, SLG: 0.401 (1, 7)	SH5-3			S 1B BB		G6-3		K		2	1	0	0	1	1	0									
Rene Gonzales, R OBP: 0.352, SLG: 0.395 (1, 5) (8, 4)	G3-1			K				1B		4	0	2	0	0	1	2									
Gary Gaetti, R OBP: 0.281, SLG: 0.345 (1, 3) (8, 5)				K				G5-3		4	0	2	2	0	0	2									
Mike Fitzgerald, R OBP: 0.277, SLG: 0.314 (1, 2)				F8				L6		4	0	0	0	0	1	3									
Gary Disarcina, R OBP: 0.293, SLG: 0.302 (1, 6)				K				G6-3		4	0	1	0	0	0	1									
<b>Inning Stats</b>	R: 0 E: 0 K: 0 S: 6	H: 0 LOB: 0 BB: 0 P: 9	R: 1 E: 0 K: 1 S: 10	H: 2 LOB: 1 BB: 0 P: 17	R: 0 E: 0 K: 1 S: 13	H: 2 LOB: 1 BB: 0 P: 17	R: 1 E: 0 K: 1 S: 11	H: 1 LOB: 1 BB: 1 P: 18	R: 0 E: 0 K: 0 S: 9	H: 0 LOB: 0 BB: 0 P: 13	R: 0 E: 0 K: 0 S: 5	H: 0 LOB: 0 BB: 0 P: 8	R: 0 E: 0 K: 0 S: 9	H: 1 LOB: 1 BB: 0 P: 12	R: 3 E: 0 K: 2 S: 13	H: 3 LOB: 1 BB: 0 P: 22	R: 0 E: 0 K: 0 S: 7	H: 0 LOB: 0 BB: 0 P: 9	1B: 6 2B: 2 HR: 1	SF: 0 SAC: 1 DP: 0 HBP: 1	WP: 0 PB: 0 SB: 1 CS: 1	PA: 37			
<b>PITCHER</b>	IP	WLS	BF	H	R	ER	SO	BB	IBB	HBP	BLK	WP	HR	S	P	ERA	WHIP								
Bobby Witt, R ERA: 3.95 (1, 1)	7.1	L	31	8	5	5	4	1	0	1	0	0	1	69	106	6.14	1.227								
Ed Nunez, R ERA: 3.98 (8, 1)	0.2		3	1	0	0	1	0	0	0	0	0	0	7	10	0.00	1.500								
Kenny Rogers, L ERA: 3.33 (9, 1)	1.0		3	0	0	0	0	0	0	0	0	0	0	7	9	0.00	0.000								

California Angels @ Texas Rangers  
Arlington Stadium, Arlington, TX  
Fri Jul 31 1992, 8:05 PM EDT  
Att: 32,524 - Cloudy - 89 F

AB 34  
R 5  
H 9  
RBI 5  
BB 1  
SO 5  
LOB 12



Batter	1	2	3	4	5	6	7	8	9	AB	R	H	RBI	BB	SO	LOB	BOTTOM								
Brian Downing, R OBP: 0.409, SLG: 0.431 (1, 10)	G6-4-3 1B		K		2B		P5		F9	5	0	2	0	0	1	4									
Jeff Frye, R OBP: 0.338, SLG: 0.400 Geno Petralli, L OBP: 0.280, SLG: 0.296 (1, 4) (9, FH)	G6-4-3		P6		F7				F7	3	0	0	0	1	0	4									
Rafael Palmeiro, L OBP: 0.347, SLG: 0.423 (1, 3)	F9		F7		F8		P6			4	0	0	0	0	0	6									
Ruben Sierra, S OBP: 0.326, SLG: 0.460 (1, 9)		1B 2B		F8		G4-3		F9		4	1	1	0	0	0	0									
Juan Gonzalez, R OBP: 0.296, SLG: 0.508 (1, 8)		G6-3 2H 1B		HR		P4		HR		4	2	3	3	0	0	0									
Kevin Reimer, L OBP: 0.351, SLG: 0.470 (1, 7)		K		F8		K		2B		4	0	1	0	0	2	1									
Dean Palmer, R OBP: 0.328, SLG: 0.432 (1, 5)		G6-3						L7		3	0	0	0	1	1	2									
Ivan Rodriguez, R OBP: 0.313, SLG: 0.407 (1, 2)			1B 1B		F9		BB 1B 1B	G6-3		4	0	2	0	0	0	2									
Jeff Huson, L OBP: 0.354, SLG: 0.387 (1, 6)			1B		P5		BB 1B	P5		4	0	2	0	0	0	0									
<b>Inning Stats</b>	R: 0 E: 0 K: 0 S: 8	H: 1 LOB: 0 BB: 0 P: 13	R: 1 E: 0 K: 1 S: 9	H: 2 LOB: 0 BB: 0 P: 16	R: 0 E: 0 K: 1 S: 14	H: 2 LOB: 2 BB: 0 P: 19	R: 1 E: 0 K: 0 S: 15	H: 1 LOB: 1 BB: 1 P: 23	R: 0 E: 0 K: 1 S: 8	H: 0 LOB: 0 BB: 0 P: 12	R: 0 E: 0 K: 1 S: 9	H: 0 LOB: 0 BB: 0 P: 12	R: 0 E: 0 K: 1 S: 16	H: 2 LOB: 3 BB: 1 P: 25	R: 1 E: 0 K: 0 S: 13	H: 2 LOB: 1 BB: 0 P: 21	R: 0 E: 0 K: 0 S: 5	H: 0 LOB: 0 BB: 0 P: 8	1B: 6 2B: 3 HR: 2	SF: 0 SAC: 0 DP: 2 HBP: 0	WP: 0 PB: 0 SB: 0 CS: 0	PA: 38			
<b>PITCHER</b>	IP	WLS	BF	H	R	ER	SO	BB	IBB	HBP	BLK	WP	HR	S	P	ERA	WHIP								
Julio Valera, R ERA: 3.64 (1, 1)	6.1		27	9	2	2	4	1	0	0	0	0	1	72	107	2.84	1.579								
Chuck Crim, R ERA: 5.03 (7, 1)	1.1	W	7	2	1	1	0	1	0	0	0	0	0	19	31	6.75	2.250								
Joe Grahe, R ERA: 3.8 (8, 1)	1.1	S	4	0	0	0	0	0	0	0	0	0	0	6	11	0.00	0.000								

California Angels @ Texas Rangers  
Arlington Stadium, Arlington, TX  
Fri Jul 31 1992, 8:05 PM EDT  
Att: 32,524 - Cloudy - 89 F

AB 36  
R 3  
H 11  
RBI 3  
BB 2  
SO 4  
LOB 19





Batter	1	2	3	4	5	6	7	8	9	AB	R	H	RBI	BB	SO	LOB	TOP			
Luis Polonia, L (1, 10) OBP: 0.362, SLG: 0.361	1-1 G6-3		2-2 G6-3 1B		1-0 E 1B	1-2 SF8			1-2 F7	4	2	2	1	0	0	0	<b>California Angels @ Texas Rangers</b> Arlington Stadium, Arlington, TX Sat Aug 01 1992, 8:05 PM EDT Att: 36,933 - Cloudy - 83 F			
Ken Oberkfell, L (1, 4) OBP: 0.200, SLG: 0.167 Luis Sojo, R (9, 4) OBP: 0.315, SLG: 0.440	2-2 F9		2-1 G6-3		2-3 K 1-2	2-0 L7			2-2 1B	5	0	1	1	0	1	4				
Junior Felix, S (1, 8) OBP: 0.293, SLG: 0.369	0-3 K		2-3 3-H 2-1 S 1B		2-3 K				1-2 1B	5	0	2	1	0	3	1				
Von Hayes, L (1, 9) OBP: 0.319, SLG: 0.346		2-1 F7	0-0 P7		4-2 BB				0-0 P8	4	0	0	0	1	1	3				
Chad Curtis, R (1, 7) OBP: 0.336, SLG: 0.398		3-2 S 1B	1-2 F9		1-3 K					4	1	1	0	0	1	2				
Rene Gonzales, R (1, 5) OBP: 0.357, SLG: 0.398		2-1 S 1B		1-2 1B HBP		1-0 SH2-4 BB SF8 1B			0-2 G3-1	3	2	2	1	0	0	0				
Gary Gaetti, R (1, 3) OBP: 0.280, SLG: 0.342		1-3 K		1-3 K		4-0 SH2-4 BB			2-0 P3	3	0	0	0	1	2	2				
Greg Myers, L (1, 2) OBP: 0.282, SLG: 0.375		1-3 K		0-2 G4-6-3 1B		0-0 SH2-4			3-3 K	3	0	1	0	0	2	0				
Gary Disarcina, R (1, 6) OBP: 0.296, SLG: 0.303			0-2 G6-3 1B		0-1 G4-6-3				1-0 F8	3	1	1	0	0	0	2				
<b>Inning Stats</b>	R: 0 E: 0 K: 1 S: 8	H: 0 LOB: 0 BB: 0 P: 11	R: 2 E: 0 K: 2 S: 13	H: 2 LOB: 0 BB: 0 P: 22	R: 2 E: 0 K: 0 S: 15	H: 3 LOB: 1 BB: 0 P: 21	R: 0 E: 0 K: 1 S: 11	H: 1 LOB: 1 BB: 0 P: 13	R: 1 E: 1 K: 3 S: 15	H: 1 LOB: 1 BB: 1 P: 25	R: 0 E: 0 K: 2 S: 9	H: 0 LOB: 0 BB: 0 P: 11	R: 0 E: 0 K: 1 S: 8	H: 0 LOB: 0 BB: 0 P: 13	R: 0 E: 0 K: 0 S: 12	H: 2 LOB: 2 BB: 0 P: 17	1B: 10 2B: 0 3B: 0 HR: 0	SF: 1 SAC: 1 DP: 1 HBP: 2	WP: 0 PB: 0 SB: 4 CS: 0	PA: 40
<b>PITCHER</b>	IP WLS BF H R ER SO BB IBB HBP BLK WP HR S P ERA WHIP																	<b>PITCHER</b>	IP WLS BF H R ER SO BB IBB HBP BLK WP HR S P ERA WHIP	
Nolan Ryan, R (1, 1) ERA: 3.51	5.1 L 27 8 6 4 7																		6.75 1.875	
Floyd Bannister, L (6, 1) ERA: 6.93	1.2 5 0 0 0 2																		0.00 0.000	
Danny Leon, R (8, 1) ERA: 5.4	1.0 3 0 0 0 1																		0.00 0.000	
Kenny Rogers, L (9, 1) ERA: 3.27	1.0 5 2 0 0 0																		0.00 2.000	

AB	34
R	6
H	10
RBI	4
BB	2
SO	10
LOB	14



Batter	1	2	3	4	5	6	7	8	9	AB	R	H	RBI	BB	SO	LOB	BOTTOM			
Brian Downing, R (1, 10) OBP: 0.406, SLG: 0.424 Ray Stephens, R (9, FH) OBP: 0.350, SLG: 0.425	2-3 K		1-1 G5-3		1-3 K		4-2 1B BB		0-0 G6-3	3	0	0	0	1	2	0	<b>California Angels @ Texas Rangers</b> Arlington Stadium, Arlington, TX Sat Aug 01 1992, 8:05 PM EDT Att: 36,933 - Cloudy - 83 F			
Rafael Palmeiro, L (1, 3) OBP: 0.350, SLG: 0.425	0-1 FC5-4 1B		2-2 F7		1-0 1B		3-1 1-2 2-3 1B		0-0 E8	5	0	3	0	0	0	0				
Ruben Sierra, S (1, 9) OBP: 0.322, SLG: 0.454	1-1 P5		1-1 G6-3		2-1 P4		1-3 K		3-2 G1-3	5	0	0	0	0	1	6				
Juan Gonzalez, R (1, 8) OBP: 0.294, SLG: 0.503	0-1 FC5-4				1-0 F9		1-3 K			4	0	0	0	0	2	5				
Dean Palmer, R (1, 5) OBP: 0.330, SLG: 0.437 Al Newman, S (7, 5) OBP: 0.302, SLG: 0.241		1-1 SH2-3 SF9 2B		0-1 1B		2-2 P5		1-0 F7		3	1	2	0	0	0	0				
Kevin Reimer, L (1, 7) OBP: 0.350, SLG: 0.466		4-2 SH2-3 BB		1-1 F7		1-3 K		1-0 L4		3	0	0	0	1	1	1				
Ivan Rodriguez, R (1, 2) OBP: 0.317, SLG: 0.410		0-0 SH2-3		0-1 BB		1-3 K		0-0 1B		3	0	2	0	0	1	0				
Dickie Thon, R (1, 6) OBP: 0.295, SLG: 0.367		0-0 SF9		4-2 1B		2-3 K2-3		2-3 K		2	0	0	1	1	2	1				
Jeff Frye, R (1, 4) OBP: 0.338, SLG: 0.397 Monty Fariss, R (9, FH) OBP: 0.327, SLG: 0.304		3-H G6-3		1-1 G5-3		1-1 1B BB		2-3 K		3	0	1	0	0	0	4				
<b>Inning Stats</b>	R: 0 E: 0 K: 1 S: 9	H: 1 LOB: 1 BB: 0 P: 12	R: 1 E: 0 K: 0 S: 12	H: 1 LOB: 1 BB: 1 P: 17	R: 0 E: 0 K: 0 S: 7	H: 0 LOB: 0 BB: 0 P: 11	R: 0 E: 0 K: 0 S: 12	H: 2 LOB: 3 BB: 1 P: 19	R: 0 E: 0 K: 2 S: 9	H: 1 LOB: 1 BB: 0 P: 14	R: 0 E: 0 K: 2 S: 16	H: 2 LOB: 3 BB: 1 P: 29	R: 0 E: 0 K: 1 S: 6	H: 1 LOB: 1 BB: 0 P: 10	R: 0 E: 1 K: 1 S: 9	H: 0 LOB: 1 BB: 0 P: 14	1B: 7 2B: 1 3B: 0 HR: 0	SF: 1 SAC: 1 DP: 0 HBP: 0	WP: 0 PB: 0 SB: 0 CS: 0	PA: 39
<b>PITCHER</b>	IP WLS BF H R ER SO BB IBB HBP BLK WP HR S P ERA WHIP																	<b>PITCHER</b>	IP WLS BF H R ER SO BB IBB HBP BLK WP HR S P ERA WHIP	
Chuck Finley, L (1, 1) ERA: 4.73	9.0 W 39 8 1 1 10																		1.00 1.222	

AB	34
R	1
H	8
RBI	1
BB	3
SO	10
LOB	17





Batter	1	2	3	4	5	6	7	8	9	AB	R	H	RBI	BB	SO	LOB	TOP										
Luis Polonia, L (1, 10) OBP: 0.361, SLG: 0.360	G6-3		G4-3			B5-3		1B		4	0	1	1	0	0	0	<b>California Angels @ Texas Rangers</b> Arlington Stadium, Arlington, TX Sun Aug 02 1992, 8:05 PM EDT Att: 24,927 - Cloudy - 83 F										
Ken Oberkfell, L (1, 4) OBP: 0.208, SLG: 0.182	F7		G4-3			G6-3		1B		4	0	1	0	0	0												
Chad Curtis, R (1, 8) OBP: 0.334, SLG: 0.396	K				G6-3				FC3-6	4	0	1	0	0	1												
Von Hayes, L (1, 9) OBP: 0.315, SLG: 0.341		K			G3-1		F9		FC3-6	4	0	0	0	0	1												
Rene Gonzales, R (1, 5) OBP: 0.359, SLG: 0.397		1B					F9		G5-3	3	0	1	0	1	0												
Greg Myers, L (1, 2) OBP: 0.267, SLG: 0.353		F7					K		G3	4	0	0	0	0	2												
Lee Stevens, L (1, 3) OBP: 0.258, SLG: 0.324		1B						K		3	0	1	0	0	2												
Rob Ducey, L (1, 7) OBP: 0.043, SLG: 0.087										2	0	0	0	0	2												
John Morris, L (8, PH) OBP: 0.271, SLG: 0.278										1	1	1	0	0	0												
Luis Sojo, R (8, 6) OBP: 0.315, SLG: 0.440								WP		0	0	0	0	0	0												
Gary Disarcina, R (1, 6) OBP: 0.294, SLG: 0.301										2	0	0	0	0	0												
Junior Felix, S (8, PH) OBP: 0.292, SLG: 0.368										1	0	0	0	0	1												
<b>Inning Stats</b>	R: 0 E: 0 K: 1 S: 7	H: 0 LOB: 0 BB: 0 P: 11	R: 0 E: 0 K: 2 S: 16	H: 1 LOB: 2 BB: 1 P: 28	R: 0 E: 0 K: 0 S: 5	H: 0 LOB: 0 BB: 0 P: 9	R: 0 E: 0 K: 1 S: 12	H: 1 LOB: 1 BB: 0 P: 15	R: 0 E: 0 K: 2 S: 9	H: 0 LOB: 0 BB: 0 P: 12	R: 0 E: 0 K: 0 S: 6	H: 0 LOB: 0 BB: 0 P: 8	R: 0 E: 0 K: 1 S: 6	H: 0 LOB: 0 BB: 0 P: 11	R: 1 E: 0 K: 2 S: 10	H: 3 LOB: 2 BB: 0 P: 15	R: 0 E: 0 K: 0 S: 10	H: 1 LOB: 1 BB: 0 P: 16	1B: 6 2B: 0 3B: 0 HR: 0	SF: 0 SAC: 0 DP: 0 HBP: 0	WP: 1 PB: 0 SB: 0 CS: 0	PA: 33					
<b>PITCHER</b>	IP	WLS	BF	H	R	ER	SO	BB	IBB	HBP	BLK	WP	HR	S	P	ERA	WHIP										
Kevin Brown, R (1, 1) ERA: 3.34	8.0	W	29	5	1	1	9	1	0	0	0	1	0	71	109	1.12	0.750										
Ed Nunez, R (9, 1) ERA: 3.89	1.0		4	1	0	0	0	0	0	0	0	0	0	10	16	0.00	1.000										

Batter	1	2	3	4	5	6	7	8	9	AB	R	H	RBI	BB	SO	LOB	BOTTOM										
Jeff Frye, R (1, 4) OBP: 0.333, SLG: 0.403	F9		K2-3			G5-3		1B		4	1	1	1	0	1	1	<b>California Angels @ Texas Rangers</b> Arlington Stadium, Arlington, TX Sun Aug 02 1992, 8:05 PM EDT Att: 24,927 - Cloudy - 83 F										
Rafael Palmeiro, L (1, 3) OBP: 0.348, SLG: 0.422	F7		G4-3			G4-3		1B		3	1	0	0	1	0												
Ruben Sierra, S (1, 9) OBP: 0.321, SLG: 0.452	1B		F9			P5		K		4	1	1	0	0	1												
Juan Gonzalez, R (1, 8) OBP: 0.293, SLG: 0.499	1B					K		L8		3	0	0	0	1	2												
Monty Fariss, R (1, 7) OBP: 0.339, SLG: 0.320	1B					F7		F9		4	0	2	2	0	0												
Ivan Rodriguez, R (1, 2) OBP: 0.316, SLG: 0.407	P3					L4		K		4	0	1	1	0	1												
Dickie Thon, R (1, 6) OBP: 0.295, SLG: 0.370			K					F9		3	1	1	0	0	1												
Jeff Huson, L (8, PH) OBP: 0.352, SLG: 0.385								K		1	0	0	0	0	1												
Kevin Reimer, L (1, 10) OBP: 0.350, SLG: 0.463		G3						P7		2	0	0	0	0	0												
Al Newman, S (1, 5) OBP: 0.304, SLG: 0.244								2B		2	1	1	0	0	1												
<b>Inning Stats</b>	R: 1 E: 0 K: 0 S: 12	H: 2 LOB: 2 BB: 1 P: 23	R: 0 E: 0 K: 2 S: 10	H: 0 LOB: 0 BB: 0 P: 11	R: 0 E: 0 K: 1 S: 6	H: 0 LOB: 0 BB: 0 P: 8	R: 0 E: 0 K: 1 S: 8	H: 0 LOB: 0 BB: 0 P: 12	R: 1 E: 1 K: 0 S: 8	H: 1 LOB: 1 BB: 0 P: 14	R: 0 E: 0 K: 1 S: 8	H: 0 LOB: 0 BB: 0 P: 10	R: 0 E: 0 K: 1 S: 5	H: 0 LOB: 0 BB: 0 P: 7	R: 3 E: 0 K: 2 S: 24	H: 4 LOB: 2 BB: 1 P: 35	R: 0 E: 0 K: 0 S: 10	H: 1 LOB: 1 BB: 0 P: 16	1B: 5 2B: 2 3B: 0 HR: 0	SF: 0 SAC: 1 DP: 0 HBP: 1	WP: 0 PB: 0 SB: 0 CS: 0	PA: 34					
<b>PITCHER</b>	IP	WLS	BF	H	R	ER	SO	BB	IBB	HBP	BLK	WP	HR	S	P	ERA	WHIP										
Mark Langston, L (1, 1) ERA: 4.14	7.0	L	26	3	2	1	6	1	0	1	0	0	0	57	85	1.29	0.571										
Steve Frey, L (8, 1) ERA: 2.66	0.0		3	2	3	3	0	1	0	0	0	0	0	7	14	∞	∞										
Mike Butcher, R (8, 1) ERA:	1.0		5	2	0	0	2	0	0	0	0	0	0	17	21	0.00	2.000										

AB	32
R	1
H	6
RBI	1
BB	1
SO	9
LOB	8



AB	30
R	5
H	7
RBI	4
BB	2
SO	8
LOB	10





Batter	1	2	3	4	5	6	7	8	9	AB	R	H	RBI	BB	SO	LOB	TOP										
Luis Polonia, L (1, 10) OBP: 0.359, SLG: 0.356	3-1 P5	4-0 IBB		1-1 P8		2-1 F8			0-1 G1-3	4	0	0	0	1	0	1											
Luis Sojo, R (1, 4) OBP: 0.308, SLG: 0.429	2-1 G5-3	0-3 K		2-3 K			1-2 G3			4	0	0	0	0	2	3											
Junior Felix, S (1, 8) OBP: 0.294, SLG: 0.368	2-0 1B			4-1 CS BB		1-0 F8		1-2 G5-3		3	0	1	0	1	0	0											
Von Hayes, L (1, 9) OBP: 0.311, SLG: 0.336	2-3 K			1-3 K		1-1 G6-3		3-1 F9		4	0	0	0	0	2	2											
Chad Curtis, R (1, 7) OBP: 0.340, SLG: 0.401		2-2 1B SF8		2-1 S 1B		0-0 G5-3		2-2 G6-4-3 1B		4	1	3	0	0	0	0											
Rene Gonzales, R (1, 5) OBP: 0.358, SLG: 0.395	1-2 SF8 1B			1-3 K		1-3 K		1-2 G6-4-3 1-2		4	1	1	0	0	2	2											
Lee Stevens, L (1, 3) OBP: 0.258, SLG: 0.324	3-2 SF8			0-0 SH2-4 1B		2-2 G3-1		2-2 G3-1		3	1	1	1	0	0	0											
Ron Tingley, R (1, 2) OBP: 0.279, SLG: 0.372	1-2 F8			0-0 SH2-4 1B		4-2 HR BB			0-3 K	2	1	0	0	1	1	1											
Gary Disarcina, R (1, 6) OBP: 0.299, SLG: 0.319	1-1 2H 1B			0-0 2H 2B		3-1 HR			1-3 K	4	1	3	4	0	1	0											
<b>Inning Stats</b>	R: 0 E: 0 K: 1 S: 9	H: 1 LOB: 1 BB: 0 P: 18	R: 2 E: 0 K: 1 S: 21	H: 3 LOB: 2 BB: 1 P: 33	R: 0 E: 0 K: 2 S: 10	H: 1 LOB: 1 BB: 0 P: 17	R: 1 E: 0 K: 1 S: 8	H: 2 LOB: 1 BB: 0 P: 11	R: 0 E: 0 K: 0 S: 4	H: 0 LOB: 0 BB: 0 P: 6	R: 2 E: 0 K: 1 S: 14	H: 1 LOB: 0 BB: 1 P: 26	R: 0 E: 0 K: 0 S: 8	H: 0 LOB: 0 BB: 0 P: 13	R: 0 E: 0 K: 0 S: 11	H: 1 LOB: 0 BB: 0 P: 15	R: 0 E: 0 K: 2 S: 8	H: 0 LOB: 0 BB: 0 P: 9	1B: 7 2B: 1 3B: 0 HR: 1	SF: 1 SAC: 1 DP: 1 HBP: 0	WP: 0 PB: 0 SB: 2 CS: 1	PA: 37					
<b>PITCHER</b>	IP	WLS	BF	H	R	ER	SO	BB	IBB	HBP	BLK	WP	HR	S	P	ERA	WHIP										
Kevin Appier, R (1, 1) ERA: 2.3	7.0	L	31	8	5	5	6	2	1	0	0	0	1	74	124	6.43	1.429										
Steve Shifflett, R (8, 1) ERA: 2.95	2.0		6	1	0	0	2	0	0	0	0	0	0	19	24	0.00	0.500										

California Angels @ Kansas City Royals  
Royals Stadium, Kansas City, MO  
Tue Aug 04 1992, 8:05 PM EDT  
Cloudy - 79 F

AB 32  
R 5  
H 9  
RBI 5  
BB 3  
SO 8  
LOB 9



Batter	1	2	3	4	5	6	7	8	9	AB	R	H	RBI	BB	SO	LOB	BOTTOM										
Gregg Jefferies, S (1, 5) OBP: 0.338, SLG: 0.433	0-0 F7			1-2 G3 3B		4-0 1B BB		2-1 1B		3	1	2	0	1	0	0											
Wally Joyner, L (1, 10) OBP: 0.332, SLG: 0.403	4-0 G3-6-3 BB			1-1 P7		0-1 1B		1-0 1B		3	0	2	0	1	0	1											
George Brett, L (1, 3) OBP: 0.328, SLG: 0.381	3-1 G3-6-3 1-2			0-0 G3		0-0 F8		1-0 F8		4	0	0	1	0	0	5											
Kevin McReynolds, R (1, 7) OBP: 0.355, SLG: 0.415		2-2 F8		1-0 F8		2-2 E6 FC4		1-2 G4-3		3	0	0	0	0	0	0											
Gary Thurman, R (9, 7) OBP: 0.270, SLG: 0.314										1	0	0	0	0	0	0											
Brent Mayne, L (1, 2) OBP: 0.291, SLG: 0.301		3-2 G4-3		2-2 F8		0-1 FC4 1B		0-0 FC3-6 1B		4	0	1	0	0	0	1											
Curtis Wilkerson, S (1, 4) OBP: 0.284, SLG: 0.316		2-3 K		1-0 F7		0-0 G6-4-3 1B		1-0 FC3-6 FC4-6		4	0	1	0	0	1	1											
Kevin Koslofski, L (1, 9) OBP: 0.357, SLG: 0.407				0-0 L7		1-2 G6-4-3 1-2		0-0 FC4-6		4	0	0	0	0	0	3											
Brian McRae, S (1, 8) OBP: 0.288, SLG: 0.298				3-1 G3		1-2 G4-3		2-2 F7		3	0	0	0	0	0	0											
David Howard, S (1, 6) OBP: 0.231, SLG: 0.193				3-2 G6-3		1-3 K		2-2 G5-3		2	0	0	0	0	1	0											
Jim Eisenreich, L (8, PH) OBP: 0.312, SLG: 0.352										1	0	0	0	0	0	0											
Terry Shumpert, R (9, 6) OBP: 0.208, SLG: 0.320										0	0	0	0	0	0	0											
<b>Inning Stats</b>	R: 0 E: 0 K: 0 S: 3	H: 0 LOB: 0 BB: 1 P: 10	R: 0 E: 0 K: 1 S: 12	H: 0 LOB: 0 BB: 0 P: 19	R: 0 E: 0 K: 0 S: 6	H: 0 LOB: 0 BB: 0 P: 12	R: 1 E: 0 K: 0 S: 10	H: 1 LOB: 0 BB: 0 P: 13	R: 0 E: 0 K: 0 S: 5	H: 0 LOB: 0 BB: 0 P: 9	R: 0 E: 0 K: 1 S: 10	H: 1 LOB: 2 BB: 1 P: 16	R: 0 E: 1 K: 0 S: 11	H: 1 LOB: 1 BB: 0 P: 14	R: 0 E: 0 K: 0 S: 10	H: 2 LOB: 2 BB: 0 P: 18	R: 0 E: 0 K: 0 S: 6	H: 1 LOB: 1 BB: 0 P: 8	1B: 5 2B: 0 3B: 1 HR: 0	SF: 0 SAC: 0 DP: 2 HBP: 0	WP: 0 PB: 0 SB: 0 CS: 0	PA: 34					
<b>PITCHER</b>	IP	WLS	BF	H	R	ER	SO	BB	IBB	HBP	BLK	WP	HR	S	P	ERA	WHIP										
Bert Blyleven, R (1, 1) ERA: 5.08	6.0		21	2	1	1	2	2	0	0	0	0	0	46	79	1.50	0.667										
Chuck Crim, R (7, 1) ERA: 4.8	3.0	S	13	4	0	0	0	0	0	0	0	0	0	27	40	0.00	1.333										

California Angels @ Kansas City Royals  
Royals Stadium, Kansas City, MO  
Tue Aug 04 1992, 8:05 PM EDT  
Cloudy - 79 F

AB 32  
R 1  
H 6  
RBI 1  
BB 2  
SO 2  
LOB 11













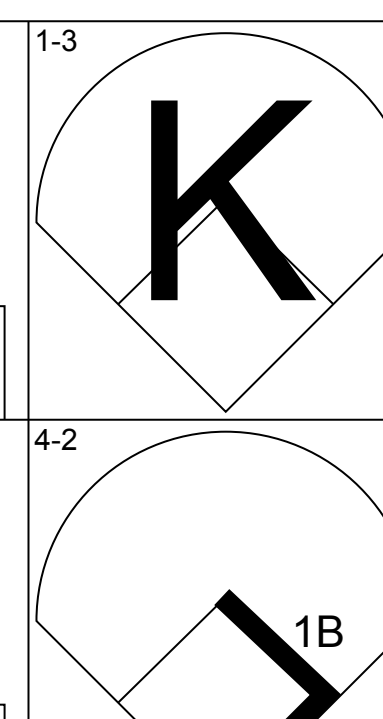
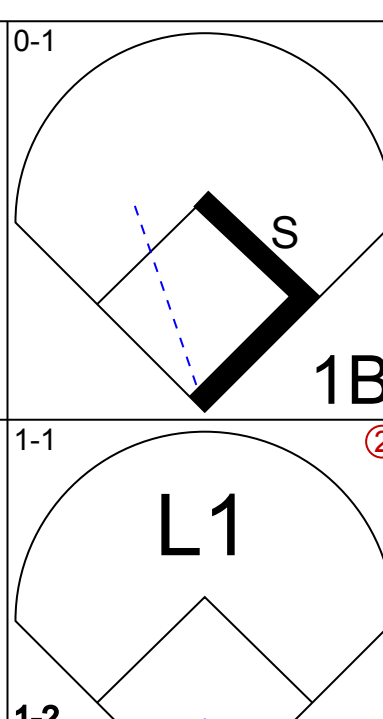
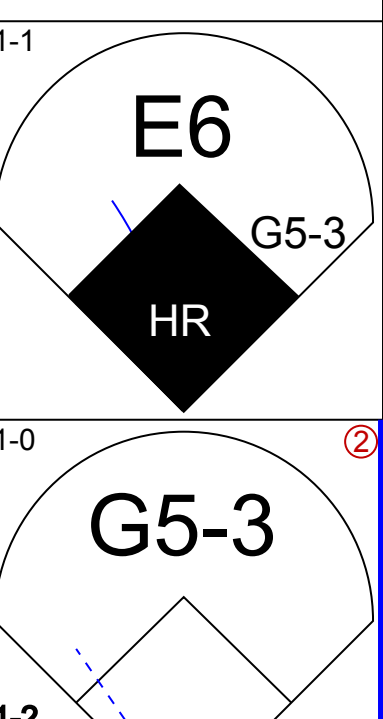
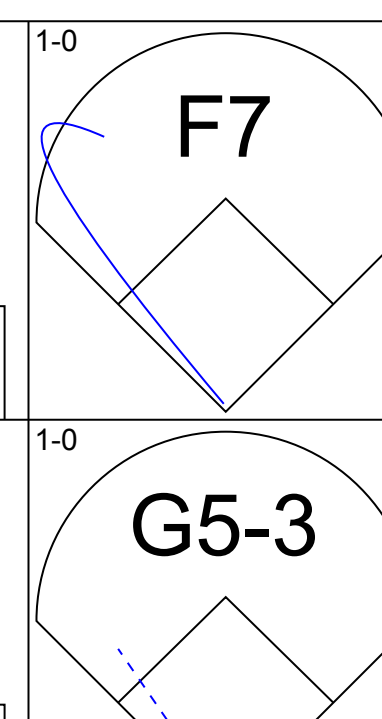
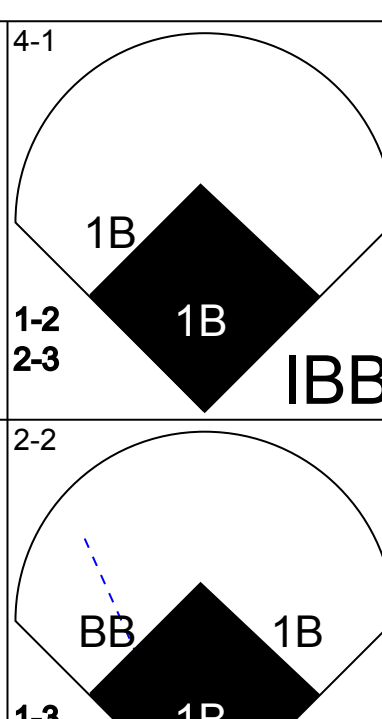
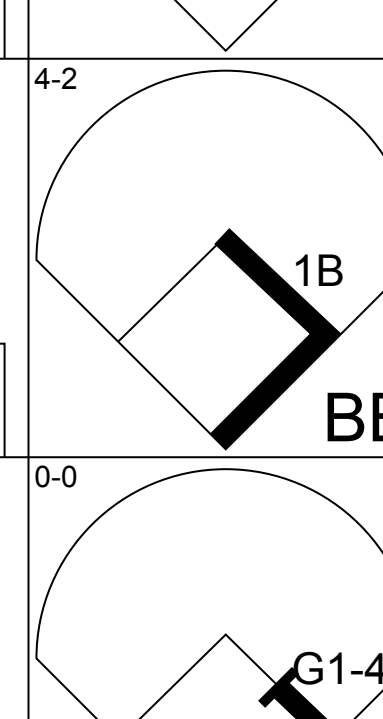
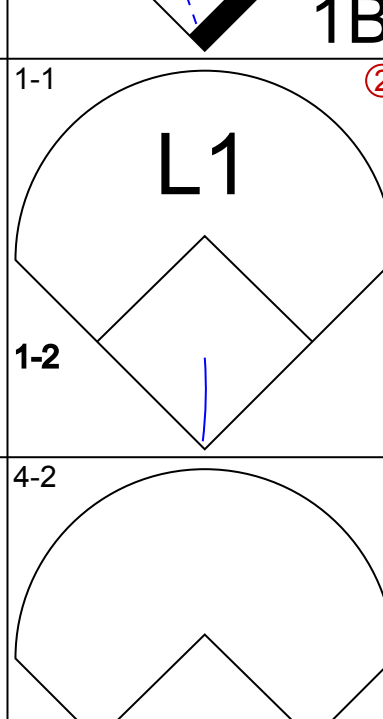
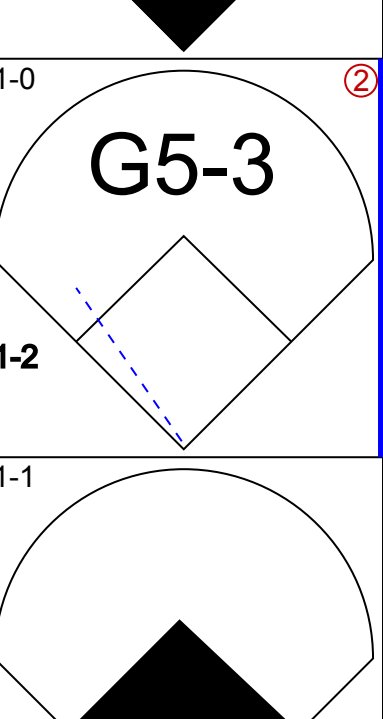
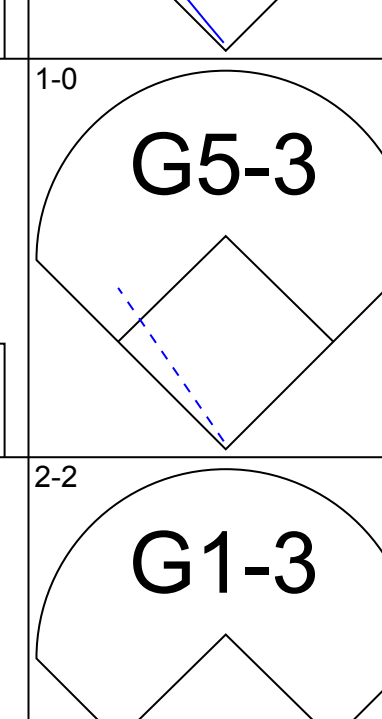
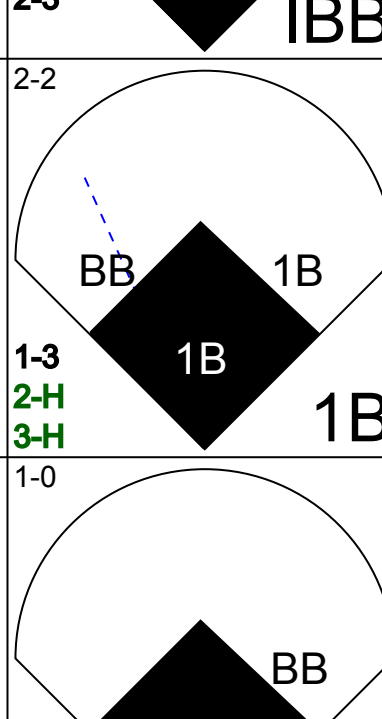
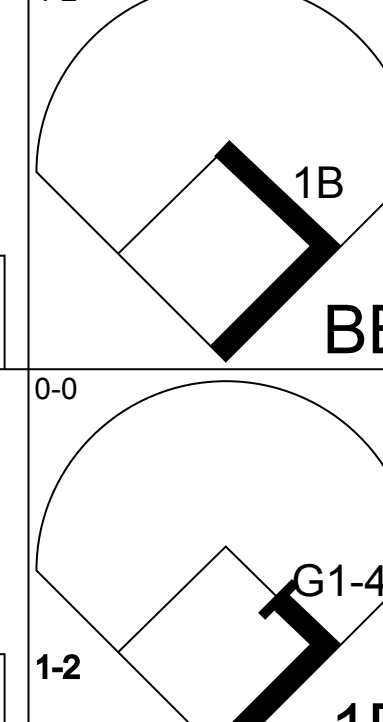
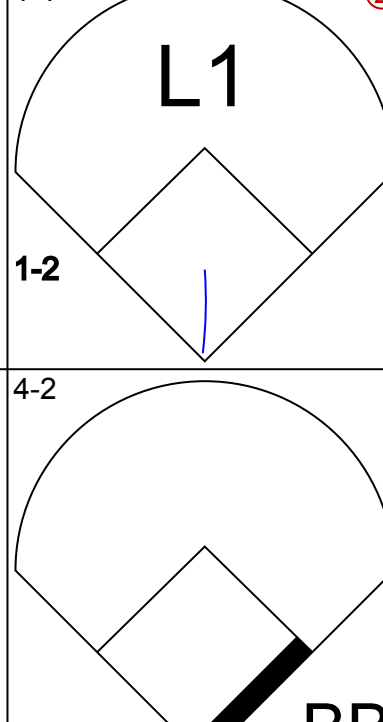
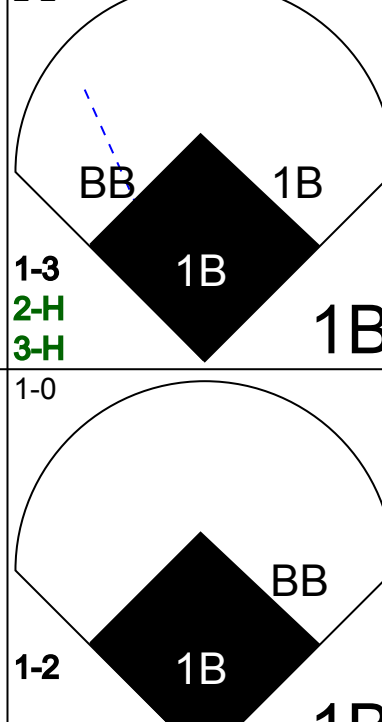
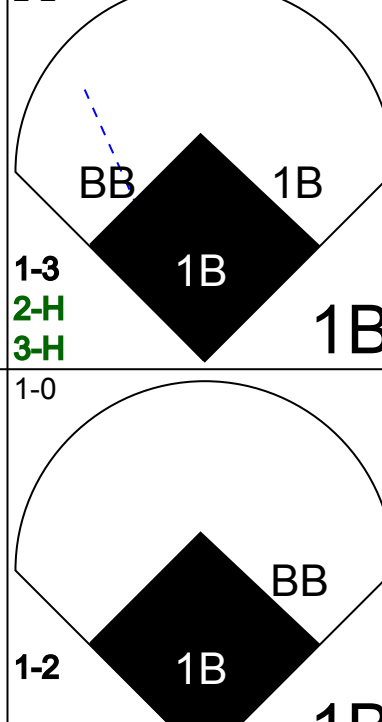
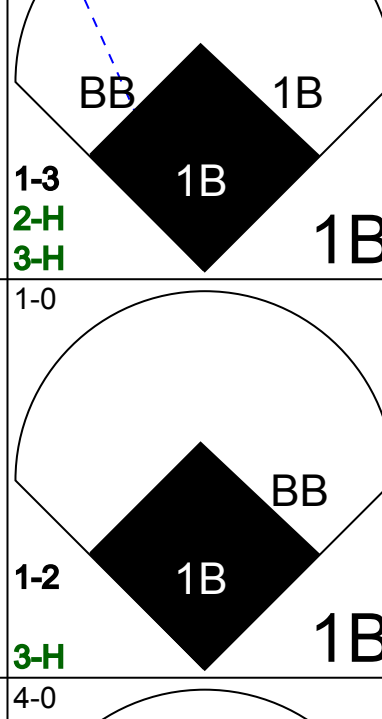
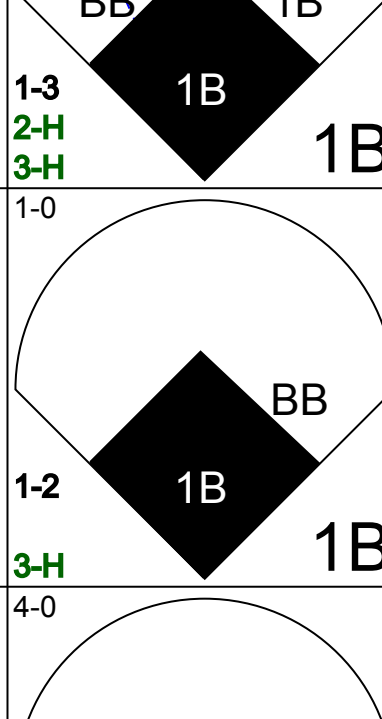
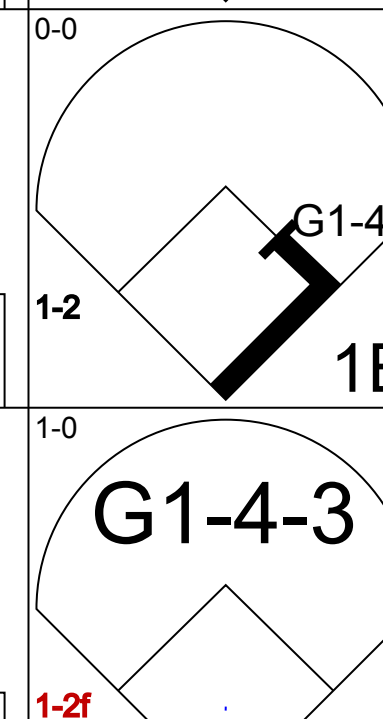
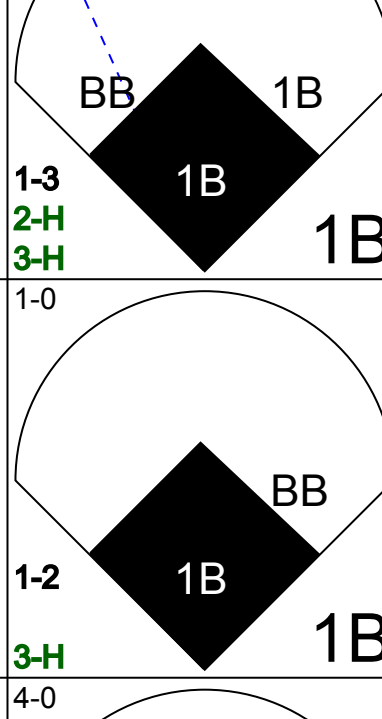
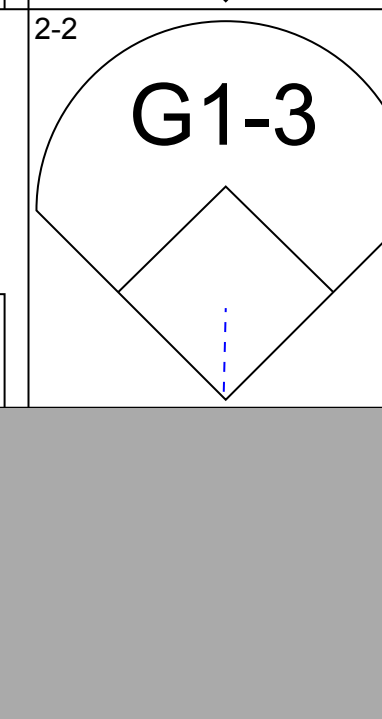
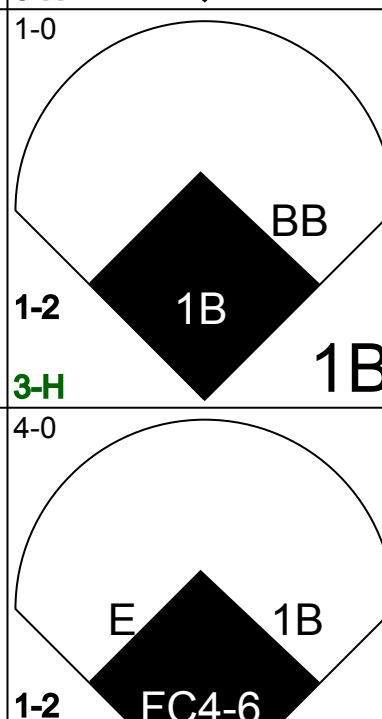
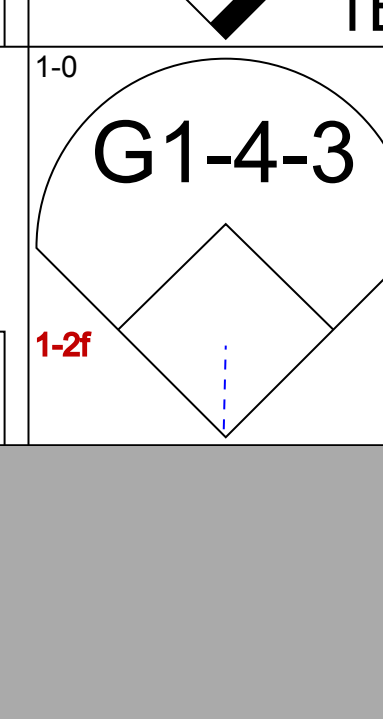
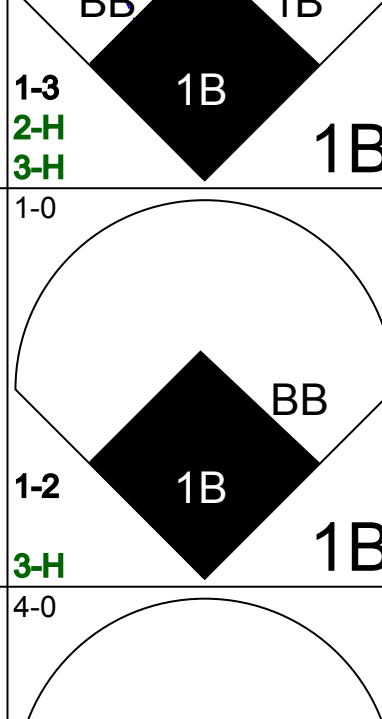
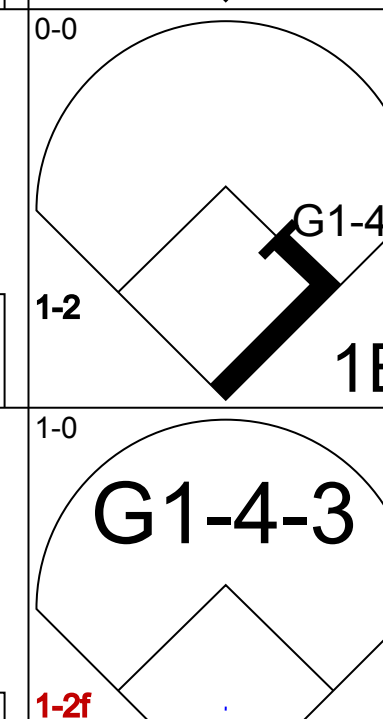
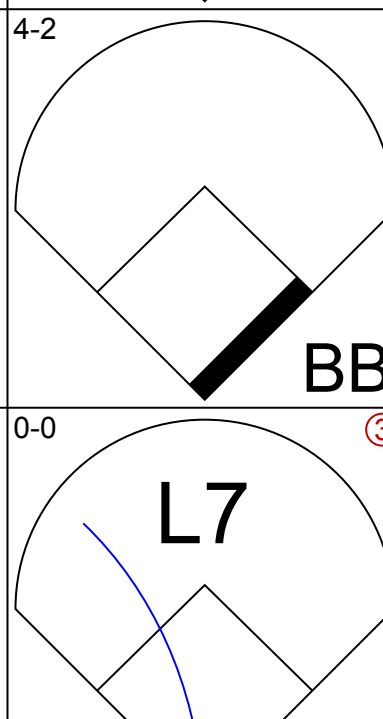
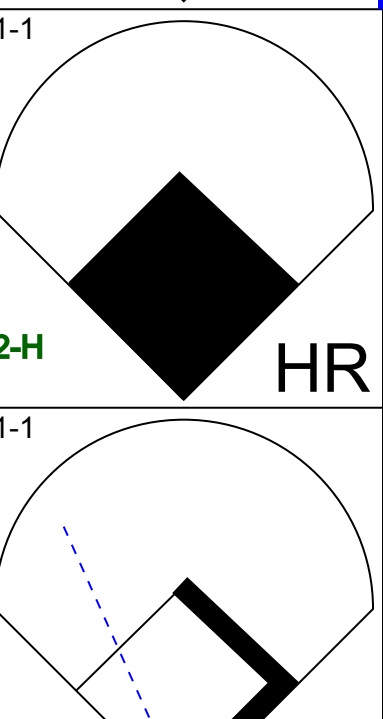
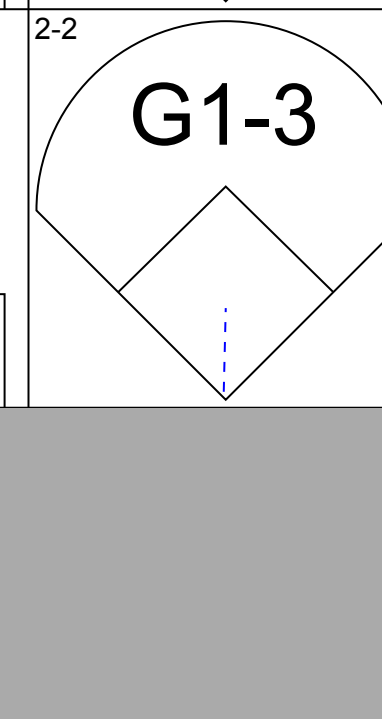
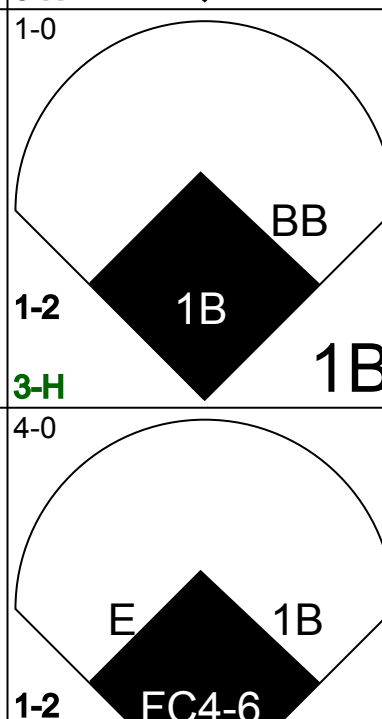
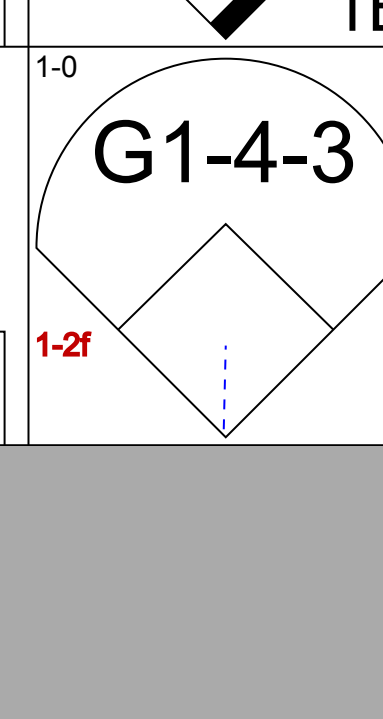
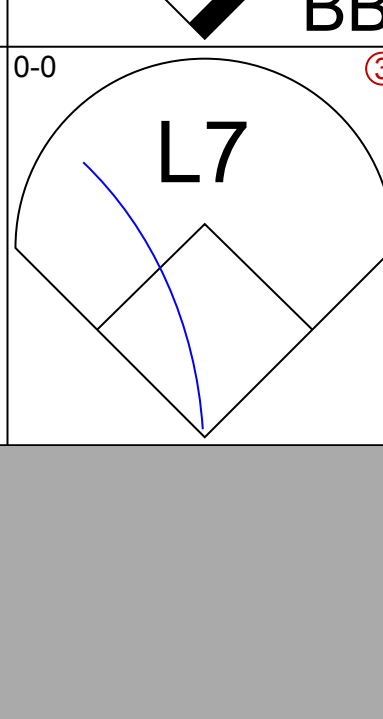
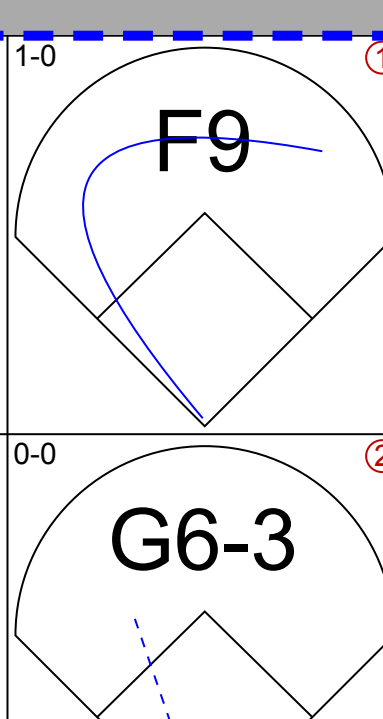
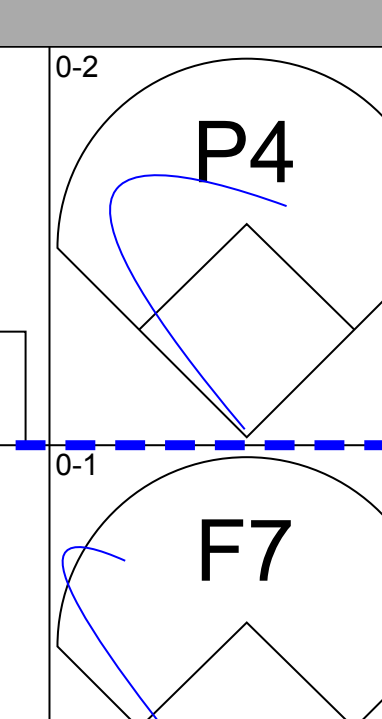
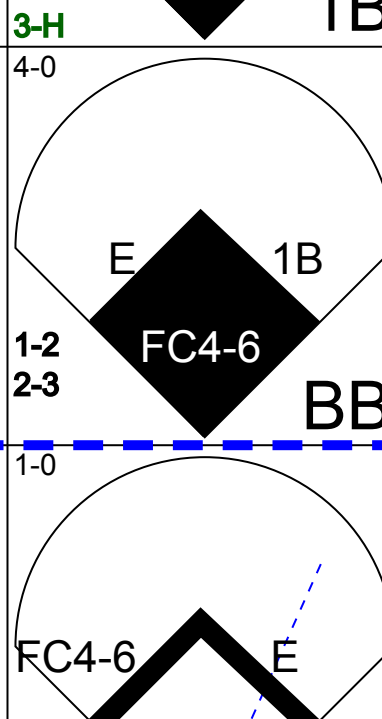
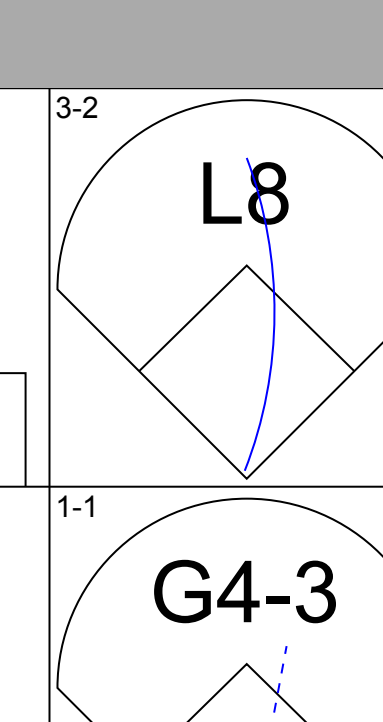
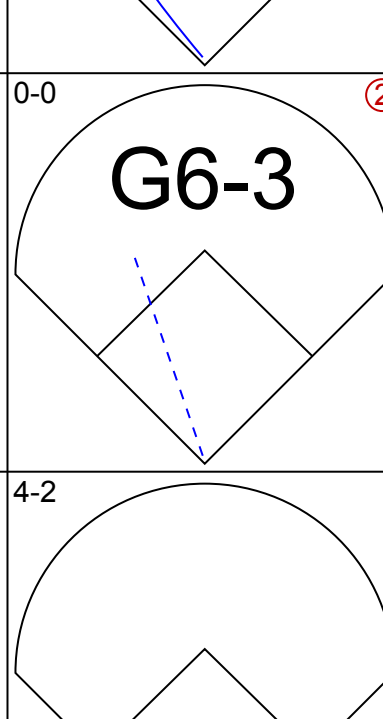
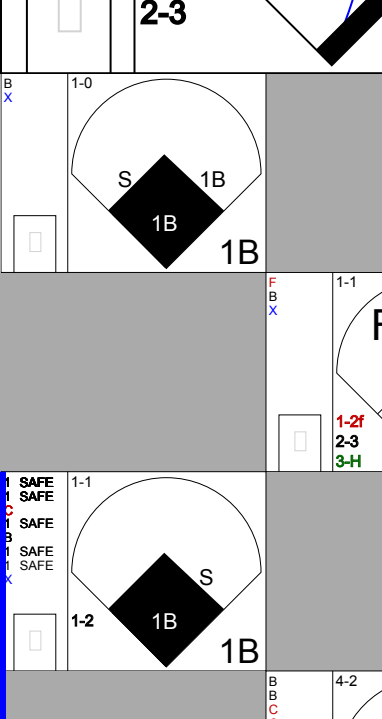
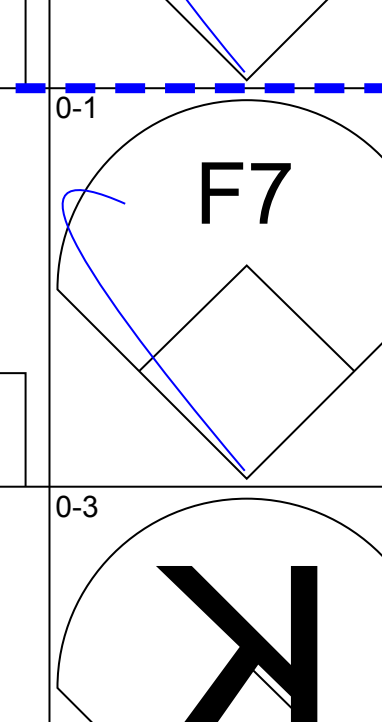
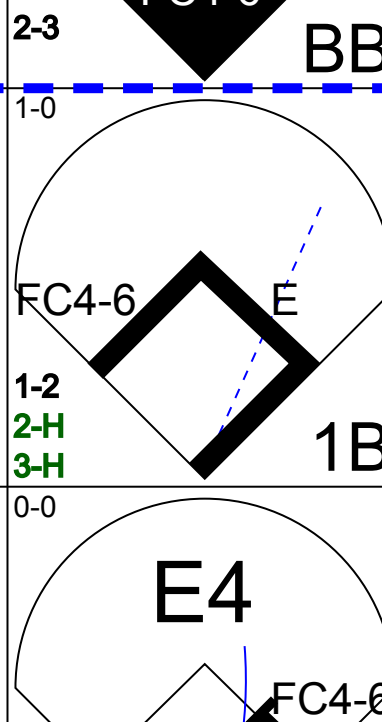
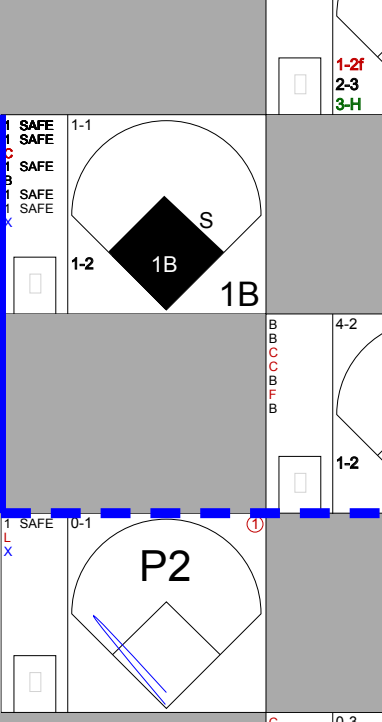
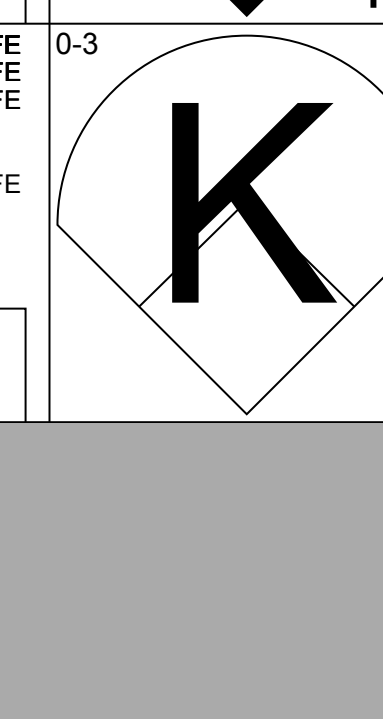
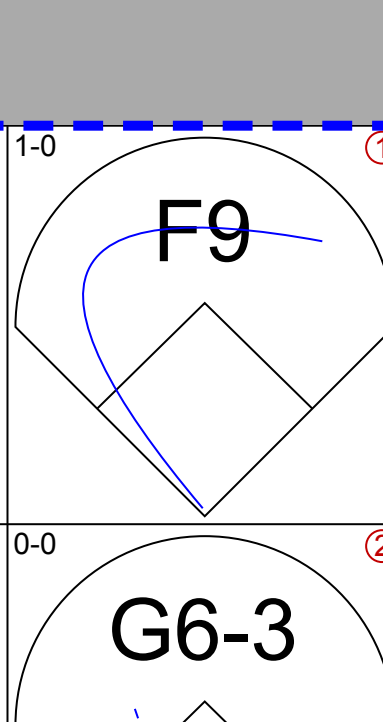
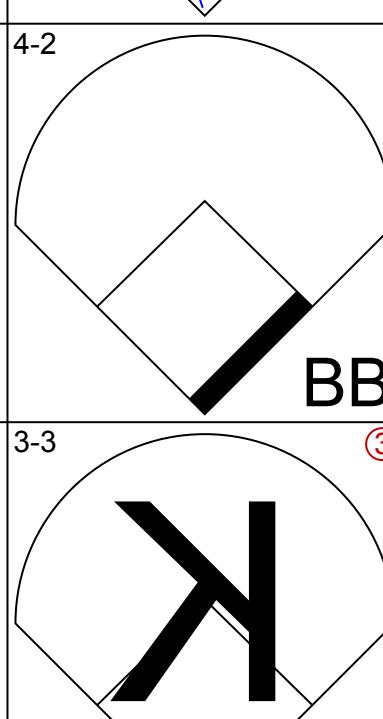
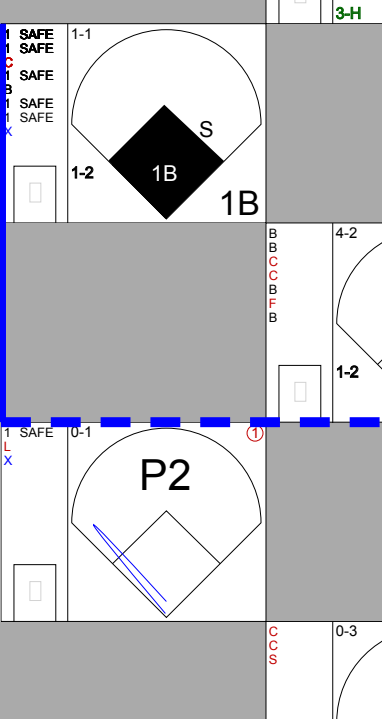
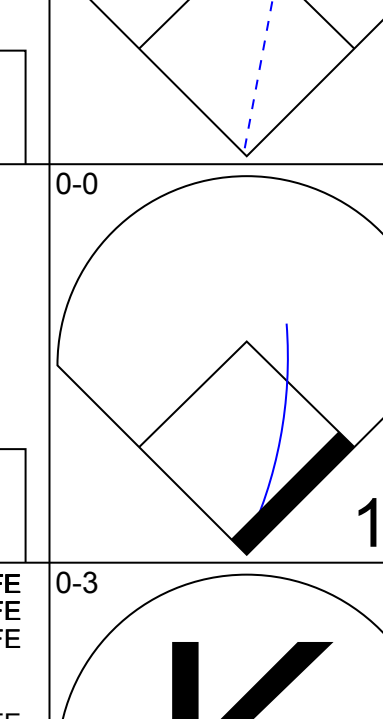
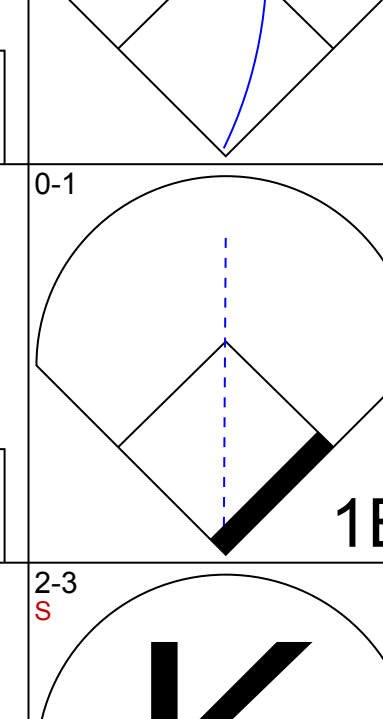
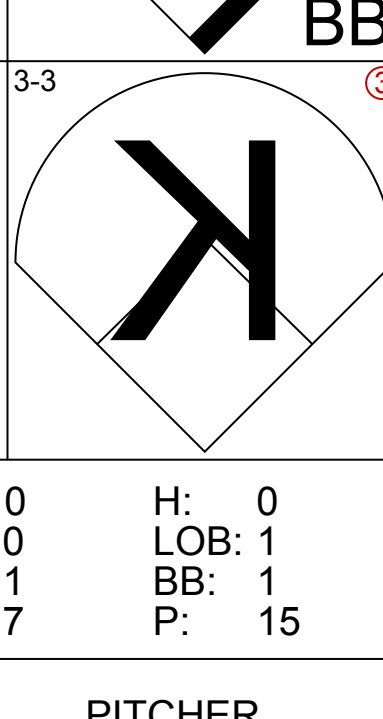
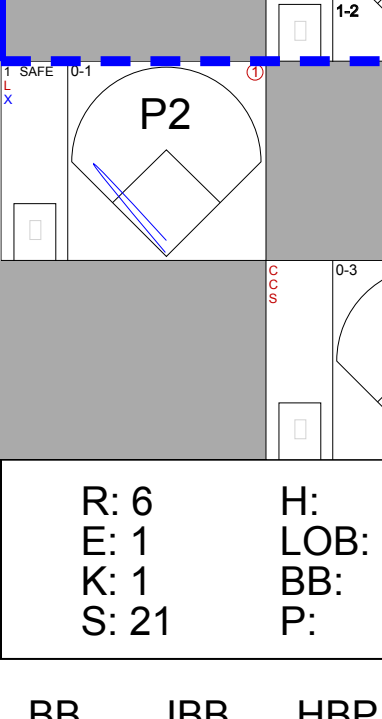
Batter	1	2	3	4	5	6	7	8	9	AB	R	H	RBI	BB	SO	LOB	TOP					
Luis Polonia, L OBP: 0.359, SLG: 0.355 (1, 10)										5	2	3	0	0	1	0	<b>California Angels @ Kansas City Royals</b> Royals Stadium, Kansas City, MO Thu Aug 06 1992, 4:33 AM EDT Att: 22,553 - Cloudy - 82 F					
Luis Sojo, R OBP: 0.319, SLG: 0.439 (1, 4)										5	1	3	2	0	0	1						
Junior Felix, S OBP: 0.297, SLG: 0.371 (1, 8)										5	1	1	2	0	0	2						
Gary Gaetti, R OBP: 0.279, SLG: 0.354 (1, 3)										4	1	1	1	0	0	1						
Chad Curtis, R OBP: 0.340, SLG: 0.398 (1, 9)										3	0	1	1	0	0	1						
Rene Gonzales, R OBP: 0.349, SLG: 0.385 (1, 5)										3	0	1	0	0	0	0						
Rob Ducey, L OBP: 0.036, SLG: 0.077 (8, PH)										3	0	0	0	0	0	2						
Von Hayes, L OBP: 0.310, SLG: 0.335 (8, 9)									1	0	1	0	0	0	0							
Mike Fitzgerald, R OBP: 0.270, SLG: 0.306 (8, PH)									3	0	0	0	0	0	0	3						
Ken Oberkell, L OBP: 0.250, SLG: 0.231 (8, PH)									1	0	0	0	0	0	1							
Ron Tingley, R OBP: 0.279, SLG: 0.372 (8, 2)									0	0	0	0	0	0	0							
Gary Disarcina, R OBP: 0.294, SLG: 0.315 (1, 6)										4	1	1	0	0	1	1						
<b>Inning Stats</b>	R: 1 E: 0 K: 0 S: 10	H: 2 LOB: 1 BB: 0 P: 14	R: 0 E: 0 K: 0 S: 15	H: 1 LOB: 1 BB: 0 P: 18	R: 0 E: 0 K: 1 S: 9	H: 0 LOB: 0 BB: 0 P: 15	R: 0 E: 1 K: 0 S: 10	H: 1 LOB: 2 BB: 0 P: 12	R: 5 E: 0 K: 0 S: 13	H: 5 LOB: 0 BB: 0 P: 17	R: 0 E: 0 K: 0 S: 4	H: 1 LOB: 1 BB: 0 P: 6	R: 0 E: 0 K: 0 S: 11	H: 0 LOB: 0 BB: 0 P: 15	R: 0 E: 0 K: 0 S: 5	H: 1 LOB: 0 BB: 0 P: 8		R: 0 E: 0 K: 1 S: 10	H: 1 LOB: 1 BB: 0 P: 13	1B: 9 2B: 2 3B: 1 HR: 0	SF: 1 SAC: 1 DP: 1 HBP: 0	WP: 0 PB: 0 SB: 2 CS: 0
<b>PITCHER</b>	IP WLS BF H R ER SO BB IBB HBP BLK WP HR S P ERA WHIP	IP WLS BF H R ER SO BB IBB HBP BLK WP HR S P ERA WHIP																				
Hipolito Pichardo, R ERA: 3.62 (1, 1)	4.0 W 22 9 6 6 1 0 0 0 0 0 0 52 70 13.50 2.250	4.0 W 13 2 0 0 0 0 0 0 0 0 0 25 35 0.00 0.500	1.0 S 4 1 0 0 1 0 0 0 0 0 0 10 13 0.00 1.000																			

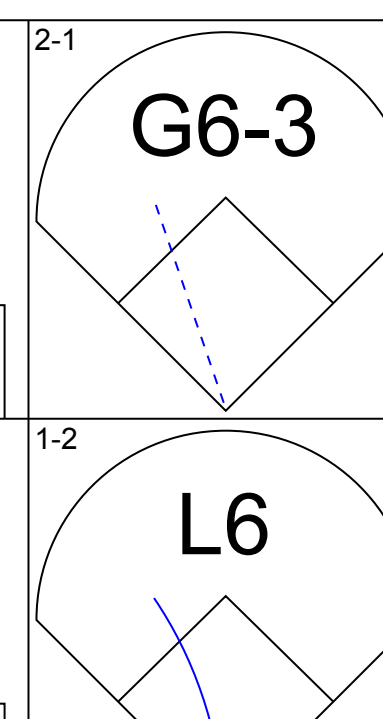
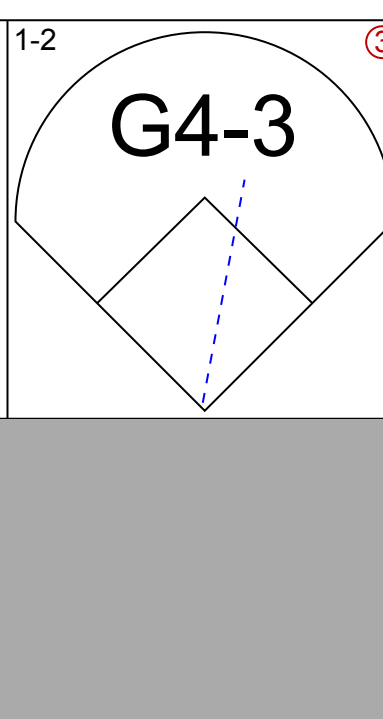
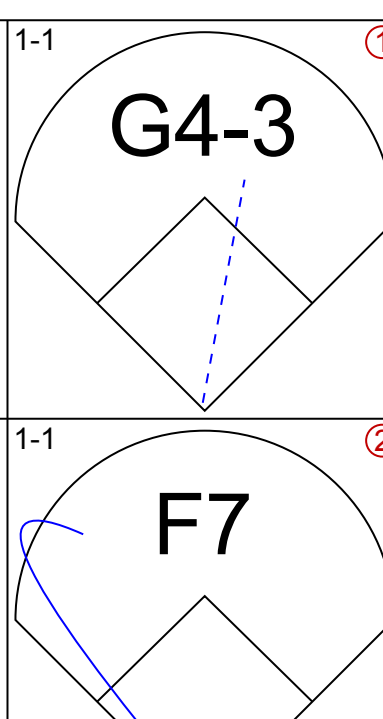
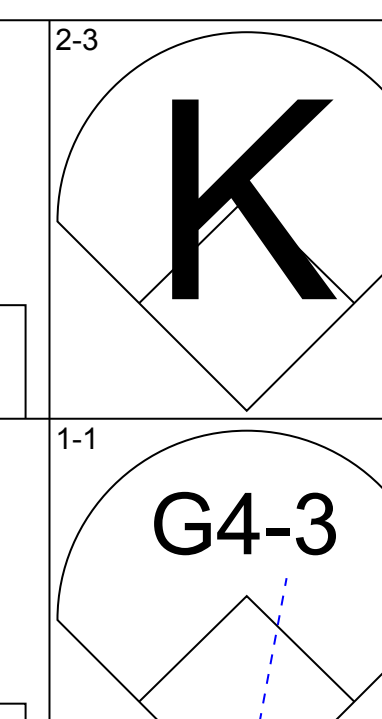
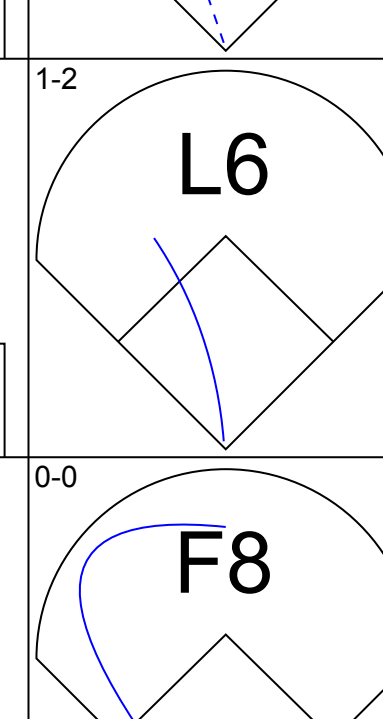
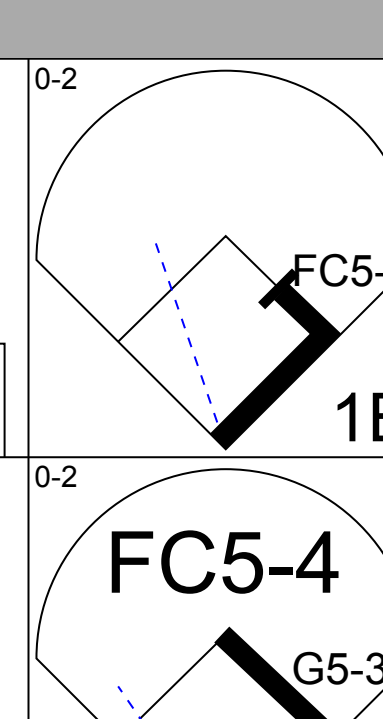
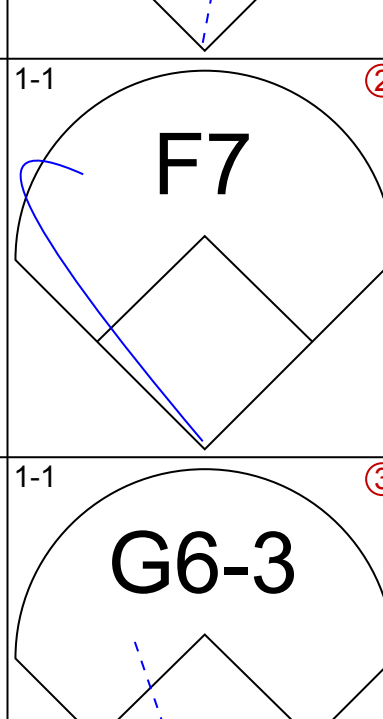
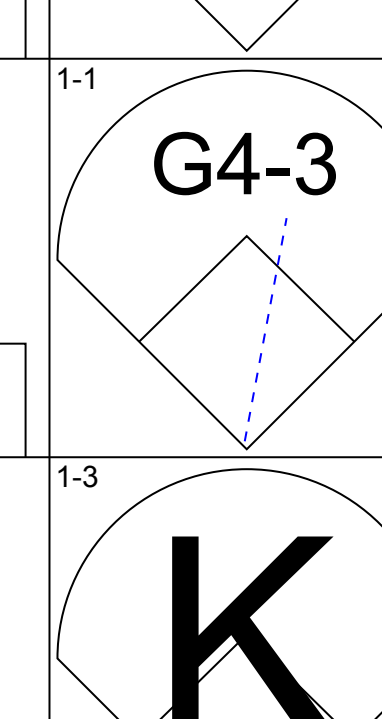
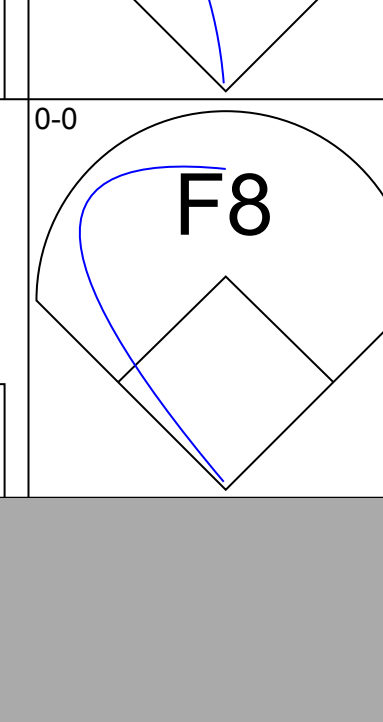
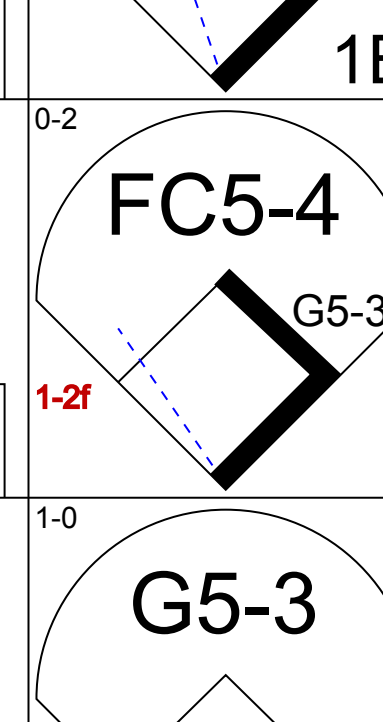
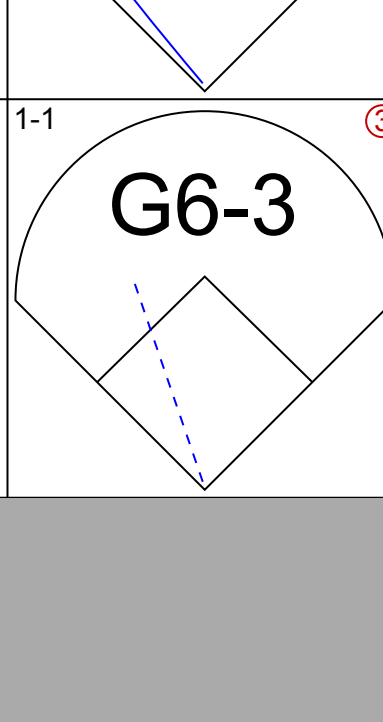
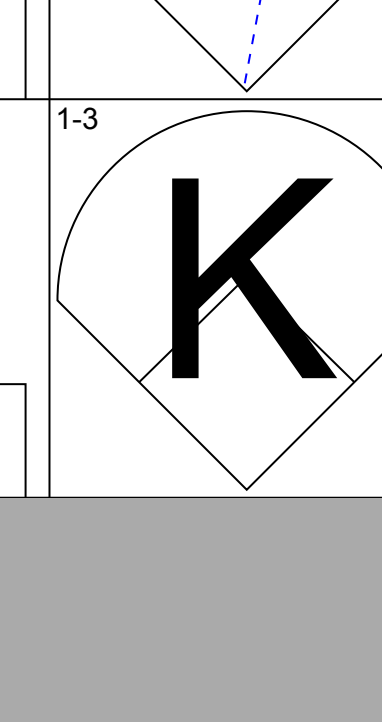
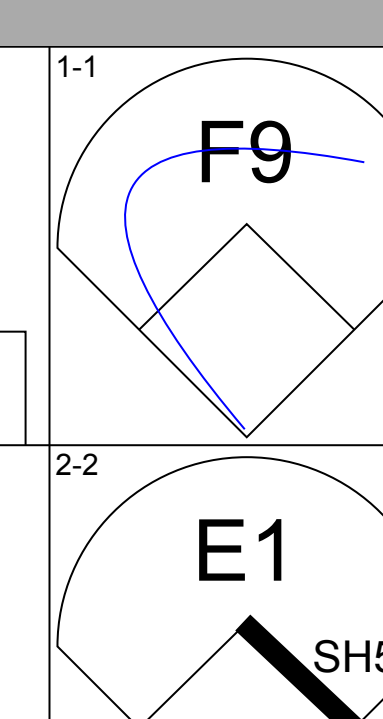
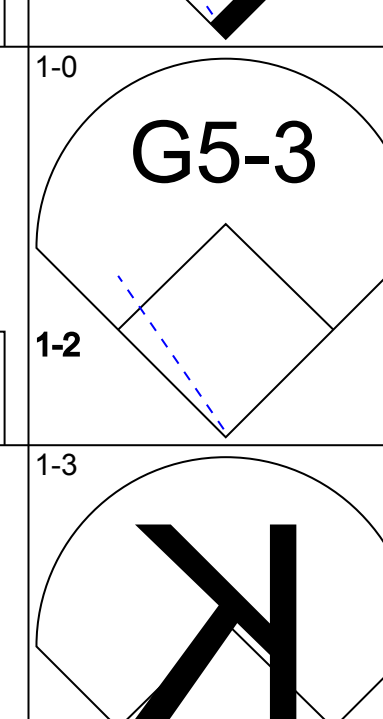
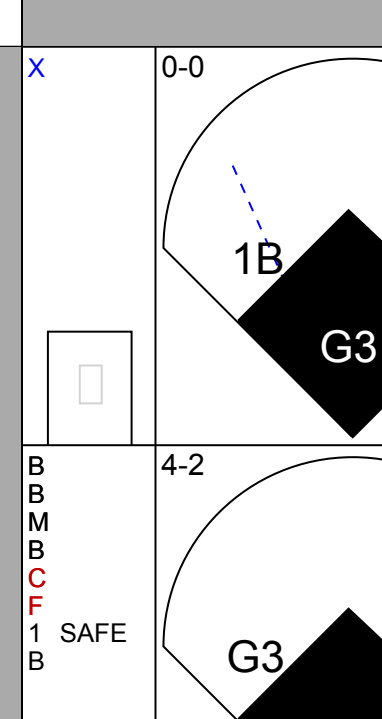
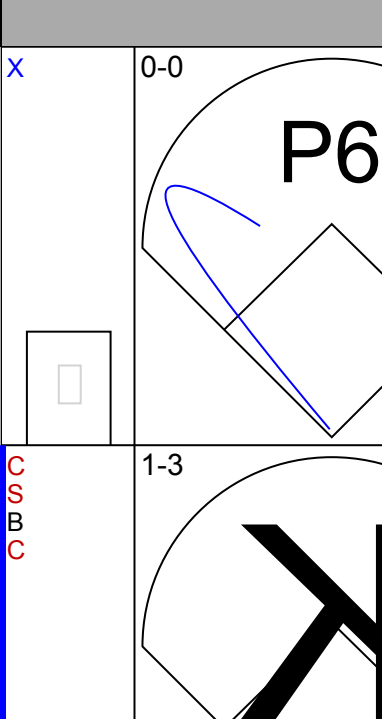
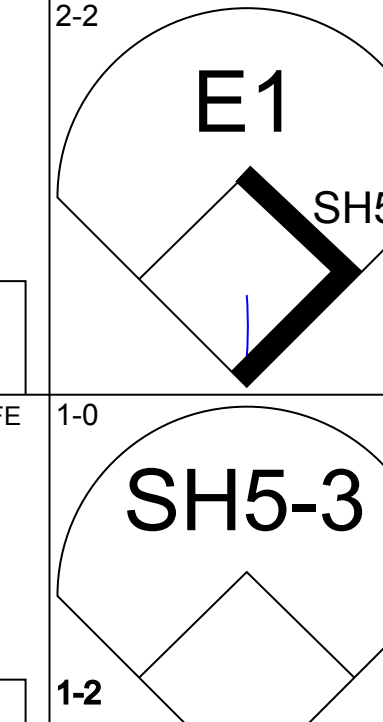
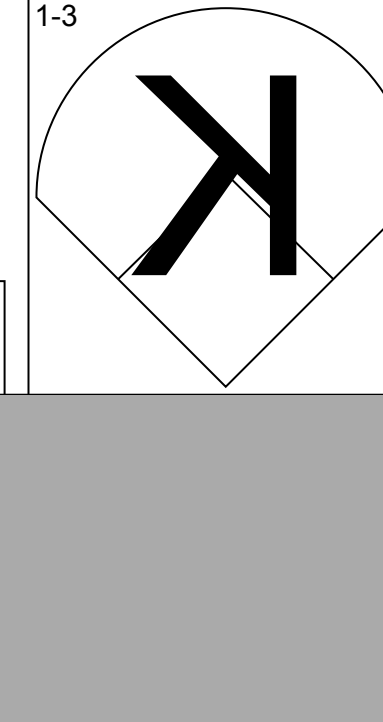
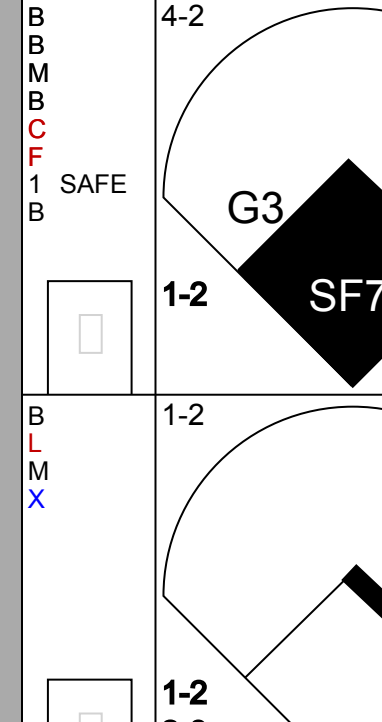
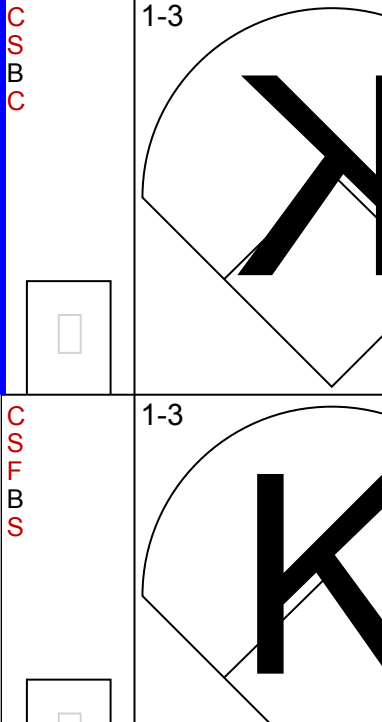
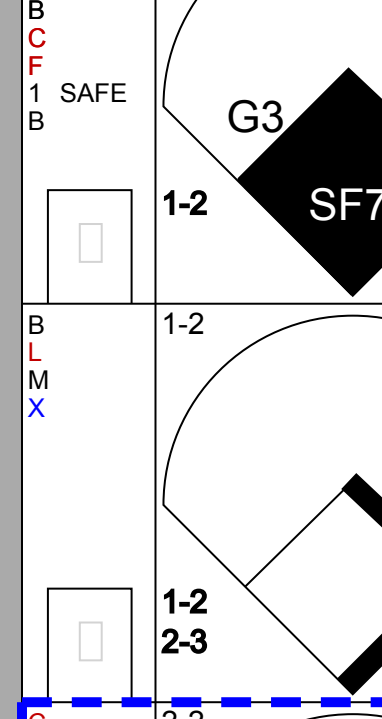
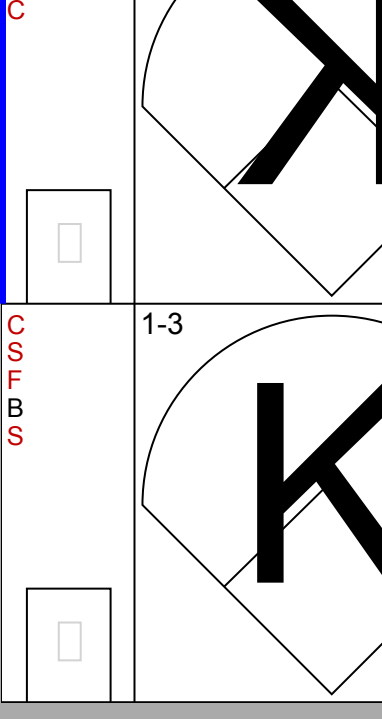
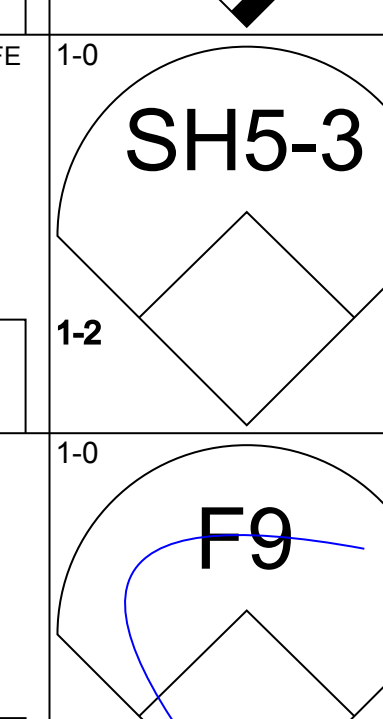
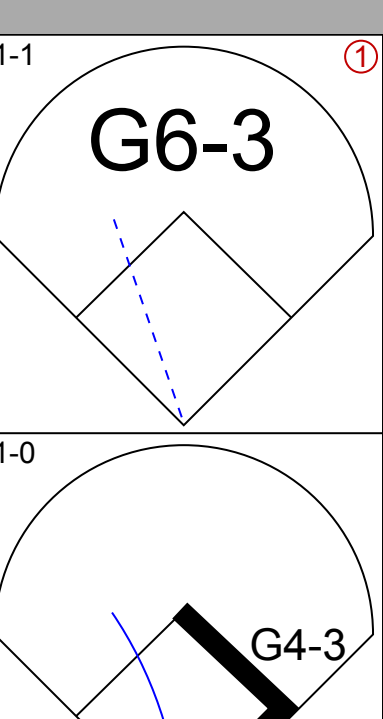
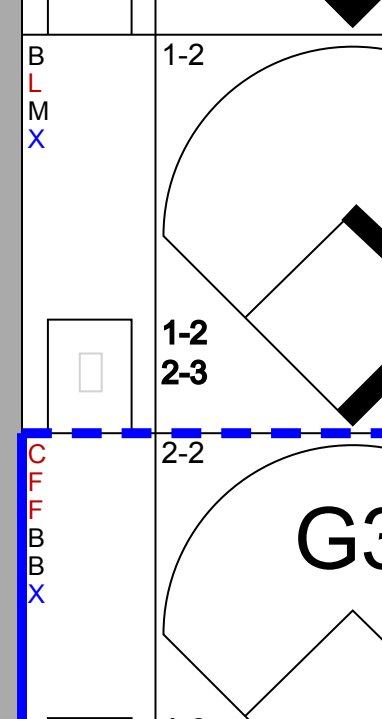
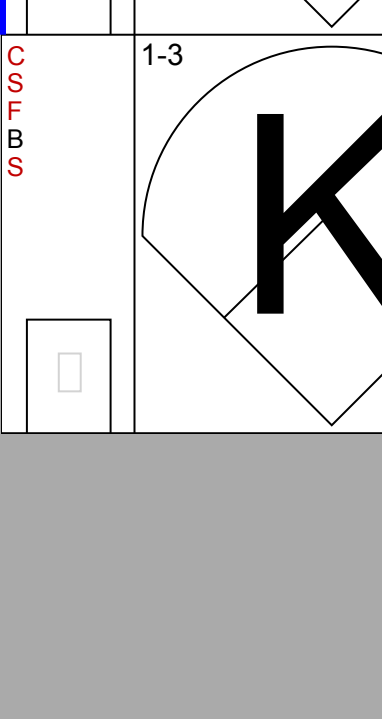
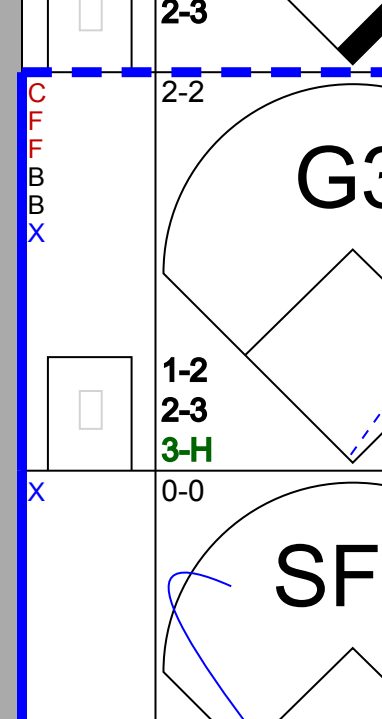
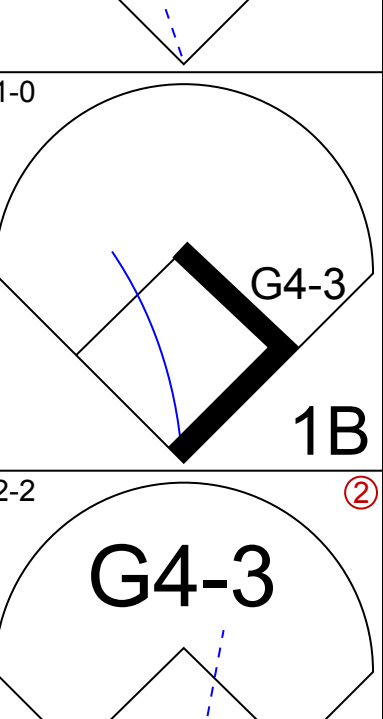
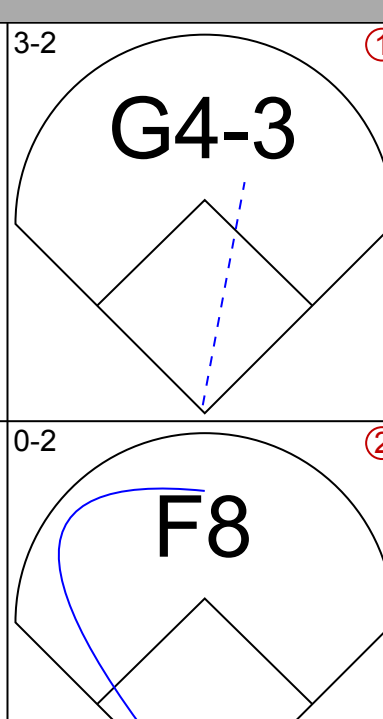
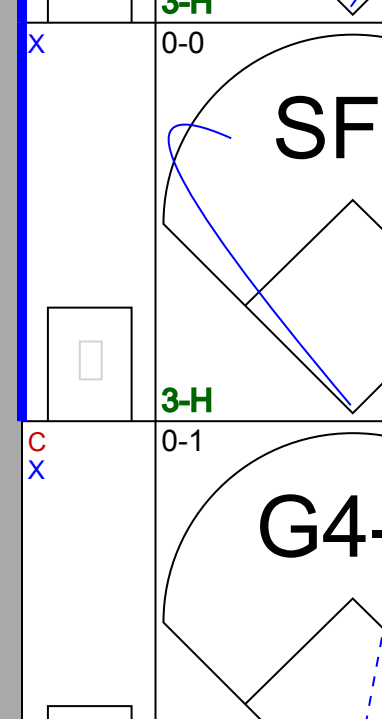
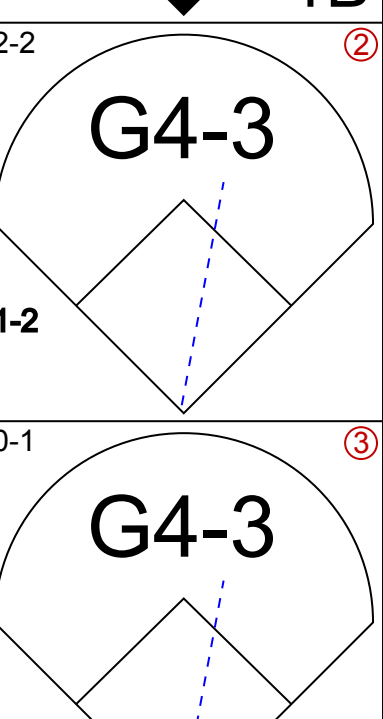
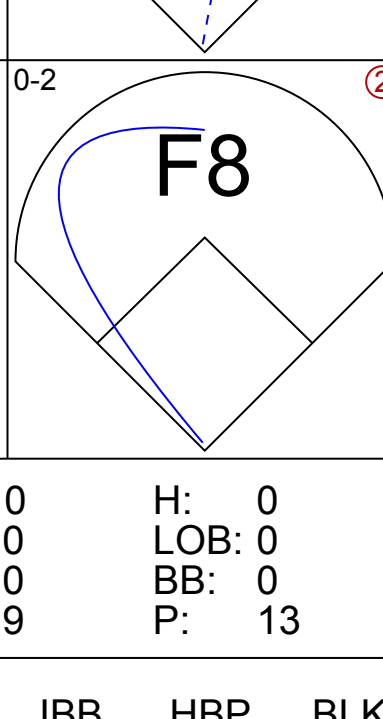
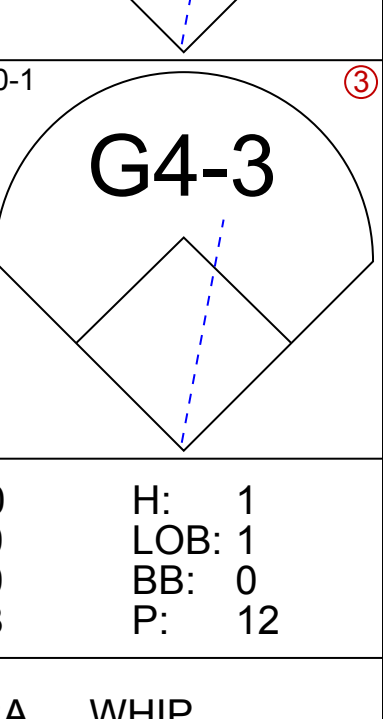
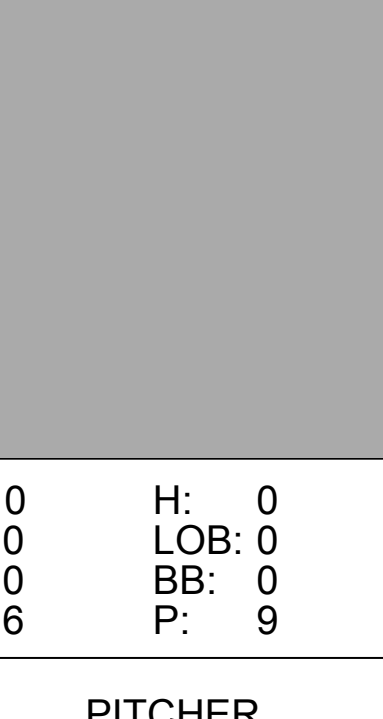
Batter	1	2	3	4	5	6	7	8	9	AB	R	H	RBI	BB	SO	LOB	BOTTOM						
Gregg Jefferies, S OBP: 0.344, SLG: 0.435 (1, 5)										3	0	0	0	1	0	1	<b>California Angels @ Kansas City Royals</b> Royals Stadium, Kansas City, MO Thu Aug 06 1992, 4:33 AM EDT Att: 22,553 - Cloudy - 82 F						
Wally Joyner, L OBP: 0.336, SLG: 0.402 (1, 3)										3	1	1	0	1	0	0							
George Brett, L OBP: 0.335, SLG: 0.395 (1, 10)										4	1	2	2	0	1	2							
Mike Macfarlane, R OBP: 0.292, SLG: 0.372 (1, 2)										4	1	1	1	0	0	3							
Jeff Conine, R OBP: 0.500, SLG: 0.333 (1, 7)										3	2	1	0	1	0	0							
Kevin Koslowski, L OBP: 0.367, SLG: 0.393 (9, 7)										0	0	0	0	0	0	0							
Brian McRae, S OBP: 0.290, SLG: 0.306 (1, 8)										4	1	2	4	0	0	0							
Gary Thurman, R OBP: 0.273, SLG: 0.317 (1, 9)										3	0	1	0	0	0	0							
David Howard, S OBP: 0.245, SLG: 0.244 (1, 6)										4	1	2	0	0	1	1							
Terry Shupert, R OBP: 0.193, SLG: 0.282 (1, 4)										4	0	0	0	0	0	4							
<b>Inning Stats</b>	R: 0 E: 0 K: 1 S: 7	H: 0 LOB: 2 BB: 2 P: 17	R: 0 E: 0 K: 0 S: 6	H: 0 LOB: 0 BB: 0 P: 13	R: 0 E: 0 K: 0 S: 8	H: 0 LOB: 0 BB: 0 P: 9	R: 3 E: 0 K: 0 S: 12	H: 2 LOB: 1 BB: 1 P: 24	R: 2 E: 0 K: 0 S: 11	H: 3 LOB: 1 BB: 0 P: 15	R: 1 E: 1 K: 1 S: 13	H: 3 LOB: 1 BB: 0 P: 17	R: 0 E: 0 K: 0 S: 7	H: 0 LOB: 0 BB: 0 P: 11	R: 1 E: 0 K: 0 S: 10	H: 2 LOB: 2 BB: 0 P: 20		R: 0 E: 0 K: 0 S: 10	H: 0 LOB: 0 BB: 0 P: 11	1B: 5 2B: 2 3B: 1 HR: 2	SF: 0 SAC: 0 DP: 0 HBP: 1	WP: 1 PB: 0 SB: 1 CS: 2	PA: 36
<b>PITCHER</b>	IP WLS BF H R ER SO BB IBB HBP BLK WP HR S P ERA WHIP	IP WLS BF H R ER SO BB IBB HBP BLK WP HR S P ERA WHIP																					
Chuck Finley, L ERA: 4.9 (8, 1)	0.2 L 5 2 1 1 0 0 0 0 0 0 1 9 17 13.50 3.000	0.1 1 0 0 0 0 0 0 0 0 0 0 0 1 3 0.00 0.000																					







Batter	1	2	3	4	5	6	7	8	9	AB	R	H	RBI	BB	SO	LOB	TOP																	
Steve Sax, R (1, 4) OBP: 0.298, SLG: 0.320			 1B		 HR				 1B	4	2	1	0	1	1	0	Chicago White Sox @ California Angels Anaheim Stadium, Anaheim, CA Sat Aug 08 1992, 10:05 PM EDT Att: 29,349 - Sunny - 75 F																	
Craig Grebeck, R (1, 6) OBP: 0.341, SLG: 0.387									 1B	2	0	0	0	1	0	2																		
Esteban Beltré, R (5, 6) OBP: 0.196, SLG: 0.267									 1B	1	0	0	0	0	0	0																		
Carlton Fisk, R (9, PH) OBP: 0.310, SLG: 0.356									 1B	1	0	1	2	0	0	0																		
Joey Cora, S (9, PR) OBP: 0.300, SLG: 0.273									 1B	0	1	0	0	0	0	0																		
Frank Thomas, R (1, 3) OBP: 0.456, SLG: 0.549									 1B	4	2	3	3	1	0	0																		
George Bell, R (1, 10) OBP: 0.302, SLG: 0.423									 1B	4	1	1	0	1	0	4																		
Robin Ventura, L (1, 5) OBP: 0.369, SLG: 0.424									 1B	5	0	1	2	0	0	1																		
Shawn Abner, R (1, 7) OBP: 0.316, SLG: 0.350									 FC4-6	5	0	0	0	0	1	2																		
Lance Johnson, L (1, 8) OBP: 0.335, SLG: 0.369									 FC4-6	5	1	3	1	0	0	2																		
Dan Pasqua, L (1, 9) OBP: 0.301, SLG: 0.342									 FC4-6	2	0	0	0	1	2	2																		
Tim Raines, S (9, PH) OBP: 0.360, SLG: 0.366									 FC4-6	1	1	1	0	1	0	0																		
Ron Karkovics, R (1, 2) OBP: 0.288, SLG: 0.320										5	0	0	0	0	2	6																		
<b>Inning Stats</b>	R: 0 E: 0 K: 1 S: 11	H: 1 LOB: 1 BB: 1 P: 17	R: 0 E: 0 K: 1 S: 9	H: 1 LOB: 1 BB: 0 P: 13	R: 0 E: 0 K: 0 S: 9	H: 1 LOB: 2 BB: 1 P: 15	R: 0 E: 0 K: 1 S: 8	H: 1 LOB: 1 BB: 0 P: 10	R: 2 E: 1 K: 0 S: 12	H: 2 LOB: 1 BB: 0 P: 19	R: 0 E: 0 K: 1 S: 7	H: 0 LOB: 1 BB: 1 P: 15	R: 0 E: 0 K: 0 S: 5	H: 0 LOB: 0 BB: 0 P: 9	R: 0 E: 0 K: 1 S: 8	H: 0 LOB: 0 BB: 0 P: 8	R: 6 E: 1 K: 1 S: 21	H: 5 LOB: 3 BB: 3 P: 40	1B: 9 2B: 1 3B: 0 HR: 1	SF: 0 SAC: 0 DP: 1 HBP: 0	WP: 0 PB: 0 SB: 3 CS: 0	PA: 45												
<b>PITCHER</b>	IP WLS BF H R ER SO BB IBB HBP BLK WP HR S P ERA WHIP																																	
Jim Abbott, L (1, 1) ERA: 2.85	5.0	23	6	2	0	3	2	0	0	0	0	0	0	1	49	74	0.00	1.600																
Mike Butcher, R (6, 1) ERA: 1.39	2.1	8	0	0	0	1	1	0	0	0	0	0	0	0	15	27	0.00	0.429																
Steve Frey, L (8, 1) ERA: 3.22	0.2	L	4	2	2	2	1	0	0	0	0	0	0	0	8	10	27.00	3.000																
Chuck Crim, R (9, 1) ERA: 5.27	0.1	5	2	1	1	0	1	1	0	0	0	0	0	0	8	19	27.00	9.000																
Tim Lincecum, L (9, 1) ERA: 3.55	0.2	5	1	3	2	1	1	0	0	0	0	0	0	10	16	27.00	3.000																	

Batter	1	2	3	4	5	6	7	8	9	AB	R	H	RBI	BB	SO	LOB	BOTTOM																
Luis Polonia, L (1, 7) OBP: 0.361, SLG: 0.356										4	0	0	0	0	1	0	Chicago White Sox @ California Angels Anaheim Stadium, Anaheim, CA Sat Aug 08 1992, 10:05 PM EDT Att: 29,349 - Sunny - 75 F																
Luis Sojo, R (1, 4) OBP: 0.314, SLG: 0.429				 1B						4	0	1	0	0	0	0																	
Junior Felix, S (1, 8) OBP: 0.296, SLG: 0.367				 G5-3						4	0	0	0	0	1	1																	
Gary Gaetti, R (1, 3) OBP: 0.276, SLG: 0.348							 G3			4	1	1	0	0	0	1																	
Chad Curtis, R (1, 9) OBP: 0.339, SLG: 0.391		 SH5-3					 1B			2	1	0	0	1	1	1																	
Rob Ducey, L (9, PH) OBP: 0.129, SLG: 0.200							 BB			1	0	0	0	0	1	0																	
Rene Gonzales, R (1, 5) OBP: 0.351, SLG: 0.386							 1B			3	0	1	0	0	1	0																	
Mike Fitzgerald, R (1, 10) OBP: 0.279, SLG: 0.309										2	0	1	0	0	0	1																	
Ken Oberkfell, L (7, PH) OBP: 0.241, SLG: 0.222					 1B					1	0	0	1	0	0	2																	
Ron Tingley, R (1, 2) OBP: 0.273, SLG: 0.363										2	0	0	0	0	0	1																	
Von Hayes, L (7, PH) OBP: 0.309, SLG: 0.335										0	0	0	1	0	0	0																	
Greg Myers, L (8, 2) OBP: 0.272, SLG: 0.365										0	0	0	0	0	0	0																	
Gary Disarcina, R (1, 6) OBP: 0.291, SLG: 0.312										3	0	0	0	0	0	2																	
<b>Inning Stats</b>	R: 0 E: 0 K: 0 S: 6	H: 0 LOB: 0 BB: 0 P: 9	R: 0 E: 1 K: 0 S: 8	H: 0 LOB: 1 BB: 0 P: 13	R: 0 E: 0 K: 0 S: 9	H: 0 LOB: 0 BB: 0 P: 13	R: 0 E: 0 K: 1 S: 11	H: 1 LOB: 1 BB: 0 P: 13	R: 0 E: 0 K: 0 S: 6	H: 0 LOB: 0 BB: 0 P: 9	R: 2 E: 0 K: 0 S: 14	H: 2 LOB: 1 BB: 1 P: 21	R: 0 E: 0 K: 2 S: 10	H: 0 LOB: 0 BB: 0 P: 14	R: 0 E: 0 K: 2 S: 8	H: 0 LOB: 0 BB: 0 P: 10	1B: 4 2B: 0 3B: 0 HR: 0	SF: 1 SAC: 1 DP: 0 HBP: 0	WP: 0 PB: 0 SB: 0 CS: 0	PA: 33													
<b>PITCHER</b>	IP WLS BF H R ER SO BB IBB HBP BLK WP HR S P ERA WHIP																																
Greg Hibbard, L (1, 1) ERA: 4.32	6.0	24	4	2	2	1	0	0	0	0	0	0	0	55	81	3.00	0.833																
Roberto Hernandez, R (7, 1) ERA: 1.96	3.0	W	9	0	0	0	4	0	0	0	0	0	25	33	0.00	0.000																	



Batter	1	2	3	4	5	6	7	8	9	10	11	12	13	14	AB	R	H	BB	SO	LOB	TOP							
<b>Steve Sax, R</b> OBP: 0.289, SLG: 0.321 (1, 4)	L4	G4-3			1B		HR	G4-3			FC2-6 1B		F7	FC4-6 E	8	3	3	0	0	0	4							
<b>Tim Lincecum, S</b> OBP: 0.372, SLG: 0.365 (1, 7)	2B		G1-3		1B		HR		G3		FC2-6 G5-3 1-2r		1B	E9 1-H	6	3	2	0	2	0	1							
<b>Frank Thomas, R</b> OBP: 0.453, SLG: 0.549 (1, 3)	P4		F8		L4				F9		G5-3		K		7	1	1	3	1	1	5							
<b>George Bell, R</b> OBP: 0.308, SLG: 0.426 <b>Scott Hemond, R</b> OBP: 0.273, SLG: 0.233 (9, PR)	2B		FC4-6 1B		FC3-6-3 1B		G6-3				K		K	F9	4	1	3	2	1	0	0							
<b>Robin Ventura, L</b> OBP: 0.368, SLG: 0.424 (1, 5)	2B		FC4-6		G3-6-3		F7		F7					K	7	1	2	1	0	1	3							
<b>Dan Pasqua, L</b> OBP: 0.303, SLG: 0.351 <b>Shawn Abner, R</b> OBP: 0.319, SLG: 0.352 (6, PH) (6, 9)	2B				F7		G6-3		P4		F9		SH1-4 1B	1B	2	0	1	2	0	0	0							
<b>Lance Johnson, L</b> OBP: 0.337, SLG: 0.369 (1, 8)	G4-3				G3		F8		CS E 1B		S BB		SH1-4	1B	5	1	2	0	1	0	1							
<b>Carlton Fisk, R</b> OBP: 0.308, SLG: 0.352 <b>Ron Karkovics, R</b> OBP: 0.292, SLG: 0.321 (8, PR) (8, 2)			G6-3				F7		FC		K			1B	4	0	1	0	0	0	1							
<b>Esteban Beltre, R</b> OBP: 0.208, SLG: 0.288 (1, 6)			L9		F9		L9		L9		F8		G1-2-3	1B	7	0	2	2	0	0	5							
<b>Inning Stats</b>	R: 3 E: 0 K: 0 S: 19	H: 3 LOB: 1 BB: 1 P: 31	R: 0 E: 0 K: 0 S: 12	H: 0 LOB: 0 BB: 0 P: 16	R: 0 E: 0 K: 0 S: 5	H: 1 LOB: 1 BB: 0 P: 9	R: 0 E: 0 K: 0 S: 5	H: 1 LOB: 0 BB: 0 P: 10	R: 2 E: 0 K: 0 S: 7	H: 3 LOB: 0 BB: 1 P: 11	R: 0 E: 0 K: 0 S: 7	H: 2 LOB: 0 BB: 1 P: 11	R: 0 E: 0 K: 0 S: 15	H: 2 LOB: 3 BB: 1 P: 22	R: 0 E: 0 K: 0 S: 10	H: 0 LOB: 1 BB: 1 P: 19	R: 0 E: 0 K: 1 S: 8	H: 1 LOB: 1 BB: 1 P: 16	R: 0 E: 0 K: 2 S: 9	H: 2 LOB: 1 BB: 1 P: 13	R: 0 E: 0 K: 2 S: 12	H: 1 LOB: 0 BB: 0 P: 17	R: 4 E: 1 K: 1 S: 13	H: 4 LOB: 2 BB: 1 P: 26	1B: 16 2B: 3 HR: 1	SF: 0 SAC: 1 DP: 2 HBP: 0	WP: 1 PB: 0 SB: 3 CS: 1	PA: 67
<b>PITCHER</b>	IP	WLS	BF	H	R	ER	SO	BB	IBB	HBP	BLK	WP	HR	S	P	ERA	WHIP											
<b>Bert Blyleven, R</b> ERA: 5.4 (1, 1)	4.1		22	8	5	5	0	0	0	0	0	0	0	14	23	10.38	2.077											
<b>Tim Lincecum, S</b> ERA: 3.95 (7, 1)	2.0	7	1	2	2	0	1	0	0	0	0	0	0	9	15	13.50	1.500											
<b>Chuck Crim, R</b> ERA: 5.35 (8, 1)	0.2	3	1	1	1	0	0	0	0	0	0	0	1	9	15	13.50	1.500											
<b>Steve Froy, L</b> ERA: 3.13 (9, 1)	1.0	5	2	0	0	0	0	0	0	0	0	0	0	18	22	0.00	2.000											
<b>Joe Grahe, R</b> ERA: 3.61 (9, 1)	2.0	8	0	0	0	0	1	2	0	0	0	0	0	18	35	0.00	1.000											

Chicago White Sox @ California Angels  
 Anaheim Stadium, Anaheim, CA  
 Sun Aug 09 1992, 6:33 AM EDT  
 Alt. 25,401 - Sunny - 90 F

AB 60  
 R 12  
 H 20  
 RBI 11  
 BB 6  
 SO 5  
 LOB 25



Batter	1	2	3	4	5	6	7	8	9	10	11	12	13	14	AB	R	H	BB	SO	LOB	BOTTOM									
<b>Luis Polonia, L</b> OBP: 0.360, SLG: 0.353 (1, 7)	G1-3		1B	E6		L8		FC		F7					6	1	1	0	1	0	3									
<b>Luis Sojo, R</b> OBP: 0.308, SLG: 0.418 (1, 4)	F7		1B	FC5-4		F7		FC6-4		P2		G4-3			7	0	1	2	0	0	7									
<b>Junior Felix, S</b> OBP: 0.296, SLG: 0.365 (1, 9)	G4-3			1B	1B	G5-3		FC4-6		FC4-6		K			7	1	2	0	0	1	2									
<b>Von Hayes, L</b> OBP: 0.308, SLG: 0.333 (9, 3) <b>Gary Gaetti, R</b> OBP: 0.273, SLG: 0.345 (10, 3)		K		E	FC6-4 1B		G3-1		F9		K		K		4	2	1	0	0	1	1									
<b>Rene Gonzales, R</b> OBP: 0.358, SLG: 0.394 (1, 5)		2B		E2	1B	G3		1B		BB		BB			3	0	0	0	0	1	0									
<b>Ken Oberkfell, L</b> OBP: 0.194, SLG: 0.176 (1, 10)	F7		P6	G3		G4-3		G4-3		F8		F8			7	0	0	0	0	1	5									
<b>Lee Stevens, L</b> OBP: 0.298, SLG: 0.324 <b>Chad Curtis, R</b> OBP: 0.340, SLG: 0.388 (8, PH) (9, 9)				P3		BB		1B		BB		G5-3			3	0	1	1	0	1	2									
<b>Ron Tingley, R</b> OBP: 0.278, SLG: 0.358 <b>Mike Fitzgerald, R</b> OBP: 0.286, SLG: 0.311 (4, PR) (5, 2)	F9		F9	1B		FC6-4 E		FC6-4 E		F7		FC4-6 1B			1	0	0	0	0	0	0									
<b>Rob Ducey, L</b> OBP: 0.190, SLG: 0.226 <b>Greg Myers, L</b> OBP: 0.266, SLG: 0.360 <b>Gary Disarcina, R</b> OBP: 0.289, SLG: 0.309 (1, 6)			G3	HBP		L3		L4		G5-3		FC4-6			1	0	0	0	0	0	0									
<b>Inning Stats</b>	R: 0 E: 0 K: 0 S: 7	H: 0 LOB: 0 BB: 0 P: 9	R: 0 E: 0 K: 2 S: 13	H: 1 LOB: 1 BB: 0 P: 21	R: 1 E: 0 K: 0 S: 13	H: 2 LOB: 3 BB: 0 P: 18	R: 4 E: 2 K: 0 S: 25	H: 4 LOB: 3 BB: 0 P: 36	R: 2 E: 1 K: 0 S: 16	H: 3 LOB: 2 BB: 1 P: 26	R: 0 E: 0 K: 0 S: 7	H: 0 LOB: 0 BB: 0 P: 11	R: 0 E: 0 K: 4 S: 4	H: 0 LOB: 0 BB: 0 P: 7	R: 1 E: 1 K: 0 S: 17	H: 1 LOB: 2 BB: 1 P: 23	R: 0 E: 0 K: 0 S: 10	H: 0 LOB: 2 BB: 2 P: 21	R: 0 E: 0 K: 0 S: 9	H: 0 LOB: 0 BB: 0 P: 10	R: 0 E: 0 K: 2 S: 14	H: 1 LOB: 1 BB: 0 P: 21	R: 0 E: 0 K: 0 S: 4	H: 0 LOB: 0 BB: 0 P: 5	R: 0 E: 0 K: 1 S: 8	H: 0 LOB: 0 BB: 0 P: 12	1B: 12 2B: 4 HR: 0	SF: 0 SAC: 0 DP: 0 HBP: 1	WP: 0 PB: 0 SB: 2 CS: 0	PA: 62
<b>PITCHER</b>	IP	WLS	BF	H	R	ER	SO	BB	IBB	HBP	BLK	WP	HR	S	P	ERA	WHIP													
<b>Alex Fernandez, R</b> ERA: 4.36 (1, 1)	3.2		18	7	5	5	2	0	0	0	0	0	0	22	33	2.46	1.909													
<b>Wilson Alvarez, L</b> ERA: 4.57 (4, 1)	1.0	8	3	2	1	0	0	0	0	0	0	0	0	22	33	9.00	4.000													
<b>Terry Leach, R</b> ERA: 1.08 <b>Scott Radinsky, L</b> ERA: 2.7 <b>Bobby Thigpen, R</b> ERA: 4.17 (8, 1) (9, 1)	2.1	7	0	0	0	0	0	1	0	0	0	0	0	24	37	0.00	1.800													
<b>Bobby Thigpen, R</b> ERA: 4.17 (9, 1)	2.1	9	1	0	0	2	1	0	0	0	0	0	0	26	38	0.00	0.857													

Chicago White Sox @ California Angels  
 Anaheim Stadium, Anaheim, CA  
 Sun Aug 09 1992, 6:33 AM EDT  
 Alt. 25,401 - Sunny - 90 F

AB 56  
 R 8  
 H 13  
 RBI 5  
 BB 5  
 SO 5  
 LOB 27





Batter	1	2	3	4	5	6	7	8	9	AB	R	H	RBI	BB	SO	LOB	TOP													
Pat Listach, S OBP: 0.363, SLG: 0.355	4-0 G4-3 S BB		2-2 1B			3-2 G6-3 1B			2-2 F8	3	0	2	0	1	0	0	<b>Milwaukee Brewers @ California Angels</b> Anaheim Stadium, Anaheim, CA Mon Aug 10 1992, 10:05 PM EDT Att: 20,093 - Sunny - 80 F													
Darryl Hamilton, L OBP: 0.341, SLG: 0.391	2-2 L6		1-2 G5-3			0-1 G6-3			2-2 G4-3	4	0	0	0	0	0	3														
Paul Molitor, R OBP: 0.387, SLG: 0.476	2-2 G4-3			0-2 G5-3		0-2 G6-3			3-2 L7	4	0	0	0	0	0	1														
Dante Bichette, R OBP: 0.332, SLG: 0.444	0-2 P2			2-3 K					3-2 P2	3	0	0	0	0	1	1														
Robin Yount, R OBP: 0.309, SLG: 0.363		0-0 F8		1-1 G1-3					0-0 L6	3	0	0	0	0	0	0														
Kevin Seitzer, R OBP: 0.339, SLG: 0.374		1-3 K			1-1 G3-1				3-2 G6-3	3	0	0	0	0	1	0														
Greg Vaughn, R OBP: 0.291, SLG: 0.392		2-0 P4			2-3 K				1-1 F8	3	0	0	0	0	1	0														
B.J. Surhoff, L OBP: 0.307, SLG: 0.327			1-1 G4-3		0-2 F8				3-2 G6-3	3	0	0	0	0	0	0														
Scott Fletcher, R OBP: 0.342, SLG: 0.377			2-0 F9			1-1 G6-3 2B			0-2 F8	3	1	1	0	0	0	0														
<b>Inning Stats</b>	R: 0 E: 0 K: 0 S: 9	H: 0 LOB: 1 BB: 1 P: 17	R: 0 E: 0 K: 1 S: 6	H: 0 LOB: 0 BB: 0 P: 9	R: 0 E: 0 K: 0 S: 11	H: 1 LOB: 1 BB: 0 P: 16	R: 0 E: 0 K: 1 S: 8	H: 0 LOB: 0 BB: 0 P: 11	R: 0 E: 0 K: 1 S: 9	H: 0 LOB: 0 BB: 0 P: 12	R: 0 E: 0 K: 0 S: 10	H: 2 LOB: 0 BB: 0 P: 14	R: 0 E: 0 K: 0 S: 8	H: 0 LOB: 0 BB: 0 P: 14	R: 0 E: 0 K: 0 S: 8	H: 0 LOB: 0 BB: 0 P: 12	R: 0 E: 0 K: 0 S: 11	H: 0 LOB: 0 BB: 0 P: 18	1B: 2 2B: 1 3B: 0 HR: 0	SF: 0 SAC: 0 DP: 1 HBP: 0	WP: 0 PB: 0 SB: 2 CS: 0	PA: 30								
<b>PITCHER</b> Julio Valera, R ERA: 3.67	IP: 9.0 WLS: W BF: 30 H: 3 R: 1 ER: 1 SO: 3	IP: 9.0 WLS: W BF: 30 H: 3 R: 1 ER: 1 SO: 3	IP: 9.0 WLS: W BF: 30 H: 3 R: 1 ER: 1 SO: 3	IP: 9.0 WLS: W BF: 30 H: 3 R: 1 ER: 1 SO: 3	IP: 9.0 WLS: W BF: 30 H: 3 R: 1 ER: 1 SO: 3	IP: 9.0 WLS: W BF: 30 H: 3 R: 1 ER: 1 SO: 3	IP: 9.0 WLS: W BF: 30 H: 3 R: 1 ER: 1 SO: 3	IP: 9.0 WLS: W BF: 30 H: 3 R: 1 ER: 1 SO: 3	IP: 9.0 WLS: W BF: 30 H: 3 R: 1 ER: 1 SO: 3	IP: 9.0 WLS: W BF: 30 H: 3 R: 1 ER: 1 SO: 3	IP: 9.0 WLS: W BF: 30 H: 3 R: 1 ER: 1 SO: 3	IP: 9.0 WLS: W BF: 30 H: 3 R: 1 ER: 1 SO: 3	IP: 9.0 WLS: W BF: 30 H: 3 R: 1 ER: 1 SO: 3	IP: 9.0 WLS: W BF: 30 H: 3 R: 1 ER: 1 SO: 3	IP: 9.0 WLS: W BF: 30 H: 3 R: 1 ER: 1 SO: 3	IP: 9.0 WLS: W BF: 30 H: 3 R: 1 ER: 1 SO: 3	IP: 9.0 WLS: W BF: 30 H: 3 R: 1 ER: 1 SO: 3	ERA: 1.00 WHIP: 0.444	<b>PITCHER</b>	IP: 9.0 WLS: W BF: 30 H: 3 R: 1 ER: 1 SO: 3	IP: 9.0 WLS: W BF: 30 H: 3 R: 1 ER: 1 SO: 3	IP: 9.0 WLS: W BF: 30 H: 3 R: 1 ER: 1 SO: 3	IP: 9.0 WLS: W BF: 30 H: 3 R: 1 ER: 1 SO: 3	IP: 9.0 WLS: W BF: 30 H: 3 R: 1 ER: 1 SO: 3	IP: 9.0 WLS: W BF: 30 H: 3 R: 1 ER: 1 SO: 3	IP: 9.0 WLS: W BF: 30 H: 3 R: 1 ER: 1 SO: 3	IP: 9.0 WLS: W BF: 30 H: 3 R: 1 ER: 1 SO: 3	IP: 9.0 WLS: W BF: 30 H: 3 R: 1 ER: 1 SO: 3	IP: 9.0 WLS: W BF: 30 H: 3 R: 1 ER: 1 SO: 3	ERA: 1.00 WHIP: 0.444

AB	29
R	1
H	3
RBI	0
BB	1
SO	3
LOB	5



Batter	1	2	3	4	5	6	7	8	9	AB	R	H	RBI	BB	SO	LOB	BOTTOM													
Luis Polonia, L OBP: 0.366, SLG: 0.358	4-2 E 1B BB		0-1 1B		1-0 S 1B 2B	4-0 BB				2	2	2	0	2	0	0	<b>Milwaukee Brewers @ California Angels</b> Anaheim Stadium, Anaheim, CA Mon Aug 10 1992, 10:05 PM EDT Att: 20,093 - Sunny - 80 F													
Luis Sojo, R OBP: 0.312, SLG: 0.420	0-2 1B 1H 1B		0-3 K		1-1 2B G4-6-3 1B	0-2 G3				4	1	2	2	0	1	2														
Junior Felix, S OBP: 0.296, SLG: 0.367	1-3 K		0-0 G5-3		1-0 G4-6-3 2B				1-0 F8	4	1	1	0	0	1	2														
Gary Gaetti, R OBP: 0.276, SLG: 0.345	0-0 G4-6-3 1B			0-0 G6-3	2-2 G4-6-3 HBP	0-1 G5-3			0-1 G5-3	3	0	1	0	0	0	0														
Von Hayes, L OBP: 0.308, SLG: 0.330	0-0 G4-6-3			4-2 CS BB	0-1 G4-6-3	1-3 K			1-3 K	3	0	0	0	1	1	4														
Rene Gonzales, R OBP: 0.362, SLG: 0.399		1-1 G6-3 1B		4-1 BB 1B	2-1 G6-3 2B				1-3 K	3	0	2	1	1	1	0														
Rob Ducey, L OBP: 0.171, SLG: 0.235		1-2 G6-3		0-1 BB 1B	0-1 K				3-2 G4-3	3	0	1	0	0	1	2														
Chad Curtis, R OBP: 0.339, SLG: 0.387		1-2 G6-3		1-2 BB 1B					3-2 G4-3	1	0	0	0	0	0	0														
Mike Fitzgerald, R OBP: 0.285, SLG: 0.305		2-3 K		4-2 BB 1B					3-2 G6-3	3	0	0	0	1	2	0														
Gary Disarcina, R OBP: 0.286, SLG: 0.306			2-2 G6-3		0-0 F8				2-2 F7	3	0	0	0	0	0	3														
<b>Inning Stats</b>	R: 1 E: 0 K: 1 S: 14	H: 2 LOB: 1 BB: 1 P: 19	R: 0 E: 0 K: 1 S: 8	H: 1 LOB: 0 BB: 0 P: 12	R: 0 E: 0 K: 1 S: 9	H: 1 LOB: 1 BB: 0 P: 11	R: 0 E: 0 K: 0 S: 11	H: 1 LOB: 3 BB: 3 P: 23	R: 3 E: 0 K: 1 S: 13	H: 4 LOB: 1 BB: 0 P: 23	R: 0 E: 0 K: 1 S: 11	H: 0 LOB: 1 BB: 1 P: 19	R: 0 E: 0 K: 1 S: 6	H: 0 LOB: 0 BB: 0 P: 8	R: 0 E: 0 K: 1 S: 10	H: 0 LOB: 0 BB: 0 P: 17	1B: 6 2B: 3 3B: 0 HR: 0	SF: 0 SAC: 0 DP: 3 HBP: 1	WP: 0 PB: 0 SB: 2 CS: 1	PA: 35										
<b>PITCHER</b> Bill Wegman, R ERA: 3.31	IP: 6.0 WLS: L BF: 29 H: 9 R: 4 ER: 4 SO: 5	IP: 6.0 WLS: L BF: 29 H: 9 R: 4 ER: 4 SO: 5	IP: 6.0 WLS: L BF: 29 H: 9 R: 4 ER: 4 SO: 5	IP: 6.0 WLS: L BF: 29 H: 9 R: 4 ER: 4 SO: 5	IP: 6.0 WLS: L BF: 29 H: 9 R: 4 ER: 4 SO: 5	IP: 6.0 WLS: L BF: 29 H: 9 R: 4 ER: 4 SO: 5	IP: 6.0 WLS: L BF: 29 H: 9 R: 4 ER: 4 SO: 5	IP: 6.0 WLS: L BF: 29 H: 9 R: 4 ER: 4 SO: 5	IP: 6.0 WLS: L BF: 29 H: 9 R: 4 ER: 4 SO: 5	IP: 6.0 WLS: L BF: 29 H: 9 R: 4 ER: 4 SO: 5	IP: 6.0 WLS: L BF: 29 H: 9 R: 4 ER: 4 SO: 5	IP: 6.0 WLS: L BF: 29 H: 9 R: 4 ER: 4 SO: 5	IP: 6.0 WLS: L BF: 29 H: 9 R: 4 ER: 4 SO: 5	IP: 6.0 WLS: L BF: 29 H: 9 R: 4 ER: 4 SO: 5	IP: 6.0 WLS: L BF: 29 H: 9 R: 4 ER: 4 SO: 5	IP: 6.0 WLS: L BF: 29 H: 9 R: 4 ER: 4 SO: 5	IP: 6.0 WLS: L BF: 29 H: 9 R: 4 ER: 4 SO: 5	ERA: 6.00 WHIP: 2.333	<b>PITCHER</b>	IP: 6.0 WLS: L BF: 29 H: 9 R: 4 ER: 4 SO: 5	IP: 6.0 WLS: L BF: 29 H: 9 R: 4 ER: 4 SO: 5	IP: 6.0 WLS: L BF: 29 H: 9 R: 4 ER: 4 SO: 5	IP: 6.0 WLS: L BF: 29 H: 9 R: 4 ER: 4 SO: 5	IP: 6.0 WLS: L BF: 29 H: 9 R: 4 ER: 4 SO: 5	IP: 6.0 WLS: L BF: 29 H: 9 R: 4 ER: 4 SO: 5	IP: 6.0 WLS: L BF: 29 H: 9 R: 4 ER: 4 SO: 5	IP: 6.0 WLS: L BF: 29 H: 9 R: 4 ER: 4 SO: 5	IP: 6.0 WLS: L BF: 29 H: 9 R: 4 ER: 4 SO: 5	IP: 6.0 WLS: L BF: 29 H: 9 R: 4 ER: 4 SO: 5	ERA: 6.00 WHIP: 2.333
<b>PITCHER</b> Dan Plesac, L ERA: 3.47	IP: 2.0 WLS: L BF: 6 H: 0 R: 0 ER: 0 SO: 2	IP: 2.0 WLS: L BF: 6 H: 0 R: 0 ER: 0 SO: 2	IP: 2.0 WLS: L BF: 6 H: 0 R: 0 ER: 0 SO: 2	IP: 2.0 WLS: L BF: 6 H: 0 R: 0 ER: 0 SO: 2	IP: 2.0 WLS: L BF: 6 H: 0 R: 0 ER: 0 SO: 2	IP: 2.0 WLS: L BF: 6 H: 0 R: 0 ER: 0 SO: 2	IP: 2.0 WLS: L BF: 6 H: 0 R: 0 ER: 0 SO: 2	IP: 2.0 WLS: L BF: 6 H: 0 R: 0 ER: 0 SO: 2	IP: 2.0 WLS: L BF: 6 H: 0 R: 0 ER: 0 SO: 2	IP: 2.0 WLS: L BF: 6 H: 0 R: 0 ER: 0 SO: 2	IP: 2.0 WLS: L BF: 6 H: 0 R: 0 ER: 0 SO: 2	IP: 2.0 WLS: L BF: 6 H: 0 R: 0 ER: 0 SO: 2	IP: 2.0 WLS: L BF: 6 H: 0 R: 0 ER: 0 SO: 2	IP: 2.0 WLS: L BF: 6 H: 0 R: 0 ER: 0 SO: 2	IP: 2.0 WLS: L BF: 6 H: 0 R: 0 ER: 0 SO: 2	IP: 2.0 WLS: L BF: 6 H: 0 R: 0 ER: 0 SO: 2	IP: 2.0 WLS: L BF: 6 H: 0 R: 0 ER: 0 SO: 2	ERA: 0.00 WHIP: 0.000	<b>PITCHER</b>	IP: 2.0 WLS: L BF: 6 H: 0 R: 0 ER: 0 SO: 2	IP: 2.0 WLS: L BF: 6 H: 0 R: 0 ER: 0 SO: 2	IP: 2.0 WLS: L BF: 6 H: 0 R: 0 ER: 0 SO: 2	IP: 2.0 WLS: L BF: 6 H: 0 R: 0 ER: 0 SO: 2	IP: 2.0 WLS: L BF: 6 H: 0 R: 0 ER: 0 SO: 2	IP: 2.0 WLS: L BF: 6 H: 0 R: 0 ER: 0 SO: 2	IP: 2.0 WLS: L BF: 6 H: 0 R: 0 ER: 0 SO: 2	IP: 2.0 WLS: L BF: 6 H: 0 R: 0 ER: 0 SO: 2	IP: 2.0 WLS: L BF: 6 H: 0 R: 0 ER: 0 SO: 2	IP: 2.0 WLS: L BF: 6 H: 0 R: 0 ER: 0 SO: 2	ERA: 0.00 WHIP: 0.000

AB	29
R	4
H	9
RBI	3
BB	5
SO	7
LOB	13





Batter	1	2	3	4	5	6	7	8	9	10	AB	R	H	RBI	BB	SO	LOB	TOP									
Pat Listach, S OBP: 0.362, SLG: 0.354 (1, 6)	F8		K			G5-3		CS 1B			4	0	1	0	0	1	0										
Robin Yount, R OBP: 0.306, SLG: 0.359 (1, 8)	F9		G6-3			F9		K			4	0	0	0	0	1	1										
Paul Molitor, R OBP: 0.388, SLG: 0.476 (1, 3)	S BB 1B					L6		CS	F7		4	0	2	0	0	0	0										
Dante Bichette, R OBP: 0.334, SLG: 0.443 (1, 9)	S BB					K			G5-3		3	0	1	0	1	1	1										
Kevin Seitzer, R OBP: 0.338, SLG: 0.371 (1, 5)	F8					CS BB		F9 1B	G4-3		3	0	0	0	1	0	3										
John Jaha, R OBP: 0.265, SLG: 0.293 Franklin Stubbs, L OBP: 0.289, SLG: 0.367 (10, PH)		G6-3				CS	G4-3 S BB	F9 1B			2	0	1	0	1	0	0										
Greg Vaughn, R OBP: 0.288, SLG: 0.387 Darryl Hamilton, L OBP: 0.341, SLG: 0.391 (10, 7)		G6-3				F9	F9	F9			4	0	0	0	0	0	4										
B.J. Surhoff, L OBP: 0.304, SLG: 0.323 (1, 2)		K				G4-3	G4-3	G4-3			4	0	0	0	0	1	4										
Scott Fletcher, R OBP: 0.342, SLG: 0.376 (1, 4)			K			P6		CS 1B			3	0	1	0	0	1	1										
<b>Inning Stats</b>	R: 0 E: 0 K: 0 S: 11	H: 1 LOB: 2 BB: 1 P: 18	R: 0 E: 0 K: 1 S: 8	H: 0 LOB: 0 BB: 0 P: 11	R: 0 E: 0 K: 2 S: 7	H: 0 LOB: 0 BB: 0 P: 11	R: 0 E: 0 K: 1 S: 8	H: 1 LOB: 0 BB: 1 P: 14	R: 0 E: 0 K: 0 S: 7	H: 0 LOB: 1 BB: 1 P: 16	R: 0 E: 0 K: 0 S: 8	H: 0 LOB: 0 BB: 0 P: 12	R: 0 E: 0 K: 0 S: 10	H: 2 LOB: 2 BB: 0 P: 16	R: 0 E: 0 K: 1 S: 10	H: 2 LOB: 0 BB: 0 P: 15	R: 0 E: 0 K: 0 S: 8	H: 0 LOB: 0 BB: 0 P: 15	R: 0 E: 0 K: 0 S: 8	H: 1 LOB: 0 BB: 0 P: 13	1B: 7 2B: 0 3B: 0 HR: 0	SF: 0 SAC: 0 DP: 0 HBP: 0	WP: 0 PB: 0 SB: 3 CS: 5	PA: 38			
<b>PITCHER</b>	IP 9.0	WLS 32	BF 6	H 0	R 0	ER 0	SO 5	BB 3	IBB 0	HBP 0	BLK 0	WP 0	HR 0	S 77	P 128	ERA 0.00	WHIP 1.000										
Chuck Finley, L ERA: 4.58 Joe Grahe, R ERA: 3.56 (10, 1)	1.0	W	3	1	0	0	0	0	0	0	0	0	0	8	13	0.00	1.000										

Milwaukee Brewers @ California Angels  
Anaheim Stadium, Anaheim, CA  
Tue Aug 11 1992, 10:05 PM EDT  
Alt. 21,142 - Sunny - 78 F

AB 32  
R 0  
H 7  
RBI 0  
BB 3  
SO 5  
LOB 14



Batter	1	2	3	4	5	6	7	8	9	10	AB	R	H	RBI	BB	SO	LOB	BOTTOM								
Luis Polonia, L OBP: 0.369, SLG: 0.362 (1, 10)	CS 1B					G6-4-3 1B		CS			4	0	3	0	0	1	0									
Luis Sojo, R OBP: 0.306, SLG: 0.412 (1, 4)	P5					F9		P3			4	0	0	0	0	0	3									
Junior Felix, S OBP: 0.253, SLG: 0.363 (1, 8)	K					G6-4-3		F9			4	0	0	0	0	2	2									
Gary Gaetti, R OBP: 0.276, SLG: 0.342 (8, 5)						K	FC5-6 HBP	F7			3	0	0	0	0	1	0									
Rene Gonzales, R OBP: 0.263, SLG: 0.388 Lee Stevens, L OBP: 0.265, SLG: 0.335 (7, PH)						G6-3	FC5-6 HBP				1	0	0	0	0	0	0									
Von Hayes, L OBP: 0.307, SLG: 0.326 (1, 9)						G6-3	FC5-6 G4-6-3	G4-3			2	1	2	0	0	0	0									
Ron Tingley, R OBP: 0.269, SLG: 0.345 Ken Oberkfell, L OBP: 0.216, SLG: 0.200 (10, PH)						G6-3	G4-6-3	K			3	0	0	0	0	1	2									
Rob Ducey, L OBP: 0.231, SLG: 0.270 (1, 7)						G4-3		G6-4-3 1B			3	0	2	1	1	0	0									
Gary Disarcina, R OBP: 0.284, SLG: 0.304 (1, 6)						G4-3		G6-4-3	F7		3	0	0	0	0	0	2									
<b>Inning Stats</b>	R: 0 E: 0 K: 1 S: 7	H: 1 LOB: 0 BB: 0 P: 10	R: 0 E: 0 K: 1 S: 5	H: 0 LOB: 0 BB: 0 P: 6	R: 0 E: 0 K: 0 S: 6	H: 0 LOB: 0 BB: 0 P: 7	R: 0 E: 0 K: 0 S: 7	H: 1 LOB: 0 BB: 0 P: 8	R: 0 E: 0 K: 0 S: 9	H: 2 LOB: 1 BB: 0 P: 10	R: 0 E: 0 K: 0 S: 9	H: 1 LOB: 1 BB: 0 P: 12	R: 0 E: 0 K: 1 S: 6	H: 1 LOB: 0 BB: 0 P: 11	R: 0 E: 0 K: 2 S: 8	H: 0 LOB: 0 BB: 0 P: 11	R: 1 E: 0 K: 0 S: 4	H: 2 LOB: 3 BB: 2 P: 13	1B: 7 2B: 1 3B: 0 HR: 0	SF: 0 SAC: 0 DP: 3 HBP: 2	WP: 0 PB: 0 SB: 0 CS: 2	PA: 36				
<b>PITCHER</b>	IP 9.1	WLS L	BF 33	H 7	R 1	ER 1	SO 5	BB 0	IBB 1	HBP 2	BLK 0	WP 0	HR 0	S 67	P 92	ERA 0.96	WHIP 0.750									
Jaime Navarro, R ERA: 3.24 Mike Fetters, R ERA: 0.65 (10, 1)	0.0		2	1	0	0	0	1	0	0	0	0	0	1	5	∞	∞									

Milwaukee Brewers @ California Angels  
Anaheim Stadium, Anaheim, CA  
Tue Aug 11 1992, 10:05 PM EDT  
Alt. 21,142 - Sunny - 78 F

AB 31  
R 1  
H 8  
RBI 1  
BB 2  
SO 5  
LOB 12






Batter	1	2	3	4	5	6	7	8	9	AB	R	H	RBI	BB	SO	LOB	TOP				
Pat Listach, S OBP: 0.363, SLG: 0.356	G6-3			F8 1B 2B		G5-3			FC3-6 SH1-4 BB	3	1	1	0	1	0	0	<b>Milwaukee Brewers @ California Angels</b> Anaheim Stadium, Anaheim, CA Wed Aug 12 1992, 6:33 AM EDT Att: 23,338 - Sunny - 85 F				
Robin Yount, R OBP: 0.304, SLG: 0.357	L6			F8		K			SH1-4	3	0	0	0	0	1	1					
Paul Molitor, R OBP: 0.387, SLG: 0.472	G5-3			K					FC3-6 BB	3	0	0	0	1	1	1					
Dante Bichette, R OBP: 0.337, SLG: 0.442		G6-4-3 HBP							FC3-6 BB	3	0	1	1	0	1	2					
Kevin Seitzer, R OBP: 0.336, SLG: 0.369 Darryl Hamilton, L (9, PH) OBP: 0.343, SLG: 0.391	P3								FC3-6 BB	3	0	0	0	0	1	2					
John Jaha, R OBP: 0.287, SLG: 0.286 Franklin Stubbs, L (9, PH) OBP: 0.288, SLG: 0.366	G6-4-3								FC3-6 BB	2	0	0	0	1	1	1					
Greg Vaughn, R OBP: 0.286, SLG: 0.385			G6-3			G4-3			SH1-3	2	0	0	0	0	0	0					
Tim McIntosh, R OBP: 0.221, SLG: 0.208			P3			G5-3			F7	3	0	0	0	0	0	1					
Scott Fletcher, R OBP: 0.338, SLG: 0.372			G6-3						G1-3	3	0	0	0	0	1	1					
<b>Inning Stats</b>	R: 0 E: 0 K: 0 S: 6	H: 0 LOB: 0 BB: 0 P: 11	R: 0 E: 0 K: 0 S: 4	H: 0 LOB: 0 BB: 0 P: 8	R: 0 E: 0 K: 0 S: 5	H: 0 LOB: 0 BB: 0 P: 9	R: 1 E: 0 K: 2 S: 14	H: 2 LOB: 1 BB: 0 P: 23	R: 0 E: 0 K: 1 S: 7	H: 0 LOB: 0 BB: 0 P: 11	R: 0 E: 0 K: 1 S: 6	H: 0 LOB: 0 BB: 0 P: 7	R: 0 E: 0 K: 0 S: 7	H: 0 LOB: 1 BB: 1 P: 13	R: 0 E: 0 K: 0 S: 9	H: 0 LOB: 3 BB: 3 P: 21		1B: 1 2B: 1 3B: 0 HR: 0	SF: 0 SAC: 2 DP: 1 HBP: 1	WP: 0 PB: 0 SB: 1 CS: 0	PA: 33
<b>PITCHER</b>	IP	WLS	BF	H	R	ER	SO	BB	IBB	HBP	BLK	WP	HR	S	P	ERA	WHIP				
Mark Langston, L ERA: 3.85 Joe Grahe, R ERA: 3.51	(1, 1)	8.0	W	27	2	1	6	1	0	1	0	0	0	59	97	1.12	0.375				
(9, 1)	1.0	S	6	0	0	0	0	3	0	0	0	0	0	9	21	0.00	3.000				

Batter	1	2	3	4	5	6	7	8	9	AB	R	H	RBI	BB	SO	LOB	BOTTOM				
Luis Polonia, L OBP: 0.366, SLG: 0.359	K	P1			G4-3			P6		4	0	0	0	0	1	3	<b>Milwaukee Brewers @ California Angels</b> Anaheim Stadium, Anaheim, CA Wed Aug 12 1992, 6:33 AM EDT Att: 23,338 - Sunny - 85 F				
Luis Sejo, R OBP: 0.305, SLG: 0.409	E6			P4				P4		4	0	1	0	0	0	0					
Junior Felix, S OBP: 0.292, SLG: 0.370	K				G5-3			G5-3		4	1	1	1	0	1	2					
Gary Gaetti, R OBP: 0.273, SLG: 0.339	G6-3							P4		3	0	0	0	0	1	1					
Chad Curtis, R OBP: 0.336, SLG: 0.383		F9		G6-3				K		3	0	0	0	0	1	0					
Ken Oberkfell, L OBP: 0.200, SLG: 0.184		G6-3			F7			G3-1		3	0	0	0	0	0	0					
Ron Tingley, R OBP: 0.271, SLG: 0.337										2	1	0	0	1	2	0					
Rob Ducey, L OBP: 0.238, SLG: 0.256										2	0	0	0	1	2	0					
Gary Disarcina, R OBP: 0.287, SLG: 0.307										3	0	2	1	0	1	0					
<b>Inning Stats</b>	R: 0 E: 1 K: 2 S: 10	H: 0 LOB: 1 BB: 0 P: 14	R: 1 E: 0 K: 0 S: 8	H: 1 LOB: 2 BB: 2 P: 21	R: 1 E: 0 K: 1 S: 12	H: 1 LOB: 0 BB: 0 P: 17	R: 0 E: 0 K: 2 S: 9	H: 0 LOB: 0 BB: 0 P: 14	R: 0 E: 0 K: 1 S: 6	H: 2 LOB: 1 BB: 0 P: 13	R: 0 E: 0 K: 1 S: 7	H: 0 LOB: 0 BB: 0 P: 9	R: 0 E: 0 K: 3 S: 9	H: 0 LOB: 0 BB: 0 P: 12	R: 0 E: 0 K: 0 S: 5	H: 0 LOB: 0 BB: 0 P: 8		1B: 3 2B: 0 3B: 0 HR: 1	SF: 0 SAC: 0 DP: 1 HBP: 0	WP: 0 PB: 0 SB: 1 CS: 0	PA: 30
<b>PITCHER</b>	IP	WLS	BF	H	R	ER	SO	BB	IBB	HBP	BLK	WP	HR	S	P	ERA	WHIP				
Bruce Ruffin, L ERA: 5.6	(1, 1)	8.0	L	30	4	2	9	2	0	0	0	0	1	66	108	2.25	0.750				

AB	26
R	1
H	2
RBI	1
BB	4
SO	6
LOB	12

AB	28
R	2
H	4
RBI	2
BB	2
SO	9
LOB	6





Batter	1	2	3	4	5	6	7	8	9	AB	R	H	RBI	BB	SO	LOB	TOP			
Luis Polonia, L OBP: 0.363, SLG: 0.355 (1, 10)	L6		G6-3			F7			K	4	0	0	0	0	1	1				
Luis Sojo, R OBP: 0.299, SLG: 0.401 (1, 4)	G6-3			G5-3		G4-3			G6-3	4	0	0	0	0	0	0				
Junior Felix, S OBP: 0.292, SLG: 0.376 (1, 8)	G6-3			HR		K			G3	4	1	1	1	0	1	0				
Gary Gaetti, R OBP: 0.271, SLG: 0.336 (1, 3)		G6-3		F9		F8				3	0	0	0	0	0	0				
Von Hayes, L OBP: 0.307, SLG: 0.330 (1, 9)		G4-3				G4-3				3	0	1	0	0	0	0				
Mike Fitzgerald, R OBP: 0.286, SLG: 0.306 (1, 2)				2B						3	0	1	0	0	1	1				
Rob Ducey, L OBP: 0.222, SLG: 0.238 (1, 7)						P5			K	3	0	0	0	0	1	1				
Damon Easley, R (1, 5)			F8			G6-3			G4-3	3	0	0	0	0	0	0				
Gary Disarcina, R OBP: 0.288, SLG: 0.305 (1, 6)									G6-3	2	0	0	0	1	1	0				
<b>Inning Stats</b>	R: 0 H: 0 E: 0 K: 0 S: 7	H: 0 LOB: 0 BB: 0 P: 9	R: 0 H: 1 E: 0 K: 0 S: 17	LOB: 1 BB: 0 P: 26	R: 0 H: 0 E: 0 K: 0 S: 6	LOB: 0 BB: 1 P: 12	R: 1 H: 2 E: 0 K: 0 S: 10	H: 0 LOB: 1 BB: 0 P: 14	R: 0 H: 0 E: 0 K: 1 S: 5	LOB: 0 BB: 0 P: 8	R: 0 H: 0 E: 0 K: 1 S: 6	LOB: 0 BB: 0 P: 9	R: 0 H: 0 E: 0 K: 1 S: 12	LOB: 0 BB: 0 P: 18	R: 0 H: 0 E: 0 K: 1 S: 9	LOB: 0 BB: 0 P: 13	1B: 1 2B: 1 3B: 0 HR: 1	SF: 0 SAC: 0 DP: 1 HBP: 0	WP: 0 PB: 0 SB: 0 CS: 0	PA: 30
<b>PITCHER</b> Mike Moore, R ERA: 4.28 (1, 1)	IP: 9.0 WLS: W BF: 30 H: 3 R: 1 ER: 1 SO: 5 BB: 1 IBB: 0 HBP: 0 BLK: 0 WP: 0 HR: 1 S: 79 P: 122 ERA: 1.00 WHIP: 0.444																			

California Angels @ Oakland Athletics  
Oakland-Alameda County Coliseum, Oakland, CA  
Thu Aug 13 1992, 3:33 AM PDT  
Att: 24,650 - Sunny - 70 F

AB 29  
R 1  
H 3  
RBI 1  
BB 1  
SO 5  
LOB 3



Batter	1	2	3	4	5	6	7	8	9	AB	R	H	RBI	BB	SO	LOB	BOTTOM			
Rickey Henderson, R OBP: 0.423, SLG: 0.448 (1, 10)	G5-3		G5-3			G5-3				3	0	0	0	1	0	0				
Lance Blankenship, R OBP: 0.397, SLG: 0.536 (1, 4) (8, 7)	K			P3		L6				3	0	0	0	1	1	0				
Jose Canseco, R OBP: 0.337, SLG: 0.462 (1, 9)	K			K						4	1	2	1	0	2	0				
Mark McGwire, R OBP: 0.393, SLG: 0.608 (1, 3)				P4						4	2	2	3	0	1	3				
Terry Steinbach, R OBP: 0.365, SLG: 0.442 (1, 2)		G5-3				G4-1			P4	4	0	1	0	0	0	3				
Randy Ready, R OBP: 0.346, SLG: 0.333 Walt Weiss, S OBP: 0.320, SLG: 0.262 (1, 7) (8, 6)						SH2-3				2	0	0	0	0	1	0				
Willie Wilson, S OBP: 0.337, SLG: 0.334 (1, 8)						SH2-3				0	0	0	0	0	0	0				
Willie Wilson, S OBP: 0.337, SLG: 0.334 (1, 8)						G4-1				3	0	0	0	0	1	1				
Mike Bordick, R OBP: 0.364, SLG: 0.372 (8, 4)						G6-3				3	0	0	0	0	0	1				
Jerry Browne, S OBP: 0.360, SLG: 0.333 (1, 5)						G5-3				3	1	1	0	0	0	0				
Jerry Browne, S OBP: 0.360, SLG: 0.333 (1, 5)						G6-3				3	1	1	0	0	0	0				
<b>Inning Stats</b>	R: 0 H: 0 E: 0 K: 2 S: 9	H: 0 LOB: 0 BB: 0 P: 10	R: 1 H: 1 E: 0 K: 1 S: 11	LOB: 0 BB: 0 P: 17	R: 0 H: 0 E: 0 K: 0 S: 7	LOB: 0 BB: 0 P: 7	R: 0 H: 0 E: 0 K: 1 S: 8	LOB: 0 BB: 0 P: 8	R: 0 H: 0 E: 0 K: 0 S: 6	LOB: 1 BB: 0 P: 6	R: 0 H: 0 E: 0 K: 0 S: 7	LOB: 0 BB: 0 P: 8	R: 2 H: 2 E: 0 K: 1 S: 13	LOB: 2 BB: 0 P: 18	R: 1 H: 2 E: 0 K: 1 S: 17	LOB: 3 BB: 2 P: 34	1B: 4 2B: 0 3B: 0 HR: 2	SF: 0 SAC: 1 DP: 0 HBP: 0	WP: 0 PB: 0 SB: 1 CS: 0	PA: 32
<b>PITCHER</b> Jim Abbott, L ERA: 2.9 Mike Butcher, R ERA: 1.6 (1, 1) (8, 1)	IP: 7.0 WLS: L BF: 25 H: 4 R: 3 ER: 3 SO: 5 BB: 0 IBB: 3 HBP: 0 BLK: 0 WP: 0 HR: 2 S: 61 P: 74 ERA: 3.86 WHIP: 0.571																			

California Angels @ Oakland Athletics  
Oakland-Alameda County Coliseum, Oakland, CA  
Thu Aug 13 1992, 3:33 AM PDT  
Att: 24,650 - Sunny - 70 F

AB 29  
R 4  
H 6  
RBI 4  
BB 2  
SO 6  
LOB 8

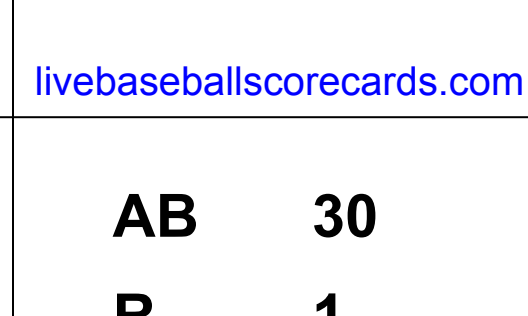




Batter	1	2	3	4	5	6	7	8	9	AB	R	H	RBI	BB	SO	LOB	TOP					
Luis Polonia, L (1, 10) OBP: 0.360, SLG: 0.352	F7		G3			F8		F8		4	0	0	0	0	0	0	California Angels @ Oakland Athletics Oakland-Alameda County Coliseum, Oakland, CA Fri Aug 14 1992, 7:05 PM PDT Att: 28,882 - Cloudy - 64 F					
Luis Sojo, R (1, 4) OBP: 0.294, SLG: 0.394	F7			G4-3		F9		P9		4	0	0	0	0	0							
Junior Felix, S (1, 8) OBP: 0.289, SLG: 0.372	F7			F8			G4-3		F7	4	0	0	0	0	0							
Gary Gaetti, R (1, 3) OBP: 0.271, SLG: 0.335		G6-3		F8			BLK HR 1B		G6-3	4	1	1	0	0	0							
Von Hayes, L (1, 9) OBP: 0.307, SLG: 0.327					K		F7		G3	3	0	0	0	1	1							
Chad Curtis, R (1, 7) OBP: 0.339, SLG: 0.396					F8					3	1	2	2	0	0							
Ron Tingley, R (1, 2) OBP: 0.283, SLG: 0.341										2	0	1	0	1	0							
Damon Easley, R (1, 5) OBP: 0.285, SLG: 0.303										3	0	0	0	0	1							
Gary Disarcina, R (1, 6) OBP: 0.285, SLG: 0.303					K					3	0	0	0	0	1							
<b>Inning Stats</b>	R: 0 E: 0 K: 0 S: 10	H: 0 LOB: 0 BB: 0 P: 14	R: 0 E: 0 K: 0 S: 6	H: 1 LOB: 1 BB: 1 P: 16	R: 0 E: 0 K: 1 S: 9	H: 0 LOB: 0 BB: 0 P: 12	R: 0 E: 0 K: 0 S: 7	H: 0 LOB: 0 BB: 0 P: 9	R: 0 E: 0 K: 2 S: 10	H: 1 LOB: 1 BB: 1 P: 17	R: 0 E: 0 K: 0 S: 9	H: 0 LOB: 0 BB: 0 P: 12	R: 2 E: 0 K: 0 S: 15	H: 3 LOB: 1 BB: 0 P: 25	R: 0 E: 0 K: 0 S: 9	H: 0 LOB: 0 BB: 0 P: 11	R: 0 E: 0 K: 0 S: 6	H: 0 LOB: 0 BB: 0 P: 9	1B: 3 2B: 0 3B: 0 HR: 1	SF: 0 SAC: 0 DP: 0 HBP: 0	WP: 0 PB: 0 SB: 0 CS: 1	PA: 32
<b>PITCHER</b> Dave Stewart, R (1, 1) ERA: 3.86	IP: 9.0 WLS: L BF: 32 H: 4 R: 2 ER: 2 SO: 3 BB: 2 IBB: 0 HBP: 0 BLK: 1 WP: 0 HR: 1 S: 81 P: 125 ERA: 2.00 WHIP: 0.667																					

Batter	1	2	3	4	5	6	7	8	9	AB	R	H	RBI	BB	SO	LOB	BOTTOM					
Rickey Henderson, R (1, 7) OBP: 0.424, SLG: 0.447	SH2-3 1B							G6-3		3	0	1	0	0	0	2	California Angels @ Oakland Athletics Oakland-Alameda County Coliseum, Oakland, CA Fri Aug 14 1992, 7:05 PM PDT Att: 28,882 - Cloudy - 64 F					
Jerry Browne, S (1, 5) OBP: 0.356, SLG: 0.329	SH2-3						F7		G6-3	3	0	0	0	0	0	3						
Jose Canseco, R (1, 9) OBP: 0.333, SLG: 0.456	K								G4-3	4	0	0	0	0	2	2						
Harold Baines, L (1, 10) OBP: 0.323, SLG: 0.371	P6									4	0	1	0	0	0	1						
Mark McGwire, R (1, 3) OBP: 0.392, SLG: 0.612										4	1	1	1	0	0	1						
Jamie Quirk, L (1, 2) OBP: 0.290, SLG: 0.282 Lance Blankenship, R (7, PR) OBP: 0.380, SLG: 0.335	F7									3	0	1	0	0	0	0						
Willie Wilson, S (1, 8) OBP: 0.335, SLG: 0.332	P6									2	0	0	0	0	0	0						
Mike Bordick, R (1, 4) OBP: 0.363, SLG: 0.371	G6-3									3	0	1	0	0	0	2						
Walt Weiss, S (1, 6) OBP: 0.321, SLG: 0.264 Terry Steinbach, R (7, PH) OBP: 0.364, SLG: 0.441										2	0	1	0	0	1	0						
<b>Inning Stats</b>	R: 0 E: 0 K: 1 S: 10	H: 1 LOB: 1 BB: 0 P: 15	R: 1 E: 0 K: 0 S: 9	H: 1 LOB: 0 BB: 0 P: 12	R: 0 E: 0 K: 1 S: 9	H: 0 LOB: 1 BB: 0 P: 13	R: 0 E: 0 K: 0 S: 5	H: 1 LOB: 0 BB: 0 P: 8	R: 0 E: 0 K: 0 S: 11	H: 2 LOB: 2 BB: 0 P: 14	R: 0 E: 0 K: 1 S: 7	H: 0 LOB: 0 BB: 0 P: 8	R: 0 E: 0 K: 0 S: 7	H: 1 LOB: 2 BB: 0 P: 10	R: 0 E: 0 K: 0 S: 7	H: 0 LOB: 0 BB: 0 P: 11	R: 0 E: 0 K: 0 S: 8	H: 0 LOB: 0 BB: 0 P: 12	1B: 4 2B: 1 3B: 0 HR: 1	SF: 0 SAC: 2 DP: 1 HBP: 1	WP: 0 PB: 0 SB: 1 CS: 0	PA: 33
<b>PITCHER</b> Bert Blyleven, R (1, 1) ERA: 5.1 Steve Frey, L (7, 1) ERA: 3.08 Chuck Crim, R (7, 1) ERA: 5.32 Joe Grahe, R (8, 1) ERA: 3.42	IP: 6.0 WLS: W BF: 24 H: 6 R: 1 ER: 1 SO: 3 BB: 1 IBB: 1 HBP: 0 BLK: 0 WP: 0 HR: 1 S: 53 P: 73 ERA: 1.50 WHIP: 1.000																					

livebaseballscores.com







Batter	1	2	3	4	5	6	7	8	9	AB	R	H	RBI	BB	SO	LOB	TOP										
Luis Polonia, L (1, 10) OBP: 0.358, SLG: 0.349	L5		E4 1B				F7		F7	4	1	0	0	1	0	1	<b>California Angels @ Oakland Athletics</b> Oakland-Alameda County Coliseum, Oakland, CA Sat Aug 15 1992, 3:33 AM PDT Att: 33,149 - Cloudy - 77 F										
Ken Oberkfell, L (1, 4) OBP: 0.222, SLG: 0.209	G3		1B			CS	F8		F7	5	2	2	1	0	0	1											
Junior Felix, S (1, 8) OBP: 0.291, SLG: 0.374	G4-3		1B				G5-3			4	1	2	1	0	0	0											
Von Hayes, L (1, 9) OBP: 0.307, SLG: 0.327		F9	L6			SH1-3			G1-3 1B	3	0	1	0	0	0	1											
Chad Curtis, R (1, 7) OBP: 0.338, SLG: 0.392	G6-3					F8			G1-3	3	1	0	0	1	0	1											
Lee Stevens, L (1, 3) OBP: 0.273, SLG: 0.336						G4-3			G5-4-3 1B	2	0	1	1	2	0	0											
Mike Fitzgerald, R (1, 2) OBP: 0.287, SLG: 0.306 Gary Gaetti, R (8, PH) OBP: 0.270, SLG: 0.334 Ron Tingley, R (8, 2) OBP: 0.283, SLG: 0.341	G6-3					G6-3			G5-4-3 1B	3	0	1	2	0	0	1											
Gary Disarcina, R (1, 6) OBP: 0.288, SLG: 0.307			G6-3			L4-6 2B	F7		G6-3 1B	4	0	2	0	0	0	2											
Damon Easley, R (1, 5) Luis Sojo, R (9, PH) OBP: 0.292, SLG: 0.392			G6-3			L4-6 2B	F8		G6-3	3	0	0	0	0	0	3											
										1	0	0	0	0	0	1											
<b>Inning Stats</b>	R: 0 E: 0 K: 0 S: 11	H: 0 LOB: 0 BB: 0 P: 16	R: 0 E: 0 K: 0 S: 11	H: 1 LOB: 1 BB: 0 P: 16	R: 2 E: 1 K: 0 S: 9	H: 2 LOB: 1 BB: 0 P: 12	R: 0 E: 0 K: 0 S: 7	H: 0 LOB: 0 BB: 0 P: 15	R: 0 E: 0 K: 0 S: 7	H: 1 LOB: 0 BB: 1 P: 19	R: 3 E: 0 K: 0 S: 12	H: 3 LOB: 2 BB: 2 P: 27	R: 0 E: 0 K: 0 S: 6	H: 0 LOB: 0 BB: 0 P: 11	R: 0 E: 0 K: 0 S: 6	H: 1 LOB: 1 BB: 0 P: 11	R: 0 E: 0 K: 0 S: 14	H: 1 LOB: 1 BB: 0 P: 22	1B: 8 2B: 2 3B: 0 HR: 0	SF: 0 SAC: 1 DP: 2 HBP: 0	WP: 0 PB: 0 SB: 0 CS: 1	PA: 39					
<b>PITCHER</b>	IP	WLS	BF	H	R	ER	SO	BB	IBB	HBP	BLK	WP	HR	S	P	ERA	WHIP										
Ron Darling, R (1, 1) ERA: 3.8	5.1		25	7	5	3	0	2	1	0	0	0	0	53	99	5.06	1.688										
Jeff Parrett, R (6, 1) ERA: 3.17	0.2		2	0	0	0	0	0	0	0	0	0	0	4	6	0.00	0.000										
Mike Raczka, L (7, 1) ERA:	1.0		4	1	0	0	0	0	0	0	0	0	0	8	13	0.00	1.000										
Jim Corsi, R (8, 1) ERA: 2.42	1.1	W	5	1	0	0	0	0	1	0	0	0	0	9	16	0.00	0.750										
Vince Horsman, L (9, 1) ERA: 2.7	0.2		2	0	0	0	0	0	0	0	0	0	0	9	15	0.00	0.000										

Batter	1	2	3	4	5	6	7	8	9	AB	R	H	RBI	BB	SO	LOB	BOTTOM										
Rickey Henderson, R (1, 7) OBP: 0.424, SLG: 0.457	P6		1B				F9			5	1	2	3	0	1	1	<b>California Angels @ Oakland Athletics</b> Oakland-Alameda County Coliseum, Oakland, CA Sat Aug 15 1992, 3:33 AM PDT Att: 33,149 - Cloudy - 77 F										
Jerry Browne, S (1, 5) OBP: 0.357, SLG: 0.330	F9		1B			G4-3	G4-3		1B SF8	5	1	2	0	0	0	1											
Harold Baines, L (1, 9) OBP: 0.324, SLG: 0.371 Willie Wilson, S (8, PH) OBP: 0.337, SLG: 0.334			L4			L9			1B HR	3	1	1	1	1	0	2											
Mark McGwire, R (1, 3) OBP: 0.390, SLG: 0.607	F8		F8				E2 1B		SF8 1B	3	0	0	1	1	0	4											
Jose Canseco, R (1, 10) OBP: 0.337, SLG: 0.468						P3			HR	5	1	3	3	0	1	1											
Terry Steinbach, R (1, 2) OBP: 0.394, SLG: 0.442	F8					P3			HR	4	0	1	0	1	0	2											
Mike Bordick, R (1, 4) OBP: 0.361, SLG: 0.372	G5-3						P6		F8	5	0	1	0	0	0	6											
Walt Weiss, S (1, 6) OBP: 0.328, SLG: 0.265	G4-3									3	2	1	0	2	0	2											
Lance Blankenship, R (1, 8) OBP: 0.387, SLG: 0.341			P6			P3				4	2	2	1	0	0	2											
										1B: 9 2B: 3 3B: 0 HR: 2	SF: 1 SAC: 0 DP: 0 HBP: 0	WP: 0 PB: 0 SB: 1 CS: 0	PA: 44														
<b>Inning Stats</b>	R: 0 E: 0 K: 0 S: 10	H: 0 LOB: 1 BB: 1 P: 22	R: 0 E: 0 K: 0 S: 10	H: 1 LOB: 1 BB: 0 P: 16	R: 0 E: 0 K: 0 S: 11	H: 2 LOB: 2 BB: 0 P: 21	R: 0 E: 0 K: 0 S: 11	H: 1 LOB: 2 BB: 1 P: 18	R: 0 E: 0 K: 1 S: 9	H: 0 LOB: 0 BB: 1 P: 12	R: 3 E: 1 K: 0 S: 20	H: 3 LOB: 3 BB: 2 P: 36	R: 6 E: 0 K: 0 S: 22	H: 7 LOB: 1 BB: 0 P: 37													
<b>PITCHER</b>	IP	WLS	BF	H	R	ER	SO	BB	IBB	HBP	BLK	WP	HR	S	P	ERA	WHIP										
Julio Valera, R (1, 1) ERA: 3.65	6.0		27	5	2	2	2	4	0	0	0	0	0	63	113	3.00	1.500										
Mike Butcher, R (7, 1) ERA: 1.72	0.2		5	2	1	0	0	0	0	0	0	0	0	10	15	0.00	3.000										
Chuck Crim, R (7, 1) ERA: 5.69	0.1	L	5	3	3	3	0	1	0	0	0	0	1	12	19	81.00	12.000										
Steve Frey, L (8, 1) ERA: 3.76	0.1		4	3	3	3	0	0	0	0	0	0	1	7	12	81.00	9.000										
Tim Fortugno, L (8, 1) ERA: 3.66	0.2		3	1	0	0	0	0	0	0	0	0	0	8	15	0.00	1.500										



Batter	1	2	3	4	5	6	7	8	9	AB	R	H	RBI	BB	SO	LOB	TOP								
Luis Polonia, L (1, 10) OBP: 0.397, SLG: 0.348	L7		SH G6-3 SH2-4 CS		E1 E		1B		K	4	0	1	0	0	1	1	<b>California Angels @ Oakland Athletics</b> Oakland-Alameda County Coliseum, Oakland, CA Sun Aug 16 1992, 3:33 AM PDT Att: 32,003 - Sunny - 75 F  <b>AB 33</b> <b>R 4</b> <b>H 7</b> <b>RBI 3</b> <b>BB 3</b> <b>SO 7</b> <b>LOB 16</b> 								
Luis Sojo, R (1, 4) (8, 5) OBP: 0.296, SLG: 0.403	E6 WP G3		SH2-4		K		1B			4	1	2	0	0	1	2									
Junior Felix, S (1, 8) OBP: 0.290, SLG: 0.371	G3 2H		G6-3		E3				K	5	0	1	2	0	1	3									
Gary Gaetti, R (1, 3) OBP: 0.268, SLG: 0.331	G6-3		CS		G6-3		P4		F7	4	0	0	0	0	0	3									
Chad Curtis, R (1, 7) OBP: 0.337, SLG: 0.388		G4-3		F8		F9			F9 S BB	3	0	0	0	1	0	0									
Von Hayes, L (1, 9) OBP: 0.306, SLG: 0.323				G3-1		K			F9	3	0	0	0	1	1	2									
Gary Disarcina, R (8, PH) Ken Oberkfell, L (8, 4) OBP: 0.239, SLG: 0.308 OBP: 0.239, SLG: 0.209		F7				1B SF9			G4-3	3	1	1	0	0	0	1									
Ron Tingley, R (1, 2) Lee Stevens, L (8, PH) Mike Fitzgerald, R (8, PH) OBP: 0.285, SLG: 0.304									IBB	0	0	0	0	0	0	0									
Damon Easley, R (1, 5) (8, 6) OBP: 0.077, SLG: 0.083									K2-3	3	1	1	0	0	1	1									
			SH2-4 G6-3 SH 1B		SF9		F9		K	3	1	1	1	0	1	0									
<b>Inning Stats</b>	R: 1 E: 1 K: 0 S: 8	H: 0 LOB: 0 BB: 0 P: 10	R: 0 E: 0 K: 1 S: 11	H: 0 LOB: 1 BB: 1 P: 17	R: 1 E: 1 K: 0 S: 9	H: 1 LOB: 0 BB: 0 P: 13	R: 0 E: 0 K: 0 S: 6	H: 0 LOB: 0 BB: 0 P: 10	R: 2 E: 2 K: 1 S: 19	H: 2 LOB: 2 BB: 0 P: 28	R: 0 E: 0 K: 1 S: 9	H: 0 LOB: 0 BB: 0 P: 14	R: 0 E: 0 K: 0 S: 11	H: 2 LOB: 2 BB: 0 P: 17	R: 0 E: 0 K: 1 S: 9	H: 1 LOB: 3 BB: 2 P: 19	R: 0 E: 0 K: 3 S: 13	H: 1 LOB: 1 BB: 0 P: 16	1B: 6 2B: 0 3B: 1 HR: 0	SF: 1 SAC: 2 DP: 0 HBP: 0	WP: 1 PB: 0 SB: 2 CS: 1	PA: 40			
<b>PITCHER</b>	IP	WLS	BF	H	R	ER	SO	BB	IBB	HBP	BLK	WP	HR	S	P	ERA	WHIP								
Kelly Downs, R (1, 1) ERA: 3.78	7.0		29	5	4	1	3	1	0	0	0	1	0	73	109	1.29	0.857								
Jeff Farnett, R (8, 1) ERA: 3.14	0.2		5	1	0	0	0	1	1	0	0	0	0	6	15	0.00	3.000								
Rick Honeycutt, L (8, 1) ERA: 3.22	1.0		3	0	0	0	3	0	0	0	0	0	0	9	11	0.00	0.000								
Dennis Eckersley, R (8, 1) ERA: 1.88	0.1	W	2	1	0	0	1	0	0	0	0	0	0	7	9	0.00	3.000								

Batter	1	2	3	4	5	6	7	8	9	AB	R	H	RBI	BB	SO	LOB	BOTTOM								
Rickey Henderson, R (1, 10) OBP: 0.426, SLG: 0.456	F8		E S 1B BB	FC6-4 1B		K			1B HBP IBB	3	1	1	0	2	1	0	<b>California Angels @ Oakland Athletics</b> Oakland-Alameda County Coliseum, Oakland, CA Sun Aug 16 1992, 3:33 AM PDT Att: 32,003 - Sunny - 75 F  <b>AB 26</b> <b>R 5</b> <b>H 6</b> <b>RBI 4</b> <b>BB 8</b> <b>SO 5</b> <b>LOB 10</b> 								
Randy Ready, R (1, 5) OBP: 0.333, SLG: 0.322	P6		K	SF7					1B	3	0	0	1	0	1	1									
Jerry Browne, S (8, 5) OBP: 0.360, SLG: 0.330									HBP	0	0	0	0	0	0	0									
Jose Canseco, R (1, 9) OBP: 0.341, SLG: 0.467			K	FC6-4					CS BB	3	0	1	1	2	1	3									
Mark McGwire, R (1, 3) OBP: 0.391, SLG: 0.604	G5-3								1B	2	0	0	0	2	0	2									
Terry Steinbach, R (1, 2) OBP: 0.366, SLG: 0.443										1	1	1	0	0	0	0									
Jamie Quirk, L (3, PH) OBP: 0.293, SLG: 0.286										2	0	1	1	0	0	0									
Willie Wilson, S (1, 8) OBP: 0.336, SLG: 0.333										4	1	1	0	0	2	3									
Mike Bordick, R (1, 4) OBP: 0.360, SLG: 0.370										2	1	0	1	1	0	1									
Walt Weiss, S (1, 6) OBP: 0.323, SLG: 0.261										3	0	0	0	0	0	0									
Lance Blankenship, R (1, 7) OBP: 0.389, SLG: 0.341										3	1	1	0	1	0	0									
<b>Inning Stats</b>	R: 0 E: 0 K: 0 S: 9	H: 0 LOB: 1 BB: 1 P: 16	R: 2 E: 1 K: 0 S: 13	H: 2 LOB: 0 BB: 0 P: 24	R: 1 E: 0 K: 2 S: 17	H: 1 LOB: 2 BB: 2 P: 32	R: 1 E: 0 K: 0 S: 11	H: 1 LOB: 2 BB: 2 P: 19	R: 0 E: 0 K: 1 S: 7	H: 0 LOB: 1 BB: 1 P: 15	R: 0 E: 0 K: 1 S: 8	H: 0 LOB: 0 BB: 0 P: 16	R: 0 E: 0 K: 0 S: 7	H: 0 LOB: 0 BB: 1 P: 15	R: 0 E: 0 K: 1 S: 9	H: 0 LOB: 0 BB: 0 P: 15	R: 1 E: 0 K: 0 S: 8	H: 2 LOB: 3 BB: 1 P: 15	1B: 6 2B: 0 3B: 0 HR: 0	SF: 2 SAC: 2 DP: 0 HBP: 1	WP: 0 PB: 0 SB: 2 CS: 1	PA: 40			
<b>PITCHER</b>	IP	WLS	BF	H	R	ER	SO	BB	IBB	HBP	BLK	WP	HR	S	P	ERA	WHIP								
Chuck Finley, L (1, 1) ERA: 4.48	7.0		31	4	4	2	4	7	0	0	0	0	0	72	137	2.57	1.571								
Scott Bailes, L (8, 1) ERA: 7.49	1.1		4	0	0	0	1	0	0	0	0	0	0	11	18	0.00	0.000								
Joe Grahe, R (8, 1) ERA: 3.54	0.0	L	4	2	1	1	0	0	1	1	0	0	0	6	12	∞	∞								



Batter	1	2	3	4	5	6	7	8	9	AB	R	H	RBI	BB	SO	LOB	TOP			
Luis Polonia, L OBP: 0.354, SLG: 0.345	G5-3		G2-3		L7		F8			4	0	0	0	0	0	5	<b>California Angels @ Boston Red Sox</b> Fenway Park, Boston, MA Tue Aug 18 1992, 7:05 PM EDT Att: 33,339 - Cloudy - 67 F			
Luis Sojo, R OBP: 0.295, SLG: 0.400	P2			WP BB 1B	F7		F8		4	0	1	0	0	0	2					
Junior Felix, S OBP: 0.287, SLG: 0.368	L8			F8		G3		K	4	0	0	0	0	1	1					
Gary Gaetti, R OBP: 0.267, SLG: 0.328		K		WP BB 1-2		K		G4-3	3	0	0	0	1	2	0					
Chad Curtis, R OBP: 0.336, SLG: 0.386		G6-3		K		P4		G5-3 G4-3 1B	4	0	1	0	0	1	2					
Von Hayes, L OBP: 0.305, SLG: 0.326		L9		K				G4-3 1-2	4	0	1	0	0	1	3					
Gary Disarcina, R OBP: 0.288, SLG: 0.305			G3-1		BB HBP			G5-3 2-3	3	0	0	0	0	1	2					
Ron Tingley, R OBP: 0.279, SLG: 0.333			K		F8			K	2	0	0	0	0	1	1					
Lee Stevens, L OBP: 0.276, SLG: 0.336								K	0	0	0	0	1	0	0					
Mike Fitzgerald, R OBP: 0.285, SLG: 0.304								BB	0	0	0	0	0	0	0					
Rob Ducey, L OBP: 0.217, SLG: 0.233									1	0	0	0	0	1	1					
Damon Easley, R OBP: 0.188, SLG: 0.143			S 1B					L8	2	0	1	0	1	0	2					
<b>Inning Stats</b>	R: 0 E: 0 K: 0 S: 6	H: 0 LOB: 0 BB: 0 P: 9	R: 0 E: 0 K: 1 S: 12	H: 0 LOB: 0 BB: 16	R: 0 E: 0 K: 1 S: 9	H: 1 LOB: 1 BB: 0 P: 14	R: 0 E: 0 K: 2 S: 15	H: 1 LOB: 2 BB: 1 P: 25	R: 0 E: 0 K: 0 S: 9	H: 0 LOB: 0 BB: 0 P: 16	R: 0 E: 0 K: 1 S: 10	H: 1 LOB: 2 BB: 1 P: 22	R: 0 E: 0 K: 1 S: 6	H: 0 LOB: 0 BB: 0 P: 9	R: 0 E: 0 K: 1 S: 13	H: 1 LOB: 1 BB: 0 P: 19	1B: 3 2B: 1 3B: 0 HR: 0	SF: 0 SAC: 0 DP: 0 HBP: 1	WP: 1 PB: 0 SB: 1 CS: 0	PA: 35
<b>PITCHER</b> Rogier Clemens, R ERA: 2.1	IP: 9.0 WLS: W BF: 35 H: 4 R: 0 ER: 0 SO: 8 BB: 3 IBB: 0 HBP: 1 BLK: 0 WP: 1 HR: 0 S: 92 P: 142 ERA: 0.00 WHIP: 0.778															<b>PITCHER</b>				

Batter	1	2	3	4	5	6	7	8	9	AB	R	H	RBI	BB	SO	LOB	BOTTOM			
Wade Boggs, L OBP: 0.361, SLG: 0.388	1B	SF8	FC6-4				HBP BB			3	0	2	1	1	0	2	<b>California Angels @ Boston Red Sox</b> Fenway Park, Boston, MA Tue Aug 18 1992, 7:05 PM EDT Att: 33,339 - Cloudy - 67 F			
Billy Hatcher, R OBP: 0.321, SLG: 0.370	L8			G5-3	K				4	0	1	1	0	1	2					
Bob Zupcic, R OBP: 0.326, SLG: 0.387	K	K		2B 1B		BB G4-3 2B	F8		5	1	2	0	0	2	5					
Tom Brunansky, R OBP: 0.358, SLG: 0.477			1B BB	2B		G4-3 BB		1B HR BB	2	2	2	0	3	0	0					
Jack Clark, R OBP: 0.346, SLG: 0.310	K		1B BB	K		G4-3 BB		HR 1B	4	2	2	0	1	2	4					
Jody Reed, R OBP: 0.332, SLG: 0.339		2B SF8 BB	FC6-4 1B		IBB	G4-3 BB		K	3	1	1	0	2	1	4					
Mo Vaughn, L OBP: 0.338, SLG: 0.390		1B 2B	K	G3		K		HR	5	2	2	3	0	2	7					
Tony Peña, R OBP: 0.289, SLG: 0.303		K			G6-3		P2	K	5	0	1	1	0	2	2					
John Valentin, R OBP: 0.281, SLG: 0.259		1B BB	FC6-4 1B		G5-3		P2	F9	4	0	0	1	1	0	2					
<b>Inning Stats</b>	R: 0 E: 0 K: 2 S: 11	H: 2 LOB: 2 BB: 0 P: 20	R: 2 E: 0 K: 2 S: 18	H: 2 LOB: 2 BB: 2 P: 36	R: 2 E: 0 K: 1 S: 13	H: 3 LOB: 2 BB: 1 P: 23	R: 0 E: 0 K: 1 S: 12	H: 2 LOB: 3 BB: 1 P: 26	R: 0 E: 0 K: 1 S: 8	H: 1 LOB: 1 BB: 0 P: 11	R: 1 E: 0 K: 1 S: 9	H: 1 LOB: 2 BB: 2 P: 22	R: 0 E: 0 K: 0 S: 11	H: 0 LOB: 2 BB: 1 P: 22	R: 3 E: 0 K: 2 S: 16	H: 2 LOB: 0 BB: 1 P: 29		1B: 8 2B: 3 3B: 1 HR: 1	SF: 1 SAC: 0 DP: 1 HBP: 1	WP: 0 PB: 0 SB: 0 CS: 0
<b>PITCHER</b> Mark Langston, L ERA: 4.0	IP: 5.0 WLS: L BF: 31 H: 11 R: 5 ER: 5 SO: 7 BB: 4 IBB: 0 HBP: 0 BLK: 0 WP: 0 HR: 0 S: 65 P: 126 ERA: 9.00 WHIP: 3.000															<b>PITCHER</b>				
Mike Butcher, R ERA: 2.5	2.1 1 2 2 2 3 0 1 0 0 0 24 48 7.71 1.714																			
Steve Frey, L ERA: 3.99	0.0 1 1 1 0 0 0 0 0 0 1 4 7 ∞ ∞																			
Chuck Crim, R ERA: 5.64	0.2 2 0 0 0 1 0 0 0 0 0 5 8 0.00 0.000																			



Batter	1	2	3	4	5	6	7	8	9	AB	R	H	RBI	BB	SO	LOB	TOP								
Luis Polonia, L OBP: 0.391, SLG: 0.342 (1, 7)	G6-3		G4-3		G1-3			FC4-2		4	0	0	1	0	0	2	<b>California Angels @ Boston Red Sox</b> Fenway Park, Boston, MA Wed Aug 19 1992, 7:05 PM EDT Att: 32,980 - Cloudy - 71 F								
Luis Sojo, R OBP: 0.299, SLG: 0.399 (1, 4)	P6							G3		3	0	1	0	1	0	1									
Junior Felix, S OBP: 0.284, SLG: 0.364 (1, 8)	G1-3		G4-3						K	4	0	0	0	0	1	3									
Ken Oberkfell, L OBP: 0.260, SLG: 0.234 Von Hayes, L OBP: 0.305, SLG: 0.326 (9, PR)		G3								4	0	2	0	0	0	1									
Chad Curtis, R OBP: 0.332, SLG: 0.381 (1, 9)										0	1	0	0	0	0	0									
Lee Stevens, L OBP: 0.275, SLG: 0.339 (1, 3)										4	0	0	0	0	3	2									
Gary Disarcina, R OBP: 0.290, SLG: 0.307 (1, 6)										4	0	0	0	0	3	2									
Mike Fitzgerald, R OBP: 0.282, SLG: 0.301 Rob Ducey, L OBP: 0.234, SLG: 0.273 Ron Tingley, R OBP: 0.276, SLG: 0.330 (8, PH)										4	1	1	0	0	0	1									
Damon Easley, R OBP: 0.211, SLG: 0.176 (1, 5)										4	1	1	0	0	0	1									
Gary Disarcina, R OBP: 0.290, SLG: 0.307 (1, 6)										4	0	2	2	0	0	1									
Mike Fitzgerald, R OBP: 0.282, SLG: 0.301 Rob Ducey, L OBP: 0.234, SLG: 0.273 Ron Tingley, R OBP: 0.276, SLG: 0.330 (8, PH)										2	1	0	0	0	0	1									
Damon Easley, R OBP: 0.211, SLG: 0.176 (1, 5)										1	0	1	0	0	0	0									
Damon Easley, R OBP: 0.211, SLG: 0.176 (1, 5)										1	0	0	0	0	1	1									
Damon Easley, R OBP: 0.211, SLG: 0.176 (1, 5)										3	0	1	0	0	1	1									
<b>Inning Stats</b>	R: 0 E: 0 K: 0 S: 6	H: 0 LOB: 0 BB: 0 P: 9	R: 0 E: 0 K: 1 S: 11	H: 0 LOB: 0 BB: 0 P: 15	R: 1 E: 1 K: 0 S: 11	H: 2 LOB: 2 BB: 1 P: 21	R: 0 E: 0 K: 1 S: 7	H: 1 LOB: 1 BB: 0 P: 12	R: 0 E: 0 K: 1 S: 6	H: 0 LOB: 0 BB: 0 P: 8	R: 0 E: 0 K: 0 S: 6	H: 1 LOB: 0 BB: 0 P: 9	R: 0 E: 0 K: 0 S: 5	H: 0 LOB: 0 BB: 0 P: 8	R: 0 E: 0 K: 0 S: 10	H: 1 LOB: 1 BB: 0 P: 14	R: 2 E: 0 K: 3 S: 18	H: 3 LOB: 1 BB: 0 P: 24	1B: 6 2B: 3 3B: 0 HR: 0	SF: 0 SAC: 0 DP: 1 HBP: 0	WP: 1 PB: 0 SB: 0 CS: 0	PA: 35			
<b>PITCHER</b>	IP	WLS	BF	H	R	ER	SO	BB	IBB	HBP	BLK	WP	HR	S	P	ERA	WHIP								
John Dopson, R ERA: 3.29 (1, 1)	7.1		27	5	1	1	3	1	0	0	1	1	0	57	89	1.23	0.818								
Tony Fossas, L ERA: 2.94 (8, 1)	0.1	1	0	0	0	0	0	0	0	0	0	0	0	2	3	0.00	0.000								
Greg Harris, R ERA: 2.48 (8, 1)	0.1	1	0	0	0	0	0	0	0	0	0	0	0	3	4	0.00	0.000								
Jeff Reardon, R ERA: 4.17 (9, 1)	1.0	L	6	3	2	2	3	0	0	0	0	0	0	18	24	18.00	3.000								

Batter	1	2	3	4	5	6	7	8	9	AB	R	H	RBI	BB	SO	LOB	BOTTOM								
Wade Boggs, L OBP: 0.358, SLG: 0.383 (1, 5)	F8	G6-3		G5-3		G4-3			G4-3	5	0	0	0	0	0	1	<b>California Angels @ Boston Red Sox</b> Fenway Park, Boston, MA Wed Aug 19 1992, 7:05 PM EDT Att: 32,980 - Cloudy - 71 F								
Billy Hatcher, R OBP: 0.323, SLG: 0.370 (1, 7)	G6-3		K							5	1	2	0	0	1	0									
Bob Zupcic, R OBP: 0.327, SLG: 0.385 (1, 8)										4	1	1	0	0	1	1									
Tom Brunansky, R OBP: 0.364, SLG: 0.480 (1, 9)										2	0	2	0	2	0	0									
Jack Clark, R OBP: 0.348, SLG: 0.317 (1, 10)										4	0	2	1	0	1	4									
Jody Reed, R OBP: 0.333, SLG: 0.339 (1, 4)										3	0	1	1	1	0	2									
Mo Vaughn, L OBP: 0.337, SLG: 0.385 (1, 3)										3	0	0	0	1	1	6									
Tony Peña, R OBP: 0.288, SLG: 0.302 (1, 2)										4	0	1	0	0	0	1									
John Valentin, R OBP: 0.279, SLG: 0.258 (1, 6)										4	0	1	0	0	1	1									
<b>Inning Stats</b>	R: 1 E: 0 K: 1 S: 26	H: 1 LOB: 3 BB: 2 P: 41	R: 0 E: 0 K: 1 S: 6	H: 0 LOB: 0 BB: 0 P: 9	R: 0 E: 0 K: 2 S: 13	H: 2 LOB: 0 BB: 0 P: 16	R: 0 E: 0 K: 0 S: 8	H: 1 LOB: 1 BB: 1 P: 14	R: 1 E: 0 K: 1 S: 13	H: 3 LOB: 2 BB: 1 P: 21	R: 0 E: 0 K: 0 S: 4	H: 0 LOB: 0 BB: 0 P: 7	R: 0 E: 0 K: 0 S: 5	H: 1 LOB: 1 BB: 0 P: 6	R: 0 E: 0 K: 0 S: 8	H: 1 LOB: 0 BB: 0 P: 12		R: 0 E: 0 K: 0 S: 7	H: 1 LOB: 0 BB: 0 P: 14	1B: 9 2B: 2 3B: 0 HR: 0	SF: 0 SAC: 0 DP: 2 HBP: 1	WP: 0 PB: 0 SB: 0 CS: 0	PA: 39		
<b>PITCHER</b>	IP	WLS	BF	H	R	ER	SO	BB	IBB	HBP	BLK	WP	HR	S	P	ERA	WHIP								
Jim Abbott, L ERA: 2.86 (1, 1)	8.0	W	36	9	2	2	5	4	0	0	0	0	0	7	14	0.00	1.625								
Joe Grahe, R ERA: 3.49 (9, 1)	1.0	S	3	1	0	0	0	0	0	0	0	0	0	7	14	0.00	1.000								



Batter	1	2	3	4	5	6	7	8	9	AB	R	H	RBI	BB	SO	LOB	TOP				
Luis Polonia, L OBP: 0.352, SLG: 0.342 (1, 7)	G4-3	1-1 1B		G3			G1-3 1B		G5-3	5	0	2	0	0	0	1					
Luis Sojo, R OBP: 0.297, SLG: 0.395 (1, 4)	F7	0-0 F9			1-0 1B		G1-3 1B		G4-3	5	0	1	0	0	0	4					
Junior Felix, S OBP: 0.286, SLG: 0.363 (1, 8)	2-2 1B		0-1 F7		3-3 K		4-0 FC6-4 IBB		L7	4	0	1	0	1	1	1					
Gary Gaetti, R OBP: 0.267, SLG: 0.327 (1, 10)	2-3 K		0-0		2-3 K		0-1 P5			4	0	1	0	0	2	5					
Chad Curtis, R OBP: 0.331, SLG: 0.377 (1, 9)		4-2 2B BB		1-3 K		1-3 K		0-0 FC6-4		3	1	0	0	1	2	5					
Lee Stevens, L OBP: 0.275, SLG: 0.342 (1, 3)	1-1 1B 2B		0-1 F8			3-2 G4-3		1-1 G4-3		4	1	1	1	0	0	1					
Gary Disarcina, R OBP: 0.294, SLG: 0.312 (1, 6)	1-2 1B			2-0 1B		0-3 K		0-1 G3 1B		4	0	3	1	0	1	0					
Ron Tingley, R OBP: 0.266, SLG: 0.316 (1, 2)	3-3 K			2-3 K		2-3 K		0-0 G3		4	0	0	0	0	3	2					
Damon Easley, R OBP: 0.304, SLG: 0.250 (1, 5)	3-2 1B HBP			0-0 1B			1-1 G1-3 1B		G5-3	3	0	2	0	0	0	1					
<b>Inning Stats</b>	R: 0 E: 0 K: 1 S: 15	H: 1 LOB: 1 BB: 0 P: 22	R: 2 E: 0 K: 1 S: 19	H: 3 LOB: 2 BB: 1 P: 33	R: 0 E: 0 K: 1 S: 8	H: 1 LOB: 1 BB: 0 P: 9	R: 0 E: 0 K: 3 S: 11	H: 2 LOB: 1 BB: 0 P: 18	R: 0 E: 0 K: 2 S: 12	H: 0 LOB: 0 BB: 0 P: 18	R: 0 E: 0 K: 10 S: 10	H: 2 LOB: 3 BB: 1 P: 19	R: 0 E: 0 K: 0 S: 6	H: 1 LOB: 1 BB: 0 P: 8	R: 0 E: 0 K: 0 S: 6	H: 0 LOB: 0 BB: 0 P: 9	1B: 10 2B: 1 3B: 0 HR: 0	SF: 0 SAC: 0 DP: 0 HBP: 1	WP: 0 PB: 0 SB: 1 CS: 0	PA: 39	
<b>PITCHER</b>	IP WLS BF H R ER SO BB IBB HBP BLK WP HR S P ERA WHIP	IP WLS BF H R ER SO BB IBB HBP BLK WP HR S P ERA WHIP	IP WLS BF H R ER SO BB IBB HBP BLK WP HR S P ERA WHIP	IP WLS BF H R ER SO BB IBB HBP BLK WP HR S P ERA WHIP	IP WLS BF H R ER SO BB IBB HBP BLK WP HR S P ERA WHIP	IP WLS BF H R ER SO BB IBB HBP BLK WP HR S P ERA WHIP	IP WLS BF H R ER SO BB IBB HBP BLK WP HR S P ERA WHIP	IP WLS BF H R ER SO BB IBB HBP BLK WP HR S P ERA WHIP	IP WLS BF H R ER SO BB IBB HBP BLK WP HR S P ERA WHIP	IP WLS BF H R ER SO BB IBB HBP BLK WP HR S P ERA WHIP	IP WLS BF H R ER SO BB IBB HBP BLK WP HR S P ERA WHIP	IP WLS BF H R ER SO BB IBB HBP BLK WP HR S P ERA WHIP	IP WLS BF H R ER SO BB IBB HBP BLK WP HR S P ERA WHIP	IP WLS BF H R ER SO BB IBB HBP BLK WP HR S P ERA WHIP	IP WLS BF H R ER SO BB IBB HBP BLK WP HR S P ERA WHIP	IP WLS BF H R ER SO BB IBB HBP BLK WP HR S P ERA WHIP	IP WLS BF H R ER SO BB IBB HBP BLK WP HR S P ERA WHIP	IP WLS BF H R ER SO BB IBB HBP BLK WP HR S P ERA WHIP	IP WLS BF H R ER SO BB IBB HBP BLK WP HR S P ERA WHIP	IP WLS BF H R ER SO BB IBB HBP BLK WP HR S P ERA WHIP	IP WLS BF H R ER SO BB IBB HBP BLK WP HR S P ERA WHIP

California Angels @ Boston Red Sox  
Fenway Park, Boston, MA  
Thu Aug 20 1992, 7:05 PM EDT  
Att: 32,879 - Sunny - 70 F

AB 36  
R 2  
H 11  
RBI 2  
BB 2  
SO 9  
LOB 20



Batter	1	2	3	4	5	6	7	8	9	AB	R	H	RBI	BB	SO	LOB	BOTTOM				
Wade Boggs, L OBP: 0.397, SLG: 0.384 (1, 10)	F8		0-0 2B			G3		F8		4	0	1	0	0	0	0					
Billy Hatcher, R OBP: 0.322, SLG: 0.368 (1, 7)	K		2-0 P5			G6-3			1-1 FC3-6 1B	4	0	1	0	0	1	1					
Scott Cooper, L OBP: 0.314, SLG: 0.296 (1, 5)	1-0 1B			0-0 L5-3 1B			1-0 F9		1-0 FC3-6 1B	4	0	2	0	0	0	1					
Tom Brunansky, R OBP: 0.363, SLG: 0.476 (1, 9)	G4-3			2-1 L5-3			4-0 1B BB		1-2 L7	3	0	0	0	1	0	3					
Mo Vaughn, L OBP: 0.335, SLG: 0.381 Jack Clark, R OBP: 0.349, SLG: 0.319 (7, PH) (8, 3)	G4-3		0-1 G4-3		2-2 G3-1		2-1 1B		1-3 K	2	0	0	0	0	0	0					
Jody Reed, R OBP: 0.331, SLG: 0.336 (1, 4)	L6		3-1 L6		1-2 G6-3		1-3 K			3	0	0	0	0	1	2					
Herm Winningham, L OBP: 0.246, SLG: 0.277 Bob Zupcic, R OBP: 0.326, SLG: 0.383 (7, PH) (8, 8)	P5		0-2 P5		2-3 K		1-0 P5			2	0	0	0	0	1	0					
John Marzano, R OBP: 0.167, SLG: 0.235 Tony Peña, R OBP: 0.250, SLG: 0.304 (8, PH) (9, 2)			2-0 P2		1-0 G4-3			1-2 CS 1B		2	0	0	0	0	0	0					
John Valentin, R OBP: 0.268, SLG: 0.246 (1, 6)	F8		2-1 F8				0-0 F9		3-2 F8	3	0	0	0	0	0	1					
<b>Inning Stats</b>	R: 0 E: 0 K: 1 S: 8	H: 1 LOB: 0 BB: 0 P: 10	R: 0 E: 0 K: 0 S: 7	H: 0 LOB: 0 BB: 0 P: 10	R: 0 E: 0 K: 0 S: 5	H: 1 LOB: 1 BB: 0 P: 11	R: 0 E: 0 K: 0 S: 7	H: 1 LOB: 0 BB: 0 P: 11	R: 0 E: 0 K: 1 S: 4	H: 0 LOB: 0 BB: 0 P: 6	R: 0 E: 0 K: 1 S: 7	H: 1 LOB: 2 BB: 1 P: 16	R: 0 E: 0 K: 0 S: 10	H: 1 LOB: 0 BB: 0 P: 15	R: 0 E: 0 K: 1 S: 13	H: 1 LOB: 1 BB: 0 P: 17	1B: 5 2B: 2 3B: 0 HR: 0	SF: 0 SAC: 0 DP: 1 HBP: 0	WP: 0 PB: 0 SB: 0 CS: 1	PA: 32	
<b>PITCHER</b>	IP WLS BF H R ER SO BB IBB HBP BLK WP HR S P ERA WHIP	IP WLS BF H R ER SO BB IBB HBP BLK WP HR S P ERA WHIP	IP WLS BF H R ER SO BB IBB HBP BLK WP HR S P ERA WHIP	IP WLS BF H R ER SO BB IBB HBP BLK WP HR S P ERA WHIP	IP WLS BF H R ER SO BB IBB HBP BLK WP HR S P ERA WHIP	IP WLS BF H R ER SO BB IBB HBP BLK WP HR S P ERA WHIP	IP WLS BF H R ER SO BB IBB HBP BLK WP HR S P ERA WHIP	IP WLS BF H R ER SO BB IBB HBP BLK WP HR S P ERA WHIP	IP WLS BF H R ER SO BB IBB HBP BLK WP HR S P ERA WHIP	IP WLS BF H R ER SO BB IBB HBP BLK WP HR S P ERA WHIP	IP WLS BF H R ER SO BB IBB HBP BLK WP HR S P ERA WHIP	IP WLS BF H R ER SO BB IBB HBP BLK WP HR S P ERA WHIP	IP WLS BF H R ER SO BB IBB HBP BLK WP HR S P ERA WHIP	IP WLS BF H R ER SO BB IBB HBP BLK WP HR S P ERA WHIP	IP WLS BF H R ER SO BB IBB HBP BLK WP HR S P ERA WHIP	IP WLS BF H R ER SO BB IBB HBP BLK WP HR S P ERA WHIP	IP WLS BF H R ER SO BB IBB HBP BLK WP HR S P ERA WHIP	IP WLS BF H R ER SO BB IBB HBP BLK WP HR S P ERA WHIP	IP WLS BF H R ER SO BB IBB HBP BLK WP HR S P ERA WHIP	IP WLS BF H R ER SO BB IBB HBP BLK WP HR S P ERA WHIP	IP WLS BF H R ER SO BB IBB HBP BLK WP HR S P ERA WHIP

California Angels @ Boston Red Sox  
Fenway Park, Boston, MA  
Thu Aug 20 1992, 7:05 PM EDT  
Att: 32,879 - Sunny - 70 F

AB 31  
R 0  
H 6  
RBI 0  
BB 1  
SO 4  
LOB 11





Batter	1	2	3	4	5	6	7	8	9	AB	R	H	RBI	BB	SO	LOB	TOP			
Luis Polonia, L OBP: 0.353, SLG: 0.344	1-2 G6-3	2-2 1B		2-1 1B	0-1 G6-3		0-0 G4-3		0-0 WP	6	2	3	1	0	0	3				
Luis Sojo, R OBP: 0.306, SLG: 0.399	1-2 2B	0-1 1B		2-1 1B		4-0 BB		1-3 K2-3	1-2 P3	5	2	3	1	1	1	1				
Junior Felix, S OBP: 0.287, SLG: 0.366	1-0 1B	3-1 1B		3-3 K	3-1 K	0-3 K		0-3 K		5	0	2	2	0	3	3				
Tim Salmon, R (1, 9)	4-2 BB	2-2 F7		0-3 K	2-0 FC6-4			1-3 K		4	0	0	0	1	2	4				
Chad Curtis, R OBP: 0.332, SLG: 0.376	3-2 F9	2-0 G6-3		0-3 BB	2-2 K			2-3 K	4-1 2B	4	1	1	1	1	1	5				
Lee Stevens, L OBP: 0.276, SLG: 0.339	1-3 K		2-3 K	4-1 BB			2-1 G4-3		0-2 2B	2	0	0	0	1	2	2				
Gary Gaetti, R OBP: 0.271, SLG: 0.333									1-H 2B	2	1	2	1	0	0	0				
Gary Disarcina, R OBP: 0.293, SLG: 0.313		2-1 L9	1-0 P4	0-0 F8			3-2 G4-3		2-2 F8	5	1	1	1	0	0	3				
Mike Fitzgerald, R OBP: 0.290, SLG: 0.297	4-2 1B	4-2 BB			1-1 G6-3		4-1 BB		1-2 F8	2	1	0	0	3	0	1				
Damon Easley, R OBP: 0.321, SLG: 0.280	1-0 1B	1-0 S	1-0 B1-3		3-2 G6-3		0-0 P6		2-1 G5-3	5	1	2	1	0	0	3				
<b>Inning Stats</b>	R: 1 E: 0 K: 1 S: 18	H: 2 LOB: 2 BB: 1 P: 29	R: 3 E: 0 K: 0 S: 16	H: 4 LOB: 2 BB: 1 P: 32	R: 0 E: 0 K: 1 S: 7	H: 0 LOB: 1 BB: 1 P: 15	R: 2 E: 0 K: 2 S: 15	H: 3 LOB: 2 BB: 1 P: 28	R: 0 E: 0 K: 0 S: 8	H: 0 LOB: 1 BB: 1 P: 15	R: 0 E: 0 K: 0 S: 8	H: 1 LOB: 2 BB: 1 P: 17	R: 0 E: 0 K: 3 S: 10	H: 0 LOB: 0 BB: 0 P: 12	R: 3 E: 0 K: 0 S: 17	H: 3 LOB: 1 BB: 1 P: 27	1B: 11 2B: 3 3B: 0 HR: 0	SF: 0 SAC: 0 DP: 1 HBP: 0	WP: 3 PB: 0 SB: 3 CS: 0	PA: 47
<b>PITCHER</b>	IP WLS BF H R ER SO BB IBB HBP BLK WP HR S P ERA WHIP	IP WLS BF H R ER SO BB IBB HBP BLK WP HR S P ERA WHIP	IP WLS BF H R ER SO BB IBB HBP BLK WP HR S P ERA WHIP	IP WLS BF H R ER SO BB IBB HBP BLK WP HR S P ERA WHIP	IP WLS BF H R ER SO BB IBB HBP BLK WP HR S P ERA WHIP	IP WLS BF H R ER SO BB IBB HBP BLK WP HR S P ERA WHIP	IP WLS BF H R ER SO BB IBB HBP BLK WP HR S P ERA WHIP	IP WLS BF H R ER SO BB IBB HBP BLK WP HR S P ERA WHIP	IP WLS BF H R ER SO BB IBB HBP BLK WP HR S P ERA WHIP	IP WLS BF H R ER SO BB IBB HBP BLK WP HR S P ERA WHIP	IP WLS BF H R ER SO BB IBB HBP BLK WP HR S P ERA WHIP	IP WLS BF H R ER SO BB IBB HBP BLK WP HR S P ERA WHIP	IP WLS BF H R ER SO BB IBB HBP BLK WP HR S P ERA WHIP	IP WLS BF H R ER SO BB IBB HBP BLK WP HR S P ERA WHIP	IP WLS BF H R ER SO BB IBB HBP BLK WP HR S P ERA WHIP	IP WLS BF H R ER SO BB IBB HBP BLK WP HR S P ERA WHIP	IP WLS BF H R ER SO BB IBB HBP BLK WP HR S P ERA WHIP			
Shawn Hillegas, R ERA: 5.51	(1, 1)	3.2 L	23 9	6 6	6 4	4 3	0 0	0 0	0 0	0 0	54 98	14.73	3.273							
Greg Cadaret, L ERA: 4.72	(4, 1)	4.1 W	19 3	2 2	2 5	5 4	0 0	0 0	0 0	1 0	39 70	4.15	1.615							
Tim Burke, R ERA: 4.25	(9, 1)	1.0 S	5 2	1 1	1 0	0 0	0 0	0 0	0 0	1 0	13 19	9.00	2.000							

California Angels @ New York Yankees  
Yankee Stadium, Bronx, NY  
Fri Aug 21 1992, 7:05 PM EDT  
Att: 22,631 - Sunny - 70 F

AB	40
R	9
H	14
RBI	8
BB	7
SO	9
LOB	25



Batter	1	2	3	4	5	6	7	8	9	AB	R	H	RBI	BB	SO	LOB	BOTTOM					
Bernie Williams, S OBP: 0.317, SLG: 0.378	2-1 F8		0-0 G4-3		1-0 G1-3	4-2 BB		1-3 K		4	0	2	0	1	1	1						
Roberto Kelly, R OBP: 0.329, SLG: 0.413	1-3 K		1-2 G6-3		4-2 HR	0-1 BB		2-3 K	1-2 G3	4	1	0	0	1	1	3						
Don Mattingly, L OBP: 0.333, SLG: 0.429	1-0 1B		2-1 G4-3		1-2 HR	1-0 F9		0-3 K		5	1	2	2	0	1	1						
Danny Tartabull, R OBP: 0.413, SLG: 0.468	1-0 F8		3-1 G6-3		4-2 BB		2-1 G1-3		1-2 1B	4	1	1	0	1	0	3						
Mel Hall, L OBP: 0.314, SLG: 0.449	1-2 P9			1-1 2B	2-1 BB		1-1 F8		2-1 F7	5	2	2	0	0	0	3						
Randy Velarde, R OBP: 0.327, SLG: 0.404		1-0 G6-3		2-3 K	2-1 L5		2-0 P3			4	0	0	0	0	1	3						
Jim Leyritz, R OBP: 0.342, SLG: 0.415		2-2 1B		0-1 F7	4-1 1B			2-1 F7		3	0	1	0	1	0	1						
Charlie Hayes, R OBP: 0.284, SLG: 0.387		0-3 K		0-1 2B	0-0 1B			1-3 K		4	0	2	3	0	2	1						
Pat Kelly, R OBP: 0.292, SLG: 0.353		1-2 F8		1-0 F8	1-0 P5			0-1 WP	2B	4	0	1	0	0	0	4						
<b>Inning Stats</b>	R: 0 E: 0 K: 1 S: 10	H: 2 LOB: 0 BB: 0 P: 16	R: 0 E: 0 K: 1 S: 11	H: 1 LOB: 0 BB: 0 P: 15	R: 0 E: 0 K: 0 S: 8	H: 1 LOB: 1 BB: 0 P: 14	R: 1 E: 0 K: 1 S: 10	H: 2 LOB: 1 BB: 0 P: 14	R: 4 E: 0 K: 0 S: 15	H: 3 LOB: 2 BB: 3 P: 35	R: 0 E: 0 K: 0 S: 5	H: 0 LOB: 0 BB: 1 P: 10	R: 0 E: 0 K: 0 S: 5	H: 0 LOB: 0 BB: 0 P: 10	R: 0 E: 0 K: 2 S: 15	H: 1 LOB: 1 BB: 0 P: 19	R: 0 E: 0 K: 1 S: 12	H: 1 LOB: 1 BB: 0 P: 16	1B: 7 2B: 3 3B: 0 HR: 1	SF: 0 SAC: 0 DP: 1 HBP: 0	WP: 1 PB: 0 SB: 0 CS: 0	PA: 41
<b>PITCHER</b>	IP WLS BF H R ER SO BB IBB HBP BLK WP HR S P ERA WHIP	IP WLS BF H R ER SO BB IBB HBP BLK WP HR S P ERA WHIP	IP WLS BF H R ER SO BB IBB HBP BLK WP HR S P ERA WHIP	IP WLS BF H R ER SO BB IBB HBP BLK WP HR S P ERA WHIP	IP WLS BF H R ER SO BB IBB HBP BLK WP HR S P ERA WHIP	IP WLS BF H R ER SO BB IBB HBP BLK WP HR S P ERA WHIP	IP WLS BF H R ER SO BB IBB HBP BLK WP HR S P ERA WHIP	IP WLS BF H R ER SO BB IBB HBP BLK WP HR S P ERA WHIP	IP WLS BF H R ER SO BB IBB HBP BLK WP HR S P ERA WHIP	IP WLS BF H R ER SO BB IBB HBP BLK WP HR S P ERA WHIP	IP WLS BF H R ER SO BB IBB HBP BLK WP HR S P ERA WHIP	IP WLS BF H R ER SO BB IBB HBP BLK WP HR S P ERA WHIP	IP WLS BF H R ER SO BB IBB HBP BLK WP HR S P ERA WHIP	IP WLS BF H R ER SO BB IBB HBP BLK WP HR S P ERA WHIP	IP WLS BF H R ER SO BB IBB HBP BLK WP HR S P ERA WHIP	IP WLS BF H R ER SO BB IBB HBP BLK WP HR S P ERA WHIP	IP WLS BF H R ER SO BB IBB HBP BLK WP HR S P ERA WHIP					
Julio Valera, R ERA: 3.83	(1, 1)	4.2 W	26 5	0 0	0 0	0 0	1 0	0 0	0 0	0 0	8 17	0.00	0.600									
Mike Butcher, R ERA: 2.29	(5, 1)	1.2 S	5 2	0 0	0 0	0 3	0 0	0 0	0 0	0 0	8 41	0.00	0.750									
Tim Fortugno, L ERA: 3.52	(7, 1)	2.2 S	10 2	0 0	0 0	3 0	0 0	0 0	0 0	1 0	30 41	0.00	0.750									

California Angels @ New York Yankees  
Yankee Stadium, Bronx, NY  
Fri Aug 21 1992, 7:05 PM EDT  
Att: 22,631 - Sunny - 70 F

AB	37
R	5
H	11
RBI	5
BB	4
SO	6
LOB	20





Batter	1	2	3	4	5	6	7	8	9	AB	R	H	RBI	BB	SO	LOB	TOP				
Luis Polonia, L OBP: 0.355, SLG: 0.343	4-2 CS BB			0-1 G3		0-0 F7			4-2 G3 B1-3 BB	2	0	0	0	2	0	1					
Luis Sojo, R OBP: 0.305, SLG: 0.397	0-2 F7			0-2 G6-3		0-2 1B			0-1 B1-3	4	0	1	0	0	0	2					
Junior Felix, S OBP: 0.284, SLG: 0.362	0-0 G4-3			1-3 K		0-0 PO	1-2 G3		1-2 G3	4	0	0	0	0	1	1					
Tim Salmon, R OBP: 0.222, SLG: 0.125		0-2 G5-3			1-3 K		0-0 WP 1B		1-1 L8	4	0	1	0	0	1	1					
Chad Curtis, R OBP: 0.332, SLG: 0.373		3-3 K			4-0 PB BB		0-3 K			2	0	0	0	1	2	1					
Gary Gaetti, R OBP: 0.269, SLG: 0.331		0-3 K			0-3 K		3-3 K			3	0	0	0	0	3	2					
Gary Disarcina, R OBP: 0.293, SLG: 0.313				1-1 CS 1B		2-0 F8			1-1 F8	3	0	1	0	0	0	1					
Ron Tingley, R OBP: 0.270, SLG: 0.313				4-0 1 SAFE BB		1-0 F7			1-3 K	1	0	0	0	1	0	0					
Rob Ducey, L OBP: 0.229, SLG: 0.267				1-2 G5-4-3 BB						1	0	0	0	0	1	0					
Mike Fitzgerald, R OBP: 0.290, SLG: 0.297										0	0	0	0	0	0	0					
Damon Easley, R OBP: 0.323, SLG: 0.286				0-2 G5-4-3		1-0 PO 1B			1-2 P5	3	0	1	0	0	0	1					
<b>Inning Stats</b>	R: 0 E: 0 K: 0 S: 8	H: 0 LOB: 0 BB: 1 P: 12	R: 0 E: 0 K: 2 S: 9	H: 0 LOB: 0 BB: 0 P: 12	R: 0 E: 0 K: 0 S: 5	H: 1 LOB: 0 BB: 1 P: 10	R: 0 E: 0 K: 1 S: 8	H: 0 LOB: 1 BB: 0 P: 9	R: 0 E: 0 K: 2 S: 7	H: 0 LOB: 1 BB: 1 P: 14	R: 0 E: 0 K: 2 S: 10	H: 1 LOB: 1 BB: 0 P: 14	R: 0 E: 0 K: 1 S: 8	H: 0 LOB: 0 BB: 1 P: 11	R: 0 E: 0 K: 0 S: 9	H: 0 LOB: 1 BB: 1 P: 15	1B: 4 2B: 0 3B: 0 HR: 0	SF: 0 SAC: 0 DP: 1 HBP: 0	WP: 1 PB: 1 SB: 0 CS: 2	PA: 32	
<b>PITCHER</b>	IP WLS BF H R ER SO BB IBB HBP BLK WP HR S P ERA WHIP	8.0 W 27 4 0 0 8 3 0 0 0 1 0 61 90 0.00 0.875	1.0 S 4 0 0 0 0 1 0 0 0 0 0 9 15 0.00 1.000																		

California Angels @ New York Yankees  
Yankee Stadium, Bronx, NY  
Sat Aug 22 1992, 7:05 PM EDT  
Att: 25,717 - Sunny - 71 F

AB	27
R	0
H	4
RBI	0
BB	4
SO	8
LOB	10



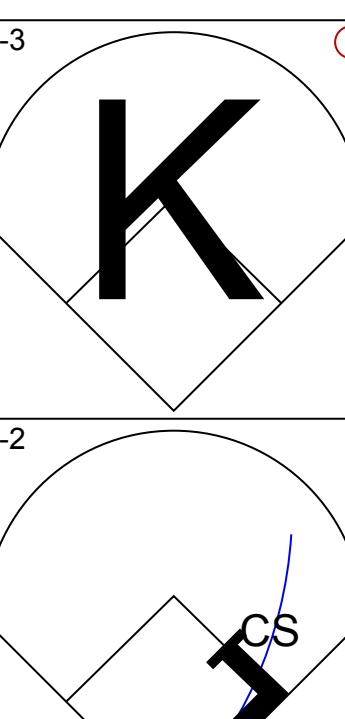
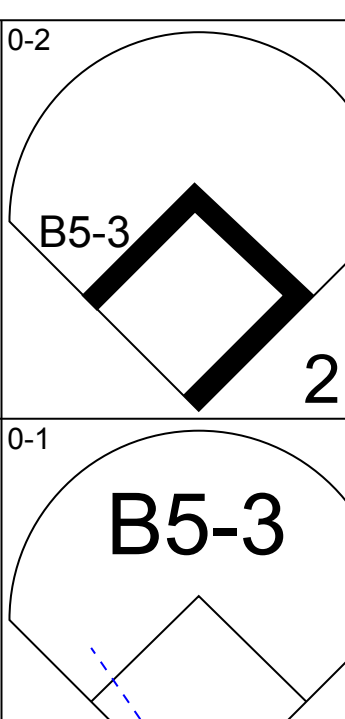
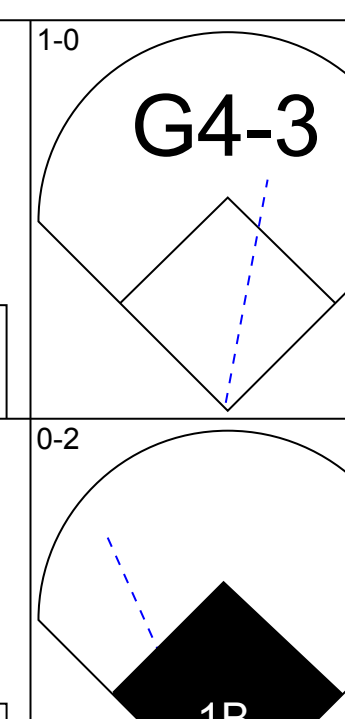
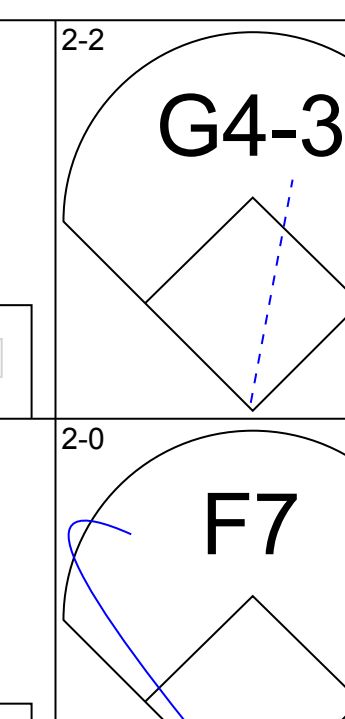
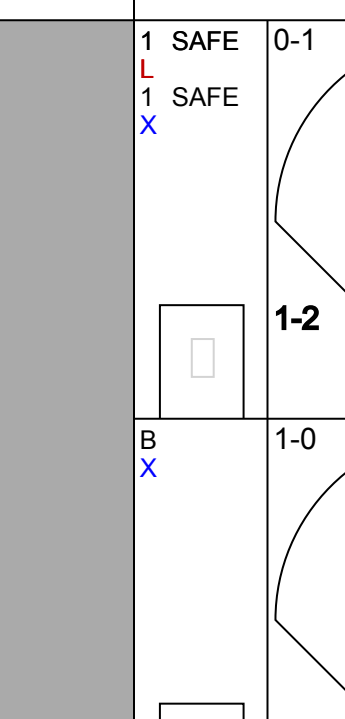
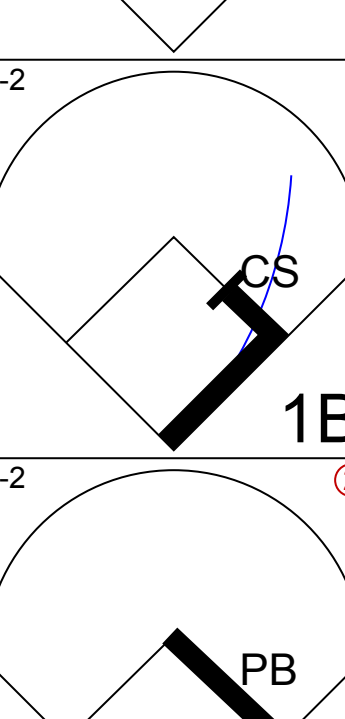
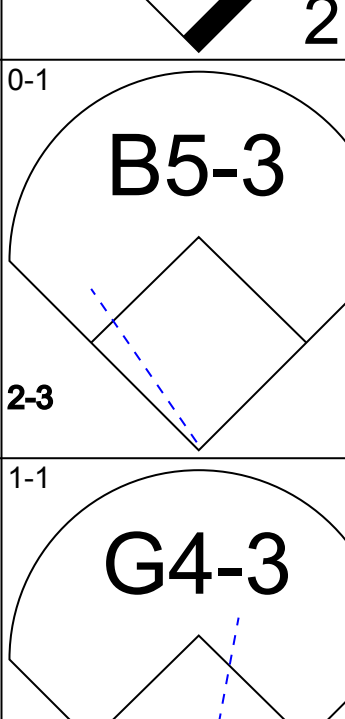
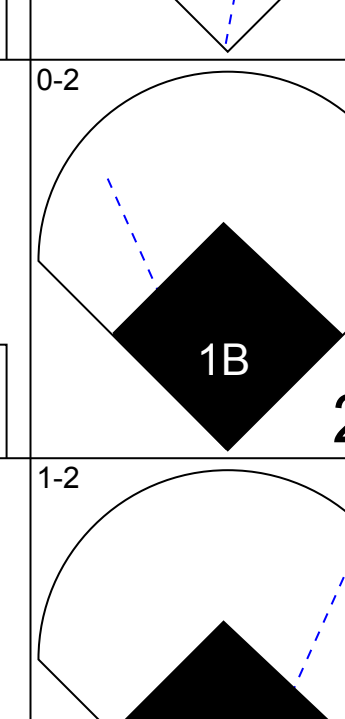
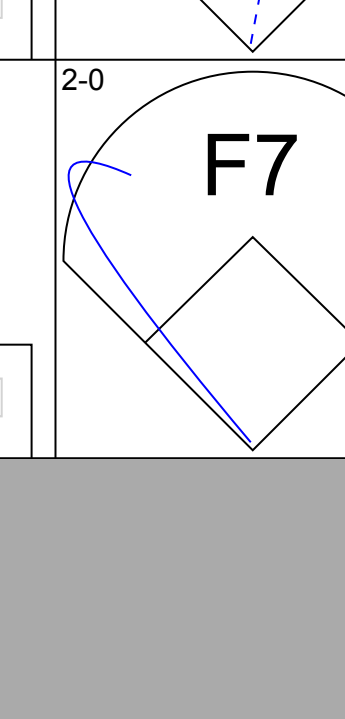
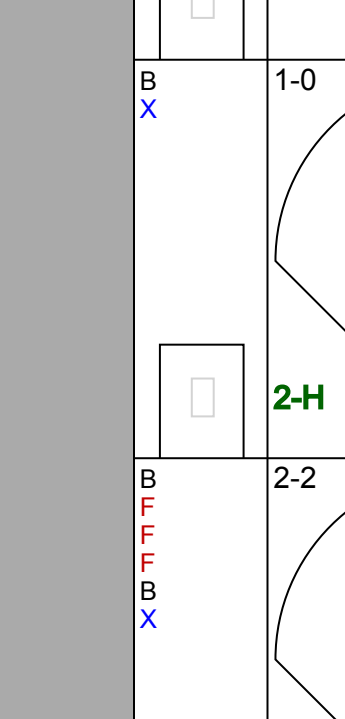
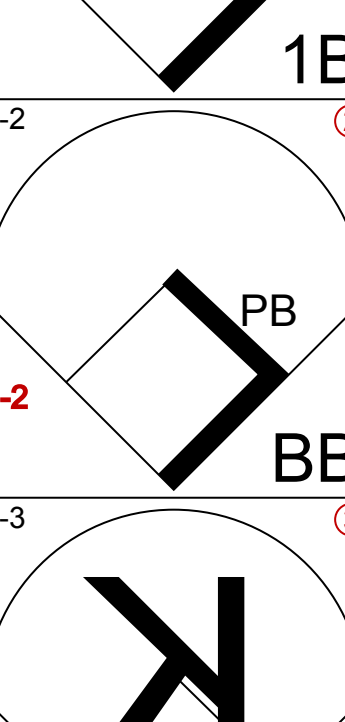
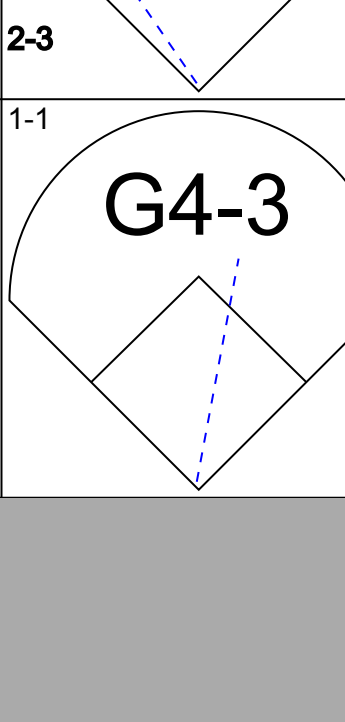
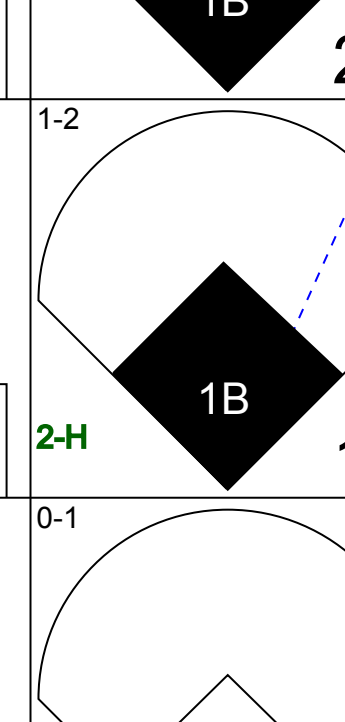
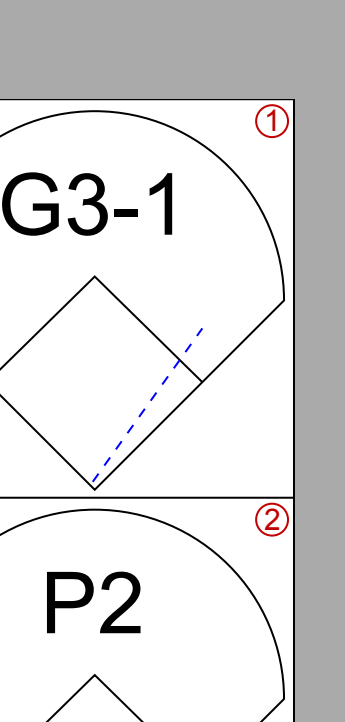
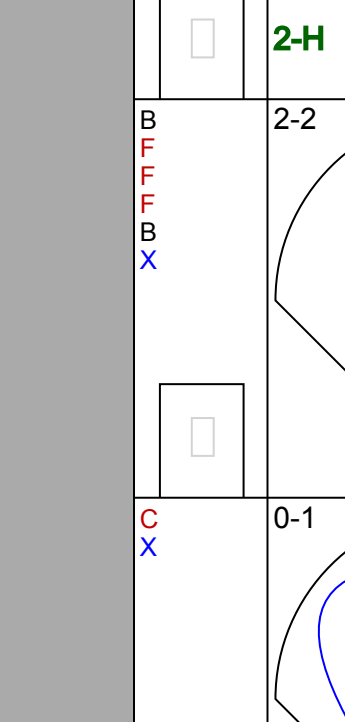
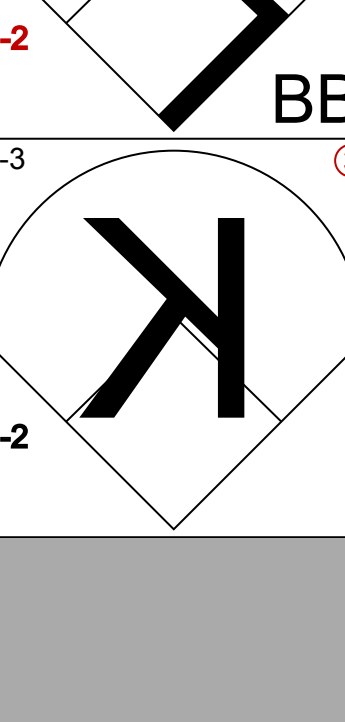
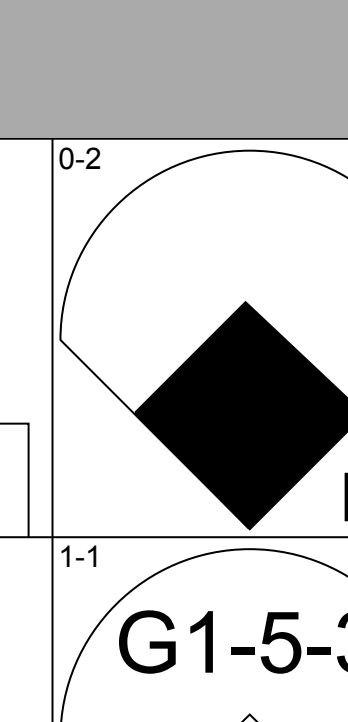
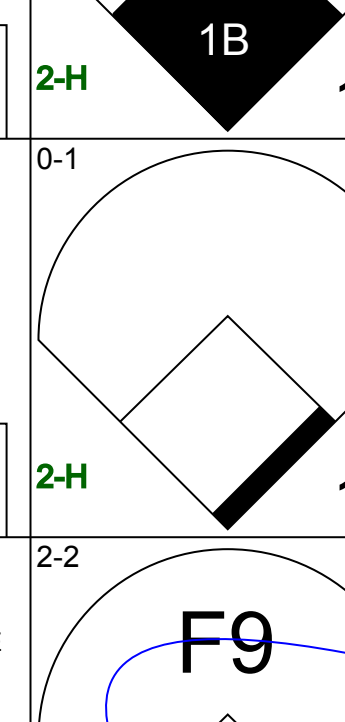
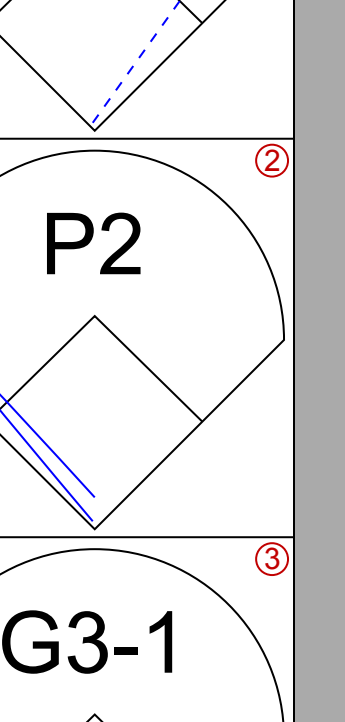
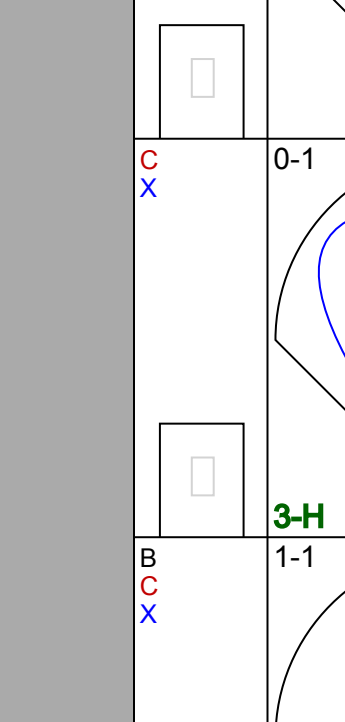
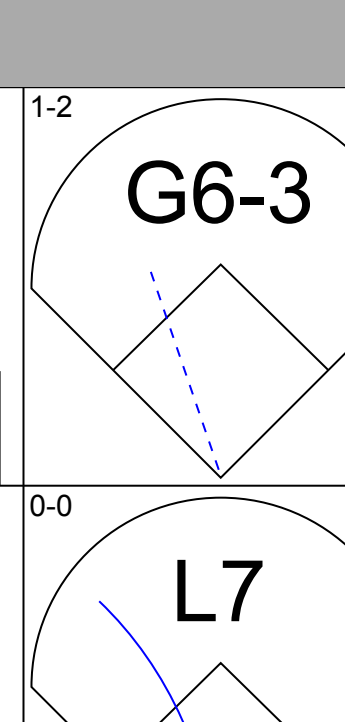
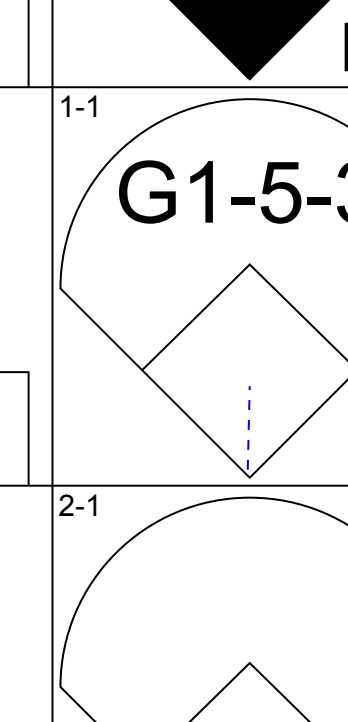
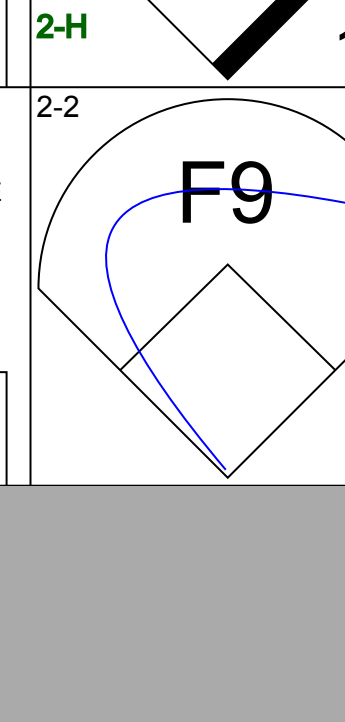
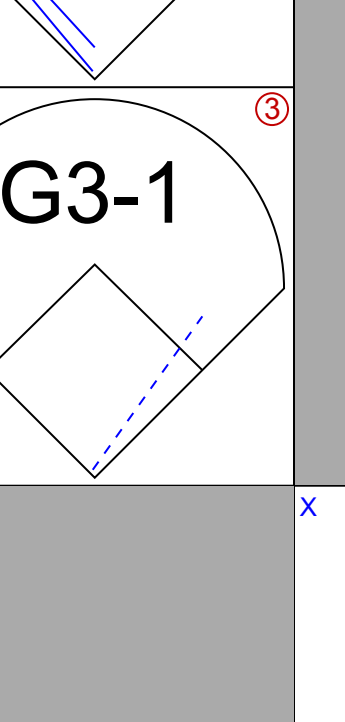
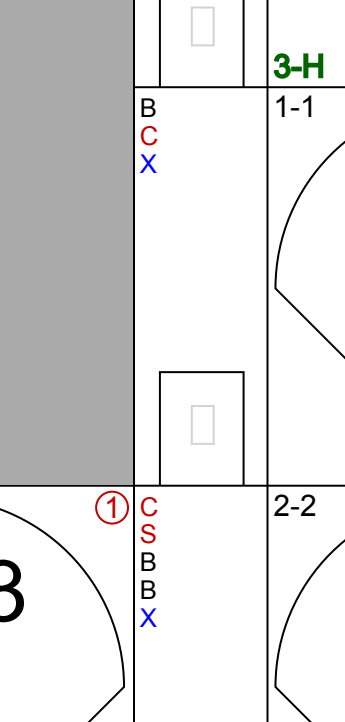
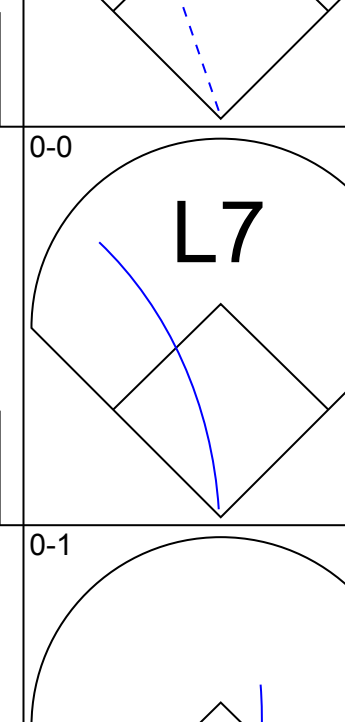
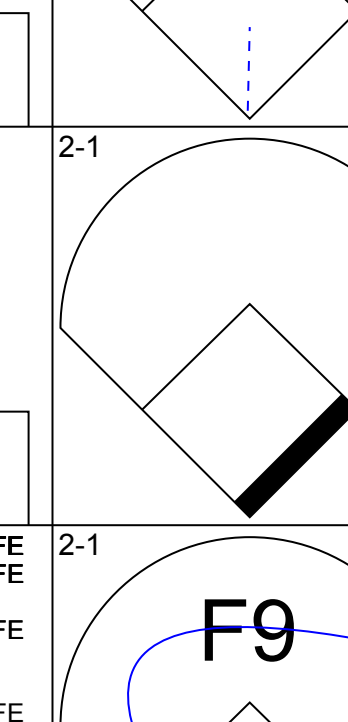
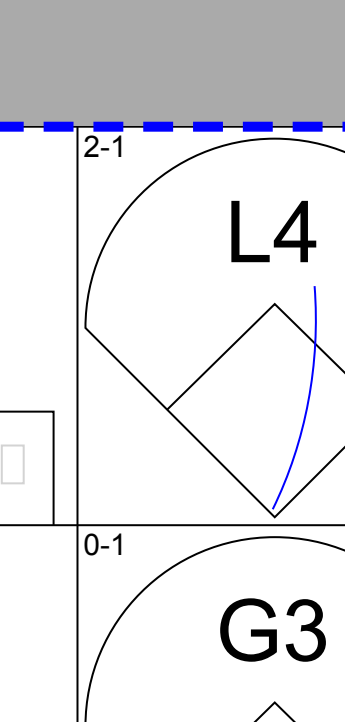
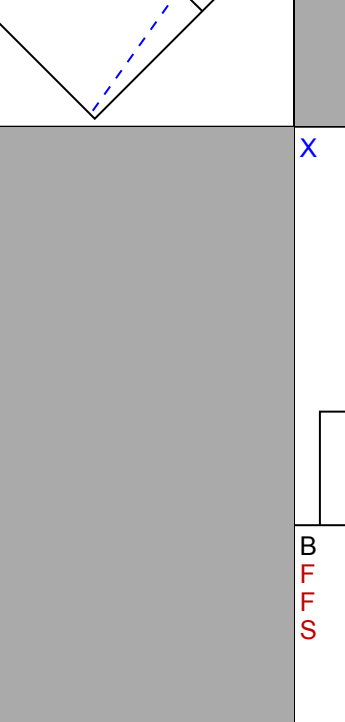
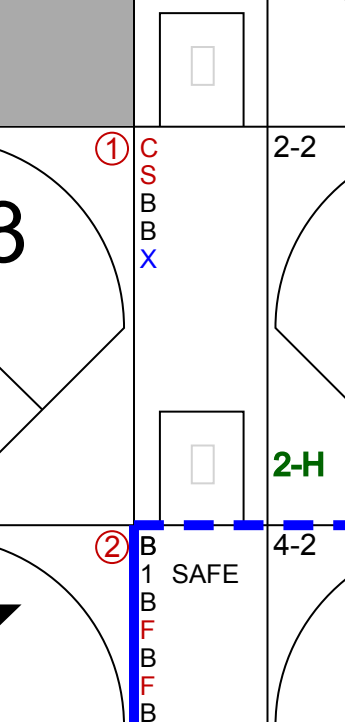
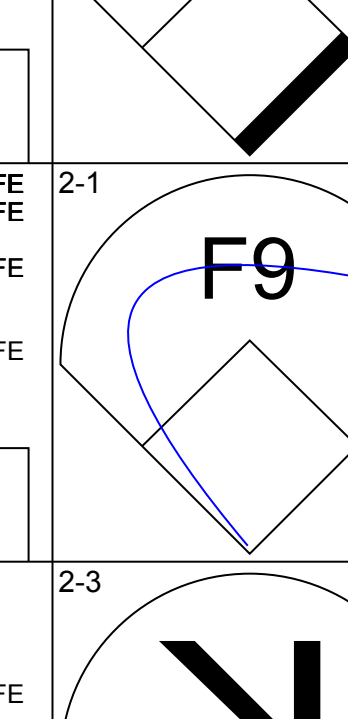
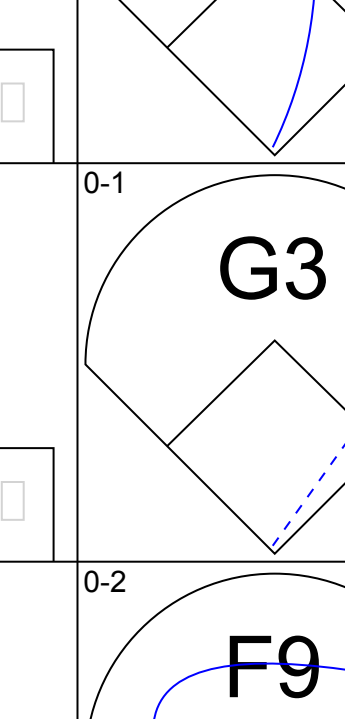

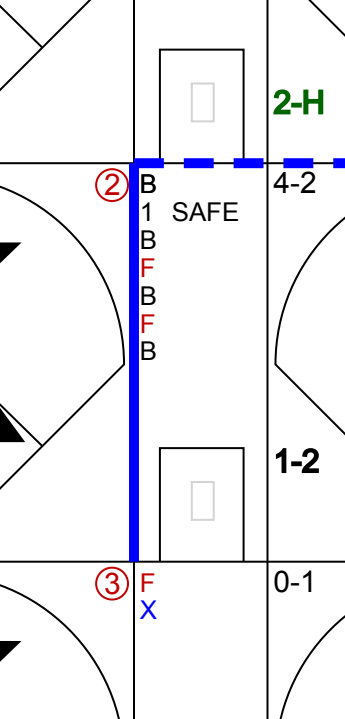
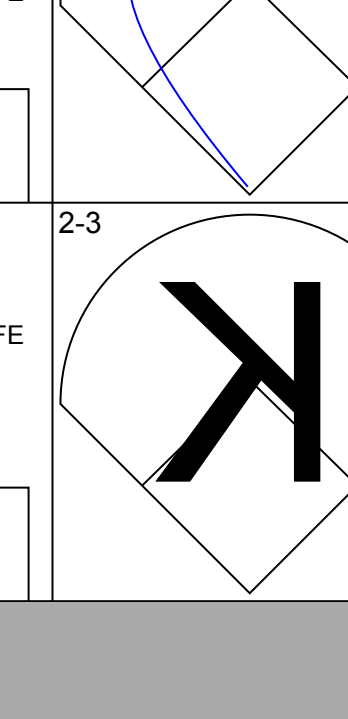
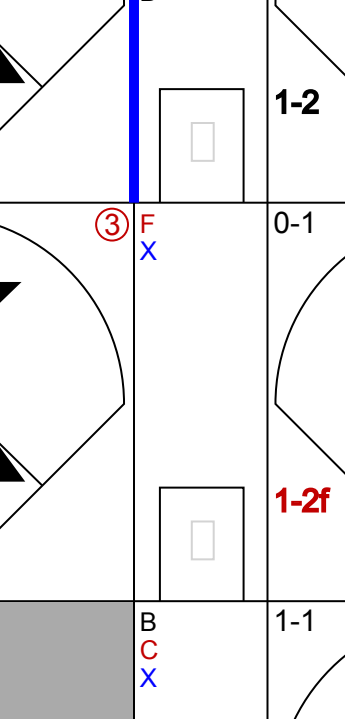
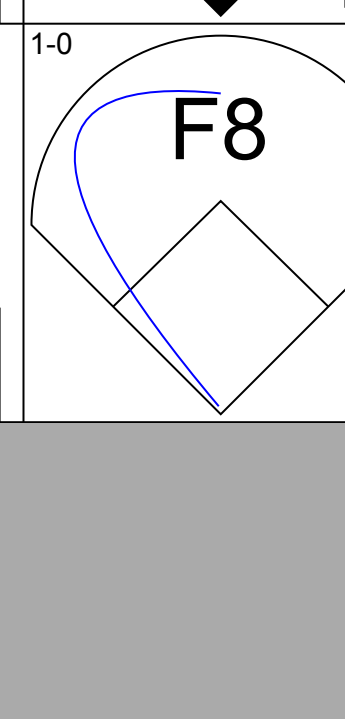
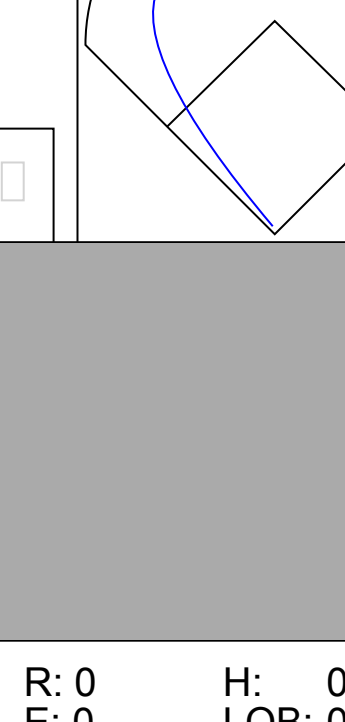
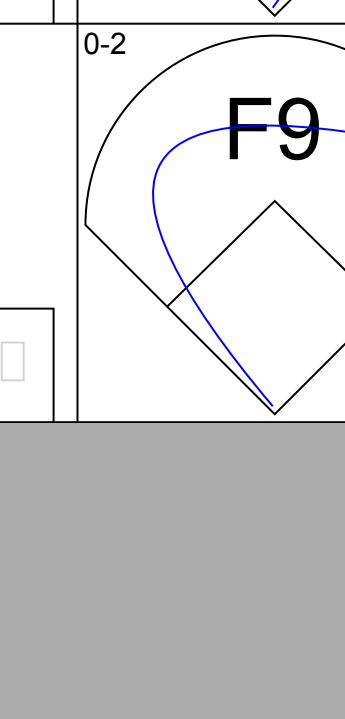
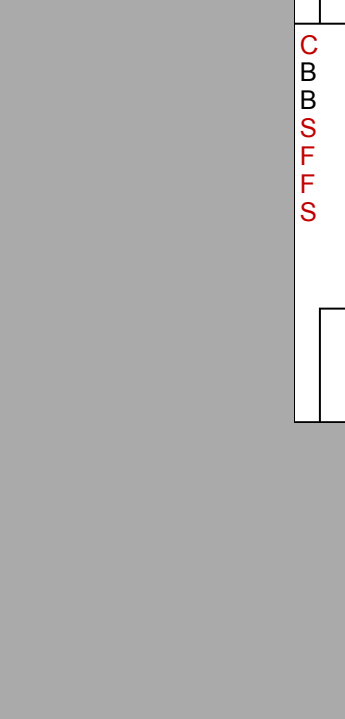
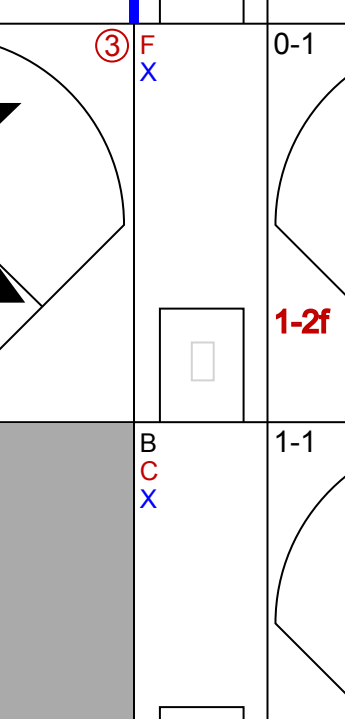
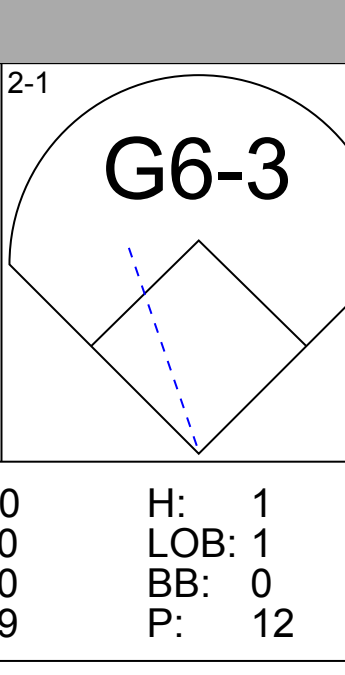
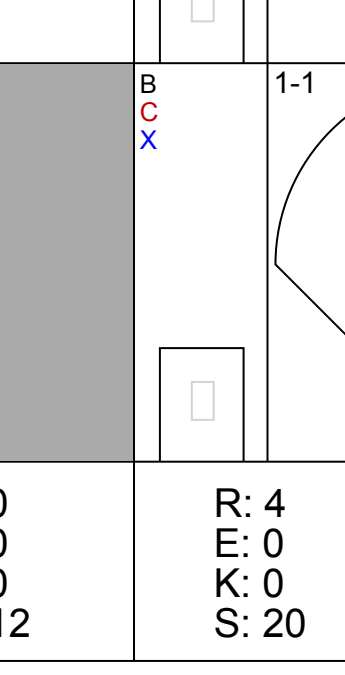
Batter	1	2	3	4	5	6	7	8	9	AB	R	H	RBI	BB	SO	LOB	BOTTOM			
Bernie Williams, S OBP: 0.321, SLG: 0.366	4-1 CI 1B BB			4-0 E BB		0-0 P6			2 SAFE 3-1 F8	3	0	0	0	2	1	2				
Randy Velarde, R OBP: 0.332, SLG: 0.407	1 SAFE 1-1 CI 1B			1-0 G4-3 1B		4-2 P4				3	0	2	0	1	0	1				
Mel Hall, L OBP: 0.314, SLG: 0.447	1-0 F7			1-0 G4-3		1-2 1B			0-0 G4-3	4	0	1	0	0	0	4				
Danny Tartabull, R OBP: 0.411, SLG: 0.465	1-3 K			1-3 K		2-0 1B			2-2 G5-3	4	0	1	0	0	2	3				
Roberto Kelly, R OBP: 0.329, SLG: 0.414	1-0 CI			0-2 F8		3-3 K			0-2 2B	3	0	1	0	0	1	3				
Mike Stanley, R OBP: 0.371, SLG: 0.413	2-1 L6			4-1 HR BB		0-2 F8			2-0 F7	3	1	0	0	1	0	6				
Charlie Hayes, R OBP: 0.284, SLG: 0.393				0-0 G5-3		0-0 HR			1-2 F8	4	1	1	2	0	0	3				
Andy Stankiewicz, R OBP: 0.339, SLG: 0.349		1-0 F8		2-3 K		2-0 F8			0-0 F8 SH1 1B	4	0	1	0	0	1	0				
Pat Kelly, R OBP: 0.296, SLG: 0.373		2-1 2B		1-3 K		0-0 HR			1 SAFE 0-0 SH1	3	1	2	1	0	1	0				
<b>Inning Stats</b>	R: 0 E: 1 K: 1 S: 10	H: 1 LOB: 3 BB: 1 P: 20	R: 0 E: 0 K: 1 S: 8	H: 1 LOB: 0 BB: 0 P: 12	R: 0 E: 0 K: 1 S: 8	H: 1 LOB: 1 BB: 0 P: 11	R: 2 E: 1 K: 2 S: 13	H: 1 LOB: 1 BB: 2 P: 25	R: 0 E: 0 K: 1 S: 13	H: 2 LOB: 2 BB: 0 P: 20	R: 1 E: 0 K: 0 S: 6	H: 1 LOB: 1 BB: 1 P: 12	R: 0 E: 0 K: 0 S: 8	H: 1 LOB: 1 BB: 0 P: 12	R: 0 E: 0 K: 0 S: 4	H: 1 LOB: 0 BB: 0 P: 7	1B: 5 2B: 2 3B: 0 HR: 2	SF: 0 SAC: 1 DP: 0 HBP: 0	WP: 0 PB: 0 SB: 0 CS: 0	PA: 37
<b>PITCHER</b>	IP WLS BF H R ER SO BB IBB HBP BLK WP HR S P ERA WHIP	8.0 L 37 9 3 3 6 4 0 0 0 0 2 70 119 3.38 1.625																		

California Angels @ New York Yankees  
Yankee Stadium, Bronx, NY  
Sat Aug 22 1992, 7:05 PM EDT  
Att: 25,717 - Sunny - 71 F

AB	31
R	3
H	9
RBI	3
BB	4
SO	6
LOB	22






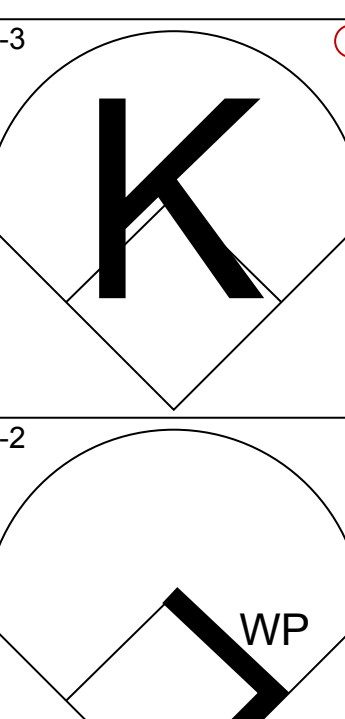
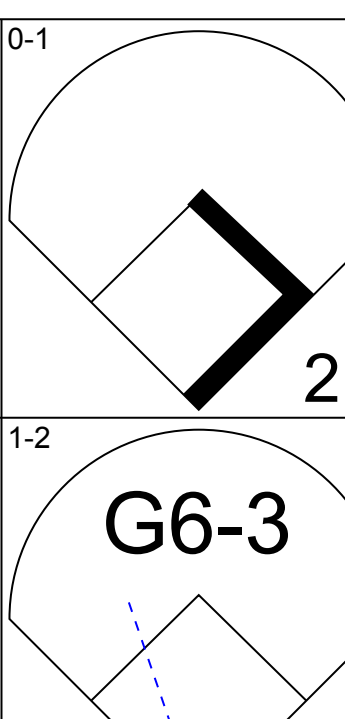
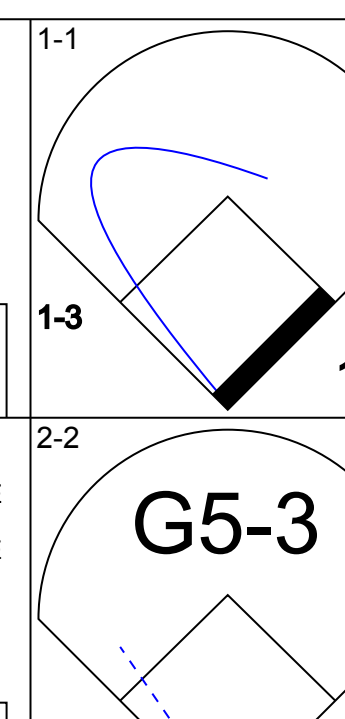
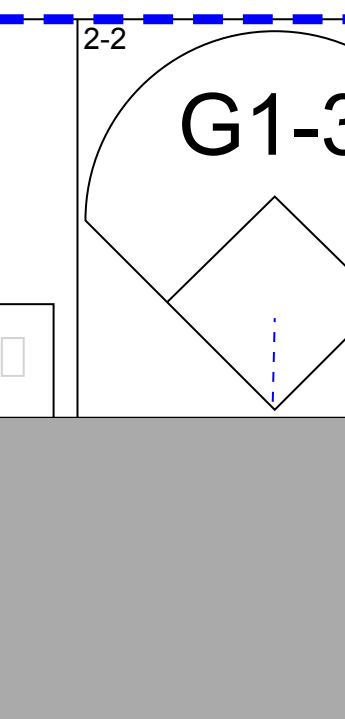
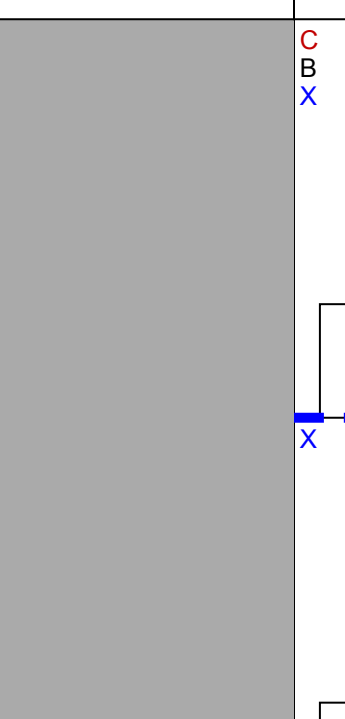
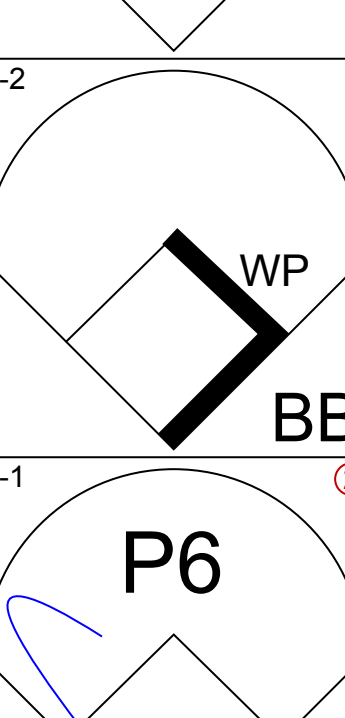
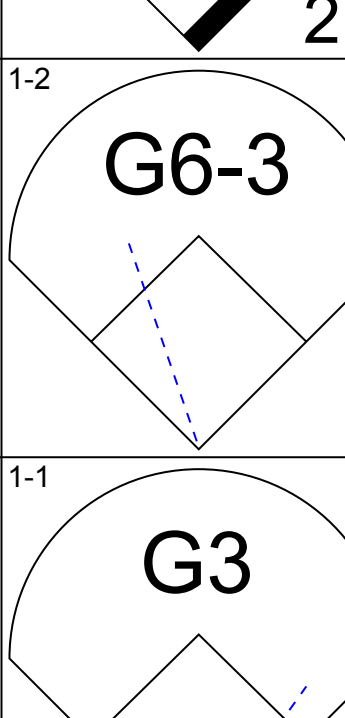
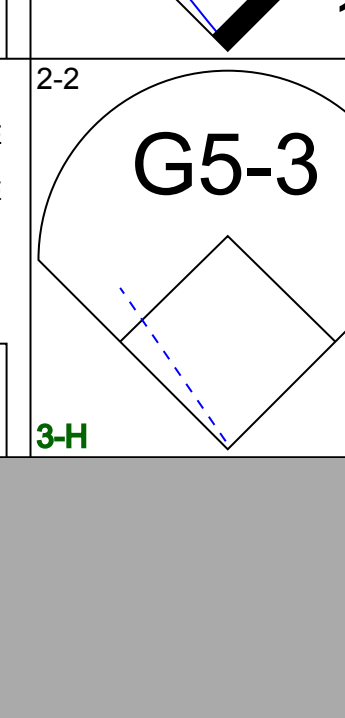
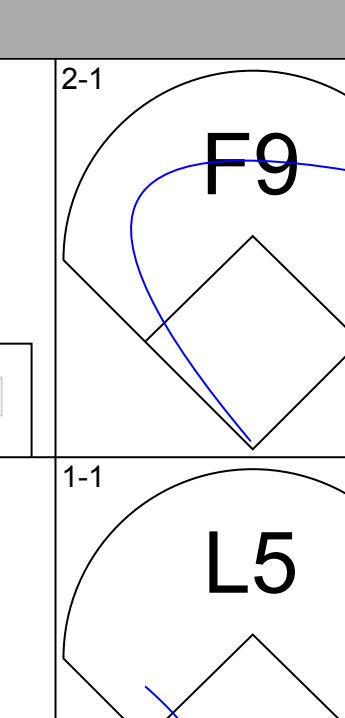

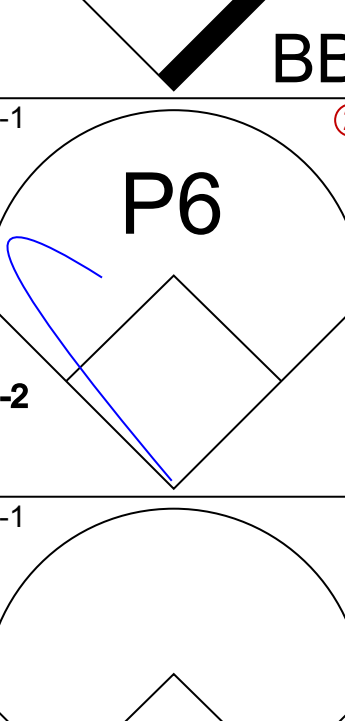
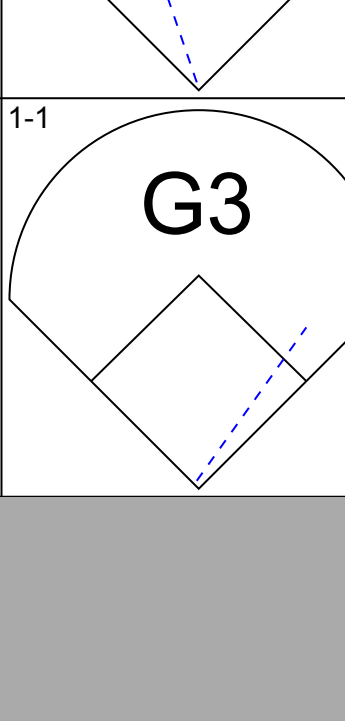
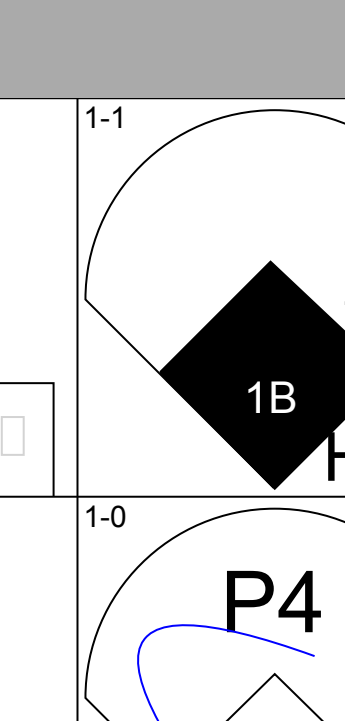
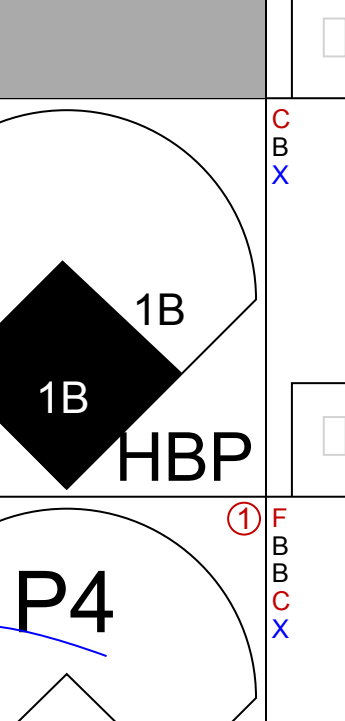
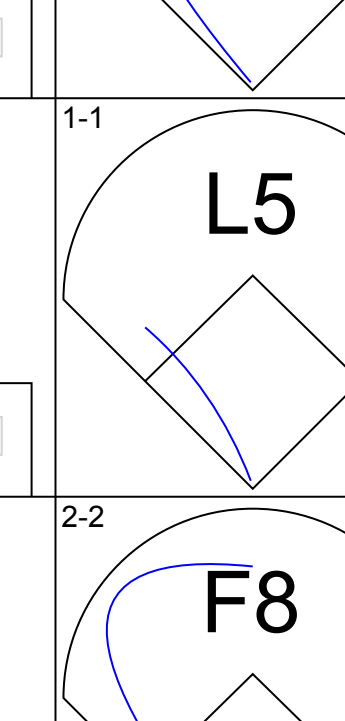
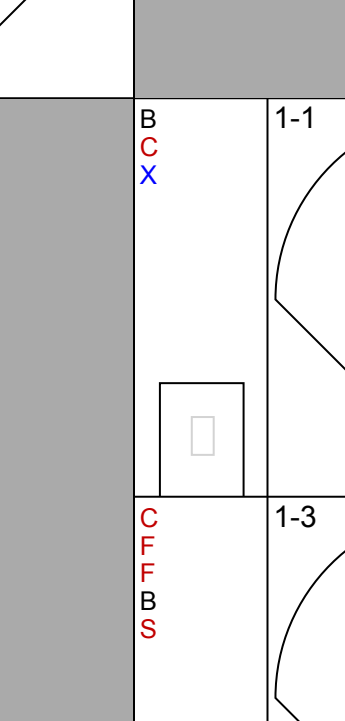
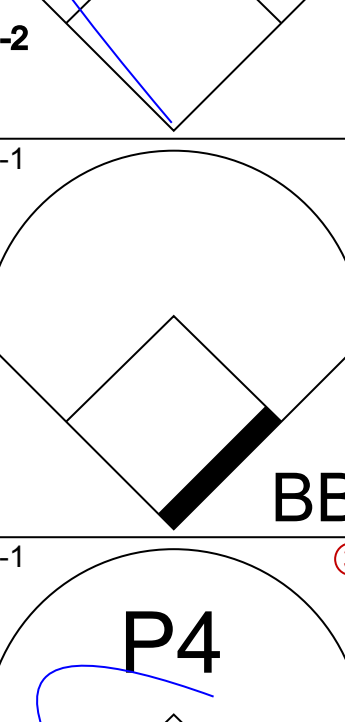
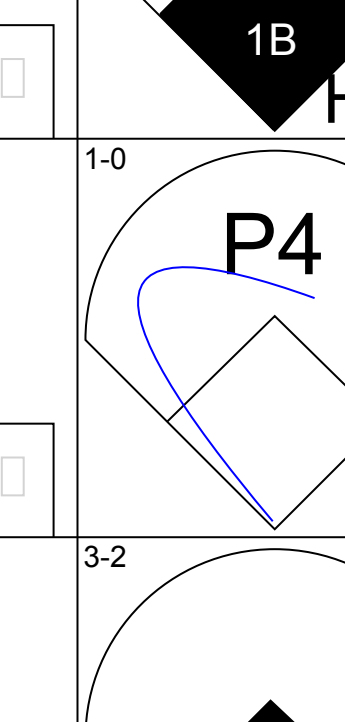
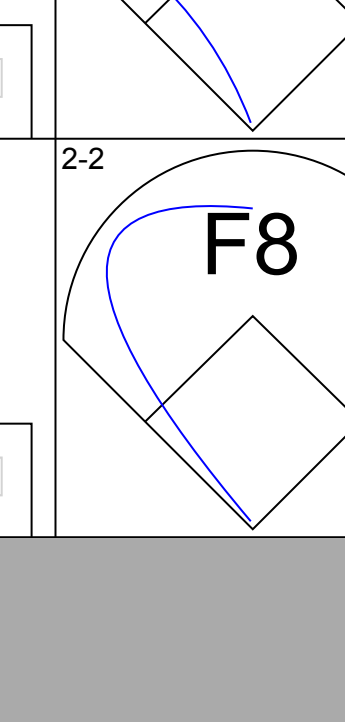
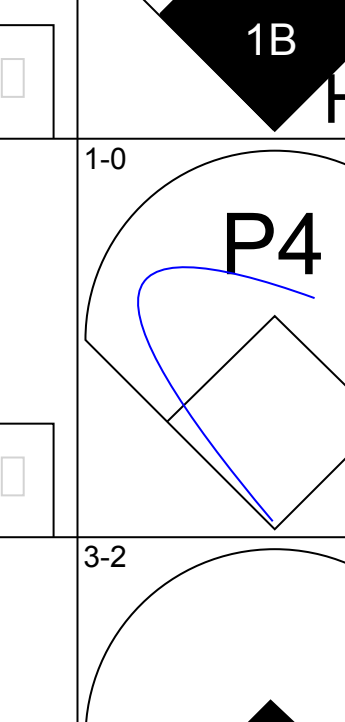
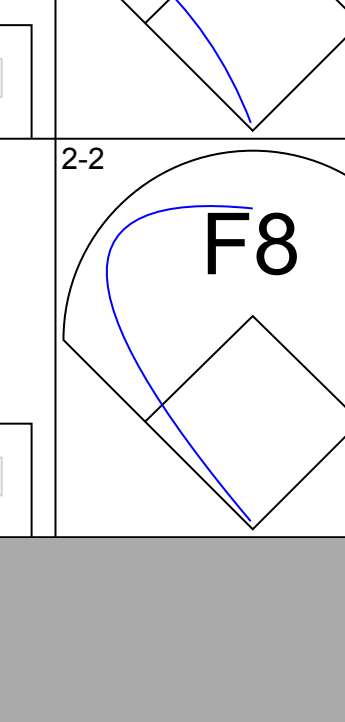
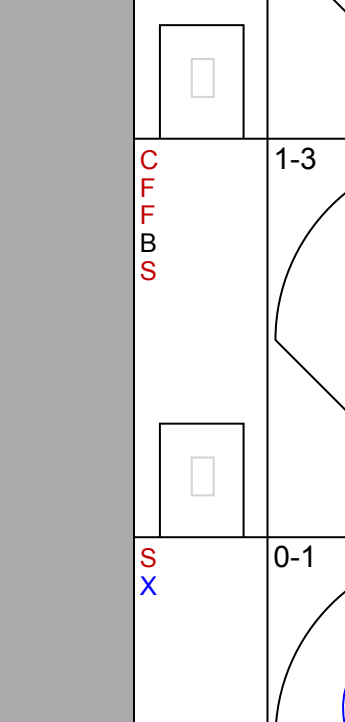
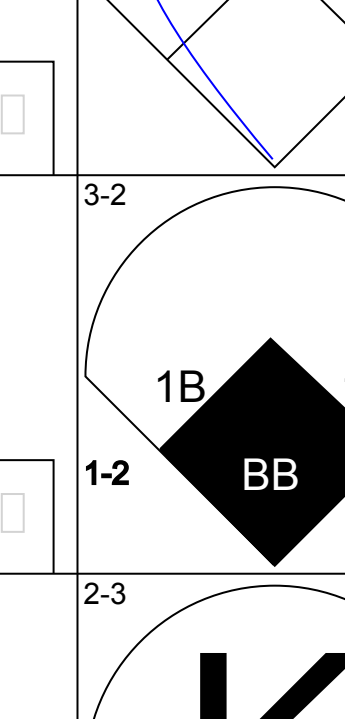
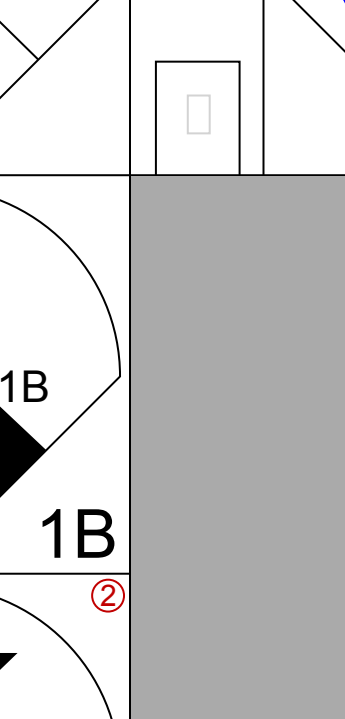

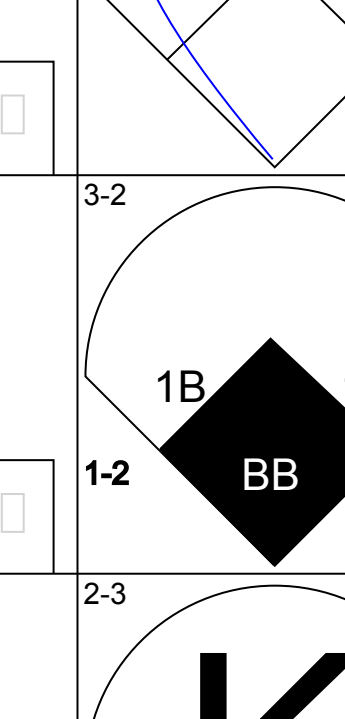
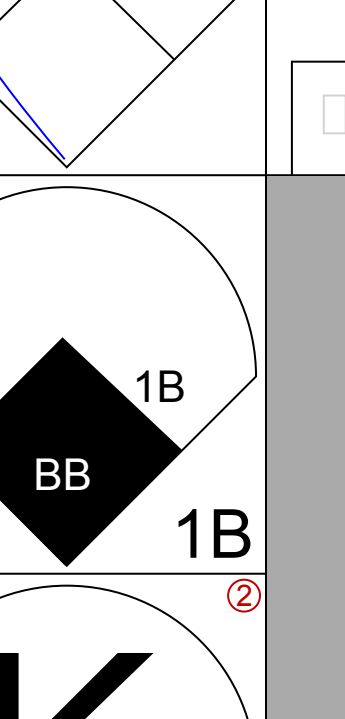

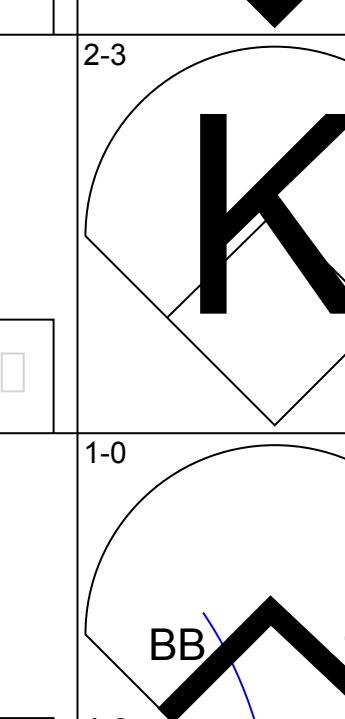
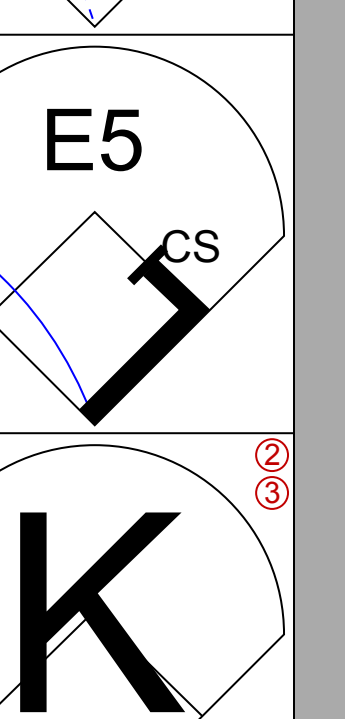
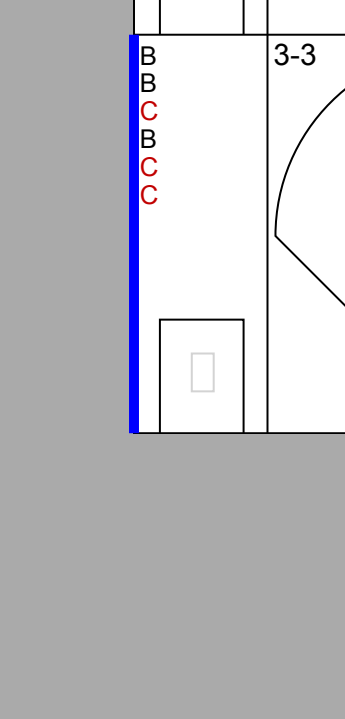

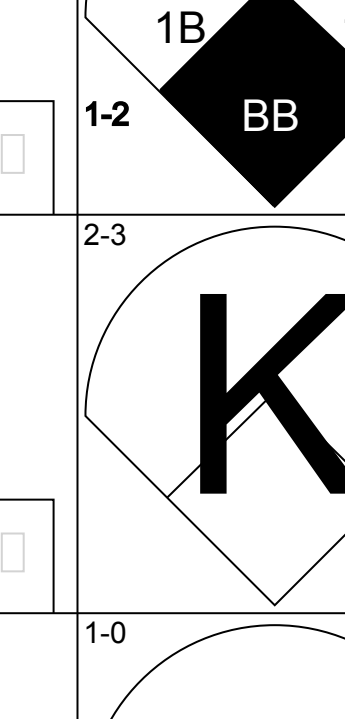
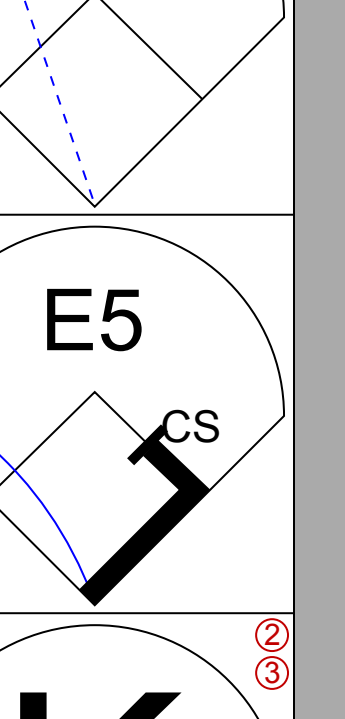

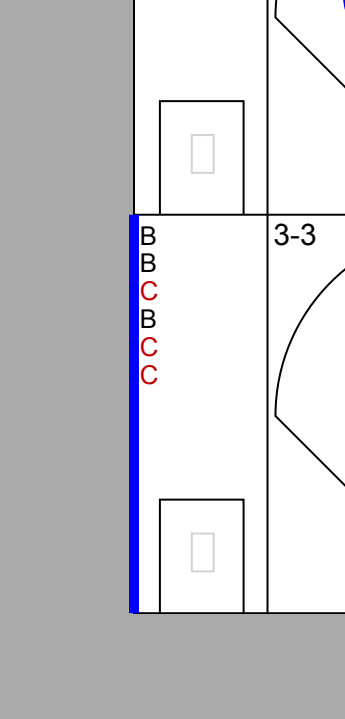
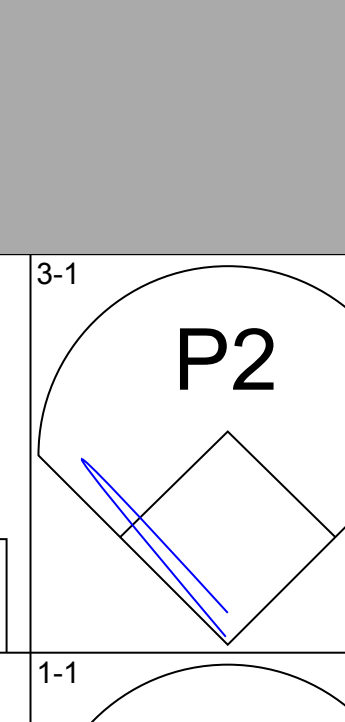
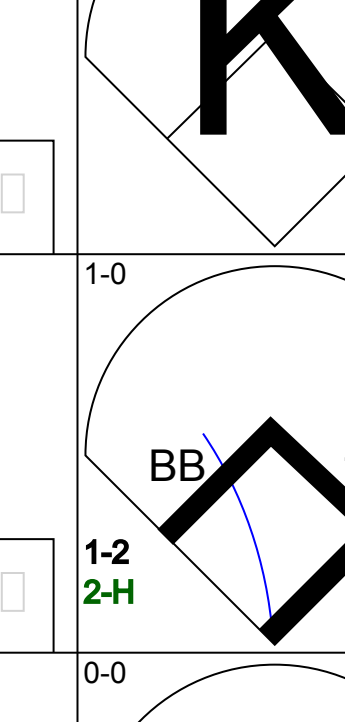
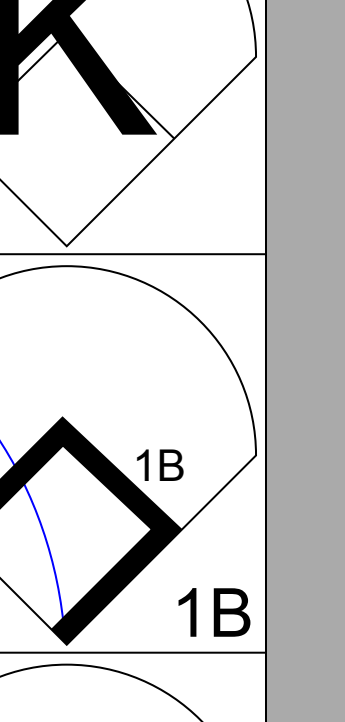
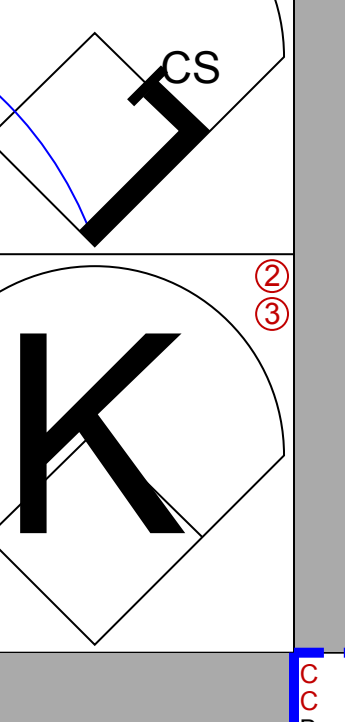

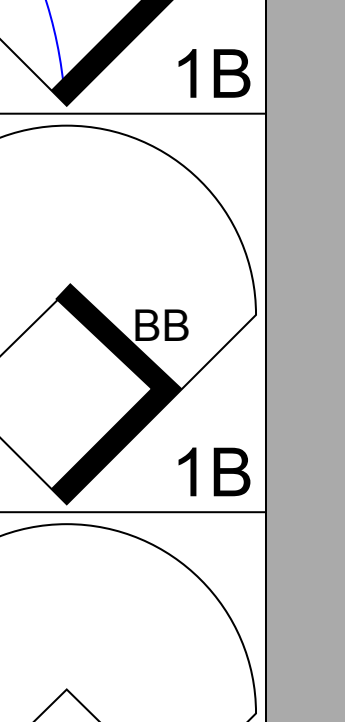
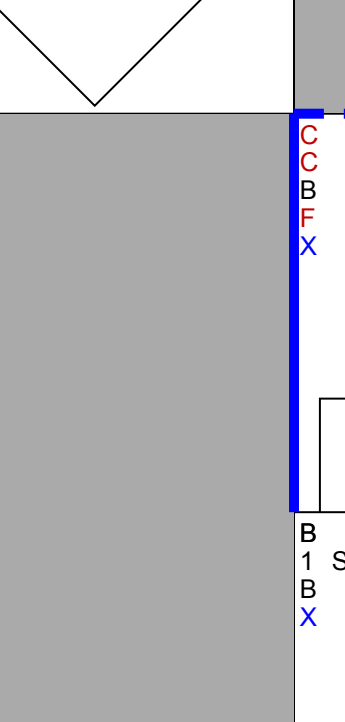
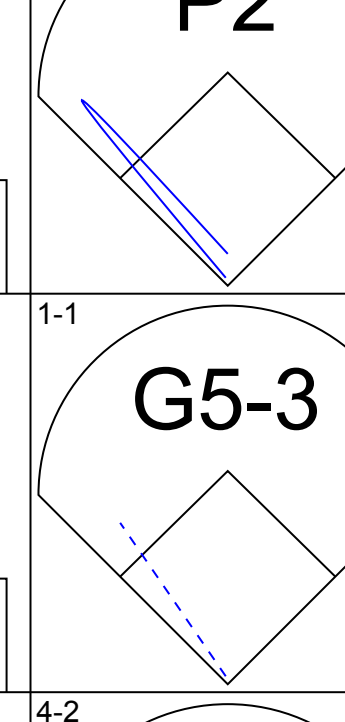
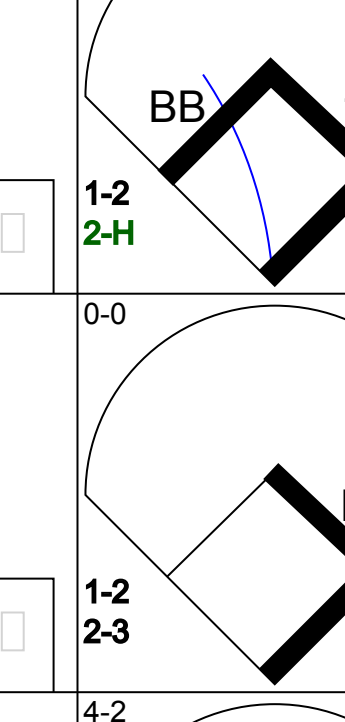
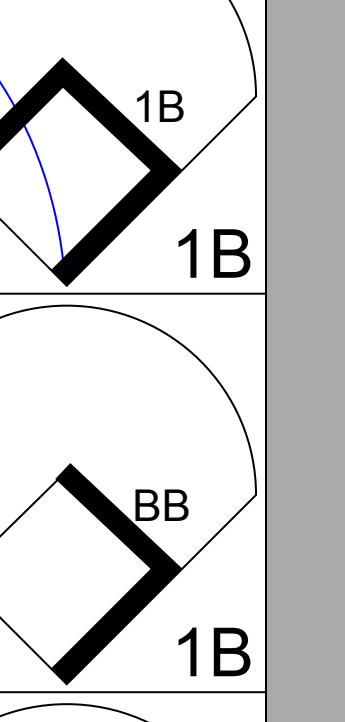
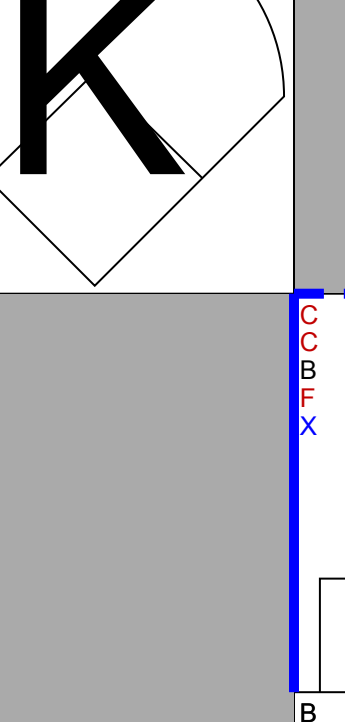
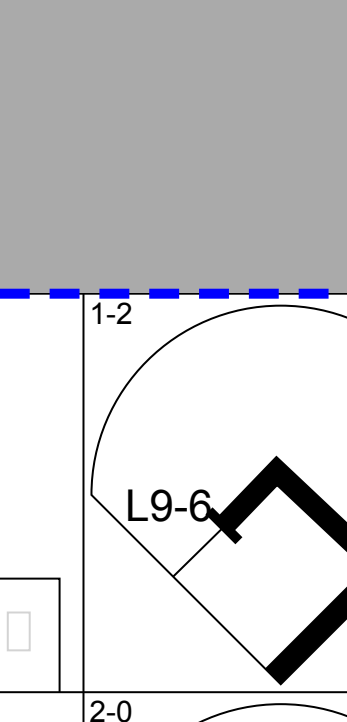
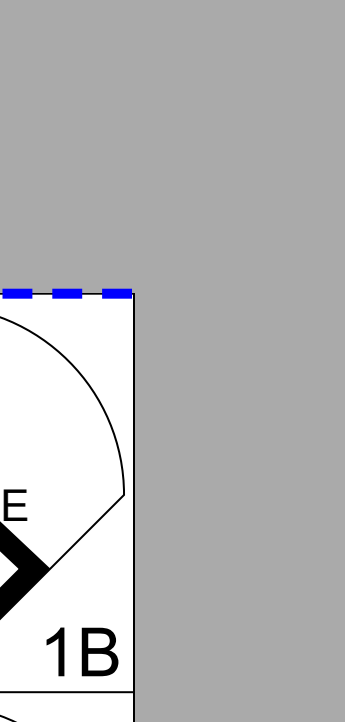
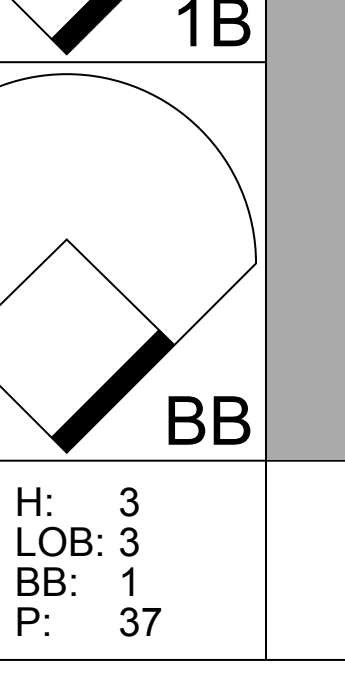
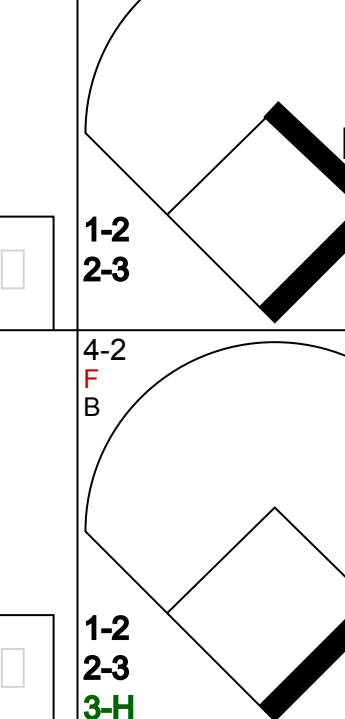
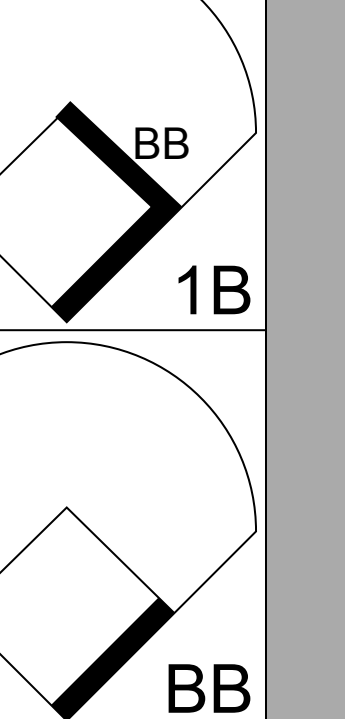
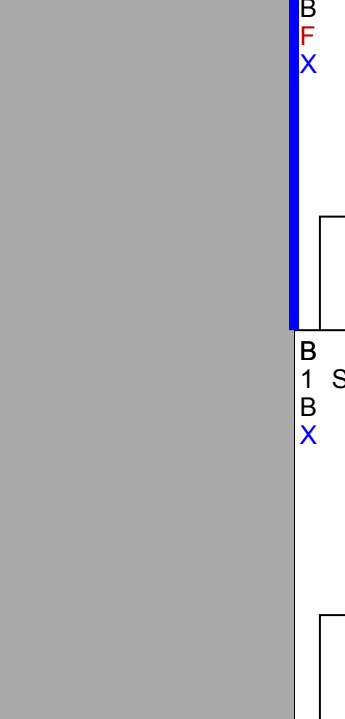
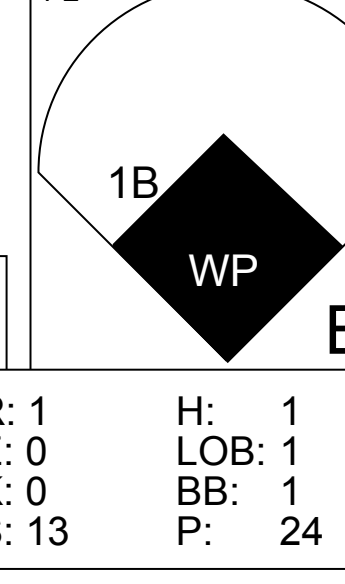
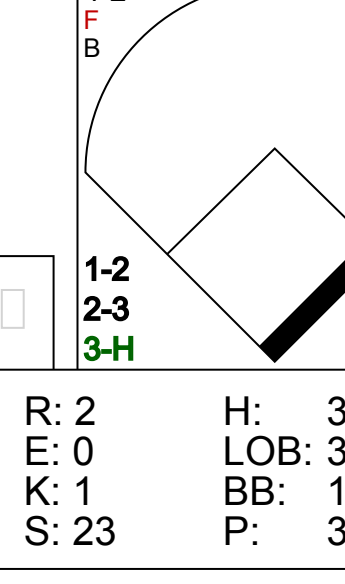
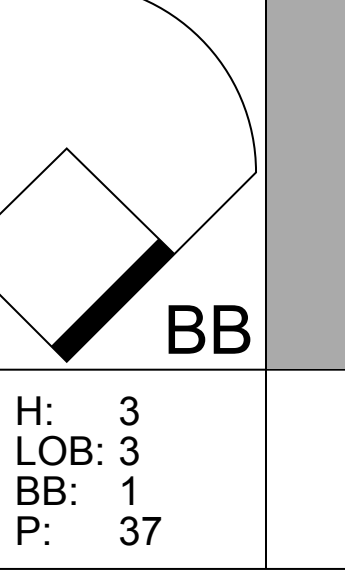
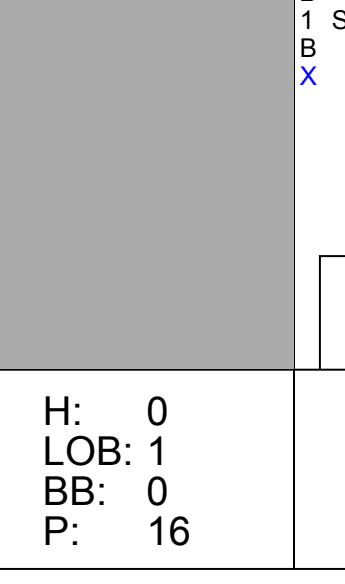
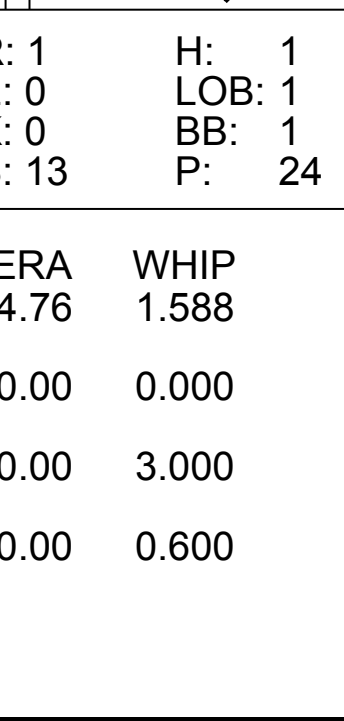
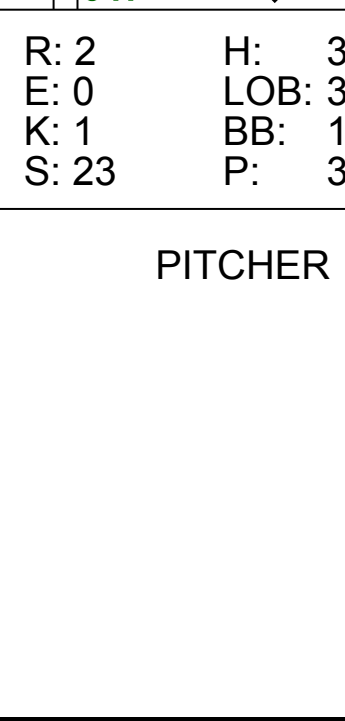
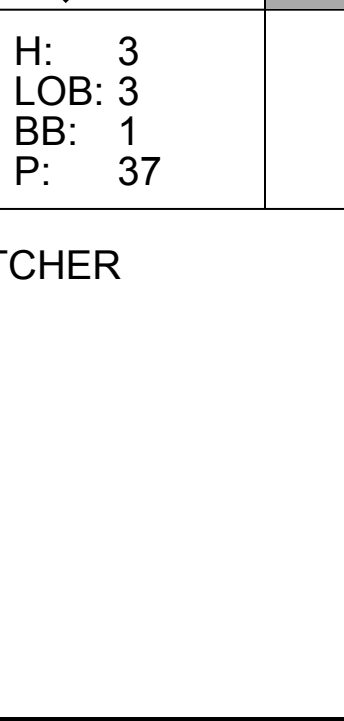

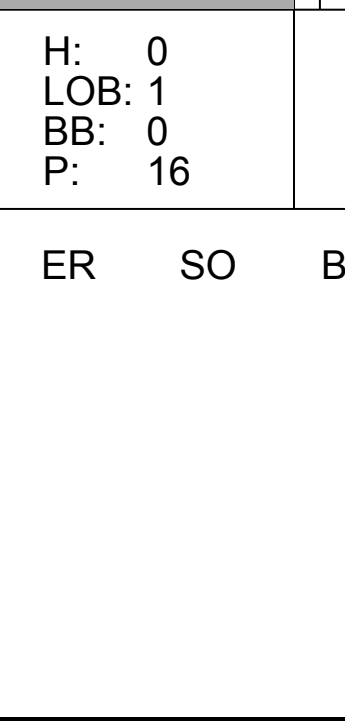
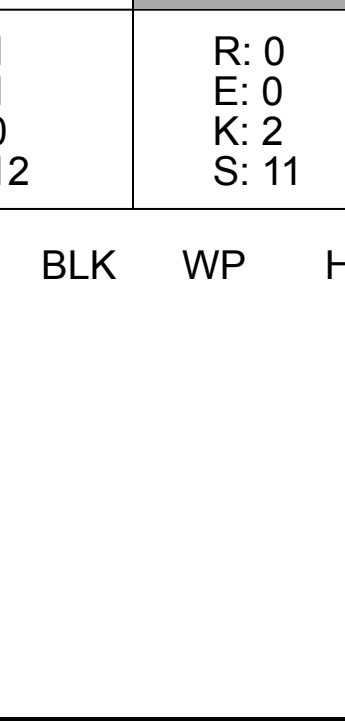
Batter	1	2	3	4	5	6	7	8	9	10	AB	R	H	RBI	BB	SO	LOB					
Luis Polonia, L OBP: 0.354, SLG: 0.344 (1, 10)											4	0	1	0	0	1	0					
Luis Sojo, R OBP: 0.311, SLG: 0.417 (1, 4)											5	2	3	2	0	0	1					
Junior Felix, S OBP: 0.288, SLG: 0.368 (1, 8)											4	2	2	1	1	0	1					
Tim Salmon, R OBP: 0.296, SLG: 0.500 (1, 9)											4	1	2	3	0	1	1					
Ken Oberkfell, L OBP: 0.251, SLG: 0.250 (1, 3)											5	1	1	0	0	0	1					
Gary Disarcina, R OBP: 0.226, SLG: 0.314 (1, 6)												5	0	2	1	0	0	0				
Rob Ducey, L OBP: 0.231, SLG: 0.265 (10, PH)												4	0	1	0	0	1	1				
Chad Curtis, R OBP: 0.334, SLG: 0.373 (10, 7)											0	0	0	0	1	0	0					
Ron Tingley, R OBP: 0.299, SLG: 0.298 (1, 2)												5	0	0	0	0	2	4				
Damon Easley, R OBP: 0.314, SLG: 0.281 (1, 5)											4	1	1	0	0	0	0					
<b>Inning Stats</b>	R: 0 E: 0 K: 2 S: 14	H: 1 LOB: 1 BB: 1 P: 21	R: 0 E: 0 K: 0 S: 7	H: 1 LOB: 1 BB: 0 P: 9	R: 0 E: 0 K: 0 S: 9	H: 1 LOB: 1 BB: 0 P: 12	R: 1 E: 0 K: 1 S: 13	H: 2 LOB: 1 BB: 0 P: 20	R: 2 E: 0 K: 0 S: 16	H: 3 LOB: 1 BB: 0 P: 20	R: 0 E: 0 K: 0 S: 7	H: 0 LOB: 0 BB: 0 P: 9	R: 0 E: 0 K: 0 S: 5	H: 0 LOB: 0 BB: 0 P: 8	R: 0 E: 0 K: 2 S: 9	H: 0 LOB: 0 BB: 0 P: 12	R: 4 E: 0 K: 0 S: 20	H: 5 LOB: 2 BB: 1 P: 31	1B: 7 2B: 3 3B: 1 HR: 2	SF: 1 SAC: 1 DP: 0 HBP: 0	WP: 0 PB: 1 SB: 0 CS: 1	PA: 44
<b>PITCHER</b>	IP WLS BF H R ER SO BB IBB HBP BLK WP HR S P ERA WHIP	5.0 L 19 5 4 4 2 0 0 0 0 0 1 44 63 7.71 1.071	0.1 2 0 0 0 0 1 0 0 0 0 0 0 4 8 0.00 3.000	<b>PITCHER</b>																		

**California Angels @ New York Yankees**  
Yankee Stadium, Bronx, NY  
Sun Aug 23 1992, 3:33 AM EDT  
Att. 28,589 - Sunny - 62 F

livebaseballscorecards.com

AB	40
R	7
H	13
RBI	7
BB	2
SO	5
LOB	9




Batter	1	2	3	4	5	6	7	8	9	10	AB	R	H	RBI	BB	SO	LOB							
Bernie Williams, S OBP: 0.324, SLG: 0.378 (1, 8)											5	0	2	0	0	1	5							
Randy Velarde, R OBP: 0.330, SLG: 0.401 (1, 9)											4	0	0	0	1	0	4							
Don Mattingly, L OBP: 0.333, SLG: 0.427 (1, 3)											4	1	1	0	0	0	2							
Danny Tartabull, R OBP: 0.409, SLG: 0.459 (1, 10)											4	0	0	0	1	2	2							
Roberto Kelly, R OBP: 0.329, SLG: 0.412 (1, 7)											5	1	1	0	0	0	3							
Jim Levritz, R OBP: 0.333, SLG: 0.402 (1, 2)											4	0	0	0	0	1	2							
Dion James, L OBP: 0.356, SLG: 0.373 (10, PH)											1	0	0	0	0	1	1							
Charlie Hayes, R OBP: 0.283, SLG: 0.392 (1, 5)											4	0	1	1	0	1	1							
Andy Stankiewicz, R OBP: 0.339, SLG: 0.348 (1, 6)											3	0	1	0	0	0	0							
Mel Hall, L OBP: 0.315, SLG: 0.448 (9, PH)											1	0	1	0	0	0	0							
Pat Kelly, R OBP: 0.299, SLG: 0.370 (1, 4)											2	1	0	1	2	0	1							
<b>Inning Stats</b>	R: 0 E: 0 K: 1 S: 13	H: 0 LOB: 2 BB: 2 P: 28	R: 0 E: 0 K: 0 S: 3	H: 0 LOB: 0 BB: 0 P: 5	R: 0 E: 0 K: 0 S: 13	H: 1 LOB: 1 BB: 0 P: 18	R: 0 E: 0 K: 1 S: 10	H: 0 LOB: 0 BB: 0 P: 16	R: 1 E: 0 K: 0 S: 13	H: 1 LOB: 1 BB: 1 P: 24	R: 2 E: 0 K: 0 S: 23	H: 3 LOB: 3 BB: 1 P: 37	R: 0 E: 0 K: 0 S: 7	H: 0 LOB: 0 BB: 0 P: 12	R: 0 E: 1 K: 1 S: 10	H: 0 LOB: 1 BB: 0 P: 16	R: 0 E: 1 K: 0 S: 8	H: 1 LOB: 1 BB: 0 P: 12	R: 0 E: 0 K: 2 S: 11	H: 1 LOB: 1 BB: 0 P: 16	1B: 6 2B: 3 3B: 0 HR: 0	SF: 0 SAC: 0 DP: 2 HBP: 1	WP: 2 PB: 0 SB: 0 CS: 1	PA: 42
<b>PITCHER</b>	IP WLS BF H R ER SO BB IBB HBP BLK WP HR S P ERA WHIP	2.1 7 0 0 0 1 0 0 0 0 0 0 0 20 33 0.00 0.000	0.1 3 1 0 0 0 0 0 0 0 0 0 0 7 11 0.00 3.000	0.1 W 5 1 0 0 2 0 0 0 0 0 0 12 17 0.00 0.600	<b>PITCHER</b>																			

**California Angels @ New York Yankees**  
Yankee Stadium, Bronx, NY  
Sun Aug 23 1992, 3:33 AM EDT  
Att. 28,589 - Sunny - 62 F

livebaseballscorecards.com

AB	37
R	3
H	7
RBI	2
BB	4
SO	6
LOB	21









Batter	1	2	3	4	5	6	7	8	9	AB	R	H	RBI	BB	SO	LOB	TOP				
Luis Polonia, L OBP: 0.353, SLG: 0.341	F7			G4-3		G3		L3		4	0	0	0	0	0	3	California Angels @ Baltimore Orioles Oriole Park at Camden Yards, Baltimore, MD Tue Aug 25 1992, 7:05 PM EDT Att: 44,915 - Cloudy - 91 F				
Luis Sojo, R OBP: 0.312, SLG: 0.420	P2			K			F8		G3-1	4	0	0	0	0	1	0					
Junior Felix, S OBP: 0.287, SLG: 0.366	G4-3			K			K		K	4	0	0	0	0	3	0					
Tim Salmon, R OBP: 0.304, SLG: 0.400		L6			E5				G5-3	4	0	0	0	0	0	0					
Chad Curtis, R OBP: 0.338, SLG: 0.378	G4-3				L5-3				G6-3	2	1	1	0	1	0	0					
Gary Gaetti, R OBP: 0.286, SLG: 0.325	G5-3				L5-3				F9	3	0	0	0	0	0	3					
Gary Disarcina, R OBP: 0.294, SLG: 0.314				K					G5-3	3	0	1	0	0	1	0					
Greg Myers, L OBP: 0.271, SLG: 0.359				F8					G4-3	3	0	1	0	0	0	0					
Damon Easley, R OBP: 0.310, SLG: 0.263				F9					G5-3	3	0	1	1	0	0	2					
<b>Inning Stats</b>	R: 0 H: 0 E: 0 K: 0 S: 7	H: 0 LOB: 0 BB: 0 P: 13	R: 0 H: 0 E: 0 K: 0 S: 6	H: 0 LOB: 0 BB: 0 P: 12	R: 0 H: 0 E: 0 K: 1 S: 10	H: 0 LOB: 0 BB: 0 P: 16	R: 0 H: 0 E: 0 K: 2 S: 8	H: 0 LOB: 0 BB: 0 P: 13	R: 0 H: 1 E: 0 K: 0 S: 5	H: 1 LOB: 1 BB: 0 P: 9	R: 0 H: 1 E: 0 K: 0 S: 6	H: 1 LOB: 1 BB: 0 P: 8	R: 0 H: 0 E: 0 K: 1 S: 8	H: 0 LOB: 0 BB: 0 P: 13	R: 1 H: 2 E: 0 K: 0 S: 9	H: 2 LOB: 2 BB: 1 P: 19	R: 0 H: 0 E: 0 K: 1 S: 7	H: 0 LOB: 0 BB: 0 P: 7	1B: 4 2B: 0 3B: 1 HR: 0	SF: 0 SAC: 0 DP: 0 HBP: 0	WP: 0 PA: 31 PB: 0 SB: 1 CS: 0
<b>PITCHER</b>	IP WLS BF H R ER SO BB IBB HBP BLK WP HR S P ERA WHIP	IP WLS BF H R ER SO BB IBB HBP BLK WP HR S P ERA WHIP	IP WLS BF H R ER SO BB IBB HBP BLK WP HR S P ERA WHIP	IP WLS BF H R ER SO BB IBB HBP BLK WP HR S P ERA WHIP	IP WLS BF H R ER SO BB IBB HBP BLK WP HR S P ERA WHIP	IP WLS BF H R ER SO BB IBB HBP BLK WP HR S P ERA WHIP	IP WLS BF H R ER SO BB IBB HBP BLK WP HR S P ERA WHIP	IP WLS BF H R ER SO BB IBB HBP BLK WP HR S P ERA WHIP	IP WLS BF H R ER SO BB IBB HBP BLK WP HR S P ERA WHIP	IP WLS BF H R ER SO BB IBB HBP BLK WP HR S P ERA WHIP	IP WLS BF H R ER SO BB IBB HBP BLK WP HR S P ERA WHIP	IP WLS BF H R ER SO BB IBB HBP BLK WP HR S P ERA WHIP	IP WLS BF H R ER SO BB IBB HBP BLK WP HR S P ERA WHIP	IP WLS BF H R ER SO BB IBB HBP BLK WP HR S P ERA WHIP	IP WLS BF H R ER SO BB IBB HBP BLK WP HR S P ERA WHIP	IP WLS BF H R ER SO BB IBB HBP BLK WP HR S P ERA WHIP	IP WLS BF H R ER SO BB IBB HBP BLK WP HR S P ERA WHIP				
Rick Sutcliffe, R ERA: 4.08	8.0	W	28	4	1	1	4	1	0	0	0	0	0	0	0	0	1.12	0.625			
Gregg Olson, R ERA: 2.4	9.1	3	0	0	0	0	1	0	0	0	0	0	0	0	0	0	0.00	0.000			

AB	30
R	1
H	4
RBI	1
BB	1
SO	5
LOB	8



Batter	1	2	3	4	5	6	7	8	9	AB	R	H	RBI	BB	SO	LOB	BOTTOM				
Brady Anderson, L OBP: 0.383, SLG: 0.472	F9		G4-3		F8		F8		F9	3	3	1	0	2	0	0	California Angels @ Baltimore Orioles Oriole Park at Camden Yards, Baltimore, MD Tue Aug 25 1992, 7:05 PM EDT Att: 44,915 - Cloudy - 91 F				
Randy Milligan, R OBP: 0.394, SLG: 0.357					K					4	0	2	0	0	1	1					
David Segui, S OBP: 0.314, SLG: 0.312										1	0	1	2	0	0	0					
Mike Devereaux, R OBP: 0.324, SLG: 0.473	P4				F8		F8		F9	5	1	1	1	0	0	6					
Glenn Davis, R OBP: 0.351, SLG: 0.444	G5-3				F9		SF9		E5	4	0	1	2	0	0	2					
Cal Ripken Jr., R OBP: 0.326, SLG: 0.353					P4		F7		G6-3	4	1	1	0	1	0	4					
Chito Martinez, L OBP: 0.375, SLG: 0.435										4	2	3	1	0	0	1					
Leo Gomez, R OBP: 0.373, SLG: 0.456					P4					4	1	2	0	0	0	3					
Chris Hoiles, R OBP: 0.389, SLG: 0.505					FC6-4		P6			4	1	2	1	0	0	3					
Billy Ripken, R OBP: 0.275, SLG: 0.331					F9		G1-4-3		SF9	3	0	0	1	0	1	4					
<b>Inning Stats</b>	R: 0 H: 1 E: 0 K: 0 S: 11	H: 1 LOB: 1 BB: 0 P: 17	R: 1 H: 1 E: 0 K: 1 S: 10	H: 1 LOB: 1 BB: 1 P: 21	R: 1 H: 1 E: 0 K: 0 S: 10	H: 1 LOB: 0 BB: 0 P: 13	R: 0 H: 2 E: 0 K: 0 S: 13	H: 2 LOB: 2 BB: 0 P: 19	R: 1 H: 2 E: 0 K: 1 S: 16	H: 2 LOB: 1 BB: 0 P: 20	R: 1 H: 2 E: 0 K: 0 S: 9	H: 2 LOB: 0 BB: 0 P: 14	R: 1 H: 1 E: 0 K: 0 S: 8	H: 1 LOB: 1 BB: 1 P: 18	R: 4 H: 4 E: 2 K: 0 S: 15	H: 4 LOB: 2 BB: 1 P: 31	R: 0 H: 0 E: 0 K: 1 S: 7	H: 0 LOB: 0 BB: 0 P: 7	1B: 10 2B: 2 3B: 0 HR: 2	SF: 2 SAC: 0 DP: 1 HBP: 0	WP: 0 PA: 41 PB: 0 SB: 1 CS: 0
<b>PITCHER</b>	IP WLS BF H R ER SO BB IBB HBP BLK WP HR S P ERA WHIP	IP WLS BF H R ER SO BB IBB HBP BLK WP HR S P ERA WHIP	IP WLS BF H R ER SO BB IBB HBP BLK WP HR S P ERA WHIP	IP WLS BF H R ER SO BB IBB HBP BLK WP HR S P ERA WHIP	IP WLS BF H R ER SO BB IBB HBP BLK WP HR S P ERA WHIP	IP WLS BF H R ER SO BB IBB HBP BLK WP HR S P ERA WHIP	IP WLS BF H R ER SO BB IBB HBP BLK WP HR S P ERA WHIP	IP WLS BF H R ER SO BB IBB HBP BLK WP HR S P ERA WHIP	IP WLS BF H R ER SO BB IBB HBP BLK WP HR S P ERA WHIP	IP WLS BF H R ER SO BB IBB HBP BLK WP HR S P ERA WHIP	IP WLS BF H R ER SO BB IBB HBP BLK WP HR S P ERA WHIP	IP WLS BF H R ER SO BB IBB HBP BLK WP HR S P ERA WHIP	IP WLS BF H R ER SO BB IBB HBP BLK WP HR S P ERA WHIP	IP WLS BF H R ER SO BB IBB HBP BLK WP HR S P ERA WHIP	IP WLS BF H R ER SO BB IBB HBP BLK WP HR S P ERA WHIP	IP WLS BF H R ER SO BB IBB HBP BLK WP HR S P ERA WHIP					
Bert Blyleven, R ERA: 4.85	5.0	L	24	8	4	4	2	1	0	0	0	0	0	0	0	0	7.20	1.800			
Scott Lewis, R ERA: 7.11	6.1	13	5	5	4	0	0	1	1	0	0	0	0	0	0	0	15.43	2.571			
Scott Bailes, L ERA: 7.34	8.1	1	1	0	0	0	0	0	0	0	0	0	0	0	0	0	∞	∞			
Mike Butcher, R ERA: 2.05	8.1	0.2	3	0	0	0	0	0	0	0	0	0	0	0	0	0	0.00	0.000			

AB	36
R	9
H	14
RBI	8
BB	3
SO	2
LOB	24





Batter	1	2	3	4	5	6	7	8	9	AB	R	H	RBI	BB	SO	LOB	TOP										
Luis Polonia, L (1, 7) OBP: 0.353, SLG: 0.341	G5-3		SH5-3				SH5-3		G4-3	3	1	1	0	0	0	0	<b>California Angels @ Baltimore Orioles</b> Oriole Park at Camden Yards, Baltimore, MD Wed Aug 26 1992, 7:05 PM EDT Att: 46,023 - Cloudy - 93 F										
Luis Sojo, R (1, 4) OBP: 0.317, SLG: 0.431	G1-3		SF7				L6		FC5-4	5	1	3	1	0	0	1											
Junior Felix, S (1, 10) OBP: 0.290, SLG: 0.368			SF7						FC5-4	3	0	2	2	1	0	1											
Tim Salmon, R (1, 9) OBP: 0.286, SLG: 0.333	K						F7		K	4	0	0	0	0	2	6											
Chad Curtis, R (1, 8) OBP: 0.334, SLG: 0.373		K	G1-3						G1-3	4	0	0	0	0	1	3											
Lee Stevens, L (1, 3) OBP: 0.275, SLG: 0.346										4	0	2	0	0	0	0											
Gary Disarcina, R (1, 6) OBP: 0.291, SLG: 0.311		G5-3					G6-3		G5-3	4	0	0	0	0	0	3											
Mike Fitzgerald, R (1, 2) OBP: 0.286, SLG: 0.292										3	0	0	0	0	1	1											
Ken Oberkell, L (8, FH) OBP: 0.258, SLG: 0.250										0	0	0	0	1	0	0											
Rob Ducey, L (8, FR) OBP: 0.231, SLG: 0.265										0	0	0	0	0	0	0											
Greg Myers, L (8, 2) OBP: 0.271, SLG: 0.359										0	0	0	0	0	0	0											
Damon Easley, R (1, 5) OBP: 0.348, SLG: 0.357										4	2	3	0	0	1	2											
<b>Inning Stats</b>	R: 0 E: 0 K: 1 S: 13	H: 1 LOB: 1 BB: 0 P: 17	R: 0 E: 0 K: 1 S: 8	H: 1 LOB: 1 BB: 0 P: 12	R: 2 E: 0 K: 0 S: 9	H: 2 LOB: 1 BB: 0 P: 16	R: 0 E: 1 K: 0 S: 7	H: 0 LOB: 0 BB: 0 P: 9	R: 2 E: 1 K: 0 S: 11	H: 4 LOB: 1 BB: 0 P: 14	R: 0 E: 0 K: 1 S: 10	H: 0 LOB: 0 BB: 0 P: 14	R: 0 E: 0 K: 0 S: 9	H: 1 LOB: 2 BB: 1 P: 18	R: 0 E: 0 K: 1 S: 10	H: 1 LOB: 2 BB: 1 P: 15	R: 0 E: 0 K: 1 S: 12	H: 1 LOB: 1 BB: 0 P: 19	1B: 7 2B: 4 3B: 1 HR: 0	SF: 1 SAC: 2 DP: 1 HBP: 1	WP: 1 PB: 0 SB: 0 CS: 1	PA: 40					
<b>PITCHER</b>	IP	WLS	BF	H	R	ER	SO	BB	IBB	HBP	BLK	WP	HR	S	P	ERA	WHIP										
35 Mike Mussina, R (1, 1) ERA: 2.93	6.0		27	9	4	4	3	0	0	0	0	1	0	60	86	6.00	1.500										
Pat Clements, L (7, 1) ERA: 2.79	0.1	1	0	0	0	0	0	0	0	0	0	0	0	1	1	0.00	0.000										
Todd Frohwrth, R (7, 1) ERA: 2.28	1.2	W	8	1	0	0	1	1	1	0	0	0	0	16	28	0.00	1.200										
Gregg Olson, R (9, 1) ERA: 2.36	1.0	S	4	1	0	0	1	0	0	0	0	0	0	12	19	0.00	1.000										

Batter	1	2	3	4	5	6	7	8	9	AB	R	H	RBI	BB	SO	LOB	BOTTOM										
Brady Anderson, L (1, 7) OBP: 0.384, SLG: 0.471			F7							3	1	1	0	1	1	0	<b>California Angels @ Baltimore Orioles</b> Oriole Park at Camden Yards, Baltimore, MD Wed Aug 26 1992, 7:05 PM EDT Att: 46,023 - Cloudy - 93 F										
Randy Milligan, R (1, 3) OBP: 0.395, SLG: 0.375										4	2	2	3	0	1	1											
David Segui, S (8, 3) OBP: 0.314, SLG: 0.312			K							0	0	0	0	0	0	0											
Mike Devereaux, R (1, 8) OBP: 0.326, SLG: 0.485										4	2	2	2	0	0	1											
Glenn Davis, R (1, 10) OBP: 0.350, SLG: 0.445										4	0	1	0	0	3	0											
Cal Ripken Jr., R (1, 6) OBP: 0.325, SLG: 0.354										4	0	1	0	0	2	1											
Chito Martinez, L (1, 9) OBP: 0.378, SLG: 0.433										3	0	1	0	1	0	0											
Leo Gomez, R (1, 5) OBP: 0.372, SLG: 0.453										3	0	0	0	1	0	4											
Chris Hoiles, R (1, 2) OBP: 0.390, SLG: 0.516										3	1	1	1	1	0	1											
Billy Ripken, R (1, 4) OBP: 0.271, SLG: 0.326										4	0	0	0	0	0	4											
<b>Inning Stats</b>	R: 0 E: 0 K: 0 S: 6	H: 1 LOB: 0 BB: 0 P: 9	R: 0 E: 0 K: 1 S: 16	H: 1 LOB: 2 BB: 2 P: 35	R: 1 E: 0 K: 2 S: 10	H: 1 LOB: 0 BB: 0 P: 15	R: 0 E: 0 K: 0 S: 8	H: 0 LOB: 0 BB: 0 P: 15	R: 0 E: 0 K: 1 S: 9	H: 0 LOB: 0 BB: 0 P: 11	R: 1 E: 0 K: 0 S: 17	H: 3 LOB: 2 BB: 0 P: 25	R: 4 E: 0 K: 2 S: 18	H: 3 LOB: 1 BB: 1 P: 32	R: 0 E: 0 K: 0 S: 6	H: 0 LOB: 1 BB: 1 P: 15	1B: 2 2B: 2 3B: 0 HR: 5	SF: 0 SAC: 0 DP: 0 HBP: 0	WP: 0 PB: 0 SB: 1 CS: 0	PA: 36							
<b>PITCHER</b>	IP	WLS	BF	H	R	ER	SO	BB	IBB	HBP	BLK	WP	HR	S	P	ERA	WHIP										
Julio Valera, R (1, 1) ERA: 3.81	5.2		24	6	2	2	5	2	0	0	0	0	0	63	106	3.18	1.412										
Chuck Crim, R (6, 1) ERA: 5.42	0.2	3	1	1	1	0	0	0	0	0	0	0	1	8	12	13.50	1.500										
Tim Fortugno, L (7, 1) ERA: 3.82	0.0	1	0	0	0	0	0	1	0	0	0	0	0	4	4	∞	∞										
Mike Butcher, R (7, 1) ERA: 2.78	0.2	L	4	2	3	3	2	0	0	0	0	0	2	13	20	40.50	3.000										
Scott Bailes, L (8, 1) ERA: 7.13	1.0	4	0	0	0	0	0	1	0	0	0	0	0	6	15	0.00	1.000										

AB	34
R	4
H	11
RBI	3
BB	2
SO	5
LOB	17



AB	32
R	6
H	9
RBI	6
BB	4
SO	7
LOB	12





Batter	1	2	3	4	5	6	7	8	9	AB	R	H	RBI	BB	SO	LOB	TOP			
Wade Boggs, L (1.5) OBP: 0.356, SLG: 0.374	G6-3		2B 1B BB	G1-3			P2	IBB		3	1	0	0	2	0	2				
Jody Reed, R (1.4) OBP: 0.330, SLG: 0.338	K		1B 2B		G5-3		K	G4-3		5	0	1	0	0	2	3				
Billy Hatcher, R (1.7) OBP: 0.328, SLG: 0.383	1B		1B		G5-3		E8 1B		WP 1B 1B	5	1	4	1	0	0	0				
Tom Brunansky, R (1.9) OBP: 0.371, SLG: 0.493	BB		FC5-2-5				G3		WP 1B 1B	3	1	1	0	2	0	3				
Jack Clark, R (1.3) Herm Winingham, L (8, PR) Scott Cooper, L (8.3) OBP: 0.350, SLG: 0.311 OBP: 0.256, SLG: 0.294 OBP: 0.318, SLG: 0.303	K		K					SH 1B BB	1B BB	3	0	0	0	1	3	5				
Bob Zupcic, R (1.8) OBP: 0.323, SLG: 0.366		G6-4-3 BB	F8			P3		SH 1B G3	G6-4-3 1B	3	1	1	2	1	0	2				
Eric Wedge, R (1.10) Mo Vaughn, L (8, PH) OBP: 0.307, SLG: 0.377	F8			FC4-6 1B		K		G3 1B	K	3	0	1	0	0	1	1				
Tony Peña, R (1.2) OBP: 0.286, SLG: 0.303	G6-4-3		FC4-6 FC5-4		K2-3			G3	G6-4-3	5	0	0	1	0	1	5				
John Valentin, R (1.6) OBP: 0.315, SLG: 0.386			HR		FC5-4		1B E BB	F8		3	2	1	1	1	0	3				
<b>Inning Stats</b>	R: 0 E: 0 K: 2 S: 10	H: 1 LOB: 2 BB: 1 P: 20	R: 0 E: 0 K: 0 S: 8	H: 0 LOB: 0 BB: 1 P: 15	R: 2 E: 0 K: 1 S: 17	H: 3 LOB: 2 BB: 1 P: 27	R: 0 E: 0 K: 0 S: 9	H: 1 LOB: 1 BB: 0 P: 15	R: 0 E: 0 K: 2 S: 13	H: 0 LOB: 0 BB: 0 P: 13	R: 1 E: 1 K: 1 S: 12	H: 1 LOB: 2 BB: 1 P: 24	R: 2 E: 1 K: 0 S: 11	H: 1 LOB: 2 BB: 2 P: 23	R: 2 E: 0 K: 1 S: 11	H: 3 LOB: 1 BB: 1 P: 25	1B: 8 2B: 1 3B: 0 HR: 1	SF: 0 SAC: 1 DP: 2 HBP: 0	WP: 1 PB: 0 SB: 0 CS: 0	PA: 44
<b>PITCHER</b>	IP WLS BF H R ER SO	IP WLS BF H R ER SO	IP WLS BF H R ER SO	IP WLS BF H R ER SO	IP WLS BF H R ER SO	IP WLS BF H R ER SO	IP WLS BF H R ER SO	IP WLS BF H R ER SO	IP WLS BF H R ER SO	IP WLS BF H R ER SO	IP WLS BF H R ER SO	IP WLS BF H R ER SO	IP WLS BF H R ER SO	IP WLS BF H R ER SO	IP WLS BF H R ER SO	IP WLS BF H R ER SO	ERA WHIP	ERA WHIP		
Chuck Finley, L (1.1) ERA: 4.4	7.0	L	33	6	5	3	7	6	0	0	0	0	0	0	0	0	0	3.86	1.714	
Mike Butcher, R (8.1) ERA: 2.99	1.0	5	1	0	0	0	0	0	1	0	0	0	0	0	7	14	0.00	1.000		
Scott Lewis, R (9.1) ERA: 8.05	0.0	2	2	2	2	0	0	0	0	0	0	0	0	4	5		∞	∞		
Scott Bailes, L (9.1) ERA: 6.94	1.0	4	1	0	0	1	1	0	0	0	0	1	0	7	20	0.00	2.000			

**Boston Red Sox @ California Angels**  
Anaheim Stadium, Anaheim, CA  
Fri Aug 28 1992, 10:05 PM EDT  
Att: 29,872 - Sunny - 77 F

AB 35  
R 7  
H 10  
RBI 6  
BB 8  
SO 8  
LOB 26




Batter	1	2	3	4	5	6	7	8	9	AB	R	H	RBI	BB	SO	LOB	BOTTOM					
Luis Polonia, L (1.10) OBP: 0.354, SLG: 0.346	G1-3		1B FC5-2 1B		L6		E6 S		3B	5	0	2	0	0	0	0						
Luis Sojo, R (1.4) OBP: 0.315, SLG: 0.426	P4		FC5-2 1B		1B		F7		G5-3	5	0	1	0	0	0	4						
Junior Felix, S (1.8) OBP: 0.292, SLG: 0.369	K		1B		1B		G3			4	0	2	0	0	1	1						
Tim Salmon, R (1.9) OBP: 0.250, SLG: 0.286	K		K		K			L5		4	0	0	0	0	3	5						
Lee Stevens, L (1.3) OBP: 0.286, SLG: 0.354	G4-3			FC5-4 BB		FC3-6 1B		2B		3	0	2	0	1	0	0						
Chad Curtis, R (1.7) OBP: 0.333, SLG: 0.375	2B		K		FC3-6 1B		G5-3			4	1	1	0	0	1	3						
Gary Disarcina, R (1.6) OBP: 0.288, SLG: 0.308	G6-3		FC5-4		F8		F8			4	0	0	0	0	0	4						
Damon Easley, R (1.5) OBP: 0.360, SLG: 0.391			1B FC5-2 2B		G4-3		CS 1B		G5-3	4	0	2	1	0	0	1						
Ron Tingley, R (1.2) Rob Ducey, L (6, PH) Mike Fitzgerald, R (7.2) OBP: 0.254, SLG: 0.284 OBP: 0.231, SLG: 0.265 OBP: 0.283, SLG: 0.288	K		K		G6-3		CS		G1-3	2	0	0	0	0	1	1						
<b>Inning Stats</b>	R: 0 E: 0 K: 1 S: 9	H: 0 LOB: 0 BB: 0 P: 14	R: 0 E: 0 K: 1 S: 10	H: 1 LOB: 0 BB: 0 P: 15	R: 0 E: 0 K: 2 S: 17	H: 3 LOB: 3 BB: 0 P: 29	R: 0 E: 0 K: 1 S: 13	H: 0 LOB: 1 BB: 1 P: 21	R: 0 E: 0 K: 0 S: 13	H: 2 LOB: 2 BB: 0 P: 21	R: 1 E: 0 K: 0 S: 14	H: 2 LOB: 0 BB: 0 P: 21	R: 0 E: 1 K: 1 S: 8	H: 0 LOB: 1 BB: 0 P: 11	R: 0 E: 0 K: 0 S: 6	H: 1 LOB: 1 BB: 0 P: 9	R: 0 E: 0 K: 0 S: 10	H: 1 LOB: 1 BB: 0 P: 12	1B: 6 2B: 3 3B: 1 HR: 0	SF: 0 SAC: 0 DP: 0 HBP: 0	WP: 0 PB: 0 SB: 2 CS: 2	PA: 39
<b>PITCHER</b>	IP WLS BF H R ER SO	IP WLS BF H R ER SO	IP WLS BF H R ER SO	IP WLS BF H R ER SO	IP WLS BF H R ER SO	IP WLS BF H R ER SO	IP WLS BF H R ER SO	IP WLS BF H R ER SO	IP WLS BF H R ER SO	IP WLS BF H R ER SO	IP WLS BF H R ER SO	IP WLS BF H R ER SO	IP WLS BF H R ER SO	IP WLS BF H R ER SO	IP WLS BF H R ER SO	IP WLS BF H R ER SO	ERA WHIP	ERA WHIP				
Roger Clemens, R (1.1) ERA: 2.23	7.0	W	30	8	1	0	7	1	0	0	0	0	0	0	0	0	0.00	1.286				
Greg Harris, R (8.1) ERA: 2.6	2.0	8	2	0	0	0	0	0	0	0	0	16	21	0.00	1.000							


**Boston Red Sox @ California Angels**  
Anaheim Stadium, Anaheim, CA  
Fri Aug 28 1992, 10:05 PM EDT  
Att: 29,872 - Sunny - 77 F

AB 37  
R 1  
H 10  
RBI 1  
BB 1  
SO 7  
LOB 19





Batter	1	2	3	4	5	6	7	8	9	AB	R	H	RBI	BB	SO	LOB	TOP										
Wade Boggs, L (1, 5) OBP: 0.353, SLG: 0.371	F7			G3		G6-3		G1-3		4	0	0	0	0	0	0	<b>Boston Red Sox @ California Angels</b> Anaheim Stadium, Anaheim, CA Sat Aug 29 1992, 10:05 PM EDT Att: 24,717 - Sunny - 76 F										
Jody Read, R (1, 4) OBP: 0.327, SLG: 0.335	K			F8		F8		G1-3		4	0	0	0	0	1	0											
Billy Hatcher, R (1, 7) OBP: 0.327, SLG: 0.381	K			E4 1B		F8			G5-3	4	0	1	0	0	1	0											
Tom Brunansky, R (1, 9) OBP: 0.370, SLG: 0.489		G5-3		G6-3			1B BB		K	3	0	0	0	1	1	1											
Bob Zupcic, R (1, 8) OBP: 0.326, SLG: 0.365		G4-3			4-2 HR BB		1-2 1B		G4-3	3	1	1	0	1	0	0											
Eric Wedge, R (1, 10) OBP: 0.355, SLG: 0.684		K			0-0 HR		1-2 2-3 1B			3	1	2	2	0	1	0											
Mo Vaughn, L (1, 3) OBP: 0.333, SLG: 0.373					1-2 F9		0-2 P5			3	0	0	0	0	0	2											
John Valentin, R (1, 6) OBP: 0.305, SLG: 0.372					0-0 F9		2-0 G1-3			3	0	0	0	0	1	2											
John Marzano, R (1, 2) OBP: 0.143, SLG: 0.200				G5-3					K	3	0	0	0	0	2	0											
<b>Inning Stats</b>	R: 0 E: 0 K: 2 S: 7	H: 0 LOB: 0 BB: 0 P: 10	R: 0 E: 0 K: 1 S: 6	H: 0 LOB: 0 BB: 0 P: 13	R: 0 E: 0 K: 1 S: 5	H: 0 LOB: 0 BB: 0 P: 8	R: 0 E: 1 K: 0 S: 9	H: 1 LOB: 1 BB: 0 P: 15	R: 2 E: 0 K: 1 S: 10	H: 1 LOB: 0 BB: 1 P: 18	R: 0 E: 0 K: 0 S: 7	H: 0 LOB: 0 BB: 0 P: 10	R: 0 E: 0 K: 0 S: 13	H: 2 LOB: 2 BB: 1 P: 22	R: 0 E: 0 K: 1 S: 7	H: 0 LOB: 0 BB: 0 P: 10		R: 0 E: 0 K: 1 S: 9	H: 0 LOB: 0 BB: 0 P: 12	1B: 3 2B: 0 3B: 0 HR: 1	SF: 0 SAC: 0 DP: 0 HBP: 0	WP: 0 PB: 0 SB: 0 CS: 0	PA: 32				
<b>PITCHER</b>	IP	WLS	BF	H	R	ER	SO	BB	IBB	HBP	BLK	WP	HR	S	P	ERA	WHIP										
Mark Langston, L (1, 1) ERA: 3.97	7.0	W	26	4	2	2	5	2	0	0	0	0	1	57	96	2.57	0.857										
Joe Grahe, R (8, 1) ERA: 3.35	2.0		6	0	0	0	2	0	0	0	0	0	0	16	22	0.00	0.000										

Batter	1	2	3	4	5	6	7	8	9	AB	R	H	RBI	BB	SO	LOB	BOTTOM										
Luis Polonia, L (1, 10) OBP: 0.354, SLG: 0.346	G4-3			S 1B		FC6-4		F7		5	1	2	1	0	0	2	<b>Boston Red Sox @ California Angels</b> Anaheim Stadium, Anaheim, CA Sat Aug 29 1992, 10:05 PM EDT Att: 24,717 - Sunny - 76 F										
Luis Sejo, R (1, 4) OBP: 0.310, SLG: 0.420	G4-3			F8				K		4	0	0	0	0	1	2											
Junior Felix, S (1, 8) OBP: 0.296, SLG: 0.371				2B 1B				2B 1B		3	2	2	1	1	1	0											
Tim Salmon, R (1, 9) OBP: 0.250, SLG: 0.281	K			F7				2B 1B		4	1	1	0	0	1	2											
Lee Stevens, L (1, 3) OBP: 0.289, SLG: 0.365				G4-3				2B		4	0	2	3	0	0	0											
Chad Curtis, R (1, 7) OBP: 0.332, SLG: 0.373				F9				F7		4	1	1	0	0	0	2											
Gary Disarcina, R (1, 6) OBP: 0.288, SLG: 0.307				G6-3				L3		4	0	1	1	0	0	1											
Damon Easley, R (1, 5) OBP: 0.352, SLG: 0.367				G6-3				G6-3		3	0	0	0	1	0	0											
John Orton, R (1, 2) OBP: 0.278, SLG: 0.204				E 1B				F9		3	2	2	0	1	0	0											
<b>Inning Stats</b>	R: 0 E: 0 K: 1 S: 8	H: 0 LOB: 1 BB: 1 P: 14	R: 1 E: 1 K: 0 S: 9	H: 1 LOB: 0 BB: 0 P: 12	R: 3 E: 1 K: 0 S: 17	H: 4 LOB: 1 BB: 0 P: 24	R: 1 E: 0 K: 0 S: 10	H: 1 LOB: 1 BB: 1 P: 20	R: 0 E: 0 K: 1 S: 7	H: 0 LOB: 0 BB: 0 P: 11	R: 0 E: 0 K: 0 S: 10	H: 2 LOB: 2 BB: 1 P: 14	R: 2 E: 0 K: 1 S: 12	H: 3 LOB: 1 BB: 0 P: 14	R: 0 E: 0 K: 0 S: 6	H: 0 LOB: 0 BB: 0 P: 9		1B: 9 2B: 2 3B: 0 HR: 0	SF: 0 SAC: 0 DP: 0 HBP: 0	WP: 0 PB: 0 SB: 0 CS: 1	PA: 37						
<b>PITCHER</b>	IP	WLS	BF	H	R	ER	SO	BB	IBB	HBP	BLK	WP	HR	S	P	ERA	WHIP										
John Dopson, R (1, 1) ERA: 3.56	6.1	L	31	10	7	5	3	3	0	0	0	0	0	67	101	7.11	2.053										
Tony Fossas, L (7, 1) ERA: 2.49	0.0		1	1	0	0	0	0	0	0	0	0	0	3	3	∞	∞										
Mike Gardiner, R (7, 1) ERA: 5.01	1.2		5	0	0	0	0	0	0	0	0	0	0	9	14	0.00	0.000										



Batter	1	2	3	4	5	6	7	8	9	10	AB	R	H	RBI	BB	SO	LOB	TOP						
Wade Boggs, L (1,5) OBP: 0.350, SLG: 0.367	G5-3		FC4-6			F9	F9		FC6-2		5	0	0	0	0	0	5	<b>Boston Red Sox @ California Angels</b> Anaheim Stadium, Anaheim, CA Sun Aug 30 1992, 6:33 AM EDT Att: 22,421 - Cloudy - 75 F						
Jody Reed, R (1,4) OBP: 0.331, SLG: 0.331	G6-3		P5			G4-3		K	L5		5	0	0	0	0	1	4							
Billy Hatcher, R (1,7) OBP: 0.331, SLG: 0.383						F8		P5			4	1	2	0	1	0	0							
Tom Brunansky, R (1,9) OBP: 0.370, SLG: 0.486	CS	K		G6-3					F7		4	0	1	0	1	1	1							
Bob Zupic, R (1,8)				K					F8		5	1	1	0	0	1	3							
Eric Wedge, R (1,10) OBP: 0.344, SLG: 0.591						G5-3			F7		3	1	0	0	2	0	0							
Tony Peña, R (1,2) OBP: 0.285, SLG: 0.301						P3			G3-1		5	0	1	0	0	1	4							
Scott Cooper, L (1,3) OBP: 0.332, SLG: 0.333											5	1	5	3	0	0	0							
Luis Rivera, R (1,6) OBP: 0.294, SLG: 0.266											3	0	1	1	0	0	2							
Mo Vaughn, L (9,PH) OBP: 0.336, SLG: 0.375											1	0	1	0	0	0	0							
John Valentin, R (9,6) OBP: 0.313, SLG: 0.379											1	0	1	0	0	0	0							
<b>Inning Stats</b>	R: 0 E: 0 K: 0 S: 7	H: 0 LOB: 0 BB: 1 P: 14	R: 0 E: 0 K: 1 S: 14	H: 0 LOB: 1 BB: 1 P: 23	R: 0 E: 0 K: 0 S: 10	H: 1 LOB: 1 BB: 0 P: 12	R: 0 E: 0 K: 1 S: 7	H: 0 LOB: 0 BB: 0 P: 9	R: 0 E: 0 K: 1 S: 5	H: 1 LOB: 1 BB: 0 P: 7	R: 0 E: 0 K: 0 S: 16	H: 2 LOB: 2 BB: 0 P: 22	R: 1 E: 0 K: 0 S: 11	H: 2 LOB: 1 BB: 0 P: 18	R: 0 E: 0 K: 1 S: 9	H: 0 LOB: 1 BB: 1 P: 18	R: 0 E: 0 K: 0 S: 9	H: 3 LOB: 3 BB: 0 P: 14	R: 3 E: 0 K: 1 S: 17	H: 4 LOB: 1 BB: 1 P: 29	1B: 9 2B: 4 3B: 0 HR: 0	SF: 0 SAC: 0 DP: 0 HBP: 0	WP: 0 PB: 0 SB: 0 CS: 1	PA: 46
<b>PITCHER</b>	IP 7.0	WLS 28	H 6	R 1	ER 1	SO 2	BB 2	IBB 0	HBP 0	BLK 0	WP 0	HR 0	S 70	P 105	ERA 1.29	WHIP 1.143								
Jim Abbott, L (1,1) ERA: 2.76	2.0	10	3	0	0	1	1	0	0	0	0	0	18	32	0.00	2.000								
Chuck Crim, R (8,1) ERA: 5.28	0.2	5	2	3	3	1	1	0	0	0	0	0	13	22	40.50	4.500								
Mike Butcher, R (10,1) ERA: 3.7	0.1	2	2	0	0	0	0	0	0	0	0	0	4	7	0.00	6.000								
Scott Bailes, L (10,1) ERA: 6.67																								

AB	41
R	4
H	13
RBI	4
BB	4
SO	4
LOB	19



Batter	1	2	3	4	5	6	7	8	9	10	AB	R	H	RBI	BB	SO	LOB	BOTTOM		
Luis Polonia, L (1,10) OBP: 0.352, SLG: 0.344	G6-3			F7		G5-3			K		4	0	0	0	1	0		<b>Boston Red Sox @ California Angels</b> Anaheim Stadium, Anaheim, CA Sun Aug 30 1992, 6:33 AM EDT Att: 22,421 - Cloudy - 75 F		
Rob Ducey, L (1,7) OBP: 0.214, SLG: 0.245	P9			F9		F7			G4-3		4	0	0	0	0	0	0			
Junior Felix, S (1,8) OBP: 0.253, SLG: 0.368	K			K					K		4	0	0	0	0	4	0			
Lee Stevens, L (1,3) OBP: 0.289, SLG: 0.363											4	1	1	0	0	3	0			
Chad Curtis, R (1,9) OBP: 0.332, SLG: 0.372											4	1	1	0	0	0	0			
Ken Oberfell, L (1,4) OBP: 0.288, SLG: 0.259											2	0	1	1	1	0	1			
Tim Salmon, R (8,PR) OBP: 0.250, SLG: 0.281											0	0	0	0	0	0	0			
Luis Sojo, R (9,4) OBP: 0.309, SLG: 0.419											1	0	0	0	0	0	1			
Gary Disarcina, R (1,6) OBP: 0.286, SLG: 0.305											3	0	0	0	0	0	1			
Damon Easley, R (1,5) OBP: 0.333, SLG: 0.346											3	0	0	0	0	0	3			
John Orton, R (1,2) OBP: 0.268, SLG: 0.196											2	0	0	0	0	1	0			
Gary Gaetti, R (8,PH) OBP: 0.268, SLG: 0.325											1	0	0	0	0	2	0			
Ron Tingley, R (9,2) OBP: 0.254, SLG: 0.284											0	0	0	0	0	0	0			
<b>Inning Stats</b>	R: 0 E: 0 K: 1 S: 9	H: 0 LOB: 0 BB: 0 P: 11	R: 0 E: 1 K: 1 S: 10	H: 0 LOB: 0 BB: 0 P: 14	R: 0 E: 0 K: 0 S: 9	H: 0 LOB: 0 BB: 0 P: 10	R: 0 E: 0 K: 1 S: 7	H: 0 LOB: 0 BB: 0 P: 9	R: 0 E: 0 K: 2 S: 11	H: 0 LOB: 0 BB: 0 P: 13	R: 0 E: 0 K: 0 S: 5	H: 0 LOB: 2 BB: 1 P: 10	R: 0 E: 0 K: 2 S: 8	H: 0 LOB: 0 BB: 0 P: 9	R: 1 E: 0 K: 0 S: 7	H: 2 LOB: 0 BB: 0 P: 13	1B: 3 2B: 0 3B: 0 HR: 0	SF: 0 SAC: 1 DP: 1 HBP: 0	WP: 0 PB: 0 SB: 0 CS: 1	PA: 35
<b>PITCHER</b>	IP 9.0	WLS 30	H 1	R 1	ER 0	SO 9	BB 1	IBB 0	HBP 0	BLK 0	WP 0	HR 0	S 76	P 99	ERA 0.00	WHIP 0.222				
Danny Darwin, R (1,1) ERA: 3.86	0.0	1	1	1	1	0	0	0	0	0	0	0	2	2	∞	∞				
Tony Fossas, L (10,1) ERA: 2.91	1.0	3	1	0	0	0	0	0	0	0	0	0	5	11	0.00	1.000				
Greg Harris, R (10,1) ERA: 2.57																				

AB	32
R	2
H	3
RBI	1
BB	1
SO	9
LOB	8





Batter	1	2	3	4	5	6	7	8	9	AB	R	H	RBI	BB	SO	LOB	TOP				
<b>Kenny Lofton, L</b> OBP: 0.351, SLG: 0.368										4	1	1	0	0	1	1	<b>Cleveland Indians @ California Angels</b> Anaheim Stadium, Anaheim, CA Mon Aug 31 1992, 10:05 PM EDT Att: 18,013 - Sunny - 73 F				
<b>Mark Whiten, S</b> OBP: 0.352, SLG: 0.391										3	1	1	0	1	1						
<b>Carlos Baerga, S</b> OBP: 0.343, SLG: 0.452										3	1	0	1	0	0						
<b>Albert Belle, R</b> OBP: 0.317, SLG: 0.467										4	0	1	0	0	0						
<b>Paul Sorrento, L</b> OBP: 0.353, SLG: 0.461										2	1	0	0	2	1						
<b>Carlos Martinez, R</b> OBP: 0.296, SLG: 0.381										4	0	2	2	0	0						
<b>Brook Jacoby, R</b> OBP: 0.324, SLG: 0.336										0	0	0	0	0	0						
<b>Glenallen Hill, R</b> OBP: 0.289, SLG: 0.413										4	0	1	1	0	0						
<b>Mark Lewis, R</b> OBP: 0.315, SLG: 0.361										4	0	1	0	0	0						
<b>Junior Ortiz, R</b> OBP: 0.283, SLG: 0.265										3	0	0	0	0	0						
<b>Inning Stats</b>	R: 1 E: 0 K: 0 S: 7	H: 2 LOB: 0 BB: 0 P: 12	R: 1 E: 0 K: 0 S: 11	H: 1 LOB: 1 BB: 1 P: 18	R: 2 E: 1 K: 1 S: 11	H: 1 LOB: 2 BB: 2 P: 24	R: 0 E: 0 K: 0 S: 9	H: 1 LOB: 1 BB: 0 P: 13	R: 0 E: 0 K: 0 S: 8	H: 1 LOB: 0 BB: 0 P: 12	R: 0 E: 0 K: 1 S: 9	H: 0 LOB: 0 BB: 0 P: 12	R: 0 E: 0 K: 1 S: 7	H: 0 LOB: 0 BB: 0 P: 11	R: 0 E: 0 K: 0 S: 5	H: 0 LOB: 0 BB: 0 P: 8	1B: 7 2B: 0 3B: 0 HR: 0	SF: 1 SAC: 0 DP: 2 HBP: 0	WP: 0 PB: 0 SB: 2 CS: 1	PA: 35	
<b>PITCHER</b>	IP	WLS	BF	H	R	ER	SO	BB	IBB	HBP	BLK	WP	HR	S	P	ERA	WHIP				
<b>Bert Blyleven, R</b> ERA: 4.69	(1, 1)	7.0	L	29	7	4	2	2	2	1	0	0	0	0	60	99	2.57	1.286			
<b>Scott Lewis, R</b> ERA: 7.29	(8, 1)	2.0		6	0	0	0	1	0	0	0	0	0	12	19	0.00	0.000				

Batter	1	2	3	4	5	6	7	8	9	AB	R	H	RBI	BB	SO	LOB	BOTTOM					
<b>Luis Polonia, L</b> OBP: 0.351, SLG: 0.342										3	1	0	0	0	0	2	<b>Cleveland Indians @ California Angels</b> Anaheim Stadium, Anaheim, CA Mon Aug 31 1992, 10:05 PM EDT Att: 18,013 - Sunny - 73 F					
<b>Luis Sojo, R</b> OBP: 0.308, SLG: 0.414										3	0	0	0	1	0							
<b>Junior Felix, S</b> OBP: 0.291, SLG: 0.365										4	0	0	0	0	1							
<b>Tim Salmon, R</b> OBP: 0.275, SLG: 0.286										3	0	1	1	1	0							
<b>Lee Stevens, L</b> OBP: 0.285, SLG: 0.357										4	0	0	1	0	0							
<b>Chad Curtis, R</b> OBP: 0.333, SLG: 0.371										3	1	1	0	1	0							
<b>Gary Disarcina, R</b> OBP: 0.286, SLG: 0.304										4	0	1	0	0	0							
<b>Damon Easley, R</b> OBP: 0.328, SLG: 0.339										4	0	1	0	0	0							
<b>Ron Tingley, R</b> OBP: 0.272, SLG: 0.304										3	1	3	1	0	0							
<b>Ken Oberkfell, L</b> OBP: 0.283, SLG: 0.255										1	0	0	0	0	0							
<b>Inning Stats</b>	R: 0 E: 0 K: 1 S: 6	H: 0 LOB: 0 BB: 0 P: 9	R: 0 E: 0 K: 0 S: 13	H: 2 LOB: 2 BB: 0 P: 17	R: 0 E: 0 K: 0 S: 5	H: 1 LOB: 0 BB: 0 P: 8	R: 0 E: 0 K: 0 S: 7	H: 0 LOB: 0 BB: 0 P: 9	R: 1 E: 0 K: 0 S: 8	H: 1 LOB: 1 BB: 1 P: 15	R: 0 E: 0 K: 0 S: 9	H: 0 LOB: 0 BB: 0 P: 13	R: 0 E: 0 K: 0 S: 8	H: 1 LOB: 1 BB: 0 P: 12	R: 2 E: 0 K: 0 S: 9	H: 1 LOB: 2 BB: 2 P: 19	R: 0 E: 0 K: 0 S: 12	H: 1 LOB: 0 BB: 0 P: 19	1B: 7 2B: 0 3B: 0 HR: 0	SF: 0 SAC: 0 DP: 1 HBP: 1	WP: 0 PB: 0 SB: 1 CS: 1	PA: 36
<b>PITCHER</b>	IP	WLS	BF	H	R	ER	SO	BB	IBB	HBP	BLK	WP	HR	S	P	ERA	WHIP					
<b>Rod Nichols, R</b> ERA: 4.13	(1, 1)	7.0	W	27	6	2	2	1	0	0	0	0	0	59	87	2.57	1.000					
<b>Kevin Wickander, L</b> ERA: 3.29	(8, 1)	0.0		2	0	0	0	1	0	1	0	0	0	2	7	∞	∞					
<b>Ted Power, R</b> ERA: 2.52	(8, 1)	1.0		4	0	1	1	0	1	0	0	0	0	4	8	9.00	1.000					
<b>Eric Plunk, R</b> ERA: 3.42	(9, 1)	1.0	S	3	1	0	0	0	0	0	0	0	0	12	19	0.00	1.000					



Batter	1	2	3	4	5	6	7	8	9	AB	R	H	RBI	BB	SO	LOB	TOP					
<b>Kenny Lofton, L</b> OBP: 0.355, SLG: 0.370 (1, 8)	4-2 1B FC4-6 BB	0-1 1B BB	1-1 G4-3			4-2 G4-3 BB			3-2 G5-3 1B	3	2	2	1	2	0	2	<b>Cleveland Indians @ California Angels</b> Anaheim Stadium, Anaheim, CA Tue Sep 01 1992, 10:05 PM EDT Att: 17,586 - Sunny - 71 F <a href="http://livebaseballscorecards.com">livebaseballscorecards.com</a>					
<b>Mark Whiten, S</b> OBP: 0.350, SLG: 0.387 (1, 9)	0-0 F8	4-2 1B BB		2-3 K		1-0 G4-3			2-2 P1	4	1	0	0	1	1	3						
<b>Carlos Baerga, S</b> OBP: 0.343, SLG: 0.451 (1, 4)	2-1 FC4-6 1B	1-0 1B BB		0-0 F9		0-1 G3-1			2-1 G5-3	5	0	2	2	0	0	2						
<b>Albert Belle, R</b> OBP: 0.313, SLG: 0.462 (1, 10)	0-1 FC4-6 1-2 3-H	1-0 L6		1-2 F8			0-1 F9		3-1 G4-3	5	0	0	1	0	0	4						
<b>Carlos Martinez, R</b> OBP: 0.295, SLG: 0.377 (1, 3) (8, 5)	0-1 F9	1-1 FC6-4 1B		2-1 F8			0-0 G4-3			4	0	1	1	0	0	1						
<b>Glenallen Hill, R</b> OBP: 0.289, SLG: 0.421 (1, 7)					0-3 K				0-0 F8	4	1	1	1	0	1	2						
<b>Brook Jacoby, R</b> OBP: 0.324, SLG: 0.336 (8, PH)		3-1 G5-3		3-1 F9		1-0 FC5-4 1B		1-0 L1		3	0	1	0	0	0	0						
<b>Paul Sorrento, L</b> OBP: 0.352, SLG: 0.459 (8, 3)										1	0	0	0	0	0	0						
<b>Mark Lewis, R</b> OBP: 0.316, SLG: 0.360 (1, 6)		4-2 1B BB		1-1 G4-3 1B		2-1 FC5-4 1-2		1-0 G6-3		3	1	1	0	1	0	1						
<b>Sandy Alomar Jr., R</b> OBP: 0.293, SLG: 0.324 (2, PH)		1-0 BB 1B		0-2 1B				0-1 G4-3		0	0	0	0	0	0	0						
<b>Junior Ortiz, R</b> OBP: 0.250, SLG: 0.272 (2, 2)										3	1	2	0	0	1	0						
<b>Jesse Levis, L</b> OBP: 0.364, SLG: 0.545 (8, PH) (8, 2)		1-2 1B 1B		1-2 1B						1	0	0	0	0	0	0						
<b>Inning Stats</b>	R: 1 E: 0 K: 0 S: 11	H: 1 LOB: 1 BB: 1 P: 17	R: 5 E: 0 K: 0 S: 22	H: 5 LOB: 2 BB: 2 P: 39	R: 0 E: 0 K: 1 S: 10	H: 2 LOB: 1 BB: 0 P: 15	R: 0 E: 0 K: 1 S: 7	H: 0 LOB: 0 BB: 0 P: 10	R: 0 E: 0 K: 1 S: 8	H: 1 LOB: 1 BB: 0 P: 13	R: 0 E: 0 K: 0 S: 10	H: 0 LOB: 0 BB: 0 P: 16	R: 0 E: 0 K: 0 S: 4	H: 0 LOB: 0 BB: 0 P: 4	R: 0 E: 0 K: 0 S: 4	H: 0 LOB: 0 BB: 0 P: 6	R: 0 E: 0 K: 0 S: 12	H: 1 LOB: 1 BB: 0 P: 22	1B: 9 2B: 0 3B: 0 HR: 1	SF: 0 SAC: 0 DP: 0 HBP: 0	WP: 0 PB: 0 SB: 2 CS: 0	PA: 40
<b>PITCHER</b>	IP	WLS	BF	H	R	ER	SO	BB	IBB	HBP	BLK	WP	HR	S	P	ERA	WHIP					
<b>Tim Fortugno, L</b> ERA: 5.29	1.2		14	6	6	6	0	3	0	0	0	0	1	30	52	32.40	5.400					
<b>Mike Butcher, R</b> ERA: 3.25	3.1		12	3	0	0	2	0	0	0	0	0	0	28	42	0.00	0.900					
<b>Chuck Crim, R</b> ERA: 5.14	2.0	W	7	0	0	0	1	1	0	0	0	0	0	14	20	0.00	0.500					
<b>Joe Grahe, R</b> ERA: 3.27	2.0	S	7	1	0	0	0	0	0	0	0	0	0	16	28	0.00	0.500					

Batter	1	2	3	4	5	6	7	8	9	AB	R	H	RBI	BB	SO	LOB	BOTTOM					
<b>Damon Easley, R</b> OBP: 0.318, SLG: 0.328 (1, 5)	2-2 G6-3			1-1 G1-3		1-0 1B BB		1-2 G4-3		5	0	1	1	0	1	1	<b>Cleveland Indians @ California Angels</b> Anaheim Stadium, Anaheim, CA Tue Sep 01 1992, 10:05 PM EDT Att: 17,586 - Sunny - 71 F <a href="http://livebaseballscorecards.com">livebaseballscorecards.com</a>					
<b>Luis Sojo, R</b> OBP: 0.310, SLG: 0.417 (1, 4)	3-1 P4		2-1 1B SF7	1-1 F8		1-1 BB 1B		1-0 P4		5	1	2	1	0	0	1						
<b>Tim Salmon, R</b> OBP: 0.333, SLG: 0.297 (1, 9)	3-2 E5 HR		4-0 1B BB		3-2 CS 1B	4-0 BB 1B		4-2 1B BB		2	1	1	0	3	0	0						
<b>Gary Gaetti, R</b> OBP: 0.274, SLG: 0.346 (1, 10)	1-1 HR		0-0 1B		2-2 HR	0-0 L9		0-0 FC6-4 1B		5	2	4	3	0	0	3						
<b>Chad Curtis, R</b> OBP: 0.332, SLG: 0.373 (1, 8) (4, 7)	1-1 1B 2B		0-0 SF7		3-2 G6-3	2-0 F9		1-0 FC6-4 1-2		4	1	1	1	0	0	5						
<b>Mike Fitzgerald, R</b> OBP: 0.286, SLG: 0.292 (1, 7)	0-2 1B		2-3 K		2-2 P6					1	0	1	1	0	0	0						
<b>Junior Felix, S</b> OBP: 0.291, SLG: 0.367 (3, PH) (4, 8)										3	0	1	0	0	1	2						
<b>Lee Stevens, L</b> OBP: 0.281, SLG: 0.352 (1, 3)	1-1 G4-3		0-0 G3-1			0-1 F7		2-3 K		4	0	0	0	0	1	4						
<b>Gary Disarcina, R</b> OBP: 0.288, SLG: 0.306 (1, 6)		1-1 F9		0-1 E S 1B		0-1 1B 1B		1-2 G1-3		4	1	2	0	0	0	1						
<b>John Orton, R</b> OBP: 0.267, SLG: 0.200 (1, 2)		1-3 K		1-3 K		0-1 1B 1B		2-3 K		4	1	1	0	0	3	2						
<b>Inning Stats</b>	R: 3 E: 1 K: 0 S: 20	H: 3 LOB: 1 BB: 0 P: 31	R: 0 E: 0 K: 2 S: 9	H: 0 LOB: 0 BB: 0 P: 13	R: 1 E: 0 K: 1 S: 9	H: 2 LOB: 1 BB: 1 P: 17	R: 0 E: 0 K: 1 S: 9	H: 1 LOB: 1 BB: 0 P: 12	R: 1 E: 0 K: 0 S: 16	H: 2 LOB: 0 BB: 0 P: 26	R: 2 E: 0 K: 0 S: 12	H: 4 LOB: 3 BB: 1 P: 19	R: 0 E: 0 K: 2 S: 13	H: 1 LOB: 1 BB: 0 P: 18	R: 0 E: 0 K: 0 S: 8	H: 1 LOB: 2 BB: 1 P: 15	R: 0 E: 0 K: 0 S: 12	H: 1 LOB: 2 BB: 1 P: 15	1B: 9 2B: 3 3B: 0 HR: 2	SF: 1 SAC: 0 DP: 0 HBP: 0	WP: 0 PB: 0 SB: 1 CS: 1	PA: 41
<b>PITCHER</b>	IP	WLS	BF	H	R	ER	SO	BB	IBB	HBP	BLK	WP	HR	S	P	ERA	WHIP					
<b>Dennis Cook, L</b> ERA: 4.15	2.1		14	5	4	1	2	1	0	0	0	0	1	33	54	3.86	2.571					
<b>Ted Power, R</b> ERA: 2.55	2.2		10	3	1	1	2	0	0	0	0	0	1	30	45	3.38	1.125					
<b>Eric Plunk, R</b> ERA: 3.69	1.0	L	8	4	2	2	0	1	0	0	0	0	0	12	19	18.00	5.000					
<b>Kevin Wickander, L</b> ERA: 3.2	1.0		4	1	0	0	2	0	0	0	0	0	0	13	18	0.00	1.000					
<b>Steve Olin, R</b> ERA: 2.55	1.0		5	1	0	0	0	1	0	0	0	0	0	8	15	0.00	2.000					



Batter	1	2	3	4	5	6	7	8	9	10	11	12	13	14	15	AB	R	H	RBI	BB	SO	LOB	TOP										
<b>Kenny Lofton, L</b> OBP: 0.357, SLG: 0.372 (1, 8)																6	2	3	0	0	0	0	<b>Cleveland Indians @ California Angels</b> Anaheim Stadium, Anaheim, CA Wed Sep 02 1992, 10:05 PM EDT Att. 18,141 - Cloudy - 72 F <a href="http://livebaseballscorecards.com">livebaseballscorecards.com</a>										
<b>Thomas Howard, S</b> OBP: 0.328, SLG: 0.365 (1, 7)																5	0	2	1	1	1	1											
<b>Carlos Baerga, S</b> OBP: 0.347, SLG: 0.448 (1, 4)																6	0	1	1	0	0	3											
<b>Albert Belle, R</b> OBP: 0.310, SLG: 0.456 (1, 10)																6	0	0	0	0	1	3											
<b>Carlos Martinez, R</b> OBP: 0.283, SLG: 0.373 (1, 3)																4	0	1	0	0	1	0											
<b>Paul Sorrento, L</b> OBP: 0.350, SLG: 0.457 (11, PH)																2	0	0	0	0	0	1											
<b>Glenallen Hill, R</b> OBP: 0.287, SLG: 0.419 (1, 9)																6	0	1	0	0	1	1											
<b>Brook Jacoby, R</b> OBP: 0.320, SLG: 0.331 (1, 5)																4	0	0	0	0	2	2											
<b>Wayne Kirby, L</b> OBP: 0.304, SLG: 0.307 (12, PH)																1	0	0	0	0	0	0											
<b>Felix Fermin, R</b> OBP: 0.304, SLG: 0.307 (12, 5)																0	0	0	0	1	0	0											
<b>Mark Lewis, R</b> OBP: 0.312, SLG: 0.355 (1, 6)																6	0	0	0	0	0	1											
<b>Junior Ortiz, R</b> OBP: 0.287, SLG: 0.265 (1, 2)																4	0	0	0	1	0	0											
<b>Inning Stats</b>	R: 0 E: 0 K: 1 S: 11	H: 1 LOB: 0 BB: 0 P: 17	R: 0 E: 0 K: 0 S: 9	H: 1 LOB: 1 BB: 0 P: 17	R: 1 E: 0 K: 0 S: 14	H: 2 LOB: 2 BB: 2 P: 26	R: 0 E: 0 K: 0 S: 4	H: 0 LOB: 0 BB: 0 P: 7	R: 1 E: 0 K: 0 S: 10	H: 2 LOB: 1 BB: 0 P: 13	R: 0 E: 0 K: 1 S: 5	H: 0 LOB: 0 BB: 0 P: 7	R: 0 E: 0 K: 1 S: 4	H: 0 LOB: 0 BB: 0 P: 7	R: 0 E: 0 K: 2 S: 10	H: 1 LOB: 1 BB: 0 P: 15	R: 0 E: 0 K: 0 S: 8	H: 0 LOB: 0 BB: 0 P: 13	R: 0 E: 0 K: 0 S: 8	H: 1 LOB: 1 BB: 0 P: 11	R: 0 E: 0 K: 0 S: 8	H: 0 LOB: 0 BB: 0 P: 9		R: 0 E: 0 K: 0 S: 9	H: 0 LOB: 0 BB: 0 P: 15	R: 0 E: 0 K: 0 S: 3	H: 0 LOB: 0 BB: 0 P: 5	R: 0 E: 0 K: 1 S: 7	H: 0 LOB: 0 BB: 0 P: 12	1B: 6 2B: 2 3B: 0 HR: 0	SF: 0 SAC: 0 DP: 1 HBP: 0	WP: 0 PB: 0 SH: 3 CS: 1	PA: 53
<b>CHUCK FINLEY, L</b> ERA: 4.24 (1, 1)	IP: 7.0 WLS: 10.0 BF: 37	H: 7 R: 2 ER: 2 SO: 5	BB: 2 IBB: 0 HBP: 0 BLK: 0	WP: 0 HR: 0 S: 81	P: 133 ERA: 1.80 WHIP: 0.900	PITCHER																											
<b>SCOTT LEWIS, R</b> ERA: 5.88 (11, 1)	IP: 5.0 WLS: 5.0 BF: 16	H: 1 R: 0 ER: 0 SO: 1	BB: 1 IBB: 0 HBP: 0 BLK: 0	WP: 0 HR: 0 S: 35	P: 52 ERA: 0.00 WHIP: 0.400	PITCHER																											

Batter	1	2	3	4	5	6	7	8	9	10	11	12	13	14	15	AB	R	H	RBI	BB	SO	LOB	BOTTOM											
<b>Damon Easley, R</b> OBP: 0.315, SLG: 0.324 (1, 5)																7	0	2	0	0	4	4	<b>Cleveland Indians @ California Angels</b> Anaheim Stadium, Anaheim, CA Wed Sep 02 1992, 10:05 PM EDT Att. 18,141 - Cloudy - 72 F <a href="http://livebaseballscorecards.com">livebaseballscorecards.com</a>											
<b>Luis Sojo, R</b> OBP: 0.306, SLG: 0.414 (1, 4)																7	1	1	0	0	1	4												
<b>Junior Felix, S</b> OBP: 0.289, SLG: 0.363 (1, 8)																4	0	0	0	0	2	3												
<b>Ron Tingley, R</b> OBP: 0.272, SLG: 0.304 (8, 2)																0	0	0	0	0	0	0												
<b>Ken Oberkfell, L</b> OBP: 0.279, SLG: 0.250 (10, PH)																1	0	0	0	0	0	0												
<b>Mike Fitzgerald, R</b> OBP: 0.269, SLG: 0.295 (11, 2)																2	0	1	0	0	0	0												
<b>Gary Gaetti, R</b> OBP: 0.276, SLG: 0.348 (1, 10)																4	1	2	0	0	1	0												
<b>Rob Ducey, L</b> OBP: 0.203, SLG: 0.232 (8, PH)																3	0	0	0	0	1	2												
<b>Tim Salmon, R</b> OBP: 0.346, SLG: 0.395 (1, 9)																6	1	2	1	1	1	1												
<b>Chad Curtis, R</b> OBP: 0.334, SLG: 0.375 (1, 7)																6	0	3	0	0	1	4												
<b>Lee Stevens, L</b> OBP: 0.279, SLG: 0.349 (1, 3)																5	0	1	2	0	3	3												
<b>Gary Disarcina, R</b> OBP: 0.266, SLG: 0.304 (1, 6)																6	0	1	0	0	2	6												
<b>John Orton, R</b> OBP: 0.274, SLG: 0.211 (1, 2)																2	0	1	0	0	0	1												
<b>Luis Polonia, L</b> OBP: 0.302, SLG: 0.343 (7, PH)																4	0	2	0	0	1	0												
<b>Inning Stats</b>	R: 0 E: 0 K: 1 S: 5	H: 0 LOB: 0 BB: 0 P: 6	R: 0 E: 0 K: 3 S: 17	H: 2 LOB: 2 BB: 0 P: 26	R: 0 E: 0 K: 1 S: 11	H: 1 LOB: 1 BB: 0 P: 17	R: 0 E: 0 K: 0 S: 7	H: 0 LOB: 0 BB: 0 P: 10	R: 0 E: 0 K: 1 S: 9	H: 1 LOB: 1 BB: 0 P: 11	R: 2 E: 0 K: 2 S: 15	H: 3 LOB: 2 BB: 1 P: 22	R: 0 E: 0 K: 1 S: 11	H: 1 LOB: 1 BB: 0 P: 15	R: 0 E: 0 K: 0 S: 7	H: 1 LOB: 1 BB: 0 P: 10	R: 0 E: 0 K: 3 S: 12	H: 1 LOB: 1 BB: 0 P: 19	R: 0 E: 0 K: 0 S: 5	H: 0 LOB: 0 BB: 0 P: 7	R: 0 E: 0 K: 0 S: 7	H: 1 LOB: 1 BB: 0 P: 9		R: 0 E: 0 K: 1 S: 7	H: 2 LOB: 2 BB: 0 P: 11	R: 0 E: 0 K: 1 S: 9	H: 1 LOB: 1 BB: 0 P: 15	R: 0 E: 0 K: 1 S: 6	H: 1 LOB: 0 BB: 0 P: 7	R: 1 E: 0 K: 1 S: 7	H: 1 LOB: 0 BB: 0 P: 9	1B: 13 2B: 2 3B: 0 HR: 1	SF: 0 SAC: 1 DP: 1 HBP: 0	WP: 0 PB: 0 SH: 4 CS: 1
<b>Jack Armstrong, R</b> ERA: 4.85 (1, 1)	IP: 7.0 WLS: 7.0 BF: 31	H: 9 R: 2 ER: 2 SO: 9	BB: 1 IBB: 0 HBP: 0 BLK: 0	WP: 0 HR: 0 S: 78	P: 111 ERA: 2.57 WHIP: 1.429	PITCHER																												
<b>Steve Dlin, R</b> ERA: 2.43 (8, 1)	IP: 3.1 WLS: 3.1 BF: 11	H: 2 R: 0 ER: 0 SO: 3	BB: 0 IBB: 0 HBP: 0 BLK: 0	WP: 0 HR: 0 S: 26	P: 38 ERA: 0.00 WHIP: 0.600	PITCHER																												
<b>Derek Lilliquist, L</b> ERA: 1.51 (11, 1)	IP: 4.1 WLS: 4.1 BF: 17	H: 5 R: 1 ER: 1 SO: 5	BB: 0 IBB: 0 HBP: 0 BLK: 0	WP: 0 HR: 0 S: 31	P: 45 ERA: 2.08 WHIP: 1.154	PITCHER																												




Batter	1	2	3	4	5	6	7	8	9	AB	R	H	RBI	BB	SO	LOB	TOP					
<b>Brady Anderson, L</b> (1, 7) OBP: 0.384, SLG: 0.464	G4-3		FC3-6 1-H 2-H 2B		1B 2B BB			F7		3	1	1	2	2	0	0	<b>Baltimore Orioles @ California Angels</b> Anaheim Stadium, Anaheim, CA Fri Sep 04 1992, 10:05 PM EDT Att: 20,621 - Sunny - 73 F					
<b>Randy Milligan, R</b> (1, 3) OBP: 0.398, SLG: 0.386 <b>David Segui, S</b> (8, 3) OBP: 0.314, SLG: 0.312	K		FC3-6 BB		2B 1B			K		4	1	1	1	1	3	1						
<b>Mike Devereaux, R</b> (1, 8) OBP: 0.331, SLG: 0.485	K		FC3-6 1-2 2-3		2B 2B			G4-3		5	2	2	1	0	1	2						
<b>Glenn Davis, R</b> (1, 10) OBP: 0.341, SLG: 0.424		G5-4-3 1B			L3-6 2B			P5		5	0	2	2	0	1	3						
<b>Cal Ripken Jr., R</b> (1, 6) OBP: 0.324, SLG: 0.349	G5-4-3 1-2			L7	L3-6 2B			G5-3		5	0	1	0	0	0	2						
<b>Leo Gomez, R</b> (1, 5) OBP: 0.368, SLG: 0.439	L6			BB	P8			SF7		3	0	0	1	1	1	0						
<b>Chris Hoiles, R</b> (1, 2) OBP: 0.393, SLG: 0.512			1B 2B		F8			HBP HR		3	2	2	1	0	0	1						
<b>Joe Orsulak, L</b> (1, 9) OBP: 0.362, SLG: 0.391			K		F8			G4-3		3	0	0	0	0	1	2						
<b>Mark McLemore, S</b> (1, 4) OBP: 0.341, SLG: 0.323			2B 1B		BB 1B			G3		4	2	2	0	0	0	3						
<b>Inning Stats</b>	R: 0 E: 0 K: 2 S: 10	H: 0 LOB: 0 BB: 0 P: 16	R: 0 E: 0 K: 0 S: 5	H: 1 LOB: 0 BB: 0 P: 5	R: 2 E: 0 K: 2 S: 16	H: 3 LOB: 2 BB: 1 P: 31	R: 0 E: 0 K: 0 S: 7	H: 0 LOB: 1 BB: 1 P: 15	R: 4 E: 0 K: 0 S: 14	H: 4 LOB: 0 BB: 1 P: 25	R: 1 E: 0 K: 1 S: 14	H: 1 LOB: 1 BB: 1 P: 21	R: 1 E: 0 K: 0 S: 11	H: 2 LOB: 3 BB: 0 P: 20	R: 0 E: 0 K: 1 S: 9	H: 0 LOB: 0 BB: 0 P: 16		R: 0 E: 0 K: 1 S: 9	H: 0 LOB: 0 BB: 0 P: 12	1B: 7 2B: 4 3B: 0 HR: 1	SF: 1 SAC: 0 DP: 2 HBP: 2	WP: 0 PB: 0 SB: 0 CS: 0
<b>PITCHER</b>	IP	WLS	BF	H	R	ER	SO	BB	IBB	HBP	BLK	WP	HR	S	P	ERA	WHIP					
<b>Mark Langston, L</b> (1, 1) ERA: 4.18	4.0	L	22	8	6	6	4	3	0	0	0	0	0	48	87	13.50	2.750					
<b>Chuck Crim, R</b> (5, 1) ERA: 5.2	2.2		12	3	2	2	1	1	0	1	0	0	1	27	40	6.75	1.500					
<b>Steve Frey, L</b> (7, 1) ERA: 3.92	0.2		3	0	0	0	0	0	0	1	0	0	0	6	13	0.00	0.000					
<b>Joe Grahe, R</b> (8, 1) ERA: 3.2	1.2		5	0	0	0	2	0	0	0	0	0	0	14	21	0.00	0.000					

AB	35
R	8
H	11
RBI	8
BB	4
SO	7
LOB	14



Batter	1	2	3	4	5	6	7	8	9	AB	R	H	RBI	BB	SO	LOB	BOTTOM				
<b>Luis Polonia, L</b> (1, 7) OBP: 0.349, SLG: 0.340	K			F9	P4			G4-3		4	0	0	1	0	1	2	<b>Baltimore Orioles @ California Angels</b> Anaheim Stadium, Anaheim, CA Fri Sep 04 1992, 10:05 PM EDT Att: 20,621 - Sunny - 73 F				
<b>Luis Sojo, R</b> (1, 4) OBP: 0.305, SLG: 0.410	G6-3			1B HR BB	F7			F7		3	1	0	0	1	0	2					
<b>Junior Felix, S</b> (1, 10) OBP: 0.288, SLG: 0.362	K			HR 1B				K		4	1	1	0	0	2	0					
<b>Tim Salmon, R</b> (1, 9) OBP: 0.339, SLG: 0.383		F8		HR 1B				L6		4	1	1	0	0	0	0					
<b>Lee Stevens, L</b> (1, 3) OBP: 0.279, SLG: 0.359		P4		HR 1B				F7		4	1	1	4	0	0	0					
<b>Chad Curtis, R</b> (1, 8) OBP: 0.334, SLG: 0.373 <b>Rob Ducey, L</b> (7, PR) OBP: 0.203, SLG: 0.232		K		K				G6-3		2	0	0	0	0	2	0					
<b>Hubie Brooks, R</b> (9, PH) OBP: 0.244, SLG: 0.346				K				1B BLK HBP		0	1	0	0	0	0	0					
<b>Gary Disarcina, R</b> (1, 6) OBP: 0.286, SLG: 0.304				F9	G4-3			BLK SF9 1B		4	1	1	0	0	0	0					
<b>Damon Easley, R</b> (1, 5) OBP: 0.325, SLG: 0.333				L7				SF9 BLK G4-3 1B		4	1	2	0	0	0	0					
<b>John Orton, R</b> (1, 2) OBP: 0.266, SLG: 0.203 <b>Ken Oberkfell, L</b> (7, PH) OBP: 0.274, SLG: 0.250 <b>Ron Tingley, R</b> (8, 2) OBP: 0.272, SLG: 0.304				F9	G6-4-3			SF9		2	0	0	0	0	0	1					
<b>Inning Stats</b>	R: 0 E: 0 K: 2 S: 8	H: 0 LOB: 0 BB: 0 P: 12	R: 0 E: 0 K: 1 S: 6	H: 0 LOB: 0 BB: 0 P: 9	R: 0 E: 0 K: 0 S: 6	H: 0 LOB: 0 BB: 0 P: 12	R: 4 E: 0 K: 1 S: 15	H: 3 LOB: 0 BB: 1 P: 28	R: 0 E: 0 K: 0 S: 6	H: 0 LOB: 0 BB: 0 P: 9	R: 3 E: 0 K: 0 S: 6	H: 2 LOB: 1 BB: 0 P: 13	R: 0 E: 0 K: 1 S: 10	H: 0 LOB: 0 BB: 0 P: 12	R: 0 E: 0 K: 0 S: 8	H: 0 LOB: 0 BB: 0 P: 8	1B: 5 2B: 0 3B: 0 HR: 1	SF: 1 SAC: 0 DP: 0 HBP: 1	WP: 0 PB: 0 SB: 0 CS: 0	PA: 35	
<b>PITCHER</b>	IP	WLS	BF	H	R	ER	SO	BB	IBB	HBP	BLK	WP	HR	S	P	ERA	WHIP				
<b>Rick Sutcliffe, R</b> (1, 1) ERA: 4.08	7.0	W	29	6	7	7	4	1	0	1	1	0	0	57	98	9.00	1.000				
<b>Todd Frohwrith, R</b> (8, 1) ERA: 2.17	2.0	S	6	0	0	0	1	0	0	0	0	0	0	18	20	0.00	0.000				





Batter	1	2	3	4	5	6	7	8	9	AB	R	H	RBI	BB	SO	LOB	TOP			
<b>Brady Anderson, L</b> (1, 7) OBP: 0.386, SLG: 0.465	4-0 S 1B BB		0-2 G4-3			2-1 S 1B 2B	4-0 WP BB	0-3 K		3	2	1	0	2	1	2				
<b>Randy Milligan, R</b> (1, 3) OBP: 0.398, SLG: 0.382	2-1 F9		4-1 1B BB			3-2 G3-4	1-3 K		1-0 P3	4	0	0	0	1	1	4				
<b>David Segui, S</b> (9, 3) OBP: 0.314, SLG: 0.312										0	0	0	0	0	0	0				
<b>Mike Devereaux, R</b> (1, 8) OBP: 0.333, SLG: 0.485	3-1 G5-3		1-0 G6-4-3 1B			0-1 3-H 1B			3-3 K	4	0	2	1	1	1	1				
<b>Glenn Davis, R</b> (1, 10) OBP: 0.342, SLG: 0.424	2-1 2H 1B		1-2 G6-4-3			3-2 F7			3-2 BB 1B	5	0	2	1	0	0	4				
<b>Luis Mercedes, R</b> (9, PR) OBP: 0.240, SLG: 0.050										0	0	0	0	0	0	0				
<b>Cal Ripken Jr., R</b> (1, 6) OBP: 0.323, SLG: 0.347	0-1 G4-3								4-1 1B BB	4	0	0	0	1	0	1				
<b>Leo Gomez, R</b> (1, 5) OBP: 0.366, SLG: 0.436		0-0 G5-3				1-0 1B 1B			0-0 F8 F9	5	0	1	0	0	1	2				
<b>Chris Hoiles, R</b> (1, 2) OBP: 0.401, SLG: 0.518		0-1 1B				0-0 G6-3 1B			2-1 1B FC5-2 1B	3	1	3	0	1	0	0				
<b>Chito Martinez, L</b> (1, 9) OBP: 0.354, SLG: 0.411		1-3 K				1-2 G6-3			0-0 FC5-2 1B	4	1	2	0	0	1	3				
<b>Mark McLemore, S</b> (1, 4) OBP: 0.340, SLG: 0.321	0-1 G4-3					3-2 G6-3			1-3 FC5-2 1B	4	0	1	1	0	0	3				
<b>Mark McLemore, S</b> (1, 4) OBP: 0.340, SLG: 0.321									1-2 WP BB 1B											
<b>Mark McLemore, S</b> (1, 4) OBP: 0.340, SLG: 0.321									1-2 3-H FC5-2											
<b>Inning Stats</b>	R: 1 E: 0 K: 0 S: 8	H: 1 LOB: 1 BB: 1 P: 19	R: 0 E: 0 K: 1 S: 8	H: 1 LOB: 1 BB: 0 P: 9	R: 0 E: 0 K: 1 S: 10	H: 1 LOB: 1 BB: 1 P: 16	R: 0 E: 0 K: 0 S: 6	H: 2 LOB: 1 BB: 0 P: 8	R: 1 E: 0 K: 2 S: 12	H: 2 LOB: 1 BB: 0 P: 22	R: 2 E: 0 K: 2 S: 11	H: 2 LOB: 2 BB: 2 P: 26	R: 0 E: 0 K: 0 S: 6	H: 0 LOB: 0 BB: 1 P: 13	R: 0 E: 0 K: 1 S: 10	H: 2 LOB: 2 BB: 1 P: 20	1B: 11 2B: 1 3B: 0 HR: 0	SF: 0 SAC: 0 DP: 3 HBP: 0	WP: 1 PB: 0 SB: 2 CS: 0	PA: 42
<b>PITCHER</b>	IP	WLS	BF	H	R	ER	SO	BB	IBB	HBP	BLK	WP	HR	S	P	ERA	WHIP			
<b>Jim Abbott, L</b> (1, 1) ERA: 2.84	8.0	L	37	11	4	4	4	5	0	0	0	1	0	71	125	4.50	2.000			
<b>Scott Lewis, R</b> (9, 1) ERA: 5.67	1.0	S	5	1	0	0	1	1	0	0	0	0	0	9	20	0.00	2.000			

Baltimore Orioles @ California Angels  
Anaheim Stadium, Anaheim, CA  
Sat Sep 05 1992, 10:05 PM EDT  
Att: 22,386 - Sunny - 74 F

AB 36  
R 4  
H 12  
RBI 3  
BB 6  
SO 5  
LOB 20



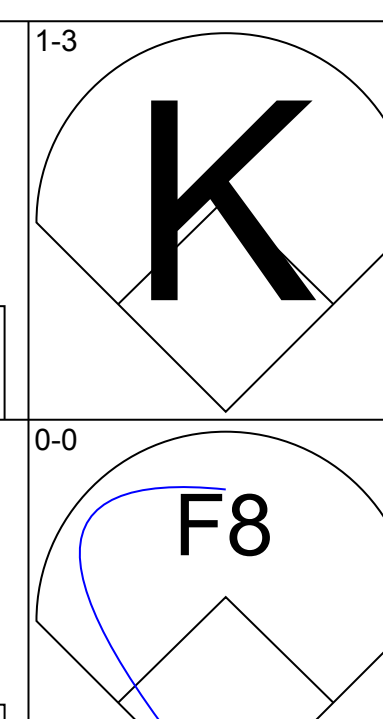
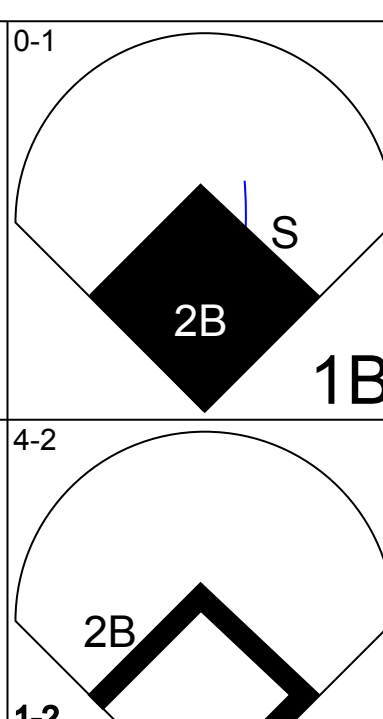
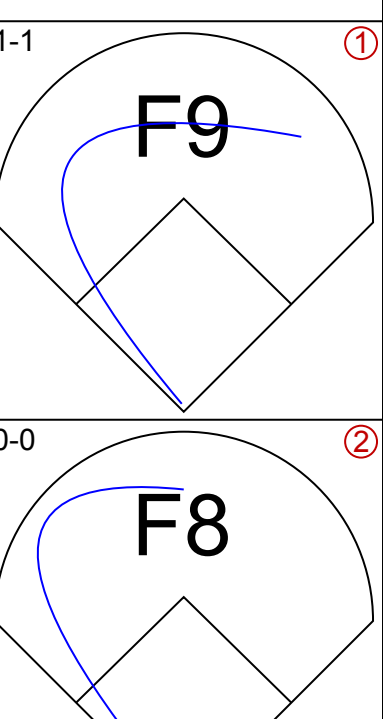
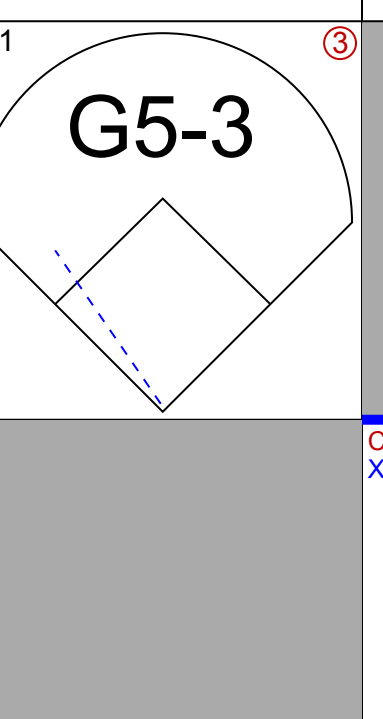
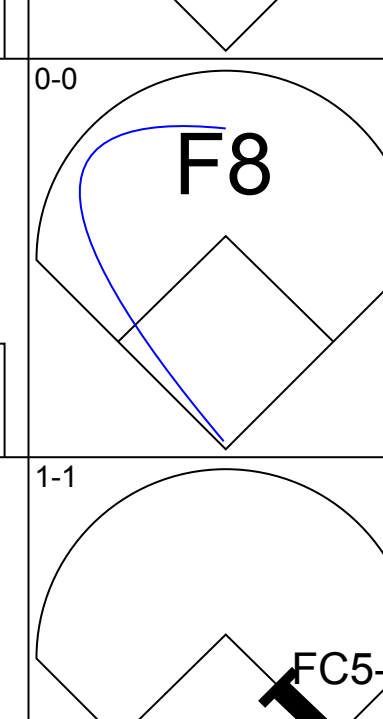
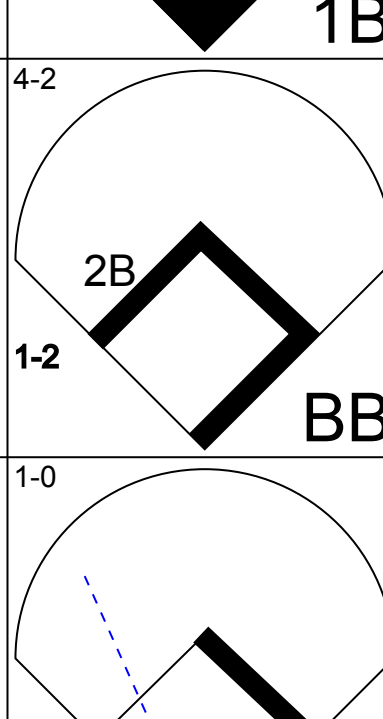
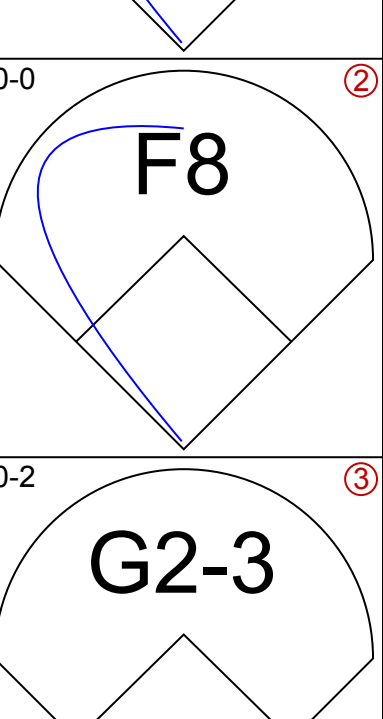
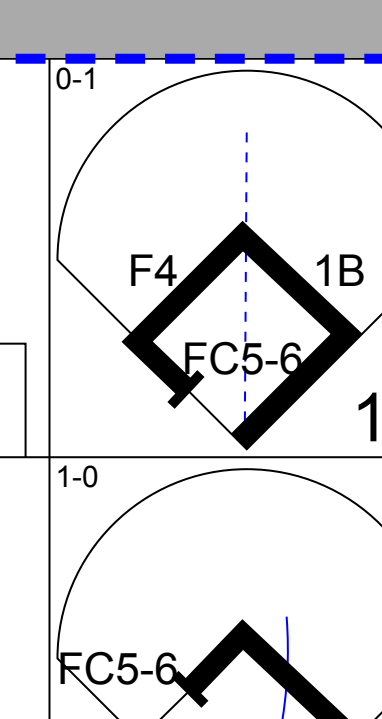
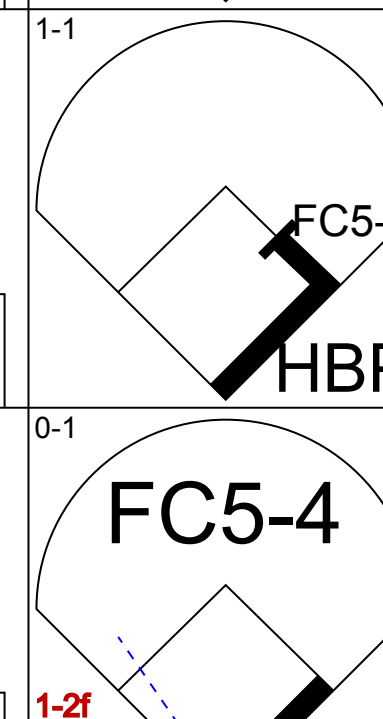
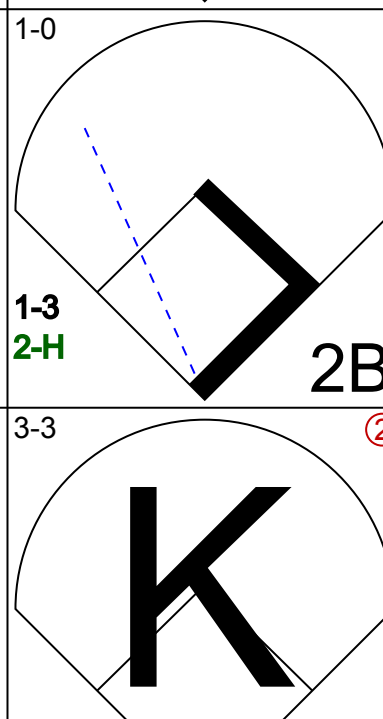
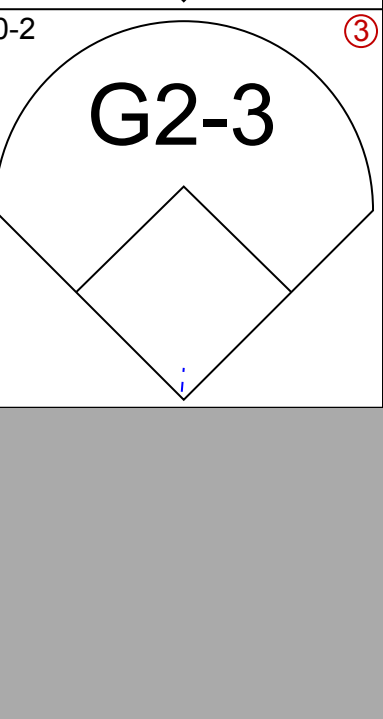
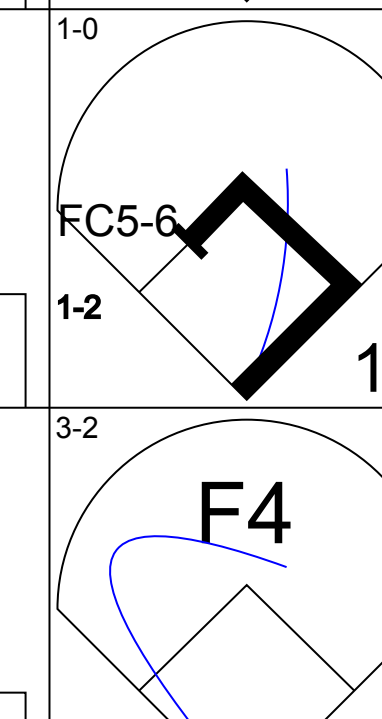
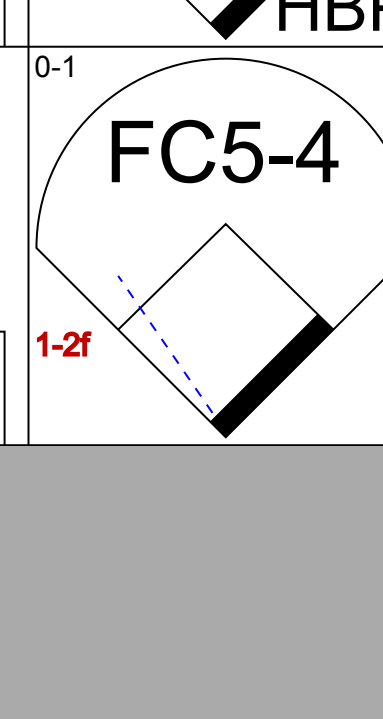
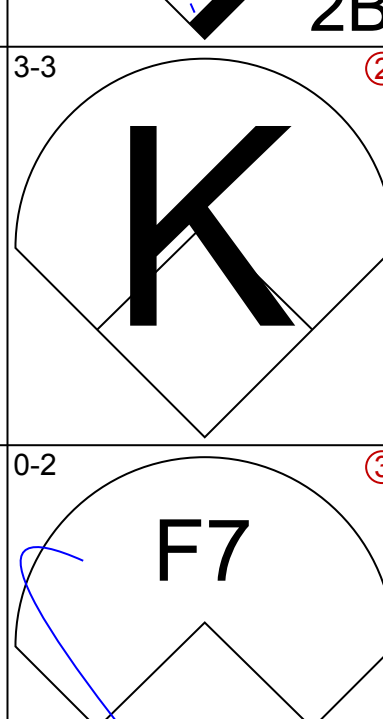
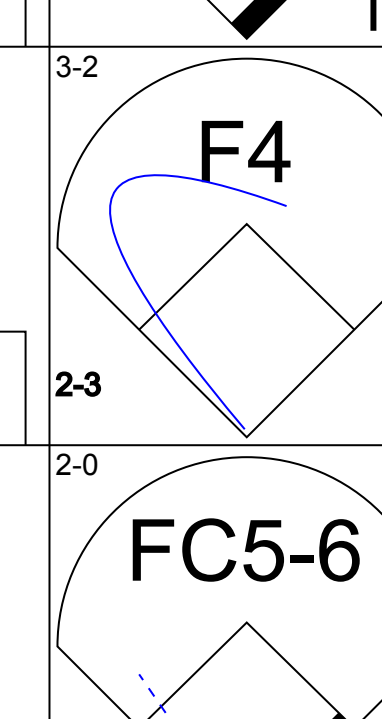
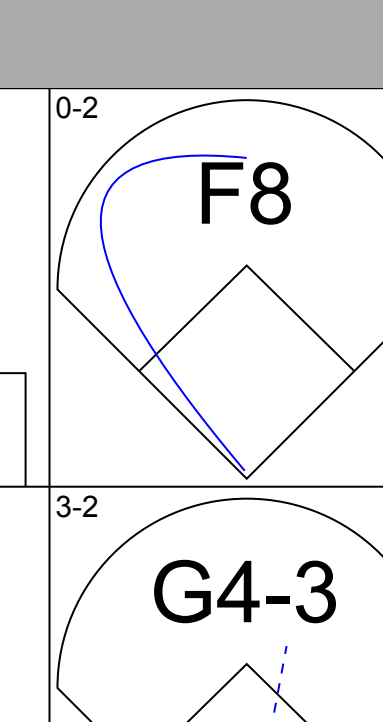
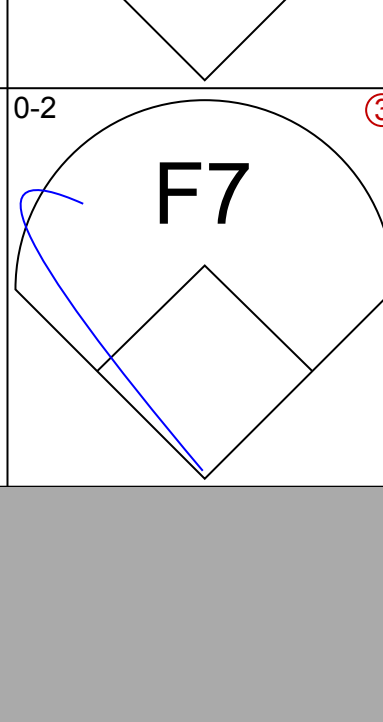
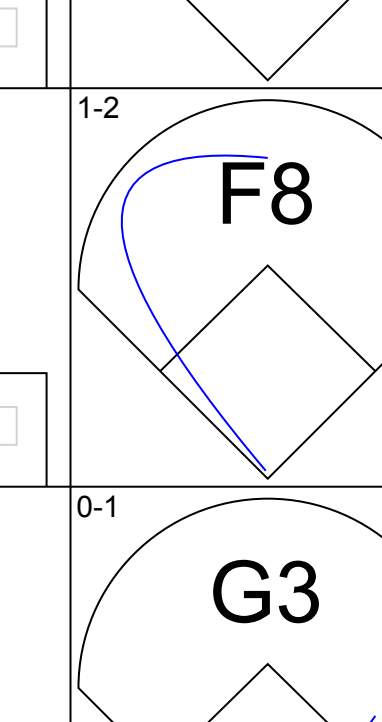
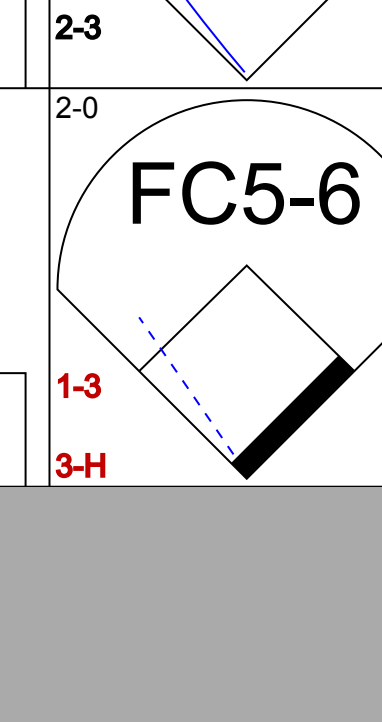
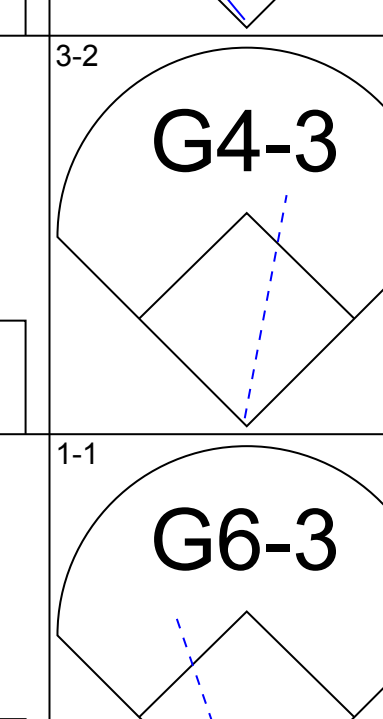
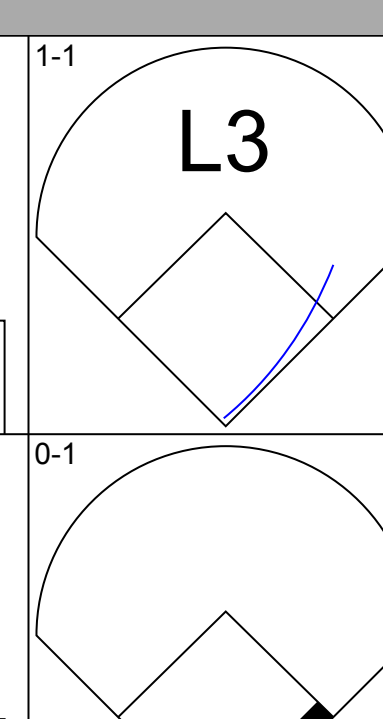
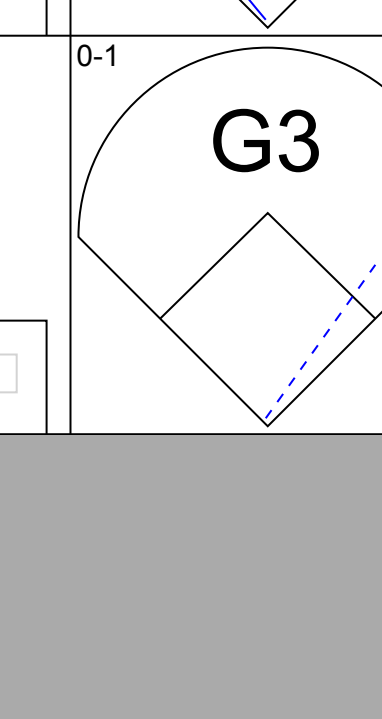
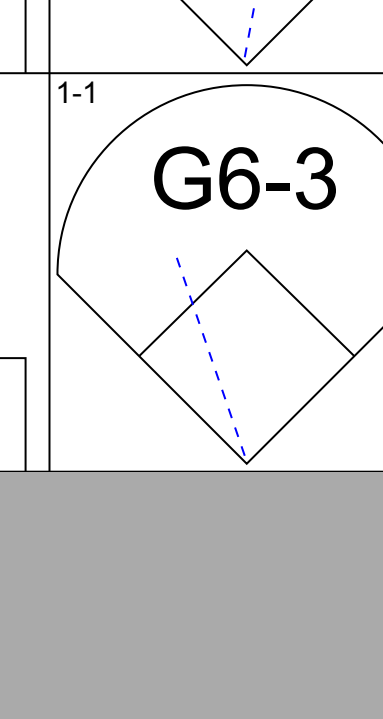
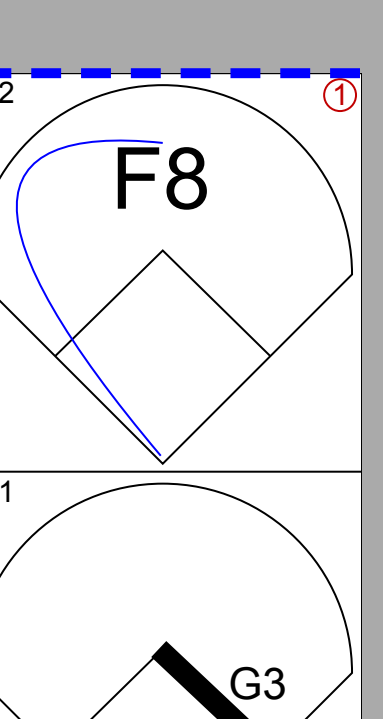
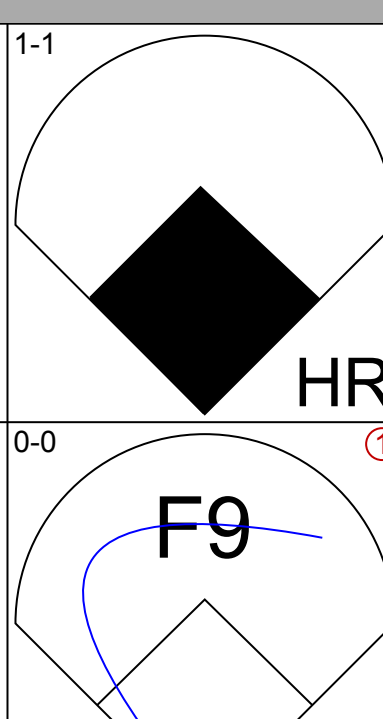
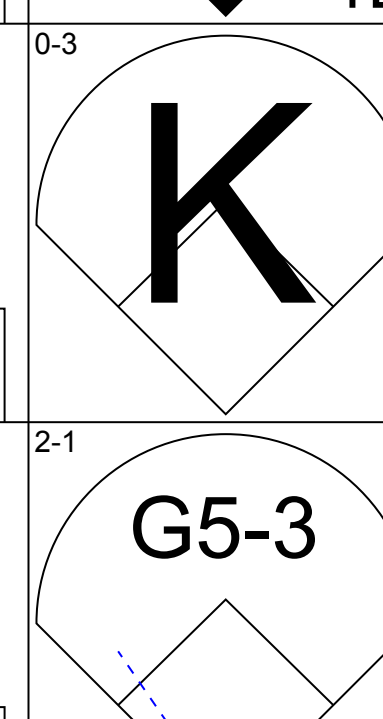
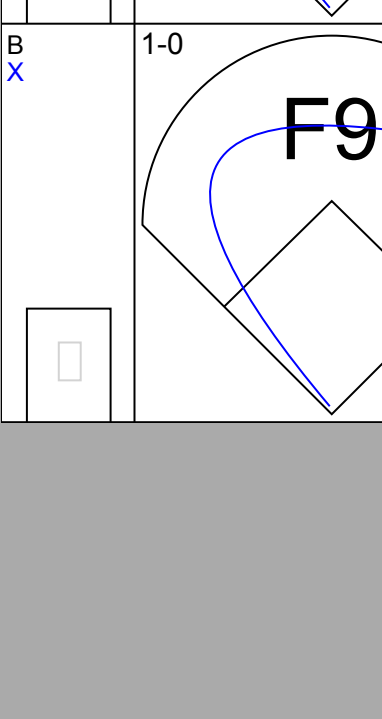
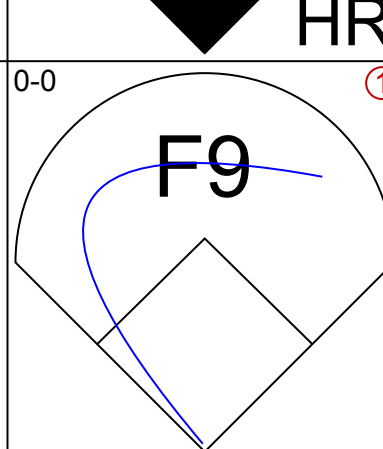
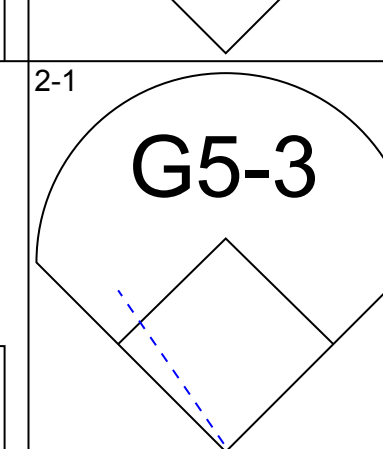
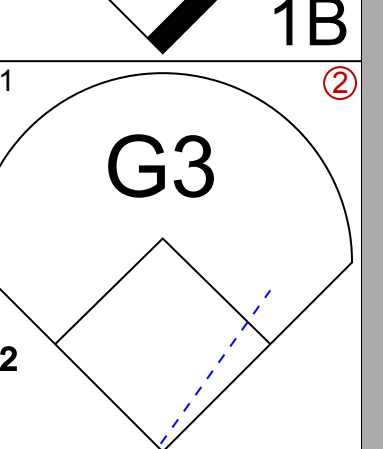
Batter	1	2	3	4	5	6	7	8	9	AB	R	H	RBI	BB	SO	LOB	BOTTOM					
<b>Luis Polonia, L</b> (1, 10) OBP: 0.347, SLG: 0.337	1-0 G6-3		0-1 G4-3			1-2 L6		0-3 K		4	0	0	0	0	1	0						
<b>Luis Sojo, R</b> (1, 4) OBP: 0.304, SLG: 0.411	1-1 P6		3-2 PO 2B			1-1 F8			2-1 G1-3	4	0	1	0	0	0	0						
<b>Junior Felix, S</b> (1, 8) OBP: 0.286, SLG: 0.359	1-3 K		1-3 K			0-3 K			0-3 K	4	0	0	0	0	4	1						
<b>Tim Salmon, R</b> (1, 9) OBP: 0.328, SLG: 0.367		3-3 K	1-0 PO			3-3 K			1-1 F8	2	0	0	0	0	2	0						
<b>Rob Ducey, L</b> (6, PH) OBP: 0.197, SLG: 0.224			2-3 PO							2	0	0	0	0	0	0						
<b>Lee Stevens, L</b> (1, 3) OBP: 0.276, SLG: 0.355		1-3 K				1-1 P8				3	0	0	0	0	1	0						
<b>Chad Curtis, R</b> (1, 7) OBP: 0.337, SLG: 0.375		1-2 1B 1B				0-0 S 1B			3-2 G6-3	3	1	2	0	0	0	0						
<b>Gary Disarcina, R</b> (1, 6) OBP: 0.286, SLG: 0.304		1-2 1B 1B				2-1 P3			2-2 G1-3	3	0	1	0	0	0	1						
<b>Damon Easley, R</b> (1, 5) OBP: 0.325, SLG: 0.333		2-0 1B				2-2 G6-3			0-3 K	3	0	1	1	0	1	0						
<b>John Orton, R</b> (1, 2) OBP: 0.258, SLG: 0.197		1-2 3-H 1B				2-3 K			0-0 G5-3	2	0	0	0	0	1	2						
<b>Hubie Brooks, R</b> (8, PH) OBP: 0.243, SLG: 0.345										1	0	0	0	0	0	0						
<b>Mike Fitzgerald, R</b> (9, 2) OBP: 0.289, SLG: 0.295										0	0	0	0	0	0	0						
<b>Inning Stats</b>	R: 0 E: 0 K: 1 S: 6	H: 0 LOB: 0 BB: 0 P: 9	R: 1 E: 0 K: 2 S: 16	H: 3 LOB: 2 BB: 0 P: 26	R: 0 E: 0 K: 1 S: 10	H: 1 LOB: 0 BB: 0 P: 15	R: 0 E: 0 K: 1 S: 10	H: 1 LOB: 1 BB: 0 P: 15	R: 0 E: 0 K: 1 S: 11	H: 0 LOB: 0 BB: 0 P: 16	R: 0 E: 0 K: 1 S: 8	H: 0 LOB: 0 BB: 0 P: 12	R: 0 E: 0 K: 0 S: 8	H: 0 LOB: 0 BB: 0 P: 13	R: 0 E: 0 K: 2 S: 9	H: 0 LOB: 0 BB: 0 P: 9	R: 0 E: 0 K: 1 S: 8	H: 0 LOB: 0 BB: 0 P: 11	1B: 4 2B: 1 3B: 0 HR: 0	SF: 0 SAC: 0 DP: 0 HBP: 0	WP: 0 PB: 0 SB: 1 CS: 0	PA: 32
<b>PITCHER</b>	IP	WLS	BF	H	R	ER	SO	BB	IBB	HBP	BLK	WP	HR	S	P	ERA	WHIP					
<b>35 Mike Mussina, R</b> (1, 1) ERA: 2.74	8.0	W	28	5	1	1	9	0	0	0	0	0	0	8	115	1.12	0.625					
<b>Gregg Olson, R</b> (9, 1) ERA: 2.26	1.0	S	3	0	0	0	1	0	0	0	0	0	0	8	11	0.00	0.000					

Baltimore Orioles @ California Angels  
Anaheim Stadium, Anaheim, CA  
Sat Sep 05 1992, 10:05 PM EDT  
Att: 22,386 - Sunny - 74 F

AB 31  
R 1  
H 5  
RBI 1  
BB 0  
SO 10  
LOB 4



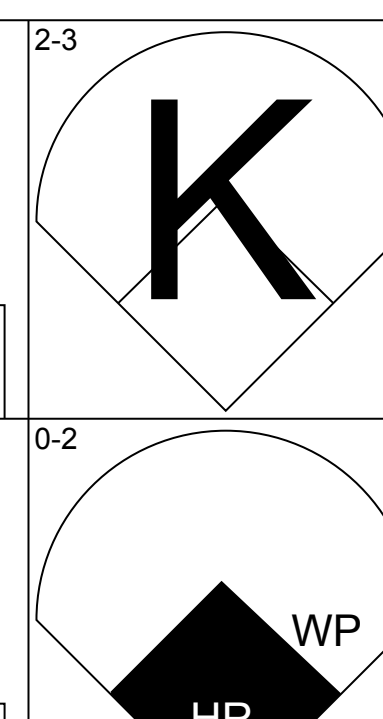
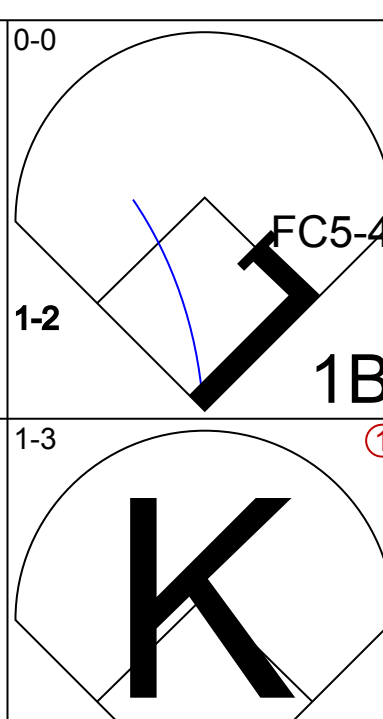
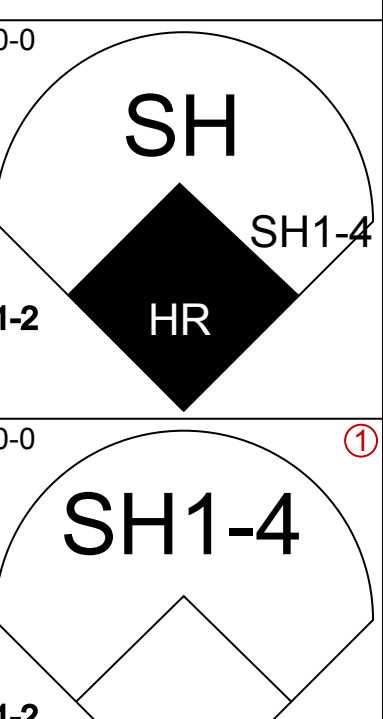
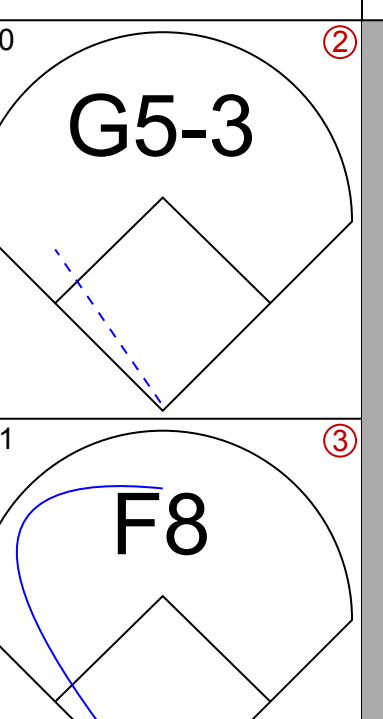
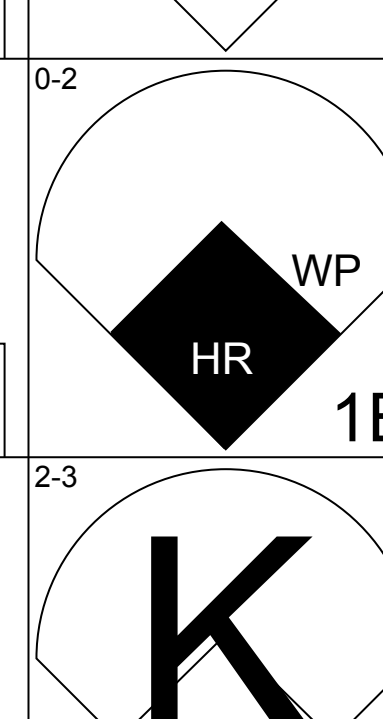
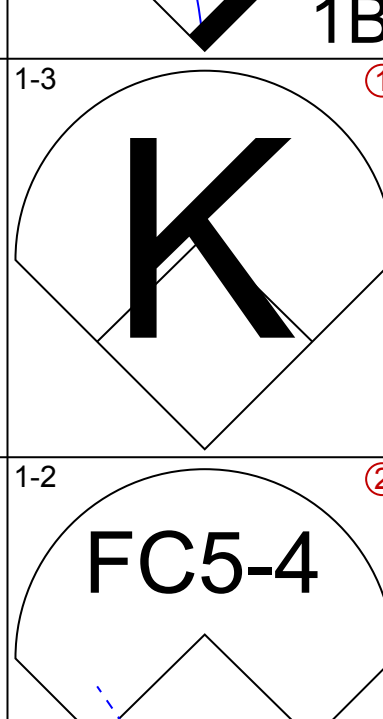
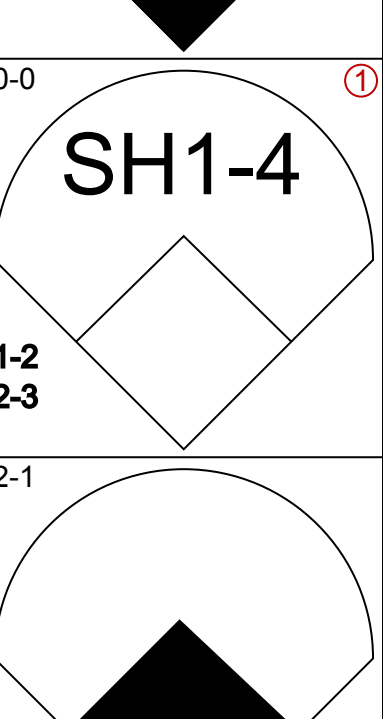
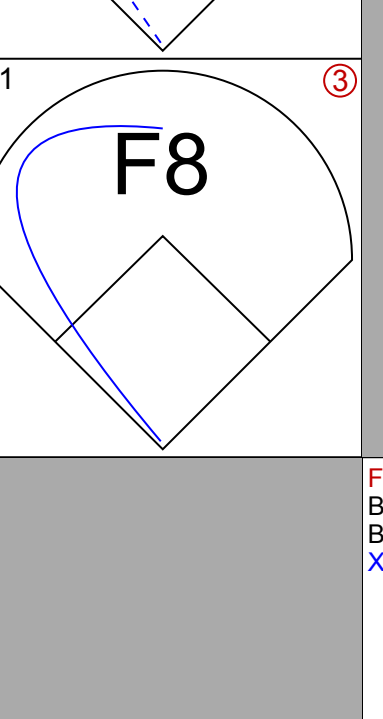
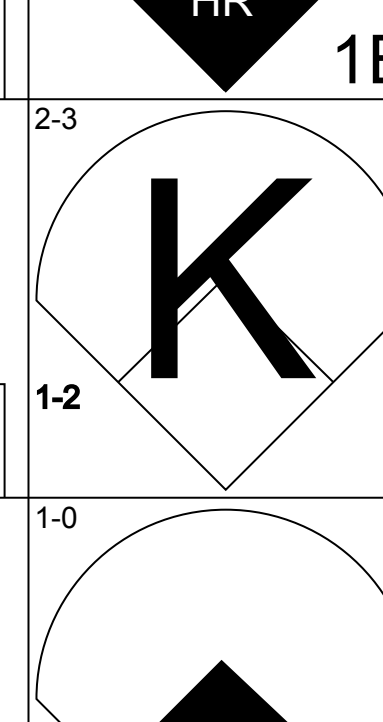
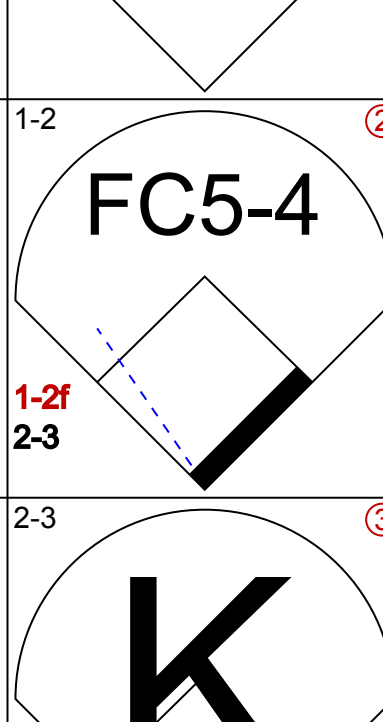
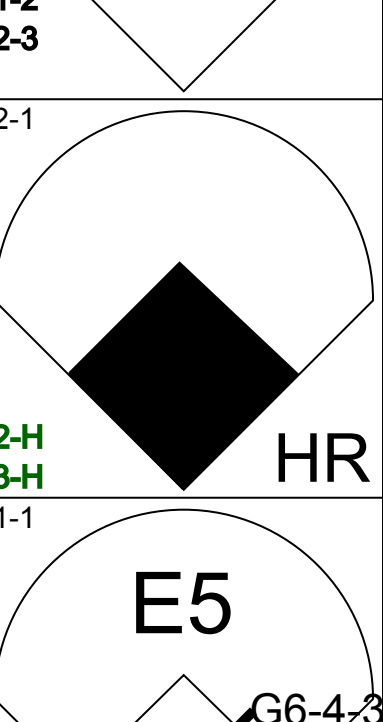
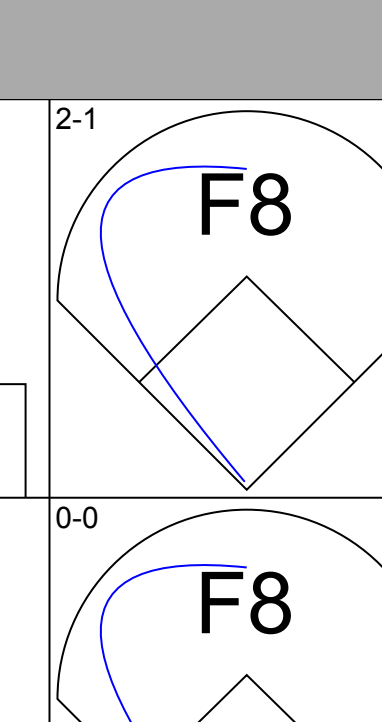
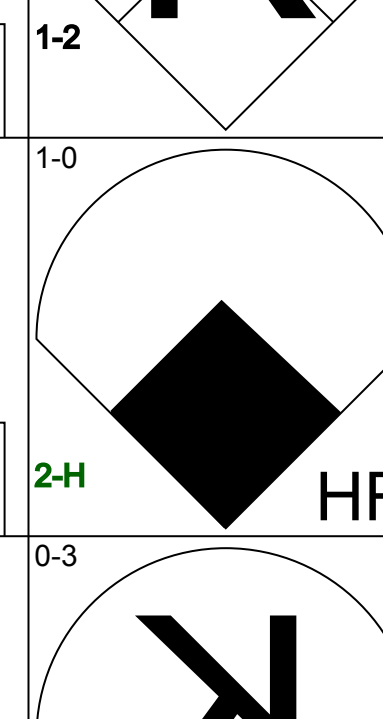

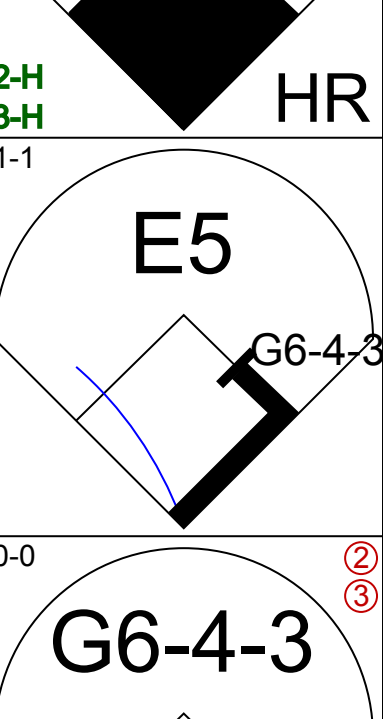
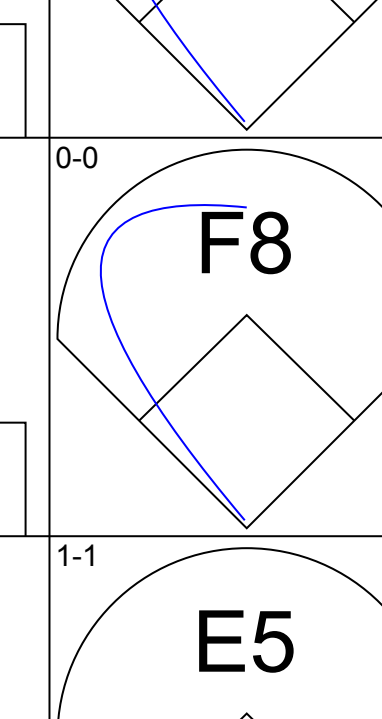
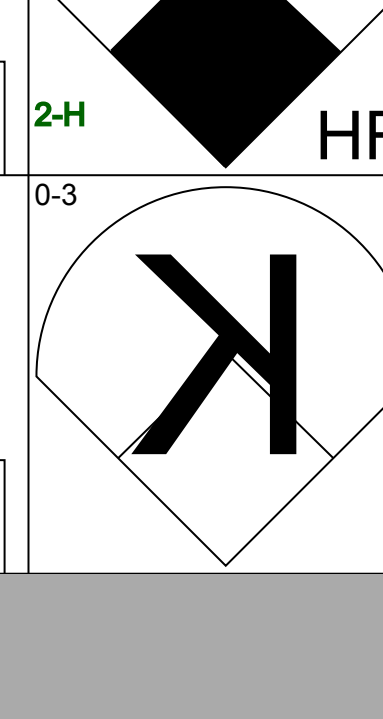
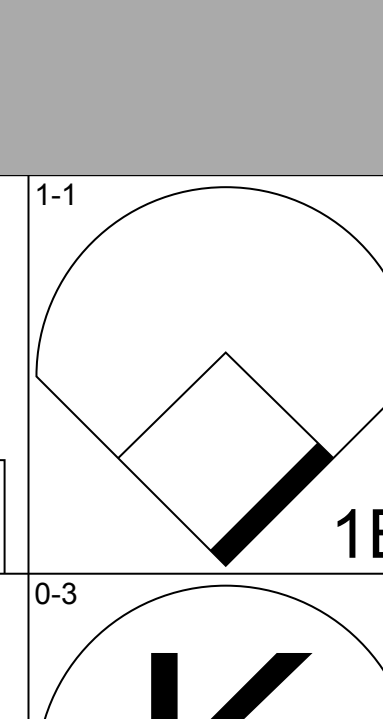
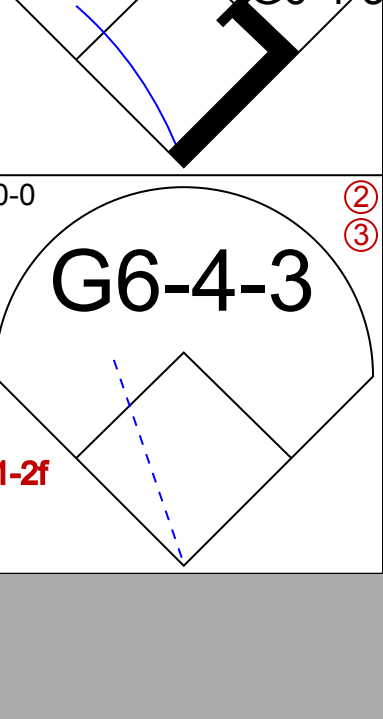
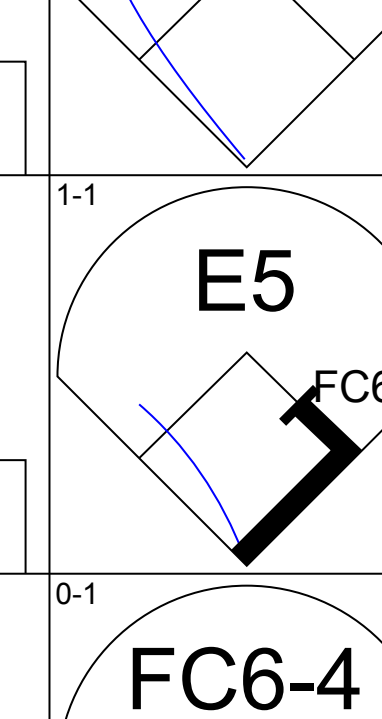
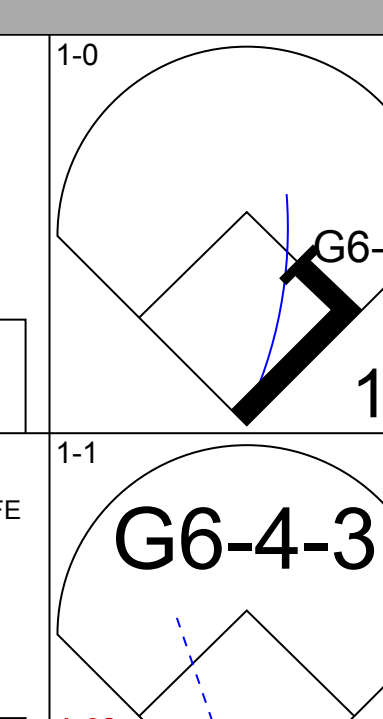
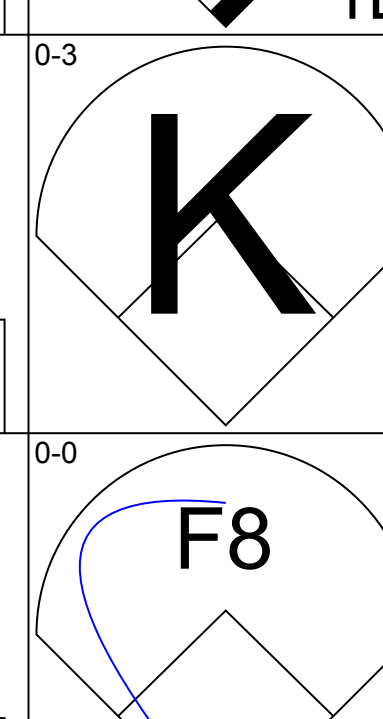
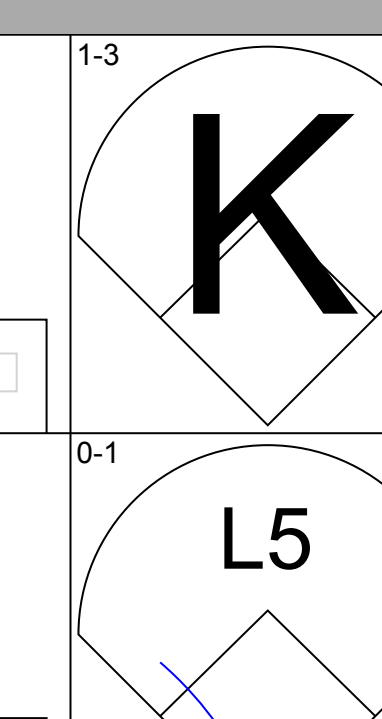
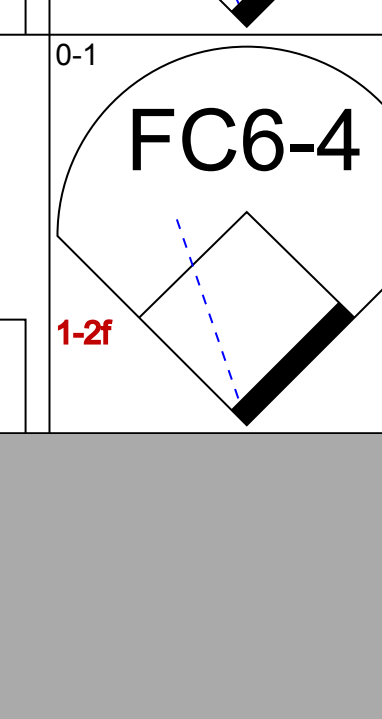
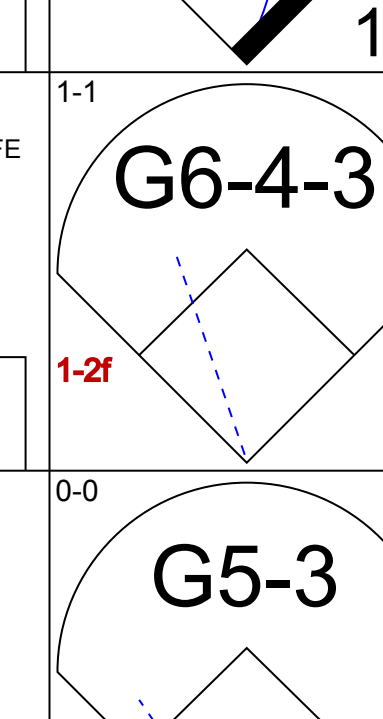
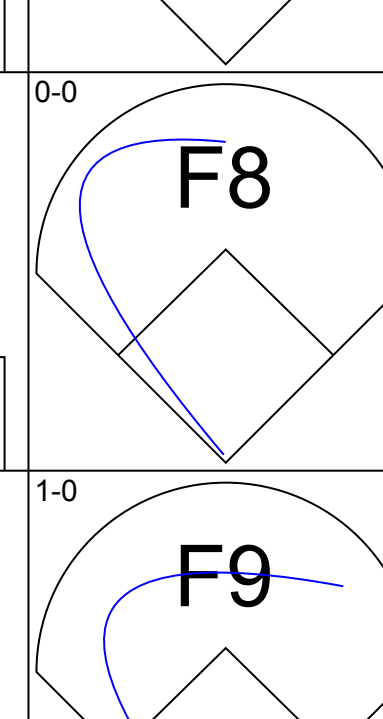
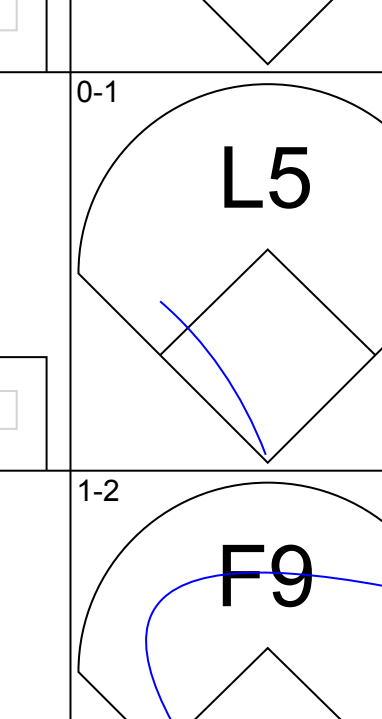
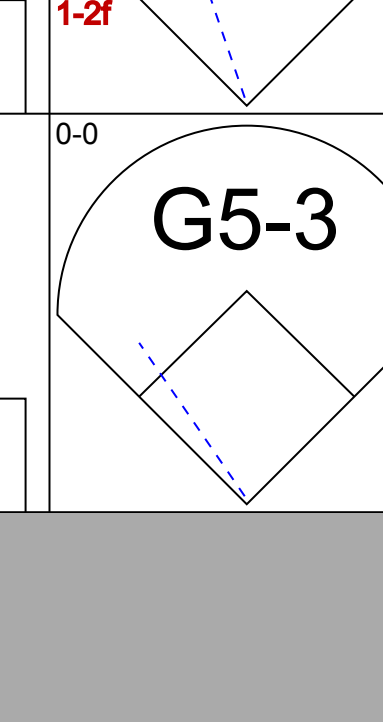
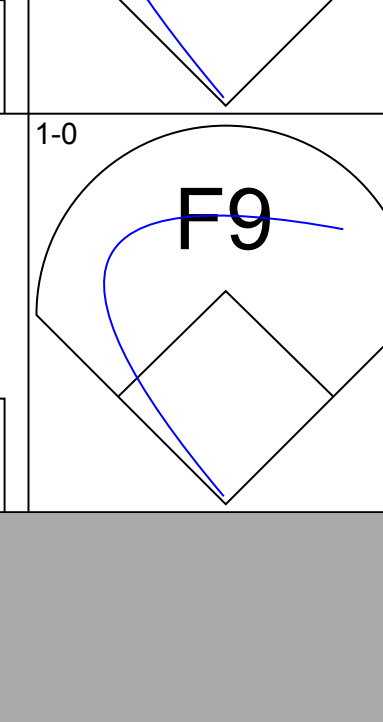
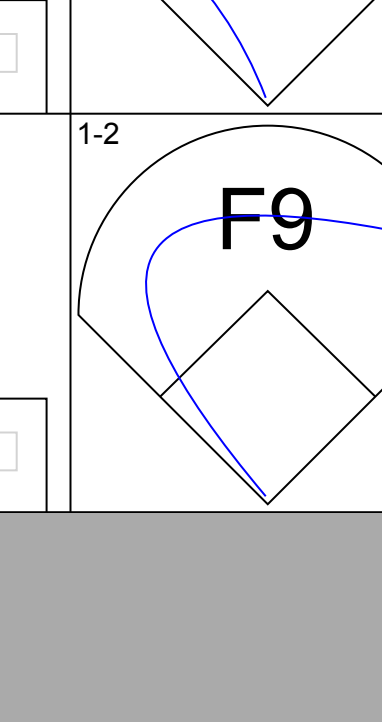
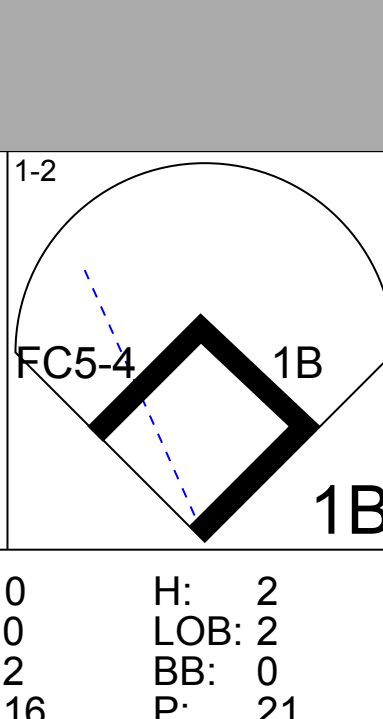
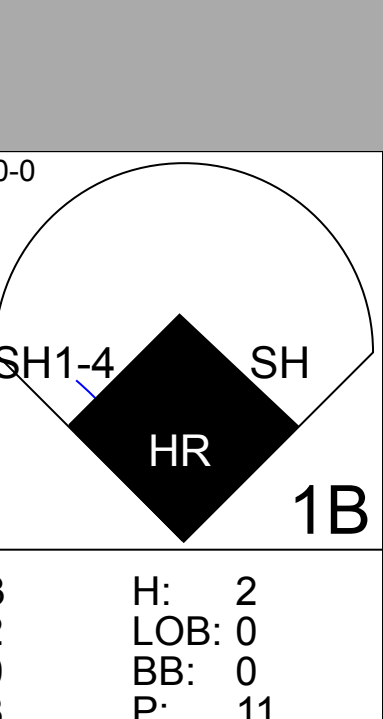
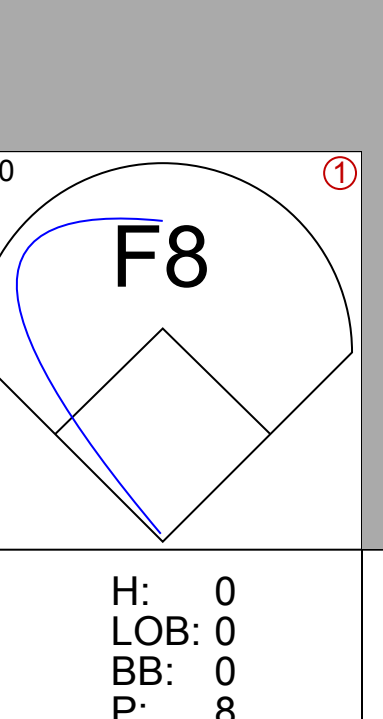


Batter	1	2	3	4	5	6	7	8	9	AB	R	H	RBI	BB	SO	LOB	TOP			
<b>Brady Anderson, L</b> OBP: 0.385, SLG: 0.463 (1, 7)			 1B														4 1 1 0 0 1 1			
<b>Randy Milligan, R</b> OBP: 0.397, SLG: 0.382 (1, 3)			 BB						 FC5-6 1B								3 0 1 0 1 0 0			
<b>Mike Devereaux, R</b> OBP: 0.336, SLG: 0.487 (1, 8)	 HBP		 1-3 2-H						 1B								3 0 2 1 0 0 0			
<b>Glenn Davis, R</b> OBP: 0.338, SLG: 0.419 (1, 10)	 1-2								 2-3								4 0 0 0 0 2 5			
<b>Cal Ripken Jr., R</b> OBP: 0.321, SLG: 0.344 (1, 6)									 1-3 3-H								4 0 0 0 0 0 4			
<b>Chito Martinez, L</b> OBP: 0.347, SLG: 0.401 (1, 9)																	4 0 0 0 0 0 0			
<b>Leo Gomez, R</b> OBP: 0.366, SLG: 0.434 (1, 5)																	4 0 1 0 0 0 0			
<b>Chris Hoiles, R</b> OBP: 0.403, SLG: 0.530 (1, 2)																	4 1 2 1 0 1 1			
<b>Mark McLemore, S</b> OBP: 0.335, SLG: 0.316 (1, 4)									 1-2								3 0 0 0 0 0 2			
<b>Inning Stats</b>	R: 0 E: 0 K: 1 S: 7	H: 0 LOB: 1 BB: 0 P: 9	R: 0 E: 0 K: 0 S: 9	H: 0 LOB: 0 BB: 0 P: 13	R: 2 E: 0 K: 1 S: 14	H: 3 LOB: 2 BB: 1 P: 23	R: 0 E: 0 K: 1 S: 9	H: 1 LOB: 1 BB: 0 P: 12	R: 0 E: 0 K: 0 S: 6	H: 0 LOB: 0 BB: 0 P: 7	R: 0 E: 0 K: 1 S: 9	H: 1 LOB: 1 BB: 0 P: 12	R: 0 E: 0 K: 0 S: 7	H: 2 LOB: 1 BB: 0 P: 13	R: 0 E: 0 K: 0 S: 6	H: 0 LOB: 0 BB: 0 P: 8	1B: 5 2B: 2 3B: 0 HR: 1	SF: 0 SAC: 0 DP: 1 HBP: 1	WP: 0 PB: 0 SB: 1 CS: 0	PA: 35
<b>PITCHER</b>	IP	WLS	BF	H	R	ER	SO	BB	IBB	HBP	BLK	WP	HR	S	P	ERA	WHIP			
<b>Bert Blyleven, R</b> ERA: 4.59 (1, 1)	6.0	W	24	4	2	2	4	1	0	1	0	0	1	54	74	3.00	0.833			
<b>Chuck Crim, R</b> ERA: 5.13 (7, 1)	1.0		4	1	0	0	0	0	0	0	0	0	0	9	12	0.00	1.000			
<b>Joe Grahe, R</b> ERA: 3.13 (8, 1)	2.0	S	7	2	0	0	0	0	0	0	0	0	0	13	21	0.00	1.000			

**Baltimore Orioles @ California Angels**  
Anaheim Stadium, Anaheim, CA  
Sun Sep 06 1992, 6:33 AM EDT  
Att: 19,476 - Sunny - 78 F

AB 33  
R 2  
H 7  
RBI 2  
BB 1  
SO 4  
LOB 13



Batter	1	2	3	4	5	6	7	8	9	AB	R	H	RBI	BB	SO	LOB	BOTTOM			
<b>Damon Easley, R</b> OBP: 0.325, SLG: 0.333 (1, 5)			 1B		 SH1-4 HR												3 1 1 0 0 1 0			
<b>Luis Sojo, R</b> OBP: 0.305, SLG: 0.410 (1, 4)	 HR 1B				 1-2 2-3												3 1 1 0 0 1 2			
<b>Chad Curtis, R</b> OBP: 0.336, SLG: 0.382 (1, 9)			 1-2 2-3		 2-H 3-H												4 1 1 3 0 1 3			
<b>Gary Gaetti, R</b> OBP: 0.276, SLG: 0.355 (1, 3)	 2-H				 G6-4-3												4 1 1 2 0 1 2			
<b>Hubie Brooks, R</b> OBP: 0.243, SLG: 0.343 (1, 10)						 1-2		 FC6-4									4 0 1 0 0 1 1			
<b>Junior Felix, S</b> OBP: 0.286, SLG: 0.358 (1, 8)		 1B							 1-2								4 0 1 0 0 2 2			
<b>Mike Fitzgerald, R</b> OBP: 0.284, SLG: 0.290 (1, 7)		 1-2															3 0 0 0 0 0 2			
<b>Rob Ducey, L</b> OBP: 0.197, SLG: 0.224 (8, 7)																	0 0 0 0 0 0 0			
<b>Gary Disarcina, R</b> OBP: 0.284, SLG: 0.302 (1, 6)																	3 0 0 0 0 0 1			
<b>Ron Tingley, R</b> OBP: 0.281, SLG: 0.313 (1, 2)			 1B		 HR												3 1 2 0 0 0 0			
<b>Inning Stats</b>	R: 2 E: 0 K: 3 S: 15	H: 2 LOB: 0 BB: 0 P: 20	R: 0 E: 0 K: 0 S: 4	H: 1 LOB: 0 BB: 0 P: 6	R: 0 E: 0 K: 2 S: 16	H: 2 LOB: 2 BB: 0 P: 21	R: 0 E: 0 K: 1 S: 7	H: 1 LOB: 1 BB: 0 P: 9	R: 3 E: 2 K: 0 S: 8	H: 2 LOB: 0 BB: 0 P: 11	R: 0 E: 0 K: 1 S: 9	H: 0 LOB: 0 BB: 0 P: 11	R: 0 E: 1 K: 0 S: 4	H: 0 LOB: 1 BB: 0 P: 8	R: 0 E: 0 K: 0 S: 7	H: 0 LOB: 1 BB: 0 P: 10	1B: 6 2B: 0 3B: 0 HR: 2	SF: 0 SAC: 2 DP: 2 HBP: 0	WP: 1 PB: 0 SB: 0 CS: 0	PA: 33
<b>PITCHER</b>	IP	WLS	BF	H	R	ER	SO	BB	IBB	HBP	BLK	WP	HR	S	P	ERA	WHIP			
<b>Craig Lefferts, L</b> ERA: 3.73 (1, 1)	8.0	L	33	8	5	4	7	0	0	0	0	1	2	70	96	4.50	1.000			

**Baltimore Orioles @ California Angels**  
Anaheim Stadium, Anaheim, CA  
Sun Sep 06 1992, 6:33 AM EDT  
Att: 19,476 - Sunny - 78 F

AB 31  
R 5  
H 8  
RBI 5  
BB 0  
SO 7  
LOB 13





Batter	1	2	3	4	5	6	7	8	9	AB	R	H	RBI	BB	SO	LOB	TOP					
Rickey Henderson, R OBP: 0.428, SLG: 0.453 (1, 10)										4	0	0	0	1	1	0	<b>Oakland Athletics @ California Angels</b> Anaheim Stadium, Anaheim, CA Mon Sep 07 1992, 6:33 AM EDT Att: 21,251 - Sunny - 76 F					
Jerry Browne, S OBP: 0.397, SLG: 0.337 (7, 7)										4	0	3	0	1	0	0						
Ruben Sierra, S OBP: 0.321, SLG: 0.446 (1, 9)										3	0	2	1	2	0	1						
Harold Baines, L OBP: 0.324, SLG: 0.368 Carney Lansford, R OBP: 0.323, SLG: 0.382 (7, 7) (7, 5)										3	0	0	0	0	1	5						
Dave Henderson, R OBP: 0.182, SLG: 0.182 Terry Steinbach, R OBP: 0.338, SLG: 0.414 (1, 8) (8, 2)										4	0	0	0	0	2	3						
Jamie Quirk, L OBP: 0.275, SLG: 0.263 Willie Wilson, S OBP: 0.339, SLG: 0.344 (1, 2) (8, 8)										3	0	0	0	0	0	0						
Walt Weiss, S OBP: 0.312, SLG: 0.249 (1, 6)										3	0	1	0	1	1	0						
Mike Bordick, R OBP: 0.354, SLG: 0.358 (1, 4)										4	0	1	0	0	0	2						
Lance Blankenship, R OBP: 0.391, SLG: 0.360 (1, 3)										4	2	2	1	0	0	2						
<b>Inning Stats</b>	R: 0 E: 0 K: 1 S: 8	H: 0 LOB: 1 BB: 1 P: 20	R: 0 E: 0 K: 1 S: 12	H: 2 LOB: 2 BB: 0 P: 20	R: 0 E: 0 K: 0 S: 8	H: 2 LOB: 1 BB: 0 P: 14	R: 0 E: 0 K: 1 S: 9	H: 0 LOB: 0 BB: 0 P: 11	R: 1 E: 1 K: 2 S: 14	H: 1 LOB: 3 BB: 3 P: 28	R: 0 E: 0 K: 0 S: 7	H: 0 LOB: 0 BB: 0 P: 10	R: 1 E: 0 K: 0 S: 12	H: 3 LOB: 1 BB: 0 P: 18	R: 0 E: 0 K: 0 S: 10	H: 1 LOB: 1 BB: 1 P: 18		R: 0 E: 0 K: 0 S: 10	H: 1 LOB: 1 BB: 0 P: 13	1B: 9 2B: 0 3B: 0 HR: 1	SF: 0 SAC: 0 DP: 1 HBP: 0	WP: 0 PB: 0 SB: 1 CS: 2
<b>PITCHER</b>	IP WLS BF H R ER SO BB IBB HBP BLK WP HR S P ERA WHIP																					
Julio Valera, R ERA: 3.72	6.0 W 26 5 1 1 5 4 0 0 0 0 0 0 0 58 103 1.50 1.500																					
Chuck Crim, R ERA: 5.22	0.1 3 2 1 1 0 0 0 0 0 0 0 1 7 11 27.00 6.000																					
Steve Frey, L ERA: 3.92	0.0 1 1 0 0 0 0 0 0 0 0 0 0 1 2 ∞ ∞																					
Scott Lewis, R ERA: 5.46	1.0 4 1 0 0 0 1 0 0 0 0 0 0 11 18 0.00 2.000																					
Joe Grahe, R ERA: 3.07	1.2 S 5 1 0 0 0 0 0 0 0 0 0 0 13 18 0.00 0.600																					
<b>Batter</b>	<b>1</b>	<b>2</b>	<b>3</b>	<b>4</b>	<b>5</b>	<b>6</b>	<b>7</b>	<b>8</b>	<b>9</b>	<b>AB</b>	<b>R</b>	<b>H</b>	<b>RBI</b>	<b>BB</b>	<b>SO</b>	<b>LOB</b>	<b>BOTTOM</b>					
Damon Easley, R OBP: 0.333, SLG: 0.325 (1, 5)										2	0	0	0	2	1	1	<b>Oakland Athletics @ California Angels</b> Anaheim Stadium, Anaheim, CA Mon Sep 07 1992, 6:33 AM EDT Att: 21,251 - Sunny - 76 F					
Ken Oberkfell, L OBP: 0.258, SLG: 0.233 (1, 4)										4	0	0	0	0	0	3						
Chad Curtis, R OBP: 0.337, SLG: 0.382 (1, 9)										3	1	1	0	1	1	1						
Gary Gaetti, R OBP: 0.274, SLG: 0.351 (1, 10)										4	0	0	0	0	1	3						
Lee Stevens, L OBP: 0.282, SLG: 0.362 (1, 3)										3	1	2	1	1	0	0						
Junior Felix, S OBP: 0.285, SLG: 0.357 (1, 8)										4	0	1	0	0	0	2						
Gary Disarcina, R OBP: 0.286, SLG: 0.306 (1, 6)										4	0	2	0	0	0	2						
Rob Ducey, L OBP: 0.219, SLG: 0.233 (1, 7)										2	1	1	0	1	0	1						
John Orton, R OBP: 0.261, SLG: 0.203 (1, 2)										3	0	1	2	0	1	3						
<b>Inning Stats</b>	R: 0 E: 0 K: 0 S: 10	H: 1 LOB: 1 BB: 0 P: 15	R: 2 E: 0 K: 1 S: 18	H: 2 LOB: 1 BB: 1 P: 29	R: 1 E: 0 K: 0 S: 13	H: 1 LOB: 1 BB: 1 P: 22	R: 0 E: 0 K: 1 S: 12	H: 1 LOB: 2 BB: 1 P: 19	R: 0 E: 1 K: 0 S: 7	H: 2 LOB: 1 BB: 0 P: 12	R: 0 E: 0 K: 0 S: 10	H: 0 LOB: 1 BB: 1 P: 15	R: 0 E: 0 K: 0 S: 4	H: 1 LOB: 0 BB: 0 P: 6	1B: 6 2B: 2 3B: 0 HR: 0	SF: 0 SAC: 0 DP: 2 HBP: 0		WP: 0 PB: 0 SB: 3 CS: 2	PA: 35			
<b>PITCHER</b>	IP WLS BF H R ER SO BB IBB HBP BLK WP HR S P ERA WHIP																					
Mike Moore, R ERA: 4.19	6.0 L 27 7 3 3 4 4 0 0 0 0 0 0 14 21 0.00 1.833																					
Jim Corsi, R ERA: 1.77	2.0 7 1 0 0 0 1 0 0 0 0 0 0 0 14 21 0.00 1.000																					







Batter	1	2	3	4	5	6	7	8	9	AB	R	H	RBI	BB	SO	LOB	TOP					
Rickey Henderson, R OBP: 0.424, SLG: 0.454 (1, 7)										4	0	1	0	0	1	1						
Lance Blankenship, R OBP: 0.306, SLG: 0.367 (1, 4)										4	0	1	0	0	0	1						
Ruben Sierra, S OBP: 0.321, SLG: 0.443 (1, 9)										4	0	1	0	0	1	2						
Dave Henderson, R OBP: 0.186, SLG: 0.209 (1, 10)										4	0	0	0	0	3	3						
Carney Lansford, R OBP: 0.327, SLG: 0.387 (1, 5)										4	0	0	0	0	0	0						
Terry Steinbach, R OBP: 0.340, SLG: 0.416 (1, 2)										4	2	2	0	0	0	0						
Willie Wilson, S OBP: 0.344, SLG: 0.348 (1, 8)										4	1	2	0	0	0	0						
Randy Ready, R OBP: 0.349, SLG: 0.330 Walt Weiss, S OBP: 0.308, SLG: 0.245 (7, PR)										3	0	1	2	0	1	1						
Mike Bordick, R OBP: 0.352, SLG: 0.355 (7, 4)										0	0	0	0	0	0	0						
<b>Inning Stats</b>	R: 0 E: 0 K: 1 S: 11	H: 1 LOB: 1 BB: 0 P: 16	R: 0 E: 0 K: 0 S: 4	H: 0 LOB: 0 BB: 0 P: 6	R: 0 E: 0 K: 1 S: 6	H: 0 LOB: 0 BB: 0 P: 12	R: 0 E: 0 K: 1 S: 9	H: 1 LOB: 1 BB: 0 P: 12	R: 1 E: 0 K: 0 S: 8	H: 2 LOB: 1 BB: 0 P: 15	R: 0 E: 0 K: 1 S: 10	H: 1 LOB: 1 BB: 0 P: 14	R: 2 E: 0 K: 1 S: 13	H: 3 LOB: 2 BB: 0 P: 20	R: 0 E: 0 K: 1 S: 9	H: 0 LOB: 0 BB: 0 P: 16	R: 0 E: 0 K: 0 S: 8	H: 0 LOB: 0 BB: 0 P: 12	1B: 8 2B: 0 3B: 0 HR: 0	SF: 0 SAC: 0 DP: 0 HBP: 0	WP: 0 PB: 0 SB: 2 CS: 0	PA: 34
<b>PITCHER</b> Mark Langston, L ERA: 4.13 (1, 1)	IP: 9.0 WLS: L BF: 34 H: 8 R: 3 ER: 3 SO: 6 BB: 0 IBB: 0 HBP: 0 BLK: 0 WP: 0 HR: 0 S: 78 P: 123 ERA: 3.00 WHIP: 0.889															<b>PITCHER</b>	IP: 9.0 WLS: L BF: 34 H: 8 R: 3 ER: 3 SO: 6 BB: 0 IBB: 0 HBP: 0 BLK: 0 WP: 0 HR: 0 S: 78 P: 123 ERA: 3.00 WHIP: 0.889					

Oakland Athletics @ California Angels  
Anaheim Stadium, Anaheim, CA  
Wed Sep 09 1992, 10:05 PM EDT  
Att: 21,795 - Sunny - 70 F

AB 34  
R 3  
H 8  
RBI 3  
BB 0  
SO 6  
LOB 10



Batter	1	2	3	4	5	6	7	8	9	AB	R	H	RBI	BB	SO	LOB	BOTTOM					
Rob Ducey, L OBP: 0.208, SLG: 0.212 (1, 7)										4	0	0	0	0	1	1						
Ken Oberkfell, L OBP: 0.271, SLG: 0.250 (1, 4)										3	0	1	0	0	0	0						
Chad Curtis, R OBP: 0.334, SLG: 0.376 (1, 9)										3	0	0	0	0	0	1						
Gary Gaetti, R OBP: 0.272, SLG: 0.348 (1, 10)										3	0	0	0	0	3	0						
Lee Stevens, L OBP: 0.282, SLG: 0.364 (1, 3)										3	0	0	0	0	1	0						
Junior Felix, S OBP: 0.284, SLG: 0.353 (1, 8)										3	0	0	0	0	2	0						
Luis Sojo, R OBP: 0.304, SLG: 0.405 (1, 5)										2	0	1	0	1	0	0						
Gary Disarcina, R OBP: 0.282, SLG: 0.302 (1, 6)										3	0	0	0	0	1	2						
John Orton, R OBP: 0.267, SLG: 0.257 Damion Easley, R OBP: 0.326, SLG: 0.318 (9, PH)										2	0	0	0	0	1	0						
<b>Inning Stats</b>	R: 0 E: 0 K: 0 S: 17	H: 0 LOB: 0 BB: 0 P: 22	R: 0 E: 0 K: 3 S: 10	H: 0 LOB: 0 BB: 0 P: 13	R: 0 E: 0 K: 1 S: 10	H: 1 LOB: 0 BB: 0 P: 12	R: 0 E: 0 K: 0 S: 8	H: 1 LOB: 0 BB: 0 P: 13	R: 0 E: 0 K: 1 S: 6	H: 0 LOB: 0 BB: 0 P: 8	R: 0 E: 1 K: 1 S: 9	H: 0 LOB: 1 BB: 1 P: 15	R: 0 E: 0 K: 1 S: 11	H: 0 LOB: 0 BB: 0 P: 18	R: 0 E: 0 K: 1 S: 8	H: 0 LOB: 0 BB: 0 P: 9	R: 0 E: 0 K: 1 S: 7	H: 0 LOB: 0 BB: 0 P: 10	1B: 2 2B: 0 3B: 0 HR: 0	SF: 0 SAC: 0 DP: 2 HBP: 0	WP: 0 PB: 0 SB: 0 CS: 1	PA: 28
<b>PITCHER</b> Dave Stewart, R ERA: 3.74 Jeff Russell, R ERA: 1.78 Dennis Eckersley, R ERA: 1.88 (1, 1)	IP: 7.0 WLS: W BF: 22 H: 2 R: 0 ER: 0 SO: 7 BB: 1 IBB: 0 HBP: 0 BLK: 0 WP: 0 HR: 0 S: 71 P: 101 ERA: 0.00 WHIP: 0.429															<b>PITCHER</b>	IP: 7.0 WLS: W BF: 22 H: 2 R: 0 ER: 0 SO: 7 BB: 1 IBB: 0 HBP: 0 BLK: 0 WP: 0 HR: 0 S: 71 P: 101 ERA: 0.00 WHIP: 0.429					

Oakland Athletics @ California Angels  
Anaheim Stadium, Anaheim, CA  
Wed Sep 09 1992, 10:05 PM EDT  
Att: 21,795 - Sunny - 70 F

AB 27  
R 0  
H 2  
RBI 0  
BB 1  
SO 9  
LOB 4









Batter	1	2	3	4	5	6	7	8	9	AB	R	H	RBI	BB	SO	LOB	TOP										
Luis Polonia, L OBP: 0.346, SLG: 0.337 (1, 7)			FC5-6-4 		FC3-6 			G5-3 		4	0	0	0	0	1	2											
Luis Sojo, R OBP: 0.302, SLG: 0.410 (1, 4)			F8 		PO 			G6-3 		4	1	1	1	0	1	1											
Chad Curtis, R OBP: 0.334, SLG: 0.371 (1, 9)	F8 			2B 				K2-3 		4	1	1	0	0	2	0											
Hubie Brooks, R OBP: 0.246, SLG: 0.349 (1, 10)		F8 		2B 				G6-3 		4	0	1	1	0	0	0											
Lee Stevens, L OBP: 0.285, SLG: 0.361 (1, 3)		S 		F7 						2	0	0	0	2	1	1											
Junior Felix, S OBP: 0.284, SLG: 0.351 (1, 8)								G4-3 		3	0	0	0	1	1	2											
Damon Easley, R OBP: 0.340, SLG: 0.337 (1, 5)	G6-3 									3	0	0	0	0	1	3											
Gary Disarcina, R OBP: 0.282, SLG: 0.301 (1, 6)			G3 		L5 			G5-3 		3	0	0	0	0	0	0											
Ron Tingley, R OBP: 0.290, SLG: 0.316 (1, 2)										2	0	1	0	1	1	0											
<b>Inning Stats</b>	R: 0 E: 0 K: 2 S: 10	H: 0 LOB: 0 BB: 0 P: 13	R: 0 E: 0 K: 1 S: 9	H: 0 LOB: 1 BB: 1 P: 18	R: 0 E: 0 K: 0 S: 6	H: 0 LOB: 1 BB: 1 P: 14	R: 1 E: 0 K: 1 S: 8	H: 2 LOB: 2 BB: 1 P: 19	R: 0 E: 0 K: 0 S: 4	H: 1 LOB: 0 BB: 0 P: 6	R: 1 E: 0 K: 1 S: 8	H: 1 LOB: 1 BB: 1 P: 12	R: 0 E: 0 K: 1 S: 8	H: 0 LOB: 0 BB: 0 P: 13	R: 0 E: 0 K: 1 S: 8	H: 0 LOB: 0 BB: 0 P: 9	1B: 2 2B: 2 3B: 0 HR: 1	SF: 0 SAC: 0 DP: 1 HBP: 0	WP: 0 PB: 0 SB: 2 CS: 1	PA: 34							
<b>PITCHER</b>	IP	WLS	BF	H	R	ER	SO	BB	IBB	HBP	BLK	WP	HR	S	P	ERA	WHIP										
Mike Trombley, R ERA: 4.24 (1, 1)	6.0	W	24	4	2	2	5	4	0	0	0	0	1	45	82	3.00	1.333										
Mark Guttrine, L ERA: 2.82 (7, 1)	3.0	S	9	0	0	0	3	0	0	0	0	0	0	24	33	0.00	0.000										

California Angels @ Minnesota Twins  
Hubert H. Humphrey Metrodome, Minneapolis, MN  
Sat Sep 12 1992, 4:33 AM EDT  
Att: 24,210 - Dome - 70 F

AB 29  
R 2  
H 4  
RBI 2  
BB 4  
SO 8  
LOB 9



Batter	1	2	3	4	5	6	7	8	9	AB	R	H	RBI	BB	SO	LOB	BOTTOM										
Chuck Knoblauch, R OBP: 0.387, SLG: 0.363 (1, 4)	G3 		E4 					F9 		4	1	1	0	0	0	1											
Shane Mack, R OBP: 0.399, SLG: 0.477 (1, 7)	L7 		G4-3 		CS 					4	1	1	1	0	1	1											
Kirby Puckett, R OBP: 0.375, SLG: 0.505 (1, 8)			WP 							4	3	4	2	0	0	0											
Chili Davis, S OBP: 0.384, SLG: 0.426 (1, 10)										3	0	1	0	0	2	1											
Darren Reed, R OBP: 0.214, SLG: 0.330 (8, PR)	K 		K 							0	1	0	0	0	0	0											
Pedro Munoz, R OBP: 0.294, SLG: 0.408 (8, PH)		G6-3 								3	0	1	1	0	0	0											
Randy Bush, L OBP: 0.268, SLG: 0.293 (8, PR)										1	0	1	0	0	0	0											
J.T. Bruett, L OBP: 0.327, SLG: 0.239 (9, 9)										0	0	0	0	0	0	0											
Brian Harper, R OBP: 0.331, SLG: 0.402 (1, 2)		F9 								3	0	1	2	0	0	0											
Gene Larkin, S OBP: 0.317, SLG: 0.369 (1, 3)										3	0	0	0	0	1	2											
Terry Jorgensen, R OBP: 0.333, SLG: 0.444 (8, PH)										1	0	0	0	0	0	2											
Scott Leius, R OBP: 0.314, SLG: 0.332 (1, 5)			G6-3 							4	0	0	0	0	1	4											
Jeff Reboulet, R OBP: 0.310, SLG: 0.286 (1, 6)										3	1	1	0	0	0	0											
<b>Inning Stats</b>	R: 1 E: 0 K: 1 S: 9	H: 1 LOB: 0 BB: 0 P: 15	R: 0 E: 0 K: 1 S: 8	H: 0 LOB: 0 BB: 0 P: 15	R: 2 E: 1 K: 1 S: 13	H: 2 LOB: 1 BB: 0 P: 20	R: 0 E: 0 K: 0 S: 5	H: 0 LOB: 0 BB: 0 P: 5	R: 0 E: 0 K: 1 S: 9	H: 1 LOB: 0 BB: 0 P: 11	R: 2 E: 0 K: 0 S: 15	H: 3 LOB: 2 BB: 0 P: 24	R: 0 E: 0 K: 1 S: 7	H: 0 LOB: 0 BB: 0 P: 12	R: 2 E: 0 K: 0 S: 16	H: 4 LOB: 2 BB: 0 P: 24	1B: 7 2B: 3 3B: 0 HR: 1	SF: 1 SAC: 0 DP: 1 HBP: 1	WP: 2 PB: 0 SB: 1 CS: 1	PA: 36							
<b>PITCHER</b>	IP	WLS	BF	H	R	ER	SO	BB	IBB	HBP	BLK	WP	HR	S	P	ERA	WHIP										
Bert Blyleven, R ERA: 4.58 (1, 1)	6.0	L	26	7	5	3	4	0	0	0	0	0	0	7	12	0.00	0.000										
Scott Lewis, R ERA: 5.16 (7, 1)	1.0		3	0	0	0	1	0	0	0	0	0	0	7	12	0.00	0.000										
Joe Grahe, R ERA: 3.27 (8, 1)	0.0		4	4	2	2	0	0	0	0	0	1	0	14	19	∞	∞										
Steve Frey, L ERA: 3.83 (8, 1)	1.0		2	0	0	0	0	0	0	0	0	0	0	2	5	0.00	0.000										

California Angels @ Minnesota Twins  
Hubert H. Humphrey Metrodome, Minneapolis, MN  
Sat Sep 12 1992, 4:33 AM EDT  
Att: 24,210 - Dome - 70 F

AB 33  
R 7  
H 11  
RBI 6  
BB 0  
SO 5  
LOB 11





Batter	1	2	3	4	5	6	7	8	9	AB	R	H	RBI	BB	SO	LOB	TOP					
Luis Polonia, L OBP: 0.344, SLG: 0.335	G3		G4-3		G4-3-6-3			G4-6-3		4	0	0	0	0	0	2	<b>California Angels @ Minnesota Twins</b> Hubert H. Humphrey Metrodome, Minneapolis, MN Sun Sep 13 1992, 4:33 AM EDT Att: 23,039 - Dome - 70 F					
Luis Sojo, R OBP: 0.304, SLG: 0.407	G1-3 BB		BB			G5-3		G6-3		2	0	0	0	2	0							
Chad Curtis, R OBP: 0.331, SLG: 0.367	G1-3		L9			G5-3			G5-3	4	0	0	0	0	2							
Hubie Brooks, R OBP: 0.242, SLG: 0.344	F8			G1-3		K			F8	4	0	0	0	0	1							
Lee Stevens, L OBP: 0.285, SLG: 0.359		G4-3 1B		G4-3			G4-3		K	4	1	1	0	0	1	0						
Damon Easley, R OBP: 0.340, SLG: 0.337	G4-3			K			S 1B			3	0	1	0	0	1	1						
Gary Disarcina, R OBP: 0.284, SLG: 0.303		CS 1B			1B G4-3			G6-3		3	1	2	1	0	0	1						
John Orton, R OBP: 0.263, SLG: 0.253										2	0	1	0	0	0	1						
Ken Oberkfell, L OBP: 0.268, SLG: 0.246										1	0	0	0	0	0	1						
Ron Tingley, R OBP: 0.290, SLG: 0.316										0	0	0	0	0	0	0						
Reggie Williams, S OBP: 0.167, SLG: 0.167				G4-3		K				3	0	1	0	0	1	2						
<b>Inning Stats</b>	R: 0 E: 0 K: 0 S: 5	H: 0 LOB: 1 BB: 1 P: 9	R: 1 E: 0 K: 0 S: 8	H: 2 LOB: 0 BB: 0 P: 12	R: 0 E: 0 K: 0 S: 8	H: 0 LOB: 1 BB: 1 P: 13	R: 0 E: 0 K: 1 S: 6	H: 0 LOB: 0 BB: 0 P: 10	R: 1 E: 0 K: 1 S: 8	H: 2 LOB: 0 BB: 0 P: 11	R: 0 E: 0 K: 1 S: 6	H: 0 LOB: 0 BB: 0 P: 9	R: 0 E: 0 K: 0 S: 9	H: 1 LOB: 1 BB: 0 P: 13	R: 0 E: 0 K: 0 S: 11	H: 1 LOB: 0 BB: 0 P: 15	R: 0 E: 0 K: 1 S: 8	H: 0 LOB: 0 BB: 0 P: 10	1B: 6 2B: 0 3B: 0 HR: 0	SF: 0 SAC: 0 DP: 2 HBP: 0	WP: 0 PB: 0 SB: 1 CS: 1	PA: 32
<b>PITCHER</b> Scott Erickson, R ERA: 3.39	IP: 9.0 WLS: W BF: 32	H: 6 R: 2 ER: 2 SO: 4	BB: 2 IBB: 0 HBP: 0 BLK: 0	WP: 0 HR: 0 S: 69 P: 102	ERA: 2.00 WHIP: 0.889	<b>PITCHER</b>																

Batter	1	2	3	4	5	6	7	8	9	AB	R	H	RBI	BB	SO	LOB	BOTTOM					
Shane Mack, R OBP: 0.400, SLG: 0.485	HR		SH1-4 G6-3 2B		P5		G5-3			4	2	2	1	0	0	3	<b>California Angels @ Minnesota Twins</b> Hubert H. Humphrey Metrodome, Minneapolis, MN Sun Sep 13 1992, 4:33 AM EDT Att: 23,039 - Dome - 70 F					
Jeff Reboulet, R OBP: 0.311, SLG: 0.287	L5		SH1-4		F7					3	0	1	2	0	0	1						
Kirby Puckett, R OBP: 0.377, SLG: 0.506	E G5-3 1B		G6-3			G4-3 1B				3	1	2	1	1	0	0						
Chili Davis, S OBP: 0.381, SLG: 0.422	FC G5-3		F7			K				4	0	0	0	0	1	4						
Pedro Munoz, R OBP: 0.292, SLG: 0.405	G5-3					G4-3				3	0	0	1	0	1	2						
J.T. Bruett, L OBP: 0.340, SLG: 0.277								G3-1 G3 2B		1	1	1	0	0	0	0						
Gene Larkin, S OBP: 0.313, SLG: 0.364	G3					G3				4	0	0	0	0	0	3						
Lenny Webster, R OBP: 0.290, SLG: 0.366					P5					4	1	2	1	0	0	0						
Scott Leius, R OBP: 0.313, SLG: 0.331		F7								4	0	1	0	0	0	1						
Greg Gagne, R OBP: 0.290, SLG: 0.362										2	1	0	0	1	2	1						
<b>Inning Stats</b>	R: 2 E: 1 K: 0 S: 12	H: 2 LOB: 1 BB: 0 P: 15	R: 0 E: 0 K: 1 S: 7	H: 1 LOB: 0 BB: 0 P: 13	R: 1 E: 0 K: 0 S: 7	H: 1 LOB: 0 BB: 0 P: 9	R: 0 E: 0 K: 1 S: 6	H: 0 LOB: 0 BB: 0 P: 7	R: 0 E: 0 K: 1 S: 9	H: 1 LOB: 1 BB: 0 P: 13	R: 0 E: 0 K: 1 S: 12	H: 1 LOB: 1 BB: 0 P: 17	R: 2 E: 0 K: 0 S: 16	H: 2 LOB: 2 BB: 2 P: 31	R: 1 E: 0 K: 0 S: 8	H: 1 LOB: 0 BB: 0 P: 12	R: 1 E: 0 K: 0 S: 8	H: 1 LOB: 0 BB: 0 P: 12	1B: 6 2B: 2 3B: 0 HR: 1	SF: 0 SAC: 1 DP: 0 HBP: 0	WP: 1 PB: 0 SB: 0 CS: 0	PA: 35
<b>PITCHER</b> Julio Valera, R ERA: 3.78	IP: 7.0 WLS: L BF: 31	H: 8 R: 5 ER: 4 SO: 4	BB: 1 IBB: 1 HBP: 0 BLK: 0	WP: 1 HR: 1 S: 69 P: 105	ERA: 5.14 WHIP: 1.286	<b>PITCHER</b>																
Chuck Crim, R ERA: 5.27	IP: 1.0 WLS: L BF: 4	H: 1 R: 1 ER: 1 SO: 0	BB: 0 IBB: 0 HBP: 0 BLK: 0	WP: 0 HR: 0 S: 8 P: 12	ERA: 9.00 WHIP: 1.000	<b>PITCHER</b>																

livebaseballscores.com





Batter	1	2	3	4	5	6	7	8	9	AB	R	H	RBI	BB	SO	LOB	TOP								
Luis Polonia, L OBP: 0.343, SLG: 0.334 Junior Felix, S OBP: 0.285, SLG: 0.353 Rob Ducey, L OBP: 0.208, SLG: 0.212	G4-3		CS	G5-4-3 1B	G6-3		G4-3	G4-3 1B		4	1	1	0	0	0	3									
Luis Seoane, R OBP: 0.303, SLG: 0.404 Ken Oberkfell, L OBP: 0.268, SLG: 0.246	L5		E5	G5-4-3		G5-3	G5-3	L3		5	0	1	0	0	0	3									
Hubie Brooks, R OBP: 0.242, SLG: 0.339	G6-3		G5-4-3	G5-4-3		K	FC6-4 BB		K	4	0	0	0	1	2	2									
Gary Gaetti, R OBP: 0.275, SLG: 0.346		G5-3		G5-3		G5-3	FC6-4			4	1	1	0	1	0	1									
Chad Curtis, R OBP: 0.334, SLG: 0.371	G6-3				G6-3 1B				G5-4-3	4	3	2	1	1	0	1									
Damon Easley, R OBP: 0.338, SLG: 0.333	P4				G6-3					4	1	1	1	0	0	2									
Gary Disarcina, R OBP: 0.288, SLG: 0.308			G5-3			G6-3 1B				3	2	2	2	0	0	0									
Mike Fitzgerald, R OBP: 0.300, SLG: 0.309 Reggie Williams, S OBP: 0.296, SLG: 0.429						G6-3				3	0	3	1	0	0	0									
John Orton, R OBP: 0.274, SLG: 0.269						G6-3				1	1	1	2	0	0	0									
										3	0	1	1	0	2	2									
<b>Inning Stats</b>	R: 0 E: 0 K: 0 S: 7	H: 0 LOB: 0 BB: 0 P: 9	R: 0 E: 0 K: 0 S: 9	H: 0 LOB: 0 BB: 0 P: 13	R: 0 E: 0 K: 1 S: 10	H: 1 LOB: 0 BB: 0 P: 12	R: 1 E: 1 K: 0 S: 10	H: 1 LOB: 0 BB: 0 P: 14	R: 1 E: 0 K: 0 S: 13	H: 2 LOB: 2 BB: 1 P: 20	R: 4 E: 0 K: 2 S: 19	H: 5 LOB: 1 BB: 1 P: 26	R: 0 E: 0 K: 0 S: 5	H: 0 LOB: 1 BB: 1 P: 10	R: 3 E: 1 K: 0 S: 11	H: 4 LOB: 1 BB: 0 P: 14	R: 0 E: 0 K: 1 S: 5	H: 1 LOB: 0 BB: 0 P: 7	1B: 9 2B: 6 3B: 0 HR: 0	SF: 0 SAC: 0 DP: 4 HBP: 2	WP: 0 PB: 0 SB: 2 CS: 2	PA: 42			
<b>PITCHER</b>	IP	WLS	BF	H	R	ER	SO	BB	IBB	HBP	BLK	WP	HR	S	P	ERA	WHIP								
Dave Fleming, L ERA: 3.49	5.2	L	26	9	6	5	2	2	0	1	0	0	0	65	90	7.94	1.941								
Rich DeLuca, R ERA: 6.2	1.1		5	0	0	0	1	1	0	0	0	0	0	8	14	0.00	0.750								
Eric Gunderson, L ERA: 8.68	0.1		5	3	3	0	0	0	0	1	0	0	0	6	8	81.00	9.000								
Juan Agosto, L ERA: 5.88	0.2		2	1	0	0	0	0	0	0	0	0	0	5	6	0.00	1.500								
Russ Swan, L ERA: 4.93	1.0		3	1	0	0	1	0	0	0	0	0	0	5	7	0.00	1.000								

California Angels @ Seattle Mariners  
The Kingdome, Seattle, WA  
Tue Sep 15 1992, 10:05 PM EDT  
Att: 10,999 - Dome - 70 F

AB	36
R	9
H	14
RBI	8
BB	3
SO	4
LOB	14



Batter	1	2	3	4	5	6	7	8	9	AB	R	H	RBI	BB	SO	LOB	BOTTOM								
Henry Cotto, R OBP: 0.307, SLG: 0.359	L6		F7			G4-3		F8		4	0	0	0	0	0	1									
Rich Amaral, R OBP: 0.250, SLG: 0.315	G4-3 1B					F8				4	0	1	0	0	1	0									
Ken Griffey Jr., L OBP: 0.376, SLG: 0.562	G4-3					CS				4	0	1	0	0	1	1									
Lance Parrish, R OBP: 0.308, SLG: 0.443	K									3	0	0	0	1	1	1									
Jay Buhner, R OBP: 0.337, SLG: 0.434										2	0	1	0	1	1	2									
Bill Haselman, R OBP: 0.167, SLG: 0.167										3	0	1	0	0	0	2									
Dave Valle, R OBP: 0.305, SLG: 0.368										3	0	0	0	0	1	2									
Bret Boone, R OBP: 0.202, SLG: 0.225										2	0	0	0	1	1	1									
Omar Vizquel, S OBP: 0.338, SLG: 0.344										2	0	0	0	1	0	2									
<b>Inning Stats</b>	R: 0 E: 0 K: 1 S: 9	H: 1 LOB: 1 BB: 0 P: 14	R: 0 E: 0 K: 0 S: 5	H: 0 LOB: 0 BB: 1 P: 11	R: 0 E: 0 K: 0 S: 10	H: 0 LOB: 0 BB: 1 P: 17	R: 0 E: 0 K: 1 S: 7	H: 1 LOB: 1 BB: 1 P: 15	R: 0 E: 0 K: 2 S: 11	H: 1 LOB: 1 BB: 0 P: 15	R: 0 E: 0 K: 1 S: 6	H: 0 LOB: 0 BB: 0 P: 8	R: 0 E: 0 K: 0 S: 6	H: 1 LOB: 0 BB: 0 P: 7	R: 0 E: 0 K: 0 S: 7	H: 0 LOB: 1 BB: 1 P: 13	R: 0 E: 0 K: 1 S: 7	H: 0 LOB: 0 BB: 0 P: 11	1B: 3 2B: 2 3B: 0 HR: 0	SF: 0 SAC: 0 DP: 4 HBP: 0	WP: 1 PB: 0 SB: 0 CS: 2	PA: 31			
<b>PITCHER</b>	IP	WLS	BF	H	R	ER	SO	BB	IBB	HBP	BLK	WP	HR	S	P	ERA	WHIP								
Chuck Finley, L ERA: 4.17	9.0	W	31	4	0	0	6	4	0	0	0	1	0	68	111	0.00	0.889								

California Angels @ Seattle Mariners  
The Kingdome, Seattle, WA  
Tue Sep 15 1992, 10:05 PM EDT  
Att: 10,999 - Dome - 70 F

AB	27
R	0
H	4
RBI	0
BB	4
SO	6
LOB	12









Batter	1	2	3	4	5	6	7	8	9	AB	R	H	RBI	BB	SO	LOB	TOP					
Chuck Knoblauch R (1.4) OBP: 0.383, SLG: 0.363	1-1 HR		0-2 G3-6-3			1-0 G5-3			2-1 SH1-4	4	1	2	1	0	0	1	<b>Minnesota Twins @ California Angels</b> Anaheim Stadium, Anaheim, CA Thu Sep 17 1992, 10:05 PM EDT Att: 21,566 - Cloudy - 70 F					
Greg Gagne R (1.6) OBP: 0.286, SLG: 0.359	1-0 1B			1-0 L7		1-1 G5-3			0-1 SH1-4	3	0	1	0	0	0	0						
Shane Mack R (1.7) OBP: 0.397, SLG: 0.478	0-0 1B			0-3 K			0-1 G1-3		1-1 P4	4	0	0	0	0	1	2						
Kirby Puckett R (1.8) OBP: 0.373, SLG: 0.496	1-2 P3			2-3 K			3-1 F9		4-0 IBB	3	0	0	0	1	1	0						
Pedro Munoz R (1.9) OBP: 0.297, SLG: 0.404		2-2 G4-3			1-0 FC6-4 1B SF8		2-2 1B		2-2 G1-3	4	1	2	0	0	0	2						
Brian Harper R (1.2) OBP: 0.332, SLG: 0.400		0-1 G5-3			1-0 FC6-4 1B		0-1 G1			3	0	1	0	0	0	1						
Terry Jorgensen R (1.3) OBP: 0.371, SLG: 0.500		1-1 F9			0-2 FC6-4 CS			3-2 CS 1B		3	0	1	0	0	0	2						
Bernardo Brito R (1.10)			1-1 G1-3		1-0 SF8			1-3 K		2	0	0	1	0	1	1						
Scott Leius R (1.5) OBP: 0.311, SLG: 0.328			1-0 G3-6-3 1B		1-2 CS	0-3 K		2-1 G6-3		3	0	1	0	0	1	1						
<b>Inning Stats</b>	R: 1 E: 0 K: 0 S: 7	H: 2 LOB: 0 BB: 0 P: 10	R: 0 E: 0 K: 0 S: 7	H: 0 LOB: 0 BB: 0 P: 10	R: 0 E: 0 K: 0 S: 6	H: 1 LOB: 0 BB: 0 P: 8	R: 0 E: 0 K: 2 S: 7	H: 0 LOB: 0 BB: 0 P: 10	R: 1 E: 0 K: 0 S: 8	H: 2 LOB: 0 BB: 0 P: 12	R: 0 E: 0 K: 1 S: 6	H: 0 LOB: 0 BB: 0 P: 8	R: 0 E: 0 K: 0 S: 9	H: 1 LOB: 1 BB: 0 P: 14	R: 0 E: 0 K: 1 S: 11	H: 1 LOB: 0 BB: 0 P: 16	R: 0 E: 0 K: 0 S: 10	H: 1 LOB: 2 BB: 1 P: 19	1B: 7 2B: 1 3B: 0 HR: 1	SF: 1 SAC: 1 DP: 2 HBP: 0	WP: 0 PB: 0 CS: 2	PA: 33
<b>PITCHER</b> Jim Abbott L (1.1) ERA: 2.68	IP: 9.0 WLS: L BF: 32 H: 8 R: 2 ER: 2 SO: 4 BB: 0 IBB: 1 HBP: 0 BLK: 0 WP: 0 HR: 1 S: 71 P: 107 ERA: 2.00 WHIP: 0.889															<b>PITCHER</b>						

Batter	1	2	3	4	5	6	7	8	9	AB	R	H	RBI	BB	SO	LOB	BOTTOM					
Luis Polonia L (1.7) OBP: 0.341, SLG: 0.330	0-1 G6-3			0-1 E6 SH1-3 1B	0-0 G6-4-3			0-1 F9		4	1	0	0	0	0	2	<b>Minnesota Twins @ California Angels</b> Anaheim Stadium, Anaheim, CA Thu Sep 17 1992, 10:05 PM EDT Att: 21,566 - Cloudy - 70 F					
Luis Sojo R (1.4) OBP: 0.299, SLG: 0.397	1-1 G3-1			2-0 SH1-3		1-0 P5		2-0 G5-3		3	0	0	0	0	0	0						
Junior Felix S (1.8) OBP: 0.284, SLG: 0.350	1-0 G5-3			1-3 K		0-3 K		4-0 G3 BB		3	0	0	0	1	2	1						
Hubie Brooks R (1.10) OBP: 0.240, SLG: 0.331		1-2 G4-3		4-0 1B BB		2-2 P3		0-1 P8		3	0	0	0	1	0	1						
Lee Stevens L (1.3) OBP: 0.288, SLG: 0.359		1-0 G4-3		2-1 1B		4-1 SH1-3 BB		0-1 G3		3	0	1	1	1	0	1						
Chad Curtis R (1.9) OBP: 0.335, SLG: 0.368		2-2 G3		0-1 L4		1-2 SH1-3		1-1 L9		3	0	0	0	0	0	3						
Damion Easley R (1.5) OBP: 0.325, SLG: 0.330			1-1 G5-3		3-1 1B 2B		1-2 F8			3	0	1	0	0	0	1						
Gary Disarcina R (1.6) OBP: 0.283, SLG: 0.303		2-2 G6-3		2-2 G6-3		2-2 G6-3				3	0	0	0	0	0	2						
John Orton R (1.2) OBP: 0.270, SLG: 0.265 Ken Oberkfell L (8, PH) OBP: 0.278, SLG: 0.246 Mike Fitzgerald R (8, PH) OBP: 0.295, SLG: 0.303			1-3 K		0-0 G6-4-3 1B			1-3 K		2	0	1	0	0	1	0						
<b>Inning Stats</b>	R: 0 E: 0 K: 0 S: 5	H: 0 LOB: 0 BB: 0 P: 7	R: 0 E: 0 K: 0 S: 10	H: 0 LOB: 0 BB: 0 P: 14	R: 0 E: 0 K: 1 S: 8	H: 0 LOB: 0 BB: 0 P: 12	R: 1 E: 1 K: 1 S: 11	H: 1 LOB: 2 BB: 1 P: 19	R: 0 E: 0 K: 0 S: 5	H: 2 LOB: 1 BB: 0 P: 8	R: 0 E: 0 K: 1 S: 8	H: 0 LOB: 0 BB: 0 P: 11	R: 0 E: 0 K: 0 S: 9	H: 0 LOB: 1 BB: 1 P: 16	R: 0 E: 0 K: 1 S: 6	H: 0 LOB: 0 BB: 0 P: 9	R: 0 E: 0 K: 0 S: 6	H: 0 LOB: 1 BB: 1 P: 11	1B: 2 2B: 1 3B: 0 HR: 0	SF: 0 SAC: 2 DP: 1 HBP: 0	WP: 0 PB: 0 CS: 0	PA: 33
<b>PITCHER</b> Mike Trombley R (1.1) ERA: 3.26 Mark Guthrie L (8, 1) ERA: 2.79 Rick Aguilera R (9, 1) ERA: 3.0	IP: 7.0 WLS: W BF: 26 H: 3 R: 1 ER: 0 SO: 3 BB: 2 IBB: 0 HBP: 0 BLK: 0 WP: 0 HR: 0 S: 56 P: 87 ERA: 0.00 WHIP: 0.714															<b>PITCHER</b>						



Batter	1	2	3	4	5	6	7	8	9	AB	R	H	RBI	BB	SO	LOB	TOP									
<b>Chuck Knoblauch, R</b> OBP: 0.386, SLG: 0.365	1-1 HBP 1B	1-1 2H 1B		2-1 FC6-4 HBP			2-3 K		4-2 F8 S BB	3	1	2	1	1	1	0	<b>Minnesota Twins @ California Angels</b> Anaheim Stadium, Anaheim, CA Fri Sep 18, 1992, 10:05 PM EDT Att: 35,844 - Sunny - 74 F									
<b>J.T. Brrett, L</b> OBP: 0.297, SLG: 0.241	0-2 P6	0-0 G1-3		2-1 FC6-4			1-0 G3		3-2 F8	4	0	0	0	0	0	3										
<b>Darren Reed, R</b> OBP: 0.213, SLG: 0.323				1-2					1-3	1	0	0	0	0	0	1										
<b>Shane Mack, R</b> OBP: 0.397, SLG: 0.476	2-2 1B HBP			2-2 G4-3 1B			1-3 K		1-1 P4	4	1	1	0	0	2	1										
<b>Kirby Puckett, R</b> OBP: 0.372, SLG: 0.494	0-1 P8			0-1 G4-3			0-0 F8		2-2 3B 1B	4	0	1	0	0	0	3										
<b>Pedro Munoz, R</b> OBP: 0.299, SLG: 0.410	1-1 1-2 2H 1B			0-1 G5-3			3-2 F8		3-2 1B 3B	4	1	2	1	0	0	1										
<b>Gene Larkin, S</b> OBP: 0.308, SLG: 0.356	2-1 F8			0-2 2H 1B			1-0 F8		2-1 CS 1B	4	0	2	2	0	0	2										
<b>Terry Jorgensen, R</b> OBP: 0.329, SLG: 0.450		0-2 G5-3		1-1 P4			1-3 K		1-2 1B	4	0	1	0	0	1	1										
<b>Lenny Webster, R</b> OBP: 0.307, SLG: 0.383		4-2 G4-3 1B BB		1-1 G5-3			2-1 1B		1-1 G5-3	3	1	1	0	1	0	1										
<b>Jeff Reboulet, R</b> OBP: 0.302, SLG: 0.271	1-1 G4-3			2-2 L6			0-3 K		1-1 L7	4	0	0	0	0	1	2										
<b>Inning Stats</b>	R: 1 E: 0 K: 0 S: 14	H: 2 LOB: 2 BB: 0 P: 19	R: 1 E: 0 K: 0 S: 10	H: 1 LOB: 1 BB: 1 P: 16	R: 1 E: 0 K: 0 S: 13	H: 2 LOB: 1 BB: 0 P: 16	R: 0 E: 0 K: 0 S: 11	H: 0 LOB: 1 BB: 0 P: 16	R: 0 E: 0 K: 1 S: 9	H: 0 LOB: 0 BB: 0 P: 13	R: 0 E: 0 K: 2 S: 10	H: 1 LOB: 1 BB: 0 P: 14	R: 0 E: 0 K: 0 S: 8	H: 0 LOB: 0 BB: 0 P: 13	R: 1 E: 0 K: 0 S: 18	H: 4 LOB: 1 BB: 0 P: 26	R: 0 E: 0 K: 0 S: 9	H: 0 LOB: 1 BB: 1 P: 18	1B: 9 2B: 0 3B: 1 HR: 0	SF: 0 SAC: 0 DP: 0 HBP: 2	WP: 0 PB: 0 SB: 1 CS: 1	PA: 39				
<b>PITCHER</b>	IP	WLS	BF	H	R	ER	SO	BB	IBB	HBP	BLK	WP	HR	S	P	ERA	WHIP									
<b>Bert Blyleven, R</b> ERA: 4.58	(1, 1)	6.0	L	27	6	3	3	3	1	0	2	0	0	0	67	94	4.50	1.167								
<b>Chuck Crim, R</b> ERA: 5.25	(7, 1)	2.0		8	4	1	1	2	0	0	0	0	0	0	26	39	4.50	2.000								
<b>Tim Fortugno, L</b> ERA: 5.35	(9, 1)	1.0		4	0	0	0	0	1	0	0	0	0	0	9	18	0.00	1.000								

AB	35
R	4
H	10
RBI	4
BB	2
SO	5
LOB	15



Batter	1	2	3	4	5	6	7	8	9	AB	R	H	RBI	BB	SO	LOB	BOTTOM									
<b>Luis Polonia, L</b> OBP: 0.339, SLG: 0.328	1-1 G6-3		0-0 G4-3			1-0 G6-3		0-0 L8		4	0	0	0	0	0	1	<b>Minnesota Twins @ California Angels</b> Anaheim Stadium, Anaheim, CA Fri Sep 18, 1992, 10:05 PM EDT Att: 35,844 - Sunny - 74 F									
<b>Ken Oberkfell, L</b> OBP: 0.287, SLG: 0.235	2-2 G4-3			2-0 L7		0-3 K		3-2 G4-3		3	0	0	0	0	1	0										
<b>Luis Sojo, R</b> OBP: 0.298, SLG: 0.396										1	0	0	0	0	0	1										
<b>Gary Gaetti, R</b> OBP: 0.271, SLG: 0.348	0-3 K			1-2 E1 CS		0-0 HR			2-2 F7	4	1	1	1	0	1	0										
<b>Lee Stevens, L</b> OBP: 0.290, SLG: 0.361		0-0 FC5-4 1B		1-3 K		3-2 1B 1B			1-1 L8	4	0	2	0	0	1	1										
<b>Chad Curtis, R</b> OBP: 0.334, SLG: 0.370		0-0 FC5-4 S		1-2 E6 G4-6-3		2-3 K			0-1 2B	4	0	1	0	0	1	2										
<b>Damion Easley, R</b> OBP: 0.322, SLG: 0.327		1 SAFE 1-3 K		1-2 K		1-0 G4-6-3		2-2 G5-4-3		4	0	1	0	0	1	3										
<b>Gary Disarcina, R</b> OBP: 0.284, SLG: 0.301		0-1 L8		4-0 FC6-4 BB		0-0 G5-4-3				2	0	0	0	1	0	3										
<b>Reggie Williams, S</b> OBP: 0.200, SLG: 0.300			2-3 K		1-0 FC6-4			2-2 F7		3	0	0	0	0	1	1										
<b>Ron Tingley, R</b> OBP: 0.296, SLG: 0.317			1-1 G5-3		2-1 G6-3			4-2 BB		2	0	0	0	1	0	0										
<b>Inning Stats</b>	R: 0 E: 0 K: 1 S: 10	H: 0 LOB: 0 BB: 0 P: 13	R: 0 E: 0 K: 1 S: 9	H: 1 LOB: 0 BB: 0 P: 10	R: 0 E: 0 K: 1 S: 7	H: 0 LOB: 0 BB: 0 P: 10	R: 0 E: 1 K: 1 S: 7	H: 0 LOB: 0 BB: 0 P: 11	R: 0 E: 0 K: 0 S: 5	H: 0 LOB: 1 BB: 1 P: 12	R: 0 E: 0 K: 1 S: 6	H: 0 LOB: 0 BB: 0 P: 9	R: 1 E: 0 K: 0 S: 14	H: 3 LOB: 1 BB: 0 P: 21	R: 0 E: 0 K: 0 S: 11	H: 0 LOB: 1 BB: 1 P: 20	R: 0 E: 0 K: 0 S: 11	H: 1 LOB: 1 BB: 0 P: 16	1B: 3 2B: 1 3B: 0 HR: 1	SF: 0 SAC: 0 DP: 2 HBP: 0	WP: 0 PB: 0 SB: 0 CS: 1	PA: 33				
<b>PITCHER</b>	IP	WLS	BF	H	R	ER	SO	BB	IBB	HBP	BLK	WP	HR	S	P	ERA	WHIP									
<b>Scott Erickson, R</b> ERA: 3.31	(1, 1)	7.1	W	27	4	1	1	6	2	0	0	0	0	0	64	98	1.23	0.818								
<b>Gary Wayne, L</b> ERA: 2.01	(8, 1)	0.1		1	0	0	0	0	0	0	0	0	0	1	1	0.00	0.000									
<b>Rick Aguilera, R</b> ERA: 2.93	(8, 1)	1.1	S	5	1	0	0	0	0	0	0	0	0	15	23	0.00	0.750									

AB	31
R	1
H	5
RBI	1
BB	2
SO	6
LOB	12





Batter	1	2	3	4	5	6	7	8	9	AB	R	H	RBI	BB	SO	LOB	TOP						
Chuck Knoblauch, R (1, 10) OBP: 0.387, SLG: 0.366	1-2 F8-4-6 1B		0-1 P4			0-1 F9			0-0 WP 1B	4	1	2	0	0	0	2							
Jeff Reboulet, R (1, 4) OBP: 0.295, SLG: 0.264	2-1 F8		3-2 G6-3			2-3 K			0-2 P6	3	0	0	0	0	1	3							
Mike Pagliarulo, L (9, PH) OBP: 0.210, SLG: 0.225										1	0	0	0	0	0	1							
Shane Mack, R (1, 7) OBP: 0.396, SLG: 0.474	1-1 F8-4-6			1-0 FC5-4 HBP		2-1 G3-1			2-3 K	3	0	0	0	0	1	2							
Kirby Puckett, R (1, 8) OBP: 0.371, SLG: 0.492		2-0 F8		1-0 FC5-4 G5-4-3			2-3 K		3-2 1B	4	0	1	1	0	1	1							
Pedro Munoz, R (1, 9) OBP: 0.296, SLG: 0.406	2-1 F8			0-1 G5-4-3			1-2 L8		1-1 F9	4	0	0	0	0	0	2							
Gene Larkin, S (1, 3) OBP: 0.308, SLG: 0.356	1-1 G4-3				2-0 1B		2-1 G1-3			3	0	1	0	0	0	0							
Scott Leius, R (1, 5) OBP: 0.310, SLG: 0.326			2-0 F9			0-3 K			0-0 F9	2	0	0	0	0	1	1							
J.T. Bruett, L (8, PH) OBP: 0.292, SLG: 0.237										1	0	0	0	0	0	0							
Terry Jorgensen, R (8, 5) OBP: 0.429, SLG: 0.450										0	0	0	0	0	0	0							
Derek Parks, R (1, 2) OBP: 0.750, SLG: 0.500			3-2 1B HBP			2-3 K			0-0 G1-3	1	0	0	0	0	1	1							
Randy Bush, L (8, PH) OBP: 0.258, SLG: 0.282										1	0	0	0	0	0	0							
Lenny Webster, R (8, 2) OBP: 0.307, SLG: 0.383										0	0	0	0	0	0	0							
Greg Gagne, R (1, 6) OBP: 0.289, SLG: 0.359			1-0 1B			0-0 F8			1-3 K	3	0	1	0	0	1	1							
<b>Inning Stats</b>	R: 0 E: 0 K: 0 S: 8	H: 1 LOB: 0 BB: 0 P: 11	R: 0 E: 0 K: 0 S: 5	H: 0 LOB: 0 BB: 0 P: 10	R: 0 E: 0 K: 0 S: 10	H: 1 LOB: 2 BB: 0 P: 19	R: 0 E: 0 K: 0 S: 3	H: 0 LOB: 0 BB: 0 P: 5	R: 0 E: 0 K: 2 S: 8	H: 1 LOB: 1 BB: 0 P: 12	R: 0 E: 0 K: 1 S: 7	H: 0 LOB: 0 BB: 0 P: 11	R: 0 E: 0 K: 1 S: 8	H: 0 LOB: 0 BB: 0 P: 13	R: 0 E: 0 K: 1 S: 5	H: 0 LOB: 0 BB: 0 P: 6	R: 1 E: 0 K: 1 S: 16	H: 2 LOB: 1 BB: 0 P: 22	1B: 5 2B: 1 3B: 0 HR: 0	SF: 0 SAC: 0 DP: 2 HBP: 2	WP: 1 PB: 0 CS: 0	PA: 32	
<b>PITCHER</b> Julio Valera, R (1, 1) ERA: 3.64	IP: 9.0 WLS: W BF: 32 H: 5 R: 1 ER: 1 SO: 6 BB: 0 IBB: 0 HBP: 2 BLK: 0 WP: 1 HR: 0 S: 70 P: 109 ERA: 1.00 WHIP: 0.556											<b>PITCHER</b>	IP: 9.0 WLS: W BF: 32 H: 5 R: 1 ER: 1 SO: 6 BB: 0 IBB: 0 HBP: 2 BLK: 0 WP: 1 HR: 0 S: 70 P: 109 ERA: 1.00 WHIP: 0.556										

Minnesota Twins @ California Angels  
Anaheim Stadium, Anaheim, CA  
Sat Sep 19 1992, 10:05 PM EDT  
Att: 29,131 - Sunny - 76 F


AB	30
R	1
H	5
RBI	1
BB	0
SO	6
LOB	14



Batter	1	2	3	4	5	6	7	8	9	AB	R	H	RBI	BB	SO	LOB	BOTTOM						
Luis Polonia, L (1, 7) OBP: 0.337, SLG: 0.328	0-3 K		0-0 G6-3 1B 2B		2-2 G5-3		1-1 F8	1-0 G4-3		5	1	1	0	0	1	3							
Luis Sejo, R (1, 4) OBP: 0.294, SLG: 0.391	0-1 L5		1-1 G6-3		1-1 P3		2-2 G6-3			4	0	0	0	0	0	1							
Lee Stevens, L (1, 3) OBP: 0.290, SLG: 0.357	2-3 K		4-2 1B BB		2-0 G4-3			0-0 G3		3	0	0	0	1	1	0							
Hubie Brooks, R (1, 10) OBP: 0.247, SLG: 0.341		0-0 SH3 SF8 2B	3-2 1-2 3-H 1B			1-2 G6-3		2-1 1B 1B		4	2	3	1	0	0	0							
Chad Curtis, R (1, 9) OBP: 0.336, SLG: 0.372		0-0 SH3	1-1 G5-3			0-2 S SF8 1B		3-2 1B 1B		3	1	2	0	0	0	2							
Reggie Williams, S (8, PR) OBP: 0.200, SLG: 0.300								1-2 1B 1B		0	1	0	0	0	0	0							
Damon Easley, R (1, 5) OBP: 0.328, SLG: 0.321		4-1 HBP		3-1 P4		1-0 SF8 BB		1-3 K		2	0	0	0	1	1	2							
Junior Felix, S (1, 8) OBP: 0.286, SLG: 0.354		2-2 SF8		2-0 2B		1-1 SF8		3-1 BB 1B		2	0	2	3	0	0	0							
Gary Disarcina, R (1, 6) OBP: 0.283, SLG: 0.301		2-2 G6-3		2-3 2B		1-0 G6-3		0-2 BB 1B		4	0	1	1	0	1	3							
John Orton, R (1, 2) OBP: 0.269, SLG: 0.256			3-3 K		2-0 G4-3		3-2 G5-3	4-2 BB		3	0	0	0	1	1	1							
<b>Inning Stats</b>	R: 0 E: 0 K: 2 S: 8	H: 0 LOB: 0 BB: 0 P: 10	R: 1 E: 0 K: 0 S: 9	H: 1 LOB: 1 BB: 0 P: 17	R: 1 E: 0 K: 1 S: 15	H: 2 LOB: 2 BB: 1 P: 27	R: 0 E: 0 K: 1 S: 7	H: 1 LOB: 1 BB: 0 P: 16	R: 0 E: 0 K: 0 S: 6	H: 0 LOB: 0 BB: 0 P: 11	R: 1 E: 0 K: 0 S: 12	H: 1 LOB: 1 BB: 1 P: 18	R: 0 E: 0 K: 0 S: 11	H: 0 LOB: 0 BB: 0 P: 17	R: 2 E: 0 K: 1 S: 21	H: 4 LOB: 3 BB: 1 P: 35	1B: 6 2B: 3 3B: 0 HR: 0	SF: 2 SAC: 1 DP: 0 HBP: 1	WP: 0 PB: 0 CS: 0	PA: 37			
<b>PITCHER</b> Kevin Tapani, R (1, 1) ERA: 4.07	IP: 7.0 WLS: L BF: 29 H: 5 R: 3 ER: 3 SO: 4 BB: 2 IBB: 0 HBP: 1 BLK: 0 WP: 0 HR: 0 S: 68 P: 116 ERA: 3.86 WHIP: 1.000											<b>PITCHER</b> Larry Casian, L (8, 1) ERA: 54.0	IP: 0.1 WLS: L BF: 3 H: 2 R: 2 ER: 2 SO: 0 BB: 0 IBB: 0 HBP: 0 BLK: 0 WP: 0 HR: 0 S: 8 P: 13 ERA: 54.00 WHIP: 6.000										
<b>PITCHER</b> Willie Banks, R (8, 1) ERA: 5.7	IP: 0.2 WLS: L BF: 5 H: 2 R: 0 ER: 0 SO: 1 BB: 1 IBB: 0 HBP: 0 BLK: 0 WP: 0 HR: 0 S: 13 P: 22 ERA: 0.00 WHIP: 4.500											<b>PITCHER</b>	IP: 0.2 WLS: L BF: 5 H: 2 R: 0 ER: 0 SO: 1 BB: 1 IBB: 0 HBP: 0 BLK: 0 WP: 0 HR: 0 S: 13 P: 22 ERA: 0.00 WHIP: 4.500										

Minnesota Twins @ California Angels  
Anaheim Stadium, Anaheim, CA  
Sat Sep 19 1992, 10:05 PM EDT  
Att: 29,131 - Sunny - 76 F

AB	30
R	5
H	9
RBI	5
BB	3
SO	5
LOB	12













Batter	1	2	3	4	5	6	7	8	9	AB	R	H	RBI	BB	SO	LOB	TOP					
Luis Polonia, L OBP: 0.340, SLG: 0.330	0-3 K		0-1 F8			2-3 K			0-2 G4-3 1B	4	0	1	0	0	2	0	<b>California Angels @ Milwaukee Brewers</b> Milwaukee County Stadium, Milwaukee, WI Wed Sep 23 1992, 8:05 PM EDT Att: 12,142 - Sunny - 55 F					
Damon Easley, R OBP: 0.313, SLG: 0.331	1-2 P5			1-1 G6-3		3-2 P4			0-0 F9	4	0	0	0	0	0	1						
Tim Salmon, R OBP: 0.318, SLG: 0.339	1-2 L4			2-1 P2			1-1 F8		0-2 G4-3	4	0	0	0	0	0	1						
Gary Gaetti, R OBP: 0.268, SLG: 0.344		1-0 F8		0-0 F8			2-2 G6-3		0-0 P3	4	0	0	0	0	0	1						
Lee Stevens, L OBP: 0.292, SLG: 0.359		1-1 P4			3-2 G4-3		3-2 F8			3	0	0	0	0	0	0						
Chad Curtis, R OBP: 0.338, SLG: 0.375		2-1 2B			3-2 F8			0-2 G6-3 1B		3	0	2	0	0	0	0						
Ken Oberkfell, L OBP: 0.272, SLG: 0.243		2-2 G6-3			1-1 1B			2-1 G6-3		3	0	1	0	0	0	2						
Gary Disarcina, R OBP: 0.278, SLG: 0.295			0-0 L8		0-1 G5-3			3-3 K		2	0	0	0	0	0	1						
Junior Felix, S OBP: 0.287, SLG: 0.357										1	0	0	0	0	1	1						
Luis Sojo, R OBP: 0.299, SLG: 0.390										0	0	0	0	0	0	0						
John Orton, R OBP: 0.270, SLG: 0.250			3-2 G4-3			2-3 K			0-2 G6-3	2	0	0	0	0	1	0						
Hubie Brooks, R OBP: 0.243, SLG: 0.333										1	0	0	0	0	0	1						
Ron Tingley, R OBP: 0.294, SLG: 0.314										0	0	0	0	0	0	0						
<b>Inning Stats</b>	R: 0 E: 0 K: 1 S: 9	H: 0 LOB: 0 BB: 0 P: 11	R: 0 E: 0 K: 0 S: 8	H: 1 LOB: 1 BB: 0 P: 14	R: 0 E: 0 K: 0 S: 7	H: 0 LOB: 0 BB: 0 P: 10	R: 0 E: 0 K: 0 S: 5	H: 0 LOB: 0 BB: 0 P: 8	R: 0 E: 0 K: 0 S: 10	H: 1 LOB: 1 BB: 0 P: 17	R: 0 E: 0 K: 2 S: 12	H: 0 LOB: 0 BB: 0 P: 19	R: 0 E: 0 K: 0 S: 10	H: 0 LOB: 0 BB: 0 P: 16	R: 0 E: 0 K: 1 S: 13	H: 1 LOB: 1 BB: 0 P: 18	R: 0 E: 0 K: 0 S: 8	H: 1 LOB: 1 BB: 0 P: 8	1B: 3 2B: 1 3B: 0 HR: 0	SF: 0 SAC: 0 DP: 0 HBP: 0	WP: 0 PB: 0 SB: 0 CS: 0	PA: 31
<b>PITCHER</b> 21 Cal Eldred, R ERA: 1.36	IP: 9.0 WLS: W BF: 31 H: 4 R: 0 ER: 0 SO: 4 BB: 0 IBB: 0 HBP: 0 BLK: 0 WP: 0 HR: 0 S: 82 P: 121 ERA: 0.00 WHIP: 0.444															<b>PITCHER</b>	IP: 9.0 WLS: W BF: 31 H: 4 R: 0 ER: 0 SO: 4 BB: 0 IBB: 0 HBP: 0 BLK: 0 WP: 0 HR: 0 S: 82 P: 121 ERA: 0.00 WHIP: 0.444					

Batter	1	2	3	4	5	6	7	8	9	AB	R	H	RBI	BB	SO	LOB	BOTTOM					
Pat Listach, S OBP: 0.357, SLG: 0.361	0-0 B1-3	2-1 G5-3		4-1 FC6-4 1B BB		3-2 G6-3				3	0	0	0	1	0	1	<b>California Angels @ Milwaukee Brewers</b> Milwaukee County Stadium, Milwaukee, WI Wed Sep 23 1992, 8:05 PM EDT Att: 12,142 - Sunny - 55 F					
Darryl Hamilton, L OBP: 0.355, SLG: 0.392	4-0 1B 2B BB		1-1 G3	1-0 FC6-4 1B		1-1 G4-3				3	1	1	1	1	0	0						
Paul Molitor, R OBP: 0.395, SLG: 0.468	0-1 2B 1-2 1B		1-3 K	1-0 FC6-4 1-2 2-3 1B		1-0 G6-4-3 1B				4	0	2	0	0	1	2						
Robin Yount, R OBP: 0.319, SLG: 0.386	2-2 2B		1-1 1B S 1B	0-1 F7		0-0 G6-4-3 1-2 1B				4	0	2	1	0	0	3						
Greg Vaughn, R OBP: 0.310, SLG: 0.402	2-3 K		4-2 1B BB		0-0 L7			2-2 BB 2B		3	0	1	0	1	1	2						
B.J. Surhoff, L OBP: 0.318, SLG: 0.328	2-2 F7		0-0 1B	1-2 BB		2-1 G6-3		4-2 BB S 1B BB		3	1	1	0	1	0	2						
Dante Bichette, R OBP: 0.321, SLG: 0.408		4-2 G6-3 S BB	1-3 K		0-0 G6-3			1-3 K		3	0	0	0	1	2	4						
Kevin Seitzer, R OBP: 0.332, SLG: 0.357	1-3 K		1-3 E6 BB 1B	2-2 BB 1B		2-1 G5-3		1-1 BB 1B		4	1	1	1	0	1	1						
Scott Fletcher, R OBP: 0.338, SLG: 0.369	3-2 G6-3		0-0 F7	0-0 F7		2-2 L4		0-0 G5-3		4	0	0	0	0	0	3						
<b>Inning Stats</b>	R: 1 E: 0 K: 1 S: 13	H: 2 LOB: 2 BB: 1 P: 23	R: 0 E: 0 K: 1 S: 14	H: 0 LOB: 1 BB: 1 P: 24	R: 0 E: 0 K: 2 S: 14	H: 2 LOB: 3 BB: 1 P: 22	R: 1 E: 1 K: 0 S: 11	H: 1 LOB: 2 BB: 1 P: 17	R: 0 E: 0 K: 0 S: 4	H: 0 LOB: 0 BB: 0 P: 6	R: 0 E: 0 K: 0 S: 9	H: 0 LOB: 0 BB: 0 P: 16	R: 0 E: 0 K: 0 S: 4	H: 1 LOB: 0 BB: 0 P: 6	R: 1 E: 0 K: 1 S: 14	H: 2 LOB: 1 BB: 1 P: 21		R: 0 E: 0 K: 0 S: 14	H: 2 LOB: 1 BB: 1 P: 21	1B: 6 2B: 2 3B: 0 HR: 0	SF: 0 SAC: 0 DP: 1 HBP: 0	WP: 0 PB: 0 SB: 3 CS: 0
<b>PITCHER</b> Jim Abbott, L ERA: 2.66	IP: 8.0 WLS: L BF: 36 H: 8 R: 3 ER: 2 SO: 5 BB: 5 IBB: 0 HBP: 0 BLK: 0 WP: 0 HR: 0 S: 83 P: 135 ERA: 2.25 WHIP: 1.625															<b>PITCHER</b>	IP: 8.0 WLS: L BF: 36 H: 8 R: 3 ER: 2 SO: 5 BB: 5 IBB: 0 HBP: 0 BLK: 0 WP: 0 HR: 0 S: 83 P: 135 ERA: 2.25 WHIP: 1.625					



Batter	1	2	3	4	5	6	7	8	9	AB	R	H	RBI	BB	SO	LOB	TOP
Luis Polonia, L OBP: 0.341, SLG: 0.332 (1, 10)	0-2 E 1B		0-2 F8			2-0 WP 1B		0-1 F7		4	0	2	0	0	0	0	California Angels @ Milwaukee Brewers Milwaukee County Stadium, Milwaukee, WI Thu Sep 24 1992, 8:05 PM EDT Att: 11,541 - Sunny - 60 F
Damion Easley, R OBP: 0.311, SLG: 0.328 (1, 5)	1-0 E5		1-0 G6-3			1-2 1B		0-0 F8		4	0	1	0	0	0	1	
Tim Salmon, R OBP: 0.300, SLG: 0.317 (1, 9)	0-3 K			0-3 K		0-3 K		0-2 P2		4	0	0	0	0	3	3	
Lee Stevens, L OBP: 0.288, SLG: 0.354 (1, 3)	1-3 K			0-0 G3		1-1 G4-3		1-1 G6-3		4	0	0	0	0	1	3	
Junior Felix, S OBP: 0.287, SLG: 0.357 (1, 8)	2-3 K			0-0 G4-3						3	0	1	0	0	1	2	
Chad Curtis, R OBP: 0.335, SLG: 0.373 (1, 7)		0-1 L9			0-3 K			1-3 K		3	0	0	0	0	2	1	
Luis Sojo, R OBP: 0.296, SLG: 0.386 (1, 4)		1-2 P5			1-3 K			0-1 G6-4-3		3	0	0	0	0	1	1	
Gary Disarcina, R OBP: 0.279, SLG: 0.295 (1, 6)		0-2 G4-3			0-0 1B			2-3 K		3	0	1	0	0	1	0	
Ron Tingley, R OBP: 0.290, SLG: 0.309 (1, 2)			0-2 G3					0-1 F8		2	0	0	0	0	0	1	
Rob Ducey, L OBP: 0.216, SLG: 0.221 (8, PH)										1	0	0	0	0	0	0	
Mike Fitzgerald, R OBP: 0.295, SLG: 0.303 (8, 2)										0	0	0	0	0	0	0	
<b>Inning Stats</b>	R: 0 E: 1 K: 3 S: 13	H: 1 LOB: 2 BB: 0 P: 17	R: 0 E: 0 K: 0 S: 8	H: 0 LOB: 0 BB: 0 P: 9	R: 0 E: 0 K: 1 S: 5	H: 0 LOB: 0 BB: 0 P: 5	R: 0 E: 0 K: 2 S: 9	H: 2 LOB: 1 BB: 0 P: 13	R: 0 E: 0 K: 1 S: 6	H: 1 LOB: 0 BB: 0 P: 7	R: 0 E: 0 K: 1 S: 7	H: 0 LOB: 0 BB: 0 P: 9	R: 0 E: 0 K: 0 S: 7	H: 0 LOB: 0 BB: 0 P: 8	1B: 5 2B: 0 3B: 0 HR: 0	SF: 0 SAC: 0 DP: 1 HBP: 0	WP: 1 PA: 31 CS: 0
<b>PITCHER</b> Chris Bosio, R ERA: 3.44 (1, 1)	IP: 9.0 WLS: W BF: 31 H: 5 R: 0 ER: 0 SO: 9 BB: 0 IBB: 0 HBP: 0 BLK: 0 WP: 1 HR: 0 S: 71 P: 86 ERA: 0.00 WHIP: 0.556											<b>PITCHER</b> IP: WLS: BF: H: R: ER: SO: BB: IBB: HBP: BLK: WP: HR: S: P: ERA: WHIP					

Batter	1	2	3	4	5	6	7	8	9	AB	R	H	RBI	BB	SO	LOB	BOTTOM		
Pat Listach, S OBP: 0.358, SLG: 0.362 (1, 6)	2-3 K	0-0 1B			0-0 CS 1B					4	0	2	1	0	1	0	California Angels @ Milwaukee Brewers Milwaukee County Stadium, Milwaukee, WI Thu Sep 24 1992, 8:05 PM EDT Att: 11,541 - Sunny - 60 F		
Darryl Hamilton, L OBP: 0.354, SLG: 0.390 (1, 9)	2-1 G6-3	1-0 P6			1-2 G3			2-0 F9 BB 1B		4	0	1	0	0	0	4			
Paul Moltzer, R OBP: 0.396, SLG: 0.467 (1, 10)	1-2 F9		1-1 G6-3		0-0 FC5-4 1B			4-1 BB SAFE SAFE 1-2 BB		3	0	1	1	1	0	0			
Robin Yount, R OBP: 0.317, SLG: 0.383 (1, 8)		0-1 L4	0-2 G6-3		2-0 FC5-4			2-2 F9		4	0	0	0	0	0	3			
Greg Vaughn, R OBP: 0.311, SLG: 0.405 (1, 7)	1-0 1B 2B		2-3 K		1-0 1B 1B			1-0 F8		4	1	2	0	0	1	2			
B.J. Surhoff, L OBP: 0.317, SLG: 0.328 (1, 2)		2-2 1B 1B		2-1 G4-3		0-2 F7		3-1 G4-3		4	1	1	1	0	0	1			
Kevin Seitzer, R OBP: 0.331, SLG: 0.356 (1, 5)	0-0 F8			2-1 F9		2-0 FC5-4 1B		2-2 F8		4	0	1	0	0	0	1			
John Jaha, R OBP: 0.293, SLG: 0.315 (1, 3)	1-0 1B 1B		1-0 F9		1-0 FC5-4			0-0 G5-3		4	1	1	0	0	0	2			
Scott Fletcher, R OBP: 0.340, SLG: 0.372 (1, 4)	1-1 1B 1B			2-1 E7 1B 1B		2-3 K				3	1	2	1	0	1	2			
<b>Inning Stats</b>	R: 0 E: 0 K: 1 S: 9	H: 0 LOB: 0 BB: 0 P: 14	R: 3 E: 0 K: 0 S: 12	H: 5 LOB: 2 BB: 0 P: 18	R: 0 E: 0 K: 1 S: 9	H: 0 LOB: 0 BB: 0 P: 12	R: 0 E: 0 K: 0 S: 5	H: 0 LOB: 0 BB: 0 P: 10	R: 1 E: 1 K: 0 S: 9	H: 3 LOB: 1 BB: 0 P: 13	R: 0 E: 0 K: 1 S: 10	H: 2 LOB: 2 BB: 0 P: 15	R: 0 E: 0 K: 0 S: 7	H: 1 LOB: 1 BB: 1 P: 17	R: 0 E: 0 K: 0 S: 6	H: 0 LOB: 0 BB: 0 P: 11		1B: 10 2B: 1 3B: 0 HR: 0	SF: 0 SAC: 0 DP: 0 HBP: 0
<b>PITCHER</b> Bert Blyleven, R ERA: 4.68 Chuck Crim, R ERA: 5.13 Joe Grahe, R ERA: 3.45	IP: 5.1 WLS: L BF: 25 H: 10 R: 4 ER: 4 SO: 2 BB: 1 IBB: 0 HBP: 0 BLK: 0 WP: 0 HR: 0 S: 50 P: 75 ERA: 6.75 WHIP: 1.875											<b>PITCHER</b> IP: WLS: BF: H: R: ER: SO: BB: IBB: HBP: BLK: WP: HR: S: P: ERA: WHIP							

AB	31
R	0
H	5
RBI	0
BB	0
SO	9
LOB	12



AB	34
R	4
H	11
RBI	4
BB	1
SO	3
LOB	15





Batter	1	2	3	4	5	6	7	8	9	AB	R	H	RBI	BB	SO	LOB	TOP			
Luis Polonia, L OBP: 0.338, SLG: 0.329	F8	K			F7	F8		G3-1		5	0	0	0	0	1	3	<b>California Angels @ Chicago White Sox</b> Comiskey Park, Chicago, IL Fri Sep 25 1992, 8:05 PM EDT Att: 30,776 - Sunny - 66 F  <a href="http://livebaseballscorecards.com">livebaseballscorecards.com</a>			
Chad Curtis, R OBP: 0.336, SLG: 0.373	1B	K			1B		F7		P9	5	0	2	0	0	1	0				
Tim Salmon, R OBP: 0.307, SLG: 0.313	K			G4-3			1B		G3-1	4	1	1	0	1	1	1				
Hubie Brooks, R OBP: 0.246, SLG: 0.345	1B			P6			1B		K	5	1	2	2	0	2	2				
Gary Gaetti, R OBP: 0.266, SLG: 0.340	P3			K			HR		G5-3	4	0	0	0	0	2	4				
Damon Easley, R OBP: 0.317, SLG: 0.328										3	0	1	0	1	0	0				
Luis Sojo, R OBP: 0.299, SLG: 0.386										3	1	1	0	1	0	2				
Gary Disarcina, R OBP: 0.284, SLG: 0.301										4	1	4	0	0	0	0				
John Orton, R OBP: 0.279, SLG: 0.284										3	1	1	3	0	0	2				
<b>Inning Stats</b>	R: 0 E: 0 K: 1 S: 10	H: 2 LOB: 2 BB: 0 P: 12	R: 3 E: 0 K: 2 S: 12	H: 2 LOB: 0 BB: 1 P: 20	R: 0 E: 0 K: 1 S: 7	H: 0 LOB: 0 BB: 0 P: 12	R: 0 E: 0 K: 0 S: 8	H: 2 LOB: 1 BB: 0 P: 13	R: 0 E: 0 K: 2 S: 13	H: 1 LOB: 2 BB: 1 P: 23	R: 2 E: 0 K: 0 S: 11	H: 2 LOB: 0 BB: 0 P: 16	R: 0 E: 0 K: 0 S: 6	H: 2 LOB: 1 BB: 0 P: 7	R: 0 E: 0 K: 1 S: 6	H: 0 LOB: 0 BB: 0 P: 7		1B: 10 2B: 0 3B: 0 HR: 2	SF: 0 SAC: 0 DP: 1 HBP: 1	WP: 0 PB: 0 SB: 2 CS: 1
<b>PITCHER</b>	IP WLS BF H R ER SO	IP WLS BF H R ER SO	IP WLS BF H R ER SO	IP WLS BF H R ER SO	IP WLS BF H R ER SO	IP WLS BF H R ER SO	IP WLS BF H R ER SO	IP WLS BF H R ER SO	IP WLS BF H R ER SO	IP WLS BF H R ER SO	IP WLS BF H R ER SO	IP WLS BF H R ER SO	IP WLS BF H R ER SO	IP WLS BF H R ER SO	IP WLS BF H R ER SO	IP WLS BF H R ER SO	ERA WHIP	ERA WHIP		
Wilson Alvarez, L ERA: 5.34	(1, 1)	7.0	33	10	5	5	6	3	0	1	0	0	0	2	71	113	6.43	1.857		
Terry Leach, R ERA: 1.83	(8, 1)	1.0	4	2	0	0	0	0	0	0	0	0	0	6	7	0.00	2.000			
Roberto Hernandez, R ERA: 1.8	(9, 1)	1.0	W	3	0	0	1	0	0	0	0	0	0	6	7	0.00	0.000			

Batter	1	2	3	4	5	6	7	8	9	AB	R	H	RBI	BB	SO	LOB	BOTTOM					
Joey Cora, S OBP: 0.351, SLG: 0.309	B1-4-3									3	1	1	0	2	1	3	<b>California Angels @ Chicago White Sox</b> Comiskey Park, Chicago, IL Fri Sep 25 1992, 8:05 PM EDT Att: 30,776 - Sunny - 66 F  <a href="http://livebaseballscorecards.com">livebaseballscorecards.com</a>					
Warren Newson, L OBP: 0.395, SLG: 0.269	K									3	1	1	2	0	2	1						
Shawn Abner, R OBP: 0.313, SLG: 0.344	K									2	0	1	1	0	0	0						
Frank Thomas, R OBP: 0.439, SLG: 0.537	G4-3									4	1	1	0	1	1	2						
George Bell, R OBP: 0.300, SLG: 0.423										5	0	3	1	0	0	2						
Shawn Jeter, L OBP: 0.167, SLG: 0.167										0	1	0	0	0	0	0						
Robin Ventura, L OBP: 0.377, SLG: 0.424										3	0	1	2	2	0	2						
Dan Pasqua, L OBP: 0.306, SLG: 0.341										2	0	0	0	0	0	2						
Mike Huff, R OBP: 0.302, SLG: 0.282										2	0	1	0	0	0	2						
Lance Johnson, L OBP: 0.323, SLG: 0.367										3	0	0	0	1	0	4						
Ron Karkovice, R OBP: 0.306, SLG: 0.394										4	0	0	0	0	0	3						
Dale Sveum, S OBP: 0.267, SLG: 0.289										3	2	1	0	1	1	3						
<b>Inning Stats</b>	R: 0 E: 0 K: 1 S: 8	H: 0 LOB: 0 BB: 0 P: 12	R: 0 E: 0 K: 0 S: 6	H: 1 LOB: 1 BB: 1 P: 12	R: 0 E: 0 K: 2 S: 13	H: 1 LOB: 0 BB: 0 P: 17	R: 0 E: 0 K: 0 S: 7	H: 0 LOB: 0 BB: 0 P: 13	R: 0 E: 0 K: 0 S: 4	H: 0 LOB: 0 BB: 0 P: 5	R: 3 E: 0 K: 0 S: 13	H: 3 LOB: 2 BB: 2 P: 24	R: 1 E: 0 K: 1 S: 9	H: 1 LOB: 2 BB: 2 P: 22	R: 0 E: 0 K: 1 S: 15	H: 1 LOB: 3 BB: 2 P: 27	R: 2 E: 0 K: 0 S: 9	H: 3 LOB: 2 BB: 0 P: 19	1B: 7 2B: 3 3B: 0 HR: 0	SF: 0 SAC: 0 DP: 1 HBP: 0	WP: 1 PB: 0 SB: 1 CS: 0	PA: 41
<b>PITCHER</b>	IP WLS BF H R ER SO	IP WLS BF H R ER SO	IP WLS BF H R ER SO	IP WLS BF H R ER SO	IP WLS BF H R ER SO	IP WLS BF H R ER SO	IP WLS BF H R ER SO	IP WLS BF H R ER SO	IP WLS BF H R ER SO	IP WLS BF H R ER SO	IP WLS BF H R ER SO	IP WLS BF H R ER SO	IP WLS BF H R ER SO	IP WLS BF H R ER SO	IP WLS BF H R ER SO	IP WLS BF H R ER SO	ERA WHIP	ERA WHIP				
Julio Valera, R ERA: 3.69	(1, 1)	5.0	22	5	3	3	3	3	0	0	0	0	0	47	76	5.40	1.600					
Steve Frey, L ERA: 3.99	(6, 1)	1.1	6	0	1	1	0	2	0	0	0	1	0	8	20	6.75	1.500					
Scott Lewis, R ERA: 4.73	(7, 1)	0.2	3	1	0	0	1	0	0	0	0	0	0	5	9	0.00	1.500					
Joe Grahe, R ERA: 3.59	(8, 1)	1.1	L	10	4	2	2	2	0	0	0	0	0	24	46	13.50	4.500					



Batter	1	2	3	4	5	6	7	8	9	AB	R	H	RBI	BB	SO	LOB	TOP					
Luis Polonia, L (1, 10) OBP: 0.338, SLG: 0.328	L4		G6-3		G6-3			L1		4	0	1	0	0	0	1						
Chad Curtis, R (1, 7) OBP: 0.338, SLG: 0.374	S		FC5		G6-3			G6-3		4	0	2	1	0	0	2						
Tim Salmon, R (1, 9) OBP: 0.291, SLG: 0.294	K		FC5		F8			P4		4	0	0	0	0	1	4						
Junior Felix, S (1, 8) OBP: 0.285, SLG: 0.354	K				P5			G4-3		4	0	0	0	0	2	1						
Lee Stevens, L (1, 3) OBP: 0.289, SLG: 0.354					P6			F9		3	0	1	0	0	0	0						
Gary Gaetti, R (6, 3) OBP: 0.265, SLG: 0.340										1	0	0	0	0	0	0						
Damon Easley, R (1, 5) OBP: 0.315, SLG: 0.326										4	0	1	0	0	1	0						
Luis Sojo, R (1, 4) OBP: 0.296, SLG: 0.383					G1-3					3	0	0	0	0	0	1						
Gary Disarcina, R (1, 6) OBP: 0.283, SLG: 0.299					F7			F9		3	0	0	0	0	1	0						
John Orton, R (1, 2) OBP: 0.290, SLG: 0.306					G6-3			G4-3		3	1	2	0	0	0	0						
<b>Inning Stats</b>	R: 0 H: 1 E: 0 K: 2 S: 14	H: 1 LOB: 0 BB: 0 P: 20	R: 0 H: 0 E: 0 K: 0 S: 5	H: 0 LOB: 0 BB: 0 P: 8	R: 1 H: 2 E: 0 K: 0 S: 13	H: 2 LOB: 1 BB: 0 P: 18	R: 0 H: 1 E: 0 K: 0 S: 8	H: 1 LOB: 0 BB: 0 P: 14	R: 0 H: 2 E: 0 K: 1 S: 9	H: 2 LOB: 2 BB: 0 P: 15	R: 0 H: 1 E: 0 K: 1 S: 8	H: 1 LOB: 0 BB: 0 P: 13	R: 0 H: 0 E: 0 K: 1 S: 7	H: 0 LOB: 0 BB: 0 P: 11	R: 0 H: 0 E: 0 K: 0 S: 6	H: 0 LOB: 0 BB: 0 P: 8	R: 0 H: 0 E: 0 K: 1 S: 7	H: 0 LOB: 0 BB: 0 P: 10	1B: 6 2B: 1 3B: 0 HR: 0	SF: 0 SAC: 0 DP: 0 HBP: 0	WP: 0 PB: 0 CS: 0	PA: 33
<b>PITCHER</b>	IP	WLS	BF	H	R	ER	SO	BB	IBB	HBP	BLK	WP	HR	S	P	ERA	WHIP					
Alex Fernandez, R (1, 1) ERA: 4.19	8.0	L	30	7	1	1	4	0	0	0	0	0	0	70	107	1.12	0.875					
Bobby Thigpen, R (9, 1) ERA: 4.25	1.0		3	0	0	0	1	0	0	0	0	0	0	7	10	0.00	0.000					

California Angels @ Chicago White Sox  
Comiskey Park, Chicago, IL  
Sat Sep 26 1992, 8:05 PM EDT  
Att: 36,207 - Cloudy - 69 F

AB 33  
R 1  
H 7  
RBI 1  
BB 0  
SO 5  
LOB 9



Batter	1	2	3	4	5	6	7	8	9	AB	R	H	RBI	BB	SO	LOB	BOTTOM					
Steve Sax, R (1, 4) OBP: 0.291, SLG: 0.318	FC6-5		L7					K		3	0	1	0	1	1	1						
Mike Huff, R (1, 7) OBP: 0.294, SLG: 0.274	FC6-5									3	0	0	0	0	1	3						
Dale Sveum, S (8, PH) OBP: 0.266, SLG: 0.288	G6-4-3							F7		1	0	0	0	0	0	1						
Frank Thomas, R (1, 3) OBP: 0.438, SLG: 0.534	G6-4-3									3	0	0	0	0	1	3						
George Bell, R (1, 10) OBP: 0.298, SLG: 0.420										4	0	0	0	0	0	1						
Robin Ventura, L (1, 5) OBP: 0.377, SLG: 0.425										3	0	1	0	1	0	1						
Shawn Abner, R (1, 9) OBP: 0.312, SLG: 0.342										4	0	1	0	0	0	2						
Lance Johnson, L (1, 8) OBP: 0.321, SLG: 0.365										3	0	0	0	0	0	3						
Ron Karkovics, R (1, 2) OBP: 0.307, SLG: 0.394										2	0	1	0	0	1	0						
Warren Newson, L (8, PH) OBP: 0.393, SLG: 0.267										1	0	0	0	0	0	0						
Esteban Beltre, R (1, 6) OBP: 0.218, SLG: 0.247										1	0	0	0	0	0	0						
Dan Pasqua, L (8, PH) OBP: 0.308, SLG: 0.344										1	0	1	0	0	0	0						
Shawn Jeter, L (6, PR) OBP: 0.167, SLG: 0.167										0	0	0	0	0	0	0						
Carlton Fisk, R (9, 2) OBP: 0.322, SLG: 0.322										0	0	0	0	0	0	0						
<b>Inning Stats</b>	R: 0 H: 1 E: 0 K: 0 S: 11	H: 2 LOB: 1 BB: 0 P: 15	R: 0 H: 2 E: 0 K: 0 S: 9	H: 2 LOB: 1 BB: 0 P: 16	R: 0 H: 0 E: 0 K: 1 S: 7	H: 0 LOB: 0 BB: 0 P: 10	R: 0 H: 0 E: 0 K: 1 S: 8	H: 0 LOB: 0 BB: 0 P: 15	R: 0 H: 1 E: 0 K: 1 S: 10	H: 1 LOB: 2 BB: 1 P: 19	R: 0 H: 0 E: 1 K: 0 S: 8	H: 0 LOB: 1 BB: 0 P: 14	R: 0 H: 1 E: 0 K: 1 S: 11	H: 1 LOB: 2 BB: 0 P: 18	R: 0 H: 0 E: 0 K: 0 S: 9	H: 0 LOB: 1 BB: 0 P: 14	1B: 3 2B: 2 3B: 0 HR: 0	SF: 0 SAC: 1 DP: 3 HBP: 1	WP: 1 PB: 0 CS: 0	PA: 33		
<b>PITCHER</b>	IP	WLS	BF	H	R	ER	SO	BB	IBB	HBP	BLK	WP	HR	S	P	ERA	WHIP					
Chuck Finley, L (1, 1) ERA: 4.01	7.0	W	25	4	0	0	3	2	0	0	0	0	0	58	101	0.00	0.857					
Scott Lewis, R (8, 1) ERA: 4.54	1.1		6	1	0	0	1	0	0	1	0	1	0	13	22	0.00	0.750					
Steve Frey, L (9, 1) ERA: 3.8	0.2	S	2	0	0	0	0	0	0	0	0	0	0	7	10	0.00	0.000					

California Angels @ Chicago White Sox  
Comiskey Park, Chicago, IL  
Sat Sep 26 1992, 8:05 PM EDT  
Att: 36,207 - Cloudy - 69 F

AB 29  
R 0  
H 5  
RBI 0  
BB 2  
SO 4  
LOB 15









Batter	1	2	3	4	5	6	7	8	9	10	11	AB	R	H	RBI	BB	SO	LOB	TOP									
<b>Keith Miller, R</b> OBP: 0.353, SLG: 0.396 (1, 4)	G6-3		2B BB		G3-1 HR 2B				1-0 2B		K	4	2	2	0	2	1	2										
<b>Wally Joyner, L</b> OBP: 0.332, SLG: 0.376 (1, 3)	G4-3		2B		G3-1			G6-3		E3 1B		5	0	1	2	0	0	2										
<b>Gregg Jefferies, S</b> OBP: 0.332, SLG: 0.405 (1, 5)	F7		G6-3		HR			F7		F8		5	1	1	2	0	0	2										
<b>Mike MacFarlane, R</b> OBP: 0.309, SLG: 0.430 (1, 10)		P6		FC4-6 IBB				HR		F9		4	1	1	1	1	1	1										
<b>Bob Melvin, R</b> OBP: 0.358, SLG: 0.394 (1, 2)												4	0	2	0	0	0	2										
<b>Brent Mayne, L</b> OBP: 0.266, SLG: 0.279 (10, PH) (10, 2)				FC4-6								1	0	1	0	0	0	0										
<b>Gary Thurman, R</b> OBP: 0.224, SLG: 0.309 (1, 9)												4	0	0	0	0	0	2										
<b>Kevin Koslowski, L</b> OBP: 0.300, SLG: 0.358 (10, PH) (10, 9)												1	0	0	0	0	0	2										
<b>Jim Eisenreich, L</b> OBP: 0.306, SLG: 0.330 (1, 7)												4	0	1	0	1	0	1										
<b>Brian McRae, S</b> OBP: 0.291, SLG: 0.313 (1, 8)												5	1	2	0	0	1	1										
<b>David Howard, S</b> OBP: 0.278, SLG: 0.291 (1, 6)												4	0	0	0	0	0	3										
<b>Inning Stats</b>	R: 0 E: 0 K: 0 S: 6	H: 0 LOB: 0 BB: 0 P: 9	R: 0 E: 0 K: 0 S: 11	H: 1 LOB: 1 BB: 0 P: 18	R: 2 E: 1 K: 0 S: 11	H: 2 LOB: 2 BB: 2 P: 19	R: 0 E: 0 K: 1 S: 11	H: 0 LOB: 0 BB: 0 P: 13	R: 2 E: 0 K: 1 S: 11	H: 2 LOB: 0 BB: 0 P: 19	R: 0 E: 0 K: 0 S: 11	H: 0 LOB: 1 BB: 1 P: 19	R: 1 E: 0 K: 0 S: 6	H: 2 LOB: 0 BB: 0 P: 7	R: 0 E: 0 K: 0 S: 7	H: 1 LOB: 2 BB: 1 P: 14	R: 0 E: 1 K: 0 S: 7	H: 1 LOB: 2 BB: 0 P: 13	R: 0 E: 0 K: 1 S: 7	H: 2 LOB: 1 BB: 1 P: 12	1B: 5 2B: 4 3B: 0 HR: 2	SF: 0 SAC: 1 DP: 0 HBP: 0	WP: 0 PB: 0 SB: 0 CS: 2	PA: 46				
<b>PITCHER</b>	IP WLS BF H R ER SO BB IBB HBP BLK WP HR S P ERA WHIP																											
<b>Jim Abbott, L</b> ERA: 2.77 (1, 1)	8.0	33	6	1	0	0	0	1	0	0	0	0	0	0	9	19	0.00	1.500										
<b>Steve Frey, L</b> ERA: 3.68 (9, 1)	1.1	6	1	0	0	0	0	0	0	0	0	0	0	0	9	19	0.00	1.500										
<b>Scott Lewis, R</b> ERA: 4.33 (10, 1)	1.2	7	3	0	0	1	0	0	0	0	0	0	0	12	20	0.00	1.800											

**Kansas City Royals @ California Angels**  
Anaheim Stadium, Anaheim, CA  
Mon Sep 28 1992, 10:05 PM EDT  
Att: 19,916 - Sunny - 80 F

AB	41
R	5
H	11
RBI	5
BB	4
SO	3
LOB	18



Batter	1	2	3	4	5	6	7	8	9	10	11	AB	R	H	RBI	BB	SO	LOB	BOTTOM								
<b>Luis Polonia, L</b> OBP: 0.337, SLG: 0.329 (1, 10)	P2		G4-3	SH5-3 2B		G4-3				G4-3		6	0	2	0	0	0	1									
<b>Chad Curtis, R</b> OBP: 0.343, SLG: 0.376 (1, 7)												3	2	2	1	2	0	0									
<b>Junior Felix, S</b> OBP: 0.290, SLG: 0.360 (1, 8)												3	1	1	0	2	1	3									
<b>Hubie Brooks, R</b> OBP: 0.248, SLG: 0.341 (1, 3)												5	0	0	0	1	2	6									
<b>Tim Salmon, R</b> OBP: 0.292, SLG: 0.276 (1, 9)												4	1	1	0	2	2	3									
<b>Ken Oberkell, L</b> OBP: 0.289, SLG: 0.266 (1, 4)												5	1	3	3	1	0	1									
<b>Luis Sojo, R</b> OBP: 0.295, SLG: 0.380 (1, 5)												4	0	2	1	0	0	2									
<b>Damon Easley, R</b> OBP: 0.304, SLG: 0.314 (10, PR) (11, 5)												0	0	0	0	0	0	0									
<b>Gary Disarcina, R</b> OBP: 0.285, SLG: 0.303 (1, 6)												4	1	1	1	1	0	2									
<b>John Orton, R</b> OBP: 0.292, SLG: 0.308 (1, 2)												3	0	1	0	0	2	3									
<b>Lee Stevens, L</b> OBP: 0.288, SLG: 0.353 (8, PH)												1	0	0	0	0	1	1									
<b>Ron Tingley, R</b> OBP: 0.230, SLG: 0.309 (9, 2)												0	0	0	0	0	0	0									
<b>Gary Gaetti, R</b> OBP: 0.262, SLG: 0.336 (10, PH)												1	0	0	0	0	0	1									
<b>Mike Fitzgerald, R</b> OBP: 0.235, SLG: 0.303 (11, 2)												0	0	0	0	0	0	0									
<b>Inning Stats</b>	R: 0 E: 0 K: 1 S: 14	H: 0 LOB: 2 BB: 2 P: 25	R: 0 E: 0 K: 0 S: 7	H: 2 LOB: 2 BB: 0 P: 12	R: 3 E: 0 K: 1 S: 20	H: 3 LOB: 3 BB: 3 P: 36	R: 0 E: 0 K: 2 S: 9	H: 1 LOB: 1 BB: 0 P: 13	R: 0 E: 0 K: 0 S: 7	H: 0 LOB: 0 BB: 0 P: 12	R: 0 E: 0 K: 1 S: 11	H: 1 LOB: 1 BB: 0 P: 19	R: 2 E: 0 K: 1 S: 13	H: 3 LOB: 2 BB: 1 P: 21	R: 0 E: 0 K: 1 S: 8	H: 0 LOB: 0 BB: 0 P: 9	R: 0 E: 0 K: 0 S: 9	H: 1 LOB: 1 BB: 0 P: 12	R: 1 E: 0 K: 0 S: 14	H: 2 LOB: 3 BB: 2 P: 24	1B: 12 2B: 1 3B: 0 HR: 0	SF: 0 SAC: 3 DP: 1 HBP: 0	WP: 0 PB: 0 SB: 3 CS: 0	PA: 51			
<b>PITCHER</b>	IP WLS BF H R ER SO BB IBB HBP BLK WP HR S P ERA WHIP																										
<b>Hipolito Pichardo, R</b> ERA: 3.95 (1, 1)	5.0	25	6	3	3	4	0	0	0	0	0	0	0	57	98	5.40	2.400										
<b>Rusty Meacham, R</b> ERA: 3.77 (6, 1)	2.0	7	1	0	0	2	0	0	0	0	0	0	0	17	28	0.00	0.500										
<b>Jeff Montgomery, R</b> ERA: 2.12 (8, 1)	2.0	10	3	2	2	2	1	0	0	0	0	0	0	21	30	9.00	2.000										
<b>Steve Shifflett, R</b> ERA: 2.59 (10, 1)	1.1	9	3	1	1	0	1	1	0	0	0	0	0	23	36	6.75	3.000										

**Kansas City Royals @ California Angels**  
Anaheim Stadium, Anaheim, CA  
Mon Sep 28 1992, 10:05 PM EDT  
Att: 19,916 - Sunny - 80 F

AB	39
R	6
H	13
RBI	6
BB	9
SO	8
LOB	23





Batter	1	2	3	4	5	6	7	8	9	AB	R	H	RBI	BB	SO	LOB	TOP		
<b>Keith Miller, R</b> OBP: 0.357, SLG: 0.400 (1, 4)	G6-3			G1-6-3 1B		G1-6-3 1B			1B 1B	4	1	3	0	0	0	0	<b>Kansas City Royals @ California Angels</b> Anaheim Stadium, Anaheim, CA Tue Sep 29 1992, 10:05 PM EDT Att. 17,440 - Sunny - 81°F		
<b>Wally Joyner, L</b> OBP: 0.333, SLG: 0.376 (1, 3)	G5-3			G1-6-3 1-2		4-1 1B			3-1 1B 1-2 1B	3	0	1	0	1	0	1			
<b>Gregg Jefferies, S</b> OBP: 0.330, SLG: 0.402 (1, 5)	F8			F9		1-1 L4			0-1 F7	4	0	0	0	0	0	4			
<b>Mike Macfarlane, R</b> OBP: 0.311, SLG: 0.438 (1, 10)		G6-3			1-1 HR			G6-3	1-0 1B 2H	4	1	2	2	0	0	0			
<b>Jim Eisenreich, L</b> OBP: 0.306, SLG: 0.329 (1, 7)		G4-3			2-2 G6-4-3 1B			F8	0-1 L9	4	0	1	0	0	0	2			
<b>Brent Mayne, L</b> OBP: 0.281, SLG: 0.274 (1, 2)		K			2-0 G6-4-3 1-2			G1-3	1-2 L3	4	0	0	0	0	1	3			
<b>Brian McRae, S</b> OBP: 0.289, SLG: 0.311 (1, 8)				1-0 P6	0-1 L3			G6-3		3	0	0	0	0	0	0			
<b>Kevin Koslowski, L</b> OBP: 0.293, SLG: 0.350 (1, 9)				0-2 G5-3		2-1 F8		G4-3		3	0	0	0	0	0	0			
<b>Curtis Wilkerson, S</b> OBP: 0.296, SLG: 0.313 (1, 6)				1-0 G5-3		0-2 F8		K		3	0	0	0	0	1	0			
<b>Inning Stats</b>	R: 0 H: 0 E: 0 K: 0 S: 7	H: 0 LOB: 0 BB: 0 P: 8	R: 0 H: 0 E: 0 K: 1 S: 6	H: 0 LOB: 0 BB: 0 P: 11	R: 0 H: 0 E: 0 K: 0 S: 5	H: 0 LOB: 0 BB: 0 P: 7	R: 0 H: 1 E: 0 K: 0 S: 7	H: 1 LOB: 0 BB: 0 P: 9	R: 1 H: 2 E: 0 K: 0 S: 9	H: 2 LOB: 0 BB: 0 P: 13	R: 0 H: 1 E: 0 K: 0 S: 10	H: 1 LOB: 2 BB: 1 P: 16	R: 0 H: 0 E: 0 K: 1 S: 8	H: 0 LOB: 0 BB: 0 P: 9	R: 0 H: 0 E: 0 K: 1 S: 12	H: 3 LOB: 2 BB: 0 P: 17	1B: 6 2B: 0 3B: 0 HR: 1	SF: 0 SAC: 0 DP: 2 HBP: 0	WP: 0 PA: 33 PB: 0 SB: 1 CS: 0
<b>PITCHER</b> <b>Bert Blyleven, R</b> ERA: 4.49 (1, 1)	IP: 9.0 WLS: L BF: 33 H: 7 R: 2 ER: 2 SO: 2 BB: 1 IBB: 0 HBP: 0 BLK: 0 WP: 0 HR: 1 S: 71 P: 100 ERA: 2.00 WHIP: 0.889															<b>PITCHER</b>			

Batter	1	2	3	4	5	6	7	8	9	AB	R	H	RBI	BB	SO	LOB	BOTTOM				
<b>Damon Easley, R</b> OBP: 0.305, SLG: 0.314 (1, 5)	G4-3			0-0 CS 1B			2-1 L6			3	0	1	0	0	0	0	<b>Kansas City Royals @ California Angels</b> Anaheim Stadium, Anaheim, CA Tue Sep 29 1992, 10:05 PM EDT Att. 17,440 - Sunny - 81°F				
<b>Chad Curtis, R</b> OBP: 0.341, SLG: 0.374 (1, 7)	P6			2-2 G5-3 1-2			2-2 G5-3			3	0	0	0	0	0	1					
<b>Gary Gaetti, R</b> OBP: 0.261, SLG: 0.333 (1, 3)	P4			2-0 P4			2-1 G4-3			3	0	0	0	0	0	0					
<b>Hubie Brooks, R</b> OBP: 0.245, SLG: 0.338 (1, 10)		0-2 F9			1-2 G6-3			3-2 G6-3		3	0	0	0	0	0	0					
<b>Tim Salmon, R</b> OBP: 0.283, SLG: 0.266 (1, 9)		1-0 F9			0-3 K			3-2 F8		3	0	0	0	0	1	0					
<b>Luis Sojo, R</b> OBP: 0.293, SLG: 0.376 (1, 4)		0-1 G5-3			1-1 F9			0-0 F7		3	0	0	0	0	0	0					
<b>Gary Disarcina, R</b> OBP: 0.284, SLG: 0.301 (1, 6)				1-2 G5-3		2-2 G6-3			0-0 F8	3	0	0	0	0	0	0					
<b>Ron Tingley, R</b> OBP: 0.286, SLG: 0.304 (1, 2)				0-3 K		0-0 G4-3			0-0 F9	2	0	0	0	0	1	0					
<b>Junior Felix, S</b> OBP: 0.289, SLG: 0.359 (9, PH)										1	0	0	0	0	0	0					
<b>Reggie Williams, S</b> OBP: 0.133, SLG: 0.200 (1, 8)				1-0 G6-3		3-1 P3			1-3 K	2	0	0	0	0	0	0					
<b>Mike Fitzgerald, R</b> OBP: 0.293, SLG: 0.301 (9, PH)										1	0	0	0	0	1	0					
<b>Inning Stats</b>	R: 0 H: 0 E: 0 K: 0 S: 9	H: 0 LOB: 0 BB: 0 P: 14	R: 0 H: 0 E: 0 K: 0 S: 6	H: 0 LOB: 0 BB: 0 P: 7	R: 0 H: 0 E: 0 K: 1 S: 7	H: 0 LOB: 0 BB: 0 P: 9	R: 0 H: 1 E: 0 K: 0 S: 5	H: 1 LOB: 0 BB: 0 P: 9	R: 0 H: 0 E: 0 K: 1 S: 10	H: 0 LOB: 0 BB: 0 P: 12	R: 0 H: 0 E: 0 K: 0 S: 6	H: 0 LOB: 0 BB: 0 P: 11	R: 0 H: 0 E: 0 K: 0 S: 7	H: 0 LOB: 0 BB: 0 P: 13	R: 0 H: 0 E: 0 K: 0 S: 8	H: 0 LOB: 0 BB: 0 P: 14	R: 0 H: 0 E: 0 K: 1 S: 6	H: 0 LOB: 0 BB: 0 P: 7	1B: 1 2B: 0 3B: 0 HR: 0	SF: 0 SAC: 0 DP: 0 HBP: 0	WP: 0 PA: 27 PB: 0 SB: 0 CS: 1
<b>PITCHER</b> <b>Dennis Rasmussen, L</b> ERA: 2.52 (1, 1)	IP: 9.0 WLS: W BF: 27 H: 1 R: 0 ER: 0 SO: 3 BB: 0 IBB: 0 HBP: 0 BLK: 0 WP: 0 HR: 0 S: 64 P: 96 ERA: 0.00 WHIP: 0.111															<b>PITCHER</b>					

AB	32
R	2
H	7
RBI	2
BB	1
SO	2
LOB	10





Batter	1	2	3	4	5	6	7	8	9	AB	R	H	RBI	BB	SO	LOB	TOP				
<b>Keith Miller, R</b> OBP: 0.353, SLG: 0.395 (1, 4)	F9	G6-3		G6-3		FC6-4			F7	5	0	0	0	0	0	3					
<b>Wally Joyner, L</b> OBP: 0.335, SLG: 0.383 (1, 3)	G6-3		1B	1B	HR	CS	P6		1B	5	2	3	1	0	0	0					
<b>George Brett, L</b> OBP: 0.327, SLG: 0.392 <b>Gary Thurman, R</b> OBP: 0.284, SLG: 0.309 (9, PR)	1B	2B	G5-4-3	1B	G6-3		PO		E4	5	1	4	0	0	0	1					
<b>Gregg Jefferies, S</b> OBP: 0.332, SLG: 0.404 (1, 5)	1B	1B	G5-4-3	1B	G6-3		F9		FC6-4	5	0	3	2	0	0	2					
<b>Mike Macfarlane, R</b> OBP: 0.314, SLG: 0.448 (1, 2)	1B	1B	G5-4-3	1B	1B		PO		FC6-4	5	1	3	1	0	0	5					
<b>Jim Eisenreich, L</b> OBP: 0.308, SLG: 0.331 (1, 7)	1B	1B	G6-3		1B				HR	4	0	2	0	0	1	1					
<b>Brian McRae, S</b> OBP: 0.287, SLG: 0.308 (1, 8)		K		K	K				G6-3	4	0	0	0	0	3	2					
<b>Kevin Koslowski, L</b> OBP: 0.299, SLG: 0.344 (1, 9)		G4-3		G4-3	BB	FC6-4	BB		P2	2	0	0	0	2	0	0					
<b>Curtis Wilkerson, S</b> OBP: 0.296, SLG: 0.316 (1, 6)		2B		G4-3		F9			P3	4	0	1	0	0	0	2					
<b>Inning Stats</b>	R: 1 E: 0 K: 0 S: 15	H: 4 LOB: 2 BB: 0 P: 21	R: 0 E: 0 K: 1 S: 9	H: 1 LOB: 1 BB: 0 P: 15	R: 1 E: 0 K: 0 S: 12	H: 3 LOB: 1 BB: 0 P: 20	R: 0 E: 0 K: 1 S: 13	H: 0 LOB: 1 BB: 1 P: 21	R: 1 E: 0 K: 0 S: 11	H: 4 LOB: 2 BB: 1 P: 15	R: 0 E: 0 K: 0 S: 8	H: 1 LOB: 0 BB: 0 P: 9	R: 1 E: 0 K: 0 S: 7	H: 1 LOB: 0 BB: 0 P: 11	R: 0 E: 1 K: 0 S: 12	H: 2 LOB: 3 BB: 0 P: 17	1B: 12 2B: 2 3B: 0 HR: 2	SF: 0 SAC: 0 DP: 2 HBP: 0	WP: 0 PB: 0 SB: 0 CS: 1	PA: 43	
<b>PITCHER</b>	IP	WLS	BF	H	R	ER	SO	BB	IBB	HBP	BLK	WP	HR	S	P	ERA	WHIP				
<b>Julio Valera, R</b> ERA: 3.73 <b>Tim Lincecum, L</b> ERA: 5.03	(1, 1)	5.0	L	25	12	3	3	3	1	0	0	0	0	1	60	92	5.40	2.600			
<b>PITCHER</b>	IP	WLS	BF	H	R	ER	SO	BB	IBB	HBP	BLK	WP	HR	S	P	ERA	WHIP				
<b>Julio Valera, R</b> ERA: 3.73 <b>Tim Fortugno, L</b> ERA: 5.03	(6, 1)	4.0		16	4	1	1	1	1	0	0	0	0	1	32	47	2.25	1.250			

**Kansas City Royals @ California Angels**  
Anaheim Stadium, Anaheim, CA  
Wed Sep 30 1992, 10:05 PM EDT  
Att: 17,336 - Sunny - 82 F

AB	39
R	4
H	16
RBI	4
BB	2
SO	4
LOB	16



Batter	1	2	3	4	5	6	7	8	9	AB	R	H	RBI	BB	SO	LOB	BOTTOM					
<b>Damon Easley, R</b> OBP: 0.310, SLG: 0.319 (1, 5)	G6-3		HBP	1B	G4-3			G6-4-3		4	0	2	0	0	0	0						
<b>Chad Curtis, R</b> OBP: 0.344, SLG: 0.376 (1, 9)	CS		1B	HBP	S	1B		G6-4-3		3	0	2	0	0	0	1						
<b>Junior Felix, S</b> OBP: 0.287, SLG: 0.356 (1, 8)	K		K		G4-3			F7		4	0	0	0	0	2	4						
<b>Hubie Brooks, R</b> OBP: 0.245, SLG: 0.337 (1, 10)		1B			F8			F9		4	0	1	0	0	0	0						
<b>Ken Oberkfell, L</b> OBP: 0.297, SLG: 0.265 (1, 4)		F8		E	1B			K		4	0	1	0	0	1	1						
<b>Lee Stevens, L</b> OBP: 0.286, SLG: 0.351 <b>Gary Gaetti, R</b> OBP: 0.260, SLG: 0.332 (5, 3)		K		K				F7		2	0	0	0	0	2	2						
<b>Gary Disarcina, R</b> OBP: 0.284, SLG: 0.301 (1, 6)		G1-3		E4	1B			G5-3		3	0	1	0	0	0	1						
<b>Rob Ducey, L</b> OBP: 0.208, SLG: 0.211 (1, 7)			F9	G3				F9		3	0	0	0	0	0	2						
<b>John Orton, R</b> OBP: 0.284, SLG: 0.299 (1, 2)			K		F8			F8		3	0	0	0	0	1	0						
<b>Inning Stats</b>	R: 0 E: 0 K: 1 S: 11	H: 1 LOB: 0 BB: 0 P: 17	R: 0 E: 0 K: 1 S: 8	H: 1 LOB: 1 BB: 0 P: 14	R: 0 E: 0 K: 2 S: 12	H: 1 LOB: 2 BB: 0 P: 19	R: 0 E: 1 K: 1 S: 11	H: 2 LOB: 2 BB: 0 P: 14	R: 0 E: 0 K: 0 S: 7	H: 1 LOB: 1 BB: 0 P: 12	R: 0 E: 0 K: 1 S: 6	H: 0 LOB: 0 BB: 0 P: 11	R: 0 E: 0 K: 0 S: 4	H: 0 LOB: 0 BB: 0 P: 6	R: 0 E: 0 K: 0 S: 5	H: 1 LOB: 0 BB: 0 P: 6	R: 0 E: 0 K: 0 S: 7	H: 0 LOB: 0 BB: 0 P: 11	1B: 7 2B: 0 3B: 0 HR: 0	SF: 0 SAC: 0 DP: 1 HBP: 1	WP: 0 PB: 0 SB: 1 CS: 1	PA: 33
<b>PITCHER</b>	IP	WLS	BF	H	R	ER	SO	BB	IBB	HBP	BLK	WP	HR	S	P	ERA	WHIP					
<b>Rick Reed, R</b> ERA: 3.88	(1, 1)	9.0	W	33	7	0	0	6	0	0	1	0	0	71	110	0.00	0.778					
<b>PITCHER</b>	IP	WLS	BF	H	R	ER	SO	BB	IBB	HBP	BLK	WP	HR	S	P	ERA	WHIP					
<b>Rick Reed, R</b> ERA: 3.88	(1, 1)	9.0		33	7	0	0	6	0	0	1	0	0	71	110	0.00	0.778					

**Kansas City Royals @ California Angels**  
Anaheim Stadium, Anaheim, CA  
Wed Sep 30 1992, 10:05 PM EDT  
Att: 17,336 - Sunny - 82 F

AB	32
R	0
H	7
RBI	0
BB	0
SO	6
LOB	11





Batter	1	2	3	4	5	6	7	8	9	AB	R	H	RBI	BB	SO	LOB	TOP										
<b>Keith Miller, R</b> OBP: 0.353, SLG: 0.395 (1, 7)	F8		K		G4-3		L6-4 1B		FC6-4 1B	5	0	2	0	0	1	0	<b>Kansas City Royals @ California Angels</b> Anaheim Stadium, Anaheim, CA Thu Oct 01 1992, 6:33 AM EDT Att: 16,867 - Sunny - 84 F <a href="http://livebaseballscorecards.com">livebaseballscorecards.com</a>										
<b>Wally Joyner, L</b> OBP: 0.337, SLG: 0.384 (1, 3)	FC5 BB		1B		G4-3		1-2 1B		F8	4	0	2	0	1	0	3											
<b>Gregg Jefferies, S</b> OBP: 0.331, SLG: 0.407 (1, 5)	E6 FC5		P6		HR		L6-4 2-3		FC6-4 1-2	5	1	1	1	0	0	7											
<b>Mike Macfarlane, R</b> OBP: 0.314, SLG: 0.446 (1, 10)	FC5 1-2 2-3				G6-3 1B				G6-3	4	1	1	0	0	0	2											
<b>Bob Melvin, R</b> OBP: 0.351, SLG: 0.386 (1, 2)	G4-3				1B				G6-3	4	0	1	0	0	1	2											
<b>Gary Thurman, R</b> OBP: 0.284, SLG: 0.308 (1, 9)					1B				F7	4	0	1	1	0	1	0											
<b>Brian McRae, S</b> OBP: 0.288, SLG: 0.309 (1, 8)					1B					3	0	1	0	0	0	2											
<b>Kevin Koslowski, L</b> OBP: 0.304, SLG: 0.349 (9, PH)	G1-3				F9				1B	1	0	1	0	0	0	0											
<b>David Howard, S</b> OBP: 0.275, SLG: 0.287 (1, 6)					1B				1B	3	0	0	0	0	1	3											
<b>Brent Mayne, L</b> OBP: 0.250, SLG: 0.273 (9, PH)	G5-3				K				F7	1	0	0	0	0	0	1											
<b>Terry Shumpert, R</b> OBP: 0.181, SLG: 0.264 (1, 4)					G6-3					3	0	0	0	0	0	2											
<b>Jim Eisenreich, L</b> OBP: 0.310, SLG: 0.333 (9, PH)					F9				1B	1	0	1	0	0	0	0											
<b>Inning Stats</b>	R: 0 E: 1 K: 0 S: 13	H: 0 LOB: 2 BB: 1 P: 22	R: 0 E: 0 K: 0 S: 5	H: 0 LOB: 0 BB: 0 P: 6	R: 0 E: 0 K: 1 S: 10	H: 1 LOB: 1 BB: 0 P: 13	R: 1 E: 0 K: 1 S: 9	H: 3 LOB: 2 BB: 0 P: 13	R: 1 E: 0 K: 0 S: 10	H: 1 LOB: 1 BB: 0 P: 15	R: 0 E: 0 K: 2 S: 12	H: 1 LOB: 1 BB: 0 P: 21	R: 0 E: 0 K: 0 S: 7	H: 2 LOB: 1 BB: 0 P: 11	R: 0 E: 0 K: 0 S: 8	H: 0 LOB: 0 BB: 0 P: 11	R: 0 E: 0 K: 0 S: 18	H: 3 LOB: 3 BB: 0 P: 27	1B: 10 2B: 1 3B: 0 HR: 1	SF: 0 SAC: 0 DP: 1 HBP: 0	WP: 0 PB: 0 SB: 1 CS: 1	PA: 39					
<b>PITCHER</b>	IP	WLS	BF	H	R	ER	SO	BB	IBB	HBP	BLK	WP	HR	S	P	ERA	WHIP										
<b>Chuck Finley, L</b> ERA: 3.96 (1, 1)	7.0	W	30	8	2	2	4	1	0	0	0	0	1	66	101	2.57	1.286										
<b>Scott Lewis, R</b> ERA: 4.17 (8, 1)	1.1		7	3	0	0	0	0	0	0	0	0	0	21	30	0.00	2.250										
<b>Steve Frey, L</b> ERA: 3.63 (9, 1)	0.2	S	2	0	0	0	0	0	0	0	0	0	0	5	8	0.00	0.000										

Batter	1	2	3	4	5	6	7	8	9	AB	R	H	RBI	BB	SO	LOB	BOTTOM										
<b>Reggie Williams, S</b> OBP: 0.105, SLG: 0.158 (1, 8)	K	G4-3		CS	K		F7			4	0	0	0	0	2	1	<b>Kansas City Royals @ California Angels</b> Anaheim Stadium, Anaheim, CA Thu Oct 01 1992, 6:33 AM EDT Att: 16,867 - Sunny - 84 F <a href="http://livebaseballscorecards.com">livebaseballscorecards.com</a>										
<b>Chad Curtis, R</b> OBP: 0.343, SLG: 0.375 (1, 9)	K		F9		G6-3		S 1B			4	0	1	0	0	1	0											
<b>Ken Oberkfell, L</b> OBP: 0.305, SLG: 0.276 (1, 4)	1B		G6-4-3 1B		F7		L8			4	0	2	0	0	0	1											
<b>Gary Gaetti, R</b> OBP: 0.259, SLG: 0.331 (1, 3)	P8		G6-4-3 1-2						P5	4	1	1	0	0	0	2											
<b>Damon Easley, R</b> OBP: 0.318, SLG: 0.324 (1, 6)										1	2	1	0	0	0	0											
<b>Gary Disarcina, R</b> OBP: 0.284, SLG: 0.300 (5, 6)									G3	1	0	0	0	0	0	0											
<b>Junior Felix, S</b> OBP: 0.289, SLG: 0.361 (1, 10)	F8				SF8 3B				G6-3	4	1	2	2	0	0	1											
<b>Luis Sojo, R</b> OBP: 0.293, SLG: 0.377 (1, 5)					SF8					2	1	1	2	0	0	1											
<b>Rob Ducey, L</b> OBP: 0.225, SLG: 0.230 (1, 7)										3	0	2	0	0	0	1											
<b>John Orton, R</b> OBP: 0.280, SLG: 0.294 (1, 2)									F7	2	0	0	1	0	1	1											
<b>Inning Stats</b>	R: 0 E: 0 K: 2 S: 11	H: 1 LOB: 1 BB: 0 P: 16	R: 2 E: 0 K: 0 S: 13	H: 3 LOB: 1 BB: 0 P: 23	R: 0 E: 0 K: 0 S: 9	H: 1 LOB: 0 BB: 0 P: 16	R: 2 E: 0 K: 1 S: 12	H: 2 LOB: 0 BB: 0 P: 18	R: 0 E: 0 K: 1 S: 10	H: 0 LOB: 0 BB: 0 P: 14	R: 1 E: 0 K: 0 S: 9	H: 2 LOB: 1 BB: 0 P: 14	R: 0 E: 0 K: 0 S: 5	H: 1 LOB: 1 BB: 0 P: 8	R: 0 E: 0 K: 0 S: 10	H: 0 LOB: 0 BB: 0 P: 12	R: 0 E: 0 K: 0 S: 18	H: 0 LOB: 0 BB: 0 P: 27	1B: 9 2B: 0 3B: 1 HR: 0	SF: 1 SAC: 2 DP: 1 HBP: 1	WP: 0 PB: 0 SB: 3 CS: 1	PA: 34					
<b>PITCHER</b>	IP	WLS	BF	H	R	ER	SO	BB	IBB	HBP	BLK	WP	HR	S	P	ERA	WHIP										
<b>Bill Sampen, R</b> ERA: 3.25 (1, 1)	4.0	L	18	7	4	4	3	0	0	1	0	0	0	45	73	9.00	1.750										
<b>Juan Berenguer, R</b> ERA: 5.19 (5, 1)	4.0		15	3	1	1	1	0	0	0	0	0	0	34	48	2.25	0.750										



Batter	1	2	3	4	5	6	7	8	9	AB	R	H	RBI	BB	SO	LOB	TOP									
Jeff Frye, R OBP: 0.316, SLG: 0.323 (1, 4)	F9			E3			G6-3			4	0	1	1	0	0	0	<b>Texas Rangers @ California Angels</b> Anaheim Stadium, Anaheim, CA Fri Oct 02 1992, 10:05 PM EDT Att: 18,526 - Sunny - 69 F									
Rafael Palmeiro, L OBP: 0.351, SLG: 0.430 (1, 3)	F9			G3			F9			3	0	0	0	1	0	1										
Jose Canseco, R OBP: 0.344, SLG: 0.457 (1, 9)	P5			P2						4	0	0	0	0	2	3										
Juan Gonzalez, R OBP: 0.300, SLG: 0.524 (1, 7)				K						4	0	1	0	0	3	1										
Brian Downing, R OBP: 0.409, SLG: 0.432 (1, 10)	P9									4	1	2	0	0	0	0										
Dean Palmer, R OBP: 0.312, SLG: 0.415 (1, 5)	K2-3									4	1	1	0	0	2	2										
Ray Stephens, R OBP: 0.100, SLG: 0.100 Jack Daugherty, S OBP: 0.297, SLG: 0.278 (9, PH)				G6-3						2	0	0	0	0	1	2										
Cris Colon, S OBP: 0.129, SLG: 0.100 Dickie Thon, R OBP: 0.293, SLG: 0.367 Al Newman, S OBP: 0.318, SLG: 0.241 Kevin Reimer, L OBP: 0.339, SLG: 0.442 (9, PH)				G6-3						1	0	0	0	0	0	0										
David Hulse, L OBP: 0.302, SLG: 0.313 Monty Fariss, R OBP: 0.302, SLG: 0.335 (5, PH)				K						1	0	0	0	0	1	0										
<b>Inning Stats</b>	R: 0 E: 0 K: 0 S: 6	H: 0 LOB: 0 BB: 0 P: 8	R: 0 E: 0 K: 2 S: 12	H: 0 LOB: 0 BB: 0 P: 18	R: 0 E: 0 K: 1 S: 6	H: 0 LOB: 0 BB: 0 P: 10	R: 0 E: 1 K: 1 S: 11	H: 0 LOB: 1 BB: 0 P: 19	R: 3 E: 2 K: 2 S: 20	H: 3 LOB: 2 BB: 1 P: 34	R: 0 E: 0 K: 3 S: 13	H: 2 LOB: 2 BB: 0 P: 16	R: 0 E: 0 K: 1 S: 8	H: 0 LOB: 0 BB: 0 P: 14	R: 0 E: 0 K: 2 S: 7	H: 0 LOB: 0 BB: 0 P: 10		R: 0 E: 0 K: 1 S: 11	H: 1 LOB: 1 BB: 0 P: 17	1B: 6 2B: 0 3B: 0 HR: 0	SF: 0 SAC: 1 DP: 0 HBP: 0	WP: 0 PB: 0 SB: 0 CS: 0	PA: 36			
<b>PITCHER</b>	IP	WLS	BF	H	R	ER	SO	BB	IBB	HBP	BLK	WP	HR	S	P	ERA		WHIP								
Mark Langston, L ERA: 3.66 (1, 1)	9.0	W	36	6	3	0	13	1	0	0	0	0	0	94	146	0.00		0.778								
Mark Langston, L ERA: 3.66 (9, 1)	9.0	W	36	6	3	0	13	1	0	0	0	0	0	94	146	0.00		0.778								

AB 34  
R 3  
H 6  
RBI 1  
BB 1  
SO 13  
LOB 14



Batter	1	2	3	4	5	6	7	8	9	AB	R	H	RBI	BB	SO	LOB	BOTTOM									
Reggie Williams, S OBP: 0.261, SLG: 0.391 (1, 8)	1B			SF8			G4-3			4	3	4	0	0	0	0	<b>Texas Rangers @ California Angels</b> Anaheim Stadium, Anaheim, CA Fri Oct 02 1992, 10:05 PM EDT Att: 18,526 - Sunny - 69 F									
Chad Curtis, R OBP: 0.343, SLG: 0.374 (1, 9)	1B			SF8			G4-3			3	1	1	2	0	0	2										
Ken Oberkleil, L OBP: 0.217, SLG: 0.270 Damon Easley, R OBP: 0.316, SLG: 0.322 (7, PH)	1B			F8			F9			2	0	0	0	1	0	1										
Gary Gaetti, R OBP: 0.259, SLG: 0.330 (1, 3)	G6-4-3			F7						4	0	1	1	0	0	2										
Junior Felix, S OBP: 0.288, SLG: 0.360 (1, 10)	E1			K			FC4-6			4	1	1	0	0	1	1										
Luis Sojo, R OBP: 0.295, SLG: 0.378 (1, 5)	F7									4	0	2	0	0	0	1										
Rob Ducey, L OBP: 0.217, SLG: 0.221 Hubie Brooks, R OBP: 0.248, SLG: 0.339 Mark Langston, R (9, 1)				F7			G3-1			3	0	0	0	0	0	1										
Gary Disarcina, R OBP: 0.283, SLG: 0.300 (1, 6)				G5-3			F7			4	0	1	0	0	0	3										
John Orton, R OBP: 0.281, SLG: 0.304 (1, 2)	F9									3	1	1	0	0	0	1										
<b>Inning Stats</b>	R: 2 E: 2 K: 0 S: 10	H: 2 LOB: 1 BB: 1 P: 18	R: 0 E: 0 K: 0 S: 7	H: 1 LOB: 0 BB: 0 P: 11	R: 1 E: 0 K: 0 S: 6	H: 1 LOB: 0 BB: 0 P: 7	R: 0 E: 0 K: 1 S: 10	H: 1 LOB: 1 BB: 0 P: 11	R: 2 E: 0 K: 0 S: 12	H: 3 LOB: 1 BB: 0 P: 17	R: 0 E: 0 K: 0 S: 5	H: 0 LOB: 0 BB: 0 P: 7	R: 0 E: 0 K: 0 S: 8	H: 1 LOB: 1 BB: 0 P: 12	R: 1 E: 0 K: 0 S: 14	H: 3 LOB: 1 BB: 0 P: 23		1B: 10 2B: 2 3B: 1 HR: 0	SF: 1 SAC: 0 DP: 2 HBP: 0	WP: 0 PB: 0 SB: 0 CS: 1	PA: 35					
<b>PITCHER</b>	IP	WLS	BF	H	R	ER	SO	BB	IBB	HBP	BLK	WP	HR	S	P	ERA		WHIP								
Scott Chiamparino, R ERA: 3.55 (1, 1)	6.0	L	26	8	5	4	1	1	0	0	0	0	0	50	71	6.00		1.500								
Brian Bohannon, L ERA: 6.31 (7, 1)	1.1		7	3	1	1	0	0	0	0	0	0	0	18	28	6.75		2.250								
Terry Mathews, R ERA: 5.96 (8, 1)	0.2		2	1	0	0	0	0	0	0	0	0	0	4	7	0.00	1.500									

AB 33  
R 6  
H 12  
RBI 4  
BB 1  
SO 1  
LOB 13









Batter	1	2	3	4	5	6	7	8	9	AB	R	H	RBI	BB	SO	LOB	TOP					
David Hulse, L OBP: 0.326, SLG: 0.348 (1, 8)	F7		SH5-3 1B 2B	1-2 1B		G4-3		E3 1B FC5-2 1B		5	1	3	0	0	0	0						
Brian Downing, R OBP: 0.407, SLG: 0.428 Jeff Frye, R OBP: 0.320, SLG: 0.327 (1, 4) (1, FR) (1, 4)	1B 1B		SH5-3	P4		K		FC5-2 1B		1	0	1	0	0	0	0						
Rafael Palmeiro, L OBP: 0.304, SLG: 0.434 Rob Maurer, L OBP: 0.300, SLG: 0.222 (1, 3) (9, 3)	1B 1B		HR 1B			F9		FC5-2		5	1	2	1	0	0	2						
Juan Gonzalez, R OBP: 0.304, SLG: 0.529 Donald Harris, R OBP: 0.192, SLG: 0.212 (1, 7) (8, 7)	1B 1B		HR 1B			2B 1B		K		0	0	0	0	0	0	0						
Kevin Reimer, L OBP: 0.336, SLG: 0.437 (1, 10)	K		F7			F9		F8		5	0	0	0	0	1	6						
Dean Palmer, R OBP: 0.311, SLG: 0.420 (1, 5)	F9		K			2B		HR		5	2	2	2	0	1	2						
Geno Petralli, L OBP: 0.274, SLG: 0.276 (1, 2)			G4-3			F8		F7		5	0	2	2	0	0	0						
Dan Peltier, L OBP: 0.167, SLG: 0.167 Monty Fariss, R OBP: 0.297, SLG: 0.325 (1, 9) (5, PH) (5, 9)	1B		K			P3		G6-3		2	0	1	0	0	1	0						
Cris Colon, S OBP: 0.189, SLG: 0.167 (1, 6)	G3-6-3		1B			F8		1B		4	1	2	0	0	0	1						
<b>Inning Stats</b>	R: 1 E: 0 K: 1 S: 13	H: 3 LOB: 2 BB: 0 P: 21	R: 0 E: 0 K: 0 S: 5	H: 1 LOB: 0 BB: 0 P: 5	R: 3 E: 0 K: 1 S: 9	H: 3 LOB: 0 BB: 0 P: 16	R: 0 E: 0 K: 1 S: 10	H: 2 LOB: 2 BB: 0 P: 14	R: 2 E: 0 K: 1 S: 11	H: 3 LOB: 1 BB: 0 P: 18	R: 0 E: 0 K: 1 S: 9	H: 0 LOB: 0 BB: 0 P: 11	R: 2 E: 0 K: 1 S: 11	H: 2 LOB: 1 BB: 1 P: 18	R: 1 E: 1 K: 1 S: 10	H: 3 LOB: 2 BB: 0 P: 15	R: 0 E: 0 K: 0 S: 6	H: 0 LOB: 0 BB: 0 P: 13	1B: 12 2B: 3 3B: 0 HR: 2	SF: 0 SAC: 1 DP: 1 HBP: 0	WP: 0 PB: 0 SB: 0 CS: 0	PA: 44
<b>PITCHER</b>	IP WLS BF H R ER SO BB IBB HBP BLK WP HR S P ERA WHIP	IP WLS BF H R ER SO BB IBB HBP BLK WP HR S P ERA WHIP																				
Bert Blyleven, R ERA: 4.74 (1, 1)	4.2 L 25 12 6 6 3 0 0 0 0 0 1 21 32 11.57 2.571	2.1 10 2 2 2 2 1 0 0 0 0 0 1 21 71 7.71 1.286	1.0 6 3 1 0 1 0 0 0 0 0 0 0 10 15 0.00 3.000	1.0 3 0 0 0 0 0 0 0 0 0 0 0 6 13 0.00 0.000																		

Texas Rangers @ California Angels  
Anaheim Stadium, Anaheim, CA  
Sun Oct 04 1992, 6:33 AM EDT  
Att: 21,986 - Sunny - 75 F

AB 42  
R 9  
H 17  
RBI 9  
BB 1  
SO 6  
LOB 17



Batter	1	2	3	4	5	6	7	8	9	AB	R	H	RBI	BB	SO	LOB	BOTTOM					
Luis Polonia, L OBP: 0.337, SLG: 0.329 (1, 7)	G4-6-3 BB		G5-3			K			CS 2B	4	0	1	1	1	2	0						
Ken Oberkfell, L OBP: 0.317, SLG: 0.275 Damon Easley, R OBP: 0.307, SLG: 0.311 (1, 4) (7, PH) (8, 5)	G4-6-3		2B 1B			BB		K	CS	2	1	1	0	1	0	1						
Junior Felix, S OBP: 0.289, SLG: 0.361 (1, 8)	HBP		G4-3			G4-3		F7		3	1	1	0	0	0	1						
Gary Gaetti, R OBP: 0.267, SLG: 0.342 (1, 3)	G6-3		WP 1B			BLK E 1B		P3		4	1	2	2	0	0	1						
Rob Ducey, L OBP: 0.233, SLG: 0.238 Mike Fitzgerald, R OBP: 0.294, SLG: 0.317 (1, 9) (8, PH) (9, 9)	L5-3 1B		WP 1B			F7		G4-3		3	0	2	0	0	0	1						
Luis Sojo, R OBP: 0.299, SLG: 0.378 (1, 5) (8, 4)	P6		G5-3			E4 1B		G6-3		4	1	0	0	0	0	3						
Lee Stevens, L OBP: 0.288, SLG: 0.349 (1, 10)	L5-3		K			E 1B			G3-1 2B BB	3	1	1	1	1	1	3						
Gary Disarcina, R OBP: 0.283, SLG: 0.301 (1, 6)			K			P6		K	F7	4	0	0	0	0	2	4						
Ron Tingley, R OBP: 0.282, SLG: 0.299 Hubie Brooks, R OBP: 0.247, SLG: 0.337 John Orton, R OBP: 0.276, SLG: 0.298 (1, 2) (6, PH) (7, 2)	K		K			G6-3		G4-3	G3-1	2	0	0	0	0	1	0						
<b>Inning Stats</b>	R: 0 E: 0 K: 0 S: 7	H: 0 LOB: 1 BB: 1 P: 15	R: 0 E: 0 K: 0 S: 6	H: 1 LOB: 0 BB: 0 P: 8	R: 0 E: 0 K: 2 S: 8	H: 0 LOB: 0 BB: 0 P: 10	R: 2 E: 0 K: 1 S: 13	H: 4 LOB: 2 BB: 0 P: 22	R: 0 E: 0 K: 1 S: 6	H: 0 LOB: 1 BB: 1 P: 11	R: 2 E: 2 K: 1 S: 10	H: 2 LOB: 1 BB: 0 P: 13	R: 0 E: 0 K: 2 S: 10	H: 0 LOB: 0 BB: 0 P: 17	R: 0 E: 0 K: 0 S: 6	H: 0 LOB: 0 BB: 0 P: 9	R: 1 E: 0 K: 0 S: 9	H: 1 LOB: 0 BB: 1 P: 18	1B: 6 2B: 3 3B: 0 HR: 0	SF: 0 SAC: 0 DP: 2 HBP: 1	WP: 1 PB: 0 SB: 0 CS: 1	PA: 38
<b>PITCHER</b>	IP WLS BF H R ER SO BB IBB HBP BLK WP HR S P ERA WHIP	IP WLS BF H R ER SO BB IBB HBP BLK WP HR S P ERA WHIP																				
Kevin Brown, R ERA: 3.32 (1, 1)	6.0 W 27 7 4 3 5 2 0 0 0 0 0 16 26 0.00 0.000	2.0 6 0 0 0 2 0 0 0 0 0 0 0 16 26 0.00 0.000	1.0 4 1 1 1 0 1 0 0 0 0 0 0 9 18 9.00 2.000																			

Texas Rangers @ California Angels  
Anaheim Stadium, Anaheim, CA  
Sun Oct 04 1992, 6:33 AM EDT  
Att: 21,986 - Sunny - 75 F

AB 33  
R 5  
H 8  
RBI 4  
BB 3  
SO 7  
LOB 16

