

California Angels - 1993

Batter	1	2	3	4	5	6	7	8	9	AB	R	H	RBI	BB	SO	LOB	TOP					
Pat Listach, S (1,6)										4	0	0	0	0	2	3						
Darryl Hamilton, L (1,9)										3	0	0	0	0	1	1						
Robin Yount, R (1,8)										4	0	0	0	0	2	2						
Greg Vaughn, R (1,7) OBP: 0.333, SLG: 1.333										3	1	1	1	0	1	0						
Tom Brunansky, R (1,10)										2	0	0	0	1	0	0						
B.J. Surhoff, L (1,5)										3	0	0	0	0	0	0						
John Jaha, R (1,3)										2	0	0	0	1	0	0						
Dickie Thon, R (1,4) OBP: 0.333, SLG: 0.333										3	0	1	0	0	1	1						
Joe Krnak, R (1,2) William Suero, R (9, PR)										2	0	1	0	1	0	0						
										0	0	0	0	0	0	0						
Inning Stats	R: 0 E: 0 K: 3 S: 10	H: 0 LOB: 0 BB: 0 P: 17	R: 0 E: 0 K: 1 S: 7	H: 0 LOB: 0 BB: 0 P: 14	R: 0 E: 0 K: 0 S: 9	H: 2 LOB: 1 BB: 0 P: 13	R: 0 E: 0 K: 0 S: 3	H: 0 LOB: 0 BB: 0 P: 7	R: 0 E: 0 K: 0 S: 6	H: 0 LOB: 0 BB: 0 P: 10	R: 0 E: 0 K: 1 S: 9	H: 0 LOB: 0 BB: 0 P: 14	R: 1 E: 0 K: 0 S: 11	H: 1 LOB: 0 BB: 1 P: 22	R: 0 E: 0 K: 0 S: 7	H: 0 LOB: 0 BB: 1 P: 12	R: 0 E: 0 K: 2 S: 8	H: 0 LOB: 1 BB: 1 P: 16	1B: 2 2B: 0 3B: 0 HR: 1	SF: 0 SAC: 0 DP: 1 HBP: 1	WP: 0 PB: 0 SB: 1 CS: 2	PA: 31
PITCHER Mark Langston, L (1,1) ERA: 1.0	IP: 9.0 WLS: W BF: 30 H: 3 R: 1 ER: 1 SO: 7 BB: 3 IBB: 0 HBP: 1 BLK: 0 WP: 0 HR: 1 S: 70 P: 125 ERA: 1.00 WHIP: 0.667															PITCHER						

Milwaukee Brewers @ California Angels
Anaheim Stadium, Anaheim, CA
Tue Apr 06 1993, 6:33 AM EDT
Att: 33,635 - Sunny - 69 F

AB 26
R 1
H 3
RBI 1
BB 3
SO 7
LOB 7



Batter	1	2	3	4	5	6	7	8	9	AB	R	H	RBI	BB	SO	LOB	BOTTOM			
Luis Polonia, L (1,7) OBP: 0.500, SLG: 0.750										4	0	2	0	0	0	1				
Chad Curtis, R (1,8)										3	0	0	0	1	2	1				
J.T. Snow, L (1,3) OBP: 0.500, SLG: 1.250										4	1	2	1	0	0	1				
Chili Davis, S (1,10)										4	0	0	0	0	1	2				
Tim Salmon, R (1,9) OBP: 0.667, SLG: 0.667										3	0	2	0	0	0	0				
Rene Gonzales, R (1,5)										3	0	0	0	0	1	1				
Damion Easley, R (1,4) OBP: 0.333, SLG: 0.333										3	1	1	0	0	0	1				
Gary Disarcina, R (1,6) OBP: 0.667, SLG: 1.667										3	1	2	2	0	1	1				
John Orton, R (1,2) OBP: 0.333, SLG: 0.333										3	0	1	0	0	1	1				
Inning Stats	R: 0 E: 0 K: 1 S: 8	H: 1 LOB: 1 BB: 0 P: 11	R: 0 E: 0 K: 1 S: 10	H: 1 LOB: 0 BB: 0 P: 14	R: 0 E: 0 K: 1 S: 6	H: 1 LOB: 1 BB: 1 P: 12	R: 1 E: 0 K: 1 S: 7	H: 1 LOB: 0 BB: 0 P: 8	R: 2 E: 0 K: 1 S: 9	H: 3 LOB: 0 BB: 0 P: 12	R: 0 E: 0 K: 0 S: 9	H: 1 LOB: 0 BB: 0 P: 16	R: 0 E: 0 K: 1 S: 8	H: 1 LOB: 1 BB: 0 P: 11	R: 0 E: 0 K: 0 S: 8	H: 1 LOB: 0 BB: 0 P: 12	1B: 7 2B: 2 3B: 0 HR: 2	SF: 0 SAC: 0 DP: 1 HBP: 0	WP: 0 PB: 0 SB: 1 CS: 2	PA: 33
PITCHER Bill Wegman, R (1,1) ERA: 3.38	IP: 8.0 WLS: L BF: 31 H: 10 R: 3 ER: 3 SO: 6 BB: 1 IBB: 0 HBP: 0 BLK: 0 WP: 0 HR: 2 S: 65 P: 96 ERA: 3.38 WHIP: 1.375															PITCHER				

Milwaukee Brewers @ California Angels
Anaheim Stadium, Anaheim, CA
Tue Apr 06 1993, 6:33 AM EDT
Att: 33,635 - Sunny - 69 F

AB 30
R 3
H 10
RBI 3
BB 1
SO 6
LOB 9



Batter	1	2	3	4	5	6	7	8	9	AB	R	H	RBI	BB	SO	LOB	TOP								
Pat Listach, S OBP: 0.250, SLG: 0.143	F8			CS HBP		F9		G4-6-3 1B		3	0	1	0	0	0	0	Milwaukee Brewers @ California Angels Anaheim Stadium, Anaheim, CA Wed Apr 07 1993, 10:05 PM EDT Att: 18,817 - Unknown - 68 F								
Darryl Hamilton, L OBP: 0.250, SLG: 0.143	B1-3		G6-3			G5-4-3 1B		G4-6-3 1B		4	0	1	0	0	0	2									
Robin Yount, R	K			BB BB		G5-4-3 1B			F9	3	0	0	0	1	1										
Greg Vaughn, R OBP: 0.571, SLG: 1.000		G6-3		BB BB			SH5-3 1B BB		1B BB	1	2	0	0	3	0	0									
Tom Brunansky, R		F8		BB			SH5-3		1B BB	2	0	0	0	0	1	2									
Kevin Reimer, L OBP: 1.000, SLG: 1.000		F8		K					1B 1B	1	1	1	0	0	0	0									
B.J. Surhoff, L OBP: 0.143, SLG: 0.143		F8				F9	K		1B 1B	4	0	1	1	0	1	1									
John Jaha, R OBP: 0.286, SLG: 0.167			K		G6-3				F8	4	0	1	1	0	1	2									
Dickie Thon, R OBP: 0.429, SLG: 0.429			K						1B	4	0	2	1	0	2	1									
Joe Krnak, R OBP: 0.286, SLG: 0.167			G5-3			F9			1B	4	0	0	0	0	0	3									
Inning Stats	R: 0 E: 0 K: 1 S: 6	H: 0 LOB: 0 BB: 0 P: 8	R: 0 E: 0 K: 0 S: 5	H: 0 LOB: 0 BB: 0 P: 10	R: 0 E: 0 K: 2 S: 8	H: 0 LOB: 0 BB: 0 P: 10	R: 0 E: 0 K: 1 S: 15	H: 0 LOB: 2 BB: 2 P: 29	R: 0 E: 0 K: 0 S: 9	H: 1 LOB: 1 BB: 0 P: 15	R: 0 E: 0 K: 0 S: 5	H: 1 LOB: 0 BB: 0 P: 9	R: 1 E: 0 K: 2 S: 15	H: 1 LOB: 1 BB: 1 P: 20	R: 0 E: 0 K: 0 S: 5	H: 1 LOB: 0 BB: 0 P: 7	R: 2 E: 0 K: 0 S: 16	H: 3 LOB: 2 BB: 1 P: 27	1B: 7 2B: 0 3B: 0 HR: 0	SF: 0 SAC: 1 DP: 2 HBP: 1	WP: 0 PB: 0 SB: 0 CS: 1	PA: 36			
PITCHER	IP	WLS	BF	H	R	ER	SO	BB	IBB	HBP	BLK	WP	HR	S	P	ERA	WHIP								
Chuck Finley, L ERA: 1.29	(1, 1)	7.0	26	3	1	1	6	3	0	1	0	0	0	63	101	1.29	0.857								
Joe Grahe, R ERA: 9.0	(8, 1)	2.0	L 10	4	2	2	0	1	0	0	0	0	0	21	34	9.00	2.500								

Batter	1	2	3	4	5	6	7	8	9	AB	R	H	RBI	BB	SO	LOB	BOTTOM								
Luis Polonia, L OBP: 0.500, SLG: 1.125	K		FC3-2 3B			SF9 3B		L6		4	1	2	0	0	1	0	Milwaukee Brewers @ California Angels Anaheim Stadium, Anaheim, CA Wed Apr 07 1993, 10:05 PM EDT Att: 18,817 - Unknown - 68 F								
Chad Curtis, R	G6-3		FC3-2 3H			SF9		F8		3	0	0	1	0	0	1									
J.T. Snow, L OBP: 0.375, SLG: 0.750	K			F7		G1-3		1B SF8 1B		4	1	1	0	0	1	0									
Chili Davis, S OBP: 0.125, SLG: 0.125		F7				P5		1B		4	0	1	0	0	1	0									
Jerome Walton, R (9, PR)				K				1B		0	0	0	0	0	0	0									
Tim Salmon, R OBP: 0.429, SLG: 0.400		BB BB		F8			F8	SF8		2	0	0	1	1	0	0									
Rene Gonzales, R		BB BB			F7			F7		2	0	0	0	2	0	1									
Damion Easley, R OBP: 0.143, SLG: 0.143			P3			K		F9		4	0	0	0	0	2	4									
Greg Myers, L OBP: 0.333, SLG: 0.333			K				F8			3	0	1	0	0	1	3									
Gary Disarcina, R OBP: 0.333, SLG: 0.833			K			K		F9		3	0	0	0	0	2	1									
Inning Stats	R: 0 E: 0 K: 2 S: 9	H: 0 LOB: 0 BB: 0 P: 10	R: 0 E: 0 K: 1 S: 10	H: 0 LOB: 2 BB: 2 P: 21	R: 0 E: 0 K: 1 S: 5	H: 1 LOB: 0 BB: 0 P: 5	R: 0 E: 0 K: 1 S: 8	H: 0 LOB: 0 BB: 0 P: 14	R: 0 E: 0 K: 2 S: 10	H: 1 LOB: 1 BB: 0 P: 13	R: 1 E: 0 K: 0 S: 8	H: 1 LOB: 0 BB: 0 P: 14	R: 0 E: 0 K: 0 S: 7	H: 0 LOB: 1 BB: 1 P: 14	R: 0 E: 0 K: 0 S: 4	H: 0 LOB: 0 BB: 0 P: 6	R: 1 E: 0 K: 1 S: 10	H: 2 LOB: 1 BB: 0 P: 17	1B: 3 2B: 1 3B: 2 HR: 0	SF: 2 SAC: 0 DP: 1 HBP: 0	WP: 0 PB: 0 SB: 0 CS: 0	PA: 34			
PITCHER	IP	WLS	BF	H	R	ER	SO	BB	IBB	HBP	BLK	WP	HR	S	P	ERA	WHIP								
21 Cal Eldred, R ERA: 1.13	(1, 1)	8.0	W 29	3	1	1	7	3	0	0	0	0	0	61	97	1.12	0.750								
Doug Henry, R ERA: 9.0	(9, 1)	1.0	S 5	2	1	1	1	0	0	0	0	0	0	10	17	9.00	2.000								



Batter	1	2	3	4	5	6	7	8	9	AB	R	H	RBI	BB	SO	LOB	TOP				
Tony Phillips, S OBP: 0.684, SLG: 0.688 (1, 7)	4-2 F8 1B HR BB	2-1 G6-3			2-1 2B			4-0 BB		2	1	1	0	2	0	0					
Lou Whitaker, L OBP: 0.412, SLG: 0.250 (1, 4)	1-2 HR BB 1B		2-0 F9		1-2 G3			3-3 K		4	1	1	0	0	1	2					
Travis Fryman, R OBP: 0.222, SLG: 0.235 (1, 6)	0-1 F8		1-3 K			2-0 F9		1-2 K		4	0	0	0	0	2	3					
Cecil Fielder, R OBP: 0.412, SLG: 0.714 (1, 3)	4-2 HR BB		1-2 L8			0-1 HR		3-2 F9		3	2	1	1	1	0	1					
Kirk Gibson, L OBP: 0.471, SLG: 0.692 (1, 10)	3-2 HR			2-3 K		2-2 G5-3			0-1 G1-3	4	1	1	4	0	1	0					
Rob Deer, R OBP: 0.118, SLG: 0.063 (1, 9)	1-3 K		1-1 F8		0-0 G4-3				0-1 P3	4	0	0	0	0	1	0					
Mickey Tettleton, S OBP: 0.289, SLG: 0.417 (1, 2)	1-1 L9		2-2 G4-3				4-2 G6-3 BB		2-2 L8	3	0	0	0	1	0	0					
Scott Livingstone, L OBP: 0.091, SLG: 0.091 (1, 5)		0-0 F7			1-3 K		0-1 G6-3			3	0	0	0	0	1	1					
Mitt Cuyler, S OBP: 0.182, SLG: 0.200 (1, 8)		2-2 G4-3			2-3 K		1-1 G3			3	0	0	0	0	1	0					
Inning Stats	R: 4 E: 0 K: 1 S: 16	H: 2 LOB: 0 BB: 2 P: 29	R: 0 E: 0 K: 0 S: 6	H: 0 LOB: 0 BB: 0 P: 10	R: 0 E: 0 K: 1 S: 10	H: 0 LOB: 0 BB: 0 P: 14	R: 0 E: 0 K: 1 S: 8	H: 0 LOB: 0 BB: 0 P: 13	R: 0 E: 0 K: 0 S: 7	H: 1 LOB: 1 BB: 0 P: 11	R: 0 E: 0 K: 0 S: 7	H: 0 LOB: 1 BB: 1 P: 12	R: 0 E: 0 K: 2 S: 10	H: 0 LOB: 1 BB: 1 P: 22	R: 0 E: 0 K: 0 S: 8	H: 0 LOB: 0 BB: 0 P: 10	1B: 1 2B: 1 3B: 0 HR: 2	SF: 0 SAC: 0 DP: 1 HBP: 0	WP: 0 PB: 0 SB: 0 CS: 0	PA: 34	
PITCHER	IP	WLS	BF	H	R	ER	SO	BB	IBB	HBP	BLK	WP	HR	S	P	ERA	WHIP				
Scott Sanderson, R ERA: 7.5 (1, 1)	6.0		24	4	5	5	5	2	0	0	0	0	2	60	96	7.50	1.000				
Julio Valera, R ERA: (7, 1)	3.0	W	10	0	0	0	2	2	0	0	0	0	0	25	44	0.00	0.667				

Detroit Tigers @ California Angels
Anaheim Stadium, Anaheim, CA
Fri Apr 09 1993, 10:05 PM EDT
Att: 21,025 - Unknown

AB 30
R 5
H 4
RBI 5
BB 4
SO 7
LOB 7



Batter	1	2	3	4	5	6	7	8	9	AB	R	H	RBI	BB	SO	LOB	BOTTOM				
Luis Polonia, L OBP: 0.500, SLG: 0.917 (1, 7)	1-2 G1-3	0-0 1B SF7 1B		0-0 L9-3 1B			2-2 F7			4	0	2	0	0	0	0					
Chad Curtis, R OBP: 0.167, SLG: 0.111 (1, 8)	1-2 G6-3	0-0 SF7		1-0 L9-3			0-0 E S 1B			3	1	1	1	0	0	1					
J.T. Snow, L OBP: 0.417, SLG: 0.667 (1, 3)	2-2 2B 1B	0-1 G4-6-3 1B		1-1 G1-3			2-2 L8			4	1	2	1	0	0	1					
Chili Davis, S OBP: 0.250, SLG: 0.273 (1, 10)	0-0 1B 2B	0-1 G4-6-3		0-1 G1-3			2-2 1B HBP			3	1	1	1	0	0	2					
Greg Myers, L OBP: 0.286, SLG: 0.286 (1, 2)	1-1 G4-3		2-3 K		3-2 G1-3		3-2 1B HBP			4	0	1	1	0	1	1					
Rene Gonzales, R OBP: 0.364, SLG: 0.125 (1, 5)		0-1 E6 1B		4-2 S BB			0-0 F7		0-1 1B	3	1	1	1	1	0	0					
Stan Javier, S OBP: 0.500, SLG: 0.500 (1, 9)		1-0 S 1B		0-3 K			1-1 1B		0-1 L4	4	1	2	0	0	1	1					
Damon Easley, R OBP: 0.273, SLG: 0.200 (1, 4)		4-2 1B SF7 BB		0-2 P4			1-0 G4-6-3 1B		0-1 G6-3	3	1	1	0	1	0	1					
Gary Disarcina, R OBP: 0.300, SLG: 0.600 (1, 6)		1-2 SF7 1B 1B		1-1 G6-3			0-1 G4-6-3		2-1 F8	4	1	1	2	0	0	2					
Inning Stats	R: 1 E: 0 K: 0 S: 13	H: 2 LOB: 1 BB: 0 P: 18	R: 4 E: 1 K: 0 S: 21	H: 4 LOB: 1 BB: 1 P: 27	R: 0 E: 0 K: 2 S: 14	H: 0 LOB: 1 BB: 1 P: 20	R: 0 E: 0 K: 0 S: 5	H: 1 LOB: 0 BB: 0 P: 6	R: 0 E: 0 K: 0 S: 7	H: 2 LOB: 1 BB: 0 P: 8	R: 2 E: 0 K: 0 S: 18	H: 3 LOB: 2 BB: 0 P: 26	R: 0 E: 0 K: 0 S: 6	H: 0 LOB: 0 BB: 0 P: 8	1B: 11 2B: 2 3B: 0 HR: 0	SF: 1 SAC: 0 DP: 3 HBP: 1	WP: 0 PB: 0 SB: 4 CS: 0	PA: 36			
PITCHER	IP	WLS	BF	H	R	ER	SO	BB	IBB	HBP	BLK	WP	HR	S	P	ERA	WHIP				
Mike Moore, R ERA: 12.0 (1, 1)	1.1		12	6	5	4	0	1	0	0	0	0	0	32	43	27.00	5.250				
Dave Haas, R ERA: (2, 1)	4.2		15	3	0	0	2	1	0	0	0	0	0	35	47	0.00	0.857				
Mark Leiter, R ERA: 11.25 (7, 1)	1.0	L	6	3	2	2	0	0	0	1	0	0	0	18	26	18.00	3.000				
John Kiely, R ERA: 12.0 (8, 1)	1.0		3	0	0	0	0	0	0	0	0	0	0	6	8	0.00	0.000				

Detroit Tigers @ California Angels
Anaheim Stadium, Anaheim, CA
Fri Apr 09 1993, 10:05 PM EDT
Att: 21,025 - Unknown

AB 32
R 7
H 12
RBI 7
BB 2
SO 2
LOB 9



Batter	1	2	3	4	5	6	7	8	9	AB	R	H	RBI	BB	SO	LOB	TOP										
Tony Phillips, S OBP: 0.667, SLG: 0.650 (1, 7)	G1-3		HR		1B	BB			SH5-4	4	3	2	1	1	0	0											
Lou Whitaker, L OBP: 0.429, SLG: 0.500 (1, 4)	F7		HR		1B				SH5-4	4	1	2	2	0	0	0											
Travis Fryman, R OBP: 0.217, SLG: 0.318 (1, 6)	3B		K		K				K	5	0	1	0	0	3	3											
Cecil Fielder, R OBP: 0.409, SLG: 0.611 (1, 3)	F8		K		K				1B	4	0	1	1	1	2	3											
Kirk Gibson, L OBP: 0.500, SLG: 0.600 (1, 10)		L9							F9	2	0	0	0	3	0	1											
Rob Deer, R OBP: 0.143, SLG: 0.053 (1, 9)	P5		K		FC6					3	0	0	1	1	2	3											
Mickey Tettleton, S OBP: 0.279, SLG: 0.333 (1, 2)	G4-3		BB		FC6				G4-3	3	0	0	0	1	0	3											
Scott Livingstone, L OBP: 0.200, SLG: 0.143 (1, 5)			F9						G4-3	3	0	1	0	1	0	0											
Dan Gladden, R OBP: 0.308, SLG: 0.583 (1, 8)			1B		2B				G4-6-3	4	1	1	0	0	0	4											
Inning Stats	R: 0 E: 0 K: 0 S: 11	H: 1 LOB: 1 BB: 0 P: 17	R: 0 E: 0 K: 0 S: 3	H: 0 LOB: 0 BB: 0 P: 7	R: 3 E: 0 K: 2 S: 14	H: 3 LOB: 0 BB: 0 P: 21	R: 0 E: 0 K: 1 S: 7	H: 0 LOB: 2 BB: 3 P: 22	R: 1 E: 0 K: 2 S: 15	H: 1 LOB: 3 BB: 0 P: 31	R: 0 E: 0 K: 1 S: 7	H: 0 LOB: 2 BB: 2 P: 19	R: 0 E: 0 K: 0 S: 7	H: 1 LOB: 0 BB: 0 P: 10	R: 1 E: 0 K: 1 S: 10	H: 2 LOB: 1 BB: 0 P: 13	1B: 5 2B: 1 3B: 1 HR: 1	SF: 0 SAC: 1 DP: 2 HBP: 0	WP: 0 PB: 0 CS: 0	PA: 41							
PITCHER	IP	WLS	BF	H	R	ER	SO	BB	IBB	HBP	BLK	WP	HR	S	P	ERA	WHIP										
John Farrell, R ERA: 7.71 (1, 1)	4.2	L	24	5	4	4	5	5	1	0	0	0	1	48	96	7.71	2.143										
Ken Patterson, L ERA: (5, 1)	2.0		8	0	0	0	0	2	0	0	0	0	0	11	24	0.00	1.000										
Chuck Crim, R ERA: (7, 1)	1.1		4	1	0	0	1	0	0	0	0	0	0	10	15	0.00	0.750										
Steve Frey, L ERA: 27.0 (9, 1)	0.1		2	1	1	1	0	0	0	0	0	0	0	4	4	27.00	3.000										
Gene Nelson, R ERA: (9, 1)	0.2		3	1	0	0	1	0	0	0	0	0	0	6	9	0.00	1.500										

Detroit Tigers @ California Angels
Anaheim Stadium, Anaheim, CA
Sat, Apr 10, 1993, 10:05 PM EDT
Att: 24,572 - Unknown - 65 F


AB	32
R	5
H	8
RBI	5
BB	8
SO	7
LOB	17



Batter	1	2	3	4	5	6	7	8	9	AB	R	H	RBI	BB	SO	LOB	BOTTOM										
Luis Polonia, L OBP: 0.375, SLG: 0.733 (1, 7)	L8		L8			SF7			G3	3	0	0	1	0	0	0											
Chad Curtis, R OBP: 0.188, SLG: 0.083 (1, 8)	G6-3				F7	G5-3			BB	3	0	0	0	1	0	1											
Tim Salmon, R OBP: 0.364, SLG: 0.250 (1, 9)	BB				E4	G6-3			F7	3	1	0	0	1	0	1											
Chili Davis, S OBP: 0.250, SLG: 0.214 (1, 10)	L4				G6-3				F9	3	0	0	1	1	0	1											
Jerome Walton, R (8, PR)									BB	0	0	0	0	0	0	0											
Gary Gaetti, R OBP: 0.500, SLG: 0.750 (9, 5)			K		FC6-4	1B			P5	4	0	2	0	0	1	2											
Rene Gonzales, R OBP: 0.357, SLG: 0.100 (1, 5)	G5-3				FC6-4				G3-1	2	0	0	0	1	0	1											
J.T. Snow, L OBP: 0.385, SLG: 0.615 (8, PH)					1-2					1	0	0	0	0	0	2											
Damion Easley, R OBP: 0.267, SLG: 0.214 (1, 4)	G4-3					WP			K	4	1	1	0	0	2	2											
Gary Disarcina, R OBP: 0.286, SLG: 0.500 (1, 6)			G4-3		L4				G6-3	4	0	1	0	0	0	1											
John Orton, R OBP: 0.400, SLG: 0.400 (1, 2)					G3-1				F9	2	0	1	0	0	0	0											
Stan Javier, S OBP: 0.400, SLG: 0.400 (7, PH)									G1-6-3	1	0	0	0	0	0	1											
Ron Tingley, R (8, 2)										0	0	0	0	0	0	0											
Greg Myers, L OBP: 0.250, SLG: 0.250 (8, PH)										1	0	0	0	0	0	0											
Inning Stats	R: 0 E: 0 K: 0 S: 11	H: 0 LOB: 1 BB: 1 P: 20	R: 0 E: 0 K: 1 S: 7	H: 0 LOB: 0 BB: 0 P: 10	R: 0 E: 0 K: 0 S: 6	H: 0 LOB: 0 BB: 0 P: 8	R: 1 E: 1 K: 0 S: 9	H: 1 LOB: 1 BB: 0 P: 16	R: 1 E: 0 K: 0 S: 9	H: 2 LOB: 1 BB: 0 P: 16	R: 0 E: 0 K: 1 S: 10	H: 1 LOB: 2 BB: 1 P: 21	R: 0 E: 0 K: 0 S: 5	H: 0 LOB: 0 BB: 2 P: 6	R: 0 E: 0 K: 1 S: 7	H: 0 LOB: 0 BB: 0 P: 11	1B: 4 2B: 1 3B: 0 HR: 0	SF: 1 SAC: 0 DP: 1 HBP: 0	WP: 1 PB: 0 CS: 0	PA: 36							
PITCHER	IP	WLS	BF	H	R	ER	SO	BB	IBB	HBP	BLK	WP	HR	S	P	ERA	WHIP										
David Wells, L ERA: 1.8 (1, 1)	5.0	W	20	3	2	1	1	1	0	0	0	0	0	42	70	0.00	0.800										
Greg Goff, R ERA: 33.75 (6, 1)	1.0		6	2	0	0	1	1	0	0	0	0	0	13	25	0.00	3.000										
Tom Bolton, L ERA: 5.4 (7, 1)	1.1		5	0	0	0	0	2	0	0	0	0	0	7	18	0.00	1.500										
Mike Henneman, R ERA: (8, 1)	1.2	S	5	0	0	0	1	0	0	0	0	0	0	12	17	0.00	0.000										

Detroit Tigers @ California Angels
Anaheim Stadium, Anaheim, CA
Sat, Apr 10, 1993, 10:05 PM EDT
Att: 24,572 - Unknown - 65 F

AB	31
R	2
H	5
RBI	2
BB	4
SO	3
LOB	12




Batter	1	2	3	4	5	6	7	8	9	AB	R	H	RBI	BB	SO	LOB	TOP										
Tony Phillips, S OBP: 0.655, SLG: 0.609	0-1 E S 1B		4-1 2B BB	2-1 G3	2-3 K			4-1 FC5-4 BB		3	1	1	0	2	1	3											
Dan Gladden, R OBP: 0.278, SLG: 0.563 Gary Thurman, R (8, FR)	2-2 F8		0-1 2B	3-1 SF8		2-2 G3		0-1 FC5-4		4	1	1	2	0	0	2											
Travis Fryman, R OBP: 0.214, SLG: 0.296	2-3 K		0-0 G6-3	3-1 S 1B		2-0 G6-3		3-2 F9		5	0	1	0	0	1	3											
Cecil Fielder, R OBP: 0.407, SLG: 0.591	1-2 F8		1-0 2B	4-1 S 1B		0-1 F8		2-0 P4		4	1	1	1	1	0	2											
Rob Deer, R OBP: 0.192, SLG: 0.167		1-0 1B SF6 2B	0-1 2B FC5 1B		0-0 F8				1-3 K	5	1	2	0	0	2	2											
Mickey Tettleton, S OBP: 0.348, SLG: 0.421		0-2 1B	2-2 FC5 1B		1-3 K		4-2 G6-3 1B BB		2-3 K	4	0	2	1	1	2	0											
Skeeter Barnes, R Scott Livingstone, L OBP: 0.294, SLG: 0.438	1-0 SF6		1-2 FC5		2-2 G1-3		1-0 G6-3 1B		1-1 HR	2	0	0	1	0	0	2											
Chad Kreuter, S OBP: 0.250, SLG: 0.167 Kirk Gibson, L OBP: 0.476, SLG: 0.563	1-3 K		2-3 L7		0-0 HBP 1B		3-2 G6-3		3-2 G3-1	4	0	1	0	0	1	5											
Mitt Cuyler, S OBP: 0.200, SLG: 0.154	0-0 F8			2-1 E4 G3 S SF8		1-0 HBP		1-1 F8		3	1	0	0	0	0	3											
Inning Stats	R: 0 E: 0 K: 1 S: 11	H: 1 LOB: 1 BB: 0 P: 16	R: 1 E: 0 K: 1 S: 9	H: 2 LOB: 1 BB: 0 P: 12	R: 3 E: 0 K: 0 S: 16	H: 4 LOB: 2 BB: 1 P: 25	R: 1 E: 1 K: 0 S: 15	H: 1 LOB: 2 BB: 1 P: 27	R: 0 E: 0 K: 2 S: 10	H: 0 LOB: 0 BB: 0 P: 10	R: 0 E: 0 K: 1 S: 11	H: 1 LOB: 1 BB: 1 P: 20	R: 0 E: 0 K: 0 S: 7	H: 0 LOB: 1 BB: 1 P: 16	R: 1 E: 0 K: 2 S: 11	H: 1 LOB: 0 BB: 0 P: 18	1B: 6 2B: 4 3B: 0 HR: 1	SF: 2 SAC: 0 DP: 0 HBP: 1	WP: 0 PB: 0 SB: 3 CS: 0	PA: 44							
PITCHER	IP	WLS	BF	H	R	ER	SO	BB	IBB	HBP	BLK	WP	HR	S	P	ERA	WHIP										
Mark Langston, L ERA: 3.75	3.0		17	7	4	4	2	1	0	0	0	0	0	36	53	12.00	2.667										
Chuck Crim, R ERA:	2.0	W	11	2	1	0	2	0	1	1	0	0	0	25	43	0.00	1.000										
Gene Nelson, R ERA:	1.1		5	0	0	0	1	1	0	0	0	0	0	11	19	0.00	0.750										
Steve Frey, L ERA: 6.75	1.0		5	1	0	0	0	1	0	0	0	0	0	9	18	0.00	2.000										
Joe Grahe, R ERA: 7.35	1.2	S	6	1	1	1	2	0	0	0	0	0	1	15	27	5.40	0.600										

Detroit Tigers @ California Angels
Anaheim Stadium, Anaheim, CA
Sun Apr 11 1993, 6:33 AM EDT
Att. 18,816 - Sunny - 75 F

livebaseballscores.com

AB 37
R 6
H 11
RBI 6
BB 4
SO 7
LOB 22




Batter	1	2	3	4	5	6	7	8	9	AB	R	H	RBI	BB	SO	LOB	BOTTOM										
Luis Polonia, L OBP: 0.333, SLG: 0.579	1-0 G4-3	0-2 G6-3		2-0 G3		0-0 L9		4-0 WP 1B IBB		4	0	0	1	1	0	1											
Chad Curtis, R OBP: 0.333, SLG: 0.353	1-0 BB WP 1B	2-1 1B 1B			2-1 P4	2-1 2B		0-0 WP 1B		5	1	4	2	0	0	0											
Tim Salmon, R OBP: 0.375, SLG: 0.308	1-0 F9	1-0 1B			2-1 1B WP 1B	0-3 K		2-2 G1-3		5	1	2	0	0	1	4											
Gary Gaetti, R OBP: 0.625, SLG: 0.667	4-0 WP BB E BB	3-1 1B			4-2 1B SH1-3 BB			2-2 P3		2	2	1	0	2	0	0											
Rene Gonzales, R OBP: 0.444, SLG: 0.231	4-1 E WP BB		0-1 FC5-4 1B		2-2 1B SH1-3 1B			1-0 F7		3	0	2	1	1	0	0											
J.T. Snow, L OBP: 0.313, SLG: 0.500	1-2 G6-3		3-2 FC5-4		1-1 SH1-3			3-0 G3		3	0	0	1	0	0	2											
Damion Easley, R OBP: 0.368, SLG: 0.333		1-1 1B G6-3 1B	2-1 G6-4-3		2-3 1B			0-0 G5-3 1B		4	2	3	0	0	0	1											
Gary Disarcina, R OBP: 0.278, SLG: 0.444		2-2 G6-3 1B		1-1 L4	1-1 L6			1-0 G5-3		4	1	1	0	0	0	3											
John Orton, R OBP: 0.222, SLG: 0.222		1-0 P5		2-1 F9		1-3 K		1-0 G5-3		4	0	0	0	0	1	3											
Inning Stats	R: 2 E: 1 K: 0 S: 8	H: 1 LOB: 2 BB: 2 P: 20	R: 2 E: 0 K: 0 S: 15	H: 5 LOB: 0 BB: 0 P: 25	R: 0 E: 0 K: 0 S: 8	H: 1 LOB: 0 BB: 0 P: 12	R: 0 E: 0 K: 0 S: 5	H: 0 LOB: 0 BB: 0 P: 10	R: 2 E: 0 K: 0 S: 15	H: 3 LOB: 2 BB: 1 P: 29	R: 0 E: 0 K: 2 S: 9	H: 1 LOB: 1 BB: 0 P: 12	R: 0 E: 0 K: 0 S: 5	H: 0 LOB: 0 BB: 0 P: 10	R: 1 E: 0 K: 0 S: 7	H: 2 LOB: 2 BB: 1 P: 15	1B: 12 2B: 1 3B: 0 HR: 0	SF: 0 SAC: 1 DP: 1 HBP: 0	WP: 3 PB: 0 SB: 2 CS: 0	PA: 39							
PITCHER	IP	WLS	BF	H	R	ER	SO	BB	IBB	HBP	BLK	WP	HR	S	P	ERA	WHIP										
Bill Krueger, L ERA: 6.75	4.2	L	24	9	6	5	0	3	0	0	0	2	0	47	89	9.64	2.571										
John Kieley, R ERA: 7.11	3.1		15	4	1	1	2	0	1	0	0	1	0	25	44	2.70	1.200										

Detroit Tigers @ California Angels
Anaheim Stadium, Anaheim, CA
Sun Apr 11 1993, 6:33 AM EDT
Att. 18,816 - Sunny - 75 F

livebaseballscores.com

AB 34
R 7
H 13
RBI 5
BB 4
SO 2
LOB 14



Batter	1	2	3	4	5	6	7	8	9	AB	R	H	RBI	BB	SO	LOB	TOP								
Luis Polonia, L OBP: 0.308, SLG: 0.500	F9		1B	G4-3		F7			G1-3	5	1	1	0	0	0	1	California Angels @ Milwaukee Brewers Milwaukee County Stadium, Milwaukee, WI Mon Apr 12 1993, 4:33 AM EDT Att: 53,621 - Overcast - 45 F								
Chad Curtis, R OBP: 0.385, SLG: 0.381	L7		1B	1B		F8			1B	4	2	2	2	1	0	0									
J.T. Snow, L OBP: 0.429, SLG: 0.526	HR		1B	1B					1B	3	2	2	2	1	1	0									
Chili Davis, S OBP: 0.286, SLG: 0.421	HR		1B	1B					1B	5	1	2	2	0	1	5									
Tim Salmon, R OBP: 0.429, SLG: 0.267	G1-3		1B	1B					1B	2	1	0	0	3	1	0									
Greg Myers, L OBP: 0.231, SLG: 0.231		L8	F9		F7				1B	5	1	1	0	0	0	5									
Rene Gonzales, R OBP: 0.478, SLG: 0.250		K	1B		E8				HR	3	1	1	1	2	1	0									
Damon Easley, R OBP: 0.333, SLG: 0.435		F8	F8		G5-3				HR	5	1	1	3	0	0	4									
Gary Disarcina, R OBP: 0.304, SLG: 0.478			1B	1B	G4-3	F8			G4-3	5	2	2	0	0	0	0									
Inning Stats	R: 2 E: 0 K: 0 S: 15	H: 1 LOB: 0 BB: 0 P: 22	R: 0 E: 0 K: 1 S: 7	H: 0 LOB: 0 BB: 0 P: 11	R: 3 E: 0 K: 0 S: 25	H: 4 LOB: 3 BB: 2 P: 42	R: 1 E: 0 K: 0 S: 7	H: 2 LOB: 1 BB: 1 P: 14	R: 0 E: 1 K: 1 S: 9	H: 1 LOB: 1 BB: 0 P: 15	R: 0 E: 0 K: 0 S: 7	H: 0 LOB: 0 BB: 0 P: 11	R: 0 E: 0 K: 1 S: 8	H: 1 LOB: 1 BB: 1 P: 15	R: 0 E: 0 K: 0 S: 6	H: 0 LOB: 0 BB: 0 P: 14	R: 6 E: 1 K: 1 S: 14	H: 3 LOB: 0 BB: 3 P: 28	1B: 9 2B: 1 3B: 0 HR: 2	SF: 0 SAC: 0 DP: 2 HBP: 1	WP: 1 PB: 0 SB: 3 CS: 0	PA: 45			
PITCHER	IP	WLS	BF	H	R	ER	SO	BB	IBB	HBP	BLK	WP	HR	S	P	ERA	WHIP	PITCHER							
21 Cal Eldred, R ERA: 5.56	3.1	L	20	7	6	6	1	2	0	1	0	1	1	53	84	16.20	2.700								
Graeme Lloyd, L ERA: 4.15	3.0		11	2	0	0	2	1	0	0	0	0	0	22	37	0.00	1.000								
Jim Austin, R ERA: 10.8	1.2		5	0	0	0	2	1	0	0	0	0	0	9	23	0.00	0.600								
Doug Henry, R ERA: 24.0	1.0		9	3	6	6	1	3	0	0	0	0	1	14	28	54.00	6.000								

Batter	1	2	3	4	5	6	7	8	9	AB	R	H	RBI	BB	SO	LOB	BOTTOM								
Darryl Hamilton, L OBP: 0.519, SLG: 0.458	FC9-6	G4-3		1B		FC5-4			1B	4	1	4	0	1	0	0	California Angels @ Milwaukee Brewers Milwaukee County Stadium, Milwaukee, WI Mon Apr 12 1993, 4:33 AM EDT Att: 53,621 - Overcast - 45 F								
Bill Spiers, L OBP: 0.286, SLG: 0.231	FC9-6	G4-3		1B		F9			1B	3	1	0	0	0	0	4									
Pat Listach, S OBP: 0.300, SLG: 0.222	1B			1B		F9			1B	2	0	1	0	0	0	2									
Robin Yount, R OBP: 0.289, SLG: 0.208	1B			1B		FC5-4			1B	5	1	2	2	0	0	5									
Greg Vaughn, R OBP: 0.391, SLG: 0.389	1B			1B		F8			G4-3	3	1	1	1	0	0	1									
Kevin Reimer, L OBP: 0.154, SLG: 0.083	1B			1B		G3-1			1B	2	0	0	0	0	0	1									
Tom Brunansky, R	BB			1B		SH2-4			F7	2	0	0	0	3	0	0									
Dickie Thorn, R OBP: 0.435, SLG: 0.619	G5-3			1B		SH2-4			1B	4	0	3	1	0	0	0									
B.J. Surhoff, L OBP: 0.292, SLG: 0.273	BB			1B		G4-6-3			G6-3	3	0	0	1	2	0	3									
Alex Diaz, S	G5-3			1B		1B			G4-6-3	4	0	0	0	0	1	7									
Joe Krnak, R OBP: 0.333, SLG: 0.222		K		1B		F9			G4-3	4	1	1	0	0	1	0									
Inning Stats	R: 3 E: 0 K: 0 S: 10	H: 4 LOB: 2 BB: 2 P: 24	R: 1 E: 0 K: 1 S: 11	H: 2 LOB: 1 BB: 0 P: 16	R: 0 E: 0 K: 0 S: 6	H: 0 LOB: 0 BB: 0 P: 11	R: 0 E: 1 K: 0 S: 7	H: 1 LOB: 2 BB: 0 P: 11	R: 0 E: 0 K: 0 S: 8	H: 1 LOB: 1 BB: 1 P: 18	R: 1 E: 0 K: 0 S: 6	H: 1 LOB: 1 BB: 1 P: 16	R: 0 E: 0 K: 0 S: 7	H: 0 LOB: 1 BB: 2 P: 15	R: 0 E: 0 K: 0 S: 9	H: 2 LOB: 1 BB: 0 P: 13	R: 0 E: 0 K: 0 S: 9	H: 1 LOB: 1 BB: 0 P: 13	1B: 12 2B: 0 3B: 0 HR: 0	SF: 0 SAC: 1 DP: 3 HBP: 0	WP: 0 PB: 0 SB: 2 CS: 0	PA: 43			
PITCHER	IP	WLS	BF	H	R	ER	SO	BB	IBB	HBP	BLK	WP	HR	S	P	ERA	WHIP	PITCHER							
Chuck Finley, L ERA: 4.38	5.1		29	9	5	5	2	4	0	0	0	0	0	44	87	8.44	2.438								
Julio Valera, R ERA:	3.2	S	14	3	0	0	0	2	0	0	0	0	0	29	50	0.00	1.364								

Batter	1	2	3	4	5	6	7	8	9	AB	R	H	RBI	BB	SO	LOB	TOP								
Luis Polonia, L (1, 7) OBP: 0.324, SLG: 0.441	F8		B5		G4-3		F7		FC6-4 1B	5	0	1	0	0	0	0									
Chad Curtis, R (1, 8) OBP: 0.400, SLG: 0.379	G6-3			2B 1B	1B			G4-3	FC6-4 1B	5	1	2	0	0	0	2									
J.T. Snow, L (1, 3) OBP: 0.467, SLG: 0.538	F8			1B 2B	1B			1B		3	0	2	1	1	0	0									
Chili Davis, S (1, 10) Jerome Walton, R (8, PR)			K		P2			BB	1B	4	0	1	0	0	1	3									
Tim Salmon, R (1, 9) OBP: 0.367, SLG: 0.348	G5-3			1B BB			F9		F9	3	0	0	0	1	0	2									
Greg Myers, L (1, 2) OBP: 0.235, SLG: 0.188				F8			F7		F7	3	0	0	0	1	0	4									
Rene Gonzales, R (1, 5) OBP: 0.500, SLG: 0.333			K		1B		G6-3		1B 1B	4	0	2	0	0	1	1									
Damon Easley, R (1, 4) OBP: 0.357, SLG: 0.423				G1-3			G4-6-3 BB		F8	3	0	1	0	1	0	4									
Gary Disarcina, R (1, 6) Torey Lovullo, S (9, PH)			G5-4-3		K		G4-6-3		F7	3	0	0	0	0	1	2									
Inning Stats	R: 0 E: 0 K: 0 S: 6	H: 0 LOB: 0 BB: 0 P: 12	R: 0 E: 0 K: 2 S: 12	H: 0 LOB: 1 BB: 1 P: 20	R: 0 E: 0 K: 0 S: 4	H: 1 LOB: 0 BB: 0 P: 4	R: 1 E: 0 K: 0 S: 14	H: 3 LOB: 3 BB: 1 P: 28	R: 0 E: 0 K: 1 S: 9	H: 2 LOB: 2 BB: 0 P: 14	R: 0 E: 0 K: 0 S: 5	H: 0 LOB: 0 BB: 0 P: 8	R: 0 E: 0 K: 0 S: 4	H: 0 LOB: 0 BB: 1 P: 10	R: 0 E: 0 K: 0 S: 12	H: 1 LOB: 2 BB: 0 P: 22	R: 0 E: 0 K: 0 S: 14	H: 2 LOB: 2 BB: 0 P: 23	1B: 8 2B: 1 3B: 0 HR: 0	SF: 0 SAC: 0 DP: 2 HBP: 0	WP: 0 PB: 0 SB: 0 CS: 0	PA: 38			
PITCHER	IP	WLS	BF	H	R	ER	SO	BB	IBB	HBP	BLK	WP	HR	S	P	ERA	WHIP								
Rick Sutcliffe, R (1, 1) ERA: 4.22	7.1	W	31	7	1	1	3	4	0	0	0	0	0	61	108	1.23	1.500								
Todd Frothing, R (8, 1) ERA: 1.53	0.1		1	0	0	0	0	0	0	0	0	0	0	2	4	0.00	0.000								
Alan Mills, R (8, 1) ERA: 2.79	0.1		1	0	0	0	0	0	0	0	0	0	0	3	6	0.00	0.000								
Gregg Olson, R (9, 1) ERA: 2.7	1.0	S	5	2	0	0	0	0	0	0	0	0	0	14	23	0.00	2.000								

California Angels @ Baltimore Orioles
Oriole Park at Camden Yards, Baltimore, MD

AB 34
R 1
H 9
RBI 1
BB 4
SO 3
LOB 19



WP: 0 PA: 38
PB: 0
SB: 0
CS: 0

California Angels @ Baltimore Orioles
Oriole Park at Camden Yards, Baltimore, MD

AB 30
R 4
H 7
RBI 4
BB 1
SO 5
LOB 12



WP: 0 PA: 33
PB: 0
SB: 2
CS: 0

Batter	1	2	3	4	5	6	7	8	9	AB	R	H	RBI	BB	SO	LOB	BOTTOM												
Brady Anderson, L (1, 7) OBP: 0.465, SLG: 0.568	K		K		G3		F7			4	0	0	0	0	2	2													
Mike Devereaux, R (1, 8) OBP: 0.205, SLG: 0.310	F9		G6-3			G5-3	K			4	0	0	0	0	1	1													
Cal Ripken Jr., R (1, 6) OBP: 0.333, SLG: 0.410	F7			G4-3		1B BB		HR		3	2	1	1	1	0	0													
Glenn Davis, R (1, 3) David Segui, S (9, 3)		P6		HBP		1B BB		F9		3	1	1	0	0	0	0													
Chris Hoiles, R (1, 2) OBP: 0.371, SLG: 0.533		E S 1B		P4		2B 1B		F9		4	1	2	1	0	0	1													
Chito Martinez, L (1, 10)		K		K			F8		G3-1	4	0	0	0	0	2	4													
Mark McLemore, S (1, 9) OBP: 0.333, SLG: 0.444		F7			G4-3 S 1B	1H 2H 2B				3	0	2	2	0	0	1													
Leo Gomez, R (1, 5) OBP: 0.407, SLG: 0.400				SH2-3 1B		G1-3		G6-3		3	0	1	0	0	0	2													
Harold Reynolds, S (1, 4) OBP: 0.179, SLG: 0.080		SH2-3			G4-3		P4			2	0	0	0	0	0	1													
Inning Stats	R: 0 E: 0 K: 1 S: 6	H: 0 LOB: 0 BB: 0 P: 11	R: 0 E: 1 K: 1 S: 10	H: 1 LOB: 0 BB: 0 P: 15	R: 0 E: 0 K: 1 S: 8	H: 1 LOB: 1 BB: 0 P: 15	R: 0 E: 0 K: 1 S: 8	H: 0 LOB: 1 BB: 0 P: 12	R: 0 E: 0 K: 0 S: 11	H: 1 LOB: 1 BB: 0 P: 16	R: 3 E: 0 K: 0 S: 14	H: 3 LOB: 1 BB: 1 P: 29	R: 0 E: 0 K: 1 S: 6	H: 0 LOB: 0 BB: 0 P: 9	R: 1 E: 0 K: 0 S: 9	H: 1 LOB: 0 BB: 0 P: 18	1B: 5 2B: 1 3B: 0 HR: 1	SF: 0 SAC: 1 DP: 0 HBP: 1	WP: 0 PB: 0 SB: 2 CS: 0	PA: 33									
PITCHER	IP	WLS	BF	H	R	ER	SO	BB	IBB	HBP	BLK	WP	HR	S	P	ERA	WHIP												
John Farrell, R (1, 1) ERA: 5.91	6.0	L	26	6	3	3	4	6	3	3	4	0	0	1	0	1	0	57	98	4.50	1.167								
Ken Patterson, L (7, 1) ERA: 3.0	1.0		3	0	0	0	1	0	0	0	0	0	0	6	9	0.00	0.000												
Gene Nelson, R (8, 1) ERA: 3.0	1.0		4	1	1	1	0	0	0	0	0	0	1	9	18	9.00	1.000												

WP: 0 PA: 33
PB: 0
SB: 2
CS: 0

Batter	1	2	3	4	5	6	7	8	9	AB	R	H	RBI	BB	SO	LOB	TOP					
Kenny Lofton, L OBP: 0.368, SLG: 0.420	F9		F9		F8			G3		4	0	0	0	0	0	2	Cleveland Indians @ California Angels Anaheim Stadium, Anaheim, CA Tue Apr 20 1993, 10:05 PM EDT Att: 17,271 - Unknown - 76 F					
Thomas Howard, S OBP: 0.318, SLG: 0.488	G1-3		FC5-4		F7			1B		4	1	1	0	0	0	1						
Carlos Baerga, S OBP: 0.377, SLG: 0.649	K		K		F7			F8		4	0	0	0	0	2							
Albert Belle, R OBP: 0.426, SLG: 0.778		1B			G2			1B		4	1	2	1	0	1							
Paul Sorrento, L OBP: 0.351, SLG: 0.604		P6			G3-1			K		4	0	0	0	0	1							
Carlos Martinez, R OBP: 0.367, SLG: 0.426		1B			G1-3					4	0	1	1	0	0							
Reggie Jefferson, S OBP: 0.404, SLG: 0.563		K			P2			G3-1		4	0	1	0	0	1							
Felix Fermin, R OBP: 0.255, SLG: 0.186					F9			F8		3	0	1	0	0	0							
Jeff Treadway, L OBP: 0.524, SLG: 0.650	G1-3									1	0	0	0	0	0							
Junior Ortiz, R OBP: 0.300, SLG: 0.222										3	0	2	0	0	0							
Inning Stats	R: 0 E: 0 K: 1 S: 7	H: 0 LOB: 0 BB: 0 P: 8	R: 1 E: 0 K: 1 S: 12	H: 2 LOB: 1 BB: 0 P: 19	R: 0 E: 2 K: 1 S: 9	H: 1 LOB: 1 BB: 0 P: 11	R: 0 E: 0 K: 1 S: 7	H: 0 LOB: 0 BB: 0 P: 10	R: 0 E: 0 K: 0 S: 5	H: 1 LOB: 1 BB: 0 P: 11	R: 0 E: 0 K: 0 S: 5	H: 0 LOB: 0 BB: 0 P: 7	R: 0 E: 1 K: 0 S: 11	H: 2 LOB: 2 BB: 0 P: 15	R: 1 E: 0 K: 0 S: 12	H: 2 LOB: 1 BB: 0 P: 19	R: 0 E: 0 K: 0 S: 7	H: 0 LOB: 0 BB: 0 P: 11	1B: 6 2B: 2 3B: 0 HR: 0	SF: 0 SAC: 0 DP: 0 HBP: 0	WP: 0 PB: 0 SB: 1 CS: 0	PA: 35
PITCHER	IP	WLS	BF	H	R	ER	SO	BB	IBB	HBP	BLK	WP	HR	S	P	ERA	WHIP					
Scott Sanderson, R ERA: 3.6	7.0	W	27	6	1	1	4	0	0	0	0	0	0	58	81	1.29	0.857					
Steve Frey, L ERA: 5.4	1.0		5	2	1	1	1	0	0	0	0	0	0	12	19	9.00	2.000					
Gene Nelson, R ERA: 2.25	1.0		3	0	0	0	0	0	0	0	0	0	0	7	11	0.00	0.000					

Batter	1	2	3	4	5	6	7	8	9	AB	R	H	RBI	BB	SO	LOB	BOTTOM					
Luis Polonia, L OBP: 0.292, SLG: 0.400	F7		G6-3		L5			F8		5	1	1	1	0	0	2	Cleveland Indians @ California Angels Anaheim Stadium, Anaheim, CA Tue Apr 20 1993, 10:05 PM EDT Att: 17,271 - Unknown - 76 F					
Chad Curtis, R OBP: 0.438, SLG: 0.385	K		CS		G4-3			HR		4	1	2	0	0	1							
J.T. Snow, L OBP: 0.419, SLG: 0.667	1B		K		F8			HR		4	1	2	3	0	1							
Chili Davis, S OBP: 0.289, SLG: 0.400	E5				G6-3			K		4	0	0	0	0	1							
Tim Salmon, R OBP: 0.419, SLG: 0.485	K				1B			HR		4	2	2	1	0	1							
Rene Gonzales, R OBP: 0.422, SLG: 0.278		G4-6-3			L8			G1-3		4	0	2	0	0	0							
Damion Easley, R OBP: 0.350, SLG: 0.514		1B			SF8			K		3	0	1	1	0	1							
Gary Disarcina, R OBP: 0.262, SLG: 0.381		G4-6-3			F7			E3		4	2	1	0	0	3							
John Orton, R OBP: 0.360, SLG: 0.600					F8			2B		4	0	2	1	0	1							
Inning Stats	R: 0 E: 1 K: 2 S: 14	H: 1 LOB: 2 BB: 0 P: 17	R: 0 E: 0 K: 1 S: 13	H: 2 LOB: 1 BB: 0 P: 18	R: 0 E: 0 K: 1 S: 9	H: 1 LOB: 0 BB: 0 P: 12	R: 1 E: 0 K: 0 S: 8	H: 2 LOB: 1 BB: 0 P: 13	R: 0 E: 0 K: 0 S: 7	H: 1 LOB: 1 BB: 0 P: 13	R: 1 E: 0 K: 0 S: 6	H: 1 LOB: 0 BB: 0 P: 8	R: 4 E: 0 K: 1 S: 16	H: 4 LOB: 0 BB: 0 P: 21	R: 1 E: 2 K: 1 S: 16	H: 1 LOB: 1 BB: 0 P: 22		R: 0 E: 0 K: 0 S: 6	H: 0 LOB: 0 BB: 0 P: 8	1B: 8 2B: 3 3B: 0 HR: 2	SF: 1 SAC: 0 DP: 1 HBP: 0	WP: 0 PB: 0 SB: 1 CS: 1
PITCHER	IP	WLS	BF	H	R	ER	SO	BB	IBB	HBP	BLK	WP	HR	S	P	ERA	WHIP					
Jose Mesa, R ERA: 5.4	6.1	L	29	11	5	5	4	0	0	0	0	0	0	63	89	7.11	1.737					
Kevin Wickander, L ERA: 5.4	0.2		3	1	1	1	1	0	0	0	0	0	1	10	13	13.50	1.500					
Tom Kramer, R ERA: 2.35	1.0		5	1	1	0	1	0	0	0	0	0	0	16	22	0.00	1.000					

Batter	1	2	3	4	5	6	7	8	9	AB	R	H	RBI	BB	SO	LOB	TOP				
Kenny Lofton, L OBP: 0.387, SLG: 0.426 (1, 8)	G1-3		2B						F8	4	0	2	0	1	0	0	Cleveland Indians @ California Angels Anaheim Stadium, Anaheim, CA Wed Apr 21 1993, 10:05 PM EDT Att: 17,274 - Unknown - 75 F				
Thomas Howard, S OBP: 0.327, SLG: 0.511 (1, 9)	K		2B						BB 1B	4	1	2	3	0	1	1					
Carlos Baerga, S OBP: 0.364, SLG: 0.613 (1, 4)	G4-3		K2-3						BB 1B	5	1	1	0	0	1	4					
Albert Belle, R OBP: 0.394, SLG: 0.712 (1, 7)		K	G5-3						BB 1B	5	0	0	0	0	2	5					
Paul Sorrento, L OBP: 0.387, SLG: 0.607 (1, 3)									BB 1B	3	1	2	0	2	0	0					
Carlos Martinez, R OBP: 0.370, SLG: 0.423 (1, 5)									BB	5	0	2	2	0	0	2					
Reggie Jefferson, S OBP: 0.404, SLG: 0.566 (1, 10)									BB 1B	5	0	2	1	0	1	2					
Sandy Alomar Jr., R OBP: 0.245, SLG: 0.143 (1, 2)										2	1	0	0	0	1	2					
Jeff Treadway, L OBP: 0.500, SLG: 0.571 (8, PH)										1	0	0	0	0	0	2					
Junior Ortiz, R OBP: 0.350, SLG: 0.222 (8, 2)										0	0	0	0	0	0	0					
Felix Fermin, R OBP: 0.280, SLG: 0.239 (1, 6)										3	2	2	0	0	0	2					
Glenallen Hill, R OBP: 0.297, SLG: 0.400 (8, PH)										1	0	0	0	0	0	2					
Alvaro Espinoza, R OBP: 0.250, SLG: 0.714 (8, 6)										0	0	0	0	0	0	0					
Inning Stats	R: 0 E: 0 K: 1 S: 7	H: 0 LOB: 0 BB: 0 P: 10	R: 0 E: 0 K: 1 S: 6	H: 0 LOB: 0 BB: 1 P: 12	R: 2 E: 0 K: 2 S: 15	H: 2 LOB: 2 BB: 1 P: 28	R: 0 E: 0 K: 1 S: 14	H: 2 LOB: 2 BB: 0 P: 18	R: 0 E: 0 K: 0 S: 4	H: 0 LOB: 0 BB: 0 P: 8	R: 1 E: 0 K: 0 S: 9	H: 2 LOB: 1 BB: 0 P: 13	R: 1 E: 0 K: 0 S: 9	H: 3 LOB: 2 BB: 0 P: 12	R: 2 E: 0 K: 1 S: 19	H: 3 LOB: 2 BB: 1 P: 33	1B: 10 2B: 3 3B: 0 HR: 0	SF: 1 SAC: 0 DP: 1 HBP: 1	WP: 0 PB: 0 SB: 2 CS: 0	PA: 43	
PITCHER	IP	WLS	BF	H	R	ER	SO	BB	IBB	HBP	BLK	WP	HR	S	P	ERA	WHIP				
John Farrell, R ERA: 5.17 (1, 1)	5.0	W	22	5	2	2	5	2	0	1	0	0	0	49	79	3.60	1.400				
Ken Patterson, L ERA: 1.93 (6, 1)	1.2		7	2	1	1	0	0	0	0	0	0	0	12	20	5.40	1.200				
Julio Valera, R ERA: 4.22 (7, 1)	2.0		13	6	3	3	1	1	0	0	0	0	0	27	42	13.50	3.500				
Steve Frey, L ERA: 4.91 (9, 1)	0.1	S	1	0	0	0	0	0	0	0	0	0	0	2	4	0.00	0.000				

Batter	1	2	3	4	5	6	7	8	9	AB	R	H	RBI	BB	SO	LOB	BOTTOM				
Luis Polonia, L OBP: 0.308, SLG: 0.408 (1, 7)	G1-3		G4-3							4	0	2	2	0	0	0	Cleveland Indians @ California Angels Anaheim Stadium, Anaheim, CA Wed Apr 21 1993, 10:05 PM EDT Att: 17,274 - Unknown - 75 F				
Chad Curtis, R OBP: 0.442, SLG: 0.395 (1, 8)	1B		F9							4	2	2	0	0	1	1					
J.T. Snow, L OBP: 0.426, SLG: 0.721 (1, 3)	1B		G6-3							4	2	2	2	0	1	2					
Chili Davis, S OBP: 0.286, SLG: 0.410 (1, 10)	K									4	0	1	0	0	2	4					
Tim Salmon, R OBP: 0.426, SLG: 0.556 (1, 9)										3	1	1	3	1	0	0					
Torey Lovullo, S OBP: 0.333, SLG: 0.444 (1, 5)										3	0	0	0	0	0	2					
Rene Gonzales, R OBP: 0.413, SLG: 0.270 (7, 5)	G4-3									1	0	0	0	0	0	0					
Damion Easley, R OBP: 0.318, SLG: 0.463 (1, 4)										4	0	0	0	0	3	2					
Greg Myers, L OBP: 0.250, SLG: 0.263 (1, 2)										3	1	1	0	0	1	0					
Gary Disarcina, R OBP: 0.267, SLG: 0.400 (1, 6)										3	1	1	0	0	1	1					
Inning Stats	R: 3 E: 0 K: 1 S: 12	H: 3 LOB: 0 BB: 0 P: 15	R: 0 E: 0 K: 1 S: 7	H: 0 LOB: 0 BB: 0 P: 11	R: 0 E: 0 K: 0 S: 7	H: 0 LOB: 0 BB: 0 P: 8	R: 0 E: 0 K: 1 S: 10	H: 1 LOB: 1 BB: 1 P: 16	R: 3 E: 0 K: 1 S: 17	H: 3 LOB: 0 BB: 0 P: 26	R: 0 E: 0 K: 1 S: 9	H: 0 LOB: 0 BB: 0 P: 15	R: 1 E: 0 K: 2 S: 20	H: 3 LOB: 2 BB: 0 P: 28	R: 0 E: 0 K: 1 S: 10	H: 0 LOB: 0 BB: 0 P: 15	1B: 5 2B: 3 3B: 0 HR: 2	SF: 0 SAC: 0 DP: 0 HBP: 0	WP: 0 PB: 0 SB: 3 CS: 2	PA: 34	
PITCHER	IP	WLS	BF	H	R	ER	SO	BB	IBB	HBP	BLK	WP	HR	S	P	ERA	WHIP				
Charles Nagy, R ERA: 6.33 (1, 1)	6.1	L	27	8	7	7	6	1	0	0	0	0	0	5	5	9.95	1.421				
Kevin Wickander, L ERA: 5.4 (7, 1)	0.0		1	1	0	0	0	0	0	0	0	0	0	5	5	∞	∞				
Ted Power, R ERA: 11.81 (7, 1)	0.2		3	1	0	0	1	0	0	0	0	0	0	7	9	0.00	1.500				
Eric Plunk, R ERA: 2.08 (8, 1)	1.0		3	0	0	0	1	0	0	0	0	0	0	10	15	0.00	0.000				

Batter	1	2	3	4	5	6	7	8	9	AB	R	H	RBI	BB	SO	LOB	TOP					
Kenny Lofton, L OBP: 0.394, SLG: 0.421										3	0	1	0	1	1	0	Cleveland Indians @ California Angels Anaheim Stadium, Anaheim, CA Thu Apr 22 1993, 10:05 PM EDT Att: 17,437 - Unknown - 67 F					
Felix Fermin, R OBP: 0.276, SLG: 0.224										3	0	0	0	1	0	3						
Carlos Baerga, S OBP: 0.343, SLG: 0.576										4	0	0	0	0	1	4						
Albert Belle, R OBP: 0.371, SLG: 0.667										4	0	0	0	0	1	2						
Carlos Martinez, R OBP: 0.351, SLG: 0.400										3	0	0	0	0	1	0						
Reggie Jefferson, S OBP: 0.383, SLG: 0.536										3	0	0	0	0	2	0						
Glenallen Hill, R OBP: 0.275, SLG: 0.368										3	0	0	0	0	2	0						
Alvaro Espinoza, R OBP: 0.273, SLG: 0.600										3	0	1	0	0	1	0						
Sandy Alomar Jr., R OBP: 0.231, SLG: 0.133										3	0	0	0	0	1	1						
Inning Stats	R: 0 E: 0 K: 1 S: 7	H: 0 LOB: 1 BB: 1 P: 17	R: 0 E: 0 K: 2 S: 9	H: 0 LOB: 0 BB: 0 P: 13	R: 0 E: 0 K: 1 S: 10	H: 2 LOB: 2 BB: 0 P: 15	R: 0 E: 0 K: 1 S: 8	H: 0 LOB: 0 BB: 0 P: 10	R: 0 E: 0 K: 1 S: 5	H: 0 LOB: 0 BB: 0 P: 7	R: 0 E: 0 K: 0 S: 10	H: 0 LOB: 1 BB: 1 P: 19	R: 0 E: 0 K: 1 S: 7	H: 0 LOB: 0 BB: 0 P: 13	R: 0 E: 0 K: 2 S: 9	H: 0 LOB: 0 BB: 0 P: 14	R: 0 E: 0 K: 1 S: 6	H: 0 LOB: 0 BB: 0 P: 8	1B: 2 2B: 0 3B: 0 HR: 0	SF: 0 SAC: 0 DP: 0 HBP: 0	WP: 0 PB: 0 SB: 0 CS: 0	PA: 31
PITCHER Chuck Finley, L ERA: 2.96	IP: 9.0 WLS: W BF: 31 H: 2 R: 0 ER: 0 SO: 10 BB: 2 IBB: 0 HBP: 0 BLK: 0 WP: 0 HR: 0 S: 71 P: 116 ERA: 0.00 WHIP: 0.444															PITCHER IP: WLS: BF: H: R: ER: SO: BB: IBB: HBP: BLK: WP: HR: S: P: ERA: WHIP:						

AB 29
R 0
H 2
RBI 0
BB 2
SO 10
LOB 10



Batter	1	2	3	4	5	6	7	8	9	AB	R	H	RBI	BB	SO	LOB	BOTTOM					
Luis Polonia, L OBP: 0.321, SLG: 0.415										4	0	2	1	0	1	0	Cleveland Indians @ California Angels Anaheim Stadium, Anaheim, CA Thu Apr 22 1993, 10:05 PM EDT Att: 17,437 - Unknown - 67 F					
Stan Javier, S OBP: 0.400, SLG: 0.400										0	0	0	0	0	0	0						
Chad Curtis, R OBP: 0.429, SLG: 0.383										4	1	1	0	0	1	4						
J.T. Snow, L OBP: 0.431, SLG: 0.830										4	2	2	3	0	0	2						
Chili Davis, S OBP: 0.283, SLG: 0.395										4	0	1	1	0	1	0						
Tim Salmon, R OBP: 0.392, SLG: 0.500										4	0	0	0	0	1	2						
Greg Myers, L OBP: 0.250, SLG: 0.391										4	1	1	1	0	1	2						
Rene Gonzales, R OBP: 0.400, SLG: 0.293										4	1	1	0	0	2	0						
Damon Easley, R OBP: 0.354, SLG: 0.533										4	2	3	0	0	0	0						
Gary Disarcina, R OBP: 0.265, SLG: 0.408										4	1	1	2	0	0	2						
Inning Stats	R: 0 E: 0 K: 1 S: 9	H: 1 LOB: 0 BB: 0 P: 14	R: 1 E: 0 K: 2 S: 12	H: 1 LOB: 0 BB: 0 P: 21	R: 1 E: 0 K: 1 S: 10	H: 1 LOB: 0 BB: 0 P: 15	R: 1 E: 0 K: 0 S: 6	H: 1 LOB: 0 BB: 0 P: 9	R: 4 E: 2 K: 0 S: 15	H: 5 LOB: 2 BB: 0 P: 20	R: 0 E: 0 K: 0 S: 9	H: 2 LOB: 2 BB: 0 P: 15	R: 1 E: 0 K: 2 S: 9	H: 1 LOB: 0 BB: 0 P: 11	R: 0 E: 0 K: 1 S: 5	H: 0 LOB: 0 BB: 0 P: 7	R: 0 E: 0 K: 1 S: 5	H: 0 LOB: 0 BB: 0 P: 7	1B: 6 2B: 2 3B: 1 HR: 3	SF: 0 SAC: 0 DP: 0 HBP: 0	WP: 1 PB: 0 SB: 0 CS: 1	PA: 37
PITCHER Mark Clark, R ERA: 7.71	IP: 4.0 WLS: L BF: 18 H: 7 R: 6 ER: 6 SO: 4 BB: 0 IBB: 0 HBP: 0 BLK: 0 WP: 0 HR: 2 S: 41 P: 65 ERA: 13.50 WHIP: 1.750															PITCHER IP: WLS: BF: H: R: ER: SO: BB: IBB: HBP: BLK: WP: HR: S: P: ERA: WHIP:						
Tom Kramer, R ERA: 1.86	IP: 2.0 WLS: L BF: 11 H: 4 R: 1 ER: 0 SO: 0 BB: 0 IBB: 0 HBP: 0 BLK: 0 WP: 1 HR: 0 S: 20 P: 29 ERA: 0.00 WHIP: 2.000																					
Mike Christopher, R ERA: 3.96	IP: 1.0 WLS: L BF: 4 H: 1 R: 1 ER: 1 SO: 2 BB: 0 IBB: 0 HBP: 0 BLK: 0 WP: 0 HR: 1 S: 9 P: 11 ERA: 9.00 WHIP: 1.000																					
Derek Liliquist, L ERA: 2.7	IP: 1.0 WLS: L BF: 3 H: 0 R: 0 ER: 0 SO: 1 BB: 0 IBB: 0 HBP: 0 BLK: 0 WP: 0 HR: 0 S: 5 P: 7 ERA: 0.00 WHIP: 0.000																					

AB 36
R 8
H 12
RBI 8
BB 0
SO 7
LOB 12



Batter	1	2	3	4	5	6	7	8	9	AB	R	H	RBI	BB	SO	LOB	TOP														
Billy Hatcher, R OBP: 0.321, SLG: 0.292 (1, 8)										4	0	0	0	0	2	1															
Carlos Quintana, R OBP: 0.469, SLG: 0.419 (1, 3)										4	0	1	1	0	1	0															
Mike Greenwell, L OBP: 0.370, SLG: 0.530 (1, 10)										4	0	1	0	0	1	1															
Andre Dawson, R OBP: 0.297, SLG: 0.351 (1, 9)										3	0	0	0	0	0	1															
Ivan Calderon, R OBP: 0.222, SLG: 0.146 (1, 7)										2	0	0	0	1	0	0															
John Valentin, R OBP: 0.154, SLG: 0.333 (1, 6)										3	0	0	0	0	2	1															
Scott Cooper, L OBP: 0.358, SLG: 0.413 (1, 5)										3	0	0	0	0	1	0															
Tony Peña, R OBP: 0.182, SLG: 0.209 (1, 2)										3	0	0	0	0	0	0															
Luis Rivera, R OBP: 0.260, SLG: 0.250 (1, 4)										2	0	0	0	0	0	0															
Bob Zupcic, R OBP: 0.480, SLG: 0.476 (9, PH)										1	1	1	0	0	0	0															
Inning Stats	R: 0 E: 0 K: 2 S: 7	H: 0 LOB: 0 BB: 0 P: 10	R: 0 E: 0 K: 1 S: 8	H: 0 LOB: 0 BB: 0 P: 12	R: 0 E: 0 K: 0 S: 5	H: 0 LOB: 1 BB: 0 P: 5	R: 0 E: 0 K: 1 S: 8	H: 1 LOB: 1 BB: 0 P: 13	R: 0 E: 0 K: 0 S: 11	H: 0 LOB: 0 BB: 0 P: 15	R: 0 E: 0 K: 0 S: 5	H: 0 LOB: 0 BB: 0 P: 11	R: 0 E: 0 K: 1 S: 5	H: 0 LOB: 0 BB: 0 P: 9	R: 0 E: 0 K: 1 S: 11	H: 0 LOB: 1 BB: 1 P: 17	R: 1 E: 0 K: 0 S: 10	H: 2 LOB: 1 BB: 0 P: 16	1B: 1 2B: 2 3B: 0 HR: 0	SF: 0 SAC: 0 DP: 1 HBP: 0	WP: 0 PB: 0 SB: 0 CS: 0	PA: 30									
PITCHER Mark Langston, L ERA: 2.67 (1, 1)	IP: 9.0 WLS: W BF: 30	H: 3 R: 1 ER: 1 SO: 7	BB: 1 IBB: 0 HBP: 0 BLK: 1	WP: 0 HR: 0 S: 70 P: 108	ERA: 1.00 WHIP: 0.444											PITCHER Mark Langston, L ERA: 2.67 (1, 1)	IP: 9.0 WLS: W BF: 30	H: 3 R: 1 ER: 1 SO: 7	BB: 1 IBB: 0 HBP: 0 BLK: 1	WP: 0 HR: 0 S: 70 P: 108	ERA: 1.00 WHIP: 0.444										

Boston Red Sox @ California Angels
Anaheim Stadium, Anaheim, CA
Fri Apr 23 1993, 10:05 PM EDT
Att: 37,463 - Unknown

AB 29
R 1
H 3
RBI 1
BB 1
SO 7
LOB 4



Batter	1	2	3	4	5	6	7	8	9	AB	R	H	RBI	BB	SO	LOB	BOTTOM														
Luis Polonia, L OBP: 0.333, SLG: 0.421 (1, 7)										4	1	2	0	0	0	0															
Chad Curtis, R OBP: 0.433, SLG: 0.380 (1, 8)										3	1	1	0	0	0	1															
Tim Salmon, R OBP: 0.382, SLG: 0.477 (1, 9)										4	1	1	2	0	2	1															
Gary Gaetti, R OBP: 0.353, SLG: 0.357 (1, 10)										4	0	1	0	0	1	0															
J.T. Snow, L OBP: 0.436, SLG: 0.804 (1, 3)										4	1	2	0	0	0	1															
Rene Gonzales, R OBP: 0.415, SLG: 0.286 (1, 5)										1	0	0	0	1	0	1															
Damion Easley, R OBP: 0.353, SLG: 0.521 (1, 4)										3	0	1	1	0	0	2															
Gary Disarcina, R OBP: 0.250, SLG: 0.385 (1, 6)										3	0	0	0	0	0	4															
John Orton, R OBP: 0.321, SLG: 0.536 (1, 2)										3	0	0	0	0	0	0															
Inning Stats	R: 0 E: 0 K: 1 S: 8	H: 2 LOB: 1 BB: 0 P: 20	R: 0 E: 0 K: 0 S: 5	H: 1 LOB: 1 BB: 0 P: 9	R: 0 E: 0 K: 0 S: 7	H: 1 LOB: 0 BB: 0 P: 9	R: 0 E: 0 K: 0 S: 6	H: 0 LOB: 0 BB: 0 P: 11	R: 3 E: 1 K: 0 S: 21	H: 4 LOB: 2 BB: 1 P: 31	R: 0 E: 0 K: 0 S: 4	H: 0 LOB: 0 BB: 0 P: 6	R: 0 E: 0 K: 2 S: 10	H: 0 LOB: 0 BB: 0 P: 15	1B: 8 2B: 0 3B: 0 HR: 0	SF: 0 SAC: 0 DP: 1 HBP: 2	WP: 0 PB: 0 SB: 3 CS: 2	PA: 33													
PITCHER Frank Viola, L ERA: 1.53 (1, 1)	IP: 5.1 WLS: L BF: 24	H: 8 R: 4 ER: 3 SO: 1	BB: 1 IBB: 0 HBP: 1 BLK: 0	WP: 0 HR: 0 S: 51 P: 84	ERA: 5.06 WHIP: 1.688											PITCHER Greg Harris, R ERA: 2.57 (6, 1)	IP: 1.2 WLS: L BF: 5	H: 0 R: 0 ER: 0 SO: 0	BB: 0 IBB: 0 HBP: 1 BLK: 0	WP: 0 HR: 0 S: 8 P: 11	ERA: 0.00 WHIP: 0.000										
Jeff Russell, R ERA: 1.69 (8, 1)	IP: 1.0 WLS: L BF: 3	H: 0 R: 0 ER: 0 SO: 2	BB: 0 IBB: 0 HBP: 0 BLK: 0	WP: 0 HR: 0 S: 10 P: 15	ERA: 0.00 WHIP: 0.000											PITCHER Jeff Russell, R ERA: 1.69 (8, 1)	IP: 1.0 WLS: L BF: 3	H: 0 R: 0 ER: 0 SO: 2	BB: 0 IBB: 0 HBP: 0 BLK: 0	WP: 0 HR: 0 S: 8 P: 11	ERA: 0.00 WHIP: 0.000										

Boston Red Sox @ California Angels
Anaheim Stadium, Anaheim, CA
Fri Apr 23 1993, 10:05 PM EDT
Att: 37,463 - Unknown

AB 29
R 4
H 8
RBI 3
BB 1
SO 3
LOB 10



Batter	1	2	3	4	5	6	7	8	9	AB	R	H	RBI	BB	SO	LOB	TOP								
Bob Zupic, R (1, 8) OBP: 0.414, SLG: 0.400	G5-3		P5			P4		F7		4	0	0	0	0	0	1	Boston Red Sox @ California Angels Anaheim Stadium, Anaheim, CA Sat Apr 24, 1993, 10:05 PM EDT Att: 53,394 - Unknown - 66 F								
Carlos Quintana, R (1, 3) OBP: 0.454, SLG: 0.383	F9			G5-3		G6-3		FC5-4		4	0	0	0	0	0	1									
Mike Greenwell, L (1, 7) OBP: 0.364, SLG: 0.557	G4-1				HR	G4-3		K		4	1	1	1	0	1	1									
Andrew Dawson, R (1, 9) OBP: 0.309, SLG: 0.361		1B		P2			F8		G4-6-3	4	1	2	0	0	0	0									
Mo Vaughn, L (1, 10) OBP: 0.419, SLG: 0.655	K			G3			HR		G4-6-3	4	1	1	1	0	1	2									
Scott Cooper, L (1, 5) OBP: 0.394, SLG: 0.500						SH1				3	2	3	1	1	0	0									
John Valentin, R (1, 6) OBP: 0.125, SLG: 0.286	SF8-2-4				2B	SH1		L9		2	0	0	1	0	0	1									
Ernest Riles, L (1, 4) OBP: 0.167, SLG: 0.200			P5			SF8		L9		2	0	0	1	0	0	1									
Tony Peña, R (1, 2) OBP: 0.174, SLG: 0.200				G6-3		L4-3				2	0	0	0	0	0	0									
Ivan Calderon, R (8, PH) OBP: 0.239, SLG: 0.146										0	0	0	0	1	0	0									
Bob Melvin, R (8, 2) OBP: 0.190, SLG: 0.211								FC5-4		0	0	0	0	0	0	0									
Inning Stats	R: 0 E: 0 K: 0 S: 7	H: 0 LOB: 0 BB: 0 P: 13	R: 1 E: 0 K: 1 S: 9	H: 2 LOB: 0 BB: 0 P: 11	R: 0 E: 0 K: 0 S: 7	H: 0 LOB: 0 BB: 0 P: 10	R: 1 E: 0 K: 0 S: 13	H: 1 LOB: 0 BB: 0 P: 19	R: 1 E: 0 K: 0 S: 8	H: 1 LOB: 0 BB: 0 P: 14	R: 0 E: 0 K: 0 S: 6	H: 0 LOB: 0 BB: 0 P: 10	R: 1 E: 0 K: 0 S: 13	H: 1 LOB: 1 BB: 1 P: 24	R: 0 E: 0 K: 1 S: 11	H: 0 LOB: 1 BB: 1 P: 21	R: 1 E: 0 K: 0 S: 9	H: 2 LOB: 0 BB: 0 P: 16	1B: 3 2B: 2 3B: 0 HR: 3	SF: 2 SAC: 1 DP: 2 HBP: 0	WP: 0 PB: 0 SB: 0 CS: 0	PA: 34			
PITCHER	IP	WLS	BF	H	R	ER	SO	BB	IBB	HBP	BLK	WP	HR	S	P	ERA	WHIP								
Scott Lewis, R (1, 1) ERA: 5.4	5.0		18	4	3	3	1	0	0	0	0	0	1	44	67	5.40	0.800								
Chuck Cnm, R (6, 1) ERA:	1.1	W	4	0	0	0	0	0	0	0	0	0	0	9	14	0.00	0.000								
Ken Patterson, L (7, 1) ERA: 3.86	0.0		2	1	1	0	0	1	0	0	0	0	1	7	14	∞	∞								
Julio Valera, R (7, 1) ERA: 4.05	2.2	S	10	2	1	1	1	1	0	0	0	0	1	23	43	3.38	1.125								

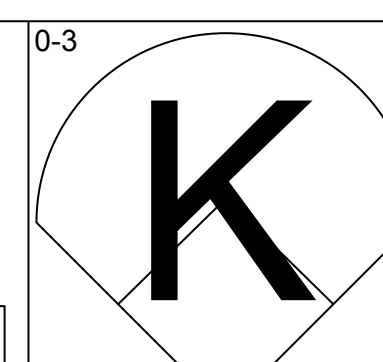
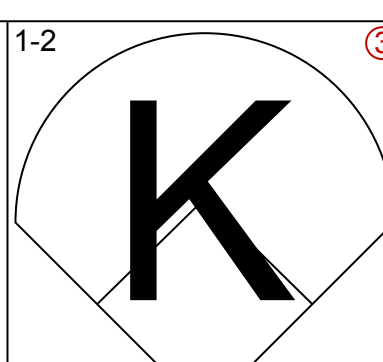
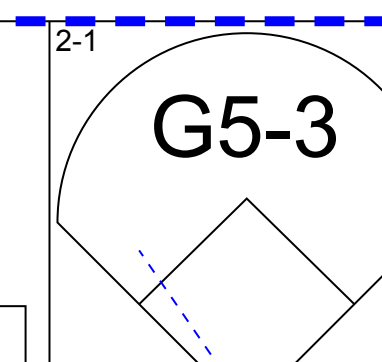
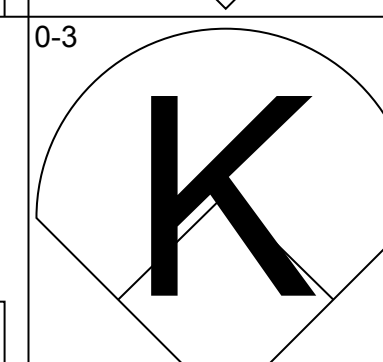
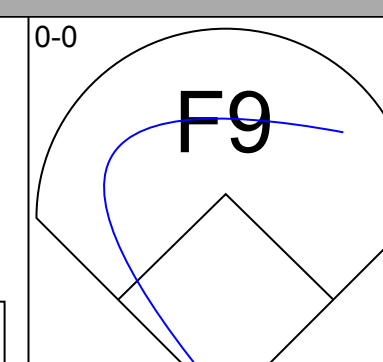
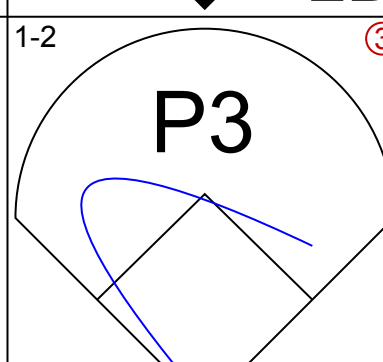
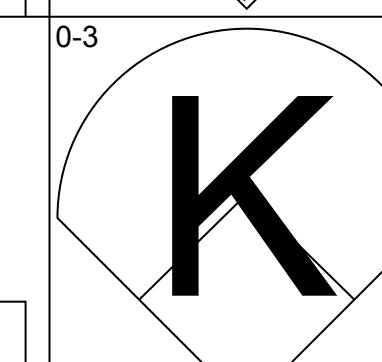
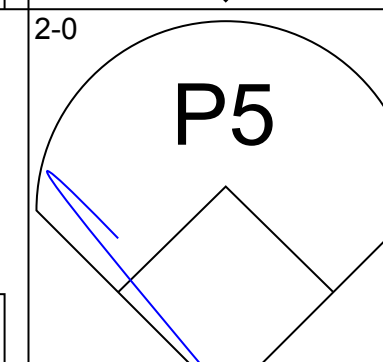
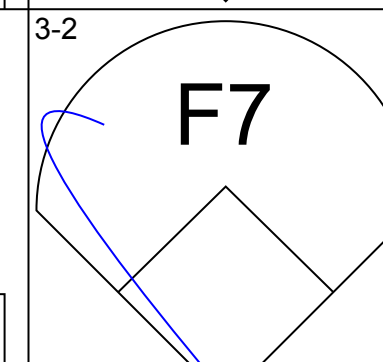
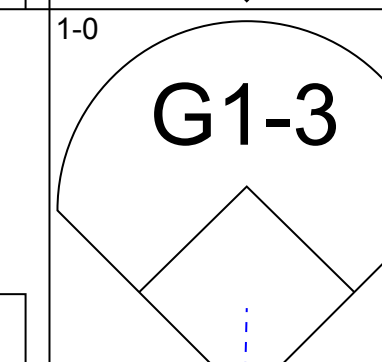
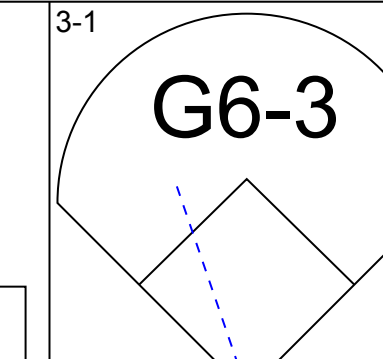
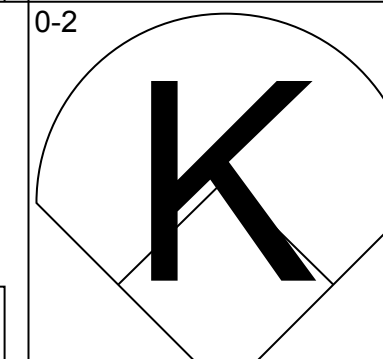
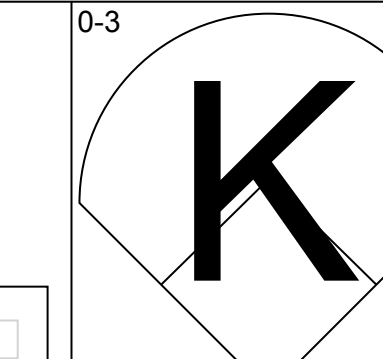
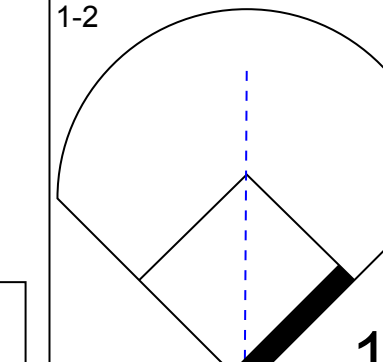
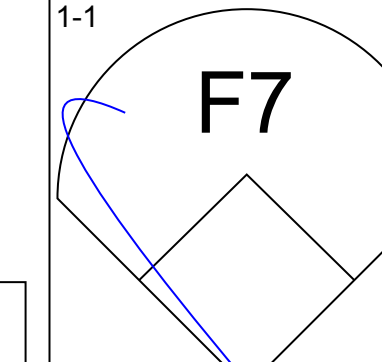
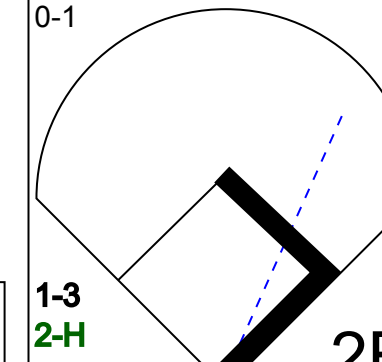
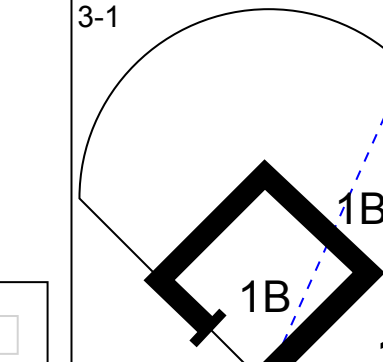
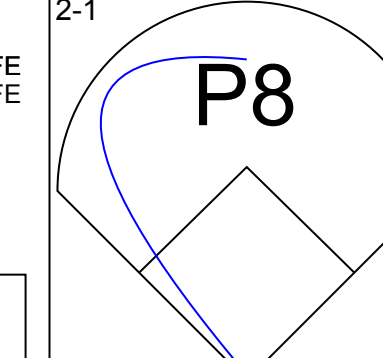
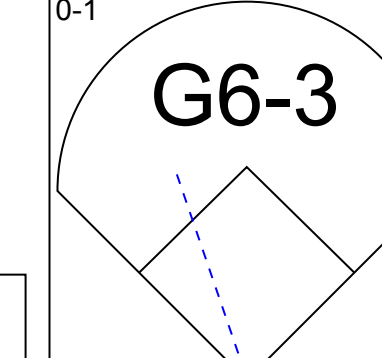
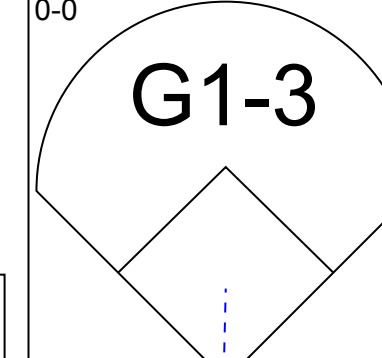
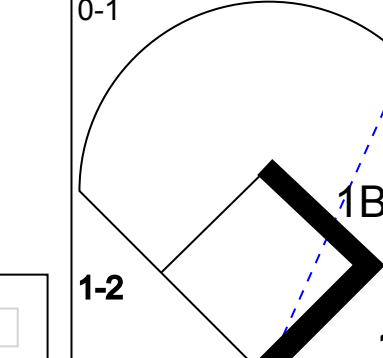
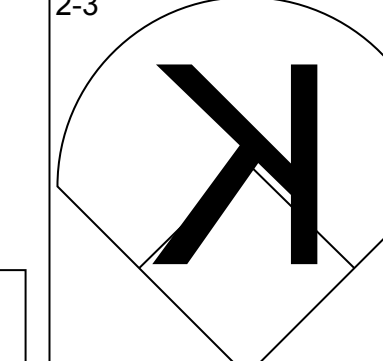
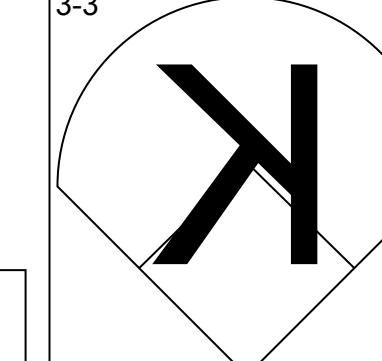
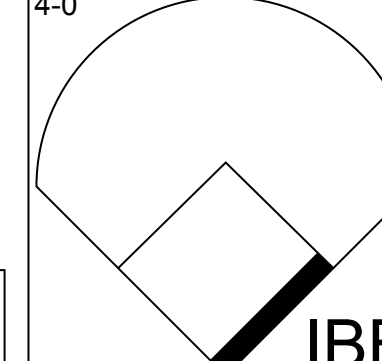
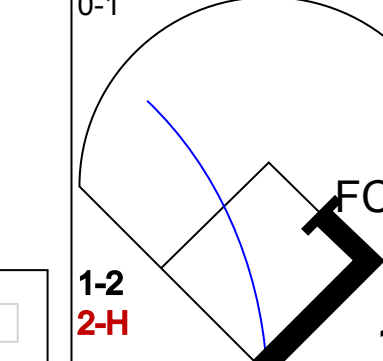
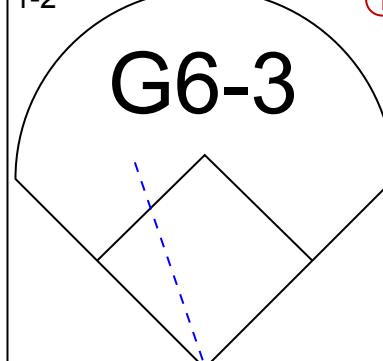
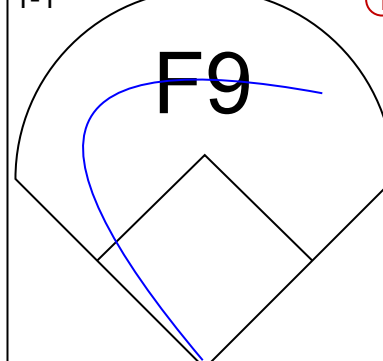
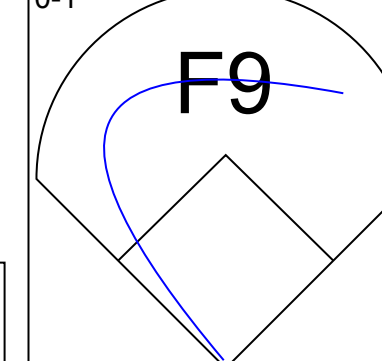
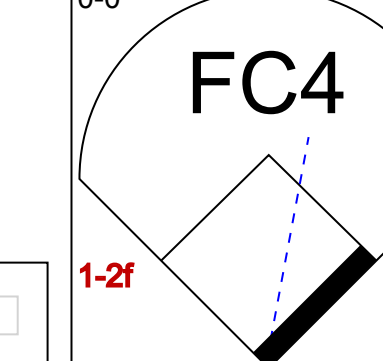
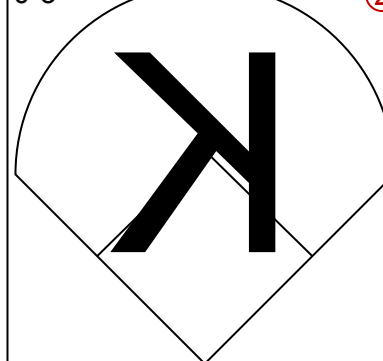
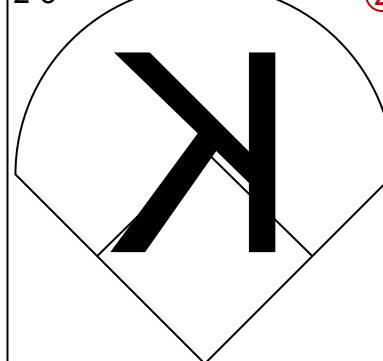
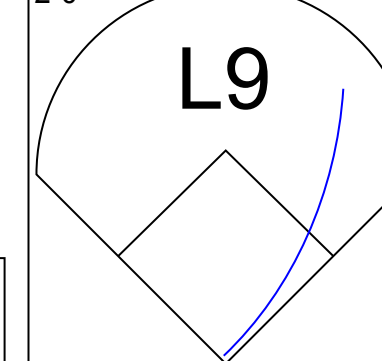
AB 29
R 5
H 7
RBI 5
BB 2
SO 2
LOB 7



Batter	1	2	3	4	5	6	7	8	9	AB	R	H	RBI	BB	SO	LOB	BOTTOM								
Luis Polonia, L (1, 7) OBP: 0.338, SLG: 0.410	G4-3		L6			CS		FC6-4		4	0	1	1	1	0	1	Boston Red Sox @ California Angels Anaheim Stadium, Anaheim, CA Sat Apr 24, 1993, 10:05 PM EDT Att: 53,394 - Unknown - 66 F								
Chad Curtis, R (1, 8) OBP: 0.422, SLG: 0.389	G6-3			G3		K		G4-3		4	1	1	0	0	1	2									
J.T. Snow, L (1, 3) OBP: 0.458, SLG: 0.833				G3						3	2	2	0	1	0	1									
Chili Davis, S (1, 10) OBP: 0.320, SLG: 0.426										4	3	3	2	0	1	1									
Tim Salmon, R (1, 9) OBP: 0.407, SLG: 0.532				G6-3						3	2	2	1	1	1	0									
Greg Myers, L (1, 2) OBP: 0.222, SLG: 0.346										3	0	0	1	0	1	1									
Rene Gonzales, R (1, 5) OBP: 0.386, SLG: 0.267										3	0	0	1	0	1	1									
Torey Lovullo, S (1, 4) OBP: 0.308, SLG: 0.333										3	0	0	0	1	1	0									
Gary Disarcina, R (1, 6) OBP: 0.268, SLG: 0.382										3	0	1	0	1	1	0									
Inning Stats	R: 0 E: 0 K: 1 S: 10	H: 1 LOB: 1 BB: 0 P: 12	R: 0 E: 0 K: 2 S: 7	H: 0 LOB: 0 BB: 0 P: 10	R: 0 E: 0 K: 2 S: 10	H: 0 LOB: 0 BB: 0 P: 14	R: 2 E: 0 K: 1 S: 15	H: 3 LOB: 1 BB: 0 P: 21	R: 0 E: 0 K: 1 S: 7	H: 1 LOB: 1 BB: 1 P: 14	R: 3 E: 0 K: 0 S: 21	H: 3 LOB: 2 BB: 3 P: 40	R: 3 E: 1 K: 0 S: 9	H: 2 LOB: 0 BB: 1 P: 18	R: 0 E: 1 K: 0 S: 5	H: 0 LOB: 0 BB: 0 P: 9	1B: 6 2B: 3 3B: 1 HR: 0	SF: 1 SAC: 1 DP: 0 HBP: 0	WP: 0 PB: 1 SB: 0 CS: 3	PA: 38					
PITCHER	IP	WLS	BF	H	R	ER	SO	BB	IBB	HBP	BLK	WP	HR	S	P	ERA	WHIP								
John Dopson, R (1, 1) ERA: 3.91	5.0		21	6	3	3	7	1	0	0	0	0	0	14	31	13.50	4.500								
Scott Bankhead, R (6, 1) ERA: 5.59	0.2	L	6	1	1	1	0	2	1	0	0	0	0	20	35	11.57	1.714								
Ken Ryan, R (6, 1) ERA: 2.45	2.1		10	3	4	3	0	1	0	0	0	0	0	20	35	11.57	1.714								


AB 30
R 8
H 10
RBI 6
BB 5
SO 7
LOB 7

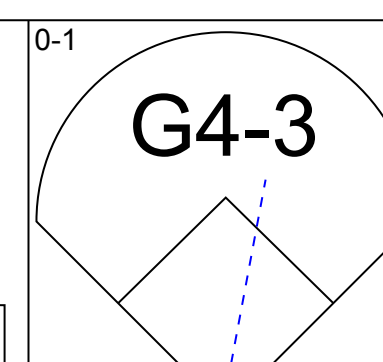
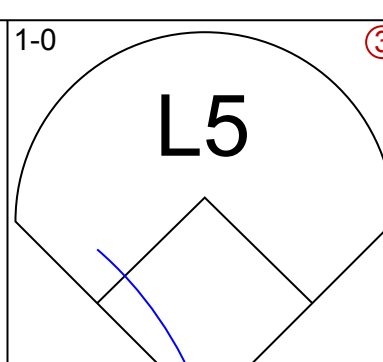
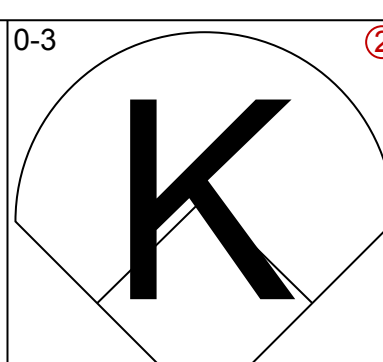
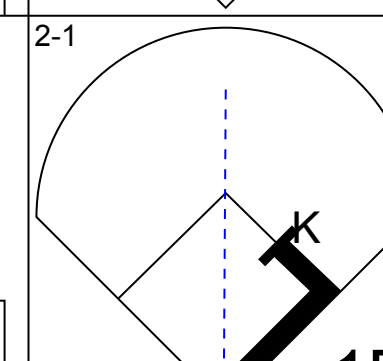
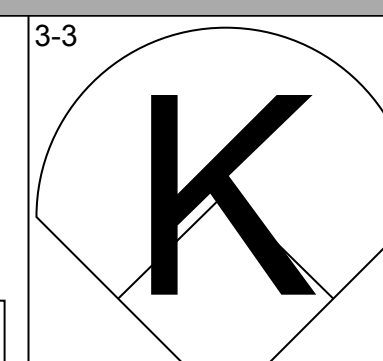
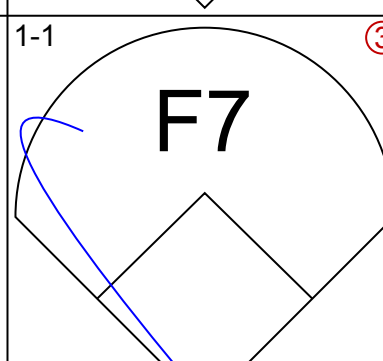
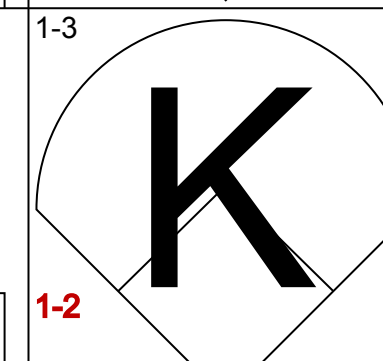
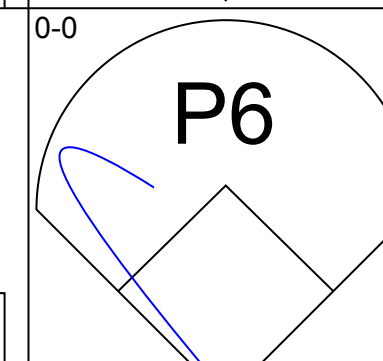
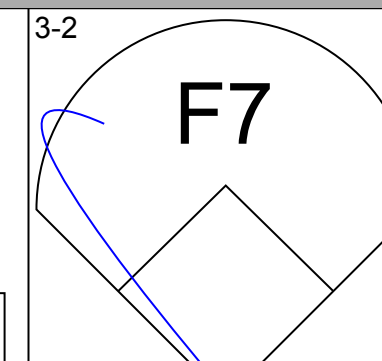
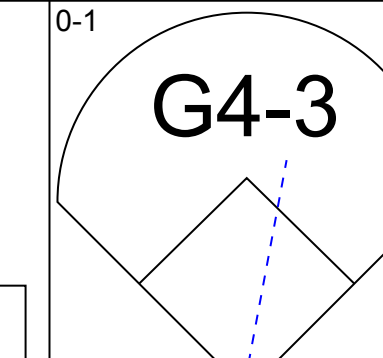
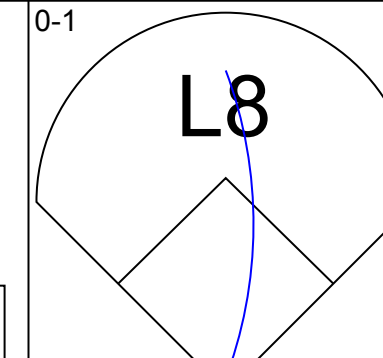
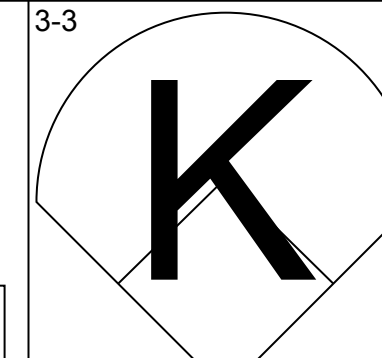
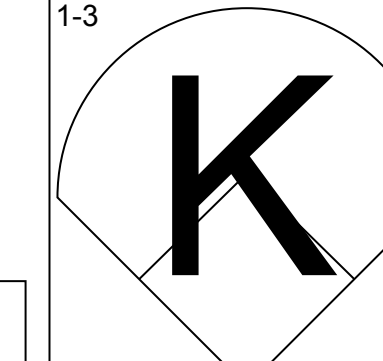
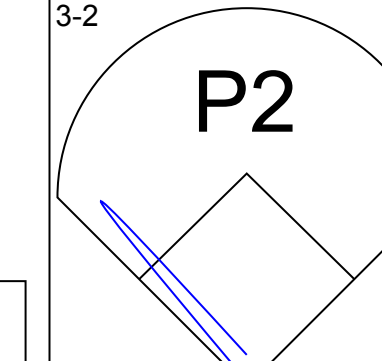
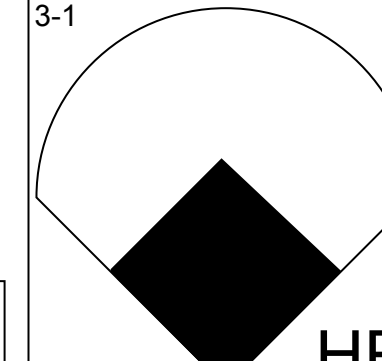
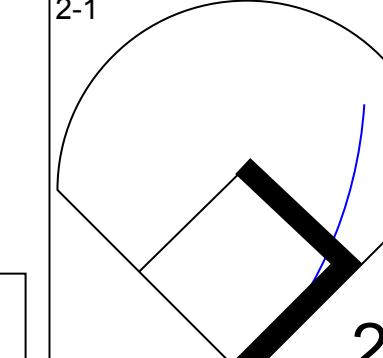
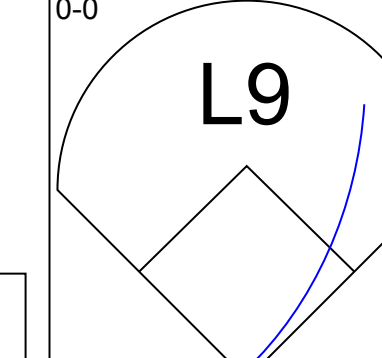
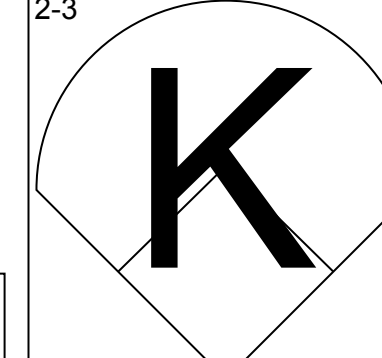
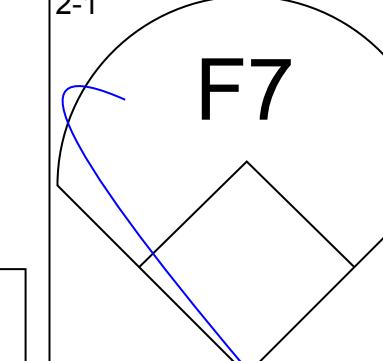
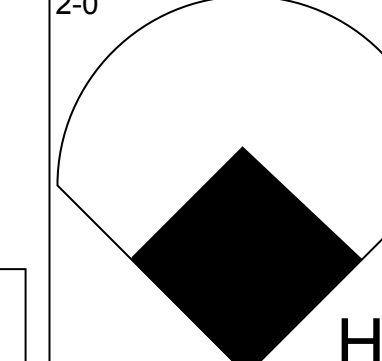
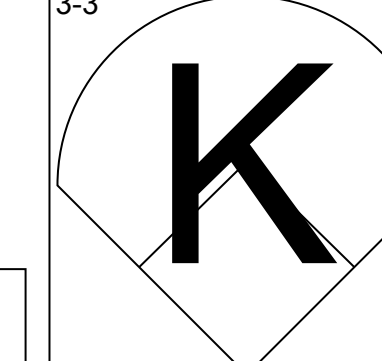
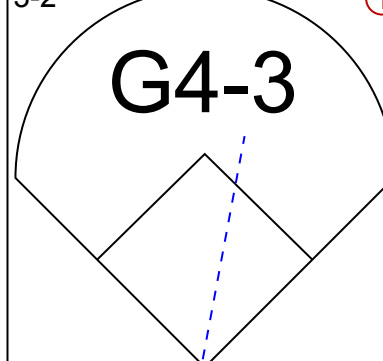
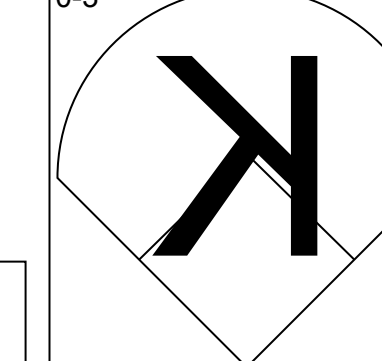
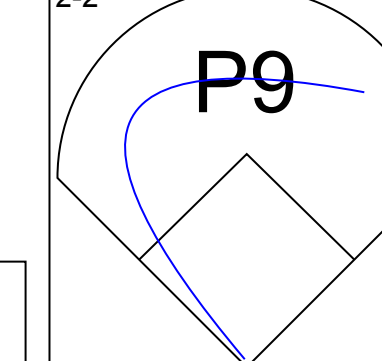
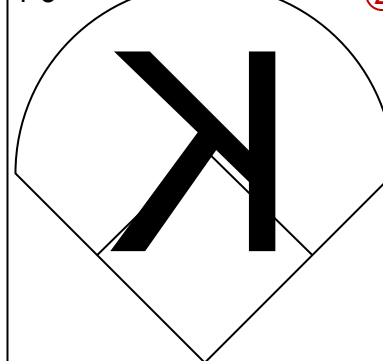
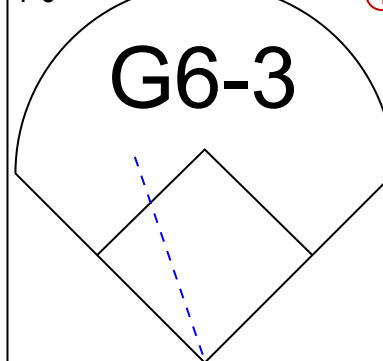
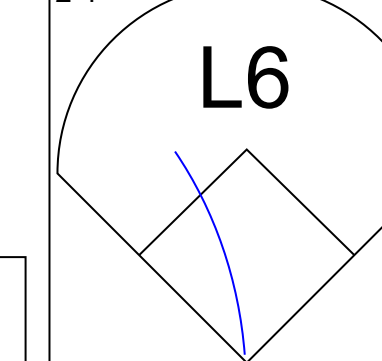


Batter	1	2	3	4	5	6	7	8	9	AB	R	H	RBI	BB	SO	LOB	TOP			
Billy Hatcher, R OBP: 0.316, SLG: 0.308 (1, 8)										4	0	1	0	0	2	0				
Ernest Riles, L OBP: 0.125, SLG: 0.143 (1, 4)										4	0	0	0	0	2	1				
Mike Greenwell, L OBP: 0.358, SLG: 0.541 (1, 7)										4	1	1	0	0	0	0				
Andre Dawson, R OBP: 0.306, SLG: 0.354 (1, 10)										4	0	1	0	0	2	0				
Mo Vaughn, L OBP: 0.439, SLG: 0.677 (1, 3)										4	0	3	1	0	0	0				
Ivan Calderon, R OBP: 0.240, SLG: 0.156 (1, 9)										4	0	1	0	0	0	3				
Scott Cooper, L OBP: 0.400, SLG: 0.493 (1, 5)										3	0	1	0	1	2	1				
John Valentin, R OBP: 0.100, SLG: 0.222 (1, 6)										4	0	0	0	0	0	5				
Tony Peña, R OBP: 0.167, SLG: 0.191 (1, 2)										2	0	0	0	0	2	0				
Carlos Quintana, R OBP: 0.426, SLG: 0.375 (7, PH)										1	0	0	0	0	0	3				
Bob Melvin, R OBP: 0.190, SLG: 0.211 (7, 2)										0	0	0	0	0	0	0				
Inning Stats	R: 0 E: 0 K: 2 S: 7	H: 0 LOB: 0 BB: 0 P: 9	R: 0 E: 0 K: 1 S: 13	H: 1 LOB: 1 BB: 0 P: 21	R: 0 E: 0 K: 1 S: 9	H: 0 LOB: 0 BB: 0 P: 11	R: 0 E: 0 K: 1 S: 8	H: 0 LOB: 0 BB: 0 P: 11	R: 0 E: 0 K: 1 S: 11	H: 1 LOB: 1 BB: 0 P: 15	R: 1 E: 0 K: 0 S: 10	H: 3 LOB: 3 BB: 1 P: 18	R: 0 E: 0 K: 1 S: 6	H: 0 LOB: 0 BB: 0 P: 9	R: 0 E: 0 K: 1 S: 10	H: 3 LOB: 2 BB: 0 P: 13	1B: 6 2B: 2 3B: 0 HR: 0	SF: 0 SAC: 0 DP: 0 HBP: 0	WP: 0 PB: 0 SB: 0 CS: 0	PA: 35
PITCHER	IP	WLS	BF	H	R	ER	SO	BB	IBB	HBP	BLK	WP	HR	S	P	ERA	WHIP			
Scott Sanderson, R ERA: 3.0 (1, 1)	7.0	W	27	5	1	1	8	0	1	0	0	0	0	66	97	1.29	0.714			
Joe Grahe, R ERA: 2.79 (8, 1)	2.0	S	8	3	0	0	2	0	0	0	0	0	0	16	22	0.00	1.500			

Boston Red Sox @ California Angels
 Anaheim Stadium, Anaheim, CA
 Sun Apr 25 1993, 10:05 PM EDT
 Att: 39,795 - Sunny - 74 F


AB 34
R 1
H 8
RBI 1
BB 1
SO 10
LOB 13



Batter	1	2	3	4	5	6	7	8	9	AB	R	H	RBI	BB	SO	LOB	BOTTOM			
Luis Polonia, L OBP: 0.324, SLG: 0.391 (1, 7)										3	0	0	0	0	1	0				
Chad Curtis, R OBP: 0.418, SLG: 0.386 (1, 8)										3	0	1	0	0	1	0				
J.T. Snow, L OBP: 0.435, SLG: 0.789 (1, 3)										3	0	0	0	0	1	1				
Chili Davis, S OBP: 0.302, SLG: 0.400 (1, 10)										3	0	0	0	0	1	0				
Tim Salmon, R OBP: 0.403, SLG: 0.580 (1, 9)										3	1	1	1	0	1	0				
Rene Gonzales, R OBP: 0.383, SLG: 0.292 (1, 5)										3	0	1	0	0	1	0				
Torey Lovullo, S OBP: 0.313, SLG: 0.533 (1, 4)										3	1	1	1	0	1	1				
Gary Disarcina, R OBP: 0.254, SLG: 0.362 (1, 6)										3	0	0	0	0	1	0				
John Orton, R OBP: 0.290, SLG: 0.484 (1, 2)										3	0	0	0	0	1	0				
Inning Stats	R: 0 E: 0 K: 1 S: 7	H: 1 LOB: 0 BB: 0 P: 10	R: 0 E: 0 K: 1 S: 9	H: 1 LOB: 1 BB: 0 P: 14	R: 0 E: 0 K: 1 S: 8	H: 0 LOB: 0 BB: 0 P: 13	R: 0 E: 0 K: 1 S: 6	H: 0 LOB: 0 BB: 0 P: 9	R: 1 E: 0 K: 1 S: 14	H: 1 LOB: 0 BB: 0 P: 25	R: 0 E: 0 K: 1 S: 10	H: 0 LOB: 0 BB: 0 P: 17	1B: 1 2B: 1 3B: 0 HR: 2	SF: 0 SAC: 0 DP: 0 HBP: 0	WP: 0 PB: 0 SB: 0 CS: 0	PA: 27				
PITCHER	IP	WLS	BF	H	R	ER	SO	BB	IBB	HBP	BLK	WP	HR	S	P	ERA	WHIP			
Roger Clemens, R ERA: 1.64 (1, 1)	8.0	L	27	4	2	2	9	0	0	0	0	0	2	70	111	2.25	0.500			

Boston Red Sox @ California Angels
 Anaheim Stadium, Anaheim, CA
 Sun Apr 25 1993, 10:05 PM EDT
 Att: 39,795 - Sunny - 74 F

AB 27
R 2
H 4
RBI 2
BB 0
SO 9
LOB 2



Batter	1	2	3	4	5	6	7	8	9	AB R H RBI BB SO LOB	TOP										
Bernie Williams, S (1, 8) OBP: 0.395, SLG: 0.451	2-2 HR		4-0 CS BB		1 SAFE 1-3 K		2-3 K		4-2 BB	3 1 1 1 2 2 1	New York Yankees @ California Angels Anaheim Stadium, Anaheim, CA Tue Apr 27 1993, 10:05 PM EDT Att: 24,261 - Unknown - 68 F livebaseballscorecards.com										
Spike Owen, S (1, 6) OBP: 0.397, SLG: 0.358	0-1 L9		1 SAFE 1-1 P6		3-2 FC5-4 1B		0-1 P2		0-0 P4	5 0 1 0 0 0 2											
Don Mattingly, L (1, 3) OBP: 0.303, SLG: 0.313	4-0 BB		0-1 1B		1-1 P2			1-1 F8		3 0 1 0 1 0 2											
Danny Tartabull, R (1, 9) OBP: 0.390, SLG: 0.515	1-2 L8		2-3 K		1-0 FC5-4			0-0 HR		4 1 1 1 0 1 4											
Mike Stanley, R (1, 2) OBP: 0.414, SLG: 0.440	3-2 G5-3			2-2 L5		1-3 K2-3		1-1 G4-3		4 0 0 0 0 1 1											
Jim Leyritz, R (1, 10)		1-1 1B G6-4-3		2-0 P3		1-3 K		2-3 K		4 1 1 0 0 2 0											
Randy Velarde, R (1, 7) OBP: 0.382, SLG: 0.633		2-1 SAFE 1B G6-4-3		3-3 K		0-1 1B		0-0 L8		4 0 2 0 0 1 0											
Mike Gallego, R (1, 5) OBP: 0.400, SLG: 1.000		2-0 G6-4-3			0-0 HR		1 SAFE 1-2 F9		1-0 HR	4 2 2 2 0 0 2											
Pat Kelly, R (1, 4) OBP: 0.268, SLG: 0.403		1-0 L6		4-2 1B BB			0-0 F9		1-0 F9	3 0 0 0 1 0 0											
Inning Stats	R: 1 E: 0 K: 0 S: 11	H: 1 LOB: 1 BB: 1 P: 21	R: 1 E: 0 K: 0 S: 6	H: 2 LOB: 0 BB: 0 P: 12	R: 0 E: 0 K: 1 S: 7	H: 1 LOB: 1 BB: 1 P: 14	R: 0 E: 0 K: 1 S: 7	H: 0 LOB: 0 BB: 0 P: 14	R: 1 E: 0 K: 2 S: 15	H: 2 LOB: 2 BB: 1 P: 24	R: 0 E: 0 K: 2 S: 11	H: 1 LOB: 1 BB: 0 P: 14	R: 0 E: 0 K: 1 S: 6	H: 0 LOB: 0 BB: 0 P: 8	R: 1 E: 0 K: 1 S: 9	H: 1 LOB: 0 BB: 0 P: 13	R: 1 E: 0 K: 0 S: 6	H: 1 LOB: 1 BB: 1 P: 12	1B: 5 2B: 0 3B: 0 HR: 4	SF: 0 SAC: 0 DP: 1 HBP: 0	WP: 0 PA: 38 CS: 1
PITCHER Chuck Finley, L (1, 1) ERA: 3.47	IP: 9.0 WLS: L BF: 38	H: 9 R: 5 ER: 5 SO: 7	BB: 4 IBB: 0 HBP: 0 BLK: 0	WP: 0 HR: 4 S: 78 P: 132	ERA: 5.00 WHIP: 1.444	PITCHER					IP: 9.0 WLS: L BF: 38	H: 9 R: 5 ER: 5 SO: 7	BB: 4 IBB: 0 HBP: 0 BLK: 0	WP: 0 HR: 4 S: 78 P: 132	ERA: 5.00 WHIP: 1.444						

Batter	1	2	3	4	5	6	7	8	9	AB R H RBI BB SO LOB	BOTTOM								
Luis Polonia, L (1, 7) OBP: 0.306, SLG: 0.368	0-2 G3			0-0 G6-3		1 SAFE 1-3 K			0-1 F8	4 0 0 0 0 1 1	New York Yankees @ California Angels Anaheim Stadium, Anaheim, CA Tue Apr 27 1993, 10:05 PM EDT Att: 24,261 - Unknown - 68 F livebaseballscorecards.com								
Chad Curtis, R (1, 8) OBP: 0.394, SLG: 0.361	1-0 G4-3			2-2 G1-3		2-2 FC6		1-0 G2-3		4 0 0 0 0 0 1									
Tim Salmon, R (1, 9) OBP: 0.394, SLG: 0.547	3-1 G4-3			2-2 E1		4-0 WP BB			2-3 K	3 0 0 0 1 1 0									
Gary Gaetti, R (1, 10) OBP: 0.300, SLG: 0.294		0-0 L8		0-1 G5-3		0-3 K				3 0 0 0 0 1 2									
J.T. Snow, L (1, 3) OBP: 0.415, SLG: 0.750		2-3 K			1-1 P4		1-1 F9			3 0 0 0 0 1 1									
Rene Gonzales, R (1, 5) OBP: 0.365, SLG: 0.275		2-3 K			2-2 F8		3-1 G1-3			3 0 0 0 0 1 1									
Damion Easley, R (1, 4) OBP: 0.333, SLG: 0.490			2-3 K		0-0 G6-3			1-2 G5-3		3 0 0 0 0 1 0									
Gary Disarcina, R (1, 6) OBP: 0.258, SLG: 0.361			0-0 G4-3			3-1 FC6 1B		2-2 F9		3 0 1 0 0 0 0									
John Orton, R (1, 2) OBP: 0.265, SLG: 0.441			2-2 G1-3		1 SAFE 2-3 K		2-3 K			3 0 0 0 0 2 1									
Inning Stats	R: 0 E: 0 K: 0 S: 6	H: 0 LOB: 0 BB: 0 P: 10	R: 0 E: 0 K: 2 S: 7	H: 0 LOB: 0 BB: 0 P: 11	R: 0 E: 1 K: 0 S: 10	H: 0 LOB: 1 BB: 0 P: 14	R: 0 E: 0 K: 0 S: 6	H: 0 LOB: 0 BB: 0 P: 9	R: 0 E: 0 K: 2 S: 12	H: 1 LOB: 1 BB: 0 P: 20	R: 0 E: 0 K: 1 S: 7	H: 0 LOB: 1 BB: 1 P: 15	R: 0 E: 0 K: 1 S: 12	H: 0 LOB: 0 BB: 0 P: 17	R: 0 E: 0 K: 1 S: 6	H: 0 LOB: 0 BB: 0 P: 9	1B: 1 2B: 0 3B: 0 HR: 0	SF: 0 SAC: 0 DP: 0 HBP: 0	WP: 1 PA: 30 CS: 0
PITCHER Jimmy Key, L (1, 1) ERA: 0.93	IP: 9.0 WLS: W BF: 30	H: 1 R: 0 ER: 0 SO: 8	BB: 1 IBB: 0 HBP: 0 BLK: 0	WP: 1 HR: 0 S: 74 P: 117	ERA: 0.00 WHIP: 0.222	PITCHER					IP: 9.0 WLS: W BF: 30	H: 1 R: 0 ER: 0 SO: 8	BB: 1 IBB: 0 HBP: 0 BLK: 0	WP: 1 HR: 0 S: 74 P: 117	ERA: 0.00 WHIP: 0.222				

Batter	1	2	3	4	5	6	7	8	9	AB	R	H	RBI	BB	SO	LOB	TOP			
Bernie Williams, S (1, 8) OBP: 0.361, SLG: 0.440										2	1	0	0	2	2	0	New York Yankees @ California Angels Anaheim Stadium, Anaheim, CA Wed Apr 28, 1993, 10:05 PM EDT Att: 33,070 - Unknown - 69 F			
Wade Boggs, L (1, 5) OBP: 0.405, SLG: 0.371										4	0	1	0	0	1	1				
Pat Kelly, R (9, FR) OBP: 0.268, SLG: 0.403										0	1	0	0	0	0	0				
Don Mattingly, L (1, 3)										4	0	0	0	0	3	2				
Danny Tartabull, R (1, 9) OBP: 0.384, SLG: 0.514										4	0	1	2	0	2	0				
Randy Velarde, R (1, 7) OBP: 0.395, SLG: 0.606										3	0	1	0	1	0	2				
Spike Owen, S (1, 6) OBP: 0.397, SLG: 0.338										4	0	0	0	0	0	4				
Jim Leyritz, R (1, 10) OBP: 0.500, SLG: 0.852										3	0	0	0	0	2	2				
Mike Stanley, R (1, 2) OBP: 0.375, SLG: 0.393										3	0	0	0	0	1	1				
Mike Gallego, R (1, 4) OBP: 0.308, SLG: 0.769										3	0	0	0	0	2	0				
Inning Stats	R: 0 E: 0 K: 3 S: 9	H: 0 LOB: 0 BB: 0 P: 12	R: 0 E: 0 K: 1 S: 9	H: 0 LOB: 0 BB: 0 P: 15	R: 0 E: 0 K: 2 S: 7	H: 0 LOB: 0 BB: 0 P: 10	R: 0 E: 0 K: 0 S: 4	H: 0 LOB: 0 BB: 1 P: 8	R: 0 E: 0 K: 2 S: 11	H: 0 LOB: 1 BB: 1 P: 21	R: 0 E: 0 K: 1 S: 5	H: 0 LOB: 0 BB: 0 P: 8	R: 0 E: 0 K: 0 S: 7	H: 1 LOB: 1 BB: 0 P: 13	R: 2 E: 1 K: 1 S: 19	H: 2 LOB: 2 BB: 1 P: 31	1B: 2 2B: 1 3B: 0 HR: 0	SF: 0 SAC: 0 DP: 1 HBP: 0	WP: 0 PB: 0 CS: 0	PA: 33
PITCHER Mark Langston, L (1, 1) ERA: 2.5	IP: 9.0 WLS: W BF: 33 H: 3 R: 2 ER: 2 SO: 13 BB: 3 IBB: 0 HBP: 0 BLK: 0 WP: 0 HR: 0 S: 81 P: 136 ERA: 2.00 WHIP: 0.667															PITCHER				

Batter	1	2	3	4	5	6	7	8	9	AB	R	H	RBI	BB	SO	LOB	BOTTOM					
Luis Polonia, L (1, 7) OBP: 0.316, SLG: 0.375										4	0	2	0	0	0	0	New York Yankees @ California Angels Anaheim Stadium, Anaheim, CA Wed Apr 28, 1993, 10:05 PM EDT Att: 33,070 - Unknown - 69 F					
Chad Curtis, R (1, 8) OBP: 0.373, SLG: 0.338										4	0	0	0	0	0	2						
Tim Salmon, R (1, 9) OBP: 0.400, SLG: 0.589										3	2	1	1	1	0	1						
Chili Davis, S (1, 10) OBP: 0.286, SLG: 0.377										3	0	0	0	0	2	2						
J.T. Snow, L (1, 3) OBP: 0.412, SLG: 0.730										3	1	1	0	0	0	0						
Rene Gonzales, R (1, 5) OBP: 0.364, SLG: 0.296										3	0	1	1	0	0	0						
Damion Easley, R (1, 4) OBP: 0.316, SLG: 0.463										3	0	0	0	0	0	1						
Gary Disarcina, R (1, 6) OBP: 0.246, SLG: 0.344										3	0	0	0	0	0	1						
John Orton, R (1, 2) OBP: 0.243, SLG: 0.405										3	0	0	0	0	1	0						
Inning Stats	R: 0 E: 0 K: 1 S: 9	H: 1 LOB: 1 BB: 0 P: 12	R: 0 E: 0 K: 0 S: 5	H: 0 LOB: 0 BB: 0 P: 9	R: 0 E: 0 K: 0 S: 13	H: 1 LOB: 1 BB: 0 P: 18	R: 2 E: 1 K: 1 S: 13	H: 2 LOB: 1 BB: 1 P: 22	R: 0 E: 0 K: 0 S: 8	H: 0 LOB: 0 BB: 0 P: 11	R: 0 E: 0 K: 0 S: 7	H: 0 LOB: 0 BB: 0 P: 12	R: 0 E: 0 K: 0 S: 6	H: 0 LOB: 0 BB: 0 P: 8	R: 0 E: 0 K: 1 S: 6	H: 0 LOB: 0 BB: 0 P: 9		R: 1 E: 0 K: 0 S: 2	H: 1 LOB: 0 BB: 0 P: 2	1B: 3 2B: 1 3B: 0 HR: 1	SF: 0 SAC: 0 DP: 0 HBP: 0	WP: 0 PB: 0 CS: 0
PITCHER Jim Abbott, L (1, 1) ERA: 3.72	IP: 8.0 WLS: L BF: 30 H: 5 R: 3 ER: 2 SO: 3 BB: 1 IBB: 0 HBP: 0 BLK: 0 WP: 0 HR: 1 S: 69 P: 103 ERA: 2.25 WHIP: 0.750															PITCHER						

AB	30
R	2
H	3
RBI	2
BB	3
SO	13
LOB	12



AB	29
R	3
H	5
RBI	2
BB	1
SO	3
LOB	7



Batter	1	2	3	4	5	6	7	8	9	AB	R	H	RBI	BB	SO	LOB	TOP				
Luis Polonia, L OBP: 0.313, SLG: 0.368 (1, 7)	G4-3		1B			F9		L5		4	0	1	0	0	0	2					
Chad Curtis, R OBP: 0.397, SLG: 0.324 (1, 8)	BB			F8			G5-3		P6	3	0	0	0	1	0	0					
J.T. Snow, L OBP: 0.389, SLG: 0.687 (1, 3)	F8			F9			G3-1		K	4	0	0	0	0	1	1					
Chili Davis, S OBP: 0.283, SLG: 0.357 (1, 10)	G1-3			K			F9		BB	3	0	0	0	1	1	1					
Tim Salmon, R OBP: 0.392, SLG: 0.559 (1, 9)		G5-3			K			P4	BB	3	0	0	0	1	1	0					
Rene Gonzales, R OBP: 0.357, SLG: 0.293 (1, 5) (8, 6)	G4-3			G5-3				2B	G1-3	4	1	1	0	0	0	2					
Damion Easley, R OBP: 0.317, SLG: 0.474 (1, 4)		G6-3			G5-3			F8	1B	3	0	1	1	0	0	0					
Greg Myers, L OBP: 0.233, SLG: 0.321 (1, 2)			G1-3			G4-3				2	0	0	0	1	0	0					
Gary Disarcina, R OBP: 0.239, SLG: 0.333 (1, 6) Gary Gaetti, R OBP: 0.286, SLG: 0.278 (8, 5) (8, 5)			F9			K		F8		2	0	0	0	0	1	0					
Inning Stats	R: 0 E: 0 K: 0 S: 6	H: 0 LOB: 1 BB: 1 P: 12	R: 0 E: 0 K: 0 S: 7	H: 0 LOB: 0 BB: 0 P: 13	R: 0 E: 0 K: 0 S: 7	H: 1 LOB: 1 BB: 0 P: 8	R: 0 E: 0 K: 1 S: 6	H: 0 LOB: 0 BB: 0 P: 10	R: 0 E: 0 K: 1 S: 5	H: 0 LOB: 0 BB: 0 P: 6	R: 0 E: 0 K: 0 S: 4	H: 0 LOB: 0 BB: 0 P: 5	R: 0 E: 0 K: 0 S: 10	H: 2 LOB: 2 BB: 1 P: 21	R: 0 E: 0 K: 1 S: 20	H: 0 LOB: 2 BB: 2 P: 34	1B: 2 2B: 1 3B: 0 HR: 0	SF: 0 SAC: 0 DP: 0 HBP: 0	WP: 0 PB: 0 SB: 0 CS: 0	PA: 33	
PITCHER	IP	WLS	BF	H	R	ER	SO	BB	IBB	HBP	BLK	WP	HR	S	P	ERA	WHIP				
John Dopson, R ERA: 3.26 Paul Quantrill, R ERA: 1.99	(1, 1) (8, 1)	7.1 1.2	W 7	26 0	3 0	1 0	3 1	2 0	0 0	0 0	0 0	0 0	0 0	46 26	75 44	1.23 0.00	0.682 1.200				

California Angels @ Boston Red Sox
Fenway Park, Boston, MA
Fri Apr 30 1993, 7:05 PM EDT
Att: 31,432 - Unknown - 53 F

AB 29
R 1
H 3
RBI 1
BB 4
SO 4
LOB 8



Batter	1	2	3	4	5	6	7	8	9	AB	R	H	RBI	BB	SO	LOB	BOTTOM				
Scott Fletcher, R OBP: 0.328, SLG: 0.423 (1, 4) Luis Rivera, R OBP: 0.250, SLG: 0.224 (7, PR) (8, 4)	G5-3	G4-3		G6-3		PO				4	0	1	0	0	0	0					
Billy Hatcher, R OBP: 0.284, SLG: 0.274 (1, 8)	P3		P3		G3		G5-4-3			4	0	0	0	0	0	1					
Mike Greenwell, L OBP: 0.366, SLG: 0.529 (1, 7)	BB		F8		2B		F7			3	0	1	0	1	0	1					
Andre Dawson, R OBP: 0.286, SLG: 0.316 (1, 9) Bob Zupcic, R OBP: 0.394, SLG: 0.370 (9, 9)	P6		G1-3		K			P2		4	0	0	0	0	1	2					
Mo Vaughn, L OBP: 0.474, SLG: 0.735 (1, 10)		G6-3		K						3	1	2	0	1	1	0					
Carlos Quintana, R OBP: 0.409, SLG: 0.356 (1, 3)		G6-3		BB		G4-3		L8		3	1	0	0	1	0	4					
Scott Cooper, L OBP: 0.402, SLG: 0.475 (1, 5)		HR		HR		L4		G4-3		3	2	1	1	1	0	1					
Bob Melvin, R OBP: 0.214, SLG: 0.231 (1, 2)		F8		F8		K				3	0	0	0	0	1	3					
John Valentin, R OBP: 0.194, SLG: 0.464 (1, 6)		HR		HR		PO				2	2	2	5	1	0	0					
Inning Stats	R: 0 E: 0 K: 0 S: 5	H: 0 LOB: 1 BB: 1 P: 12	R: 3 E: 0 K: 0 S: 17	H: 3 LOB: 0 BB: 0 P: 23	R: 0 E: 0 K: 0 S: 6	H: 0 LOB: 0 BB: 0 P: 8	R: 3 E: 0 K: 1 S: 12	H: 1 LOB: 2 BB: 2 P: 26	R: 0 E: 0 K: 1 S: 14	H: 2 LOB: 2 BB: 0 P: 22	R: 0 E: 0 K: 1 S: 8	H: 0 LOB: 0 BB: 1 P: 16	R: 0 E: 0 K: 0 S: 5	H: 1 LOB: 1 BB: 0 P: 7	R: 0 E: 0 K: 0 S: 8	H: 0 LOB: 1 BB: 1 P: 13	1B: 3 2B: 2 3B: 0 HR: 2	SF: 0 SAC: 0 DP: 1 HBP: 0	WP: 0 PB: 0 SB: 0 CS: 0	PA: 35	
PITCHER	IP	WLS	BF	H	R	ER	SO	BB	IBB	HBP	BLK	WP	HR	S	P	ERA	WHIP				
John Farrell, R ERA: 6.86 Ken Patterson, L ERA: 3.19 Chuck Crim, R ERA: Gene Nelson, R ERA: 1.8	(1, 1) (5, 1) (6, 1) (8, 1)	4.0 1.0 2.0 1.0	L 5	19 2	6 0	6 0	1 1	3 0	0 0	0 0	0 0	0 0	0 0	14 13	22 23	0.00 0.00	2.000 1.000				

California Angels @ Boston Red Sox
Fenway Park, Boston, MA
Fri Apr 30 1993, 7:05 PM EDT
Att: 31,432 - Unknown - 53 F

AB 29
R 6
H 7
RBI 6
BB 5
SO 3
LOB 12



Batter	1	2	3	4	5	6	7	8	9	AB	R	H	RBI	BB	SO	LOB	TOP											
Luis Polonia, L OBP: 0.341, SLG: 0.422	0-1 F8 S 1B		0-0 G3		3-3 K		2-3 K			4	0	1	0	0	2	1												
Stan Javier, S OBP: 0.333, SLG: 0.444	3-2 F8 1-3			1-1 G4-3		3-2 SF9 2B		2-2 L3		4	1	1	0	0	0	1												
J.T. Snow, L OBP: 0.363, SLG: 0.640	1-3 K			2-1 2B SF8 2B		1-0 E4 SF9 BB E		1-3 K		4	2	1	0	0	2	2												
Chili Davis, S OBP: 0.309, SLG: 0.371	2-3 K			0-0 2B		4-2 E 1-2 BB		3-2 K		3	0	1	0	1	2	1												
Tim Salmon, R OBP: 0.378, SLG: 0.531		4-2 G1-6-3 BB		0-0 SF8		2-1 SF9			1-2 G4-6-3 1B	1	0	1	2	1	0	0												
Rene Gonzales, R OBP: 0.338, SLG: 0.274	0-1 B1			3-H 1-0 L8		2-3 3-H 3-2 P3		1-2 G4-6-3		4	0	0	0	0	0	4												
Greg Myers, L OBP: 0.206, SLG: 0.281	1-0 G1-6-3				1-2 G6-3		3-H 2-2 G4-3		1-2 G4-3		4	0	0	0	0	2												
Damon Easley, R OBP: 0.313, SLG: 0.444			2-2 1B		4-2 FC5-4 BB		0-3 K			2	0	1	0	1	1	0												
Gary Disarcina, R OBP: 0.219, SLG: 0.306			3-3 K		0-2 FC5-4 WP		2-1 L7			3	0	0	0	0	1	1												
Inning Stats	R: 0 E: 0 K: 2 S: 12	H: 1 LOB: 1 BB: 0 P: 18	R: 0 E: 0 K: 0 S: 6	H: 0 LOB: 0 BB: 1 P: 11	R: 0 E: 0 K: 1 S: 8	H: 1 LOB: 0 BB: 0 P: 13	R: 1 E: 0 K: 0 S: 7	H: 2 LOB: 1 BB: 0 P: 11	R: 0 E: 0 K: 1 S: 12	H: 0 LOB: 1 BB: 1 P: 20	R: 2 E: 2 K: 0 S: 16	H: 1 LOB: 1 BB: 1 P: 31	R: 0 E: 0 K: 2 S: 10	H: 0 LOB: 0 BB: 0 P: 14	R: 0 E: 0 K: 2 S: 11	H: 1 LOB: 0 BB: 0 P: 17	R: 0 E: 0 K: 0 S: 11	H: 1 LOB: 0 BB: 0 P: 14	1B: 3 2B: 3 3B: 0 HR: 0	SF: 2 SAC: 0 DP: 2 HBP: 0	WP: 1 PB: 0 SB: 1 CS: 0	PA: 34						
PITCHER	IP	WLS	BF	H	R	ER	SO	BB	IBB	HBP	BLK	WP	HR	S	P	ERA	WHIP											
Danny Darwin, R ERA: 6.85	(1, 1)	5.0	W	19	4	1	1	4	2	0	0	0	1	0	45	73	1.80	1.200										
Scott Bankhead, R ERA: 8.1	(6, 1)	0.2		5	1	2	1	0	1	0	0	0	0	0	13	26	13.50	3.000										
Greg Harris, R ERA: 2.2	(6, 1)	2.1		7	0	0	0	4	0	0	0	0	0	24	36	0.00	0.000											
Jeff Russell, R ERA: 1.0	(9, 1)	1.0	S	3	1	0	0	0	0	0	0	0	0	11	14	0.00	1.000											

California Angels @ Boston Red Sox
Fenway Park, Boston, MA
Sun May 02, 1993, 3:33 AM EDT
Att: 31,851 - Sunny - 64 F

AB	29
R	3
H	6
RBI	2
BB	3
SO	8
LOB	12



Batter	1	2	3	4	5	6	7	8	9	AB	R	H	RBI	BB	SO	LOB	BOTTOM										
Scott Fletcher, R OBP: 0.318, SLG: 0.390	2-2 G4-3		4-2 2B SF8 BB		3-2 G5-4-3		2-3 K			3	1	0	0	1	1	1											
Billy Hatcher, R OBP: 0.310, SLG: 0.333	3-2 G4-3		1-0 SF8 1-3 2-H 3-H 2-2		3-1 1B 2B		1-1 S 1B			4	1	3	2	0	0	0											
Mike Greenwell, L OBP: 0.366, SLG: 0.516	2-1 G3-1		2-3 3-H 1-2 SF8		1-0 S 1B		2-2 G4-3			3	0	1	2	0	0	1											
Mo Vaughn, L OBP: 0.453, SLG: 0.684		1-0 P6	1-2 G1-3		1-3 K		0-3 K			4	0	0	0	0	2	2											
Carlos Quintana, R OBP: 0.419, SLG: 0.364		0-0 G6-3		2-2 1B		4-0 BB		0-0 1B 1B 1B		3	0	2	0	1	0	0											
Bob Zupic, R OBP: 0.366, SLG: 0.343		2-3 K		1-2 F8		0-0 B3		0-0 1B 1B 1B		4	0	1	0	0	1	2											
Scott Cooper, L OBP: 0.415, SLG: 0.494			0-1 E FC5-2 2B		3-2 F7		0-0 L8		0-1 1B 2-3 1B	4	0	2	0	0	0	2											
John Valentin, R OBP: 0.184, SLG: 0.400			1-2 E6 BB FC5-2 2B		1-3 K		0-1 G5-3		1-3 K	4	1	0	0	0	2	6											
Tony Peña, R OBP: 0.172, SLG: 0.193			0-2 FC5-2 BB 2B		1-1 G5-4-3 1B		0-1 G6-3		1-0 P3	4	1	1	0	0	0	5											
Inning Stats	R: 0 E: 0 K: 0 S: 8	H: 0 LOB: 0 BB: 0 P: 15	R: 0 E: 0 K: 1 S: 5	H: 0 LOB: 0 BB: 0 P: 8	R: 3 E: 1 K: 0 S: 20	H: 2 LOB: 1 BB: 1 P: 29	R: 0 E: 0 K: 1 S: 13	H: 1 LOB: 1 BB: 0 P: 20	R: 1 E: 0 K: 0 S: 12	H: 3 LOB: 1 BB: 0 P: 20	R: 0 E: 0 K: 0 S: 4	H: 0 LOB: 1 BB: 1 P: 8	R: 0 E: 0 K: 1 S: 12	H: 1 LOB: 0 BB: 0 P: 16	R: 0 E: 0 K: 2 S: 12	H: 3 LOB: 3 BB: 0 P: 14	R: 0 E: 0 K: 0 S: 12	H: 1 LOB: 0 BB: 0 P: 14	1B: 7 2B: 3 3B: 0 HR: 0	SF: 1 SAC: 0 DP: 1 HBP: 0	WP: 0 PB: 0 SB: 2 CS: 0	PA: 36					
PITCHER	IP	WLS	BF	H	R	ER	SO	BB	IBB	HBP	BLK	WP	HR	S	P	ERA	WHIP										
Chuck Finley, L ERA: 3.25	(1, 1)	8.0	L	36	10	4	2	6	2	0	0	0	0	86	130	2.25	1.500										

California Angels @ Boston Red Sox
Fenway Park, Boston, MA
Sun May 02, 1993, 3:33 AM EDT
Att: 31,851 - Sunny - 64 F

AB	33
R	4
H	10
RBI	4
BB	2
SO	6
LOB	19



Batter	1	2	3	4	5	6	7	8	9	AB	R	H	RBI	BB	SO	LOB	TOP										
Luis Polonia, L OBP: 0.327, SLG: 0.389 (1, 7)	1-2 G3-6 1B	4-1 FC6-4 BB			1-0 SH G4-3 1B	1-2 CS	0-2 F8		0-0 FC6 FC5-4	3	0	1	0	1	0	2											
Chad Curtis, R OBP: 0.347, SLG: 0.296 (1, 8)	0-1 G3-6 1-2f	0-0 FC6-4 1-2f			1-0 G4-3 1-2 2-3 1B		3-2 G3-1		0-1 SF8 3-H FC5-4 1-2f	4	0	1	1	0	0	2											
J.T. Snow, L OBP: 0.323, SLG: 0.558 (1, 3)	4-1 BB		1-0 F7		1-0 SF7 3-H		2-1 L8		0-0 FC5-4 1-2f	3	0	0	1	1	0	1											
Chili Davis, S OBP: 0.286, SLG: 0.329 (1, 10)	0-3 K		0-3 K		0-3 G4-3 1-2 2-3			0-0 G4-3		4	0	0	0	0	2	3											
Tim Salmon, R OBP: 0.393, SLG: 0.493 (1, 9)		2-3 K	3-3 K		4-0 BB			0-3 K		3	0	0	0	1	3	0											
Greg Myers, L OBP: 0.225, SLG: 0.395 (1, 2)		1-3 K		0-1 F8	1-1 F8			1-0 HR		4	1	1	1	0	1	3											
Rene Gonzales, R OBP: 0.372, SLG: 0.296 (1, 5)		4-1 1B HR BB		0-3 K		1-2 G6-3		0-0 G5-3		3	1	0	0	1	1	0											
Damon Easley, R OBP: 0.320, SLG: 0.451 (1, 4)		1-1 HR 1B		1-2 P4		0-0 G6-3		2-1 FC6 1B SF8 1B		4	2	2	0	0	0	0											
Gary Disarcina, R OBP: 0.265, SLG: 0.370 (1, 6)		3-1 HR		4-0 1B SH SF7 BB		2-0 CS 1B		1-0 FC6 1B		3	2	3	3	1	0	0											
Inning Stats	R: 0 E: 0 K: 1 S: 9	H: 1 LOB: 1 BB: 1 P: 14	R: 3 E: 0 K: 2 S: 14	H: 2 LOB: 1 BB: 2 P: 29	R: 0 E: 0 K: 1 S: 7	H: 0 LOB: 0 BB: 0 P: 11	R: 0 E: 0 K: 1 S: 8	H: 0 LOB: 0 BB: 0 P: 9	R: 1 E: 0 K: 0 S: 6	H: 1 LOB: 3 BB: 2 P: 21	R: 0 E: 0 K: 0 S: 9	H: 0 LOB: 0 BB: 0 P: 14	R: 1 E: 0 K: 1 S: 6	H: 1 LOB: 1 BB: 0 P: 7	R: 1 E: 0 K: 0 S: 8	H: 2 LOB: 1 BB: 0 P: 11	1B: 6 2B: 0 3B: 0 HR: 2	SF: 2 SAC: 1 DP: 1 HBP: 0	WP: 0 PB: 0 SB: 0 CS: 1	PA: 40							
PITCHER	IP	WLS	BF	H	R	ER	SO	BB	IBB	HBP	BLK	WP	HR	S	P	ERA	WHIP										
Melido Perez, R ERA: 3.0 (1, 1)	8.0	L	34	6	5	5	7	5	0	0	0	0	2	67	116	5.62	1.375										
Rich Monteleone, R ERA: 8.08 (9, 1)	0.2		4	2	1	1	0	0	0	0	0	0	0	7	9	13.50	3.000										
Neal Heaton, L ERA: 11.25 (9, 1)	0.1		1	0	0	0	0	0	0	0	0	0	0	1	2	0.00	0.000										

California Angels @ New York Yankees
Yankee Stadium, Bronx, NY
Wed May 05 1993, 7:05 PM EDT
Att: 13,047 - Unknown - 61 F

AB	31
R	6
H	8
RBI	6
BB	5
SO	7
LOB	11



Batter	1	2	3	4	5	6	7	8	9	AB	R	H	RBI	BB	SO	LOB	BOTTOM										
Bernie Williams, S OBP: 0.376, SLG: 0.429 (1, 8)	1-1 FC4-6 HBP		4-0 BB			2-3 K		1-1 G4-3		2	0	0	0	1	1	1											
Wade Boggs, L OBP: 0.373, SLG: 0.318 (1, 5)	2-0 FC4-6 1-2f		1-0 K			2-2 G5-3		1-0 FC6-4 1B		4	0	1	1	0	1	2											
Don Mattingly, L OBP: 0.322, SLG: 0.349 (1, 3)	0-2 F9		1-1 G4-3			0-1 1B		2-2 F8		4	0	1	0	0	0	2											
Danny Tartabull, R OBP: 0.351, SLG: 0.427 (1, 9)	3-3 K		0-0 F8			0-0 P4		1-0 FC6-4 1-2f		4	0	0	0	0	1	3											
Paul O'Neill, L OBP: 0.329, SLG: 0.418 (1, 7)		1-1 F8		0-0 F7		3-1 G3-1		0-0 G1-6-3 1B		4	0	1	0	0	0	0											
Matt Nokes, L OBP: 0.242, SLG: 0.317 (1, 2)		1-0 F7			0-0 2B	1-2 F9		1-2 G1-6-3 1-2f		4	0	1	0	0	0	1											
Kevin Maas, L OBP: 0.323, SLG: 0.439 (1, 10)		2-2 CS 1B		2-0 F7		3-1 HR		1-2 F9		4	1	2	1	0	0	1											
Spike Owen, S OBP: 0.355, SLG: 0.313 (1, 6)		3-1 CS	1-0 G3		1-2 F8	0-1 G3-1				3	0	0	0	0	0	1											
Mike Gallego, R OBP: 0.464, SLG: 0.667 (1, 4)			0-0 G6-3		0-0 L9			1-1 G4-3 1B 2B		3	1	1	0	0	0	1											
Inning Stats	R: 0 E: 0 K: 1 S: 8	H: 0 LOB: 1 BB: 0 P: 14	R: 0 E: 0 K: 0 S: 7	H: 1 LOB: 0 BB: 0 P: 14	R: 0 E: 0 K: 1 S: 6	H: 0 LOB: 1 BB: 1 P: 13	R: 0 E: 0 K: 0 S: 4	H: 0 LOB: 0 BB: 0 P: 5	R: 0 E: 0 K: 1 S: 6	H: 1 LOB: 1 BB: 0 P: 9	R: 0 E: 0 K: 1 S: 9	H: 1 LOB: 1 BB: 0 P: 13	R: 1 E: 0 K: 0 S: 9	H: 1 LOB: 0 BB: 0 P: 16	R: 1 E: 0 K: 0 S: 9	H: 2 LOB: 1 BB: 0 P: 15	R: 0 E: 0 K: 0 S: 8	H: 1 LOB: 0 BB: 0 P: 10	1B: 4 2B: 2 3B: 0 HR: 1	SF: 0 SAC: 0 DP: 1 HBP: 1	WP: 0 PB: 0 SB: 0 CS: 1	PA: 35					
PITCHER	IP	WLS	BF	H	R	ER	SO	BB	IBB	HBP	BLK	WP	HR	S	P	ERA	WHIP										
John Farrell, R ERA: 5.67 (1, 1)	7.1	W	29	6	2	2	3	1	0	0	0	0	0	3	5	0.00	0.955										
Steve Frey, L ERA: 5.09 (8, 1)	0.1		1	0	0	0	0	0	0	0	0	0	0	3	5	0.00	0.000										
Julio Valera, R ERA: 5.74 (8, 1)	1.1	S	4	1	0	0	0	0	0	0	0	0	0	9	12	0.00	0.750										

California Angels @ New York Yankees
Yankee Stadium, Bronx, NY
Wed May 05 1993, 7:05 PM EDT
Att: 13,047 - Unknown - 61 F


AB	32
R	2
H	7
RBI	2
BB	1
SO	3
LOB	12



Batter	1	2	3	4	5	6	7	8	9	AB	R	H	RBI	BB	SO	LOB	TOP										
Luis Polonia, L (1, 7) OBP: 0.333, SLG: 0.388	1-0 G5-3 1B		4-1 BB		0-0 SH2-3 1-2		1-0 F7		1-2 F9	3	0	1	0	1	0	2											
Chad Curtis, R (1, 8) OBP: 0.333, SLG: 0.282	0-3 K		0-0 F8		2-2 F8			0-0 G1-3		4	0	0	0	0	1	3											
J.T. Snow, L (1, 3) OBP: 0.320, SLG: 0.539	1-0 G5-3		2-1 F7		2-3 K			4-1 HR BB		3	1	0	0	1	1	3											
Chili Davis, S (1, 10) OBP: 0.284, SLG: 0.365	3-2 F8		1-0 G3		0-0 F8			0-2 HR BB		4	1	1	2	0	0	2											
Tim Salmon, R (1, 9) OBP: 0.367, SLG: 0.468		1-3 K		1-3 K		2-1 G3		1-0 G1-3		4	0	0	0	0	2	0											
Rene Gonzales, R (1, 5) OBP: 0.378, SLG: 0.307	1-2 FC4-6 1B		3-2 1B		1-2 G6-3			2-2 G6-3		4	0	2	0	0	0	0											
Torey Lovullo, S (1, 4) OBP: 0.276, SLG: 0.346	2-2 FC4-6 2B		1-0 F9		2-0 F9			2-1 S 1B		4	1	1	0	0	0	2											
Gary Disarcina, R (1, 6) OBP: 0.264, SLG: 0.376	0-0 1-H 2B		3-2 F9		0-1 G5-3			3-1 G1-3		4	0	1	1	0	0	2											
John Orton, R (1, 2) OBP: 0.239, SLG: 0.391	3-2 L9				0-0 SH2-3 1B			1-0 G6-3		2	0	1	0	0	0	1											
Greg Myers, L (7, PH) OBP: 0.244, SLG: 0.410										1	0	1	0	0	0	0											
Gary Gaetti, R (9, PH) OBP: 0.259, SLG: 0.250										1	0	0	0	0	0	1											
Ron Tingley, R (9, 2)										0	0	0	0	0	0	0											
Inning Stats	R: 0 E: 0 K: 1 S: 10	H: 1 LOB: 1 BB: 0 P: 15	R: 1 E: 0 K: 1 S: 15	H: 2 LOB: 1 BB: 0 P: 22	R: 0 E: 0 K: 0 S: 5	H: 0 LOB: 1 BB: 1 P: 12	R: 0 E: 0 K: 1 S: 12	H: 1 LOB: 1 BB: 0 P: 19	R: 0 E: 0 K: 0 S: 6	H: 0 LOB: 0 BB: 0 P: 9	R: 0 E: 0 K: 0 S: 7	H: 1 LOB: 1 BB: 0 P: 13	R: 2 E: 0 K: 0 S: 11	H: 1 LOB: 0 BB: 1 P: 18	R: 0 E: 0 K: 0 S: 9	H: 1 LOB: 1 BB: 0 P: 16	1B: 6 2B: 1 3B: 0 HR: 1	SF: 0 SAC: 1 DP: 0 HBP: 0	WP: 0 PB: 0 SB: 1 CS: 0	PA: 37							
PITCHER	IP	WLS	BF	H	R	ER	SO	BB	IBB	HBP	BLK	WP	HR	S	P	ERA	WHIP										
Mike Witt, R (1, 1) ERA: 3.5	7.0		28	6	1	1	4	1	0	0	0	0	0	63	102	1.29	1.000										
Steve Howe, L (8, 1) ERA: 19.06	2.0	L	9	2	2	2	0	1	0	0	0	0	1	20	34	9.00	1.500										

California Angels @ New York Yankees
Yankee Stadium, Bronx, NY
Thu May 06 1993, 3:33 AM EDT
Att: 20,024 - Sunny - 73 F


AB 34
R 3
H 8
RBI 3
BB 2
SO 4
LOB 16



Batter	1	2	3	4	5	6	7	8	9	AB	R	H	RBI	BB	SO	LOB	BOTTOM										
Bernie Williams, S (1, 8) OBP: 0.364, SLG: 0.413	2-2 G6-3		0-2 G1-3 1-2		0-1 G4-3			1-3 K		4	0	0	0	0	1	3											
Wade Boggs, L (1, 5) OBP: 0.368, SLG: 0.330	1-1 2B		2-1 F8		0-1 SF7			1-1 G4-3		3	0	1	1	0	0	1											
Don Mattingly, L (1, 10) OBP: 0.311, SLG: 0.336	1-3 K		0-2 G3		3-H F9			1-3 K		4	0	0	0	0	2	1											
Danny Tartabull, R (1, 9) OBP: 0.339, SLG: 0.409	1-3 K		3-3 K		0-0 F9			1-3 K		4	0	0	0	0	3	1											
Paul O'Neill, L (1, 7) OBP: 0.329, SLG: 0.414		1-2 G5-6-3 1B		1-1 G4-3		0-1 F7				3	0	1	0	0	0	0											
Matt Nokes, L (1, 2) OBP: 0.231, SLG: 0.302	0-0 F7				1-0 P5			1-0 P4		3	0	0	0	0	0	1											
Kevin Maas, L (1, 3) OBP: 0.309, SLG: 0.417		2-1 G5-6-3			2-2 F7			3-2 F8		3	0	0	0	0	0	1											
Spike Owen, S (1, 6) OBP: 0.354, SLG: 0.314			0-2 F7		0-1 G3-1			1-2 1B		3	0	1	0	0	0	0											
Pat Kelly, R (1, 4) OBP: 0.293, SLG: 0.407			0-1 G1-3 1B		1-2 G4-3 SF7 2B			0-0 F9		3	1	2	0	0	0	1											
Inning Stats	R: 0 E: 0 K: 2 S: 13	H: 1 LOB: 0 BB: 0 P: 18	R: 0 E: 0 K: 0 S: 6	H: 1 LOB: 0 BB: 0 P: 9	R: 0 E: 0 K: 0 S: 11	H: 1 LOB: 1 BB: 0 P: 13	R: 0 E: 0 K: 1 S: 9	H: 0 LOB: 0 BB: 0 P: 13	R: 0 E: 0 K: 0 S: 6	H: 0 LOB: 0 BB: 0 P: 9	R: 1 E: 0 K: 0 S: 10	H: 1 LOB: 0 BB: 0 P: 14	R: 0 E: 0 K: 0 S: 4	H: 0 LOB: 0 BB: 0 P: 5	R: 0 E: 0 K: 1 S: 12	H: 1 LOB: 1 BB: 0 P: 17	R: 0 E: 0 K: 2 S: 8	H: 0 LOB: 0 BB: 0 P: 11	1B: 3 2B: 2 3B: 0 HR: 0	SF: 1 SAC: 0 DP: 1 HBP: 0	WP: 0 PB: 0 SB: 0 CS: 0	PA: 31					
PITCHER	IP	WLS	BF	H	R	ER	SO	BB	IBB	HBP	BLK	WP	HR	S	P	ERA	WHIP										
Scott Sanderson, R (1, 1) ERA: 2.79	8.0	W	28	5	1	1	4	0	0	0	0	0	0	71	98	1.12	0.625										
Steve Frey, L (9, 1) ERA: 4.26	1.0	S	3	0	0	0	2	0	0	0	0	0	0	8	11	0.00	0.000										

California Angels @ New York Yankees
Yankee Stadium, Bronx, NY
Thu May 06 1993, 3:33 AM EDT
Att: 20,024 - Sunny - 73 F

AB 30
R 1
H 5
RBI 1
BB 0
SO 6
LOB 9



Batter	1	2	3	4	5	6	7	8	9	AB	R	H	RBI	BB	SO	LOB	TOP			
Lance Blankenship, R OBP: 0.364, SLG: 0.533 (1, 7)										4	0	1	0	0	0	3	1			
Brent Gates, S OBP: 0.394, SLG: 0.300 (1, 4)										3	0	0	0	0	0	0	1			
Ruben Sierra, S OBP: 0.288, SLG: 0.495 (1, 9)										4	0	0	0	0	0	1	2			
Mark McGwire, R OBP: 0.423, SLG: 0.661 (1, 3)										4	0	0	0	0	0	2	3			
Terry Steinbach, R OBP: 0.286, SLG: 0.372 (1, 2)										4	1	1	0	0	1	0				
Dave Henderson, R OBP: 0.297, SLG: 0.328 (1, 10)										3	1	1	1	1	2	0				
Kevin Seltzer, R OBP: 0.293, SLG: 0.429 (1, 5)										3	1	2	1	1	0	0				
Mike Bordick, R OBP: 0.302, SLG: 0.297 Troy Neel, L OBP: 0.295, SLG: 0.408 (9, PH)										3	0	0	0	0	0	3				
Eric Fox, S OBP: 0.188, SLG: 0.217 Dale Sveum, S OBP: 0.192, SLG: 0.160 (8, PH)										2	0	0	0	0	0	2				
Inning Stats	R: 0 E: 0 K: 2 S: 9	H: 0 LOB: 0 BB: 0 P: 14	R: 1 E: 0 K: 0 S: 10	H: 2 LOB: 2 BB: 1 P: 19	R: 0 E: 0 K: 1 S: 6	H: 0 LOB: 0 BB: 0 P: 11	R: 0 E: 0 K: 0 S: 7	H: 0 LOB: 0 BB: 0 P: 11	R: 0 E: 0 K: 1 S: 8	H: 1 LOB: 1 BB: 0 P: 12	R: 0 E: 0 K: 1 S: 10	H: 0 LOB: 1 BB: 1 P: 19	R: 0 E: 1 K: 2 S: 14	H: 1 LOB: 2 BB: 0 P: 20	R: 2 E: 0 K: 0 S: 13	H: 2 LOB: 0 BB: 0 P: 20	1B: 4 2B: 1 3B: 0 HR: 1	SF: 0 SAC: 1 DP: 0 HBP: 0	WP: 1 PB: 0 SB: 0 CS: 0	PA: 36
PITCHER	IP WLS BF H R ER SO BB IBB HBP BLK WP HR S P ERA WHIP																			
Chuck Finley, L ERA: 2.94 Julio Valera, R ERA: 6.35	(1, 1) (8, 1)	7.2 S	W 6	30 2	4 2	1 2	1 2	8 1	2 0	0 0	0 0	0 0	0 1	0 1	68 16	113 24	1.17 13.50	0.783 1.500		

Oakland Athletics @ California Angels
Anaheim Stadium, Anaheim, CA
Fri May 07 1993, 10:05 PM EDT
Att: 25,735 - Unknown

livebaseballscores.com

AB 33
R 3
H 6
RBI 3
BB 2
SO 9
LOB 12

Batter	1	2	3	4	5	6	7	8	9	AB	R	H	RBI	BB	SO	LOB	BOTTOM			
Luis Polonia, L OBP: 0.324, SLG: 0.376 (1, 7)										3	0	0	0	0	1	2				
Chad Curtis, R OBP: 0.350, SLG: 0.279 (1, 8)										1	0	0	0	3	0	0				
J.T. Snow, L OBP: 0.317, SLG: 0.533 (1, 3)										3	0	1	1	0	0	2				
Chili Davis, S OBP: 0.271, SLG: 0.346 (1, 10)										4	0	0	0	0	1	5				
Tim Salmon, R OBP: 0.363, SLG: 0.457 (1, 9)										4	0	1	0	0	1	1				
Greg Myers, L OBP: 0.267, SLG: 0.429 (1, 2)										3	2	1	0	1	0	0				
Rene Gonzales, R OBP: 0.372, SLG: 0.304 (1, 5)										4	0	1	0	0	0	1				
Damon Easley, R OBP: 0.354, SLG: 0.479 (1, 4)										2	2	2	1	2	0	0				
Gary Disarcina, R OBP: 0.275, SLG: 0.379 (1, 6)										2	0	1	2	0	0	1				
Inning Stats	R: 0 E: 0 K: 0 S: 6	H: 1 LOB: 1 BB: 0 P: 11	R: 1 E: 0 K: 1 S: 11	H: 2 LOB: 2 BB: 2 P: 26	R: 0 E: 0 K: 0 S: 5	H: 0 LOB: 1 BB: 1 P: 12	R: 1 E: 0 K: 0 S: 10	H: 1 LOB: 0 BB: 1 P: 21	R: 0 E: 0 K: 0 S: 9	H: 0 LOB: 0 BB: 0 P: 18	R: 0 E: 0 K: 0 S: 9	H: 0 LOB: 0 BB: 0 P: 12	R: 1 E: 0 K: 1 S: 12	H: 1 LOB: 2 BB: 1 P: 23	R: 1 E: 0 K: 1 S: 10	H: 2 LOB: 1 BB: 0 P: 12	1B: 5 2B: 2 3B: 0 HR: 0	SF: 2 SAC: 1 DP: 0 HBP: 1	WP: 0 PB: 0 SB: 3 CS: 1	PA: 37
PITCHER	IP WLS BF H R ER SO BB IBB HBP BLK WP HR S P ERA WHIP																			
Kelly Downs, R ERA: 9.39 Storm Davis, R ERA: 6.08 Joe Boever, R ERA: 3.26	(1, 1) (5, 1) (6, 1)	4.1 0.2 3.0	L 2 14	20 0 3	4 0 2	2 0 2	2 0 2	1 0 2	0 0 0	0 0 1	0 0 1	0 0 0	0 4 31	0 5 47	0.00 6.00	0.000 1.000				

Oakland Athletics @ California Angels
Anaheim Stadium, Anaheim, CA
Fri May 07 1993, 10:05 PM EDT
Att: 25,735 - Unknown

livebaseballscores.com

AB 26
R 4
H 7
RBI 4
BB 6
SO 3
LOB 12

Batter	1	2	3	4	5	6	7	8	9	10	AB	R	H	RBI	BB	SO	LOB	TOP						
Kevin Seitzer, R OBP: 0.323, SLG: 0.471 (1,5)											6	1	1	1	0	3	6	Oakland Athletics @ California Angels Anaheim Stadium, Anaheim, CA Sun May 09 1993, 6:33 AM EDT Alt. 23.089 - Sunny - 88 F						
Brent Gates, S OBP: 0.227, SLG: 0.250 (1,4)											5	0	1	1	0	0	3							
Ruben Sierra, S OBP: 0.322, SLG: 0.523 (1,9)												4	1	2	1	2	0		2					
Mark McGwire, R OBP: 0.427, SLG: 0.662 (1,3)												4	0	1	0	2	1		2					
Troy Neel, L OBP: 0.296, SLG: 0.387 (1,10)												4	0	0	1	1	0		6					
Dave Henderson, R OBP: 0.275, SLG: 0.400 (1,8)											4	2	2	1	1	0	3							
Eric Fox, S OBP: 0.184, SLG: 0.213 (9,8)											4	1	2	0	1	0	1							
Dale Sveum, S OBP: 0.306, SLG: 0.219 (9, PR)											4	0	2	0	0	0	2							
Scott Hemond, R OBP: 0.200, SLG: 0.267 (1,2)											4	0	2	0	0	0	2							
Lance Blankenship, R OBP: 0.400, SLG: 0.328 (1,7)											2	1	0	0	3	1	1							
Inning Stats	R: 0 E: 0 K: 1 S: 7	H: 0 LOB: 2 BB: 2 P: 17	R: 1 E: 1 K: 1 S: 18	H: 2 LOB: 1 BB: 0 P: 26	R: 0 E: 0 K: 0 S: 5	H: 1 LOB: 2 BB: 1 P: 14	R: 1 E: 0 K: 0 S: 13	H: 1 LOB: 2 BB: 2 P: 24	R: 0 E: 0 K: 0 S: 8	H: 1 LOB: 2 BB: 1 P: 15	R: 3 E: 0 K: 0 S: 14	H: 3 LOB: 1 BB: 2 P: 25	R: 0 E: 0 K: 1 S: 10	H: 0 LOB: 0 BB: 0 P: 16	R: 0 E: 0 K: 2 S: 12	H: 1 LOB: 2 BB: 1 P: 19	R: 1 E: 0 K: 0 S: 10	H: 2 LOB: 2 BB: 1 P: 19	R: 0 E: 0 K: 0 S: 9	H: 0 LOB: 1 BB: 1 P: 16	1B: 6 2B: 4 3B: 0 HR: 1	SF: 2 SAC: 1 DP: 0 HBP: 0	WP: 0 PB: 0 SB: 1 CS: 0	PA: 51
PITCHER	IP	WLS	BF	H	R	ER	SO	BB	IBB	HBP	BLK	WP	HR	S	P	ERA	WHIP							
Scott Lewis, R ERA: 5.08 (1,1)	5.0		26	5	2	2	2	6	0	0	0	0	0	51	96	3.60	2.200							
Chuck Crim, R ERA: 2.16 (6,1)	0.1		3	1	2	2	0	1	0	0	0	0	0	4	9	54.00	6.000							
Julio Valera, R ERA: 6.41 (6,1)	2.2		14	5	2	2	3	0	1	0	0	0	1	36	58	6.75	1.875							
Joe Grahe, R ERA: 3.46 (9,1)	2.0	W	8	0	0	0	0	2	0	0	0	0	0	15	28	0.00	1.000							

Batter	1	2	3	4	5	6	7	8	9	10	AB	R	H	RBI	BB	SO	LOB	BOTTOM						
Luis Polonia, L OBP: 0.325, SLG: 0.367 (1,7)											5	0	1	0	0	0	3	Oakland Athletics @ California Angels Anaheim Stadium, Anaheim, CA Sun May 09 1993, 6:33 AM EDT Alt. 23.089 - Sunny - 88 F						
Chad Curtis, R OBP: 0.366, SLG: 0.309 (1,8)											4	0	3	3	1	0	0							
J.T. Snow, L OBP: 0.309, SLG: 0.564 (1,3)												5	1	1	1	0	1		4					
Chili Davis, S OBP: 0.266, SLG: 0.326 (1,10)											4	0	0	0	1	1	1							
Tim Salmon, R OBP: 0.374, SLG: 0.459 (1,9)												4	3	2	0	1	1		0					
Greg Myers, L OBP: 0.286, SLG: 0.435 (1,2)												4	0	2	0	0	2		0					
John Orton, R OBP: 0.229, SLG: 0.375 (10, PH)												0	0	0	0	0	0		0					
Rene Gonzales, R OBP: 0.384, SLG: 0.317 (1,5)												3	2	1	0	2	0		4					
Damon Easley, R OBP: 0.369, SLG: 0.474 (1,4)												0	0	0	0	0	0		0					
Torey Lovullo, S OBP: 0.324, SLG: 0.441 (3, PR)												4	1	3	3	0	0		1					
Gary Disarcina, R OBP: 0.276, SLG: 0.372 (1,6)												3	0	0	0	0	0	5						
Inning Stats	R: 0 E: 0 K: 0 S: 7	H: 0 LOB: 0 BB: 0 P: 11	R: 0 E: 0 K: 2 S: 10	H: 0 LOB: 0 BB: 0 P: 17	R: 2 E: 0 K: 0 S: 11	H: 1 LOB: 1 BB: 1 P: 20	R: 1 E: 0 K: 2 S: 10	H: 1 LOB: 0 BB: 0 P: 15	R: 1 E: 0 K: 0 S: 11	H: 3 LOB: 2 BB: 0 P: 18	R: 1 E: 0 K: 0 S: 11	H: 2 LOB: 2 BB: 2 P: 22	R: 0 E: 0 K: 0 S: 8	H: 1 LOB: 0 BB: 0 P: 11	R: 1 E: 0 K: 0 S: 11	H: 3 LOB: 2 BB: 0 P: 15	R: 0 E: 0 K: 1 S: 7	H: 0 LOB: 1 BB: 1 P: 16	R: 1 E: 0 K: 0 S: 4	H: 2 LOB: 2 BB: 1 P: 11	1B: 8 2B: 4 3B: 0 HR: 1	SF: 0 SAC: 2 DP: 0 HBP: 1	WP: 0 PB: 0 SB: 0 CS: 3	PA: 45
PITCHER	IP	WLS	BF	H	R	ER	SO	BB	IBB	HBP	BLK	WP	HR	S	P	ERA	WHIP							
Shawn Hillegas, R ERA: 6.46 (6,1)	5.1		23	5	5	5	4	3	0	0	0	0	0	1	1									
Mike Mohler, L ERA: 7.39 (6,1)	0.0		1	1	0	0	0	0	0	0	0	0	0	1	1									
Ed Nunez, R ERA: 3.52 (6,1)	1.2		6	2	0	0	0	0	0	0	0	0	0	14	20	0.00	1.200							
Joe Boever, R ERA: 3.54 (8,1)	1.0		6	3	1	1	0	0	0	0	0	0	0	11	15	9.00	3.000							
Rick Honeycutt, L ERA: 3.99 (9,1)	1.1	L	8	2	1	1	1	1	1	0	0	0	0	11	27	6.75	2.250							

Oakland Athletics @ California Angels
 Anaheim Stadium, Anaheim, CA
 Sun May 09 1993, 6:33 AM EDT
 Alt. 23.089 - Sunny - 88 F

AB	38
R	6
H	11
RBI	5
BB	10
SO	5
LOB	27



Oakland Athletics @ California Angels
 Anaheim Stadium, Anaheim, CA
 Sun May 09 1993, 6:33 AM EDT
 Alt. 23.089 - Sunny - 88 F

AB	36
R	7
H	13
RBI	7
BB	5
SO	5
LOB	18



Batter	1	2	3	4	5	6	7	8	9	AB	R	H	RBI	BB	SO	LOB	TOP											
Gene Larkin, S OBP: 0.347, SLG: 0.365	P6		1B SF8 2B	F7			F8 1B		FC4-6 BB	4	1	2	0	1	0	1												
Chuck Knoblauch, R OBP: 0.343, SLG: 0.266	G4-3		SF8 1B HBP		G6-3		1-2 1B		FC4-6 1-2f	4	0	1	0	0	0	1												
Kirby Puckett, R OBP: 0.365, SLG: 0.509	2B		SF8 1B		F8		F8		L7	5	0	2	1	0	0	3												
Kent Hrbek, L OBP: 0.383, SLG: 0.511	FC6 BB		SF8				G4-3			2	1	1	2	1	0	2												
Dave Winfield, R OBP: 0.265, SLG: 0.389	FC6 1-2f		P4		G6-3				FC5-4 1B	4	0	1	0	0	0	4												
Brian Harper, R OBP: 0.343, SLG: 0.426		1B	P5			F7			FC5-4 G2-3 1-2f	4	0	1	0	0	0	3												
Shane Mack, R OBP: 0.264, SLG: 0.314		CS 1B				G5-3			G2-3	3	0	1	0	0	0	1												
Mike Pagliarulo, L OBP: 0.308, SLG: 0.446		K			F7		F7		G4-3	4	0	0	0	0	1	3												
Pat Meares, R OBP: 0.357, SLG: 0.429										3	1	1	0	0	0	1												
Randy Bush, L OBP: 0.308, SLG: 0.190			2B 1B		FC6-4				G4-3	1	0	0	0	0	0	0												
Inning Stats	R: 0 E: 0 K: 0 S: 9	H: 1 LOB: 2 BB: 1 P: 15	R: 0 E: 0 K: 1 S: 8	H: 2 LOB: 0 BB: 0 P: 11	R: 2 E: 0 K: 0 S: 19	H: 3 LOB: 2 BB: 0 P: 25	R: 0 E: 0 K: 0 S: 8	H: 0 LOB: 1 BB: 0 P: 12	R: 1 E: 0 K: 0 S: 9	H: 1 LOB: 0 BB: 0 P: 10	R: 0 E: 0 K: 0 S: 5	H: 0 LOB: 0 BB: 0 P: 7	R: 0 E: 0 K: 0 S: 9	H: 2 LOB: 2 BB: 0 P: 15	R: 0 E: 0 K: 0 S: 7	H: 1 LOB: 1 BB: 1 P: 10	R: 0 E: 0 K: 0 S: 7	H: 0 LOB: 1 BB: 1 P: 14	1B: 7 2B: 2 3B: 0 HR: 1	SF: 1 SAC: 0 DP: 0 HBP: 2	WP: 0 PB: 0 CS: 1	PA: 39						
PITCHER	IP	WLS	BF	H	R	ER	SO	BB	IBB	HBP	BLK	WP	HR	S	P	ERA	WHIP											
Scott Sanderson, R ERA: 2.98	(1, 1)	6.1	W	29	9	3	3	1	1	0	2	0	0	1	64	89	4.26	1.579										
Gene Nelson, R ERA: 1.17	(7, 1)	0.1		1	0	0	0	0	0	0	0	0	0	0	1	1	0.00	0.000										
Steve Frey, L ERA: 4.5	(7, 1)	0.1		1	0	0	0	0	0	0	0	0	0	2	5	0.00	0.000											
Joe Grahe, R ERA: 3.0	(8, 1)	2.0	S	8	1	0	0	0	1	0	0	0	0	0	14	24	0.00	1.000										

Minnesota Twins @ California Angels
Anaheim Stadium, Anaheim, CA
Tue May 11 1993, 10:05 PM EDT
Att: 18,204 - Unknown - 70 F


AB 34
R 3
H 10
RBI 3
BB 2
SO 1
LOB 19



Batter	1	2	3	4	5	6	7	8	9	AB	R	H	RBI	BB	SO	LOB	BOTTOM											
Luis Polonia, L OBP: 0.336, SLG: 0.374	G1-3		2B BB	CS	1B 2B		F8			3	1	1	0	1	0	0												
Chad Curtis, R OBP: 0.372, SLG: 0.330	F8		S 1B 2B		CS G5-3 1B				G3	4	1	2	1	0	0	0												
J.T. Snow, L OBP: 0.299, SLG: 0.533					G5-3				G6-3	1	1	0	0	1	1	0												
Gary Gaetti, R OBP: 0.226, SLG: 0.214					1B BB				G6-3	2	0	0	0	0	0	1												
Chili Davis, S OBP: 0.284, SLG: 0.326			SH1-4 1B BB		BLK 1B		F7		G4-3	3	1	1	2	1	0	1												
Tim Salmon, R OBP: 0.368, SLG: 0.440			SH1-4 1B 1B		G6-3				G5-3	3	1	1	0	0	0	1												
Rene Gonzales, R OBP: 0.371, SLG: 0.307			SH1-4		G6-3				G1-6-3 1B	2	0	1	0	0	0	1												
Damion Easley, R OBP: 0.368, SLG: 0.468					G6-3				G1-6-3 1-2f	3	0	1	2	0	0	1												
Gary Disarcina, R OBP: 0.260, SLG: 0.350					G6-3				G6-3	3	0	0	0	0	0	1												
John Orton, R OBP: 0.235, SLG: 0.373					P6				G6-3	3	0	1	0	0	0	1												
Inning Stats	R: 0 E: 0 K: 1 S: 8	H: 0 LOB: 0 BB: 0 P: 14	R: 2 E: 0 K: 0 S: 14	H: 2 LOB: 1 BB: 1 P: 25	R: 2 E: 0 K: 0 S: 10	H: 2 LOB: 1 BB: 2 P: 26	R: 0 E: 0 K: 0 S: 5	H: 1 LOB: 0 BB: 0 P: 11	R: 1 E: 0 K: 0 S: 8	H: 2 LOB: 0 BB: 0 P: 11	R: 0 E: 0 K: 0 S: 6	H: 1 LOB: 0 BB: 0 P: 10	R: 0 E: 0 K: 0 S: 6	H: 0 LOB: 0 BB: 0 P: 8	R: 0 E: 0 K: 0 S: 6	H: 0 LOB: 0 BB: 0 P: 8	1B: 6 2B: 2 3B: 0 HR: 0	SF: 0 SAC: 1 DP: 1 HBP: 0	WP: 0 PB: 0 CS: 2	PA: 32								
PITCHER	IP	WLS	BF	H	R	ER	SO	BB	IBB	HBP	BLK	WP	HR	S	P	ERA	WHIP											
Mike Trombley, R ERA: 5.06	(1, 1)	2.1	L	13	4	4	4	1	3	0	0	0	0	0	27	57	15.43	3.000										
George Tsamis, L ERA: 2.79	(3, 1)	3.2		12	4	1	1	0	0	0	0	1	0	0	24	40	2.46	1.091										
Mike Hartley, R ERA: 3.16	(7, 1)	1.0		3	0	0	0	0	0	0	0	0	0	6	8	0.00	0.000											
Rick Aguilera, R ERA: 2.35	(8, 1)	1.0		3	0	0	0	0	0	0	0	0	0	6	8	0.00	0.000											

Minnesota Twins @ California Angels
Anaheim Stadium, Anaheim, CA
Tue May 11 1993, 10:05 PM EDT
Att: 18,204 - Unknown - 70 F

AB 27
R 5
H 8
RBI 5
BB 3
SO 1
LOB 7



Batter	1	2	3	4	5	6	7	8	9	AB	R	H	RBI	BB	SO	LOB	TOP							
Shane Mack, R OBP: 0.262, SLG: 0.317 (1, 7)										5	1	1	0	0	1	3	Minnesota Twins @ California Angels Anaheim Stadium, Anaheim, CA Wed May 12 1993, 6:33 AM EDT Att: 25,200 - Sunny - 74 F							
Chuck Knoblauch, R OBP: 0.348, SLG: 0.283 (1, 4)										4	0	2	1	0	0	1								
Kirby Puckett, R OBP: 0.354, SLG: 0.491 (1, 8)										4	0	0	0	0	2	4								
Dave Winfield, R OBP: 0.274, SLG: 0.420 Kent Hrbek, L OBP: 0.393, SLG: 0.511 (9, 3)										4	1	2	2	0	2	0								
Brian Harper, R OBP: 0.339, SLG: 0.419 (1, 10)										4	0	1	0	0	1	1								
Pedro Munoz, R OBP: 0.321, SLG: 0.473 (1, 9)										3	0	0	0	0	1	1								
Terry Jorgensen, R OBP: 0.261, SLG: 0.295 (1, 5)										4	1	1	0	0	2	1								
Lenny Webster, R OBP: 0.192, SLG: 0.200 (1, 2)										4	2	2	0	0	0	0								
Pat Meares, R OBP: 0.353, SLG: 0.438 (1, 6)										2	0	1	1	0	1	0								
Inning Stats	R: 2 H: 3 E: 0 K: 0 S: 12	H: 3 LOB: 1 BB: 0 P: 17	R: 1 H: 1 E: 2 K: 1 S: 10	LOB: 0 BB: 0 P: 16	R: 0 H: 0 E: 0 K: 2 S: 9	H: 0 LOB: 0 BB: 0 P: 11	R: 0 H: 0 E: 0 K: 1 S: 5	H: 0 LOB: 0 BB: 0 P: 10	R: 1 H: 2 E: 1 K: 1 S: 13	H: 2 LOB: 1 BB: 0 P: 15	R: 0 H: 1 E: 0 K: 2 S: 8	H: 1 LOB: 0 BB: 0 P: 10	R: 1 H: 3 E: 0 K: 1 S: 15	H: 3 LOB: 2 BB: 0 P: 18	R: 0 H: 0 E: 0 K: 1 S: 8	H: 0 LOB: 0 BB: 0 P: 11		R: 0 H: 0 E: 0 K: 1 S: 6	H: 0 LOB: 0 BB: 0 P: 9	1B: 7 2B: 3 3B: 0 HR: 1	SF: 1 SAC: 1 DP: 1 HBP: 1	WP: 0 PB: 0 SB: 1 CS: 1	PA: 37	
PITCHER	IP WLS BF H R ER SO BB IBB HBP BLK WP HR S P ERA WHIP	7.0 L 30 10 5 3 8 0 0 0 0 0 1 72 97 3.86 1.429	2.0 0 7 0 0 0 2 0 0 1 0 0 0 14 20 0.00 0.000																					

AB	34
R	5
H	10
RBI	4
BB	0
SO	10
LOB	11



Batter	1	2	3	4	5	6	7	8	9	AB	R	H	RBI	BB	SO	LOB	BOTTOM						
Luis Polonia, L OBP: 0.346, SLG: 0.378 (1, 7)										4	1	2	0	1	0	2	Minnesota Twins @ California Angels Anaheim Stadium, Anaheim, CA Wed May 12 1993, 6:33 AM EDT Att: 25,200 - Sunny - 74 F						
Chad Curtis, R OBP: 0.376, SLG: 0.346 (1, 8)										4	0	2	1	0	1	2							
Tim Salmon, R OBP: 0.373, SLG: 0.436 (1, 9)										3	1	1	0	1	0	1							
Chili Davis, S OBP: 0.283, SLG: 0.333 (1, 10)										4	0	1	1	0	3	2							
Greg Myers, L OBP: 0.339, SLG: 0.462 Rene Gonzales, R OBP: 0.368, SLG: 0.303 Ron Tingley, R (8, PH) (9, 2)										2	0	1	0	1	0	0							
Gary Gaetti, R OBP: 0.200, SLG: 0.188 (1, 3)										4	0	0	0	0	1	2							
Torey Lovullo, S OBP: 0.356, SLG: 0.463 (1, 5)										4	0	1	0	0	1	1							
Damion Easley, R OBP: 0.363, SLG: 0.458 (1, 4)										4	0	1	0	0	0	0							
Gary Disarcina, R OBP: 0.252, SLG: 0.340 Stan Javier, S OBP: 0.250, SLG: 0.267 (8, PH) (9, PH)										3	0	0	0	0	1	0							
Inning Stats	R: 0 H: 1 E: 0 K: 1 S: 9	H: 1 LOB: 1 BB: 0 P: 12	R: 0 H: 1 E: 0 K: 2 S: 11	LOB: 1 BB: 0 P: 17	R: 1 H: 2 E: 0 K: 2 S: 15	H: 2 LOB: 1 BB: 1 P: 23	R: 0 H: 0 E: 0 K: 1 S: 7	H: 0 LOB: 0 BB: 0 P: 9	R: 0 H: 1 E: 0 K: 0 S: 8	H: 1 LOB: 1 BB: 0 P: 10	R: 0 H: 0 E: 0 K: 1 S: 13	H: 0 LOB: 1 BB: 1 P: 22	R: 0 H: 0 E: 0 K: 0 S: 9	H: 0 LOB: 0 BB: 0 P: 12	R: 1 H: 2 E: 0 K: 1 S: 12	H: 2 LOB: 1 BB: 1 P: 22		R: 0 H: 2 E: 0 K: 0 S: 9	H: 2 LOB: 2 BB: 0 P: 12	1B: 7 2B: 3 3B: 0 HR: 0	SF: 0 SAC: 0 DP: 1 HBP: 0	WP: 0 PB: 0 SB: 0 CS: 1	PA: 37
PITCHER	IP WLS BF H R ER SO BB IBB HBP BLK WP HR S P ERA WHIP	7.1 W 29 6 2 2 7 2 0 0 0 0 0 4 9 0.00 6.000	0.1 0 2 1 0 0 0 1 0 0 0 0 0 0 4 9 0.00 6.000	1.1 S 6 2 0 0 1 0 0 0 0 0 0 12 16 0.00 1.500																			

AB	34
R	2
H	9
RBI	2
BB	3
SO	8
LOB	13



Batter	1	2	3	4	5	6	7	8	9	10	AB	R	H	RBI	BB	SO	LOB	TOP	
Brian McRae, S OBP: 0.356, SLG: 0.434 (1, 8) K	0-3 K		1-3 K		2-1 G3-1			0-0 B1-3		0-2 SH FC1-2 BB FC5-2	4	0	0	0	0	2	1		
Harvey Pulliam, R OBP: 0.323, SLG: 0.448 (1, 9) (6, 7) FC3-6 1B	1-1 FC3-6 1B			3-2 F9	2-3 K			0-3 K		4-2 FC5-2 FC1-2 BB	4	0	1	0	0	2	1		
Wally Joyner, L OBP: 0.385, SLG: 0.349 (10, PH) (10, 3)								2-1 P5		1-2 2-3 3-H 1-0 FC1-2 FC5-2	5	0	0	0	0	0	4		
George Brett, L OBP: 0.263, SLG: 0.336 (1, 10)	0-2 FC3-6 1-2			1-0 L4		0-0 F7				1-2 2-3 3-H 1-0 FC5-2	2	1	1	0	0	0	1		
Kevin McReynolds, R OBP: 0.343, SLG: 0.500 (6, PH) Felix Jose, S OBP: 0.269, SLG: 0.274 (6, 9)	3-2 G5-3			2-1 1B 1B		1-3 K				0-0 FC5-2	2	0	0	0	1	1	3		
Hubie Brooks, R OBP: 0.291, SLG: 0.400 Curtis Wilkerson, S OBP: 0.154, SLG: 0.120 (1, 3) (10, 4)			1-3 K	2-2 1B 1B		0-0 1B				0-0 F7	5	0	2	0	0	2	4		
Mike MacFarlane, R OBP: 0.321, SLG: 0.540 (1, 2)		3-2 P4		1-2 1B		1-3 1B				0-1 L5	4	0	1	1	0	1	2		
Phil Hiatt, R OBP: 0.310, SLG: 0.407 (1, 5)			1-3 K	1-0 1B						1-3 K	4	0	0	0	0	2	3		
Jose Lind, R OBP: 0.273, SLG: 0.313 Chris Gwynn, L OBP: 0.338, SLG: 0.391 (1, 4) (10, PH) (10, 7)					0-0 F9			2-3 K2-3		0-0 SH 1B BB 1B	3	0	0	0	0	2	0		
Greg Gagne, R OBP: 0.330, SLG: 0.398 (1, 6)			1-3 K		2-2 G3-1 2B			0-2 G1-3		0-1 BB SH FC1-2 1B	4	0	2	0	0	1	0		
Inning Stats	R: 0 E: 0 K: 1 S: 11	H: 1 LOB: 1 BB: 0 P: 15	R: 0 E: 0 K: 2 S: 9	H: 0 LOB: 0 BB: 0 P: 14	R: 0 E: 0 K: 2 S: 8	H: 0 LOB: 0 BB: 0 P: 10	R: 1 E: 0 K: 2 S: 15	H: 3 LOB: 2 BB: 0 P: 25	R: 0 E: 0 K: 2 S: 11	H: 1 LOB: 1 BB: 0 P: 17	R: 0 E: 0 K: 1 S: 8	H: 0 LOB: 0 BB: 0 P: 12	R: 0 E: 0 K: 1 S: 7	H: 0 LOB: 1 BB: 1 P: 12	R: 1 E: 1 K: 1 S: 13	H: 2 LOB: 3 BB: 1 P: 19	1B: 7 2B: 1 3B: 0 HR: 0	SF: 0 SAC: 1 DP: 0 HBP: 0	WP: 0 PA: 41
PITCHER	IP 9.0	WLS L	BF 34	H 6	R 1	ER 1	SO 12	BB 1	IBB 0	HBP 0	BLK 0	WP 0	HR 0	S 83	P 123	ERA 1.00	WHIP 0.778		
Mark Langston, L ERA: 2.5																			
Julio Valera, R ERA: 6.41																			
Steve Frey, L ERA: 4.15																			
Gene Nelson, R ERA: 0.9																			

Kansas City Royals @ California Angels
Anaheim Stadium, Anaheim, CA
Fri May 14 1993, 10:05 PM EDT
Att: 30,912 - Unknown

AB 38
R 2
H 8
RBI 2
BB 2
SO 13
LOB 19



Batter	1	2	3	4	5	6	7	8	9	10	AB	R	H	RBI	BB	SO	LOB	BOTTOM			
Luis Polonia, L OBP: 0.333, SLG: 0.363 (1, 7) F7	2-1 F7			2-2 F8		0-1 G6-3		0-1 G3		1-1 G4-3	5	0	0	0	0	0	0				
Stan Javier, S OBP: 0.250, SLG: 0.263 (1, 8)	0-0 P3			2-2 BB 1B		1-3 K		2-1 F9			4	0	1	0	0	1	0				
J.T. Snow, L OBP: 0.289, SLG: 0.514 (1, 3)	2-0 F9			2-3 K		1-0 G3				1-3 K	4	0	0	0	0	2	1				
Chili Davis, S OBP: 0.282, SLG: 0.323 (1, 10)		0-0 F8		4-0 BB 1B				0-1 P5		3-3 K	3	0	0	0	1	1	0				
Tim Salmon, R OBP: 0.377, SLG: 0.464 (1, 9)		2-2 F9		1-0 F7				2-1 HR		4-0 BB BB	3	1	1	1	1	0	2				
Rene Gonzales, R OBP: 0.373, SLG: 0.297 (1, 5)				2-3 K		2-3 K		4-2 BB		1-2 BB	2	0	0	0	2	2	0				
Damon Easley, R OBP: 0.368, SLG: 0.460 (1, 4)			1-2 L5-3 1B		1-2 WP S 1B			0-0 F8		0-3 K	4	0	2	0	0	1	3				
Gary Disarcina, R OBP: 0.245, SLG: 0.330 Chad Curtis, R OBP: 0.373, SLG: 0.343 (1, 6) (10, PH)			0-0 P6		1-2 G6-3			1-1 F8		1-2 L7	3	0	0	0	0	0	3				
John Orton, R OBP: 0.226, SLG: 0.358 Greg Myers, L OBP: 0.328, SLG: 0.444 (8, PH) (9, 2)			0-0 L5-3		2-3 K			1-1 L8		0-0 G6-3	2	0	0	0	0	1	2				
Inning Stats	R: 0 E: 0 K: 0 S: 4	H: 0 LOB: 0 BB: 0 P: 8	R: 0 E: 0 K: 1 S: 7	H: 0 LOB: 0 BB: 0 P: 12	R: 0 E: 0 K: 0 S: 5	H: 1 LOB: 1 BB: 0 P: 6	R: 0 E: 0 K: 1 S: 10	H: 1 LOB: 2 BB: 1 P: 21	R: 0 E: 0 K: 2 S: 15	H: 1 LOB: 1 BB: 0 P: 20	R: 1 E: 0 K: 0 S: 10	H: 1 LOB: 1 BB: 1 P: 17	R: 0 E: 0 K: 0 S: 6	H: 0 LOB: 0 BB: 0 P: 9	R: 0 E: 0 K: 3 S: 12	H: 0 LOB: 2 BB: 2 P: 24	R: 0 E: 0 K: 0 S: 8	H: 0 LOB: 0 BB: 0 P: 10	1B: 3 2B: 1 3B: 0 HR: 1	SF: 0 SAC: 0 DP: 1 HBP: 0	WP: 1 PA: 37
PITCHER	IP 9.0	WLS W	BF 34	H 4	R 1	ER 1	SO 8	BB 4	IBB 0	HBP 0	BLK 0	WP 1	HR 1	S 75	P 125	ERA 1.00	WHIP 0.889				
David Cone, R ERA: 3.02																					
Jeff Montgomery, R ERA: 2.25																					

Kansas City Royals @ California Angels
Anaheim Stadium, Anaheim, CA
Fri May 14 1993, 10:05 PM EDT
Att: 30,912 - Unknown

AB 33
R 1
H 4
RBI 1
BB 4
SO 8
LOB 11



Batter	1	2	3	4	5	6	7	8	9	AB	R	H	RBI	BB	SO	LOB	TOP										
Felix Jose, S (1, 9) OBP: 0.271, SLG: 0.276 Harvey Pulliam, R (7, PH) OBP: 0.313, SLG: 0.433 (7, 9)	G5-3		1B		F7		F9			3	0	1	0	0	0	0	Kansas City Royals @ California Angels Anaheim Stadium, Anaheim, CA Sat May 15 1993, 10:05 PM EDT Att: 28,197 - Unknown - 79 F livebaseballscorecards.com										
Brian McRae, S (1, 8) OBP: 0.360, SLG: 0.436	P4		1B		1B		F8			4	0	2	0	0	0												
George Brett, L (1, 10) OBP: 0.263, SLG: 0.333	F7		G4-6-3		1B			L8		4	0	1	0	0	2												
Wally Joyner, L (1, 3) OBP: 0.388, SLG: 0.375		G6-3		HR		F7		PB WP BB		3	1	1	1	1	0												
Mike Macfarlane, R (1, 2) OBP: 0.333, SLG: 0.547		1B		FC4-6 HBP		G6-3		K		3	1	1	0	0	1												
Chris Gwynn, L (1, 7) OBP: 0.348, SLG: 0.388		1B		FC4-6 BB		2B		P5		3	1	1	1	0	0												
Phil Hiatt, R (1, 5) OBP: 0.317, SLG: 0.415		F7		G6-3 BB		2B				3	0	1	1	1	0												
Jose Lind, R (1, 4) OBP: 0.265, SLG: 0.303 Brent Mayne, L (9, PH) OBP: 0.235, SLG: 0.370		F8		G6-3		P3		G6-3		3	0	0	0	0	0												
Greg Gagne, R (1, 6) OBP: 0.318, SLG: 0.382			F9		F8		G1-3		G6-3	4	0	0	0	0	0												
Inning Stats	R: 0 E: 0 K: 0 S: 9	H: 0 LOB: 0 BB: 0 P: 13	R: 1 E: 0 K: 0 S: 10	H: 2 LOB: 1 BB: 0 P: 17	R: 0 E: 0 K: 0 S: 7	H: 2 LOB: 1 BB: 0 P: 8	R: 1 E: 0 K: 0 S: 6	H: 1 LOB: 1 BB: 1 P: 12	R: 0 E: 0 K: 0 S: 10	H: 2 LOB: 2 BB: 0 P: 14	R: 1 E: 0 K: 0 S: 9	H: 1 LOB: 0 BB: 0 P: 13	R: 0 E: 0 K: 0 S: 5	H: 0 LOB: 0 BB: 0 P: 5	R: 0 E: 0 K: 1 S: 10	H: 0 LOB: 1 BB: 1 P: 18		R: 0 E: 0 K: 0 S: 4	H: 0 LOB: 0 BB: 0 P: 6	1B: 5 2B: 2 3B: 0 HR: 1	SF: 0 SAC: 0 DP: 2 HBP: 2	WP: 2 PB: 1 CS: 0	PA: 36				
PITCHER	IP	WLS	BF	H	R	ER	SO	BB	IBB	HBP	BLK	WP	HR	S	P	ERA	WHIP										
Scott Lewis, R (1, 1) ERA: 4.71	5.0	W	22	7	2	2	0	1	0	1	0	1	1	42	64	3.60	1.600										
Chuck Crim, R (6, 1) ERA: 6.3	1.0		4	1	1	1	0	0	0	1	0	0	0	9	13	9.00	1.000										
Steve Frey, L (7, 1) ERA: 3.6	1.1		5	0	0	0	0	1	0	0	0	0	0	8	13	0.00	0.750										
Joe Grahe, R (8, 1) ERA: 2.7	1.2	S	5	0	0	0	1	0	0	0	0	1	0	11	16	0.00	0.000										

Batter	1	2	3	4	5	6	7	8	9	AB	R	H	RBI	BB	SO	LOB	BOTTOM										
Luis Polonia, L (1, 7) OBP: 0.331, SLG: 0.359	K		HBP		G4-3		F9			4	1	1	0	0	1	0	Kansas City Royals @ California Angels Anaheim Stadium, Anaheim, CA Sat May 15 1993, 10:05 PM EDT Att: 28,197 - Unknown - 79 F livebaseballscorecards.com										
Chad Curtis, R (1, 8) OBP: 0.392, SLG: 0.369	2B		HR		G3		WP			3	2	3	0	0	0												
J.T. Snow, L (1, 3) OBP: 0.288, SLG: 0.530	L7		HR		G3		K			4	1	1	3	0	1												
Chili Davis, S (1, 10) OBP: 0.289, SLG: 0.317	L7		2B		F8		1B			2	1	0	0	2	0												
Tim Salmon, R (1, 9) OBP: 0.389, SLG: 0.485		G4-6-3		1B		G5-3		1B		4	0	3	2	0	0												
Greg Myers, L (1, 2) OBP: 0.306, SLG: 0.414		G4-6-3		K		G3		K		4	0	0	0	0	2												
Rene Gonzales, R (1, 5) OBP: 0.377, SLG: 0.290		BB		G4-3		E		K		2	0	0	0	2	1												
Damon Easley, R (1, 4) OBP: 0.364, SLG: 0.444		P4		K		E5		CS		3	0	0	0	1	2												
Gary Disarcina, R (1, 6) OBP: 0.237, SLG: 0.318			G1-4-3		G6-3		P2		P3	4	0	0	0	0	0												
Inning Stats	R: 0 E: 0 K: 1 S: 10	H: 1 LOB: 1 BB: 0 P: 16	R: 0 E: 0 K: 0 S: 5	H: 1 LOB: 1 BB: 1 P: 13	R: 4 E: 0 K: 1 S: 13	H: 3 LOB: 0 BB: 1 P: 29	R: 0 E: 0 K: 1 S: 6	H: 0 LOB: 0 BB: 0 P: 11	R: 0 E: 1 K: 0 S: 9	H: 0 LOB: 2 BB: 1 P: 13	R: 1 E: 0 K: 2 S: 18	H: 2 LOB: 1 BB: 1 P: 28	R: 0 E: 0 K: 1 S: 6	H: 0 LOB: 0 BB: 1 P: 13	R: 0 E: 0 K: 1 S: 6	H: 0 LOB: 1 BB: 1 P: 13		1B: 5 2B: 2 3B: 0 HR: 1	SF: 0 SAC: 0 DP: 1 HBP: 1	WP: 1 PB: 0 CS: 1	PA: 36						
PITCHER	IP	WLS	BF	H	R	ER	SO	BB	IBB	HBP	BLK	WP	HR	S	P	ERA	WHIP										
Mark Gubicza, R (1, 1) ERA: 6.55	6.1	L	29	7	5	5	3	3	0	1	0	1	0	60	107	7.11	1.579										
Tom Gordon, R (7, 1) ERA: 4.94	1.2		7	1	0	0	3	2	0	0	0	1	0	19	34	0.00	1.800										


Batter	1	2	3	4	5	6	7	8	9	AB	R	H	RBI	BB	SO	LOB	TOP								
Felix Jose, S OBP: 0.261, SLG: 0.267 (1, 9)										3	0	0	1	0	1	1	Kansas City Royals @ California Angels Anaheim Stadium, Anaheim, CA Sun May 16 1993, 6:33 AM EDT Att: 33,549 - Sunny - 77 F								
Brian McRae, S OBP: 0.394, SLG: 0.438 (1, 8)										4	0	2	0	0	0	1									
George Brett, L OBP: 0.270, SLG: 0.356 (1, 10)										3	1	1	1	1	1	1									
Wally Joyner, L OBP: 0.385, SLG: 0.371 (1, 3)										4	1	1	0	0	1	4									
Mike MacFarlane, R OBP: 0.361, SLG: 0.697 (1, 2)										3	1	2	2	1	0	0									
Chris Cwynn, L OBP: 0.329, SLG: 0.366 (1, 7)										4	0	0	0	0	0	2									
Phil Hiatt, R OBP: 0.315, SLG: 0.402 (1, 5)										3	0	0	0	0	1	0									
Curtis Wilkerson, S OBP: 0.172, SLG: 0.143 Greg Gagne, R OBP: 0.318, SLG: 0.382 (1, 6) (7, 6)										3	1	1	0	0	0	2									
Jose Lind, R OBP: 0.267, SLG: 0.304 (1, 4)										3	0	1	0	0	0	1									
Inning Stats	R: 1 E: 0 K: 1 S: 11	H: 1 LOB: 0 BB: 0 P: 14	R: 0 E: 0 K: 0 S: 6	H: 1 LOB: 1 BB: 0 P: 10	R: 0 E: 1 K: 0 S: 11	H: 1 LOB: 2 BB: 1 P: 17	R: 0 E: 0 K: 0 S: 9	H: 0 LOB: 0 BB: 0 P: 13	R: 1 E: 0 K: 1 S: 10	H: 2 LOB: 0 BB: 0 P: 13	R: 2 E: 0 K: 1 S: 17	H: 2 LOB: 0 BB: 0 P: 26	R: 0 E: 0 K: 0 S: 6	H: 0 LOB: 0 BB: 0 P: 8	R: 0 E: 0 K: 1 S: 8	H: 1 LOB: 0 BB: 1 P: 12		R: 0 E: 0 K: 1 S: 9	H: 0 LOB: 0 BB: 1 P: 16	1B: 6 2B: 2 3B: 0 HR: 2	SF: 1 SAC: 0 DP: 3 HBP: 1	WP: 0 PB: 0 SB: 1 CS: 2	PA: 35		
PITCHER	IP	WLS	BF	H	R	ER	SO	BB	IBB	HBP	BLK	WP	HR	S	P	ERA	WHIP								
John Farrell, R ERA: 6.63 Julio Valera, R ERA: 5.96	(1, 1) (7, 1)	6.0 9	L 25	7 1	4 0	4 0	2 2	0 1	1 0	1 0	0 0	0 0	2 23	93 36	6.00 0.00	1.167 0.667									

Batter	1	2	3	4	5	6	7	8	9	AB	R	H	RBI	BB	SO	LOB	BOTTOM								
Luis Polonia, L OBP: 0.333, SLG: 0.356 (1, 7)										4	0	1	0	1	1	0	Kansas City Royals @ California Angels Anaheim Stadium, Anaheim, CA Sun May 16 1993, 6:33 AM EDT Att: 33,549 - Sunny - 77 F								
Chad Curtis, R OBP: 0.378, SLG: 0.353 (1, 8)										5	0	0	0	0	3	4									
J.T. Snow, L OBP: 0.302, SLG: 0.526 (1, 3)										1	0	0	0	3	0	2									
Chili Davis, S OBP: 0.288, SLG: 0.314 (1, 10)										4	0	1	0	0	2	2									
Tim Salmon, R OBP: 0.377, SLG: 0.467 (1, 9)										4	0	0	0	0	2	2									
Greg Myers, L OBP: 0.318, SLG: 0.426 (1, 2)										3	1	1	0	1	0	0									
Torey Lovullo, S OBP: 0.347, SLG: 0.467 (1, 5)										4	1	1	0	0	1	2									
Damon Easley, R OBP: 0.359, SLG: 0.436 (1, 4)										4	0	1	1	0	1	1									
Gary Disarcina, R OBP: 0.239, SLG: 0.319 Stan Javier, S OBP: 0.286, SLG: 0.300 (9, PH)										3	0	1	0	0	1	1									
Inning Stats	R: 0 E: 0 K: 0 S: 7	H: 0 LOB: 1 BB: 1 P: 14	R: 0 E: 0 K: 1 S: 11	H: 0 LOB: 1 BB: 1 P: 20	R: 0 E: 0 K: 1 S: 17	H: 2 LOB: 0 BB: 0 P: 21	R: 0 E: 0 K: 2 S: 9	H: 0 LOB: 0 BB: 0 P: 14	R: 0 E: 0 K: 3 S: 11	H: 0 LOB: 1 BB: 1 P: 20	R: 1 E: 0 K: 0 S: 15	H: 2 LOB: 1 BB: 0 P: 20	R: 0 E: 0 K: 1 S: 14	H: 1 LOB: 2 BB: 1 P: 23	R: 1 E: 0 K: 2 S: 14	H: 2 LOB: 2 BB: 1 P: 24		1B: 5 2B: 3 3B: 0 HR: 0	SF: 0 SAC: 0 DP: 1 HBP: 0	WP: 0 PB: 0 SB: 0 CS: 1	PA: 38				
PITCHER	IP	WLS	BF	H	R	ER	SO	BB	IBB	HBP	BLK	WP	HR	S	P	ERA	WHIP								
Kevin Appier, R ERA: 3.85 Jeff Montgomery, R ERA: 2.45	(1, 1) (8, 1)	7.0 11	W 11	4 3	1 1	1 1	8 3	0 2	0 0	0 0	0 0	0 0	28 47	122 4.50	1.000 2.500										

AB 30
R 4
H 8
RBI 4
BB 2
SO 4
LOB 12



AB 33
R 2
H 7
RBI 2
BB 5
SO 11
LOB 14



Batter	1	2	3	4	5	6	7	8	9	AB	R	H	RBI	BB	SO	LOB	TOP					
Luis Polonia, L OBP: 0.315, SLG: 0.336 (1, 7)	F7		1B 2B	F9			G2-3		F7	5	1	1	0	0	0	1						
Chad Curtis, R OBP: 0.405, SLG: 0.362 (1, 8)	1B		L7	G4-3			CS 1B		1B	5	0	3	0	0	0	3						
J.T. Snow, L OBP: 0.305, SLG: 0.500 (1, 3)	1B		K		F7		1B 1B		P6	4	1	1	0	1	1	3						
Chili Davis, S OBP: 0.324, SLG: 0.362 (1, 10)	F9		2B 1B		G3-1		1B 1B			4	1	2	1	0	0	2						
Tim Salmon, R OBP: 0.382, SLG: 0.488 (1, 9)	F7		2B 2B		HR		1B			4	2	3	4	0	0	2						
Torey Lovullo, S OBP: 0.371, SLG: 0.491 (1, 4)		K		G3-1				F7		4	0	1	1	0	1	0						
Greg Myers, L OBP: 0.297, SLG: 0.382 (1, 2)	F9		K		G4-3		G6-4-3 BB			3	0	0	0	1	1	1						
Rene Gonzales, R OBP: 0.373, SLG: 0.311 (1, 5)	F9			BB		F8	G6-4-3			3	0	0	0	1	0	1						
Gary Disarcina, R OBP: 0.250, SLG: 0.302 (1, 6)			1B BB	F8		G6-3		P6		3	1	0	0	1	0	1						
Inning Stats	R: 0 E: 0 K: 0 S: 11	H: 2 LOB: 2 BB: 0 P: 18	R: 0 E: 0 K: 1 S: 9	H: 0 LOB: 0 BB: 0 P: 14	R: 4 E: 0 K: 2 S: 15	H: 4 LOB: 1 BB: 1 P: 27	R: 0 E: 0 K: 0 S: 7	H: 0 LOB: 1 BB: 1 P: 11	R: 1 E: 0 K: 0 S: 5	H: 1 LOB: 0 BB: 0 P: 8	R: 0 E: 0 K: 0 S: 5	H: 0 LOB: 0 BB: 0 P: 7	R: 1 E: 0 K: 0 S: 13	H: 3 LOB: 2 BB: 1 P: 20	R: 0 E: 0 K: 0 S: 7	H: 0 LOB: 0 BB: 0 P: 15	R: 0 E: 0 K: 0 S: 9	H: 1 LOB: 1 BB: 0 P: 11	1B: 8 2B: 2 3B: 0 HR: 1	SF: 0 SAC: 0 DP: 1 HBP: 0	WP: 0 PB: 0 SB: 0 CS: 1	PA: 39
PITCHER	IP	WLS	BF	H	R	ER	SO	BB	IBB	HBP	BLK	WP	HR	S	P	ERA	WHIP					
Todd Burns, R ERA: 3.38 (1, 1)	6.2	L	30	8	6	6	3	3	0	0	0	0	1	61	98	8.10	1.650					
Robb Nen, R ERA: 5.4 (7, 1)	1.1		5	2	0	0	0	1	0	0	0	0	0	11	22	0.00	2.250					
Bob Patterson, L ERA: 5.82 (9, 1)	1.0		4	1	0	0	0	0	0	0	0	0	0	9	11	0.00	1.000					

California Angels @ Texas Rangers
Arlington Stadium, Arlington, TX
Sun May 23 1993, 4:33 AM EDT
Att: 29,231 - Overcast - 71 F

AB 35
R 6
H 11
RBI 6
BB 4
SO 3
LOB 14



Batter	1	2	3	4	5	6	7	8	9	AB	R	H	RBI	BB	SO	LOB	BOTTOM					
David Hulse, L OBP: 0.346, SLG: 0.417 (1, 8)	F7		G4-3			G6-3		SF9		4	2	2	0	0	0	0						
Julio Franco, R OBP: 0.307, SLG: 0.412 (1, 10)	K		K			G6-3		SF9		3	0	0	2	0	2	0						
Jose Canseco, R OBP: 0.346, SLG: 0.509 (1, 9)	2B			G5-3		S 1B		P5		4	0	2	0	0	0	0						
Juan Gonzalez, R OBP: 0.421, SLG: 0.731 (1, 7)	G5-3			G6-3		K		WP 1B		4	0	1	0	0	1	2						
Rafael Palmeiro, L OBP: 0.303, SLG: 0.425 (1, 3)	F9			G3			L9		F9	4	0	0	0	0	0	1						
Ivan Rodriguez, R OBP: 0.373, SLG: 0.439 (1, 2)	G6-3				L9		F9		WP 1B	4	0	1	0	0	0	0						
Dean Palmer, R OBP: 0.333, SLG: 0.573 (1, 5)	1B			K			2B		P6	4	0	2	0	0	1	2						
Doug Strange, S OBP: 0.326, SLG: 0.435 (1, 4)	G4-3				L8		G4-3		G3	4	0	0	0	0	0	4						
Benji Gil, R OBP: 0.200, SLG: 0.120 (1, 6)			K			F8		K		3	0	0	0	0	2	0						
Inning Stats	R: 0 E: 0 K: 1 S: 10	H: 1 LOB: 1 BB: 0 P: 15	R: 0 E: 0 K: 0 S: 11	H: 1 LOB: 1 BB: 0 P: 13	R: 0 E: 0 K: 2 S: 8	H: 0 LOB: 0 BB: 0 P: 12	R: 0 E: 0 K: 0 S: 8	H: 0 LOB: 0 BB: 0 P: 11	R: 0 E: 0 K: 1 S: 6	H: 0 LOB: 0 BB: 0 P: 9	R: 1 E: 0 K: 1 S: 10	H: 2 LOB: 1 BB: 0 P: 14	R: 0 E: 0 K: 0 S: 7	H: 1 LOB: 1 BB: 0 P: 9	R: 1 E: 0 K: 1 S: 11	H: 1 LOB: 0 BB: 0 P: 18	R: 0 E: 0 K: 0 S: 12	H: 2 LOB: 2 BB: 0 P: 15	1B: 4 2B: 2 3B: 2 HR: 0	SF: 1 SAC: 0 DP: 0 HBP: 0	WP: 1 PB: 0 SB: 1 CS: 0	PA: 35
PITCHER	IP	WLS	BF	H	R	ER	SO	BB	IBB	HBP	BLK	WP	HR	S	P	ERA	WHIP					
Julio Valera, R ERA: 4.71 (1, 1)	6.0	W	22	4	1	1	5	0	0	0	0	0	0	53	74	1.50	0.667					
Scott Lewis, R ERA: 4.44 (7, 1)	2.1		11	4	1	1	1	0	0	0	0	0	0	23	33	3.86	1.714					
Joe Grahe, R ERA: 2.75 (9, 1)	0.2	S	2	0	0	0	0	0	0	0	0	1	0	7	9	0.00	0.000					

California Angels @ Texas Rangers
Arlington Stadium, Arlington, TX
Sun May 23 1993, 4:33 AM EDT
Att: 29,231 - Overcast - 71 F

AB 34
R 2
H 8
RBI 2
BB 0
SO 6
LOB 9



Batter	1	2	3	4	5	6	7	8	9	10	11	12	13	14	AB	R	H	RBI	BB	SO	LOB	TOP								
Luis Polonia, L OBP: 0.314, SLG: 0.333 (1, 10)	E4		1B		G3		K		K			1B		K	7	0	2	0	0	3	4									
Chad Curtis, R OBP: 0.418, SLG: 0.406 (1, 8)	1B		1B		HR		HBP		G4-3			BB		FC6-4	5	1	3	1	1	0	2									
J.T. Snow, L OBP: 0.300, SLG: 0.483 (1, 3)	K		K		K		F9					BB		FC5-4	5	0	0	0	1	3	5									
Tim Salmon, R OBP: 0.387, SLG: 0.485 (1, 9)	1B				G4-3										5	1	2	0	1	2	1									
Torey Lovullo, S OBP: 0.338, SLG: 0.444 (9, 6)	K				G6-3										6	0	0	0	0	2	5									
Stan Javier, S OBP: 0.308, SLG: 0.351 (1, 7)					G3										6	1	1	1	0	0	0									
Damon Easley, R OBP: 0.374, SLG: 0.419 (1, 4)					G6-3										6	0	0	0	0	1	1									
Gary Disarcina, R OBP: 0.252, SLG: 0.311 (9, PH)					L8										3	0	1	1	0	0	0									
Chili Davis, S OBP: 0.329, SLG: 0.362 (9, PR)															0	0	0	0	1	0	0									
Ron Tingley, R (9, 2)															1	0	0	0	1	1	0									
John Orton, R OBP: 0.243, SLG: 0.324 (1, 2)															3	0	1	0	0	2	1									
Greg Myers, L OBP: 0.297, SLG: 0.382 (9, PH)															0	0	0	0	0	0	0									
Gary Gaetti, R OBP: 0.213, SLG: 0.186 (9, 5)															3	0	1	0	0	2	1									
Inning Stats	R: 0 E: 1 K: 2 S: 11	H: 2 LOB: 2 BB: 0 P: 16	R: 0 E: 0 K: 0 S: 7	H: 0 LOB: 0 BB: 0 P: 12	R: 0 E: 0 K: 2 S: 13	H: 2 LOB: 1 BB: 0 P: 19	R: 2 E: 0 K: 1 S: 13	H: 3 LOB: 1 BB: 0 P: 20	R: 1 E: 0 K: 1 S: 10	H: 1 LOB: 0 BB: 0 P: 16	R: 0 E: 0 K: 1 S: 7	H: 0 LOB: 0 BB: 1 P: 11	R: 0 E: 0 K: 2 S: 9	H: 0 LOB: 2 BB: 1 P: 16	R: 0 E: 0 K: 1 S: 10	H: 0 LOB: 1 BB: 1 P: 14	R: 0 E: 0 K: 2 S: 9	H: 1 LOB: 1 BB: 0 P: 13	R: 0 E: 0 K: 1 S: 8	H: 0 LOB: 0 BB: 0 P: 12	R: 0 E: 0 K: 1 S: 7	H: 1 LOB: 1 BB: 0 P: 13	R: 0 E: 0 K: 1 S: 10	H: 1 LOB: 2 BB: 1 P: 17	R: 0 E: 0 K: 1 S: 10	H: 1 LOB: 2 BB: 1 P: 17	1B: 7 2B: 1 3B: 2 HR: 1	SF: 0 SAC: 0 DP: 1 HBP: 1	WP: 2 PB: 1 SB: 2 CS: 3	PA: 56

PITCHER	IP	WLS	BF	H	R	ER	SO	BB	IBB	HBP	BLK	WP	HR	S	P	ERA	WHIP
Erik Hanson, R ERA: 1.81	7.0		30	9	3	3	6	0	0	0	0	0	0	10	11	3.96	1.286
Rich DeLucia, R ERA: 2.1	1.1		5	0	0	0	0	2	0	0	0	0	0	10	19	0.00	1.500
Norm Charlton, L ERA: 3.0	1.2		6	0	0	0	3	1	0	0	0	0	0	17	24	0.00	0.600
Jeff Neilson, R ERA: 2.45	1.1		4	0	0	0	3	0	0	0	0	0	0	12	15	0.00	0.000
Dennis Powell, L ERA: 5.51	0.2		3	1	0	0	0	1	0	0	0	0	0	4	10	0.00	3.000


Batter	1	2	3	4	5	6	7	8	9	10	11	12	13	14	AB	R	H	RBI	BB	SO	LOB	BOTTOM								
Rich Amaral, R OBP: 0.380, SLG: 0.438 (9, 5)	F8		1B			2B		1B		G1-3					6	2	3	0	1	0	4									
Ken Griffey Jr., L OBP: 0.375, SLG: 0.533 (1, 10)	P3		P5			B2		1B		F9					7	1	1	0	0	0	6									
Edgar Martinez, R OBP: 0.444, SLG: 0.667 (8, PR)	G6-3					F8		1B							3	0	0	0	1	0	1									
Fernando Vina, L OBP: 0.308, SLG: 0.212 (9, 4)								BB							2	0	0	0	1	1	3									
Jay Buhner, R OBP: 0.395, SLG: 0.556 (1, 9)			K			2B		BB		F8					5	0	1	1	1	2	2									
Mike Blowers, R OBP: 0.343, SLG: 0.478 (8, PH)			1B												2	0	1	1	1	0	0									
Pete Cofren, L OBP: 0.347, SLG: 0.468 (9, 7)			BB												2	0	1	0	2	0	0									
Dave Valle, R OBP: 0.385, SLG: 0.397 (1, 2)															3	0	1	0	0	0	0									
Mackey Sasser, L OBP: 0.287, SLG: 0.310 (8, PH)			L9												0	0	0	0	0	0	3									
Bill Haselman, R OBP: 0.319, SLG: 0.333 (9, 2)															4	0	0	0	0	3	6									
Tino Martinez, L OBP: 0.354, SLG: 0.444 (1, 3)															5	1	3	1	2	0	1									
Henry Cotto, R OBP: 0.173, SLG: 0.213 (8, PH)															3	0	0	0	0	0	3									
Mike Felder, S OBP: 0.320, SLG: 0.331 (8, 8)			FC6-4												1	0	0	0	1	0	3									
Omar Vizquel, S OBP: 0.346, SLG: 0.304 (1, 6)															6	0	2	1	1	1	4									
Inning Stats	R: 0 E: 0 K: 0 S: 7	H: 0 LOB: 0 BB: 0 P: 13	R: 0 E: 0 K: 1 S: 9	H: 1 LOB: 2 BB: 1 P: 14	R: 0 E: 0 K: 1 S: 6	H: 1 LOB: 1 BB: 0 P: 7	R: 0 E: 0 K: 0 S: 5	H: 0 LOB: 0 BB: 0 P: 9	R: 1 E: 0 K: 0 S: 15	H: 2 LOB: 2 BB: 1 P: 24	R: 0 E: 0 K: 0 S: 10	H: 0 LOB: 0 BB: 0 P: 14	R: 2 E: 0 K: 0 S: 14	H: 2 LOB: 3 BB: 1 P: 33	R: 0 E: 0 K: 0 S: 11	H: 1 LOB: 2 BB: 1 P: 22	R: 0 E: 0 K: 0 S: 9	H: 2 LOB: 3 BB: 1 P: 16	R: 0 E: 0 K: 1 S: 7	H: 1 LOB: 2 BB: 1 P: 16	R: 0 E: 0 K: 1 S: 13	H: 0 LOB: 3 BB: 3 P: 26	R: 0 E: 0 K: 1 S: 7	H: 0 LOB: 0 BB: 0 P: 10	R: 1 E: 0 K: 0 S: 5	H: 2 LOB: 1 BB: 0 P: 10	1B: 10 2B: 3 3B: 0 HR: 0	SF: 1 SAC: 2 DP: 0 HBP: 0	WP: 0 PB: 0 SB: 2 CS: 1	PA: 63

PITCHER	IP	WLS	BF	H	R	ER	SO	BB	IBB	HBP	BLK	WP	HR	S	P	ERA	WHIP
Mark Langston, L ERA: 2.38	7.0		29	7	3	3	3	0	1	0	0	0	0	3	14	0.00	3.000
Joe Grahe, R ERA: 2.7	0.1		3	0	0	0	0	1	1	0	0	0	0	5	12	0.00	3.000
Steve Frey, L ERA: 3.27	0.1		2	0	0	0	1	1	0	0	0	0	0	15	26	0.00	1.500
Gene Nelson, R ERA: 1.32	1.1		6	1	0	0	0	1	0	0	0	0	0	19	39	0.00	2.500
Ken Patterson, L ERA: 3.27	2.0		12	3	0	0	1	2	1	0	0	0	0	19	39	0.00	2.500

PITCHER	IP	WLS	BF	H	R	ER	SO	BB	IBB	HBP	BLK	WP	HR	S	P	ERA	WHIP
Chuck Crim, R ERA: 5.87	2.1		11	2	1	1	2	0	0	0	0	0	0	22	39	5.86	1.714


California Angels @ Seattle Mariners
The Kingdome, Seattle, WA
Mon May 24 1993, 10:05 PM EDT
Att. 23,028 - Dome

AB: 50
R: 3
H: 11
RBI: 3
BB: 5
SO: 16
LOB: 20



California Angels @ Seattle Mariners
The Kingdome, Seattle, WA
Mon May 24 1993, 10:05 PM EDT
Att. 23,028 - Dome

AB: 49
R: 4
H: 13
RBI: 4
SO: 7
LOB: 36



Batter	1	2	3	4	5	6	7	8	9	AB	R	H	RBI	BB	SO	LOB	TOP								
Stan Javier, S OBP: 0.298, SLG: 0.318 (1, 7)	G6-3		S BB		F7		FC1-6 1B	K		4	0	0	0	1	1	4									
Chad Curtis, R OBP: 0.419, SLG: 0.414 (1, 8)	K		G4-3				S 1B		G4-3 2B	5	0	3	0	0	1	1									
Tim Salmon, R OBP: 0.384, SLG: 0.479 (1, 9)	F9			K	K		K		G4-3	5	0	0	0	0	3	5									
Chili Davis, S OBP: 0.323, SLG: 0.343 (1, 10)		K		FC5-4 BB		G6-3			F8	3	0	0	0	2	1	1									
Rene Gonzales, R OBP: 0.370, SLG: 0.300 (1, 5)		FC5-4 BB		FC5-4 BB		F9			G4-3	4	0	0	0	1	1	5									
Gary Gaetti, R OBP: 0.235, SLG: 0.178 (1, 3)		FC5-4				1B S BB			P9	2	0	0	0	2	0	1									
J.T. Snow, L OBP: 0.298, SLG: 0.479 (8, 3)										0	0	0	0	0	0	0									
Damion Easley, R OBP: 0.378, SLG: 0.421 (1, 4)		K							G1-3 1B	4	0	2	0	0	2	3									
Gary Disarcina, R OBP: 0.252, SLG: 0.307 (1, 6)					F9		CS 1B		G1-3	4	0	1	0	0	0	3									
John Orton, R OBP: 0.247, SLG: 0.314 (1, 2)										1	0	0	0	1	1	0									
Luis Polonia, L OBP: 0.320, SLG: 0.364 (7, PH)										1	0	1	0	0	0	0									
Greg Myers, L OBP: 0.295, SLG: 0.366 (7, 2)										0	0	0	0	0	1	0									
Inning Stats	R: 0 E: 0 K: 1 S: 10	H: 0 LOB: 0 BB: 0 P: 16	R: 0 E: 0 K: 2 S: 13	H: 0 LOB: 1 BB: 1 P: 18	R: 0 E: 0 K: 1 S: 9	H: 0 LOB: 1 BB: 1 P: 15	R: 0 E: 0 K: 2 S: 11	H: 0 LOB: 2 BB: 2 P: 22	R: 0 E: 0 K: 1 S: 13	H: 2 LOB: 2 BB: 1 P: 22	R: 0 E: 0 K: 0 S: 9	H: 1 LOB: 2 BB: 1 P: 20	R: 0 E: 0 K: 2 S: 18	H: 2 LOB: 3 BB: 1 P: 28	R: 0 E: 0 K: 1 S: 8	H: 1 LOB: 2 BB: 1 P: 18	R: 0 E: 0 K: 0 S: 5	H: 1 LOB: 1 BB: 0 P: 8	1B: 6 2B: 1 3B: 0 HR: 0	SF: 0 SAC: 0 DP: 0 HBP: 0	WP: 0 PB: 0 SB: 3 CS: 1	PA: 41			
PITCHER	IP	WLS	BF	H	R	ER	SO	BB	IBB	HBP	BLK	WP	HR	S	P	ERA	WHIP								
Randy Johnson, L ERA: 2.7 (1, 1)	6.0		26	3	0	0	7	6	0	0	0	0	0	65	113	0.00	1.500								
Rich DeLucia, R ERA: 1.95 (7, 1)	2.0	W	11	3	0	0	3	0	2	0	0	0	0	26	46	0.00	1.500								
Norm Charlton, L ERA: 2.81 (9, 1)	1.0	S	4	1	0	0	0	0	0	0	0	0	0	5	8	0.00	1.000								

California Angels @ Seattle Mariners
The Kingdome, Seattle, WA
Wed May 26 1993, 10:05 PM EDT
Att: 11,871 - Dome

AB	33
R	0
H	7
RBI	0
BB	8
SO	10
LOB	23



Batter	1	2	3	4	5	6	7	8	9	AB	R	H	RBI	BB	SO	LOB	BOTTOM								
Mike Felder, S OBP: 0.316, SLG: 0.327 (1, 7)	G4-3	G3			G6-3		1B			4	0	1	0	0	0	2									
Ken Griffey Jr., L OBP: 0.380, SLG: 0.543 (1, 8)	FC3-6 2B		F7		P8		1B			4	0	2	0	0	0	0									
Edgar Martinez, R OBP: 0.346, SLG: 0.455 (1, 5)	FC3-6 BB		G6-3		G6-3		L9			3	0	0	0	1	0	2									
Mackey Sasser, L OBP: 0.294, SLG: 0.364 (1, 10)	FC3-6									4	0	2	0	0	0	2									
Fernando Vina, L OBP: 0.308, SLG: 0.212 (8, PR)								G3 SH3-4 1B		0	1	0	0	0	0	0									
Jay Buhner, R OBP: 0.385, SLG: 0.539 (1, 9)	K		G5-3				L7	SH3-4		3	0	0	0	0	1	3									
Tino Martinez, L OBP: 0.352, SLG: 0.435 (1, 3)		F9			F9		BB	G3		3	0	0	0	1	0	2									
Rich Amaral, R OBP: 0.392, SLG: 0.435 (1, 4)					G5-3		G1-3	S 1B		3	1	1	1	1	0	1									
Dave Valle, R OBP: 0.378, SLG: 0.383 (1, 2)		K						G5-3	FC5-4 1B	3	0	1	1	1	1	1									
Omar Vizquel, S OBP: 0.342, SLG: 0.293 (1, 6)					F8			FC5-4		3	0	0	0	1	0	2									
Inning Stats	R: 0 E: 0 K: 1 S: 7	H: 1 LOB: 2 BB: 1 P: 16	R: 0 E: 0 K: 1 S: 12	H: 0 LOB: 2 BB: 2 P: 24	R: 0 E: 0 K: 0 S: 8	H: 1 LOB: 1 BB: 0 P: 14	R: 0 E: 0 K: 0 S: 9	H: 0 LOB: 1 BB: 1 P: 14	R: 0 E: 0 K: 0 S: 5	H: 0 LOB: 0 BB: 1 P: 18	R: 0 E: 0 K: 0 S: 10	H: 0 LOB: 1 BB: 1 P: 12	R: 0 E: 0 K: 0 S: 10	H: 2 LOB: 2 BB: 0 P: 15	R: 2 E: 0 K: 0 S: 12	H: 3 LOB: 1 BB: 0 P: 15	R: 0 E: 0 K: 0 S: 5	H: 0 LOB: 0 BB: 0 P: 8	1B: 5 2B: 2 3B: 0 HR: 0	SF: 0 SAC: 1 DP: 0 HBP: 0	WP: 0 PB: 0 SB: 2 CS: 0	PA: 36			
PITCHER	IP	WLS	BF	H	R	ER	SO	BB	IBB	HBP	BLK	WP	HR	S	P	ERA	WHIP								
John Farrell, R ERA: 5.19 (1, 1)	7.0		30	4	0	0	2	5	0	0	0	0	0	60	113	0.00	1.286								
Scott Lewis, R ERA: 4.73 (8, 1)	0.1	L	2	1	2	2	0	0	0	0	0	0	0	4	4	54.00	3.000								
Steve Frey, L ERA: 2.92 (8, 1)	0.1		1	0	0	0	0	0	0	0	0	0	0	2	2	0.00	0.000								
Joe Grahe, R ERA: 3.1 (8, 1)	0.1		3	2	0	0	0	0	0	0	0	0	0	6	9	0.00	6.000								

California Angels @ Seattle Mariners
The Kingdome, Seattle, WA
Wed May 26 1993, 10:05 PM EDT
Att: 11,871 - Dome

AB	30
R	2
H	7
RBI	2
BB	5
SO	2
LOB	15



Batter	1	2	3	4	5	6	7	8	9	AB	R	H	RBI	BB	SO	LOB	TOP											
Brady Anderson, L OBP: 0.321, SLG: 0.377	F9	G3			G3-4-1	P4		P2		5	0	0	0	0	0	6	Baltimore Orioles @ California Angels Anaheim Stadium, Anaheim, CA Fri May 28 1993, 10:05 PM EDT Att: 37,162 - Unknown											
Mark McLemore, S OBP: 0.348, SLG: 0.388	FC5-4 1B		G6-3			2B	F9 BB 1B	F7		5	1	3	1	0	0	0												
Cal Ripken Jr., R OBP: 0.304, SLG: 0.333	FC5-4 1B		G6-3		F7		P6		F8	5	0	0	0	0	0	3												
Harold Baines, L OBP: 0.424, SLG: 0.417	1B		G4-3			G4-3	1B BB		K	4	1	1	0	1	1	0												
Mike Devereaux, R OBP: 0.257, SLG: 0.364	P4			K	G4-3	F9		BB	1B	5	0	1	0	0	1	4												
Leo Gomez, R OBP: 0.369, SLG: 0.486		G5-3 2B		F8		1B	1B	1B	1B	4	1	3	1	1	0	0												
Chris Hoiles, R OBP: 0.391, SLG: 0.511		G5-3		F8		1B	1B	1B	BB	5	0	2	1	0	1	3												
David Segui, S OBP: 0.388, SLG: 0.414		P6			G4-3	1B	FC6-4			4	0	1	1	0	0	3												
Harold Reynolds, S OBP: 0.327, SLG: 0.284		BB			G3-4 2B 1B	1B			K	3	1	2	0	1	1	0												
Inning Stats	R: 0 E: 0 K: 0 S: 10	H: 2 LOB: 2 BB: 0 P: 16	R: 0 E: 0 K: 0 S: 8	H: 1 LOB: 2 BB: 1 P: 18	R: 0 E: 0 K: 0 S: 6	H: 0 LOB: 0 BB: 0 P: 10	R: 0 E: 0 K: 1 S: 7	H: 0 LOB: 0 BB: 0 P: 9	R: 1 E: 0 K: 0 S: 11	H: 2 LOB: 1 BB: 0 P: 15	R: 1 E: 0 K: 0 S: 16	H: 4 LOB: 3 BB: 0 P: 23	R: 2 E: 0 K: 0 S: 13	H: 3 LOB: 2 BB: 1 P: 23	R: 0 E: 0 K: 1 S: 7	H: 0 LOB: 0 BB: 0 P: 11	R: 0 E: 0 K: 2 S: 14	H: 1 LOB: 2 BB: 1 P: 22	1B: 11 2B: 2 3B: 0 HR: 0	SF: 0 SAC: 0 DP: 0 HBP: 0	WP: 0 PB: 0 SB: 0 CS: 0	PA: 43						
PITCHER	IP	WLS	BF	H	R	ER	SO	BB	IBB	HBP	BLK	WP	HR	S	P	ERA	WHIP											
Julio Valera, R ERA: 4.46	(1, 1)	5.2	W	27	9	2	2	1	1	0	0	0	0	0	56	88	3.18	1.765										
Ken Patterson, L ERA: 4.53	(6, 1)	0.2		4	1	2	2	0	1	0	0	0	0	0	8	14	27.00	3.000										
Scott Lewis, R ERA: 4.67	(7, 1)	0.1		3	2	0	0	0	0	0	0	0	0	6	11	0.00	6.000											
Steve Frey, L ERA: 2.51	(7, 1)	2.0		8	1	0	0	2	1	0	0	0	0	17	28	0.00	1.000											
Gene Nelson, R ERA: 1.17	(9, 1)	0.1	S	1	0	0	0	1	0	0	0	0	0	5	6	0.00	0.000											

Batter	1	2	3	4	5	6	7	8	9	AB	R	H	RBI	BB	SO	LOB	BOTTOM											
Luis Polonia, L OBP: 0.324, SLG: 0.362	G6-3	F7		K			BB 1B	FC5-2 S 1B		5	0	2	1	0	1	1	Baltimore Orioles @ California Angels Anaheim Stadium, Anaheim, CA Fri May 28 1993, 10:05 PM EDT Att: 37,162 - Unknown											
Chad Curtis, R OBP: 0.429, SLG: 0.427	S BB 1B		HR	CS BB		BB	FC5-2 IBB			1	2	1	1	4	0	0												
Tim Salmon, R OBP: 0.390, SLG: 0.486	BB 1B		HR BB	CS	HR	HR	FC5-2			3	2	1	1	2	0	5												
Chili Davis, S OBP: 0.329, SLG: 0.373	K		HR	HR	SF8 BB	K	G4-3			4	2	1	2	1	2	7												
Rene Gonzales, R OBP: 0.389, SLG: 0.322	1B		HR	FC6-4 1B	1B	G4-3		S BB		4	0	3	1	1	0	2												
J.T. Snow, L OBP: 0.300, SLG: 0.460	G1-3		FC6-4 1B	FC6-4 1B	E6		G3	F8		5	0	0	0	0	0	6												
Damion Easley, R OBP: 0.379, SLG: 0.429		G6-3	1B	1B	F8		1B	F9		5	1	2	0	0	0	4												
Gary Disarcina, R OBP: 0.256, SLG: 0.318	1B		G5-3	G5-3	SF8		1B	F8		4	1	2	2	0	0	3												
John Orton, R OBP: 0.235, SLG: 0.295		K		G6-3	FC6-4		1B	FC5-2 1B		4	0	1	0	0	1	3												
Ron Tingley, R OBP: 0.235, SLG: 0.295										0	0	0	0	0	0	0												
Inning Stats	R: 1 E: 0 K: 1 S: 12	H: 1 LOB: 2 BB: 2 P: 24	R: 0 E: 0 K: 1 S: 11	H: 1 LOB: 1 BB: 0 P: 15	R: 3 E: 0 K: 0 S: 12	H: 4 LOB: 1 BB: 1 P: 20	R: 0 E: 0 K: 1 S: 8	H: 0 LOB: 0 BB: 1 P: 16	R: 2 E: 1 K: 0 S: 21	H: 2 LOB: 2 BB: 1 P: 38	R: 0 E: 0 K: 1 S: 11	H: 1 LOB: 1 BB: 1 P: 21	R: 2 E: 0 K: 0 S: 12	H: 4 LOB: 3 BB: 1 P: 25	R: 0 E: 0 K: 0 S: 11	H: 0 LOB: 1 BB: 1 P: 17	1B: 9 2B: 1 3B: 0 HR: 3	SF: 1 SAC: 0 DP: 1 HBP: 0	WP: 0 PB: 0 SB: 0 CS: 1	PA: 45								
PITCHER	IP	WLS	BF	H	R	ER	SO	BB	IBB	HBP	BLK	WP	HR	S	P	ERA	WHIP											
Fernando Valenzuela, L ERA: 4.89	(1, 1)	4.0	L	22	7	6	5	3	5	0	0	0	0	0	3	51	11.25	3.000										
Mark Williamson, R ERA: 3.09	(5, 1)	2.1		13	4	2	2	1	1	0	0	0	0	29	53	7.71	2.143											
Todd Frohworth, R ERA: 2.2	(7, 1)	1.2		9	2	0	0	0	1	1	0	0	0	18	34	0.00	1.800											

Batter	1	2	3	4	5	6	7	8	9	AB	R	H	RBI	BB	SO	LOB	TOP										
Harold Reynolds, S (1, 4) OBP: 0.327, SLG: 0.285	2-1 F8 1B		3-3 K			0-0 SH2-4		1-0 FC1-6		3	0	1	0	0	1	1	Baltimore Orioles @ California Angels Anaheim Stadium, Anaheim, CA Sat May 29 1993, 10:05 PM EDT Att: 24,761 - Unknown - 74 F livebaseballscores.com										
Mark McLemore, S (1, 9) OBP: 0.339, SLG: 0.378	3-1 F8 1-2		3-3 K			1-2 G6-3		3-2 L6-3		4	0	0	0	0	1	3											
Cal Ripken Jr., R (1, 6) OBP: 0.307, SLG: 0.337	3-3 K		1-3 K			2-2 1B		0-2 1B		4	0	2	1	0	2	0											
Leo Gomez, R (1, 10) OBP: 0.360, SLG: 0.472		2-3 K			0-0 F8			1-0 F7		4	0	0	0	0	2	2											
Mike Devereaux, R (1, 8) OBP: 0.256, SLG: 0.360	1-0 G5-3				1-3 K			1-1 1B		4	0	1	0	0	2	0											
Tim Hulett, R (1, 5) OBP: 0.352, SLG: 0.404	1-3 K				3-2 FC5-4 1B			0-1 F8		3	0	1	0	0	1	0											
Harold Baines, L (9, PH) OBP: 0.424, SLG: 0.417										0	0	0	0	0	0	0											
Chris Holles, R (9, PH) OBP: 0.389, SLG: 0.508										1	0	0	0	0	0	2											
David Segui, S (1, 3) OBP: 0.393, SLG: 0.444					0-2 F7			0-0 L8		3	2	1	1	1	0	3											
Jack Voigt, R (1, 7) OBP: 0.211, SLG: 0.118			2-0 HR		1-0 FC5-4 1-2			2-2 E5		3	0	0	0	0	0	1											
Jeff Tackett, R (1, 2) OBP: 0.310, SLG: 0.257			0-0 G3			0-1 G6-3 SH2-4 1B		4-2 FC1-6 BB		2	1	1	0	1	0	0											
Inning Stats	R: 0 E: 0 K: 1 S: 9	H: 1 LOB: 0 BB: 0 P: 17	R: 0 E: 0 K: 2 S: 7	H: 0 LOB: 0 BB: 0 P: 11	R: 1 E: 0 K: 1 S: 8	H: 1 LOB: 0 BB: 0 P: 16	R: 0 E: 0 K: 2 S: 7	H: 0 LOB: 0 BB: 0 P: 11	R: 0 E: 0 K: 1 S: 12	H: 1 LOB: 1 BB: 0 P: 17	R: 1 E: 0 K: 1 S: 14	H: 2 LOB: 1 BB: 0 P: 19	R: 1 E: 1 K: 1 S: 9	H: 0 LOB: 1 BB: 1 P: 19	R: 0 E: 0 K: 0 S: 6	H: 0 LOB: 0 BB: 0 P: 14	R: 0 E: 0 K: 0 S: 9	H: 2 LOB: 2 BB: 0 P: 11	1B: 6 2B: 1 3B: 0 HR: 1	SF: 0 SAC: 1 DP: 1 HBP: 0	WP: 0 PB: 0 SB: 0 CS: 0	PA: 34					
PITCHER	IP	WLS	BF	H	R	ER	SO	BB	IBB	HBP	BLK	WP	HR	S	P	ERA	WHIP										
Mark Langston, L (1, 1) ERA: 2.36	8.0	W	29	5	3	2	9	2	0	0	0	0	1	72	124	2.25	0.875										
Gene Nelson, R (9, 1) ERA: 1.15	0.1		3	2	0	0	0	0	0	0	0	0	0	6	8	0.00	6.000										
Steve Frey, L (9, 1) ERA: 2.4	0.2	S	2	0	0	0	0	0	0	0	0	0	0	3	3	0.00	0.000										

Batter	1	2	3	4	5	6	7	8	9	AB	R	H	RBI	BB	SO	LOB	BOTTOM										
Luis Polonia, L (1, 7) OBP: 0.318, SLG: 0.354	2-2 F7		2-2 G3			0-1 F9		1-1 F7		4	0	0	0	0	0	0	Baltimore Orioles @ California Angels Anaheim Stadium, Anaheim, CA Sat May 29 1993, 10:05 PM EDT Att: 24,761 - Unknown - 74 F livebaseballscores.com										
Chad Curtis, R (1, 8) OBP: 0.430, SLG: 0.431	2-1 CS 2B		1-1 G4-3			1-2 F8		4-2 BB 1B BB		3	1	1	0	1	0	0											
Tim Salmon, R (1, 9) OBP: 0.392, SLG: 0.493	2-2 P4 2-3		2-0 F9			1-0 2B		1-1 BB 1B BB		4	1	2	0	0	0	1											
Chili Davis, S (1, 10) OBP: 0.333, SLG: 0.368		1-2 G4-3			0-1 G4-3			4-1 BB 1B BB		2	1	0	0	2	0	0											
J.T. Snow, L (1, 3) OBP: 0.305, SLG: 0.454		4-1 BB			2-1 F7			4-2 1B BB		2	1	0	1	2	0	2											
Greg Myers, L (1, 2) OBP: 0.309, SLG: 0.378		0-0 F7			2-1 BB 1B			1-2 1B BB		3	1	2	0	0	0	1											
Stan Javier, S (8, PH) OBP: 0.292, SLG: 0.311										1	0	0	0	0	1	3											
Ron Tingley, R (9, 2)										0	0	0	0	0	0	0											
Rene Gonzales, R (1, 5) OBP: 0.378, SLG: 0.311		3-2 F7			1-0 F9			3-1 G3 K		4	0	0	0	0	1	6											
Damon Easley, R (1, 4) OBP: 0.382, SLG: 0.426			3-1 F8			4-2 BB		3-2 1B		3	0	1	3	1	0	1											
Gary Disarcina, R (1, 6) OBP: 0.253, SLG: 0.313			1-1 G6-3			1-0 G5-3		2-0 F7		2	0	0	0	0	0	2											
Torey Lovullo, S (7, PH) OBP: 0.359, SLG: 0.521								2H HR		2	1	1	2	0	0	1											
Inning Stats	R: 0 E: 0 K: 0 S: 8	H: 1 LOB: 0 BB: 0 P: 14	R: 0 E: 0 K: 0 S: 10	H: 0 LOB: 1 BB: 1 P: 18	R: 0 E: 0 K: 0 S: 8	H: 0 LOB: 0 BB: 0 P: 14	R: 0 E: 0 K: 0 S: 5	H: 0 LOB: 0 BB: 0 P: 8	R: 0 E: 0 K: 0 S: 12	H: 1 LOB: 2 BB: 1 P: 22	R: 0 E: 0 K: 0 S: 10	H: 1 LOB: 2 BB: 1 P: 18	R: 2 E: 0 K: 0 S: 8	H: 2 LOB: 0 BB: 0 P: 16	R: 4 E: 0 K: 2 S: 18	H: 2 LOB: 1 BB: 3 P: 36	R: 0 E: 0 K: 0 S: 9	H: 4 LOB: 1 BB: 3 P: 36	1B: 4 2B: 2 3B: 0 HR: 1	SF: 0 SAC: 0 DP: 0 HBP: 0	WP: 0 PB: 0 SB: 0 CS: 1	PA: 36					
PITCHER	IP	WLS	BF	H	R	ER	SO	BB	IBB	HBP	BLK	WP	HR	S	P	ERA	WHIP										
Rick Sutcliffe, R (1, 1) ERA: 4.58	7.0		28	5	2	2	0	3	0	0	0	0	0	61	110	2.57	1.143										
Todd Frohworth, R (8, 1) ERA: 3.14	0.0	L	3	1	3	3	0	2	0	0	0	0	0	6	15	∞	∞										
Brad Pennington, L (8, 1) ERA: 2.45	0.1		2	0	0	0	1	1	0	0	0	0	0	5	9	0.00	3.000										
Gregg Olson, R (8, 1) ERA: 2.08	0.2		3	1	1	1	1	0	0	0	0	0	0	7	12	13.50	1.500										

Batter	1	2	3	4	5	6	7	8	9	AB	R	H	RBI	BB	SO	LOB	TOP								
Brady Anderson, L OBP: 0.323, SLG: 0.371	0-0 P4	2-2 G4-3				4-1 1B 1B BB	2-1 F8		4-2 1B BB		3	1	0	0	2	0	2								
Mike Deversaux, R OBP: 0.270, SLG: 0.364	3-2 F9		1-0 F7			0-2 FC4 1B SF9		2-2 G4-6-3 BB	0-0 1B		4	1	2	1	0	0	0								
Cal Ripken Jr., R OBP: 0.318, SLG: 0.366	2-1 2B		0-0 HR			3-2 FC4 1B		4-0 G4-6-3 BB	2-1 G5-3		4	1	3	2	1	0	2								
Harold Baines, L OBP: 0.422, SLG: 0.408	4-2 BB		3-2 G4-3			2-1 FC4 BB		2-1 G4-6-3	3-2 BB		4	0	1	0	1	0	4								
Damon Buford, R OBP: 0.316, SLG: 0.351						2-1 FC4 BB		1-2 G4-6-3			0	0	0	0	0	0	0								
Leo Gomez, R OBP: 0.361, SLG: 0.462	0-3 K		3-3 K2-3			4-0 FC6-4 BB		3-2 F9			3	0	0	0	2	2	3								
Mark McLemore, S OBP: 0.339, SLG: 0.378						1-2 BB			1-2 BB		0	0	0	0	0	0	0								
Chris Hoiles, R OBP: 0.383, SLG: 0.496		4-2 1B G1-3 BB			1-3 K	0-0 SF9		2-3 K	0-3 K		3	0	0	1	1	3	2								
David Segui, S OBP: 0.384, SLG: 0.432		0-2 G1-3			2-2 G4-3	3-0 FC6-4		0-2 FC6-4 1B WP	3-1 F8		5	1	1	0	0	0	5								
Jack Voigt, R OBP: 0.304, SLG: 0.238		2-1 1B			0-0 FC5-4 1B		3-3 K	1-2 FC6-4 1B	2-1 F8		4	0	3	0	0	1	0								
Paul Carey, L OBP: 0.143		2-3 1B			0-2 FC5-4		1-0 F9	1-2 FC6-4 1B WP			1	0	0	0	0	0	2								
Harold Reynolds, S OBP: 0.320, SLG: 0.277		1-2 P3			0-2 FC5-4		1-0 F9	1-2 FC6-4 1B WP			4	1	0	0	0	0	5								
Inning Stats	R: 0 E: 0 K: 1 S: 11	H: 1 LOB: 2 BB: 1 P: 20	R: 0 E: 0 K: 0 S: 17	H: 1 LOB: 2 BB: 1 P: 26	R: 1 E: 0 K: 1 S: 9	H: 1 LOB: 0 BB: 0 P: 16	R: 0 E: 0 K: 1 S: 11	H: 1 LOB: 1 BB: 0 P: 14	R: 2 E: 0 K: 0 S: 11	H: 2 LOB: 2 BB: 2 P: 24	R: 0 E: 0 K: 1 S: 6	H: 0 LOB: 0 BB: 0 P: 12	R: 0 E: 0 K: 0 S: 10	H: 0 LOB: 1 BB: 1 P: 21	R: 2 E: 0 K: 1 S: 17	H: 3 LOB: 2 BB: 1 P: 27	R: 0 E: 0 K: 1 S: 14	H: 1 LOB: 2 BB: 1 P: 26	1B: 8 2B: 1 3B: 0 HR: 1	SF: 1 SAC: 0 DP: 1 HBP: 1	WP: 1 PB: 0 SB: 0 CS: 0	PA: 44			
PITCHER	IP	WLS	BF	H	R	ER	SO	BB	IBB	HBP	BLK	WP	HR	S	P	ERA	WHIP								
Chuck Finley, L ERA: 3.08	5.0	W	25	6	3	3	3	4	0	0	0	0	1	59	100	5.40	2.000								
Scott Lewis, R ERA: 4.5	1.0		5	0	0	0	1	1	0	1	0	0	0	9	21	0.00	1.000								
Ken Patterson, L ERA: 5.4	1.2		7	2	2	2	1	1	0	0	0	1	0	21	34	10.80	1.800								
Gene Nelson, R ERA: 1.06	1.1	S	7	2	0	0	1	1	0	0	0	0	0	17	31	0.00	2.250								

Baltimore Orioles @ California Angels
Anaheim Stadium, Anaheim, CA
Sun May 30, 1993, 6:33 AM EDT
Att: 21,773 - Sunny - 78 F

AB 35
R 5
H 10
RBI 4
BB 7
SO 6
LOB 25



Batter	1	2	3	4	5	6	7	8	9	AB	R	H	RBI	BB	SO	LOB	BOTTOM								
Stan Javier, S OBP: 0.308, SLG: 0.313	4-2 G6-4-3 BB	3-2 1B HR 1B		1-2 L4			3-2 G4-3			3	1	1	2	1	0	1									
Chad Curtis, R OBP: 0.426, SLG: 0.427	2-0 G6-4-3	0-0 1B HR 1B			3-3 K		2-3 K			4	1	1	1	0	2	2									
Tim Salmon, R OBP: 0.395, SLG: 0.513	2-3 K	1-0 1B HR			1-1 CS 1B		1-1 P3			4	1	2	3	0	1	1									
Chili Davis, S OBP: 0.326, SLG: 0.358		L5-3 G6-3			2-3 K			0-0 G2-3		4	0	0	0	0	1	1									
Rene Gonzales, R OBP: 0.382, SLG: 0.320		0-1 1B 2B	4-2 G6-4-3 BB		1-2 CS	0-1 F7		0-0 G6-3		3	1	1	0	1	0	0									
Gary Gaetti, R OBP: 0.255, SLG: 0.229		0-0 1B 1B	1-1 G6-4-3		0-0 2B			2-3 K		3	1	2	1	0	0	1									
J.T. Snow, L OBP: 0.303, SLG: 0.451		2-H 1B 1B	1-2 G3-1							1	0	0	0	0	1	0									
Damion Easley, R OBP: 0.381, SLG: 0.420		1-2 1B HBP			1-0 F7					2	1	0	0	0	0	1									
Gary Disarcina, R OBP: 0.248, SLG: 0.307		2-3 K			0-0 F8		0-1 L9			3	0	0	0	0	1	3									
Ron Tingley, R OBP: 0.600, SLG: 0.750		1-1 1B 1B			3-3 K		1-1 G4-3 2B			3	1	2	0	0	1	0									
Inning Stats	R: 0 E: 0 K: 1 S: 8	H: 0 LOB: 0 BB: 1 P: 15	R: 7 E: 0 K: 1 S: 21	H: 6 LOB: 0 BB: 0 P: 34	R: 0 E: 0 K: 0 S: 6	H: 0 LOB: 1 BB: 1 P: 12	R: 0 E: 0 K: 1 S: 7	H: 0 LOB: 0 BB: 0 P: 11	R: 0 E: 0 K: 2 S: 10	H: 1 LOB: 0 BB: 0 P: 17	R: 0 E: 0 K: 0 S: 6	H: 1 LOB: 1 BB: 0 P: 7	R: 0 E: 0 K: 1 S: 14	H: 1 LOB: 1 BB: 0 P: 19	R: 0 E: 0 K: 1 S: 5	H: 0 LOB: 0 BB: 0 P: 7	1B: 5 2B: 3 3B: 0 HR: 1	SF: 0 SAC: 0 DP: 2 HBP: 1	WP: 0 PB: 0 SB: 0 CS: 1	PA: 34					
PITCHER	IP	WLS	BF	H	R	ER	SO	BB	IBB	HBP	BLK	WP	HR	S	P	ERA	WHIP								
Jamie Moyer, L ERA: 5.74	1.2	L	12	6	7	7	2	1	0	1	0	0	1	27	44	37.80	4.200								
Alan Mills, R ERA: 3.53	5.1		18	3	0	0	4	1	0	0	0	0	0	45	71	0.00	0.750								
Mark Williamson, R ERA: 3.0	1.0		3	0	0	0	1	0	0	0	0	0	0	5	7	0.00	0.000								

Baltimore Orioles @ California Angels
Anaheim Stadium, Anaheim, CA
Sun May 30, 1993, 6:33 AM EDT
Att: 21,773 - Sunny - 78 F

AB 30
R 7
H 9
RBI 7
BB 2
SO 7
LOB 10




Batter	1	2	3	4	5	6	7	8	9	AB	R	H	RBI	BB	SO	LOB	TOP								
Devon White, S OBP: 0.365, SLG: 0.511	G3		K					K		4	1	1	0	1	2	1	Toronto Blue Jays @ California Angels Anaheim Stadium, Anaheim, CA Mon May 31 1993, 6:33 AM EDT Att: 30,620 - Overcast - 77 F								
Roberto Alomar, S OBP: 0.369, SLG: 0.397	S BB		P4					G6-3		4	1	1	3	1	0	2									
Paul Molitor, R OBP: 0.418, SLG: 0.485	F7								P3	2	2	0	0	3	0	1									
Joe Carter, R OBP: 0.322, SLG: 0.606 Turner Ward, S OBP: 0.270, SLG: 0.393	K								K	5	0	1	0	0	3	4									
John Olerud, L OBP: 0.495, SLG: 0.651										0	0	0	0	0	0	0									
Ed Sprague, R OBP: 0.304, SLG: 0.425										3	3	2	3	2	0	0									
Darrin Jackson, R OBP: 0.259, SLG: 0.358										3	1	1	3	1	0	0									
Pat Borders, R OBP: 0.262, SLG: 0.379										5	0	0	0	0	0	3									
Domingo Cedenio, S OBP: 0.214, SLG: 0.214										3	0	0	0	0	0	1									
Inning Stats	R: 0 E: 0 K: 1 S: 8	H: 0 LOB: 1 BB: 1 P: 14	R: 1 E: 0 K: 0 S: 8	H: 1 LOB: 0 BB: 0 P: 12	R: 0 E: 0 K: 1 S: 8	H: 0 LOB: 0 BB: 0 P: 11	R: 2 E: 0 K: 0 S: 9	H: 1 LOB: 0 BB: 2 P: 23	R: 1 E: 0 K: 1 S: 11	H: 2 LOB: 2 BB: 1 P: 18	R: 0 E: 0 K: 0 S: 9	H: 0 LOB: 0 BB: 0 P: 13	R: 4 E: 0 K: 0 S: 16	H: 3 LOB: 2 BB: 3 P: 29	R: 0 E: 0 K: 1 S: 8	H: 1 LOB: 1 BB: 0 P: 12	R: 2 E: 0 K: 1 S: 13	H: 1 LOB: 0 BB: 1 P: 22	1B: 4 2B: 0 3B: 0 HR: 5	SF: 1 SAC: 1 DP: 1 HBP: 0	WP: 0 PB: 0 SB: 3 CS: 0	PA: 43			
PITCHER	IP	WLS	BF	H	R	ER	SO	BB	IBB	HBP	BLK	WP	HR	S	P	ERA	WHIP								
John Farrell, R ERA: 5.88	6.1	L	30	6	8	8	3	5	1	0	0	0	4	60	106	11.37	1.737								
Ken Patterson, L ERA: 5.4	0.0		2	1	0	0	0	0	1	0	0	0	0	4	8	∞	∞								
Scott Lewis, R ERA: 4.4	0.2		2	0	0	0	0	0	0	0	0	0	0	5	6	0.00	0.000								
Darryl Scott, R ERA	1.0		4	1	0	0	1	0	0	0	0	0	0	8	12	0.00	1.000								
Joe Grahe, R ERA: 3.5	1.0		5	1	2	2	1	1	0	0	0	0	1	13	22	18.00	2.000								

Batter	1	2	3	4	5	6	7	8	9	AB	R	H	RBI	BB	SO	LOB	BOTTOM								
Luis Polonia, L OBP: 0.325, SLG: 0.354	K									3	1	1	0	2	1	2	Toronto Blue Jays @ California Angels Anaheim Stadium, Anaheim, CA Mon May 31 1993, 6:33 AM EDT Att: 30,620 - Overcast - 77 F								
Chad Curtis, R OBP: 0.426, SLG: 0.429	F9									4	0	1	2	1	0	4									
Tim Salmon, R OBP: 0.390, SLG: 0.503	F8									5	0	1	1	0	1	3									
Chili Davis, S OBP: 0.328, SLG: 0.359										5	0	2	0	0	1	2									
Greg Myers, L OBP: 0.294, SLG: 0.359										4	1	0	0	0	0	2									
J.T. Snow, L OBP: 0.307, SLG: 0.449										3	0	1	0	1	0	0									
Torey Lovullo, S OBP: 0.366, SLG: 0.513										3	1	1	0	1	0	2									
Rene Gonzales, R OBP: 0.385, SLG: 0.326										4	1	2	2	0	0	2									
Gary Disarcina, R OBP: 0.255, SLG: 0.312										4	1	2	0	0	0	3									
Inning Stats	R: 0 E: 0 K: 1 S: 6	H: 0 LOB: 0 BB: 0 P: 9	R: 0 E: 0 K: 0 S: 7	H: 1 LOB: 0 BB: 0 P: 11	R: 3 E: 0 K: 0 S: 14	H: 3 LOB: 1 BB: 1 P: 23	R: 1 E: 1 K: 0 S: 11	H: 2 LOB: 2 BB: 0 P: 16	R: 0 E: 0 K: 0 S: 7	H: 0 LOB: 0 BB: 0 P: 10	R: 0 E: 0 K: 0 S: 11	H: 1 LOB: 1 BB: 1 P: 19	R: 0 E: 0 K: 1 S: 15	H: 1 LOB: 2 BB: 1 P: 25	R: 1 E: 0 K: 0 S: 9	H: 2 LOB: 1 BB: 1 P: 17	1B: 10 2B: 2 3B: 0 HR: 0	SF: 0 SAC: 0 DP: 3 HBP: 0	WP: 0 PB: 0 SB: 2 CS: 1	PA: 40					
PITCHER	IP	WLS	BF	H	R	ER	SO	BB	IBB	HBP	BLK	WP	HR	S	P	ERA	WHIP								
Jack Morris, R ERA: 9.47	6.0	W	26	7	4	3	2	2	0	0	0	0	0	26	44	0.00	2.000								
Woody Williams, R ERA: 2.25	2.0		9	2	0	0	1	2	0	0	0	0	0	9	17	9.00	3.000								
Mike Timlin, R ERA: 4.38	1.0		5	2	1	1	0	1	0	0	0	0	0	9	17	9.00	3.000								

AB	33
R	10
H	9
RBI	10
BB	8
SO	5
LOB	12



AB	35
R	5
H	11
RBI	5
BB	5
SO	3
LOB	20



Batter	1	2	3	4	5	6	7	8	9	AB	R	H	RBI	BB	SO	LOB	TOP				
Devon White, S OBP: 0.369, SLG: 0.503	1-2 HR 1B	0-2 G4-3		3-2 G3		4-0 HBP BB		4-1 1B BB		3	1	1	0	2	0	3					
Roberto Alomar, S OBP: 0.389, SLG: 0.443	3-2 1-H HR		1-1 1B	1-0 HR		1-1 HBP		0-2 1-3 2-H 1B		4	2	4	5	0	0	0					
Joe Carter, R OBP: 0.318, SLG: 0.595	0-0 P2		3-1 2B 1B	0-3 K		2-3 K		1-3 K		5	1	1	0	0	3	4					
John Olerud, L OBP: 0.493, SLG: 0.667	1-2 G4-3		3-1 1B	1-0 F8			0-1 F7		1-3 K	5	0	1	0	0	1	0					
Ed Sprague, R OBP: 0.303, SLG: 0.434			2-1 1B		2-3 K		2-2 F8		1-1 WP 1B 2B	2	0	0	0	0	2	0					
Luis Sojo, R OBP: 0.250, SLG: 0.333										2	1	1	0	0	0	0					
Darnell Coles, R OBP: 0.351, SLG: 0.409		3-1 F8	2-1 P3		3-1 G3-6-3 1B		1-0 F9		0-3 K	3	0	1	0	0	0	3					
Willie Canate, R OBP: 0.266, SLG: 0.382										2	0	0	0	0	1	1					
Turner Ward, S OBP: 0.304, SLG: 0.410		4-0 SH2-3 1B BB	0-0 FC5-4 1B		0-0 G3-6-3 1-2			3-3 K	0-1 1B	4	0	2	2	1	1	1					
Pat Borders, R OBP: 0.266, SLG: 0.382		0-1 SH2-3 1B	0-0 FC5-4				2-2 G4-3		3-1 F8	5	0	1	0	0	0	4					
Domingo Cedenio, S OBP: 0.238, SLG: 0.238		0-0 SH2-3		2-1 E5 HR G3			2-1 G4-3		3-2 BB 1B	3	2	1	0	0	0	0					
Inning Stats	R: 2 E: 0 K: 1 S: 16	H: 2 LOB: 0 BB: 0 P: 21	R: 0 E: 0 K: 0 S: 8	H: 1 LOB: 2 BB: 1 P: 15	R: 1 E: 0 K: 0 S: 11	H: 4 LOB: 3 BB: 0 P: 22	R: 2 E: 1 K: 1 S: 10	H: 1 LOB: 0 BB: 0 P: 17	R: 0 E: 0 K: 1 S: 7	H: 0 LOB: 0 BB: 0 P: 12	R: 0 E: 0 K: 0 S: 7	H: 0 LOB: 0 BB: 0 P: 10	R: 1 E: 0 K: 2 S: 17	H: 2 LOB: 2 BB: 1 P: 31	R: 1 E: 0 K: 2 S: 11	H: 2 LOB: 1 BB: 0 P: 13	1B: 9 2B: 2 3B: 0 HR: 2	SF: 0 SAC: 1 DP: 1 HBP: 2	WP: 1 PB: 0 SB: 1 CS: 0	PA: 44	
PITCHER	IP WLS BF H R ER SO BB IBB HBP BLK WP HR S P ERA WHIP	IP WLS BF H R ER SO BB IBB HBP BLK WP HR S P ERA WHIP	IP WLS BF H R ER SO BB IBB HBP BLK WP HR S P ERA WHIP	IP WLS BF H R ER SO BB IBB HBP BLK WP HR S P ERA WHIP	IP WLS BF H R ER SO BB IBB HBP BLK WP HR S P ERA WHIP	IP WLS BF H R ER SO BB IBB HBP BLK WP HR S P ERA WHIP	IP WLS BF H R ER SO BB IBB HBP BLK WP HR S P ERA WHIP	IP WLS BF H R ER SO BB IBB HBP BLK WP HR S P ERA WHIP	IP WLS BF H R ER SO BB IBB HBP BLK WP HR S P ERA WHIP	IP WLS BF H R ER SO BB IBB HBP BLK WP HR S P ERA WHIP	IP WLS BF H R ER SO BB IBB HBP BLK WP HR S P ERA WHIP	IP WLS BF H R ER SO BB IBB HBP BLK WP HR S P ERA WHIP	IP WLS BF H R ER SO BB IBB HBP BLK WP HR S P ERA WHIP	IP WLS BF H R ER SO BB IBB HBP BLK WP HR S P ERA WHIP	IP WLS BF H R ER SO BB IBB HBP BLK WP HR S P ERA WHIP	IP WLS BF H R ER SO BB IBB HBP BLK WP HR S P ERA WHIP	IP WLS BF H R ER SO BB IBB HBP BLK WP HR S P ERA WHIP	IP WLS BF H R ER SO BB IBB HBP BLK WP HR S P ERA WHIP	IP WLS BF H R ER SO BB IBB HBP BLK WP HR S P ERA WHIP	IP WLS BF H R ER SO BB IBB HBP BLK WP HR S P ERA WHIP	IP WLS BF H R ER SO BB IBB HBP BLK WP HR S P ERA WHIP

Toronto Blue Jays @ California Angels
Anaheim Stadium, Anaheim, CA
Wed Jun 02 1993, 10:05 PM EDT
Att: 24,360 - Unknown - 73 F

AB 38
R 7
H 13
RBI 7
BB 3
SO 8
LOB 16



Batter	1	2	3	4	5	6	7	8	9	AB	R	H	RBI	BB	SO	LOB	BOTTOM					
Stan Javier, S OBP: 0.298, SLG: 0.288	2-1 G4-3		1-3 K		3-2 L9		1 SAFE 3-2 F8		0-1 BB 1B	3	0	0	0	0	1	2						
Rene Gonzales, R OBP: 0.377, SLG: 0.319										2	1	1	0	0	0	1						
Chad Curtis, R OBP: 0.426, SLG: 0.422	2-1 1B		1-2 K			1-0 HR HBP	1-1 HBP		4-2 1B BB	2	1	1	0	0	1	1						
John Orton, R OBP: 0.256, SLG: 0.288										0	1	0	0	1	0	0						
Tim Salmon, R OBP: 0.392, SLG: 0.512	1-0 F8		3-3 K			0-0 H HR	2-3 K		0-3 K	5	1	1	2	0	3	6						
Chili Davis, S OBP: 0.323, SLG: 0.352					1-3 K		1-1 F7		1-1 1B	5	0	2	1	0	1	1						
Luis Polonia, L OBP: 0.327, SLG: 0.355										0	0	0	0	0	0	0						
Torey Lovullo, S OBP: 0.352, SLG: 0.488		0-2 L1		0-1 F9		1-1 G4-3		0-1 F8	0-1 1B	5	0	1	1	0	0	1						
Greg Myers, L OBP: 0.289, SLG: 0.386		0-1 G4-3		2-2 G4-3		3-1 HR		3-3 K	2B 3-2 G6-3	5	1	1	1	0	1	3						
J.T. Snow, L OBP: 0.306, SLG: 0.435		1-0 F7			2-0 F9	0-2 F8		4-2 BB		3	0	0	0	1	0	0						
Damon Easley, R OBP: 0.375, SLG: 0.412			3-2 2B 1B		0-2 G4-3		1-2 P5	2-2 P6		2	1	1	0	0	0	0						
Gary Gaetti, R OBP: 0.250, SLG: 0.220										2	0	0	0	0	0	2						
Gary Disarcina, R OBP: 0.263, SLG: 0.327			2-1 1-H 2B		1-1 2B		4-0 HBP BB		0-0 G6-3	3	0	2	1	1	0	0						
Inning Stats	R: 0 E: 0 K: 0 S: 7	H: 1 LOB: 1 BB: 0 P: 13	R: 0 E: 0 K: 0 S: 6	H: 0 LOB: 0 BB: 0 P: 7	R: 1 E: 0 K: 3 S: 15	H: 2 LOB: 1 BB: 0 P: 25	R: 0 E: 0 K: 1 S: 9	H: 0 LOB: 0 BB: 0 P: 12	R: 0 E: 0 K: 0 S: 9	H: 1 LOB: 1 BB: 0 P: 15	R: 3 E: 0 K: 0 S: 11	H: 2 LOB: 2 BB: 0 P: 17	R: 0 E: 0 K: 1 S: 11	H: 0 LOB: 1 BB: 1 P: 22	R: 0 E: 0 K: 1 S: 14	H: 1 LOB: 2 BB: 1 P: 23	R: 2 E: 0 K: 1 S: 15	H: 3 LOB: 2 BB: 1 P: 23	1B: 6 2B: 2 3B: 0 HR: 2	SF: 0 SAC: 0 DP: 0 HBP: 2	WP: 0 PB: 0 SB: 0 CS: 0	PA: 42
PITCHER	IP WLS BF H R ER SO BB IBB HBP BLK WP HR S P ERA WHIP	IP WLS BF H R ER SO BB IBB HBP BLK WP HR S P ERA WHIP	IP WLS BF H R ER SO BB IBB HBP BLK WP HR S P ERA WHIP	IP WLS BF H R ER SO BB IBB HBP BLK WP HR S P ERA WHIP	IP WLS BF H R ER SO BB IBB HBP BLK WP HR S P ERA WHIP	IP WLS BF H R ER SO BB IBB HBP BLK WP HR S P ERA WHIP	IP WLS BF H R ER SO BB IBB HBP BLK WP HR S P ERA WHIP	IP WLS BF H R ER SO BB IBB HBP BLK WP HR S P ERA WHIP	IP WLS BF H R ER SO BB IBB HBP BLK WP HR S P ERA WHIP	IP WLS BF H R ER SO BB IBB HBP BLK WP HR S P ERA WHIP	IP WLS BF H R ER SO BB IBB HBP BLK WP HR S P ERA WHIP	IP WLS BF H R ER SO BB IBB HBP BLK WP HR S P ERA WHIP	IP WLS BF H R ER SO BB IBB HBP BLK WP HR S P ERA WHIP	IP WLS BF H R ER SO BB IBB HBP BLK WP HR S P ERA WHIP	IP WLS BF H R ER SO BB IBB HBP BLK WP HR S P ERA WHIP	IP WLS BF H R ER SO BB IBB HBP BLK WP HR S P ERA WHIP	IP WLS BF H R ER SO BB IBB HBP BLK WP HR S P ERA WHIP	IP WLS BF H R ER SO BB IBB HBP BLK WP HR S P ERA WHIP	IP WLS BF H R ER SO BB IBB HBP BLK WP HR S P ERA WHIP	IP WLS BF H R ER SO BB IBB HBP BLK WP HR S P ERA WHIP	IP WLS BF H R ER SO BB IBB HBP BLK WP HR S P ERA WHIP	IP WLS BF H R ER SO BB IBB HBP BLK WP HR S P ERA WHIP

Toronto Blue Jays @ California Angels
Anaheim Stadium, Anaheim, CA
Wed Jun 02 1993, 10:05 PM EDT
Att: 24,360 - Unknown - 73 F

AB 37
R 6
H 10
RBI 6
BB 3
SO 7
LOB 17



Batter	1	2	3	4	5	6	7	8	9	AB	R	H	RBI	BB	SO	LOB	TOP										
Luis Polonia, L (1, 7) OBP: 0.325, SLG: 0.353	F8		G6-3			E S CS 1B		G6-3		4	0	1	0	0	0	0	California Angels @ Detroit Tigers Tiger Stadium, Detroit, MI Sat Jun 05 1993, 3:33 AM EDT Att: 27,841 - Overcast - 54 F										
Chad Curtis, R (1, 8) OBP: 0.436, SLG: 0.433	2B BB			3-2 CS 1B		1 SAFE BB 1 SAFE BB 1 SAFE BB		2B 1B		2	1	2	0	2	0												
Tim Salmon, R (1, 9) OBP: 0.392, SLG: 0.529	1-H 2B			2-3 K		2-1 CS	3-2 G4-3		F8	4	0	1	1	0	1	2											
Chili Davis, S (1, 10) OBP: 0.316, SLG: 0.349 Damion Easley, R (7, PR) OBP: 0.376, SLG: 0.414	G4-3			1-1 L4		3-H	FC5 2B		P4-6 2B	3	0	1	0	0	0	1											
Torey Lovullo, S (1, 4) OBP: 0.355, SLG: 0.477		F9			G4-3		4-1 BB		P4-6 2B	3	0	0	0	1	0	2											
Greg Myers, L (1, 2) OBP: 0.283, SLG: 0.376 Stan Javier, S (7, PH) OBP: 0.286, SLG: 0.268 Ron Tingley, R (7, 2) OBP: 0.376, SLG: 0.429		K			P5		1-0 L7			2	0	0	0	0	1	0											
J.T. Snow, L (1, 3) OBP: 0.301, SLG: 0.423		G4-3			L7		0-0 FC5			3	0	0	0	0	0	2											
Rene Gonzales, R (1, 5) OBP: 0.373, SLG: 0.312			L9			G6-3		K		3	0	0	0	0	1	0											
Gary Disarcina, R (1, 6) OBP: 0.260, SLG: 0.321			G6-3			P6		G6-3		3	0	0	0	0	0	0											
Inning Stats	R: 1 E: 0 K: 0 S: 7	H: 1 LOB: 0 BB: 1 P: 15	R: 0 E: 0 K: 1 S: 6	H: 0 LOB: 0 BB: 0 P: 7	R: 0 E: 0 K: 0 S: 7	H: 0 LOB: 0 BB: 0 P: 11	R: 0 E: 0 K: 1 S: 9	H: 1 LOB: 0 BB: 0 P: 14	R: 0 E: 0 K: 0 S: 9	H: 0 LOB: 0 BB: 0 P: 11	R: 0 E: 0 K: 0 S: 6	H: 1 LOB: 1 BB: 1 P: 16	R: 0 E: 0 K: 0 S: 9	H: 1 LOB: 2 BB: 1 P: 20	R: 0 E: 0 K: 1 S: 7	H: 0 LOB: 0 BB: 0 P: 10		R: 0 E: 0 K: 0 S: 9	H: 2 LOB: 1 BB: 0 P: 17	1B: 3 2B: 4 3B: 0 HR: 0	SF: 0 SAC: 0 DP: 1 HBP: 0	WP: 0 PB: 0 SB: 1 CS: 2	PA: 33				
PITCHER	IP	WLS	BF	H	R	ER	SO	BB	IBB	HBP	BLK	WP	HR	S	P	ERA	WHIP										
John Doherty, R (1, 1) ERA: 3.11	6.0	W	20	3	1	1	2	2	0	0	0	0	0	44	74	1.50	0.833										
Bill Krueger, L (7, 1) ERA: 3.47	1.0		5	1	0	0	0	1	0	0	0	0	0	9	20	0.00	2.000										
Kurt Knudsen, R (8, 1) ERA:	1.1		6	2	0	0	1	0	0	0	0	0	0	14	22	0.00	1.500										
Bob MacDonald, L (9, 1) ERA: 2.88	0.2	S	1	0	0	0	0	0	0	0	0	0	0	2	5	0.00	0.000										

AB	29
R	1
H	6
RBI	1
BB	3
SO	3
LOB	9



Batter	1	2	3	4	5	6	7	8	9	AB	R	H	RBI	BB	SO	LOB	BOTTOM										
Tony Phillips, S (1, 4) OBP: 0.445, SLG: 0.410	E1 G4-3		E S 1B		G4-3		0-0 E 2B			4	2	2	2	0	0	0	California Angels @ Detroit Tigers Tiger Stadium, Detroit, MI Sat Jun 05 1993, 3:33 AM EDT Att: 27,841 - Overcast - 54 F										
Dan Gladden, R (1, 7) OBP: 0.212, SLG: 0.484	L9		G1-3		G1-3		E5		4	0	0	0	0	0	2												
Travis Fryman, R (1, 6) OBP: 0.356, SLG: 0.439	G4-3		E9		L7	0-1 L7	K		4	0	0	0	0	1	2												
Cecil Fielder, R (1, 3) OBP: 0.364, SLG: 0.432	K		G5-3			4-1 BB	K		3	0	0	0	1	2	3												
Alan Trammell, R (1, 5) OBP: 0.357, SLG: 0.404		K			K	1-0 F8		P3	4	0	0	0	0	2	1												
Skeeter Barnes, R (1, 10) OBP: 0.306, SLG: 0.419		G6-4-3 1B			L7	0-0 F9		G5-3	4	0	1	0	0	0	1												
Chad Kreuter, S (1, 2) OBP: 0.423, SLG: 0.555		G6-4-3 1-2				0-0		K	4	0	1	0	0	1	1												
Gary Thurman, R (1, 9) OBP: 0.326, SLG: 0.289			F8		G1-3		BB 2B 1B		3	1	1	0	0	0	1												
Mitt Cuyler, S (1, 8) OBP: 0.307, SLG: 0.369			S 1B 1B			1-1 P3	2B BB		2	2	1	0	1	0	0												
Inning Stats	R: 0 E: 1 K: 1 S: 13	H: 0 LOB: 1 BB: 0 P: 22	R: 0 E: 0 K: 1 S: 7	H: 1 LOB: 0 BB: 0 P: 11	R: 2 E: 1 K: 0 S: 13	H: 2 LOB: 1 BB: 0 P: 20	R: 0 E: 0 K: 1 S: 8	H: 1 LOB: 0 BB: 0 P: 12	R: 0 E: 0 K: 0 S: 5	H: 0 LOB: 0 BB: 0 P: 7	R: 0 E: 0 K: 0 S: 5	H: 0 LOB: 1 BB: 1 P: 10	R: 3 E: 1 K: 2 S: 16	H: 2 LOB: 1 BB: 1 P: 28	R: 0 E: 0 K: 1 S: 11	H: 0 LOB: 0 BB: 0 P: 15		1B: 4 2B: 2 3B: 0 HR: 0	SF: 0 SAC: 0 DP: 1 HBP: 0	WP: 0 PB: 0 SB: 3 CS: 0	PA: 34						
PITCHER	IP	WLS	BF	H	R	ER	SO	BB	IBB	HBP	BLK	WP	HR	S	P	ERA	WHIP										
Chuck Finley, L (1, 1) ERA: 3.04	7.0	L	31	6	5	2	5	2	0	0	0	0	0	67	110	2.57	1.143										
Russ Springer, R (8, 1) ERA:	1.0		3	0	0	0	1	0	0	0	0	0	0	11	15	0.00	0.000										

AB	32
R	5
H	6
RBI	2
BB	2
SO	6
LOB	11



Batter	1	2	3	4	5	6	7	8	9	AB	R	H	RBI	BB	SO	LOB	TOP			
Luis Polonia, L (1, 7) OBP: 0.327, SLG: 0.359	G3	G6-3			G6-3		F7			4	0	0	0	0	0	2	California Angels @ Toronto Blue Jays SkyDome, Toronto, ON Mon Jun 07 1993, 7:05 PM EDT Att: 49,177 - Unknown - 68 F			
Chad Curtis, R (1, 8) OBP: 0.434, SLG: 0.428	FC4-6 1B			G6-4-3 1B		CS	K2-3			3	0	2	0	1	1					
Tim Salmon, R (1, 9) OBP: 0.386, SLG: 0.516	FC4-6 1B			F9		F9		F9		4	0	1	0	0	0	2				
Chili Davis, S (1, 10) OBP: 0.313, SLG: 0.347	FC4-6			G6-4-3		CS	K	K		4	0	0	0	0	2	3				
Rene Gonzales, R (1, 3) OBP: 0.367, SLG: 0.305	K			F8		G6-3				3	0	0	0	0	1	2				
Torey Lovullo, S (8, PH) OBP: 0.358, SLG: 0.477	K									1	0	1	0	0	0	0				
Kelly Gruber, R (1, 5) OBP: 0.250, SLG: 0.250		1B G6-3			G4-3					4	1	2	0	0	1	1				
Damion Easley, R (1, 4) OBP: 0.376, SLG: 0.412		1B G6-3								4	1	2	0	0	0	1				
Gary Disarcina, R (1, 6) OBP: 0.258, SLG: 0.318										3	0	1	1	0	0	1				
Stan Javier, S (9, PH) OBP: 0.281, SLG: 0.263										1	0	0	0	0	1	0				
Ron Tingley, R (1, 2) OBP: 0.400, SLG: 0.444										2	0	1	1	0	1	2				
Greg Myers, L (7, PH) OBP: 0.276, SLG: 0.363										2	0	1	0	0	0	0				
Inning Stats	R: 0 E: 0 K: 1 S: 14	H: 2 LOB: 2 BB: 0 P: 19	R: 2 E: 0 K: 0 S: 10	H: 3 LOB: 0 BB: 0 P: 20	R: 0 E: 0 K: 0 S: 3	H: 1 LOB: 0 BB: 0 P: 5	R: 0 E: 0 K: 1 S: 14	H: 2 LOB: 2 BB: 1 P: 22	R: 0 E: 0 K: 0 S: 7	H: 0 LOB: 0 BB: 1 P: 13	R: 0 E: 0 K: 1 S: 8	H: 1 LOB: 1 BB: 0 P: 15	R: 0 E: 0 K: 2 S: 11	H: 1 LOB: 1 BB: 0 P: 17	R: 0 E: 0 K: 1 S: 6	H: 0 LOB: 0 BB: 0 P: 8	1B: 11 2B: 0 3B: 0 HR: 0	SF: 0 SAC: 0 DP: 2 HBP: 0	WP: 0 PB: 0 SB: 1 CS: 1	PA: 37
PITCHER	IP WLS BF H R ER SO BB IBB HBP BLK WP HR S P ERA WHIP																			
Al Leiter, L (1, 1) ERA: 5.28	6.0 W 25 9 2 2 3 1 0 0 0 0 0 0 56 94 3.00 1.667																			
Danny Cox, R (7, 1) ERA: 1.9	2.0 8 2 0 0 3 0 0 0 0 0 0 0 19 32 0.00 1.000																			
Duane Ward, R (9, 1) ERA: 2.67	1.0 S 3 0 0 0 1 0 0 0 0 0 0 0 6 8 0.00 0.000																			

Batter	1	2	3	4	5	6	7	8	9	AB	R	H	RBI	BB	SO	LOB	BOTTOM			
Devon White, S (1, 8) OBP: 0.394, SLG: 0.538	E9		K					L9		4	1	2	1	0	1	0	California Angels @ Toronto Blue Jays SkyDome, Toronto, ON Mon Jun 07 1993, 7:05 PM EDT Att: 49,177 - Unknown - 68 F			
Roberto Alomar, S (1, 4) OBP: 0.397, SLG: 0.463	SF9				FC4-6 1B					3	1	2	3	0	0	1				
Paul Molitor, R (1, 10) OBP: 0.414, SLG: 0.484	G2-3				1B			HR		4	0	1	0	0	1	1				
Joe Carter, R (1, 7) OBP: 0.318, SLG: 0.569	P2				G5-3					4	0	1	0	0	0	0				
John Olerud, L (1, 3) OBP: 0.492, SLG: 0.687					G6-3					4	0	1	0	0	0	0				
Ed Sprague, R (1, 5) OBP: 0.309, SLG: 0.441					P4					3	0	0	0	0	0	0				
Darnell Coles, R (1, 9) OBP: 0.361, SLG: 0.417										3	1	2	0	0	0	1				
Turner Ward, S (9, 9) OBP: 0.284, SLG: 0.379										0	0	0	0	0	0	0				
Pat Borders, R (1, 2) OBP: 0.265, SLG: 0.370										3	1	1	0	0	0	2				
Luis Sojo, R (1, 6) OBP: 0.214, SLG: 0.286										2	0	0	0	0	0	0				
Inning Stats	R: 1 E: 1 K: 0 S: 10	H: 1 LOB: 0 BB: 0 P: 13	R: 0 E: 1 K: 0 S: 11	H: 0 LOB: 1 BB: 0 P: 12	R: 0 E: 0 K: 1 S: 12	H: 1 LOB: 0 BB: 0 P: 16	R: 0 E: 0 K: 0 S: 8	H: 0 LOB: 0 BB: 0 P: 12	R: 2 E: 0 K: 0 S: 11	H: 4 LOB: 2 BB: 0 P: 18	R: 0 E: 0 K: 0 S: 8	H: 0 LOB: 0 BB: 0 P: 13	R: 0 E: 0 K: 0 S: 8	H: 1 LOB: 0 BB: 0 P: 9	R: 1 E: 0 K: 1 S: 12	H: 3 LOB: 2 BB: 0 P: 15	1B: 9 2B: 0 3B: 0 HR: 1	SF: 1 SAC: 1 DP: 1 HBP: 0	WP: 0 PB: 0 SB: 0 CS: 0	PA: 32
PITCHER	IP WLS BF H R ER SO BB IBB HBP BLK WP HR S P ERA WHIP																			
Scott Sanderson, R (1, 1) ERA: 3.42	8.0 L 32 10 4 3 2 0 0 0 0 0 0 1 80 108 3.38 1.250																			

Batter	1	2	3	4	5	6	7	8	9	AB	R	H	RBI	BB	SO	LOB	TOP										
Luis Polonia, L OBP: 0.327, SLG: 0.359 Rene Gonzales, R OBP: 0.368, SLG: 0.303 (6, PH) (6, 5)	K		G4-3 2B 1B		G3-1	BB		F8		3	1	1	0	0	1	0											
Stan Javier, S OBP: 0.261, SLG: 0.242 (1, 8)	P6		L4		G1-3			G6-3		5	0	0	0	0	1	5											
Tim Salmon, R OBP: 0.386, SLG: 0.516 Torey Lovullo, S OBP: 0.360, SLG: 0.473 (1, PH) (1, 9)	F8		G4-3		K			HR 1B		0	0	0	0	0	0	0											
Chili Davis, S OBP: 0.320, SLG: 0.372 (1, 10)		G4-3				1B BB		G4-3 1B		4	2	2	3	1	0	1											
Greg Myers, L OBP: 0.262, SLG: 0.344 (1, 2)	F8		P6			L9		G4-3		5	0	0	0	0	0	3											
Kelly Gruber, R OBP: 0.353, SLG: 0.353 (6, 7)	2B 1B				L7	1B 2B 1B		E1 1B		5	1	3	0	0	1	1											
J.T. Snow, L OBP: 0.299, SLG: 0.429 (1, 3)	1B 2B				2B	P8		F8		4	0	2	0	0	0	3											
Damon Easley, R OBP: 0.373, SLG: 0.408 (1, 4)	G6-3				P3	2B 1B		G6-3		4	0	1	1	0	0	4											
Gary Disarcina, R OBP: 0.263, SLG: 0.333 (1, 6)			1B G4-3 2B		L1-3	1B 2B		K		4	1	2	1	0	1	1											
Inning Stats	R: 0 E: 0 K: 1 S: 16	H: 0 LOB: 0 BB: 0 P: 19	R: 0 E: 0 K: 0 S: 13	H: 2 LOB: 2 BB: 0 P: 17	R: 2 E: 0 K: 0 S: 12	H: 3 LOB: 1 BB: 0 P: 19	R: 0 E: 0 K: 0 S: 12	H: 1 LOB: 1 BB: 0 P: 16	R: 0 E: 0 K: 1 S: 24	H: 0 LOB: 0 BB: 2 P: 37	R: 2 E: 0 K: 0 S: 11	H: 3 LOB: 1 BB: 0 P: 16	R: 0 E: 0 K: 1 S: 6	H: 0 LOB: 0 BB: 0 P: 8	R: 0 E: 0 K: 1 S: 8	H: 1 LOB: 1 BB: 0 P: 9	1B: 7 2B: 5 3B: 0 HR: 1	SF: 0 SAC: 0 DP: 0 HBP: 0	WP: 0 PB: 0 SB: 0 CS: 0	PA: 42							
PITCHER	IP	WLS	BF	H	R	ER	SO	BB	IBB	HBP	BLK	WP	HR	S	P	ERA	WHIP										
Pat Hentgen, R ERA: 3.11 Woody Williams, R ERA: 2.7 Tony Castillo, L ERA: 3.1 Mike Timlin, R ERA: 3.86 Mark Eichhorn, R ERA: 3.53	4.0		18	6	2	2	1	0	0	0	0	0	0	53	71	4.50	1.500										

California Angels @ Toronto Blue Jays
SkyDome, Toronto, ON
Tue Jun 08 1993, 7:05 PM EDT
Att: 49,112 - Dome

AB 40
R 6
H 13
RBI 6
BB 2
SO 5
LOB 19



Batter	1	2	3	4	5	6	7	8	9	AB	R	H	RBI	BB	SO	LOB	BOTTOM										
Devon White, S OBP: 0.394, SLG: 0.532 (1, 8)	K			G3 2B BB	HR 1B	F7	L9			4	2	1	0	1	1	1											
Roberto Alomar, S OBP: 0.397, SLG: 0.473 (1, 4)	L8			G3	HR BB	F8		HR		4	2	1	1	1	0	1											
Paul Molitor, R OBP: 0.414, SLG: 0.491 (1, 10)	G5-3			2B	F9	HR 2B		P4		5	2	2	1	0	0	3											
Joe Carter, R OBP: 0.324, SLG: 0.579 (1, 7)		F8		G5-3	HR	HR BB		1B BB		3	2	1	4	2	0	1											
John Olerud, L OBP: 0.490, SLG: 0.693 (1, 3)	G4-3			2B IBB	F9	HR		K		4	2	1	3	1	1	1											
Ed Sprague, R OBP: 0.316, SLG: 0.451 (1, 5)	G6-3			HR 2B	2B 1B	F7		1B		5	2	3	2	0	0	0											
Darrin Jackson, R OBP: 0.256, SLG: 0.357 (1, 9)			F8	HR	2B BB			F7		4	1	2	2	1	0	2											
Pat Borders, R OBP: 0.264, SLG: 0.373 (1, 2)			G6-3	G5-3	2B	G6-4-3				4	0	1	1	0	0	1											
Luis Sojo, R OBP: 0.250, SLG: 0.290 (1, 6)			F7		HR 1B			BB		3	1	1	0	1	0	2											
Inning Stats	R: 0 E: 0 K: 1 S: 6	H: 0 LOB: 0 BB: 0 P: 12	R: 0 E: 0 K: 0 S: 7	H: 0 LOB: 0 BB: 0 P: 13	R: 0 E: 0 K: 0 S: 9	H: 0 LOB: 0 BB: 0 P: 14	R: 5 E: 0 K: 0 S: 20	H: 3 LOB: 2 BB: 2 P: 40	R: 5 E: 1 K: 0 S: 16	H: 5 LOB: 2 BB: 2 P: 34	R: 3 E: 0 K: 0 S: 10	H: 2 LOB: 0 BB: 1 P: 24	R: 0 E: 0 K: 0 S: 7	H: 1 LOB: 1 BB: 1 P: 12	R: 1 E: 0 K: 1 S: 18	H: 2 LOB: 2 BB: 1 P: 30	1B: 5 2B: 4 3B: 0 HR: 4	SF: 0 SAC: 0 DP: 1 HBP: 0	WP: 0 PB: 0 SB: 1 CS: 0	PA: 43							
PITCHER	IP	WLS	BF	H	R	ER	SO	BB	IBB	HBP	BLK	WP	HR	S	P	ERA	WHIP										
Julio Valera, R ERA: 5.68 Darryl Scott, R ERA: 6.35 Ken Patterson, L ERA: 7.64 Gene Nelson, R ERA: 1.86 Russ Springer, R ERA: 4.5	4.0		19	5	7	7	1	1	0	0	0	0	1	12	27	40.50	7.500										

California Angels @ Toronto Blue Jays
SkyDome, Toronto, ON
Tue Jun 08 1993, 7:05 PM EDT
Att: 49,112 - Dome

AB 36
R 14
H 13
RBI 14
BB 7
SO 2
LOB 12



Batter	1	2	3	4	5	6	7	8	9	AB	R	H	RBI	BB	SO	LOB	TOP										
Luis Polonia, L OBP: 0.324, SLG: 0.355										5	1	1	0	0	1	3											
Torey Lovullo, S OBP: 0.352, SLG: 0.459										5	0	1	1	0	0	2											
Tim Salmon, R OBP: 0.387, SLG: 0.508										3	1	0	0	2	1	0											
Chili Davis, S OBP: 0.322, SLG: 0.395										5	1	2	2	0	0	2											
Kelly Gruber, R OBP: 0.333, SLG: 0.476										4	1	1	1	0	0	1											
J.T. Snow, L OBP: 0.307, SLG: 0.429										2	1	1	0	2	0	0											
Stan Javier, S OBP: 0.260, SLG: 0.242										4	1	1	0	0	1	3											
Gary Disarcina, R OBP: 0.258, SLG: 0.326										4	0	0	0	0	2	2											
Ron Tingley, R OBP: 0.429, SLG: 0.500										3	0	1	2	1	0	0											
Inning Stats	R: 2 E: 0 K: 1 S: 11	H: 1 LOB: 0 BB: 1 P: 19	R: 2 E: 0 K: 1 S: 11	H: 2 LOB: 1 BB: 1 P: 19	R: 0 E: 0 K: 1 S: 10	H: 1 LOB: 2 BB: 1 P: 19	R: 0 E: 0 K: 0 S: 5	H: 0 LOB: 0 BB: 1 P: 10	R: 0 E: 0 K: 1 S: 7	H: 0 LOB: 0 BB: 0 P: 9	R: 0 E: 0 K: 0 S: 6	H: 0 LOB: 0 BB: 0 P: 9	R: 0 E: 1 K: 1 S: 9	H: 0 LOB: 1 BB: 0 P: 11	R: 1 E: 0 K: 0 S: 11	H: 2 LOB: 1 BB: 0 P: 15	R: 1 E: 0 K: 0 S: 22	H: 2 LOB: 2 BB: 1 P: 33	1B: 4 2B: 2 3B: 0 HR: 2	SF: 0 SAC: 0 DP: 0 HBP: 0	WP: 0 PB: 0 CS: 1	PA: 40					
PITCHER	IP	WLS	BF	H	R	ER	SO	BB	IBB	HBP	BLK	WP	HR	S	P	ERA	WHIP										
Dave Stewart, R ERA: 6.12	(1, 1)	8.0	L	34	6	5	5	4	0	0	0	0	2	70	111	5.62	1.250										
Mike Timlin, R ERA: 4.03	(9, 1)	1.0		6	2	1	1	1	0	0	0	0	0	22	33	9.00	3.000										

California Angels @ Toronto Blue Jays
SkyDome, Toronto, ON
Wed Jun 09 1993, 7:05 PM EDT
Att: 50,503 - Dome

AB 35
R 6
H 8
RBI 6
BB 5
SO 5
LOB 13

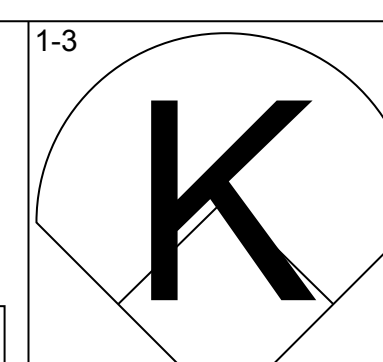
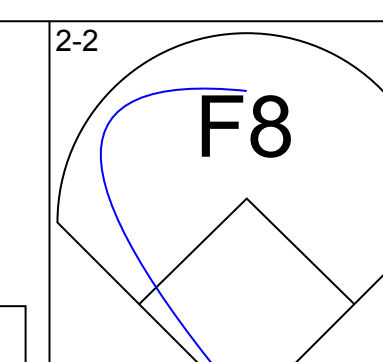
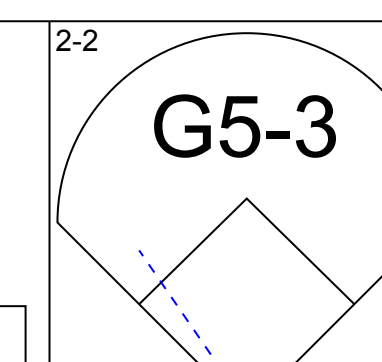
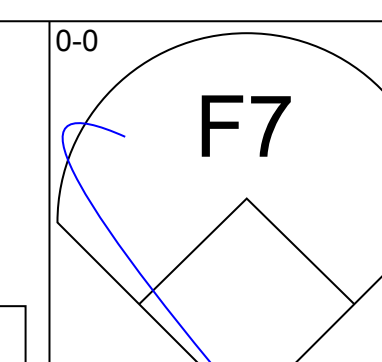
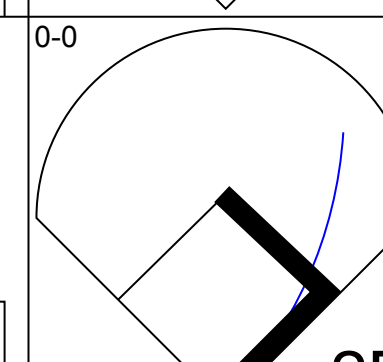
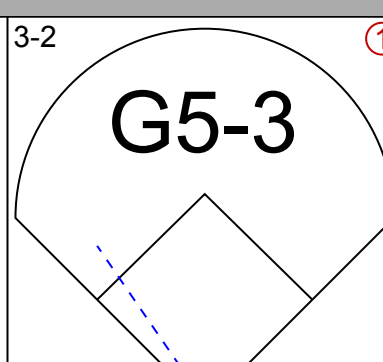
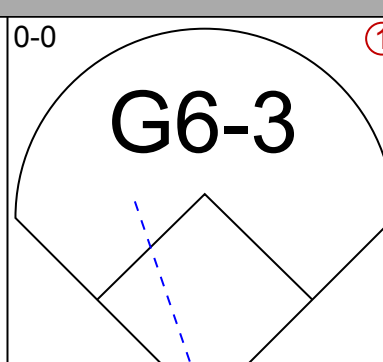
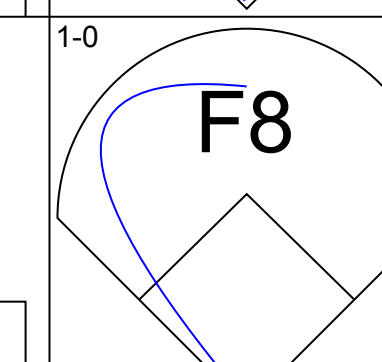
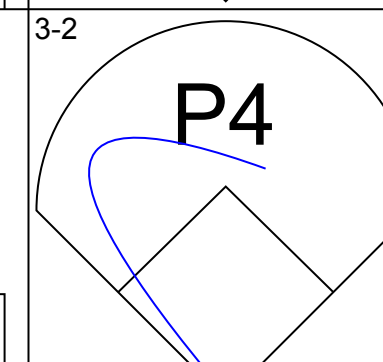
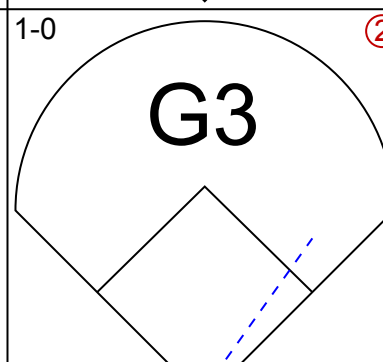
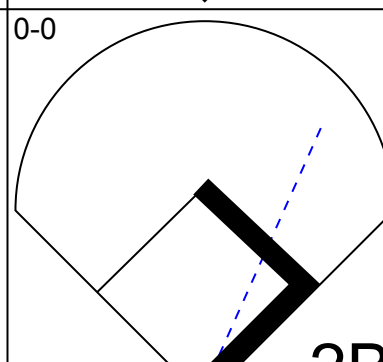
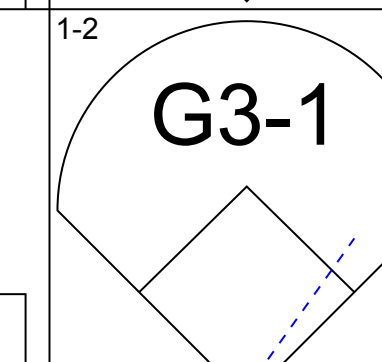
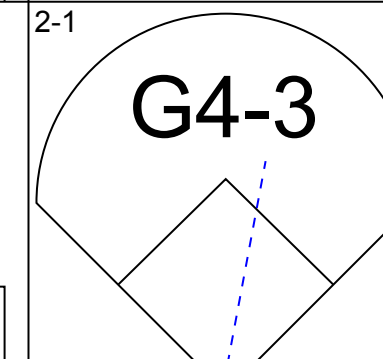
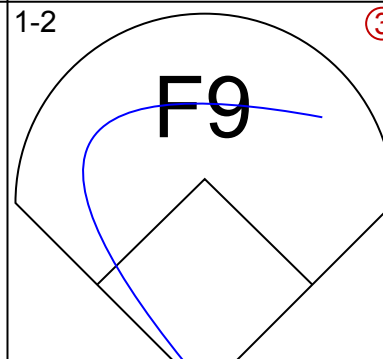
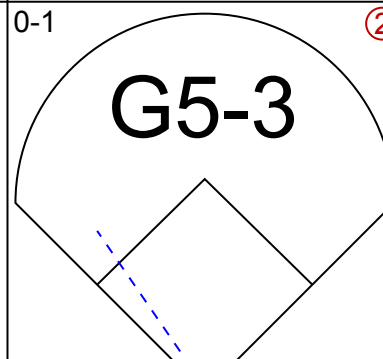
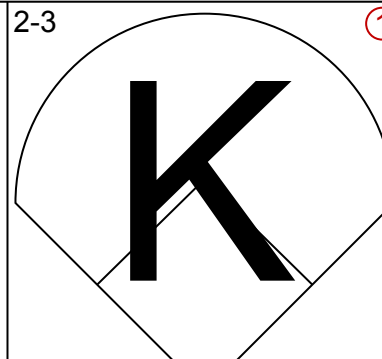
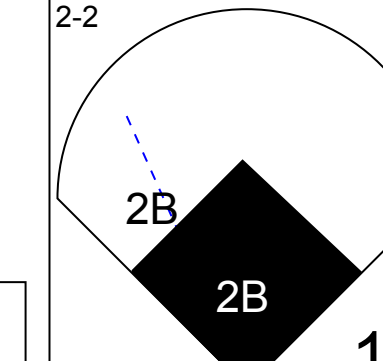
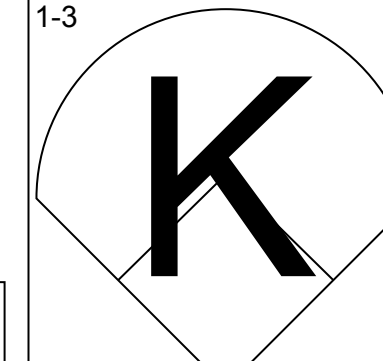
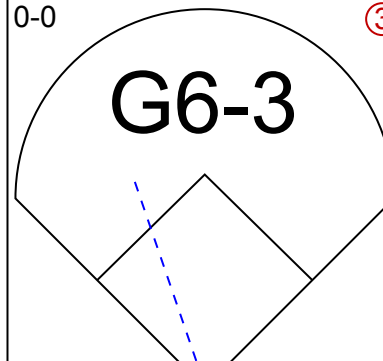
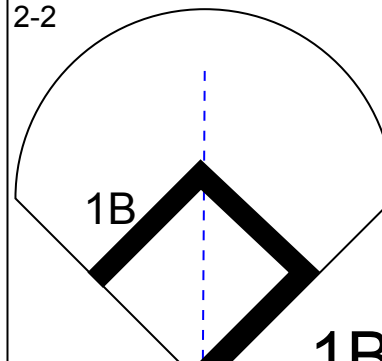

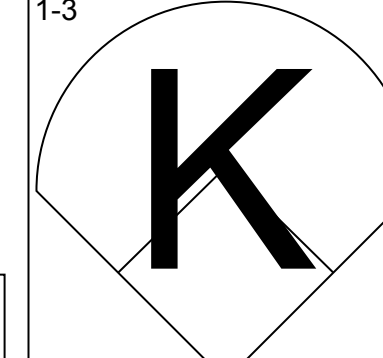
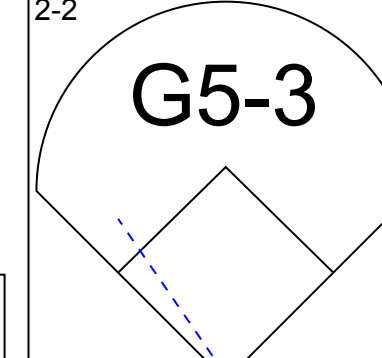
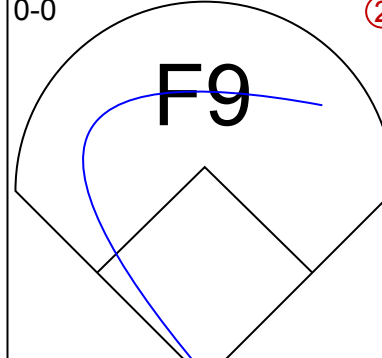
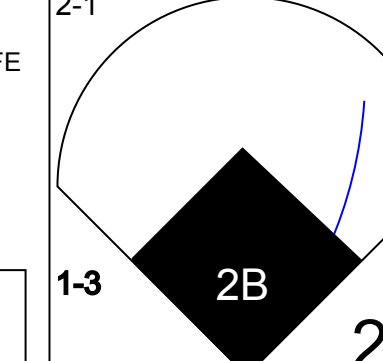
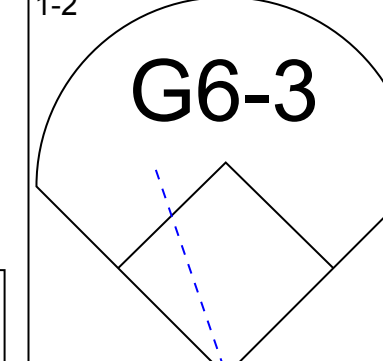
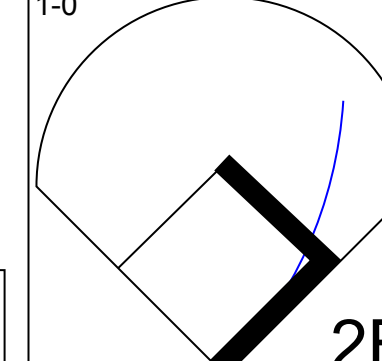
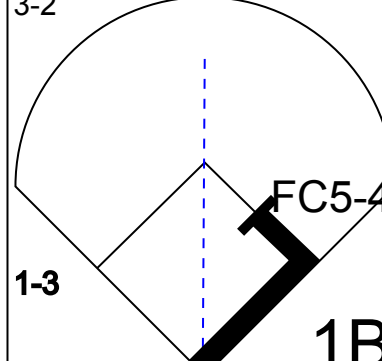
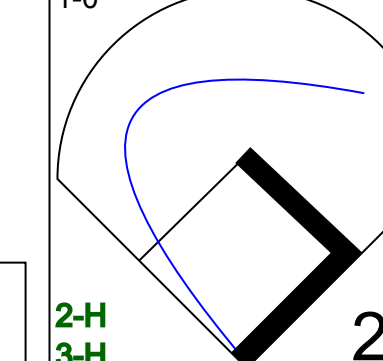
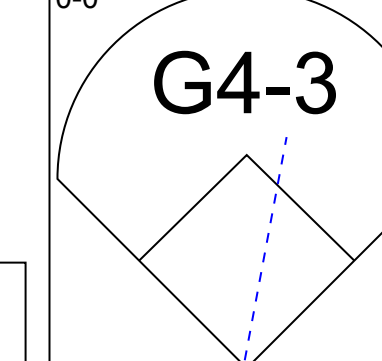
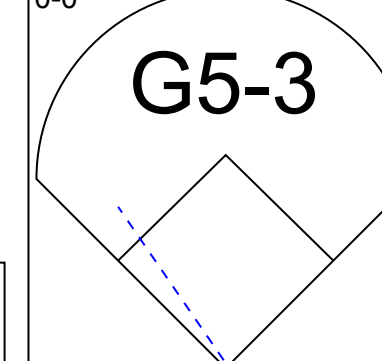
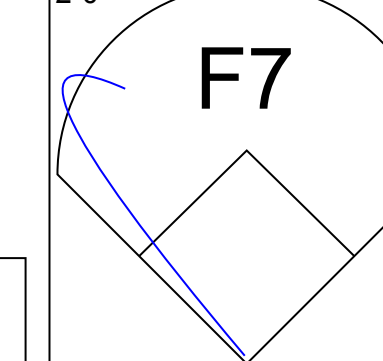
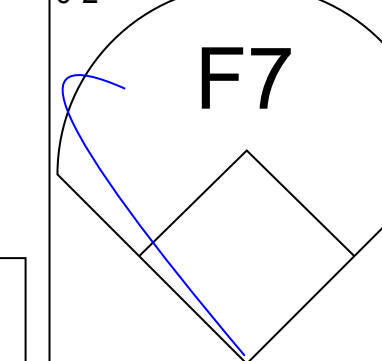
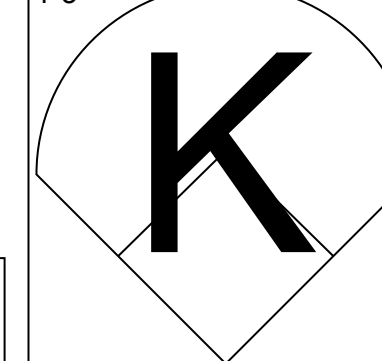


Batter	1	2	3	4	5	6	7	8	9	AB	R	H	RBI	BB	SO	LOB	BOTTOM											
Devon White, S OBP: 0.394, SLG: 0.527										4	1	1	0	1	0	2												
Luis Sojo, R OBP: 0.297, SLG: 0.273										2	1	0	1	3	0	2												
Paul Molitor, R OBP: 0.414, SLG: 0.489										5	0	2	1	0	2	4												
Joe Carter, R OBP: 0.321, SLG: 0.571										5	0	1	2	0	1	5												
John Olerud, L OBP: 0.494, SLG: 0.692										2	0	1	0	2	0	2												
Ed Sprague, R OBP: 0.310, SLG: 0.442										4	0	0	0	0	1	3												
Darrin Jackson, R OBP: 0.256, SLG: 0.355										4	1	1	0	0	2	1												
Randy Knorr, R OBP: 0.171, SLG: 0.303										3	1	1	0	0	1	0												
Turner Ward, S ERA: 1.83	(9, PH)									0	0	0	0	0	0	0												
Domingo Cedenio, S OBP: 0.216, SLG: 0.194	(1, 4)									3	0	1	0	0	1	1												
Roberto Alomar, S OBP: 0.395, SLG: 0.471	(9, PH)									1	0	0	0	0	0	2												
Inning Stats	R: 0 E: 0 K: 1 S: 10	H: 0 LOB: 1 BB: 1 P: 17	R: 0 E: 0 K: 0 S: 7	H: 0 LOB: 0 BB: 1 P: 11	R: 0 E: 0 K: 0 S: 6	H: 1 LOB: 1 BB: 0 P: 8	R: 0 E: 0 K: 2 S: 14	H: 1 LOB: 0 BB: 0 P: 21	R: 3 E: 1 K: 2 S: 16	H: 3 LOB: 2 BB: 1 P: 27	R: 0 E: 0 K: 2 S: 10	H: 0 LOB: 0 BB: 0 P: 12	R: 0 E: 0 K: 0 S: 8	H: 1 LOB: 0 BB: 0 P: 13	R: 0 E: 0 K: 0 S: 8	H: 1 LOB: 1 BB: 1 P: 15	R: 1 E: 0 K: 1 S: 13	H: 1 LOB: 3 BB: 2 P: 24	1B: 8 2B: 0 3B: 0 HR: 0	SF: 0 SAC: 0 DP: 3 HBP: 1	WP: 1 PB: 0 SB: 0 CS: 0	PA: 40						
PITCHER	IP	WLS	BF	H	R	ER	SO	BB	IBB	HBP	BLK	WP	HR	S	P	ERA	WHIP											
Mark Langston, L ERA: 2.26	(1, 1)	7.2		32	7	3	0	7	4	0	0	0	0	4	6	0.00	1.435											
Gene Nelson, R ERA: 1.83	(8, 1)	0.1		1	0	0	0	0	0	0	0	0	0	4	6	0.00	0.000											
Russ Springer, R ERA: 9.0	(9, 1)	0.0		2	1	1	1	0	0	0	1	0	0	3	6	∞	∞											
Steve Frey, L ERA: 2.55	(9, 1)	1.0	S	5	0	0	0	1	2	0	0	0	1	0	10	18	0.00	2.000										

California Angels @ Toronto Blue Jays
SkyDome, Toronto, ON
Wed Jun 09 1993, 7:05 PM EDT
Att: 50,503 - Dome

AB 33
R 4
H 8
RBI 4
BB 6
SO 8
LOB 22

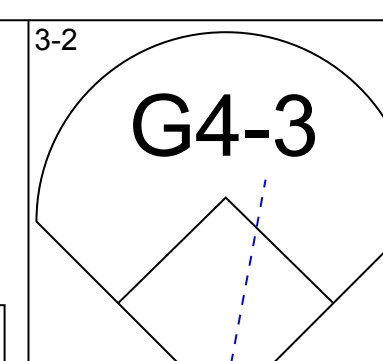
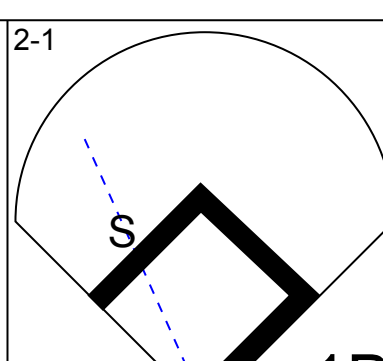
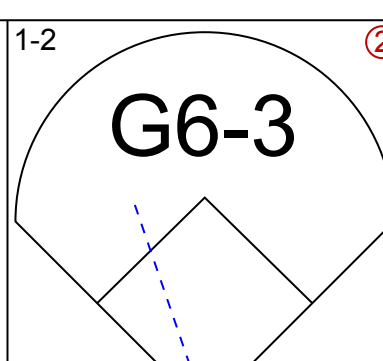
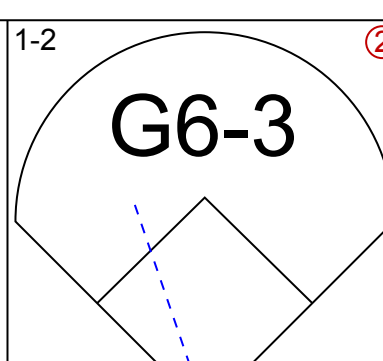
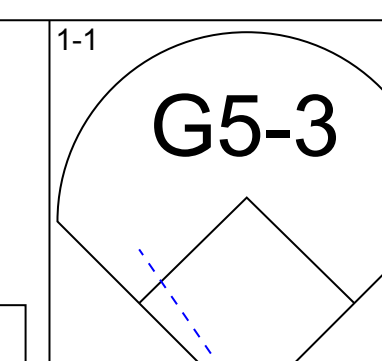
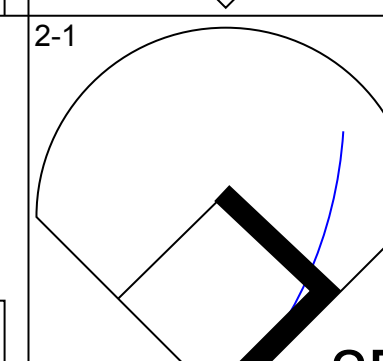
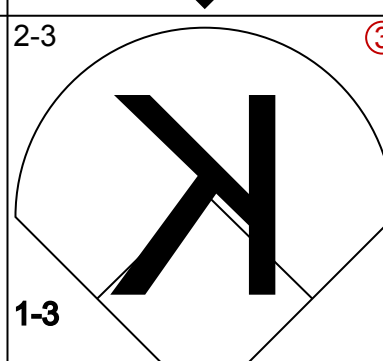
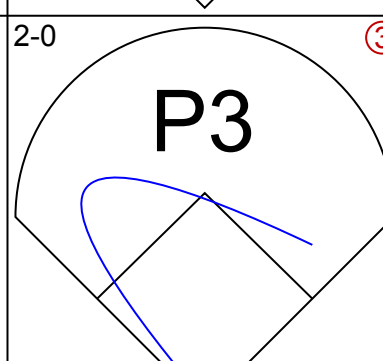
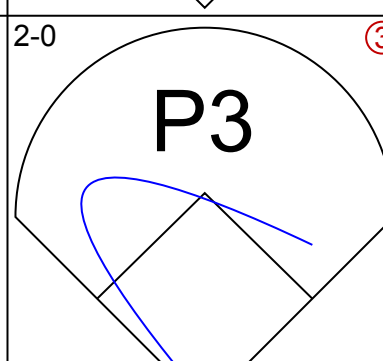
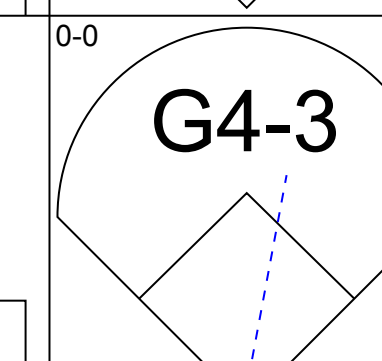
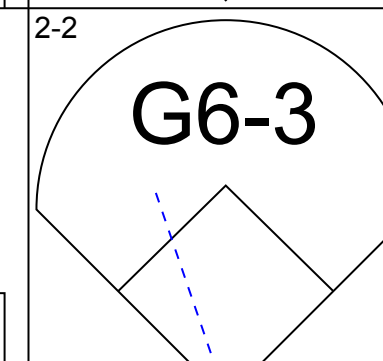
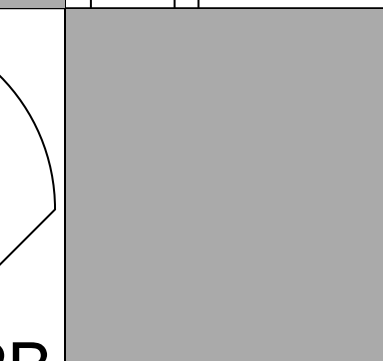
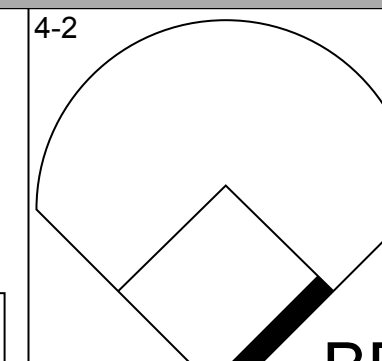
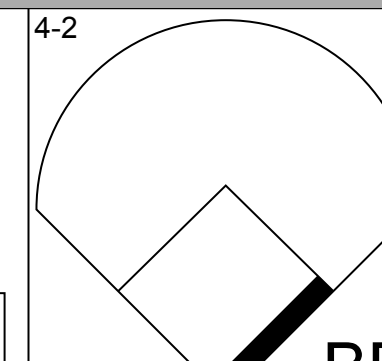
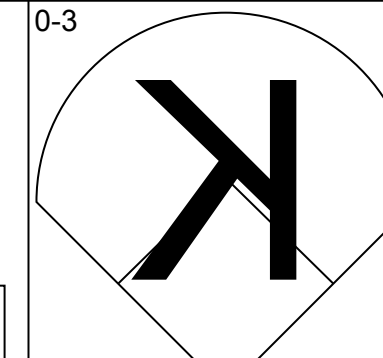

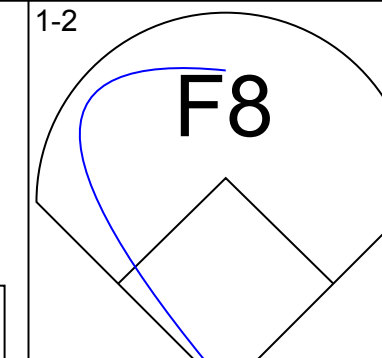
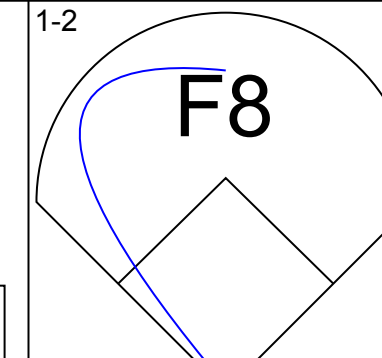
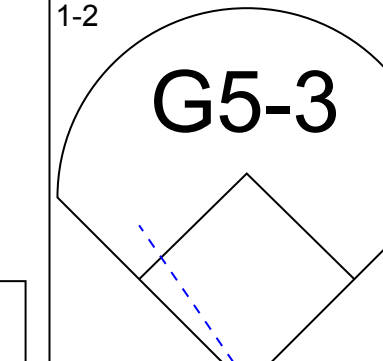

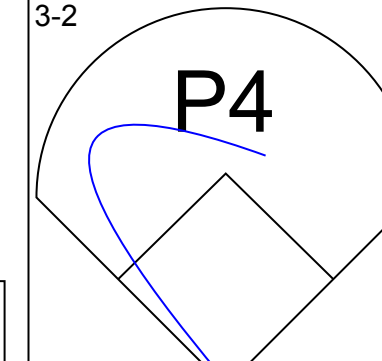
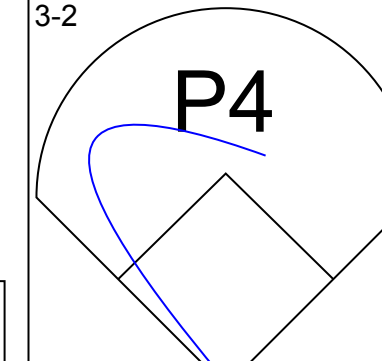
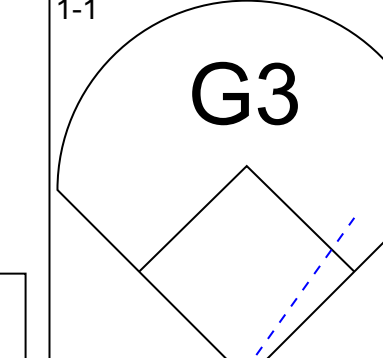
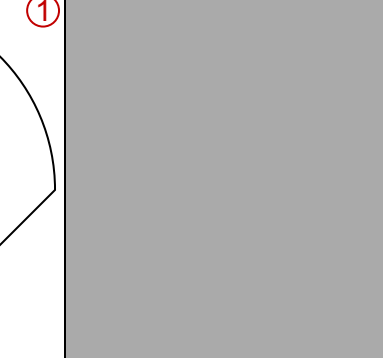
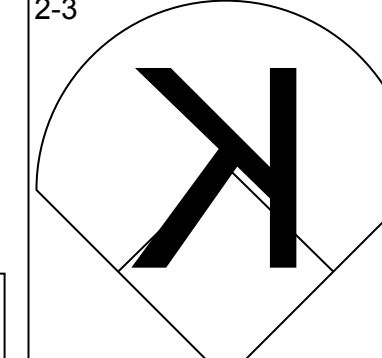
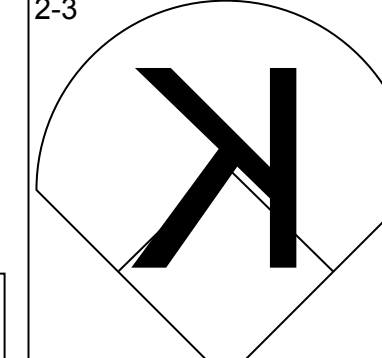
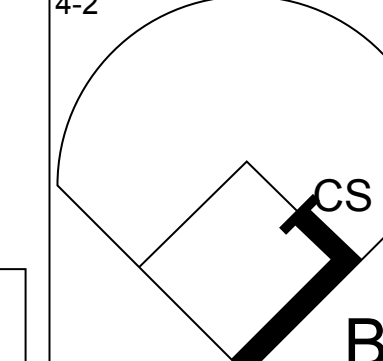

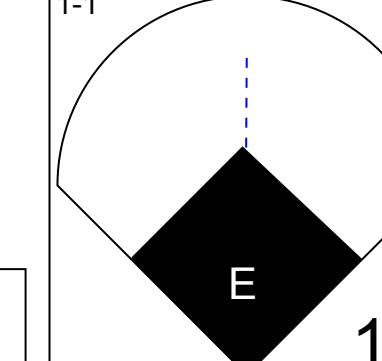
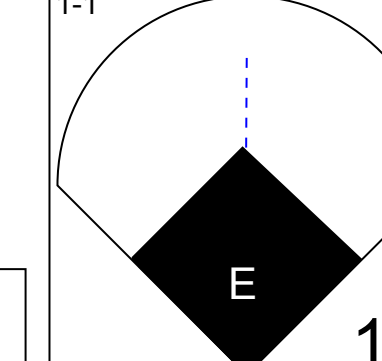
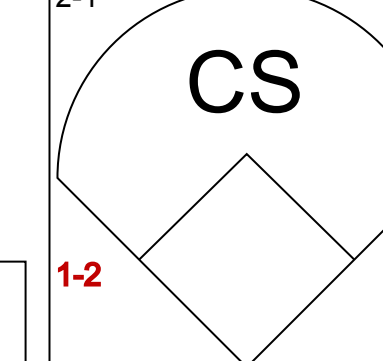
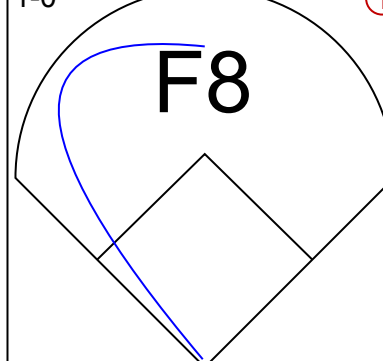
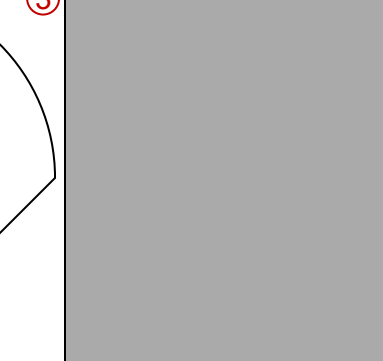
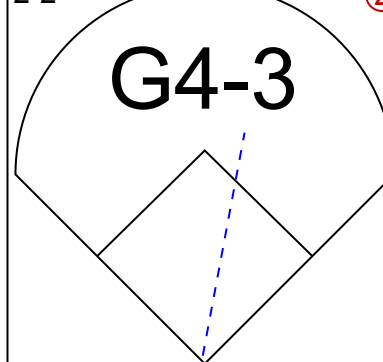
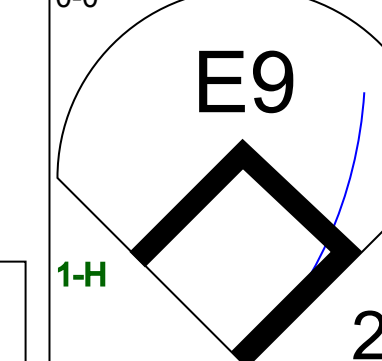
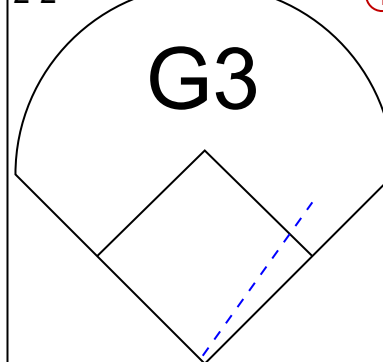
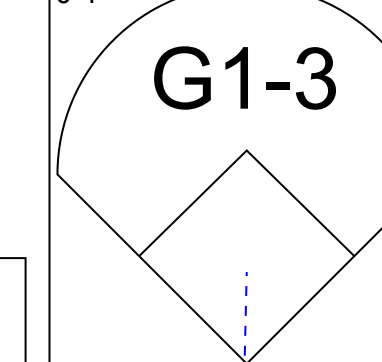


Batter	1	2	3	4	5	6	7	8	9	AB	R	H	RBI	BB	SO	LOB	TOP			
Henry Cotto, R OBP: 0.196, SLG: 0.245 (1, 7)										4	0	0	0	0	1	1				
Rich Amaral, R OBP: 0.397, SLG: 0.390 (1, 4)										4	0	1	0	0	0	0				
Ken Griffey Jr., L OBP: 0.389, SLG: 0.541 (1, 8)										4	0	1	0	0	0	1				
Edgar Martinez, R OBP: 0.324, SLG: 0.304 (1, 10)										4	0	0	0	0	1	2				
Jay Buhner, R OBP: 0.372, SLG: 0.500 (1, 9)										4	1	2	0	0	1	1				
Mike Blowers, R OBP: 0.333, SLG: 0.483 (1, 5)										4	0	0	0	0	2	2				
Tino Martinez, L OBP: 0.356, SLG: 0.450 (1, 3)										4	1	3	0	0	0	0				
Bill Haselman, R OBP: 0.328, SLG: 0.423 (1, 2)										4	0	1	2	0	0	3				
Omar Vizquel, S OBP: 0.339, SLG: 0.301 (1, 6)										3	0	0	0	0	1	2				
Inning Stats	R: 0 E: 0 K: 1 S: 9	H: 1 LOB: 1 BB: 0 P: 15	R: 2 E: 0 K: 1 S: 15	H: 3 LOB: 1 BB: 0 P: 25	R: 0 E: 0 K: 2 S: 8	H: 0 LOB: 0 BB: 0 P: 13	R: 0 E: 0 K: 2 S: 9	H: 0 LOB: 0 BB: 0 P: 12	R: 0 E: 0 K: 0 S: 5	H: 1 LOB: 1 BB: 0 P: 5	R: 0 E: 0 K: 1 S: 8	H: 1 LOB: 1 BB: 0 P: 12	R: 0 E: 0 K: 0 S: 6	H: 0 LOB: 0 BB: 0 P: 8	R: 0 E: 0 K: 1 S: 13	H: 2 LOB: 2 BB: 0 P: 22	1B: 3 2B: 5 3B: 0 HR: 0	SF: 0 SAC: 0 DP: 0 HBP: 0	WP: 0 PB: 0 SB: 0 CS: 0	PA: 35
PITCHER Chuck Finley, L ERA: 2.93 (1, 1)	IP: 9.0 WLS: W BF: 35 H: 8 R: 2 ER: 2 SO: 6 BB: 0 IBB: 0 HBP: 0 BLK: 0 WP: 0 HR: 0 S: 82 P: 123 ERA: 2.00 WHIP: 0.889															PITCHER				

Seattle Mariners @ California Angels
Anaheim Stadium, Anaheim, CA
Fri Jun 11, 1993, 10:05 PM EDT
Att: 38,201 - Unknown - 77 F

AB 35
R 2
H 8
RBI 2
BB 0
SO 6
LOB 12



Batter	1	2	3	4	5	6	7	8	9	AB	R	H	RBI	BB	SO	LOB	BOTTOM			
Luis Polonia, L OBP: 0.326, SLG: 0.353 (1, 7)										4	0	1	0	1	0	1				
Damion Easley, R OBP: 0.388, SLG: 0.408 (1, 4)										5	0	1	0	0	1	3				
Tim Salmon, R OBP: 0.389, SLG: 0.511 (1, 9)										3	1	1	0	1	0	1				
Chili Davis, S OBP: 0.321, SLG: 0.397 (1, 10)										4	1	1	1	0	2	2				
Kelly Gruber, R OBP: 0.360, SLG: 0.458 (1, 5)										3	1	1	0	0	0	1				
J.T. Snow, L OBP: 0.306, SLG: 0.425 (1, 3)										2	1	0	1	1	1	1				
Stan Javier, S OBP: 0.286, SLG: 0.250 (1, 8)										2	2	1	0	2	1	1				
Greg Myers, L OBP: 0.271, SLG: 0.360 (1, 2)										4	1	2	3	0	0	1				
Gary Disarcina, R OBP: 0.258, SLG: 0.341 (1, 6)										4	1	1	1	0	0	1				
Inning Stats	R: 0 E: 0 K: 1 S: 13	H: 1 LOB: 1 BB: 0 P: 20	R: 0 E: 0 K: 0 S: 9	H: 0 LOB: 0 BB: 1 P: 17	R: 0 E: 0 K: 1 S: 9	H: 1 LOB: 1 BB: 0 P: 16	R: 5 E: 1 K: 1 S: 14	H: 2 LOB: 1 BB: 3 P: 30	R: 2 E: 0 K: 1 S: 15	H: 3 LOB: 1 BB: 0 P: 21	R: 0 E: 0 K: 0 S: 7	H: 0 LOB: 0 BB: 0 P: 12	R: 0 E: 0 K: 1 S: 12	H: 0 LOB: 1 BB: 1 P: 22	R: 1 E: 1 K: 0 S: 8	H: 2 LOB: 1 BB: 0 P: 10	1B: 4 2B: 4 3B: 0 HR: 1	SF: 1 SAC: 0 DP: 0 HBP: 1	WP: 0 PB: 0 SB: 2 CS: 1	PA: 39
PITCHER Erik Hanson, R ERA: 2.85 (1, 1)	IP: 4.0 WLS: L BF: 22 H: 6 R: 7 ER: 7 SO: 3 BB: 4 IBB: 0 HBP: 1 BLK: 0 WP: 0 HR: 1 S: 47 P: 85 ERA: 15.75 WHIP: 2.500															PITCHER				
Dwayne Henry, R ERA: 6.45 (5, 1)	IP: 3.0 WLS: L BF: 11 H: 1 R: 0 ER: 0 SO: 2 BB: 1 IBB: 0 HBP: 0 BLK: 0 WP: 0 HR: 0 S: 32 P: 53 ERA: 0.00 WHIP: 0.667															PITCHER				
Russ Swan, L ERA: 8.35 (8, 1)	IP: 1.0 WLS: L BF: 5 H: 2 R: 1 ER: 1 SO: 0 BB: 0 IBB: 0 HBP: 0 BLK: 0 WP: 0 HR: 0 S: 8 P: 10 ERA: 9.00 WHIP: 2.000															PITCHER				

Seattle Mariners @ California Angels
Anaheim Stadium, Anaheim, CA
Fri Jun 11, 1993, 10:05 PM EDT
Att: 38,201 - Unknown - 77 F

AB 31
R 8
H 9
RBI 6
BB 5
SO 5
LOB 12




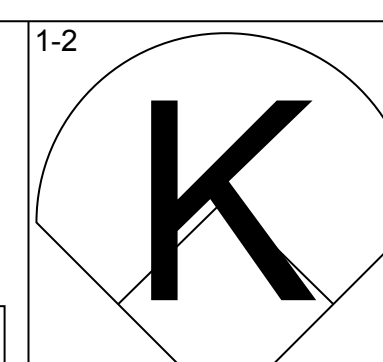
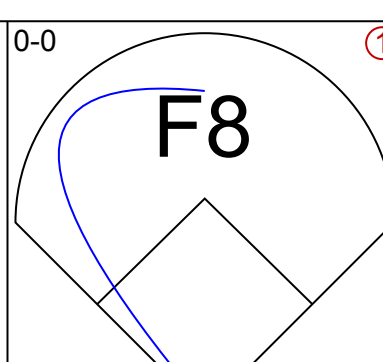
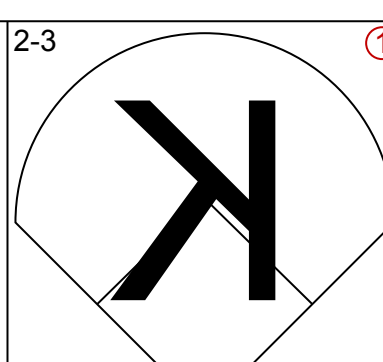
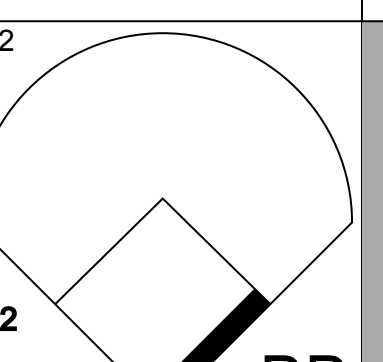
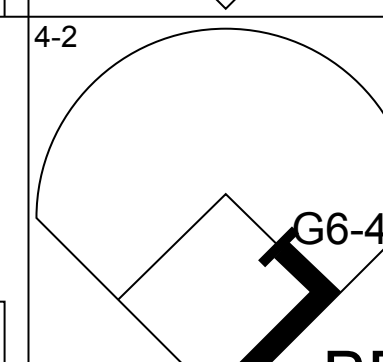
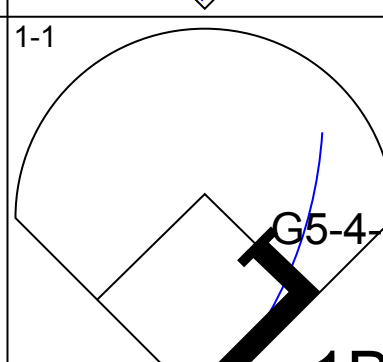
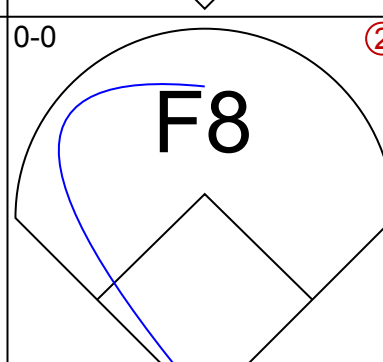
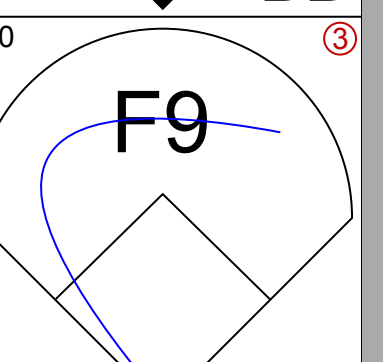
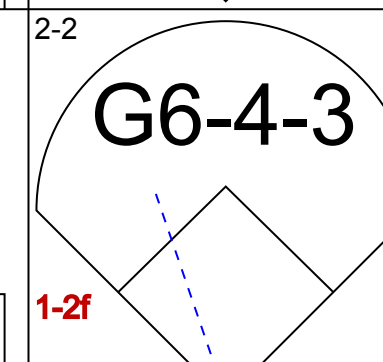
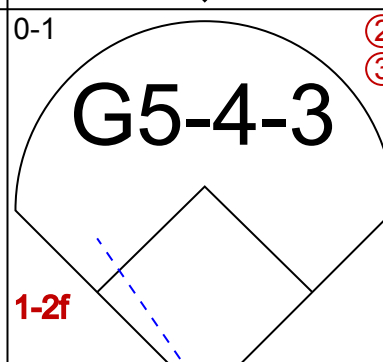
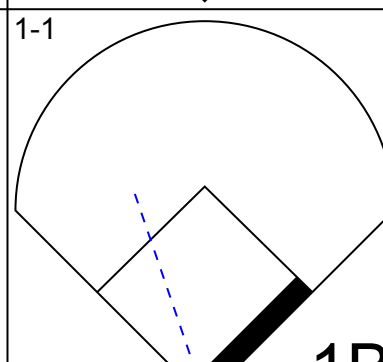
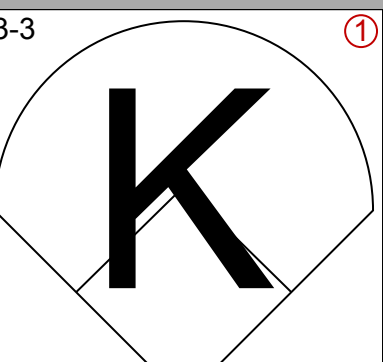
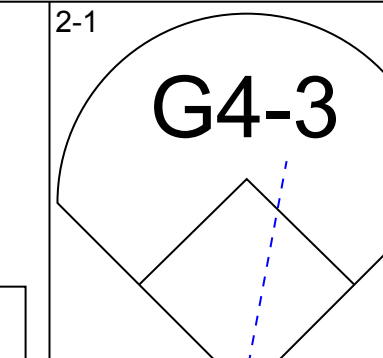
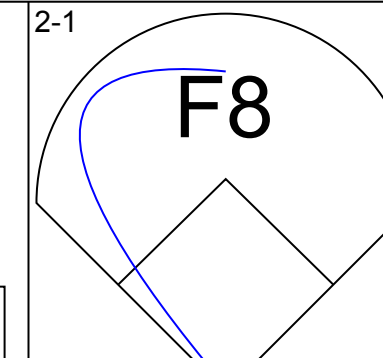
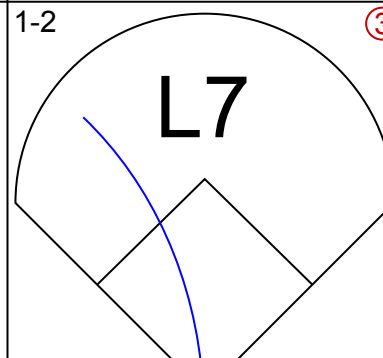
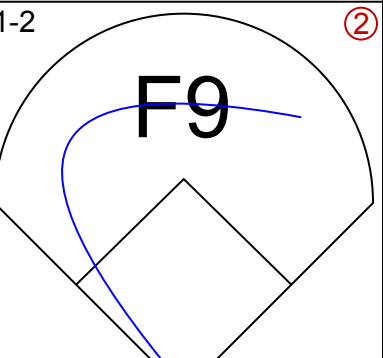
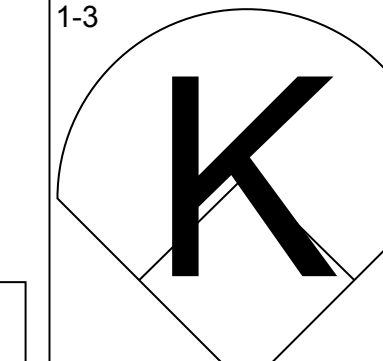
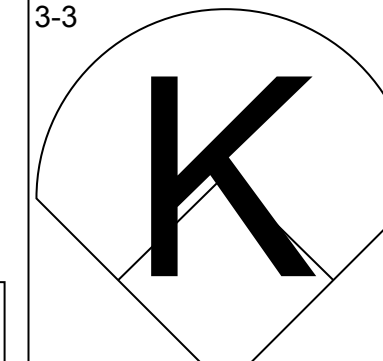
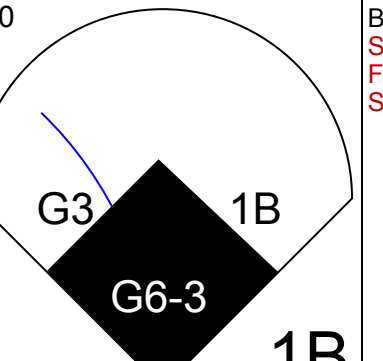
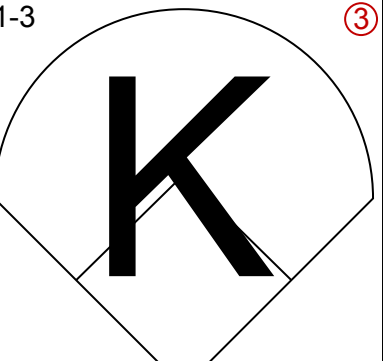
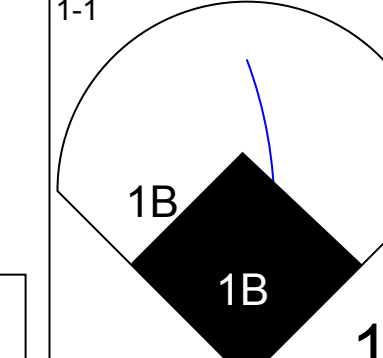
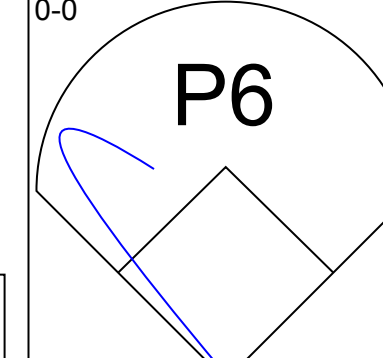
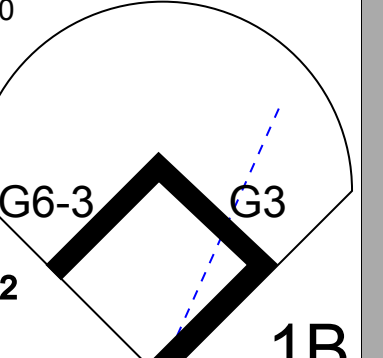
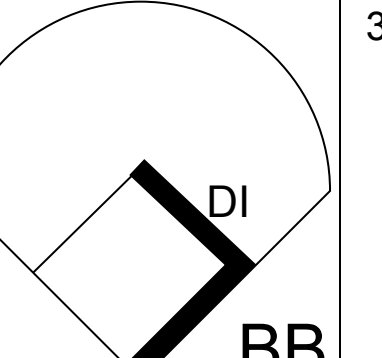
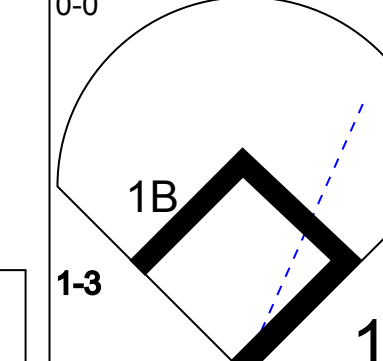
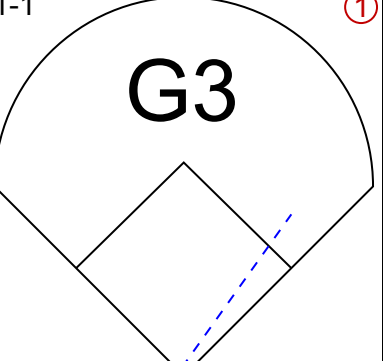
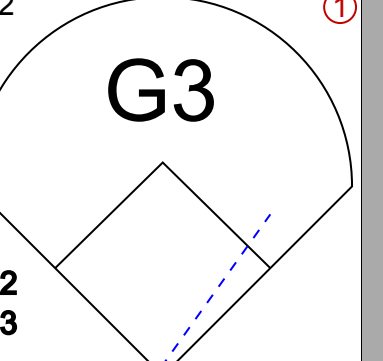
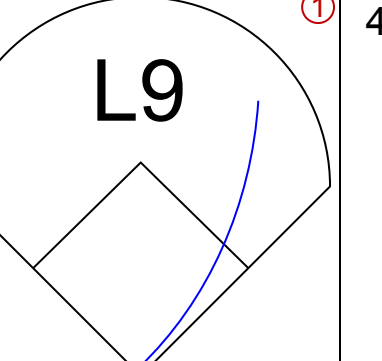
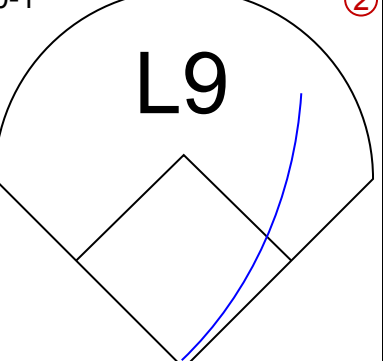
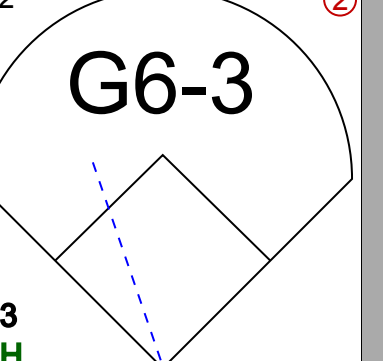
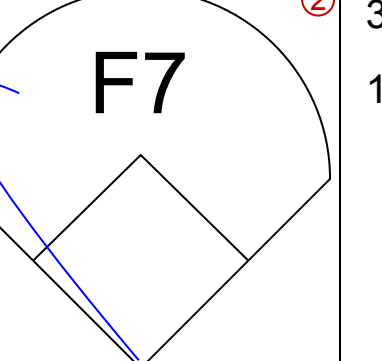
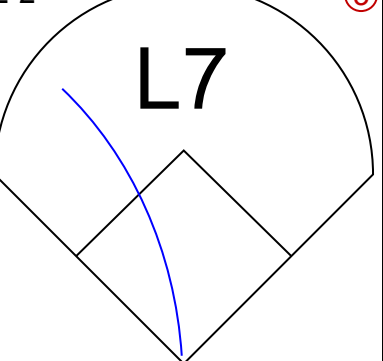
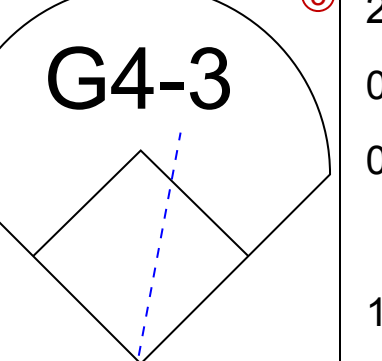
Batter	1	2	3	4	5	6	7	8	9	AB	R	H	RBI	BB	SO	LOB	TOP										
Omar Vizquel, S (1, 6) OBP: 0.341, SLG: 0.298	4-2 CS BB		4-2 SAFE SAFE BB		0-1 F8		0-3 K			2	0	0	0	2	1	2	Seattle Mariners @ California Angels Anaheim Stadium, Anaheim, CA Sat Jun 12 1993, 10:05 PM EDT Att: 31,948 - Unknown - 75 F										
Mackay Sasser, L (1, 7) OBP: 0.273, SLG: 0.308 Mike Felder, S (8, PH) OBP: 0.294, SLG: 0.310	2-3 K		0-0 F7			0-0 G6-3 1B		2-1 P5		3	0	1	0	0	1	3											
Ken Griffey Jr., L (1, 8) OBP: 0.383, SLG: 0.531	1-2 G4-3			0-0 L9		2-2 G6-3 1-2		3-1 G3		4	0	0	0	0	0	1											
Pete O'Brien, L (1, 10) OBP: 0.350, SLG: 0.454		0-1 F8		0-1 2B		1-2 F7		0-2 G3		4	0	1	0	0	0	0											
Jay Buhner, R (1, 9) OBP: 0.366, SLG: 0.491		0-1 P2		1-3 K			0-1 F8		1-0 G4-3		4	0	0	0	0	1											
Tino Martinez, L (1, 3) OBP: 0.354, SLG: 0.446	3-1 P5			1-1 L4			2-2 2B 1B		0-0 G3-1		4	1	1	0	0	0											
Mike Blowers, R (1, 5) OBP: 0.331, SLG: 0.484			0-1 G6-3		1-1 G4-3		0-1 1B 2B		1-3 K		4	1	1	0	0	1											
Dave Valle, R (1, 2) OBP: 0.367, SLG: 0.386			0-0 P2		1-1 G6-3		1-2 1B				3	0	1	2	0	0											
Greg Litton, R (1, 4) OBP: 0.500, SLG: 0.429			2-2 BB 1B		0-1 E5		2-H 3-H SAFE F7				3	0	1	0	0	0											
Inning Stats	R: 0 E: 0 K: 1 S: 15	H: 0 LOB: 0 BB: 1 P: 22	R: 0 E: 0 K: 0 S: 6	H: 0 LOB: 0 BB: 0 P: 9	R: 0 E: 0 K: 0 S: 11	H: 1 LOB: 2 BB: 1 P: 16	R: 0 E: 0 K: 1 S: 9	H: 1 LOB: 1 BB: 0 P: 11	R: 0 E: 0 K: 0 S: 8	H: 0 LOB: 0 BB: 0 P: 10	R: 0 E: 0 K: 0 S: 8	H: 1 LOB: 0 BB: 0 P: 11	R: 2 E: 0 K: 1 S: 17	H: 3 LOB: 1 BB: 0 P: 21	R: 0 E: 0 K: 0 S: 7	H: 0 LOB: 0 BB: 0 P: 12		R: 0 E: 0 K: 1 S: 5	H: 0 LOB: 0 BB: 0 P: 7	1B: 4 2B: 3 3B: 0 HR: 0	SF: 0 SAC: 0 DP: 2 HBP: 0	WP: 0 PB: 0 SB: 0 CS: 1	PA: 34				
PITCHER	IP	WLS	BF	H	R	ER	SO	BB	IBB	HBP	BLK	WP	HR	S	P	ERA	WHIP										
Scott Sanderson, R (1, 1) ERA: 3.35	7.0	L	28	6	2	2	3	2	0	0	0	0	0	74	100	2.57	1.143										
Jerry Nielsen, L (8, 1) ERA:	1.0		3	0	0	0	0	0	0	0	0	0	0	7	12	0.00	0.000										
Gene Nelson, R (9, 1) ERA: 1.74	1.0		3	0	0	0	1	0	0	0	0	0	0	5	7	0.00	0.000										

AB	32
R	2
H	6
RBI	2
BB	2
SO	4
LOB	9



Batter	1	2	3	4	5	6	7	8	9	AB	R	H	RBI	BB	SO	LOB	BOTTOM										
Luis Polonia, L (1, 7) OBP: 0.320, SLG: 0.346	0-3 K			2-1 L8			1-1 F7		2-2 G1-3		4	0	0	0	0	1	Seattle Mariners @ California Angels Anaheim Stadium, Anaheim, CA Sat Jun 12 1993, 10:05 PM EDT Att: 31,948 - Unknown - 75 F										
Chad Curtis, R (1, 8) OBP: 0.428, SLG: 0.421	1-1 G5-3			1-0 G1-3			2-2 G1-3				3	0	0	0	0	0											
Tim Salmon, R (1, 9) OBP: 0.384, SLG: 0.503	1-2 G1-3			1-1 L3			2-2 F8				3	0	0	0	0	0											
Chili Davis, S (1, 10) OBP: 0.317, SLG: 0.391		3-2 L7			1-1 G6-3			2-3 K			3	0	0	0	0	1											
Kelly Gruber, R (1, 5) OBP: 0.357, SLG: 0.444		2-0 G4-6-3 1B			0-0 G6-3			1-2 F7			3	0	1	0	0	0											
Damion Easley, R (1, 4) OBP: 0.397, SLG: 0.413		1-1 G4-6-3			0-0 F7			0-0 2B			3	0	1	0	0	0											
Rene Gonzales, R (1, 3) OBP: 0.362, SLG: 0.297			2-2 G6-3			2-2 P4		0-1 G5-3			3	0	0	0	0	0											
Gary Disarcina, R (1, 6) OBP: 0.259, SLG: 0.340			2-2 1B			1-0 G6-3			0-1 G3-1		3	0	1	0	0	0											
Ron Tingley, R (1, 2) OBP: 0.375, SLG: 0.429 Torey Lovullo, S (8, PH) OBP: 0.349, SLG: 0.455			0-2 P6			0-2 P4		1-0 F9			2	0	0	0	0	0											
Inning Stats	R: 0 E: 0 K: 1 S: 9	H: 0 LOB: 0 BB: 0 P: 11	R: 0 E: 0 K: 0 S: 6	H: 1 LOB: 0 BB: 0 P: 12	R: 0 E: 0 K: 0 S: 10	H: 1 LOB: 0 BB: 0 P: 14	R: 0 E: 0 K: 0 S: 5	H: 0 LOB: 0 BB: 0 P: 9	R: 0 E: 0 K: 0 S: 4	H: 0 LOB: 0 BB: 0 P: 5	R: 0 E: 0 K: 0 S: 7	H: 0 LOB: 0 BB: 0 P: 10	R: 0 E: 0 K: 0 S: 10	H: 0 LOB: 0 BB: 0 P: 15	R: 0 E: 0 K: 1 S: 9	H: 1 LOB: 0 BB: 0 P: 12		R: 0 E: 0 K: 0 S: 6	H: 0 LOB: 0 BB: 0 P: 9	1B: 2 2B: 1 3B: 0 HR: 0	SF: 0 SAC: 0 DP: 1 HBP: 0	WP: 0 PB: 0 SB: 0 CS: 0	PA: 28				
PITCHER	IP	WLS	BF	H	R	ER	SO	BB	IBB	HBP	BLK	WP	HR	S	P	ERA	WHIP										
Dave Fleming, L (1, 1) ERA: 3.99	9.0	W	28	3	0	0	2	0	0	0	0	0	0	66	97	0.00	0.333										

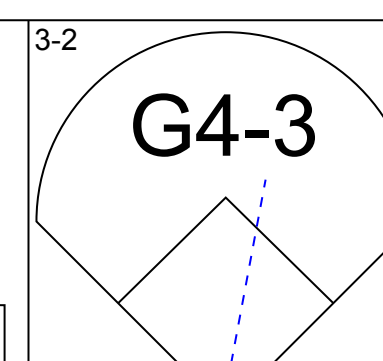
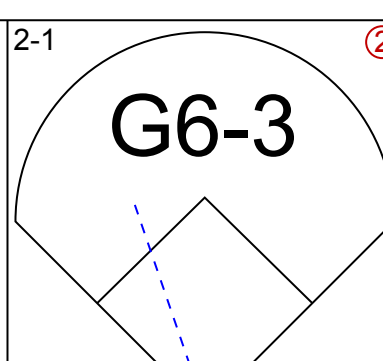
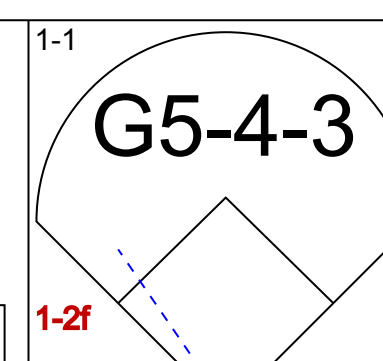
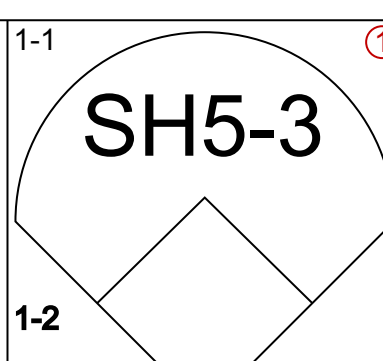
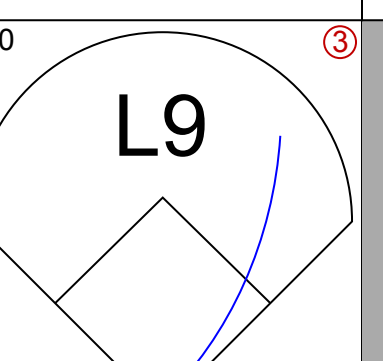
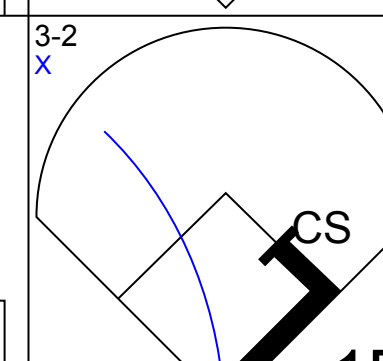
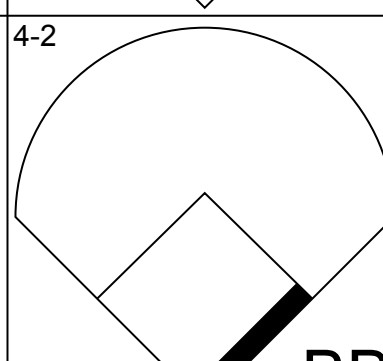
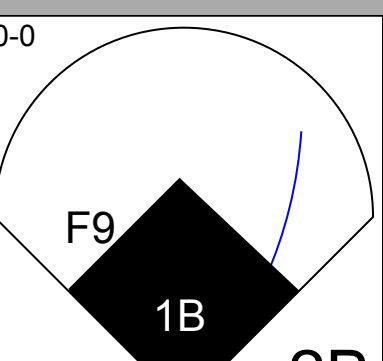
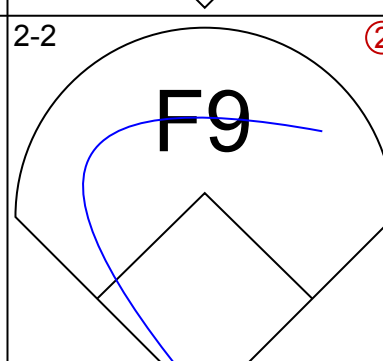
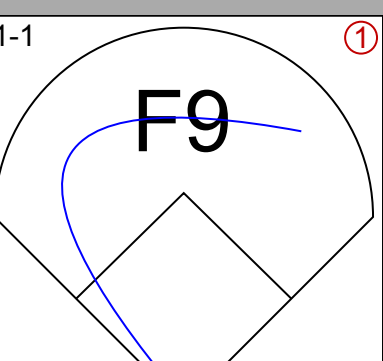
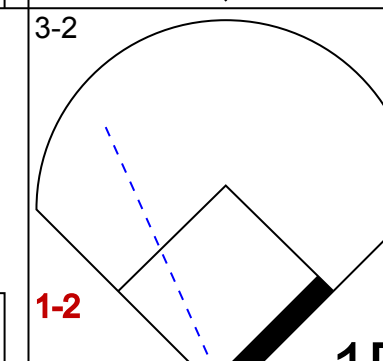
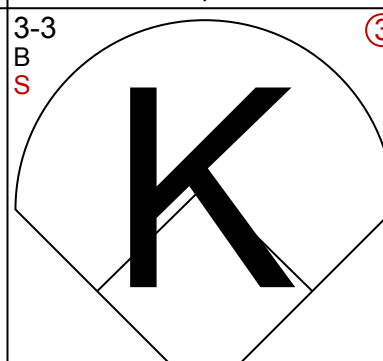
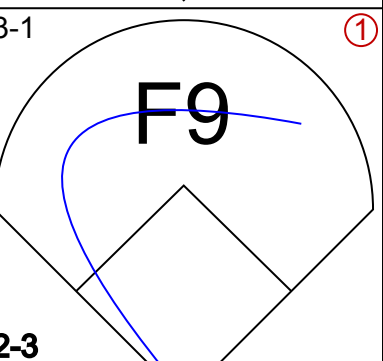
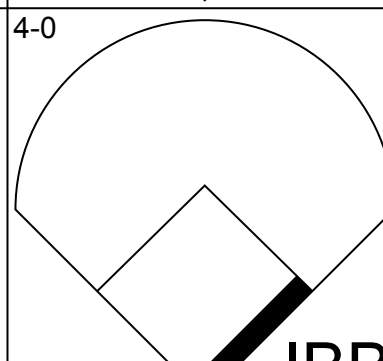
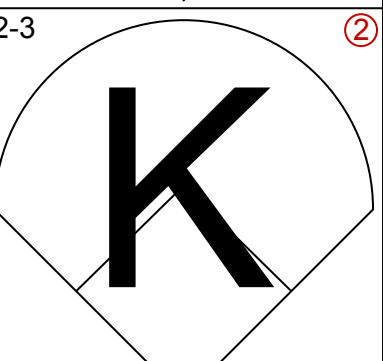
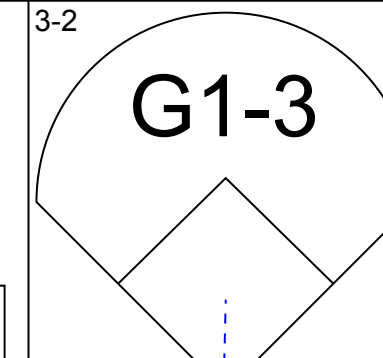
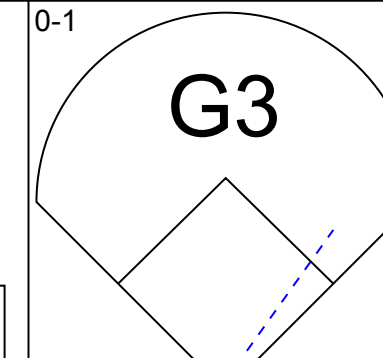
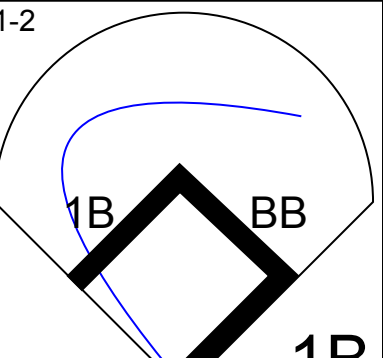
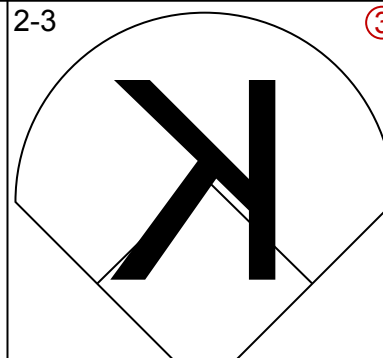
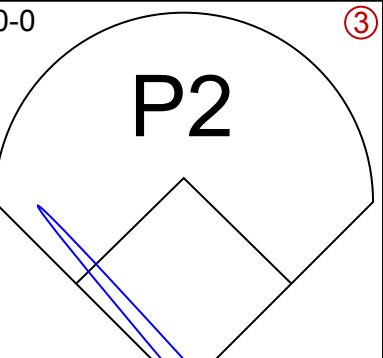
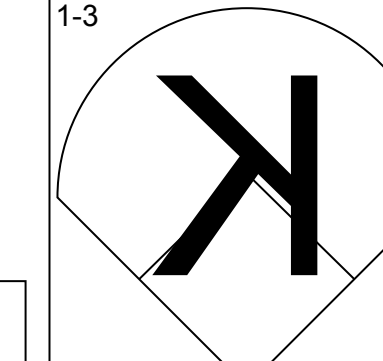
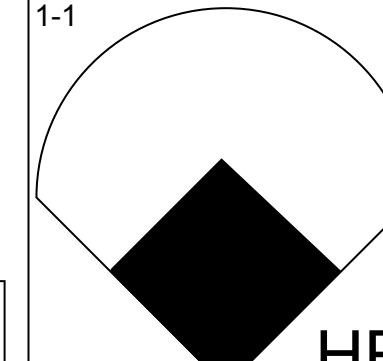
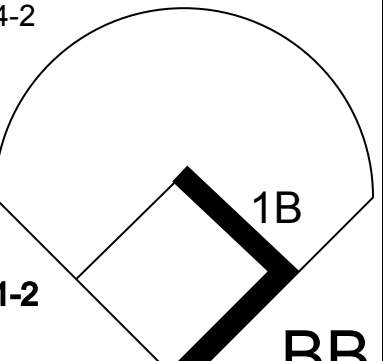
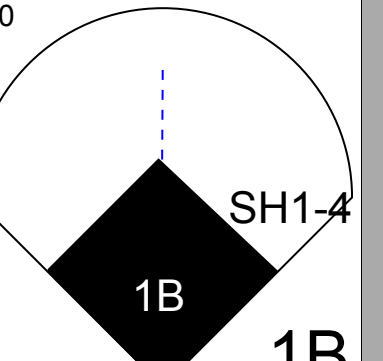
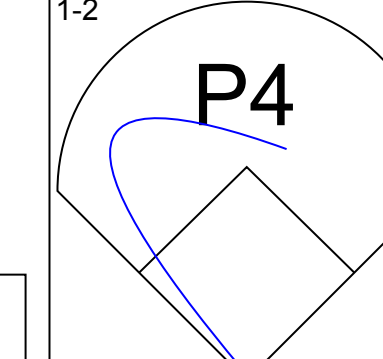
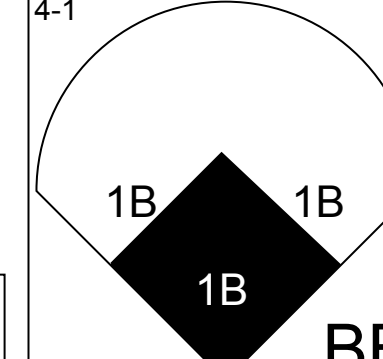
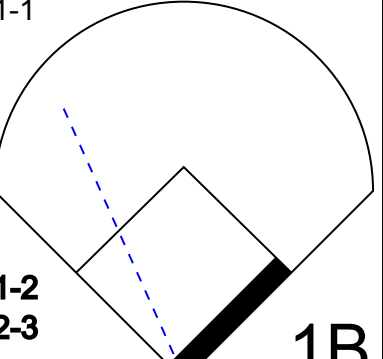
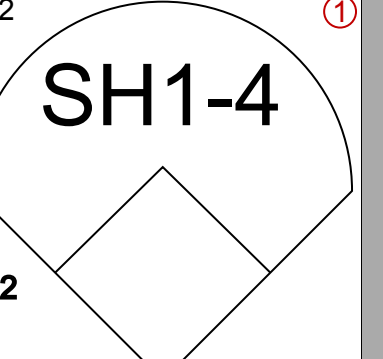
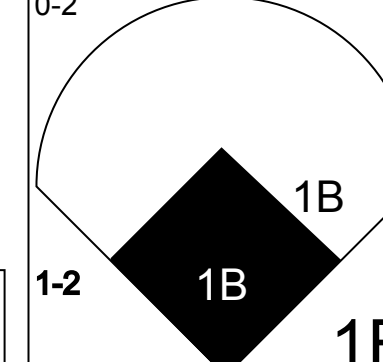
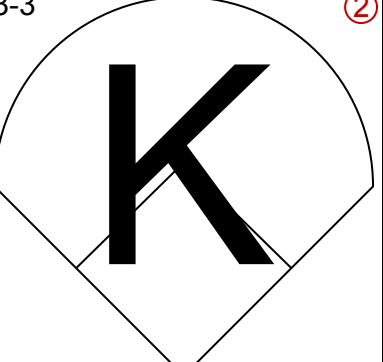
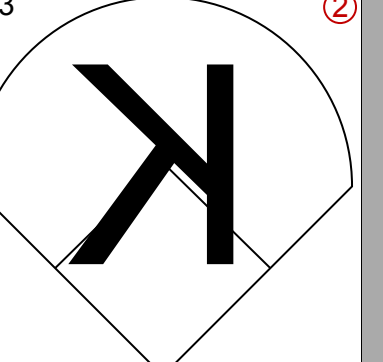

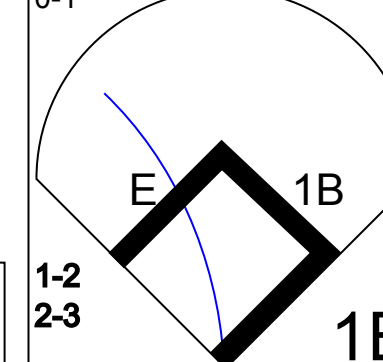
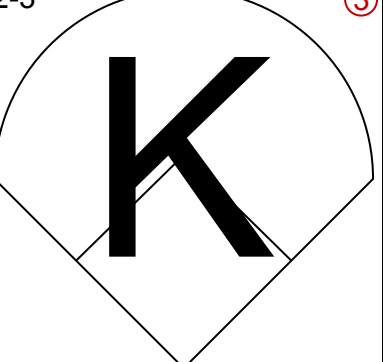

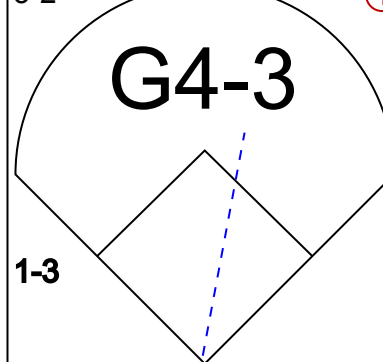
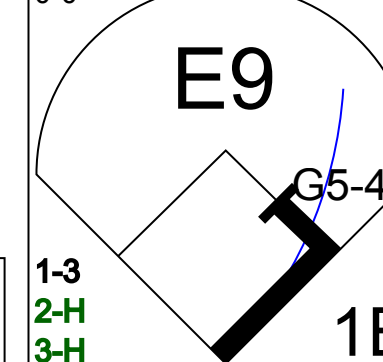

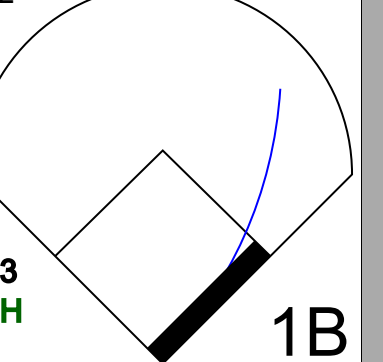
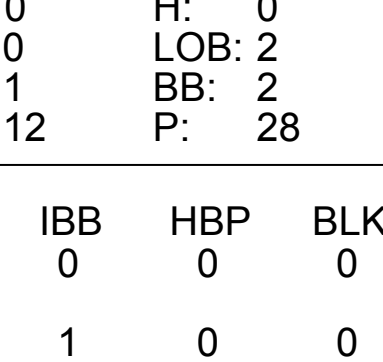
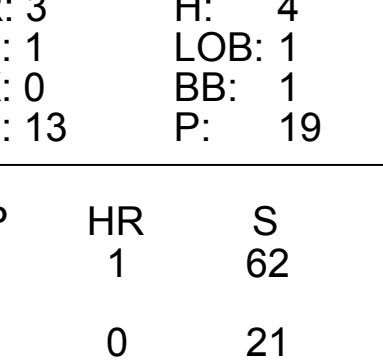
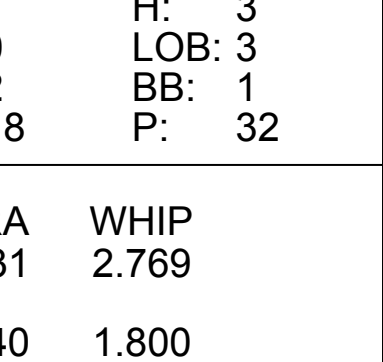
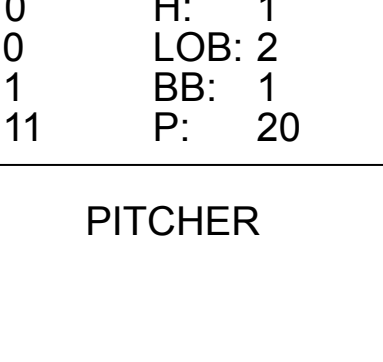
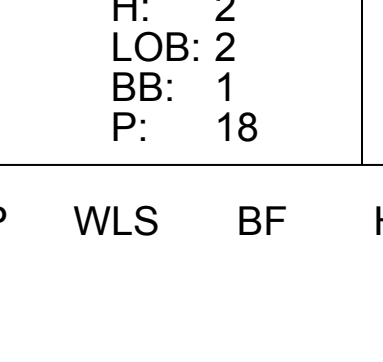


Batter	1	2	3	4	5	6	7	8	9	AB	R	H	RBI	BB	SO	LOB	TOP					
Doug Dasenczo, S OBP: 0.219, SLG: 0.296 (1, 8)										3	0	0	0	1	2	0						
Ivan Rodriguez, R OBP: 0.336, SLG: 0.425 (1, 2)										3	0	1	0	1	0	3						
Jose Canseco, R OBP: 0.316, SLG: 0.465 (1, 10)										4	0	1	0	0	1	2						
Juan Gonzalez, R OBP: 0.363, SLG: 0.621 (1, 7)										4	0	0	0	0	0	1						
Dean Palmer, R OBP: 0.339, SLG: 0.538 (1, 5)										4	1	1	0	0	3	0						
Rafael Palmeiro, L OBP: 0.326, SLG: 0.444 (1, 3)										3	1	2	0	1	0	0						
Doug Strange, S OBP: 0.318, SLG: 0.414 (1, 4)										4	0	1	0	0	0	3						
Butch Davis, R OBP: 0.259, SLG: 0.439 (9, PH)										3	0	1	2	0	0	1						
Geno Petrilli, L OBP: 0.342, SLG: 0.353 (7, PH)										0	0	0	0	1	0	0						
Billy Ripken, R OBP: 0.265, SLG: 0.194 (7, PH)										0	0	0	0	0	0	0						
Julio Franco, R OBP: 0.311, SLG: 0.442 (7, PR)										0	0	0	0	0	0	0						
Mario Diaz, R OBP: 0.250, SLG: 0.333 (7, 6)										0	0	0	0	0	0	0						
Dan Peltier, L OBP: 0.483, SLG: 0.560 (9, PH)										1	0	0	0	0	0	1						
Inning Stats	R: 0 E: 0 K: 1 S: 9	H: 0 LOB: 0 BB: 1 P: 16	R: 1 E: 0 K: 1 S: 13	H: 3 LOB: 2 BB: 0 P: 18	R: 0 E: 0 K: 0 S: 5	H: 1 LOB: 0 BB: 0 P: 6	R: 0 E: 0 K: 1 S: 6	H: 0 LOB: 0 BB: 0 P: 11	R: 0 E: 0 K: 0 S: 7	H: 0 LOB: 0 BB: 0 P: 10	R: 0 E: 0 K: 1 S: 10	H: 1 LOB: 1 BB: 0 P: 14	R: 1 E: 0 K: 0 S: 11	H: 2 LOB: 3 BB: 2 P: 25	R: 0 E: 0 K: 2 S: 9	H: 0 LOB: 0 BB: 1 P: 14	R: 0 E: 0 K: 0 S: 11	H: 0 LOB: 1 BB: 1 P: 21	1B: 7 2B: 0 3B: 0 HR: 0	SF: 0 SAC: 0 DP: 2 HBP: 0	WP: 0 PB: 0 SB: 0 CS: 0	PA: 36
PITCHER	IP WLS BF H R ER SO BB IBB HBP BLK WP HR S P ERA WHIP																					
Chuck Finley, L ERA: 2.92 (1, 1)	6.2 W 26 H 7 R 2 ER 2 SO 4 BB 1 IBB 0 HBP 0 BLK 0 WP 0 HR 0 S 58 P 89 ERA 2.70 WHIP 1.200																					
Gene Nelson, R ERA: 1.5 (7, 1)	2.1 S 10 H 0 R 0 ER 0 SO 2 BB 3 IBB 0 HBP 0 BLK 0 WP 0 HR 0 S 23 P 46 ERA 0.00 WHIP 1.286																					

Texas Rangers @ California Angels
Anaheim Stadium, Anaheim, CA
Wed Jun 16 1993, 10:05 PM EDT
Att: 18,798 - Unknown - 74 F

AB 32
R 2
H 7
RBI 2
BB 4
SO 6
LOB 14



Batter	1	2	3	4	5	6	7	8	9	AB	R	H	RBI	BB	SO	LOB	BOTTOM			
Luis Polonia, L OBP: 0.313, SLG: 0.333 (1, 7)										4	0	0	0	0	0	5				
Chad Curtis, R OBP: 0.414, SLG: 0.407 (1, 8)										4	1	2	0	1	0	1				
Tim Salmon, R OBP: 0.378, SLG: 0.495 (1, 9)										4	0	1	0	1	2	3				
Chili Davis, S OBP: 0.314, SLG: 0.400 (1, 10)										5	0	1	1	0	1	3				
Torey Lovullo, S OBP: 0.370, SLG: 0.482 (1, 5)										3	2	2	1	1	1	0				
Greg Myers, L OBP: 0.296, SLG: 0.368 (7, PH)										2	1	1	0	1	0	0				
Ron Tingley, R OBP: 0.348, SLG: 0.400 (8, 2)										0	0	0	0	0	0	0				
Damion Easley, R OBP: 0.378, SLG: 0.428 (1, 4)										4	1	1	0	0	2	4				
J.T. Snow, L OBP: 0.321, SLG: 0.438 (1, 3)										2	0	1	0	2	1	3				
Gary Disarcina, R OBP: 0.277, SLG: 0.361 (1, 6)										4	0	3	3	0	0	1				
Inning Stats	R: 0 E: 0 K: 0 S: 18	H: 2 LOB: 1 BB: 0 P: 30	R: 0 E: 0 K: 1 S: 10	H: 0 LOB: 0 BB: 0 P: 12	R: 0 E: 0 K: 1 S: 12	H: 0 LOB: 2 BB: 2 P: 28	R: 3 E: 1 K: 0 S: 13	H: 4 LOB: 1 BB: 1 P: 19	R: 1 E: 0 K: 2 S: 18	H: 3 LOB: 3 BB: 1 P: 32	R: 0 E: 0 K: 1 S: 11	H: 1 LOB: 2 BB: 1 P: 20	R: 1 E: 0 K: 1 S: 11	H: 2 LOB: 2 BB: 1 P: 18	R: 0 E: 0 K: 1 S: 6	H: 0 LOB: 0 BB: 0 P: 9	1B: 10 2B: 1 3B: 0 HR: 1	SF: 0 SAC: 2 DP: 1 HBP: 0	WP: 1 PB: 0 SB: 0 CS: 1	PA: 40
PITCHER	IP WLS BF H R ER SO BB IBB HBP BLK WP HR S P ERA WHIP																			
Kevin Brown, R ERA: 2.88 (1, 1)	4.1 L 23 H 8 R 4 ER 4 SO 2 BB 4 IBB 0 HBP 0 BLK 0 WP 0 HR 0 S 62 P 106 ERA 8.31 WHIP 2.769																			
Craig Lefferts, L ERA: 7.91 (5, 1)	1.2 9 H 3 R 1 ER 1 SO 0 BB 0 IBB 0 HBP 0 BLK 0 WP 0 HR 0 S 21 P 37 ERA 5.40 WHIP 1.800																			
Matt Whiteside, R ERA: 3.2 (7, 1)	2.0 8 H 1 R 0 ER 0 SO 0 BB 0 IBB 0 HBP 0 BLK 0 WP 0 HR 0 S 16 P 25 ERA 0.00 WHIP 0.500																			

Texas Rangers @ California Angels
Anaheim Stadium, Anaheim, CA
Wed Jun 16 1993, 10:05 PM EDT
Att: 18,798 - Unknown - 74 F


AB 32
R 5
H 12
RBI 5
BB 6
SO 7
LOB 20



Batter	1	2	3	4	5	6	7	8	9	AB	R	H	RBI	BB	SO	LOB	TOP																	
Joey Cora, S <small>OBP: 0.352, SLG: 0.349</small> (1, 4)										5	1	2	2	0	1	1																		
Ellis Burks, R <small>OBP: 0.354, SLG: 0.490</small> (1, 9)										4	1	0	0	1	1	3																		
Frank Thomas, R <small>OBP: 0.413, SLG: 0.545</small> (1, 3)										4	1	2	1	1	0	2																		
George Bell, R <small>OBP: 0.254, SLG: 0.340</small> Steve Sax, R <small>OBP: 0.250, SLG: 0.289</small> (9, PR)										4	0	1	1	0	0	2																		
Robin Ventura, L <small>OBP: 0.391, SLG: 0.455</small> (1, 5)										3	1	1	1	2	0	2																		
Bo Jackson, R <small>OBP: 0.333, SLG: 0.438</small> Tim Raines, S <small>OBP: 0.400, SLG: 0.532</small> (7, PR)										4	1	2	2	0	1	1																		
Lance Johnson, L <small>OBP: 0.328, SLG: 0.349</small> (1, 8)										3	2	1	0	1	0	2																		
Ron Karkovics, R <small>OBP: 0.317, SLG: 0.513</small> (1, 2)										3	1	1	0	1	0	2																		
Craig Grebeck, R <small>OBP: 0.313, SLG: 0.268</small> Ozzie Guillen, L <small>OBP: 0.276, SLG: 0.341</small> (6, PH)										1	0	0	0	0	0	0																		
Inning Stats	R: 2 E: 0 K: 0 S: 16	H: 2 LOB: 1 BB: 1 P: 29	R: 1 E: 0 K: 0 S: 8	H: 0 LOB: 1 BB: 2 P: 19	R: 3 E: 0 K: 0 S: 15	H: 3 LOB: 0 BB: 0 P: 21	R: 0 E: 0 K: 0 S: 7	H: 0 LOB: 0 BB: 1 P: 12	R: 0 E: 0 K: 2 S: 20	H: 4 LOB: 2 BB: 0 P: 30	R: 0 E: 0 K: 0 S: 9	H: 1 LOB: 2 BB: 1 P: 16	R: 0 E: 0 K: 1 S: 9	H: 0 LOB: 0 BB: 0 P: 14	R: 0 E: 0 K: 0 S: 10	H: 1 LOB: 1 BB: 1 P: 22	1B: 10 2B: 1 3B: 0 HR: 1	SF: 1 SAC: 1 DP: 1 HBP: 0	WP: 0 PB: 0 SB: 2 CS: 0	PA: 42														
PITCHER	IP WLS BF H R ER SO BB IBB HBP BLK WP HR S P ERA WHIP	IP WLS BF H R ER SO BB IBB HBP BLK WP HR S P ERA WHIP																																
Hilly Hathaway, L <small>ERA: 10.8</small> (1, 1)	5.0	23	5	6	6	0	4	0	0	1	0	1	51	92	10.80	1.800																		
Julio Valera, R <small>ERA: 6.29</small> (6, 1)	3.1	17	6	2	2	3	1	0	0	0	0	0	43	72	5.40	2.100																		
Steve Frey, L <small>ERA: 2.21</small> (9, 1)	0.2	W	2	0	0	0	1	0	0	0	0	0	3	10	0.00	1.500																		

Chicago White Sox @ California Angels
 Anaheim Stadium, Anaheim, CA
 Fri Jun 18 1993, 10:05 PM EDT
 Att: 24,845 - Unknown


AB 34
 R 8
 H 11
 RBI 8
 BB 6
 SO 3
 LOB 17



Batter	1	2	3	4	5	6	7	8	9	AB	R	H	RBI	BB	SO	LOB	BOTTOM																	
Luis Polonia, L <small>OBP: 0.308, SLG: 0.328</small> (1, 7)										4	0	0	0	0	1	2																		
Chad Curtis, R <small>OBP: 0.415, SLG: 0.406</small> (1, 8)										5	2	2	1	0	1	1																		
Torey Lovullo, S <small>OBP: 0.370, SLG: 0.474</small> (1, 4)										4	2	1	0	1	1	2																		
Chili Davis, S <small>OBP: 0.320, SLG: 0.423</small> (1, 10)										5	3	3	3	0	1	1																		
Kelly Gruber, R <small>OBP: 0.333, SLG: 0.444</small> (1, 5)										2	1	0	0	2	1	1																		
J.T. Snow, L <small>OBP: 0.336, SLG: 0.450</small> (1, 3)										4	0	3	4	0	1	0																		
Greg Myers, L <small>OBP: 0.286, SLG: 0.358</small> Damon Easley, R <small>OBP: 0.374, SLG: 0.423</small> Ron Tingley, R <small>OBP: 0.375, SLG: 0.400</small> (8, 2)										3	0	0	1	0	0	3																		
Stan Javier, S <small>OBP: 0.282, SLG: 0.250</small> (1, 9)										4	1	2	0	0	0	1																		
Gary Disarcina, R <small>OBP: 0.276, SLG: 0.354</small> (1, 6)										3	0	1	0	1	2	1																		
Inning Stats	R: 2 E: 0 K: 1 S: 13	H: 3 LOB: 2 BB: 1 P: 26	R: 1 E: 1 K: 1 S: 10	H: 1 LOB: 1 BB: 1 P: 21	R: 0 E: 0 K: 2 S: 8	H: 0 LOB: 0 BB: 0 P: 11	R: 0 E: 0 K: 1 S: 10	H: 1 LOB: 1 BB: 0 P: 15	R: 3 E: 0 K: 0 S: 12	H: 2 LOB: 1 BB: 2 P: 24	R: 0 E: 0 K: 1 S: 6	H: 1 LOB: 0 BB: 0 P: 9	R: 1 E: 0 K: 1 S: 12	H: 2 LOB: 1 BB: 0 P: 17	R: 0 E: 0 K: 1 S: 7	H: 0 LOB: 0 BB: 0 P: 12	R: 2 E: 0 K: 0 S: 5	H: 2 LOB: 0 BB: 0 P: 6	1B: 9 2B: 2 3B: 0 HR: 1	SF: 0 SAC: 1 DP: 1 HBP: 0	WP: 0 PB: 0 SB: 0 CS: 0	PA: 40												
PITCHER	IP WLS BF H R ER SO BB IBB HBP BLK WP HR S P ERA WHIP	IP WLS BF H R ER SO BB IBB HBP BLK WP HR S P ERA WHIP																																
Jason Bere, R <small>ERA: 5.72</small> (1, 1)	4.1	23	6	6	6	5	4	0	0	0	0	0	47	89	12.46	2.308																		
Donn Pall, R <small>ERA: 2.83</small> (5, 1)	2.1	9	3	1	1	2	0	0	0	0	0	0	20	27	3.86	1.286																		
Scott Radinsky, L <small>ERA: 4.85</small> (7, 1)	0.0	1	1	0	0	0	0	0	0	0	0	0	2	3	*	*																		
Jeff Schwarz, R <small>ERA: 2.42</small> (7, 1)	1.1	4	0	0	0	1	0	0	0	0	0	0	9	16	0.00	0.000																		
Roberto Hernandez, R <small>ERA: 2.75</small> (9, 1)	0.1	L	3	2	2	0	0	0	0	0	1	5	6	54.00	6.000																			

Chicago White Sox @ California Angels
 Anaheim Stadium, Anaheim, CA
 Fri Jun 18 1993, 10:05 PM EDT
 Att: 24,845 - Unknown

AB 35
 R 9
 H 12
 RBI 9
 BB 4
 SO 8
 LOB 13




Batter	1	2	3	4	5	6	7	8	9	AB	R	H	RBI	BB	SO	LOB	TOP					
Tim Raines, S OBP: 0.424, SLG: 0.559 (1, 7)										3	2	3	1	2	0	0	Chicago White Sox @ California Angels Anaheim Stadium, Anaheim, CA Sun Jun 20 1993, 6:33 AM EDT Att: 34,187 - Sunny - 80 F					
Joey Cora, S OBP: 0.356, SLG: 0.351 (1, 4)										4	1	2	0	1	0	1						
Frank Thomas, R OBP: 0.414, SLG: 0.542 (1, 3)										4	1	2	2	0	1	1						
Robin Ventura, L OBP: 0.382, SLG: 0.439 (1, 5)										4	1	0	0	1	1	3						
George Bell, R OBP: 0.256, SLG: 0.363 (1, 10)										5	2	2	5	0	1	0						
Ellis Burks, R OBP: 0.358, SLG: 0.485 (1, 9)										4	0	0	0	1	0	0						
Lance Johnson, L OBP: 0.328, SLG: 0.353 (1, 8)										5	2	2	0	0	0	1						
Michael LaValliere, L OBP: 0.375, SLG: 0.286 (8, PH)										2	0	1	1	1	0	0						
Steve Sax, R OBP: 0.244, SLG: 0.282 (8, 2)										1	1	0	1	0	0	0						
Carlton Fisk, R OBP: 0.235, SLG: 0.271 (8, 2)										0	0	0	0	0	0	0						
Ozzie Guillen, L OBP: 0.269, SLG: 0.328 (1, 6)										4	1	0	0	0	1	3						
Inning Stats	R: 5 E: 0 K: 1 S: 18	H: 4 LOB: 1 BB: 3 P: 37	R: 1 E: 0 K: 0 S: 8	H: 2 LOB: 0 BB: 0 P: 12	R: 1 E: 0 K: 0 S: 10	H: 2 LOB: 1 BB: 0 P: 11	R: 0 E: 0 K: 1 S: 10	H: 1 LOB: 1 BB: 1 P: 18	R: 0 E: 0 K: 0 S: 11	H: 0 LOB: 0 BB: 0 P: 15	R: 0 E: 0 K: 1 S: 8	H: 0 LOB: 0 BB: 0 P: 15	R: 0 E: 0 K: 1 S: 8	H: 0 LOB: 0 BB: 0 P: 15	R: 4 E: 2 K: 0 S: 18	H: 3 LOB: 2 BB: 1 P: 31	R: 0 E: 0 K: 1 S: 6	H: 0 LOB: 0 BB: 0 P: 8	1B: 8 2B: 2 3B: 0 HR: 2	SF: 1 SAC: 0 DP: 3 HBP: 0	WP: 0 PB: 0 SB: 3 CS: 1	PA: 44
PITCHER	IP WLS BF H R ER SO BB IBB HBP BLK WP HR S P ERA WHIP																	PITCHER	IP WLS BF H R ER SO BB IBB HBP BLK WP HR S P ERA WHIP			
Russ Springer, R ERA: 9.28 (1, 1)	2.2 L 17 8 7 7 1 3 0 0 0 0 0 1 34 58 23.62 4.125																					
Ken Patterson, L ERA: 8.84 (3, 1)	3.1 11 1 0 0 1 2 0 0 0 0 0 0 30 49 0.00 0.900																					
Doug Linton, R ERA: 6.57 (7, 1)	1.1 5 1 1 1 1 0 0 0 0 0 0 1 13 22 6.75 0.750																					
Jerry Nielsen, L ERA: 9.0 (8, 1)	1.2 10 2 3 1 1 1 0 0 0 0 0 0 19 32 5.40 1.800																					

AB	36
R	11
H	12
RBI	10
BB	6
SO	4
LOB	9



Batter	1	2	3	4	5	6	7	8	9	AB	R	H	RBI	BB	SO	LOB	BOTTOM					
Luis Polonia, L OBP: 0.301, SLG: 0.317 (1, 7)										5	0	0	0	0	2	1	Chicago White Sox @ California Angels Anaheim Stadium, Anaheim, CA Sun Jun 20 1993, 6:33 AM EDT Att: 34,187 - Sunny - 80 F					
Chad Curtis, R OBP: 0.423, SLG: 0.414 (1, 8)										4	1	2	1	1	1	0						
Tim Salmon, R OBP: 0.390, SLG: 0.518 (1, 9)										4	2	2	1	1	0	2						
Chili Davis, S OBP: 0.320, SLG: 0.420 (1, 10)										5	1	2	1	0	1	1						
Torey Lovullo, S OBP: 0.370, SLG: 0.475 (1, 4)										3	1	2	1	0	0	0						
Kelly Gruber, R OBP: 0.302, SLG: 0.400 (1, 5)										4	0	0	0	0	0	4						
J.T. Snow, L OBP: 0.329, SLG: 0.438 (1, 3)										4	0	0	0	0	1	4						
Gary Disarcina, R OBP: 0.276, SLG: 0.361 (9, 6)										4	0	1	2	0	0	2						
Rod Correia, R (9, 6)										0	0	0	0	0	0	0						
Ron Tingley, R OBP: 0.355, SLG: 0.320 (1, 2)										3	1	0	0	1	0	1						
Inning Stats	R: 0 E: 0 K: 0 S: 10	H: 1 LOB: 1 BB: 0 P: 15	R: 0 E: 0 K: 0 S: 7	H: 0 LOB: 0 BB: 0 P: 11	R: 1 E: 0 K: 0 S: 11	H: 1 LOB: 1 BB: 1 P: 20	R: 0 E: 1 K: 0 S: 8	H: 1 LOB: 2 BB: 0 P: 13	R: 0 E: 0 K: 1 S: 7	H: 1 LOB: 1 BB: 0 P: 14	R: 2 E: 0 K: 1 S: 17	H: 3 LOB: 1 BB: 0 P: 23	R: 2 E: 0 K: 1 S: 7	H: 1 LOB: 1 BB: 2 P: 18	R: 0 E: 0 K: 0 S: 6	H: 0 LOB: 0 BB: 0 P: 12	R: 1 E: 0 K: 3 S: 10	H: 1 LOB: 0 BB: 0 P: 15	1B: 5 2B: 3 3B: 0 HR: 1	SF: 1 SAC: 0 DP: 0 HBP: 0	WP: 0 PB: 0 SB: 1 CS: 0	PA: 40
PITCHER	IP WLS BF H R ER SO BB IBB HBP BLK WP HR S P ERA WHIP																	PITCHER	IP WLS BF H R ER SO BB IBB HBP BLK WP HR S P ERA WHIP			
Wilson Alvarez, L ERA: 3.12 (1, 1)	6.1 W 29 7 4 4 2 2 0 0 0 0 0 0 63 103 5.68 1.421																					
Jeff Schwarz, R ERA: 2.6 (7, 1)	1.2 7 1 1 1 0 1 0 0 0 0 0 0 10 23 5.40 1.200																					
Roberto Hernandez, R ERA: 2.93 (9, 1)	1.0 4 1 1 1 3 0 0 0 0 0 0 1 10 15 9.00 1.000																					

AB	36
R	6
H	9
RBI	6
BB	3
SO	5
LOB	15



Batter	1	2	3	4	5	6	7	8	9	AB	R	H	RBI	BB	SO	LOB	TOP					
Luis Polonia, L OBP: 0.304, SLG: 0.314	G3	CS BB			G3					2	0	0	0	2	0	0	California Angels @ Kansas City Royals Kauffman Stadium, Kansas City, MO Mon Jun 21 1993, 7:05 PM CDT Att: 27,757 - Unknown - 88 F					
Chad Curtis, R OBP: 0.421, SLG: 0.409	2B BB	CS	K			K	G1-3			3	1	0	0	1	2	3						
Tim Salmon, R OBP: 0.388, SLG: 0.511	2B BB		K			L8		F8		3	1	0	0	1	1	0						
Chili Davis, S OBP: 0.319, SLG: 0.421	G1-3 1-H 2-H		K			F9		F8		4	0	1	2	0	1	0						
Torey Lovullo, S OBP: 0.367, SLG: 0.464	G1-3				G4-3			F7		3	1	0	0	1	0	1						
Kelly Gruber, R OBP: 0.283, SLG: 0.372	K				F7			SH5-3		3	0	0	0	0	1	1						
J.T. Snow, L OBP: 0.324, SLG: 0.429					G3			G1		4	0	0	0	0	0	1						
Greg Myers, L OBP: 0.306, SLG: 0.391									F9													
Ron Tingley, R OBP: 0.344, SLG: 0.308		HR							K	1	1	1	1	2	0	0						
Gary Disarcina, R OBP: 0.277, SLG: 0.361		L4								1	0	0	0	0	1	0						
Inning Stats	R: 2 E: 0 K: 1 S: 16	H: 1 LOB: 1 BB: 2 P: 26	R: 1 E: 0 K: 0 S: 6	H: 1 LOB: 0 BB: 1 P: 15	R: 0 E: 0 K: 3 S: 9	H: 0 LOB: 0 BB: 0 P: 13	R: 0 E: 0 K: 0 S: 8	H: 0 LOB: 0 BB: 1 P: 14	R: 0 E: 0 K: 0 S: 11	H: 0 LOB: 0 BB: 1 P: 20	R: 0 E: 0 K: 1 S: 9	H: 0 LOB: 0 BB: 0 P: 14	R: 1 E: 0 K: 0 S: 8	H: 1 LOB: 3 BB: 3 P: 22	R: 0 E: 0 K: 0 S: 7	H: 0 LOB: 0 BB: 0 P: 9	R: 0 E: 0 K: 1 S: 6	H: 0 LOB: 0 BB: 0 P: 10	1B: 1 2B: 1 3B: 0 HR: 1	SF: 0 SAC: 1 DP: 0 HBP: 0	WP: 0 PB: 0 SB: 1 CS: 2	PA: 36
PITCHER	IP WLS BF H R ER SO BB IBB HBP BLK WP HR S P ERA WHIP	IP WLS BF H R ER SO BB IBB HBP BLK WP HR S P ERA WHIP																				
Hipolito Pichardo, R ERA: 4.3	(1, 1)	6.2	L	28	3	4	4	5	6	1	0	0	0	0	0	1	65	122	5.40	1.350		
Bill Sampen, R ERA: 3.09	(7, 1)	2.1		7	0	0	0	1	0	0	0	0	0	0	0	0	15	21	0.00	0.000		

AB	27
R	4
H	3
RBI	4
BB	7
SO	6
LOB	7



Batter	1	2	3	4	5	6	7	8	9	AB	R	H	RBI	BB	SO	LOB	BOTTOM					
Brian McRae, S OBP: 0.349, SLG: 0.427	G3		1B				G4-3		1B	5	0	3	0	0	0	0	California Angels @ Kansas City Royals Kauffman Stadium, Kansas City, MO Mon Jun 21 1993, 7:05 PM CDT Att: 27,757 - Unknown - 88 F					
Kevin McReynolds, R OBP: 0.304, SLG: 0.413	1B BB		1B		F8		P4		P4	4	0	1	0	1	0	2						
Wally Joyner, L OBP: 0.388, SLG: 0.431	1B		K			F8		P5		5	0	2	0	0	1	3						
Mike Macfarlane, R OBP: 0.372, SLG: 0.552	BB		SF7				G6-3		G5-3	3	1	1	1	1	0	2						
Hubie Brooks, R OBP: 0.333, SLG: 0.338										3	0	0	0	0	0	6						
Felix Jose, S OBP: 0.336, SLG: 0.374	G5-4-3		G3				G6-3		F7	1	0	0	0	0	0	0						
Gary Gaetti, R OBP: 0.267, SLG: 0.259			F9							4	0	2	1	0	1	0						
Greg Gagne, R OBP: 0.309, SLG: 0.347							1B		2B	1	0	0	0	1	1	0						
Rico Rossy, R OBP: 0.353, SLG: 0.533			K2-3				FC5-4		1B	2	0	2	1	0	0	0						
Phil Hiatt, R OBP: 0.298, SLG: 0.387										3	0	1	0	0	2	2						
George Brett, L OBP: 0.296, SLG: 0.399			K				K		P6	1	0	0	0	0	0	1						
Jose Lind, R OBP: 0.261, SLG: 0.279							FC5-4		G1-3	4	1	1	0	0	0	3						
Inning Stats	R: 0 E: 0 K: 0 S: 15	H: 1 LOB: 2 BB: 2 P: 25	R: 0 E: 0 K: 2 S: 11	H: 0 LOB: 0 BB: 0 P: 14	R: 1 E: 0 K: 1 S: 11	H: 3 LOB: 2 BB: 0 P: 18	R: 0 E: 0 K: 1 S: 8	H: 1 LOB: 1 BB: 1 P: 16	R: 0 E: 0 K: 0 S: 6	H: 1 LOB: 0 BB: 0 P: 10	R: 1 E: 0 K: 1 S: 13	H: 3 LOB: 2 BB: 0 P: 22	R: 0 E: 0 K: 0 S: 8	H: 0 LOB: 0 BB: 0 P: 11	R: 1 E: 0 K: 0 S: 8	H: 2 LOB: 1 BB: 0 P: 14	R: 0 E: 0 K: 0 S: 20	H: 2 LOB: 2 BB: 0 P: 25	1B: 10 2B: 3 3B: 0 HR: 0	SF: 1 SAC: 0 DP: 1 HBP: 0	WP: 0 PB: 0 SB: 0 CS: 1	PA: 40
PITCHER	IP WLS BF H R ER SO BB IBB HBP BLK WP HR S P ERA WHIP	IP WLS BF H R ER SO BB IBB HBP BLK WP HR S P ERA WHIP																				
Chuck Finley, L ERA: 2.92	(1, 1)	6.0	W	27	9	2	2	5	3	0	0	0	0	0	0	105	3.00	2.000				
Julio Valera, R ERA: 6.23	(7, 1)	1.2		7	2	1	1	0	0	0	0	0	0	0	15	23	5.40	1.200				
Steve Frey, L ERA: 2.05	(8, 1)	1.1	S	6	2	0	0	0	0	0	0	0	0	0	21	27	0.00	1.500				

AB	36
R	2
H	13
RBI	3
BB	3
SO	5
LOB	19



Batter	1	2	3	4	5	6	7	8	9	AB	R	H	RBI	BB	SO	LOB	TOP			
Luis Polonia, L OBP: 0.306, SLG: 0.316 (1, 7)	1-1 E 1B		0-1 G4-3 SF8 1B	1-0 G1-3			2-1 F8		2-2 G6-3	5	1	2	0	0	0	2				
Chad Curtis, R OBP: 0.415, SLG: 0.402 (1, 8)	0-2 F9		2-2 G4-3		0-0 F8		1-2 F9			4	0	0	1	0	0	2				
Tim Salmon, R OBP: 0.390, SLG: 0.516 (1, 9)	2-3 K		1-3 3-H SF8		4-1 S BB		1-1 2B			2	0	1	1	1	1	1				
Chili Davis, S OBP: 0.318, SLG: 0.416 (1, 10)	4-0 BB		0-0 G3		2-3 K		3-2 F9			3	0	0	0	1	1	2				
Torey Lovullo, S OBP: 0.364, SLG: 0.453 (1, 4)	0-1 P6			0-0 L3	1-2 P6			4-0 G5-4-3 BB		3	0	0	0	1	0	3				
Kelly Gruber, R OBP: 0.280, SLG: 0.383 (1, 5)		3-3 K		0-0 G4-3 1B		2-1 F8		0-1 G5-4-3		4	1	1	0	0	1	1				
J.T. Snow, L OBP: 0.323, SLG: 0.423 (1, 3)		1-1 P2		0-1 G4-3		4-1 1B BB		0-3 K		3	0	0	0	1	1	1				
Gary Disarcina, R OBP: 0.285, SLG: 0.368 (1, 6)		0-0 P3		2-2 1B		2-2 1B		1-2 L3		4	0	3	1	0	0	0				
John Orton, R OBP: 0.270, SLG: 0.313 (1, 2)			3-2 1B G4-3		2-0 1B		1-0 G1-3		1-1 L3	3	1	2	0	0	0	1				
Greg Myers, L OBP: 0.303, SLG: 0.387 (9, PH)				1-3 1B						1	0	0	0	0	0	1				
Inning Stats	R: 0 E: 1 K: 1 S: 10	H: 1 LOB: 2 BB: 1 P: 17	R: 0 E: 0 K: 1 S: 6	H: 0 LOB: 0 BB: 0 P: 10	R: 2 E: 0 K: 0 S: 12	H: 2 LOB: 0 BB: 0 P: 18	R: 1 E: 0 K: 0 S: 9	H: 3 LOB: 2 BB: 0 P: 14	R: 0 E: 0 K: 1 S: 8	H: 1 LOB: 1 BB: 1 P: 15	R: 0 E: 0 K: 0 S: 10	H: 1 LOB: 1 BB: 0 P: 17	R: 0 E: 0 K: 1 S: 5	H: 0 LOB: 0 BB: 1 P: 9	R: 0 E: 0 K: 0 S: 8	H: 1 LOB: 0 BB: 0 P: 12	1B: 6 2B: 4 3B: 0 HR: 0	SF: 1 SAC: 0 DP: 2 HBP: 0	WP: 0 PB: 0 SB: 2 CS: 0	PA: 37
PITCHER	IP WLS BF H R ER SO BB IBB HBP BLK WP HR S P ERA WHIP	IP WLS BF H R ER SO BB IBB HBP BLK WP HR S P ERA WHIP	IP WLS BF H R ER SO BB IBB HBP BLK WP HR S P ERA WHIP	IP WLS BF H R ER SO BB IBB HBP BLK WP HR S P ERA WHIP	IP WLS BF H R ER SO BB IBB HBP BLK WP HR S P ERA WHIP	IP WLS BF H R ER SO BB IBB HBP BLK WP HR S P ERA WHIP	IP WLS BF H R ER SO BB IBB HBP BLK WP HR S P ERA WHIP	IP WLS BF H R ER SO BB IBB HBP BLK WP HR S P ERA WHIP	IP WLS BF H R ER SO BB IBB HBP BLK WP HR S P ERA WHIP	IP WLS BF H R ER SO BB IBB HBP BLK WP HR S P ERA WHIP	IP WLS BF H R ER SO BB IBB HBP BLK WP HR S P ERA WHIP	IP WLS BF H R ER SO BB IBB HBP BLK WP HR S P ERA WHIP	IP WLS BF H R ER SO BB IBB HBP BLK WP HR S P ERA WHIP	IP WLS BF H R ER SO BB IBB HBP BLK WP HR S P ERA WHIP	IP WLS BF H R ER SO BB IBB HBP BLK WP HR S P ERA WHIP	IP WLS BF H R ER SO BB IBB HBP BLK WP HR S P ERA WHIP	IP WLS BF H R ER SO BB IBB HBP BLK WP HR S P ERA WHIP			

California Angels @ Kansas City Royals
Kauffman Stadium, Kansas City, MO

AB 32
R 3
H 9
RBI 3
BB 4
SO 4
LOB 14



WP: 0 PA: 37
PB: 0
SB: 2
CS: 0

California Angels @ Kansas City Royals
Kauffman Stadium, Kansas City, MO

AB 33
R 4
H 14
RBI 5
BB 3
SO 1
LOB 18



WP: 0 PA: 38
PB: 0
SB: 0
CS: 1

Batter	1	2	3	4	5	6	7	8	9	AB	R	H	RBI	BB	SO	LOB	BOTTOM			
Felix Jose, S OBP: 0.342, SLG: 0.376 (1, 8)	1-0 2B	0-1 G4-6-3		1-0 1B		4-1 BB		0-0 G4-3		4	1	2	2	1	0	3				
Kevin McReynolds, R OBP: 0.303, SLG: 0.406 (1, 7)	0-1 F9		0-0 1B	0-0 1B		2-2 F8		2-2 F9		4	0	1	0	1	0	3				
George Brett, L OBP: 0.295, SLG: 0.401 (1, 10)	0-0 1B		0-1 F9	2-1 L8		1-2 F7				4	1	1	1	0	0	4				
Wally Joyner, L OBP: 0.389, SLG: 0.432 (1, 3)	1-1 CS		0-0 F9	0-0 1B		0-1 F8				4	0	2	1	0	0	2				
Chris Gwynn, L OBP: 0.355, SLG: 0.400 (1, 9)	2-1 1B		0-1 1B		1-2 L5		0-0 P2			3	0	2	0	0	0	0				
Brian McRae, S OBP: 0.348, SLG: 0.425 (7, PH)	1-2 2B		1-2 1B							1	0	0	0	0	0	0				
Gary Gaetti, R OBP: 0.286, SLG: 0.310 (1, 5)	0-0 G5-3		1-0 F8		1-0 HR		0-3 K			4	0	1	1	0	1	3				
Brent Mayne, L OBP: 0.339, SLG: 0.400 (1, 2)		0-1 1B		1-1 SH1-4 1B		4-1 FC3-6 BB		2-0 G3-1		3	1	2	0	1	0	0				
Greg Gagne, R OBP: 0.312, SLG: 0.350 (1, 6)		3-0 F9		2-0 SH1-4 1B		2-1 FC3-6		0-0 G4-3 SH5-4 1B		4	1	2	0	0	0	2				
Jose Lind, R OBP: 0.263, SLG: 0.282 (1, 4)		0-1 G4-6-3 1B		0-1 SH1-4		0-1 G6-3		1-0 SH5-4		2	0	1	0	0	0	1				
Inning Stats	R: 2 E: 0 K: 0 S: 9	H: 4 LOB: 1 BB: 0 P: 13	R: 0 E: 0 K: 0 S: 8	H: 2 LOB: 1 BB: 0 P: 10	R: 0 E: 0 K: 0 S: 7	H: 2 LOB: 2 BB: 0 P: 8	R: 2 E: 0 K: 0 S: 12	H: 4 LOB: 2 BB: 1 P: 22	R: 1 E: 0 K: 0 S: 9	H: 1 LOB: 1 BB: 1 P: 17	R: 0 E: 0 K: 0 S: 9	H: 0 LOB: 1 BB: 1 P: 16	R: 0 E: 0 K: 1 S: 6	H: 0 LOB: 0 BB: 0 P: 8	R: 0 E: 0 K: 0 S: 6	H: 1 LOB: 1 BB: 0 P: 9	1B: 11 2B: 2 3B: 0 HR: 1	SF: 0 SAC: 2 DP: 1 HBP: 0	WP: 0 PB: 0 SB: 0 CS: 1	PA: 38
PITCHER	IP WLS BF H R ER SO BB IBB HBP BLK WP HR S P ERA WHIP	IP WLS BF H R ER SO BB IBB HBP BLK WP HR S P ERA WHIP	IP WLS BF H R ER SO BB IBB HBP BLK WP HR S P ERA WHIP	IP WLS BF H R ER SO BB IBB HBP BLK WP HR S P ERA WHIP	IP WLS BF H R ER SO BB IBB HBP BLK WP HR S P ERA WHIP	IP WLS BF H R ER SO BB IBB HBP BLK WP HR S P ERA WHIP	IP WLS BF H R ER SO BB IBB HBP BLK WP HR S P ERA WHIP	IP WLS BF H R ER SO BB IBB HBP BLK WP HR S P ERA WHIP	IP WLS BF H R ER SO BB IBB HBP BLK WP HR S P ERA WHIP	IP WLS BF H R ER SO BB IBB HBP BLK WP HR S P ERA WHIP	IP WLS BF H R ER SO BB IBB HBP BLK WP HR S P ERA WHIP	IP WLS BF H R ER SO BB IBB HBP BLK WP HR S P ERA WHIP	IP WLS BF H R ER SO BB IBB HBP BLK WP HR S P ERA WHIP	IP WLS BF H R ER SO BB IBB HBP BLK WP HR S P ERA WHIP	IP WLS BF H R ER SO BB IBB HBP BLK WP HR S P ERA WHIP	IP WLS BF H R ER SO BB IBB HBP BLK WP HR S P ERA WHIP	IP WLS BF H R ER SO BB IBB HBP BLK WP HR S P ERA WHIP			

California Angels @ Kansas City Royals
Kauffman Stadium, Kansas City, MO

AB 33
R 4
H 14
RBI 5
BB 3
SO 1
LOB 18



WP: 0 PA: 38
PB: 0
SB: 0
CS: 1

Batter	1	2	3	4	5	6	7	8	9	AB	R	H	RBI	BB	SO	LOB	TOP										
Stan Javier, S OBP: 0.289, SLG: 0.284 (1, 7)										5	1	2	0	0	0	2											
Chad Curtis, R OBP: 0.418, SLG: 0.405 (1, 8)										3	2	1	0	2	1	0											
Tim Salmon, R OBP: 0.391, SLG: 0.513 Luis Polonia, L OBP: 0.305, SLG: 0.315 (1, 9) (8, 7)										3	2	1	1	0	1	2											
Chili Davis, S OBP: 0.319, SLG: 0.413 (1, 10)											4	2	1	0	1	2											
Kelly Gruber, R OBP: 0.315, SLG: 0.490 (1, 5)											4	1	3	4	0	0											
Torey Lovullo, S OBP: 0.361, SLG: 0.447 (1, 4)											4	0	1	1	0	0											
Rene Gonzales, R J.T. Snow, L OBP: 0.323, SLG: 0.423 (1, 3) (8, 3)											4	0	1	0	0	1											
Gary Disarcina, R OBP: 0.285, SLG: 0.366 (1, 6)											4	0	1	0	0	0											
Ron Tingley, R OBP: 0.306, SLG: 0.267 (1, 2)										4	0	0	0	0	2	2											
Inning Stats	R: 4 E: 0 K: 1 S: 20	H: 3 LOB: 0 BB: 2 P: 38	R: 0 E: 0 K: 1 S: 7	H: 0 LOB: 0 BB: 0 P: 10	R: 3 E: 0 K: 1 S: 18	H: 2 LOB: 0 BB: 0 P: 27	R: 0 E: 0 K: 1 S: 9	H: 1 LOB: 2 BB: 1 P: 21	R: 1 E: 0 K: 0 S: 10	H: 2 LOB: 1 BB: 0 P: 16	R: 0 E: 0 K: 2 S: 12	H: 0 LOB: 0 BB: 0 P: 15	R: 0 E: 0 K: 0 S: 7	H: 1 LOB: 1 BB: 0 P: 11	R: 0 E: 0 K: 0 S: 9	H: 2 LOB: 1 BB: 0 P: 15	R: 0 E: 0 K: 0 S: 5	H: 0 LOB: 0 BB: 0 P: 10	1B: 5 2B: 5 3B: 0 HR: 1	SF: 0 SAC: 0 DP: 2 HBP: 1	WP: 1 PB: 0 SB: 1 CS: 0	PA: 40					
PITCHER	IP	WLS	BF	H	R	ER	SO	BB	IBB	HBP	BLK	WP	HR	S	P	ERA	WHIP										
Chris Haney, L ERA: 5.88 (1, 1)	3.0	L	16	5	7	7	3	2	0	1	0	1	1	45	75	21.00	2.333										
Tom Gordon, R ERA: 4.23 (4, 1)	3.0		13	3	1	1	3	1	0	0	0	0	0	31	52	3.00	1.333										
Billy Brewer, L ERA: 2.84 (7, 1)	1.0		4	1	0	0	0	0	0	0	0	0	0	7	11	0.00	1.000										
Frank DiPino, L ERA: 2.45 (8, 1)	1.0		4	2	0	0	0	0	0	0	0	0	0	9	15	0.00	2.000										
Mark Gubicza, R ERA: 4.6 (9, 1)	1.0		3	0	0	0	0	0	0	0	0	0	0	5	10	0.00	0.000										

California Angels @ Kansas City Royals
Kauffman Stadium, Kansas City, MO
Wed Jun 23 1993, 7:05 PM CDT
Att: 23,459 - Unknown - 77 F

AB 36
R 8
H 11
RBI 6
BB 3
SO 6
LOB 13



Batter	1	2	3	4	5	6	7	8	9	AB	R	H	RBI	BB	SO	LOB	BOTTOM										
Brian McRae, S OBP: 0.349, SLG: 0.429 (1, 8)											5	0	2	1	0	0											
Felix Jose, S OBP: 0.349, SLG: 0.383 (1, 9)											4	1	3	0	0	0											
George Brett, L OBP: 0.293, SLG: 0.397 (1, 10)											5	1	1	0	0	0											
Mike Macfarlane, R OBP: 0.367, SLG: 0.540 (1, 2)											5	1	1	1	0	2											
Wally Joyner, L OBP: 0.394, SLG: 0.445 (1, 3)											4	2	3	1	0	0											
Kevin McReynolds, R OBP: 0.315, SLG: 0.410 (1, 7)										4	0	2	2	0	0	2											
Greg Gagne, R OBP: 0.311, SLG: 0.347 (1, 6)										2	0	0	1	1	0	2											
Phil Hiatt, R OBP: 0.298, SLG: 0.382 Chris Cwynn, L OBP: 0.353, SLG: 0.397 Rico Rossy, R OBP: 0.353, SLG: 0.533 (1, 5) (8, PH) (9, 5)										2	1	0	0	1	0	2											
Jose Lind, R OBP: 0.263, SLG: 0.286 (1, 4)										4	1	1	1	0	0	3											
Inning Stats	R: 0 E: 0 K: 1 S: 11	H: 1 LOB: 1 BB: 0 P: 14	R: 0 E: 0 K: 0 S: 4	H: 1 LOB: 0 BB: 0 P: 8	R: 0 E: 0 K: 0 S: 9	H: 0 LOB: 0 BB: 0 P: 12	R: 0 E: 0 K: 0 S: 5	H: 1 LOB: 0 BB: 0 P: 7	R: 3 E: 0 K: 0 S: 13	H: 3 LOB: 1 BB: 1 P: 24	R: 0 E: 0 K: 1 S: 8	H: 0 LOB: 0 BB: 0 P: 14	R: 0 E: 0 K: 0 S: 10	H: 1 LOB: 2 BB: 1 P: 18	R: 4 E: 0 K: 1 S: 23	H: 5 LOB: 1 BB: 0 P: 31	R: 0 E: 0 K: 0 S: 10	H: 1 LOB: 1 BB: 0 P: 13	1B: 9 2B: 5 3B: 0 HR: 0	SF: 1 SAC: 1 DP: 2 HBP: 0	WP: 2 PB: 0 SB: 0 CS: 0	PA: 40					
PITCHER	IP	WLS	BF	H	R	ER	SO	BB	IBB	HBP	BLK	WP	HR	S	P	ERA	WHIP										
Hilly Hathaway, L ERA: 7.36 (1, 1)	6.0	W	25	7	3	3	2	2	0	0	0	2	0	53	86	4.50	1.500										
Julio Valera, R ERA: 6.62 (7, 1)	1.0		6	3	3	3	0	0	0	0	0	0	0	19	26	27.00	3.000										
Jerry Nielsen, L ERA: 7.27 (8, 1)	0.0		1	1	0	0	0	0	0	0	0	0	0	1	1	∞	∞										
Gene Nelson, R ERA: 1.4 (8, 1)	1.0		4	1	1	1	1	0	0	0	0	0	0	10	15	9.00	1.000										
Steve Frey, L ERA: 1.96 (9, 1)	1.0	S	4	1	0	0	0	0	0	0	0	0	0	10	13	0.00	1.000										

California Angels @ Kansas City Royals
Kauffman Stadium, Kansas City, MO
Wed Jun 23 1993, 7:05 PM CDT
Att: 23,459 - Unknown - 77 F

AB 36
R 7
H 13
RBI 7
BB 2
SO 3
LOB 18



Batter	1	2	3	4	5	6	7	8	9	AB	R	H	RBI	BB	SO	LOB	TOP				
Luis Polonia, L (1, 7) OBP: 0.308, SLG: 0.317										4	1	2	0	0	1	0	California Angels @ Kansas City Royals Kauffman Stadium, Kansas City, MO Thu Jun 24 1993, 3:33 AM CDT Att: 26,409 - Unknown - 84 F				
Chad Curtis, R (1, 8) OBP: 0.412, SLG: 0.398										4	0	0	0	0	0	2					
Tim Salmon, R (1, 9) OBP: 0.393, SLG: 0.522										4	0	2	1	0	0	1					
Ron Tingley, R (8, 2) OBP: 0.306, SLG: 0.267										0	0	0	0	0	0	0					
Chili Davis, S (1, 10) OBP: 0.315, SLG: 0.406										4	0	0	0	0	1	3					
Torey Lovullo, S (1, 4) OBP: 0.351, SLG: 0.434										4	0	0	0	0	1	0					
J.T. Snow, L (1, 3) OBP: 0.325, SLG: 0.422										3	0	1	0	1	1	0					
Rene Gonzales, R (1, 5) OBP: 0.362, SLG: 0.299									3	0	2	0	0	0	0	0					
Greg Myers, L (8, PH) OBP: 0.301, SLG: 0.384									1	0	0	0	0	0	0	1					
Gary Disarcina, R (1, 6) OBP: 0.284, SLG: 0.361									3	0	0	0	1	0	3						
John Orton, R (1, 2) OBP: 0.264, SLG: 0.306										2	0	0	0	0	0	2					
Stan Javier, S (8, PH) OBP: 0.286, SLG: 0.280										1	0	0	0	0	0	0					
Inning Stats	R: 0 E: 0 K: 1 S: 12	H: 1 LOB: 1 BB: 0 P: 16	R: 0 E: 0 K: 0 S: 11	H: 1 LOB: 2 BB: 1 P: 22	R: 0 E: 0 K: 0 S: 8	H: 1 LOB: 1 BB: 0 P: 13	R: 0 E: 0 K: 0 S: 12	H: 1 LOB: 1 BB: 1 P: 17	R: 0 E: 0 K: 1 S: 9	H: 0 LOB: 0 BB: 0 P: 14	R: 0 E: 0 K: 1 S: 11	H: 0 LOB: 0 BB: 0 P: 17	R: 1 E: 0 K: 1 S: 12	H: 2 LOB: 1 BB: 0 P: 18	R: 0 E: 0 K: 1 S: 8	H: 1 LOB: 1 BB: 0 P: 15	1B: 5 2B: 2 3B: 0 HR: 0	SF: 0 SAC: 0 DP: 1 HBP: 0	WP: 0 PB: 0 SB: 1 CS: 0	PA: 35	
PITCHER	IP	WLS	BF	H	R	ER	SO	BB	IBB	HBP	BLK	WP	HR	S	P	ERA	WHIP				
Kevin Appier, R (1, 1) ERA: 3.0	6.0	W	23	4	0	0	2	2	0	0	0	0	0	56	88	0.00	1.000				
Bill Sampen, R (7, 1) ERA: 3.39	1.2		7	2	1	1	1	0	0	0	0	0	0	18	27	5.40	1.200				
Jeff Montgomery, R (8, 1) ERA: 2.13	1.1	S	5	1	0	0	1	0	0	0	0	0	0	13	23	0.00	0.750				

Batter	1	2	3	4	5	6	7	8	9	AB	R	H	RBI	BB	SO	LOB	BOTTOM				
Brian McRae, S (1, 8) OBP: 0.353, SLG: 0.432										5	1	3	1	0	1	3	California Angels @ Kansas City Royals Kauffman Stadium, Kansas City, MO Thu Jun 24 1993, 3:33 AM CDT Att: 26,409 - Unknown - 84 F				
Felix Jose, S (1, 9) OBP: 0.341, SLG: 0.374										5	0	0	1	0	2	4					
George Brett, L (1, 10) OBP: 0.292, SLG: 0.390										4	0	0	0	1	1	3					
Mike Macfarlane, R (1, 2) OBP: 0.372, SLG: 0.549									3	0	2	1	0	0	0	0					
Brent Mayne, L (6, PR) OBP: 0.345, SLG: 0.406									1	0	1	0	0	0	0	0					
Kevin McReynolds, R (1, 7) OBP: 0.304, SLG: 0.394									4	0	0	0	0	0	4						
Gary Gaetti, R (1, 3) OBP: 0.284, SLG: 0.333										2	0	1	0	1	1	0					
Wally Joyner, L (8, 3) OBP: 0.397, SLG: 0.460									1	1	1	1	0	0	0						
Phil Hiatt, R (1, 5) OBP: 0.299, SLG: 0.382										3	1	1	0	0	0	1					
Greg Gagne, R (8, 6) OBP: 0.310, SLG: 0.345										1	0	0	0	0	1	0					
Jose Lind, R (1, 4) OBP: 0.273, SLG: 0.293										3	2	2	0	1	0	1					
Rico Rossy, R (1, 6) OBP: 0.429, SLG: 0.579										4	1	3	2	0	0	1					
Inning Stats	R: 1 E: 0 K: 2 S: 14	H: 2 LOB: 1 BB: 0 P: 22	R: 3 E: 1 K: 1 S: 11	H: 3 LOB: 1 BB: 1 P: 22	R: 0 E: 0 K: 1 S: 7	H: 0 LOB: 0 BB: 0 P: 10	R: 0 E: 0 K: 0 S: 6	H: 2 LOB: 1 BB: 0 P: 9	R: 0 E: 0 K: 1 S: 9	H: 1 LOB: 1 BB: 0 P: 15	R: 0 E: 0 K: 0 S: 6	H: 1 LOB: 1 BB: 0 P: 8	R: 0 E: 0 K: 0 S: 9	H: 2 LOB: 2 BB: 1 P: 14	R: 3 E: 0 K: 1 S: 16	H: 3 LOB: 1 BB: 1 P: 28	1B: 11 2B: 2 3B: 0 HR: 1	SF: 0 SAC: 0 DP: 1 HBP: 0	WP: 0 PB: 0 SB: 1 CS: 1	PA: 39	
PITCHER	IP	WLS	BF	H	R	ER	SO	BB	IBB	HBP	BLK	WP	HR	S	P	ERA	WHIP				
Mark Langston, L (1, 1) ERA: 2.5	7.0	L	32	11	4	3	5	2	0	0	0	0	0	62	100	3.86	1.857				
Doug Linton, R (8, 1) ERA: 7.5	0.1		5	3	3	3	1	1	0	0	0	0	0	12	22	81.00	12.000				
Ken Patterson, L (8, 1) ERA: 6.75	0.2		2	0	0	0	0	0	0	0	0	0	0	4	6	0.00	0.000				

Batter	1	2	3	4	5	6	7	8	9	AB	R	H	RBI	BB	SO	LOB	TOP										
Luis Polonia, L OBP: 0.306, SLG: 0.315 (1, 7)	L6		K		F8	G4-3		FC5-4 1B		5	0	1	0	0	1	4	California Angels @ Minnesota Twins Hubert H. Humphrey Metrodome, Minneapolis, MN Fri Jun 25 1993, 8:05 PM EDT Att: 26,407 - Dome										
Chad Curtis, R OBP: 0.412, SLG: 0.398 (1, 8)	G3		G6-3				F8 1B 2B	FC5-4 1B		5	1	2	0	0	0	1											
Tim Salmon, R OBP: 0.393, SLG: 0.519 (1, 9)	K		F7		G5-3		2B	1B		5	1	2	0	0	1	2											
Chili Davis, S OBP: 0.309, SLG: 0.398 (1, 10)		G4-3		L3		G6-3	F8	K		5	0	0	0	0	1	4											
J.T. Snow, L OBP: 0.328, SLG: 0.421 Stan Javier, S OBP: 0.283, SLG: 0.277 (7, 3)		1B BB		G5-3		1B BB 1B	K		G4-3	3	2	1	0	1	1	2											
Kelly Gruber, R OBP: 0.339, SLG: 0.518 (1, 5)	P6			1B		1B	1B	1B	F7	5	1	3	2	0	0	1											
Torey Lovullo, S OBP: 0.353, SLG: 0.433 (1, 4)	1B			G4-3		F8	FC4-6 1B	F9		5	0	2	1	0	0	3											
Greg Myers, L OBP: 0.307, SLG: 0.388 (1, 2)	1B			L4		BB 1B	FC4-6			4	0	2	1	0	0	1											
Gary Disarcina, R OBP: 0.287, SLG: 0.361 (1, 6)	G6-3			1B		1B	L3			3	0	1	1	1	0	2											
Inning Stats	R: 0 E: 0 K: 1 S: 8	H: 0 LOB: 0 BB: 0 P: 13	R: 1 E: 0 K: 0 S: 13	H: 2 LOB: 2 BB: 1 P: 23	R: 0 E: 0 K: 1 S: 9	H: 0 LOB: 0 BB: 0 P: 13	R: 0 E: 0 K: 0 S: 8	H: 1 LOB: 1 BB: 0 P: 12	R: 0 E: 0 K: 0 S: 12	H: 2 LOB: 2 BB: 0 P: 24	R: 0 E: 0 K: 0 S: 15	H: 3 LOB: 3 BB: 1 P: 24	R: 3 E: 0 K: 1 S: 16	H: 4 LOB: 1 BB: 0 P: 25	R: 0 E: 0 K: 1 S: 11	H: 2 LOB: 2 BB: 0 P: 13		R: 0 E: 0 K: 0 S: 5	H: 0 LOB: 0 BB: 0 P: 6	1B: 13 2B: 1 3B: 0 HR: 0	SF: 0 SAC: 0 DP: 0 HBP: 0	WP: 0 PB: 0 SB: 0 CS: 0	PA: 43				
PITCHER	IP	WLS	BF	H	R	ER	SO	BB	IBB	HBP	BLK	WP	HR	S	P	ERA	WHIP										
Scott Erickson, R ERA: 5.85 (1, 1)	6.0	W	30	10	4	4	2	2	0	0	0	0	0	71	118	6.00	2.000										
Carl Willis, R ERA: 9.25 (7, 1)	0.2		4	2	1	1	1	0	0	0	0	0	0	9	14	13.50	3.000										
Larry Casian, L ERA: 0.71 Rick Aguilera, R ERA: 2.16 (8, 1)	1.0	S	4	0	0	0	1	0	0	0	0	0	0	8	9	0.00	0.000										


Batter	1	2	3	4	5	6	7	8	9	AB	R	H	RBI	BB	SO	LOB	BOTTOM										
Chuck Knoblauch, R OBP: 0.370, SLG: 0.333 (1, 4)	1B	HR 1B		F7				F8		4	2	2	1	1	0	1	California Angels @ Minnesota Twins Hubert H. Humphrey Metrodome, Minneapolis, MN Fri Jun 25 1993, 8:05 PM EDT Att: 26,407 - Dome										
Chip Hale, L OBP: 0.317, SLG: 0.411 Dave McCarty, R OBP: 0.331, SLG: 0.393 (1, 10)	K	HR BB		F7		P5		1B BB		3	1	0	0	1	1	4											
Kirby Puckett, R OBP: 0.345, SLG: 0.458 (1, 8)	S 1B	HR		G4-3			SH1 1B 2B	K		5	2	3	4	0	1	2											
Kent Hrbek, L OBP: 0.355, SLG: 0.464 (1, 3)	F8	G6-3			G4-3		SH1			4	0	1	0	0	0	1											
Dave Winfield, R OBP: 0.287, SLG: 0.376 (1, 9)	K	F9		P2		G5-3		F9		5	0	0	0	0	1	4											
Brian Harper, R OBP: 0.365, SLG: 0.469 (1, 2)		2B 2B		F9			BB BB 1B			4	1	3	1	0	0	0											
Shane Mack, R OBP: 0.293, SLG: 0.365 (1, 7)		2B 2B		G6-4-3		K		BB		3	1	1	1	1	1	1											
Mike Pagliarulo, L OBP: 0.342, SLG: 0.485 (1, 5)	F9	1B 2B		F9		P6		BB		3	1	1	1	1	0	0											
Pat Meares, R OBP: 0.339, SLG: 0.397 (1, 6)	F9			1B		BB BB		P4		3	0	1	0	1	0	4											
Inning Stats	R: 1 E: 0 K: 2 S: 15	H: 2 LOB: 1 BB: 0 P: 19	R: 6 E: 0 K: 0 S: 19	H: 5 LOB: 0 BB: 1 P: 26	R: 0 E: 0 K: 0 S: 8	H: 1 LOB: 0 BB: 0 P: 14	R: 0 E: 0 K: 0 S: 7	H: 1 LOB: 1 BB: 0 P: 13	R: 0 E: 0 K: 0 S: 7	H: 0 LOB: 0 BB: 0 P: 12	R: 0 E: 0 K: 1 S: 8	H: 0 LOB: 2 BB: 2 P: 23	R: 1 E: 0 K: 0 S: 10	H: 2 LOB: 3 BB: 2 P: 24	R: 0 E: 0 K: 1 S: 12	H: 1 LOB: 2 BB: 1 P: 21		1B: 7 2B: 4 3B: 0 HR: 1	SF: 0 SAC: 1 DP: 1 HBP: 0	WP: 0 PB: 0 SB: 2 CS: 0	PA: 41						
PITCHER	IP	WLS	BF	H	R	ER	SO	BB	IBB	HBP	BLK	WP	HR	S	P	ERA	WHIP										
Russ Springer, R ERA: 9.92 (1, 1)	5.2	L	28	9	7	7	3	3	0	0	0	0	0	5	9	11.12	2.118										
Ken Patterson, L ERA: 6.91 (6, 1)	0.2		3	1	1	1	0	0	0	0	0	0	0	5	9	13.50	1.500										
Mike Butcher, R ERA: (7, 1)	1.0		6	1	0	0	0	2	0	0	0	0	0	10	25	0.00	3.000										
Jerry Nielsen, L ERA: 7.0 Doug Linton, R ERA: 7.71 (8, 1)	0.1		3	1	0	0	1	1	0	0	0	0	0	5	11	0.00	6.000										
	0.1		1	0	0	0	0	0	0	0	0	0	0	4	5	0.00	0.000										

AB	41
R	5
H	14
RBI	5
BB	2
SO	4
LOB	20



Batter	1	2	3	4	5	6	7	8	9	AB	R	H	RBI	BB	SO	LOB	TOP				
Luis Polonia, L OBP: 0.305, SLG: 0.312	G6-3			G1-4-3			F8			3	1	0	0	1	0	1	California Angels @ Minnesota Twins Hubert H. Humphrey Metrodome, Minneapolis, MN Sat Jun 26 1993, 8:05 PM EDT Att: 35,538 - Dome				
Chad Curtis, R OBP: 0.406, SLG: 0.392	K			G6-3			F8		G5-3	4	0	0	0	0	1	2					
Tim Salmon, R OBP: 0.398, SLG: 0.517	G4-3									1	1	0	0	3	0	0					
Chili Davis, S OBP: 0.308, SLG: 0.407				F8						4	1	1	4	0	0	2					
Greg Myers, L OBP: 0.313, SLG: 0.392										4	0	2	0	0	1	0					
Kelly Gruber, R OBP: 0.333, SLG: 0.500										4	0	1	0	0	2	2					
Torey Lovullo, S OBP: 0.344, SLG: 0.421										4	0	0	0	0	2	0					
Stan Javier, S OBP: 0.295, SLG: 0.274										1	0	0	0	2	0	0					
Rene Gonzales, R OBP: 0.360, SLG: 0.297										1	0	0	0	0	0	0					
Gary Disarcina, R OBP: 0.287, SLG: 0.359										4	1	1	0	0	0	2					
Inning Stats	R: 0 H: 0 E: 0 K: 1 S: 9	H: 0 LOB: 0 BB: 0 P: 14	R: 0 H: 0 E: 0 K: 2 S: 9	H: 0 LOB: 0 BB: 0 P: 14	R: 0 H: 0 E: 0 K: 1 S: 6	H: 0 LOB: 1 BB: 1 P: 13	R: 0 H: 0 E: 0 K: 0 S: 8	H: 0 LOB: 0 BB: 0 P: 17	R: 0 H: 0 E: 0 K: 1 S: 8	H: 0 LOB: 0 BB: 0 P: 11	R: 4 H: 4 E: 0 K: 0 S: 12	H: 4 LOB: 2 BB: 2 P: 24	R: 0 H: 0 E: 0 K: 0 S: 8	H: 1 LOB: 1 BB: 1 P: 14	R: 0 H: 0 E: 0 K: 1 S: 15	H: 0 LOB: 0 BB: 0 P: 5	1B: 4 2B: 1 3B: 0 HR: 1	SF: 0 SAC: 0 DP: 1 HBP: 0	WP: 0 PB: 0 SB: 0 CS: 0	PA: 36	
PITCHER	IP	WLS	BF	H	R	ER	SO	BB	IBB	HBP	BLK	WP	HR	S	P	ERA	WHIP				
Willie Banks, R ERA: 4.6	7.0	L	28	4	4	4	5	5	0	0	0	0	1	60	107	5.14	1.286				
Mike Hartley, R ERA: 4.64	1.0		5	1	0	0	1	1	0	0	0	0	0	15	23	0.00	2.000				
George Tsamis, L ERA: 4.39	1.0		3	0	0	0	0	0	0	0	0	0	0	3	5	0.00	0.000				

AB	30
R	4
H	5
RBI	4
BB	6
SO	6
LOB	9



Batter	1	2	3	4	5	6	7	8	9	AB	R	H	RBI	BB	SO	LOB	BOTTOM					
Chuck Knoblauch, R OBP: 0.365, SLG: 0.328	G5-3									4	0	0	0	0	0	0	California Angels @ Minnesota Twins Hubert H. Humphrey Metrodome, Minneapolis, MN Sat Jun 26 1993, 8:05 PM EDT Att: 35,538 - Dome					
Jeff Reboulet, R OBP: 0.285, SLG: 0.213	L9									3	0	0	0	0	1	0						
Pedro Munoz, R OBP: 0.320, SLG: 0.460										1	0	0	0	0	1	0						
Kirby Puckett, R OBP: 0.344, SLG: 0.455	G4-3									4	0	1	0	0	1	0						
Dave Winfield, R OBP: 0.283, SLG: 0.371										3	0	0	0	0	1	1						
Brian Harper, R OBP: 0.361, SLG: 0.463										3	0	0	0	0	1	1						
Shane Mack, R OBP: 0.293, SLG: 0.374										3	0	1	0	0	0	1						
Dave McCarty, R OBP: 0.331, SLG: 0.386										2	0	0	0	0	0	1						
Lenny Webster, R OBP: 0.263, SLG: 0.315										3	0	1	0	0	1	1						
Pat Meares, R OBP: 0.331, SLG: 0.387										3	0	0	0	0	1	1						
Inning Stats	R: 0 H: 0 E: 0 K: 0 S: 7	H: 1 LOB: 1 BB: 0 P: 13	R: 0 H: 0 E: 0 K: 1 S: 8	H: 0 LOB: 0 BB: 0 P: 16	R: 0 H: 0 E: 0 K: 0 S: 7	H: 0 LOB: 0 BB: 0 P: 10	R: 0 H: 0 E: 0 K: 2 S: 10	H: 0 LOB: 0 BB: 0 P: 17	R: 0 H: 0 E: 0 K: 1 S: 7	H: 0 LOB: 1 BB: 0 P: 12	R: 0 H: 0 E: 0 K: 1 S: 7	H: 0 LOB: 0 BB: 0 P: 8	R: 0 H: 1 E: 0 K: 0 S: 9	H: 1 LOB: 1 BB: 0 P: 15	R: 0 H: 0 E: 0 K: 0 S: 6	H: 1 LOB: 0 BB: 0 P: 7	R: 0 H: 0 E: 0 K: 2 S: 8	H: 0 LOB: 0 BB: 0 P: 11	1B: 2 2B: 0 3B: 1 HR: 0	SF: 0 SAC: 0 DP: 1 HBP: 1	WP: 0 PB: 0 SB: 0 CS: 0	PA: 30
PITCHER	IP	WLS	BF	H	R	ER	SO	BB	IBB	HBP	BLK	WP	HR	S	P	ERA	WHIP					
Chuck Finley, L ERA: 2.69	9.0	W	30	3	0	0	7	0	0	1	0	0	0	69	109	0.00	0.333					

AB	29
R	0
H	3
RBI	0
BB	0
SO	7
LOB	6



Batter	1	2	3	4	5	6	7	8	9	AB	R	H	RBI	BB	SO	LOB	TOP		
Stan Javier, S OBP: 0.293, SLG: 0.273 (1, 7)										4	0	1	0	0	0	1	California Angels @ Minnesota Twins Hubert H. Humphrey Metrodome, Minneapolis, MN Sun Jun 27 1993, 4:33 AM EDT Att: 29,669 - Dome		
Chad Curtis, R OBP: 0.407, SLG: 0.391 (1, 8)										3	0	1	0	1	0	0			
Tim Salmon, R OBP: 0.392, SLG: 0.508 (1, 9)										4	0	0	0	0	0	3			
Chili Davis, S OBP: 0.304, SLG: 0.401 (1, 10)										4	0	0	0	0	0	3			
Kelly Gruber, R OBP: 0.318, SLG: 0.476 (1, 5)										3	0	0	0	0	0	1			
Torey Lovullo, S OBP: 0.344, SLG: 0.419 (1, 4)										3	0	1	0	0	0	0			
Rene Gonzales, R OBP: 0.359, SLG: 0.298 (1, 3)										3	0	1	0	0	0	1			
Gary Disarcina, R OBP: 0.283, SLG: 0.354 (1, 6)										3	0	0	0	0	0	1			
John Orton, R OBP: 0.255, SLG: 0.295 (1, 2)										3	0	0	0	0	1	1			
Inning Stats	R: 0 E: 0 K: 0 S: 3	H: 0 LOB: 0 BB: 0 P: 3	R: 0 E: 0 K: 0 S: 3	H: 0 LOB: 0 BB: 0 P: 3	R: 0 E: 0 K: 0 S: 4	H: 1 LOB: 1 BB: 0 P: 4	R: 0 E: 0 K: 0 S: 4	H: 1 LOB: 1 BB: 0 P: 4	R: 0 E: 0 K: 0 S: 3	H: 0 LOB: 0 BB: 0 P: 3	R: 0 E: 0 K: 0 S: 5	H: 0 LOB: 0 BB: 0 P: 5	R: 0 E: 0 K: 0 S: 3	H: 0 LOB: 0 BB: 0 P: 3	1B: 4 2B: 0 3B: 0 HR: 0	SF: 0 SAC: 0 DP: 0 HBP: 0	WP: 0 PB: 0 SB: 0 CS: 1	PA: 31	
PITCHER	IP	WLS	BF	H	R	ER	SO	BB	IBB	HBP	BLK	WP	HR	S	P	ERA	WHIP		
Jim Deshaies, L ERA: 3.88 Rick Aguilera, R ERA: 2.1	(1, 1)	8.0	W	28	4	0	0	1	1	0	0	0	0	29	33	0.00	0.625		
(9, 1)	1.0	S	3	0	0	0	0	0	0	0	0	0	0	3	3	0.00	0.000		

Batter	1	2	3	4	5	6	7	8	9	AB	R	H	RBI	BB	SO	LOB	BOTTOM			
Shane Mack, R OBP: 0.292, SLG: 0.369 (1, 8)										3	0	0	0	0	1	3	California Angels @ Minnesota Twins Hubert H. Humphrey Metrodome, Minneapolis, MN Sun Jun 27 1993, 4:33 AM EDT Att: 29,669 - Dome			
Chip Hale, L OBP: 0.344, SLG: 0.441 (1, 4)										3	1	2	0	0	0	1				
Kirby Puckett, R OBP: 0.346, SLG: 0.457 (1, 10)										3	1	1	0	1	0	3				
Kent Hrbek, L OBP: 0.353, SLG: 0.455 (1, 3)										3	0	0	0	1	1	3				
Brian Harper, R OBP: 0.359, SLG: 0.459 (1, 2)										4	0	1	1	0	0	2				
Derek Lee, L (1, 7)										4	0	0	0	0	2	4				
Pedro Munoz, R OBP: 0.315, SLG: 0.451 (1, 9)										3	0	0	0	0	0	0				
Mike Pagliarulo, L OBP: 0.336, SLG: 0.475 (1, 5)										3	0	0	0	0	0	1				
Pat Meares, R OBP: 0.339, SLG: 0.402 (1, 6)										3	0	2	0	0	0	1				
Inning Stats	R: 1 E: 0 K: 0 S: 5	H: 2 LOB: 2 BB: 0 P: 6	R: 0 E: 0 K: 0 S: 4	H: 1 LOB: 1 BB: 0 P: 4	R: 0 E: 0 K: 1 S: 6	H: 0 LOB: 2 BB: 1 P: 8	R: 0 E: 1 K: 1 S: 6	H: 0 LOB: 0 BB: 0 P: 6	R: 1 E: 1 K: 0 S: 3	H: 1 LOB: 0 BB: 1 P: 7	R: 0 E: 0 K: 1 S: 5	H: 0 LOB: 0 BB: 0 P: 5	R: 0 E: 0 K: 2 S: 7	H: 2 LOB: 1 BB: 0 P: 4	R: 0 E: 0 K: 2 S: 7	H: 0 LOB: 0 BB: 0 P: 7	1B: 3 2B: 4 3B: 0 HR: 0	SF: 0 SAC: 0 DP: 2 HBP: 2	WP: 0 PB: 0 SB: 0 CS: 0	PA: 33
PITCHER	IP	WLS	BF	H	R	ER	SO	BB	IBB	HBP	BLK	WP	HR	S	P	ERA	WHIP			
Scott Sanderson, R ERA: 3.91	(1, 1)	8.0	L	33	6	2	1	4	2	0	2	0	0	37	47	1.12	1.000			

Batter	1	2	3	4	5	6	7	8	9	AB	R	H	RBI	BB	SO	LOB	TOP											
Luis Polonia, L OBP: 0.309, SLG: 0.317 Gary Disarcina, R OBP: 0.277, SLG: 0.346	4-2 WP S 1B BB	2-2 F9		2-2 S 1B	2-2 CS	2-2 F7		2-3 K		3	1	1	0	1	0	0	1 0 0 0 0 1 1											
Chad Curtis, R OBP: 0.404, SLG: 0.380	4-2 1B SF9 BB	1-1 F9		4-2 1B BB		0-1 G4-3			3-2 K	3	1	0	0	2	1	0	3 1 0 0 2 1 0											
Tim Salmon, R OBP: 0.386, SLG: 0.510	1-0 P3		0-0 F9	2-0 P4				2-3 K		5	0	1	0	0	1	5	5 0 1 0 0 1 5											
Chili Davis, S OBP: 0.307, SLG: 0.410	1-1 1B 3-H 1B		1-3 K		4-1 BB 1B BB			0-1 G6-3		4	1	1	1	1	1	1	4 1 1 1 1 1 1											
J.T. Snow, L OBP: 0.331, SLG: 0.421	3-2 SF9		1-0 1B		4-1 BB 1B BB			0-0 F8		3	1	1	1	1	1	1	3 1 1 1 1 1 1											
Torey Lovullo, S OBP: 0.349, SLG: 0.427	2-1 BB 1B		1-2 F9		0-3 K			1-1 L8		4	0	1	0	0	1	3	4 0 1 0 0 1 3											
Greg Myers, L OBP: 0.307, SLG: 0.376	4-0 BB			3-3 K	1-3 K			2-1 L6		3	0	0	0	1	2	2	3 0 0 0 1 2 2											
Rene Gonzales, R OBP: 0.360, SLG: 0.303	2-2 P3			3-2 L7	4-2 1B CS BB			2-0 2B		3	0	1	0	1	0	3	3 0 1 0 1 0 3											
Rod Correia, R OBP: 0.500, SLG: 0.500 Stan Javier, S OBP: 0.297, SLG: 0.300		1-2 K		2-2 1B	2-2 CS 1B			0-0 F7		3	0	2	2	0	1	0	3 0 2 2 0 1 0 1 0 0 0 0 0 1											
Inning Stats	R: 2 E: 0 K: 0 S: 19	H: 2 LOB: 3 BB: 3 P: 40	R: 0 E: 0 K: 1 S: 9	H: 0 LOB: 0 BB: 0 P: 12	R: 0 E: 0 K: 1 S: 9	H: 1 LOB: 1 BB: 0 P: 12	R: 0 E: 0 K: 1 S: 17	H: 2 LOB: 3 BB: 1 P: 33	R: 2 E: 0 K: 1 S: 21	H: 1 LOB: 1 BB: 3 P: 38	R: 0 E: 0 K: 0 S: 9	H: 0 LOB: 0 BB: 0 P: 13	R: 0 E: 0 K: 0 S: 5	H: 0 LOB: 0 BB: 0 P: 6	R: 0 E: 0 K: 1 S: 8	H: 1 LOB: 1 BB: 0 P: 14	R: 0 E: 0 K: 2 S: 10	H: 1 LOB: 1 BB: 0 P: 16	1B: 7 2B: 1 3B: 0 HR: 0	SF: 1 SAC: 0 DP: 0 HBP: 0	WP: 1 PB: 0 SB: 2 CS: 2	PA: 42						
PITCHER	IP	WLS	BF	H	R	ER	SO	BB	IBB	HBP	BLK	WP	HR	S	P	ERA	WHIP											
Kelly Downs, R ERA: 6.4	(1, 1)	4.0		23	5	4	4	3	6	0	0	0	1	0	56	107	9.00	2.750										
Joe Boever, R ERA: 3.04	(5, 1)	3.2	W	13	2	0	0	3	1	0	0	0	0	0	37	55	0.00	0.818										
Vince Horsman, L ERA: 5.4	(8, 1)	0.1		1	0	0	0	1	0	0	0	0	0	4	6	0.00	0.000											
Dennis Eckersley, R ERA: 4.31	(9, 1)	1.0	S	4	1	0	0	2	0	0	0	0	0	10	16	0.00	1.000											

California Angels @ Oakland Athletics
Oakland-Alameda County Coliseum, Oakland, CA
Wed Jun 30 1993, 3:33 AM PDT
Att: 22,765 - Sunny - 77 F

AB	33
R	4
H	8
RBI	4
BB	7
SO	9
LOB	17



Batter	1	2	3	4	5	6	7	8	9	AB	R	H	RBI	BB	SO	LOB	BOTTOM											
Rickey Henderson, R OBP: 0.466, SLG: 0.480	2-0 E HR 1B	4-1 WP 2B BB		1-2 L7		1-1 P3				3	2	1	0	1	0	1	3 2 1 0 1 0 1											
Brent Gates, S OBP: 0.362, SLG: 0.386	3-2 HR	1-2 1B 2B		3-2 G3			2-1 F7			4	2	2	4	0	0	0	4 2 2 4 0 0 0											
Ruben Sierra, S OBP: 0.291, SLG: 0.411	4-2 F7 BB	2-1 WP 1B			2-2 F7		2-3 K			3	0	1	1	1	1	0	3 0 1 1 1 1 0											
Troy Neel, L OBP: 0.298, SLG: 0.408	1-3 K	3-3 K			3-2 1B		1-0 F8			4	0	1	0	0	2	2	4 0 1 0 0 2 2											
Terry Steinbach, R OBP: 0.342, SLG: 0.424	2-2 F7		1-0 F8		1-2 F8			2-1 1B		4	0	1	0	0	0	2	4 0 1 0 0 0 2											
Mike Aldrete, L OBP: 0.343, SLG: 0.400 Kevin Seitzer, R OBP: 0.312, SLG: 0.351	2-2 F9		2-0 G6-3 1B		2-1 P6			1-1 F8		3	0	1	0	0	0	2	3 0 1 0 0 0 2 1 0 0 0 0 0 1											
Craig Paquette, R OBP: 0.296, SLG: 0.521		1-0 G6-3	1-2 G6-3			2-3 K		0-0 F9		4	0	0	0	0	1	2	4 0 0 0 0 1 2											
Scott Brosius, R OBP: 0.227, SLG: 0.286 Dave Henderson, R OBP: 0.255, SLG: 0.396		2-0 P4	2-3 K			1-0 G6-3		1-2 F8		4	0	0	0	0	1	2	4 0 0 0 0 1 2 0 0 0 0 0 0 0											
Mike Bordick, R OBP: 0.349, SLG: 0.332		2-2 WP 2B 1B		1-1 G6-3		1-0 1B				3	1	2	0	0	0	0	3 1 2 0 0 0 0											
Inning Stats	R: 2 E: 0 K: 1 S: 19	H: 2 LOB: 1 BB: 1 P: 33	R: 3 E: 0 K: 1 S: 16	H: 3 LOB: 1 BB: 1 P: 31	R: 0 E: 0 K: 1 S: 8	H: 1 LOB: 1 BB: 0 P: 14	R: 0 E: 0 K: 0 S: 8	H: 0 LOB: 0 BB: 0 P: 13	R: 0 E: 0 K: 0 S: 13	H: 1 LOB: 1 BB: 0 P: 21	R: 0 E: 0 K: 1 S: 7	H: 1 LOB: 1 BB: 0 P: 12	R: 0 E: 0 K: 0 S: 6	H: 0 LOB: 0 BB: 0 P: 11	R: 0 E: 0 K: 0 S: 8	H: 1 LOB: 1 BB: 0 P: 12	1B: 7 2B: 1 3B: 0 HR: 1	SF: 0 SAC: 0 DP: 0 HBP: 0	WP: 3 PB: 0 SB: 2 CS: 0	PA: 35								
PITCHER	IP	WLS	BF	H	R	ER	SO	BB	IBB	HBP	BLK	WP	HR	S	P	ERA	WHIP											
Russ Springer, R ERA: 8.87	(1, 1)	7.0	L	31	8	5	5	5	2	0	0	0	0	0	77	135	6.43	1.429										
Jerry Nielsen, L ERA: 7.0	(8, 1)	0.0		1	1	0	0	0	0	0	0	0	0	2	4													
Doug Linton, R ERA: 6.61	(8, 1)	1.0		3	0	0	0	0	0	0	0	0	0	6	8	0.00	0.000											

California Angels @ Oakland Athletics
Oakland-Alameda County Coliseum, Oakland, CA
Wed Jun 30 1993, 3:33 AM PDT
Att: 22,765 - Sunny - 77 F

AB	33
R	5
H	9
RBI	5
BB	2
SO	5
LOB	12



Batter	1	2	3	4	5	6	7	8	9	AB R H RBI BB SO LOB	TOP									
Luis Polonia, L OBP: 0.308, SLG: 0.320	F8		SH1-3		G4-3		G4-3		K	4 0 1 0 0 1 1	California Angels @ Oakland Athletics Oakland-Alameda County Coliseum, Oakland, CA Thu Jul 01 1993, 3:33 AM PDT Att: 22,572 - Sunny - 74 F									
Stan Javier, S OBP: 0.292, SLG: 0.316	G1-3		1B		G4-3		L5		K	5 1 1 2 0 1 2										
Tim Salmon, R OBP: 0.388, SLG: 0.508	K		1B		K					3 0 1 0 1 2 1										
Chili Davis, S OBP: 0.310, SLG: 0.409		G4-3	1B		G3			1B		3 0 1 1 1 0 1										
J.T. Snow, L OBP: 0.330, SLG: 0.416		BB	G3-6-3		G4-3			K		3 0 0 0 1 1 4										
Torey Lovullo, S OBP: 0.341, SLG: 0.416	F9				E6		L9	F8		4 0 0 0 0 0 3										
Greg Myers, L OBP: 0.305, SLG: 0.372	G4-1		F8		F8		1B	K		4 0 1 0 0 1 4										
Rene Gonzales, R OBP: 0.363, SLG: 0.308			SH1-3		K			F9		4 1 2 0 0 1 1										
Gary Disarcina, R OBP: 0.280, SLG: 0.348			SH1-3		FC6-4		F9	1B		4 1 2 0 0 0 1										
Inning Stats	R: 0 E: 0 K: 1 S: 7	H: 0 LOB: 0 BB: 0 P: 8	R: 0 E: 0 K: 0 S: 9	H: 0 LOB: 1 BB: 1 P: 15	R: 3 E: 0 K: 0 S: 12	H: 4 LOB: 1 BB: 1 P: 23	R: 0 E: 1 K: 0 S: 13	H: 1 LOB: 1 BB: 0 P: 21	R: 0 E: 0 K: 1 S: 11	H: 1 LOB: 1 BB: 0 P: 16	R: 0 E: 0 K: 0 S: 8	H: 0 LOB: 0 BB: 0 P: 14	R: 0 E: 0 K: 2 S: 13	H: 1 LOB: 2 BB: 0 P: 26	R: 0 E: 0 K: 15 S: 15	H: 1 LOB: 1 BB: 0 P: 21	1B: 7 2B: 1 3B: 1 HR: 0	SF: 0 SAC: 1 DP: 1 HBP: 0	WP: 0 PB: 0 SB: 0 CS: 1	PA: 38
PITCHER	IP WLS BF H R ER SO BB IBB HBP BLK WP HR S P ERA WHIP											PITCHER	IP WLS BF H R ER SO BB IBB HBP BLK WP HR S P ERA WHIP							
Bob Welch, R ERA: 4.54	(1, 1) 6.0 W 26 7 3 3 3 2 0 0 0 0 0 65 102 4.50 1.500																			
Storm Davis, R ERA: 6.51	(7, 1) 1.0 4 1 0 0 0 0 0 0 0 0 0 10 18 0.00 1.000																			
Ed Nunez, R ERA: 2.63	(8, 1) 2.0 S 8 1 0 0 4 1 0 0 0 0 0 26 43 0.00 1.000																			

Batter	1	2	3	4	5	6	7	8	9	AB R H RBI BB SO LOB	BOTTOM									
Rickey Henderson, R OBP: 0.472, SLG: 0.483	SH1-3		G5-4-3		S			F9		3 2 2 0 2 0 1	California Angels @ Oakland Athletics Oakland-Alameda County Coliseum, Oakland, CA Thu Jul 01 1993, 3:33 AM PDT Att: 22,572 - Sunny - 74 F									
Brent Gates, S OBP: 0.390, SLG: 0.383	SH1-3		G5-4-3		F8		FC7-5			4 0 1 1 0 0 3										
Ruben Sierra, S OBP: 0.291, SLG: 0.409	P3		HR		P9		P5			4 1 1 0 0 0 4										
Terry Steinbach, R OBP: 0.348, SLG: 0.440	BB		HR		P3		P3			4 1 3 4 0 0 1										
Kevin Seitzer, R OBP: 0.315, SLG: 0.355	BB		2B		K		G6-3			3 0 1 0 1 1 2										
Dave Henderson, R OBP: 0.295, SLG: 0.387	K		BB		F8		P2			3 0 0 0 1 1 4										
Craig Paquette, R OBP: 0.294, SLG: 0.520		K	K				2B			4 0 1 0 0 3 2										
Mike Bordick, R OBP: 0.344, SLG: 0.326	G4-3				E1		G6-3			4 1 0 0 0 0 1										
Scott Hemond, R OBP: 0.290, SLG: 0.286	B1-3				1B		K			4 1 2 1 0 1 0										
Inning Stats	R: 1 E: 0 K: 1 S: 15	H: 1 LOB: 2 BB: 2 P: 28	R: 0 E: 0 K: 1 S: 6	H: 0 LOB: 0 BB: 0 P: 8	R: 2 E: 0 K: 1 S: 20	H: 4 LOB: 2 BB: 1 P: 32	R: 3 E: 2 K: 1 S: 16	H: 4 LOB: 2 BB: 0 P: 25	R: 0 E: 0 K: 2 S: 8	H: 0 LOB: 0 BB: 0 P: 12	R: 0 E: 0 K: 0 S: 10	H: 0 LOB: 1 BB: 1 P: 15	R: 0 E: 0 K: 0 S: 8	H: 1 LOB: 0 BB: 0 P: 13	R: 0 E: 0 K: 5 S: 5	H: 1 LOB: 0 BB: 0 P: 8	1B: 7 2B: 4 3B: 0 HR: 1	SF: 0 SAC: 1 DP: 2 HBP: 0	WP: 0 PB: 0 SB: 3 CS: 0	PA: 38
PITCHER	IP WLS BF H R ER SO BB IBB HBP BLK WP HR S P ERA WHIP											PITCHER	IP WLS BF H R ER SO BB IBB HBP BLK WP HR S P ERA WHIP							
Chuck Finley, L ERA: 3.0	(1, 1) 3.1 L 22 9 6 5 3 3 0 0 0 0 0 1 51 83 13.50 3.600																			
Mike Butcher, R ERA: 6.75	(4, 1) 3.2 13 1 0 0 3 1 0 0 0 0 0 32 50 0.00 0.545																			
Steve Frey, L ERA: 1.88	(8, 1) 1.0 3 1 0 0 0 0 0 0 0 0 0 5 8 0.00 1.000																			

Batter	1	2	3	4	5	6	7	8	9	AB	R	H	RBI	BB	SO	LOB	TOP				
Kenny Lofton, L OBP: 0.399, SLG: 0.420 (1, 8)	G3		P6		FC5-6		K			4	0	0	0	0	1	1	Cleveland Indians @ California Angels Anaheim Stadium, Anaheim, CA Sat Jul 03 1993, 10:05 PM EDT Att: 20,688 - Unknown - 75 F livebaseballscorecards.com				
Wayne Kirby, L OBP: 0.345, SLG: 0.421 (1, 9)	1B SF9 1B		G3-1		L3		G6-3			4	1	1	0	0	0	1					
Carlos Baerga, S OBP: 0.324, SLG: 0.516 (1, 4)	SF9 1B		G5-3		G6-3		G6-3		HR	4	1	2	1	0	0	0					
Albert Belle, R OBP: 0.373, SLG: 0.585 (1, 7)	SF9		F7		L4		L4		S 1B	3	0	1	1	0	0	0					
Carlos Martinez, R OBP: 0.297, SLG: 0.362 Paul Sorrento, L (8, PH) OBP: 0.340, SLG: 0.483 (8, 3)	F9		HR		WP 2B		WP 2B		K	3	1	2	0	0	0	1					
Glenallen Hill, R OBP: 0.281, SLG: 0.469 (1, 10)			HR		2H HR		WP IBB		P3	1	0	0	0	0	1	1					
Alvaro Espinoza, R OBP: 0.345, SLG: 0.465 (1, 5)			HR		G6-4-3 BB		G5-3		F7	3	0	1	0	1	0	2					
Felix Fermin, R OBP: 0.302, SLG: 0.275 (1, 6)			L7		G6-4-3		G6-3		P3	3	0	0	0	1	0	2					
Junior Ortiz, R OBP: 0.259, SLG: 0.293 (1, 2)			K		FC5-6 1B		G6-3		G1-3	4	0	1	0	0	1	2					
Inning Stats	R: 1 E: 0 K: 0 S: 14	H: 2 LOB: 1 BB: 0 P: 21	R: 1 E: 0 K: 1 S: 10	H: 2 LOB: 0 BB: 0 P: 15	R: 0 E: 0 K: 0 S: 9	H: 0 LOB: 0 BB: 0 P: 12	R: 2 E: 0 K: 0 S: 10	H: 2 LOB: 0 BB: 1 P: 18	R: 0 E: 0 K: 0 S: 12	H: 1 LOB: 2 BB: 0 P: 14	R: 0 E: 0 K: 1 S: 5	H: 0 LOB: 0 BB: 1 P: 12	R: 1 E: 0 K: 1 S: 11	H: 2 LOB: 1 BB: 0 P: 17	R: 0 E: 0 K: 0 S: 5	H: 0 LOB: 0 BB: 0 P: 7		1B: 5 2B: 3 3B: 0 HR: 3	SF: 1 SAC: 0 DP: 3 HBP: 0	WP: 1 PB: 0 SB: 1 CS: 1	PA: 36
PITCHER	IP	WLS	BF	H	R	ER	SO	BB	IBB	HBP	BLK	WP	HR	S	P	ERA	WHIP				
Hilly Hathaway, L ERA: 6.87 Gene Nelson, R ERA: 1.17	(1, 1) (8, 1)	7.1 1.2	L 6	30 1	9 0	5 0	5 1	2 0	2 0	1 0	0 0	0 0	0 0	12 17	116	6.14	1.500				

Batter	1	2	3	4	5	6	7	8	9	AB	R	H	RBI	BB	SO	LOB	BOTTOM					
Luis Polonia, L OBP: 0.305, SLG: 0.316 (1, 7)	E6 1B		F7		G5-3		1B 1B		BB 1B	5	1	2	1	0	0	2	Cleveland Indians @ California Angels Anaheim Stadium, Anaheim, CA Sat Jul 03 1993, 10:05 PM EDT Att: 20,688 - Unknown - 75 F livebaseballscorecards.com					
Chad Curtis, R OBP: 0.404, SLG: 0.381 (1, 8)	G4-6-3 1B		F7		F8		1B 1B		L8	5	0	2	0	0	0	1						
Tim Salmon, R OBP: 0.391, SLG: 0.517 (1, 9)	K		F9		F9		1B 1B		BB	4	0	1	2	1	1	2						
Chili Davis, S OBP: 0.306, SLG: 0.401 (1, 10)	G4-6-3		G4-3		P6		G3		G3	5	0	1	0	0	0	6						
Torey Lovullo, S OBP: 0.341, SLG: 0.405 (1, 4)			F8		P6		P6			2	0	0	0	2	0	2						
Greg Myers, L OBP: 0.310, SLG: 0.376 Stan Javier, S OBP: 0.287, SLG: 0.309 Ron Tingley, R OBP: 0.306, SLG: 0.267 (9, 2)	K		F8		G3		F7			3	0	1	0	0	1	3						
J.T. Snow, L OBP: 0.331, SLG: 0.422 (1, 3)	K		B1-3 BB		P5		P3		P3	3	0	0	0	1	1	1						
Rene Gonzales, R OBP: 0.364, SLG: 0.316 (1, 5)	F8		B1-3 1B		P4		P4			4	1	2	0	0	0	1						
Gary Disarcina, R OBP: 0.283, SLG: 0.353 (1, 6)	G6-3		B1-3		B1-3 1B		L8			4	1	1	0	0	0	2						
Inning Stats	R: 0 E: 1 K: 1 S: 13	H: 1 LOB: 1 BB: 0 P: 18	R: 0 E: 0 K: 2 S: 7	H: 0 LOB: 1 BB: 1 P: 17	R: 0 E: 0 K: 0 S: 6	H: 0 LOB: 0 BB: 0 P: 11	R: 0 E: 0 K: 0 S: 4	H: 0 LOB: 0 BB: 0 P: 6	R: 0 E: 0 K: 0 S: 10	H: 2 LOB: 2 BB: 1 P: 15	R: 0 E: 0 K: 0 S: 7	H: 1 LOB: 2 BB: 1 P: 16	R: 3 E: 0 K: 0 S: 22	H: 5 LOB: 2 BB: 0 P: 34	R: 0 E: 0 K: 0 S: 9	H: 0 LOB: 0 BB: 0 P: 16		R: 0 E: 0 K: 0 S: 10	H: 1 LOB: 2 BB: 1 P: 19	1B: 9 2B: 1 3B: 0 HR: 0	SF: 0 SAC: 0 DP: 1 HBP: 0	WP: 0 PB: 0 SB: 0 CS: 0
PITCHER	IP	WLS	BF	H	R	ER	SO	BB	IBB	HBP	BLK	WP	HR	S	P	ERA	WHIP					
Jose Mesa, R ERA: 3.85 Jeremy Hernandez, R ERA: 3.15 Dennis Cook, L ERA: 5.72 Eric Plunk, R ERA: 2.55	(1, 1) (7, 1) (8, 1) (9, 1)	6.1 0.2 1.1 0.2	W 4 5 S	28 2 1 3	3 0 0 0	3 0 0 0	3 0 0 0	0 0 0 0	0 0 0 1	0 0 0 0	0 0 0 0	0 0 0 0	0 0 0 0	0 0 0 6	12 19 23 12	0.00 0.00 0.00 0.00	1.579 3.000 0.750 1.500					

Batter	1	2	3	4	5	6	7	8	9	10	11	AB	R	H	RBI	BB	SO	LOB	TOP					
Kenny Lofton, L OBP: 0.398, SLG: 0.419	1-3 K		3-1 2B		1-2 L4		0-0 F7		0-0 B2		4-0 IBB	5	0	1	0	1	1	2						
Thomas Howard, S OBP: 0.265, SLG: 0.314	1-3 K		2-3 K		0-0 G6-4-3 1B			1-2 G4-3	0-3 K		0-2 G5-3	6	0	1	0	0	3	5						
Carlos Baerga, S OBP: 0.323, SLG: 0.520	1-1 G5-3				0-0 HR			0-1 G6-4-3	2-2 FC6-4			5	1	1	1	0	0	3						
Albert Belle, R OBP: 0.370, SLG: 0.578		2-1 1B			2-2 G6-3			0-1 P6		2-2 L6	0-0 F9	5	0	1	0	0	0	0						
Carlos Martinez, R OBP: 0.304, SLG: 0.362		2-3 K			4-2 L8 1B BB			4-1 FC5-4 BB		1-1 1B 1B	2-2 G5-3	3	2	1	0	2	1	1						
Glenn Hill, R OBP: 0.286, SLG: 0.466		2-3 K			1-1 S 1B			3-2 FC5-4 E S		0-0 1B 1B	3-3 K	5	2	2	0	0	2	2						
Alvaro Espinoza, R OBP: 0.339, SLG: 0.454		3-0 F8			1-0 L8			2-2 P6		0-0 1B 1B		5	1	1	1	0	0	4						
Felix Fermin, R OBP: 0.307, SLG: 0.285			2-1 G5-3		1-2 FC5-4 1B			2-1 F9		2-0 1B 1B	2-1 2B	5	0	3	3	0	0	0						
Junior Ortiz, R OBP: 0.293, SLG: 0.292					0-0 L7			0-0 F9		1-1 FC6-4 1B		4	0	1	1	0	0	1						
Wayne Kirby, L OBP: 0.349, SLG: 0.421					FC5-4							0	0	0	0	0	0	0						
Jesse Lewis, L OBP: 0.136, SLG: 0.143					FC5-4							1	0	0	0	0	1	1						
Inning Stats	R: 0 E: 0 K: 2 S: 8	H: 0 LOB: 0 BB: 0 P: 11	R: 0 E: 0 K: 2 S: 10	H: 1 LOB: 1 BB: 0 P: 19	R: 0 E: 0 K: 1 S: 9	H: 1 LOB: 1 BB: 0 P: 16	R: 3 E: 0 K: 0 S: 13	H: 3 LOB: 1 BB: 1 P: 22	R: 0 E: 0 K: 0 S: 6	H: 0 LOB: 0 BB: 1 P: 7	R: 0 E: 0 K: 0 S: 9	H: 0 LOB: 0 BB: 1 P: 18	R: 0 E: 0 K: 0 S: 8	H: 0 LOB: 0 BB: 0 P: 11	R: 3 E: 0 K: 1 S: 14	H: 5 LOB: 2 BB: 0 P: 20	R: 0 E: 0 K: 1 S: 7	H: 0 LOB: 0 BB: 0 P: 12	R: 0 E: 0 K: 1 S: 10	H: 1 LOB: 2 BB: 1 P: 16	1B: 9 2B: 2 3B: 0 HR: 1	SF: 0 SAC: 1 DP: 1 HBP: 0	WP: 0 PB: 0 SB: 3 CS: 0	PA: 47
PITCHER	IP WLS BF H R ER SO BB IBB HBP BLK WP HR S P ERA WHIP	PITCHER										IP WLS BF H R ER SO BB IBB HBP BLK WP HR S P ERA WHIP												
Mark Langston, L ERA: 2.8	(1, 1)	1.0	6	3	1	1	1	0	0	0	0	0	0	11	16	9.00	3.000							
Steve Frey, L ERA: 2.16	(9, 1)	2.0	W	8	1	0	0	2	0	1	0	0	0	0	17	28	0.00	0.500						
Mike Butcher, R ERA: 4.91	(10, 1)																							

Cleveland Indians @ California Angels
Anaheim Stadium, Anaheim, CA
Sun Jul 04 1993, 10:05 PM EDT
Att: 52,329 - Sunny - 76 F

AB 44
R 6
H 12
RBI 6
BB 3
SO 8
LOB 19



Batter	1	2	3	4	5	6	7	8	9	10	11	AB	R	H	RBI	BB	SO	LOB	BOTTOM					
Luis Polonia, L OBP: 0.305, SLG: 0.316	2-1 E6	0-0 CS 1B			2-2 G4-3		0-0 L4		3-2 F7		1-2 1B SH3 BB 1B	6	1	2	1	0	0	0						
Chad Curtis, R OBP: 0.404, SLG: 0.385	3-2 G5-3	1-2 CS			0-0 F8		0-0 CS 2B		0-2 G6-3 S 1B		1-0 SH3	5	0	2	0	0	0	1						
Tim Salmon, R OBP: 0.396, SLG: 0.513	4-2 HR BB				4-2 BB		4-2 CS BB		1-2 G6-3		1-0 BB 1B HBP	2	1	0	0	3	0	2						
Chili Davis, S OBP: 0.312, SLG: 0.415	1-1 HR				4-0 FC6-4 IBB		3-2 1B SH1-4 1B		0-3 K		1-0 BB 1B	3	1	2	2	1	0	1						
Rod Correia, R OBP: 0.500, SLG: 0.500					1-2 2-3 IBB		1-2 2-3 IBB				1-2 2-3 1B	2	0	1	0	0	0	1						
Stan Javier, S OBP: 0.291, SLG: 0.313					1-2 FC6-4 IBB						1-2 2-3 1B	2	0	1	0	0	1	1						
Torey Lovullo, S OBP: 0.342, SLG: 0.398	3-2 G5-3				2-1 G5-3		1-2 FC6-4		0-0 SH1-4		4-1 SH1-4 BB	3	0	0	0	1	2	0	3					
Rene Gonzales, R OBP: 0.358, SLG: 0.311		2-1 P9			1-3 K		3-2 P3		4-0 1B IBB		0-0 SH1-4	3	0	0	0	0	1	0						
J.T. Snow, L OBP: 0.333, SLG: 0.422											1-2 SH1-4	0	1	0	0	1	0	0						
Damion Easley, R OBP: 0.385, SLG: 0.436		3-1 1B 2B			1-0 1B		1-1 G6-3		0-0 1B 1B		4-0 FC6-4 IBB	4	1	3	0	1	0	0						
Gary Disarcina, R OBP: 0.285, SLG: 0.354		2-1 1B 1B			2-2 L6		3-2 G1-3		1-1 1B 1B		0-2 F7	5	1	2	3	0	0	3						
John Orton, R OBP: 0.292, SLG: 0.274		3-2 G5-3			2-2 G5-3		1-0 F9		1-3 K		1-0 FC6-4	5	0	0	0	0	1	6						
Inning Stats	R: 2 E: 1 K: 0 S: 14	H: 1 LOB: 0 BB: 1 P: 27	R: 2 E: 0 K: 0 S: 14	H: 3 LOB: 0 BB: 0 P: 25	R: 0 E: 0 K: 0 S: 7	H: 0 LOB: 0 BB: 0 P: 14	R: 0 E: 0 K: 1 S: 12	H: 1 LOB: 1 BB: 0 P: 17	R: 0 E: 0 K: 0 S: 10	H: 0 LOB: 0 BB: 0 P: 17	R: 0 E: 1 K: 0 S: 6	H: 0 LOB: 1 BB: 0 P: 10	R: 2 E: 0 K: 1 S: 12	H: 3 LOB: 2 BB: 1 P: 21	R: 0 E: 0 K: 1 S: 15	H: 1 LOB: 0 BB: 0 P: 21	R: 0 E: 0 K: 0 S: 7	H: 0 LOB: 2 BB: 2 P: 16	R: 1 E: 0 K: 0 S: 6	H: 2 LOB: 3 BB: 1 P: 14	1B: 9 2B: 2 3B: 0 HR: 1	SF: 0 SAC: 3 DP: 0 HBP: 1	WP: 0 PB: 0 SB: 1 CS: 0	PA: 51
PITCHER	IP WLS BF H R ER SO BB IBB HBP BLK WP HR S P ERA WHIP	PITCHER										IP WLS BF H R ER SO BB IBB HBP BLK WP HR S P ERA WHIP												
Cliff Young, L ERA: 4.07	(1, 1)	7.0	30	6	4	4	1	3	1	0	0	0	0	1	73	5.14	1.286							
Heathcliff Slocumb, R ERA: 4.32	(8, 1)	1.2	9	4	2	2	1	0	1	0	0	0	0	24	39	10.80	2.400							
Derek Lilliquist, L ERA: 1.17	(9, 1)	1.1	6	0	0	0	1	1	1	0	0	0	0	10	19	0.00	0.750							
Matt Young, L ERA: 5.86	(11, 1)	0.1	L	5	2	1	1	0	1	0	1	0	0	6	14	27.00	9.000							

Cleveland Indians @ California Angels
Anaheim Stadium, Anaheim, CA
Sun Jul 04 1993, 10:05 PM EDT
Att: 52,329 - Sunny - 76 F

AB 38
R 7
H 12
RBI 7
BB 8
SO 3
LOB 17





Batter	1	2	3	4	5	6	7	8	9	AB	R	H	RBI	BB	SO	LOB	TOP					
Scott Fletcher, R (1, 4) OBP: 0.359, SLG: 0.428	G6-3		G1-3 2B		G5-3			1B		4	0	2	0	0	0	0	Boston Red Sox @ California Angels Anaheim Stadium, Anaheim, CA Tue Jul 06 1993, 10:05 PM EDT Att: 19,996 - Unknown - 76 F livebaseballscorecards.com					
Billy Hatcher, R (1, 8) OBP: 0.362, SLG: 0.436	HR BB		G1-3			P2		F8		3	1	0	0	1	0	2						
Mike Greenwell, L (1, 7) OBP: 0.374, SLG: 0.479 Bob Zupcic, R (8, 7) OBP: 0.359, SLG: 0.416	HR		G4-6-3 HBP			1B		F9		3	1	2	2	0	0	1						
Andre Dawson, R (1, 10) OBP: 0.276, SLG: 0.357	K		G4-6-3			F9		G6-3		4	0	0	0	0	1	4						
Mo Vaughn, L (1, 3) OBP: 0.399, SLG: 0.514	F7			K		K			P6	4	0	0	0	0	2	1						
Carlos Quintana, R (1, 9) OBP: 0.345, SLG: 0.300		G4-6-3 1B		F9			FC6-4 BB		P3	3	0	1	0	1	0	0						
Scott Cooper, L (1, 5) OBP: 0.371, SLG: 0.412	G4-6-3		G3-1			B5				3	0	0	0	1	0	2						
John Valentin, R (1, 6) OBP: 0.302, SLG: 0.377				P4		K			K	4	0	1	0	0	2	2						
Tony Peña, R (1, 2) OBP: 0.247, SLG: 0.247	K			G6-3		FC6-4				3	0	0	0	0	1	2						
Inning Stats	R: 2 E: 0 K: 1 S: 9	H: 1 LOB: 0 BB: 1 P: 18	R: 0 E: 0 K: 1 S: 10	H: 2 LOB: 1 BB: 0 P: 16	R: 0 E: 0 K: 0 S: 6	H: 1 LOB: 1 BB: 0 P: 11	R: 0 E: 0 K: 1 S: 5	H: 0 LOB: 0 BB: 0 P: 6	R: 0 E: 0 K: 0 S: 6	H: 0 LOB: 0 BB: 0 P: 12	R: 0 E: 0 K: 1 S: 8	H: 1 LOB: 1 BB: 0 P: 12	R: 0 E: 0 K: 1 S: 7	H: 0 LOB: 1 BB: 1 P: 15	R: 0 E: 0 K: 0 S: 9	H: 1 LOB: 1 BB: 0 P: 14	R: 0 E: 0 K: 1 S: 8	H: 0 LOB: 1 BB: 1 P: 18	1B: 3 2B: 2 3B: 0 HR: 1	SF: 0 SAC: 0 DP: 2 HBP: 1	WP: 0 PB: 0 SB: 0 CS: 0	PA: 35
PITCHER Chuck Finley, L (1, 1) ERA: 2.93	IP: 9.0 WLS: W BF: 35	H: 6 R: 2 ER: 2 SO: 6	BB: 3 IBB: 0 HBP: 1 BLK: 0	WP: 0 HR: 1 S: 68 P: 122	ERA: 2.00 WHIP: 1.000	PITCHER																

Batter	1	2	3	4	5	6	7	8	9	AB	R	H	RBI	BB	SO	LOB	BOTTOM					
Luis Polonia, L (1, 7) OBP: 0.301, SLG: 0.311	L7		F9		F7			G4-3 S E 1B		4	1	1	0	0	0	2	Boston Red Sox @ California Angels Anaheim Stadium, Anaheim, CA Tue Jul 06 1993, 10:05 PM EDT Att: 19,996 - Unknown - 76 F livebaseballscorecards.com					
Chad Curtis, R (1, 8) OBP: 0.399, SLG: 0.378	S 1B		K		L9			G4-3		4	0	1	0	0	1	3						
Tim Salmon, R (1, 9) OBP: 0.389, SLG: 0.498	K			P3		G1-3		E6 BB		4	0	0	0	0	1	1						
Chili Davis, S (1, 10) OBP: 0.312, SLG: 0.425	G1-3			HR		G1-6-3		E6 BB		3	1	1	1	1	0	1						
Torey Lovullo, S (1, 4) OBP: 0.342, SLG: 0.400		G5-3				F7		F7		4	0	1	0	0	0	2						
Greg Myers, L (1, 2) OBP: 0.309, SLG: 0.371 Damon Easley, R (9, FH) OBP: 0.380, SLG: 0.426		F9		P4			L8		SH2-4 1B BB	3	0	0	0	0	0	1						
J.T. Snow, L (1, 3) OBP: 0.332, SLG: 0.416	G4-3			F7			F7		SH2-4	3	0	0	0	0	0	1						
Rene Gonzales, R (1, 5) OBP: 0.352, SLG: 0.304			E4		P4		P5		K	4	0	0	0	0	1	1						
Gary Disarcina, R (1, 6) OBP: 0.284, SLG: 0.351			F8					G6-3		4	0	2	1	0	0	1						
Inning Stats	R: 0 E: 0 K: 1 S: 11	H: 1 LOB: 0 BB: 0 P: 17	R: 0 E: 0 K: 0 S: 4	H: 0 LOB: 0 BB: 0 P: 4	R: 0 E: 1 K: 1 S: 12	H: 0 LOB: 1 BB: 0 P: 17	R: 1 E: 0 K: 0 S: 6	H: 2 LOB: 1 BB: 0 P: 12	R: 0 E: 0 K: 0 S: 8	H: 1 LOB: 1 BB: 0 P: 8	R: 0 E: 0 K: 0 S: 10	H: 0 LOB: 0 BB: 0 P: 13	R: 0 E: 0 K: 0 S: 3	H: 0 LOB: 0 BB: 0 P: 5	R: 1 E: 1 K: 0 S: 12	H: 1 LOB: 2 BB: 1 P: 19	R: 1 E: 0 K: 1 S: 8	H: 1 LOB: 1 BB: 1 P: 14	1B: 4 2B: 1 3B: 0 HR: 1	SF: 0 SAC: 1 DP: 0 HBP: 0	WP: 0 PB: 0 SB: 2 CS: 0	PA: 36
PITCHER Danny Darwin, R (1, 1) ERA: 3.08 Joe Hesketh, L (9, 1) ERA: 6.53 Ken Ryan, R (9, 1) ERA: 3.2	IP: 8.0 WLS: L BF: 2	H: 0 R: 1 ER: 1 SO: 2	BB: 1 IBB: 0 HBP: 0 BLK: 0	WP: 0 HR: 0 S: 66 P: 95	ERA: 1.12 WHIP: 0.750	PITCHER																

Batter	1	2	3	4	5	6	7	8	9	AB	R	H	RBI	BB	SO	LOB	TOP										
Bernie Williams, S OBP: 0.311, SLG: 0.413 (1, 8)										4	1	1	0	0	0	2	New York Yankees @ California Angels Anaheim Stadium, Anaheim, CA Thu Jul 08 1993, 10:05 PM EDT Att: 23,276 - Unknown - 76 F AB 34 R 3 H 9 RBI 3 BB 2 SO 2 LOB 15 										
Wade Boggs, L OBP: 0.367, SLG: 0.372 (1, 5)										3	0	0	0	1	0	1											
Don Mattingly, L OBP: 0.347, SLG: 0.421 (1, 3)										4	0	1	1	0	0	1											
Danny Tartabull, R OBP: 0.347, SLG: 0.487 (1, 9)										3	1	1	1	1	0	2											
Mike Stanley, R OBP: 0.386, SLG: 0.525 (1, 2)										4	1	2	0	0	0	1											
Jim Leyritz, R OBP: 0.441, SLG: 0.561 (1, 10)										4	0	0	0	0	1	2											
Paul O'Neill, L OBP: 0.373, SLG: 0.529 (1, 7)										4	0	2	1	0	1	1											
Mike Gallego, R OBP: 0.398, SLG: 0.468 (1, 4)										4	0	0	0	0	0	3											
Spike Owen, S OBP: 0.327, SLG: 0.335 (1, 6)										4	0	2	0	0	0	2											
Inning Stats	R: 1 E: 0 K: 0 S: 10	H: 2 LOB: 0 BB: 0 P: 18	R: 0 E: 0 K: 0 S: 10	H: 1 LOB: 1 BB: 0 P: 16	R: 0 E: 0 K: 0 S: 7	H: 1 LOB: 0 BB: 0 P: 10	R: 1 E: 0 K: 1 S: 11	H: 1 LOB: 0 BB: 0 P: 18	R: 0 E: 0 K: 0 S: 12	H: 0 LOB: 1 BB: 1 P: 14	R: 0 E: 0 K: 0 S: 7	H: 1 LOB: 1 BB: 0 P: 10	R: 0 E: 0 K: 0 S: 6	H: 0 LOB: 1 BB: 1 P: 14	R: 1 E: 0 K: 0 S: 8	H: 2 LOB: 0 BB: 0 P: 16	1B: 6 2B: 3 3B: 0 HR: 1	SF: 0 SAC: 0 DP: 2 HBP: 0	WP: 0 PB: 0 SB: 1 CS: 0	PA: 36							
PITCHER	IP	WLS	BF	H	R	ER	SO	BB	IBB	HBP	BLK	WP	HR	S	P	ERA	WHIP										
Hilly Hathaway, L ERA: 6.43 (1, 1)	2.2		10	4	1	1	0	0	0	0	0	0	0	24	39	3.38	1.500										
Jerry Nielsen, L ERA: 8.03 (3, 1)	3.0		12	2	1	1	2	1	0	0	1	0	1	28	50	3.00	1.000										
Mike Butcher, R ERA: 4.35 (6, 1)	2.2		11	2	1	1	0	1	0	0	0	0	0	19	35	3.38	1.125										
Steve Frey, L ERA: 2.03 (9, 1)	0.2	W	3	1	0	0	0	0	0	0	0	0	0	5	10	0.00	1.500										

Batter	1	2	3	4	5	6	7	8	9	AB	R	H	RBI	BB	SO	LOB	BOTTOM										
Luis Polonia, L OBP: 0.302, SLG: 0.311 (1, 7)										4	0	0	0	0	0	2	New York Yankees @ California Angels Anaheim Stadium, Anaheim, CA Thu Jul 08 1993, 10:05 PM EDT Att: 23,276 - Unknown - 76 F AB 28 R 4 H 5 RBI 4 BB 5 SO 4 LOB 7 										
Chad Curtis, R OBP: 0.400, SLG: 0.388 (1, 8)										4	1	1	0	0	0	0											
Tim Salmon, R OBP: 0.390, SLG: 0.509 (1, 9)										4	2	2	1	0	1	0											
Chili Davis, S OBP: 0.323, SLG: 0.428 (1, 10)										1	1	0	0	3	0	0											
Torey Lovullo, S OBP: 0.333, SLG: 0.390 (1, 4)										3	0	0	1	0	1	2											
Greg Myers, L OBP: 0.308, SLG: 0.375 (1, 2)										3	0	0	0	0	0	1											
Stan Javier, S OBP: 0.295, SLG: 0.310 (9, FH)										0	0	0	0	1	0	0											
J.T. Snow, L OBP: 0.331, SLG: 0.412 (1, 3)										3	0	1	0	0	1	0											
Rod Correia, R OBP: 0.500, SLG: 0.500 (6, PR)										0	0	0	0	0	0	0											
Rene Gonzales, R OBP: 0.355, SLG: 0.304 (9, 3)										0	0	0	1	1	0	0											
Damon Easley, R OBP: 0.373, SLG: 0.416 (1, 5)										3	0	1	1	0	1	0											
Gary Disarcina, R OBP: 0.284, SLG: 0.350 (1, 6)										3	0	0	0	0	0	2											
Inning Stats	R: 1 E: 0 K: 0 S: 9	H: 1 LOB: 1 BB: 1 P: 18	R: 0 E: 0 K: 1 S: 7	H: 0 LOB: 0 BB: 0 P: 10	R: 0 E: 0 K: 0 S: 5	H: 0 LOB: 0 BB: 0 P: 6	R: 0 E: 0 K: 1 S: 6	H: 0 LOB: 1 BB: 1 P: 16	R: 0 E: 0 K: 1 S: 10	H: 0 LOB: 0 BB: 0 P: 13	R: 0 E: 0 K: 0 S: 3	H: 0 LOB: 0 BB: 0 P: 4	R: 0 E: 0 K: 0 S: 7	H: 1 LOB: 2 BB: 0 P: 9	R: 3 E: 1 K: 0 S: 8	H: 3 LOB: 3 BB: 3 P: 23	1B: 3 2B: 1 3B: 0 HR: 1	SF: 1 SAC: 1 DP: 0 HBP: 0	WP: 0 PB: 0 SB: 0 CS: 0	PA: 35							
PITCHER	IP	WLS	BF	H	R	ER	SO	BB	IBB	HBP	BLK	WP	HR	S	P	ERA	WHIP										
Melido Perez, R ERA: 4.38 (1, 1)	8.0	L	31	4	4	4	4	3	0	0	0	0	1	61	102	4.50	0.875										
Steve Howe, L ERA: 6.46 (9, 1)	0.1		2	0	0	0	0	0	1	0	0	0	0	1	5	0.00	0.000										
Steve Farr, R ERA: 3.45 (9, 1)	0.0		2	1	0	0	0	1	0	0	0	0	0	3	8	∞	∞										

Batter	1	2	3	4	5	6	7	8	9	AB	R	H	RBI	BB	SO	LOB	TOP					
Bernie Williams, S OBP: 0.313, SLG: 0.412 (1, 8)	G5-3		1B		1-2 1B		F9		K	5	0	2	0	0	1	2	New York Yankees @ California Angels Anaheim Stadium, Anaheim, CA Fri Jul 09 1993, 10:05 PM EDT Att: 33,225 - Unknown - 75 F livebaseballscorecards.com					
Spike Owen, S OBP: 0.329, SLG: 0.333 (1, 6)	1B 2B BB		P9		2-3 K		F8		1B	4	1	1	0	1	1	4						
Don Mattingly, L OBP: 0.346, SLG: 0.418 (1, 3)	P8		K		0-0		F8			4	0	1	1	0	1	3						
Danny Tartabull, R OBP: 0.349, SLG: 0.500 (1, 9)	2B 1B		F9		2-3 K				HR	4	1	2	1	0	1	3						
Mike Stanley, R OBP: 0.388, SLG: 0.529 (1, 2)	1-3 2-H 2B				3-1 F8		F9		G5-3 1B	4	0	2	1	0	0	0						
Jim Leyritz, R OBP: 0.437, SLG: 0.553 (1, 10)	F9		K		1-3 K		F9		G5-3 1B	4	0	1	0	0	1	2						
Mike Gallego, R OBP: 0.394, SLG: 0.458 (1, 5)			K2-3		2-0 G5-3				G5-3	3	0	0	0	1	1	2						
Hensley Meulens, R OBP: 0.298, SLG: 0.400 (1, 7)			F8		2-3 K		F9		F7	4	0	0	0	0	1	2						
Pat Kelly, R OBP: 0.318, SLG: 0.385 (1, 4)			F8		1-2 1B 1B				CS 1B	4	1	3	0	0	0	0						
Inning Stats	R: 1 E: 0 K: 0 S: 15	H: 2 LOB: 2 BB: 1 P: 24	R: 0 E: 0 K: 1 S: 10	H: 0 LOB: 0 BB: 0 P: 14	R: 0 E: 0 K: 1 S: 8	H: 1 LOB: 1 BB: 0 P: 10	R: 0 E: 0 K: 1 S: 6	H: 0 LOB: 0 BB: 0 P: 12	R: 1 E: 0 K: 3 S: 19	H: 3 LOB: 2 BB: 0 P: 27	R: 0 E: 0 K: 0 S: 6	H: 0 LOB: 1 BB: 1 P: 14	R: 0 E: 0 K: 0 S: 5	H: 1 LOB: 1 BB: 0 P: 6	R: 1 E: 0 K: 0 S: 12	H: 3 LOB: 1 BB: 0 P: 18		R: 0 E: 0 K: 1 S: 10	H: 2 LOB: 1 BB: 0 P: 16	1B: 10 2B: 2 3B: 0 HR: 1	SF: 0 SAC: 0 DP: 2 HBP: 0	WP: 0 PB: 0 CS: 1
PITCHER Mark Langston, L ERA: 2.82 (1, 1)	IP: 9.0 WLS: L BF: 38	H: 12 R: 3 ER: 3 SO: 7	BB: 2 IBB: 0 HBP: 0 BLK: 0	WP: 0 HR: 1 S: 91 P: 141	ERA: 3.00 WHIP: 1.556											PITCHER	IP: 9.0 WLS: W BF: 32	H: 5 R: 2 ER: 2 SO: 6	BB: 1 IBB: 0 HBP: 0 BLK: 0	WP: 0 HR: 0 S: 65 P: 99	ERA: 2.00 WHIP: 0.667	

Batter	1	2	3	4	5	6	7	8	9	AB	R	H	RBI	BB	SO	LOB	BOTTOM					
Luis Polonia, L OBP: 0.299, SLG: 0.308 (1, 7)	G4-3		G4-3			SH5-3		G3-1		3	0	0	0	0	0	1	New York Yankees @ California Angels Anaheim Stadium, Anaheim, CA Fri Jul 09 1993, 10:05 PM EDT Att: 33,225 - Unknown - 75 F livebaseballscorecards.com					
Chad Curtis, R OBP: 0.398, SLG: 0.390 (1, 8)	K				SF9 2B	G6-3		G5-3		4	1	1	0	0	1	1						
Tim Salmon, R OBP: 0.388, SLG: 0.507 (1, 9)	P3				SF9	FC6-4 1B		K		3	0	1	2	0	1	0						
Chili Davis, S OBP: 0.322, SLG: 0.423 (1, 10)			K		F7	FC6-4				3	0	0	0	1	1	1						
Rod Correia, R OBP: 0.500, SLG: 0.500 (9, PR)						1-2		BB		0	0	0	0	0	0	0						
Torey Lovullo, S OBP: 0.327, SLG: 0.382 (1, 4)			P3		K2-3			G6-3		4	0	0	0	0	1	1						
Damion Easley, R OBP: 0.372, SLG: 0.415 (1, 5)			F7			G6-3		G6-3		3	0	1	0	0	0	0						
J.T. Snow, L OBP: 0.328, SLG: 0.407 (1, 3)			K			G1-3		G1-3		3	0	0	0	0	2	1						
Gary Disarcina, R OBP: 0.281, SLG: 0.346 (1, 6)			G6-3			G5-4-3		G1-3		3	0	0	0	0	0	1						
Ron Tingley, R OBP: 0.310, SLG: 0.278 (1, 2)						G6-3 SH5-3 1B		G4-3		3	1	2	0	0	0	0						
Inning Stats	R: 0 E: 0 K: 1 S: 7	H: 0 LOB: 0 BB: 0 P: 7	R: 0 E: 0 K: 1 S: 8	H: 0 LOB: 0 BB: 0 P: 13	R: 0 E: 0 K: 1 S: 9	H: 1 LOB: 1 BB: 0 P: 16	R: 1 E: 1 K: 1 S: 9	H: 1 LOB: 0 BB: 0 P: 12	R: 0 E: 0 K: 1 S: 5	H: 1 LOB: 0 BB: 0 P: 8	R: 1 E: 0 K: 0 S: 7	H: 2 LOB: 1 BB: 0 P: 12	R: 0 E: 0 K: 0 S: 4	H: 0 LOB: 0 BB: 0 P: 6	R: 0 E: 0 K: 0 S: 7	H: 0 LOB: 0 BB: 0 P: 9		R: 0 E: 0 K: 1 S: 9	H: 0 LOB: 1 BB: 1 P: 16	1B: 4 2B: 1 3B: 0 HR: 0	SF: 1 SAC: 1 DP: 1 HBP: 0	WP: 0 PB: 0 CS: 0
PITCHER Jimmy Key, L ERA: 2.31 (1, 1)	IP: 9.0 WLS: W BF: 32	H: 5 R: 2 ER: 2 SO: 6	BB: 1 IBB: 0 HBP: 0 BLK: 0	WP: 0 HR: 0 S: 65 P: 99	ERA: 2.00 WHIP: 0.667											PITCHER	IP: 9.0 WLS: W BF: 32	H: 5 R: 2 ER: 2 SO: 6	BB: 1 IBB: 0 HBP: 0 BLK: 0	WP: 0 HR: 0 S: 65 P: 99	ERA: 2.00 WHIP: 0.667	

Batter	1	2	3	4	5	6	7	8	9	AB	R	H	RBI	BB	SO	LOB	TOP									
Bernie Williams, S OBP: 0.307, SLG: 0.405	L9		F7			G4-3	G6-3		F9	5	0	0	0	0	0	2	New York Yankees @ California Angels Anaheim Stadium, Anaheim, CA Sat Jul 10 1993, 10:05 PM EDT Att: 31,579 - Unknown - 75 F livebaseballscorecards.com									
Wade Boggs, L OBP: 0.385, SLG: 0.371	K			K		1B		BB		3	1	1	0	1	2	0										
Don Mattingly, L OBP: 0.344, SLG: 0.416	G6-3			F9		1B		F7		4	0	1	0	0	0	1										
Danny Tartabull, R OBP: 0.351, SLG: 0.504				K		1B		F9		4	0	2	1	0	1	1										
Paul O'Neill, L OBP: 0.378, SLG: 0.530		K				SF9				3	1	2	0	1	1	1										
Matt Nokes, L OBP: 0.297, SLG: 0.486						1B				2	0	0	0	0	1	2										
Mike Stanley, R OBP: 0.385, SLG: 0.525						F7		F8		2	0	0	0	0	1	4										
Dion James, L OBP: 0.351, SLG: 0.444						SF9				3	0	1	0	0	0	1										
Spike Owen, S OBP: 0.328, SLG: 0.332	G3					1B		G4-3		1	0	0	0	0	0	0										
Mike Gallego, R OBP: 0.391, SLG: 0.452						SF9		F9		2	0	0	1	1	0	0										
Pat Kelly, R OBP: 0.321, SLG: 0.387						G5-4-3				4	0	2	0	0	0	2										
Inning Stats	R: 0 E: 0 K: 1 S: 10	H: 0 LOB: 0 BB: 0 P: 14	R: 0 E: 0 K: 2 S: 16	H: 1 LOB: 1 BB: 0 P: 24	R: 0 E: 0 K: 0 S: 7	H: 0 LOB: 0 BB: 1 P: 13	R: 0 E: 0 K: 2 S: 15	H: 0 LOB: 0 BB: 0 P: 21	R: 1 E: 0 K: 0 S: 8	H: 2 LOB: 1 BB: 0 P: 10	R: 1 E: 0 K: 0 S: 13	H: 4 LOB: 2 BB: 0 P: 21	R: 0 E: 0 K: 1 S: 6	H: 1 LOB: 1 BB: 0 P: 9	R: 0 E: 0 K: 1 S: 8	H: 0 LOB: 2 BB: 2 P: 20	R: 0 E: 1 K: 0 S: 13	H: 1 LOB: 1 BB: 0 P: 19	1B: 8 2B: 1 3B: 0 HR: 0	SF: 1 SAC: 0 DP: 1 HBP: 0	WP: 0 PB: 0 SB: 0 CS: 0	PA: 37				
PITCHER	IP	WLS	BF	H	R	ER	SO	BB	IBB	HBP	BLK	WP	HR	S	P	ERA	WHIP									
Russ Springer, R ERA: 6.69	(1, 1)	5.1	W	22	6	2	2	5	1	0	0	0	0	0	67	100	3.38	1.312								
Ken Patterson, L ERA: 6.12	(6, 1)	0.1		1	1	0	0	0	0	0	0	0	0	1	2	0.00	3.000									
Mike Butcher, R ERA: 3.86	(6, 1)	1.1		5	1	0	0	0	0	0	0	0	0	7	10	0.00	0.750									
Steve Frey, L ERA: 1.88	(8, 1)	2.0	S	9	1	0	0	1	2	0	0	0	0	21	39	0.00	1.500									

Batter	1	2	3	4	5	6	7	8	9	AB	R	H	RBI	BB	SO	LOB	BOTTOM								
Luis Polonia, L OBP: 0.304, SLG: 0.311	G6-3	G4-3			G1-3					4	1	2	0	1	0	2	New York Yankees @ California Angels Anaheim Stadium, Anaheim, CA Sat Jul 10 1993, 10:05 PM EDT Att: 31,579 - Unknown - 75 F livebaseballscorecards.com								
Chad Curtis, R OBP: 0.393, SLG: 0.383	G6-3		G6-3		G1-3		G5-3	FC6-4		5	0	0	0	0	0	4									
Tim Salmon, R OBP: 0.393, SLG: 0.524										4	1	3	2	0	1	1									
Chili Davis, S OBP: 0.327, SLG: 0.422										1	0	0	0	3	1	0									
Torey Lovullo, S OBP: 0.326, SLG: 0.379										4	0	1	0	0	0	6									
Greg Myers, L OBP: 0.302, SLG: 0.367										3	0	0	0	0	1	3									
Damon Easley, R OBP: 0.375, SLG: 0.418										1	1	1	0	0	0	0									
Ron Tingley, R OBP: 0.310, SLG: 0.278										0	0	0	0	0	0	0									
J.T. Snow, L OBP: 0.328, SLG: 0.410										3	1	1	0	0	1	0									
Rene Gonzales, R OBP: 0.362, SLG: 0.319										4	0	3	1	0	0	0									
Gary Disarcina, R OBP: 0.282, SLG: 0.346										3	0	1	1	0	0	1									
Inning Stats	R: 1 E: 0 K: 1 S: 10	H: 1 LOB: 0 BB: 0 P: 18	R: 1 E: 0 K: 0 S: 13	H: 4 LOB: 2 BB: 0 P: 24	R: 0 E: 0 K: 0 S: 11	H: 1 LOB: 1 BB: 1 P: 16	R: 0 E: 0 K: 1 S: 9	H: 1 LOB: 1 BB: 0 P: 13	R: 1 E: 0 K: 1 S: 13	H: 1 LOB: 2 BB: 2 P: 27	R: 0 E: 0 K: 0 S: 5	H: 0 LOB: 0 BB: 0 P: 7	R: 0 E: 0 K: 1 S: 10	H: 1 LOB: 2 BB: 1 P: 19	R: 1 E: 0 K: 0 S: 10	H: 3 LOB: 2 BB: 0 P: 16	R: 0 E: 0 K: 0 S: 13	H: 0 LOB: 2 BB: 0 P: 19	1B: 8 2B: 3 3B: 0 HR: 1	SF: 0 SAC: 2 DP: 1 HBP: 0	WP: 0 PB: 0 SB: 0 CS: 1	PA: 38			
PITCHER	IP	WLS	BF	H	R	ER	SO	BB	IBB	HBP	BLK	WP	HR	S	P	ERA	WHIP								
Scott Kamieniecki, R ERA: 4.17	(1, 1)	7.0	L	32	9	3	3	4	2	2	0	0	0	0	124	3.86	1.571								
Steve Howe, L ERA: 6.66	(8, 1)	0.2		5	3	1	1	0	0	0	0	0	0	8	13	13.50	4.500								
Bobby Muñoz, R ERA: 4.66	(8, 1)	0.1		1	0	0	0	0	0	0	0	0	0	2	3	0.00	0.000								

Batter	1	2	3	4	5	6	7	8	9	10	11	12	13	14	AB	R	H	RBI	BB	SO	LOB	TOP										
Bernie Williams, S OBP: 0.307, SLG: 0.400 (1, 8)															6	0	1	1	1	1	2											
Mike Gallego, R OBP: 0.381, SLG: 0.438 (1, 5) (12, 4)																7	0	1	0	0	1	5										
Don Mattingly, L OBP: 0.350, SLG: 0.415 (1, 3)																5	0	2	0	2	0	0										
Danny Tartabull, R OBP: 0.344, SLG: 0.492 (1, 9)															6	0	0	0	0	0	2	6										
Mike Stanley, R OBP: 0.385, SLG: 0.522 Kevin Mass, L OBP: 0.294, SLG: 0.386 Matt Nokes, L OBP: 0.291, SLG: 0.486 (1, 2) (13, PR) (13, 2)																5	1	2	0	1	1	0										
Jim Leyritz, R OBP: 0.425, SLG: 0.538 Paul O'Neill, L OBP: 0.375, SLG: 0.527 (1, 10) (11, PH)																4	0	0	0	0	2	3										
Hensley Meulens, R OBP: 0.294, SLG: 0.386 Dion James, L OBP: 0.359, SLG: 0.448 (1, 7) (11, PH) (11, 7)																4	1	1	0	0	2	0										
Spike Owen, S OBP: 0.328, SLG: 0.330 (1, 6)																	5	0	1	0	1	0	3									
Pat Kelly, R OBP: 0.320, SLG: 0.382 Wade Boggs, L OBP: 0.366, SLG: 0.369 (1, 4) (12, PH) (12, 5)																	3	0	0	0	0	2	1									
Inning Stats	R: 0 E: 0 S: 12	H: 1 LOB: 1 BB: 0 P: 13	R: 2 E: 0 K: 1 S: 10	H: 2 LOB: 2 BB: 1 P: 25	R: 0 E: 0 K: 0 S: 10	H: 1 LOB: 1 BB: 1 P: 21	R: 0 E: 0 K: 2 S: 11	H: 0 LOB: 0 BB: 0 P: 14	R: 0 E: 0 K: 0 S: 6	H: 0 LOB: 0 BB: 0 P: 11	R: 0 E: 0 K: 0 S: 11	H: 0 LOB: 0 BB: 0 P: 18	R: 0 E: 0 K: 1 S: 10	H: 0 LOB: 0 BB: 0 P: 15	R: 0 E: 0 K: 0 S: 8	H: 0 LOB: 0 BB: 0 P: 12	R: 0 E: 0 K: 2 S: 9	H: 0 LOB: 0 BB: 0 P: 13	R: 0 E: 0 K: 0 S: 5	H: 0 LOB: 2 BB: 2 P: 17	R: 0 E: 0 K: 0 S: 13	H: 1 LOB: 1 BB: 0 P: 22	R: 0 E: 0 K: 0 S: 11	H: 2 LOB: 2 BB: 0 P: 18	R: 0 E: 0 K: 1 S: 10	H: 0 LOB: 0 BB: 0 P: 12	R: 0 E: 0 K: 0 S: 7	H: 0 LOB: 0 BB: 0 P: 12	1B: 9 2B: 0 3B: 0 HR: 0	SF: 0 SAC: 0 DP: 1 HBP: 1	WP: 1 PB: 0 CS: 0	PA: 57
PITCHER	IP	WLS	BF	H	R	ER	SO	BB	IBB	HBP	BLK	WP	HR	S	P	ERA	WHIP															
Chuck Finley, L ERA: 2.87 Gene Nelson, R ERA: 1.3 Steve Frey, L ERA: 1.82 Doug Linton, R ERA: 5.89 (1, 1) (10, 1) (13, 1) (14, 1)	9.0	3.0	14	3	0	0	2	1	1	0	0	0	0	0	29	57	0.00	1.333														
PITCHER	IP	WLS	BF	H	R	ER	SO	BB	IBB	HBP	BLK	WP	HR	S	P	ERA	WHIP															

New York Yankees @ California Angels
 Anaheim Stadium, Anaheim, CA
 Sun Jul 11 1993, 6:33 AM EDT
 Att. 38,561 - Sunny - 79 F

livebaseballscorecards.com


AB 50
 R 2
 H 9
 RBI 1
 BB 6
 SO 12
 LOB 23


Batter	1	2	3	4	5	6	7	8	9	10	11	12	13	14	AB	R	H	RBI	BB	SO	LOB	BOTTOM						
Luis Polonia, L OBP: 0.309, SLG: 0.318 (1, 7)															6	1	3	0	1	0	0							
Chad Curtis, R OBP: 0.302, SLG: 0.385 (1, 8)															6	1	2	0	0	1	5							
Tim Salmon, R OBP: 0.393, SLG: 0.519 (1, 9)																	5	0	1	0	2	1	1					
Chili Davis, S OBP: 0.332, SLG: 0.419 (1, 10)																	4	0	1	1	3	1	0					
Torey Lovullo, S OBP: 0.320, SLG: 0.371 (1, 4)																7	0	1	1	0	0	8						
Damon Easley, R OBP: 0.374, SLG: 0.417 (1, 5)															5	1	1	0	1	1	1	3						
Rene Gonzales, R OBP: 0.359, SLG: 0.316 J.T. Snow, L OBP: 0.325, SLG: 0.413 (1, 3) (7, 3)															2	0	0	0	0	1	1							
Gary Disarcina, R OBP: 0.286, SLG: 0.349 (1, 6)															6	0	3	1	0	0	2							
Ron Tingley, R OBP: 0.295, SLG: 0.256 Greg Myers, L OBP: 0.302, SLG: 0.367 (1, 2) (9, PH) (10, 2)																3	0	0	0	0	1	2						
Inning Stats	R: 0 E: 0 S: 4	H: 0 LOB: 0 BB: 0 P: 8	R: 0 E: 0 K: 0 S: 7	H: 0 LOB: 0 BB: 0 P: 12	R: 0 E: 0 K: 0 S: 9	H: 1 LOB: 2 BB: 1 P: 17	R: 0 E: 0 K: 1 S: 8	H: 0 LOB: 0 BB: 0 P: 5	R: 0 E: 0 K: 0 S: 13	H: 0 LOB: 2 BB: 0 P: 19	R: 1 E: 0 K: 1 S: 9	H: 3 LOB: 2 BB: 0 P: 11	R: 0 E: 0 K: 1 S: 7	H: 1 LOB: 0 BB: 0 P: 18	R: 0 E: 0 K: 1 S: 9	H: 1 LOB: 1 BB: 0 P: 16	R: 0 E: 0 K: 1 S: 12	H: 2 LOB: 2 BB: 0 P: 18	R: 0 E: 0 K: 0 S: 9	H: 0 LOB: 0 BB: 0 P: 15	R: 0 E: 0 K: 0 S: 6	H: 1 LOB: 3 BB: 0 P: 8	R: 1 E: 0 K: 0 S: 9	H: 2 LOB: 3 BB: 2 P: 20	1B: 10 2B: 6 3B: 0 HR: 0	SF: 0 SAC: 2 DP: 2 HBP: 0	WP: 1 PB: 0 CS: 1	PA: 59
PITCHER	IP	WLS	BF	H	R	ER	SO	BB	IBB	HBP	BLK	WP	HR	S	P	ERA	WHIP											
Jim Abbott, L ERA: 4.29 Bobby Munoz, R ERA: 4.22 Steve Howe, L ERA: 6.57 Steve Farr, R ERA: 3.19 Rich Monteleone, R ERA: 4.8 (1, 1) (8, 1) (10, 1) (10, 1) (13, 1)	7.1	2.0	11	2	0	0	2	0	3	0	0	0	0	0	23	50	0.00	1.000										
PITCHER	IP	WLS	BF	H	R	ER	SO	BB	IBB	HBP	BLK	WP	HR	S	P	ERA	WHIP											

New York Yankees @ California Angels
 Anaheim Stadium, Anaheim, CA
 Sun Jul 11 1993, 6:33 AM EDT
 Att. 38,561 - Sunny - 79 F

livebaseballscorecards.com

AB 50
 R 3
 H 14
 RBI 3
 BB 7
 SO 7
 LOB 24

Batter	1	2	3	4	5	6	7	8	9	AB	R	H	RBI	BB	SO	LOB	TOP										
Luis Polonia, L OBP: 0.313, SLG: 0.320 (1, 7)										4	0	2	1	1	0	0	California Angels @ Cleveland Indians Cleveland Municipal Stadium, Cleveland, OH Thu Jul 15 1993, 7:05 PM EDT Att: 21,086 - Unknown - 73 F AB 34 R 3 H 9 RBI 3 BB 4 SO 7 LOB 16 										
Chad Curtis, R OBP: 0.386, SLG: 0.379 (1, 8)										5	0	0	0	0	2	4											
Tim Salmon, R OBP: 0.391, SLG: 0.512 (1, 9)										4	0	0	0	1	1	2											
Chili Davis, S OBP: 0.331, SLG: 0.417 (1, 10)										4	1	1	0	0	1	2											
Torey Lovullo, S OBP: 0.327, SLG: 0.376 (1, 4)										3	0	2	0	1	0	0											
Greg Myers, L OBP: 0.299, SLG: 0.362 Rene Gonzales, R OBP: 0.362, SLG: 0.319 (8, PH) (8, 5)										2	1	0	0	0	1	2											
J.T. Snow, L OBP: 0.327, SLG: 0.411 (1, 3)										4	1	1	1	0	1	2											
Damon Easley, R OBP: 0.376, SLG: 0.421 Ron Tingley, R OBP: 0.269, SLG: 0.256 (8, 2)										3	0	1	0	1	1	2											
Gary Disarcina, R OBP: 0.286, SLG: 0.348 (1, 6)										4	0	1	1	0	0	2											
Inning Stats	R: 0 E: 0 K: 2 S: 12	H: 1 LOB: 1 BB: 0 P: 18	R: 2 E: 0 K: 1 S: 17	H: 4 LOB: 2 BB: 0 P: 23	R: 0 E: 0 K: 1 S: 12	H: 0 LOB: 1 BB: 1 P: 19	R: 0 E: 0 K: 2 S: 10	H: 0 LOB: 0 BB: 0 P: 14	R: 0 E: 0 K: 0 S: 7	H: 2 LOB: 2 BB: 1 P: 28	R: 0 E: 0 K: 1 S: 11	H: 0 LOB: 1 BB: 1 P: 19	R: 0 E: 0 K: 0 S: 8	H: 2 LOB: 2 BB: 0 P: 11	R: 0 E: 0 K: 0 S: 10	H: 0 LOB: 1 BB: 1 P: 18		1B: 8 2B: 1 3B: 0 HR: 0	SF: 0 SAC: 1 DP: 0 HBP: 0	WP: 0 PB: 0 SB: 1 CS: 0	PA: 39						
PITCHER	IP	WLS	BF	H	R	ER	SO	BB	IBB	HBP	BLK	WP	HR	S	P	ERA	WHIP										
Jose Mesa, R ERA: 3.79 Jery Dipoto, R ERA: 4.5 Derek Liliquist, L ERA: 1.08 Eric Plunk, R ERA: 3.05	(1, 1) (7, 1) (8, 1) (9, 1)	6.0 1.0 1.1 0.2	27 4 6 2	7 0 2 0	3 0 0 0	3 0 0 0	6 1 0 0	2 1 0 0	0 0 0 0	0 0 0 0	0 0 0 0	0 0 0 0	0 0 0 0	0 11 11 7	111 19 20 9	4.50 0.00 0.00 0.00	1.500 1.000 2.250 0.000										

Batter	1	2	3	4	5	6	7	8	9	AB	R	H	RBI	BB	SO	LOB	BOTTOM										
Kenny Lofton, L OBP: 0.391, SLG: 0.420 (1, 8)										4	0	0	0	0	0	2	California Angels @ Cleveland Indians Cleveland Municipal Stadium, Cleveland, OH Thu Jul 15 1993, 7:05 PM EDT Att: 21,086 - Unknown - 73 F AB 33 R 7 H 8 RBI 7 BB 0 SO 2 LOB 10 										
Wayne Kirby, L OBP: 0.344, SLG: 0.405 (1, 9)										4	1	3	1	0	0	0											
Carlos Baerga, S OBP: 0.325, SLG: 0.497 (1, 4)										4	1	0	0	0	1	3											
Albert Belle, R OBP: 0.379, SLG: 0.605 (1, 7)										4	1	1	3	0	0	0											
Paul Sorrento, L OBP: 0.330, SLG: 0.473 (1, 3)										4	1	1	0	0	0	0											
Reggie Jefferson, S OBP: 0.304, SLG: 0.385 (1, 10)										3	1	1	0	0	1	0											
Alvaro Espinoza, R OBP: 0.344, SLG: 0.444 (1, 5)										4	1	1	1	0	0	2											
Felix Fermin, R OBP: 0.308, SLG: 0.304 (1, 6)										4	1	0	1	0	0	3											
Junior Ortiz, R OBP: 0.266, SLG: 0.300 (1, 2)										2	0	1	1	0	0	0											
Inning Stats	R: 0 E: 0 K: 1 S: 11	H: 0 LOB: 0 BB: 0 P: 16	R: 0 E: 0 K: 1 S: 13	H: 0 LOB: 0 BB: 0 P: 19	R: 0 E: 0 K: 0 S: 10	H: 0 LOB: 0 BB: 0 P: 14	R: 3 E: 1 K: 0 S: 11	H: 2 LOB: 0 BB: 0 P: 17	R: 0 E: 0 K: 0 S: 7	H: 1 LOB: 1 BB: 0 P: 10	R: 4 E: 3 K: 0 S: 12	H: 3 LOB: 1 BB: 0 P: 17	R: 0 E: 1 K: 0 S: 9	H: 1 LOB: 2 BB: 0 P: 15	R: 0 E: 0 K: 0 S: 10	H: 0 LOB: 1 BB: 0 P: 18		1B: 6 2B: 1 3B: 0 HR: 1	SF: 1 SAC: 1 DP: 1 HBP: 0	WP: 0 PB: 0 SB: 3 CS: 0	PA: 35						
PITCHER	IP	WLS	BF	H	R	ER	SO	BB	IBB	HBP	BLK	WP	HR	S	P	ERA	WHIP										
Scott Sanderson, R ERA: 4.06 Mike Butcher, R ERA: 3.75 Ken Patterson, L ERA: 6.0 Joe Grahe, R ERA: 3.42	(1, 1) (7, 1) (7, 1) (8, 1)	6.0 0.1 0.2 1.0	25 2 3 5	6 0 1 0	6 0 1 0	3 0 0 0	2 0 0 0	0 0 0 0	0 0 0 0	0 0 0 0	0 0 0 0	0 0 0 0	0 0 0 0	3 4 5 9	64 4 7 15	4.50 0.00 0.00 0.00	1.000 0.000 1.500 1.000										

Batter	1	2	3	4	5	6	7	8	9	AB	R	H	RBI	BB	SO	LOB	TOP										
Luis Polonia, L (1,7) OBP: 0.313, SLG: 0.319	1-1 F8		0-1 F7		2-1 CS 1B		1-0 L6			4	0	1	0	0	0	1											
Chad Curtis, R (1,8) OBP: 0.385, SLG: 0.387	2-2 G6-3		0-0 G5-3		0-2 CS 1-2		0-0 HR	3-2 F8		4	1	1	1	0	0	0											
Tim Salmon, R (1,9) OBP: 0.392, SLG: 0.520	4-2 BB		2-1 G5-3		1-0 HR			3-3 K		3	1	1	1	1	1	0											
Chili Davis, S (1,10) OBP: 0.330, SLG: 0.413	3-2 G3-1		4-2 G5-3 1B BB		0-0 G4-3			1-3 K		3	0	0	0	1	1	1											
Torey Lovullo, S (1,4)		1-3 K		0-0 G5-3 1B		1-0 L6-3 1B		3-1 G4-3		4	0	2	0	0	1	0											
Greg Myers, L (1,2) OBP: 0.298, SLG: 0.365 Jim Walewander, S (9, PR)	2-1 G3		1-2 G5-3		0-1 L6-3			3-2 1B		4	0	1	0	0	0	3											
Ron Tingley, R (9, 2) OBP: 0.269, SLG: 0.256			1-2 2-3f		1-2 2-3f			2B		0	0	0	0	0	0	0											
J.T. Snow, L (1,3) OBP: 0.329, SLG: 0.414	2-0 E8		2-0 P2		0-0 G4-3 2B			4-0 1B IBB		3	0	1	0	1	0	1											
Rene Gonzales, R (1,5) OBP: 0.364, SLG: 0.320	4-2 BB		0-0 P6		1-2 G4-3			3-2 G6-4-3 1B		3	0	1	0	1	0	1											
Gary Disarcina, R (1,6) OBP: 0.282, SLG: 0.343	0-2 F7		0-0 G5-3		3-2 F9			0-1 G6-4-3 1-2f		4	0	0	0	0	0	6											
Inning Stats	R: 0 E: 0 K: 0 S: 11	H: 0 LOB: 1 BB: 1 P: 21	R: 0 E: 1 K: 1 S: 11	H: 0 LOB: 2 BB: 1 P: 20	R: 0 E: 0 K: 0 S: 5	H: 0 LOB: 0 BB: 0 P: 7	R: 0 E: 0 K: 0 S: 11	H: 1 LOB: 1 BB: 1 P: 18	R: 0 E: 0 K: 0 S: 6	H: 1 LOB: 0 BB: 0 P: 8	R: 2 E: 0 K: 0 S: 6	H: 3 LOB: 0 BB: 0 P: 8	R: 0 E: 0 K: 0 S: 11	H: 1 LOB: 1 BB: 0 P: 14	R: 0 E: 0 K: 2 S: 9	H: 0 LOB: 0 BB: 0 P: 16	R: 0 E: 0 K: 0 S: 11	H: 2 LOB: 2 BB: 1 P: 24	1B: 4 2B: 3 3B: 0 HR: 2	SF: 0 SAC: 0 DP: 3 HBP: 0	WP: 0 PB: 0 SB: 0 CS: 1	PA: 37					
PITCHER	IP	WLS	BF	H	R	ER	SO	BB	IBB	HBP	BLK	WP	HR	S	P	ERA	WHIP										
Mark Clark, R (1, 1) ERA: 5.53	5.1	L	22	4	2	2	1	3	0	0	0	0	2	47	78	3.38	1.312										
Dennis Cook, L (6, 1) ERA: 5.67	0.2		2	0	0	0	0	0	0	0	0	0	0	4	5	0.00	3.000										
Bill Wertz, R (7, 1) ERA: 3.6	2.0		6	0	0	0	2	0	0	0	0	0	0	19	29	0.00	0.000										
Jeremy Hernandez, R (9, 1) ERA: 3.06	1.0		5	2	0	0	0	0	1	0	0	0	0	11	24	0.00	2.000										

California Angels @ Cleveland Indians
Cleveland Municipal Stadium, Cleveland, OH

Fri Jul 16 1993, 7:05 PM EDT
Att: 23,634 - Unknown - 70 F

AB 32
R 2
H 8
RBI 2
BB 4
SO 3
LOB 13



Batter	1	2	3	4	5	6	7	8	9	AB	R	H	RBI	BB	SO	LOB	BOTTOM										
Kenny Lofton, L (1,8) OBP: 0.395, SLG: 0.425	4-0 1B BB		0-1 G1-3		2-1 1B			2-2 SH2-4 2B		3	1	2	0	1	0	0											
Wayne Kirby, L (1,9) OBP: 0.344, SLG: 0.404	0-1 1B		1-3 K		0-0 F9			1-0 SH2-4		3	0	1	0	0	1	1											
Carlos Baerga, S (1,4) OBP: 0.321, SLG: 0.492	1-2 K		0-0 G5-3		0-0 G6-3			1-1 G5-3		4	0	0	0	0	1	3											
Albert Belle, R (1,10) OBP: 0.381, SLG: 0.602	0-1 1B		1-3 K		3-2 G6-3			4-0 BB		3	0	1	1	1	1	0											
Carlos Martinez, R (1,3) OBP: 0.311, SLG: 0.376 Paul Sorrento, L (8, PH) OBP: 0.329, SLG: 0.471	2-0 P6-5-2-5		4-0 FC6 BB		0-0 1B			2-3 K		2	0	1	0	1	0	2											
Glenallen Hill, R (1,7) OBP: 0.267, SLG: 0.416 Thomas Howard, S (9, PH) OBP: 0.267, SLG: 0.312		0-3 K		0-1 P3		1-0 F8		2-3 K		3	0	0	0	0	1	2											
Alvaro Espinoza, R (1,5) OBP: 0.342, SLG: 0.439	0-0 1B F8-2 1B		0-0 FC6 1-2f		1-0 L4			0-3 K		4	0	1	0	0	1	1											
Felix Fermin, R (1,6) OBP: 0.308, SLG: 0.304 Jeff Treadway, L (9, PH) OBP: 0.353, SLG: 0.378	2-1 1B		0-0 F8		1-1 G4-3			0-1 L1		3	0	1	0	0	0	0											
Junior Ortiz, R (1,2) OBP: 0.262, SLG: 0.294	1-0 F8-2 3H		1-0 F9		1-0 F9					3	0	0	0	0	0	2											
Inning Stats	R: 1 E: 0 K: 1 S: 8	H: 2 LOB: 1 BB: 1 P: 15	R: 0 E: 0 K: 1 S: 7	H: 2 LOB: 0 BB: 0 P: 10	R: 0 E: 0 K: 1 S: 6	H: 0 LOB: 0 BB: 0 P: 7	R: 0 E: 0 K: 1 S: 6	H: 0 LOB: 1 BB: 1 P: 11	R: 0 E: 0 K: 0 S: 5	H: 1 LOB: 1 BB: 0 P: 8	R: 0 E: 0 K: 0 S: 6	H: 1 LOB: 0 BB: 0 P: 10	R: 0 E: 0 K: 0 S: 4	H: 0 LOB: 0 BB: 0 P: 7	R: 0 E: 0 K: 1 S: 9	H: 1 LOB: 2 BB: 1 P: 19	R: 0 E: 0 K: 2 S: 8	H: 0 LOB: 0 BB: 0 P: 10	1B: 6 2B: 3 3B: 0 HR: 0	SF: 0 SAC: 1 DP: 2 HBP: 0	WP: 0 PB: 0 SB: 0 CS: 0	PA: 35					
PITCHER	IP	WLS	BF	H	R	ER	SO	BB	IBB	HBP	BLK	WP	HR	S	P	ERA	WHIP										
Chuck Finley, L (1, 1) ERA: 2.79	7.0	W	27	6	1	1	4	2	0	0	0	0	0	6	10	0.00	1.500										
Steve Frey, L (8, 1) ERA: 1.79	0.2		3	1	0	0	0	0	0	0	0	0	0	6	10	0.00	1.500										
Mike Butcher, R (8, 1) ERA: 3.38	1.1	S	5	0	0	0	3	1	0	0	0	0	0	11	19	0.00	0.750										

California Angels @ Cleveland Indians
Cleveland Municipal Stadium, Cleveland, OH

Fri Jul 16 1993, 7:05 PM EDT
Att: 23,634 - Unknown - 70 F


AB 31
R 1
H 7
RBI 1
BB 3
SO 7
LOB 13



Batter	1	2	3	4	5	6	7	8	9	AB	R	H	RBI	BB	SO	LOB	TOP					
Stan Javier, S OBP: 0.293, SLG: 0.308	1-1 G6-3		0-0 F8			2-2 FC5-4 1B		2-3 K		4	0	1	0	0	1	2						
Chad Curtis, R OBP: 0.383, SLG: 0.383	2-0 G5-3		0-0 F9			2-0 FC5-4		4-2 WP BB		3	0	0	0	1	0	1						
Tim Salmon, R OBP: 0.388, SLG: 0.513	2-1 G4-3		1-2 G4-3			2-0 G6-3		1-1 F9		4	0	0	0	0	0	1						
Chili Davis, S OBP: 0.327, SLG: 0.408		1-3 K		0-0 G4-3		0-0 G1-3		2-0 F9		4	0	0	0	0	1	1						
Damon Easley, R OBP: 0.383, SLG: 0.424	1-1 G5-4-3 1B		0-1 G1-4-3 1B			4-2 BB		2-2 F7		3	0	2	0	1	0	1						
J.T. Snow, L OBP: 0.326, SLG: 0.409	2-0 G5-4-3		3-2 G1-4-3			0-0 F3		1-2		3	0	0	0	0	0	3						
Gary Disarcina, R OBP: 0.283, SLG: 0.341			2-2 HBP		0-1 G5-3			2-2 F8		2	0	0	0	0	0	0						
Rod Correia, R OBP: 0.429, SLG: 0.571		2-0 L7		0-1 G4-3		1-0 G4-3		1-0 2B		3	0	1	0	0	0	1						
Ron Tingley, R OBP: 0.271, SLG: 0.238		0-0 F9		1-0 G4-3		3-2 F4				3	0	0	0	0	0	2						
Inning Stats	R: 0 E: 0 K: 0 S: 5	H: 0 LOB: 0 BB: 0 P: 10	R: 0 E: 0 K: 1 S: 6	H: 1 LOB: 0 BB: 0 P: 10	R: 0 E: 0 K: 0 S: 5	H: 0 LOB: 1 BB: 0 P: 9	R: 0 E: 0 K: 0 S: 5	H: 0 LOB: 0 BB: 0 P: 6	R: 0 E: 0 K: 0 S: 7	H: 1 LOB: 0 BB: 0 P: 10	R: 0 E: 0 K: 0 S: 8	H: 1 LOB: 1 BB: 0 P: 13	R: 0 E: 0 K: 0 S: 6	H: 0 LOB: 1 BB: 1 P: 12	R: 0 E: 0 K: 1 S: 10	H: 1 LOB: 1 BB: 0 P: 18	R: 0 E: 0 K: 0 S: 8	H: 0 LOB: 1 BB: 1 P: 17	1B: 3 2B: 1 3B: 0 HR: 0	SF: 0 SAC: 0 DP: 2 HBP: 1	WP: 1 PB: 0 SB: 0 CS: 0	PA: 32
PITCHER Jeff Mutis, L ERA: 4.46	IP: 9.0 WLS: W BF: 32 H: 4 R: 0 ER: 0 SO: 2 BB: 2 IBB: 0 HBP: 1 BLK: 0 WP: 1 HR: 0 S: 60 P: 105 ERA: 0.00 WHIP: 0.667															PITCHER	IP: 9.0 WLS: W BF: 32 H: 4 R: 0 ER: 0 SO: 2 BB: 2 IBB: 0 HBP: 1 BLK: 0 WP: 1 HR: 0 S: 60 P: 105 ERA: 0.00 WHIP: 0.667					

California Angels @ Cleveland Indians
Cleveland Municipal Stadium, Cleveland, OH
Sat Jul 17 1993, 3:33 AM EDT
Att: 33,402 - Sunny - 77 F


AB	29
R	0
H	4
RBI	0
BB	2
SO	2
LOB	12



Batter	1	2	3	4	5	6	7	8	9	AB	R	H	RBI	BB	SO	LOB	BOTTOM					
Kenny Lofton, L OBP: 0.399, SLG: 0.427	1-1 G4-3 1B		4-1 HR		1-2 G3-1 1B			2-1 F8		3	2	2	0	1	0	0						
Wayne Kirby, L OBP: 0.342, SLG: 0.415	0-2 G4-3		3-2 HR		3-2 G3-1			0-1 G3-1		4	1	1	2	0	0	2						
Carlos Baerga, S OBP: 0.320, SLG: 0.489	1-2 G4-3		0-2 E7		0-1 L9			1-3 K		4	0	1	1	0	1	1						
Albert Belle, R OBP: 0.378, SLG: 0.597	3-H F3		0-1 F7			3-2 F7				3	0	0	0	0	0	1						
Paul Sorrento, L OBP: 0.326, SLG: 0.466		0-1 F7		2-3 K		0-0 F4				3	0	0	0	0	1	0						
Reggie Jefferson, S OBP: 0.304, SLG: 0.382		2-3 K		4-2 FC6-4 BB		2-1 F7				2	0	0	0	1	1	0						
Alvaro Espinoza, R OBP: 0.335, SLG: 0.430		0-1 F8		0-0 L7						3	0	0	0	0	0	1						
Felix Fermin, R OBP: 0.305, SLG: 0.301			0-2 L8		0-0 FC6-4			2-0 F6		3	0	0	0	0	0	1						
Jesse Levis, L OBP: 0.157, SLG: 0.163			1-2 G1-3		0-0 F9			1-0 F6		3	0	0	0	0	0	0						
Inning Stats	R: 1 E: 0 K: 0 S: 10	H: 1 LOB: 0 BB: 0 P: 13	R: 0 E: 0 K: 1 S: 7	H: 0 LOB: 0 BB: 0 P: 9	R: 2 E: 1 K: 0 S: 18	H: 2 LOB: 1 BB: 1 P: 24	R: 0 E: 0 K: 1 S: 9	H: 0 LOB: 1 BB: 1 P: 15	R: 0 E: 0 K: 0 S: 12	H: 1 LOB: 1 BB: 0 P: 16	R: 0 E: 0 K: 0 S: 7	H: 0 LOB: 0 BB: 0 P: 12	R: 0 E: 0 K: 0 S: 3	H: 0 LOB: 0 BB: 0 P: 6	R: 0 E: 0 K: 1 S: 7	H: 0 LOB: 0 BB: 0 P: 10	R: 0 E: 0 K: 1 S: 7	H: 0 LOB: 0 BB: 0 P: 10	1B: 3 2B: 0 3B: 0 HR: 1	SF: 0 SAC: 0 DP: 0 HBP: 0	WP: 0 PB: 0 SB: 3 CS: 0	PA: 30
PITCHER Russ Springer, R ERA: 6.11	IP: 8.0 WLS: L BF: 30 H: 4 R: 3 ER: 3 SO: 3 BB: 2 IBB: 0 HBP: 0 BLK: 0 WP: 0 HR: 1 S: 73 P: 105 ERA: 3.38 WHIP: 0.750															PITCHER	IP: 8.0 WLS: L BF: 30 H: 4 R: 3 ER: 3 SO: 3 BB: 2 IBB: 0 HBP: 0 BLK: 0 WP: 0 HR: 1 S: 73 P: 105 ERA: 3.38 WHIP: 0.750					

California Angels @ Cleveland Indians
Cleveland Municipal Stadium, Cleveland, OH
Sat Jul 17 1993, 3:33 AM EDT
Att: 33,402 - Sunny - 77 F

AB	28
R	3
H	4
RBI	3
BB	2
SO	3
LOB	6



Batter	1	2	3	4	5	6	7	8	9	AB	R	H	RBI	BB	SO	LOB	TOP				
Luis Polonia, L OBP: 0.316, SLG: 0.322										5	1	2	1	0	1	3					
Stan Javier, S OBP: 0.288, SLG: 0.315										4	1	1	0	1	1	3					
Tim Salmon, R OBP: 0.386, SLG: 0.531										5	1	2	3	0	1	1					
Chili Davis, S OBP: 0.324, SLG: 0.401										5	1	1	0	0	0	1					
Torey Lovullo, S OBP: 0.338, SLG: 0.379										4	0	1	0	0	1	1					
Greg Myers, L OBP: 0.301, SLG: 0.385										4	1	1	1	0	1	2					
J.T. Snow, L OBP: 0.324, SLG: 0.402										4	0	1	1	0	1	0					
Rod Correia, R OBP: 0.428, SLG: 0.571										0	0	0	0	0	0	0					
Rene Gonzales, R OBP: 0.364, SLG: 0.320										0	0	0	0	0	0	0					
Damon Easley, R OBP: 0.378, SLG: 0.412										3	1	0	0	1	0	2					
Gary Disarcina, R OBP: 0.282, SLG: 0.337										3	0	1	0	0	1	0					
Inning Stats	R: 1 E: 0 K: 1 S: 13	H: 2 LOB: 1 BB: 0 P: 20	R: 1 E: 0 K: 0 S: 13	H: 2 LOB: 2 BB: 1 P: 24	R: 0 E: 0 K: 0 S: 10	H: 0 LOB: 0 BB: 0 P: 13	R: 0 E: 0 K: 1 S: 7	H: 0 LOB: 2 BB: 0 P: 11	R: 0 E: 0 K: 0 S: 10	H: 1 LOB: 1 BB: 0 P: 16	R: 0 E: 0 K: 1 S: 8	H: 0 LOB: 0 BB: 0 P: 11	R: 3 E: 0 K: 1 S: 18	H: 5 LOB: 3 BB: 0 P: 30	R: 0 E: 0 K: 2 S: 10	H: 0 LOB: 0 BB: 0 P: 13	1B: 6 2B: 2 3B: 0 HR: 2	SF: 0 SAC: 0 DP: 0 HBP: 1	WP: 0 PB: 1 SB: 1 CS: 0	PA: 40	
PITCHER	IP	WLS	BF	H	R	ER	SO	BB	IBB	HBP	BLK	WP	HR	S	P	ERA	WHIP				
Aaron Sele, R ERA: 1.71	6.0	W	25	5	3	3	3	2	0	0	0	0	1	63	102	4.50	1.167				
Paul Quantrill, R ERA: 3.13	1.0		7	4	3	3	1	0	0	0	0	0	1	18	25	27.00	4.000				
Greg Harris, R ERA: 2.34	1.0	S	3	1	0	0	1	0	0	1	0	0	0	8	16	0.00	1.000				
Jeff Russell, R ERA: 2.76	1.0	S	3	0	0	0	2	0	0	0	0	0	0	10	13	0.00	0.000				

California Angels @ Boston Red Sox
Fenway Park, Boston, MA
Mon Jul 19 1993, 7:05 PM EDT
Att: 30,433 - Unknown - 72 F

AB 37
R 6
H 10
RBI 6
BB 2
SO 7
LOB 13



Batter	1	2	3	4	5	6	7	8	9	AB	R	H	RBI	BB	SO	LOB	BOTTOM				
Scott Fletcher, R OBP: 0.352, SLG: 0.418										5	0	2	1	0	0	0					
Billy Hatcher, R OBP: 0.370, SLG: 0.449										5	1	3	1	0	0	0					
Mike Greenwell, L OBP: 0.378, SLG: 0.485										5	0	1	0	0	1	6					
Andre Dawson, R OBP: 0.284, SLG: 0.375										5	2	2	0	0	1	4					
Scott Cooper, L OBP: 0.363, SLG: 0.397										5	2	2	1	0	0	2					
Bob Zupic, R OBP: 0.341, SLG: 0.395										4	1	1	2	0	0	0					
Carlos Quintana, R OBP: 0.341, SLG: 0.295										5	1	3	1	0	1	1					
John Valentin, R OBP: 0.312, SLG: 0.386										3	1	2	1	1	0	0					
John Flaherty, R OBP: 0.250, SLG: 0.286										4	0	0	0	0	2	7					
Tony Peña, R OBP: 0.237, SLG: 0.228										0	0	0	0	0	0	0					
Inning Stats	R: 0 E: 0 K: 0 S: 7	H: 1 LOB: 1 BB: 0 P: 8	R: 0 E: 0 K: 1 S: 11	H: 2 LOB: 2 BB: 0 P: 18	R: 0 E: 0 K: 1 S: 10	H: 2 LOB: 2 BB: 0 P: 15	R: 2 E: 0 K: 1 S: 10	H: 3 LOB: 2 BB: 1 P: 19	R: 2 E: 1 K: 0 S: 18	H: 2 LOB: 1 BB: 0 P: 16	R: 4 E: 0 K: 0 S: 18	H: 6 LOB: 2 BB: 0 P: 32	R: 0 E: 1 K: 1 S: 9	H: 0 LOB: 1 BB: 0 P: 15	R: 0 E: 0 K: 0 S: 7	H: 0 LOB: 0 BB: 0 P: 11	1B: 11 2B: 4 3B: 1 HR: 0	SF: 1 SAC: 0 DP: 0 HBP: 0	WP: 0 PB: 0 SB: 1 CS: 0	PA: 43	
PITCHER	IP	WLS	BF	H	R	ER	SO	BB	IBB	HBP	BLK	WP	HR	S	P	ERA	WHIP				
Scott Sanderson, R ERA: 4.3	5.2	L	32	13	7	6	4	1	0	0	0	0	0	15	26	6.75	2.250				
Joe Grahe, R ERA: 3.6	1.1		8	3	1	1	1	0	0	0	0	0	0	7	11	0.00	0.000				
Gene Nelson, R ERA: 1.26	1.0		3	0	0	0	0	0	0	0	0	0	0	7	11	0.00	0.000				

California Angels @ Boston Red Sox
Fenway Park, Boston, MA
Mon Jul 19 1993, 7:05 PM EDT
Att: 30,433 - Unknown - 72 F

AB 41
R 8
H 16
RBI 7
BB 1
SO 5
LOB 20



Batter	1	2	3	4	5	6	7	8	9	AB	R	H	RBI	BB	SO	LOB	TOP										
Luis Polonia, L OBP: 0.315, SLG: 0.322 Stan Javier, S OBP: 0.295, SLG: 0.312	G4-3		CS 1B		FC4-6		G4-3		P4	4	0	1	0	0	0	1											
Chad Curtis, R OBP: 0.380, SLG: 0.380	K		K		CS		K	1B G6-3		4	1	1	0	0	3	1											
Tim Salmon, R OBP: 0.387, SLG: 0.529	G6-3			G5-4-3 1B		1B	BB	G6-3		3	0	1	0	1	0	1											
Chili Davis, S OBP: 0.326, SLG: 0.402 Jim Walewander, S OBP: 0.380, SLG: 0.421		F9		G5-4-3		HBP 1B		CS 1B		4	0	2	0	0	0	1											
Damon Easley, R OBP: 0.388, SLG: 0.421		WP 1B		FC5 1B		HBP 1B		1B		3	0	3	1	0	0	0											
Rene Gonzales, R OBP: 0.366, SLG: 0.320		BB		1B		HBP	F7	G4-3		3	0	1	0	1	0	5											
Gary Disarcina, R OBP: 0.278, SLG: 0.332	P4			FC5		P3		G6-3		4	0	0	0	0	0	7											
Rod Correia, R OBP: 0.400, SLG: 0.500 Torey Lovullo, S OBP: 0.340, SLG: 0.379	G4-3			FC4-6 1B		G4-3		BB		3	0	1	0	0	0	2											
Ron Tingley, R OBP: 0.283, SLG: 0.277 Greg Myers, L OBP: 0.299, SLG: 0.383			1B		K		G4-3	K		3	0	1	0	0	1	1											
Inning Stats	R: 0 E: 0 K: 1 S: 6	H: 0 LOB: 0 BB: 0 P: 10	R: 0 E: 0 K: 0 S: 8	H: 1 LOB: 2 BB: 1 P: 16	R: 0 E: 0 K: 1 S: 9	H: 2 LOB: 1 BB: 0 P: 14	R: 0 E: 0 K: 0 S: 8	H: 3 LOB: 2 BB: 0 P: 11	R: 0 E: 0 K: 1 S: 8	H: 1 LOB: 0 BB: 1 P: 9	R: 0 E: 0 K: 1 S: 10	H: 1 LOB: 3 BB: 1 P: 18	R: 0 E: 0 K: 0 S: 9	H: 0 LOB: 0 BB: 0 P: 15	R: 1 E: 0 K: 0 S: 6	H: 3 LOB: 1 BB: 0 P: 8	R: 0 E: 0 K: 1 S: 10	H: 0 LOB: 1 BB: 1 P: 20	1B: 11 2B: 1 3B: 0 HR: 0	SF: 0 SAC: 0 DP: 2 HBP: 1	WP: 1 PB: 0 SB: 0 CS: 3	PA: 38					
PITCHER	IP	WLS	BF	H	R	ER	SO	BB	IBB	HBP	BLK	WP	HR	S	P	ERA	WHIP										
Frank Viola, L ERA: 3.51	7.1		31	10	1	1	4	2	0	1	0	1	0	61	96	1.23	1.636										
Ken Ryan, R ERA: 2.54	1.0		4	1	0	0	0	1	0	0	0	0	0	7	16	0.00	2.000										
Tony Fossas, L ERA: 5.09	0.2	W	2	0	0	0	1	0	0	0	0	0	0	6	9	0.00	0.000										

California Angels @ Boston Red Sox
Fenway Park, Boston, MA
Tue Jul 20 1993, 7:05 PM EDT
Att: 31,632 - Unknown - 72 F

AB	33
R	1
H	11
RBI	1
BB	3
SO	5
LOB	21



Batter	1	2	3	4	5	6	7	8	9	AB	R	H	RBI	BB	SO	LOB	BOTTOM										
Scott Fletcher, R OBP: 0.360, SLG: 0.424	FC1-6 1B		G5-4-3 1B		G4-6-3 HBP		1B		FC4	4	0	3	1	0	0	1											
Billy Hatcher, R OBP: 0.369, SLG: 0.447	FC1-6 S		G5-4-3		F9		1B			4	0	1	0	0	0	5											
Mike Greenwell, L OBP: 0.377, SLG: 0.480	BB			K	G4-6-3		G4-3			3	0	0	0	1	1	6											
Andre Dawson, R OBP: 0.284, SLG: 0.370	P6			G2-3 HBP		F9		F8		3	0	0	0	0	0	2											
Bob Zupcic, R OBP: 0.339, SLG: 0.391	P4			G2-3		G1-6-3 1B		K		4	0	1	0	0	1	3											
Carlos Quintana, R OBP: 0.336, SLG: 0.290		G5-3		F9		G1-6-3		G6-3		4	0	0	0	0	0	2											
Scott Cooper, L OBP: 0.368, SLG: 0.495		F7-3 1B				1B 2B				4	2	3	0	0	1	0											
John Valentin, R OBP: 0.312, SLG: 0.386		F7-3				2B 1B				3	0	1	0	0	1	1											
Tony Peña, R OBP: 0.243, SLG: 0.240 Mo Vaughn, L OBP: 0.406, SLG: 0.521 Luis Rivera, R OBP: 0.288, SLG: 0.293			F8			1B 2B				3	0	2	1	0	0	0											
Inning Stats	R: 0 E: 0 K: 0 S: 11	H: 1 LOB: 2 BB: 1 P: 21	R: 0 E: 0 K: 0 S: 6	H: 1 LOB: 0 BB: 0 P: 12	R: 0 E: 0 K: 0 S: 3	H: 1 LOB: 0 BB: 0 P: 4	R: 0 E: 0 K: 1 S: 5	H: 0 LOB: 1 BB: 0 P: 9	R: 1 E: 0 K: 0 S: 9	H: 3 LOB: 2 BB: 0 P: 12	R: 0 E: 0 K: 2 S: 12	H: 3 LOB: 3 BB: 0 P: 19	R: 0 E: 0 K: 1 S: 7	H: 0 LOB: 0 BB: 0 P: 11	R: 1 E: 0 K: 0 S: 4	H: 1 LOB: 2 BB: 1 P: 8	1B: 9 2B: 3 3B: 0 HR: 0	SF: 0 SAC: 1 DP: 4 HBP: 2	WP: 0 PB: 0 SB: 1 CS: 0	PA: 37							
PITCHER	IP	WLS	BF	H	R	ER	SO	BB	IBB	HBP	BLK	WP	HR	S	P	ERA	WHIP										
Hilly Hathaway, L ERA: 5.33	6.0		24	7	1	1	1	1	0	2	0	0	0	40	70	1.50	1.333										
Mike Butcher, R ERA: 3.14	1.0		6	3	0	0	2	0	0	0	0	0	0	12	19	0.00	3.000										
Gene Nelson, R ERA: 1.46	1.1	L	7	1	1	1	1	0	1	0	0	0	0	11	19	6.75	0.750										

California Angels @ Boston Red Sox
Fenway Park, Boston, MA
Tue Jul 20 1993, 7:05 PM EDT
Att: 31,632 - Unknown - 72 F

AB	32
R	2
H	11
RBI	2
BB	2
SO	4
LOB	20



Batter	1	2	3	4	5	6	7	8	9	AB	R	H	RBI	BB	SO	LOB	TOP			
Luis Polonia, L (1,7) OBP: 0.314, SLG: 0.320										4	1	1	0	0	0	1	California Angels @ New York Yankees Yankee Stadium, Bronx, NY Thu Jul 22 1993, 7:05 PM EDT Att: 25,148 - Unknown - 81 F			
Chad Curtis, R (1,8) OBP: 0.379, SLG: 0.378										3	0	1	0	0	1	1				
Damon Easley, R (1,4) OBP: 0.390, SLG: 0.419										3	0	1	0	1	0	0				
Tim Salmon, R (1,9) OBP: 0.383, SLG: 0.520										3	0	0	0	0	0	4				
Stan Javier, S (8,9) OBP: 0.293, SLG: 0.309										1	0	0	0	0	0	0				
Chili Davis, S (1,10) OBP: 0.324, SLG: 0.401										4	0	1	0	0	1	1				
Rene Gonzales, R (1,5) OBP: 0.357, SLG: 0.310										3	0	0	0	0	1	1				
J.T. Snow, L (1,3) OBP: 0.318, SLG: 0.394										3	0	0	0	0	1	0				
Gary Disarcina, R (1,6) OBP: 0.276, SLG: 0.332										3	0	1	0	0	2	0				
Rod Correia, R (8,6) OBP: 0.400, SLG: 0.500										0	0	0	0	0	0	0				
Ron Tingley, R (1,2) OBP: 0.268, SLG: 0.260										3	0	0	0	0	1	1				
Inning Stats	R: 1 H: 1 E: 1 K: 0 S: 9	H: 1 LOB: 1 BB: 1 P: 18	R: 0 H: 0 E: 0 K: 1 S: 8	H: 0 LOB: 0 BB: 0 P: 12	R: 0 H: 2 E: 0 K: 1 S: 12	H: 2 LOB: 2 BB: 0 P: 14	R: 0 H: 1 E: 0 K: 0 S: 7	H: 1 LOB: 0 BB: 0 P: 9	R: 0 H: 1 E: 0 K: 1 S: 13	H: 1 LOB: 1 BB: 0 P: 18	R: 0 H: 0 E: 0 K: 3 S: 11	H: 0 LOB: 0 BB: 0 P: 15	R: 0 H: 0 E: 0 K: 3 S: 5	H: 0 LOB: 0 BB: 0 P: 7	R: 0 H: 0 E: 0 K: 1 S: 8	H: 0 LOB: 0 BB: 0 P: 12	1B: 4 2B: 1 3B: 0 HR: 0	SF: 0 SAC: 1 DP: 2 HBP: 0	WP: 0 PB: 0 SB: 0 CS: 0	PA: 32
PITCHER	IP WLS BF H R ER SO BB IBB HBP BLK WP HR S P ERA WHIP																			
Jim Abbott, L (1,1) ERA: 4.17	8.0 W 29 5 1 0 6 1 0 0 0 0 0 0 71 102 0.00 0.750																			
Bob Wickman, R (9,1) ERA: 4.59	1.0 3 0 0 0 1 0 0 0 0 0 0 0 8 12 0.00 0.000																			

Batter	1	2	3	4	5	6	7	8	9	AB	R	H	RBI	BB	SO	LOB	BOTTOM			
Wade Boggs, L (1,5) OBP: 0.377, SLG: 0.391										2	3	1	0	2	0	0	California Angels @ New York Yankees Yankee Stadium, Bronx, NY Thu Jul 22 1993, 7:05 PM EDT Att: 25,148 - Unknown - 81 F			
Hensley Meulens, R (8,PH) OBP: 0.276, SLG: 0.353										5	1	2	0	0	1	2				
Dion James, L (1,7) OBP: 0.364, SLG: 0.440										3	2	1	3	1	0	0				
Don Mattingly, L (1,3) OBP: 0.406, SLG: 0.454										3	2	1	3	1	0	0				
Kevin Maas, L (8,PH) OBP: 0.318, SLG: 0.408										1	0	0	0	0	0	1				
Danny Tartabull, R (1,10) OBP: 0.367, SLG: 0.531										3	3	2	4	1	1	0				
Paul O'Neill, L (1,9) OBP: 0.381, SLG: 0.538										4	1	1	1	0	0	1				
Bernie Williams, S (1,8) OBP: 0.313, SLG: 0.409										4	1	1	0	0	1	0				
Mike Stanley, R (1,2) OBP: 0.406, SLG: 0.569										3	1	2	3	0	0	0				
Jim Leyritz, R (9,2) OBP: 0.426, SLG: 0.533										0	0	0	0	0	0	0				
Mike Gallego, R (1,6) OBP: 0.370, SLG: 0.423										4	0	0	0	0	1	2				
Pat Kelly, R (1,4) OBP: 0.315, SLG: 0.389										4	0	0	0	0	0	0				
Inning Stats	R: 1 H: 1 E: 0 K: 1 S: 10	H: 1 LOB: 0 BB: 0 P: 17	R: 0 H: 0 E: 0 K: 0 S: 6	H: 0 LOB: 1 BB: 0 P: 9	R: 4 H: 2 E: 0 K: 1 S: 16	H: 2 LOB: 2 BB: 0 P: 34	R: 0 H: 0 E: 0 K: 1 S: 7	H: 0 LOB: 0 BB: 0 P: 11	R: 0 H: 0 E: 0 K: 0 S: 4	H: 0 LOB: 0 BB: 0 P: 6	R: 3 H: 2 E: 0 K: 0 S: 11	H: 2 LOB: 1 BB: 1 P: 22	R: 4 H: 4 E: 0 K: 1 S: 15	H: 4 LOB: 1 BB: 1 P: 32	R: 0 H: 1 E: 0 K: 0 S: 8	H: 1 LOB: 1 BB: 0 P: 11	1B: 4 2B: 1 3B: 0 HR: 5	SF: 0 SAC: 0 DP: 0 HBP: 1	WP: 1 PB: 0 SB: 0 CS: 0	PA: 39
PITCHER	IP WLS BF H R ER SO BB IBB HBP BLK WP HR S P ERA WHIP																			
Russ Springer, R (1,1) ERA: 6.71	5.1 L 24 4 7 7 3 3 0 0 0 0 0 0 2 47 87 11.81 1.312																			
Doug Linton, R (6,1) ERA: 8.05	0.2 7 4 5 5 0 1 0 0 0 0 0 3 14 29 67.50 7.500																			
Ken Patterson, L (7,1) ERA: 5.66	2.0 8 2 0 0 1 0 0 0 0 0 0 0 16 26 0.00 1.000																			

Batter	1	2	3	4	5	6	7	8	9	AB	R	H	RBI	BB	SO	LOB	TOP			
Luis Polonia, L (1, 7) OBP: 0.316, SLG: 0.320										3	1	1	0	1	0	2	California Angels @ New York Yankees Yankee Stadium, Bronx, NY Fri Jul 23 1993, 7:05 PM EDT Att: 25,989 - Unknown			
Chad Curtis, R (1, 8) OBP: 0.377, SLG: 0.375										3	0	0	0	1	1	3				
Damon Easley, R (1, 5) OBP: 0.384, SLG: 0.414										3	0	0	1	0	1	2				
Tim Salmon, R (1, 9) OBP: 0.382, SLG: 0.517										4	0	1	0	0	2	0				
Chili Davis, S (1, 10) OBP: 0.321, SLG: 0.396										4	0	0	0	0	1	1				
Torey Lovullo, S (1, 4) OBP: 0.331, SLG: 0.367										3	0	0	0	0	0	1				
J.T. Snow, L (1, 3) OBP: 0.315, SLG: 0.389										3	0	0	0	0	1	1				
Gary Disarcina, R (1, 6) OBP: 0.277, SLG: 0.330										2	1	0	0	1	0	0				
Ron Tingley, R (1, 2) OBP: 0.281, SLG: 0.275										1	0	1	0	0	0	0				
Stan Javier, S (8, PH) OBP: 0.298, SLG: 0.309										0	0	0	0	1	0	0				
Greg Myers, L (8, 2) OBP: 0.303, SLG: 0.386										0	0	0	0	0	0	0				
Inning Stats	R: 1 E: 0 K: 0 S: 10	H: 0 LOB: 0 BB: 1 P: 18	R: 0 E: 0 K: 1 S: 10	H: 0 LOB: 0 BB: 0 P: 14	R: 0 E: 0 K: 0 S: 10	H: 1 LOB: 0 BB: 0 P: 15	R: 0 E: 0 K: 1 S: 7	H: 0 LOB: 0 BB: 1 P: 15	R: 0 E: 0 K: 0 S: 5	H: 0 LOB: 0 BB: 0 P: 9	R: 1 E: 1 K: 2 S: 10	H: 1 LOB: 1 BB: 1 P: 18	R: 0 E: 0 K: 1 S: 9	H: 1 LOB: 1 BB: 0 P: 14	R: 0 E: 0 K: 0 S: 7	H: 0 LOB: 1 BB: 1 P: 10	1B: 3 2B: 0 3B: 0 HR: 0	SF: 1 SAC: 1 DP: 1 HBP: 0	WP: 0 PB: 0 SB: 3 CS: 1	PA: 32
PITCHER	IP WLS BF H R ER SO BB IBB HBP BLK WP HR S P ERA WHIP																			
Mark Hutton, R (1, 1) ERA: 1.13	8.0 W 29 3 2 1 5 4 0 0 0 0 0 0 68 117 1.12 0.875																			
Steve Farr, R (9, 1) ERA: 4.01	1.0 S 3 0 0 0 1 0 0 0 0 0 0 0 7 10 0.00 0.000																			

Batter	1	2	3	4	5	6	7	8	9	AB	R	H	RBI	BB	SO	LOB	BOTTOM			
Wade Boggs, L (1, 5) OBP: 0.376, SLG: 0.389										4	1	1	0	0	0	0	California Angels @ New York Yankees Yankee Stadium, Bronx, NY Fri Jul 23 1993, 7:05 PM EDT Att: 25,989 - Unknown			
Jim Lovritz, R (1, 9) OBP: 0.423, SLG: 0.524										3	0	0	0	1	1	1				
Hensley Meulens, R (9, 7) OBP: 0.276, SLG: 0.353										0	0	0	0	0	0	0				
Don Mattingly, L (1, 3) OBP: 0.364, SLG: 0.456										3	2	1	0	1	0	1				
Danny Tartabull, R (1, 10) OBP: 0.366, SLG: 0.526										3	0	0	1	1	0	2				
Mike Stanley, R (1, 2) OBP: 0.411, SLG: 0.582										3	2	2	1	1	0	2				
Bernie Williams, S (1, 8) OBP: 0.315, SLG: 0.413										4	0	2	2	0	0	2				
Paul O'Neill, L (1, 7) OBP: 0.379, SLG: 0.535										4	0	1	1	0	0	1				
Spike Owen, S (1, 6) OBP: 0.311, SLG: 0.316										3	0	0	0	0	0	2				
Pat Kelly, R (1, 4) OBP: 0.312, SLG: 0.384										3	0	0	0	0	1	0				
Inning Stats	R: 0 E: 0 K: 1 S: 7	H: 0 LOB: 0 BB: 0 P: 10	R: 1 E: 0 K: 0 S: 7	H: 1 LOB: 0 BB: 0 P: 11	R: 0 E: 0 K: 1 S: 7	H: 0 LOB: 0 BB: 0 P: 9	R: 0 E: 0 K: 0 S: 10	H: 1 LOB: 2 BB: 1 P: 16	R: 0 E: 0 K: 0 S: 7	H: 0 LOB: 0 BB: 0 P: 10	R: 3 E: 0 K: 0 S: 12	H: 4 LOB: 2 BB: 1 P: 21	R: 0 E: 0 K: 0 S: 5	H: 0 LOB: 0 BB: 0 P: 8	R: 1 E: 0 K: 0 S: 9	H: 1 LOB: 1 BB: 2 P: 20	1B: 4 2B: 2 3B: 0 HR: 1	SF: 0 SAC: 0 DP: 1 HBP: 0	WP: 0 PB: 0 SB: 0 CS: 0	PA: 34
PITCHER	IP WLS BF H R ER SO BB IBB HBP BLK WP HR S P ERA WHIP																			
Mark Langston, L (1, 1) ERA: 2.89	7.0 L 30 6 5 5 2 2 1 0 0 0 0 0 55 89 6.43 1.143																			
Joe Grahe, R (8, 1) ERA: 3.99	0.2 3 1 0 0 0 1 0 0 0 0 0 0 8 14 0.00 3.000																			
Steve Frey, L (8, 1) ERA: 1.76	0.1 1 0 0 0 0 0 0 0 0 0 0 0 1 2 0.00 0.000																			

AB 26
R 2
H 3
RBI 1
BB 4
SO 6
LOB 10



AB 30
R 5
H 7
RBI 5
BB 4
SO 2
LOB 11



WP: 0
PB: 0
SB: 0
CS: 0

Batter	1	2	3	4	5	6	7	8	9	AB	R	H	RBI	BB	SO	LOB	TOP				
Luis Polonia, L (1, 7) OBP: 0.315, SLG: 0.319	0-2 L3 1B		1-3 K			1-0 L4		1-0 L5		4	0	1	0	0	1	1	California Angels @ New York Yankees Yankee Stadium, Bronx, NY Sat Jul 24 1993, 3:33 AM EDT Att: 44,786 - Unknown				
Chad Curtis, R (1, 8) OBP: 0.376, SLG: 0.371	0-0 L3		1-2 G6-3			3-3 K		4-0 BB		3	0	0	0	1	1						
Damon Easley, R (1, 5) OBP: 0.387, SLG: 0.417	2-2 1B			0-1 G5-3			2-1 1B HR	2-1 L4-6		3	0	2	0	0	0						
Gary Disarcina, R (7, PR) OBP: 0.276, SLG: 0.329	1B						1B			1	1	0	0	0	2						
Tim Salmon, R (1, 9) OBP: 0.383, SLG: 0.517	1-2 FC6 1B			1-2 F7			3-2 HR 1B		0-1 G5-3	4	1	2	0	0	0						
Chili Davis, S (1, 10) OBP: 0.320, SLG: 0.404	2-1 FC6			1-3 K			2-1 HR		3-3 K	4	1	1	3	0	2						
Greg Myers, L (1, 2) OBP: 0.302, SLG: 0.382		1-3 K			3-1 P5			3-1 G6-4-3 1B	0-0 G3	4	0	1	0	0	1						
Torey Lovullo, S (1, 4) OBP: 0.327, SLG: 0.362		1-2 F8			1-0 G3-1			2-1 G6-4-3		3	0	0	0	0	1						
J.T. Snow, L (1, 3) OBP: 0.312, SLG: 0.385		0-3 K			0-2 G6-3			1-2 G5-3		3	0	0	0	0	1						
Rod Correia, R (1, 6) OBP: 0.333, SLG: 0.417			2-1 G6-3			1-0 G6-3		0-2 L4-6 BB 1B		2	0	0	0	0	0						
Rene Gonzales, R (8, PH) OBP: 0.360, SLG: 0.314										1	0	1	0	0	0						
Inning Stats	R: 0 E: 0 K: 0 S: 13	H: 3 LOB: 2 BB: 0 P: 18	R: 0 E: 0 K: 2 S: 10	H: 0 LOB: 0 BB: 0 P: 12	R: 0 E: 0 K: 1 S: 8	H: 0 LOB: 0 BB: 0 P: 12	R: 0 E: 0 K: 1 S: 9	H: 0 LOB: 0 BB: 0 P: 11	R: 0 E: 0 K: 0 S: 6	H: 0 LOB: 0 BB: 0 P: 10	R: 3 E: 0 K: 0 S: 15	H: 4 LOB: 1 BB: 0 P: 28	R: 0 E: 0 K: 0 S: 6	H: 1 LOB: 1 BB: 1 P: 13	R: 0 E: 0 K: 1 S: 7	H: 0 LOB: 0 BB: 0 P: 10	1B: 7 2B: 2 3B: 0 HR: 1	SF: 0 SAC: 0 DP: 3 HBP: 0	WP: 0 PB: 0 SB: 0 CS: 0	PA: 33	
PITCHER	IP WLS BF H R ER SO BB IBB HBP BLK WP HR S P ERA WHIP	6.0 W 23 6 3 3 5 0 0 0 0 0 1 59 88 4.50 1.000	1.1 5 2 0 0 0 0 0 0 0 0 0 0 11 18 0.00 1.500	0.2 2 0 0 0 0 1 0 0 0 0 0 0 2 8 0.00 1.500	1.0 S 3 0 0 0 0 1 0 0 0 0 0 7 10 0.00 0.000	PITCHER										IP WLS BF H R ER SO BB IBB HBP BLK WP HR S P ERA WHIP	6.0 W 23 6 3 3 5 0 0 0 0 0 1 59 88 4.50 1.000				
Scott Kamieniecki, R (1, 1) ERA: 3.97											6.0 W 23 6 3 3 5 0 0 0 0 0 1 59 88 4.50 1.000										
Steve Howe, L (7, 1) ERA: 6.83											1.1 5 2 0 0 0 0 0 0 0 0 0 0 11 18 0.00 1.500										
Bobby Muñoz, R (8, 1) ERA: 4.21											0.2 2 0 0 0 0 1 0 0 0 0 0 0 2 8 0.00 1.500										
Steve Farr, R (9, 1) ERA: 3.89											1.0 S 3 0 0 0 0 1 0 0 0 0 0 7 10 0.00 0.000										

Batter	1	2	3	4	5	6	7	8	9	AB	R	H	RBI	BB	SO	LOB	BOTTOM				
Wade Boggs, L (1, 5) OBP: 0.372, SLG: 0.385	0-1 F9		0-1 G4-3			2-0 F8		3-2 G4-3		4	0	0	0	0	2	California Angels @ New York Yankees Yankee Stadium, Bronx, NY Sat Jul 24 1993, 3:33 AM EDT Att: 44,786 - Unknown					
Dion James, L (1, 7) OBP: 0.373, SLG: 0.454	1-0 1B			2-0 1B	0-1 HR			4-0 CS BB		3	2	3	0	0	0						
Hensley Meulens, R (7, PH) OBP: 0.288, SLG: 0.353	1B			1B	HR			2B		0	0	0	0	1	0						
Don Mattingly, L (1, 3) OBP: 0.369, SLG: 0.458	2-2 G4-6-3 1B			0-1 1B	4-0 HR			3-2 G4-3		3	1	2	0	1	1						
Danny Tartabull, R (1, 10) OBP: 0.367, SLG: 0.536	1-1 G4-6-3			1-2 1B	1-2 IBB			1-2 K		4	1	2	4	0	1						
Paul O'Neill, L (1, 9) OBP: 0.378, SLG: 0.531		3-3 K		2-1 L3 1B	1-3 K			1-1 F9		4	0	1	0	0	2						
Bernie Williams, S (1, 8) OBP: 0.311, SLG: 0.408		0-3 K		0-0 L3		0-1 F9		1-1 F8		4	0	0	0	0	1						
Matt Nokes, L (1, 2) OBP: 0.301, SLG: 0.471		0-0 L9		4-0 IBB		1-2 G4-3		0-0 G4-3		3	0	0	0	1	0						
Mike Gallego, R (1, 6) OBP: 0.370, SLG: 0.422			2-1 F9	2-2 F8		2-1 3B 1B				3	1	1	0	0	3						
Pat Kelly, R (1, 4) OBP: 0.315, SLG: 0.395			1-1 CS 1B		2-2 F7		2-2 3B			3	0	2	1	0	0						
Inning Stats	R: 0 E: 0 K: 0 S: 8	H: 2 LOB: 1 BB: 0 P: 12	R: 0 E: 0 K: 2 S: 8	H: 0 LOB: 0 BB: 0 P: 11	R: 0 E: 0 K: 0 S: 6	H: 1 LOB: 0 BB: 0 P: 9	R: 1 E: 0 K: 0 S: 13	H: 4 LOB: 3 BB: 1 P: 23	R: 3 E: 0 K: 1 S: 15	H: 2 LOB: 0 BB: 1 P: 25	R: 1 E: 0 K: 0 S: 13	H: 2 LOB: 1 BB: 0 P: 21	R: 0 E: 0 K: 1 S: 6	H: 0 LOB: 0 BB: 1 P: 14	R: 0 E: 0 K: 0 S: 5	H: 0 LOB: 0 BB: 0 P: 7	1B: 8 2B: 2 3B: 1 HR: 1	SF: 0 SAC: 0 DP: 2 HBP: 0	WP: 0 PB: 0 SB: 0 CS: 2	PA: 34	
PITCHER	IP WLS BF H R ER SO BB IBB HBP BLK WP HR S P ERA WHIP	5.2 L 27 11 5 5 3 11 5 5 3 0 0 6 16 7.94 1.941	1.0 3 0 0 0 0 1 0 0 0 0 0 0 6 16 0.00 1.000	1.1 4 0 0 0 0 1 0 0 0 0 0 0 8 11 0.00 0.000	PITCHER										IP WLS BF H R ER SO BB IBB HBP BLK WP HR S P ERA WHIP	5.2 L 27 11 5 5 3 11 5 5 3 0 0 6 16 7.94 1.941					
Scott Sanderson, R (1, 1) ERA: 4.46											5.2 L 27 11 5 5 3 11 5 5 3 0 0 6 16 7.94 1.941										
Ken Patterson, L (6, 1) ERA: 5.5											1.0 3 0 0 0 0 1 0 0 0 0 0 0 6 16 0.00 1.000										
Mike Butcher, R (7, 1) ERA: 2.87											1.1 4 0 0 0 0 1 0 0 0 0 0 0 8 11 0.00 0.000										

Batter	1	2	3	4	5	6	7	8	9	AB	R	H	RBI	BB	SO	LOB	TOP					
Luis Polonia, L OBP: 0.311, SLG: 0.315 (1, 7)	L9	G4-3	F9		K			G4-3		5	0	0	0	0	1	2	California Angels @ New York Yankees Yankee Stadium, Bronx, NY Sun Jul 25 1993, 3:33 AM EDT Att: 50,429 - Sunny - 88 F					
Stan Javier, S OBP: 0.295, SLG: 0.304 (1, 8)	1B	E4 HR	K			F8		K		5	1	1	0	0	2	1						
Tim Salmon, R OBP: 0.386, SLG: 0.530 (1, 9)	P4	HR		G3		K			1B	5	1	3	3	0	1	1						
Chili Davis, S OBP: 0.321, SLG: 0.411 (1, 10)	K	HR		G3		K			F9	4	1	1	1	1	2	2						
Greg Myers, L OBP: 0.306, SLG: 0.391 (1, 2)				K					P3	4	2	2	0	0	1	2						
Damon Easley, R OBP: 0.386, SLG: 0.415 (9, PH)										1	0	0	0	0	0	1						
Ron Tingley, R OBP: 0.291, SLG: 0.275 (9, 2)										0	0	0	0	0	0	0						
Torey Lovullo, S OBP: 0.324, SLG: 0.358 (1, 4)									G4-3	5	0	1	0	0	0	4						
Rene Gonzales, R OBP: 0.366, SLG: 0.319 (1, 5)										3	1	2	2	1	0	2						
J.T. Snow, L OBP: 0.315, SLG: 0.385 (1, 3)										3	1	1	0	1	1	3						
Gary Disarcina, R OBP: 0.276, SLG: 0.331 (1, 6)										4	1	1	1	0	2	1						
Inning Stats	R: 0 E: 0 K: 1 S: 10	H: 1 LOB: 1 BB: 0 P: 13	R: 3 E: 1 K: 0 S: 27	H: 9 LOB: 2 BB: 0 P: 40	R: 0 E: 0 K: 2 S: 7	H: 0 LOB: 0 BB: 0 P: 9	R: 0 E: 0 K: 1 S: 10	H: 1 LOB: 2 BB: 1 P: 16	R: 0 E: 0 K: 2 S: 11	H: 0 LOB: 0 BB: 0 P: 17	R: 0 E: 0 K: 1 S: 7	H: 0 LOB: 1 BB: 1 P: 15	R: 0 E: 0 K: 2 S: 9	H: 0 LOB: 0 BB: 0 P: 14	R: 0 E: 0 K: 0 S: 10	H: 1 LOB: 1 BB: 0 P: 17		1B: 7 2B: 3 3B: 0 HR: 2	SF: 0 SAC: 0 DP: 1 HBP: 0	WP: 0 PB: 0 SB: 0 CS: 0	PA: 42	
PITCHER	IP	WLS	BF	H	R	ER	SO	BB	IBB	HBP	BLK	WP	HR	S	P	ERA		WHIP				
Melido Perez, R ERA: 4.74 (1, 1)	1.2		12	6	6	2	1	0	0	0	0	0	1	27	40	10.80		3.600				
Rich Monteleone, R ERA: 4.95 (2, 1)	4.1		19	5	2	2	6	2	0	0	0	0	1	45	68	4.15		1.615				
Paul Gibson, L ERA: 3.72 (7, 1)	2.1		9	1	0	0	3	1	0	0	0	0	0	21	38	0.00	0.857					
John Habyan, R ERA: 3.64 (9, 1)	0.2	W	2	0	0	0	0	0	0	0	0	0	0	5	8	0.00	0.000					

Batter	1	2	3	4	5	6	7	8	9	AB	R	H	RBI	BB	SO	LOB	BOTTOM						
Wade Boggs, L OBP: 0.370, SLG: 0.382 (1, 5)	F8		F7	G6-3		G4-6-3		SH5-4 1B		5	0	1	1	0	0	2	California Angels @ New York Yankees Yankee Stadium, Bronx, NY Sun Jul 25 1993, 3:33 AM EDT Att: 50,429 - Sunny - 88 F						
Jim Leyritz, R OBP: 0.429, SLG: 0.532 (1, 9)	F8		1B	1B			G6-3	SH5-4		3	2	2	0	1	0	0							
Dion James, L OBP: 0.373, SLG: 0.454 (8, PH)			1B	BB						0	0	0	0	0	0	0							
Don Mattingly, L OBP: 0.369, SLG: 0.456 (1, 3)	FC5-4 HBP		1B	P6			G6-3	L3-5		4	1	1	0	0	0	4							
Danny Tartabull, R OBP: 0.368, SLG: 0.532 (1, 10)	FC5-4		1B			F9	G6-3		PB SF7 BB	4	1	1	2	1	0	1							
Mike Stanley, R OBP: 0.411, SLG: 0.590 (1, 2)			1B						E6 F8 PB 1B	5	2	2	1	0	1	3							
Hensley Meulens, R OBP: 0.288, SLG: 0.353 (9, PR)		HR					2B	1B		0	1	0	0	0	0	0							
Bernie Williams, S OBP: 0.315, SLG: 0.407 (1, 8)		G6-3				G6-3			1B	3	1	1	1	2	0	0							
Paul O'Neill, L OBP: 0.381, SLG: 0.539 (9, 9)			G3-1				F9 1B	HBP	SF7	3	0	2	3	0	0	2							
Mike Gallego, R OBP: 0.370, SLG: 0.421 (1, 4)		G4-3		WP G6-3 1B			F9 1B	HBP	F8	5	1	2	0	0	0	4							
Spike Owen, S OBP: 0.311, SLG: 0.315 (1, 6)										4	0	1	0	0	0	4							
Pat Kelly, R OBP: 0.318, SLG: 0.397 (8, PR)		G5-3					F9		SH5-4 L3-5 1B	1	0	1	1	0	0	0							
Inning Stats	R: 0 E: 0 K: 0 S: 7	H: 0 LOB: 1 BB: 0 P: 18	R: 1 E: 0 K: 0 S: 7	H: 2 LOB: 1 BB: 0 P: 9	R: 2 E: 0 K: 0 S: 16	H: 4 LOB: 2 BB: 0 P: 23	R: 1 E: 0 K: 0 S: 10	H: 1 LOB: 1 BB: 1 P: 20	R: 0 E: 0 K: 1 S: 7	H: 0 LOB: 0 BB: 0 P: 11	R: 0 E: 0 K: 0 S: 4	H: 1 LOB: 1 BB: 0 P: 9	R: 3 E: 0 K: 0 S: 14	H: 3 LOB: 1 BB: 1 P: 24	R: 0 E: 0 K: 0 S: 10	H: 2 LOB: 1 BB: 0 P: 12		R: 2 E: 1 K: 0 S: 9	H: 1 LOB: 2 BB: 2 P: 19	1B: 10 2B: 4 3B: 0 HR: 1	SF: 1 SAC: 1 DP: 2 HBP: 2	WP: 2 PB: 1 SB: 0 CS: 0	PA: 45
PITCHER	IP	WLS	BF	H	R	ER	SO	BB	IBB	HBP	BLK	WP	HR	S	P	ERA		WHIP					
Hilly Hathaway, L ERA: 5.63 (1, 1)	5.0		25	7	4	4	1	1	0	0	0	0	0	17	30	16.20		3.000					
Gene Nelson, R ERA: 2.09 (6, 1)	1.2		9	4	3	3	0	1	0	0	0	0	0	5	6	0.00	6.000						
Mike Butcher, R ERA: 2.81 (7, 1)	0.1		3	2	0	0	0	0	0	0	0	0	0	15	26	0.00	1.200						
Steve Frey, L ERA: 1.67 (8, 1)	1.2	L	8	1	2	0	0	1	1	0	0	0	0	15	26	0.00	1.200						



Batter	1	2	3	4	5	6	7	8	9	AB	R	H	RBI	BB	SO	LOB	TOP								
Rickey Henderson, R OBP: 0.472, SLG: 0.551 Mike Aldrete, L OBP: 0.364, SLG: 0.472	1-1 F9		1-1 BB		1-2 HR		2-2 L9			3	3	3	2	0	1	0	0								
Brent Gates, S OBP: 0.304, SLG: 0.371	4-0 F		1-2 HR		1-2 F9			3-2 K		1	4	2	2	2	1	1	1								
Ruben Sierra, S OBP: 0.304, SLG: 0.433 Vince Horsman, R Ed Nunez, R	1-0 E8		1-2 HR		1-0 HR			1-1 BB		2	5	2	4	3	0	1	1								
Terry Steinbach, R OBP: 0.332, SLG: 0.417 Scott Hemond, R OBP: 0.316, SLG: 0.337	2-2 F9		0-2 HR		0-0 FC6-4			4-0 FC6-4		3	4	1	3	4	0	0	0								
Dave Henderson, R OBP: 0.264, SLG: 0.418	0-0 L6		2-0 HR		0-3 K			1-0 F9		2	5	1	1	1	0	2	4								
Craig Paquette, R OBP: 0.276, SLG: 0.440		4-2 S	1-1 G4-3		1-1 FC6-4			2-2 G6-3		2	4	1	1	0	1	0	3								
Troy Neel, L OBP: 0.328, SLG: 0.458		3-3 K	0-0 G4-3		4-2 FC6-4			0-0 F7		3	3	0	0	0	2	1	2								
Mike Bordick, R OBP: 0.345, SLG: 0.334		0-0 G6-3	3-2 1B		3-1 FC6-4			0-0 G6-3		1	5	0	1	1	0	1	4								
Lance Blankenship, R OBP: 0.370, SLG: 0.279		2-3 K	2-2 2B		1-1 F8			0-2 G6-3		2	5	1	1	0	0	1	2								
Inning Stats	R: 1 E: 1 K: 0 S: 7	H: 2 LOB: 1 BB: 1 P: 15	R: 0 E: 0 K: 2 S: 10	H: 0 LOB: 1 BB: 1 P: 19	R: 8 E: 0 K: 1 S: 26	H: 9 LOB: 1 BB: 1 P: 46	R: 0 E: 0 K: 1 S: 14	H: 1 LOB: 2 BB: 1 P: 22	R: 2 E: 0 K: 0 S: 10	H: 2 LOB: 0 BB: 0 P: 16	R: 0 E: 0 K: 1 S: 7	H: 0 LOB: 0 BB: 0 P: 9	R: 0 E: 0 K: 0 S: 9	H: 0 LOB: 0 BB: 0 P: 11	R: 0 E: 0 K: 1 S: 10	H: 1 LOB: 2 BB: 1 P: 21	R: 0 E: 0 K: 1 S: 8	H: 0 LOB: 0 BB: 1 P: 13	1B: 10 2B: 2 3B: 0 HR: 3	SF: 0 SAC: 0 DP: 1 HBP: 0	WP: 0 PB: 0 SB: 1 CS: 0	PA: 45			
PITCHER	IP	WLS	BF	H	R	ER	SO	BB	IBB	HBP	BLK	WP	HR	S	P	ERA	WHIP								
Chuck Finley, L ERA: 3.27	2.1	L	17	8	8	8	2	3	0	0	0	0	2	33	61	30.86	4.714								
Doug Linton, R ERA: 7.99	5.0		23	7	3	3	4	2	0	0	0	0	1	56	91	5.40	1.800								
Ken Patterson, L ERA: 5.26	1.2		5	0	0	0	1	1	0	0	0	0	0	12	20	0.00	0.600								

Oakland Athletics @ California Angels
Anaheim Stadium, Anaheim, CA
Mon Jul 26 1993, 10:05 PM EDT
Att: 20,265 - Unknown - 76 F

AB 39
R 11
H 15
RBI 11
BB 6
SO 7
LOB 17

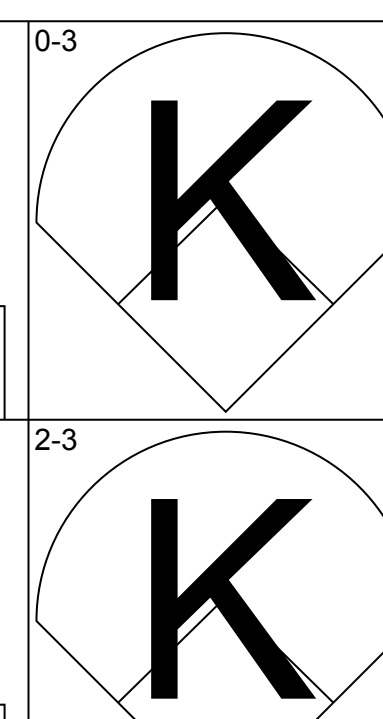
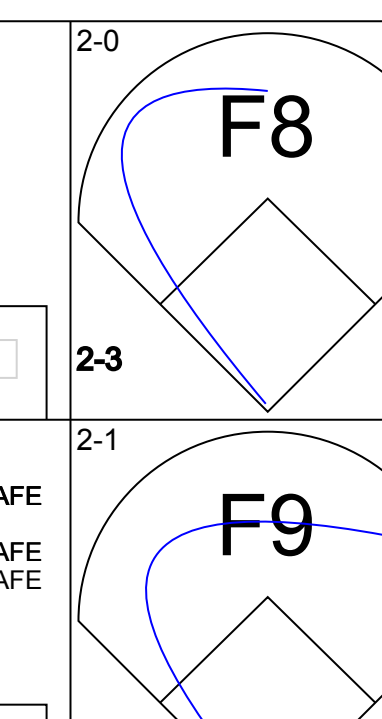
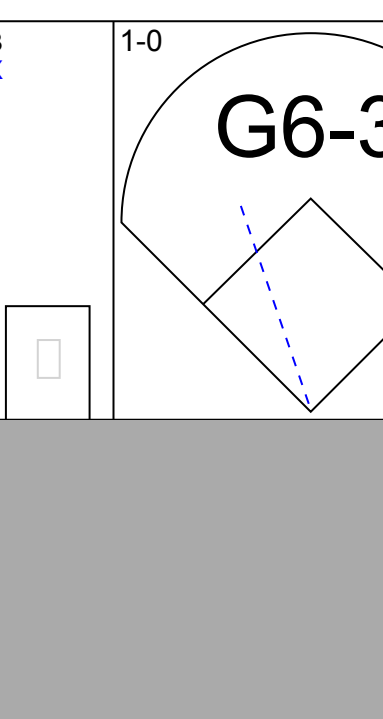
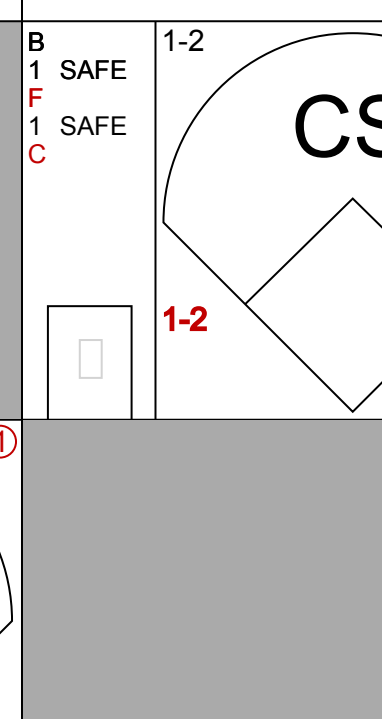
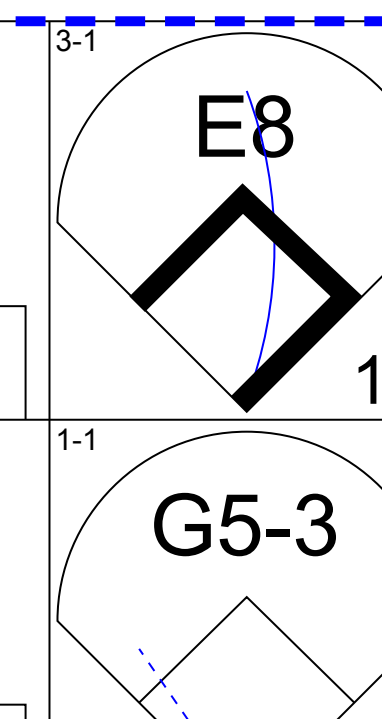
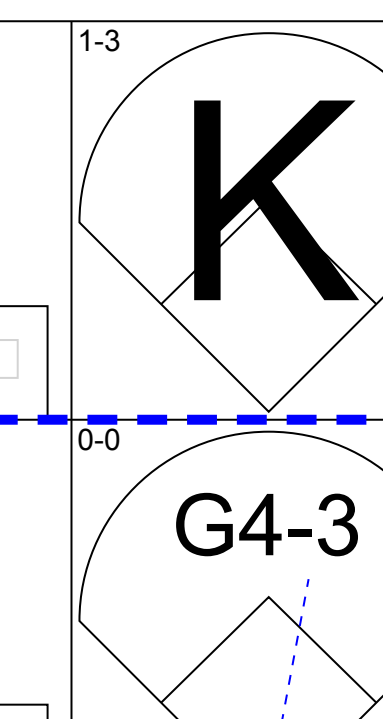
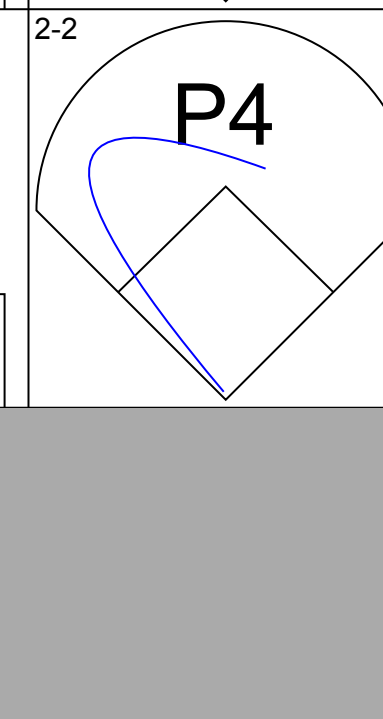

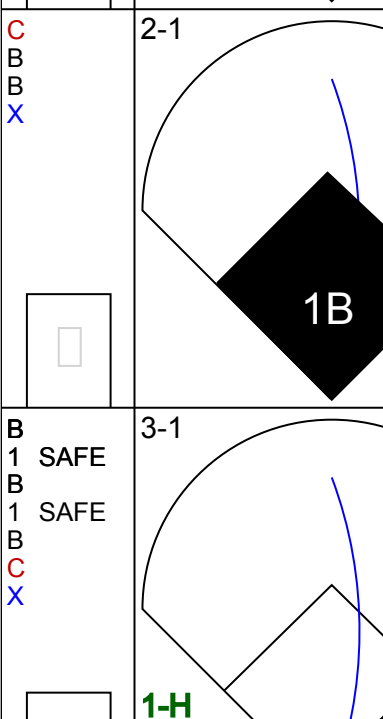
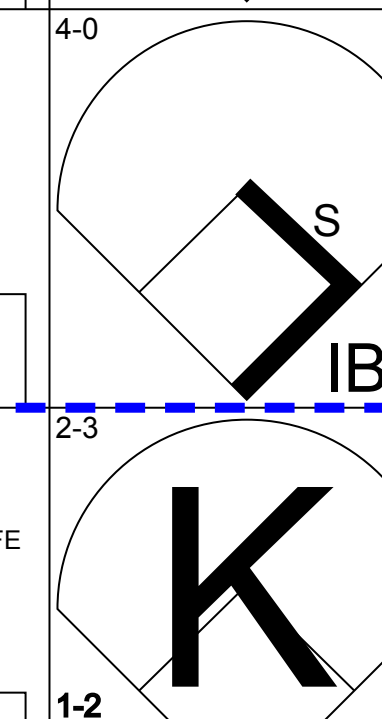


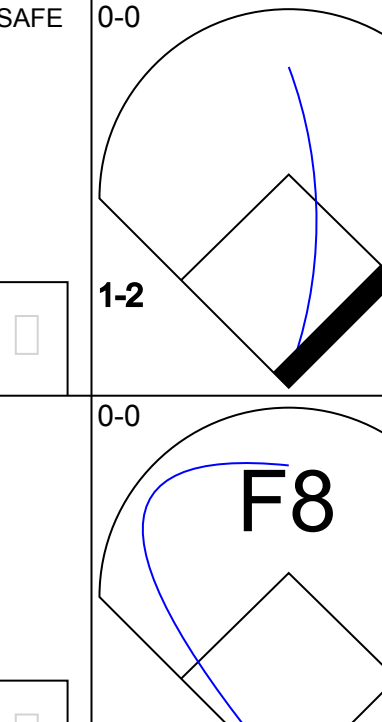
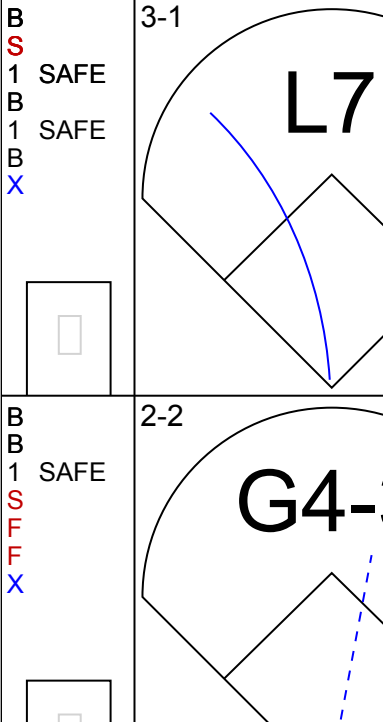
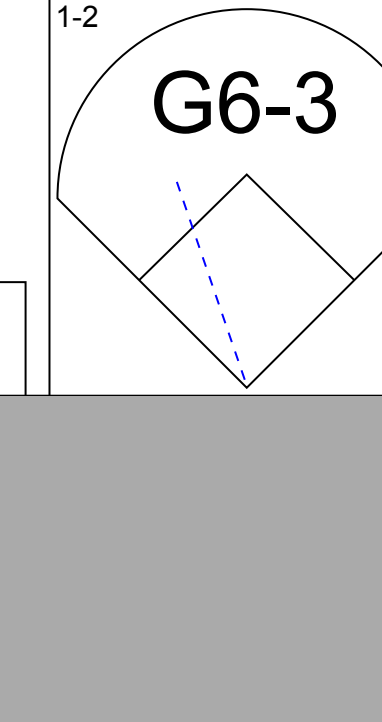
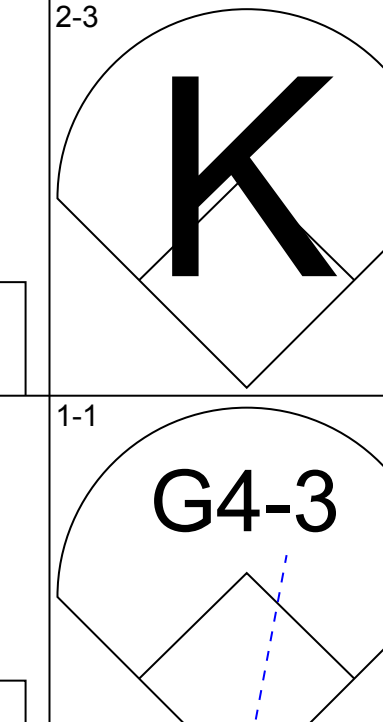
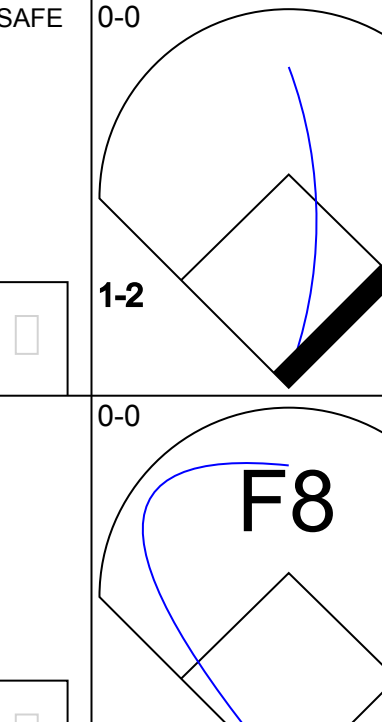
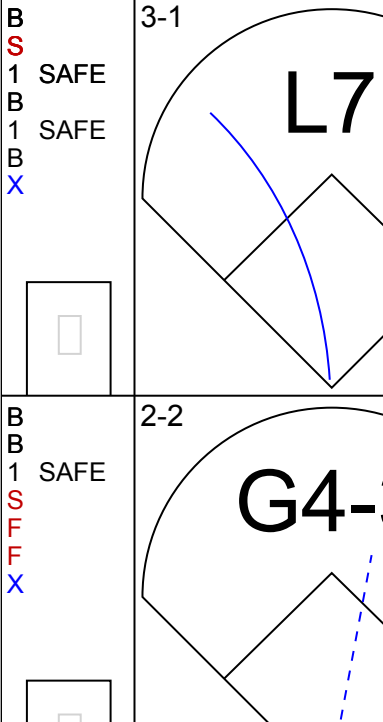
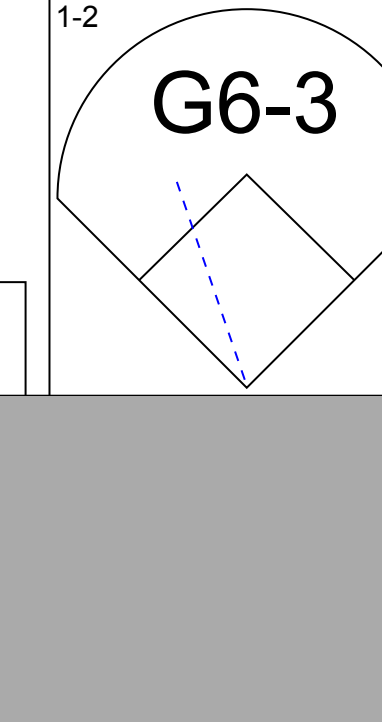

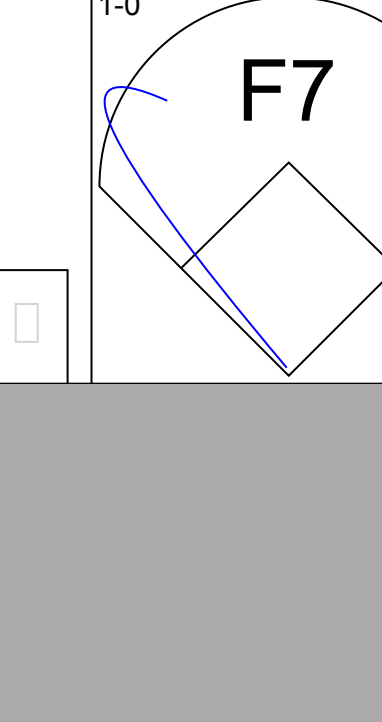



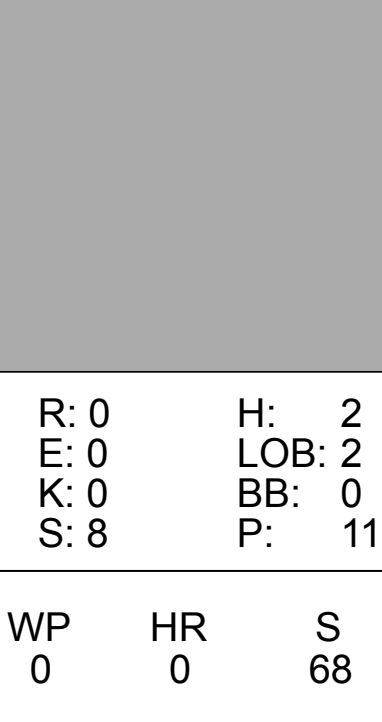
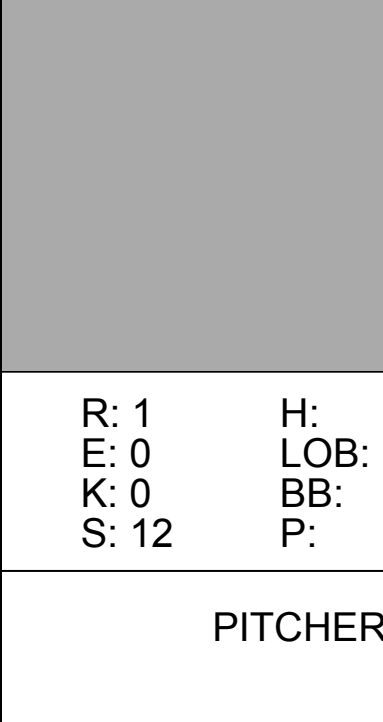
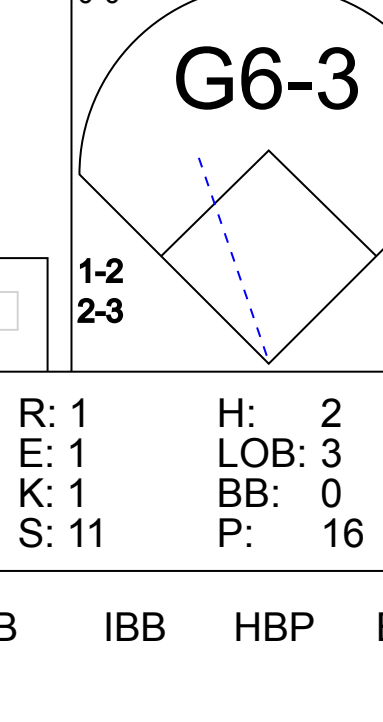
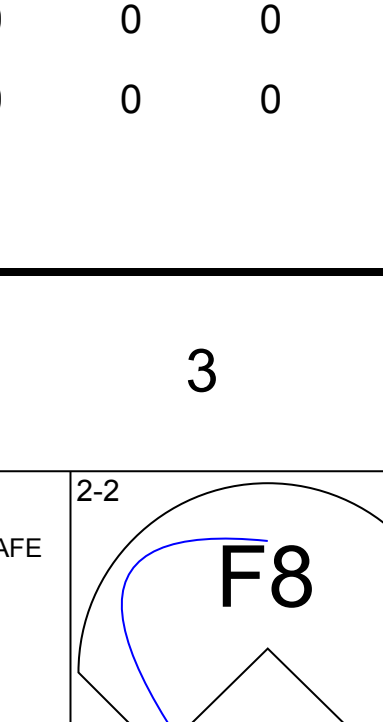
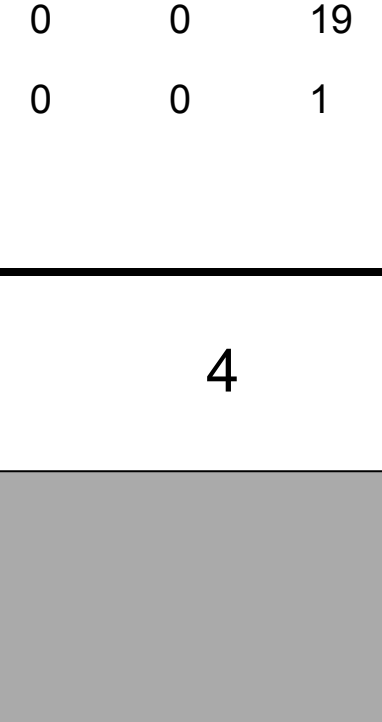
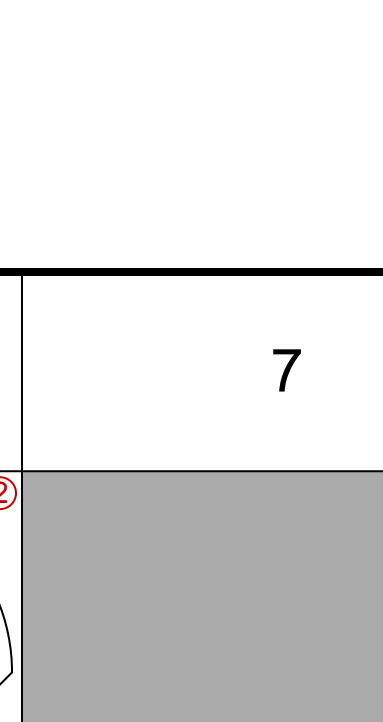
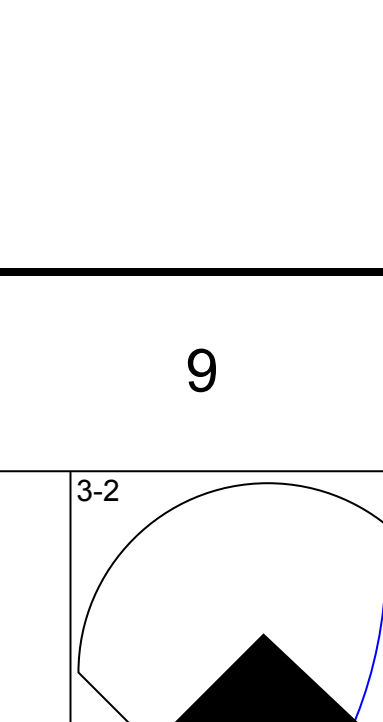
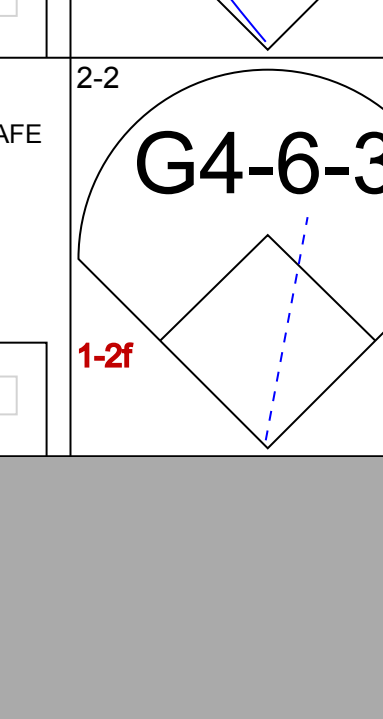

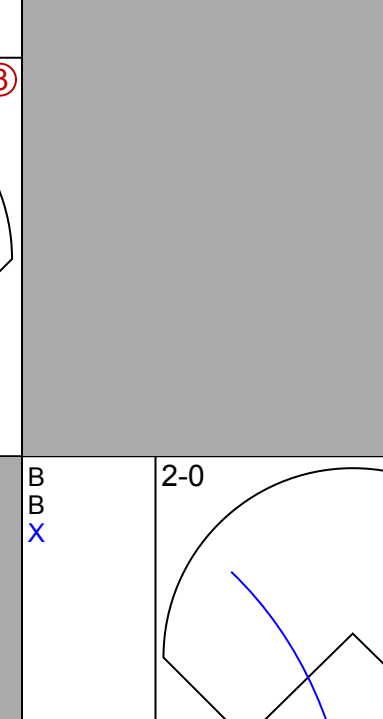
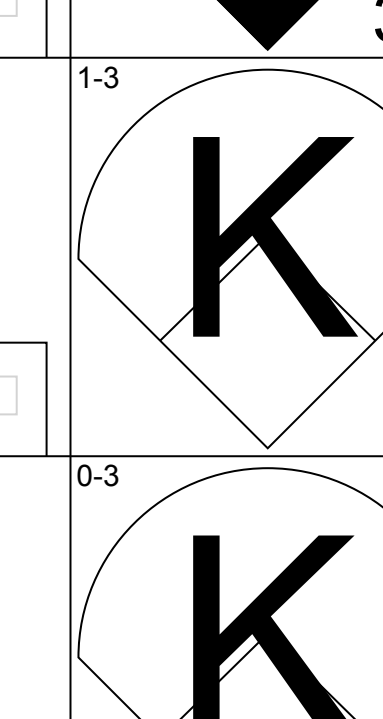


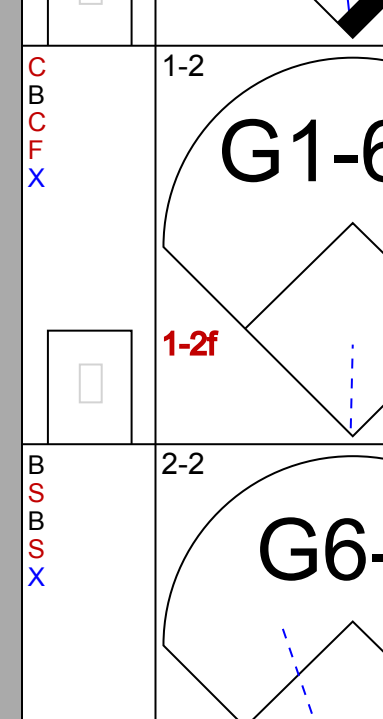
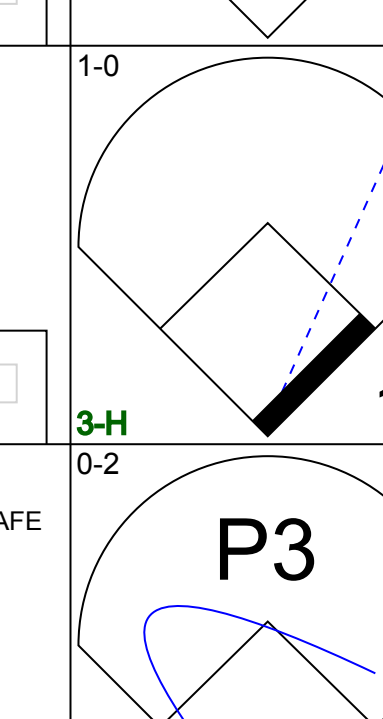


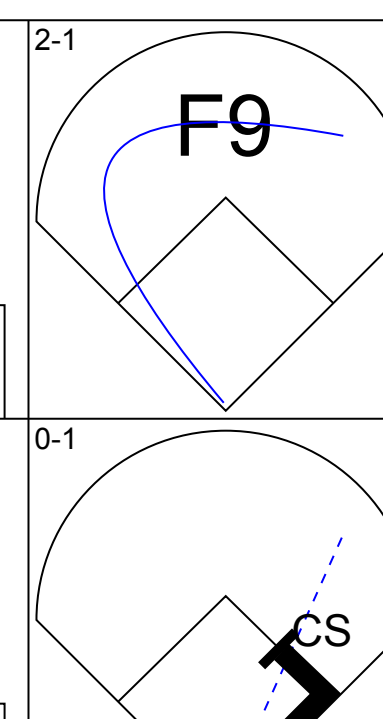
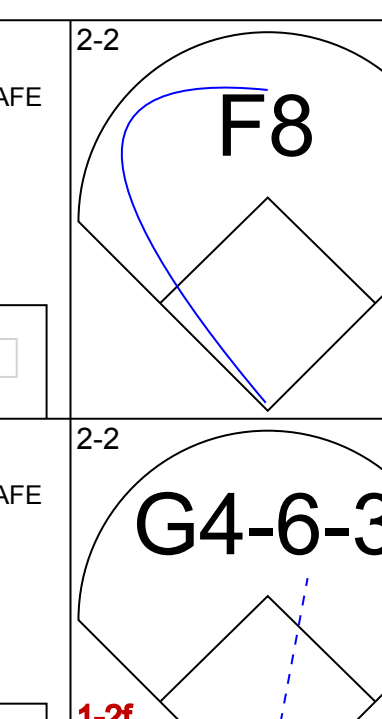
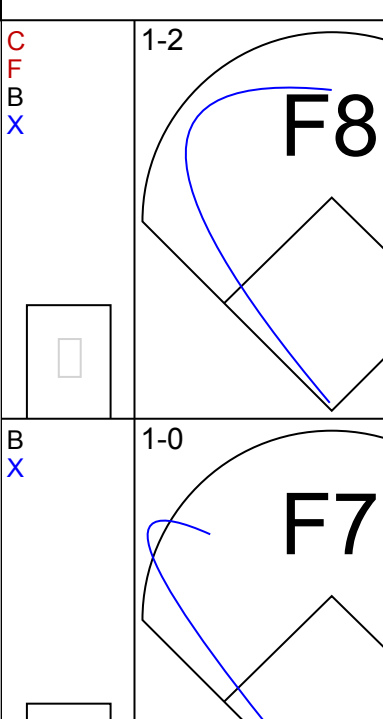
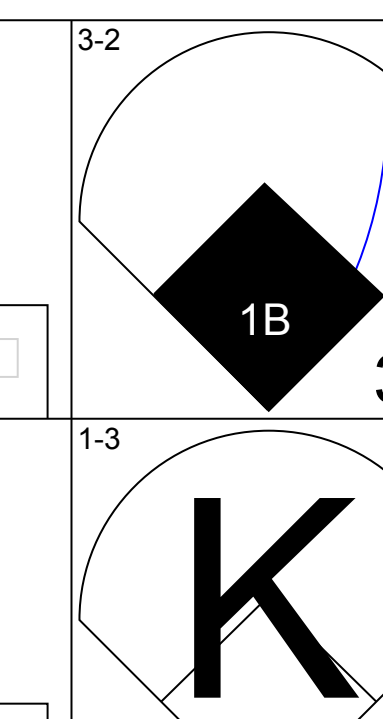
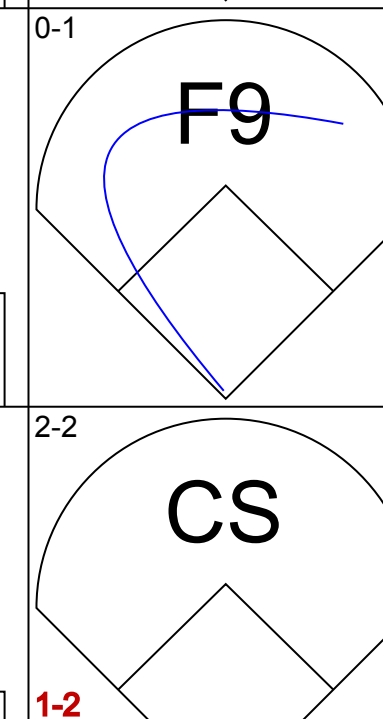


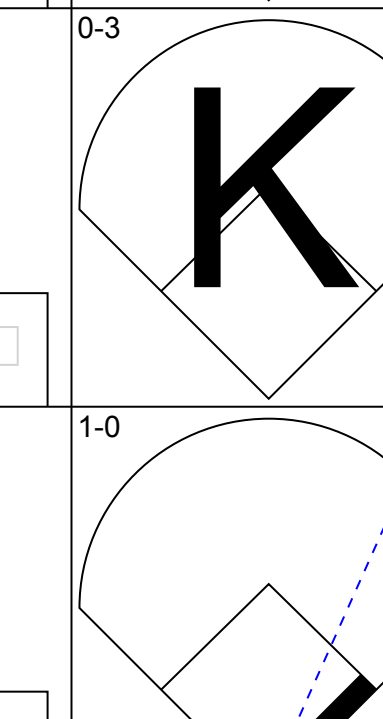

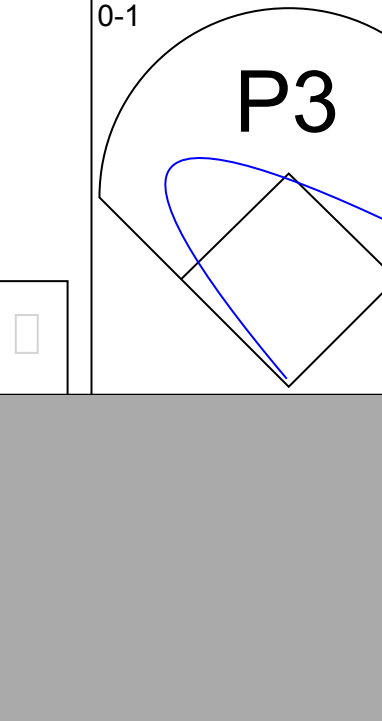
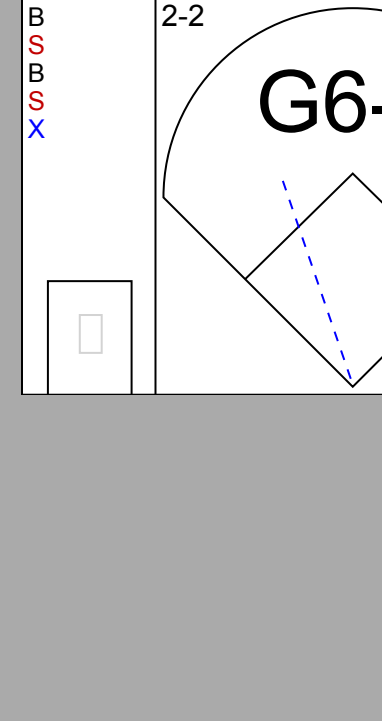
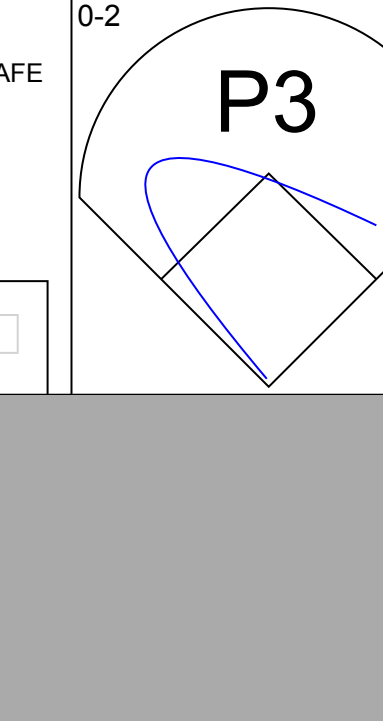

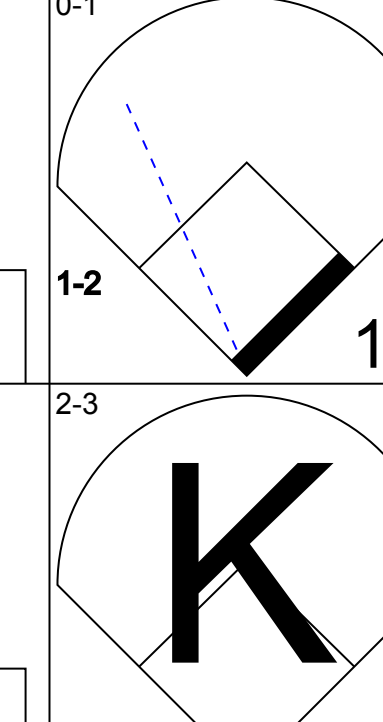



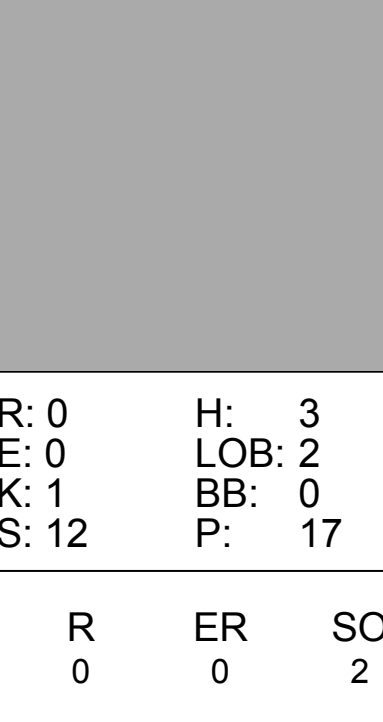

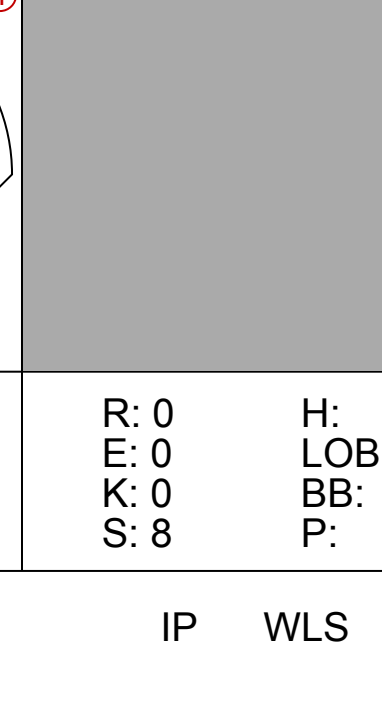
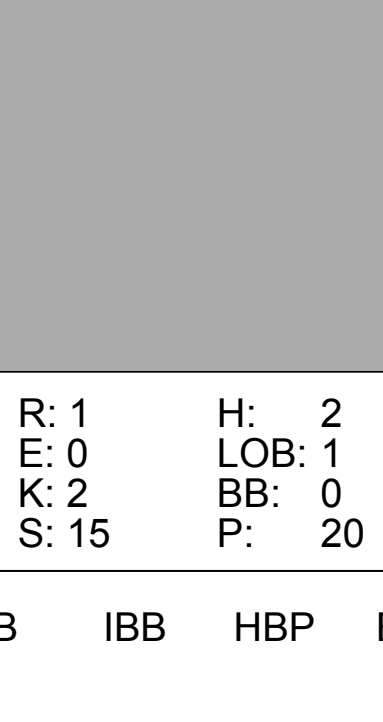



Batter	1	2	3	4	5	6	7	8	9	AB	R	H	RBI	BB	SO	LOB	BOTTOM								
Luis Polonia, L OBP: 0.307, SLG: 0.310	0-0 L6		2-1 G3		0-1 F7				1-2 F8	1	5	0	0	0	0	3									
Chad Curtis, R OBP: 0.379, SLG: 0.373	4-2 2B		0-0 BB		1-1 F8			2-3 K		1	4	2	2	0	1	1	1								
Damion Easley, R OBP: 0.391, SLG: 0.416 Rod Correia, R OBP: 0.308, SLG: 0.385	2-0 F9		4-1 1B		0-0 1B			4-2 2B		2	2	1	1	0	2	0	1								
Tim Salmon, R OBP: 0.383, SLG: 0.528	1-1 2B		1-3 K		1-0 P6			1-3 K		2	5	1	1	0	0	2	5								
Chili Davis, S OBP: 0.323, SLG: 0.417	0-0 2B		2-0 L3		2-1 L7			2-0 2B		2	4	0	2	3	0	0	3								
Greg Myers, L OBP: 0.305, SLG: 0.388	2-0 L3		3-2 1B		0-2 F8			1-3 K		3	4	0	1	1	0	1	3								
Torey Lovullo, S OBP: 0.319, SLG: 0.352		0-0 P6	2-2 L9					3-2 F9		1	4	0	0	0	0	2									
Rene Gonzales, R OBP: 0.364, SLG: 0.318		3-2 1B			2-2 G6-3			0-0 F8		2	4	0	1	0	0	0									
Gary Disarcina, R OBP: 0.278, SLG: 0.333		2-1 F7			0-0 1B			1-0 1B		3	4	0	2	0	0	1									
Inning Stats	R: 2 E: 0 K: 0 S: 10	H: 2 LOB: 1 BB: 1 P: 19	R: 0 E: 0 K: 0 S: 8	H: 1 LOB: 0 BB: 0 P: 15	R: 1 E: 0 K: 1 S: 12	H: 2 LOB: 2 BB: 1 P: 24	R: 0 E: 0 K: 0 S: 9	H: 1 LOB: 1 BB: 0 P: 12	R: 0 E: 0 K: 0 S: 7	H: 1 LOB: 1 BB: 0 P: 10	R: 0 E: 0 K: 0 S: 10	H: 1 LOB: 1 BB: 0 P: 14	R: 1 E: 0 K: 3 S: 13	H: 1 LOB: 1 BB: 1 P: 23	R: 0 E: 0 K: 0 S: 6	H: 0 LOB: 0 BB: 0 P: 7	R: 0 E: 0 K: 0 S: 11	H: 1 LOB: 1 BB: 0 P: 15	1B: 7 2B: 3 3B: 0 HR: 0	SF: 0 SAC: 0 DP: 0 HBP: 0	WP: 0 PB: 0 SB: 0 CS: 0	PA: 40			
PITCHER	IP	WLS	BF	H	R	ER	SO	BB	IBB	HBP	BLK	WP	HR	S	P	ERA	WHIP								
Ron Darling, R ERA: 5.91	6.0	W	28	8	3	3	1	2	0	0	0	0	0	13	23	9.00	2.000								
Rich Gossage, R ERA: 5.99	1.0		5	1	1	1	3	1	0	0	0	0	0	6	7	0.00	0.000								
Vince Horsman, L ERA: 6.75	1.0		3	0	0	0	0	0	0	0	0	0	0	11	15	0.00	1.000								
Ed Nunez, R ERA: 3.14	1.0		4	1	0	0	0	0	0	0	0	0	0	11	15	0.00	1.000								

Oakland Athletics @ California Angels
Anaheim Stadium, Anaheim, CA
Mon Jul 26 1993, 10:05 PM EDT
Att: 20,265 - Unknown - 76 F

AB 37
R 4
H 10
RBI 4
BB 3
SO 4
LOB 20



Batter	1	2	3	4	5	6	7	8	9	AB	R	H	RBI	BB	SO	LOB	TOP																																																																											
Rickey Henderson, R OBP: 0.468, SLG: 0.552 (1, 7)										5	0	1	0	0	2	5	<p>Oakland Athletics @ California Angels Anaheim Stadium, Anaheim, CA</p> <p>Thu Jul 29 1993, 10:05 PM EDT Att: 22,132 - Unknown - 75 F</p> <p>livebaseballscores.com</p>																																																																											
Brent Gates, S OBP: 0.363, SLG: 0.361 (1, 4)										5	0	0	0	0	1	6																																																																												
Ruben Sierra, S OBP: 0.307, SLG: 0.436 (1, 9)										3	1	1	0	1	0	0																																																																												
Troy Neel, L OBP: 0.340, SLG: 0.468 Dave Henderson, R (8, PH) OBP: 0.263, SLG: 0.410 (1, 10)										3	0	2	1	0	0	0																																																																												
Terry Steinbach, R OBP: 0.331, SLG: 0.411 (1, 2)										1	0	0	0	0	1	2																																																																												
Mike Aldrete, L OBP: 0.354, SLG: 0.448 Lance Blankenship, R (9, PR) OBP: 0.374, SLG: 0.277 (1, 3)										4	0	1	0	0	0	3																																																																												
Jerry Browne, S OBP: 0.304, SLG: 0.310 (1, 8)										4	0	1	0	0	0	2																																																																												
Craig Paquette, R OBP: 0.272, SLG: 0.428 (1, 5)										4	0	1	1	0	0	1																																																																												
Mike Bordick, R OBP: 0.346, SLG: 0.335 (1, 6)										4	0	2	0	0	0	2																																																																												
Inning Stats	R: 0 E: 0 K: 2 S: 9	H: 0 LOB: 0 BB: 0 P: 13	R: 0 E: 0 K: 1 S: 7	H: 0 LOB: 0 BB: 0 P: 10	R: 0 E: 0 K: 0 S: 13	H: 2 LOB: 2 BB: 0 P: 18	R: 0 E: 0 K: 0 S: 8	H: 2 LOB: 2 BB: 0 P: 11	R: 0 E: 0 K: 0 S: 5	H: 1 LOB: 0 BB: 0 P: 19	R: 0 E: 1 K: 1 S: 13	H: 1 LOB: 2 BB: 0 P: 24	R: 1 E: 1 K: 1 S: 11	H: 2 LOB: 3 BB: 0 P: 16	1B: 10 2B: 0 3B: 0 HR: 0	SF: 0 SAC: 0 DP: 0 HBP: 0		WP: 0 PA: 39 PB: 0 SB: 2 CS: 1																																																																										
PITCHER	IP WLS BF H R ER SO BB IBB HBP BLK WP HR S P ERA WHIP	<table border="0"> <tr> <td>Phil Leftwich, R (1, 1)</td> <td>7.0</td> <td>L</td> <td>27</td> <td>7</td> <td>1</td> <td>1</td> <td>3</td> <td>0</td> <td>0</td> <td>0</td> <td>0</td> <td>0</td> <td>0</td> <td>0</td> <td>68</td> <td>101</td> <td>1.29</td> <td>1.000</td> </tr> <tr> <td>Ken Patterson, L (8, 1)</td> <td>0.1</td> <td></td> <td>3</td> <td>1</td> <td>0</td> <td>0</td> <td>0</td> <td>0</td> <td>1</td> <td>0</td> <td>0</td> <td>0</td> <td>0</td> <td>0</td> <td>4</td> <td>12</td> <td>0.00</td> <td>3.000</td> </tr> <tr> <td>Joe Grahe, R (8, 1)</td> <td>1.1</td> <td></td> <td>7</td> <td>2</td> <td>1</td> <td>1</td> <td>2</td> <td>0</td> <td>0</td> <td>0</td> <td>0</td> <td>0</td> <td>0</td> <td>0</td> <td>19</td> <td>27</td> <td>6.75</td> <td>1.500</td> </tr> <tr> <td>Steve Frey, L (9, 1)</td> <td>0.1</td> <td></td> <td>1</td> <td>0</td> <td>0</td> <td>0</td> <td>0</td> <td>0</td> <td>0</td> <td>0</td> <td>0</td> <td>0</td> <td>0</td> <td>0</td> <td>1</td> <td>1</td> <td>0.00</td> <td>0.000</td> </tr> </table>															Phil Leftwich, R (1, 1)	7.0	L	27	7	1	1	3	0	0	0	0	0	0	0	68	101	1.29	1.000	Ken Patterson, L (8, 1)	0.1		3	1	0	0	0	0	1	0	0	0	0	0	4	12	0.00	3.000	Joe Grahe, R (8, 1)	1.1		7	2	1	1	2	0	0	0	0	0	0	0	19	27	6.75	1.500	Steve Frey, L (9, 1)	0.1		1	0	0	0	0	0	0	0	0	0	0	0	1	1	0.00	0.000
Phil Leftwich, R (1, 1)	7.0	L	27	7	1	1	3	0	0	0	0	0	0	0	68	101	1.29	1.000																																																																										
Ken Patterson, L (8, 1)	0.1		3	1	0	0	0	0	1	0	0	0	0	0	4	12	0.00	3.000																																																																										
Joe Grahe, R (8, 1)	1.1		7	2	1	1	2	0	0	0	0	0	0	0	19	27	6.75	1.500																																																																										
Steve Frey, L (9, 1)	0.1		1	0	0	0	0	0	0	0	0	0	0	0	1	1	0.00	0.000																																																																										

Batter	1	2	3	4	5	6	7	8	9	AB	R	H	RBI	BB	SO	LOB	BOTTOM																																																							
Luis Polonia, L OBP: 0.304, SLG: 0.316 (1, 7)										4	1	1	0	0	0	1	<p>Oakland Athletics @ California Angels Anaheim Stadium, Anaheim, CA</p> <p>Thu Jul 29 1993, 10:05 PM EDT Att: 22,132 - Unknown - 75 F</p> <p>livebaseballscores.com</p>																																																							
Chad Curtis, R OBP: 0.384, SLG: 0.386 (1, 8)										4	0	1	0	0	1	2																																																								
Tim Salmon, R OBP: 0.388, SLG: 0.540 (1, 9)										4	0	1	0	0	1	2																																																								
Chili Davis, S OBP: 0.328, SLG: 0.417 Rod Correia, R (9, PR) OBP: 0.306, SLG: 0.385 (1, 10)										4	0	1	1	0	0	1																																																								
Eduardo Perez, R OBP: 0.385, SLG: 0.667 (1, 5)										4	0	1	0	0	0	1																																																								
Greg Myers, L OBP: 0.313, SLG: 0.393 Stan Javier, S (8, PH) OBP: 0.295, SLG: 0.305 Ron Tingley, R OBP: 0.293, SLG: 0.296 (1, 2)										2	0	1	0	0	0	0																																																								
Torey Lovullo, S OBP: 0.326, SLG: 0.353 (1, 4)										2	0	1	0	1	0	0																																																								
Ty Van Burkleo, L (1, 3)										2	0	0	0	0	1	2																																																								
Rene Gonzales, R (8, PH) OBP: 0.362, SLG: 0.321 (9, 3)										1	0	0	0	0	1	1																																																								
Gary Disarcina, R OBP: 0.281, SLG: 0.328 (1, 6)										2	0	0	0	1	1	1																																																								
Inning Stats	R: 0 E: 0 K: 0 S: 9	H: 1 LOB: 0 BB: 0 P: 12	R: 0 E: 0 K: 1 S: 12	H: 3 LOB: 0 BB: 0 P: 17	R: 0 E: 0 K: 0 S: 8	H: 0 LOB: 0 BB: 1 P: 16	R: 0 E: 0 K: 0 S: 6	H: 0 LOB: 0 BB: 0 P: 11	R: 0 E: 0 K: 1 S: 7	H: 0 LOB: 0 BB: 0 P: 11	R: 0 E: 0 K: 0 S: 8	H: 1 LOB: 0 BB: 0 P: 13	R: 0 E: 0 K: 1 S: 12	H: 0 LOB: 1 BB: 1 P: 17	R: 1 E: 0 K: 2 S: 15	H: 2 LOB: 1 BB: 0 P: 20	1B: 6 2B: 0 3B: 1 HR: 0	SF: 0 SAC: 0 DP: 2 HBP: 0	WP: 0 PA: 33 PB: 0 SB: 0 CS: 1																																																					
PITCHER	IP WLS BF H R ER SO BB IBB HBP BLK WP HR S P ERA WHIP	<table border="0"> <tr> <td>Bob Welch, R (1, 1)</td> <td>7.0</td> <td>W</td> <td>23</td> <td>5</td> <td>0</td> <td>0</td> <td>2</td> <td>1</td> <td>0</td> <td>0</td> <td>0</td> <td>0</td> <td>0</td> <td>0</td> <td>55</td> <td>90</td> <td>0.00</td> <td>0.857</td> </tr> <tr> <td>Rick Honeycutt, L (8, 1)</td> <td>0.1</td> <td></td> <td>2</td> <td>0</td> <td>0</td> <td>0</td> <td>0</td> <td>1</td> <td>0</td> <td>0</td> <td>0</td> <td>0</td> <td>0</td> <td>0</td> <td>4</td> <td>8</td> <td>0.00</td> <td>3.000</td> </tr> <tr> <td>Dennis Eckersley, R (8, 1)</td> <td>1.2</td> <td>S</td> <td>7</td> <td>2</td> <td>1</td> <td>1</td> <td>3</td> <td>0</td> <td>0</td> <td>0</td> <td>0</td> <td>0</td> <td>0</td> <td>23</td> <td>29</td> <td>5.40</td> <td>1.200</td> </tr> </table>															Bob Welch, R (1, 1)	7.0	W	23	5	0	0	2	1	0	0	0	0	0	0	55	90	0.00	0.857	Rick Honeycutt, L (8, 1)	0.1		2	0	0	0	0	1	0	0	0	0	0	0	4	8	0.00	3.000	Dennis Eckersley, R (8, 1)	1.2	S	7	2	1	1	3	0	0	0	0	0	0	23	29	5.40	1.200
Bob Welch, R (1, 1)	7.0	W	23	5	0	0	2	1	0	0	0	0	0	0	55	90	0.00	0.857																																																						
Rick Honeycutt, L (8, 1)	0.1		2	0	0	0	0	1	0	0	0	0	0	0	4	8	0.00	3.000																																																						
Dennis Eckersley, R (8, 1)	1.2	S	7	2	1	1	3	0	0	0	0	0	0	23	29	5.40	1.200																																																							

Batter	1	2	3	4	5	6	7	8	9	AB	R	H	RBI	BB	SO	LOB	TOP					
Shane Mack, R OBP: 0.342, SLG: 0.426										4	0	1	0	0	0	2	Minnesota Twins @ California Angels Anaheim Stadium, Anaheim, CA Fri Jul 30 1993, 10:05 PM EDT Att: 23,777 - Unknown					
Chuck Knoblauch, R OBP: 0.357, SLG: 0.339										3	0	1	0	1	0	1						
Kirby Puckett, R OBP: 0.350, SLG: 0.451										3	2	1	0	1	0	1						
Dave Winfield, R OBP: 0.328, SLG: 0.483										3	0	0	0	1	0	2						
Brian Harper, R OBP: 0.349, SLG: 0.452										4	0	2	2	0	1	0						
Pedro Munoz, R OBP: 0.303, SLG: 0.428										3	0	0	0	0	1	3						
Chip Hale, L OBP: 0.361, SLG: 0.368										0	0	0	0	0	0	0						
Gene Larkin, S OBP: 0.362, SLG: 0.323										4	0	1	0	0	1	1						
Pat Meares, R OBP: 0.311, SLG: 0.374										3	0	0	0	0	0	1						
Kent Hrbek, L OBP: 0.343, SLG: 0.436										1	0	1	0	0	0	0						
Jeff Reboulet, R OBP: 0.303, SLG: 0.243										3	0	2	0	0	1	0						
Mike Pagliarulo, L OBP: 0.342, SLG: 0.435										1	0	0	0	0	0	2						
Inning Stats	R: 1 E: 0 K: 1 S: 13	H: 2 LOB: 2 BB: 2 P: 25	R: 0 E: 0 K: 0 S: 4	H: 2 LOB: 1 BB: 0 P: 5	R: 1 E: 0 K: 0 S: 8	H: 2 LOB: 1 BB: 1 P: 14	R: 0 E: 0 K: 1 S: 10	H: 0 LOB: 0 BB: 0 P: 14	R: 0 E: 0 K: 0 S: 5	H: 1 LOB: 0 BB: 0 P: 8	R: 0 E: 0 K: 0 S: 8	H: 0 LOB: 0 BB: 0 P: 13	R: 0 E: 0 K: 0 S: 5	H: 1 LOB: 1 BB: 0 P: 8	R: 0 E: 0 K: 0 S: 6	H: 0 LOB: 0 BB: 0 P: 9	R: 0 E: 0 K: 2 S: 9	H: 1 LOB: 2 BB: 0 P: 12	1B: 8 2B: 1 3B: 0 HR: 0	SF: 0 SAC: 0 DP: 3 HBP: 1	WP: 0 PB: 0 CS: 1	PA: 37
PITCHER	IP WLS BF H R ER SO BB IBB HBP BLK WP HR S P ERA WHIP																					
Hilly Hathaway, L ERA: 5.08	(1, 1) 7.0 W 28 8 2 2 2 3 0 0 0 0 0 0 53 87 2.57 1.571																					
Mike Butcher, R ERA: 2.25	(8, 1) 2.0 S 8 1 0 0 2 0 0 1 0 0 0 0 15 21 0.00 0.500																					

AB	32
R	2
H	9
RBI	2
BB	3
SO	4
LOB	13



Batter	1	2	3	4	5	6	7	8	9	AB	R	H	RBI	BB	SO	LOB	BOTTOM	
Stan Javier, S OBP: 0.294, SLG: 0.303										4	1	1	1	0	0	1	Minnesota Twins @ California Angels Anaheim Stadium, Anaheim, CA Fri Jul 30 1993, 10:05 PM EDT Att: 23,777 - Unknown	
Chad Curtis, R OBP: 0.383, SLG: 0.384										4	0	1	1	0	0	2		
Tim Salmon, R OBP: 0.384, SLG: 0.534										4	0	0	0	0	1	4		
Chili Davis, S OBP: 0.329, SLG: 0.418										4	0	2	1	0	0	1		
Eduardo Perez, R OBP: 0.353, SLG: 0.563										4	0	1	0	0	1	1		
Rene Gonzales, R OBP: 0.360, SLG: 0.324										4	0	1	0	0	0	2		
Gary Disarcina, R OBP: 0.278, SLG: 0.324										4	0	0	0	0	0	1		
Ron Tingley, R OBP: 0.302, SLG: 0.304										2	2	1	0	1	1	0		
Rod Correia, R OBP: 0.375, SLG: 0.438										3	1	2	0	0	0	0		
Inning Stats	R: 0 E: 0 K: 0 S: 6	H: 0 LOB: 0 BB: 0 P: 13	R: 0 E: 0 K: 0 S: 8	H: 0 LOB: 0 BB: 0 P: 14	R: 1 E: 1 K: 1 S: 13	H: 2 LOB: 2 BB: 0 P: 20	R: 0 E: 0 K: 0 S: 5	H: 2 LOB: 1 BB: 0 P: 7	R: 0 E: 0 K: 0 S: 13	H: 1 LOB: 2 BB: 0 P: 20	R: 3 E: 0 K: 0 S: 12	H: 4 LOB: 2 BB: 1 P: 20	R: 0 E: 0 K: 1 S: 9	H: 0 LOB: 0 BB: 0 P: 9	1B: 8 2B: 1 3B: 0 HR: 0	SF: 0 SAC: 0 DP: 1 HBP: 0		WP: 0 PB: 0 CS: 0
PITCHER	IP WLS BF H R ER SO BB IBB HBP BLK WP HR S P ERA WHIP																	
Jim Deshaies, L ERA: 4.58	(1, 1) 6.1 L 27 6 3 2 2 1 0 0 0 0 0 0 7 9 2.84 1.105																	
Mike Trombley, R ERA: 4.79	(7, 1) 0.2 4 3 1 1 0 0 0 0 0 0 0 0 7 9 13.50 4.500																	
Rick Aguilera, R ERA: 2.44	(8, 1) 1.0 3 0 0 0 0 1 0 0 0 0 0 0 9 9 0.00 0.000																	

AB	33
R	4
H	9
RBI	3
BB	1
SO	3
LOB	12



Batter	1	2	3	4	5	6	7	8	9	AB	R	H	RBI	BB	SO	LOB	TOP			
Shane Mack, R OBP: 0.344, SLG: 0.437 (1, 8)										4	1	2	2	0	1	0	Minnesota Twins @ California Angels Anaheim Stadium, Anaheim, CA Sat Jul 31 1993, 10:05 PM EDT Att: 29,116 - Unknown - 80 F			
Chuck Knoblauch, R OBP: 0.358, SLG: 0.341 (1, 4)										4	0	2	0	0	0	1				
Kirby Puckett, R OBP: 0.347, SLG: 0.446 (1, 9)										4	0	0	0	0	3	3				
Dave Winfield, R OBP: 0.327, SLG: 0.483 Kent Hrbek, L OBP: 0.343, SLG: 0.436 (8, 3)										4	0	1	0	0	1	1				
Brian Harper, R OBP: 0.348, SLG: 0.449 (1, 2)										4	0	1	0	0	0	2				
Bernardo Brito, R OBP: 0.296, SLG: 0.500 (1, 10)										4	1	1	1	0	1	1				
Pedro Munoz, R OBP: 0.302, SLG: 0.243 (1, 5)										4	0	0	0	0	1	1				
Jeff Reboulet, R OBP: 0.302, SLG: 0.243 (1, 5)										4	1	1	0	0	0	1				
Pat Meares, R OBP: 0.307, SLG: 0.369 (1, 6)										3	0	0	0	0	1	1				
Inning Stats	R: 0 E: 0 K: 0 S: 9	H: 2 LOB: 2 BB: 0 P: 14	R: 3 E: 0 K: 1 S: 16	H: 4 LOB: 1 BB: 0 P: 30	R: 0 E: 0 K: 1 S: 5	H: 0 LOB: 0 BB: 0 P: 9	R: 0 E: 0 K: 2 S: 8	H: 0 LOB: 0 BB: 0 P: 8	R: 0 E: 0 K: 0 S: 9	H: 1 LOB: 1 BB: 0 P: 14	R: 0 E: 0 K: 0 S: 9	H: 0 LOB: 0 BB: 0 P: 10	R: 0 E: 0 K: 1 S: 9	H: 0 LOB: 0 BB: 0 P: 13	R: 0 E: 0 K: 1 S: 10	H: 0 LOB: 0 BB: 0 P: 15	1B: 5 2B: 1 3B: 0 HR: 2	SF: 0 SAC: 0 DP: 0 HBP: 0	WP: 0 PB: 0 CS: 0	PA: 35
PITCHER Chuck Finley, L ERA: 3.26 (1, 1)	IP: 9.0 WLS: W BF: 35 H: 8 R: 3 ER: 3 SO: 8 BB: 0 IBB: 0 HBP: 0 BLK: 0 WP: 0 HR: 2 S: 83 P: 127 ERA: 3.00 WHIP: 0.889															PITCHER				

Batter	1	2	3	4	5	6	7	8	9	AB	R	H	RBI	BB	SO	LOB	BOTTOM					
Luis Polonia, L OBP: 0.306, SLG: 0.318 (1, 7)										4	0	2	1	0	0	1	Minnesota Twins @ California Angels Anaheim Stadium, Anaheim, CA Sat Jul 31 1993, 10:05 PM EDT Att: 29,116 - Unknown - 80 F					
Chad Curtis, R OBP: 0.381, SLG: 0.385 (1, 8)										4	0	1	1	0	0	3						
Tim Salmon, R OBP: 0.386, SLG: 0.535 (1, 9)										3	1	1	0	1	1	1						
Chili Davis, S OBP: 0.326, SLG: 0.413 (1, 10)										4	0	0	0	0	1	2						
Eduardo Perez, R OBP: 0.333, SLG: 0.650 (1, 5)										4	1	1	2	0	0	0						
Greg Myers, L OBP: 0.308, SLG: 0.387 (1, 2)										3	0	0	0	0	1	0						
Torey Lovullo, S OBP: 0.326, SLG: 0.353 (1, 4)										3	0	1	0	0	0	0						
Ty Van Burkleo, L (1, 3)										3	0	0	0	0	1	1						
Gary Disarcina, R OBP: 0.278, SLG: 0.325 (1, 6)										3	2	1	0	0	0	1						
Inning Stats	R: 0 E: 1 K: 1 S: 9	H: 0 LOB: 1 BB: 1 P: 18	R: 0 E: 0 K: 0 S: 5	H: 0 LOB: 0 BB: 0 P: 7	R: 1 E: 0 K: 1 S: 14	H: 2 LOB: 1 BB: 0 P: 18	R: 0 E: 0 K: 1 S: 8	H: 0 LOB: 0 BB: 0 P: 9	R: 0 E: 0 K: 0 S: 5	H: 0 LOB: 0 BB: 0 P: 10	R: 0 E: 0 K: 1 S: 9	H: 1 LOB: 0 BB: 0 P: 12	R: 0 E: 0 K: 0 S: 3	H: 0 LOB: 0 BB: 0 P: 4	R: 1 E: 0 K: 0 S: 14	H: 2 LOB: 1 BB: 0 P: 22	R: 2 E: 0 K: 0 S: 3	H: 2 LOB: 0 BB: 0 P: 4	1B: 4 2B: 2 3B: 0 HR: 1	SF: 0 SAC: 0 DP: 0 HBP: 0	WP: 0 PB: 0 CS: 2	PA: 32
PITCHER Kevin Tapani, R ERA: 5.63 Rick Aguilera, R ERA: 2.82 (9, 1)	IP: 0.1 WLS: L BF: 3 H: 2 R: 2 ER: 2 SO: 0 BB: 0 IBB: 0 HBP: 0 BLK: 0 WP: 0 HR: 1 S: 3 P: 4 ERA: 54.00 WHIP: 6.000															PITCHER						

Batter	1	2	3	4	5	6	7	8	9	AB	R	H	RBI	BB	SO	LOB	TOP					
Shane Mack, R OBP: 0.349, SLG: 0.439	F8			L5-3		G6-3	K		FC3-6	5	1	3	2	1	1	2						
Chuck Knoblauch, R OBP: 0.358, SLG: 0.343	F8-6	F8		L5-3		G6-3	G3		FC3-6	6	1	2	1	0	0	7						
Kent Hrbek, L OBP: 0.346, SLG: 0.446	F8-6			FC4-6		G6-3			K	4	1	1	2	2	1	3						
Dave Winfield, R Bernardo Brito, R OBP: 0.331, SLG: 0.492 OBP: 0.235, SLG: 0.471				HR	F7		P3		K	4	2	2	1	1	0	2						
Brian Harper, R OBP: 0.352, SLG: 0.448				FC4-6			P4		K	3	1	1	0	2	0	2						
Mike Pagliarulo, L OBP: 0.347, SLG: 0.436				FC3-6					K	4	0	2	1	0	0	3						
Gene Larkin, S OBP: 0.370, SLG: 0.328										4	1	2	1	1	0	4						
Chip Hale, L OBP: 0.372, SLG: 0.380										5	2	3	1	0	0	3						
Jeff Reboulet, R OBP: 0.301, SLG: 0.238										3	0	0	0	1	1	5						
Inning Stats	R: 0 E: 0 K: 0 S: 8	H: 1 LOB: 0 BB: 0 P: 13	R: 2 E: 0 K: 0 S: 16	H: 3 LOB: 3 BB: 2 P: 28	R: 0 E: 0 K: 0 S: 9	H: 0 LOB: 1 BB: 1 P: 15	R: 2 E: 0 K: 0 S: 12	H: 3 LOB: 0 BB: 0 P: 17	R: 0 E: 0 K: 0 S: 10	H: 0 LOB: 2 BB: 1 P: 18	R: 3 E: 0 K: 0 S: 17	H: 3 LOB: 2 BB: 3 P: 34	R: 0 E: 0 K: 2 S: 14	H: 1 LOB: 2 BB: 1 P: 22	R: 2 E: 0 K: 0 S: 13	H: 4 LOB: 2 BB: 0 P: 22	R: 0 E: 0 K: 2 S: 11	H: 1 LOB: 1 BB: 0 P: 15	1B: 13 2B: 3 3B: 0 HR: 2	SF: 0 SAC: 1 DP: 2 HBP: 1	WP: 0 PB: 1 CS: 0	PA: 49
PITCHER	IP	WLS	BF	H	R	ER	SO	BB	IBB	HBP	BLK	WP	HR	S	P	ERA	WHIP					
Russ Springer, R ERA: 7.2	5.1	L	29	9	7	7	0	5	0	1	0	0	0	66	108	11.81	2.625					
Ken Patterson, L ERA: 4.73	0.2		4	1	0	0	0	1	1	0	0	0	0	6	17	0.00	3.000					
Doug Linton, R ERA: 7.56	1.0		5	1	0	0	2	1	0	0	0	0	0	14	22	0.00	2.000					
Gene Nelson, R ERA: 2.7	1.0		7	4	2	2	0	0	0	0	0	0	1	13	22	18.00	4.000					
Steve Frey, L ERA: 1.6	1.0		4	1	0	0	2	0	0	0	0	0	0	11	15	0.00	1.000					

Minnesota Twins @ California Angels
Anaheim Stadium, Anaheim, CA
Sun Aug 01 1993, 6:33 AM EDT
Att: 22,392 - Sunny

AB 39
R 9
H 16
RBI 9
BB 8
SO 4
LOB 32



Batter	1	2	3	4	5	6	7	8	9	AB	R	H	RBI	BB	SO	LOB	BOTTOM					
Stan Javier, S OBP: 0.298, SLG: 0.315	K		L7			S		F9	K	5	1	2	0	0	2	1						
Chad Curtis, R OBP: 0.382, SLG: 0.387	CS			F9		P3		2B		4	0	2	0	0	0	1						
Tim Salmon, R OBP: 0.384, SLG: 0.531	F7			G6-3				F9		3	0	0	0	1	0	3						
Chili Davis, S OBP: 0.328, SLG: 0.425	CS					F8				4	1	2	2	0	1	2						
Eduardo Perez, R OBP: 0.320, SLG: 0.565						F7		P4		3	0	0	0	1	1	4						
Rene Gonzales, R Ty Van Burkleo, L OBP: 0.380, SLG: 0.321 (8, PH)						F8				2	0	0	0	1	0	1						
Gary Disarcina, R Kurt Stillwell, S OBP: 0.279, SLG: 0.325 OBP: 0.284, SLG: 0.270						F9				3	0	1	0	0	0	1						
Rod Correia, R OBP: 0.450, SLG: 0.474						L7				3	0	2	0	0	0	0						
Ron Tingley, R Greg Myers, L OBP: 0.288, SLG: 0.288 OBP: 0.307, SLG: 0.385						G5-4-3				3	0	0	0	0	1	3						
Inning Stats	R: 0 E: 0 K: 1 S: 12	H: 1 LOB: 0 BB: 0 P: 15	R: 0 E: 0 K: 2 S: 9	H: 0 LOB: 1 BB: 1 P: 18	R: 0 E: 0 K: 1 S: 5	H: 0 LOB: 0 BB: 0 P: 9	R: 1 E: 0 K: 0 S: 15	H: 1 LOB: 1 BB: 1 P: 22	R: 0 E: 0 K: 0 S: 5	H: 1 LOB: 0 BB: 0 P: 6	R: 0 E: 0 K: 0 S: 10	H: 1 LOB: 2 BB: 1 P: 19	R: 0 E: 0 K: 1 S: 6	H: 2 LOB: 1 BB: 0 P: 10	R: 1 E: 0 K: 1 S: 24	H: 3 LOB: 2 BB: 0 P: 37	R: 0 E: 0 K: 1 S: 6	H: 0 LOB: 1 BB: 0 P: 10	1B: 6 2B: 2 3B: 0 HR: 1	SF: 0 SAC: 0 DP: 2 HBP: 1	WP: 0 PB: 0 CS: 1	PA: 38
PITCHER	IP	WLS	BF	H	R	ER	SO	BB	IBB	HBP	BLK	WP	HR	S	P	ERA	WHIP					
Eddie Guardado, L ERA: 6.06	7.0	W	29	8	2	2	4	3	0	0	0	0	0	78	121	2.57	1.571					
Mike Hartley, R ERA: 4.19	2.0		8	1	0	0	2	0	0	1	0	0	0	14	25	0.00	0.500					

Minnesota Twins @ California Angels
Anaheim Stadium, Anaheim, CA
Sun Aug 01 1993, 6:33 AM EDT
Att: 22,392 - Sunny

AB 33
R 2
H 9
RBI 2
BB 3
SO 6
LOB 19



Batter	1	2	3	4	5	6	7	8	9	AB	R	H	RBI	BB	SO	LOB	TOP		
Greg Gagne, R <small>OBP: 0.325, SLG: 0.401</small> 										5	2	4	3	0	1	1	Kansas City Royals @ California Angels Anaheim Stadium, Anaheim, CA Thu Aug 05 1993, 6:33 AM EDT Att: 23,585 - Sunny - 83 F		
Phil Hiatt, R <small>OBP: 0.282, SLG: 0.371</small> Chris Gwynn, L <small>OBP: 0.352, SLG: 0.398</small> Rico Rossy, R <small>OBP: 0.333, SLG: 0.439</small>										3	0	2	0	1	1	1			
George Brett, L <small>OBP: 0.304, SLG: 0.440</small>										4	0	0	0	1	0	6			
Mike Macfarlane, R <small>OBP: 0.355, SLG: 0.502</small>										3	0	0	0	1	0	4			
Wally Joyner, L <small>OBP: 0.398, SLG: 0.497</small>										4	0	0	0	1	1	5			
Hubie Brooks, R <small>OBP: 0.314, SLG: 0.338</small>										4	0	0	1	1	1	4			
Kevin McReynolds, R <small>OBP: 0.319, SLG: 0.394</small>										4	1	0	0	1	1	3			
Jose Lind, R <small>OBP: 0.281, SLG: 0.314</small>										4	0	2	0	0	0	1			
Felix Jose, S <small>OBP: 0.303, SLG: 0.332</small>										4	1	1	0	0	0	2			
Inning Stats	R: 1 H: 1 E: 0 K: 0 S: 12	H: 1 R: 1 ER: 1 LOB: 3 BB: 3 P: 26	R: 0 H: 2 E: 0 K: 0 S: 7	H: 2 R: 1 ER: 2 LOB: 2 BB: 0 P: 11	R: 0 H: 0 E: 0 K: 1 S: 5	H: 0 R: 0 ER: 0 LOB: 0 BB: 1 P: 10	R: 0 H: 1 E: 0 K: 1 S: 12	H: 1 R: 0 ER: 0 LOB: 1 BB: 0 P: 12	R: 0 H: 1 E: 0 K: 0 S: 6	H: 1 R: 0 ER: 0 LOB: 1 BB: 0 P: 11	R: 0 H: 1 E: 0 K: 2 S: 16	H: 1 R: 0 ER: 0 LOB: 3 BB: 1 P: 24	R: 3 H: 2 E: 0 K: 0 S: 15	H: 2 R: 0 ER: 0 LOB: 1 BB: 2 P: 30	R: 0 H: 0 E: 0 K: 2 S: 9	H: 0 R: 0 ER: 0 LOB: 0 BB: 0 P: 13		1B: 8 2B: 1 3B: 0 HR: 1	SF: 0 SAC: 0 DP: 1 HBP: 1
PITCHER	IP WLS BF H R ER SO BB IBB HBP BLK WP HR S P ERA WHIP	IP WLS BF H R ER SO BB IBB HBP BLK WP HR S P ERA WHIP																	
Hilly Hathaway, L <small>ERA: 4.57</small>	6.1 W 30 7 1 1 2 5 0 0 0 0 0 58 95 1.42 1.895																		
Joe Grahe, R <small>ERA: 3.56</small>	0.0 1 0 0 0 0 0 0 0 0 0 0 0 0 1 ∞ ∞																		
Ken Patterson, L <small>ERA: 4.75</small>	0.1 1 0 0 0 1 0 0 0 0 0 0 4 5 0.00 0.000																		
Mike Butcher, R <small>ERA: 3.32</small>	0.2 6 2 3 3 0 2 0 0 0 0 1 12 24 40.50 6.000																		
Steve Frey, L <small>ERA: 1.45</small>	1.2 S 5 0 0 0 2 0 0 0 0 0 13 20 0.00 0.000																		
Batter	1	2	3	4	5	6	7	8	9	AB	R	H	RBI	BB	SO	LOB	BOTTOM		
Luis Polonia, L <small>OBP: 0.300, SLG: 0.310</small>										4	1	1	0	0	1	2	Kansas City Royals @ California Angels Anaheim Stadium, Anaheim, CA Thu Aug 05 1993, 6:33 AM EDT Att: 23,585 - Sunny - 83 F		
Chad Curtis, R <small>OBP: 0.398, SLG: 0.390</small>										2	2	1	1	2	1	0			
Tim Salmon, R <small>OBP: 0.379, SLG: 0.520</small>										4	0	1	0	0	3	4			
Chili Davis, S <small>OBP: 0.333, SLG: 0.436</small>										3	1	2	4	1	0	1			
Eduardo Perez, R <small>OBP: 0.278, SLG: 0.441</small>										4	0	0	0	0	1	3			
Greg Myers, L <small>OBP: 0.298, SLG: 0.388</small>										4	0	0	0	0	1	2			
Ty Van Burkleo, L <small>OBP: 0.278, SLG: 0.143</small> Rene Gonzales, R <small>OBP: 0.361, SLG: 0.320</small>										1	0	0	0	1	1	0			
Kurt Stillwell, S <small>OBP: 0.289, SLG: 0.279</small>										4	0	2	0	0	2	2			
Gary Disarcina, R <small>OBP: 0.280, SLG: 0.325</small>										4	1	1	0	0	0	3			
Inning Stats	R: 0 H: 1 E: 0 K: 2 S: 10	H: 0 R: 1 ER: 1 LOB: 2 BB: 1 P: 20	R: 4 H: 4 E: 0 K: 3 S: 20	H: 4 R: 0 ER: 0 LOB: 0 BB: 0 P: 28	R: 0 H: 1 E: 0 K: 1 S: 9	H: 0 R: 0 ER: 0 LOB: 0 BB: 0 P: 12	R: 0 H: 0 E: 0 K: 0 S: 8	H: 1 R: 0 ER: 0 LOB: 2 BB: 1 P: 20	R: 0 H: 1 E: 0 K: 0 S: 7	H: 1 R: 1 ER: 0 LOB: 1 BB: 1 P: 24	R: 0 H: 0 E: 0 K: 1 S: 7	H: 0 R: 0 ER: 0 LOB: 0 BB: 0 P: 8	1B: 6 2B: 2 3B: 0 HR: 1	SF: 0 SAC: 0 DP: 1 HBP: 0	WP: 0 PA: 37 FB: 1 SB: 3 CS: 2				
PITCHER	IP WLS BF H R ER SO BB IBB HBP BLK WP HR S P ERA WHIP	IP WLS BF H R ER SO BB IBB HBP BLK WP HR S P ERA WHIP																	
Tom Gordon, R <small>ERA: 3.99</small>	5.0 L 23 6 4 4 8 2 1 0 0 0 0 7 11 0.00 2.000																		
Greg Cadaret, L <small>ERA: 4.34</small>	1.0 5 1 0 0 0 1 0 0 0 0 0 7 11 0.00 2.000																		
John Habyan, R <small>ERA: 4.09</small>	0.2 4 1 1 1 1 1 0 0 0 0 0 12 19 13.50 3.000																		
Billy Brewer, L <small>ERA: 3.28</small>	1.1 4 0 0 0 1 0 0 0 0 0 0 10 13 0.00 0.000																		

Batter	1	2	3	4	5	6	7	8	9	AB	R	H	RBI	BB	SO	LOB	TOP									
Stan Javier, S OBP: 0.322, SLG: 0.336 (1, 7)										4	1	4	2	1	0	0	California Angels @ Chicago White Sox Comiskey Park, Chicago, IL Fri Aug 06 1993, 8:05 PM EDT Att: 32,856 - Unknown									
Chad Curtis, R OBP: 0.386, SLG: 0.387 (1, 8)										5	1	1	1	0	0	6										
Tim Salmon, R OBP: 0.382, SLG: 0.519 (1, 9)										3	0	1	0	2	0	0										
Chili Davis, S OBP: 0.329, SLG: 0.430 (1, 10)										5	0	0	0	0	3	5										
Eduardo Perez, R OBP: 0.317, SLG: 0.462 (1, 5)										5	0	3	2	0	2	0										
Rene Gonzales, R OBP: 0.354, SLG: 0.313 (1, 3)										5	0	0	0	0	2	4										
Gary Disarcina, R OBP: 0.285, SLG: 0.332 (1, 6)										4	3	3	0	0	1	0										
Rod Correia, R OBP: 0.478, SLG: 0.500 (1, 4)										3	1	2	0	0	0	1										
Ron Tingley, R OBP: 0.306, SLG: 0.302 (1, 2)										2	1	2	2	1	0	0										
Inning Stats	R: 0 E: 0 K: 1 S: 14	H: 1 LOB: 1 BB: 1 P: 21	R: 0 E: 0 K: 3 S: 10	H: 0 LOB: 0 BB: 0 P: 13	R: 3 E: 0 K: 1 S: 18	H: 4 LOB: 2 BB: 2 P: 35	R: 0 E: 0 K: 0 S: 10	H: 1 LOB: 1 BB: 1 P: 20	R: 0 E: 0 K: 1 S: 8	H: 1 LOB: 0 BB: 0 P: 10	R: 2 E: 0 K: 0 S: 12	H: 4 LOB: 1 BB: 0 P: 18	R: 0 E: 0 K: 2 S: 13	H: 1 LOB: 1 BB: 0 P: 20	R: 1 E: 0 K: 0 S: 11	H: 3 LOB: 1 BB: 0 P: 16	R: 0 E: 0 K: 0 S: 7	H: 1 LOB: 1 BB: 0 P: 10	1B: 15 2B: 1 3B: 0 HR: 0	SF: 1 SAC: 1 DP: 4 HBP: 0	WP: 1 PB: 0 SB: 0 CS: 1	PA: 42				
PITCHER	IP	WLS	BF	H	R	ER	SO	BB	IBB	HBP	BLK	WP	HR	S	P	ERA	WHIP									
Wilson Alvarez, L ERA: 3.5 (1, 1)	3.2	L	19	6	4	4	5	4	0	0	0	0	0	0	49	83	9.82	2.727								
Kirk McCaskill, R ERA: 6.7 (4, 1)	3.1		14	6	2	2	3	0	0	0	0	0	0	36	54	5.40	1.800									
Donn Pall, R ERA: 2.75 (8, 1)	1.0		5	3	1	1	0	0	0	0	0	1	0	11	16	9.00	3.000									
Roberto Hernandez, R ERA: 2.32 (9, 1)	1.0		4	1	0	0	0	0	0	0	0	0	0	7	10	0.00	1.000									

Batter	1	2	3	4	5	6	7	8	9	AB	R	H	RBI	BB	SO	LOB	BOTTOM								
Tim Raines, S OBP: 0.406, SLG: 0.515 (1, 7)										4	0	1	1	0	1	1	California Angels @ Chicago White Sox Comiskey Park, Chicago, IL Fri Aug 06 1993, 8:05 PM EDT Att: 32,856 - Unknown								
Joey Cora, S OBP: 0.375, SLG: 0.374 (1, 4)										4	0	1	0	0	0	2									
Frank Thomas, R OBP: 0.423, SLG: 0.594 (1, 3)										4	0	0	0	0	1	1									
Bo Jackson, R OBP: 0.302, SLG: 0.429 (1, 10)										4	1	1	0	0	0	0									
Ellis Burks, R OBP: 0.359, SLG: 0.478 (1, 8)										3	1	0	0	1	0	0									
Robin Ventura, L OBP: 0.389, SLG: 0.425 (1, 5)										4	0	0	0	0	0	2									
Steve Sax, R OBP: 0.330, SLG: 0.366 (1, 9)										4	1	4	1	0	0	0									
Ron Karkovice, R OBP: 0.294, SLG: 0.437 Matt Merullo, L OBP: 0.091, SLG: 0.091 (9, PH)										3	0	0	0	0	2	4									
Craig Grebeck, R OBP: 0.318, SLG: 0.274 Ozzie Guillen, L OBP: 0.285, SLG: 0.372 (9, PH)										3	0	1	1	0	0	1									
Inning Stats	R: 0 E: 0 K: 0 S: 7	H: 0 LOB: 0 BB: 0 P: 12	R: 0 E: 0 K: 0 S: 8	H: 0 LOB: 0 BB: 0 P: 12	R: 0 E: 0 K: 0 S: 6	H: 0 LOB: 0 BB: 0 P: 10	R: 0 E: 0 K: 1 S: 9	H: 1 LOB: 1 BB: 0 P: 13	R: 0 E: 0 K: 1 S: 11	H: 1 LOB: 2 BB: 1 P: 30	R: 3 E: 0 K: 1 S: 18	H: 4 LOB: 2 BB: 1 P: 30	R: 0 E: 0 K: 1 S: 10	H: 0 LOB: 0 BB: 0 P: 10	R: 0 E: 0 K: 0 S: 11	H: 1 LOB: 1 BB: 0 P: 13	1B: 8 2B: 0 3B: 0 HR: 0	SF: 0 SAC: 0 DP: 0 HBP: 0	WP: 0 PB: 0 SB: 0 CS: 0	PA: 36					
PITCHER	IP	WLS	BF	H	R	ER	SO	BB	IBB	HBP	BLK	WP	HR	S	P	ERA	WHIP								
Chuck Finley, L ERA: 3.29 (1, 1)	6.2	W	28	7	3	3	3	1	0	0	0	0	0	65	107	4.05	1.200								
Gene Nelson, R ERA: 2.55 (7, 1)	2.1	S	8	1	0	0	1	0	0	0	0	0	0	23	25	0.00	0.429								


Batter	1	2	3	4	5	6	7	8	9	AB	R	H	RBI	BB	SO	LOB	TOP	
Luis Polonia, L OBP: 0.308, SLG: 0.322										4	2	4	1	1	0	0	California Angels @ Chicago White Sox Comiskey Park, Chicago, IL Sat Aug 07 1993, 8:05 PM EDT Att: 42,535 - Unknown - 70 F	
Chad Curtis, R OBP: 0.384, SLG: 0.386										4	0	1	2	0	1	3		
Tim Salmon, R OBP: 0.381, SLG: 0.515										3	0	0	0	1	0	4		
Chili Davis, S OBP: 0.329, SLG: 0.429										4	1	1	0	0	1	1		
Eduardo Perez, R OBP: 0.311, SLG: 0.465										4	0	1	1	0	0	1		
Greg Myers, L OBP: 0.292, SLG: 0.380										4	0	0	0	0	1	1		
Stan Javier, S OBP: 0.327, SLG: 0.341										4	0	2	0	0	1	0		
Torey Lovullo, S OBP: 0.321, SLG: 0.344										3	0	0	0	1	1	2		
Gary Disarcina, R OBP: 0.285, SLG: 0.331										4	1	1	0	0	0	3		
Inning Stats	R: 1 E: 1 K: 1 S: 6	H: 1 LOB: 1 BB: 1 P: 10	R: 0 E: 0 K: 1 S: 5	H: 0 LOB: 0 BB: 0 P: 5	R: 3 E: 0 K: 0 S: 7	H: 4 LOB: 1 BB: 0 P: 7	R: 0 E: 0 K: 0 S: 2	H: 0 LOB: 0 BB: 1 P: 6	R: 0 E: 0 K: 1 S: 3	H: 2 LOB: 3 BB: 1 P: 9	R: 0 E: 0 K: 0 S: 3	H: 0 LOB: 0 BB: 0 P: 3	R: 0 E: 0 K: 2 S: 9	H: 2 LOB: 2 BB: 0 P: 9	1B: 8 2B: 1 3B: 1 HR: 0	SF: 1 SAC: 0 DP: 1 HBP: 0	WP: 0 PB: 1 SB: 2 CS: 1	PA: 39
PITCHER	IP WLS BF H R ER SO BB IBB HBP BLK WP HR S P ERA WHIP	8.2 W 37 10 4 3 4 2 1 0 1 0 0 42 54 3.12 1.385	0.1 S 1 0 0 0 1 0 0 0 0 0 0 3 3 0.00 0.000															

Batter	1	2	3	4	5	6	7	8	9	AB	R	H	RBI	BB	SO	LOB	BOTTOM			
Tim Raines, S OBP: 0.402, SLG: 0.513										5	1	1	0	0	0	2	California Angels @ Chicago White Sox Comiskey Park, Chicago, IL Sat Aug 07 1993, 8:05 PM EDT Att: 42,535 - Unknown - 70 F			
Joey Cora, S OBP: 0.376, SLG: 0.372										2	1	0	0	1	1	1				
Frank Thomas, R OBP: 0.428, SLG: 0.596										2	0	2	1	2	0	0				
Robin Ventura, L OBP: 0.370, SLG: 0.423										2	0	0	1	2	0	2				
Ellis Burks, R OBP: 0.356, SLG: 0.474										3	0	0	1	0	1	3				
Bo Jackson, R OBP: 0.301, SLG: 0.423										3	0	0	0	1	1	0				
Lance Johnson, L OBP: 0.355, SLG: 0.398										4	1	2	0	0	0	3				
Ron Karkovics, R OBP: 0.300, SLG: 0.464										4	2	3	3	0	0	1				
Ozzie Guillen, L OBP: 0.288, SLG: 0.378										3	1	2	0	0	0	0				
Inning Stats	R: 0 E: 0 K: 1 S: 5	H: 1 LOB: 2 BB: 2 P: 13	R: 2 E: 0 K: 1 S: 7	H: 2 LOB: 0 BB: 0 P: 7	R: 0 E: 0 K: 0 S: 2	H: 0 LOB: 1 BB: 1 P: 6	R: 0 E: 0 K: 0 S: 3	H: 0 LOB: 0 BB: 0 P: 3	R: 3 E: 0 K: 0 S: 6	H: 3 LOB: 1 BB: 0 P: 7	R: 0 E: 0 K: 0 S: 4	H: 2 LOB: 2 BB: 0 P: 4	R: 1 E: 0 K: 0 S: 4	H: 1 LOB: 3 BB: 3 P: 16	R: 0 E: 0 K: 1 S: 6	H: 1 LOB: 1 BB: 0 P: 6	1B: 5 2B: 3 3B: 0 HR: 2	SF: 1 SAC: 2 DP: 1 HBP: 1	WP: 0 PB: 0 SB: 0 CS: 0	PA: 38
PITCHER	IP WLS BF H R ER SO BB IBB HBP BLK WP HR S P ERA WHIP	4.1 L 21 6 5 5 2 3 0 1 0 0 2 21 34 4.10 2.077	2.0 L 10 3 1 1 0 1 1 0 0 0 0 8 16 4.50 2.000	7.1 L 7 1 0 0 1 1 0 0 0 0 0 8 12 0.00 1.200																

Batter	1	2	3	4	5	6	7	8	9	AB	R	H	RBI	BB	SO	LOB	TOP					
Luis Polonia, L OBP: 0.308, SLG: 0.320	4-1 S 1B BB		3-2 G5-3			2-3 K		2-1 B5-3		3	1	0	0	1	1	0	California Angels @ Chicago White Sox Comiskey Park, Chicago, IL Sun Aug 08 1993, 4:33 AM EDT Att: 38,581 - Sunny - 76 F					
Chad Curtis, R OBP: 0.385, SLG: 0.387	1-3 K		1-2 CS 1B			2-3 K		0-1 G4-6-3 1B		4	0	2	0	0	2	1						
Tim Salmon, R OBP: 0.382, SLG: 0.515	2-1 1-H 1B		3-2 G4-3			3-3 K		1-0 G4-6-3 1B		4	0	2	1	0	1	1						
Chili Davis, S OBP: 0.330, SLG: 0.428	1-3 K			4-2 FC3-5 HBP BB		0-0 1B G4-3 1B		1-1 G4-6-3 1B		3	1	1	0	1	1	3						
Eduardo Perez, R OBP: 0.327, SLG: 0.457	2-3 K			1-0 CS FC3-5 HBP		2-0 G4-3 1B		1-1 G5-3		3	0	1	0	0	1	2						
Stan Javier, S OBP: 0.318, SLG: 0.331		1-1 G4-3		3-1 FC3-5 CS		2-0 G4-3		1-0 G6-3		4	0	0	1	0	0	3						
Rene Gonzales, R OBP: 0.354, SLG: 0.313			1-2 2-3f BB			1-2 3-H 2-3 K		0-0 F8		0	0	0	0	0	0	0						
Kurt Stillwell, S OBP: 0.288, SLG: 0.273		1-1 G6-3		4-2 1-2 2-3 BB				2-3 K		3	0	0	0	1	1	1						
Gary Disarcina, R OBP: 0.282, SLG: 0.328		3-2 E1 FC6-4		2-0 F8				0-3 K		4	0	0	0	0	2	2						
Ron Tingley, R OBP: 0.293, SLG: 0.288		1-0 FC6-4		2-2 F9				3-3 K		3	0	0	0	0	1	1						
Inning Stats	R: 1 E: 0 K: 3 S: 12	H: 1 LOB: 1 BB: 1 P: 22	R: 0 E: 1 K: 0 S: 8	H: 0 LOB: 1 BB: 0 P: 14	R: 0 E: 0 K: 0 S: 11	H: 1 LOB: 0 BB: 0 P: 18	R: 0 E: 0 K: 0 S: 8	H: 0 LOB: 2 BB: 2 P: 22	R: 0 E: 0 K: 2 S: 11	H: 2 LOB: 1 BB: 0 P: 19	R: 0 E: 0 K: 2 S: 8	H: 0 LOB: 0 BB: 0 P: 15	R: 0 E: 0 K: 0 S: 7	H: 2 LOB: 1 BB: 0 P: 10	R: 0 E: 0 K: 1 S: 5	H: 0 LOB: 0 BB: 0 P: 7	1B: 6 2B: 0 3B: 0 HR: 0	SF: 0 SAC: 0 DP: 1 HBP: 1	WP: 0 PB: 0 SB: 2 CS: 3	PA: 35		
PITCHER	IP WLS BF H R ER SO BB IBB HBP BLK WP HR S P ERA WHIP	IP WLS BF H R ER SO BB IBB HBP BLK WP HR S P ERA WHIP	IP WLS BF H R ER SO BB IBB HBP BLK WP HR S P ERA WHIP	IP WLS BF H R ER SO BB IBB HBP BLK WP HR S P ERA WHIP	IP WLS BF H R ER SO BB IBB HBP BLK WP HR S P ERA WHIP	IP WLS BF H R ER SO BB IBB HBP BLK WP HR S P ERA WHIP	IP WLS BF H R ER SO BB IBB HBP BLK WP HR S P ERA WHIP	IP WLS BF H R ER SO BB IBB HBP BLK WP HR S P ERA WHIP	IP WLS BF H R ER SO BB IBB HBP BLK WP HR S P ERA WHIP	IP WLS BF H R ER SO BB IBB HBP BLK WP HR S P ERA WHIP	IP WLS BF H R ER SO BB IBB HBP BLK WP HR S P ERA WHIP	IP WLS BF H R ER SO BB IBB HBP BLK WP HR S P ERA WHIP	IP WLS BF H R ER SO BB IBB HBP BLK WP HR S P ERA WHIP	IP WLS BF H R ER SO BB IBB HBP BLK WP HR S P ERA WHIP	IP WLS BF H R ER SO BB IBB HBP BLK WP HR S P ERA WHIP	IP WLS BF H R ER SO BB IBB HBP BLK WP HR S P ERA WHIP						
Jason Bere, R ERA: 4.76	6.0	L	25	4	2	2	7	3	0	1	0	0	0	0	0	0	0	0	60	112	3.00	1.167
Jeff Schwarz, R ERA: 3.53	2.0	7	2	0	0	0	2	0	0	0	0	0	0	0	0	0	0	0	15	25	0.00	1.000
Scott Radinsky, L ERA: 3.79	1.0	3	0	0	0	0	1	0	0	0	0	0	0	0	0	0	0	0	5	7	0.00	0.000


Batter	1	2	3	4	5	6	7	8	9	AB	R	H	RBI	BB	SO	LOB	BOTTOM					
Tim Raines, S OBP: 0.400, SLG: 0.508	2-1 P3			3-3 K		2-3 K		0-0 1B		4	0	1	0	0	2	0	California Angels @ Chicago White Sox Comiskey Park, Chicago, IL Sun Aug 08 1993, 4:33 AM EDT Att: 38,581 - Sunny - 76 F					
Joey Cora, S OBP: 0.377, SLG: 0.373	2-2 F8			1-0 BB 1B		1-3 K		1-2 1B		4	1	2	0	0	1	0						
Frank Thomas, R OBP: 0.426, SLG: 0.592	2-1 F8			4-2 1B BB		0-0 L5		3-2 P9		3	0	0	0	1	0	2						
Ellis Burks, R OBP: 0.357, SLG: 0.473		1-2 G1-3		0-0 1B		2-2 G5-3		4-2 2B BB		3	0	1	1	1	0	0						
Steve Sax, R OBP: 0.319, SLG: 0.353		1-2 G6-3		0-3 K		0-0 F7		1-0 F8		3	0	0	0	0	1	2						
Matt Merullo, L OBP: 0.083, SLG: 0.083				1-2 2-H 1B		0-3 K		1-2 1B		1	0	0	0	0	0	1						
Craig Grebeck, R OBP: 0.311, SLG: 0.267		2-2 G5-3		0-2 F9		2-0 E5		1-0 F8		3	0	0	0	0	0	2						
Robin Ventura, L OBP: 0.369, SLG: 0.422				1-2 BB				1-0 F8		1	0	0	0	0	0	1						
Lance Johnson, L OBP: 0.354, SLG: 0.399			3-2 G4-3			0-1 G1-3		0-1 1B		4	0	1	0	0	0	1						
Ron Karkovice, R OBP: 0.296, SLG: 0.458			0-3 K			1-0 F7		2-3 F7		4	0	0	0	0	2	2						
Ozzie Guillen, L OBP: 0.286, SLG: 0.375			0-0 F7			0-0 G4-3		1-1 F7		3	0	0	0	0	0	0						
Inning Stats	R: 0 E: 0 K: 0 S: 7	H: 0 LOB: 0 BB: 0 P: 13	R: 0 E: 0 K: 0 S: 10	H: 0 LOB: 0 BB: 0 P: 14	R: 0 E: 0 K: 1 S: 8	H: 0 LOB: 0 BB: 0 P: 11	R: 1 E: 0 K: 2 S: 13	H: 2 LOB: 2 BB: 1 P: 21	R: 0 E: 0 K: 0 S: 4	H: 0 LOB: 0 BB: 0 P: 5	R: 0 E: 0 K: 2 S: 7	H: 0 LOB: 0 BB: 0 P: 10	R: 0 E: 1 K: 0 S: 7	H: 0 LOB: 1 BB: 0 P: 11	R: 0 E: 0 K: 0 S: 11	H: 2 LOB: 2 BB: 0 P: 17	R: 0 E: 0 K: 1 S: 11	H: 1 LOB: 2 BB: 1 P: 19	1B: 4 2B: 1 3B: 0 HR: 0	SF: 0 SAC: 0 DP: 0 HBP: 0	WP: 0 PB: 0 SB: 0 CS: 0	PA: 35
PITCHER	IP WLS BF H R ER SO BB IBB HBP BLK WP HR S P ERA WHIP	IP WLS BF H R ER SO BB IBB HBP BLK WP HR S P ERA WHIP	IP WLS BF H R ER SO BB IBB HBP BLK WP HR S P ERA WHIP	IP WLS BF H R ER SO BB IBB HBP BLK WP HR S P ERA WHIP	IP WLS BF H R ER SO BB IBB HBP BLK WP HR S P ERA WHIP	IP WLS BF H R ER SO BB IBB HBP BLK WP HR S P ERA WHIP	IP WLS BF H R ER SO BB IBB HBP BLK WP HR S P ERA WHIP	IP WLS BF H R ER SO BB IBB HBP BLK WP HR S P ERA WHIP	IP WLS BF H R ER SO BB IBB HBP BLK WP HR S P ERA WHIP	IP WLS BF H R ER SO BB IBB HBP BLK WP HR S P ERA WHIP	IP WLS BF H R ER SO BB IBB HBP BLK WP HR S P ERA WHIP	IP WLS BF H R ER SO BB IBB HBP BLK WP HR S P ERA WHIP	IP WLS BF H R ER SO BB IBB HBP BLK WP HR S P ERA WHIP	IP WLS BF H R ER SO BB IBB HBP BLK WP HR S P ERA WHIP	IP WLS BF H R ER SO BB IBB HBP BLK WP HR S P ERA WHIP	IP WLS BF H R ER SO BB IBB HBP BLK WP HR S P ERA WHIP						
Mark Langston, L ERA: 2.78	7.2	W	29	4	1	1	5	1	0	0	0	0	0	0	0	0	0	0	64	96	1.17	0.652
Mike Butcher, R ERA: 3.13	1.1	S	6	1	0	0	1	1	0	0	0	0	0	0	0	0	0	0	14	25	0.00	1.500

AB	31
R	2
H	6
RBI	2
BB	3
SO	10
LOB	14



WP	0	PA	35
SB	0		

AB	33
R	1
H	5
RBI	1
BB	2
SO	6
LOB	11



WP	0	PA	35
SB	0		

Batter	1	2	3	4	5	6	7	8	9	AB	R	H	RBI	BB	SO	LOB	TOP			
Luis Polonia, L (1, 7) OBP: 0.314, SLG: 0.324										5	1	3	0	0	0	1				
Chad Curtis, R (1, 8) OBP: 0.397, SLG: 0.388										5	1	3	0	0	0	2				
Tim Salmon, R (1, 9) OBP: 0.382, SLG: 0.519										5	2	2	1	0	1	3				
Chili Davis, S (1, 10) OBP: 0.327, SLG: 0.419										3	0	0	0	2	0	4				
Greg Myers, L (1, 2) OBP: 0.294, SLG: 0.378										5	0	1	1	0	0	7				
Eduardo Perez, R (1, 5) OBP: 0.316, SLG: 0.426										4	0	2	2	0	0	2				
Ty Van Burkleo, L (1, 3) OBP: 0.273, SLG: 0.167										4	0	1	0	0	1	2				
Kurt Stillwell, S (1, 4) OBP: 0.280, SLG: 0.265										4	0	0	0	0	1	1				
Gary Disarcina, R (1, 6) OBP: 0.281, SLG: 0.332										4	0	1	0	0	0	1				
Inning Stats	R: 3 E: 0 K: 1 S: 14	H: 4 LOB: 1 BB: 0 P: 18	R: 0 E: 0 K: 0 S: 6	H: 2 LOB: 1 BB: 0 P: 10	R: 1 E: 0 K: 0 S: 6	H: 2 LOB: 1 BB: 1 P: 11	R: 0 E: 0 K: 1 S: 9	H: 0 LOB: 0 BB: 0 P: 12	R: 0 E: 0 K: 0 S: 8	H: 1 LOB: 0 BB: 0 P: 14	R: 0 E: 1 K: 0 S: 7	H: 0 LOB: 1 BB: 0 P: 11	R: 0 E: 0 K: 0 S: 8	H: 0 LOB: 0 BB: 0 P: 13	R: 0 E: 1 K: 1 S: 14	H: 2 LOB: 3 BB: 1 P: 24	1B: 10 2B: 3 3B: 0 HR: 0	SF: 0 SAC: 0 DP: 2 HBP: 0	WP: 1 PB: 0 SB: 1 CS: 0	PA: 41
PITCHER Kevin Brown, R (1, 1) ERA: 3.6	IP: 9.0 WLS: L BF: 41	H: 13 R: 4 ER: 4 SO: 3	BB: 1 IBB: 1 HBP: 0 BLK: 0	WP: 1 HR: 0 S: 81 P: 122	ERA: 4.00 WHIP: 1.556															

California Angels @ Texas Rangers
Arlington Stadium, Arlington, TX
Wed Aug 11 1993, 8:05 PM EDT
Att: 26,701 - Unknown - 97 F

AB	39
R	4
H	13
RBI	4
BB	2
SO	3
LOB	23



Batter	1	2	3	4	5	6	7	8	9	AB	R	H	RBI	BB	SO	LOB	BOTTOM					
Gary Redus, R (1, 9) OBP: 0.318, SLG: 0.417										4	0	1	0	0	0	1						
Doug Strange, S (1, 4) OBP: 0.318, SLG: 0.349										4	0	0	0	0	1	2						
Rafael Palmeiro, L (1, 3) OBP: 0.372, SLG: 0.592										4	0	1	1	0	0	0						
Juan Gonzalez, R (1, 7) OBP: 0.394, SLG: 0.660										3	0	1	0	0	0	2						
Julio Franco, R (1, 10) OBP: 0.356, SLG: 0.441										3	0	1	0	1	0	3						
Ivan Rodriguez, R (1, 2) OBP: 0.320, SLG: 0.409										4	0	0	0	0	0	3						
Dean Palmer, R (1, 5) OBP: 0.317, SLG: 0.471										3	0	0	0	0	1	0						
Mario Diaz, R (1, 6) OBP: 0.285, SLG: 0.350										3	0	0	0	0	0	0						
Donald Harris, R (1, 8) OBP: 0.286, SLG: 0.351										3	1	2	0	0	0	0						
Inning Stats	R: 0 E: 0 K: 0 S: 8	H: 0 LOB: 0 BB: 0 P: 13	R: 0 E: 0 K: 0 S: 8	H: 0 LOB: 0 BB: 1 P: 16	R: 0 E: 0 K: 1 S: 10	H: 1 LOB: 0 BB: 0 P: 14	R: 0 E: 0 K: 0 S: 11	H: 1 LOB: 0 BB: 0 P: 15	R: 0 E: 0 K: 0 S: 4	H: 0 LOB: 0 BB: 0 P: 7	R: 1 E: 0 K: 0 S: 7	H: 3 LOB: 2 BB: 0 P: 16	R: 0 E: 0 K: 0 S: 5	H: 0 LOB: 0 BB: 0 P: 10	R: 0 E: 0 K: 1 S: 11	H: 0 LOB: 0 BB: 0 P: 14	R: 0 E: 0 K: 0 S: 7	H: 1 LOB: 1 BB: 0 P: 12	1B: 5 2B: 2 3B: 0 HR: 0	SF: 0 SAC: 0 DP: 2 HBP: 1	WP: 0 PB: 0 SB: 0 CS: 0	PA: 33
PITCHER Hilly Hathaway, L (1, 1) ERA: 4.21 Gene Nelson, R (7, 1) ERA: 2.42 Mike Butcher, R (9, 1) ERA: 3.04	IP: 6.0 WLS: W BF: 23	H: 5 R: 1 ER: 1 SO: 1	BB: 1 IBB: 0 HBP: 1 BLK: 0	WP: 0 HR: 0 S: 48 P: 81	ERA: 1.50 WHIP: 1.000																	

California Angels @ Texas Rangers
Arlington Stadium, Arlington, TX
Wed Aug 11 1993, 8:05 PM EDT
Att: 26,701 - Unknown - 97 F


AB	31
R	1
H	6
RBI	1
BB	1
SO	2
LOB	11



Batter	1	2	3	4	5	6	7	8	9	AB	R	H	RBI	BB	SO	LOB	TOP								
Stan Javier, S OBP: 0.327, SLG: 0.326 (1, 7)	G6-3		P4														2 0 0 0 2 0 0								
Chad Curtis, R OBP: 0.386, SLG: 0.385 (1, 8)	P4			F9	F8												3 0 0 0 1 0 1								
Tim Salmon, R OBP: 0.383, SLG: 0.523 (1, 9)	F7			BLK	3B	1B	P4										3 2 1 0 1 0 2								
Chili Davis, S OBP: 0.327, SLG: 0.418 (1, 10)		K		FC4-6	1B	K			G4-3								4 0 1 0 0 2 1								
Eduardo Perez, R OBP: 0.311, SLG: 0.414 (1, 5)	K			FC4-6	1B	1B	L9										4 0 1 0 0 1 1								
Rene Gonzales, R OBP: 0.362, SLG: 0.326 (1, 3)																	3 0 3 1 0 0 0								
Luis Polonia, L OBP: 0.314, SLG: 0.323 (8, PH)									K								1 0 0 0 0 1 0								
Gary Disarcina, R OBP: 0.278, SLG: 0.328 (1, 6)	G5-3			G6-3		F9-2											4 0 0 0 0 0 5								
Ron Tingley, R OBP: 0.286, SLG: 0.279 (7, PH)			K				G5-3										2 0 0 0 0 2 0								
Kurt Stillwell, S OBP: 0.276, SLG: 0.261 (7, 4)									K								2 0 0 0 0 1 0								
Rod Correia, R OBP: 0.440, SLG: 0.458 (1, 4)			P6														2 0 0 0 0 1 0								
Greg Myers, L OBP: 0.291, SLG: 0.374 (7, 2)							F7		F9								2 0 0 0 0 0 0								
Inning Stats	R: 0 E: 0 K: 0 S: 5	H: 0 LOB: 0 BB: 0 P: 10	R: 0 E: 0 K: 2 S: 10	H: 1 LOB: 1 BB: 0 P: 13	R: 0 E: 0 K: 1 S: 9	H: 0 LOB: 0 BB: 0 P: 10	R: 1 E: 0 K: 0 S: 18	H: 3 LOB: 2 BB: 0 P: 27	R: 0 E: 0 K: 1 S: 9	H: 0 LOB: 1 BB: 1 P: 18	R: 1 E: 0 K: 1 S: 13	H: 2 LOB: 1 BB: 1 P: 22	R: 0 E: 0 K: 0 S: 9	H: 0 LOB: 2 BB: 2 P: 19	R: 0 E: 0 K: 1 S: 6	H: 0 LOB: 0 BB: 0 P: 7	R: 0 E: 0 K: 1 S: 7	H: 0 LOB: 0 BB: 0 P: 11	1B: 4 2B: 2 3B: 1 HR: 0	SF: 0 SAC: 0 DP: 1 HBP: 0	WP: 0 PB: 0 SB: 0 CS: 0	PA: 36			
PITCHER	IP	WLS	BF	H	R	ER	SO	BB	IBB	HBP	BLK	WP	HR	S	P	ERA	WHIP								
Kenny Rogers, L ERA: 4.96 (1, 1)	6.0	W	25	6	2	2	6	2	0	0	1	0	0	64	100	3.00	1.333								
Cris Carpenter, R ERA: 2.96 (7, 1)	2.0		8	0	0	0	1	2	0	0	0	0	0	15	26	0.00	1.000								
Tom Henke, R ERA: 2.81 (9, 1)	1.0	S	3	0	0	0	1	0	0	0	0	0	0	7	11	0.00	0.000								

California Angels @ Texas Rangers
Arlington Stadium, Arlington, TX
Thu Aug 12 1993, 8:05 PM EDT
Att: 37,200 - Unknown - 97 F


AB 32
R 2
H 6
RBI 1
BB 4
SO 8
LOB 10



Batter	1	2	3	4	5	6	7	8	9	AB	R	H	RBI	BB	SO	LOB	BOTTOM								
David Hulse, L OBP: 0.328, SLG: 0.375 (1, 8)	HR	B1-3		G3			K										4 1 1 0 0 1 1								
Doug Strange, S OBP: 0.317, SLG: 0.350 (1, 4)	F7		WP						G6-3								4 0 1 0 0 1 1								
Rafael Palmeiro, L OBP: 0.373, SLG: 0.597 (1, 3)	HR		K				F8		FC5	BB							3 1 1 2 1 1 1								
Juan Gonzalez, R OBP: 0.391, SLG: 0.653 (1, 7)	P5		K				F8		K								4 0 0 0 0 2 2								
Julio Franco, R OBP: 0.358, SLG: 0.440 (1, 10)		G4-3					P4			IBB							3 0 1 0 1 0 1								
Ivan Rodriguez, R OBP: 0.320, SLG: 0.410 (1, 2)	G4-3			1B	2B		G6-3		G6-3	FC5							4 1 1 0 0 0 3								
Dean Palmer, R OBP: 0.317, SLG: 0.477 (1, 5)		HR		F7			F8										3 1 1 1 0 0 1								
Dan Peltier, L OBP: 0.362, SLG: 0.372 (1, 9)									G5-3								2 0 0 0 0 0 1								
Donald Harris, R OBP: 0.279, SLG: 0.342 (7, 9)		P2		F7													1 0 0 0 0 0 0								
Manuel Lee, S OBP: 0.239, SLG: 0.163 (1, 6)		K					G5-3		G5-3								3 0 1 1 0 1 0								
Inning Stats	R: 2 E: 0 K: 0 S: 18	H: 3 LOB: 1 BB: 0 P: 25	R: 1 E: 0 K: 1 S: 8	H: 1 LOB: 0 BB: 0 P: 10	R: 0 E: 0 K: 2 S: 11	H: 1 LOB: 1 BB: 0 P: 16	R: 1 E: 0 K: 0 S: 9	H: 2 LOB: 1 BB: 0 P: 14	R: 0 E: 0 K: 1 S: 6	H: 0 LOB: 0 BB: 0 P: 10	R: 0 E: 0 K: 0 S: 8	H: 0 LOB: 0 BB: 0 P: 12	R: 0 E: 0 K: 1 S: 8	H: 0 LOB: 0 BB: 0 P: 13	R: 0 E: 0 K: 1 S: 9	H: 0 LOB: 2 BB: 2 P: 19	1B: 3 2B: 2 3B: 0 HR: 2	SF: 0 SAC: 0 DP: 0 HBP: 0	WP: 1 PB: 0 SB: 1 CS: 0	PA: 33					
PITCHER	IP	WLS	BF	H	R	ER	SO	BB	IBB	HBP	BLK	WP	HR	S	P	ERA	WHIP								
John Farrell, R ERA: 7.2 (1, 1)	6.0	L	25	7	4	4	4	0	0	0	0	0	0	60	87	6.00	1.167								
Ken Patterson, L ERA: 4.8 (7, 1)	1.1		5	0	0	0	1	1	0	0	0	0	0	11	20	0.00	0.750								
Doug Linton, R ERA: 7.36 (8, 1)	0.2		3	0	0	0	1	0	1	0	0	0	0	6	12	0.00	0.000								

California Angels @ Texas Rangers
Arlington Stadium, Arlington, TX
Thu Aug 12 1993, 8:05 PM EDT
Att: 37,200 - Unknown - 97 F

AB 31
R 4
H 7
RBI 4
BB 2
SO 6
LOB 11



Batter	1	2	3	4	5	6	7	8	9	AB	R	H	RBI	BB	SO	LOB	TOP				
Rod Correia, R OBP: 0.517, SLG: 0.556 Torey Lovullo, S OBP: 0.315, SLG: 0.337	G4-3 2B		S 2B 1B		S 1B		1B HBP		G5-3	3	1	3	0	0	0	0					
Chad Curtis, R OBP: 0.383, SLG: 0.380	G4-3 2-3		S 2B BB		F9		1B		F9	4	1	1	0	1	0	2					
Tim Salmon, R OBP: 0.377, SLG: 0.513	K		K		K		K			4	0	0	0	0	4	6					
Chili Davis, S OBP: 0.325, SLG: 0.417	F9		2B		K				K	4	0	1	2	0	2	2					
Eduardo Perez, R OBP: 0.309, SLG: 0.391		K	K			G6-3			G6-3	4	0	0	0	0	2	1					
Rene Gonzales, R OBP: 0.367, SLG: 0.335		2B		BB		L6			1B 1B	3	0	2	0	1	0	0					
Stan Javier, S OBP: 0.325, SLG: 0.324		G6-3		F8		L8			1B	4	0	1	0	0	0	2					
Ron Tingley, R OBP: 0.272, SLG: 0.264		K		L8			P3		K	4	0	0	0	0	2	4					
Gary Disarcina, R OBP: 0.274, SLG: 0.323 Luis Polonia, L OBP: 0.312, SLG: 0.321			L5	F9			G5-3		G4-3	3	0	0	0	0	0	1					
Inning Stats	R: 0 E: 0 K: 1 S: 10	H: 1 LOB: 1 BB: 0 P: 16	R: 0 E: 0 K: 2 S: 11	H: 1 LOB: 1 BB: 0 P: 17	R: 2 E: 0 K: 2 S: 15	H: 2 LOB: 1 BB: 1 P: 26	R: 0 E: 0 K: 0 S: 7	H: 0 LOB: 1 BB: 1 P: 14	R: 0 E: 0 K: 0 S: 6	H: 0 LOB: 0 BB: 0 P: 9	R: 0 E: 0 K: 1 S: 15	H: 1 LOB: 2 BB: 0 P: 21	R: 0 E: 0 K: 2 S: 17	H: 2 LOB: 2 BB: 0 P: 24	R: 0 E: 0 K: 0 S: 6	H: 0 LOB: 0 BB: 0 P: 10	1B: 5 2B: 3 3B: 0 HR: 0	SF: 0 SAC: 0 DP: 0 HBP: 1	WP: 0 PB: 0 SB: 3 CS: 0	PA: 38	
PITCHER	IP WLS BF H R ER SO BB IBB HBP BLK WP HR S P ERA WHIP	IP WLS BF H R ER SO BB IBB HBP BLK WP HR S P ERA WHIP	IP WLS BF H R ER SO BB IBB HBP BLK WP HR S P ERA WHIP	IP WLS BF H R ER SO BB IBB HBP BLK WP HR S P ERA WHIP	IP WLS BF H R ER SO BB IBB HBP BLK WP HR S P ERA WHIP	IP WLS BF H R ER SO BB IBB HBP BLK WP HR S P ERA WHIP	IP WLS BF H R ER SO BB IBB HBP BLK WP HR S P ERA WHIP	IP WLS BF H R ER SO BB IBB HBP BLK WP HR S P ERA WHIP	IP WLS BF H R ER SO BB IBB HBP BLK WP HR S P ERA WHIP	IP WLS BF H R ER SO BB IBB HBP BLK WP HR S P ERA WHIP	IP WLS BF H R ER SO BB IBB HBP BLK WP HR S P ERA WHIP	IP WLS BF H R ER SO BB IBB HBP BLK WP HR S P ERA WHIP	IP WLS BF H R ER SO BB IBB HBP BLK WP HR S P ERA WHIP	IP WLS BF H R ER SO BB IBB HBP BLK WP HR S P ERA WHIP	IP WLS BF H R ER SO BB IBB HBP BLK WP HR S P ERA WHIP	IP WLS BF H R ER SO BB IBB HBP BLK WP HR S P ERA WHIP	IP WLS BF H R ER SO BB IBB HBP BLK WP HR S P ERA WHIP	IP WLS BF H R ER SO BB IBB HBP BLK WP HR S P ERA WHIP	IP WLS BF H R ER SO BB IBB HBP BLK WP HR S P ERA WHIP	IP WLS BF H R ER SO BB IBB HBP BLK WP HR S P ERA WHIP	IP WLS BF H R ER SO BB IBB HBP BLK WP HR S P ERA WHIP
Randy Johnson, L ERA: 3.74 Steve Ontiveros, R ERA:	(1, 1)	(9, 1)																			

California Angels @ Seattle Mariners
The Kingdome, Seattle, WA
Sat Aug 14 1993, 10:05 PM EDT
Att: 29,827 - Dome

AB 35
R 2
H 8
RBI 2
BB 2
SO 10
LOB 18



Batter	1	2	3	4	5	6	7	8	9	AB	R	H	RBI	BB	SO	LOB	BOTTOM				
Brian Turang, R OBP: 0.125, SLG: 0.250	F9			P4		2B				4	1	1	0	0	0	3					
Bret Boone, R OBP: 0.333, SLG: 0.495	G4-6-3 1B			BB		SH2	L3			2	0	1	0	1	0	0					
Edgar Martinez, R OBP: 0.346, SLG: 0.341	G4-6-3 1-2		F8		F8	HR BB	E3 HR			3	2	0	0	1	0	2					
Jay Buhner, R OBP: 0.387, SLG: 0.493		G5-3		K2-3		HR 1B	HR HR			4	2	2	3	0	1	1					
Greg Pirkle, R OBP: 0.375, SLG: 0.750		F8		F8		HR	G4-3			4	1	1	3	0	0	0					
Mike Blowers, R OBP: 0.386, SLG: 0.493		F8		1B 2B		L7	G5-3			4	1	1	0	0	0	0					
Greg Litton, R OBP: 0.331, SLG: 0.377			G6-4-3 BB		G5-3	E 1B BB			K	2	0	0	0	2	1	1					
Dave Valle, R OBP: 0.344, SLG: 0.384			G6-4-3 1-2		G5-3	E 1B			G5-3	4	0	2	1	0	0	1					
Omar Vizquel, S OBP: 0.330, SLG: 0.307			F8		P4	E6			F7	4	0	0	0	0	0	3					
Inning Stats	R: 0 E: 0 K: 0 S: 6	H: 1 LOB: 0 BB: 0 P: 11	R: 0 E: 0 K: 0 S: 7	H: 0 LOB: 0 BB: 0 P: 9	R: 0 E: 0 K: 0 S: 4	H: 0 LOB: 1 BB: 1 P: 8	R: 0 E: 0 K: 1 S: 8	H: 0 LOB: 1 BB: 1 P: 17	R: 1 E: 0 K: 0 S: 11	H: 2 LOB: 1 BB: 0 P: 19	R: 4 E: 1 K: 0 S: 22	H: 4 LOB: 3 BB: 2 P: 39	R: 2 E: 1 K: 0 S: 11	H: 1 LOB: 0 BB: 0 P: 16	R: 0 E: 0 K: 1 S: 8	H: 0 LOB: 0 BB: 0 P: 16	1B: 4 2B: 2 3B: 0 HR: 2	SF: 0 SAC: 1 DP: 2 HBP: 0	WP: 0 PB: 0 SB: 0 CS: 0	PA: 36	
PITCHER	IP WLS BF H R ER SO BB IBB HBP BLK WP HR S P ERA WHIP	IP WLS BF H R ER SO BB IBB HBP BLK WP HR S P ERA WHIP	IP WLS BF H R ER SO BB IBB HBP BLK WP HR S P ERA WHIP	IP WLS BF H R ER SO BB IBB HBP BLK WP HR S P ERA WHIP	IP WLS BF H R ER SO BB IBB HBP BLK WP HR S P ERA WHIP	IP WLS BF H R ER SO BB IBB HBP BLK WP HR S P ERA WHIP	IP WLS BF H R ER SO BB IBB HBP BLK WP HR S P ERA WHIP	IP WLS BF H R ER SO BB IBB HBP BLK WP HR S P ERA WHIP	IP WLS BF H R ER SO BB IBB HBP BLK WP HR S P ERA WHIP	IP WLS BF H R ER SO BB IBB HBP BLK WP HR S P ERA WHIP	IP WLS BF H R ER SO BB IBB HBP BLK WP HR S P ERA WHIP	IP WLS BF H R ER SO BB IBB HBP BLK WP HR S P ERA WHIP	IP WLS BF H R ER SO BB IBB HBP BLK WP HR S P ERA WHIP	IP WLS BF H R ER SO BB IBB HBP BLK WP HR S P ERA WHIP	IP WLS BF H R ER SO BB IBB HBP BLK WP HR S P ERA WHIP	IP WLS BF H R ER SO BB IBB HBP BLK WP HR S P ERA WHIP	IP WLS BF H R ER SO BB IBB HBP BLK WP HR S P ERA WHIP	IP WLS BF H R ER SO BB IBB HBP BLK WP HR S P ERA WHIP	IP WLS BF H R ER SO BB IBB HBP BLK WP HR S P ERA WHIP	IP WLS BF H R ER SO BB IBB HBP BLK WP HR S P ERA WHIP	IP WLS BF H R ER SO BB IBB HBP BLK WP HR S P ERA WHIP
Mark Langston, L ERA: 2.93 Joe Grahe, R ERA: 3.5 Doug Linton, R ERA: 7.18 Steve Frey, L ERA: 1.43	(1, 1)	(6, 1)	(8, 1)	(8, 1)																	

California Angels @ Seattle Mariners
The Kingdome, Seattle, WA
Sat Aug 14 1993, 10:05 PM EDT
Att: 29,827 - Dome

AB 31
R 7
H 8
RBI 7
BB 4
SO 2
LOB 11



Batter	1	2	3	4	5	6	7	8	9	AB	R	H	RBI	BB	SO	LOB	TOP					
Luis Polonia, L OBP: 0.317, SLG: 0.329	1-1 FC6-4 1B	3-2 S FC 2B	1-1 F8		4-1 2B BB	1-2 2B		0-3 K		5	2	3	2	1	1	2						
Chad Curtis, R OBP: 0.382, SLG: 0.382	0-1 L6	2-2 FC G3-1 1B	0-0 F8		0-0 1B 2B	1-3 K		2-2 1B		6	2	2	3	0	1	3						
Tim Salmon, R OBP: 0.377, SLG: 0.511 Stan Javier, S OBP: 0.323, SLG: 0.322	0-1 FC6-4 1B	0-0 G3-1 1B		1-1 HBP 2B 1B	1-3 K	1-3 K		0-0 G1-6-3		5	3	2	0	0	2	3						
Chili Davis, S OBP: 0.325, SLG: 0.415	0-0 1B	0-0 G3-1		2-2 F8	2-3 K		1-2 P5		1-1 2B 1B	6	0	2	0	0	1	4						
Greg Myers, L OBP: 0.297, SLG: 0.374	1-0 BB	1-1 HR 1B		2-0 2B HBP	2-1 1B		0-0 P8		2-3 K	5	1	3	4	0	1	1						
Eduardo Perez, R OBP: 0.338, SLG: 0.464	1-2 FC6 BB	2-H HR		1-0 1-3 2H 2B	1-1 F7		1-1 1B		0-0 F9	5	1	3	3	1	0	2						
Ty Van Burkleo, L OBP: 0.290, SLG: 0.269	0-0 FC6 1-2	1-3 K		0-0 G4-3		4-2 2B G6-3 BB	1-0 F9		0-0 2B	5	1	1	0	1	1	6						
Torey Lovullo, S OBP: 0.319, SLG: 0.349		2-1 G4-3 2B 1B	1-1 G6-3	2-2 G5-3		3-2 G6-3 2B 2B	3-1 1B 2B		0-0 G4-3	6	3	3	0	0	0	4						
Gary Disarcina, R OBP: 0.278, SLG: 0.326		0-0 G4-3	3-1		0-0 BB 1B	1-2 G6-3		1-2 1B		5	1	3	2	0	0	2						
Inning Stats	R: 1 E: 0 K: 0 S: 14	H: 3 LOB: 3 BB: 1 P: 20	R: 6 E: 0 K: 1 S: 28	H: 5 LOB: 0 BB: 0 P: 40	R: 0 E: 0 K: 0 S: 7	H: 1 LOB: 1 BB: 0 P: 12	R: 1 E: 0 K: 0 S: 10	H: 2 LOB: 2 BB: 0 P: 18	R: 3 E: 0 K: 2 S: 16	H: 3 LOB: 1 BB: 1 P: 26	R: 0 E: 0 K: 0 S: 7	H: 1 LOB: 1 BB: 0 P: 10	R: 1 E: 0 K: 1 S: 12	H: 3 LOB: 1 BB: 0 P: 18	R: 0 E: 0 K: 1 S: 8	H: 2 LOB: 2 BB: 0 P: 11	1B: 14 2B: 7 3B: 0 HR: 1	SF: 0 SAC: 0 DP: 1 HBP: 1	WP: 0 PB: 0 SB: 1 CS: 0	PA: 53		
PITCHER	IP WLS BF H R ER SO BB IBB HBP BLK WP HR S P ERA WHIP	IP WLS BF H R ER SO BB IBB HBP BLK WP HR S P ERA WHIP	IP WLS BF H R ER SO BB IBB HBP BLK WP HR S P ERA WHIP	IP WLS BF H R ER SO BB IBB HBP BLK WP HR S P ERA WHIP	IP WLS BF H R ER SO BB IBB HBP BLK WP HR S P ERA WHIP	IP WLS BF H R ER SO BB IBB HBP BLK WP HR S P ERA WHIP	IP WLS BF H R ER SO BB IBB HBP BLK WP HR S P ERA WHIP	IP WLS BF H R ER SO BB IBB HBP BLK WP HR S P ERA WHIP	IP WLS BF H R ER SO BB IBB HBP BLK WP HR S P ERA WHIP	IP WLS BF H R ER SO BB IBB HBP BLK WP HR S P ERA WHIP	IP WLS BF H R ER SO BB IBB HBP BLK WP HR S P ERA WHIP	IP WLS BF H R ER SO BB IBB HBP BLK WP HR S P ERA WHIP	IP WLS BF H R ER SO BB IBB HBP BLK WP HR S P ERA WHIP	IP WLS BF H R ER SO BB IBB HBP BLK WP HR S P ERA WHIP	IP WLS BF H R ER SO BB IBB HBP BLK WP HR S P ERA WHIP	IP WLS BF H R ER SO BB IBB HBP BLK WP HR S P ERA WHIP	IP WLS BF H R ER SO BB IBB HBP BLK WP HR S P ERA WHIP	IP WLS BF H R ER SO BB IBB HBP BLK WP HR S P ERA WHIP	IP WLS BF H R ER SO BB IBB HBP BLK WP HR S P ERA WHIP	IP WLS BF H R ER SO BB IBB HBP BLK WP HR S P ERA WHIP	IP WLS BF H R ER SO BB IBB HBP BLK WP HR S P ERA WHIP	IP WLS BF H R ER SO BB IBB HBP BLK WP HR S P ERA WHIP

California Angels @ Seattle Mariners
The Kingdome, Seattle, WA
Sun Aug 15 1993, 6:33 AM EDT
Att: 21,593 - Dome

AB 49
R 14
H 22
RBI 14
BB 3
SO 7
LOB 29



Batter	1	2	3	4	5	6	7	8	9	AB	R	H	RBI	BB	SO	LOB	BOTTOM						
Bret Boone, R OBP: 0.318, SLG: 0.470	0-3 K		1-1 G1-3	2-0 F9			1-1 G4-3		1-3 K	5	0	0	0	0	2	2							
Dave Magadan, L OBP: 0.393, SLG: 0.372	4-2 HBP BB		2-0 BB 1B		0-0 F8		1-0 F9			3	0	1	0	1	0	0							
Edgar Martinez, R OBP: 0.356, SLG: 0.376	2-1 F9		1-2 BB 1B		1-2 1B		0-0 HR			4	1	3	1	0	0	1							
Jay Buhner, R OBP: 0.388, SLG: 0.491 Mike Blowers, R OBP: 0.364, SLG: 0.491	1-2 FC6-4 HBP		4-2 BB		0-1 P2		1-3 K			1	0	0	0	1	0	1							
Dann Howitt, L OBP: 0.333, SLG: 0.571	1-1 FC6-4		0-0 G3		1-2 P4			0-3 K		4	0	0	0	0	1	6							
Greg Pirtl, R OBP: 0.333, SLG: 0.583		0-1 1-3 1B		1-3 K		2-1 F8		0-0 F9		4	0	1	0	0	1	0							
Mackey Sasser, L OBP: 0.277, SLG: 0.354		3-1 F8		1-2 F8		0-0 G6-3		2-3 K		4	0	0	0	0	1	1							
Dave Valle, R OBP: 0.345, SLG: 0.384 Bill Haselman, R OBP: 0.341, SLG: 0.482		0-2 L1-3		1-2 1B		0-1 F7		2-2 G6-3		2	0	1	0	0	0	1							
Omar Vizquel, S OBP: 0.331, SLG: 0.308 Greg Litton, R OBP: 0.333, SLG: 0.405			0-2 G5-3		1-1 1B		3-2 HR		0-0 G6-3	2	0	1	1	0	0	0							
Inning Stats	R: 0 E: 0 K: 1 S: 12	H: 0 LOB: 2 BB: 1 P: 20	R: 0 E: 0 K: 0 S: 10	H: 1 LOB: 0 BB: 0 P: 13	R: 0 E: 0 K: 0 S: 14	H: 2 LOB: 3 BB: 1 P: 22	R: 0 E: 0 K: 1 S: 12	H: 2 LOB: 2 BB: 0 P: 18	R: 0 E: 0 K: 0 S: 9	H: 1 LOB: 1 BB: 0 P: 11	R: 0 E: 0 K: 0 S: 5	H: 0 LOB: 0 BB: 0 P: 7	R: 2 E: 0 K: 1 S: 10	H: 2 LOB: 0 BB: 0 P: 16	R: 0 E: 0 K: 2 S: 10	H: 0 LOB: 0 BB: 0 P: 12	R: 0 E: 0 K: 1 S: 8	H: 0 LOB: 0 BB: 0 P: 11	1B: 6 2B: 1 3B: 0 HR: 2	SF: 0 SAC: 0 DP: 1 HBP: 1	WP: 0 PB: 0 SB: 0 CS: 0	PA: 37	
PITCHER	IP WLS BF H R ER SO BB IBB HBP BLK WP HR S P ERA WHIP	IP WLS BF H R ER SO BB IBB HBP BLK WP HR S P ERA WHIP	IP WLS BF H R ER SO BB IBB HBP BLK WP HR S P ERA WHIP	IP WLS BF H R ER SO BB IBB HBP BLK WP HR S P ERA WHIP	IP WLS BF H R ER SO BB IBB HBP BLK WP HR S P ERA WHIP	IP WLS BF H R ER SO BB IBB HBP BLK WP HR S P ERA WHIP	IP WLS BF H R ER SO BB IBB HBP BLK WP HR S P ERA WHIP	IP WLS BF H R ER SO BB IBB HBP BLK WP HR S P ERA WHIP	IP WLS BF H R ER SO BB IBB HBP BLK WP HR S P ERA WHIP	IP WLS BF H R ER SO BB IBB HBP BLK WP HR S P ERA WHIP	IP WLS BF H R ER SO BB IBB HBP BLK WP HR S P ERA WHIP	IP WLS BF H R ER SO BB IBB HBP BLK WP HR S P ERA WHIP	IP WLS BF H R ER SO BB IBB HBP BLK WP HR S P ERA WHIP	IP WLS BF H R ER SO BB IBB HBP BLK WP HR S P ERA WHIP	IP WLS BF H R ER SO BB IBB HBP BLK WP HR S P ERA WHIP	IP WLS BF H R ER SO BB IBB HBP BLK WP HR S P ERA WHIP	IP WLS BF H R ER SO BB IBB HBP BLK WP HR S P ERA WHIP	IP WLS BF H R ER SO BB IBB HBP BLK WP HR S P ERA WHIP	IP WLS BF H R ER SO BB IBB HBP BLK WP HR S P ERA WHIP	IP WLS BF H R ER SO BB IBB HBP BLK WP HR S P ERA WHIP	IP WLS BF H R ER SO BB IBB HBP BLK WP HR S P ERA WHIP	IP WLS BF H R ER SO BB IBB HBP BLK WP HR S P ERA WHIP	IP WLS BF H R ER SO BB IBB HBP BLK WP HR S P ERA WHIP

California Angels @ Seattle Mariners
The Kingdome, Seattle, WA
Sun Aug 15 1993, 6:33 AM EDT
Att: 21,593 - Dome

AB 34
R 2
H 8
RBI 2
BB 2
SO 6
LOB 12



Batter	1	2	3	4	5	6	7	8	9	AB	R	H	RBI	BB	SO	LOB	TOP									
Tony Phillips, S OBP: 0.443, SLG: 0.406 (1, 7)										5	2	3	0	0	0	1										
Dan Gladden, R OBP: 0.314, SLG: 0.458 (1, 8)										4	1	2	0	1	0	2										
Travis Fryman, R OBP: 0.356, SLG: 0.469 (1, 5)										4	1	0	0	1	0	3										
Cecil Fielder, R OBP: 0.376, SLG: 0.505 Gary Thurman, R OBP: 0.322, SLG: 0.308 (9, PR)										4	1	2	1	1	1	2										
Alan Trammell, R OBP: 0.378, SLG: 0.436 (1, 6)										4	1	2	2	1	0	1										
Mickey Tettleton, S OBP: 0.341, SLG: 0.476 (1, 3)										5	1	2	1	0	0	4										
Rob Deer, R OBP: 0.304, SLG: 0.387 (1, 9)										3	0	0	0	0	0	2										
Rich Rowland, R OBP: 0.286, SLG: 0.231 Chad Kreuter, S OBP: 0.355, SLG: 0.475 (8, 2)										2	0	0	0	1	0	1										
Chris Gomez, R OBP: 0.404, SLG: 0.420 (1, 4)										4	0	1	1	0	0	1										
Inning Stats	R: 3 E: 1 K: 0 S: 18	H: 3 LOB: 1 BB: 1 P: 28	R: 0 E: 0 K: 0 S: 10	H: 0 LOB: 0 BB: 0 P: 17	R: 0 E: 0 K: 0 S: 7	H: 2 LOB: 2 BB: 1 P: 16	R: 0 E: 0 K: 0 S: 5	H: 0 LOB: 1 BB: 0 P: 11	R: 0 E: 0 K: 0 S: 6	H: 0 LOB: 1 BB: 1 P: 13	R: 1 E: 0 K: 0 S: 7	H: 2 LOB: 0 BB: 1 P: 17	R: 0 E: 0 K: 1 S: 9	H: 1 LOB: 1 BB: 1 P: 17	R: 0 E: 0 K: 0 S: 5	H: 0 LOB: 0 BB: 0 P: 6	R: 3 E: 1 K: 0 S: 20	H: 4 LOB: 2 BB: 0 P: 29	1B: 12 2B: 0 3B: 0 HR: 0	SF: 0 SAC: 0 DP: 1 HBP: 1	WP: 0 PB: 0 SB: 2 CS: 1	PA: 43				
PITCHER	IP	WLS	BF	H	R	ER	SO	BB	IBB	HBP	BLK	WP	HR	S	P	ERA	WHIP									
Hilly Hathaway, L ERA: 4.24 Joe Grahe, R ERA: 3.25 Ken Patterson, L ERA: 4.57	(1, 1)	6.0	L	28	8	4	3	0	4	0	1	0	0	0	55	107	4.50	2.000								
	(7, 1)	2.2		13	4	3	0	1	1	0	0	0	0	0	30	43	0.00	1.875								
	(9, 1)	0.1		1	0	0	0	0	0	0	0	0	0	2	4	0.00	0.000									

Detroit Tigers @ California Angels
Anaheim Stadium, Anaheim, CA
Mon Aug 16 1993, 10:05 PM EDT
Att: 19,999 - Unknown - 74 F

AB 36
R 7
H 12
RBI 5
BB 5
SO 1
LOB 17



Batter	1	2	3	4	5	6	7	8	9	AB	R	H	RBI	BB	SO	LOB	BOTTOM									
Luis Polonia, L OBP: 0.321, SLG: 0.333 (1, 7)										4	0	3	0	0	0	0										
Chad Curtis, R OBP: 0.381, SLG: 0.381 (1, 8)										4	0	1	0	0	2	2										
Tim Salmon, R OBP: 0.376, SLG: 0.516 (1, 9)										4	1	1	1	0	1	3										
Chili Davis, S OBP: 0.323, SLG: 0.411 (1, 10)										4	0	0	0	0	1	3										
Greg Myers, L OBP: 0.301, SLG: 0.377 (1, 2)										4	0	2	0	0	0	0										
Rene Gonzales, R OBP: 0.362, SLG: 0.329 (1, 5)										4	0	0	0	0	0	2										
Ty Van Burkleo, L OBP: 0.286, SLG: 0.367 (1, 3)										4	1	1	1	0	0	1										
Kurt Stillwell, S OBP: 0.272, SLG: 0.259 (1, 4)										3	0	1	0	0	0	1										
Gary Disarcina, R OBP: 0.276, SLG: 0.324 (1, 6)										3	0	0	0	0	0	1										
Inning Stats	R: 0 E: 0 K: 1 S: 11	H: 1 LOB: 1 BB: 0 P: 13	R: 0 E: 0 K: 0 S: 9	H: 1 LOB: 0 BB: 0 P: 13	R: 0 E: 0 K: 0 S: 8	H: 1 LOB: 0 BB: 0 P: 12	R: 1 E: 0 K: 0 S: 6	H: 2 LOB: 0 BB: 0 P: 10	R: 0 E: 0 K: 2 S: 11	H: 1 LOB: 1 BB: 0 P: 13	R: 1 E: 0 K: 0 S: 13	H: 2 LOB: 1 BB: 0 P: 20	R: 0 E: 0 K: 1 S: 9	H: 1 LOB: 1 BB: 0 P: 15	R: 0 E: 0 K: 0 S: 6	H: 0 LOB: 0 BB: 0 P: 11	R: 0 E: 0 K: 0 S: 6	H: 0 LOB: 0 BB: 0 P: 11	1B: 7 2B: 0 3B: 0 HR: 2	SF: 0 SAC: 0 DP: 1 HBP: 0	WP: 0 PB: 0 SB: 3 CS: 0	PA: 34				
PITCHER	IP	WLS	BF	H	R	ER	SO	BB	IBB	HBP	BLK	WP	HR	S	P	ERA	WHIP									
Bill Gullickson, R ERA: 4.7 Storm Davis, R ERA: 5.1 Mike Henneman, R ERA: 2.31	(1, 1)	7.0	W	27	8	2	2	3	0	0	0	0	0	2	64	92	2.57	1.143								
	(8, 1)	1.0		4	1	0	0	1	0	0	0	0	0	9	15	0.00	1.000									
	(9, 1)	1.0		3	0	0	0	0	0	0	0	0	0	6	11	0.00	0.000									

Detroit Tigers @ California Angels
Anaheim Stadium, Anaheim, CA
Mon Aug 16 1993, 10:05 PM EDT
Att: 19,999 - Unknown - 74 F


AB 34
R 2
H 9
RBI 2
BB 0
SO 4
LOB 13



Batter	1	2	3	4	5	6	7	8	9	AB	R	H	RBI	BB	SO	LOB	TOP										
Tony Phillips, S (1, 7) OBP: 0.442, SLG: 0.404	F9		G5-3		FC5-2-6		G6-3		BB	4	1	0	0	1	0	2											
Dan Gladden, R (1, 8) OBP: 0.313, SLG: 0.458	P3		G5-3		FC5-2-6		F9		BB	4	1	0	0	1	0	2											
Travis Fryman, R (1, 5) OBP: 0.361, SLG: 0.471	F9		2B		K		G4-3		BB	5	0	2	2	0	1	2											
Cecil Fielder, R (1, 10) OBP: 0.375, SLG: 0.503		HR	K2-3				F8		SF8	4	1	2	1	0	1	1											
Alan Trammell, R (1, 6) OBP: 0.375, SLG: 0.442		HR			F8		K		G3	5	1	1	2	0	1	3											
Mickey Tettleton, S (1, 3) OBP: 0.347, SLG: 0.488		CS	BB		L8		FC5-4		BB	4	1	2	0	0	0	1											
Rob Deer, R (1, 9) OBP: 0.302, SLG: 0.381		K			K		P4		BB	4	1	1	0	0	2	2											
Rich Rowland, R (1, 2) OBP: 0.353, SLG: 0.333		CS	BB		E		K		BB	2	0	1	0	1	1	0											
Chad Kreuter, S (9, PH) OBP: 0.356, SLG: 0.477		BB			FC5-2-6		2B		BB	1	1	1	1	0	0	0											
Chris Gomez, R (1, 4) OBP: 0.354, SLG: 0.362		K			FC1		G5-3		BB	3	0	0	0	0	1	3											
Lou Whitaker, L (9, PH) OBP: 0.411, SLG: 0.465		K			FC5-2-6		2-3		BB	0	0	0	0	0	0	0											
Skeeter Barnes, R (9, PH) OBP: 0.319, SLG: 0.410		BB			FC5-2-6		2-3		BB	1	0	1	2	0	0	0											
Gary Thurman, R (9, PR) OBP: 0.322, SLG: 0.308		2-3			FC5-2-6		2-3		BB	0	1	0	0	0	0	0											
Inning Stats	R: 0 E: 0 K: 0 S: 10	H: 0 LOB: 0 BB: 0 P: 16	R: 2 E: 0 K: 2 S: 11	H: 3 LOB: 1 BB: 1 P: 21	R: 0 E: 0 K: 1 S: 12	H: 1 LOB: 1 BB: 0 P: 13	R: 0 E: 0 K: 1 S: 10	H: 0 LOB: 0 BB: 0 P: 14	R: 0 E: 1 K: 1 S: 10	H: 1 LOB: 2 BB: 0 P: 12	R: 0 E: 0 K: 1 S: 11	H: 1 LOB: 1 BB: 0 P: 19	R: 0 E: 0 K: 1 S: 8	H: 0 LOB: 0 BB: 0 P: 12	R: 0 E: 0 K: 0 S: 6	H: 0 LOB: 0 BB: 0 P: 7	R: 6 E: 0 K: 0 S: 22	H: 5 LOB: 2 BB: 2 P: 41	1B: 6 2B: 4 3B: 0 HR: 1	SF: 1 SAC: 0 DP: 0 HBP: 0	WP: 0 PB: 0 SB: 0 CS: 2	PA: 41					
PITCHER	IP	WLS	BF	H	R	ER	SO	BB	IBB	HBP	BLK	WP	HR	S	P	ERA	WHIP										
Chuck Finley, L (1, 1) ERA: 3.21	7.0		28	6	2	2	7	1	0	0	0	0	1	72	107	2.57	1.000										
Gene Nelson, R (8, 1) ERA: 2.87	1.1		7	3	3	3	0	0	0	0	0	0	0	17	23	20.25	2.250										
Steve Frey, L (9, 1) ERA: 2.11	0.0	L	2	1	0	0	0	1	0	0	0	0	0	4	9	∞	∞										
Mike Butcher, R (9, 1) ERA: 3.2	0.2		4	1	3	3	0	1	0	0	0	0	0	7	16	40.50	3.000										

Detroit Tigers @ California Angels
Anaheim Stadium, Anaheim, CA
Wed Aug 18 1993, 10:05 PM EDT
Att: 21,544 - Unknown - 74 F


AB 37
R 8
H 11
RBI 8
BB 3
SO 7
LOB 16

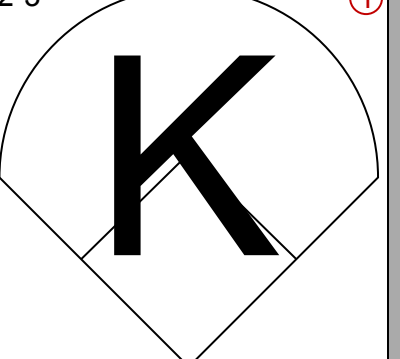
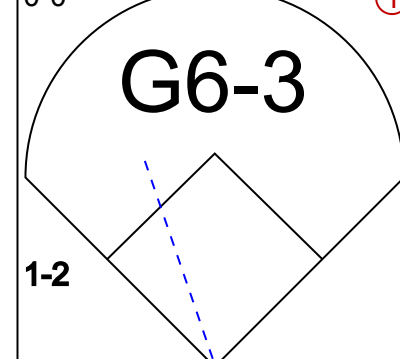
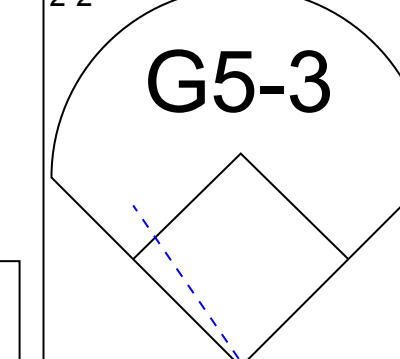
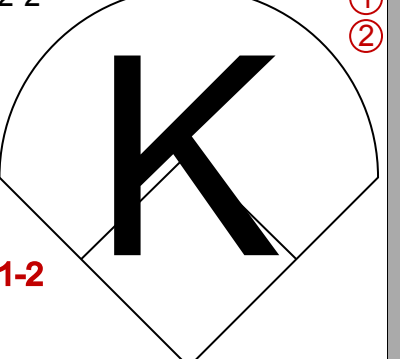
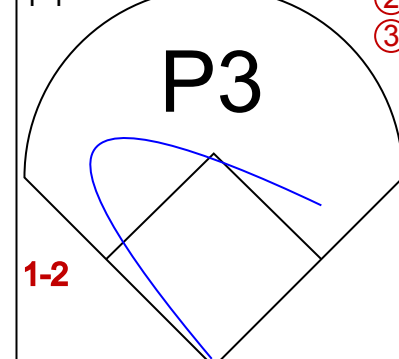
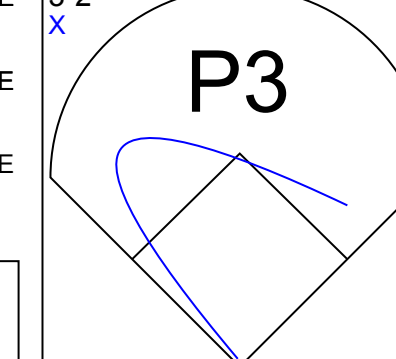
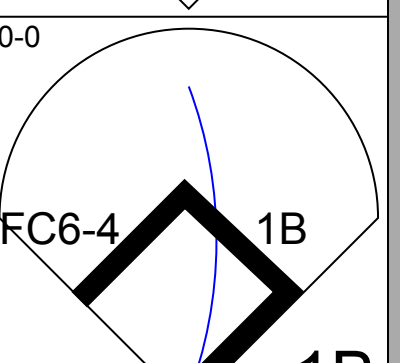
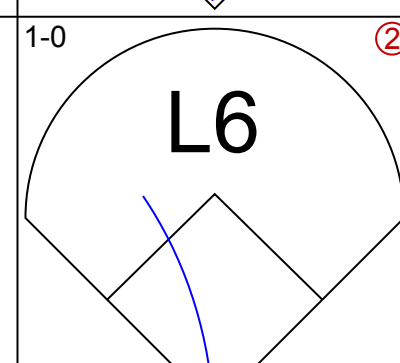
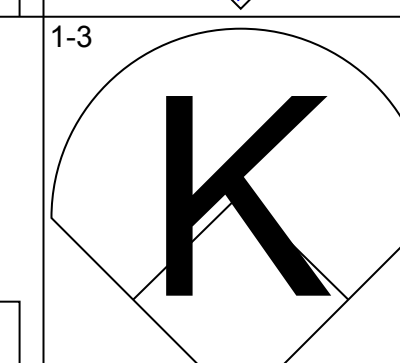
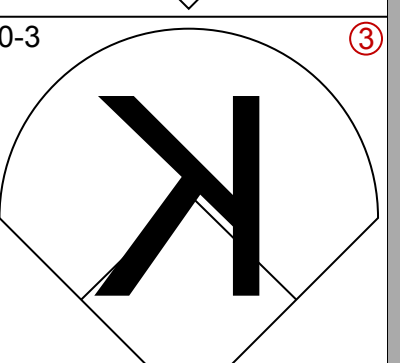
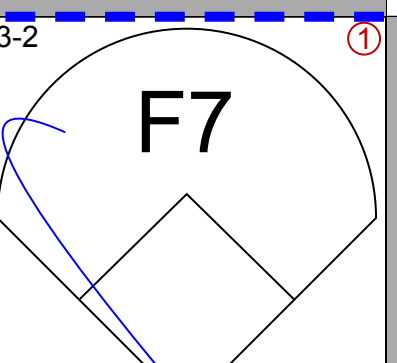
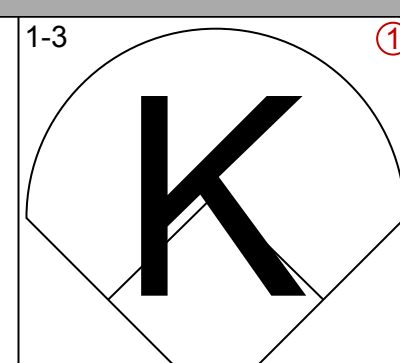
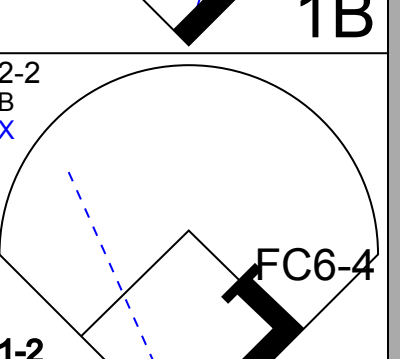
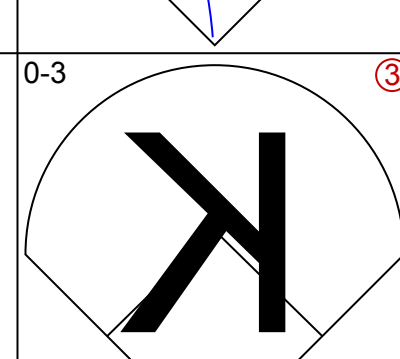
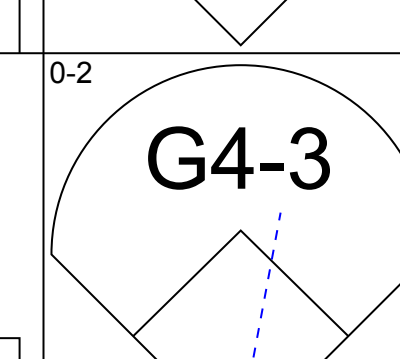
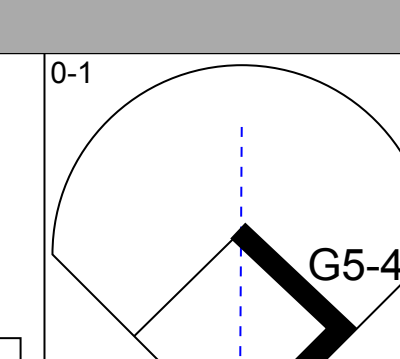
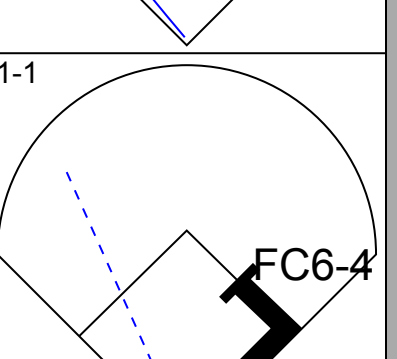
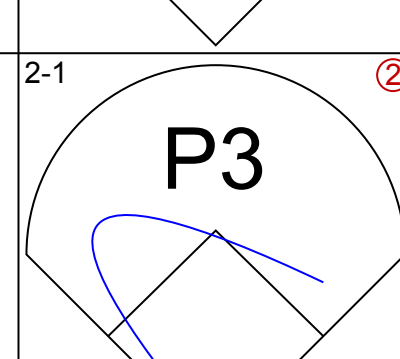
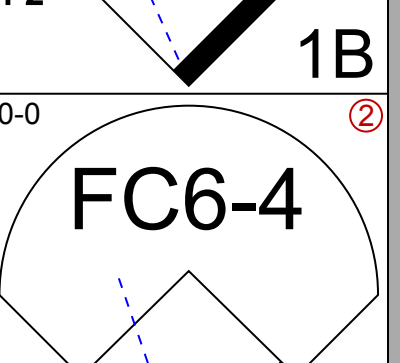
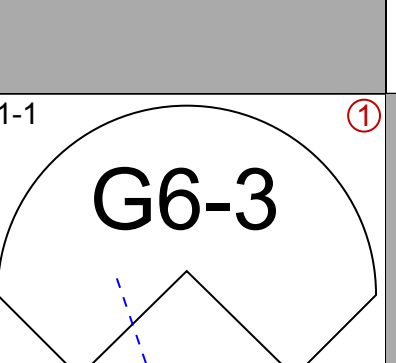
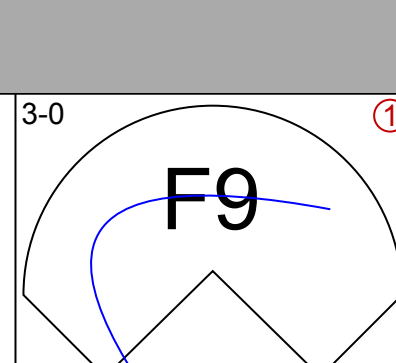
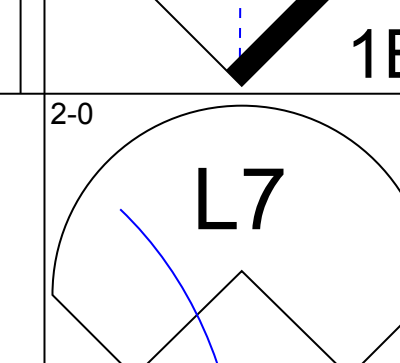
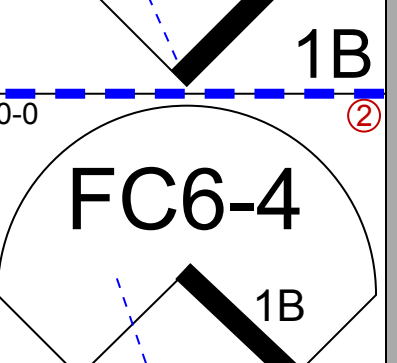
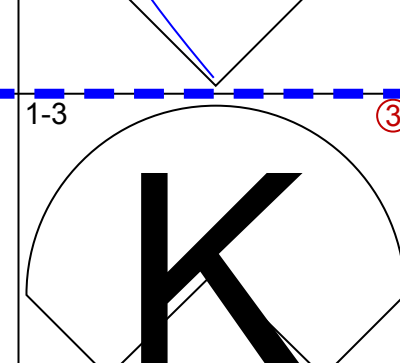
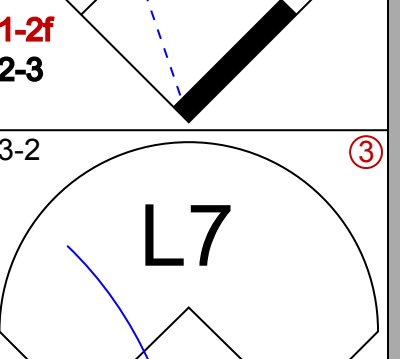
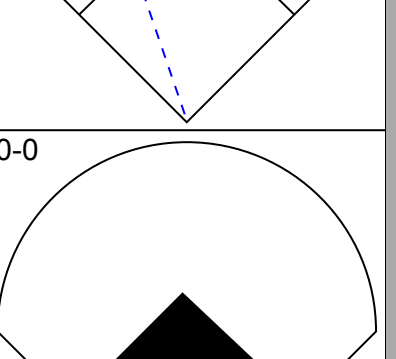
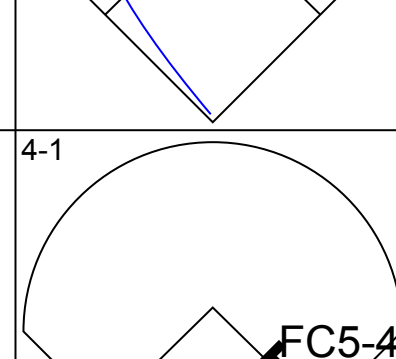
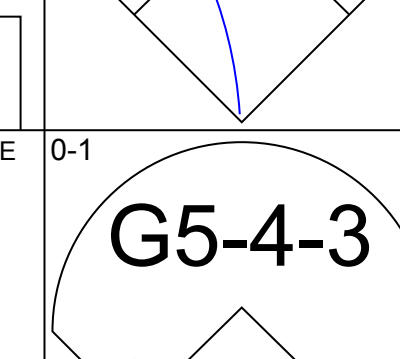
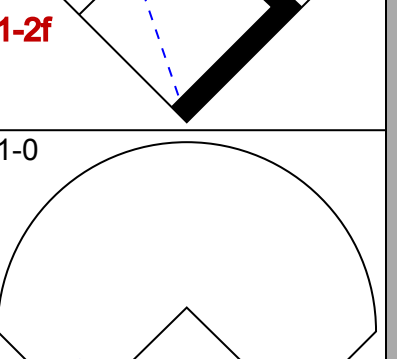
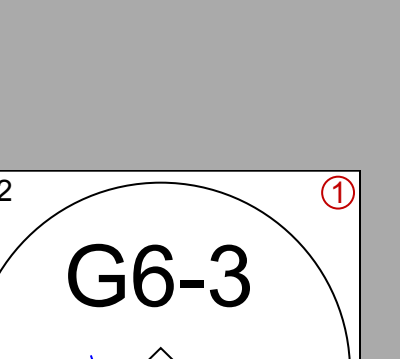
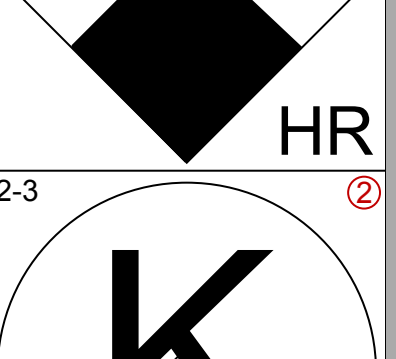
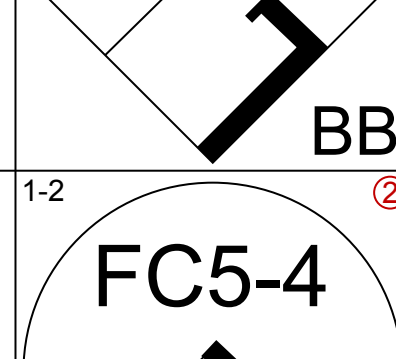
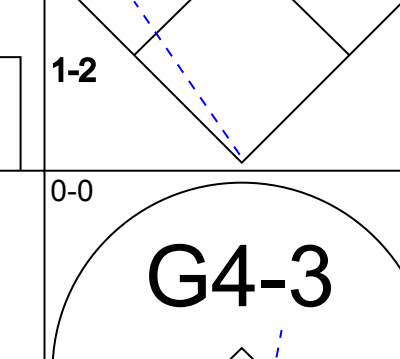
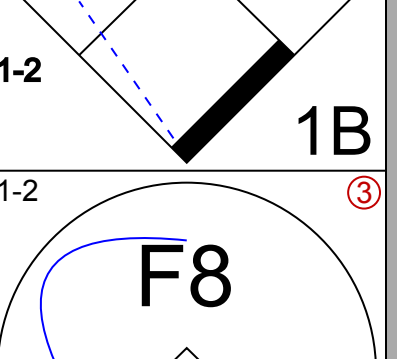
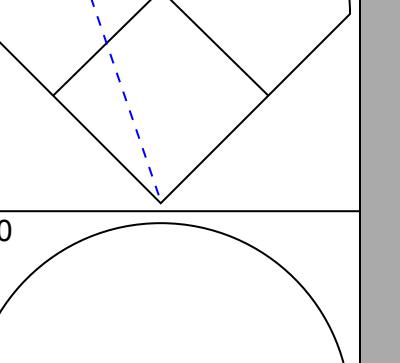
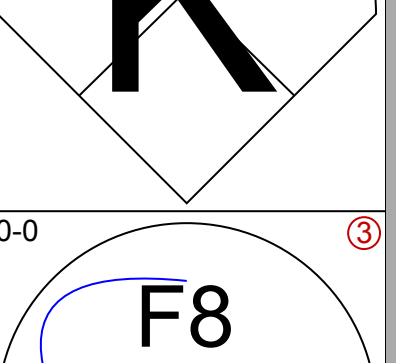
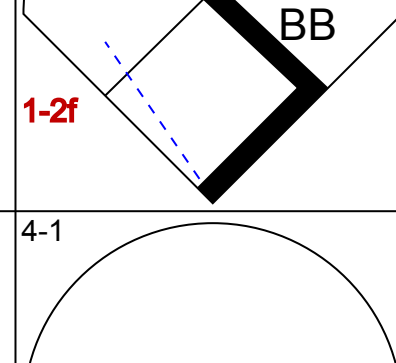
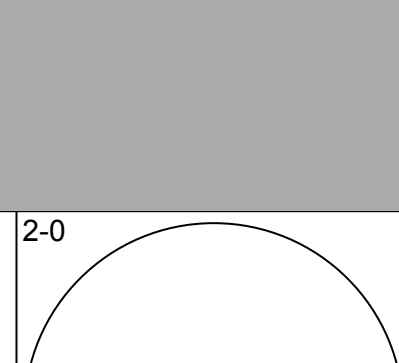
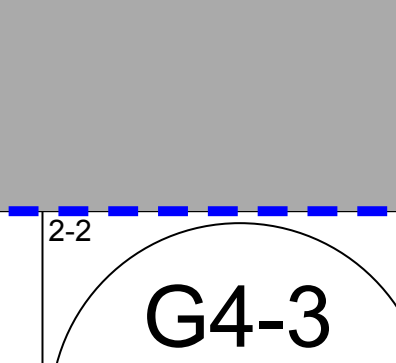
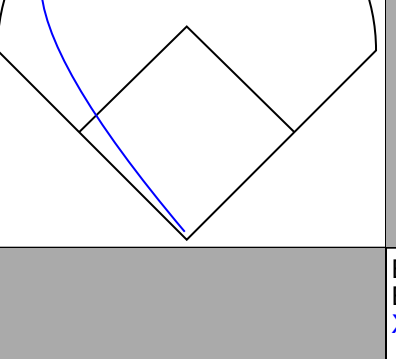
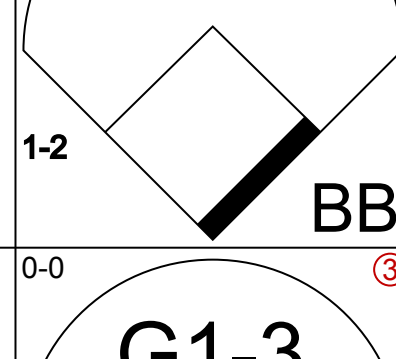

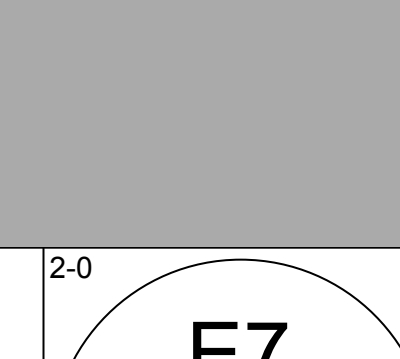
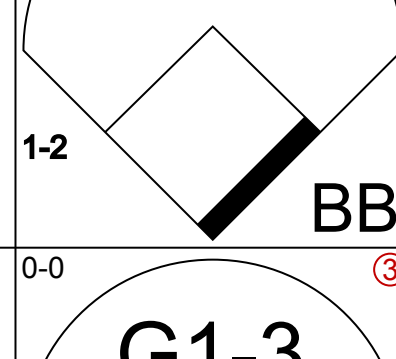
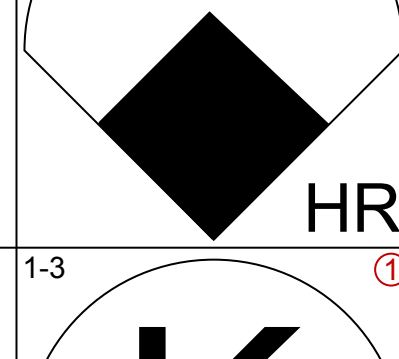
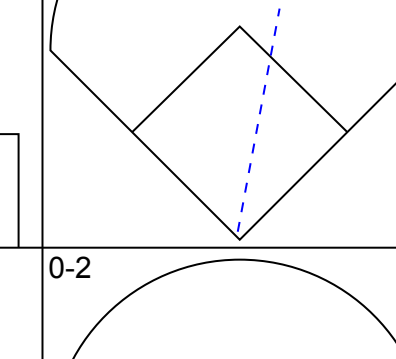
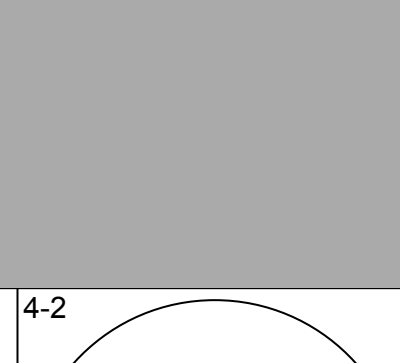
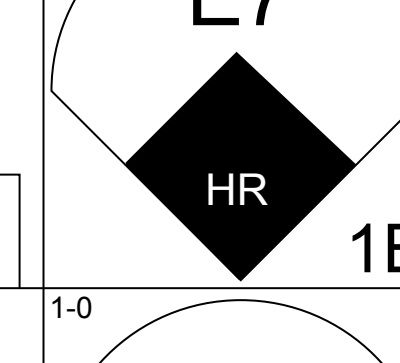
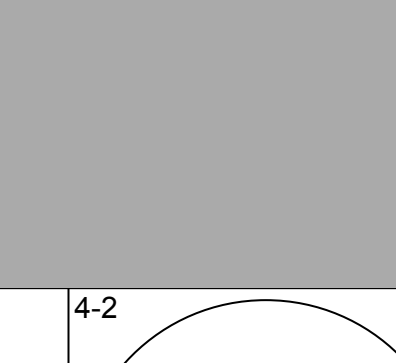
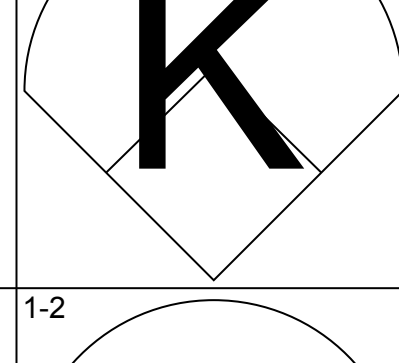
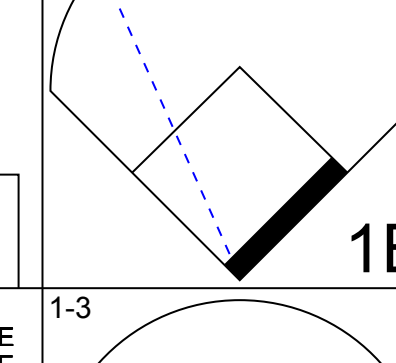


Batter	1	2	3	4	5	6	7	8	9	AB	R	H	RBI	BB	SO	LOB	BOTTOM										
Luis Polonia, L (1, 7) OBP: 0.320, SLG: 0.330	HR	FC6-4		G4-3			K		G6-3	4	1	0	0	1	1	4											
Chad Curtis, R (1, 8) OBP: 0.380, SLG: 0.378	P3		F8		G1-3		HR		BB	5	1	2	0	0	0	1											
Tim Salmon, R (1, 9) OBP: 0.375, SLG: 0.533	HR		HR		E5		K		K	5	3	2	3	0	2	2											
Chili Davis, S (1, 10) OBP: 0.323, SLG: 0.417	G3		F9		F7		HR		BB	5	1	2	2	0	0	1											
Rod Correia, R (9, PR) OBP: 0.495, SLG: 0.516					F9		HR		BB	0	0	0	0	0	0	0											
Greg Myers, L (1, 2) OBP: 0.300, SLG: 0.373	G6-3		BB		E4		BB		BB	2	0	0	0	1	0	0											
Ron Tingley, R (6, 2) OBP: 0.274, SLG: 0.267					E4		BB		BB	1	0	1	0	0	0	0											
Stan Javier, S (9, PH) OBP: 0.331, SLG: 0.327					2H		BB		BB	0	0	0	0	1	0	0											
Eduardo Perez, R (1, 5) OBP: 0.301, SLG: 0.410		P4		K	F8		L8		F7-2	5	0	0	0	0	1	6											
Ty Van Burkleo, L (1, 3) OBP: 0.282, SLG: 0.333		G3		G3			G2-3		BB	3	0	0	0	1	0	0											
Kurt Stillwell, S (1, 4) OBP: 0.278, SLG: 0.265		BB		BB			P4		P2	4	0	2	0	0	0	1											
Gary Disarcina, R (1, 6) OBP: 0.274, SLG: 0.322		FC6-4		F9			G6-3		K	4	0	1	0	0	1	2											
Inning Stats	R: 2 E: 0 K: 0 S: 11	H: 1 LOB: 2 BB: 1 P: 18	R: 0 E: 0 K: 0 S: 11	H: 2 LOB: 0 BB: 0 P: 16	R: 1 E: 0 K: 1 S: 14	H: 1 LOB: 1 BB: 1 P: 26	R: 0 E: 0 K: 0 S: 8	H: 1 LOB: 1 BB: 0 P: 11	R: 1 E: 2 K: 0 S: 15	H: 0 LOB: 1 BB: 0 P: 22	R: 0 E: 0 K: 0 S: 9	H: 0 LOB: 0 BB: 0 P: 12	R: 2 E: 0 K: 2 S: 16	H: 3 LOB: 1 BB: 0 P: 21	R: 0 E: 0 K: 1 S: 13	H: 0 LOB: 1 BB: 1 P: 22	R: 0 E: 0 K: 1 S: 13	H: 2 LOB: 2 BB: 1 P: 24	1B: 7 2B: 1 3B: 0 HR: 3	SF: 0 SAC: 0 DP: 1 HBP: 0	WP: 0 PB: 0 SB: 3 CS: 0	PA: 42					
PITCHER	IP	WLS	BF	H	R	ER	SO	BB	IBB	HBP	BLK	WP	HR	S	P	ERA	WHIP										
Mike Moore, R (1, 1) ERA: 5.5	7.0		33	8	6	5	3	2	0	0	0	0	0	84	126	6.43	1.429										
Kurt Knudsen, R (8, 1) ERA: 5.35	1.0	W	4	0	0	0	1	1	0	0	0	0	0	13	22	0.00	1.000										
Mike Henneman, R (9, 1) ERA: 2.24	1.0	S	5	2	0	0	1	1	0	0	0	0	0	13	24	0.00	3.000										

Detroit Tigers @ California Angels
Anaheim Stadium, Anaheim, CA
Wed Aug 18 1993, 10:05 PM EDT
Att: 21,544 - Unknown - 74 F

AB 38
R 6
H 10
RBI 5
BB 4
SO 5
LOB 17

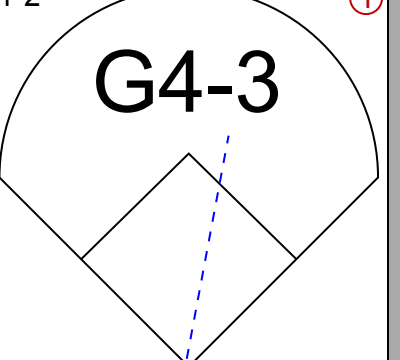
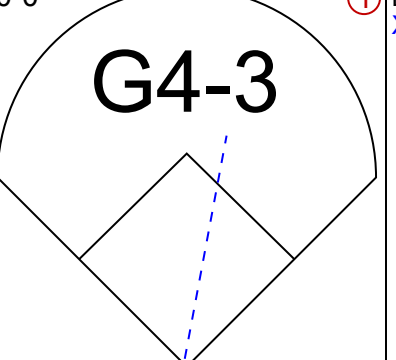
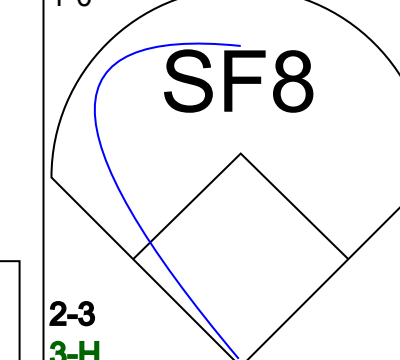
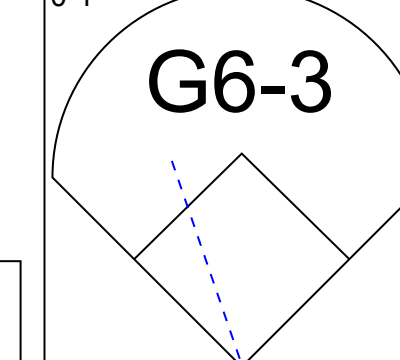
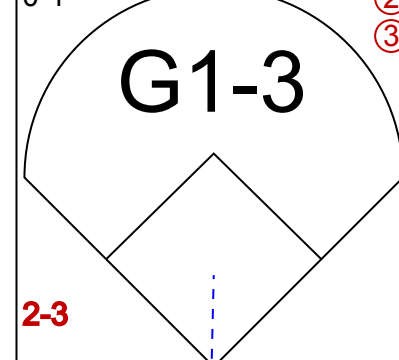
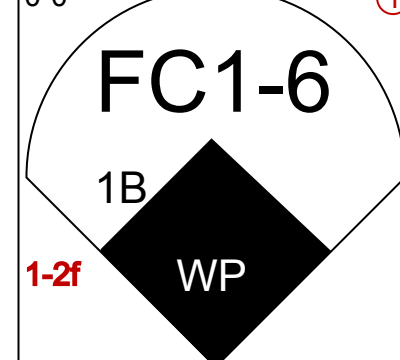
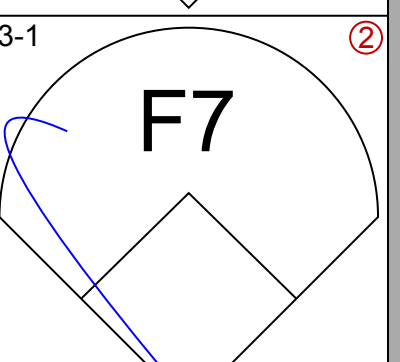
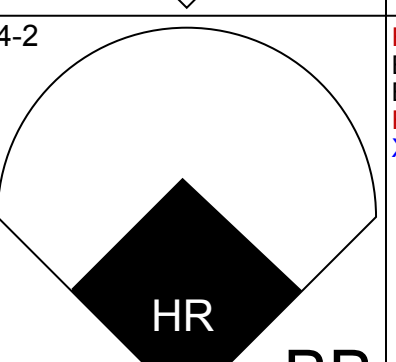
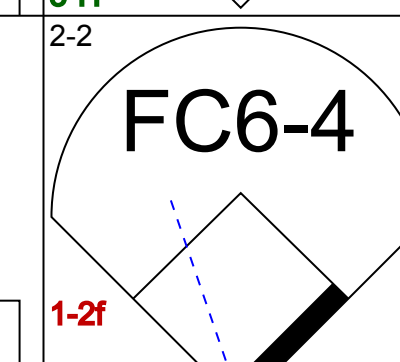
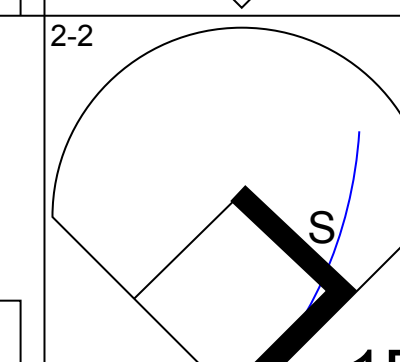
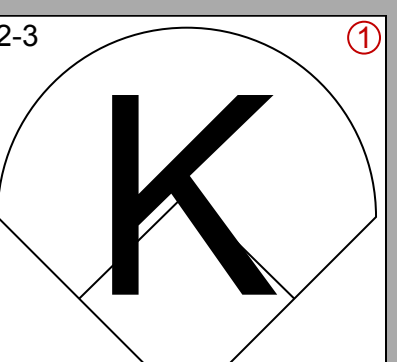
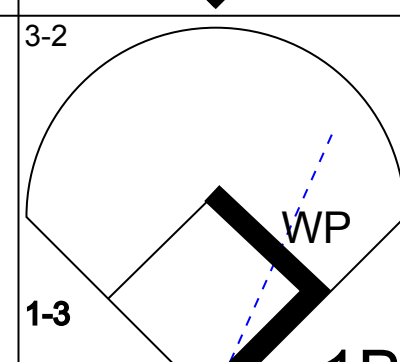
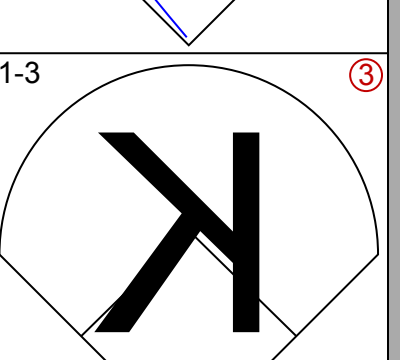
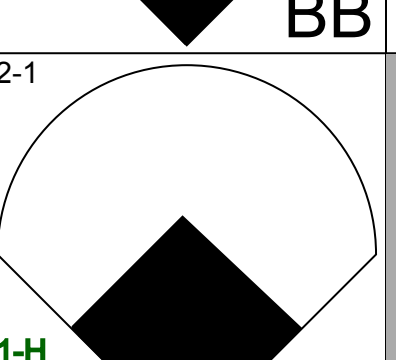
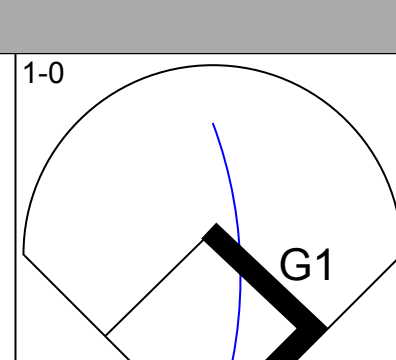
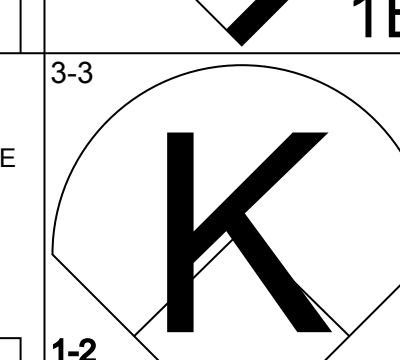
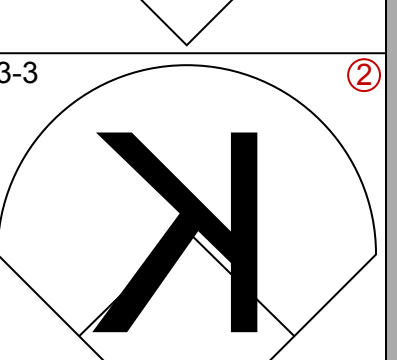
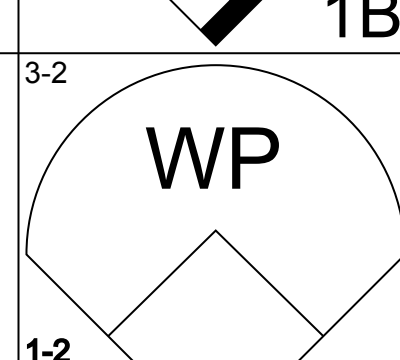
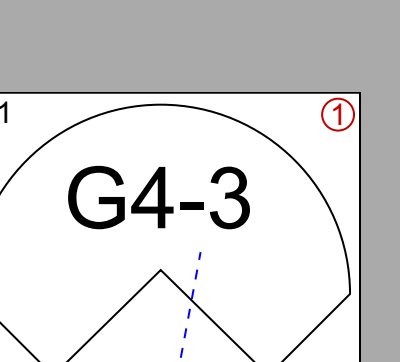
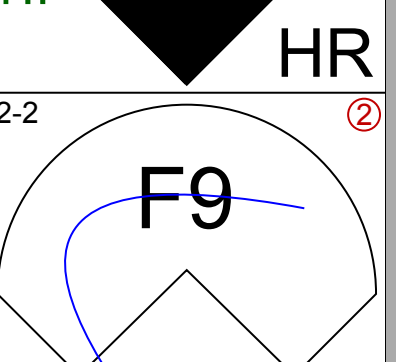
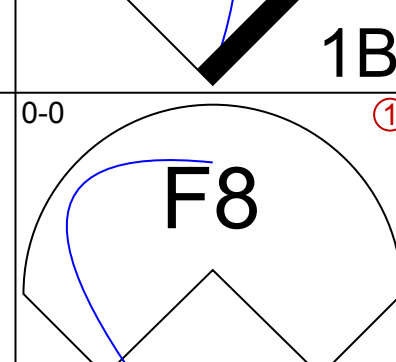
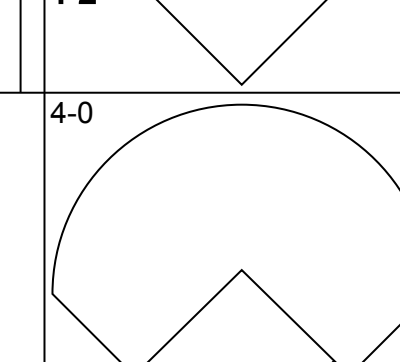
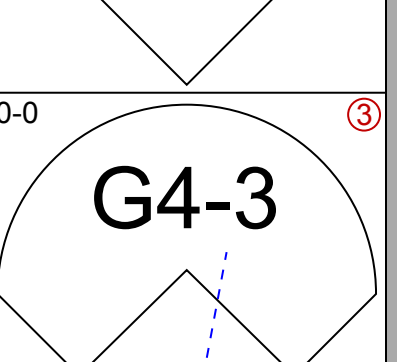
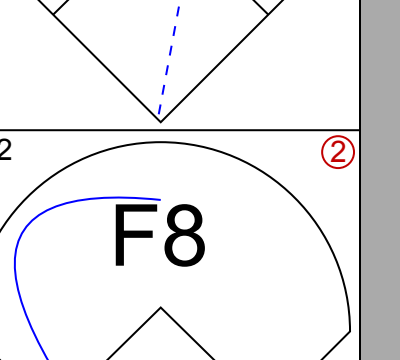
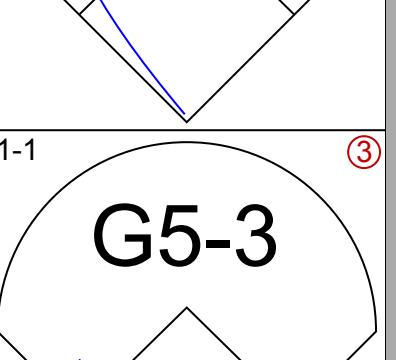
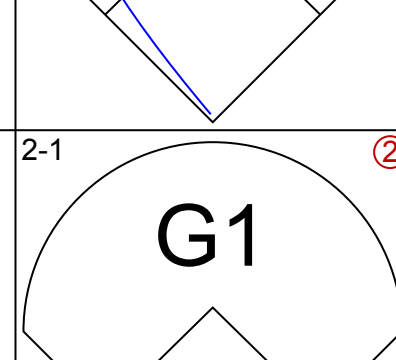
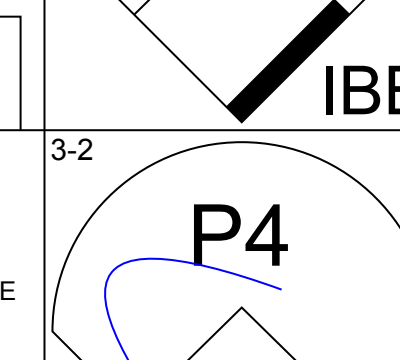
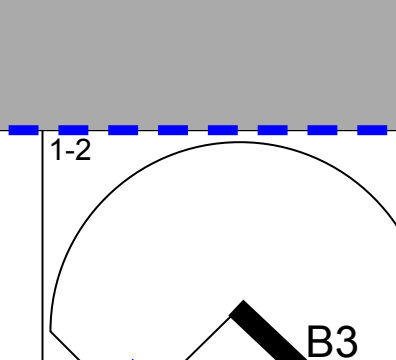

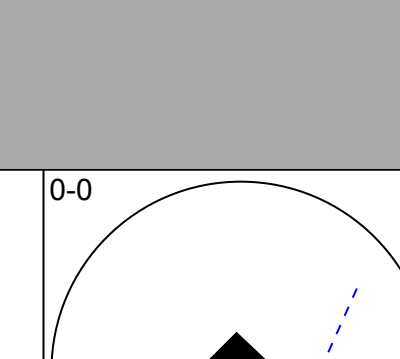
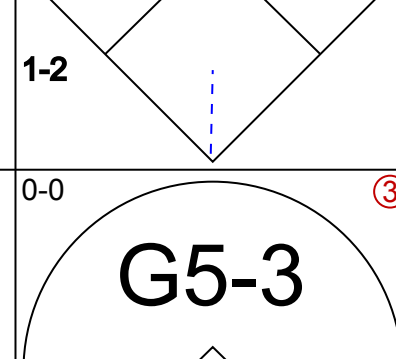
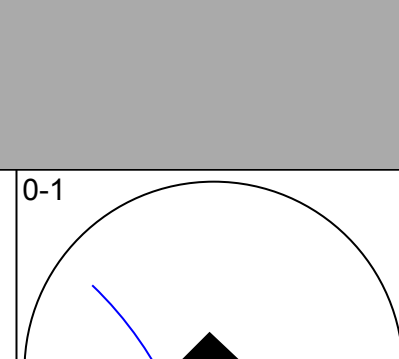
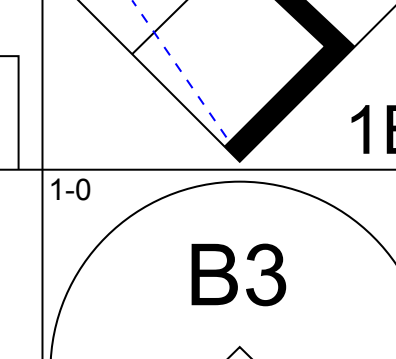
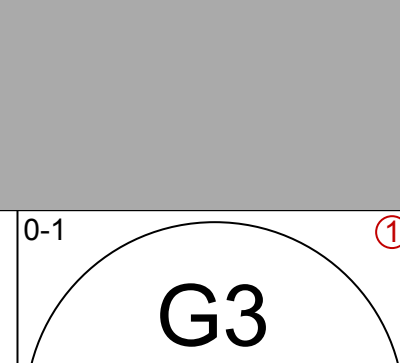
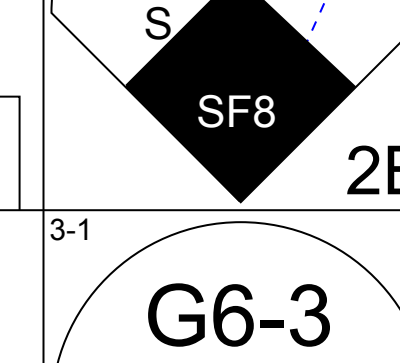
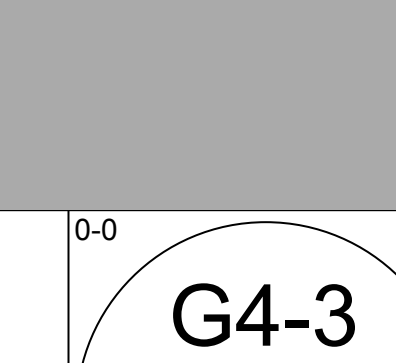
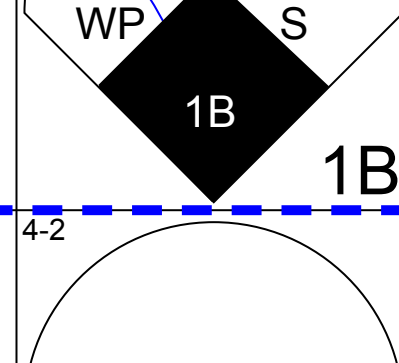
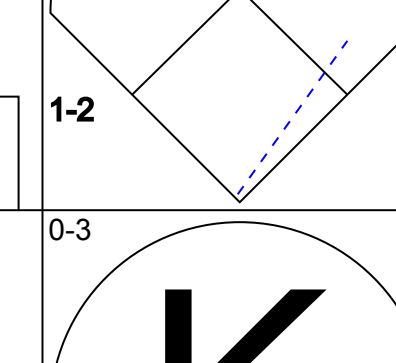
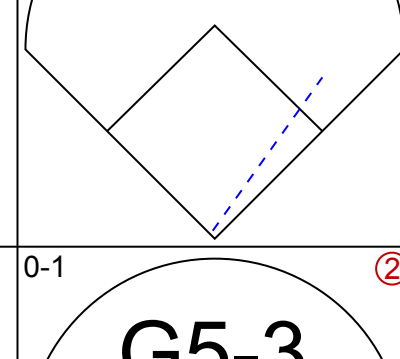
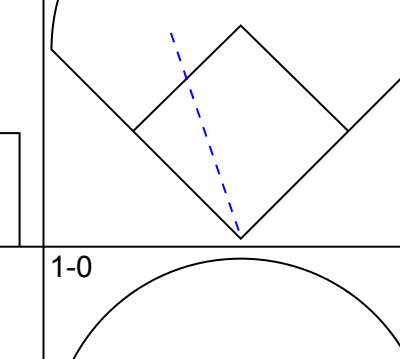
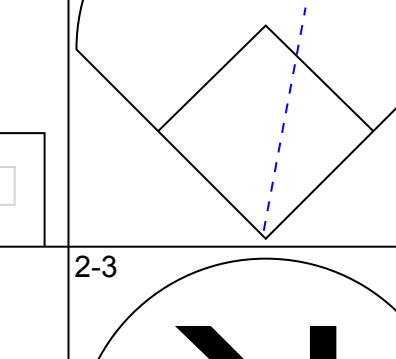
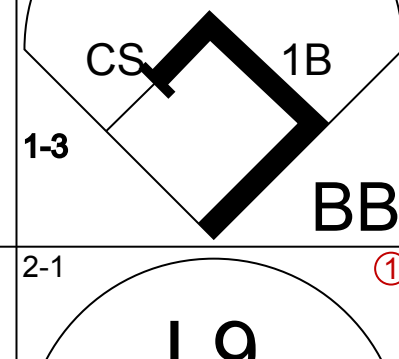
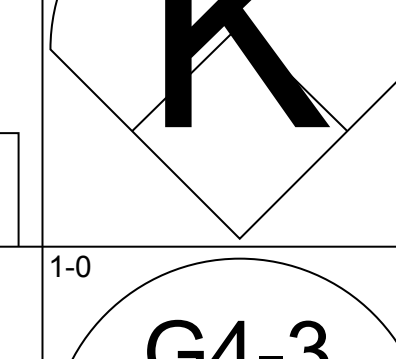
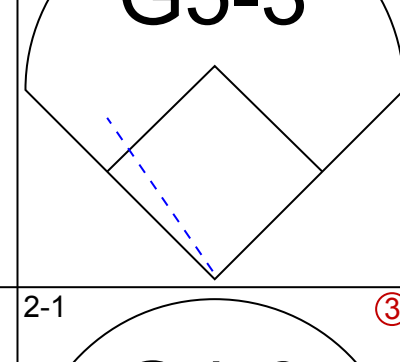
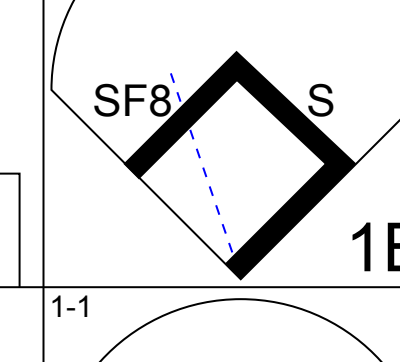
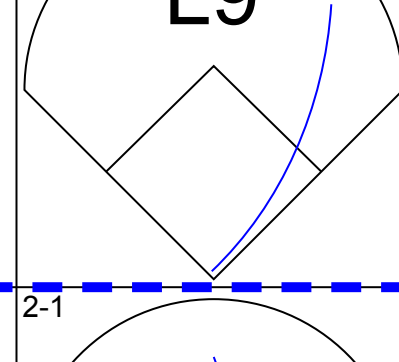
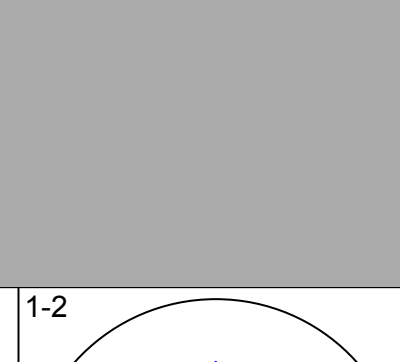
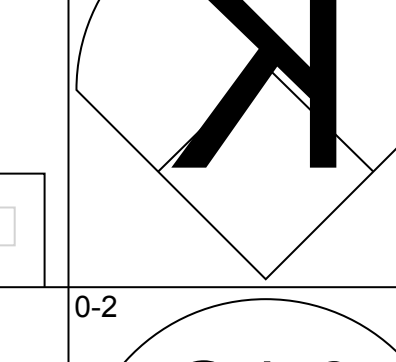
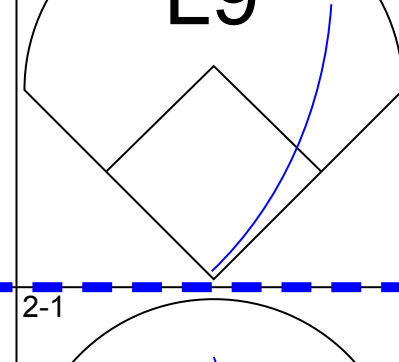


Batter	1	2	3	4	5	6	7	8	9	10	11	12	AB	R	H	RBI	BB	SO	LOB	TOP								
Pat Listach, S OBP: 0.307, SLG: 0.298 (1.6)													6	0	0	0	0	2	4									
Juan Bell, R OBP: 0.338, SLG: 0.376 (1.4)													6	0	1	0	0	3	1									
B.J. Surhoff, L OBP: 0.315, SLG: 0.379 (9.5)													6	0	3	0	0	1	1									
Greg Vaughn, R OBP: 0.375, SLG: 0.513 (1.7)													6	0	0	0	0	1	4									
Robin Yount, R OBP: 0.333, SLG: 0.390 (1.8)													4	1	2	1	1	0	3									
John Jaha, R OBP: 0.320, SLG: 0.369 (1.3)													5	0	0	0	0	1	4									
Kevin Seitzer, R OBP: 0.323, SLG: 0.366 (1.5)													3	1	2	1	1	0	0									
Darryl Hamilton, L OBP: 0.364, SLG: 0.404 (9.9)													1	0	0	0	0	0	0									
Dickie Thon, R OBP: 0.325, SLG: 0.341 (1.10)													5	1	2	0	0	1	3									
Dave Nilsson, L OBP: 0.306, SLG: 0.342 (1.2)													3	1	2	2	2	1	1									
Inning Stats	R: 0 E: 0 K: 1 S: 15	H: 2 LOB: 2 BB: 0 P: 22	R: 0 E: 0 K: 0 S: 7	H: 1 LOB: 0 BB: 0 P: 11	R: 0 E: 0 K: 1 S: 7	H: 0 LOB: 1 BB: 1 P: 12	R: 1 E: 0 K: 1 S: 8	H: 1 LOB: 0 BB: 1 P: 11	R: 2 E: 1 K: 1 S: 11	H: 2 LOB: 0 BB: 0 P: 17	R: 0 E: 0 K: 0 S: 7	H: 0 LOB: 2 BB: 2 P: 19	R: 0 E: 0 K: 2 S: 8	H: 0 LOB: 0 BB: 1 P: 13	R: 0 E: 0 K: 1 S: 6	H: 1 LOB: 1 BB: 0 P: 8	R: 1 E: 0 K: 1 S: 10	H: 2 LOB: 0 BB: 0 P: 15	R: 0 E: 0 K: 0 S: 10	H: 2 LOB: 2 BB: 0 P: 16	R: 0 E: 0 K: 1 S: 13	H: 1 LOB: 1 BB: 0 P: 19	R: 0 E: 0 K: 2 S: 8	H: 0 LOB: 0 BB: 0 P: 12	1B: 9 2B: 0 3B: 0 HR: 3	SF: 0 SAC: 0 DP: 0 HBP: 0	WP: 0 PB: 0 SB: 0 CS: 2	PA: 49
PITCHER	IP WLS BF H R ER SO BB IBB HBP BLK WP HR S P ERA WHIP	IP WLS BF H R ER SO BB IBB HBP BLK WP HR S P ERA WHIP													IP WLS BF H R ER SO BB IBB HBP BLK WP HR S P ERA WHIP													
Mark Langston, L ERA: 2.98 (1.1)	9.0	37	9	4	4	7	0	0	0	0	0	0	0	0	5	9	0.00	3.000										
Mike Butcher, R ERA: 3.16 (10.1)	0.1	2	1	0	0	0	0	0	0	0	0	0	0	0	5	9	0.00	3.000										
Gene Nelson, R ERA: 2.83 (10.1)	0.2	3	1	0	0	0	0	0	0	0	0	0	0	5	7	0.00	1.500											
Steve Frey, L ERA: 2.03 (11.1)	1.2	6	1	0	0	2	0	0	0	0	0	0	0	18	27	0.00	0.600											
Joe Grahe, R ERA: 3.23 (12.1)	0.1	W	1	0	0	0	1	0	0	0	0	0	0	3	4	0.00	0.000											

Milwaukee Brewers @ California Angels
Anaheim Stadium, Anaheim, CA
Thu Aug 19 1993, 10:05 PM EDT
Att: 18,436 - Unknown - 73 F

AB 45
R 4
H 12
RBI 4
BB 4
SO 10
LOB 21



Batter	1	2	3	4	5	6	7	8	9	10	11	12	AB	R	H	RBI	BB	SO	LOB	BOTTOM						
Luis Polonia, L OBP: 0.315, SLG: 0.326 (1.7)													5	1	0	1	0	0	3							
Chad Curtis, R OBP: 0.382, SLG: 0.379 (1.8)													5	1	2	0	1	1	2							
Tim Salmon, R OBP: 0.375, SLG: 0.539 (1.9)													6	1	2	2	0	3	2							
Chili Davis, S OBP: 0.322, SLG: 0.413 (1.10)													4	0	0	0	1	0	1							
Eduardo Perez, R OBP: 0.286, SLG: 0.398 (1.5)													5	0	1	0	0	0	3							
Tony Lovullo, S OBP: 0.320, SLG: 0.352 (1.4)													5	2	2	0	0	0	2							
Rene Gonzales, R OBP: 0.362, SLG: 0.328 (1.3)													3	0	0	0	1	0	1							
Rod Cortes, R OBP: 0.485, SLG: 0.516 (9. PR)													0	0	0	0	0	0	0							
Greg Myers, L OBP: 0.299, SLG: 0.372 (10.2)													1	0	0	0	0	1	1							
Gary Disarcina, R OBP: 0.274, SLG: 0.320 (1.6)													5	0	1	0	0	1	3							
Ron Tingley, R OBP: 0.276, SLG: 0.260 (1.2)													2	0	0	0	0	0	0							
Stan Javier, S OBP: 0.339, SLG: 0.335 (9. PH)													2	0	2	1	0	0	0							
Inning Stats	R: 0 E: 0 K: 1 S: 8	H: 0 LOB: 0 BB: 0 P: 13	R: 0 E: 0 K: 0 S: 9	H: 0 LOB: 0 BB: 0 P: 12	R: 0 E: 0 K: 0 S: 9	H: 0 LOB: 0 BB: 0 P: 8	R: 2 E: 0 K: 0 S: 10	H: 1 LOB: 0 BB: 1 P: 19	R: 1 E: 0 K: 0 S: 9	H: 2 LOB: 0 BB: 0 P: 17	R: 0 E: 0 K: 0 S: 8	H: 1 LOB: 1 BB: 0 P: 8	R: 0 E: 0 K: 1 S: 12	H: 0 LOB: 2 BB: 1 P: 24	R: 1 E: 0 K: 0 S: 10	H: 2 LOB: 1 BB: 1 P: 18	R: 0 E: 0 K: 2 S: 7	H: 0 LOB: 0 BB: 0 P: 12	R: 0 E: 0 K: 0 S: 8	H: 1 LOB: 1 BB: 0 P: 11	R: 1 E: 0 K: 0 S: 10	H: 2 LOB: 1 BB: 0 P: 17	1B: 8 2B: 1 3B: 0 HR: 1	SF: 1 SAC: 0 DP: 0 HBP: 1	WP: 2 PB: 0 SB: 4 CS: 1	PA: 48
PITCHER	IP WLS BF H R ER SO BB IBB HBP BLK WP HR S P ERA WHIP	IP WLS BF H R ER SO BB IBB HBP BLK WP HR S P ERA WHIP													IP WLS BF H R ER SO BB IBB HBP BLK WP HR S P ERA WHIP											
Ricky Barnes, R ERA: 4.57 (1.1)	8.0	33	6	4	4	3	1	1	1	0	0	0	1	1	69	113	4.50	0.875								
Carlos Maldonado, R ERA: 6.75 (9.1)	0.1	2	0	0	0	0	1	0	0	0	0	0	1	0	4	10	0.00	3.000								
Jesse Crisco, L ERA: 4.0 (9.1)	1.2	5	1	0	0	2	0	0	0	0	0	0	0	11	18	0.00	0.600									
Graeme Lloyd, L ERA: 2.54 (11.1)	1.1	L	8	3	1	1	1	0	0	0	0	0	1	0	18	28	6.75	2.250								

Milwaukee Brewers @ California Angels
Anaheim Stadium, Anaheim, CA
Thu Aug 19 1993, 10:05 PM EDT
Att: 18,436 - Unknown - 73 F

AB 43
R 5
H 10
RBI 4
BB 3
SO 6
LOB 18



Batter	1	2	3	4	5	6	7	8	9	10	AB	R	H	RBI	BB	SO	LOB	TOP									
Darryl Hamilton, L OBP: 0.367, SLG: 0.411 (1, 9)											5	2	3	2	0	1	0										
Juan Bell, R OBP: 0.332, SLG: 0.368 (1, 4)											5	0	0	0	0	2	3										
B.J. Surhoff, L OBP: 0.314, SLG: 0.376 (1, 5)											4	1	0	1	1	0	1										
Greg Vaughn, R OBP: 0.375, SLG: 0.521 (1, 7)											5	1	2	3	0	0	0										
Kevin Reimer, L OBP: 0.323, SLG: 0.405 (1, 10)											4	0	1	0	1	0	0										
Robin Yount, R OBP: 0.329, SLG: 0.384 (1, 8)											5	0	0	0	0	1	4										
Dave Nilsson, L OBP: 0.302, SLG: 0.335 (1, 2)											4	0	0	0	0	1	1										
John Jaha, R OBP: 0.321, SLG: 0.381 (1, 3)											4	2	2	1	0	0	0										
Pat Listach, S OBP: 0.304, SLG: 0.295 (1, 6)											3	1	0	0	0	1	0										
Inning Stats	R: 0 E: 0 K: 2 S: 9	H: 0 LOB: 0 BB: 0 P: 14	R: 0 E: 1 K: 0 S: 9	H: 0 LOB: 1 BB: 0 P: 14	R: 1 E: 0 K: 0 S: 11	H: 2 LOB: 1 BB: 0 P: 16	R: 0 E: 0 K: 0 S: 7	H: 0 LOB: 0 BB: 0 P: 12	R: 0 E: 0 K: 1 S: 6	H: 0 LOB: 0 BB: 0 P: 15	R: 1 E: 1 K: 1 S: 13	H: 2 LOB: 2 BB: 1 P: 26	R: 0 E: 0 K: 1 S: 6	H: 0 LOB: 0 BB: 0 P: 9	R: 0 E: 0 K: 0 S: 5	H: 0 LOB: 0 BB: 0 P: 8	R: 0 E: 0 K: 0 S: 9	H: 0 LOB: 0 BB: 0 P: 12	R: 5 E: 2 K: 2 S: 17	H: 4 LOB: 1 BB: 1 P: 32	1B: 2 2B: 4 3B: 0 HR: 2	SF: 0 SAC: 1 DP: 0 HBP: 0	WP: 0 PB: 0 SB: 0 CS: 0	PA: 42			
PITCHER	IP 9.0	WLS L	BF 33	H 4	R 2	ER 2	SO 4	BB 1	IBB 0	HBP 0	BLK 0	WP 0	HR 0	S 78	P 126	ERA 2.00	WHIP 0.556										
Phil Leftwich, R ERA: 3.31 (1, 1)	0.1	L	4	2	3	2	1	0	0	0	0	0	1	8	12	54.00	6.000										
Steve Frey, L ERA: 2.23 (10, 1)	0.2		5	2	2	1	1	0	1	0	0	0	1	9	20	13.50	3.000										
Joe Graher, R ERA: 3.63 (10, 1)																											

Milwaukee Brewers @ California Angels
Anaheim Stadium, Anaheim, CA
Fri Aug 20 1993, 10:05 PM EDT
Att: 26,495 - Unknown

AB 39
R 7
H 8
RBI 7
BB 2
SO 6
LOB 9

Batter	1	2	3	4	5	6	7	8	9	10	AB	R	H	RBI	BB	SO	LOB	BOTTOM									
Luis Polonia, L OBP: 0.314, SLG: 0.323 (1, 7)											4	0	0	0	1	0	2										
Chad Curtis, R OBP: 0.380, SLG: 0.376 (1, 8)											5	0	1	1	0	2	0										
Tim Salmon, R OBP: 0.375, SLG: 0.536 (1, 9)											4	0	1	0	1	0	2										
Chili Davis, S OBP: 0.319, SLG: 0.409 (1, 10)											4	0	0	0	0	4	2										
Eduardo Perez, R OBP: 0.263, SLG: 0.379 (1, 5)											4	0	0	0	0	1	1										
Stan Javier, S OBP: 0.343, SLG: 0.340 (1, 3)											4	1	2	0	0	0	0										
Kurt Stillwell, S OBP: 0.277, SLG: 0.272 (1, 4)											4	1	1	0	0	1	2										
Gary Disarcina, R OBP: 0.271, SLG: 0.317 (1, 6)											4	0	0	0	0	0	3										
Ron Tingley, R OBP: 0.270, SLG: 0.253 (1, 2)											2	0	0	0	0	1	1										
Greg Myers, L OBP: 0.300, SLG: 0.373 (7, PH) (8, 2)											2	0	1	1	0	0	1										
Inning Stats	R: 0 E: 0 K: 1 S: 9	H: 0 LOB: 0 BB: 0 P: 15	R: 0 E: 0 K: 2 S: 8	H: 0 LOB: 0 BB: 0 P: 12	R: 1 E: 0 K: 1 S: 16	H: 2 LOB: 2 BB: 1 P: 31	R: 0 E: 0 K: 1 S: 6	H: 0 LOB: 0 BB: 0 P: 9	R: 0 E: 0 K: 1 S: 8	H: 0 LOB: 0 BB: 0 P: 11	R: 1 E: 1 K: 0 S: 17	H: 2 LOB: 2 BB: 1 P: 23	R: 0 E: 0 K: 1 S: 9	H: 1 LOB: 1 BB: 0 P: 10	R: 0 E: 0 K: 0 S: 7	H: 1 LOB: 1 BB: 0 P: 12	R: 0 E: 0 K: 1 S: 7	H: 0 LOB: 0 BB: 0 P: 11	1B: 5 2B: 1 3B: 0 HR: 0	SF: 0 SAC: 0 DP: 0 HBP: 0	WP: 0 PB: 0 SB: 2 CS: 0	PA: 39					
PITCHER	IP 10.0	WLS W	BF 39	H 6	R 2	ER 1	SO 9	BB 2	IBB 0	HBP 0	BLK 0	WP 0	HR 0	S 95	P 149	ERA 0.90	WHIP 0.800										
21 Cal Eldred, R ERA: 4.2 (1, 1)																											

Milwaukee Brewers @ California Angels
Anaheim Stadium, Anaheim, CA
Fri Aug 20 1993, 10:05 PM EDT
Att: 26,495 - Unknown

AB 37
R 2
H 6
RBI 2
BB 2
SO 9
LOB 14

Batter	1	2	3	4	5	6	7	8	9	AB	R	H	RBI	BB	SO	LOB	TOP										
Darryl Hamilton, L (1, 9) OBP: 0.366, SLG: 0.407	G1-3	K		F8	F7			F9		5	0	0	0	0	1	6	Milwaukee Brewers @ California Angels Anaheim Stadium, Anaheim, CA Sun Aug 22 1993, 6:33 AM EDT Att: 19,374 - Sunny - 78 F										
Kevin Seitzer, R (1, 5) OBP: 0.323, SLG: 0.365	G1-3	E6		F9				F9	G4-3	5	0	0	0	0	0	2											
B.J. Surhoff, L (1, 7) OBP: 0.316, SLG: 0.375	G6-3	E3						G3		5	0	2	1	0	0	1											
Greg Vaughn, R (1, 10) OBP: 0.372, SLG: 0.515									K	4	1	0	0	1	3	5											
Dickie Thon, R (1, 4) OBP: 0.324, SLG: 0.344										4	0	1	0	0	0	1											
Kevin Reimer, L (9, PH) OBP: 0.292, SLG: 0.404										1	0	0	0	0	0	1											
Robin Yount, R (9, 8) OBP: 0.330, SLG: 0.385										0	0	0	0	0	0	0											
John Jaha, R (1, 3) OBP: 0.325, SLG: 0.380										2	2	0	0	2	1	1											
Pat Listach, S (1, 8) OBP: 0.309, SLG: 0.302										3	1	2	1	1	0	0											
Tom Lampkin, L (1, 2) OBP: 0.286, SLG: 0.346										1	2	0	1	2	0	0											
Juan Bell, R (1, 6) OBP: 0.332, SLG: 0.364										3	1	2	1	1	1	0											
Inning Stats	R: 0 E: 0 K: 0 S: 7	H: 0 LOB: 0 BB: 0 P: 12	R: 5 E: 2 K: 1 S: 20	H: 2 LOB: 2 BB: 3 P: 42	R: 0 E: 0 K: 1 S: 8	H: 0 LOB: 0 BB: 0 P: 11	R: 1 E: 0 K: 1 S: 13	H: 2 LOB: 2 BB: 1 P: 22	R: 1 E: 0 K: 0 S: 15	H: 1 LOB: 2 BB: 2 P: 27	R: 0 E: 0 K: 1 S: 10	H: 0 LOB: 0 BB: 0 P: 16	R: 0 E: 0 K: 0 S: 7	H: 1 LOB: 0 BB: 1 P: 14	R: 0 E: 0 K: 1 S: 8	H: 0 LOB: 0 BB: 0 P: 12		R: 0 E: 0 K: 1 S: 7	H: 1 LOB: 1 BB: 0 P: 9	1B: 5 2B: 2 3B: 0 HR: 0	SF: 1 SAC: 0 DP: 0 HBP: 0	WP: 2 PB: 0 SB: 2 CS: 2	PA: 42				
PITCHER	IP	WLS	BF	H	R	ER	SO	BB	IBB	HBP	BLK	WP	HR	S	P	ERA	WHIP										
Joe Magrane, L (1, 1) ERA: 5.11	3.2	L	21	4	6	4	2	4	0	0	0	2	0	45	84	9.82	2.182										
Doug Linton, R (4, 1) ERA: 8.48	3.1		13	2	1	1	2	3	0	0	0	0	0	35	60	2.70	1.500										
Ken Patterson, L (8, 1) ERA: 4.38	1.0		3	0	0	0	1	0	0	0	0	0	0	8	12	0.00	0.000										
Joe Grahe, R (9, 1) ERA: 3.54	1.0		4	1	0	0	1	0	0	0	0	0	0	7	9	0.00	1.000										

Batter	1	2	3	4	5	6	7	8	9	AB	R	H	RBI	BB	SO	LOB	BOTTOM										
Luis Polonia, L (1, 7) OBP: 0.316, SLG: 0.323	G1-3							P4		1	0	0	0	1	0	0	Milwaukee Brewers @ California Angels Anaheim Stadium, Anaheim, CA Sun Aug 22 1993, 6:33 AM EDT Att: 19,374 - Sunny - 78 F										
Rene Gonzales, R (5, 3) OBP: 0.362, SLG: 0.328										2	1	1	0	0	0	0											
Chad Curtis, R (1, 8) OBP: 0.378, SLG: 0.373	P4							F9		5	0	1	0	0	0	4											
Tim Salmon, R (1, 9) OBP: 0.372, SLG: 0.529	G5-3							F9		4	1	1	1	0	0	1											
Chili Davis, S (1, 10) OBP: 0.327, SLG: 0.423										3	2	1	1	2	0	1											
Greg Myers, L (1, 2) OBP: 0.300, SLG: 0.371										4	1	1	0	0	2	3											
Ron Tingley, R (9, PH) OBP: 0.269, SLG: 0.253										1	0	0	0	0	0	0											
Eduardo Perez, R (1, 5) OBP: 0.297, SLG: 0.400										5	0	1	0	0	2	1											
Stan Javier, S (1, 3) OBP: 0.349, SLG: 0.348										3	0	2	2	0	0	0											
Kurt Stillwell, S (1, 4) OBP: 0.281, SLG: 0.266										3	0	0	1	1	1	2											
Gary Disarcina, R (1, 6) OBP: 0.271, SLG: 0.315										0	0	0	0	0	0	0											
Torey Lovullo, S (2, PR) OBP: 0.315, SLG: 0.347										3	0	0	0	0	0	3											
Inning Stats	R: 0 E: 0 K: 0 S: 7	H: 0 LOB: 0 BB: 0 P: 10	R: 2 E: 0 K: 2 S: 23	H: 2 LOB: 2 BB: 2 P: 39	R: 2 E: 0 K: 2 S: 15	H: 3 LOB: 2 BB: 1 P: 24	R: 0 E: 0 K: 0 S: 11	H: 0 LOB: 1 BB: 0 P: 18	R: 0 E: 0 K: 1 S: 9	H: 1 LOB: 1 BB: 0 P: 13	R: 1 E: 0 K: 1 S: 10	H: 2 LOB: 2 BB: 1 P: 24	R: 0 E: 1 K: 0 S: 15	H: 0 LOB: 1 BB: 0 P: 24	R: 0 E: 0 K: 0 S: 5	H: 0 LOB: 0 BB: 0 P: 10	R: 0 E: 0 K: 1 S: 12	H: 0 LOB: 0 BB: 0 P: 16	1B: 6 2B: 2 3B: 0 HR: 0	SF: 2 SAC: 0 DP: 0 HBP: 2	WP: 0 PB: 0 SB: 2 CS: 0	PA: 42					
PITCHER	IP	WLS	BF	H	R	ER	SO	BB	IBB	HBP	BLK	WP	HR	S	P	ERA	WHIP										
Jaime Navarro, R (1, 1) ERA: 5.51	2.2		17	5	4	4	2	3	0	1	0	0	0	42	69	13.50	3.000										
Doug Henry, R (3, 1) ERA: 5.19	2.2	W	11	2	1	1	1	0	0	1	0	0	0	27	43	3.38	0.750										
Mike Fetters, R (6, 1) ERA: 3.72	2.2		11	1	0	0	1	1	0	0	0	0	0	26	50	0.00	0.750										
Jesse Orosco, L (9, 1) ERA: 3.89	1.0	S	3	0	0	0	1	0	0	0	0	0	0	12	16	0.00	0.000										

AB	33
R	7
H	7
RBI	4
BB	7
SO	6
LOB	17



AB	34
R	5
H	8
RBI	5
BB	4
SO	5
LOB	15



Batter	1	2	3	4	5	6	7	8	9	AB	R	H	RBI	BB	SO	LOB	TOP										
Rod Correia, R (1, 4) OBP: 0.439, SLG: 0.474	2-3 K			2-0 L9		4-2 BB		0-0 F9		3	0	0	0	1	1	2											
Chad Curtis, R (1, 8) OBP: 0.377, SLG: 0.372	3-3 K			1-3 K		2-3 K			0-1 G5-3 BB	4	0	1	0	0	3	2											
Tim Salmon, R (1, 9) OBP: 0.369, SLG: 0.524	2-3 K			0-0 G5-3			1-3 K		2-2 P4	4	0	0	0	0	2	1											
Chili Davis, S (1, 10) OBP: 0.326, SLG: 0.420 Torey Lovullo, S (9, PR) OBP: 0.315, SLG: 0.347		0-1 F8			2-3 K		2-2 G5-3		4-0 BB	3	0	0	0	1	1	0											
Eduardo Perez, R (1, 5) OBP: 0.286, SLG: 0.384		0-0 F7			1-0 P6		1-2 G6-3		0-1 G5-3	4	0	0	0	0	0	2											
J.T. Snow, L (1, 3) OBP: 0.315, SLG: 0.384 Luis Polonia, L (8, PR) OBP: 0.316, SLG: 0.323		2-2 P4			1-2 F9			0-0 G1-3 SH1-4 1B		3	0	1	0	0	0	0											
Stan Javier, S (1, 7) OBP: 0.346, SLG: 0.343			3-1 G6-3		1-2 G5-3			0-0 SH1-4		2	0	0	0	0	0	0											
Gary Disarcina, R (1, 6) OBP: 0.271, SLG: 0.315			0-0 G6-4-3 1B		1-0 G1-3			2-0 G1-3		3	0	1	0	0	0	2											
Ron Tingley, R (1, 2) OBP: 0.281, SLG: 0.271			0-1 G6-4-3 1-2		1-1 2B			4-0 BB		2	0	1	0	1	0	1											
Inning Stats	R: 0 E: 0 K: 3 S: 10	H: 0 LOB: 0 BB: 0 P: 17	R: 0 E: 0 K: 0 S: 7	H: 0 LOB: 0 BB: 0 P: 9	R: 0 E: 0 K: 0 S: 5	H: 1 LOB: 0 BB: 0 P: 8	R: 0 E: 0 K: 1 S: 6	H: 0 LOB: 0 BB: 0 P: 9	R: 0 E: 0 K: 1 S: 9	H: 0 LOB: 0 BB: 0 P: 13	R: 0 E: 0 K: 1 S: 12	H: 1 LOB: 2 BB: 1 P: 21	R: 0 E: 0 K: 1 S: 10	H: 0 LOB: 0 BB: 0 P: 14	R: 0 E: 0 K: 0 S: 4	H: 1 LOB: 2 BB: 1 P: 10	R: 0 E: 0 K: 0 S: 8	H: 1 LOB: 1 BB: 1 P: 14	1B: 3 2B: 1 3B: 0 HR: 0	SF: 0 SAC: 1 DP: 2 HBP: 0	WP: 0 PB: 0 SB: 0 CS: 0	PA: 32					
PITCHER	IP	WLS	BF	H	R	ER	SO	BB	IBB	HBP	BLK	WP	HR	S	P	ERA	WHIP										
Jamie Moyer, L (1, 1) ERA: 3.75	8.0	W	28	3	0	0	7	2	0	0	0	0	0	63	101	0.00	0.625										
Alan Mills, R (9, 1) ERA: 3.6	1.0	S	4	1	0	0	0	1	0	0	0	0	0	8	14	0.00	2.000										

California Angels @ Baltimore Orioles
 Oriole Park at Camden Yards, Baltimore, MD
 Tue Aug 24 1993, 7:05 PM EDT
 Att: 46,284 - Unknown - 89 F

AB 28
 R 0
 H 4
 RBI 0
 BB 3
 SO 7
 LOB 10



Batter	1	2	3	4	5	6	7	8	9	AB	R	H	RBI	BB	SO	LOB	BOTTOM										
Brady Anderson, L (1, 7) OBP: 0.352, SLG: 0.418	4-1 WP 1B BB	3-3 K			3-1 CS 1B			3-3 K		3	1	1	0	1	2	1											
Harold Reynolds, S (1, 4) OBP: 0.352, SLG: 0.334	1-3 K2-3		0-1 G5-3		0-1 CS	1-2 F8				3	0	0	0	0	1	1											
Mike Devereaux, R (1, 8) OBP: 0.316, SLG: 0.417	4-1 1B BB		2-2 P4		2-3 K					2	0	0	0	1	1	0											
Harold Baines, L (1, 10) OBP: 0.385, SLG: 0.461	2-3 K		1-1 G1		2-3 K					3	0	0	0	0	2	2											
Cal Ripken Jr., R (1, 6) OBP: 0.330, SLG: 0.421	1-2 1B			1-0 G5-3			2-2 F9			3	0	1	1	0	0	0											
Chris Hoiles, R (1, 2) OBP: 0.399, SLG: 0.547	3-3 K			1-3 K			1-1 G5-3			3	0	0	0	0	2	2											
David Segui, S (1, 3) OBP: 0.368, SLG: 0.443		0-3 K		2-1 F7			0-1 G5-3			3	0	0	0	0	1	0											
Tim Lulett, R (1, 5) OBP: 0.376, SLG: 0.411		0-0 F9			0-0 G6-3			1-0 F9		3	0	0	0	0	0	0											
Jack Voigt, R (1, 9) OBP: 0.404, SLG: 0.500		4-2 BB			0-0 P4			2-3 K		2	0	0	0	1	1	0											
Inning Stats	R: 1 E: 0 K: 3 S: 19	H: 1 LOB: 2 BB: 2 P: 34	R: 0 E: 0 K: 2 S: 11	H: 0 LOB: 1 BB: 1 P: 18	R: 0 E: 0 K: 0 S: 7	H: 0 LOB: 0 BB: 0 P: 10	R: 0 E: 0 K: 1 S: 6	H: 0 LOB: 0 BB: 0 P: 10	R: 0 E: 0 K: 2 S: 10	H: 0 LOB: 0 BB: 0 P: 15	R: 0 E: 0 K: 0 S: 9	H: 0 LOB: 0 BB: 0 P: 12	R: 0 E: 0 K: 2 S: 7	H: 0 LOB: 0 BB: 0 P: 13	R: 0 E: 0 K: 0 S: 8	H: 0 LOB: 0 BB: 0 P: 13	1B: 2 2B: 0 3B: 0 HR: 0	SF: 0 SAC: 0 DP: 0 HBP: 0	WP: 1 PB: 0 SB: 0 CS: 1	PA: 29							
PITCHER	IP	WLS	BF	H	R	ER	SO	BB	IBB	HBP	BLK	WP	HR	S	P	ERA	WHIP										
Chuck Finley, L (1, 1) ERA: 3.13	8.0	L	28	2	1	1	10	3	0	0	0	1	0	74	120	1.12	0.625										

California Angels @ Baltimore Orioles
 Oriole Park at Camden Yards, Baltimore, MD
 Tue Aug 24 1993, 7:05 PM EDT
 Att: 46,284 - Unknown - 89 F

AB 25
 R 1
 H 2
 RBI 1
 BB 3
 SO 10
 LOB 6



Batter	1	2	3	4	5	6	7	8	9	AB	R	H	RBI	BB	SO	LOB	TOP										
Luis Polonia, L (1, 7) OBP: 0.318, SLG: 0.324	1-1 G6-4-3 1B		2-2 FC4-6 1B			3-2 SH5-3 2B 1B		1-0 L8		4	2	2	0	0	0	1											
Chad Curtis, R (1, 8) OBP: 0.377, SLG: 0.372	1-2 G6-4-3 1-2f		2-2 FC6-4 1B			0-0 SH5-3 1-2		0-1 L7		3	0	1	1	0	0	1											
Tim Salmon, R (1, 9) OBP: 0.370, SLG: 0.525	3-3 K		1-0 FC6-4 1-2f			1-0 2H 2B		4-1 BB		3	0	1	1	1	1	1											
Chili Davis, S (1, 10) OBP: 0.323, SLG: 0.416		1-0 G4-3				0-1 F8		0-3 K		4	0	0	0	0	2	1											
J.T. Snow, L (1, 3) OBP: 0.317, SLG: 0.384		2-0 1B				1-2 L5		2-2 F9		3	0	1	0	1	0	0											
Eduardo Perez, R (1, 5) OBP: 0.275, SLG: 0.369		1-0 F8				1-3 K		0-1 FC3-6 BB		4	0	0	0	0	2	2											
Kurt Stillwell, S (1, 4) OBP: 0.280, SLG: 0.266		0-2 G4-3				2-0 L9		1-0 E 1B		4	0	1	0	0	0	2											
Gary Disarcina, R (1, 6) OBP: 0.272, SLG: 0.313			4-1 FC6-4 BB			1-0 P9		0-1 E4 FC6-4		2	0	0	0	1	0	1											
Ron Tingley, R (1, 2) OBP: 0.273, SLG: 0.261			2-2 FC6-4 FC4-6 1-2f			3-2 G4-3		3-1 FC6-4		3	0	0	0	0	0	3											
Inning Stats	R: 0 E: 0 K: 1 S: 8	H: 1 LOB: 0 BB: 0 P: 13	R: 0 E: 0 K: 0 S: 7	H: 1 LOB: 1 BB: 0 P: 11	R: 1 E: 0 K: 0 S: 12	H: 1 LOB: 1 BB: 1 P: 23	R: 0 E: 0 K: 1 S: 9	H: 0 LOB: 0 BB: 0 P: 11	R: 0 E: 0 K: 0 S: 5	H: 0 LOB: 0 BB: 0 P: 11	R: 1 E: 0 K: 1 S: 8	H: 2 LOB: 2 BB: 0 P: 14	R: 0 E: 0 K: 1 S: 11	H: 1 LOB: 2 BB: 0 P: 18	R: 0 E: 0 K: 0 S: 7	H: 0 LOB: 1 BB: 1 P: 12	R: 0 E: 0 K: 0 S: 4	H: 0 LOB: 0 BB: 1 P: 8	1B: 5 2B: 1 3B: 0 HR: 0	SF: 0 SAC: 1 DP: 2 HBP: 0	WP: 0 PB: 0 SB: 1 CS: 0	PA: 34					
PITCHER	IP	WLS	BF	H	R	ER	SO	BB	IBB	HBP	BLK	WP	HR	S	P	ERA	WHIP										
35 Mike Mussina, R (1, 1) ERA: 4.33	8.0	L	31	6	2	2	5	2	0	0	0	0	0	67	113	2.25	1.000										
Todd Frohwrth, R (9, 1) ERA: 3.67	1.0	S	3	0	0	0	0	1	0	0	0	0	0	4	8	0.00	1.000										

California Angels @ Baltimore Orioles
Oriole Park at Camden Yards, Baltimore, MD

AB 30
R 2
H 6
RBI 2
BB 3
SO 5
LOB 12



Wed Aug 25 1993, 7:05 PM EDT
Att: 46,624 - Unknown - 93 F

Batter	1	2	3	4	5	6	7	8	9	AB	R	H	RBI	BB	SO	LOB	BOTTOM										
Harold Reynolds, S (1, 4) OBP: 0.349, SLG: 0.332	0-1 L5		4-1 CS BB			1-1 G6-3		2-2 G1-3		3	0	0	0	1	0	0											
Mark McLemore, S (1, 9) OBP: 0.357, SLG: 0.395	3-2 F9		0-1 CS 1-2		2-3 K	0-0 G5-3		3-3 K		4	0	0	0	0	2	0											
Mike Devereaux, R (1, 8) OBP: 0.318, SLG: 0.415	1-3 K				4-1 BB	0-1 F9		4-2 1B BB		2	0	0	0	2	1	0											
Cal Ripken Jr., R (1, 6) OBP: 0.329, SLG: 0.419		1-0 F9			0-3 K	2-2 E FC1 G6-3 1B		0-0 F8		4	1	1	0	0	1	2											
Chris Hoiles, R (1, 2) OBP: 0.398, SLG: 0.543		2-0 P6			1-2 F7	0-0 FC1 G6-3		2-1 1B		4	0	1	0	0	0	2											
Damon Buford, R (9, PR) OBP: 0.325, SLG: 0.397						1-3 1B		1-3 1B		0	0	0	0	0	0	0											
David Segui, S (1, 3) OBP: 0.387, SLG: 0.439		4-0 BB				1-1 F9		2-2 G6-3 1-2f		3	0	0	0	1	1	3											
Tim Hulett, R (1, 5) OBP: 0.371, SLG: 0.405		1-0 F8				1-3 K		2-2 F7		3	0	0	0	0	1	1											
Jack Voigt, R (1, 7) OBP: 0.393, SLG: 0.484			3-3 K			3-2 E6		0-3 K		3	0	0	0	0	2	0											
Sherman Obando, R (1, 10) OBP: 0.326, SLG: 0.414			1-3 K			1-3 K		2-3 K		3	0	0	0	0	3	1											
Inning Stats	R: 0 E: 0 K: 1 S: 10	H: 0 LOB: 0 BB: 0 P: 14	R: 0 E: 0 K: 0 S: 3	H: 0 LOB: 1 BB: 1 P: 11	R: 0 E: 0 K: 2 S: 9	H: 0 LOB: 0 BB: 1 P: 17	R: 0 E: 0 K: 2 S: 11	H: 0 LOB: 1 BB: 1 P: 18	R: 0 E: 0 K: 2 S: 12	H: 0 LOB: 1 BB: 0 P: 18	R: 0 E: 0 K: 0 S: 5	H: 0 LOB: 0 BB: 0 P: 6	R: 1 E: 1 K: 0 S: 11	H: 1 LOB: 0 BB: 0 P: 17	R: 0 E: 0 K: 2 S: 10	H: 0 LOB: 0 BB: 0 P: 14	R: 0 E: 0 K: 2 S: 13	H: 1 LOB: 2 BB: 1 P: 23	1B: 2 2B: 0 3B: 0 HR: 0	SF: 0 SAC: 0 DP: 1 HBP: 0	WP: 0 PB: 0 SB: 0 CS: 1	PA: 34					
PITCHER	IP	WLS	BF	H	R	ER	SO	BB	IBB	HBP	BLK	WP	HR	S	P	ERA	WHIP										
Mark Langston, L (1, 1) ERA: 2.87	8.0	W	28	1	1	0	9	3	0	0	0	0	0	71	115	0.00	0.500										
Mike Butcher, R (9, 1) ERA: 3.04	1.0	S	5	1	0	0	2	1	0	0	0	0	0	13	23	0.00	2.000										

California Angels @ Baltimore Orioles
Oriole Park at Camden Yards, Baltimore, MD

AB 29
R 1
H 2
RBI 0
BB 4
SO 11
LOB 9




Wed Aug 25 1993, 7:05 PM EDT
Att: 46,624 - Unknown - 93 F

Batter	1	2	3	4	5	6	7	8	9	AB	R	H	RBI	BB	SO	LOB	TOP										
Luis Polonia, L OBP: 0.319, SLG: 0.327	G3		2B	1B		FC4-6			L7	5	1	2	1	0	0	1											
Chad Curtis, R OBP: 0.379, SLG: 0.377	1B		2B	1B		G5-3			F8	5	0	3	2	0	0	1											
Tim Salmon, R OBP: 0.369, SLG: 0.520	K		L8	G3			G1-6-3 HBP		L9	4	0	0	0	0	1	4											
Chili Davis, S OBP: 0.323, SLG: 0.414		G1-3		IBB		F9			G1-6-3	3	0	0	0	1	0	1											
J.T. Snow, L OBP: 0.316, SLG: 0.382	1B		K			P5			K	4	0	1	0	0	2	2											
Eduardo Perez, R OBP: 0.283, SLG: 0.402	K					G4-6-3 1B			P5	4	2	2	1	0	1	1											
Greg Myers, L OBP: 0.307, SLG: 0.369										1	0	0	0	3	1	0											
Torey Lovullo, S OBP: 0.315, SLG: 0.347										0	0	0	0	0	0	0											
Kurt Stillwell, S OBP: 0.274, SLG: 0.259	G3-1					G4-6-3			L8	4	0	0	0	0	0	5											
Gary Disarcina, R OBP: 0.273, SLG: 0.313										1	1	0	0	0	0	0											
Rod Correia, R OBP: 0.452, SLG: 0.487										1	0	1	0	0	0	0											
Stan Javier, S OBP: 0.344, SLG: 0.341										1	0	0	0	0	0	1											
Ron Tingley, R OBP: 0.273, SLG: 0.261										0	0	0	0	0	0	0											
Inning Stats	R: 0 E: 0 K: 1 S: 7	H: 1 LOB: 1 BB: 0 P: 10	R: 0 E: 1 K: 1 S: 9	H: 1 LOB: 2 BB: 1 P: 19	R: 1 E: 0 K: 1 S: 12	H: 2 LOB: 2 BB: 1 P: 22	R: 2 E: 0 K: 0 S: 12	H: 3 LOB: 2 BB: 1 P: 25	R: 1 E: 0 K: 1 S: 8	H: 1 LOB: 0 BB: 0 P: 14	R: 0 E: 0 K: 1 S: 14	H: 1 LOB: 1 BB: 0 P: 24	R: 0 E: 0 K: 1 S: 6	H: 0 LOB: 0 BB: 0 P: 12	R: 0 E: 0 K: 0 S: 8	H: 0 LOB: 1 BB: 1 P: 14	R: 0 E: 0 K: 0 S: 7	H: 0 LOB: 0 BB: 0 P: 9	1B: 6 2B: 3 3B: 0 HR: 1	SF: 0 SAC: 0 DP: 3 HBP: 2	WP: 0 PB: 0 SB: 3 CS: 1	PA: 39					
PITCHER	IP	WLS	BF	H	R	ER	SO	BB	IBB	HBP	BLK	WP	HR	S	P	ERA	WHIP										
Ben McDonald, R ERA: 3.49	7.0		32	9	4	4	5	2	1	2	0	0	1	68	126	5.14	1.571										
Mark Williamson, R ERA: 4.73	1.0	W	4	0	0	0	0	1	0	0	0	0	0	8	14	0.00	1.000										
Jim Poole, L ERA: 2.01	1.0		3	0	0	0	0	0	0	0	0	0	0	7	9	0.00	0.000										

California Angels @ Baltimore Orioles
 Oriole Park at Camden Yards, Baltimore, MD
 Thu Aug 26 1993, 3:33 AM EDT
 Att: 46,219 - Sunny - 95 F

livebaseballscorecards.com

AB 33
 R 4
 H 9
 RBI 4
 BB 4
 SO 5
 LOB 16



Batter	1	2	3	4	5	6	7	8	9	AB	R	H	RBI	BB	SO	LOB	BOTTOM										
Brady Anderson, L OBP: 0.355, SLG: 0.418	F7	1B		G6-4-3 BB			G4-3	WP 1B 2B BB		3	1	1	0	2	0	0											
Mark McLemore, S OBP: 0.382, SLG: 0.402	1B	1B		G6-4-3			G1-4-3 HR	2B WP SF9 1B		5	2	4	3	0	0	2											
Mike Devereaux, R OBP: 0.316, SLG: 0.415	L9	L8			L6		G1-4-3	2B		5	0	1	1	0	0	4											
Harold Baines, L OBP: 0.388, SLG: 0.470										3	1	1	2	2	1	0											
Damon Buford, R OBP: 0.325, SLG: 0.397	BB			K			P4			0	0	0	0	0	0	0											
Cal Ripken Jr., R OBP: 0.326, SLG: 0.416	E4			L4			P4			4	0	0	1	0	1	2											
Mike Pagliaro, L OBP: 0.350, SLG: 0.438	F7						G4-3			4	2	1	1	1	0	5											
Chris Hoiles, R OBP: 0.400, SLG: 0.543										2	0	1	0	1	0	0											
David Segui, S OBP: 0.388, SLG: 0.440		FC3-6 1B					F7			4	2	2	0	0	0	2											
Harold Reynolds, S OBP: 0.347, SLG: 0.329										3	0	0	0	0	0	3											
Jack Voigt, R OBP: 0.398, SLG: 0.489										1	1	1	1	0	0	0											
Inning Stats	R: 0 E: 1 K: 0 S: 9	H: 1 LOB: 3 BB: 1 P: 17	R: 1 E: 0 K: 0 S: 10	H: 3 LOB: 0 BB: 0 P: 16	R: 1 E: 0 K: 1 S: 9	H: 1 LOB: 0 BB: 0 P: 14	R: 0 E: 0 K: 0 S: 7	H: 1 LOB: 1 BB: 1 P: 15	R: 0 E: 0 K: 0 S: 3	H: 0 LOB: 0 BB: 0 P: 6	R: 0 E: 0 K: 0 S: 5	H: 0 LOB: 1 BB: 1 P: 11	R: 2 E: 0 K: 1 S: 13	H: 2 LOB: 0 BB: 0 P: 20	R: 5 E: 0 K: 0 S: 12	H: 4 LOB: 2 BB: 3 P: 32	1B: 8 2B: 2 3B: 0 HR: 2	SF: 1 SAC: 1 DP: 1 HBP: 0	WP: 1 PB: 0 SB: 0 CS: 0	PA: 42							
PITCHER	IP	WLS	BF	H	R	ER	SO	BB	IBB	HBP	BLK	WP	HR	S	P	ERA	WHIP										
Phil Leftwich, R ERA: 3.43	6.2		30	7	3	3	1	3	0	0	0	0	1	1	2	4.05	1.500										
Ken Patterson, L ERA: 4.65	0.0		1	1	1	1	0	0	0	0	0	0	1	1	2	∞	∞										
Gene Nelson, R ERA: 2.98	0.2	L	3	0	1	1	1	1	0	0	0	0	0	7	11	13.50	1.500										
Steve Frey, L ERA: 3.12	0.0		4	3	2	2	0	1	0	0	0	0	0	4	10	∞	∞										
Joe Grahe, R ERA: 3.48	0.2		4	1	2	2	0	0	1	0	0	1	0	4	14	27.00	1.500										

California Angels @ Baltimore Orioles
 Oriole Park at Camden Yards, Baltimore, MD
 Thu Aug 26 1993, 3:33 AM EDT
 Att: 46,219 - Sunny - 95 F

livebaseballscorecards.com

AB 34
 R 9
 H 12
 RBI 9
 BB 6
 SO 2
 LOB 18



Batter	1	2	3	4	5	6	7	8	9	AB	R	H	RBI	BB	SO	LOB	TOP																
Stan Javier, S OBP: 0.335, SLG: 0.333 (1, 7)	G4-3		F9	G6-3		SF			K	4	0	0	1	0	1	1	California Angels @ Milwaukee Brewers Milwaukee County Stadium, Milwaukee, WI Fri Aug 27 1993, 8:05 PM EDT Sunny - 87 F livebaseballscorecards.com																
Chad Curtis, R OBP: 0.381, SLG: 0.376 (1, 8)	1B BLK BB		K			G1-3			G4-3 BB	3	1	1	0	2	1	1																	
Tim Salmon, R OBP: 0.369, SLG: 0.521 (1, 9)	FC5-4 1B		G5-3			P3			G4-6-3	5	1	2	0	0	0	2																	
Chili Davis, S OBP: 0.320, SLG: 0.410 (1, 10)	K			G5-3		K				4	0	0	0	0	3	4																	
Eduardo Perez, R OBP: 0.291, SLG: 0.405 (1, 5)	FC5-4			2B 1B		G5-3 IBB 1B			L9	4	1	2	2	0	0	2																	
J.T. Snow, L OBP: 0.318, SLG: 0.385 (1, 3)				G5-3					F7	3	1	1	0	1	0	0																	
Rene Gonzales, R OBP: 0.361, SLG: 0.325 (8, PH)				L4						2	1	0	0	1	0	2																	
Luis Polonia, L OBP: 0.318, SLG: 0.327 (8, PH)						G5-3				1	0	0	0	0	0	0																	
Torey Lovullo, S OBP: 0.315, SLG: 0.347 (8, 4)				2B BB					F8	0	0	0	0	0	0	0																	
Rod Correia, R OBP: 0.444, SLG: 0.476 (8, PH)				K					E6	3	1	1	0	0	1	3																	
Kurt Stillwell, S OBP: 0.276, SLG: 0.264 (8, 6)	FC6-4 1B					SH1-4 SF			G5-4-3 1B	1	0	1	0	0	0	0																	
Ron Tingley, R OBP: 0.277, SLG: 0.278 (8, PH)				FC6-4						2	0	1	3	0	0	1																	
Greg Myers, L OBP: 0.306, SLG: 0.368 (8, 2)	FC6-4					SH1-4			G5-4-3	1	0	0	0	0	0	1																	
Inning Stats	R: 0 E: 0 K: 1 S: 11	H: 1 LOB: 2 BB: 1 P: 21	R: 0 E: 0 K: 0 S: 7	H: 1 LOB: 1 BB: 0 P: 11	R: 0 E: 0 K: 1 S: 6	H: 0 LOB: 0 BB: 0 P: 7	R: 3 E: 0 K: 1 S: 17	H: 3 LOB: 1 BB: 1 P: 30	R: 2 E: 0 K: 0 S: 14	H: 3 LOB: 1 BB: 1 P: 27	R: 1 E: 2 K: 0 S: 12	H: 0 LOB: 0 BB: 0 P: 20	R: 0 E: 0 K: 1 S: 6	H: 0 LOB: 0 BB: 0 P: 9	R: 0 E: 0 K: 0 S: 5	H: 1 LOB: 0 BB: 0 P: 7	R: 0 E: 0 K: 1 S: 4	H: 0 LOB: 0 BB: 1 P: 10	1B: 6 2B: 3 3B: 0 HR: 0	SF: 1 SAC: 1 DP: 3 HBP: 0	WP: 0 PB: 1 CS: 0	PA: 39											
PITCHER	IP WLS BF H R ER SO BB IBB HBP BLK WP HR S P ERA WHIP																																
Teddy Higuera, L ERA: 7.0 (1, 1)	4.0	19	5	3	3	3	2	0	0	0	1	0	0	41	69	6.75	1.750																
Doug Henry, R ERA: 5.21 (5, 1)	1.1	9	3	3	2	1	0	1	0	0	0	0	0	22	41	13.50	2.250																
Mike Fetters, R ERA: 3.5 (6, 1)	3.2	W 11	1	0	0	2	1	0	0	0	0	0	0	19	32	0.00	0.545																

Batter	1	2	3	4	5	6	7	8	9	AB	R	H	RBI	BB	SO	LOB	BOTTOM																
Darryl Hamilton, L OBP: 0.373, SLG: 0.419 (1, 8)	WP SH1-3 1B BB		F7			G3			G3-1	4	2	1	0	1	0	1	California Angels @ Milwaukee Brewers Milwaukee County Stadium, Milwaukee, WI Fri Aug 27 1993, 8:05 PM EDT Sunny - 87 F livebaseballscorecards.com																
Kevin Seitzer, R OBP: 0.331, SLG: 0.388 (1, 5)	SH1-3			L7		2B BB			G6-3	3	2	1	3	0	0	0																	
B.J. Surhoff, L OBP: 0.316, SLG: 0.372 (1, 7)	2H 1B			G3		2B BB				3	1	2	1	1	0	0																	
Greg Vaughn, R OBP: 0.374, SLG: 0.512 (1, 10)	P4			F7		F8 2B				3	0	1	2	1	0	1																	
Kevin Reimer, L OBP: 0.305, SLG: 0.415 (1, 9)						F8 2B				3	0	0	0	1	1	4																	
Robin Yount, R OBP: 0.325, SLG: 0.380 (7, 8)	K2-3			2B BB		F8			G3	0	0	0	0	0	0	0																	
John Jaha, R OBP: 0.319, SLG: 0.384 (1, 3)				F8		L9			K	4	0	0	0	0	2	2																	
Dave Nilsson, L OBP: 0.316, SLG: 0.355 (1, 2)				K					G3	4	0	1	0	0	1	0																	
Pat Listach, S OBP: 0.314, SLG: 0.311 (1, 6)						L8			G6-3	4	1	1	0	0	0	2																	
Juan Bell, R OBP: 0.339, SLG: 0.376 (1, 4)				G6-3						3	1	1	1	1	1	2																	
Inning Stats	R: 1 E: 0 K: 1 S: 11	H: 1 LOB: 1 BB: 1 P: 22	R: 1 E: 0 K: 2 S: 12	H: 2 LOB: 1 BB: 0 P: 21	R: 0 E: 0 K: 0 S: 4	H: 0 LOB: 0 BB: 0 P: 7	R: 0 E: 0 K: 0 S: 7	H: 1 LOB: 2 BB: 1 P: 14	R: 2 E: 0 K: 0 S: 17	H: 3 LOB: 2 BB: 2 P: 35	R: 0 E: 0 K: 1 S: 7	H: 0 LOB: 0 BB: 0 P: 10	R: 0 E: 0 K: 1 S: 6	H: 0 LOB: 0 BB: 0 P: 10	R: 0 E: 0 K: 1 S: 6	H: 0 LOB: 0 BB: 0 P: 10		1B: 5 2B: 2 3B: 0 HR: 1	SF: 0 SAC: 1 DP: 0 HBP: 1	WP: 1 PB: 0 CS: 0	PA: 38												
PITCHER	IP WLS BF H R ER SO BB IBB HBP BLK WP HR S P ERA WHIP																																
Mark Holzemer, L ERA: 9.26 (1, 1)	5.2	L 30	4	0	7	3	4	0	0	0	0	0	0	54	107	11.12		2.118															
Joe Grahe, R ERA: 3.3 (6, 1)	2.1	8	0	0	0	2	1	0	0	0	0	0	0	17	28	0.00	0.429																

Batter	1	2	3	4	5	6	7	8	9	AB	R	H	RBI	BB	SO	LOB	TOP																					
Luis Polonia, L OBP: 0.324, SLG: 0.330 Stan Javier, S OBP: 0.333, SLG: 0.331	4-2 WP F8 BB		1-0 G4-6-3 1B			0-1 WP 1B	4-0 G4-6-3 1BB		1-3 K	2	1	2	0	2	0	0	2																					
Chad Curtis, R OBP: 0.380, SLG: 0.374	3-3 K		0-1 G4-6-3 1B			1-3 K	0-0 G4-6-3		1-1 1B	5	0	1	0	0	2	8	5																					
Tim Salmon, R OBP: 0.367, SLG: 0.518	2-2 F8			3-1 F8		1-1 L3-6 BB 2-H 1B		1-3 K	2-3 K	5	0	1	1	0	2	2	5																					
Chili Davis, S OBP: 0.322, SLG: 0.416		3-0 L9		2-0 HR		4-2 BB		3-3 K		3	1	1	1	1	1	0	3																					
J.T. Snow, L OBP: 0.317, SLG: 0.381 Rod Correia, R OBP: 0.444, SLG: 0.476		0-3 K		0-0 P6		0-2 L3-6 2-3		4-2 BB 1B BB		3	0	0	0	1	1	2	3																					
Eduardo Perez, R OBP: 0.298, SLG: 0.417		2-3 K		1-2 F8			0-2 1B 2B	0-1 BB 1B		4	1	2	0	0	1	0	4																					
Greg Myers, L OBP: 0.308, SLG: 0.370 Chris Turner, R OBP: 0.667, SLG: 0.500			1-1 1B 1B		2-3 K		1-0 SH1-4 1B 2-3	4-0 BB		1	0	1	0	0	0	0	2																					
Torey Lovullo, S OBP: 0.315, SLG: 0.347 Rene Gonzales, R OBP: 0.360, SLG: 0.324			2-0 P6		0-0 F7		0-1 SH1-4 1B 3-H	1-3 K		3	0	1	1	0	0	1	3																					
Kurt Stillwell, S OBP: 0.279, SLG: 0.265			1-2 1B		0-3 K		1-0 SH1-4 1B 2-3		2-1 F9	3	0	1	0	0	1	0	3																					
Inning Stats	R: 0 E: 0 K: 1 S: 9	H: 0 LOB: 0 BB: 1 P: 18	R: 0 E: 0 K: 2 S: 7	H: 0 LOB: 0 BB: 0 P: 12	R: 0 E: 0 K: 0 S: 9	H: 3 LOB: 2 BB: 0 P: 14	R: 1 E: 0 K: 0 S: 7	H: 1 LOB: 0 BB: 0 P: 13	R: 0 E: 0 K: 2 S: 7	H: 0 LOB: 0 BB: 0 P: 9	R: 1 E: 0 K: 1 S: 14	H: 2 LOB: 1 BB: 1 P: 20	R: 1 E: 0 K: 0 S: 8	H: 3 LOB: 2 BB: 1 P: 14	R: 0 E: 0 K: 3 S: 16	H: 1 LOB: 3 BB: 2 P: 29	R: 0 E: 0 K: 3 S: 10	H: 1 LOB: 1 BB: 0 P: 16	1B: 9 2B: 2 3B: 0 HR: 1	SF: 0 SAC: 1 DP: 3 HBP: 0	WP: 2 PA: 39 SB: 0 CS: 1																	
PITCHER	IP	WLS	BF	H	R	ER	SO	BB	IBB	HBP	BLK	WP	HR	S	P	ERA	WHIP	PITCHER				IP	WLS	BF	H	R	ER	SO	BB	IBB	HBP	BLK	WP	HR	S	P	ERA	WHIP
Jaime Navarro, R ERA: 5.44	7.0	W	29	9	3	3	6	2	1	0	0	2	1	61	100	3.86	1.571																					
Jesse Orosco, L ERA: 3.4	2.0	S	10	2	0	0	5	2	0	0	0	0	0	26	45	0.00	2.000																					

California Angels @ Milwaukee Brewers
Milwaukee County Stadium, Milwaukee, WI

AB 33
R 3
H 11
RBI 3
BB 5
SO 11
LOB 16



WP: 2 PA: 39
SB: 0 CS: 1

Fri Aug 27 1993, 8:05 PM EDT
Att: 26,054 - Unknown - 79 F

Batter	1	2	3	4	5	6	7	8	9	AB	R	H	RBI	BB	SO	LOB	BOTTOM																					
Pat Listach, S OBP: 0.314, SLG: 0.314	1-0 F9		0-1 G4-3		1-2 G6-3		2-2 2-H 3-H 2B			4	0	1	2	0	0	0	4																					
Kevin Seitzer, R OBP: 0.333, SLG: 0.387	1-2 G4-3		0-1 S 1B		2-0 F8		4-0 BB			3	0	1	0	1	0	0	3																					
B.J. Surhoff, L OBP: 0.315, SLG: 0.371 Darryl Hamilton, L OBP: 0.373, SLG: 0.419	1-3 K		1-2 1B		2-0 F9		1-1 F7			4	0	1	0	0	1	2	4																					
Greg Vaughn, R OBP: 0.375, SLG: 0.514		1-2 CS 1B		0-0 F9 1B		1-0 5-3		1-1 E5 L6 G1-3		4	2	2	0	0	0	0	4																					
Robin Yount, R OBP: 0.322, SLG: 0.376		3-0 F7		0-2 F9		1-3 K		1-0 G1-3		4	0	0	0	0	1	3	4																					
Dickie Thon, R OBP: 0.327, SLG: 0.338		4-1 FC6-4 CS BB		0-0 P6			0-2 P4	4-1 BB		2	0	0	0	2	0	1	2																					
John Jaha, R OBP: 0.323, SLG: 0.388		1-2 FC6-4 1B		1-0 1B		2-2 2B 1B		3-2 L6		4	1	3	2	0	0	2	4																					
Juan Bell, R OBP: 0.336, SLG: 0.372		0-1 FC6-4		3-H P3		1-3 K				3	0	0	0	0	1	4	3																					
Tom Lampkin, L OBP: 0.295, SLG: 0.356		1-1 CS		0-1 G3-1		1-2 P8		1-3 2B 2B		3	1	1	0	0	0	0	3																					
Inning Stats	R: 0 E: 0 K: 1 S: 7	H: 0 LOB: 0 BB: 0 P: 10	R: 1 E: 0 K: 0 S: 11	H: 2 LOB: 1 BB: 1 P: 21	R: 0 E: 0 K: 0 S: 9	H: 2 LOB: 2 BB: 0 P: 10	R: 1 E: 0 K: 0 S: 8	H: 2 LOB: 1 BB: 0 P: 11	R: 0 E: 0 K: 1 S: 5	H: 0 LOB: 0 BB: 0 P: 9	R: 2 E: 0 K: 1 S: 15	H: 3 LOB: 2 BB: 1 P: 25	R: 0 E: 1 K: 0 S: 7	H: 0 LOB: 1 BB: 1 P: 16	1B: 6 2B: 4 3B: 0 HR: 0	SF: 0 SAC: 0 DP: 1 HBP: 0	WP: 0 PA: 35 SB: 1 CS: 2																					
PITCHER	IP	WLS	BF	H	R	ER	SO	BB	IBB	HBP	BLK	WP	HR	S	P	ERA	WHIP	PITCHER				IP	WLS	BF	H	R	ER	SO	BB	IBB	HBP	BLK	WP	HR	S	P	ERA	WHIP
Joe Magrane, L ERA: 4.94	6.0	L	23	6	2	1	2	1	0	0	0	0	0	48	73	1.50	1.167																					
Gene Nelson, R ERA: 3.31	0.2	L	6	3	2	2	1	1	0	0	0	0	0	13	22	27.00	6.000																					
Steve Frey, L ERA: 3.02	1.1		5	0	0	0	0	1	0	0	0	0	0	9	19	0.00	0.750																					

California Angels @ Milwaukee Brewers
Milwaukee County Stadium, Milwaukee, WI

AB 31
R 4
H 9
RBI 4
BB 3
SO 3
LOB 12



WP: 0 PA: 35
SB: 1 CS: 2

Fri Aug 27 1993, 8:05 PM EDT
Att: 26,054 - Unknown - 79 F

Batter	1	2	3	4	5	6	7	8	9	AB	R	H	RBI	BB	SO	LOB	TOP					
Luis Polonia, L OBP: 0.327, SLG: 0.336										5	2	1	0	0	0	3	California Angels @ Milwaukee Brewers Milwaukee County Stadium, Milwaukee, WI Sun Aug 29 1993, 4:33 AM EDT Att: 18,057 - Overcast - 69 F					
Chad Curtis, R OBP: 0.379, SLG: 0.376										5	1	2	1	0	0	1						
Tim Salmon, R OBP: 0.370, SLG: 0.517										3	2	1	0	2	1	1						
Chili Davis, S OBP: 0.323, SLG: 0.415										4	0	1	1	1	1	3						
Eduardo Perez, R OBP: 0.300, SLG: 0.407										5	0	1	1	0	1	7						
J.T. Snow, L OBP: 0.315, SLG: 0.384										4	1	1	1	0	1	5						
Rene Gonzales, R OBP: 0.362, SLG: 0.335										4	0	2	2	0	1	0						
Chris Turner, R OBP: 0.455, SLG: 0.600										4	0	1	0	0	1	3						
Rod Correia, R OBP: 0.434, SLG: 0.449										3	0	0	0	1	2	2						
Inning Stats	R: 2 E: 0 K: 0 S: 12	H: 2 LOB: 1 BB: 1 P: 24	R: 0 E: 0 K: 0 S: 5	H: 1 LOB: 1 BB: 0 P: 8	R: 2 E: 1 K: 1 S: 14	H: 2 LOB: 2 BB: 1 P: 28	R: 1 E: 0 K: 1 S: 14	H: 1 LOB: 2 BB: 2 P: 29	R: 1 E: 0 K: 1 S: 18	H: 2 LOB: 1 BB: 0 P: 27	R: 0 E: 0 K: 1 S: 9	H: 0 LOB: 0 BB: 0 P: 16	R: 0 E: 0 K: 1 S: 5	H: 1 LOB: 0 BB: 0 P: 8	R: 0 E: 0 K: 2 S: 12	H: 0 LOB: 0 BB: 0 P: 17	R: 0 E: 0 K: 0 S: 9	H: 1 LOB: 1 BB: 0 P: 16	1B: 5 2B: 4 3B: 0 HR: 1	SF: 0 SAC: 0 DP: 1 HBP: 0	WP: 1 PB: 0 CS: 1	PA: 41
PITCHER	IP WLS BF H R ER SO BB IBB HBP BLK WP HR S P ERA WHIP																					
Rafael Novoa, L ERA: 4.88	(1, 1) 3.1 L 20 6 5 3 1 3 0 0 0 0 0 0 0 38 75 8.10 2.700																					
Doug Henry, R ERA: 5.22	(4, 1) 1.2 8 2 1 1 2 1 0 0 0 0 1 1 25 41 5.40 1.800																					
Mike Ignasiak, R ERA: 5.31	(6, 1) 3.0 9 1 0 0 5 0 0 0 0 0 0 0 26 41 0.00 0.333																					
Matt Maysey, R ERA: 2.35	(9, 1) 1.0 4 1 0 0 0 0 0 0 0 0 0 0 9 16 0.00 1.000																					


Batter	1	2	3	4	5	6	7	8	9	AB	R	H	RBI	BB	SO	LOB	BOTTOM					
Pat Listach, S OBP: 0.310, SLG: 0.305										5	0	0	0	0	0	3	California Angels @ Milwaukee Brewers Milwaukee County Stadium, Milwaukee, WI Sun Aug 29 1993, 4:33 AM EDT Att: 18,057 - Overcast - 69 F					
Robin Yount, R OBP: 0.321, SLG: 0.373										3	0	0	0	1	0	2						
Kevin Seitzer, R OBP: 0.337, SLG: 0.390										4	0	1	0	0	1	2						
Greg Vaughn, R OBP: 0.376, SLG: 0.514										4	1	3	0	0	0	1						
Kevin Reimer, L OBP: 0.304, SLG: 0.412										4	0	1	0	0	3	4						
Dickie Thon, R OBP: 0.326, SLG: 0.339										4	0	2	0	0	1	2						
Dave Nilsson, L OBP: 0.314, SLG: 0.350										3	0	0	1	0	2	4						
John Jaha, R OBP: 0.322, SLG: 0.384										3	0	0	0	1	1	1						
Juan Bell, R OBP: 0.334, SLG: 0.365										2	0	0	0	2	0	0						
Inning Stats	R: 0 E: 0 K: 2 S: 10	H: 1 LOB: 2 BB: 1 P: 16	R: 0 E: 0 K: 3 S: 11	H: 0 LOB: 0 BB: 0 P: 19	R: 0 E: 0 K: 0 S: 8	H: 0 LOB: 1 BB: 1 P: 19	R: 1 E: 0 K: 1 S: 12	H: 2 LOB: 1 BB: 0 P: 23	R: 0 E: 0 K: 0 S: 10	H: 0 LOB: 0 BB: 0 P: 14	R: 0 E: 0 K: 1 S: 14	H: 2 LOB: 2 BB: 0 P: 22	R: 0 E: 0 K: 0 S: 7	H: 0 LOB: 1 BB: 2 P: 16	R: 0 E: 0 K: 1 S: 14	H: 2 LOB: 2 BB: 0 P: 22	R: 0 E: 0 K: 0 S: 12	H: 0 LOB: 0 BB: 0 P: 19	1B: 7 2B: 0 3B: 0 HR: 0	SF: 1 SAC: 0 DP: 1 HBP: 0	WP: 0 PB: 1 CS: 0	PA: 37
PITCHER	IP WLS BF H R ER SO BB IBB HBP BLK WP HR S P ERA WHIP																					
Mark Langston, L ERA: 2.78	(1, 1) 6.0 W 25 6 0 0 0 2 0 0 0 0 0 0 65 113 0.00 1.167																					
Gene Nelson, R ERA: 3.2	(7, 1) 1.2 8 2 0 0 0 2 0 0 0 0 0 0 18 32 0.00 2.400																					
Ken Patterson, L ERA: 4.53	(8, 1) 0.1 1 0 0 0 1 0 0 0 0 0 0 0 3 6 0.00 0.000																					
Joe Grahe, R ERA: 3.22	(9, 1) 1.0 3 0 0 0 0 0 0 0 0 0 0 0 12 19 0.00 0.000																					


Batter	1	2	3	4	5	6	7	8	9	AB	R	H	RBI	BB	SO	LOB	TOP					
Brady Anderson, L (1, 7) OBP: 0.356, SLG: 0.412	G4-3		HBP	F7		G4-3			G5-3	4	0	0	0	0	0	1	Baltimore Orioles @ California Angels Anaheim Stadium, Anaheim, CA Wed Sep 01 1993, 10:05 PM EDT Att: 18,489 - Unknown - 76 F					
Mark McLemore, S (1, 4) OBP: 0.358, SLG: 0.395	L5		1B		G4-3		F8		P6	4	1	1	0	1	0	0						
Mike Devereaux, R (1, 8) OBP: 0.311, SLG: 0.403			G1-3		F8		K			3	0	0	0	1	1	3						
Harold Baines, L (1, 10) OBP: 0.389, SLG: 0.480	F8			FC6-4	G4-3		F8			4	1	1	0	0	0	2						
Cal Ripken Jr., R (1, 6) OBP: 0.329, SLG: 0.431		G6-3		FC6-4					K	4	1	2	1	0	1	0						
Chris Hoiles, R (1, 2) OBP: 0.398, SLG: 0.539	F7		FC6-4	BB						4	1	2	2	0	0	1						
Tim Lincecum, R (1, 5) OBP: 0.366, SLG: 0.395	P2		BB	BB	F8				K	3	1	0	0	1	1	2						
David Segui, S (1, 3) OBP: 0.374, SLG: 0.424			G6-3	BB					P6	4	0	1	1	0	0	1						
Jack Voigt, R (1, 9) OBP: 0.402, SLG: 0.500			P4	BB					K	4	0	1	1	0	2	0						
Inning Stats	R: 0 E: 0 K: 0 S: 7	H: 0 LOB: 1 BB: 1 P: 13	R: 0 E: 0 K: 0 S: 4	H: 0 LOB: 0 BB: 0 P: 6	R: 0 E: 0 K: 0 S: 7	H: 1 LOB: 2 BB: 0 P: 14	R: 3 E: 0 K: 0 S: 16	H: 4 LOB: 1 BB: 1 P: 27	R: 2 E: 0 K: 0 S: 10	H: 2 LOB: 1 BB: 1 P: 21	R: 0 E: 0 K: 1 S: 6	H: 0 LOB: 0 BB: 0 P: 10	R: 0 E: 0 K: 1 S: 7	H: 0 LOB: 0 BB: 0 P: 11	R: 0 E: 0 K: 2 S: 12	H: 1 LOB: 1 BB: 0 P: 19	R: 0 E: 0 K: 1 S: 10	H: 0 LOB: 0 BB: 0 P: 14	1B: 6 2B: 2 3B: 0 HR: 0	SF: 0 SAC: 0 DP: 0 HBP: 1	WP: 0 PB: 0 SB: 0 CS: 0	PA: 38
PITCHER	IP	WLS	BF	H	R	ER	SO	BB	IBB	HBP	BLK	WP	HR	S	P	ERA	WHIP					
Mark Holzemer, L (1, 1) ERA: 8.2	7.0	L	31	7	5	5	2	3	0	1	0	0	0	57	102	6.43	1.429					
Gene Nelson, R (8, 1) ERA: 3.08	2.0		7	1	0	0	3	0	0	0	0	0	0	22	33	0.00	0.500					

Batter	1	2	3	4	5	6	7	8	9	AB	R	H	RBI	BB	SO	LOB	BOTTOM					
Luis Polonia, L (1, 7) OBP: 0.324, SLG: 0.332	G6-3			G6-3		FC6		F8		4	0	0	0	0	0	1	Baltimore Orioles @ California Angels Anaheim Stadium, Anaheim, CA Wed Sep 01 1993, 10:05 PM EDT Att: 18,489 - Unknown - 76 F					
Chad Curtis, R (1, 8) OBP: 0.377, SLG: 0.374	G3-1			G5-3		K			FC6-4	4	0	1	0	0	1	1						
Tim Salmon, R (1, 9) OBP: 0.370, SLG: 0.520	G6-3			F8		BB			FC6-4	4	0	1	0	0	0	1						
Chili Davis, S (1, 10) OBP: 0.322, SLG: 0.411			K		BB	G3-1			K	3	1	0	0	1	2	3						
J.T. Snow, L (1, 3) OBP: 0.319, SLG: 0.386			K							3	0	1	0	1	2	0						
Eduardo Perez, R (1, 5) OBP: 0.290, SLG: 0.385			G6-3			BB			BB	4	0	0	0	0	2	4						
Greg Myers, L (1, 2) OBP: 0.305, SLG: 0.367				K						2	0	0	1	0	1	0						
Kurt Stillwell, S (1, 4) OBP: 0.275, SLG: 0.267			G6-3			G4-3			F7	3	0	0	0	0	0	1						
Rod Correia, R (1, 6) OBP: 0.414, SLG: 0.426										2	0	1	0	0	1	0						
Torey Lovullo, S (8, PH) OBP: 0.316, SLG: 0.350						FC6			K	1	0	0	0	0	1	0						
Inning Stats	R: 0 E: 0 K: 0 S: 5	H: 0 LOB: 0 BB: 0 P: 6	R: 0 E: 0 K: 2 S: 7	H: 0 LOB: 0 BB: 0 P: 8	R: 0 E: 0 K: 2 S: 10	H: 0 LOB: 0 BB: 0 P: 12	R: 0 E: 0 K: 0 S: 6	H: 0 LOB: 0 BB: 0 P: 8	R: 1 E: 0 K: 1 S: 9	H: 1 LOB: 1 BB: 1 P: 18	R: 0 E: 0 K: 1 S: 12	H: 2 LOB: 2 BB: 0 P: 16	R: 0 E: 0 K: 1 S: 7	H: 0 LOB: 0 BB: 0 P: 11	R: 0 E: 0 K: 1 S: 9	H: 0 LOB: 0 BB: 0 P: 13	R: 0 E: 0 K: 2 S: 12	H: 1 LOB: 2 BB: 1 P: 22	1B: 4 2B: 0 3B: 0 HR: 0	SF: 1 SAC: 0 DP: 0 HBP: 0	WP: 0 PB: 0 SB: 0 CS: 0	PA: 33
PITCHER	IP	WLS	BF	H	R	ER	SO	BB	IBB	HBP	BLK	WP	HR	S	P	ERA	WHIP					
Ben McDonald, R (1, 1) ERA: 3.37	9.0	W	33	4	1	1	10	2	0	0	0	0	0	77	114	1.00	0.667					

AB	34
R	5
H	8
RBI	5
BB	3
SO	5
LOB	10



Batter	1	2	3	4	5	6	7	8	9	AB	R	H	RBI	BB	SO	LOB	TOP										
Brady Anderson, L (1, 7) OBP: 0.361, SLG: 0.416	1-2 HR 1B		1-1 SH1-3 1B	0-1 SH5-4		4-1 SAFE 1-2 BB		2-2 S		3	2	3	0	1	0	0	Baltimore Orioles @ California Angels Anaheim Stadium, Anaheim, CA Thu Sep 02 1993, 10:05 PM EDT Att: 16,817 - Unknown - 72 F AB 38 R 4 H 13 RBI 4 BB 3 SO 8 LOB 22 										
Jeffrey Hammonds, R (1, 10) OBP: 0.324, SLG: 0.485	2-3 K		0-0 F SH1-3 1B	1-3 K		1-1 F8		1-1 F8		5	1	1	0	0	2	6											
Mike Devereaux, R (1, 8) OBP: 0.312, SLG: 0.410	1-2 HR		0-0 SH1-3 1B	3-3 K			2-1 F9		1-2 G6-4-3 1B	4	1	2	2	0	1	2											
Cal Ripken Jr., R (1, 6) OBP: 0.328, SLG: 0.429	0-0 G4-3		1-0 E5 FC5-4 1B		0-0 G6-3		2-0 2B 1B		3-1 G6-4-3 1B	5	0	1	1	0	0	2											
Chris Hoiles, R (1, 2) OBP: 0.403, SLG: 0.545	4-2 BB		2-0 FC5-4 1B		2-2 G6-3		1-0 1B		3-2 1B	4	0	3	1	1	0	0											
Tim Lincecum, R (1, 4) OBP: 0.363, SLG: 0.391	3-3 K		2-2 FC5-4 1B		2-3 K		2-3 K2-3		3-1 1B	5	0	1	0	0	3	5											
Leo Gomez, R (1, 5) Mark McLemore, S (9, 4) OBP: 0.358, SLG: 0.395		0-3 K	1-0 L6		0-0 G5-3		1-1 G6-3		0-2 P3	5	0	0	0	0	1	6											
David Segui, S (1, 3) OBP: 0.375, SLG: 0.423		1-3 K		4-0 SH5-4 1B BB		1-1 BB 1B		2-0 G6-3		3	0	1	0	1	1	0											
Jack Voigt, R (1, 9) OBP: 0.397, SLG: 0.491	2-2 F9		1-0 SH5-4 1B		1-0 F8		2-1 F9			4	0	1	0	0	0	1											
Inning Stats	R: 2 H: 2 E: 0 K: 2 S: 18	H: 2 LOB: 1 BB: 1 P: 29	R: 0 H: 0 E: 0 K: 2 S: 10	H: 0 LOB: 0 BB: 0 P: 13	R: 2 H: 3 E: 1 K: 0 S: 10	H: 3 LOB: 2 BB: 0 P: 17	R: 0 H: 1 E: 0 K: 2 S: 9	H: 1 LOB: 2 BB: 1 P: 18	R: 0 H: 0 E: 0 K: 1 S: 7	H: 0 LOB: 0 BB: 0 P: 11	R: 0 H: 1 E: 0 K: 0 S: 7	H: 1 LOB: 2 BB: 1 P: 14	R: 0 H: 2 E: 0 K: 1 S: 9	H: 2 LOB: 2 BB: 0 P: 17	R: 0 H: 1 E: 0 K: 0 S: 8	H: 1 LOB: 1 BB: 0 P: 15		R: 0 H: 3 E: 0 K: 0 S: 13	H: 3 LOB: 2 BB: 0 P: 23	1B: 11 2B: 1 3B: 0 HR: 1	SF: 0 SAC: 2 DP: 1 HBP: 0	WP: 0 PB: 0 SB: 2 CS: 0	PA: 43				
PITCHER Chuck Finley, L (1, 1) ERA: 3.14	IP 9.0	WLS L	BF 43	H 13	R 4	ER 4	SO 8	BB 3	IBB 0	HBP 0	BLK 0	WP 0	HR 1	S 91	P 157	ERA 4.00	WHIP 1.778										

Batter	1	2	3	4	5	6	7	8	9	AB	R	H	RBI	BB	SO	LOB	BOTTOM										
Stan Javier, S (1, 7) OBP: 0.332, SLG: 0.326	1-0 G5-3		1-0 F9			4-2 HR BB		3-2 L8		3	1	0	0	1	0	0	Baltimore Orioles @ California Angels Anaheim Stadium, Anaheim, CA Thu Sep 02 1993, 10:05 PM EDT Att: 16,817 - Unknown - 72 F AB 32 R 3 H 7 RBI 3 BB 2 SO 7 LOB 9 										
Chad Curtis, R (1, 8) OBP: 0.376, SLG: 0.377	0-1 1B 3B		0-0 F9			3-2 F8		2-2 L7		4	1	1	0	0	0	1											
Tim Salmon, R (1, 9) OBP: 0.373, SLG: 0.528	1-1 G6-4-3 1B		1-2 G5-3			2-2 HR		0-1 1B		4	1	3	3	0	0	0											
Chili Davis, S (1, 10) OBP: 0.322, SLG: 0.409	2-1 G6-4-3		3-3 K			3-1 G5-3 1B		1-0 F7		4	0	1	0	0	1	2											
Eduardo Perez, R (1, 5) OBP: 0.289, SLG: 0.381		1-1 G5-3		2-3 K		1-2 G5-3		1-2 G6-4-3 1B		4	0	1	0	0	1	1											
Rene Gonzales, R (1, 4) Luis Polonia, L (9, FH) OBP: 0.323, SLG: 0.331		3-2 2B		2-1 P3		0-0 G6-3		0-1 G6-4-3 1B		3	0	1	0	0	0	1											
J.T. Snow, L (1, 3) OBP: 0.316, SLG: 0.382		0-3 K			0-0 F9		2-3 K		1-2 G5-3	4	0	0	0	0	2	1											
Chris Turner, R (1, 2) OBP: 0.353, SLG: 0.400		4-0 BB			2-3 K		2-3 K			2	0	0	0	1	2	0											
Rod Correia, R (1, 6) OBP: 0.393, SLG: 0.404		0-2 G4-3			1-0 G6-3		1-3 K			3	0	0	0	0	1	2											
Inning Stats	R: 1 H: 2 E: 0 K: 0 S: 7	H: 1 LOB: 2 BB: 1 P: 11	R: 0 H: 1 E: 0 K: 1 S: 13	H: 1 LOB: 2 BB: 1 P: 21	R: 0 H: 0 E: 0 K: 0 S: 5	H: 0 LOB: 0 BB: 0 P: 7	R: 0 H: 0 E: 0 K: 2 S: 10	H: 0 LOB: 0 BB: 0 P: 17	R: 0 H: 2 E: 0 K: 1 S: 6	H: 2 LOB: 1 BB: 1 P: 9	R: 2 H: 2 E: 0 K: 0 S: 14	H: 2 LOB: 1 BB: 1 P: 27	R: 0 H: 0 E: 0 K: 3 S: 11	H: 0 LOB: 0 BB: 0 P: 16	R: 0 H: 1 E: 0 K: 0 S: 10	H: 1 LOB: 1 BB: 0 P: 16		R: 0 H: 1 E: 0 K: 0 S: 9	H: 1 LOB: 0 BB: 0 P: 13	1B: 4 2B: 1 3B: 1 HR: 1	SF: 0 SAC: 0 DP: 2 HBP: 0	WP: 0 PB: 0 SB: 0 CS: 0	PA: 34				
PITCHER Arthur Rhodes, L (1, 1) ERA: 6.41 Mark Williamson, R (6, 1) ERA: 4.54 Jim Poole, L (9, 1) ERA: 1.94	IP 5.1	WLS W	BF 22	H 5	R 3	ER 3	SO 4	BB 5	IBB 3	HBP 3	BLK 4	WP 0	HR 1	S 51	P 87	ERA 5.06	WHIP 1.312										

Batter	1	2	3	4	5	6	7	8	9	AB	R	H	RBI	BB	SO	LOB	TOP				
Rickey Henderson, R OBP: 0.450, SLG: 0.501	3-2 FC1-6 1B		1-1 F7		1-1 G4-3			1-0 G6-3		4	0	1	0	0	0	1	Toronto Blue Jays @ California Angels Anaheim Stadium, Anaheim, CA Sat Sep 04 1993, 10:05 PM EDT Att: 21,530 - Unknown - 80 F livebaseballscorecards.com				
Devon White, S OBP: 0.341, SLG: 0.449	0-1 FC1-6 1B SF9		4-0 S 1B BB		1-3 K			2-1 2B		3	2	1	0	1	1	2					
Paul Molitor, R OBP: 0.412, SLG: 0.502	0-0 SF9 1B		1-1 1-H 1B		2-1 F8			1-1 L4		4	0	2	1	0	0	1					
Joe Carter, R OBP: 0.309, SLG: 0.492	3-1 SF9 1B		1-0 F9		1-1 F7			0-0 G1-3		3	0	0	1	0	0	1					
John Olerud, L OBP: 0.483, SLG: 0.635	1-0 G5-3		2-0 F8		2-3 K			1-0 2B		4	0	1	0	0	1	1					
Roberto Alomar, S OBP: 0.392, SLG: 0.472		2-2 F9		3-2 G6-4-3 1B			1-0 G6-3		2-2 F9	4	0	1	0	0	0	1					
Tony Fernandez, S OBP: 0.331, SLG: 0.369		0-2 P4		1-1 G6-4-3 1-2			0-0 G6-3		1-2 G4-3	4	0	0	0	0	0	2					
Darnell Coles, R OBP: 0.326, SLG: 0.394		2-1 G5-3		3-1 G4-3 SH1-3 1B			0-1 P6			3	0	1	0	0	0	0					
Randy Knorr, R OBP: 0.258, SLG: 0.379			2-3 K		0-0 SH1-3			1-1 G4-3		1	0	0	0	0	1	0					
Rob Butler, L OBP: 0.314, SLG: 0.313										1	0	0	0	0	0	0					
Pat Borders, R OBP: 0.282, SLG: 0.364										0	0	0	0	0	0	0					
Inning Stats	R: 1 E: 0 K: 0 S: 9	H: 2 LOB: 1 BB: 0 P: 16	R: 0 E: 0 K: 0 S: 8	H: 0 LOB: 0 BB: 0 P: 12	R: 1 E: 0 K: 1 S: 8	H: 1 LOB: 1 BB: 1 P: 17	R: 0 E: 0 K: 0 S: 7	H: 1 LOB: 0 BB: 0 P: 13	R: 0 E: 0 K: 1 S: 9	H: 0 LOB: 0 BB: 0 P: 14	R: 0 E: 0 K: 0 S: 4	H: 0 LOB: 0 BB: 0 P: 5	R: 0 E: 0 K: 0 S: 7	H: 1 LOB: 1 BB: 0 P: 12	R: 0 E: 0 K: 0 S: 10	H: 1 LOB: 1 BB: 0 P: 14	1B: 5 2B: 2 3B: 0 HR: 0	SF: 1 SAC: 1 DP: 1 HBP: 0	WP: 0 PB: 0 SB: 3 CS: 0	PA: 34	
PITCHER	IP WLS BF H R ER SO BB IBB HBP BLK WP HR S P ERA WHIP	7.0 W 26 5 2 2 3 1 0 0 0 0 0 52 89 2.57 0.857	1.1 L 6 2 0 0 0 0 0 0 0 0 0 9 15 0.00 1.500	0.2 S 2 0 0 0 0 0 0 0 0 0 0 8 11 0.00 0.000											IP WLS BF H R ER SO BB IBB HBP BLK WP HR S P ERA WHIP						
Joe Magrane, L ERA: 4.82											7.0 W 26 5 2 2 3 1 0 0 0 0 0 52 89 2.57 0.857										
Joe Grahe, R ERA: 3.06											1.1 L 6 2 0 0 0 0 0 0 0 0 0 9 15 0.00 1.500										
Steve Frey, L ERA: 2.98											0.2 S 2 0 0 0 0 0 0 0 0 0 0 8 11 0.00 0.000										

Batter	1	2	3	4	5	6	7	8	9	AB	R	H	RBI	BB	SO	LOB	BOTTOM				
Luis Polonia, L OBP: 0.318, SLG: 0.326	0-0 G6-3	2-1 G6-3		2-2 G3-1			3-2 P6			4	0	0	0	0	0	2	Toronto Blue Jays @ California Angels Anaheim Stadium, Anaheim, CA Sat Sep 04 1993, 10:05 PM EDT Att: 21,530 - Unknown - 80 F livebaseballscorecards.com				
Chad Curtis, R OBP: 0.374, SLG: 0.377	2-2 G6-3		1-2 P3		0-1 2B		1-0 L5			4	1	1	0	0	0	0					
Tim Salmon, R OBP: 0.378, SLG: 0.532	4-2 1B 3B BB		1-0 F9		2-0 2H 2B		2-1 1B			3	1	2	1	1	0	0					
Chili Davis, S OBP: 0.322, SLG: 0.407	3-2 3B 1B		2-2 1B		1-1 G3		1-3 K			4	1	2	0	0	1	2					
Greg Myers, L OBP: 0.304, SLG: 0.363	4-2 3B BB		2-0 G4-3		2-3 K			0-0 G6-3		3	1	0	0	1	1	2					
Eduardo Perez, R OBP: 0.287, SLG: 0.383	2-0 1H 2H 3H 3B			0-2 G4-3	3-2 F8			4-1 1B BB		3	0	1	3	1	0	1					
J.T. Snow, L OBP: 0.319, SLG: 0.383	0-1 F8			0-1 G4-1		4-0 L6 BB		1-0 1B		3	0	1	0	1	0	1					
Torey Lovullo, S OBP: 0.317, SLG: 0.361		2-0 F7		3-0 HBP 1B		1-0 L6		1-3 K		4	0	1	0	0	1	3					
Rod Correia, R OBP: 0.368, SLG: 0.365		3-2 F7		1-2 HBP		1-0 G6-3		2-3 K		3	0	0	0	0	1	2					
Inning Stats	R: 3 E: 0 K: 0 S: 14	H: 2 LOB: 1 BB: 2 P: 29	R: 0 E: 0 K: 0 S: 6	H: 0 LOB: 0 BB: 0 P: 13	R: 0 E: 0 K: 0 S: 9	H: 1 LOB: 1 BB: 0 P: 15	R: 0 E: 0 K: 0 S: 11	H: 1 LOB: 2 BB: 0 P: 17	R: 1 E: 0 K: 1 S: 12	H: 2 LOB: 1 BB: 0 P: 20	R: 0 E: 0 K: 0 S: 2	H: 0 LOB: 0 BB: 1 P: 8	R: 0 E: 0 K: 1 S: 11	H: 1 LOB: 1 BB: 0 P: 18	R: 0 E: 0 K: 2 S: 9	H: 1 LOB: 2 BB: 1 P: 17	1B: 5 2B: 3 3B: 1 HR: 0	SF: 0 SAC: 0 DP: 1 HBP: 1	WP: 0 PB: 0 SB: 0 CS: 0	PA: 36	
PITCHER	IP WLS BF H R ER SO BB IBB HBP BLK WP HR S P ERA WHIP	6.0 L 27 6 4 4 1 3 0 1 0 0 0 54 102 6.00 1.500	2.0 L 9 2 0 0 3 1 0 0 0 0 0 20 35 0.00 1.500											IP WLS BF H R ER SO BB IBB HBP BLK WP HR S P ERA WHIP							
Todd Stottlemyre, R ERA: 4.97											6.0 L 27 6 4 4 1 3 0 1 0 0 0 54 102 6.00 1.500										
Danny Cox, R ERA: 2.7											2.0 L 9 2 0 0 3 1 0 0 0 0 0 20 35 0.00 1.500										

Batter	1	2	3	4	5	6	7	8	9	AB	R	H	RBI	BB	SO	LOB	TOP					
Rickey Henderson, R OBP: 0.448, SLG: 0.499	G4-3		P4			FC5-4				4	0	1	0	0	0	1						
Roberto Alomar, S OBP: 0.391, SLG: 0.469	G4-3			L4-3 BB		F9				3	0	0	0	1	1	2						
Paul Molitor, R OBP: 0.411, SLG: 0.500	G4-3			L4-3						4	0	1	0	0	0	1						
Joe Carter, R OBP: 0.308, SLG: 0.492		K		P3						4	1	1	0	0	1	1						
John Olerud, L OBP: 0.483, SLG: 0.633	G4-3					G4-3				3	0	1	1	1	0	0						
Tony Fernandez, S OBP: 0.331, SLG: 0.368						G6-3				4	0	1	0	0	0	3						
Rob Butler, L OBP: 0.282, SLG: 0.278										4	0	0	0	0	2	4						
Ed Sprague, R OBP: 0.298, SLG: 0.379				L8						3	0	0	0	0	1	0						
Pat Borders, R OBP: 0.283, SLG: 0.364				F9						3	0	1	0	0	0	0						
Inning Stats	R: 0 E: 0 K: 0 S: 7	H: 0 LOB: 0 BB: 0 P: 11	R: 0 E: 0 K: 1 S: 10	H: 1 LOB: 1 BB: 0 P: 16	R: 0 E: 0 K: 0 S: 4	H: 0 LOB: 0 BB: 0 P: 6	R: 0 E: 0 K: 0 S: 6	H: 0 LOB: 0 BB: 1 P: 11	R: 0 E: 0 K: 1 S: 9	H: 0 LOB: 0 BB: 0 P: 14	R: 0 E: 0 K: 1 S: 9	H: 1 LOB: 1 BB: 0 P: 12	R: 0 E: 0 K: 1 S: 12	H: 1 LOB: 2 BB: 1 P: 21	R: 0 E: 0 K: 1 S: 11	H: 1 LOB: 1 BB: 0 P: 15	R: 1 E: 0 K: 0 S: 15	H: 2 LOB: 1 BB: 0 P: 17	1B: 5 2B: 2 3B: 0 HR: 0	SF: 0 SAC: 0 DP: 1 HBP: 0	WP: 0 PB: 0 SB: 1 CS: 1	PA: 34
PITCHER Phil Lettwich, R ERA: 3.32	IP: 9.0 WLS: W BF: 34 H: 6 R: 1 ER: 1 SO: 5 BB: 2 IBB: 0 HBP: 0 BLK: 0 WP: 0 HR: 0 S: 83 P: 123 ERA: 1.00 WHIP: 0.889															PITCHER	IP: 9.0 WLS: W BF: 34 H: 6 R: 1 ER: 1 SO: 5 BB: 2 IBB: 0 HBP: 0 BLK: 0 WP: 0 HR: 0 S: 83 P: 123 ERA: 1.00 WHIP: 0.889					

Toronto Blue Jays @ California Angels
Anaheim Stadium, Anaheim, CA
Sun Sep 05 1993, 6:33 AM EDT
Att: 19,653 - Sunny - 78 F


AB	32
R	1
H	6
RBI	1
BB	2
SO	5
LOB	12



Batter	1	2	3	4	5	6	7	8	9	AB	R	H	RBI	BB	SO	LOB	BOTTOM					
Luis Polonia, L OBP: 0.322, SLG: 0.329	L7									4	1	3	0	0	0	0						
Chad Curtis, R OBP: 0.375, SLG: 0.377		G6-4-3 1B		CS						3	1	1	0	1	0	3						
Tim Salmon, R OBP: 0.375, SLG: 0.528	F9									4	0	0	0	0	3	3						
Chili Davis, S OBP: 0.325, SLG: 0.415	K									3	1	2	2	1	1	1						
Eduardo Perez, R OBP: 0.286, SLG: 0.382		1B		P3						3	1	1	1	0	0	1						
J.T. Snow, L OBP: 0.319, SLG: 0.379		L8								3	0	0	0	1	1	2						
Torey Lovullo, S OBP: 0.316, SLG: 0.360		1B		G4-3						4	1	1	0	0	0	2						
Chris Turner, R OBP: 0.400, SLG: 0.478										4	0	2	1	0	0	0						
Rod Correia, R OBP: 0.361, SLG: 0.358										4	0	1	1	0	1	1						
Inning Stats	R: 0 E: 0 K: 1 S: 7	H: 0 LOB: 1 BB: 1 P: 14	R: 2 E: 0 K: 0 S: 15	H: 5 LOB: 2 BB: 0 P: 23	R: 0 E: 0 K: 1 S: 12	H: 0 LOB: 2 BB: 2 P: 27	R: 0 E: 0 K: 1 S: 8	H: 1 LOB: 0 BB: 0 P: 11	R: 1 E: 0 K: 1 S: 10	H: 1 LOB: 0 BB: 0 P: 13	R: 0 E: 0 K: 0 S: 10	H: 1 LOB: 1 BB: 0 P: 19	R: 2 E: 0 K: 2 S: 15	H: 3 LOB: 1 BB: 0 P: 17	R: 0 E: 0 K: 0 S: 9	H: 0 LOB: 0 BB: 0 P: 12	R: 0 E: 0 K: 0 S: 9	H: 0 LOB: 0 BB: 0 P: 12	1B: 10 2B: 0 3B: 0 HR: 1	SF: 1 SAC: 0 DP: 1 HBP: 0	WP: 0 PB: 0 SB: 0 CS: 1	PA: 37
PITCHER Pat Hentgen, R ERA: 3.89 Mark Eichhorn, R ERA: 2.55	IP: 6.1 WLS: L BF: 31 H: 11 R: 5 ER: 5 SO: 5 BB: 3 IBB: 0 HBP: 0 BLK: 0 WP: 0 HR: 1 S: 71 P: 117 ERA: 7.11 WHIP: 2.211															PITCHER	IP: 1.2 WLS: L BF: 5 H: 0 R: 0 ER: 0 SO: 1 BB: 0 IBB: 0 HBP: 0 BLK: 0 WP: 0 HR: 0 S: 15 P: 19 ERA: 0.00 WHIP: 0.000					

Toronto Blue Jays @ California Angels
Anaheim Stadium, Anaheim, CA
Sun Sep 05 1993, 6:33 AM EDT
Att: 19,653 - Sunny - 78 F

AB	32
R	5
H	11
RBI	5
BB	3
SO	6
LOB	13



Batter	1	2	3	4	5	6	7	8	9	AB	R	H	RBI	BB	SO	LOB	TOP										
Luis Polonia, L (1, 7) OBP: 0.323, SLG: 0.329			G2-3							4	0	1	1	1	2	1	California Angels @ Detroit Tigers Tiger Stadium, Detroit, MI Tue Sep 07 1993, 7:05 PM EDT Att: 12,454 - Unknown - 74 F										
Chad Curtis, R (1, 8) OBP: 0.372, SLG: 0.373						P2		K2-3		4	0	0	1	0	3	1											
Tim Salmon, R (1, 9) OBP: 0.375, SLG: 0.525	L6									3	0	0	0	1	2	2											
Chili Davis, S (1, 10) OBP: 0.324, SLG: 0.413			P3							5	0	1	0	0	3	3											
Eduardo Perez, R (1, 5) OBP: 0.283, SLG: 0.383		B5							G6-3	5	1	1	0	0	0	2											
Rene Gonzales, R (1, 3) OBP: 0.364, SLG: 0.342										3	2	1	0	1	0	0											
Chris Turner, R (1, 2) OBP: 0.414, SLG: 0.500										3	2	1	1	1	1	3											
Torey Lovullo, S (1, 4) OBP: 0.322, SLG: 0.373										3	1	2	2	1	0	2											
Rod Correia, R (1, 6) OBP: 0.360, SLG: 0.357										3	0	1	0	0	0	2											
Inning Stats	R: 0 E: 0 K: 2 S: 14	H: 0 LOB: 0 BB: 0 P: 19	R: 0 E: 0 K: 1 S: 6	H: 0 LOB: 0 BB: 0 P: 7	R: 2 E: 0 K: 1 S: 14	H: 2 LOB: 2 BB: 2 P: 29	R: 2 E: 1 K: 1 S: 16	H: 3 LOB: 2 BB: 0 P: 24	R: 0 E: 0 K: 1 S: 8	H: 0 LOB: 1 BB: 0 P: 11	R: 2 E: 0 K: 1 S: 12	H: 2 LOB: 2 BB: 2 P: 24	R: 0 E: 0 K: 0 S: 11	H: 1 LOB: 2 BB: 1 P: 19	R: 0 E: 0 K: 2 S: 7	H: 0 LOB: 0 BB: 0 P: 10	R: 0 E: 0 K: 2 S: 10	H: 0 LOB: 0 BB: 0 P: 17	1B: 4 2B: 3 3B: 0 HR: 1	SF: 1 SAC: 1 DP: 0 HBP: 1	WP: 0 PB: 0 SB: 0 CS: 0	PA: 41					
PITCHER	IP	WLS	BF	H	R	ER	SO	BB	IBB	HBP	BLK	WP	HR	S	P	ERA	WHIP										
David Wells, L (1, 1) ERA: 4.29	5.0		25	7	6	4	6	1	1	1	0	0	1	63	96	7.20	1.600										
Joe Boever, R (6, 1) ERA: 3.75	1.0	W	5	0	0	0	1	1	1	0	0	0	0	7	18	0.00	1.000										
Mike Gardiner, R (7, 1) ERA: 4.91	1.0		5	1	0	0	1	0	0	0	0	0	0	11	19	0.00	2.000										
Storm Davis, R (8, 1) ERA: 5.11	2.0		6	0	0	0	4	0	0	0	0	0	0	17	27	0.00	0.000										

Batter	1	2	3	4	5	6	7	8	9	AB	R	H	RBI	BB	SO	LOB	BOTTOM										
Tony Phillips, S (1, 9) OBP: 0.444, SLG: 0.393										5	2	3	0	0	0	2	California Angels @ Detroit Tigers Tiger Stadium, Detroit, MI Tue Sep 07 1993, 7:05 PM EDT Att: 12,454 - Unknown - 74 F										
Dan Gladden, R (1, 7) OBP: 0.323, SLG: 0.461										4	1	2	1	1	0	2											
Travis Fryman, R (1, 5) OBP: 0.373, SLG: 0.481										2	1	1	3	2	1	2											
Cecil Fielder, R (1, 3) OBP: 0.374, SLG: 0.483										4	0	2	1	1	1	2											
Skeeter Barnes, R (6, PR) OBP: 0.319, SLG: 0.400										0	0	0	0	0	0	0											
Eric Davis, R (1, 8) OBP: 0.312, SLG: 0.402										5	0	2	0	0	0	5											
Alan Trammell, R (1, 6) OBP: 0.391, SLG: 0.491										4	1	1	0	1	0	3											
Mickey Tettleton, S (1, 10) OBP: 0.363, SLG: 0.500										3	1	0	0	2	1	0											
Chad Kreuter, S (1, 2) OBP: 0.366, SLG: 0.479										4	3	3	3	1	1	3											
Chris Gomez, R (1, 4) OBP: 0.298, SLG: 0.303										2	0	0	0	0	0	1											
Lou Whitaker, L (6, PH) OBP: 0.414, SLG: 0.455										3	1	1	1	0	0	3											
Inning Stats	R: 1 E: 0 K: 0 S: 9	H: 2 LOB: 1 BB: 1 P: 15	R: 1 E: 0 K: 0 S: 7	H: 1 LOB: 0 BB: 0 P: 11	R: 1 E: 0 K: 0 S: 10	H: 2 LOB: 2 BB: 1 P: 19	R: 0 E: 0 K: 0 S: 5	H: 0 LOB: 0 BB: 1 P: 11	R: 0 E: 0 K: 1 S: 9	H: 0 LOB: 2 BB: 2 P: 21	R: 6 E: 0 K: 1 S: 22	H: 6 LOB: 1 BB: 1 P: 39	R: 1 E: 0 K: 2 S: 14	H: 3 LOB: 2 BB: 0 P: 23	R: 0 E: 0 K: 1 S: 9	H: 1 LOB: 3 BB: 2 P: 22	1B: 11 2B: 1 3B: 0 HR: 3	SF: 1 SAC: 0 DP: 2 HBP: 0	WP: 2 PB: 0 SB: 5 CS: 0	PA: 45							
PITCHER	IP	WLS	BF	H	R	ER	SO	BB	IBB	HBP	BLK	WP	HR	S	P	ERA	WHIP										
Chuck Finley, L (1, 1) ERA: 3.19	5.0		23	5	3	3	0	5	0	0	0	0	0	9	16	5.40	2.000										
Darryl Scott, R (6, 1) ERA: 10.0	0.1	L	5	3	4	4	0	1	0	0	0	0	0	9	16	108.00	12.000										
Doug Linton, R (6, 1) ERA: 7.39	0.0		2	2	2	2	0	0	0	0	0	1	1	5	10	∞	∞										
Paul Swingle, R (6, 1) ERA: 4.5	2.0		12	5	1	1	3	1	0	0	0	0	1	24	42	4.50	3.000										
Ken Patterson, L (8, 1) ERA: 4.58	0.2		3	0	0	0	1	1	0	0	0	0	0	7	16	0.00	1.500										

AB 33
R 6
H 8
RBI 5
BB 5
SO 11
LOB 16



AB 36
R 10
H 15
RBI 9
BB 8
SO 4
LOB 23



Batter	1	2	3	4	5	6	7	8	9	AB	R	H	RBI	BB	SO	LOB	TOP										
Luis Polonia, L OBP: 0.324, SLG: 0.330 (1, 7)	G6-3		B1-3					G4-3 1B G3-1 1B		4	1	2	1	0	0	0	California Angels @ Detroit Tigers Tiger Stadium, Detroit, MI Wed Sep 08 1993, 7:05 PM EDT Att: 11,380 - Unknown - 69 F										
Chad Curtis, R OBP: 0.371, SLG: 0.373 (1, 8)	G6-3			G5-3	G1-3			G3-1 G4-3 1B		4	0	1	0	0	0	2											
Tim Salmon, R OBP: 0.375, SLG: 0.521 (1, 9)	K			4-2 1B BB			K	G4-3		3	0	0	0	1	2	2											
Chili Davis, S OBP: 0.324, SLG: 0.412 (1, 10)		G5-3		0-0 FC6 1B			G4-3	G3-1		4	0	1	1	0	0	1											
J.T. Snow, L OBP: 0.318, SLG: 0.381 (1, 3)				1-1 L9			L4	L4		4	0	1	0	0	0	3											
Eduardo Perez, R OBP: 0.276, SLG: 0.373 (1, 5)				1-3 K	1-1 FC6					4	0	0	0	0	2	3											
Torey Lovullo, S OBP: 0.318, SLG: 0.368 (1, 4)				3-3 K			G4-3			4	0	0	0	0	3	1											
Chris Turner, R OBP: 0.387, SLG: 0.464 (7, PH)				2-3 K						2	0	0	0	0	2	0											
Greg Myers, L OBP: 0.302, SLG: 0.360 (7, 2)								G3-1		2	0	0	0	0	0	0											
Kurt Stillwell, S OBP: 0.281, SLG: 0.286 (1, 6)				0-1 F7			1-1 1B			3	1	2	0	0	0	0											
Inning Stats	R: 0 E: 0 K: 1 S: 7	H: 0 LOB: 0 BB: 0 P: 13	R: 0 E: 0 K: 2 S: 11	H: 1 LOB: 1 BB: 0 P: 16	R: 0 E: 0 K: 1 S: 7	H: 0 LOB: 0 BB: 0 P: 11	R: 0 E: 0 K: 0 S: 10	H: 1 LOB: 2 BB: 1 P: 18	R: 0 E: 0 K: 1 S: 13	H: 2 LOB: 2 BB: 0 P: 15	R: 0 E: 0 K: 1 S: 8	H: 0 LOB: 0 BB: 0 P: 14	R: 0 E: 0 K: 1 S: 6	H: 0 LOB: 0 BB: 0 P: 8	R: 2 E: 0 K: 0 S: 17	H: 3 LOB: 1 BB: 2 P: 26	R: 0 E: 0 K: 2 S: 8	H: 0 LOB: 0 BB: 0 P: 8	1B: 5 2B: 1 3B: 1 HR: 0	SF: 0 SAC: 0 DP: 0 HBP: 0	WP: 0 PB: 0 SB: 0 CS: 0	PA: 35					
PITCHER	IP	WLS	BF	H	R	ER	SO	BB	IBB	HBP	BLK	WP	HR	S	P	ERA	WHIP										
John Doherty, R ERA: 4.61 (1, 1)	8.0	W	32	7	2	2	7	1	0	0	0	0	0	79	121	2.25	1.000										
Mike Henneman, R ERA: 2.37 (9, 1)	1.0	S	3	0	0	0	2	0	0	0	0	0	0	8	8	0.00	0.000										

livebaseballscorecards.com

AB 34
R 2
H 7
RBI 2
BB 1
SO 9
LOB 12



Batter	1	2	3	4	5	6	7	8	9	AB	R	H	RBI	BB	SO	LOB	BOTTOM										
Tony Phillips, S OBP: 0.446, SLG: 0.396 (1, 9)	HR 1B		G3-1					G6-3 S 1B		4	1	3	1	0	0	0	California Angels @ Detroit Tigers Tiger Stadium, Detroit, MI Wed Sep 08 1993, 7:05 PM EDT Att: 11,380 - Unknown - 69 F										
Dan Gladden, R OBP: 0.322, SLG: 0.468 (1, 7)	1B HR		G4-3					G6-3		4	1	1	2	0	0	2											
Travis Fryman, R OBP: 0.373, SLG: 0.480 (1, 5)	L9							BB BB		3	0	1	0	1	1	0											
Cecil Fielder, R OBP: 0.375, SLG: 0.482 (8, PR)	P4							BB BB		3	0	1	0	1	0	1											
Gary Thurman, R OBP: 0.319, SLG: 0.304 (8, PR)								BB		0	0	0	0	0	0	0											
Eric Davis, R OBP: 0.309, SLG: 0.398 (1, 8)	K							G5-3		4	0	0	0	0	2	4											
Alan Trammell, R OBP: 0.391, SLG: 0.493 (1, 6)		F8								3	1	1	0	0	0	0											
Mickey Tettleton, S OBP: 0.361, SLG: 0.497 (1, 3) (9, 2)		G5-3								3	0	0	0	0	0	1											
Chad Kreuter, S OBP: 0.366, SLG: 0.479 (8, PR)										2	0	1	1	0	1	0											
Skeeter Barnes, R OBP: 0.319, SLG: 0.400 (9, 3)								SH1-4 1B 1B		0	1	0	0	0	0	0											
Chris Gomez, R OBP: 0.291, SLG: 0.295 (1, 4)								SH1-4		2	0	0	0	0	0	0											
Inning Stats	R: 2 E: 0 K: 1 S: 14	H: 2 LOB: 0 BB: 0 P: 21	R: 0 E: 0 K: 1 S: 5	H: 0 LOB: 0 BB: 0 P: 9	R: 0 E: 0 K: 0 S: 7	H: 0 LOB: 0 BB: 0 P: 13	R: 0 E: 0 K: 1 S: 10	H: 1 LOB: 0 BB: 0 P: 15	R: 1 E: 0 K: 0 S: 9	H: 1 LOB: 0 BB: 0 P: 13	R: 0 E: 0 K: 0 S: 6	H: 2 LOB: 1 BB: 0 P: 9	R: 0 E: 0 K: 1 S: 8	H: 0 LOB: 0 BB: 0 P: 14	R: 1 E: 0 K: 0 S: 14	H: 2 LOB: 3 BB: 2 P: 26	R: 1 E: 0 K: 0 S: 14	H: 2 LOB: 2 BB: 2 P: 26	1B: 6 2B: 1 3B: 0 HR: 1	SF: 1 SAC: 1 DP: 0 HBP: 0	WP: 1 PB: 0 SB: 1 CS: 1	PA: 33					
PITCHER	IP	WLS	BF	H	R	ER	SO	BB	IBB	HBP	BLK	WP	HR	S	P	ERA	WHIP										
Mark Langston, L ERA: 2.78 (1, 1)	8.0	L	32	8	4	4	4	2	0	0	0	1	1	73	120	4.50	1.250										

livebaseballscorecards.com

AB 28
R 4
H 8
RBI 4
BB 2
SO 4
LOB 8



Batter	1	2	3	4	5	6	7	8	9	AB	R	H	RBI	BB	SO	LOB	TOP								
Rich Amaral, R OBP: 0.348, SLG: 0.357 Larry Sheets, L OBP: 0.222, SLG: 0.125										4	2	3	1	0	0	0	Seattle Mariners @ California Angels Anaheim Stadium, Anaheim, CA Mon Sep 13 1993, 10:05 PM EDT Att: 15,657 - Unknown - 68 F								
Brian Turano, R OBP: 0.374, SLG: 0.415										5	1	2	0	0	1	1									
Ken Griffey Jr., L OBP: 0.401, SLG: 0.619 Mike Felder, S OBP: 0.267, SLG: 0.277											3	1	1	2	0	2									
Jay Buhner, R OBP: 0.386, SLG: 0.488 Dann Howitt, L OBP: 0.241, SLG: 0.357											4	1	2	1	0	1									
Mike Blowers, R OBP: 0.364, SLG: 0.503										5	0	2	1	0	1	1									
Bret Boone, R OBP: 0.317, SLG: 0.482											4	2	1	1	0	1		3							
Greg Litton, R OBP: 0.358, SLG: 0.450										3	2	1	0	1	0	2									
Dave Valle, R OBP: 0.360, SLG: 0.408 Bill Haselman, R OBP: 0.312, SLG: 0.435										3	1	2	4	1	1	0									
Omar Vizquel, S OBP: 0.323, SLG: 0.300										0	0	0	0	1	3										
Inning Stats	R: 2 E: 0 K: 1 S: 12	H: 3 LOB: 1 BB: 0 P: 17	R: 0 E: 0 K: 1 S: 6	H: 0 LOB: 0 BB: 0 P: 6	R: 0 E: 0 K: 0 S: 5	H: 0 LOB: 0 BB: 0 P: 6	R: 3 E: 0 K: 1 S: 11	H: 2 LOB: 0 BB: 1 P: 19	R: 1 E: 0 K: 0 S: 8	H: 4 LOB: 2 BB: 0 P: 11	R: 1 E: 0 K: 0 S: 13	H: 2 LOB: 1 BB: 1 P: 23	R: 3 E: 0 K: 2 S: 18	H: 3 LOB: 1 BB: 0 P: 25	R: 0 E: 0 K: 1 S: 7	H: 0 LOB: 0 BB: 0 P: 10	R: 0 E: 0 K: 0 S: 7	H: 0 LOB: 0 BB: 0 P: 12	1B: 9 2B: 2 3B: 0 HR: 3	SF: 1 SAC: 0 DP: 2 HBP: 1	WP: 1 PB: 0 SB: 0 CS: 0	PA: 42			
PITCHER	IP	WLS	BF	H	R	ER	SO	BB	IBB	HBP	BLK	WP	HR	S	P	ERA	WHIP								
Mark Langston, L ERA: 2.96	4.2	L	23	9	6	6	3	1	0	0	0	0	2	40	56	11.57	2.143								
Paul Swingle, R ERA: 5.09	1.1		6	2	1	1	0	1	0	0	0	0	0	15	26	6.75	2.250								
John Farrell, R ERA: 7.78	2.0		10	3	3	3	0	0	0	1	0	1	25	35	13.50	1.500									
Scott Lewis, R ERA: 4.35	1.0		3	0	0	0	0	0	0	0	0	0	7	12	0.00	0.000									

Batter	1	2	3	4	5	6	7	8	9	AB	R	H	RBI	BB	SO	LOB	BOTTOM								
Luis Polonia, L OBP: 0.324, SLG: 0.329										3	0	0	0	1	1	0	Seattle Mariners @ California Angels Anaheim Stadium, Anaheim, CA Mon Sep 13 1993, 10:05 PM EDT Att: 15,657 - Unknown - 68 F								
Chad Curtis, R OBP: 0.369, SLG: 0.372 Stan Javier, S OBP: 0.329, SLG: 0.339										3	0	0	0	0	1	0									
Tim Salmon, R OBP: 0.375, SLG: 0.523 Jim Edmonds, L OBP: 0.167, SLG: 0.333										3	0	1	0	0	1	0									
Chili Davis, S OBP: 0.323, SLG: 0.421										4	1	1	0	0	1	1									
Torey Lovullo, S OBP: 0.318, SLG: 0.357										3	0	0	0	1	1	1									
Rene Gonzales, R OBP: 0.358, SLG: 0.336										3	0	1	0	0	1	1									
J.T. Snow, L OBP: 0.308, SLG: 0.367										2	0	0	1	1	0	2									
Chris Turner, R OBP: 0.357, SLG: 0.459										3	0	0	0	0	3										
Rod Correia, R OBP: 0.337, SLG: 0.345										3	0	1	0	0	0	0									
Inning Stats	R: 0 E: 0 K: 0 S: 6	H: 0 LOB: 0 BB: 0 P: 10	R: 1 E: 0 K: 0 S: 11	H: 2 LOB: 1 BB: 1 P: 22	R: 0 E: 0 K: 2 S: 8	H: 0 LOB: 0 BB: 0 P: 10	R: 0 E: 0 K: 1 S: 8	H: 1 LOB: 1 BB: 0 P: 11	R: 0 E: 0 K: 0 S: 6	H: 0 LOB: 0 BB: 0 P: 11	R: 0 E: 0 K: 1 S: 7	H: 0 LOB: 0 BB: 0 P: 8	R: 0 E: 0 K: 1 S: 6	H: 0 LOB: 0 BB: 0 P: 11	R: 0 E: 0 K: 1 S: 12	H: 1 LOB: 2 BB: 2 P: 23	R: 0 E: 0 K: 1 S: 7	H: 0 LOB: 0 BB: 0 P: 12	1B: 4 2B: 1 3B: 0 HR: 0	SF: 0 SAC: 0 DP: 2 HBP: 0	WP: 0 PB: 0 SB: 0 CS: 0	PA: 32			
PITCHER	IP	WLS	BF	H	R	ER	SO	BB	IBB	HBP	BLK	WP	HR	S	P	ERA	WHIP								
Chris Bosio, R ERA: 3.57	8.0	W	29	4	1	1	6	3	0	0	0	0	0	64	106	1.12	0.875								
Steve Ontiveros, R ERA: 0.71	1.0		3	0	0	0	1	0	0	0	0	0	0	7	12	0.00	0.000								


Batter	1	2	3	4	5	6	7	8	9	AB	R	H	RBI	BB	SO	LOB	TOP										
Rich Amaral, R (1, 10) OBP: 0.350, SLG: 0.361	1-1 B5-3		0-1 1B		0-0 2B		0-0 P1			4	0	2	1	0	0	2	Seattle Mariners @ California Angels Anaheim Stadium, Anaheim, CA Tue Sep 14 1993, 10:05 PM EDT Att: 18,101 - Unknown - 69 F										
Brian Turano, R (1, 7) OBP: 0.350, SLG: 0.398 (8, 5)	0-2 K		1-1 F7		0-1 G5-3			1-1 G6-3		4	0	0	0	0	1	2											
Ken Griffey Jr., L (1, 8) OBP: 0.369, SLG: 0.614 Dann Howitt, L (8, 8) OBP: 0.241, SLG: 0.357	2-1 G4-1			2-1 G4-3		0-0 G4-3		1-2 F8		4	0	0	0	0	0	0											
Jay Buhner, R (1, 9) OBP: 0.385, SLG: 0.486 Marc Newfield, R (8, 7) OBP: 0.292, SLG: 0.328		1-3 K		2-3 K		2-2 P2		0-0 1B		4	0	1	0	0	2	0											
Mike Blowers, R (1, 5) OBP: 0.363, SLG: 0.509 Chris Howard, R (8, 2)		3-3 K		3-1 HR		0-1 G1-5-3		0-2 G3-1		4	1	1	1	0	1	1											
Bret Boone, R (1, 4) OBP: 0.317, SLG: 0.485 Mike Felder, S (9, PH) OBP: 0.266, SLG: 0.276		0-1 2B		2-2 P4			1-2 F7		0-0 G1-3	3	0	1	0	0	0	0											
Greg Litton, R (1, 3) OBP: 0.357, SLG: 0.448 Dave Magadan, L (9, PH) OBP: 0.388, SLG: 0.363		2-3 K		2-2 P3			2-2 1B		0-1 1B	3	0	1	0	0	1	1											
Dave Valle, R (1, 2) OBP: 0.361, SLG: 0.407 Bill Haselman, R (5, 2) OBP: 0.317, SLG: 0.440 (8, 9)			1-1 P6		4-0 FC5-4 BB		2-2 1B		1-0 L4	1	0	0	0	1	0	0											
Larry Sheets, L (9, PH) OBP: 0.200, SLG: 0.111							1-2 1B			1	0	0	0	0	0	1											
Omar Vizquel, S (1, 6) OBP: 0.320, SLG: 0.297			3-2 F9		0-1 FC5-4 2B		1-0 P5		0-0 G6-3	4	1	0	0	0	0	4											
Inning Stats	R: 0 E: 0 K: 1 S: 7	H: 0 LOB: 0 BB: 0 P: 10	R: 0 E: 0 K: 3 S: 13	H: 1 LOB: 1 BB: 0 P: 19	R: 0 E: 0 K: 0 S: 10	H: 1 LOB: 0 BB: 0 P: 15	R: 1 E: 0 K: 1 S: 10	H: 1 LOB: 0 BB: 0 P: 19	R: 1 E: 0 K: 0 S: 8	H: 1 LOB: 1 BB: 1 P: 14	R: 0 E: 0 K: 0 S: 6	H: 0 LOB: 0 BB: 0 P: 8	R: 0 E: 0 K: 0 S: 14	H: 2 LOB: 2 BB: 0 P: 20	R: 0 E: 0 K: 0 S: 9	H: 1 LOB: 1 BB: 0 P: 11		R: 0 E: 0 K: 0 S: 5	H: 1 LOB: 1 BB: 0 P: 6	1B: 5 2B: 2 3B: 0 HR: 1	SF: 0 SAC: 0 DP: 0 HBP: 0	WP: 0 PB: 0 SB: 0 CS: 0	PA: 36				
PITCHER	IP	WLS	BF	H	R	ER	SO	BB	IBB	HBP	BLK	WP	HR	S	P	ERA		WHIP									
Joe Magrane, L (1, 1) ERA: 4.48	7.0	W	28	6	2	2	5	1	0	0	0	0	1	68	105	2.57	1.000										
Scott Lewis, R (8, 1) ERA: 4.22	1.0		4	1	0	0	0	0	0	0	0	0	0	9	11	0.00	1.000										
Joe Grahe, R (9, 1) ERA: 2.94	1.0		4	1	0	0	0	0	0	0	0	0	0	5	6	0.00	1.000										

AB	35
R	2
H	8
RBI	2
BB	1
SO	5
LOB	11



Batter	1	2	3	4	5	6	7	8	9	AB	R	H	RBI	BB	SO	LOB	BOTTOM											
Luis Polonia, L (1, 7) OBP: 0.325, SLG: 0.329 J.T. Snow, L (8, 3) OBP: 0.308, SLG: 0.367	2-2 G6-3	0-0 FC5-4 1B		0-0 BB WP 1B	1-1 FC6-4		0-0 L8			5	1	2	0	0	0	1	Seattle Mariners @ California Angels Anaheim Stadium, Anaheim, CA Tue Sep 14 1993, 10:05 PM EDT Att: 18,101 - Unknown - 69 F											
Chad Curtis, R (1, 8) OBP: 0.369, SLG: 0.373	1-2 G6-3	2-1 FC5-4		4-2 BB 1B	1-3 K		1-1 1B			4	2	1	0	1	1	3												
Jim Edmonds, L (1, 9) OBP: 0.182, SLG: 0.273	1-1 F7		1-1 G1-4-3	1-3 K		3-2 E5 2B	1-0 1B			5	0	1	1	0	1	3												
Tim Salmon, R (1, 10) OBP: 0.379, SLG: 0.528		2-0 1B SH1-3 1B	2-1 2B	4-2 1B E BB		0-1 2B	2-3 K			4	2	3	1	1	1	1												
Rene Gonzales, R (1, 5) OBP: 0.356, SLG: 0.335		0-0 SH1-3	0-0 P2	1-2 E 1B		0-1 P6		3-3 K		4	0	1	2	0	1	3												
Chris Turner, R (1, 2) OBP: 0.382, SLG: 0.439		2-0 1B E	3-1 G5-3	2-0 E7		4-1 BB		1-2 F8		4	1	1	0	1	0	2												
Stan Javier, S (1, 3) OBP: 0.335, SLG: 0.342 (8, 7)		1-2 E8 1B		0-3 E5 1B		0-3 K		4-1 BB		4	2	2	1	1	1	5												
Torey Lovullo, S (1, 4) OBP: 0.319, SLG: 0.356		0-0 FC5-4 1B		0-1 G6-3	4-1 FC6-4 BB	2-2 F8		0-1 G3		4	0	1	1	1	0	5												
Rod Correia, R (1, 6) OBP: 0.333, SLG: 0.341		3-H FC5-4 1B		1-0 WP BB 1B		1-0 P3		2-1 G4-3		4	1	1	1	0	0	2												
Inning Stats	R: 0 E: 0 K: 0 S: 8	H: 0 LOB: 0 BB: 0 P: 12	R: 3 E: 1 K: 0 S: 11	H: 5 LOB: 2 BB: 0 P: 19	R: 0 E: 0 K: 0 S: 7	H: 1 LOB: 1 BB: 0 P: 13	R: 5 E: 2 K: 1 S: 23	H: 4 LOB: 2 BB: 2 P: 37	R: 0 E: 0 K: 1 S: 8	H: 0 LOB: 1 BB: 1 P: 14	R: 0 E: 1 K: 1 S: 15	H: 1 LOB: 3 BB: 1 P: 24	R: 1 E: 0 K: 1 S: 10	H: 2 LOB: 1 BB: 0 P: 16	R: 0 E: 0 K: 1 S: 12	H: 0 LOB: 1 BB: 1 P: 20		1B: 10 2B: 3 3B: 0 HR: 0	SF: 0 SAC: 1 DP: 0 HBP: 0	WP: 1 PB: 0 SB: 0 CS: 0	PA: 44							
PITCHER	IP	WLS	BF	H	R	ER	SO	BB	IBB	HBP	BLK	WP	HR	S	P	ERA		WHIP										
Erik Hanson, R (1, 1) ERA: 3.63	3.2	L	23	10	8	7	1	2	0	0	0	0	0	45	75	17.18		3.273										
Roger Salkeld, R (4, 1) ERA: 3.39	3.1		17	3	1	1	3	2	0	0	0	0	0	37	60	2.70	1.500											
Dwayne Henry, R (8, 1) ERA: 6.55	1.0		4	0	0	0	1	1	0	0	0	0	0	12	20	0.00	1.000											

AB	38
R	9
H	13
RBI	7
BB	5
SO	5
LOB	25



Batter	1	2	3	4	5	6	7	8	9	AB	R	H	RBI	BB	SO	LOB	TOP				
Brian Turang, R OBP: 0.365, SLG: 0.412	1-1 SH3-1 G4-3 2B		0-1 1B			0-1 G5-3			2-2 P9	4	1	2	0	0	0	0					
Bret Boone, R OBP: 0.318, SLG: 0.485 Greg Litton, R OBP: 0.355, SLG: 0.445	0-0 SH3-1 2-3		1-1 1B			3-2 P3			0-1 F8	2	0	1	0	0	0	0					
Ken Griffey Jr., L OBP: 0.396, SLG: 0.611 Mackey Sasser, L OBP: 0.275, SLG: 0.331	1-0 G4-3		3-2 F9			0-0 F8			0-2 F8	3	0	0	1	0	0	2					
Jay Buhner, R OBP: 0.384, SLG: 0.484 Dann Howitt, L OBP: 0.254, SLG: 0.357	0-2 F9					0-2 G5-3				2	0	0	0	0	0	0					
Dave Magadan, L OBP: 0.386, SLG: 0.360		1-0 G1-3				1-0 F8			2-1 G4-6-3 BB	3	0	0	0	0	0	1					
Mike Blowers, R OBP: 0.381, SLG: 0.506 Marc Newfield, R OBP: 0.258, SLG: 0.323		2-2 G3-1				2-3 K			1-1 G6-3	2	0	0	0	0	1	0					
Larry Sheets, L OBP: 0.154, SLG: 0.083		1-0 P4				0-0 E9			2-2 G3	3	0	0	0	0	0	0					
Dave Valle, R OBP: 0.359, SLG: 0.404 Bill Haselman, R OBP: 0.314, SLG: 0.437			1-2 G6-3			1-0 P6			1-0 F8	2	0	0	0	0	0	1					
Omar Vizquel, S OBP: 0.319, SLG: 0.295			1-2 G4-1			1-1 G6-4-3			3-1 G6-3	3	0	0	0	0	0	1					
Inning Stats	R: 1 E: 0 K: 0 S: 7	H: 1 LOB: 0 BB: 0 P: 9	R: 0 E: 0 K: 0 S: 6	H: 0 LOB: 0 BB: 0 P: 10	R: 0 E: 0 K: 0 S: 14	H: 2 LOB: 2 BB: 0 P: 20	R: 0 E: 0 K: 1 S: 7	H: 0 LOB: 0 BB: 0 P: 10	R: 0 E: 1 K: 0 S: 4	H: 0 LOB: 0 BB: 0 P: 6	R: 0 E: 0 K: 0 S: 6	H: 0 LOB: 0 BB: 1 P: 12	R: 0 E: 0 K: 0 S: 8	H: 0 LOB: 0 BB: 0 P: 14	R: 0 E: 0 K: 0 S: 11	H: 0 LOB: 0 BB: 0 P: 13	1B: 2 2B: 1 3B: 0 HR: 0	SF: 0 SAC: 1 DP: 2 HBP: 0	WP: 0 PB: 0 SB: 0 CS: 0	PA: 30	
PITCHER	IP WLS BF H R ER SO BB IBB HBP BLK WP HR S P ERA WHIP	IP WLS BF H R ER SO BB IBB HBP BLK WP HR S P ERA WHIP																			
Phil Lottich, R ERA: 3.76	(1, 1) 7.0 W 24 3 1 1 1 1 0 0 0 0 0 0 49 76 1.29 0.571	Daryl Scott, R ERA: 7.5	(8, 1) 1.0 3 0 0 0 0 0 0 0 0 0 0 0 8 14 0.00 0.000	Steve Frey, L ERA: 2.84	(9, 1) 1.0 3 0 0 0 0 0 0 0 0 0 0 0 11 13 0.00 0.000																

Seattle Mariners @ California Angels
Anaheim Stadium, Anaheim, CA
Wed Sep 15 1993, 10:05 PM EDT
Att: 15,617 - Unknown

AB	28
R	1
H	3
RBI	1
BB	1
SO	1
LOB	5



Batter	1	2	3	4	5	6	7	8	9	AB	R	H	RBI	BB	SO	LOB	BOTTOM								
Luis Polonia, L OBP: 0.326, SLG: 0.328	4-1 3B BB		0-2 G1-3			4-0 HR IBB			2-3 K	3	2	0	0	2	1	2									
Jim Edmonds, L OBP: 0.313, SLG: 0.500	1-2 HR 3B		1-2 1B			0-3 K			3-1 G3-1	5	2	3	1	0	1	3									
Tim Salmon, R OBP: 0.392, SLG: 0.536 Stan Javier, S OBP: 0.341, SLG: 0.354	4-0 HR BB		1-1 CS 1B			1-2 HR			2-2 FC6-4 1B	2	2	2	4	1	0	0									
Chili Davis, S OBP: 0.325, SLG: 0.435	1-2 HR		1-0 L7			3-2 1B			1-0 F9	5	2	3	6	0	0	2									
Rene Gonzales, R OBP: 0.351, SLG: 0.329	1-1 F7		3-2 G6-3			0-3 K			0-1 FC6-4	5	0	0	0	0	1	3									
Chris Turner, R OBP: 0.380, SLG: 0.432 Greg Myers, L OBP: 0.308, SLG: 0.385	1-2 G1-3					3-2 1B SH 1B			2-2 G3	3	1	1	0	0	0	0									
J.T. Snow, L OBP: 0.314, SLG: 0.373	1-0 1B					0-0 F7			0-1 FC6-4 1B	5	1	4	0	0	0	1									
Torey Lovullo, S OBP: 0.322, SLG: 0.362 Jim Walewander, S	1-2 G3					1-0 SH HR 1B			0-0 FC6-4 1B	3	1	2	0	0	0	1									
Rod Correia, R OBP: 0.320, SLG: 0.326		1-3 K				0-0 SH HR 1B			0-3 K FC6	4	1	0	2	0	2	3									
Inning Stats	R: 4 E: 0 K: 0 S: 19	H: 3 LOB: 1 BB: 2 P: 33	R: 0 E: 0 K: 1 S: 10	H: 1 LOB: 1 BB: 0 P: 12	R: 0 E: 0 K: 0 S: 9	H: 1 LOB: 0 BB: 0 P: 14	R: 5 E: 1 K: 2 S: 22	H: 4 LOB: 1 BB: 1 P: 34	R: 1 E: 0 K: 0 S: 10	H: 2 LOB: 1 BB: 0 P: 16	R: 0 E: 0 K: 0 S: 9	H: 1 LOB: 1 BB: 0 P: 15	R: 1 E: 0 K: 2 S: 13	H: 2 LOB: 1 BB: 0 P: 15	R: 4 E: 0 K: 0 S: 22	H: 5 LOB: 1 BB: 0 P: 31	1B: 11 2B: 3 3B: 1 HR: 4	SF: 1 SAC: 1 DP: 0 HBP: 0	WP: 0 PB: 0 SB: 0 CS: 1	PA: 45					
PITCHER	IP WLS BF H R ER SO BB IBB HBP BLK WP HR S P ERA WHIP	IP WLS BF H R ER SO BB IBB HBP BLK WP HR S P ERA WHIP																							
Tim Leary, R ERA: 5.4	(1, 1) 3.2 L 22 9 9 5 2 2 1 0 0 0 0 0 2 57 90 12.27 3.000	Steve Ontheros, R ERA: 1.29	(4, 1) 1.1 6 2 1 1 1 0 0 0 0 0 0 0 13 19 6.75 1.500	Erik Platenberg, L ERA: 0.75	(6, 1) 1.0 4 1 0 0 0 0 0 0 0 0 0 0 9 15 0.00 1.000	Jeff Nelson, R ERA: 4.39	(7, 1) 1.0 5 2 1 1 2 0 0 0 0 0 0 1 13 15 9.00 2.000	Kevin King, L ERA: 9.45	(8, 1) 1.0 8 5 4 4 0 0 0 0 0 0 0 1 22 31 36.00 5.000																

Seattle Mariners @ California Angels
Anaheim Stadium, Anaheim, CA
Wed Sep 15 1993, 10:05 PM EDT
Att: 15,617 - Unknown

AB	40
R	15
H	19
RBI	15
BB	3
SO	5
LOB	16



Batter	1	2	3	4	5	6	7	8	9	AB	R	H	RBI	BB	SO	LOB	TOP										
Manuel Lee, S OBP: 0.266, SLG: 0.231 (1, 6)	G3		G3			SH3-4		1B		3	0	1	0	0	0	0	Texas Rangers @ California Angels Anaheim Stadium, Anaheim, CA Fri Sep 17 1993, 10:05 PM EDT Att: 60,326 - Unknown livebaseballscorecards.com										
Doug Strange, S OBP: 0.319, SLG: 0.356 (1, 4)	K		K			1B		K		4	0	1	1	0	3	1											
Rafael Palmeiro, L OBP: 0.377, SLG: 0.580 (1, 3)	F8				G4-3	F9		G4-3		4	0	0	0	0	0	0											
Juan Gonzalez, R OBP: 0.369, SLG: 0.632 (1, 7)		K			K		2B	F7		4	0	1	0	0	2	0											
Julio Franco, R OBP: 0.368, SLG: 0.449 (1, 10)		G6-3			F9		K	G6-3		4	0	0	0	0	1	1											
Ivan Rodriguez, R OBP: 0.314, SLG: 0.416 (1, 2)		K			G6-4-3	F9				3	0	1	0	0	1	1											
Dean Palmer, R OBP: 0.327, SLG: 0.498 (1, 5)					G6-4-3		G1-3			3	0	1	0	0	0	2											
Donald Harris, R OBP: 0.261, SLG: 0.274 (1, 9)		G5-3			F9			G5-3		3	0	0	0	0	0	2											
Doug Dasencho, S OBP: 0.234, SLG: 0.295 (1, 8)				G1-3		SH3-4		P3		3	1	1	0	0	0	0											
Inning Stats	R: 0 E: 0 K: 1 S: 5	H: 0 LOB: 0 BB: 0 P: 5	R: 0 E: 0 K: 2 S: 9	H: 1 LOB: 2 BB: 0 P: 9	R: 0 E: 0 K: 1 S: 5	H: 0 LOB: 0 BB: 0 P: 5	R: 0 E: 0 K: 1 S: 5	H: 0 LOB: 0 BB: 0 P: 11	R: 0 E: 0 K: 0 S: 8	H: 1 LOB: 0 BB: 0 P: 15	R: 1 E: 0 K: 0 S: 9	H: 2 LOB: 0 BB: 0 P: 13	R: 0 E: 0 K: 1 S: 9	H: 1 LOB: 1 BB: 0 P: 14	R: 0 E: 0 K: 1 S: 8	H: 1 LOB: 0 BB: 0 P: 12	R: 0 E: 0 K: 0 S: 4	H: 0 LOB: 0 BB: 0 P: 5	1B: 5 2B: 1 3B: 0 HR: 0	SF: 0 SAC: 1 DP: 1 HBP: 0	WP: 0 PB: 1 SB: 1 CS: 0	PA: 32					
PITCHER	IP	WLS	BF	H	R	ER	SO	BB	IBB	HBP	BLK	WP	HR	S	P	ERA	WHIP										
Chuck Finley, L ERA: 3.05	(1, 1)	8.0	W	29	6	1	1	7	0	0	0	0	0	58	84	1.12	0.750										
Joe Grahe, R ERA: 2.68	(9, 1)	1.0	S	3	0	0	0	0	0	0	0	0	0	4	5	0.00	0.000										

Batter	1	2	3	4	5	6	7	8	9	AB	R	H	RBI	BB	SO	LOB	BOTTOM										
Luis Polonia, L OBP: 0.324, SLG: 0.326 (1, 7)	K					FC5-4				3	1	0	0	0	1	1	Texas Rangers @ California Angels Anaheim Stadium, Anaheim, CA Fri Sep 17 1993, 10:05 PM EDT Att: 60,326 - Unknown livebaseballscorecards.com										
Stan Javier, S OBP: 0.344, SLG: 0.368 (8, FH) (9, 7)					F8	SF8		3B		1	0	1	1	0	0	0											
Chad Curtis, R OBP: 0.368, SLG: 0.373 (1, 8)	F9				G4-3	SF8		P3		3	0	1	1	0	0	1											
Jim Edmonds, L OBP: 0.263, SLG: 0.421 (1, 9)	F8				G4-3	F7				3	0	0	0	0	0	1											
Chili Davis, S OBP: 0.324, SLG: 0.432 (1, 10)		K			P5			G4-3		3	0	0	0	0	1	1											
Greg Myers, L OBP: 0.304, SLG: 0.380 (1, 2)		K				K		G4-3		3	0	0	0	0	2	0											
Rene Gonzales, R OBP: 0.351, SLG: 0.329 (1, 5)					F8			G1-3		3	0	1	0	0	0	0											
J.T. Snow, L OBP: 0.314, SLG: 0.373 (1, 3)		CS			G4-3			K		3	0	1	0	0	1	0											
Torey Lovullo, S OBP: 0.322, SLG: 0.362 (1, 4)					K			G4-3		3	1	1	0	0	1	1											
Rod Correia, R OBP: 0.320, SLG: 0.326 (1, 6)					F9			G4-3		3	0	1	0	0	0	1											
Inning Stats	R: 0 E: 0 K: 1 S: 5	H: 0 LOB: 0 BB: 0 P: 5	R: 0 E: 0 K: 2 S: 7	H: 1 LOB: 0 BB: 0 P: 7	R: 0 E: 0 K: 1 S: 5	H: 0 LOB: 0 BB: 0 P: 6	R: 0 E: 0 K: 0 S: 7	H: 1 LOB: 1 BB: 0 P: 13	R: 0 E: 0 K: 1 S: 7	H: 1 LOB: 1 BB: 0 P: 10	R: 1 E: 0 K: 0 S: 15	H: 1 LOB: 0 BB: 0 P: 23	R: 0 E: 0 K: 0 S: 10	H: 0 LOB: 0 BB: 0 P: 16	R: 1 E: 0 K: 1 S: 12	H: 2 LOB: 1 BB: 0 P: 22	R: 0 E: 0 K: 1 S: 12	H: 0 LOB: 0 BB: 0 P: 12	1B: 5 2B: 0 3B: 1 HR: 0	SF: 1 SAC: 0 DP: 0 HBP: 0	WP: 0 PB: 0 SB: 0 CS: 1	PA: 30					
PITCHER	IP	WLS	BF	H	R	ER	SO	BB	IBB	HBP	BLK	WP	HR	S	P	ERA	WHIP										
Nolan Ryan, R ERA: 4.21	(1, 1)	7.0	L	24	4	1	0	5	0	0	0	0	0	56	80	0.00	0.571										
Craig Lefferts, L ERA: 8.12	(8, 1)	0.2	L	4	2	1	1	1	0	0	0	0	0	9	17	13.50	3.000										
Cris Carpenter, R ERA: 3.38	(8, 1)	0.1		1	0	0	0	0	0	0	0	0	0	3	5	0.00	0.000										

Batter	1	2	3	4	5	6	7	8	9	AB	R	H	RBI	BB	SO	LOB	TOP											
Chris James, R OBP: 0.336, SLG: 0.530	1-0 HR	2-1 L9			0-0 F8		1-0 HR		0-3 K	5	2	2	2	0	1	1												
Mario Diaz, R OBP: 0.292, SLG: 0.355	1-1 BB 1B	2-2 SF9			2-1 G5-3		1-1 L8		0-1 G5-3	4	1	1	1	0	0	0												
Rafael Palmeiro, L OBP: 0.377, SLG: 0.577	1-2 E BB	3-0 F7			4-0 BB			3-1 P5	1-0 L9	2	1	0	0	2	0	0												
Doug Dasenczo, S OBP: 0.232, SLG: 0.292										1	0	0	0	0	0	0												
Juan Gonzalez, R OBP: 0.367, SLG: 0.628	2-1 P6		1-3 K		0-3 K2-3			0-2 G6-3		4	0	0	0	0	2	3												
Dan Peltier, L OBP: 0.358, SLG: 0.359										0	0	0	0	0	0	0												
Julio Franco, R OBP: 0.369, SLG: 0.449	3-2 E8 2B 1B		2-3 K		2-3 K			3-1 BB 2B 1B		4	2	2	1	0	2	0												
Ivan Rodriguez, R OBP: 0.313, SLG: 0.413	0-3 K		2-2 G6-3				2-1 L7	4-2 2B E BB		3	1	0	0	1	1	1												
John Russell, R OBP: 0.400, SLG: 0.538										0	0	0	0	0	0	0												
Dean Palmer, R OBP: 0.328, SLG: 0.502	3-2 2B				1-0 G6-3		1-1 L8	2-0 E 2B		4	1	2	2	0	0	0												
Rob Ducey, L OBP: 0.373, SLG: 0.569	1-3 K				1-2 L3			0-2 E8 WP 1B		3	0	0	0	0	2	1												
Donald Harris, R OBP: 0.271, SLG: 0.286							0-3 K	2-2 G6-3		1	0	1	2	0	0	0												
Billy Ripken, R OBP: 0.279, SLG: 0.231			0-0 L9 SF9 2B		0-0 P3		0-3 K	2-2 G6-3		4	1	1	0	0	1	1												
Inning Stats	R: 4 E: 1 K: 2 S: 20	H: 4 LOB: 1 BB: 1 P: 35	R: 1 E: 0 K: 0 S: 8	H: 1 LOB: 0 BB: 0 P: 12	R: 0 E: 0 K: 2 S: 13	H: 0 LOB: 0 BB: 0 P: 18	R: 0 E: 0 K: 0 S: 5	H: 0 LOB: 0 BB: 0 P: 7	R: 0 E: 0 K: 1 S: 7	H: 0 LOB: 1 BB: 1 P: 13	R: 0 E: 0 K: 1 S: 9	H: 1 LOB: 0 BB: 0 P: 11	R: 3 E: 1 K: 0 S: 18	H: 3 LOB: 1 BB: 1 P: 32	R: 0 E: 0 K: 1 S: 6	H: 0 LOB: 0 BB: 0 P: 7	1B: 4 2B: 3 3B: 0 HR: 2	SF: 1 SAC: 0 DP: 0 HBP: 0	WP: 1 PB: 0 SB: 0 CS: 0	PA: 39								
PITCHER	IP	WLS	BF	H	R	ER	SO	BB	IBB	HBP	BLK	WP	HR	S	P	ERA	WHIP											
Mark Langston, L ERA: 3.11	(1, 1)	7.0	L	29	6	6	6	8	2	0	0	0	0	2	69	108	7.71	1.143										
Paul Swingle, R ERA: 9.0	(8, 1)	0.2		5	2	3	3	0	1	0	0	0	0	0	12	24	40.50	4.500										
Steve Frey, L ERA: 2.82	(8, 1)	0.1		2	1	0	0	0	0	0	0	0	1	0	6	8	0.00	3.000										
Darryl Scott, R ERA: 6.92	(9, 1)	1.0		3	0	0	0	1	0	0	0	0	0	0	6	7	0.00	0.000										

Texas Rangers @ California Angels
Anaheim Stadium, Anaheim, CA
Sat Sep 18 1993, 10:05 PM EDT
Att: 31,159 - Unknown - 69 F


AB 35
R 9
H 9
RBI 8
BB 3
SO 9
LOB 7



Batter	1	2	3	4	5	6	7	8	9	AB	R	H	RBI	BB	SO	LOB	BOTTOM											
Luis Polonia, L OBP: 0.323, SLG: 0.324	0-0 G6-3		1-2 G4-3			0-1 FC4-6 1B		1-3 K	2-3 K	5	0	1	0	0	2	3												
Chad Curtis, R OBP: 0.366, SLG: 0.370	0-3 K				0-0 G4-3		1-0 FC4-6 E 1B	1-0 F8		4	0	0	0	0	1	2												
Jim Edmonds, L OBP: 0.304, SLG: 0.435	3-1 G4-3				0-2 G6-4-3 1B		0-1 E 1B	0-1 G5-3		4	0	2	1	0	0	0												
Chili Davis, S OBP: 0.321, SLG: 0.429			2-3 K		0-2 G6-4-3 1-2		0-1 SAFE G4-3		2-1 P4	4	0	0	0	0	1	3												
Rene Gonzales, R OBP: 0.355, SLG: 0.332						4-0 G6-4-3 BB		3-1 L6	0-0 BB BB 1B	3	1	2	0	1	0	0												
Chris Turner, R OBP: 0.346, SLG: 0.413					1-3 K		2-1 G6-3		2-2 P7	2	0	0	0	0	1	2												
Greg Myers, L OBP: 0.302, SLG: 0.377										2	0	0	0	0	0	1												
J.T. Snow, L OBP: 0.316, SLG: 0.372					2-1 G6-4-3 1-2		1-2 PB 1B		4-1 BB BB BB	3	0	1	0	1	1	2												
Torey Lovullo, S OBP: 0.324, SLG: 0.360					0-0 G4-3		2-3 K2-3		4-2 BB BB	2	0	0	0	2	1	0												
Rod Correia, R OBP: 0.324, SLG: 0.323					1-1 G1-3		4-0 FC4-6 1B BB		4-1 BB BB	1	1	0	0	1	0	0												
Stan Javier, S OBP: 0.342, SLG: 0.366										1	0	0	0	0	0	2												
Jim Walewander, S ERA: 4.35										0	0	0	1	1	0	0												
Inning Stats	R: 0 E: 0 K: 1 S: 7	H: 0 LOB: 0 BB: 0 P: 10	R: 0 E: 0 K: 2 S: 9	H: 1 LOB: 1 BB: 0 P: 12	R: 0 E: 0 K: 0 S: 6	H: 0 LOB: 0 BB: 0 P: 8	R: 0 E: 0 K: 0 S: 8	H: 1 LOB: 0 BB: 0 P: 8	R: 0 E: 0 K: 1 S: 5	H: 0 LOB: 0 BB: 1 P: 12	R: 1 E: 1 K: 1 S: 14	H: 2 LOB: 2 BB: 1 P: 24	R: 0 E: 0 K: 0 S: 14	H: 1 LOB: 2 BB: 1 P: 27	R: 0 E: 0 K: 1 S: 6	H: 0 LOB: 0 BB: 0 P: 8	R: 0 E: 0 K: 1 S: 16	H: 1 LOB: 3 BB: 3 P: 34	1B: 6 2B: 0 3B: 0 HR: 0	SF: 0 SAC: 0 DP: 2 HBP: 0	WP: 0 PB: 1 SB: 0 CS: 0	PA: 37						
PITCHER	IP	WLS	BF	H	R	ER	SO	BB	IBB	HBP	BLK	WP	HR	S	P	ERA	WHIP											
Kevin Brown, R ERA: 3.88	(1, 1)	7.0	W	27	5	1	1	5	3	0	0	0	0	0	63	101	1.29	1.143										
Bob Patterson, L ERA: 4.35	(8, 1)	1.0		3	0	0	0	1	0	0	0	0	0	6	8	0.00	0.000											
Steve Dreyer, R ERA: 7.43	(9, 1)	1.0		7	1	1	1	1	3	0	0	0	0	0	16	34	9.00	4.000										

Texas Rangers @ California Angels
Anaheim Stadium, Anaheim, CA
Sat Sep 18 1993, 10:05 PM EDT
Att: 31,159 - Unknown - 69 F

AB 31
R 2
H 6
RBI 2
BB 6
SO 7
LOB 15



Batter	1	2	3	4	5	6	7	8	9	AB	R	H	RBI	BB	SO	LOB	TOP					
Chris James, R OBP: 0.344, SLG: 0.540	2-2 SH G4-3 1B	1-1 1-3 2B		2-1 G1-3		0-0 P6		1-2 WP 1B		5	1	3	1	0	0	0						
Mario Diaz, R OBP: 0.294, SLG: 0.361 Manuel Lee, S OBP: 0.268, SLG: 0.234	0-1 SH G4-3 1B	0-1 F9			1-2 1B SF8 2B		1-0 BB BB 1B	1-0 F9 1B		2	2	1	0	0	0	2						
Rafael Palmeiro, L OBP: 0.378, SLG: 0.574	2-2 G4-3	0-1 G3			2-2 L7		4-1 BB BB 1B	4-0 1-2 IBB		3	0	0	1	2	0	4						
Juan Gonzalez, R OBP: 0.367, SLG: 0.627 Rob Ducey, L OBP: 0.371, SLG: 0.556	1-0 3-H 1B		0-1 G5-3		2-0 2-3 1B		2-0 B2	1-2 G6-3		2	0	1	1	0	0	0						
Julio Franco, R OBP: 0.369, SLG: 0.451	2-2 F9 1B		2-2 1B 2B		2-1 SF8 1B		4-2 FC6-4 BB		1-3 K	3	0	1	1	1	1	1						
Ivan Rodriguez, R OBP: 0.316, SLG: 0.414 Jeff Huson, L OBP: 0.143, SLG: 0.229	2-2 G4-3		0-0 2-3 1B		0-0 CS 1B		2-2 SF8	4-2 BB	4-2 BB	3	1	2	1	1	0	1						
Dean Palmer, R OBP: 0.329, SLG: 0.514		1-0 HR	3-2 1-2 1B		0-0 HR 1B		1-1 FC6-4		1-3 K	5	2	2	3	0	1	5						
Donald Harris, R OBP: 0.274, SLG: 0.288 Doug Dascenzo, S OBP: 0.237, SLG: 0.298 Doug Strange, S OBP: 0.318, SLG: 0.355		2-3 K		1-1 CS 1B		1-2 G1-3		3-2 G5-3 1B	3-3 K	3	0	1	0	0	1	0						
Billy Ripken, R OBP: 0.279, SLG: 0.226		4-0 2B BB		1-1 G5-3		2-2 P3		2-0 G5-3		3	0	0	0	1	0	2						
Inning Stats	R: 2 E: 1 K: 0 S: 21	H: 2 LOB: 1 BB: 0 P: 30	R: 1 E: 0 K: 1 S: 10	H: 2 LOB: 2 BB: 1 P: 18	R: 0 E: 0 K: 0 S: 10	H: 2 LOB: 1 BB: 0 P: 15	R: 0 E: 0 K: 0 S: 6	H: 1 LOB: 0 BB: 0 P: 10	R: 1 E: 0 K: 0 S: 9	H: 2 LOB: 0 BB: 0 P: 16	R: 2 E: 0 K: 0 S: 11	H: 2 LOB: 2 BB: 2 P: 15	R: 1 E: 0 K: 0 S: 11	H: 1 LOB: 2 BB: 2 P: 25	R: 1 E: 0 K: 0 S: 13	H: 2 LOB: 2 BB: 1 P: 24	R: 0 E: 0 K: 3 S: 13	H: 0 LOB: 1 BB: 1 P: 22	1B: 9 2B: 3 3B: 0 HR: 2	SF: 2 SAC: 1 DP: 0 HBP: 0	WP: 1 PB: 0 SB: 0 CS: 3	PA: 45
PITCHER	IP WLS BF H R ER SO BB IBB HBP BLK WP HR S P ERA WHIP																					
Joe Magrane, L ERA: 4.6	(1, 1) 6.0 28 11 6 5 1 1 0 0 0 0 2 67 104 7.50 2.000																					
Ken Patterson, L ERA: 4.47	(7, 1) 0.1 3 1 1 1 0 1 0 0 0 0 0 3 10 27.00 6.000																					
Paul Swingle, R ERA: 8.1	(7, 1) 0.2 3 0 0 0 0 1 0 0 0 0 0 0 8 15 0.00 1.500																					
Darryl Scott, R ERA: 7.07	(8, 1) 1.0 W 6 2 1 1 0 0 1 0 0 0 1 0 13 24 9.00 2.000																					
Joe Grahe, R ERA: 2.82	(9, 1) 1.0 S 4 0 0 0 0 3 1 0 0 0 0 0 0 13 22 0.00 1.000																					
Batter	1	2	3	4	5	6	7	8	9	AB	R	H	RBI	BB	SO	LOB	BOTTOM					
Stan Javier, S OBP: 0.339, SLG: 0.359	2-2 G5-3	4-1 1-2 2-3 3-H BB		2-3 K		1-0 FC6 1B	2-3 K			4	0	0	1	1	2	7						
Chad Curtis, R OBP: 0.366, SLG: 0.370	0-0 G2-3 1B	1-0 F8		1-1 L1		3-1 G5-3		0-0 HR 1B		5	1	2	0	0	0	8						
Jim Edmonds, L OBP: 0.286, SLG: 0.429	2-2 G2-3		1-3 K		1-3 K		2-2 2B	3-3 K		5	1	1	0	0	3	2						
Chili Davis, S OBP: 0.324, SLG: 0.437 Eduardo Perez, R OBP: 0.292, SLG: 0.372		1-3 K L6-3	0-1 G6-3		1-1 HR		0-1 2B	4-2 HR BB		4	2	2	2	1	1	0						
Rene Gonzales, R OBP: 0.356, SLG: 0.341		2-1 L6-3	0-2 F7		1-2 G6-3		4-2 1B SF8 BB	0-0 1-H 2-H HR		4	2	1	3	1	0	1						
Chris Turner, R OBP: 0.386, SLG: 0.440		0-0 BB 1B 1B		4-1 SH5-3 1B BB		0-3 K		0-1 BB 1B		4	1	3	1	1	1	0						
J.T. Snow, L OBP: 0.317, SLG: 0.374		3-1 1B BB BB 1B		3-0 SH5-3 1B		0-0 F9	3-2 SF8	2-1 F9		4	1	2	1	0	0	1						
Rod Correia, R OBP: 0.337, SLG: 0.330 Torey Lovullo, S OBP: 0.326, SLG: 0.362		4-1 BB 1B BB		0-1 SH5-3		2-2 FC6 BB 1B		4-1 1-2 BB		1	0	1	0	1	0	0						
Jim Walewander, S OBP: 0.667, SLG: 0.500 Greg Myers, L OBP: 0.301, SLG: 0.376 Luis Polonia, L OBP: 0.322, SLG: 0.324		0-2 BB 1B		4-2 BB		4-2 FC6 BB	1-0 P7	1-0 F7		1	0	1	1	2	0	0						
Inning Stats	R: 0 E: 0 K: 0 S: 10	H: 1 LOB: 0 BB: 0 P: 14	R: 2 E: 0 K: 1 S: 17	H: 3 LOB: 3 BB: 2 P: 32	R: 0 E: 0 K: 1 S: 9	H: 0 LOB: 0 BB: 0 P: 10	R: 0 E: 0 K: 1 S: 12	H: 1 LOB: 3 BB: 2 P: 26	R: 1 E: 0 K: 2 S: 11	H: 1 LOB: 0 BB: 0 P: 14	R: 0 E: 0 K: 0 S: 9	H: 1 LOB: 2 BB: 1 P: 19	R: 3 E: 0 K: 1 S: 20	H: 4 LOB: 2 BB: 1 P: 33	R: 3 E: 0 K: 1 S: 13	H: 3 LOB: 2 BB: 2 P: 27	1B: 10 2B: 3 3B: 0 HR: 2	SF: 1 SAC: 1 DP: 1 HBP: 0	WP: 0 PB: 1 SB: 1 CS: 0	PA: 45		
PITCHER	IP WLS BF H R ER SO BB IBB HBP BLK WP HR S P ERA WHIP																					
Kenny Rogers, L ERA: 4.2	(1, 1) 5.0 24 6 3 3 3 5 4 0 0 0 0 0 1 59 96 5.40 2.000																					
Matt Whiteside, R ERA: 4.04	(6, 1) 1.0 8 3 3 3 0 2 0 0 0 0 0 0 18 34 27.00 5.000																					
Cris Carpenter, R ERA: 3.36	(7, 1) 0.1 3 2 0 0 0 0 0 0 0 0 0 0 7 11 0.00 6.000																					
Bob Patterson, L ERA: 4.44	(7, 1) 1.0 4 1 1 1 2 0 0 0 0 0 0 0 8 14 9.00 1.000																					
Tom Henke, R ERA: 2.9	(8, 1) 0.1 L 5 2 2 2 0 2 0 0 0 0 0 0 1 8 18 54.00 12.000																					
PITCHER	IP WLS BF H R ER SO BB IBB HBP BLK WP HR S P ERA WHIP																					
Craig Lefferts, L ERA: 6.1	(8, 1) 0.1 1 0 0 0 0 0 0 0 0 0 0 0 1 1 27.00 12.000																					

Texas Rangers @ California Angels
Anaheim Stadium, Anaheim, CA
Sun Sep 19 1993, 6:33 AM EDT
Att: 26,155 - Sunny - 77 F

AB 36
R 8
H 14
RBI 8
BB 5
SO 4
LOB 21



Texas Rangers @ California Angels
Anaheim Stadium, Anaheim, CA
Sun Sep 19 1993, 6:33 AM EDT
Att: 26,155 - Sunny - 77 F

AB 35
R 9
H 14
RBI 9
BB 8
SO 7
LOB 23



Batter	1	2	3	4	5	6	7	8	9	AB	R	H	RBI	BB	SO	LOB	TOP			
Tim Raines, S OBP: 0.402, SLG: 0.486 (1, 7)	L8		FC6-4		BB			FC6-5 SH3-4 BB		3	0	1	0	1	0	1				
Joey Cora, S OBP: 0.348, SLG: 0.353 (1, 4)	G5-3		F7		BB			SH3-4		2	0	0	0	1	0	1				
Frank Thomas, R OBP: 0.429, SLG: 0.617 (1, 3)	P3			E4	F9			FC6-5 1B		4	0	0	0	0	0	3				
Ellis Burks, R OBP: 0.353, SLG: 0.449 Mike Huff, R OBP: 0.289, SLG: 0.333 (8, 9)		G5-3		FC6-4 2B		G3-1		BB 1B		4	1	1	0	0	0	1				
Bo Jackson, R OBP: 0.287, SLG: 0.404 Lance Johnson, L OBP: 0.355, SLG: 0.400 (8, PR)		G6-3		SF9 2B		F9		BB		3	0	1	0	1	0	0				
Robin Ventura, L OBP: 0.378, SLG: 0.438 (1, 5)				SF9 2B		K		F8		3	0	1	1	0	1	3				
Ivan Calderon, R OBP: 0.279, SLG: 0.286 (1, 10)				B2-3			G5-3		G5-3	4	0	0	0	0	1	2				
Ron Karkovics, R OBP: 0.287, SLG: 0.423 (1, 2)			G6-3		K		K		K	4	0	0	0	0	3	0				
Craig Grebeck, R OBP: 0.319, SLG: 0.285 (1, 6)			FC6-4 BB		G6-3		L5		F7	3	0	0	0	1	0	0				
Inning Stats	R: 0 E: 0 K: 0 S: 4	H: 0 LOB: 0 BB: 0 P: 7	R: 0 E: 0 K: 1 S: 10	H: 1 LOB: 1 BB: 0 P: 17	R: 0 E: 0 K: 0 S: 4	H: 0 LOB: 1 BB: 1 P: 11	R: 1 E: 1 K: 0 S: 11	H: 1 LOB: 1 BB: 0 P: 15	R: 0 E: 0 K: 1 S: 14	H: 0 LOB: 0 BB: 0 P: 16	R: 0 E: 0 K: 1 S: 5	H: 0 LOB: 0 BB: 0 P: 9	R: 0 E: 0 K: 0 S: 18	H: 1 LOB: 3 BB: 2 P: 32	R: 0 E: 0 K: 1 S: 5	H: 0 LOB: 0 BB: 0 P: 7	1B: 2 2B: 2 3B: 0 HR: 0	SF: 1 SAC: 1 DP: 0 HBP: 0	WP: 0 PB: 0 CS: 0	PA: 36
PITCHER Chuck Finley, L ERA: 2.93 (1, 1)	IP: 9.0 WLS: L BF: 36 H: 4 R: 1 ER: 0 SO: 5 BB: 4 IBB: 0 HBP: 0 BLK: 0 WP: 0 HR: 0 S: 82 P: 136 ERA: 0.00 WHIP: 0.889																			

Chicago White Sox @ California Angels
Anaheim Stadium, Anaheim, CA
Wed Sep 22 1993, 10:05 PM EDT
Att: 19,461 - Unknown - 68 F

AB 30
R 1
H 4
RBI 1
BB 4
SO 5
LOB 11



Batter	1	2	3	4	5	6	7	8	9	AB	R	H	RBI	BB	SO	LOB	BOTTOM			
Stan Javier, S OBP: 0.339, SLG: 0.355 (8, 9)	G6-3		G6-3		G1-3			1B BB		3	0	0	0	1	0	2				
Chad Curtis, R OBP: 0.367, SLG: 0.372 (1, 8)	S 1B					K		F7		4	0	2	0	0	1	1				
Rene Gonzales, R OBP: 0.352, SLG: 0.336 (1, 5)	F7		F8			K		1B		4	0	1	0	0	1	2				
Chili Davis, S OBP: 0.326, SLG: 0.439 (1, 10)				K		P3		F8		3	0	0	0	1	1	2				
Chris Turner, R OBP: 0.381, SLG: 0.418 (1, 2)	F7			CS 1B			SH1-3 BB		K	3	0	1	0	1	1	2				
J.T. Snow, L OBP: 0.316, SLG: 0.380 (1, 3)		G3-1		K			SH1-3		F8	3	0	0	0	0	1	1				
Jim Edmonds, L OBP: 0.297, SLG: 0.389 Eduardo Perez, R OBP: 0.284, SLG: 0.370 Luis Polonia, L OBP: 0.327, SLG: 0.330 (7, PR)						FC1-6 BB	G5-4-3 HBP		S BB	1	0	0	0	1	1	0				
Torey Lovullo, S OBP: 0.320, SLG: 0.352 (1, 4)		G6-3			FC1-6 1B		G5-4-3		F7	4	0	0	0	0	0	4				
Rod Correia, R OBP: 0.336, SLG: 0.330 (1, 6)			G3				L5			3	0	1	0	0	0	0				
Inning Stats	R: 0 E: 0 K: 0 S: 11	H: 1 LOB: 2 BB: 1 P: 19	R: 0 E: 0 K: 1 S: 11	H: 0 LOB: 0 BB: 0 P: 16	R: 0 E: 0 K: 2 S: 8	H: 1 LOB: 0 BB: 0 P: 14	R: 0 E: 0 K: 0 S: 11	H: 1 LOB: 1 BB: 1 P: 19	R: 0 E: 0 K: 2 S: 9	H: 0 LOB: 0 BB: 0 P: 12	R: 0 E: 0 K: 0 S: 5	H: 0 LOB: 2 BB: 1 P: 10	R: 0 E: 0 K: 0 S: 16	H: 1 LOB: 1 BB: 1 P: 25	R: 0 E: 0 K: 1 S: 9	H: 0 LOB: 1 BB: 1 P: 18	1B: 5 2B: 0 3B: 0 HR: 0	SF: 0 SAC: 1 DP: 1 HBP: 1	WP: 0 PB: 0 CS: 3	PA: 35
PITCHER Wilson Alvarez, L ERA: 3.0 Roberto Hernandez, R ERA: 2.23 (9, 1)	IP: 8.0 WLS: W BF: 31 H: 8 R: 0 ER: 0 SO: 5 BB: 4 IBB: 0 HBP: 0 BLK: 0 WP: 0 HR: 0 S: 9 P: 128 ERA: 0.00 WHIP: 1.125																			

Chicago White Sox @ California Angels
Anaheim Stadium, Anaheim, CA
Wed Sep 22 1993, 10:05 PM EDT
Att: 19,461 - Unknown - 68 F

AB 28
R 0
H 5
RBI 0
BB 5
SO 6
LOB 14



Batter	1	2	3	4	5	6	7	8	9	AB	R	H	RBI	BB	SO	LOB	TOP					
Tim Raines, S OBP: 0.402, SLG: 0.485 (1, 7)	F8 BB 1B		F8			P6		P3		5	0	2	0	0	0	1						
Craig Grebeck, R OBP: 0.311, SLG: 0.276 (1, 4)	L4		G5-3			K2-3		F9		5	0	0	0	0	1	2						
Frank Thomas, R OBP: 0.429, SLG: 0.616 Drew Denson, S (9, PH)																						
Dan Pasqua, L OBP: 0.293, SLG: 0.348 (9, 3)	1-2 BB																					
George Bell, R OBP: 0.254, SLG: 0.379 (1, 10)	F8																					
Bo Jackson, R OBP: 0.287, SLG: 0.403 Mike Huff, R OBP: 0.308, SLG: 0.333 (6, PR) (6, 9)	L8																					
Robin Ventura, L OBP: 0.379, SLG: 0.438 (1, 5)																						
Lance Johnson, L OBP: 0.354, SLG: 0.398 (1, 8)																						
Ron Karkovics, R OBP: 0.289, SLG: 0.435 (1, 2)																						
Ozzie Guillen, L OBP: 0.293, SLG: 0.380 (1, 6)																						
Inning Stats	R: 0 E: 0 K: 0 S: 11	H: 1 LOB: 2 BB: 1 P: 19	R: 0 E: 0 K: 2 S: 7	H: 0 LOB: 0 BB: 0 P: 10	R: 0 E: 0 K: 0 S: 7	H: 0 LOB: 0 BB: 0 P: 10	R: 0 E: 0 K: 1 S: 9	H: 0 LOB: 0 BB: 0 P: 15	R: 2 E: 0 K: 1 S: 11	H: 3 LOB: 1 BB: 0 P: 17	R: 4 E: 1 K: 0 S: 13	H: 4 LOB: 1 BB: 1 P: 22	R: 1 E: 0 K: 1 S: 17	H: 2 LOB: 2 BB: 1 P: 28	R: 0 E: 0 K: 1 S: 8	H: 0 LOB: 0 BB: 0 P: 13	R: 0 E: 0 K: 0 S: 5	H: 0 LOB: 0 BB: 0 P: 8	1B: 7 2B: 2 3B: 0 HR: 1	SF: 0 SAC: 0 DP: 1 HBP: 0	WP: 0 PB: 0 SB: 0 CS: 0	PA: 40
PITCHER	IP WLS BF H R ER SO BB IBB HBP BLK WP HR S P ERA WHIP																					
Mark Langston, L ERA: 3.22 (1, 1)	6.0 L 28 8 6 5 4 2 0 0 0 0 1 58 93 7.50 1.667																					
Paul Swingle, R ERA: 8.59 (7, 1)	0.2 4 1 1 1 1 1 0 0 0 0 0 12 21 13.50 3.000																					
Brian Anderson, L ERA: 3.38 (7, 1)	2.1 8 1 0 0 1 0 0 0 0 0 0 18 28 0.00 0.429																					

Chicago White Sox @ California Angels
Anaheim Stadium, Anaheim, CA
Thu Sep 23 1993, 6:33 AM EDT
Att: 17,761 - Sunny - 72 F

AB	37
R	7
H	10
RBI	6
BB	3
SO	6
LOB	13



Batter	1	2	3	4	5	6	7	8	9	AB	R	H	RBI	BB	SO	LOB	BOTTOM			
Luis Polonia, L OBP: 0.325, SLG: 0.327 (1, 7)	F8		F8			G4-3		FC6-4 WP		4	0	0	0	0	2					
Chad Curtis, R OBP: 0.366, SLG: 0.370 (1, 8) (9, 4)	G4-3		FC4-6 BB			G4-3		L9		3	0	0	0	1	2					
Jim Edmonds, L OBP: 0.268, SLG: 0.350 (1, 9)	G3-1		FC4-6 1-2					G4-3		4	0	0	0	0	1	2				
Chili Davis, S OBP: 0.325, SLG: 0.438 (1, 10)			G6-3 SH1-3 1B					F7		4	1	1	0	0	2	1				
Greg Myers, L OBP: 0.295, SLG: 0.367 (1, 2)			SH1-3			G4-3				3	0	0	0	0	1	0				
Rene Gonzales, R OBP: 0.348, SLG: 0.331 (1, 5)			G6-3			G6-3				4	0	0	0	0	1					
J.T. Snow, L OBP: 0.316, SLG: 0.379 (1, 3)						G4-3				3	0	1	1	0	1	0				
Torey Lovullo, S OBP: 0.320, SLG: 0.349 (9, 6)										2	0	0	0	1	0	0				
Rod Correia, R OBP: 0.339, SLG: 0.343 Stan Javier, S OBP: 0.342, SLG: 0.358 (8, PH) (8, 8)										2	0	1	0	0	2					
Inning Stats	R: 0 E: 0 K: 0 S: 8	H: 2 LOB: 2 BB: 1 P: 13	R: 1 E: 0 K: 0 S: 8	H: 2 LOB: 2 BB: 1 P: 13	R: 0 E: 0 K: 1 S: 9	H: 0 LOB: 1 BB: 1 P: 13	R: 0 E: 0 K: 0 S: 7	H: 0 LOB: 0 BB: 0 P: 9	R: 0 E: 0 K: 2 S: 12	H: 1 LOB: 1 BB: 0 P: 15	R: 0 E: 0 K: 1 S: 8	H: 0 LOB: 0 BB: 0 P: 11	R: 0 E: 0 K: 0 S: 10	H: 1 LOB: 1 BB: 0 P: 16	R: 0 E: 0 K: 1 S: 5	H: 0 LOB: 0 BB: 0 P: 6	1B: 3 2B: 1 3B: 0 HR: 0	SF: 0 SAC: 1 DP: 0 HBP: 0	WP: 1 PB: 0 SB: 0 CS: 0	PA: 33
PITCHER	IP WLS BF H R ER SO BB IBB HBP BLK WP HR S P ERA WHIP																			
Jack McDowell, R ERA: 3.4 (1, 1)	9.0 W 33 4 1 1 5 2 0 0 0 1 0 74 102 1.00 0.667																			


Chicago White Sox @ California Angels
Anaheim Stadium, Anaheim, CA
Thu Sep 23 1993, 6:33 AM EDT
Att: 17,761 - Sunny - 72 F


AB	30
R	1
H	4
RBI	1
BB	2
SO	5
LOB	10



Batter	1	2	3	4	5	6	7	8	9	AB	R	H	RBI	BB	SO	LOB	TOP		
Luis Polonia, L (1, 7) OBP: 0.325, SLG: 0.326	4-0 G4-6-3 1B BB		1-1 G6-3		0-1 G6-3					2	1	0	0	1	0	0	California Angels @ Kansas City Royals Kauffman Stadium, Kansas City, MO Fri Sep 24 1993, 7:05 PM CDT Att: 17,336 - Unknown - 62 F livebaseballscorecards.com		
Chad Curtis, R (1, 8) OBP: 0.367, SLG: 0.374	0-1 G4-6-3 1B		3-1 F7		0-0 WP 1B 2B					3	1	2	0	0	0				
Jim Edmonds, L (1, 9) OBP: 0.273, SLG: 0.372	0-0 G4-6-3		0-2 1B 2B		2-3 K					3	0	1	0	0	1	3			
Greg Myers, L (1, 10) OBP: 0.302, SLG: 0.374	2-1 1B		2-2 1B		0-0 1B					3	0	3	2	0	0				
Eduardo Perez, R (1, 5) OBP: 0.285, SLG: 0.369	2-2 1B		0-3 K		3-H 1-0 G5-3					3	0	1	0	0	1	3			
J.T. Snow, L (1, 3) OBP: 0.314, SLG: 0.376	1-0 G3-1			1-3 K		0-0 L8				3	0	0	0	0	1	2			
Chris Turner, R (1, 2) OBP: 0.394, SLG: 0.439		2-1 F7		1-0 G3-1 HBP		1-1 2B				2	0	1	0	0	0	0			
Torey Lovullo, S (1, 4) OBP: 0.318, SLG: 0.347		1-1 G6-3		1-1 G3-1						2	0	0	0	0	0	1			
Rod Correia, R (1, 6) OBP: 0.333, SLG: 0.336		0-3 K		2-0 G5-3						2	0	0	0	0	1	1			
Inning Stats	R: 1 E: 0 K: 0 S: 10	H: 3 LOB: 2 BB: 1 P: 19	R: 0 E: 0 K: 1 S: 8	H: 0 LOB: 0 BB: 0 P: 11	R: 0 E: 0 K: 1 S: 15	H: 2 LOB: 2 BB: 0 P: 21	R: 0 E: 0 K: 1 S: 7	H: 0 LOB: 1 BB: 0 P: 12	R: 1 E: 0 K: 1 S: 8	H: 2 LOB: 1 BB: 0 P: 11	R: 0 E: 0 K: 0 S: 3	H: 1 LOB: 1 BB: 0 P: 4							
PITCHER Hipolito Pichardo, R (1, 1) ERA: 4.18	IP: 5.1 WLS: W BF: 25	H: 8 R: 2 ER: 2 SO: 4	BB: 1 IBB: 0 HBP: 1 BLK: 0	WP: 1 HR: 0 S: 51 P: 78	ERA: 3.38 WHIP: 1.688	PITCHER				IP: 5.1 WLS: W BF: 25	H: 8 R: 2 ER: 2 SO: 4	BB: 1 IBB: 0 HBP: 1 BLK: 0	WP: 1 HR: 0 S: 51 P: 78	ERA: 3.38 WHIP: 1.688					
										1B: 5 2B: 3 3B: 0 HR: 0	SF: 0 SAC: 0 DP: 1 HBP: 1	WP: 1 PB: 0 SB: 0 CS: 0	PA: 25						

Batter	1	2	3	4	5	6	7	8	9	AB	R	H	RBI	BB	SO	LOB	BOTTOM		
Greg Gagne, R (1, 6) OBP: 0.321, SLG: 0.404	0-2 FC4-6 1B		3-1 E9 SH1-3 E	0-0 HR 2B						3	2	2	2	0	0	0	California Angels @ Kansas City Royals Kauffman Stadium, Kansas City, MO Fri Sep 24 1993, 7:05 PM CDT Att: 17,336 - Unknown - 62 F livebaseballscorecards.com		
Craig Wilson, R (1, 5) OBP: 0.354, SLG: 0.386	2-1 FC4-6 1-2 S		0-0 SH1-3	2-2 HR 2B						2	1	1	2	0	0	1			
Brian McRae, S (1, 8) OBP: 0.332, SLG: 0.425	1-2 F8		1-1 E6 S	3-2 G6-3						3	0	0	1	0	0	1			
Mike Macfarlane, R (1, 2) OBP: 0.355, SLG: 0.500	2-2 P5		2-3 K	0-0 F9						3	0	0	0	0	1	2			
Gary Gaetti, R (1, 3) OBP: 0.299, SLG: 0.430		4-2 BB	1-3 K		2-2 2B					2	0	1	0	1	1	1			
Hubie Brooks, R (1, 9) Kevin Koslofski, L (5, 9) OBP: 0.333, SLG: 0.377 OBP: 0.200, SLG: 0.800		4-2 WP BB		1-2 E7 1B	1-3 K					1	1	0	0	1	0	0			
Kevin McReynolds, R (1, 7) OBP: 0.309, SLG: 0.413		3-2 SF7 1-2 2-H		1-2 P4	1-1 P2					2	0	0	1	0	0	2			
Jose Lind, R (1, 4) OBP: 0.272, SLG: 0.287		0-0 F8		0-1 1B 2B 1B	0-1 G1-4-3					3	1	1	1	0	0	2			
Keith Miller, R (1, 10) OBP: 0.228, SLG: 0.192		3-2 L6		1-2 2B 1B						2	1	1	0	0	0	1			
Inning Stats	R: 0 E: 0 K: 0 S: 11	H: 1 LOB: 1 BB: 0 P: 16	R: 1 E: 0 K: 0 S: 16	H: 0 LOB: 1 BB: 2 P: 30	R: 1 E: 2 K: 2 S: 11	H: 0 LOB: 1 BB: 0 P: 18	R: 5 E: 1 K: 1 S: 20	H: 4 LOB: 0 BB: 0 P: 29	R: 0 E: 0 K: 1 S: 10	H: 1 LOB: 1 BB: 0 P: 14									
PITCHER Joe Magrane, L (1, 1) ERA: 4.79 Paul Swingle, R (4, 1) ERA: 7.0	IP: 3.1 WLS: L BF: 20	H: 5 R: 7 ER: 5 SO: 2	BB: 2 IBB: 0 HBP: 0 BLK: 0	WP: 0 HR: 0 S: 15 P: 22	ERA: 0.00 WHIP: 0.600	PITCHER				IP: 3.1 WLS: L BF: 20	H: 5 R: 7 ER: 5 SO: 2	BB: 2 IBB: 0 HBP: 0 BLK: 0	WP: 0 HR: 0 S: 15 P: 22	ERA: 0.00 WHIP: 0.600					
										1B: 3 2B: 2 3B: 0 HR: 1	SF: 1 SAC: 1 DP: 0 HBP: 0	WP: 2 PB: 0 SB: 2 CS: 0	PA: 26						

Batter	1	2	3	4	5	6	7	8	9	AB	R	H	RBI	BB	SO	LOB	TOP			
Luis Polonia, L OBP: 0.325, SLG: 0.330 (1, 7)	G6-3		G4-6-3 BB		F7			F9-2 3B	SF7	3	0	1	2	1	0	2	California Angels @ Kansas City Royals Kauffman Stadium, Kansas City, MO Sat Sep 25 1993, 7:05 PM CDT Att: 24,907 - Unknown - 69 F livebaseballscorecards.com			
Stan Javier, S OBP: 0.339, SLG: 0.354 (1, 8) (8, 9)	B2-3		G4-6-3 1-2f		K			F9-2 3B	1B	5	1	1	0	0	1	4				
J.T. Snow, L OBP: 0.277, SLG: 0.379 Jim Walewander, S OBP: 0.571, SLG: 0.333 (1, 3) (8, 6)			G6-3		K			E 2B BB	F9	3	0	1	0	1	1	0				
Chili Davis, S OBP: 0.327, SLG: 0.436 (1, 10)					F7			E 2B BB	1B	2	1	0	0	3	0	0				
Greg Myers, L OBP: 0.304, SLG: 0.372 (1, 2)	G4-3				K			HBP 2B BB	1B	4	1	1	1	0	2	2				
Eduardo Perez, R OBP: 0.288, SLG: 0.372 (1, 5)					G5-3			HBP 2B	K	4	0	1	3	1	1	2				
Jim Edmonds, L OBP: 0.370, SLG: 0.370 Rene Gonzales, R OBP: 0.350, SLG: 0.331 (1, 9) (8, 3)								FC5-4 IBB		3	0	1	0	0	0	1				
Torey Lovullo, S OBP: 0.316, SLG: 0.344 (1, 4)								FC5-4 IBB		3	0	0	0	0	1	3				
Rod Correia, R OBP: 0.336, SLG: 0.333 Chad Curtis, R OBP: 0.369, SLG: 0.380 (1, 6) (8, 8)								3B 1B	SF7 3B	1	0	0	0	1	0	1				
										2	2	2	0	0	0	0				
Inning Stats	R: 0 E: 0 K: 0 S: 10	H: 1 LOB: 2 BB: 1 P: 18	R: 0 E: 0 K: 1 S: 8	H: 0 LOB: 1 BB: 1 P: 15	R: 0 E: 0 K: 1 S: 10	H: 0 LOB: 0 BB: 0 P: 15	R: 0 E: 0 K: 1 S: 7	H: 1 LOB: 2 BB: 1 P: 13	R: 0 E: 0 K: 2 S: 9	H: 0 LOB: 0 BB: 0 P: 13	R: 0 E: 0 K: 0 S: 6	H: 0 LOB: 0 BB: 0 P: 9	R: 4 E: 0 K: 0 S: 18	H: 3 LOB: 2 BB: 3 P: 41	R: 2 E: 1 K: 1 S: 11	H: 3 LOB: 2 BB: 1 P: 21	1B: 4 2B: 3 3B: 2 HR: 0	SF: 1 SAC: 1 DP: 2 HBP: 1	WP: 0 PB: 0 SB: 2 CS: 0	PA: 42
PITCHER	IP WLS BF H R ER SO BB IBB HBP BLK WP HR S P ERA WHIP	7.2 L 33 5 4 4 5 6 0 1 0 0 0 10 130 4.70 1.435	1.0 8 3 2 2 0 0 2 0 0 0 0 10 27 18.00 3.000	0.1 1 0 0 0 1 0 0 0 0 0 0 3 3 0.00 0.000	PITCHER															

Batter	1	2	3	4	5	6	7	8	9	AB	R	H	RBI	BB	SO	LOB	BOTTOM					
Chris Gwynn, L OBP: 0.350, SLG: 0.394 Kevin Koslowski, L OBP: 0.167, SLG: 0.667 (1, 9) (8, 9)	G4-3		CS BB		1B 2B		G4-3		F7	3	1	1	0	1	0	0	California Angels @ Kansas City Royals Kauffman Stadium, Kansas City, MO Sat Sep 25 1993, 7:05 PM CDT Att: 24,907 - Unknown - 69 F livebaseballscorecards.com					
Brian McRae, S OBP: 0.332, SLG: 0.424 (1, 8)	F8				1B		F7		K	4	0	1	1	1	1	2						
George Brett, L OBP: 0.316, SLG: 0.434 (1, 10)	G4-3				F7		F9		1B	5	0	1	1	0	0	3						
Mike Macfarlane, R OBP: 0.353, SLG: 0.496 (1, 2)					G5-3				K	5	0	1	0	0	2	2						
Bob Hamelin, L OBP: 0.231, SLG: 0.333 Gary Gaetti, R OBP: 0.298, SLG: 0.428 (1, 3) (8, 3)							G4-3		G6-3	3	0	0	0	0	0	1						
Kevin McReynolds, R OBP: 0.313, SLG: 0.420 (1, 7)									G6-3	1	0	0	0	0	0	0						
Greg Gagne, R OBP: 0.320, SLG: 0.403 (1, 6)									G6-3	4	0	3	0	0	0	1						
Craig Wilson, R OBP: 0.365, SLG: 0.370 (1, 5)									G6-3	4	0	1	0	0	0	3						
Jose Lind, R OBP: 0.272, SLG: 0.290 Felix Jose, S OBP: 0.301, SLG: 0.348 (1, 4) (8, 8)									G6-3	3	0	1	0	0	0	3						
									G6-3	0	0	0	0	1	0	0						
Inning Stats	R: 0 E: 0 K: 0 S: 8	H: 0 LOB: 0 BB: 0 P: 11	R: 0 E: 0 K: 0 S: 11	H: 1 LOB: 1 BB: 0 P: 14	R: 0 E: 0 K: 0 S: 13	H: 1 LOB: 1 BB: 2 P: 27	R: 0 E: 0 K: 0 S: 6	H: 1 LOB: 1 BB: 0 P: 10	R: 1 E: 0 K: 0 S: 8	H: 2 LOB: 1 BB: 0 P: 13	R: 0 E: 0 K: 1 S: 9	H: 2 LOB: 3 BB: 1 P: 15	R: 0 E: 0 K: 0 S: 3	H: 0 LOB: 0 BB: 0 P: 5	R: 0 E: 0 K: 0 S: 9	H: 1 LOB: 1 BB: 0 P: 16	R: 1 E: 0 K: 2 S: 16	H: 1 LOB: 2 BB: 2 P: 28	1B: 6 2B: 3 3B: 0 HR: 0	SF: 0 SAC: 0 DP: 0 HBP: 0	WP: 0 PB: 0 SB: 0 CS: 2	PA: 40
PITCHER	IP WLS BF H R ER SO BB IBB HBP BLK WP HR S P ERA WHIP	7.0 W 30 7 1 1 2 3 0 0 0 0 0 25 44 4.50 2.000	PITCHER																			

Batter	1	2	3	4	5	6	7	8	9	AB	R	H	RBI	BB	SO	LOB	TOP										
Luis Polonia, L OBP: 0.326, SLG: 0.331 (1, 7)	F8		FC4 BB			WP 1B	F7		G6-3	4	1	1	0	1	0	0											
Chad Curtis, R OBP: 0.368, SLG: 0.377 (1, 8)	K2-3		K			1B E 1B	G6-3		1B BB	4	1	1	0	1	2	3											
J.T. Snow, L OBP: 0.318, SLG: 0.380 (1, 3)	K		FC4			E 1B	1B		G4-6-3 1B	5	1	3	1	0	1	3											
Chili Davis, S OBP: 0.326, SLG: 0.432 (1, 10)		G5-3		G4-3		FC5 FC3-6 1B	1B		G4-6-3 1B	5	0	1	0	0	0	3											
Greg Myers, L OBP: 0.306, SLG: 0.373 (1, 2)		CS 1B		G4-3		FC3-6 1B BB	G1			4	0	1	0	0	0	3											
Rene Gonzales, R OBP: 0.347, SLG: 0.326 (1, 5)	F9			K		L9			K	4	0	0	0	0	2	2											
Stan Javier, S OBP: 0.355, SLG: 0.384 (1, 9)	CS		E 1B		G6-4-3 BB	1B BB			G4-3 WP 1B	2	0	2	0	2	0	0											
Torey Lovullo, S OBP: 0.321, SLG: 0.351 (1, 4)			E3 BB		K	1B			G4-3	4	0	1	0	0	1	3											
Rod Correia, R OBP: 0.325, SLG: 0.316 (6, PH)			B3		G6-4-3	K			G4-3	2	0	0	0	0	0	3											
Eduardo Perez, R OBP: 0.295, SLG: 0.376 (6, PH)										1	0	0	0	0	1	3											
Jim Walewander, S OBP: 0.500, SLG: 0.250 (6, 6)										1	0	0	0	0	0	1											
Inning Stats	R: 0 E: 0 K: 2 S: 8	H: 0 LOB: 0 BB: 0 P: 10	R: 0 E: 0 K: 0 S: 9	H: 1 LOB: 0 BB: 0 P: 14	R: 0 E: 1 K: 1 S: 10	H: 1 LOB: 3 BB: 1 P: 20	R: 0 E: 0 K: 1 S: 7	H: 0 LOB: 0 BB: 0 P: 9	R: 0 E: 0 K: 1 S: 5	H: 0 LOB: 0 BB: 1 P: 10	R: 3 E: 2 K: 1 S: 18	H: 4 LOB: 3 BB: 1 P: 32	R: 0 E: 0 K: 0 S: 15	H: 2 LOB: 2 BB: 0 P: 25	R: 0 E: 0 K: 1 S: 6	H: 1 LOB: 1 BB: 0 P: 9	R: 0 E: 0 K: 0 S: 9	H: 1 LOB: 1 BB: 1 P: 18	1B: 10 2B: 0 3B: 0 HR: 0	SF: 0 SAC: 0 DP: 2 HBP: 0	WP: 2 PB: 0 SB: 0 CS: 1	PA: 41					
PITCHER	IP	WLS	BF	H	R	ER	SO	BB	IBB	HBP	BLK	WP	HR	S	P	ERA	WHIP										
Willie Banks, R ERA: 4.1 (1, 1)	5.2	W	26	6	3	1	5	3	0	0	0	1	0	54	91	1.59	1.588										
Carl Willis, R ERA: 3.0 (6, 1)	1.0		5	2	0	0	1	0	0	0	0	0	0	14	22	0.00	2.000										
Larry Casian, L ERA: 2.65 (7, 1)	0.1		1	0	0	0	0	0	0	0	0	0	0	4	7	0.00	0.000										
Brett Merriman, R ERA: 10.73 (8, 1)	2.0		8	2	0	0	1	1	0	0	0	1	0	15	27	0.00	1.500										

California Angels @ Minnesota Twins
Hubert H. Humphrey Metrodome, Minneapolis, MN
Mon Sep 27 1993, 8:05 PM EDT
Att: 17,153 - Dome

AB 36
R 3
H 10
RBI 1
BB 4
SO 7
LOB 24



Batter	1	2	3	4	5	6	7	8	9	AB	R	H	RBI	BB	SO	LOB	BOTTOM										
Chuck Knoblauch, R OBP: 0.356, SLG: 0.349 (1, 4)	P5		BB 1B	F7		F9	F9			5	1	1	0	0	0	4											
Jeff Reboulet, R OBP: 0.394, SLG: 0.312 (9, 8)	K		1B 2B BB			1B	E 1B 1B		F9 1B 2B	4	3	3	0	1	1	0											
Kirby Puckett, R OBP: 0.468 (1, 8)	L9		2B 1B			F9	E5 1B BB		F9	5	2	2	2	0	0	1											
Scott Stahoviak, L OBP: 0.222, SLG: 0.216 (9, 5)			1-3 2-H 3-H			G6-3	BB 1B 1B		F9	0	0	0	0	0	0	0											
Dave Winfield, R OBP: 0.320, SLG: 0.439 (1, 10)		K	1B 2B			G6-3	BB 1B 1B		F9	5	2	2	3	0	1	1											
Brian Harper, R OBP: 0.352, SLG: 0.423 (1, 2)		FC5-4 1B	G5-3			BB 1B	1B BB SF8 HBP		1B	4	1	3	1	0	0	1											
Lenny Webster, R OBP: 0.267, SLG: 0.245 (9, 2)							1B BB SF7 BB		K	0	0	0	0	0	0	0											
Pedro Munoz, R OBP: 0.299, SLG: 0.405 (1, 7)	F8		FC6-4 1B			F9	SF8 1B SF7 BB		K	4	1	1	2	1	1	3											
Dave McCarty, R OBP: 0.264, SLG: 0.283 (1, 9)	FC5-4		FC6-4			BB 1B	BB 1B			3	0	1	1	1	0	2											
Terry Jorgensen, R OBP: 0.278, SLG: 0.293 (1, 3)			FC6-4 BB		G6-4-3 1B	K	SF8			2	0	1	1	1	1	2											
Denny Hocking, S OBP: 0.268, SLG: 0.171 (1, 6)			FC6-4 1B		G6-4-3	BB	SF7			2	1	0	0	0	0	2											
Bernardo Brito, R OBP: 0.255, SLG: 0.520 (6, PH)										0	0	0	0	1	0	0											
Pat Meares, R OBP: 0.266, SLG: 0.310 (7, 6)										0	0	0	1	0	0	0											
Inning Stats	R: 0 E: 0 K: 1 S: 7	H: 0 LOB: 0 BB: 0 P: 8	R: 0 E: 0 K: 1 S: 7	H: 1 LOB: 0 BB: 0 P: 10	R: 5 E: 0 K: 0 S: 13	H: 4 LOB: 1 BB: 2 P: 28	R: 0 E: 0 K: 0 S: 9	H: 1 LOB: 0 BB: 0 P: 14	R: 0 E: 0 K: 0 S: 4	H: 1 LOB: 0 BB: 0 P: 6	R: 0 E: 0 K: 1 S: 16	H: 1 LOB: 2 BB: 2 P: 30	R: 5 E: 1 K: 0 S: 22	H: 4 LOB: 1 BB: 1 P: 39	R: 1 E: 0 K: 1 S: 11	H: 2 LOB: 1 BB: 0 P: 15	R: 0 E: 0 K: 0 S: 9	H: 0 LOB: 1 BB: 0 P: 15	1B: 12 2B: 2 3B: 0 HR: 0	SF: 2 SAC: 0 DP: 1 HBP: 1	WP: 0 PB: 0 SB: 0 CS: 0	PA: 42					
PITCHER	IP	WLS	BF	H	R	ER	SO	BB	IBB	HBP	BLK	WP	HR	S	P	ERA	WHIP										
Chuck Finley, L ERA: 3.19 (1, 1)	6.0	L	32	11	9	9	3	4	0	1	0	0	0	65	113	13.50	2.500										
Paul Swingle, R ERA: 8.39 (7, 1)	0.0		1	0	0	0	0	1	0	0	0	0	0	2	6												
Darryl Scott, R ERA: 5.71 (7, 1)	1.0		4	1	1	1	0	0	0	0	0	0	0	11	16	9.00	1.000										
Mark Holzemer, L ERA: 8.24 (8, 1)	1.0		5	2	1	1	1	0	0	0	0	0	0	11	15	9.00	2.000										

California Angels @ Minnesota Twins
Hubert H. Humphrey Metrodome, Minneapolis, MN
Mon Sep 27 1993, 8:05 PM EDT
Att: 17,153 - Dome


AB 34
R 11
H 14
RBI 11
BB 5
SO 4
LOB 16



Batter	1	2	3	4	5	6	7	8	9	AB	R	H	RBI	BB	SO	LOB	TOP			
Luis Polonia, L (1, 7) OBP: 0.328, SLG: 0.334	2-1 S 2B 1B		0-1 FC6-4 1B		2-2 S 1B			1-0 G4-3		4	1	3	0	0	0	0	California Angels @ Minnesota Twins Hubert H. Humphrey Metrodome, Minneapolis, MN Tue Sep 28 1993, 8:05 PM EDT Att: 15,091 - Dome			
Chad Curtis, R (1, 8) OBP: 0.367, SLG: 0.377	1 SAFE 3-2 F8 1-H FC1-2-5-1 2B		0-1 FC6-4 S 1-2		1-0 F8 1-2			0-0 F8		4	0	1	1	0	0	2				
Stan Javier, S (1, 9) OBP: 0.349, SLG: 0.377	0-0 F8 2-3		3-0 F7 1-2					0-0 G6-3		4	0	0	0	0	0	2				
Greg Myers, L (1, 10) OBP: 0.302, SLG: 0.367	3-2 FC1-2-5-1 3-H		2-2 G1-3 1-2					2-0 G4-3		4	0	0	0	0	0	2				
J.T. Snow, L (1, 3) OBP: 0.320, SLG: 0.380	3-3 K							4-2 1B BB		3	0	1	0	1	1	1				
Chris Turner, R (1, 2) OBP: 0.392, SLG: 0.431		2-1 F8		2-0 P6				2-1 FC5-4 1-2		4	0	1	0	0	0	1				
Rene Gonzales, R (1, 5) OBP: 0.346, SLG: 0.325		0-0 L5		1-1 CS 1B				0-0 FC5-4 1-2		4	0	1	0	0	0	1				
Torey Lovullo, S (1, 4) OBP: 0.321, SLG: 0.351		0-0 1B		2-1 CS 1-2	3-3 K			0-0 G3-1		3	0	1	0	0	1	0				
Rod Correia, R (1, 6) OBP: 0.318, SLG: 0.308		1 SAFE 1-2 P4			1-0 G6-3			0-1 G6-3		3	0	0	0	0	0	1				
Inning Stats	R: 1 E: 0 K: 1 S: 17	H: 2 LOB: 1 BB: 0 P: 27	R: 0 E: 0 K: 0 S: 7	H: 1 LOB: 1 BB: 0 P: 10	R: 0 E: 0 K: 0 S: 10	H: 1 LOB: 1 BB: 0 P: 14	R: 0 E: 0 K: 0 S: 5	H: 1 LOB: 0 BB: 0 P: 10	R: 0 E: 0 K: 1 S: 9	H: 1 LOB: 1 BB: 0 P: 16	R: 0 E: 0 K: 0 S: 8	H: 0 LOB: 0 BB: 0 P: 8	R: 0 E: 0 K: 0 S: 3	H: 0 LOB: 0 BB: 0 P: 4	R: 0 E: 0 K: 0 S: 6	H: 1 LOB: 1 BB: 1 P: 14	1B: 7 2B: 1 3B: 0 HR: 0	SF: 0 SAC: 0 DP: 0 HBP: 0	WP: 0 PB: 0 SB: 3 CS: 1	PA: 35
PITCHER Kevin Tapani, R (1, 1) ERA: 4.49	IP: 9.0 WLS: W BF: 34 H: 8 R: 1 ER: 1 SO: 2 BB: 1 IBB: 0 HBP: 0 BLK: 0 WP: 0 HR: 0 S: 72 P: 117 ERA: 1.00 WHIP: 1.000															PITCHER				

Batter	1	2	3	4	5	6	7	8	9	AB	R	H	RBI	BB	SO	LOB	BOTTOM					
Chuck Knoblauch, R (1, 4) OBP: 0.355, SLG: 0.348	1-3 K			2-1 P6		1-0 G6-4-3 1-2			4-0 E 2B BB	3	1	0	0	1	1	1	California Angels @ Minnesota Twins Hubert H. Humphrey Metrodome, Minneapolis, MN Tue Sep 28 1993, 8:05 PM EDT Att: 15,091 - Dome					
Jeff Reboulet, R (1, 5) OBP: 0.356, SLG: 0.306	0-0 P6			2-3 K		1-2 G3			0-0 E3 2B 1-2	4	0	0	0	0	1	1						
Kirby Puckett, R (1, 8) OBP: 0.344, SLG: 0.469	3-3 K			2-1 1B					0-0 1B 2B 1-H 2-H	4	1	2	1	0	1	0						
Dave Winfield, R (1, 10) OBP: 0.319, SLG: 0.438		2-0 P9		1-0 F7					1-1 1B	4	0	1	0	0	0	1						
Brian Harper, R (1, 2) OBP: 0.353, SLG: 0.425		1-1 F8			0-0 2B				0-1 1B	4	0	2	1	0	0	0						
Pedro Munoz, R (1, 7) OBP: 0.296, SLG: 0.401		1-2 G5-3			2-3 K				1-2 2-H 1B	3	0	0	0	0	1	1						
Dave McCarty, R (1, 9) OBP: 0.261, SLG: 0.280			0-1 G1-3		2-3 K				1-1 F8	3	0	0	0	0	1	1						
Terry Jorgensen, R (1, 3) OBP: 0.273, SLG: 0.287			0-0 P2		3-1 F8				2-2 F7	3	0	0	0	0	0	1						
Pat Meares, R (1, 6) OBP: 0.268, SLG: 0.311 Bernardo Brito, R (9, PH) OBP: 0.250, SLG: 0.510			0-0 F9			1-2 G6-4-3 1B			2-1 G6-3	2	0	1	0	0	0	0	0					
Inning Stats	R: 0 E: 0 K: 2 S: 8	H: 0 LOB: 0 BB: 0 P: 12	R: 0 E: 0 K: 0 S: 7	H: 0 LOB: 0 BB: 0 P: 11	R: 0 E: 0 K: 0 S: 4	H: 0 LOB: 0 BB: 0 P: 4	R: 0 E: 0 K: 1 S: 8	H: 1 LOB: 1 BB: 0 P: 15	R: 0 E: 0 K: 2 S: 9	H: 1 LOB: 1 BB: 0 P: 16	R: 0 E: 0 K: 0 S: 7	H: 0 LOB: 0 BB: 0 P: 10	R: 0 E: 0 K: 0 S: 5	H: 0 LOB: 0 BB: 0 P: 7	R: 0 E: 0 K: 0 S: 7	H: 0 LOB: 0 BB: 0 P: 10	R: 2 E: 1 K: 0 S: 8	H: 3 LOB: 2 BB: 1 P: 15	1B: 4 2B: 2 3B: 0 HR: 0	SF: 0 SAC: 0 DP: 1 HBP: 0	WP: 0 PB: 0 SB: 0 CS: 0	PA: 32
PITCHER Mark Langston, L (1, 1) ERA: 3.18	IP: 8.2 WLS: L BF: 32 H: 6 R: 2 ER: 2 SO: 5 BB: 1 IBB: 0 HBP: 0 BLK: 0 WP: 0 HR: 0 S: 63 P: 100 ERA: 2.08 WHIP: 0.808															PITCHER						

AB	33
R	1
H	8
RBI	1
BB	1
SO	2
LOB	10



Batter	1	2	3	4	5	6	7	8	9	AB	R	H	RBI	BB	SO	LOB	TOP										
Stan Javier, S OBP: 0.353, SLG: 0.378 (1, 7)	G4-3		G4-6-3 1B			G4-3 1B		F8		4	0	2	1	0	0	0	California Angels @ Minnesota Twins Hubert H. Humphrey Metrodome, Minneapolis, MN Thu Sep 30 1993, 4:33 AM EDT Att: 11,150 - Dome										
Chad Curtis, R OBP: 0.365, SLG: 0.374 (1, 8)	G4-6-3 1B		G4-6-3			G4-3		G3		4	0	1	0	0	0	3											
J.T. Snow, L OBP: 0.322, SLG: 0.390 (1, 3)	G4-6-3		G4-6-3		G1-3			K		4	1	1	2	0	1	1											
Chili Davis, S OBP: 0.327, SLG: 0.429 (1, 10)		BB	G4-3		G4-3			K		3	0	0	0	1	1	0											
Jim Edmonds, L OBP: 0.259, SLG: 0.340 (1, 9)		K	G4-3		G4-3			F8		3	0	1	0	0	1	1											
Rene Gonzales, R OBP: 0.340, SLG: 0.318 (1, 5)	F7		CS		K			G6-3		3	0	0	0	0	1	1											
Chris Turner, R OBP: 0.377, SLG: 0.412 (1, 2)	P4				F8			P4		3	0	0	0	0	0	1											
Torey Lovullo, S OBP: 0.321, SLG: 0.361 (1, 4)			1B		F7			G6-3		3	1	1	0	0	0	0											
Jim Walewander, S OBP: 0.500, SLG: 0.200 (1, 6)			P6					G6-3		1	1	0	0	1	0	1											
Luis Polonia, L OBP: 0.329, SLG: 0.333 (8, PH)								G4-3		1	0	1	0	0	0	0											
Rod Correia, R OBP: 0.321, SLG: 0.311 (8, 6)								G4-3		0	0	0	0	0	0	0											
Inning Stats	R: 0 E: 0 K: 0 S: 4	H: 1 LOB: 0 BB: 0 P: 5	R: 0 E: 0 K: 1 S: 12	H: 0 LOB: 1 BB: 1 P: 20	R: 1 E: 0 K: 0 S: 6	H: 2 LOB: 0 BB: 0 P: 10	R: 0 E: 0 K: 0 S: 8	H: 1 LOB: 0 BB: 0 P: 13	R: 0 E: 0 K: 1 S: 10	H: 0 LOB: 0 BB: 0 P: 16	R: 2 E: 0 K: 0 S: 7	H: 2 LOB: 0 BB: 1 P: 12	R: 0 E: 0 K: 0 S: 10	H: 0 LOB: 0 BB: 0 P: 13	R: 0 E: 0 K: 2 S: 4	H: 1 LOB: 0 BB: 0 P: 7	R: 0 E: 0 K: 2 S: 9	H: 0 LOB: 0 BB: 0 P: 13	1B: 5 2B: 1 3B: 0 HR: 1	SF: 0 SAC: 0 DP: 3 HBP: 0	WP: 0 PB: 0 SB: 0 CS: 1	PA: 32					
PITCHER	IP	WLS	BF	H	R	ER	SO	BB	IBB	HBP	BLK	WP	HR	S	P	ERA	WHIP										
Greg Brummett, R ERA: 5.08 (1, 1)	7.2	W	27	7	3	3	2	2	0	0	0	0	1	60	94	3.52	1.174										
Carl Willis, R ERA: 2.99 (8, 1)	0.1		1	0	0	0	0	0	0	0	0	0	0	1	2	0.00	0.000										
Rick Aguilera, R ERA: 3.15 (9, 1)	1.0	S	3	0	0	0	2	0	0	0	0	0	0	9	13	0.00	0.000										

Batter	1	2	3	4	5	6	7	8	9	AB	R	H	RBI	BB	SO	LOB	BOTTOM										
Chuck Knoblauch, R OBP: 0.355, SLG: 0.347 (1, 4)	P3				P6			G4-3		4	0	2	0	0	0	0	California Angels @ Minnesota Twins Hubert H. Humphrey Metrodome, Minneapolis, MN Thu Sep 30 1993, 4:33 AM EDT Att: 11,150 - Dome										
Jeff Reboulet, R OBP: 0.365, SLG: 0.311 (1, 6)	G4-6-3 2B				G1-3			G4-3		3	0	1	1	1	0	1											
Kirby Puckett, R OBP: 0.345, SLG: 0.469 (1, 10)	G4-6-3 BB				G4-6-3			G6-3		3	0	1	0	1	0	4											
Kent Hrbek, L OBP: 0.354, SLG: 0.453 (1, 3)	G4-6-3				G3			G3		4	0	0	0	0	0	3											
Brian Harper, R OBP: 0.351, SLG: 0.428 (1, 2)					L7			F8		4	1	1	0	0	0	0											
Pedro Munoz, R OBP: 0.297, SLG: 0.402 (1, 9)					F8			P3		4	1	1	1	0	0	0											
Bernardo Brito, R OBP: 0.255, SLG: 0.500 (1, 7)					L6			K		3	1	1	0	0	1	0											
Dave McCarty, R OBP: 0.262, SLG: 0.283 (1, 8)					F9			G4-3		3	1	2	1	0	0	0											
Terry Jorgensen, R OBP: 0.270, SLG: 0.291 (1, 5)					F7			F8		2	0	0	1	0	0	1											
Scott Stahovik, L OBP: 0.214, SLG: 0.208 (7, PH)								F8		1	0	0	0	0	0	1											
Inning Stats	R: 0 E: 0 K: 0 S: 12	H: 1 LOB: 1 BB: 1 P: 23	R: 3 E: 0 K: 0 S: 12	H: 5 LOB: 2 BB: 1 P: 20	R: 0 E: 0 K: 0 S: 6	H: 0 LOB: 0 BB: 0 P: 6	R: 0 E: 0 K: 0 S: 10	H: 0 LOB: 0 BB: 0 P: 17	R: 0 E: 0 K: 1 S: 7	H: 0 LOB: 1 BB: 0 P: 10	R: 1 E: 0 K: 0 S: 10	H: 2 LOB: 1 BB: 0 P: 15	R: 0 E: 0 K: 0 S: 7	H: 0 LOB: 0 BB: 0 P: 9	1B: 6 2B: 2 3B: 1 HR: 0	SF: 0 SAC: 0 DP: 2 HBP: 0	WP: 0 PB: 0 SB: 2 CS: 0	PA: 33									
PITCHER	IP	WLS	BF	H	R	ER	SO	BB	IBB	HBP	BLK	WP	HR	S	P	ERA	WHIP										
Brian Anderson, L ERA: 3.97 (1, 1)	6.0	L	25	7	3	3	1	2	0	0	0	0	0	17	24	4.50	1.500										
John Farrell, R ERA: 7.35 (7, 1)	2.0		8	2	1	1	0	0	0	0	0	0	0	17	24	4.50	1.000										

AB 29
R 3
H 7
RBI 3
BB 2
SO 4
LOB 8



AB 31
R 4
H 9
RBI 4
BB 2
SO 1
LOB 10



Batter	1	2	3	4	5	6	7	8	9	AB	R	H	RBI	BB	SO	LOB	TOP																					
Luis Polonia, L (1.7)	G4-3		F8						G6-3	3	0	0	0	2	0	0	California Angels @ Oakland Athletics Oakland-Alameda County Coliseum, Oakland, CA Sat Oct 02 1993, 3:33 AM PDT Att: 23,657 - Cloudy - 64 F																					
Chad Curtis, R (1.8)	G5-3		F9					L7	5	0	0	0	0	1	4																							
Stan Javier, S (1.9)	HR			HR						3	2	2	1	1	1	0																						
Chili Davis, S (1.10)	HR			HR						4	2	2	3	0	1	1																						
J.T. Snow, L (1.3)	F7									3	1	0	0	1	2	1																						
Rene Gonzales, R (1.5)										3	1	2	1	1	0	1																						
Torey Lovullo, S (1.4)	G4-6-3									4	0	1	0	0	1	2																						
Chris Turner, R (1.2)	G5-3									3	0	0	1	0	1	1																						
Rod Correia, R (1.6)										4	0	1	0	0	0	0																						
Inning Stats	R: 2 E: 0 K: 0 S: 11	H: 2 LOB: 0 BB: 0 P: 18	R: 0 E: 0 K: 0 S: 6	H: 1 LOB: 0 BB: 0 P: 11	R: 0 E: 0 K: 0 S: 6	H: 0 LOB: 0 BB: 0 P: 11	R: 3 E: 0 K: 1 S: 16	H: 4 LOB: 3 BB: 2 P: 30	R: 0 E: 0 K: 2 S: 8	H: 0 LOB: 0 BB: 1 P: 18	R: 0 E: 0 K: 2 S: 7	H: 0 LOB: 0 BB: 1 P: 14	R: 1 E: 0 K: 2 S: 18	H: 1 LOB: 1 BB: 1 P: 30	R: 0 E: 0 K: 0 S: 11	H: 0 LOB: 0 BB: 0 P: 18	1B: 5 2B: 0 3B: 0 HR: 3	SF: 1 SAC: 0 DP: 1 HBP: 0	WP: 3 PB: 0 SB: 0 CS: 1	PA: 38																		
PITCHER	IP	WLS	BF	H	R	ER	SO	BB	IBB	HBP	BLK	WP	HR	S	P	ERA	WHIP	PITCHER				IP	WLS	BF	H	R	ER	SO	BB	IBB	HBP	BLK	WP	HR	S	P	ERA	WHIP
Bob Welch, R (1.1)	4.0	L	20	7	5	5	1	1	1	0	0	1	3	39	70	11.25	2.000					4.0	L	20	7	5	5	1	1	1	0	0	1	3	39	70	11.25	2.000
John Briscoe, R (5.1)	3.0		10	0	0	0	4	2	0	0	0	1	0	20	41	0.00	0.667					3.0		10	0	0	0	4	2	0	0	0	1	0	20	41	0.00	0.667
Vince Horsman, L (8.1)	0.1		2	0	1	1	0	1	0	0	0	0	0	6	12	27.00	3.000					0.1		2	0	1	1	0	1	0	0	0	0	6	12	27.00	3.000	
Rich Gossage, R (8.1)	1.2		6	1	0	0	2	0	0	0	0	1	0	23	36	0.00	0.600					1.2		6	1	0	0	2	0	0	0	0	1	0	23	36	0.00	0.600

AB	32
R	6
H	8
RBI	6
BB	5
SO	7
LOB	10



Batter	1	2	3	4	5	6	7	8	9	AB	R	H	RBI	BB	SO	LOB	BOTTOM																					
Brent Gates, S (1.4)			L7				F7			4	0	2	0	0	0	0	California Angels @ Oakland Athletics Oakland-Alameda County Coliseum, Oakland, CA Sat Oct 02 1993, 3:33 AM PDT Att: 23,657 - Cloudy - 64 F																					
Mike Bordick, R (1.6)	P5					FC5-4	P4			4	1	1	0	0	0	2																						
Scott Brosius, R (1.8)	P6									4	0	2	0	0	0	2																						
Dave Henderson, R (1.10)										4	0	1	1	0	1	3																						
Scott Lydy, R (1.9)										4	0	1	0	0	0	3																						
Kurt Abbott, R (1.7)										4	0	0	0	0	1	2																						
Mike Aldrete, L (1.3)										4	0	0	0	0	2	1																						
Jerry Browne, S (1.5)										3	1	1	1	1	0	0																						
Henry Mercedes, R (1.2)										3	0	0	0	0	0	2																						
Ruben Sierra, S (9, PH)										1	0	0	0	0	1	0																						
Inning Stats	R: 0 E: 0 K: 1 S: 8	H: 1 LOB: 1 BB: 0 P: 14	R: 0 E: 0 K: 2 S: 10	H: 1 LOB: 2 BB: 1 P: 16	R: 0 E: 0 K: 0 S: 11	H: 1 LOB: 1 BB: 0 P: 13	R: 0 E: 0 K: 0 S: 7	H: 0 LOB: 0 BB: 0 P: 11	R: 2 E: 0 K: 1 S: 10	H: 4 LOB: 2 BB: 0 P: 15	R: 0 E: 0 K: 1 S: 7	H: 0 LOB: 0 BB: 0 P: 11	R: 0 E: 0 K: 0 S: 6	H: 0 LOB: 0 BB: 0 P: 11	R: 0 E: 0 K: 0 S: 5	H: 1 LOB: 1 BB: 0 P: 6	R: 0 E: 0 K: 1 S: 6	H: 0 LOB: 0 BB: 0 P: 10	1B: 6 2B: 1 3B: 0 HR: 1	SF: 0 SAC: 0 DP: 0 HBP: 0	WP: 0 PB: 0 SB: 0 CS: 0	PA: 36																
PITCHER	IP	WLS	BF	H	R	ER	SO	BB	IBB	HBP	BLK	WP	HR	S	P	ERA	WHIP	PITCHER				IP	WLS	BF	H	R	ER	SO	BB	IBB	HBP	BLK	WP	HR	S	P	ERA	WHIP
Chuck Finley, L (1.1)	9.0	W	36	8	2	2	5	1	0	0	0	0	1	70	107	2.00	1.000					9.0	W	36	8	2	2	5	1	0	0	0	1	70	107	2.00	1.000	



Batter	1	2	3	4	5	6	7	8	9	AB	R	H	RBI	BB	SO	LOB	TOP			
Luis Polonia, L OBP: 0.328, SLG: 0.326										4	1	0	0	1	0	2				
Stan Javier, S OBP: 0.362, SLG: 0.405										5	1	2	1	0	0	0				
J.T. Snow, L OBP: 0.328, SLG: 0.408										5	3	4	1	0	0	1				
Chili Davis, S OBP: 0.327, SLG: 0.440										5	0	1	1	0	1	4				
Eduardo Perez, R OBP: 0.292, SLG: 0.372										0	0	0	0	0	0	0				
Rene Gonzales, R OBP: 0.346, SLG: 0.319										3	0	1	1	1	1	2				
Jim Edmonds, L OBP: 0.270, SLG: 0.344										4	1	2	1	1	1	3				
Torey Lovullo, S OBP: 0.318, SLG: 0.354										4	1	0	0	1	3	4				
Chris Turner, R OBP: 0.360, SLG: 0.387										3	0	1	2	1	0	1				
Jim Walewander, S OBP: 0.429, SLG: 0.125										3	0	0	0	1	1	2				
Inning Stats	R: 1 E: 0 K: 1 S: 14	H: 1 LOB: 2 BB: 2 P: 27	R: 0 E: 0 K: 0 S: 7	H: 0 LOB: 1 BB: 1 P: 11	R: 4 E: 0 K: 0 S: 15	H: 4 LOB: 1 BB: 1 P: 21	R: 1 E: 0 K: 0 S: 7	H: 1 LOB: 0 BB: 0 P: 12	R: 0 E: 0 K: 1 S: 7	H: 2 LOB: 1 BB: 0 P: 13	R: 0 E: 0 K: 1 S: 10	H: 1 LOB: 1 BB: 0 P: 15	R: 0 E: 0 K: 1 S: 7	H: 0 LOB: 1 BB: 1 P: 17	R: 1 E: 0 K: 2 S: 14	H: 2 LOB: 2 BB: 1 P: 25	1B: 6 2B: 5 3B: 0 HR: 1	SF: 1 SAC: 0 DP: 1 HBP: 0	WP: 0 PB: 0 SB: 2 CS: 1	PA: 43
PITCHER Bobby Witt, R ERA: 4.21	IP: 9.0 WLS: L BF: 43 H: 11 R: 7 ER: 7 SO: 7	BB: 5 IBB: 1 HBP: 0 BLK: 0	WP: 0 HR: 1 S: 88 P: 151	ERA: 7.00 WHIP: 1.778	PITCHER										IP: 9.0 WLS: L BF: 43 H: 11 R: 7 ER: 7 SO: 7	BB: 5 IBB: 1 HBP: 0 BLK: 0	WP: 0 HR: 1 S: 88 P: 151	ERA: 7.00 WHIP: 1.778		

California Angels @ Oakland Athletics
Oakland-Alameda County Coliseum, Oakland, CA

AB 36
R 7
H 11
RBI 7
BB 6
SO 7
LOB 19



WP: 0
PB: 0
SB: 2
CS: 1

PA: 43

Batter	1	2	3	4	5	6	7	8	9	AB	R	H	RBI	BB	SO	LOB	BOTTOM					
Brent Gates, S OBP: 0.397, SLG: 0.391										5	1	3	0	0	1	1						
Jerry Browne, S OBP: 0.306, SLG: 0.323										5	1	2	0	0	1	3						
Dave Henderson, R OBP: 0.275, SLG: 0.427										3	0	0	0	1	2	4						
Troy Neel, L OBP: 0.367, SLG: 0.473										4	1	1	1	0	1	2						
Scott Brosius, R OBP: 0.296, SLG: 0.390										3	0	0	1	1	0	2						
Scott Lydy, R OBP: 0.288, SLG: 0.333										4	0	1	1	0	2	2						
Mike Bordick, R OBP: 0.332, SLG: 0.311										4	0	1	0	0	0	1						
Henry Mercedes, R OBP: 0.260, SLG: 0.255										3	0	2	0	0	1	0						
Eric Helfand, L OBP: 0.231, SLG: 0.231										1	0	0	0	0	0	0						
Kurt Abbott, R OBP: 0.281, SLG: 0.410										3	0	0	0	0	1	2						
Mike Aldrete, L OBP: 0.353, SLG: 0.443										0	0	0	0	1	0	0						
Inning Stats	R: 3 E: 0 K: 0 S: 18	H: 4 LOB: 1 BB: 0 P: 29	R: 0 E: 0 K: 1 S: 12	H: 1 LOB: 0 BB: 0 P: 18	R: 0 E: 0 K: 2 S: 11	H: 0 LOB: 2 BB: 2 P: 23	R: 0 E: 0 K: 0 S: 8	H: 1 LOB: 1 BB: 0 P: 12	R: 0 E: 0 K: 1 S: 10	H: 1 LOB: 1 BB: 0 P: 13	R: 0 E: 0 K: 2 S: 10	H: 0 LOB: 0 BB: 0 P: 16	R: 0 E: 0 K: 2 S: 13	H: 1 LOB: 1 BB: 0 P: 17	R: 0 E: 0 K: 0 S: 3	H: 0 LOB: 0 BB: 0 P: 5	R: 0 E: 0 K: 1 S: 13	H: 2 LOB: 2 BB: 1 P: 18	1B: 10 2B: 0 3B: 0 HR: 0	SF: 0 SAC: 0 DP: 1 HBP: 0	WP: 3 PB: 0 SB: 0 CS: 0	PA: 38
PITCHER Mark Langston, L ERA: 3.2	IP: 7.0 WLS: W BF: 30 H: 8 R: 3 ER: 3 SO: 8	BB: 2 IBB: 0 HBP: 0 BLK: 0	WP: 2 HR: 0 S: 82 P: 128	ERA: 3.86 WHIP: 1.429	PITCHER										IP: 7.0 WLS: S BF: 8 H: 2 R: 0 ER: 0 SO: 1	BB: 1 IBB: 0 HBP: 0 BLK: 0	WP: 0 HR: 0 S: 16 P: 23	ERA: 0.00 WHIP: 1.500				

California Angels @ Oakland Athletics
Oakland-Alameda County Coliseum, Oakland, CA

AB 35
R 3
H 10
RBI 3
BB 3
SO 9
LOB 17



WP: 3
PB: 0
SB: 0
CS: 0

PA: 38

Sun Oct 03 1993, 3:33 AM PDT
Att: 33,781 - Overcast - 60 F

Sun Oct 03 1993, 3:33 AM PDT
Att: 33,781 - Overcast - 60 F

Sun Oct 03 1993, 3:33 AM PDT
Att: 33,781 - Overcast - 60 F