


California Angels - 1994

Batter	1	2	3	4	5	6	7	8	9	AB R H RBI BB SO LOB	TOP											
Chad Curtis, R OBP: 0.500, SLG: 0.250 (1, 8)	3-2 1B 2B HBP	0-0 SAFE P3	1-1 G6-3		2-2 1-2 3-H 1B		4-1 1-2 BB		1-3 K	4 1 1 1 1 1 3												
Damion Easley, R OBP: 0.500, SLG: 0.667 (1, 5)	1-0 2B 1B 1B	0-1 BB 1B 1B		1-0 FC4-6 FC6-4 2B	0-0 P7		0-1 L7		0-0 F9	6 3 3 0 0 0 6												
Tim Salmon, R OBP: 0.800, SLG: 1.333 (1, 9)	0-0 1B 1-3 2B	4-0 1B 1-2 2-3 BB		4-2 FC4-6 BB BB	2-3 K			0-2 2B		3 1 2 1 2 1 2												
Chili Davis, S OBP: 0.400, SLG: 0.400 (1, 10)	1-0 BB 1B 1B	0-1 1B 1B 1B		2-2 FC4-6 FC6-4 1-2f 2-3	2-1 2-5-4	1-0 G5-3		3-2 L4		5 1 2 3 0 0 3												
Bo Jackson, R OBP: 0.500, SLG: 0.333 Jim Edmonds, L (6, 7)	4-2 G4-6-3 BB	0-1 1B 1-2 1B		0-0 FC6-4 1-2f 3-H		1-1 G5-3		2-2 F8		3 0 1 2 1 0 1 1 0 0 0 0 0 1												
Eduardo Perez, R OBP: 0.400, SLG: 0.400 (1, 3)	1-3 K	0-0 1-2 2-H 1B		1-2 1-2 1B		0-0 F7		1-2 L9		5 0 2 1 0 1 4												
Greg Myers, L (1, 2)	0-0 G4-6-3 1-2f	1-0 G3		0-0 G3			2-0 F8		4-0 BB BB	4 0 0 0 1 0 7	AB 40 R 8 H 15 RBI 8 BB 6 SO 3 LOB 29											
Harold Reynolds, S OBP: 0.400, SLG: 0.400 (1, 4)		0-0 G1-3	1-2 F7		0-0 1B 1B 1B		0-0 BB 1B		1-0 F8	5 1 2 0 0 0 1												
Gary Disarcina, R OBP: 0.600, SLG: 0.500 (1, 6)		1-1 BB 1B 1B	1-2 G5-3		0-1 2-5-4 1B 1-3 1B		0-0 F9		4-1 1-2 BB	4 1 2 0 1 0 1												
Inning Stats	R: 2 E: 0 K: 1 S: 11	H: 3 LOB: 2 BB: 1 P: 21	R: 4 E: 0 K: 0 S: 12	H: 5 LOB: 2 BB: 1 P: 18	R: 0 E: 0 K: 0 S: 8	H: 0 LOB: 0 BB: 0 P: 11	R: 1 E: 0 K: 0 S: 12	H: 2 LOB: 2 BB: 1 P: 20	R: 1 E: 0 K: 1 S: 11	H: 3 LOB: 2 BB: 0 P: 17	R: 0 E: 0 K: 0 S: 4	H: 0 LOB: 0 BB: 0 P: 6	R: 0 E: 0 K: 0 S: 6	H: 1 LOB: 2 BB: 1 P: 12	R: 0 E: 0 K: 0 S: 13	H: 1 LOB: 1 BB: 0 P: 19	R: 0 E: 0 K: 1 S: 6	H: 0 LOB: 2 BB: 2 P: 16	1B: 12 2B: 3 3B: 0 HR: 0	SF: 0 SAC: 0 DP: 1 HBP: 1	WP: 0 PB: 0 SB: 0 CS: 0	PA: 47
PITCHER	IP WLS BF H R ER SO BB IBB HBP BLK WP HR S P ERA WHIP																				PITCHER	IP WLS BF H R ER SO BB IBB HBP BLK WP HR S P ERA WHIP
Kevin Tapani, R ERA: 17.18 (1, 1)	3.2 L 24 10 7 7 1 3 0 1 0 0 0 42 69 17.18 3.545																					
Larry Casian, L ERA: 2.08 (4, 1)	4.1 19 5 1 1 1 1 0 0 0 0 0 35 55 2.08 1.385																					
Keith Garagozzo, L ERA: (9, 1)	1.0 5 0 0 0 0 1 2 0 0 0 0 6 16 0.00 2.000																					

California Angels @ Minnesota Twins
Hubert H. Humphrey Metrodome, Minneapolis, MN
 Tue Apr 05 1994, 8:05 PM EDT
 Att. 41,012 - Dome

livebaseballscorecards.com

Batter	1	2	3	4	5	6	7	8	9	AB R H RBI BB SO LOB	TOP		
Chad Curtis, R (1, 8) OBP: 0.273, SLG: 0.111	1-3 K		1 SAFE 0-0 CS 1-2	2-2 L5	1-1 FC4-9-6 1-2f 2-3			0-0 L8	0-1 G4-3 2-3	5 0 0 0 0 1 3			
Damon Easley, R (1, 5) OBP: 0.455, SLG: 0.818	0-2 P4			0-0 HR	2-3 K			2-1 1B 1B	2-3 K 3-H	5 1 2 1 0 2 2			
Tim Salmon, R (1, 9) OBP: 0.667, SLG: 0.833	1-3 K			4-2 2B BB				1-1 1B 1B		3 1 1 0 1 1 0			
Chili Davis, S (1, 10) OBP: 0.444, SLG: 0.500		2-2 P3		1-0 2B				4-0 1B BB		3 0 1 0 1 0 0			
Bo Jackson, R (1, 7) OBP: 0.500, SLG: 0.571 Harold Reynolds, S (8, PR) OBP: 0.400, SLG: 0.400 (8, 4)		0-3 K		0-3 K				2-0 1B 1B		4 0 2 1 0 2 2 0 0 0 0 0 0 0			
Eduardo Perez, R (1, 3) OBP: 0.222, SLG: 0.222		2-1 F8		0-1 G6-3				1-0 P3		4 0 0 0 0 0 4			
Chris Turner, R (1, 2)			1-1 G5-3		4-1 1B BB			1-2 P4	4-0 SH3 2B BB	2 1 0 0 2 0 0	AB 33		
Rex Hudler, R (1, 4) OBP: 0.667, SLG: 0.667 (8, 7)			2-2 1B FC6-4		1-0 P6			1-1 1B	1-0 SH3 1-2	3 0 2 0 0 0 1	R 4		
Gary Disarcina, R (1, 6) OBP: 0.556, SLG: 0.625			1 SAFE 0-2 FC6-4 1-2f CS		1 SAFE 0-0 1B FC4-9-6			1-2 P4	0-1 G4-3 WP 2B	4 1 2 1 0 0 2	H 10		
Inning Stats	R: 0 E: 0 K: 2 S: 9 H: 0 LOB: 0 BB: 0 P: 11	R: 0 E: 0 K: 1 S: 10 H: 0 LOB: 0 BB: 0 P: 14	R: 0 E: 0 K: 0 S: 8 H: 1 LOB: 0 BB: 0 P: 11	R: 1 E: 0 K: 1 S: 13 H: 2 LOB: 2 BB: 1 P: 20	R: 0 E: 0 K: 1 S: 9 H: 1 LOB: 2 BB: 1 P: 17	R: 0 E: 0 K: 0 S: 6 H: 1 LOB: 1 BB: 0 P: 14	R: 0 E: 0 K: 0 S: 13 H: 1 LOB: 1 BB: 0 P: 18	R: 1 E: 0 K: 0 S: 7 H: 3 LOB: 2 BB: 1 P: 17	R: 2 E: 0 K: 1 S: 8 H: 1 LOB: 0 BB: 1 P: 15	1B: 6 2B: 3 3B: 0 HR: 1 SF: 0 SAC: 1 DP: 0 HBP: 0	WP: 1 PB: 0 SB: 1 CS: 1 PA: 39		
PITCHER	IP WLS BF H R ER SO BB IBB HBP BLK WP HR S P ERA WHIP											PITCHER	IP WLS BF H R ER SO BB IBB HBP BLK WP HR S P ERA WHIP
Jim Deshaies, L (1, 1) ERA: 1.29	7.0 L 27 6 1 1 5 2 0 0 0 0 0 1 68 105 1.29 1.143												
Carl Willis, R (8, 1) ERA: 9.0	1.0 6 3 1 1 0 1 0 0 0 0 0 0 7 17 9.00 4.000												
Mark Guthrie, L (9, 1) ERA: 18.0	1.0 5 1 2 2 1 1 0 0 0 0 1 0 8 15 18.00 2.000												

California Angels @ Minnesota Twins
 Hubert H. Humphrey Metrodome, Minneapolis, MN
 Wed Apr 06 1994, 8:05 PM EDT
 Att. 12,579 - Dome

AB	33
R	4
H	10
RBI	3
BB	4
SO	6
LOB	14



Batter	1	2	3	4	5	6	7	8	9	AB R H RBI BB SO LOB	TOP
Chad Curtis, R (1, 8) <small>OBP: 0.313, SLG: 0.214</small>	2-0 		2-1 		2-0 		0-0 	1-1 		5 0 2 0 0 0 1	
Dwight Smith, L (1, 7) <small>OBP: 0.600, SLG: 0.800</small>	3-2 		1-0 		0-1 		1-1 	0-3 		5 1 3 1 0 1 2	
Tim Salmon, R (1, 9) <small>OBP: 0.643, SLG: 0.778</small>	4-1 		4-0 		0-0 		2-1 		2-3 	3 1 1 1 2 1 1	
Chili Davis, S (1, 10) <small>OBP: 0.500, SLG: 0.769</small>	1-0 		1-1 		2-2 		1-2 		2-2 	5 1 3 2 0 0 1	
Eduardo Perez, R (1, 3) <small>OBP: 0.214, SLG: 0.214</small>	0-0 		2-3 			0-0 	3-1 		1-0 	5 0 1 0 0 1 5	
Greg Myers, L (1, 2) <small>OBP: 0.250, SLG: 0.286</small> Chris Turner, R (7, PH) (7, 2)		2-0 	2-3 			2-0 	1-3 			3 0 1 0 0 1 3 1 0 0 0 0 1 1	
Harold Reynolds, S (1, 4) <small>OBP: 0.444, SLG: 0.444</small>		2-2 		0-0 		2-0 	3-2 			4 0 2 0 0 0 2	
Spike Owen, S (1, 5) Damion Easley, R (8, PH) <small>OBP: 0.417, SLG: 0.750</small> (8, 5)		4-2 		1-1 		2-1 		0-1 		2 0 0 0 1 0 2 1 0 0 0 0 0 0	
Gary Disarcina, R (1, 6) <small>OBP: 0.462, SLG: 0.583</small>		1-1 		1-0 			0-1 	3-2 		4 1 1 0 0 0 2	
Inning Stats	R: 0 H: 2 E: 0 LOB: 2 K: 0 BB: 1 S: 10 P: 20	R: 0 H: 1 E: 0 LOB: 1 K: 0 BB: 1 S: 10 P: 19	R: 0 H: 2 E: 0 LOB: 3 K: 2 BB: 1 S: 11 P: 23	R: 0 H: 1 E: 0 LOB: 0 K: 0 BB: 0 S: 4 P: 6	R: 0 H: 1 E: 0 LOB: 1 K: 0 BB: 0 S: 7 P: 11	R: 0 H: 1 E: 0 LOB: 1 K: 0 BB: 0 S: 5 P: 11	R: 4 H: 5 E: 0 LOB: 1 K: 1 BB: 0 S: 18 P: 29	R: 0 H: 1 E: 0 LOB: 1 K: 1 BB: 0 S: 10 P: 14	R: 0 H: 0 E: 0 LOB: 0 K: 1 BB: 0 S: 7 P: 12	1B: 9 SF: 0 2B: 4 SAC: 0 3B: 0 DP: 0 HR: 1 HBP: 0	WP: 0 PA: 41 PB: 0 SB: 1 CS: 3
PITCHER Scott Erickson, R (1, 1) <small>ERA: 4.26</small> Mark Guthrie, L (7, 1) <small>ERA: 16.2</small> Rick Aguilera, R (8, 1) <small>ERA:</small>	IP WLS BF H R ER SO BB IBB HBP BLK WP HR S P ERA WHIP 6.1 W 30 11 3 3 2 3 0 0 0 0 0 0 54 100 4.26 2.211 0.2 4 2 1 1 1 0 0 0 0 0 0 1 11 13.50 3.000 2.0 S 7 1 0 0 2 0 0 0 0 0 0 0 0 17 26 0.00 0.500	PITCHER IP WLS BF H R ER SO BB IBB HBP BLK WP HR S P ERA WHIP									

California Angels @ Minnesota Twins
 Hubert H. Humphrey Metrodome, Minneapolis, MN
 Thu Apr 07 1994, 4:33 AM EDT
 Att. 13,926 - Dome

livebaseballscorecards.com

AB	38
R	4
H	14
RBI	4
BB	3
SO	5
LOB	20



Batter	1	2	3	4	5	6	7	8	9	AB	R	H	RBI	BB	SO	LOB
Alex Cole, L OBP: 0.333, SLG: 0.143 (1, 8)	0-3 K2-3		1-1 L6		1 SAFE 4-0 FC6-4 1-2 2B BB	4-2 B FC6-4 1-2 BB	1-2 FC6-4 1-2f			3	1	0	0	2	1	2
Chuck Knoblauch, R OBP: 0.429, SLG: 0.538 (1, 4)	1-0 F8		0-1 2B		0-1 FC6-4 1-2 2-3 1B	4-1 FC6-4 1-2 2-3 BB		1-2 F9		4	1	2	0	1	0	0
Kirby Puckett, R OBP: 0.214, SLG: 0.357 (1, 9)	2-2 G5-3		0-0 2B		0-1 FC6-4 1-2f 2-3 3-H 2B	1-0 P9		2-2 F8		5	1	1	2	0	0	5
Dave Winfield, R OBP: 0.462, SLG: 0.818 (1, 10)		1-2 F8 E 2B	2-3 K		0-0 1B 2B	0-2 FC6-4		1-2 G5-3		5	2	2	3	0	1	3
Pedro Munoz, R OBP: 0.111, SLG: 0.444 (1, 7)		2-1 F8 2-3		0-1 F8	3-2 G5-3					4	0	0	0	0	1	4
Scott Leius, R OBP: 0.125, SLG: 0.125 (1, 5)		2-3 K		0-1 F8	1-0 BB 2-H 1B		0-0 L7			4	0	1	1	0	1	1
Dave McCarty, R OBP: 0.750, SLG: 0.667 (1, 3)		3-2 E5 3-H		0-0 1B	4-2 BB		3-2 S 1B			3	0	2	0	1	0	0
Derek Parks, R (1, 2)		1-0 F7		1-3 K	0-1 G4-3		3-2 K			4	0	0	0	0	2	5
Jeff Reboulet, R OBP: 0.750, SLG: 0.500 (1, 6)			2-2 P4		0-1 1B FC6-4 1B	4-0 BB FC6-4 BB	4-1 FC6-4 BB			2	2	1	0	2	0	0

Inning Stats	R: 0	H: 0	E: 0	K: 1	S: 7	R: 1	H: 1	E: 1	K: 1	S: 12	R: 1	H: 2	E: 0	K: 1	S: 11	R: 0	H: 1	E: 0	K: 1	S: 8	R: 4	H: 4	E: 0	K: 0	S: 16	R: 1	H: 0	E: 0	K: 1	S: 13	R: 0	H: 1	E: 0	K: 1	S: 13	R: 0	H: 0	E: 0	K: 0	S: 9	1B: 5	SF: 0	2B: 4	SAC: 0	3B: 0	DP: 0	HR: 0	HBP: 0	WP: 0	PA: 40
--------------	------	------	------	------	------	------	------	------	------	-------	------	------	------	------	-------	------	------	------	------	------	------	------	------	------	-------	------	------	------	------	-------	------	------	------	------	-------	------	------	------	------	------	-------	-------	-------	--------	-------	-------	-------	--------	-------	--------

PITCHER	IP	WLS	BF	H	R	ER	SO	BB	IBB	HBP	BLK	WP	HR	S	P	ERA	WHIP
Chuck Finley, L ERA: 9.64 (1, 1)	4.2	L	24	8	6	5	4	1	0	0	0	0	0	50	76	9.64	1.929
Bill Sampen, R ERA: 27.0 (5, 1)	0.1		5	0	1	1	0	4	0	0	0	0	0	9	25	27.00	12.000
Mike Butcher, R ERA: (6, 1)	1.2		7	1	0	0	2	1	0	0	0	0	0	18	30	0.00	1.200
Bob Patterson, L ERA: (7, 1)	0.1		1	0	0	0	0	0	0	0	0	0	0	3	4	0.00	0.000
Scott Lewis, R ERA: (8, 1)	1.0		3	0	0	0	0	0	0	0	0	0	0	9	13	0.00	0.000


BOTTOM

California Angels @ Minnesota Twins
Hubert H. Humphrey Metrodome, Minneapolis, MN

Thu Apr 07 1994, 4:33 AM EDT
Att. 13,926 - Dome

livebaseballscorecards.com

AB	34
R	7
H	9
RBI	6
BB	6
SO	6
LOB	20



Batter	1	2	3	4	5	6	7	8	9	AB R H RBI BB SO LOB	TOP									
Chad Curtis, R (1, 8) OBP: 0.250, SLG: 0.167	2-1 G4-3		1-2 F9		0-0 L9		1-0 FC6-4			4 0 0 0 0 0 1										
Damion Easley, R (1, 5) OBP: 0.438, SLG: 0.667	1-2 FC6-4 1B		1-0 HBP		1-1 G3-1			0-1 G5-3		3 0 1 0 0 0 0										
Tim Salmon, R (1, 9) OBP: 0.500, SLG: 0.538	1-1 FC6-4 1-2f		0-2 G1-3			1-3 K		3-1 L8		4 0 0 0 0 1 2										
Chili Davis, S (1, 10) OBP: 0.556, SLG: 0.765	0-0 F8			2-2 E BB SF8 1B		0-0 FC4-6 1B		0-0 1B		4 1 3 0 0 0 1										
Bo Jackson, R (1, 7) OBP: 0.417, SLG: 0.400		1-1 G4-3		4-0 SF8 E 1-2 BB		2-0 FC4-6 FC5-4 1-2f		0-3 K		3 0 0 0 1 1 2										
Eduardo Perez, R (1, 3) OBP: 0.222, SLG: 0.176		4-2 1B BB		0-1 E5 G1-6-3 1-2 2-3		1-0 FC5-4 1-2f		1-0 F7		3 0 0 0 1 0 3										
Chris Turner, R (1, 2) OBP: 0.444, SLG: 0.200		1-1 G4-6-3 1-2 1B		1-1 SF8 2-3 3-H		0-0 L7		4-1 G5-4-3 BB		2 0 1 1 1 0 0										
Harold Reynolds, S (1, 4) OBP: 0.333, SLG: 0.333		3-1 G4-6-3 1-2f		1-0 G1-6-3 1-2f		0-1 F8		3-2 G5-4-3 1-2f		3 0 0 0 0 0 4 1 0 0 0 0 0 1										
Rex Hudler, R (9, PH) OBP: 0.500, SLG: 0.500																				
Gary Disarcina, R (1, 6) OBP: 0.438, SLG: 0.533			2-2 G6-3		1-1 G5-3		1-1 FC6-4 1B			3 0 1 0 0 0 0										
Inning Stats	R: 0 E: 0 K: 0 S: 8	H: 1 LOB: 1 BB: 0 P: 12	R: 0 E: 0 K: 0 S: 10	H: 1 LOB: 1 BB: 1 P: 19	R: 0 E: 0 K: 0 S: 10	H: 0 LOB: 1 BB: 0 P: 14	R: 1 E: 1 K: 0 S: 8	H: 1 LOB: 1 BB: 1 P: 16	R: 0 E: 0 K: 1 S: 7	H: 1 LOB: 1 BB: 0 P: 11	R: 0 E: 0 K: 0 S: 6	H: 1 LOB: 1 BB: 0 P: 8	R: 0 E: 0 K: 1 S: 9	H: 1 LOB: 1 BB: 0 P: 12	R: 0 E: 0 K: 0 S: 5	H: 0 LOB: 0 BB: 1 P: 13	1B: 6 2B: 0 3B: 0 HR: 0	SF: 1 SAC: 0 DP: 3 HBP: 1	WP: 0 PB: 0 SB: 0 CS: 0	PA: 35
PITCHER	IP WLS BF H R ER SO BB IBB HBP BLK WP HR S P ERA WHIP																			
Ricky Bones, R (1, 1) ERA:	8.1 W 34 6 1 0 2 3 0 1 0 0 0 65 106 0.00 1.080																			
Graeme Lloyd, L (9, 1) ERA:	0.2 1 0 0 0 0 0 0 0 0 0 0 3 6 0.00 0.000																			

California Angels @ Milwaukee Brewers
Milwaukee County Stadium, Milwaukee, WI

Fri Apr 08 1994, 8:05 PM EDT
Att: 8,788 - Unknown - 48 F

livebaseballscorecards.com

AB	30
R	1
H	6
RBI	1
BB	3
SO	2
LOB	14



Batter	1	2	3	4	5	6	7	8	9	AB R H RBI BB SO LOB	TOP																
Chad Curtis, R OBP: 0.280, SLG: 0.217 (1, 8)	1-1 F9		2-0 P5		1-1 FC5-4		0-0 FC5-4		2-1 SH1-3 1B	5 1 2 0 0 0 2																	
Damion Easley, R OBP: 0.400, SLG: 0.556 (1, 5)	0-0 G5-3		1-0 F9		1-1 P3			4-0 1B E BB	0-1 SH1-3	3 1 0 0 1 0 3																	
Tim Salmon, R OBP: 0.391, SLG: 0.389 (1, 9)	3-3 K			0-3 K		1-3 K		2-2 F7	1-3 K	5 0 0 0 0 4 2																	
Chili Davis, S OBP: 0.609, SLG: 0.800 (1, 10)		3-2 G6-3		4-1 BB		0-1 G4-3 2B		0-0 E G6-3 1B	4-0 1B 1B IBB	3 2 2 0 2 0 0																	
Bo Jackson, R OBP: 0.313, SLG: 0.286 (1, 7)		0-3 K		1-0 F7		1-2 G4-3		1-1 E6 G6-3 1B	2-2 1B 1B	4 0 0 0 0 1 3																	
Jim Edmonds, L OBP: 0.500, SLG: 0.500 (8, PR)								1-3 2-H 1B	1-3 2-H 1B	1 1 1 1 0 0 0																	
Eduardo Perez, R OBP: 0.217, SLG: 0.182 (1, 3)		1-1 F9		0-0 F8		1-3 K		0-0 G6-3	0-0 S 1B	5 0 1 2 0 1 3																	
Chris Turner, R OBP: 0.462, SLG: 0.333 (1, 2)			3-2 2B E 1B		3-2 F7		1-3 K	3-1 PB 1B	2-3 3-H K	4 1 2 1 0 1 0																	
Spike Owen, S (8, PR)										0 0 0 0 0 0 0																	
Greg Myers, L OBP: 0.222, SLG: 0.250 (8, 2)										1 0 0 0 0 1 2																	
Rex Hudler, R OBP: 0.333, SLG: 0.333 (1, 4)			1-0 L8		2-3 K		4-1 FC5-4 BB	4-0 BB		2 0 0 0 0 1 1																	
Harold Reynolds, S OBP: 0.429, SLG: 0.333 (7, PH)										0 0 0 0 2 0 0																	
Gary Disarcina, R OBP: 0.450, SLG: 0.579 (1, 6)			1-2 E7 1-H 2B		0-0 1B 1B		1-2 FC5-4 1-2f	0-3 K		4 0 2 0 0 1 3																	
Inning Stats	R: 0 E: 0 K: 1 S: 7	H: 0 LOB: 0 BB: 0 P: 11	R: 0 E: 0 K: 1 S: 8	H: 0 LOB: 0 BB: 0 P: 12	R: 1 E: 1 K: 0 S: 9	H: 2 LOB: 1 BB: 0 P: 17	R: 0 E: 0 K: 1 S: 6	H: 0 LOB: 1 BB: 1 P: 11	R: 0 E: 0 K: 1 S: 11	H: 2 LOB: 2 BB: 0 P: 18	R: 0 E: 0 K: 2 S: 12	H: 1 LOB: 1 BB: 0 P: 15	R: 0 E: 0 K: 1 S: 8	H: 0 LOB: 1 BB: 1 P: 14	R: 3 E: 1 K: 1 S: 12	H: 2 LOB: 2 BB: 2 P: 26	R: 2 E: 0 K: 2 S: 15	H: 3 LOB: 2 BB: 1 P: 26	1B: 8 2B: 2 3B: 0 HR: 0	SF: 0 SAC: 1 DP: 0 HBP: 0	WP: 0 PB: 1 SB: 1 CS: 0	PA: 43					
PITCHER	IP WLS BF H R ER SO BB IBB HBP BLK WP HR S P ERA WHIP																										
Teddy Higuera, L ERA: (1, 1)	6.0		24	5	1	0	6	1	0	0	0	0	0	53	84	0.00	1.000										
Mark Kiefer, R ERA: 3.0 (7, 1)	1.1		7	1	2	0	1	2	0	0	0	0	0	12	24	0.00	2.250										
Mike Fetters, R ERA: 7.71 (8, 1)	1.1	L	9	2	3	2	2	1	1	0	0	0	0	15	30	13.50	2.250										
Jesse Orosco, L ERA: 5.4 (9, 1)	0.1		3	2	0	0	1	0	0	0	0	0	0	8	12	0.00	6.000										

California Angels @ Milwaukee Brewers
Milwaukee County Stadium, Milwaukee, WI

Sat Apr 09 1994, 4:33 AM EDT
Att. 14,376 - Sunny - 61 F

AB	37
R	6
H	10
RBI	4
BB	5
SO	10
LOB	19



WP: 0	PA: 43
PB: 1	
SB: 1	
CS: 0	

Batter	1	2	3	4	5	6	7	8	9	AB R H RBI BB SO LOB
Darryl Hamilton, L OBP: 0.278, SLG: 0.333	2-1 G6-3 1B	4-0 S BB			1-1 B1		0-1 SH1-3 HR 2B		0-2 L8	4 1 2 0 1 0 1
Kevin Seitzer, R OBP: 0.333, SLG: 0.706	2-1 G6-3 1-2	3-3 K 1-2			2-2 K		0-0 SH1-3 2-3		1-3 K	4 0 0 0 0 3 4
Turner Ward, S OBP: 0.389, SLG: 0.412	1-2 1B 1B		2-1 F8		2-3 K		2-2 P4		0-3 K2-3	5 0 1 0 0 2 2
John Jaha, R OBP: 0.438, SLG: 0.846	0-0 1-2 1B		1-2 G6-3		0-3 K		1-0 HR			4 1 2 2 0 1 0
Dave Nilsson, L OBP: 0.444, SLG: 0.611	0-3 K		3-3 K		0-0 HR		3-H 1-1 L7			4 1 1 1 0 2 2
Jody Reed, R OBP: 0.500, SLG: 0.500		1-2 G5-3		3-2 FC1-5 1B		4-1 E BB		1-0 G6-3		3 0 1 0 1 0 0
Matt Mieske, R OBP: 0.375, SLG: 0.167		1-0 1B SF8 HBP		1-0 FC1-5 1-2 1B		3-2 FC4 1-2		1-1 L9		3 1 1 0 0 0 1
Pat Listach, S OBP: 0.417, SLG: 0.364		3-2 SF8 S 1-3 1B		0-1 FC1-5 L4-3 1-2 2-3f		1-0 L7		0-0 L1-3		4 0 1 0 0 0 4
Alex Diaz, S OBP: 0.400, SLG: 0.750		0-2 SF8 1-3 3-H		0-0 L4-3 1-2		1-1 G1-3		0-0 1B		3 0 1 1 0 0 4

Inning Stats	R: 0	H: 3	E: 0	LOB: 2	K: 1	S: 11	P: 16	R: 1	H: 1	E: 0	LOB: 2	K: 1	S: 12	P: 24	R: 0	H: 0	E: 0	LOB: 0	K: 1	S: 9	P: 15	R: 0	H: 2	E: 0	LOB: 1	K: 0	S: 7	P: 11	R: 0	H: 0	E: 0	LOB: 0	K: 2	S: 10	P: 15	R: 1	H: 1	E: 1	LOB: 2	K: 1	S: 12	P: 21	R: 2	H: 2	E: 0	LOB: 0	K: 0	S: 12	P: 16	R: 0	H: 0	E: 0	LOB: 0	K: 0	S: 4	P: 6	R: 0	H: 1	E: 0	LOB: 1	K: 2	S: 12	P: 13	1B: 7	SF: 1	2B: 2	SAC: 1	3B: 0	DP: 1	HR: 2	HBP: 1
--------------	------	------	------	--------	------	-------	-------	------	------	------	--------	------	-------	-------	------	------	------	--------	------	------	-------	------	------	------	--------	------	------	-------	------	------	------	--------	------	-------	-------	------	------	------	--------	------	-------	-------	------	------	------	--------	------	-------	-------	------	------	------	--------	------	------	------	------	------	------	--------	------	-------	-------	-------	-------	-------	--------	-------	-------	-------	--------

PITCHER	IP	WLS	BF	H	R	ER	SO	BB	IBB	HBP	BLK	WP	HR	S	P	ERA	WHIP
Mark Leiter, R ERA: 3.0	(1, 1)	6.0	27	7	2	2	6	2	0	1	0	0	1	61	102	3.00	1.500
Scott Lewis, R ERA: 6.0	(7, 1)	0.2	4	2	2	0	0	0	0	0	0	0	1	10	13	27.00	3.000
Bob Patterson, L ERA:	(7, 1)	0.1	1	0	0	0	0	0	0	0	0	0	0	2	3	0.00	0.000
Mike Butcher, R ERA:	(8, 1)	1.0	W 3	0	0	0	0	0	0	0	0	0	0	4	6	0.00	0.000
Joe Grahe, R ERA: 3.0	(9, 1)	1.0	S 4	1	0	0	2	0	0	0	0	0	0	12	13	0.00	1.000

BOTTOM

California Angels @ Milwaukee Brewers
Milwaukee County Stadium, Milwaukee, WI

Sat Apr 09 1994, 4:33 AM EDT
Att. 14,376 - Sunny - 61 F

livebaseballscorecards.com

AB	34
R	4
H	10
RBI	4
BB	2
SO	8
LOB	18

WP: 0 PA: 39
PB: 0
SB: 2
CS: 0



Batter	1	2	3	4	5	6	7	8	9	AB R H RBI BB SO LOB	TOP						
Chad Curtis, R OBP: 0.276, SLG: 0.222 (1, 8) C B B B X	3-2 L8		0-1 SAFE 2B 1B		0-0 G6-3		0-0 G4-3			4 1 1 2 0 0 0							
Dwight Smith, L OBP: 0.444, SLG: 0.667 (1, 7) B X	1-0 B1-3		2-1 1B 2B		0-0 F7		2-3 K			4 0 1 2 0 1 0							
Tim Salmon, R OBP: 0.407, SLG: 0.381 (1, 9) C B B B B	4-2 BB		1-2 F7		0-3 K			1-2 G5-3 1B		3 0 1 0 1 1 1							
Chili Davis, S OBP: 0.519, SLG: 0.667 (1, 10) B S 1 SAFE C B F S	2-3 K		2-3 K			0-1 L9		0-0 L8		4 0 0 0 0 2 3							
Damion Easley, R OBP: 0.333, SLG: 0.455 (1, 5) B B B X		2-1 G5-3	0-0 P4		0-0 P3			1-2 G5-3		4 0 0 0 0 0 2							
Eduardo Perez, R OBP: 0.222, SLG: 0.160 (1, 3) B B B B B B S		2-3 K		2-2 F7		4-2 BB		3-3 K		3 0 0 0 1 2 1							
Greg Myers, L OBP: 0.154, SLG: 0.167 (1, 2) B X	1-0 F7			0-1 G6-3		0-0 P4				4 0 0 0 0 0 1							
Harold Reynolds, S OBP: 0.500, SLG: 0.563 (1, 4) C X			0-1 1B S 1B 1B	2-2 S 1B		2-1 G4-3 3B		2-2 G3		4 2 3 0 0 0 0							
Gary Disarcina, R OBP: 0.417, SLG: 0.522 (1, 6) B F X			1-1 1B 2B 1B	1-0 SAFE G6-3	1-2 G6-3		0-1 G6-3		1-1 G6-3	4 1 1 0 0 0 2							
Inning Stats	R: 0 E: 0 K: 1 S: 10 H: 0 LOB: 1 BB: 1 P: 20	R: 0 E: 0 K: 1 S: 7 H: 0 LOB: 0 BB: 0 P: 12	R: 3 E: 0 K: 1 S: 16 H: 4 LOB: 1 BB: 0 P: 22	R: 0 E: 0 K: 0 S: 10 H: 1 LOB: 1 BB: 0 P: 15	R: 0 E: 0 K: 1 S: 5 H: 0 LOB: 0 BB: 0 P: 5	R: 0 E: 0 K: 0 S: 6 H: 0 LOB: 1 BB: 1 P: 10	R: 1 E: 0 K: 1 S: 8 H: 1 LOB: 0 BB: 0 P: 12	R: 0 E: 0 K: 1 S: 12 H: 1 LOB: 1 BB: 0 P: 17	R: 0 E: 0 K: 0 S: 7 H: 0 LOB: 0 BB: 0 P: 12	1B: 5 2B: 1 3B: 1 HR: 0 SF: 0 SAC: 0 DP: 0 HBP: 0	WP: 0 PB: 0 SB: 2 CS: 0 PA: 36						
PITCHER 21 Cal Eldred, R (1, 1) ERA: 6.75 Jeff Bronkey, R (8, 1) ERA:	IP 7.0 2.0	WLS L	BF 30 6	H 7 0	R 4 0	ER 4 0	SO 5 1	BB 2 0	IBB 0 0	HBP 0 0	BLK 0 0	WP 0 0	HR 0 0	S 65 16	P 100 25	ERA 5.14 0.00	WHIP 1.286 0.000

California Angels @ Milwaukee Brewers
Milwaukee County Stadium, Milwaukee, WI

Sun Apr 10 1994, 4:33 AM EDT
Att. 11,860 - Sunny - 51 F

livebaseballscorecards.com

AB	34
R	4
H	7
RBI	4
BB	2
SO	6
LOB	10



Batter	1	2	3	4	5	6	7	8	9	AB R H RBI BB SO LOB	TOP											
Kenny Lofton, L (1, 8) OBP: 0.333, SLG: 0.167	2-2 F8		1-1 CS	1-0 G3-1 E G4-3 1B	1-0 F7	2-1 F7			2-2 G3	5 1 1 0 0 0 0												
Omar Vizquel, S (1, 6) OBP: 0.292, SLG: 0.238	2-2 G1-3			3-2 G4-3	1-0 G6-3			3-2 G1-3	4-2 BB	4 0 0 0 1 0 1												
Carlos Baerga, S (1, 4) OBP: 0.211, SLG: 0.222 Alvaro Espinoza, R (7, PR) OBP: 0.250, SLG: 0.500	1-1 F8			2-2 G3-1		1-0 G3		3-2 HBP 1B	3-3 K	4 0 1 0 0 0 1 1 0 0 0 0 1 1												
Albert Belle, R (1, 7) OBP: 0.348, SLG: 0.350		3-2 F7		0-1 E6		2-0 1B E 1B		2-2 HBP	0-1 F7	4 1 1 0 0 0 1												
Eddie Murray, S (1, 10) OBP: 0.300, SLG: 0.500		1-0 G6-4-3 1B		2-2 G4-3		0-0 1B E 1B		0-1 F9		4 1 2 0 0 0 3												
Paul Sorrento, L (1, 3) OBP: 0.412, SLG: 0.400		2-2 G6-4-3			2-0 G1-3	1-1 E7 HR 2B		0-0 F8		4 1 1 2 0 0 3												
Sandy Alomar Jr., R (1, 2) OBP: 0.350, SLG: 0.471 Tony Peña, R (8, 2)			1-2 L8		0-0 HR	1-0 P2		1-2 F9		4 1 1 1 0 0 1 0 0 0 0 0 0 0												
Jim Thome, L (1, 5) OBP: 0.353, SLG: 0.563			3-2 G4-3		3-2 HR 1B	4-1 HR BB		1-3 K		3 2 1 0 1 1 0												
Manny Ramirez, R (1, 9) OBP: 0.500, SLG: 1.143 Wayne Kirby, L (7, 9) OBP: 0.308, SLG: 0.250			1-2 CS 1B		1-2 HR	2-2 HR		2-2 F8		3 2 3 5 0 0 0 1 0 0 0 0 0 0												
Inning Stats	R: 0 E: 0 K: 0 S: 9	H: 0 LOB: 0 BB: 0 P: 14	R: 0 E: 0 K: 0 S: 7	H: 1 LOB: 0 BB: 0 P: 13	R: 0 E: 0 K: 0 S: 10	H: 1 LOB: 0 BB: 0 P: 16	R: 1 E: 1 K: 0 S: 15	H: 1 LOB: 1 BB: 0 P: 23	R: 3 E: 0 K: 0 S: 10	H: 3 LOB: 0 BB: 0 P: 18	R: 5 E: 1 K: 0 S: 12	H: 4 LOB: 0 BB: 1 P: 25	R: 0 E: 0 K: 0 S: 12	H: 1 LOB: 2 BB: 0 P: 20	R: 0 E: 0 K: 1 S: 9	H: 0 LOB: 0 BB: 0 P: 13	R: 0 E: 0 K: 1 S: 12	H: 0 LOB: 1 BB: 1 P: 21	1B: 7 2B: 1 3B: 0 HR: 3	SF: 0 SAC: 0 DP: 1 HBP: 1	WP: 0 PB: 0 SB: 0 CS: 1	PA: 41
PITCHER	IP WLS BF H R ER SO BB IBB HBP BLK WP HR S P ERA WHIP																					
John Dopson, R (1, 1) ERA: 3.65	5.1 L 23 8 6 5 0 0 0 0 0 0 0 2 54 90 8.44 1.500																					
Bob Patterson, L (6, 1) ERA: 20.25	0.2 5 2 3 3 0 1 0 0 0 0 0 1 9 19 40.50 4.500																					
Bill Sampen, R (7, 1) ERA: 2.7	3.0 12 1 0 0 2 1 0 1 0 0 0 0 33 54 0.00 0.667																					

Cleveland Indians @ California Angels
Anaheim Stadium, Anaheim, CA

Mon Apr 11 1994, 6:33 AM EDT
Att. 37,285 - Sunny - 75 F

livebaseballscorecards.com

AB	37
R	9
H	11
RBI	8
BB	2
SO	2
LOB	11



Batter	1	2	3	4	5	6	7	8	9	AB R H RBI BB SO LOB
Chad Curtis, R (1, 8) OBP: 0.250, SLG: 0.200 Jim Edmonds, L (7, 8) OBP: 0.333, SLG: 0.333 Bo Jackson, R (9, PH) OBP: 0.294, SLG: 0.267	0-3 		3-3 			1-3 				3 0 0 0 0 3 0 1 0 0 0 0 1 0 1 0 0 0 0 1 2
Dwight Smith, L (1, 7) OBP: 0.385, SLG: 0.615	0-0 		3-2 			0-0 				4 0 1 0 0 1 0
Tim Salmon, R (1, 9) OBP: 0.387, SLG: 0.333	0-1 			0-0 			2-2 			3 1 0 0 1 0 1
Chili Davis, S (1, 10) OBP: 0.516, SLG: 0.750	1-3 			1-0 			2-0 			4 2 2 1 0 1 1
Damion Easley, R (1, 5) OBP: 0.333, SLG: 0.417 Spike Owen, S (8, 5) OBP: 0.500, SLG: 0.333		4-2 		1-1 			2-1 			2 0 0 0 1 0 0 1 1 1 1 0 0 0
Eduardo Perez, R (1, 3) OBP: 0.258, SLG: 0.148		4-1 			2-3 			3-2 		2 1 0 0 2 1 0
Chris Turner, R (1, 2) OBP: 0.353, SLG: 0.231		2-1 			2-2 			2-2 		4 1 0 0 0 1 3
Harold Reynolds, S (1, 4) OBP: 0.500, SLG: 0.550		0-1 			0-2 			0-0 		4 0 2 1 0 0 1
Gary Disarcina, R (1, 6) OBP: 0.393, SLG: 0.481			2-2 			0-0 		1-0 		4 0 1 2 0 0 1

Inning Stats	R: 0	H: 1	E: 0	K: 2	S: 10	H: 0	LOB: 1	BB: 0	P: 11	R: 0	H: 0	E: 0	K: 0	S: 10	R: 0	H: 0	E: 0	K: 1	S: 13	R: 0	H: 0	E: 0	K: 0	S: 4	R: 0	H: 0	E: 0	K: 1	S: 9	R: 0	H: 0	E: 0	K: 1	S: 5	R: 1	H: 1	E: 0	K: 0	S: 12	R: 0	H: 1	E: 0	K: 0	S: 6	R: 5	H: 4	E: 0	K: 4	S: 34	1B: 5	SF: 0	2B: 1	SAC: 0	3B: 0	DP: 1	HR: 1	HBP: 0	WP: 0	PA: 37
--------------	------	------	------	------	-------	------	--------	-------	-------	------	------	------	------	-------	------	------	------	------	-------	------	------	------	------	------	------	------	------	------	------	------	------	------	------	------	------	------	------	------	-------	------	------	------	------	------	------	------	------	------	-------	-------	-------	-------	--------	-------	-------	-------	--------	-------	--------

PITCHER	IP	WLS	BF	H	R	ER	SO	BB	IBB	HBP	BLK	WP	HR	S	P	ERA	WHIP
Mark Clark, R (1, 1) ERA: 1.29	7.0	W	24	2	1	1	5	2	0	0	0	0	1	63	97	1.29	0.571
Eric Plunk, R (8, 1) ERA: 3.0	1.2		11	4	5	1	3	2	0	0	0	0	0	35	56	5.40	3.600
Jose Mesa, R (9, 1) ERA: 3.0	0.0		1	1	0	0	0	0	0	0	0	0	0	2	2	∞	∞
Steve Farr, R (9, 1) ERA:	0.1	S	1	0	0	0	1	0	0	0	0	0	0	3	6	0.00	0.000

BOTTOM

Cleveland Indians @ California Angels
 Anaheim Stadium, Anaheim, CA

Mon Apr 11 1994, 6:33 AM EDT
 Att: 37,285 - Sunny - 75 F

AB	33
R	6
H	7
RBI	5
BB	4
SO	9
LOB	9

Batter	1	2	3	4	5	6	7	8	9	AB	R	H	RBI	BB	SO	LOB
Chad Curtis, R OBP: 0.270, SLG: 0.206 (1, 8)	4-0 CS S BB		0-1 L7	2-2 1-H 1B			1-3 K		1-0 F9	4	0	1	1	1	1	1
Dwight Smith, L OBP: 0.438, SLG: 0.571 (1, 7)	2-3 K		1 SAFE 4-0 1B	4-2 1B			4-2 2B		1-1 F8	1	0	0	0	2	1	1
Jim Edmonds, L OBP: 0.500, SLG: 0.333 (5, 7)	1-2 K		1-2 BB	BB			BB		BB	0	1	0	0	1	0	0
Bo Jackson, R OBP: 0.278, SLG: 0.250 (9, PH)										1	0	0	0	0	0	0
Tim Salmon, R OBP: 0.389, SLG: 0.321 (1, 9)	2-3 K		3-1 1B	2-3 1B			3-1 F9		4-2 BB	4	0	1	0	1	2	4
Chili Davis, S OBP: 0.514, SLG: 0.750 (1, 10)		1-0 G3-1 2B	0-1 L9		2-0 G4-3		0-0 1-H 2B		0-3 K	4	1	2	1	0	0	3
Rex Hudler, R OBP: 0.333, SLG: 0.333 (7, PR)										0	0	0	0	0	0	0
Greg Myers, L OBP: 0.143, SLG: 0.154 (9, PH)										1	0	0	0	0	1	1
Damion Easley, R OBP: 0.323, SLG: 0.370 (1, 5)		2-2 G3-1	2-2 L4		0-0 L8		2-1 HBP			3	0	0	0	0	0	4
Eduardo Perez, R OBP: 0.286, SLG: 0.258 (1, 3)		0-0 2-H 2B		2-2 WP 1B	0-3 K		1-3 K			4	1	2	1	0	2	2
Chris Turner, R OBP: 0.286, SLG: 0.176 (1, 2)		2-3 K2-3		0-0 F9		1-0 P4		2-3 K		4	0	0	0	0	2	2
Harold Reynolds, S OBP: 0.423, SLG: 0.458 (1, 4)		0-1 G3-1		1-0 F8		0-0 G4-3		0-1 G6-3		4	0	0	0	0	0	2
Gary Disarcina, R OBP: 0.406, SLG: 0.484 (1, 6)			2-1 1B	1-1 WP 1B		0-1 F9		0-0 F8		4	1	2	1	0	0	0

Inning Stats	R: 0	H: 0	E: 0	K: 2	S: 7	H: 0	LOB: 0	BB: 1	P: 15	R: 1	H: 2	E: 0	K: 1	S: 12	R: 0	H: 2	E: 0	K: 0	S: 11	R: 2	H: 3	E: 0	K: 1	S: 16	R: 0	H: 0	E: 0	K: 1	S: 5	R: 0	H: 0	E: 0	K: 0	S: 4	R: 1	H: 1	E: 0	K: 2	S: 12	R: 0	H: 0	E: 0	K: 1	S: 6	R: 0	H: 0	E: 0	K: 1	S: 8	R: 0	H: 0	E: 0	K: 1	S: 8	R: 0	H: 0	E: 0	K: 1	S: 8	1B: 5	SF: 0	2B: 3	SAC: 0	3B: 0	DP: 0	HR: 0	HBP: 1	WP: 2	PA: 40
--------------	------	------	------	------	------	------	--------	-------	-------	------	------	------	------	-------	------	------	------	------	-------	------	------	------	------	-------	------	------	------	------	------	------	------	------	------	------	------	------	------	------	-------	------	------	------	------	------	------	------	------	------	------	------	------	------	------	------	------	------	------	------	------	-------	-------	-------	--------	-------	-------	-------	--------	-------	--------

PITCHER	IP	WLS	BF	H	R	ER	SO	BB	IBB	HBP	BLK	WP	HR	S	P	ERA	WHIP
Jack Morris, R ERA: 4.09 (1, 1)	6.0		27	7	3	3	5	3	0	0	0	2	0	55	94	4.50	1.667
Matt Turner, R ERA: 3.0 (7, 1)	2.1	W	10	1	1	1	3	1	0	1	0	0	0	19	33	3.86	0.857
Derek Lilliquist, L ERA: 5.4 (9, 1)	0.1		1	0	0	0	0	0	0	0	0	0	0	2	3	0.00	0.000
Jose Mesa, R ERA: 2.7 (9, 1)	0.1	S	2	0	0	0	1	1	0	0	0	0	0	5	9	0.00	3.000

BOTTOM

Cleveland Indians @ California Angels
Anaheim Stadium, Anaheim, CA
Tue Apr 12 1994, 10:05 PM EDT
Att: 22,118 - Unknown - 72 F

livebaseballscorecards.com

AB	34
R	4
H	8
RBI	4
BB	5
SO	9
LOB	20



Batter	1	2	3	4	5	6	7	8	9	10	AB R H RBI BB SO LOB	TOP												
Kenny Lofton, L OBP: 0.520, SLG: 0.650 (1, 8)	2-1 L8		0-1 CS 1-H 2B		1-0 CS 1-2 1B		4-0 BB 1-2			1-0 HR	4 1 3 2 1 0 0	Cleveland Indians @ California Angels Anaheim Stadium, Anaheim, CA Wed Apr 13 1994, 10:05 PM EDT Att: 16,682 - Unknown - 68 F												
Omar Vizquel, S OBP: 0.250, SLG: 0.207 (1, 6)	2-2 F8		0-2 F8 2-3		2-1 CS 1-2	1-1 F9	0-1 G5-3			0-0 G4-3	5 0 0 0 0 0 3													
Carlos Baerga, S OBP: 0.276, SLG: 0.259 (1, 4)	1-1 1B		0-0 F8			1-2 G2		0-3 K		3-0 G4-3	5 0 1 0 0 1 0													
Albert Belle, R OBP: 0.333, SLG: 0.296 (1, 7)	1-0 G3			1-3 K		1-2 G4-3		4-2 BB G6-4-3		0-1 F8	4 0 0 0 1 1 1													
Eddie Murray, S OBP: 0.310, SLG: 0.448 (1, 10)		3-2 G3 1B		2-2 G6-3			2-3 K	1-2 G6-4-3			4 0 1 0 0 1 1													
Paul Sorrento, L OBP: 0.409, SLG: 0.700 (1, 3)		0-1 F8		2-2 L9			1-0 HR		0-0 HR		4 2 2 2 0 0 1													
Sandy Alomar Jr., R OBP: 0.321, SLG: 0.400 (1, 2)		1-0 G3 1-2		0-0 S 1B 1B			1-2 F8		0-0 P6		4 1 1 0 0 0 1													
Jim Thome, L OBP: 0.333, SLG: 0.550 Alvaro Espinoza, R OBP: 0.200, SLG: 0.400 (8, 5)		2-2 G3		2-3 K			0-0 1B 2B		1-1 G3		3 1 1 0 0 1 2 1 0 0 0 0 0 0													
Wayne Kirby, L OBP: 0.412, SLG: 0.375 (1, 9)			3-2 2B 1B		1-2 CS 1-H 1B		1-1 BB 2-H 1B		1-1 P6		4 1 3 2 0 0 0													
Inning Stats	R: 0 E: 0 K: 0 S: 9	H: 1 LOB: 1 BB: 0 P: 15	R: 0 E: 0 K: 0 S: 9	H: 1 LOB: 1 BB: 0 P: 15	R: 1 E: 0 K: 0 S: 10	H: 2 LOB: 0 BB: 0 P: 13	R: 0 E: 0 K: 1 S: 11	H: 0 LOB: 0 BB: 0 P: 16	R: 1 E: 0 K: 1 S: 13	H: 3 LOB: 0 BB: 0 P: 16	R: 0 E: 0 K: 0 S: 9		H: 0 LOB: 0 BB: 0 P: 12	R: 2 E: 0 K: 1 S: 13	H: 3 LOB: 2 BB: 1 P: 22	R: 0 E: 0 K: 1 S: 9	H: 0 LOB: 0 BB: 1 P: 14	R: 1 E: 0 K: 0 S: 6	H: 1 LOB: 0 BB: 0 P: 8	R: 1 E: 0 K: 0 S: 5	H: 1 LOB: 0 BB: 0 P: 9	1B: 7 2B: 2 3B: 0 HR: 3	SF: 0 SAC: 0 DP: 1 HBP: 0	WP: 0 PB: 0 SB: 1 CS: 3
PITCHER	IP WLS BF H R ER SO BB IBB HBP BLK WP HR S P ERA WHIP												IP WLS BF H R ER SO BB IBB HBP BLK WP HR S P ERA WHIP											
Phil Leftwich, R ERA: 6.39 Craig Lefferts, L ERA: 2.45 Scott Lewis, R ERA: 5.4	(1, 1) 6.2 7 2 1 1 0 0 0 0 0 0 1 14 24 6.75 3.000												(7, 1) 1.1 7 1 1 1 0 0 0 0 0 0 1 10 16 4.50 0.500											

livebaseballscorecards.com

AB 38
R 6
H 12
RBI 6
BB 2
SO 4
LOB 9



BOTTOM

Cleveland Indians @ California Angels
Anaheim Stadium, Anaheim, CA

Wed Apr 13 1994, 10:05 PM EDT
Att. 16,682 - Unknown - 68 F

livebaseballscorecards.com

AB	36
R	5
H	7
RBI	5
BB	1
SO	2
LOB	4



WP:	0	PA:	38
PB:	0		
SB:	0		
CS:	1		

AB	R	H	RBI	BB	SO	LOB
5	0	0	0	0	0	0

4	0	1	0	0	0	0
---	---	---	---	---	---	---

4	1	1	0	0	1	1
---	---	---	---	---	---	---

3	2	1	0	1	0	0
---	---	---	---	---	---	---

4	1	2	3	0	0	1
---	---	---	---	---	---	---

4	1	1	2	0	0	1
---	---	---	---	---	---	---

4	0	1	0	0	0	1
---	---	---	---	---	---	---

0	0	0	0	0	0	0
---	---	---	---	---	---	---

3	0	0	0	0	0	0
---	---	---	---	---	---	---

1	0	0	0	0	0	0
---	---	---	---	---	---	---

4	0	0	0	0	1	0
---	---	---	---	---	---	---

1B:	5	SF:	0
2B:	0	SAC:	0
3B:	0	DP:	0
HR:	2	HBP:	0

Batter	1	2	3	4	5	6	7	8	9	10
Chad Curtis, R OBP: 0.238, SLG: 0.179 (1, 8)	1-2 G1-3		0-0 L9			3-2 G6-3		2-2 G5-3		1-0 G6-3
Damion Easley, R OBP: 0.314, SLG: 0.355 (1, 5)	2-1 G5-3		2-0 G4-3			0-0 1B			2-2 G6-3	
Tim Salmon, R OBP: 0.375, SLG: 0.313 (1, 9)	1-1 F8			1-3 K		3-2 F8			1-1 BB HR 1B	
Chili Davis, S OBP: 0.513, SLG: 0.714 (1, 10)		0-1 G6-3 HR 1B		1-0 G3-1			1-2 G1-3		4-1 HR BB	
Bo Jackson, R OBP: 0.318, SLG: 0.450 (1, 7)		3-1 G6-3		3-2 G4-3			1-1 FC6-4 1B		0-0 HR	
Eduardo Perez, R OBP: 0.282, SLG: 0.343 (1, 3)		1-0 HR			1-1 G5-3		1-2 FC6-4 FC6		0-2 F9	
Greg Myers, L OBP: 0.167, SLG: 0.176 (1, 2)		0-0 G4-3		0-0 L9		1-1 FC6		3-2 CS		
Rex Hudler, R OBP: 0.333, SLG: 0.333 (9, PR) (10, 4)						1-2f		1-2f		
Harold Reynolds, S OBP: 0.379, SLG: 0.407 (1, 4)		1-0 G4-3		1-1 G3				2-1 G4-3	2-2 CS	1-1 F8
Chris Turner, R OBP: 0.273, SLG: 0.167 (10, 2)									1-2	
Gary Disarcina, R OBP: 0.361, SLG: 0.429 (1, 6)			0-1 G6-3		1-3 K			1-1 P2		1-0 F7

Inning Stats	R: 0	H: 0	E: 0	K: 0	S: 7	R: 2	H: 2	E: 0	K: 0	S: 7	R: 0	H: 0	E: 0	K: 0	S: 4	R: 0	H: 0	E: 0	K: 1	S: 8	R: 0	H: 0	E: 0	K: 0	S: 5	R: 0	H: 1	E: 0	K: 1	S: 10	R: 0	H: 1	E: 0	K: 0	S: 11	R: 0	H: 0	E: 0	K: 0	S: 7	R: 3	H: 3	E: 0	K: 0	S: 17	R: 0	H: 0	E: 0	K: 0	S: 4					
	0	0	0	0	11	0	0	0	0	12	0	0	0	0	6	0	0	0	0	13	0	0	0	0	7	0	0	0	0	7	0	1	0	0	17	0	1	0	0	15	0	0	0	0	12	0	3	0	0	29	0	0	0	0	7

PITCHER	IP	WLS	BF	H	R	ER	SO	BB	IBB	HBP	BLK	WP	HR	S	P	ERA	WHIP
Charles Nagy, R ERA: 1.8	8.0		28	4	2	2	2	0	0	0	0	0	1	59	93	2.25	0.500
Jose Mesa, R ERA: 9.0	0.2		6	3	3	3	0	1	0	0	0	0	1	14	24	40.50	6.000
Derek Lilliquist, L ERA: 4.5	0.1	W	0	0	0	0	0	0	0	0	0	0	0	3	5	0.00	0.000
Matt Turner, R ERA: 2.25	1.0	S	3	0	0	0	0	0	0	0	0	0	0	4	7	0.00	0.000

Toronto Blue Jays @ California Angels
 Anaheim Stadium, Anaheim, CA

Thu Apr 14 1994, 10:05 PM EDT
 Att. 21,243 - Unknown - 69 F

livebaseballscorecards.com

AB	34
R	4
H	10
RBI	3
BB	5
SO	3
LOB	19



WP:	1	PA:	41
PB:	0		
SB:	1		
CS:	0		

Batter	1	2	3	4	5	6	7	8	9	AB R H RBI BB SO LOB
Devon White, S (1, 8) OBP: 0.451, SLG: 0.659	0-0 G6-3 1B		1-0 G6-3 WP 1B		2-2 G4-3		2-2 G4-3		3-2 BB 1B SF9-5-6 1B	5 1 3 0 0 0 0
Roberto Alomar, S (1, 4) OBP: 0.447, SLG: 0.548	0-0 G6-3 1-2f		2-0 F9 1 SAFE 1 SAFE 1 SAFE 1 SAFE		1-1 1B		4-2 S BB		0-0 BB SF9-5-6 1B	4 0 2 0 1 0 2
Paul Molitor, R (1, 10) OBP: 0.458, SLG: 0.488	3-2 1B E 1B		3-2 G6-3 1-3		1-1 G6-3		4-2 BB		4-2 BB 1-2 2-3	3 1 1 0 2 0 2
Joe Carter, R (1, 9) OBP: 0.356, SLG: 0.639	2-2 E7 1B 1B		0-1 G5-3		4-1 FC3-6 1B SF9 BB		2-2 P2		0-0 SF9-5-6 2-3 3-H	3 2 1 1 1 0 3
John Olerud, L (1, 3) OBP: 0.439, SLG: 0.676	2-1 1B 2-H			4-1 FC5-4 BB		0-0 FC3-6 1B		1-1 F8	1-0 P3	4 0 2 1 1 0 1
Carlos Delgado, L (1, 7) OBP: 0.350, SLG: 0.771	3-3 K			2-2 F8		2-1 FC3-6 1-2f 2-3		3-1 E 1B		4 0 1 0 0 1 4
Ed Sprague, R (1, 5) OBP: 0.333, SLG: 0.425		1-3 K		1-1 FC5-4 FC4-6 1-2f		3-2 SF9		2-3 K		3 0 0 1 0 2 2
Pat Borders, R (1, 2) OBP: 0.231, SLG: 0.280		0-0 P3		0-2 FC4-6 1-2f		2-0 F9		1-1 E9		4 0 0 0 0 0 3
Alex Gonzalez, R (1, 6) OBP: 0.258, SLG: 0.345		1-0 G5-3			0-2 F8		1-0 F8		1-2 G3	4 0 0 0 0 0 2

Inning Stats	R: 2	H: 4	E: 1	K: 1	S: 15	P: 25	R: 0	H: 0	E: 0	K: 1	S: 5	P: 7	R: 0	H: 1	E: 0	K: 0	S: 9	P: 14	R: 0	H: 0	E: 0	K: 0	S: 9	P: 16	R: 0	H: 1	E: 0	K: 0	S: 11	P: 14	R: 1	H: 1	E: 0	K: 0	S: 8	P: 19	R: 0	H: 0	E: 0	K: 0	S: 13	P: 26	R: 0	H: 1	E: 1	K: 1	S: 13	P: 21	R: 1	H: 2	E: 0	K: 0	S: 8	P: 16	1B: 10	SF: 2	2B: 1	SAC: 0	3B: 0	DP: 2	HR: 0	HBP: 0	WP: 1	PA: 41
--------------	------	------	------	------	-------	-------	------	------	------	------	------	------	------	------	------	------	------	-------	------	------	------	------	------	-------	------	------	------	------	-------	-------	------	------	------	------	------	-------	------	------	------	------	-------	-------	------	------	------	------	-------	-------	------	------	------	------	------	-------	--------	-------	-------	--------	-------	-------	-------	--------	-------	--------

PITCHER	IP	WLS	BF	H	R	ER	SO	BB	IBB	HBP	BLK	WP	HR	S	P	ERA	WHIP
Mark Leiter, R (1, 1) ERA: 2.77	7.0	W	31	7	3	2	2	4	0	0	0	1	0	70	121	2.57	1.571
Bob Patterson, L (8, 1) ERA: 16.2	0.1		2	1	0	0	0	0	0	0	0	0	0	4	8	0.00	3.000
Joe Grahe, R (8, 1) ERA: 4.26	1.2	S	8	2	1	1	1	1	0	0	0	0	0	17	29	5.40	1.800

PITCHER	IP	WLS	BF	H	R	ER	SO	BB	IBB	HBP	BLK	WP	HR	S	P	ERA	WHIP
---------	----	-----	----	---	---	----	----	----	-----	-----	-----	----	----	---	---	-----	------

Batter	1	2	3	4	5	6	7	8	9	AB	R	H	RBI	BB	SO	LOB
Damion Easley, R OBP: 0.359, SLG: 0.471 (1, 5) C BB F B B B	4-2 BB BB		X 0-0 WP 1-2 1B		B C 1 B F B X SAFE 3-2 G6-3 1-2		B B C X 2-1 HR			3	1	2	1	1	0	1
Jim Edmonds, L OBP: 0.625, SLG: 0.400 (1, 8) (5, 3) 1 SAFE B B B B B	4-0 BB 1-2		F B B F S 3-3 K		B B S B B 4-1 HR BB		B B C X 2-1 2B 1B			2	2	1	0	2	1	2
Tim Salmon, R OBP: 0.386, SLG: 0.444 (1, 9) B C B S S 2-3 K	2-3 K		S C B X 1-2 F9		B B X 2-0 HR 1-H 2-H		B X 1-0 2B 2B			4	2	2	4	0	1	3
Chili Davis, S OBP: 0.488, SLG: 0.692 (1, 10) 1 SAFE F B B C S 2-3 K	2-3 K		B B F F S 2-3 K		C B B B F S 3-3 K		B C X 1-1 2B 2B			4	0	1	1	0	3	3
Bo Jackson, R OBP: 0.308, SLG: 0.458 (1, 7) Rex Hudler, R OBP: 0.333, SLG: 0.333 (8, 7) B B B B X 3-1 F7 2B			C S B B X 1-3 K		B B C B F C 2-3 K		C S B B F C 0-3 K			4	0	1	0	0	3	1
Eduardo Perez, R OBP: 0.268, SLG: 0.324 (1, 3) Chad Curtis, R OBP: 0.227, SLG: 0.171 (5, 8) F B X 1-1 F7			S S X 1-2 P8		S S X 0-2 P2		S F S S 1-3 K			2	0	0	0	0	0	1
Greg Myers, L OBP: 0.182, SLG: 0.150 (1, 2) C B F B C B X 4-2 BB			B B B B X 3-1 P5		C B X 1-1 G4-3		X 0-0 G3-1			3	0	0	0	1	0	0
Harold Reynolds, S OBP: 0.333, SLG: 0.355 (1, 4) X 0-0 P2			C X 0-1 G4-3		X 0-0 B1-3		B S F C B S 1-3 K			4	0	0	0	0	1	1
Gary Disarcina, R OBP: 0.385, SLG: 0.447 (1, 6) C F B B X 2-2 F9 1B			B B C X 2-1 HR 1B		B B C X 1-2 F8					3	1	2	0	0	0	0

Inning Stats	R: 0	H: 0	E: 0	K: 2	S: 8	H: 0	LOB: 1	BB: 2	P: 20	R: 0	H: 1	E: 0	K: 0	S: 8	H: 1	LOB: 1	BB: 1	P: 16	R: 0	H: 2	E: 0	K: 2	S: 13	H: 2	LOB: 2	BB: 0	P: 21	R: 0	H: 0	E: 0	K: 1	S: 9	H: 0	LOB: 0	BB: 0	P: 14	R: 3	H: 2	E: 0	K: 1	S: 12	H: 2	LOB: 0	BB: 1	P: 26	R: 0	H: 0	E: 0	K: 1	S: 8	H: 0	LOB: 0	BB: 0	P: 11	R: 3	H: 4	E: 0	K: 1	S: 14	H: 4	LOB: 1	BB: 0	P: 21	R: 0	H: 0	E: 0	K: 2	S: 8	H: 0	LOB: 0	BB: 0	P: 10	1B: 4	2B: 3	3B: 0	HR: 2	SF: 0	SAC: 0	DP: 0	HBP: 0	WP: 1	PA: 35
--------------	------	------	------	------	------	------	--------	-------	-------	------	------	------	------	------	------	--------	-------	-------	------	------	------	------	-------	------	--------	-------	-------	------	------	------	------	------	------	--------	-------	-------	------	------	------	------	-------	------	--------	-------	-------	------	------	------	------	------	------	--------	-------	-------	------	------	------	------	-------	------	--------	-------	-------	------	------	------	------	------	------	--------	-------	-------	-------	-------	-------	-------	-------	--------	-------	--------	-------	--------


PITCHER	IP	WLS	BF	H	R	ER	SO	BB	IBB	HBP	BLK	WP	HR	S	P	ERA	WHIP
Juan Guzman, R ERA: 5.95 (1, 1)	6.2	L	30	8	6	6	7	4	0	0	0	1	2	67	123	8.10	1.800
Woody Williams, R ERA: 1.42 (7, 1)	1.1		5	1	0	0	3	0	0	0	0	0	0	13	16	0.00	0.750

BOTTOM

Toronto Blue Jays @ California Angels
Anaheim Stadium, Anaheim, CA

Thu Apr 14 1994, 10:05 PM EDT
Att: 21,243 - Unknown - 69 F

AB 31
R 6
H 9
RBI 6
BB 4
SO 10
LOB 12



PITCHER	IP	WLS	BF	H	R	ER	SO	BB	IBB	HBP	BLK	WP	HR	S	P	ERA	WHIP
---------	----	-----	----	---	---	----	----	----	-----	-----	-----	----	----	---	---	-----	------

Toronto Blue Jays @ California Angels
Anaheim Stadium, Anaheim, CA

Fri Apr 15 1994, 10:05 PM EDT
Att: 20,413 - Unknown - 68 F

AB	44
R	13
H	15
RBI	13
BB	3
SO	6
LOB	19



WP	0	PA	50
PB	0		
SB	1		
CS	0		

Batter	1	2	3	4	5	6	7	8	9	10	AB	R	H	RBI	BB	SO	LOB								
Devon White, S (1, 8) OBP: 0.456, SLG: 0.660	G3		1B			F8		1B 2B	1B 1B	G5-3	6	2	3	1	0	0	0								
Roberto Alomar, S (1, 4) OBP: 0.453, SLG: 0.532	F7		G1-3			2B HBP		L9	1B 1B	1B 1B	5	2	2	0	0	0	2								
Paul Molitor, R (1, 10) OBP: 0.481, SLG: 0.522	P3					2B		1B BB	HR 1B	1B	5	3	3	3	1	0	0								
Joe Carter, R (1, 9)		G3				K		E5	F8	L7	6	1	1	0	0	1	6								
John Olerud, L (1, 3) OBP: 0.478, SLG: 0.711						F7		2B	HR		4	2	3	3	0	0	1								
Carlos Delgado, L (1, 7) OBP: 0.333, SLG: 0.775						K		G6-3	HR		5	1	1	3	0	3	5								
Ed Sprague, R (1, 5) OBP: 0.360, SLG: 0.442		PO				G6-4-3		P4	F8		3	2	1	2	2	0	0								
Pat Borders, R (1, 2) OBP: 0.226, SLG: 0.267						P5		G6-3	G1-3		5	0	1	1	0	0	2								
Alex Gonzalez, R (1, 6) OBP: 0.222, SLG: 0.294						G6-4-3		G4-3	K		5	0	0	0	0	2	3								
Inning Stats	R: 0 E: 0 K: 0 S: 3	H: 0 LOB: 0 BB: 0 P: 3	R: 0 E: 0 K: 1 S: 4	H: 0 LOB: 0 BB: 0 P: 5	R: 1 E: 1 K: 1 S: 12	H: 1 LOB: 1 BB: 1 P: 20	R: 0 E: 0 K: 1 S: 7	H: 1 LOB: 1 BB: 0 P: 12	R: 0 E: 0 K: 0 S: 4	H: 0 LOB: 0 BB: 1 P: 12	R: 2 E: 0 K: 1 S: 14	H: 2 LOB: 1 BB: 0 P: 20	R: 0 E: 0 K: 0 S: 5	H: 0 LOB: 0 BB: 0 P: 7	R: 5 E: 1 K: 2 S: 21	H: 4 LOB: 1 BB: 1 P: 31	R: 5 E: 0 K: 0 S: 13	H: 5 LOB: 0 BB: 0 P: 19	R: 0 E: 0 K: 0 S: 11	H: 2 LOB: 2 BB: 0 P: 16	1B: 10 2B: 4 3B: 0 HR: 1	SF: 0 SAC: 0 DP: 1 HBP: 2	WP: 0 PB: 0 SB: 1 CS: 0	PA: 50	
PITCHER	IP	WLS	BF	H	R	ER	SO	BB	IBB	HBP	BLK	WP	HR	S	P	ERA	WHIP								
Brian Anderson, L (1, 1) ERA: 1.88	6.0		24	4	3	2	4	2	0	0	0	0	0	44	72	3.00	1.000								
Scott Lewis, R (7, 1) ERA: 5.68	1.1		7	1	3	3	0	1	0	0	0	0	0	12	19	20.25	1.500								
Bob Patterson, L (8, 1) ERA: 18.0	0.1		2	1	0	0	1	0	0	0	0	0	0	7	11	0.00	3.000								
Mike Butcher, R (8, 1) ERA: 9.82	0.1		6	5	5	3	1	0	0	0	0	0	0	12	16	81.00	15.000								
Bill Sampen, R (9, 1) ERA: 6.23	1.0		5	2	2	2	0	0	0	0	0	0	1	8	11	18.00	2.000								
PITCHER	IP	WLS	BF	H	R	ER	SO	BB	IBB	HBP	BLK	WP	HR	S	P	ERA	WHIP								
Craig Lefferts, L (10, 1) ERA: 1.93	1.0		5	2	0	0	0	0	0	0	0	0	0	11	16	0.00	2.000								

livebaseballscores.com

BOTTOM

Toronto Blue Jays @ California Angels
Anaheim Stadium, Anaheim, CA

Fri Apr 15 1994, 10:05 PM EDT
Att. 20,413 - Unknown - 68 F

livebaseballscorecards.com



AB R H RBI BB SO LOB

6 0 0 0 0 2 7

4 1 1 2 0 0 0
2 1 1 1 0 1 0

4 3 2 3 2 1 0

4 1 1 1 2 1 1

6 1 2 2 0 1 1

4 2 2 3 0 1 1

4 2 3 0 0 0 0
0 0 0 0 1 0 0
0 0 0 0 0 0 0
0 0 0 0 0 0 0

4 1 1 2 1 0 2

4 2 2 0 1 0 3

AB 42
R 14
H 15
RBI 14
BB 7
SO 7
LOB 15

WP: 0 PA: 50
PB: 0
SB: 0
CS: 1

1B: 11 SF: 1
2B: 1 SAC: 0
3B: 0 DP: 0
HR: 3 HBP: 0

Batter	1	2	3	4	5	6	7	8	9	10
Chad Curtis, R (1, 8) OBP: 0.200, SLG: 0.149	F3		G2-3	L9			L8		K	K
Dwight Smith, L (1, 7) OBP: 0.400, SLG: 0.500	P3		HR		F8		P2		1B BB	K
Jim Edmonds, L (8, 7) OBP: 0.600, SLG: 0.429			2-H 3-H	1B					1-2 2-3 3-H	1B
Tim Salmon, R (1, 9) OBP: 0.420, SLG: 0.525	K		2-1	HR	CS	BB		F9	1-2 2-3 3-H	1B BB
Chili Davis, S (1, 10) OBP: 0.490, SLG: 0.651		F7	1-3	K		F8			1-2 2-3 3-H	1B BB
Damon Easley, R (1, 5) OBP: 0.356, SLG: 0.450		G6-3		G6-3			P6		1-2 2-3 3-H	2B 1B
Eduardo Perez, R (1, 3) OBP: 0.283, SLG: 0.488		G5-3		HR			HR		1-2	1B
Greg Myers, L (1, 2) OBP: 0.269, SLG: 0.250			0-0	G2-3	1B		G3		1-2 2-3 3-H	1B
Bo Jackson, R (9, PH) OBP: 0.333, SLG: 0.458				1B	1B					2B
Rex Hudler, R (9, PR) OBP: 0.333, SLG: 0.333										BB
Chris Turner, R (10, 2) OBP: 0.273, SLG: 0.167										
Harold Reynolds, S (1, 4) OBP: 0.342, SLG: 0.371			1-0	L9		F7		G3-1	1-2 2-3 3-H	1B BB
Gary Disarcina, R (1, 6) OBP: 0.409, SLG: 0.452			4-2	G2-3	1B		F8		1-2 2-3 3-H	1B

Inning Stats	R: 0	H: 0	E: 0	K: 1	S: 5	R: 0	H: 0	E: 0	K: 0	S: 5	R: 4	H: 3	E: 0	K: 1	S: 13	R: 1	H: 3	E: 0	K: 0	S: 12	R: 0	H: 0	E: 0	K: 0	S: 9	R: 1	H: 1	E: 0	K: 0	S: 9	R: 0	H: 0	E: 0	K: 0	S: 11	R: 0	H: 0	E: 0	K: 0	S: 16	R: 7	H: 6	E: 0	K: 1	S: 25	R: 1	H: 2	E: 0	K: 2	S: 10	1B: 11	SF: 1	2B: 0	3B: 0	HR: 3
	0	0	0	1	5	0	0	0	0	5	4	3	0	1	13	1	3	0	0	12	0	0	0	0	9	1	1	0	0	9	0	0	0	0	11	0	0	0	16	7	6	0	1	25	1	2	0	2	11	1	0	0	3		

PITCHER	IP	WLS	BF	H	R	ER	SO	BB	IBB	HBP	BLK	WP	HR	S	P	ERA	WHIP
Dave Stewart, R (1, 1) ERA: 5.14	7.0		29	7	6	6	2	2	0	0	0	0	3	64	106	7.71	1.286
Mike Timlin, R (8, 1) ERA: 9.53	1.1		10	3	5	5	3	3	0	0	0	0	0	21	40	33.75	4.500
Todd Stottlemire, R (9, 1) ERA: 4.05	0.2		6	3	2	2	0	1	0	0	0	0	0	13	20	27.00	6.000
Scott Brow, R (10, 1) ERA: 5.06	0.2	L	5	2	1	1	2	1	0	0	0	0	0	10	20	13.50	4.500

Toronto Blue Jays @ California Angels
 Anaheim Stadium, Anaheim, CA

Sat Apr 16 1994, 10:05 PM EDT
 Att: 29,757 - Unknown

AB	34
R	5
H	8
RBI	5
BB	5
SO	9
LOB	17



WP	0	PA	41
PB	0		
SB	2		
CS	0		

Batter	1	2	3	4	5	6	7	8	9	AB	R	H	RBI	BB	SO	LOB				
Devon White, S OBP: 0.435, SLG: 0.611 (1, 8)	K		G4-3		2B 1B HBP		K	F8		4	1	0	0	0	2	3				
Roberto Alomar, S OBP: 0.431, SLG: 0.519 (1, 4)	G3			F9	2B		K	FC6-4		5	1	1	2	0	1	3				
Paul Molitor, R OBP: 0.475, SLG: 0.500 (1, 10)	G4-3			P2	1B		1B BB			4	0	1	2	1	1	0				
Joe Carter, R OBP: 0.375, SLG: 0.568 (1, 9)				FC4-6 BB	2B		1B			2	0	1	0	3	0	0				
John Olerud, L OBP: 0.471, SLG: 0.698 (1, 3)				FC4-6	2B		K			5	0	2	1	0	1	3				
Carlos Delgado, L OBP: 0.327, SLG: 0.727 (1, 7)				K	1B		1B			4	0	1	0	0	2	4				
Mike Huff, R (9, 7)							F7			0	0	0	0	0	0	0				
Ed Sprague, R OBP: 0.333, SLG: 0.404 (1, 5)				G6-3			F7			4	0	0	0	0	1	2				
Pat Borders, R OBP: 0.257, SLG: 0.294 (1, 2)				G5-3			K			4	1	2	0	0	1	0				
Alex Gonzalez, R OBP: 0.250, SLG: 0.278 (1, 6)				L4			FC5-2-5			2	2	0	0	1	0	2				
Dick Schofield, R (8, 6)							2B HBP			0	0	0	0	0	0	0				
Inning Stats	R: 0 E: 0 K: 1 S: 9	H: 0 LOB: 0 BB: 0 P: 13	R: 0 E: 0 K: 1 S: 8	H: 0 LOB: 1 BB: 1 P: 15	R: 0 E: 0 K: 0 S: 5	H: 0 LOB: 0 BB: 0 P: 7	R: 0 E: 0 K: 0 S: 5	H: 1 LOB: 2 BB: 1 P: 9	R: 4 E: 0 K: 1 S: 16	H: 5 LOB: 2 BB: 0 P: 26	R: 0 E: 0 K: 1 S: 7	H: 0 LOB: 0 BB: 0 P: 9	R: 1 E: 0 K: 3 S: 24	H: 1 LOB: 3 BB: 3 P: 42	R: 0 E: 0 K: 1 S: 8	H: 1 LOB: 2 BB: 0 P: 13	R: 0 E: 0 K: 1 S: 6	H: 0 LOB: 0 BB: 0 P: 9	1B: 6 2B: 2 3B: 0 HR: 0	SF: 0 SAC: 0 DP: 0 HBP: 2

Batter	1	2	3	4	5	6	7	8	9
Devon White, S OBP: 0.435, SLG: 0.611 (1, 8)	K		G4-3		2B 1B HBP		K	F8	
Roberto Alomar, S OBP: 0.431, SLG: 0.519 (1, 4)	G3			F9	2B		K	FC6-4	
Paul Molitor, R OBP: 0.475, SLG: 0.500 (1, 10)	G4-3			P2	1B		1B BB		
Joe Carter, R OBP: 0.375, SLG: 0.568 (1, 9)				FC4-6 BB	2B		1B		
John Olerud, L OBP: 0.471, SLG: 0.698 (1, 3)				FC4-6	2B		K		
Carlos Delgado, L OBP: 0.327, SLG: 0.727 (1, 7)				K	1B		1B		
Mike Huff, R (9, 7)							F7		
Ed Sprague, R OBP: 0.333, SLG: 0.404 (1, 5)				G6-3			F7		
Pat Borders, R OBP: 0.257, SLG: 0.294 (1, 2)				G5-3			K		
Alex Gonzalez, R OBP: 0.250, SLG: 0.278 (1, 6)				L4			FC5-2-5		
Dick Schofield, R (8, 6)							2B HBP		

PITCHER	IP	WLS	BF	H	R	ER	SO	BB	IBB	HBP	BLK	WP	HR	S	P	ERA	WHIP
John Dopson, R ERA: 4.76 (1, 1)	4.2		22	6	4	4	2	2	0	1	0	0	0	40	66	7.71	1.714
Bob Patterson, L ERA: 9.0 (5, 1)	2.0	L	7	0	1	0	4	1	0	0	0	0	0	24	35	0.00	0.500
Mike Butcher, R ERA: 9.82 (7, 1)	0.0		2	0	0	0	0	2	0	0	0	0	0	4	12	∞	∞
Craig Lefferts, L ERA: 1.8 (7, 1)	0.1		2	1	0	0	1	0	0	0	0	0	0	6	8	0.00	3.000
Bill Sampen, R ERA: 4.26 (8, 1)	2.0		8	1	0	0	2	0	0	1	0	0	0	14	22	0.00	0.500

Batter	1	2	3	4	5	6	7	8	9	10	AB R H RBI BB SO LOB	TOP												
Devon White, S OBP: 0.433, SLG: 0.644 (1, 8)	3-1 HR		1-2 F7		3-2 1B 1-3 2-H		1-1 G5-3		2-1 G5-3		5 1 2 2 0 0 1	Toronto Blue Jays @ California Angels Anaheim Stadium, Anaheim, CA Sun Apr 17 1994, 6:33 AM EDT Att: 35,518 - Overcast - 71 F												
Roberto Alomar, S OBP: 0.413, SLG: 0.491 (1, 4)	3-2 G6-3			2-1 G6-3	0-0 F8			3-2 L7		1-0 2B 1B	5 1 1 0 0 0 2													
Paul Molitor, R OBP: 0.453, SLG: 0.473 (1, 10)	2-0 G5-3			2-1 G6-3	1-3 K2-3			1-1 2B 1B		0-0 F9	5 0 1 0 0 1 3													
Joe Carter, R OBP: 0.377, SLG: 0.633 (1, 9)	0-0 P8			3-2 HR				0-0 P4		0-0 1B FC1-2 2B	5 1 2 1 0 0 1													
John Olerud, L OBP: 0.464, SLG: 0.681 (1, 3)		1-2 G3		1-0 F7				0-0 2B		4-0 FC1-2 1B IBB	4 0 1 0 1 1 0													
Ed Sprague, R OBP: 0.356, SLG: 0.400 (1, 5)		1-1 G6-3			4-2 G6-3 1B WP BB			1-2 HBP		2-1 FC1-2 1B	3 1 1 1 1 1 2													
Darnell Coles, R OBP: 0.250, SLG: 0.625 Mike Huff, R (7, 7)		2-3 K			2-0 G6-3 1-3			2-0 P9		1-0 FC1-2	3 0 0 0 0 1 2 1 0 0 0 1 0 3													
Pat Borders, R OBP: 0.256, SLG: 0.270 (1, 2)			1-3 K		4-2 1B 1B BB			3-1 P4		1-0 SH1 BB	3 1 0 0 1 1 3													
Dick Schofield, R OBP: 0.133, SLG: 0.071 (1, 6)			0-0 L9		1-0 1B 1B			1-3 K		3-1 P6	4 0 1 1 0 1 1													
Inning Stats	R: 1 E: 0 K: 0 S: 7	H: 1 LOB: 0 BB: 0 P: 15	R: 0 E: 0 K: 1 S: 8	H: 0 LOB: 0 BB: 0 P: 12	R: 0 E: 0 K: 1 S: 7	H: 0 LOB: 0 BB: 0 P: 9	R: 1 E: 0 K: 0 S: 9	H: 1 LOB: 0 BB: 0 P: 17	R: 2 E: 0 K: 1 S: 14	H: 2 LOB: 2 BB: 2 P: 29	R: 0 E: 0 K: 1 S: 8		H: 0 LOB: 1 BB: 0 P: 13	R: 0 E: 0 K: 1 S: 7	H: 0 LOB: 0 BB: 0 P: 12	R: 0 E: 0 K: 1 S: 10	H: 2 LOB: 2 BB: 0 P: 14	R: 0 E: 0 K: 0 S: 5	H: 0 LOB: 1 BB: 1 P: 15	R: 1 E: 0 K: 0 S: 8	H: 3 LOB: 3 BB: 1 P: 18	1B: 5 2B: 2 3B: 0 HR: 2	SF: 0 SAC: 1 DP: 0 HBP: 1	WP: 1 PB: 0 SB: 0 CS: 0
PITCHER Chuck Finley, L ERA: 5.66 Joe Grahe, R ERA: 4.91	IP 9.0	WLS 37	BF 6	H 4	R 4	ER 4	SO 6	BB 3	IBB 0	HBP 1	BLK 0	WP 1	HR 2	S 75	P 136	ERA 4.00	WHIP 1.000							
	1.0	L	7	3	1	1	0	0	1	0	0	0	0	8	18	9.00	3.000							

livebaseballscorecards.com

AB	38
R	5
H	9
RBI	5
BB	4
SO	6
LOB	18



BOTTOM

Toronto Blue Jays @ California Angels
Anaheim Stadium, Anaheim, CA

Sun Apr 17 1994, 6:33 AM EDT
Att: 35,518 - Overcast - 71 F

livebaseballscorecards.com

AB	38
R	4
H	9
RBI	4
BB	7
SO	11
LOB	23



WP:	0	PA:	46
PB:	0		
SB:	0		
CS:	1		

AB R H RBI BB SO LOB

5 1 1 0 0 1 4

5 1 1 0 0 1 2

4 0 1 0 1 1 2

3 1 1 3 2 0 3

5 1 1 1 0 3 3

5 0 2 0 0 1 1

4 0 0 0 0 4 2

0 0 0 0 1 0 0

2 0 0 0 1 0 1

1 0 0 0 1 0 2

4 0 2 0 1 0 3

1B: 5 SF: 0
2B: 2 SAC: 0
3B: 0 DP: 0
HR: 2 HBP: 0

Batter	1	2	3	4	5	6	7	8	9	10
Rex Hudler, R OBP: 0.273, SLG: 0.273 (1, 4)	K		HR 1B	CS	G2-3		G1-3	G5-3		
Chad Curtis, R OBP: 0.237, SLG: 0.200 (1, 8)	F8		HR 1B		K		FC6-2 BB		F8	
Tim Salmon, R OBP: 0.407, SLG: 0.500 (1, 9)	BB 1B		P3		G6-3			BB	K	
Chili Davis, S OBP: 0.483, SLG: 0.653 (1, 10)	BB		HR			G4-3 BB	P7		G5-3	
Bo Jackson, R OBP: 0.303, SLG: 0.500 (1, 7)	K		K			G4-3		HR		K
Eduardo Perez, R OBP: 0.291, SLG: 0.490 (1, 3)		G1-3 2B	K			G6-3		G4-3		G6-3 2B
Chris Turner, R OBP: 0.231, SLG: 0.136 (1, 2)	K			K2-3		K		K		G6-3 BB
Dwight Smith, L OBP: 0.360, SLG: 0.409 (10, PH)										
Spike Owen, S OBP: 0.429, SLG: 0.200 (1, 5)		G1-3			P4		G1-3 1B			G6-3
Damon Easley, R OBP: 0.373, SLG: 0.467 (8, PH)							FC6-2 BB			1-2 2-3
Gary Disarcina, R OBP: 0.423, SLG: 0.438 (9, 5)							FC6-2 G1-3 1B			F8
Gary Disarcina, R OBP: 0.423, SLG: 0.438 (1, 6)		G3								

Inning Stats	R: 0	H: 1	E: 0	K: 2	S: 11	R: 0	H: 1	E: 0	K: 1	S: 7	R: 3	H: 3	E: 0	K: 2	S: 19	R: 0	H: 0	E: 0	K: 1	S: 11	R: 0	H: 0	E: 0	K: 1	S: 7	R: 0	H: 1	E: 0	K: 0	S: 14	R: 1	H: 2	E: 0	K: 1	S: 15	R: 0	H: 0	E: 0	K: 1	S: 9	R: 0	H: 1	E: 0	K: 1	S: 13	1B: 5	SF: 0	2B: 2	SAC: 0	3B: 0	DP: 0	HR: 2	HBP: 0	WP: 0	PA: 46
--------------	------	------	------	------	-------	------	------	------	------	------	------	------	------	------	-------	------	------	------	------	-------	------	------	------	------	------	------	------	------	------	-------	------	------	------	------	-------	------	------	------	------	------	------	------	------	------	-------	-------	-------	-------	--------	-------	-------	-------	--------	-------	--------

PITCHER	IP	WLS	BF	H	R	ER	SO	BB	IBB	HBP	BLK	WP	HR	S	P	ERA	WHIP
Al Leiter, L ERA: 4.58 (1, 1)	6.2		29	6	3	3	8	4	0	0	0	0	1	72	122	4.05	1.500
Woody Williams, R ERA: 1.35 (7, 1)	0.1		2	0	0	0	0	1	0	0	0	0	0	5	11	0.00	3.000
Tony Castillo, L ERA: 4.05 (8, 1)	1.0		6	2	1	1	1	1	0	0	0	0	1	15	27	9.00	3.000
Todd Stottemyre, R ERA: 3.12 (9, 1)	2.0	W	8	1	0	0	2	1	0	0	0	0	0	22	39	0.00	1.000

Batter	1	2	3	4	5	6	7	8	9	AB R H RBI BB SO LOB	TOP											
Damon Easley, R (1, 5) OBP: 0.375, SLG: 0.460	0-1 G6-3			2-1 CS 1B		2-3 K		1-0 G6-3	0-1 1-2 1B	5 0 2 0 0 1 0												
Chad Curtis, R (1, 8) OBP: 0.250, SLG: 0.217	2-2 G6-3			0-0 1-2 1B		0-0 1B		3-1 G1-3	1-1 F8	5 1 2 0 0 0 2												
Tim Salmon, R (1, 9) OBP: 0.413, SLG: 0.558	1-0 F9			2-3 K		2-2 1-2 1B		2-2 HR		4 1 2 1 0 1 2												
Chili Davis, S (1, 10) OBP: 0.484, SLG: 0.635 Spike Owen, S (8, PR) OBP: 0.429, SLG: 0.200			1-3 K	4-2 1B		2-2 P6		2-1 1B		3 0 1 0 1 1 2												
Bo Jackson, R (1, 7) OBP: 0.324, SLG: 0.500 Jim Edmonds, L (8, PR) OBP: 0.600, SLG: 0.429			2-2 L7	1-1 FC6-4 1B		1-0 G1-3		2-2 1B		4 0 2 1 0 0 2												
Eduardo Perez, R (1, 3) OBP: 0.271, SLG: 0.453			1-2 G6-3	2-2 FC6-4 1-2f			0-0 G5-3	1-2 F8		0 0 0 0 0 0 4												
Chris Turner, R (1, 2) OBP: 0.207, SLG: 0.120 Harold Reynolds, S (9, PH) OBP: 0.326, SLG: 0.375			1-0 G5-3			0-3 K		1-2 P4	1-0 F8	3 0 0 0 0 1 0												
Rex Hudler, R (1, 4) OBP: 0.286, SLG: 0.500 Dwight Smith, L (9, PH) OBP: 0.385, SLG: 0.435			1-2 G5-3			0-2 G4-3		0-0 HR	1-1 1B	3 1 1 1 0 0 0												
Gary Disarcina, R (1, 6) OBP: 0.400, SLG: 0.412 Greg Myers, L (9, PH) OBP: 0.267, SLG: 0.250			2-1 G4-3			3-2 G1-3		0-0 G6-3	1-1 K	1 0 0 0 0 1 1												
Inning Stats	R: 0 E: 0 K: 0 S: 6	H: 0 LOB: 0 BB: 0 P: 9	R: 0 E: 0 K: 1 S: 11	H: 0 LOB: 0 BB: 0 P: 15	R: 0 E: 0 K: 0 S: 7	H: 0 LOB: 0 BB: 0 P: 11	R: 1 E: 0 K: 1 S: 13	H: 3 LOB: 2 BB: 1 P: 24	R: 0 E: 0 K: 1 S: 9	H: 0 LOB: 0 BB: 0 P: 12	R: 0 E: 0 K: 1 S: 12	H: 2 LOB: 2 BB: 0 P: 19	R: 1 E: 0 K: 0 S: 7	H: 1 LOB: 0 BB: 0 P: 8	R: 1 E: 0 K: 0 S: 16	H: 3 LOB: 2 BB: 0 P: 27	R: 0 E: 0 K: 1 S: 10	H: 2 LOB: 2 BB: 0 P: 15	1B: 9 2B: 0 3B: 0 HR: 2	SF: 0 SAC: 0 DP: 0 HBP: 0	WP: 0 PB: 0 SB: 0 CS: 2	PA: 38
PITCHER	IP WLS BF H R ER SO BB IBB HBP BLK WP HR S P ERA WHIP																					
Jamie Moyer, L (1, 1) ERA: 4.91	7.2 W 30 7 3 3 4 1 0 0 0 0 0 2 72 111 3.52 1.043																					
Brad Pennington, L (8, 1) ERA: 10.13	0.0 1 1 0 0 0 0 0 0 0 0 0 0 2 4 ∞ ∞																					
Mark Eichhorn, R (8, 1) ERA: 7.94	0.2 3 1 0 0 0 0 0 0 0 0 0 0 8 12 0.00 1.500																					
Jim Poole, L (9, 1) ERA: 8.1	0.0 1 1 0 0 0 0 0 0 0 0 0 0 2 3 ∞ ∞																					
Lee Smith, R (9, 1) ERA:	0.2 S 3 1 0 0 1 0 0 0 0 0 0 0 7 10 0.00 1.500																					

California Angels @ Baltimore Orioles
 Oriole Park at Camden Yards, Baltimore, MD

Tue Apr 19 1994, 7:05 PM EDT
 Att. 43,876 - Unknown - 85 F

livebaseballscorecards.com

AB 37
 R 3
 H 11
 RBI 3
 BB 1
 SO 5
 LOB 13



Batter	1	2	3	4	5	6	7	8	9	AB R H RBI BB SO LOB
Brady Anderson, L (1, 7) OBP: 0.339, SLG: 0.375	1-1 L3-6 2B		2-0 F7		1-2 1B 2B		2-2 P5			4 0 2 0 0 0 1
Mike Devereaux, R (1, 8) OBP: 0.264, SLG: 0.383	1-0 L9		1-3 K		1-1 G6-4-3 1B		4-1 BB			3 0 1 0 1 1 2
Rafael Palmeiro, L (1, 3) OBP: 0.358, SLG: 0.583	0-2 L3-6			0-1 F8	1-1 P4		3-2 G4-3			4 0 0 0 0 0 4
Harold Baines, L (1, 10) OBP: 0.447, SLG: 0.698		4-0 G6-4-3 BB		0-0 2B 2B	0-0 G6-4-3		3-3 K			3 1 1 0 1 1 2
Cal Ripken Jr., R (1, 6) OBP: 0.300, SLG: 0.388		3-2 G6-4-3		0-0 2B 2B	0-2 G5-3 1B		1-0 G5-3			4 1 2 1 0 0 1
Chris Hoiles, R (1, 2) OBP: 0.388, SLG: 0.359		3-2 K		3-1 F9	1-1 G5-3		4-1 BB			3 0 0 0 1 1 2
Chris Sabo, R (1, 5) OBP: 0.333, SLG: 0.459			4-0 G4-3 1B BB	1-1 2B 2B	4-2 L3 BB		2-2 F8			2 1 1 1 2 0 1
Mark McLemore, S (1, 4) OBP: 0.283, SLG: 0.238			0-1 G4-3	1-0 L7	0-0 L3					3 0 0 0 0 0 4
Jeffrey Hammonds, R (1, 9) OBP: 0.326, SLG: 0.651			1-1 1B		0-0 HR		2-1 G6-3			3 1 2 2 0 0 0

Inning Stats	R: 0 E: 0 K: 0 S: 6	H: 1 LOB: 0 BB: 0 P: 8	R: 0 E: 0 K: 1 S: 6	H: 0 LOB: 0 BB: 1 P: 16	R: 1 E: 0 K: 1 S: 9	H: 1 LOB: 1 BB: 1 P: 17	R: 2 E: 0 K: 0 S: 9	H: 3 LOB: 1 BB: 0 P: 14	R: 1 E: 0 K: 0 S: 9	H: 3 LOB: 1 BB: 0 P: 12	R: 0 E: 0 K: 0 S: 8	H: 1 LOB: 1 BB: 1 P: 13	R: 0 E: 0 K: 0 S: 10	H: 0 LOB: 1 BB: 1 P: 20	R: 0 E: 0 K: 1 S: 11	H: 0 LOB: 1 BB: 1 P: 21	1B: 3 2B: 7 3B: 0 HR: 1	SF: 0 SAC: 0 DP: 4 HBP: 0
--------------	------------------------------	---------------------------------	------------------------------	----------------------------------	------------------------------	----------------------------------	------------------------------	----------------------------------	------------------------------	----------------------------------	------------------------------	----------------------------------	-------------------------------	----------------------------------	-------------------------------	----------------------------------	----------------------------------	------------------------------------

BOTTOM

California Angels @ Baltimore Orioles
Oriole Park at Camden Yards, Baltimore, MD

Tue Apr 19 1994, 7:05 PM EDT
 Att: 43,876 - Unknown - 85 F

livebaseballscorecards.com

AB	29
R	4
H	9
RBI	4
BB	5
SO	3
LOB	17



WP: 0	PA: 34
PB: 0	
SB: 0	
CS: 0	

PITCHER	IP	WLS	BF	H	R	ER	SO	BB	IBB	HBP	BLK	WP	HR	S	P	ERA	WHIP
Phil Leftwich, R (1, 1) ERA: 7.02	4.0	L	20	8	4	4	2	2	0	0	0	0	1	36	63	9.00	2.500
Bob Patterson, L (5, 1) ERA: 7.2	1.0		2	0	0	0	0	0	0	0	0	0	0	3	4	0.00	0.000
Bill Sampen, R (6, 1) ERA: 2.89	3.0		12	1	0	0	1	3	0	0	0	0	0	29	54	0.00	1.333

Batter	1	2	3	4	5	6	7	8	9	AB	R	H	RBI	BB	SO	LOB
Brady Anderson, L (1, 7) OBP: 0.317, SLG: 0.346	2-2 F8		0-0 G3-1		1-3 K			1-2 G3		4	0	0	0	0	1	1
Mike Devereaux, R (1, 8) OBP: 0.263, SLG: 0.373	1-1 G6-3			0-2 G3 1B		2-1 F9		0-3 K		4	0	1	0	0	1	0
Rafael Palmeiro, L (1, 3) OBP: 0.386, SLG: 0.588	4-2 BB			1-3 K		0-0 S 1B		0-0 1B 1B		3	0	2	0	1	1	1
Harold Baines, L (1, 10) OBP: 0.412, SLG: 0.638	0-0 P5			3-2 G3		0-0 F7		1-2 K		4	0	0	0	0	1	4
Cal Ripken Jr., R (1, 6) OBP: 0.315, SLG: 0.396		2-2 G4-3			1-0 1B 2B 1B	3-2 F9		1-1 1B 1B		4	1	2	0	0	0	1
Chris Hoiles, R (1, 2) OBP: 0.358, SLG: 0.326		3-3 K			1-0 F8		2-0 P6	1-0 F8		4	0	0	0	0	1	3
Chris Sabo, R (1, 5) OBP: 0.304, SLG: 0.415		3-2 P5			1-3 K	1-2 CS 1B	1-2 F7	1-2 F8		4	0	0	0	0	1	3
Mark McLemore, S (1, 4) OBP: 0.306, SLG: 0.267			1-3 K		1-1 2B 1B		1-0 CS 1B			3	1	2	0	0	1	0
Jeffrey Hammonds, R (1, 9) OBP: 0.327, SLG: 0.652			0-0 P3		1-1 2B		2-0 CS	1-0 F8		3	0	1	2	0	0	0

Inning Stats	R: 0	H: 0	E: 0	K: 0	S: 9	R: 0	H: 0	E: 0	K: 1	S: 10	R: 0	H: 0	E: 0	K: 1	S: 5	R: 0	H: 1	E: 1	K: 1	S: 10	R: 2	H: 3	E: 0	K: 2	S: 12	R: 0	H: 1	E: 0	K: 0	S: 7	R: 0	H: 1	E: 0	K: 0	S: 7	R: 0	H: 0	E: 0	K: 1	S: 7	R: 0	H: 2	E: 0	K: 1	S: 10	1B: 7	2B: 1	3B: 0	HR: 0	SF: 0	SAC: 0	DP: 0	HBP: 0	WP: 0	PA: 35
PITCHER	IP	WLS	BF	H	R	ER	SO	BB	IBB	HBP	BLK	WP	HR	S	P	ERA	WHIP																																						
Mark Leiter, R (1, 1) ERA: 2.57	8.0	W	29	6	2	2	6	1	0	0	0	0	0	67	105	2.25	0.875																																						
Craig Lefferts, L (9, 1) ERA: 1.5	1.0		5	2	0	0	1	0	0	0	0	0	0	10	14	0.00	2.000																																						

BOTTOM

California Angels @ Baltimore Orioles
 Oriole Park at Camden Yards, Baltimore, MD

Wed Apr 20 1994, 7:05 PM EDT
 Att: 45,851 - Unknown - 73 F

livebaseballscorecards.com

AB	33
R	2
H	8
RBI	2
BB	1
SO	7
LOB	13



Batter	1	2	3	4	5	6	7	8	9	AB R H RBI BB SO LOB	TOP											
Damion Easley, R (1, 5) OBP: 0.343, SLG: 0.417	2-3 		1-0 F7		1-0 SH5-3 1B 2B	0-0 FC5-2-5 BB HBP	0-3 K		1-3 K	6 2 1 0 0 3 4												
Chad Curtis, R (1, 8) OBP: 0.257, SLG: 0.217	3-2 		1-1 G6-3		0-0 SH5-3	3-3 K	3-3 K		0-0 P4	5 0 1 0 0 2 4												
Tim Salmon, R (1, 9) OBP: 0.384, SLG: 0.500	1-3 K		1-0 F9		1-0 HR 1B	4-2 HBP BB		1-0 F9		4 1 1 1 1 1 1												
Chili Davis, S (1, 10) OBP: 0.514, SLG: 0.627	1-3 K			0-0 PB SF9 1B	1-2 HR 1B	4-2 HBP BB		4-0 E HR 1B BB		3 3 2 1 2 1 1												
Bo Jackson, R (1, 7) OBP: 0.366, SLG: 0.595		2-2 G6-3		0-1 SF9 PB 1B	2-1 HR	2-1 HBP		1-1 E4 HR 1B		3 1 2 4 0 0 0 1 1 1 0 0 0 0												
Jim Edmonds, L (6, PR) OBP: 0.563, SLG: 0.462				1-2 1B	1-H 2-H	1-2 2-3 3-H HBP		1-3 HR 1B														
Eduardo Perez, R (1, 3) OBP: 0.297, SLG: 0.561		3-1 HR		4-2 BB	0-0 F8	3-2 P4		1-2 HR		4 2 2 4 1 0 3												
Greg Myers, L (1, 2) OBP: 0.300, SLG: 0.316		1-1 2B		1-2 F7	1-2 G4-3		2-0 BB 1B	1-0 P4		5 0 2 0 0 0 3												
Rex Hudler, R (1, 4) OBP: 0.250, SLG: 0.467		2-3 K		2-2 SF9		0-2 1B FC5-2-5	4-2 BB	3-2 P6		1 0 0 1 0 1 1 2 0 1 0 1 0 0												
Harold Reynolds, S (6, PH) OBP: 0.392, SLG: 0.413				2-3 3-H		1-0 BB FC5-2-5 1B	1-2 BB															
Gary Disarcina, R (1, 6) OBP: 0.369, SLG: 0.377		2-2 G5-3		2-1 F8		1-3 BB 1B	1-3 K		1-1 F9	5 1 1 0 0 1 5												
Inning Stats	R: 0 E: 0 K: 3 S: 12	H: 1 LOB: 1 BB: 0 P: 19	R: 1 E: 0 K: 1 S: 15	H: 2 LOB: 1 BB: 0 P: 25	R: 0 E: 0 K: 0 S: 4	H: 0 LOB: 0 BB: 0 P: 7	R: 1 E: 0 K: 0 S: 18	H: 2 LOB: 2 BB: 1 P: 27	R: 4 E: 0 K: 0 S: 12	H: 4 LOB: 0 BB: 0 P: 18	R: 2 E: 0 K: 1 S: 21	H: 2 LOB: 3 BB: 2 P: 38	R: 0 E: 0 K: 3 S: 15	H: 1 LOB: 2 BB: 1 P: 25	R: 3 E: 1 K: 0 S: 12	H: 2 LOB: 0 BB: 1 P: 23	R: 0 E: 0 K: 1 S: 6	H: 0 LOB: 0 BB: 0 P: 8	1B: 9 2B: 2 3B: 0 HR: 3	SF: 1 SAC: 1 DP: 0 HBP: 1	WP: 0 PB: 1 SB: 1 CS: 0	PA: 47
PITCHER	IP WLS BF H R ER SO BB IBB HBP BLK WP HR S P ERA WHIP																					
Arthur Rhodes, L (1, 1) ERA: 10.95	4.1 L 22 8 5 5 4 1 0 0 0 0 1 55 87 10.38 2.077																					
Mark Williamson, R (5, 1) ERA: 5.4	1.2 11 3 3 3 1 2 0 1 0 0 1 27 47 16.20 3.000																					
Brad Pennington, L (7, 1) ERA: 10.5	3.0 14 3 3 3 4 2 0 0 0 0 1 33 56 9.00 1.667																					

California Angels @ Baltimore Orioles
Oriole Park at Camden Yards, Baltimore, MD

Thu Apr 21 1994, 7:05 PM EDT
 Att. 45,858 - Unknown - 67 F

livebaseballscorecards.com

AB	39
R	11
H	14
RBI	11
BB	5
SO	9
LOB	22



Batter	1	2	3	4	5	6	7	8	9	AB R H RBI BB SO LOB	TOP																
Damon Easley, R (1, 5) OBP: 0.352, SLG: 0.422	0-0 G4-3 1B			0-1 2B 1B	0-0 E2 CS		3-1 G6-3 2-3			4 1 2 0 0 0 1																	
Chad Curtis, R (1, 8) OBP: 0.269, SLG: 0.236	0-0 G4-3 1-2f			2-2 1-3 2B 1B	SAFE 4-2 CS 1-2 BB		1-0 F9			3 1 1 0 1 0 2																	
Tim Salmon, R (1, 9) OBP: 0.377, SLG: 0.484	2-2 F9			0-3 SAFE 1-2 1B	SAFE 3-2 1-2 1B			1-3 K		4 0 1 0 0 2 2																	
Chili Davis, S (1, 10) OBP: 0.500, SLG: 0.603		2-1 F9		2-1 2B 1B	SAFE 2-2 SAFE SAFE G4-3			1-3 K		4 1 1 2 0 1 1																	
Bo Jackson, R (1, 7) OBP: 0.378, SLG: 0.600		4-2 G1-6-3 BB		0-1 2B 2B		1-1 G6-3		1-0 G4-3		3 1 1 0 1 0 0 0 0 0 0 0 0 0																	
Jim Edmonds, L (8, 7) OBP: 0.563, SLG: 0.462				1-3 2B 2B																							
Eduardo Perez, R (1, 3) OBP: 0.294, SLG: 0.557		0-0 G1-6-3 1-2f		3-2 G4-3 2B		3-2 G4-3			1-3 K	4 1 1 2 0 1 1																	
Greg Myers, L (1, 2) OBP: 0.273, SLG: 0.286			2-0 G3	0-2 G4-3		0-0 F7			1-1 G4-3	4 0 0 0 0 0 1																	
Rex Hudler, R (1, 4) OBP: 0.333, SLG: 0.588			2-1 G4-6-3 1B	0-1 3-H 2B			2-2 G6-3 SH1-4 1B		2-0 G4-3	2 0 2 1 0 0 0 2 0 1 0 0 0 0																	
Harold Reynolds, S (7, PH) OBP: 0.396, SLG: 0.417				3-H 2B																							
Gary Disarcina, R (1, 6) OBP: 0.358, SLG: 0.365			0-1 G4-6-3 1-2f	0-1 F8		SAFE 0-0 SH1-4				2 0 0 0 0 0 2																	
Inning Stats	R: 0 E: 0 K: 0 S: 6	H: 1 LOB: 0 BB: 0 P: 8	R: 0 E: 0 K: 0 S: 5	H: 0 LOB: 0 BB: 1 P: 11	R: 0 E: 0 K: 0 S: 5	H: 1 LOB: 0 BB: 0 P: 9	R: 5 E: 0 K: 1 S: 22	H: 6 LOB: 1 BB: 0 P: 29	R: 0 E: 1 K: 0 S: 10	H: 1 LOB: 1 BB: 1 P: 19	R: 0 E: 0 K: 0 S: 6	H: 0 LOB: 0 BB: 0 P: 10	R: 0 E: 0 K: 2 S: 7	H: 1 LOB: 1 BB: 0 P: 13	R: 0 E: 0 K: 1 S: 7	H: 0 LOB: 0 BB: 0 P: 10	R: 0 E: 0 K: 1 S: 6	H: 0 LOB: 0 BB: 0 P: 10	1B: 6 2B: 4 3B: 0 HR: 0	SF: 0 SAC: 1 DP: 3 HBP: 0	WP: 0 PB: 0 SB: 0 CS: 2	PA: 35					
PITCHER	IP WLS BF H R ER SO BB IBB HBP BLK WP HR S P ERA WHIP																										
Frank Viola, L (1, 1) ERA: 5.64	6.0	25	9	5	5	1	2	0	0	0	0	0	0	54	86	7.50	1.833										
Greg Harris, R (7, 1) ERA: 4.5	3.0	W	10	1	0	0	3	0	0	0	0	0	0	20	33	0.00	0.333										

California Angels @ Boston Red Sox
Fenway Park, Boston, MA
Fri Apr 22 1994, 7:05 PM EDT
Att. 25,870 - Unknown

livebaseballscorecards.com

AB	32
R	5
H	10
RBI	5
BB	2
SO	4
LOB	10



Batter	1	2	3	4	5	6	7	8	9	AB R H RBI BB SO LOB
Otis Nixon, S <small>OBP: 0.347, SLG: 0.317</small> (1, 8)	1-1 	3-2 		1-3 		3-1 			4-1 	4 1 1 1 1 1 1
Billy Hatcher, R <small>OBP: 0.426, SLG: 0.558</small> (1, 9)	2-1 	2-2 		1-1 			4-1 		0-0 	3 1 2 0 1 0 0
Mike Greenwell, L <small>OBP: 0.329, SLG: 0.542</small> (1, 7)	2-1 	0-0 		1-0 			2-2 		1-0 	5 1 2 0 0 0 3
Tim Naehring, R <small>OBP: 0.484, SLG: 0.712</small> (1, 10)	4-2 		2-2 	0-2 	1-2 		3 SAFE 		4-0 	3 1 2 0 2 1 1
Mo Vaughn, L <small>OBP: 0.458, SLG: 0.656</small> (1, 3)	2-1 		1-1 		2-2 		4-1 		2-2 	4 0 2 2 1 0 2
John Valentin, R <small>OBP: 0.385, SLG: 0.491</small> (1, 6)	3-1 		1-0 		0-3 		1-0 			4 0 0 0 0 1 4
Scott Cooper, L <small>OBP: 0.375, SLG: 0.640</small> (1, 5)		0-0 	4-2 			3-2 		0-2 		3 1 1 1 1 0 0
Rich Rowland, R <small>OBP: 0.273, SLG: 0.200</small> (1, 2)		1-1 	1-1 			4-1 		2-1 		3 0 1 1 1 0 0
Scott Fletcher, R <small>OBP: 0.238, SLG: 0.158</small> (1, 4)		4-1 	2-1 			0-1 		2-2 		3 1 0 0 1 0 3

Inning Stats	R: 1	H: 2	E: 0	K: 0	S: 12	R: 2	H: 3	E: 0	K: 0	S: 11	R: 1	H: 2	E: 0	K: 0	S: 12	R: 0	H: 1	E: 0	K: 1	S: 8	R: 0	H: 1	E: 0	K: 1	S: 10	R: 0	H: 0	E: 0	K: 0	S: 8	R: 1	H: 0	E: 0	K: 1	S: 9	R: 0	H: 0	E: 0	K: 0	S: 8	R: 1	H: 2	E: 0	K: 0	S: 6	R: 0	H: 2	E: 0	K: 0	S: 6	R: 0	H: 0	E: 0	K: 0	S: 8	R: 0	H: 0	E: 0	K: 0	S: 8	R: 1	H: 2	E: 0	K: 0	S: 6	1B: 8	2B: 2	3B: 0	HR: 1	SF: 0	SAC: 1	DP: 1	HBP: 0	WP: 1	PA: 42
--------------	------	------	------	------	-------	------	------	------	------	-------	------	------	------	------	-------	------	------	------	------	------	------	------	------	------	-------	------	------	------	------	------	------	------	------	------	------	------	------	------	------	------	------	------	------	------	------	------	------	------	------	------	------	------	------	------	------	------	------	------	------	------	------	------	------	------	------	-------	-------	-------	-------	-------	--------	-------	--------	-------	--------

PITCHER	IP	WLS	BF	H	R	ER	SO	BB	IBB	HBP	BLK	WP	HR	S	P	ERA	WHIP
Chuck Finley, L <small>ERA: 5.86</small> (1, 1)	7.0		33	9	5	5	3	6	0	0	0	1	1	70	134	6.43	2.143
Bob Patterson, L <small>ERA: 6.0</small> (8, 1)	1.0		3	0	0	0	0	0	0	0	0	0	0	8	12	0.00	0.000
Bill Sampen, R <small>ERA: 3.72</small> (9, 1)	0.1	L	2	0	1	1	0	1	0	0	0	0	0	2	6	27.00	3.000
Craig Lefferts, L <small>ERA: 1.5</small> (9, 1)	0.0		3	2	0	0	0	0	1	0	0	0	0	4	11	∞	∞

BOTTOM

California Angels @ Boston Red Sox
 Fenway Park, Boston, MA
 Fri Apr 22 1994, 7:05 PM EDT
 Att. 25,870 - Unknown

livebaseballscorecards.com

AB	32
R	6
H	11
RBI	5
BB	8
SO	3
LOB	14



Batter	1	2	3	4	5	6	7	8	9	AB R H RBI BB SO LOB	TOP											
Spike Owen, S (1, 5) OBP: 0.455, SLG: 0.444	1-2 F9		2-2 1-H 2B		1-1 2-H 1B		0-1 F7			4 0 2 2 0 0 0												
Dwight Smith, L (1, 7) OBP: 0.371, SLG: 0.406	1-0 G4-3		1-2 G4-3		1-0 1B FC6			1-2 G6-3		4 0 0 0 0 0 2												
Tim Salmon, R (1, 9) OBP: 0.383, SLG: 0.485	1-2 F9			0-0 F8 BB FC5-4 1B	2-2 1-3 1B			1-2 K		4 1 2 0 0 1 0												
Chili Davis, S (1, 10) OBP: 0.500, SLG: 0.591		2-1 L5-3 1B		4-1 1-2 FC5-4 BB	0-0 F8			3-3 K		3 0 1 0 1 1 2												
Eduardo Perez, R (1, 3) OBP: 0.292, SLG: 0.531		1-0 L5-3 1-2		0-2 F8		1-0 P4		4-2 FC4-6 BB		3 0 0 0 1 0 3												
Chad Curtis, R (1, 8) OBP: 0.256, SLG: 0.224		0-3 K		0-0 FC5-4 1-2f 3-H		1-1 L4		0-1 FC4-6 1-2f		4 0 0 1 0 1 2												
Greg Myers, L (1, 2) OBP: 0.261, SLG: 0.273			3-3 K	1-2 SAFE F7		1-2 P3		2-3 K		2 0 0 0 0 1 1												
Chris Turner, R (5, 2) OBP: 0.194, SLG: 0.111										2 0 0 0 0 1 1												
Harold Reynolds, S (1, 4) OBP: 0.393, SLG: 0.412			0-2 2B 1B		1-2 L4		0-1 G3-1		1-3 K	3 1 1 0 0 0 0												
Bo Jackson, R (9, PH) OBP: 0.370, SLG: 0.585										1 0 0 0 0 1 1												
Gary Disarcina, R (1, 6) OBP: 0.357, SLG: 0.364			0-0 F8		0-1 E9 1B		1-1 F8			3 1 1 0 0 0 1												
Inning Stats	R: 0 E: 0 K: 0 S: 7	H: 0 LOB: 0 BB: 0 P: 10	R: 0 E: 0 K: 1 S: 6	H: 1 LOB: 0 BB: 0 P: 9	R: 1 E: 0 K: 1 S: 21	H: 2 LOB: 1 BB: 0 P: 26	R: 1 E: 0 K: 0 S: 9	H: 1 LOB: 1 BB: 1 P: 14	R: 1 E: 1 K: 0 S: 15	H: 3 LOB: 2 BB: 0 P: 20	R: 0 E: 0 K: 0 S: 8	H: 0 LOB: 0 BB: 0 P: 11	R: 0 E: 0 K: 0 S: 6	H: 0 LOB: 0 BB: 0 P: 7	R: 0 E: 0 K: 2 S: 9	H: 0 LOB: 0 BB: 0 P: 14	R: 0 E: 0 K: 2 S: 14	H: 0 LOB: 1 BB: 1 P: 21	1B: 6 2B: 2 3B: 0 HR: 0	SF: 0 SAC: 0 DP: 1 HBP: 0	WP: 0 PB: 0 SB: 0 CS: 0	PA: 35
PITCHER	IP WLS BF H R ER SO BB IBB HBP BLK WP HR S P ERA WHIP																					
Danny Darwin, R (1, 1) ERA: 6.2	7.0 W 28 7 3 3 2 1 0 0 0 0 0 0 72 97 3.86 1.143																					
Ken Ryan, R (8, 1) ERA:	1.0 3 0 0 0 2 0 0 0 0 0 0 0 9 14 0.00 0.000																					
Jeff Russell, R (9, 1) ERA: 7.71	1.0 S 4 0 0 0 2 1 0 0 0 0 0 0 14 21 0.00 1.000																					

California Angels @ Boston Red Sox
Fenway Park, Boston, MA
Sat Apr 23 1994, 3:33 AM EDT
Att. 33,889 - Sunny - 59 F

livebaseballscorecards.com

AB	33
R	3
H	7
RBI	3
BB	2
SO	6
LOB	13



Batter	1	2	3	4	5	6	7	8	9
Otis Nixon, S <small>OBP: 0.342, SLG: 0.313</small> (1, 8)	0-1 FC6-4 1B		3-2 G6-3	3-3 K		0-1 G4-3 2-3			
Billy Hatcher, R <small>OBP: 0.431, SLG: 0.564</small> (1, 9)	1-2 FC6-4 G4-3 1-2f 1B		0-2 HR		4-2 1B 1B BB	0-1 F8			
Mike Greenwell, L <small>OBP: 0.338, SLG: 0.587</small> (1, 7)	3-1 G4-3 1-2		0-0 HR		3-0 1B SF8 1-3 1B		2-2 F7		
Tim Naehring, R <small>OBP: 0.500, SLG: 0.709</small> (1, 4)	1-2 2-H 1B		1-1 G5-3		3-2 F8 E 1-3 1B		4-2 BB		
Mo Vaughn, L <small>OBP: 0.447, SLG: 0.642</small> (1, 3)	1-1 G4-3		1-1 1B		2-2 SF8 1-2 3-H		0-0 F8		
Damon Berryhill, S <small>OBP: 0.333, SLG: 0.346</small> (1, 10)		0-0 G3	0-0 G4-3		1-0 F8 2-3		1-3 K		
John Valentin, R <small>OBP: 0.391, SLG: 0.492</small> (1, 6)		1-1 1B 1B		3-2 E7 G4-3 1B	3-3 K		1-3 K		
Scott Cooper, L <small>OBP: 0.367, SLG: 0.611</small> (1, 5)		1-1 1-3 1B		1-0 G4-3 2-3		0-0 G6-3		2-3 K	
Dave Valle, R <small>OBP: 0.238, SLG: 0.316</small> (1, 2)		1-3 K		1-0 G1-3		2-1 G4-3 2B		2-1 G4-3	

Inning Stats	R: 1	H: 2	E: 0	K: 0	S: 13	R: 0	H: 2	E: 0	K: 1	S: 8	R: 0	H: 3	E: 0	K: 0	S: 13	R: 0	H: 1	E: 1	K: 1	S: 9	R: 2	H: 2	E: 1	K: 1	S: 13	R: 0	H: 1	E: 0	K: 0	S: 7	R: 0	H: 0	E: 0	K: 1	S: 15	R: 0	H: 0	E: 0	K: 2	S: 8	R: 0	H: 0	E: 0	K: 2	S: 13
	LOB: 1	BB: 0	P: 18	LOB: 1	BB: 0	P: 11	LOB: 1	BB: 0	P: 18	LOB: 1	BB: 0	P: 17	LOB: 1	BB: 0	P: 29	LOB: 1	BB: 0	P: 9	LOB: 1	BB: 0	LOB: 1	BB: 1	P: 22	LOB: 0	BB: 1	P: 13	LOB: 0	BB: 0	P: 13	LOB: 0	BB: 0	P: 13	LOB: 0	BB: 0	P: 13	LOB: 0	BB: 0	P: 13	LOB: 0	BB: 0	P: 13	LOB: 0	BB: 0	P: 13	

PITCHER	IP	WLS	BF	H	R	ER	SO	BB	IBB	HBP	BLK	WP	HR	S	P	ERA	WHIP
John Dopper, R <small>ERA: 6.0</small>	(1, 1)	4.0	L	22	10	5	5	2	1	0	0	0	1	49	80	11.25	2.750
Craig Lefferts, L <small>ERA: 1.0</small>	(5, 1)	3.0		11	1	0	2	1	0	0	0	0	0	29	44	0.00	0.667
Joe Grahe, R <small>ERA: 4.32</small>	(8, 1)	1.0		3	0	0	2	0	0	0	0	0	0	8	13	0.00	0.000

BOTTOM

California Angels @ Boston Red Sox
 Fenway Park, Boston, MA
 Sat Apr 23 1994, 3:33 AM EDT
 Att. 33,889 - Sunny - 59 F

AB	33
R	5
H	11
RBI	5
BB	2
SO	6
LOB	14

1B	8	SF	1	WP	0	PA	36
2B	2	SAC	0	PB	0		
3B	0	DP	0	SB	0		
HR	1	HBP	0	CS	0		

Batter	1	2	3	4	5	6	7	8	9	AB R H RBI BB SO LOB	TOP		
Damion Easley, R OBP: 0.355, SLG: 0.426 (1, 5) 	1-0 G1-3 		1-1 1B 2B 	1-0 L4 			4-1 G1-3 BB 		0-0 L4 	4 1 1 1 1 0 1			
Dwight Smith, L OBP: 0.375, SLG: 0.389 (1, 7) 	1-0 F7 		0-1 2B 1B 			4-0 G5-3 BB 	3-2 G1-3 		0-3 K 	4 1 1 2 1 1 1			
Tim Salmon, R OBP: 0.365, SLG: 0.458 (1, 9) 	3-2 G6-3 		0-3 K 			0-1 G5-3 	1-1 G5-3 			4 0 0 0 0 1 3			
Chili Davis, S OBP: 0.500, SLG: 0.594 (1, 10) 		2-1 F7 	2-1 2B 			4-0 G5-4-3 IBB 		1-0 P5 		3 0 1 1 1 0 0			
Eduardo Perez, R OBP: 0.289, SLG: 0.515 (1, 3) 		1-2 F8 	0-0 G5-3 			3-1 G5-4-3 		1-1 WP BB 1B 		4 0 1 0 0 0 3			
Jim Edmonds, L OBP: 0.550, SLG: 0.438 (1, 8) 		0-2 FC6-4 1B 	1-3 K 			3-3 K 		4-0 WP BB 		3 0 1 0 1 2 1			
Chris Turner, R OBP: 0.206, SLG: 0.103 (1, 2) Bo Jackson, R OBP: 0.362, SLG: 0.571 (8, PH) Jorge Fabregas, L (8, 2)		0-0 FC6-4 		3-2 G6-3 BB HBP 		1-3 K 		3-3 K 		2 0 0 0 0 1 1 1 0 0 0 0 1 2 0 0 0 0 0 0 0	AB 31 R 4 H 6 RBI 4 BB 6 SO 6 LOB 16		
Harold Reynolds, S OBP: 0.400, SLG: 0.396 (1, 4) 			4-0 1B 2B BB 	4-1 G6-3 BB 		0-1 F7 		1-1 F9 		2 1 0 0 2 0 2			
Gary Disarcina, R OBP: 0.351, SLG: 0.357 (1, 6) 			2-2 2B 1B 	0-0 G6-3 			0-1 G4-3 		2-2 P4 	4 1 1 0 0 0 2			
Inning Stats	R: 0 E: 0 K: 0 S: 5 H: 0 LOB: 0 BB: 0 P: 10	R: 0 E: 0 K: 0 S: 9 H: 1 LOB: 1 BB: 0 P: 12	R: 4 E: 0 K: 2 S: 16 H: 4 LOB: 1 BB: 1 P: 26	R: 0 E: 0 K: 0 S: 7 H: 0 LOB: 1 BB: 1 P: 15	R: 0 E: 0 K: 0 S: 4 H: 0 LOB: 1 BB: 2 P: 15	R: 0 E: 0 K: 2 S: 9 H: 0 LOB: 0 BB: 0 P: 13	R: 0 E: 0 K: 0 S: 8 H: 0 LOB: 1 BB: 1 P: 16	R: 0 E: 0 K: 1 S: 8 H: 1 LOB: 2 BB: 1 P: 18	R: 0 E: 0 K: 1 S: 7 H: 0 LOB: 0 BB: 0 P: 9	1B: 4 2B: 2 3B: 0 HR: 0 SF: 0 SAC: 0 DP: 2 HBP: 1	WP: 1 PB: 0 SB: 1 CS: 0 PA: 38		
PITCHER	IP WLS BF H R ER SO BB IBB HBP BLK WP HR S P ERA WHIP											PITCHER	IP WLS BF H R ER SO BB IBB HBP BLK WP HR S P ERA WHIP
Aaron Sele, R ERA: 2.81 (1, 1)	6.1 W 28 5 4 4 4 4 4 1 1 0 0 0 53 98 5.68 1.421												
Greg Harris, R ERA: 3.95 (7, 1)	1.2 7 1 0 0 1 1 0 0 0 1 0 13 27 0.00 1.200												
Jeff Russell, R ERA: 6.35 (9, 1)	1.0 S 3 0 0 0 1 0 0 0 0 0 0 7 9 0.00 0.000												

California Angels @ Boston Red Sox
Fenway Park, Boston, MA
Sun Apr 24 1994, 3:33 AM EDT
Att. 32,521 - Sunny - 73 F

livebaseballscorecards.com



Batter	1	2	3	4	5	6	7	8	9
Otis Nixon, S <small>OBP: 0.349, SLG: 0.314</small> (1, 8)	4-0 BB	0-1 1B		0-1 1-2		0-0 2			
Billy Hatcher, R <small>OBP: 0.420, SLG: 0.559</small> (1, 9)	3-2 1B 1-H	0-2 1-2f		2-1 2-3		2-0 3			
Mike Greenwell, L <small>OBP: 0.333, SLG: 0.561</small> (1, 7)	4-0 1B BB		3-2 1		0-1 1		2-0 1		
Tim Naehring, R <small>OBP: 0.486, SLG: 0.672</small> (1, 10)	1-0 1-2 2-3 HBP		3-2 2		0-3 2		0-3 2		
Mo Vaughn, L <small>OBP: 0.450, SLG: 0.643</small> (1, 3)	2-3 1		2-0 2		4-1 BB		0-1 3		
John Valentin, R <small>OBP: 0.384, SLG: 0.476</small> (1, 6)	0-0 1-2 2-H 3-H		3-1 3		1-1 1-2f		1-2 1		
Scott Cooper, L <small>OBP: 0.375, SLG: 0.707</small> (1, 5)	1-3 2			1-0 HR		0-0 HR		2-3 2	
Dave Valle, R <small>OBP: 0.239, SLG: 0.333</small> (1, 2)	0-3 3			1-2 1		1-1 2B		2-1 3	
Scott Fletcher, R <small>OBP: 0.261, SLG: 0.190</small> (1, 4)		2-1 1		1-2 G1 1B		0-0 2-3			

AB	R	H	RBI	BB	SO	LOB
3	1	1	0	1	0	2
4	1	1	1	0	0	3
3	1	0	0	1	0	0
3	0	0	0	0	2	0
3	0	1	0	1	1	3
4	0	1	2	0	0	2
4	2	2	2	0	2	2
4	0	1	0	0	1	2
2	0	1	0	0	0	0

BOTTOM

California Angels @ Boston Red Sox
 Fenway Park, Boston, MA
 Sun Apr 24 1994, 3:33 AM EDT
 Att: 32,521 - Sunny - 73 F

AB	30
R	5
H	8
RBI	5
BB	3
SO	6
LOB	14



Inning	R	H	E	K	S	L	W	B	I	H	B	L	W	H	R	S	P	E	W
1	3	2	0	3	17														
2	0	1	0	7															
3	0	1	0	12															
4	1	2	0	11															
5	0	0	0	8															
6	1	2	0	6															
7	0	0	0	6															
8	0	0	0	11															
9	0	0	0	6															

PITCHER	IP	WLS	BF	H	R	ER	SO	BB	IBB	HBP	BLK	WP	HR	S	P	ERA	WHIP
Phil Leftwich, R <small>ERA: 7.15</small>	(1, 1)	6.0	L	29	8	5	5	4	3	0	1	0	2	61	101	7.50	1.833
Ken Patterson, L <small>ERA:</small>	(7, 1)	0.2		2	0	0	1	0	0	0	0	0	0	4	6	0.00	0.000
Bob Patterson, L <small>ERA: 4.91</small>	(7, 1)	1.1		4	0	0	1	0	0	0	0	0	0	13	18	0.00	0.000

WP	HR	S	P	ERA	WHIP
1	2	61	101	7.50	1.833
0	0	4	6	0.00	0.000
0	0	13	18	0.00	0.000

Batter	1	2	3	4	5	6	7	8	9	AB R H RBI BB SO LOB	TOP											
Damon Easley, R (1, 5) OBP: 0.363, SLG: 0.423	2-3 K		4-0 FC3 BB		1-0 G6-4-3 1-2f			0-2 1B		3 0 1 0 1 1 2												
Chad Curtis, R (1, 8) OBP: 0.256, SLG: 0.225	2-2 FC5-4 1B		3-2 FC3 L3			3-2 F7		2-1 F8		4 0 1 0 0 0 3												
Tim Salmon, R (1, 9) OBP: 0.348, SLG: 0.434	1-0 SAFE F8		1-1 L3			1-2 G5-3		0-3 K		4 0 0 0 0 1 5												
Chili Davis, S (1, 10) OBP: 0.500, SLG: 0.589	2-1 FC5-4 1-2f			3-1 G5-3		1-1 1B			3-2 G3 1B	4 1 2 0 0 0 1												
Bo Jackson, R (1, 7) OBP: 0.340, SLG: 0.533		0-2 G6-3		2-1 G4-3		1-3 K			1-0 G3	3 0 0 0 0 1 1												
Jim Edmonds, L (8, 7) OBP: 0.524, SLG: 0.412									1-2	1 0 0 0 0 0 1												
Eduardo Perez, R (1, 3) OBP: 0.275, SLG: 0.486		1-0 G6-3		1-0 G1-3			3-1 G5-3		2-3 K	4 0 0 0 0 1 1												
Chris Turner, R (1, 2) OBP: 0.216, SLG: 0.125			1-2 F9		0-0 E 1B		2-1 G5-3		0-0 1B 2-H	3 0 1 0 0 0 0												
Jorge Fabregas, L (9, PH) OBP: 1.000, SLG: 1.000										1 0 1 1 0 0 0												
Rex Hudler, R (1, 4) OBP: 0.318, SLG: 0.524			2-2 K		1-3 K		0-1 F7		1-0 1B	4 0 1 0 0 2 1												
Spike Owen, S (1, 6) OBP: 0.400, SLG: 0.333			4-2 FC3 BB BB		2-1 E4 G6-4-3			3-3 K	2-1 G4-3	3 0 0 0 1 1 3												
Inning Stats	R: 0 E: 0 K: 1 S: 10	H: 1 LOB: 1 BB: 0 P: 17	R: 0 E: 0 K: 0 S: 8	H: 0 LOB: 0 BB: 0 P: 10	R: 0 E: 0 K: 1 S: 11	H: 0 LOB: 2 BB: 2 P: 25	R: 0 E: 0 K: 0 S: 5	H: 0 LOB: 0 BB: 0 P: 11	R: 0 E: 1 K: 1 S: 8	H: 1 LOB: 1 BB: 0 P: 12	R: 0 E: 0 K: 1 S: 12	H: 1 LOB: 1 BB: 0 P: 18	R: 0 E: 0 K: 0 S: 6	H: 0 LOB: 0 BB: 0 P: 11	R: 0 E: 0 K: 2 S: 11	H: 1 LOB: 1 BB: 0 P: 16	R: 1 E: 0 K: 1 S: 14	H: 3 LOB: 2 BB: 0 P: 23	1B: 7 2B: 1 3B: 0 HR: 0	SF: 0 SAC: 0 DP: 2 HBP: 0	WP: 0 PB: 0 SB: 0 CS: 0	PA: 36
PITCHER	IP WLS BF H R ER SO BB IBB HBP BLK WP HR S P ERA WHIP																					
Jimmy Key, L (1, 1) ERA: 3.38	7.0 W 26 3 0 0 4 2 0 0 0 0 0 0 60 104 0.00 0.714																					
Bob Wickman, R (8, 1) ERA: 3.6	2.0 10 4 1 1 3 0 0 0 0 0 0 0 25 39 4.50 2.000																					

California Angels @ New York Yankees
 Yankee Stadium, Bronx, NY
 Mon Apr 25 1994, 7:05 PM EDT
 Att. 14,782 - Unknown - 52 F

livebaseballscorecards.com

AB	34
R	1
H	7
RBI	1
BB	2
SO	7
LOB	18



Batter	1	2	3	4	5	6	7	8	9	AB R H RBI BB SO LOB	TOP											
Damion Easley, R OBP: 0.357, SLG: 0.413 (1, 5)	3-2 F8	2-0 FC6-4			1-1 G6-3 1B		0-0 SH2-3		1-2 P2	4 0 1 0 0 0 3												
Chad Curtis, R OBP: 0.264, SLG: 0.271 (1, 8)	2-2 F8		2-2 E5 2B		1-2 G6-3		2-2 SF7 3B		1-1 1B 2B	5 3 2 1 0 0 1												
Dwight Smith, L OBP: 0.378, SLG: 0.475 (1, 7)	0-3 K		3-2 F9		3-2 HR		1-1 SF7		2-2 1B	4 1 2 3 0 1 1												
Chili Davis, S OBP: 0.484, SLG: 0.558 (1, 10)		3-3 K	1-3 K		3-1 G4-3		4-2 BB		0-1 F8	4 0 0 0 1 2 2												
Jim Edmonds, L OBP: 0.545, SLG: 0.444 (1, 9)		0-0 1B 1B	2-2 2B			1-0 E4		2-0 F9		1 0 1 0 0 0 0												
Tim Salmon, R OBP: 0.348, SLG: 0.443 (2, 9)										3 1 1 1 0 0 1												
Eduardo Perez, R OBP: 0.274, SLG: 0.474 (1, 3)		2-1 BB 1B 1B	0-3 K			1-3 K		0-3 K		4 0 1 0 0 3 2												
Jorge Fabregas, L OBP: 0.600, SLG: 0.600 (1, 2)		0-0 BB 1B		1-0 CS 1B		1-3 K		2-2 G4-3		4 0 2 1 0 1 1												
Harold Reynolds, S OBP: 0.375, SLG: 0.368 (1, 4)		1-0 F9		0-0 F7		2-2 G4-3		1-1 G1-3		4 0 0 0 0 0 4												
Gary Disarcina, R OBP: 0.359, SLG: 0.356 (1, 6)		4-2 FC6-4 BB		2-0 L6			1-1 SH2-3 3B 1B		1-2 F8	3 1 1 0 1 0 1												
Inning Stats	R: 0 E: 0 K: 1 S: 13	H: 0 LOB: 0 BB: 0 P: 18	R: 1 E: 0 K: 1 S: 11	H: 3 LOB: 3 BB: 1 P: 23	R: 1 E: 1 K: 2 S: 18	H: 1 LOB: 1 BB: 0 P: 25	R: 0 E: 0 K: 0 S: 4	H: 1 LOB: 0 BB: 0 P: 6	R: 1 E: 0 K: 0 S: 10	H: 2 LOB: 0 BB: 0 P: 18	R: 0 E: 1 K: 2 S: 11	H: 0 LOB: 1 BB: 0 P: 16	R: 2 E: 0 K: 0 S: 15	H: 2 LOB: 1 BB: 1 P: 25	R: 0 E: 0 K: 1 S: 11	H: 0 LOB: 0 BB: 0 P: 14	R: 1 E: 0 K: 0 S: 16	H: 2 LOB: 1 BB: 0 P: 21	1B: 7 2B: 2 3B: 1 HR: 1	SF: 1 SAC: 1 DP: 1 HBP: 0	WP: 0 PB: 0 SB: 1 CS: 1	PA: 40
PITCHER	IP WLS BF H R ER SO BB IBB HBP BLK WP HR S P ERA WHIP																					
Melido Perez, R ERA: 3.62 (1, 1)	6.1 L 29 9 5 4 6 1 0 0 0 0 0 1 75 117 5.68 1.579																					
Paul Gibson, L ERA: (7, 1)	1.2 6 0 0 0 1 1 0 0 0 0 0 0 18 28 0.00 0.600																					
Jeff Reardon, R ERA: 4.32 (9, 1)	1.0 5 2 1 1 0 0 0 0 0 0 0 0 16 21 9.00 2.000																					

California Angels @ New York Yankees
 Yankee Stadium, Bronx, NY
 Tue Apr 26 1994, 3:33 AM EDT
 Att. 14,767 - Overcast - 51 F

livebaseballscorecards.com

AB	36
R	6
H	11
RBI	6
BB	2
SO	7
LOB	16



Batter	1	2	3	4	5	6	7	8	9	AB	R	H	RBI	BB	SO	LOB
Bernie Williams, S OBP: 0.284, SLG: 0.404 (1, 8) BB	4-1 S BB		3-2 F9			2-1 P4		1-1 G1-3	0-0 FC6-4	4	0	0	0	1	0	3
Randy Velarde, R OBP: 0.415, SLG: 0.457 (1, 5) BB	1-1 G1-3		1-0 P4			1-3 K		4-1 FC6-4 BB		3	0	0	0	1	1	2
Jim Leyritz, R OBP: 0.323, SLG: 0.481 (1, 3) BB	1-1 G5-3			1-0 F9		1-1 F9		1-0 FC6-4		4	0	0	0	0	0	4
Danny Tartabull, R OBP: 0.372, SLG: 0.521 (1, 10) BB	2-1 F7			3-3 K			1-0 1B		0-0 P4	4	0	1	0	0	1	1
Mike Stanley, R OBP: 0.339, SLG: 0.346 (1, 2) BB		2-3 K		2-1 F8			2-1 F9		3-1 2B 2B	4	1	1	0	0	1	1
Paul O'Neill, L OBP: 0.571, SLG: 0.943 (1, 9) BB		3-1 1B			3-3 K		2-3 K		2-2 2B 2B	4	1	2	0	0	2	1
Mike Gallego, R OBP: 0.288, SLG: 0.318 (1, 6) SAFE		2-0 L4			2-0 G6-4-3 1B		1-0 P4		3-2 F8	4	0	1	0	0	0	4
Gerald Williams, R OBP: 0.500, SLG: 0.667 (1, 7) SAFE		3-2 G3			3-2 G6-4-3			0-0 F8 2B	2-1 1B 2B	4	1	2	2	0	0	2
Pat Kelly, R OBP: 0.367, SLG: 0.353 (1, 4) SAFE			0-0 G6-3			0-1 1B		1-1 F8	1-1 FC6-4 1B	4	0	2	1	0	0	1

Inning Stats	R: 0	H: 0	E: 0	K: 0	S: 7	R: 0	H: 1	E: 0	K: 1	S: 10	R: 0	H: 0	E: 0	K: 0	S: 5	R: 0	H: 0	E: 0	K: 1	S: 6	R: 0	H: 1	E: 0	K: 1	S: 9	R: 0	H: 1	E: 0	K: 1	S: 7	R: 0	H: 1	E: 0	K: 0	S: 7	R: 3	H: 4	E: 0	K: 0	S: 14	1B: 6	SF: 0	2B: 3	SAC: 0	3B: 0	DP: 1	HR: 0	HBP: 0	WP: 0	PA: 37
--------------	------	------	------	------	------	------	------	------	------	-------	------	------	------	------	------	------	------	------	------	------	------	------	------	------	------	------	------	------	------	------	------	------	------	------	------	------	------	------	------	-------	-------	-------	-------	--------	-------	-------	-------	--------	-------	--------

PITCHER	IP	WLS	BF	H	R	ER	SO	BB	IBB	HBP	BLK	WP	HR	S	P	ERA	WHIP
Brian Anderson, L ERA: 2.61 (1, 1)	8.2	W	35	8	3	3	5	2	0	0	0	0	0	71	134	3.12	1.154
Bob Patterson, L ERA: 4.7 (9, 1)	0.1		2	1	0	0	0	0	0	0	0	0	0	3	4	0.00	3.000

BOTTOM

California Angels @ New York Yankees
Yankee Stadium, Bronx, NY

Tue Apr 26 1994, 3:33 AM EDT
Att. 14,767 - Overcast - 51 F

livebaseballscorecards.com

AB	35
R	3
H	9
RBI	3
BB	2
SO	5
LOB	19



Batter	1	2	3	4	5	6	7	8	9	AB	R	H	RBI	BB	SO	LOB	TOP										
Brady Anderson, L (1, 7) OBP: 0.351, SLG: 0.518	3-2 E S 1B	1-3 K			3-2 L6-3	3-3 K		0-1 F8	2-2 2-H HR	6	2	2	2	0	2	3											
Jeffrey Hammonds, R (1, 9) OBP: 0.338, SLG: 0.569	1 SAFE 1 B P3				2-0 G6-3		2-0 2B HR 1B	0-0 G6-3	0-0 2B	6	1	3	0	0	0	1											
Rafael Palmeiro, L (1, 3) OBP: 0.440, SLG: 0.713 Jack Voigt, R (9, 3) OBP: 0.240, SLG: 0.238	2 SAFE K				0-0 G4-6-3		0-0 HR	3-2 2B	2-2 F7	6	3	3	1	0	1	3											
Cal Ripken Jr., R (1, 6) OBP: 0.372, SLG: 0.481 Tim Hulett, R (9, 6) OBP: 0.333, SLG: 0.333	2-2 3-H 1B				3-2 F8		0-0 HR 1B	1-1 HR	0-1 2B	5	3	4	5	0	0	0											
Chris Hoiles, R (1, 2) OBP: 0.405, SLG: 0.492 Jeff Tackett, R (7, PR) OBP: 0.500, SLG: 0.750	1-3 K				1-2 F8		0-0 1-H HR	1-2 1B HBP	1-2 2B	3	1	1	2	0	1	1											
Mike Devereaux, R (1, 8) OBP: 0.266, SLG: 0.439					2-1 HR		0-0 WP SF9 2B	2-1 P5	2-3 K	5	2	2	1	0	1	2											
Leo Gomez, R (1, 5) OBP: 0.368, SLG: 0.313					3-1 G5-3		2-3 K	3-2 FC5-4 1B	2-0 G3 HR 1B	4	1	2	0	1	1	1											
Lonnie Smith, R (1, 10) OBP: 0.286, SLG: 0.227					1-0 G5-3		0-0 SF9	0-0 F8	0-0 G3	4	0	0	1	0	1	4											
Mark McLemore, S (1, 4) OBP: 0.315, SLG: 0.269					1-0 1B		0-0 P5	3-3 K	2-1 FC5-4	1-0 G1-3	5	0	1	0	0	1	4										
Inning Stats	R: 1 E: 1 K: 2 S: 17	H: 2 LOB: 1 BB: 0 P: 25	R: 0 E: 0 K: 2 S: 10	H: 1 LOB: 2 BB: 1 P: 17	R: 0 E: 0 K: 0 S: 7	H: 1 LOB: 0 BB: 0 P: 11	R: 1 E: 0 K: 0 S: 8	H: 1 LOB: 0 BB: 0 P: 15	R: 0 E: 0 K: 0 S: 5	H: 0 LOB: 0 BB: 0 P: 10	R: 4 E: 0 K: 3 S: 17	H: 4 LOB: 1 BB: 0 P: 27	R: 3 E: 0 K: 0 S: 14	H: 4 LOB: 2 BB: 0 P: 25	R: 2 E: 0 K: 1 S: 17	H: 3 LOB: 1 BB: 0 P: 23	R: 2 E: 0 K: 0 S: 11	H: 3 LOB: 1 BB: 0 P: 18	1B: 8 2B: 6 3B: 0 HR: 5	SF: 1 SAC: 0 DP: 1 HBP: 1	WP: 1 PB: 0 SB: 1 CS: 0	PA: 48					
PITCHER	IP	WLS	BF	H	R	ER	SO	BB	IBB	HBP	BLK	WP	HR	S	P	ERA	WHIP										
Chuck Finley, L (1, 1) ERA: 6.42	6.0	L	28	9	6	6	7	1	0	0	0	1	3	64	105	9.00	1.667										
Scott Lewis, R (7, 1) ERA: 8.31	0.0		4	3	3	3	0	0	0	1	0	0	1	6	10	∞	∞										
Bill Sampen, R (7, 1) ERA: 6.17	1.0		4	1	0	0	0	0	0	0	0	0	0	8	15	0.00	1.000										
Craig Lefferts, L (8, 1) ERA: 2.7	1.0		6	3	2	2	1	0	0	0	0	0	0	17	23	18.00	3.000										
Joe Grahe, R (9, 1) ERA: 5.79	1.0		6	3	2	2	0	0	0	0	0	0	1	11	18	18.00	3.000										

Baltimore Orioles @ California Angels
Anaheim Stadium, Anaheim, CA
 Wed Apr 27 1994, 10:05 PM EDT
 Att. 20,569 - Unknown - 58 F

livebaseballscorecards.com

AB	45
R	13
H	19
RBI	13
BB	1
SO	8
LOB	19



Batter	1	2	3	4	5	6	7	8	9	AB	R	H	RBI	BB	SO	LOB
Damion Easley, R OBP: 0.364, SLG: 0.423 (1, 5)	0-0 G4-3 2B		2-1 G5-3		4-0 FC6 BB			2-1 G1-6-3 1-2f		3	1	1	0	1	0	1
Dwight Smith, L OBP: 0.347, SLG: 0.432 (1, 7)	2-0 G4-3 2-3		2-1 F7		0-2 FC6 1-2f			0-3 K		4	0	0	0	0	1	2
Tim Salmon, R OBP: 0.344, SLG: 0.434 (1, 9)	0-0 G4-3 3-H		0-0 BLK 1B						2-3 K	4	0	1	1	0	1	0
Chili Davis, S OBP: 0.474, SLG: 0.543 (1, 10)	1-1 F8		3-2 G3-1 1-2						0-0 FC6 1B	4	0	1	0	0	0	1
Eduardo Perez, R OBP: 0.264, SLG: 0.456 Spike Owen, S OBP: 0.375, SLG: 0.308 (1, 3) (8, 3)		1-1 G5-3		0-1 G1-3					1-0 F7	3	0	0	0	0	0	0
Chad Curtis, R OBP: 0.274, SLG: 0.281 (1, 8)		2-1 S 1B 1B		3-2 CS 1B					2-0 FC6 1-2f	4	0	2	0	0	1	1
Jorge Fabregas, L OBP: 0.500, SLG: 0.500 (1, 2)		2-2 SAFE SAFE S 1B		0-0 F7					1-0 G1-3	3	0	1	0	0	0	1
Harold Reynolds, S OBP: 0.358, SLG: 0.350 (1, 4)		2-3 K 1-2 2-3		1-2 CS 1-2					1-1 F7	3	0	0	0	0	1	2
Gary Disarcina, R OBP: 0.358, SLG: 0.355 (1, 6)		2-2 G6-3		0-0 F9					2-0 G1-6-3 1B	3	0	1	0	0	0	2

Inning Stats	R: 1	H: 1	E: 0	LOB: 0	K: 0	S: 5	P: 8	R: 0	H: 2	E: 0	LOB: 2	K: 1	BB: 0	S: 17	P: 26	R: 0	H: 1	E: 0	LOB: 1	K: 0	BB: 0	S: 9	P: 16	R: 0	H: 1	E: 0	LOB: 0	K: 0	BB: 0	S: 9	P: 12	R: 0	H: 0	E: 0	LOB: 1	K: 0	BB: 1	S: 8	P: 15	R: 0	H: 0	E: 0	LOB: 0	K: 1	BB: 0	S: 5	P: 8	R: 0	H: 0	E: 0	LOB: 0	K: 1	BB: 0	S: 7	P: 10	R: 0	H: 1	E: 0	LOB: 0	K: 1	BB: 0	S: 6	P: 10	R: 0	H: 1	E: 0	LOB: 1	K: 1	BB: 0	S: 6	P: 11	1B: 6	SF: 0	2B: 1	SAC: 0	3B: 0	DP: 1	HR: 0	HBP: 0	WP: 0	PA: 34
PITCHER Ben McDonald, R ERA: 2.65 (1, 1)	IP	WLS	BF	H	R	ER	SO	BB	IBB	HBP	BLK	WP	HR	S	P	ERA	WHIP	IP	WLS	BF	H	R	ER	SO	BB	IBB	HBP	BLK	WP	HR	S	P	ERA	WHIP																																															

BOTTOM

Baltimore Orioles @ California Angels
Anaheim Stadium, Anaheim, CA
Wed Apr 27 1994, 10:05 PM EDT
Att. 20,569 - Unknown - 58 F

livebaseballscorecards.com

AB	32
R	1
H	7
RBI	1
BB	1
SO	4
LOB	11



Batter	1	2	3	4	5	6	7	8	9	AB	R	H	RBI	BB	SO	LOB	TOP										
Brady Anderson, L (1, 7) OBP: 0.354, SLG: 0.500	1-1 F7		4-0 FC5-4 BB	1-2 G4-3		4-0 IBB		1-0 FC4-6 G4-6-3 1-2f		3	0	0	0	2	0	3											
Jeffrey Hammonds, R (1, 9) OBP: 0.329, SLG: 0.584	0-2 G4-3		1-0 FC5-4 1-2f		1-1 HR	2-1 P6		2-1 G4-6-3 1-2f		5	1	1	1	0	0	6											
Rafael Palmeiro, L (1, 3) OBP: 0.427, SLG: 0.694	2-1 G4-3			0-0 BB BLK 2B	0-0 F8		2-2 F9		0-0 P6	5	1	1	0	0	0	0											
Cal Ripken Jr., R (1, 6) OBP: 0.374, SLG: 0.471		3-2 F7		4-0 BLK BB 1B BB	2-1 F8		0-2 2B 1B		2-2 F9	4	1	1	0	1	0	0											
Mike Devereaux, R (1, 8) OBP: 0.246, SLG: 0.403		2-3 K		0-3 K	1-3 K		1 SAFE 1-3 K		2-1 G4-3	5	0	0	0	0	4	3											
Leo Gomez, R (1, 10) OBP: 0.435, SLG: 0.421		1-1 F7		4-2 1B BLK 1B BB		3-2 G5-3 1B 1B		0-0 2B		3	1	2	0	1	0	0											
Mark McLemore, S (1, 4) OBP: 0.338, SLG: 0.286			3-3 K	0-0 F8 1B 1B		1-1 G5-3 1B 1B		4-0 IBB		3	0	2	1	1	1	0											
Tim Lincecum, R (1, 5) OBP: 0.316, SLG: 0.316			1-1 F7	1-2 SAFE 1B 1B		0-0 G5-3		1-0 F8		4	0	1	1	0	0	5											
Jeff Tackett, R (1, 2) OBP: 0.500, SLG: 0.750			0-1 2B	0-0 F8		1-0 G6-3		0-0 FC4-6 1B		4	0	2	0	0	0	4											
Inning Stats	R: 0 E: 0 K: 0 S: 7	H: 0 LOB: 0 BB: 0 P: 10	R: 0 E: 0 K: 1 S: 12	H: 0 LOB: 0 BB: 0 P: 18	R: 0 E: 0 K: 1 S: 8	H: 1 LOB: 2 BB: 1 P: 17	R: 3 E: 0 K: 1 S: 15	H: 3 LOB: 2 BB: 2 P: 25	R: 1 E: 0 K: 1 S: 8	H: 1 LOB: 0 BB: 0 P: 12	R: 0 E: 0 K: 0 S: 11	H: 2 LOB: 3 BB: 1 P: 22	R: 0 E: 0 K: 1 S: 11	H: 2 LOB: 3 BB: 1 P: 19	R: 0 E: 0 K: 0 S: 5	H: 1 LOB: 0 BB: 0 P: 7	R: 0 E: 0 K: 0 S: 6	H: 0 LOB: 0 BB: 0 P: 10	1B: 6 2B: 3 3B: 0 HR: 1	SF: 0 SAC: 0 DP: 1 HBP: 0	WP: 0 PA: 41 PB: 0 SB: 0 CS: 0						
PITCHER	IP	WLS	BF	H	R	ER	SO	BB	IBB	HBP	BLK	WP	HR	S	P	ERA	WHIP										
John Dopson, R (1, 1) ERA: 6.0	6.0	L	29	7	4	4	4	3	1	0	1	0	1	61	104	6.00	1.667										
Scott Lewis, R (7, 1) ERA: 6.75	2.0		9	3	0	0	1	0	1	0	0	0	0	16	26	0.00	1.500										
Craig Lefferts, L (9, 1) ERA: 2.45	1.0		3	0	0	0	0	0	0	0	0	0	0	6	10	0.00	0.000										

Baltimore Orioles @ California Angels
Anaheim Stadium, Anaheim, CA
Thu Apr 28 1994, 10:05 PM EDT
Att. 16,415 - Unknown - 64 F

livebaseballscorecards.com

AB	36
R	4
H	10
RBI	3
BB	5
SO	5
LOB	21



Batter	1	2	3	4	5	6	7	8	9	AB R H RBI BB SO LOB	TOP											
Otis Nixon, S OBP: 0.350, SLG: 0.318 (1, 8)	4-1 1B BB	0-0 1B		0-0 B5-3			1-1 G6-3		3-3 K	4 1 1 0 1 1 1												
Mike Greenwell, L OBP: 0.319, SLG: 0.488 (1, 7)	1-0 1B HR	4-1 FC6-4 HBP			2-1 G4-3		2-0 G3-1			3 1 1 0 0 0 0												
Tim Naehring, R OBP: 0.442, SLG: 0.575 (1, 6)	0-1 HR	0-2 FC6-4			2-3 K			0-0 G6-4-3 HR		4 2 2 1 0 1 2												
Mo Vaughn, L OBP: 0.450, SLG: 0.612 (1, 3)	1-2 HR		1-2 G4-3		2-0 E 1B			4-2 G6-4-3 BB		3 1 2 3 1 0 0												
Andre Dawson, R OBP: 0.313, SLG: 0.607 (1, 10)	0-1 F9		0-2 F8		1-3 K			1-0 G6-4-3		4 0 0 0 0 1 3												
Scott Cooper, L OBP: 0.367, SLG: 0.726 (1, 5)	1-3 K		2-2 G3			0-1 G6-3		0-0 HR		4 1 1 2 0 1 0												
Billy Hatcher, R OBP: 0.352, SLG: 0.442 (1, 9)	0-1 P3			1-0 G6-3		2-0 F7		0-0 G3		4 0 0 0 0 0 0												
Dave Valle, R OBP: 0.246, SLG: 0.294 (1, 2)		2-3 K		0-0 F9		0-0 CS 1B			0-0 G3	4 0 1 0 0 1 0												
Scott Fletcher, R OBP: 0.273, SLG: 0.323 (1, 4)		1-2 G6-3		1-0 1B		2-0 CS	0-0 L9		1-1 F8	4 0 1 0 0 0 0												
Inning Stats	R: 4 E: 0 K: 1 S: 14	H: 3 LOB: 0 BB: 1 P: 21	R: 0 E: 0 K: 1 S: 14	H: 1 LOB: 2 BB: 0 P: 21	R: 0 E: 0 K: 0 S: 11	H: 0 LOB: 0 BB: 0 P: 14	R: 0 E: 0 K: 0 S: 4	H: 1 LOB: 1 BB: 0 P: 6	R: 0 E: 1 K: 2 S: 9	H: 1 LOB: 1 BB: 0 P: 16	R: 0 E: 0 K: 0 S: 4	H: 1 LOB: 0 BB: 0 P: 8	R: 0 E: 0 K: 0 S: 4	H: 0 LOB: 0 BB: 0 P: 7	R: 2 E: 0 K: 0 S: 6	H: 2 LOB: 0 BB: 1 P: 11	R: 0 E: 0 K: 1 S: 7	H: 0 LOB: 0 BB: 0 P: 11	1B: 7 2B: 0 3B: 0 HR: 2	SF: 0 SAC: 0 DP: 1 HBP: 1	WP: 0 PB: 0 SB: 1 CS: 1	PA: 38
PITCHER	IP WLS BF H R ER SO BB IBB HBP BLK WP HR S P ERA WHIP																					
Phil Leftwich, R ERA: 6.82 (1, 1)	7.2 L 32 8 5 5 4 2 0 1 0 0 1 64 102 5.87 1.304																					
Bob Patterson, L ERA: 5.0 (8, 1)	1.1 5 1 1 1 1 0 0 0 0 0 1 9 13 6.75 0.750																					

Boston Red Sox @ California Angels
Anaheim Stadium, Anaheim, CA

Fri Apr 29 1994, 10:05 PM EDT
Att. 30,178 - Unknown - 70 F

livebaseballscorecards.com

AB	34
R	6
H	9
RBI	6
BB	2
SO	5
LOB	6



Batter	1	2	3	4	5	6	7	8	9	AB	R	H	RBI	BB	SO	LOB
Damion Easley, R OBP: 0.361, SLG: 0.442 (1, 5)	0-1 G1-3			1-1 G6-3		1-1 1B		1-0 HR	1-3 K	5	1	2	2	0	1	2
Dwight Smith, L OBP: 0.333, SLG: 0.408 (1, 7)	2-3 K			2-3 K		0-2 P6		0-1 G4-6-3 1B	0-1 G4-3	5	1	1	0	0	2	3
Tim Salmon, R OBP: 0.317, SLG: 0.396 (1, 9)	1-0 G6-3			1-3 K		3-3 K		3-2 E5 G4-6-3 1-3		4	0	0	0	0	2	2
Chili Davis, S OBP: 0.467, SLG: 0.591 Rex Hudler, R OBP: 0.320, SLG: 0.478 (1, 10)		1-3 K		3-2 G4-3			3-2 HR	4-1 G4-6-3 BB		3	1	1	1	1	1	0
Eduardo Perez, R OBP: 0.266, SLG: 0.435 (1, 3)		0-0 G4-3		2-0 FC5 1B			4-2 S BB	2-2 G4-6-3 1-2f 2-3 3-H		3	0	1	0	1	0	2
Chad Curtis, R OBP: 0.272, SLG: 0.309 (1, 8)		1-3 K		1-3 K			0-1 F8	1-1 G1-3		4	0	0	0	0	2	4
Jorge Fabregas, L OBP: 0.583, SLG: 0.583 (1, 2)			0-0 G3-6-3 1B		3-1 P6		1-1 P6		1-0 E FC5 1B	4	0	3	0	0	0	1
Harold Reynolds, S OBP: 0.338, SLG: 0.328 (1, 4)		0-0 F9		3-2 FC5			2-2 P5		1-1 FC5 SH3-4	4	0	0	0	0	0	5
Gary Disarcina, R OBP: 0.345, SLG: 0.341 (1, 6)			1-1 G3-6-3			1-0 G6-3		0-1 HR 1B	0-0 SH3-4	3	1	1	0	0	0	1

Inning Stats	R: 0	H: 0	E: 0	K: 1	S: 9	LOB: 0	BB: 0	P: 12	R: 0	H: 0	E: 0	K: 2	S: 8	LOB: 0	BB: 0	P: 10	R: 0	H: 1	E: 0	K: 0	S: 4	LOB: 0	BB: 0	P: 5	R: 0	H: 0	E: 0	K: 2	S: 11	LOB: 0	BB: 0	P: 15	R: 0	H: 2	E: 0	K: 1	S: 12	LOB: 2	BB: 0	P: 24	R: 0	H: 1	E: 0	K: 1	S: 10	LOB: 1	BB: 0	P: 15	R: 1	H: 1	E: 0	K: 0	S: 12	LOB: 1	BB: 1	P: 22	R: 3	H: 3	E: 1	K: 0	S: 18	LOB: 2	BB: 1	P: 29	R: 0	H: 1	E: 1	K: 1	S: 9	LOB: 2	BB: 0	P: 12	1B: 7	2B: 0	3B: 0	HR: 2	SF: 0	SAC: 1	DP: 2	HBP: 0	WP: 0	PB: 0	SB: 1	CS: 0	PA: 38
--------------	------	------	------	------	------	--------	-------	-------	------	------	------	------	------	--------	-------	-------	------	------	------	------	------	--------	-------	------	------	------	------	------	-------	--------	-------	-------	------	------	------	------	-------	--------	-------	-------	------	------	------	------	-------	--------	-------	-------	------	------	------	------	-------	--------	-------	-------	------	------	------	------	-------	--------	-------	-------	------	------	------	------	------	--------	-------	-------	-------	-------	-------	-------	-------	--------	-------	--------	-------	-------	-------	-------	--------

PITCHER	IP	WLS	BF	H	R	ER	SO	BB	IBB	HBP	BLK	WP	HR	S	P	ERA	WHIP
Aaron Sele, R ERA: 2.56 (1, 1)	6.0		23	5	1	1	7	1	0	0	0	0	1	59	93	1.50	1.000
Scott Bankhead, R ERA: 2.53 (7, 1)	1.0		6	3	3	2	0	0	0	0	0	0	1	12	16	18.00	3.000
Greg Harris, R ERA: 3.63 (8, 1)	1.0		4	0	0	0	0	1	0	0	0	0	0	13	23	0.00	1.000
Ken Ryan, R ERA: (9, 1)	1.0	S	5	1	0	0	1	0	0	0	0	0	0	9	12	0.00	1.000

BOTTOM

Boston Red Sox @ California Angels
Anaheim Stadium, Anaheim, CA

Fri Apr 29 1994, 10:05 PM EDT
Att: 30,178 - Unknown - 70 F

AB	35
R	4
H	9
RBI	3
BB	2
SO	8
LOB	20



PITCHER	IP	WLS	BF	H	R	ER	SO	BB	IBB	HBP	BLK	WP	HR	S	P	ERA	WHIP
---------	----	-----	----	---	---	----	----	----	-----	-----	-----	----	----	---	---	-----	------

Batter	1	2	3	4	5	6	7	8	9	AB R H RBI BB SO LOB	TOP
Otis Nixon, S (1, 8) OBP: 0.333, SLG: 0.300	2-1 L7	0-0 G6-3		1-3 K2-3		1-1 G1-3		1-0 G3		5 0 0 0 0 1 2	
Mike Greenwell, L (1, 7) OBP: 0.323, SLG: 0.488	1-0 2B		1-3 K		0-0 P5	4-0 IBB			0-0 G1-3	4 1 1 0 1 1 0	
Tim Lincecum, R (1, 6) OBP: 0.429, SLG: 0.551	1-2 G5-3		2-2 1B		1-1 E5	0-1 F9			3-0 F7	5 1 1 0 0 0 3	
Mo Vaughn, L (1, 3) OBP: 0.448, SLG: 0.596	1-1 2B HBP		0-1 P5		1 SAFE 2-2 1B	1-3 FC4-6 1B			0-1 E1	4 1 1 0 0 1 1	
Andre Dawson, R (1, 10) OBP: 0.333, SLG: 0.615 Lee Tinsley, S (9, PR) OBP: 0.231, SLG: 0.091	1-1 2B		0-1 F9		0-0 FC4-6 1B	1-3 1B			4-0 K	4 0 2 2 1 1 1 0 0 0 0 0 0 0	
Scott Cooper, L (1, 5) OBP: 0.381, SLG: 0.724	4-2 BB			0-0 E 2B	2-1 FC4-6	1-2 1B			4-2 BB	3 1 1 1 2 0 3	
Billy Hatcher, R (1, 9) OBP: 0.337, SLG: 0.420	0-1 P5			2 SAFE 2-0 E5	3-2 P5				0-1 F7	4 0 0 0 0 0 5	
Damon Berryhill, S (1, 2) OBP: 0.293, SLG: 0.297		3-2 P6		1-1 G3		0-0 F8			3-2 F9	4 0 0 0 0 0 1	
Scott Fletcher, R (1, 4) OBP: 0.270, SLG: 0.314		1-1 G6-3		1-0 F8		0-0 1B			1-0 L8	4 0 1 0 0 0 1	
Inning Stats	R: 1 H: 2 E: 0 LOB: 3 K: 0 BB: 1 S: 16 P: 26	R: 0 H: 0 E: 0 LOB: 0 K: 0 BB: 0 S: 8 P: 12	R: 0 H: 1 E: 0 LOB: 1 K: 1 BB: 0 S: 10 P: 13	R: 1 H: 1 E: 1 LOB: 1 K: 1 BB: 0 S: 8 P: 13	R: 2 H: 2 E: 1 LOB: 1 K: 0 BB: 0 S: 17 P: 25	R: 0 H: 1 E: 0 LOB: 2 K: 0 BB: 1 S: 6 P: 11	R: 0 H: 0 E: 0 LOB: 1 K: 2 BB: 1 S: 11 P: 20	R: 0 H: 0 E: 0 LOB: 0 K: 0 BB: 0 S: 6 P: 11	R: 0 H: 0 E: 1 LOB: 2 K: 0 BB: 1 S: 5 P: 12	1B: 4 SF: 0 2B: 3 SAC: 0 3B: 0 DP: 0 HR: 0 HBP: 1	WP: 0 PA: 42 PB: 0 SB: 1 CS: 0
PITCHER	IP WLS BF H R ER SO BB IBB HBP BLK WP HR S P ERA WHIP										
Mark Leiter, R (1, 1) ERA: 3.71	8.0 L 37 7 4 1 4 2 1 1 0 0 0 0 82 131 1.12 1.125										
Craig Lefferts, L (9, 1) ERA: 2.25	1.0 5 0 0 0 0 0 1 0 0 0 0 0 5 12 0.00 0.000										

Boston Red Sox @ California Angels
Anaheim Stadium, Anaheim, CA
 Sat Apr 30 1994, 10:05 PM EDT
 Att: 55,057 - Unknown

livebaseballscorecards.com

AB 37
R 4
H 7
RBI 3
BB 4
SO 4
LOB 17



Boston Red Sox @ California Angels
Anaheim Stadium, Anaheim, CA

Sun May 01 1994, 10:05 PM EDT
 Att. 34,810 - Unknown - 70 F

livebaseballscorecards.com



Batter	1	2	3	4	5	6	7	8	9	AB	R	H	RBI	BB	SO	LOB	TOP	
Otis Nixon, S (1, 8) OBP: 0.330, SLG: 0.297 Lee Tinsley, S (2, 8) OBP: 0.353, SLG: 0.333	G3-1		F7		F7		F7			1	0	0	0	0	0	0		
Billy Hatcher, R (1, 9) OBP: 0.340, SLG: 0.419	F7		F7		F8		G6-3			5	1	2	3	0	0	2		
Mike Greenwell, L (1, 7) OBP: 0.320, SLG: 0.477 Bob Zupcic, R (6, 7)	F7		G5-3		G3-1		L3			4	1	1	0	0	0	2		
Andre Dawson, R (1, 10) OBP: 0.316, SLG: 0.580 Rich Rowland, R (8, PH) OBP: 0.231, SLG: 0.167		K	F7	F8		K		K		4	0	0	0	0	2	2		
Mo Vaughn, L (1, 3) OBP: 0.464, SLG: 0.624	SF9	E	HBP	2B		K		2B		4	3	3	0	0	1	0		
Tim Lincecum, R (1, 6) OBP: 0.438, SLG: 0.566	1B	FC3-6	1B	2B		F8		G1-3		5	0	3	2	0	0	1		
Scott Cooper, L (1, 5) OBP: 0.382, SLG: 0.713	SF9	FC3-6	1B	1B		FC5-4	BB	G4-3		4	2	2	2	0	0	1	AB 41 R 10 H 16 RBI 9 BB 2 SO 6 LOB 14	
Dave Valle, R (1, 2) OBP: 0.274, SLG: 0.296	1B	1B	1B	BB		FC5-4	BB	K		3	1	1	0	2	1	2		
Scott Fletcher, R (1, 4) OBP: 0.262, SLG: 0.300	K	1B	1B			G5-3		G5-3		5	1	1	1	0	1	4		
Inning Stats	R: 0 E: 0 K: 0 S: 6	H: 0 LOB: 0 BB: 0 P: 9	R: 1 E: 0 K: 2 S: 17	H: 3 LOB: 2 BB: 0 P: 26	R: 7 E: 1 K: 0 S: 21	H: 7 LOB: 2 BB: 1 P: 33	R: 1 E: 0 K: 0 S: 11	H: 3 LOB: 1 BB: 0 P: 18	R: 0 E: 0 K: 2 S: 7	H: 0 LOB: 0 BB: 0 P: 12	R: 1 E: 0 K: 0 S: 10	H: 2 LOB: 2 BB: 1 P: 17	R: 0 E: 0 K: 1 S: 9	H: 1 LOB: 1 BB: 0 P: 11	R: 0 E: 0 K: 1 S: 7	H: 0 LOB: 0 BB: 0 P: 9	1B: 12 2B: 4 3B: 0 HR: 0 SF: 1 SAC: 0 DP: 1 HBP: 1 WP: 0 PA: 45 PB: 1 SB: 0 CS: 0	
PITCHER	IP	WLS	BF	H	R	ER	SO	BB	IBB	HBP	BLK	WP	HR	S	P	ERA	WHIP	
Brian Anderson, L (1, 1) ERA: 4.54	2.2	L	18	8	8	8	2	1	0	1	0	0	0	36	57	27.00	3.375	
Scott Lewis, R (3, 1) ERA: 6.23	2.1		11	5	1	1	0	0	0	0	0	0	0	28	41	3.86	2.143	
John Dopson, R (6, 1) ERA: 5.9	2.0		9	2	1	1	2	1	0	0	0	0	0	17	29	4.50	1.500	
Joe Grahe, R (8, 1) ERA: 4.76	2.0		7	1	0	0	2	0	0	0	0	0	0	16	20	0.00	0.500	

BOTTOM

Boston Red Sox @ California Angels
Anaheim Stadium, Anaheim, CA
Sun May 01 1994, 10:05 PM EDT
Att: 34,810 - Unknown - 70 F

livebaseballscorecards.com

AB 33
R 1
H 7
RBI 1
BB 1
SO 6
LOB 15



WP: 0 PA: 34
PB: 0
SB: 1
CS: 0

AB R H RBI BB SO LOB
2 0 0 0 0 1 0
2 1 1 0 0 0 0

4 0 1 0 0 0 1

4 0 1 1 0 2 1

4 0 2 0 0 1 2

4 0 0 0 0 1 2

3 0 1 0 1 0 1

4 0 0 0 0 0 3

3 0 1 0 0 0 3

3 0 0 0 0 1 2

1B: 6 SF: 0
2B: 1 SAC: 0
3B: 0 DP: 2
HR: 0 HBP: 0

WP HR S P ERA WHIP

3-2
G4-3
1B

1-1
G4-3
1-2

1-0
2-H
1B

2-2
G4-3

1-2
G6-3

1-0
G5-3

0-0
F7

1-0
G6-3

2-1
G6-3

1-0
F8

3-1
G6-3

0-3
K

1-0
2B

1-2
G5-3

4-1
BB

0-1
P6

1-0
G5-3

1-0
G5-3

1-0
F8

3-1
G6-3

0-3
K

1-0
G5-4-3
1B

0-0
F8

1-0
G5-4-3
1-2f

1-2
E1
G6-3

1-0
G6-3
1-2f

1-0
G5-3

1-0
F8

3-1
G6-3

0-3
K

1-0
G5-4-3
1B

0-0
F8

1-0
G5-4-3
1-2f

1-2
E1
G6-3

1-0
G6-3
1-2f

1-0
G5-3

3-1
F8

0-2
L8

1-0
F9

1-0
G5-4-3
1B

0-0
F8

1-0
G5-4-3
1-2f

1-2
E1
G6-3

1-0
G6-3
1-2f

1-0
G5-3

2-3
K

1-0
1B

0-3
K

1-3
K

3-3
K

0-0
FC6-4
1B

0-0
FC6-4
1B
1-2f

0-1
1B

1-3
K

2-3
K

1-0
1B

0-3
K

1-3
K

3-3
K

0-0
FC6-4
1B

0-0
FC6-4
1B
1-2f

0-1
1B

1-3
K

2-3
K

1-0
1B

0-3
K

1-3
K

3-3
K

0-0
FC6-4
1B

0-0
FC6-4
1B
1-2f

0-1
1B

1-3
K

(1, 5)
Damion Easley, R
OBP: 0.340, SLG: 0.413
(6, 5)
Spike Owen, S
OBP: 0.389, SLG: 0.333

(1, 8)
Chad Curtis, R
OBP: 0.261, SLG: 0.295

(1, 9)
Tim Salmon, R
OBP: 0.313, SLG: 0.384

(1, 10)
Chili Davis, S
OBP: 0.464, SLG: 0.585

(1, 7)
Bo Jackson, R
OBP: 0.310, SLG: 0.462

(1, 3)
Eduardo Perez, R
OBP: 0.275, SLG: 0.424

(1, 2)
Chris Turner, R
OBP: 0.182, SLG: 0.103

(1, 4)
Rex Hudler, R
OBP: 0.321, SLG: 0.462

(1, 6)
Gary Disarcina, R
OBP: 0.333, SLG: 0.330

Batter

Batter

Batter

Batter

Batter

Batter

Batter

Batter

Batter

Inning Stats

PITCHER
Joe Hesketh, L
ERA: 3.63
Paul Quantrill, R
ERA: 2.7

R: 0 H: 1
E: 0 LOB: 1
K: 3 BB: 0
S: 11 P: 15

R: 0 H: 2
E: 0 LOB: 2
K: 2 BB: 0
S: 10 P: 14

R: 0 H: 0
E: 0 LOB: 0
K: 0 BB: 0
S: 6 P: 10

R: 0 H: 1
E: 0 LOB: 0
K: 0 BB: 0
S: 3 P: 5

R: 0 H: 0
E: 1 LOB: 0
K: 0 BB: 0
S: 8 P: 11

R: 0 H: 0
E: 0 LOB: 0
K: 1 BB: 0
S: 6 P: 10

R: 0 H: 1
E: 0 LOB: 2
K: 0 BB: 1
S: 8 P: 15

R: 1 H: 2
E: 0 LOB: 1
K: 0 BB: 0
S: 13 P: 22

R: 0 H: 0
E: 0 LOB: 0
K: 0 BB: 0
S: 5 P: 7

1B: 6 SF: 0
2B: 1 SAC: 0
3B: 0 DP: 2
HR: 0 HBP: 0

WP: 0 PA: 34
PB: 0
SB: 1
CS: 0

IP WLS BF H R ER SO BB IBB HBP BLK WP HR S P ERA WHIP

7.0 W 26 5 0 0 6 1 0 0 0 0 0 52 80 0.00 0.857

2.0 8 2 1 1 0 0 0 0 0 0 0 18 29 4.50 1.000

IP WLS BF H R ER SO BB IBB HBP BLK WP HR S P ERA WHIP

IP WLS BF H R ER SO BB IBB HBP BLK WP HR S P ERA WHIP

IP WLS BF H R ER SO BB IBB HBP BLK WP HR S P ERA WHIP

IP WLS BF H R ER SO BB IBB HBP BLK WP HR S P ERA WHIP

IP WLS BF H R ER SO BB IBB HBP BLK WP HR S P ERA WHIP

IP WLS BF H R ER SO BB IBB HBP BLK WP HR S P ERA WHIP

IP WLS BF H R ER SO BB IBB HBP BLK WP HR S P ERA WHIP

IP WLS BF H R ER SO BB IBB HBP BLK WP HR S P ERA WHIP

Batter	1	2	3	4	5	6	7	8	9	AB R H RBI BB SO LOB	TOP
Randy Velarde, R OBP: 0.418, SLG: 0.447 (1, 5) X	0-0 F8		1-0 S 1B	2-0 SH3 1-2 2-3		1-0 HR 2B		0-0 G4-6-3 1-2f 2-3		4 1 2 0 0 0 2	
Jim Leyritz, R OBP: 0.438, SLG: 0.825 (1, 10) B X	1-0 G3 2B		3-3 SAFE SAFE K 1-2	0-2 2-H 3-H 1B		3-1 HR		2-1 G5-3		5 1 3 4 0 1 2	
Don Mattingly, L OBP: 0.369, SLG: 0.380 (1, 3) C B B F X	2-2 G3 2-3		4-1 BB	0-1 F7		0-1 G1-3		0-1 G4-3		4 0 0 0 1 0 2	
Danny Tartabull, R OBP: 0.360, SLG: 0.447 (1, 9) C B S S	1-3 K		2-3 K	4-1 BB		2-3 K		0-0 CS 1B		4 0 1 0 1 3 3	
Mike Stanley, R OBP: 0.314, SLG: 0.301 (1, 2) B X		1-0 G5-3	0-3 K	0-0 G1-3		1-1 P6		3-2 F9 1-2		5 0 0 0 0 1 5	
Paul O'Neill, L OBP: 0.551, SLG: 0.792 (1, 7) B B B B B		4-1 1B BB		4-0 1B BB	1-3 K2-3	3-2 G6-4-3 1B				2 1 1 0 2 1 0	
Bernie Williams, S OBP: 0.309, SLG: 0.388 (1, 8) C 1 B X		1-1 SAFE 1-2 1B		3-1 SAFE 1B 1B	3-1 G6-3	0-0 G6-4-3 1-2f				4 1 2 0 0 0 1	
Mike Gallego, R OBP: 0.316, SLG: 0.306 (1, 6) B B X		1-1 L5		1-0 SH3 1B 1-3 2-H 1B	3-1 F8		0-0 G4-6-3 1B 1B			4 1 2 1 0 0 2	
Pat Kelly, R OBP: 0.372, SLG: 0.373 (1, 4) C B B B X		2-3 K		0-2 SAFE SH3 1B 1-2 3-H 1B		2-3 K		0-1 G4-6-3 1B		4 1 2 1 0 2 2	
Inning Stats	R: 0 E: 0 K: 1 S: 8 H: 1 LOB: 1 BB: 0 P: 12	R: 0 E: 0 K: 1 S: 9 H: 1 LOB: 2 BB: 1 P: 18	R: 0 E: 0 K: 3 S: 11 H: 1 LOB: 2 BB: 1 P: 21	R: 4 E: 0 K: 0 S: 14 H: 4 LOB: 2 BB: 2 P: 28	R: 0 E: 0 K: 1 S: 8 H: 0 LOB: 0 BB: 0 P: 15	R: 2 E: 0 K: 2 S: 11 H: 2 LOB: 0 BB: 0 P: 19	R: 0 E: 0 K: 0 S: 8 H: 1 LOB: 0 BB: 0 P: 12	R: 0 E: 0 K: 0 S: 6 H: 2 LOB: 1 BB: 0 P: 8	R: 0 E: 0 K: 0 S: 6 H: 1 LOB: 0 BB: 0 P: 9	1B: 10 2B: 2 3B: 0 HR: 1 SF: 0 SAC: 1 DP: 2 HBP: 0	WP: 0 PB: 0 SB: 1 CS: 1 PA: 41
PITCHER Chuck Finley, L ERA: 6.81 Scott Lewis, R ERA: 5.4 Bob Patterson, L ERA: 4.5	IP WLS BF H R ER SO BB IBB HBP BLK WP HR S P ERA WHIP	IP WLS BF H R ER SO BB IBB HBP BLK WP HR S P ERA WHIP	IP WLS BF H R ER SO BB IBB HBP BLK WP HR S P ERA WHIP	IP WLS BF H R ER SO BB IBB HBP BLK WP HR S P ERA WHIP	IP WLS BF H R ER SO BB IBB HBP BLK WP HR S P ERA WHIP	IP WLS BF H R ER SO BB IBB HBP BLK WP HR S P ERA WHIP	IP WLS BF H R ER SO BB IBB HBP BLK WP HR S P ERA WHIP	IP WLS BF H R ER SO BB IBB HBP BLK WP HR S P ERA WHIP	IP WLS BF H R ER SO BB IBB HBP BLK WP HR S P ERA WHIP	ERA WHIP	ERA WHIP

New York Yankees @ California Angels
Anaheim Stadium, Anaheim, CA

AB	36
R	6
H	13
RBI	6
BB	4
SO	8
LOB	19



Tue May 03 1994, 10:05 PM EDT
Att. 22,592 - Unknown - 68 F

livebaseballscorecards.com

Batter	1	2	3	4	5	6	7	8	9	AB	R	H	RBI	BB	SO	LOB
Damion Easley, R OBP: 0.327, SLG: 0.400 (1, 5) C B X	1-1 G6-3 ①		0-0 G6-3 ③			0-2 F8 ③		2-1 SF8 ①		3	0	0	1	0	0	0
Chad Curtis, R OBP: 0.270, SLG: 0.303 (1, 8) X	0-0 G6-3 ②			2-2 G5-4-3 1B B F C X			2-1 1B 1B B F X	3-H 0-0 FC1-6 BB HR 1-2f 2-3		4	1	2	0	0	0	2
Tim Salmon, R OBP: 0.310, SLG: 0.373 (1, 9) C F B S	1-3 K ③			2-2 G5-4-3 1-2f B F F 1 SAFE F 1 SAFE X			0-1 L9 B F X	4-1 HR BB 1-2		3	1	0	0	1	1	2
Chili Davis, S OBP: 0.474, SLG: 0.622 (1, 10) F X		0-1 CS 1B 1B F X		0-0 F9 ③			0-0 FC6-4 1B 1-2 B F F X	1-2 HR 1-H 2-H 3-H		4	1	3	4	0	0	0
Bo Jackson, R OBP: 0.290, SLG: 0.429 (1, 7) Jim Edmonds, L OBP: 0.545, SLG: 0.444 (9, 7) F 1 SAFE B S 1 SAFE C		1-3 K ①			1-0 P4 B X		1-3 K B F F X	1-3 K2-3 ③		4	0	0	0	0	3	3
Eduardo Perez, R OBP: 0.274, SLG: 0.417 (1, 3) X		0-0 CS 1B 1-2 F X			0-1 P3 F X		0-1 FC6-4 1-2f F X		2-2 G1-3 ①	4	0	1	0	0	0	2
Chris Turner, R OBP: 0.191, SLG: 0.119 (1, 2) Harold Reynolds, S OBP: 0.360, SLG: 0.348 (9, PH) B B B B C		2-3 K ② ③			0-0 P6 X			0-1 SF8 1B 2B B C B B C B	4-2 G5-3 BB	3	1	1	0	0	1	2
Rex Hudler, R OBP: 0.323, SLG: 0.483 (1, 4) Dwight Smith, L OBP: 0.328, SLG: 0.396 (9, PH) Gary Disarcina, R OBP: 0.330, SLG: 0.326 (9, PH) F B F F F S F F F X			1-3 K ①			2-1 G1-3 ①		1-1 FC1-6 HR 2B 1 SAFE 1 SAFE C B X	1-2 G5-3 ②	3	1	1	0	0	1	0
Spike Owen, S OBP: 0.364, SLG: 0.278 (1, 6) C B F F C			1-3 K ②			1-0 G5-3 ②		4-1 FC1-6 BB B B B C B	1-3 K2-3 ③	3	0	0	0	1	2	1

Inning Stats	R: 0	H: 0	E: 0	K: 1	S: 6	R: 0	H: 2	E: 0	K: 2	S: 9	R: 0	H: 0	E: 0	K: 2	S: 9	R: 0	H: 1	E: 0	K: 0	S: 7	R: 0	H: 0	E: 0	K: 0	S: 4	R: 0	H: 0	E: 0	K: 0	S: 6	R: 0	H: 2	E: 0	K: 1	S: 10	R: 5	H: 3	E: 0	K: 1	S: 16	R: 0	H: 0	E: 0	K: 1	S: 11	R: 0	H: 0	E: 0	K: 1	S: 11	1B: 6	SF: 1	2B: 1	SAC: 0	3B: 0	DP: 1	HR: 1	HBP: 0	WP: 0	PA: 36
--------------	------	------	------	------	------	------	------	------	------	------	------	------	------	------	------	------	------	------	------	------	------	------	------	------	------	------	------	------	------	------	------	------	------	------	-------	------	------	------	------	-------	------	------	------	------	-------	------	------	------	------	-------	-------	-------	-------	--------	-------	-------	-------	--------	-------	--------

PITCHER	IP	WLS	BF	H	R	ER	SO	BB	IBB	HBP	BLK	WP	HR	S	P	ERA	WHIP
Terry Mulholland, L ERA: 7.05 (1, 1)	7.2	W	31	8	5	5	6	2	0	0	0	0	1	64	94	5.87	1.304
Xavier Hernandez, R ERA: 5.06 (8, 1)	0.2		3	0	0	0	1	1	0	0	0	0	0	8	15	0.00	1.500
Sterling Hitchcock, L ERA: 11.57 (9, 1)	0.2	S	2	0	0	0	1	0	0	0	0	0	0	6	8	0.00	0.000

BOTTOM

New York Yankees @ California Angels
Anaheim Stadium, Anaheim, CA
Tue May 03 1994, 10:05 PM EDT
Att: 22,592 - Unknown - 68 F

livebaseballscorecards.com

AB	32
R	5
H	8
RBI	5
BB	3
SO	8
LOB	13



Batter	1	2	3	4	5	6	7	8	9	10	11	12	13	AB R H RBI BB SO LOB	TOP															
Randy Velarde, R OBP: 0.403, SLG: 0.415 (1, 6)	F8	CS	G6-3		F9		E 1B 1B HBP		F9 SH1-3 1B	K		F9		6 1 1 0 0 1 1																
Wade Boggs, L OBP: 0.417, SLG: 0.346 (1, 5)	F8		G4-3		FC5-4 BB		E9 PB 1B 1B		SH1-3		F8		G6-3	5 1 1 1 1 0 0																
Don Mattingly, L OBP: 0.398, SLG: 0.412 (1, 3)	HR 1B		BB 1B BB		F7		1B PB 1B				FC5-4 1B		1B 2B	5 1 4 1 2 0 1																
Danny Tartabull, R OBP: 0.359, SLG: 0.470 Gerald Williams, R OBP: 0.429, SLG: 0.571 (11, PR) (11, 9)	HR		BB 1B		FC5-4		K		F9		FC5-4 BB 1B		F8	6 1 2 2 0 1 6 1 0 0 0 0 0 1																
Jim Leyritz, R OBP: 0.462, SLG: 0.810 Paul O'Neill, L OBP: 0.554, SLG: 0.784 (1, 10) (9, PH)	HBP		BB				P6		K		BB BB		1B	2 0 1 1 1 0 0 2 0 1 0 1 1 2																
Bernie Williams, S OBP: 0.310, SLG: 0.369 (1, 8)	K		K2-3				G4-3				K		BB	4 0 0 0 2 3 6																
Mike Stanley, R OBP: 0.304, SLG: 0.291 (1, 2)		F8			G5-3		F7		G6-3		1B WP 1B		F9	6 1 1 0 0 0 4																
Luis Polonia, L OBP: 0.375, SLG: 0.373 (1, 7)		G6-3			F8		CS		G6-3		P4		F7	6 1 1 0 0 0 1																
Mike Gallego, R OBP: 0.317, SLG: 0.307 Daryl Boston, L OBP: 0.211, SLG: 0.167 Pat Kelly, R OBP: 0.367, SLG: 0.368 (10, PH) (10, PR) (10, 4)			CS 1B		F8		SH3 1B		G6-3		WP 1B		F9	3 0 1 0 0 0 0 1 0 1 0 0 0 0 1 0 0 0 0 0 0																
Inning Stats	R: 2 E: 0 K: 1 S: 7	H: 2 LOB: 1 BB: 0 P: 8	R: 0 E: 0 K: 0 S: 7	H: 1 LOB: 0 BB: 0 P: 15	R: 0 E: 0 K: 0 S: 12	H: 1 LOB: 3 BB: 2 P: 25	R: 0 E: 0 K: 0 S: 5	H: 0 LOB: 0 BB: 0 P: 8	R: 0 E: 0 K: 0 S: 4	H: 0 LOB: 1 BB: 1 P: 13	R: 0 E: 0 K: 0 S: 5	H: 0 LOB: 0 BB: 0 P: 7	R: 0 E: 0 K: 0 S: 8	H: 1 LOB: 2 BB: 1 P: 19	R: 1 E: 0 K: 2 S: 13	H: 2 LOB: 2 BB: 0 P: 19	R: 0 E: 0 K: 0 S: 12	H: 1 LOB: 3 BB: 2 P: 27	R: 0 E: 0 K: 0 S: 10	H: 0 LOB: 0 BB: 0 P: 13	R: 0 E: 0 K: 0 S: 10	H: 2 LOB: 2 BB: 0 P: 13	1B: 12 2B: 1 3B: 0 HR: 1	SF: 0 SAC: 2 DP: 0 HBP: 2	WP: 1 PB: 1 SB: 0 CS: 2	PA: 61				
PITCHER Joe Magrane, L ERA: 3.6 (1, 1)	IP: 5.0	WLS: 22	BF: 4	H: 2	R: 2	ER: 2	SO: 2	BB: 3	IBB: 0	HBP: 1	BLK: 0	WP: 0	HR: 1	S: 35	P: 69	ERA: 3.60	WHIP: 1.400													
Scott Lewis, R ERA: 6.06 (6, 1)	1.1	6	1	2	2	0	1	0	1	0	0	0	0	9	17	13.50	1.500													
Craig Lefferts, L ERA: 2.25 (7, 1)	0.0	2	2	0	0	0	0	0	0	0	0	0	0	3	4	∞	∞													
Joe Grahe, R ERA: 3.86 (7, 1)	2.2	11	2	1	0	2	0	1	0	0	0	0	0	21	40	0.00	0.750													
John Dopson, R ERA: 6.0 (10, 1)	1.0	5	2	1	1	2	0	0	0	0	0	1	0	13	19	9.00	2.000													
PITCHER Bob Patterson, L ERA: 3.46 (11, 1)	IP: 3.0	WLS: 13	BF: 3	H: 3	R: 0	ER: 0	SO: 0	BB: 2	IBB: 0	HBP: 0	BLK: 0	WP: 0	HR: 0	S: 32	P: 53	ERA: 0.00	WHIP: 1.667													

New York Yankees @ California Angels
Anaheim Stadium, Anaheim, CA
Wed May 04 1994, 10:05 PM EDT
Att: 24,312 - Unknown - 67 F

livebaseballscorecards.com

AB	48
R	6
H	14
RBI	5
BB	7
SO	6
LOB	22



Batter	1	2	3	4	5	6	7	8	9	AB R H RBI BB SO LOB	TOP										
Rickey Henderson, R OBP: 0.423, SLG: 0.314 (1, 7)	0-0 G5-3		0-0 L1		0-0 PO	0-0 HR	0-3 K			4 1 1 1 0 1 2											
Stan Javier, S OBP: 0.400, SLG: 0.476 (1, 8)	0-3 K			0-0 G3		0-0 WP 1B G1-3		0-3 K		4 1 1 0 0 2 0											
Troy Neel, L OBP: 0.374, SLG: 0.524 (1, 3)	0-0 G4-3			0-0 E5 PO		0-0 G1-3		0-3 K		4 0 0 0 0 1 1											
Ruben Sierra, S OBP: 0.240, SLG: 0.430 (1, 9)		0-0 G4-3		0-3 K		0-0 G6-3 1B		0-0 G5-3		4 0 1 1 0 1 1											
Geronimo Berroa, R OBP: 0.429, SLG: 0.595 (1, 10)		0-0 G4-3		0-0 PO	0-0 HR	0-0 G6-3		0-0 F8		4 1 1 1 0 0 1											
Brent Gates, S OBP: 0.444, SLG: 0.533 (1, 4)		0-0 G3			0-0 G4-3	0-0 G3-1		0-0 G6-4-3 1B		3 0 0 0 0 0 1 1 0 1 0 0 0 0											
Steve Sax, R OBP: 0.333, SLG: 0.444 (9, PH)																					
Terry Steinbach, R OBP: 0.367, SLG: 0.600 (1, 2)			0-0 G6-3		0-0 FC4-6 1B		0-0 F9		0-0 G6-4-3		4 0 1 0 0 0 1										
Scott Brosius, R OBP: 0.287, SLG: 0.344 (1, 5)			0-0		0-0 FC4-6 PO 1B		0-0 F9				3 0 1 0 0 0 1										
Mike Bordick, R OBP: 0.387, SLG: 0.330 (1, 6)			0-3 K		0-0	0-0	4-0 BB				2 0 1 0 1 1 1										
Inning Stats	R: 0 E: 0 K: 1 S: 5	H: 0 LOB: 0 BB: 0 P: 5	R: 0 E: 0 K: 0 S: 3	H: 0 LOB: 0 BB: 0 P: 3	R: 0 E: 0 K: 1 S: 6	H: 1 LOB: 1 BB: 0 P: 6	R: 0 E: 1 K: 1 S: 5	H: 0 LOB: 0 BB: 0 P: 5	R: 1 E: 0 K: 0 S: 5	H: 3 LOB: 1 BB: 0 P: 5	R: 2 E: 0 K: 0 S: 6	H: 3 LOB: 1 BB: 0 P: 6	R: 0 E: 0 K: 1 S: 5	H: 0 LOB: 1 BB: 1 P: 9	R: 0 E: 0 K: 2 S: 7	H: 0 LOB: 0 BB: 0 P: 7	R: 0 E: 0 K: 0 S: 3	H: 1 LOB: 0 BB: 0 P: 3	1B: 6 2B: 0 3B: 0 HR: 2	SF: 0 SAC: 0 DP: 1 HBP: 0	WP: 1 PA: 36 PB: 0 SB: 0 CS: 0
PITCHER	IP WLS BF H R ER SO BB IBB HBP BLK WP HR S P ERA WHIP																				
Phil Leftwich, R ERA: 6.27 (1, 1)	7.0 W 28 7 3 3 4 1 0 0 0 1 2 35 39 3.86 1.143																				
Craig Lefferts, L ERA: 1.93 (8, 1)	2.0 S 6 1 0 0 2 0 0 0 0 0 0 0 10 10 0.00 0.500																				

Oakland Athletics @ California Angels
Anaheim Stadium, Anaheim, CA
Thu May 05 1994, 10:05 PM EDT
Att. 15,245 - Cloudy - 65 F

livebaseballscorecards.com

AB 33
R 3
H 8
RBI 3
BB 1
SO 6
LOB 9



Batter	1	2	3	4	5	6	7	8	9	AB	R	H	RBI	BB	SO	LOB
Damion Easley, R OBP: 0.331, SLG: 0.385 (1, 5)	4-0 1B S 1B BB	0-0 G6-3		0-3 K			4-0 K2 BB			2	1	0	0	2	1	3
Jim Edmonds, L OBP: 0.500, SLG: 0.409 (1, 3)	0-3 K 1-2		0-3 K	0-0 1B			0-3 K2 1-2f			4	0	1	2	0	3	2
Tim Salmon, R OBP: 0.333, SLG: 0.380 (1, 9)	1-0 1B 1B HBP		0-0 F9	0-3 K			4-0 BB			2	0	0	0	1	1	2
Chili Davis, S OBP: 0.456, SLG: 0.594 (1, 10)	0-0 F7		0-0 G4-3		0-3 K		0-0 F7			4	0	0	0	0	1	3
Dwight Smith, L OBP: 0.313, SLG: 0.373 (1, 7)	0-0 1B 1-2 2-3 1B			0-0 F9	0-3 K			0-0 F8		4	0	1	0	0	1	0
Chad Curtis, R OBP: 0.282, SLG: 0.325 (1, 8)	0-0 1B			4-0 BB S 1B BB	0-0 CS 1B			0-3 K		3	1	2	1	1	1	0
Jorge Fabregas, L OBP: 0.400, SLG: 0.375 (1, 2)	0-0 F8			4-0 1B BB 1-2 1B BB	0-0 CS	0-0 F8		0-0 1B		3	1	1	0	1	0	3
Harold Reynolds, S OBP: 0.361, SLG: 0.342 (1, 4)		0-0 F8		4-0 1B 1-2 1B BB 2-3		0-0 G1-3		0-0 F8		3	1	0	0	1	0	1
Gary Disarcina, R OBP: 0.340, SLG: 0.337 (1, 6)		0-0 F2		0-0 1B 1-2 1B 2-3 1B		0-0 G2-3				3	0	1	1	0	0	0

Inning Stats	R: 1	H: 2	E: 0	K: 1	S: 7	H: 2	LOB: 3	BB: 1	P: 12	R: 0	H: 0	E: 0	K: 0	S: 3	R: 0	H: 0	E: 0	K: 1	S: 5	R: 3	H: 2	E: 0	K: 2	S: 9	R: 0	H: 1	E: 0	K: 2	S: 7	R: 0	H: 0	E: 0	K: 1	S: 4	R: 0	H: 1	E: 0	K: 1	S: 6	R: 0	H: 1	E: 0	K: 1	S: 6	1B: 6	SF: 0	2B: 1	SAC: 0	3B: 0	DP: 1	HR: 0	HBP: 1	WP: 0	PA: 36
--------------	------	------	------	------	------	------	--------	-------	-------	------	------	------	------	------	------	------	------	------	------	------	------	------	------	------	------	------	------	------	------	------	------	------	------	------	------	------	------	------	------	------	------	------	------	------	-------	-------	-------	--------	-------	-------	-------	--------	-------	--------

PITCHER	IP	WLS	BF	H	R	ER	SO	BB	IBB	HBP	BLK	WP	HR	S	P	ERA	WHIP
Bob Welch, R ERA: 7.71 (1, 1)	6.0	L	28	5	4	4	6	5	0	1	0	0	0	34	55	6.00	1.667
John Briscoe, R ERA: 3.6 (7, 1)	2.0		7	1	0	0	2	1	0	0	0	0	0	10	14	0.00	1.000

BOTTOM

Oakland Athletics @ California Angels
Anaheim Stadium, Anaheim, CA

Thu May 05 1994, 10:05 PM EDT
Att. 15,245 - Cloudy - 65 F

livebaseballscorecards.com

AB 28
R 4
H 6
RBI 4
BB 6
SO 8
LOB 14



Batter	1	2	3	4	5	6	7	8	9	AB R H RBI BB SO LOB	TOP																
Rickey Henderson, R OBP: 0.416, SLG: 0.301 Mike Aldrete, L OBP: 0.310, SLG: 0.472	0-0 F7		4-0 BB		0-0 F8		0-0 F8		0-0 G3	3 0 0 0 1 0 0 1 0 0 0 0 0 0																	
Stan Javier, S OBP: 0.392, SLG: 0.491	0-0 HR		0-0 G3		0-0 F8		0-0 F8		0-0 G6-3	5 1 1 1 0 0 1																	
Geronimo Berroa, R OBP: 0.437, SLG: 0.596	0-0 CS 1B			0-0 1B E 1B	0-0 G5-3		0-0 1B S 1B		0-0 G5-3	5 2 3 0 0 0 0																	
Ruben Sierra, S OBP: 0.256, SLG: 0.464	0-0 F9			0-0 1B E		0-0 HR	0-0 1B 1-H			4 2 3 2 0 0 1																	
Terry Steinbach, R OBP: 0.363, SLG: 0.585 Scott Hemond, R OBP: 0.227, SLG: 0.231		0-0 G4-3		0-0 E8 2B 1B		0-0 G5-3	0-3 K			4 1 1 0 0 1 1 0 0 0 0 0 0 0																	
Troy Neel, L OBP: 0.368, SLG: 0.523		0-0 G3-1		0-0 F9 2B		0-0 F5		0-0 G6-3		4 0 1 1 0 0 0																	
Scott Brosius, R OBP: 0.286, SLG: 0.340		0-0 G4-3		0-0 F9 2-3		0-0 2B 1B		0-0 P4		4 0 1 0 0 0 1																	
Mike Bordick, R OBP: 0.391, SLG: 0.347			0-3 K	0-0 G5-3		0-0 2B		0-0 1B		4 0 2 0 0 1 1																	
Steve Sax, R OBP: 0.286, SLG: 0.381 Brent Gates, S OBP: 0.421, SLG: 0.500		0-0 G5-3	0-0 G6-3		0-3 K		0-0 P5			3 0 0 0 0 1 3 1 0 0 0 0 0 1																	
Inning Stats	R: 1 E: 0 K: 0 S: 4	H: 2 LOB: 0 BB: 0 P: 4	R: 0 E: 0 K: 0 S: 3	H: 0 LOB: 0 BB: 0 P: 3	R: 0 E: 0 K: 1 S: 5	H: 0 LOB: 1 BB: 1 P: 9	R: 3 E: 1 K: 0 S: 7	H: 4 LOB: 1 BB: 0 P: 7	R: 0 E: 0 K: 0 S: 3	H: 0 LOB: 0 BB: 0 P: 3	R: 1 E: 0 K: 1 S: 8	H: 3 LOB: 2 BB: 0 P: 8	R: 1 E: 0 K: 1 S: 7	H: 2 LOB: 1 BB: 0 P: 7	R: 0 E: 0 K: 0 S: 4	H: 1 LOB: 1 BB: 0 P: 4	R: 0 E: 0 K: 0 S: 3	H: 0 LOB: 0 BB: 0 P: 3	1B: 8 2B: 2 3B: 0 HR: 2	SF: 0 SAC: 0 DP: 0 HBP: 0	WP: 0 PB: 0 SB: 1 CS: 1	PA: 39					
PITCHER	IP WLS BF H R ER SO BB IBB HBP BLK WP HR S P ERA WHIP																										
Brian Anderson, L ERA: 4.67	(1, 1) 1.0	4	2	1	1	0	0	0	0	0	0	0	1	4	4	9.00	2.000										
Bill Sampen, R ERA: 6.75	(2, 1) 3.0	W	14	4	3	3	1	1	0	0	0	0	0	15	19	9.00	1.667										
Scott Lewis, R ERA: 6.05	(5, 1) 3.0		14	5	2	2	2	0	0	0	0	0	1	18	18	6.00	1.667										
John Dopson, R ERA: 5.63	(8, 1) 2.0		7	1	0	0	0	0	0	0	0	0	0	7	7	0.00	0.500										

Oakland Athletics @ California Angels
Anaheim Stadium, Anaheim, CA

Fri May 06 1994, 10:05 PM EDT
Att. 33,399 - Unknown - 60 F

livebaseballscorecards.com

AB	38
R	6
H	12
RBI	4
BB	1
SO	3
LOB	9



Batter	1	2	3	4	5	6	7	8	9	AB	R	H	RBI	BB	SO	LOB
Damion Easley, R OBP: 0.333, SLG: 0.385 (1, 5)	0-0 P4	0-0 1-2 3-H 1B	0-0 P4		0-0 E5 1B		0-0 G1-3 1B			5	0	2	1	0	0	1
Jim Edmonds, L OBP: 0.452, SLG: 0.370 (1, 3)	0-3 K	0-3 K		0-0 F7	0-0 1-2 3-H 1B		0-0 G1-3			5	0	1	1	0	2	3
Tim Salmon, R OBP: 0.344, SLG: 0.442 (1, 9)	0-0 HR		0-0 HR	0-0 G1-6-3 1B	0-0 F3		0-0 L6			5	2	3	2	0	0	3
Chili Davis, S OBP: 0.462, SLG: 0.600 (1, 10)	0-0 2B		4-0 WP 2B BB	0-0 G1-6-3 1-2f		0-0 G4-3 1B PB 1B		0-0 G6-3		4	2	2	0	1	0	1
Dwight Smith, L OBP: 0.304, SLG: 0.349 (1, 7)	0-0 P5		0-0 F7		4-0 HR BB	0-0 G4-3		0-0 L3		4	1	0	0	1	0	3
Chad Curtis, R OBP: 0.279, SLG: 0.344 (1, 8)		0-0 E5 1B	0-3 K		0-0 HR	0-0 G4-3		0-0 F3		5	2	1	2	0	1	2
Jorge Fabregas, L OBP: 0.414, SLG: 0.429 (1, 2)		0-0 G1-3	0-0 1B 2B		0-3 K	0-0 1B				4	1	2	2	0	1	1
Harold Reynolds, S OBP: 0.368, SLG: 0.342 (1, 4)		0-0 F7	0-0 S E 1B		4-0 FC5-4 BB	0-0 F7				3	1	1	1	1	0	2
Gary Disarcina, R OBP: 0.336, SLG: 0.363 (1, 6)		0-0 E6 1B	0-0 2-H HR		0-0 FC5-4 1B		0-0 G4-3			4	2	1	1	0	0	2

Inning Stats	R: 1	H: 2	E: 0	LOB: 1	K: 1	S: 7	P: 7	R: 1	H: 1	E: 2	LOB: 2	K: 1	S: 8	R: 5	H: 4	E: 0	LOB: 0	K: 1	S: 9	R: 0	H: 1	E: 0	LOB: 0	K: 0	S: 3	R: 3	H: 2	E: 1	LOB: 2	K: 1	S: 8	R: 1	H: 2	E: 0	LOB: 1	K: 0	S: 5	R: 0	H: 1	E: 0	LOB: 1	K: 0	S: 4	R: 0	H: 0	E: 0	LOB: 0	K: 0	S: 3	

PITCHER	IP	WLS	BF	H	R	ER	SO	BB	IBB	HBP	BLK	WP	HR	S	P	ERA	WHIP
Miguel Jimenez, R ERA: 9.31 (1, 1)	2.2	L	17	6	6	5	3	1	0	0	0	1	2	22	26	16.88	2.625
Carlos Reyes, R ERA: 5.57 (3, 1)	1.2		9	3	4	3	1	2	0	0	0	0	2	9	17	16.20	3.000
Steve Ontiveros, R ERA: 5.4 (5, 1)	3.2		16	4	1	0	0	0	0	0	0	0	0	16	16	0.00	1.091

BOTTOM

Oakland Athletics @ California Angels
Anaheim Stadium, Anaheim, CA

Fri May 06 1994, 10:05 PM EDT
 Att: 33,399 - Unknown - 60 F

livebaseballscorecards.com

AB	39
R	11
H	13
RBI	10
BB	3
SO	4
LOB	18



WP	HR	S	P	ERA	WHIP
1	1	0	42		

Batter	1	2	3	4	5	6	7	8	9	AB R H RBI BB SO LOB	TOP											
Mike Aldrete, L (1, 7) OBP: 0.319, SLG: 0.488	3-3 K		2-1 SH5-3 G4-3 2B	0-1 1-3 1B		2-2 G1-3			1-2 G4-3	5 1 2 0 0 1 1												
Stan Javier, S (1, 8) OBP: 0.388, SLG: 0.482	2-2 G3-1		0-1 SH5-3 2-3	2-2 CS 3-H	0-0 F9		1-1 FC4-6 1B		0-3 K	4 0 1 0 0 1 0												
Troy Neel, L (1, 3) OBP: 0.354, SLG: 0.500	1-1 L6		0-0 G4-3 3-H		0-0 F7		3-1 F8			4 0 0 1 0 0 1												
Ruben Sierra, S (1, 9) OBP: 0.255, SLG: 0.481		1-1 G1-3	1-2 HR		1-3 K		0-1 FC4-6 1-2f			4 1 1 1 0 1 1												
Geronimo Berroa, R (1, 10) OBP: 0.430, SLG: 0.581		2-2 G4-1 2B 1B 1B	3-3 K			2-3 K	1-1 F7			4 1 1 0 0 2 1												
Brent Gates, S (1, 4) OBP: 0.435, SLG: 0.474		2-1 G4-1 2B 1B		1-1 F8		4-1 FC5-4 BB		0-0 G4-3		3 1 1 0 1 0 0												
Terry Steinbach, R (1, 2) OBP: 0.358, SLG: 0.582		0-0 G4-1		1-0 G2-3 1B 2B		1-2 FC5-4 1-2f HR		1-2 G5-3		4 2 1 0 0 0 3												
Scott Brosius, R (1, 5) OBP: 0.294, SLG: 0.386		0-0 2B		0-1 G2-3		1-2 HR		0-1 F8		4 1 2 4 0 0 1												
Mike Bordick, R (1, 6) OBP: 0.387, SLG: 0.343		3-3 K		0-1 1B CS 1B 3-H		0-2 E5 PB		0-1 G4-3		4 0 1 1 0 1 1												
Inning Stats	R: 0 E: 0 K: 1 S: 12	H: 0 LOB: 0 BB: 0 P: 18	R: 2 E: 0 K: 1 S: 17	H: 3 LOB: 1 BB: 0 P: 25	R: 2 E: 0 K: 1 S: 11	H: 2 LOB: 0 BB: 0 P: 17	R: 1 E: 0 K: 0 S: 11	H: 3 LOB: 1 BB: 0 P: 15	R: 0 E: 0 K: 1 S: 6	H: 0 LOB: 0 BB: 0 P: 7	R: 2 E: 1 K: 1 S: 20	H: 1 LOB: 1 BB: 1 P: 30	R: 0 E: 0 K: 0 S: 8	H: 1 LOB: 1 BB: 0 P: 13	R: 0 E: 0 K: 0 S: 6	H: 0 LOB: 0 BB: 0 P: 7	R: 0 E: 0 K: 1 S: 9	H: 0 LOB: 0 BB: 0 P: 10	1B: 5 2B: 3 3B: 0 HR: 2	SF: 0 SAC: 1 DP: 0 HBP: 0	WP: 0 PB: 1 SB: 0 CS: 1	PA: 39
PITCHER	IP WLS BF H R ER SO BB IBB HBP BLK WP HR S P ERA WHIP												IP WLS BF H R ER SO BB IBB HBP BLK WP HR S P ERA WHIP									
Mark Leiter, R (1, 1) ERA: 4.61	7.0 L 32 10 7 7 5 1 0 0 0 0 0 2 85 125 9.00 1.571																					
Mike Butcher, R (8, 1) ERA: 11.37	2.0 6 0 0 0 1 0 0 0 0 0 0 0 15 17 0.00 0.000																					

Oakland Athletics @ California Angels
Anaheim Stadium, Anaheim, CA
Sat May 07 1994, 10:05 PM EDT
Att: 25,474 - Unknown

livebaseballscorecards.com

AB	36
R	7
H	10
RBI	7
BB	1
SO	6
LOB	9



Batter	1	2	3	4	5	6	7	8	9	AB R H RBI BB SO LOB
Damion Easley, R OBP: 0.336, SLG: 0.395 (1, 5) B C B F C X	2-2 F9		1-2 G6-3			1-0 CS 1B 1B		1-1 P3	1-1 1B 2B	5 1 2 1 0 0 0
Jim Edmonds, L OBP: 0.444, SLG: 0.375 (1, 3) X	0-0 L9			3-2 G4-3		2-2 BLK 1B		1-1 G4-3	0-0 2B 1B	5 0 2 2 0 0 0
Tim Salmon, R OBP: 0.353, SLG: 0.453 (1, 9) B F S F B B B	4-2 BB			0-0 WP BB 1B		2-3 K		2-2 1B 2B	1-3 K	4 1 2 0 1 2 3
Chili Davis, S OBP: 0.463, SLG: 0.593 (1, 10) C B F C X	1-2 F8			4-0 WP 1B		2-2 G4-3		1-0 2B 1B		3 0 1 1 1 0 3
Dwight Smith, L OBP: 0.301, SLG: 0.343 (1, 7) C B B X		2-1 F7		2-2 G1-3		0-1 G3-1 1B		0-3 K		4 0 1 0 0 1 3
Chad Curtis, R OBP: 0.276, SLG: 0.341 (1, 8) F X		0-1 F7		0-1 L9		0-1 G3-1 1B		0-0 P4		4 0 1 0 0 0 2
Jorge Fabregas, L OBP: 0.394, SLG: 0.387 (1, 2) C B F C X		1-2 F9			0-1 F8	1-2 G3-1 1B		4-0 FC1-6 2B BB		3 1 0 0 1 0 2
Harold Reynolds, S OBP: 0.363, SLG: 0.338 (1, 4) C X			0-1 G6-3		2-0 L9	2-0 P6		2-2 FC1-6 1B		4 0 1 0 0 0 2
Gary Disarcina, R OBP: 0.324, SLG: 0.349 (1, 6) B C C X			1-1 F9		0-0 G5-3	2-3 K		0-0 FC1-6 2B 1B		4 1 0 0 0 1 4

Inning Stats	R: 0	H: 0	E: 0	K: 0	S: 11	LOB: 1	BB: 1	P: 18	R: 0	H: 0	E: 0	K: 0	S: 7	LOB: 0	BB: 0	P: 10	R: 0	H: 0	E: 0	K: 0	S: 7	LOB: 0	BB: 0	P: 9	R: 0	H: 1	E: 0	K: 0	S: 12	LOB: 2	BB: 1	P: 21	R: 0	H: 0	E: 0	K: 0	S: 4	LOB: 0	BB: 0	P: 6	R: 0	H: 2	E: 0	K: 1	S: 13	LOB: 1	BB: 0	P: 20	R: 0	H: 2	E: 0	K: 1	S: 11	LOB: 2	BB: 0	P: 16	R: 1	H: 2	E: 0	K: 1	S: 11	LOB: 1	BB: 0	P: 16	R: 3	H: 3	E: 0	K: 1	S: 15	LOB: 1	BB: 1	P: 23	1B: 8	SF: 0	2B: 2	SAC: 0	3B: 0	DP: 0	HR: 0	HBP: 0
--------------	------	------	------	------	-------	--------	-------	-------	------	------	------	------	------	--------	-------	-------	------	------	------	------	------	--------	-------	------	------	------	------	------	-------	--------	-------	-------	------	------	------	------	------	--------	-------	------	------	------	------	------	-------	--------	-------	-------	------	------	------	------	-------	--------	-------	-------	------	------	------	------	-------	--------	-------	-------	------	------	------	------	-------	--------	-------	-------	-------	-------	-------	--------	-------	-------	-------	--------

PITCHER	IP	WLS	BF	H	R	ER	SO	BB	IBB	HBP	BLK	WP	HR	S	P	ERA	WHIP
Bobby Witt, R ERA: 5.27 (1, 1)	6.0	W	24	5	0	0	1	2	0	0	1	1	0	58	88	0.00	1.167
Billy Taylor, R ERA: 1.26 (7, 1)	2.0		8	2	1	1	2	0	0	0	0	0	0	18	28	4.50	1.000
Ed Nunez, R ERA: 13.0 (9, 1)	0.2		6	3	3	3	0	1	0	0	0	0	0	10	17	40.50	6.000
Dennis Eckersley, R ERA: 3.72 (9, 1)	0.1	S	1	0	0	0	1	0	0	0	0	0	0	5	6	0.00	0.000

BOTTOM

Oakland Athletics @ California Angels
Anaheim Stadium, Anaheim, CA








































Sat May 07 1994, 10:05 PM EDT
Att. 25,474 - Unknown

livebaseballscorecards.com

AB	36
R	4
H	10
RBI	4
BB	3
SO	4
LOB	19



WP: 1	PA: 39
PB: 0	
SB: 0	
CS: 1	

Batter	1	2	3	4	5	6	7	8	9	AB R H RBI BB SO LOB	TOP											
Rickey Henderson, R OBP: 0.410, SLG: 0.299 (1, 7) 	1-0  P6		3-2  G6-3			1-0  1B			1-3  K	4 0 1 0 0 1 0	Oakland Athletics @ California Angels Anaheim Stadium, Anaheim, CA Sun May 08 1994, 6:33 AM EDT Att. 22,758 - Sunny - 69 F											
Stan Javier, S OBP: 0.383, SLG: 0.483 (1, 8) 	1-0  2B			1-0  P5		1-2  L5			2-3  K	4 0 1 0 0 1 1												
Geronimo Berroa, R OBP: 0.423, SLG: 0.567 (1, 10) 	1-2  G5-3			2-2  1B		2-1  G4-3			1-1  G4-3	4 0 1 0 0 0 2												
Ruben Sierra, S OBP: 0.250, SLG: 0.470 (1, 9) 	1-1  G6-3			2-1  F8			1-0  F7			3 0 0 0 0 0 2												
Terry Steinbach, R OBP: 0.349, SLG: 0.564 (1, 3) 		0-3  K		0-3  K			1-3  K			3 0 0 0 0 3 1												
Scott Brosius, R OBP: 0.286, SLG: 0.375 (1, 5) 		3-1  P3			2-1  F9			2-3  K		3 0 0 0 0 1 0												
Steve Sax, R OBP: 0.250, SLG: 0.333 (1, 4) 		2-2  G5-3			1-0  F8			0-2  L8		3 0 0 0 0 0 0												
Mike Bordick, R OBP: 0.377, SLG: 0.333 (1, 6) 			0-0  F9			1-1  L6			2-3  K	3 0 0 0 0 1 0												
Scott Hemond, R OBP: 0.213, SLG: 0.214 (1, 2) 			2-1  F8			2-1  P6			1-0  F8	3 0 0 0 0 0 0												
Inning Stats	R: 0 E: 0 K: 0 S: 7	H: 1 LOB: 1 BB: 0 P: 11	R: 0 E: 0 K: 1 S: 8	H: 0 LOB: 0 BB: 0 P: 13	R: 0 E: 0 K: 0 S: 6	H: 0 LOB: 0 BB: 0 P: 11	R: 0 E: 0 K: 1 S: 9	H: 1 LOB: 1 BB: 0 P: 14	R: 0 E: 0 K: 0 S: 5	H: 0 LOB: 0 BB: 0 P: 9	R: 0 E: 0 K: 0 S: 8	H: 1 LOB: 1 BB: 0 P: 14	R: 0 E: 0 K: 2 S: 7	H: 0 LOB: 0 BB: 0 P: 11	R: 0 E: 0 K: 1 S: 8	H: 0 LOB: 0 BB: 0 P: 11	R: 0 E: 0 K: 2 S: 10	H: 0 LOB: 0 BB: 0 P: 14	1B: 2 2B: 1 3B: 0 HR: 0	SF: 0 SAC: 0 DP: 0 HBP: 0	WP: 0 PB: 0 SB: 0 CS: 0	PA: 30
PITCHER Chuck Finley, L ERA: 5.55 (1, 1)	IP: 9.0 WLS: W BF: 30 H: 3 R: 0 ER: 0 SO: 7 BB: 0 IBB: 0 HBP: 0 BLK: 0 WP: 0 HR: 0 S: 68 P: 108 ERA: 0.00 WHIP: 0.333											PITCHER	IP: 9.0 WLS: W BF: 30 H: 3 R: 0 ER: 0 SO: 7 BB: 0 IBB: 0 HBP: 0 BLK: 0 WP: 0 HR: 0 S: 68 P: 108 ERA: 0.00 WHIP: 0.333									

livebaseballscorecards.com

AB	30
R	0
H	3
RBI	0
BB	0
SO	7
LOB	6



Batter	1	2	3	4	5	6	7	8	9
Harold Reynolds, S OBP: 0.375, SLG: 0.361 (1, 4) C H	1-1 1B HBP	0-2 1B		1 SAFE 3-1 1-2 1B		2-0 SF5		0-2 FC4-6	
Jim Edmonds, L OBP: 0.450, SLG: 0.371 (1, 3) X	0-0 BB 1B	4-0 1B BB		1 SAFE 0-3 K		1-0 F7			
Tim Salmon, R OBP: 0.357, SLG: 0.455 (1, 9) B S F 1 F B X	3-2 1B BB FC5-4	0-1 G6-3 1B			2-2 F9		1-0 G4-3		
Chili Davis, S OBP: 0.437, SLG: 0.578 (1, 10) B C F C B B	4-2 FC5-4 1B	1-2 G6-3			2-3 K		1-3 K		
Bo Jackson, R OBP: 0.300, SLG: 0.413 Rex Hudler, R OBP: 0.333, SLG: 0.516 (1, 7) B F B X (8, 7) B F B X	3-1 FC5-4 1B		2-3 K		1-2 1B		1-0 G1-3		
Chad Curtis, R OBP: 0.277, SLG: 0.346 (1, 8) C X	0-1 FC5-4 1B		2-2 F7		1-2 P5		1-2 1B 2B		
Jorge Fabregas, L OBP: 0.405, SLG: 0.400 (1, 2) B 1 SAFE X	1-0 1B		1-0 P4		1-3 K		2-2 FC4-6 1B		
Spike Owen, S OBP: 0.333, SLG: 0.227 (1, 5) C X	0-1 G3		2-1 F7		4-2 3B BB		1-3 K		
Gary Disarcina, R OBP: 0.330, SLG: 0.373 (1, 6) B C B X		2-1 F9		0-0 CS 1B		1 SAFE 0-1 SF5 3B		2-1 F9	

AB	R	H	RBI	BB	SO	LOB
3	2	2	1	0	0	1
3	1	1	0	1	1	1
4	1	2	2	0	0	0
3	0	0	0	1	2	2
4	0	2	1	0	1	0
0	0	0	0	0	0	0
4	1	1	0	0	0	3
4	0	2	1	0	1	0
3	1	0	0	1	1	3
4	1	2	1	0	0	1

BOTTOM

Oakland Athletics @ California Angels
Anaheim Stadium, Anaheim, CA
 Sun May 08 1994, 6:33 AM EDT
 Att: 22,758 - Sunny - 69 F

AB	32
R	7
H	12
RBI	6
BB	3
SO	6
LOB	11



1B:	9	SF:	1
2B:	2	SAC:	0
3B:	1	DP:	2
HR:	0	HBP:	1

WP:	0	PA:	37
PB:	0		
SB:	0		
CS:	1		

Inning Stats		R	H	E	K	S	R		H	E	K	S	R		H	E	K	S	R		H	E	K	S	R		H	E	K	S	R		H	E	K	S	R		H	E	K	S															
R: 3		3	4	0	16		R: 1		1	2	0	11		R: 0		0	0	0	9		R: 0		0	1	12		R: 2		1	1	0	10		R: 0		0	0	5		R: 1		2	0	20		R: 0		0	0	8		R: 0		0	0	26	
H: 4		4	2	0	28		H: 2		2	1	0	18		H: 1		1	0	0	18		H: 0		0	0	8		H: 1		1	0	1	15		H: 0		0	0		H: 2		2	0		H: 0		0	0										
LOB: 2		2	1	0			LOB: 1		1	0	0			LOB: 0		0	0	0			LOB: 0		0	0			LOB: 0		0	0	0	0	0	0	0	0	0	0	0	0	0	0	0	0	0	0	0	0	0	0	0						
BB: 1		1	1	0			BB: 1		1	0	0			BB: 0		0	0	0			BB: 0		0	0			BB: 1		1	0	0	0	0	0	0	0	0	0	0	0	0	0	0	0	0	0	0	0	0	0							
P: 28		28	18				P: 18		18	13				P: 18		18	18				P: 8		8				P: 26		26																												

PITCHER		IP	WLS	BF	H	R	ER	SO	BB	IBB	HBP	BLK	WP	HR	S	P	ERA	WHIP
Ron Darling, R ERA: 5.88 (1, 1)		6.0	L	29	10	6	6	4	3	0	1	0	0	0	66	109	9.00	2.167
Ed Nunez, R ERA: 12.6 (7, 1)		1.0		4	1	1	1	1	0	0	0	0	0	0	10	14	9.00	1.000
Vince Horsman, L ERA: 6.75 (8, 1)		1.0		4	1	0	0	1	0	0	0	0	0	0	15	20	0.00	1.000

PITCHER		IP	WLS	BF	H	R	ER	SO	BB	IBB	HBP	BLK	WP	HR	S	P	ERA	WHIP
Ron Darling, R ERA: 5.88 (1, 1)		6.0	L	29	10	6	6	4	3	0	1	0	0	0	66	109	9.00	2.167
Ed Nunez, R ERA: 12.6 (7, 1)		1.0		4	1	1	1	1	0	0	0	0	0	0	10	14	9.00	1.000
Vince Horsman, L ERA: 6.75 (8, 1)		1.0		4	1	0	0	1	0	0	0	0	0	0	15	20	0.00	1.000

Batter	1	2	3	4	5	6	7	8	9	AB R H RBI BB SO LOB	TOP											
Damion Easley, R (1, 5) OBP: 0.338, SLG: 0.390	2-2 F9		1-2 HBP		1-2 1B		2-2 F8		0-1 G5-3	4 0 1 1 0 0 0												
Dwight Smith, L (1, 7) Chris Turner, R (9, PH) OBP: 0.299, SLG: 0.338 OBP: 0.188, SLG: 0.116	1-3 K		1-2 F9		1-2 1B		2-1 G3-1		1-1 F8	4 0 1 0 0 1 2 1 0 0 0 0 0 0												
Tim Salmon, R (1, 9) OBP: 0.354, SLG: 0.448	3-1 G6-3			0-0 1B	0-0 F7		1-0 F8			4 0 1 0 0 0 2												
Chili Davis, S (1, 10) OBP: 0.451, SLG: 0.567		2-0 F7		2-3 K		2-1 BB 1B		1-1 G4-3		4 1 1 0 0 1 1												
Jim Edmonds, L (1, 3) OBP: 0.477, SLG: 0.447		2-2 FC6-5 2B		1-1 F7		4-0 BB 1B BB		1-2 G4-3 1B 2B		3 1 2 0 1 0 1												
Chad Curtis, R (1, 8) OBP: 0.277, SLG: 0.338		2-0 FC6-5 CS		0-3 K		4-2 BB BB		0-0 G4-3		3 0 0 0 1 1 3												
Jorge Fabregas, L (1, 2) OBP: 0.390, SLG: 0.385		1-2 CS	1-2 G3-1		1-0 L7	1-3 K		0-0 1B		4 0 1 1 0 1 3												
Harold Reynolds, S (1, 4) Bo Jackson, R (6, PH) Spike Owen, S (6, 4) OBP: 0.367, SLG: 0.353 OBP: 0.310, SLG: 0.413 OBP: 0.321, SLG: 0.217			1-2 G3-1		0-0 G3	4-1 BB G4-6-3		1-0 G4-3		2 0 0 0 0 0 0 0 0 0 1 1 0 0 1 0 0 0 0 0 1												
Gary Disarcina, R (1, 6) OBP: 0.336, SLG: 0.381			4-2 HBP BB		0-2 1B 2B	1-0 G4-6-3		0-0 G5-3		3 1 1 0 1 0 3												
Inning Stats	R: 0 E: 0 K: 1 S: 8	H: 0 LOB: 0 BB: 0 P: 14	R: 0 E: 0 K: 0 S: 7	H: 1 LOB: 0 BB: 0 P: 14	R: 0 E: 0 K: 0 S: 14	H: 0 LOB: 2 BB: 1 P: 22	R: 0 E: 0 K: 2 S: 9	H: 1 LOB: 1 BB: 0 P: 12	R: 1 E: 0 K: 0 S: 13	H: 3 LOB: 2 BB: 0 P: 16	R: 1 E: 0 K: 1 S: 10	H: 1 LOB: 2 BB: 3 P: 26	R: 0 E: 0 K: 0 S: 7	H: 0 LOB: 0 BB: 0 P: 12	R: 1 E: 0 K: 0 S: 8	H: 2 LOB: 1 BB: 0 P: 11	R: 0 E: 0 K: 0 S: 5	H: 0 LOB: 0 BB: 0 P: 6	1B: 5 2B: 3 3B: 0 HR: 0	SF: 0 SAC: 0 DP: 1 HBP: 1	WP: 0 PB: 0 SB: 0 CS: 1	PA: 39
PITCHER	IP WLS BF H R ER SO BB IBB HBP BLK WP HR S P ERA WHIP																					
Rick Reed, R (1, 1) ERA: 5.94	5.0 W 22 6 2 2 3 1 0 1 0 0 0 53 82 3.60 1.400																					
Darren Oliver, L (6, 1) ERA: 1.35	0.1 3 0 0 0 1 2 0 0 0 0 0 6 15 0.00 6.000																					
Matt Whiteside, R (6, 1) ERA: 4.73	1.2 5 0 0 0 0 1 0 0 0 0 0 9 19 0.00 0.600																					
Cris Carpenter, R (8, 1) ERA: 1.88	1.0 5 2 1 1 0 0 0 0 0 0 0 8 11 9.00 2.000																					
Rick Honeycutt, L (9, 1) ERA: 7.27	1.0 3 0 0 0 0 0 0 0 0 0 0 5 6 0.00 0.000																					

California Angels @ Texas Rangers
The Ballpark at Arlington, Arlington, TX
Mon May 09 1994, 8:05 PM EDT
Att. 35,407 - Unknown - 68 F

AB	33
R	3
H	8
RBI	3
BB	4
SO	4
LOB	16



Batter	1	2	3	4	5	6	7	8	9	10	AB R H RBI BB SO LOB	TOP											
Damon Easley, R OBP: 0.341, SLG: 0.415 (1, 5) S B X	1-1 F9		1-2 2B 1B		2-1 G5-3		3-2 HR 1-H 2-3		0-3 K		5 2 2 2 0 1 0												
Chad Curtis, R OBP: 0.274, SLG: 0.333 (1, 8) C L B C	1-3 K		1-1 F9		2-1 3B 1B		0-1 F7		0-3 K		5 1 1 0 0 2 1												
Tim Salmon, R OBP: 0.369, SLG: 0.485 (1, 9) B C C C X	2-2 1B 1B		1-0 1B 2B		0-1 3B		0-3 K		1-2 BB 1B		5 1 4 2 0 1 0												
Chili Davis, S OBP: 0.449, SLG: 0.556 (1, 10) F B F X	1-2 FC6-4 1B		0-0 P3		3-3 K		0-1 L7		4-1 BB 1B SAFE BB		4 0 1 0 1 1 2												
Bo Jackson, R OBP: 0.301, SLG: 0.400 Spike Owen, S OBP: 0.333, SLG: 0.240 Dwight Smith, L OBP: 0.308, SLG: 0.347 (1, 7) (5, 3) (10, PH) (10, 7) X	0-0 FC6-4		2-1 G5-3		0-0 G4-6-3 1B		1-1 G6-3		0-0 2B 1B 1-3 2-H		2 0 0 0 0 0 3 2 0 1 0 0 0 0 1 1 1 1 0 0 0												
Rex Hudler, R OBP: 0.324, SLG: 0.500 Jim Edmonds, L OBP: 0.458, SLG: 0.429 (1, 3) (3, 3) (5, 7) (10, 3)		1-2 L7		1-1 L3		0-1 G4-6-3 1-2f		2-2 1B		3-2 FC5-2-6 2B		1 0 0 0 0 0 0 4 1 1 0 0 0 3											
Chris Turner, R OBP: 0.196, SLG: 0.130 Jorge Fabregas, L OBP: 0.395, SLG: 0.415 (1, 2) (8, PH) (8, 2)		3-2 G5-4-3 1B		0-1 G5-3		2-1 P4		2-3 K		1-2 2B 1-H 2-H		3 0 1 0 0 0 0 2 0 1 2 0 1 1											
Harold Reynolds, S OBP: 0.350, SLG: 0.333 (1, 4)		1-0 G5-4-3 1-2f		0-1 F8		1-0 E3 CS 1B		1-2 F9		0-0 G6-3		5 0 0 0 0 0 2											
Gary Disarcina, R OBP: 0.341, SLG: 0.410 (1, 6) C X			0-1 HR		0-2 G4-3		0-0 HR CS 1B		1-1 G5-3		4 2 2 1 0 0 0												
Inning Stats	R: 0 E: 0 K: 13 S: 13	H: 2 LOB: 2 BB: 0 P: 18	R: 0 E: 0 K: 9 S: 9	H: 1 LOB: 0 BB: 0 P: 14	R: 2 E: 0 K: 0 S: 11	H: 3 LOB: 1 BB: 0 P: 16	R: 0 E: 0 K: 0 S: 6	H: 0 LOB: 0 BB: 0 P: 7	R: 1 E: 0 K: 1 S: 12	H: 2 LOB: 1 BB: 0 P: 19	R: 0 E: 1 K: 1 S: 10	H: 2 LOB: 0 BB: 0 P: 14	R: 0 E: 0 K: 1 S: 10	H: 1 LOB: 1 BB: 0 P: 15	R: 0 E: 0 K: 1 S: 8	H: 0 LOB: 0 BB: 0 P: 10	R: 3 E: 0 K: 1 S: 15	H: 3 LOB: 1 BB: 1 P: 24	1B: 10 2B: 2 3B: 1 HR: 2	SF: 0 SAC: 0 DP: 2 HBP: 0	WP: 0 PB: 0 SB: 0 CS: 2	PA: 44	
PITCHER	IP WLS BF H R ER SO BB IBB HBP BLK WP HR S P ERA WHIP	IP WLS BF H R ER SO BB IBB HBP BLK WP HR S P ERA WHIP	IP WLS BF H R ER SO BB IBB HBP BLK WP HR S P ERA WHIP	IP WLS BF H R ER SO BB IBB HBP BLK WP HR S P ERA WHIP	IP WLS BF H R ER SO BB IBB HBP BLK WP HR S P ERA WHIP	IP WLS BF H R ER SO BB IBB HBP BLK WP HR S P ERA WHIP	IP WLS BF H R ER SO BB IBB HBP BLK WP HR S P ERA WHIP	IP WLS BF H R ER SO BB IBB HBP BLK WP HR S P ERA WHIP	IP WLS BF H R ER SO BB IBB HBP BLK WP HR S P ERA WHIP	IP WLS BF H R ER SO BB IBB HBP BLK WP HR S P ERA WHIP	IP WLS BF H R ER SO BB IBB HBP BLK WP HR S P ERA WHIP	IP WLS BF H R ER SO BB IBB HBP BLK WP HR S P ERA WHIP	IP WLS BF H R ER SO BB IBB HBP BLK WP HR S P ERA WHIP	IP WLS BF H R ER SO BB IBB HBP BLK WP HR S P ERA WHIP	IP WLS BF H R ER SO BB IBB HBP BLK WP HR S P ERA WHIP	IP WLS BF H R ER SO BB IBB HBP BLK WP HR S P ERA WHIP	IP WLS BF H R ER SO BB IBB HBP BLK WP HR S P ERA WHIP	IP WLS BF H R ER SO BB IBB HBP BLK WP HR S P ERA WHIP	IP WLS BF H R ER SO BB IBB HBP BLK WP HR S P ERA WHIP	IP WLS BF H R ER SO BB IBB HBP BLK WP HR S P ERA WHIP	IP WLS BF H R ER SO BB IBB HBP BLK WP HR S P ERA WHIP	IP WLS BF H R ER SO BB IBB HBP BLK WP HR S P ERA WHIP	IP WLS BF H R ER SO BB IBB HBP BLK WP HR S P ERA WHIP
Bruce Hurst, L ERA: 6.75 (1, 1)	2.2																						
Hector Fajardo, R ERA: 5.68 (3, 1)	3.1																						
Cris Carpenter, R ERA: 2.87 (7, 1)	1.1																						
Rick Honeycutt, L ERA: 7.0 (8, 1)	0.1																						
Tom Henke, R ERA: 4.5 (8, 1)	0.1																						

California Angels @ Texas Rangers
The Ballpark at Arlington, Arlington, TX
Tue May 10 1994, Postponed
Att: 24,054 - Unknown - 72 F

livebaseballscorecards.com

AB 43
R 8
H 15
RBI 8
BB 1
SO 6
LOB 12



California Angels @ Texas Rangers
The Ballpark at Arlington, Arlington, TX

Tue May 10 1994, Postponed
Att. 24,054 - Unknown - 72 F

livebaseballscorecards.com

AB	35
R	6
H	9
RBI	6
BB	7
SO	6
LOB	18



WP	1	PA	45
PB	0		
SB	0		
CS	0		

AB	R	H	RBI	BB	SO	LOB
5	0	1	0	0	0	1
4	1	1	0	0	0	1
2	1	0	0	3	1	0
4	0	1	0	1	1	5
4	1	1	2	1	0	2
4	1	0	0	0	1	5
3	2	2	0	2	0	0
5	0	3	4	0	1	1
3	0	0	0	0	1	2
1	0	0	0	0	1	1

1B:	7	SF:	0
2B:	0	SAC:	2
3B:	2	DP:	2
HR:	0	HBP:	1

Batter	1	2	3	4	5	6	7	8	9	10
David Hulse, L OBP: 0.341, SLG: 0.347 (1, 8)	G4-3		G3			G6-3	BB SH5-3 1B		F7	
Oddibe McDowell, L OBP: 0.467, SLG: 0.389 (1, 9)	B5-3		G1-3			WP BB 1B	SH5-3		F7	
Jose Canseco, R OBP: 0.434, SLG: 0.554 (1, 10)	G5-3					1 SAFE 1-2 BB 1B	BB BB		BB	
Will Clark, L OBP: 0.466, SLG: 0.595 (1, 3)						1-3 BB 1-2 BB K	L6		L9	
Juan Gonzalez, R OBP: 0.326, SLG: 0.516 (1, 7)						0-1 BB BB HBP 1B			G6-3	
Doug Strange, S OBP: 0.292, SLG: 0.394 (1, 5)						2-1 BB HBP 1B	G4-3		P6	
Jeff Frye, R OBP: 0.688, SLG: 1.083 (1, 4)						4-1 BB BB 1B			G5-3	
Manuel Lee, S OBP: 0.351, SLG: 0.346 (1, 6)						1-1 BB BB G3-6			K	
Junior Ortiz, R OBP: 0.308, SLG: 0.292 (1, 2)						2-2 BB BB G5-3			L5	
Gary Redus, R OBP: 0.222, SLG: 0.278 (10, PH)										K

Inning Stats	R: 0	H: 0	E: 0	K: 0	S: 8	R: 0	H: 1	E: 0	K: 0	S: 4	R: 1	H: 2	E: 0	K: 0	S: 12	R: 0	H: 0	E: 0	K: 2	S: 13	R: 0	H: 0	E: 0	K: 0	S: 6	R: 4	H: 3	E: 0	K: 2	S: 20	R: 0	H: 1	E: 0	K: 0	S: 9	R: 0	H: 0	E: 0	K: 1	S: 5	R: 0	H: 0	E: 0	K: 0	S: 7	R: 1	H: 2	E: 0	K: 1	S: 10	1B: 7	2B: 0	3B: 2	HR: 0	SF: 0	SAC: 2	DP: 2	HBP: 1
--------------	------	------	------	------	------	------	------	------	------	------	------	------	------	------	-------	------	------	------	------	-------	------	------	------	------	------	------	------	------	------	-------	------	------	------	------	------	------	------	------	------	------	------	------	------	------	------	------	------	------	------	-------	-------	-------	-------	-------	-------	--------	-------	--------

PITCHER	IP	WLS	BF	H	R	ER	SO	BB	IBB	HBP	BLK	WP	HR	S	P	ERA	WHIP
Phil Leftwich, R ERA: 5.74 (1, 1)	5.0		18	3	1	1	2	2	0	0	0	0	0	43	77	1.80	1.000
Bob Patterson, L ERA: 5.14 (6, 1)	0.2		4	1	2	2	1	1	0	0	0	1	0	10	16	27.00	3.000
Joe Grahe, R ERA: 4.91 (6, 1)	0.2		8	3	2	2	1	2	0	1	0	0	0	13	29	27.00	7.500
Craig Lefferts, L ERA: 1.88 (7, 1)	0.1		1	0	0	0	0	0	0	0	0	0	0	1	2	0.00	0.000
Mike Butcher, R ERA: 8.38 (7, 1)	3.1	W	14	2	1	1	2	2	0	0	0	0	0	27	42	2.70	1.200

Batter	1	2	3	4	5	6	7	8	9	AB R H RBI BB SO LOB	TOP												
Damion Easley, R (1, 5) OBP: 0.343, SLG: 0.414 Spike Owen, S (7, 5) OBP: 0.323, SLG: 0.231										5 0 2 0 0 1 2 1 0 0 0 0 0 0													
Dwight Smith, L (1, 7) OBP: 0.329, SLG: 0.427 Rex Hudler, R (7, PH) OBP: 0.306, SLG: 0.471 (7, 7)										3 2 2 1 1 0 2 2 0 0 0 0 0 0													
Tim Salmon, R (1, 9) OBP: 0.387, SLG: 0.519										5 3 4 3 0 1 0													
Chili Davis, S (1, 10) OBP: 0.454, SLG: 0.620										5 3 3 4 0 1 5													
Jim Edmonds, L (1, 3) OBP: 0.453, SLG: 0.478										4 1 1 2 1 1 3													
Chad Curtis, R (1, 8) OBP: 0.278, SLG: 0.343										5 2 2 0 0 0 1													
Jorge Fabregas, L (1, 2) OBP: 0.354, SLG: 0.370										5 0 0 0 0 1 3													
Harold Reynolds, S (1, 4) OBP: 0.352, SLG: 0.337										5 1 2 1 0 0 2													
Gary Disarcina, R (1, 6) OBP: 0.336, SLG: 0.410										5 1 1 2 0 0 2													
Inning Stats	R: 6 H: 7 E: 0 LOB: 1 K: 0 BB: 0 S: 24 P: 38	R: 3 H: 3 E: 0 LOB: 0 K: 2 BB: 0 S: 15 P: 20	R: 1 H: 2 E: 1 LOB: 2 K: 0 BB: 1 S: 10 P: 14	R: 0 H: 0 E: 1 LOB: 1 K: 0 BB: 1 S: 9 P: 16	R: 0 H: 1 E: 0 LOB: 3 K: 1 BB: 1 S: 13 P: 22	R: 1 H: 2 E: 0 LOB: 1 K: 1 BB: 0 S: 10 P: 18	R: 2 H: 2 E: 0 LOB: 0 K: 0 BB: 0 S: 11 P: 18	R: 0 H: 0 E: 0 LOB: 0 K: 0 BB: 0 S: 4 P: 5	R: 0 H: 0 E: 0 LOB: 0 K: 1 BB: 0 S: 8 P: 11	1B: 8 SF: 0 2B: 3 SAC: 0 3B: 2 DP: 1 HR: 5 HBP: 1	WP: 0 PA: 48 PB: 0 SB: 0 CS: 0												
PITCHER Rick Helling, R (1, 1) ERA: 5.14 Jay Howell, R (2, 1) ERA: 8.25 Darren Oliver, L (5, 1) ERA: 3.72 Matt Whiteside, R (8, 1) ERA: 4.11	IP	WLS	BF	H	R	ER	SO	BB	IBB	HBP	BLK	WP	HR	S	P	ERA	WHIP					ERA	WHIP
	1.0	L	13	10	9	9	0	0	0	0	0	0	4	30	47	81.00	10.000						
	3.0		13	2	1	0	2	1	0	0	0	0	0	28	41	0.00	1.000						
	3.0		16	5	3	3	2	1	0	1	1	0	1	34	58	9.00	2.000						
	2.0		6	0	0	0	1	0	0	0	0	0	0	12	16	0.00	0.000						

California Angels @ Texas Rangers
 The Ballpark at Arlington, Arlington, TX
 Wed May 11 1994, 8:05 PM EDT
 Att. 33,647 - Unknown - 78 F

livebaseballscorecards.com

AB	45
R	13
H	17
RBI	13
BB	2
SO	5
LOB	20



Batter	1	2	3	4	5	6	7	8	9	AB	R	H	RBI	BB	SO	LOB
Jeff Frye, R OBP: 0.619, SLG: 0.875 (1, 4)	2-2 G5-3	3-2 L8			2-2 FC4-6 BB 1B		4-0 G6-4-3 BB		1-1 FC6-4 1-2f	4	0	1	0	1	0	2
Gary Redus, R OBP: 0.227, SLG: 0.273 (1, 8) (8, 3)	0-3 K		2-2 L9 BB 1B		0-0 L8		0-0 G6-4-3 1-2f			4	0	1	0	0	1	2
Jose Canseco, R OBP: 0.443, SLG: 0.549 (1, 10)	4-1 1B BB		4-0 S BB 1-2		4-2 FC4-6 BB 1-2		2-2 G5-3			1	0	0	0	3	0	0
Will Clark, L OBP: 0.463, SLG: 0.588 (1, 3) Oddibe McDowell, L OBP: 0.457, SLG: 0.378 (8, 8)	1-2 1-3 1B		0-0 L9 2-3		0-0 FC4-6 1-2f 2-3			1-1 F7		3	0	1	0	0	0	4
Juan Gonzalez, R OBP: 0.317, SLG: 0.500 (1, 7)	2-1 L5		2-3 K 1-2		0-0 G5-3			1-1 P8		4	0	0	0	0	1	6
Chris James, R OBP: 0.358, SLG: 0.415 (1, 9)		1-2 1B 2B	1-3 K		1-0 L6			1-2 G6-3		4	1	1	0	0	1	2
Manuel Lee, S OBP: 0.342, SLG: 0.336 (1, 6) Esteban Beltre, R OBP: 0.313, SLG: 0.231 (7, 6)		2-3 K		0-0 G5-3		1-0 G6-3			4-0 FC6-4 BB	3	0	0	0	0	1	1
Doug Strange, S OBP: 0.291, SLG: 0.389 (1, 5)		0-0 L6		2-2 L1-3		0-2 1B			3-3 K	4	0	1	0	0	1	2
Junior Ortiz, R OBP: 0.300, SLG: 0.286 (1, 2)		1-1 2-H 1B		0-2 G5-3		1-0 L6			2-2 K	4	0	1	1	0	1	2

Inning Stats	R: 0	H: 1	E: 0	K: 1	S: 12	R: 1	H: 2	E: 0	K: 1	S: 13	R: 0	H: 1	E: 0	K: 2	S: 11	R: 0	H: 1	E: 0	K: 0	S: 7	R: 0	H: 1	E: 0	K: 0	S: 10	R: 0	H: 1	E: 0	K: 0	S: 6	R: 0	H: 0	E: 0	K: 0	S: 4	R: 0	H: 0	E: 0	K: 0	S: 7	R: 0	H: 0	E: 0	K: 2	S: 9	R: 0	H: 0	E: 0	K: 0	S: 9	1B: 5	2B: 1	3B: 0	HR: 0	SF: 0	SAC: 0	DP: 1	HBP: 0	WP: 0	PB: 0	SB: 1	CS: 0	PA: 37
--------------	------	------	------	------	-------	------	------	------	------	-------	------	------	------	------	-------	------	------	------	------	------	------	------	------	------	-------	------	------	------	------	------	------	------	------	------	------	------	------	------	------	------	------	------	------	------	------	------	------	------	------	------	-------	-------	-------	-------	-------	--------	-------	--------	-------	-------	-------	-------	--------

PITCHER	IP	WLS	BF	H	R	ER	SO	BB	IBB	HBP	BLK	WP	HR	S	P	ERA	WHIP
Mark Langston, L ERA: 2.13 (1, 1)	5.0	W	23	5	1	1	4	3	0	0	0	0	0	53	86	1.80	1.600
John Dopson, R ERA: 5.5 (6, 1)	4.0	S	14	1	0	0	2	2	0	0	0	0	0	26	48	0.00	0.750

BOTTOM

California Angels @ Texas Rangers
The Ballpark at Arlington, Arlington, TX
 Wed May 11 1994, 8:05 PM EDT
 Att. 33,647 - Unknown - 78 F

livebaseballscores.com

AB	32
R	1
H	6
RBI	1
BB	5
SO	6
LOB	21



Batter	1	2	3	4	5	6	7	8	9	AB	R	H	RBI	BB	SO	LOB	TOP										
Damon Easley, R OBP: 0.325, SLG: 0.384 (1, 5)	G6-3		FC5-2-4			P6		F7		5	0	0	0	0	0	5											
Chad Curtis, R OBP: 0.286, SLG: 0.355 (1, 8)	2B	HR		G6-3		L9		G6-3		4	1	1	0	1	0	0											
Tim Salmon, R OBP: 0.410, SLG: 0.597 (1, 9)	1B	HR		G6-3		L5		G6-3		4	2	1	2	1	0	0											
Chili Davis, S OBP: 0.472, SLG: 0.649 (1, 10) Dwight Smith, L OBP: 0.326, SLG: 0.410 (2, PH)	1B	K		2B		G4-3		K		0	1	0	0	1	0	0											
Bo Jackson, R OBP: 0.333, SLG: 0.431 (1, 7) Jim Edmonds, L OBP: 0.424, SLG: 0.442 (7, 7)	HBP	F8		2B		K		K		4	1	2	1	0	1	0											
Chris Turner, R OBP: 0.200, SLG: 0.140 (1, 2)	HBP	K		F7		F8		F8		4	1	1	1	0	1	2											
Rex Hudler, R OBP: 0.372, SLG: 0.500 (1, 4) Harold Reynolds, S OBP: 0.348, SLG: 0.327 (5, PH)	HBP			F7		G3		G4-3		1	1	1	0	1	0	0											
Spike Owen, S OBP: 0.343, SLG: 0.214 (1, 3)	HBP			F7		F9		P6		2	0	0	1	1	0	1											
Gary Disarcina, R OBP: 0.343, SLG: 0.412 (1, 6)	1B			F7		G3		K		4	0	1	2	0	1	3											
Inning Stats	R: 5 E: 0 K: 0 S: 23	H: 4 LOB: 2 BB: 3 P: 42	R: 2 E: 0 K: 2 S: 14	H: 1 LOB: 0 BB: 1 P: 22	R: 0 E: 0 K: 0 S: 6	H: 1 LOB: 1 BB: 1 P: 12	R: 0 E: 0 K: 0 S: 12	H: 1 LOB: 2 BB: 1 P: 24	R: 0 E: 0 K: 0 S: 7	H: 0 LOB: 1 BB: 1 P: 13	R: 0 E: 0 K: 0 S: 6	H: 0 LOB: 0 BB: 0 P: 10	R: 0 E: 0 K: 1 S: 6	H: 0 LOB: 0 BB: 0 P: 8	R: 0 E: 0 K: 1 S: 6	H: 0 LOB: 0 BB: 0 P: 9	R: 0 E: 0 K: 1 S: 5	H: 0 LOB: 0 BB: 0 P: 8	1B: 4 2B: 3 3B: 0 HR: 1	SF: 0 SAC: 0 DP: 1 HBP: 1	WP: 1 PB: 0 SB: 0 CS: 0	PA: 40					
PITCHER	IP	WLS	BF	H	R	ER	SO	BB	IBB	HBP	BLK	WP	HR	S	P	ERA	WHIP										
Greg Hibbard, L ERA: 5.21 (1, 1)	3.2		23	7	7	7	2	6	0	1	0	1	1	50	92	17.18	3.545										
Rich Gossage, R ERA: 4.11 (4, 1)	3.1		11	0	0	0	1	1	0	0	0	0	0	24	39	0.00	0.300										
Bill Risley, R ERA: 1.69 (8, 1)	1.0	W	3	0	0	0	1	0	0	0	0	0	0	6	9	0.00	0.000										
Bobby Ayala, R ERA: 1.69 (9, 1)	1.0	S	3	0	0	0	1	0	0	0	0	0	0	5	8	0.00	0.000										

California Angels @ Seattle Mariners
The Kingdome, Seattle, WA
Sat May 14 1994, 10:05 PM EDT
Att. 33,579 - Dome

livebaseballscorecards.com

AB	32
R	7
H	7
RBI	7
BB	7
SO	5
LOB	11



Chicago White Sox @ California Angels
 Anaheim Stadium, Anaheim, CA

Mon May 16 1994, 10:05 PM EDT
 Att. 21,387 - Unknown - 66 F

AB	35
R	8
H	12
RBI	6
BB	5
SO	6
LOB	18



Batter	1	2	3	4	5	6	7	8	9	AB	R	H	RBI	BB	SO	LOB	TOP								
Tim Raines, S OBP: 0.388, SLG: 0.477 (1, 7)	G4-3 3-2 X		BB 2B 1B		1B SF8 1B	G6-4-3 0-0 1-2f		K 1-3		5	2	2	0	0	1	2									
Joey Cora, S OBP: 0.351, SLG: 0.377 (1, 4)	G1-3 1-2		2B E BB		BB BB 1B		1B 1B	HBP 1B BB	3	3	2	0	2	0	0										
Frank Thomas, R OBP: 0.491, SLG: 0.712 (1, 3)			F9 3-2		BB BB		E 1B 1B	HBP 1B HBP	2	1	1	0	2	0	2										
Julio Franco, R OBP: 0.387, SLG: 0.549 (1, 10)	F8 2-2		E7 2B 1-H 2-H		SF8 2-2		E8 SF7 1B 1-H 2-H	K 0-3	4	1	2	3	0	1	3										
Robin Ventura, L OBP: 0.402, SLG: 0.557 (1, 5)		HR 1-1	K 0-3		BB 1-2 2-3		SF7 2-2	FC3-2 HBP 1B 1-2 2-H	3	1	2	3	1	1	1										
Warren Newson, L OBP: 0.310, SLG: 0.385 (1, 9)		F7 3-2		F7 1-1	L8 2-0		L5-3 1B 0-1	FC3-2 HBP 1B 1-2 2-3	3	0	0	0	0	0	3										
Darin Jackson, R OBP: 0.377, SLG: 0.530 (7, PH)									1	0	1	0	0	0	0										
Lance Johnson, L OBP: 0.304, SLG: 0.319 (1, 8)		P5 0-0		G3 0-1		G3 1-0	L5-3 2-3	FC3-2 1B 1-2	5	0	0	0	0	0	4										
Michael LaValiere, L OBP: 0.500, SLG: 0.462 (1, 2)			K 1-3		K 2-3		1B 1B	K 2-3	3	0	1	0	0	2	0										
Ron Karkovice, R OBP: 0.417, SLG: 0.505 (8, PH)								L4 0-1	2	0	0	0	0	1	3										
Ozzie Guillen, L OBP: 0.285, SLG: 0.313 (1, 6)			L9 1-0		F8 1-0		G6-4-3 1B 1-2	L5 1-1	2	0	0	0	0	0	0										
Craig Grebeck, R OBP: 0.440, SLG: 0.366 (5, 6)									2	0	1	0	0	0	0										
Inning Stats	R: 0 E: 0 K: 0 S: 14	H: 0 LOB: 1 BB: 1 P: 24	R: 1 E: 0 K: 1 S: 11	H: 1 LOB: 0 BB: 0 P: 16	R: 2 E: 1 K: 1 S: 12	H: 2 LOB: 1 BB: 1 P: 25	R: 0 E: 0 K: 1 S: 7	H: 0 LOB: 0 BB: 0 P: 10	R: 1 E: 0 K: 0 S: 14	H: 2 LOB: 3 BB: 2 P: 30	R: 0 E: 0 K: 0 S: 6	H: 2 LOB: 1 BB: 0 P: 7	R: 3 E: 1 K: 0 S: 18	H: 4 LOB: 0 BB: 0 P: 24	R: 0 E: 0 K: 2 S: 8	H: 0 LOB: 0 BB: 0 P: 12	R: 1 E: 0 K: 1 S: 10	H: 1 LOB: 3 BB: 1 P: 19	1B: 10 2B: 2 3B: 0 HR: 1	SF: 2 SAC: 0 DP: 2 HBP: 2	WP: 0 PB: 0 SB: 0 CS: 0	PA: 44			
PITCHER	IP	WLS	BF	H	R	ER	SO	BB	IBB	HBP	BLK	WP	HR	S	P	ERA	WHIP								
Phil Leftwich, R ERA: 5.66 (1, 1)	5.1		27	7	4	3	3	4	0	0	0	0	1	63	111	5.06	2.062								
Bob Patterson, L ERA: 4.7 (6, 1)	0.2		1	0	0	0	0	0	0	0	0	0	0	1	1	0.00	0.000								
Mike Butcher, R ERA: 10.45 (7, 1)	0.0	L	3	3	3	1	0	0	0	0	0	0	0	10	13	∞	∞								
Craig Lefferts, L ERA: 1.47 (7, 1)	1.0		3	1	0	0	0	0	0	0	0	0	0	8	11	0.00	1.000								
Mark Leiter, R ERA: 5.12 (8, 1)	2.0		10	1	1	1	3	1	0	2	0	0	0	18	31	4.50	1.000								

livebaseballscorecards.com

Batter	1	2	3	4	5	6	7	8	9	AB	R	H	RBI	BB	SO	LOB
Damion Easley, R (1, 5) OBP: 0.319, SLG: 0.375	1-2 F9		1-1 P4		1-1 P4	0-2 FC5-4			0-0 G5-4-3	5	0	0	0	0	0	4
Dwight Smith, L (1, 7) OBP: 0.319, SLG: 0.434 Rex Hudler, R (9, PH) OBP: 0.404, SLG: 0.568 Jim Edmonds, L (9, PH) OBP: 0.417, SLG: 0.434	2-2 G4-3		3-2 HR		1-2 P6				1-0 F8	4	1	1	1	0	0	1
Tim Salmon, R (1, 9) OBP: 0.400, SLG: 0.592	2-3 K		2-2 F8		0-3 K					4	0	0	0	0	2	1
Bo Jackson, R (1, 10) OBP: 0.344, SLG: 0.432					1-1 HR					4	2	3	0	0	0	0
Eduardo Perez, R (1, 3) OBP: 0.300, SLG: 0.426					1-2 F7					3	0	2	0	0	0	1
Chad Curtis, R (1, 8) OBP: 0.282, SLG: 0.379					0-0 HR					4	1	1	2	0	2	4
Jorge Fabregas, L (1, 2) OBP: 0.362, SLG: 0.375 Gary Disarcina, R (8, PH) OBP: 0.348, SLG: 0.415 Chris Turner, R (9, 2) OBP: 0.224, SLG: 0.154					2-2 F8					3	1	1	1	0	0	2
Harold Reynolds, S (1, 4) OBP: 0.345, SLG: 0.327					2-3 K					1	0	1	0	0	0	0
Spike Owen, S (1, 6) OBP: 0.381, SLG: 0.242										4	0	1	1	0	1	4
										3	0	2	0	1	0	0

Inning Stats	R: 0	H: 0	E: 0	K: 1	S: 9	H: 0	LOB: 0	BB: 0	P: 14	R: 0	H: 2	E: 0	K: 0	S: 11	H: 2	LOB: 2	BB: 0	P: 15	R: 1	H: 1	E: 0	K: 0	S: 10	R: 2	H: 2	E: 0	K: 1	S: 15	H: 1	LOB: 1	BB: 0	P: 14	R: 0	H: 3	E: 0	K: 1	S: 15	H: 0	LOB: 0	BB: 0	P: 12	R: 0	H: 2	E: 0	K: 1	S: 9	H: 1	LOB: 0	BB: 0	P: 9	1B: 9	2B: 1	3B: 0	HR: 2	SF: 0	SAC: 1	DP: 2	HBP: 0	WP: 0	PA: 38
--------------	------	------	------	------	------	------	--------	-------	-------	------	------	------	------	-------	------	--------	-------	-------	------	------	------	------	-------	------	------	------	------	-------	------	--------	-------	-------	------	------	------	------	-------	------	--------	-------	-------	------	------	------	------	------	------	--------	-------	------	-------	-------	-------	-------	-------	--------	-------	--------	-------	--------


PITCHER	IP	WLS	BF	H	R	ER	SO	BB	IBB	HBP	BLK	WP	HR	S	P	ERA	WHIP
Scott Sanderson, R (1, 1) ERA: 4.15	5.2		26	9	5	5	4	0	0	0	0	0	2	67	100	7.94	1.588
Dennis Cook, L (6, 1) ERA: 3.95	0.2	W	3	0	0	0	0	1	0	0	0	0	0	7	14	0.00	1.500
Kirk McCaskill, R (7, 1) ERA: 1.96	1.0		4	1	0	0	1	0	0	0	0	0	0	7	12	0.00	1.000
Paul Assenmacher, L (8, 1) ERA: 5.56	1.1		4	2	0	0	0	0	0	0	0	0	0	10	14	0.00	1.500
Roberto Hernandez, R (9, 1) ERA: 3.77	0.1		1	0	0	0	0	0	0	0	0	0	0	1	2	0.00	0.000

BOTTOM

Chicago White Sox @ California Angels
Anaheim Stadium, Anaheim, CA

Mon May 16 1994, 10:05 PM EDT
Att: 21,387 - Unknown - 66 F

AB	36
R	5
H	12
RBI	5
BB	1
SO	5
LOB	17



PITCHER	IP	WLS	BF	H	R	ER	SO	BB	IBB	HBP	BLK	WP	HR	S	P	ERA	WHIP
Scott Sanderson, R (1, 1) ERA: 4.15	5.2		26	9	5	5	4	0	0	0	0	0	2	67	100	7.94	1.588
Dennis Cook, L (6, 1) ERA: 3.95	0.2	W	3	0	0	0	0	1	0	0	0	0	0	7	14	0.00	1.500
Kirk McCaskill, R (7, 1) ERA: 1.96	1.0		4	1	0	0	1	0	0	0	0	0	0	7	12	0.00	1.000
Paul Assenmacher, L (8, 1) ERA: 5.56	1.1		4	2	0	0	0	0	0	0	0	0	0	10	14	0.00	1.500
Roberto Hernandez, R (9, 1) ERA: 3.77	0.1		1	0	0	0	0	0	0	0	0	0	0	1	2	0.00	0.000

Chicago White Sox @ California Angels
 Anaheim Stadium, Anaheim, CA

Tue May 17 1994, 10:05 PM EDT
 Att. 15,684 - Unknown - 65 F

AB	39
R	10
H	16
RBI	9
BB	6
SO	4
LOB	19



Batter	1	2	3	4	5	6	7	8	9	AB	R	H	RBI	BB	SO	LOB
Tim Raines, S OBP: 0.389, SLG: 0.470 Warren Newson, L OBP: 0.300, SLG: 0.370	F7	FC1-4 BB		G5-3	G3-1				G4-3-6-3-4 1-2f	4	0	1	1	1	0	1
Joey Cora, S OBP: 0.350, SLG: 0.375	P4	FC1-4 BB 3B		E 1B 1B				G4-3	G4-3	6	2	2	1	0	0	2
Frank Thomas, R OBP: 0.506, SLG: 0.739 Dann Howitt, L				PB SF9 1B				L4-6 BB 1B	1-2 2-3 BB	2	3	2	1	3	0	0
Julio Franco, R OBP: 0.393, SLG: 0.589				SF9 1B				1-2 1B	K	4	1	3	5	0	1	3
Robin Ventura, L OBP: 0.402, SLG: 0.549	FC5 PB 1B			F8 1B				L4-6 2-3	FC6-4 HBP	4	0	1	0	0	1	3
Darin Jackson, R OBP: 0.378, SLG: 0.529	1-2 BB			L5 2B				G5-3	FC6-4 1B 1-2f	4	0	1	0	1	0	1
Bob Zupcic, R OBP: 0.300, SLG: 0.300	FC5 2-3f			K2-3 1B				G5-3 1B 1B	K	5	2	2	0	0	2	4
Ron Karkovics, R OBP: 0.417, SLG: 0.510				F9 2B				G5-3 1-2	1-3 1B	5	0	2	1	0	0	2
Craig Grebeck, R OBP: 0.455, SLG: 0.378				F7 1B				P2 BB	G4-3-6-3-4 1B	4	2	2	0	1	0	2

Inning Stats	R: 2	H: 3	E: 0	K: 0	S: 10	R: 3	H: 2	E: 0	K: 1	S: 14	R: 0	H: 1	E: 0	K: 1	S: 9	R: 2	H: 2	E: 0	K: 0	S: 8	R: 1	H: 2	E: 0	K: 0	S: 10	R: 0	H: 1	E: 0	K: 0	S: 5	R: 2	H: 3	E: 0	K: 1	S: 22	R: 0	H: 1	E: 0	K: 1	S: 11	R: 0	H: 1	E: 0	K: 0	S: 9	1B: 11	SF: 1	2B: 3	3B: 1	HR: 2	WP: 1	PA: 47
--------------	------	------	------	------	-------	------	------	------	------	-------	------	------	------	------	------	------	------	------	------	------	------	------	------	------	-------	------	------	------	------	------	------	------	------	------	-------	------	------	------	------	-------	------	------	------	------	------	--------	-------	-------	-------	-------	-------	--------

PITCHER	IP	WLS	BF	H	R	ER	SO	BB	IBB	HBP	BLK	WP	HR	S	P	ERA	WHIP
Mark Langston, L ERA: 4.86	4.0	L	23	8	7	6	2	3	0	0	0	1	2	41	77	13.50	2.750
John Dopson, R ERA: 6.47	2.2		14	5	3	3	0	2	0	0	0	0	0	26	50	10.12	2.625
Bob Patterson, L ERA: 4.32	1.1		7	2	0	0	2	1	0	1	0	0	0	22	33	0.00	2.250
Joe Grahe, R ERA: 6.35	1.0		3	1	0	0	0	0	0	0	0	0	0	9	13	0.00	1.000

Batter	1	2	3	4	5	6	7	8	9	AB R H RBI BB SO LOB
Harold Reynolds, S (1, 4) OBP: 0.341, SLG: 0.318	4-1 E S G3 BB		0-0 G6-3 2-3		3-1 G3			3-2 F8		3 1 0 0 1 0 1
Chad Curtis, R (1, 8) OBP: 0.282, SLG: 0.382	2-2 G3 1-H		0-2 F8			3-3 K		0-1 2B		4 0 1 1 0 1 1
Tim Salmon, R (1, 9) OBP: 0.397, SLG: 0.590	1-3 K		1-0 E5 3-H			0-0 2B		1-3 K		4 0 1 0 0 2 1
Chili Davis, S (1, 10) OBP: 0.469, SLG: 0.650 Dwight Smith, L (8, PH) OBP: 0.315, SLG: 0.429	0-0 2B		1-3 K			1-3 K		2-1 P8		3 0 1 0 0 2 2 1 0 0 0 0 0 1
Eduardo Perez, R (1, 3) OBP: 0.290, SLG: 0.411	1-2 K			2-3 K		3-3 K		2-0 F8		4 0 0 0 0 3 2
Jim Edmonds, L (1, 7) OBP: 0.438, SLG: 0.426		4-2 G4-6-3 BB		0-0 G3-1		4-1 BB		4-1 WP G4-3 BB		1 0 0 0 3 0 0
Damion Easley, R (1, 5) OBP: 0.311, SLG: 0.365		0-0 F8		2-0 G1-3		0-0 F7		2-2 G4-3		4 0 0 0 0 0 3
Jorge Fabregas, L (1, 2) OBP: 0.339, SLG: 0.350		0-0 G4-6-3 1-2f			3-2 K		1-1 F8		2-2 F9	4 0 0 0 0 1 3
Gary Disarcina, R (1, 6) OBP: 0.347, SLG: 0.420			0-1 G6-3 E 2B		1-1 P6		1-3 K			3 1 1 0 0 1 1

Inning Stats	R: 1	H: 1	E: 0	LOB: 1	K: 2	S: 14	R: 0	H: 0	E: 0	LOB: 0	K: 0	S: 7	R: 1	H: 1	E: 1	LOB: 1	K: 1	S: 10	R: 0	H: 0	E: 0	LOB: 0	K: 1	S: 5	R: 0	H: 1	E: 0	LOB: 1	K: 3	S: 10	R: 0	H: 0	E: 0	LOB: 1	K: 1	S: 7	R: 0	H: 1	E: 0	LOB: 1	K: 1	S: 10	R: 0	H: 1	E: 0	LOB: 1	K: 1	S: 8	R: 0	H: 0	E: 0	LOB: 1	K: 0	S: 8	1B: 0	SF: 0	2B: 4	SAC: 0	3B: 0	DP: 1	HR: 0	HBP: 0	WP: 1	PA: 35
--------------	------	------	------	--------	------	-------	------	------	------	--------	------	------	------	------	------	--------	------	-------	------	------	------	--------	------	------	------	------	------	--------	------	-------	------	------	------	--------	------	------	------	------	------	--------	------	-------	------	------	------	--------	------	------	------	------	------	--------	------	------	-------	-------	-------	--------	-------	-------	-------	--------	-------	--------

PITCHER	IP	WLS	BF	H	R	ER	SO	BB	IBB	HBP	BLK	WP	HR	S	P	ERA	WHIP
Jason Bere, R (1, 1) ERA: 3.58	8.0	W	31	4	2	1	10	3	0	0	0	0	0	70	114	1.12	0.875
Jeff Schwarz, R (9, 1) ERA: 6.52	1.0		4	0	0	0	0	1	0	0	0	1	0	8	18	0.00	1.000


BOTTOM

Chicago White Sox @ California Angels
Anaheim Stadium, Anaheim, CA

Tue May 17 1994, 10:05 PM EDT
Att: 15,684 - Unknown - 65 F

livebaseballscorecards.com

AB	31
R	2
H	4
RBI	1
BB	4
SO	10
LOB	15



Batter	1	2	3	4	5	6	7	8	9	AB R H RBI BB SO LOB	TOP		
Bob Zupcic, R (1, 7) OBP: 0.286, SLG: 0.357	1-2 2B		2-3 K		2-3 K			3-3 K		4 0 1 0 0 3 0			
Joey Cora, S (1, 4) OBP: 0.354, SLG: 0.374	4-2 BB		1-2 L7		1-3 K			2-1 BB 1B		3 0 1 0 1 1 0			
Frank Thomas, R (1, 3) OBP: 0.500, SLG: 0.723	0-3 K		0-3 K			0-0 G5-3		4-1 BB 1-2 BB		3 0 0 0 1 2 2			
Julio Franco, R (1, 10) OBP: 0.390, SLG: 0.580	1-3 K			2-2 BB 1B		3-3 K		2-3 K		4 1 1 0 0 3 4			
Robin Ventura, L (1, 5) OBP: 0.399, SLG: 0.537	1-0 P4			4-1 BB 1 SAFE 1B FC4-6 BB		1-0 G4-3			2-2 G3	3 1 0 0 1 0 2			
Darin Jackson, R (1, 9) OBP: 0.381, SLG: 0.528		0-3 K		0-0 FC4-6 1B 1-3 2-H			0-3 K		1-1 S 1B	4 0 2 1 0 2 0			
Lance Johnson, L (1, 8) OBP: 0.302, SLG: 0.318		0-0 CS 1B		2-0 FC4-6 F7-6-3 1-2f 3-H		2-1 L6			1-0 SAFE P6	4 0 1 1 0 0 2			
Ron Karkovics, R (1, 2) OBP: 0.415, SLG: 0.500 Tim Raines, S (9, PH) OBP: 0.386, SLG: 0.466		4-1 SAFE BB 1-2 BB		2-2 SAFE F7-6-3 1-2		1-1 G1-3			1-3 SAFE K	2 0 0 0 1 0 1 1 0 0 0 0 1 1			
Craig Grebeck, R (1, 6) OBP: 0.431, SLG: 0.354		1-3 SAFE K		0-0 L5				2-2 F8		3 0 0 0 0 1 1			
Inning Stats	R: 0 E: 0 K: 2 S: 15 H: 1 LOB: 2 BB: 1 P: 22	R: 0 E: 0 K: 2 S: 8 H: 1 LOB: 1 BB: 1 P: 13	R: 0 E: 0 K: 2 S: 10 H: 0 LOB: 0 BB: 0 P: 13	R: 2 E: 0 K: 0 S: 10 H: 2 LOB: 0 BB: 1 P: 20	R: 0 E: 0 K: 2 S: 8 H: 0 LOB: 0 BB: 0 P: 11	R: 0 E: 0 K: 1 S: 5 H: 0 LOB: 0 BB: 0 P: 9	R: 0 E: 0 K: 1 S: 7 H: 0 LOB: 0 BB: 0 P: 10	R: 0 E: 0 K: 2 S: 13 H: 1 LOB: 2 BB: 1 P: 26	R: 0 E: 0 K: 1 S: 10 H: 1 LOB: 1 BB: 0 P: 15	1B: 5 2B: 2 3B: 0 HR: 0 SF: 0 SAC: 0 DP: 1 HBP: 0	WP: 0 PB: 0 SB: 1 CS: 1 PA: 35		
PITCHER	IP WLS BF H R ER SO BB IBB HBP BLK WP HR S P ERA WHIP											PITCHER	IP WLS BF H R ER SO BB IBB HBP BLK WP HR S P ERA WHIP
Chuck Finley, L (1, 1) ERA: 4.52	8.0 W 31 5 2 2 12 4 0 0 0 0 0 0 76 124 2.25 1.125												
Joe Grahe, R (9, 1) ERA: 6.0	1.0 S 4 1 0 0 1 0 0 0 0 0 0 0 10 15 0.00 1.000												

Chicago White Sox @ California Angels
Anaheim Stadium, Anaheim, CA
 Wed May 18 1994, 10:05 PM EDT
 Att. 21,230 - Unknown - 68 F

AB	31
R	2
H	6
RBI	2
BB	4
SO	13
LOB	13



Batter	1	2	3	4	5	6	7	8	9
Harold Reynolds, S (1, 4) OBP: 0.341, SLG: 0.318	1-1 L9		2-0 G3			1-1 SH1-3		0-1 WP 1B	
Dwight Smith, L (1, 7) Bo Jackson, R (8, PH) Spike Owen, S (9, 3) OBP: 0.316, SLG: 0.460 OBP: 0.341, SLG: 0.427 OBP: 0.381, SLG: 0.242	1-1 G4-3			0-0 L9		2-2 HR		2-3 K	
Tim Salmon, R (1, 9) OBP: 0.399, SLG: 0.594	3-1 G4-3			3-1 2B		2-3 K		0-1 1B	
Chili Davis, S (1, 10) OBP: 0.458, SLG: 0.631		1-1 F7		1-2 G5-3		3-1 G5-3		2-3 K	
Chad Curtis, R (1, 8) OBP: 0.277, SLG: 0.375		3-1 L8		3-3 K			2-2 G4-3		
Jim Edmonds, L (1, 3) (9, 7) OBP: 0.433, SLG: 0.421		0-1 F7			0-0 G4-3 1B		2-2 F7		
Damion Easley, R (1, 5) OBP: 0.305, SLG: 0.358			1-1 L8		0-2 G4-3 1-2f		2-2 G6-3		
Jorge Fabregas, L (1, 2) OBP: 0.323, SLG: 0.333			0-0 G6-3		1-0 F7		0-2 F9		
Gary Disarcina, R (1, 6) OBP: 0.361, SLG: 0.433			1-1 1B			3-2 SH1-3 HR 1B		2-2 1B 1B	

Inning Stats	R: 0	H: 0	E: 0	K: 0	S: 6	LOB: 0	BB: 0	P: 11
	R: 0	H: 0	E: 0	K: 0	S: 6	LOB: 0	BB: 0	P: 10
	R: 0	H: 1	E: 0	K: 1	S: 9	LOB: 1	BB: 0	P: 16
	R: 0	H: 1	E: 0	K: 0	S: 5	LOB: 0	BB: 0	P: 6
	R: 2	H: 2	E: 0	K: 1	S: 14	LOB: 0	BB: 0	P: 25
	R: 0	H: 0	E: 0	K: 0	S: 10	LOB: 0	BB: 0	P: 16
	R: 1	H: 3	E: 0	K: 2	S: 16	LOB: 2	BB: 0	P: 22
	R: 3	H: 2	E: 0	K: 2	S: 16	LOB: 0	BB: 0	P: 22

PITCHER	IP	WLS	BF	H	R	ER	SO	BB	IBB	HBP	BLK	WP	HR	S	P	ERA	WHIP
Jack McDowell, R (1, 1) ERA: 7.01	7.1	L	28	7	3	3	2	0	0	0	0	0	1	64	104	3.68	0.955
Paul Assenmacher, L (8, 1) ERA: 5.4	0.1		1	0	0	0	1	0	0	0	0	0	0	3	5	0.00	0.000
Kirk McCaskill, R (8, 1) ERA: 1.93	0.1		2	1	0	0	1	0	0	0	0	1	0	5	7	0.00	3.000


BOTTOM

Chicago White Sox @ California Angels
Anaheim Stadium, Anaheim, CA

Wed May 18 1994, 10:05 PM EDT
Att: 21,230 - Unknown - 68 F

AB	R	H	RBI	BB	SO	LOB
3	0	1	0	0	0	1
3	1	1	2	0	0	0
1	0	0	0	0	1	2
0	0	0	0	0	0	0
4	0	2	1	0	1	0
4	0	0	0	0	1	3
3	0	0	0	0	1	1
3	0	1	0	0	0	0
3	0	0	0	0	0	1
3	0	0	0	0	0	0
3	2	3	0	0	0	0

AB	30
R	3
H	8
RBI	3
BB	0
SO	4
LOB	8



1B	6	SF	0	WP	1	PA	31
2B	1	SAC	1	PB	0		
3B	0	DP	1	SB	0		
HR	1	HBP	0	CS	0		

PITCHER	IP	WLS	BF	H	R	ER	SO	BB	IBB	HBP	BLK	WP	HR	S	P	ERA	WHIP
Jack McDowell, R (1, 1) ERA: 7.01	7.1	L	28	7	3	3	2	0	0	0	0	0	1	64	104	3.68	0.955
Paul Assenmacher, L (8, 1) ERA: 5.4	0.1		1	0	0	0	1	0	0	0	0	0	0	3	5	0.00	0.000
Kirk McCaskill, R (8, 1) ERA: 1.93	0.1		2	1	0	0	1	0	0	0	0	1	0	5	7	0.00	3.000

Batter	1	2	3	4	5	6	7	8	9	AB R H RBI BB SO LOB	TOP	
Vince Coleman, S (1, 7) OBP: 0.236, SLG: 0.295	1-1 S BB E 1B		1-0 P5		1-2 F8			1-2 L8		4 1 1 0 0 0 1		
Brian McRae, S (1, 8) OBP: 0.399, SLG: 0.426	0-3 K		2-1 G1-3		2-1 L7			0-0 B1-3		4 0 0 0 0 1 2		
Wally Joyner, L (1, 3) OBP: 0.383, SLG: 0.476	4-1 E BB 1-2		0-0 F8		1-3 K			1-0 1B		3 0 1 0 1 1 1		
Mike Macfarlane, R (1, 2) OBP: 0.388, SLG: 0.449	1-1 F8			0-0 P5		1-1 P6		0-0 G5-3		4 0 0 0 0 0 3		
Bob Hamelin, L (1, 10) OBP: 0.389, SLG: 0.621	2-2 G1-3 1-2 2-H			2-0 F8		1-3 K		2-1 HR		4 1 1 1 0 1 1		
Gary Gaetti, R (1, 5)		0-0 P5		4-2 1B 2B BB		1-3 K		0-2 G4-6-3 1B		3 1 1 0 1 1 0		
Felix Jose, S (1, 9) OBP: 0.330, SLG: 0.438		1-3 K		1-2 2B 1B		3-2 G3-1		3-2 G4-6-3 1-2f		4 1 1 0 0 1 1	AB 34 R 4 H 9 RBI 3 BB 2 SO 8 LOB 11	
Terry Shumpert, R (1, 4) OBP: 0.286, SLG: 0.510		3-2 S 1B		1-2 PO 1-H 3-H 2B		0-3 K		2-1 S 1B		4 0 3 2 0 1 0		
David Howard, S (1, 6) OBP: 0.320, SLG: 0.211		3-3 K		0-0 PO		2-3 K		1-2 G6-3		3 0 1 0 0 2 1		
Hubie Brooks, R (9, PH) OBP: 0.174, SLG: 0.100		1-2 K			0-0 1B				1 0 0 0 0 0 1		WP: 0 PA: 37 PB: 0 SB: 3 CS: 0	
Inning Stats	R: 1 H: 1 E: 0 LOB: 1 K: 1 BB: 1 S: 12 P: 20	R: 0 H: 1 E: 0 LOB: 1 K: 2 BB: 0 S: 14 P: 21	R: 0 H: 0 E: 0 LOB: 0 K: 0 BB: 0 S: 4 P: 7	R: 2 H: 2 E: 0 LOB: 0 K: 0 BB: 1 S: 13 P: 21	R: 0 H: 1 E: 0 LOB: 1 K: 1 BB: 0 S: 10 P: 13	R: 0 H: 0 E: 0 LOB: 0 K: 2 BB: 0 S: 8 P: 11	R: 0 H: 0 E: 0 LOB: 0 K: 2 BB: 0 S: 9 P: 14	R: 0 H: 1 E: 0 LOB: 1 K: 0 BB: 0 S: 6 P: 8	R: 1 H: 3 E: 0 LOB: 1 K: 0 BB: 0 S: 15 P: 23	1B: 7 SF: 0 2B: 1 SAC: 0 3B: 0 DP: 1 HR: 1 HBP: 0		
PITCHER	IP WLS BF H R ER SO BB IBB HBP BLK WP HR S P ERA WHIP											
John Farrell, R (1, 1) ERA: 2.35	7.2 W 30 6 3 2 8 2 0 0 0 0 0 0 75 114 2.35 1.043											
Joe Grahe, R (8, 1) ERA: 6.05	1.1 S 6 3 1 1 0 0 0 0 0 0 0 1 16 24 6.75 2.250											

Kansas City Royals @ California Angels
Anaheim Stadium, Anaheim, CA

Thu May 19 1994, 10:05 PM EDT
Att. 20,595 - Unknown - 70 F

livebaseballscorecards.com



Batter	1	2	3	4	5	6	7	8	9	AB R H RBI BB SO LOB	TOP	
Vince Coleman, S (1, 7) OBP: 0.230, SLG: 0.288 Bob Hamelin, L (9, PH) OBP: 0.394, SLG: 0.621 Stan Belinda, R (9, 1) Mike Magnante, L (9, 1)	2-2 P3		0-2 G6-3	0-1 G5-3		2-3 K			4-0 BB	4 0 0 0 0 1 1 0 0 0 0 1 0 0 0 0 0 0 0 0 0 0 0 0 0 0 0 0		
Wally Joyner, L (1, 3) OBP: 0.384, SLG: 0.470	0-0 G4-3		1-1 FC4-6 1B	4-2 BB			1-1 P6		2-1 F7	4 0 1 0 1 0 1		
Brian McRae, S (1, 8) OBP: 0.390, SLG: 0.414	1-1 G3		0-1 FC4-6 WP S 1-2f 1B	2-2 F8			1-2 G6-3			4 1 0 0 0 0 2		
Mike Macfarlane, R (1, 2) OBP: 0.391, SLG: 0.455		0-0 1B 2B	4-2 B H 1-3 HR HBP		1-2 F8		2-3 K			3 2 1 0 0 1 0		
Felix Jose, S (1, 9) OBP: 0.327, SLG: 0.430		2-1 G5-3	0-1 HR 1B		1-2 G4-3		1-3 K			4 1 1 1 0 1 1		
Gary Gaetti, R (1, 5) OBP: 0.361, SLG: 0.544		4-1 FC6-4 1B BB	1-0 HR		3-3 K		0-0 L7			3 1 1 3 1 1 0		
Dave Henderson, R (1, 10) OBP: 0.267, SLG: 0.383 (9, 7)		2-1 FC6-4 1B	2-0 L7		1-1 L9		1-2 F9			4 0 1 1 0 0 0		
Greg Gagne, R (1, 6) OBP: 0.358, SLG: 0.411		0-1 FC6-4 1-2f 2-3		0-0 G6-3		1-1 S 1B		1-0 L9		4 0 1 0 0 0 2		
Terry Shumpert, R (1, 4) OBP: 0.283, SLG: 0.547		2-0 F9		1-1 HR		1-2 G6-3		1-2 P4		4 1 1 1 0 0 3		
Inning Stats	R: 0 E: 0 K: 0 S: 6 H: 0 LOB: 0 BB: 0 P: 9	R: 1 E: 0 K: 0 S: 9 H: 2 LOB: 2 BB: 1 P: 19	R: 4 E: 0 K: 0 S: 14 H: 3 LOB: 0 BB: 0 P: 22	R: 1 E: 0 K: 0 S: 11 H: 1 LOB: 1 BB: 1 P: 18	R: 0 E: 0 K: 1 S: 9 H: 0 LOB: 0 BB: 0 P: 14	R: 0 E: 0 K: 1 S: 12 H: 1 LOB: 1 BB: 0 P: 17	R: 0 E: 0 K: 1 S: 9 H: 0 LOB: 0 BB: 0 P: 13	R: 0 E: 0 K: 1 S: 7 H: 0 LOB: 0 BB: 0 P: 9	R: 0 E: 0 K: 0 S: 6 H: 0 LOB: 1 BB: 1 P: 14	1B: 4 2B: 1 3B: 0 HR: 2 SF: 0 SAC: 0 DP: 0 HBP: 1	WP: 1 PB: 0 SB: 2 CS: 0 PA: 38	
PITCHER Joe Magrane, L (1, 1) ERA: 8.53 Mark Leiter, R (4, 1) ERA: 4.59	IP WLS BF H R ER SO BB IBB HBP BLK WP HR S P ERA WHIP	3.2 20 6 6 6 0 2 0 1 0 1 2 37 63 14.73 2.182	5.1 18 1 0 0 4 1 0 0 0 0 0 46 72 0.00 0.375	PITCHER IP WLS BF H R ER SO BB IBB HBP BLK WP HR S P ERA WHIP								

Kansas City Royals @ California Angels
Anaheim Stadium, Anaheim, CA

livebaseballscorecards.com

AB	34
R	6
H	7
RBI	6
BB	3
SO	4
LOB	10



Fri May 20 1994, 10:05 PM EDT
Att. 23,339 - Unknown - 67 F

Batter	1	2	3	4	5	6	7	8	9	AB R H RBI BB SO LOB	TOP											
Vince Coleman, S (1, 7) OBP: 0.231, SLG: 0.287	2-2 G4-3		1-0 1B		2-3 K			0-0 F8		4 0 1 0 0 1 2												
Brent Mayne, L (1, 2) OBP: 0.273, SLG: 0.300	2-1 L9		3-2 F7			3-1 G4-3		3-1 BB 1B		4 0 1 0 0 0 1												
Wally Joyner, L (1, 3) OBP: 0.381, SLG: 0.461	0-2 L8			2-1 G4-3		0-3 K		4-2 BB 1-2		3 0 0 0 1 1 0												
Bob Hamelin, L (1, 10) OBP: 0.392, SLG: 0.610 Brian McRae, S (8, PH) OBP: 0.388, SLG: 0.412		2-0 P5		4-2 BB		0-0 G4-3		3-3 K		2 0 0 0 1 0 0 1 0 0 0 0 1 3												
Gary Gaetti, R (1, 5) OBP: 0.358, SLG: 0.543		0-0 2B		0-0 P7			1-0 G5-3		1-2 F9	4 0 1 0 0 0 1												
Felix Jose, S (1, 9) OBP: 0.315, SLG: 0.413		0-2 G6-3		1-3 K			2-2 F8		3-2 G4-3	4 0 0 0 0 1 2												
Dave Henderson, R (1, 8) OBP: 0.256, SLG: 0.365		3-3 K			1-0 G5-3		1-3 K		1-3 K	4 0 0 0 0 3 1												
Greg Gagne, R (1, 6) OBP: 0.357, SLG: 0.405			0-3 K		0-0 G6-3			4-0 1B BB		2 0 0 0 1 1 0												
Terry Shumpert, R (1, 4) OBP: 0.286, SLG: 0.536			1-3 K		1-2 S 1B			0-3 K		3 0 1 0 0 2 1												
Inning Stats	R: 0 E: 0 K: 0 S: 8	H: 0 LOB: 0 BB: 0 P: 12	R: 0 E: 0 K: 1 S: 8	H: 1 LOB: 1 BB: 0 P: 13	R: 0 E: 0 K: 2 S: 10	H: 1 LOB: 1 BB: 0 P: 15	R: 0 E: 0 K: 1 S: 8	H: 0 LOB: 1 BB: 1 P: 15	R: 0 E: 0 K: 1 S: 8	H: 1 LOB: 1 BB: 0 P: 12	R: 0 E: 0 K: 1 S: 6	H: 0 LOB: 0 BB: 0 P: 9	R: 0 E: 0 K: 1 S: 8	H: 0 LOB: 0 BB: 0 P: 12	R: 0 E: 0 K: 2 S: 11	H: 1 LOB: 3 BB: 2 P: 25	R: 0 E: 0 K: 1 S: 13	H: 0 LOB: 0 BB: 0 P: 18	1B: 3 2B: 1 3B: 0 HR: 0	SF: 0 SAC: 0 DP: 0 HBP: 0	WP: 0 PB: 0 SB: 1 CS: 0	PA: 34
PITCHER	IP WLS BF H R ER SO BB IBB HBP BLK WP HR S P ERA WHIP																					
Phil Leftwich, R (1, 1) ERA: 4.88	7.2 W 29 4 0 0 8 2 0 0 0 0 0 0 62 101 0.00 0.783																					
Craig Lefferts, L (8, 1) ERA: 1.47	0.0 1 0 0 0 0 1 0 0 0 0 0 0 2 6 ∞ ∞																					
Mike Butcher, R (8, 1) ERA: 9.26	1.1 S 4 0 0 0 2 0 0 0 0 0 0 0 16 24 0.00 0.000																					

Kansas City Royals @ California Angels
Anaheim Stadium, Anaheim, CA

Sat May 21 1994, 10:05 PM EDT
Att. 30,436 - Unknown - 70 F

livebaseballscorecards.com

AB	31
R	0
H	4
RBI	0
BB	3
SO	10
LOB	11



Batter	1	2	3	4	5	6	7	8	9	AB	R	H	RBI	BB	SO	LOB
Rex Hudler, R OBP: 0.411, SLG: 0.698 (1, 4)	2-3 K		3-1 HR		2-1 G5-3		2-2 G4-3			4	1	1	1	0	1	1
Chad Curtis, R OBP: 0.270, SLG: 0.360 (1, 8)	1-3 K		0-0 G6-3			0-1 1B SF7 1B		2-2 G1-3		4	1	1	0	0	1	0
Tim Salmon, R OBP: 0.406, SLG: 0.594 (1, 9)	4-1 CS BB		1-1 F4			1 SAFE 2-2 SAFE X SAFE SAFE 1-3 SAFE 1B		1-3 K		3	0	1	0	1	1	0
Chili Davis, S OBP: 0.472, SLG: 0.622 (1, 10)	2-1 CS	4-2 1B G1-3 BB		0-0 1B 1B		2-1 SF7		1-1 E 1B BB 1B		2	1	2	1	1	0	0
Dwight Smith, L OBP: 0.327, SLG: 0.469 (1, 7)		1-2 G1-3		2-1 F8		0-0 G4-3		1-2 E7 BB BB 1B		4	0	1	0	0	0	3
Jim Edmonds, L OBP: 0.447, SLG: 0.431 (1, 3)		4-2 L6-4 1B BB		0-0 G5-4-3 1B		0-0 G6-3		4-2 BB BB		2	0	1	0	1	0	1
Bo Jackson, R OBP: 0.354, SLG: 0.459 (8, PH)										0	0	0	0	1	0	0
Eduardo Perez, R OBP: 0.281, SLG: 0.397 (9, 3)										0	0	0	0	0	0	0
Damion Easley, R OBP: 0.324, SLG: 0.363 (1, 5)		1-2 1B		2-2 G5-4-3			4-2 G2-4-3 BB		4-1 1-2 2-3 3-H BB	2	0	1	1	2	0	2
Jorge Fabregas, L OBP: 0.319, SLG: 0.329 (1, 2)		1-0 L6-4			0-1 G6-3		0-0 G2-4-3		0-0 G3	4	0	0	0	0	0	7
Gary Disarcina, R OBP: 0.361, SLG: 0.440 (1, 6)			1-1 L9		3-1 F8		4-2 BB			2	0	0	0	1	0	0

Inning Stats	R: 0	H: 0	E: 0	K: 2	S: 9	LOB: 0	BB: 1	P: 18	R: 0	H: 1	E: 0	K: 0	S: 13	LOB: 2	BB: 2	P: 24	R: 1	H: 1	E: 0	K: 0	S: 7	LOB: 0	BB: 0	P: 12	R: 0	H: 2	E: 0	K: 0	S: 9	LOB: 1	BB: 0	P: 13	R: 0	H: 0	E: 0	K: 0	S: 6	LOB: 0	BB: 0	P: 11	R: 1	H: 2	E: 0	K: 0	S: 12	LOB: 1	BB: 0	P: 14	R: 0	H: 0	E: 0	K: 0	S: 8	LOB: 1	BB: 2	P: 18	R: 1	H: 2	E: 1	K: 1	S: 16	LOB: 3	BB: 2	P: 29
--------------	------	------	------	------	------	--------	-------	-------	------	------	------	------	-------	--------	-------	-------	------	------	------	------	------	--------	-------	-------	------	------	------	------	------	--------	-------	-------	------	------	------	------	------	--------	-------	-------	------	------	------	------	-------	--------	-------	-------	------	------	------	------	------	--------	-------	-------	------	------	------	------	-------	--------	-------	-------

PITCHER	IP	WLS	BF	H	R	ER	SO	BB	IBB	HBP	BLK	WP	HR	S	P	ERA	WHIP
Tom Gordon, R ERA: 4.7 (1, 1)	7.2	L	32	8	3	3	3	5	0	0	0	0	1	76	127	3.52	1.696
Billy Brewer, L ERA: 1.89 (8, 1)	0.0		1	0	0	0	0	1	0	0	0	0	0	2	6	∞	∞
Rusty Meacham, R ERA: 4.5 (8, 1)	0.1		2	0	0	0	0	1	0	0	0	0	0	2	6	0.00	3.000

BOTTOM

Kansas City Royals @ California Angels
Anaheim Stadium, Anaheim, CA
 Sat May 21 1994, 10:05 PM EDT
 Att: 30,436 - Unknown - 70 F

livebaseballscorecards.com

AB	27
R	3
H	8
RBI	3
BB	7
SO	3
LOB	14



1B: 7	SF: 1	WP: 0	PA: 36
2B: 1	SAC: 0	PB: 0	
3B: 0	DP: 3	SB: 0	
HR: 1	HBP: 0	CS: 1	

PITCHER	IP	WLS	BF	H	R	ER	SO	BB	IBB	HBP	BLK	WP	HR	S	P	ERA	WHIP
---------	----	-----	----	---	---	----	----	----	-----	-----	-----	----	----	---	---	-----	------

Batter	1	2	3	4	5	6	7	8	9	AB R H RBI BB SO LOB	TOP
Vince Coleman, S (1, 7) OBP: 0.231, SLG: 0.287	1-2 G1-3 SH2-3 1B		2-2 F9		2-3 K		1-1 G4-3			4 0 1 0 0 1 0	Kansas City Royals @ California Angels Anaheim Stadium, Anaheim, CA Sun May 22 1994, 6:33 AM EDT Att. 35,915 - Sunny - 75 F
Terry Shumpert, R (1, 5) OBP: 0.288, SLG: 0.576	1-1 SH2-3		0-0		1-3 K		1-2 G5-3			3 1 1 1 0 1 0	
David Howard, S (7, 5) OBP: 0.320, SLG: 0.211	1-2		HR							0 0 0 0 0 0 0	
Brian McRae, S (1, 8) OBP: 0.385, SLG: 0.408	1-2 G1-3		0-1 G1-3			2-2 1B		0-1 G1-3		4 0 1 0 0 0 1	
Dave Henderson, R (1, 10) OBP: 0.277, SLG: 0.409		4-2 1B BB	0-1 HR		2-2 FC6-4 1B		1-0 F9			3 2 2 1 1 0 0	
Felix Jose, S (1, 9) OBP: 0.313, SLG: 0.407	0-0 1B		2-3 K		0-0 FC6-4 WP 1B		0-1 F8			4 1 1 0 0 1 1	
Mike Macfarlane, R (1, 2) OBP: 0.387, SLG: 0.447	1-3 K		1-2 G5-3		2-0 1B WP 1B		1-0 F7			4 0 1 0 0 1 2	
Hubie Brooks, R (1, 3) OBP: 0.231, SLG: 0.174	0-1 FC6-4 1B		1-1 F9		2-0 1B 1B		0-0 G6-3			3 0 2 2 0 0 0	
Wally Joyner, L (8, 3) OBP: 0.379, SLG: 0.458	1-3 2-H		1-1 F9		1-3 2-H FC6-4 1B		1-0 G6-3			1 0 0 0 0 0 0	
Greg Gagne, R (1, 6) OBP: 0.354, SLG: 0.400	1-3 K		1-1 CS 1B		0-1 FC6-4		1-2 F9			4 0 1 0 0 1 4	
Jose Lind, R (1, 4) OBP: 0.267, SLG: 0.311	0-0 FC6-4		3-2 CS		1-3 K		1-0 G5-3			3 0 0 0 0 1 2	
Inning Stats	R: 0 H: 1 E: 0 LOB: 0 K: 0 BB: 0 S: 9 P: 12	R: 1 H: 2 E: 0 LOB: 2 K: 2 BB: 1 S: 13 P: 19	R: 2 H: 2 E: 0 LOB: 0 K: 1 BB: 0 S: 11 P: 15	R: 0 H: 1 E: 0 LOB: 0 K: 0 BB: 0 S: 10 P: 16	R: 0 H: 0 E: 0 LOB: 0 K: 3 BB: 0 S: 9 P: 13	R: 1 H: 4 E: 0 LOB: 2 K: 0 BB: 0 S: 11 P: 19	R: 0 H: 0 E: 0 LOB: 0 K: 0 BB: 0 S: 6 P: 9	R: 0 H: 0 E: 0 LOB: 0 K: 0 BB: 0 S: 5 P: 6	R: 0 H: 0 E: 0 LOB: 0 K: 0 BB: 0 S: 5 P: 7	1B: 8 SF: 0 2B: 0 SAC: 1 3B: 0 DP: 0 HR: 2 HBP: 0	WP: 1 PA: 36 PB: 0 SB: 0 CS: 1
PITCHER	IP WLS BF H R ER SO BB IBB HBP BLK WP HR S P ERA WHIP										
Mark Langston, L (1, 1) ERA: 5.24	5.2 L 25 10 4 4 6 1 0 0 0 1 2 61 92 6.35 1.941										
John Dopsop, R (6, 1) ERA: 5.98	3.1 10 0 0 0 0 0 0 0 0 0 0 0 18 24 0.00 0.000										

livebaseballscorecards.com

AB	33
R	4
H	10
RBI	4
BB	1
SO	6
LOB	10



Batter	1	2	3	4	5	6	7	8	9	AB	R	H	RBI	BB	SO	LOB
Tony Phillips, S OBP: 0.403, SLG: 0.407 (1, 7)	2-1 F8 WP 1B		3-2 L4		1-0 F9	0-0 G6-3		2-2 G3-1		5	0	1	0	0	0	1
Chris Gomez, R OBP: 0.400, SLG: 0.549 (1, 4)	4-1 F8 1-2 2B BB		1-3 K		3-3 K		0-0 F8		3-1 G5-3	4	1	0	0	1	2	0
Travis Fryman, R OBP: 0.320, SLG: 0.470 (1, 5)	2-1 SAFE F8 1-3 2-3		1-2 P4		1-0 F8		1-3 K		1-1 G6-3 1B	5	0	1	0	0	1	2
Cecil Fielder, R OBP: 0.363, SLG: 0.542 (1, 3)	2-2 3-H 2B			1-0 1B SF8 2B		4-2 FC5-4 BB	4-2 BB 1B		0-1 G6-3 1-2	3	1	2	1	2	0	1
Alan Trammell, R OBP: 0.368, SLG: 0.435 (1, 6)	4-2 BB			2-2 1B 2-3 1B		3-2 FC5-4 BB 1B	1-1 BB 1B		0-1 G5-3	4	1	2	0	1	0	2
Mickey Tettleton, S OBP: 0.430, SLG: 0.500 (1, 10)	1-3 K			1-2 SF8		1-0 1B 1-2 E 1B	4-2 1-2 2-3 BB			2	1	1	1	1	1	2
Junior Felix, S OBP: 0.320, SLG: 0.310 (1, 9)				1-0 F9		1-3 K		0-0 P3		3	1	0	0	1	1	4
Milt Cuyler, S OBP: 0.306, SLG: 0.241 (1, 8)				2-3 K		0-0 1-3 1B		1-2 E1 1B		4	0	2	1	0	2	0
John Flaherty, R OBP: 0.188, SLG: 0.133 (1, 2)				1-0 P2		1-0 P2		2-1 F7		2	0	0	0	0	0	2
Skeeter Barnes, R OBP: 0.600, SLG: 1.200 (6, PH)										1	0	0	0	0	0	1
Chad Kreuter, S OBP: 0.346, SLG: 0.270 (7, 2)										1	0	0	0	0	1	0

Inning Stats	R: 1	H: 2	E: 0	K: 1	S: 14	R: 0	H: 0	E: 0	K: 1	S: 6	R: 0	H: 0	E: 0	K: 1	S: 9	R: 1	H: 3	E: 0	K: 1	S: 12	R: 0	H: 0	E: 0	K: 1	S: 6	R: 3	H: 2	E: 1	K: 0	S: 14	R: 0	H: 1	E: 0	K: 1	S: 16	R: 0	H: 0	E: 0	K: 2	S: 10	R: 0	H: 1	E: 0	K: 0	S: 8	1B: 7	2B: 2	3B: 0	HR: 0	SF: 1	SAC: 0	DP: 0	HBP: 0	WP: 1	PA: 41
	LOB: 2	BB: 29	LOB: 0	BB: 0	P: 11	LOB: 2	BB: 0	LOB: 0	BB: 0	P: 14	LOB: 0	BB: 0	LOB: 0	BB: 0	P: 11	LOB: 1	BB: 2	LOB: 3	BB: 2	P: 26	LOB: 0	BB: 0	LOB: 0	BB: 0	P: 17	LOB: 1	BB: 1	LOB: 1	BB: 0	P: 12	1B: 7 <td>2B: 2 <td>3B: 0 <td>HR: 0 <td>SF: 1 <td>SAC: 0 <td>DP: 0 <td>HBP: 0 <td>WP: 1 <td>PA: 41</td> </td></td></td></td></td></td></td></td>	2B: 2 <td>3B: 0 <td>HR: 0 <td>SF: 1 <td>SAC: 0 <td>DP: 0 <td>HBP: 0 <td>WP: 1 <td>PA: 41</td> </td></td></td></td></td></td></td>	3B: 0 <td>HR: 0 <td>SF: 1 <td>SAC: 0 <td>DP: 0 <td>HBP: 0 <td>WP: 1 <td>PA: 41</td> </td></td></td></td></td></td>	HR: 0 <td>SF: 1 <td>SAC: 0 <td>DP: 0 <td>HBP: 0 <td>WP: 1 <td>PA: 41</td> </td></td></td></td></td>	SF: 1 <td>SAC: 0 <td>DP: 0 <td>HBP: 0 <td>WP: 1 <td>PA: 41</td> </td></td></td></td>	SAC: 0 <td>DP: 0 <td>HBP: 0 <td>WP: 1 <td>PA: 41</td> </td></td></td>	DP: 0 <td>HBP: 0 <td>WP: 1 <td>PA: 41</td> </td></td>	HBP: 0 <td>WP: 1 <td>PA: 41</td> </td>	WP: 1 <td>PA: 41</td>	PA: 41															

PITCHER	IP	WLS	BF	H	R	ER	SO	BB	IBB	HBP	BLK	WP	HR	S	P	ERA	WHIP
Chuck Finley, L ERA: 4.52 (1, 1)	6.0	W	28	7	5	3	5	4	0	0	0	1	0	61	112	4.50	1.833
Mike Butcher, R ERA: 8.76 (7, 1)	0.2		4	1	0	0	1	1	0	0	0	0	0	12	18	0.00	3.000
Bob Patterson, L ERA: 4.0 (7, 1)	1.1		5	0	0	0	2	1	0	0	0	0	0	14	25	0.00	0.750
Joe Grahe, R ERA: 5.75 (9, 1)	1.0	S	4	1	0	0	0	0	0	0	0	0	0	8	12	0.00	1.000

BOTTOM

California Angels @ Detroit Tigers
Tiger Stadium, Detroit, MI
Tue May 24 1994, 7:05 PM EDT
Att: 12,626 - Unknown - 75 F

AB	34
R	5
H	9
RBI	3
BB	6
SO	8
LOB	15



PITCHER	IP	WLS	BF	H	R	ER	SO	BB	IBB	HBP	BLK	WP	HR	S	P	ERA	WHIP
Chuck Finley, L ERA: 4.52 (1, 1)	6.0	W	28	7	5	3	5	4	0	0	0	1	0	61	112	4.50	1.833
Mike Butcher, R ERA: 8.76 (7, 1)	0.2		4	1	0	0	1	1	0	0	0	0	0	12	18	0.00	3.000
Bob Patterson, L ERA: 4.0 (7, 1)	1.1		5	0	0	0	2	1	0	0	0	0	0	14	25	0.00	0.750
Joe Grahe, R ERA: 5.75 (9, 1)	1.0	S	4	1	0	0	0	0	0	0	0	0	0	8	12	0.00	1.000

Batter	1	2	3	4	5	6	7	8	9	AB R H RBI BB SO LOB	TOP	
Rex Hudler, R (1, 4) OBP: 0.429, SLG: 0.746 Harold Reynolds, S (8, PH) OBP: 0.336, SLG: 0.303 (8, 4)	0-1 G6-3		0-1 FC6-4			1-2 G5-3				3 0 0 0 0 0 1 2 1 1 0 0 0 2		
Chad Curtis, R (1, 8) OBP: 0.266, SLG: 0.365	0-1 G5-3			1-2 G4-3		0-0 G6-3		2-1 G4-3	0-0 G5-3	5 1 1 1 0 0 0		
Tim Salmon, R (1, 9) OBP: 0.390, SLG: 0.579	3-2 F7			1-0 G6-3			2-1 G5-3	1-1 G4-3	1-3 K	5 0 0 1 0 1 0		
Chili Davis, S (1, 10) OBP: 0.461, SLG: 0.596		0-0 G1-6-3		1-0 G4-3			0-0 2B 1B	0-0 HBP BB 1B	2-1 1B	5 2 3 0 0 0 0		
Dwight Smith, L (1, 7) OBP: 0.318, SLG: 0.461 Bo Jackson, R (8, PH) OBP: 0.363, SLG: 0.489 (8, 7)		1-2 F7			3-2 G3		1-0 1B 1B	4-2 BB HBP 1B BB	0-3 K	3 1 1 0 0 0 0 1 1 0 0 1 1 1		
Jim Edmonds, L (1, 3) OBP: 0.440, SLG: 0.431		1-3 K			3-1 2B		1-2 1B 1B	1-2 BB 1B HBP		3 1 2 1 0 1 0		
Damion Easley, R (1, 5) OBP: 0.315, SLG: 0.352 Spike Owen, S (7, PH) OBP: 0.404, SLG: 0.250 (7, 5)			0-1 G4-3		1-1 G5-3		1-2 1B 1B	4-1 1B BB		2 0 0 0 0 0 1 1 0 1 2 1 0 0		
Jorge Fabregas, L (1, 2) OBP: 0.337, SLG: 0.342		0-2 G4-3		2-2 F7			3-H 1B	0-0 1B		4 0 2 2 0 0 1		
Gary Disarcina, R (1, 6) OBP: 0.351, SLG: 0.424			4-1 FC6-4 BB			0-0 G6-3	0-0 G6-4-3	1-0 P6		3 0 0 0 1 0 5		
Inning Stats	R: 0 H: 0 E: 0 LOB: 0 K: 0 BB: 0 S: 7 P: 10	R: 0 H: 0 E: 0 LOB: 0 K: 1 BB: 0 S: 7 P: 9	R: 0 H: 0 E: 0 LOB: 1 K: 0 BB: 1 S: 8 P: 12	R: 0 H: 0 E: 0 LOB: 0 K: 0 BB: 0 S: 7 P: 10	R: 0 H: 1 E: 0 LOB: 1 K: 0 BB: 0 S: 10 P: 19	R: 0 H: 0 E: 0 LOB: 0 K: 0 BB: 0 S: 5 P: 6	R: 2 H: 5 E: 0 LOB: 2 K: 0 BB: 0 S: 12 P: 17	R: 5 H: 4 E: 0 LOB: 2 K: 2 BB: 2 S: 19 P: 33	R: 0 H: 1 E: 0 LOB: 1 K: 2 BB: 0 S: 10 P: 13	1B: 8 SF: 0 2B: 2 SAC: 0 3B: 1 DP: 1 HR: 0 HBP: 1	WP: 0 PA: 41 PB: 0 SB: 0 CS: 0	
PITCHER	IP WLS BF H R ER SO BB IBB HBP BLK WP HR S P ERA WHIP											
John Doherty, R (1, 1) ERA: 5.17	6.1 W 25 5 2 2 1 1 0 0 0 0 0 0 54 81 2.84 0.947											
Gene Harris, R (7, 1) ERA: 8.2	1.0 6 4 3 3 0 0 0 0 0 0 0 0 9 13 27.00 4.000											
Buddy Groom, L (8, 1) ERA: 3.86	0.0 4 1 2 2 0 2 0 1 0 0 0 0 8 17 ∞ ∞											
Mike Gardiner, R (8, 1) ERA: 2.95	0.2 2 0 0 0 0 0 0 0 0 0 0 0 4 5 0.00 0.000											
Mike Henneman, R (9, 1) ERA: 5.28	1.0 S 4 1 0 0 2 0 0 0 0 0 0 0 10 13 0.00 1.000											

California Angels @ Detroit Tigers
Tiger Stadium, Detroit, MI
Wed May 25 1994, 7:05 PM EDT
Att. 13,305 - Unknown - 75 F

livebaseballscorecards.com

AB 37
R 7
H 11
RBI 7
BB 3
SO 3
LOB 11



Batter	1	2	3	4	5	6	7	8	9	AB R H RBI BB SO LOB	TOP		
Harold Reynolds, S (1, 4) OBP: 0.333, SLG: 0.295	1-1 P6	0-0 G4-3		4-0 BB		0-1 SH5-3	3-2 G3			3 0 0 0 1 0 1			
Chad Curtis, R (1, 8) OBP: 0.269, SLG: 0.365	0-0 BB SF9 1B	0-0 G1-3		1-3 K		2-2 E7 1B		0-0 P3		5 2 2 1 0 1 3			
Tim Salmon, R (1, 9) OBP: 0.395, SLG: 0.573	4-1 SF9 BB 1B BB		4-2 G1-6-3 BB		0-0 F9	4-2 WP 1B BB		2-2 F9		2 2 0 0 3 0 0			
Chili Davis, S (1, 10) OBP: 0.460, SLG: 0.588	4-2 BB 1B BB		0-2 G1-6-3		1-1 WP HR 1B	1-3 K		0-1 G3-1		4 1 1 0 1 1 3			
Bo Jackson, R (1, 7) Eduardo Perez, R (9, 3) OBP: 0.364, SLG: 0.521 OBP: 0.280, SLG: 0.387	0-0 SF9		2-3 K		3-2 HR	1-2		0-0 G6-3		4 1 2 5 0 1 0 0 0 0 0 0 0 0			
Jim Edmonds, L (1, 3) OBP: 0.449, SLG: 0.442	0-2 BB 1B		2-2 G4-3 1B		1-2	0-2 G3		3-3 K		5 0 3 1 0 1 1			
Spike Owen, S (1, 5) OBP: 0.404, SLG: 0.250	4-1		1-0 G4-3		2-2 F8		0-0 S 1B		0-0 F8	4 0 1 0 1 0 2			
Jorge Fabregas, L (1, 2) OBP: 0.322, SLG: 0.325	0-0 G3		1-0 G4-3		2-1 F8		1-0 F7			4 0 0 0 0 0 6			
Gary Disarcina, R (1, 6) OBP: 0.355, SLG: 0.419		1-1 G1-3		4-1 BB BB		4-0 SH5-3 BB		0-0 F7		2 1 0 0 2 0 1			
Inning Stats	R: 2 H: 2 E: 0 LOB: 3 K: 0 BB: 3 S: 12 P: 25	R: 0 H: 0 E: 0 LOB: 0 K: 0 BB: 0 S: 4 P: 5	R: 0 H: 0 E: 0 LOB: 0 K: 1 BB: 1 S: 9 P: 15	R: 0 H: 1 E: 0 LOB: 3 K: 1 BB: 2 S: 9 P: 22	R: 2 H: 3 E: 0 LOB: 1 K: 0 BB: 0 S: 14 P: 23	R: 3 H: 2 E: 1 LOB: 1 K: 1 BB: 2 S: 17 P: 29	R: 0 H: 1 E: 0 LOB: 1 K: 0 BB: 0 S: 6 P: 10	R: 0 H: 0 E: 0 LOB: 0 K: 0 BB: 0 S: 6 P: 8	R: 0 H: 0 E: 0 LOB: 0 K: 1 BB: 0 S: 5 P: 8	1B: 8 SF: 1 2B: 0 SAC: 1 3B: 0 DP: 1 HR: 1 HBP: 0	WP: 2 PA: 43 PB: 0 SB: 1 CS: 0		
PITCHER	IP WLS BF H R ER SO BB IBB HBP BLK WP HR S P ERA WHIP											PITCHER	IP WLS BF H R ER SO BB IBB HBP BLK WP HR S P ERA WHIP
Mike Moore, R (1, 1) ERA: 5.85	5.1 L 29 7 6 6 2 7 0 0 0 1 1 54 102 10.12 2.625												
Joe Boever, R (6, 1) ERA: 4.41	3.2 14 2 1 1 2 1 0 0 0 1 0 28 43 2.46 0.818												

California Angels @ Detroit Tigers
Tiger Stadium, Detroit, MI
Thu May 26 1994, 3:33 AM EDT
Att. 15,858 - Cloudy - 51 F

livebaseballscorecards.com

AB 33
R 7
H 9
RBI 7
BB 8
SO 4
LOB 17



Batter	1	2	3	4	5	6	7	8	9	AB	R	H	RBI	BB	SO	LOB
Tony Phillips, S OBP: 0.408, SLG: 0.402 (1, 7)	2-2 1B		4-1 1B SF8 BB	4-2 BB		1-2 BB WP SF9 1B		0-3 K		3	2	2	1	2	1	0
Chris Gomez, R OBP: 0.426, SLG: 0.590 (1, 4)	1-2 1-3 2B		3-2 1-3 G5-3 1B	1-1 P3		4-2 SF9 BB BB		4-2 2B FC8-2 BB		3	0	2	0	2	0	1
Travis Fryman, R OBP: 0.325, SLG: 0.474 (1, 5)	2-0 G5-3		2-0 SF8		1-0 F9	4-2 BB		0-0 1-3 2B		3	0	1	1	1	0	2
Cecil Fielder, R OBP: 0.353, SLG: 0.519 (1, 3)	1-3 K		2-1 G5-3		3-3 K	1-0 SF9		0-0 FC8-2		3	0	0	0	0	2	3
Skeeter Barnes, R OBP: 0.600, SLG: 1.200 (6, 3)										0	0	0	0	0	0	0
Kirk Gibson, L OBP: 0.377, SLG: 0.534 (6, PH)										0	0	0	1	0	0	0
John Flaherty, R OBP: 0.168, SLG: 0.133 (7, 2)										0	0	0	0	0	0	0
Lou Whitaker, L OBP: 0.400, SLG: 0.589 (8, PH)										1	0	0	0	0	0	2
Chad Kreuter, S OBP: 0.341, SLG: 0.258 (9, 2)										0	0	0	0	0	0	0
Alan Trammell, R OBP: 0.369, SLG: 0.429 (1, 6)	1-0 L9		0-2 G6-3		4-2 BB BB	1-1 F9			0-1 BB 1B	4	0	1	0	1	0	5
Mickey Tettleton, S OBP: 0.448, SLG: 0.533 (1, 2)		0-1 G5-3		3-2 HR 1B	4-2 BB		3-3 K		4-1 1-2 BB	3	1	1	0	2	1	0
Junior Felix, S OBP: 0.362, SLG: 0.417 (1, 9)		3-2 G5-3		0-0 1-H HR	2-3 K		4-2 FC1-6 BB		0-3 K	4	1	1	2	1	2	4
Juan Samuel, R OBP: 0.353, SLG: 0.345 (1, 10)		1-0 1B		0-1 G1-3		0-1 1B 3B	1-1 FC1-6		3-1 L6	5	1	2	0	0	0	3
Danny Bautista, R OBP: 0.241, SLG: 0.296 (1, 8)		0-0 F9		2-1 L9		3-2 G1-3	1-1 G6-3		0-0 G3	5	0	0	0	0	0	5

Inning Stats	R: 0	H: 2	E: 0	K: 1	S: 12	H: 1	LOB: 2	BB: 0	P: 19	R: 0	H: 1	E: 0	K: 0	S: 9	H: 1	LOB: 1	BB: 0	P: 13	R: 1	H: 1	E: 0	K: 0	S: 11	H: 1	LOB: 1	BB: 1	P: 22	R: 2	H: 2	E: 0	K: 0	S: 12	H: 2	LOB: 1	BB: 2	P: 22	R: 0	H: 0	E: 0	K: 2	S: 12	H: 2	LOB: 2	BB: 2	P: 26	R: 2	H: 2	E: 0	K: 0	S: 16	H: 2	LOB: 2	BB: 2	P: 30	R: 0	H: 0	E: 0	K: 1	S: 11	H: 1	LOB: 1	BB: 1	P: 20	R: 0	H: 1	E: 0	K: 1	S: 7	H: 1	LOB: 1	BB: 1	P: 11	R: 0	H: 1	E: 0	K: 1	S: 9	H: 1	LOB: 2	BB: 1	P: 16	1B: 6	2B: 3	3B: 1	HR: 1	SF: 2	SAC: 0	DP: 1	HBP: 0	WP: 1	PB: 0	SB: 0	CS: 0	PA: 45
--------------	------	------	------	------	-------	------	--------	-------	-------	------	------	------	------	------	------	--------	-------	-------	------	------	------	------	-------	------	--------	-------	-------	------	------	------	------	-------	------	--------	-------	-------	------	------	------	------	-------	------	--------	-------	-------	------	------	------	------	-------	------	--------	-------	-------	------	------	------	------	-------	------	--------	-------	-------	------	------	------	------	------	------	--------	-------	-------	------	------	------	------	------	------	--------	-------	-------	-------	-------	-------	-------	-------	--------	-------	--------	-------	-------	-------	-------	--------

PITCHER	IP	WLS	BF	H	R	ER	SO	BB	IBB	HBP	BLK	WP	HR	S	P	ERA	WHIP
Joe Magrane, L ERA: 8.51 (1, 1)	5.1		28	8	5	5	3	4	0	0	0	0	1	64	114	8.44	2.250
John Dopper, R ERA: 5.72 (6, 1)	2.0		11	1	0	0	2	4	0	0	0	1	0	25	48	0.00	2.500
Bob Patterson, L ERA: 3.86 (8, 1)	0.2	S	1	0	0	0	0	0	0	0	0	0	0	1	1	0.00	0.000
Joe Grahe, R ERA: 5.48 (9, 1)	1.0		5	1	0	0	1	1	0	0	0	0	0	9	16	0.00	2.000

BOTTOM

California Angels @ Detroit Tigers
Tiger Stadium, Detroit, MI

Thu May 26 1994, 3:33 AM EDT
Att: 15,858 - Cloudy - 51 F

AB	34
R	5
H	10
RBI	5
BB	9
SO	6
LOB	25



PITCHER	IP	WLS	BF	H	R	ER	SO	BB	IBB	HBP	BLK	WP	HR	S	P	ERA	WHIP
Joe Magrane, L ERA: 8.51 (1, 1)	5.1		28	8	5	5	3	4	0	0	0	0	1	64	114	8.44	2.250
John Dopper, R ERA: 5.72 (6, 1)	2.0		11	1	0	0	2	4	0	0	0	1	0	25	48	0.00	2.500
Bob Patterson, L ERA: 3.86 (8, 1)	0.2	S	1	0	0	0	0	0	0	0	0	0	0	1	1	0.00	0.000
Joe Grahe, R ERA: 5.48 (9, 1)	1.0		5	1	0	0	1	1	0	0	0	0	0	9	16	0.00	2.000

Batter	1	2	3	4	5	6	7	8	9	AB R H RBI BB SO LOB	TOP											
Rex Hudler, R (1, 4) OBP: 0.426, SLG: 0.719	1-2 F8		1-2 S 1B		1-2 1B	1-3 K		2-1 F7		5 0 2 0 0 1 3												
Chad Curtis, R (1, 8) OBP: 0.268, SLG: 0.361	2-3 K		2-0 G3		1-0 F9	0-0 FC5 WP 1B		2-1 F7		5 0 1 2 0 1 3												
Tim Salmon, R (1, 9) OBP: 0.395, SLG: 0.564	4-2 BB			3-2 G5-3		0-2 1B BB			1-1 G4-3	3 1 0 0 2 0 1												
Chili Davis, S (1, 10) OBP: 0.463, SLG: 0.586	2-3 K			4-2 BB BB		0-1 2B 1B	0-0 1B G5-3 1B		1-3 K	4 1 2 0 1 2 1												
Bo Jackson, R (1, 7) OBP: 0.369, SLG: 0.526			3-2 G4-3		4-2 BB	1-0 2B	1-0 G5-3		1-2 G6-3	3 1 1 2 1 0 1												
Jim Edmonds, L (7, 7) OBP: 0.444, SLG: 0.436				1-2 BB		1-H 2-H 2B	1-2 G5-3			1 0 0 0 0 0 0												
Eduardo Perez, R (1, 3) OBP: 0.287, SLG: 0.398			3-2 L8		3-0 P3	2-1 FC6-5-4 2B	0-1 G6-4-3 1B			4 0 2 1 0 0 2												
Damion Easley, R (1, 5) OBP: 0.309, SLG: 0.343			1-2 G3		1-0 F8	0-0 FC6-5-4 1B E WP	0-0 G6-4-3			4 1 0 0 0 0 5												
Chris Turner, R (1, 2) OBP: 0.197, SLG: 0.133					2-2 G4-3	1-2 G5-3	2-2 E4 WP 1B		0-0 G6-3	4 1 0 0 0 0 1												
Gary Disarcina, R (1, 6) OBP: 0.358, SLG: 0.421			1-3 K2-3			0-1 L3	2-1 WP 1B		0-0 S 1B	4 1 2 0 0 1 0												
Inning Stats	R: 0 E: 0 K: 2 S: 13	H: 0 LOB: 1 BB: 1 P: 22	R: 0 E: 0 K: 0 S: 12	H: 0 LOB: 0 BB: 0 P: 19	R: 0 E: 0 K: 1 S: 10	H: 1 LOB: 1 BB: 0 P: 16	R: 0 E: 0 K: 0 S: 14	H: 0 LOB: 2 BB: 2 P: 29	R: 0 E: 0 K: 0 S: 10	H: 1 LOB: 1 BB: 0 P: 13	R: 6 E: 1 K: 1 S: 21	H: 5 LOB: 1 BB: 1 P: 35	R: 0 E: 0 K: 0 S: 5	H: 2 LOB: 1 BB: 0 P: 6	R: 0 E: 0 K: 0 S: 6	H: 1 LOB: 1 BB: 0 P: 10	R: 0 E: 0 K: 1 S: 8	H: 0 LOB: 0 BB: 0 P: 11	1B: 8 2B: 2 3B: 0 HR: 0	SF: 0 SAC: 0 DP: 1 HBP: 0	WP: 2 PB: 0 SB: 2 CS: 0	PA: 41
PITCHER	IP WLS BF H R ER SO BB IBB HBP BLK WP HR S P ERA WHIP																					
Al Leiter, L (1, 1) ERA: 5.04	5.0 L 24 5 4 3 3 4 0 0 0 0 0 0 66 113 5.40 1.800																					
Scott Brow, R (6, 1) ERA: 2.66	2.0 10 4 2 0 1 0 0 0 0 2 0 19 27 0.00 2.000																					
Woody Williams, R (8, 1) ERA: 7.06	2.0 7 1 0 0 1 0 0 0 0 0 0 14 21 0.00 0.500																					

California Angels @ Toronto Blue Jays
SkyDome, Toronto, ON
Fri May 27 1994, 7:05 PM EDT
Att. 48,244 - Dome

livebaseballscorecards.com

AB	37
R	6
H	10
RBI	5
BB	4
SO	5
LOB	17



Batter	1	2	3	4	5	6	7	8	9	AB	R	H	RBI	BB	SO	LOB
Devon White, S OBP: 0.347, SLG: 0.503 (1, 8)	1-2 G5-4-3 1B		2-2 G6-4-3 1B		3-3 K			1-2 BB 2B 1B		4	1	3	0	0	1	1
Roberto Alomar, S OBP: 0.393, SLG: 0.464 (1, 4)	0-1 G5-4-3 1-2f		0-1 G6-4-3 1-2f			3-2 G4-3		4-2 2B BB 1-2		3	0	0	0	1	0	2
Paul Molitor, R OBP: 0.388, SLG: 0.505 (1, 10)	1-0 G1-3		0-0 F8			1-3 K		1-1 2B 1-3 2-H		4	0	1	1	0	1	0
Joe Carter, R OBP: 0.379, SLG: 0.667 (1, 9)		2-2 1B 1B HBP		2-3 K		1-0 P4		3-3 K		3	1	0	0	0	2	2
John Olerud, L OBP: 0.390, SLG: 0.464 (1, 3)		1-1 1B 1-3 1B		2-2 F8			1-0 L6	1-1 F9		4	0	1	0	0	0	2
Ed Sprague, R OBP: 0.335, SLG: 0.394 (1, 5)		0-1 F8		1-2 F8			1-2 L9		1-3 K	4	0	0	0	0	1	2
Carlos Delgado, L OBP: 0.326, SLG: 0.429 (1, 7)		1-2 1B		1-3 K		1-3 K		4-0 FC4-6 BB	1-1 G4-3	2	0	1	1	1	1	0
Mike Huff, R OBP: 0.423, SLG: 0.372 (9, PH)		1-2 3-H 1B		0-0 WP 1B			1-0 FC4-6 1-2f		0-0 G3	1	0	0	0	0	0	0
Pat Borders, R OBP: 0.292, SLG: 0.324 (1, 2)		1-3 K		0-0 WP 1B			1-2 G6-3		1-0 F8	4	0	1	0	0	1	3
Dick Schofield, R OBP: 0.351, SLG: 0.371 (1, 6)		2-3 K		2-2 G6-3						3	0	0	0	0	1	3

Inning Stats	R: 0	H: 1	E: 0	LOB: 0	K: 0	S: 6	P: 8	R: 1	H: 2	E: 0	LOB: 2	K: 2	S: 16	P: 23	R: 0	H: 1	E: 0	LOB: 0	K: 0	S: 6	R: 0	H: 0	E: 0	LOB: 0	K: 1	S: 10	R: 0	H: 1	E: 0	LOB: 1	K: 2	S: 11	R: 0	H: 0	E: 0	LOB: 0	K: 1	S: 12	R: 0	H: 0	E: 0	LOB: 1	K: 0	S: 5	R: 1	H: 2	E: 0	LOB: 2	K: 1	S: 16	R: 0	H: 0	E: 0	LOB: 0	K: 1	S: 7	1B: 6	2B: 1	3B: 0	HR: 0	SF: 0	SAC: 0	DP: 2	HBP: 1	WP: 1	PB: 0	SB: 0	CS: 0	PA: 35
--------------	------	------	------	--------	------	------	------	------	------	------	--------	------	-------	-------	------	------	------	--------	------	------	------	------	------	--------	------	-------	------	------	------	--------	------	-------	------	------	------	--------	------	-------	------	------	------	--------	------	------	------	------	------	--------	------	-------	------	------	------	--------	------	------	-------	-------	-------	-------	-------	--------	-------	--------	-------	-------	-------	-------	--------

PITCHER	IP	WLS	BF	H	R	ER	SO	BB	IBB	HBP	BLK	WP	HR	S	P	ERA	WHIP
Phil Leftwich, R ERA: 4.6 (1, 1)	7.1	W	30	7	2	2	6	2	0	1	0	1	0	74	115	2.46	1.227
Mike Butcher, R ERA: 8.1 (8, 1)	0.1		1	0	0	0	1	0	0	0	0	0	0	6	9	0.00	0.000
Bob Patterson, L ERA: 3.72 (8, 1)	0.2		2	0	0	0	1	0	0	0	0	0	0	6	8	0.00	0.000
Joe Grahe, R ERA: 5.32 (9, 1)	0.2		2	0	0	0	0	0	0	0	0	0	0	3	4	0.00	0.000

BOTTOM

California Angels @ Toronto Blue Jays
SkyDome, Toronto, ON
Fri May 27 1994, 7:05 PM EDT
Att. 48,244 - Dome

livebaseballscorecards.com

AB	32
R	2
H	7
RBI	2
BB	2
SO	8
LOB	15



Batter	1	2	3	4	5	6	7	8	9	AB R H RBI BB SO LOB	TOP	
Harold Reynolds, S (1, 4) OBP: 0.336, SLG: 0.299	0-1 G3		0-0 F9	0-0 1B			0-1 BB 1B		1-3 K	5 0 2 0 0 1 1		
Chad Curtis, R (1, 8) OBP: 0.266, SLG: 0.357	2-0 P2		1-2 1B	1-0 P6			0-0 P2		1-0 L5	5 0 1 0 0 0 3		
Tim Salmon, R (1, 9) OBP: 0.396, SLG: 0.557	0-3 K		2-3 K		2-2 G3-6-3 1B		4-2 G4-6-3 BB		3-3 K	4 0 1 0 1 3 2		
Chili Davis, S (1, 10) OBP: 0.469, SLG: 0.587		4-2 FC1-6 BB		0-0 1B G4-3 1B	1-1 G3-6-3 1B		0-1 G4-6-3			3 1 2 0 1 0 2		
Dwight Smith, L (1, 7) OBP: 0.316, SLG: 0.453		1-0 FC1-6 FC6-4 1-2f		1-0 G4-3	0-1 G3-6-3			1-2 G4-3 1B		4 1 1 0 0 0 4		
Jim Edmonds, L (1, 3) OBP: 0.436, SLG: 0.427		0-0 FC6-4 1-2f		1-2 BB 1B	2-3 K			3-2 G4-3		4 1 1 0 0 1 3		
Damion Easley, R (1, 5) OBP: 0.307, SLG: 0.337		0-3 K		4-0 1B 2B BB		2-2 F8		3-3 K		3 1 0 0 1 2 2		
Jorge Fabregas, L (1, 2) OBP: 0.330, SLG: 0.333			2-2 L7	2-1 2B 1B		0-0 F8		1-1 1B		4 0 2 3 0 0 0		
Gary Disarcina, R (1, 6) OBP: 0.356, SLG: 0.423			0-2 E5 1B	0-0 1B 2B		1-3 K		0-0 F9		4 0 1 1 0 1 1		
Inning Stats	R: 0 E: 0 K: 1 S: 6 H: 0 LOB: 0 BB: 0 P: 8	R: 0 E: 0 K: 1 S: 7 H: 0 LOB: 1 BB: 1 P: 12	R: 0 E: 1 K: 1 S: 13 H: 1 LOB: 2 BB: 0 P: 18	R: 3 E: 0 K: 0 S: 10 H: 5 LOB: 2 BB: 1 P: 19	R: 0 E: 0 K: 1 S: 10 H: 2 LOB: 1 BB: 0 P: 15	R: 0 E: 0 K: 1 S: 8 H: 0 LOB: 0 BB: 0 P: 11	R: 0 E: 0 K: 0 S: 7 H: 1 LOB: 1 BB: 1 P: 11	R: 1 E: 0 K: 1 S: 15 H: 2 LOB: 1 BB: 0 P: 23	R: 0 E: 0 K: 2 S: 7 H: 0 LOB: 0 BB: 0 P: 12	1B: 10 2B: 1 3B: 0 HR: 0 SF: 0 SAC: 0 DP: 2 HBP: 0	WP: 0 PB: 0 SB: 0 CS: 0 PA: 39	
PITCHER Juan Guzman, R (1, 1) ERA: 6.38 Darren Hall, R (9, 1) ERA: 2.57	IP WLS BF H R ER SO BB IBB HBP BLK WP HR S P ERA WHIP	8.0 W 36 11 4 4 6 3 0 0 0 0 0 0 76 117 4.50 1.750	1.0 3 0 0 0 2 0 0 0 0 0 0 0 7 12 0.00 0.000	PITCHER IP WLS BF H R ER SO BB IBB HBP BLK WP HR S P ERA WHIP								

California Angels @ Toronto Blue Jays
SkyDome, Toronto, ON
Sat May 28 1994, 3:33 AM EDT
Att. 50,509 - Dome

livebaseballscorecards.com

AB 36
R 4
H 11
RBI 4
BB 3
SO 8
LOB 18



Batter	1	2	3	4	5	6	7	8	9	AB R H RBI BB SO LOB	TOP
Harold Reynolds, S (1, 4) OBP: 0.333, SLG: 0.292	4-0 CS BB		2-1 G4-3			0-1 F7		2-2 B5-3		3 0 0 0 1 0 0	
Chad Curtis, R (1, 8) OBP: 0.270, SLG: 0.365	0-1 F9		2-1 1B			0-1 2B		0-3 K		4 0 2 0 0 1 1	
Tim Salmon, R (1, 9) OBP: 0.393, SLG: 0.551	1-1 1-2 1B		3-1 F9			1-0 F8			1-3 K	4 0 1 0 0 1 2	
Bo Jackson, R (1, 10) OBP: 0.365, SLG: 0.510	2-3 K			0-0 G4-3		4-0 BB			1-1 G5-3	3 0 0 0 1 1 1	
Dwight Smith, L (1, 7) OBP: 0.305, SLG: 0.436		2-1 P5		3-2 G4-3		1-1 P4			1-2 P3	4 0 0 0 0 0 2	
Eduardo Perez, R (1, 3) OBP: 0.281, SLG: 0.389		0-2 G6-3		3-3 K			0-0 F9			3 0 0 0 0 1 0	
Damion Easley, R (1, 5) OBP: 0.313, SLG: 0.345		1-1 2B			2-2 F7		4-1 G4-6-3 BB			2 0 1 0 1 0 0	
Jorge Fabregas, L (1, 2) OBP: 0.319, SLG: 0.322		2-3 K			0-1 F7		1-0 G4-6-3 1-2f			3 0 0 0 0 1 2	
Gary Disarcina, R (1, 6) OBP: 0.350, SLG: 0.415			0-1 F8		1-2 G5-3			0-0 G6-3		3 0 0 0 0 0 0	
Inning Stats	R: 0 E: 0 K: 1 S: 7 H: 1 LOB: 1 BB: 1 P: 14	R: 0 E: 0 K: 1 S: 10 H: 1 LOB: 1 BB: 0 P: 15	R: 0 E: 0 K: 0 S: 8 H: 1 LOB: 1 BB: 0 P: 15	R: 0 E: 0 K: 1 S: 11 H: 0 LOB: 0 BB: 0 P: 17	R: 0 E: 0 K: 0 S: 8 H: 0 LOB: 0 BB: 0 P: 11	R: 0 E: 0 K: 0 S: 7 H: 1 LOB: 2 BB: 1 P: 13	R: 0 E: 0 K: 0 S: 3 H: 0 LOB: 0 BB: 1 P: 8	R: 0 E: 0 K: 1 S: 8 H: 0 LOB: 0 BB: 0 P: 10	R: 0 E: 0 K: 1 S: 9 H: 0 LOB: 0 BB: 0 P: 12	1B: 2 2B: 2 3B: 0 HR: 0 SF: 0 SAC: 0 DP: 1 HBP: 0	WP: 0 PB: 0 SB: 0 CS: 1 PA: 32
PITCHER Todd Stottlemyre, R (1, 1) ERA: 4.55	IP: 9.0 WLS: W BF: 32 H: 4 R: 0 ER: 0 SO: 5 BB: 3 IBB: 0 HBP: 0 BLK: 0 WP: 0 HR: 0 S: 71 P: 115 ERA: 0.00 WHIP: 0.778										

California Angels @ Toronto Blue Jays
SkyDome, Toronto, ON
Sun May 29 1994, 3:33 AM EDT
Att: 50,529 - Sunny

livebaseballscorecards.com

AB 29
R 0
H 4
RBI 0
BB 3
SO 5
LOB 8



Batter	1	2	3	4	5	6	7	8	9	AB R H RBI BB SO LOB	TOP											
Harold Reynolds, S (1, 4) OBP: 0.329, SLG: 0.284	1-0 G3	1-2 G1-3			4-0 WP BB			1-0 G3	2-2 G3	4 0 0 0 1 0 3												
Chad Curtis, R (1, 8) OBP: 0.270, SLG: 0.363	1-1 BB BB 1B		0-0 F9		3-1 G6-3			2-1 G6-3		4 0 1 0 0 0 1												
Tim Salmon, R (1, 9) OBP: 0.395, SLG: 0.548	4-1 SAFE BB BB 1-2		1-1 CS BB 1B		2-3 K			2-1 F9		3 0 1 0 1 1 1												
Chili Davis, S (1, 10) OBP: 0.464, SLG: 0.577	4-1 SAFE BB BB 1-2 2-3 BB		3-3 K 1-2		2-3 K			1-3 K		3 0 0 0 1 3 1												
Bo Jackson, R (1, 7) OBP: 0.356, SLG: 0.495 Dwight Smith, L (9, PH) OBP: 0.311, SLG: 0.441	1-3 K		1-3 K		1-1 G5-3			0-0 BB 1B 1B		3 0 0 0 0 2 3 1 1 1 0 0 0 0												
Jim Edmonds, L (1, 3) OBP: 0.429, SLG: 0.412	1-3 K		1-3 K		0-0 G1-3			4-2 1B 1B BB		3 1 0 0 1 2 3												
Spike Owen, S (1, 5) OBP: 0.411, SLG: 0.279		4-0 BB		1-0 2B			0-0 P6	1-0 P7		3 0 1 0 1 0 2												
Jorge Fabregas, L (1, 2) OBP: 0.316, SLG: 0.319		1-1 L9		0-2 G4-3			0-1 L8	3-2 1B 1B		4 0 1 1 0 0 2												
Gary Disarcina, R (1, 6) OBP: 0.348, SLG: 0.411		2-3 K		0-0 F8			2-0 G6-3	1-1 1B 1-2 3-H		4 0 1 1 0 1 1												
Inning Stats	R: 0 E: 0 K: 2 S: 11	H: 1 LOB: 3 BB: 2 P: 23	R: 0 E: 0 K: 1 S: 9	H: 0 LOB: 1 BB: 1 P: 17	R: 0 E: 0 K: 1 S: 6	H: 1 LOB: 1 BB: 0 P: 10	R: 0 E: 0 K: 2 S: 11	H: 1 LOB: 1 BB: 0 P: 14	R: 0 E: 0 K: 1 S: 6	H: 0 LOB: 1 BB: 1 P: 15	R: 0 E: 0 K: 1 S: 6	H: 0 LOB: 0 BB: 0 P: 9	R: 0 E: 0 K: 0 S: 4	H: 0 LOB: 0 BB: 0 P: 6	R: 0 E: 0 K: 0 S: 5	H: 0 LOB: 0 BB: 0 P: 10	R: 2 E: 0 K: 1 S: 19	H: 3 LOB: 2 BB: 1 P: 31	1B: 5 2B: 2 3B: 0 HR: 0	SF: 0 SAC: 0 DP: 1 HBP: 0	WP: 1 PB: 0 SB: 0 CS: 1	PA: 37
PITCHER	IP WLS BF H R ER SO BB IBB HBP BLK WP HR S P ERA WHIP												PITCHER	IP WLS BF H R ER SO BB IBB HBP BLK WP HR S P ERA WHIP								
Charles Nagy, R (1, 1) ERA: 3.65	8.2 W 36 6 2 2 9 5 0 0 0 1 0 73 129 2.08 1.269																					
Steve Farr, R (9, 1) ERA: 5.23	0.1 1 0 0 0 0 0 0 0 0 0 0 0 4 6 0.00 0.000																					

California Angels @ Cleveland Indians
 Jacobs Field, Cleveland, OH
 Mon May 30 1994, 7:05 PM EDT
 Att. 33,878 - Unknown - 82 F

AB	32
R	2
H	6
RBI	2
BB	5
SO	9
LOB	17



BOTTOM

California Angels @ Cleveland Indians
 Jacobs Field, Cleveland, OH
 Mon May 30 1994, 7:05 PM EDT
 Att: 33,878 - Unknown - 82 F

livebaseballscorecards.com

AB	35
R	10
H	15
RBI	10
BB	2
SO	1
LOB	14



WP: 0	PA: 38
PB: 0	
SB: 0	
CS: 0	

AB	R	H	RBI	BB	SO	LOB
3	2	2	0	0	0	0
2	0	0	0	0	0	2
4	2	3	3	0	0	1
3	1	1	2	0	0	2
1	0	0	1	0	0	1
3	1	0	0	1	1	1
4	1	2	2	0	0	0
4	0	2	1	0	0	1
4	0	1	1	0	0	2
3	1	1	0	1	0	2
4	2	3	0	0	0	2
1B: 10	SF: 0	2B: 4	SAC: 0	3B: 0	DP: 3	HR: 1
	HBP: 1					

Batter	1	2	3	4	5	6	7	8	9
Kenny Lofton, L OBP: 0.446, SLG: 0.600 Ruben Amaro Jr, S (6, PH) OBP: 0.375, SLG: 0.200	0-1 G6-3		3-1 1B 2B		2-1 2B 1B	0-0 P3		0-0 FC3-6	
Wayne Kirby, L OBP: 0.311, SLG: 0.353	1-1 HR HBP		2-2 1B		1-1 2B 2B	1-0 FC5-4 1B		0-1 G4-3	
Carlos Baerga, S OBP: 0.310, SLG: 0.485 Rene Gonzales, R (6, PH) OBP: 0.375, SLG: 0.200	1-1 HR		1-0 P4		0-0 F9	1-1 FC5-4 FC6-4			
Albert Belle, R OBP: 0.476, SLG: 0.716	2-3 K		2-2 G1-3		4-0 1B IBB	1-2 FC6-4			
Eddie Murray, S OBP: 0.287, SLG: 0.439	2-1 G3			0-0 G3	1-1 1B 1B 2B		1-1 G5-4-3 1B		
Paul Sorrento, L OBP: 0.350, SLG: 0.461		3-2 FC5-4 1B		0-0 L3	2-1 1B 1B		0-1 F7		
Sandy Alomar Jr., R OBP: 0.289, SLG: 0.388		1-1 FC5-4 BB		1-1 G6-3	0-0 G4-6-3 1B		1-1 G5-4-3		
Jim Thome, L OBP: 0.310, SLG: 0.424		4-1 G1-6-3 BB			1-1 1B 1B		2-2 G4-3		
Alvaro Espinoza, R OBP: 0.303, SLG: 0.337		0-1 G1-6-3			0-0 1B 1B	0-0 FC5-4 2B		1-1 FC3-6 1B	
Inning Stats	R: 2 H: 1 E: 0 LOB: 0 K: 1 BB: 0 S: 10 P: 16	R: 0 H: 1 E: 0 LOB: 1 K: 0 BB: 1 S: 10 P: 18	R: 1 H: 2 E: 0 LOB: 0 K: 0 BB: 0 S: 9 P: 17	R: 0 H: 0 E: 0 LOB: 0 K: 0 BB: 0 S: 4 P: 5	R: 6 H: 7 E: 0 LOB: 1 K: 0 BB: 1 S: 14 P: 26	R: 1 H: 2 E: 0 LOB: 1 K: 0 BB: 0 S: 8 P: 11	R: 0 H: 1 E: 0 LOB: 0 K: 0 BB: 0 S: 6 P: 8	R: 0 H: 1 E: 0 LOB: 1 K: 0 BB: 0 S: 8 P: 11	

PITCHER	IP	WLS	BF	H	R	ER	SO	BB	IBB	HBP	BLK	WP	HR	S	P	ERA	WHIP
John Farrell, R ERA: 9.0	(1, 1)	4.0	L	20	8	7	7	1	1	0	0	0	1	40	66	15.75	2.250
Craig Lefferts, L ERA: 3.74	(5, 1)	1.1		9	5	3	3	0	1	0	0	0	0	10	20	20.25	3.750
John Dopson, R ERA: 5.51	(6, 1)	1.2		5	1	0	0	0	0	0	0	0	0	11	15	0.00	0.600
Mike Butcher, R ERA: 7.53	(8, 1)	1.0		4	1	0	0	0	0	0	0	0	0	8	11	0.00	1.000

Batter	1	2	3	4	5	6	7	8	9	10	AB	R	H	RBI	BB	SO	LOB	TOP								
Harold Reynolds, S OBP: 0.325, SLG: 0.281 (1, 4)	1-1 G6-3		2-1 FC5-4 SF8 1B		1-1 F7			1-1 G1-3		1-1 F8	5	1	1	0	0	0	0									
Chad Curtis, R OBP: 0.268, SLG: 0.359 (1, 8)	1-2 G3-1		2-2 E5 FC5-4 1-2		0-0 G1-3			1-0 P4		1-0 1B 1B	5	0	1	0	0	0	1									
Tim Salmon, R OBP: 0.399, SLG: 0.547 (1, 9)	1-1 BLK 1B HBP		1-0 FC5-4 FC6-4 1-2f 2-3		0-0 F7			2-1 1B		0-0 G5-4-3 1B	4	1	2	0	0	0	2									
Chili Davis, S OBP: 0.458, SLG: 0.570 (1, 10)	3-2 1B 1H 1B		2-2 SF8 3-H		0-0 F7			2-2 G1-3		0-1 G5-4-3 1-2f	4	0	1	2	0	0	3									
Dwight Smith, L OBP: 0.309, SLG: 0.435 (1, 7)	0-0 1-3 1B		0-1 FC6-4 1-2f		1-3 K					0-2 E5	4	0	1	0	0	1	1									
Jim Edmonds, L OBP: 0.422, SLG: 0.416 (1, 3)	3-2 G4-3				0-1 G4-3			2-0 G4-3		3-1 G6-3 2B	4	0	1	0	0	0	2									
Chris Turner, R OBP: 0.217, SLG: 0.159 Jorge Fabregas, L OBP: 0.313, SLG: 0.316 (9, PH) (9, 2)			2-2 G4-6-3 1B		0-0 B1-3			2-2 1B 1B		1-1 G6-3 2-3	3	0	2	0	0	0	0									
Spike Owen, S OBP: 0.417, SLG: 0.283 (1, 5)			1-2 G4-6-3 1-2f		2-2 P6			1-0 G4-6-3 1-2 1B		4-2 BB	3	0	1	0	1	0	1									
Gary Disarcina, R OBP: 0.340, SLG: 0.402 (1, 6)			1-3 K					0-0 G4-6-3 1-2f		1-1 G6-3	4	0	0	0	0	1	4									
Inning Stats	R: 1 E: 0 K: 0 S: 15	H: 2 LOB: 2 BB: 0 P: 24	R: 0 E: 0 K: 1 S: 9	H: 1 LOB: 0 BB: 0 P: 13	R: 1 E: 1 K: 0 S: 11	H: 1 LOB: 1 BB: 0 P: 18	R: 0 E: 0 K: 0 S: 7	H: 0 LOB: 0 BB: 0 P: 9	R: 0 E: 0 K: 1 S: 5	H: 0 LOB: 0 BB: 0 P: 7	R: 0 E: 0 K: 1 S: 5	H: 0 LOB: 0 BB: 0 P: 6	R: 0 E: 0 K: 1 S: 5	H: 2 LOB: 1 BB: 0 P: 12	R: 0 E: 0 K: 0 S: 8	H: 1 LOB: 1 BB: 0 P: 14	R: 0 E: 1 K: 0 S: 11	H: 1 LOB: 2 BB: 1 P: 20	R: 0 E: 0 K: 0 S: 6	H: 2 LOB: 1 BB: 0 P: 8	1B: 9 2B: 1 3B: 0 HR: 0	SF: 1 SAC: 0 DP: 3 HBP: 1	WP: 0 PB: 0 SB: 0 CS: 0	PA: 40		
PITCHER Dennis Martinez, R ERA: 3.31 Jose Mesa, R ERA: 3.26	IP 9.0 (1, 1) (10, 1)	WLS 36 W	BF 36 4	H 8 2	R 2 0	ER 1 0	SO 2 0	BB 1 0	IBB 0 0	HBP 1 0	BLK 1 0	WP 0 0	HR 0 0	S 79 6	P 123 8	ERA 1.00 0.00	WHIP 1.000 2.000									

California Angels @ Cleveland Indians
 Jacobs Field, Cleveland, OH
 Wed Jun 01 1994, 7:05 PM EDT
 Att: 32,938 - Unknown - 58 F

livebaseballscorecards.com

AB 37
 R 2
 H 10
 RBI 2
 BB 1
 SO 2
 LOB 15



Batter	1	2	3	4	5	6	7	8	9	10	AB	R	H	RBI	BB	SO	LOB
Kenny Lofton, L OBP: 0.436, SLG: 0.585 (1, 8)	L4		F7			G4-3		B5-3	K		5	0	0	0	0	1	3
Wayne Kirby, L OBP: 0.305, SLG: 0.344 (1, 9)	F9			F7		B5		G5-3		FC5-4 1B	5	0	1	0	0	0	0
Carlos Baerga, S OBP: 0.307, SLG: 0.478 (1, 4)	G3-1			F8		G3		BB 1B		FC5-4 E 1B 1-2f BB	5	1	1	0	0	0	1
Albert Belle, R OBP: 0.479, SLG: 0.709 (1, 7)				G1-3			F8	BB 1B		E7 BB 1B	3	0	1	0	2	0	0
Eddie Murray, S OBP: 0.290, SLG: 0.434 (1, 10)				F9		G6-3		FC6-4 BB 1B		BB IBB	4	1	1	0	1	0	3
Paul Sorrento, L OBP: 0.361, SLG: 0.469 (1, 3)				G4-3		2B G5-3 BB		FC6-4 BB		F9 2B	2	1	1	0	2	0	1
Ruben Amaro Jr, S OBP: 0.444, SLG: 0.200 (9, PR)											0	0	0	0	0	0	0
Rene Gonzales, R OBP: 0.444, SLG: 0.200 (10, 3)											0	0	0	1	1	0	0
Sandy Alomar Jr., R OBP: 0.288, SLG: 0.393 (1, 2)				G6-3			FC6-4 1B			F9 2-3	4	0	1	0	0	0	4
Jim Thome, L OBP: 0.314, SLG: 0.423 (1, 5)				G4-3		G5-3		FC6-4 1B			3	0	1	2	1	0	1
Alvaro Espinoza, R OBP: 0.291, SLG: 0.323 (1, 6)				G6-3		G5-3		F7		F8	4	0	0	0	0	0	6

Inning Stats	R: 0	H: 0	E: 0	K: 0	S: 7	R: 0	H: 0	E: 0	K: 0	S: 10	R: 0	H: 0	E: 0	K: 0	S: 6	R: 0	H: 0	E: 0	K: 0	S: 8	R: 1	H: 1	E: 0	K: 0	S: 11	R: 0	H: 0	E: 0	K: 0	S: 5	R: 1	H: 2	E: 0	K: 0	S: 7	R: 0	H: 1	E: 0	K: 0	S: 9	R: 0	H: 1	E: 0	K: 1	S: 14	R: 0	H: 1	E: 0	K: 1	S: 14	R: 1	H: 2	E: 1	K: 0	S: 11	R: 1	H: 2	E: 0	K: 0	S: 11	R: 1	H: 2	E: 0	K: 0	S: 21	1B: 5	SF: 0	2B: 2	SAC: 0	3B: 0	DP: 0	HR: 0	HBP: 0	WP: 0	PA: 42
--------------	------	------	------	------	------	------	------	------	------	-------	------	------	------	------	------	------	------	------	------	------	------	------	------	------	-------	------	------	------	------	------	------	------	------	------	------	------	------	------	------	------	------	------	------	------	-------	------	------	------	------	-------	------	------	------	------	-------	------	------	------	------	-------	------	------	------	------	-------	-------	-------	-------	--------	-------	-------	-------	--------	-------	--------

PITCHER	IP	WLS	BF	H	R	ER	SO	BB	IBB	HBP	BLK	WP	HR	S	P	ERA	WHIP
Phil Leftwich, R ERA: 4.29 (1, 1)	8.2		36	5	2	2	0	4	1	0	0	0	0	74	120	2.08	1.038
Bob Patterson, L ERA: 4.05 (9, 1)	0.2	L	3	1	1	1	1	0	0	0	0	0	0	9	10	13.50	1.500
Mike Butcher, R ERA: 7.53 (10, 1)	0.0		3	1	0	0	0	1	1	0	0	0	0	5	14	∞	∞


BOTTOM

California Angels @ Cleveland Indians
Jacobs Field, Cleveland, OH

Wed Jun 01 1994, 7:05 PM EDT
Att. 32,938 - Unknown - 58 F

livebaseballscorecards.com

AB	35
R	3
H	7
RBI	3
BB	7
SO	1
LOB	19



Batter	1	2	3	4	5	6	7	8	9	AB R H RBI BB SO LOB	TOP									
Turner Ward, S (1, 8) OBP: 0.362, SLG: 0.417	2-3 K		0-0 F8		2-1 G3	0-0 G4-3			2-1 SH1-3 1B	5 0 1 0 0 1 3										
John Jaha, R (1, 3) OBP: 0.345, SLG: 0.449	2-3 K		0-0 1 SAFE 1 SAFE HR		4-2 1B BB		0-0 F8	0-0 SH1-3 1-2	3 1 1 2 1 1 0											
Greg Vaughn, R (1, 7) OBP: 0.336, SLG: 0.500	2-2 F8		4-0 FC6-4 BB		0-0 F7		1-3 K	2-2 F7	4 0 0 0 1 1 2											
Brian Harper, R (1, 10) OBP: 0.301, SLG: 0.372		1-0 F7	0-1 FC6-4		2-1 1 SAFE 1B	2-1 1B	2-1 G5-3	3-2 L7	5 0 1 0 0 0 2											
Dave Nilsson, L (1, 2) OBP: 0.301, SLG: 0.437		1-0 F7		2-2 L5	1-2 G6-3			2-2 L7	4 0 0 0 0 0 2											
Matt Mieske, R (1, 9) OBP: 0.345, SLG: 0.419		1-3 K		2-2 G4-3 1B 2B		2-2 G6-3		2-2 G6-3	4 1 1 0 0 1 0											
B.J. Surhoff, L (1, 5) OBP: 0.392, SLG: 0.628			1-0 HR	4-2 2 SAFE 2 SAFE 1B BB	4-2 G4-3 1B BB	1-0 E 1B		4-2 BB BB	2 1 2 1 2 0 0											
Jody Reed, R (1, 4) OBP: 0.367, SLG: 0.295			4-1 HR BB	1-0 G4-3	1-0 G4-3	1-0 E5		4-1 1 SAFE 1B BB	2 1 0 0 2 0 3											
Jose Valentin, S (1, 6) OBP: 0.308, SLG: 0.389			1-3 K	0-0 1B	1-3 K	1-3 K		0-3 K	4 0 1 1 0 3 5											
Inning Stats	R: 0 E: 0 K: 2 S: 9	H: 0 LOB: 0 BB: 0 P: 15	R: 0 E: 0 K: 1 S: 5	H: 0 LOB: 0 BB: 0 P: 8	R: 3 E: 0 K: 1 S: 11	H: 2 LOB: 1 BB: 2 P: 21	R: 1 E: 0 K: 0 S: 10	H: 2 LOB: 2 BB: 1 P: 19	R: 0 E: 0 K: 1 S: 11	H: 1 LOB: 2 BB: 0 P: 20	R: 0 E: 0 K: 1 S: 6	H: 0 LOB: 0 BB: 0 P: 9	R: 0 E: 0 K: 1 S: 14	H: 0 LOB: 2 BB: 2 P: 26	R: 0 E: 0 K: 0 S: 10	H: 1 LOB: 1 BB: 0 P: 17	1B: 4 2B: 1 3B: 0 HR: 2	SF: 0 SAC: 1 DP: 0 HBP: 0	WP: 0 PB: 0 SB: 0 CS: 0	PA: 40
PITCHER	IP WLS BF H R ER SO BB IBB HBP BLK WP HR S P ERA WHIP																			
Mark Langston, L (1, 1) ERA: 6.12	4.0 L 18 4 4 4 4 3 0 0 0 0 2 35 63 9.00 1.750																			
Mark Leiter, R (5, 1) ERA: 4.5	3.0 13 2 0 0 2 1 0 0 0 0 0 27 44 0.00 1.000																			
Bob Patterson, L (8, 1) ERA: 3.86	1.0 5 0 0 0 1 2 0 0 0 0 0 14 26 0.00 2.000																			
Joe Grahe, R (9, 1) ERA: 5.09	1.0 4 1 0 0 0 0 0 0 0 0 0 10 17 0.00 1.000																			

Milwaukee Brewers @ California Angels
Anaheim Stadium, Anaheim, CA

Fri Jun 03 1994, 10:05 PM EDT
Att. 21,331 - Unknown - 71 F

AB	33
R	4
H	7
RBI	4
BB	6
SO	7
LOB	17



WP: 0	PA: 40
PB: 0	
SB: 0	
CS: 0	

PITCHER	IP	WLS	BF	H	R	ER	SO	BB	IBB	HBP	BLK	WP	HR	S	P	ERA	WHIP
Mark Langston, L	4.0	L	18	4	4	4	4	3	0	0	0	0	2	35	63	9.00	1.750
Mark Leiter, R	3.0		13	2	0	0	2	1	0	0	0	0	0	27	44	0.00	1.000
Bob Patterson, L	1.0		5	0	0	0	1	2	0	0	0	0	0	14	26	0.00	2.000
Joe Grahe, R	1.0		4	1	0	0	0	0	0	0	0	0	0	10	17	0.00	1.000

Batter	1	2	3	4	5	6	7	8	9	AB R H RBI BB SO LOB
Harold Reynolds, S (1, 4) OBP: 0.317, SLG: 0.273 Bo Jackson, R (9, PH) OBP: 0.353, SLG: 0.490	2-2 G4-3		0-0 F9		1-1 L8		0-2 G3		1-1 FC6-4	4 0 0 0 0 0 1 1 0 0 0 0 0 1
Chad Curtis, R (1, 8) OBP: 0.272, SLG: 0.359	2-1 1B		4-2 BB		0-0 1B		2-2 P4			3 1 1 0 1 0 0
Tim Salmon, R (1, 9) OBP: 0.393, SLG: 0.536	1-1 P3		3-3 K		0-3 K		2-2 P3			4 0 0 0 0 2 3
Chili Davis, S (1, 10) OBP: 0.464, SLG: 0.586	4-2 1-2 BB			0-0 HR	4-1 1-2 BB			1-3 K		2 1 1 1 2 1 0
Jim Edmonds, L (1, 7) OBP: 0.425, SLG: 0.452	2-1 G6-3			1-0 HR	1-2 1-2 1B			1-1 G4-3		4 1 2 2 0 0 2
Eduardo Perez, R (1, 3) OBP: 0.275, SLG: 0.380 Dwight Smith, L (8, PH) OBP: 0.306, SLG: 0.431		0-0 G6-3		1-2 G6-3	1-3 K			1-1 F8		3 0 0 0 0 1 2 1 0 0 0 0 0 0
Spike Owen, S (1, 5) OBP: 0.406, SLG: 0.300		1-2 F8		1-2 2B		1-2 G3			1-1 G6-3	4 0 1 0 0 0 0
Chris Turner, R (1, 2) OBP: 0.208, SLG: 0.152 Jorge Fabregas, L (9, PH) OBP: 0.320, SLG: 0.323		2-1 L9		2-2 L7		0-2 P3			3-2 FC6-4 1B	3 0 0 0 0 0 1 1 0 1 0 0 0 0
Gary Disarcina, R (1, 6) OBP: 0.338, SLG: 0.399			0-0 CS 1B		3-2 L8		2-0 F9		1-3 K	4 0 1 0 0 1 2

Inning Stats	R: 0 E: 0 K: 0 S: 11	H: 1 LOB: 2 BB: 1 P: 22	R: 0 E: 0 K: 0 S: 6	H: 0 LOB: 0 BB: 0 P: 9	R: 0 E: 1 K: 1 S: 8	H: 1 LOB: 1 BB: 1 P: 15	R: 2 E: 0 K: 0 S: 17	H: 3 LOB: 1 BB: 0 P: 25	R: 1 E: 1 K: 2 S: 13	H: 1 LOB: 2 BB: 1 P: 20	R: 0 E: 0 K: 0 S: 7	H: 0 LOB: 0 BB: 0 P: 10	R: 0 E: 0 K: 0 S: 11	H: 0 LOB: 0 BB: 0 P: 15	R: 0 E: 0 K: 1 S: 8	H: 0 LOB: 0 BB: 0 P: 11	R: 0 E: 0 K: 1 S: 14	H: 1 LOB: 1 BB: 0 P: 20	1B: 4 2B: 1 3B: 0 HR: 2	SF: 0 SAC: 0 DP: 0 HBP: 0
--------------	-------------------------------	----------------------------------	------------------------------	---------------------------------	------------------------------	----------------------------------	-------------------------------	----------------------------------	-------------------------------	----------------------------------	------------------------------	----------------------------------	-------------------------------	----------------------------------	------------------------------	----------------------------------	-------------------------------	----------------------------------	----------------------------------	------------------------------------

BOTTOM

Milwaukee Brewers @ California Angels
Anaheim Stadium, Anaheim, CA

Fri Jun 03 1994, 10:05 PM EDT
Att: 21,331 - Unknown - 71 F

AB	34
R	3
H	7
RBI	3
BB	3
SO	5
LOB	12



PITCHER	IP	WLS	BF	H	R	ER	SO	BB	IBB	HBP	BLK	WP	HR	S	P	ERA	WHIP
Ricky Bones, R (1, 1) ERA: 2.59	6.0	W	27	6	3	2	3	3	0	0	0	0	2	62	101	3.00	1.500
Mike Ignasiak, R (7, 1) ERA: 4.5	2.0		6	0	0	0	1	0	0	0	0	0	0	19	26	0.00	0.000
Mike Fetters, R (9, 1) ERA: 2.78	1.0	S	4	1	0	0	1	0	0	0	0	0	0	14	20	0.00	1.000

Batter	1	2	3	4	5	6	7	8	9	10	11	AB R H RBI BB SO LOB	TOP			
Darryl Hamilton, L (1, 8) OBP: 0.340, SLG: 0.344 Matt Mieske, R (11, 9) OBP: 0.345, SLG: 0.419	0-0 F8		2-1 SH3-4	1-1 FC3-6		3-2 L7			1-2 G6-3		1-1 1B	5 1 1 1 0 0 3 0 0 0 0 0 0 0				
Turner Ward, S (1, 9) OBP: 0.361, SLG: 0.426	0-3 K		0-1 F7	1-3 K			1-2 G6-3		1-1 G6-3		4-0 1B	5 1 1 2 1 2 3				
John Jaha, R (1, 3) OBP: 0.350, SLG: 0.444	4-2 BB		4-2 BB		1-0 F8		2-1 L9		2-2 F7		2-1 1B	4 0 1 1 2 0 1				
Greg Vaughn, R (1, 7) OBP: 0.331, SLG: 0.496 Alex Diaz, S (11, 8) OBP: 0.281, SLG: 0.389	0-3 K		1-0 F8		0-0 G6-3		1-0 P4			2-1 G5-3		5 1 1 0 0 1 2 0 0 0 0 0 0 0				
Dave Nilsson, L (1, 2) OBP: 0.298, SLG: 0.431		1-3 K		2-3 K	2-2 G6-3			1-0 G6-3		0-2 1B		5 0 1 0 0 2 1				
Brian Harper, R (1, 10) OBP: 0.309, SLG: 0.384		1-2 2B		1-1 1B	0-0 1B			2-2 L9		0-0 L6		5 1 3 1 0 0 1				
B.J. Surhoff, L (1, 5) OBP: 0.375, SLG: 0.604		3-3 K		0-0 1B	1-2 L7			1-2 G3-1		0-0 L7		5 1 1 0 0 1 3				
Jody Reed, R (1, 4) OBP: 0.369, SLG: 0.300 Bill Spiers, L (9, PR) OBP: 0.328, SLG: 0.301		2-2 G5-3		2-0 FC3-6		0-3 K			0-1 G6-3		2-2 F8	4 0 2 1 0 1 1 1 1 0 0 0 0 0				
Jose Valentin, S (1, 6) OBP: 0.313, SLG: 0.384			0-1 WP	4-2 FC3-6		0-1 G5-3			1-3 K		0-0 G6-3	4 1 1 0 1 1 1				
Inning Stats	R: 0 H: 0 E: 0 K: 2 S: 11	R: 0 H: 1 E: 0 K: 2 S: 12	R: 1 H: 1 E: 1 K: 0 S: 9	R: 2 H: 3 E: 0 K: 2 S: 15	R: 1 H: 2 E: 0 K: 0 S: 10	R: 0 H: 0 E: 0 K: 1 S: 8	R: 0 H: 0 E: 0 K: 0 S: 6	R: 0 H: 0 E: 0 K: 0 S: 8	R: 2 H: 2 E: 0 K: 1 S: 13	R: 0 H: 1 E: 0 K: 0 S: 7	R: 1 H: 2 E: 0 K: 0 S: 8	1B: 7 SF: 0 2B: 4 SAC: 1 3B: 0 DP: 0 HR: 1 HBP: 0	WP: 1 PA: 48 PB: 0 SB: 1 CS: 0			
PITCHER	IP WLS BF H R ER SO BB IBB HBP BLK WP HR S P ERA WHIP															
Chuck Finley, L (1, 1) ERA: 4.41	8.0	34	7	4	3	7	3	0	0	0	1	0	79	123	3.38	1.250
Joe Grahe, R (9, 1) ERA: 5.47	1.2	8	3	2	2	1	0	0	0	0	0	1	19	26	10.80	1.800
Bob Patterson, L (10, 1) ERA: 4.09	1.0	L	4	1	1	1	0	0	0	0	0	0	7	10	9.00	1.000
Mike Butcher, R (11, 1) ERA: 7.36	0.1	2	1	0	0	0	0	1	0	0	0	0	2	8	0.00	3.000

Milwaukee Brewers @ California Angels
Anaheim Stadium, Anaheim, CA
Sat Jun 04 1994, 10:05 PM EDT
Att: 23,952 - Unknown - 72 F

livebaseballscores.com

AB	43
R	7
H	12
RBI	6
BB	4
SO	8
LOB	16



Batter	1	2	3	4	5	6	7	8	9	10	11	AB R H RBI BB SO LOB	BOTTOM															
Harold Reynolds, S (1, 4) OBP: 0.318, SLG: 0.282	3-2 F7		2-2 L4		3-2 E9 2B		2-1 HR 1B		0-3 K		1-2 F8	6 2 2 0 0 1 1	Milwaukee Brewers @ California Angels Anaheim Stadium, Anaheim, CA Sat Jun 04 1994, 10:05 PM EDT Att: 23,952 - Unknown - 72 F															
Chad Curtis, R (1, 8) OBP: 0.279, SLG: 0.382	3-2 1B		1-1 G5-3		1-0 2B	1 SAFE 1 SAFE	0-1 HR		2-0 G6-3			5 1 3 3 0 0 0																
Tim Salmon, R (1, 9) OBP: 0.389, SLG: 0.528	2-2 G3-6-3 1B		1-3 K		2-2 K	2 SAFE SAFE	3-3 K		2-2 P4			5 0 1 0 0 3 1																
Chili Davis, S (1, 10) OBP: 0.462, SLG: 0.578	1-2 G3-6-3 1-2f			0-0 1B		4-2 HR BB	3-2 G4-3			0-0 G6-3		4 1 1 0 1 0 2																
Jim Edmonds, L (1, 7) OBP: 0.423, SLG: 0.480		1-1 F9 S 1B		0-3 K		0-0 HR		3-3 K		3-2 G4-3		5 2 2 2 0 2 1																
J.T. Snow, L (1, 3) OBP: 0.400, SLG: 0.400		2-2 F9 1-3		0-0 F7		1-2 P8 1B		2-0 BB 1B		2-2 P5		5 0 2 0 0 0 2																
Spike Owen, S (1, 5) OBP: 0.420, SLG: 0.302		0-1 G4-3 1B		0-1 F8		1 SAFE 2-0 P8 1-2		4-0 1B BB			4-2 FC2-6 BB	3 0 1 1 2 0 2																
Jorge Fabregas, L (1, 2) OBP: 0.314, SLG: 0.317		1-1 G4-3			0-0 G4-3	1-3 K		0-0 1B			0-1 FC2-6 FC4-6 1-2f	5 0 1 0 0 1 2																
Gary Disarcina, R (1, 6) OBP: 0.332, SLG: 0.390		0-3 K			0-1 G4-3		0-0 P4		0-1 G4-3		1-1 FC4-6 1-2f	4 0 0 0 0 1 3																
Dwight Smith, L (11, PH) OBP: 0.304, SLG: 0.427												1 0 0 0 0 0 1																
Inning Stats	R: 0 E: 0 K: 0 S: 14	H: 2 LOB: 1 BB: 0 P: 23	R: 1 E: 0 K: 1 S: 13	H: 2 LOB: 1 BB: 0 P: 17	R: 0 E: 0 K: 1 S: 8	H: 0 LOB: 0 BB: 0 P: 12	R: 0 E: 0 K: 1 S: 7	H: 1 LOB: 1 BB: 0 P: 7	R: 1 E: 1 K: 1 S: 10	H: 2 LOB: 1 BB: 0 P: 16	R: 2 E: 0 K: 1 S: 12	H: 2 LOB: 0 BB: 1 P: 20		R: 2 E: 0 K: 1 S: 11	H: 2 LOB: 0 BB: 0 P: 19	R: 0 E: 0 K: 1 S: 8	H: 0 LOB: 0 BB: 1 P: 17	R: 0 E: 0 K: 1 S: 7	H: 0 LOB: 0 BB: 0 P: 11	R: 0 E: 0 K: 0 S: 8	H: 0 LOB: 0 BB: 0 P: 13	R: 0 E: 0 K: 0 S: 10	H: 0 LOB: 1 BB: 1 P: 16	R: 0 E: 0 K: 0 S: 10	H: 0 LOB: 1 BB: 1 P: 16	1B: 9 2B: 2 3B: 0 HR: 2	SF: 0 SAC: 0 DP: 1 HBP: 0	WP: 0 PB: 0 SB: 1 CS: 0
PITCHER	IP	WLS	BF	H	R	ER	SO	BB	IBB	HBP	BLK	WP	HR	S	P	ERA	WHIP											
Bill Wegman, R ERA: 3.2	(1, 1)	5.0		21	7	2	2	4	0	0	0	0	0	52	75	3.60	1.400											
Jesse Orosco, L ERA: 5.79	(6, 1)	1.1		7	3	3	3	1	1	0	0	0	1	15	25	20.25	3.000											
Mike Ignasiak, R ERA: 4.68	(7, 1)	1.0		6	2	1	1	2	1	0	0	0	1	13	28	9.00	3.000											
Jose Mercedes, R ERA:	(8, 1)	0.2		2	1	0	0	0	0	0	0	0	0	3	3	0.00	1.500											
Doug Henry, R ERA: 1.93	(9, 1)	2.0	W	7	0	0	0	1	1	0	0	0	0	17	30	0.00	0.500											
PITCHER	IP	WLS	BF	H	R	ER	SO	BB	IBB	HBP	BLK	WP	HR	S	P	ERA	WHIP											
Mike Fetters, R ERA: 2.66	(11, 1)	1.0		3	0	0	0	0	0	0	0	0	0	0	0	0.00	0.000											

AB	43
R	6
H	13
RBI	6
BB	3
SO	8
LOB	15



Batter	1	2	3	4	5	6	7	8	9	AB R H RBI BB SO LOB	TOP	
Darryl Hamilton, L (1, 8) OBP: 0.345, SLG: 0.364	1-2 G6-4-3 1B			2-1 P7	3-3 K			2-1 3B		4 0 2 0 0 1 2		
Turner Ward, S (1, 7) OBP: 0.355, SLG: 0.418	1-1 G6-4-3 1-2f			0-1 P3		0-0 G6-3		0-1 G5-3		4 0 0 0 0 0 2		
John Jaha, R (1, 3) OBP: 0.353, SLG: 0.438	0-2 G5-3			4-0 BB BB		1-2 F8			4-0 F9 2B BB	2 1 0 0 2 0 0		
Greg Vaughn, R (1, 10) OBP: 0.335, SLG: 0.489		4-0 G3-6-3 BB		4-2 1-2 BB		0-0 F8			1-0 F9 1-2	2 0 0 0 2 0 1		
Brian Harper, R (1, 2) OBP: 0.313, SLG: 0.392	1-1 L9			1-2 F7			0-1 G3-6-1 1B		2-1 F9 2-H 2B	4 0 2 1 0 0 3		
B.J. Surhoff, L (1, 5) OBP: 0.350, SLG: 0.558	0-1 G3-6-3 1-2f			1-3 K			3-2 F8		0-0 P9	4 0 0 0 0 1 3		
Jody Reed, R (1, 4) OBP: 0.367, SLG: 0.295			0-0 G6-3		4-1 BB BB		0-0 G3-6-1 1-2f		2-1 P4	3 0 0 0 1 0 2		
Matt Mieske, R (1, 9) OBP: 0.345, SLG: 0.408			3-1 F9		4-1 1-2 BB			1-1 F8		2 0 0 0 1 0 0		
Jose Valentin, S (1, 6) OBP: 0.307, SLG: 0.376			2-2 F7		1-0 F7			1-3 K		2 0 0 0 0 0 2		
Tom Brunansky, R (8, PH) OBP: 0.241, SLG: 0.286										1 0 0 0 0 1 0		
Bill Spiers, L (8, 6) OBP: 0.328, SLG: 0.301										0 0 0 0 0 0 0		
Inning Stats	R: 0 H: 1 E: 0 LOB: 0 K: 0 BB: 0 S: 9 P: 11	R: 0 H: 0 E: 0 LOB: 0 K: 0 BB: 1 S: 4 P: 9	R: 0 H: 0 E: 0 LOB: 0 K: 0 BB: 0 S: 6 P: 11	R: 0 H: 0 E: 0 LOB: 2 K: 0 BB: 2 S: 10 P: 21	R: 0 H: 0 E: 0 LOB: 2 K: 2 BB: 2 S: 11 P: 23	R: 0 H: 0 E: 0 LOB: 0 K: 0 BB: 0 S: 5 P: 6	R: 0 H: 1 E: 0 LOB: 0 K: 0 BB: 0 S: 7 P: 10	R: 0 H: 1 E: 0 LOB: 1 K: 1 BB: 0 S: 11 P: 15	R: 1 H: 1 E: 0 LOB: 1 K: 0 BB: 1 S: 6 P: 15	1B: 2 SF: 0 2B: 1 SAC: 0 3B: 1 DP: 3 HR: 0 HBP: 0	WP: 0 PA: 34 PB: 0 SB: 0 CS: 0	
PITCHER Joe Magrane, L (1, 1) ERA: 6.48	IP WLS BF H R ER SO BB IBB HBP BLK WP HR S P ERA WHIP	9.0 W 34 4 1 1 3 6 0 0 0 0 0 0 69 121 1.00 1.111										

Milwaukee Brewers @ California Angels
Anaheim Stadium, Anaheim, CA

Sun Jun 05 1994, 6:33 AM EDT
Att. 33,581 - Sunny - 80 F

livebaseballscorecards.com

AB	28
R	1
H	4
RBI	1
BB	6
SO	3
LOB	15



Batter	1	2	3	4	5	6	7	8	9
Spike Owen, S OBP: 0.419, SLG: 0.345 (1, 5)	2-1 G6-3		1-0 3B		1-0 L8	1-1 BB 1B		2-1 G4-3	
Chad Curtis, R OBP: 0.286, SLG: 0.388 (1, 8)	1-1 S 2B		2-3 K		4-2 1B BB	2-2 P4		0-0 E 1B	
Tim Salmon, R OBP: 0.389, SLG: 0.523 (1, 9)	1-3 K 2-3		2-2 G6-3		0-1 1B BB 1B	4-2 BB		3-3 K 2-3	
Chili Davis, S OBP: 0.461, SLG: 0.569 (1, 10)	4-1 WP BB			2-3 K	4-2 1B BB	1-0 P6		1-1 G4-3 1-2	
Jim Edmonds, L OBP: 0.426, SLG: 0.480 (1, 7)	3-3 K 1-2			1-1 1B 1B	2-2 1B 1B	0-1 F8			
J.T. Snow, L OBP: 0.333, SLG: 0.333 (1, 3)		0-2 L7		1 SAFE G1-3 1B	2-2 F9		3-3 K		
Rod Correia, R OBP: 0.250, SLG: 0.250 (1, 4)		1-1 G4-3		0-1 G1-3 1B		1-1 SH 1B 1B	2-0 F9		
Jorge Fabregas, L OBP: 0.321, SLG: 0.324 (1, 2)		0-1 G3		0-3 K		2-2 1B SH BB 1B	0-1 1B		
Gary Disarcina, R OBP: 0.332, SLG: 0.389 (1, 6)			1-2 G3		1-0 CS 1B	0-1 SH BB 1B	1-2 G4-3		

Inning Stats	R: 0 E: 0 K: 2 S: 12	H: 1 LOB: 2 BB: 1 P: 23	R: 0 E: 0 K: 0 S: 9	H: 0 LOB: 0 BB: 0 P: 10	R: 0 E: 0 K: 1 S: 10	H: 1 LOB: 1 BB: 0 P: 16	R: 0 E: 0 K: 2 S: 13	H: 2 LOB: 2 BB: 0 P: 16	R: 1 E: 0 K: 0 S: 15	H: 3 LOB: 3 BB: 2 P: 29	R: 2 E: 0 K: 0 S: 19	H: 3 LOB: 3 BB: 1 P: 30	R: 0 E: 0 K: 1 S: 11	H: 1 LOB: 1 BB: 0 P: 17	R: 0 E: 1 K: 1 S: 8	H: 1 LOB: 1 BB: 0 P: 14
--------------	-------------------------------	----------------------------------	------------------------------	----------------------------------	-------------------------------	----------------------------------	-------------------------------	----------------------------------	-------------------------------	----------------------------------	-------------------------------	----------------------------------	-------------------------------	----------------------------------	------------------------------	----------------------------------

PITCHER	IP	WLS	BF	H	R	ER	SO	BB	IBB	HBP	BLK	WP	HR	S	P	ERA	WHIP
Bob Scanlan, R ERA: 4.71 (1, 1)	4.0		17	4	0	0	5	1	0	0	0	1	0	44	65	0.00	1.250
Jaime Navarro, R ERA: 8.06 (5, 1)	1.0	L	11	6	3	3	0	2	0	0	0	0	0	26	44	27.00	8.000
Graeme Lloyd, L ERA: 4.66 (6, 1)	2.2		11	2	0	0	2	1	0	0	0	0	0	25	43	0.00	1.125
Jose Mercedes, R ERA: (8, 1)	0.1		1	0	0	0	0	0	0	0	0	0	0	2	3	0.00	0.000

AB R H RBI BB SO LOB

5	0	2	1	0	0	1
4	1	2	0	1	1	4
4	0	1	1	1	2	3
3	0	0	0	2	1	4
4	0	2	1	0	1	5
4	0	1	0	0	1	3
4	1	1	0	0	0	2
4	1	2	0	0	1	2
3	0	1	0	0	0	1

WP	HR	S	P	ERA	WHIP
1	0	1	40		
1	0	1			
1	0	0			
1	0	0			
1	0	0			

Milwaukee Brewers @ California Angels
Anaheim Stadium, Anaheim, CA
 Sun Jun 05 1994, 6:33 AM EDT
 Att. 33,581 - Sunny - 80 F

livebaseballscorecards.com

AB	35
R	3
H	12
RBI	3
BB	4
SO	7
LOB	25



Batter	1	2	3	4	5	6	7	8	9	AB R H RBI BB SO LOB	TOP		
Chuck Knoblauch, R (1, 4) <small>OBP: 0.388, SLG: 0.507</small>										4 0 0 0 1 1 0			
Alex Cole, L (1, 8) <small>OBP: 0.408, SLG: 0.452</small>										5 2 2 0 0 1 2			
Kirby Puckett, R (1, 9) <small>OBP: 0.366, SLG: 0.505</small>										5 2 2 2 0 2 1			
Kent Hrbek, L (1, 3) <small>OBP: 0.390, SLG: 0.385</small>										4 2 2 0 1 1 0			
Shane Mack, R (1, 7) <small>OBP: 0.405, SLG: 0.596</small>										3 1 1 1 2 1 1			
Pedro Munoz, R (1, 10) <small>OBP: 0.357, SLG: 0.495</small>										4 0 1 2 0 0 4			
Scott Leius, R (1, 5) <small>OBP: 0.329, SLG: 0.458</small>										5 1 2 3 0 0 4			
Matt Walbeck, S (1, 2) <small>OBP: 0.258, SLG: 0.286</small>										4 0 0 0 0 0 2			
Pat Meares, R (1, 6) <small>OBP: 0.324, SLG: 0.338</small>										4 0 0 0 0 1 0			
Inning Stats	R: 2 H: 2 E: 0 LOB: 2 K: 0 BB: 2 S: 17 P: 31	R: 0 H: 0 E: 0 LOB: 0 K: 0 BB: 0 S: 4 P: 7	R: 5 H: 5 E: 0 LOB: 0 K: 0 BB: 0 S: 28 P: 36	R: 0 H: 0 E: 0 LOB: 0 K: 2 BB: 0 S: 13 P: 19	R: 0 H: 0 E: 0 LOB: 1 K: 0 BB: 0 S: 7 P: 15	R: 0 H: 0 E: 1 LOB: 1 K: 1 BB: 0 S: 7 P: 8	R: 1 H: 3 E: 0 LOB: 2 K: 1 BB: 0 S: 11 P: 18	R: 0 H: 0 E: 0 LOB: 1 K: 2 BB: 1 S: 14 P: 22	R: 0 H: 0 E: 0 LOB: 1 K: 1 BB: 1 S: 12 P: 21	1B: 7 SF: 0 2B: 1 SAC: 0 3B: 0 DP: 0 HR: 2 HBP: 1	WP: 2 PA: 43 PB: 0 SB: 1 CS: 0		
PITCHER	IP WLS BF H R ER SO BB IBB HBP BLK WP HR S P ERA WHIP											PITCHER	IP WLS BF H R ER SO BB IBB HBP BLK WP HR S P ERA WHIP
Phil Leftwich, R (1, 1) <small>ERA: 4.91</small>	2.0 L 14 6 6 6 0 2 0 0 0 0 0 1 35 55 27.00 4.000												
John Dopson, R (3, 1) <small>ERA: 5.33</small>	5.0 21 4 2 2 4 0 0 1 0 1 1 52 79 3.60 0.800												
Mike Butcher, R (8, 1) <small>ERA: 6.89</small>	1.0 4 0 0 0 2 1 0 0 0 0 0 0 14 22 0.00 1.000												
Craig Lefferts, L (9, 1) <small>ERA: 3.57</small>	1.0 4 0 0 0 1 1 0 0 0 1 0 12 21 0.00 1.000												

Minnesota Twins @ California Angels
Anaheim Stadium, Anaheim, CA

Mon Jun 06 1994, 10:05 PM EDT
Att. 20,405 - Unknown - 73 F

livebaseballscorecards.com



Batter	1	2	3	4	5	6	7	8	9	AB R H RBI BB SO LOB
Harold Reynolds, S (1, 4) OBP: 0.322, SLG: 0.289 Dwight Smith, L (9, PH) OBP: 0.302, SLG: 0.424	0-0 B4-3		3-1 B3 2B		1-2 F7		4-1 S BB		1-3 K	3 0 1 0 1 0 0 1 0 0 0 0 1 0
Chad Curtis, R (1, 8) OBP: 0.280, SLG: 0.380	3-2 E6 1B		0-0 B3 2-3		1-2 G5-3		0-1 F9		1-0 L4	5 0 0 0 0 0 2
Tim Salmon, R (1, 9) OBP: 0.395, SLG: 0.539	1-0 SAFE 1-2 1B		4-1 BB		0-0 HR		0-1 F8			3 1 2 1 1 0 1
Chili Davis, S (1, 10) OBP: 0.453, SLG: 0.557	2-0 P7		1-0 F8		2-2 F7		1-0 F7 1-2			4 0 0 0 0 0 5
Jim Edmonds, L (1, 7) OBP: 0.420, SLG: 0.500	3-3 K		1-1 F7		0-1 G3-1		0-1 HR			4 1 1 1 0 1 4
J.T. Snow, L (1, 3) OBP: 0.385, SLG: 0.385		2-3 K		0-0 1B 1B		0-1 1B 1B		3-1 G1-3		4 0 2 0 0 1 0
Spike Owen, S (1, 5) OBP: 0.423, SLG: 0.344		4-1 G4-3 BB		0-2 1-2 1B		0-2 P7		1-1 F8		3 0 1 0 1 0 1
Jorge Fabregas, L (1, 2) OBP: 0.321, SLG: 0.324 Mark Dalesandro, R (8, 2)		2-1 G4-3		2-3 K		1-1 1-2 1B		1-1 F9		3 0 1 0 0 1 3 1 0 0 0 0 0 0
Gary Disarcina, R (1, 6) OBP: 0.325, SLG: 0.381		1-2 G6-3		0-1 G4-3 1-2f		0-0 G4-3		0-1 F9		4 0 0 0 0 0 5

BOTTOM

Minnesota Twins @ California Angels
Anaheim Stadium, Anaheim, CA

Mon Jun 06 1994, 10:05 PM EDT
Att: 20,405 - Unknown - 73 F

livebaseballscorecards.com

AB	35
R	2
H	8
RBI	2
BB	3
SO	4
LOB	21



Inning Stats	R: 0	H: 1	E: 1	K: 11	S: 11	R: 0	H: 0	E: 0	K: 1	S: 9	R: 0	H: 1	E: 0	K: 0	S: 7	R: 0	H: 2	E: 0	K: 1	S: 9	R: 1	H: 1	E: 0	K: 0	S: 10	R: 0	H: 2	E: 0	K: 0	S: 10	R: 0	H: 0	E: 0	K: 0	S: 6	R: 1	H: 1	E: 0	K: 0	S: 8	R: 0	H: 0	E: 0	K: 1	S: 6	1B: 5	SF: 0	2B: 1	SAC: 0	3B: 0	DP: 1	HR: 2	HBP: 0	WP: 0	PA: 38
--------------	------	------	------	-------	-------	------	------	------	------	------	------	------	------	------	------	------	------	------	------	------	------	------	------	------	-------	------	------	------	------	-------	------	------	------	------	------	------	------	------	------	------	------	------	------	------	------	-------	-------	-------	--------	-------	-------	-------	--------	-------	--------

PITCHER	IP	WLS	BF	H	R	ER	SO	BB	IBB	HBP	BLK	WP	HR	S	P	ERA	WHIP
Kevin Tapani, R (1, 1) ERA: 4.56	7.0		31	7	1	1	3	3	0	0	0	0	1	62	101	1.29	1.429
Larry Casian, L (8, 1) ERA: 6.59	1.0		4	1	1	1	0	0	0	0	0	0	1	8	13	9.00	1.000
Rick Aguilera, R (9, 1) ERA: 5.3	1.0		3	0	0	0	1	0	0	0	0	0	0	6	8	0.00	0.000

Minnesota Twins @ California Angels
 Anaheim Stadium, Anaheim, CA

Tue Jun 07 1994, 10:05 PM EDT
 Att. 16,045 - Unknown - 73 F

livebaseballscorecards.com



Batter	1	2	3	4	5	6	7	8	9	AB R H RBI BB SO LOB
Chuck Knoblauch, R (1, 4) OBP: 0.387, SLG: 0.500	1-2 G1-3	0-2 F9		0-1 F8		1 SAFE 0-1 G6-3		1-1 HBP 1B HBP	4-0 IBB	5 1 1 0 1 0 5
Shane Mack, R (1, 8) OBP: 0.402, SLG: 0.578	0-0 CS 1B		1-0 L6	0-3 K2-3			0-2 L1-3	1-1 HBP 1B HBP	1-0 G1-2-3	5 1 1 0 0 1 3
Kirby Puckett, R (1, 9) OBP: 0.371, SLG: 0.509	3-2 F9		0-0 2B		2-2 G5-3		3-2 FC5 BB 1B	1-1 1B HBP		4 1 2 1 0 0 1
Dave Winfield, R (1, 10) OBP: 0.337, SLG: 0.418		4-0 BB 1B BB	4-2 2B BB		1-0 G6-3		1-3 K	2-2 1B		3 2 1 2 2 1 1
Pedro Munoz, R (1, 7) OBP: 0.347, SLG: 0.481 Kent Hrbek, L (7, PH) OBP: 0.392, SLG: 0.381		1-3 K	2-1 F9		1-0 G6-3		4-1 BB	0-0 P5		3 0 0 0 0 1 3 1 0 0 0 1 0 2
Scott Leius, R (1, 5) OBP: 0.337, SLG: 0.484		4-2 1B BB	2-2 2B		2-0 F9		1-1 FC5		1-1 HR	4 2 2 3 1 0 2
Dave McCarty, R (1, 3) OBP: 0.324, SLG: 0.404 Brett Merriman, R (8, 1) Matt Walbeck, S (8, 2) OBP: 0.263, SLG: 0.290 Rick Aguilera, R (9, 1)		2-1 P4	1-1 FC5 2B		1-1 1B 1B			0-0 G6-3	2-0 SH1-4 1B	4 0 2 1 0 0 2 0 0 0 0 0 0 0 1 0 1 0 0 0 0 0 0 0 0 0 0 0
Derek Parks, R (1, 2) OBP: 0.277, SLG: 0.356 Alex Cole, L (8, PH) OBP: 0.409, SLG: 0.453		3-2 BB 1B	2-0 FC5		1 SAFE 0-0 F9			1-3 K	3-1 G1-2-3 SH1-4	3 0 1 1 0 0 2 2 0 1 0 0 1 0
Pat Meares, R (1, 6) OBP: 0.331, SLG: 0.341 Chip Hale, L (8, PH) OBP: 0.351, SLG: 0.323 Jeff Reboulet, R (8, 6) OBP: 0.316, SLG: 0.333		4-2 BB		1-1 G4-3		1 SAFE 0-0 1B		1-1 HBP 1B	2-0 SH1-4	2 0 1 0 1 0 0 1 1 1 0 0 0 0 0 0 0 0 0 0 0

Inning Stats	R: 0	H: 1	E: 0	K: 0	S: 8	P: 12	R: 1	H: 1	E: 0	K: 1	S: 19	P: 37	R: 3	H: 3	E: 0	K: 0	S: 16	P: 28	R: 0	H: 0	E: 0	K: 1	S: 7	P: 8	R: 0	H: 0	E: 0	K: 0	S: 5	P: 9	R: 0	H: 2	E: 0	K: 0	S: 7	P: 10	R: 0	H: 1	E: 0	K: 1	S: 16	P: 25	R: 3	H: 3	E: 0	K: 1	S: 14	P: 21	R: 1	H: 3	E: 0	K: 0	S: 7	P: 20	1B: 10	2B: 3	3B: 0	HR: 1	SF: 0	SAC: 1	DP: 1	HBP: 2	WP: 0	PA: 47
--------------	------	------	------	------	------	-------	------	------	------	------	-------	-------	------	------	------	------	-------	-------	------	------	------	------	------	------	------	------	------	------	------	------	------	------	------	------	------	-------	------	------	------	------	-------	-------	------	------	------	------	-------	-------	------	------	------	------	------	-------	--------	-------	-------	-------	-------	--------	-------	--------	-------	--------

PITCHER	IP	WLS	BF	H	R	ER	SO	BB	IBB	HBP	BLK	WP	HR	S	P	ERA	WHIP
Brian Anderson, L (1, 1) ERA: 5.3	2.2		16	5	4	4	1	4	0	0	0	0	0	42	74	13.50	3.375
Mark Leiter, R (3, 1) ERA: 4.43	5.0	L	21	5	2	2	3	1	0	0	0	0	0	44	66	3.60	1.200
Joe Grahe, R (8, 1) ERA: 5.84	0.0		3	1	1	1	0	0	0	2	0	0	0	5	9	∞	∞
Bob Patterson, L (8, 1) ERA: 4.43	0.1		4	3	1	1	0	0	0	0	0	0	1	6	12	27.00	9.000
Mike Butcher, R (9, 1) ERA: 6.48	1.0		3	0	0	0	0	0	1	0	0	0	0	2	9	0.00	0.000

AB	R	H	RBI	BB	SO	LOB
38	8	14	8	6	4	21

Batter	1	2	3	4	5	6	7	8	9	AB R H RBI BB SO LOB
Spike Owen, S OBP: 0.422, SLG: 0.364 (1, 5)	1-1 1B FC5-2-5-1 2B	1-1 F8 2-3		3-2 CS 1-2	2-1 L7	2-1 G6-3			0-1 1B WP 1B	5 1 2 0 0 0 1
Chad Curtis, R OBP: 0.286, SLG: 0.386 (1, 8)	0-0 SF9 2-3 1B	2-0 F8			3-2 2B 2B		4-1 S BB		1-1 L3	4 2 2 0 1 0 2
Tim Salmon, R OBP: 0.395, SLG: 0.540 (1, 9)	2-2 FC5-2-5-1 1-3 3-H		0-0 F9		0-1 1B 2B		1-3 K 1-2		2-2 WP 1B 1B	5 1 2 1 0 1 3
Chili Davis, S OBP: 0.460, SLG: 0.562 (1, 10)	2-0 SF9		4-2		1-1 F8 1B 1B		4-0 IBB		0-0 WP 1B	2 0 2 2 2 0 0 0 0 0 0 0 0 0
Harold Reynolds, S OBP: 0.322, SLG: 0.289 (9, PR)					2-H				1-2 2-3 1B	
Jim Edmonds, L OBP: 0.411, SLG: 0.486 (1, 7)	2-2 F8		1-0 F7		0-2 1B		3-3 K		3-3 K 1-2 2-3 3-H	5 0 1 0 0 2 6
J.T. Snow, L OBP: 0.333, SLG: 0.333 (1, 3)		2-2 SH5-3 2B 1B	1-0 L5		0-1 F8 2-3		1-0 G1-3		3-0 F8	5 1 1 0 0 0 8
Rod Correia, R OBP: 0.375, SLG: 0.167 (1, 4)		1 SAFE 3-1 SH5-3 2B HBP		1-2 F7	0-0 P2			2-2 G6-4-3 HBP		2 1 0 0 0 0 2
Chris Turner, R OBP: 0.203, SLG: 0.147 (1, 2)		1-0 SH5-3		2-0 P3		0-1 F8		1-1 G6-4-3		2 0 0 0 0 0 0 1 0 0 0 0 0 1
Jorge Fabregas, L OBP: 0.319, SLG: 0.321 (8, PH) (9, 2)		1-2 2-3		4-1 CS BB		0-3 K		1-0 G5-3		
Gary Disarcina, R OBP: 0.329, SLG: 0.386 (1, 6)		0-0 F8 2B								3 0 1 2 1 1 0

Inning Stats	R: 1	H: 2	E: 0	K: 0	S: 11	LOB: 1	BB: 0	P: 18	R: 2	H: 2	E: 0	K: 0	S: 9	LOB: 1	BB: 0	P: 18	R: 0	H: 0	E: 0	K: 0	S: 5	LOB: 1	BB: 1	P: 11	R: 0	H: 0	E: 0	K: 0	S: 9	LOB: 0	BB: 1	P: 19	R: 2	H: 4	E: 0	K: 0	S: 15	LOB: 2	BB: 0	P: 21	R: 0	H: 0	E: 0	K: 1	S: 7	LOB: 0	BB: 0	P: 9	R: 0	H: 0	E: 0	K: 2	S: 10	LOB: 2	BB: 2	P: 22	R: 0	H: 0	E: 0	K: 0	S: 6	LOB: 0	BB: 0	P: 10	R: 1	H: 3	E: 0	K: 1	S: 13	LOB: 3	BB: 0	P: 22	1B: 7	SF: 1	2B: 4	SAC: 1	3B: 0	DP: 1	HR: 0	HBP: 2	WP: 1	PA: 43
--------------	------	------	------	------	-------	--------	-------	-------	------	------	------	------	------	--------	-------	-------	------	------	------	------	------	--------	-------	-------	------	------	------	------	------	--------	-------	-------	------	------	------	------	-------	--------	-------	-------	------	------	------	------	------	--------	-------	------	------	------	------	------	-------	--------	-------	-------	------	------	------	------	------	--------	-------	-------	------	------	------	------	-------	--------	-------	-------	-------	-------	-------	--------	-------	-------	-------	--------	-------	--------

PITCHER	IP	WLS	BF	H	R	ER	SO	BB	IBB	HBP	BLK	WP	HR	S	P	ERA	WHIP
22 Carlos Pulido, L ERA: 5.8 (1, 1)	4.1		21	6	5	5	0	2	2	0	0	0	0	41	78	10.38	1.846
Dave Stevens, R ERA: 9.75 (5, 1)	2.0		10	2	0	0	2	1	1	0	0	0	0	21	32	0.00	1.500
Mark Guthrie, L ERA: 8.33 (7, 1)	0.2	W	2	0	0	0	1	0	0	0	0	0	0	4	8	0.00	0.000
Brett Merriman, R ERA: 4.73 (8, 1)	1.0		3	0	0	0	0	0	0	1	0	0	0	6	10	0.00	0.000
Rick Aguilera, R ERA: 5.49 (9, 1)	1.0	S	6	3	1	1	1	0	0	0	0	1	0	13	22	9.00	3.000

BOTTOM

Minnesota Twins @ California Angels
Anaheim Stadium, Anaheim, CA

Tue Jun 07 1994, 10:05 PM EDT
Att: 16,045 - Unknown - 73 F

livebaseballscorecards.com

AB	34
R	6
H	11
RBI	5
BB	4
SO	4
LOB	23



Batter	1	2	3	4	5	6	7	8	9	AB R H RBI BB SO LOB	TOP											
Chuck Knoblauch, R (1, 4) OBP: 0.387, SLG: 0.498										5 0 2 2 0 1 1												
Shane Mack, R (1, 8) OBP: 0.394, SLG: 0.558										4 0 0 0 1 2 2												
Kirby Puckett, R (1, 9) OBP: 0.365, SLG: 0.500										4 0 0 0 0 1 2												
Dave Winfield, R (1, 10) OBP: 0.330, SLG: 0.409										4 0 0 0 0 1 0												
Pedro Munoz, R (1, 7) OBP: 0.339, SLG: 0.468 Alex Cole, L (9, PH) OBP: 0.412, SLG: 0.456										3 0 0 0 0 2 0 1 1 1 0 0 0 0												
Scott Leius, R (1, 5) OBP: 0.335, SLG: 0.475										3 1 0 0 1 0 1												
Dave McCarty, R (1, 3) OBP: 0.333, SLG: 0.412 Chip Hale, L (9, PH) OBP: 0.359, SLG: 0.333										3 1 2 0 0 1 0 1 1 1 1 0 0 0												
Matt Walbeck, S (1, 2) OBP: 0.262, SLG: 0.289										4 0 1 0 0 0 5												
Pat Meares, R (1, 6) OBP: 0.325, SLG: 0.333 Kent Hrbek, L (9, PH) OBP: 0.397, SLG: 0.388 Jeff Reboulet, R (9, PR) OBP: 0.316, SLG: 0.333										3 0 0 0 0 1 3 1 0 1 1 0 0 0 0 0 0 0 0 0 0												
Inning Stats	R: 0 E: 0 K: 1 S: 6	H: 0 LOB: 0 BB: 0 P: 10	R: 0 E: 1 K: 2 S: 17	H: 1 LOB: 2 BB: 0 P: 25	R: 0 E: 0 K: 1 S: 7	H: 0 LOB: 0 BB: 0 P: 9	R: 0 E: 0 K: 0 S: 8	H: 0 LOB: 0 BB: 0 P: 11	R: 2 E: 0 K: 1 S: 17	H: 2 LOB: 2 BB: 2 P: 32	R: 0 E: 0 K: 1 S: 9	H: 0 LOB: 0 BB: 0 P: 16	R: 0 E: 0 K: 1 S: 9	H: 1 LOB: 1 BB: 0 P: 13	R: 0 E: 0 K: 1 S: 7	H: 0 LOB: 0 BB: 0 P: 11	R: 2 E: 0 K: 1 S: 14	H: 4 LOB: 3 BB: 0 P: 21	1B: 8 2B: 0 3B: 0 HR: 0	SF: 0 SAC: 0 DP: 0 HBP: 0	WP: 0 PB: 0 SB: 4 CS: 0	PA: 38
PITCHER	IP WLS BF H R ER SO BB IBB HBP BLK WP HR S P ERA WHIP																					
Mark Langston, L (1, 1) ERA: 5.49 Mike Butcher, R (8, 1) ERA: 6.11 Joe Grahe, R (9, 1) ERA: 6.31	7.0 W 28 4 2 2 7 2 0 0 0 0 0 0 73 116 2.57 0.857																					
	1.0 3 0 0 0 1 0 0 0 0 0 0 0 7 11 0.00 0.000																					
	1.0 S 7 4 2 2 1 0 0 0 0 0 0 0 14 21 18.00 4.000																					

Minnesota Twins @ California Angels
 Anaheim Stadium, Anaheim, CA

Wed Jun 08 1994, 6:33 AM EDT
 Att. 23,064 - Sunny - 83 F

AB	36
R	4
H	8
RBI	4
BB	2
SO	9
LOB	14



Batter	1	2	3	4	5	6	7	8	9
Spike Owen, S OBP: 0.437, SLG: 0.435 (1, 5)	2-1 HR	0-1 1-H 2-H 2B			3-2 F9		4-0 HBP BB		
Chad Curtis, R OBP: 0.290, SLG: 0.385 (1, 8)	3-2 HR 1B	1-0 P6			0-0 B1-3		2-2 FC6-4 HBP		
Tim Salmon, R OBP: 0.369, SLG: 0.531 (1, 9)	3-3 SAFE K	1-1 G5-3			1-2 G5-3		1-0 FC6-4 1-2f		
Chili Davis, S OBP: 0.457, SLG: 0.553 (1, 10)	2-3 SAFE K		2-1 G6-3			3-3 K		4-0 SH1-3 BB	
Harold Reynolds, S OBP: 0.322, SLG: 0.289 (8, PR)	1-2 K								
Bo Jackson, R OBP: 0.361, SLG: 0.523 (1, 7)	2-1 HR		3-1 G1-6-3 1B			2-3 K		0-0 SH1-3	
Jim Edmonds, L OBP: 0.411, SLG: 0.486 (7, 7)	2-H HR							1-2	
J.T. Snow, L OBP: 0.273, SLG: 0.273 (1, 3)	1-0 F9		0-0 G1-6-3 1-2f			1-3 K		0-3 K	
Rod Correia, R OBP: 0.333, SLG: 0.200 (1, 4)		1-0 P3			2-2 G6-3		2-2 HBP G5-3 1B	2-1 F8	
Chris Turner, R OBP: 0.206, SLG: 0.143 (1, 2)		4-2 1B 2B BB			1-2 G6-3		0-0 SAFE B2		
Gary Disarcina, R OBP: 0.329, SLG: 0.385 (1, 6)		1-0 SAFE 1B 2B 1B			0-0 G4-3		1-2 G5-3		

AB	R	H	RBI	BB	SO	LOB
3	1	2	3	1	0	0
3	1	1	0	0	0	1
4	0	0	0	0	1	5
3	0	0	0	1	2	1
0	0	0	0	0	0	0
3	1	2	2	0	1	0
0	0	0	0	0	0	0
4	0	0	0	0	2	3
4	0	1	0	0	0	2
2	1	0	0	1	0	1
3	1	1	0	0	0	1

BOTTOM

Minnesota Twins @ California Angels
Anaheim Stadium, Anaheim, CA
 Wed Jun 08 1994, 6:33 AM EDT
 Att. 23,064 - Sunny - 83 F

livebaseballscorecards.com

AB	29
R	5
H	7
RBI	5
BB	3
SO	6
LOB	14



Inning	R	H	E	K	S	IP	WLS	BF	H	R	ER	SO	BB	IBB	HBP	BLK	WP	HR	S	P	ERA	WHIP
1	3	3	0	2	16	6.2	L	27	7	5	5	5	1	0	0	0	0	2	61	102	6.75	1.200
2	2	2	0	0	10	2.0		2	0	0	0	0	0	0	0	0	0	0	2	8	∞	∞
3	0	1	0	0	7	0.1		1	0	0	0	0	0	0	0	0	0	0	1	2	0.00	0.000
4	0	0	0	0	5	1.0		4	0	0	0	1	1	0	0	0	0	0	6	12	0.00	1.000

PITCHER	IP	WLS	BF	H	R	ER	SO	BB	IBB	HBP	BLK	WP	HR	S	P	ERA	WHIP
Jim Deshaies, L ERA: 6.91	(1, 1)	6.2	27	7	5	5	5	1	0	0	0	0	2	61	102	6.75	1.200
Brett Merriman, R ERA: 4.73	(7, 1)	0.0	2	0	0	0	0	0	0	0	0	0	0	2	8	∞	∞
Carl Willis, R ERA: 6.27	(7, 1)	0.1	1	0	0	0	0	0	0	0	0	0	0	1	2	0.00	0.000
Larry Casian, L ERA: 6.37	(8, 1)	1.0	4	0	0	0	1	1	0	0	0	0	0	6	12	0.00	1.000

WP	HR	S	P	ERA	WHIP
0	2	11	15	6.75	1.200
0	0	0	0	∞	∞
0	0	0	0	0.00	0.000
0	0	0	0	0.00	1.000

Batter	1	2	3	4	5	6	7	8	9	AB R H RBI BB SO LOB	TOP											
Tony Phillips, S (1, 7) OBP: 0.422, SLG: 0.459	3-2 S 1B 1B		2-2 G6-3			4-2 G6-3 BB	3-3 K		1-2 F8	4 1 1 0 1 1 2												
Chris Gomez, R (1, 4) OBP: 0.364, SLG: 0.458	0-0 P4		2-1 F9			1-0 G6-3 1-2f		1-0 F8		4 0 0 0 0 0 2												
Travis Fryman, R (1, 5) OBP: 0.359, SLG: 0.513	3-3 K 1-2			2-3 K		1-0 L9		1-0 HR		4 1 1 1 0 2 1												
Cecil Fielder, R (1, 3) OBP: 0.360, SLG: 0.548	2-1 WP 1B 2-H			3-1 G4-3			2-0 G3	3-2 G5-3		4 0 1 1 0 0 0												
Alan Trammell, R (1, 6) OBP: 0.368, SLG: 0.474	2-2 K 1-2			3-2 F8			0-1 1B WP 1B	2-1 F8		4 1 1 0 0 1 1												
Mickey Tettleton, S (1, 10) OBP: 0.442, SLG: 0.500		0-0 P3			2-3 K		2-2 WP 1B 2B 1B		2-1 G4-3	4 1 1 0 0 1 0												
Junior Felix, S (1, 9) OBP: 0.393, SLG: 0.629		2-2 P4			2-0 HR		0-0 WP 2B 1B		0-1 2B 2B	4 3 3 1 0 0 0												
Juan Samuel, R (1, 8) OBP: 0.385, SLG: 0.565		0-3 K			0-0 F9		2-1 2B		0-0 2B	4 0 2 3 0 1 0												
John Flaherty, R (1, 2) OBP: 0.125, SLG: 0.087			1-1 F7		2-3 K		2-2 F9		1-0 P6	2 0 0 0 0 1 0												
Skeeter Barnes, R (7, PH) OBP: 0.333, SLG: 0.533										1 0 0 0 0 0 1												
Chad Kreuter, S (7, 2) OBP: 0.324, SLG: 0.239										1 0 0 0 0 0 1												
Inning Stats	R: 1 E: 0 K: 2 S: 16	H: 2 LOB: 1 BB: 0 P: 26	R: 0 E: 0 K: 1 S: 8	H: 0 LOB: 0 BB: 0 P: 10	R: 0 E: 0 K: 0 S: 7	H: 0 LOB: 0 BB: 0 P: 12	R: 0 E: 0 K: 1 S: 8	H: 0 LOB: 0 BB: 0 P: 16	R: 1 E: 0 K: 2 S: 11	H: 1 LOB: 0 BB: 0 P: 17	R: 0 E: 0 K: 0 S: 5	H: 0 LOB: 0 BB: 1 P: 11	R: 3 E: 0 K: 1 S: 15	H: 4 LOB: 1 BB: 0 P: 26	R: 1 E: 0 K: 0 S: 7	H: 1 LOB: 0 BB: 0 P: 14	R: 1 E: 0 K: 0 S: 9	H: 2 LOB: 1 BB: 0 P: 13	1B: 5 2B: 3 3B: 0 HR: 2	SF: 0 SAC: 0 DP: 1 HBP: 0	WP: 2 PB: 0 SB: 1 CS: 0	PA: 37
PITCHER	IP WLS BF H R ER SO BB IBB HBP BLK WP HR S P ERA WHIP																					
Chuck Finley, L (1, 1) ERA: 4.61	8.0 L 32 8 6 6 7 1 0 0 0 2 2 77 132 6.75 1.125																					
John Dopper, R (9, 1) ERA: 5.4	1.0 5 2 1 1 0 0 0 0 0 0 0 9 13 9.00 2.000																					

Detroit Tigers @ California Angels
Anaheim Stadium, Anaheim, CA

Thu Jun 09 1994, 10:05 PM EDT
Att. 20,963 - Unknown - 70 F

livebaseballscorecards.com

AB 36
R 7
H 10
RBI 6
BB 1
SO 7
LOB 8




Batter	1	2	3	4	5	6	7	8	9	AB R H RBI BB SO LOB
Spike Owen, S OBP: 0.435, SLG: 0.417 (1, 5)	2-2 G6-3		4-2 G4-3 1B BB	3-1 F7			2-2 L7		4-2 BB BB	3 1 0 0 2 0 0
Chad Curtis, R OBP: 0.288, SLG: 0.379 (1, 8)	2-3 K		2-1 G4-3 1-2		1-2 P4		1-2 G5-3		4-2 BB BB	4 0 0 0 1 1 1
Tim Salmon, R OBP: 0.389, SLG: 0.526 (1, 9)	2-0 L3		4-2 1B 1B BB		1-0 F8		3-2 1B		3-2 L7	4 1 1 0 1 0 2
Chili Davis, S OBP: 0.456, SLG: 0.547 (1, 10)		4-1 BB BB	0-0 1B 1-3 2-H 1B		0-2 G3-1		0-0 P4		1-3 K	4 1 1 1 1 1 3
Jim Edmonds, L OBP: 0.422, SLG: 0.487 (1, 7)		4-1 BB BB BB BB BB	0-2 1B 1-3 3-H 1B		4-1 FC4-6 BB		2-2 L9			2 0 1 1 2 0 0
J.T. Snow, L OBP: 0.308, SLG: 0.308 (1, 3)		2-3 K	1-2 1-3 3-H 1B		3-2 F9		1-0 1B			4 0 2 1 0 1 3
Harold Reynolds, S OBP: 0.316, SLG: 0.284 (1, 4)		1-1 L7	2-2 F8		1-0 FC4-6 1B 1-2f		1-3 K			3 1 0 0 0 0 5
Dwight Smith, L OBP: 0.302, SLG: 0.424 (8, PH)										0 0 0 0 0 0 0
Bo Jackson, R OBP: 0.358, SLG: 0.519 (8, PH)										1 0 0 0 0 1 1
Rod Correia, R OBP: 0.333, SLG: 0.200 (9, 4)										0 0 0 0 0 0 0
Jorge Fabregas, L OBP: 0.316, SLG: 0.319 (1, 2)		0-3 K		2-1 G3		3-2 FC6-4 1-1-H 1B		1-1 P6		4 0 1 1 0 1 3
Gary Disarcina, R OBP: 0.323, SLG: 0.377 (1, 6)			2-2 F9	0-2 G5-3		0-2 FC6-4 1-2f			1-3 K	4 0 0 0 0 1 1

Inning Stats	R: 0 E: 0 K: 1 S: 7	H: 0 LOB: 0 BB: 0 P: 13	R: 0 E: 0 K: 2 S: 12	H: 0 LOB: 2 BB: 2 P: 23	R: 3 E: 0 K: 0 S: 27	H: 3 LOB: 2 BB: 2 P: 42	R: 0 E: 0 K: 0 S: 7	H: 0 LOB: 0 BB: 0 P: 12	R: 0 E: 0 K: 0 S: 9	H: 0 LOB: 0 BB: 0 P: 11	R: 1 E: 0 K: 0 S: 14	H: 1 LOB: 1 BB: 1 P: 23	R: 0 E: 0 K: 0 S: 11	H: 1 LOB: 1 BB: 0 P: 17	R: 0 E: 0 K: 1 S: 11	H: 1 LOB: 1 BB: 0 P: 16	R: 0 E: 0 K: 2 S: 14	H: 0 LOB: 2 BB: 2 P: 27	1B: 6 2B: 0 3B: 0 HR: 0	SF: 0 SAC: 0 DP: 0 HBP: 0
--------------	------------------------------	----------------------------------	-------------------------------	----------------------------------	-------------------------------	----------------------------------	------------------------------	----------------------------------	------------------------------	----------------------------------	-------------------------------	----------------------------------	-------------------------------	----------------------------------	-------------------------------	----------------------------------	-------------------------------	----------------------------------	----------------------------------	------------------------------------

DETROIT TIGERS @ CALIFORNIA ANGELS
Anaheim Stadium, Anaheim, CA
 Thu Jun 09 1994, 10:05 PM EDT
 Att: 20,963 - Unknown - 70 F

AB	33
R	4
H	6
RBI	4
BB	7
SO	6
LOB	19



PITCHER	IP	WLS	BF	H	R	ER	SO	BB	IBB	HBP	BLK	WP	HR	S	P	ERA	WHIP
Greg Gohr, R ERA: 9.0 (1, 1)	3.0		16	3	3	3	3	4	0	0	0	0	0	46	78	9.00	2.333
Joe Boever, R ERA: 4.1 (4, 1)	3.0	W	11	1	1	1	0	1	0	0	0	0	0	30	46	3.00	0.667
Storm Davis, R ERA: 3.58 (7, 1)	1.1		6	2	0	0	0	0	0	0	0	0	0	17	26	0.00	1.500
Buddy Groom, L ERA: 4.73 (8, 1)	0.2		2	0	0	0	1	0	0	0	0	0	0	5	7	0.00	0.000
Mike Henneman, R ERA: 4.7 (9, 1)	1.0	S	5	0	0	0	2	2	0	0	0	0	0	14	27	0.00	2.000

Batter	1	2	3	4	5	6	7	8	9	AB R H RBI BB SO LOB	TOP											
Tony Phillips, S (1, 7) OBP: 0.422, SLG: 0.455	4-0 1B S BB	4-2 1B WP BB		3-2 G6-3		0-0 E3 CS		1-2 SF9		2 1 0 1 2 0 1												
Chris Gomez, R (1, 4) OBP: 0.378, SLG: 0.463	4-2 1B HBP	3-2 S 1B			1-0 HR 1B	4-1 CS BB		2-3 3-H K		3 1 2 2 1 1 1												
Travis Fryman, R (1, 5) OBP: 0.363, SLG: 0.531	0-2 1B	2-3 K			3-0 HR	1-2 CS	1-3 K		1-0 1B 2B	5 2 3 2 0 2 1												
Cecil Fielder, R (1, 3) OBP: 0.357, SLG: 0.540 Skeeter Barnes, R (9, PR) OBP: 0.333, SLG: 0.533 (9, 3)	0-0 P3		2-2 G6-3		3-3 K		3-3 K		2-0 F8 WP 1B	5 0 1 1 0 2 3 0 0 0 0 0 0 0												
Alan Trammell, R (1, 6) OBP: 0.357, SLG: 0.459	2-3 K		1-2 P5		0-1 G5-3		3-2 P4		2-2 F8	5 0 0 0 0 1 4												
Mickey Tettleton, S (1, 10) OBP: 0.445, SLG: 0.522	1-0 F8		3-1 G6-3		2-2 WP 2B			3-1 HR	4-0 IBB	4 1 2 1 1 0 3												
Junior Felix, S (1, 9) OBP: 0.386, SLG: 0.609		2-2 G4-3		1-2 G3	2-0 F7			1-1 2B SF9 1B	0-1 F7	5 1 1 0 0 0 3												
Juan Samuel, R (1, 8) OBP: 0.386, SLG: 0.540		1-2 G6-3		4-1 G6-3 BB		0-1 SH1-3 WP E 1B		0-0 F9	1-0 P4	4 1 1 0 1 0 3												
John Flaherty, R (1, 2) OBP: 0.185, SLG: 0.192		0-1 WP 1B		0-0 G6-3		2-1 SH1-3		3-2 SF9		3 1 2 0 0 0 1												
Inning Stats	R: 0 E: 0 K: 1 S: 10	H: 1 LOB: 3 BB: 1 P: 21	R: 2 E: 0 K: 1 S: 16	H: 2 LOB: 1 BB: 1 P: 28	R: 0 E: 0 K: 0 S: 11	H: 0 LOB: 0 BB: 0 P: 17	R: 0 E: 0 K: 0 S: 11	H: 0 LOB: 1 BB: 1 P: 19	R: 2 E: 0 K: 1 S: 13	H: 3 LOB: 1 BB: 0 P: 24	R: 1 E: 1 K: 0 S: 9	H: 1 LOB: 0 BB: 1 P: 16	R: 0 E: 0 K: 2 S: 9	H: 0 LOB: 0 BB: 0 P: 16	R: 2 E: 0 K: 1 S: 19	H: 3 LOB: 1 BB: 0 P: 29	R: 1 E: 0 K: 0 S: 10	H: 2 LOB: 2 BB: 1 P: 20	1B: 7 2B: 3 3B: 0 HR: 2	SF: 1 SAC: 1 DP: 0 HBP: 1	WP: 5 PB: 1 SB: 2 CS: 2	PA: 45
PITCHER	IP WLS BF H R ER SO BB IBB HBP BLK WP HR S P ERA WHIP																					
Joe Magrane, L (1, 1) ERA: 6.57	5.0 L 25 6 4 4 3 3 0 1 0 3 1 61 109 7.20 1.800																					
Mark Leiter, R (6, 1) ERA: 4.54	2.1 11 4 3 2 2 1 0 0 0 1 1 27 47 7.71 2.143																					
Craig Lefferts, L (8, 1) ERA: 3.47	0.2 2 0 0 0 1 0 0 0 0 0 0 10 14 0.00 0.000																					
Mike Butcher, R (9, 1) ERA: 6.27	1.0 6 2 1 1 0 0 1 0 0 1 0 10 20 9.00 2.000																					

Detroit Tigers @ California Angels
Anaheim Stadium, Anaheim, CA

Fri Jun 10 1994, 10:05 PM EDT
Att. 22,735 - Unknown - 71 F

livebaseballscorecards.com

AB	36
R	8
H	12
RBI	7
BB	5
SO	6
LOB	20



Batter	1	2	3	4	5	6	7	8	9	AB R H RBI BB SO LOB	TOP											
Tony Phillips, S OBP: 0.425, SLG: 0.462 (1, 7)	2-1 1B		0-1 F8		2-1 2B	3-2 1B			1-0 F7	5 1 3 0 0 0 0												
Lou Whitaker, L OBP: 0.377, SLG: 0.543 (1, 4)	0-3 K		3-1 2B		1-0 1B HR	2-3 K			0-0 WP HR	5 3 3 1 0 2 2												
Travis Fryman, R OBP: 0.371, SLG: 0.543 (1, 5)	1-3 K		2-1 2B		3-2 HR				4-1 BB HR	4 2 3 1 1 1 1												
Cecil Fielder, R OBP: 0.354, SLG: 0.530 Skeeter Barnes, R OBP: 0.333, SLG: 0.533 (1, 3) (9, PR) (9, 3)	1-3 K		1-1 G6-3		1-3 K				4-0 HR	4 0 0 0 1 2 5 0 1 0 0 0 0 0												
Kirk Gibson, L OBP: 0.370, SLG: 0.577 (1, 8)			1-1 F9		1-2 HR				1-1 HR	5 2 2 7 0 0 2												
Mickey Tettleton, S OBP: 0.449, SLG: 0.543 (1, 10)			2-0 HR		4-1 1B BB				3-2 G3	4 1 2 1 1 2 1												
Junior Felix, S OBP: 0.386, SLG: 0.626 (1, 9)			1-2 HR		0-0 G4-6-3 1B				1-0 G3	5 1 2 1 0 1 2												
Chris Gomez, R OBP: 0.366, SLG: 0.446 (1, 6)			1-1 G5-3		0-3 K				2-2 F8	5 0 0 0 0 3 4												
Chad Kreuter, S OBP: 0.313, SLG: 0.229 (1, 2)			3-2 P5		0-0 G4-6-3				0-1 F8	4 0 0 0 0 0 2												
Inning Stats	R: 0 E: 0 K: 3 S: 11	H: 1 LOB: 1 BB: 0 P: 15	R: 2 E: 0 K: 0 S: 11	H: 2 LOB: 0 BB: 0 P: 19	R: 1 E: 0 K: 0 S: 11	H: 2 LOB: 1 BB: 0 P: 20	R: 0 E: 0 K: 1 S: 6	H: 1 LOB: 1 BB: 1 P: 10	R: 4 E: 0 K: 3 S: 20	H: 4 LOB: 0 BB: 0 P: 28	R: 0 E: 0 K: 2 S: 13	H: 1 LOB: 1 BB: 0 P: 21	R: 0 E: 0 K: 1 S: 11	H: 1 LOB: 1 BB: 0 P: 15	R: 0 E: 0 K: 1 S: 6	H: 0 LOB: 0 BB: 0 P: 7	R: 4 E: 0 K: 0 S: 13	H: 3 LOB: 2 BB: 2 P: 29	1B: 4 2B: 7 3B: 0 HR: 4	SF: 0 SAC: 0 DP: 1 HBP: 0	WP: 1 PB: 0 SB: 1 CS: 0	PA: 44
PITCHER	IP WLS BF H R ER SO BB IBB HBP BLK WP HR S P ERA WHIP												PITCHER	IP WLS BF H R ER SO BB IBB HBP BLK WP HR S P ERA WHIP								
Russ Springer, R ERA: 12.46 (1, 1)	4.1 L 22 9 6 6 5 1 0 0 0 0 0 2 48 80 12.46 2.308																					
Craig Lefferts, L ERA: 3.6 (5, 1)	1.2 7 2 1 1 4 0 0 0 0 0 0 1 24 33 5.40 1.200																					
John Dopson, R ERA: 5.2 (7, 1)	2.0 7 1 0 0 2 0 0 0 0 0 0 0 17 22 0.00 0.500																					
Bob Patterson, L ERA: 4.76 (9, 1)	0.1 2 1 1 1 0 0 0 0 0 0 0 0 2 3 27.00 3.000																					
Mike Butcher, R ERA: 7.45 (9, 1)	0.2 6 2 3 3 0 1 1 0 0 0 1 1 11 26 40.50 4.500																					

Detroit Tigers @ California Angels
Anaheim Stadium, Anaheim, CA

Sat Jun 11 1994, 10:05 PM EDT
Att. 25,713 - Unknown - 71 F

livebaseballscorecards.com

AB	41
R	11
H	15
RBI	11
BB	3
SO	11
LOB	19



BOTTOM

Detroit Tigers @ California Angels
Anaheim Stadium, Anaheim, CA

Sat Jun 11 1994, 10:05 PM EDT
 Att: 25,713 - Unknown - 71 F

livebaseballscorecards.com

AB	35
R	5
H	9
RBI	5
BB	4
SO	5
LOB	20



AB R H RBI BB SO LOB

5	0	1	1	0	0	2
3	0	1	1	2	1	3
4	1	1	1	1	3	6
4	0	1	2	0	0	1
4	0	1	0	0	0	3
4	1	1	0	0	0	1
4	1	1	0	0	0	1
3	1	1	0	1	1	0
3	1	1	0	0	0	3
1	0	0	0	0	0	0

Batter	1	2	3	4	5	6	7	8	9
Spike Owen, S OBP: 0.422, SLG: 0.415 (1, 5)	2-2 L9		2-2 F7		0-0 G1-3		1-1 1B		1-0 L8
Chad Curtis, R OBP: 0.296, SLG: 0.388 (1, 8)	1-2 F7			4-2 BB	0-1 1B		2-3 K		4-2 BB
Tim Salmon, R OBP: 0.384, SLG: 0.525 (1, 9)	1-0 HR			4-2 BB	3-3 K		3-3 K		2-3 K
Chili Davis, S OBP: 0.453, SLG: 0.555 (1, 10)	0-0 G1-3			1-2 L7		2-2 G4-3	1-0 1B		
Jim Edmonds, L OBP: 0.419, SLG: 0.471 (1, 7)		1-2 G6-3		1-1 G1-3		0-1 G4-3	0-0 F7		
J.T. Snow, L OBP: 0.265, SLG: 0.265 (1, 3)		2-1 P6			3-1 1B	1-1 G4-3		1-1 F9	
Harold Reynolds, S OBP: 0.324, SLG: 0.290 (1, 4)		0-2 F7			0-0 1B	2-1 F9		0-1 G4-3	
Jorge Fabregas, L OBP: 0.320, SLG: 0.311 (1, 2)			1-0 F8		2-2 1B		4-0 1B	0-3 K	
Rod Correia, R OBP: 0.333, SLG: 0.231 Dwight Smith, L OBP: 0.297, SLG: 0.417 (9, PH)			2-0 F8		0-1 F8		0-1 1B	2-1 G3	

Inning Stats	R: 1	H: 1	E: 0	K: 0	S: 10	R: 0	H: 0	E: 0	K: 0	S: 10	R: 0	H: 0	E: 0	K: 0	S: 6	R: 0	H: 0	E: 0	K: 0	S: 10	R: 2	H: 4	E: 0	K: 1	S: 17	R: 0	H: 1	E: 0	K: 0	S: 9	R: 2	H: 3	E: 0	K: 2	S: 12	R: 0	H: 0	E: 0	K: 1	S: 7	R: 0	H: 0	E: 0	K: 1	S: 9	R: 0	H: 0	E: 0	K: 1	S: 9	1B: 8	2B: 0	3B: 0	HR: 1	SF: 0	SAC: 0	DP: 0	HBP: 0	WP: 0	PB: 0	SB: 1	CS: 0	PA: 39
--------------	------	------	------	------	-------	------	------	------	------	-------	------	------	------	------	------	------	------	------	------	-------	------	------	------	------	-------	------	------	------	------	------	------	------	------	------	-------	------	------	------	------	------	------	------	------	------	------	------	------	------	------	------	-------	-------	-------	-------	-------	--------	-------	--------	-------	-------	-------	-------	--------

PITCHER	IP	WLS	BF	H	R	ER	SO	BB	IBB	HBP	BLK	WP	HR	S	P	ERA	WHIP
Tim Belcher, R ERA: 6.32 (1, 1)	6.0		28	8	5	5	1	3	0	0	0	0	1	66	106	7.50	1.833
Joe Boever, R ERA: 4.04 (7, 1)	0.2		3	1	0	0	2	0	0	0	0	0	0	7	13	0.00	1.500
Buddy Groom, L ERA: 4.3 (7, 1)	1.1		4	0	0	0	1	0	0	0	0	0	0	8	9	0.00	0.000
Mike Henneman, R ERA: 4.5 (9, 1)	1.0		4	0	0	0	1	1	0	0	0	0	0	9	18	0.00	1.000

Batter	1	2	3	4	5	6	7	8	9	AB R H RBI BB SO LOB	TOP	
Tony Phillips, S (1, 7) OBP: 0.425, SLG: 0.459	0-3 K	2-2 CS	4-1 WP BB		2-3 K			1-0 L7	1-2 G3-4-1 BB 1B	4 0 1 0 1 2 0		
Chris Gomez, R (1, 4) OBP: 0.367, SLG: 0.465	0-0 FC5-4 1B		1-1 F8			1-1 L5		1-2 HR	1-3 K	5 1 2 1 0 1 2		
Travis Fryman, R (1, 5) OBP: 0.379, SLG: 0.555	0-0 FC5-4 1-2f		4-2 G4-3 BB			1-0 HBP		2-1 HR	4-2 G3-4-1 BB	2 1 1 1 2 0 1		
Cecil Fielder, R (1, 10) OBP: 0.351, SLG: 0.523	2-3 K		3-1 G4-3			2-2 F7		2-1 HBP 1B 1B	1-2 G3-4-1	5 1 1 0 0 1 6		
Alan Trammell, R (1, 6) OBP: 0.353, SLG: 0.451			3-1 F7		0-0 F8		0-1 F7	2-1 HBP 1B 1B	0-0 G6-3	5 1 1 0 0 0 3		
Mickey Tettleton, S (1, 3) OBP: 0.453, SLG: 0.540			4-2 2B SF9 BB		2-2 F8			1-2 1B HBP		1 1 0 0 2 0 0		
Skeeter Barnes, R (8, PR) OBP: 0.333, SLG: 0.533								1-2 2-3 HBP		0 0 0 0 0 0 0		
Junior Felix, S (1, 9) OBP: 0.390, SLG: 0.630			2-0 SF9 1B 2B		0-3 K			1-1 1B		4 1 2 2 0 1 1		
Juan Samuel, R (1, 8) OBP: 0.367, SLG: 0.519			1-0 SF9		0-2 F8			2-3 K		2 0 0 1 0 0 1		
Kirk Gibson, L (8, PH) OBP: 0.368, SLG: 0.573			2-3 3-H					1-2 2-H 3-H		1 0 0 0 0 1 2		
John Flaherty, R (1, 2) OBP: 0.200, SLG: 0.207			1-1 CS 1B		1-3 K			0-2 F7		3 0 1 1 0 1 1		
Lou Whitaker, L (8, PH) OBP: 0.375, SLG: 0.539										1 0 0 0 0 0 2		
Chad Kreuter, S (8, 2) OBP: 0.313, SLG: 0.229										0 0 0 0 0 0 0		
Inning Stats	R: 0 E: 0 K: 2 S: 9 H: 1 LOB: 1 BB: 0 P: 11	R: 2 E: 0 K: 0 S: 10 H: 2 LOB: 0 BB: 1 P: 23	R: 0 E: 0 K: 0 S: 8 H: 0 LOB: 1 BB: 2 P: 20	R: 0 E: 0 K: 1 S: 7 H: 0 LOB: 0 BB: 0 P: 9	R: 0 E: 0 K: 2 S: 10 H: 0 LOB: 0 BB: 0 P: 13	R: 0 E: 0 K: 0 S: 7 H: 0 LOB: 1 BB: 0 P: 11	R: 0 E: 0 K: 0 S: 11 H: 0 LOB: 1 BB: 1 P: 16	R: 4 E: 0 K: 1 S: 24 H: 5 LOB: 2 BB: 0 P: 36	R: 0 E: 0 K: 1 S: 12 H: 1 LOB: 2 BB: 1 P: 19	1B: 6 2B: 1 3B: 0 HR: 2 SF: 1 SAC: 0 DP: 1 HBP: 2	WP: 1 PB: 0 SB: 0 CS: 1 PA: 42	
PITCHER	IP WLS BF H R ER SO BB IBB HBP BLK WP HR S P ERA WHIP											
Brian Anderson, L (1, 1) ERA: 5.24	7.1 W 30 5 4 4 5 4 0 1 0 1 2 69 114 4.91 1.227											
Mark Leiter, R (8, 1) ERA: 4.81	0.0 3 2 0 0 0 0 0 0 1 0 0 6 11 ∞ ∞											
Joe Grahe, R (8, 1) ERA: 5.93	1.2 S 8 2 2 2 2 1 0 0 0 0 0 23 33 10.80 1.800											

Detroit Tigers @ California Angels
Anaheim Stadium, Anaheim, CA

Sun Jun 12 1994, 6:33 AM EDT
Att. 22,381 - Sunny - 72 F

livebaseballscorecards.com

AB	33
R	6
H	9
RBI	6
BB	5
SO	7
LOB	19



Batter	1	2	3	4	5	6	7	8	9
Spike Owen, S OBP: 0.421, SLG: 0.460 (1, 5)	2-1 FC4-6 1B 2B	1-1 F8			2-1 HR	1-0 L7		1 SAFE 1 SAFE 1 SAFE 1 SAFE FC4-6 CS 1-2f	
Chad Curtis, R OBP: 0.302, SLG: 0.389 (1, 8)	4-2 FC4-6 1B BB		1-2 G5-3		2-0 CS HBP	0-0 2-H 1B		3-1 CS 1-2	
Jim Edmonds, L OBP: 0.414, SLG: 0.463 (1, 9) (8, 7)	2-2 FC4-6 1-2 2-3 1B		0-1 G4-3		1-1 F9 1-2	3-3 K			
Chili Davis, S OBP: 0.450, SLG: 0.554 (1, 10)	2-1 FC4-6 1B 1-2f 2-3 3-H		0-0 G1-3		2-0 2B 2B		3-2 L6		
Bo Jackson, R OBP: 0.362, SLG: 0.514 Tim Salmon, R OBP: 0.384, SLG: 0.525 (1, 7) (8, 9)	2-2 FC6-4 1-2 3-H 1B		3-3 K		4-0 2B IBB		0-2 G6-3		
J.T. Snow, L OBP: 0.263, SLG: 0.289 (1, 3)	0-3 K		0-0 F9		0-0 1-3 2-H 2B		1-1 F8		
Rod Correia, R OBP: 0.316, SLG: 0.294 (1, 4)	1-0 FC6-4 1-2f		1-0 G6-3		1-2 P2		3-2 1B 2B		
Chris Turner, R OBP: 0.213, SLG: 0.178 Dwight Smith, L OBP: 0.295, SLG: 0.413 Jorge Fabregas, L OBP: 0.320, SLG: 0.311 (1, 2) (8, PH) (9, 2)		1-3 K			0-0 HR 3B	3-2 G6-3		0-0 G1-3	
Gary Disarcina, R OBP: 0.326, SLG: 0.398 (1, 6)		0-1 G6-3			1-0 HR 3-H	2-1 1B 2B		2-1 FC4-6 1B	

AB	R	H	RBI	BB	SO	LOB
5	2	2	1	0	0	2
2	1	1	1	1	0	0
4	0	1	0	0	1	2
4	1	1	1	0	0	2
3	0	1	1	1	1	0
0	0	0	0	0	0	0
4	0	1	1	0	1	2
4	1	1	0	0	0	4
3	1	1	0	0	1	0
1	0	0	0	0	0	1
0	0	0	0	0	0	0
4	2	3	3	0	0	0

WP	PA
0	38

AB 34
R 8
H 12
RBI 8
BB 2
SO 4
LOB 13

WP: 0
PB: 0
SB: 0
CS: 2

1B: 4
2B: 5
3B: 1
HR: 2

SF: 0
SAC: 0
DP: 0
HBP: 1

ERA 11.57
WHIP 1.929

ERA 6.00
WHIP 0.000

ERA 6.00
WHIP 1.333

ERA 18.0
WHIP 1.333

ERA 5.57
WHIP 1.333

ERA 6.51
WHIP 1.333

ERA 18.0
WHIP 1.333

ERA 5.57
WHIP 1.333

ERA 6.51
WHIP 1.333

ERA 18.0
WHIP 1.333

ERA 5.57
WHIP 1.333

ERA 6.51
WHIP 1.333

ERA 18.0
WHIP 1.333

ERA 5.57
WHIP 1.333

ERA 6.51
WHIP 1.333

ERA 18.0
WHIP 1.333

ERA 5.57
WHIP 1.333

ERA 6.51
WHIP 1.333

ERA 18.0
WHIP 1.333

ERA 5.57
WHIP 1.333

ERA 6.51
WHIP 1.333

ERA 18.0
WHIP 1.333

ERA 5.57
WHIP 1.333

ERA 6.51
WHIP 1.333

ERA 18.0
WHIP 1.333

ERA 5.57
WHIP 1.333

ERA 6.51
WHIP 1.333

ERA 18.0
WHIP 1.333

ERA 5.57
WHIP 1.333

ERA 6.51
WHIP 1.333

ERA 18.0
WHIP 1.333

ERA 5.57
WHIP 1.333

ERA 6.51
WHIP 1.333

ERA 18.0
WHIP 1.333

ERA 5.57
WHIP 1.333

ERA 6.51
WHIP 1.333

ERA 18.0
WHIP 1.333

ERA 5.57
WHIP 1.333

ERA 6.51
WHIP 1.333

ERA 18.0
WHIP 1.333

ERA 5.57
WHIP 1.333

ERA 6.51
WHIP 1.333

ERA 18.0
WHIP 1.333

ERA 5.57
WHIP 1.333

ERA 6.51
WHIP 1.333

ERA 18.0
WHIP 1.333

ERA 5.57
WHIP 1.333

ERA 6.51
WHIP 1.333

ERA 18.0
WHIP 1.333

ERA 5.57
WHIP 1.333

ERA 6.51
WHIP 1.333

ERA 18.0
WHIP 1.333

ERA 5.57
WHIP 1.333

ERA 6.51
WHIP 1.333

ERA 18.0
WHIP 1.333

ERA 5.57
WHIP 1.333

ERA 6.51
WHIP 1.333

ERA 18.0
WHIP 1.333

ERA 5.57
WHIP 1.333

ERA 6.51
WHIP 1.333

ERA 18.0
WHIP 1.333

ERA 5.57
WHIP 1.333

ERA 6.51
WHIP 1.333

ERA 18.0
WHIP 1.333

ERA 5.57
WHIP 1.333

ERA 6.51
WHIP 1.333

ERA 18.0
WHIP 1.333

ERA 5.57
WHIP 1.333

ERA 6.51
WHIP 1.333

ERA 18.0
WHIP 1.333

ERA 5.57
WHIP 1.333

ERA 6.51
WHIP 1.333

ERA 18.0
WHIP 1.333

ERA 5.57
WHIP 1.333

ERA 6.51
WHIP 1.333

ERA 18.0
WHIP 1.333

ERA 5.57
WHIP 1.333

ERA 6.51
WHIP 1.333

ERA 18.0
WHIP 1.333

ERA 5.57
WHIP 1.333

ERA 6.51
WHIP 1.333

ERA 18.0
WHIP 1.333

ERA 5.57
WHIP 1.333

ERA 6.51
WHIP 1.333

ERA 18.0
WHIP 1.333

ERA 5.57
WHIP 1.333

ERA 6.51
WHIP 1.333

ERA 18.0
WHIP 1.333

ERA 5.57
WHIP 1.333

ERA 6.51
WHIP 1.333

ERA 18.0
WHIP 1.333

ERA 5.57
WHIP 1.333

ERA 6.51
WHIP 1.333

ERA 18.0
WHIP 1.333

ERA 5.57
WHIP 1.333

ERA 6.51
WHIP 1.333

ERA 18.0
WHIP 1.333

ERA 5.57
WHIP 1.333

ERA 6.51
WHIP 1.333

ERA 18.0
WHIP 1.333

ERA 5.57
WHIP 1.333

ERA 6.51
WHIP 1.333

ERA 18.0
WHIP 1.333

ERA 5.57
WHIP 1.333

ERA 6.51
WHIP 1.333

ERA 18.0
WHIP 1.333

ERA 5.57
WHIP 1.333

ERA 6.51
WHIP 1.333

ERA 18.0
WHIP 1.333

ERA 5.57
WHIP 1.333

ERA 6.51
WHIP 1.333

ERA 18.0
WHIP 1.333

ERA 5.57
WHIP 1.333

ERA 6.51
WHIP 1.333

ERA 18.0
WHIP 1.333

ERA 5.57
WHIP 1.333

ERA 6.51
WHIP 1.333

ERA 18.0
WHIP 1.333

ERA 5.57
WHIP 1.333

ERA 6.51
WHIP 1.333

ERA 18.0
WHIP 1.333

ERA 5.57
WHIP 1.333

ERA 6.51
WHIP 1.333

ERA 18.0
WHIP 1.333

ERA 5.57
WHIP 1.333

ERA 6.51
WHIP 1.333

ERA 18.0
WHIP 1.333

ERA 5.57
WHIP 1.333

ERA 6.51
WHIP 1.333

ERA 18.0
WHIP 1.333

ERA 5.57
WHIP 1.333

ERA 6.51
WHIP 1.333

ERA 18.0
WHIP 1.333

ERA 5.57
WHIP 1.333

ERA 6.51
WHIP 1.333

ERA 18.0
WHIP 1.333

ERA 5.57
WHIP 1.333

ERA 6.51
WHIP 1.333

ERA 18.0
WHIP 1.333

ERA 5.57
WHIP 1.333

ERA 6.51
WHIP 1.333

ERA 18.0
WHIP 1.333

ERA 5.57
WHIP 1.333

ERA 6.51
WHIP 1.333

ERA 18.0
WHIP 1.333

ERA 5.57
WHIP 1.333

ERA 6.51
WHIP 1.333

ERA 18.0
WHIP 1.333

ERA 5.57
WHIP 1.333

ERA 6.51
WHIP 1.333

ERA 18.0
WHIP 1.333

ERA 5.57
WHIP 1.333

ERA 6.51
WHIP 1.333

ERA 18.0
WHIP 1.333

Batter	1	2	3	4	5	6	7	8	9	AB R H RBI BB SO LOB	TOP											
Spike Owen, S (1, 5) OBP: 0.438, SLG: 0.478	3-2 G4-3		1-0 BB 1-2 2-3 1B		1-1 1B 1-2 1B		3-1 E 1-2 1B		1-2 1B	5 1 4 0 0 0 0												
Chad Curtis, R (1, 8) OBP: 0.304, SLG: 0.389	3-2 G6-3		1-3 K		2-2 1-3 2-H 1B		0-2 E 1-2 2-3 1B		2-2 F9	5 1 2 1 0 1 4												
Tim Salmon, R (1, 9) OBP: 0.387, SLG: 0.541	2-2 HR		4-2 G4-6-3 BB 1-2 2-3 3-H		0-3 K		2-2 E9 1-H 2-H 3-H 2B		0-0 L9	4 1 2 5 1 1 2												
Chili Davis, S (1, 10) OBP: 0.442, SLG: 0.541	1-2 G4-3		0-1 G4-6-3 1-2f			1-1 F8		1-3 K	2-2 G6-3	5 0 0 0 0 1 5												
Jim Edmonds, L (1, 7) OBP: 0.403, SLG: 0.449		0-0 G3		1-1 G3		1-1 G3-1		2-3 K		4 0 0 0 0 1 0												
J.T. Snow, L (1, 3) OBP: 0.262, SLG: 0.286		2-3 K		1-3 K		1-0 G6-3		0-0 1B		4 0 1 0 0 2 0												
Harold Reynolds, S (1, 4) OBP: 0.317, SLG: 0.283		1-0 G3		0-0 F9			1-0 G6-3	0-3 K		4 0 0 0 0 1 1												
Jorge Fabregas, L (1, 2) OBP: 0.333, SLG: 0.320			3-1 1B BB 1B		0-1 1B 1B		4-2 1B E BB	2-2 G4-3		3 3 2 0 1 0 1												
Gary Disarcina, R (1, 6) OBP: 0.326, SLG: 0.397 Dwight Smith, L (9, PH) OBP: 0.300, SLG: 0.443			0-2 BB 1B 1-2 1B		1-3 K		1-1 L4		2-1 HR	3 0 1 0 0 1 2 1 1 1 1 0 0 0												
Inning Stats	R: 1 E: 0 K: 0 S: 12	H: 1 LOB: 0 BB: 0 P: 21	R: 0 E: 0 K: 1 S: 5	H: 0 LOB: 0 BB: 0 P: 8	R: 1 E: 0 K: 1 S: 13	H: 3 LOB: 2 BB: 1 P: 22	R: 0 E: 0 K: 1 S: 6	H: 0 LOB: 0 BB: 0 P: 8	R: 1 E: 0 K: 2 S: 13	H: 3 LOB: 1 BB: 0 P: 17	R: 0 E: 0 K: 0 S: 5	H: 0 LOB: 0 BB: 0 P: 8	R: 3 E: 1 K: 1 S: 19	H: 3 LOB: 1 BB: 1 P: 31	R: 0 E: 0 K: 2 S: 11	H: 1 LOB: 1 BB: 0 P: 15	R: 1 E: 0 K: 0 S: 12	H: 2 LOB: 1 BB: 0 P: 19	1B: 10 2B: 1 3B: 0 HR: 2	SF: 0 SAC: 0 DP: 1 HBP: 0	WP: 0 PB: 0 SB: 0 CS: 0	PA: 40
PITCHER	IP WLS BF H R ER SO BB IBB HBP BLK WP HR S P ERA WHIP												PITCHER	IP WLS BF H R ER SO BB IBB HBP BLK WP HR S P ERA WHIP								
Bob Milacki, R (1, 1) ERA: 4.78 Hipolito Pichardo, R (7, 1) ERA: 5.05	6.2 28 8 5 5 5 2 0 0 0 0 1 62 101 6.75 1.500													2.1 12 5 2 2 3 0 0 0 0 0 1 34 48 7.71 2.143								

California Angels @ Kansas City Royals
Kauffman Stadium, Kansas City, MO
Mon Jun 13 1994, 7:05 PM CDT
Att. 24,645 - Unknown - 64 F

livebaseballscorecards.com

AB	38
R	7
H	13
RBI	7
BB	2
SO	8
LOB	15



Batter	1	2	3	4	5	6	7	8	9	AB R H RBI BB SO LOB
Spike Owen, S (1, 5) OBP: 0.431, SLG: 0.463	1-2 G3-1		1-0 F7			4-1 E S E BB		2-2 G4-3		3 1 0 0 1 0 1
Harold Reynolds, S (1, 4) OBP: 0.316, SLG: 0.282	1-3 K			0-0 L3		1-3 K		2-2 FC5-4 1B		4 0 1 0 0 2 1
Tim Salmon, R (1, 9) OBP: 0.382, SLG: 0.532	1-3 K			0-0 G1-3		1-1 E6		0-0 FC5-4 1B 1-2f		4 0 0 0 0 1 1
Bo Jackson, R (1, 10) OBP: 0.366, SLG: 0.513		2-3 K		0-1 1B		1-3 K		1-1 1B		4 0 2 0 0 2 1
Jim Edmonds, L (1, 7) OBP: 0.405, SLG: 0.450		0-1 G6-4-3 1B		2-3 K			0-1 SH3 1B	2-3 K		4 0 2 0 0 2 3
Chad Curtis, R (1, 8) OBP: 0.307, SLG: 0.391		1-2 G6-4-3 1-2f			2-1 G5-3		1-2 SH3 1B		1-0 CS S 1B	4 0 2 0 0 0 1
J.T. Snow, L (1, 3) OBP: 0.267, SLG: 0.289			1-3 K		0-0 G6-3 1B		0-1 SH3		2-2 P4	3 0 1 0 0 1 1
Chris Turner, R (1, 2) OBP: 0.202, SLG: 0.169			2-0 F7		0-1 G6-3 1-2f		1-3 K		1-3 K	4 0 0 0 0 2 4
Gary Disarcina, R (1, 6) OBP: 0.326, SLG: 0.396			0-0 1B			1-1 P3		0-2 F9		3 0 1 0 0 0 2

Inning Stats	R: 0 E: 0 K: 2 S: 9	H: 0 LOB: 0 BB: 0 P: 12	R: 0 E: 0 K: 1 S: 8	H: 1 LOB: 0 BB: 0 P: 11	R: 0 E: 0 K: 1 S: 6	H: 1 LOB: 1 BB: 0 P: 10	R: 0 E: 0 K: 1 S: 8	H: 1 LOB: 1 BB: 0 P: 10	R: 0 E: 0 K: 0 S: 5	H: 1 LOB: 0 BB: 0 P: 7	R: 1 E: 1 K: 2 S: 11	H: 0 LOB: 1 BB: 1 P: 19	R: 0 E: 0 K: 1 S: 13	H: 2 LOB: 2 BB: 0 P: 15	R: 0 E: 0 K: 1 S: 12	H: 2 LOB: 2 BB: 0 P: 19	R: 0 E: 0 K: 1 S: 8	H: 1 LOB: 1 BB: 0 P: 12	1B: 9 2B: 1 3B: 0 HR: 0	SF: 0 SAC: 1 DP: 3 HBP: 0	WP: 0 PB: 0 SB: 2 CS: 1	PA: 35
--------------	------------------------------	----------------------------------	------------------------------	----------------------------------	------------------------------	----------------------------------	------------------------------	----------------------------------	------------------------------	---------------------------------	-------------------------------	----------------------------------	-------------------------------	----------------------------------	-------------------------------	----------------------------------	------------------------------	----------------------------------	----------------------------------	------------------------------------	----------------------------------	--------


PITCHER	IP	WLS	BF	H	R	ER	SO	BB	IBB	HBP	BLK	WP	HR	S	P	ERA	WHIP
Mark Gubicza, R (1, 1) ERA: 4.44	7.2	L	31	8	1	0	8	1	0	0	0	0	0	69	98	0.00	1.174
Billy Brewer, L (8, 1) ERA: 2.73	1.1		4	1	0	0	2	0	0	0	0	0	0	11	17	0.00	0.750

TOP

California Angels @ Kansas City Royals
Kauffman Stadium, Kansas City, MO

Tue Jun 14 1994, 7:05 PM CDT
Att. 17,422 - Unknown - 87 F

AB	33
R	1
H	9
RBI	0
BB	1
SO	10
LOB	15



Batter	1	2	3	4	5	6	7	8	9	AB	R	H	RBI	BB	SO	LOB
Vince Coleman, S OBP: 0.267, SLG: 0.319 (1, 10)	3-2 L3 ①		3-3 K ③			2-2 G6-3 ①		1-1 1B ②		4	0	1	0	0	1	0
Greg Gagne, R OBP: 0.349, SLG: 0.434 (1, 6)	0-1 CS 1B			0-0 F8 ①		2-2 G5-3 ②		1-3 K ②		4	0	1	0	0	1	2
Brian McRae, S OBP: 0.396, SLG: 0.454 (1, 8)	3-3 K ② ③ 1-2			3-1 G4-3 ②		0-0 L7 ③		1-3 K ③		4	0	0	0	0	2	3
Mike Macfarlane, R OBP: 0.388, SLG: 0.476 (1, 2)		0-0 FC5-4 1B		0-1 G6-3 ③			1-2 G5-3 ①		0-1 G5-3 ①	4	0	1	0	0	0	0
Gary Gaetti, R OBP: 0.323, SLG: 0.474 (1, 3)		1-0 FC5-4 ① 1-2f		2-2 F8 ①			2-2 3B		1-3 K ②	4	0	1	0	0	1	1
Dave Henderson, R OBP: 0.268, SLG: 0.408 (1, 7)		2-1 SAFE F9 ②		0-0 BB 1B ①			2-2 G4-3 ②		2-2 F8 ③	4	0	1	0	0	0	2
Felix Jose, S OBP: 0.364, SLG: 0.423 (1, 9)		0-0 F8 ③		0-2 BB 1B ①			3-3 K2-3 ③			3	0	1	0	0	1	2
Terry Shumpert, R OBP: 0.284, SLG: 0.535 (1, 5) (9, 4)			1-3 K ①		4-2 G4-6-3 BB ② ③ 1-2 2-3			3-2 1B ①		2	0	1	0	1	1	0
Jose Lind, R OBP: 0.284, SLG: 0.309 Hubie Brooks, R OBP: 0.255, SLG: 0.349 David Howard, S OBP: 0.268, SLG: 0.152 (1, 4) (8, PH) (9, 5)			3-2 F9 ②		2-2 G4-6-3 ② ③ 1-2f			0-3 SAFE K ①		2	0	0	0	0	0	3
										1	0	0	0	0	1	1
										0	0	0	0	0	0	0

Inning Stats	R: 0	H: 1	R: 0	H: 1	R: 0	H: 0	R: 0	H: 2	R: 0	H: 0	R: 0	H: 1	R: 0	H: 2	R: 0	H: 0
	E: 0	LOB: 1	E: 0	LOB: 1	E: 0	LOB: 0	E: 0	LOB: 2	E: 0	LOB: 0	E: 0	LOB: 1	E: 0	LOB: 2	E: 0	LOB: 0
	K: 1	BB: 0	K: 0	BB: 0	K: 2	BB: 0	K: 0	BB: 1	K: 0	BB: 0	K: 1	BB: 0	K: 3	BB: 0	K: 1	BB: 0
	S: 9	P: 15	S: 5	P: 8	S: 10	P: 17	S: 15	P: 23	S: 8	P: 12	S: 13	P: 21	S: 15	P: 21	S: 15	P: 18

PITCHER	IP	WLS	BF	H	R	ER	SO	BB	IBB	HBP	BLK	WP	HR	S	P	ERA	WHIP
Chuck Finley, L ERA: 4.21 (1, 1)	9.0	W	33	7	0	0	8	1	0	0	0	0	0	95	143	0.00	0.889

BOTTOM

California Angels @ Kansas City Royals
Kauffman Stadium, Kansas City, MO
 Tue Jun 14 1994, 7:05 PM CDT
 Att: 17,422 - Unknown - 87 F

AB	32
R	0
H	7
RBI	0
BB	1
SO	8
LOB	14



WP	PA	ERA	WHIP
0	33		

Batter	1	2	3	4	5	6	7	8	9	AB R H RBI BB SO LOB	TOP														
Spike Owen, S (1, 5) OBP: 0.438, SLG: 0.465	2-1 F7	4-0 BB		1-2 E5 1B			0-1 G3-1		1-2 G6-4-3 1B	4 0 2 1 1 0 0															
Rex Hudler, R (1, 4) OBP: 0.411, SLG: 0.676	4-1 BB	1-3 K		0-3 K			0-1 G2-3		0-1 G6-4-3 1-2f	4 0 0 0 1 2 6															
Tim Salmon, R (1, 9) OBP: 0.380, SLG: 0.528	0-3 K		X	0-0 BB 1B		X	0-0 F9		1-2 G4-3	4 0 1 0 0 1 1															
Chili Davis, S (1, 10) OBP: 0.439, SLG: 0.541	1-2 F9		X	2-3 K		X	2-2 G6-3		2-1 2B	4 1 1 0 0 1 2															
Jim Edmonds, L (1, 7) OBP: 0.414, SLG: 0.470		1-1 SH3 E 2B	1 SAFE 1 SAFE 1 SAFE BB	4-1 BB		X	0-3 K		3-2 G6-3 2-H 2B	3 1 2 1 1 1 0															
Chad Curtis, R (1, 8) OBP: 0.303, SLG: 0.387		1-0 SH3	1 SAFE BB	1-2 F9		X	0-3 K2-3		1-1 G6-3	3 0 0 0 0 1 3															
J.T. Snow, L (1, 3) OBP: 0.265, SLG: 0.271		2-3 E BB	1 SAFE BB	0-1 G3		X	2-1 P4		2-1 L9	3 0 0 0 1 0 3															
Jorge Fabregas, L (1, 2) OBP: 0.326, SLG: 0.312		2-3 K	1 SAFE BB	3-2 F7		X	2-2 G4-3		1-2 SH5-3 1B 2B	3 0 0 0 0 1 2															
Bo Jackson, R (9, PH) OBP: 0.371, SLG: 0.526										1 0 1 0 0 0 0															
Mark Dalesandro, R (9, PR)										0 1 0 0 0 0 0															
Chris Turner, R (9, 2) OBP: 0.202, SLG: 0.169										0 0 0 0 0 0 0															
Gary Disarcina, R (1, 6) OBP: 0.322, SLG: 0.391		1-1 E6 BB	1 SAFE BB	2-3 K		X	2-0 F7		0-0 SH5-3	3 0 0 0 0 1 1															
Inning Stats	R: 0 E: 0 K: 1 S: 10	H: 0 LOB: 1 BB: 1 P: 17	R: 1 E: 1 K: 2 S: 14	H: 1 LOB: 3 BB: 2 P: 28	R: 0 E: 0 K: 1 S: 11	H: 1 LOB: 2 BB: 1 P: 18	R: 0 E: 1 K: 2 S: 13	H: 1 LOB: 1 BB: 0 P: 19	R: 0 E: 0 K: 1 S: 7	H: 0 LOB: 0 BB: 0 P: 9	R: 0 E: 0 K: 1 S: 8	H: 0 LOB: 0 BB: 0 P: 12	R: 0 E: 0 K: 0 S: 5	H: 0 LOB: 0 BB: 0 P: 7	R: 1 E: 0 K: 0 S: 13	H: 2 LOB: 1 BB: 0 P: 22	R: 1 E: 0 K: 0 S: 9	H: 2 LOB: 1 BB: 0 P: 11	1B: 3 2B: 4 3B: 0 HR: 0	SF: 0 SAC: 2 DP: 1 HBP: 0	WP: 0 PB: 0 SB: 0 CS: 0	PA: 38			
PITCHER	IP	WLS	BF	H	R	ER	SO	BB	IBB	HBP	BLK	WP	HR	S	P	ERA	WHIP								
Kevin Appier, R (1, 1) ERA: 4.72	7.2		33	5	2	1	8	4	0	0	0	0	0	79	128	1.17	1.174								
Billy Brewer, L (8, 1) ERA: 2.7	0.1		1	0	0	0	0	0	0	0	0	0	0	2	4	0.00	0.000								
Jeff Montgomery, R (9, 1) ERA: 6.04	1.0	W	4	2	1	1	0	0	0	0	0	0	0	9	11	9.00	2.000								

California Angels @ Kansas City Royals
Kauffman Stadium, Kansas City, MO

Wed Jun 15 1994, 7:05 PM CDT
Att. 22,013 - Unknown - 88 F

livebaseballscorecards.com

AB	32
R	3
H	7
RBI	2
BB	4
SO	8
LOB	18



Batter	1	2	3	4	5	6	7	8	9	10	AB R H RBI BB SO LOB	TOP										
Spike Owen, S (1, 5) OBP: 0.437, SLG: 0.456	4-0 CS 1B BB		1-2 BB HR 1B		3-2 G3-1			1-2 F9	1-1 G6-3		4 1 1 0 1 0 0	California Angels @ Chicago White Sox Comiskey Park, Chicago, IL Thu Jun 16 1994, 8:05 PM EDT Att. 31,088 - Unknown - 86 F										
Harold Reynolds, S (1, 4) OBP: 0.323, SLG: 0.287	1-2 SAFE 1B		0-0 L8		2-0 F7			2-2 2B 1B	4-2 BB		4 1 2 0 1 0 1											
Tim Salmon, R (1, 9) OBP: 0.380, SLG: 0.527	1-3 K		4-1 HR BB		0-1 G6-3			2-0 1B E 2B	1-0 SAFE SAFE F7		4 2 1 1 1 1 3											
Chili Davis, S (1, 10) OBP: 0.442, SLG: 0.568	3-3 K 2-3		0-0 1-H 2-H HR		1-3 K			3-1 E BB 1B			5 2 3 4 0 2 2											
Jim Edmonds, L (1, 7) OBP: 0.408, SLG: 0.460		0-0 L8	2-2 L8		1-1 1B			2-3 K			5 0 1 0 0 1 2											
Chad Curtis, R (1, 8) OBP: 0.302, SLG: 0.381		2-2 P4		2-3 K		2-2 F8		4-0 E BB			4 0 0 0 1 1 1											
J.T. Snow, L (1, 3) OBP: 0.259, SLG: 0.250		4-1 FC6-4 BB		0-0 F7			3-2 F9	1-0 E4			4 0 0 0 1 1 2											
Chris Turner, R (1, 2) OBP: 0.195, SLG: 0.163		0-2 FC6-4		0-2 G6-3			2-0 F7	1-0 G4-3			3 0 0 0 0 0 1											
Jorge Fabregas, L (8, PH) OBP: 0.323, SLG: 0.310											1 0 0 0 0 0 3											
Gary Disarcina, R (1, 6) OBP: 0.316, SLG: 0.384			1-0 L9		2-1 G6-3			3-2 G6-3	0-0 G5-3		4 0 0 0 0 0 0											
Inning Stats	R: 0 E: 0 K: 2 S: 10	H: 1 LOB: 2 BB: 1 P: 19	R: 0 E: 0 K: 0 S: 10	H: 0 LOB: 1 BB: 1 P: 16	R: 3 E: 0 K: 0 S: 10	H: 2 LOB: 0 BB: 1 P: 18	R: 0 E: 0 K: 1 S: 8	H: 0 LOB: 0 BB: 0 P: 10	R: 0 E: 0 K: 1 S: 11	H: 1 LOB: 1 BB: 0 P: 15	R: 0 E: 0 K: 0 S: 10	H: 0 LOB: 0 BB: 0 P: 18	R: 2 E: 1 K: 1 S: 17	H: 3 LOB: 3 BB: 1 P: 33	R: 0 E: 0 K: 0 S: 6	H: 0 LOB: 1 BB: 1 P: 12	R: 1 E: 0 K: 1 S: 15	H: 1 LOB: 0 BB: 0 P: 25	1B: 5 2B: 2 3B: 0 HR: 2	SF: 0 SAC: 0 DP: 1 HBP: 0	WP: 0 PB: 0 SB: 0 CS: 1	PA: 43
PITCHER	IP WLS BF H R ER SO BB IBB HBP BLK WP HR S P ERA WHIP																					
Alex Fernandez, R (1, 1) ERA: 3.98	7.1	30	6	5	4	4	3	0	0	0	0	0	0	0	74	123	4.91	1.227				
Paul Assenmacher, L (8, 1) ERA: 5.3	0.1	2	1	0	0	1	0	0	0	0	0	0	0	7	12	0.00	3.000					
Kirk McCaskill, R (8, 1) ERA: 3.03	2.0	L 10	1	1	1	0	2	0	0	0	0	1	18	37	4.50	1.500						
Dennis Cook, L (10, 1) ERA: 4.87	0.1	1	0	0	0	1	0	0	0	0	0	0	5	8	0.00	0.000						

AB	38
R	6
H	8
RBI	5
BB	5
SO	6
LOB	15



Batter	1	2	3	4	5	6	7	8	9	10	AB	R	H	RBI	BB	SO	LOB
Joey Cora, S OBP: 0.348, SLG: 0.365 (1, 4)	G4-3		SF8		1B		K		L7		4	1	1	2	0	1	2
Tim Raines, S OBP: 0.371, SLG: 0.397 (1, 7)	L6		G4-3		1B					G5-4-3	5	1	2	1	0	1	1
Frank Thomas, R OBP: 0.500, SLG: 0.739 (1, 3)	F8				1B					G5-4-3	5	0	3	2	0	0	1
Julio Franco, R OBP: 0.375, SLG: 0.463 (1, 10)		L9			F8		G6-3			K	4	0	0	0	1	1	1
Robin Ventura, L OBP: 0.366, SLG: 0.465 (1, 5)		K			K		F8			L8	4	0	0	0	0	2	3
Warren Newson, L Bob Zupcic, R OBP: 0.283, SLG: 0.389 OBP: 0.262, SLG: 0.350 (1, 9) (8, 9)			G6-3		1B		K			FC4	3	1	1	0	0	1	0
Lance Johnson, L OBP: 0.324, SLG: 0.392 (1, 8)					F7		G3			G4-3	4	1	1	0	0	0	1
Michael LaValliere, L Norberto Martin, R Ron Karkovics, R OBP: 0.400, SLG: 0.333 OBP: 0.415, SLG: 0.553 OBP: 0.366, SLG: 0.409 (1, 2) (9, PR) (10, 2)					K		F7			FC6-4	4	0	1	0	0	1	2
Ozzie Guillen, L OBP: 0.312, SLG: 0.342 (1, 6)					1B					FC6-4	0	0	0	0	0	0	0
					1B						3	1	2	0	1	0	1

Inning Stats	R: 0	H: 0	E: 0	K: 0	S: 8	P: 12	R: 0	H: 0	E: 0	K: 1	S: 15	P: 21	R: 1	H: 2	E: 0	K: 1	S: 13	P: 19	R: 0	H: 1	E: 0	K: 1	S: 7	P: 14	R: 4	H: 5	E: 0	K: 0	S: 15	P: 22	R: 0	H: 0	E: 0	K: 1	S: 10	P: 16	R: 0	H: 0	E: 0	K: 1	S: 9	P: 19	R: 0	H: 1	E: 0	K: 1	S: 10	P: 18	R: 0	H: 1	E: 0	K: 0	S: 11	P: 14	R: 0	H: 1	E: 0	K: 1	S: 6	P: 8	1B: 10	SF: 1	2B: 2	SAC: 0	3B: 0	DP: 2	HR: 0	HBP: 0	WP: 0	PA: 40
PITCHER	IP	WLS	BF	H	R	ER	SO	BB	IBB	HBP	BLK	WP	HR	S	P	ERA	WHIP																																																					
Russ Springer, R ERA: 9.58 (1, 1)	6.0		24	8	5	5	4	0	0	0	0	0	0	68	104	7.50	1.333																																																					
Bob Patterson, L ERA: 4.74 (7, 1)	1.1		5	0	0	0	2	1	0	0	0	0	0	12	22	0.00	0.750																																																					
Joe Grahe, R ERA: 5.4 (8, 1)	2.2	W	11	3	0	0	1	1	0	0	0	0	0	24	37	0.00	1.500																																																					


BOTTOM

California Angels @ Chicago White Sox
Comiskey Park, Chicago, IL

Thu Jun 16 1994, 8:05 PM EDT
Att. 31,088 - Unknown - 86 F

livebaseballscorecards.com

AB	37
R	5
H	11
RBI	5
BB	2
SO	7
LOB	14



Batter	1	2	3	4	5	6	7	8	9	AB R H RBI BB SO LOB	TOP															
Spike Owen, S OBP: 0.435, SLG: 0.463 (1, 5) (9, 6)	1-0 G4-3		2-1 G6-3		2-1 2B		0-1 FC6-4 1-2f		1-0 BB 1B	5 1 2 1 0 0 1																
Damion Easley, R OBP: 0.315, SLG: 0.352 (1, 4)	2-1 E 2B		0-0 1B 1B		0-3 K		1-3 K		1-0 P9	5 0 2 0 0 2 5																
Tim Salmon, R OBP: 0.377, SLG: 0.519 (1, 9)	0-0 L6		1-3 K		3-3 K			1-0 G6-3	4-2 1B BB	4 0 0 1 1 2 3																
Chili Davis, S OBP: 0.448, SLG: 0.570 (1, 10)	4-1 E BB		1-1 1-2 1B		4-2 BB			2-3 K	2-2 G5-4-3 1B	3 0 2 2 2 1 0																
Bo Jackson, R OBP: 0.358, SLG: 0.504 Jorge Fabregas, L OBP: 0.323, SLG: 0.310 (1, 7) (9, 2)	1-1 E4 1-2 2-3		2-1 L9		1-3 K			2-3 K	1-0 G5-4-3 1-2f	5 0 0 0 0 2 7 0 0 0 0 0 0 0																
Chad Curtis, R OBP: 0.301, SLG: 0.383 (1, 8)	2-1 F8			2-1 P3		1-1 L4			1-1 BB BB 2B	4 1 1 0 0 0 4																
J.T. Snow, L OBP: 0.259, SLG: 0.236 (1, 3)				2-1 F9		0-1 F9			4-1 BB BB 1B BB	3 1 0 0 1 0 1																
Chris Turner, R OBP: 0.191, SLG: 0.159 Mark Dalesandro, R (7, PH) (7, 2) (9, 5)				2-2 P4			0-1 G5-3		4-1 1B BB BB BB	2 0 0 0 0 1 0 1 1 0 0 1 0 0																
Gary Disarcina, R OBP: 0.317, SLG: 0.383 Jim Edmonds, L OBP: 0.411, SLG: 0.460 (1, 6) (9, PH) (9, 7)				0-0 L3			1-0 FC6-4 1B		4-1 BB BB 1B BB	3 0 1 0 0 1 0 0 1 0 1 1 0 0																
Inning Stats	R: 0 E: 1 K: 0 S: 9	H: 1 LOB: 3 BB: 1 P: 19	R: 0 E: 0 K: 2 S: 7	H: 0 LOB: 0 BB: 0 P: 11	R: 0 E: 0 K: 1 S: 10	H: 2 LOB: 2 BB: 0 P: 16	R: 0 E: 0 K: 0 S: 8	H: 0 LOB: 0 BB: 0 P: 14	R: 0 E: 0 K: 2 S: 9	H: 1 LOB: 1 BB: 0 P: 14	R: 0 E: 0 K: 1 S: 11	H: 0 LOB: 1 BB: 1 P: 17	R: 0 E: 0 K: 1 S: 8	H: 1 LOB: 1 BB: 0 P: 10	R: 0 E: 0 K: 2 S: 7	H: 0 LOB: 0 BB: 0 P: 12	R: 5 E: 0 K: 0 S: 13	H: 3 LOB: 1 BB: 4 P: 35	1B: 5 2B: 3 3B: 0 HR: 0	SF: 0 SAC: 0 DP: 1 HBP: 0	WP: 0 PB: 0 SB: 0 CS: 0	PA: 41				
PITCHER Wilson Alvarez, L ERA: 3.5 Roberto Hernandez, R ERA: 6.58	IP 8.0 1.0	WLS 35 L	BF 6 6	H 6 2	R 3 2	ER 3 2	SO 9 0	BB 4 2	IBB 0 0	HBP 0 0	BLK 0 0	WP 0 0	HR 0 0	S 73 9	P 126 22	ERA 3.38 18.00	WHIP 1.250 4.000									

California Angels @ Chicago White Sox
Comiskey Park, Chicago, IL
Fri Jun 17 1994, 8:05 PM EDT
Att. 33,210 - Unknown - 85 F

livebaseballscorecards.com

AB	35
R	5
H	8
RBI	5
BB	6
SO	9
LOB	21



Batter	1	2	3	4	5	6	7	8	9	AB	R	H	RBI	BB	SO	LOB
Norberto Martin, R OBP: 0.400, SLG: 0.524 (1, 4)	3-2 SH5-3-6 1B		2-0 L8		0-0 P6		2-2 F9			4	0	1	0	0	0	0
Tim Raines, S OBP: 0.366, SLG: 0.392 (1, 7)	0-0 SH5-3-6 1-3f		1-0 G4-3		0-0 P4			2-1 G5-3		3	0	0	0	0	0	0
Frank Thomas, R OBP: 0.500, SLG: 0.752 (1, 3)	1-1 1B 2B		1-1 F7			1-2 F8		1-0 HR		4	2	2	1	0	0	0
Julio Franco, R OBP: 0.381, SLG: 0.467 (1, 10)	2-2 S 1B			1-2 1B 1B		1-0 1B SF8 1B		2-1 F9		4	1	3	1	0	0	0
Robin Ventura, L OBP: 0.364, SLG: 0.462 (1, 5)	3-3 K 1-2			2-1 P3		0-0 1B		1-0 G4-3		4	0	1	0	0	1	2
Bob Zupcic, R OBP: 0.267, SLG: 0.357 Joey Cora, S OBP: 0.351, SLG: 0.365 (1, 9) (9, PH)		1-2 P6		1-2 1B		0-1 SF8			4-2 BB	2	0	1	1	0	0	0
Lance Johnson, L OBP: 0.319, SLG: 0.385 (1, 8)		1-3 K		0-2 F7		1-2 G3			0-0 F8	4	0	0	0	0	1	4
Ron Karkovice, R OBP: 0.366, SLG: 0.408 Warren Newson, L OBP: 0.283, SLG: 0.389 Darrin Jackson, R OBP: 0.356, SLG: 0.500 (1, 2) (9, PH) (9, PH)		2-2 1B		3-3 K			3-2 F7		0-3 K	3	0	1	0	0	1	2
Ozzie Guillen, L OBP: 0.306, SLG: 0.335 (1, 6)		1-1 F7			0-2 G6-3		0-0 G3		1-0 F9	4	0	0	0	0	0	2

Inning Stats	R: 1	H: 3	E: 0	K: 1	S: 14	LOB: 1	BB: 0	P: 23	R: 0	H: 1	E: 0	K: 1	S: 12	LOB: 1	BB: 0	P: 17	R: 0	H: 0	E: 0	K: 0	S: 4	LOB: 0	BB: 0	P: 8	R: 0	H: 2	E: 0	K: 1	S: 14	LOB: 2	BB: 0	P: 21	R: 0	H: 0	E: 0	K: 0	S: 5	LOB: 0	BB: 0	P: 5	R: 1	H: 2	E: 0	K: 0	S: 11	LOB: 1	BB: 0	P: 14	R: 0	H: 0	E: 0	K: 0	S: 7	LOB: 0	BB: 0	P: 12	R: 1	H: 1	E: 0	K: 0	S: 6	LOB: 0	BB: 0	P: 12	R: 0	H: 0	E: 0	K: 1	S: 8	LOB: 1	BB: 1	P: 13	1B: 7	SF: 1	2B: 2	SAC: 1	3B: 0	DP: 1	HR: 1	HBP: 0	WP: 0	PA: 36
--------------	------	------	------	------	-------	--------	-------	-------	------	------	------	------	-------	--------	-------	-------	------	------	------	------	------	--------	-------	------	------	------	------	------	-------	--------	-------	-------	------	------	------	------	------	--------	-------	------	------	------	------	------	-------	--------	-------	-------	------	------	------	------	------	--------	-------	-------	------	------	------	------	------	--------	-------	-------	------	------	------	------	------	--------	-------	-------	-------	-------	-------	--------	-------	-------	-------	--------	-------	--------

PITCHER	IP	WLS	BF	H	R	ER	SO	BB	IBB	HBP	BLK	WP	HR	S	P	ERA	WHIP
Brian Anderson, L ERA: 4.96 (1, 1)	8.0	W	32	9	3	3	3	0	0	0	0	0	1	73	112	3.38	1.125
Mike Butcher, R ERA: 7.08 (9, 1)	0.1		2	0	0	0	0	1	0	0	0	0	0	3	7	0.00	3.000
Bob Patterson, L ERA: 4.62 (9, 1)	0.2	S	2	0	0	0	1	0	0	0	0	0	0	5	6	0.00	0.000


BOTTOM

California Angels @ Chicago White Sox
Comiskey Park, Chicago, IL

Fri Jun 17 1994, 8:05 PM EDT
Att: 33,210 - Unknown - 85 F

livebaseballscorecards.com

AB	33
R	3
H	9
RBI	3
BB	1
SO	4
LOB	11



Batter	1	2	3	4	5	6	7	8	9	AB	R	H	RBI	BB	SO	LOB
Norberto Martin, R OBP: 0.388, SLG: 0.522 (1, 4)	1-2 G4-3 1B 2B		0-1 G5-3		1-2 G6-3		0-2 G6-3			4	1	1	0	0	0	0
Bob Zupcic, R OBP: 0.250, SLG: 0.333 (1, 7)	0-1 G4-3		1-0 G4-3		2-0 G5-3		2-2 F9			3	0	0	0	0	0	1
Tim Raines, S OBP: 0.365, SLG: 0.390 (7, PH) (8, 7)	2-3									1	0	0	0	0	0	0
Frank Thomas, R OBP: 0.507, SLG: 0.768 (1, 3)	4-2 FC5 1B BB		3-0 HR			2-1 BB FC4-6 1B		4-1 G5-4-3 BB		2	2	2	1	2	0	0
Julio Franco, R OBP: 0.379, SLG: 0.464 (1, 10)	3-1 SAFE 1-2 3-H 1B		1-3 K			0-0 F7		1-1 G5-4-3 1-2f		4	0	1	1	0	1	2
Robin Ventura, L OBP: 0.362, SLG: 0.458 (1, 5)	1-3 K				0-2 F7		2-2 SAFE SAFE FC4-6 BB 1-2 1B		2-3 K2-3	4	0	1	0	0	2	2
Darrin Jackson, R OBP: 0.359, SLG: 0.498 (1, 9)	1-2 FC5 2-3f				0-0 G4-3 S 1B		4-2 FC4-6 BB		3-2 G6-3	3	0	1	0	1	0	2
Lance Johnson, L OBP: 0.315, SLG: 0.379 (1, 8)		0-0 G4-3			3-1 G4-3 1-3		3-2 FC4-6 1-2f 2-3 3-H		0-1 G6-3	4	0	0	1	0	0	3
Ron Karkovice, R OBP: 0.360, SLG: 0.400 (1, 2)		2-1 L6			1-1 F8		1-2 SAFE SAFE SAFE G5-3		2-3 K	3	0	0	0	0	0	3
Warren Newson, L OBP: 0.279, SLG: 0.382 (9, PH)										1	0	0	0	0	1	0
Ozzie Guillen, L OBP: 0.302, SLG: 0.330 (1, 6)		0-2 G4-3			1-2 G3				0-0 P4	3	0	0	0	0	0	0

Inning Stats	R: 1	H: 2	E: 0	K: 1	S: 17	H: 2	LOB: 2	BB: 1	P: 27	R: 0	H: 0	E: 0	K: 0	S: 6	R: 0	H: 1	E: 0	K: 1	S: 7	R: 0	H: 1	E: 0	K: 0	S: 8	R: 0	H: 0	E: 0	K: 0	S: 7	R: 1	H: 2	E: 0	K: 0	S: 15	R: 0	H: 0	E: 0	K: 0	S: 8	R: 0	H: 0	E: 0	K: 1	S: 6	R: 0	H: 0	E: 0	K: 1	S: 8	R: 0	H: 0	E: 0	K: 1	S: 8	1B: 4	SF: 0	2B: 1	SAC: 0	3B: 0	DP: 1	HR: 1	HBP: 0	WP: 0	PA: 35
--------------	------	------	------	------	-------	------	--------	-------	-------	------	------	------	------	------	------	------	------	------	------	------	------	------	------	------	------	------	------	------	------	------	------	------	------	-------	------	------	------	------	------	------	------	------	------	------	------	------	------	------	------	------	------	------	------	------	-------	-------	-------	--------	-------	-------	-------	--------	-------	--------

PITCHER	IP	WLS	BF	H	R	ER	SO	BB	IBB	HBP	BLK	WP	HR	S	P	ERA	WHIP
Mark Langston, L ERA: 5.64 (1, 1)	6.1	W	27	6	3	3	2	2	0	0	0	0	1	61	98	4.26	1.263
Mark Leiter, R ERA: 4.67 (7, 1)	1.2		5	0	0	0	1	1	0	0	0	0	0	13	22	0.00	0.600
Joe Grahe, R ERA: 5.23 (9, 1)	1.0	S	3	0	0	0	1	0	0	0	0	0	0	8	13	0.00	0.000

BOTTOM

California Angels @ Chicago White Sox
Comiskey Park, Chicago, IL
Sat Jun 18 1994, 8:05 PM EDT
Att: 42,415 - Unknown - 92 F

AB	32
R	3
H	6
RBI	3
BB	3
SO	4
LOB	13



WP	HR	S	P	ERA	WHIP
0	0	0	0	0.00	0.000

Batter	1	2	3	4	5	6	7	8	9	AB R H RBI BB SO LOB	TOP	
Rex Hudler, R (1, 5) OBP: 0.392, SLG: 0.676 Mark Dalesandro, R (7, 5)	1-3 K			1-0 P3		1-3 K			1-2 L3	3 0 0 0 0 2 0 1 0 0 0 0 0 1	California Angels @ Chicago White Sox Comiskey Park, Chicago, IL Sun Jun 19 1994, 4:33 AM EDT Att. 32,301 - Overcast - 74 F AB 30 R 1 H 3 RBI 1 BB 1 SO 4 LOB 6	
Damion Easley, R (1, 4) OBP: 0.308, SLG: 0.344	2-1 F8			0-2 P4			0-2 G6-3		0-2 2-H 1B	4 0 1 1 0 0 0		
Tim Salmon, R (1, 9) OBP: 0.371, SLG: 0.506	0-1 F8			0-0 F7			1-0 F7		1-3 K	4 0 0 0 0 1 1		
Chili Davis, S (1, 10) OBP: 0.443, SLG: 0.561			0-0 L1		1-1 P6		2-2 2B		3-1 F7	4 0 1 0 0 0 1		
Bo Jackson, R (1, 7) OBP: 0.357, SLG: 0.496			1-1 F9		4-2 BB		0-0 P8			2 0 0 0 1 0 1		
Chad Curtis, R (1, 8) OBP: 0.297, SLG: 0.377			1-2 G6-3		0-0 F7			0-0 G1-3		3 0 0 0 0 0 1		
J.T. Snow, L (1, 3) OBP: 0.231, SLG: 0.210			1-2 F7		1-3 K			0-0 F8		3 0 0 0 0 1 1		
Jorge Fabregas, L (1, 2) OBP: 0.321, SLG: 0.307 Chris Turner, R (4, 2) OBP: 0.189, SLG: 0.159			1-2 G3-1			0-1 F7		2-0 P4		1 0 0 0 0 0 0 2 0 0 0 0 0 0		
Gary Disarcina, R (1, 6) OBP: 0.321, SLG: 0.391			2-1 F8			0-1 G5-3			1-1 1B 2B	3 1 1 0 0 0 0		
Inning Stats	R: 0 H: 0 E: 0 LOB: 0 K: 1 BB: 0 S: 7 P: 10	R: 0 H: 0 E: 0 LOB: 0 K: 0 BB: 0 S: 6 P: 8	R: 0 H: 0 E: 0 LOB: 0 K: 0 BB: 0 S: 10 P: 14	R: 0 H: 0 E: 0 LOB: 0 K: 0 BB: 0 S: 5 P: 6	R: 0 H: 0 E: 0 LOB: 1 K: 1 BB: 1 S: 13 P: 19	R: 0 H: 0 E: 0 LOB: 0 K: 1 BB: 0 S: 7 P: 8	R: 0 H: 1 E: 0 LOB: 1 K: 0 BB: 0 S: 8 P: 11	R: 0 H: 0 E: 0 LOB: 0 K: 0 BB: 0 S: 3 P: 5	R: 1 H: 2 E: 0 LOB: 1 K: 1 BB: 0 S: 15 P: 21	1B: 1 SF: 0 2B: 2 SAC: 0 3B: 0 DP: 0 HR: 0 HBP: 0		WP: 0 PA: 31 PB: 0 SB: 0 CS: 0
PITCHER Scott Sanderson, R (1, 1) ERA: 3.92	IP WLS BF H R ER SO BB IBB HBP BLK WP HR S P ERA WHIP	9.0 W 31 3 1 1 4 1 0 0 0 0 0 0 74 102 1.00 0.444										

livebaseballscorecards.com



Seattle Mariners @ California Angels

Anaheim Stadium, Anaheim, CA

Mon Jun 20 1994, 10:05 PM EDT
 Att. 22,196 - Unknown - 72 F

AB	32
R	5
H	9
RBI	5
BB	9
SO	5
LOB	20



WP:	0	PA:	41
PB:	0		
SB:	1		
CS:	0		

Batter	1	2	3	4	5	6	7	8	9	AB	R	H	RBI	BB	SO	LOB	TOP																		
Rich Amaral, R OBP: 0.335, SLG: 0.408 (1, 10) C B X	1-1 G4-6-3 1B		2-0 P3		1-1 BB 1B	3-1 F7			0-1 F8	5	1	2	0	0	0	1																			
Felix Fermin, R OBP: 0.352, SLG: 0.405 (1, 6) B 1 SAFE X	1-0 G4-6-3 1-2f		1-0 HR 2B		0-3 K		0-0 G4-3		1-0 2B	5	1	2	0	0	1	2																			
Ken Griffey Jr., L OBP: 0.412, SLG: 0.738 (1, 8) C B B B B B	4-2 S BB BB		1-2 F7		2-3 K		0-0 F7		4-0 IBB	3	0	0	0	2	1	2																			
Jay Buhner, R OBP: 0.401, SLG: 0.572 (1, 9) B S B B S B	4-2 BB BB		1-1 HR		4-1 BB 1B BB		3-1 P3		2-0 P4	3	2	1	2	2	0	3																			
Edgar Martinez, R OBP: 0.406, SLG: 0.494 (1, 5) B B B B	4-0 BB		1-1 F9		4-2 1B BB			4-2 HR BB	2-2 F9	2	0	0	0	3	0	3																			
Mike Blowers, R OBP: 0.324, SLG: 0.331 (1, 3) C F B F S	1-3 K		2-1 G5-4-3 1B		1-0 1-2 2-H 3-H 1B		1-3 K		1-3 K	4	0	2	2	0	2	4																			
Keith Mitchell, R OBP: 0.429, SLG: 0.564 (1, 7) C B B B B B		4-2 L4-3 BB		2-2 G5-4-3 1-2f		2-3 K		3-2 HR		3	1	1	1	1	1	3																			
Luis Sojo, R OBP: 0.284, SLG: 0.417 (1, 4) 1 SAFE C 1 SAFE F 1 SAFE X		0-2 L4-3 1-2		4-1 BB BB BB		0-0 G6-3		2-0 L7		3	0	0	0	1	0	1																			
Dan Wilson, R OBP: 0.261, SLG: 0.319 (1, 2) C B X		1-1 G1-3		0-1 L4		0-1 P5			1-0 2B 1B	4	0	1	0	0	0	1																			
Inning Stats	R: 0 E: 0 K: 1 S: 12	H: 1 LOB: 3 BB: 3 P: 27	R: 0 E: 0 K: 0 S: 7	H: 0 LOB: 0 BB: 1 P: 12	R: 2 E: 0 K: 0 S: 9	H: 2 LOB: 0 BB: 0 P: 15	R: 0 E: 0 K: 0 S: 8	H: 1 LOB: 1 BB: 1 P: 16	R: 2 E: 0 K: 3 S: 15	H: 2 LOB: 2 BB: 2 P: 29	R: 0 E: 0 K: 0 S: 5	H: 0 LOB: 0 BB: 0 P: 8	R: 0 E: 0 K: 0 S: 4	H: 0 LOB: 0 BB: 0 P: 7	R: 1 E: 0 K: 1 S: 10	H: 1 LOB: 0 BB: 1 P: 20	R: 0 E: 0 K: 0 S: 10	H: 2 LOB: 3 BB: 1 P: 20	1B: 5 2B: 3 3B: 0 HR: 2	SF: 0 SAC: 0 DP: 3 HBP: 0	WP: 0 PB: 0 SB: 1 CS: 0	PA: 41													
PITCHER Joe Magrane, L ERA: 6.04 Mark Leiter, R ERA: 4.61	IP 8.0	WLS L	BF 35	H 7	R 5	ER 5	SO 5	BB 8	IBB 0	HBP 0	BLK 0	WP 0	HR 2	S 70	P 134	ERA 5.62	WHIP 1.875																		
																		PITCHER	IP	WLS	BF	H	R	ER	SO	BB	IBB	HBP	BLK	WP	HR	S	P	ERA	WHIP

Batter	1	2	3	4	5	6	7	8	9	AB R H RBI BB SO LOB
Spike Owen, S OBP: 0.424, SLG: 0.457 (1, 5) C C B X	1-2 G6-3 ①		2-2 G4-3-6 ② 1-2f			1-3 K ③			0-1 G1-3 ②	4 0 0 0 0 1 1
Damion Easley, R OBP: 0.302, SLG: 0.337 (1, 4) B X	1-0 G5-3 ②			1-0 G4-3 ①			3-3 K ①		1-3 K ③	4 0 0 0 0 2 0
Tim Salmon, R OBP: 0.371, SLG: 0.504 (1, 9) B F X	1-1 1B ③			1-0 L6 ②			1-1 G1-3 ②			3 0 1 0 0 0 0
Chili Davis, S OBP: 0.438, SLG: 0.554 (1, 7) S C C C	0-3 K ③			0-3 K ③			0-1 F9 ③			3 0 0 0 0 2 1
Bo Jackson, R OBP: 0.357, SLG: 0.492 (1, 10) S C C C C		1-3 K ①			1-0 G5-3 ①			0-1 G4-6-3 1B ①		3 0 1 0 0 1 0
Chad Curtis, R OBP: 0.294, SLG: 0.373 (1, 8) X		0-0 G6-3 ②			1-2 K ②			1-1 G4-6-3 1-2f ②		3 0 0 0 0 1 1
J.T. Snow, L OBP: 0.235, SLG: 0.203 (1, 3) S C C C		2-3 K ③			2-3 K ③			4-2 BB ③		2 0 0 0 1 2 0
Chris Turner, R OBP: 0.186, SLG: 0.156 (1, 2) Mark Dalesandro, R (8, PH) (9, 2)			1-3 K ①			0-0 G6-3 ①			1-3 K ③	2 0 0 0 0 1 0 1 0 0 0 0 1 1
Gary Disarcina, R OBP: 0.321, SLG: 0.390 (1, 6) S X			0-1 G4-3-6 1B ①			3-2 G4-3 ②			3-1 G6-3 ①	3 0 1 0 0 0 0

Inning Stats	R: 0	H: 1	E: 0	K: 1	S: 10	LOB: 1	BB: 0	P: 13	R: 0	H: 0	E: 0	K: 2	S: 9	LOB: 0	BB: 0	P: 12	R: 0	H: 1	E: 0	K: 1	S: 9	LOB: 0	BB: 0	P: 12	R: 0	H: 0	E: 0	K: 1	S: 6	LOB: 0	BB: 0	P: 8	R: 0	H: 0	E: 0	K: 2	S: 8	LOB: 0	BB: 0	P: 12	R: 0	H: 0	E: 0	K: 1	S: 7	LOB: 0	BB: 0	P: 11	R: 0	H: 0	E: 0	K: 1	S: 8	LOB: 0	BB: 0	P: 12	R: 0	H: 1	E: 0	K: 1	S: 13	LOB: 1	BB: 1	P: 19	R: 0	H: 0	E: 0	K: 1	S: 7	LOB: 0	BB: 0	P: 11	1B: 3	2B: 0	3B: 0	HR: 0	SF: 0	SAC: 0	DP: 2	HBP: 0	WP: 0	PB: 0	SB: 0	CS: 0	PA: 29
PITCHER Randy Johnson, L (1, 1) ERA: 3.28	IP	WLS	BF	H	R	ER	SO	BB	IBB	HBP	BLK	WP	HR	S	P	ERA	WHIP																																																																				
	9.0	W	29	3	0	0	11	1	0	0	0	0	0	77	110	0.00	0.444																																																																				


BOTTOM

Seattle Mariners @ California Angels
Anaheim Stadium, Anaheim, CA

Mon Jun 20 1994, 10:05 PM EDT
Att: 22,196 - Unknown - 72 F

livebaseballscorecards.com

AB	28
R	0
H	3
RBI	0
BB	1
SO	11
LOB	4



Batter	1	2	3	4	5	6	7	8	9	AB R H RBI BB SO LOB	TOP
Quinn Mack, L (1, 7) OBP: 0.273, SLG: 0.381 Keith Mitchell, R (7, PH) OBP: 0.431, SLG: 0.550 (7, 7)	1-1 		0-0 			1-2 	4-2 		2-1 	3 0 0 0 0 0 1 0 0 0 1 0 1	
Felix Fermin, R (1, 6) OBP: 0.351, SLG: 0.402	1-0 			2-2 		0-1 	3-2 			4 0 1 0 0 0 3	
Ken Griffey Jr., L (1, 8) OBP: 0.416, SLG: 0.741	2-2 			2-1 		0-0 		4-2 		3 0 2 0 1 0 0	
Jay Buhner, R (1, 9) OBP: 0.399, SLG: 0.565		0-2 		1-2 		4-2 		1-1 		3 0 0 0 1 0 2	
Edgar Martinez, R (1, 5) OBP: 0.398, SLG: 0.481		2-1 		0-2 		2-0 		1-0 		4 0 0 0 0 0 4	
Reggie Jefferson, S (1, 10) OBP: 0.431, SLG: 0.648 Mike Blowers, R (8, PH) OBP: 0.322, SLG: 0.329		1-1 			2-2 		1-0 		1-0 	3 2 2 2 0 0 0 1 0 0 0 0 0 1	
Tino Martinez, L (1, 3) OBP: 0.295, SLG: 0.418 Rich Amaral, R (9, PH) OBP: 0.333, SLG: 0.406		1-0 			1-2 		0-1 		1-3 	3 0 1 0 0 0 0 1 0 0 0 0 1 0	AB 33 R 2 H 7 RBI 2 BB 4 SO 3 LOB 14
Luis Sojo, R (1, 4) OBP: 0.290, SLG: 0.415			4-0 		1-2 		1-1 		1-3 	3 0 1 0 1 1 0	
Dan Wilson, R (1, 2) OBP: 0.258, SLG: 0.315 Eric Anthony, L (7, PH) OBP: 0.301, SLG: 0.400 Bill Haselman, R (7, PH) OBP: 0.237, SLG: 0.370 (7, 2)			1-2 			2-3 	1-1 		0-0 	2 0 0 0 0 1 1 0 0 0 0 0 0 0 2 0 0 0 0 0 2	
Inning Stats	R: 0 H: 0 E: 0 LOB: 0 K: 0 BB: 0 S: 6 P: 10	R: 1 H: 1 E: 0 LOB: 0 K: 0 BB: 0 S: 8 P: 12	R: 0 H: 0 E: 0 LOB: 0 K: 0 BB: 1 S: 4 P: 9	R: 0 H: 1 E: 0 LOB: 1 K: 0 BB: 0 S: 12 P: 17	R: 0 H: 0 E: 0 LOB: 0 K: 0 BB: 0 S: 11 P: 15	R: 0 H: 2 E: 0 LOB: 3 K: 1 BB: 1 S: 14 P: 23	R: 1 H: 3 E: 0 LOB: 2 K: 0 BB: 1 S: 12 P: 22	R: 0 H: 0 E: 1 LOB: 1 K: 0 BB: 1 S: 6 P: 13	R: 0 H: 0 E: 1 LOB: 1 K: 2 BB: 0 S: 10 P: 14	1B: 4 SF: 0 2B: 2 SAC: 0 3B: 0 DP: 2 HR: 2 HBP: 0	WP: 0 PA: 37 PB: 0 SB: 0 CS: 1
PITCHER	Russ Springer, R (1, 1) ERA: 7.16 6.0 W 26 7 2 2 1 2 0 0 0 0 0 2 60 93 3.00 1.500	Bob Patterson, L (7, 1) ERA: 4.56 0.1 1 0 0 0 0 0 0 0 0 0 0 2 3 0.00 0.000	Mike Butcher, R (7, 1) ERA: 6.65 1.1 5 0 0 0 0 2 0 0 0 0 0 10 23 0.00 1.500	Craig Lefferts, L (8, 1) ERA: 3.58 0.1 1 0 0 0 0 0 0 0 0 0 0 1 2 0.00 0.000	Mark Leiter, R (9, 1) ERA: 4.54 1.0 4 0 0 0 2 0 0 0 0 0 0 10 14 0.00 0.000	PITCHER	IP WLS BF H R ER SO BB IBB HBP BLK WP HR S P ERA WHIP	IP WLS BF H R ER SO BB IBB HBP BLK WP HR S P ERA WHIP			

Seattle Mariners @ California Angels
 Anaheim Stadium, Anaheim, CA

Tue Jun 21 1994, 10:05 PM EDT
 Att. 20,662 - Unknown - 71 F

livebaseballscorecards.com

Batter	1	2	3	4	5	6	7	8	9	AB R H RBI BB SO LOB
Spike Owen, S OBP: 0.413, SLG: 0.442 (1, 5)										4 0 0 0 0 0 2
Harold Reynolds, S OBP: 0.322, SLG: 0.292 (1, 4)										4 1 1 0 0 1 0
Tim Salmon, R OBP: 0.372, SLG: 0.513 (1, 9)										3 2 1 1 1 1 1
Chili Davis, S OBP: 0.439, SLG: 0.553 (1, 10)										4 1 2 1 0 1 1
Jim Edmonds, L OBP: 0.417, SLG: 0.465 (1, 7)										4 2 3 1 0 0 1
Chad Curtis, R OBP: 0.294, SLG: 0.369 (1, 8)										3 0 0 0 1 1 4
J.T. Snow, L OBP: 0.236, SLG: 0.250 (1, 3)										4 1 1 2 0 1 3
Greg Myers, L OBP: 0.260, SLG: 0.255 (1, 2)										3 0 0 0 1 0 1
Gary Disarcina, R OBP: 0.320, SLG: 0.388 (1, 6)										4 0 1 2 0 0 1

Inning Stats	R: 0	H: 0	E: 0	K: 1	S: 15	R: 2	H: 2	E: 0	K: 0	S: 9	R: 0	H: 0	E: 0	K: 0	S: 6	R: 3	H: 4	E: 0	K: 1	S: 16	R: 0	H: 0	E: 1	K: 2	S: 12	R: 0	H: 0	E: 0	K: 0	S: 7	R: 2	H: 3	E: 0	K: 0	S: 11	R: 0	H: 0	E: 0	K: 1	S: 9	1B: 6	2B: 1	3B: 0	HR: 2	SF: 0	SAC: 0	DP: 0	HBP: 0	WP: 0	PB: 0	SB: 1	CS: 0	PA: 36
--------------	------	------	------	------	-------	------	------	------	------	------	------	------	------	------	------	------	------	------	------	-------	------	------	------	------	-------	------	------	------	------	------	------	------	------	------	-------	------	------	------	------	------	-------	-------	-------	-------	-------	--------	-------	--------	-------	-------	-------	-------	--------

PITCHER	IP	WLS	BF	H	R	ER	SO	BB	IBB	HBP	BLK	WP	HR	S	P	ERA	WHIP
Chris Bosio, R ERA: 4.21 (1, 1)	3.0	L	13	4	4	4	1	0	0	0	0	0	2	33	52	12.00	1.333
John Cummings, L ERA: 5.81 (4, 1)	2.2		13	2	1	1	3	2	0	0	0	0	0	30	51	3.38	1.500
Rich Gossage, R ERA: 4.25 (6, 1)	2.1		10	3	2	2	1	1	0	0	0	0	0	22	37	7.71	1.714

BOTTOM

Seattle Mariners @ California Angels
Anaheim Stadium, Anaheim, CA
Tue Jun 21 1994, 10:05 PM EDT
Att: 20,662 - Unknown - 71 F

livebaseballscorecards.com

AB	33
R	7
H	9
RBI	7
BB	3
SO	5
LOB	14



Seattle Mariners @ California Angels

Anaheim Stadium, Anaheim, CA

Wed Jun 22 1994, 10:05 PM EDT
Att. 22,305 - Unknown - 76 F

AB	42
R	12
H	16
RBI	11
BB	4
SO	2
LOB	15



WP:	0	PA:	46
PB:	0		
SB:	0		
CS:	0		

AB R H RBI BB SO LOB

5	0	0	0	1	0	3
5	1	2	0	0	0	0
5	1	2	3	0	0	2
4	1	0	0	1	0	3
4	3	4	0	1	0	0
4	2	2	4	1	1	2
5	2	2	0	0	1	3
5	2	3	2	0	0	0
5	0	1	2	0	0	2

Batter	1	2	3	4	5	6	7	8	9
Rich Amaral, R OBP: 0.328, SLG: 0.395 (1, 10) C B F X	1-2 F7			1-2 P4	0-0 F8	1-0 G6-3		4-2 G3-1 1B BB	1-0 G6-4-3
Felix Fermin, R OBP: 0.352, SLG: 0.406 (1, 6) B C B X	2-1 G5-3			1-1 2B		2-2 G5-3	1-2 G1-3	1-2 G3-1 1B	
Ken Griffey Jr., L OBP: 0.416, SLG: 0.749 (1, 8) F B X	1-1 P4			1-0 1B 2B 2-H		0-0 HR	0-1 G6-3	3-2 G3-1	
Jay Buhner, R OBP: 0.395, SLG: 0.555 (1, 9) S B T B B B B X		2-2 F8		0-0 F7		3-1 L5	4-2 1B HR BB	2-1 P3	
Edgar Martinez, R OBP: 0.413, SLG: 0.500 (1, 5) C B B B B B B X		4-2 G5-4-3 BB		2-0 BB 1B 2-3		1-0 1B 2B	0-1 1-3 HR 1B		2-0 1B 1B
Mike Blowers, R OBP: 0.330, SLG: 0.353 (1, 3) C B T B B X		2-2 SAFE G5-4-3 1-2f		4-0 1B BB 1-2		3-2 1B 2B 2-H	3-0 1B HR 1-H 3-H		1-3 K
Keith Mitchell, R OBP: 0.429, SLG: 0.533 (1, 7) C F B X			1-3 K	0-0 P2		2-0 2B 1B 1-2	1-1 G1-4-3		1-2 1B E 1B
Luis Sojo, R OBP: 0.301, SLG: 0.430 (1, 4) B F X	1-2 F7				0-1 P5	1-1 2B 2B 1-3 2-H		1-0 1B BB G3-1 1B	1-0 E 1B 1-2 2-H
Dan Wilson, R OBP: 0.257, SLG: 0.318 (1, 2) X			0-0 G6-3		3-2 F8	0-0 2B 2-H 3-H		2-0 P5	1-0 E6 G6-4-3 1-3 2-H

Inning Stats	R: 0	H: 0	E: 0	K: 0	S: 7	R: 0	H: 0	E: 0	K: 0	S: 12	R: 0	H: 0	E: 0	K: 1	S: 7	R: 1	H: 3	E: 0	K: 0	S: 9	R: 0	H: 0	E: 0	K: 0	S: 6	R: 5	H: 6	E: 0	K: 0	S: 15	R: 3	H: 2	E: 0	K: 0	S: 13	R: 1	H: 2	E: 0	K: 0	S: 16	R: 2	H: 3	E: 1	K: 1	S: 12	R: 2	H: 3	E: 1	K: 1	S: 19	1B: 9	2B: 5	3B: 0	HR: 2	SF: 0	SAC: 0	DP: 2	HBP: 0	WP: 0	PA: 46
--------------	------	------	------	------	------	------	------	------	------	-------	------	------	------	------	------	------	------	------	------	------	------	------	------	------	------	------	------	------	------	-------	------	------	------	------	-------	------	------	------	------	-------	------	------	------	------	-------	------	------	------	------	-------	-------	-------	-------	-------	-------	--------	-------	--------	-------	--------

PITCHER	IP	WLS	BF	H	R	ER	SO	BB	IBB	HBP	BLK	WP	HR	S	P	ERA	WHIP
Brian Anderson, L ERA: 5.09 (1, 1)	5.2	L	24	6	4	4	1	2	0	0	0	0	1	51	86	6.35	1.412
Mike Butcher, R ERA: 7.48 (6, 1)	0.0		3	3	2	2	0	0	0	0	0	0	0	4	7	∞	∞
John Dopson, R ERA: 6.14 (6, 1)	1.1		7	2	3	3	0	1	0	0	0	0	1	14	24	20.25	2.250
Craig Lefferts, L ERA: 3.77 (8, 1)	1.0		6	2	1	1	0	1	0	0	0	0	0	16	29	9.00	3.000
Joe Grahe, R ERA: 5.34 (9, 1)	1.0		6	3	2	1	1	0	0	0	0	0	0	12	19	9.00	3.000

PITCHER	IP	WLS	BF	H	R	ER	SO	BB	IBB	HBP	BLK	WP	HR	S	P	ERA	WHIP
---------	----	-----	----	---	---	----	----	----	-----	-----	-----	----	----	---	---	-----	------

BOTTOM

Seattle Mariners @ California Angels
Anaheim Stadium, Anaheim, CA

Wed Jun 22 1994, 10:05 PM EDT
Att: 22,305 - Unknown - 76 F

livebaseballscorecards.com

AB 30
R 3
H 7
RBI 3
BB 4
SO 7
LOB 11



WP: 0 PA: 35
PB: 0
SB: 0
CS: 0

AB R H RBI BB SO LOB

4 1 1 2 0 0 1

4 0 1 1 0 0 0

2 0 0 0 2 1 0

4 0 1 0 0 0 1

4 0 0 0 0 3 2

3 1 2 0 1 0 0

4 1 1 0 0 1 2

2 0 1 0 0 1 1

1 0 0 0 0 0 1

2 0 0 0 1 1 3

1B: 6 SF: 0
2B: 1 SAC: 1
3B: 0 DP: 2
HR: 0 HBP: 0

Batter	1	2	3	4	5	6	7	8	9
Spike Owen, S OBP: 0.408, SLG: 0.444 (1, 5)	2-1 F8	0-0 1B 2B			2-2 G6-3		0-1 G6-4-3		
Damion Easley, R OBP: 0.301, SLG: 0.335 (1, 4)	0-0 G6-3	0-1 1B			3-2 G1-3		2-2 G1-3		
Tim Salmon, R OBP: 0.374, SLG: 0.509 (1, 9)	4-1 1B BB				4-0 BB			2-3 K	
Chili Davis, S OBP: 0.436, SLG: 0.548 (1, 10)	3-1 1-3 1B				3-2 F8			2-1 F8	
Jim Edmonds, L OBP: 0.407, SLG: 0.453 (1, 7)	3-1 G4-3				1-2 K			2-3 K	
Chad Curtis, R OBP: 0.300, SLG: 0.372 (1, 8)		2-2 SH2-3 1B 2B 1B			2-2 P2			0-1 G6-4-3 1B	
J.T. Snow, L OBP: 0.237, SLG: 0.250 (1, 3)		0-1 SH2-3 2B 1B			1-0 P6			3-3 K	
Greg Myers, L OBP: 0.269, SLG: 0.265 (1, 2)		0-0 SH2-3			2-1 1-2 2-3 1B			1-1 G6-4-3	
Mark Dalesandro, R (9, 2)									
Gary Disarcina, R OBP: 0.320, SLG: 0.384 (1, 6)		3-3 K			0-0 L8			4-0 G6-4-3 BB	

Inning Stats	R: 0	H: 1	E: 0	K: 0	S: 8	R: 3	H: 4	E: 0	K: 1	S: 13	R: 0	H: 0	E: 0	K: 1	S: 8	R: 0	H: 1	E: 0	K: 0	S: 7	R: 0	H: 0	E: 0	K: 2	S: 10	R: 0	H: 0	E: 0	K: 0	S: 6	R: 0	H: 0	E: 0	K: 2	S: 9	R: 0	H: 1	E: 0	K: 1	S: 7	1B: 6	SF: 0	2B: 1	SAC: 1	3B: 0	DP: 2	HR: 0	HBP: 0	WP: 0	PA: 35
--------------	------	------	------	------	------	------	------	------	------	-------	------	------	------	------	------	------	------	------	------	------	------	------	------	------	-------	------	------	------	------	------	------	------	------	------	------	------	------	------	------	------	-------	-------	-------	--------	-------	-------	-------	--------	-------	--------

PITCHER	IP	WLS	BF	H	R	ER	SO	BB	IBB	HBP	BLK	WP	HR	S	P	ERA	WHIP
Dave Fleming, L ERA: 6.69 (1, 1)	6.0		26	6	3	3	4	3	0	0	0	0	0	55	100	4.50	1.500
Bill Risley, R ERA: 3.86 (7, 1)	2.0		6	0	0	0	2	1	0	0	0	0	0	15	27	0.00	0.500
Bobby Ayala, R ERA: 1.83 (9, 1)	1.0		3	1	0	0	1	0	0	0	0	0	0	7	11	0.00	1.000

Batter	1	2	3	4	5	6	7	8	9	AB R H RBI BB SO LOB	TOP											
Jeff Frye, R (1, 4) OBP: 0.449, SLG: 0.495	0-3 K		3-1 G4-3		1-1 1B			0-1 G6-3		4 0 1 1 0 1 1												
Ivan Rodriguez, R (1, 2) OBP: 0.389, SLG: 0.474	0-3 K			0-0 F9	0-2 F7			3-1 1B		4 0 1 0 0 1 1												
Jose Canseco, R (1, 10) OBP: 0.417, SLG: 0.591	2-3 K			1-1 G5-3		4-2 FC5-4 BB		3-2 F9	1-2	3 0 0 0 1 1 1												
Will Clark, L (1, 3) OBP: 0.449, SLG: 0.573		2-3 K		2-0 2B		1-3 K		0-1 F8		4 0 1 0 0 2 2												
Juan Gonzalez, R (1, 7) OBP: 0.318, SLG: 0.442		1-3 K		1-3 K		1-3 K		4-2 CS BB		3 0 0 0 1 3 2												
Dean Palmer, R (1, 5) OBP: 0.296, SLG: 0.441		1-0 G1-3		2-2 F9	2-0 FC5-4			1-1 G1-3	1-2	4 0 0 0 0 0 2												
Manuel Lee, S (1, 6) OBP: 0.324, SLG: 0.347			1-0 F9		2-1 29 1B G2-3 1B		4-2 29 CS BB	4-2 BB		2 1 1 0 0 0 0												
Esteban Beltre, R (6, 6) OBP: 0.373, SLG: 0.324										0 0 0 0 2 0 0												
29 Rusty Greer, L (1, 8) OBP: 0.383, SLG: 0.444			0-0 G3-1		2-1 G2-3 1B 1B		0-3 K	0-3 K2-3	1 SAFE 1 SAFE 1 SAFE 1 SAFE 1 SAFE	4 1 1 0 0 2 2												
Chris James, R (1, 9) OBP: 0.340, SLG: 0.420			3-2 2B		1-0 G2-3		0-0 L6			3 0 1 1 0 0 1												
Oddibe McDowell, L (9, 9) OBP: 0.410, SLG: 0.354					1-3 2-H					0 0 0 0 0 0 0												
Inning Stats	R: 0 E: 0 K: 3 S: 9	H: 0 LOB: 0 BB: 0 P: 11	R: 0 E: 0 K: 2 S: 7	H: 0 LOB: 0 BB: 0 P: 11	R: 0 E: 0 K: 0 S: 8	H: 1 LOB: 1 BB: 0 P: 15	R: 0 E: 0 K: 1 S: 7	H: 1 LOB: 1 BB: 0 P: 11	R: 2 E: 0 K: 0 S: 14	H: 3 LOB: 1 BB: 0 P: 21	R: 0 E: 0 K: 2 S: 11	H: 0 LOB: 1 BB: 1 P: 19	R: 0 E: 0 K: 1 S: 8	H: 0 LOB: 0 BB: 1 P: 12	R: 0 E: 0 K: 0 S: 10	H: 1 LOB: 1 BB: 0 P: 16	R: 0 E: 0 K: 1 S: 9	H: 0 LOB: 1 BB: 2 P: 18	1B: 4 2B: 2 3B: 0 HR: 0	SF: 0 SAC: 0 DP: 0 HBP: 0	WP: 0 PB: 0 SB: 1 CS: 2	PA: 35
PITCHER Chuck Finley, L (1, 1) ERA: 4.35	IP: 9.0 WLS: L BF: 35 H: 6 R: 2 ER: 2 SO: 10 BB: 4 IBB: 0 HBP: 0 BLK: 0 WP: 0 HR: 0 S: 83 P: 134 ERA: 2.00 WHIP: 1.111											PITCHER	IP: 9.0 WLS: L BF: 35 H: 6 R: 2 ER: 2 SO: 10 BB: 4 IBB: 0 HBP: 0 BLK: 0 WP: 0 HR: 0 S: 83 P: 134 ERA: 2.00 WHIP: 1.111									

Texas Rangers @ California Angels
Anaheim Stadium, Anaheim, CA

Fri Jun 24 1994, 10:05 PM EDT
Att: 35,479 - Unknown

livebaseballscorecards.com

AB 31
R 2
H 6
RBI 2
BB 4
SO 10
LOB 12



BOTTOM

Texas Rangers @ California Angels
Anaheim Stadium, Anaheim, CA

Fri Jun 24 1994, 10:05 PM EDT
Att. 35,479 - Unknown

livebaseballscorecards.com

AB	32
R	1
H	6
RBI	1
BB	2
SO	6
LOB	19



WP:	0	PA:	35
PB:	0	SB:	0
CS:	0		

AB R H RBI BB SO LOB

3	0	0	0	1	0	1
2	0	0	0	1	1	0
4	0	0	0	0	1	2
4	1	1	0	0	1	1
4	0	2	0	0	1	0
4	0	1	0	0	0	5
4	0	2	1	0	1	2
2	0	0	0	0	0	2
1	0	0	0	0	0	2
0	0	0	0	0	0	0
1	0	0	0	0	1	1
3	0	0	0	0	0	3

Batter	1	2	3	4	5	6	7	8	9
Spike Owen, S OBP: 0.404, SLG: 0.433 (1, 5)	1-2 F9		1-1 G5-3		3-2 G6-3			4-0 SH2-4 BB	
Damion Easley, R OBP: 0.301, SLG: 0.332 (1, 4)	2-2 G5-3		4-2 BB			0-3 K		2-0 SH2-4	
Tim Salmon, R OBP: 0.369, SLG: 0.502 (1, 9)	2-3 K		3-2 F9			0-1 G1-3		1-0 F8	
Chili Davis, S OBP: 0.434, SLG: 0.544 (1, 7)		2-2 1B 1B 1B		0-0 E6		3-1 F7		3-3 K	
Bo Jackson, R OBP: 0.361, SLG: 0.492 (1, 10)		1-1 G5-3 1B		1-2 G4-6-3 1B			0-0 E6 FC2-6		2-3 K
Chad Curtis, R OBP: 0.299, SLG: 0.374 (1, 8)		1-1 G5-3		2-2 G4-6-3			1-1 FC2-6 G3 1B		2-1 2B
J.T. Snow, L OBP: 0.250, SLG: 0.263 (1, 3)		2-1 G6-4-3 1B		2-1 F8			0-0 G3 1B		1-3 K
Chris Turner, R OBP: 0.182, SLG: 0.152 (1, 2)		2-1 G6-4-3			1-2 E6 G6-3 G6-3		1-1 G3		3-3 K
Rex Hudler, R OBP: 0.388, SLG: 0.667 (7, PH)							1-2 2-3		
Greg Myers, L OBP: 0.269, SLG: 0.265 (8, 2)									
Harold Reynolds, S OBP: 0.320, SLG: 0.291 (9, PH)									
Gary Disarcina, R OBP: 0.317, SLG: 0.380 (1, 6)			1-1 G4-3		0-1 G6-3		0-1 G6-3		

Inning Stats	R: 0	H: 0	E: 0	K: 1	S: 9	R: 1	H: 3	E: 0	K: 0	S: 12	R: 0	H: 0	E: 0	K: 0	S: 11	R: 0	H: 1	E: 1	K: 0	S: 9	R: 0	H: 0	E: 1	K: 0	S: 8	R: 0	H: 0	E: 0	K: 1	S: 7	R: 0	H: 1	E: 1	K: 0	S: 8	R: 0	H: 0	E: 0	K: 1	S: 6	R: 0	H: 1	E: 0	K: 3	S: 14	1B: 5	2B: 1	3B: 0	HR: 0	SF: 0	SAC: 1	DP: 2	HBP: 0	WP: 0	PA: 35
--------------	------	------	------	------	------	------	------	------	------	-------	------	------	------	------	-------	------	------	------	------	------	------	------	------	------	------	------	------	------	------	------	------	------	------	------	------	------	------	------	------	------	------	------	------	------	-------	-------	-------	-------	-------	-------	--------	-------	--------	-------	--------

PITCHER	IP	WLS	BF	H	R	ER	SO	BB	IBB	HBP	BLK	WP	HR	S	P	ERA	WHIP
Kenny Rogers, L ERA: 4.23 (1, 1)	9.0	W	35	6	1	1	6	2	0	0	0	0	0	84	138	1.00	0.889

Batter	1	2	3	4	5	6	7	8	9	AB	R	H	RBI	BB	SO	LOB	TOP								
Jeff Frye, R (1, 4) OBP: 0.439, SLG: 0.477 Billy Ripken, R (8, 4) OBP: 0.338, SLG: 0.378	3-2 	1-2 		4-1 		1-1 		1-2 		4	0	0	0	1	0	3									
Ivan Rodriguez, R (1, 2) OBP: 0.373, SLG: 0.477	1-0 	0-0 		0-2 		1-1 		1-2 		5	1	3	1	0	0	2									
Jose Canseco, R (1, 10) OBP: 0.414, SLG: 0.583	3-2 		0-0 		2-3 	2-1 		2-3 		5	1	1	0	0	2	3									
Will Clark, L (1, 3) OBP: 0.448, SLG: 0.580	1-1 		3-1 		2-1 		2-3 		1-2 		4	2	1	1	0	1	1								
Juan Gonzalez, R (1, 7) OBP: 0.313, SLG: 0.433	2-1 		0-0 		1-0 		2-1 		0-0 		5	0	0	0	0	4									
Dean Palmer, R (1, 5) OBP: 0.304, SLG: 0.461	4-1 			0-1 	1-1 		2-1 			3	2	2	2	1	0	0									
Chris James, R (1, 9) OBP: 0.346, SLG: 0.417	0-1 			2-0 		4-2 		1-2 		3	0	1	2	1	0	1									
29 Rusty Greer, L (1, 8) OBP: 0.389, SLG: 0.453 Oddibe McDowell, L (6, PR) OBP: 0.407, SLG: 0.351	3-1 			0-0 		2-1 		2-2 		2	0	1	1	0	0	2									
Esteban Beltre, R (1, 6) OBP: 0.360, SLG: 0.311		3-2 		2-3 		0-0 		1-1 		1	1	0	0	0	1	1									
Inning Stats	R: 3 E: 0 K: 0 S: 15	H: 3 LOB: 2 BB: 1 P: 32	R: 0 E: 0 K: 0 S: 10	H: 0 LOB: 0 BB: 0 P: 14	R: 0 E: 0 K: 0 S: 4	H: 0 LOB: 0 BB: 0 P: 7	R: 1 E: 0 K: 1 S: 11	H: 2 LOB: 2 BB: 1 P: 19	R: 1 E: 0 K: 1 S: 8	H: 1 LOB: 0 BB: 0 P: 14	R: 1 E: 0 K: 0 S: 10	H: 1 LOB: 2 BB: 1 P: 20	R: 1 E: 0 K: 1 S: 10	H: 1 LOB: 0 BB: 0 P: 17	R: 0 E: 0 K: 0 S: 8	H: 0 LOB: 0 BB: 0 P: 12	R: 0 E: 0 K: 1 S: 12	H: 1 LOB: 1 BB: 0 P: 16	1B: 6 2B: 1 3B: 0 HR: 2	SF: 0 SAC: 1 DP: 0 HBP: 2	WP: 0 PB: 0 SB: 0 CS: 0	PA: 41			
PITCHER	IP	WLS	BF	H	R	ER	SO	BB	IBB	HBP	BLK	WP	HR	S	P	ERA	WHIP								
Joe Magrane, L (1, 1) ERA: 6.29	5.0		24	6	5	5	2	2	0	1	0	0	1	48	86	9.00	1.600								
Mike Butcher, R (6, 1) ERA: 7.77	0.1		3	0	1	1	0	1	0	1	0	0	0	4	10	27.00	3.000								
Mark Leiter, R (6, 1) ERA: 4.56	1.2		7	2	1	1	1	0	0	0	0	0	1	16	27	5.40	1.200								
Russ Springer, R (8, 1) ERA: 6.38	2.0	W	7	1	0	0	1	0	0	0	0	0	0	20	28	0.00	0.500								

Texas Rangers @ California Angels
 Anaheim Stadium, Anaheim, CA

Sat Jun 25 1994, 10:05 PM EDT
 Att. 37,835 - Unknown - 81 F

livebaseballscorecards.com

AB	35
R	7
H	9
RBI	7
BB	3
SO	4
LOB	17



Batter	1	2	3	4	5	6	7	8	9	AB	R	H	RBI	BB	SO	LOB
Spike Owen, S OBP: 0.404, SLG: 0.439 (1, 5)	0-2 FC6-4 1B		0-0 G1-3	1-1 F8		1-2 1B 2B		3-2 SAFE P5		5	0	2	0	0	0	3
Harold Reynolds, S OBP: 0.324, SLG: 0.297 (1, 4)	2-1 FC6-4 G4-3 1-2f		0-0 1B 2B	1-0 L9		4-2 1B BB		1-2 1B 2B		3	1	1	1	1	0	1
Bo Jackson, R OBP: 0.365, SLG: 0.504 (8, PH)										1	0	1	1	0	0	0
Damion Easley, R OBP: 0.301, SLG: 0.332 (8, PR)										0	1	0	0	0	0	0
Tim Salmon, R OBP: 0.376, SLG: 0.504 (1, 9)	4-2 G4-3 1-2 BB		2-1 G1-3 2-H 2B 1B		0-0 E4 BB	1-0 1B		4-0 1B 1B IBB		3	2	2	1	2	0	0
Chili Davis, S OBP: 0.430, SLG: 0.537 (1, 10)	1-1 G4-3 1-2 2-3		0-2 G1-3		1 SAFE L7		3-1 L9	0-0 1B HR 1B		5	1	1	2	0	0	4
Jim Edmonds, L OBP: 0.407, SLG: 0.458 (1, 8)	2-0 G6-3		3-2 HR 2B		1-0 F7		0-0 1B	0-3 K		5	1	2	1	0	1	6
Rex Hudler, R OBP: 0.400, SLG: 0.696 (1, 7)		0-1 G1-3	1-0 HR		4-2 BB		3-3 K	2-0 E6 HR 1B		4	2	2	3	1	1	1
Chad Curtis, R OBP: 0.299, SLG: 0.374 (9, 8)			2-H		1-2		1-2	1-3 HR 1B		0	0	0	0	0	0	0
J.T. Snow, L OBP: 0.259, SLG: 0.309 (1, 3)		2-3 K	0-1 1B		1-1 F7		1-3 K	0-2 HR		5	1	2	3	0	2	3
Greg Myers, L OBP: 0.281, SLG: 0.296 (1, 2)		0-0 G6-3	3-1 G4-3			2-2 G5-3		2-2 1B 2B		5	1	2	0	0	0	1
Gary Disarcina, R OBP: 0.318, SLG: 0.378 (1, 6)			4-1 G1-3 2B BB		1-0 G6-3		2-0 G6-3	1-2 1B 1B	1-1 P4	4	2	1	0	1	0	2

Inning Stats	R: 0	H: 1	E: 0	K: 0	S: 12	LOB: 2	BB: 1	P: 21	R: 0	H: 0	E: 0	K: 1	S: 6	LOB: 0	BB: 0	P: 8	R: 5	H: 5	E: 0	K: 0	S: 16	LOB: 1	BB: 1	P: 29	R: 0	H: 0	E: 0	K: 0	S: 4	LOB: 0	BB: 0	P: 7	R: 0	H: 0	E: 1	K: 0	S: 10	LOB: 2	BB: 1	P: 18	R: 0	H: 2	E: 0	K: 0	S: 10	LOB: 2	BB: 1	P: 20	R: 0	H: 1	E: 0	K: 2	S: 10	LOB: 1	BB: 0	P: 17	R: 7	H: 7	E: 1	K: 1	S: 27	LOB: 2	BB: 1	P: 43
--------------	------	------	------	------	-------	--------	-------	-------	------	------	------	------	------	--------	-------	------	------	------	------	------	-------	--------	-------	-------	------	------	------	------	------	--------	-------	------	------	------	------	------	-------	--------	-------	-------	------	------	------	------	-------	--------	-------	-------	------	------	------	------	-------	--------	-------	-------	------	------	------	------	-------	--------	-------	-------

PITCHER																	IP	WLS	BF	H	R	ER	SO	BB	IBB	HBP	BLK	WP	HR	S	P	ERA	WHIP	
Kevin Brown, R ERA: 5.43 (1, 1)																		6.0		30	8	5	5	1	4	0	0	0	0	1	103	7.50	2.000	
Dan Smith, L ERA: 3.12 (7, 1)																		0.1		2	1	0	0	0	0	0	0	0	0	0	3	6	0.00	3.000
Matt Whiteside, R ERA: 5.06 (7, 1)																		0.2		4	2	2	2	0	0	0	0	0	0	0	13	20	27.00	3.000
Darren Oliver, L ERA: 4.45 (8, 1)																		0.1		1	0	0	0	0	0	0	0	0	0	0	3	6	0.00	0.000
Cris Carpenter, R ERA: 5.35 (8, 1)																		0.2	L	8	5	5	5	1	0	1	0	0	0	1	18	28	67.50	7.500

BOTTOM

Texas Rangers @ California Angels
Anaheim Stadium, Anaheim, CA

Sat Jun 25 1994, 10:05 PM EDT
 Att: 37,835 - Unknown - 81 F

AB 40
 R 12
 H 16
 RBI 12
 BB 5
 SO 4
 LOB 21



WP: 0 PA: 45
 PB: 0
 SB: 2
 CS: 0

1B: 9 SF: 0
 2B: 5 SAC: 0
 3B: 0 DP: 0
 HR: 2 HBP: 0

PITCHER																	IP	WLS	BF	H	R	ER	SO	BB	IBB	HBP	BLK	WP	HR	S	P	ERA	WHIP
---------	--	--	--	--	--	--	--	--	--	--	--	--	--	--	--	--	----	-----	----	---	---	----	----	----	-----	-----	-----	----	----	---	---	-----	------

Texas Rangers @ California Angels
 Anaheim Stadium, Anaheim, CA

Sun Jun 26 1994, 6:33 AM EDT
 Att. 20,992 - Sunny - 93 F

livebaseballscorecards.com

AB	35
R	3
H	8
RBI	3
BB	3
SO	12
LOB	12



WP:	1	PA:	38
PB:	0		
SB:	0		
CS:	1		

AB	R	H	RBI	BB	SO	LOB
5	1	2	0	0	1	0
1	0	0	0	0	0	0
4	1	2	1	0	1	1
2	0	0	0	2	0	2
4	0	0	0	0	1	5
4	0	1	1	0	1	0
3	1	1	1	1	2	2
3	0	1	0	0	2	0
1	0	0	0	0	0	0
3	0	1	0	0	1	1
1	0	0	0	0	0	0
3	0	0	0	0	3	1
1	0	0	0	0	0	0

Batter	1	2	3	4	5	6	7	8	9
Jeff Frye, R (1, 4) OBP: 0.438, SLG: 0.483	3-3 		0-2 		1-1 G4-3 		0-2 L3 		3-1
Ivan Rodriguez, R (1, 2) OBP: 0.372, SLG: 0.475 Junior Ortiz, R (2, 2) OBP: 0.310, SLG: 0.309	0-2 G5-3 		0-0 FC4-6 		2-1 		0-1 L1 		2-3
Jose Canseco, R (1, 10) OBP: 0.415, SLG: 0.579	4-2 		2-2 E6 		3-2 F8 		4-1 		
Will Clark, L (1, 3) OBP: 0.442, SLG: 0.571	0-0 G1-3 		1-1 FC4-6 		2-3 K 		0-2 G4-3 		
Juan Gonzalez, R (1, 7) OBP: 0.312, SLG: 0.431		0-0 F7 	0-1 		0-1 F8 			3-3 K 	
Dean Palmer, R (1, 5) OBP: 0.308, SLG: 0.474		4-2 	1-3 		3-1 			1-3 K 	
Chris James, R (1, 9) OBP: 0.346, SLG: 0.414 29 Rusty Greer, L (8, PH) OBP: 0.386, SLG: 0.449		1-2 		2-3 K 		3-3 		1-2 F7 	
Esteban Beltre, R (1, 6) OBP: 0.360, SLG: 0.312 Oddibe McDowell, L (9, PH) OBP: 0.404, SLG: 0.348		1-3 		0-1 P4 		0-1 		2-2 F7 	
David Hulse, L (1, 8) OBP: 0.320, SLG: 0.341 Doug Strange, S (9, PH) OBP: 0.272, SLG: 0.338			0-3 	1-3 		0-3 		1-2 P5 	

Inning Stats	R: 0	H: 0	E: 0	K: 1	S: 9	R: 0	H: 1	E: 0	K: 1	S: 9	R: 2	H: 3	E: 1	K: 2	S: 17	R: 0	H: 0	E: 0	K: 2	S: 8	R: 0	H: 1	E: 0	K: 1	S: 11	R: 1	H: 2	E: 0	K: 2	S: 13	R: 0	H: 0	E: 0	K: 0	S: 9	R: 0	H: 0	E: 0	K: 2	S: 10	R: 0	H: 1	E: 0	K: 1	S: 13	R: 0	H: 1	E: 0	K: 1	S: 13
	LOB: 1	BB: 1	P: 16	LOB: 1	BB: 1	P: 15	LOB: 2	BB: 0	P: 22	LOB: 0	BB: 0	P: 11	LOB: 1	BB: 0	P: 19	LOB: 1	BB: 1	P: 13	LOB: 0	BB: 1	P: 15	LOB: 0	BB: 0	P: 21	LOB: 0	BB: 0	P: 19	LOB: 1	BB: 0	P: 13	LOB: 0	BB: 0	P: 15	LOB: 0	BB: 0	P: 15	LOB: 1	BB: 0	P: 21	LOB: 0	BB: 0	P: 21								

PITCHER	IP	WLS	BF	H	R	ER	SO	BB	IBB	HBP	BLK	WP	HR	S	P	ERA	WHIP
Mark Langston, L (1, 1) ERA: 5.28	7.0		31	7	3	2	9	3	0	0	0	0	1	76	115	2.57	1.429
Mark Leiter, R (8, 1) ERA: 4.5	1.0	W	3	0	0	0	2	0	0	0	0	0	0	10	15	0.00	0.000
Joe Grahe, R (9, 1) ERA: 5.18	1.0	S	4	1	0	0	1	0	0	0	0	1	0	13	21	0.00	1.000

Batter	1	2	3	4	5	6	7	8	9
Spike Owen, S OBP: 0.406, SLG: 0.437 (1, 5)	2-3 K		3-2 G6-3		2-2 CS 1B		4-1 BB		
Damion Easley, R OBP: 0.297, SLG: 0.327 Harold Reynolds, S OBP: 0.322, SLG: 0.295 (7, PH) (8, 4)	3-2 L7			2-2 G4-3	1-2 SAFE L8		1-1 L8		
Tim Salmon, R OBP: 0.377, SLG: 0.512 (1, 9)	0-3 K			1-0 BB 1B HBP	0-0 P3		1-2 HR		
Chili Davis, S OBP: 0.434, SLG: 0.537 (1, 10)		0-0 1B		4-0 SAFE 1B 1-2 BB	0-1 G5-3		4-0 FC5-6 BB		
Jim Edmonds, L OBP: 0.403, SLG: 0.452 (1, 7)		1-0 F8		1-0 1B 1-2 2-H 1B	0-0 G4-3		0-1 FC5-6 BB 1-2f		
Chad Curtis, R OBP: 0.302, SLG: 0.373 (1, 8)		1-2 F7		1-2 1B 1-2 2-H 1B	2-1 P5		4-2 SAFE 1-2 BB		
J.T. Snow, L OBP: 0.258, SLG: 0.306 (1, 3)		1-2 G4-3		1-1 L9	1-1 SH2-3 1B		1-3 K		
Greg Myers, L OBP: 0.288, SLG: 0.304 Bo Jackson, R OBP: 0.362, SLG: 0.500 Chris Turner, R OBP: 0.182, SLG: 0.152 (8, PH) (9, 2)			1-3 K	2-1 1-3 2-H 1B	0-0 SH2-3 1B		2-2 G6-3		
Gary Disarcina, R OBP: 0.315, SLG: 0.373 (1, 6)			0-1 P3	2-2 P3	1-0 F7				

AB	R	H	RBI	BB	SO	LOB
3	0	1	0	1	1	0
3	0	0	0	0	0	1
1	0	0	0	0	0	2
3	2	1	1	0	1	0
2	1	1	0	2	0	0
4	1	1	1	0	0	2
3	0	1	1	1	0	1
4	0	1	0	0	1	5
2	0	1	1	0	1	0
1	0	0	0	0	0	2
0	0	0	0	0	0	0
3	0	0	0	0	0	3

TEXAS RANGERS @ CALIFORNIA ANGELS
Anaheim Stadium, Anaheim, CA
 Sun Jun 26 1994, 6:33 AM EDT
 Att. 20,992 - Sunny - 93 F


AB	29
R	4
H	7
RBI	4
BB	4
SO	4
LOB	16



Inning Stats		R: 0	H: 0	R: 0	H: 1	R: 0	H: 0	R: 3	H: 3	R: 0	H: 1	R: 0	H: 0	R: 0	H: 1	R: 1	H: 1
		E: 0	LOB: 0	E: 0	LOB: 1	E: 0	LOB: 0	E: 0	LOB: 2	E: 0	LOB: 0	E: 0	LOB: 0	E: 0	LOB: 2	E: 0	LOB: 2
		K: 2	BB: 0	K: 0	BB: 0	K: 1	BB: 0	K: 0	BB: 1	K: 0	BB: 0	K: 0	BB: 0	K: 0	BB: 1	K: 1	BB: 2
		S: 10	P: 15	S: 8	P: 11	S: 8	P: 12	S: 14	P: 28	S: 7	P: 10	S: 5	P: 7	S: 7	P: 14	S: 17	P: 29

PITCHER		IP	WLS	BF	H	R	ER	SO	BB	IBB	HBP	BLK	WP	HR	S	P	ERA	WHIP
John Dettmer, R ERA: 4.35	(1, 1)	7.0	L	31	7	4	4	3	3	0	1	0	0	1	62	105	5.14	1.429
Darren Oliver, L ERA: 4.34	(8, 1)	0.2		3	0	0	0	1	1	0	0	0	0	0	9	14	0.00	1.500
Tom Henke, R ERA: 4.91	(8, 1)	0.1		1	0	0	0	0	0	0	0	0	0	0	5	7	0.00	0.000


WP	PA	ERA	WHIP
0	35		
0			
0			
1			

Batter	1	2	3	4	5	6	7	8	9	AB R H RBI BB SO LOB	TOP											
Spike Owen, S (1, 5) OBP: 0.409, SLG: 0.439 Rex Hudler, R (7, 5) OBP: 0.400, SLG: 0.696	0-1 1B		3-2 P1-3		2-1 2B 1B		2-1 G5-3			4 1 2 0 0 0 0 0 0 0 0 0 0 0												
Damion Easley, R (1, 4) OBP: 0.305, SLG: 0.345	0-2 1B		1-1 2B		1-0 1B 2B		3-2 F8			4 0 3 2 0 0 0												
Tim Salmon, R (1, 9) OBP: 0.379, SLG: 0.510	0-1 F7		4-2 BB		0-0 1B		1-2 G4-3			3 0 1 0 1 0 2												
Bo Jackson, R (1, 10) OBP: 0.353, SLG: 0.485	1-3 K		2-3 K		1-3 K		0-0 G6-3			4 0 0 0 0 3 6												
Jim Edmonds, L (1, 7) OBP: 0.394, SLG: 0.441	1-1 F7			1-1 G6-3	3-3 K		2-0 F8			4 0 0 0 0 1 4												
Chad Curtis, R (1, 8) OBP: 0.298, SLG: 0.368		2-2 G5-3		0-2 G6-3		3-1 L7		1-2 G4-3		4 0 0 0 0 0 0												
J.T. Snow, L (1, 3) OBP: 0.258, SLG: 0.295			4-1 CS BB		0-0 G6-3		3-2 G4-3			3 0 0 0 1 0 0												
Chris Turner, R (1, 2) OBP: 0.196, SLG: 0.160 Mark Dalesandro, R (8, 2)		2-2 SAFE P2			4-0 1B 2B BB		1-2 FC6-4 1B			2 1 1 0 1 0 1 1 0 0 0 0 0 0	AB 33 R 2 H 7 RBI 2 BB 3 SO 5 LOB 15											
Gary Disarcina, R (1, 6) OBP: 0.310, SLG: 0.367			2-1 G4-3		0-1 F9		0-0 FC6-4			4 0 0 0 0 1 2												
Inning Stats	R: 0 E: 0 K: 1 S: 13	H: 2 LOB: 2 BB: 0 P: 15	R: 0 E: 0 K: 0 S: 7	H: 0 LOB: 0 BB: 1 P: 15	R: 0 E: 0 K: 1 S: 13	H: 1 LOB: 2 BB: 1 P: 25	R: 0 E: 0 K: 0 S: 6	H: 0 LOB: 0 BB: 0 P: 7	R: 2 E: 0 K: 2 S: 13	H: 3 LOB: 2 BB: 1 P: 24	R: 0 E: 0 K: 0 S: 11	H: 1 LOB: 1 BB: 0 P: 18	R: 0 E: 0 K: 0 S: 8	H: 0 LOB: 0 BB: 0 P: 14	R: 0 E: 0 K: 0 S: 5	H: 0 LOB: 0 BB: 0 P: 8	R: 0 E: 0 K: 1 S: 9	H: 0 LOB: 0 BB: 0 P: 14	1B: 5 2B: 2 3B: 0 HR: 0	SF: 0 SAC: 0 DP: 0 HBP: 0	WP: 0 PB: 0 SB: 0 CS: 1	PA: 36
PITCHER	IP WLS BF H R ER SO BB IBB HBP BLK WP HR S P ERA WHIP																					
Todd Van Poppel, R (1, 1) ERA: 6.28	7.0 W 30 7 2 2 4 3 0 0 0 0 0 0 71 118 2.57 1.429																					
Mark Acre, R (8, 1) ERA: 3.18	1.0 3 0 0 0 0 0 0 0 0 0 0 0 5 8 0.00 0.000																					
Vince Horsman, L (9, 1) ERA: 3.06	1.0 3 0 0 0 0 1 0 0 0 0 0 0 9 14 0.00 0.000																					

California Angels @ Oakland Athletics
Oakland-Alameda County Coliseum, Oakland, CA

Mon Jun 27 1994, 7:05 PM PDT
Att. 15,141 - Unknown - 64 F

livebaseballscorecards.com

Batter	1	2	3	4	5	6	7	8	9	AB R H RBI BB SO LOB	TOP												
Spike Owen, S (1, 5) OBP: 0.399, SLG: 0.427	1-1 F8		1-1 G4-3			1-3 K2-3			1-1 G3	4 0 0 0 0 1 0	California Angels @ Oakland Athletics Oakland-Alameda County Coliseum, Oakland, CA Tue Jun 28 1994, 7:05 PM PDT Att. 14,525 - Unknown - 61 F livebaseballscorecards.com AB 27 R 0 H 2 RBI 0 BB 2 SO 5 LOB 6 												
Damion Easley, R (1, 4) OBP: 0.300, SLG: 0.338	1-1 F7		1-2 F8			2-1 F8			0-1 G6-3	4 0 0 0 0 0 0													
Jim Edmonds, L (1, 7) OBP: 0.386, SLG: 0.430	0-3 K		0-1 F8			1-2 G4-3			3-2 G4-3	4 0 0 0 0 1 0													
Tim Salmon, R (1, 9) OBP: 0.381, SLG: 0.512		2-0 SH5-3 BB 1B		1-0 G6-3		2-1 G4-3 1B				3 0 2 0 0 0 0													
Chad Curtis, R (1, 8) OBP: 0.298, SLG: 0.366		4-1 SH5-3 BB 1-2		3-2 F7		1-2 G4-3 1-2f				2 0 0 0 1 0 1													
Rex Hudler, R (1, 10) OBP: 0.391, SLG: 0.679		0-0 SH5-3 1-2 2-3		1-2 F8		1-2 P3				2 0 0 0 0 0 0													
J.T. Snow, L (1, 3) OBP: 0.250, SLG: 0.286		1-3 K			3-3 K			0-1 F7		3 0 0 0 0 2 2													
Greg Myers, L (1, 2) OBP: 0.290, SLG: 0.293		4-0 IBB			1-3 K			0-0 F7		2 0 0 0 1 1 0													
Gary Disarcina, R (1, 6) OBP: 0.307, SLG: 0.363		1-0 G4-3			0-0 G5-3			2-1 F8		3 0 0 0 0 0 3													
Inning Stats	R: 0 E: 0 K: 1 S: 7	H: 0 LOB: 0 BB: 0 P: 9	R: 0 E: 0 K: 1 S: 8	H: 1 LOB: 3 BB: 2 P: 19	R: 0 E: 0 K: 0 S: 7	H: 0 LOB: 0 BB: 0 P: 9	R: 0 E: 0 K: 0 S: 8	H: 0 LOB: 0 BB: 0 P: 13	R: 0 E: 0 K: 2 S: 7	H: 0 LOB: 0 BB: 0 P: 11	R: 0 E: 0 K: 1 S: 8	H: 0 LOB: 0 BB: 0 P: 12	R: 0 E: 0 K: 0 S: 9	H: 1 LOB: 0 BB: 0 P: 13	R: 0 E: 0 K: 0 S: 5	H: 0 LOB: 0 BB: 0 P: 7	R: 0 E: 0 K: 0 S: 7	H: 0 LOB: 0 BB: 0 P: 11	1B: 2 2B: 0 3B: 0 HR: 0	SF: 0 SAC: 1 DP: 1 HBP: 0	WP: 0 PB: 0 SB: 0 CS: 0	PA: 30	
PITCHER Bobby Witt, R (1, 1) ERA: 5.09	IP 9.0	WLS W	BF 30	H 2	R 0	ER 0	SO 5	BB 1	IBB 1	HBP 0	BLK 0	WP 0	HR 0	S 66	P 104	ERA 0.00	WHIP 0.333						PITCHER IP WLS BF H R ER SO BB IBB HBP BLK WP HR S P ERA WHIP

Batter	1	2	3	4	5	6	7	8	9	AB R H RBI BB SO LOB	TOP																
Spike Owen, S (1, 5) OBP: 0.395, SLG: 0.422	1-2 E6		3-3 K			2-2 1B			0-1 L7	4 0 1 0 0 1 0	California Angels @ Oakland Athletics Oakland-Alameda County Coliseum, Oakland, CA Wed Jun 29 1994, 3:33 AM PDT Att. 24,010 - Sunny - 66 F livebaseballscorecards.com																
Damion Easley, R (1, 4) OBP: 0.295, SLG: 0.332	0-3 K			0-2 G5-3		1-1 F8		2-2 G5-3	4 0 0 0 0 1 2																		
Tim Salmon, R (1, 9) OBP: 0.380, SLG: 0.507	4-2 G6-4-3 BB			2-2 G4-3		2-3 K		2-3 K	3 0 0 0 1 2 1																		
Bo Jackson, R (1, 10) OBP: 0.353, SLG: 0.482	2-2 G6-4-3 1-2f			1-2 1B		2-2 G5-3		2-2 G5-3	3 0 1 0 0 0 2																		
Jim Edmonds, L (1, 7) OBP: 0.380, SLG: 0.423		1-1 G3-1		0-0 F7		0-0 L7		0-0 L7	3 0 0 0 0 0 1																		
Chad Curtis, R (1, 8) OBP: 0.296, SLG: 0.362		3-1 L9		0-0 F7		2-2 G4-3		2-2 G4-3	3 0 0 0 0 0 0																		
J.T. Snow, L (1, 3) OBP: 0.242, SLG: 0.277		1-3 K		1-2 F9		1-2 F9		2-1 F9	3 0 0 0 0 1 0																		
Greg Myers, L (1, 2) OBP: 0.292, SLG: 0.283			1-3 K		0-0 G4-3			4-2 CS BB	2 0 0 0 1 1 0																		
Gary Disarcina, R (1, 6) OBP: 0.303, SLG: 0.359			0-1 G4-3			3-1 F8		1 SAFE 2-3 K 1-2	3 0 0 0 0 1 1																		
Inning Stats	R: 0 E: 1 K: 1 S: 13	H: 0 LOB: 1 BB: 1 P: 20	R: 0 E: 0 K: 1 S: 7	H: 0 LOB: 0 BB: 0 P: 12	R: 0 E: 0 K: 2 S: 8	H: 0 LOB: 0 BB: 0 P: 12	R: 0 E: 0 K: 0 S: 10	H: 1 LOB: 1 BB: 0 P: 13	R: 0 E: 0 K: 0 S: 5	H: 0 LOB: 0 BB: 0 P: 6	R: 0 E: 0 K: 1 S: 10	H: 1 LOB: 1 BB: 0 P: 18	R: 0 E: 0 K: 0 S: 7	H: 0 LOB: 0 BB: 0 P: 11	R: 0 E: 0 K: 1 S: 7	H: 0 LOB: 0 BB: 1 P: 15	R: 0 E: 0 K: 1 S: 8	H: 0 LOB: 0 BB: 0 P: 12	1B: 2 2B: 0 3B: 0 HR: 0	SF: 0 SAC: 0 DP: 1 HBP: 0	WP: 0 PB: 0 SB: 0 CS: 1	PA: 30					
PITCHER	IP WLS BF H R ER SO BB IBB HBP BLK WP HR S P ERA WHIP												PITCHER	IP WLS BF H R ER SO BB IBB HBP BLK WP HR S P ERA WHIP													
Carlos Reyes, R (1, 1) ERA: 3.86	8.0	27	2	0	0	6	2	0	0	0	0	0	67	107	0.00	0.500											
Dennis Eckersley, R (9, 1) ERA: 4.97	1.0	W	3	0	0	0	1	0	0	0	0	0	8	12	0.00	0.000											

California Angels @ Oakland Athletics
Oakland-Alameda County Coliseum, Oakland, CA
Wed Jun 29 1994, 3:33 AM PDT
Att. 24,010 - Sunny - 66 F

AB 28
R 0
H 2
RBI 0
BB 2
SO 7
LOB 7



Batter	1	2	3	4	5	6	7	8	9	AB	R	H	RBI	BB	SO	LOB
Rickey Henderson, R OBP: 0.410, SLG: 0.384 (1, 10) C B X	1-1 G3 ①		2-2 G6-3 ③			1-3 K ③				3	0	0	0	0	1	0
Stan Javier, S OBP: 0.368, SLG: 0.446 (1, 8) (8, 7) B X	1-0 1B ②			4-1 G6-4-3 BB			1-0 L8 ①			2	0	1	0	1	0	0
Geronimo Berroa, R OBP: 0.395, SLG: 0.492 (1, 7) Eric Fox, S OBP: 0.238, SLG: 0.325 (7, PR) (8, 8) S B X	1-1 1B ①		1-1 G6-4-3 ① ② 1-2f	1-1 SAFE BB F X			4-2 G6-4-3 BB			2	0	1	0	1	0	1
Ruben Sierra, S OBP: 0.288, SLG: 0.480 (1, 9) C B C S	1-3 K ③			1-3 K ③			1-2 G6-4-3 ② ③ 1-2f			3	0	0	0	0	2	2
Terry Steinbach, R OBP: 0.330, SLG: 0.453 (1, 2) X		0-0 G3-6-3 1B			0-3 K2-3 ①		1-0 G4-3 ①			3	0	1	0	0	1	0
Mark McGwire, R OBP: 0.462, SLG: 0.506 (1, 3) Scott Hemond, R OBP: 0.242, SLG: 0.303 (8, PR) (9, 3) X		0-0 F8 ①			0-2 L8 ②		4-1 G4-6-3 BB			2	0	0	0	1	0	1
Brent Gates, S OBP: 0.365, SLG: 0.396 (1, 4) C B X		1-1 G3-6-3 ② ③ 1-2f			3-2 G6-3 ③		1-2 G4-6-3 ② ③ 1-2f			3	0	0	0	0	0	2
Mike Bordick, R OBP: 0.340, SLG: 0.357 (1, 6) B B F T C S X			3-2 P3 ①			1-1 G4-3 ①			2-2 G6-3 ①	3	0	0	0	0	0	0
Scott Brosius, R OBP: 0.290, SLG: 0.381 (1, 5) S B F X			0-3 K ②			0-0 B5-3 ②			1-2 HR	3	1	1	1	0	1	0

Inning Stats	R: 0	H: 2	E: 0	K: 1	S: 8	LOB: 1	BB: 0	P: 12	R: 0	H: 1	E: 0	K: 0	S: 4	LOB: 0	BB: 0	P: 5	R: 0	H: 0	E: 0	K: 1	S: 10	LOB: 0	BB: 0	P: 15	R: 0	H: 0	E: 0	K: 1	S: 9	LOB: 0	BB: 0	P: 12	R: 0	H: 0	E: 0	K: 1	S: 6	LOB: 0	BB: 0	P: 8	R: 0	H: 0	E: 0	K: 0	S: 5	LOB: 1	BB: 1	P: 15	R: 0	H: 0	E: 0	K: 0	S: 7	LOB: 0	BB: 0	P: 10	1B: 3	2B: 0	3B: 0	HR: 1	SF: 0	SAC: 0	DP: 4	HBP: 0	WP: 0	PB: 0	SB: 0	CS: 0	PA: 27
PITCHER Chuck Finley, L ERA: 4.13 (1, 1)	IP	WLS	BF	H	R	ER	SO	BB	IBB	HBP	BLK	WP	HR	S	P	ERA	WHIP	IP	WLS	BF	H	R	ER	SO	BB	IBB	HBP	BLK	WP	HR	S	P	ERA	WHIP																																			

BOTTOM

California Angels @ Oakland Athletics
Oakland-Alameda County Coliseum, Oakland, CA

Wed Jun 29 1994, 3:33 AM PDT
Att. 24,010 - Sunny - 66 F

AB	24
R	1
H	4
RBI	1
BB	3
SO	5
LOB	6



WP: 0	PA: 27
PB: 0	
SB: 0	
CS: 0	

Batter	1	2	3	4	5	6	7	8	9	AB R H RBI BB SO LOB	TOP											
Spike Owen, S (1, 5) OBP: 0.386, SLG: 0.411 Rex Hudler, R (9, PH) OBP: 0.386, SLG: 0.671	0-0 G4-3		0-0 FC4-6 1B		0-0 F7	0-0 G1-3			0-0 G6-4-3	4 0 0 0 0 0 1 1 0 0 0 0 0 1												
Harold Reynolds, S (1, 4) OBP: 0.325, SLG: 0.299 Damon Easley, R (9, PH) OBP: 0.294, SLG: 0.330	0-0 G5-3		0-0 G6-4-3 1B		0-0 HR 1B			0-0 G4-3	0-0 G6-3	4 1 2 0 0 0 0 1 0 0 0 0 0 0												
Tim Salmon, R (1, 9) OBP: 0.381, SLG: 0.527	0-0 HR		0-0 G6-4-3		0-0 HR		0-3 K			4 2 2 3 0 1 2												
Chili Davis, S (1, 10) OBP: 0.432, SLG: 0.544	0-0 G3			0-0 HR	0-3 K		0-0 F9			4 1 1 1 0 1 0												
Jim Edmonds, L (1, 7) OBP: 0.382, SLG: 0.442		0-0 G4-3		0-0 1B SF7 1B	0-0 HR			0-0 F8		4 2 2 1 0 0 0												
Chad Curtis, R (1, 8) OBP: 0.301, SLG: 0.377		0-0 HR		0-0 BB 1B	0-0 E9			0-0 1B		4 1 3 1 0 0 0												
J.T. Snow, L (1, 3) OBP: 0.243, SLG: 0.268		0-0 L9		4-0 BB 1B	0-0 F8			0-0 F7		3 0 0 0 1 0 2												
Greg Myers, L (1, 2) OBP: 0.275, SLG: 0.270		0-0 F8		0-0 SF7		0-0 G4-3		0-0 G3-1		3 0 0 1 0 0 1												
Gary Disarcina, R (1, 6) OBP: 0.306, SLG: 0.361			0-0 FC4-6 1B	0-0 G1-6-3		0-0 G4-3			0-0 G6-4-3 1B	4 0 2 0 0 0 2												
Inning Stats	R: 1 E: 0 K: 0 S: 4	H: 1 LOB: 0 BB: 0 P: 4	R: 1 E: 0 K: 0 S: 4	H: 1 LOB: 0 BB: 0 P: 4	R: 0 E: 0 K: 0 S: 4	H: 2 LOB: 1 BB: 0 P: 4	R: 2 E: 0 K: 0 S: 5	H: 3 LOB: 1 BB: 1 P: 9	R: 3 E: 1 K: 1 S: 9	H: 3 LOB: 1 BB: 0 P: 9	R: 0 E: 0 K: 0 S: 3	H: 0 LOB: 0 BB: 0 P: 3	R: 0 E: 0 K: 1 S: 5	H: 0 LOB: 0 BB: 0 P: 5	R: 0 E: 0 K: 0 S: 4	H: 1 LOB: 1 BB: 0 P: 4	R: 0 E: 0 K: 0 S: 3	H: 1 LOB: 0 BB: 0 P: 3	1B: 7 2B: 0 3B: 0 HR: 5	SF: 1 SAC: 0 DP: 3 HBP: 0	WP: 0 PB: 0 SB: 0 CS: 0	PA: 38
PITCHER	IP WLS BF H R ER SO BB IBB HBP BLK WP HR S P ERA WHIP																					
35 Mike Mussina, R (1, 1) ERA: 3.05	5.0 W 25 10 7 7 1 1 0 0 0 0 0 5 26 30 12.60 2.200																					
Mark Eichhorn, R (6, 1) ERA: 1.72	3.0 10 1 0 0 1 0 0 0 0 0 0 0 12 12 0.00 0.333																					
Jim Poole, L (9, 1) ERA: 6.11	1.0 3 1 0 0 0 0 0 0 0 0 0 0 3 3 0.00 1.000																					

California Angels @ Baltimore Orioles
Oriole Park at Camden Yards, Baltimore, MD
 Fri Jul 01 1994, 7:05 PM EDT
 Att. 47,342 - Unknown - 89 F

livebaseballscorecards.com

AB	36
R	7
H	12
RBI	7
BB	1
SO	2
LOB	9



Batter	1	2	3	4	5	6	7	8	9
Brady Anderson, L (1, 7) OBP: 0.343, SLG: 0.393	0-0 G3	0-0 G3		0-3 K		0-0 G4-6-3	0-0 F9		
Chris Sabo, R (1, 5) OBP: 0.313, SLG: 0.453	1-0 BB 1B HBP	0-0 E5 HR		0-3 K		0-0 1B 2B		0-0 SF9 3B	
Rafael Palmeiro, L (1, 3) OBP: 0.413, SLG: 0.553	4-0 BB 1B	0-0 HR		4-0 2B BB		0-0 HR 1B		0-0 SF9	
Cal Ripken Jr., R (1, 6) OBP: 0.348, SLG: 0.477	0-0 F8	0-0 F9		0-0 2B		0-0 HR		0-0 G4-3	
Leo Gomez, R (1, 10) OBP: 0.386, SLG: 0.553	0-0 1B 1-2 2-H		0-0 HR	0-0 F8		0-0 F9		4-0 BB BB	
Chris Hoiles, R (1, 2) OBP: 0.360, SLG: 0.447	0-0 1B 1-2 2-H		0-0 F8		0-0 F8		0-0 HR	4-0 1-2 BB	
Jeffrey Hammonds, R (1, 9) OBP: 0.340, SLG: 0.549		4-0 1B G3 BB	0-0 HR		0-0 F8		0-0 HR	0-0 G4-3	
Mike Devereaux, R (1, 8) OBP: 0.272, SLG: 0.357		0-0 F7	0-0 E6 CS		0-0 F8		0-0 G6-3		
Tim Lulett, R (1, 4) OBP: 0.367, SLG: 0.435		0-0 G3 E 1B	0-3 K			4-0 G4-6-3 BB	0-3 K		

Inning Stats	R: 1	H: 2	E: 0	K: 0	S: 4	LOB: 2	BB: 1	P: 9	R: 4	H: 2	E: 1	K: 0	S: 6	LOB: 0	BB: 1	P: 10	R: 2	H: 2	E: 1	K: 1	S: 7	LOB: 1	BB: 0	P: 7	R: 1	H: 1	E: 0	K: 2	S: 8	LOB: 1	BB: 1	P: 12	R: 0	H: 0	E: 0	K: 0	S: 3	LOB: 0	BB: 0	P: 3	R: 3	H: 3	E: 0	K: 0	S: 5	LOB: 0	BB: 1	P: 9	R: 2	H: 2	E: 0	K: 1	S: 7	LOB: 0	BB: 0	P: 7	R: 1	H: 1	E: 0	K: 0	S: 4	LOB: 2	BB: 2	P: 12
--------------	------	------	------	------	------	--------	-------	------	------	------	------	------	------	--------	-------	-------	------	------	------	------	------	--------	-------	------	------	------	------	------	------	--------	-------	-------	------	------	------	------	------	--------	-------	------	------	------	------	------	------	--------	-------	------	------	------	------	------	------	--------	-------	------	------	------	------	------	------	--------	-------	-------

AB	R	H	RBI	BB	SO	LOB
5	0	0	1	0	1	2
4	4	2	0	0	1	0
2	3	2	4	2	0	0
5	1	2	3	0	0	2
4	1	2	2	1	0	1
4	1	2	1	1	0	0
4	3	2	2	1	0	2
4	0	0	0	0	0	1
3	1	1	0	1	2	1

BOTTOM

California Angels @ Baltimore Orioles
 Oriole Park at Camden Yards, Baltimore, MD

Fri Jul 01 1994, 7:05 PM EDT
 Att: 47,342 - Unknown - 89 F

AB	35
R	14
H	13
RBI	13
BB	6
SO	4
LOB	9

WP: 0 PA: 43
 PB: 0 SB: 1
 CS: 1



PITCHER	IP	WLS	BF	H	R	ER	SO	BB	IBB	HBP	BLK	WP	HR	S	P	ERA	WHIP
Joe Magrane, L (1, 1) ERA: 6.64	2.1	L	16	6	7	4	0	2	0	1	0	0	3	13	22	15.43	3.429
Mike Butcher, R (3, 1) ERA: 6.67	2.2		10	1	1	1	3	1	0	0	0	0	0	15	19	3.38	0.750
Russ Springer, R (6, 1) ERA: 6.75	1.0		6	3	3	3	0	1	0	0	0	0	1	5	9	27.00	4.000
Craig Lefferts, L (7, 1) ERA: 4.41	1.0		5	2	2	2	1	0	0	0	0	0	2	7	7	18.00	2.000
Joe Grahe, R (8, 1) ERA: 5.29	1.0		6	1	1	1	0	2	0	0	0	0	0	4	12	9.00	3.000

Batter	1	2	3	4	5	6	7	8	9	AB R H RBI BB SO LOB	TOP													
Spike Owen, S (1, 5) OBP: 0.389, SLG: 0.405	4-1 BB BB		4-2 FC5-4 BB		1-2 G1-3			0-0 G4-3 2-3		2 0 0 0 2 0 2														
Damion Easley, R (1, 4) OBP: 0.297, SLG: 0.330	2-2 F9		1-0 FC5-4 1-2f		1-2 G5-4-3 1B			4-1 1B BB		3 0 1 0 1 0 2														
Tim Salmon, R (1, 9) OBP: 0.380, SLG: 0.523	0-1 F8		0-0 F8		1-1 G5-4-3 1-2f			1-0 1-3 1B 3-H		4 0 1 1 0 0 3														
Chili Davis, S (1, 10) OBP: 0.429, SLG: 0.538	4-2 1-2 BB			0-0 G6-3		0-2 P5		0-0 G1-3		3 0 0 0 1 0 2														
Jim Edmonds, L (1, 7) OBP: 0.374, SLG: 0.432	2-3 K			1-1 G4-3			1-2 L7		0-0 G5-3	4 0 0 0 0 1 2														
Chad Curtis, R (1, 8) OBP: 0.300, SLG: 0.375		1-2 G5-3		3-1 1B			1-3 K		0-0 F9	4 0 1 0 0 1 0														
J.T. Snow, L (1, 3) OBP: 0.234, SLG: 0.257		0-1 F9			2-2 G4-3		2-2 F7		2-3 K	4 0 0 0 0 1 0														
Greg Myers, L (1, 2) OBP: 0.271, SLG: 0.266		1-1 G4-3			3-2 F8 2B			4-1 G4-3 SH3 1B BB		1 0 0 0 0 0 0 1 1 1 0 1 0 0														
Mark Dalesandro, R (2, 2) OBP: 0.333, SLG: 0.286																								
Gary Disarcina, R (1, 6) OBP: 0.304, SLG: 0.358			1-1 G1-3		0-0 F8 2-3			0-0 SH3 1-2		2 0 0 0 0 0 1														
Inning Stats	R: 0 E: 0 K: 1 S: 14	H: 0 LOB: 2 BB: 2 P: 26	R: 0 E: 0 K: 0 S: 7	H: 0 LOB: 0 BB: 0 P: 9	R: 0 E: 0 K: 0 S: 8	H: 0 LOB: 1 BB: 1 P: 14	R: 0 E: 0 K: 0 S: 5	H: 1 LOB: 1 BB: 0 P: 9	R: 0 E: 0 K: 0 S: 12	H: 1 LOB: 1 BB: 0 P: 18	R: 0 E: 0 K: 1 S: 8	H: 1 LOB: 0 BB: 0 P: 10	R: 0 E: 0 K: 1 S: 10	H: 0 LOB: 0 BB: 0 P: 14	R: 1 E: 0 K: 0 S: 6	H: 1 LOB: 2 BB: 2 P: 15	R: 0 E: 0 K: 1 S: 5	H: 0 LOB: 0 BB: 0 P: 7	1B: 3 2B: 1 3B: 0 HR: 0	SF: 0 SAC: 1 DP: 1 HBP: 0	WP: 0 PB: 0 SB: 0 CS: 0	PA: 34		
PITCHER Ben McDonald, R (1, 1) ERA: 4.6	IP: 9.0 WLS: L BF: 34 H: 4 R: 1 ER: 1 SO: 3 BB: 5 IBB: 0 HBP: 0 BLK: 0 WP: 0 HR: 0 S: 75 P: 122 ERA: 1.00 WHIP: 1.000																							

California Angels @ Baltimore Orioles
Oriole Park at Camden Yards, Baltimore, MD
 Sat Jul 02 1994, 7:05 PM EDT
 Att. 47,154 - Unknown - 87 F

livebaseballscorecards.com

AB	28
R	1
H	4
RBI	1
BB	5
SO	3
LOB	12



Batter	1	2	3	4	5	6	7	8	9	AB R H RBI BB SO LOB
Mark McLemore, S OBP: 0.361, SLG: 0.321 (1, 4)	1-0 G6-3		2-1 G5-4-3			3-2 G6-3			3-2 G1-3	4 0 0 0 0 0 1
Chris Sabo, R OBP: 0.307, SLG: 0.443 (1, 10)	1-3 K			1-3 K		0-0 F7			1-2 G4-3	4 0 0 0 0 2 0
Rafael Palmeiro, L OBP: 0.412, SLG: 0.549 (1, 3)	0-0 PO 1B			1-0 G3		2-3 K			0-2 P8	4 0 1 0 0 1 0
Cal Ripken Jr., R OBP: 0.351, SLG: 0.479 (1, 6)	2-2 PO 1-2	1-0 1B		0-1 E 1B			1-3 K			3 0 2 0 0 1 0
Jeffrey Hammonds, R OBP: 0.333, SLG: 0.537 (1, 9)			0-3 K		0-0 E6 1-2		3-2 P4			3 0 0 0 0 1 2
Leo Gomez, R OBP: 0.381, SLG: 0.545 (1, 5)			0-0 L7		3-2 F9		1-2 G5-3			3 0 0 0 0 0 3
Mike Devereaux, R OBP: 0.269, SLG: 0.352 (1, 8)			2-1 G4-3			1-0 G5-3			0-1 F7	3 0 0 0 0 0 1
Jack Voigt, R OBP: 0.316, SLG: 0.348 (1, 7)			1-0 F7			2-1 G5-3			2-2 G5-3	3 0 0 0 0 0 0
Jeff Tackett, R OBP: 0.333, SLG: 0.387 Chris Hoiles, R OBP: 0.359, SLG: 0.445 (8, PH) (9, 2)			4-2 G5-4-3 BB			2-1 G2-3			2-2 G6-3	1 0 0 0 1 0 0 1 0 0 0 0 0 0

Inning Stats	R: 0	H: 1	E: 0	LOB: 0	K: 1	S: 8	P: 12	R: 0	H: 1	E: 0	LOB: 1	K: 1	S: 8	P: 11	R: 0	H: 0	E: 0	LOB: 0	K: 0	S: 7	P: 14	R: 0	H: 1	E: 1	LOB: 2	K: 1	S: 11	R: 0	H: 0	E: 0	LOB: 0	K: 0	S: 5	P: 10	R: 0	H: 0	E: 0	LOB: 0	K: 1	S: 8	P: 13	R: 0	H: 0	E: 0	LOB: 0	K: 1	S: 14	P: 19	R: 0	H: 0	E: 0	LOB: 0	K: 0	S: 8	P: 12	R: 0	H: 0	E: 0	LOB: 0	K: 0	S: 12	P: 16	1B: 3	SF: 0	2B: 0	SAC: 0	3B: 0	DP: 1	HR: 0	HBP: 0	WP: 0	PA: 31
PITCHER Mark Langston, L ERA: 4.59 (1, 1)	IP	WLS	BF	H	R	ER	SO	BB	IBB	HBP	BLK	WP	HR	S	P	ERA	WHIP	IP	WLS	BF	H	R	ER	SO	BB	IBB	HBP	BLK	WP	HR	S	P	ERA	WHIP	IP	WLS	BF	H	R	ER	SO	BB	IBB	HBP	BLK	WP	HR	S	P	ERA	WHIP																					

BOTTOM

California Angels @ Baltimore Orioles
 Oriole Park at Camden Yards, Baltimore, MD

Sat Jul 02 1994, 7:05 PM EDT
 Att: 47,154 - Unknown - 87 F

livebaseballscorecards.com

AB	29
R	0
H	3
RBI	0
BB	1
SO	5
LOB	7



Batter	1	2	3	4	5	6	7	8	9	AB R H RBI BB SO LOB	TOP																
Rex Hudler, R OBP: 0.370, SLG: 0.640 (1, 5)	0-3 K		0-1 G5-3		1-2 F7		1-1 F8			4 0 0 0 0 1 0	California Angels @ Baltimore Orioles Oriole Park at Camden Yards, Baltimore, MD Sun Jul 03 1994, 3:33 AM EDT Att. 47,092 - Overcast - 91 F																
Damion Easley, R OBP: 0.296, SLG: 0.326 (1, 4)	2-2 F8		4-2 HBP 1B BB		0-0 P4		1-1 G6-3			3 1 0 0 1 0 0																	
Tim Salmon, R OBP: 0.381, SLG: 0.520 (1, 9)	4-2 1B BB		1-2 1B HBP		0-2 F9			3-2 G5-3		2 1 0 0 1 0 0																	
Chili Davis, S OBP: 0.430, SLG: 0.548 (1, 10)	2-1 1B 1B		1-3 K		3-1 HR			1-2 G4-3		4 1 2 1 0 1 2																	
Bo Jackson, R OBP: 0.356, SLG: 0.483 (1, 7)	2-1 1B 1B		0-0 1B		1-2 G6-3			1-3 K		4 0 2 2 0 1 0																	
Chad Curtis, R OBP: 0.303, SLG: 0.377 (1, 8)	2-3 K2-3		3-3 K		1-2 G4-3 1B			0-0 FC4-6 1B		4 0 2 0 0 2 4																	
J.T. Snow, L OBP: 0.234, SLG: 0.257 (1, 3)		1-0 G6-3		0-0 G4-6-3 1B		0-0 G4-3		1-2 FC4-6		4 0 1 0 0 0 2																	
Mark Dalesandro, R OBP: 0.250, SLG: 0.200 (1, 2)		2-0 G6-3		2-2 G4-6-3		1-1 F9		1-1 F7		3 0 0 0 0 0 2																	
Harold Reynolds, S OBP: 0.324, SLG: 0.298 (9, PH)				1-2f						1 0 0 0 0 0 1																	
Gary Disarcina, R OBP: 0.300, SLG: 0.353 (1, 6)		3-3 K		0-0 G3-1			0-1 G4-3		1-0 G1-3	4 0 0 0 0 1 1																	
Inning Stats	R: 1 E: 0 K: 2 S: 15	H: 2 LOB: 2 BB: 1 P: 27	R: 0 E: 0 K: 1 S: 5	H: 0 LOB: 0 BB: 0 P: 11	R: 1 E: 0 K: 2 S: 13	H: 1 LOB: 2 BB: 1 P: 22	R: 0 E: 0 K: 0 S: 5	H: 1 LOB: 0 BB: 0 P: 7	R: 0 E: 0 K: 0 S: 10	H: 0 LOB: 0 BB: 0 P: 11	R: 1 E: 0 K: 0 S: 12	H: 2 LOB: 1 BB: 0 P: 18	R: 0 E: 0 K: 0 S: 6	H: 0 LOB: 0 BB: 0 P: 8	R: 0 E: 0 K: 1 S: 9	H: 0 LOB: 0 BB: 0 P: 14	R: 0 E: 0 K: 0 S: 7	H: 1 LOB: 1 BB: 0 P: 10	1B: 6 2B: 0 3B: 0 HR: 1	SF: 0 SAC: 0 DP: 1 HBP: 1	WP: 0 PB: 0 SB: 0 CS: 0	PA: 36					
PITCHER	IP WLS BF H R ER SO BB IBB HBP BLK WP HR S P ERA WHIP																										
Arthur Rhodes, L ERA: 8.83 (1, 1)	3.0		15	3	2	2	5	2	0	1	0	0	0	33	60	6.00	1.667										
Mark Williamson, R ERA: 4.19 (4, 1)	5.0	W	17	3	1	1	1	0	0	0	0	0	1	42	58	1.80	0.600										
Mike Oquist, R ERA: 5.76 (9, 1)	1.0		4	1	0	0	0	0	0	0	0	0	0	7	10	0.00	1.000										

livebaseballscores.com



California Angels @ Baltimore Orioles
 Oriole Park at Camden Yards, Baltimore, MD

Sun Jul 03 1994, 3:33 AM EDT
 Att: 47,092 - Overcast - 91 F

livebaseballscorecards.com

AB	35
R	10
H	14
RBI	10
BB	7
SO	3
LOB	20



WP: 0	PA: 44
PB: 0	
SB: 1	
CS: 0	

AB	R	H	RBI	BB	SO	LOB
4	1	3	0	1	1	1
4	2	1	0	1	0	3
5	2	4	2	0	0	1
3	1	1	4	1	1	2
3	1	1	1	0	0	0
1	0	0	1	0	0	2
0	0	0	0	1	0	0
3	1	1	1	2	0	3
4	0	1	1	0	0	4
5	0	1	0	0	0	3
3	2	1	0	1	1	1
1B: 7	SF: 1					
2B: 3	SAC: 0					
3B: 1	DP: 2					
HR: 3	HBP: 1					

Batter	1	2	3	4	5	6	7	8	9											
Brady Anderson, L (1, 7) OBP: 0.350, SLG: 0.404	2-1 G6-4-3 1B		0-2 E5 1B BB 1-3 HR	4-0 G3 S BB		1 SAFE 0-3 K	3-2 3B													
Chris Sabo, R (1, 5) OBP: 0.309, SLG: 0.444	0-1 G6-4-3 1-2f		4-0 1B 1-2 HR BB	2-0 F9		1-0 2B 1-3 G3 2B	2-2 G6-3													
Rafael Palmeiro, L (1, 3) OBP: 0.417, SLG: 0.556	2-1 1B		3-2 1B 1-2 2-3 3-H HR	3-0 G3		0-1 G3 2-3 3-H 2B	0-1 BB HBP SF8 1B													
Cal Ripken Jr., R (1, 6) OBP: 0.355, SLG: 0.487	2-0 F7		3-2 1B 1-H 2-H 3-H HR	2-3 K		4-0 G3 IBB	3-2 BB 1-2 HBP													
Leo Gomez, R (1, 10) OBP: 0.380, SLG: 0.557		2-2 F9	1-2 F8		3-2 HR	0-1 G3 1-2 2-3 3-H 2B	4-1 BB 1-2 2-3													
Harold Baines, L (6, PH) OBP: 0.347, SLG: 0.491																				
Jack Voigt, R (8, PH) OBP: 0.320, SLG: 0.348																				
Chris Hoiles, R (1, 2) OBP: 0.363, SLG: 0.456		1-0 G6-3	2-1 HR		4-0 G6-4-3 BB	4-1 BB	3-1 P2													
Jeffrey Hammonds, R (1, 9) OBP: 0.329, SLG: 0.529		0-1 FC6-4 1B	0-0 F8		2-0 G6-4-3 1-2f	1-2 F8	3-1 SF8													
Mike Devereaux, R (1, 8) OBP: 0.267, SLG: 0.353		0-1 FC6-4 1-2f	1-0 2B		0-1 G6-3		0-0 G6-3 3-H	2-2 P3												
Tim Lulett, R (1, 4) OBP: 0.373, SLG: 0.431			1-0 1B K			4-2 2B 2B BB	1-0 G5-3													
Inning Stats	R: 0 E: 0 K: 0 S: 7	H: 2 LOB: 1 BB: 0 P: 13	R: 0 E: 0 K: 10 S: 10	H: 1 LOB: 1 BB: 0 P: 13	R: 6 E: 1 K: 1 S: 24	H: 6 LOB: 1 BB: 1 P: 41	R: 0 E: 0 K: 1 S: 5	H: 0 LOB: 1 BB: 1 P: 16	R: 1 E: 0 K: 0 S: 7	H: 1 LOB: 0 BB: 1 P: 16	R: 2 E: 0 K: 1 S: 17	H: 2 LOB: 3 BB: 3 P: 31	R: 0 E: 0 K: 0 S: 9	H: 1 LOB: 1 BB: 0 P: 15	R: 1 E: 0 K: 0 S: 12	H: 1 LOB: 2 BB: 1 P: 27	1B: 7 2B: 3 3B: 1 HR: 3	SF: 1 SAC: 0 DP: 2 HBP: 1	WP: 0 PB: 0 SB: 1 CS: 0	PA: 44

PITCHER	IP	WLS	BF	H	R	ER	SO	BB	IBB	HBP	BLK	WP	HR	S	P	ERA	WHIP
Brian Anderson, L (1, 1) ERA: 6.1	2.0	L	13	7	5	4	0	0	1	0	0	0	0	28	48	18.00	4.000
Craig Lefferts, L (3, 1) ERA: 4.67	2.0		10	3	2	2	2	1	0	0	0	0	2	22	42	9.00	2.000
Mike Butcher, R (5, 1) ERA: 6.43	1.0		3	0	0	0	0	1	0	0	0	0	0	3	9	0.00	1.000
Bob Patterson, L (6, 1) ERA: 5.67	0.1		5	2	2	2	1	1	1	0	0	0	0	11	20	54.00	9.000
Mark Leiter, R (6, 1) ERA: 4.4	1.2		7	1	0	0	0	1	0	0	0	0	0	15	26	0.00	1.200
PITCHER	IP	WLS	BF	H	R	ER	SO	BB	IBB	HBP	BLK	WP	HR	S	P	ERA	WHIP
Joe Magrane, L (8, 1) ERA: 6.68	1.0		6	1	1	1	0	1	0	1	0	0	0	12	27	9.00	2.000

Batter	1	2	3	4	5	6	7	8	9	AB R H RBI BB SO LOB	TOP														
Spike Owen, S (1, 5) OBP: 0.391, SLG: 0.400	1-1 F8		1-0 G3-1			4-2 PB BB		4-1 BB		2 0 0 0 2 0 1															
Damion Easley, R (1, 4) OBP: 0.291, SLG: 0.320	2-2 G6-3			2-3 K2-3		1-3 K		2-1 L8		4 0 0 0 0 2 2															
Tim Salmon, R (1, 9) OBP: 0.380, SLG: 0.516	1-1 P3			3-3 K		1-2 G5-3			2-1 1B G3 1B	4 1 1 0 0 1 1															
Chili Davis, S (1, 10) OBP: 0.431, SLG: 0.547		1-1 G4-6-3 1B		2-3 K		2-0 F8			2-2 G4-3 G3 1B	4 0 2 0 0 1 1															
Jim Edmonds, L (1, 7) OBP: 0.367, SLG: 0.422		1-2 G4-6-3 1-2f			0-3 K		1-0 G4-3		1-1 G3	4 0 0 1 0 1 2															
Chad Curtis, R (1, 8) OBP: 0.302, SLG: 0.378		0-3 K			0-0 2B		1-3 K		0-2 G4-3	4 0 1 0 0 2 1															
J.T. Snow, L (1, 3) OBP: 0.235, SLG: 0.250			3-3 K		4-1 FC6-4 BB		3-3 K		0-1 G4-3	3 0 0 0 1 2 1															
Greg Myers, L (1, 2) OBP: 0.264, SLG: 0.258			1-2 E3 G6-3		0-3 K			1-0 G6-3		2 0 0 0 0 1 2															
Rex Hudler, R (8, PH) OBP: 0.366, SLG: 0.632										1 0 0 0 0 0 0															
Chris Turner, R (8, 2) OBP: 0.196, SLG: 0.160										0 0 0 0 0 0 0															
Gary Disarcina, R (1, 6) OBP: 0.297, SLG: 0.349		2-2 G6-3		1-0 FC6-4				2-1 L8		3 0 0 0 0 0 3															
Inning Stats	R: 0 E: 0 K: 0 S: 8	H: 0 LOB: 0 BB: 0 P: 12	R: 0 E: 0 K: 1 S: 8	H: 1 LOB: 0 BB: 0 P: 10	R: 0 E: 1 K: 1 S: 11	H: 0 LOB: 1 BB: 0 P: 18	R: 0 E: 0 K: 3 S: 13	H: 0 LOB: 0 BB: 0 P: 20	R: 0 E: 0 K: 2 S: 10	H: 1 LOB: 2 BB: 1 P: 15	R: 0 E: 0 K: 1 S: 9	H: 0 LOB: 1 BB: 1 P: 17	R: 0 E: 0 K: 2 S: 8	H: 0 LOB: 0 BB: 0 P: 13	R: 0 E: 0 K: 0 S: 6	H: 0 LOB: 1 BB: 1 P: 15	R: 1 E: 0 K: 0 S: 13	H: 2 LOB: 1 BB: 0 P: 18	1B: 3 2B: 1 3B: 0 HR: 0	SF: 0 SAC: 0 DP: 1 HBP: 0	WP: 0 PB: 1 SB: 0 CS: 0	PA: 34			
PITCHER	IP	WLS	BF	H	R	ER	SO	BB	IBB	HBP	BLK	WP	HR	S	P	ERA	WHIP								
Roger Clemens, R (1, 1) ERA: 2.86	7.0	W	25	2	0	0	10	2	0	0	0	0	0	67	105	0.00	0.571								
Chris Howard, L (8, 1) ERA: 2.91	1.0		4	0	0	0	0	1	0	0	0	0	0	6	15	0.00	1.000								
Ken Ryan, R (9, 1) ERA: 1.48	1.0		5	2	1	1	0	0	0	0	0	0	0	13	18	9.00	2.000								

California Angels @ Boston Red Sox
Fenway Park, Boston, MA
Mon Jul 04 1994, 3:33 AM EDT
Att. 26,624 - Sunny - 78 F

livebaseballscorecards.com

AB	31
R	1
H	4
RBI	1
BB	3
SO	10
LOB	14



Batter	1	2	3	4	5	6	7	8	9	AB	R	H	RBI	BB	SO	LOB
Lee Tinsley, S OBP: 0.330, SLG: 0.228 (1, 8)	2-3 K	4-1 FC6-4 BB		0-1 G4-3			2-2 G6-3			3	0	0	0	1	1	0
Scott Fletcher, R OBP: 0.304, SLG: 0.336 (1, 4)	4-2 FC5-4 BB	1-0 FC6-4 1B			2-2 F8		1-2 P3			3	0	0	0	1	0	2
John Valentin, R OBP: 0.403, SLG: 0.494 (1, 6)	0-1 FC5-4	0-1 1B			1-1 F9 2B			0-2 P2		4	0	2	1	0	0	1
Mo Vaughn, L OBP: 0.402, SLG: 0.588 (1, 3)	2-0 F9	1-3 K			1-2 F9			1-2 G6-3		4	0	0	0	0	1	4
Andre Dawson, R OBP: 0.295, SLG: 0.520 (1, 10)		3-2 2B 1B		2-1 G5-3			0-2 F9		0-0 1B	4	1	2	0	0	0	1
Mike Greenwell, L OBP: 0.365, SLG: 0.468 (1, 7)		1-0 L8		1-0 F7		0-0 F8		0-0 G3		4	0	0	0	0	0	2
Tom Brunansky, R OBP: 0.333, SLG: 0.465 (1, 9)		2-2 2B 2B		1-3 K		1-3 K				3	1	1	0	0	2	0
Scott Cooper, L OBP: 0.336, SLG: 0.498 (1, 5)		2-1 BLK 1B 2B		0-2 F7		2-3 K1-3				3	1	1	2	0	1	0
Damon Berryhill, S OBP: 0.282, SLG: 0.398 (1, 2)		3-2 FC6-4 1B 1B		3-2 F7			0-0 F8			3	1	1	1	0	0	0
Inning Stats	R: 0 E: 0 K: 1 S: 10	H: 0 LOB: 1 BB: 1 P: 18	R: 4 E: 0 K: 1 S: 22	H: 5 LOB: 2 BB: 1 P: 39	R: 0 E: 0 K: 1 S: 6	H: 0 LOB: 0 BB: 0 P: 10	R: 0 E: 0 K: 0 S: 8	H: 0 LOB: 0 BB: 0 P: 11	R: 0 E: 0 K: 2 S: 7	H: 1 LOB: 1 BB: 0 P: 18	R: 0 E: 0 K: 0 S: 7	H: 0 LOB: 0 BB: 0 P: 10	R: 0 E: 0 K: 0 S: 7	H: 1 LOB: 1 BB: 0 P: 10	R: 0 E: 0 K: 0 S: 9	H: 1 LOB: 1 BB: 0 P: 10

BOTTOM

California Angels @ Boston Red Sox
 Fenway Park, Boston, MA
 Mon Jul 04 1994, 3:33 AM EDT
 Att. 26,624 - Sunny - 78 F

livebaseballscorecards.com

AB	31
R	4
H	7
RBI	4
BB	2
SO	5
LOB	10



PITCHER	IP	WLS	BF	H	R	ER	SO	BB	IBB	HBP	BLK	WP	HR	S	P	ERA	WHIP
Phil Leftwich, R ERA: 4.74 (1, 1)	8.0	L	33	7	4	4	5	2	0	0	1	0	0	83	126	4.50	1.125

WP: 0	PA: 33
PB: 0	SB: 0
CS: 0	

Batter	1	2	3	4	5	6	7	8	9	AB R H RBI BB SO LOB	TOP											
Chad Curtis, R (1, 8) OBP: 0.303, SLG: 0.376	2-1 L9	3-3 K			2-0 G6-3		0-0 1B	4-1 BB	1-0 G5-3	5 1 1 1 1 1 2												
Spike Owen, S (1, 5) OBP: 0.397, SLG: 0.403	1-0 1B				3-2 F9		1-1 1B	1-1 G3-1		4 1 2 2 1 0 2												
Tim Salmon, R (1, 9) OBP: 0.383, SLG: 0.521	3-1 1B				3-3 K		0-0 E5		0-0 HR	5 1 3 0 0 1 1												
Chili Davis, S (1, 10) OBP: 0.431, SLG: 0.556	0-2 F8				3-2 SF7-6-4-5		2-0 G3	4-0 FC4-6 IBB	0-0 HR	3 1 1 3 1 0 1												
Bo Jackson, R (1, 7) OBP: 0.348, SLG: 0.469					3-2 G6-3		2-1 G5-3		0-0 F7	4 0 0 0 0 1 3												
J.T. Snow, L (7, 3) OBP: 0.233, SLG: 0.248										1 0 0 0 0 0 0												
Jim Edmonds, L (1, 3) OBP: 0.363, SLG: 0.416					3-2 G5-3		1-1 G4-3		0-0 1B 2B	5 1 1 0 0 0 3												
Damion Easley, R (1, 4) OBP: 0.294, SLG: 0.326					1-1 L8		1-2 F9	3-1 G6-3	2-2 1B 2B	5 2 2 0 0 0 0												
Chris Turner, R (1, 2) OBP: 0.234, SLG: 0.222					0-0 FC5-4		3-1 1B	2-2 FC5-4	3-2 1B 2B	5 2 5 2 0 0 0												
Gary Disarcina, R (1, 6) OBP: 0.298, SLG: 0.350					0-1 FC5-4		2-0 1B	0-1 FC5-4	1-3 K	5 1 2 1 0 1 3												
Inning Stats	R: 0 E: 0 K: 0 S: 8	H: 2 LOB: 1 BB: 0 P: 14	R: 2 E: 1 K: 1 S: 13	H: 3 LOB: 1 BB: 0 P: 19	R: 1 E: 0 K: 0 S: 7	H: 1 LOB: 0 BB: 1 P: 17	R: 0 E: 0 K: 0 S: 9	H: 1 LOB: 1 BB: 0 P: 13	R: 0 E: 0 K: 1 S: 8	H: 0 LOB: 0 BB: 0 P: 16	R: 0 E: 0 K: 0 S: 5	H: 0 LOB: 0 BB: 0 P: 10	R: 3 E: 1 K: 1 S: 19	H: 4 LOB: 3 BB: 1 P: 33	R: 0 E: 0 K: 0 S: 12	H: 1 LOB: 2 BB: 1 P: 22	R: 4 E: 0 K: 1 S: 18	H: 5 LOB: 1 BB: 0 P: 25	1B: 12 2B: 5 3B: 0 HR: 1	SF: 1 SAC: 0 DP: 1 HBP: 0	WP: 1 PB: 0 SB: 2 CS: 0	PA: 46
PITCHER	IP WLS BF H R ER SO BB IBB HBP BLK WP HR S P ERA WHIP																					
Joe Hesketh, L (1, 1) ERA: 5.21	6.1 L 27 9 5 5 2 1 0 0 0 1 0 56 101 7.11 1.579																					
Ricky Tricek, R (7, 1) ERA: 9.72	1.2 11 3 1 1 1 1 1 0 0 0 0 25 43 5.40 2.400																					
Sergio Valdez, R (9, 1) ERA: 7.2	1.0 8 5 4 4 1 0 0 0 0 0 1 18 25 36.00 5.000																					

California Angels @ Boston Red Sox
 Fenway Park, Boston, MA
 Tue Jul 05 1994, 7:05 PM EDT
 Att. 26,199 - Unknown - 80 F

livebaseballscorecards.com

AB	42
R	10
H	17
RBI	9
BB	3
SO	4
LOB	15



Batter	1	2	3	4	5	6	7	8	9	AB	R	H	RBI	BB	SO	LOB
Scott Fletcher, R OBP: 0.296, SLG: 0.326 (1, 4) B B C X	2-1 F8 ①			2-3 K ① X	0-0 F9 ③			0-1 P3 ①		4	0	0	0	0	1	1
John Valentin, R OBP: 0.405, SLG: 0.508 (1, 6) B B F X	2-1 L7 ②			0-2 F9 ②		4-1 FC6-4 BB		1-0 HR		3	1	1	1	1	0	0
Mo Vaughn, L OBP: 0.403, SLG: 0.589 (1, 3) X	0-0 G3 ③			4-0 BB		1-0 L8 ①		2-2 2B		3	0	1	0	1	0	1
Andre Dawson, R OBP: 0.290, SLG: 0.511 (1, 10) B B T U B X		2-2 P6 ①		1-3 K ③		0-0 F8 ②		1-1 G5-3 ②		4	0	0	0	0	1	3
Mike Greenwell, L OBP: 0.363, SLG: 0.468 (1, 7) X		0-0 L7 ②			2-2 1B 2B	1-1 FC6-4 1-2f		1-0 G3-1 ③		4	1	1	0	0	0	2
Wes Chamberlain, R OBP: 0.297, SLG: 0.410 (1, 9) C B F X		1-1 G1-3 ③			0-1 1B SF9 1B 2-H		2-2 G6-4-3 1B		1-2 L4 ①	4	1	2	1	0	0	0
Scott Cooper, L OBP: 0.334, SLG: 0.493 (1, 5) C S B B B X			3-2 F8 ①		1-3 K ①		1-2 G6-4-3 ① ② 1-2f		4-2 BB	3	0	0	0	1	1	2
Rich Rowland, R OBP: 0.247, SLG: 0.365 (1, 2) X			0-0 F9 ②		1-1 1B 1-3		4-0 BB		0-0 F9 ②	3	0	1	0	1	0	1
Lee Tinsley, S OBP: 0.317, SLG: 0.220 (1, 8) C X			0-1 G5-3 ③		0-0 SF9 3-H		1-1 L7 ③		0-3 K ③	3	0	0	1	0	1	2

Inning Stats	R: 0	H: 0	E: 0	K: 0	S: 5	R: 0	H: 0	E: 0	K: 0	S: 6	R: 0	H: 0	E: 0	K: 2	S: 9	R: 2	H: 3	E: 0	K: 1	S: 13	R: 0	H: 0	E: 0	K: 0	S: 5	R: 0	H: 1	E: 0	K: 0	S: 10	R: 1	H: 2	E: 0	K: 0	S: 9	R: 0	H: 0	E: 0	K: 1	S: 15	1B: 3	SF: 1	2B: 2	SAC: 0	3B: 0	DP: 1	HR: 1	HBP: 0	WP: 0	PA: 36
--------------	------	------	------	------	------	------	------	------	------	------	------	------	------	------	------	------	------	------	------	-------	------	------	------	------	------	------	------	------	------	-------	------	------	------	------	------	------	------	------	------	-------	-------	-------	-------	--------	-------	-------	-------	--------	-------	--------

PITCHER	IP	WLS	BF	H	R	ER	SO	BB	IBB	HBP	BLK	WP	HR	S	P	ERA	WHIP	PITCHER	IP	WLS	BF	H	R	ER	SO	BB	IBB	HBP	BLK	WP	HR	S	P	ERA	WHIP															
Chuck Finley, L ERA: 4.09 (1, 1)	8.0	W	32	6	3	3	3	3	0	0	0	0	1	63	103	3.38	1.125																																	
Mark Leiter, R ERA: 4.34 (9, 1)	1.0		4	0	0	0	1	1	0	0	0	0	0	15	20	0.00	1.000																																	

BOTTOM

California Angels @ Boston Red Sox
Fenway Park, Boston, MA
Tue Jul 05 1994, 7:05 PM EDT
Att: 26,199 - Unknown - 80 F

livebaseballscorecards.com

AB	31
R	3
H	6
RBI	3
BB	4
SO	4
LOB	12



Batter	1	2	3	4	5	6	7	8	9	AB R H RBI BB SO LOB	TOP																
Chad Curtis, R (1, 8) OBP: 0.303, SLG: 0.385	1-2 E5 FC3-2	0-0 SF8		2-1 HR		0-0 F8	2-3 K	1-0 1B		5 1 2 3 0 1 1																	
Spike Owen, S (1, 5) OBP: 0.389, SLG: 0.393	2-1 P6	2-2 G6-3		1-0 P4		0-3 K	3-2 HR	3-2 F8		4 0 0 1 0 1 2																	
Mark Dalesandro, R (7, PH) OBP: 0.286, SLG: 0.250		1-2 3-H		3-2 G5-3			2-3 1B			2 1 1 0 0 0 1																	
Tim Salmon, R (1, 9) OBP: 0.382, SLG: 0.517	4-2 FC3-2	0-0 F8		3-2 G5-3		0-2 WP	1-1 HR			2 0 0 0 1 0 1																	
Rex Hudler, R (5, 7) OBP: 0.375, SLG: 0.667	1-2 BB			1-2 G6-3		4-0 1B	1-1 HR			3 1 2 3 0 1 0																	
Chili Davis, S (1, 10) OBP: 0.438, SLG: 0.573	4-2 FC3-2		1-1 HR	1-2 G6-3		4-0 IBB	1-1 2B			4 1 3 1 2 0 0																	
Jim Edmonds, L (1, 7) OBP: 0.357, SLG: 0.405	1-1 FC3-2		1-0 F8		1-0 E4	2-2 F7	4-0 IBB			5 0 0 0 1 1 6																	
Damion Easley, R (1, 4) OBP: 0.291, SLG: 0.322	1-1 F8		2-0 S		3-2 G6-3		K			6 0 1 0 0 1 7																	
J.T. Snow, L (1, 3) OBP: 0.248, SLG: 0.257		4-2 BB	2-2 F8		1-0 G3		1-2 HR	3-2 G4-3		4 3 2 0 1 0 2																	
Greg Myers, L (1, 2) OBP: 0.303, SLG: 0.324		0-1 SF8	4-0 FC5-4		4-0 IBB		2-2 HR	0-0 SH1-4		2 2 2 2 2 0 0																	
Gary Disarcina, R (1, 6) OBP: 0.300, SLG: 0.352		1-2 G6-3	1-0 FC5-4		2-1 G5-3		2-2 1B	1-2 G4-3		4 1 1 0 1 0 5																	
		1-2 2-3	1-2				2B																				
Inning Stats	R: 0 E: 1 K: 0 S: 16	H: 0 LOB: 3 BB: 2 P: 28	R: 2 E: 0 K: 0 S: 11	H: 1 LOB: 1 BB: 2 P: 21	R: 1 E: 0 K: 0 S: 8	H: 2 LOB: 2 BB: 1 P: 19	R: 1 E: 0 K: 0 S: 9	H: 1 LOB: 0 BB: 0 P: 16	R: 0 E: 1 K: 0 S: 8	H: 0 LOB: 2 BB: 1 P: 18	R: 0 E: 0 K: 1 S: 12	H: 1 LOB: 2 BB: 1 P: 18	R: 5 E: 0 K: 2 S: 26	H: 6 LOB: 2 BB: 1 P: 45	R: 1 E: 0 K: 0 S: 12	H: 2 LOB: 1 BB: 0 P: 19	R: 0 E: 0 K: 2 S: 13	H: 1 LOB: 1 BB: 0 P: 20	1B: 8 2B: 2 3B: 0 HR: 4	SF: 1 SAC: 1 DP: 0 HBP: 0	WP: 1 PB: 0 SB: 4 CS: 0	PA: 51					
PITCHER	IP WLS BF H R ER SO BB IBB HBP BLK WP HR S P ERA WHIP																										
Tim Van Egmond, R (1, 1) ERA: 8.79	6.0		32	5	4	4	1	4	3	0	0	1	2	64	120	6.00	1.500										
Cory Bailey, R (7, 1) ERA: 14.73	1.0	L	10	6	5	5	2	0	1	0	0	0	2	26	45	45.00	6.000										
Tony Fossas, L (8, 1) ERA: 5.14	2.0		9	3	1	1	2	0	0	0	0	0	0	25	39	4.50	1.500										

California Angels @ Boston Red Sox
Fenway Park, Boston, MA
Wed Jul 06 1994, 7:05 PM EDT
Att. 28,763 - Unknown - 91 F

livebaseballscorecards.com

AB	41
R	10
H	14
RBI	10
BB	8
SO	5
LOB	25



Batter	1	2	3	4	5	6	7	8	9	AB	R	H	RBI	BB	SO	LOB
John Valentin, R OBP: 0.409, SLG: 0.519 (1, 6)	2-2 P4		2-1 2B		0-1 G2-3	1-1 2B		4-0 FC5-4 BB		4	0	2	1	1	0	1
Tim Naehring, R OBP: 0.370, SLG: 0.469 (1, 4)	3-1 L9		4-2 BB		0-2 1B	0-0 G5-3		0-1 FC5-4		3	0	1	1	1	0	2
Scott Fletcher, R OBP: 0.294, SLG: 0.323 (7, 4)										1	0	0	0	0	0	2
Mo Vaughn, L OBP: 0.400, SLG: 0.582 (1, 3)	1-3 K		3-1 F7		0-0 1B					5	0	1	0	0	1	2
Andre Dawson, R OBP: 0.289, SLG: 0.517 (1, 10)		1-0 G6-3	0-0 F7		2-0 L6					5	1	1	1	0	0	4
Mike Greenwell, L OBP: 0.361, SLG: 0.467 (1, 7)		3-2 P7			3-1 G3					5	1	1	0	0	0	0
Tom Brunansky, R OBP: 0.330, SLG: 0.489 (1, 9)		2-1 P5			1-0 P5					4	1	1	2	0	1	0
Scott Cooper, L OBP: 0.340, SLG: 0.507 (1, 5)					0-0 1B					4	1	3	0	0	0	0
Damon Berryhill, S OBP: 0.281, SLG: 0.394 (1, 2)					0-2 SH3-4					4	1	1	1	0	1	2
Lee Tinsley, S OBP: 0.317, SLG: 0.224 (1, 8)					0-0 SH3-4					3	1	1	0	0	2	2


Inning Stats	R: 0	H: 0	E: 0	K: 1	S: 8	LOB: 0	BB: 0	P: 14	R: 0	H: 0	E: 0	K: 0	S: 6	LOB: 0	BB: 0	P: 12	R: 2	H: 3	E: 0	K: 0	S: 14	LOB: 2	BB: 1	P: 23	R: 0	H: 0	E: 0	K: 0	S: 8	LOB: 0	BB: 0	P: 15	R: 1	H: 3	E: 1	K: 1	S: 12	LOB: 2	BB: 0	P: 16	R: 2	H: 4	E: 0	K: 1	S: 15	LOB: 2	BB: 0	P: 22	R: 1	H: 1	E: 0	K: 1	S: 9	LOB: 0	BB: 0	P: 15	R: 0	H: 1	E: 0	K: 1	S: 9	LOB: 2	BB: 1	P: 16	R: 0	H: 0	E: 0	K: 0	S: 10	LOB: 0	BB: 0	P: 14	1B: 5	SF: 0	2B: 4	SAC: 1	3B: 1	DP: 0	HR: 2	HBP: 0	WP: 0	PA: 41
--------------	------	------	------	------	------	--------	-------	-------	------	------	------	------	------	--------	-------	-------	------	------	------	------	-------	--------	-------	-------	------	------	------	------	------	--------	-------	-------	------	------	------	------	-------	--------	-------	-------	------	------	------	------	-------	--------	-------	-------	------	------	------	------	------	--------	-------	-------	------	------	------	------	------	--------	-------	-------	------	------	------	------	-------	--------	-------	-------	-------	-------	-------	--------	-------	-------	-------	--------	-------	--------

PITCHER	IP	WLS	BF	H	R	ER	SO	BB	IBB	HBP	BLK	WP	HR	S	P	ERA	WHIP
Russ Springer, R ERA: 7.18 (1, 1)	5.0		24	8	5	5	2	1	0	0	0	0	1	52	86	9.00	1.800
Bob Patterson, L ERA: 5.65 (6, 1)	1.2	W	8	3	1	1	1	0	0	0	0	0	1	17	26	5.40	1.800
Mark Leiter, R ERA: 4.27 (7, 1)	1.1		6	1	0	0	2	1	0	0	0	0	0	12	21	0.00	1.500
Joe Grahe, R ERA: 5.14 (9, 1)	1.0		3	0	0	0	0	0	0	0	0	0	0	10	14	0.00	0.000

BOTTOM

California Angels @ Boston Red Sox
 Fenway Park, Boston, MA
 Wed Jul 06 1994, 7:05 PM EDT
 Att: 28,763 - Unknown - 91 F

AB	38
R	6
H	12
RBI	6
BB	2
SO	5
LOB	15



Batter	1	2	3	4	5	6	7	8	9	AB R H RBI BB SO LOB	TOP		
Chad Curtis, R (1, 8) OBP: 0.302, SLG: 0.383	1-2 G6-3 1B		0-1 G5-3		3-3 K			0-0 G4-3 E 1B		4 0 1 0 0 1 0			
Damion Easley, R (1, 4) OBP: 0.290, SLG: 0.321	1-1 G4-6-3 1B		0-0 B1-3			0-0 G6-3		1-1 E6 G4-3 1-2		4 0 1 0 0 0 1			
Rex Hudler, R (1, 5) OBP: 0.370, SLG: 0.649	0-2 G4-6-3 1-2f			0-2 WP G1-3 1B		0-3 K		1-2 G4-3 1-2f 2-3		4 1 1 0 0 1 3			
Chili Davis, S (1, 10) OBP: 0.442, SLG: 0.572		0-0 G5-3 2B 1B		0-1 G1-3 1-2		4-0 WP BB		4-2 BB		2 1 1 0 2 0 1			
Bo Jackson, R (1, 7) OBP: 0.339, SLG: 0.457		0-3 K 1 SAFE		3-3 K 2-3		2-3 K 1-2		3-3 K		4 0 0 0 0 4 5			
Jim Edmonds, L (1, 9) OBP: 0.355, SLG: 0.402		0-2 G5-3 1-2		2-2 1B 3-H		1-2 F7			1-3 K	4 0 1 1 0 1 1			
J.T. Snow, L (1, 3) OBP: 0.248, SLG: 0.250		4-2 2B BB		1-3 K 1 SAFE		1-1 F8			0-0 G6-3	3 0 0 0 1 1 1			
Chris Turner, R (1, 2) OBP: 0.252, SLG: 0.252		0-1 1-H 2-H 2B			1-2 P4		2-2 FC6 1B		2-2 1B	4 0 3 1 0 0 0			
Gary Disarcina, R (1, 6) OBP: 0.296, SLG: 0.347			3-1 L9		0-0 G3-1		0-0 FC6 1-2f		0-1 G6-3	4 0 0 0 0 0 2			
Inning Stats	R: 0 E: 0 K: 0 S: 9 H: 1 LOB: 0 BB: 0 P: 11	R: 1 E: 0 K: 1 S: 11 H: 2 LOB: 2 BB: 1 P: 15	R: 0 E: 0 K: 0 S: 5 H: 0 LOB: 0 BB: 0 P: 8	R: 1 E: 0 K: 2 S: 14 H: 2 LOB: 1 BB: 0 P: 20	R: 0 E: 0 K: 1 S: 8 H: 0 LOB: 0 BB: 0 P: 12	R: 0 E: 0 K: 2 S: 7 H: 0 LOB: 1 BB: 1 P: 13	R: 0 E: 0 K: 0 S: 11 H: 1 LOB: 1 BB: 0 P: 15	R: 0 E: 1 K: 1 S: 13 H: 1 LOB: 2 BB: 1 P: 22	R: 0 E: 0 K: 1 S: 9 H: 1 LOB: 1 BB: 0 P: 12	1B: 7 2B: 1 3B: 0 HR: 0 SF: 0 SAC: 0 DP: 2 HBP: 0	WP: 2 PB: 0 SB: 0 CS: 0 PA: 36		
PITCHER	IP WLS BF H R ER SO BB IBB HBP BLK WP HR S P ERA WHIP											PITCHER	IP WLS BF H R ER SO BB IBB HBP BLK WP HR S P ERA WHIP
Jimmy Key, L (1, 1) ERA: 3.31	7.0 W 27 6 2 2 6 2 0 0 0 2 0 65 94 2.57 1.143												
Bob Wickman, R (8, 1) ERA: 2.81	1.0 5 1 0 0 1 1 0 0 0 0 0 13 22 0.00 2.000												
Steve Howe, L (9, 1) ERA: 2.59	1.0 S 4 1 0 0 1 0 0 0 0 0 0 9 12 0.00 1.000												

California Angels @ New York Yankees
 Yankee Stadium, Bronx, NY
 Thu Jul 07 1994, 3:33 AM EDT
 Att. 24,229 - Sunny - 91 F

livebaseballscorecards.com

AB	33
R	2
H	8
RBI	2
BB	3
SO	8
LOB	14



Batter	1	2	3	4	5	6	7	8	9
Bernie Williams, S OBP: 0.382, SLG: 0.454 (1, 8)	0-1 G6-3		1-1 G6-3		0-0 G1-6-3 1B		1-0 F9	3-2 G6-3	
Randy Velarde, R OBP: 0.345, SLG: 0.431 (1, 7) (9, 6)	3-1 HR		3-1 P8		0-3 K		4-2 1B BB		
Wade Boggs, L OBP: 0.432, SLG: 0.487 (1, 3)	0-0 G4-3		4-0 WP BB		1-2 G1-6-3 1-2f		0-2 1B 1-2 2-H		
Danny Tartabull, R OBP: 0.341, SLG: 0.463 (1, 10)	4-1 FC6-4 BB		2-3 K		4-0 WP BB		0-1 1B 1-3 2-H		
Russ Davis, R (1, 5)	1-2 FC6-4 1-2f		1-3 K		1-3 K		1-0 G1-3		
Pat Kelly, R OBP: 0.355, SLG: 0.392 (1, 4)		0-0 WP 1B		0-0 2B SF7 1B		2-3 K	3-2 P9		
Matt Nokes, L OBP: 0.350, SLG: 0.684 (1, 2)		0-3 K		0-1 K 1-3 2B		1-3 K	1-0 1B 1B		
Gerald Williams, R OBP: 0.293, SLG: 0.491 (1, 9) (9, 7)		2-3 K		0-2 SF7 3-H		1-0 1B 2B	1-2 1B 1-2 1B		
Dave Silvestri, R OBP: 0.235, SLG: 0.308 Paul O'Neill, L OBP: 0.473, SLG: 0.608 (8, PH) (9, 9)		1-2 F8		0-0 G5-3		1-2 L3	3-2 1B 1-3 2-H		

Inning Stats	R: 1 E: 0 K: 10 S: 10	H: 1 LOB: 1 BB: 1 P: 18	R: 0 E: 0 K: 12 S: 12	H: 1 LOB: 1 BB: 0 P: 15	R: 0 E: 0 K: 1 S: 7	H: 0 LOB: 1 BB: 1 P: 17	R: 1 E: 0 K: 1 S: 10	H: 2 LOB: 1 BB: 0 P: 11	R: 0 E: 0 K: 1 S: 8	H: 1 LOB: 0 BB: 0 P: 9	R: 0 E: 0 K: 3 S: 15	H: 0 LOB: 1 BB: 1 P: 23	R: 2 E: 0 K: 0 S: 12	H: 3 LOB: 2 BB: 1 P: 19	R: 1 E: 0 K: 0 S: 16	H: 3 LOB: 2 BB: 0 P: 28
--------------	--------------------------------	----------------------------------	--------------------------------	----------------------------------	------------------------------	----------------------------------	-------------------------------	----------------------------------	------------------------------	---------------------------------	-------------------------------	----------------------------------	-------------------------------	----------------------------------	-------------------------------	----------------------------------

PITCHER	IP	WLS	BF	H	R	ER	SO	BB	IBB	HBP	BLK	WP	HR	S	P	ERA	WHIP
Mark Langston, L ERA: 4.64 (1, 1)	7.0	L	31	8	4	4	8	4	0	0	0	3	1	74	112	5.14	1.714
Mike Butcher, R ERA: 6.59 (8, 1)	0.2		4	2	1	1	0	0	0	0	0	0	0	8	14	13.50	3.000
Joe Magrane, L ERA: 6.64 (8, 1)	0.1		2	1	0	0	0	0	0	0	0	0	0	8	14	0.00	3.000

BOTTOM

California Angels @ New York Yankees
Yankee Stadium, Bronx, NY

Thu Jul 07 1994, 3:33 AM EDT
Att. 24,229 - Sunny - 91 F

AB	R	H	RBI	BB	SO	LOB
5	0	1	0	0	0	3
3	2	1	1	1	1	1
3	0	1	1	1	0	1
2	0	1	1	2	1	1
4	0	0	0	0	2	2
4	1	2	0	0	1	1
4	1	2	0	0	2	2
3	1	2	1	0	1	1
3	0	0	0	0	0	3
1	0	1	1	0	0	0

AB	32
R	5
H	11
RBI	5
BB	4
SO	8
LOB	15

WP: 3 PA: 37
PB: 0
SB: 0
CS: 0



PITCHER	IP	WLS	BF	H	R	ER	SO	BB	IBB	HBP	BLK	WP	HR	S	P	ERA	WHIP
---------	----	-----	----	---	---	----	----	----	-----	-----	-----	----	----	---	---	-----	------

Batter	1	2	3	4	5	6	7	8	9	AB R H RBI BB SO LOB	TOP							
Chad Curtis, R (1, 8) OBP: 0.298, SLG: 0.378 B B C X	3-1 G6-3 ①		3-1 G4-3 ③			0-0 P3 ②		0-0 F8 ③	3-2 G3-1 ③	5 0 0 0 0 0 4								
Rex Hudler, R (1, 7) OBP: 0.365, SLG: 0.633 B X	1-0 1B ①			3-3 K ①		1-1 G6-3 ③			1-3 K ①	4 0 1 0 0 2 1								
Jim Edmonds, L (1, 9) OBP: 0.349, SLG: 0.394 1 SAFE X	0-0 F9 ②			2-0 F8 ②			1-3 K ①		1-3 K ②	4 0 0 0 0 2 1								
Chili Davis, S (1, 10) OBP: 0.442, SLG: 0.570 X	0-0 L8 ③			0-0 F8 ③			4-2 BB BB ①		1-0 2B 1B ①	3 1 1 0 1 0 1								
Greg Myers, L (1, 2) OBP: 0.300, SLG: 0.333 Harold Reynolds, S (9, PR) OBP: 0.324, SLG: 0.298 (9, 4) B B B S X			3-2 F7 ①		0-0 G4-3 ①		1 SAFE 0-3 K ②		1-0 1B 2B ①	4 0 1 0 0 1 1 0 1 0 0 0 0 0								
Damion Easley, R (1, 4) OBP: 0.291, SLG: 0.318 Tim Salmon, R (9, PH) OBP: 0.384, SLG: 0.519 Chris Turner, R (9, PR) OBP: 0.252, SLG: 0.252 (9, 2) C C C			0-3 K ②		2-1 F8 ②		4-0 BB BB ①		1-1 1B 1B ①	2 0 0 0 1 1 0 1 0 1 2 0 0 0 0 1 0 0 0 0 0								
J.T. Snow, L (1, 3) OBP: 0.248, SLG: 0.250 B B B X			3-2 F8 ③		1-0 P5 ③		1-1 G3-1 ③		0-0 E 1B 1B ①	4 0 1 0 0 0 2								
Mark Dalesandro, R (1, 5) OBP: 0.278, SLG: 0.250 F S S				1-3 K ①		0-1 G6-3 ①		1-1 L4 ①	0-0 E 1B ①	4 0 1 1 0 1 0								
Gary Disarcina, R (1, 6) OBP: 0.295, SLG: 0.344 B B X			2-0 G4-3 ②			4-0 BB ②		0-1 P4 ②	1-1 E4 ①	3 0 0 0 1 0 2								
Inning Stats	R: 0 E: 0 K: 0 S: 5 H: 1 LOB: 1 BB: 0 P: 9	R: 0 E: 0 K: 1 S: 9 H: 0 LOB: 0 BB: 0 P: 15	R: 0 E: 0 K: 1 S: 6 H: 0 LOB: 0 BB: 0 P: 12	R: 0 E: 0 K: 1 S: 6 H: 0 LOB: 0 BB: 0 P: 11	R: 0 E: 0 K: 0 S: 4 H: 0 LOB: 0 BB: 0 P: 7	R: 0 E: 0 K: 0 S: 5 H: 0 LOB: 1 BB: 1 P: 10	R: 0 E: 0 K: 2 S: 10 H: 0 LOB: 2 BB: 2 P: 20	R: 0 E: 0 K: 0 S: 5 H: 0 LOB: 0 BB: 0 P: 6	R: 3 E: 1 K: 2 S: 17 H: 5 LOB: 3 BB: 0 P: 26	1B: 5 2B: 1 3B: 0 HR: 0 SF: 0 SAC: 0 DP: 0 HBP: 0	WP: 0 PB: 0 SB: 0 CS: 0 PA: 37							
PITCHER	IP WLS BF H R ER SO BB IBB HBP BLK WP HR S P ERA WHIP																	
Melido Perez, R (1, 1) ERA: 3.6	8.2		33	4	3	3	7	3	0	0	0	0	0	0	60	105	3.12	0.808
Steve Howe, L (9, 1) ERA: 2.59	0.0		1	1	0	0	0	0	0	0	0	0	0	1	1	∞	∞	
Bob Wickman, R (9, 1) ERA: 2.79	0.1	W	3	1	0	0	0	0	0	0	0	0	0	6	10	0.00	3.000	

California Angels @ New York Yankees
 Yankee Stadium, Bronx, NY
 Fri Jul 08 1994, 7:05 PM EDT
 Att. 23,770 - Unknown

AB	34
R	3
H	6
RBI	3
BB	3
SO	7
LOB	12



WP: 0	PA: 37
PB: 0	
SB: 0	
CS: 0	

BOTTOM

California Angels @ New York Yankees
Yankee Stadium, Bronx, NY
Fri Jul 08 1994, 7:05 PM EDT
Att. 23,770 - Unknown

livebaseballscorecards.com

AB 35
R 4
H 11
RBI 4
BB 1
SO 2
LOB 16



WP: 0 PA: 38
PB: 0
SB: 0
CS: 1

AB R H RBI BB SO LOB

4 0 2 1 1 0 0

4 0 0 0 0 0 3

4 0 1 0 0 0 4

4 0 0 0 0 0 5

4 0 1 0 0 0 0

0 1 0 0 0 0 0

4 2 3 1 0 1 0

3 0 1 0 0 0 1

1 1 0 0 0 0 2

3 0 1 1 0 0 1

0 0 0 0 0 0 0

3 0 1 0 0 1 0

1 0 1 1 0 0 0

1B: 10 SF: 0
2B: 1 SAC: 0
3B: 0 DP: 1
HR: 1 HBP: 1

Batter	1	2	3	4	5	6	7	8	9
Bernie Williams, S (1, 8) OBP: 0.385, SLG: 0.455	0-0 F8		2-1 E 1B		2-0 G6-3			4-2 F 1 SAFE BB	1-0 1B
Randy Velarde, R (1, 6) OBP: 0.339, SLG: 0.423	1-1 G1-3		0-1 E5 1-3			0-0 G6-3		2-1 F9	
Wade Boggs, L (1, 3) OBP: 0.429, SLG: 0.483	1-2 1B		1-0 P6			2-1 G4-3		1-1 F7	
Danny Tartabull, R (1, 10) OBP: 0.337, SLG: 0.457	3-2 F9		3-2 G5-3			3-2 L7		1-1 G6-3	
Mike Stanley, R (1, 2) OBP: 0.344, SLG: 0.448		2-2 F7		1-0 L7			1-1 F8		2-1 FC6-4 1B 1B
Luis Polonia, L (9, PR) OBP: 0.380, SLG: 0.385									
Paul O'Neill, L (1, 9) OBP: 0.476, SLG: 0.621		1-1 HR		3-3 K			1-0 BLK 1B		0-1 FC6-4 1B
Russ Davis, R (1, 5) OBP: 0.100, SLG: 0.100		0-0		1-2 F9			1-1 F9		1-1 FC6-4 1B HBP
Matt Nokes, L (9, PH) OBP: 0.341, SLG: 0.667									1-2 1B
Pat Kelly, R (1, 4) OBP: 0.354, SLG: 0.391		0-2 L5-3 1B							2-2 1B 1B HBP
Daryl Boston, L (9, PH) OBP: 0.290, SLG: 0.444						1-1 G6-3			1-2 1B
Gerald Williams, R (1, 7) OBP: 0.295, SLG: 0.483			1-3 K				1-1 F8		1-0 1B
Jim Leyritz, R (9, PH) OBP: 0.382, SLG: 0.537							1-2 CS		1-2 1B

Inning Stats	R: 0	H: 1	E: 0	K: 0	S: 10	R: 1	H: 2	E: 0	K: 0	S: 9	R: 0	H: 1	E: 1	K: 1	S: 11	R: 0	H: 0	E: 0	K: 1	S: 8	R: 0	H: 0	E: 0	K: 0	S: 5	R: 0	H: 0	E: 0	K: 0	S: 6	R: 1	H: 2	E: 0	K: 0	S: 6	R: 0	H: 1	E: 0	K: 0	S: 13	R: 2	H: 4	E: 0	K: 0	S: 10	R: 0	H: 1	E: 0	K: 0	S: 10	1B: 10	SF: 0	2B: 1	SAC: 0	3B: 0	DP: 1	HR: 1	HBP: 1
--------------	------	------	------	------	-------	------	------	------	------	------	------	------	------	------	-------	------	------	------	------	------	------	------	------	------	------	------	------	------	------	------	------	------	------	------	------	------	------	------	------	-------	------	------	------	------	-------	------	------	------	------	-------	--------	-------	-------	--------	-------	-------	-------	--------

PITCHER	IP	WLS	BF	H	R	ER	SO	BB	IBB	HBP	BLK	WP	HR	S	P	ERA	WHIP
Brian Anderson, L (1, 1) ERA: 5.74	7.0		28	7	2	2	2	1	0	0	1	0	1	62	102	2.57	1.143
Scott Lewis, R (8, 1) ERA: 6.45	0.1		1	0	0	0	0	0	0	0	0	0	0	2	4	0.00	0.000
Bob Patterson, L (8, 1) ERA: 5.59	0.1		1	0	0	0	0	0	0	0	0	0	0	2	3	0.00	0.000
Mark Leiter, R (8, 1) ERA: 4.25	0.1		1	0	0	0	0	0	0	0	0	0	0	2	3	0.00	0.000
Joe Grahe, R (9, 1) ERA: 5.6	0.1	L	6	4	2	2	0	0	0	1	0	0	0	10	17	54.00	12.000

Batter	1	2	3	4	5	6	7	8	9	AB	R	H	RBI	BB	SO	LOB
Luis Polonia, L OBP: 0.381, SLG: 0.388 (1, 7)	1-0 G4-6-3 2B		4-2 2B BB		1-0 G4-3			2-3 K		3	1	1	0	1	1	0
Wade Boggs, L OBP: 0.430, SLG: 0.485 (1, 5)	4-2 G4-6-3 BB		1-1 1-H 2B		0-1 G3			1-1 F9		3	0	1	1	1	0	0
Paul O'Neill, L OBP: 0.474, SLG: 0.614 (1, 9)	0-0 G4-6-3 1-2f 2-3		4-1 G6-4-3 BB				3-1 G4-3	3-2 F9		3	0	0	0	1	0	2
Mike Stanley, R OBP: 0.342, SLG: 0.449 (1, 3)	0-0 G6-3		1-1 G6-4-3 1-2f				0-0 G5-3		2-2 HR 2B	4	1	1	0	0	0	3
Matt Nokes, L OBP: 0.356, SLG: 0.791 (1, 2)		0-0 G3-1			3-0 HR		3-3 K		1-2 HR 2-H	4	2	2	3	0	1	0
Bernie Williams, S OBP: 0.380, SLG: 0.448 (1, 8)		3-3 K			2-3 K			0-0 G6-3	0-3 K	4	0	0	0	0	3	0
Daryl Boston, L OBP: 0.288, SLG: 0.424 (1, 10)		3-3 K			3-3 K			4-2 FC5-4 BB	1-3 K	3	0	0	0	1	3	0
Randy Velarde, R OBP: 0.333, SLG: 0.415 (1, 6)			3-3 K		1-1 G5-3			2-3 K	1-2 G5-3	4	0	0	0	0	2	1
Pat Kelly, R OBP: 0.354, SLG: 0.406 (1, 4)			0-0 HR				2-2 F9	1-2 FC5-4 1-2f		3	1	1	1	0	0	1

Inning Stats	R: 0	H: 1	E: 0	K: 0	S: 5	LOB: 1	BB: 1	P: 10	R: 0	H: 0	E: 0	K: 2	S: 8	LOB: 0	BB: 0	P: 14	R: 2	H: 2	E: 0	K: 1	S: 15	LOB: 1	BB: 2	P: 28	R: 1	H: 1	E: 0	K: 2	S: 9	LOB: 0	BB: 0	P: 18	R: 0	H: 0	E: 0	K: 1	S: 6	LOB: 0	BB: 0	P: 9	R: 0	H: 0	E: 0	K: 1	S: 6	LOB: 0	BB: 0	P: 12	R: 0	H: 0	E: 0	K: 1	S: 9	LOB: 1	BB: 1	P: 16	R: 0	H: 0	E: 0	K: 1	S: 8	LOB: 0	BB: 0	P: 14	R: 2	H: 2	E: 0	K: 2	S: 15	LOB: 0	BB: 0	P: 20	1B: 0	SF: 0	2B: 3	SAC: 0	3B: 0	DP: 2	HR: 3	HBP: 0	WP: 0	PA: 35
--------------	------	------	------	------	------	--------	-------	-------	------	------	------	------	------	--------	-------	-------	------	------	------	------	-------	--------	-------	-------	------	------	------	------	------	--------	-------	-------	------	------	------	------	------	--------	-------	------	------	------	------	------	------	--------	-------	-------	------	------	------	------	------	--------	-------	-------	------	------	------	------	------	--------	-------	-------	------	------	------	------	-------	--------	-------	-------	-------	-------	-------	--------	-------	-------	-------	--------	-------	--------

PITCHER	IP	WLS	BF	H	R	ER	SO	BB	IBB	HBP	BLK	WP	HR	S	P	ERA	WHIP
Phil Leftwich, R ERA: 4.67 (1, 1)	7.0		27	4	3	3	7	4	0	0	0	0	2	58	107	3.86	1.143
Bob Patterson, L ERA: 5.4 (8, 1)	1.0		3	0	0	0	1	0	0	0	0	0	0	8	14	0.00	0.000
Mark Leiter, R ERA: 4.42 (9, 1)	1.0		5	2	2	2	2	0	0	0	0	0	1	15	20	18.00	2.000

BOTTOM

California Angels @ New York Yankees
Yankee Stadium, Bronx, NY
Sat Jul 09 1994, 3:33 AM EDT
Att. 42,521 - Sunny

livebaseballscorecards.com

AB	31
R	5
H	6
RBI	5
BB	4
SO	10
LOB	7



Batter	1	2	3	4	5	6	7	8	9	AB R H RBI BB SO LOB	TOP											
Chad Curtis, R OBP: 0.301, SLG: 0.377 (1, 8) BB C C B B	4-1 HR BB		3-3 K	1-1 2-H 1B		1-0 S 1B		0-0 G5-3		4 1 2 1 1 1 0												
Spike Owen, S OBP: 0.397, SLG: 0.416 (1, 5) SAFE C B B X	2-1 1-H HR		0-1 L4	1-0 F8		0-0 P4		1-1 1B FC4-2-5 1B		5 1 2 2 0 0 2												
Tim Salmon, R OBP: 0.386, SLG: 0.528 (1, 9) B C X	1-1 G6-3		2-0 G6-3		1-0 HR	4-2 1-2 BB		1-1 BB FC4-2-5 1B 1B		4 2 2 1 1 0 0												
Chili Davis, S OBP: 0.440, SLG: 0.576 (1, 10) C C S	0-3 K			0-0 SH3-1 2B	1-2 2B	0-3 K		0-1 FC4-2-5 BB 1B 1-2 1B 3-H		5 2 2 0 0 2 4												
Rex Hudler, R OBP: 0.352, SLG: 0.608 Jim Edmonds, L OBP: 0.353, SLG: 0.391 (1, 7) (9, 7) B B X	2-0 G4-3		1-1 SH3-1 2-3	0-3 K		1-2 G4-3		1-3 K		4 0 0 0 0 2 3 0 0 0 0 0 0 0												
Damion Easley, R OBP: 0.290, SLG: 0.321 (1, 4) X		0-0 F8	0-2 HR 2B	1-0 G5-3		1-1 L7		4-2 1B 2-3 BB		4 1 1 1 1 0 1												
J.T. Snow, L OBP: 0.273, SLG: 0.283 (1, 3) C B B B X		3-2 1B	2-0 2-H HR	4-2 BB		0-0 G1-3		1-1 1-3 2-H 3-H 1B		4 1 3 4 1 0 0												
Chris Turner, R OBP: 0.248, SLG: 0.243 (1, 2) B C X		1-1 P6	0-0 G5-3	1-3 K				1-3 K 2-1 G6-3		5 0 0 0 0 2 5												
Gary Disarcina, R OBP: 0.306, SLG: 0.356 (1, 6) X		0-0 L9	1-0 1B 2B			0-1 1B		1-0 G4-3		4 1 2 0 0 0 1												
Inning Stats	R: 2 E: 0 K: 1 S: 9	H: 1 LOB: 0 BB: 1 P: 18	R: 0 E: 0 K: 0 S: 10	H: 1 LOB: 1 BB: 0 P: 14	R: 0 E: 0 K: 1 S: 6	H: 0 LOB: 0 BB: 0 P: 11	R: 4 E: 0 K: 0 S: 12	H: 5 LOB: 1 BB: 0 P: 18	R: 1 E: 0 K: 2 S: 16	H: 2 LOB: 2 BB: 1 P: 24	R: 0 E: 0 K: 1 S: 9	H: 2 LOB: 2 BB: 1 P: 14	R: 0 E: 0 K: 0 S: 6	H: 0 LOB: 0 BB: 0 P: 8	R: 0 E: 0 K: 1 S: 5	H: 0 LOB: 0 BB: 0 P: 7	R: 2 E: 0 K: 1 S: 15	H: 3 LOB: 2 BB: 1 P: 25	1B: 7 2B: 4 3B: 0 HR: 3	SF: 0 SAC: 1 DP: 0 HBP: 0	WP: 0 PB: 0 SB: 1 CS: 0	PA: 44
PITCHER	IP WLS BF H R ER SO BB IBB HBP BLK WP HR S P ERA WHIP																					
Terry Mulholland, L ERA: 6.65 (1, 1)	4.0 L 21 8 7 7 2 1 0 0 0 0 3 38 63 15.75 2.250																					
Donn Pall, R ERA: 3.71 (5, 1)	3.0 13 3 0 0 3 2 0 0 0 0 0 30 44 0.00 1.667																					
Bob Wickman, R ERA: 3.06 (8, 1)	1.2 8 2 2 2 2 1 0 0 0 0 0 16 25 10.80 1.800																					
Steve Howe, L ERA: 2.55 (9, 1)	0.1 2 1 0 0 0 0 0 0 0 0 0 4 7 0.00 3.000																					

California Angels @ New York Yankees
 Yankee Stadium, Bronx, NY
 Sun Jul 10 1994, 3:33 AM EDT
 Att. 39,032 - Cloudy - 86 F

livebaseballscorecards.com

AB	39
R	9
H	14
RBI	9
BB	4
SO	7
LOB	16



Batter	1	2	3	4	5	6	7	8	9	AB	R	H	RBI	BB	SO	LOB
Bernie Williams, S OBP: 0.378, SLG: 0.448 (1, 8)	1-1 G6-3 ①		2-1 G6-3 2B		0-1 F9	2-1 F7			1-0 G6-3 ①	5	1	1	0	0	0	2
Randy Velarde, R OBP: 0.331, SLG: 0.410 (1, 6)	1-2 G4-3 ②		0-0 G6-3 ①		0-1 F9		2-3 K		3-1 1B WP 1B	5	1	1	0	0	1	1
Jim Leyritz, R OBP: 0.378, SLG: 0.534 (1, 3)	3-3 K2-3 ③		1-0 2B		2-3 K		1-2 P4		0-0 L4 ②	5	0	1	1	0	2	1
Danny Tartabull, R OBP: 0.338, SLG: 0.459 (1, 10)		2-3 K	2-3 K ②		1-0 L6	0-1 WP 2B		3-2 1B WP 1B	5	1	2	0	0	2	1	
Mike Stanley, R OBP: 0.352, SLG: 0.460 (1, 2)		2-1 1B BB 1B	1-1 G6-3 ③		2-0 HR 2B	4-0 BB		2-2 1B	4	2	3	1	1	0	1	
Paul O'Neill, L OBP: 0.475, SLG: 0.622 (1, 9)		4-1 1B BB		4-2 G6-4-3 BB	2-0 HR	0-0 F7 ③		2-2 F9 ③	3	1	1	2	2	0	3	
Russ Davis, R OBP: 0.143, SLG: 0.143 (1, 5)		3-2 1B		2-1 G6-4-3 ① ② 1-2f	2-3 K		0-1 G4-3 ①		4	0	1	1	0	1	1	
Pat Kelly, R OBP: 0.357, SLG: 0.408 (1, 4)		2-3 K ②		1-1 1B	0-1 1B 1B		0-0 F8 ②		4	0	2	0	0	1	2	
Luis Polonia, L OBP: 0.380, SLG: 0.386 (1, 7)		1-3 K ③		0-0 F7 ③	0-1 SAFE 1B		0-3 K ③		4	0	1	0	0	2	3	

Inning Stats	R: 0	H: 0	E: 0	K: 1	S: 8	R: 1	H: 2	E: 0	K: 3	S: 17	R: 1	H: 2	E: 0	K: 1	S: 9	R: 0	H: 1	E: 0	K: 1	S: 7	R: 0	H: 0	E: 0	K: 1	S: 7	R: 2	H: 4	E: 0	K: 1	S: 12	R: 0	H: 1	E: 0	K: 1	S: 9	R: 0	H: 0	E: 0	K: 1	S: 6	R: 2	H: 3	E: 0	K: 0	S: 16	1B: 8	SF: 0	2B: 4	SAC: 0	3B: 0	DP: 1	HR: 1	HBP: 0	WP: 2	PA: 42
--------------	------	------	------	------	------	------	------	------	------	-------	------	------	------	------	------	------	------	------	------	------	------	------	------	------	------	------	------	------	------	-------	------	------	------	------	------	------	------	------	------	------	------	------	------	------	-------	-------	-------	-------	--------	-------	-------	-------	--------	-------	--------

PITCHER	IP	WLS	BF	H	R	ER	SO	BB	IBB	HBP	BLK	WP	HR	S	P	ERA	WHIP
Chuck Finley, L ERA: 4.18 (1, 1)	5.2	W	27	9	4	4	7	2	0	0	0	0	1	58	99	6.35	1.941
Russ Springer, R ERA: 6.91 (6, 1)	1.0		5	1	0	0	1	1	0	0	0	1	0	10	19	0.00	2.000
Bob Patterson, L ERA: 5.17 (7, 1)	1.1		4	0	0	0	1	0	0	0	0	0	0	7	7	0.00	0.000
Joe Grahe, R ERA: 6.0 (9, 1)	0.2		5	3	2	2	0	0	0	0	0	1	0	11	20	27.00	4.500
Mark Leiter, R ERA: 4.41 (9, 1)	0.1	S	1	0	0	0	0	0	0	0	0	0	0	5	7	0.00	0.000

BOTTOM

California Angels @ New York Yankees
Yankee Stadium, Bronx, NY
Sun Jul 10 1994, 3:33 AM EDT
Att: 39,032 - Cloudy - 86 F

livebaseballscorecards.com

AB	39
R	6
H	13
RBI	5
BB	3
SO	9
LOB	15



BOTTOM

Baltimore Orioles @ California Angels
Anaheim Stadium, Anaheim, CA

Thu Jul 14 1994, 10:05 PM EDT
Att: 18,821 - Unknown - 68 F

livebaseballscorecards.com

AB	31
R	2
H	6
RBI	2
BB	4
SO	7
LOB	17



WP:	0	PA:	36
PB:	0		
SB:	2		
CS:	1		

AB R H RBI BB SO LOB

3	1	1	0	1	1	0
3	0	2	0	0	0	1
4	0	0	0	0	1	4
2	0	0	0	2	0	2
3	1	1	1	1	2	2
3	0	1	0	0	0	4
1	0	0	0	0	0	1
4	0	0	0	0	2	2
4	0	1	1	0	0	0
0	0	0	0	0	0	0
4	0	0	0	0	1	1

Batter	1	2	3	4	5	6	7	8	9
Chad Curtis, R OBP: 0.303, SLG: 0.379 (1, 8)	4-1 BB S BB		0-1 G1-3			3-2 SH1-3 1B 2B		3-3 K	
Spike Owen, S OBP: 0.401, SLG: 0.426 (1, 5)	2-1 SAFE F7			0-1 G1-3 2B		0-1 SH1-3		2-2 1B	
Tim Salmon, R OBP: 0.382, SLG: 0.521 (1, 9)	2-3 SAFE K			0-1 G1-3 2-3		1-0 G6-3		3-2 F9	
Chili Davis, S OBP: 0.440, SLG: 0.572 (1, 10)	1-0 G3			4-0 IBB		4-0 1B IBB		3-2 F7	
Jim Edmonds, L OBP: 0.355, SLG: 0.390 (1, 7)		1-3 K		1-3 K		3-2 1B		4-0 G6-3 1B BB	
Damion Easley, R OBP: 0.290, SLG: 0.321 (1, 4)		1-1 CS 1B		2-1 L8		2-0 G3		3-2 G6-3 1-2	
Bo Jackson, R OBP: 0.337, SLG: 0.454 (9, PH)									
J.T. Snow, L OBP: 0.266, SLG: 0.275 (1, 3)		0-2 F9 1-2			1-1 F8			2-3 K	
Greg Myers, L OBP: 0.298, SLG: 0.329 (1, 2)			2-0 F7		0-1 G4-3			3-2 1B	
Harold Reynolds, S OBP: 0.324, SLG: 0.298 (9, PR)									
Gary Disarcina, R OBP: 0.302, SLG: 0.351 (1, 6)			0-2 G4-3		2-2 F9			1-3 K	

Inning Stats	R: 0	H: 0	E: 0	K: 1	S: 7	R: 0	H: 1	E: 0	K: 1	S: 8	R: 0	H: 0	E: 0	K: 0	S: 6	R: 0	H: 1	E: 0	K: 1	S: 10	R: 0	H: 0	E: 0	K: 0	S: 7	R: 1	H: 2	E: 0	K: 1	S: 10	R: 0	H: 0	E: 0	K: 1	S: 10	R: 0	H: 1	E: 0	K: 1	S: 14	R: 1	H: 1	E: 0	K: 2	S: 15	R: 0	H: 1	E: 0	K: 1	S: 15	1B: 4	2B: 2	3B: 0	HR: 0	SF: 0	SAC: 1	DP: 0	HBP: 0	WP: 0	PB: 0	SB: 2	CS: 1	PA: 36
--------------	------	------	------	------	------	------	------	------	------	------	------	------	------	------	------	------	------	------	------	-------	------	------	------	------	------	------	------	------	------	-------	------	------	------	------	-------	------	------	------	------	-------	------	------	------	------	-------	------	------	------	------	-------	-------	-------	-------	-------	-------	--------	-------	--------	-------	-------	-------	-------	--------

PITCHER	IP	WLS	BF	H	R	ER	SO	BB	IBB	HBP	BLK	WP	HR	S	P	ERA	WHIP
Ben McDonald, R ERA: 4.26 (1, 1)	8.0	W	31	5	1	1	5	1	2	0	0	0	0	72	122	1.12	0.750
Lee Smith, R ERA: 2.45 (9, 1)	1.0	S	5	1	1	1	2	1	0	0	0	0	0	15	28	9.00	2.000

PITCHER	IP	WLS	BF	H	R	ER	SO	BB	IBB	HBP	BLK	WP	HR	S	P	ERA	WHIP
---------	----	-----	----	---	---	----	----	----	-----	-----	-----	----	----	---	---	-----	------

Baltimore Orioles @ California Angels
 Anaheim Stadium, Anaheim, CA

Fri Jul 15 1994, 10:05 PM EDT
 Att: 18,886 - Unknown

AB	38
R	9
H	12
RBI	9
BB	4
SO	4
LOB	20



TOP

AB	R	H	RBI	BB	SO	LOB
4	3	3	1	1	0	0
4	2	1	2	1	0	2
4	2	2	2	0	1	1
5	0	1	1	0	0	2
5	0	1	2	0	1	1
0	0	0	0	0	0	0
4	1	2	0	1	0	1
5	0	1	0	0	0	5
3	1	1	1	1	2	4
4	0	0	0	0	0	4

Batter	1	2	3	4	5	6	7	8	9
Brady Anderson, L (1, 8) OBP: 0.368, SLG: 0.442	2-2 SF9 3B		4-2 S BB		0-0 HR 1B		2-1 WP 2B 1B	1-0 F7	
Chris Sabo, R (1, 5) OBP: 0.311, SLG: 0.463	1-2 G6-3		0-2 L7		2-0 HR 1B		4-2 2B 1B BB	2-1 P2	
Rafael Palmeiro, L (1, 3) OBP: 0.413, SLG: 0.560	2-2 SF9		1-3 K		2-1 G1-3		2-1 1B G5-3 2B	2-2 1B 2B	
Cal Ripken Jr., R (1, 6) OBP: 0.355, SLG: 0.464	1-0 F7		2-2 P6		2-2 G4-3		0-1 G5-3 1B	1-1 F8	
Harold Baines, L (1, 10) OBP: 0.349, SLG: 0.469 Mike Devereaux, R (9, PR) OBP: 0.261, SLG: 0.341									
Chris Hoiles, R (1, 2) OBP: 0.370, SLG: 0.465									
Dwight Smith, L (1, 7) OBP: 0.309, SLG: 0.442									
Jeffrey Hammonds, R (1, 9) OBP: 0.335, SLG: 0.527									
Mark McLemore, S (1, 4) OBP: 0.365, SLG: 0.333									

Inning Stats	R: 1	H: 1	E: 0	LOB: 0	K: 0	S: 12	P: 18	R: 0	H: 2	E: 0	LOB: 2	K: 1	BB: 0	S: 8	P: 15	R: 0	H: 0	E: 0	LOB: 1	K: 0	BB: 1	S: 12	P: 19	R: 0	H: 0	E: 0	LOB: 0	K: 0	BB: 0	S: 9	P: 13	R: 3	H: 2	E: 0	LOB: 0	K: 1	BB: 1	S: 10	P: 22	R: 1	H: 2	E: 0	LOB: 1	K: 1	BB: 0	S: 13	P: 18	R: 3	H: 3	E: 0	LOB: 2	K: 1	BB: 2	S: 18	P: 34	R: 0	H: 0	E: 0	LOB: 0	K: 0	BB: 0	S: 4	P: 7	R: 1	H: 2	E: 0	LOB: 2	K: 0	BB: 0	S: 10	P: 15	1B: 6	SF: 1	2B: 4	SAC: 0	3B: 1	DP: 0	HR: 1	HBP: 0	WP: 1	PA: 43
--------------	------	------	------	--------	------	-------	-------	------	------	------	--------	------	-------	------	-------	------	------	------	--------	------	-------	-------	-------	------	------	------	--------	------	-------	------	-------	------	------	------	--------	------	-------	-------	-------	------	------	------	--------	------	-------	-------	-------	------	------	------	--------	------	-------	-------	-------	------	------	------	--------	------	-------	------	------	------	------	------	--------	------	-------	-------	-------	-------	-------	-------	--------	-------	-------	-------	--------	-------	--------

PITCHER	IP	WLS	BF	H	R	ER	SO	BB	IBB	HBP	BLK	WP	HR	S	P	ERA	WHIP
Phil Leftwich, R (1, 1) ERA: 4.86	5.2	L	26	7	5	5	3	2	0	0	0	0	1	61	101	7.94	1.588
Joe Magrane, L (6, 1) ERA: 7.0	0.2		6	3	3	3	0	1	0	0	0	1	0	16	25	40.50	6.000
Scott Lewis, R (7, 1) ERA: 6.0	1.2		6	0	0	0	1	1	0	0	0	0	0	9	20	0.00	0.600
Mike Butcher, R (9, 1) ERA: 6.67	1.0		5	2	1	1	0	0	0	0	0	0	0	10	15	9.00	2.000

WP: 1	PA: 43
PB: 1	
SB: 2	
CS: 0	

Batter	1	2	3	4	5	6	7	8	9	AB	R	H	RBI	BB	SO	LOB
Chad Curtis, R OBP: 0.300, SLG: 0.375 (1, 8)	1-1 P3		2-2 P5			1-0 P5		0-0 FC1-6		4	0	0	0	0	0	1
Spike Owen, S OBP: 0.398, SLG: 0.419 (1, 5)	4-0 BB		1-2 G3			1-0 F7		0-1 FC6-4		3	0	0	0	1	0	1
Tim Salmon, R OBP: 0.380, SLG: 0.517 (1, 9)	4-1 BB				2-3 K	1-1 L5		0-0 L4-3		3	0	0	0	1	1	1
Chili Davis, S OBP: 0.438, SLG: 0.568 (1, 10)	2-3 K		2-1 P3			2-0 HR			3-2 G4-3	4	1	1	0	0	1	2
Bo Jackson, R OBP: 0.335, SLG: 0.468 (1, 7)	3-3 K		2-3 K			1-0 HR			1-3 K	4	1	1	2	0	3	2
Damion Easley, R OBP: 0.287, SLG: 0.318 (1, 4)		0-0 L6			2-1 P9		0-0 B3		1-0 G3	3	0	0	0	0	0	0
Harold Reynolds, S OBP: 0.322, SLG: 0.296 (9, PH)										1	0	0	0	0	0	0
J.T. Snow, L OBP: 0.267, SLG: 0.284 (1, 3)		2-3 K			2-2 2B		0-1 P4			3	0	1	0	0	1	0
Chris Turner, R OBP: 0.244, SLG: 0.239 (1, 2)										2	0	0	0	0	2	1
Mark Dalesandro, R OBP: 0.263, SLG: 0.235 (7, PH)										1	0	0	0	0	1	0
Gary Disarcina, R OBP: 0.302, SLG: 0.351 (1, 6)			2-1 P3			1-1 F9		0-1 FC1-6		3	0	1	0	0	0	1

Inning Stats	R: 0	H: 0	E: 0	K: 2	S: 11	R: 0	H: 0	E: 0	K: 2	S: 7	R: 0	H: 0	E: 0	K: 0	S: 11	R: 0	H: 0	E: 0	K: 2	S: 11	R: 0	H: 1	E: 0	K: 1	S: 11	R: 0	H: 0	E: 0	K: 0	S: 4	R: 2	H: 2	E: 0	K: 1	S: 8	R: 0	H: 1	E: 0	K: 0	S: 6	R: 0	H: 0	E: 0	K: 1	S: 9	1B: 2	SF: 0	2B: 1	SAC: 0	3B: 0	DP: 0	HR: 1	HBP: 0	WP: 0	PA: 33
PITCHER	IP	WLS	BF	H	R	ER	SO	BB	IBB	HBP	BLK	WP	HR	S	P	ERA	WHIP																																						
Sid Fernandez, L ERA: 4.79 (1, 1)	7.0	W	27	4	2	2	8	2	0	0	0	0	1	65	107	2.57	0.857																																						
Mark Eichhorn, R ERA: 2.02 (8, 1)	2.0		6	0	0	0	1	0	0	0	0	0	0	13	18	0.00	0.000																																						


BOTTOM

Baltimore Orioles @ California Angels
Anaheim Stadium, Anaheim, CA

Fri Jul 15 1994, 10:05 PM EDT
Att. 18,886 - Unknown

livebaseballscorecards.com

AB	31
R	2
H	4
RBI	2
BB	2
SO	9
LOB	9



Batter	1	2	3	4	5	6	7	8	9	AB R H RBI BB SO LOB	TOP																									
Brady Anderson, L (1, 7) OBP: 0.366, SLG: 0.439	1-2 G3		3-2 G4-3		2-2 1B		3-3 K		2-3 K	5 0 1 0 0 2 2																										
Chris Sabo, R (1, 5) OBP: 0.313, SLG: 0.473	3-1 P5		2-1 HR		2-0 F9		4-2 1B BB		1-0 G6-3	4 1 1 1 1 0 1																										
Rafael Palmeiro, L (1, 3) OBP: 0.419, SLG: 0.571	2-0 HR		4-2 1B BB		4-2 FC6-4 BB		1-0 1-2 1B			2 1 2 2 2 0 0																										
Cal Ripken Jr., R (1, 6) OBP: 0.357, SLG: 0.464	2-0 1B		0-0 1-2 1B		0-1 FC6-4		3-2 F9			4 0 2 0 0 0 4																										
Chris Hoiles, R (1, 2) OBP: 0.369, SLG: 0.460	1-2 G3		2-0 P2			0-0 F8		1-0 HBP		3 0 0 0 0 0 3																										
Leo Gomez, R (1, 10) Dwight Smith, L (8, PH) OBP: 0.371, SLG: 0.547 OBP: 0.307, SLG: 0.439		1-3 K		3-2 F9		3-1 G6-3		2-1 L7		3 0 0 0 0 1 0 1 0 0 0 0 0 1																										
Jeffrey Hammonds, R (1, 9) OBP: 0.328, SLG: 0.515		1-0 P9		1-3 K		1-1 F8		1-0 F6		4 0 0 0 0 1 1																										
Tim Hulett, R (1, 4) Mark McLemore, S (7, PR) OBP: 0.368, SLG: 0.413 OBP: 0.364, SLG: 0.332		2-1 G6-3		1-2 G6-3		4-2 S 1B BB		1-0 F8		2 0 0 0 1 0 0 1 1 0 0 0 0 1																										
Mike Devereaux, R (1, 8) OBP: 0.258, SLG: 0.337			1-3 K		0-0 G6-3		0-1 SH1-4		2-3 K	3 0 0 0 0 2 0																										
Inning Stats	R: 1 E: 0 K: 0 S: 10	H: 2 LOB: 1 BB: 0 P: 19	R: 0 E: 0 K: 1 S: 6	H: 0 LOB: 0 BB: 0 P: 10	R: 1 E: 0 K: 1 S: 13	H: 2 LOB: 2 BB: 1 P: 25	R: 0 E: 0 K: 1 S: 10	H: 0 LOB: 0 BB: 0 P: 15	R: 0 E: 0 K: 0 S: 5	H: 0 LOB: 0 BB: 0 P: 9	R: 1 E: 0 K: 1 S: 21	H: 1 LOB: 2 BB: 2 P: 35	R: 0 E: 0 K: 0 S: 4	H: 0 LOB: 1 BB: 0 P: 9	R: 0 E: 0 K: 2 S: 7	H: 0 LOB: 0 BB: 0 P: 12	1B: 4 2B: 0 3B: 0 HR: 2	SF: 0 SAC: 1 DP: 0 HBP: 1	WP: 0 PB: 0 SB: 2 CS: 0	PA: 38																
PITCHER	IP WLS BF H R ER SO BB IBB HBP BLK WP HR S P ERA WHIP																																			
Chuck Finley, L (1, 1) ERA: 4.17	6.2		30	6	3	3	4	4	0	0	0	0	2	72	126	4.05	1.500																			
Mark Leiter, R (7, 1) ERA: 4.28	1.2		6	0	0	0	1	0	0	1	0	0	0	11	20	0.00	0.000																			
Bob Patterson, L (9, 1) ERA: 5.06	0.1		1	0	0	0	1	0	0	0	0	0	0	3	5	0.00	0.000																			
Joe Grahe, R (9, 1) ERA: 5.89	0.1	W	1	0	0	0	0	0	0	0	0	0	0	1	2	0.00	0.000																			

Baltimore Orioles @ California Angels
Anaheim Stadium, Anaheim, CA

Sat Jul 16 1994, 10:05 PM EDT
Att. 23,371 - Sunny - 75 F

livebaseballscorecards.com

AB	32
R	3
H	6
RBI	3
BB	4
SO	6
LOB	13



Batter	1	2	3	4	5	6	7	8	9	AB R H RBI BB SO LOB	TOP											
Brady Anderson, L (1, 8) OBP: 0.368, SLG: 0.441	4-0 1B HR BB	1-0 P5		2-0 S BB 1B	2-1 FC4-6 1-2f		1-0 2B 2B		1-1 P6	5 2 2 1 1 0 3												
Chris Sabo, R (1, 5) OBP: 0.323, SLG: 0.482	1-2 HR 1B	2-1 FC4-6 1B		2-0 F8		4-1 G6-4-3 BB	1-2 F9 1-2-1-5 2B			4 1 3 1 1 0 1												
Rafael Palmeiro, L (1, 3) OBP: 0.419, SLG: 0.576	2-0 HR 1-H 2-H	0-0 FC4-6 1-2f		4-2 1-2 BB		1 SAFE 3-2 G6-4-3 1-2f	0-1 F9 2-3			4 1 1 3 1 0 4												
Cal Ripken Jr., R (1, 6) OBP: 0.355, SLG: 0.461	3-1 P3		2-2 G6-3	2-2 G1-3 2-3		1-2 1B 1B	0-1 L9-2-1-5 3-H			5 1 1 0 0 0 3												
Harold Baines, L (1, 10) OBP: 0.353, SLG: 0.469	4-2 BB		0-0 HR 1B		0-0 G1-3	3-2 1B 1B		2-1 F8		4 1 2 0 1 0 0												
Dwight Smith, L (1, 7) OBP: 0.316, SLG: 0.463	2-1 F7		3-2 1-H HR		1-2 1B 1B	3-2 1B 1B		0-1 L1-6-3		5 2 3 3 0 0 1												
Mark McLemore, S (1, 4) OBP: 0.358, SLG: 0.326	0-3 K		1-1 G5-3		2-1 F9 1 SAFE 1 SAFE	2-1 F9 3-H		1-0 F9		5 0 0 0 0 1 4												
Jack Voigt, R (1, 9) OBP: 0.323, SLG: 0.345		4-1 1B G5-3 BB	0-1 F8		3-2 1B 1B		3-1 E9 3B		2-2 G6-3	4 1 1 0 1 0 0												
Jeff Tackett, R (1, 2) OBP: 0.341, SLG: 0.421		3-2 1 SAFE 1 SAFE G5-3		0-0 G6-3	2-2 FC4-6 1B 1-2 2-H		0-1 2B 3B		3-3 K	5 1 2 2 0 1 1												
Inning Stats	R: 3 E: 0 K: 1 S: 14	H: 2 LOB: 1 BB: 2 P: 30	R: 0 E: 0 K: 0 S: 11	H: 1 LOB: 2 BB: 1 P: 21	R: 2 E: 0 K: 0 S: 14	H: 2 LOB: 0 BB: 0 P: 20	R: 0 E: 0 K: 0 S: 8	H: 1 LOB: 2 BB: 1 P: 18	R: 1 E: 0 K: 0 S: 14	H: 3 LOB: 2 BB: 0 P: 24	R: 1 E: 0 K: 0 S: 18	H: 3 LOB: 2 BB: 1 P: 34	R: 3 E: 1 K: 0 S: 12	H: 3 LOB: 0 BB: 0 P: 17	R: 0 E: 0 K: 0 S: 5	H: 0 LOB: 0 BB: 0 P: 8	R: 0 E: 0 K: 1 S: 8	H: 0 LOB: 0 BB: 0 P: 14	1B: 10 2B: 3 3B: 1 HR: 2	SF: 0 SAC: 0 DP: 2 HBP: 0	WP: 0 PB: 0 SB: 1 CS: 0	PA: 46
PITCHER	IP WLS BF H R ER SO BB IBB HBP BLK WP HR S P ERA WHIP																					
Russ Springer, R (1, 1) ERA: 7.71	3.0 L 17 5 5 5 1 3 0 0 0 0 0 2 39 71 15.00 2.667																					
Andrew Lorraine, L (4, 1) ERA: 12.0	3.0 20 9 5 4 0 2 0 0 0 0 0 0 45 85 12.00 3.667																					
Scott Lewis, R (7, 1) ERA: 5.33	3.0 9 1 0 0 0 1 0 0 0 0 0 0 20 30 0.00 0.333																					

Baltimore Orioles @ California Angels
Anaheim Stadium, Anaheim, CA
Sun Jul 17 1994, 6:33 AM EDT
Att. 17,525 - Cloudy - 78 F

livebaseballscorecards.com

AB	41
R	10
H	15
RBI	10
BB	5
SO	2
LOB	17



Batter	1	2	3	4	5	6	7	8	9	AB	R	H	RBI	BB	SO	LOB
Chad Curtis, R (1, 8) OBP: 0.304, SLG: 0.381	0-0 G6-3	1-1 P3			1-1 1B 2B		4-1 1B 2B BB	1-1 DI 1B		4	2	2	2	1	0	3
Spike Owen, S (1, 5) OBP: 0.394, SLG: 0.423	0-2 P4		1-1 F8		0-1 F8		2-1 2B 1B	2-2 F7		5	0	1	0	0	0	2
Tim Salmon, R (1, 9) OBP: 0.375, SLG: 0.507 Mark Dalesandro, R (8, 7) OBP: 0.250, SLG: 0.222	2-0 F9		1-1 G4-3		3-2 P6		0-0 L7		0-0 G5-3	4	0	0	0	0	0	3
Chili Davis, S (1, 10) OBP: 0.444, SLG: 0.582		0-0 HR	4-1 BB		2-2 1B		3-2 1-3 2-H 2B		3-1 G4-3	4	1	3	3	1	0	0
Rex Hudler, R (1, 7) OBP: 0.336, SLG: 0.579 Jim Edmonds, L (7, PH) OBP: 0.350, SLG: 0.386		1-0 F8	0-1 F7		0-2 F4		1-3 K		1-1 G1-3	3	0	0	0	0	0	2
Damion Easley, R (1, 4) OBP: 0.283, SLG: 0.313		0-2 P2		0-1 G3		0-0 G3	0-0 G6-3			4	0	0	0	0	0	2
J.T. Snow, L (1, 3) OBP: 0.266, SLG: 0.289		2-0 BB 2B		0-0 F9		1-0 G3-1		1-1 F8		4	0	1	0	0	0	0
Chris Turner, R (1, 2) OBP: 0.260, SLG: 0.259		4-1 BB BB		0-1 F3		3-2 1B		3-2 1B 2B		3	1	2	0	1	0	0
Gary Disarcina, R (1, 6) OBP: 0.301, SLG: 0.346		4-2 BB BB 1-2 2-3 BB		1-2 E5 2B		0-1 L7		0-0 F7		3	1	0	0	1	0	2

Inning Stats	R: 0	H: 0	E: 0	K: 0	S: 5	R: 1	H: 2	E: 0	K: 0	S: 17	R: 0	H: 0	E: 0	K: 0	S: 7	R: 0	H: 0	E: 0	K: 0	S: 5	R: 2	H: 2	E: 1	K: 0	S: 18	R: 0	H: 1	E: 0	K: 0	S: 9	R: 1	H: 2	E: 0	K: 1	S: 12	R: 1	H: 2	E: 0	K: 0	S: 12	R: 0	H: 0	E: 0	K: 0	S: 5	1B: 4	2B: 4	3B: 0	HR: 1	SF: 0	SAC: 0	DP: 0	HBP: 0	WP: 0	PB: 0	SB: 0	CS: 0	PA: 41
--------------	------	------	------	------	------	------	------	------	------	-------	------	------	------	------	------	------	------	------	------	------	------	------	------	------	-------	------	------	------	------	------	------	------	------	------	-------	------	------	------	------	-------	------	------	------	------	------	-------	-------	-------	-------	-------	--------	-------	--------	-------	-------	-------	-------	--------

PITCHER	IP	WLS	BF	H	R	ER	SO	BB	IBB	HBP	BLK	WP	HR	S	P	ERA	WHIP
Jamie Moyer, L (1, 1) ERA: 4.98	6.1	W	31	7	4	2	0	4	0	0	0	0	1	68	108	2.84	1.737
Mark Eichhorn, R (7, 1) ERA: 2.08	2.2		10	2	1	1	1	0	0	0	0	0	0	22	34	3.38	0.750

BOTTOM

Baltimore Orioles @ California Angels
Anaheim Stadium, Anaheim, CA
 Sun Jul 17 1994, 6:33 AM EDT
 Att: 17,525 - Cloudy - 78 F

livebaseballscorecards.com

AB	37
R	5
H	9
RBI	5
BB	4
SO	1
LOB	16



Batter	1	2	3	4	5	6	7	8	9	AB R H RBI BB SO LOB	TOP
Otis Nixon, S (1, 8) OBP: 0.367, SLG: 0.325 Lee Tinsley, S (7, 8) OBP: 0.307, SLG: 0.234	0-0 WP SF8 2B	1-1 FC6-4 1-2f			1-1 F8			3-2 F9 FC5 SF8	0-3 K	3 1 1 0 0 0 2 2 0 0 0 0 1 0	
Tim Naehring, R (1, 4) OBP: 0.372, SLG: 0.459	2-2 SF8 2-H		4-2 G4-6-3 BB		1-0 1B			3-2 HR 2B		2 1 2 1 1 0 0	
John Valentin, R (1, 6) OBP: 0.409, SLG: 0.534	0-1 2B		2-1 L6		1-1 F7			3-1 HR 2-H		4 2 2 2 0 0 3	
Mo Vaughn, L (1, 3) OBP: 0.396, SLG: 0.568 Stan Royer, R (6, 3) OBP: 0.167, SLG: 0.300	1-0 2B 2-H		0-1 G4-6-3 1-2f		0-2 G3-1			3-2 P9		3 0 1 1 0 0 1 1 0 0 0 0 0 0	
Tom Brunansky, R (1, 9) OBP: 0.321, SLG: 0.471	3-3 K			1-0 P4		2-2 F7		2-1 FC5 HBP 1B		4 0 1 0 0 1 1	
Mike Greenwell, L (1, 7) OBP: 0.355, SLG: 0.466	2-2 F7			0-0 F8		1-3 K		4-2 HBP 1-2		3 0 0 0 0 1 1	
Wes Chamberlain, R (1, 10) OBP: 0.304, SLG: 0.409		0-0 G3		3-3 K			2-1 G5-4-3 1B	0-1 FC5 2-3f		4 0 1 0 0 1 2	
Scott Cooper, L (1, 5) OBP: 0.340, SLG: 0.487		0-1 FC6-4 1B			0-1 F7		0-3 K		0-1 G3	4 0 1 0 0 1 1	
Rich Rowland, R (1, 2) OBP: 0.255, SLG: 0.404		2-3 K			4-2 1B BB		1-2 G5-4-3 1-2f		0-3 K	3 0 0 0 1 2 2	
Inning Stats	R: 2 H: 3 E: 0 LOB: 1 K: 1 BB: 0 S: 15 P: 23	R: 0 H: 1 E: 0 LOB: 1 K: 1 BB: 0 S: 8 P: 11	R: 0 H: 0 E: 0 LOB: 0 K: 0 BB: 1 S: 6 P: 12	R: 0 H: 0 E: 0 LOB: 0 K: 1 BB: 0 S: 5 P: 9	R: 0 H: 1 E: 0 LOB: 2 K: 0 BB: 1 S: 9 P: 16	R: 0 H: 0 E: 0 LOB: 0 K: 1 BB: 0 S: 11 P: 14	R: 0 H: 1 E: 0 LOB: 0 K: 1 BB: 0 S: 9 P: 12	R: 2 H: 3 E: 0 LOB: 2 K: 0 BB: 0 S: 23 P: 41	R: 0 H: 0 E: 0 LOB: 0 K: 2 BB: 0 S: 9 P: 9	1B: 4 SF: 1 2B: 4 SAC: 0 3B: 0 DP: 2 HR: 1 HBP: 1	WP: 1 PA: 37 PB: 0 SB: 0 CS: 0
PITCHER Brian Anderson, L (1, 1) ERA: 5.63 Mark Leiter, R (8, 1) ERA: 4.21	IP WLS BF H R ER SO BB IBB HBP BLK WP HR S P ERA WHIP 7.2 W 33 9 4 4 5 2 0 1 0 1 1 84 136 4.70 1.435					PITCHER IP WLS BF H R ER SO BB IBB HBP BLK WP HR S P ERA WHIP 1.1 4 0 0 0 2 0 0 0 0 0 0 11 11 0.00 0.000					

Boston Red Sox @ California Angels
 Anaheim Stadium, Anaheim, CA

Mon Jul 18 1994, 10:05 PM EDT
 Att. 17,019 - Unknown - 70 F

livebaseballscorecards.com

AB 33
R 4
H 9
RBI 4
BB 2
SO 7
LOB 13



Boston Red Sox @ California Angels
 Anaheim Stadium, Anaheim, CA

Tue Jul 19 1994, 10:05 PM EDT
 Att. 20,335 - Unknown - 72 F

AB	33
R	4
H	7
RBI	4
BB	4
SO	10
LOB	11



AB	R	H	RBI	BB	SO	LOB
4	0	0	0	0	2	0
4	0	0	0	1	0	1
3	1	0	0	1	0	2
4	2	2	1	0	2	1
3	0	1	0	1	2	0
3	1	2	2	1	0	2
0	0	0	0	0	0	0
3	0	1	1	0	0	2
1	0	0	0	0	1	1
4	0	1	0	0	2	2
3	0	0	0	0	1	0
1	0	0	0	0	0	0

Batter	1	2	3	4	5	6	7	8	9
Otis Nixon, S (1, 8) OBP: 0.363, SLG: 0.320	2-3 K		2-2 G6-3		0-0 G4-3		0-0 SH3-4		1-3 K
Tim Naehring, R (1, 3) OBP: 0.368, SLG: 0.450	4-2 G5-3 BB		0-1 G1-3			1-0 L9	3-1 G5-3		0-2 G4-3
John Valentin, R (1, 6) OBP: 0.406, SLG: 0.527	0-0 G5-3			1-0 F8		4-1 BB FC4-6 1B BB	3-2 F7		
Andre Dawson, R (1, 10) OBP: 0.278, SLG: 0.496	1-3 K			1-3 K		0-0 FC4-6 1B BB		1-0 HR	
Tom Brunansky, R (1, 7) (8, 9) OBP: 0.326, SLG: 0.476		2-3 K		1-0 2B		4-2 FC4-6 BB		1-3 K	
Wes Chamberlain, R (1, 9) Lee Tinsley, S (8, PR) OBP: 0.314, SLG: 0.437 OBP: 0.307, SLG: 0.234		1-0 HR		4-2 BB		1-0 FC4-6 1B		2-2 1B 2B	
Stan Royer, R (1, 5) Scott Cooper, L (8, PH) OBP: 0.175, SLG: 0.302 OBP: 0.339, SLG: 0.486		2-1 G6-3		2-1 F9		0-0 1-2 3-H 1B		1-3 K	
Damon Berryhill, S (1, 2) OBP: 0.282, SLG: 0.385		3-2 G5-3			2-3 K			0-1 2-H 1B	
Scott Fletcher, R (1, 4) Mike Greenwell, L (9, PH) OBP: 0.285, SLG: 0.316 OBP: 0.354, SLG: 0.464			0-0 F7		2-3 K		0-1 E5 SH3-4		2-1 G6-3

Inning	1	2	3	4	5	6	7	8	9
R	0	1	0	0	0	2	0	1	0
H	0	1	0	1	0	2	0	3	0
E	0	0	0	0	0	0	1	0	0
K	2	1	0	1	2	1	0	2	1
S	10	17	10	18	9	10	8	13	12

PITCHER	IP	WLS	BF	H	R	ER	SO	BB	IBB	HBP	BLK	WP	HR	S	P	ERA	WHIP
Mark Langston, L (1, 1) ERA: 4.38	7.0	W	30	4	3	3	7	4	0	0	0	0	1	60	109	3.86	1.143
Mark Leiter, R (8, 1) ERA: 4.3	0.1		3	2	1	1	1	0	0	0	0	0	1	7	11	27.00	6.000
Bob Patterson, L (8, 1) ERA: 4.96	0.2		2	1	0	0	1	0	0	0	0	0	0	6	7	0.00	1.500
Joe Grahe, R (9, 1) ERA: 5.73	1.0	S	3	0	0	0	1	0	0	0	0	0	0	9	12	0.00	0.000

Batter	1	2	3	4	5	6	7	8	9	AB R H RBI BB SO LOB	TOP											
Otis Nixon, S (1, 8) <small>OBP: 0.360, SLG: 0.317</small>	0-1 B1-3		4-2 BB		1-0 SF7		3-2 L6		2-2 F7	3 0 0 1 1 0 2												
Tim Naehring, R (1, 4) <small>OBP: 0.369, SLG: 0.449</small>	2-1 F8		0-1 F8		1-2 FC5-4 1B		1-2 1B		3-2 F9	5 0 2 0 0 0 3												
John Valentin, R (1, 6) <small>OBP: 0.400, SLG: 0.518</small>	0-1 G6-3		0-1 F9		1-1 FC5-4		1-0 F8			4 0 0 0 0 0 3												
Mo Vaughn, L (1, 3) <small>OBP: 0.392, SLG: 0.561</small>		2-3 K		2-3 K		1-3 K		2-2 F9		4 0 0 0 0 3 0												
Tom Brunansky, R (1, 9) <small>OBP: 0.324, SLG: 0.477</small>		1-3 K		2-2 P3		2-1 2B		3-3 K		4 1 1 0 0 2 0												
Mike Greenwell, L (1, 7) <small>OBP: 0.356, SLG: 0.466</small>		1-2 G4-3		4-1 BB		3-2 2B		0-2 G3-1		3 0 1 1 1 0 0												
Wes Chamberlain, R (1, 10) <small>OBP: 0.313, SLG: 0.433</small>			1-1 HR 1B		2-1 F9		1-3 K		3-3 K	4 1 1 0 0 2 2												
Scott Cooper, L (1, 5) <small>OBP: 0.338, SLG: 0.483</small>			2-2 F7		0-0 F8		0-0 F7		1-2 1B	4 0 1 0 0 0 2												
Damon Berryhill, S (1, 2) <small>OBP: 0.291, SLG: 0.412</small>			3-2 HR		3-2 E9 SF7 2B		2-3 K		1-2 1B	4 2 3 2 0 1 0												
Inning Stats	R: 0 E: 0 K: 0 S: 6	H: 0 LOB: 0 BB: 0 P: 8	R: 0 E: 0 K: 2 S: 9	H: 0 LOB: 0 BB: 0 P: 13	R: 2 E: 0 K: 0 S: 18	H: 2 LOB: 1 BB: 1 P: 28	R: 0 E: 0 K: 1 S: 10	H: 0 LOB: 1 BB: 1 P: 20	R: 1 E: 1 K: 0 S: 11	H: 2 LOB: 1 BB: 0 P: 17	R: 1 E: 0 K: 2 S: 14	H: 2 LOB: 1 BB: 0 P: 21	R: 0 E: 0 K: 1 S: 15	H: 1 LOB: 1 BB: 0 P: 22	R: 0 E: 0 K: 1 S: 15	H: 0 LOB: 0 BB: 0 P: 20	R: 0 E: 0 K: 1 S: 22	H: 2 LOB: 2 BB: 0 P: 32	1B: 5 2B: 3 3B: 0 HR: 1	SF: 1 SAC: 0 DP: 0 HBP: 0	WP: 0 PB: 0 SB: 0 CS: 0	PA: 38
PITCHER	IP WLS BF H R ER SO BB IBB HBP BLK WP HR S P ERA WHIP																					
Phil Leftwich, R (1, 1) <small>ERA: 4.96</small>	5.1 W 24 6 4 4 4 2 0 0 0 0 0 1 63 101 6.75 1.500																					
Russ Springer, R (6, 1) <small>ERA: 6.88</small>	3.2 S 14 3 0 0 4 0 0 0 0 0 0 0 57 80 0.00 0.818																					

Boston Red Sox @ California Angels
Anaheim Stadium, Anaheim, CA

Wed Jul 20 1994, 10:05 PM EDT
Att. 17,180 - Unknown - 71 F

livebaseballscorecards.com

AB 35
R 4
H 9
RBI 4
BB 2
SO 8
LOB 12



New York Yankees @ California Angels
Anaheim Stadium, Anaheim, CA

Thu Jul 21 1994, 10:05 PM EDT
 Att. 20,479 - Unknown - 68 F

AB	42
R	11
H	15
RBI	11
BB	9
SO	6
LOB	30



Batter	1	2	3	4	5	6	7	8	9	AB R H RBI BB SO LOB
Bernie Williams, S (1, 8) OBP: 0.378, SLG: 0.438	2-3 K	1-0 G1-3		0-1 P3	2-2 1B 2B 1B		0-0 2B 1B	0-0 G6-3		6 2 2 1 0 1 2
Don Mattingly, L (1, 3) OBP: 0.397, SLG: 0.415	0-1 G4-3		4-1 1B 1B BB	3-1 G3	2-1 2B 1B		1-1 1B 2B	0-2 G3		5 2 2 0 1 0 0
Mike Stanley, R (1, 2) OBP: 0.358, SLG: 0.478	4-2 1B BB		1-3 K		G6-3		2-0 P3		4-2 2B BB	4 1 1 1 2 1 3
Danny Tartabull, R (1, 9) OBP: 0.356, SLG: 0.490 Gerald Williams, R (9, PR) OBP: 0.314, SLG: 0.565	0-0 1B		1-2 1B 1B		2B BB		4-0 BB 1B IBB	2-2 WP 1B 2B		4 1 3 1 2 0 2 0 0 0 0 0 0 0
Jim Leyritz, R (1, 10) OBP: 0.378, SLG: 0.548	1-3 K		1-3 K		0-1 1H 2B 2B	1-1 P4	1-2 BB 1B	3-3 K		6 1 2 3 0 3 5
Paul O'Neill, L (1, 7) OBP: 0.482, SLG: 0.620		3-1 HBP 1B	1-0 1B	1-3 2-H 1B	4-2 2B 1B BB	4-2 BB BB	2-2 F8	3-1 G4-3		4 1 2 1 2 0 3
Randy Velarde, R (1, 5) OBP: 0.327, SLG: 0.424		2-0 F9	2-2 F7		0-3 K	4-2 BB	4-1 BB	0-0 F9		4 0 0 0 2 1 7
Mike Gallego, R (1, 6) OBP: 0.325, SLG: 0.358		0-0 F9		3-2 HR	3-1 1B 2B	0-1 F8	1-0 F9			5 2 2 2 0 0 6
Pat Kelly, R (1, 4) OBP: 0.343, SLG: 0.395		1-2 HBP		0-0 F9	1-2 1B	0-1 L6		0-2 G4-3		4 1 1 2 0 0 2

Inning Stats	R: 0 E: 0 K: 2 S: 12	H: 1 LOB: 2 BB: 1 P: 19	R: 0 E: 0 K: 0 S: 7	H: 1 LOB: 2 BB: 0 P: 14	R: 1 E: 0 K: 2 S: 14	H: 2 LOB: 2 BB: 1 P: 24	R: 1 E: 0 K: 0 S: 9	H: 1 LOB: 0 BB: 0 P: 15	R: 6 E: 0 K: 1 S: 29	H: 6 LOB: 2 BB: 2 P: 51	R: 0 E: 0 K: 0 S: 11	H: 0 LOB: 2 BB: 2 P: 20	R: 2 E: 0 K: 0 S: 12	H: 3 LOB: 3 BB: 2 P: 27	R: 0 E: 0 K: 0 S: 8	H: 0 LOB: 0 BB: 0 P: 8	R: 1 E: 0 K: 1 S: 11	H: 1 LOB: 2 BB: 1 P: 23	1B: 9 2B: 5 3B: 0 HR: 1	SF: 0 SAC: 0 DP: 0 HBP: 1	WP: 1 PB: 0 SB: 2 CS: 0	PA: 52
--------------	-------------------------------	----------------------------------	------------------------------	----------------------------------	-------------------------------	----------------------------------	------------------------------	----------------------------------	-------------------------------	----------------------------------	-------------------------------	----------------------------------	-------------------------------	----------------------------------	------------------------------	---------------------------------	-------------------------------	----------------------------------	----------------------------------	------------------------------------	----------------------------------	--------

PITCHER	IP	WLS	BF	H	R	ER	SO	BB	IBB	HBP	BLK	WP	HR	S	P	ERA	WHIP
Chuck Finley, L (1, 1) ERA: 4.52	4.2	L	29	10	8	8	5	4	0	1	0	0	1	62	111	15.43	3.000
Scott Lewis, R (5, 1) ERA: 5.65	1.2		12	4	2	2	0	2	1	0	0	0	0	27	47	10.80	3.600
Joe Magrane, L (7, 1) ERA: 6.85	2.2		11	1	1	1	1	2	0	0	0	1	0	24	43	3.38	1.125

PITCHER	IP	WLS	BF	H	R	ER	SO	BB	IBB	HBP	BLK	WP	HR	S	P	ERA	WHIP
---------	----	-----	----	---	---	----	----	----	-----	-----	-----	----	----	---	---	-----	------

Batter	1	2	3	4	5	6	7	8	9	AB	R	H	RBI	BB	SO	LOB
Chad Curtis, R OBP: 0.320, SLG: 0.414 (1, 8)	1-2 G5-3	2-3 K		4-1 1B BB		2-2 P2		1-0 1B 1B		4	0	1	1	1	1	2
Spike Owen, S OBP: 0.406, SLG: 0.439 (1, 5)	3-2 2B 1B	4-1 1-2 2-3 BB		1-0 FC6-4 1B		2-1 F7		2-1 BB 1B		4	0	3	1	1	0	0
Jim Edmonds, L OBP: 0.353, SLG: 0.403 (1, 9)	1-0 1-H 2B	0-0 F7		2-1 P5		2-2 G5-3		2-3 K		5	0	1	0	0	1	7
Chili Davis, S OBP: 0.440, SLG: 0.586 (1, 10)	4-0 BB		0-0 P4	0-0 FC6-4 1-2f			1-1 P4	4-2 1-2 BB		3	0	0	0	2	0	2
Bo Jackson, R OBP: 0.347, SLG: 0.518 (1, 7)	2-3 K		0-0 HR		2-0 G5-3 2B 1B		3-2 G2-3	2-3 K		5	2	2	1	0	2	5
J.T. Snow, L OBP: 0.275, SLG: 0.340 (1, 3)		2-0 G4-3 1B 1B	2-1 G4-3		3-2 G5-3		2-1 HR	2-2 G6-3 G4-3 2B		5	3	3	1	0	0	1
Damon Easley, R OBP: 0.278, SLG: 0.316 (1, 4)		1-1 G4-3	2-2 G5-3		2-0 2B		2-3 K		0-0 G6-3	4	0	1	1	0	1	1
Mark Dalesandro, R OBP: 0.238, SLG: 0.211 (9, 2)		1-2 G4-3							2-3 G6-3	0	0	0	0	0	0	0
Greg Myers, L OBP: 0.302, SLG: 0.333 (9, PH)		1-2 G4-3							2-3 G6-3	1	0	0	0	0	0	1
Chris Turner, R OBP: 0.276, SLG: 0.285 (1, 2)		3-2 BB 1B 1B		1-1 E6 G4-3 1B 1B		2-2 G6-3		0-0 WP 1B 1B	1-0 G4-3	3	1	2	1	0	0	1
Harold Reynolds, S OBP: 0.324, SLG: 0.299 (8, PH) (9, 4)		2-2 BB 1B 1B		1-1 E6 G4-3 1B 1B		2-2 G6-3		0-0 WP 1B 1B	1-0 G4-3	2	1	1	1	0	0	0
Gary Disarcina, R OBP: 0.303, SLG: 0.346 (1, 6)		1 SAFE 1 SAFE BB 1B 1B		1-2 G4-3		0-0 F9		1-0 P3	0-3 K	5	0	1	0	0	1	3

Inning Stats	R: 0	H: 2	E: 0	LOB: 2	K: 1	S: 12	R: 1	H: 3	E: 0	LOB: 3	K: 1	S: 16	R: 1	H: 1	E: 0	LOB: 0	K: 0	S: 8	R: 1	H: 2	E: 1	LOB: 2	K: 0	S: 10	R: 1	H: 0	E: 0	LOB: 0	K: 0	S: 8	R: 1	H: 1	E: 0	LOB: 0	K: 1	S: 10	R: 1	H: 3	E: 0	LOB: 3	K: 2	S: 13	R: 1	H: 1	E: 0	LOB: 0	K: 1	S: 8	R: 1	H: 1	E: 0	LOB: 0	K: 1	S: 8	R: 1	H: 1	E: 0	LOB: 0	K: 1	S: 8	R: 1	H: 3	E: 0	LOB: 0	K: 1	S: 8	1B: 10	2B: 3	3B: 0	HR: 2	SF: 0	SAC: 0	DP: 0	HBP: 0	WP: 1	PB: 0	SB: 0	CS: 0	PA: 45
--------------	------	------	------	--------	------	-------	------	------	------	--------	------	-------	------	------	------	--------	------	------	------	------	------	--------	------	-------	------	------	------	--------	------	------	------	------	------	--------	------	-------	------	------	------	--------	------	-------	------	------	------	--------	------	------	------	------	------	--------	------	------	------	------	------	--------	------	------	------	------	------	--------	------	------	--------	-------	-------	-------	-------	--------	-------	--------	-------	-------	-------	-------	--------

PITCHER	IP	WLS	BF	H	R	ER	SO	BB	IBB	HBP	BLK	WP	HR	S	P	ERA	WHIP
Jimmy Key, L ERA: 3.26 (1, 1)	6.0	W	30	10	4	3	2	3	0	0	0	0	1	64	117	4.50	2.167
Xavier Hernandez, R ERA: 5.63 (7, 1)	1.1		8	4	2	2	1	0	0	0	0	1	1	15	27	13.50	3.000
Bob Wickman, R ERA: 3.04 (8, 1)	1.2	S	7	1	1	1	3	1	0	0	0	0	0	16	27	5.40	1.200

BOTTOM

New York Yankees @ California Angels
Anaheim Stadium, Anaheim, CA
 Thu Jul 21 1994, 10:05 PM EDT
 Att: 20,479 - Unknown - 68 F

livebaseballscorecards.com

AB	41
R	7
H	15
RBI	7
BB	4
SO	6
LOB	23



Batter	1	2	3	4	5	6	7	8	9	AB R H RBI BB SO LOB	TOP		
Bernie Williams, S (1, 8) OBP: 0.383, SLG: 0.454	0-0 HR		0-0 G4-3	0-0 1B 2B		0-0 1B HR 1B		0-0 E 1B	0-0 L5	6 4 4 1 0 0 1			
Wade Boggs, L (1, 5) OBP: 0.440, SLG: 0.490	0-0 G3-6 1B		0-0 FC9-6 1B	0-0 2-H 3-H 1B		0-0 1-2 1B		0-0 1-H 2B		5 1 4 2 0 0 0			
Paul O'Neill, L (1, 7) (8, 9) OBP: 0.478, SLG: 0.616	0-0 F8		0-0 FC9-6 BB BB 1-2f	0-0 G4-3		0-0 F7		0-0 F9 2B		5 0 1 1 0 0 5			
Danny Tartabull, R (1, 9) Gerald Williams, R (8, PH) OBP: 0.360, SLG: 0.491 OBP: 0.310, SLG: 0.557	0-0 G3-6 1-2f		4-0 BB 1-2 BB		0-0 HR 1B	0-0 1-2 2-3 HR 1B		0-0 F9 2-3		3 2 2 0 1 0 1 1 0 0 0 0 0 1			
Jim Leyritz, R (1, 2) OBP: 0.378, SLG: 0.556		0-0 G5-3	4-0 1-2 2-3 BB		0-0 F9 1B	0-0 1-H 2-3 HR 1B		0-0 F7		4 1 1 3 1 0 2			
Don Mattingly, L (1, 3) OBP: 0.394, SLG: 0.410		4-0 HR BB	0-3 K		0-0 F7	0-0 F8		0-0 P6		4 1 0 0 1 1 5			
Mike Stanley, R (1, 10) OBP: 0.358, SLG: 0.502		0-0 1-H HR		0-0 F8	0-0 1-H HR		0-0 F8		0-3 K	5 2 2 4 0 1 0			
Randy Velarde, R (1, 6) OBP: 0.332, SLG: 0.425		0-3 K		4-0 2B 1B BB	0-0 1B 1B		0-0 F8		0-0 1B	4 1 2 0 1 1 0			
Mike Gallego, R (1, 4) OBP: 0.323, SLG: 0.355		0-3 K		0-3 K	0-0 1-H 1B		0-0 P5		0-0 F9	5 0 1 0 0 2 2			
Inning Stats	R: 1 E: 0 K: 0 S: 4 H: 2 LOB: 0 P: 4	R: 2 E: 0 K: 2 S: 8 H: 1 LOB: 0 BB: 1 P: 12	R: 0 E: 0 K: 1 S: 6 H: 1 LOB: 3 BB: 2 P: 14	R: 2 E: 0 K: 1 S: 7 H: 2 LOB: 1 BB: 1 P: 11	R: 2 E: 0 K: 0 S: 6 H: 4 LOB: 2 BB: 0 P: 6	R: 3 E: 0 K: 0 S: 6 H: 4 LOB: 0 BB: 0 P: 6	R: 0 E: 0 K: 0 S: 3 H: 0 LOB: 0 BB: 0 P: 3	R: 2 E: 1 K: 0 S: 6 H: 2 LOB: 1 BB: 0 P: 6	R: 0 E: 0 K: 1 S: 6 H: 1 LOB: 1 BB: 0 P: 6	1B: 11 2B: 2 3B: 0 HR: 4 SF: 0 SAC: 0 DP: 1 HBP: 0	WP: 0 PB: 0 SB: 0 CS: 0 PA: 46		
PITCHER	IP WLS BF H R ER SO BB IBB HBP BLK WP HR S P ERA WHIP											PITCHER	IP WLS BF H R ER SO BB IBB HBP BLK WP HR S P ERA WHIP
Andrew Lorraine, L (1, 1) ERA: 12.91	4.2 L 25 8 7 7 4 4 0 0 0 0 0 3 29 45 13.50 2.571												
Scott Lewis, R (5, 1) ERA: 6.1	2.1 11 6 3 3 0 0 0 0 0 0 0 1 11 11 11.57 2.571												
Bob Patterson, L (8, 1) ERA: 5.08	1.0 6 2 2 1 0 0 0 0 0 0 0 0 6 6 9.00 2.000												
Mark Leiter, R (9, 1) ERA: 4.25	1.0 4 1 0 0 0 1 0 0 0 0 0 0 6 6 0.00 1.000												

New York Yankees @ California Angels
 Anaheim Stadium, Anaheim, CA

Fri Jul 22 1994, 10:05 PM EDT
 Att. 34,750 - Unknown - 69 F

livebaseballscorecards.com

AB 42
R 12
H 17
RBI 11
BB 4
SO 5
LOB 17



Batter	1	2	3	4	5	6	7	8	9	AB	R	H	RBI	BB	SO	LOB
Chad Curtis, R OBP: 0.317, SLG: 0.410 (1, 8) X	0-0 G5-3 ①		0-0 F7 ②		0-0 G6-3 ②			0-3 K ②		4	0	0	0	0	1	0
Spike Owen, S OBP: 0.407, SLG: 0.435 (1, 5) B B B B	4-0 G4-3 E BB		0-0 F8 ③		0-0 G4-3 ③			4-0 1B BB		2	1	0	0	2	0	0
Jim Edmonds, L OBP: 0.355, SLG: 0.404 (1, 9) X	0-0 G4-3 ②			0-0 G1-3 HR 1B		0-3 K ①		0-0 1B 1B		4	1	2	0	0	1	1
Chili Davis, S OBP: 0.441, SLG: 0.584 (1, 10) B B B B	4-0 BB		0-0 G1-3 ①		0-0 G6-3 ②			0-0 1-3 2-H 1B		3	0	1	1	1	0	1
Bo Jackson, R OBP: 0.345, SLG: 0.529 (1, 7) X	0-0 F9 ③		0-0 2-H HR		0-0 F8 ③			0-0 G6-3 ③		4	1	1	2	0	0	4
Greg Myers, L OBP: 0.303, SLG: 0.326 (1, 2) B B B B		4-0 K BB		0-3 K ②			0-0 G1-3 ①		0-0 P6 ①	2	0	0	0	1	1	0
Mark Dalesandro, R OBP: 0.227, SLG: 0.200 (9, 2)										1	0	0	0	0	0	0
J.T. Snow, L OBP: 0.286, SLG: 0.346 (1, 3) X		0-0 F7 ①		0-0 1B		0-0 G4-6-3 1B		4-0 FC6-4 BB		3	0	2	0	1	0	1
Harold Reynolds, S OBP: 0.320, SLG: 0.294 (1, 4) S S S S		0-3 K ② ③		0-0 G4-3 ③		0-0 G4-6-3 ② ③		0-0 FC6-4 ②		3	0	0	0	0	1	3
Rex Hudler, R OBP: 0.336, SLG: 0.569 (9, PH) S S S S		1-2 K				1-2f		1-2f		1	0	0	0	0	0	1
Gary Disarcina, R OBP: 0.299, SLG: 0.341 (1, 6) X			0-0 G5-3 ①		0-0 G3 ①			0-0 G6-3 ①	0-0 F9 ③	4	0	0	0	0	0	1

Inning Stats		R: 0	H: 0	R: 0	H: 0	R: 0	H: 0	R: 0	H: 0	R: 0	H: 0	R: 1	H: 2	R: 0	H: 0	1B: 5	SF: 0		
E: 1		LOB: 2		E: 0		LOB: 1		E: 0		LOB: 0		E: 0		LOB: 0		2B: 0		SAC: 0	
K: 0		BB: 2		K: 1		BB: 1		K: 0		BB: 0		K: 1		BB: 1		3B: 0		DP: 1	
S: 3		P: 11		S: 4		P: 8		S: 3		P: 3		S: 7		P: 11		HR: 1		HBP: 0	

PITCHER		IP	WLS	BF	H	R	ER	SO	BB	IBB	HBP	BLK	WP	HR	S	P	ERA	WHIP
Scott Kamieniecki, R ERA: 4.05 (1, 1)		7.0	W	26	4	2	2	3	3	0	0	0	0	1	29	41	2.57	1.000
Terry Mulholland, L ERA: 6.56 (8, 1)		2.0		10	2	1	1	1	2	0	0	0	0	0	10	18	4.50	2.000

BOTTOM

New York Yankees @ California Angels
Anaheim Stadium, Anaheim, CA

Fri Jul 22 1994, 10:05 PM EDT
Att: 34,750 - Unknown - 69 F

livebaseballscorecards.com

AB	31
R	3
H	6
RBI	3
BB	5
SO	4
LOB	12



WP: 0	PA: 36
PB: 0	
SB: 0	
CS: 0	

Batter	1	2	3	4	5	6	7	8	9	AB R H RBI BB SO LOB	TOP											
Bernie Williams, S (1, 8) OBP: 0.386, SLG: 0.455	2-1 HR 1B	4-1 BB		3-0 P4		1-1 F7		3-2 FC6-4 1B		4 1 2 0 1 0 1												
Wade Boggs, L (1, 5) OBP: 0.437, SLG: 0.485	2-2 F7	2-1 F8			0-0 G6-4-3 1B	1-2 G6-3		2-1 FC6-4 1-2f 2-3		5 0 1 0 0 0 6												
Paul O'Neill, L (1, 7) OBP: 0.474, SLG: 0.619	1-2 HR 1-H			1-1 F7		0-1 G6-4-3 1-2f	2-2 G3-1		2-2 G6-3	5 1 1 2 0 0 3												
Danny Tartabull, R (1, 9) OBP: 0.360, SLG: 0.490	1-0 G5-3			1-0 G6-3		1-1 BB 1B				3 1 1 0 0 0 0												
Luis Polonia, L (7, PH) OBP: 0.370, SLG: 0.382										2 0 0 0 0 1 0												
Jim Leyritz, R (1, 10) OBP: 0.375, SLG: 0.546	2-3 K			0-0 F7		4-0 1B WP BB		3-3 K		4 1 0 0 1 2 0												
Don Mattingly, L (1, 3) OBP: 0.397, SLG: 0.411				1-2 P5		1-0 WP 2B 1B		1-0 1B		4 1 2 1 1 0 0												
Mike Stanley, R (1, 2) OBP: 0.363, SLG: 0.521				1-1 2B 1B		3-1 HR		1-2 P9		5 2 3 2 0 0 2												
Randy Velarde, R (1, 6) OBP: 0.335, SLG: 0.430				0-0 2B		3-0 1B 2B				4 0 2 1 0 0 0												
Pat Kelly, R (1, 4) OBP: 0.345, SLG: 0.402				1-3 2B		1-0 1B		3-2 F8		4 0 2 0 0 0 0												
				1-3 K		0-0 2B		2-0 FC6-4 1B		4 0 2 0 0 1 3												
Inning Stats	R: 2 E: 0 K: 1 S: 12	H: 2 LOB: 0 BB: 0 P: 20	R: 0 E: 0 K: 1 S: 12	H: 2 LOB: 3 BB: 1 P: 21	R: 0 E: 0 K: 0 S: 4	H: 0 LOB: 0 BB: 0 P: 6	R: 1 E: 0 K: 0 S: 10	H: 2 LOB: 1 BB: 0 P: 18	R: 4 E: 0 K: 0 S: 11	H: 5 LOB: 1 BB: 1 P: 22	R: 0 E: 0 K: 0 S: 11	H: 0 LOB: 0 BB: 0 P: 15	R: 0 E: 0 K: 2 S: 12	H: 1 LOB: 1 BB: 0 P: 19	R: 0 E: 0 K: 0 S: 13	H: 2 LOB: 2 BB: 0 P: 25	R: 0 E: 0 K: 0 S: 6	H: 0 LOB: 1 BB: 1 P: 15	1B: 9 2B: 3 3B: 0 HR: 2	SF: 0 SAC: 0 DP: 1 HBP: 0	WP: 1 PB: 0 SB: 0 CS: 0	PA: 43
PITCHER	IP WLS BF H R ER SO BB IBB HBP BLK WP HR S P ERA WHIP																					
Brian Anderson, L (1, 1) ERA: 6.09	4.2 L 26 11 7 7 2 2 0 0 0 0 1 2 46 83 13.50 2.786																					
Russ Springer, R (5, 1) ERA: 6.44	2.1 8 1 0 0 2 0 0 0 0 0 0 0 26 38 0.00 0.429																					
Joe Magrane, L (8, 1) ERA: 6.75	1.0 5 2 0 0 0 0 0 0 0 0 0 0 13 25 0.00 2.000																					
Joe Grahe, R (9, 1) ERA: 5.59	1.0 4 0 0 0 0 1 0 0 0 1 0 0 6 15 0.00 1.000																					

New York Yankees @ California Angels
Anaheim Stadium, Anaheim, CA
 Sat Jul 23 1994, 10:05 PM EDT
 Att. 29,354 - Unknown - 70 F

AB	40
R	7
H	14
RBI	6
BB	3
SO	4
LOB	15



Batter	1	2	3	4	5	6	7	8	9	AB R H RBI BB SO LOB
Chad Curtis, R OBP: 0.315, SLG: 0.407 (1, 8) B C C B B X	2-2 G5-3 X	0-0 G5-3 3			0-2 DI 1B		2-1 F7 3		3-2 G1-4-3 1-2 2-3	5 0 1 0 0 0 5
Spike Owen, S OBP: 0.405, SLG: 0.431 (1, 5) B X	1-0 BB 1B		2-1 G4-3 1		0-2 F9 2			1-3 K 1		4 0 1 0 0 0 1 1
Jim Edmonds, L OBP: 0.354, SLG: 0.402 (1, 9) B C C B B X	2-3 K 2		1-2 G6-4-3 1B		3-2 G4-3 1-2			1-3 K 2		4 0 1 0 0 0 2 2
Chili Davis, S OBP: 0.441, SLG: 0.591 (1, 10) C B B B B SAFE	4-2 1-2 BB		0-0 G6-4-3 1-2f			0-0 G3 1		0-0 HR		3 1 1 1 1 0 1
Bo Jackson, R OBP: 0.338, SLG: 0.517 (1, 7) F C C B S	1-3 K 3			0-3 K 1		3-2 F9 2		1-1 G5-3 3		4 0 0 0 0 0 2 2
J.T. Snow, L OBP: 0.285, SLG: 0.343 (1, 3) C B B X		1-1 1B G1-3 1B		1-1 F7 2		3-3 K 3			0-0 G4-3 1	4 0 1 0 0 0 1 0
Damion Easley, R OBP: 0.278, SLG: 0.313 (1, 4) B F F SAFE		1-2 G1-3 1-2		2-3 K 3			1-3 K 1		4-1 WP BB BB	3 0 0 0 0 1 2 1
Chris Turner, R OBP: 0.279, SLG: 0.312 (1, 2) Greg Myers, L OBP: 0.300, SLG: 0.322 (7, PH) (8, 2)		2-1 F8 2			3-2 HR		0-2 F7 2		2-2 P4 2	2 1 1 1 0 0 0 1 1 0 0 0 0 0 0 0
Rex Hudler, R OBP: 0.333, SLG: 0.564 (9, PH)										1 0 0 0 0 0 0 1
Gary Disarcina, R OBP: 0.304, SLG: 0.344 (1, 6) B F F F X		1-2 1B 2-3			0-0 G6-3 1		1-1 1B		4-2 WP BB 1-2	3 0 2 0 0 1 0 0

BOTTOM

New York Yankees @ California Angels
Anaheim Stadium, Anaheim, CA
Sat Jul 23 1994, 10:05 PM EDT
Att: 29,354 - Unknown - 70 F

livebaseballscorecards.com

AB	34
R	2
H	8
RBI	2
BB	3
SO	8
LOB	14



Inning Stats	R: 0	H: 1	E: 0	K: 2	S: 13	R: 0	H: 2	E: 0	K: 0	S: 11	R: 0	H: 1	E: 0	K: 0	S: 6	R: 0	H: 0	E: 0	K: 2	S: 8	R: 1	H: 2	E: 0	K: 0	S: 14	R: 0	H: 0	E: 0	K: 1	S: 8	R: 0	H: 1	E: 0	K: 1	S: 10	R: 1	H: 1	E: 0	K: 2	S: 10	R: 0	H: 0	E: 0	K: 0	S: 11	1B: 6	2B: 0	3B: 0	HR: 2	SF: 0	SAC: 0	DP: 1	HBP: 0	WP: 1	PB: 0	SB: 0	CS: 0	PA: 37
--------------	------	------	------	------	-------	------	------	------	------	-------	------	------	------	------	------	------	------	------	------	------	------	------	------	------	-------	------	------	------	------	------	------	------	------	------	-------	------	------	------	------	-------	------	------	------	------	-------	-------	-------	-------	-------	-------	--------	-------	--------	-------	-------	-------	-------	--------

PITCHER	IP	WLS	BF	H	R	ER	SO	BB	IBB	HBP	BLK	WP	HR	S	P	ERA	WHIP
Sterling Hitchcock, L ERA: 5.2	(1, 1)	6.0	24	6	1	1	5	1	0	0	0	0	1	60	93	1.50	1.167
Joe Ausanio, R ERA: 3.0	(7, 1)	2.0	8	2	1	1	3	0	0	0	0	0	1	20	27	4.50	1.000
Paul Gibson, L ERA: 5.47	(9, 1)	1.0	5	0	0	0	0	2	0	0	0	1	0	11	24	0.00	2.000

New York Yankees @ California Angels
Anaheim Stadium, Anaheim, CA

Sun Jul 24 1994, 6:33 AM EDT
 Att. 25,754 - Sunny - 77 F

livebaseballscorecards.com

AB	34
R	6
H	10
RBI	6
BB	4
SO	11
LOB	18



WP:	1	PA:	40
PB:	0		
SB:	1		
CS:	1		

AB R H RBI BB SO LOB

5	1	3	0	0	1	1
4	0	2	1	1	1	4
3	0	0	1	1	0	2
5	0	0	0	0	2	4
3	1	1	0	1	1	0
3	0	0	0	1	1	1
0	1	0	0	0	0	0
3	0	1	0	0	2	1
1	1	1	3	0	0	0
3	0	0	0	0	2	2
0	1	0	0	0	0	0
4	1	2	1	0	1	3

Batter	1	2	3	4	5	6	7	8	9
Bernie Williams, S OBP: 0.388, SLG: 0.460 (1, 8)	3-2 F9 1B		2-3 K			0-0 2B SF7 1B		3-1 G4-3	0-0 FC5 2B
Randy Velarde, R OBP: 0.339, SLG: 0.435 (1, 5) (9, 6)	0-0 F9 1-2			2-0 CS 1B		0-1 1-3 2-H 2B		4-2 G6-3 BB	1-3 K
Paul O'Neill, L OBP: 0.470, SLG: 0.613 (1, 9)	3-2 G4-3			2-1 F7 1-2		2-1 SF7		0-1 G6-3 1-2f	4-0 IBB
Danny Tartabull, R OBP: 0.355, SLG: 0.483 (1, 10)		2-3 K		1-1 G5-3		3-3 K			P5 FC5
Mike Stanley, R OBP: 0.365, SLG: 0.519 (1, 3) (9, 2)		2-3 K2-3			2-2 L3		4-2 E BB	1-2 WP BB HR 1B	
Jim Leyritz, R OBP: 0.373, SLG: 0.538 Luis Polonia, L OBP: 0.370, SLG: 0.382 (9, PR) (9, 7)		1-3 K			3-1 F7		3-2 P3	4-1 WP HR BB	
Gerald Williams, R OBP: 0.311, SLG: 0.562 Don Mattingly, L OBP: 0.399, SLG: 0.423 (9, PH) (9, 3)			1-2 2B		2-3 K		0-3 K	3-2 HR	
Mike Gallego, R OBP: 0.319, SLG: 0.351 Wade Boggs, L OBP: 0.438, SLG: 0.485 (9, PH) (9, 5)		0-3 K2-3			2-3 K2-3		1-0 E5	2-2 S 1B HBP	
Pat Kelly, R OBP: 0.348, SLG: 0.404 (1, 4)			0-3 K		2-1 1B 2B 1B		2-2 L3	2-0 2B 1B	

Inning Stats	R: 0	H: 1	E: 0	K: 0	S: 8	P: 14	R: 0	H: 0	E: 0	K: 3	S: 10	P: 15	R: 0	H: 1	E: 0	K: 3	S: 12	P: 15	R: 0	H: 1	E: 0	K: 0	S: 5	P: 10	R: 0	H: 0	E: 0	K: 1	S: 8	P: 15	R: 2	H: 3	E: 0	K: 2	S: 13	P: 22	R: 0	H: 0	E: 1	K: 1	S: 14	P: 24	R: 0	H: 0	E: 0	K: 0	S: 6	P: 13	R: 4	H: 4	E: 0	K: 1	S: 20	P: 39	R: 1	H: 2	E: 1	K: 1	S: 20	P: 39	1B: 6	2B: 3	3B: 0	HR: 1	SF: 1	SAC: 0	DP: 1	HBP: 1	WP: 1	PA: 40
--------------	------	------	------	------	------	-------	------	------	------	------	-------	-------	------	------	------	------	-------	-------	------	------	------	------	------	-------	------	------	------	------	------	-------	------	------	------	------	-------	-------	------	------	------	------	-------	-------	------	------	------	------	------	-------	------	------	------	------	-------	-------	------	------	------	------	-------	-------	-------	-------	-------	-------	-------	--------	-------	--------	-------	--------

PITCHER	IP	WLS	BF	H	R	ER	SO	BB	IBB	HBP	BLK	WP	HR	S	P	ERA	WHIP
Mark Langston, L ERA: 4.38 (1, 1)	8.1		33	7	4	4	10	3	0	0	0	0	0	85	144	4.32	1.200
Joe Grahe, R ERA: 6.05 (9, 1)	0.0	L	3	2	2	2	0	0	0	1	0	1	1	6	13	∞	∞
Mark Leiter, R ERA: 4.22 (9, 1)	0.2		4	1	0	0	1	0	1	0	0	0	0	5	10	0.00	1.500

PITCHER	IP	WLS	BF	H	R	ER	SO	BB	IBB	HBP	BLK	WP	HR	S	P	ERA	WHIP
---------	----	-----	----	---	---	----	----	----	-----	-----	-----	----	----	---	---	-----	------

Batter	1	2	3	4	5	6	7	8	9	AB R H RBI BB SO LOB
Chad Curtis, R OBP: 0.315, SLG: 0.408 (1, 8)	1-0 G5-3		2-1 G5-3		1-0 SH1 SF8 2B		1 SAFE 0-0 SH5-3		1-0 G6-3	4 1 1 0 0 0 1
Spike Owen, S OBP: 0.400, SLG: 0.425 (1, 6)	2-2 F8		2-1 G6-3		1-1 SH1		3-2 E5 G5-4-3			3 0 0 0 0 0 2
Rex Hudler, R OBP: 0.331, SLG: 0.584 (1, 7)	2-1 HR			1-1 P6	2-1 SF8		2-0 G5-4-3 1-2f			3 1 1 2 0 0 2
Chili Davis, S OBP: 0.437, SLG: 0.584 (1, 10)	2-2 P9			3-2 G6-3	1-3 K			2-3 K		4 0 0 0 0 2 0
Jim Edmonds, L OBP: 0.356, SLG: 0.401 (1, 9)		1-0 L5		1-1 E7 1B		2-3 K		4-0 G6-3 BB		3 0 1 0 1 1 0
J.T. Snow, L OBP: 0.290, SLG: 0.361 (1, 3)		2-3 K		4-2 BB BB		2-2 HR		1 SAFE 0-0 1 SAFE G6-3		3 1 1 1 1 1 1
Damion Easley, R OBP: 0.277, SLG: 0.310 (1, 4)		2-2 G6-3		4-1 BB		0-3 K		1-0 G6-3		3 0 0 0 1 1 1
Chris Turner, R OBP: 0.279, SLG: 0.318 (1, 2)			2-1 G4-3 2B	1-1 G6-3		2-3 K			0-0 G5-3	4 0 1 0 0 1 3
Mark Dalesandro, R OBP: 0.269, SLG: 0.375 (1, 5)			0-1 G4-3		0-2 HR		0-0 SH5-3 1B		0-1 G4-3	4 1 2 1 0 0 1

Inning Stats	R: 1	H: 1	E: 0	LOB: 0	K: 0	S: 10	R: 0	H: 0	E: 0	LOB: 0	K: 1	S: 7	R: 0	H: 1	E: 0	LOB: 1	K: 0	S: 8	R: 0	H: 1	E: 1	LOB: 3	K: 0	S: 14	R: 2	H: 2	E: 0	LOB: 0	K: 1	S: 13	R: 1	H: 1	E: 0	LOB: 0	K: 3	S: 13	R: 0	H: 1	E: 1	LOB: 1	K: 0	S: 6	R: 0	H: 0	E: 0	LOB: 1	K: 1	S: 5	R: 0	H: 0	E: 0	LOB: 0	K: 0	S: 4	1B: 2	SF: 1	2B: 2	SAC: 2	3B: 0	DP: 1	HR: 3	HBP: 0	WP: 0	PA: 37
--------------	------	------	------	--------	------	-------	------	------	------	--------	------	------	------	------	------	--------	------	------	------	------	------	--------	------	-------	------	------	------	--------	------	-------	------	------	------	--------	------	-------	------	------	------	--------	------	------	------	------	------	--------	------	------	------	------	------	--------	------	------	-------	-------	-------	--------	-------	-------	-------	--------	-------	--------

PITCHER	IP	WLS	BF	H	R	ER	SO	BB	IBB	HBP	BLK	WP	HR	S	P	ERA	WHIP
Jim Abbott, L ERA: 4.33 (1, 1)	8.0	W	34	7	4	4	6	3	0	0	0	0	3	76	131	4.50	1.250
Steve Howe, L ERA: 2.12 (9, 1)	1.0	S	3	0	0	0	0	0	0	0	0	0	0	4	5	0.00	0.000

BOTTOM

New York Yankees @ California Angels
Anaheim Stadium, Anaheim, CA

Sun Jul 24 1994, 6:33 AM EDT
Att: 25,754 - Sunny - 77 F

livebaseballscorecards.com

AB	31
R	4
H	7
RBI	4
BB	3
SO	6
LOB	11



Batter	1	2	3	4	5	6	7	8	9	AB R H RBI BB SO LOB	TOP	
Rickey Henderson, R OBP: 0.410, SLG: 0.362 Francisco Matos, R OBP: 0.176, SLG: 0.188	2-2 F8	1-1 FC6-4 2B		0-0 P4			1-1 G5-3		1-3 K	4 1 0 0 0 0 2 1 0 0 0 0 1 1		
Stan Javier, S OBP: 0.370, SLG: 0.433	2-1 SF8 2B	0-0 1B 2B			2-1 G4-3 2B		4-0 BB			3 2 3 2 1 0 0		
Geronimo Berroa, R OBP: 0.385, SLG: 0.492	2-2 SF8 2B	2-2 1B			0-0 G4-3		2-2 F8			3 0 1 2 0 0 2		
Ruben Sierra, S OBP: 0.289, SLG: 0.481	0-1 P2	1-0 P6			2-3 K			0-0 G6-3		4 0 0 0 0 1 2		
Mark McGwire, R OBP: 0.413, SLG: 0.474 Mike Aldrete, L OBP: 0.313, SLG: 0.361		4-1 1B BB	0-0 G5-3		2-0 F8			2-3 K		1 1 0 0 1 0 0 2 0 0 0 0 1 1		
Terry Steinbach, R OBP: 0.327, SLG: 0.451		0-2 1B 1B	3-3 K		0-2 G6-3			3-2 F9		4 1 1 0 0 1 0		
Scott Brosius, R OBP: 0.293, SLG: 0.415		0-3 K	0-0 G5-3			1-3 K			2-3 K	4 0 0 0 0 3 2		
Mike Bordick, R OBP: 0.330, SLG: 0.354		1-0 FC6-4 2B 1B		2-2 G5-3		1-0 F9			2-2 G6-3	4 1 1 1 0 0 0		
Scott Hemond, R OBP: 0.273, SLG: 0.327 Troy Neel, L OBP: 0.354, SLG: 0.462		1-0 FC6-4 1B		1-0 G5-3		1-0 F8			4-2 BB	3 0 1 1 0 0 0 0 0 0 0 1 0 0		
Inning Stats	R: 1 H: 1 E: 1 LOB: 0 K: 0 BB: 0 S: 10 P: 16	R: 5 H: 5 E: 0 LOB: 1 K: 1 BB: 1 S: 17 P: 27	R: 0 H: 0 E: 0 LOB: 0 K: 1 BB: 0 S: 6 P: 9	R: 0 H: 0 E: 0 LOB: 0 K: 0 BB: 0 S: 5 P: 8	R: 0 H: 1 E: 0 LOB: 1 K: 1 BB: 0 S: 7 P: 13	R: 0 H: 0 E: 0 LOB: 0 K: 1 BB: 0 S: 7 P: 9	R: 0 H: 0 E: 0 LOB: 1 K: 0 BB: 1 S: 6 P: 14	R: 0 H: 0 E: 0 LOB: 0 K: 2 BB: 1 S: 15 P: 24	R: 0 H: 0 E: 0 LOB: 1 K: 2 BB: 1 S: 15 P: 24	1B: 4 SF: 1 2B: 3 SAC: 0 3B: 0 DP: 0 HR: 0 HBP: 0	WP: 0 PA: 37 PB: 0 SB: 0 CS: 0	
PITCHER	IP WLS BF H R ER SO BB IBB HBP BLK WP HR S P ERA WHIP											
Chuck Finley, L ERA: 4.58	(1, 1) 8.0 L 33 7 6 5 5 2 0 0 0 0 0 0 66 109 5.62 1.125											
Russ Springer, R ERA: 6.27	(9, 1) 1.0 4 0 0 0 2 1 0 0 0 0 0 0 15 24 0.00 1.000											

Oakland Athletics @ California Angels
Anaheim Stadium, Anaheim, CA

Tue Jul 26 1994, 10:05 PM EDT
Att. 20,156 - Unknown - 89 F

livebaseballscorecards.com

AB 33
R 6
H 7
RBI 6
BB 3
SO 7
LOB 10



Batter	1	2	3	4	5	6	7	8	9	AB R H RBI BB SO LOB
Chad Curtis, R OBP: 0.314, SLG: 0.407 (1, 8) BB X	2-0 G6-3 ①		1-0 G4-3 ③			2-1 1B K			3-3 K	4 0 1 0 0 1 1
Spike Owen, S OBP: 0.394, SLG: 0.417 (1, 5) CB X	1-1 G1-3 ②			3-2 P6 ①		0-3 K2-3 ③			0-1 G6-3 ②	4 0 0 0 0 1 1
Jim Edmonds, L OBP: 0.351, SLG: 0.394 (1, 9) CB S S	3-3 K ③			0-0 L3 ②			2-2 G3-1 ①		2-2 G4-3 ③	4 0 0 0 0 1 0
Chili Davis, S OBP: 0.433, SLG: 0.579 (1, 10) CX		0-1 G6-3 ①		2-2 G3 ③			1-3 K ②			3 0 0 0 0 1 0
Bo Jackson, R OBP: 0.333, SLG: 0.508 (1, 7) S B B X		2-1 G6-3 ②			2-1 P4 ①		0-1 G6-3 ③			3 0 0 0 0 0 0
Greg Myers, L OBP: 0.291, SLG: 0.312 (1, 2) B B F X		2-1 G4-3 ③			0-1 L6 ②			1-3 K ①		3 0 0 0 0 1 0
J.T. Snow, L OBP: 0.290, SLG: 0.360 (1, 3) B C B X			2-1 1B K		1-1 F8 ③			2-2 F9 ②		3 0 1 0 0 0 0
Harold Reynolds, S OBP: 0.320, SLG: 0.300 (1, 4) X			0-0 P6 ①			2-3 K ①		0-2 2B K		3 0 1 0 0 1 1
Gary Disarcina, R OBP: 0.302, SLG: 0.341 (1, 6) C B X			1-1 F8 ②			0-0 F9 ②		0-0 G4-3 ③		3 0 0 0 0 0 2

Inning Stats	R: 0 E: 0 K: 1 S: 6	H: 0 LOB: 0 BB: 0 P: 12	R: 0 E: 0 K: 0 S: 6	H: 0 LOB: 0 BB: 0 P: 10	R: 0 E: 0 K: 0 S: 6	H: 1 LOB: 1 BB: 0 P: 10	R: 0 E: 0 K: 0 S: 10	H: 0 LOB: 0 BB: 0 P: 15	R: 0 E: 0 K: 0 S: 6	H: 0 LOB: 0 BB: 0 P: 9	R: 0 E: 0 K: 2 S: 9	H: 1 LOB: 1 BB: 0 P: 13	R: 0 E: 0 K: 1 S: 9	H: 0 LOB: 0 BB: 0 P: 12	R: 0 E: 0 K: 1 S: 11	H: 1 LOB: 1 BB: 0 P: 14	R: 0 E: 0 K: 1 S: 10	H: 0 LOB: 0 BB: 0 P: 15	1B: 2 2B: 1 3B: 0 HR: 0	SF: 0 SAC: 0 DP: 0 HBP: 0
--------------	------------------------------	----------------------------------	------------------------------	----------------------------------	------------------------------	----------------------------------	-------------------------------	----------------------------------	------------------------------	---------------------------------	------------------------------	----------------------------------	------------------------------	----------------------------------	-------------------------------	----------------------------------	-------------------------------	----------------------------------	----------------------------------	------------------------------------

BOTTOM

Oakland Athletics @ California Angels
Anaheim Stadium, Anaheim, CA

Tue Jul 26 1994, 10:05 PM EDT
Att: 20,156 - Unknown - 89 F

livebaseballscorecards.com

AB	30
R	0
H	3
RBI	0
BB	0
SO	6
LOB	5



PITCHER	IP	WLS	BF	H	R	ER	SO	BB	IBB	HBP	BLK	WP	HR	S	P	ERA	WHIP
Steve Ontiveros, R ERA: 2.52 (1, 1)	7.0	W	23	2	0	0	4	0	0	0	0	0	0	52	81	0.00	0.286
Bob Welch, R ERA: 7.31 (8, 1)	1.0		4	1	0	0	1	0	0	0	0	0	0	11	14	0.00	1.000
Billy Taylor, R ERA: 3.5 (9, 1)	1.0		3	0	0	0	1	0	0	0	0	0	0	10	15	0.00	0.000

Batter	1	2	3	4	5	6	7	8	9	AB	R	H	RBI	BB	SO	LOB
Chad Curtis, R OBP: 0.313, SLG: 0.404 (1, 8)	0-1 F9 1B	1-0 F9		0-0 FC6-4			2-1 L7		2-2 F9	5	1	1	0	0	0	1
Spike Owen, S OBP: 0.399, SLG: 0.428 (1, 5)	2-2 1B		0-0 F8		2-1 G4-3		2-2 1B			4	2	3	0	0	0	0
16 Garret Anderson, L OBP: 0.500, SLG: 0.500 (1, 7)	0-0 F9		1-2 FC3-6		1-2 G4-3		3-2 F8			4	0	2	0	0	0	3
Chili Davis, S OBP: 0.434, SLG: 0.576 (1, 10)	0-0 1B		4-2 FC3-6		1-2 G4-3		2-2 G6-3			3	0	1	1	1	0	1
Jim Edmonds, L OBP: 0.353, SLG: 0.396 (1, 9)	1-2 1B		2-2 FC3-6		3-2 F8		0-1 1B			4	0	2	1	0	0	2
Greg Myers, L OBP: 0.283, SLG: 0.302 (1, 2)	1-3 K		2-3 K		0-3 K		2-3 K			3	0	0	0	0	3	4
Mark Dalesandro, R OBP: 0.259, SLG: 0.360 (8, PH) (9, 2)										1	0	0	0	0	1	1
J.T. Snow, L OBP: 0.284, SLG: 0.352 (1, 3)	0-0 G4-3			2-1 L9		0-3 K		0-0 P3		4	0	0	0	0	1	3
Damion Easley, R OBP: 0.277, SLG: 0.309 (1, 4)		1-0 G6-3		3-2 FC5-4		0-0 1B			1-0 G6-3	4	0	1	0	0	0	0
Gary Disarcina, R OBP: 0.298, SLG: 0.337 (1, 6)		1-0 L4		0-2 FC5-4		0-1 F8		0-1 G6-3		4	0	0	0	0	0	1

Inning Stats	R: 2	H: 4	E: 0	LOB: 2	K: 1	S: 15	R: 0	H: 0	E: 0	LOB: 0	K: 0	S: 3	R: 0	H: 1	E: 0	LOB: 2	K: 1	S: 14	R: 0	H: 1	E: 0	LOB: 1	K: 0	S: 9	R: 1	H: 2	E: 0	LOB: 0	K: 0	S: 12	R: 0	H: 0	E: 0	LOB: 0	K: 2	S: 7	R: 0	H: 1	E: 0	LOB: 1	K: 0	S: 11	R: 0	H: 1	E: 0	LOB: 1	K: 1	S: 9	R: 0	H: 0	E: 0	LOB: 0	K: 0	S: 6	1B: 9	SF: 0	2B: 1	SAC: 0	3B: 0	DP: 1	HR: 0	HBP: 0	WP: 0	PA: 37
--------------	------	------	------	--------	------	-------	------	------	------	--------	------	------	------	------	------	--------	------	-------	------	------	------	--------	------	------	------	------	------	--------	------	-------	------	------	------	--------	------	------	------	------	------	--------	------	-------	------	------	------	--------	------	------	------	------	------	--------	------	------	-------	-------	-------	--------	-------	-------	-------	--------	-------	--------

PITCHER	IP	WLS	BF	H	R	ER	SO	BB	IBB	HBP	BLK	WP	HR	S	P	ERA	WHIP
Ron Darling, R ERA: 4.34 (1, 1)	5.0		23	8	3	3	2	1	0	0	0	0	0	53	81	5.40	1.800
Mark Acre, R ERA: 3.21 (6, 1)	1.0		3	0	0	0	2	0	0	0	0	0	0	7	7	0.00	0.000
Dave Leiper, L ERA: 0.56 (7, 1)	1.0		4	1	0	0	0	0	0	0	0	0	0	11	18	0.00	1.000
Ed Vosberg, L ERA: 3.86 (8, 1)	1.0		4	1	0	0	1	0	0	0	0	0	0	9	13	0.00	1.000
Vince Horsman, L ERA: 3.91 (9, 1)	1.0		3	0	0	0	0	0	0	0	0	0	0	6	9	0.00	0.000

BOTTOM

Oakland Athletics @ California Angels
Anaheim Stadium, Anaheim, CA
 Wed Jul 27 1994, 6:33 AM EDT
 Att: 24,113 - Sunny - 81 F

livebaseballscorecards.com

AB	36
R	3
H	10
RBI	2
BB	1
SO	5
LOB	16



Batter	1	2	3	4	5	6	7	8	9	AB R H RBI BB SO LOB	TOP																				
Chad Curtis, R (1, 8) OBP: 0.311, SLG: 0.401	3-3 K			1-0 F8			3-2 G5-3			3 0 0 0 0 1 0																					
Spike Owen, S (1, 5) OBP: 0.395, SLG: 0.422	0-1 G6-3			2-1 P6			3-2 F7			3 0 0 0 0 0 0																					
Jim Edmonds, L (1, 7) OBP: 0.349, SLG: 0.391	3-3 K			2-1 G4-3			3-3 K			3 0 0 0 0 2 0																					
Chili Davis, S (1, 10) OBP: 0.431, SLG: 0.571			0-0 F8			1-0 G5-3		0-1 L7		3 0 0 0 0 0 0																					
Bo Jackson, R (1, 9) OBP: 0.328, SLG: 0.500			0-3 K			2-3 K		2-2 K		3 0 0 0 0 3 0																					
J.T. Snow, L (1, 3) OBP: 0.280, SLG: 0.346			0-0 P5			3-1 F8		2-3 K		3 0 0 0 0 1 0																					
Rex Hudler, R (1, 4) OBP: 0.323, SLG: 0.569			0-3 K			1-2 F7		0-2 F8		3 0 0 0 0 1 0																					
Chris Turner, R (1, 2) OBP: 0.273, SLG: 0.311			1-2 F7			1-0 P3		1-1 G6-3		3 0 0 0 0 0 0																					
Gary Disarcina, R (1, 6) OBP: 0.296, SLG: 0.334			0-2 G5-3			0-0 G1-3		0-1 F8		3 0 0 0 0 0 0																					
Inning Stats	R: 0 E: 0 K: 2 S: 9	H: 0 LOB: 0 BB: 0 P: 15	R: 0 E: 0 K: 1 S: 5	H: 0 LOB: 0 BB: 0 P: 5	R: 0 E: 0 K: 1 S: 9	H: 0 LOB: 0 BB: 0 P: 10	R: 0 E: 0 K: 0 S: 5	H: 0 LOB: 0 BB: 0 P: 10	R: 0 E: 0 K: 1 S: 6	H: 0 LOB: 0 BB: 0 P: 12	R: 0 E: 0 K: 1 S: 10	H: 0 LOB: 0 BB: 0 P: 19	R: 0 E: 0 K: 2 S: 8	H: 0 LOB: 0 BB: 0 P: 12	R: 0 E: 0 K: 0 S: 7	H: 0 LOB: 0 BB: 0 P: 8	1B: 0 2B: 0 3B: 0 HR: 0	SF: 0 SAC: 0 DP: 0 HBP: 0	WP: 0 PB: 0 SB: 0 CS: 0	PA: 27											
PITCHER Kenny Rogers, L (1, 1) ERA: 4.07	IP 9.0	WLS W	BF 27	H 0	R 0	ER 0	SO 8	BB 0	IBB 0	HBP 0	BLK 0	WP 0	HR 0	S 64	P 98	ERA 0.00	WHIP 0.000														
											PITCHER	IP	WLS	BF	H	R	ER	SO	BB	IBB	HBP	BLK	WP	HR	S	P	ERA	WHIP			

California Angels @ Texas Rangers
The Ballpark at Arlington, Arlington, TX

Thu Jul 28 1994, 8:05 PM EDT
Att. 46,581 - Unknown - 81 F

livebaseballscorecards.com

AB	27
R	0
H	0
RBI	0
BB	0
SO	8
LOB	0



Batter	1	2	3	4	5	6	7	8	9	AB	R	H	RBI	BB	SO	LOB
Butch Davis, R (1, 9) C F X	0-2 G5-3 ①	1-1 P4 ③			2-1 G6-3 ①		2-1 F8 ②			4	0	0	0	0	0	1
Ivan Rodriguez, R (1, 2) C B X OBP: 0.367, SLG: 0.489	1-1 F7 ②		2-2 HR		0-1 G5-3 ②		4-2 BB 1-2			3	1	1	1	1	0	0
Jose Canseco, R (1, 10) C F C B X OBP: 0.396, SLG: 0.575	2-2 HR		1-0 HR		3-1 F8 ③		0-3 K2-3 ③			4	2	2	2	0	1	2
Will Clark, L (1, 3) B B F B B OBP: 0.427, SLG: 0.523	4-2 1B BB		1-1 F7 ①		3-3 K ①		0-2 L3 ①			3	1	0	0	1	1	0
Juan Gonzalez, R (1, 7) B X OBP: 0.336, SLG: 0.475	1-0 1B 1B		0-2 G5-3 ②		0-0 1B		1-0 P4 ②			4	0	2	0	0	0	0
Dean Palmer, R (1, 5) F F X OBP: 0.300, SLG: 0.483	0-2 1B 1B		0-0 G5-3 ③		2-2 P6 ②		0-2 P4 ③			4	0	1	1	0	0	1
29 Rusty Greer, L (1, 8) C X OBP: 0.401, SLG: 0.470	0-1 F9 ③			2-3 K ①		0-3 K ③				3	0	0	0	0	2	3
Manuel Lee, S (1, 4) C B S B X OBP: 0.318, SLG: 0.347		2-2 G3-1 ①		0-1 F9 ②			0-3 K ①			3	0	0	0	0	1	0
Esteban Beltre, R (1, 6) B X OBP: 0.358, SLG: 0.314		1-0 F8 ②		1-2 G6-3 ③			4-1 WP BB			2	0	0	0	1	0	0

Inning Stats	R: 2	H: 3	E: 0	LOB: 2	K: 0	S: 18	R: 0	H: 0	E: 0	LOB: 0	K: 0	S: 7	R: 0	H: 2	E: 0	LOB: 0	K: 0	S: 11	R: 0	H: 0	E: 0	LOB: 0	K: 1	S: 8	R: 0	H: 0	E: 0	LOB: 0	K: 0	S: 6	R: 0	H: 1	E: 0	LOB: 1	K: 2	S: 11	R: 0	H: 0	E: 0	LOB: 2	K: 2	S: 11	R: 0	H: 0	E: 0	LOB: 0	K: 0	S: 10	1B: 3	SF: 0	2B: 0	SAC: 0	3B: 0	DP: 0	HR: 3	HBP: 0
--------------	------	------	------	--------	------	-------	------	------	------	--------	------	------	------	------	------	--------	------	-------	------	------	------	--------	------	------	------	------	------	--------	------	------	------	------	------	--------	------	-------	------	------	------	--------	------	-------	------	------	------	--------	------	-------	-------	-------	-------	--------	-------	-------	-------	--------

PITCHER	IP	WLS	BF	H	R	ER	SO	BB	IBB	HBP	BLK	WP	HR	S	P	ERA	WHIP
Andrew Lorraine, L (1, 1) ERA: 9.42	6.2	L	28	6	4	4	4	2	0	0	0	0	3	67	102	5.40	1.200
Russ Springer, R (7, 1) ERA: 6.05	1.1		5	0	0	0	1	1	0	0	0	1	0	15	20	0.00	0.750


BOTTOM

California Angels @ Texas Rangers
The Ballpark at Arlington, Arlington, TX

Thu Jul 28 1994, 8:05 PM EDT
Att: 46,581 - Unknown - 81 F

livebaseballscores.com

AB	30
R	4
H	6
RBI	4
BB	3
SO	5
LOB	7



WP: 1	PA: 33
PB: 0	
SB: 0	
CS: 0	

Batter	1	2	3	4	5	6	7	8	9	AB R H RBI BB SO LOB	TOP									
Chad Curtis, R (1, 8) OBP: 0.309, SLG: 0.398	4-0 16 FC5-4 1B BB	0-1 SF8		0-1 FC6-4 1-2f			2-1 G5-3		1-1 G6-3	3 1 0 1 1 0 1										
Spike Owen, S (1, 5) OBP: 0.398, SLG: 0.419	4-2 SAFE 16 FC5-4 1-2 BB	2-3 K			0-1 G5-3		4-1 BB		4-2 F9 1B BB	2 0 0 0 3 1 1										
16 Garret Anderson, L (1, 7) OBP: 0.286, SLG: 0.286 Rex Hudler, R (7, PH) OBP: 0.325, SLG: 0.568 (7, 7)	2-1 FC5-4 1-2f 2-3 1B		1-0 G3		1-3 K		0-3 K		3-2 1-2 1B	3 0 0 0 0 1 2 2 0 1 0 0 1 1										
Chili Davis, S (1, 10) OBP: 0.428, SLG: 0.566	1-0 1-2 3-H 1B		1-1 L7		2-2 G3			2-3 K	1-0 F9	5 0 1 1 0 1 2										
Jim Edmonds, L (1, 9) OBP: 0.350, SLG: 0.393	2-0 F7		0-0 2B		4-0 G1-3 BB			1-3 K	0-0 F7	4 0 1 0 1 1 4										
Greg Myers, L (1, 2) Chris Turner, R (8, PH) OBP: 0.278, SLG: 0.311 (8, 2)	0-0 L8		0-0 F8		1-3 SAFE SAFE SAFE K			4-1 HBP 1B BB		3 0 0 0 0 1 4 0 1 0 0 1 0 0										
J.T. Snow, L (1, 3) OBP: 0.279, SLG: 0.341				1-3 K		1-1 G1-3		2-2 1B HBP		3 0 0 0 0 1 1										
Damion Easley, R (1, 4) OBP: 0.278, SLG: 0.307 Bo Jackson, R (8, PH) OBP: 0.332, SLG: 0.503 Harold Reynolds, S (8, PR) OBP: 0.320, SLG: 0.300 (8, 4)				0-1 G5-3		0-3 K		1-0 1-3 2-H 1B		2 1 0 0 1 1 1 1 0 1 1 0 0 0 0 0 0 0 0 0 0										
Gary Disarcina, R (1, 6) OBP: 0.298, SLG: 0.336				2-0 FC6-4 1B			3-2 G6-3	1-1 G5-3		4 0 2 0 0 0 2										
Inning Stats	R: 1 E: 0 K: 0 S: 7	H: 1 LOB: 2 BB: 2 P: 20	R: 1 E: 0 K: 1 S: 11	H: 1 LOB: 1 BB: 1 P: 22	R: 0 E: 0 K: 0 S: 5	H: 1 LOB: 1 BB: 0 P: 7	R: 0 E: 0 K: 1 S: 8	H: 0 LOB: 0 BB: 0 P: 11	R: 0 E: 0 K: 2 S: 8	H: 0 LOB: 1 BB: 1 P: 14	R: 0 E: 0 K: 1 S: 10	H: 0 LOB: 1 BB: 1 P: 19	R: 1 E: 0 K: 2 S: 14	H: 1 LOB: 2 BB: 1 P: 25	R: 0 E: 0 K: 0 S: 11	H: 1 LOB: 2 BB: 1 P: 20	1B: 5 2B: 1 3B: 0 HR: 0	SF: 1 SAC: 0 DP: 0 HBP: 1	WP: 0 PB: 0 SB: 0 CS: 0	PA: 41
PITCHER	IP WLS BF H R ER SO BB IBB HBP BLK WP HR S P ERA WHIP																			
Roger Pavlik, R (1, 1) ERA: 7.74	6.2 W 29 4 2 2 5 5 0 0 0 0 0 0 54 101 2.70 1.350																			
Darren Oliver, L (7, 1) ERA: 3.07	1.0 6 1 1 1 3 1 0 1 0 0 0 0 15 25 9.00 2.000																			
Tom Henke, R (8, 1) ERA: 3.48	1.1 S 6 1 0 0 0 1 0 0 0 0 0 0 13 23 0.00 1.500																			

California Angels @ Texas Rangers
The Ballpark at Arlington, Arlington, TX

Fri Jul 29 1994, 8:05 PM EDT
Att. 44,011 - Unknown - 88 F

livebaseballscorecards.com

AB	32
R	3
H	6
RBI	3
BB	7
SO	8
LOB	19



Batter	1	2	3	4	5	6	7	8	9	AB	R	H	RBI	BB	SO	LOB
Butch Davis, R (1, 9) Oddibe McDowell, L (7, PH) OBP: 0.372, SLG: 0.331 (8, 8)	1-3 K2-3	1-0 L8			1-0 G5-3		0-0 SH5-3			3	0	0	0	0	1	2
Ivan Rodriguez, R (1, 2) OBP: 0.368, SLG: 0.488	0-0 L5	1-2 L5			4-2 CS BB		0-0 F8			3	0	1	1	1	0	1
Jose Canseco, R (1, 10) OBP: 0.397, SLG: 0.572	4-0 BB				1-2 F9		2-3 K			2	0	0	0	1	1	1
Will Clark, L (1, 3) OBP: 0.423, SLG: 0.517	2-1 G4-3				2-1 G6-3		1-2 CS			4	0	0	0	0	1	3
Juan Gonzalez, R (1, 7) OBP: 0.335, SLG: 0.471		2-3 K			1-3 K2-3		4-0 HR BB			3	1	0	0	1	2	0
Dean Palmer, R (1, 5) OBP: 0.306, SLG: 0.493		4-0 29 HR BB			4-1 1B 29 S BB		0-1 HR			2	2	1	2	2	1	0
29 Rusty Greer, L (1, 8) OBP: 0.403, SLG: 0.481 (8, 9)		0-0 HR			2-3 K		0-0 L4			3	1	1	2	1	1	1
Manuel Lee, S (1, 4) OBP: 0.321, SLG: 0.349		1-0 BB 1B			0-0 G5-4-3 1B		2-3 K			4	1	2	0	0	2	1
Esteban Beltre, R (1, 6) OBP: 0.364, SLG: 0.325		4-1 BB 1B			0-0 G5-4-3 1B		2-2 SH5-3 2B			2	0	1	0	1	0	2


Inning Stats	R: 0	H: 0	E: 0	K: 1	S: 6	LOB: 1	BB: 1	P: 13	R: 3	H: 3	E: 0	K: 1	S: 11	LOB: 2	BB: 2	P: 24	R: 0	H: 0	E: 0	K: 1	S: 9	LOB: 0	BB: 0	P: 13	R: 0	H: 0	E: 0	K: 1	S: 9	LOB: 0	BB: 1	P: 17	R: 2	H: 1	E: 0	K: 2	S: 11	LOB: 0	BB: 1	P: 18	R: 0	H: 1	E: 0	K: 0	S: 6	LOB: 2	BB: 0	P: 11	R: 0	H: 0	E: 0	K: 2	S: 13	LOB: 1	BB: 1	P: 24
PITCHER	IP	WLS	BF	H	R	ER	SO	BB	IBB	HBP	BLK	WP	HR	S	P	ERA	WHIP																																							
Mark Langston, L (1, 1) ERA: 4.56	6.0	L	27	6	5	5	7	6	0	0	0	0	0	55	102	7.50	2.000																																							
Mark Leiter, R (7, 1) ERA: 4.12	2.0		8	0	0	0	2	1	0	1	0	0	0	16	30	0.00	0.500																																							

BOTTOM

California Angels @ Texas Rangers
The Ballpark at Arlington, Arlington, TX

Fri Jul 29 1994, 8:05 PM EDT
Att: 44,011 - Unknown - 88 F

AB	26
R	5
H	6
RBI	5
BB	7
SO	9
LOB	11



WP: 0	PA: 36
PB: 0	
SB: 1	
CS: 1	


Batter	1	2	3	4	5	6	7	8	9	AB R H RBI BB SO LOB	TOP		
Chad Curtis, R OBP: 0.314, SLG: 0.410 (1, 8) X	0-0 F9		2-2 BB 1B HR HBP	2-1 1B 2B 1-3 2-H		0-0 P3	0-0 1B 2-H 3-H		3-2 HR	5 3 3 4 0 0 0			
Spike Owen, S OBP: 0.401, SLG: 0.416 (1, 5) C B B X	2-1 F9		0-1 BB HR 1B	4-1 1B BB SF9-3-4		1-0 F7	3-2 F8		4-1 FC6 BB	4 2 1 0 2 0 1			
J.T. Snow, L OBP: 0.286, SLG: 0.342 (1, 3) C B B F B X	3-2 P4		4-0 HR BB	3-2 1B 1-3 2-H 3-H		0-1 HR 1B	0-2 L1		1-2 F9	5 2 2 2 1 0 2			
Chili Davis, S OBP: 0.427, SLG: 0.581 (1, 10) S X		0-1 G5-3	1-1 HR	0-0 SF9-3-4		0-0 HR		1-2 F9	1-2 FC6	5 2 2 7 0 0 1			
Bo Jackson, R OBP: 0.335, SLG: 0.503 (1, 9) B B F T X	2-1 FC6-4 1B		2-3 K		0-3 K2-3	2-0 FC5-4 1B		2-3 K		4 0 2 0 0 2 0 1 0 0 0 0 1 0			
16 Garret Anderson, L OBP: 0.250, SLG: 0.250 (6, 7) B B F T X	1-1 FC6-4 WP 1-2f		1-2 1B G4-3 1B		3-2 G4-3	0-0 FC5-4		0-1 1B		5 1 2 0 0 0 2			
Jim Edmonds, L OBP: 0.351, SLG: 0.393 (1, 7) B B F T X (6, 9)	2-1 G1-3		0-0 G4-3		1-1 1B		0-0 F8	2-2 1B		5 0 2 0 0 0 2			
Chris Turner, R OBP: 0.282, SLG: 0.314 (1, 2) C B B X		0-1 G6-3	0-1 1B 2B 1B		1-2 1B		2-0 E 1B 1B HBP	1-1 F8		4 2 2 0 0 0 2			
Damion Easley, R OBP: 0.283, SLG: 0.309 (1, 4) C B B X		2-2 G1-3	2-2 2B 1B 1-2 3-H		2-2 G1-3		1-0 E8 1B		0-1 F8	5 2 2 1 0 0 2			
Gary Disarcina, R OBP: 0.299, SLG: 0.337 (1, 6) C B B X													
Inning Stats	R: 0 H: 0 E: 0 LOB: 0 K: 0 BB: 0 S: 6 P: 11	R: 0 H: 1 E: 0 LOB: 1 K: 0 BB: 0 S: 8 P: 13	R: 4 H: 2 E: 0 LOB: 0 K: 1 BB: 1 S: 14 P: 25	R: 5 H: 5 E: 0 LOB: 0 K: 0 BB: 1 S: 20 P: 30	R: 0 H: 2 E: 0 LOB: 2 K: 1 BB: 0 S: 15 P: 22	R: 2 H: 3 E: 0 LOB: 1 K: 0 BB: 0 S: 7 P: 10	R: 2 H: 2 E: 1 LOB: 1 K: 0 BB: 0 S: 9 P: 15	R: 0 H: 2 E: 0 LOB: 2 K: 1 BB: 0 S: 13 P: 19	R: 1 H: 1 E: 0 LOB: 1 K: 0 BB: 1 S: 14 P: 23	1B: 14 SF: 1 2B: 2 SAC: 0 3B: 0 DP: 1 HR: 3 HBP: 2	WP: 1 PA: 49 PB: 0 SB: 0 CS: 0		
PITCHER	IP WLS BF H R ER SO BB IBB HBP BLK WP HR S P ERA WHIP											PITCHER	IP WLS BF H R ER SO BB IBB HBP BLK WP HR S P ERA WHIP
Brian Bohanon, L ERA: 8.65 (1, 1)	3.1 L 18 6 7 7 1 1 0 0 0 0 1 1 36 58 18.90 2.100												
Hector Fajardo, R ERA: 6.91 (4, 1)	0.0 3 2 1 1 0 1 0 0 0 0 0 0 11 20 ∞ ∞												
Cris Carpenter, R ERA: 5.53 (4, 1)	2.2 12 5 3 3 1 0 0 0 0 0 0 1 23 33 10.12 1.875												
Jay Howell, R ERA: 5.58 (7, 1)	2.0 11 4 2 1 1 0 0 1 0 0 0 0 22 34 4.50 2.000												
Rick Honeycutt, L ERA: 6.56 (9, 1)	1.0 5 1 1 1 0 1 0 0 0 0 0 0 1 14 23 9.00 2.000												

California Angels @ Texas Rangers
The Ballpark at Arlington, Arlington, TX
Sat Jul 30 1994, 8:05 PM EDT
Att: 46,679 - Unknown

livebaseballscorecards.com

AB	43
R	14
H	18
RBI	14
BB	3
SO	3
LOB	12



Batter	1	2	3	4	5	6	7	8	9	AB R H RBI BB SO LOB	TOP
Chad Curtis, R OBP: 0.316, SLG: 0.410 (1, 8) C X	0-1 1B 1B 1B		4-0 E SF9 1B BB		0-0 G3-1		1-1 G1-3 1-2			3 2 1 0 1 0 1	
Spike Owen, S OBP: 0.406, SLG: 0.421 (1, 5) C X SAFE	0-1 1B G3-6-1 1B		2-1 E5 SF9 1-3 1B		1-0 G5-3		1-0 1B			4 1 3 0 0 0 0	
J.T. Snow, L OBP: 0.290, SLG: 0.347 (1, 3) C B X SAFE	1-1 G3-6-1 1-3 1B		0-0 SF9 2-3 3-H 1-3		1-1 G3-1 16 1B WP 1B		1-1 G4-1			3 1 2 2 0 0 1	
Chili Davis, S OBP: 0.423, SLG: 0.574 (1, 10) F X	0-1 G3-6-1 1-2f 3-H		1-3 K		1-2 G3-1 1-3		0-0 G4-3			4 0 0 0 0 1 3	
Jim Edmonds, L OBP: 0.353, SLG: 0.390 (1, 9) B B B	4-0 BB		1-0 F7		1-0 G4-3		4-2 CS BB			2 0 0 0 2 0 2	
16 Garret Anderson, L OBP: 0.333, SLG: 0.333 (1, 7) C F X	0-2 L8		0-0 G1-6-3 1B		1-0 1B 3-H 1B		0-0 F8			4 0 2 1 0 0 2	
Greg Myers, L OBP: 0.274, SLG: 0.291 (1, 2) C B B T C		1-3 K	2-0 G1-6-3 1-2f		1-0 1B		2-2 CS 1-2		0-3 K	4 0 1 0 0 2 1	AB 32 R 4 H 9 RBI 3 BB 3 SO 6 LOB 12
Damion Easley, R OBP: 0.279, SLG: 0.305 (1, 4) B B B B		3-1 L1-3	1-3 K		3-3 K				1-2 G1-3	4 0 0 0 0 2 2	
Gary Disarcina, R OBP: 0.296, SLG: 0.333 (1, 6) B B B S		1-2 G5-3	3-3 K		1-1 E6 CS				0-0 G3	4 0 0 0 0 1 0	
Inning Stats	R: 2 H: 3 E: 0 LOB: 1 K: 0 BB: 1 S: 11 P: 16	R: 0 H: 0 E: 0 LOB: 0 K: 1 BB: 0 S: 9 P: 14	R: 1 H: 1 E: 1 LOB: 1 K: 1 BB: 1 S: 9 P: 17	R: 0 H: 1 E: 0 LOB: 0 K: 1 BB: 0 S: 5 P: 8	R: 0 H: 0 E: 0 LOB: 0 K: 1 BB: 0 S: 5 P: 9	R: 1 H: 3 E: 0 LOB: 2 K: 1 BB: 0 S: 12 P: 20	R: 0 H: 1 E: 1 LOB: 1 K: 0 BB: 0 S: 7 P: 11	R: 0 H: 0 E: 0 LOB: 0 K: 0 BB: 1 S: 6 P: 12	R: 0 H: 0 E: 0 LOB: 0 K: 1 BB: 0 S: 8 P: 9	1B: 9 SF: 1 2B: 0 SAC: 0 3B: 0 DP: 2 HR: 0 HBP: 0	WP: 1 PA: 37 PB: 0 SB: 0 CS: 2
PITCHER Kevin Brown, R ERA: 5.06 (1, 1)	IP WLS BF H R ER SO BB IBB HBP BLK WP HR S P ERA WHIP										

California Angels @ Texas Rangers
The Ballpark at Arlington, Arlington, TX
Sun Jul 31 1994, 8:05 PM EDT
Att. 34,910 - Unknown - 87 F

livebaseballscorecards.com

Seattle Mariners @ California Angels
 Anaheim Stadium, Anaheim, CA

Tue Aug 02 1994, 10:05 PM EDT
 Att. 11,478 - Unknown - 72 F

AB	38
R	10
H	13
RBI	10
BB	3
SO	5
LOB	9



AB R H RBI BB SO LOB

TOP

Batter	1	2	3	4	5	6	7	8	9
Felix Fermin, R (1, 4) OBP: 0.335, SLG: 0.378	0-1 L7		1-1 E 2B 1B		0-0 E1 1B		0-0 SH1-3		3-1 HR 1B
Edgar Martinez, R (1, 10) OBP: 0.399, SLG: 0.493	0-2 G4-3		1-2 F8 1-2		1-0 G5-4-3 1B		0-1 F7		2-0 HR 1-H
Ken Griffey Jr., L (1, 8) OBP: 0.400, SLG: 0.676	0-1 F8		4-0 2B HR IBB		2-3 K		2-0 HR 2-H		3-3 K 2
Jay Buhner, R (1, 9) OBP: 0.384, SLG: 0.526		2-0 HR	3-2 HR 2B		0-1 G5-4-3 1-2f		0-0 P3		4-0 1B BB
Tino Martinez, L (1, 3) OBP: 0.318, SLG: 0.485		2-0 F8	2-1 HR 2-H 3-H			1-1 F9		1-1 G3-1	1-1 1B 1-2
Mike Blowers, R (1, 5) OBP: 0.341, SLG: 0.427		2-0 G3 1B	1-0 G6-3			0-3 K		0-3 K	2-0 G6-3
Eric Anthony, L (1, 7) OBP: 0.290, SLG: 0.383		1-0 G3		0-0 F7		4-0 S 1B BB		2-1 1B	
Dan Wilson, R (1, 2) OBP: 0.255, SLG: 0.329		2-3 K		3-2 G6-3		1-2 1B 1-H		0-0 G4-3	
Luis Sojo, R (1, 6) OBP: 0.295, SLG: 0.399			3-2 F8		0-0 G6-3		3-2 SH1-3 HR 1B		1-1 F8

Inning Stats	R: 0	H: 0	E: 0	K: 0	S: 7	P: 7	R: 1	H: 2	E: 0	K: 1	S: 7	P: 16	R: 4	H: 3	E: 1	K: 0	S: 15	P: 30	R: 0	H: 0	E: 0	K: 0	S: 5	P: 8	R: 1	H: 1	E: 1	K: 1	S: 8	P: 11	R: 0	H: 1	E: 0	K: 1	S: 8	P: 14	R: 2	H: 2	E: 0	K: 0	S: 9	P: 14	R: 0	H: 1	E: 0	K: 1	S: 10	P: 13	R: 2	H: 3	E: 0	K: 1	S: 12	P: 28	1B: 8	2B: 1	3B: 0	HR: 4	SF: 0	SAC: 1	DP: 1	HBP: 0	WP: 0	PB: 0	SB: 1	CS: 0	PA: 42
--------------	------	------	------	------	------	------	------	------	------	------	------	-------	------	------	------	------	-------	-------	------	------	------	------	------	------	------	------	------	------	------	-------	------	------	------	------	------	-------	------	------	------	------	------	-------	------	------	------	------	-------	-------	------	------	------	------	-------	-------	-------	-------	-------	-------	-------	--------	-------	--------	-------	-------	-------	-------	--------

PITCHER	IP	WLS	BF	H	R	ER	SO	BB	IBB	HBP	BLK	WP	HR	S	P	ERA	WHIP
Phil Leftwich, R (1, 1) ERA: 5.66	4.0	L	19	5	6	5	1	0	1	0	0	0	2	35	62	11.25	1.250
Jeff Schwarz, R (5, 1) ERA: 5.63	2.2		10	3	1	1	2	1	0	0	0	0	0	22	34	3.38	1.500
Joe Magrane, L (7, 1) ERA: 7.0	2.0		12	5	3	3	2	1	0	0	0	0	2	23	42	13.50	3.000
Bob Patterson, L (9, 1) ERA: 4.75	0.1		1	0	0	0	0	0	0	0	0	0	0	1	3	0.00	0.000

PITCHER	IP	WLS	BF	H	R	ER	SO	BB	IBB	HBP	BLK	WP	HR	S	P	ERA	WHIP
---------	----	-----	----	---	---	----	----	----	-----	-----	-----	----	----	---	---	-----	------

Seattle Mariners @ California Angels
 Anaheim Stadium, Anaheim, CA

Wed Aug 03 1994, 10:05 PM EDT
 Att. 15,549 - Unknown - 72 F

AB	36
R	8
H	12
RBI	8
BB	4
SO	9
LOB	16



WP:	0	PA:	42
PB:	0		
SB:	0		
CS:	1		

Batter	1	2	3	4	5	6	7	8	9	AB	R	H	RBI	BB	SO	LOB
Rich Amaral, R (1, 7) OBP: 0.342, SLG: 0.388	0-0 F7		4-1 G1-3 BB		2-2 1B SF9	0-1 SF8		3-1 P3		3	1	1	1	1	0	0
Felix Fermin, R (1, 4) OBP: 0.336, SLG: 0.378	0-1 G6-3		1-2 G1-3		0-0 1B	3-1 1B		1-2 L9		5	1	2	1	0	0	2
Ken Griffey Jr., L (1, 8) OBP: 0.398, SLG: 0.672	0-3 K		1-2 K		0-0 SF9	0-1 FC5-4 1B			0-0 F8	4	0	1	3	0	2	2
Jay Buhner, R (1, 9) OBP: 0.389, SLG: 0.536		1-0 HR		4-2 HR BB	2-0 1B	2-0 FC5-4			4-2 BB	3	2	2	1	2	0	1
Edgar Martinez, R (1, 10) OBP: 0.399, SLG: 0.500		4-2 CS BB		1-0 HR	0-2 F7			1-0 F7	1-0 F7	4	1	1	2	1	0	3
Mike Blowers, R (1, 5) OBP: 0.342, SLG: 0.426		1-3 K		1-3 K2-3		2-2 1B SF8 1B		1-1 1B	1-0 L7	5	1	2	0	0	2	2
Tino Martinez, L (1, 3) OBP: 0.317, SLG: 0.481		2-3 K		0-1 P5		0-0 1B 1B		1-1 L9		4	1	1	0	0	1	2
Dan Wilson, R (1, 2) OBP: 0.255, SLG: 0.328			3-2 G1-3 BB 1B		2-3 K			0-3 K	3-3 K	4	0	1	0	0	3	3
Luis Sojo, R (1, 6) OBP: 0.294, SLG: 0.396			0-3 K		1-0 P4	2-2 1B 1B		2-2 G4-3		4	1	1	0	0	1	1

Inning Stats	R: 0	H: 0	E: 0	K: 1	S: 6	P: 6	R: 1	H: 1	E: 0	K: 2	S: 9	P: 17	R: 0	H: 1	E: 0	K: 2	S: 13	P: 22	R: 2	H: 1	E: 0	K: 2	S: 11	P: 19	R: 1	H: 3	E: 0	K: 1	S: 18	P: 16	R: 4	H: 5	E: 0	K: 1	S: 18	P: 27	R: 0	H: 1	E: 0	K: 1	S: 8	P: 14	R: 0	H: 0	E: 0	K: 0	S: 8	P: 14	R: 0	H: 0	E: 0	K: 0	S: 5	P: 11	1B: 10	SF: 2	2B: 0	SAC: 0	3B: 0	DP: 0	HR: 2	HBP: 0	WP: 0	PA: 42
--------------	------	------	------	------	------	------	------	------	------	------	------	-------	------	------	------	------	-------	-------	------	------	------	------	-------	-------	------	------	------	------	-------	-------	------	------	------	------	-------	-------	------	------	------	------	------	-------	------	------	------	------	------	-------	------	------	------	------	------	-------	--------	-------	-------	--------	-------	-------	-------	--------	-------	--------

PITCHER	IP	WLS	BF	H	R	ER	SO	BB	IBB	HBP	BLK	WP	HR	S	P	ERA	WHIP
Mark Langston, L (1, 1) ERA: 4.98	5.2	L	30	11	8	8	8	3	0	0	0	0	2	67	104	12.71	2.471
Jeff Schwarz, R (6, 1) ERA: 5.19	1.1		5	1	0	0	1	0	0	0	0	0	0	9	17	0.00	0.750
Russ Springer, R (8, 1) ERA: 5.75	1.0		3	0	0	0	0	0	0	0	0	0	0	8	14	0.00	0.000
Mark Leiter, R (9, 1) ERA: 4.0	1.0		4	0	0	0	0	1	0	0	0	0	0	5	11	0.00	1.000

PITCHER	IP	WLS	BF	H	R	ER	SO	BB	IBB	HBP	BLK	WP	HR	S	P	ERA	WHIP
---------	----	-----	----	---	---	----	----	----	-----	-----	-----	----	----	---	---	-----	------

BOTTOM

Seattle Mariners @ California Angels
Anaheim Stadium, Anaheim, CA
Wed Aug 03 1994, 10:05 PM EDT
Att: 15,549 - Unknown - 72 F

livebaseballscorecards.com

AB 33
R 4
H 8
RBI 4
BB 6
SO 5
LOB 16



WP: 0 PA: 39
PB: 0
SB: 0
CS: 0

AB R H RBI BB SO LOB

5 0 1 0 0 1 1

4 1 1 0 1 0 1

4 1 1 0 1 2 2

3 2 2 2 1 0 0

3 0 1 0 1 1 2

4 0 1 1 0 1 1

3 0 0 1 0 0 2
1 0 0 0 0 0 1

0 0 0 0 2 0 0
2 0 0 0 0 0 3

3 0 1 0 0 0 3
1 0 0 0 0 0 0

1B: 6 SF: 0
2B: 2 SAC: 0
3B: 0 DP: 1
HR: 1 HBP: 0

Batter	1	2	3	4	5	6	7	8	9
Chad Curtis, R OBP: 0.316, SLG: 0.410 (1, 8)	0-1 F9		1-1 F8-3 1B		2-1 G6-3		2-3 K		1-0 G6-3
Spike Owen, S OBP: 0.407, SLG: 0.421 (1, 5)	3-2 P4		3-2 P4			1-1 1B 2B	0-2 F8		4-2 BB
Tim Salmon, R OBP: 0.376, SLG: 0.504 (1, 9)	4-0 BB BB		1-0 F8-3 1-2			3-2 BB 1B 2-3 1B	0-3 K		1-3 K
Chili Davis, S OBP: 0.422, SLG: 0.577 (1, 10)	4-0 1-2 BB			0-1 F9		1-0 1B BB 1-2 FC6-4 1B		2-1 HR	
Bo Jackson, R OBP: 0.335, SLG: 0.495 (1, 7)	2-3 K			1-0 P4		4-2 FC6-4 1B 1-2 2-3 BB		2-1 G4-3 1B	
J.T. Snow, L OBP: 0.293, SLG: 0.345 (1, 3)		3-2 P4		0-1 G5-3		2-1 FC6-4 1B 1-2 2-3 3-H		2-3 K	
Chris Turner, R OBP: 0.290, SLG: 0.317 (1, 2)		2-1 G6-3			0-0 P4	0-1 FC6-4		1-2 G4-3	
Greg Myers, L OBP: 0.270, SLG: 0.286 (8, PH) (9, 2)						1-2f 2-3 3-H		1-2	
Damion Easley, R OBP: 0.284, SLG: 0.305 (1, 4)		4-0 BB			4-2 G4-3 BB	1-0 F8		3-2 L9	
Harold Reynolds, S OBP: 0.317, SLG: 0.297 (6, PH) (7, 4)									
Gary Disarcina, R OBP: 0.294, SLG: 0.331 (1, 6)			1 SAFE 0-1		0-1 G4-3 1-2	3-1 F9			1-1 F8
Jim Edmonds, L OBP: 0.350, SLG: 0.390 (9, PH)									

Inning Stats	R: 0	H: 0	E: 0	K: 1	S: 10	H: 0	LOB: 2	BB: 2	P: 23	R: 0	H: 1	E: 0	K: 0	S: 8	H: 1	LOB: 1	BB: 1	P: 17	R: 0	H: 1	E: 0	K: 0	S: 6	H: 0	LOB: 0	BB: 0	P: 11	R: 0	H: 0	E: 0	K: 0	S: 5	H: 0	LOB: 1	BB: 1	P: 14	R: 3	H: 4	E: 0	K: 2	S: 17	H: 0	LOB: 2	BB: 1	P: 32	R: 0	H: 0	E: 0	K: 2	S: 10	H: 0	LOB: 0	BB: 0	P: 12	R: 1	H: 2	E: 0	K: 1	S: 13	H: 2	LOB: 1	BB: 0	P: 23	R: 0	H: 0	E: 0	K: 1	S: 9	H: 0	LOB: 1	BB: 1	P: 16	1B: 6	SF: 0	2B: 2	SAC: 0	3B: 0	DP: 1	HR: 1	HBP: 0	WP: 0	PA: 39
--------------	------	------	------	------	-------	------	--------	-------	-------	------	------	------	------	------	------	--------	-------	-------	------	------	------	------	------	------	--------	-------	-------	------	------	------	------	------	------	--------	-------	-------	------	------	------	------	-------	------	--------	-------	-------	------	------	------	------	-------	------	--------	-------	-------	------	------	------	------	-------	------	--------	-------	-------	------	------	------	------	------	------	--------	-------	-------	-------	-------	-------	--------	-------	-------	-------	--------	-------	--------

PITCHER	IP	WLS	BF	H	R	ER	SO	BB	IBB	HBP	BLK	WP	HR	S	P	ERA	WHIP
Dave Fleming, L ERA: 6.34 (1, 1)	5.1		25	6	3	3	1	5	0	0	0	0	0	51	96	5.06	2.062
Bill Risley, R ERA: 3.88 (6, 1)	2.2		10	2	1	1	3	0	0	0	0	0	1	26	42	3.38	0.750
Bobby Ayala, R ERA: 3.08 (9, 1)	1.0		4	0	0	0	1	1	0	0	0	0	0	9	16	0.00	1.000

Batter	1	2	3	4	5	6	7	8	9	AB R H RBI BB SO LOB	TOP																										
Rich Amaral, R (1, 7) OBP: 0.337, SLG: 0.382 Eric Anthony, L (8, PH) OBP: 0.291, SLG: 0.397 (8, 7)										3 0 0 0 0 1 0 2 1 1 2 0 0 0																											
Felix Fermin, R (1, 4) OBP: 0.338, SLG: 0.379 (8, 6)										4 1 2 0 0 0 0																											
Ken Griffey Jr., L (1, 8) OBP: 0.395, SLG: 0.665										4 0 0 0 0 0 2																											
Jay Buhner, R (1, 9) OBP: 0.385, SLG: 0.530										4 0 0 0 0 0 2																											
Edgar Martinez, R (1, 10) OBP: 0.403, SLG: 0.505										3 0 2 0 1 0 0																											
Mike Blowers, R (1, 5) OBP: 0.344, SLG: 0.427										4 0 2 1 0 0 1																											
Tino Martinez, L (1, 3) OBP: 0.316, SLG: 0.488										4 1 1 1 0 2 6																											
Dan Wilson, R (1, 2) OBP: 0.253, SLG: 0.326 Torey Lovullo, S (8, PH) OBP: 0.296, SLG: 0.365 (8, 4)										2 0 0 0 0 0 2 2 0 0 0 0 0 0																											
Luis Sojo, R (1, 6) OBP: 0.291, SLG: 0.392 Reggie Jefferson, S (8, PH) OBP: 0.379, SLG: 0.524 Chris Howard, R (8, 2) OBP: 0.235, SLG: 0.143										2 0 0 0 0 0 0 0 1 0 0 1 0 0 1 0 0 0 0 1 0																											
Inning Stats	R: 0 E: 0 K: 1 S: 9	H: 1 LOB: 0 BB: 0 P: 15	R: 0 E: 0 K: 1 S: 11	H: 2 LOB: 2 BB: 0 P: 15	R: 0 E: 0 K: 0 S: 4	H: 0 LOB: 0 BB: 0 P: 6	R: 0 E: 0 K: 0 S: 7	H: 0 LOB: 0 BB: 0 P: 11	R: 1 E: 0 K: 0 S: 8	H: 1 LOB: 0 BB: 0 P: 15	R: 0 E: 0 K: 0 S: 5	H: 0 LOB: 0 BB: 0 P: 7	R: 0 E: 0 K: 1 S: 11	H: 1 LOB: 1 BB: 0 P: 18	R: 3 E: 1 K: 0 S: 18	H: 3 LOB: 3 BB: 2 P: 33	R: 0 E: 0 K: 1 S: 7	H: 0 LOB: 0 BB: 0 P: 10	1B: 5 2B: 1 3B: 0 HR: 2	SF: 0 SAC: 0 DP: 1 HBP: 0	WP: 0 PB: 0 SB: 0 CS: 0	PA: 37															
PITCHER	IP WLS BF H R ER SO BB IBB HBP BLK WP HR S P ERA WHIP																																				
Brian Anderson, L (1, 1) ERA: 5.44 Mark Leiter, R (8, 1) ERA: 4.17 Bob Patterson, L (8, 1) ERA: 4.58	7.0	L	25	5	1	1	3	0	0	0	0	0	1	55	87	1.29	0.714																				
	0.2	L	8	3	3	2	0	2	0	0	0	0	1	17	31	27.00	7.500																				
	1.1		4	0	0	0	1	0	0	0	0	0	0	8	12	0.00	0.000																				

Seattle Mariners @ California Angels
 Anaheim Stadium, Anaheim, CA
 Thu Aug 04 1994, 10:05 PM EDT
 Att. 12,222 - Sunny - 73 F

livebaseballscorecards.com

AB	35
R	4
H	8
RBI	4
BB	2
SO	4
LOB	13



Batter	1	2	3	4	5	6	7	8	9	AB R H RBI BB SO LOB
Chad Curtis, R OBP: 0.315, SLG: 0.407 (1, 8) X	0-0 F9 ①		0-1 G5-3 ①		0-1 F8 ③		4-0 2B BB		1-3 K ②	4 0 0 0 1 1 2
Spike Owen, S OBP: 0.414, SLG: 0.429 (1, 5) B C S B B F F B	4-2 G6-3 BB BB		1-3 K ②			2-1 G5-3 E 1B	1-0 1-3 2-H 2B		4-0 1-2 2-3 BB	3 1 2 1 2 1 0
Tim Salmon, R OBP: 0.373, SLG: 0.499 (1, 9) B F B F B	4-1 G6-3 BB 1-2		2-2 G6-3 ③			0-3 K ①	2-2 P2 ③		0-1 F7 ③	4 0 0 0 1 1 6
Chili Davis, S OBP: 0.418, SLG: 0.571 (1, 10) F B X	1-1 G6-3 ② 1-2 2-3			3-2 P3 ①		1-2 G5-3 ② 1-2		2-3 K ①		4 0 0 0 0 1 3
Jim Edmonds, L OBP: 0.352, SLG: 0.390 (1, 7) B B B B	4-0 BB BB			3-1 G4-3 ②		0-0 E2 1B 2-H		1-0 F7 ②		3 0 1 0 1 0 0
J.T. Snow, L OBP: 0.292, SLG: 0.340 (1, 3) B C X	1-1 P6 ③			4-2 1B BB		2-1 G1-3 ③		1-0 G6-3 ③		3 0 0 0 1 0 4
Greg Myers, L OBP: 0.277, SLG: 0.294 (1, 2) X		0-0 CS 1B		2-2 1-H 1B			0-2 F8 ①		0-3 K ①	4 0 2 0 0 1 0
Rex Hudler, R OBP: 0.328, SLG: 0.561 (1, 4) B B T T B		2-2 L6 ① ② 1-2			1-1 G6-3 ①		3-2 FC5-4 1B		1-2 BB BB 1B	4 0 2 0 0 0 1
Gary Disarcina, R OBP: 0.292, SLG: 0.328 (1, 6) B X		1-0 G3 ③			1-1 P6 ②		1 SAFE 0-1 FC5-4 ②		4-1 BB BB	3 1 0 0 0 0 1
Bo Jackson, R OBP: 0.338, SLG: 0.495 (9, PH)							1 SAFE 1 SAFE 1 SAFE		1-2 BB BB	0 0 0 0 1 0 0
Mark Dalesandro, R OBP: 0.259, SLG: 0.360 (9, PR)							1-2 2B			0 0 0 0 0 0 0

Inning Stats	R: 0	H: 0	E: 0	K: 0	S: 11	LOB: 3	BB: 3	P: 24	R: 0	H: 1	E: 0	K: 0	S: 6	LOB: 0	BB: 0	P: 9	R: 0	H: 0	E: 0	K: 1	S: 8	LOB: 0	BB: 0	P: 11	R: 0	H: 1	E: 0	K: 0	S: 12	LOB: 2	BB: 1	P: 24	R: 0	H: 0	E: 0	K: 0	S: 6	LOB: 0	BB: 0	P: 8	R: 1	H: 2	E: 1	K: 1	S: 11	LOB: 1	BB: 0	P: 16	R: 1	H: 2	E: 1	K: 0	S: 14	LOB: 2	BB: 1	P: 24	R: 0	H: 0	E: 0	K: 1	S: 5	LOB: 0	BB: 0	P: 9	R: 0	H: 1	E: 0	K: 2	S: 12	LOB: 3	BB: 2	P: 22	1B: 6	SF: 0	2B: 1	SAC: 0	3B: 0	DP: 0	HR: 0	HBP: 0	WP: 0	PA: 39
--------------	------	------	------	------	-------	--------	-------	-------	------	------	------	------	------	--------	-------	------	------	------	------	------	------	--------	-------	-------	------	------	------	------	-------	--------	-------	-------	------	------	------	------	------	--------	-------	------	------	------	------	------	-------	--------	-------	-------	------	------	------	------	-------	--------	-------	-------	------	------	------	------	------	--------	-------	------	------	------	------	------	-------	--------	-------	-------	-------	-------	-------	--------	-------	-------	-------	--------	-------	--------

PITCHER	IP	WLS	BF	H	R	ER	SO	BB	IBB	HBP	BLK	WP	HR	S	P	ERA	WHIP
John Cummings, L ERA: 5.86 (1, 1)	6.2		29	6	2	1	2	5	0	0	0	0	0	64	110	1.35	1.650
Rich Gossage, R ERA: 4.57 (7, 1)	0.1	W	1	0	0	0	0	0	0	0	0	0	0	4	6	0.00	0.000
Kevin King, L ERA: 7.36 (8, 1)	1.0		3	0	0	0	1	0	0	0	0	0	0	5	9	0.00	0.000
Bobby Ayala, R ERA: 3.02 (9, 1)	1.0	S	6	1	0	0	2	2	0	0	0	0	0	12	22	0.00	3.000


BOTTOM


Seattle Mariners @ California Angels
Anaheim Stadium, Anaheim, CA

Thu Aug 04 1994, 10:05 PM EDT
Att. 12,222 - Sunny - 73 F

livebaseballscorecards.com

AB	32
R	2
H	7
RBI	1
BB	7
SO	5
LOB	17



Batter	1	2	3	4	5	6	7	8	9	AB R H RBI BB SO LOB	TOP											
Norberto Martin, R (1, 4) OBP: 0.321, SLG: 0.375 Warren Newson, L (9, PH) OBP: 0.357, SLG: 0.378	2-1 G4-3		2-2 G4-6-3 1B		1-0 1-2 1B		1-2 CS 1B		4-2 BB	4 0 3 0 0 0 0 0 0 0 0 1 0 0												
Tim Raines, S (1, 7) OBP: 0.364, SLG: 0.410	4-2 S BB		1-0 G4-6-3 1-2f		2-1 G5-3 2-3f		3-3 F1 SAFE F2 SAFE F3 SAFE 1-2		1-0 P7	4 0 0 0 1 1 6												
Frank Thomas, R (1, 3) OBP: 0.494, SLG: 0.739	3-3 K 1-2			0-1 G6-3		4-0 2B BB		1-2 F8		3 1 0 0 1 1 1												
Julio Franco, R (1, 10) OBP: 0.399, SLG: 0.507	1-3 K			1-0 HR		1-0 1B 1-H 2B		4-1 BB		3 1 2 2 1 1 1												
Robin Ventura, L (1, 5) OBP: 0.370, SLG: 0.470		2-2 HR		3-2 G3-1		2-3 K		1-1 F7		4 1 1 1 0 1 2												
Darrin Jackson, R (1, 9) OBP: 0.367, SLG: 0.466		2-0 G5-3		0-1 1B		3-3 K		2-0 F8		4 0 1 0 0 1 2												
Lance Johnson, L (1, 8) OBP: 0.325, SLG: 0.394		4-1 G6-4-3 BB		0-1 G1-3		0-0 1B			0-2 E5	3 0 1 0 1 0 1	AB 33 R 3 H 9 RBI 3 BB 5 SO 9 LOB 18											
Bob Melvin, R (1, 2) OBP: 0.188, SLG: 0.281 Joey Cora, S (9, PH) OBP: 0.346, SLG: 0.357		0-0 G6-4-3 1-2f			2-3 K	1-1 P3			3-3 K	3 0 0 0 0 1 3 1 0 0 0 0 1 1												
Craig Grebeck, R (1, 6) OBP: 0.394, SLG: 0.365 Ozzie Guillen, L (9, PH) OBP: 0.304, SLG: 0.333			2-3 K		3-2 G5-3 1B		3-1 F8		0-3 K	3 0 1 0 0 1 0 1 0 0 0 0 1 1												
Inning Stats	R: 0 E: 0 K: 2 S: 10	H: 0 LOB: 1 BB: 1 P: 20	R: 1 E: 0 K: 0 S: 7	H: 1 LOB: 0 BB: 1 P: 15	R: 0 E: 0 K: 1 S: 7	H: 1 LOB: 0 BB: 0 P: 12	R: 1 E: 0 K: 0 S: 10	H: 2 LOB: 1 BB: 0 P: 14	R: 0 E: 0 K: 1 S: 11	H: 2 LOB: 1 BB: 0 P: 19	R: 1 E: 0 K: 2 S: 10	H: 2 LOB: 2 BB: 1 P: 21	R: 0 E: 0 K: 1 S: 12	H: 1 LOB: 1 BB: 0 P: 19	R: 0 E: 0 K: 0 S: 7	H: 0 LOB: 1 BB: 1 P: 15	R: 0 E: 1 K: 2 S: 14	H: 0 LOB: 2 BB: 1 P: 22	1B: 6 2B: 2 3B: 0 HR: 2	SF: 0 SAC: 0 DP: 4 HBP: 0	WP: 0 PB: 0 SB: 2 CS: 1	PA: 38
PITCHER	IP WLS BF H R ER SO BB IBB HBP BLK WP HR S P ERA WHIP												PITCHER	IP WLS BF H R ER SO BB IBB HBP BLK WP HR S P ERA WHIP								
Chuck Finley, L (1, 1) ERA: 4.49	7.2 W 32 9 3 3 7 4 0 0 0 0 2 73 132 3.52 1.696																					
Russ Springer, R (8, 1) ERA: 5.57	1.1 S 6 0 0 0 2 1 0 0 0 0 0 0 15 25 0.00 0.750																					

Chicago White Sox @ California Angels
Anaheim Stadium, Anaheim, CA

Fri Aug 05 1994, 10:05 PM EDT
Att. 30,274 - Unknown - 82 F

livebaseballscorecards.com

Batter	1	2	3	4	5	6	7	8	9	AB R H RBI BB SO LOB
Jim Edmonds, L (1, 7) OBP: 0.351, SLG: 0.391	0-1 F7		1-2 P5		1-3 K		3-2 2-H 2B			4 0 1 1 0 1 0
Spike Owen, S (1, 5) OBP: 0.412, SLG: 0.423	0-1 G1-3		4-0 FC6-4 BB		1-0 F9		3-3 K			3 0 0 0 1 1 1
Chad Curtis, R (1, 8) OBP: 0.319, SLG: 0.407	1-2 PO 1B		0-0 FC6-4 1-2f			4-0 S BB	4-0 BB			2 0 1 0 2 0 1
Chili Davis, S (1, 10) OBP: 0.414, SLG: 0.565	0-1 PO 1-2	2-2 L8		0-3 K		2-2 P4	1-2 F7			4 0 0 0 0 1 3
Tim Salmon, R (1, 9) OBP: 0.375, SLG: 0.497		2-0 E 1B		4-2 FC6-4 BB		3-3 K 1-2		0-0 P3		3 0 1 0 1 1 1
J.T. Snow, L (1, 3) OBP: 0.287, SLG: 0.333		1-3 K		1-2 FC6-4 1-2f HR		1-0 L8		1-1 G5-3		4 1 0 0 0 1 3
Damion Easley, R (1, 4) OBP: 0.290, SLG: 0.331		0-2 E6 1-2		0-0 HR 1-H			3-2 HR	0-0 2B 1B		4 3 3 3 0 0 1
Chris Turner, R (1, 2) OBP: 0.296, SLG: 0.329		1-1 F8		2-0 F7			2-2 SH1-4 2B 1B	1-0 1-H 2B		4 1 2 1 0 0 2
Gary Disarcina, R (1, 6) OBP: 0.290, SLG: 0.325			1-1 G3		0-1 G3-1		0-0 SH1-4 1-2	3-2 F8		3 0 0 0 0 0 1

Inning Stats	R: 0 E: 0 K: 0 S: 8	H: 1 LOB: 0 BB: 0 P: 9	R: 0 E: 1 K: 1 S: 14	H: 1 LOB: 2 BB: 0 P: 20	R: 0 E: 0 K: 0 S: 7	H: 0 LOB: 1 BB: 1 P: 13	R: 2 E: 0 K: 1 S: 13	H: 1 LOB: 0 BB: 1 P: 19	R: 0 E: 0 K: 1 S: 6	H: 0 LOB: 0 BB: 0 P: 8	R: 0 E: 0 K: 1 S: 9	H: 0 LOB: 1 BB: 1 P: 19	R: 2 E: 0 K: 1 S: 23	H: 3 LOB: 2 BB: 1 P: 39	R: 1 E: 0 K: 0 S: 8	H: 2 LOB: 1 BB: 0 P: 13	1B: 4 2B: 2 3B: 0 HR: 2	SF: 0 SAC: 1 DP: 0 HBP: 0	WP: 0 PB: 0 SB: 1 CS: 0	PA: 37
--------------	------------------------------	---------------------------------	-------------------------------	----------------------------------	------------------------------	----------------------------------	-------------------------------	----------------------------------	------------------------------	---------------------------------	------------------------------	----------------------------------	-------------------------------	----------------------------------	------------------------------	----------------------------------	----------------------------------	------------------------------------	----------------------------------	--------


PITCHER	IP	WLS	BF	H	R	ER	SO	BB	IBB	HBP	BLK	WP	HR	S	P	ERA	WHIP
Wilson Alvarez, L (1, 1) ERA: 3.39	6.2	L	29	6	4	4	5	3	0	0	0	0	2	76	118	5.40	1.350
Jose DeLeon, R (7, 1) ERA: 3.67	0.2		3	0	0	0	0	1	0	0	0	0	0	5	10	0.00	1.500
Dennis Cook, L (8, 1) ERA: 3.66	0.1		1	0	0	0	0	0	0	0	0	0	0	2	3	0.00	0.000
Kirk McCaskill, R (8, 1) ERA: 3.42	0.1		3	2	1	1	0	0	0	0	0	0	0	5	9	27.00	6.000

BOTTOM

Chicago White Sox @ California Angels
Anaheim Stadium, Anaheim, CA

Fri Aug 05 1994, 10:05 PM EDT
Att: 30,274 - Unknown - 82 F

AB	31
R	5
H	8
RBI	5
BB	4
SO	5
LOB	13



PITCHER	IP	WLS	BF	H	R	ER	SO	BB	IBB	HBP	BLK	WP	HR	S	P	ERA	WHIP
Wilson Alvarez, L (1, 1) ERA: 3.39	6.2	L	29	6	4	4	5	3	0	0	0	0	2	76	118	5.40	1.350
Jose DeLeon, R (7, 1) ERA: 3.67	0.2		3	0	0	0	0	1	0	0	0	0	0	5	10	0.00	1.500
Dennis Cook, L (8, 1) ERA: 3.66	0.1		1	0	0	0	0	0	0	0	0	0	0	2	3	0.00	0.000
Kirk McCaskill, R (8, 1) ERA: 3.42	0.1		3	2	1	1	0	0	0	0	0	0	0	5	9	27.00	6.000

Batter	1	2	3	4	5	6	7	8	9	10	11	12	AB R H RBI BB SO LOB	TOP
Joey Cora, S (1, 4) OBP: 0.354, SLG: 0.368 	1-2 		4-0 		1-2 		2-2 		1-2 				6 2 3 1 1 0 3	
Tim Raines, S (1, 7) OBP: 0.367, SLG: 0.411 	1-1 		2-2 		1-2 		1-3 		1-0 				5 2 1 1 0 1 2	
Frank Thomas, R (1, 3) OBP: 0.496, SLG: 0.747 Craig Grebeck, R (6, 5) OBP: 0.391, SLG: 0.361 Warren Newson, L (10, PH) OBP: 0.354, SLG: 0.374 Norberto Martin, R (10, 5) OBP: 0.317, SLG: 0.366 Jose DeLeon, R (12, 1) 	2-0 		1-2 		2-2 			1-0 		3-3 			3 0 2 2 0 0 0	
Julio Franco, R (1, 10) OBP: 0.400, SLG: 0.508 	4-2 		2-3 		0-0 			1-3 		3-2 			4 1 1 0 2 2 2	
Robin Ventura, L (1, 5) OBP: 0.370, SLG: 0.464 	1-1 			2-2 	1-2 			2-2 		3-2 			6 1 1 2 0 0 3	
Darrin Jackson, R (1, 9) OBP: 0.366, SLG: 0.462 		0-1 		4-1 			1-1 		1-1 		1-0 		4 1 1 1 1 0 0	
Lance Johnson, L (1, 8) OBP: 0.325, SLG: 0.395 		1-0 		0-1 			0-0 		0-0 		0-2 		6 0 1 0 0 0 3	
Michael LaValliere, L (1, 2) OBP: 0.362, SLG: 0.346 		1-2 		0-3 			2-1 		3-2 		2-1 		5 1 1 2 0 1 2	
Ozzie Guillen, L (1, 6) OBP: 0.311, SLG: 0.349 			1-2 		2-1 		1-3 		0-1 				6 1 2 1 0 1 0	
Inning Stats R: 1 H: 1 E: 0 LOB: 1 K: 0 BB: 1 S: 10 P: 19	R: 0 H: 0 E: 0 LOB: 0 K: 0 BB: 0 S: 6 P: 8	R: 0 H: 1 E: 0 LOB: 2 K: 1 BB: 1 S: 13 P: 23	R: 0 H: 0 E: 0 LOB: 1 K: 1 BB: 1 S: 11 P: 17	R: 2 H: 4 E: 0 LOB: 1 K: 0 BB: 0 S: 17 P: 24	R: 0 H: 0 E: 0 LOB: 0 K: 2 BB: 0 S: 5 P: 8	R: 0 H: 0 E: 0 LOB: 0 K: 1 BB: 0 S: 7 P: 11	R: 2 H: 2 E: 0 LOB: 0 K: 0 BB: 0 S: 11 P: 16	R: 0 H: 0 E: 1 LOB: 1 K: 0 BB: 0 S: 10 P: 16	R: 5 H: 5 E: 0 LOB: 3 K: 0 BB: 2 S: 24 P: 40	1B: 9 SF: 2 2B: 2 SAC: 0 3B: 2 DP: 1 HR: 1 HBP: 1	WP: 0 PA: 55 PB: 0 SB: 0 CS: 0			
PITCHER Phil Leftwich, R (1, 1) ERA: 5.68 Bob Patterson, L (5, 1) ERA: 4.17 Russ Springer, R (8, 1) ERA: 5.73 Mark Leiter, R (10, 1) ERA: 4.58 Joe Magrane, L (12, 1) ERA: 7.3	IP: 4.1 WLS: 22 BF: 6 H: 3 R: 3 SO: 2 BB: 3 IBB: 0 HBP: 0 BLK: 0 WP: 0 HR: 0 S: 54 P: 87 ERA: 6.23 WHIP: 2.077	PITCHER Joe Grahe, R (12, 1) ERA: 6.65	IP: 0.2 WLS: 7 BF: 3 H: 2 R: 2 ER: 2 SO: 0 BB: 1 IBB: 0 HBP: 1 BLK: 0 WP: 0 HR: 0 S: 11 P: 18 ERA: 27.00 WHIP: 6.000											

Chicago White Sox @ California Angels
 Anaheim Stadium, Anaheim, CA
 Sun Aug 07 1994, 6:33 AM EDT
 Att. 21,921 - Cloudy - 87 F

livebaseballscorecards.com

AB 47
 R 10
 H 13
 RBI 10
 BB 5
 SO 6
 LOB 15



Batter	1	2	3	4	5	6	7	8	9	10	11	12
Jim Edmonds, L OBP: 0.347, SLG: 0.385	F7	L8		CS 1B		K			SH1-3 1B		G6-3	
Spike Owen, S OBP: 0.416, SLG: 0.426	FC6-4 1B	G5-3		P4			G6-3		SH1-3			BB
Chad Curtis, R OBP: 0.315, SLG: 0.400	FC6-4 1-2f HR		F8		G6-3		G1-3		K		G5-3	
Chili Davis, S OBP: 0.415, SLG: 0.575	HR		E6 HR		1B		F6					K
Tim Salmon, R OBP: 0.382, SLG: 0.524	1B		HR		1B		SH1 BB		K			BB
J.T. Snow, L OBP: 0.283, SLG: 0.355	P4		G3		B3		SH1		K			K
Greg Myers, L OBP: 0.291, SLG: 0.333		1B			G3-1					F7		G4-3
Bo Jackson, R OBP: 0.339, SLG: 0.492		1B	HR									
Chris Turner, R OBP: 0.292, SLG: 0.324												
Harold Reynolds, S OBP: 0.310, SLG: 0.290		P6	K			K		P5		F7		
Gary Disarcina, R OBP: 0.290, SLG: 0.325					F9			L9			L9	

Inning Stats	R: 2	H: 3	E: 0	K: 0	S: 14	LOB: 1	BB: 0	P: 22	R: 0	H: 2	E: 0	K: 0	S: 11	LOB: 2	BB: 0	P: 18	R: 3	H: 2	E: 1	K: 1	S: 12	LOB: 0	BB: 0	P: 16	R: 0	H: 1	E: 0	K: 0	S: 8	LOB: 0	BB: 0	P: 10	R: 0	H: 0	E: 0	K: 2	S: 8	LOB: 2	BB: 0	P: 9	R: 0	H: 1	E: 0	K: 2	S: 8	LOB: 0	BB: 0	P: 12	R: 0	H: 0	E: 0	K: 0	S: 5	LOB: 0	BB: 0	P: 9	R: 0	H: 0	E: 0	K: 0	S: 7	LOB: 2	BB: 2	P: 17	R: 0	H: 1	E: 0	K: 2	S: 11	LOB: 2	BB: 1	P: 19	R: 0	H: 0	E: 0	K: 1	S: 7	LOB: 0	BB: 0	P: 12	R: 0	H: 0	E: 0	K: 0	S: 17	LOB: 1	BB: 1	P: 27	R: 0	H: 0	E: 0	K: 2	S: 13	LOB: 1	BB: 1	P: 19	R: 0	H: 0	E: 0	K: 2	S: 13	LOB: 1	BB: 1	P: 19	1B: 9	2B: 0	3B: 0	HR: 3	SF: 0	DP: 0	HBP: 0	WP: 0	PA: 52
--------------	------	------	------	------	-------	--------	-------	-------	------	------	------	------	-------	--------	-------	-------	------	------	------	------	-------	--------	-------	-------	------	------	------	------	------	--------	-------	-------	------	------	------	------	------	--------	-------	------	------	------	------	------	------	--------	-------	-------	------	------	------	------	------	--------	-------	------	------	------	------	------	------	--------	-------	-------	------	------	------	------	-------	--------	-------	-------	------	------	------	------	------	--------	-------	-------	------	------	------	------	-------	--------	-------	-------	------	------	------	------	-------	--------	-------	-------	------	------	------	------	-------	--------	-------	-------	-------	-------	-------	-------	-------	-------	--------	-------	--------


PITCHER	IP	WLS	BF	H	R	ER	SO	BB	IBB	HBP	BLK	WP	HR	S	P	ERA	WHIP
Alex Fernandez, R ERA: 3.86	(1, 1)	7.0	32	11	5	3	3	1	0	0	0	0	0	3	102	3.86	1.714
Dennis Cook, L ERA: 3.58	(8, 1)	0.2	3	0	0	0	0	0	1	0	0	0	0	3	8	0.00	0.000
Jose DeLeon, R ERA: 3.43	(8, 1)	4.1	W	17	1	0	5	2	1	0	0	0	0	50	80	0.00	0.692
Jose DeLeon, R ERA: 3.43	(12, 1)	4.1	W	17	1	0	5	2	1	0	0	0	0	50	80	0.00	0.692

BOTTOM

Chicago White Sox @ California Angels
Anaheim Stadium, Anaheim, CA
 Sun Aug 07 1994, 6:33 AM EDT
 Att: 21,921 - Cloudy - 87 F

AB	R	H	RBI	BB	SO	LOB
6	0	2	0	0	1	3
4	0	1	0	1	0	3
6	1	0	0	0	1	3
5	2	2	2	1	1	0
4	1	3	2	2	1	2
5	0	0	0	0	2	4
3	1	2	1	0	0	2
0	0	0	0	1	0	0
2	0	0	0	0	0	1
5	0	0	0	0	2	3
5	0	2	0	0	0	2

AB	45
R	5
H	12
RBI	5
BB	5
SO	8
LOB	23



Batter	1	2	3	4	5	6	7	8	9	AB R H RBI BB SO LOB	TOP
Vince Coleman, S (1, 7) OBP: 0.286, SLG: 0.339	1-2 F8		4-2 FC4-8 BB			0-2 G5-3		2-1 F7		3 0 0 0 1 0 0	
Wally Joyner, L (1, 3) OBP: 0.384, SLG: 0.446	2-1 G4-3		1-0 FC4-6 1-2f			2-2 F8		0-0 G6-3		4 0 0 0 0 0 1	
Brian McRae, S (1, 8) OBP: 0.360, SLG: 0.381	3-2 G5-3			2-1 G6-3		1-2 G3-1		1-0 F8		4 0 0 0 0 0 0	
Felix Jose, S (1, 9) OBP: 0.357, SLG: 0.458		1-3 K		1-3 K			3-1 F9		1-2 G6-3	4 0 0 0 0 2 0	
Bob Hamelin, L (1, 10) OBP: 0.390, SLG: 0.607		0-2 1B		0-0 G1-3			2-3 K			3 0 1 0 0 1 0	
Mike Macfarlane, R (1, 2) OBP: 0.363, SLG: 0.459		1-3 K			0-2 FC1-5 2B		0-1 FC6-4 1B			3 0 2 0 0 1 1	
Greg Gagne, R (1, 6) OBP: 0.317, SLG: 0.391		0-1 P6			1-1 FC1-5 2B		0-0 FC6-4			3 1 0 0 0 0 3	
Jose Lind, R (1, 4) OBP: 0.311, SLG: 0.351			0-1 L9		1-2 CS 2B			2-2 G1-3		3 0 1 1 0 0 0	
Terry Shumpert, R (1, 5) OBP: 0.289, SLG: 0.426			0-2 G1-3		1-3 K			1-3 K		3 0 0 0 0 2 1	
Inning Stats	R: 0 E: 0 K: 0 S: 8 H: 0 LOB: 0 BB: 0 P: 14	R: 0 E: 0 K: 2 S: 11 H: 1 LOB: 1 BB: 0 P: 13	R: 0 E: 0 K: 0 S: 9 H: 0 LOB: 1 BB: 1 P: 14	R: 0 E: 0 K: 1 S: 7 H: 0 LOB: 0 BB: 0 P: 10	R: 1 E: 0 K: 1 S: 14 H: 2 LOB: 1 BB: 0 P: 17	R: 0 E: 0 K: 0 S: 9 H: 0 LOB: 0 BB: 0 P: 12	R: 0 E: 0 K: 1 S: 8 H: 1 LOB: 1 BB: 0 P: 13	R: 0 E: 0 K: 1 S: 9 H: 0 LOB: 0 BB: 0 P: 14	R: 0 E: 0 K: 0 S: 5 H: 0 LOB: 0 BB: 0 P: 7	1B: 2 2B: 3 3B: 0 HR: 0 SF: 0 SAC: 0 DP: 1 HBP: 0	WP: 0 PB: 0 SB: 0 CS: 1 PA: 31
PITCHER Mark Langston, L (1, 1) ERA: 4.68	IP: 9.0 WLS: W BF: 31 H: 4 R: 1 ER: 1 SO: 6 BB: 1 IBB: 0 HBP: 0 BLK: 0 WP: 0 HR: 0 S: 80 P: 114 ERA: 1.00 WHIP: 0.556										

Kansas City Royals @ California Angels
 Anaheim Stadium, Anaheim, CA
 Mon Aug 08 1994, 10:05 PM EDT
 Att: 18,315 - Unknown

AB	30
R	1
H	4
RBI	1
BB	1
SO	6
LOB	6



Batter	1	2	3	4	5	6	7	8	9	10	11	AB R H RBI BB SO LOB	TOP																			
Brian McRae, S (1, 8) OBP: 0.358, SLG: 0.377	2-3 K		0-0 SH1			1-0 F8	2-2 P6			1-2 G6-3		4 0 0 0 0 1 1																				
Vince Coleman, S (1, 7) OBP: 0.285, SLG: 0.340	1-3 K		0-0 G6-3			0-1 P6		1-2 BLK PS-2-6-1-1 2B		0-1 G6-3		5 0 1 0 0 1 1																				
Wally Joyner, L (1, 3) OBP: 0.382, SLG: 0.446	1-3 K		3-3 K			1-2 FC5 2B		0-1 B1		1-1 G4-3		5 0 1 0 0 2 2																				
Mike Macfarlane, R (1, 2) OBP: 0.361, SLG: 0.465		0-0 F9		0-0 F8		0-0 FC5 2-3		1-0 FC5-2-6-1-5 2-H			1-0 HR	5 1 1 1 0 0 2																				
Felix Jose, S (1, 9) OBP: 0.360, SLG: 0.474		1-1 E9 1B 2B		0-0 F8			0-0 HR	2-2 F8			3-1 SH1-3 2B 2B	5 3 3 1 0 0 1																				
Bob Hamelin, L (1, 10) OBP: 0.391, SLG: 0.605 Terry Shumpert, R (9, PR) OBP: 0.289, SLG: 0.426		3-0 FC6-4 1B		1-1 F7			3-2 E7 S 2B		0-0 G1-4-3 1B		0-0 SH1-3	4 1 2 1 0 0 0 0 0 0 0 0 0 0																				
Gary Gaetti, R (1, 5) OBP: 0.330, SLG: 0.466		0-0 F9		0-0 G6-3			1-2 G5-3		1-2 G1-4-3 1-2f		1-1 2B	5 0 1 1 0 0 3																				
Greg Gagne, R (1, 6) OBP: 0.318, SLG: 0.396		0-0 FC6-4 1-2f		0-0 F9			1-0 G4-3 2B 2-H		0-0 2B		3-3 K	5 0 2 1 0 1 2																				
Jose Lind, R (1, 4) OBP: 0.309, SLG: 0.352			0-2 SH1 2B		0-1 F9		0-1 G4-3 2-3		1-3 K		3-2 F9	5 0 1 0 0 1 4																				
Inning Stats	R: 0 E: 0 K: 3 S: 12	H: 0 LOB: 0 BB: 0 P: 16	R: 1 E: 1 K: 0 S: 6	H: 2 LOB: 1 BB: 0 P: 10	R: 0 E: 0 K: 1 S: 9	H: 1 LOB: 1 BB: 0 P: 12	R: 0 E: 0 K: 0 S: 4	H: 0 LOB: 0 BB: 0 P: 5	R: 0 E: 0 K: 0 S: 4	H: 0 LOB: 0 BB: 0 P: 4	R: 0 E: 0 K: 0 S: 9	H: 1 LOB: 1 BB: 0 P: 11	R: 2 E: 1 K: 0 S: 14	H: 2 LOB: 1 BB: 0 P: 21	R: 0 E: 0 K: 0 S: 9	H: 1 LOB: 1 BB: 0 P: 13	R: 0 E: 0 K: 1 S: 8	H: 2 LOB: 2 BB: 0 P: 10	R: 0 E: 0 K: 1 S: 8	H: 0 LOB: 0 BB: 0 P: 10	R: 2 E: 0 K: 1 S: 12	H: 3 LOB: 1 BB: 0 P: 20	1B: 2 2B: 8 3B: 0 HR: 2	SF: 0 SAC: 2 DP: 1 HBP: 0	WP: 0 PB: 0 SB: 1 CS: 0	PA: 45						
PITCHER	IP WLS BF H R ER SO BB IBB HBP BLK WP HR S P ERA WHIP																															
Brian Anderson, L (1, 1) ERA: 5.22	7.1	30	7	3	2	4	0	0	0	0	0	0	0	1	63	85	2.46	0.955														
Russ Springer, R (8, 1) ERA: 5.52	1.2	6	2	0	0	1	0	0	0	1	0	0	0	0	12	17	0.00	1.200														
Bob Patterson, L (10, 1) ERA: 4.07	1.0	3	0	0	0	0	0	0	0	0	0	0	0	8	10	0.00	0.000															
Mark Leiter, R (11, 1) ERA: 4.72	1.0	L 6	3	2	2	1	0	0	0	0	0	0	1	12	20	18.00	3.000															

Kansas City Royals @ California Angels
 Anaheim Stadium, Anaheim, CA
 Tue Aug 09 1994, 10:05 PM EDT
 Att: 17,876 - Unknown - 76 F

AB	43
R	5
H	12
RBI	5
BB	0
SO	6
LOB	16



WP: 0	PA: 45
PB: 0	
SB: 1	
CS: 0	

livebaseballscorecards.com

Batter	1	2	3	4	5	6	7	8	9	10	11	AB R H RBI BB SO LOB	BOTTOM														
Jim Edmonds, L (1, 7) <small>OBP: 0.343, SLG: 0.377</small> Bo Jackson, R (8, 7) <small>OBP: 0.341, SLG: 0.508</small>												3 0 0 0 0 1 0 2 1 1 2 0 0 1	Kansas City Royals @ California Angels Anaheim Stadium, Anaheim, CA Tue Aug 09 1994, 10:05 PM EDT Att. 17,876 - Unknown - 76 F livebaseballscores.com														
Spike Owen, S (1, 5) <small>OBP: 0.420, SLG: 0.426</small>												3 0 1 0 2 0 0															
Chad Curtis, R (1, 8) <small>OBP: 0.315, SLG: 0.398</small>												4 0 1 0 1 1 2															
Chili Davis, S (1, 10) <small>OBP: 0.412, SLG: 0.566</small>												5 0 1 0 0 2 3															
Tim Salmon, R (1, 9) <small>OBP: 0.381, SLG: 0.531</small>												5 1 1 0 0 1 4															
J.T. Snow, L (1, 3) <small>OBP: 0.288, SLG: 0.350</small>												4 0 0 0 1 2 2															
Greg Myers, L (1, 2) Chris Turner, R (8, 2) <small>OBP: 0.299, SLG: 0.347</small> <small>OBP: 0.290, SLG: 0.322</small>												3 0 1 0 0 1 0 1 0 0 0 0 0 0		AB 37 R 3 H 7 RBI 2 BB 5 SO 9 LOB 16													
Damion Easley, R (1, 4) <small>OBP: 0.291, SLG: 0.333</small>												4 0 0 0 0 1 2															
Gary Disarcina, R (1, 6) <small>OBP: 0.290, SLG: 0.322</small>												3 1 1 0 1 0 2															
Inning Stats	R: 0 H: 1 E: 0 LOB: 0 K: 0 BB: 0 S: 6 P: 7	R: 0 H: 0 E: 0 LOB: 0 K: 2 BB: 0 S: 8 P: 14	R: 0 H: 0 E: 0 LOB: 0 K: 0 BB: 0 S: 8 P: 10	R: 0 H: 0 E: 0 LOB: 1 K: 1 BB: 1 S: 8 P: 13	R: 1 H: 2 E: 0 LOB: 1 K: 0 BB: 1 S: 11 P: 20	R: 0 H: 2 E: 0 LOB: 2 K: 2 BB: 0 S: 17 P: 21	R: 0 H: 0 E: 0 LOB: 0 K: 2 BB: 0 S: 7 P: 10	R: 2 H: 2 E: 0 LOB: 0 K: 1 BB: 0 S: 15 P: 24	R: 0 H: 0 E: 0 LOB: 0 K: 1 BB: 0 S: 7 P: 10	R: 0 H: 0 E: 0 LOB: 0 K: 0 BB: 1 S: 4 P: 8	R: 0 H: 0 E: 0 LOB: 2 K: 0 BB: 2 S: 11 P: 19	1B: 5 SF: 0 2B: 2 SAC: 0 3B: 1 DP: 2 HR: 1 HBP: 0		WP: 1 PA: 42 PB: 0 SB: 1 CS: 1													
PITCHER	IP WLS BF H R ER SO BB IBB HBP BLK WP HR S P ERA WHIP													PITCHER	IP WLS BF H R ER SO BB IBB HBP BLK WP HR S P ERA WHIP												
Kevin Appier, R (1, 1) <small>ERA: 3.83</small>	8.0	31	7	3	3	8	2	0	0	0	1	1	80	119	3.38	1.125											
Hipolito Pichardo, R (9, 1) <small>ERA: 4.92</small>	2.0	W	6	0	0	0	1	0	0	0	0	0	11	18	0.00	0.500											
Jeff Montgomery, R (11, 1) <small>ERA: 4.03</small>	1.0	S	5	0	0	0	0	0	0	0	0	0	11	19	0.00	2.000											

Batter	1	2	3	4	5	6	7	8	9	AB R H RBI BB SO LOB	TOP											
Brian McRae, S (1, 8) OBP: 0.359, SLG: 0.378	2-1 			1-0 		0-0 		0-1 		4 1 2 0 0 0 0												
Greg Gagne, R (1, 6) OBP: 0.314, SLG: 0.392	2-2 			0-1 		2-1 		0-1 		4 0 0 0 0 0 2												
Wally Joyner, L (1, 3) OBP: 0.386, SLG: 0.449	2-2 			2-0 		2-1 		3-2 		4 0 3 0 0 0 0												
Mike Macfarlane, R (1, 2) OBP: 0.359, SLG: 0.462		0-3 		0-0 		0-0 		0-1 		4 0 1 0 0 1 2												
Felix Jose, S (1, 9) OBP: 0.362, SLG: 0.475		0-1 		0-0 		0-0 				3 0 2 1 0 0 0												
Bob Hamelin, L (1, 10) OBP: 0.388, SLG: 0.599		0-0 		1-1 		1-0 				3 0 0 0 0 0 3												
Gary Gaetti, R (1, 5) OBP: 0.328, SLG: 0.462				1-1 		2-2 		1-2 		3 0 0 0 0 0 0												
Jose Lind, R (1, 4) OBP: 0.306, SLG: 0.348				1-2 		1-0 		0-0 		3 0 0 0 0 0 0												
Keith Miller, R (1, 7) OBP: 0.133, SLG: 0.133				1-3 		3-2 		1-2 		3 0 0 0 0 1 0												
Inning Stats	R: 0 E: 0 K: 0 S: 8	H: 1 LOB: 0 BB: 0 P: 14	R: 0 E: 0 K: 1 S: 6	H: 1 LOB: 0 BB: 0 P: 6	R: 0 E: 0 K: 1 S: 8	H: 0 LOB: 0 BB: 0 P: 11	R: 1 E: 0 K: 0 S: 8	H: 4 LOB: 2 BB: 0 P: 12	R: 0 E: 0 K: 0 S: 8	H: 0 LOB: 0 BB: 0 P: 14	R: 0 E: 0 K: 0 S: 6	H: 1 LOB: 1 BB: 0 P: 10	R: 0 E: 0 K: 0 S: 6	H: 0 LOB: 0 BB: 0 P: 8	R: 0 E: 0 K: 0 S: 6	H: 0 LOB: 0 BB: 0 P: 7	R: 0 E: 0 K: 0 S: 7	H: 1 LOB: 0 BB: 0 P: 10	1B: 8 2B: 0 3B: 0 HR: 0	SF: 0 SAC: 0 DP: 2 HBP: 0	WP: 0 PB: 0 SB: 1 CS: 1	PA: 31
PITCHER Chuck Finley, L (1, 1) ERA: 4.32	IP: 9.0 WLS: W BF: 31 H: 8 R: 1 ER: 1 SO: 2 BB: 0 IBB: 0 HBP: 0 BLK: 0 WP: 0 HR: 0 S: 63 P: 92 ERA: 1.00 WHIP: 0.889											PITCHER IP: WLS: BF: H: R: ER: SO: BB: IBB: HBP: BLK: WP: HR: S: P: ERA: WHIP:										

Kansas City Royals @ California Angels
Anaheim Stadium, Anaheim, CA

Wed Aug 10 1994, 10:05 PM EDT
 Att. 19,605 - Unknown - 78 F

AB	31
R	1
H	8
RBI	1
BB	0
SO	2
LOB	7



Batter	1	2	3	4	5	6	7	8	9	AB R H RBI BB SO LOB
Damion Easley, R (1, 4) OBP: 0.288, SLG: 0.329	2-3 K	0-0 G1-6-3			1-0 G4-3		2-1 F9			4 0 0 0 0 1 3
Spike Owen, S (1, 5) OBP: 0.418, SLG: 0.422	4-1 BB		2-3 K		0-0 G3-1			2-2 G4-3		3 0 0 0 1 1 0
Chad Curtis, R (1, 8) OBP: 0.317, SLG: 0.397	4-1 BB		0-0 S		3-3 K			3-1 G6-3		3 0 1 0 1 1 0
Chili Davis, S (1, 10) OBP: 0.410, SLG: 0.561	1-3 K		3-3 K		1-1 F8			4-0 CS		3 0 0 0 1 2 3
Tim Salmon, R (1, 9) OBP: 0.382, SLG: 0.531	3-3 K		1-3 K		1-1 FC5-4			1-2 CS	0-1 E	4 1 2 0 0 2 3
Bo Jackson, R (1, 7) OBP: 0.344, SLG: 0.507		2-2 S		0-3 K	0-1 FC5-4				2-0 E	4 1 2 0 0 1 1
J.T. Snow, L (1, 3) OBP: 0.289, SLG: 0.345		2-3 K		0-0 F7			1-1 G6-3		4-0 IBB	3 0 0 0 1 1 1
Greg Myers, L (1, 2) OBP: 0.299, SLG: 0.341		4-0 1B		1-0 F8			0-0 G3		3-3 K	2 0 0 0 1 0 0
Rex Hudler, R (9, PH) OBP: 0.326, SLG: 0.556		1-2 BB							1-2 K	1 0 0 0 0 1 3
Gary Disarcina, R (1, 6) OBP: 0.294, SLG: 0.329		0-1 G1-6-3			3-2 L7		1-0 2B		1-0 1B	4 0 3 2 0 0 0

Inning Stats	R: 0 E: 0 K: 3 S: 12	H: 0 LOB: 2 BB: 2 P: 26	R: 1 E: 0 K: 1 S: 9	H: 2 LOB: 1 BB: 1 P: 17	R: 0 E: 0 K: 3 S: 11	H: 1 LOB: 1 BB: 0 P: 17	R: 0 E: 0 K: 1 S: 5	H: 0 LOB: 0 BB: 0 P: 6	R: 0 E: 0 K: 0 S: 5	H: 0 LOB: 0 BB: 0 P: 9	R: 0 E: 0 K: 1 S: 11	H: 1 LOB: 1 BB: 0 P: 16	R: 0 E: 0 K: 0 S: 6	H: 1 LOB: 1 BB: 0 P: 10	R: 0 E: 0 K: 0 S: 7	H: 0 LOB: 0 BB: 1 P: 17	R: 1 E: 1 K: 1 S: 8	H: 3 LOB: 3 BB: 1 P: 17	1B: 7 2B: 1 3B: 0 HR: 0	SF: 0 SAC: 0 DP: 1 HBP: 0	WP: 0 PB: 0 SB: 2 CS: 1	PA: 37
--------------	-------------------------------	----------------------------------	------------------------------	----------------------------------	-------------------------------	----------------------------------	------------------------------	---------------------------------	------------------------------	---------------------------------	-------------------------------	----------------------------------	------------------------------	----------------------------------	------------------------------	----------------------------------	------------------------------	----------------------------------	----------------------------------	------------------------------------	----------------------------------	--------

PITCHER	IP	WLS	BF	H	R	ER	SO	BB	IBB	HBP	BLK	WP	HR	S	P	ERA	WHIP
Tom Gordon, R (1, 1) ERA: 4.35	8.0	L	34	7	2	2	9	4	1	0	0	0	0	69	127	2.25	1.375
Billy Brewer, L (9, 1) ERA: 2.56	0.1		1	0	0	0	1	0	0	0	0	0	0	3	6	0.00	0.000
Rusty Meacham, R (9, 1) ERA: 3.73	0.0		1	1	0	0	0	0	0	0	0	0	0	2	2	∞	∞

BOTTOM

Kansas City Royals @ California Angels
Anaheim Stadium, Anaheim, CA
 Wed Aug 10 1994, 10:05 PM EDT
 Att: 19,605 - Unknown - 78 F

livebaseballscorecards.com

AB	31
R	2
H	8
RBI	2
BB	5
SO	10
LOB	14

