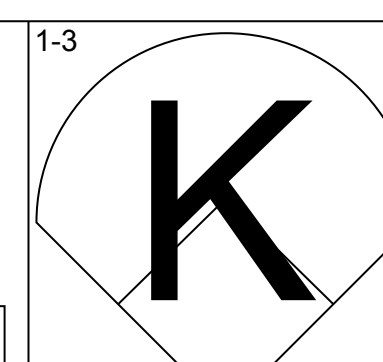
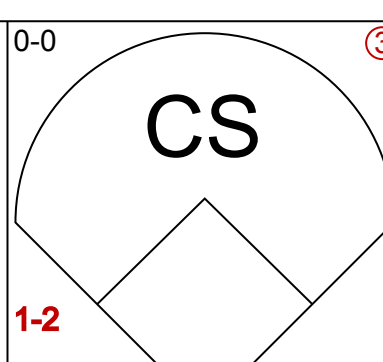
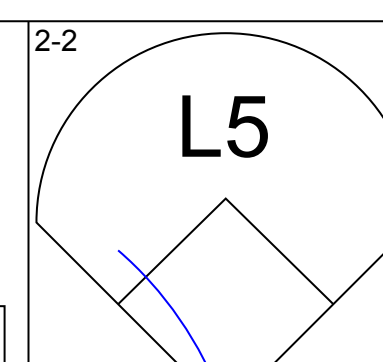
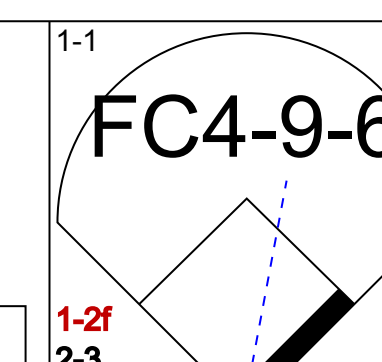
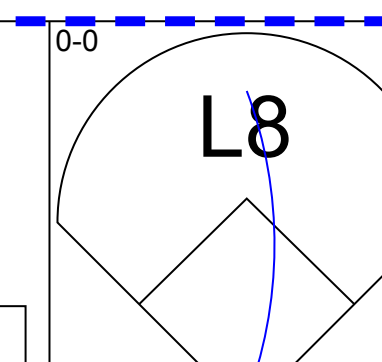
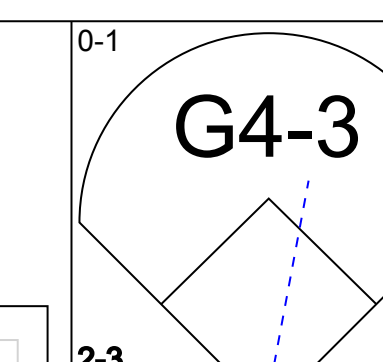
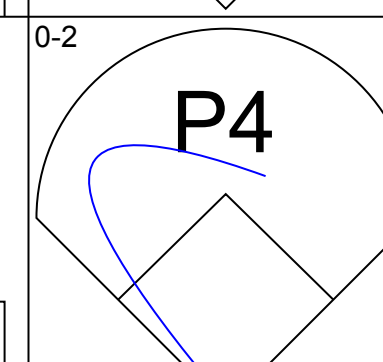
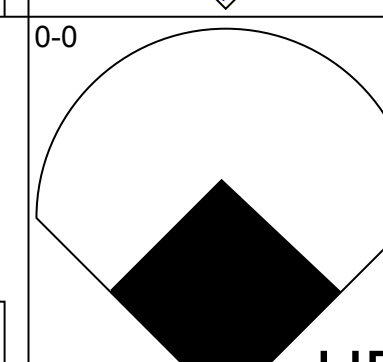
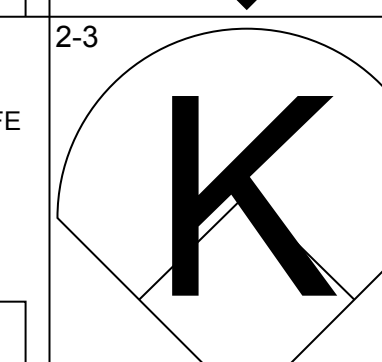
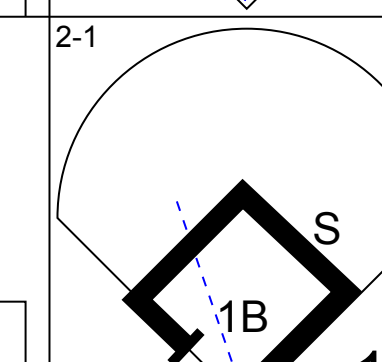
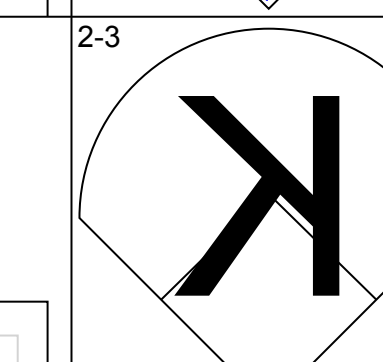
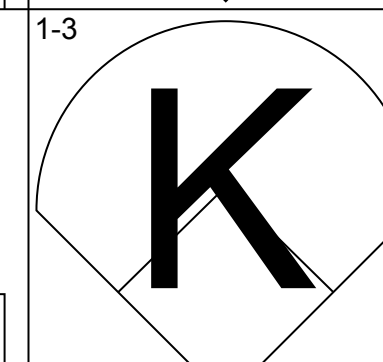
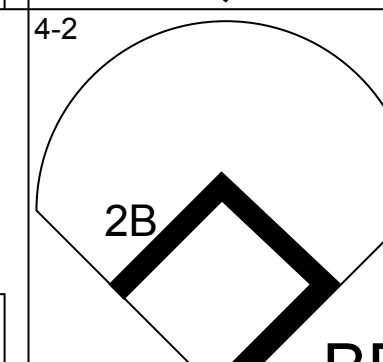
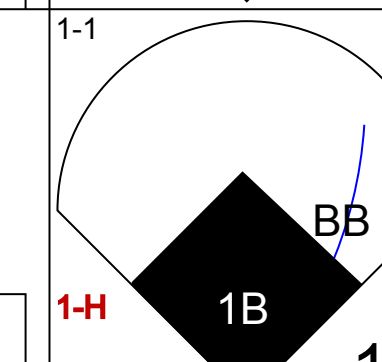
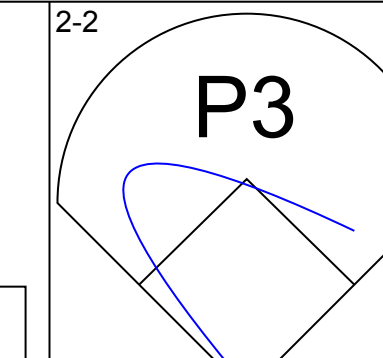
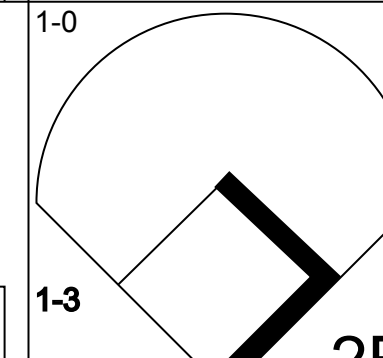
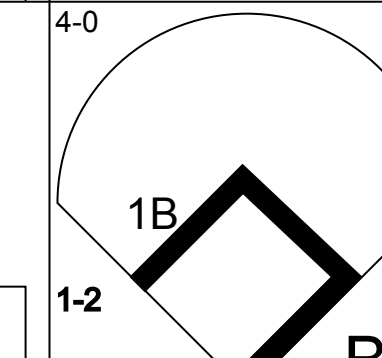
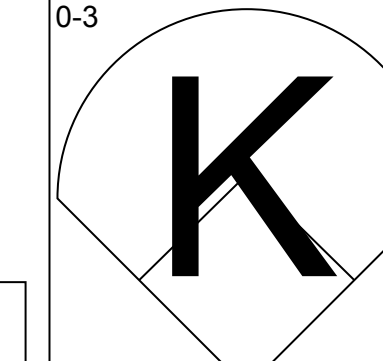
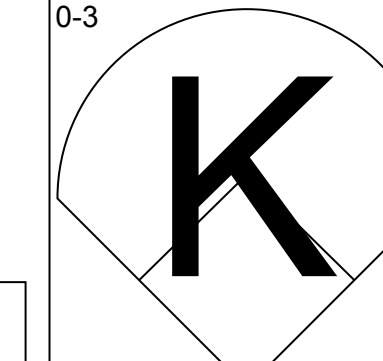
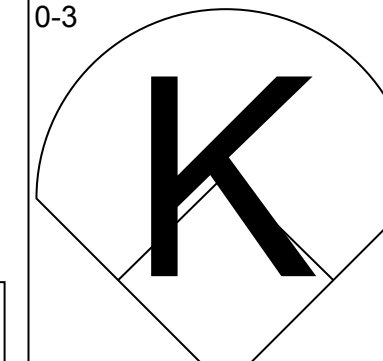
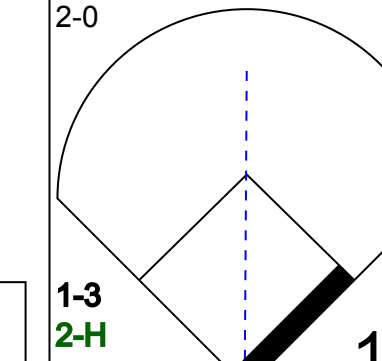
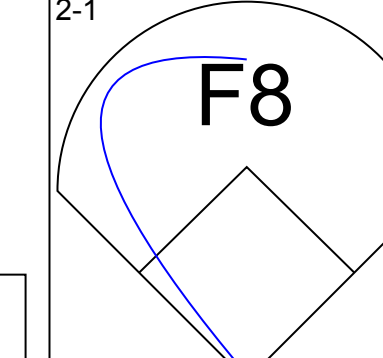
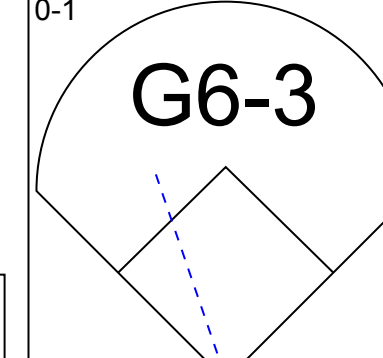
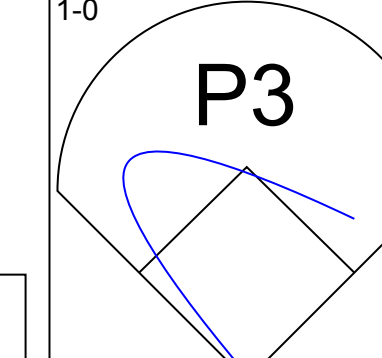
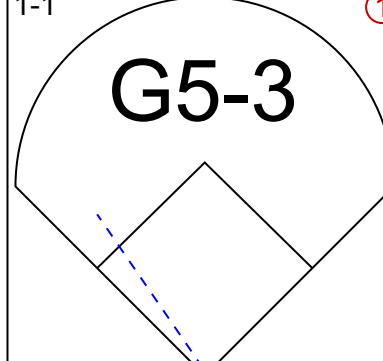
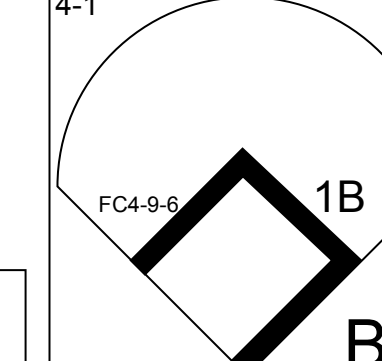

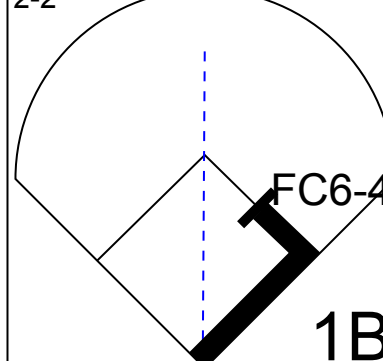
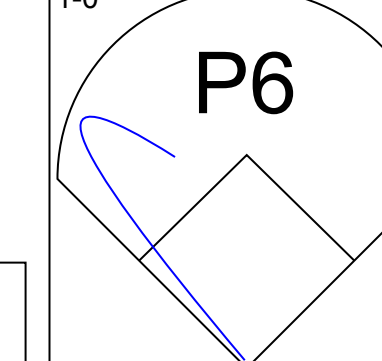

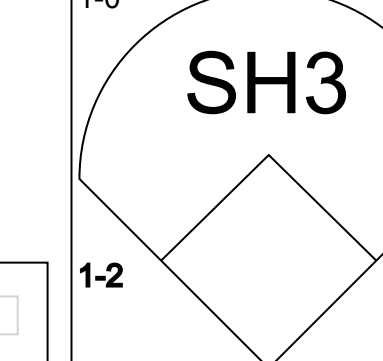
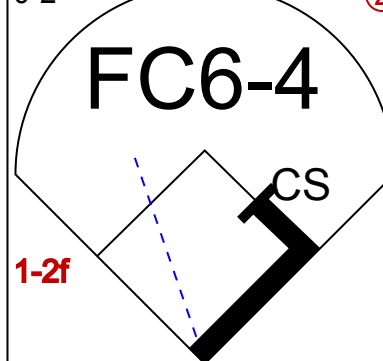
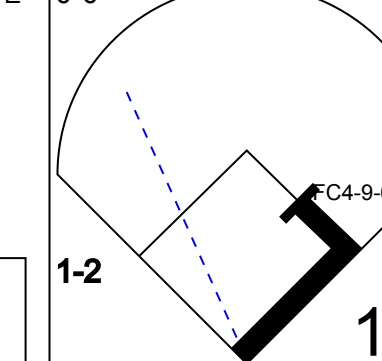

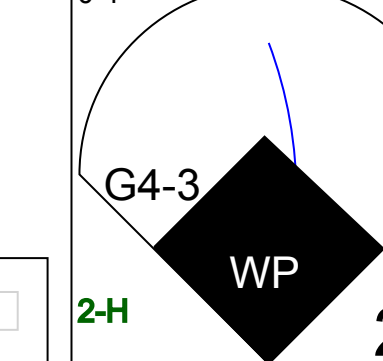


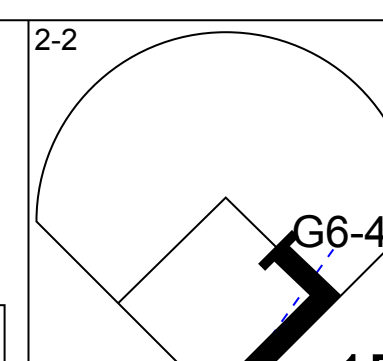
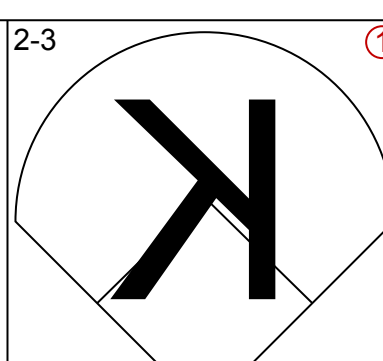
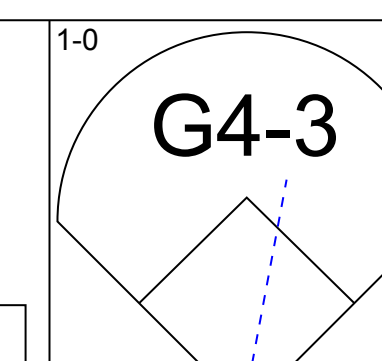
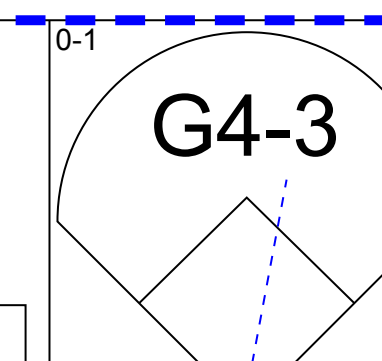
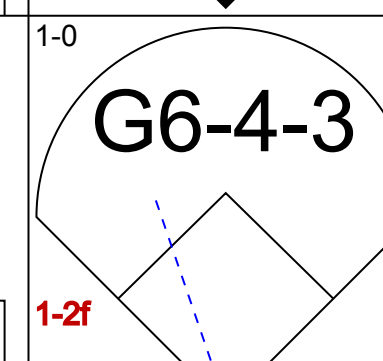
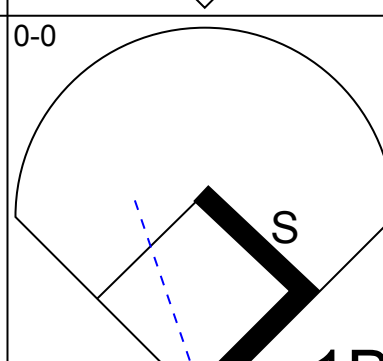
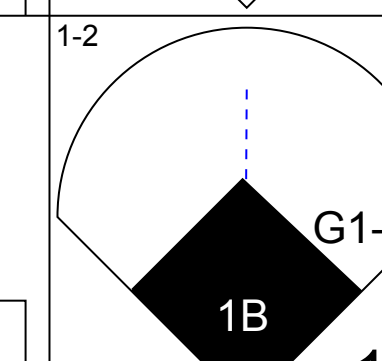
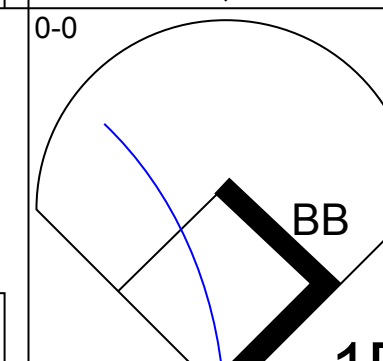
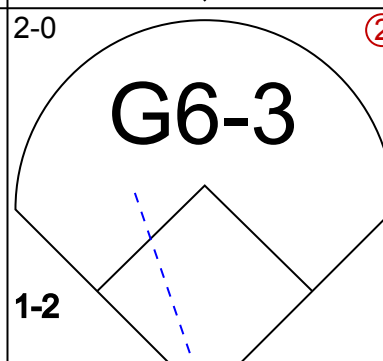
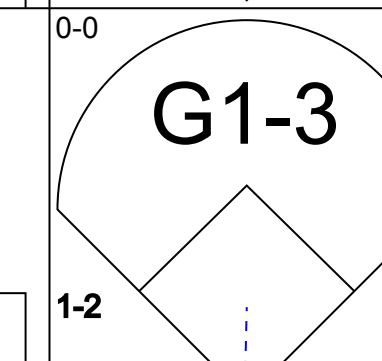
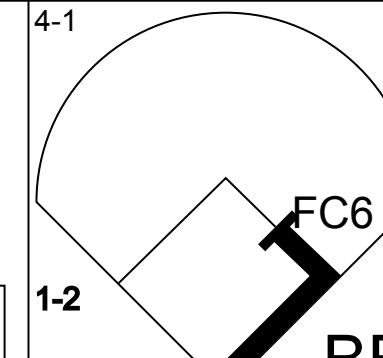
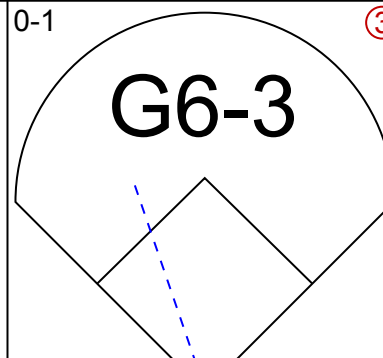
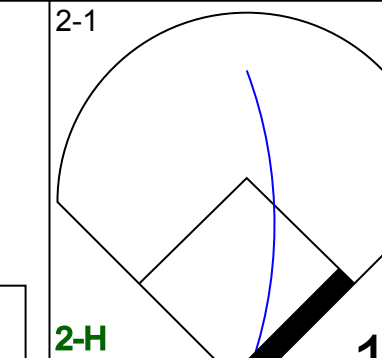
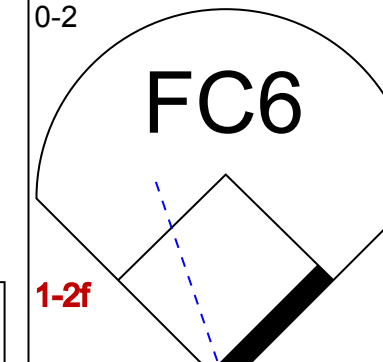


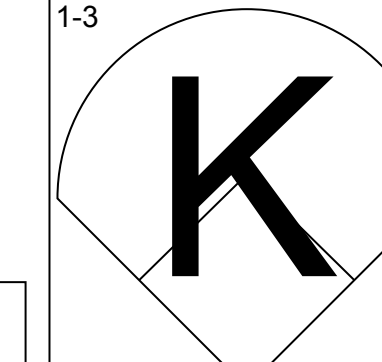
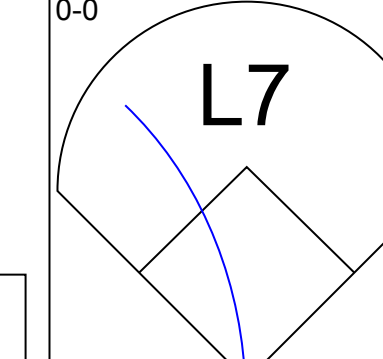
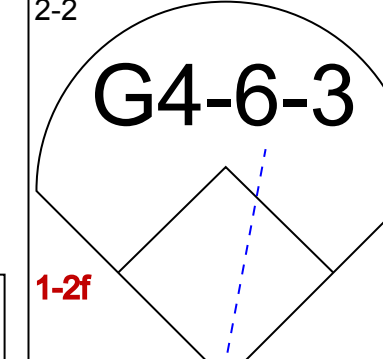

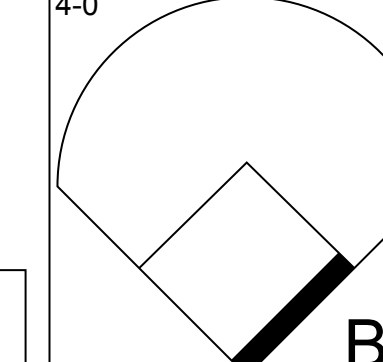
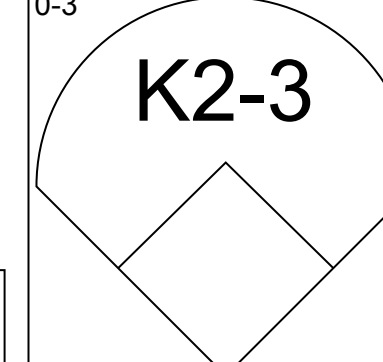

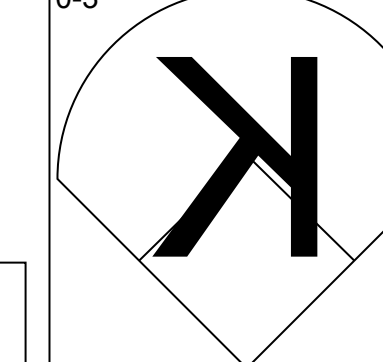

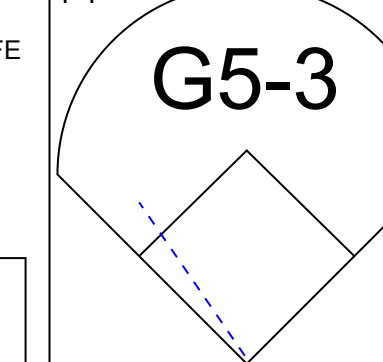
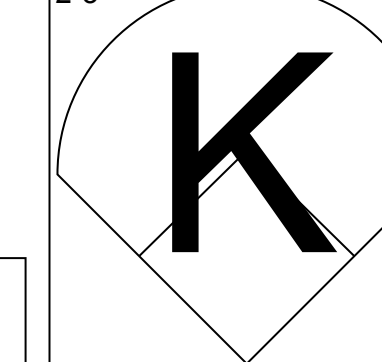

California Angels - 1994

Batter	1	2	3	4	5	6	7	8	9	AB	R	H	RBI	BB	SO	LOB	TOP						
Chad Curtis, R OBP: 0.273, SLG: 0.111 (1, 8)										5	0	0	0	0	1	3							
Damion Easley, R OBP: 0.455, SLG: 0.818 (1, 5)										5	1	2	1	0	2	2							
Tim Salmon, R OBP: 0.667, SLG: 0.833 (1, 9)										3	1	1	0	1	1	0							
Chili Davis, S OBP: 0.444, SLG: 0.500 (1, 10)										3	0	1	0	1	0	0							
Bo Jackson, R OBP: 0.500, SLG: 0.571 Harold Reynolds, S OBP: 0.400, SLG: 0.400 (8, PR) (8, 4)										4	0	2	1	0	2	2							
Eduardo Perez, R OBP: 0.222, SLG: 0.222 (1, 3)										4	0	0	0	0	0	4							
Chris Turner, R (1, 2)										2	1	0	0	2	0	0							
Rex Hudler, R OBP: 0.667, SLG: 0.667 (8, 7)										3	0	2	0	0	0	1							
Gary Disarcina, R OBP: 0.556, SLG: 0.625 (1, 6)										4	1	2	1	0	0	2							
Inning Stats	R: 0 E: 0 K: 2 S: 9	H: 0 LOB: 0 BB: 0 P: 11	R: 0 E: 0 K: 1 S: 10	H: 0 LOB: 0 BB: 0 P: 14	R: 0 E: 0 K: 0 S: 8	H: 1 LOB: 0 BB: 0 P: 11	R: 1 E: 0 K: 1 S: 13	H: 2 LOB: 2 BB: 1 P: 20	R: 0 E: 0 K: 1 S: 9	H: 1 LOB: 2 BB: 1 P: 17	R: 0 E: 0 K: 0 S: 6	H: 1 LOB: 1 BB: 0 P: 14	R: 0 E: 0 K: 0 S: 13	H: 1 LOB: 1 BB: 0 P: 18	R: 1 E: 0 K: 0 S: 7	H: 3 LOB: 2 BB: 1 P: 17	R: 2 E: 0 K: 1 S: 8	H: 1 LOB: 0 BB: 1 P: 15	1B: 6 2B: 3 3B: 0 HR: 1	SF: 0 SAC: 1 DP: 0 HBP: 0	WP: 1 PB: 0 CS: 1	PA: 39	
PITCHER	IP	WLS	BF	H	R	ER	SO	BB	IBB	HBP	BLK	WP	HR	S	P	ERA	WHIP						
Jim Deshaies, L ERA: 1.29 Carl Willis, R ERA: 9.0 Mark Guthrie, L ERA: 18.0	(1, 1)	7.0	L	27	6	1	1	5	2	0	0	0	0	1	68	105	1.29	1.143					
	(8, 1)	1.0		6	3	1	1	0	1	0	0	0	0	0	7	17	9.00	4.000					
	(9, 1)	1.0		5	1	2	2	1	1	0	0	0	1	0	8	15	18.00	2.000					

California Angels @ Minnesota Twins
Hubert H. Humphrey Metrodome, Minneapolis, MN
Wed Apr 06 1994, 8:05 PM EDT
Att: 12,579 - Dome

AB 33
R 4
H 10
RBI 3
BB 4
SO 6
LOB 14



Batter	1	2	3	4	5	6	7	8	9	AB	R	H	RBI	BB	SO	LOB	BOTTOM					
Alex Cole, L OBP: 0.250, SLG: 0.250 (1, 7)										4	0	1	0	0	1	0						
Chuck Knoblauch, R OBP: 0.333, SLG: 0.444 (1, 4)										4	1	2	0	0	0	1						
Kirby Puckett, R OBP: 0.222, SLG: 0.333 (1, 9)										4	0	1	0	0	0	2						
Kent Hrbek, L OBP: 0.625, SLG: 0.400 (1, 3)										2	0	1	1	2	0	1						
Dave Winfield, R OBP: 0.500, SLG: 0.833 (1, 10)										4	0	1	0	0	2	4						
Matt Walbeck, S OBP: 0.125, SLG: 0.250 (1, 2)										4	0	0	0	0	0	1						
Chip Hale, L (1, 5)										3	0	0	0	1	2	0						
Rich Becker, L OBP: 0.444, SLG: 0.429 (1, 8)										3	0	0	0	1	2	1						
Pat Meares, R OBP: 0.200, SLG: 0.200 Pedro Munoz, R OBP: 0.200, SLG: 0.800 Jeff Reboulet, R (8, 6)										2	0	0	0	0	1	1						
Inning Stats	R: 0 E: 0 K: 0 S: 10	H: 2 LOB: 2 BB: 1 P: 16	R: 0 E: 0 K: 1 S: 6	H: 0 LOB: 1 BB: 1 P: 11	R: 0 E: 0 K: 1 S: 7	H: 1 LOB: 0 BB: 0 P: 11	R: 0 E: 0 K: 1 S: 7	H: 1 LOB: 0 BB: 0 P: 9	R: 0 E: 0 K: 2 S: 8	H: 0 LOB: 0 BB: 0 P: 13	R: 0 E: 0 K: 1 S: 9	H: 0 LOB: 1 BB: 1 P: 14	R: 0 E: 0 K: 1 S: 9	H: 0 LOB: 1 BB: 1 P: 18	R: 1 E: 0 K: 1 S: 12	H: 2 LOB: 1 BB: 0 P: 16	R: 0 E: 0 K: 0 S: 8	H: 0 LOB: 0 BB: 0 P: 10	1B: 6 2B: 0 3B: 0 HR: 0	SF: 0 SAC: 0 DP: 2 HBP: 0	WP: 0 PB: 0 CS: 0	PA: 35
PITCHER	IP	WLS	BF	H	R	ER	SO	BB	IBB	HBP	BLK	WP	HR	S	P	ERA	WHIP					
John Dopson, R ERA: 4.5 Joe Grahe, R ERA: 4.5	(1, 1)	7.0	W	27	4	0	0	7	4	0	0	0	0	20	26	4.50	1.000					
	(8, 1)	2.0	S	8	2	1	1	1	0	0	0	0	0	20	26	4.50	1.000					

California Angels @ Minnesota Twins
Hubert H. Humphrey Metrodome, Minneapolis, MN
Wed Apr 06 1994, 8:05 PM EDT
Att: 12,579 - Dome

AB 31
R 1
H 6
RBI 1
BB 4
SO 8
LOB 12



Batter	1	2	3	4	5	6	7	8	9	AB	R	H	RBI	BB	SO	LOB	TOP			
Chad Curtis, R OBP: 0.250, SLG: 0.167 (1, 8)	G4-3		F9		L9		FC6-4			4	0	0	0	0	0	1	California Angels @ Milwaukee Brewers Milwaukee County Stadium, Milwaukee, WI Fri Apr 08 1994, 8:05 PM EDT Att: 8,788 - Unknown - 48 F			
Damion Easley, R OBP: 0.438, SLG: 0.667 (1, 5)	FC6-4 1B				G3-1			G5-3		3	0	1	0	0	0	0				
Tim Salmon, R OBP: 0.500, SLG: 0.538 (1, 9)	FC6-4 1-2		G1-3			K		L8		4	0	0	0	0	1	2				
Chili Davis, S OBP: 0.556, SLG: 0.765 (1, 10)	F8									4	1	3	0	0	0	1				
Bo Jackson, R OBP: 0.417, SLG: 0.400 (1, 7)		G4-3		SF8 E BB 1B						3	0	0	0	1	1	2				
Eduardo Perez, R OBP: 0.222, SLG: 0.176 (1, 3)				SF8 E BB 1-2						3	0	0	0	1	0	3				
Chris Turner, R OBP: 0.444, SLG: 0.200 (1, 2)				E5 G1-6-3 1-2 2-3						3	0	0	0	1	0	3				
Harold Reynolds, S OBP: 0.333, SLG: 0.333 (1, 4)				SF8 G1-6-3 2-3 3-H 1-0						2	0	1	1	1	0	0				
Rex Hudler, R OBP: 0.500, SLG: 0.500 (9, PH)	G4-6-3			G1-6-3						3	0	0	0	0	0	4				
Gary Disarcina, R OBP: 0.438, SLG: 0.533 (1, 6)				G6-3						1	0	0	0	0	0	1				
Inning Stats	R: 0 E: 0 K: 0 S: 8	H: 1 LOB: 1 BB: 0 P: 12	R: 0 E: 0 K: 0 S: 10	H: 1 LOB: 1 BB: 1 P: 19	R: 0 E: 0 K: 0 S: 10	H: 0 LOB: 1 BB: 0 P: 14	R: 1 E: 1 K: 0 S: 8	H: 1 LOB: 1 BB: 0 P: 16	R: 0 E: 0 K: 1 S: 7	H: 1 LOB: 1 BB: 0 P: 11	R: 0 E: 0 K: 0 S: 6	H: 1 LOB: 1 BB: 0 P: 8	R: 0 E: 0 K: 1 S: 9	H: 1 LOB: 1 BB: 0 P: 12	R: 0 E: 0 K: 0 S: 5	H: 0 LOB: 0 BB: 1 P: 13	1B: 6 2B: 0 3B: 0 HR: 0	SF: 1 SAC: 0 DP: 3 HBP: 1	WP: 0 PA: 35 CS: 0	
PITCHER	IP	WLS	BF	H	R	ER	SO	BB	IBB	HBP	BLK	WP	HR	S	P	ERA	WHIP			
Ricky Bones, R ERA:	(1, 1)	8.1	W	34	6	1	0	2	3	0	1	0	0	65	106	0.00	1.080			
Graeme Lloyd, L ERA:	(9, 1)	0.2		1	0	0	0	0	0	0	0	0	0	3	6	0.00	0.000			

Batter	1	2	3	4	5	6	7	8	9	AB	R	H	RBI	BB	SO	LOB	BOTTOM			
Darryl Hamilton, L OBP: 0.154, SLG: 0.182 (1, 10)	G3	G4-3			G3					4	0	1	0	0	0	0	California Angels @ Milwaukee Brewers Milwaukee County Stadium, Milwaukee, WI Fri Apr 08 1994, 8:05 PM EDT Att: 8,788 - Unknown - 48 F			
Kevin Seitzer, R OBP: 0.429, SLG: 0.923 (1, 5)					G6-3					4	2	2	1	0	0	0				
Turner Ward, S OBP: 0.462, SLG: 0.500 (1, 7)										2	2	1	0	1	0	0				
Tom Brunansky, R (7, 9)										1	0	0	0	0	1	0				
John Jaha, R OBP: 0.417, SLG: 0.667 (1, 3)										4	0	1	0	0	1	3				
Dave Nilsson, L OBP: 0.500, SLG: 0.500 (1, 2)										4	1	2	1	0	0	1				
Jody Reed, R OBP: 0.500, SLG: 0.556 (1, 4)										3	0	2	3	0	0	0				
Matt Mieske, R (7, 7)										3	0	0	0	0	2	3				
Pat Listach, S OBP: 0.500, SLG: 0.429 (1, 6)										3	0	0	0	0	0	2				
Alex Diaz, S OBP: 0.455, SLG: 0.889 (1, 8)										3	0	0	0	0	1	0				
Inning Stats	R: 3 E: 0 K: 2 S: 16	H: 3 LOB: 1 BB: 1 P: 31	R: 0 E: 0 K: 1 S: 9	H: 0 LOB: 0 BB: 0 P: 11	R: 1 E: 0 K: 0 S: 8	H: 1 LOB: 0 BB: 0 P: 15	R: 0 E: 0 K: 0 S: 6	H: 0 LOB: 0 BB: 0 P: 9	R: 0 E: 0 K: 0 S: 9	H: 0 LOB: 0 BB: 0 P: 13	R: 1 E: 0 K: 1 S: 18	H: 3 LOB: 2 BB: 0 P: 23	R: 0 E: 0 K: 0 S: 6	H: 1 LOB: 0 BB: 0 P: 11	R: 0 E: 0 K: 1 S: 10	H: 1 LOB: 0 BB: 0 P: 17	1B: 7 2B: 1 3B: 0 HR: 1	SF: 0 SAC: 0 DP: 0 HBP: 0	WP: 0 PA: 33 CS: 1	
PITCHER	IP	WLS	BF	H	R	ER	SO	BB	IBB	HBP	BLK	WP	HR	S	P	ERA	WHIP			
Phil Lettwich, R ERA: 7.5	(1, 1)	6.0	L	26	7	5	4	1	0	0	0	0	0	66	102	7.50	1.333			
Craig Lefferts, L ERA:	(7, 1)	2.0		6	2	0	1	0	0	0	0	0	0	16	28	0.00	1.000			

AB 30
R 1
H 6
RBI 1
BB 3
SO 2
LOB 14



AB 31
R 5
H 9
RBI 5
BB 1
SO 5
LOB 9



Batter	1	2	3	4	5	6	7	8	9	AB	R	H	RBI	BB	SO	LOB	TOP					
Chad Curtis, R OBP: 0.280, SLG: 0.217 (1, 8)	F9		P5				FC5-4		SH1-3 1B	5	1	2	0	0	0	2						
Damion Easley, R OBP: 0.400, SLG: 0.556 (1, 5)	G5-3		F9						SH1-3 1B	3	1	0	0	1	0	3						
Tim Salmon, R OBP: 0.391, SLG: 0.389 (1, 9)	K								K	5	0	0	0	0	4	2						
Chili Davis, S OBP: 0.609, SLG: 0.800 (1, 10)		G6-3								3	2	2	0	2	0	0						
Bo Jackson, R OBP: 0.313, SLG: 0.286 (8, PR)																						
Jim Edmonds, L OBP: 0.500, SLG: 0.500 (8, 7)																						
Eduardo Perez, R OBP: 0.217, SLG: 0.182 (1, 3)	F9									5	0	1	2	0	1	3						
Chris Turner, R OBP: 0.462, SLG: 0.333 (8, PR)										4	1	2	1	0	1	0						
Spike Owen, S OBP: 0.222, SLG: 0.250 (8, 2)										0	0	0	0	0	0	0						
Greg Myers, L OBP: 0.222, SLG: 0.250 (8, 2)										1	0	0	0	0	1	2						
Rex Hudler, R OBP: 0.333, SLG: 0.333 (7, PH)										2	0	0	0	0	1	1						
Harold Reynolds, S OBP: 0.429, SLG: 0.333 (7, 4)										0	0	0	0	2	0	0						
Gary Disarcina, R OBP: 0.450, SLG: 0.579 (1, 6)										4	0	2	0	0	1	3						
Inning Stats	R: 0 E: 0 K: 1 S: 7	H: 0 LOB: 0 BB: 0 P: 11	R: 0 E: 0 K: 1 S: 8	H: 0 LOB: 0 BB: 0 P: 12	R: 1 E: 1 K: 0 S: 9	H: 2 LOB: 1 BB: 0 P: 17	R: 0 E: 0 K: 1 S: 6	H: 0 LOB: 1 BB: 1 P: 11	R: 0 E: 0 K: 2 S: 11	H: 2 LOB: 2 BB: 0 P: 18	R: 0 E: 0 K: 2 S: 12	H: 1 LOB: 1 BB: 0 P: 15	R: 0 E: 0 K: 1 S: 8	H: 0 LOB: 1 BB: 1 P: 14	R: 3 E: 1 K: 1 S: 12	H: 2 LOB: 2 BB: 2 P: 26	R: 2 E: 0 K: 2 S: 15	H: 3 LOB: 2 BB: 1 P: 26	1B: 8 2B: 2 3B: 0 HR: 0	SF: 0 SAC: 1 DP: 0 HBP: 0	WP: 0 PB: 1 CS: 1	PA: 43
PITCHER	IP	WLS	BF	H	R	ER	SO	BB	IBB	HBP	BLK	WP	HR	S	P	ERA	WHIP					
Teddy Higuera, L ERA: 3.0	(1, 1)	6.0		24	5	1	0	6	1	0	0	0	0	53	84	0.00	1.000					
Mark Kiefer, R ERA: 3.0	(7, 1)	1.1	L	7	1	2	0	1	2	0	0	0	0	12	24	0.00	2.250					
Mike Fetters, R ERA: 7.71	(8, 1)	1.1		9	2	3	2	2	1	0	0	0	0	15	30	13.50	2.250					
Jesse Orosco, L ERA: 5.4	(9, 1)	0.1		3	2	0	0	1	0	0	0	0	0	8	12	0.00	6.000					

California Angels @ Milwaukee Brewers
Milwaukee County Stadium, Milwaukee, WI
Sat Apr 09 1994, 4:33 AM EDT
Att: 14,376 - Sunny - 61 F

AB	37
R	6
H	10
RBI	4
BB	5
SO	10
LOB	19



Batter	1	2	3	4	5	6	7	8	9	AB	R	H	RBI	BB	SO	LOB	BOTTOM					
Darryl Hamilton, L OBP: 0.278, SLG: 0.333 (1, 10)	G6-3 1B								L8	4	1	2	0	1	0	1						
Kevin Seitzer, R OBP: 0.333, SLG: 0.706 (1, 5)	G6-3								K	4	0	0	0	0	3	4						
Turner Ward, S OBP: 0.389, SLG: 0.412 (1, 7)	1B								K	5	0	1	0	0	2	2						
John Jaha, R OBP: 0.438, SLG: 0.846 (1, 3)	1B									4	1	2	2	0	1	0						
Dave Nilsson, L OBP: 0.444, SLG: 0.611 (1, 2)	K									4	1	1	1	0	2	2						
Jody Reed, R OBP: 0.500, SLG: 0.500 (1, 4)										3	0	1	0	1	0	0						
Matt Mieske, R OBP: 0.375, SLG: 0.167 (1, 9)										3	1	1	0	0	0	1						
Pat Listach, S OBP: 0.417, SLG: 0.364 (1, 6)										4	0	1	0	0	0	4						
Alex Diaz, S OBP: 0.400, SLG: 0.750 (1, 8)										3	0	1	1	0	0	4						
Inning Stats	R: 0 E: 0 K: 1 S: 11	H: 3 LOB: 2 BB: 0 P: 16	R: 1 E: 0 K: 1 S: 12	H: 1 LOB: 1 BB: 1 P: 24	R: 0 E: 0 K: 1 S: 9	H: 0 LOB: 0 BB: 0 P: 15	R: 0 E: 0 K: 0 S: 7	H: 2 LOB: 1 BB: 0 P: 11	R: 0 E: 0 K: 2 S: 10	H: 0 LOB: 0 BB: 0 P: 15	R: 1 E: 1 K: 1 S: 12	H: 1 LOB: 2 BB: 1 P: 21	R: 2 E: 0 K: 0 S: 12	H: 2 LOB: 0 BB: 0 P: 16	R: 0 E: 0 K: 0 S: 4	H: 0 LOB: 0 BB: 0 P: 6	R: 0 E: 0 K: 2 S: 12	H: 1 LOB: 1 BB: 0 P: 13	1B: 7 2B: 2 3B: 0 HR: 2	SF: 1 SAC: 1 DP: 1 HBP: 1	WP: 0 PB: 0 CS: 0	PA: 39
PITCHER	IP	WLS	BF	H	R	ER	SO	BB	IBB	HBP	BLK	WP	HR	S	P	ERA	WHIP					
Mark Leiter, R ERA: 3.0	(1, 1)	6.0		27	2	2	2	0	0	0	0	0	1	10	13	27.00	3.000					
Scott Lewis, R ERA: 6.0	(7, 1)	0.2		4	2	2	2	0	0	0	0	0	0	2	3	0.00	0.000					
Bob Patterson, L ERA: 6.0	(7, 1)	0.1		1	0	0	0	0	0	0	0	0	0	4	6	0.00	0.000					
Mike Butcher, R ERA: 3.0	(8, 1)	1.0	W	3	0	0	0	0	0	0	0	0	0	4	6	0.00	0.000					
Joe Grahe, R ERA: 3.0	(9, 1)	1.0	S	4	1	0	0	2	0	0	0	0	0	12	13	0.00	1.000					

California Angels @ Milwaukee Brewers
Milwaukee County Stadium, Milwaukee, WI
Sat Apr 09 1994, 4:33 AM EDT
Att: 14,376 - Sunny - 61 F

AB	34
R	4
H	10
RBI	4
BB	2
SO	8
LOB	18



Batter	1	2	3	4	5	6	7	8	9	AB	R	H	RBI	BB	SO	LOB	TOP								
Chad Curtis, R OBP: 0.276, SLG: 0.222 (1, 8)	L8		SAFE 0-1 2B		G6-3		G4-3			4	1	1	2	0	0	0	California Angels @ Milwaukee Brewers Milwaukee County Stadium, Milwaukee, WI Sun Apr 10 1994, 4:33 AM EDT Att: 11,860 - Sunny - 51 F								
Dwight Smith, L OBP: 0.444, SLG: 0.667 (1, 7)	B1-3		1-2 3-H 2-1 2B		F7		K			4	0	1	2	0	1	0									
Tim Salmon, R OBP: 0.407, SLG: 0.381 (1, 9)	BB		1-2 F7		K			1-2 G5-3 1B		3	0	1	0	1	1	1									
Chili Davis, S OBP: 0.519, SLG: 0.667 (1, 10)	K		2-3 SAFE K		K			SAFE 0-0 L8		4	0	0	0	0	2	3									
Damon Easley, R OBP: 0.333, SLG: 0.455 (1, 5)		2-1 G5-3		0-0 P4				1-2 SAFE G5-3		4	0	0	0	0	0	2									
Eduardo Perez, R OBP: 0.222, SLG: 0.160 (1, 3)	K	2-3		2-2 F7				3-3 K		3	0	0	0	1	2	1									
Greg Myers, L OBP: 0.154, SLG: 0.167 (1, 2)	F7	1-0		0-1 G6-3				2-0 G1-3		4	0	0	0	0	0	1									
Harold Reynolds, S OBP: 0.500, SLG: 0.563 (1, 4)			0-1 1B S 1B	2-2 S 1B			2-1 G4-3 3B	2-2 G3		4	2	3	0	0	0	0									
Gary Disarcina, R OBP: 0.417, SLG: 0.522 (1, 6)			1-1 1B 2B 1B	SAFE 1-0 G6-3			0-1 G6-3	1-1 G6-3		4	1	1	0	0	0	2									
Inning Stats	R: 0 E: 0 K: 1 S: 10	H: 0 LOB: 1 BB: 1 P: 20	R: 0 E: 0 K: 1 S: 7	H: 0 LOB: 0 BB: 0 P: 12	R: 3 E: 0 K: 1 S: 16	H: 4 LOB: 1 BB: 0 P: 22	R: 0 E: 0 K: 0 S: 10	H: 1 LOB: 1 BB: 0 P: 15	R: 0 E: 0 K: 0 S: 5	H: 0 LOB: 0 BB: 0 P: 5	R: 0 E: 0 K: 0 S: 6	H: 0 LOB: 1 BB: 1 P: 10	R: 1 E: 0 K: 1 S: 8	H: 1 LOB: 0 BB: 0 P: 12	R: 0 E: 0 K: 1 S: 12	H: 1 LOB: 1 BB: 0 P: 17	R: 0 E: 0 K: 0 S: 7	H: 0 LOB: 0 BB: 0 P: 12	1B: 5 2B: 1 3B: 1 HR: 0	SF: 0 SAC: 0 DP: 0 HBP: 0	WP: 0 PB: 0 SB: 2 CS: 0	PA: 36			
PITCHER	IP	WLS	BF	H	R	ER	SO	BB	IBB	HBP	BLK	WP	HR	S	P	ERA	WHIP								
21 Cal Eldred, R ERA: 6.75 Jeff Bronkney, R ERA:	(1, 1) (8, 1)	7.0 2.0	L 6	30 0	7 0	4 0	4 0	5 1	2 0	0 0	0 0	0 0	0 0	65 16	100 25	5.14 0.00	1.286 0.000								

Batter	1	2	3	4	5	6	7	8	9	AB	R	H	RBI	BB	SO	LOB	BOTTOM								
Pat Listach, S OBP: 0.438, SLG: 0.467 (1, 6)	SH1-3 2B		0-1 CS BLK 1B		L3			1-2 G6-3		4	0	2	0	0	0	0	California Angels @ Milwaukee Brewers Milwaukee County Stadium, Milwaukee, WI Sun Apr 10 1994, 4:33 AM EDT Att: 11,860 - Sunny - 51 F								
Kevin Seitzer, R OBP: 0.286, SLG: 0.600 (1, 5)	SH1-3		SAFE 3-1 P4					1-2 G4-3		3	0	0	0	0	0	1									
Turner Ward, S OBP: 0.409, SLG: 0.400 (1, 7)	F9		SAFE 4-1 CS BB					1-0 F9		3	1	1	0	1	0	1									
Tom Brunansky, R OBP: 0.200, SLG: 0.400 (1, 10)	K		SAFE 2-1 F7					3-1 F7		4	0	1	0	0	1	3									
John Jaha, R OBP: 0.400, SLG: 0.688 (1, 3)		4-1 G4-3 1B BB	SAFE 0-1 CS	SAFE 1-3 K				1-3 K		3	0	0	1	1	2	1									
Dave Nilsson, L OBP: 0.394, SLG: 0.500 (1, 2)		SAFE 1-1 F8		SAFE 1-2 G4-3				2-1 G3-1		4	0	0	0	0	0	2									
Jody Reed, R OBP: 0.474, SLG: 0.467 (1, 4)		SAFE 1-2 G4-3 1B		SAFE 3-1 F7				2-1 F8		3	0	1	0	0	0	0									
Matt Mieske, R OBP: 0.273, SLG: 0.111 (1, 9)		2-1 G4-3			3-2 G1-3			1-2 P9		3	0	0	0	0	0	2									
Alex Diaz, S OBP: 0.333, SLG: 0.600 (1, 8)		1-0 F9			0-1 G5-3			1-2 F8		3	0	0	0	0	0	2									
Inning Stats	R: 0 E: 0 K: 1 S: 9	H: 1 LOB: 1 BB: 0 P: 13	R: 0 E: 0 K: 0 S: 9	H: 1 LOB: 2 BB: 1 P: 18	R: 0 E: 0 K: 0 S: 8	H: 1 LOB: 1 BB: 1 P: 17	R: 0 E: 0 K: 1 S: 10	H: 0 LOB: 0 BB: 0 P: 15	R: 0 E: 0 K: 0 S: 7	H: 0 LOB: 0 BB: 0 P: 11	R: 0 E: 0 K: 0 S: 7	H: 0 LOB: 0 BB: 0 P: 12	R: 0 E: 0 K: 1 S: 8	H: 0 LOB: 0 BB: 0 P: 13	R: 0 E: 0 K: 0 S: 9	H: 0 LOB: 0 BB: 0 P: 12	R: 1 E: 0 K: 0 S: 11	H: 2 LOB: 1 BB: 0 P: 16	1B: 3 2B: 2 3B: 0 HR: 0	SF: 0 SAC: 1 DP: 0 HBP: 0	WP: 0 PB: 0 SB: 0 CS: 2	PA: 34			
PITCHER	IP	WLS	BF	H	R	ER	SO	BB	IBB	HBP	BLK	WP	HR	S	P	ERA	WHIP								
Brian Anderson, L ERA: 1.08 Joe Grahe, R ERA: 2.45	(1, 1) (9, 1)	8.1 0.2	W S	31 2	5 0	1 0	1 0	3 0	0 0	0 0	0 0	0 0	0 3	75 5	122 5	1.08 0.00	0.840 0.000								

AB	34
R	4
H	7
RBI	4
BB	2
SO	6
LOB	10




Batter	1	2	3	4	5	6	7	8	9	AB	R	H	RBI	BB	SO	LOB	TOP																			
Kenny Lofton, L OBP: 0.333, SLG: 0.167 (1, 8)	F8		CS	G3-1 E 1B	F7	F7			G3	5	1	1	0	0	0	0	Cleveland Indians @ California Angels Anaheim Stadium, Anaheim, CA Mon Apr 11 1994, 6:33 AM EDT Att: 37,285 - Sunny - 75 F																			
Omar Vizquel, S OBP: 0.292, SLG: 0.238 (1, 6)	G1-3			G4-3	G6-3				G1-3	4	0	0	0	1	0																					
Carlos Baerga, S OBP: 0.211, SLG: 0.222 (7, PR)																																				
Alvaro Espinoza, R OBP: 0.250, SLG: 0.500 (7, 4)	F8			G3-1		G3			HBP 1B	4	0	1	0	0	0	1																				
Albert Belle, R OBP: 0.348, SLG: 0.350 (1, 7)				E6		1B E 1B				4	1	1	0	0	0	1																				
Eddie Murray, S OBP: 0.300, SLG: 0.500 (1, 10)				G4-3		1B E 1B				4	1	2	0	0	0	3																				
Paul Sorrento, L OBP: 0.412, SLG: 0.400 (1, 3)	G6-4-3					1B E 1B				4	1	1	2	0	0	3																				
Sandy Alomar Jr., R OBP: 0.350, SLG: 0.471 (8, 2)			L8			HR				4	1	1	1	0	0	1																				
Jim Thome, L OBP: 0.353, SLG: 0.563 (1, 5)			G4-3			HR 1B			K	3	2	1	0	1	1	0																				
Manny Ramirez, R OBP: 0.500, SLG: 1.143 (7, 9)						HR 1B				3	2	3	5	0	0	0																				
Wayne Kirby, L OBP: 0.306, SLG: 0.250 (7, 9)			CS 1B			HR			F8	1	0	0	0	0	0	0																				
Inning Stats	R: 0 H: 0 E: 0 K: 0 S: 9	H: 0 LOB: 0 BB: 0 P: 14	R: 0 H: 1 E: 0 K: 0 S: 7	LOB: 0 BB: 0 P: 13	R: 0 H: 1 E: 0 K: 0 S: 10	LOB: 0 BB: 0 P: 16	R: 1 H: 1 E: 1 K: 0 S: 15	LOB: 1 BB: 0 P: 23	R: 3 H: 3 E: 0 K: 0 S: 10	H: 3 LOB: 0 BB: 0 P: 18	R: 5 H: 4 E: 1 K: 0 S: 12	H: 4 LOB: 2 BB: 0 P: 25	R: 0 H: 1 E: 0 K: 1 S: 12	H: 1 LOB: 2 BB: 0 P: 20	R: 0 H: 0 E: 0 K: 1 S: 9	H: 0 LOB: 0 BB: 0 P: 13	R: 0 H: 0 E: 0 K: 1 S: 12	H: 0 LOB: 1 BB: 1 P: 21	1B: 7 2B: 1 3B: 0 HR: 3	SF: 0 SAC: 0 DP: 1 HBP: 1	WP: 0 PA: 41 PB: 0 SB: 0 CS: 1															
PITCHER	IP	WLS	BF	H	R	ER	SO	BB	IBB	HBP	BLK	WP	HR	S	P	ERA	WHIP	PITCHER		IP	WLS	BF	H	R	ER	SO	BB	IBB	HBP	BLK	WP	HR	S	P	ERA	WHIP
John Dopper, R ERA: 3.65 (1, 1)	5.1	L	23	8	6	5	0	0	0	0	0	0	2	54	90	8.44	1.500																			
Bob Patterson, L ERA: 20.25 (6, 1)	0.2		5	2	3	3	0	1	0	0	0	0	1	9	19	40.50	4.500																			
Bill Sampen, R ERA: 2.7 (7, 1)	3.0		12	1	0	0	2	1	0	1	0	0	0	33	54	0.00	0.667																			


AB	37
R	9
H	11
RBI	8
BB	2
SO	2
LOB	11



Batter	1	2	3	4	5	6	7	8	9	AB	R	H	RBI	BB	SO	LOB	BOTTOM																			
Chad Curtis, R OBP: 0.250, SLG: 0.200 (1, 8)	K		K			K			K	3	0	0	0	0	3	0	Cleveland Indians @ California Angels Anaheim Stadium, Anaheim, CA Mon Apr 11 1994, 6:33 AM EDT Att: 37,285 - Sunny - 75 F																			
Jim Edmonds, L OBP: 0.333, SLG: 0.333 (7, 8)									K	1	0	0	0	0	1	0																				
Bo Jackson, R OBP: 0.294, SLG: 0.267 (9, PH)									K	1	0	0	0	0	1	2																				
Dwight Smith, L OBP: 0.385, SLG: 0.615 (1, 7)	G1-3 2B		G3			G6-3			K	4	0	1	0	0	1	0																				
Tim Salmon, R OBP: 0.387, SLG: 0.333 (1, 9)	G1-3								1B BB	3	1	0	0	1	0	1																				
Chili Davis, S OBP: 0.516, SLG: 0.750 (1, 10)	K								1B BB	4	2	2	1	0	1	1																				
Damon Easley, R OBP: 0.333, SLG: 0.417 (1, 5)									1B BB	2	0	0	0	1	0	0																				
Spike Owen, S OBP: 0.500, SLG: 0.333 (8, 5)									1B BB	1	1	1	1	0	0	0																				
Eduardo Perez, R OBP: 0.258, SLG: 0.148 (1, 3)									1B BB	2	1	0	0	2	1	0																				
Chris Turner, R OBP: 0.353, SLG: 0.231 (1, 2)									1B BB	4	1	0	0	0	1	3																				
Harold Reynolds, S OBP: 0.500, SLG: 0.550 (1, 4)									1B BB	4	0	2	1	0	0	1																				
Gary Disarcina, R OBP: 0.393, SLG: 0.481 (1, 6)									1B BB	4	0	1	2	0	0	1																				
Inning Stats	R: 0 H: 1 E: 0 K: 2 S: 10	H: 0 LOB: 1 BB: 0 P: 11	R: 0 H: 0 E: 0 K: 0 S: 10	LOB: 0 BB: 2 P: 19	R: 0 H: 0 E: 0 K: 1 S: 13	LOB: 0 BB: 0 P: 21	R: 0 H: 0 E: 0 K: 0 S: 4	LOB: 0 BB: 0 P: 6	R: 0 H: 0 E: 0 K: 1 S: 5	LOB: 0 BB: 0 P: 6	R: 1 H: 1 E: 0 K: 0 S: 12	H: 1 LOB: 0 BB: 0 P: 21	R: 0 H: 1 E: 0 K: 0 S: 6	H: 1 LOB: 0 BB: 0 P: 9	R: 5 H: 4 E: 0 K: 4 S: 34	H: 4 LOB: 2 BB: 2 P: 55	1B: 5 2B: 1 3B: 0 HR: 1	SF: 0 SAC: 0 DP: 1 HBP: 0	WP: 0 PA: 37 PB: 1 SB: 0 CS: 1																	
PITCHER	IP	WLS	BF	H	R	ER	SO	BB	IBB	HBP	BLK	WP	HR	S	P	ERA	WHIP	PITCHER		IP	WLS	BF	H	R	ER	SO	BB	IBB	HBP	BLK	WP	HR	S	P	ERA	WHIP
Mark Clark, R ERA: 1.29 (1, 1)	7.0	W	24	2	1	1	5	2	0	0	0	0	0	35	56	5.40	3.600																			
Eric Plunk, R ERA: 3.0 (8, 1)	1.2		11	4	5	1	3	2	0	0	0	0	0	2	2	∞	∞																			
Jose Mesa, R ERA: 3.0 (9, 1)	0.0		1	1	0	0	0	0	0	0	0	0	0	2	2	∞	∞																			
Steve Farr, R ERA: (9, 1)	0.1	S	1	0	0	0	1	0	0	0	0	0	0	3	6	0.00	0.000																			



Batter	1	2	3	4	5	6	7	8	9	AB	R	H	RBI	BB	SO	LOB	TOP										
Kenny Lofton, L OBP: 0.450, SLG: 0.375	2-1 1B SF8	4-2 SH1-3 S BB		0-0 1B			1-1 SH5-3 S 1B		2-1 G4-3	4	2	3	0	1	0	0	Cleveland Indians @ California Angels Anaheim Stadium, Anaheim, CA Tue Apr 12 1994, 10:05 PM EDT Att: 22,118 - Unknown - 72 F livebaseballscorecards.com AB 33 R 5 H 10 RBI 5 BB 5 SO 3 LOB 16 										
Omar Vizquel, S OBP: 0.296, SLG: 0.250	2-2 SF8 S 1B	1-0 SH1-3		1-2 P2			1-0 SH5-3		0-0 F8	3	1	1	0	0	0	1											
Carlos Baerga, S OBP: 0.292, SLG: 0.273	3-2 1B S HBP	0-1 P4			1-1 CS 1B		0-1 F9		2-0 1B 1B	4	2	2	0	0	0	2											
Albert Belle, R OBP: 0.357, SLG: 0.348	1-1 SF8	0-0 G4-3			0-0 L7		4-2 1B BB		2-2 1B SAFE	3	0	1	1	1	0	2											
Eddie Murray, S OBP: 0.320, SLG: 0.480	1-2 P3		3-2 L7		0-0 F8		0-0 BB		0-1 SAFE	5	0	2	2	0	0	3											
Candy Maldonado, R Paul Sorrento, L OBP: 0.389, SLG: 0.375	4-2 BB 1B		0-2 G5-3		1-0 CS	3-3 K	3-2 G6-3		3-3 3-H K	3	0	0	0	1	1	2											
Sandy Alomar Jr., R OBP: 0.333, SLG: 0.429	2-2 BB 1B		0-0 F8			0-1 G5-3		3-2 G1-3		4	0	1	1	0	0	0											
Manny Ramirez, R OBP: 0.500, SLG: 1.000	4-2 FC6-4 BB		2-3 K		4-2 BB		3-2 L9		1-3 3-H K	2	0	0	1	2	1	0											
Mark Lewis, R Jim Thome, L OBP: 0.333, SLG: 0.529	0-2 FC6-4		1-0 F8		1-0 F7		2-2 G4-3			3	0	0	0	0	0	4											
Alvaro Espinoza, R OBP: 0.250, SLG: 0.500	1-2									1	0	0	0	0	0	0											
Inning Stats	R: 3 E: 0 K: 0 S: 24	H: 3 LOB: 3 BB: 2 P: 43	R: 0 E: 0 K: 0 S: 6	H: 0 LOB: 1 BB: 1 P: 11	R: 0 E: 0 K: 0 S: 8	H: 0 LOB: 0 BB: 0 P: 11	R: 0 E: 0 K: 1 S: 9	H: 1 LOB: 1 BB: 0 P: 13	R: 0 E: 0 K: 0 S: 4	H: 0 LOB: 0 BB: 0 P: 6	R: 0 E: 0 K: 1 S: 10	H: 0 LOB: 1 BB: 1 P: 18	R: 1 E: 0 K: 0 S: 11	H: 2 LOB: 2 BB: 1 P: 20	R: 0 E: 0 K: 0 S: 9	H: 0 LOB: 0 BB: 0 P: 17	R: 1 E: 0 K: 1 S: 14	H: 3 LOB: 2 BB: 0 P: 21	1B: 9 2B: 1 3B: 0 HR: 0	SF: 1 SAC: 2 DP: 0 HBP: 1	WP: 0 PB: 0 SB: 4 CS: 1	PA: 43					
PITCHER	IP	WLS	BF	H	R	ER	SO	BB	IBB	HBP	BLK	WP	HR	S	P	ERA	WHIP										
Chuck Finley, L ERA: 6.94	(1, 1)	7.0	33	7	4	4	2	5	0	1	0	0	0	72	122	5.14	1.714										
Mike Butcher, R ERA:	(8, 1)	0.2	2	0	0	0	0	0	0	0	0	0	0	6	12	0.00	0.000										
Craig Lefferts, L ERA:	(8, 1)	0.1	1	0	0	0	0	0	0	0	0	0	0	3	5	0.00	0.000										
Joe Grahe, R ERA: 3.86	(9, 1)	1.0	L	6	3	1	1	0	0	0	0	0	0	14	21	9.00	3.000										

Batter	1	2	3	4	5	6	7	8	9	AB	R	H	RBI	BB	SO	LOB	BOTTOM										
Chad Curtis, R OBP: 0.270, SLG: 0.206	4-0 CS S BB		0-1 L7	2-2 1B			1-3 K		1-0 F9	4	0	1	1	1	1	1	Cleveland Indians @ California Angels Anaheim Stadium, Anaheim, CA Tue Apr 12 1994, 10:05 PM EDT Att: 22,118 - Unknown - 72 F livebaseballscorecards.com AB 34 R 4 H 8 RBI 4 BB 5 SO 9 LOB 20 										
Dwight Smith, L OBP: 0.438, SLG: 0.571	2-3 K		4-0 1B	4-2 BB			4-2 2B BB		1-1 F8	1	0	0	0	2	1	1											
Jim Edmonds, L OBP: 0.500, SLG: 0.333	5-7 K		1-2 BB	BB			3-1 F9		4-2 BB	0	1	0	0	1	0	0											
Bo Jackson, R OBP: 0.276, SLG: 0.250	1-2 K		1-2 BB	BB			2-3 K		4-2 BB	1	0	0	0	0	0	0											
Tim Salmon, R OBP: 0.389, SLG: 0.321	2-3 K		3-1 1B	2-3 1B			3-1 F9		4-2 BB	4	0	1	0	1	2	4											
Chili Davis, S OBP: 0.514, SLG: 0.750		1-0 G3-1 2B 1B	0-1 L9		2-0 G4-3		0-0 2B		0-3 K	4	1	2	1	0	0	3											
Rex Hudler, R OBP: 0.333, SLG: 0.333							1-H 2B			0	0	0	0	0	0	0											
Greg Myers, L OBP: 0.143, SLG: 0.154										1	0	0	0	0	1	1											
Damon Easley, R OBP: 0.323, SLG: 0.370		2-2 G3-1	2-2 L4		0-0 L8		2-1 HBP			3	0	0	0	0	0	4											
Eduardo Perez, R OBP: 0.286, SLG: 0.258		0-0 2B		2-2 WP 1B 2B		0-3 K				4	1	2	1	0	2	2											
Chris Turner, R OBP: 0.286, SLG: 0.176		2-3 K2-3		0-0 F9		1-0 P4		2-3 K		4	0	0	0	0	2	2											
Harold Reynolds, S OBP: 0.423, SLG: 0.458		0-1 G3-1		1-0 F8		0-0 G4-3		0-1 G6-3		4	0	0	0	0	0	2											
Gary Disarcina, R OBP: 0.406, SLG: 0.484			2-1 1B BB	1-1 WP 1B		0-1 F9		0-0 F8		4	1	2	1	0	0	0											
Inning Stats	R: 0 E: 0 K: 2 S: 7	H: 0 LOB: 1 BB: 1 P: 15	R: 1 E: 0 K: 1 S: 12	H: 2 LOB: 1 BB: 0 P: 17	R: 0 E: 0 K: 0 S: 11	H: 2 LOB: 3 BB: 1 P: 22	R: 2 E: 0 K: 1 S: 16	H: 3 LOB: 2 BB: 1 P: 28	R: 0 E: 0 K: 1 S: 5	H: 0 LOB: 0 BB: 0 P: 7	R: 0 E: 0 K: 0 S: 4	H: 0 LOB: 0 BB: 0 P: 5	R: 1 E: 0 K: 2 S: 12	H: 1 LOB: 2 BB: 1 P: 23	R: 0 E: 0 K: 1 S: 6	H: 0 LOB: 0 BB: 0 P: 8	R: 0 E: 0 K: 1 S: 8	H: 0 LOB: 1 BB: 1 P: 14	1B: 5 2B: 3 3B: 0 HR: 0	SF: 0 SAC: 0 DP: 0 HBP: 1	WP: 2 PB: 0 SB: 1 CS: 1	PA: 40					
PITCHER	IP	WLS	BF	H	R	ER	SO	BB	IBB	HBP	BLK	WP	HR	S	P	ERA	WHIP										
Jack Morris, R ERA: 4.08	(1, 1)	6.0	27	7	3	3	5	3	0	0	0	0	0	55	94	4.50	1.667										
Matt Turner, R ERA: 3.0	(7, 1)	2.1	W	10	1	1	1	3	1	0	1	0	0	19	33	3.86	0.857										
Derek Lilliquist, L ERA: 5.4	(9, 1)	0.1	1	0	0	0	0	0	0	0	0	0	0	2	3	0.00	0.000										
Jose Mesa, R ERA: 2.7	(9, 1)	0.1	S	2	0	0	0	1	1	0	0	0	0	5	9	0.00	3.000										

Batter	1	2	3	4	5	6	7	8	9	10	AB	R	H	RBI	BB	SO	LOB	TOP									
Kenny Lofton, L OBP: 0.520, SLG: 0.650	L8		CS 1-H 2B		1 SAFE 1 B 1 SAFE X	1-0 CS 1B	1-2 BB			1-0 HR	4	1	3	2	1	0	0	Cleveland Indians @ California Angels Anaheim Stadium, Anaheim, CA Wed Apr 13 1994, 10:05 PM EDT Att: 16,682 - Unknown - 68 F									
Omar Vizquel, S OBP: 0.250, SLG: 0.207	F8		F8		1 SAFE 1 P 1 SAFE 1 C	2-1 CS	1-1 F9	0-1 G5-3		0-0 G4-3	5	0	0	0	0	0	3										
Carlos Baerga, S OBP: 0.276, SLG: 0.259	1B		F8				1-2 G2			3-0 G4-3	5	0	1	0	0	1	0										
Albert Belle, R OBP: 0.333, SLG: 0.296	G3					1-3 K	1-2 G4-3			0-1 F8	4	0	0	0	1	1	1										
Eddie Murray, S OBP: 0.310, SLG: 0.448		3-2 G3 1B				2-2 G6-3			2-3 K	1-2 G6-4-3	4	0	1	0	0	1	1										
Paul Sorrento, L OBP: 0.409, SLG: 0.700		0-1 F8				2-2 L9			1-0 HR		4	2	2	2	0	0	1										
Sandy Alomar Jr., R OBP: 0.321, SLG: 0.400		1-0 G3				0-0 S 1B			1-2 F8		4	1	1	0	0	0	1										
Jim Thome, L OBP: 0.333, SLG: 0.550		2-2 G3				2-3 K			0-0 1B		3	1	1	0	0	1	2										
Alvaro Espinoza, R OBP: 0.200, SLG: 0.400						1 SAFE 1 SAFE 1 SAFE 1 B 1 P 1 SAFE 1 C			0-0 1B		1	0	0	0	0	0	0										
Wayne Kirby, L OBP: 0.412, SLG: 0.375			3-2 2B 1B			1-2 CS 1B			1-1 BB 2B		4	1	3	2	0	0	0										
Inning Stats	R: 0 E: 0 K: 0 S: 9	H: 1 LOB: 1 BB: 0 P: 15	R: 0 E: 0 K: 0 S: 9	H: 1 LOB: 1 BB: 0 P: 15	R: 1 E: 0 K: 0 S: 10	H: 2 LOB: 0 BB: 0 P: 13	R: 0 E: 0 K: 1 S: 11	H: 0 LOB: 0 BB: 0 P: 16	R: 1 E: 0 K: 1 S: 13	H: 3 LOB: 0 BB: 0 P: 16	R: 0 E: 0 K: 0 S: 9	H: 0 LOB: 0 BB: 0 P: 12	R: 2 E: 0 K: 1 S: 13	H: 3 LOB: 2 BB: 1 P: 22	R: 0 E: 0 K: 1 S: 9	H: 0 LOB: 0 BB: 1 P: 14	R: 1 E: 0 K: 0 S: 6	H: 1 LOB: 0 BB: 0 P: 8	R: 1 E: 0 K: 0 S: 5	H: 1 LOB: 0 BB: 0 P: 9	1B: 7 2B: 2 3B: 0 HR: 3	SF: 0 SAC: 0 DP: 1 HBP: 0	WP: 0 PB: 0 SB: 1 CS: 3	PA: 41			
PITCHER	IP WLS BF H R ER SO BB IBB HBP BLK WP HR S P ERA WHIP	6.2 1.1 7 2 1 1 1 2 0 0 0 0 1 14 24 6.75 3.000	2.0 L 7 1 1 1 0 0 0 0 0 0 1 10 16 4.50 0.500																								

AB	38
R	6
H	12
RBI	6
BB	2
SO	4
LOB	9



Batter	1	2	3	4	5	6	7	8	9	10	AB	R	H	RBI	BB	SO	LOB	BOTTOM									
Chad Curtis, R OBP: 0.238, SLG: 0.179	G1-3		L9			G6-3		G5-3		G6-3	5	0	0	0	0	0	0	Cleveland Indians @ California Angels Anaheim Stadium, Anaheim, CA Wed Apr 13 1994, 10:05 PM EDT Att: 16,682 - Unknown - 68 F									
Damion Easley, R OBP: 0.314, SLG: 0.355	G5-3		G4-3			1B				G6-3	4	0	1	0	0	0	0										
Tim Salmon, R OBP: 0.375, SLG: 0.313	F8				1-3 K	1 SAFE 1 SAFE 1 SAFE 1 B 1 P 1 SAFE 1 C	3-2 F8			1-1 BB HR 1B	4	1	1	0	0	1	1										
Chili Davis, S OBP: 0.513, SLG: 0.714		0-1 G6-3 HR 1B			1-0 G3-1			1-2 G1-3		4-1 HR BB	3	2	1	0	1	0	0										
Bo Jackson, R OBP: 0.318, SLG: 0.450		3-1 G6-3			3-2 G4-3			1-1 FC6-4 1B		0-0 HR	4	1	2	3	0	0	1										
Eduardo Perez, R OBP: 0.282, SLG: 0.343		1-0 HR				1-1 G5-3		1-2 FC6-4		0-2 F9	4	1	1	2	0	0	1										
Greg Myers, L OBP: 0.167, SLG: 0.176		0-0 G4-3				0-0 L9		1-1 FC6		3-2 CS 1B	4	0	1	0	0	0	1										
Rex Hudler, R OBP: 0.333, SLG: 0.333								1-2 CS		1-1 F8	0	0	0	0	0	0	0										
Harold Reynolds, S OBP: 0.379, SLG: 0.407		1-0 G4-3				1-1 G3		2-1 G4-3		2-2 CS	3	0	0	0	0	0	0										
Chris Turner, R OBP: 0.273, SLG: 0.167								1-1 P2		1-0 F7	1	0	0	0	0	0	0										
Gary Disarcina, R OBP: 0.361, SLG: 0.429			0-1 G6-3			1-3 K					4	0	0	0	0	1	0										
Inning Stats	R: 0 E: 0 K: 0 S: 7	H: 0 LOB: 0 BB: 0 P: 11	R: 2 E: 0 K: 0 S: 7	H: 2 LOB: 0 BB: 0 P: 12	R: 0 E: 0 K: 0 S: 4	H: 0 LOB: 0 BB: 0 P: 6	R: 0 E: 0 K: 1 S: 8	H: 0 LOB: 0 BB: 0 P: 13	R: 0 E: 0 K: 0 S: 5	H: 0 LOB: 0 BB: 0 P: 7	R: 0 E: 0 K: 0 S: 10	H: 1 LOB: 1 BB: 0 P: 17	R: 0 E: 0 K: 0 S: 11	H: 1 LOB: 1 BB: 0 P: 15	R: 0 E: 0 K: 0 S: 7	H: 0 LOB: 0 BB: 0 P: 12	R: 3 E: 0 K: 0 S: 17	H: 3 LOB: 1 BB: 0 P: 29	R: 0 E: 0 K: 0 S: 4	H: 0 LOB: 0 BB: 0 P: 7	1B: 5 2B: 0 3B: 0 HR: 2	SF: 0 SAC: 0 DP: 0 HBP: 0	WP: 0 PB: 0 SB: 0 CS: 1	PA: 38			
PITCHER	IP WLS BF H R ER SO BB IBB HBP BLK WP HR S P ERA WHIP	8.0 1.8 28 4 2 2 2 0 0 0 0 0 1 14 24 40.50 6.000	0.1 W 0 0 0 0 0 0 0 0 0 0 0 3 5 0.00 0.000																								

AB	36
R	5
H	7
RBI	5
BB	1
SO	2
LOB	4



Batter	1	2	3	4	5	6	7	8	9	AB	R	H	RBI	BB	SO	LOB	TOP										
Devon White, S OBP: 0.451, SLG: 0.659 (1, 8)										5	1	3	0	0	0	0	Toronto Blue Jays @ California Angels Anaheim Stadium, Anaheim, CA Thu Apr 14 1994, 10:05 PM EDT Att: 21,243 - Unknown - 69 F										
Roberto Alomar, S OBP: 0.447, SLG: 0.548 (1, 4)										4	0	2	0	1	0	2											
Paul Molitor, R OBP: 0.458, SLG: 0.488 (1, 10)										3	1	1	0	2	0	2											
Joe Carter, R OBP: 0.356, SLG: 0.639 (1, 9)										3	2	1	1	1	0	3											
John Olerud, L OBP: 0.439, SLG: 0.676 (1, 3)										4	0	2	1	1	0	1											
Carlos Delgado, L OBP: 0.350, SLG: 0.771 (1, 7)										4	0	1	0	0	1	4											
Ed Sprague, R OBP: 0.333, SLG: 0.425 (1, 5)										3	0	0	1	0	2	2											
Pat Borders, R OBP: 0.231, SLG: 0.280 (1, 2)										4	0	0	0	0	0	3											
Alex Gonzalez, R OBP: 0.258, SLG: 0.345 (1, 6)										4	0	0	0	0	0	2											
Inning Stats	R: 2 E: 1 K: 1 S: 15	H: 4 LOB: 1 BB: 0 P: 25	R: 0 E: 0 K: 1 S: 5	H: 0 LOB: 0 BB: 0 P: 7	R: 0 E: 0 K: 0 S: 9	H: 1 LOB: 0 BB: 0 P: 14	R: 0 E: 0 K: 0 S: 9	H: 0 LOB: 1 BB: 1 P: 16	R: 0 E: 0 K: 0 S: 11	H: 1 LOB: 1 BB: 0 P: 14	R: 1 E: 0 K: 0 S: 8	H: 1 LOB: 1 BB: 1 P: 19	R: 0 E: 0 K: 0 S: 13	H: 0 LOB: 2 BB: 2 P: 26	R: 0 E: 1 K: 1 S: 13	H: 1 LOB: 2 BB: 0 P: 21	R: 1 E: 0 K: 0 S: 8	H: 2 LOB: 1 BB: 1 P: 16	1B: 10 2B: 1 3B: 0 HR: 0	SF: 2 SAC: 0 DP: 2 HBP: 0	WP: 1 PB: 0 SB: 1 CS: 0	PA: 41					
PITCHER	IP	WLS	BF	H	R	ER	SO	BB	IBB	HBP	BLK	WP	HR	S	P	ERA	WHIP										
Mark Leiter, R ERA: 2.77 (1, 1)	7.0	W	31	7	3	2	2	4	0	0	0	1	0	70	121	2.57	1.571										
Bob Patterson, L ERA: 16.2 (8, 1)	0.1		2	1	0	0	0	0	0	0	0	0	0	4	8	0.00	3.000										
Joe Grahe, R ERA: 4.26 (8, 1)	1.2	S	8	2	1	1	1	1	0	0	0	0	0	17	29	5.40	1.800										

Batter	1	2	3	4	5	6	7	8	9	AB	R	H	RBI	BB	SO	LOB	BOTTOM										
Damon Easley, R OBP: 0.359, SLG: 0.471 (1, 5)										3	1	2	1	1	0	1	Toronto Blue Jays @ California Angels Anaheim Stadium, Anaheim, CA Thu Apr 14 1994, 10:05 PM EDT Att: 21,243 - Unknown - 69 F										
Jim Edmonds, L OBP: 0.625, SLG: 0.400 (1, 8) (5, 3)										2	2	1	0	2	1	2											
Tim Salmon, R OBP: 0.386, SLG: 0.444 (1, 9)										4	2	2	4	0	1	3											
Chili Davis, S OBP: 0.488, SLG: 0.692 (1, 10)										4	0	1	1	0	3	3											
Bo Jackson, R OBP: 0.308, SLG: 0.458 (1, 7)										4	0	1	0	0	3	1											
Rex Hudler, R OBP: 0.333, SLG: 0.333 (8, 7)										0	0	0	0	0	0	0											
Eduardo Perez, R OBP: 0.268, SLG: 0.324 (1, 3)										2	0	0	0	0	0	1											
Chad Curtis, R OBP: 0.227, SLG: 0.171 (5, 8)										2	0	0	0	0	1	0											
Greg Myers, L OBP: 0.182, SLG: 0.150 (1, 2)										3	0	0	0	1	0	0											
Harold Reynolds, S OBP: 0.333, SLG: 0.355 (1, 4)										4	0	0	0	0	1	1											
Gary Disarcina, R OBP: 0.385, SLG: 0.447 (1, 6)										3	1	2	0	0	0	0											
Inning Stats	R: 0 E: 0 K: 2 S: 8	H: 0 LOB: 2 BB: 2 P: 20	R: 0 E: 0 K: 0 S: 8	H: 1 LOB: 1 BB: 1 P: 16	R: 0 E: 0 K: 2 S: 13	H: 2 LOB: 2 BB: 0 P: 21	R: 0 E: 0 K: 1 S: 9	H: 0 LOB: 0 BB: 0 P: 14	R: 3 E: 0 K: 1 S: 12	H: 2 LOB: 0 BB: 1 P: 26	R: 0 E: 0 K: 1 S: 8	H: 0 LOB: 0 BB: 0 P: 11	R: 3 E: 0 K: 1 S: 14	H: 4 LOB: 1 BB: 0 P: 21	R: 0 E: 0 K: 2 S: 8	H: 0 LOB: 0 BB: 0 P: 10	1B: 4 2B: 3 3B: 0 HR: 2	SF: 0 SAC: 0 DP: 0 HBP: 0	WP: 1 PB: 0 SB: 0 CS: 0	PA: 35							
PITCHER	IP	WLS	BF	H	R	ER	SO	BB	IBB	HBP	BLK	WP	HR	S	P	ERA	WHIP										
Juan Guzman, R ERA: 5.95 (1, 1)	6.2	L	30	8	6	6	7	4	0	0	0	0	0	13	16	8.10	1.800										
Woody Williams, R ERA: 1.42 (7, 1)	1.1		5	1	0	0	3	0	0	0	0	0	0	13	16	0.00	0.750										

AB	34
R	4
H	10
RBI	3
BB	5
SO	3
LOB	19



AB	31
R	6
H	9
RBI	6
BB	4
SO	10
LOB	12



Batter	1	2	3	4	5	6	7	8	9	10	AB	R	H	RBI	BB	SO	LOB	TOP								
Devon White, S OBP: 0.456, SLG: 0.660 (1,8)	G3		1B			F8		E 1B 2B	1B 1B	G5-3	6	2	3	1	0	0	0									
Roberto Alomar, S OBP: 0.453, SLG: 0.532 (1,4)	F7		G1-3			2B HBP		L9	1B 1B	1B	5	2	2	0	0	0	2									
Paul Molitor, R OBP: 0.461, SLG: 0.522 (1,10)	P3			G5-3		2B		1B	1B	1B	5	3	3	3	1	0	0									
Joe Carter, R OBP: 0.333, SLG: 0.571 (1,9)		G3				K		E5 1B 2B	F8	L7	6	1	1	0	0	1	6									
John Olerud, L OBP: 0.478, SLG: 0.711 (1,3)				F7		2B		2B	HR		4	2	3	3	0	0	1									
Carlos Delgado, L OBP: 0.333, SLG: 0.775 (1,7)				K		K		K	HR		5	1	1	3	0	3	5									
Ed Sprague, R OBP: 0.360, SLG: 0.442 (1,5)		PO				G6-4-3 BB		P4	F8		3	2	1	2	2	0	0									
Pat Borders, R OBP: 0.226, SLG: 0.267 (1,2)				F9		P5		G6-3	G1-3		5	0	1	1	0	0	2									
Alex Gonzalez, R OBP: 0.222, SLG: 0.294 (1,6)				K		G6-4-3		G4-3		G6-3	5	0	0	0	0	2	3									
Inning Stats	R: 0 E: 0 K: 0 S: 3	H: 0 LOB: 0 BB: 0 P: 3	R: 0 E: 0 K: 1 S: 4	H: 0 LOB: 0 BB: 0 P: 5	R: 1 E: 1 K: 1 S: 12	H: 1 LOB: 1 BB: 1 P: 20	R: 0 E: 0 K: 1 S: 7	H: 1 LOB: 1 BB: 0 P: 12	R: 0 E: 0 K: 0 S: 4	H: 0 LOB: 0 BB: 1 P: 12	R: 2 E: 0 K: 1 S: 14	H: 2 LOB: 1 BB: 0 P: 20	R: 0 E: 0 K: 0 S: 5	H: 0 LOB: 0 BB: 0 P: 7	R: 5 E: 1 K: 2 S: 21	H: 4 LOB: 1 BB: 1 P: 31	R: 5 E: 0 K: 0 S: 13	H: 5 LOB: 2 BB: 0 P: 19	R: 0 E: 0 K: 0 S: 11	H: 2 LOB: 2 BB: 0 P: 16	1B: 10 2B: 4 3B: 0 HR: 1	SF: 0 SAC: 0 DP: 1 HBP: 2	WP: 0 PB: 0 SB: 1 CS: 0	PA: 50		
PITCHER	IP WLS BF H R ER SO BB IBB HBP BLK WP HR S P ERA WHIP	IP WLS BF H R ER SO BB IBB HBP BLK WP HR S P ERA WHIP	IP WLS BF H R ER SO BB IBB HBP BLK WP HR S P ERA WHIP	IP WLS BF H R ER SO BB IBB HBP BLK WP HR S P ERA WHIP	IP WLS BF H R ER SO BB IBB HBP BLK WP HR S P ERA WHIP	IP WLS BF H R ER SO BB IBB HBP BLK WP HR S P ERA WHIP	IP WLS BF H R ER SO BB IBB HBP BLK WP HR S P ERA WHIP	IP WLS BF H R ER SO BB IBB HBP BLK WP HR S P ERA WHIP	IP WLS BF H R ER SO BB IBB HBP BLK WP HR S P ERA WHIP	IP WLS BF H R ER SO BB IBB HBP BLK WP HR S P ERA WHIP	IP WLS BF H R ER SO BB IBB HBP BLK WP HR S P ERA WHIP	IP WLS BF H R ER SO BB IBB HBP BLK WP HR S P ERA WHIP	IP WLS BF H R ER SO BB IBB HBP BLK WP HR S P ERA WHIP	IP WLS BF H R ER SO BB IBB HBP BLK WP HR S P ERA WHIP	IP WLS BF H R ER SO BB IBB HBP BLK WP HR S P ERA WHIP	IP WLS BF H R ER SO BB IBB HBP BLK WP HR S P ERA WHIP	IP WLS BF H R ER SO BB IBB HBP BLK WP HR S P ERA WHIP	IP WLS BF H R ER SO BB IBB HBP BLK WP HR S P ERA WHIP	IP WLS BF H R ER SO BB IBB HBP BLK WP HR S P ERA WHIP	IP WLS BF H R ER SO BB IBB HBP BLK WP HR S P ERA WHIP	IP WLS BF H R ER SO BB IBB HBP BLK WP HR S P ERA WHIP	IP WLS BF H R ER SO BB IBB HBP BLK WP HR S P ERA WHIP	IP WLS BF H R ER SO BB IBB HBP BLK WP HR S P ERA WHIP	IP WLS BF H R ER SO BB IBB HBP BLK WP HR S P ERA WHIP	IP WLS BF H R ER SO BB IBB HBP BLK WP HR S P ERA WHIP	IP WLS BF H R ER SO BB IBB HBP BLK WP HR S P ERA WHIP
Brian Anderson, L ERA: 1.88 (1,1)	Scott Lewis, R ERA: 5.88 (7,1)	Bob Patterson, L ERA: 18.0 (8,1)	Mike Butcher, R ERA: 9.82 (8,1)	Bill Sampen, R ERA: 6.23 (9,1)	Craig Lefferts, L ERA: 1.93 (10,1)																					

Toronto Blue Jays @ California Angels
Anaheim Stadium, Anaheim, CA
Fri Apr 15 1994, 10:05 PM EDT
Att: 20,413 - Unknown - 68 F

AB 44
R 13
H 15
RBI 13
BB 3
SO 6
LOB 19

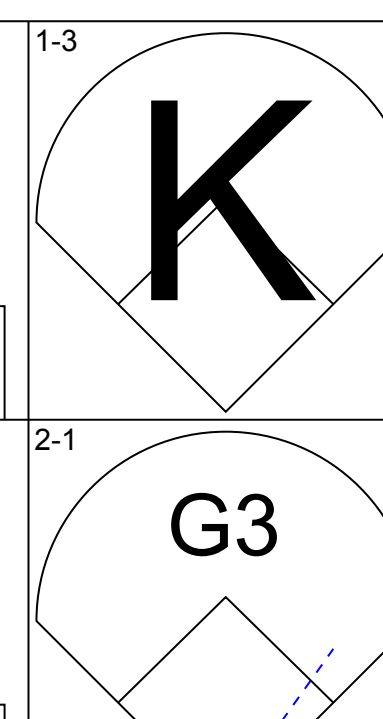
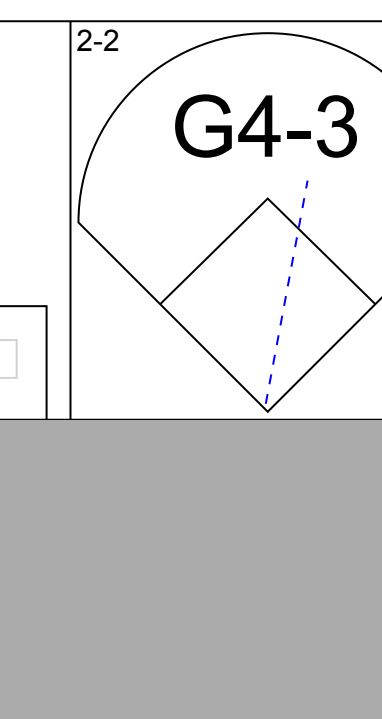
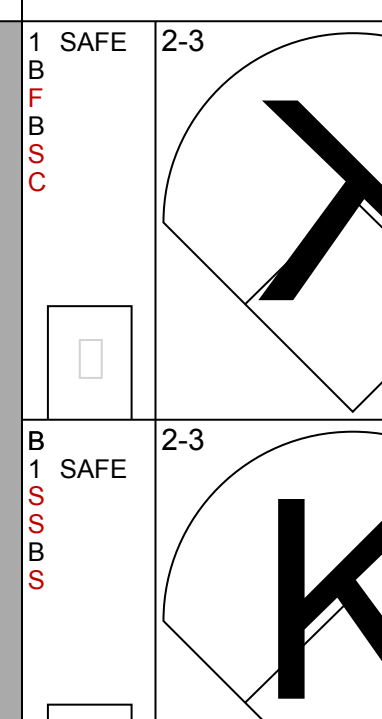
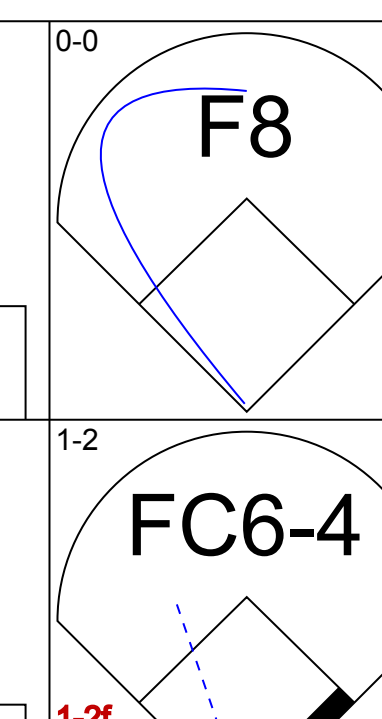
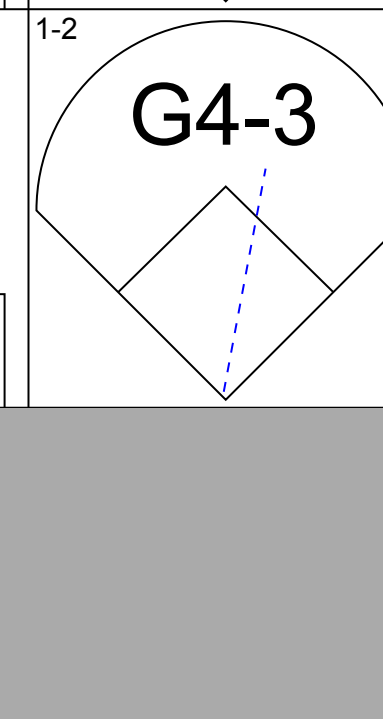
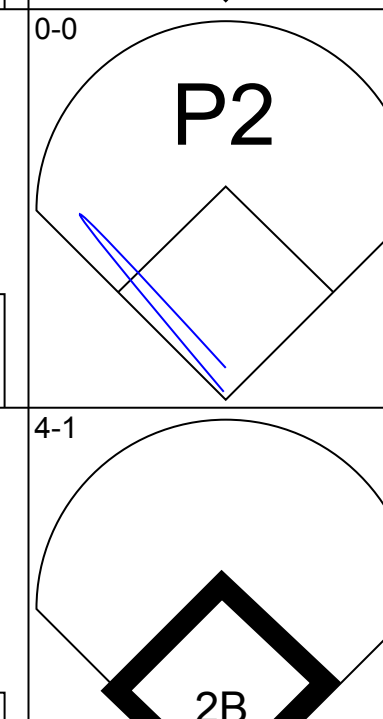
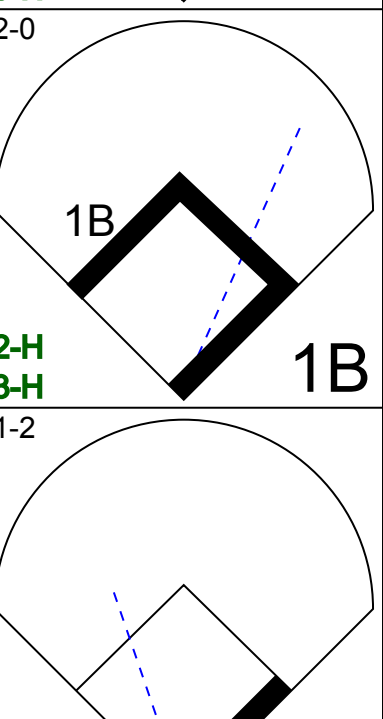
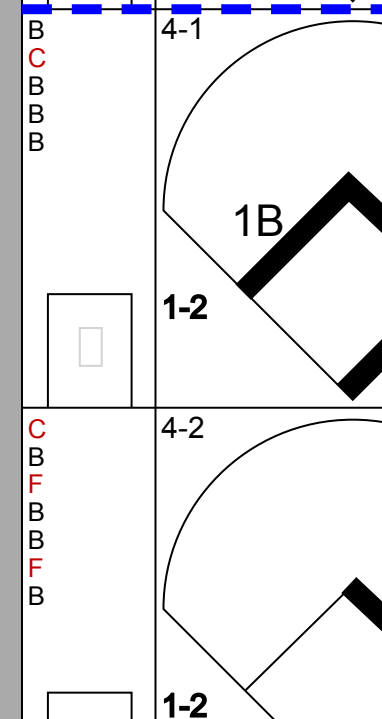


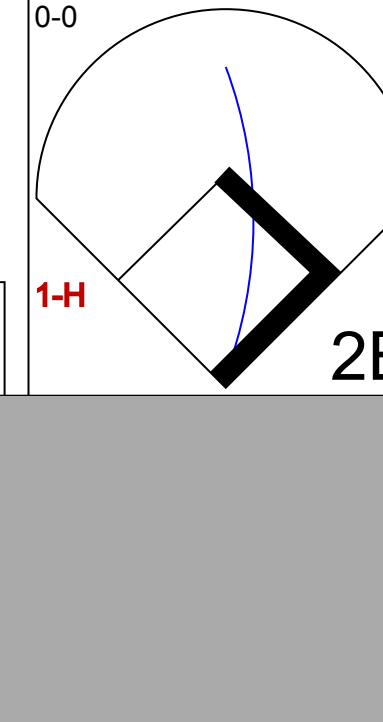
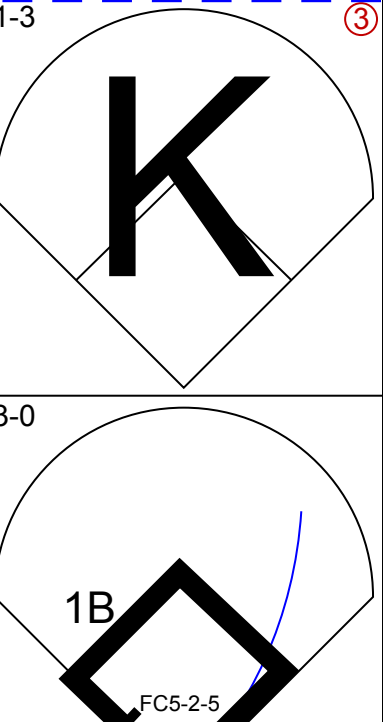
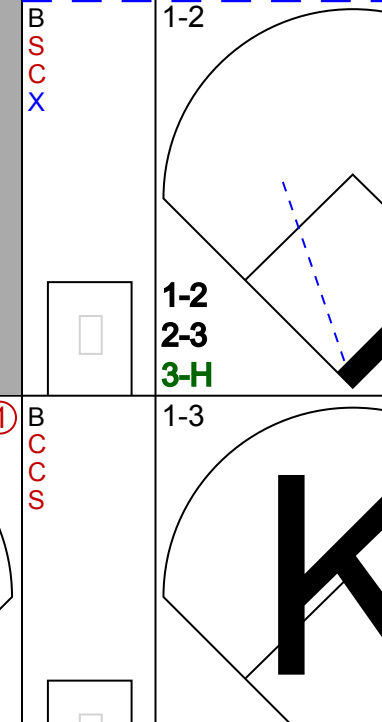
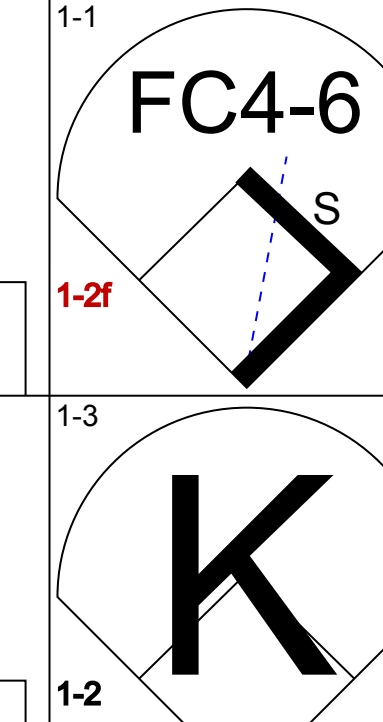
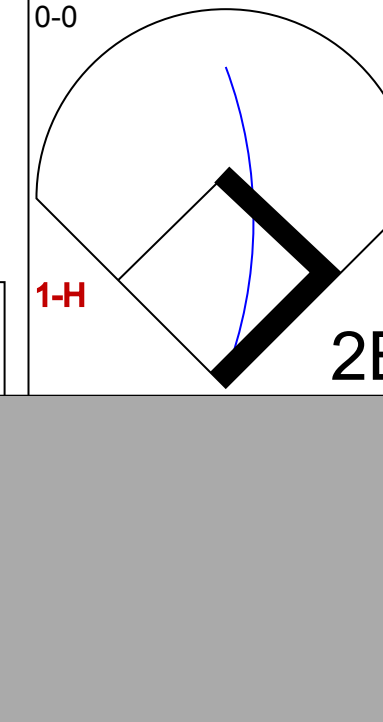
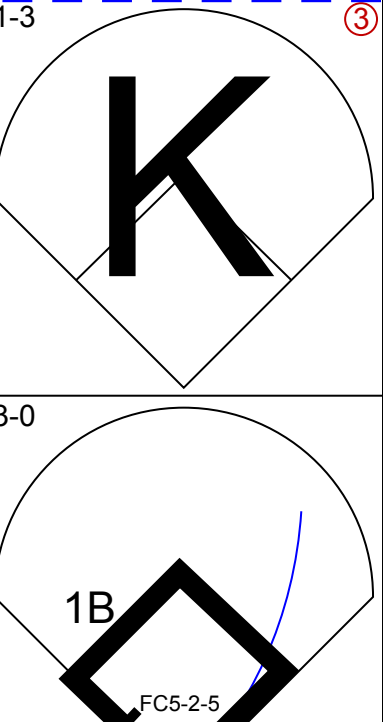
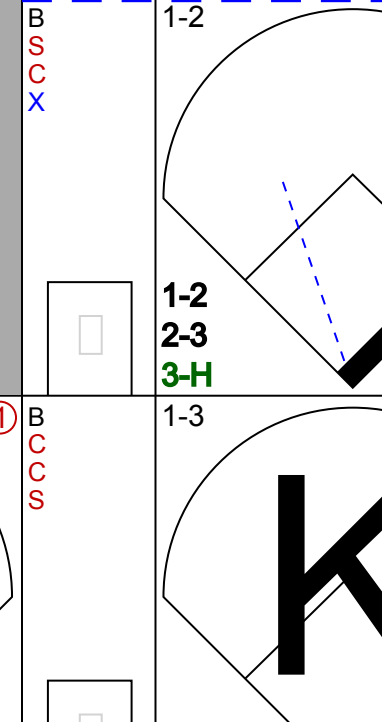
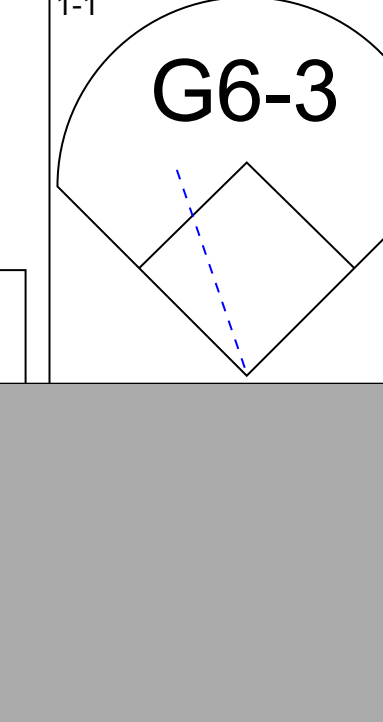

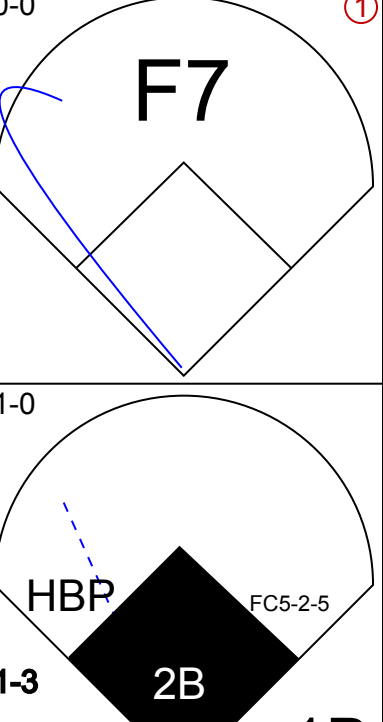

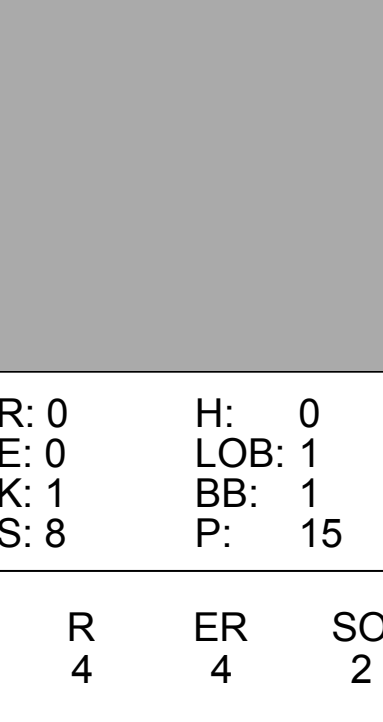
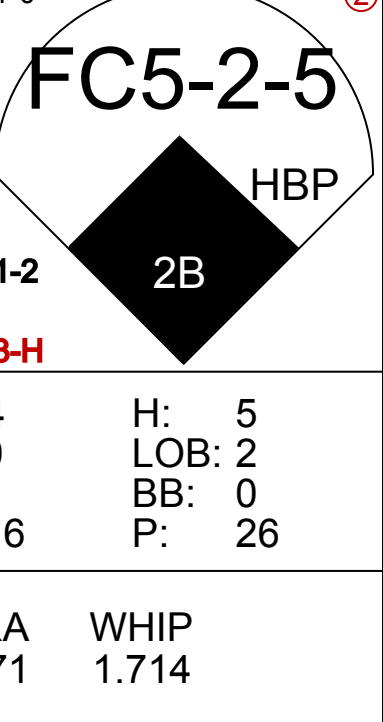
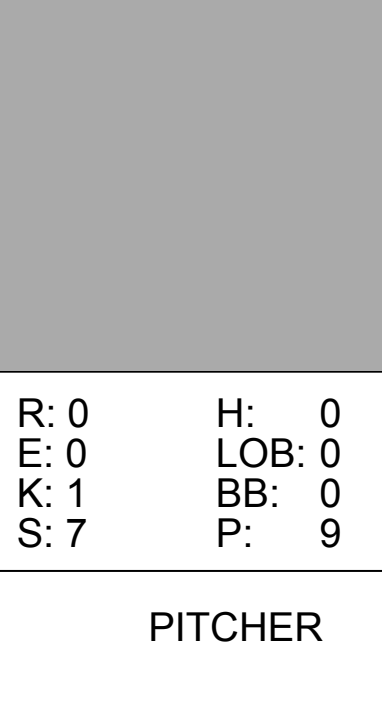
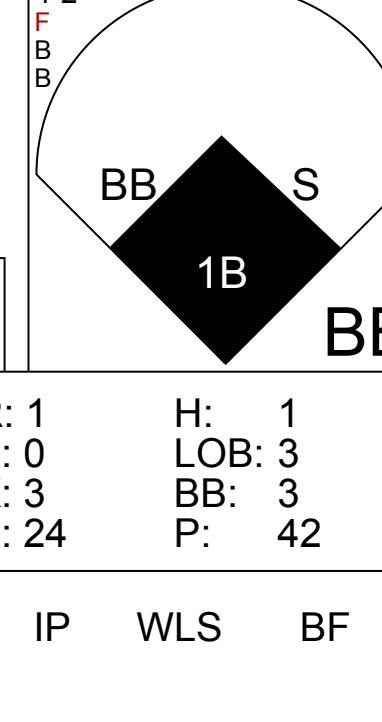
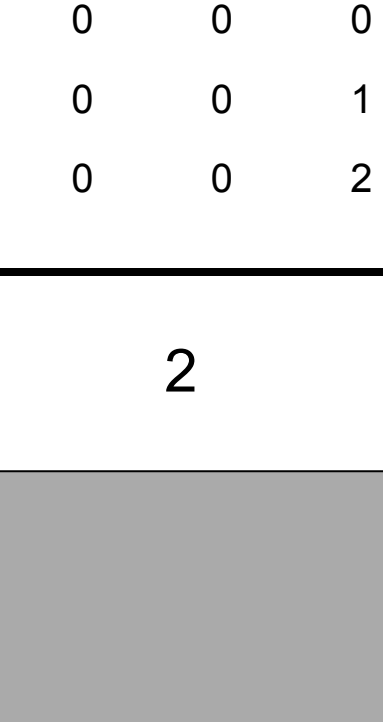
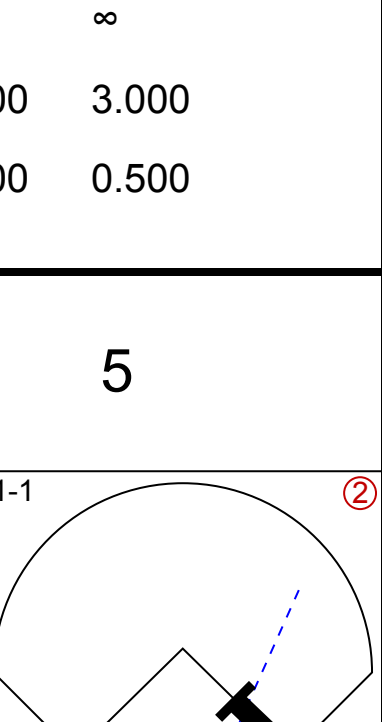
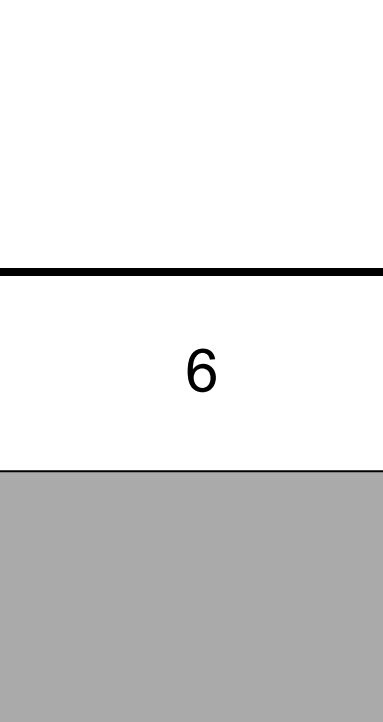
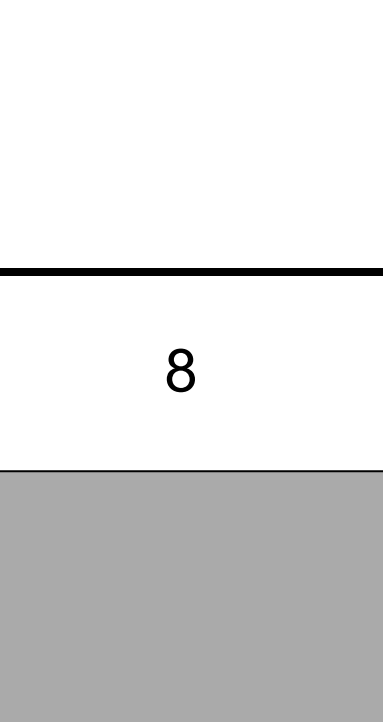


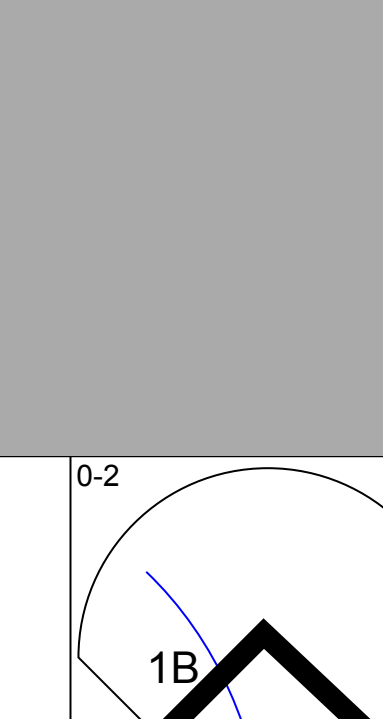


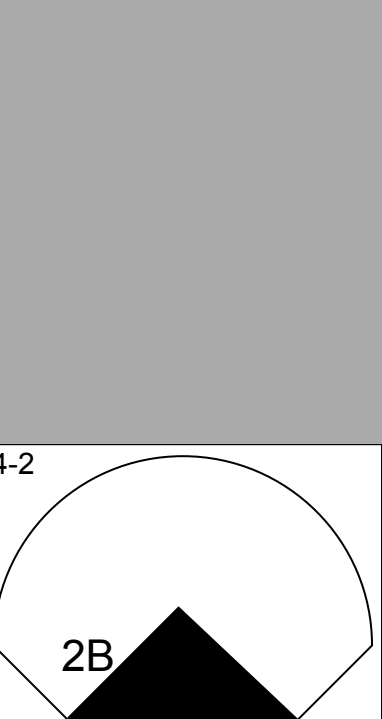

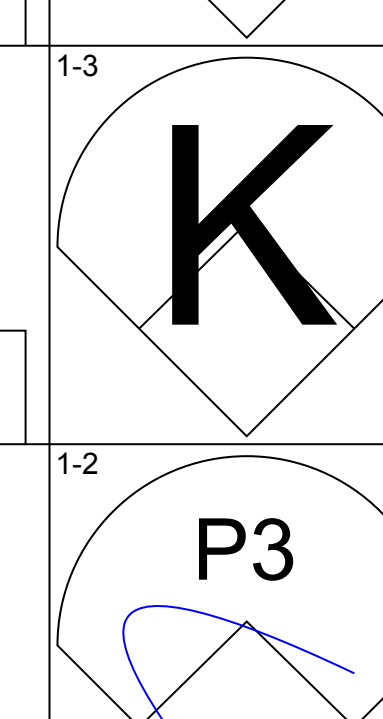


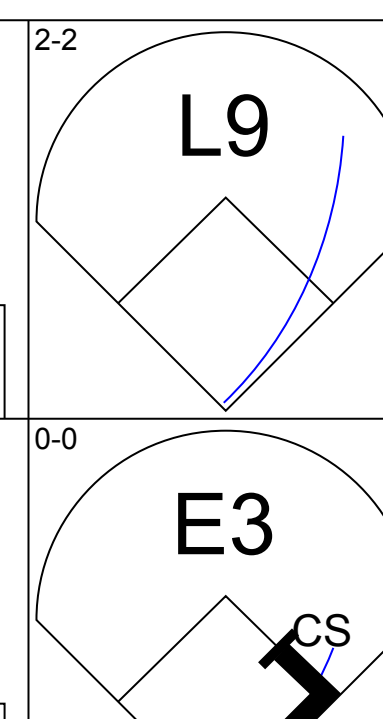
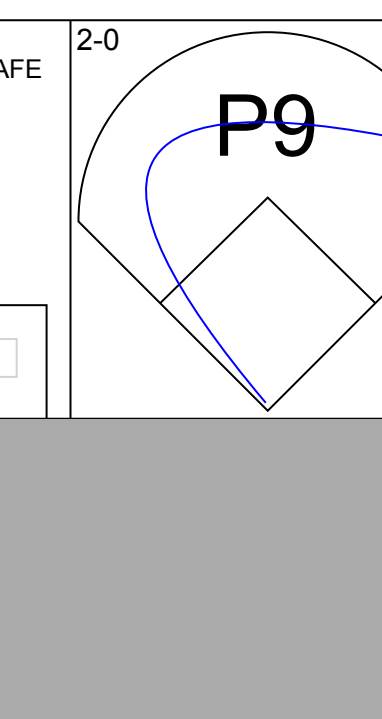
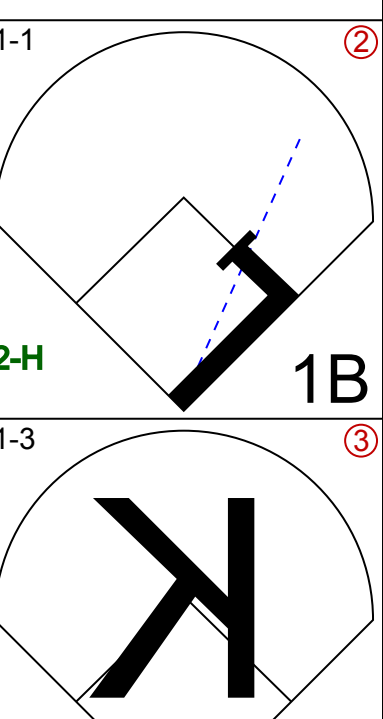
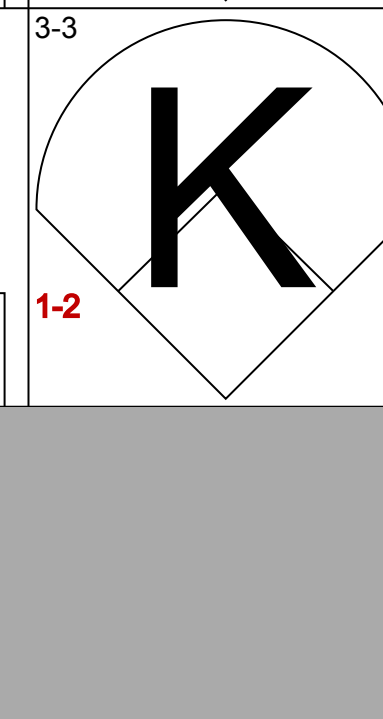
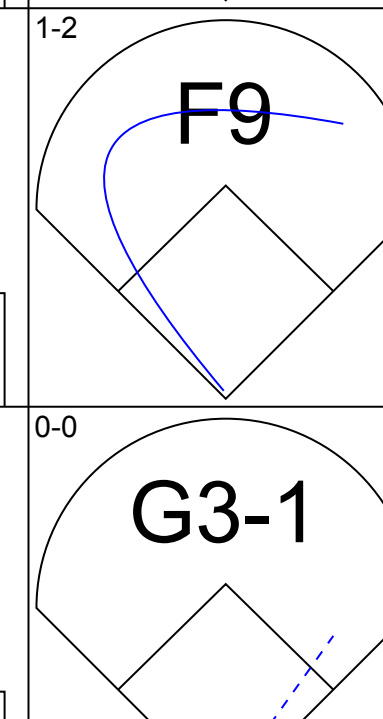





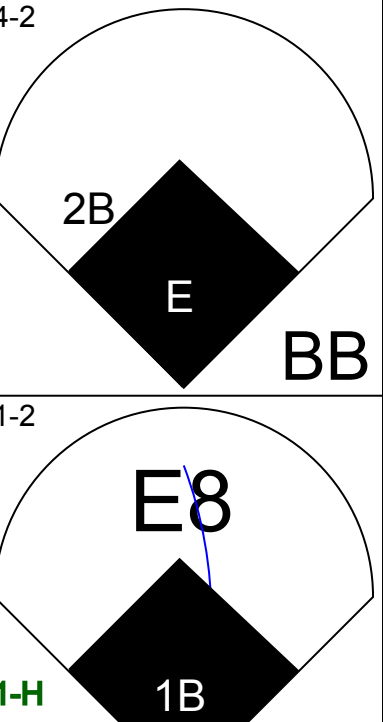


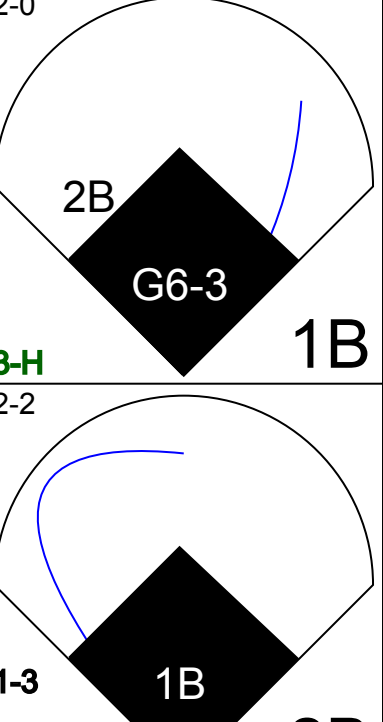


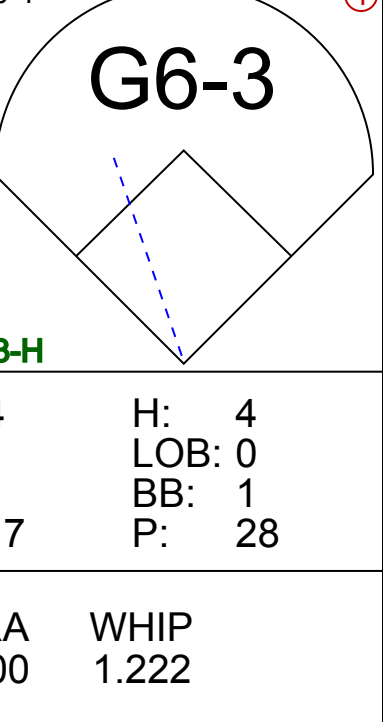
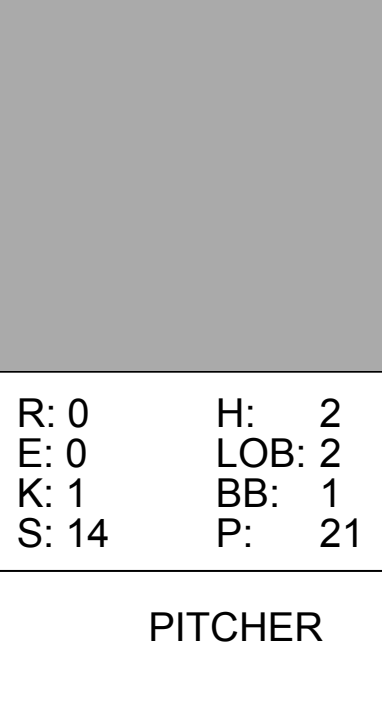





Batter	1	2	3	4	5	6	7	8	9	10	AB	R	H	RBI	BB	SO	LOB	BOTTOM								
Chad Curtis, R OBP: 0.200, SLG: 0.149 (1,8)	F3		G2-3	L9			L8		K	K	6	0	0	0	0	2	7									
Dwight Smith, L OBP: 0.400, SLG: 0.500 (1,7)	P3		HR			F8		P2	1B 1B	K	4	1	1	2	0	0	0									
Jim Edmonds, L OBP: 0.600, SLG: 0.429 (8,7)			HR						1B 1B	K	2	1	1	1	0	1	0									
Tim Salmon, R OBP: 0.420, SLG: 0.525 (1,9)	K		HR			CS		F9	1B 1B	1B	4	3	2	3	2	1	0									
Chili Davis, S OBP: 0.490, SLG: 0.651 (1,10)		F7	K			F8			BB	1B	4	1	1	1	2	1	1									
Damion Easley, R OBP: 0.359, SLG: 0.450 (1,5)		G6-3				G6-3		P6	BB	1B	6	1	2	2	0	1	1									
Eduardo Perez, R OBP: 0.283, SLG: 0.488 (1,3)		G5-3				HR		K	BB	1B	4	2	2	3	0	1	1									
Greg Myers, L OBP: 0.269, SLG: 0.250 (1,2)									BB	1B	4	2	3	0	0	0	0									
Bo Jackson, R OBP: 0.333, SLG: 0.458 (9,PH)			G2-3	1B		G3			1B	BB	0	0	0	0	1	0	0									
Rex Hudler, R OBP: 0.333, SLG: 0.333 (9,PR)			1B	1B		1B			BB	BB	0	0	0	0	0	0	0									
Chris Turner, R OBP: 0.273, SLG: 0.167 (10,2)											0	0	0	0	0	0	0									
Harold Reynolds, S OBP: 0.342, SLG: 0.371 (1,4)			L9			F7		G3-1			4	1	1	2	1	0	2									
Gary Disarcina, R OBP: 0.409, SLG: 0.452 (1,6)			G2-3	1B		1B		F8		G6-3	4	2	2	0	1	0	3									
Inning Stats	R: 0 E: 0 K: 1 S: 5	H: 0 LOB: 0 BB: 0 P: 5	R: 0 E: 0 K: 0 S: 5	H: 0 LOB: 0 BB: 0 P: 5	R: 4 E: 0 K: 1 S: 13	H: 3 LOB: 2 BB: 0 P: 21	R: 0 E: 0 K: 0 S: 9	H: 0 LOB: 0 BB: 0 P: 17	R: 1 E: 0 K: 0 S: 9	H: 1 LOB: 0 BB: 0 P: 17	R: 0 E: 0 K: 0 S: 11	H: 0 LOB: 0 BB: 0 P: 18	R: 0 E: 0 K: 2 S: 9	H: 0 LOB: 1 BB: 1 P: 16	R: 7 E: 0 K: 1 S: 25	H: 6 LOB: 3 BB: 3 P: 44	R: 1 E: 0 K: 2 S: 10	H: 2 LOB: 2 BB: 1 P: 20	1B: 11 2B: 1 3B: 0 HR: 3	SF: 1 SAC: 0 DP: 0 HBP: 0	WP: 0 PB: 0 SB: 0 CS: 1	PA: 50				
PITCHER	IP WLS BF H R ER SO BB IBB HBP BLK WP HR S P ERA WHIP	IP WLS BF H R ER SO BB IBB HBP BLK WP HR S P ERA WHIP	IP WLS BF H R ER SO BB IBB HBP BLK WP HR S P ERA WHIP	IP WLS BF H R ER SO BB IBB HBP BLK WP HR S P ERA WHIP	IP WLS BF H R ER SO BB IBB HBP BLK WP HR S P ERA WHIP	IP WLS BF H R ER SO BB IBB HBP BLK WP HR S P ERA WHIP	IP WLS BF H R ER SO BB IBB HBP BLK WP HR S P ERA WHIP	IP WLS BF H R ER SO BB IBB HBP BLK WP HR S P ERA WHIP	IP WLS BF H R ER SO BB IBB HBP BLK WP HR S P ERA WHIP	IP WLS BF H R ER SO BB IBB HBP BLK WP HR S P ERA WHIP	IP WLS BF H R ER SO BB IBB HBP BLK WP HR S P ERA WHIP	IP WLS BF H R ER SO BB IBB HBP BLK WP HR S P ERA WHIP	IP WLS BF H R ER SO BB IBB HBP BLK WP HR S P ERA WHIP	IP WLS BF H R ER SO BB IBB HBP BLK WP HR S P ERA WHIP	IP WLS BF H R ER SO BB IBB HBP BLK WP HR S P ERA WHIP	IP WLS BF H R ER SO BB IBB HBP BLK WP HR S P ERA WHIP	IP WLS BF H R ER SO BB IBB HBP BLK WP HR S P ERA WHIP	IP WLS BF H R ER SO BB IBB HBP BLK WP HR S P ERA WHIP	IP WLS BF H R ER SO BB IBB HBP BLK WP HR S P ERA WHIP	IP WLS BF H R ER SO BB IBB HBP BLK WP HR S P ERA WHIP	IP WLS BF H R ER SO BB IBB HBP BLK WP HR S P ERA WHIP	IP WLS BF H R ER SO BB IBB HBP BLK WP HR S P ERA WHIP	IP WLS BF H R ER SO BB IBB HBP BLK WP HR S P ERA WHIP	IP WLS BF H R ER SO BB IBB HBP BLK WP HR S P ERA WHIP	IP WLS BF H R ER SO BB IBB HBP BLK WP HR S P ERA WHIP	IP WLS BF H R ER SO BB IBB HBP BLK WP HR S P ERA WHIP
Dave Stewart, R ERA: 5.14 (1,1)	Mike Timlin, R ERA: 5.93 (8,1)	Todd Stottlemyre, R ERA: 4.09 (9,1)	Scott Snow, R ERA: 5.06 (10,1)																							

Toronto Blue Jays @ California Angels
Anaheim Stadium, Anaheim, CA
Fri Apr 15 1994, 10:05 PM EDT
Att: 20,413 - Unknown - 68 F

AB 42
R 14
H 15
RBI 14
BB 7
SO 7
LOB 15



Batter	1	2	3	4	5	6	7	8	9	AB	R	H	RBI	BB	SO	LOB	TOP					
Devon White, S OBP: 0.435, SLG: 0.611 (1, 8)										4	1	0	0	0	2	3	Toronto Blue Jays @ California Angels Anaheim Stadium, Anaheim, CA Sat Apr 16 1994, 10:05 PM EDT Att: 29,757 - Unknown livebaseballscorecards.com					
Roberto Alomar, S OBP: 0.431, SLG: 0.519 (1, 4)										5	1	1	2	0	1	3						
Paul Molitor, R OBP: 0.475, SLG: 0.500 (1, 10)										4	0	1	2	1	1	0						
Joe Carter, R OBP: 0.375, SLG: 0.568 (1, 9)										2	0	1	0	3	0	0						
John Olerud, L OBP: 0.471, SLG: 0.698 (1, 3)										5	0	2	1	0	1	3						
Carlos Delgado, L OBP: 0.327, SLG: 0.727 Mike Huff, R (9, 7)										4	0	1	0	0	2	4						
Ed Sprague, R OBP: 0.333, SLG: 0.404 (1, 5)										4	0	0	0	0	1	2						
Pat Borders, R OBP: 0.257, SLG: 0.294 (1, 2)										4	1	2	0	0	1	0						
Alex Gonzalez, R OBP: 0.250, SLG: 0.278 Dick Schofield, R (8, 6)										2	2	0	0	1	0	2						
Inning Stats	R: 0 E: 0 K: 1 S: 9	H: 0 LOB: 0 BB: 0 P: 13	R: 0 E: 0 K: 1 S: 8	H: 0 LOB: 1 BB: 1 P: 15	R: 0 E: 0 K: 0 S: 5	H: 0 LOB: 0 BB: 0 P: 7	R: 0 E: 0 K: 0 S: 5	H: 1 LOB: 2 BB: 1 P: 9	R: 4 E: 0 K: 1 S: 16	H: 5 LOB: 2 BB: 0 P: 26	R: 0 E: 0 K: 1 S: 7	H: 0 LOB: 0 BB: 0 P: 9	R: 1 E: 0 K: 3 S: 24	H: 1 LOB: 3 BB: 3 P: 42	R: 0 E: 0 K: 1 S: 8	H: 1 LOB: 2 BB: 0 P: 13	R: 0 E: 0 K: 1 S: 6	H: 0 LOB: 0 BB: 0 P: 9	1B: 6 2B: 2 3B: 0 HR: 0	SF: 0 SAC: 0 DP: 0 HBP: 2	WP: 0 PB: 0 SB: 2 CS: 0	PA: 41
PITCHER	IP	WLS	BF	H	R	ER	SO	BB	IBB	HBP	BLK	WP	HR	S	P	ERA	WHIP					
John Dopson, R ERA: 4.76 (1, 1)	4.2		22	6	4	4	2	2	0	1	0	0	0	40	66	7.71	1.714					
Bob Patterson, L ERA: 9.0 (5, 1)	2.0	L	7	0	1	0	4	1	0	0	0	0	0	24	35	0.00	0.500					
Mike Butcher, R ERA: 9.82 (7, 1)	0.0		2	0	0	0	0	2	0	0	0	0	0	4	12	∞	∞					
Craig Lefferts, L ERA: 1.8 (7, 1)	0.1		2	1	0	0	1	0	0	0	0	0	0	6	8	0.00	3.000					
Bill Sampen, R ERA: 4.25 (8, 1)	2.0		8	1	0	0	2	0	0	1	0	0	0	14	22	0.00	0.500					

Batter	1	2	3	4	5	6	7	8	9	AB	R	H	RBI	BB	SO	LOB	BOTTOM					
Damon Easley, R OBP: 0.367, SLG: 0.477 (1, 5)										4	0	2	1	0	0	1	Toronto Blue Jays @ California Angels Anaheim Stadium, Anaheim, CA Sat Apr 16 1994, 10:05 PM EDT Att: 29,757 - Unknown livebaseballscorecards.com					
Dwight Smith, L OBP: 0.333, SLG: 0.409 (1, 7)										4	0	0	0	0	2	1						
Tim Salmon, R OBP: 0.407, SLG: 0.523 (1, 9)										4	0	1	0	0	2	1						
Chili Davis, S OBP: 0.472, SLG: 0.609 (1, 10)										3	0	0	0	1	2	0						
Eduardo Perez, R OBP: 0.280, SLG: 0.455 (1, 3)										3	1	0	0	1	1	2						
Chad Curtis, R OBP: 0.241, SLG: 0.200 (1, 8)										3	1	2	0	1	1	0						
Greg Myers, L OBP: 0.276, SLG: 0.259 (1, 2)										3	1	1	1	0	0	3						
Harold Reynolds, S OBP: 0.333, SLG: 0.385 (1, 4)										4	1	1	0	0	1	1						
Gary Disarcina, R OBP: 0.404, SLG: 0.432 Bo Jackson, R OBP: 0.321, SLG: 0.440 (9, PH)										2	0	0	1	1	0	1						
Inning Stats	R: 0 E: 1 K: 1 S: 9	H: 0 LOB: 0 BB: 0 P: 13	R: 0 E: 0 K: 2 S: 9	H: 0 LOB: 0 BB: 0 P: 11	R: 0 E: 0 K: 0 S: 7	H: 0 LOB: 1 BB: 1 P: 15	R: 0 E: 0 K: 0 S: 5	H: 0 LOB: 0 BB: 0 P: 6	R: 4 E: 0 K: 1 S: 17	H: 4 LOB: 0 BB: 1 P: 28	R: 0 E: 0 K: 1 S: 14	H: 2 LOB: 2 BB: 1 P: 21	R: 0 E: 0 K: 1 S: 6	H: 1 LOB: 1 BB: 0 P: 10	R: 0 E: 0 K: 2 S: 9	H: 0 LOB: 0 BB: 0 P: 13	R: 0 E: 0 K: 2 S: 9	H: 0 LOB: 1 BB: 1 P: 16	1B: 3 2B: 4 3B: 0 HR: 0	SF: 0 SAC: 1 DP: 1 HBP: 0	WP: 0 PB: 0 SB: 0 CS: 1	PA: 36
PITCHER	IP	WLS	BF	H	R	ER	SO	BB	IBB	HBP	BLK	WP	HR	S	P	ERA	WHIP					
Pat Hentgen, R ERA: 5.06 (1, 1)	9.0	W	36	7	4	4	10	4	0	0	0	0	0	85	133	4.00	1.222					

Batter	1	2	3	4	5	6	7	8	9	10	AB	R	H	RBI	BB	SO	LOB	TOP									
Devon White, S OBP: 0.433, SLG: 0.644 (1, 8)	3-1 HR		1-2 F7		3-2 1B		1-1 G5-3		2-1 G5-3		5	1	2	2	0	0	1										
Roberto Alomar, S OBP: 0.413, SLG: 0.491 (1, 4)	3-2 G6-3			2-1 G6-3	0-0 F8			3-2 L7		1-0 2B 1B	5	1	1	0	0	0	2										
Paul Molitor, R OBP: 0.453, SLG: 0.473 (1, 10)	2-0 G5-3			2-1 G6-3	1-3 K2-3			1-1 2B 1B		0-0 F9	5	0	1	0	0	1	3										
Joe Carter, R OBP: 0.377, SLG: 0.633 (1, 9)	0-0 P8			3-2 HR		0-1 F9		0-0 P4		0-0 1B FC1-2 2B	5	1	2	1	0	0	1										
John Olerud, L OBP: 0.454, SLG: 0.681 (1, 3)		1-2 G3		1-0 F7		2-3 K		0-0 2B		4-0 FC1-2 1B IBB	4	0	1	0	1	1	0										
Ed Sprague, R OBP: 0.356, SLG: 0.400 (1, 5)	1-1 G6-3				4-2 G6-3 1B WP BB			0-3 K		2-1 FC1-2 1B	3	1	1	1	1	1	2										
Darnell Coles, R OBP: 0.250, SLG: 0.625 Mike Huff, R (7, 7)	2-3 K				2-0 G6-3	2-0 P9				1-0 FC1-2 1B	3	0	0	0	0	1	2										
Pat Borders, R OBP: 0.296, SLG: 0.270 (1, 2)			1-3 K		4-2 1B 1B BB			3-1 P4		1-0 SH1 BB	3	1	0	0	1	1	3										
Dick Schofield, R OBP: 0.133, SLG: 0.071 (1, 6)			0-0 L9		1-0 1B 1B			1-3 K		3-1 P6	4	0	1	1	0	1	1										
Inning Stats	R: 1 E: 0 K: 0 S: 7	H: 1 LOB: 0 BB: 0 P: 15	R: 0 E: 0 K: 1 S: 8	H: 0 LOB: 0 BB: 0 P: 12	R: 0 E: 0 K: 1 S: 7	H: 0 LOB: 0 BB: 0 P: 9	R: 1 E: 0 K: 0 S: 9	H: 1 LOB: 0 BB: 0 P: 17	R: 2 E: 0 K: 1 S: 14	H: 2 LOB: 2 BB: 2 P: 29	R: 0 E: 0 K: 1 S: 8	H: 0 LOB: 1 BB: 0 P: 13	R: 0 E: 0 K: 1 S: 7	H: 0 LOB: 0 BB: 0 P: 12	R: 0 E: 0 K: 1 S: 10	H: 2 LOB: 2 BB: 0 P: 14	R: 0 E: 0 K: 0 S: 5	H: 0 LOB: 1 BB: 1 P: 15	R: 1 E: 0 K: 0 S: 8	H: 3 LOB: 3 BB: 1 P: 18	1B: 5 2B: 2 3B: 0 HR: 2	SF: 0 SAC: 1 DP: 0 HBP: 1	WP: 1 PB: 0 SB: 0 CS: 0	PA: 44			
PITCHER Chuck Finley, L ERA: 5.66 Joe Grahe, R ERA: 4.91	(1, 1) 9.0 1.0	WLS L	BF 37 7	H 6 3	R 4 1	ER 4 1	SO 6 0	BB 3 0	IBB 0 1	HBP 1 0	BLK 0 0	WP 1 0	HR 2 0	S 75 8	P 136 18	ERA 4.00 9.00	WHIP 1.000 3.000										

Toronto Blue Jays @ California Angels
Anaheim Stadium, Anaheim, CA
Sun Apr 17 1994, 6:33 AM EDT
Att: 35,518 - Overcast - 71 F

livebaseballscorecards.com

AB 38
R 5
H 9
RBI 5
BB 4
SO 6
LOB 18



Batter	1	2	3	4	5	6	7	8	9	10	AB	R	H	RBI	BB	SO	LOB	BOTTOM								
Rex Hudler, R OBP: 0.273, SLG: 0.273 (1, 4)	1-3 K		1-0 HR 1B	1-2 CS	2-1 G2-3		3-2 G1-3	0-1 G5-3			5	1	1	0	0	1	4									
Chad Curtis, R OBP: 0.237, SLG: 0.200 (1, 8)	0-1 F8		0-2 HR 1B		1-3 K		2-2 FC6-2 BB		1-1 F8		5	1	1	0	0	1	2									
Tim Salmon, R OBP: 0.407, SLG: 0.500 (1, 9)	0-0 BB 1B		3-2 P3		3-1 G6-3		3-1 G6-3	1-2 BB		3-3 K	4	0	1	0	1	1	2									
Chili Davis, S OBP: 0.483, SLG: 0.653 (1, 10)	4-2 BB		1-2 HR		4-2 G4-3 BB		2-2 P7		2-2 G5-3		3	1	1	3	2	0	3									
Bo Jackson, R OBP: 0.303, SLG: 0.500 (1, 7)	2-3 K		3-3 K		1-0 G4-3		3-2 HR			2-3 K	5	1	1	1	0	3	3									
Eduardo Perez, R OBP: 0.291, SLG: 0.490 (1, 3)		0-0 G1-3 2B	2-3 K		0-0 G6-3		2-2 G4-3		1-2 G6-3 2B		5	0	2	0	0	1	1									
Chris Turner, R OBP: 0.231, SLG: 0.136 Dwight Smith, L OBP: 0.360, SLG: 0.409 (10, PH)		0-3 K		2-3 K2-3		1-3 K		3-3 K		4-2 G6-3 BB	4	0	0	0	0	4	2									
Spike Owen, S OBP: 0.429, SLG: 0.200 Damion Easley, R OBP: 0.373, SLG: 0.467 (8, PH) (9, 5)		1-1 G1-3		2-2 P4			4-2 G1-3 1B FC6-2 BB	4-0 1B BB		1-1 G6-3	2	0	0	0	1	0	1									
Gary Disarcina, R OBP: 0.423, SLG: 0.438 (1, 6)		1-0 G3		4-2 CS BB		1-0 FC6-2 G1-3 1B		0-0 1B		3-2 F8	4	0	2	0	1	0	3									
Inning Stats	R: 0 E: 0 K: 2 S: 11	H: 1 LOB: 2 BB: 1 P: 18	R: 0 E: 0 K: 1 S: 7	H: 1 LOB: 1 BB: 0 P: 9	R: 3 E: 0 K: 2 S: 19	H: 3 LOB: 0 BB: 0 P: 29	R: 0 E: 0 K: 1 S: 11	H: 0 LOB: 0 BB: 1 P: 20	R: 0 E: 0 K: 1 S: 7	H: 0 LOB: 0 BB: 1 P: 13	R: 0 E: 0 K: 0 S: 8	H: 0 LOB: 1 BB: 1 P: 14	R: 0 E: 0 K: 0 S: 14	H: 1 LOB: 3 BB: 2 P: 30	R: 1 E: 0 K: 1 S: 15	H: 2 LOB: 2 BB: 1 P: 27	R: 0 E: 0 K: 1 S: 9	H: 0 LOB: 0 BB: 0 P: 15	R: 0 E: 0 K: 1 S: 13	H: 1 LOB: 2 BB: 1 P: 24	1B: 5 2B: 2 3B: 0 HR: 2	SF: 0 SAC: 0 DP: 0 HBP: 0	WP: 0 PB: 0 SB: 0 CS: 1	PA: 46		
PITCHER Al Leiter, L ERA: 4.58 Woody Williams, R ERA: 1.35 Tony Castillo, L ERA: 4.08 Todd Stittemyre, R ERA: 3.12	(1, 1) 6.2 (7, 1) 1.0 (8, 1) 2.0	WLS 2	BF 29 0 6 8	H 6 0 2 1	R 3 0 1 0	ER 3 0 1 0	SO 8 0 1 2	BB 4 0 1 0	IBB 0 0 0 0	HBP 0 0 0 0	BLK 0 0 0 0	WP 0 0 0 0	HR 0 5 1 0	S 72 11 15 22	P 122 11 27 39	ERA 4.05 0.00 9.00 0.00	WHIP 1.500 3.000 3.000 1.000									

Toronto Blue Jays @ California Angels
Anaheim Stadium, Anaheim, CA
Sun Apr 17 1994, 6:33 AM EDT
Att: 35,518 - Overcast - 71 F

livebaseballscorecards.com

AB 38
R 4
H 9
RBI 4
BB 7
SO 11
LOB 23



Batter	1	2	3	4	5	6	7	8	9	AB	R	H	RBI	BB	SO	LOB	TOP										
Damon Easley, R OBP: 0.375, SLG: 0.460 (1, 5)	G6-3			CS 1B		K		G6-3	0-1 1B	5	0	2	0	0	1	0	California Angels @ Baltimore Orioles Oriole Park at Camden Yards, Baltimore, MD Tue Apr 19 1994, 7:05 PM EDT Att: 43,876 - Unknown - 85 F										
Chad Curtis, R OBP: 0.250, SLG: 0.217 (1, 8)	G6-3			CS 1B		1B		G1-3	3-1 1B	5	1	2	0	0	0	2											
Tim Salmon, R OBP: 0.413, SLG: 0.558 (1, 9)	F9			K		1B		HR	2-2	4	1	2	1	0	1	2											
Chili Davis, S OBP: 0.484, SLG: 0.635 Spike Owen, S OBP: 0.429, SLG: 0.200 (8, PR)	K			1B		P6		1B	2-1	3	0	1	0	1	1	2											
Bo Jackson, R OBP: 0.324, SLG: 0.500 Jim Edmonds, L OBP: 0.600, SLG: 0.429 (8, PR)	L7			BB		1B		1B	2-2	4	0	2	1	0	0	2											
Eduardo Perez, R OBP: 0.271, SLG: 0.453 (1, 3)	G6-3			FC6-4		G1-3		1B	1-2	4	0	0	0	0	0	0											
Chris Turner, R OBP: 0.207, SLG: 0.120 Harold Reynolds, S OBP: 0.326, SLG: 0.375 (9, PH)	G5-3			1B		K		F8	1-0	3	0	0	0	0	1	0											
Rex Hudler, R OBP: 0.286, SLG: 0.500 Dwight Smith, L OBP: 0.365, SLG: 0.435 (9, PH)	G5-3			1B		G4-3		1B	1-1	3	1	1	1	0	0	0											
Gary Disarcina, R OBP: 0.400, SLG: 0.412 Greg Myers, L OBP: 0.267, SLG: 0.250 (9, PH)	G4-3			1B		G1-3		K	2-2	3	0	0	0	0	0	0											
Inning Stats	R: 0 E: 0 K: 0 S: 6	H: 0 LOB: 0 BB: 0 P: 9	R: 0 E: 0 K: 1 S: 11	H: 0 LOB: 0 BB: 0 P: 15	R: 0 E: 0 K: 0 S: 7	H: 0 LOB: 0 BB: 0 P: 11	R: 1 E: 0 K: 1 S: 13	H: 3 LOB: 2 BB: 1 P: 24	R: 0 E: 0 K: 0 S: 9	H: 0 LOB: 0 BB: 0 P: 12	R: 0 E: 0 K: 1 S: 12	H: 2 LOB: 2 BB: 0 P: 19	R: 1 E: 0 K: 0 S: 16	H: 1 LOB: 0 BB: 0 P: 8	R: 1 E: 0 K: 0 S: 16	H: 3 LOB: 2 BB: 0 P: 27		R: 0 E: 0 K: 1 S: 10	H: 2 LOB: 2 BB: 0 P: 15	1B: 9 2B: 0 3B: 0 HR: 2	SF: 0 SAC: 0 DP: 0 HBP: 0	WP: 0 PB: 0 SB: 0 CS: 2	PA: 38				
PITCHER	IP	WLS	BF	H	R	ER	SO	BB	IBB	HBP	BLK	WP	HR	S	P	ERA	WHIP										
Jamie Moyer, L ERA: 4.91 Brad Pennington, L ERA: 10.13 Mark Eichhorn, R ERA: 7.94 Jim Poole, L ERA: 8.1 Lee Smith, R ERA: 7.0	7.2	W	30	7	3	3	4	1	0	0	0	0	2	72	111	3.52	1.043										
PITCHER	IP	WLS	BF	H	R	ER	SO	BB	IBB	HBP	BLK	WP	HR	S	P	ERA	WHIP										
Jamie Moyer, L ERA: 4.91 Brad Pennington, L ERA: 10.13 Mark Eichhorn, R ERA: 7.94 Jim Poole, L ERA: 8.1 Lee Smith, R ERA: 7.0	7.2	W	30	7	3	3	4	1	0	0	0	0	2	72	111	3.52	1.043										
Brady Anderson, L OBP: 0.339, SLG: 0.375 (1, 7)	L3-6 2B			F7		1B		P5	2-2	4	0	2	0	0	0	1	California Angels @ Baltimore Orioles Oriole Park at Camden Yards, Baltimore, MD Tue Apr 19 1994, 7:05 PM EDT Att: 43,876 - Unknown - 85 F										
Mike Deversaux, R OBP: 0.254, SLG: 0.383 (1, 8)	L9			K		G6-4-3 1B		BB	4-1	3	0	1	0	1	1	2											
Rafael Palmeiro, L OBP: 0.358, SLG: 0.583 (1, 3)	L3-6			F8		P4		G4-3	3-2	4	0	0	0	0	0	4											
Harold Baines, L OBP: 0.447, SLG: 0.698 (1, 10)	G6-4-3 BB			G6-4-3		2B		K	3-3	3	1	1	0	1	1	2											
Cal Ripken Jr., R OBP: 0.300, SLG: 0.388 (1, 6)	G6-4-3			2B		G5-3		G5-3	1-0	4	1	2	1	0	0	1											
Chris Hoiles, R OBP: 0.388, SLG: 0.359 (1, 2)	K			F9		G5-3		BB	4-1	3	0	0	0	1	1	2											
Chris Sabo, R OBP: 0.333, SLG: 0.459 (1, 5)	G4-3 BB			G4-3 BB		L3		F8	2-2	2	1	1	1	2	0	1											
Mark McLemore, S OBP: 0.283, SLG: 0.238 (1, 4)	G4-3			L7		L3		L3	0-0	3	0	0	0	0	0	4											
Jeffrey Hammonds, R OBP: 0.328, SLG: 0.651 (1, 9)	1B			HR		G6-3			2-1	3	1	2	2	0	0	0											
Inning Stats	R: 0 E: 0 K: 0 S: 6	H: 1 LOB: 0 BB: 0 P: 8	R: 0 E: 0 K: 1 S: 6	H: 0 LOB: 0 BB: 1 P: 16	R: 1 E: 0 K: 1 S: 9	H: 1 LOB: 1 BB: 1 P: 17	R: 2 E: 0 K: 0 S: 9	H: 3 LOB: 1 BB: 0 P: 14	R: 1 E: 0 K: 0 S: 9	H: 3 LOB: 1 BB: 0 P: 12	R: 0 E: 0 K: 0 S: 8	H: 1 LOB: 1 BB: 1 P: 13	R: 0 E: 0 K: 0 S: 10	H: 0 LOB: 1 BB: 1 P: 20	R: 0 E: 0 K: 1 S: 11	H: 0 LOB: 1 BB: 1 P: 21		1B: 3 2B: 7 3B: 0 HR: 1	SF: 0 SAC: 0 DP: 4 HBP: 0	WP: 0 PB: 0 SB: 0 CS: 0	PA: 34						
PITCHER	IP	WLS	BF	H	R	ER	SO	BB	IBB	HBP	BLK	WP	HR	S	P	ERA	WHIP										
Phil Lettich, R ERA: 7.02 Bob Patterson, L ERA: 7.2 Bill Sampen, R ERA: 2.89	4.0	L	20	8	4	4	2	2	0	0	0	0	0	3	4	0.00	0.000										
PITCHER	IP	WLS	BF	H	R	ER	SO	BB	IBB	HBP	BLK	WP	HR	S	P	ERA	WHIP										
Phil Lettich, R ERA: 7.02 Bob Patterson, L ERA: 7.2 Bill Sampen, R ERA: 2.89	4.0	L	20	8	4	4	2	2	0	0	0	0	0	3	4	0.00	0.000										

Batter	1	2	3	4	5	6	7	8	9	AB	R	H	RBI	BB	SO	LOB	TOP								
Damon Easley, R (1,5) OBP: 0.361, SLG: 0.426										4	1	0	0	1	2	0	California Angels @ Baltimore Orioles Oriole Park at Camden Yards, Baltimore, MD Wed Apr 20 1994, 7:05 PM EDT Att: 45,851 - Unknown - 73 F								
Dwight Smith, L (1,7) OBP: 0.419, SLG: 0.464										5	2	3	2	0	0										
Tim Salmon, R (1,9) OBP: 0.382, SLG: 0.518										4	0	0	1	0	2	2									
Chili Davis, S (1,10) OBP: 0.493, SLG: 0.625										4	2	2	1	1	1	1									
Jim Edmonds, L (1,3) OBP: 0.533, SLG: 0.417										5	1	2	2	0	0	1									
Chad Curtis, R (1,8) OBP: 0.261, SLG: 0.219										4	0	1	0	1	0	3									
Greg Myers, L (1,2) OBP: 0.286, SLG: 0.273										5	0	2	0	0	1	1									
Harold Reynolds, S (1,4) OBP: 0.375, SLG: 0.409										4	1	3	2	1	0	0									
Gary Disarcina, R (1,6) OBP: 0.383, SLG: 0.393										5	1	1	0	0	0	7									
Inning Stats	R: 1 E: 0 K: 2 S: 17	H: 2 LOB: 2 BB: 1 P: 27	R: 0 E: 0 K: 0 S: 11	H: 0 LOB: 0 BB: 0 P: 15	R: 0 E: 0 K: 1 S: 11	H: 1 LOB: 1 BB: 0 P: 12	R: 0 E: 0 K: 0 S: 10	H: 2 LOB: 2 BB: 0 P: 15	R: 0 E: 0 K: 2 S: 9	H: 0 LOB: 0 BB: 0 P: 14	R: 1 E: 0 K: 0 S: 14	H: 3 LOB: 2 BB: 0 P: 19	R: 0 E: 0 K: 0 S: 4	H: 0 LOB: 0 BB: 0 P: 4	R: 0 E: 0 K: 0 S: 4	H: 0 LOB: 0 BB: 0 P: 5		R: 6 E: 0 K: 1 S: 26	H: 6 LOB: 3 BB: 3 P: 48	1B: 14 2B: 0 3B: 0 HR: 0	SF: 1 SAC: 0 DP: 0 HBP: 0	WP: 0 PB: 0 SB: 0 CS: 0	PA: 45		
PITCHER	IP	WLS	BF	H	R	ER	SO	BB	IBB	HBP	BLK	WP	HR	S	P	ERA	WHIP								
35 Mike Mussina, R (1,1) ERA: 2.17	8.1	L	35	9	3	3	6	1	0	0	0	0	0	86	121	3.24	1.200								
Alan Mills, R (9,1) ERA: 24.92	0.1		5	3	3	3	0	1	0	0	0	0	0	12	21	81.00	12.000								
Brad Pennington, L (9,1) ERA: 12.0	0.1		5	2	2	2	0	2	0	0	0	0	0	8	17	54.00	12.000								

Batter	1	2	3	4	5	6	7	8	9	AB	R	H	RBI	BB	SO	LOB	BOTTOM								
Brady Anderson, L (1,7) OBP: 0.317, SLG: 0.346										4	0	0	0	0	1	1	California Angels @ Baltimore Orioles Oriole Park at Camden Yards, Baltimore, MD Wed Apr 20 1994, 7:05 PM EDT Att: 45,851 - Unknown - 73 F								
Mike Deversaux, R (1,8) OBP: 0.263, SLG: 0.373										4	0	1	0	0	1	0									
Rafael Palmeiro, L (1,3) OBP: 0.386, SLG: 0.588										3	0	2	0	1	1	1									
Harold Baines, L (1,10) OBP: 0.412, SLG: 0.638										4	0	0	0	0	1	4									
Cal Ripken Jr., R (1,6) OBP: 0.315, SLG: 0.396										4	1	2	0	0	0	1									
Chris Hoiles, R (1,2) OBP: 0.358, SLG: 0.326										4	0	0	0	0	1	3									
Chris Sabo, R (1,5) OBP: 0.304, SLG: 0.415										4	0	0	0	0	1	3									
Mark McLemore, S (1,4) OBP: 0.306, SLG: 0.267										3	1	2	0	0	1	0									
Jeffrey Hammonds, R (1,9) OBP: 0.327, SLG: 0.652										3	0	1	2	0	0	0									
Inning Stats	R: 0 E: 0 K: 0 S: 9	H: 0 LOB: 1 BB: 1 P: 16	R: 0 E: 0 K: 1 S: 10	H: 0 LOB: 0 BB: 0 P: 18	R: 0 E: 0 K: 1 S: 10	H: 1 LOB: 0 BB: 0 P: 14	R: 2 E: 0 K: 2 S: 12	H: 3 LOB: 1 BB: 0 P: 18	R: 0 E: 0 K: 0 S: 7	H: 1 LOB: 1 BB: 0 P: 12	R: 0 E: 0 K: 0 S: 7	H: 1 LOB: 0 BB: 0 P: 12	R: 0 E: 0 K: 1 S: 7	H: 0 LOB: 0 BB: 0 P: 9	R: 0 E: 0 K: 1 S: 10	H: 2 LOB: 2 BB: 0 P: 14		1B: 7 2B: 1 3B: 0 HR: 0	SF: 0 SAC: 0 DP: 0 HBP: 0	WP: 0 PB: 0 SB: 1 CS: 1	PA: 35				
PITCHER	IP	WLS	BF	H	R	ER	SO	BB	IBB	HBP	BLK	WP	HR	S	P	ERA	WHIP								
Mark Leiter, R (1,1) ERA: 2.57	8.0	W	29	6	2	2	6	1	0	0	0	0	0	10	105	2.25	0.875								
Craig Lefferts, L (9,1) ERA: 1.5	1.0		5	2	0	0	1	0	0	0	0	0	0	10	14	0.00	2.000								

AB 40
R 8
H 14
RBI 8
BB 4
SO 6
LOB 15



AB 33
R 2
H 8
RBI 2
BB 1
SO 7
LOB 13



Batter	1	2	3	4	5	6	7	8	9	AB	R	H	RBI	BB	SO	LOB	TOP					
Damon Easley, R OBP: 0.343, SLG: 0.417										6	2	1	0	0	3	4						
Chad Curtis, R OBP: 0.297, SLG: 0.217										5	0	1	0	0	2	4						
Tim Salmon, R OBP: 0.384, SLG: 0.500										4	1	1	1	1	1	1						
Chili Davis, S OBP: 0.514, SLG: 0.627										3	3	2	1	2	1	1						
Bo Jackson, R OBP: 0.366, SLG: 0.595										3	1	2	4	0	0	0						
Jim Edmonds, L OBP: 0.563, SLG: 0.462										1	1	1	0	0	0							
Eduardo Perez, R OBP: 0.297, SLG: 0.561										4	2	2	4	1	0	3						
Greg Myers, L OBP: 0.300, SLG: 0.316										5	0	2	0	0	0	3						
Rex Hudler, R OBP: 0.250, SLG: 0.467										1	0	0	1	0	1	1						
Harold Reynolds, S OBP: 0.392, SLG: 0.413										2	0	1	0	1	0	0						
Gary Disarcina, R OBP: 0.369, SLG: 0.377										5	1	1	0	0	1	5						
Inning Stats	R: 0 H: 1 E: 0 K: 3 S: 12	H: 1 LOB: 1 BB: 0 P: 19	R: 1 H: 2 E: 0 K: 1 S: 15	H: 2 LOB: 1 BB: 0 P: 25	R: 0 H: 0 E: 0 K: 0 S: 4	H: 0 LOB: 0 BB: 0 P: 7	R: 1 H: 2 E: 0 K: 0 S: 18	H: 2 LOB: 2 BB: 1 P: 27	R: 4 H: 4 E: 0 K: 0 S: 12	H: 4 LOB: 0 BB: 0 P: 18	R: 2 H: 2 E: 0 K: 1 S: 21	H: 2 LOB: 3 BB: 2 P: 38	R: 0 H: 1 E: 0 K: 3 S: 15	H: 1 LOB: 2 BB: 1 P: 25	R: 3 H: 2 E: 1 K: 0 S: 12	H: 2 LOB: 0 BB: 1 P: 23	R: 0 H: 0 E: 0 K: 1 S: 6	H: 0 LOB: 0 BB: 0 P: 8	1B: 9 2B: 2 3B: 0 HR: 3	SF: 1 SAC: 1 DP: 0 HBP: 1	WP: 0 PB: 1 SB: 1 CS: 0	PA: 47
PITCHER	IP	WLS	BF	H	R	ER	SO	BB	IBB	HBP	BLK	WP	HR	S	P	ERA	WHIP					
Arthur Rhodes, L ERA: 10.95	4.1	L	22	8	5	5	4	1	0	0	0	0	1	55	87	10.38	2.077					
Mark Williamson, R ERA: 5.4	1.2		11	3	3	3	1	2	0	1	0	0	1	27	47	16.20	3.000					
Brad Pennington, L ERA: 10.5	3.0		14	3	3	3	4	2	0	0	0	0	1	33	56	9.00	1.667					

California Angels @ Baltimore Orioles
Oriole Park at Camden Yards, Baltimore, MD

AB 39
R 11
H 14
RBI 11
BB 5
SO 9
LOB 22



WP: 0 PA: 47
PB: 1
SB: 1
CS: 0

Thu Apr 21 1994, 7:05 PM EDT
Att: 45,858 - Unknown - 67 F

Batter	1	2	3	4	5	6	7	8	9	AB	R	H	RBI	BB	SO	LOB	BOTTOM				
Brady Anderson, L OBP: 0.323, SLG: 0.339										4	1	1	0	0	0	0					
Mike Deversaux, R OBP: 0.254, SLG: 0.365									1	0	0	1	0	0	0						
Jack Voigt, R OBP: 0.500, SLG: 1.000									2	2	1	2	1	0	0						
Rafael Palmeiro, L OBP: 0.403, SLG: 0.600									4	1	2	2	1	0	0						
Cal Ripken Jr., R OBP: 0.305, SLG: 0.379									5	0	1	2	0	0	3						
Chris Hoiles, R OBP: 0.345, SLG: 0.298									4	0	0	0	1	3	1						
Chris Sabo, R OBP: 0.300, SLG: 0.386									3	0	0	0	1	0	1						
Lonnie Smith, R OBP: 0.400, SLG: 0.600									4	1	2	0	0	0	1						
Mark McLemore, S OBP: 0.302, SLG: 0.265									4	1	1	0	0	0	4						
Jeffrey Hammonds, R OBP: 0.340, SLG: 0.673									3	2	2	1	0	0	2						
Inning Stats	R: 0 H: 0 E: 0 K: 0 S: 11	H: 0 LOB: 1 BB: 1 P: 17	R: 0 H: 0 E: 0 K: 1 S: 8	H: 0 LOB: 1 BB: 1 P: 15	R: 1 H: 3 E: 0 K: 0 S: 9	H: 3 LOB: 0 BB: 0 P: 12	R: 0 H: 1 E: 0 K: 0 S: 9	H: 1 LOB: 2 BB: 1 P: 14	R: 0 H: 0 E: 0 K: 1 S: 5	H: 0 LOB: 0 BB: 0 P: 8	R: 1 H: 1 E: 0 K: 0 S: 8	H: 1 LOB: 0 BB: 0 P: 11	R: 1 H: 1 E: 0 K: 0 S: 7	H: 1 LOB: 0 BB: 0 P: 11	R: 5 H: 4 E: 0 K: 1 S: 17	H: 4 LOB: 1 BB: 1 P: 35	1B: 6 2B: 3 3B: 0 HR: 1	SF: 2 SAC: 0 DP: 1 HBP: 1	WP: 0 PB: 0 SB: 0 CS: 0	PA: 41	
PITCHER	IP	WLS	BF	H	R	ER	SO	BB	IBB	HBP	BLK	WP	HR	S	P	ERA	WHIP				
Brian Anderson, L ERA: 2.42	8.0	W	32	6	3	3	2	3	0	0	1	63	98	3.38	1.125						
Mike Butcher, R ERA: 16.82	0.2		6	2	4	4	0	1	0	1	0	0	0	12	24	54.00	4.500				
Scott Lewis, R ERA: 6.75	0.1		3	2	1	1	1	0	0	0	0	0	0	5	11	27.00	6.000				

California Angels @ Baltimore Orioles
Oriole Park at Camden Yards, Baltimore, MD

AB 34
R 8
H 10
RBI 8
BB 4
SO 3
LOB 12



WP: 0 PA: 41
PB: 0
SB: 0
CS: 0

Thu Apr 21 1994, 7:05 PM EDT
Att: 45,858 - Unknown - 67 F

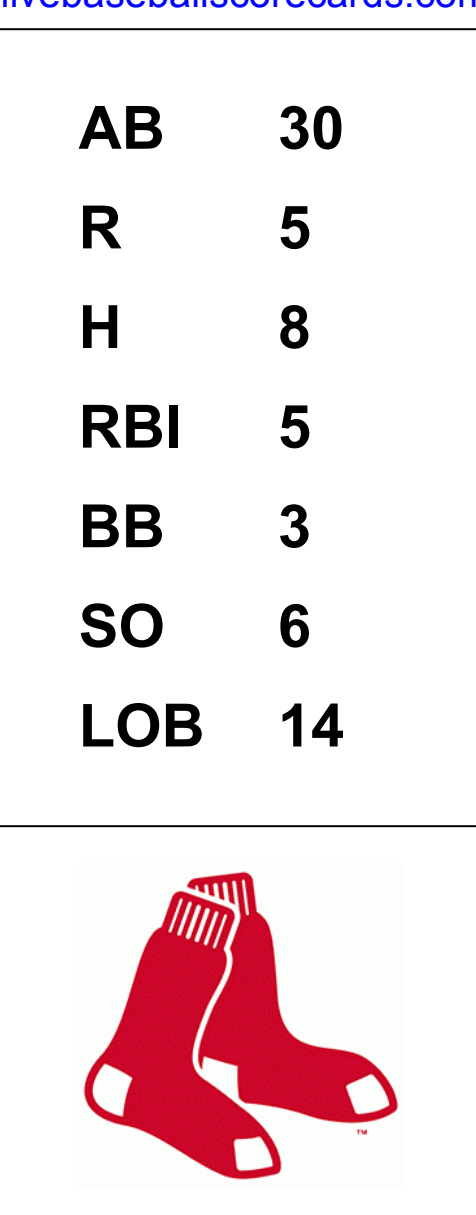
Batter	1	2	3	4	5	6	7	8	9	AB	R	H	RBI	BB	SO	LOB	TOP										
Spike Owen, S OBP: 0.455, SLG: 0.444 (1, 5)	F9		2-2 1-H 2B		1-1 2-H 1B		0-1 F7			4	0	2	2	0	0	0	California Angels @ Boston Red Sox Fenway Park, Boston, MA Sat Apr 23 1994, 3:33 AM EDT Att: 33,889 - Sunny - 59 F										
Dwight Smith, L OBP: 0.371, SLG: 0.406 (1, 7)	G4-3		G4-3		FC6 1B 1-2			1-2 G6-3		4	0	0	0	0	0	2											
Tim Salmon, R OBP: 0.383, SLG: 0.485 (1, 9)	F9			0-0 F8 BB FC5-4 1B	2-2 1-3 1B			1-2 K		4	1	2	0	0	1	0											
Chili Davis, S OBP: 0.500, SLG: 0.591 (1, 10)		2-1 L5-3 1B		4-1 FC5-4 BB 1-2	0-0 F8			3-3 K		3	0	1	0	1	1	2											
Eduardo Perez, R OBP: 0.292, SLG: 0.531 (1, 3)	L5-3			0-2 F8		1-0 P4		4-2 FC4-6 BB		3	0	0	0	1	0	3											
Chad Curtis, R OBP: 0.256, SLG: 0.224 (1, 8)	K			0-0 FC5-4 1-2		1-1 L4		0-1 FC4-6 1-2		4	0	0	1	0	1	2											
Greg Myers, L OBP: 0.251, SLG: 0.273 Chris Turner, R OBP: 0.194, SLG: 0.111 (5, 2)			3-3 K	1-2 F7		1-2 P3		2-3 K		2	0	0	0	0	1	1											
Harold Reynolds, S OBP: 0.393, SLG: 0.412 Bo Jackson, R OBP: 0.370, SLG: 0.585 (9, PH)			0-2 K		1-2 L4		0-1 G3-1		1-3 K	3	1	1	0	0	0	0											
Gary Disarcina, R OBP: 0.357, SLG: 0.364 (1, 6)			0-0 F8		0-1 E9 1B		1-1 F8			3	1	1	0	0	0	1											
Inning Stats	R: 0 E: 0 K: 0 S: 7	H: 0 LOB: 0 BB: 0 P: 10	R: 0 E: 0 K: 1 S: 6	H: 1 LOB: 0 BB: 0 P: 9	R: 1 E: 0 K: 1 S: 21	H: 2 LOB: 1 BB: 0 P: 26	R: 1 E: 0 K: 0 S: 9	H: 1 LOB: 1 BB: 1 P: 14	R: 1 E: 1 K: 0 S: 15	H: 3 LOB: 2 BB: 0 P: 20	R: 0 E: 0 K: 0 S: 8	H: 0 LOB: 0 BB: 0 P: 11	R: 0 E: 0 K: 0 S: 6	H: 0 LOB: 0 BB: 0 P: 7	R: 0 E: 0 K: 2 S: 9	H: 0 LOB: 1 BB: 1 P: 14		R: 0 E: 0 K: 2 S: 14	H: 0 LOB: 0 BB: 1 P: 21	1B: 6 2B: 2 3B: 0 HR: 0	SF: 0 SAC: 0 DP: 1 HBP: 0	WP: 0 PB: 0 SB: 0 CS: 0	PA: 35				
PITCHER	IP	WLS	BF	H	R	ER	SO	BB	IBB	HBP	BLK	WP	HR	S	P	ERA	WHIP										
Danny Darwin, R ERA: 6.2 (1, 1)	7.0	W	28	7	3	3	2	1	0	0	0	0	0	72	97	3.86	1.143										
Ken Ryan, R ERA: (8, 1)	1.0		3	0	0	0	2	0	0	0	0	0	0	9	14	0.00	0.000										
Jeff Russell, R ERA: 7.71 (9, 1)	1.0	S	4	0	0	0	2	1	0	0	0	0	0	14	21	0.00	1.000										

Batter	1	2	3	4	5	6	7	8	9	AB	R	H	RBI	BB	SO	LOB	BOTTOM										
Otis Nixon, S OBP: 0.342, SLG: 0.313 (1, 8)	FC6-4 1B		G6-3	K		G4-3				4	0	1	0	0	1	2	California Angels @ Boston Red Sox Fenway Park, Boston, MA Sat Apr 23 1994, 3:33 AM EDT Att: 33,889 - Sunny - 59 F										
Billy Hatcher, R OBP: 0.431, SLG: 0.564 (1, 9)	FC6-4 G4-3 1B		0-2 HR		4-2 1B BB	0-1 F8				3	3	1	0	1	0	2											
Mike Greenwell, L OBP: 0.338, SLG: 0.587 (1, 7)	G4-3		0-0 HR		3-0 1B SF8 1B		2-2 F7			4	2	2	2	0	0	1											
Tim Lincecum, R OBP: 0.500, SLG: 0.709 (1, 4)	G4-3		1-1 G5-3		3-2 F8 E 1B		4-2 BB			3	0	2	2	1	0	0											
Mo Vaughn, L OBP: 0.447, SLG: 0.642 (1, 3)	G4-3		1-1 1B		3-2 SF8		0-0 F8			3	0	1	1	0	0	2											
Damon Berryhill, S OBP: 0.333, SLG: 0.346 (1, 10)		0-0 G3	0-0 G4-3		1-0 F8		1-3 K			4	0	0	0	0	1	3											
John Valentin, R OBP: 0.391, SLG: 0.492 (1, 6)		1-1 1B		3-2 E7 G4-3 1B	3-3 K		1-3 K			4	0	2	0	0	2	1											
Scott Cooper, L OBP: 0.367, SLG: 0.611 (1, 5)		1-1 SAFE 1B		1-0 G4-3		0-0 G6-3		2-3 K		4	0	1	0	0	1	1											
Dave Valle, R OBP: 0.238, SLG: 0.316 (1, 2)		1-3 K		1-0 G1-3		2-1 G4-3 2B		2-1 G4-3		4	0	1	0	0	1	2											
Inning Stats	R: 1 E: 0 K: 0 S: 13	H: 2 LOB: 1 BB: 0 P: 18	R: 0 E: 0 K: 1 S: 8	H: 2 LOB: 1 BB: 0 P: 11	R: 2 E: 0 K: 0 S: 13	H: 3 LOB: 1 BB: 0 P: 18	R: 0 E: 1 K: 1 S: 9	H: 1 LOB: 1 BB: 0 P: 17	R: 2 E: 1 K: 1 S: 13	H: 2 LOB: 1 BB: 1 P: 29	R: 0 E: 0 K: 0 S: 7	H: 1 LOB: 1 BB: 0 P: 9	R: 0 E: 0 K: 1 S: 15	H: 0 LOB: 1 BB: 1 P: 22	R: 0 E: 0 K: 2 S: 8	H: 0 LOB: 0 BB: 0 P: 13		1B: 8 2B: 2 3B: 0 HR: 1	SF: 1 SAC: 0 DP: 0 HBP: 0	WP: 0 PB: 0 SB: 0 CS: 0	PA: 36						
PITCHER	IP	WLS	BF	H	R	ER	SO	BB	IBB	HBP	BLK	WP	HR	S	P	ERA	WHIP										
John Dopson, R ERA: 6.0 (1, 1)	4.0	L	22	10	5	5	2	1	0	0	0	0	0	29	44	0.00	0.667										
Craig Lefferts, L ERA: 1.0 (5, 1)	3.0		11	1	0	0	2	1	0	0	0	0	0	8	13	0.00	0.000										
Joe Grahe, R ERA: 4.32 (8, 1)	1.0		3	0	0	0	2	0	0	0	0	0	0	8	13	0.00	0.000										

Batter	1	2	3	4	5	6	7	8	9	AB	R	H	RBI	BB	SO	LOB	TOP				
Damon Easley, R OBP: 0.355, SLG: 0.426	G1-3		1B	L4			G1-3		L4	4	1	1	1	1	0	1	California Angels @ Boston Red Sox Fenway Park, Boston, MA Sun Apr 24 1994, 3:33 AM EDT Att: 32,521 - Sunny - 73 F				
Dwight Smith, L OBP: 0.375, SLG: 0.389	F7		2B			G5-3	G1-3		K	4	1	1	2	1	1	1					
Tim Salmon, R OBP: 0.365, SLG: 0.458	G6-3		K			G5-3	G5-3			4	0	0	0	0	1	3					
Chili Davis, S OBP: 0.500, SLG: 0.594		F7				G5-4-3			P5	3	0	1	1	1	0	0					
Eduardo Perez, R OBP: 0.289, SLG: 0.515		F8	G5-3			G5-4-3			WP BB	4	0	1	0	0	0	3					
Jim Edmonds, L OBP: 0.550, SLG: 0.438			K				K		WP BB	3	0	1	0	1	2	1					
Chris Turner, R OBP: 0.206, SLG: 0.103 Bo Jackson, R OBP: 0.362, SLG: 0.571 Jorge Fabregas, L OBP: 0.289, SLG: 0.515	FC6-4				G6-3		K		K	2	0	0	0	0	1	1					
Harold Reynolds, S OBP: 0.400, SLG: 0.396							F7		F9	2	0	0	0	0	1	2					
Gary Disarcina, R OBP: 0.351, SLG: 0.357							G4-3		P4	4	1	1	0	0	0	2					
Inning Stats	R: 0 E: 0 K: 0 S: 5	H: 0 LOB: 0 BB: 0 P: 10	R: 0 E: 0 K: 0 S: 9	H: 1 LOB: 1 BB: 0 P: 12	R: 4 E: 0 K: 2 S: 16	H: 4 LOB: 1 BB: 1 P: 26	R: 0 E: 0 K: 0 S: 7	H: 0 LOB: 1 BB: 1 P: 15	R: 0 E: 0 K: 2 S: 9	H: 0 LOB: 1 BB: 2 P: 13	R: 0 E: 0 K: 0 S: 8	H: 0 LOB: 1 BB: 1 P: 16	R: 0 E: 0 K: 1 S: 8	H: 1 LOB: 2 BB: 1 P: 18	R: 0 E: 0 K: 1 S: 7	H: 0 LOB: 0 BB: 0 P: 9		1B: 4 2B: 2 3B: 0 HR: 0	SF: 0 SAC: 0 DP: 2 HBP: 1	WP: 1 PB: 0 SB: 1 CS: 0	PA: 38
PITCHER	IP	WLS	BF	H	R	ER	SO	BB	IBB	HBP	BLK	WP	HR	S	P	ERA	WHIP				
Aaron Sele, R ERA: 2.81	6.1	W	28	5	4	4	4	4	1	1	0	0	0	53	98	5.68	1.421				
Greg Harris, R ERA: 3.95	1.2		7	1	0	0	1	1	0	0	0	1	0	13	27	0.00	1.200				
Jeff Russell, R ERA: 6.35	1.0	S	3	0	0	0	1	0	0	0	0	0	0	7	9	0.00	0.000				

Batter	1	2	3	4	5	6	7	8	9	AB	R	H	RBI	BB	SO	LOB	BOTTOM				
Otis Nixon, S OBP: 0.349, SLG: 0.314	2B					L3				3	1	1	0	1	0	2	California Angels @ Boston Red Sox Fenway Park, Boston, MA Sun Apr 24 1994, 3:33 AM EDT Att: 32,521 - Sunny - 73 F				
Billy Hatcher, R OBP: 0.420, SLG: 0.559	HBP	G6-4-3				F8				4	1	1	1	0	0	3					
Mike Greenwell, L OBP: 0.333, SLG: 0.561	HBP		F7			P4			P5	3	1	0	0	1	0	0					
Tim Naehring, R OBP: 0.486, SLG: 0.672	1B		G6-3			K			K	3	0	0	0	0	2	0					
Mo Vaughn, L OBP: 0.450, SLG: 0.643	K					F8			F8	3	0	1	0	1	1	3					
John Valentin, R OBP: 0.384, SLG: 0.476			F8			FC6-4			P2	4	0	1	2	0	0	2					
Scott Cooper, L OBP: 0.375, SLG: 0.707	K					HR			K	4	2	2	2	0	2	2					
Dave Valle, R OBP: 0.239, SLG: 0.333	K2-3					F8			P2	4	0	1	0	0	1	2					
Scott Fletcher, R OBP: 0.261, SLG: 0.190		L4				SH1-3			SH1-3	2	0	1	0	0	0	0					
Inning Stats	R: 3 E: 0 K: 3 S: 17	H: 2 LOB: 2 BB: 2 P: 31	R: 0 E: 0 K: 0 S: 7	H: 1 LOB: 0 BB: 0 P: 9	R: 0 E: 0 K: 0 S: 12	H: 1 LOB: 1 BB: 0 P: 23	R: 1 E: 0 K: 0 S: 11	H: 2 LOB: 1 BB: 0 P: 16	R: 0 E: 0 K: 1 S: 8	H: 0 LOB: 1 BB: 1 P: 13	R: 1 E: 0 K: 0 S: 6	H: 2 LOB: 0 BB: 0 P: 9	R: 0 E: 0 K: 1 S: 6	H: 0 LOB: 0 BB: 0 P: 8	R: 0 E: 0 K: 1 S: 11	H: 0 LOB: 0 BB: 0 P: 16		1B: 3 2B: 3 3B: 0 HR: 2	SF: 0 SAC: 1 DP: 1 HBP: 1	WP: 1 PB: 0 SB: 0 CS: 0	PA: 35
PITCHER	IP	WLS	BF	H	R	ER	SO	BB	IBB	HBP	BLK	WP	HR	S	P	ERA	WHIP				
Phil Leftwich, R ERA: 7.15	6.0	L	29	8	5	5	4	3	0	1	0	0	0	61	101	7.50	1.833				
Ken Patterson, L ERA:	0.2		2	0	0	0	1	0	0	0	0	0	0	4	6	0.00	0.000				
Bob Patterson, L ERA: 4.91	1.1		4	0	0	0	1	0	0	0	0	0	0	13	18	0.00	0.000				

AB	31
R	4
H	6
RBI	4
BB	6
SO	6
LOB	16



Batter	1	2	3	4	5	6	7	8	9	AB	R	H	RBI	BB	SO	LOB	TOP					
Damon Easley, R OBP: 0.363, SLG: 0.423	(1, 5) K		(4, 0) FC3 BB		(1, 0) G6-4-3			(0, 2) 1B		3	0	1	0	1	1	2	California Angels @ New York Yankees Yankee Stadium, Bronx, NY Mon Apr 25 1994, 7:05 PM EDT Att: 14,782 - Unknown - 52 F					
Chad Curtis, R OBP: 0.256, SLG: 0.225	(1, 8) FC5-4 1B		(3, 2) FC3 L3			(3, 2) F7		(2, 1) F8		4	0	1	0	0	0	3						
Tim Salmon, R OBP: 0.348, SLG: 0.434	(1, 9) F8		(1, 1) L3			(1, 2) G5-3		(0, 3) K		4	0	0	0	0	1	5						
Chili Davis, S OBP: 0.500, SLG: 0.589	(1, 10) FC5-4				(3, 1) G5-3		(1, 1) 1B		(3, 2) G3 1B	4	1	2	0	0	0	1						
Bo Jackson, R OBP: 0.340, SLG: 0.533		(0, 2) G6-3			(2, 1) G4-3		(1, 3) K		(1, 0) G3	3	0	0	0	0	1	1						
Jim Edmonds, L OBP: 0.524, SLG: 0.412									(1, 2) 1B	1	0	0	0	0	0	1						
Eduardo Perez, R OBP: 0.275, SLG: 0.486		(1, 0) G6-3			(1, 0) G1-3				(2, 3) K	4	0	0	0	0	1	1						
Chris Turner, R OBP: 0.216, SLG: 0.125					(0, 0) 1B				(0, 0) 1B	3	0	1	0	0	0	0						
Jorge Fabregas, L OBP: 1.000, SLG: 1.000	(0, PH) F9								(2, 1) 1B	1	0	1	1	0	0	0						
Rex Hudler, R OBP: 0.318, SLG: 0.524			(2, 2) K		(1, 3) K				(1, 0) 1B	4	0	1	0	0	2	1						
Spike Owen, S OBP: 0.400, SLG: 0.333			(4, 2) FC3 BB		(2, 1) E4				(2, 1) G4-3	3	0	0	0	1	1	3						
Inning Stats	R: 0 E: 0 K: 1 S: 10	H: 1 LOB: 1 BB: 0 P: 17	R: 0 E: 0 K: 0 S: 8	H: 0 LOB: 0 BB: 0 P: 10	R: 0 E: 0 K: 1 S: 11	H: 0 LOB: 2 BB: 2 P: 25	R: 0 E: 0 K: 0 S: 5	H: 0 LOB: 0 BB: 0 P: 11	R: 0 E: 1 K: 1 S: 8	H: 1 LOB: 1 BB: 0 P: 12	R: 0 E: 0 K: 0 S: 12	H: 1 LOB: 0 BB: 0 P: 18	R: 0 E: 0 K: 0 S: 6	H: 0 LOB: 0 BB: 0 P: 11	R: 0 E: 0 K: 2 S: 11	H: 1 LOB: 1 BB: 0 P: 16	R: 1 E: 0 K: 1 S: 14	H: 3 LOB: 2 BB: 0 P: 23	1B: 7 2B: 1 3B: 0 HR: 0	SF: 0 SAC: 0 DP: 2 HBP: 0	WP: 0 PB: 0 SB: 0 CS: 0	PA: 36
PITCHER	IP WLS BF H R ER SO BB IBB HBP BLK WP HR S P ERA WHIP																					
Jimmy Key, L ERA: 3.38	(1, 1) 7.0 W 26 3 0 0 4 2 0 0 0 0 0 0 60 104 0.00 0.714																					
Bob Wickman, R ERA: 3.6	(8, 1) 2.0 10 4 1 1 3 0 0 0 0 0 0 0 25 39 4.50 2.000																					

Batter	1	2	3	4	5	6	7	8	9	AB	R	H	RBI	BB	SO	LOB	BOTTOM			
Luis Polonia, L OBP: 0.381, SLG: 0.346	(1, 7) 1B 2B	(0, 2) FC4-2-5	(1, 1) F7			(2, 2) 1B BB	(2, 2) G4-3			5	1	2	0	0	0	4	California Angels @ New York Yankees Yankee Stadium, Bronx, NY Mon Apr 25 1994, 7:05 PM EDT Att: 14,782 - Unknown - 52 F			
Wade Boggs, L OBP: 0.423, SLG: 0.377	(1, 5) 2H E 1B	(3, 2) G4-3		(1, 1) G3		(4, 1) 1B BB	(1, 1) E7			4	2	2	2	1	0	2				
Don Mattingly, L OBP: 0.361, SLG: 0.391	(1, 3) G3		(4, 2) 1B BB	(3, 1) F8		(2, 1) 1B BB	(3, H) G4-3			4	2	1	1	1	0	2				
Mike Stanley, R OBP: 0.345, SLG: 0.354	(9, 3) 1-2		(1, 2) HR BB			(1, 2) 1B BB	(1, 0) G4-3			0	0	0	0	0	0	0				
Danny Tartabull, R OBP: 0.378, SLG: 0.536	(1, 10) K		(4, 0) 1B HR	(3, 1) G6-3		(4, 1) G1-3 1B		(2, 2) G6-3		3	1	0	0	2	1	1				
Paul O'Neill, L OBP: 0.576, SLG: 0.959	(1, 9) E9		(0, 0) HR			(1, 2) 1B				5	1	5	2	0	0	0				
Gerald Williams, R OBP: 0.500, SLG: 0.500	(8, PR) 2H 1B		(1, 2) HR			(1, 2) 1B				0	0	0	0	0	0	0				
Matt Nokes, L OBP: 0.429, SLG: 0.737	(1, 2) G3		(1, 2) HR			(1, 2) F9				4	1	1	5	0	0	4				
Jim Leyritz, R OBP: 0.370, SLG: 0.565	(7, 2) G3		(1, 2) HR			(1, 2) G1-3				1	0	0	0	0	0	1				
Bernie Williams, S OBP: 0.290, SLG: 0.434		(3, 2) E4 2B	(3, 2) HR			(3, 3) K				4	1	1	1	0	2	3				
Daryl Boston, L OBP: 0.231, SLG: 0.167	(8, PH) 1 SAFE SAFE	(0, 1) FC4-2-5 2B	(0, 3) HR			(1, 2) K				0	0	0	0	1	0	0				
Randy Velarde, R OBP: 0.432, SLG: 0.500	(1, 6) 1-3		(1, 3) K			(2, 0) G6-3		(3, 1) G4-3 BB E HBP	(1, 1) F8	4	1	1	0	0	1	3				
Pat Kelly, R OBP: 0.357, SLG: 0.340	(1, 4) 0-0		(1, 2) P4			(1, 0) 1B BB		(4, 0) G4-3 BB		3	1	1	0	1	0	2				
Inning Stats	R: 2 E: 1 K: 1 S: 16	H: 3 LOB: 1 BB: 0 P: 24	R: 0 E: 1 K: 0 S: 13	H: 1 LOB: 2 BB: 0 P: 19	R: 5 E: 0 K: 1 S: 22	H: 3 LOB: 0 BB: 2 P: 36	R: 0 E: 0 K: 0 S: 6	H: 0 LOB: 0 BB: 0 P: 13	R: 0 E: 0 K: 1 S: 13	H: 1 LOB: 1 BB: 0 P: 22	R: 3 E: 0 K: 1 S: 17	H: 4 LOB: 2 BB: 2 P: 36	R: 1 E: 1 K: 0 S: 8	H: 1 LOB: 1 BB: 1 P: 19	R: 0 E: 0 K: 0 S: 10	H: 1 LOB: 2 BB: 1 P: 22	1B: 10 2B: 2 3B: 0 HR: 2	SF: 0 SAC: 0 DP: 1 HBP: 1	WP: 0 PB: 0 SB: 1 CS: 0	PA: 44
PITCHER	IP WLS BF H R ER SO BB IBB HBP BLK WP HR S P ERA WHIP																			
Mark Leiter, R ERA: 4.5	(1, 1) 5.0 L 26 8 7 7 3 2 0 0 0 0 0 0 18 44 12.60 2.000																			
Bill Sampen, R ERA: 6.75	(6, 1) 1.0 10 4 4 4 1 3 0 1 0 0 0 0 18 44 36.00 7.000																			
Scott Lewis, R ERA: 5.19	(7, 1) 2.0 8 2 0 0 0 1 0 0 0 0 0 0 17 33 0.00 1.500																			

AB 34
R 1
H 7
RBI 1
BB 2
SO 7
LOB 18



AB 37
R 11
H 14
RBI 11
BB 6
SO 4
LOB 22



Batter	1	2	3	4	5	6	7	8	9	AB R H RBI BB SO LOB	TOP
Damon Easley, R OBP: 0.357, SLG: 0.413 (1, 5)	F8	FC6-4			G6-3		SH2-3		P2	4 0 1 0 0 0 3	California Angels @ New York Yankees Yankee Stadium, Bronx, NY Tue Apr 26 1994, 3:33 AM EDT Att: 14,767 - Overcast - 51 F
Chad Curtis, R OBP: 0.294, SLG: 0.271 (1, 8)	F8		E5		G6-3		SF7		1B	5 3 2 1 0 0 1	
Dwight Smith, L OBP: 0.378, SLG: 0.475 (1, 7)	K		F9				SF7		2B	4 1 2 3 0 1 1	
Chili Davis, S OBP: 0.484, SLG: 0.558 (1, 10)		K	K		G4-3				F8	4 0 0 0 1 2 2	
Jim Edmonds, L OBP: 0.545, SLG: 0.444 Tim Salmon, R (2, PR) OBP: 0.348, SLG: 0.443 (2, 9)		1B				E4	F9			1 0 1 0 0 0 0 3 1 1 1 0 0 1	
Eduardo Perez, R OBP: 0.274, SLG: 0.474 (1, 3)		1B								4 0 1 0 0 3 2	
Jorge Fabregas, L OBP: 0.600, SLG: 0.600 (1, 2)		1B								4 0 2 1 0 1 1	
Harold Reynolds, S OBP: 0.375, SLG: 0.368 (1, 4)		1B								4 0 0 0 0 0 4	
Gary Disarcina, R OBP: 0.359, SLG: 0.356 (1, 6)										3 1 1 0 1 0 1	
Inning Stats	R: 0 H: 0 E: 0 LOB: 0 K: 1 BB: 0 S: 13 P: 18	R: 1 H: 3 E: 0 LOB: 3 K: 1 BB: 1 S: 11 P: 23	R: 1 H: 1 E: 1 LOB: 1 K: 2 BB: 0 S: 18 P: 25	R: 0 H: 1 E: 0 LOB: 0 K: 0 BB: 0 S: 4 P: 6	R: 1 H: 2 E: 0 LOB: 0 K: 0 BB: 0 S: 10 P: 18	R: 0 H: 0 E: 1 LOB: 1 K: 2 BB: 0 S: 11 P: 16	R: 2 H: 2 E: 0 LOB: 1 K: 0 BB: 1 S: 15 P: 25	R: 0 H: 0 E: 0 LOB: 0 K: 1 BB: 0 S: 11 P: 14	R: 1 H: 2 E: 0 LOB: 1 K: 0 BB: 0 S: 16 P: 21	1B: 7 SF: 1 2B: 2 SAC: 1 3B: 1 DP: 1 HR: 1 HBP: 0	
PITCHER	IP WLS BF H R ER SO BB IBB HBP BLK WP HR S P ERA WHIP	PITCHER									
Melido Perez, R ERA: 3.62 (1, 1)	6.1 L 29 9 5 4 6 1 0 0 0 0 0 1 75 117 5.68 1.579										
Paul Gibson, L ERA: (7, 1)	1.2 6 0 0 0 1 1 0 0 0 0 0 0 18 28 0.00 0.600										
Jeff Reardon, R ERA: 4.32 (9, 1)	1.0 5 2 1 1 0 0 0 0 0 0 0 0 16 21 9.00 2.000										

Batter	1	2	3	4	5	6	7	8	9	AB R H RBI BB SO LOB	BOTTOM
Bernie Williams, S OBP: 0.284, SLG: 0.404 (1, 8)	S		F9			P4		G1-3	FC6-4	4 0 0 0 1 0 3	California Angels @ New York Yankees Yankee Stadium, Bronx, NY Tue Apr 26 1994, 3:33 AM EDT Att: 14,767 - Overcast - 51 F
Randy Velarde, R OBP: 0.415, SLG: 0.457 (1, 5)	G1-3		P4			K				3 0 0 0 1 1 2	
Jim Leyritz, R OBP: 0.323, SLG: 0.481 (1, 3)	G5-3				F9	F9			FC6-4	4 0 0 0 0 0 4	
Danny Tartabull, R OBP: 0.372, SLG: 0.521 (1, 10)	F7		K				1B		P4	4 0 1 0 0 1 1	
Mike Stanley, R OBP: 0.339, SLG: 0.346 (1, 2)		K			F8		F9		2B	4 1 1 0 0 1 1	
Paul O'Neill, L OBP: 0.571, SLG: 0.943 (1, 9)						K			2B	4 1 2 0 0 2 1	
Mike Gallego, R OBP: 0.288, SLG: 0.318 (1, 6)		L4					P4		F8	4 0 1 0 0 0 4	
Gerald Williams, R OBP: 0.500, SLG: 0.667 (1, 7)		G3							2B	4 1 2 2 0 0 2	
Pat Kelly, R OBP: 0.367, SLG: 0.353 (1, 4)			G6-3						F8	4 0 2 1 0 0 1	
Inning Stats	R: 0 H: 0 E: 0 LOB: 1 K: 0 BB: 1 S: 7 P: 15	R: 0 H: 1 E: 0 LOB: 0 K: 1 BB: 0 S: 10 P: 20	R: 0 H: 0 E: 0 LOB: 0 K: 0 BB: 0 S: 5 P: 9	R: 0 H: 0 E: 0 LOB: 0 K: 1 BB: 0 S: 6 P: 12	R: 0 H: 1 E: 0 LOB: 0 K: 1 BB: 0 S: 9 P: 17	R: 0 H: 1 E: 0 LOB: 1 K: 1 BB: 0 S: 9 P: 13	R: 0 H: 1 E: 0 LOB: 1 K: 1 BB: 0 S: 7 P: 13	R: 0 H: 1 E: 0 LOB: 2 K: 0 BB: 1 S: 7 P: 14	R: 3 H: 4 E: 0 LOB: 1 K: 0 BB: 0 S: 14 P: 25	1B: 6 SF: 0 2B: 3 SAC: 0 3B: 0 DP: 1 HR: 0 HBP: 0	
PITCHER	IP WLS BF H R ER SO BB IBB HBP BLK WP HR S P ERA WHIP	PITCHER									
Brian Anderson, L ERA: 2.61 (1, 1)	8.2 W 35 8 3 3 5 2 0 0 0 0 0 0 71 134 3.12 1.154										
Bob Patterson, L ERA: 4.7 (9, 1)	0.1 2 1 0 0 0 0 0 0 0 0 0 0 3 4 0.00 3.000										

Batter	1	2	3	4	5	6	7	8	9	AB	R	H	RBI	BB	SO	LOB	TOP							
Brady Anderson, L OBP: 0.354, SLG: 0.500	1-1 F7		4-0 FC5-4 BB	1-2 G4-3		4-0 IBB		1-0 FC4-6 1-2f		3	0	0	0	2	0	3								
Jeffrey Hammonds, R OBP: 0.329, SLG: 0.584	0-2 G4-3		1-0 FC5-4 1-2f		1-1 HR	2-1 P6		2-1 G4-6-3 1-2f		5	1	1	1	0	0	6								
Rafael Palmeiro, L OBP: 0.427, SLG: 0.694	2-1 G4-3			0-0 BB BLK 2B	0-0 F8		2-2 F9		0-0 P6	5	1	1	0	0	0	0								
Cal Ripken Jr., R OBP: 0.374, SLG: 0.471		3-2 F7		4-0 BLK BB 1B BB	2-1 F8		0-2 2B 1B		2-2 F9	4	1	1	0	1	0	0								
Mike Devereaux, R OBP: 0.246, SLG: 0.403		2-3 K		0-3 K	1-3 K		1-3 K		2-1 G4-3	5	0	0	0	0	4	3								
Leo Gomez, R OBP: 0.435, SLG: 0.421	1-1 F7			4-2 1B BLK 1B BB		3-2 G5-3 1B	0-0 2B			3	1	2	0	1	0	0								
Mark McLemore, S OBP: 0.338, SLG: 0.286			3-3 K	0-0 F8 1B	1-1 G5-3 1B	1-2 G5-3 1B	4-0 IBB			3	0	2	1	1	1	0								
Tim Hulett, R OBP: 0.316, SLG: 0.316			1-1 F7	1-2 F8 1B	0-0 G5-3	1-2 G5-3	1-0 F8			4	0	1	1	0	0	5								
Jeff Tackett, R OBP: 0.500, SLG: 0.750			0-1 2B	0-0 F8 2B	1-0 G6-3		0-0 FC4-6 1B			4	0	2	0	0	0	4								
Inning Stats	R: 0 E: 0 K: 0 S: 7	H: 0 LOB: 0 BB: 0 P: 10	R: 0 E: 0 K: 1 S: 12	H: 0 LOB: 0 BB: 0 P: 18	R: 0 E: 0 K: 1 S: 8	H: 1 LOB: 2 BB: 1 P: 17	R: 3 E: 0 K: 1 S: 15	H: 3 LOB: 2 BB: 2 P: 25	R: 1 E: 0 K: 1 S: 8	H: 1 LOB: 0 BB: 0 P: 12	R: 0 E: 0 K: 0 S: 11	H: 2 LOB: 3 BB: 1 P: 22	R: 0 E: 0 K: 1 S: 11	H: 2 LOB: 3 BB: 1 P: 19	R: 0 E: 0 K: 0 S: 5	H: 1 LOB: 0 BB: 0 P: 7	R: 0 E: 0 K: 0 S: 6	H: 0 LOB: 0 BB: 0 P: 10	1B: 6 2B: 3 3B: 0 HR: 1	SF: 0 SAC: 0 DP: 1 HBP: 0	WP: 0 PB: 0 SB: 0 CS: 0	PA: 41		
PITCHER	IP	WLS	BF	H	R	ER	SO	BB	IBB	HBP	BLK	WP	HR	S	P	ERA	WHIP							
John Dopson, R ERA: 6.0	(1, 1)	6.0	L	29	7	4	4	4	3	1	0	1	0	61	104	6.00	1.667							
Scott Lewis, R ERA: 6.75	(7, 1)	2.0		9	3	0	0	1	0	1	0	0	0	16	26	0.00	1.500							
Craig Lefferts, L ERA: 2.45	(9, 1)	1.0	S	3	0	0	0	0	0	0	0	0	0	6	10	0.00	0.000							

Baltimore Orioles @ California Angels
Anaheim Stadium, Anaheim, CA
Thu Apr 28 1994, 10:05 PM EDT
Att: 16,415 - Unknown - 64 F

AB 36
R 4
H 10
RBI 3
BB 5
SO 5
LOB 21



Batter	1	2	3	4	5	6	7	8	9	AB	R	H	RBI	BB	SO	LOB	BOTTOM							
Damon Easley, R OBP: 0.359, SLG: 0.407	4-2 G6-4-3 BB		1-3 K			0-0 F8			1-2 F7	3	0	0	0	1	1	0								
Chad Curtis, R OBP: 0.283, SLG: 0.323	0-0 G6-4-3 1-2f			1-1 G5-3 1B		0-1 F9			0-1 HR	4	1	2	1	0	0	1								
Tim Salmon, R OBP: 0.330, SLG: 0.414	3-1 F9			3-1 F7		3-1 F8			1-0 G6-3	4	0	0	0	0	0	1								
Chili Davis, S OBP: 0.465, SLG: 0.565		0-2 HR		1-2 G5-3		1-2 F8			0-0 G3	4	1	1	1	0	0	1								
Bo Jackson, R OBP: 0.321, SLG: 0.500		1-2 F9		2-3 K		1-3 K				3	0	0	0	0	2	1								
Eduardo Perez, R OBP: 0.256, SLG: 0.439			1-3 K		2-0 P5		2-2 F7			3	0	0	0	0	1	0								
Chris Turner, R OBP: 0.200, SLG: 0.114			1-3 K		0-0 F9				1-0 F7	3	0	0	0	0	1	0								
Rex Hudler, R OBP: 0.320, SLG: 0.478					2-2 P3		4-2 BB		1-0 G5-3	2	0	0	0	1	0	0								
Gary Disarcina, R OBP: 0.345, SLG: 0.342			0-1 L9		0-1 F9				1-2 G6-3	3	0	0	0	0	0	1								
Inning Stats	R: 0 E: 0 K: 0 S: 7	H: 0 LOB: 1 BB: 1 P: 14	R: 1 E: 0 K: 2 S: 12	H: 1 LOB: 0 BB: 0 P: 15	R: 0 E: 0 K: 1 S: 8	H: 0 LOB: 0 BB: 0 P: 11	R: 0 E: 0 K: 1 S: 12	H: 1 LOB: 1 BB: 0 P: 19	R: 0 E: 0 K: 0 S: 5	H: 0 LOB: 1 BB: 1 P: 12	R: 0 E: 0 K: 0 S: 5	H: 0 LOB: 0 BB: 0 P: 8	R: 0 E: 0 K: 1 S: 12	H: 0 LOB: 0 BB: 0 P: 16	R: 0 E: 0 K: 0 S: 5	H: 0 LOB: 0 BB: 0 P: 8	R: 1 E: 0 K: 0 S: 7	H: 1 LOB: 0 BB: 0 P: 9	1B: 1 2B: 0 3B: 0 HR: 2	SF: 0 SAC: 0 DP: 1 HBP: 0	WP: 0 PB: 0 SB: 0 CS: 0	PA: 31		
PITCHER	IP	WLS	BF	H	R	ER	SO	BB	IBB	HBP	BLK	WP	HR	S	P	ERA	WHIP							
Sid Fernandez, L ERA: 2.29	(1, 1)	8.1	W	29	3	2	2	5	2	0	0	0	0	71	109	2.16	0.600							
Lee Smith, R ERA:	(9, 1)	0.2	S	2	0	0	0	0	0	0	0	0	0	2	3	0.00	0.000							

Baltimore Orioles @ California Angels
Anaheim Stadium, Anaheim, CA
Thu Apr 28 1994, 10:05 PM EDT
Att: 16,415 - Unknown - 64 F

AB 29
R 2
H 3
RBI 2
BB 2
SO 5
LOB 5



Batter	1	2	3	4	5	6	7	8	9	AB	R	H	RBI	BB	SO	LOB	TOP											
Otis Nixon, S OBP: 0.350, SLG: 0.318	4-1 1B BB	0-0 S 1B		0-0 B5-3			1-1 G6-3		3-3 K	4	1	1	0	1	1	1												
Mike Greenwell, L OBP: 0.319, SLG: 0.488	1-0 1B HR	4-1 S HBP			2-1 G4-3		2-0 G3-1			3	1	1	0	0	0	0												
Tim Naehring, R OBP: 0.442, SLG: 0.575	0-1 HR 1B	0-2 FC6-4			2-3 K			0-0 G6-4-3 HR 1B		4	2	2	1	0	1	2												
Mo Vaughn, L OBP: 0.450, SLG: 0.612	1-2 HR		1-2 G4-3		2-0 E 1B			4-2 G6-4-3 BB		3	1	2	3	1	0	0												
Andre Dawson, R OBP: 0.313, SLG: 0.607	0-1 F9		0-2 F8		1-3 K			1-0 G6-4-3		4	0	0	0	0	1	3												
Scott Cooper, L OBP: 0.397, SLG: 0.726	1-3 K		2-2 G3			0-1 G6-3		0-0 HR		4	1	1	2	0	1	0												
Billy Hatcher, R OBP: 0.352, SLG: 0.442	0-1 P3			1-0 G6-3		2-0 F7		0-0 G3		4	0	0	0	0	0	0												
Dave Valle, R OBP: 0.246, SLG: 0.294		2-3 K		0-0 F9		0-0 CS 1B		0-0 G3		4	0	1	0	0	1	0												
Scott Fletcher, R OBP: 0.273, SLG: 0.323	1-2 G6-3		1-0 1B		2-0 CS		0-0 L9		1-1 F8	4	0	1	0	0	0	0												
Inning Stats	R: 4 E: 0 K: 1 S: 14	H: 3 LOB: 0 BB: 1 P: 21	R: 0 E: 0 K: 1 S: 14	H: 1 LOB: 2 BB: 0 P: 21	R: 0 E: 0 K: 0 S: 11	H: 0 LOB: 0 BB: 0 P: 14	R: 0 E: 0 K: 0 S: 4	H: 1 LOB: 1 BB: 0 P: 6	R: 0 E: 1 K: 2 S: 9	H: 1 LOB: 1 BB: 0 P: 16	R: 0 E: 0 K: 0 S: 4	H: 0 LOB: 0 BB: 0 P: 7	R: 2 E: 0 K: 0 S: 6	H: 2 LOB: 0 BB: 1 P: 11	R: 0 E: 0 K: 1 S: 7	H: 0 LOB: 0 BB: 0 P: 11	1B: 7 2B: 0 3B: 0 HR: 2	SF: 0 SAC: 0 DP: 1 HBP: 1	WP: 0 PB: 0 SB: 1 CS: 1	PA: 38								
PITCHER	IP	WLS	BF	H	R	ER	SO	BB	IBB	HBP	BLK	WP	HR	S	P	ERA	WHIP											
Phil Leftwich, R ERA: 6.82	(1, 1)	7.2	L	32	8	5	5	4	2	0	1	0	0	1	64	102	5.87	1.304										
Bob Patterson, L ERA: 5.0	(8, 1)	1.1		5	1	1	1	1	0	0	0	0	0	1	9	13	6.75	0.750										

Boston Red Sox @ California Angels
Anaheim Stadium, Anaheim, CA
Fri Apr 29 1994, 10:05 PM EDT
Att: 30,178 - Unknown - 70 F

AB 34
R 6
H 9
RBI 6
BB 2
SO 5
LOB 6



Batter	1	2	3	4	5	6	7	8	9	AB	R	H	RBI	BB	SO	LOB	BOTTOM											
Damon Easley, R OBP: 0.361, SLG: 0.442	0-1 G1-3			1-1 G6-3		1-1 1B		1-0 HR	1-3 K	5	1	2	2	0	1	2												
Dwight Smith, L OBP: 0.333, SLG: 0.408	2-3 K			2-3 K		0-2 P6		0-1 G4-6-3 1B	0-1 G4-3	5	1	1	0	0	2	3												
Tim Salmon, R OBP: 0.317, SLG: 0.396	1-0 G6-3			1-3 K		3-3 K		3-2 E5 G4-6-3 1B		4	0	0	0	0	2	2												
Chili Davis, S OBP: 0.467, SLG: 0.591		1-3 K			3-2 G4-3		3-2 HR	4-1 G4-6-3 BB		3	1	1	1	1	1	0												
Rex Hudler, R OBP: 0.320, SLG: 0.478										0	0	0	0	0	0	0												
Eduardo Perez, R OBP: 0.266, SLG: 0.435		0-0 G4-3			2-0 FC5 1B		4-2 S	2-2 G4-6-3		3	0	1	0	1	0	2												
Chad Curtis, R OBP: 0.272, SLG: 0.309		1-3 K			1-3 K		0-1 F8	1-1 G1-3		4	0	0	0	0	2	4												
Jorge Fabregas, L OBP: 0.583, SLG: 0.583			0-0 G3-6-3 1B		3-1 1B		1-1 P6		1-0 E FC5 1B	4	0	3	0	0	0	1												
Harold Reynolds, S OBP: 0.338, SLG: 0.328			0-0 F9		3-2 FC5		2-2 P5		1-1 FC5	4	0	0	0	0	0	5												
Gary Disarcina, R OBP: 0.345, SLG: 0.341			1-1 G3-6-3		1-0 G6-3		1-0 G6-3		0-0 SH3-4	3	1	1	0	0	0	1												
Inning Stats	R: 0 E: 0 K: 1 S: 9	H: 0 LOB: 0 BB: 0 P: 12	R: 0 E: 0 K: 2 S: 8	H: 0 LOB: 0 BB: 0 P: 10	R: 0 E: 0 K: 0 S: 4	H: 1 LOB: 0 BB: 0 P: 5	R: 0 E: 0 K: 2 S: 11	H: 0 LOB: 0 BB: 0 P: 15	R: 0 E: 0 K: 1 S: 10	H: 2 LOB: 2 BB: 0 P: 24	R: 1 E: 0 K: 0 S: 12	H: 1 LOB: 1 BB: 1 P: 22	R: 3 E: 1 K: 0 S: 18	H: 3 LOB: 2 BB: 1 P: 29	R: 0 E: 1 K: 1 S: 9	H: 1 LOB: 2 BB: 0 P: 12	1B: 7 2B: 0 3B: 0 HR: 2	SF: 0 SAC: 1 DP: 2 HBP: 0	WP: 0 PB: 0 SB: 1 CS: 0	PA: 38								
PITCHER	IP	WLS	BF	H	R	ER	SO	BB	IBB	HBP	BLK	WP	HR	S	P	ERA	WHIP											
Aaron Sele, R ERA: 2.56	(1, 1)	6.0	W	23	5	1	1	7	1	0	0	0	0	1	59	93	1.50	1.000										
Scott Bankhead, R ERA: 2.53	(7, 1)	1.0		6	3	3	2	0	0	0	0	0	0	1	12	16	18.00	3.000										
Greg Harris, R ERA: 3.63	(8, 1)	1.0		4	0	0	0	0	1	0	0	0	0	0	13	23	0.00	1.000										
Ken Ryan, R ERA:	(9, 1)	1.0	S	5	1	0	0	1	0	0	0	0	0	0	9	12	0.00	1.000										

Boston Red Sox @ California Angels
Anaheim Stadium, Anaheim, CA
Fri Apr 29 1994, 10:05 PM EDT
Att: 30,178 - Unknown - 70 F

AB 35
R 4
H 9
RBI 3
BB 2
SO 8
LOB 20



Batter	1	2	3	4	5	6	7	8	9	AB	R	H	RBI	BB	SO	LOB	TOP
Otis Nixon, S <small>OBP: 0.333, SLG: 0.300</small> 										5	0	0	0	0	1	2	
Mike Greenwell, L <small>OBP: 0.323, SLG: 0.488</small> 										4	1	1	0	1	1	0	
Tim Lincecum, R <small>OBP: 0.429, SLG: 0.551</small> 										5	1	1	0	0	0	3	
Mo Vaughn, L <small>OBP: 0.448, SLG: 0.596</small> 										4	1	1	0	0	1	1	
Andre Dawson, R <small>OBP: 0.333, SLG: 0.615</small> Lee Tinsley, S <small>(9, PR) OBP: 0.231, SLG: 0.091</small> 										4	0	2	2	1	1	1	
Scott Cooper, L <small>OBP: 0.381, SLG: 0.724</small> 										3	1	1	1	2	0	3	
Billy Hatcher, R <small>OBP: 0.337, SLG: 0.420</small> 										4	0	0	0	0	0	5	
Damon Berryhill, S <small>OBP: 0.293, SLG: 0.297</small> 										4	0	0	0	0	0	1	
Scott Fletcher, R <small>OBP: 0.270, SLG: 0.314</small> 										4	0	1	0	0	0	1	
Inning Stats <small>R: 1 H: 2 E: 0 LOB: 3 K: 0 BB: 1 S: 16</small>	<small>R: 0 H: 0 E: 0 LOB: 0 K: 0 BB: 0 S: 8</small>	<small>R: 0 H: 0 E: 0 LOB: 0 K: 0 BB: 0 S: 8</small>	<small>R: 0 H: 1 E: 0 LOB: 0 K: 1 BB: 0 P: 13</small>	<small>R: 1 H: 1 E: 1 LOB: 1 K: 1 BB: 0 P: 13</small>	<small>R: 2 H: 2 E: 1 LOB: 1 K: 0 BB: 0 S: 17</small>	<small>R: 0 H: 1 E: 0 LOB: 2 K: 0 BB: 1 S: 6</small>	<small>R: 0 H: 0 E: 0 LOB: 1 K: 2 BB: 1 S: 11</small>	<small>R: 0 H: 0 E: 0 LOB: 0 K: 0 BB: 0 S: 6</small>	<small>R: 0 H: 0 E: 1 LOB: 2 K: 0 BB: 1 S: 5</small>	<small>1B: 4 SF: 0 2B: 3 SAC: 0 3B: 0 DP: 0 HR: 0 HBP: 1</small>	<small>WP: 0 PA: 42 PB: 0 SB: 1 CS: 0</small>						
PITCHER Mark Leiter, R <small>ERA: 3.71</small> Craig Lafferty, L <small>ERA: 2.25</small>	<small>IP: 8.0 WLS: L BF: 37 H: 7 R: 4 ER: 1 SO: 4 BB: 2 IBB: 1 HBP: 1 BLK: 0 WP: 0 HR: 0 S: 82 P: 131 ERA: 1.12 WHIP: 1.125</small>																

Boston Red Sox @ California Angels
 Anaheim Stadium, Anaheim, CA
 Sat Apr 30 1994, 10:05 PM EDT
 Att: 55,057 - Unknown

AB	37
R	4
H	7
RBI	3
BB	4
SO	4
LOB	17



Batter	1	2	3	4	5	6	7	8	9	AB	R	H	RBI	BB	SO	LOB	BOTTOM
Damon Easley, R <small>OBP: 0.347, SLG: 0.422</small> 										4	0	0	0	0	1	2	
Dwight Smith, L <small>OBP: 0.328, SLG: 0.396</small> 										4	0	1	0	0	0	1	
Tim Salmon, R <small>OBP: 0.315, SLG: 0.389</small> 										4	0	1	0	0	1	1	
Chili Davis, S <small>OBP: 0.463, SLG: 0.578</small> Bo Jackson, R <small>OBP: 0.333, SLG: 0.500</small> 										2	0	0	0	0	2	1	
Eduardo Perez, R <small>OBP: 0.265, SLG: 0.427</small> 										4	0	1	0	0	1	2	
Chad Curtis, R <small>OBP: 0.262, SLG: 0.297</small> 										4	0	0	0	0	0	3	
Jorge Fabregas, L <small>OBP: 0.467, SLG: 0.467</small> 									3	0	0	0	0	1	0		
Harold Reynolds, S <small>OBP: 0.351, SLG: 0.348</small> 									2	1	1	0	1	1	0		
Gary Disarcina, R <small>OBP: 0.344, SLG: 0.341</small> 									3	0	1	1	0	1	1		
Inning Stats <small>R: 0 H: 0 E: 0 LOB: 0 K: 1 BB: 0 S: 7</small>	<small>R: 0 H: 0 E: 0 LOB: 0 K: 0 BB: 0 S: 6</small>	<small>R: 1 H: 1 E: 0 LOB: 1 K: 2 BB: 1 P: 21</small>	<small>R: 0 H: 1 E: 0 LOB: 0 K: 2 BB: 0 S: 12</small>	<small>R: 0 H: 0 E: 0 LOB: 0 K: 1 BB: 0 P: 14</small>	<small>R: 0 H: 1 E: 0 LOB: 0 K: 0 BB: 0 S: 8</small>	<small>R: 0 H: 0 E: 0 LOB: 0 K: 1 BB: 0 S: 6</small>	<small>R: 0 H: 1 E: 0 LOB: 1 K: 1 BB: 0 S: 9</small>	<small>R: 0 H: 1 E: 0 LOB: 2 K: 0 BB: 1 S: 13</small>	<small>1B: 4 SF: 0 2B: 1 SAC: 0 3B: 0 DP: 1 HR: 0 HBP: 1</small>	<small>WP: 0 PA: 33 PB: 0 SB: 2 CS: 1</small>							
PITCHER Roger Clemens, R <small>ERA: 3.16</small> Ken Ryan, R <small>ERA</small> Greg Harris, R <small>ERA: 3.57</small>	<small>IP: 8.0 WLS: W BF: 28 H: 4 R: 1 ER: 1 SO: 8 BB: 1 IBB: 0 HBP: 1 BLK: 0 WP: 0 HR: 0 S: 66 P: 114 ERA: 1.12 WHIP: 0.625</small>																

Boston Red Sox @ California Angels
 Anaheim Stadium, Anaheim, CA
 Sat Apr 30 1994, 10:05 PM EDT
 Att: 55,057 - Unknown

AB	30
R	1
H	5
RBI	1
BB	2
SO	8
LOB	11



Batter	1	2	3	4	5	6	7	8	9	AB	R	H	RBI	BB	SO	LOB	TOP				
Otis Nixon, S (1, 8) <small>OBP: 0.330, SLG: 0.297</small> Lee Tinsley, S (2, 8) <small>OBP: 0.353, SLG: 0.333</small>	G3-1					F7					1	0	0	0	0	0					
Billy Hatcher, R (1, 9) <small>OBP: 0.340, SLG: 0.419</small>	F7					F8				5	1	2	3	0	0	2					
Mike Greenwell, L (1, 7) <small>OBP: 0.320, SLG: 0.477</small> Bob Zupcic, R (6, 7)	F7					G3-1			L3	4	1	1	0	0	0	2					
Andre Dawson, R (1, 10) <small>OBP: 0.316, SLG: 0.580</small> Rich Rowland, R (8, PH) <small>OBP: 0.231, SLG: 0.167</small>		K	F7	F8		K			K	4	0	0	0	0	2	2					
Mo Vaughn, L (1, 3) <small>OBP: 0.464, SLG: 0.624</small>	1B					K				4	3	3	0	0	1	0					
Tim Lincecum, R (1, 6) <small>OBP: 0.438, SLG: 0.566</small>	1B					F8			G1-3	5	0	3	2	0	0	1					
Scott Cooper, L (1, 5) <small>OBP: 0.382, SLG: 0.713</small>	SF9								G4-3	4	2	2	2	0	0	1					
Dave Valle, R (1, 2) <small>OBP: 0.274, SLG: 0.296</small>	1B									3	1	1	0	2	1	2					
Scott Fletcher, R (1, 4) <small>OBP: 0.262, SLG: 0.300</small>	K								G5-3	5	1	1	1	0	1	4					
Inning Stats	R: 0 E: 0 K: 0 S: 6	H: 0 LOB: 0 BB: 0 P: 9	R: 1 E: 0 K: 2 S: 17	H: 3 LOB: 2 BB: 0 P: 26	R: 7 E: 1 K: 0 S: 21	H: 7 LOB: 2 BB: 1 P: 33	R: 1 E: 0 K: 0 S: 11	H: 3 LOB: 1 BB: 0 P: 18	R: 0 E: 0 K: 0 S: 9	H: 0 LOB: 0 BB: 0 P: 12	R: 1 E: 0 K: 0 S: 10	H: 2 LOB: 2 BB: 1 P: 17	R: 0 E: 0 K: 1 S: 9	H: 1 LOB: 1 BB: 0 P: 11	R: 0 E: 0 K: 1 S: 7	H: 0 LOB: 0 BB: 0 P: 9	1B: 12 2B: 4 3B: 0 HR: 0	SF: 1 SAC: 0 DP: 1 HBP: 1	WP: 0 PB: 1 SB: 0 CS: 0	PA: 45	
PITCHER	IP	WLS	BF	H	R	ER	SO	BB	IBB	HBP	BLK	WP	HR	S	P	ERA	WHIP				
Brian Anderson, L (1, 1)	2.2	L	18	8	8	8	2	1	0	1	0	0	0	36	57	27.00	3.375				
Scott Lewis, R (3, 1)	2.1		11	5	1	1	0	0	0	0	0	0	0	28	41	3.86	2.143				
John Dopson, R (6, 1)	2.0		9	2	1	1	2	1	0	0	0	0	0	17	29	4.50	1.500				
Joe Grahe, R (8, 1)	2.0		7	1	0	0	2	0	0	0	0	0	0	16	20	0.00	0.500				

Boston Red Sox @ California Angels
 Anaheim Stadium, Anaheim, CA
 Sun May 01 1994, 10:05 PM EDT
 Att: 34,810 - Unknown - 70 F

AB 41
 R 10
 H 16
 RBI 9
 BB 2
 SO 6
 LOB 14



Batter	1	2	3	4	5	6	7	8	9	AB	R	H	RBI	BB	SO	LOB	BOTTOM					
Damon Easley, R (1, 5) <small>OBP: 0.340, SLG: 0.413</small> Spike Owen, S (6, 5) <small>OBP: 0.389, SLG: 0.333</small>	K					F8				2	0	0	0	0	1	0						
Chad Curtis, R (1, 8) <small>OBP: 0.281, SLG: 0.295</small>	1B					L8			G4-3	4	0	1	0	0	0	1						
Tim Salmon, R (1, 9) <small>OBP: 0.313, SLG: 0.384</small>	K					F9				4	0	1	1	0	2	1						
Chili Davis, S (1, 10) <small>OBP: 0.464, SLG: 0.585</small>	K								G4-3	4	0	2	0	0	1	2						
Bo Jackson, R (1, 7) <small>OBP: 0.310, SLG: 0.462</small>		K				F8			G6-3	4	0	0	0	0	1	2						
Eduardo Perez, R (1, 3) <small>OBP: 0.275, SLG: 0.424</small>						G5-4-3			G5-3	3	0	1	0	1	0	1						
Chris Turner, R (1, 2) <small>OBP: 0.182, SLG: 0.103</small>	FC6-4								F7	4	0	0	0	0	0	3						
Rex Hudler, R (1, 4) <small>OBP: 0.321, SLG: 0.462</small>						G6-3				3	0	1	0	0	0	3						
Gary Disarcina, R (1, 6) <small>OBP: 0.333, SLG: 0.330</small>	K					G5-3			G6-3	3	0	0	0	0	1	2						
Inning Stats	R: 0 E: 0 K: 3 S: 11	H: 1 LOB: 1 BB: 0 P: 15	R: 0 E: 0 K: 2 S: 10	H: 2 LOB: 2 BB: 0 P: 14	R: 0 E: 0 K: 0 S: 6	H: 0 LOB: 0 BB: 0 P: 10	R: 0 E: 0 K: 0 S: 3	H: 1 LOB: 0 BB: 0 P: 5	R: 0 E: 0 K: 0 S: 8	H: 0 LOB: 0 BB: 0 P: 11	R: 0 E: 0 K: 1 S: 6	H: 0 LOB: 0 BB: 0 P: 10	R: 0 E: 0 K: 0 S: 8	H: 1 LOB: 2 BB: 1 P: 15	R: 1 E: 0 K: 0 S: 13	H: 2 LOB: 1 BB: 0 P: 22	R: 0 E: 0 K: 0 S: 5	H: 0 LOB: 0 BB: 0 P: 7	1B: 6 2B: 1 3B: 0 HR: 0	SF: 0 SAC: 0 DP: 2 HBP: 0	WP: 0 PB: 0 SB: 1 CS: 0	PA: 34
PITCHER	IP	WLS	BF	H	R	ER	SO	BB	IBB	HBP	BLK	WP	HR	S	P	ERA	WHIP					
Joe Hesketh, L (1, 1)	7.0	W	26	5	0	0	6	1	0	0	0	0	0	52	80	0.00	0.857					
Paul Quantrill, R (8, 1)	2.0		8	2	1	1	0	0	0	0	0	0	0	18	29	4.50	1.000					

Boston Red Sox @ California Angels
 Anaheim Stadium, Anaheim, CA
 Sun May 01 1994, 10:05 PM EDT
 Att: 34,810 - Unknown - 70 F

AB 33
 R 1
 H 7
 RBI 1
 BB 1
 SO 6
 LOB 15



Batter	1	2	3	4	5	6	7	8	9	10	11	12	13	AB	R	H	RBI	BB	SO	LOB	TOP	
Randy Velarde, R OBP: 0.403, SLG: 0.415 (1, 6)	F8	CS	G6-3		F9		E 1B 1B HBP		F9 SH1-3 1B	K		F9		6	1	1	0	0	1	1		
Wade Boggs, L OBP: 0.417, SLG: 0.346 (1, 5)	F8		G4-3		FC5-4 BB		E9 PB 1B 1B		SH1-3		F8		G6-3	5	1	1	1	1	0	0		
Don Mattingly, L OBP: 0.398, SLG: 0.412 (1, 3)	HR 1B		BB 1B BB		F7		1B PB 1B				FC5-4 1B		1B 2B	5	1	4	1	2	0	1		
Danny Tartabull, R OBP: 0.350, SLG: 0.470 (1, 9)			BB 1B BB		FC5-4		K		F9		FC5-4 BB 1B		F8	6	1	2	2	0	1	6		
Gerald Williams, R OBP: 0.429, SLG: 0.571 (11, 9)	HR		BB 1B		FC5-4		K		F9		FC5-4 BB 1B		F8	1	0	0	0	0	0	1		
Jim Leyritz, R OBP: 0.462, SLG: 0.811 (9, PH)														2	0	1	1	1	0	0		
Paul O'Neill, L OBP: 0.554, SLG: 0.784 (9, PH)														2	0	1	0	1	1	2		
Bernie Williams, S OBP: 0.310, SLG: 0.369 (1, 8)	K		K2-3											4	0	0	0	2	3	6		
Mike Stanley, R OBP: 0.304, SLG: 0.291 (1, 2)														6	1	1	0	0	0	4		
Luis Polonia, L OBP: 0.375, SLG: 0.373 (1, 7)														6	1	1	0	0	0	1		
Mike Gallego, R OBP: 0.317, SLG: 0.307 (10, PH)														3	0	1	0	0	0	0		
Daryl Boston, L OBP: 0.167 (10, PH)														1	0	1	0	0	0	0		
Pat Kelly, R OBP: 0.367, SLG: 0.368 (10, 4)														1	0	0	0	0	0	0		
Inning Stats	R: 2 E: 0 K: 1 S: 7	H: 2 LOB: 1 BB: 0 P: 8	R: 0 E: 0 K: 0 S: 7	H: 1 LOB: 0 BB: 15	R: 0 E: 0 K: 1 S: 12	H: 1 LOB: 3 BB: 25	R: 0 E: 0 K: 0 S: 5	H: 0 LOB: 0 BB: 0 P: 8	R: 0 E: 0 K: 0 S: 5	H: 0 LOB: 1 BB: 1 P: 11	R: 0 E: 0 K: 1 S: 8	H: 1 LOB: 2 BB: 1 P: 19	R: 1 E: 0 K: 2 S: 13	H: 2 LOB: 2 BB: 0 P: 19	R: 0 E: 0 K: 0 S: 10	H: 0 LOB: 0 BB: 0 P: 13	R: 0 E: 0 K: 0 S: 10	H: 2 LOB: 2 BB: 0 P: 13	1B: 12 2B: 1 3B: 0 HR: 1	SF: 0 SAC: 2 DP: 0 HBP: 2	WP: 1 PB: 1 SB: 0 CS: 2	PA: 61
PITCHER	IP WLS BF H R ER SO BB IBB HBP BLK WP HR S P ERA WHIP	5.0 22 4 2 2 2 2 3 0 1 0 0 1 35 69 3.60 1.400	6.0 2 2 0 0 0 0 1 0 1 0 0 0 9 17 13.50 1.500	7.0 2 2 0 0 0 0 0 0 0 0 0 0 3 4 ∞ ∞	7.1 11 2 1 0 2 0 1 0 0 0 0 0 21 40 0.00 0.750	10.1 5 2 1 1 2 0 0 0 0 0 1 0 13 19 9.00 2.000	PITCHER	IP WLS BF H R ER SO BB IBB HBP BLK WP HR S P ERA WHIP	3.0 13 13 3 0 0 0 2 0 0 0 0 0 32 53 0.00 1.667													

New York Yankees @ California Angels
Anaheim Stadium, Anaheim, CA
Wed May 04 1994, 10:05 PM EDT
Att. 24,312 - Unknown - 67 F

AB 48
R 6
H 14
RBI 5
BB 7
SO 6
LOB 22





Batter	1	2	3	4	5	6	7	8	9	10	11	12	13	AB	R	H	RBI	BB	SO	LOB	BOTTOM	
Damon Easley, R OBP: 0.325, SLG: 0.392 (1, 5)	G3		E5 WP 3B		F8		SH5-3 1B 1B		G5-3		F7			7	2	2	2	0	0	1		
Chad Curtis, R OBP: 0.267, SLG: 0.316 (1, 8)	G3		SF7 3B		K2-3		SH5-3				K		G6-3	5	1	1	1	0	2	1		
Tim Salmon, R OBP: 0.326, SLG: 0.387 (1, 9)			SF7				G4-6-3 1B				2B 1B		F8	4	1	3	3	1	0	0		
Chili Davis, S OBP: 0.471, SLG: 0.816 (1, 10)							G4-6-3 1B				2B 1B		F8	4	0	1	1	1	1	3		
Spike Owen, S OBP: 0.348, SLG: 0.263 (10, PH)	F8		FC4-6 BB				G4-6-3				14H 2B		F8	1	0	0	0	0	0	0		
Bo Jackson, R OBP: 0.288, SLG: 0.407 (9, 7)													G4-3	3	0	0	0	1	1	1		
Jim Edmonds, L OBP: 0.545, SLG: 0.444 (10, PH)														0	0	0	0	0	0	0		
Dwight Smith, L OBP: 0.317, SLG: 0.382 (11, 7)														2	0	0	0	0	0	1		
Eduardo Perez, R OBP: 0.277, SLG: 0.400 (1, 3)														4	0	0	0	2	2	1		
Jorge Fabregas, L OBP: 0.381, SLG: 0.381 (1, 2)														6	1	1	0	0	1	4		
Rex Hudder, R OBP: 0.333, SLG: 0.516 (1, 4)														2	0	1	0	0	0	1		
Harold Reynolds, S OBP: 0.357, SLG: 0.357 (8, 4)														4	1	2	0	0	1	0		
Gary Disarcina, R OBP: 0.340, SLG: 0.337 (1, 6)														6	1	3	0	0	0	1		
Inning Stats	R: 0 E: 0 K: 0 S: 6	H: 0 LOB: 1 BB: 1 P: 13	R: 0 E: 0 K: 2 S: 12	H: 0 LOB: 1 BB: 1 P: 21	R: 2 E: 1 K: 0 S: 15	H: 1 LOB: 1 BB: 1 P: 27	R: 0 E: 0 K: 0 S: 8	H: 1 LOB: 1 BB: 1 P: 14	R: 0 E: 0 K: 2 S: 11	H: 1 LOB: 1 BB: 0 P: 17	R: 0 E: 0 K: 0 S: 5	H: 0 LOB: 0 BB: 0 P: 7	R: 1 E: 0 K: 1 S: 12	H: 2 LOB: 2 BB: 1 P: 24	R: 0 E: 0 K: 0 S: 6	H: 0 LOB: 0 BB: 0 P: 7	R: 1 E: 0 K: 1 S: 14	H: 4 LOB: 3 BB: 0 P: 21	1B: 11 2B: 2 3B: 1 HR: 0	SF: 1 SAC: 1 DP: 2 HBP: 0	WP: 1 PB: 0 SB: 0 CS: 0	PA: 55
PITCHER	IP WLS BF H R ER SO BB IBB HBP BLK WP HR S P ERA WHIP	6.0 25 3 2 0 4 0 4 0 0 0 0 0 14 17 81.00 1.167	7.1 5 4 3 3 0 0 0 0 0 0 0 0 28 44 3.00 0.667	7.1 10 2 1 1 3 0 0 0 0 0 0 0 4 12 0.00 0.000	10.1 2 3 0 0 0 0 0 1 0 0 0 0 29 43 3.86 2.143	PITCHER	IP WLS BF H R ER SO BB IBB HBP BLK WP HR S P ERA WHIP	3.0 13 13 3 0 0 0 2 0 0 0 0 0 32 53 0.00 1.667														

New York Yankees @ California Angels
Anaheim Stadium, Anaheim, CA
Wed May 04 1994, 10:05 PM EDT
Att. 24,312 - Unknown - 67 F

AB 48
R 7
H 14
RBI 7
BB 5
SO 8
LOB 14



Batter	1	2	3	4	5	6	7	8	9	AB	R	H	RBI	BB	SO	LOB	TOP								
Rickey Henderson, R OBP: 0.423, SLG: 0.314 (1, 7)	G5-3		L1		PO	HR	K			4	1	1	1	0	1	2	<p>Oakland Athletics @ California Angels Anaheim Stadium, Anaheim, CA</p> <p>Thu May 05 1994, 10:05 PM EDT Att: 15,245 - Cloudy - 65 F</p> <p>livebaseballscorecards.com</p> <p>AB 33 R 3 H 8 RBI 3 BB 1 SO 6 LOB 9</p> 								
Stan Javier, S OBP: 0.400, SLG: 0.476 (1, 8)	K				G3	WP 1B		K		4	1	1	0	0	2	0									
Troy Neel, L OBP: 0.374, SLG: 0.524 (1, 3)	G4-3				E5	G1-3		K		4	0	0	0	0	1	1									
Ruben Sierra, S OBP: 0.240, SLG: 0.430 (1, 9)		G4-3			K			G5-3		4	0	1	1	0	1	1									
Geronimo Berroa, R OBP: 0.429, SLG: 0.595 (1, 10)		G4-3			PO	HR		G6-3		4	1	1	1	0	0	1									
Brent Gates, S OBP: 0.444, SLG: 0.533 Steve Sax, R OBP: 0.333, SLG: 0.444 (9, PH)		G3			G4-3	G3-1			G6-4-3 1B	3	0	0	0	0	0	1									
Terry Steinbach, R OBP: 0.387, SLG: 0.600 (1, 2)					G6-3	FC4-6 1B		F9	G6-4-3 1B	4	0	1	0	0	0	1									
Scott Brosius, R OBP: 0.287, SLG: 0.344 (1, 5)						FC4-6 1B		F9		3	0	1	0	0	0	1									
Mike Bordick, R OBP: 0.387, SLG: 0.330 (1, 6)					K					2	0	1	0	1	1	1									
Inning Stats	R: 0 E: 0 K: 1 S: 5	H: 0 LOB: 0 BB: 0 P: 5	R: 0 E: 0 K: 0 S: 3	H: 0 LOB: 0 BB: 0 P: 3	R: 0 E: 0 K: 1 S: 6	H: 1 LOB: 1 BB: 0 P: 6	R: 0 E: 0 K: 1 S: 5	H: 0 LOB: 0 BB: 0 P: 5	R: 1 E: 0 K: 0 S: 5	H: 3 LOB: 1 BB: 0 P: 5	R: 2 E: 0 K: 0 S: 6	H: 3 LOB: 1 BB: 0 P: 6	R: 0 E: 0 K: 1 S: 5	H: 0 LOB: 1 BB: 1 P: 9	R: 0 E: 0 K: 2 S: 7	H: 0 LOB: 0 BB: 0 P: 7		R: 0 E: 0 K: 0 S: 3	H: 1 LOB: 0 BB: 0 P: 3	1B: 6 2B: 0 3B: 0 HR: 2	SF: 0 SAC: 0 DP: 1 HBP: 0	WP: 1 PB: 0 SB: 0 CS: 0	PA: 36		
PITCHER	IP	WLS	BF	H	R	ER	SO	BB	IBB	HBP	BLK	WP	HR	S	P	ERA	WHIP								
Phil Leftwich, R ERA: 6.27 (1, 1)	7.0	W	28	7	3	3	4	1	0	0	0	1	2	35	39	3.86	1.143								
Craig Lefferts, L ERA: 1.93 (8, 1)	2.0	S	6	1	0	0	2	0	0	0	0	0	0	10	10	0.00	0.500								

Batter	1	2	3	4	5	6	7	8	9	AB	R	H	RBI	BB	SO	LOB	BOTTOM								
Damon Easley, R OBP: 0.331, SLG: 0.385 (1, 5)	1B S BB	G6-3		K						2	1	0	0	2	1	3	<p>Oakland Athletics @ California Angels Anaheim Stadium, Anaheim, CA</p> <p>Thu May 05 1994, 10:05 PM EDT Att: 15,245 - Cloudy - 65 F</p> <p>livebaseballscorecards.com</p> <p>AB 28 R 4 H 6 RBI 4 BB 6 SO 8 LOB 14</p> 								
Jim Edmonds, L OBP: 0.500, SLG: 0.409 (1, 3)	K		K				K2			4	0	1	2	0	3	2									
Tim Salmon, R OBP: 0.333, SLG: 0.380 (1, 9)	1B 1B HBP		F9		K					2	0	0	0	1	1	2									
Chili Davis, S OBP: 0.456, SLG: 0.594 (1, 10)	F7		G4-3				F7			4	0	0	0	0	1	3									
Dwight Smith, L OBP: 0.313, SLG: 0.373 (1, 7)	1B 1B			F9			K		F8	4	0	1	0	0	1	0									
Chad Curtis, R OBP: 0.282, SLG: 0.325 (1, 8)					BB S		CS		K	3	1	2	1	1	1	0									
Jorge Fabregas, L OBP: 0.400, SLG: 0.375 (1, 2)	F8				1B BB		CS		F8	3	1	1	0	1	0	3									
Harold Reynolds, S OBP: 0.361, SLG: 0.342 (1, 4)		F8			1B BB				F8	3	1	0	0	1	0	1									
Gary Disarcina, R OBP: 0.340, SLG: 0.337 (1, 6)		F2			1B 1B				G2-3	3	0	1	1	0	0	0									
Inning Stats	R: 1 E: 0 K: 1 S: 7	H: 2 LOB: 3 BB: 1 P: 12	R: 0 E: 0 K: 0 S: 3	H: 0 LOB: 0 BB: 0 P: 3	R: 0 E: 0 K: 1 S: 5	H: 0 LOB: 0 BB: 0 P: 5	R: 3 E: 0 K: 2 S: 9	H: 2 LOB: 2 BB: 3 P: 21	R: 0 E: 0 K: 2 S: 7	H: 1 LOB: 0 BB: 0 P: 7	R: 0 E: 0 K: 0 S: 3	H: 0 LOB: 0 BB: 0 P: 3	R: 0 E: 0 K: 1 S: 4	H: 0 LOB: 2 BB: 2 P: 12	R: 0 E: 0 K: 1 S: 6	H: 1 LOB: 1 BB: 0 P: 6		1B: 6 2B: 1 3B: 0 HR: 0	SF: 0 SAC: 0 DP: 1 HBP: 1	WP: 0 PB: 0 SB: 2 CS: 1	PA: 36				
PITCHER	IP	WLS	BF	H	R	ER	SO	BB	IBB	HBP	BLK	WP	HR	S	P	ERA	WHIP								
Bob Welch, R ERA: 7.71 (1, 1)	6.0	L	28	5	4	4	6	5	0	1	0	0	0	34	55	6.00	1.667								
John Briscoe, R ERA: 3.6 (7, 1)	2.0		7	1	0	0	2	1	0	0	0	0	0	10	14	0.00	1.000								

Batter	1	2	3	4	5	6	7	8	9	AB	R	H	RBI	BB	SO	LOB	TOP								
Mike Aldrete, L OBP: 0.319, SLG: 0.488 (1, 7)										5	1	2	0	0	1	1									
Stan Javier, S OBP: 0.388, SLG: 0.482 (1, 8)										4	0	1	0	0	1	0									
Troy Neel, L OBP: 0.354, SLG: 0.500 (1, 3)										4	0	0	1	0	0	1									
Ruben Sierra, S OBP: 0.255, SLG: 0.481 (1, 9)										4	1	1	1	0	1	1									
Geronomo Berroa, R OBP: 0.430, SLG: 0.581 (1, 10)										4	1	1	0	0	2	1									
Brent Gates, S OBP: 0.435, SLG: 0.474 (1, 4)										3	1	1	0	1	0	0									
Terry Steinbach, R OBP: 0.358, SLG: 0.582 (1, 2)										4	2	1	0	0	0	3									
Scott Brosius, R OBP: 0.294, SLG: 0.386 (1, 5)										4	1	2	4	0	0	1									
Mike Bordick, R OBP: 0.387, SLG: 0.343 (1, 6)										4	0	1	1	0	1	1									
Inning Stats	R: 0 H: 0 E: 0 K: 1 S: 12	H: 0 LOB: 0 BB: 0 P: 18	R: 2 H: 3 E: 0 K: 1 S: 17	H: 3 LOB: 1 BB: 0 P: 25	R: 2 H: 2 E: 0 K: 1 S: 11	H: 2 LOB: 0 BB: 0 P: 17	R: 0 H: 3 E: 0 K: 0 S: 11	H: 3 LOB: 1 BB: 0 P: 15	R: 0 H: 0 E: 0 K: 1 S: 6	H: 0 LOB: 0 BB: 0 P: 7	R: 2 H: 1 E: 0 K: 1 S: 20	H: 1 LOB: 1 BB: 1 P: 30	R: 0 H: 1 E: 0 K: 0 S: 8	H: 1 LOB: 1 BB: 0 P: 13	R: 0 H: 0 E: 0 K: 0 S: 6	H: 0 LOB: 0 BB: 0 P: 7	R: 0 H: 0 E: 0 K: 1 S: 9	H: 0 LOB: 0 BB: 0 P: 10	1B: 5 2B: 3 3B: 0 HR: 2	SF: 0 SAC: 1 DP: 0 HBP: 0	WP: 0 PB: 1 SB: 0 CS: 1	PA: 39			
PITCHER	IP	WLS	BF	H	R	ER	SO	BB	IBB	HBP	BLK	WP	HR	S	P	ERA	WHIP								
Mark Leiter, R ERA: 4.61 (1, 1)	7.0	L	32	10	7	7	5	1	0	0	0	0	2	85	125	9.00	1.571								
Mike Butcher, R ERA: 11.37 (8, 1)	2.0		6	0	0	0	1	0	0	0	0	0	0	15	17	0.00	0.000								

Oakland Athletics @ California Angels
Anaheim Stadium, Anaheim, CA
Sat May 07 1994, 10:05 PM EDT
Att: 25,474 - Unknown

livebaseballscores.com

AB 36
R 7
H 10
RBI 7
BB 1
SO 6
LOB 9

Batter	1	2	3	4	5	6	7	8	9	AB	R	H	RBI	BB	SO	LOB	BOTTOM								
Damon Easley, R OBP: 0.336, SLG: 0.395 (1, 5)										5	1	2	1	0	0	0									
Jim Edmonds, L OBP: 0.444, SLG: 0.375 (1, 3)										5	0	2	2	0	0	0									
Tim Salmon, R OBP: 0.353, SLG: 0.453 (1, 9)										4	1	2	0	1	2	3									
Chili Davis, S OBP: 0.463, SLG: 0.593 (1, 10)										3	0	1	1	1	0	3									
Dwight Smith, L OBP: 0.301, SLG: 0.343 (1, 7)										4	0	1	0	0	1	3									
Chad Curtis, R OBP: 0.276, SLG: 0.341 (1, 8)										4	0	1	0	0	0	2									
Jorge Fabregas, L OBP: 0.394, SLG: 0.387 (1, 2)										3	1	0	0	1	0	2									
Harold Reynolds, S OBP: 0.363, SLG: 0.338 (1, 4)										4	0	1	0	0	0	2									
Gary Disarcina, R OBP: 0.324, SLG: 0.349 (1, 6)										4	1	0	0	0	1	4									
Inning Stats	R: 0 H: 0 E: 0 K: 0 S: 11	H: 0 LOB: 0 BB: 1 P: 18	R: 0 H: 0 E: 0 K: 0 S: 7	H: 0 LOB: 0 BB: 0 P: 10	R: 0 H: 0 E: 0 K: 0 S: 7	H: 0 LOB: 0 BB: 0 P: 9	R: 0 H: 1 E: 0 K: 0 S: 12	H: 1 LOB: 2 BB: 1 P: 21	R: 0 H: 0 E: 0 K: 0 S: 4	H: 0 LOB: 0 BB: 0 P: 6	R: 0 H: 2 E: 0 K: 1 S: 13	H: 2 LOB: 1 BB: 0 P: 20	R: 0 H: 2 E: 0 K: 1 S: 11	H: 2 LOB: 2 BB: 0 P: 16	R: 1 H: 2 E: 0 K: 1 S: 11	H: 2 LOB: 1 BB: 0 P: 16	R: 3 H: 3 E: 0 K: 1 S: 15	H: 3 LOB: 1 BB: 1 P: 23	1B: 8 2B: 2 3B: 0 HR: 0	SF: 0 SAC: 0 DP: 0 HBP: 0	WP: 1 PB: 0 SB: 0 CS: 1	PA: 39			
PITCHER	IP	WLS	BF	H	R	ER	SO	BB	IBB	HBP	BLK	WP	HR	S	P	ERA	WHIP								
Bobby Witt, R ERA: 5.27 (1, 1)	6.0	W	24	5	0	0	1	2	0	0	0	0	0	58	88	0.00	1.167								
Billy Taylor, R ERA: 1.26 (7, 1)	2.0		8	2	1	1	2	0	0	0	0	0	0	18	28	4.50	1.000								
Ed Nunez, R ERA: 13.0 (9, 1)	0.2		6	3	3	3	0	1	0	0	0	0	0	10	17	40.50	6.000								
Dennis Eckerlesley, R ERA: 3.72 (9, 1)	0.1	S	1	0	0	0	1	0	0	0	0	0	0	5	6	0.00	0.000								

Oakland Athletics @ California Angels
Anaheim Stadium, Anaheim, CA
Sat May 07 1994, 10:05 PM EDT
Att: 25,474 - Unknown

livebaseballscores.com

AB 36
R 4
H 10
RBI 4
BB 3
SO 4
LOB 19

Batter	1	2	3	4	5	6	7	8	9	AB	R	H	RBI	BB	SO	LOB	TOP					
Rickey Henderson, R OBP: 0.410, SLG: 0.299 (1, 7)										4	0	1	0	0	1	0	<p>Oakland Athletics @ California Angels Anaheim Stadium, Anaheim, CA Sun May 08 1994, 6:33 AM EDT Att: 22,758 - Sunny - 69 F</p> <p>livebaseballscorecards.com</p>					
Stan Javier, S OBP: 0.383, SLG: 0.483 (1, 8)										4	0	1	0	0	1	1						
Geronimo Berroa, R OBP: 0.423, SLG: 0.567 (1, 10)										4	0	1	0	0	0	2						
Ruben Sierra, S OBP: 0.250, SLG: 0.470 (1, 9)										3	0	0	0	0	0	2						
Terry Steinbach, R OBP: 0.349, SLG: 0.564 (1, 3)										3	0	0	0	0	3	1						
Scott Brosius, R OBP: 0.286, SLG: 0.375 (1, 5)										3	0	0	0	0	1	0						
Steve Sax, R OBP: 0.250, SLG: 0.333 (1, 4)										3	0	0	0	0	0	0						
Mike Bordick, R OBP: 0.377, SLG: 0.333 (1, 6)										3	0	0	0	0	1	0						
Scott Hemond, R OBP: 0.213, SLG: 0.214 (1, 2)										3	0	0	0	0	0	0						
Inning Stats	R: 0 E: 0 K: 0 S: 7	H: 1 LOB: 1 BB: 0 P: 11	R: 0 E: 0 K: 1 S: 8	H: 0 LOB: 0 BB: 0 P: 13	R: 0 E: 0 K: 1 S: 6	H: 0 LOB: 0 BB: 0 P: 11	R: 0 E: 0 K: 1 S: 9	H: 1 LOB: 1 BB: 0 P: 14	R: 0 E: 0 K: 0 S: 5	H: 0 LOB: 0 BB: 0 P: 9	R: 0 E: 0 K: 0 S: 8	H: 1 LOB: 1 BB: 0 P: 14	R: 0 E: 0 K: 2 S: 7	H: 0 LOB: 0 BB: 0 P: 11	R: 0 E: 0 K: 1 S: 8	H: 0 LOB: 0 BB: 0 P: 11	R: 0 E: 0 K: 10 S: 10	H: 0 LOB: 0 BB: 0 P: 14	1B: 2 2B: 1 3B: 0 HR: 0	SF: 0 SAC: 0 DP: 0 HBP: 0	WP: 0 PB: 0 SB: 0 CS: 0	PA: 30
PITCHER Chuck Finley, L ERA: 5.55 (1, 1)	IP: 9.0 WLS: W BF: 30 H: 3 R: 0 ER: 0 SO: 7 BB: 0 IBB: 0 HBP: 0 BLK: 0 WP: 0 HR: 0 S: 68 P: 108 ERA: 0.00 WHIP: 0.333															PITCHER						

Batter	1	2	3	4	5	6	7	8	9	AB	R	H	RBI	BB	SO	LOB	BOTTOM							
Harold Reynolds, S OBP: 0.375, SLG: 0.361 (1, 4)										3	2	1	0	0	1		<p>Oakland Athletics @ California Angels Anaheim Stadium, Anaheim, CA Sun May 08 1994, 6:33 AM EDT Att: 22,758 - Sunny - 69 F</p> <p>livebaseballscorecards.com</p>							
Jim Edmonds, L OBP: 0.450, SLG: 0.371 (1, 3)										3	1	1	0	1	1	1								
Tim Salmon, R OBP: 0.357, SLG: 0.455 (1, 9)										4	1	2	2	0	0	0								
Chili Davis, S OBP: 0.457, SLG: 0.578 (1, 10)										3	0	0	0	1	2	2								
Bo Jackson, R OBP: 0.300, SLG: 0.413 Rex Hudler, R OBP: 0.333, SLG: 0.516 (1, 7)										4	0	2	1	0	1	0								
Chad Curtis, R OBP: 0.277, SLG: 0.346 (1, 8)										4	1	1	0	0	0	3								
Jorge Fabregas, L OBP: 0.405, SLG: 0.400 (1, 2)										4	0	2	1	0	1	0								
Spike Owen, S OBP: 0.333, SLG: 0.227 (1, 5)										3	1	0	0	1	1	3								
Gary Disarcina, R OBP: 0.330, SLG: 0.373 (1, 6)										4	1	2	1	0	0	1								
Inning Stats	R: 3 E: 0 K: 0 S: 16	H: 4 LOB: 2 BB: 1 P: 28	R: 1 E: 0 K: 0 S: 11	H: 2 LOB: 1 BB: 1 P: 18	R: 0 E: 0 K: 1 S: 9	H: 0 LOB: 0 BB: 0 P: 14	R: 0 E: 0 K: 1 S: 8	H: 2 LOB: 1 BB: 0 P: 13	R: 0 E: 0 K: 1 S: 12	H: 1 LOB: 1 BB: 0 P: 18	R: 2 E: 0 K: 1 S: 10	H: 1 LOB: 0 BB: 1 P: 18	R: 0 E: 0 K: 1 S: 5	H: 0 LOB: 0 BB: 0 P: 8	R: 1 E: 0 K: 1 S: 20	H: 2 LOB: 1 BB: 0 P: 26	R: 0 E: 0 K: 1 S: 10	H: 0 LOB: 0 BB: 0 P: 8	R: 1 E: 0 K: 1 S: 20	H: 2 LOB: 1 BB: 0 P: 26	1B: 9 2B: 2 3B: 1 HR: 0	SF: 1 SAC: 0 DP: 2 HBP: 1	WP: 0 PB: 0 SB: 0 CS: 1	PA: 37
PITCHER Ron Darling, R ERA: 5.88 Ed Nunez, R ERA: 12.6 Vince Horsman, L ERA: 6.75 (1, 1)	IP: 6.0 WLS: L BF: 29 H: 10 R: 6 ER: 6 SO: 4 BB: 3 IBB: 0 HBP: 0 BLK: 0 WP: 0 HR: 0 S: 66 P: 109 ERA: 9.00 WHIP: 2.167															PITCHER								

AB 30
R 0
H 3
RBI 0
BB 0
SO 7
LOB 6



AB 32
R 7
H 12
RBI 6
BB 3
SO 6
LOB 11



Batter	1	2	3	4	5	6	7	8	9	AB	R	H	RBI	BB	SO	LOB	TOP										
Damon Easley, R (1, 5) OBP: 0.338, SLG: 0.390	F9		HBP		1B		F8		G5-3	4	0	1	1	0	0	0	California Angels @ Texas Rangers The Ballpark at Arlington, Arlington, TX Mon May 09 1994, 8:05 PM EDT Att: 35,407 - Unknown - 68 F										
Dwight Smith, L (1, 7) OBP: 0.299, SLG: 0.338 Chris Turner, R (9, PH) OBP: 0.188, SLG: 0.116	K		F9		1B		G3-1		F8	4	0	1	0	0	1	2											
Tim Salmon, R (1, 9) OBP: 0.354, SLG: 0.448	G6-3				1B		F7		F8	4	0	1	0	0	0	2											
Chili Davis, S (1, 10) OBP: 0.451, SLG: 0.567		F7		K					G4-3	4	1	1	0	0	1	1											
Jim Edmonds, L (1, 3) OBP: 0.477, SLG: 0.447		FC6-5		F7					G4-3	3	1	2	0	1	0	1											
Chad Curtis, R (1, 8) OBP: 0.277, SLG: 0.338		FC6-5		K					G4-3	3	0	0	0	1	1	3											
Jorge Fabregas, L (1, 2) OBP: 0.390, SLG: 0.385		CS		G3-1						4	0	1	1	0	1	3											
Harold Reynolds, S (1, 4) OBP: 0.367, SLG: 0.353 Bo Jackson, R (6, PH) OBP: 0.310, SLG: 0.413 Spike Owen, S (6, 4) OBP: 0.321, SLG: 0.217				G3-1					G4-3	2	0	0	0	0	0	0											
Gary Disarcina, R (1, 6) OBP: 0.336, SLG: 0.381									G5-3	3	1	1	0	1	0	3											
Inning Stats	R: 0 E: 0 K: 1 S: 8	H: 0 LOB: 0 BB: 0 P: 14	R: 0 E: 0 K: 0 S: 7	H: 1 LOB: 0 BB: 0 P: 14	R: 0 E: 0 K: 0 S: 14	H: 0 LOB: 2 BB: 1 P: 22	R: 0 E: 0 K: 2 S: 9	H: 1 LOB: 1 BB: 0 P: 12	R: 1 E: 0 K: 1 S: 13	H: 3 LOB: 2 BB: 0 P: 16	R: 1 E: 0 K: 1 S: 10	H: 1 LOB: 2 BB: 3 P: 26	R: 0 E: 0 K: 0 S: 7	H: 0 LOB: 0 BB: 0 P: 12	R: 1 E: 0 K: 0 S: 8	H: 2 LOB: 1 BB: 0 P: 11		R: 0 E: 0 K: 0 S: 5	H: 0 LOB: 0 BB: 6 P: 6	1B: 5 2B: 3 3B: 0 HR: 0	SF: 0 SAC: 0 DP: 1 HBP: 1	WP: 0 PB: 0 SB: 0 CS: 1	PA: 39				
PITCHER	IP	WLS	BF	H	R	ER	SO	BB	IBB	HBP	BLK	WP	HR	S	P	ERA	WHIP										
Rick Reed, R (1, 1) ERA: 5.94	5.0	W	22	6	2	2	3	1	0	1	0	0	0	53	82	3.60	1.400										
Darren Oliver, L (6, 1) ERA: 1.35	0.1		3	0	0	0	1	2	0	0	0	0	0	6	15	0.00	6.000										
Matt Whiteside, R (6, 1) ERA: 4.73	1.2		5	0	0	0	0	1	0	0	0	0	0	9	19	0.00	0.600										
Cris Carpenter, R (8, 1) ERA: 1.88	1.0		5	2	1	1	0	0	0	0	0	0	0	8	11	9.00	2.000										
Rick Honeycutt, L (9, 1) ERA: 7.27	1.0		3	0	0	0	0	0	0	0	0	0	0	5	6	0.00	0.000										

Batter	1	2	3	4	5	6	7	8	9	AB	R	H	RBI	BB	SO	LOB	BOTTOM										
Jeff Frye, R (1, 4) OBP: 0.636, SLG: 0.778	1B		G1-4-3			L9		1B		3	3	2	0	2	0	2	California Angels @ Texas Rangers The Ballpark at Arlington, Arlington, TX Mon May 09 1994, 8:05 PM EDT Att: 35,407 - Unknown - 68 F										
Gary Redus, R (1, 8) OBP: 0.235, SLG: 0.294 David Hulse, L (7, PR) OBP: 0.346, SLG: 0.353	1B		G1-4-3		G4-3			1B		4	0	2	0	0	0	2											
Jose Canseco, R (1, 10) OBP: 0.427, SLG: 0.564	K									5	3	3	4	0	2	2											
Will Clark, L (1, 3) OBP: 0.469, SLG: 0.607			HR							4	1	1	1	1	1	4											
Juan Gonzalez, R (1, 7) OBP: 0.323, SLG: 0.525										3	2	2	3	2	0	0											
Chris James, R (1, 9) OBP: 0.385, SLG: 0.408 Oddibe McDowell, L (7, PH) OBP: 0.488, SLG: 0.406	G6-4-3		SF9							2	0	0	1	0	0	3											
Billy Ripken, R (1, 5) OBP: 0.313, SLG: 0.396 Doug Strange, S (7, PR) OBP: 0.296, SLG: 0.410	G6-3		F8							4	0	1	2	0	0	0											
Manuel Lee, S (1, 6) OBP: 0.340, SLG: 0.333		G4-3		P3						4	0	1	0	1	1	2											
Junior Ortiz, R (1, 2) OBP: 0.348, SLG: 0.333				L9						4	0	1	0	0	1	2											
Inning Stats	R: 1 E: 0 K: 1 S: 11	H: 2 LOB: 2 BB: 2 P: 26	R: 0 E: 0 K: 1 S: 8	H: 0 LOB: 0 BB: 0 P: 11	R: 4 E: 0 K: 0 S: 14	H: 3 LOB: 0 BB: 1 P: 29	R: 0 E: 0 K: 0 S: 6	H: 0 LOB: 1 BB: 1 P: 14	R: 0 E: 0 K: 2 S: 10	H: 0 LOB: 0 BB: 0 P: 15	R: 0 E: 0 K: 0 S: 8	H: 1 LOB: 2 BB: 1 P: 16	R: 3 E: 0 K: 1 S: 16	H: 4 LOB: 2 BB: 1 P: 25	R: 3 E: 1 K: 2 S: 19	H: 4 LOB: 2 BB: 0 P: 29		1B: 10 2B: 2 3B: 1 HR: 1	SF: 1 SAC: 0 DP: 1 HBP: 0	WP: 0 PB: 0 SB: 2 CS: 0	PA: 44						
PITCHER	IP	WLS	BF	H	R	ER	SO	BB	IBB	HBP	BLK	WP	HR	S	P	ERA	WHIP										
Joe Magrane, L (1, 1) ERA: 5.73	6.0	L	28	6	5	5	4	5	0	0	0	0	0	6	9	7.50	1.833										
John Dopson, R (7, 1) ERA: 6.19	0.0		2	2	3	3	0	0	0	0	0	0	0	6	9	∞	∞										
Bob Patterson, L (7, 1) ERA: 4.05	0.1		2	0	0	0	0	0	1	0	0	0	0	2	6	0.00	0.000										
Scott Lewis, R (7, 1) ERA: 7.08	1.0		9	6	3	3	1	0	0	0	0	0	0	19	25	27.00	6.000										
Bill Sampen, R (8, 1) ERA: 6.46	0.2		3	0	0	0	2	0	0	0	0	0	0	8	14	0.00	0.000										

AB	33
R	3
H	8
RBI	3
BB	4
SO	4
LOB	16



AB	37
R	11
H	14
RBI	11
BB	6
SO	7
LOB	22



Batter	1	2	3	4	5	6	7	8	9	10	AB	R	H	RBI	BB	SO	LOB	TOP							
Damon Easley, R OBP: 0.341, SLG: 0.415	F9		2B		G5-3		HR		K		5	2	2	2	0	1	0								
Chad Curtis, R OBP: 0.274, SLG: 0.333	K		F9		3B		F7		K		5	1	1	0	0	2	1								
Tim Salmon, R OBP: 0.369, SLG: 0.485	1B		1B		2B		K		K		5	1	4	2	0	1	0								
Chili Davis, S OBP: 0.449, SLG: 0.556	FC6-4		P3		K		L7		1B		4	0	1	0	1	1	2								
Bo Jackson, R OBP: 0.301, SLG: 0.400	FC6-4		G5-3		G4-6-3		G6-3		2B		2	0	0	0	0	0	3								
Spike Owen, S OBP: 0.333, SLG: 0.240					1B				1B		2	0	1	0	0	0	0								
Dwight Smith, L OBP: 0.308, SLG: 0.347									2B		1	1	1	1	0	0	0								
Rex Hudler, R OBP: 0.324, SLG: 0.500		L7							2B		1	0	0	0	0	0	0								
Jim Edmonds, L OBP: 0.458, SLG: 0.429									FC5-2-6		4	1	1	0	0	0	3								
Chris Turner, R OBP: 0.196, SLG: 0.130									2B		3	0	1	0	0	0	0								
Jorge Fabregas, L OBP: 0.395, SLG: 0.415									2B		2	0	1	2	0	1	1								
Harold Reynolds, S OBP: 0.350, SLG: 0.333									F9		5	0	0	0	0	0	2								
Gary Disarcina, R OBP: 0.341, SLG: 0.410									G6-3		4	2	2	1	0	0	0								
Inning Stats	R: 0 E: 0 K: 1 S: 13	H: 2 LOB: 2 BB: 0 P: 18	R: 0 E: 0 K: 0 S: 9	H: 1 LOB: 0 BB: 0 P: 14	R: 2 E: 0 K: 0 S: 11	H: 3 LOB: 1 BB: 0 P: 16	R: 0 E: 0 K: 0 S: 6	H: 0 LOB: 0 BB: 0 P: 7	R: 1 E: 0 K: 1 S: 12	H: 2 LOB: 1 BB: 0 P: 19	R: 0 E: 0 K: 0 S: 5	H: 1 LOB: 0 BB: 0 P: 7	R: 2 E: 1 K: 1 S: 10	H: 2 LOB: 0 BB: 0 P: 14	R: 0 E: 0 K: 1 S: 10	H: 1 LOB: 1 BB: 0 P: 15	R: 0 E: 0 K: 1 S: 8	H: 0 LOB: 0 BB: 0 P: 10	R: 3 E: 0 K: 1 S: 15	H: 3 LOB: 1 BB: 1 P: 24	1B: 10 2B: 2 3B: 1 HR: 2	SF: 0 SAC: 0 DP: 2 HBP: 0	WP: 0 PB: 0 SB: 0 CS: 2	PA: 44	
PITCHER	IP	WLS	BF	H	R	ER	SO	BB	IBB	HBP	BLK	WP	HR	S	P	ERA	WHIP								
Bruce Hurst, L ERA: 6.75	(1.1)	2.2	13	6	2	2	1	0	0	0	0	0	0	25	37	6.75	2.250								
Hector Fajardo, R ERA: 5.68	(3.1)	3.1	12	3	1	1	1	0	0	0	0	0	0	25	37	2.70	0.900								
Cris Carpenter, R ERA: 2.87	(7.1)	1.1	6	2	2	2	1	0	0	0	0	0	1	12	16	13.50	1.500								
Rick Honeycutt, L ERA: 7.0	(8.1)	0.1	2	1	0	0	0	0	0	0	0	0	0	5	8	0.00	3.000								
Tom Henke, R ERA: 4.5	(8.1)	0.1	1	0	0	0	1	0	0	0	0	0	0	3	5	0.00	0.000								

California Angels @ Texas Rangers
The Ballpark at Arlington, Arlington, TX
Tue May 10 1994, Postponed
Att: 24,054 - Unknown - 72 F

AB 43
R 8
H 15
RBI 8
BB 1
SO 6
LOB 12



Batter	1	2	3	4	5	6	7	8	9	10	AB	R	H	RBI	BB	SO	LOB	BOTTOM							
David Hulse, L OBP: 0.341, SLG: 0.347	G4-3		G3			G6-3	SH5-3		F7		5	0	1	0	0	0	1								
Oddibe McDowell, L OBP: 0.467, SLG: 0.389	B5-3		G1-3			WP	SH5-3		F7		4	1	1	0	0	0	1								
Jose Canseco, R OBP: 0.434, SLG: 0.554	G5-3					WP	BB		F7		2	1	0	0	3	1	0								
Will Clark, L OBP: 0.466, SLG: 0.595						WP	BB		L9		4	0	1	0	1	1	5								
Juan Gonzalez, R OBP: 0.326, SLG: 0.516						1B	BB		G6-3		4	1	1	2	1	0	2								
Doug Strange, S OBP: 0.292, SLG: 0.394						1B	HBP		P6		4	1	0	0	0	1	5								
Jeff Frye, R OBP: 0.688, SLG: 1.083						1B	HBP		G5-3		3	2	2	0	2	0	0								
Manuel Lee, S OBP: 0.351, SLG: 0.346						1B	BB		1B		5	0	3	4	0	1	1								
Junior Ortiz, R OBP: 0.308, SLG: 0.292						1B	BB		1B		3	0	0	0	0	1	2								
Gary Redus, R OBP: 0.222, SLG: 0.278						1B	HBP		K		1	0	0	0	0	1	1								
Inning Stats	R: 0 E: 0 K: 0 S: 8	H: 0 LOB: 0 BB: 0 P: 11	R: 0 E: 0 K: 0 S: 4	H: 1 LOB: 0 BB: 0 P: 8	R: 1 E: 0 K: 0 S: 12	H: 2 LOB: 1 BB: 0 P: 21	R: 0 E: 0 K: 2 S: 13	H: 0 LOB: 1 BB: 1 P: 24	R: 0 E: 0 K: 0 S: 6	H: 0 LOB: 0 BB: 1 P: 13	R: 4 E: 0 K: 2 S: 20	H: 3 LOB: 2 BB: 2 P: 35	R: 0 E: 0 K: 0 S: 9	H: 1 LOB: 3 BB: 2 P: 22	R: 0 E: 0 K: 1 S: 5	H: 0 LOB: 0 BB: 0 P: 6	R: 0 E: 0 K: 0 S: 7	H: 0 LOB: 1 BB: 0 P: 12	R: 1 E: 0 K: 1 S: 10	H: 2 LOB: 1 BB: 0 P: 14	1B: 7 2B: 0 3B: 2 HR: 0	SF: 0 SAC: 2 DP: 2 HBP: 1	WP: 1 PB: 0 SB: 0 CS: 0	PA: 45	
PITCHER	IP	WLS	BF	H	R	ER	SO	BB	IBB	HBP	BLK	WP	HR	S	P	ERA	WHIP								
Phil Leftwich, R ERA: 5.74	(1.1)	5.0	18	3	1	1	2	2	1	0	0	0	0	43	77	1.80	1.000								
Bob Patterson, L ERA: 5.14	(6.1)	0.2	4	1	2	2	1	0	0	0	0	1	0	10	16	27.00	3.000								
Joe Graher, R ERA: 4.91	(6.1)	0.2	8	3	2	2	1	2	0	1	0	0	0	13	29	27.00	7.500								
Craig Lefferts, L ERA: 1.88	(7.1)	0.1	1	0	0	0	0	0	0	0	0	0	0	1	2	0.00	0.000								
Mike Butcher, R ERA: 8.39	(7.1)	3.1	W	14	2	1	1	2	2	0	0	0	0	27	42	2.70	1.200								

California Angels @ Texas Rangers
The Ballpark at Arlington, Arlington, TX
Tue May 10 1994, Postponed
Att: 24,054 - Unknown - 72 F

AB 35
R 6
H 9
RBI 6
BB 7
SO 6
LOB 18



Batter	1	2	3	4	5	6	7	8	9	AB	R	H	RBI	BB	SO	LOB	TOP										
Damon Easley, R OBP: 0.343, SLG: 0.414 Spike Owen, S OBP: 0.323, SLG: 0.231	G1-3																										
Dwight Smith, L OBP: 0.329, SLG: 0.427 Rex Hudler, R OBP: 0.306, SLG: 0.471	HR	HR	F8																								
Tim Salmon, R OBP: 0.387, SLG: 0.519	HR	HR																									
Chili Davis, S OBP: 0.454, SLG: 0.620	HR	HR	G1-3																								
Jim Edmonds, L OBP: 0.453, SLG: 0.478	HR	K																									
Chad Curtis, R OBP: 0.276, SLG: 0.343	2B	G6-3																									
Jorge Fabregas, L OBP: 0.354, SLG: 0.370	F8	K																									
Harold Reynolds, S OBP: 0.352, SLG: 0.337	2B																										
Gary Disarcina, R OBP: 0.336, SLG: 0.410	2B																										
Inning Stats	R: 6 E: 0 K: 0 S: 24	H: 7 LOB: 1 BB: 0 P: 38	R: 3 E: 0 K: 2 S: 15	H: 3 LOB: 0 BB: 0 P: 20	R: 1 E: 1 K: 0 S: 10	H: 2 LOB: 2 BB: 0 P: 14	R: 0 E: 1 K: 0 S: 9	H: 0 LOB: 1 BB: 1 P: 16	R: 0 E: 0 K: 1 S: 13	H: 1 LOB: 3 BB: 1 P: 22	R: 1 E: 0 K: 1 S: 10	H: 2 LOB: 1 BB: 0 P: 18	R: 2 E: 0 K: 0 S: 11	H: 2 LOB: 0 BB: 0 P: 18	R: 0 E: 0 K: 0 S: 4	H: 0 LOB: 0 BB: 0 P: 5	R: 0 E: 0 K: 1 S: 8	H: 0 LOB: 0 BB: 0 P: 11	1B: 8 2B: 3 3B: 2 HR: 5	SF: 0 SAC: 0 DP: 1 HBP: 1	WP: 0 PB: 0 SB: 0 CS: 0	PA: 48					
PITCHER	IP	WLS	BF	H	R	ER	SO	BB	IBB	HBP	BLK	WP	HR	S	P	ERA	WHIP										
Rick Helling, R ERA: 5.14	1.0	L	13	10	9	9	0	0	0	0	0	0	4	30	47	81.00	10.000										
Jay Howell, R ERA: 9.25	3.0		13	2	1	0	2	1	0	0	0	0	0	28	41	0.00	1.000										
Darren Oliver, L ERA: 3.72	3.0		16	5	3	3	2	1	0	1	1	0	1	34	58	9.00	2.000										
Matt Whiteside, R ERA: 4.11	2.0		6	0	0	0	1	0	0	0	0	0	0	12	16	0.00	0.000										

California Angels @ Texas Rangers
The Ballpark at Arlington, Arlington, TX
Wed May 11, 1994, 8:05 PM EDT
Att: 33,647 - Unknown - 78 F


AB	45
R	13
H	17
RBI	13
BB	2
SO	5
LOB	20



Batter	1	2	3	4	5	6	7	8	9	AB	R	H	RBI	BB	SO	LOB	BOTTOM										
Jeff Frye, R OBP: 0.619, SLG: 0.875	G5-3	L8																									
Gary Redus, R OBP: 0.227, SLG: 0.273	K																										
Jose Canseco, R OBP: 0.443, SLG: 0.549	1B																										
Will Clark, L OBP: 0.463, SLG: 0.588 Oddibe McDowell, L OBP: 0.457, SLG: 0.378	1B																										
Juan Gonzalez, R OBP: 0.317, SLG: 0.500	L5																										
Chris James, R OBP: 0.358, SLG: 0.415																											
Manuel Lee, S OBP: 0.342, SLG: 0.336 Esteban Beltre, R OBP: 0.313, SLG: 0.231																											
Doug Strange, S OBP: 0.291, SLG: 0.389																											
Junior Ortiz, R OBP: 0.300, SLG: 0.286																											
Inning Stats	R: 0 E: 0 K: 1 S: 12	H: 1 LOB: 2 BB: 1 P: 21	R: 1 E: 0 K: 1 S: 13	H: 2 LOB: 1 BB: 0 P: 20	R: 0 E: 0 K: 2 S: 11	H: 1 LOB: 2 BB: 1 P: 20	R: 0 E: 0 K: 0 S: 7	H: 0 LOB: 0 BB: 0 P: 9	R: 0 E: 0 K: 0 S: 10	H: 1 LOB: 2 BB: 1 P: 16	R: 0 E: 0 K: 0 S: 6	H: 1 LOB: 1 BB: 0 P: 9	R: 0 E: 0 K: 0 S: 4	H: 0 LOB: 0 BB: 1 P: 10	R: 0 E: 0 K: 0 S: 7	H: 0 LOB: 0 BB: 0 P: 10	R: 0 E: 0 K: 2 S: 9	H: 0 LOB: 1 BB: 1 P: 19	1B: 5 2B: 1 3B: 0 HR: 0	SF: 0 SAC: 0 DP: 1 HBP: 0	WP: 0 PB: 0 SB: 1 CS: 0	PA: 37					
PITCHER	IP	WLS	BF	H	R	ER	SO	BB	IBB	HBP	BLK	WP	HR	S	P	ERA	WHIP										
Mark Langston, L ERA: 2.13	5.0	W	23	5	1	1	4	3	0	0	0	0	0	53	86	1.80	1.600										
John Dopson, R ERA: 5.5	4.0	S	14	1	0	0	2	2	0	0	0	0	0	26	48	0.00	0.750										

California Angels @ Texas Rangers
The Ballpark at Arlington, Arlington, TX
Wed May 11, 1994, 8:05 PM EDT
Att: 33,647 - Unknown - 78 F

AB	32
R	1
H	6
RBI	1
BB	5
SO	6
LOB	21



Batter	1	2	3	4	5	6	7	8	9	AB	R	H	RBI	BB	SO	LOB	TOP								
Damon Easley, R OBP: 0.336, SLG: 0.398 (1, 5)										5	2	0	0	1	2	4									
Chad Curtis, R OBP: 0.282, SLG: 0.351 (1, 8)										5	2	2	0	0	0	3									
Tim Salmon, R OBP: 0.410, SLG: 0.586 (1, 9)										5	4	5	5	1	0	0									
Chili Davis, S OBP: 0.468, SLG: 0.649 (1, 10)										5	1	4	3	1	0	2									
Bo Jackson, R OBP: 0.325, SLG: 0.412 Harold Reynolds, S (7, PR) OBP: 0.345, SLG: 0.330 (7, 4)										3	0	2	2	1	0	1									
Jim Edmonds, L OBP: 0.424, SLG: 0.442 (1, 3)										6	0	1	0	0	1	8									
Rex Hudler, R OBP: 0.341, SLG: 0.487 (7, 7)										5	0	3	0	0	0	0									
Jorge Fabregas, L OBP: 0.356, SLG: 0.373 (1, 2)										5	1	2	0	0	0	3									
Gary Disarcina, R OBP: 0.346, SLG: 0.417 (1, 6)									5	1	3	0	0	0	3										
Inning Stats	R: 0 E: 0 K: 1 S: 13	H: 2 LOB: 3 BB: 1 P: 22	R: 0 E: 0 K: 0 S: 5	H: 0 LOB: 0 BB: 0 P: 9	R: 1 E: 0 K: 0 S: 7	H: 3 LOB: 1 BB: 0 P: 13	R: 0 E: 0 K: 0 S: 7	H: 0 LOB: 0 BB: 0 P: 13	R: 3 E: 0 K: 0 S: 10	H: 2 LOB: 1 BB: 2 P: 21	R: 0 E: 0 K: 1 S: 12	H: 3 LOB: 3 BB: 1 P: 18	R: 1 E: 0 K: 1 S: 12	H: 3 LOB: 1 BB: 1 P: 25	R: 3 E: 0 K: 0 S: 13	H: 5 LOB: 2 BB: 0 P: 21	R: 3 E: 1 K: 0 S: 21	H: 4 LOB: 2 BB: 0 P: 27	1B: 17 2B: 2 3B: 0 HR: 3	SF: 0 SAC: 1 DP: 0 HBP: 0	WP: 0 PB: 0 SB: 0 CS: 1	PA: 51			
PITCHER	IP	WLS	BF	H	R	ER	SO	BB	IBB	HBP	BLK	WP	HR	S	P	ERA	WHIP								
Dave Fleming, L ERA: 6.64 (1, 1)	6.2	L	35	13	5	5	3	3	1	0	0	0	2	65	120	6.75	2.400								
Jim Converse, R ERA: 9.0 (7, 1)	1.1		8	5	3	3	0	0	0	0	0	0	1	14	22	20.25	3.750								
Bobby Ayala, R ERA: 1.8 (9, 1)	0.1		5	3	3	2	0	0	0	0	0	0	0	14	17	54.00	9.000								
Bill Risley, R ERA: 1.86 (9, 1)	0.2		3	1	0	0	0	0	0	0	0	0	0	7	10	0.00	1.500								

California Angels @ Seattle Mariners
The Kingdome, Seattle, WA
Fri May 13 1994, 10:05 PM EDT
Att: 17,256 - Dome

AB 46
R 11
H 22
RBI 10
BB 4
SO 3
LOB 26



Batter	1	2	3	4	5	6	7	8	9	AB	R	H	RBI	BB	SO	LOB	BOTTOM								
Rich Amaral, R OBP: 0.352, SLG: 0.426 (1, 4)										3	1	1	1	1	1	0									
Felix Fermin, R OBP: 0.343, SLG: 0.392 (1, 6)									3	0	1	0	1	0	2										
Ken Griffey Jr., L OBP: 0.357, SLG: 0.659 (1, 8)									4	0	0	0	0	1	2										
Jay Buhner, R OBP: 0.373, SLG: 0.640 (1, 9)									4	0	1	0	0	1	1										
Edgar Martinez, R OBP: 0.306, SLG: 0.485 (1, 5)									4	0	0	0	0	1	2										
Greg Pirtl, R OBP: 0.286, SLG: 0.660 (1, 3)									3	0	0	0	0	2	0										
Mike Blowers, R OBP: 0.282, SLG: 0.250 (1, 10)									3	0	0	0	0	1	0										
Eric Anthony, L OBP: 0.315, SLG: 0.460 (1, 7)									1	0	0	0	2	0	0										
Bill Haselman, R OBP: 0.262, SLG: 0.385 (1, 2)									3	0	0	0	0	2	2										
Inning Stats	R: 0 E: 0 K: 2 S: 8	H: 1 LOB: 0 BB: 0 P: 11	R: 0 E: 0 K: 1 S: 8	H: 0 LOB: 2 BB: 0 P: 12	R: 0 E: 0 K: 0 S: 6	H: 0 LOB: 0 BB: 0 P: 8	R: 0 E: 0 K: 2 S: 10	H: 0 LOB: 1 BB: 1 P: 16	R: 0 E: 0 K: 0 S: 6	H: 0 LOB: 0 BB: 1 P: 12	R: 0 E: 0 K: 3 S: 11	H: 0 LOB: 0 BB: 0 P: 16	R: 0 E: 0 K: 0 S: 8	H: 0 LOB: 0 BB: 0 P: 10	R: 1 E: 0 K: 0 S: 9	H: 2 LOB: 1 BB: 0 P: 12	1B: 1 2B: 2 3B: 0 HR: 1	SF: 0 SAC: 0 DP: 2 HBP: 0	WP: 0 PB: 0 SB: 0 CS: 0	PA: 32					
PITCHER	IP	WLS	BF	H	R	ER	SO	BB	IBB	HBP	BLK	WP	HR	S	P	ERA	WHIP								
Chuck Finley, L ERA: 4.84 (1, 1)	9.0	W	32	3	1	1	9	4	0	0	0	0	1	79	119	1.00	0.778								

California Angels @ Seattle Mariners
The Kingdome, Seattle, WA
Fri May 13 1994, 10:05 PM EDT
Att: 17,256 - Dome

AB 28
R 1
H 3
RBI 1
BB 4
SO 9
LOB 9



Batter	1	2	3	4	5	6	7	8	9	AB	R	H	RBI	BB	SO	LOB	TOP										
Damon Easley, R (1, 5) OBP: 0.325, SLG: 0.384	G6-3		FC5-2-4		P6			F7		5	0	0	0	0	0	5	California Angels @ Seattle Mariners The Kingdome, Seattle, WA Sat May 14 1994, 10:05 PM EDT Att: 33,579 - Dome										
Chad Curtis, R (1, 8) OBP: 0.286, SLG: 0.355	2B	HR		G6-3		L9		G6-3		4	1	1	0	1	0	0											
Tim Salmon, R (1, 9) OBP: 0.410, SLG: 0.597	1B	BB	HR	G6-3		L5		G6-3		4	2	1	2	1	0	0											
Chili Davis, S (1, 10) OBP: 0.472, SLG: 0.649	1B		K	2B		G4-3		K		0	1	0	0	1	0	0											
Dwight Smith, L (2, PH) OBP: 0.326, SLG: 0.410	1B									3	0	0	0	1	2	0											
Bo Jackson, R (1, 7) OBP: 0.333, SLG: 0.431	BB		F8							4	1	2	1	0	1	0											
Jim Edmonds, L (7, 7) OBP: 0.424, SLG: 0.442	HBP	1B								0	0	0	0	0	0	0											
Chris Turner, R (1, 2) OBP: 0.200, SLG: 0.140	HBP	BB								4	1	1	1	0	1	2											
Rex Hudler, R (1, 4) OBP: 0.372, SLG: 0.590	HBP									1	1	1	0	1	0	0											
Harold Reynolds, S (5, PH) OBP: 0.348, SLG: 0.327	1B		F7	WP		G3		G4-3		1	0	0	0	1	0	0											
Spike Owen, S (1, 3) OBP: 0.343, SLG: 0.214	1B									2	0	0	1	1	0	1											
Gary Disarcina, R (1, 6) OBP: 0.343, SLG: 0.412	1B		F7							4	0	1	2	0	1	3											
Inning Stats	R: 5 E: 0 K: 0 S: 23	H: 4 LOB: 2 BB: 3 P: 42	R: 2 E: 0 K: 2 S: 14	H: 1 LOB: 0 BB: 1 P: 22	R: 0 E: 0 K: 0 S: 6	H: 1 LOB: 1 BB: 1 P: 12	R: 0 E: 0 K: 0 S: 12	H: 1 LOB: 2 BB: 1 P: 24	R: 0 E: 0 K: 1 S: 7	H: 0 LOB: 1 BB: 1 P: 13	R: 0 E: 0 K: 0 S: 6	H: 0 LOB: 0 BB: 0 P: 8	R: 0 E: 0 K: 1 S: 6	H: 0 LOB: 0 BB: 0 P: 9	R: 0 E: 0 K: 1 S: 5	H: 0 LOB: 0 BB: 0 P: 8	1B: 4 2B: 3 3B: 0 HR: 1	SF: 0 SAC: 0 DP: 1 HBP: 1	WP: 1 PB: 0 SB: 0 CS: 0	PA: 40							
PITCHER	IP	WLS	BF	H	R	ER	SO	BB	IBB	HBP	BLK	WP	HR	S	P	ERA	WHIP										
Greg Hibbard, L (1, 1) ERA: 5.21	3.2		23	7	7	7	2	6	0	1	0	1	1	50	92	17.18	3.545										
Rich Gossage, R (4, 1) ERA: 4.11	3.1	W	11	0	0	0	1	1	0	0	0	0	0	24	39	0.00	0.300										
Bill Risley, R (8, 1) ERA: 1.69	1.0	S	3	0	0	0	1	0	0	0	0	0	0	6	9	0.00	0.000										
Bobby Ayala, R (9, 1) ERA: 1.69	1.0	S	3	0	0	0	1	0	0	0	0	0	0	5	8	0.00	0.000										
Batter	1	2	3	4	5	6	7	8	9	AB	R	H	RBI	BB	SO	LOB	BOTTOM										
Eric Anthony, L (1, 7) OBP: 0.302, SLG: 0.438	G3		K		K			K		5	0	0	0	0	4	4	California Angels @ Seattle Mariners The Kingdome, Seattle, WA Sat May 14 1994, 10:05 PM EDT Att: 33,579 - Dome										
Rich Amaral, R (1, 4) OBP: 0.346, SLG: 0.412	G1-3		F8		K			K		4	1	0	0	1	2	3											
Ken Griffey Jr., L (1, 8) OBP: 0.372, SLG: 0.684	1B		HR		K					4	3	3	1	1	1	1											
Jay Buhner, R (1, 9) OBP: 0.374, SLG: 0.626	P4		G1-3		G5-3			HR		4	2	1	1	1	0	2											
Reggie Jefferson, S (1, 10) OBP: 0.544, SLG: 0.800										3	2	2	2	0	0	0											
Mike Blowers, R (7, PH) OBP: 0.279, SLG: 0.247										1	0	0	0	0	0	1											
Jerry Willard, L (8, PH) OBP: 0.333, SLG: 1.333										1	1	1	3	0	0	0											
Edgar Martinez, R (1, 5) OBP: 0.341, SLG: 0.514										4	1	2	1	1	2	0											
Tino Martinez, L (1, 3) OBP: 0.282, SLG: 0.311										3	0	1	1	1	0	1											
Dan Wilson, R (1, 2) OBP: 0.276, SLG: 0.304										4	0	2	1	0	0	3											
Felix Fermin, R (1, 6) OBP: 0.349, SLG: 0.396										4	0	2	0	0	0	2											
Inning Stats	R: 0 E: 0 K: 0 S: 11	H: 1 LOB: 1 BB: 0 P: 17	R: 2 E: 1 K: 1 S: 16	H: 4 LOB: 1 BB: 0 P: 20	R: 2 E: 1 K: 0 S: 20	H: 1 LOB: 2 BB: 3 P: 39	R: 0 E: 0 K: 3 S: 12	H: 1 LOB: 1 BB: 0 P: 16	R: 0 E: 0 K: 1 S: 10	H: 0 LOB: 0 BB: 0 P: 13	R: 0 E: 1 K: 2 S: 12	H: 2 LOB: 2 BB: 1 P: 15	R: 2 E: 0 K: 0 S: 16	H: 2 LOB: 1 BB: 1 P: 29	R: 4 E: 0 K: 2 S: 21	H: 3 LOB: 0 BB: 1 P: 37	1B: 9 2B: 3 3B: 0 HR: 3	SF: 0 SAC: 0 DP: 1 HBP: 0	WP: 0 PB: 0 SB: 0 CS: 0	PA: 42							
PITCHER	IP	WLS	BF	H	R	ER	SO	BB	IBB	HBP	BLK	WP	HR	S	P	ERA	WHIP										
Mark Leiter, R (1, 1) ERA: 5.15	2.2		15	6	4	4	4	2	0	0	0	0	1	42	67	13.50	3.000										
Craig Lefferts, L (3, 1) ERA: 1.56	3.0		13	3	0	0	5	1	0	0	0	0	0	36	49	0.00	1.333										
Mike Butcher, R (6, 1) ERA: 9.9	0.1		3	1	2	2	1	1	0	0	0	0	1	8	15	54.00	6.000										
Bob Patterson, L (7, 1) ERA: 4.91	0.2		3	1	0	0	0	0	0	0	0	0	0	7	12	0.00	1.500										
Joe Grahe, R (7, 1) ERA: 6.75	1.1	L	8	3	4	4	2	1	0	0	0	0	1	25	43	27.00	3.000										

Batter	1	2	3	4	5	6	7	8	9	AB	R	H	RBI	BB	SO	LOB	TOP											
Rex Hudler, R OBP: 0.404, SLG: 0.568 Dwight Smith, L OBP: 0.322, SLG: 0.405	1-1 G1-3	0-2 2B		0-2 2B		2-2 1B		2-3 K		4	0	3	2	0	0	0												
Chad Curtis, R OBP: 0.283, SLG: 0.363	2-2 3B	2-2 G5-3		3-2 G4-3		1-1 F9			3-2 G5-3	5	0	1	0	0	0	3												
Tim Salmon, R OBP: 0.409, SLG: 0.608	1-3 K		3-2 G5-3		4-2 F8 1B E BB		0-3 K		3-2 HR	4	2	1	1	1	2	1												
Bo Jackson, R OBP: 0.326, SLG: 0.416	0-3 K		0-3 K		1-2 1B		1-3 K		0-0 G4-3	5	0	1	0	0	3	1												
Eduardo Perez, R OBP: 0.291, SLG: 0.419		0-0 1B		0-0 1B		0-0 F8		2-3 K	0-1 2B	5	0	3	0	0	1	2												
Chris Turner, R OBP: 0.224, SLG: 0.154 Jorge Fabregas, L OBP: 0.364, SLG: 0.377	2-2 FC1-6 1B	1-2 1B	1-2 BB	4-1 BB		0-0 E5		1-0 SH5-4 1B	0-0 G4-3	2	1	1	1	1	0	1												
Spike Owen, S OBP: 0.342, SLG: 0.200 Damon Easley, R OBP: 0.329, SLG: 0.388	4-0 FC1-6 1B	1-2 2B	3-2 L5		1-0 G5-4-3		1-2 SH5-4 1B			2	0	0	0	1	0	4												
Harold Reynolds, S OBP: 0.348, SLG: 0.320	0-1 FC1-6 1B			2-2 P6		4-2 CS SH3-4 BB		1-0 SH5-4	1-2 2B	2	1	0	0	1	0	2												
Gary Disarcina, R OBP: 0.343, SLG: 0.410	3-2 2B		1-3 2B	3-2 G4-3		0-0 SH3-4		3-3 K		3	1	1	1	0	1	2												
Inning Stats	R: 0 E: 0 K: 2 S: 11	H: 1 LOB: 1 BB: 0 P: 15	R: 3 E: 0 K: 0 S: 18	H: 4 LOB: 1 BB: 2 P: 29	R: 0 E: 0 K: 1 S: 12	H: 1 LOB: 1 BB: 1 P: 22	R: 0 E: 0 K: 0 S: 13	H: 1 LOB: 1 BB: 0 P: 21	R: 1 E: 1 K: 0 S: 8	H: 1 LOB: 1 BB: 1 P: 14	R: 0 E: 0 K: 3 S: 9	H: 0 LOB: 0 BB: 0 P: 12	R: 0 E: 0 K: 2 S: 11	H: 2 LOB: 2 BB: 0 P: 19	R: 1 E: 0 K: 0 S: 11	H: 2 LOB: 1 BB: 0 P: 17	1B: 8 2B: 3 3B: 1 HR: 1	SF: 0 SAC: 2 DP: 1 HBP: 0	WP: 0 PB: 0 SB: 3 CS: 1	PA: 42								
PITCHER	IP	WLS	BF	H	R	ER	SO	BB	IBB	HBP	BLK	WP	HR	S	P	ERA	WHIP											
Randy Johnson, L ERA: 6.04	(1, 1)	5.2	W	28	9	4	4	3	4	0	0	0	0	0	69	114	6.35	2.294										
Bill Riskey, R ERA: 1.5	(6, 1)	1.1		4	0	0	0	3	0	0	0	0	0	11	15	0.00	0.000											
Tim Davis, L ERA: 0.71	(8, 1)	0.1		3	2	0	0	0	0	0	0	0	0	5	8	0.00	6.000											
Bobby Ayala, R ERA: 2.04	(8, 1)	1.2	S	7	2	1	1	2	0	0	0	0	1	17	28	5.40	1.200											

California Angels @ Seattle Mariners
The Kingdome, Seattle, WA
Sun May 15 1994, 6:33 AM EDT
Att: 33,193 - Dome

AB	36
R	5
H	13
RBI	5
BB	4
SO	8
LOB	19



Batter	1	2	3	4	5	6	7	8	9	AB	R	H	RBI	BB	SO	LOB	BOTTOM										
Brian Turang, R OBP: 0.238, SLG: 0.276	2-1 P4	2-2 L8		2-3 K		4-1 SH1-3 FC4-2 BB		0-3 K		4	0	0	0	1	2	2											
Rich Amaral, R OBP: 0.350, SLG: 0.410	3-1 G6-3		2-1 FC4-6 1B	4-2 BB		1-2 SH1-3		3-3 K		3	0	1	0	1	1	0											
Ken Griffey Jr., L OBP: 0.373, SLG: 0.703 Eric Anthony, L OBP: 0.303, SLG: 0.430	3-2 HR		2-0 FC4-6 2B WP	1-0 G3		4-1 FC4-2 S BB		0-0 G6-3		2	2	1	1	0	0	1											
Jay Buhner, R OBP: 0.390, SLG: 0.655	1-2 2B		3-2 WP 1B	1-3 2B		4-1 HR BB		3-2 1B	2B	4	3	3	0	1	0	2											
Edgar Martinez, R OBP: 0.370, SLG: 0.500	4-2 BB		4-2 G1-3 1B	2-2 F7		1-3 K		3-2 1B	1B	3	1	1	1	2	1	3											
Mike Blowers, R OBP: 0.294, SLG: 0.289	2-3 K		1-0 G1-3	1-2 1B		2-0 HR		4-2 1B	BB	4	2	2	3	1	2	2											
Tino Martinez, L OBP: 0.296, SLG: 0.319		3-2 G5-3 1B	3-2 G1-3	1-2 BB		4-0 G1-3		2-1 F9	0-0 1B	4	0	2	1	1	0	2											
Felix Fermin, R OBP: 0.360, SLG: 0.415	1-2 1B		3-1 G6-3	0-1 G1-3		0-2 2B		3-2 1B	1B	5	1	3	1	0	0	3											
Dan Wilson, R OBP: 0.272, SLG: 0.310	3-2 G5-3		2-1 G1-6-3	1-3 K		0-0 2B		1-1 G1-3		5	0	1	1	0	1	5											
Inning Stats	R: 1 E: 0 K: 1 S: 18	H: 2 LOB: 2 BB: 1 P: 33	R: 0 E: 0 K: 0 S: 14	H: 2 LOB: 1 BB: 0 P: 23	R: 2 E: 0 K: 0 S: 14	H: 3 LOB: 2 BB: 1 P: 32	R: 0 E: 0 K: 1 S: 10	H: 0 LOB: 1 BB: 1 P: 19	R: 2 E: 0 K: 1 S: 10	H: 1 LOB: 1 BB: 2 P: 23	R: 0 E: 0 K: 1 S: 9	H: 0 LOB: 2 BB: 2 P: 20	R: 1 E: 0 K: 2 S: 13	H: 2 LOB: 1 BB: 0 P: 18	R: 3 E: 0 K: 1 S: 21	H: 4 LOB: 2 BB: 1 P: 38	1B: 7 2B: 5 3B: 0 HR: 2	SF: 0 SAC: 1 DP: 1 HBP: 0	WP: 1 PB: 0 SB: 2 CS: 0	PA: 45							
PITCHER	IP	WLS	BF	H	R	ER	SO	BB	IBB	HBP	BLK	WP	HR	S	P	ERA	WHIP										
Joe Magrane, L ERA: 7.04	(1, 1)	4.1	L	25	8	5	5	2	5	0	0	0	0	14	26	10.38	3.000										
Scott Lewis, R ERA: 6.55	(5, 1)	1.2		7	0	0	0	2	2	0	0	0	0	14	26	0.00	1.200										
John Dopson, R ERA: 6.21	(7, 1)	1.2		12	6	4	4	3	1	0	0	0	0	32	53	21.60	4.200										
Mike Butcher, R ERA: 9.58	(8, 1)	0.1		1	0	0	0	0	0	0	0	0	0	2	3	0.00	0.000										

California Angels @ Seattle Mariners
The Kingdome, Seattle, WA
Sun May 15 1994, 6:33 AM EDT
Att: 33,193 - Dome

AB	36
R	9
H	14
RBI	8
BB	8
SO	7
LOB	21



Batter	1	2	3	4	5	6	7	8	9	AB	R	H	RBI	BB	SO	LOB	TOP										
Vince Coleman, S OBP: 0.230, SLG: 0.288 Bob Hamelin, L OBP: 0.394, SLG: 0.621 Stan Belinda, R (9, 1) Mike Magnante, L (9, 1)	2-2 P3		0-2 G6-3	0-1 G5-3		2-3 K			4-0 BB	4	0	0	0	0	1	1											
Wally Joyner, L OBP: 0.394, SLG: 0.470	0-0 G4-3		1-1 FC4-6 1B	4-2 BB			1-1 P6		2-1 F7	4	0	1	0	1	0	1											
Brian McRae, S OBP: 0.390, SLG: 0.414	1-1 G3		0-1 FC4-6 WP 1B 1-2	2-2 F8			1-2 G6-3			4	1	0	0	0	0	2											
Mike Macfarlane, R OBP: 0.391, SLG: 0.455		0-0 1B 2B	4-2 1B HR HBP		1-2 F8		2-3 K			3	2	1	0	0	1	0											
Felix Jose, S OBP: 0.327, SLG: 0.430		2-1 G5-3	0-1 HR 1B		1-2 G4-3		1-3 K			4	1	1	1	0	1	1											
Gary Gaetti, R OBP: 0.361, SLG: 0.544		4-1 FC6-4 1B BB	1-0 HR		3-3 K		0-0 L7			3	1	1	3	1	1	0											
Dave Henderson, R OBP: 0.267, SLG: 0.383 (9, 7)		2-1 FC6-4 1B	2-0 L7		1-1 L9		1-2 F9			4	0	1	1	0	0	0											
Greg Gagne, R OBP: 0.358, SLG: 0.411		0-1 FC6-4 1-2 2-3		0-0 G6-3		1-1 S 1B		1-0 L9	4	0	1	0	0	0	2												
Terry Shumpert, R OBP: 0.283, SLG: 0.547		2-0 F9		1-1 HR		1-2 G6-3		1-2 P4	4	1	1	1	0	0	3												
Inning Stats	R: 0 E: 0 K: 0 S: 6	H: 0 LOB: 0 BB: 0 P: 9	R: 1 E: 0 K: 0 S: 9	H: 2 LOB: 2 BB: 1 P: 19	R: 4 E: 0 K: 0 S: 14	H: 3 LOB: 0 BB: 1 P: 22	R: 1 E: 0 K: 0 S: 11	H: 1 LOB: 1 BB: 1 P: 18	R: 0 E: 0 K: 1 S: 9	H: 0 LOB: 0 BB: 0 P: 14	R: 0 E: 0 K: 1 S: 12	H: 1 LOB: 1 BB: 0 P: 17	R: 0 E: 0 K: 1 S: 9	H: 0 LOB: 0 BB: 0 P: 13	R: 0 E: 0 K: 1 S: 7	H: 0 LOB: 0 BB: 0 P: 9	R: 0 E: 0 K: 0 S: 6	H: 0 LOB: 1 BB: 1 P: 14	1B: 4 2B: 1 3B: 0 HR: 2	SF: 0 SAC: 0 DP: 0 HBP: 1	WP: 1 PB: 0 SB: 2 CS: 0	PA: 38					
PITCHER	IP	WLS	BF	H	R	ER	SO	BB	IBB	HBP	BLK	WP	HR	S	P	ERA	WHIP										
Joe Magrane, L ERA: 8.53	(1, 1)	3.2	20	6	6	6	0	2	0	1	0	1	2	37	63	14.73	2.182										
Mark Leiter, R ERA: 4.99	(4, 1)	5.1	W	18	1	0	0	4	1	0	0	0	0	46	72	0.00	0.375										

Kansas City Royals @ California Angels
Anaheim Stadium, Anaheim, CA
Fri May 20 1994, 10:05 PM EDT
Att: 23,339 - Unknown - 67 F

AB 34
R 6
H 7
RBI 6
BB 3
SO 4
LOB 10



Batter	1	2	3	4	5	6	7	8	9	AB	R	H	RBI	BB	SO	LOB	BOTTOM										
Rex Hudler, R OBP: 0.423, SLG: 0.673	0-1 G3 SF8 2B	0-1 E 2B 2B		3-2 HR		2-3 K		0-0 B2		5	3	3	2	0	1	1											
Chad Curtis, R OBP: 0.270, SLG: 0.362	0-1 G3	2-0 E4 2B		1-1 G6-3		4-2 1B FC6-4 BB		2-1 L5-3		4	1	0	0	1	0	3											
Tim Salmon, R OBP: 0.404, SLG: 0.599	2-0 SF8	1-2 2B		4-1 BB		1-2 FC6-4 1B		0-3 K		3	0	2	2	1	1	0											
Chili Davis, S OBP: 0.466, SLG: 0.616 Harold Reynolds, S OBP: 0.336, SLG: 0.397	4-2 BB	0-0 G1-3		3-2 P3		0-1 FC6-4		4-2 G1-3 1B BB		3	0	0	1	2	0	4											
Bo Jackson, R OBP: 0.347, SLG: 0.459 Dwight Smith, L OBP: 0.330, SLG: 0.478	4-2 BB		0-3 K		2-1 HR	0-3 K		1-0 G1-3		3	1	1	1	1	2	1											
Eduardo Perez, R OBP: 0.281, SLG: 0.397 Jim Edmonds, L OBP: 0.438, SLG: 0.429	1-0 F8		2-1 F8		0-1 G3-1		0-3 K		2-1 1B	3	0	0	0	0	0	2											
Damion Easley, R OBP: 0.314, SLG: 0.361		0-0 G6-3	4-1 BB		1-1 E1 1B		3-2 G6-3			3	0	1	0	1	0	0											
Chris Turner, R OBP: 0.210, SLG: 0.143		1-0 F8	2-0 P4		1-1 E1		2-2 L6			4	0	0	0	0	0	2											
Gary Disarcina, R OBP: 0.361, SLG: 0.446		1-2 2B 3B		0-0 G3		2-2 L9		2-1 L5-3 1B		4	1	2	0	0	0	1											
Inning Stats	R: 1 E: 0 K: 0 S: 11	H: 1 LOB: 2 BB: 2 P: 22	R: 2 E: 1 K: 0 S: 14	H: 3 LOB: 0 BB: 0 P: 19	R: 0 E: 0 K: 1 S: 7	H: 0 LOB: 1 BB: 1 P: 15	R: 1 E: 0 K: 0 S: 12	H: 1 LOB: 1 BB: 1 P: 23	R: 1 E: 1 K: 2 S: 14	H: 2 LOB: 1 BB: 0 P: 17	R: 0 E: 0 K: 2 S: 9	H: 0 LOB: 0 BB: 0 P: 14	R: 0 E: 0 K: 0 S: 5	H: 1 LOB: 0 BB: 0 P: 9	R: 0 E: 0 K: 1 S: 8	H: 1 LOB: 2 BB: 1 P: 15	1B: 4 2B: 4 3B: 1 HR: 2	SF: 1 SAC: 0 DP: 1 HBP: 0	WP: 0 PB: 0 SB: 0 CS: 0	PA: 42							
PITCHER	IP	WLS	BF	H	R	ER	SO	BB	IBB	HBP	BLK	WP	HR	S	P	ERA	WHIP										
Jeff Granger, L ERA: 6.75	(1, 1)	4.0	23	6	5	4	1	4	0	0	0	0	2	46	83	9.00	2.500										
Hipolito Pichardo, R ERA: 4.78	(5, 1)	3.0	12	2	1	1	3	1	0	0	0	0	0	32	48	3.00	1.000										
Stan Belinda, R ERA: 5.5	(8, 1)	1.1	L	5	1	1	1	1	0	0	0	0	0	10	18	6.75	1.500										
Stan Belinda, R ERA: 5.5	(9, 1)	1.1	L	5	1	1	1	1	0	0	0	0	0	10	18	6.75	1.500										
Mike Magnante, L ERA: 3.33	(9, 1)	0.1	2	1	0	0	0	0	0	0	0	0	0	3	6	0.00	3.000										

Kansas City Royals @ California Angels
Anaheim Stadium, Anaheim, CA
Fri May 20 1994, 10:05 PM EDT
Att: 23,339 - Unknown - 67 F

AB 35
R 7
H 10
RBI 7
BB 6
SO 5
LOB 15



Batter	1	2	3	4	5	6	7	8	9	AB	R	H	RBI	BB	SO	LOB	TOP										
Vince Coleman, S (1, 7) OBP: 0.231, SLG: 0.287	G4-3		1B		K			F8		4	0	1	0	0	1	2	Kansas City Royals @ California Angels Anaheim Stadium, Anaheim, CA Sat May 21 1994, 10:05 PM EDT Att: 30,436 - Unknown - 70 F livebaseballscorecards.com										
Brent Mayne, L (1, 2) OBP: 0.275, SLG: 0.300	L9		F7			G4-3		BB		4	0	1	0	0	0	1											
Wally Joyner, L (1, 3) OBP: 0.381, SLG: 0.461	L8			G4-3		K		BB		3	0	0	0	1	1	0											
Bob Hamelin, L (1, 10) OBP: 0.392, SLG: 0.610		P5								2	0	0	0	1	0	0											
Brian McRae, S (8, PH) OBP: 0.398, SLG: 0.412				BB		G4-3		K		1	0	0	0	0	1	3											
Gary Gaetti, R (1, 5) OBP: 0.358, SLG: 0.543		0-0								4	0	1	0	0	0	1											
Felix Jose, S (1, 9) OBP: 0.315, SLG: 0.413	G6-3						F8		G4-3	4	0	0	0	0	1	2											
Dave Henderson, R (1, 8) OBP: 0.256, SLG: 0.365										4	0	0	0	0	3	1											
Greg Gagne, R (1, 6) OBP: 0.357, SLG: 0.405			K			G6-3		1B		2	0	0	0	1	1	0											
Terry Shumpert, R (1, 4) OBP: 0.286, SLG: 0.536			K					BB		3	0	1	0	0	2	1											
Inning Stats	R: 0 E: 0 K: 0 S: 8	H: 0 LOB: 0 BB: 0 P: 12	R: 0 E: 0 K: 1 S: 8	H: 1 LOB: 1 BB: 0 P: 13	R: 0 E: 0 K: 2 S: 10	H: 1 LOB: 1 BB: 0 P: 15	R: 0 E: 0 K: 1 S: 8	H: 0 LOB: 1 BB: 1 P: 15	R: 0 E: 0 K: 1 S: 6	H: 0 LOB: 0 BB: 0 P: 9	R: 0 E: 0 K: 1 S: 8	H: 0 LOB: 0 BB: 0 P: 12	R: 0 E: 0 K: 2 S: 11	H: 1 LOB: 3 BB: 2 P: 25	R: 0 E: 0 K: 1 S: 13	H: 0 LOB: 0 BB: 0 P: 18	1B: 3 2B: 1 3B: 0 HR: 0	SF: 0 SAC: 0 DP: 0 HBP: 0	WP: 0 PB: 0 SB: 1 CS: 0	PA: 34							
PITCHER	IP	WLS	BF	H	R	ER	SO	BB	IBB	HBP	BLK	WP	HR	S	P	ERA	WHIP										
Phil Leftwich, R (1, 1) ERA: 4.88	7.2	W	29	4	0	0	8	2	0	0	0	0	0	62	101	0.00	0.783										
Craig Lefferts, L (8, 1) ERA: 1.47	0.0		1	0	0	0	0	1	0	0	0	0	0	2	6	∞	∞										
Mike Butcher, R (8, 1) ERA: 9.26	1.1	S	4	0	0	0	2	0	0	0	0	0	0	16	24	0.00	0.000										

Batter	1	2	3	4	5	6	7	8	9	AB	R	H	RBI	BB	SO	LOB	BOTTOM										
Rex Hudler, R (1, 4) OBP: 0.411, SLG: 0.698	K		HR		G5-3			G4-3		4	1	1	1	0	1	1	Kansas City Royals @ California Angels Anaheim Stadium, Anaheim, CA Sat May 21 1994, 10:05 PM EDT Att: 30,436 - Unknown - 70 F livebaseballscorecards.com										
Chad Curtis, R (1, 8) OBP: 0.270, SLG: 0.360	K		G6-3			1B	SF7	1B	G1-3	4	1	1	0	0	1	0											
Tim Salmon, R (1, 9) OBP: 0.406, SLG: 0.594			F4			1B	G4-3	1B		3	0	1	0	1	1	0											
Chili Davis, S (1, 10) OBP: 0.472, SLG: 0.622	CS					SF7		1B	BB	2	1	2	1	1	0	0											
Dwight Smith, L (1, 7) OBP: 0.327, SLG: 0.469			1B		F8		G4-3		E7	4	0	1	0	0	0	3											
Jim Edmonds, L (1, 3) OBP: 0.447, SLG: 0.431			1B						BB	2	0	1	0	1	0	1											
Bo Jackson, R (8, PH) OBP: 0.354, SLG: 0.459			BB						BB	0	0	0	0	1	0	0											
Eduardo Perez, R (9, 3) OBP: 0.291, SLG: 0.397		L6-4	1B		1B				BB	0	0	0	0	0	0	0											
Damion Easley, R (1, 5) OBP: 0.324, SLG: 0.363			BB		G5-4-3					2	0	1	1	2	0	2											
Jorge Fabregas, L (1, 2) OBP: 0.319, SLG: 0.329		L6-4								4	0	0	0	0	0	7											
Gary Disarcina, R (1, 6) OBP: 0.361, SLG: 0.440			L9							2	0	0	0	1	0	0											
Inning Stats	R: 0 E: 0 K: 2 S: 9	H: 0 LOB: 0 BB: 1 P: 18	R: 0 E: 0 K: 0 S: 13	H: 1 LOB: 2 BB: 2 P: 24	R: 1 E: 0 K: 0 S: 7	H: 1 LOB: 0 BB: 0 P: 12	R: 0 E: 0 K: 0 S: 9	H: 2 LOB: 1 BB: 0 P: 13	R: 0 E: 0 K: 0 S: 6	H: 0 LOB: 0 BB: 0 P: 11	R: 1 E: 0 K: 0 S: 12	H: 2 LOB: 1 BB: 0 P: 14	R: 0 E: 0 K: 0 S: 8	H: 0 LOB: 1 BB: 2 P: 18	R: 1 E: 0 K: 1 S: 16	H: 2 LOB: 3 BB: 2 P: 29	1B: 7 2B: 1 3B: 0 HR: 1	SF: 1 SAC: 0 DP: 3 HBP: 0	WP: 0 PB: 0 SB: 0 CS: 1	PA: 36							
PITCHER	IP	WLS	BF	H	R	ER	SO	BB	IBB	HBP	BLK	WP	HR	S	P	ERA	WHIP										
Tom Gordon, R (1, 1) ERA: 4.7	7.2	L	32	8	3	3	3	5	0	0	0	0	0	76	127	3.52	1.696										
Billy Brewer, L (8, 1) ERA: 1.93	0.0		1	0	0	0	0	1	0	0	0	0	0	2	6	∞	∞										
Rusty Meacham, R (8, 1) ERA: 4.5	0.1		2	0	0	0	0	1	0	0	0	0	0	2	6	0.00	3.000										

Batter	1	2	3	4	5	6	7	8	9	AB	R	H	RBI	BB	SO	LOB	TOP										
Vince Coleman, S OBP: 0.231, SLG: 0.287 (1, 7)	1-2 G1-3 SH2-3 1B		2-2 F9		2-3 K		1-1 G4-3			4	0	1	0	0	1	0											
Terry Shumert, R OBP: 0.288, SLG: 0.576 David Howard, S OBP: 0.320, SLG: 0.211 (1, 5) (7, 5)	1-1 SH2-3		0-0 HR		1-3 K		1-2 G5-3			3	1	1	1	0	1	0											
Brian McRae, S OBP: 0.385, SLG: 0.408 (1, 8)	1-2 G1-3		0-1 G1-3					0-1 G1-3		4	0	1	0	0	0	1											
Dave Henderson, R OBP: 0.277, SLG: 0.409 (1, 10)		4-2 1B BB	0-1 HR			2-2 1B FC6-4		1-0 F9		3	2	2	1	1	0	0											
Felix Jose, S OBP: 0.313, SLG: 0.407 (1, 9)	0-0 1B		2-3 K			0-0 1B FC6-4		0-1 F8		4	1	1	0	0	1	1											
Mike Macfarlane, R OBP: 0.387, SLG: 0.447 (1, 2)	1-3 K			1-2 G5-3		2-0 1B WP		1-0 F7		4	0	1	0	0	1	2											
Hubie Brooks, R OBP: 0.231, SLG: 0.174 Wally Joyner, L OBP: 0.379, SLG: 0.458 (1, 3) (8, 3)	0-1 FC6-4 1B			1-1 F9		2-0 FC6-4 1B		0-0 G6-3		3	0	2	2	0	0	0											
Greg Gagne, R OBP: 0.354, SLG: 0.400 (1, 6)	1-3 K			1-1 CS 1B		0-1 FC6-4		1-2 F9		4	0	1	0	0	1	4											
Jose Lind, R OBP: 0.267, SLG: 0.311 (1, 4)	0-0 FC6-4			3-2 CS		1-3 K		1-0 G5-3		3	0	0	0	0	1	2											
Inning Stats	R: 0 E: 0 K: 0 S: 9	H: 1 LOB: 0 BB: 0 P: 12	R: 1 E: 0 K: 2 S: 13	H: 2 LOB: 2 BB: 1 P: 19	R: 2 E: 0 K: 1 S: 11	H: 2 LOB: 0 BB: 0 P: 15	R: 0 E: 0 K: 0 S: 10	H: 1 LOB: 0 BB: 0 P: 16	R: 0 E: 0 K: 3 S: 9	H: 0 LOB: 0 BB: 0 P: 13	R: 1 E: 0 K: 0 S: 11	H: 4 LOB: 2 BB: 0 P: 19	R: 0 E: 0 K: 0 S: 6	H: 0 LOB: 0 BB: 0 P: 9	R: 0 E: 0 K: 0 S: 5	H: 0 LOB: 0 BB: 0 P: 6	R: 0 E: 0 K: 0 S: 5	H: 0 LOB: 0 BB: 0 P: 7	1B: 8 2B: 0 3B: 0 HR: 2	SF: 0 SAC: 1 DP: 0 HBP: 0	WP: 1 PB: 0 SB: 0 CS: 1	PA: 36					
PITCHER	IP	WLS	BF	H	R	ER	SO	BB	IBB	HBP	BLK	WP	HR	S	P	ERA	WHIP										
Mark Langston, L ERA: 5.24 (1, 1)	5.2	L	25	10	4	4	6	1	0	0	0	1	2	61	92	6.35	1.941										
John Dopson, R ERA: 5.98 (6, 1)	3.1		10	0	0	0	0	0	0	0	0	0	0	18	24	0.00	0.000										

Kansas City Royals @ California Angels
Anaheim Stadium, Anaheim, CA
Sun May 22 1994, 6:33 AM EDT
Att: 35,915 - Sunny - 75 F

AB 33
R 4
H 10
RBI 4
BB 1
SO 6
LOB 10



Batter	1	2	3	4	5	6	7	8	9	AB	R	H	RBI	BB	SO	LOB	BOTTOM										
Harold Reynolds, S OBP: 0.333, SLG: 0.299 (1, 4)	2-1 P6			4-0 CS BB		2-1 F8			1-2 FC4-6 G1-6-3	3	0	0	0	1	0	1											
Chad Curtis, R OBP: 0.284, SLG: 0.352 (1, 8)	3-2 G6-3			0-0 P5		0-1 G6-3			1-1 G1-6-3	4	0	0	0	0	0	2											
Tim Salmon, R OBP: 0.400, SLG: 0.584 (1, 9)	0-1 G6-3			1-3 K			1-1 4-3			3	0	0	0	0	1	1											
Chili Davis, S OBP: 0.470, SLG: 0.616 (1, 10)		2-1 G6-3		1-1 CS		1-2 G3-1 1B		2-3 K		3	0	1	0	0	1	0											
Dwight Smith, L OBP: 0.318, SLG: 0.455 (1, 7)	1-2 F9			2-1 F8		2-2 P6				3	0	0	0	0	0	1											
Jim Edmonds, L OBP: 0.430, SLG: 0.412 (1, 3)	2-1 F7			0-0 G3-1			1-3 K			3	0	0	0	0	1	1											
Spike Owen, S OBP: 0.378, SLG: 0.229 (1, 5)			1-2 F8		4-0 BB			0-0 P5		2	0	0	0	1	0	0											
Jorge Fabregas, L OBP: 0.307, SLG: 0.315 (1, 2)			0-3 K		1-0 F7			3-2 G1		3	0	0	0	0	1	2											
Gary Disarcina, R OBP: 0.354, SLG: 0.431 (1, 6)			0-0 L9			1-1 P6			0-2 E3 FC4-6	3	0	0	0	0	0	0											
Inning Stats	R: 0 E: 0 K: 0 S: 8	H: 0 LOB: 0 BB: 0 P: 13	R: 0 E: 0 K: 0 S: 7	H: 0 LOB: 0 BB: 0 P: 12	R: 0 E: 0 K: 1 S: 7	H: 0 LOB: 0 BB: 0 P: 8	R: 0 E: 0 K: 1 S: 5	H: 0 LOB: 1 BB: 1 P: 11	R: 0 E: 0 K: 0 S: 6	H: 0 LOB: 0 BB: 0 P: 9	R: 0 E: 0 K: 1 S: 9	H: 0 LOB: 0 BB: 0 P: 14	R: 0 E: 0 K: 1 S: 7	H: 0 LOB: 0 BB: 0 P: 11	R: 0 E: 1 K: 0 S: 8	H: 0 LOB: 0 BB: 0 P: 10	1B: 1 2B: 0 3B: 0 HR: 0	SF: 0 SAC: 0 DP: 1 HBP: 0	WP: 0 PB: 0 SB: 0 CS: 1	PA: 30							
PITCHER	IP	WLS	BF	H	R	ER	SO	BB	IBB	HBP	BLK	WP	HR	S	P	ERA	WHIP										
David Cone, R ERA: 2.47 (1, 1)	9.0	W	29	1	0	0	4	2	0	0	0	0	0	64	103	0.00	0.333										

Kansas City Royals @ California Angels
Anaheim Stadium, Anaheim, CA
Sun May 22 1994, 6:33 AM EDT
Att: 35,915 - Sunny - 75 F

AB 27
R 0
H 1
RBI 0
BB 2
SO 4
LOB 8



Batter	1	2	3	4	5	6	7	8	9	AB	R	H	RBI	BB	SO	LOB	TOP										
Rex Hudler, R OBP: 0.450, SLG: 0.786 (1, 4)										3	2	3	2	1	0	0	California Angels @ Detroit Tigers Tiger Stadium, Detroit, MI Tue May 24 1994, 7:05 PM EDT Att: 12,626 - Unknown - 75 F										
Chad Curtis, R OBP: 0.288, SLG: 0.358 (1, 8)										5	1	2	1	0	1	3											
Tim Salmon, R OBP: 0.400, SLG: 0.596 (1, 9)										5	1	2	2	0	1	2											
Chili Davis, S OBP: 0.457, SLG: 0.596 (1, 10)										5	0	0	0	0	3	2											
Bo Jackson, R OBP: 0.360, SLG: 0.494 Jim Edmonds, L OBP: 0.425, SLG: 0.406 (1, 7) (8, 7)										4	2	2	1	0	0	1											
Eduardo Perez, R OBP: 0.280, SLG: 0.387 (1, 3)										3	1	0	0	1	2	0											
Damion Easley, R OBP: 0.319, SLG: 0.356 (1, 5)										3	0	0	0	0	0	0											
Jorge Fabregas, L OBP: 0.329, SLG: 0.333 (1, 2)										2	1	1	0	2	0	0											
Gary Disarcina, R OBP: 0.354, SLG: 0.432 (1, 6)										2	0	1	1	0	0	1											
Inning Stats	R: 1 E: 0 K: 1 S: 12	H: 2 LOB: 1 BB: 0 P: 21	R: 0 E: 0 K: 1 S: 9	H: 0 LOB: 0 BB: 0 P: 12	R: 0 E: 0 K: 1 S: 10	H: 1 LOB: 1 BB: 0 P: 14	R: 1 E: 0 K: 0 S: 7	H: 1 LOB: 0 BB: 0 P: 12	R: 3 E: 0 K: 0 S: 14	H: 4 LOB: 2 BB: 0 P: 15	R: 0 E: 0 K: 1 S: 8	H: 0 LOB: 0 BB: 0 P: 16	R: 0 E: 0 K: 1 S: 9	H: 0 LOB: 1 BB: 1 P: 17	R: 1 E: 0 K: 0 S: 16	H: 2 LOB: 1 BB: 0 P: 23		1B: 5 2B: 3 3B: 0 HR: 3	SF: 1 SAC: 3 DP: 0 HBP: 0	WP: 2 PB: 0 SB: 1 CS: 1	PA: 41						
PITCHER	IP	WLS	BF	H	R	ER	SO	BB	IBB	HBP	BLK	WP	HR	S	P	ERA	WHIP										
Bill Gullickson, R ERA: 7.33 (1, 1)	5.0	L	22	8	5	5	3	0	0	0	0	0	2	52	74	9.00	1.600										
Storm Davis, R ERA: 2.99 (6, 1)	2.0		10	1	2	2	2	2	1	0	0	2	0	22	49	9.00	1.500										
Joe Boever, R ERA: 4.65 (8, 1)	2.0		9	2	1	1	2	1	0	0	0	0	1	25	40	4.50	1.500										

Batter	1	2	3	4	5	6	7	8	9	AB	R	H	RBI	BB	SO	LOB	BOTTOM										
Tony Phillips, S OBP: 0.403, SLG: 0.407 (1, 7)										5	0	1	0	0	0	1	California Angels @ Detroit Tigers Tiger Stadium, Detroit, MI Tue May 24 1994, 7:05 PM EDT Att: 12,626 - Unknown - 75 F										
Chris Gomez, R OBP: 0.400, SLG: 0.549 (1, 4)										4	1	0	0	1	2	0											
Travis Fryman, R OBP: 0.320, SLG: 0.470 (1, 5)										5	0	1	0	0	1	2											
Cecil Fielder, R OBP: 0.363, SLG: 0.542 (1, 3)										3	1	2	1	2	0	1											
Alan Trammell, R OBP: 0.368, SLG: 0.435 (1, 6)										4	1	2	0	1	0	2											
Mickey Tettleton, S OBP: 0.430, SLG: 0.500 (1, 10)										2	1	1	1	1	1	2											
Junior Felix, S OBP: 0.320, SLG: 0.310 (1, 9)										3	1	0	0	1	1	4											
Milt Cuyler, S OBP: 0.306, SLG: 0.241 (1, 8)										4	0	2	1	0	2	0											
John Flaherty, R OBP: 0.188, SLG: 0.133 Skeeter Barnes, R OBP: 0.600, SLG: 1.200 Chad Kreuter, S OBP: 0.346, SLG: 0.270 (1, 2) (6, PH) (7, 2)										2	0	0	0	0	0	2											
Inning Stats	R: 1 E: 0 K: 1 S: 14	H: 2 LOB: 2 BB: 2 P: 29	R: 0 E: 0 K: 1 S: 6	H: 0 LOB: 0 BB: 0 P: 11	R: 0 E: 0 K: 1 S: 9	H: 0 LOB: 0 BB: 0 P: 14	R: 1 E: 0 K: 1 S: 12	H: 3 LOB: 2 BB: 0 P: 18	R: 0 E: 0 K: 0 S: 6	H: 0 LOB: 0 BB: 0 P: 11	R: 3 E: 1 K: 0 S: 14	H: 2 LOB: 1 BB: 2 P: 29	R: 0 E: 0 K: 1 S: 16	H: 1 LOB: 3 BB: 2 P: 26	R: 0 E: 0 K: 2 S: 10	H: 0 LOB: 0 BB: 0 P: 17		R: 0 E: 0 K: 0 S: 8	H: 1 LOB: 1 BB: 0 P: 12	1B: 7 2B: 2 3B: 0 HR: 0	SF: 1 SAC: 0 DP: 0 HBP: 0	WP: 1 PB: 0 SB: 0 CS: 0	PA: 41				
PITCHER	IP	WLS	BF	H	R	ER	SO	BB	IBB	HBP	BLK	WP	HR	S	P	ERA	WHIP										
Chuck Finley, L ERA: 4.52 (1, 1)	6.0	W	28	7	5	3	5	4	0	0	0	0	0	61	112	4.50	1.833										
Mike Butcher, R ERA: 8.79 (7, 1)	0.2		4	1	0	0	1	1	0	0	0	0	0	12	18	0.00	3.000										
Bob Patterson, L ERA: 4.0 (7, 1)	1.1		5	0	0	0	2	1	0	0	0	0	0	14	25	0.00	0.750										
Joe Grahe, R ERA: 5.75 (9, 1)	1.0	S	4	1	0	0	0	0	0	0	0	0	0	8	12	0.00	1.000										

AB	33
R	8
H	11
RBI	7
BB	4
SO	7
LOB	10



Batter	1	2	3	4	5	6	7	8	9	AB	R	H	RBI	BB	SO	LOB	TOP				
Rex Hudler, R OBP: 0.428, SLG: 0.746 Harold Reynolds, S OBP: 0.336, SLG: 0.303 (8, 4)	G6-3		FC6-4			G5-3				3	0	0	0	0	0	1	California Angels @ Detroit Tigers Tiger Stadium, Detroit, MI Wed May 25 1994, 7:05 PM EDT Att: 13,305 - Unknown - 75 F				
Chad Curtis, R OBP: 0.286, SLG: 0.365 (1, 8)	G5-3			G4-3		G6-3		G4-3	G5-3	5	1	1	1	0	0	0					
Tim Salmon, R OBP: 0.390, SLG: 0.579 (1, 9)	F7			G6-3			G5-3	G4-3	K	5	0	0	1	0	1	0					
Chili Davis, S OBP: 0.461, SLG: 0.596 (1, 10)		G1-6-3		G4-3				2B 1B	HBP BB 1B	5	2	3	0	0	0	0					
Dwight Smith, L OBP: 0.318, SLG: 0.461 Bo Jackson, R OBP: 0.363, SLG: 0.489 (8, 7)	F7				G3			1B 1B	BB HBP 1B BB	3	1	1	0	0	0	0					
Jim Edmonds, L OBP: 0.440, SLG: 0.431 (1, 3)	K				2B			1B 1B	1-2 BB 1B	3	1	2	1	0	1	0					
Damon Easley, R OBP: 0.315, SLG: 0.352 Spike Owen, S OBP: 0.404, SLG: 0.250 (7, 5)			G4-3		G5-3			1B 1B	1-2 BB 1B	2	0	0	0	0	0	1					
Jorge Fabregas, L OBP: 0.337, SLG: 0.342 (1, 2)			G4-3		F7			1-2 3-H 1B	1-2 2-3 3-H BB	1	0	1	2	1	0	0					
Gary Disarcina, R OBP: 0.351, SLG: 0.424 (1, 6)						G6-3	G6-4-3	P6		3	0	0	0	1	0	5					
Inning Stats	R: 0 E: 0 K: 0 S: 7	H: 0 LOB: 0 BB: 0 P: 10	R: 0 E: 0 K: 1 S: 7	H: 0 LOB: 0 BB: 0 P: 9	R: 0 E: 0 K: 0 S: 8	H: 0 LOB: 1 BB: 1 P: 12	R: 0 E: 0 K: 0 S: 7	H: 0 LOB: 0 BB: 0 P: 10	R: 0 E: 0 K: 0 S: 10	H: 1 LOB: 1 BB: 0 P: 19	R: 0 E: 0 K: 0 S: 5	H: 0 LOB: 0 BB: 0 P: 6	R: 2 E: 0 K: 0 S: 12	H: 5 LOB: 2 BB: 0 P: 17	R: 5 E: 0 K: 0 S: 19	H: 4 LOB: 2 BB: 2 P: 33		R: 0 E: 0 K: 2 S: 10	H: 1 LOB: 1 BB: 0 P: 13	1B: 8 2B: 2 3B: 1 HR: 0	SF: 0 SAC: 0 DP: 1 HBP: 1
PITCHER	IP WLS BF H R ER SO BB IBB HBP BLK WP HR S P ERA WHIP											IP WLS BF H R ER SO BB IBB HBP BLK WP HR S P ERA WHIP									
John Doherty, R ERA: 5.17 Gene Harris, R ERA: 8.2 Buddy Groom, L ERA: 3.86 Mike Gardiner, R ERA: 2.95 Mike Henneman, R ERA: 5.29	(1, 1) 6.1 W 25 5 2 2 1 1 0 0 0 0 0 0 54 81 2.84 0.947											(7, 1) 1.0 6 4 3 3 0 0 0 0 0 0 0 0 9 13 27.00 4.000									

Batter	1	2	3	4	5	6	7	8	9	AB	R	H	RBI	BB	SO	LOB	BOTTOM		
Tony Phillips, S OBP: 0.398, SLG: 0.398 (1, 7)	G5-3			G4-3			K		K	4	0	0	0	1	2	2	California Angels @ Detroit Tigers Tiger Stadium, Detroit, MI Wed May 25 1994, 7:05 PM EDT Att: 13,305 - Unknown - 75 F		
Lou Whitaker, L OBP: 0.403, SLG: 0.594 (1, 4)	PB 1B BB			P4				G6-3		3	1	1	0	2	0	0			
Travis Fryman, R OBP: 0.323, SLG: 0.471 (1, 5)	L8					G3 2B	G6-3 1B	SF8	G6-4-3 1B	4	1	2	1	0	0	4			
Cecil Fielder, R OBP: 0.359, SLG: 0.528 (1, 3)	1B HR BB			P4		G6-3	G5-3	G6-4-3		4	1	0	0	1	0	6			
Kirk Gibson, L OBP: 0.380, SLG: 0.534 (1, 10)	1-2 2-H HR 1B			K		G3		K		4	1	1	1	0	2	1			
Mickey Tettleton, S OBP: 0.444, SLG: 0.538 (1, 9)						2B	IBB	2B	2B	2	3	2	3	2	0	0			
Chris Gomez, R OBP: 0.404, SLG: 0.573 (1, 6)	K			F8		1-H 2B	2B	1B	2B	4	1	2	3	0	1	1			
Chad Kreuter, S OBP: 0.341, SLG: 0.258 (1, 2)				FC4-6 BB		K		G5-3		3	0	0	0	1	2	3			
Mitt Cuyler, S OBP: 0.302, SLG: 0.236 Junior Felix, S OBP: 0.358, SLG: 0.364 (2, 8)		FC4-6				2B	SF8 HBP		2-H 1B	1	0	0	0	0	0	1			
Inning Stats	R: 4 E: 0 K: 1 S: 18	H: 2 LOB: 0 BB: 2 P: 33	R: 0 E: 1 K: 0 S: 10	H: 0 LOB: 3 BB: 3 P: 25	R: 0 E: 0 K: 2 S: 11	H: 0 LOB: 1 BB: 1 P: 18	R: 0 E: 0 K: 0 S: 8	H: 1 LOB: 0 BB: 0 P: 13	R: 2 E: 0 K: 1 S: 10	H: 2 LOB: 1 BB: 1 P: 17	R: 1 E: 0 K: 1 S: 9	H: 1 LOB: 1 BB: 0 P: 17	R: 2 E: 0 K: 2 S: 13	H: 3 LOB: 1 BB: 0 P: 18	R: 0 E: 0 K: 0 S: 7	H: 1 LOB: 0 BB: 0 P: 9		1B: 4 2B: 5 3B: 0 HR: 1	SF: 1 SAC: 0 DP: 1 HBP: 1
PITCHER	IP WLS BF H R ER SO BB IBB HBP BLK WP HR S P ERA WHIP											IP WLS BF H R ER SO BB IBB HBP BLK WP HR S P ERA WHIP							
John Farrell, R ERA: 6.0 Mark Leiter, R ERA: 4.69 Craig Lefferts, L ERA: 2.29 Mike Butcher, R ERA: 8.31	(1, 1) 1.1 L 11 4 3 3 4 1 1 1 0 0 0 40 68 5.79 1.071											(7, 1) 1.1 7 3 2 2 2 0 0 0 0 0 0 15 20 13.50 2.250							



Batter	1	2	3	4	5	6	7	8	9	AB	R	H	RBI	BB	SO	LOB	TOP			
Rex Hudler, R OBP: 0.426, SLG: 0.719 (1, 4)	F8		S			K		F7		5	0	2	0	0	1	3	California Angels @ Toronto Blue Jays SkyDome, Toronto, ON Fri May 27 1994, 7:05 PM EDT Att: 48,244 - Dome			
Chad Curtis, R OBP: 0.288, SLG: 0.361 (1, 8)	K		G3			F9		F7		5	0	1	2	0	1	3				
Tim Salmon, R OBP: 0.395, SLG: 0.564 (1, 9)	BB									3	1	0	0	2	0	1				
Chili Davis, S OBP: 0.463, SLG: 0.586 (1, 10)	K									4	1	2	0	1	2	1				
Bo Jackson, R OBP: 0.369, SLG: 0.526 (1, 7)										3	1	1	2	1	0	1				
Jim Edmonds, L OBP: 0.444, SLG: 0.436 (7, 7)										1	0	0	0	0	0	0				
Eduardo Perez, R OBP: 0.287, SLG: 0.398 (1, 3)										4	0	2	1	0	0	2				
Damion Easley, R OBP: 0.309, SLG: 0.343 (1, 5)										4	1	0	0	0	0	5				
Chris Turner, R OBP: 0.197, SLG: 0.133 (1, 2)										4	1	0	0	0	0	1				
Gary Disarcina, R OBP: 0.358, SLG: 0.421 (1, 6)										4	1	2	0	0	1	0				
Inning Stats	R: 0 E: 0 K: 2 S: 13	H: 0 LOB: 1 BB: 1 P: 22	R: 0 E: 0 K: 0 S: 12	H: 0 LOB: 0 BB: 0 P: 19	R: 0 E: 0 K: 1 S: 10	H: 1 LOB: 1 BB: 0 P: 16	R: 0 E: 0 K: 0 S: 14	H: 0 LOB: 2 BB: 2 P: 29	R: 0 E: 0 K: 0 S: 10	H: 1 LOB: 1 BB: 0 P: 13	R: 6 E: 1 K: 1 S: 21	H: 5 LOB: 1 BB: 1 P: 35	R: 0 E: 0 K: 0 S: 6	H: 1 LOB: 1 BB: 0 P: 10	R: 0 E: 0 K: 1 S: 8	H: 0 LOB: 0 BB: 0 P: 11	1B: 8 2B: 2 3B: 0 HR: 0	SF: 0 SAC: 0 DP: 1 HBP: 0	WP: 2 PB: 0 SB: 2 CS: 0	PA: 41
PITCHER	IP WLS BF H R ER SO BB IBB HBP BLK WP HR S P ERA WHIP																			
Al Leiter, L (1, 1)	5.0 L 24 5 4 3 3 4 0 0 0 0 0 0 66 113 5.40 1.800																			
Scott Brow, R (6, 1)	2.0 10 4 2 0 1 0 0 0 0 2 0 0 19 27 0.00 2.000																			
Woody Williams, R (8, 1)	2.0 7 1 0 0 1 0 0 0 0 0 0 0 14 21 0.00 0.500																			

Batter	1	2	3	4	5	6	7	8	9	AB	R	H	RBI	BB	SO	LOB	BOTTOM					
Devon White, S OBP: 0.347, SLG: 0.503 (1, 8)	G5-4-3		G6-4-3		K			BB		4	1	3	0	0	1	1	California Angels @ Toronto Blue Jays SkyDome, Toronto, ON Fri May 27 1994, 7:05 PM EDT Att: 48,244 - Dome					
Roberto Alomar, S OBP: 0.393, SLG: 0.464 (1, 4)	G5-4-3		G6-4-3					BB		3	0	0	0	1	0	2						
Paul Moltis, R OBP: 0.388, SLG: 0.505 (1, 10)	G1-3		F8					BB		4	0	1	1	0	1	0						
Joe Carter, R OBP: 0.379, SLG: 0.667 (1, 9)										3	1	0	0	0	2	2						
John Olerud, L OBP: 0.390, SLG: 0.464 (1, 3)										4	0	1	0	0	0	2						
Ed Sprague, R OBP: 0.335, SLG: 0.394 (1, 5)										4	0	0	0	0	1	2						
Carlos Delgado, L OBP: 0.326, SLG: 0.429 (1, 7)										2	0	1	1	1	1	0						
Mike Huff, R OBP: 0.423, SLG: 0.372 (9, PH)										1	0	0	0	0	0	0						
Pat Borders, R OBP: 0.292, SLG: 0.324 (1, 2)										4	0	1	0	0	1	3						
Dick Schofield, R OBP: 0.351, SLG: 0.371 (1, 6)										3	0	0	0	0	1	3						
Inning Stats	R: 0 E: 0 K: 0 S: 6	H: 1 LOB: 0 BB: 0 P: 8	R: 1 E: 0 K: 2 S: 16	H: 2 LOB: 0 BB: 0 P: 23	R: 0 E: 0 K: 0 S: 6	H: 1 LOB: 0 BB: 0 P: 8	R: 0 E: 0 K: 1 S: 10	H: 0 LOB: 0 BB: 0 P: 15	R: 0 E: 0 K: 2 S: 11	H: 1 LOB: 1 BB: 0 P: 17	R: 0 E: 0 K: 1 S: 12	H: 0 LOB: 0 BB: 0 P: 17	R: 0 E: 0 K: 0 S: 5	H: 0 LOB: 1 BB: 1 P: 12	R: 1 E: 0 K: 1 S: 16	H: 2 LOB: 2 BB: 1 P: 27	R: 0 E: 0 K: 1 S: 7	H: 0 LOB: 0 BB: 0 P: 9	1B: 6 2B: 1 3B: 0 HR: 0	SF: 0 SAC: 0 DP: 2 HBP: 1	WP: 1 PB: 0 SB: 0 CS: 0	PA: 35
PITCHER	IP WLS BF H R ER SO BB IBB HBP BLK WP HR S P ERA WHIP																					
Phil Leftwich, R (1, 1)	7.1 W 30 7 2 2 2 2 0 1 0 0 0 0 6 74 115 2.46 1.227																					
Mike Butcher, R (8, 1)	0.1 1 0 0 0 1 0 0 0 0 0 0 0 6 9 0.00 0.000																					
Bob Patterson, L (8, 1)	0.2 2 0 0 0 1 0 0 0 0 0 0 0 6 8 0.00 0.000																					
Joe Grahe, R (9, 1)	0.2 2 0 0 0 0 0 0 0 0 0 0 0 3 4 0.00 0.000																					


Batter	1	2	3	4	5	6	7	8	9	AB	R	H	RBI	BB	SO	LOB	TOP					
Harold Reynolds, S (1, 4) OBP: 0.336, SLG: 0.299	G3		F9						K	5	0	2	0	0	1	1	California Angels @ Toronto Blue Jays SkyDome, Toronto, ON Sat May 28 1994, 3:33 AM EDT Att: 50,509 - Dome					
Chad Curtis, R (1, 8) OBP: 0.266, SLG: 0.357	P2			P6					L5	5	0	1	0	0	0	3						
Tim Salmon, R (1, 9) OBP: 0.396, SLG: 0.557	K		K						K	4	0	1	0	1	3	2						
Chili Davis, S (1, 10) OBP: 0.469, SLG: 0.587										3	1	2	0	1	0	2						
Dwight Smith, L (1, 7) OBP: 0.316, SLG: 0.453										4	1	1	0	0	0	4						
Jim Edmonds, L (1, 3) OBP: 0.436, SLG: 0.427										4	1	1	0	0	1	3						
Damion Easley, R (1, 5) OBP: 0.307, SLG: 0.337										3	1	0	0	1	2	2						
Jorge Fabregas, L (1, 2) OBP: 0.330, SLG: 0.333			L7							4	0	2	3	0	0	0						
Gary Disarcina, R (1, 6) OBP: 0.356, SLG: 0.423			E5							4	0	1	1	0	1	1						
Inning Stats	R: 0 E: 0 K: 1 S: 6	H: 0 LOB: 0 BB: 0 P: 8	R: 0 E: 0 K: 1 S: 7	H: 0 LOB: 1 BB: 1 P: 12	R: 0 E: 1 K: 1 S: 13	H: 1 LOB: 2 BB: 0 P: 18	R: 3 E: 0 K: 0 S: 10	H: 5 LOB: 2 BB: 1 P: 19	R: 0 E: 0 K: 1 S: 10	H: 2 LOB: 1 BB: 0 P: 15	R: 0 E: 0 K: 1 S: 8	H: 0 LOB: 0 BB: 0 P: 11	R: 0 E: 0 K: 0 S: 7	H: 1 LOB: 1 BB: 1 P: 11	R: 1 E: 0 K: 1 S: 15	H: 2 LOB: 1 BB: 0 P: 23	R: 0 E: 0 K: 2 S: 7	H: 0 LOB: 0 BB: 0 P: 12	1B: 10 2B: 1 3B: 0 HR: 0	SF: 0 SAC: 0 DP: 2 HBP: 0	WP: 0 PB: 0 SB: 0 CS: 0	PA: 39
PITCHER	IP	WLS	BF	H	R	ER	SO	BB	IBB	HBP	BLK	WP	HR	S	P	ERA	WHIP					
Juan Guzman, R (1, 1) ERA: 6.38	8.0	W	36	11	4	4	6	3	0	0	0	0	0	76	117	4.50	1.750					
Darren Hall, R (9, 1) ERA: 2.97	1.0		3	0	0	0	2	0	0	0	0	0	0	7	12	0.00	0.000					

Batter	1	2	3	4	5	6	7	8	9	AB	R	H	RBI	BB	SO	LOB	BOTTOM				
Devon White, S (1, 8) OBP: 0.353, SLG: 0.516	F7	L9								5	2	3	0	0	0	0	California Angels @ Toronto Blue Jays SkyDome, Toronto, ON Sat May 28 1994, 3:33 AM EDT Att: 50,509 - Dome				
Roberto Alomar, S (1, 4) OBP: 0.390, SLG: 0.459	F8	F8								4	1	1	1	0	1	2					
Paul Moltitor, R (1, 10) OBP: 0.397, SLG: 0.513										3	1	3	1	1	0	0					
Joe Carter, R (1, 9) OBP: 0.385, SLG: 0.669										4	0	2	0	1	0	3					
John Olerud, L (1, 3) OBP: 0.385, SLG: 0.459										4	1	1	1	0	1	6					
Ed Sprague, R (1, 5) OBP: 0.332, SLG: 0.385										4	1	0	0	1	2	5					
Mike Huff, R (1, 7) OBP: 0.456, SLG: 0.413										3	1	2	0	2	0	0					
Randy Knorr, R (1, 2) OBP: 0.200, SLG: 0.146										4	1	1	2	1	1	2					
Dick Schofield, R (1, 6) OBP: 0.353, SLG: 0.400										5	1	2	4	0	0	3					
Inning Stats	R: 0 E: 0 K: 1 S: 12	H: 1 LOB: 2 BB: 1 P: 19	R: 4 E: 0 K: 0 S: 19	H: 4 LOB: 2 BB: 2 P: 32	R: 0 E: 0 K: 2 S: 10	H: 0 LOB: 1 BB: 1 P: 17	R: 1 E: 0 K: 0 S: 13	H: 3 LOB: 2 BB: 0 P: 23	R: 0 E: 0 K: 0 S: 5	H: 0 LOB: 0 BB: 0 P: 8	R: 2 E: 1 K: 1 S: 16	H: 1 LOB: 1 BB: 1 P: 30	R: 0 E: 0 K: 1 S: 14	H: 3 LOB: 2 BB: 0 P: 21	R: 2 E: 0 K: 0 S: 16	H: 3 LOB: 2 BB: 1 P: 24	1B: 11 2B: 2 3B: 1 HR: 1	SF: 2 SAC: 1 DP: 1 HBP: 0	WP: 0 PB: 1 SB: 0 CS: 0	PA: 45	
PITCHER	IP	WLS	BF	H	R	ER	SO	BB	IBB	HBP	BLK	WP	HR	S	P	ERA	WHIP				
Mark Langston, L (1, 1) ERA: 5.72	6.0	L	33	9	7	5	4	4	1	0	0	0	0	75	129	7.50	2.167				
Mark Leiter, R (7, 1) ERA: 4.74	1.1		7	4	1	1	1	0	0	0	0	0	0	17	26	6.75	3.000				
Craig Lefferts, L (8, 1) ERA: 2.66	0.2		5	2	1	1	0	1	0	0	0	0	0	13	19	13.50	4.500				

Batter	1	2	3	4	5	6	7	8	9	AB	R	H	RBI	BB	SO	LOB	TOP			
Harold Reynolds, S OBP: 0.333, SLG: 0.292 (1, 4)	4-0 CS BB		2-1 G4-3			0-1 F7		2-2 B5-3		3	0	0	0	1	0	0	California Angels @ Toronto Blue Jays SkyDome, Toronto, ON Sun May 29 1994, 3:33 AM EDT Att: 50,529 - Sunny			
Chad Curtis, R OBP: 0.270, SLG: 0.365 (1, 8)	0-1 F9		2-1 1B			0-1 2B		0-3 K		4	0	2	0	0	1	1				
Tim Salmon, R OBP: 0.393, SLG: 0.551 (1, 9)	1-1 1-2 1B		3-1 F9			1-0 F8			1-3 K	4	0	1	0	0	1	2				
Bo Jackson, R OBP: 0.365, SLG: 0.510 (1, 10)	2-3 K			0-0 G4-3		4-0 BB			1-1 G5-3	3	0	0	0	1	1	1				
Dwight Smith, L OBP: 0.305, SLG: 0.436 (1, 7)		2-1 P5		3-2 G4-3		1-1 P4			1-2 P3	4	0	0	0	0	0	2				
Eduardo Perez, R OBP: 0.281, SLG: 0.389 (1, 3)		0-2 G6-3		3-3 K				0-0 F9		3	0	0	0	0	1	0				
Damon Easley, R OBP: 0.313, SLG: 0.345 (1, 5)		1-1 2B			2-2 F7		4-1 G4-6-3 BB			2	0	1	0	1	0	0				
Jorge Fabregas, L OBP: 0.319, SLG: 0.322 (1, 2)		2-3 K			0-1 F7		1-0 G4-6-3			3	0	0	0	0	1	2				
Gary Disarcina, R OBP: 0.350, SLG: 0.415 (1, 6)			0-1 F8		1-2 G5-3			0-0 G6-3		3	0	0	0	0	0	0				
Inning Stats	R: 0 E: 0 K: 1 S: 7	H: 1 LOB: 1 BB: 1 P: 14	R: 0 E: 0 K: 1 S: 10	H: 1 LOB: 1 BB: 0 P: 15	R: 0 E: 0 K: 0 S: 8	H: 0 LOB: 0 BB: 0 P: 17	R: 0 E: 0 K: 1 S: 8	H: 0 LOB: 0 BB: 1 P: 11	R: 0 E: 0 K: 0 S: 7	H: 1 LOB: 2 BB: 1 P: 13	R: 0 E: 0 K: 0 S: 3	H: 0 LOB: 0 BB: 1 P: 8	R: 0 E: 0 K: 1 S: 8	H: 0 LOB: 0 BB: 0 P: 10	R: 0 E: 0 K: 1 S: 9	H: 0 LOB: 0 BB: 0 P: 12	1B: 2 2B: 2 3B: 0 HR: 0	SF: 0 SAC: 0 DP: 1 HBP: 0	WP: 0 PB: 0 SB: 0 CS: 1	PA: 32
PITCHER Todd Stottlemyre, R ERA: 4.55 (1, 1)	IP: 9.0 WLS: W BF: 32 H: 4 R: 0 ER: 0 SO: 5 BB: 3 IBB: 0 HBP: 0 BLK: 0 WP: 0 HR: 0 S: 71 P: 115 ERA: 0.00 WHIP: 0.778															PITCHER Todd Stottlemyre, R ERA: 4.55 (1, 1)	IP: 9.0 WLS: W BF: 32 H: 4 R: 0 ER: 0 SO: 5 BB: 3 IBB: 0 HBP: 0 BLK: 0 WP: 0 HR: 0 S: 71 P: 115 ERA: 0.00 WHIP: 0.778			

Batter	1	2	3	4	5	6	7	8	9	AB	R	H	RBI	BB	SO	LOB	BOTTOM			
Devon White, S OBP: 0.351, SLG: 0.511 (1, 8)	1-2 E5 HR		0-0 F8			1-3 K		0-0 S S E 1B		4	2	1	0	0	1	0	California Angels @ Toronto Blue Jays SkyDome, Toronto, ON Sun May 29 1994, 3:33 AM EDT Att: 50,529 - Sunny			
Roberto Alomar, S OBP: 0.398, SLG: 0.488 (1, 4)	1-0 1-H HR		3-2 WP 2B		1-1 G4-3		4-2 S S BB		3	2	2	2	1	0	0	0				
Paul Moltis, R OBP: 0.399, SLG: 0.515 (1, 10)	2-0 G5-3		4-2 G4-3 BB			0-3 K		2-2 1-H 2-H 2B		3	0	1	0	1	1	0				
Joe Carter, R OBP: 0.377, SLG: 0.653 (1, 9)	0-0 G4-3		1-1 G4-3			0-1 P4		2-2 F8		4	0	0	0	0	0	2				
John Olerud, L OBP: 0.379, SLG: 0.451 (1, 3)	3-3 K			1-3 K		0-0 F8				3	0	0	0	0	2	0				
Ed Sprague, R OBP: 0.327, SLG: 0.379 (1, 5)		0-0 G5-3		2-3 K		2-1 P4				3	0	0	0	0	1	0				
Mike Huff, R OBP: 0.450, SLG: 0.396 (1, 7)		1-3 K		4-2 FC6-4 BB		0-1 G6-3				2	0	0	0	1	1	0				
Pat Borders, R OBP: 0.293, SLG: 0.345 (1, 2)		2-2 HR		0-0 FC6-4		0-0 F9				3	1	1	1	0	0	1				
Dick Schofield, R OBP: 0.344, SLG: 0.389 (1, 6)		3-1 F9			1-0 L4			0-3 K		3	0	0	0	0	1	0				
Inning Stats	R: 2 E: 1 K: 1 S: 9	H: 1 LOB: 0 BB: 0 P: 16	R: 1 E: 0 K: 1 S: 11	H: 1 LOB: 0 BB: 0 P: 17	R: 0 E: 0 K: 0 S: 8	H: 1 LOB: 1 BB: 1 P: 16	R: 0 E: 0 K: 2 S: 11	H: 0 LOB: 1 BB: 1 P: 18	R: 0 E: 0 K: 1 S: 8	H: 0 LOB: 0 BB: 0 P: 11	R: 0 E: 0 K: 1 S: 6	H: 0 LOB: 0 BB: 0 P: 6	R: 0 E: 0 K: 0 S: 5	H: 0 LOB: 0 BB: 0 P: 7	R: 2 E: 0 K: 1 S: 12	H: 2 LOB: 0 BB: 1 P: 20	1B: 1 2B: 2 3B: 0 HR: 2	SF: 0 SAC: 0 DP: 1 HBP: 0	WP: 1 PB: 0 SB: 4 CS: 0	PA: 31
PITCHER Chuck Finley, L ERA: 4.52 (1, 1)	IP: 8.0 WLS: L BF: 31 H: 5 R: 5 ER: 4 SO: 7 BB: 3 IBB: 0 HBP: 0 BLK: 0 WP: 1 HR: 2 S: 70 P: 111 ERA: 4.50 WHIP: 1.000															PITCHER Chuck Finley, L ERA: 4.52 (1, 1)	IP: 8.0 WLS: L BF: 31 H: 5 R: 5 ER: 4 SO: 7 BB: 3 IBB: 0 HBP: 0 BLK: 0 WP: 1 HR: 2 S: 70 P: 111 ERA: 4.50 WHIP: 1.000			

AB	29
R	0
H	4
RBI	0
BB	3
SO	5
LOB	8



AB	28
R	5
H	5
RBI	3
BB	3
SO	7
LOB	3



Batter	1	2	3	4	5	6	7	8	9	AB	R	H	RBI	BB	SO	LOB	TOP				
Harold Reynolds, S OBP: 0.329, SLG: 0.284 (1, 4)	G3	G1-3						G3	G3	4	0	0	0	1	0	3	California Angels @ Cleveland Indians Jacobs Field, Cleveland, OH Mon May 30 1994, 7:05 PM EDT Att: 33,878 - Unknown - 82 F				
Chad Curtis, R OBP: 0.270, SLG: 0.363 (1, 8)	BB BB 1B		F9			G6-3		G6-3		4	0	1	0	0	0	1					
Tim Salmon, R OBP: 0.395, SLG: 0.548 (1, 9)	BB 1-2 BB		CS 1B			K		F9		3	0	1	0	1	1	1					
Chili Davis, S OBP: 0.464, SLG: 0.577 (1, 10)	BB 1-2 BB		K			K		K		3	0	0	0	1	3	1					
Bo Jackson, R OBP: 0.356, SLG: 0.495 Dwight Smith, L (9, PH) OBP: 0.311, SLG: 0.441	K		K			G5-3		BB 1B		3	0	0	0	0	2	3					
Jim Edmonds, L OBP: 0.429, SLG: 0.412 (1, 3)	K		K			G1-3		BB 1B		3	1	0	0	1	2	3					
Spike Owen, S OBP: 0.411, SLG: 0.279 (1, 5)								P6		3	0	1	0	1	0	2					
Jorge Fabregas, L OBP: 0.316, SLG: 0.319 (1, 2)	L9		G4-3					L8		4	0	1	1	0	0	2					
Gary Disarcina, R OBP: 0.348, SLG: 0.411 (1, 6)	K							G6-3		4	0	1	1	0	1	1					
Inning Stats	R: 0 E: 0 K: 2 S: 11	H: 1 LOB: 3 BB: 2 P: 23	R: 0 E: 0 K: 1 S: 9	H: 0 LOB: 1 BB: 1 P: 17	R: 0 E: 0 K: 1 S: 6	H: 1 LOB: 1 BB: 0 P: 10	R: 0 E: 0 K: 2 S: 11	H: 1 LOB: 1 BB: 1 P: 14	R: 0 E: 0 K: 1 S: 6	H: 0 LOB: 0 BB: 0 P: 9	R: 0 E: 0 K: 0 S: 4	H: 0 LOB: 0 BB: 0 P: 6	R: 0 E: 0 K: 0 S: 5	H: 0 LOB: 0 BB: 0 P: 10	R: 2 E: 0 K: 1 S: 19	H: 3 LOB: 2 BB: 1 P: 31		1B: 5 2B: 2 3B: 0 HR: 0	SF: 0 SAC: 0 DP: 1 HBP: 0	WP: 1 PB: 0 SB: 0 CS: 1	PA: 37
PITCHER	IP	WLS	BF	H	R	ER	SO	BB	IBB	HBP	BLK	WP	HR	S	P	ERA	WHIP				
Charles Nagy, R ERA: 3.65 Steve Farr, R ERA: 5.23	(1, 1)	8.2	W	36	6	2	2	9	5	0	0	0	0	0	73	129	2.08	1.269			
(9, 1)	0.1	1	0	0	0	0	0	0	0	0	0	0	0	4	6	0.00	0.000				

AB 32
R 2
H 6
RBI 2
BB 5
SO 9
LOB 17



Batter	1	2	3	4	5	6	7	8	9	AB	R	H	RBI	BB	SO	LOB	BOTTOM			
Kenny Lofton, L OBP: 0.446, SLG: 0.600 Ruben Amaro Jr, S (6, PH)	G6-3		BB 1B 2B			BB 2B 1B		FC3-6		3	2	2	0	0	0	0	California Angels @ Cleveland Indians Jacobs Field, Cleveland, OH Mon May 30 1994, 7:05 PM EDT Att: 33,878 - Unknown - 82 F			
Wayne Kirby, L OBP: 0.311, SLG: 0.353 (1, 9)	HR HBP		2H 1B		1-3 2H 3H 2B	FC5-4 1B		G4-3		4	2	3	3	0	0	1				
Carlos Baerga, S OBP: 0.310, SLG: 0.485 Rene Gonzales, R (6, PH) OBP: 0.375, SLG: 0.200	1H HR		P4		F9	FC5-4 FC6-4				3	1	1	2	0	0	2				
Albert Belle, R OBP: 0.476, SLG: 0.716 (1, 7)	K		G1-3		2B 1B IBB	FC6-4				3	1	0	0	1	1	1				
Eddie Murray, S OBP: 0.287, SLG: 0.439 (1, 10)	G3				G3	1B 2B		G5-4-3 1B		4	1	2	2	0	0	0				
Paul Sorrento, L OBP: 0.350, SLG: 0.461 (1, 3)			FC5-4 1B		L3	1B		F7		4	0	2	1	0	0	1				
Sandy Alomar Jr., R OBP: 0.289, SLG: 0.388 (1, 2)	FC5-4 BB				G6-3	G4-6-3 1B		G5-4-3		4	0	1	1	0	0	2				
Jim Thome, L OBP: 0.310, SLG: 0.424 (1, 5)	G1-6-3 BB				BB 1B	G4-6-3 1B		G4-3		3	1	1	0	1	0	2				
Alvaro Espinoza, R OBP: 0.303, SLG: 0.337 (7, 4)	G1-6-3				BB 1B	BB 1B FC5-4 2B		FC3-6 1B		4	2	3	0	0	0	2				
Inning Stats	R: 2 E: 0 K: 1 S: 10	H: 1 LOB: 0 BB: 0 P: 16	R: 0 E: 0 K: 0 S: 10	H: 1 LOB: 1 BB: 1 P: 18	R: 1 E: 0 K: 0 S: 9	H: 2 LOB: 0 BB: 0 P: 17	R: 0 E: 0 K: 0 S: 4	H: 0 LOB: 0 BB: 0 P: 5	R: 6 E: 0 K: 0 S: 14	H: 7 LOB: 1 BB: 1 P: 26	R: 1 E: 0 K: 0 S: 8	H: 2 LOB: 1 BB: 0 P: 11	R: 0 E: 0 K: 0 S: 6	H: 1 LOB: 0 BB: 0 P: 8	R: 0 E: 0 K: 0 S: 8	H: 1 LOB: 1 BB: 0 P: 11		1B: 10 2B: 4 3B: 0 HR: 1	SF: 0 SAC: 0 DP: 3 HBP: 1	WP: 0 PB: 0 SB: 0 CS: 0
PITCHER	IP	WLS	BF	H	R	ER	SO	BB	IBB	HBP	BLK	WP	HR	S	P	ERA	WHIP			
John Farrell, R ERA: 9.0 Craig Lefferts, L ERA: 3.74 John Dopson, R ERA: 5.51 Mike Butcher, R ERA: 7.53	(1, 1)	4.0	L	20	8	7	7	1	0	1	0	0	0	10	20	20.25	3.750			
(6, 1)	1.1	9	5	3	3	0	0	0	0	0	0	0	0	11	15	0.00	0.600			
(8, 1)	1.0	4	1	0	0	0	0	0	0	0	0	0	0	8	11	0.00	1.000			

AB 35
R 10
H 15
RBI 10
BB 2
SO 1
LOB 14




Batter	1	2	3	4	5	6	7	8	9	10	AB	R	H	RBI	BB	SO	LOB	TOP				
Harold Reynolds, S OBP: 0.325, SLG: 0.281	G6-3		FC5-4 SF8 1B		F7			G1-3		F8	5	1	1	0	0	0	0					
Chad Curtis, R OBP: 0.268, SLG: 0.359	G3-1		E5 FC5-4		G1-3			P4		1B	5	0	1	0	0	0	1					
Tim Salmon, R OBP: 0.399, SLG: 0.547	BLK 1B HBP		FC5-4 FC6-4		F7			1B		1B	4	1	2	0	0	0	2					
Chili Davis, S OBP: 0.458, SLG: 0.570	1B		SF8		F7			G1-3		G5-4-3	4	0	1	2	0	0	3					
Dwight Smith, L OBP: 0.309, SLG: 0.435	1B		FC6-4		K			E5			4	0	1	0	0	1	1					
Jim Edmonds, L OBP: 0.422, SLG: 0.416	G4-3				G4-3			G4-3		G6-3 2B	4	0	1	0	0	0	2					
Chris Turner, R OBP: 0.217, SLG: 0.159					B1-3			1B		G6-3	3	0	2	0	0	0	0					
Jorge Fabregas, L OBP: 0.313, SLG: 0.316								1B		2-3	1	0	0	0	0	0	1					
Spike Owen, S OBP: 0.417, SLG: 0.283					P6			G4-6-3 1B			3	0	1	0	1	0	1					
Gary Disarcina, R OBP: 0.340, SLG: 0.402					G5-3			G4-6-3 1B		G6-3	4	0	0	0	0	1	4					
Inning Stats	R: 1 E: 0 K: 0 S: 15	H: 2 LOB: 2 BB: 0 P: 24	R: 0 E: 0 K: 1 S: 9	H: 1 LOB: 0 BB: 0 P: 13	R: 1 E: 1 K: 0 S: 11	H: 1 LOB: 1 BB: 0 P: 18	R: 0 E: 0 K: 0 S: 7	H: 0 LOB: 0 BB: 0 P: 9	R: 0 E: 0 K: 0 S: 5	H: 0 LOB: 0 BB: 0 P: 7	R: 0 E: 0 K: 1 S: 5	H: 0 LOB: 0 BB: 0 P: 6	R: 0 E: 0 K: 0 S: 8	H: 2 LOB: 1 BB: 0 P: 12	R: 0 E: 1 K: 0 S: 11	H: 1 LOB: 2 BB: 1 P: 20	R: 0 E: 0 K: 0 S: 6	H: 2 LOB: 1 BB: 0 P: 8	1B: 9 2B: 1 3B: 0 HR: 0	SF: 1 SAC: 0 DP: 3 HBP: 1	WP: 0 PB: 0 SB: 0 CS: 0	PA: 40
PITCHER	IP 9.0	WLS 2	BF 36	H 8	R 2	ER 1	SO 2	BB 1	IBB 0	HBP 1	BLK 1	WP 0	HR 0	S 79	P 123	ERA 1.00	WHIP 1.000					
Dennis Martinez, R ERA: 3.31	(1, 1)																					
Jose Mesa, R ERA: 3.26	(10, 1)	1.0	W	4	2	0	0	0	0	0	0	0	0	6	8	0.00	2.000					

California Angels @ Cleveland Indians
 Jacobs Field, Cleveland, OH
 Wed Jun 01 1994, 7:05 PM EDT
 Att: 32,938 - Unknown - 58 F

livebaseballscores.com

AB	37
R	2
H	10
RBI	2
BB	1
SO	2
LOB	15




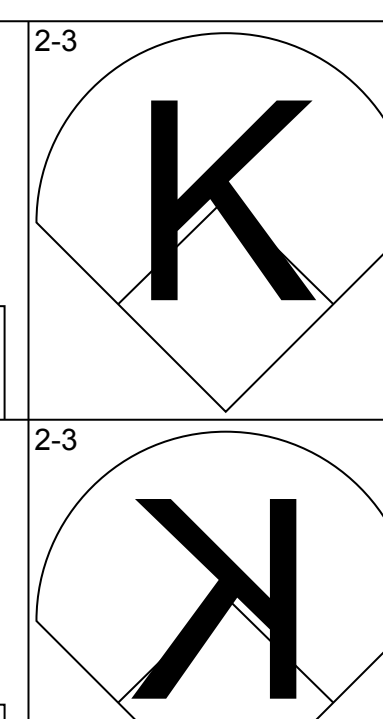
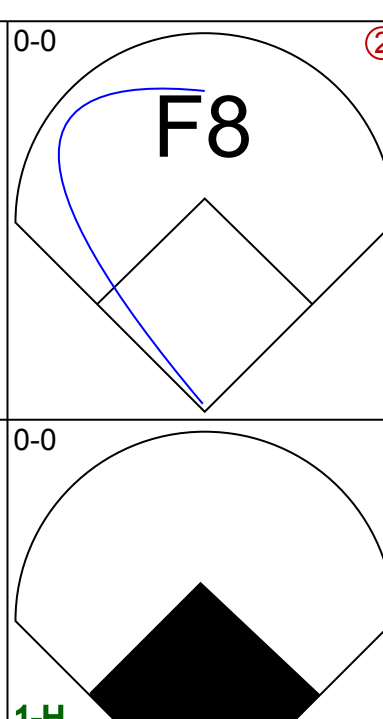
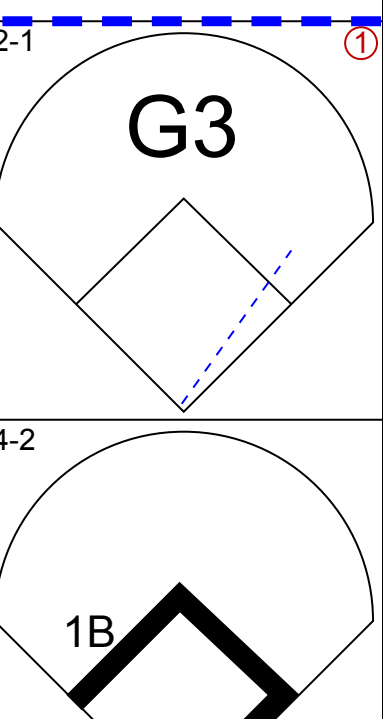
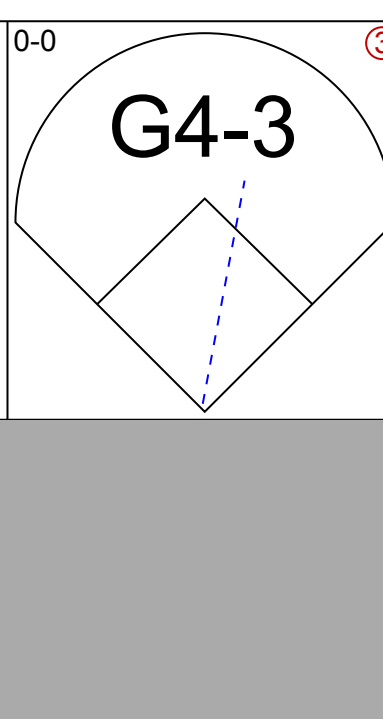
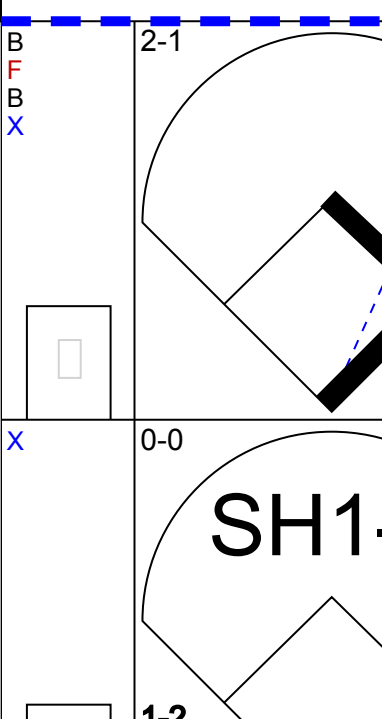
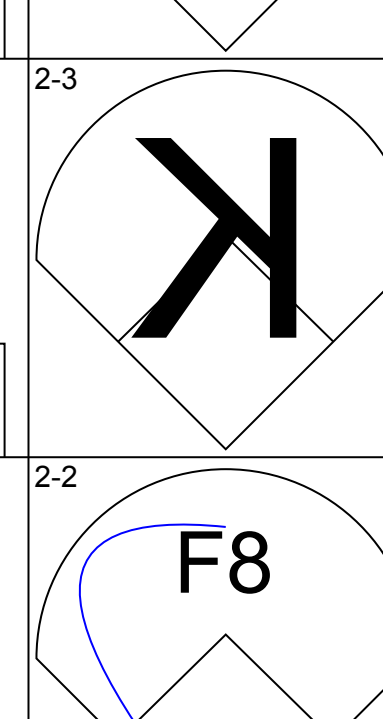
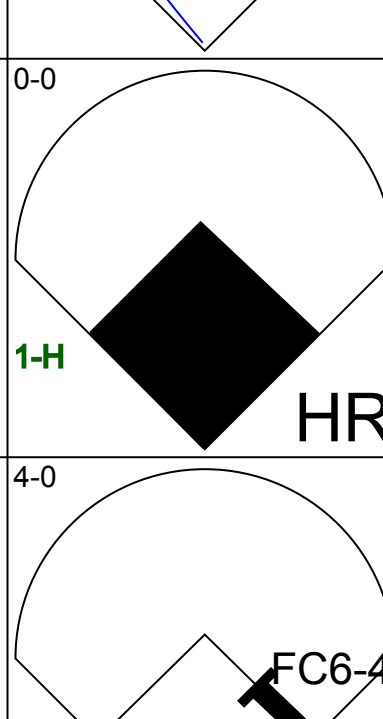
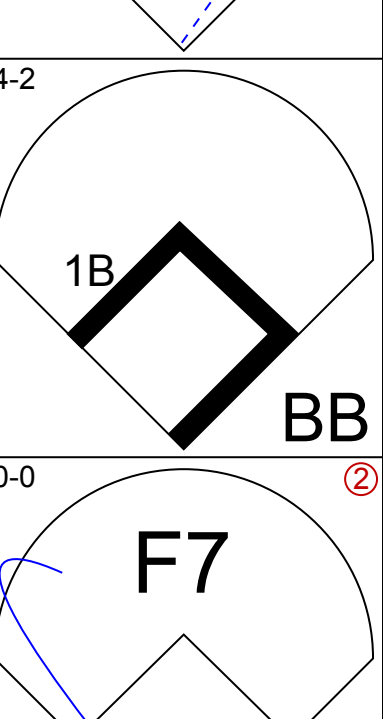
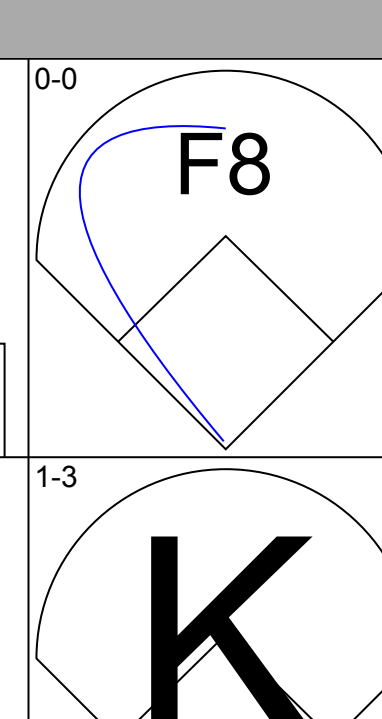
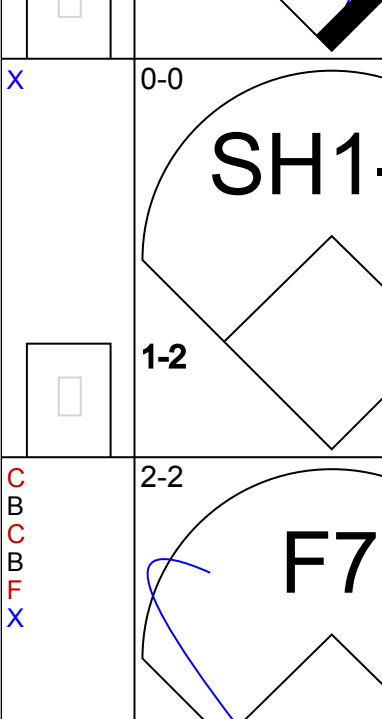
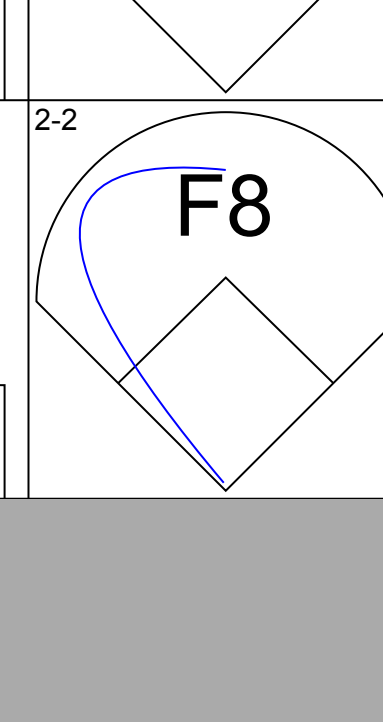
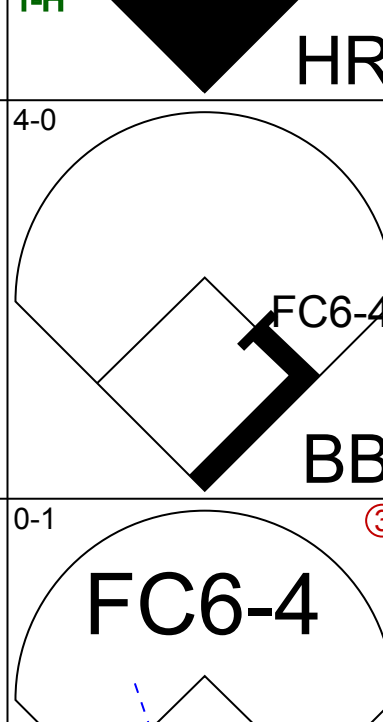
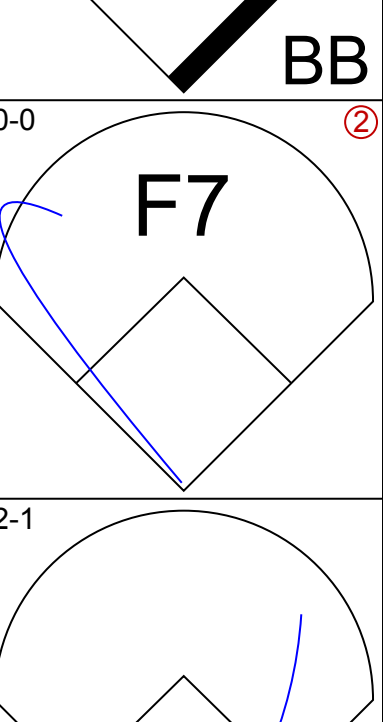
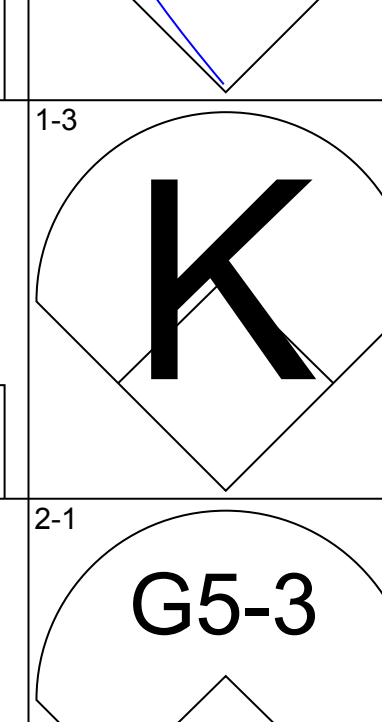
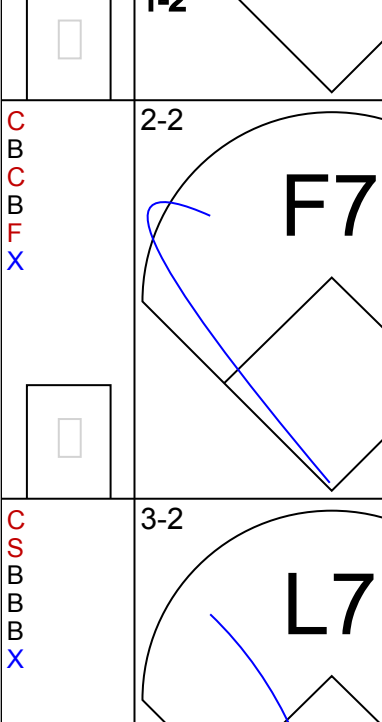
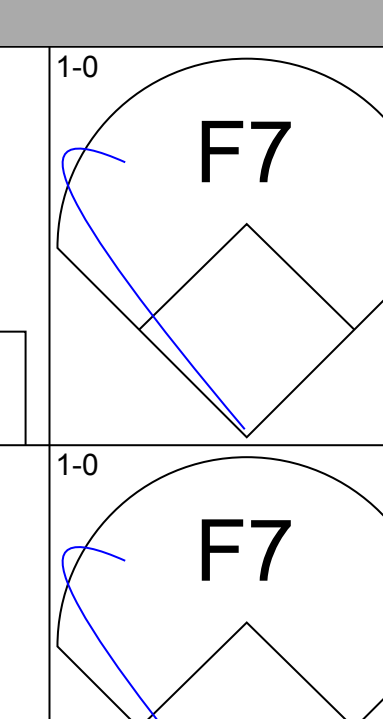
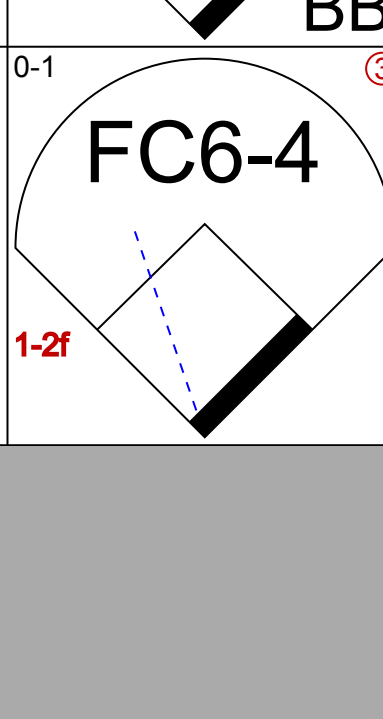
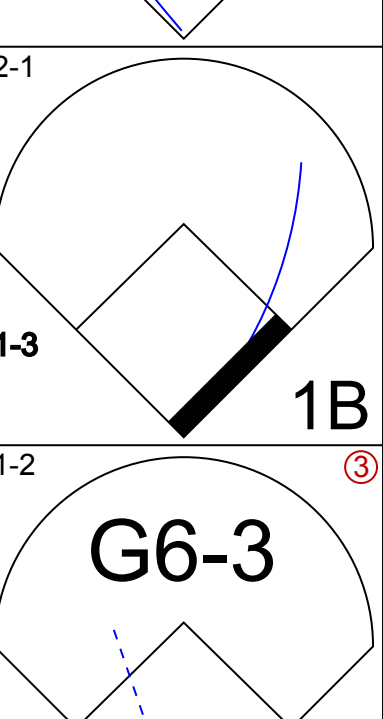
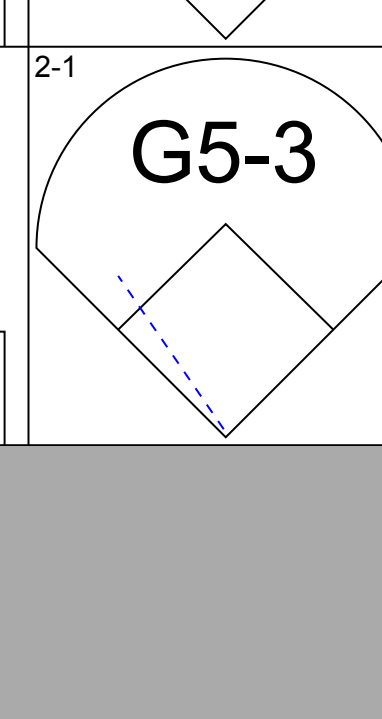
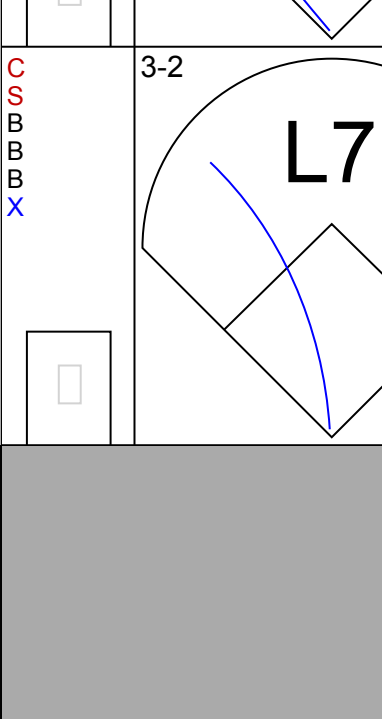
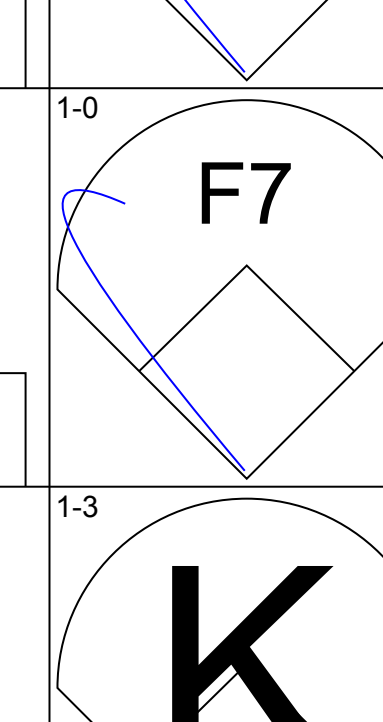
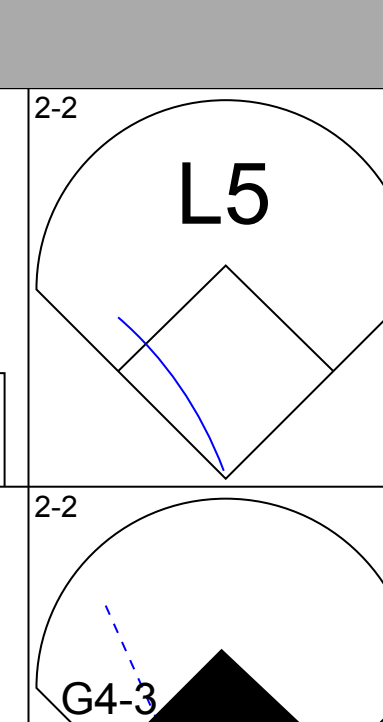
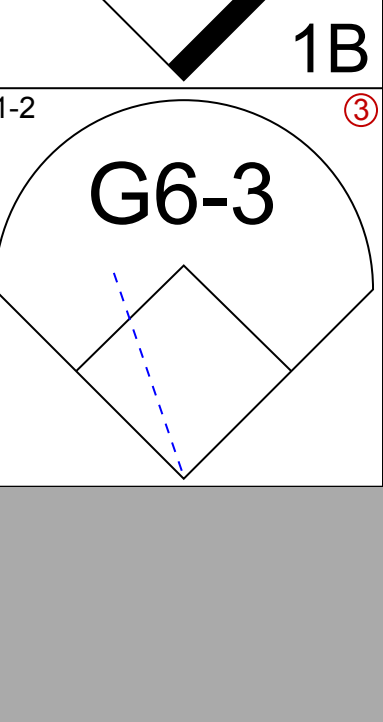
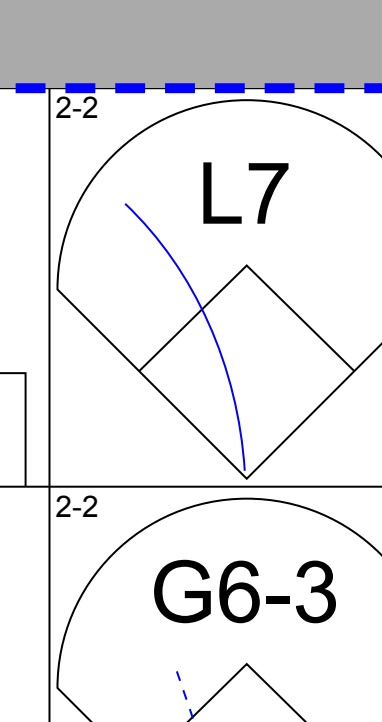
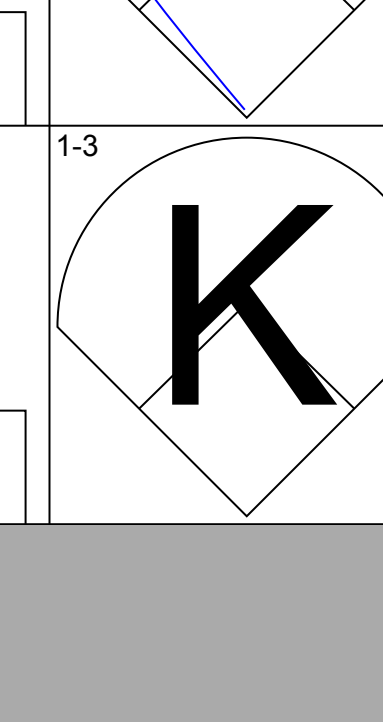
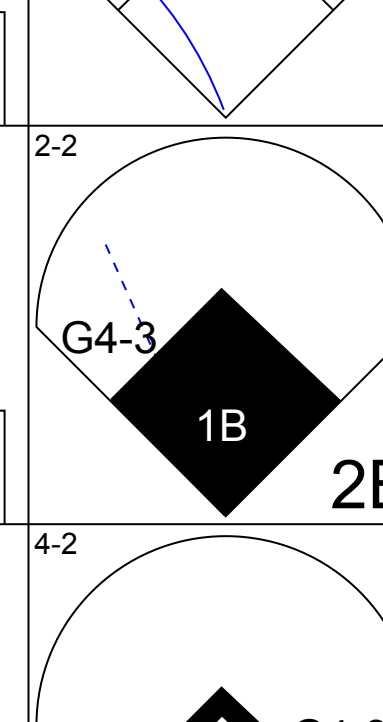

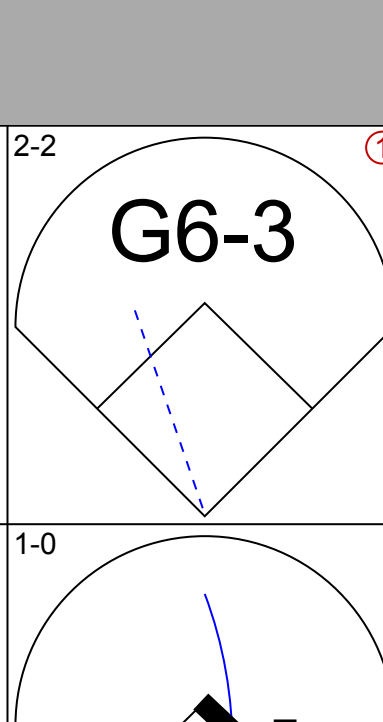
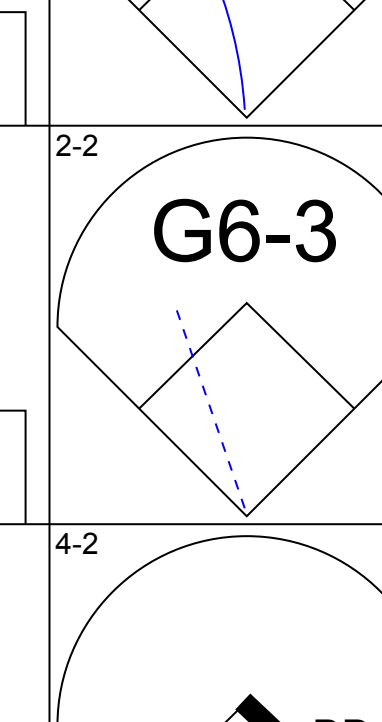
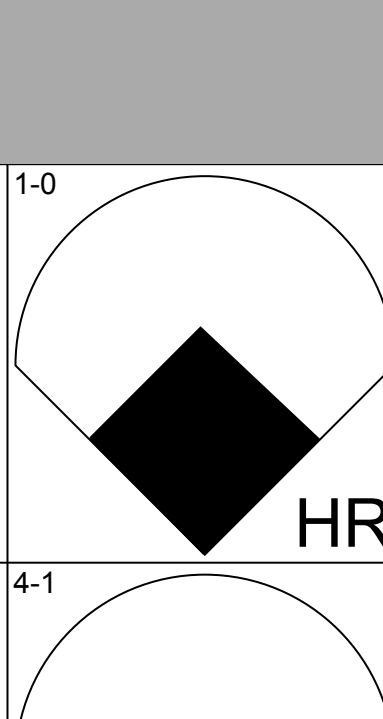
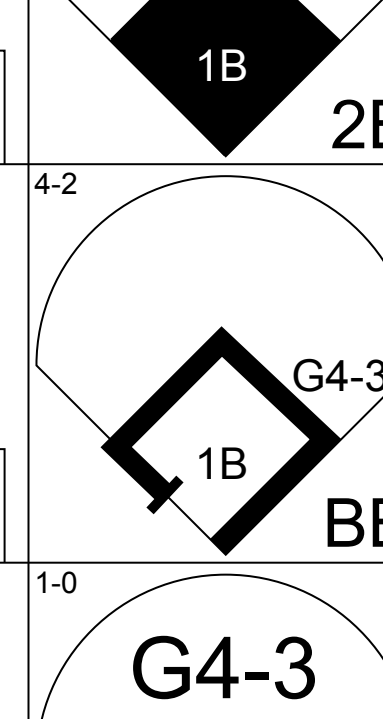

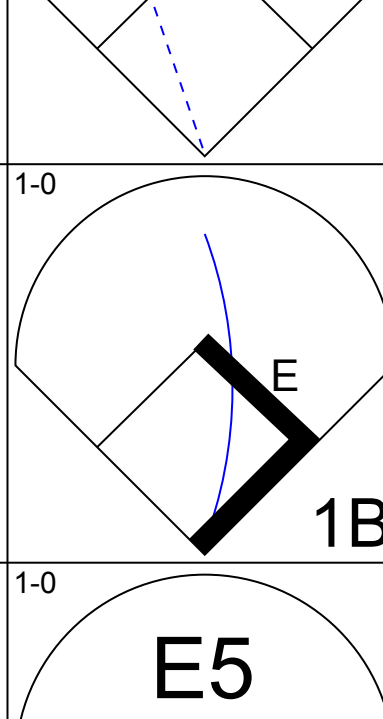
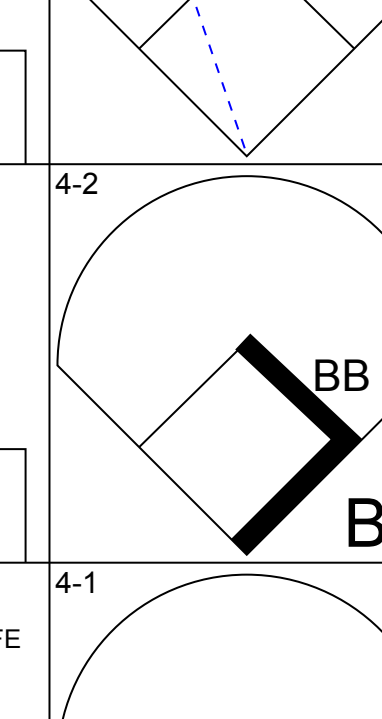
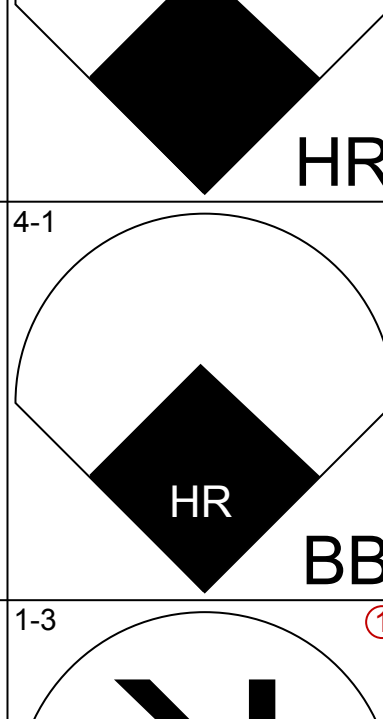
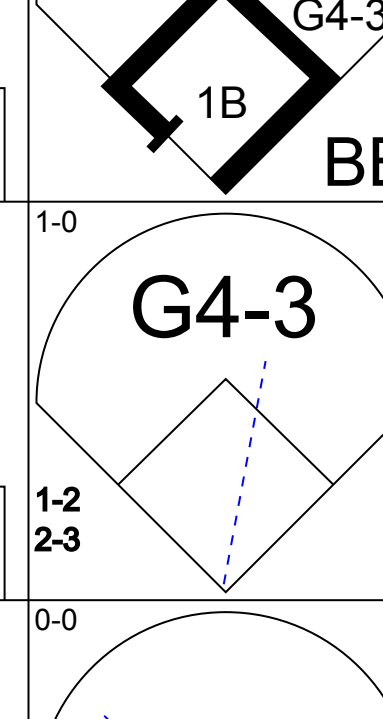
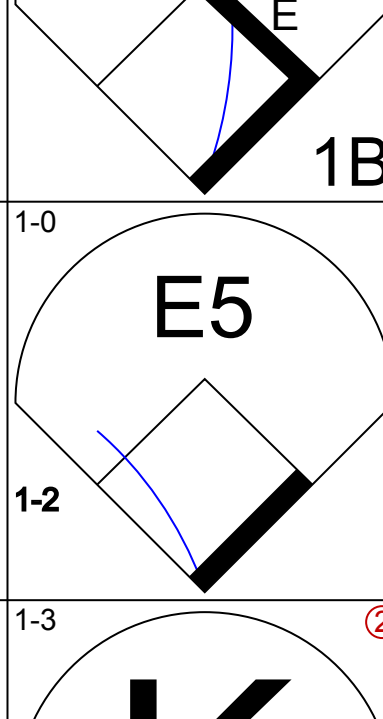
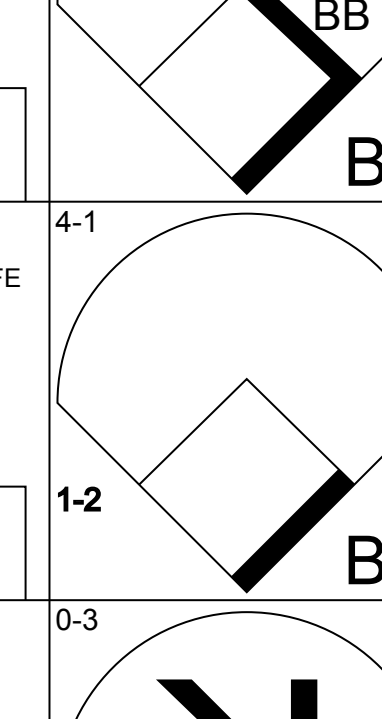

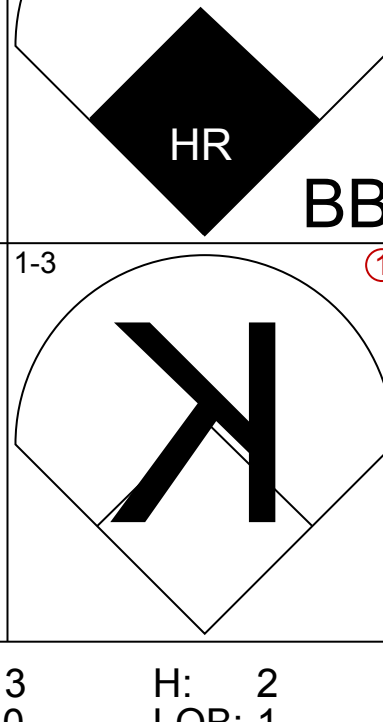
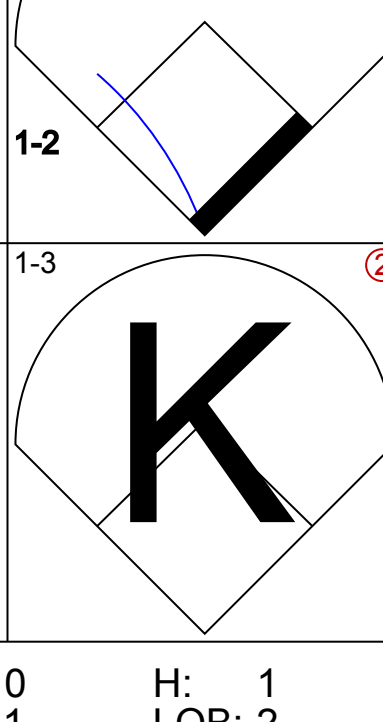
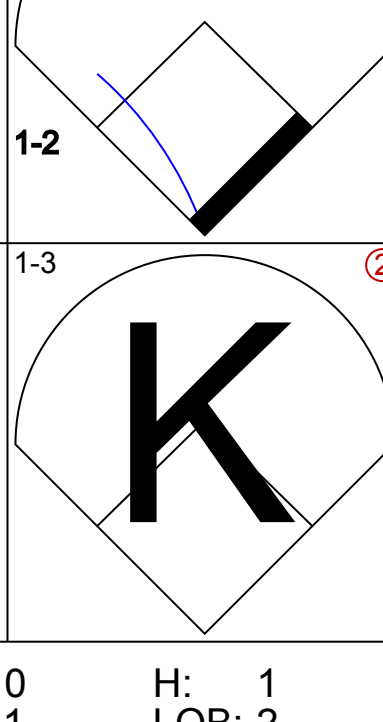
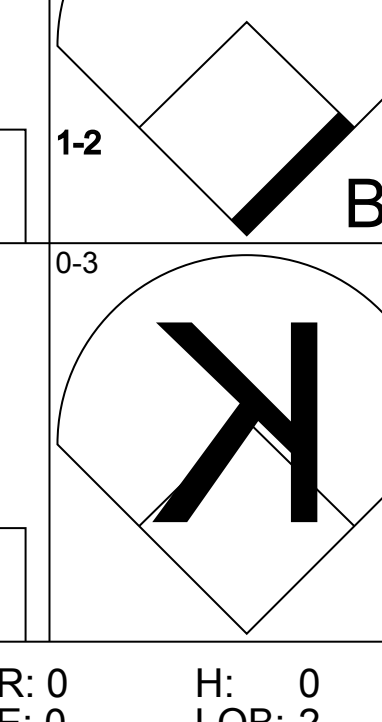
Batter	1	2	3	4	5	6	7	8	9	10	AB	R	H	RBI	BB	SO	LOB	BOTTOM						
Kenny Lofton, L OBP: 0.436, SLG: 0.585	L4		F7			G4-3		B5-3			5	0	0	0	0	1	3							
Wayne Kirby, L OBP: 0.305, SLG: 0.344	F9				F7			B5		FC5-4 1B	5	0	1	0	0	0	0							
Carlos Baerga, S OBP: 0.307, SLG: 0.478	G3-1				F8			G3		FC5-4 E 1B BB	5	1	1	0	0	0	1							
Albert Belle, R OBP: 0.479, SLG: 0.709					G1-3			F8		E7 BB 1B	3	0	1	0	2	0	0							
Eddie Murray, S OBP: 0.290, SLG: 0.434					F9			G6-3		FC6-4 1B	4	1	1	0	1	0	3							
Paul Sorrento, L OBP: 0.361, SLG: 0.469					G4-3			2B		FC6-4 1B	2	1	1	0	2	0	1							
Ruben Amaro Jr, S ERA: 4.85					G4-3			BB			0	0	0	0	0	0	0							
Rene Gonzales, R OBP: 0.444, SLG: 0.200					2B			G6-3 BB		F9 2B	0	0	0	1	1	0	0							
Sandy Alomar Jr, R OBP: 0.288, SLG: 0.393					G6-3			FC6-4 1B		F9	4	0	1	0	0	0	4							
Jim Thome, L OBP: 0.314, SLG: 0.423					G4-3			G5-3			3	0	1	2	1	0	1							
Alvaro Espinoza, R OBP: 0.291, SLG: 0.323					G6-3			G5-3		F7	4	0	0	0	0	0	6							
Inning Stats	R: 0 E: 0 K: 0 S: 7	H: 0 LOB: 0 BB: 0 P: 12	R: 0 E: 0 K: 0 S: 10	H: 0 LOB: 1 BB: 1 P: 18	R: 0 E: 0 K: 0 S: 6	H: 0 LOB: 0 BB: 0 P: 10	R: 0 E: 0 K: 0 S: 8	H: 0 LOB: 0 BB: 0 P: 12	R: 1 E: 0 K: 0 S: 11	H: 1 LOB: 1 BB: 1 P: 18	R: 0 E: 0 K: 0 S: 5	H: 0 LOB: 0 BB: 0 P: 5	R: 1 E: 0 K: 0 S: 7	H: 2 LOB: 2 BB: 1 P: 14	R: 0 E: 0 K: 0 S: 9	H: 1 LOB: 2 BB: 1 P: 14	R: 0 E: 0 K: 1 S: 14	H: 1 LOB: 3 BB: 2 P: 20	R: 1 E: 1 K: 0 S: 11	H: 2 LOB: 3 BB: 2 P: 21	1B: 5 2B: 2 3B: 0 HR: 0	SF: 0 SAC: 0 DP: 0 HBP: 0	WP: 0 PB: 0 SB: 0 CS: 0	PA: 42
PITCHER	IP 8.2	WLS 2	BF 36	H 5	R 2	ER 2	SO 2	BB 4	IBB 0	HBP 0	BLK 0	WP 0	HR 0	S 74	P 120	ERA 2.08	WHIP 1.038							
Phil Lefwich, R ERA: 4.29	(1, 1)																							
Bob Patterson, L ERA: 4.85	(9, 1)	0.2	L	3	1	1	1	0	0	0	0	0	0	9	10	13.50	1.500							
Mike Butcher, R ERA: 7.53	(10, 1)	0.0		3	1	0	0	0	1	1	0	0	0	5	14									

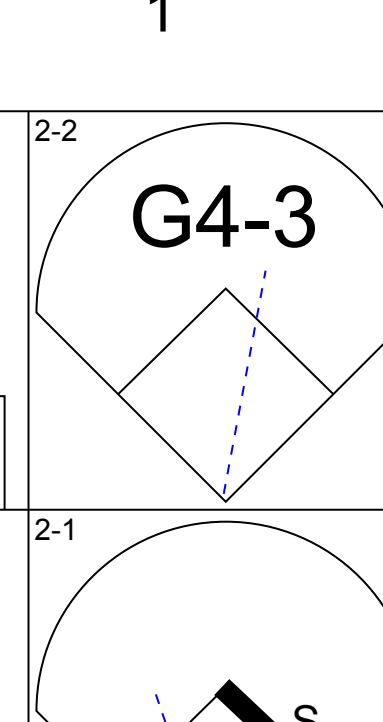
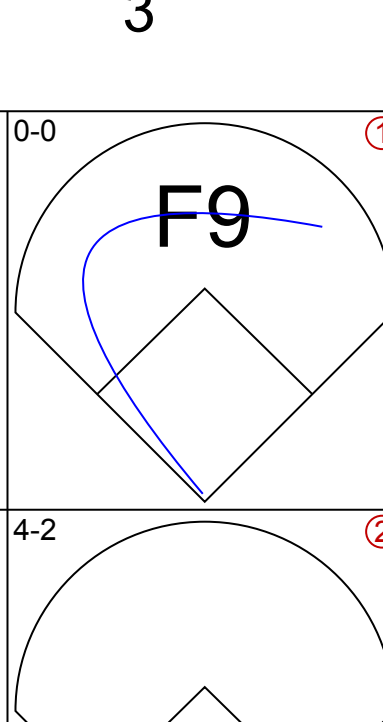
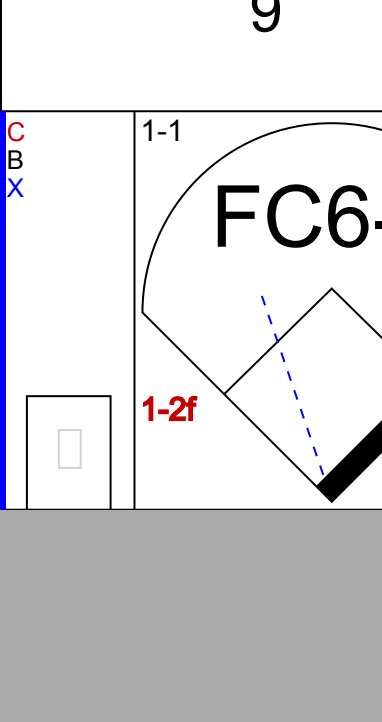

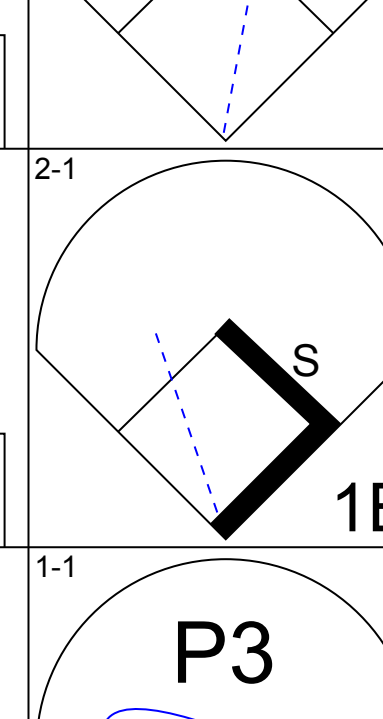
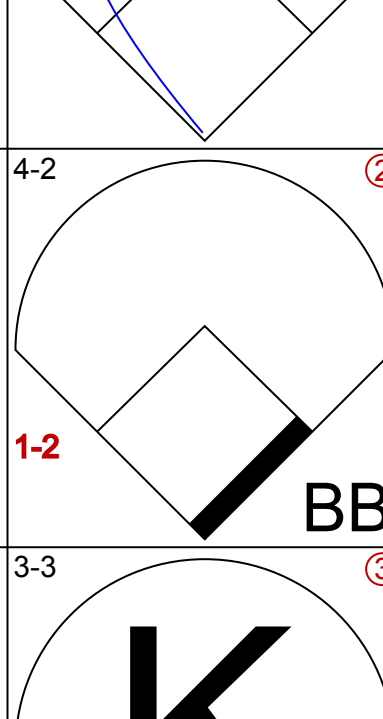
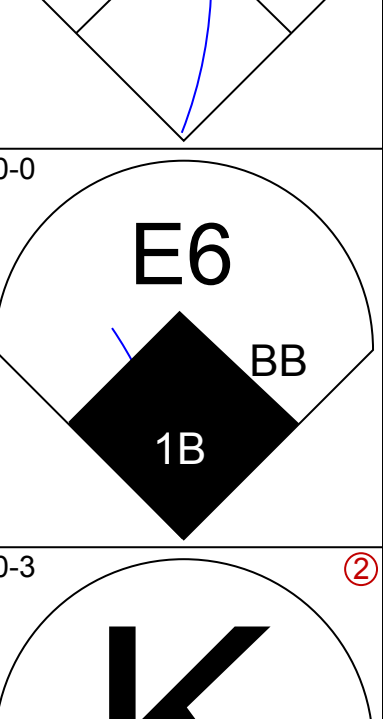
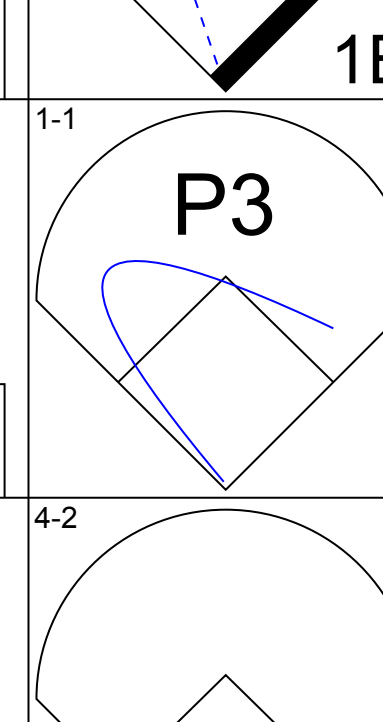
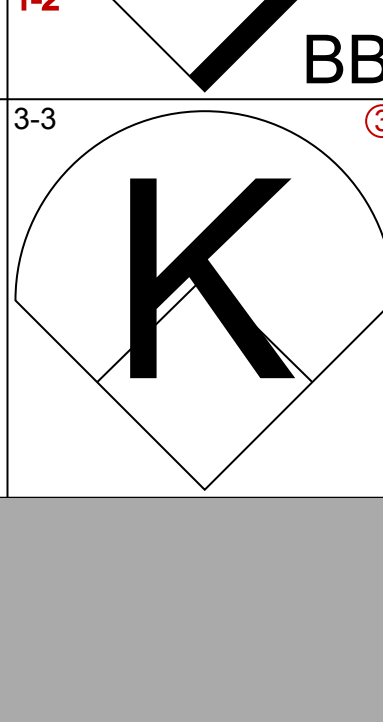
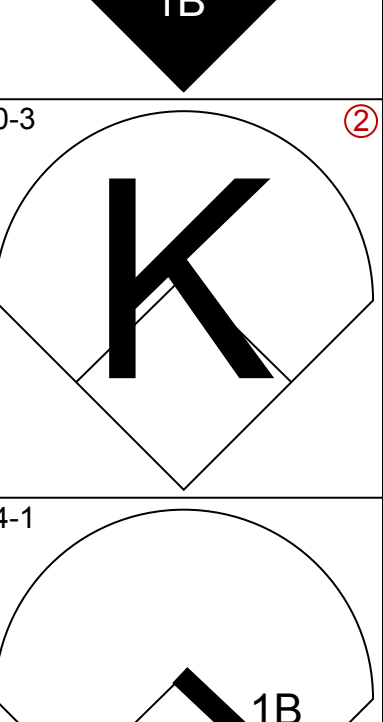

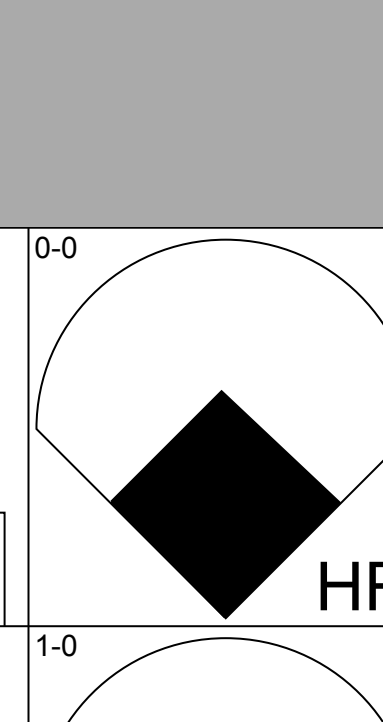
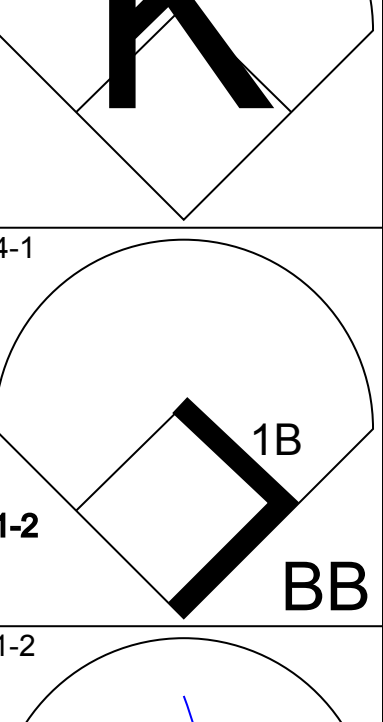
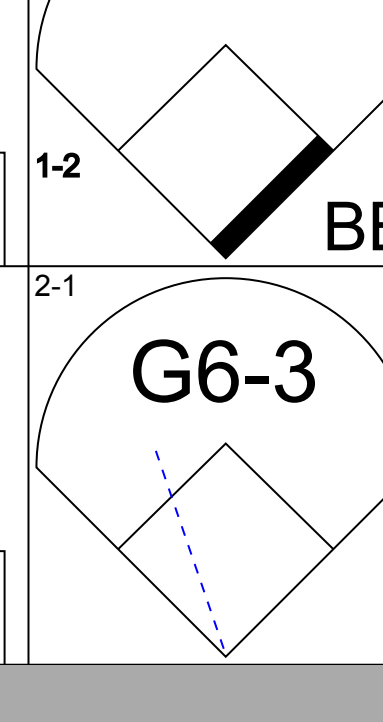
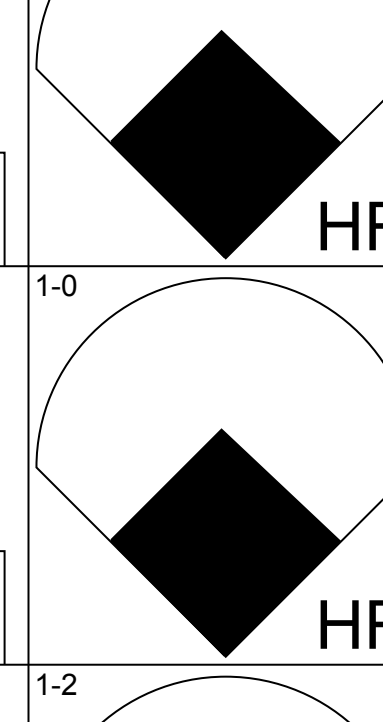
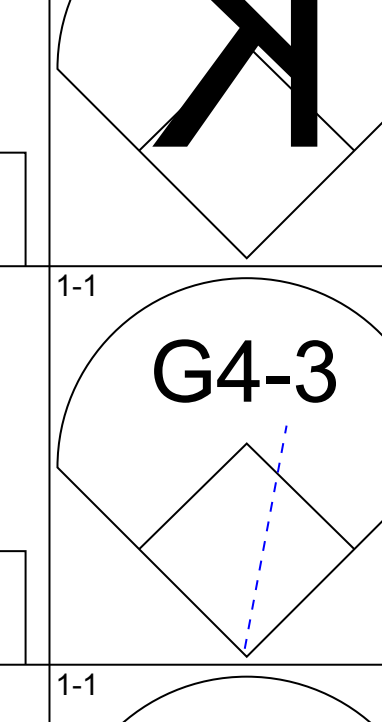
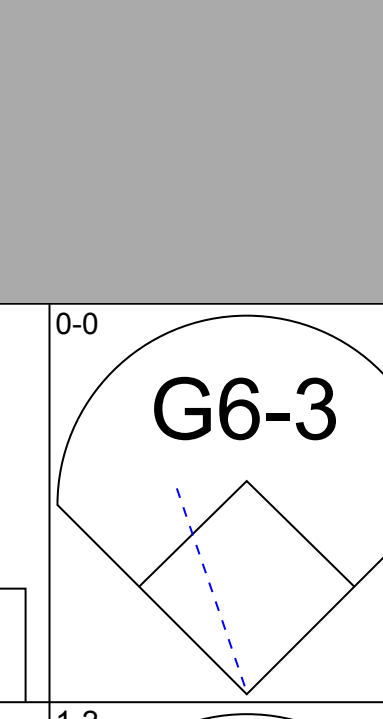
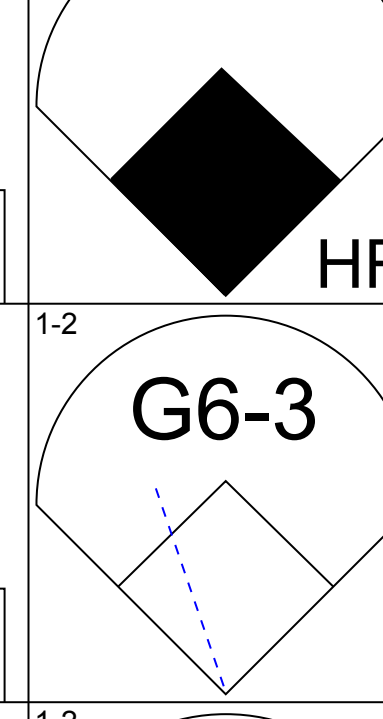
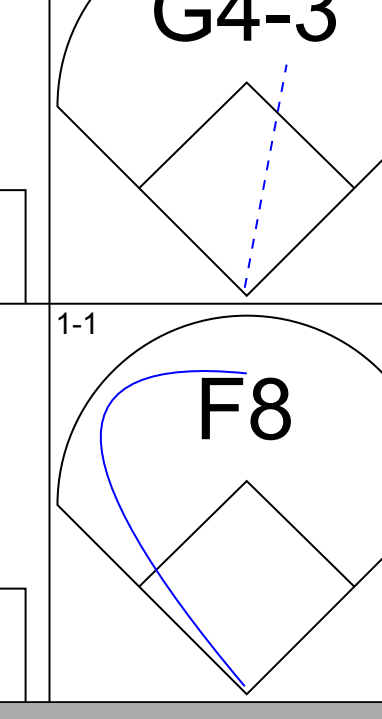
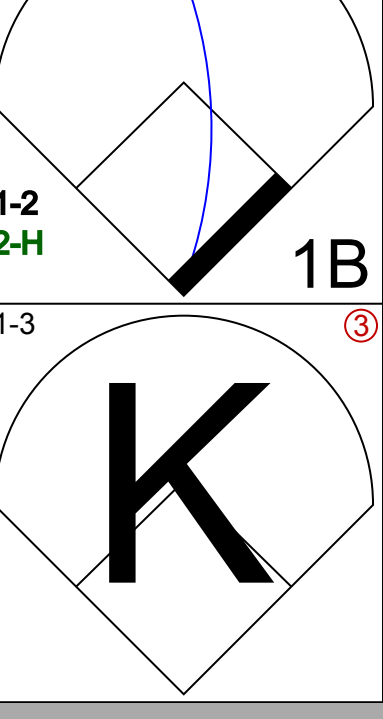
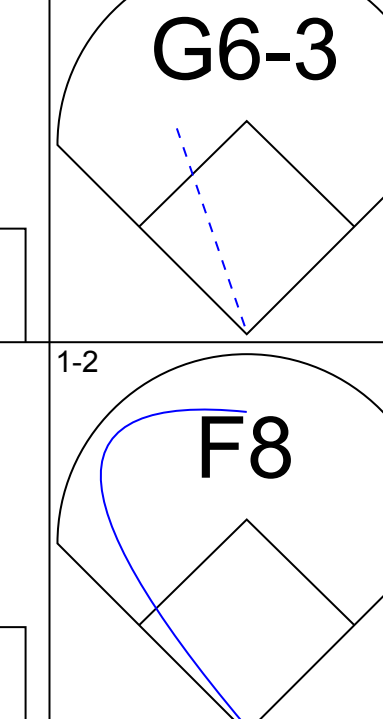
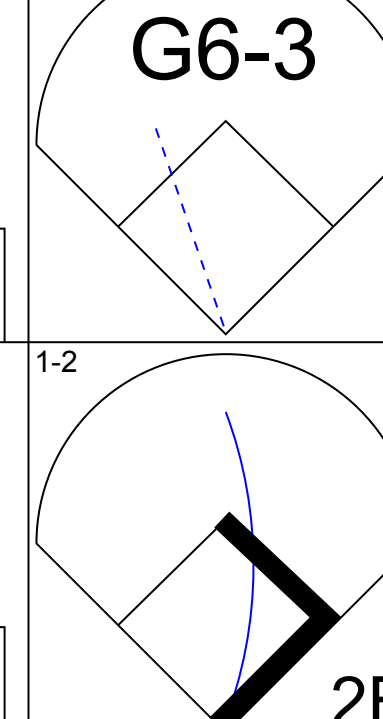
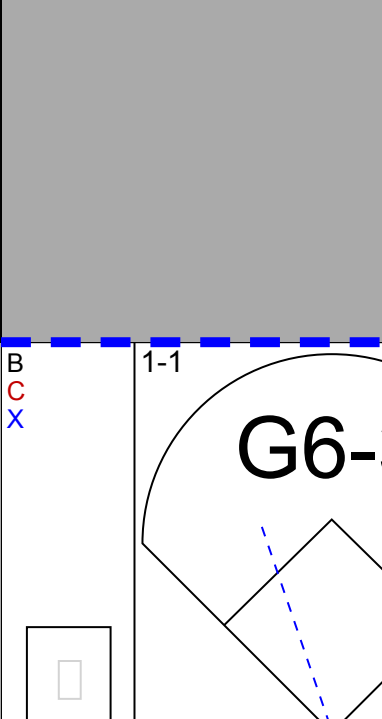
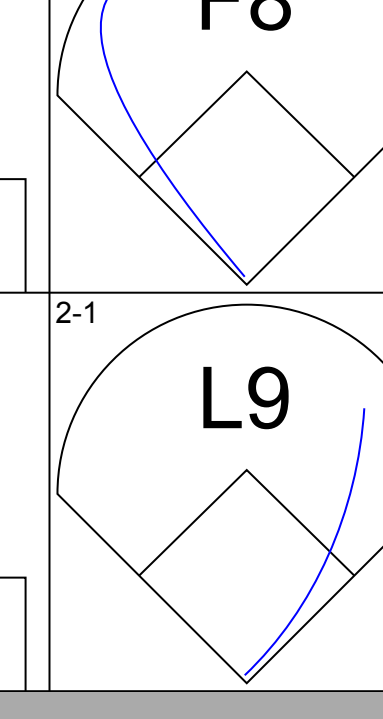
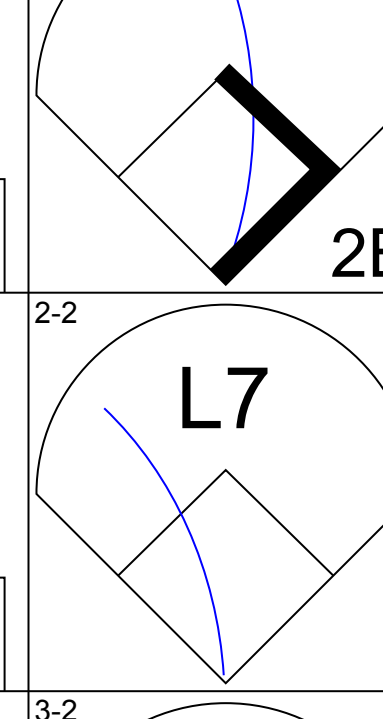
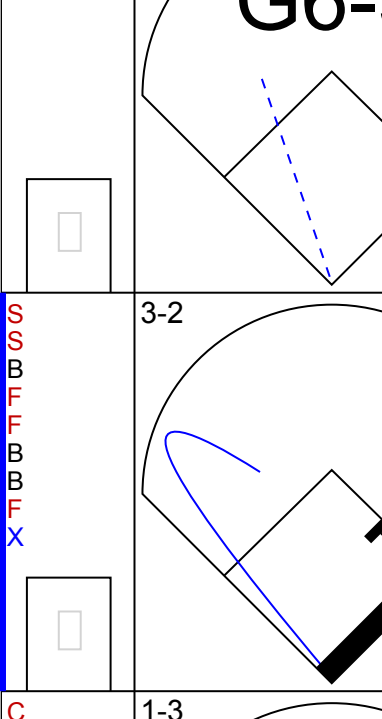
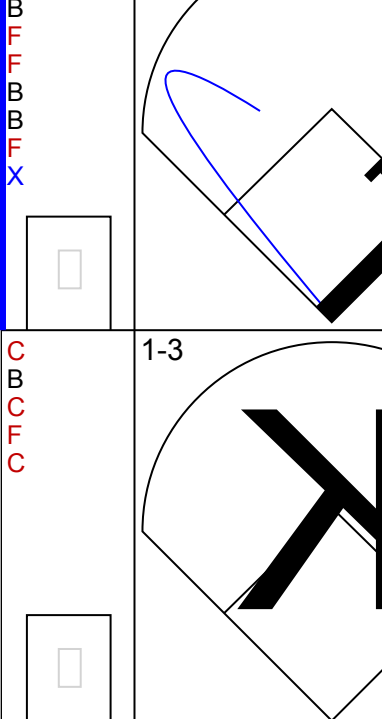
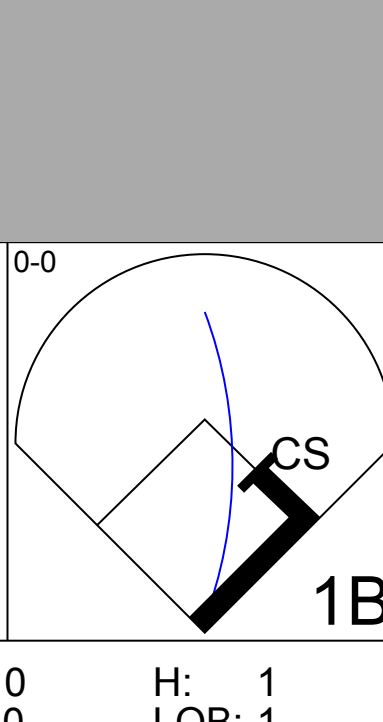
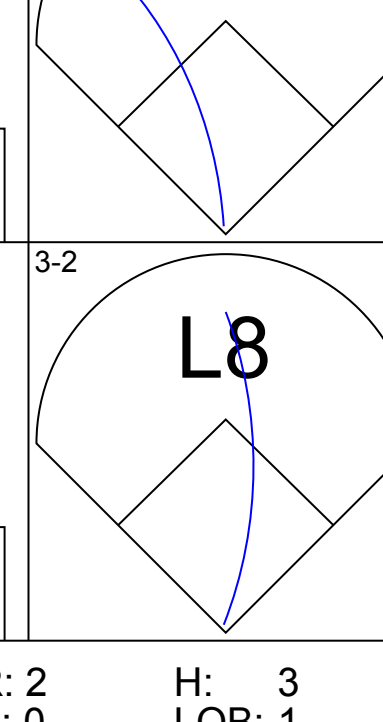
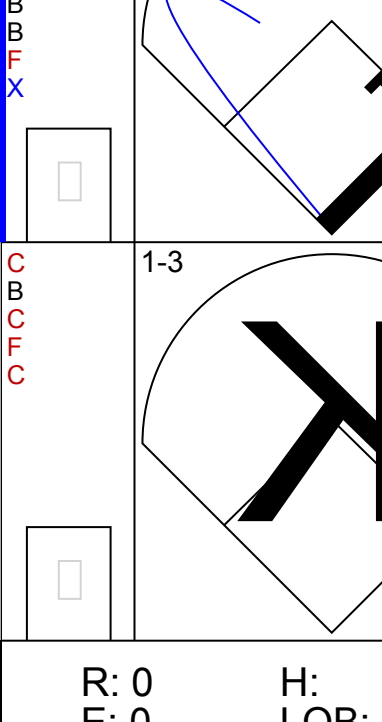
California Angels @ Cleveland Indians
 Jacobs Field, Cleveland, OH
 Wed Jun 01 1994, 7:05 PM EDT
 Att: 32,938 - Unknown - 58 F

livebaseballscores.com

AB	35
R	3
H	7
RBI	3
BB	7
SO	1
LOB	19



Batter	1	2	3	4	5	6	7	8	9	AB	R	H	RBI	BB	SO	LOB	TOP				
Turner Ward, S OBP: 0.362, SLG: 0.417 (1, 8)									 1B	5	0	1	0	0	1	3	Milwaukee Brewers @ California Angels Anaheim Stadium, Anaheim, CA Fri Jun 03 1994, 10:05 PM EDT Att: 21,331 - Unknown - 71 F				
John Jaha, R OBP: 0.345, SLG: 0.449 (1, 3)									 1-2	3	1	1	2	1	1	0					
Greg Vaughn, R OBP: 0.336, SLG: 0.500 (1, 7)									 2-2	4	0	0	0	1	1	2					
Brian Harper, R OBP: 0.301, SLG: 0.372 (1, 10)									 3-2	5	0	1	0	0	0	2					
Dave Nilsson, L OBP: 0.301, SLG: 0.437 (1, 2)									 2-2	4	0	0	0	0	0	2					
Matt Mieske, R OBP: 0.345, SLG: 0.419 (1, 9)									 2-2	4	1	1	0	0	1	0					
B.J. Surhoff, L OBP: 0.392, SLG: 0.628 (1, 5)									 4-2	2	1	2	1	2	0	0					
Jody Reed, R OBP: 0.367, SLG: 0.295 (1, 4)									 4-1	2	1	0	0	2	0	3					
Jose Valentin, S OBP: 0.308, SLG: 0.389 (1, 6)									 0-3	4	0	1	1	0	3	5					
Inning Stats	R: 0 E: 0 K: 2 S: 9	H: 0 LOB: 0 BB: 0 P: 15	R: 0 E: 0 K: 1 S: 5	H: 0 LOB: 0 BB: 0 P: 8	R: 3 E: 0 K: 1 S: 11	H: 2 LOB: 1 BB: 2 P: 21	R: 1 E: 0 K: 0 S: 10	H: 2 LOB: 2 BB: 1 P: 19	R: 0 E: 1 K: 1 S: 10	H: 1 LOB: 2 BB: 0 P: 20	R: 0 E: 0 K: 1 S: 6	H: 0 LOB: 0 BB: 0 P: 9	R: 0 E: 0 K: 1 S: 14	H: 0 LOB: 2 BB: 2 P: 26	R: 0 E: 0 K: 1 S: 10	H: 1 LOB: 1 BB: 0 P: 17	1B: 4 2B: 1 3B: 0 HR: 2	SF: 0 SAC: 1 DP: 0 HBP: 0	WP: 0 PB: 0 SB: 0 CS: 0	PA: 40	
PITCHER	IP	WLS	BF	H	R	ER	SO	BB	IBB	HBP	BLK	WP	HR	S	P	ERA	WHIP				
Mark Langston, L ERA: 6.12 (1, 1)	4.0	L	18	4	4	4	4	3	0	0	0	0	2	35	63	9.00	1.750				
Mark Leiter, R ERA: 4.5 (5, 1)	3.0		13	2	0	0	2	1	0	0	0	0	0	27	44	0.00	1.000				
Bob Patterson, L ERA: 3.86 (8, 1)	1.0		5	0	0	0	1	2	0	0	0	0	0	14	26	0.00	2.000				
Joe Grahe, R ERA: 5.09 (9, 1)	1.0		4	1	0	0	0	0	0	0	0	0	0	10	17	0.00	1.000				

Batter	1	2	3	4	5	6	7	8	9	AB	R	H	RBI	BB	SO	LOB	BOTTOM					
Harold Reynolds, S OBP: 0.317, SLG: 0.273 (1, 4)									 1-2	4	0	0	0	0	0	1	Milwaukee Brewers @ California Angels Anaheim Stadium, Anaheim, CA Fri Jun 03 1994, 10:05 PM EDT Att: 21,331 - Unknown - 71 F					
Bo Jackson, R OBP: 0.353, SLG: 0.490 (9, FH)										1	0	0	0	0	0	1						
Chad Curtis, R OBP: 0.272, SLG: 0.359 (1, 8)									 1-2	3	1	1	0	1	0	0						
Tim Salmon, R OBP: 0.393, SLG: 0.536 (1, 9)									 0-3	4	0	0	0	0	2	3						
Chili Davis, S OBP: 0.464, SLG: 0.586 (1, 10)									 1-2	2	1	1	1	2	1	0						
Jim Edmonds, L OBP: 0.425, SLG: 0.452 (1, 7)									 1-1	4	1	2	2	0	0	2						
Eduardo Perez, R OBP: 0.275, SLG: 0.380 (1, 3)									 1-1	3	0	0	0	0	1	2						
Dwight Smith, L OBP: 0.306, SLG: 0.431 (8, FH)										1	0	0	0	0	0	0						
Spike Owen, S OBP: 0.406, SLG: 0.300 (1, 5)									 1-1	4	0	1	0	0	0	0						
Chris Turner, R OBP: 0.208, SLG: 0.152 (1, 2)									 3-2	3	0	0	0	0	0	1						
Jorge Fabregas, L OBP: 0.320, SLG: 0.323 (9, FH)										1	0	1	0	0	0	0						
Gary Disarcina, R OBP: 0.338, SLG: 0.399 (1, 6)									 1-3	4	0	1	0	0	1	2						
Inning Stats	R: 0 E: 0 K: 0 S: 11	H: 1 LOB: 2 BB: 1 P: 22	R: 0 E: 0 K: 0 S: 6	H: 0 LOB: 0 BB: 0 P: 9	R: 0 E: 0 K: 1 S: 8	H: 1 LOB: 1 BB: 1 P: 15	R: 2 E: 0 K: 0 S: 17	H: 3 LOB: 1 BB: 0 P: 25	R: 1 E: 1 K: 2 S: 13	H: 1 LOB: 2 BB: 1 P: 20	R: 0 E: 0 K: 0 S: 7	H: 0 LOB: 0 BB: 0 P: 10	R: 0 E: 0 K: 0 S: 11	H: 0 LOB: 0 BB: 0 P: 15	R: 0 E: 0 K: 1 S: 8	H: 0 LOB: 0 BB: 0 P: 11	R: 0 E: 0 K: 1 S: 14	H: 1 LOB: 1 BB: 0 P: 20	1B: 4 2B: 1 3B: 0 HR: 2	SF: 0 SAC: 0 DP: 0 HBP: 0	WP: 0 PB: 0 SB: 1 CS: 1	PA: 37
PITCHER	IP	WLS	BF	H	R	ER	SO	BB	IBB	HBP	BLK	WP	HR	S	P	ERA	WHIP					
Ricky Bones, R ERA: 2.59 (1, 1)	6.0	W	27	6	3	2	3	3	0	0	0	0	2	62	101	3.00	1.500					
Mike Ignasiak, R ERA: 4.5 (7, 1)	2.0		6	0	0	0	1	0	0	0	0	0	0	19	26	0.00	0.000					
Mike Fetters, R ERA: 2.78 (9, 1)	1.0	S	4	1	0	0	1	0	0	0	0	0	0	14	20	0.00	1.000					

Batter	1	2	3	4	5	6	7	8	9	AB	R	H	RBI	BB	SO	LOB	TOP			
Darryl Hamilton, L (1, 8) OBP: 0.345, SLG: 0.364	1-2 G6-4-3 1B			2-1 P7	3-3 K			2-1 3B		4	0	2	0	0	1	2	Milwaukee Brewers @ California Angels Anaheim Stadium, Anaheim, CA Sun Jun 05 1994, 6:33 AM EDT Att: 33,581 - Sunny - 80 F			
Turner Ward, S (1, 7) OBP: 0.355, SLG: 0.418	1-1 G6-4-3 1-2f			0-1 P3			0-0 G6-3	0-1 G5-3		4	0	0	0	0	0	2				
John Jaha, R (1, 3) OBP: 0.353, SLG: 0.438	0-2 G5-3			4-0 BB BB			1-2 F8		4-0 F9 2B BB	2	1	0	0	2	0	0				
Greg Vaughn, R (1, 10) OBP: 0.335, SLG: 0.489		4-0 G3-6-3 BB		4-2 BB BB			0-0 F8		1-0 F9 1-2	2	0	0	0	2	0	1				
Brian Harper, R (1, 2) OBP: 0.313, SLG: 0.392	1-1 L9 SAFE SAFE			1-2 F7			0-1 G3-6-1 1B		2-1 2H 2B	4	0	2	1	0	0	3				
B.J. Surhoff, L (1, 5) OBP: 0.350, SLG: 0.558	0-1 G3-6-3 1-2f				1-3 K		3-2 F8		0-0 P9	4	0	0	0	0	1	3				
Jody Reed, R (1, 4) OBP: 0.367, SLG: 0.295				0-0 G6-3	4-1 BB BB		0-0 G3-6-1 1-2f		2-1 P4	3	0	0	0	1	0	2				
Matt Mieske, R (1, 9) OBP: 0.345, SLG: 0.408				3-1 F9	4-1 SAFE SAFE SAFE SAFE BB BB			1-1 F8		2	0	0	0	1	0	0				
Jose Valentin, S (1, 6) OBP: 0.307, SLG: 0.376				2-2 F7	1-0 F7			1-3 K		2	0	0	0	0	0	2				
Tom Brunansky, R (8, PH) OBP: 0.241, SLG: 0.286										1	0	0	0	0	1	0				
Bill Spiers, L (8, 6) OBP: 0.328, SLG: 0.301										0	0	0	0	0	0	0				
Inning Stats	R: 0 E: 0 K: 0 S: 9	H: 1 LOB: 0 BB: 0 P: 11	R: 0 E: 0 K: 0 S: 4	H: 0 LOB: 0 BB: 1 P: 9	R: 0 E: 0 K: 0 S: 6	H: 0 LOB: 0 BB: 0 P: 11	R: 0 E: 0 K: 0 S: 10	H: 0 LOB: 2 BB: 2 P: 21	R: 0 E: 0 K: 2 S: 11	H: 0 LOB: 2 BB: 2 P: 23	R: 0 E: 0 K: 0 S: 5	H: 1 LOB: 0 BB: 0 P: 10	R: 0 E: 0 K: 1 S: 11	H: 1 LOB: 1 BB: 0 P: 15	R: 1 E: 0 K: 0 S: 6	H: 1 LOB: 1 BB: 1 P: 15	1B: 2 2B: 1 3B: 1 HR: 0	SF: 0 SAC: 0 DP: 3 HBP: 0	WP: 0 PB: 0 SB: 0 CS: 0	PA: 34
PITCHER Joe Magrane, L (1, 1) ERA: 6.48	IP: 9.0 WLS: W BF: 34 H: 4 R: 1 ER: 1 SO: 3 BB: 6 IBB: 0 HBP: 0 BLK: 0 WP: 0 HR: 0 S: 69 P: 121 ERA: 1.00 WHIP: 1.111																			

Batter	1	2	3	4	5	6	7	8	9	AB	R	H	RBI	BB	SO	LOB	BOTTOM			
Spike Owen, S (1, 5) OBP: 0.419, SLG: 0.345	2-1 G6-3		1-0 3B		1-0 L8	1-1 BB 1B		2-1 G4-3		5	0	2	1	0	0	1	Milwaukee Brewers @ California Angels Anaheim Stadium, Anaheim, CA Sun Jun 05 1994, 6:33 AM EDT Att: 33,581 - Sunny - 80 F			
Chad Curtis, R (1, 8) OBP: 0.286, SLG: 0.388	1-1 S 2B		2-3 K		4-2 1B 1B BB	2-2 P4		0-0 E 1B		4	1	2	0	1	1	4				
Tim Salmon, R (1, 9) OBP: 0.389, SLG: 0.523	1-3 K		2-2 G6-3		0-1 1B 1B BB	4-2 1B BB		3-3 K		4	0	1	1	1	2	3				
Chili Davis, S (1, 10) OBP: 0.461, SLG: 0.569	4-1 WP BB			2-3 K	4-2 1B BB	1-0 P6		1-1 G4-3		3	0	0	0	2	1	4				
Jim Edmonds, L (1, 7) OBP: 0.426, SLG: 0.480	3-3 K			1-1 1B	2-2 1B BB	0-1 F8				4	0	2	1	0	1	5				
J.T. Snow, L (1, 3) OBP: 0.333, SLG: 0.333		0-2 L7		1-1 1B	1-2 G1-3 1B	2-2 F9		3-3 K		4	0	1	0	0	1	3				
Rod Correia, R (1, 4) OBP: 0.250, SLG: 0.250		1-1 G4-3		0-1 G1-3		1-1 SH 1B 1B		2-0 F9		4	1	1	0	0	0	2				
Jorge Fabregas, L (1, 2) OBP: 0.321, SLG: 0.324		0-1 G3		0-3 K		2-2 1B SH BB 1B		0-1 1B		4	1	2	0	0	1	2				
Gary Disarcina, R (1, 6) OBP: 0.332, SLG: 0.389			1-2 G3		1-0 CS 1B	0-1 SH BB 1B		1-2 G4-3		3	0	1	0	0	0	1				
Inning Stats	R: 0 E: 0 K: 2 S: 12	H: 1 LOB: 2 BB: 1 P: 23	R: 0 E: 0 K: 0 S: 9	H: 0 LOB: 0 BB: 0 P: 10	R: 0 E: 0 K: 1 S: 10	H: 1 LOB: 1 BB: 0 P: 16	R: 0 E: 0 K: 2 S: 13	H: 2 LOB: 2 BB: 0 P: 16	R: 1 E: 0 K: 0 S: 15	H: 3 LOB: 3 BB: 2 P: 29	R: 2 E: 0 K: 0 S: 19	H: 3 LOB: 3 BB: 1 P: 30	R: 0 E: 0 K: 1 S: 11	H: 1 LOB: 1 BB: 0 P: 17	R: 0 E: 1 K: 1 S: 8	H: 1 LOB: 1 BB: 0 P: 14		1B: 10 2B: 1 3B: 1 HR: 0	SF: 0 SAC: 1 DP: 0 HBP: 0	WP: 1 PB: 0 SB: 1 CS: 1
PITCHER Bob Scanlan, R (1, 1) ERA: 4.71 Jaime Navarro, R (5, 1) ERA: 8.00 Graeme Lloyd, L (6, 1) ERA: 4.66 Jose Mercedes, R (8, 1) ERA:	IP: 4.0 WLS: L BF: 17 H: 6 R: 3 ER: 3 SO: 0 BB: 2 IBB: 0 HBP: 0 BLK: 0 WP: 0 HR: 0 S: 26 P: 44 ERA: 27.00 WHIP: 8.000																			

Batter	1	2	3	4	5	6	7	8	9	AB	R	H	RBI	BB	SO	LOB	TOP					
Chuck Knoblauch, R OBP: 0.388, SLG: 0.507 (1,4)	F8	F7		K		E5		BB		4	0	0	0	1	1	0						
Alex Cole, L OBP: 0.408, SLG: 0.452 (1,8)	BB	1B		G1-3		G4-3		K		5	2	2	0	0	1	2						
Kirby Puckett, R OBP: 0.366, SLG: 0.505 (1,9)	BB	BB		K		G6-3		K		5	2	2	2	0	2	1						
Kent Hrbek, L OBP: 0.390, SLG: 0.385 (1,3)	FC5-4	BB		G4-3		L4		BB		4	2	2	0	1	1	0						
Shane Mack, R OBP: 0.405, SLG: 0.596 (1,7)	FC5-4	BB		G4-3		G5-3		K		3	1	1	1	2	1	1						
Pedro Munoz, R OBP: 0.357, SLG: 0.495 (1,10)	FC5-4	BB		G4-3		WP		P4		4	0	1	2	0	0	4						
Scott Leius, R OBP: 0.329, SLG: 0.458 (1,5)	F9			G6-3		HBP		1B		5	1	2	3	0	0	4						
Matt Walbeck, S OBP: 0.258, SLG: 0.286 (1,2)		G4-3		F7		F7		G3		4	0	0	0	0	0	2						
Pat Meares, R OBP: 0.324, SLG: 0.338 (1,6)		G1-3		P2		K		F7		4	0	0	0	0	1	0						
Inning Stats	R: 2 E: 0 K: 0 S: 17	H: 2 LOB: 2 BB: 2 P: 31	R: 0 E: 0 K: 0 S: 4	H: 0 LOB: 0 BB: 0 P: 7	R: 5 E: 0 K: 0 S: 28	H: 5 LOB: 0 BB: 0 P: 36	R: 0 E: 0 K: 2 S: 13	H: 0 LOB: 0 BB: 0 P: 19	R: 0 E: 0 K: 0 S: 7	H: 0 LOB: 1 BB: 0 P: 15	R: 0 E: 1 K: 1 S: 7	H: 0 LOB: 1 BB: 0 P: 8	R: 1 E: 0 K: 1 S: 11	H: 3 LOB: 2 BB: 0 P: 18	R: 0 E: 0 K: 2 S: 14	H: 0 LOB: 1 BB: 1 P: 22	R: 0 E: 0 K: 1 S: 12	H: 0 LOB: 1 BB: 1 P: 21	1B: 7 2B: 1 3B: 0 HR: 2	SF: 0 SAC: 0 DP: 0 HBP: 1	WP: 2 PB: 0 CS: 0	PA: 43
PITCHER	IP	WLS	BF	H	R	ER	SO	BB	IBB	HBP	BLK	WP	HR	S	P	ERA	WHIP					
Phil Leftwich, R ERA: 4.91 (1,1)	2.0	L	14	6	6	6	0	2	0	0	0	0	1	35	55	27.00	4.000					
John Dopson, R ERA: 5.33 (3,1)	5.0		21	4	2	2	4	0	0	1	0	1	1	52	79	3.60	0.800					
Mike Butcher, R ERA: 6.89 (8,1)	1.0		4	0	0	0	2	1	0	0	0	0	0	14	22	0.00	1.000					
Craig Lefferts, L ERA: 3.57 (9,1)	1.0		4	0	0	0	1	1	0	0	0	1	0	12	21	0.00	1.000					

Minnesota Twins @ California Angels
Anaheim Stadium, Anaheim, CA
Mon Jun 06 1994, 10:05 PM EDT
Att: 20,405 - Unknown - 73 F

AB	38
R	8
H	10
RBI	8
BB	4
SO	7
LOB	14



Batter	1	2	3	4	5	6	7	8	9	AB	R	H	RBI	BB	SO	LOB	BOTTOM					
Harold Reynolds, S OBP: 0.322, SLG: 0.289 (1,4)	B4-3		B3		F7		S		K	3	0	1	0	1	0	0						
Dwight Smith, L OBP: 0.302, SLG: 0.424 (9, FH)			2B		G5-3		BB		L4	1	0	0	0	0	1	0						
Chad Curtis, R OBP: 0.280, SLG: 0.380 (1,8)	E6		B3		G5-3		F9			5	0	0	0	0	0	2						
Tim Salmon, R OBP: 0.395, SLG: 0.539 (1,9)	1B		BB		HR		F8			3	1	2	1	1	0	1						
Chili Davis, S OBP: 0.453, SLG: 0.557 (1,10)	P7		F8		F7		F7			4	0	0	0	0	0	5						
Jim Edmonds, L OBP: 0.420, SLG: 0.500 (1,7)	K		F7		G3-1				HR	4	1	1	1	0	1	4						
J.T. Snow, L OBP: 0.385, SLG: 0.385 (1,3)	K				1B		1B		G1-3	4	0	2	0	0	1	0						
Spike Owen, S OBP: 0.423, SLG: 0.344 (1,5)	G4-3		BB		G4-3		P7		F8	3	0	1	0	1	0	1						
Jorge Fabregas, L OBP: 0.321, SLG: 0.324 (1,2)	G4-3				K				F9	3	0	1	0	0	1	3						
Mark Dalesandro, R ERA: 6.59 (8,2)										1	0	0	0	0	0	0						
Gary Disarcina, R OBP: 0.325, SLG: 0.381 (1,6)	G6-3		G4-3		G4-3				F9	4	0	0	0	0	0	5						
Inning Stats	R: 0 E: 0 K: 1 S: 11	H: 1 LOB: 2 BB: 0 P: 20	R: 0 E: 0 K: 1 S: 9	H: 0 LOB: 1 BB: 1 P: 18	R: 0 E: 0 K: 0 S: 7	H: 1 LOB: 2 BB: 1 P: 16	R: 0 E: 0 K: 1 S: 9	H: 2 LOB: 1 BB: 0 P: 11	R: 1 E: 0 K: 0 S: 10	H: 1 LOB: 0 BB: 0 P: 14	R: 0 E: 0 K: 0 S: 10	H: 2 LOB: 2 BB: 0 P: 11	R: 0 E: 0 K: 0 S: 6	H: 0 LOB: 1 BB: 1 P: 11	R: 1 E: 0 K: 0 S: 8	H: 1 LOB: 0 BB: 0 P: 13	R: 0 E: 0 K: 1 S: 6	H: 0 LOB: 0 BB: 0 P: 8	1B: 5 2B: 1 3B: 0 HR: 2	SF: 0 SAC: 0 DP: 1 HBP: 0	WP: 0 PB: 0 CS: 0	PA: 38
PITCHER	IP	WLS	BF	H	R	ER	SO	BB	IBB	HBP	BLK	WP	HR	S	P	ERA	WHIP					
Kevin Tapani, R ERA: 4.56 (1,1)	7.0	W	31	7	1	1	3	3	0	0	0	0	0	62	101	1.29	1.429					
Larry Casian, L ERA: 6.59 (8,1)	1.0		4	1	1	1	0	0	0	0	0	0	1	8	13	9.00	1.000					
Rick Aguilera, R ERA: 5.3 (9,1)	1.0		3	0	0	0	1	0	0	0	0	0	0	6	8	0.00	0.000					

Minnesota Twins @ California Angels
Anaheim Stadium, Anaheim, CA
Mon Jun 06 1994, 10:05 PM EDT
Att: 20,405 - Unknown - 73 F

AB	35
R	2
H	8
RBI	2
BB	3
SO	4
LOB	21



Batter	1	2	3	4	5	6	7	8	9	AB	R	H	RBI	BB	SO	LOB	TOP								
Chuck Knoblauch R (1,4) OBP: 0.387, SLG: 0.500	1-2 G1-3	0-2 F9		0-1 F8		0-1 G6-3		1-1 HBP 1B	4-0 IBB	5	1	1	0	1	0	5	Minnesota Twins @ California Angels Anaheim Stadium, Anaheim, CA Tue Jun 07 1994, 10:05 PM EDT Att: 16,045 - Unknown - 73 F								
Shane Mack R (1,8) OBP: 0.402, SLG: 0.578	0-0 CS		1-0 L6	0-3 K2-3			0-2 L1-3	1-1 HBP 1B	1-0 G1-2-3	5	1	1	0	0	1	3									
Kirby Puckett R (1,9) OBP: 0.371, SLG: 0.509	3-2 F9		0-0 2B		2-2 G5-3		3-2 FC5 1B	1-1 1B		4	1	2	1	0	0	1									
Dave Winfield R (1,10) OBP: 0.337, SLG: 0.418		4-0 BB 1B	4-2 2B		1-0 G6-3		1-3 K	1-2 HBP		3	2	1	2	2	1	1									
Pedro Munoz R (1,7) OBP: 0.347, SLG: 0.481		1-3 K	2-1 F9		1-0 G6-3		4-1 1B	0-0 P5		3	0	0	0	0	1	3									
Kent Hrbek L (7,PH) OBP: 0.392, SLG: 0.381										1	0	0	0	1	0	2									
Scott Leius R (1,5) OBP: 0.337, SLG: 0.484		4-2 1B BB	2-2 2B			2-0 F9	1-1 FC5		1-1 HR	4	2	2	3	1	0	2									
Dave McCarty R (1,3) OBP: 0.324, SLG: 0.404		2-1 P4	1-1 FC5			1-1 1B		0-0 G6-3	2-0 SH1-4 1B	4	0	2	1	0	0	2									
Brett Merriman R (8,1) OBP: 0.283, SLG: 0.290			2-0 2B							0	0	0	0	0	0	0									
Matt Walbeck S (8,2) OBP: 0.283, SLG: 0.290										1	0	1	0	0	0	0									
Rick Aguilera R (9,1) OBP: 0.283, SLG: 0.290										0	0	0	0	0	0	0									
Derek Parks R (1,2) OBP: 0.277, SLG: 0.356		3-2 BB	2-0 FC5			0-0 F9		1-3 K	3-1 SH1-4	3	0	1	1	0	0	2									
Alex Cole L (8,PH) OBP: 0.409, SLG: 0.453		1-3 2H		2-3					1-2 1B	2	0	1	0	0	1	0									
Pat Meares R (1,6) OBP: 0.331, SLG: 0.341		4-2 1B			1-1 G4-3			1-1 HBP 1B	2-0 SH1-4	2	0	1	0	1	0	0									
Chip Hale L (8,PH) OBP: 0.351, SLG: 0.323									1-2 2-3	1	1	1	0	0	0	0									
Jeff Reboulet R (8,6) OBP: 0.316, SLG: 0.333		1-2 BB								0	0	0	0	0	0	0									
Inning Stats	R: 0 E: 0 K: 0 S: 8	H: 1 LOB: 0 BB: 0 P: 12	R: 1 E: 0 K: 1 S: 19	H: 1 LOB: 3 BB: 3 P: 37	R: 3 E: 0 K: 0 S: 16	H: 3 LOB: 1 BB: 1 P: 28	R: 0 E: 0 K: 1 S: 7	H: 0 LOB: 0 BB: 0 P: 8	R: 0 E: 0 K: 0 S: 5	H: 0 LOB: 0 BB: 0 P: 9	R: 0 E: 0 K: 1 S: 7	H: 2 LOB: 2 BB: 0 P: 10	R: 0 E: 0 K: 1 S: 16	H: 1 LOB: 2 BB: 1 P: 25	R: 3 E: 0 K: 1 S: 14	H: 3 LOB: 2 BB: 1 P: 21	R: 1 E: 0 K: 0 S: 7	H: 3 LOB: 2 BB: 1 P: 20	1B: 10 2B: 3 HR: 1	SF: 0 SAC: 1 DP: 1 HBP: 2	WP: 0 PB: 0 CS: 1	PA: 47			
PITCHER	IP	WLS	BF	H	R	ER	SO	BB	IBB	HBP	BLK	WP	HR	S	P	ERA	WHIP								
Brian Anderson L (1,1) ERA: 5.3	2.2		16	5	4	4	1	4	0	0	0	0	0	42	74	13.50	3.375								
Mark Leiter R (3,1) ERA: 4.43	5.0	L	21	5	2	2	3	1	0	0	0	0	0	44	66	3.60	1.200								
Joe Grahe R (8,1) ERA: 5.84	0.0		3	1	1	1	0	0	0	2	0	0	0	5	9	∞	∞								
Bob Patterson L (8,1) ERA: 4.43	0.1		4	3	1	1	0	0	0	0	0	0	1	6	12	27.00	9.000								
Mike Butcher R (9,1) ERA: 5.49	1.0		3	0	0	0	0	0	1	0	0	0	0	2	9	0.00	0.000								

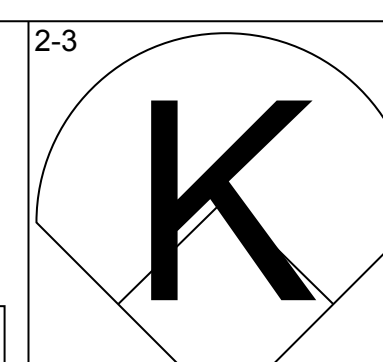
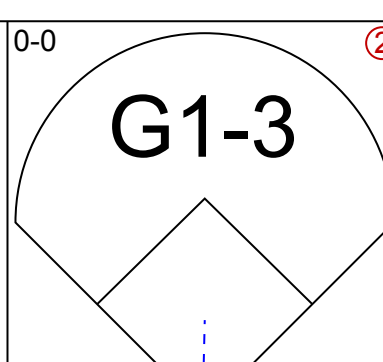
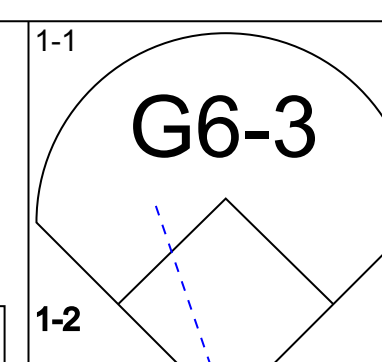
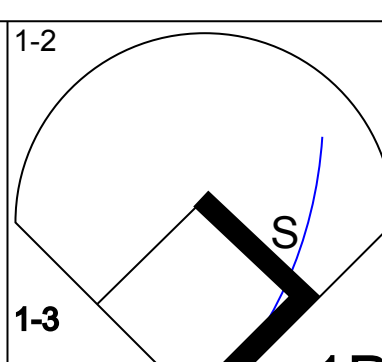
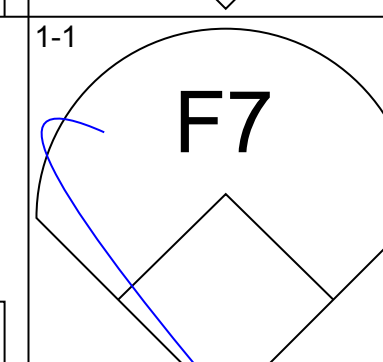
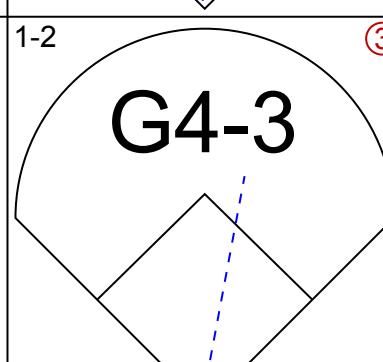
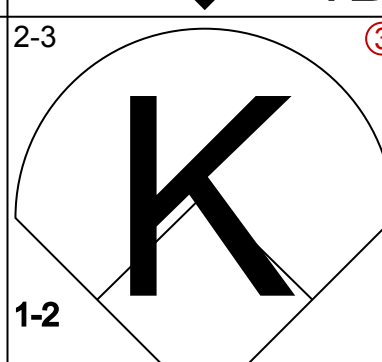
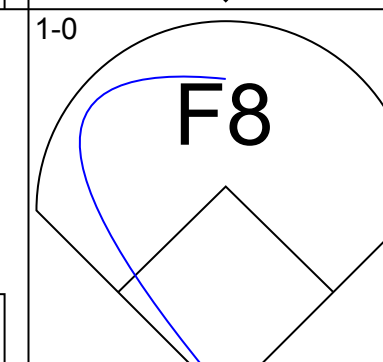
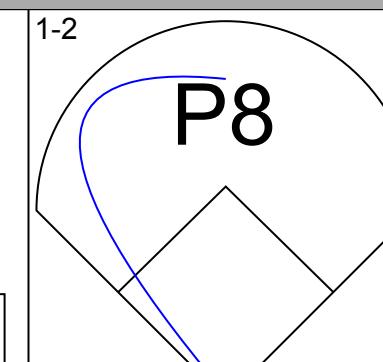
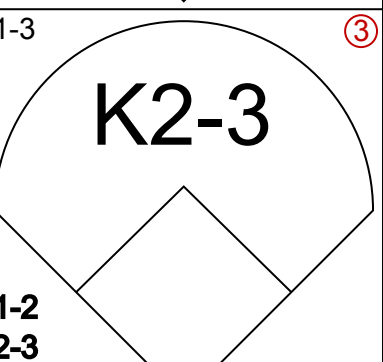
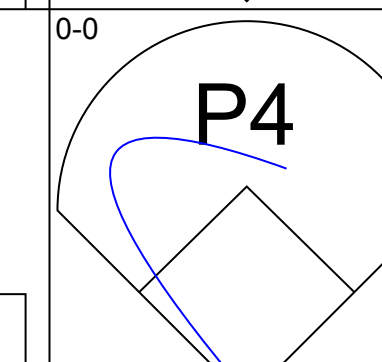
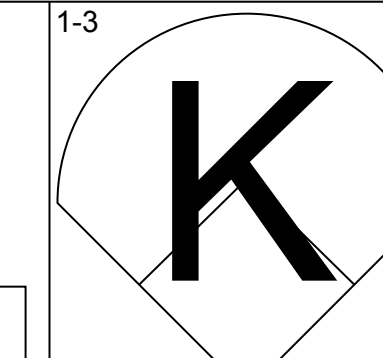
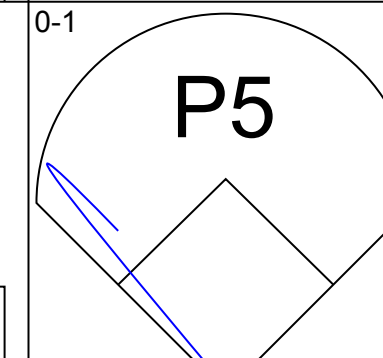
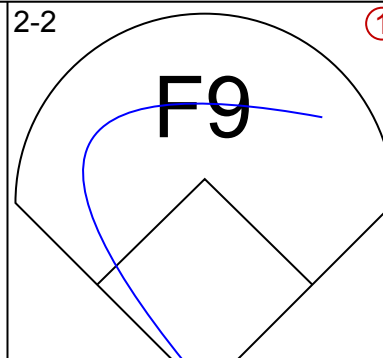
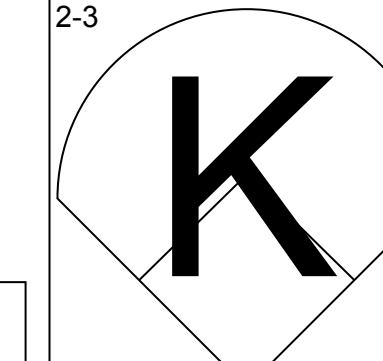
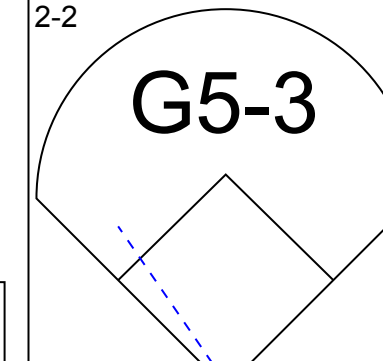
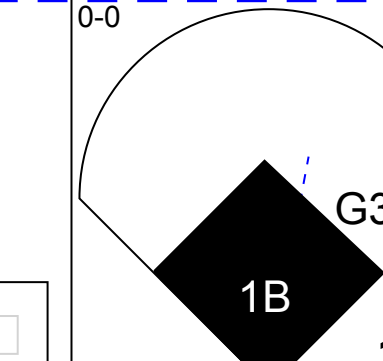
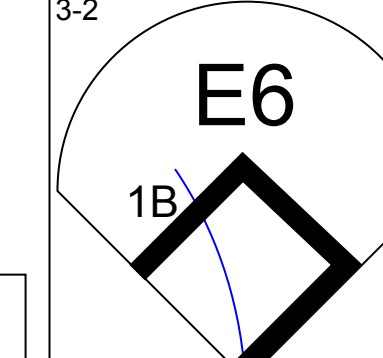
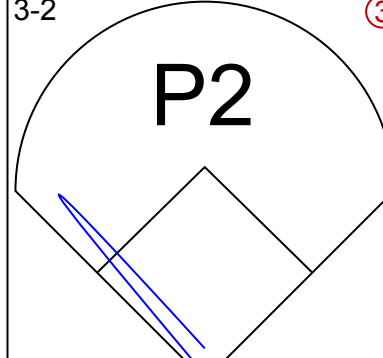
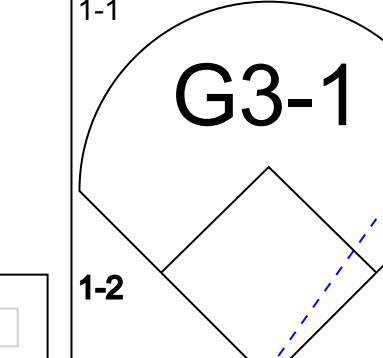
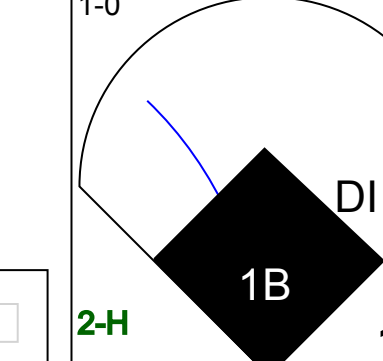
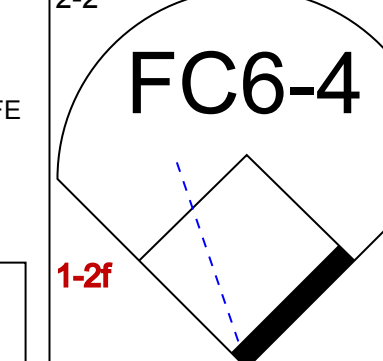
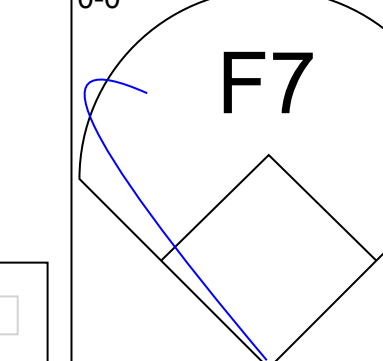

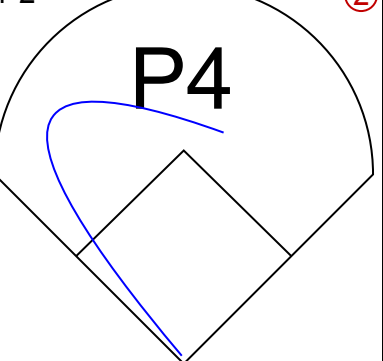
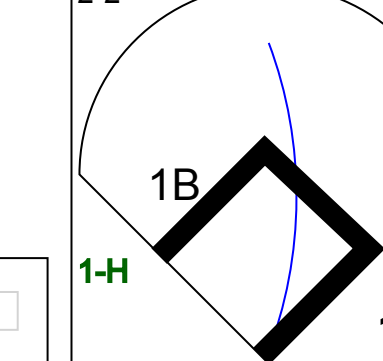
AB	38
R	8
H	14
RBI	8
BB	6
SO	4
LOB	21



Batter	1	2	3	4	5	6	7	8	9	AB	R	H	RBI	BB	SO	LOB	BOTTOM								
Spike Owen S (1,5) OBP: 0.422, SLG: 0.364	1-1 1B	1-1 F8		3-2 CS	2-1 L7	2-1 G6-3			0-1 1B 1B	5	1	2	0	0	0	1	Minnesota Twins @ California Angels Anaheim Stadium, Anaheim, CA Tue Jun 07 1994, 10:05 PM EDT Att: 16,045 - Unknown - 73 F								
Chad Curtis R (1,8) OBP: 0.286, SLG: 0.386	0-0 SF9	2-0 F8			3-2 2B		4-1 S		1-1 L3	4	2	2	0	1	0	2									
Tim Salmon R (1,9) OBP: 0.395, SLG: 0.540	2-2 FC5-2-5-1		0-0 F9		0-1 2B		1-3 K		2-2 WP 1B	5	1	2	1	0	1	3									
Chili Davis S (1,10) OBP: 0.460, SLG: 0.562	2-0 SF9		4-2 BB		1-1 F8 1B				0-0 WP	2	0	2	2	2	0	0									
Harold Reynolds S (9,PR) OBP: 0.322, SLG: 0.299					2-0 1B				1-2 1B	0	0	0	0	0	0	0									
Jim Edmonds L (1,7) OBP: 0.411, SLG: 0.486	2-2 F8		1-0 F7		0-2 1B		3-3 K		3-3 K	5	0	1	0	0	2	6									
J.T. Snow L (1,3) OBP: 0.333, SLG: 0.333		2-2 SH5-3	1-0 L5		0-1 F8		1-0 G1-3		3-0 F8	5	1	1	0	0	0	8									
Rod Correia R (1,4) OBP: 0.375, SLG: 0.167		3-1 SH5-3		1-2 F7	0-0 P2			2-2 G6-4-3		2	1	0	0	0	0	2									
Chris Turner R (1,2) OBP: 0.203, SLG: 0.147		1-0 SH5-3		2-0 P3		0-1 F8		1-1 G6-4-3		2	0	0	0	0	0	0									
Jorge Fabregas L (8,PH) OBP: 0.319, SLG: 0.321										1	0	0	0	0	0	1									
Gary Disarcina R (1,6) OBP: 0.329, SLG: 0.386				4-1 CS		0-3 K		1-0 G5-3		3	0	1	2	1	1	0									
Inning Stats	R: 1 E: 0 K: 0 S: 11	H: 2 LOB: 1 BB: 0 P: 18	R: 2 E: 0 K: 0 S: 9	H: 2 LOB: 0 BB: 0 P: 18	R: 0 E: 0 K: 0 S: 5	H: 0 LOB: 1 BB: 1 P: 11	R: 0 E: 0 K: 0 S: 9	H: 0 LOB: 0 BB: 1 P: 19	R: 2 E: 0 K: 0 S: 15	H: 4 LOB: 2 BB: 0 P: 21	R: 0 E: 0 K: 1 S: 7	H: 0 LOB: 0 BB: 0 P: 9	R: 0 E: 0 K: 2 S: 10	H: 0 LOB: 2 BB: 2 P: 22	R: 0 E: 0 K: 0 S: 6	H: 0 LOB: 0 BB: 0 P: 10	R: 1 E: 0 K: 1 S: 13	H: 3 LOB: 3 BB: 0 P: 22	1B: 7 2B: 4 HR: 0	SF: 1 SAC: 1 DP: 1 HBP: 2	WP: 1 PB: 0 CS: 1	PA: 43			
PITCHER	IP	WLS	BF	H	R	ER	SO	BB	IBB	HBP	BLK	WP	HR	S	P	ERA	WHIP								
22 Carlos Pulido L (1,1) ERA: 5.8	4.1		21	6	5	5	0	2	0	1	0	0	0	21	32	0.00	1.500								
Dave Stevens R (5,1) ERA: 9.75	2.0		10	2	0	0	2	1	1	0	0	0	0	4	8	0.00	0.000								
Mark Guthrie L (7,1) ERA: 8.33	0.2	W	2	0	0	0	1	0	0	0	0	0	0	4	8	0.00	0.000								
Brett Merriman R (8,1) ERA: 4.73	1.0		3	0	0	0	0	0	0	1	0	0	0	6	10	0.00	0.000								
Rick Aguilera R (9,1) ERA: 5.49	1.0	S	6	3	1	1	1	0	0	0	0	1	0	13	22	9.00	3.000								

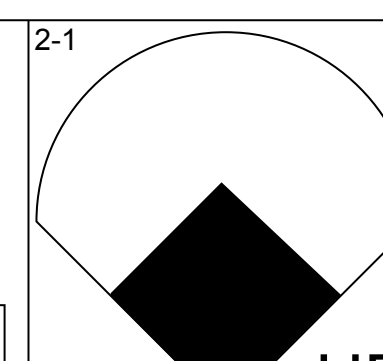
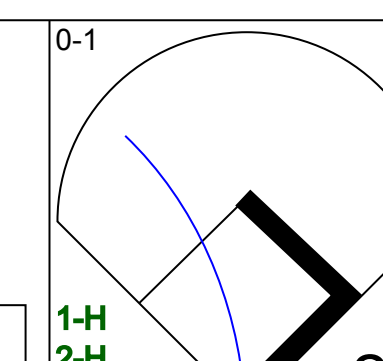
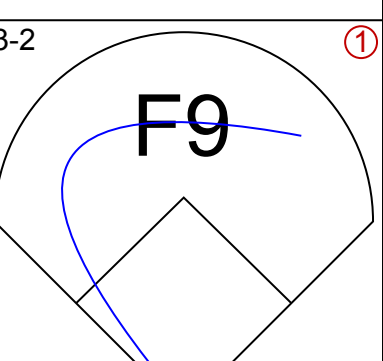
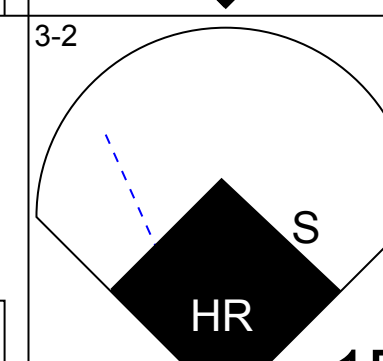
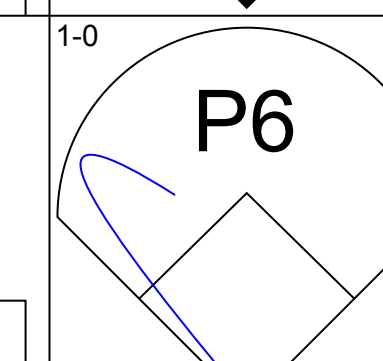
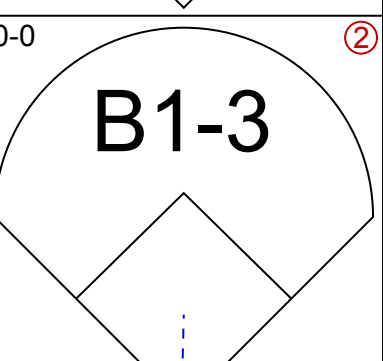
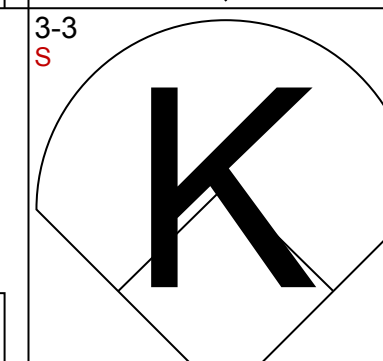
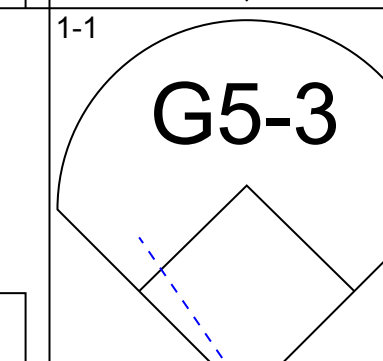
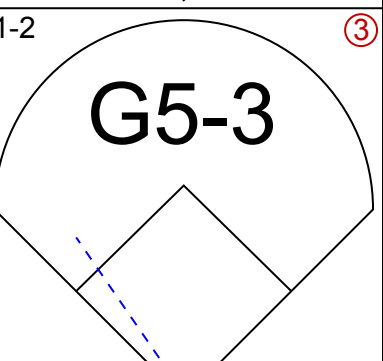
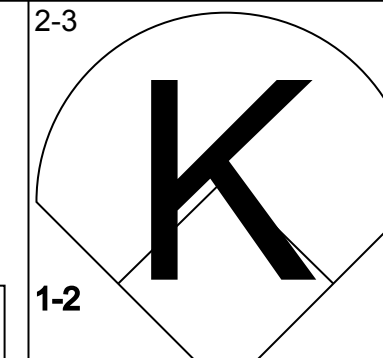
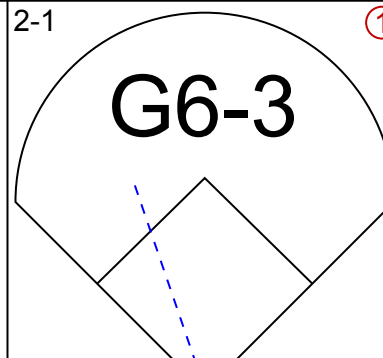
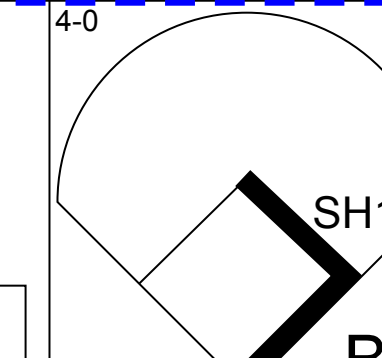
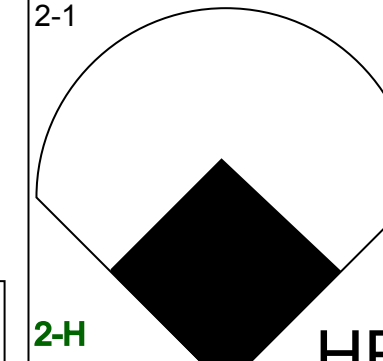
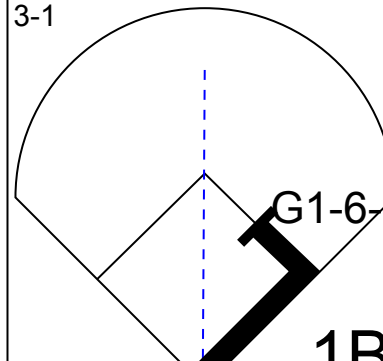
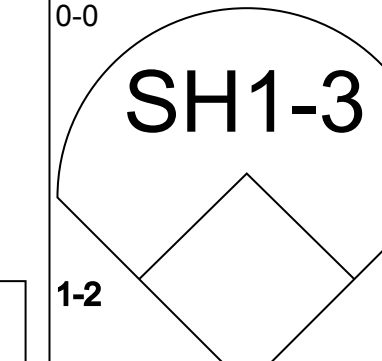
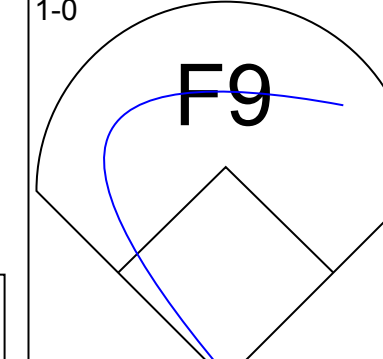
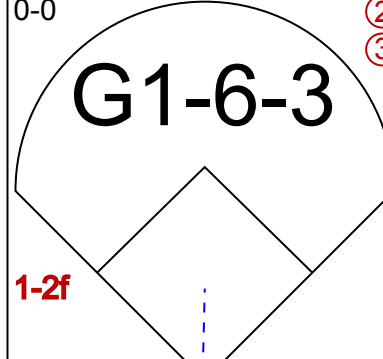
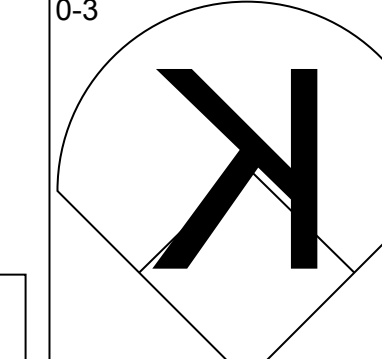
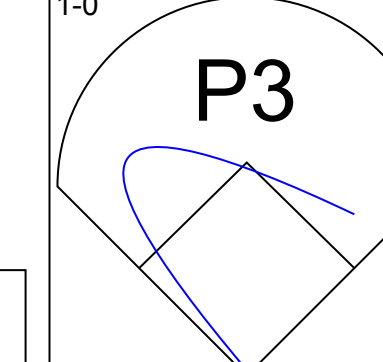
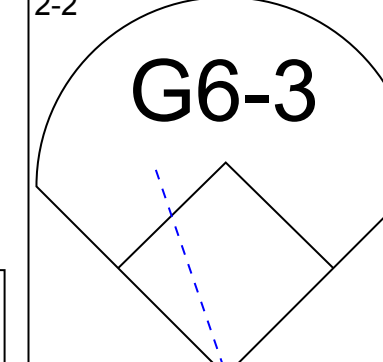
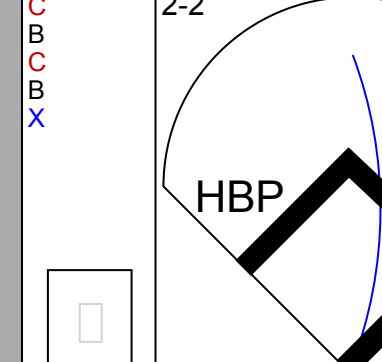
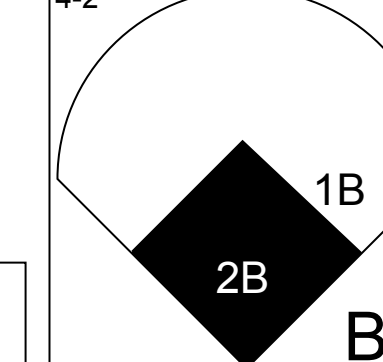
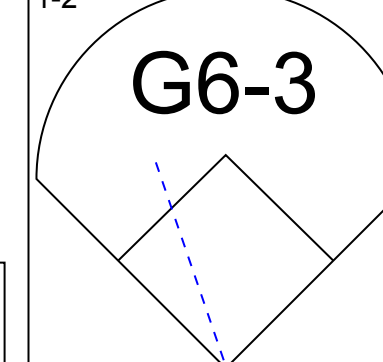
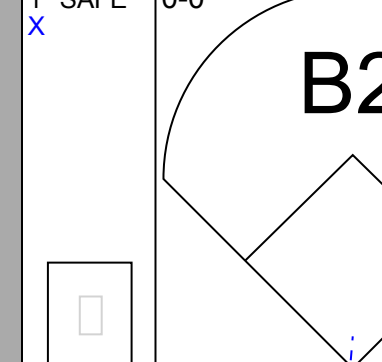
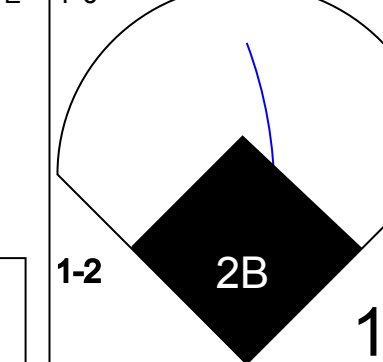
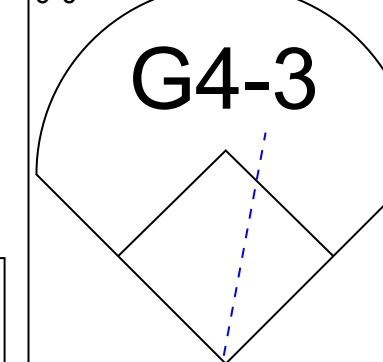
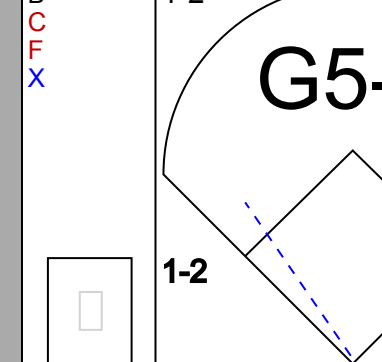
AB	34
R	6
H	11
RBI	5
BB	4
SO	4
LOB	23



Batter	1	2	3	4	5	6	7	8	9	AB	R	H	RBI	BB	SO	LOB	TOP					
Chuck Knoblauch, R OBP: 0.387, SLG: 0.498										5	0	2	2	0	1	1	Minnesota Twins @ California Angels Anaheim Stadium, Anaheim, CA Wed Jun 08 1994, 6:33 AM EDT Att: 23,064 - Sunny - 83 F					
Shane Mack, R OBP: 0.394, SLG: 0.558										4	0	0	0	1	2	2						
Kirby Puckett, R OBP: 0.365, SLG: 0.500										4	0	0	0	0	1	2						
Dave Winfield, R OBP: 0.330, SLG: 0.409										4	0	0	0	0	1	0						
Pedro Munoz, R OBP: 0.339, SLG: 0.468										3	0	0	0	0	2	0						
Alex Cole, L OBP: 0.412, SLG: 0.456										1	1	1	0	0	0	0						
Scott Leius, R OBP: 0.335, SLG: 0.475										3	1	0	0	1	0	1						
Dave McCarty, R OBP: 0.333, SLG: 0.412										3	1	2	0	0	1	0						
Chip Hale, L OBP: 0.359, SLG: 0.333										1	1	1	1	0	0	0						
Matt Walbeck, S OBP: 0.262, SLG: 0.289										4	0	1	0	0	0	5						
Pat Meares, R OBP: 0.325, SLG: 0.333										3	0	0	0	0	1	3						
Kent Hrbek, L OBP: 0.397, SLG: 0.388										1	0	1	1	0	0	0						
Jeff Reboulet, R OBP: 0.316, SLG: 0.333										0	0	0	0	0	0	0						
Inning Stats	R: 0 E: 0 K: 1 S: 6	H: 0 LOB: 0 BB: 0 P: 10	R: 0 E: 1 K: 2 S: 17	H: 1 LOB: 2 BB: 0 P: 25	R: 0 E: 0 K: 1 S: 7	H: 0 LOB: 0 BB: 0 P: 9	R: 0 E: 0 K: 0 S: 8	H: 0 LOB: 0 BB: 0 P: 11	R: 2 E: 0 K: 1 S: 17	H: 2 LOB: 2 BB: 2 P: 32	R: 0 E: 0 K: 1 S: 9	H: 0 LOB: 0 BB: 0 P: 16	R: 0 E: 0 K: 1 S: 9	H: 1 LOB: 1 BB: 0 P: 13	R: 0 E: 0 K: 1 S: 7	H: 0 LOB: 0 BB: 0 P: 11	R: 2 E: 0 K: 1 S: 14	H: 4 LOB: 3 BB: 0 P: 21	1B: 8 2B: 0 3B: 0 HR: 0	SF: 0 SAC: 0 DP: 0 HBP: 0	WP: 0 PB: 0 CS: 0	PA: 38
PITCHER	IP	WLS	BF	H	R	ER	SO	BB	IBB	HBP	BLK	WP	HR	S	P	ERA	WHIP					
Mark Langston, L ERA: 5.49	(1, 1)	7.0	W	28	4	2	2	7	2	0	0	0	0	73	116	2.57	0.857					
Mike Butcher, R ERA: 6.11	(8, 1)	1.0		3	0	0	0	1	0	0	0	0	0	7	11	0.00	0.000					
Joe Grahe, R ERA: 6.31	(9, 1)	1.0	S	7	4	2	2	1	0	0	0	0	0	14	21	18.00	4.000					

AB	36
R	4
H	8
RBI	4
BB	2
SO	9
LOB	14



Batter	1	2	3	4	5	6	7	8	9	AB	R	H	RBI	BB	SO	LOB	BOTTOM					
Spike Owen, S OBP: 0.437, SLG: 0.435										3	1	2	3	1	0	0	Minnesota Twins @ California Angels Anaheim Stadium, Anaheim, CA Wed Jun 08 1994, 6:33 AM EDT Att: 23,064 - Sunny - 83 F					
Chad Curtis, R OBP: 0.290, SLG: 0.385										3	1	1	0	0	0	1						
Tim Salmon, R OBP: 0.389, SLG: 0.531										4	0	0	0	0	1	5						
Chili Davis, S OBP: 0.457, SLG: 0.553										3	0	0	0	1	2	1						
Harold Reynolds, S OBP: 0.322, SLG: 0.299										0	0	0	0	0	0	0						
Bo Jackson, R OBP: 0.361, SLG: 0.523										3	1	2	2	0	1	0						
Jim Edmonds, L OBP: 0.411, SLG: 0.486										0	0	0	0	0	0	0						
J.T. Snow, L OBP: 0.273, SLG: 0.273										4	0	0	0	0	2	3						
Rod Correia, R OBP: 0.333, SLG: 0.200										4	0	1	0	0	0	2						
Chris Turner, R OBP: 0.208, SLG: 0.143										2	1	0	0	1	0	1						
Gary Disarcina, R OBP: 0.329, SLG: 0.385										3	1	1	0	0	0	1						
Inning Stats	R: 3 E: 0 K: 2 S: 16	H: 3 LOB: 0 BB: 0 P: 28	R: 2 E: 0 K: 0 S: 10	H: 2 LOB: 1 BB: 1 P: 18	R: 0 E: 0 K: 0 S: 5	H: 1 LOB: 0 BB: 0 P: 10	R: 0 E: 0 K: 0 S: 7	H: 0 LOB: 0 BB: 0 P: 11	R: 0 E: 0 K: 3 S: 9	H: 0 LOB: 0 BB: 0 P: 15	R: 0 E: 0 K: 0 S: 10	H: 1 LOB: 3 BB: 1 P: 20	R: 0 E: 0 K: 1 S: 6	H: 0 LOB: 2 BB: 1 P: 12	1B: 4 2B: 1 3B: 0 HR: 2	SF: 0 SAC: 1 DP: 1 HBP: 1	WP: 0 PB: 0 CS: 0	PA: 34				
PITCHER	IP	WLS	BF	H	R	ER	SO	BB	IBB	HBP	BLK	WP	HR	S	P	ERA	WHIP					
Jim Deshaies, L ERA: 6.91	(1, 1)	6.2	L	27	7	5	5	5	1	0	0	0	0	2	61	102	6.75	1.200				
Brett Merriman, R ERA: 4.73	(7, 1)	0.0		2	0	0	0	0	1	0	1	0	0	0	2	8	∞	∞				
Carl Willis, R ERA: 6.27	(7, 1)	0.1		1	0	0	0	0	0	0	0	0	0	1	2	0.00	0.000					
Larry Casian, L ERA: 6.37	(8, 1)	1.0		4	0	0	0	1	1	0	0	0	0	6	12	0.00	1.000					


AB	29
R	5
H	7
RBI	5
BB	3
SO	6
LOB	14



Batter	1	2	3	4	5	6	7	8	9	AB	R	H	RBI	BB	SO	LOB	TOP							
Tony Phillips, S OBP: 0.422, SLG: 0.459 (1, 7)										4	1	1	0	1	1	2								
Chris Gomez, R OBP: 0.384, SLG: 0.458 (1, 4)										4	0	0	0	0	0	2								
Travis Fryman, R OBP: 0.359, SLG: 0.513 (1, 5)										4	1	1	1	1	0	2								
Cecil Fielder, R OBP: 0.360, SLG: 0.548 (1, 3)										4	0	1	1	0	0	0								
Alan Trammell, R OBP: 0.368, SLG: 0.474 (1, 6)										4	1	1	0	0	1	1								
Mickey Tettleton, S OBP: 0.442, SLG: 0.500 (1, 10)										4	1	1	0	0	1	0								
Junior Felix, S OBP: 0.393, SLG: 0.629 (1, 9)										4	3	3	1	0	0	0								
Juan Samuel, R OBP: 0.385, SLG: 0.565 (1, 8)										4	0	2	3	0	1	0								
John Flaherty, R OBP: 0.125, SLG: 0.087 Skeeter Barnes, R (7, PH) OBP: 0.333, SLG: 0.533 Chad Kreuter, S (7, 2) OBP: 0.324, SLG: 0.239										2	0	0	0	0	1	0								
										1	0	0	0	0	1									
										1	0	0	0	0	1									
Inning Stats	R: 1 E: 0 K: 2 S: 16	H: 2 LOB: 1 BB: 0 P: 26	R: 0 E: 0 K: 1 S: 8	H: 0 LOB: 0 BB: 0 P: 10	R: 0 E: 0 K: 0 S: 7	H: 0 LOB: 0 BB: 0 P: 12	R: 0 E: 0 K: 1 S: 8	H: 0 LOB: 0 BB: 0 P: 16	R: 1 E: 0 K: 2 S: 11	H: 1 LOB: 0 BB: 0 P: 17	R: 0 E: 0 K: 0 S: 5	H: 0 LOB: 0 BB: 1 P: 11	R: 3 E: 0 K: 1 S: 15	H: 4 LOB: 1 BB: 0 P: 26	R: 1 E: 0 K: 0 S: 7	H: 1 LOB: 0 BB: 0 P: 14	R: 1 E: 0 K: 0 S: 9	H: 2 LOB: 1 BB: 0 P: 13	1B: 5 2B: 3 3B: 0 HR: 2	SF: 0 SAC: 0 DP: 1 HBP: 0	WP: 2 PB: 0 SB: 1 CS: 0	PA: 37		
PITCHER	IP WLS BF H R ER SO BB IBB HBP BLK WP HR S P ERA WHIP	IP WLS BF H R ER SO BB IBB HBP BLK WP HR S P ERA WHIP	IP WLS BF H R ER SO BB IBB HBP BLK WP HR S P ERA WHIP	IP WLS BF H R ER SO BB IBB HBP BLK WP HR S P ERA WHIP	IP WLS BF H R ER SO BB IBB HBP BLK WP HR S P ERA WHIP	IP WLS BF H R ER SO BB IBB HBP BLK WP HR S P ERA WHIP	IP WLS BF H R ER SO BB IBB HBP BLK WP HR S P ERA WHIP	IP WLS BF H R ER SO BB IBB HBP BLK WP HR S P ERA WHIP	IP WLS BF H R ER SO BB IBB HBP BLK WP HR S P ERA WHIP	IP WLS BF H R ER SO BB IBB HBP BLK WP HR S P ERA WHIP	IP WLS BF H R ER SO BB IBB HBP BLK WP HR S P ERA WHIP	IP WLS BF H R ER SO BB IBB HBP BLK WP HR S P ERA WHIP	IP WLS BF H R ER SO BB IBB HBP BLK WP HR S P ERA WHIP	IP WLS BF H R ER SO BB IBB HBP BLK WP HR S P ERA WHIP	IP WLS BF H R ER SO BB IBB HBP BLK WP HR S P ERA WHIP	IP WLS BF H R ER SO BB IBB HBP BLK WP HR S P ERA WHIP	IP WLS BF H R ER SO BB IBB HBP BLK WP HR S P ERA WHIP	IP WLS BF H R ER SO BB IBB HBP BLK WP HR S P ERA WHIP	IP WLS BF H R ER SO BB IBB HBP BLK WP HR S P ERA WHIP	IP WLS BF H R ER SO BB IBB HBP BLK WP HR S P ERA WHIP	IP WLS BF H R ER SO BB IBB HBP BLK WP HR S P ERA WHIP	IP WLS BF H R ER SO BB IBB HBP BLK WP HR S P ERA WHIP	IP WLS BF H R ER SO BB IBB HBP BLK WP HR S P ERA WHIP	IP WLS BF H R ER SO BB IBB HBP BLK WP HR S P ERA WHIP
Chuck Finley, L ERA: 4.61	8.0	L	32	8	6	6	7	1	0	0	0	0	0	0	0	0	2	2	77	132	6.75	1.125		
John Dopson, R ERA: 5.4	9.1	5	2	1	1	0	0	0	0	0	0	0	0	0	0	0	0	0	9	13	9.00	2.000		

Detroit Tigers @ California Angels
Anaheim Stadium, Anaheim, CA
Thu Jun 09 1994, 10:05 PM EDT
Att: 20,963 - Unknown - 70 F


AB 36
R 7
H 10
RBI 6
BB 1
SO 7
LOB 8



Batter	1	2	3	4	5	6	7	8	9	AB	R	H	RBI	BB	SO	LOB	BOTTOM						
Spike Owen, S OBP: 0.435, SLG: 0.417 (1, 5)										3	1	0	0	2	0	0							
Chad Curtis, R OBP: 0.288, SLG: 0.379 (1, 8)										4	0	0	0	1	1	1							
Tim Salmon, R OBP: 0.389, SLG: 0.526 (1, 9)										4	1	1	0	1	0	2							
Chili Davis, S OBP: 0.456, SLG: 0.547 (1, 10)										4	1	1	1	1	1	3							
Jim Edmonds, L OBP: 0.422, SLG: 0.487 (1, 7)										2	0	1	1	2	0	0							
J.T. Snow, L OBP: 0.308, SLG: 0.308 (1, 3)										4	0	2	1	0	1	3							
Harold Reynolds, S OBP: 0.316, SLG: 0.284 Dwight Smith, L (8, PH) OBP: 0.302, SLG: 0.424 Bo Jackson, R (8, PH) OBP: 0.358, SLG: 0.519 Rod Correia, R OBP: 0.333, SLG: 0.200										3	1	0	0	0	0	5							
										0	0	0	0	0	0	0							
										1	0	0	0	0	1	1							
										0	0	0	0	0	0	0							
Jorge Fabregas, L OBP: 0.316, SLG: 0.319 (1, 2)										4	0	1	1	0	1	3							
Gary Disarcina, R OBP: 0.323, SLG: 0.377 (1, 6)										4	0	0	0	0	1	1							
Inning Stats	R: 0 E: 0 K: 1 S: 7	H: 0 LOB: 0 BB: 0 P: 13	R: 0 E: 0 K: 2 S: 12	H: 0 LOB: 2 BB: 2 P: 23	R: 3 E: 0 K: 0 S: 27	H: 3 LOB: 2 BB: 2 P: 42	R: 0 E: 0 K: 0 S: 7	H: 0 LOB: 0 BB: 0 P: 12	R: 0 E: 0 K: 0 S: 9	H: 0 LOB: 0 BB: 0 P: 11	R: 1 E: 0 K: 0 S: 14	H: 1 LOB: 1 BB: 1 P: 23	R: 0 E: 0 K: 0 S: 11	H: 1 LOB: 1 BB: 0 P: 17	R: 0 E: 0 K: 1 S: 11	H: 1 LOB: 0 BB: 0 P: 16	R: 0 E: 0 K: 2 S: 14	H: 0 LOB: 2 BB: 2 P: 27	1B: 6 2B: 0 3B: 0 HR: 0	SF: 0 SAC: 0 DP: 0 HBP: 0	WP: 0 PB: 0 SB: 0 CS: 0	PA: 40	
PITCHER	IP WLS BF H R ER SO BB IBB HBP BLK WP HR S P ERA WHIP	IP WLS BF H R ER SO BB IBB HBP BLK WP HR S P ERA WHIP	IP WLS BF H R ER SO BB IBB HBP BLK WP HR S P ERA WHIP	IP WLS BF H R ER SO BB IBB HBP BLK WP HR S P ERA WHIP	IP WLS BF H R ER SO BB IBB HBP BLK WP HR S P ERA WHIP	IP WLS BF H R ER SO BB IBB HBP BLK WP HR S P ERA WHIP	IP WLS BF H R ER SO BB IBB HBP BLK WP HR S P ERA WHIP	IP WLS BF H R ER SO BB IBB HBP BLK WP HR S P ERA WHIP	IP WLS BF H R ER SO BB IBB HBP BLK WP HR S P ERA WHIP	IP WLS BF H R ER SO BB IBB HBP BLK WP HR S P ERA WHIP	IP WLS BF H R ER SO BB IBB HBP BLK WP HR S P ERA WHIP	IP WLS BF H R ER SO BB IBB HBP BLK WP HR S P ERA WHIP	IP WLS BF H R ER SO BB IBB HBP BLK WP HR S P ERA WHIP	IP WLS BF H R ER SO BB IBB HBP BLK WP HR S P ERA WHIP	IP WLS BF H R ER SO BB IBB HBP BLK WP HR S P ERA WHIP	IP WLS BF H R ER SO BB IBB HBP BLK WP HR S P ERA WHIP	IP WLS BF H R ER SO BB IBB HBP BLK WP HR S P ERA WHIP	IP WLS BF H R ER SO BB IBB HBP BLK WP HR S P ERA WHIP	IP WLS BF H R ER SO BB IBB HBP BLK WP HR S P ERA WHIP	IP WLS BF H R ER SO BB IBB HBP BLK WP HR S P ERA WHIP	IP WLS BF H R ER SO BB IBB HBP BLK WP HR S P ERA WHIP	IP WLS BF H R ER SO BB IBB HBP BLK WP HR S P ERA WHIP	IP WLS BF H R ER SO BB IBB HBP BLK WP HR S P ERA WHIP
Greg Gohr, R ERA: 9.0	3.0	W	11	1	1	1	0	1	0	0	0	0	0	0	0	0	0	0	30	46	3.00	0.667	
Joe Boever, R ERA: 4.1	4.1	6	2	0	0	0	0	0	0	0	0	0	0	0	0	0	0	0	17	26	0.00	1.500	
Storm Davis, R ERA: 3.58	7.1	2	0	0	0	1	0	0	0	0	0	0	0	0	0	0	0	0	5	7	0.00	0.000	
Buddy Groom, L ERA: 4.73	8.1	0	0	0	0	0	0	0	0	0	0	0	0	0	0	0	0	0	14	27	0.00	2.000	
Mike Hemmer, R ERA: 4.7	9.1	S	5	0	0	0	2	2	0	0	0	0	0	0	0	0	0	0	14	27	0.00	2.000	

Detroit Tigers @ California Angels
Anaheim Stadium, Anaheim, CA
Thu Jun 09 1994, 10:05 PM EDT
Att: 20,963 - Unknown - 70 F

AB 33
R 4
H 6
RBI 4
BB 7
SO 6
LOB 19



Batter	1	2	3	4	5	6	7	8	9	AB	R	H	RBI	BB	SO	LOB	TOP											
Tony Phillips, S OBP: 0.422, SLG: 0.455 (1, 7)										2	1	0	1	2	0	1												
Chris Gomez, R OBP: 0.376, SLG: 0.463 (1, 4)										3	1	2	2	1	1	1												
Travis Fryman, R OBP: 0.363, SLG: 0.531 (1, 5)											5	2	3	2	0	2	1											
Cecil Fielder, R OBP: 0.357, SLG: 0.540 Skeeter Barnes, R OBP: 0.333, SLG: 0.533 (9, 3)											5	0	1	1	0	2	3											
Alan Trammell, R OBP: 0.357, SLG: 0.459 (1, 6)											5	0	0	0	0	1	4											
Mickey Tettleton, S OBP: 0.445, SLG: 0.522 (1, 10)											4	1	2	1	1	0	3											
Junior Felix, S OBP: 0.386, SLG: 0.609 (1, 9)											5	1	1	0	0	0	3											
Juan Samuel, R OBP: 0.386, SLG: 0.540 (1, 8)											4	1	1	0	1	0	3											
John Flaherty, R OBP: 0.185, SLG: 0.192 (1, 2)											3	1	2	0	0	0	1											
Inning Stats	R: 0 E: 0 K: 1 S: 10	H: 1 LOB: 3 BB: 1 P: 21	R: 2 E: 0 K: 1 S: 16	H: 2 LOB: 1 BB: 1 P: 28	R: 0 E: 0 K: 0 S: 11	H: 0 LOB: 0 BB: 0 P: 17	R: 0 E: 0 K: 0 S: 11	H: 0 LOB: 1 BB: 1 P: 19	R: 2 E: 0 K: 1 S: 13	H: 3 LOB: 1 BB: 0 P: 24	R: 1 E: 1 K: 0 S: 9	H: 1 LOB: 0 BB: 1 P: 16	R: 0 E: 0 K: 2 S: 9	H: 0 LOB: 0 BB: 0 P: 16	R: 2 E: 0 K: 1 S: 19	H: 3 LOB: 1 BB: 2 P: 29	R: 1 E: 0 K: 0 S: 10	H: 2 LOB: 2 BB: 1 P: 20	1B: 7 2B: 3 3B: 0 HR: 2	SF: 1 SAC: 1 DP: 0 HBP: 1	WP: 5 PB: 1 SB: 2 CS: 2	PA: 45						
PITCHER	IP	WLS	BF	H	R	ER	SO	BB	IBB	HBP	BLK	WP	HR	S	P	ERA	WHIP											
Joe Magrane, L ERA: 6.57	(1, 1)	5.0	L	25	6	4	4	3	3	0	1	0	3	1	61	109	7.20	1.800										
Mark Leiter, R ERA: 4.54	(6, 1)	2.1		11	4	3	2	2	1	0	0	0	1	1	27	47	7.71	2.143										
Craig Lefferts, L ERA: 3.47	(8, 1)	0.2		2	0	0	0	1	0	0	0	0	0	0	10	14	0.00	0.000										
Mike Butcher, R ERA: 6.27	(9, 1)	1.0		6	2	1	1	0	0	1	0	0	1	0	10	20	9.00	2.000										

Detroit Tigers @ California Angels
Anaheim Stadium, Anaheim, CA
Fri Jun 10, 1994, 10:05 PM EDT
Att: 22,735 - Unknown - 71 F

AB 36
R 8
H 12
RBI 7
BB 5
SO 6
LOB 20



Batter	1	2	3	4	5	6	7	8	9	AB	R	H	RBI	BB	SO	LOB	BOTTOM											
Spike Owen, S OBP: 0.433, SLG: 0.429 (1, 5)											5	0	2	2	0	0												
Chad Curtis, R OBP: 0.290, SLG: 0.389 (1, 8)											4	1	1	1	1	0	3											
Tim Salmon, R OBP: 0.383, SLG: 0.517 (1, 9)										4	0	0	0	0	2	1												
Chili Davis, S OBP: 0.456, SLG: 0.561 (1, 10)										4	1	2	1	0	1	0												
Jim Edmonds, L OBP: 0.424, SLG: 0.478 (1, 7)										2	0	0	0	2	2	0												
J.T. Snow, L OBP: 0.267, SLG: 0.267 (1, 3)										4	0	0	0	0	0	3												
Harold Reynolds, S OBP: 0.326, SLG: 0.291 (1, 4)										3	2	2	0	1	0	1												
Jorge Fabregas, L OBP: 0.314, SLG: 0.310 (1, 2)										3	0	0	0	1	1	3												
Gary Disarcina, R OBP: 0.318, SLG: 0.372 Dwight Smith, L OBP: 0.299, SLG: 0.420 (9, PH)											3	0	0	0	0	0	1											
Inning Stats	R: 1 E: 0 K: 0 S: 8	H: 2 LOB: 2 BB: 1 P: 15	R: 1 E: 0 K: 1 S: 8	H: 1 LOB: 1 BB: 1 P: 16	R: 0 E: 0 K: 2 S: 9	H: 0 LOB: 0 BB: 0 P: 12	R: 0 E: 0 K: 0 S: 6	H: 1 LOB: 0 BB: 0 P: 8	R: 0 E: 0 K: 1 S: 8	H: 0 LOB: 1 BB: 1 P: 13	R: 1 E: 0 K: 0 S: 9	H: 1 LOB: 1 BB: 1 P: 16	R: 0 E: 0 K: 0 S: 7	H: 0 LOB: 0 BB: 0 P: 10	R: 0 E: 0 K: 2 S: 12	H: 0 LOB: 0 BB: 0 P: 17	R: 1 E: 0 K: 1 S: 14	H: 2 LOB: 2 BB: 1 P: 19	1B: 4 2B: 1 3B: 0 HR: 2	SF: 0 SAC: 0 DP: 0 HBP: 0	WP: 0 PB: 0 SB: 1 CS: 1	PA: 39						
PITCHER	IP	WLS	BF	H	R	ER	SO	BB	IBB	HBP	BLK	WP	HR	S	P	ERA	WHIP											
Mike Moore, R ERA: 5.44	(1, 1)	7.0	W	29	5	3	3	4	4	0	0	0	0	0	55	90	3.86	1.286										
Mike Gardiner, R ERA: 3.96	(8, 1)	2.0		9	2	1	1	3	1	0	0	0	0	0	26	36	4.50	1.500										

Detroit Tigers @ California Angels
Anaheim Stadium, Anaheim, CA
Fri Jun 10, 1994, 10:05 PM EDT
Att: 22,735 - Unknown - 71 F

AB 33
R 4
H 7
RBI 4
BB 5
SO 7
LOB 14



Batter	1	2	3	4	5	6	7	8	9	AB	R	H	RBI	BB	SO	LOB	TOP					
Tony Phillips, S OBP: 0.425, SLG: 0.459 (1, 7)										4	0	1	0	1	2	0						
Chris Gomez, R OBP: 0.397, SLG: 0.465 (1, 4)										5	1	2	1	0	1	2						
Travis Fryman, R OBP: 0.379, SLG: 0.555 (1, 5)										2	1	1	1	2	0	1						
Cecil Fielder, R OBP: 0.351, SLG: 0.523 (1, 10)										5	1	1	0	0	1	6						
Alan Trammell, R OBP: 0.353, SLG: 0.451 (1, 6)										5	1	1	0	0	0	3						
Mickey Tettleton, S OBP: 0.453, SLG: 0.540 (8, PR)										1	1	0	0	2	0	0						
Skeeter Barnes, R OBP: 0.333, SLG: 0.533 (8, 3)										4	1	2	2	0	1	1						
Junior Felix, S OBP: 0.390, SLG: 0.630 (1, 9)										2	0	0	1	0	0	1						
Juan Samuel, R OBP: 0.367, SLG: 0.519 (8, PH)										1	0	0	0	0	1	2						
Kirk Gibson, L OBP: 0.366, SLG: 0.573 (8, 8)										3	0	1	1	0	1	1						
John Flaherty, R OBP: 0.200, SLG: 0.207 (8, PH)										1	0	0	0	0	0	2						
Lou Whitaker, L OBP: 0.375, SLG: 0.539 (8, 2)										0	0	0	0	0	0	0						
Chad Kreuter, S OBP: 0.313, SLG: 0.229 (8, 2)										0	0	0	0	0	0	0						
Inning Stats	R: 0 E: 0 K: 2 S: 9	H: 1 LOB: 1 BB: 0 P: 11	R: 2 E: 0 K: 0 S: 10	H: 2 LOB: 0 BB: 2 P: 23	R: 0 E: 0 K: 0 S: 8	H: 0 LOB: 0 BB: 2 P: 20	R: 0 E: 0 K: 1 S: 7	H: 0 LOB: 0 BB: 0 P: 9	R: 0 E: 0 K: 2 S: 10	H: 0 LOB: 0 BB: 0 P: 13	R: 0 E: 0 K: 0 S: 7	H: 0 LOB: 1 BB: 0 P: 11	R: 0 E: 0 K: 0 S: 11	H: 0 LOB: 1 BB: 1 P: 16	R: 4 E: 0 K: 1 S: 24	H: 5 LOB: 2 BB: 0 P: 36	R: 0 E: 0 K: 1 S: 12	H: 1 LOB: 2 BB: 1 P: 19	1B: 6 2B: 1 3B: 0 HR: 2	SF: 1 SAC: 0 DP: 1 HBP: 2	WP: 1 PB: 0 SB: 0 CS: 1	PA: 42
PITCHER	IP	WLS	BF	H	R	ER	SO	BB	IBB	HBP	BLK	WP	HR	S	P	ERA	WHIP					
Brian Anderson, L ERA: 5.24 (1, 1)	7.1	W	30	5	4	4	5	4	0	1	0	1	2	69	114	4.91	1.227					
Mark Leiter, R ERA: 4.51 (8, 1)	0.0		3	2	0	0	0	0	0	1	0	0	0	6	11	∞	∞					
Joe Grahe, R ERA: 5.93 (8, 1)	1.2	S	8	2	2	2	2	1	0	0	0	0	0	23	33	10.80	1.800					

Detroit Tigers @ California Angels
Anaheim Stadium, Anaheim, CA
Sun Jun 12 1994, 6:33 AM EDT
Att: 22,381 - Sunny - 72 F

AB 33
R 6
H 9
RBI 6
BB 5
SO 7
LOB 19



Batter	1	2	3	4	5	6	7	8	9	AB	R	H	RBI	BB	SO	LOB	BOTTOM					
Spike Owen, S OBP: 0.421, SLG: 0.460 (1, 5)										5	2	2	1	0	0	2						
Chad Curtis, R OBP: 0.302, SLG: 0.389 (1, 8)										2	1	1	1	1	0	0						
Jim Edmonds, L OBP: 0.414, SLG: 0.463 (1, 9)										4	0	1	0	0	1	2						
Chili Davis, S OBP: 0.450, SLG: 0.554 (1, 10)										4	1	1	1	0	0	2						
Bo Jackson, R OBP: 0.362, SLG: 0.514 (1, 7)										3	0	1	1	1	1	0						
Tim Salmon, R OBP: 0.384, SLG: 0.525 (8, 9)										0	0	0	0	0	0	0						
J.T. Snow, L OBP: 0.263, SLG: 0.289 (1, 3)										4	0	1	1	0	1	2						
Rod Correia, R OBP: 0.316, SLG: 0.294 (1, 4)										4	1	1	0	0	0	4						
Chris Turner, R OBP: 0.213, SLG: 0.178 (1, 2)										3	1	1	0	0	1	0						
Dwight Smith, L OBP: 0.255, SLG: 0.413 (8, PH)										1	0	0	0	0	0	1						
Jorge Fabregas, L OBP: 0.320, SLG: 0.311 (9, 2)										0	0	0	0	0	0	0						
Gary Disarcina, R OBP: 0.326, SLG: 0.398 (1, 6)										4	2	3	3	0	0	0						
Inning Stats	R: 2 E: 0 K: 1 S: 18	H: 3 LOB: 2 BB: 1 P: 31	R: 0 E: 0 K: 1 S: 7	H: 0 LOB: 0 BB: 0 P: 9	R: 0 E: 0 K: 0 S: 6	H: 0 LOB: 0 BB: 0 P: 7	R: 0 E: 0 K: 1 S: 7	H: 0 LOB: 0 BB: 0 P: 11	R: 4 E: 0 K: 0 S: 11	H: 5 LOB: 2 BB: 1 P: 24	R: 1 E: 0 K: 1 S: 11	H: 2 LOB: 1 BB: 0 P: 20	R: 0 E: 0 K: 0 S: 10	H: 0 LOB: 0 BB: 0 P: 14	R: 1 E: 0 K: 0 S: 13	H: 2 LOB: 0 BB: 0 P: 22	R: 0 E: 0 K: 0 S: 12	H: 0 LOB: 0 BB: 0 P: 19	1B: 4 2B: 5 3B: 1 HR: 2	SF: 0 SAC: 0 DP: 0 HBP: 1	WP: 0 PB: 0 SB: 0 CS: 2	PA: 38
PITCHER	IP	WLS	BF	H	R	ER	SO	BB	IBB	HBP	BLK	WP	HR	S	P	ERA	WHIP					
David Wells, L ERA: 6.51 (1, 1)	4.2	L	24	8	6	6	3	1	1	1	0	0	2	46	78	11.57	1.929					
Phil Stingham, R ERA: 18.0 (5, 1)	0.1		1	0	0	0	0	0	0	0	0	0	0	3	4	0.00	0.000					
John Doherty, R ERA: 5.57 (6, 1)	3.0		12	4	2	2	1	0	0	0	0	0	0	34	56	6.00	1.333					

Detroit Tigers @ California Angels
Anaheim Stadium, Anaheim, CA
Sun Jun 12 1994, 6:33 AM EDT
Att: 22,381 - Sunny - 72 F

AB 34
R 8
H 12
RBI 8
BB 2
SO 4
LOB 13



Batter	1	2	3	4	5	6	7	8	9	AB	R	H	RBI	BB	SO	LOB	TOP								
Spike Owen, S OBP: 0.438, SLG: 0.478 (1, 5)	G4-3		BB 1B		1B		1B		1B	5	1	4	0	0	0	0	California Angels @ Kansas City Royals Kauffman Stadium, Kansas City, MO Mon Jun 13 1994, 7:05 PM CDT Att: 24,645 - Unknown - 64 F								
Chad Curtis, R OBP: 0.304, SLG: 0.389 (1, 8)	G6-3		K		1B		1B		1B	5	1	2	1	0	1	4									
Tim Salmon, R OBP: 0.387, SLG: 0.541 (1, 9)	HR		BB G4-6-3		K		E9		L9	4	1	2	5	1	1	2									
Chili Davis, S OBP: 0.442, SLG: 0.541 (1, 10)	G4-3		G4-6-3				K		G6-3	5	0	0	0	0	1	5									
Jim Edmonds, L OBP: 0.403, SLG: 0.449 (1, 7)		G3		G3		G3-1		K		4	0	0	0	0	1	0									
J.T. Snow, L OBP: 0.282, SLG: 0.286 (1, 3)		K		K		G6-3		1B		4	0	1	0	0	2	0									
Harold Reynolds, S OBP: 0.317, SLG: 0.283 (1, 4)		G3		F9			G6-3	K		4	0	0	0	0	1	1									
Jorge Fabregas, L OBP: 0.333, SLG: 0.320 (1, 2)			BB 1B		1B		BB 1B	G4-3		3	3	2	0	1	0	1									
Gary Disarcina, R OBP: 0.326, SLG: 0.397 (1, 6)			BB 1B		K		L4		HR	3	0	1	0	0	1	2									
Dwight Smith, L OBP: 0.300, SLG: 0.443 (9, PH)			1B							1	1	1	1	0	0	0									
Inning Stats	R: 1 E: 0 K: 0 S: 12	H: 1 LOB: 0 BB: 0 P: 21	R: 0 E: 0 K: 1 S: 5	H: 0 LOB: 0 BB: 0 P: 8	R: 1 E: 0 K: 1 S: 13	H: 3 LOB: 2 BB: 1 P: 22	R: 0 E: 0 K: 1 S: 6	H: 0 LOB: 0 BB: 0 P: 8	R: 1 E: 0 K: 2 S: 13	H: 3 LOB: 1 BB: 0 P: 17	R: 0 E: 0 K: 0 S: 5	H: 0 LOB: 0 BB: 0 P: 8	R: 3 E: 1 K: 1 S: 19	H: 3 LOB: 1 BB: 1 P: 31	R: 0 E: 0 K: 2 S: 11	H: 1 LOB: 1 BB: 0 P: 15	R: 1 E: 0 K: 0 S: 12	H: 2 LOB: 1 BB: 0 P: 19	1B: 10 2B: 3 3B: 0 HR: 2	SF: 0 SAC: 0 DP: 1 HBP: 0	WP: 0 PB: 0 SB: 0 CS: 0	PA: 40			
PITCHER	IP	WLS	BF	H	R	ER	SO	BB	IBB	HBP	BLK	WP	HR	S	P	ERA	WHIP								
Bob Milacki, R ERA: 4.78 (1, 1)	6.2		28	8	5	5	5	2	0	0	0	0	1	62	101	6.75	1.500								
Hipolito Pichardo, R ERA: 5.05 (7, 1)	2.1	W	12	5	2	2	3	0	0	0	0	0	1	34	48	7.71	2.143								

Batter	1	2	3	4	5	6	7	8	9	AB	R	H	RBI	BB	SO	LOB	BOTTOM								
Vince Coleman, S OBP: 0.267, SLG: 0.320 (1, 7)	G6-3		FC5-4			E 3B	G4-3	F9		5	1	2	0	0	0	1	California Angels @ Kansas City Royals Kauffman Stadium, Kansas City, MO Mon Jun 13 1994, 7:05 PM CDT Att: 24,645 - Unknown - 64 F								
Terry Shumpert, R OBP: 0.271, SLG: 0.536 (1, 5)	G6-3			K		E 3B		F8		4	2	1	0	1	1	1									
Wally Joyner, L OBP: 0.378, SLG: 0.452 (9, 3)	1-2					BB				0	0	0	0	0	0	0									
Brian McRae, S OBP: 0.401, SLG: 0.462 (1, 10)	F8			F8		SF7 3B		HBP 1B		3	2	1	2	1	0	0									
Mike Macfarlane, R OBP: 0.391, SLG: 0.482 (1, 2)		K		K		K		SH1-4 1B		3	1	0	0	0	3	1									
Gary Gaetti, R OBP: 0.324, SLG: 0.468 (1, 3)	G5-3					SF7		WP SH1-4		3	1	1	3	0	0	0									
Dave Henderson, R OBP: 0.289, SLG: 0.413 (1, 8)	F9				G3	L7		HR 1B		3	0	0	0	0	0	0									
Felix Jose, S OBP: 0.365, SLG: 0.425 (1, 9)			K			2B		WP		3	3	2	0	1	1	0									
Jose Lind, R OBP: 0.287, SLG: 0.313 (1, 4)			FC5-4		BB		G4-3	HR		2	1	1	1	2	0	1									
David Howard, S OBP: 0.268, SLG: 0.152 (1, 6)						2B				3	0	0	1	0	0	2									
Hubie Brooks, R OBP: 0.261, SLG: 0.357 (8, PH)			P4			G6-3		HR		1	1	1	4	0	0	0									
Greg Gagne, R OBP: 0.350, SLG: 0.438 (9, 6)								HR		0	0	0	0	0	0	0									
Inning Stats	R: 0 E: 0 K: 0 S: 5	H: 1 LOB: 0 BB: 0 P: 9	R: 0 E: 0 K: 1 S: 6	H: 0 LOB: 0 BB: 0 P: 9	R: 0 E: 0 K: 2 S: 9	H: 0 LOB: 0 BB: 0 P: 11	R: 1 E: 0 K: 0 S: 14	H: 2 LOB: 1 BB: 0 P: 21	R: 3 E: 1 K: 1 S: 14	H: 2 LOB: 0 BB: 1 P: 23	R: 0 E: 0 K: 0 S: 5	H: 1 LOB: 0 BB: 0 P: 5	R: 7 E: 0 K: 0 S: 17	H: 3 LOB: 0 BB: 3 P: 41	1B: 4 2B: 3 3B: 1 HR: 1	SF: 1 SAC: 1 DP: 0 HBP: 1	WP: 1 PB: 0 SB: 1 CS: 0	PA: 38							
PITCHER	IP	WLS	BF	H	R	ER	SO	BB	IBB	HBP	BLK	WP	HR	S	P	ERA	WHIP								
Mark Langston, L ERA: 5.83 (1, 1)	7.0		29	7	6	6	5	2	0	0	0	0	0	62	93	7.71	1.286								
John D'opson, R ERA: 5.99 (8, 1)	0.1	L	6	1	2	2	0	1	2	1	0	1	0	6	23	54.00	6.000								
Bob Patterson, L ERA: 5.01 (8, 1)	0.2		3	1	4	4	0	0	0	0	0	0	1	9	14	54.00	1.500								


AB	38
R	7
H	13
RBI	7
BB	2
SO	8
LOB	15



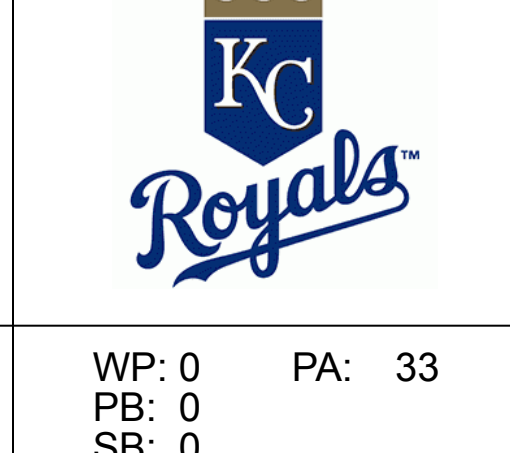
Batter	1	2	3	4	5	6	7	8	9	AB	R	H	RBI	BB	SO	LOB	TOP		
Spike Owen, S OBP: 0.431, SLG: 0.463 (1, 5)	G3-1		F7			E S E BB		G4-3		3	1	0	0	1	0	1	California Angels @ Kansas City Royals Kauffman Stadium, Kansas City, MO Tue Jun 14 1994, 7:05 PM CDT Att: 17,422 - Unknown - 87 F		
Harold Reynolds, S OBP: 0.316, SLG: 0.282 (1, 4)	K			L3		K		FC5-4 1B		4	0	1	0	0	2	1			
Tim Salmon, R OBP: 0.382, SLG: 0.532 (1, 9)	K			G1-3		E6		FC5-4 1B		4	0	0	0	0	1	1			
Bo Jackson, R OBP: 0.366, SLG: 0.513 (1, 10)		K			1B	K		1B		4	0	2	0	0	2	1			
Jim Edmonds, L OBP: 0.405, SLG: 0.450 (1, 7)				K			SH3 1B	K		4	0	2	0	0	2	3			
Chad Curtis, R OBP: 0.307, SLG: 0.391 (1, 8)		G6-4-3 1B					SH3 1B			4	0	2	0	0	0	1			
J.T. Snow, L OBP: 0.267, SLG: 0.289 (1, 3)				K		G6-3 1B	SH3	CS S 1B		3	0	1	0	0	1	1			
Chris Turner, R OBP: 0.202, SLG: 0.169 (1, 2)			F7			G6-3		K		4	0	0	0	0	2	4			
Gary Disarcina, R OBP: 0.326, SLG: 0.396 (1, 6)						P3	F9			3	0	1	0	0	0	2			
Inning Stats	R: 0 H: 0 E: 0 K: 2 S: 9	H: 0 LOB: 0 BB: 0 P: 12	R: 0 H: 1 E: 0 K: 1 S: 8	LOB: 0 BB: 0 P: 11	R: 0 H: 1 E: 0 K: 1 S: 6	LOB: 1 BB: 0 P: 10	R: 0 H: 1 E: 0 K: 1 S: 8	LOB: 1 BB: 0 P: 10	R: 0 H: 2 E: 0 K: 1 S: 13	LOB: 2 BB: 0 P: 15	R: 0 H: 2 E: 0 K: 1 S: 12	LOB: 2 BB: 0 P: 19	R: 0 H: 1 E: 0 K: 1 S: 8	LOB: 1 BB: 0 P: 12	1B: 9 2B: 1 3B: 0 HR: 0	SF: 0 SAC: 1 DP: 3 HBP: 0		WP: 0 PB: 0 SB: 2 CS: 1	PA: 35
PITCHER	IP	WLS	BF	H	R	ER	SO	BB	IBB	HBP	BLK	WP	HR	S	P	ERA	WHIP		
Mark Gubicza, R ERA: 4.44 (1, 1)	7.2	L	31	8	1	0	8	1	0	0	0	0	0	69	98	0.00	1.174		
Billy Brewer, L ERA: 2.73 (8, 1)	1.1		4	1	0	0	2	0	0	0	0	0	0	11	17	0.00	0.750		

Batter	1	2	3	4	5	6	7	8	9	AB	R	H	RBI	BB	SO	LOB	BOTTOM		
Vince Coleman, S OBP: 0.267, SLG: 0.319 (1, 10)	L3		K			G6-3		1B		4	0	1	0	0	1	0	California Angels @ Kansas City Royals Kauffman Stadium, Kansas City, MO Tue Jun 14 1994, 7:05 PM CDT Att: 17,422 - Unknown - 87 F		
Greg Gagne, R OBP: 0.349, SLG: 0.434 (1, 6)				F8		G5-3		K		4	0	1	0	0	1	2			
Brian McRae, S OBP: 0.396, SLG: 0.454 (1, 8)				G4-3		L7		K		4	0	0	0	0	2	3			
Mike Macfarlane, R OBP: 0.388, SLG: 0.476 (1, 2)				G6-3		G5-3		G5-3		4	0	1	0	0	0	0			
Gary Gaetti, R OBP: 0.323, SLG: 0.474 (1, 3)				FC5-4 1B		F8		K		4	0	1	0	0	1	1			
Dave Henderson, R OBP: 0.288, SLG: 0.408 (1, 7)				F9		BB 1B		G4-3		4	0	1	0	0	0	2			
Felix Jose, S OBP: 0.384, SLG: 0.423 (1, 9)				F8		BB 1B		K2-3		3	0	1	0	0	1	2			
Terry Shumpert, R OBP: 0.284, SLG: 0.535 (9, 4)				K		G4-6-3 BB		1B 1B		2	0	1	0	1	1	0			
Jose Lind, R OBP: 0.284, SLG: 0.309 (1, 4)				F9		G4-6-3		K		2	0	0	0	0	0	3			
Hubie Brooks, R OBP: 0.255, SLG: 0.349 (8, PH)										1	0	0	0	0	1	1			
David Howard, S OBP: 0.268, SLG: 0.152 (9, 5)										0	0	0	0	0	0	0			
Inning Stats	R: 0 H: 1 E: 0 K: 1 S: 9	H: 1 LOB: 1 BB: 0 P: 15	R: 0 H: 1 E: 0 K: 0 S: 5	LOB: 1 BB: 0 P: 8	R: 0 H: 0 E: 0 K: 2 S: 10	LOB: 0 BB: 0 P: 17	R: 0 H: 0 E: 0 K: 0 S: 5	LOB: 0 BB: 0 P: 8	R: 0 H: 2 E: 0 K: 3 S: 15	LOB: 2 BB: 0 P: 21	R: 0 H: 0 E: 0 K: 1 S: 15	LOB: 0 BB: 0 P: 18	1B: 6 2B: 1 3B: 1 HR: 0	SF: 0 SAC: 0 DP: 2 HBP: 0	WP: 0 PB: 0 SB: 0 CS: 1	PA: 33			
PITCHER	IP	WLS	BF	H	R	ER	SO	BB	IBB	HBP	BLK	WP	HR	S	P	ERA	WHIP		
Chuck Finley, L ERA: 4.21 (1, 1)	9.0	W	33	7	0	0	8	1	0	0	0	0	0	95	143	0.00	0.889		

AB	33
R	1
H	9
RBI	0
BB	1
SO	10
LOB	15



AB	32
R	0
H	7
RBI	0
BB	1
SO	8
LOB	14



Batter	1	2	3	4	5	6	7	8	9	AB	R	H	RBI	BB	SO	LOB	TOP										
Spike Owen, S OBP: 0.438, SLG: 0.465 (1, 5)	F7			E5			G3-1		G6-4-3	4	0	2	1	1	0	0	California Angels @ Kansas City Royals Kauffman Stadium, Kansas City, MO Wed Jun 15 1994, 7:05 PM CDT Att: 22,013 - Unknown - 88 F										
Rex Hudler, R OBP: 0.411, SLG: 0.676 (1, 4)		BB		K			G2-3		G6-4-3	4	0	0	0	1	2	6											
Tim Salmon, R OBP: 0.380, SLG: 0.528 (1, 9)	K								G4-3	4	0	1	0	0	1	1											
Chili Davis, S OBP: 0.439, SLG: 0.541 (1, 10)	F9								2B	4	1	1	0	0	1	2											
Jim Edmonds, L OBP: 0.414, SLG: 0.470 (1, 7)										3	1	2	1	1	1	0											
Chad Curtis, R OBP: 0.303, SLG: 0.387 (1, 8)										3	0	0	0	0	1	3											
J.T. Snow, L OBP: 0.265, SLG: 0.271 (1, 3)										3	0	0	0	1	0	3											
Jorge Fabregas, L OBP: 0.326, SLG: 0.312 (9, PH)										3	0	0	0	0	1	2											
Bo Jackson, R OBP: 0.371, SLG: 0.526 (9, PR)										1	0	1	0	0	0	0											
Mark Dalesandro, R OBP: 0.202, SLG: 0.169 (9, 2)										0	0	1	0	0	0	0											
Chris Turner, R OBP: 0.202, SLG: 0.169 (9, 2)										0	0	0	0	0	0	0											
Gary Disarcina, R OBP: 0.322, SLG: 0.391 (1, 6)										3	0	0	0	0	1	1											
Inning Stats	R: 0 E: 0 K: 1 S: 10	H: 0 LOB: 1 BB: 1 P: 17	R: 1 E: 1 K: 2 S: 14	H: 1 LOB: 3 BB: 2 P: 28	R: 0 E: 0 K: 1 S: 11	H: 1 LOB: 2 BB: 1 P: 18	R: 0 E: 0 K: 2 S: 13	H: 1 LOB: 1 BB: 0 P: 19	R: 0 E: 0 K: 1 S: 7	H: 0 LOB: 0 BB: 0 P: 9	R: 0 E: 0 K: 1 S: 8	H: 0 LOB: 0 BB: 0 P: 12	R: 0 E: 0 K: 0 S: 5	H: 0 LOB: 0 BB: 0 P: 7	R: 1 E: 0 K: 0 S: 13	H: 2 LOB: 1 BB: 0 P: 22	R: 1 E: 0 K: 0 S: 9	H: 2 LOB: 1 BB: 0 P: 11	1B: 3 2B: 4 3B: 0 HR: 0	SF: 0 SAC: 2 DP: 1 HBP: 0	WP: 0 PB: 0 SB: 0 CS: 0	PA: 38					
PITCHER	IP	WLS	BF	H	R	ER	SO	BB	IBB	HBP	BLK	WP	HR	S	P	ERA	WHIP										
Kevin Appier, R ERA: 4.72 (1, 1)	7.2		33	5	2	1	8	4	0	0	0	0	0	79	128	1.17	1.174										
Billy Brewer, L ERA: 2.7 (8, 1)	0.1		1	0	0	0	0	0	0	0	0	0	0	2	4	0.00	0.000										
Jeff Montgomery, R ERA: 6.04 (9, 1)	1.0	W	4	2	1	1	0	0	0	0	0	0	0	9	11	9.00	2.000										

AB 32
R 3
H 7
RBI 2
BB 4
SO 8
LOB 18



Batter	1	2	3	4	5	6	7	8	9	AB	R	H	RBI	BB	SO	LOB	BOTTOM										
Vince Coleman, S OBP: 0.267, SLG: 0.318 (1, 7)	K						G4-3			4	0	1	0	0	2	0	California Angels @ Kansas City Royals Kauffman Stadium, Kansas City, MO Wed Jun 15 1994, 7:05 PM CDT Att: 22,013 - Unknown - 88 F										
Greg Gagne, R OBP: 0.347, SLG: 0.427 (1, 6)	F9						G6-3			3	1	0	0	1	1	1											
Brian McRae, S OBP: 0.401, SLG: 0.455 (1, 8)										2	1	1	0	2	0	0											
Mike Macfarlane, R OBP: 0.395, SLG: 0.488 (1, 2)										4	0	3	2	0	0	2											
Gary Gaetti, R OBP: 0.322, SLG: 0.484 (1, 3) (7, 5)	G1-3									4	1	1	1	0	0	4											
Dave Henderson, R OBP: 0.270, SLG: 0.406 (1, 10)										3	0	1	0	0	0	0											
Bob Hamelin, L OBP: 0.376, SLG: 0.553 (9, PH)										0	0	0	0	0	0	0											
Hubie Brooks, R OBP: 0.271, SLG: 0.364 (9, PH)										1	0	1	0	0	0	0											
Felix Jose, S OBP: 0.356, SLG: 0.413 (1, 9)										4	1	0	0	0	0	2											
Terry Shumpert, R OBP: 0.275, SLG: 0.517 (7, 3)										3	0	0	0	0	0	0											
Wally Joyner, L OBP: 0.380, SLG: 0.455 (1, 5)										1	0	1	0	0	0	0											
Jose Lind, R OBP: 0.277, SLG: 0.303 (1, 4)										3	0	0	1	0	0	0											
Inning Stats	R: 1 E: 0 K: 1 S: 15	H: 1 LOB: 1 BB: 1 P: 27	R: 0 E: 0 K: 0 S: 8	H: 1 LOB: 0 BB: 0 P: 13	R: 1 E: 0 K: 1 S: 13	H: 2 LOB: 1 BB: 1 P: 28	R: 0 E: 0 K: 0 S: 6	H: 0 LOB: 0 BB: 0 P: 11	R: 0 E: 0 K: 1 S: 12	H: 1 LOB: 2 BB: 1 P: 18	R: 1 E: 0 K: 0 S: 8	H: 1 LOB: 0 BB: 0 P: 14	R: 0 E: 0 K: 0 S: 8	H: 0 LOB: 0 BB: 0 P: 9	R: 0 E: 0 K: 0 S: 8	H: 1 LOB: 0 BB: 0 P: 11	R: 1 E: 0 K: 0 S: 10	H: 2 LOB: 1 BB: 0 P: 11	1B: 7 2B: 1 3B: 0 HR: 1	SF: 1 SAC: 0 DP: 2 HBP: 0	WP: 0 PB: 0 SB: 4 CS: 0	PA: 36					
PITCHER	IP	WLS	BF	H	R	ER	SO	BB	IBB	HBP	BLK	WP	HR	S	P	ERA	WHIP										
Joe Magrane, L ERA: 6.11 (1, 1)	7.1		31	7	3	3	3	3	0	0	0	0	0	1	1	3.68	1.364										
Mike Butcher, R ERA: 7.2 (8, 1)	0.2		1	0	0	0	0	0	0	0	0	0	0	1	1	0.00	0.000										
Craig Lefferts, L ERA: 3.91 (9, 1)	0.1	L	3	2	1	1	0	0	0	0	0	0	0	6	6	27.00	6.000										
Mark Leiter, R ERA: 4.79 (9, 1)	0.1		1	0	0	0	0	0	0	0	0	0	0	4	5	0.00	0.000										

AB 32
R 4
H 9
RBI 4
BB 3
SO 3
LOB 9



Batter	1	2	3	4	5	6	7	8	9	10	AB	R	H	RBI	BB	SO	LOB	TOP								
Spike Owen, S OBP: 0.437, SLG: 0.456 (1, 5)	4-0 CS, 1B BB		1-2 HR 1B		3-2 G3-1			1-2 F9	1-1 G6-3		4	1	1	0	1	0	0									
Harold Reynolds, S OBP: 0.323, SLG: 0.287 (1, 4)	SAFE 1-2 1B		0-0 L8		2-0 F7			2-2 2B 1B	4-2 BB		4	1	2	0	1	0	1									
Tim Salmon, R OBP: 0.380, SLG: 0.527 (1, 9)	1-3 K		4-1 HR BB		1-2 HR BB		0-1 G6-3	2-0 1B E 2B	1-0 F7		4	2	1	1	1	1	3									
Chili Davis, S OBP: 0.442, SLG: 0.568 (1, 10)	3-3 K		0-0 HR		1-3 K			3-1 E BB 1B		1-2 HR	5	2	3	4	0	2	2									
Jim Edmonds, L OBP: 0.408, SLG: 0.460 (1, 7)		0-0 L8	2-2 L8		1-1 1B			2-3 K		3-2 L7	5	0	1	0	0	1	2									
Chad Curtis, R OBP: 0.302, SLG: 0.381 (1, 8)		2-2 P4		2-3 K				4-0 E BB		3-2 G6-3	4	0	0	0	1	1	1									
J.T. Snow, L OBP: 0.259, SLG: 0.250 (1, 3)		4-1 FC6-4 BB		0-0 F7				1-0 E4		3-3 K	4	0	0	0	1	2										
Chris Turner, R OBP: 0.195, SLG: 0.163 Jorge Fabregas, L OBP: 0.323, SLG: 0.310 (8, PH) (8, 2)		0-2 FC6-4		0-2 G6-3				2-0 F7	1-0 G4-3		3	0	0	0	0	0	1									
Gary Disarcina, R OBP: 0.316, SLG: 0.384 (1, 6)			1-0 L9		2-1 G6-3			3-2 G6-3	0-0 G5-3		4	0	0	0	0	0	0									
Inning Stats	R: 0 E: 0 K: 2 S: 10	H: 1 LOB: 2 BB: 1 P: 19	R: 0 E: 0 K: 10 S: 10	H: 0 LOB: 1 BB: 1 P: 16	R: 3 E: 0 K: 10 S: 10	H: 2 LOB: 0 BB: 1 P: 18	R: 0 E: 0 K: 1 S: 8	H: 0 LOB: 0 BB: 0 P: 10	R: 0 E: 0 K: 0 S: 7	H: 0 LOB: 0 BB: 0 P: 14	R: 0 E: 0 K: 1 S: 11	H: 1 LOB: 1 BB: 0 P: 15	R: 0 E: 0 K: 0 S: 10	H: 0 LOB: 0 BB: 0 P: 18	R: 2 E: 1 K: 1 S: 17	H: 3 LOB: 3 BB: 1 P: 33	R: 0 E: 0 K: 0 S: 6	H: 0 LOB: 1 BB: 1 P: 12	R: 1 E: 0 K: 1 S: 15	H: 1 LOB: 0 BB: 0 P: 25	1B: 5 2B: 2 3B: 0 HR: 2	SF: 0 SAC: 0 DP: 1 HBP: 0	WP: 0 PB: 0 SB: 0 CS: 1	PA: 43		
PITCHER	IP	WLS	BF	H	R	ER	SO	BB	IBB	HBP	BLK	WP	HR	S	P	ERA	WHIP									
Alex Fernandez, R ERA: 3.98	(1, 1)	7.1	30	6	5	4	4	3	0	0	0	0	0	1	74	123	4.91	1.227								
Paul Assenmacher, L ERA: 5.3	(8, 1)	0.1	2	1	0	0	1	0	0	0	0	0	0	0	7	12	0.00	3.000								
Kirk McCaskill, R ERA: 3.03	(8, 1)	2.0	L	1	1	1	0	2	0	0	0	0	0	1	18	37	4.50	1.500								
Dennis Cook, L ERA: 4.87	(10, 1)	0.1	1	0	0	0	1	0	0	0	0	0	0	0	5	8	0.00	0.000								

California Angels @ Chicago White Sox
Comiskey Park, Chicago, IL
Thu Jun 16 1994, 8:05 PM EDT
Att: 31,088 - Unknown - 86 F

AB 38
R 6
H 8
RBI 5
BB 5
SO 6
LOB 15



Batter	1	2	3	4	5	6	7	8	9	10	AB	R	H	RBI	BB	SO	LOB	BOTTOM								
Joey Cora, S OBP: 0.348, SLG: 0.365 (1, 4)	1-1 G4-3		1-2 SF8		0-1 1B 1B		3-3 K		0-1 L7		4	1	1	2	0	1	2									
Tim Raines, S OBP: 0.371, SLG: 0.397 (1, 7)	2-2 L6		3-H G4-3		0-1 1B 1B			0-3 K		0-0 G5-4-3 1B	5	1	2	1	0	1	1									
Frank Thomas, R OBP: 0.500, SLG: 0.739 (1, 3)	1-1 F8			1-1 CS 1B	2-2 1B 1B			2-0 BB 1B		0-0 G5-4-3	5	0	3	2	0	0	1									
Julio Franco, R OBP: 0.375, SLG: 0.463 (1, 10)		3-2 L9		3-1 F8		2-2 G6-3		4-2 FC4 BB 1B		2-3 K	4	0	0	0	1	1	1									
Robin Ventura, L OBP: 0.366, SLG: 0.465 (1, 5)		2-3 K		3-3 K		1-2 F8		2-0 L8			4	0	0	0	0	2	3									
Warren Newson, L OBP: 0.283, SLG: 0.389 Bob Zupcic, R OBP: 0.262, SLG: 0.350 (1, 9) (8, 8)		1-1 G6-3		2-1 1B 1B		3-3 K		0-1 FC4			3	1	1	0	0	1	0									
Lance Johnson, L OBP: 0.324, SLG: 0.392 (1, 8)			3-1 2B SF8 1B		1 SAFE F7		1-2 G3		1-1 G4-3		4	1	1	0	0	0	1									
Michael LaValliere, L OBP: 0.400, SLG: 0.333 Norberto Martin, R OBP: 0.415, SLG: 0.553 Ron Karkovics, R OBP: 0.360, SLG: 0.409 (1, 2) (9, PR) (10, 2)			1 SAFE K		1 SAFE F7		2-2 F8		2-2 FC6-4 1B		4	0	1	0	0	1	2									
Ozzie Guillen, L OBP: 0.312, SLG: 0.342 (1, 6)		0-2 FC6-4		2-2 1B 1B		4-0 BB		0-2 FC6-4			3	1	2	0	1	0	1									
Inning Stats	R: 0 E: 0 K: 0 S: 8	H: 0 LOB: 0 BB: 0 P: 12	R: 0 E: 0 K: 15 S: 15	H: 0 LOB: 0 BB: 0 P: 21	R: 1 E: 0 K: 13 S: 13	H: 2 LOB: 1 BB: 0 P: 19	R: 0 E: 0 K: 1 S: 7	H: 1 LOB: 1 BB: 0 P: 14	R: 4 E: 0 K: 0 S: 15	H: 5 LOB: 1 BB: 0 P: 22	R: 0 E: 0 K: 1 S: 10	H: 0 LOB: 0 BB: 0 P: 16	R: 0 E: 0 K: 1 S: 9	H: 0 LOB: 1 BB: 1 P: 19	R: 0 E: 0 K: 1 S: 10	H: 1 LOB: 2 BB: 1 P: 18	R: 0 E: 0 K: 0 S: 11	H: 1 LOB: 1 BB: 0 P: 14	R: 0 E: 0 K: 1 S: 6	H: 1 LOB: 0 BB: 0 P: 8	1B: 10 2B: 2 3B: 0 HR: 0	SF: 1 SAC: 0 DP: 2 HBP: 0	WP: 0 PB: 0 SB: 1 CS: 1	PA: 40		
PITCHER	IP	WLS	BF	H	R	ER	SO	BB	IBB	HBP	BLK	WP	HR	S	P	ERA	WHIP									
Russ Springer, R ERA: 9.58	(1, 1)	6.0	24	8	5	5	4	0	0	0	0	0	0	68	104	7.50	1.333									
Bob Patterson, L ERA: 4.74	(7, 1)	1.1	5	0	0	0	2	1	0	0	0	0	0	0	12	22	0.00	0.750								
Joe Graher, R ERA: 5.4	(8, 1)	2.2	W	11	3	0	0	1	0	0	0	0	0	24	37	0.00	1.500									

California Angels @ Chicago White Sox
Comiskey Park, Chicago, IL
Thu Jun 16 1994, 8:05 PM EDT
Att: 31,088 - Unknown - 86 F

AB 37
R 5
H 11
RBI 5
BB 2
SO 7
LOB 14

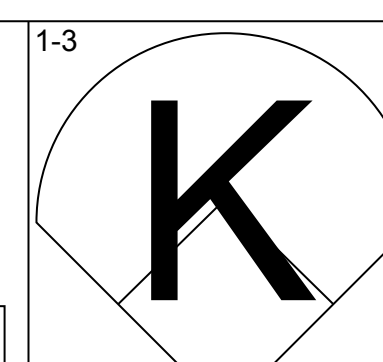
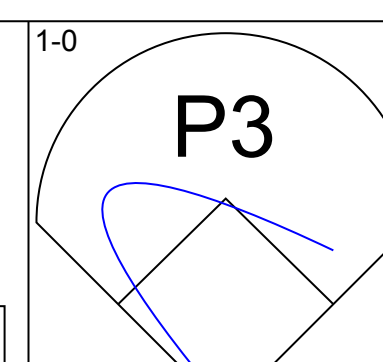
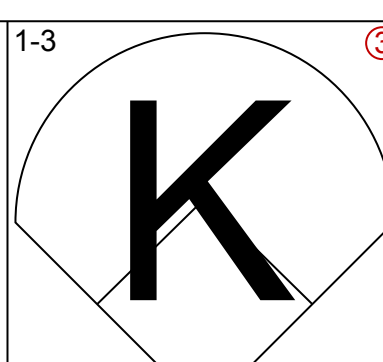
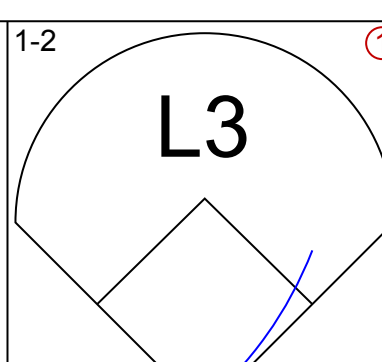
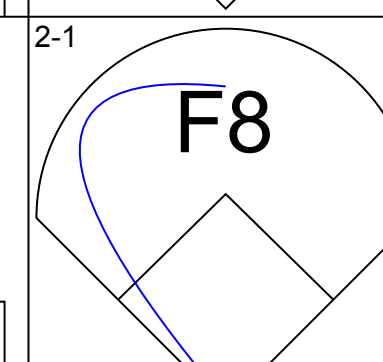
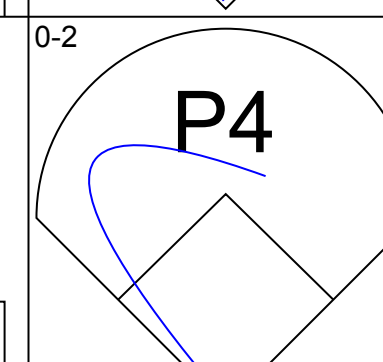
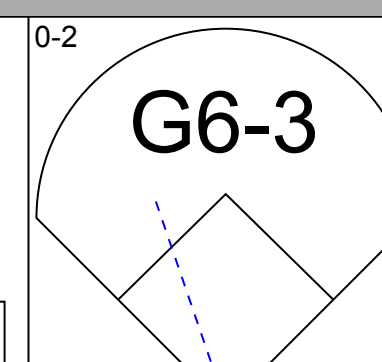
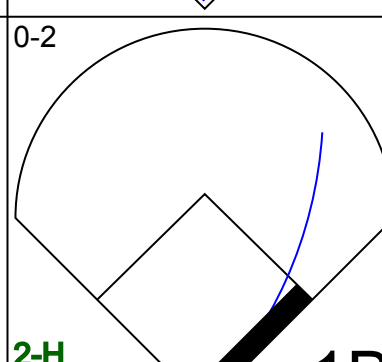
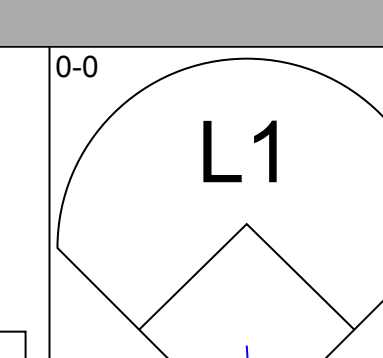
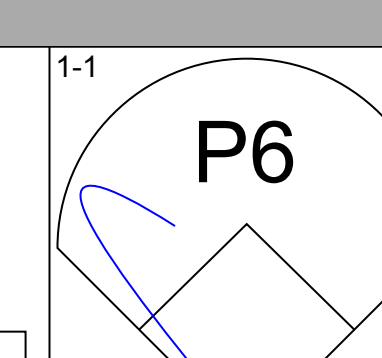
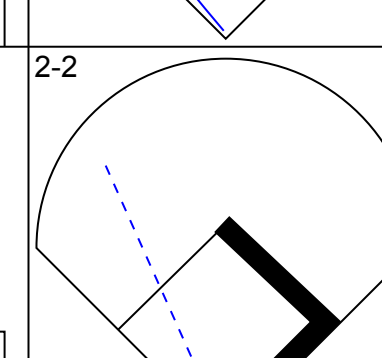
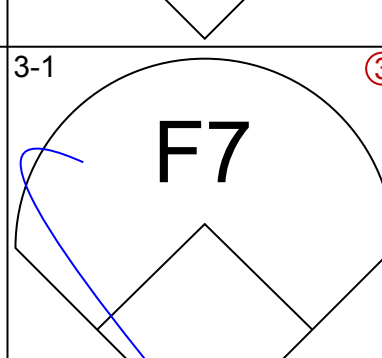
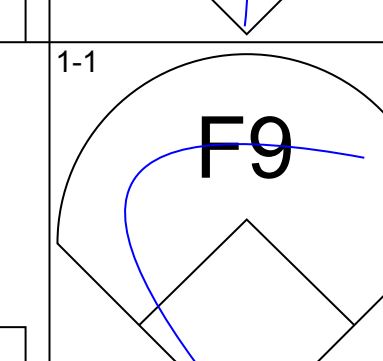
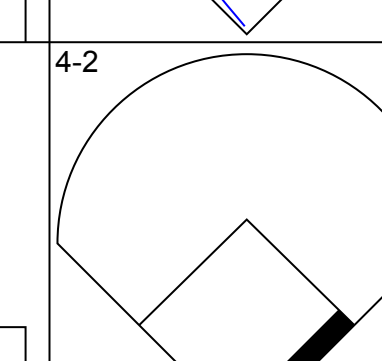
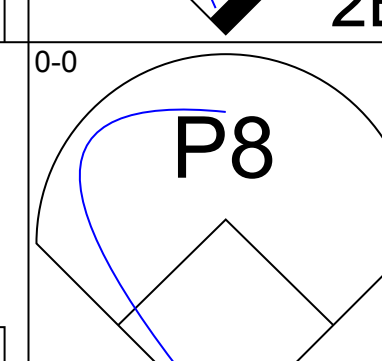
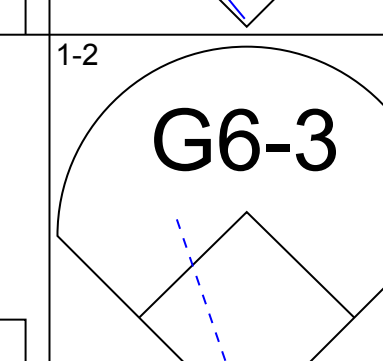
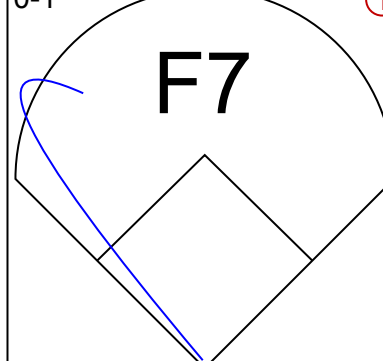
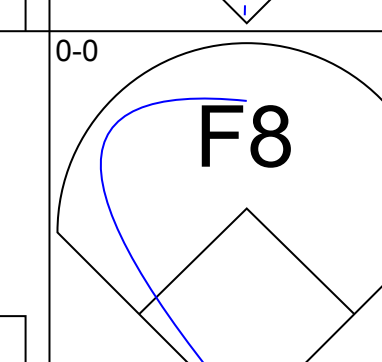
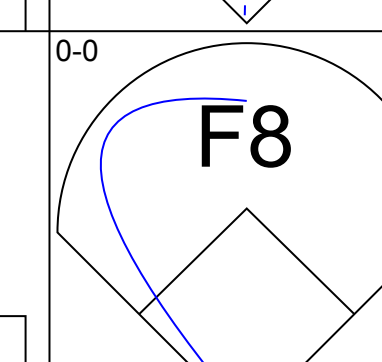
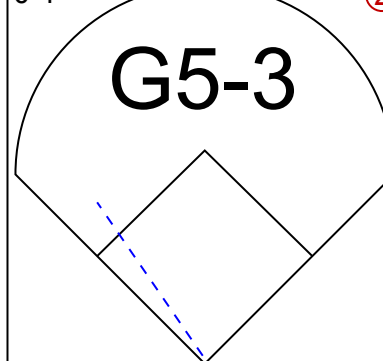
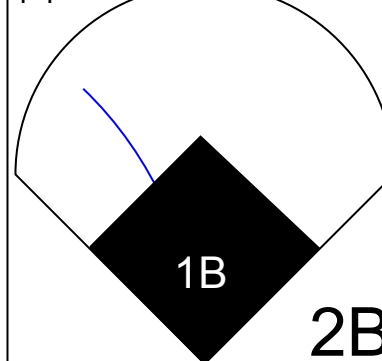
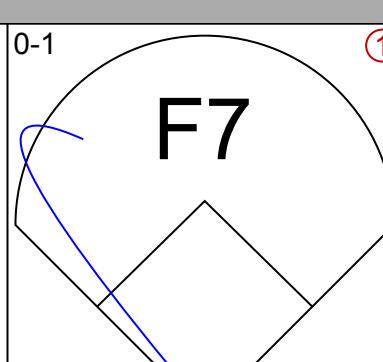
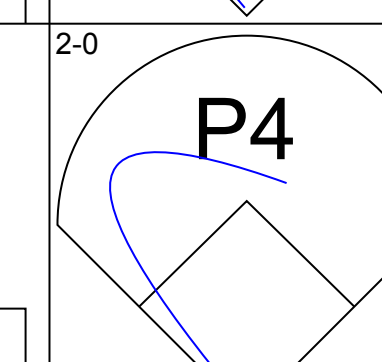


Batter	1	2	3	4	5	6	7	8	9	AB	R	H	RBI	BB	SO	LOB	TOP								
Spike Owen, S OBP: 0.435, SLG: 0.463 (1, 5)	G4-3		G6-3				FC6-4		BB	5	1	2	1	0	0	1	California Angels @ Chicago White Sox Comiskey Park, Chicago, IL Fri Jun 17 1994, 8:05 PM EDT Att: 33,210 - Unknown - 85 F								
Damion Easley, R OBP: 0.315, SLG: 0.352 (1, 4)	E						K		1B	5	0	2	0	0	2	5									
Tim Salmon, R OBP: 0.377, SLG: 0.519 (1, 9)	L6						K		1B	4	0	0	1	1	2	3									
Chili Davis, S OBP: 0.448, SLG: 0.570 (1, 10)	E								BB	3	0	2	2	2	1	0									
Bo Jackson, R OBP: 0.358, SLG: 0.504 Jorge Fabregas, L OBP: 0.323, SLG: 0.310 (1, 7) (9, 2)	E4								1B	5	0	0	0	0	2	7									
Chad Curtis, R OBP: 0.301, SLG: 0.383 (1, 8)	F8								BB	4	1	1	0	0	0	4									
J.T. Snow, L OBP: 0.259, SLG: 0.236 (1, 3)									2B	3	1	0	0	1	0	1									
Chris Turner, R OBP: 0.191, SLG: 0.159 Mark Daiesandro, R (7, PH) (9, 5)									BB	2	0	0	0	0	1	0									
Gary Disarcina, R OBP: 0.317, SLG: 0.383 Jim Edmonds, L OBP: 0.411, SLG: 0.460 (9, PH) (9, 7)									BB	3	0	1	0	0	1	0									
Inning Stats	R: 0 E: 1 K: 0 S: 9	H: 1 LOB: 3 BB: 1 P: 19	R: 0 E: 0 K: 2 S: 7	H: 0 LOB: 0 BB: 0 P: 11	R: 0 E: 0 K: 1 S: 10	H: 2 LOB: 2 BB: 0 P: 16	R: 0 E: 0 K: 0 S: 8	H: 0 LOB: 0 BB: 0 P: 14	R: 0 E: 0 K: 2 S: 9	H: 1 LOB: 1 BB: 0 P: 14	R: 0 E: 0 K: 1 S: 11	H: 0 LOB: 1 BB: 1 P: 17	R: 0 E: 0 K: 1 S: 8	H: 1 LOB: 0 BB: 0 P: 10	R: 0 E: 0 K: 2 S: 7	H: 0 LOB: 0 BB: 0 P: 12		R: 5 E: 0 K: 0 S: 13	H: 3 LOB: 1 BB: 4 P: 35	1B: 5 2B: 3 3B: 0 HR: 0	SF: 0 SAC: 0 DP: 1 HBP: 0	WP: 0 PB: 0 SB: 0 CS: 0	PA: 41		
PITCHER	IP	WLS	BF	H	R	ER	SO	BB	IBB	HBP	BLK	WP	HR	S	P	ERA	WHIP								
Wilson Alvarez, L ERA: 3.5 Roberto Hernandez, R ERA: 6.58	(1, 1)	8.0	35	6	3	3	9	4	0	0	0	0	0	73	126	3.38	1.250								
PITCHER	IP	WLS	BF	H	R	ER	SO	BB	IBB	HBP	BLK	WP	HR	S	P	ERA	WHIP								
	(9, 1)	1.0	L	6	2	2	0	2	0	0	0	0	0	9	22	18.00	4.000								

Batter	1	2	3	4	5	6	7	8	9	AB	R	H	RBI	BB	SO	LOB	BOTTOM								
Norberto Martin, R OBP: 0.400, SLG: 0.524 (1, 4)	SH5-3		L8				F9			4	0	1	0	0	0	0	California Angels @ Chicago White Sox Comiskey Park, Chicago, IL Fri Jun 17 1994, 8:05 PM EDT Att: 33,210 - Unknown - 85 F								
Tim Raines, S OBP: 0.366, SLG: 0.392 (1, 7)	SH5-3-6		G4-3				P4			3	0	0	0	0	0	0									
Frank Thomas, R OBP: 0.500, SLG: 0.752 (1, 3)	1B		F7				F8			4	2	2	1	0	0	0									
Julio Franco, R OBP: 0.381, SLG: 0.467 (1, 10)	S						1B			4	1	3	1	0	0	0									
Robin Ventura, L OBP: 0.364, SLG: 0.462 (1, 5)	K						P3			4	0	1	0	0	1	2									
Bob Zupic, R OBP: 0.267, SLG: 0.357 Joey Cora, S OBP: 0.351, SLG: 0.365 (9, PH) (9, PH)										2	0	1	1	0	0	0									
Lance Johnson, L OBP: 0.319, SLG: 0.385 (1, 8)										4	0	0	0	0	1	4									
Ron Karkovics, R OBP: 0.366, SLG: 0.408 Warren Newson, L OBP: 0.263, SLG: 0.389 Darrin Jackson, R OBP: 0.356, SLG: 0.500 (9, PH) (9, PH)										3	0	1	0	0	1	2									
Ozzie Guillen, L OBP: 0.306, SLG: 0.335 (1, 6)										4	0	0	0	0	2	0									
Inning Stats	R: 1 E: 0 K: 1 S: 14	H: 3 LOB: 1 BB: 0 P: 23	R: 0 E: 0 K: 1 S: 12	H: 1 LOB: 1 BB: 0 P: 17	R: 0 E: 0 K: 0 S: 4	H: 0 LOB: 0 BB: 0 P: 8	R: 0 E: 0 K: 1 S: 14	H: 2 LOB: 2 BB: 0 P: 21	R: 0 E: 0 K: 0 S: 5	H: 0 LOB: 0 BB: 0 P: 5	R: 1 E: 0 K: 0 S: 11	H: 2 LOB: 1 BB: 0 P: 14	R: 0 E: 0 K: 0 S: 7	H: 0 LOB: 0 BB: 0 P: 12	R: 1 E: 0 K: 0 S: 6	H: 1 LOB: 0 BB: 0 P: 12		R: 0 E: 0 K: 1 S: 8	H: 0 LOB: 1 BB: 1 P: 13	1B: 7 2B: 2 3B: 0 HR: 1	SF: 1 SAC: 1 DP: 1 HBP: 0	WP: 0 PB: 0 SB: 1 CS: 0	PA: 36		
PITCHER	IP	WLS	BF	H	R	ER	SO	BB	IBB	HBP	BLK	WP	HR	S	P	ERA	WHIP								
Brian Anderson, L ERA: 4.96 Mike Butcher, R ERA: 7.09 Bob Patterson, L ERA: 4.62	(1, 1)	0.1	2	0	0	0	0	1	0	0	0	0	0	3	7	0.00	3.000								
	(9, 1)	0.2	S	2	0	0	1	0	0	0	0	0	0	5	6	0.00	0.000								
PITCHER	IP	WLS	BF	H	R	ER	SO	BB	IBB	HBP	BLK	WP	HR	S	P	ERA	WHIP								
	(9, 1)	0.2	S	2	0	0	1	0	0	0	0	0	0	5	6	0.00	0.000								

Batter	1	2	3	4	5	6	7	8	9	AB	R	H	RBI	BB	SO	LOB	TOP		
Spike Owen, S OBP: 0.437, SLG: 0.473 (1, 5)	F8		SF8 1-3 2B		F9		1B			4	0	2	0	0	0	0	California Angels @ Chicago White Sox Comiskey Park, Chicago, IL Sat Jun 18, 1994, 8:05 PM EDT Att: 42,415 - Unknown - 92 F		
Damion Easley, R OBP: 0.399, SLG: 0.346 (1, 4)	K		SF8			K	G5-3			3	0	0	1	0	2				
Tim Salmon, R OBP: 0.376, SLG: 0.513 (1, 9)	G6-3					P4		K		3	0	0	0	1	1	0			
Chili Davis, S OBP: 0.445, SLG: 0.562 (1, 10)		F9	G6-3			HR BB		G4-3		3	1	0	0	1	0	2			
Jim Edmonds, L OBP: 0.409, SLG: 0.457 Rex Hudler, R (4, PH) OBP: 0.408, SLG: 0.704 (4, 7)	K			G4-3		HR		K		1	0	0	0	0	1	0			
Chad Curtis, R OBP: 0.300, SLG: 0.381 (1, 8)	F9			K		HR				3	1	1	2	0	1	0			
J.T. Snow, L OBP: 0.242, SLG: 0.220 (1, 3)			L4	K		P8		F8		4	0	0	0	0	1	1			
Chris Turner, R OBP: 0.194, SLG: 0.163 (1, 2)			S 1B		L6		K2-3		K	4	1	1	0	0	2	0			
Gary Disarcina, R OBP: 0.321, SLG: 0.387 (1, 6)			2B SF8 1B		F9		E1 1B			3	1	2	1	0	0	0			
Inning Stats	R: 0 H: 0 E: 0 K: 1 S: 9	H: 0 R: 0 ER: 0 LOB: 0 BB: 0 P: 13	R: 0 H: 0 E: 0 K: 1 S: 12	H: 0 R: 0 ER: 0 LOB: 2 BB: 1 P: 18	R: 2 H: 3 E: 0 K: 0 S: 18	H: 3 R: 0 ER: 0 LOB: 0 BB: 1 P: 31	R: 0 H: 0 E: 0 K: 2 S: 9	H: 0 R: 0 ER: 0 LOB: 0 BB: 0 P: 14	R: 0 H: 0 E: 0 K: 0 S: 7	H: 0 R: 0 ER: 0 LOB: 1 BB: 0 P: 12	R: 2 H: 2 E: 0 K: 1 S: 11	H: 2 R: 1 ER: 1 LOB: 1 BB: 1 P: 20	R: 0 H: 2 E: 1 K: 1 S: 9	H: 2 R: 0 ER: 0 LOB: 0 BB: 0 P: 13	R: 0 H: 0 E: 0 K: 2 S: 7	H: 0 R: 0 ER: 0 LOB: 0 BB: 0 P: 9		1B: 5 2B: 1 3B: 0 HR: 1	SF: 1 SAC: 0 DP: 0 HBP: 0
PITCHER	IP	WLS	BF	H	R	ER	SO	BB	IBB	HBP	BLK	WP	HR	S	P	ERA	WHIP		
Jason Bere, R ERA: 3.07 (1, 1)	7.0	L	29	7	4	4	6	2	0	0	0	0	1	75	121	5.14	1.286		
Jose DeLeon, R ERA: 3.19 (8, 1)	2.0		6	0	0	0	4	0	0	0	0	0	0	16	21	0.00	0.000		

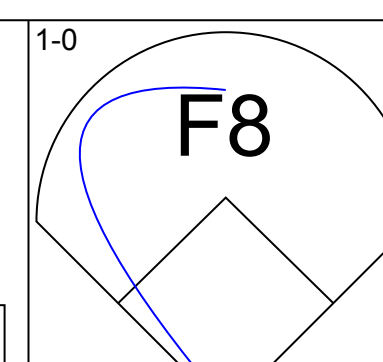
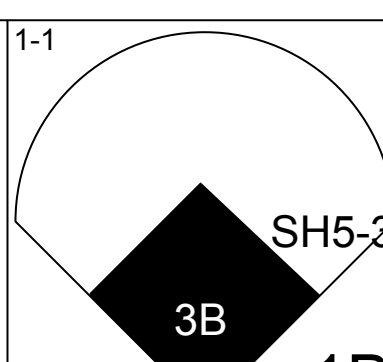
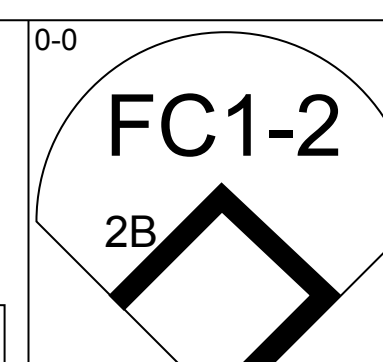
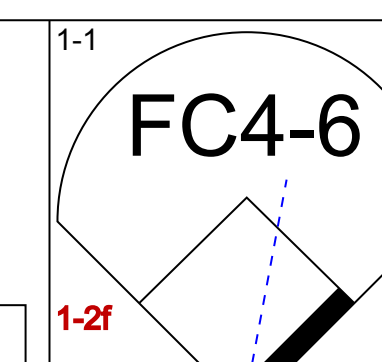
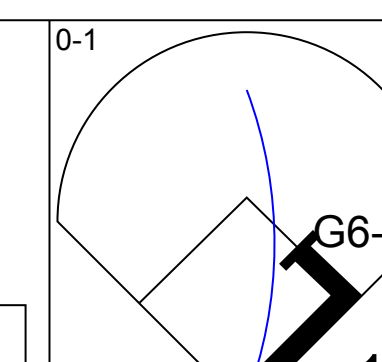
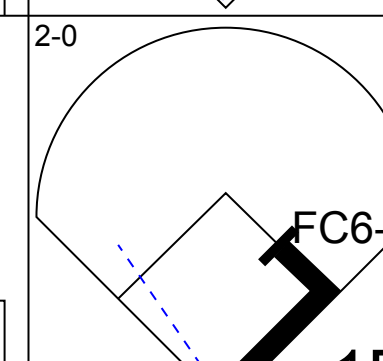
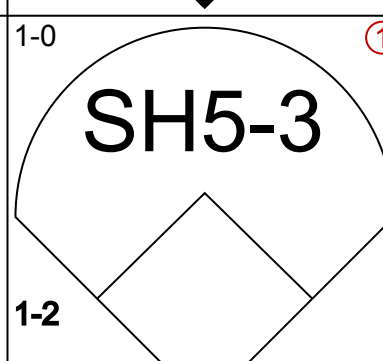
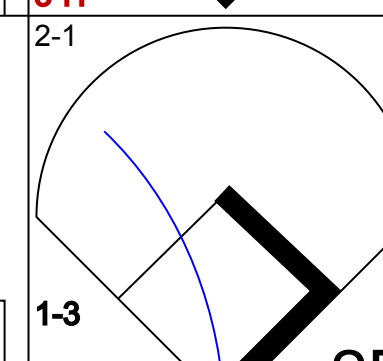
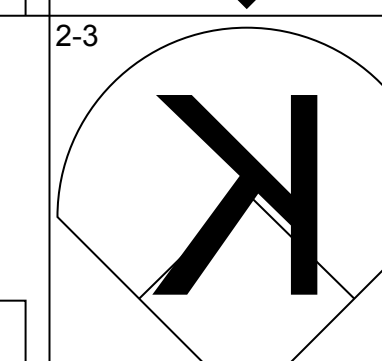
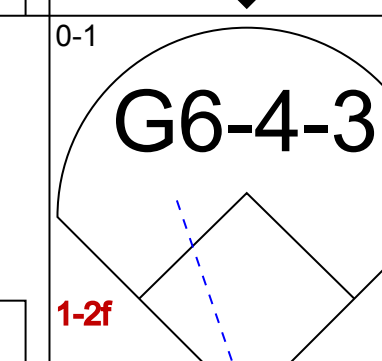
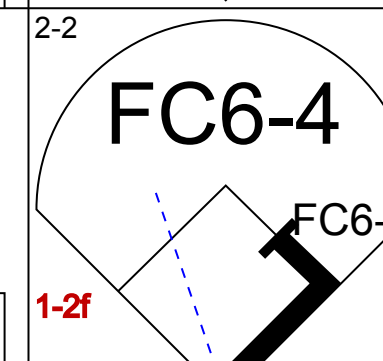
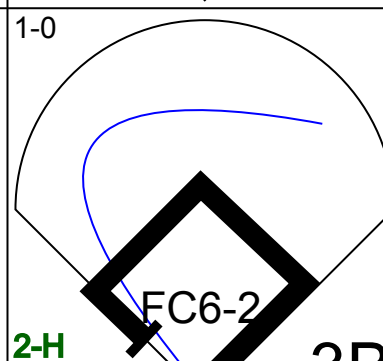
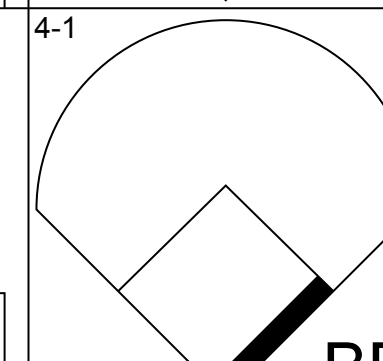

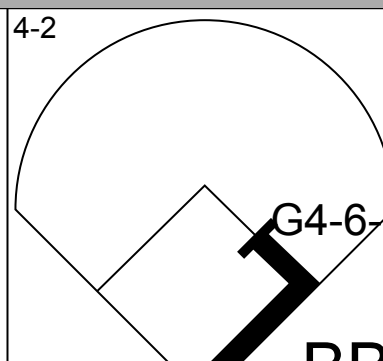

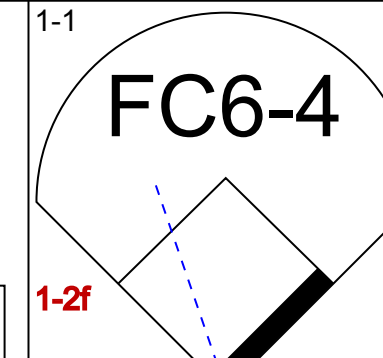
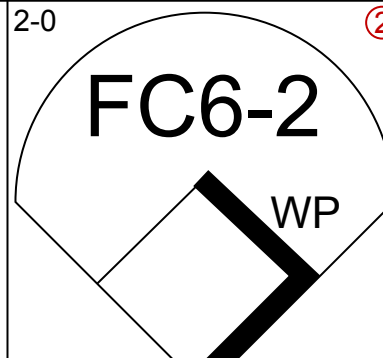
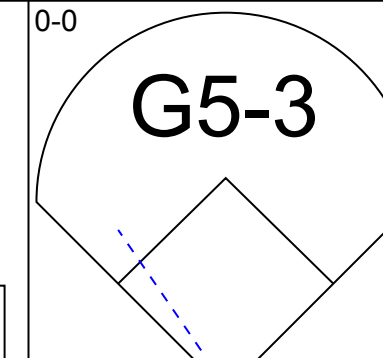

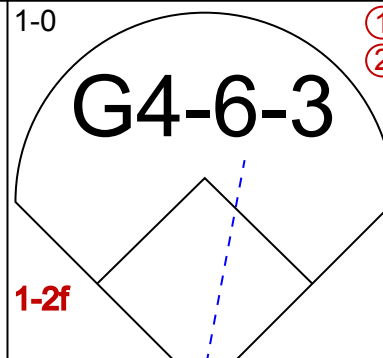


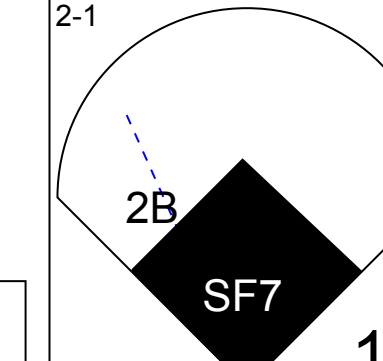
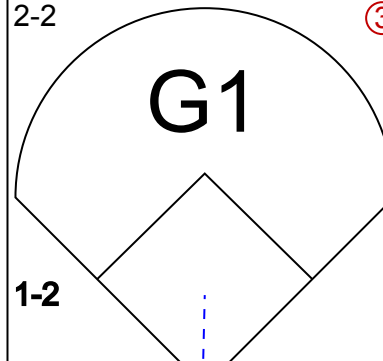

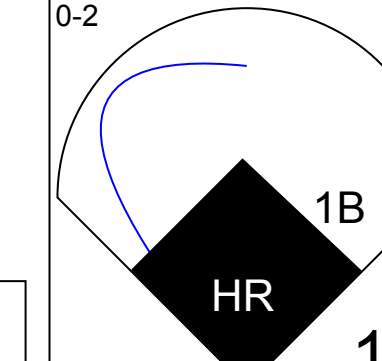
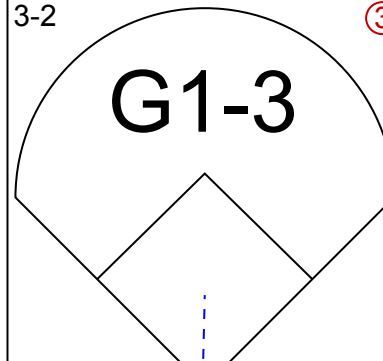

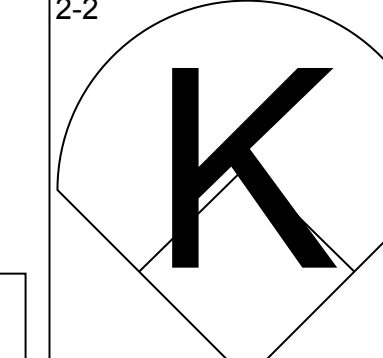

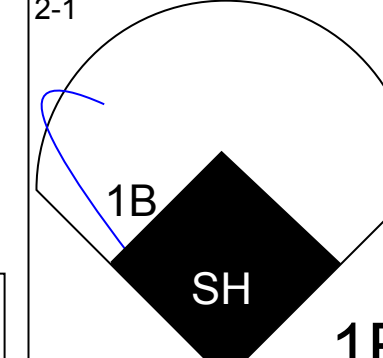
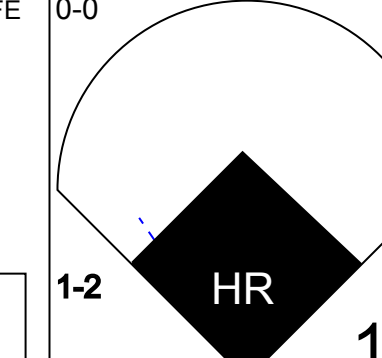


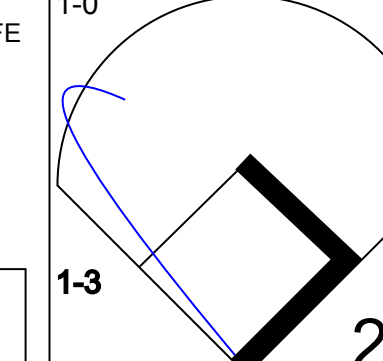
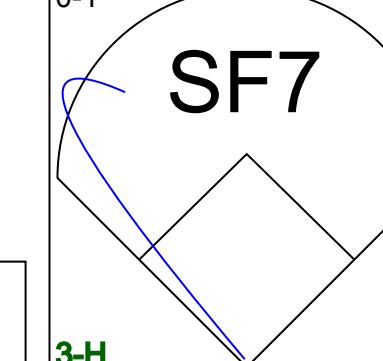

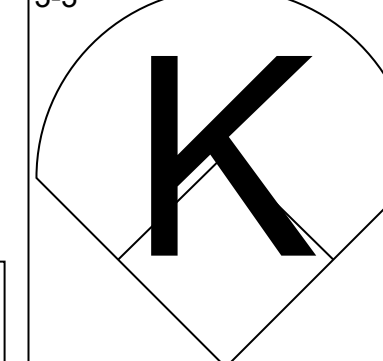
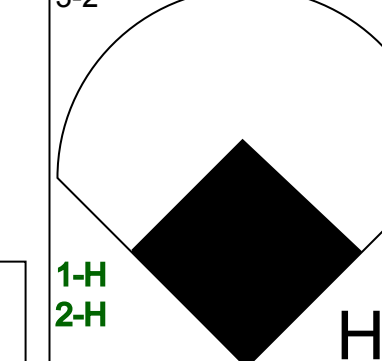


Batter	1	2	3	4	5	6	7	8	9	AB	R	H	RBI	BB	SO	LOB	BOTTOM				
Norberto Martin, R OBP: 0.388, SLG: 0.522 (1, 4)	G4-3 1B 2B		G5-3		G6-3		G6-3			4	1	1	0	0	0	0	California Angels @ Chicago White Sox Comiskey Park, Chicago, IL Sat Jun 18, 1994, 8:05 PM EDT Att: 42,415 - Unknown - 92 F				
Bob Zupcic, R OBP: 0.250, SLG: 0.333 Tim Raines, S (7, PH) OBP: 0.365, SLG: 0.390 (8, 7)	G4-3		G4-3		G5-3		F9			3	0	0	0	0	0	1					
Frank Thomas, R OBP: 0.507, SLG: 0.768 (1, 3)	FC5 1B BB		HR			BB FC4-6 1B		G5-4-3 BB		2	2	2	1	2	0	0					
Julio Franco, R OBP: 0.379, SLG: 0.464 (1, 10)	G4-3 1B		K			F7		G5-4-3		4	0	1	1	0	1	2					
Robin Ventura, L OBP: 0.362, SLG: 0.458 (1, 5)	K				F7	FC4-6 BB 1B		K2-3		4	0	1	0	0	2	2					
Darin Jackson, R OBP: 0.359, SLG: 0.498 (1, 9)	FC5		G4-3 S 1B		G4-3	FC4-6 BB		G6-3		3	0	1	0	1	0	2					
Lance Johnson, L OBP: 0.315, SLG: 0.379 (1, 8)		G4-3		G4-3		FC4-6		G6-3		4	0	0	1	0	0	3					
Ron Karkovics, R OBP: 0.360, SLG: 0.400 Warren Newson, L (9, PH) OBP: 0.279, SLG: 0.382 (1, 2)	L6			F8		G5-3		K		3	0	0	0	0	0	3					
Ozzie Guillen, L OBP: 0.302, SLG: 0.330 (1, 6)	G4-3				G3		P4			3	0	0	0	0	0	0					
Inning Stats	R: 1 H: 2 E: 0 K: 1 S: 17	H: 2 R: 3 ER: 0 LOB: 2 BB: 1 P: 27	R: 0 H: 0 E: 0 K: 0 S: 6	H: 0 R: 0 ER: 0 LOB: 0 BB: 0 P: 8	R: 1 H: 1 E: 0 K: 1 S: 7	H: 1 R: 0 ER: 0 LOB: 1 BB: 0 P: 12	R: 0 H: 1 E: 0 K: 0 S: 8	H: 1 R: 0 ER: 0 LOB: 0 BB: 0 P: 12	R: 0 H: 0 E: 0 K: 0 S: 7	H: 0 R: 0 ER: 0 LOB: 2 BB: 1 P: 11	R: 1 H: 2 E: 0 K: 0 S: 15	H: 2 R: 1 ER: 0 LOB: 2 BB: 1 P: 27	R: 0 H: 0 E: 0 K: 0 S: 8	H: 0 R: 0 ER: 0 LOB: 0 BB: 0 P: 10	R: 0 H: 0 E: 0 K: 1 S: 6	H: 0 R: 0 ER: 0 LOB: 0 BB: 1 P: 13		R: 0 H: 0 E: 0 K: 1 S: 8	H: 0 R: 0 ER: 0 LOB: 0 BB: 0 P: 13	1B: 4 2B: 1 3B: 0 HR: 1	SF: 0 SAC: 0 DP: 1 HBP: 0
PITCHER	IP	WLS	BF	H	R	ER	SO	BB	IBB	HBP	BLK	WP	HR	S	P	ERA	WHIP				
Mark Langston, L ERA: 5.64 (1, 1)	6.1	W	27	6	3	3	2	2	0	0	0	0	1	61	98	4.26	1.263				
Mark Leiter, R ERA: 4.07 (7, 1)	1.2		5	0	0	0	1	1	0	0	0	0	0	13	22	0.00	0.600				
Joe Grahe, R ERA: 5.23 (9, 1)	1.0	S	3	0	0	0	1	0	0	0	0	0	0	8	13	0.00	0.000				

Batter	1	2	3	4	5	6	7	8	9	AB	R	H	RBI	BB	SO	LOB	TOP						
Rex Hudler, R (1, 5) Mark Dalesandro, R (7, 5)										3	0	0	0	0	2	0							
Damion Easley, R (1, 4) Tim Salmon, R (1, 9)										4	0	1	1	0	0	0							
Chili Davis, S (1, 10) Bo Jackson, R (1, 7)										4	0	1	0	0	0	1							
Chad Curtis, R (1, 8) J.T. Snow, L (1, 3)										2	0	0	0	1	0	1							
Jorge Fabregas, L (1, 2) Chris Turner, R (4, 2)										3	0	0	0	0	0	1							
Gary Disarcina, R (1, 6)										1	0	0	0	0	0	0							
Inning Stats	R: 0 E: 0 K: 1 S: 7	H: 0 LOB: 0 BB: 0 P: 10	R: 0 E: 0 K: 0 S: 6	H: 0 LOB: 0 BB: 0 P: 8	R: 0 E: 0 K: 0 S: 10	H: 0 LOB: 0 BB: 0 P: 14	R: 0 E: 0 K: 0 S: 5	H: 0 LOB: 0 BB: 0 P: 6	R: 0 E: 0 K: 1 S: 13	H: 0 LOB: 1 BB: 1 P: 19	R: 0 E: 0 K: 0 S: 7	H: 0 LOB: 0 BB: 0 P: 8	R: 0 E: 0 K: 0 S: 8	H: 1 LOB: 1 BB: 0 P: 11	R: 0 E: 0 K: 0 S: 3	H: 0 LOB: 0 BB: 0 P: 5	R: 1 E: 0 K: 1 S: 15	H: 2 LOB: 1 BB: 0 P: 21	1B: 1 2B: 2 3B: 0 HR: 0	SF: 0 SAC: 0 DP: 0 HBP: 0	WP: 0 PB: 0 SB: 0 CS: 0	PA: 31	
PITCHER Scott Sanderson, R (1, 1) ERA: 3.92	IP: 9.0 WLS: W BF: 31 H: 3 R: 1 ER: 1 SO: 4 BB: 1 IBB: 0 HBP: 0 BLK: 0 WP: 0 HR: 0 S: 74 P: 102 ERA: 1.00 WHIP: 0.444											PITCHER	IP: 9.0 WLS: W BF: 31 H: 3 R: 1 ER: 1 SO: 4 BB: 1 IBB: 0 HBP: 0 BLK: 0 WP: 0 HR: 0 S: 74 P: 102 ERA: 1.00 WHIP: 0.444										

California Angels @ Chicago White Sox
Comiskey Park, Chicago, IL
Sun Jun 19 1994, 4:33 AM EDT
Att: 32,301 - Overcast - 74 F


AB 30
R 1
H 3
RBI 1
BB 1
SO 4
LOB 6



Batter	1	2	3	4	5	6	7	8	9	AB	R	H	RBI	BB	SO	LOB	BOTTOM						
Norberto Martin, R (1, 6) Tim Raines, S (1, 7)										5	1	2	0	0	0	2							
Frank Thomas, R (1, 3) Julio Franco, R (1, 10)										4	0	2	0	0	1	2							
Robin Ventura, L (1, 5) Darin Jackson, R (1, 8)										2	0	1	1	2	0	1							
Bob Zupcic, R (1, 9) Ron Karkovics, R (1, 2) Michael LaValliere, L (8, 2)										4	0	0	0	0	0	6							
Joey Cora, S (1, 4) Chuck Finley, L (1, 1) John Dopson, R (5, 1) Craig Lefferts, L (7, 1)										4	2	2	0	0	0	1							
Bob Zupcic, R (1, 9) Ron Karkovics, R (1, 2) Michael LaValliere, L (8, 2)										4	2	3	0	0	1	1							
Joey Cora, S (1, 4) Chuck Finley, L (1, 1) John Dopson, R (5, 1) Craig Lefferts, L (7, 1)										4	1	2	0	0	0	3							
Inning Stats	R: 0 E: 0 K: 0 S: 7	H: 1 LOB: 1 BB: 0 P: 13	R: 1 E: 0 K: 2 S: 11	H: 2 LOB: 1 BB: 0 P: 19	R: 1 E: 0 K: 0 S: 8	H: 2 LOB: 1 BB: 0 P: 15	R: 2 E: 1 K: 1 S: 12	H: 3 LOB: 3 BB: 1 P: 24	R: 3 E: 0 K: 1 S: 21	H: 4 LOB: 1 BB: 0 P: 32	R: 0 E: 0 K: 0 S: 7	H: 0 LOB: 0 BB: 1 P: 15	R: 0 E: 0 K: 1 S: 8	H: 1 LOB: 0 BB: 0 P: 9	R: 0 E: 0 K: 0 S: 5	H: 2 LOB: 0 BB: 0 P: 5	1B: 11 2B: 2 3B: 1 HR: 1	SF: 1 SAC: 2 DP: 3 HBP: 0	WP: 1 PB: 0 SB: 0 CS: 0	PA: 38			
PITCHER Chuck Finley, L (1, 1) John Dopson, R (5, 1) Craig Lefferts, L (7, 1)	IP: 4.1 WLS: L BF: 26 H: 11 R: 7 ER: 6 SO: 3 BB: 1 IBB: 0 HBP: 0 BLK: 0 WP: 0 HR: 1 S: 50 P: 89 ERA: 12.46 WHIP: 2.769											PITCHER	IP: 4.1 WLS: L BF: 26 H: 11 R: 7 ER: 6 SO: 3 BB: 1 IBB: 0 HBP: 0 BLK: 0 WP: 0 HR: 1 S: 50 P: 89 ERA: 12.46 WHIP: 2.769										

California Angels @ Chicago White Sox
Comiskey Park, Chicago, IL
Sun Jun 19 1994, 4:33 AM EDT
Att: 32,301 - Overcast - 74 F

AB 33
R 7
H 15
RBI 6
BB 2
SO 5
LOB 19



Batter	1	2	3	4	5	6	7	8	9	AB	R	H	RBI	BB	SO	LOB	TOP					
Rich Amaral, R OBP: 0.335, SLG: 0.408 (1, 10)	1-1 G4-6-3 1B		2-0 P3		1-1 BB 1B	3-1 F7			0-1 F8	5	1	2	0	0	0	1						
Felix Fermin, R OBP: 0.352, SLG: 0.405 (1, 6)	1-0 G4-6-3 1-2f		1-0 HR		0-3 K		0-0 G4-3		1-0 2B	5	1	2	0	0	1	2						
Ken Griffey Jr., L OBP: 0.412, SLG: 0.738 (1, 8)	4-2 S BB		1-2 F7		2-3 K		0-0 F7		4-0 IBB	3	0	0	0	2	1	2						
Jay Buhner, R OBP: 0.401, SLG: 0.572 (1, 9)	4-2 BB		1-1 HR		4-1 BB 1B		3-1 P3		2-0 P4	3	2	1	2	2	0	3						
Edgar Martinez, R OBP: 0.406, SLG: 0.494 (1, 5)	4-0 BB		1-1 F9		4-2 1B BB			4-2 HR BB	2-2 F9	2	0	0	0	3	0	3						
Mike Blowers, R OBP: 0.324, SLG: 0.331 (1, 3)	1-3 K			2-1 G5-4-3 1B	1-0 1B			1-3 K		4	0	2	2	0	2	4						
Keith Mitchell, R OBP: 0.429, SLG: 0.564 (1, 7)		4-2 BB		2-2 G5-4-3 1-2f	2-3 K			3-2 HR		3	1	1	1	1	1	3						
Luis Sojo, R OBP: 0.284, SLG: 0.417 (1, 4)		0-2 L4-3 1-2		4-1 BB		0-0 G6-3		2-0 L7		3	0	0	0	1	0	1						
Dan Wilson, R OBP: 0.261, SLG: 0.319 (1, 2)		1-1 G1-3		0-1 L4		0-1 P5		1-0 2B 1B		4	0	1	0	0	0	1						
Inning Stats	R: 0 E: 0 K: 1 S: 12	H: 1 LOB: 3 BB: 3 P: 27	R: 0 E: 0 K: 0 S: 7	H: 0 LOB: 0 BB: 1 P: 12	R: 2 E: 0 K: 0 S: 9	H: 2 LOB: 0 BB: 0 P: 15	R: 0 E: 0 K: 0 S: 8	H: 1 LOB: 1 BB: 1 P: 16	R: 2 E: 0 K: 3 S: 15	H: 2 LOB: 2 BB: 2 P: 29	R: 0 E: 0 K: 0 S: 5	H: 0 LOB: 0 BB: 0 P: 8	R: 0 E: 0 K: 0 S: 4	H: 0 LOB: 0 BB: 0 P: 7	R: 1 E: 0 K: 1 S: 10	H: 1 LOB: 0 BB: 1 P: 20	R: 0 E: 0 K: 0 S: 10	H: 2 LOB: 3 BB: 1 P: 20	1B: 5 2B: 3 3B: 0 HR: 2	SF: 0 SAC: 0 DP: 3 HBP: 0	WP: 0 PB: 0 SB: 1 CS: 0	PA: 41
PITCHER	IP	WLS	BF	H	R	ER	SO	BB	IBB	HBP	BLK	WP	HR	S	P	ERA	WHIP					
Joe Magrane, L ERA: 6.04 (1, 1)	8.0	L	35	7	5	5	5	8	0	0	0	0	2	70	134	5.62	1.875					
Mark Leiter, R ERA: 4.61 (9, 1)	1.0		6	2	0	0	0	0	1	0	0	0	0	10	20	0.00	2.000					

Seattle Mariners @ California Angels
Anaheim Stadium, Anaheim, CA
Mon Jun 20 1994, 10:05 PM EDT
Att: 22,196 - Unknown - 72 F

AB 32
R 5
H 9
RBI 5
BB 9
SO 5
LOB 20



Batter	1	2	3	4	5	6	7	8	9	AB	R	H	RBI	BB	SO	LOB	BOTTOM					
Spike Owen, S OBP: 0.424, SLG: 0.457 (1, 5)	1-2 G6-3		2-2 G4-3-6 1-2f			1-3 K			0-1 G1-3	4	0	0	0	0	1	1						
Damion Easley, R OBP: 0.302, SLG: 0.337 (1, 4)	1-0 G5-3			1-0 G4-3			3-3 K		1-3 K	4	0	0	0	0	2	0						
Tim Salmon, R OBP: 0.371, SLG: 0.504 (1, 9)	1-1 1B			1-0 L6			1-1 G1-3			3	0	1	0	0	0	0						
Chili Davis, S OBP: 0.438, SLG: 0.554 (1, 7)	0-3 K			0-3 K			0-1 F9			3	0	0	0	0	2	1						
Bo Jackson, R OBP: 0.357, SLG: 0.492 (1, 10)		1-3 K			1-0 G5-3			0-1 G4-6-3 1B		3	0	1	0	0	1	0						
Chad Curtis, R OBP: 0.294, SLG: 0.373 (1, 8)		0-0 G6-3			1-2 K			1-1 G4-6-3 1-2f		3	0	0	0	0	1	1						
J.T. Snow, L OBP: 0.235, SLG: 0.203 (1, 3)		2-3 K			2-3 K			4-2 BB		2	0	0	0	1	2	0						
Chris Turner, R OBP: 0.186, SLG: 0.156 (8, PH)			1-3 K			0-0 G6-3			1-3 K	2	0	0	0	0	1	0						
Mark Daiesandro, R (9, 2)										1	0	0	0	0	1	1						
Gary Disarcina, R OBP: 0.321, SLG: 0.390 (1, 6)			0-1 G4-3-6 1B			3-2 G4-3			3-1 G6-3	3	0	1	0	0	0	0						
Inning Stats	R: 0 E: 0 K: 1 S: 10	H: 1 LOB: 1 BB: 0 P: 13	R: 0 E: 0 K: 2 S: 9	H: 0 LOB: 0 BB: 0 P: 12	R: 0 E: 0 K: 1 S: 9	H: 1 LOB: 0 BB: 0 P: 12	R: 0 E: 0 K: 1 S: 6	H: 0 LOB: 0 BB: 0 P: 8	R: 0 E: 0 K: 2 S: 8	H: 0 LOB: 0 BB: 0 P: 12	R: 0 E: 0 K: 1 S: 7	H: 0 LOB: 0 BB: 0 P: 11	R: 0 E: 0 K: 1 S: 8	H: 0 LOB: 0 BB: 0 P: 12	R: 0 E: 0 K: 1 S: 13	H: 1 LOB: 1 BB: 1 P: 19	R: 0 E: 0 K: 1 S: 7	H: 0 LOB: 0 BB: 0 P: 11	1B: 3 2B: 0 3B: 0 HR: 0	SF: 0 SAC: 0 DP: 2 HBP: 0	WP: 0 PB: 0 SB: 0 CS: 0	PA: 29
PITCHER	IP	WLS	BF	H	R	ER	SO	BB	IBB	HBP	BLK	WP	HR	S	P	ERA	WHIP					
Randy Johnson, L ERA: 3.28 (1, 1)	9.0	W	29	3	0	0	11	1	0	0	0	0	0	77	110	0.00	0.444					

Seattle Mariners @ California Angels
Anaheim Stadium, Anaheim, CA
Mon Jun 20 1994, 10:05 PM EDT
Att: 22,196 - Unknown - 72 F

AB 28
R 0
H 3
RBI 0
BB 1
SO 11
LOB 4



Batter	1	2	3	4	5	6	7	8	9	AB	R	H	RBI	BB	SO	LOB	TOP										
Quinn Mack, L OBP: 0.273, SLG: 0.381 Keith Mitchell, R OBP: 0.431, SLG: 0.550	G1-3		F7			G6-3	G1-6-3		FC6-4	3	0	0	0	0	0	0											
Felix Fermin, R OBP: 0.351, SLG: 0.402	F9			G6-3		2B	G1-6-3			4	0	1	0	0	0	3											
Ken Griffey Jr., L OBP: 0.416, SLG: 0.741	G4-3			1B						3	0	2	0	1	0	0											
Jay Buhner, R OBP: 0.399, SLG: 0.565		G4-3		F8		2B			L1-3	3	0	0	0	1	0	2											
Edgar Martinez, R OBP: 0.398, SLG: 0.481	F8			F7		P3			E6	4	0	0	0	0	0	4											
Reggie Jefferson, S OBP: 0.431, SLG: 0.648 Mike Blowers, R OBP: 0.322, SLG: 0.329						P6			L8	3	2	2	2	0	0	0											
Tino Martinez, L OBP: 0.431, SLG: 0.418 Rich Amaral, R OBP: 0.333, SLG: 0.406						G6-3				3	0	1	0	0	0	0											
Luis Sojo, R OBP: 0.290, SLG: 0.415						G6-3				3	0	1	0	1	1	0											
Dan Wilson, R OBP: 0.258, SLG: 0.315 Eric Anthony, L OBP: 0.301, SLG: 0.400 Bill Haselman, R OBP: 0.237, SLG: 0.370						G5-3			E5	2	0	0	0	0	1	1											
Inning Stats	R: 0 E: 0 K: 0 S: 6	H: 0 LOB: 0 BB: 0 P: 10	R: 1 E: 0 K: 0 S: 8	H: 1 LOB: 0 BB: 0 P: 12	R: 0 E: 0 K: 0 S: 4	H: 0 LOB: 0 BB: 1 P: 9	R: 0 E: 0 K: 0 S: 12	H: 1 LOB: 1 BB: 0 P: 17	R: 0 E: 0 K: 1 S: 14	H: 2 LOB: 3 BB: 1 P: 23	R: 1 E: 0 K: 0 S: 12	H: 3 LOB: 2 BB: 1 P: 22	R: 0 E: 1 K: 0 S: 6	H: 0 LOB: 1 BB: 1 P: 13	R: 0 E: 1 K: 2 S: 10	H: 0 LOB: 1 BB: 0 P: 14	1B: 4 2B: 2 3B: 0 HR: 2	SF: 0 SAC: 0 DP: 2 HBP: 0	WP: 0 PB: 0 SB: 0 CS: 1	PA: 37							
PITCHER	IP	WLS	BF	H	R	ER	SO	BB	IBB	HBP	BLK	WP	HR	S	P	ERA	WHIP										
Russ Springer, R ERA: 7.16	6.0	W	26	7	2	2	1	2	0	0	0	0	2	60	93	3.00	1.500										
Bob Patterson, L ERA: 4.56	0.1		1	0	0	0	0	0	0	0	0	0	0	2	3	0.00	0.000										
Mike Butcher, R ERA: 6.65	1.1		5	0	0	0	0	2	0	0	0	0	0	10	23	0.00	1.500										
Craig Lefferts, L ERA: 3.58	0.1		1	0	0	0	0	0	0	0	0	0	0	1	2	0.00	0.000										
Mark Leiter, R ERA: 4.54	1.0		4	0	0	0	2	0	0	0	0	0	0	10	14	0.00	0.000										

Seattle Mariners @ California Angels
Anaheim Stadium, Anaheim, CA
Tue Jun 21 1994, 10:05 PM EDT
Att: 20,662 - Unknown - 71 F

AB 33
R 2
H 7
RBI 2
BB 4
SO 3
LOB 14



Batter	1	2	3	4	5	6	7	8	9	AB	R	H	RBI	BB	SO	LOB	BOTTOM										
Spike Owen, S OBP: 0.413, SLG: 0.442	P6		G3-1	G4-3			F8			4	0	0	0	0	0	2											
Harold Reynolds, S OBP: 0.322, SLG: 0.292	K		F8		E6		1B			4	1	1	0	0	1	0											
Tim Salmon, R OBP: 0.372, SLG: 0.513	P3			HR			1B			3	2	1	1	1	1	1											
Chili Davis, S OBP: 0.439, SLG: 0.553		F7		1B			1B			4	1	2	1	0	1	1											
Jim Edmonds, L OBP: 0.417, SLG: 0.465		HR		1B		G1-3				4	2	3	1	0	0	1											
Chad Curtis, R OBP: 0.294, SLG: 0.369		F9		K			G6-3			3	0	0	0	1	1	4											
J.T. Snow, L OBP: 0.236, SLG: 0.250		HR		F8		F8				4	1	1	2	0	1	3											
Greg Myers, L OBP: 0.260, SLG: 0.255		G6-3		1B		G3-1				3	0	0	0	1	0	1											
Gary Disarcina, R OBP: 0.320, SLG: 0.388			G5-3			F8			G1-4-3	4	0	1	2	0	0	1											
Inning Stats	R: 0 E: 0 K: 1 S: 15	H: 0 LOB: 0 BB: 0 P: 22	R: 2 E: 0 K: 0 S: 9	H: 2 LOB: 0 BB: 0 P: 14	R: 0 E: 0 K: 0 S: 6	H: 0 LOB: 0 BB: 0 P: 10	R: 3 E: 0 K: 1 S: 16	H: 4 LOB: 2 BB: 1 P: 27	R: 0 E: 1 K: 2 S: 12	H: 0 LOB: 1 BB: 1 P: 19	R: 0 E: 0 K: 0 S: 7	H: 0 LOB: 1 BB: 1 P: 16	R: 2 E: 0 K: 0 S: 11	H: 3 LOB: 1 BB: 1 P: 21	R: 0 E: 0 K: 1 S: 9	H: 0 LOB: 0 BB: 0 P: 11	1B: 6 2B: 1 3B: 0 HR: 2	SF: 0 SAC: 0 DP: 0 HBP: 0	WP: 0 PB: 0 SB: 1 CS: 0	PA: 36							
PITCHER	IP	WLS	BF	H	R	ER	SO	BB	IBB	HBP	BLK	WP	HR	S	P	ERA	WHIP										
Chris Bosio, R ERA: 4.21	3.0	L	13	4	4	4	4	0	0	0	0	0	0	30	51	3.38	1.333										
John Cummings, L ERA: 5.81	2.2		13	2	1	1	3	2	0	0	0	0	0	22	37	7.71	1.714										
Rich Gossage, R ERA: 4.25	2.1		10	3	2	2	1	1	0	0	0	0	0	22	37	7.71	1.714										

Seattle Mariners @ California Angels
Anaheim Stadium, Anaheim, CA
Tue Jun 21 1994, 10:05 PM EDT
Att: 20,662 - Unknown - 71 F

AB 33
R 7
H 9
RBI 7
BB 3
SO 5
LOB 14



Batter	1	2	3	4	5	6	7	8	9	AB	R	H	RBI	BB	SO	LOB	TOP											
Rich Amaral, R OBP: 0.328, SLG: 0.395 (1, 10)	F7			P4	F8	G6-3		G3-1 1B BB	G6-4-3	5	0	0	0	1	0	3												
Felix Fermin, R OBP: 0.352, SLG: 0.406 (1, 6)	G5-3			2B		G5-3	G1-3	G3-1 1B		5	1	2	0	0	0	0												
Ken Griffey Jr., L OBP: 0.416, SLG: 0.749 (1, 8)	P4			1B 2B			G6-3	G3-1		5	1	2	3	0	0	2												
Jay Buhner, R OBP: 0.395, SLG: 0.555 (1, 9)		F8		F7		L5	1B HR	P3		4	1	0	0	1	0	3												
Edgar Martinez, R OBP: 0.413, SLG: 0.500 (1, 5)		G5-4-3 BB		BB 1B		1B 2B	HR 1B		1B 1B	4	3	4	0	1	0	0												
Mike Blowers, R OBP: 0.330, SLG: 0.353 (1, 3)	G5-4-3			BB		1B 2B	HR		K	4	2	2	4	1	1	2												
Keith Mitchell, R OBP: 0.429, SLG: 0.533 (1, 7)			K	P2		2B 1B	G1-4-3		1B E 1B	5	2	2	0	0	1	3	AB 42											
Luis Sojo, R OBP: 0.301, SLG: 0.430 (1, 4)			F7		P5	2B 2B		1B BB G3-1 1B	E 1B	5	2	3	2	0	0	0	R 12											
Dan Wilson, R OBP: 0.257, SLG: 0.318 (1, 2)			G6-3		F8	2B		P5	E6 G6-4-3	5	0	1	2	0	0	2	H 16											
Inning Stats	R: 0 E: 0 K: 0 S: 7	H: 0 LOB: 0 BB: 0 P: 11	R: 0 E: 0 K: 0 S: 12	H: 0 LOB: 0 BB: 1 P: 20	R: 0 E: 0 K: 1 S: 7	H: 0 LOB: 0 BB: 0 P: 9	R: 1 E: 0 K: 0 S: 9	H: 3 LOB: 3 BB: 1 P: 18	R: 0 E: 0 K: 0 S: 6	H: 0 LOB: 0 BB: 0 P: 9	R: 5 E: 0 K: 0 S: 15	H: 6 LOB: 1 BB: 0 P: 28	R: 3 E: 0 K: 0 S: 13	H: 2 LOB: 0 BB: 1 P: 22	R: 1 E: 0 K: 0 S: 16	H: 2 LOB: 2 BB: 1 P: 29	R: 2 E: 1 K: 1 S: 12	H: 3 LOB: 1 BB: 0 P: 19	1B: 9 2B: 5 3B: 0 HR: 2	SF: 0 SAC: 0 DP: 2 HBP: 0	WP: 0 PB: 0 SB: 0 CS: 0	PA: 46						
PITCHER	IP	WLS	BF	H	R	ER	SO	BB	IBB	HBP	BLK	WP	HR	S	P	ERA	WHIP											
Brian Anderson, L ERA: 5.09 (1, 1)	5.2	L	24	6	4	4	1	2	0	0	0	0	0	1	51	86	6.35	1.412										
Mike Butcher, R ERA: 7.49 (6, 1)	0.0		3	3	2	2	0	0	0	0	0	0	0	0	4	7	∞	∞										
John Dopson, R ERA: 6.14 (6, 1)	1.1		7	2	3	3	0	1	0	0	0	0	0	1	14	24	20.25	2.250										
Craig Lefferts, L ERA: 3.77 (8, 1)	1.0		6	2	1	1	0	1	0	0	0	0	0	0	16	29	9.00	3.000										
Joe Grahe, R ERA: 5.34 (9, 1)	1.0		6	3	2	1	1	0	0	0	0	0	0	0	12	19	9.00	3.000										

Seattle Mariners @ California Angels
Anaheim Stadium, Anaheim, CA
Wed Jun 22 1994, 10:05 PM EDT
Att: 22,305 - Unknown - 76 F

AB 42
R 12
H 16
RBI 11
BB 4
SO 2
LOB 15

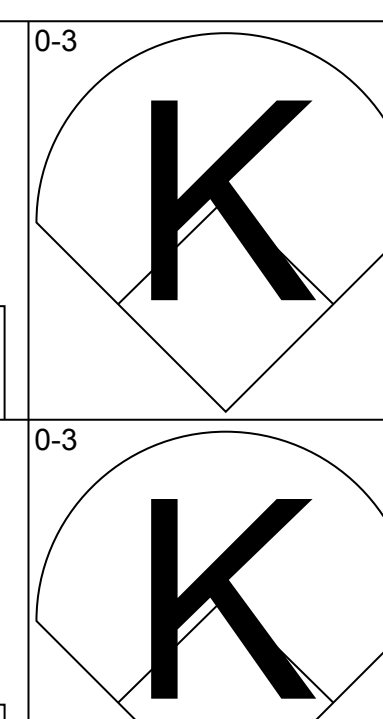
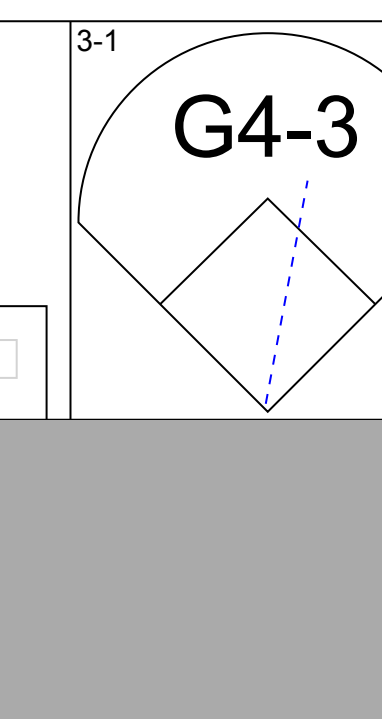
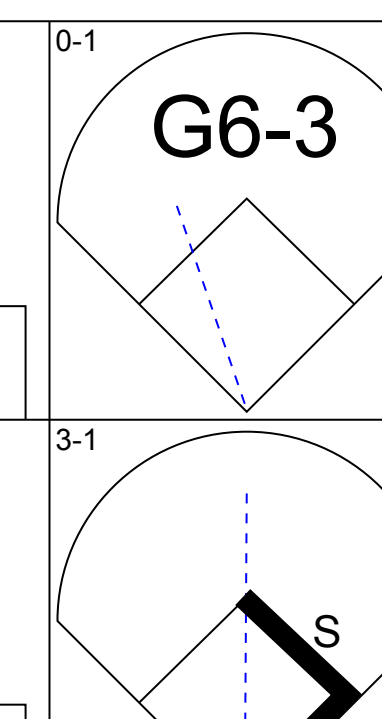
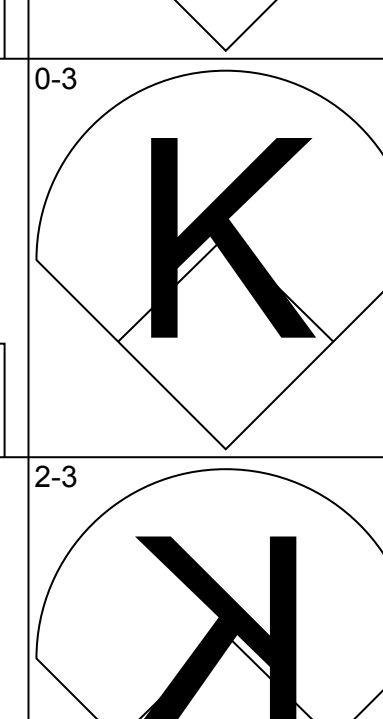
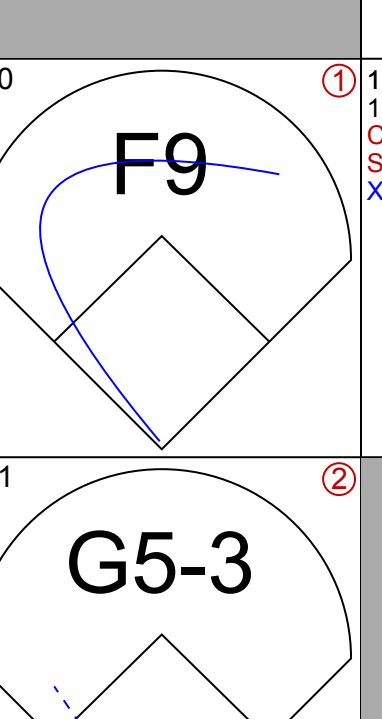
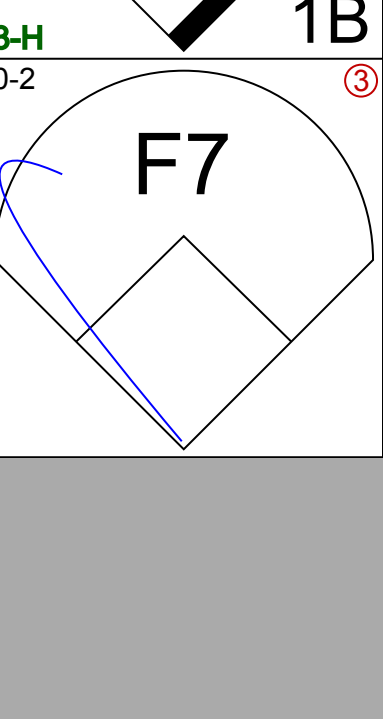
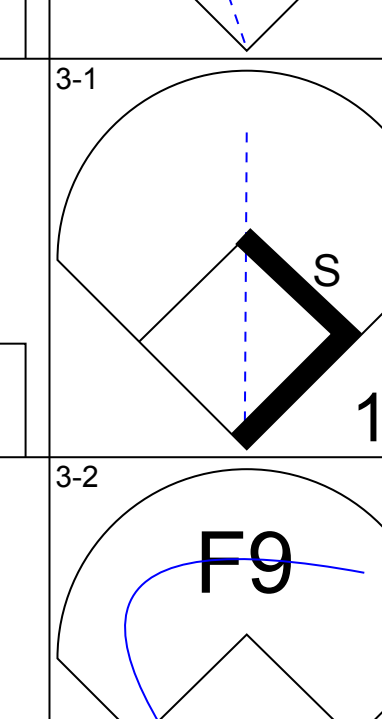
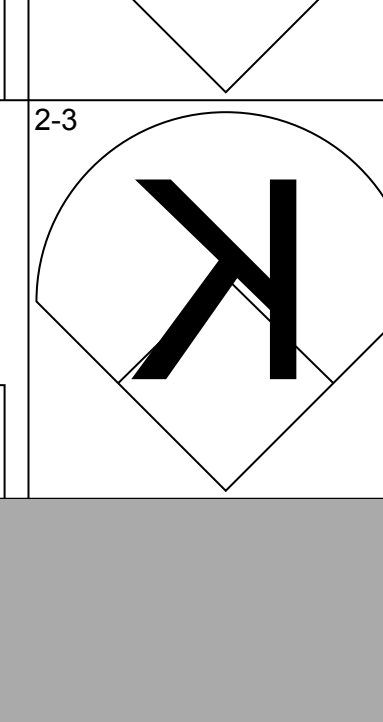
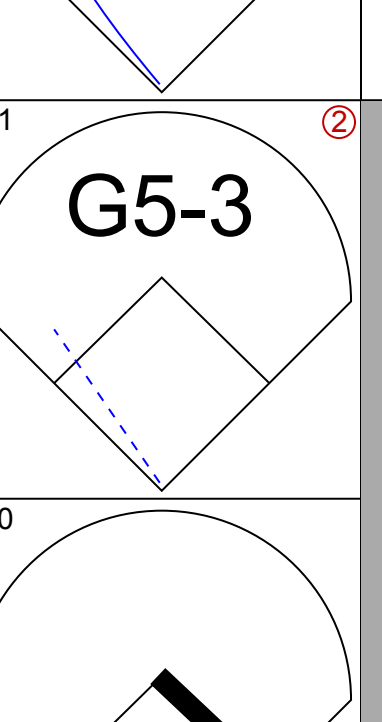
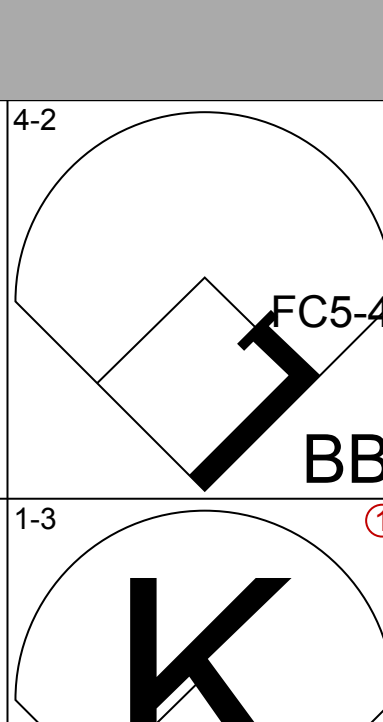
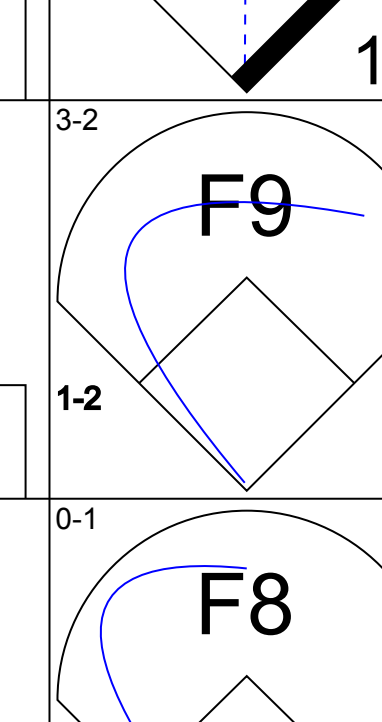
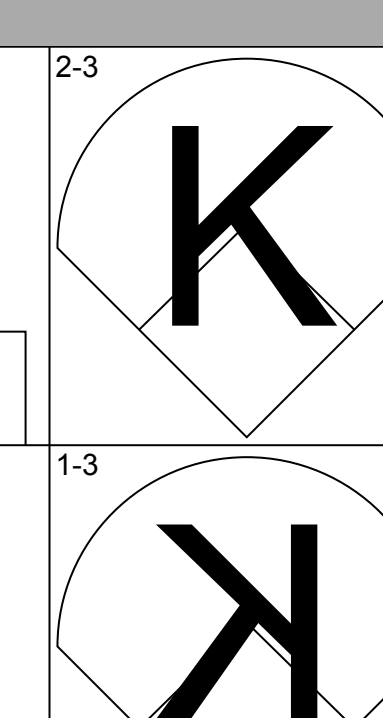

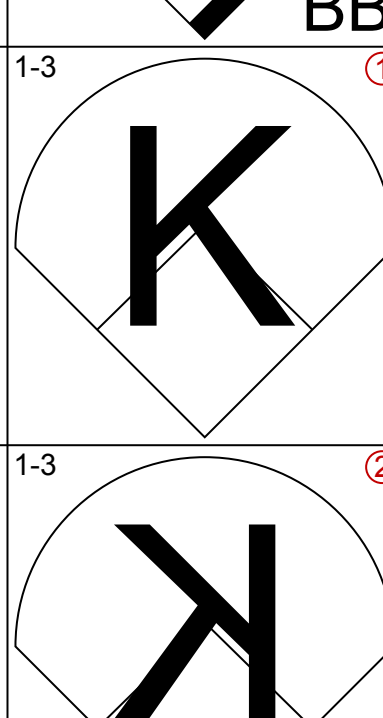
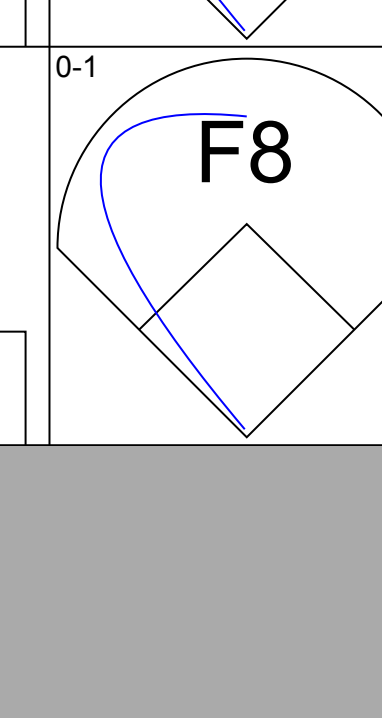

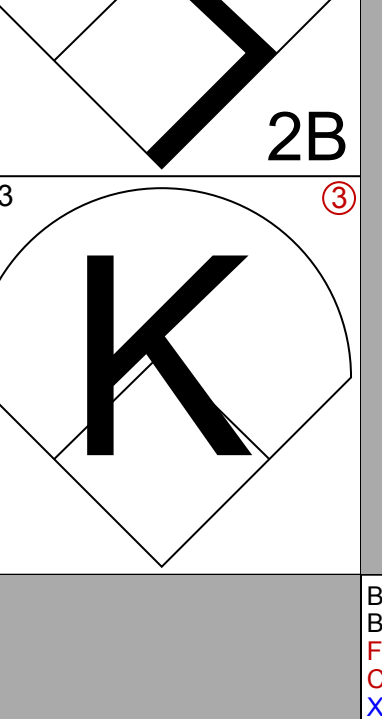
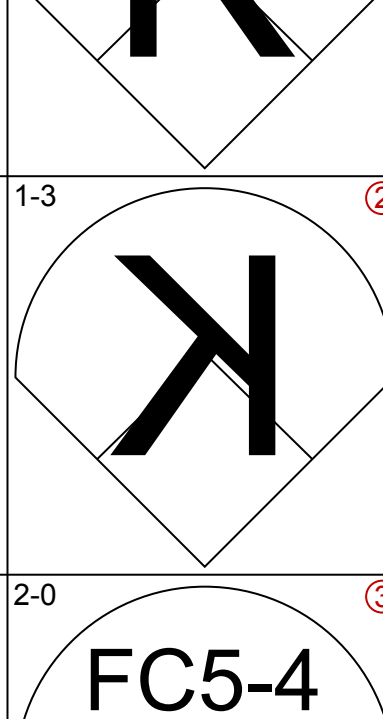
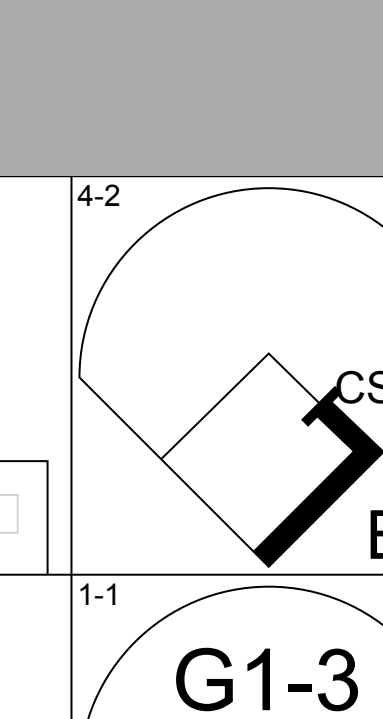
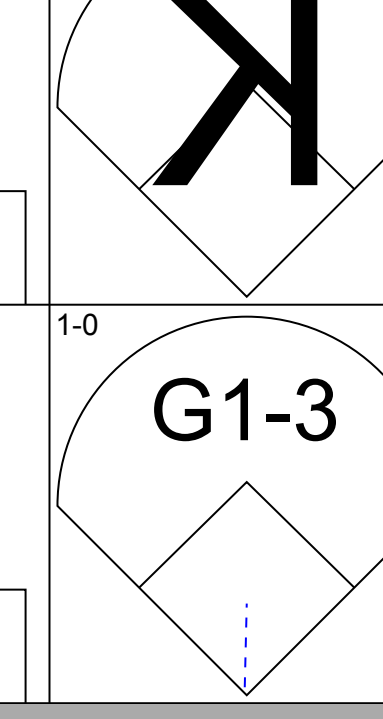
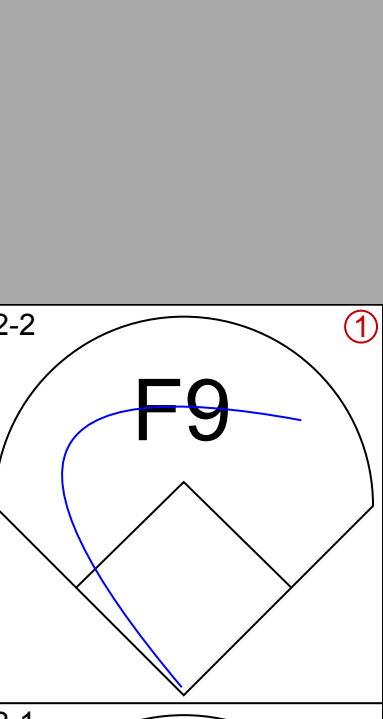
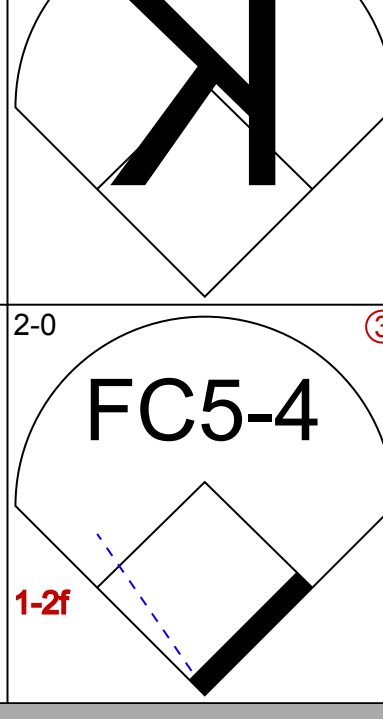
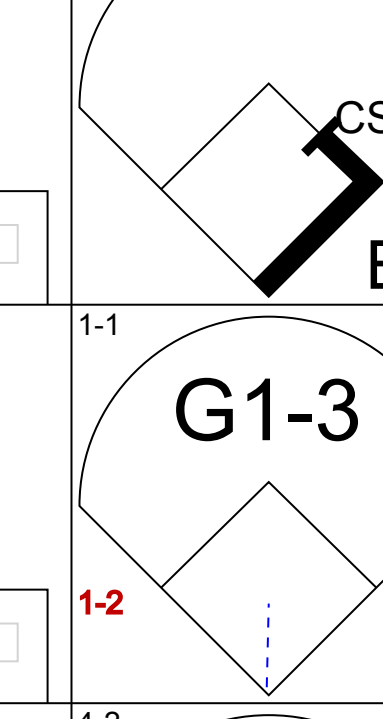
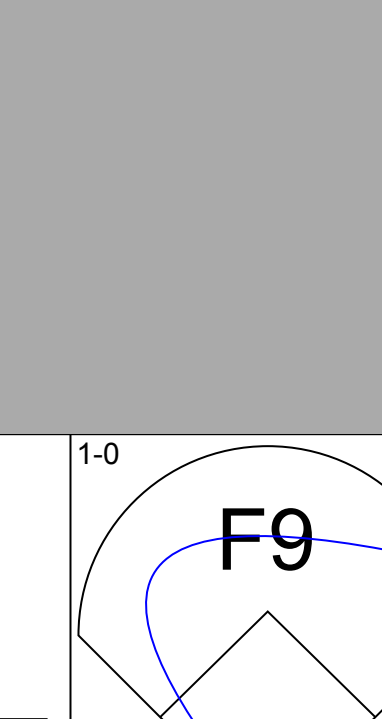
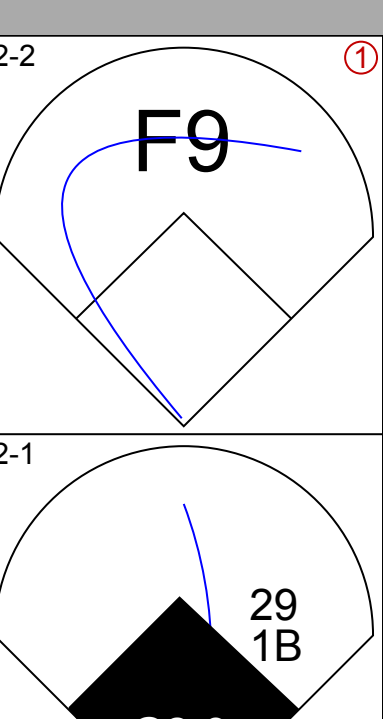

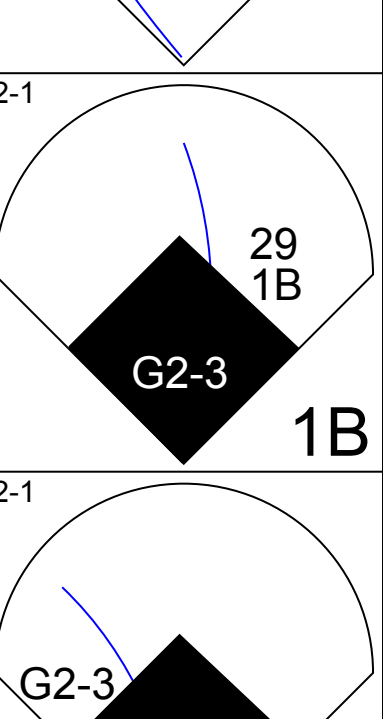
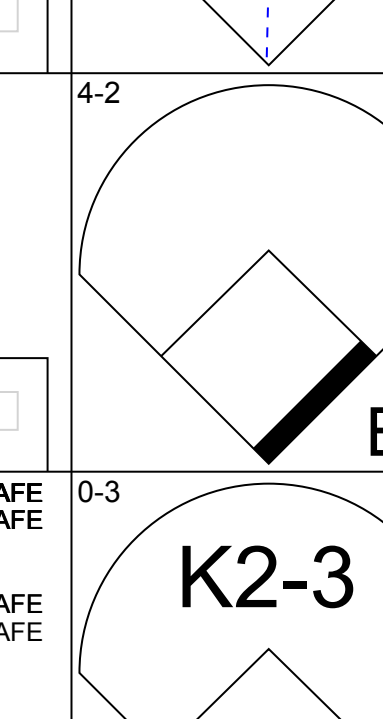
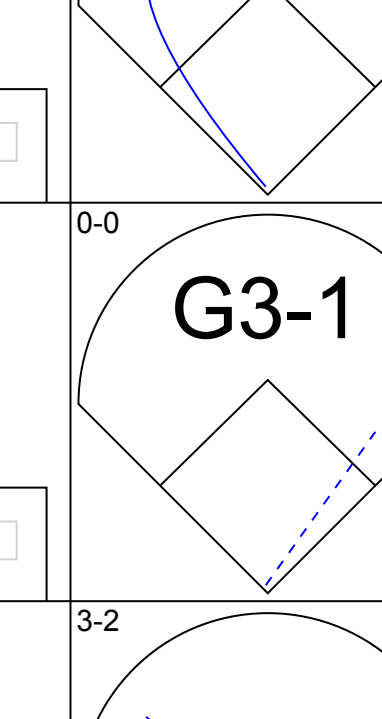
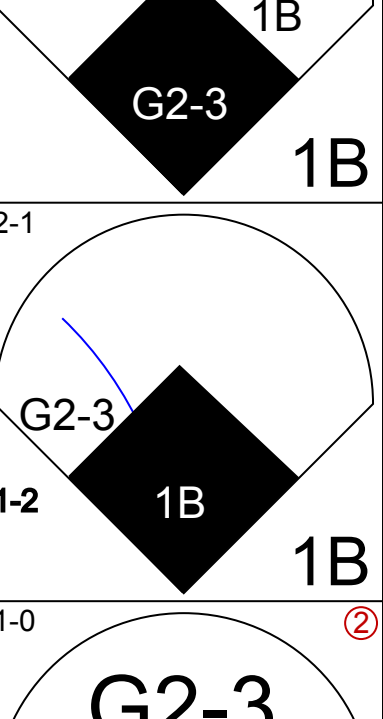
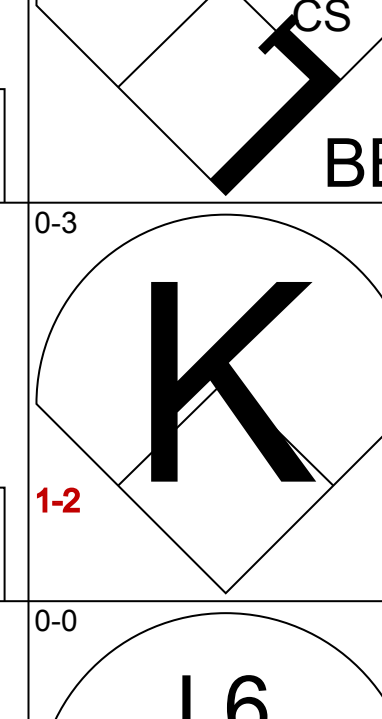
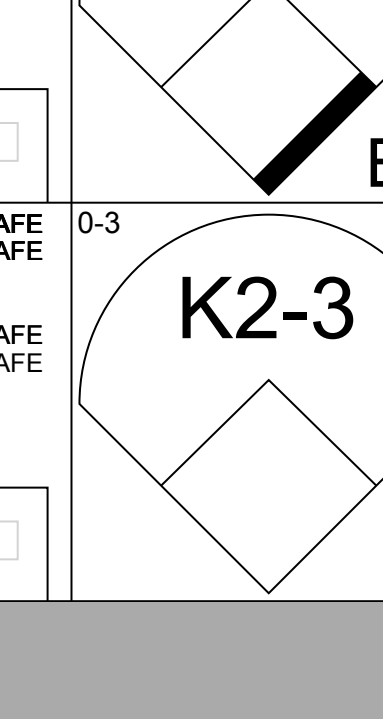
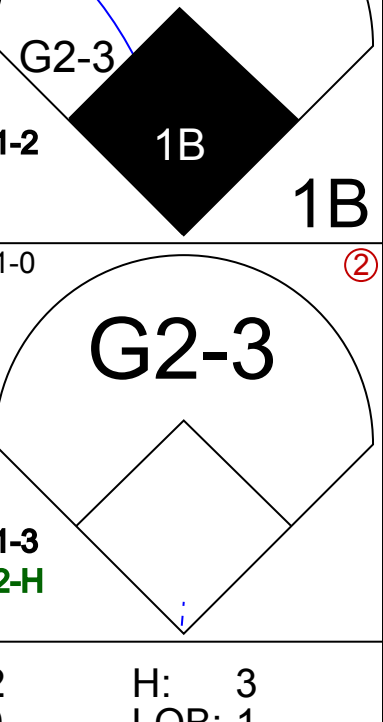
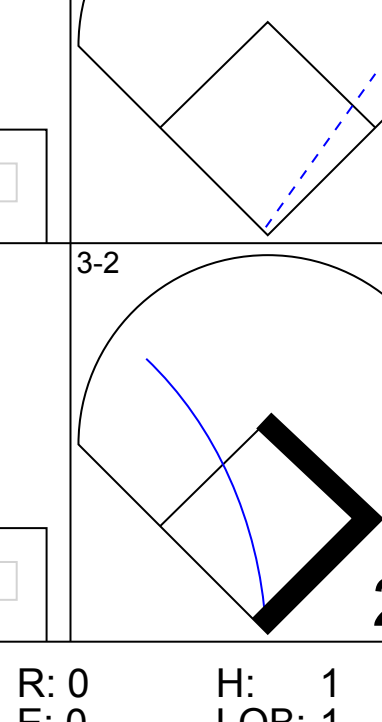
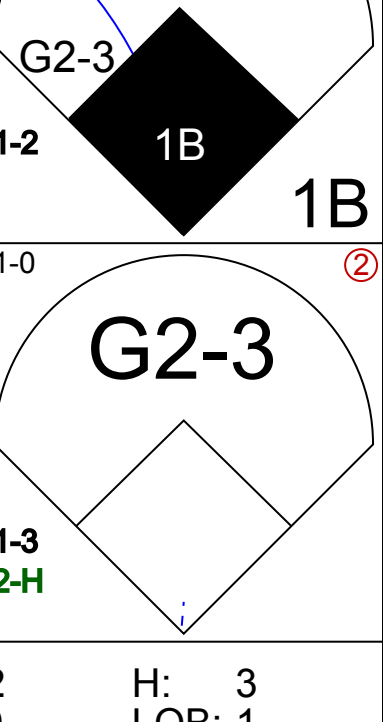
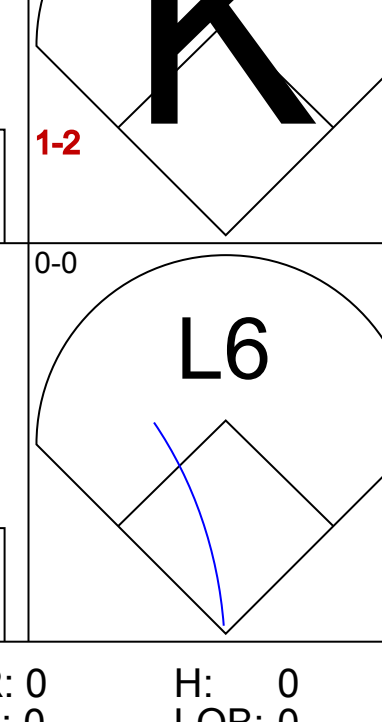


Batter	1	2	3	4	5	6	7	8	9	AB	R	H	RBI	BB	SO	LOB	BOTTOM										
Spike Owen, S OBP: 0.408, SLG: 0.444 (1, 5)	F8	1B 2B			G6-3		G6-4-3			4	1	1	2	0	0	1											
Damon Easley, R OBP: 0.301, SLG: 0.335 (1, 4)	G6-3	1B			G1-3		G1-3			4	0	1	1	0	0	0											
Tim Salmon, R OBP: 0.374, SLG: 0.509 (1, 9)	1B BB		G5-3					K		2	0	0	0	2	1	0											
Chili Davis, S OBP: 0.436, SLG: 0.548 (1, 10)	1B		F8		F8		F8	F8		4	0	1	0	0	0	1											
Jim Edmonds, L OBP: 0.407, SLG: 0.453 (1, 7)	G4-3		K				K	K		4	0	0	0	0	3	2											
Chad Curtis, R OBP: 0.300, SLG: 0.372 (1, 8)		SH2-3 1B 2B 1B		P2		FC3-6 BB		G6-4-3 1B		3	1	2	0	1	0	0											
J.T. Snow, L OBP: 0.237, SLG: 0.250 (1, 3)		SH2-3 2B 1B		P6		FC3-6		K		4	1	1	0	0	1	2	AB 30										
Greg Myers, L OBP: 0.269, SLG: 0.265 (1, 2)		SH2-3								2	0	1	0	0	1	1	R 3										
Mark Dalesandro, R (9, 2)		1-2 2-3								1	0	0	0	0	0	1	H 7										
Gary Disarcina, R OBP: 0.320, SLG: 0.384 (1, 6)		K		L8				G6-4-3 BB		2	0	0	0	1	1	3	RBI 3										
Inning Stats	R: 0 E: 0 K: 0 S: 8	H: 1 LOB: 2 BB: 1 P: 20	R: 3 E: 0 K: 1 S: 13	H: 4 LOB: 1 BB: 0 P: 18	R: 0 E: 0 K: 1 S: 8	H: 0 LOB: 0 BB: 0 P: 13	R: 0 E: 0 K: 0 S: 7	H: 1 LOB: 1 BB: 0 P: 12	R: 0 E: 0 K: 2 S: 10	H: 0 LOB: 1 BB: 1 P: 18	R: 0 E: 0 K: 0 S: 6	H: 0 LOB: 0 BB: 1 P: 12	R: 0 E: 0 K: 2 S: 9	H: 0 LOB: 0 BB: 0 P: 15	R: 0 E: 0 K: 1 S: 7	H: 1 LOB: 0 BB: 0 P: 11	1B: 6 2B: 1 3B: 0 HR: 0	SF: 0 SAC: 1 DP: 2 HBP: 0	WP: 0 PB: 0 SB: 0 CS: 0	PA: 35							
PITCHER	IP	WLS	BF	H	R	ER	SO	BB	IBB	HBP	BLK	WP	HR	S	P	ERA	WHIP										
Dave Fleming, L ERA: 6.69 (7, 1)	2.0	W	6	0	0	0	2	1	0	0	0	0	0	15	27	0.00	0.500										
Bill Risley, R ERA: 3.95 (9, 1)	1.0		3	1	0	0	1	0	0	0	0	0	0	7	11	0.00	1.000										

Seattle Mariners @ California Angels
Anaheim Stadium, Anaheim, CA
Wed Jun 22 1994, 10:05 PM EDT
Att: 22,305 - Unknown - 76 F

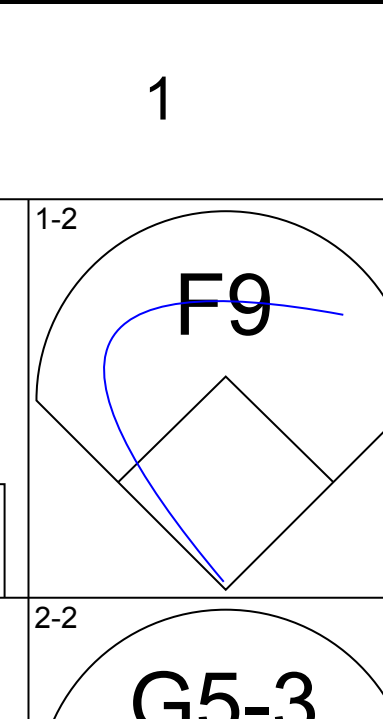
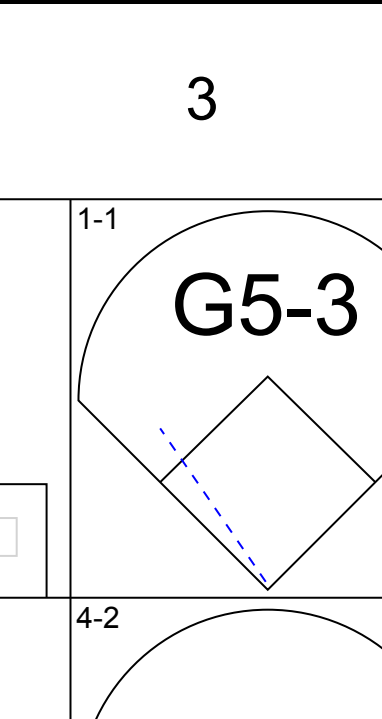
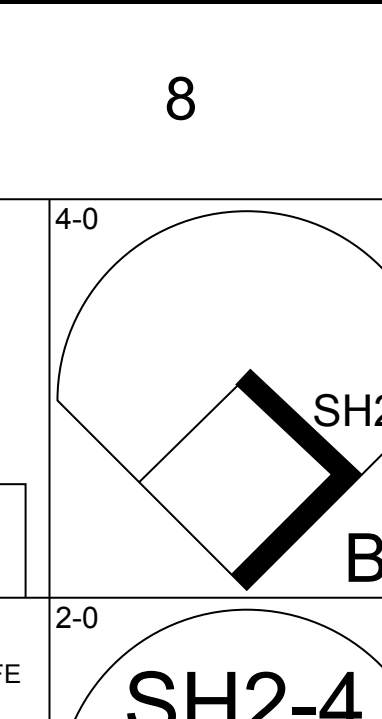
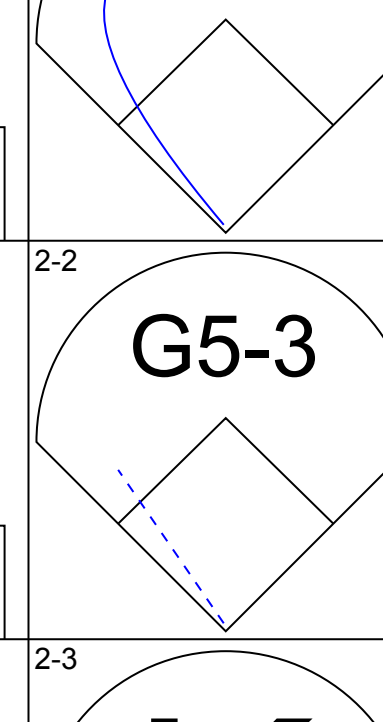

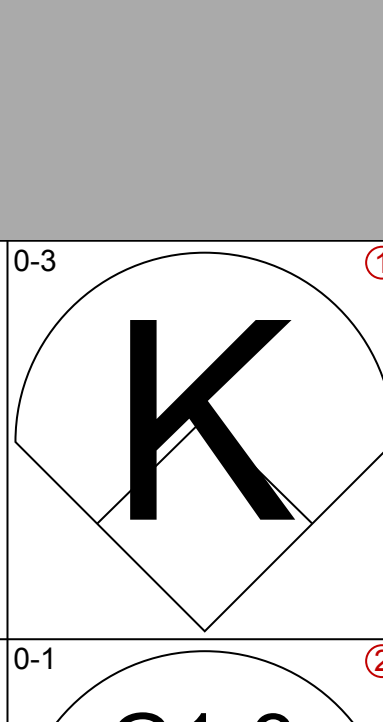
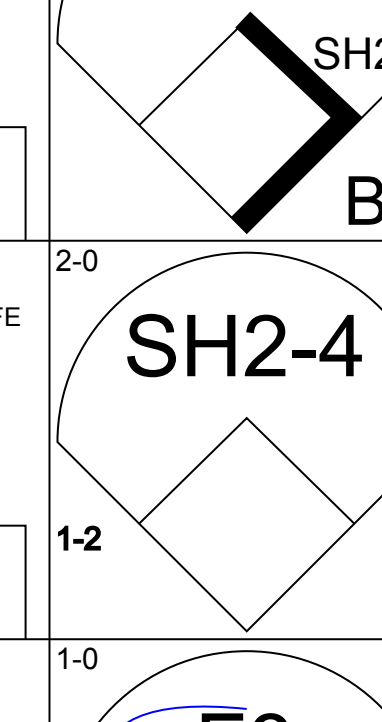
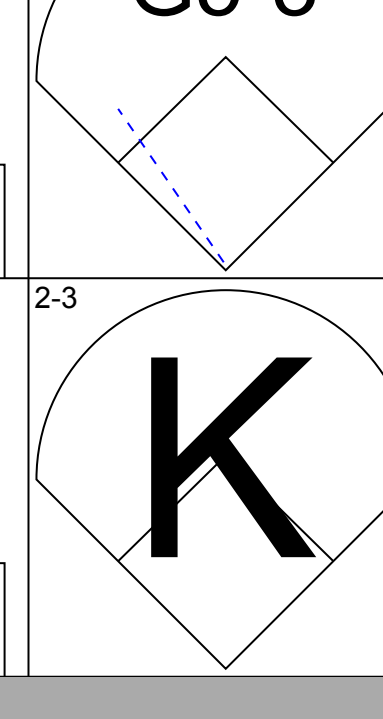

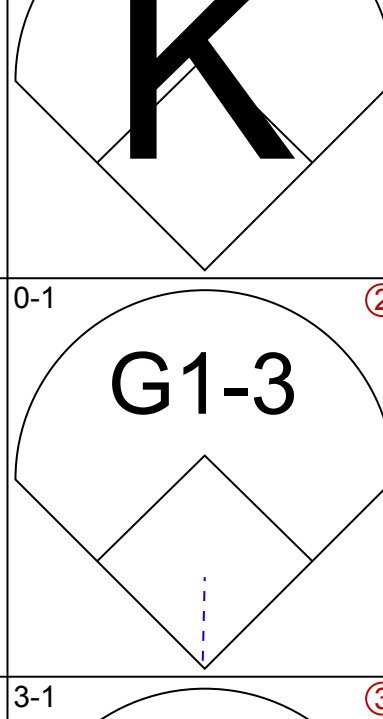
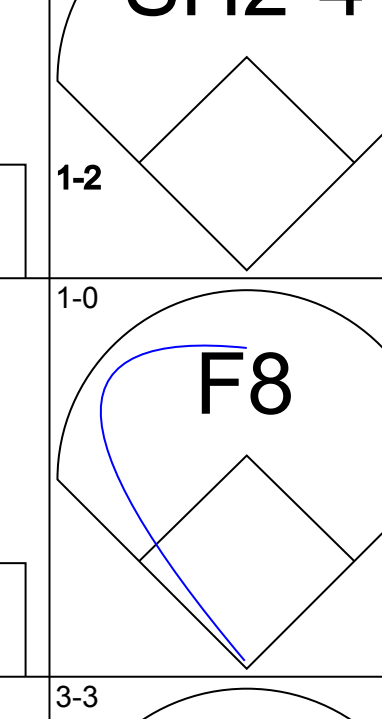
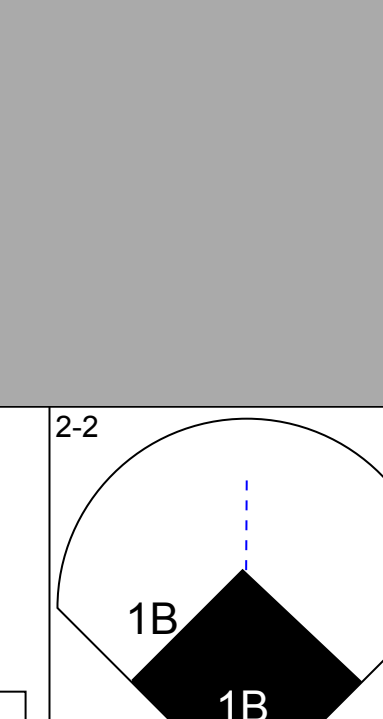
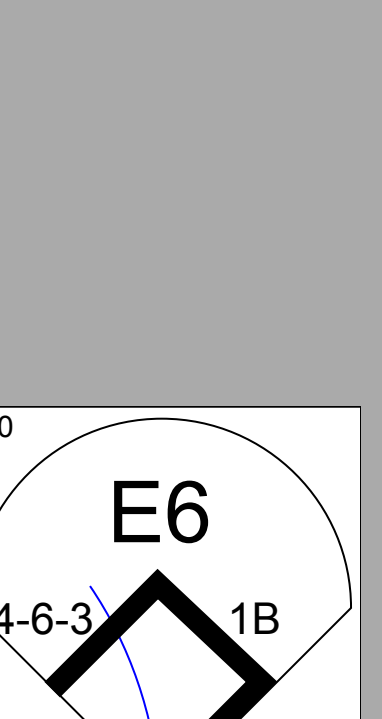

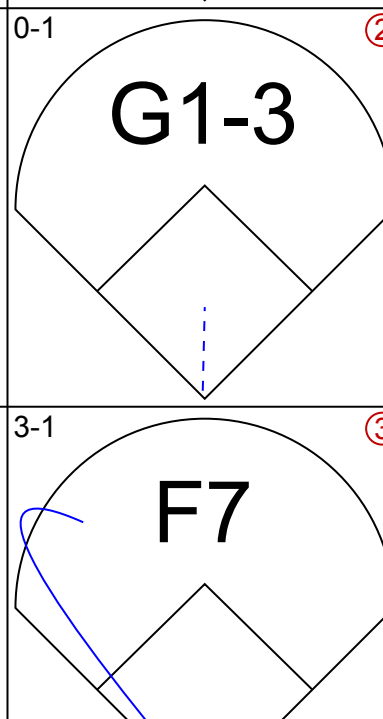
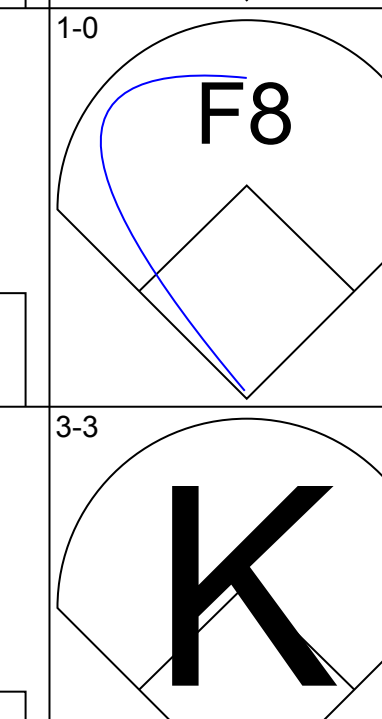
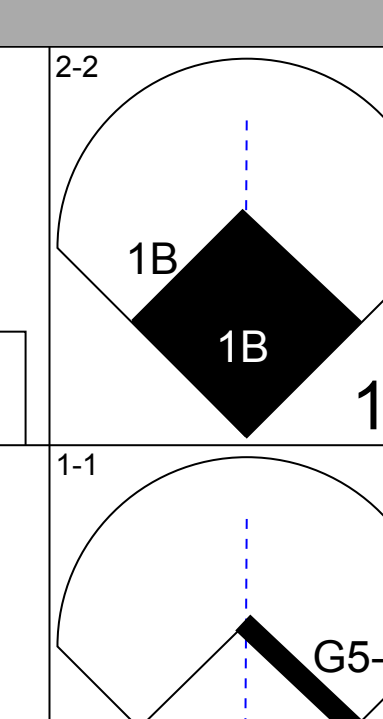
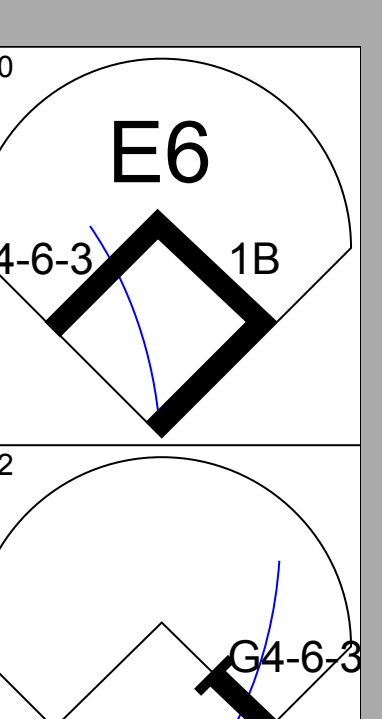
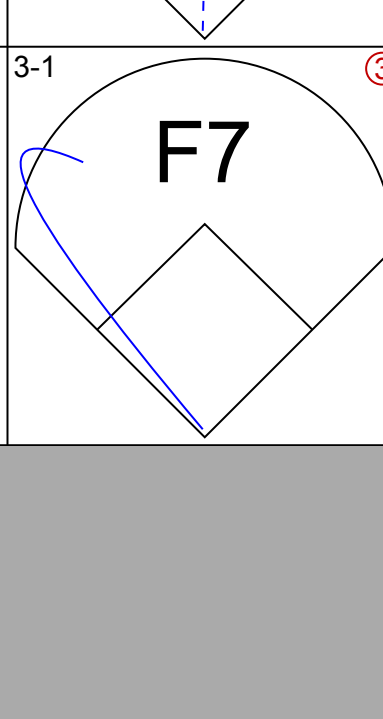
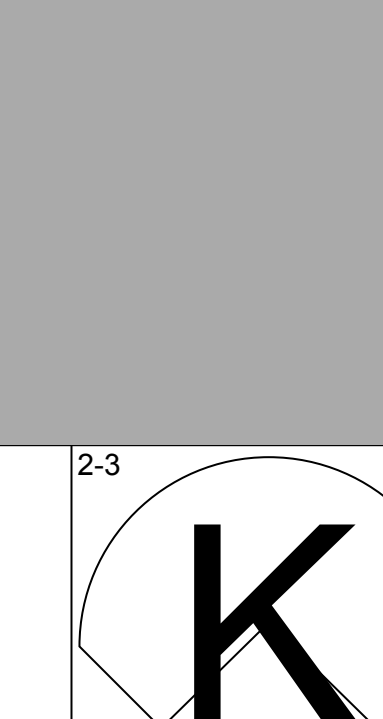
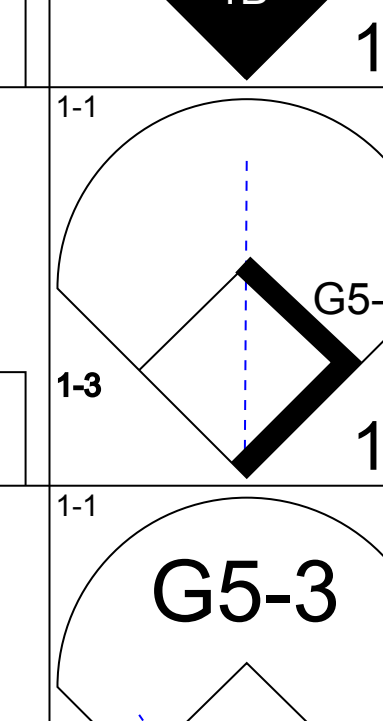
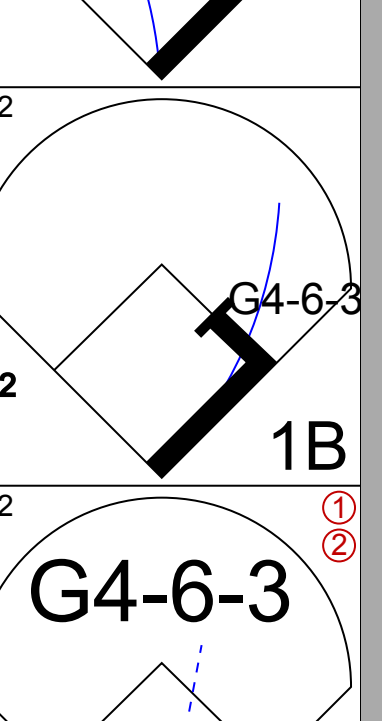

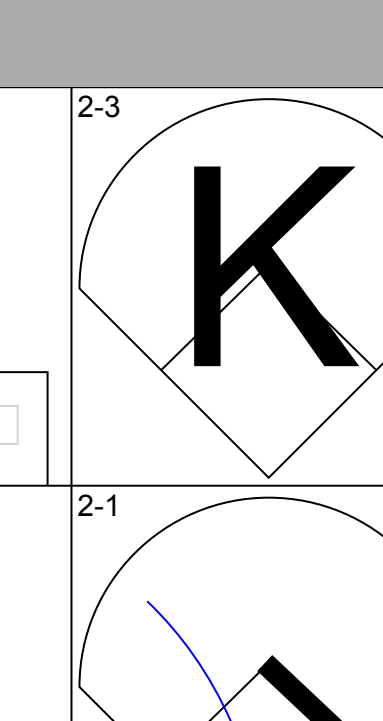
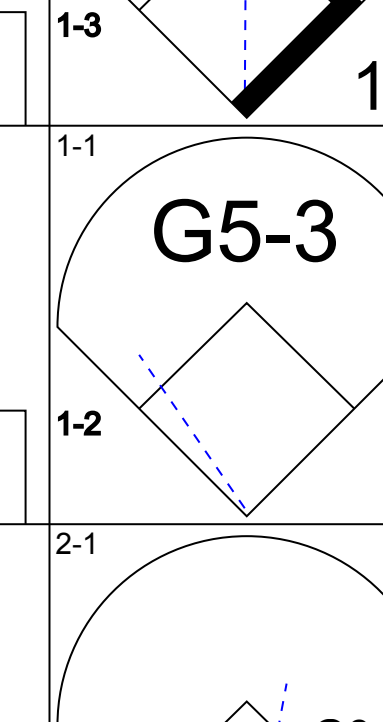
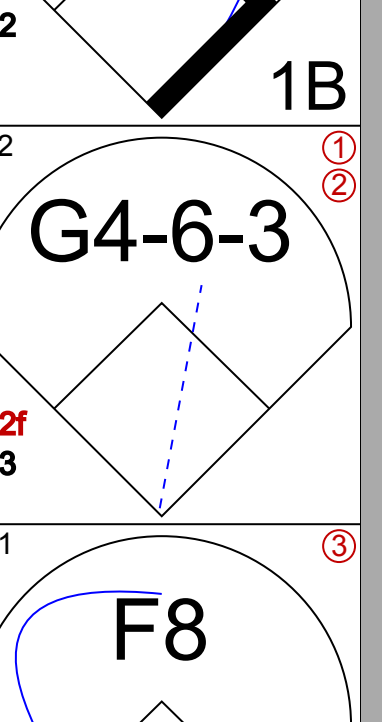

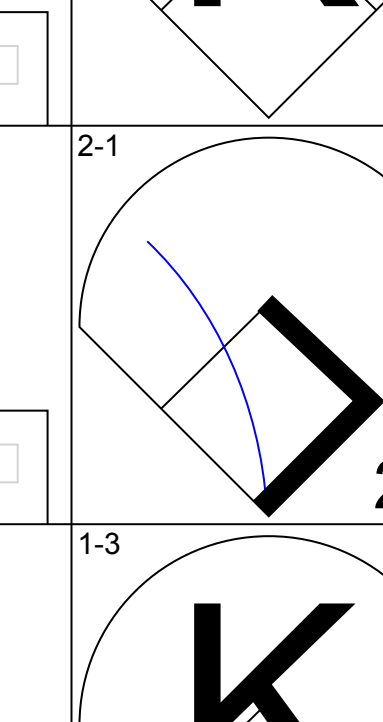
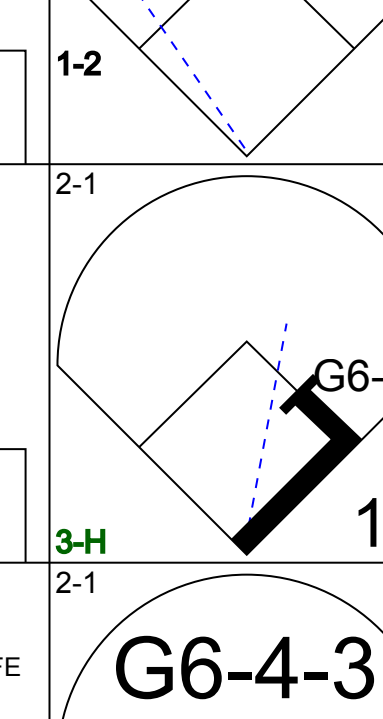

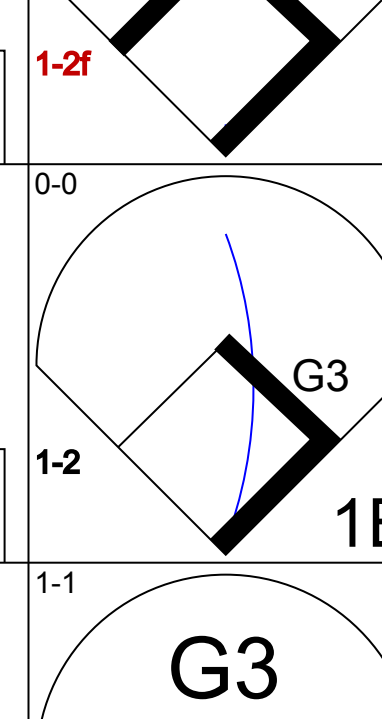
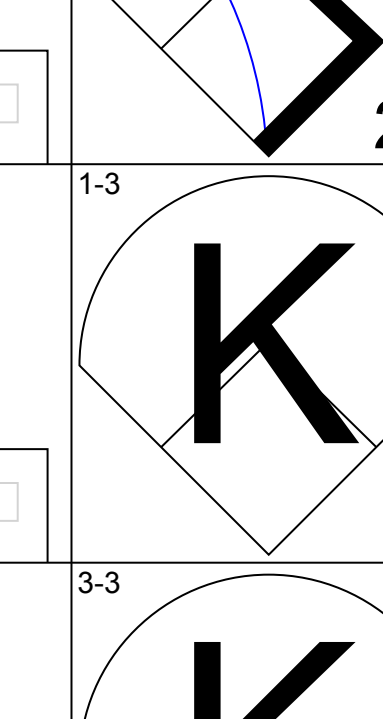
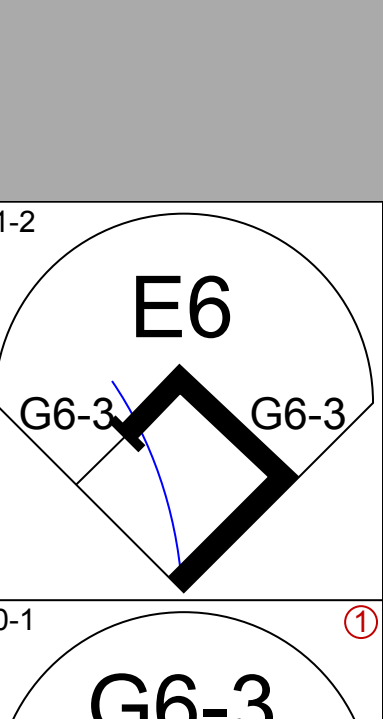
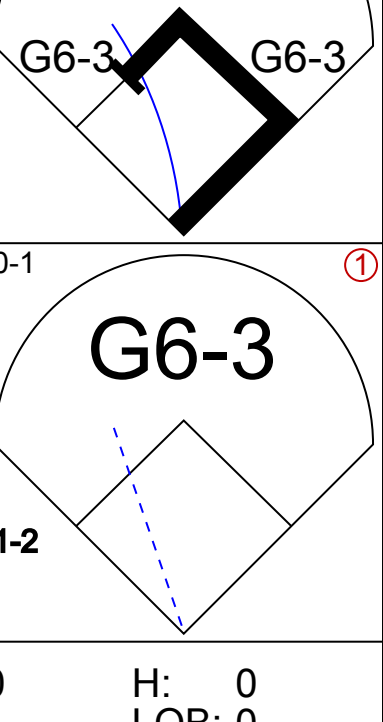
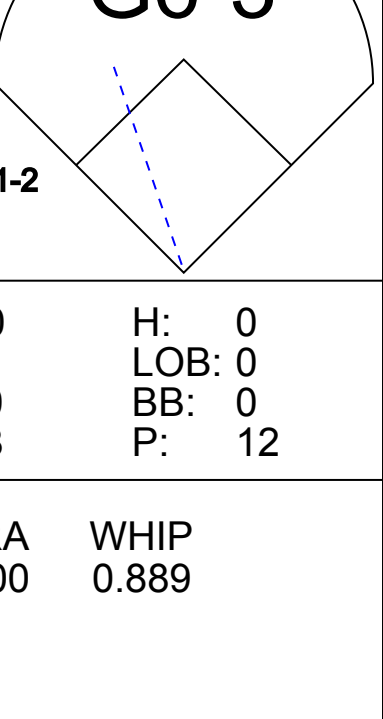
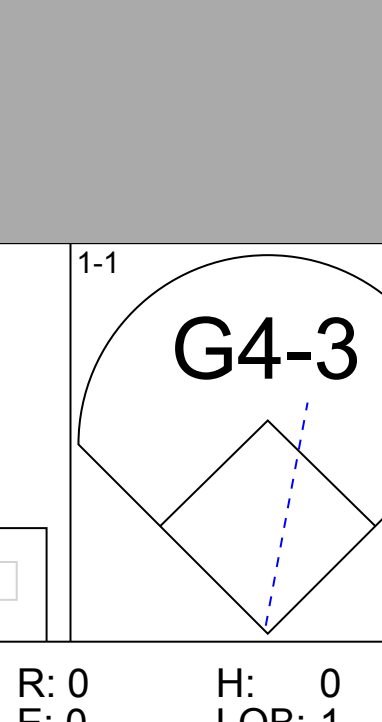
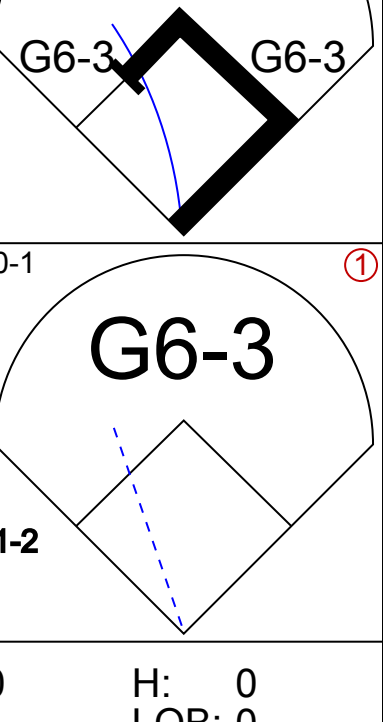
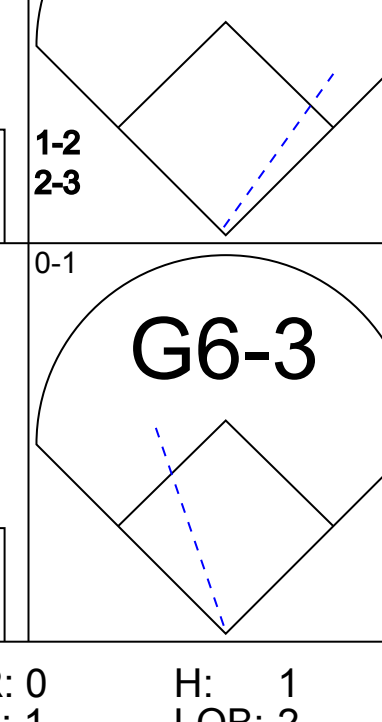
AB 30
R 3
H 7
RBI 3
BB 4
SO 7
LOB 11



Batter	1	2	3	4	5	6	7	8	9	AB	R	H	RBI	BB	SO	LOB	TOP					
Jeff Frye, R OBP: 0.449, SLG: 0.495 (1, 4)										4	0	1	1	0	1	1	<p>Texas Rangers @ California Angels Anaheim Stadium, Anaheim, CA</p> <p>Fri Jun 24 1994, 10:05 PM EDT Att: 35,479 - Unknown</p>					
Ivan Rodriguez, R OBP: 0.369, SLG: 0.474 (1, 2)										4	0	1	0	0	1							
Jose Canseco, R OBP: 0.417, SLG: 0.591 (1, 10)										3	0	0	0	1	1							
Will Clark, L OBP: 0.449, SLG: 0.573 (1, 3)										4	0	1	0	0	2							
Juan Gonzalez, R OBP: 0.318, SLG: 0.442 (1, 7)										3	0	0	0	1	3	2						
Dean Palmer, R OBP: 0.296, SLG: 0.441 (1, 5)										4	0	0	0	0	0	2						
Manuel Lee, S OBP: 0.324, SLG: 0.347 (1, 6)										2	1	1	0	0	0	0						
Esteban Beltré, R OBP: 0.373, SLG: 0.324 (6, 6)										0	0	0	0	2	0	0						
29 Rusty Greer, L OBP: 0.383, SLG: 0.444 (1, 8)										4	1	1	0	0	2	2						
Chris James, R OBP: 0.340, SLG: 0.420 (1, 9)										3	0	1	1	0	0	1						
Oddibe McDowell, L OBP: 0.410, SLG: 0.354 (9, 9)										0	0	0	0	0	0	0						
Inning Stats	R: 0 E: 0 K: 3 S: 9	H: 0 LOB: 0 BB: 0 P: 11	R: 0 E: 0 K: 2 S: 7	H: 0 LOB: 0 BB: 0 P: 11	R: 0 E: 0 K: 0 S: 8	H: 1 LOB: 1 BB: 0 P: 15	R: 0 E: 0 K: 1 S: 7	H: 1 LOB: 1 BB: 0 P: 11	R: 2 E: 0 K: 0 S: 14	H: 3 LOB: 1 BB: 0 P: 21	R: 0 E: 0 K: 2 S: 11	H: 0 LOB: 0 BB: 1 P: 19	R: 0 E: 0 K: 1 S: 8	H: 0 LOB: 0 BB: 1 P: 12	R: 0 E: 0 K: 0 S: 10	H: 1 LOB: 1 BB: 2 P: 16	R: 0 E: 0 K: 1 S: 9	H: 0 LOB: 1 BB: 2 P: 18	1B: 4 2B: 2 3B: 0 HR: 0	SF: 0 SAC: 0 DP: 0 HBP: 0	WP: 0 PB: 0 SB: 1 CS: 2	PA: 35
PITCHER Chuck Finley, L ERA: 4.35 (1, 1)	IP: 9.0 WLS: L BF: 35 H: 6 R: 2 ER: 2 SO: 10 BB: 4 IBB: 0 HBP: 0 BLK: 0 WP: 0 HR: 0 S: 83 P: 134 ERA: 2.00 WHIP: 1.111															PITCHER						

AB	31
R	2
H	6
RBI	2
BB	4
SO	10
LOB	12



Batter	1	2	3	4	5	6	7	8	9	AB	R	H	RBI	BB	SO	LOB	BOTTOM					
Spike Owen, S OBP: 0.404, SLG: 0.433 (1, 5)										3	0	0	0	1	0	1	<p>Texas Rangers @ California Angels Anaheim Stadium, Anaheim, CA</p> <p>Fri Jun 24 1994, 10:05 PM EDT Att: 35,479 - Unknown</p>					
Damion Easley, R OBP: 0.301, SLG: 0.332 (1, 4)										2	0	0	0	1	1	0						
Tim Salmon, R OBP: 0.369, SLG: 0.502 (1, 9)										4	0	0	0	0	1	2						
Chili Davis, S OBP: 0.434, SLG: 0.544 (1, 7)										4	1	1	0	0	1	1						
Bo Jackson, R OBP: 0.361, SLG: 0.492 (1, 10)										4	0	2	0	0	1	0						
Chad Curtis, R OBP: 0.299, SLG: 0.374 (1, 8)										4	0	1	0	0	0	5						
J.T. Snow, L OBP: 0.250, SLG: 0.263 (1, 3)										4	0	2	1	0	1	2						
Chris Turner, R OBP: 0.182, SLG: 0.152 (1, 2)										2	0	0	0	0	0	2						
Rex Hudler, R OBP: 0.388, SLG: 0.667 (7, PH)										1	0	0	0	0	0	2						
Greg Myers, L OBP: 0.269, SLG: 0.265 (8, 2)										0	0	0	0	0	0	0						
Harold Reynolds, S OBP: 0.320, SLG: 0.291 (9, PH)										1	0	0	0	0	1	1						
Gary Disarcina, R OBP: 0.317, SLG: 0.380 (1, 6)										3	0	0	0	0	0	3						
Inning Stats	R: 0 E: 0 K: 1 S: 9	H: 0 LOB: 0 BB: 0 P: 14	R: 1 E: 0 K: 0 S: 12	H: 3 LOB: 1 BB: 0 P: 20	R: 0 E: 0 K: 0 S: 11	H: 0 LOB: 1 BB: 1 P: 20	R: 0 E: 1 K: 0 S: 9	H: 1 LOB: 1 BB: 0 P: 14	R: 0 E: 0 K: 0 S: 8	H: 0 LOB: 0 BB: 0 P: 12	R: 0 E: 0 K: 1 S: 7	H: 0 LOB: 0 BB: 0 P: 10	R: 0 E: 0 K: 0 S: 8	H: 1 LOB: 2 BB: 0 P: 10	R: 0 E: 0 K: 1 S: 6	H: 0 LOB: 1 BB: 1 P: 16	R: 0 E: 0 K: 3 S: 14	H: 1 LOB: 1 BB: 0 P: 22	1B: 5 2B: 1 3B: 0 HR: 0	SF: 0 SAC: 1 DP: 2 HBP: 0	WP: 0 PB: 0 SB: 0 CS: 0	PA: 35
PITCHER Kenny Rogers, L ERA: 4.23 (1, 1)	IP: 9.0 WLS: W BF: 35 H: 6 R: 1 ER: 1 SO: 6 BB: 2 IBB: 0 HBP: 0 BLK: 0 WP: 0 HR: 0 S: 84 P: 138 ERA: 1.00 WHIP: 0.889															PITCHER						

AB	32
R	1
H	6
RBI	1
BB	2
SO	6
LOB	19



Batter	1	2	3	4	5	6	7	8	9	AB	R	H	RBI	BB	SO	LOB	TOP							
Jeff Frye, R OBP: 0.439, SLG: 0.477 Billy Ripken, R OBP: 0.338, SLG: 0.378	F8	P6		FC6-4 BB		FC6-2 1B		F8		4	0	0	0	1	0	3								
Ivan Rodriguez, R OBP: 0.373, SLG: 0.477	1B BB	G1-3		FC6-4		1B		1B		5	1	3	1	0	0	2								
Jose Canseco, R OBP: 0.414, SLG: 0.583	BB HBP 1B		G6-3		K	F9		K		5	1	1	0	0	2	3								
Will Clark, L OBP: 0.448, SLG: 0.580	BB HBP 1B		G6-3		HR		K	F7		4	2	1	1	0	1	1								
Juan Gonzalez, R OBP: 0.313, SLG: 0.433	L5		P4		L6		L6	P3		5	0	0	0	0	0	4								
Dean Palmer, R OBP: 0.304, SLG: 0.461	1B BB		G4-3		G4-3		HR			3	2	2	2	1	0	0								
Chris James, R OBP: 0.346, SLG: 0.417	1B		L8			SH1-4 FC6-2 BB	P4			3	0	1	2	1	0	1								
29 Rusty Greer, L OBP: 0.389, SLG: 0.453 Oddibe McDowell, L OBP: 0.407, SLG: 0.351	P6					FC6-2 SH1-4 1B HBP	F9			2	0	1	1	0	0	2								
Esteban Beltre, R OBP: 0.360, SLG: 0.311		G1-4-3		K2-3		SH1-4	L9			3	0	0	0	0	1	1								
Inning Stats	R: 3 E: 0 K: 0 S: 15	H: 3 LOB: 2 BB: 1 P: 32	R: 0 E: 0 K: 0 S: 10	H: 0 LOB: 0 BB: 0 P: 14	R: 0 E: 0 K: 0 S: 4	H: 0 LOB: 0 BB: 0 P: 7	R: 1 E: 0 K: 1 S: 11	H: 2 LOB: 2 BB: 1 P: 19	R: 1 E: 0 K: 1 S: 8	H: 1 LOB: 0 BB: 0 P: 14	R: 1 E: 0 K: 1 S: 10	H: 1 LOB: 0 BB: 0 P: 20	R: 1 E: 0 K: 1 S: 10	H: 1 LOB: 0 BB: 0 P: 17	R: 0 E: 0 K: 0 S: 8	H: 0 LOB: 0 BB: 0 P: 12	R: 0 E: 0 K: 1 S: 12	H: 1 LOB: 1 BB: 0 P: 16	1B: 6 2B: 1 3B: 0 HR: 2	SF: 0 SAC: 1 DP: 0 HBP: 2	WP: 0 PB: 0 SB: 0 CS: 0	PA: 41		
PITCHER	IP	WLS	BF	H	R	ER	SO	BB	IBB	HBP	BLK	WP	HR	S	P	ERA	WHIP							
Joe Magrane, L ERA: 6.29	(1, 1)	5.0	24	6	5	5	2	2	0	1	0	0	1	48	86	9.00	1.600							
Mike Butcher, R ERA: 7.77	(6, 1)	0.1	3	0	1	1	0	1	0	1	0	0	0	4	10	27.00	3.000							
Mark Leiter, R ERA: 4.56	(6, 1)	1.2	7	2	1	1	1	0	0	0	0	0	1	16	27	5.40	1.200							
Russ Springer, R ERA: 6.38	(8, 1)	2.0	W	7	1	0	1	0	0	0	0	0	0	20	28	0.00	0.500							

Texas Rangers @ California Angels
Anaheim Stadium, Anaheim, CA
Sat Jun 25 1994, 10:05 PM EDT
Att: 37,835 - Unknown - 81 F


AB 35
R 7
H 9
RBI 7
BB 3
SO 4
LOB 17



Batter	1	2	3	4	5	6	7	8	9	AB	R	H	RBI	BB	SO	LOB	BOTTOM							
Spike Owen, S OBP: 0.404, SLG: 0.439			G1-3	F8		1B 2B		P5		5	0	2	0	0	0	3								
Harold Reynolds, S OBP: 0.324, SLG: 0.297 Bo Jackson, R OBP: 0.365, SLG: 0.504 Damon Easley, R OBP: 0.301, SLG: 0.332	FC6-4 1B			L9		1B 2B		1B 2B		3	1	1	1	1	0	1								
Tim Salmon, R OBP: 0.376, SLG: 0.504	G4-3 BB		G1-3 2B		E4 BB	1B		1B IBB		3	2	2	1	2	0	0								
Chili Davis, S OBP: 0.430, SLG: 0.537	G4-3		G1-3		L7		L9	1B HR 1B		5	1	1	2	0	0	4								
Jim Edmonds, L OBP: 0.407, SLG: 0.458	G6-3		HR 2B		F7		1B	K		5	1	2	1	0	1	6								
Rex Hudler, R OBP: 0.400, SLG: 0.696 Chad Curtis, R OBP: 0.299, SLG: 0.374		G1-3		HR		BB		E6 HR 1B		4	2	2	3	1	1	1								
J.T. Snow, L OBP: 0.259, SLG: 0.309		K		1B		F7		HR		5	1	2	3	0	2	3								
Greg Myers, L OBP: 0.281, SLG: 0.296		G6-3	G4-3			G5-3				5	1	2	0	0	0	1								
Gary Disarcina, R OBP: 0.318, SLG: 0.378			G1-3 2B BB		G6-3					4	2	1	0	1	0	2								
Inning Stats	R: 0 E: 0 K: 0 S: 12	H: 1 LOB: 2 BB: 1 P: 21	R: 0 E: 0 K: 1 S: 6	H: 0 LOB: 0 BB: 0 P: 8	R: 5 E: 0 K: 0 S: 16	H: 5 LOB: 1 BB: 1 P: 29	R: 0 E: 0 K: 0 S: 4	H: 0 LOB: 0 BB: 0 P: 7	R: 0 E: 0 K: 0 S: 10	H: 0 LOB: 2 BB: 1 P: 18	R: 0 E: 0 K: 2 S: 10	H: 1 LOB: 1 BB: 0 P: 17	R: 7 E: 1 K: 1 S: 27	H: 7 LOB: 2 BB: 1 P: 43	1B: 9 2B: 5 3B: 0 HR: 2	SF: 0 SAC: 0 DP: 0 HBP: 0	WP: 0 PB: 0 SB: 0 CS: 0	PA: 45						
PITCHER	IP	WLS	BF	H	R	ER	SO	BB	IBB	HBP	BLK	WP	HR	S	P	ERA	WHIP							
Kevin Brown, R ERA: 5.43	(1, 1)	6.0	30	8	5	5	1	4	0	0	0	0	0	3	6	7.50	2.000							
Dan Smith, L ERA: 3.12	(7, 1)	0.1	2	1	0	0	0	0	0	0	0	0	0	3	6	0.00	3.000							
Matt Whiteside, R ERA: 5.06	(7, 1)	0.2	4	2	2	2	2	0	0	0	0	0	0	13	20	27.00	3.000							
Darren Oliver, L ERA: 4.45	(8, 1)	0.1	1	0	0	0	0	0	0	0	0	0	0	3	6	0.00	0.000							
Cris Carpenter, R ERA: 5.35	(8, 1)	0.2	L	8	5	5	1	0	1	0	0	0	1	18	28	67.50	7.500							

Texas Rangers @ California Angels
Anaheim Stadium, Anaheim, CA
Sat Jun 25 1994, 10:05 PM EDT
Att: 37,835 - Unknown - 81 F

AB 40
R 12
H 16
RBI 12
BB 5
SO 4
LOB 21



Batter	1	2	3	4	5	6	7	8	9	AB	R	H	RBI	BB	SO	LOB	TOP								
Spike Owen, S (1,5) OBP: 0.409, SLG: 0.439 Rex Hudler, R (7,5) OBP: 0.400, SLG: 0.696	0-1 1B		3-2 P1-3		2-1 2B 1B		2-1 G5-3			4	1	2	0	0	0	0									
Damion Easley, R (1,4) OBP: 0.395, SLG: 0.345	0-2 1B		1-1 2B		1-0 1B 1H 2H		3-2 F8			4	0	3	2	0	0	0									
Tim Salmon, R (1,9) OBP: 0.379, SLG: 0.510	0-1 F7		4-2 BB		0-0 1B		1-2 G4-3			3	0	1	0	1	0	2									
Bo Jackson, R (1,10) OBP: 0.353, SLG: 0.485	1-3 K		2-3 K		1-3 K			0-0 G6-3		4	0	0	0	0	3	6									
Jim Edmonds, L (1,7) OBP: 0.394, SLG: 0.441	1-1 F7			1-1 G6-3		3-3 K		2-0 F8		4	0	0	0	0	1	4									
Chad Curtis, R (1,8) OBP: 0.298, SLG: 0.368		2-2 G5-3		0-2 G6-3		3-1 L7		1-2 G4-3		4	0	0	0	0	0	0									
J.T. Snow, L (1,3) OBP: 0.258, SLG: 0.295		4-1 CS BB		0-0 G6-3		3-2 G4-3		1-0 F8		3	0	0	0	1	0	0									
Chris Turner, R (1,2) OBP: 0.196, SLG: 0.160 Mark Daiesandro, R (8,2)		2-2 P2			4-0 1B 2B BB		1-2 FC6-4 1B		3-2 L5	2	1	1	0	1	0	1									
Gary Disarcina, R (1,6) OBP: 0.310, SLG: 0.367			2-1 G4-3		0-1 F9		0-0 FC6-4		1-3 K	4	0	0	0	0	1	2									
Inning Stats	R: 0 E: 0 K: 1 S: 13	H: 2 LOB: 2 BB: 0 P: 15	R: 0 E: 0 K: 0 S: 7	H: 0 LOB: 0 BB: 1 P: 15	R: 0 E: 0 K: 1 S: 13	H: 1 LOB: 2 BB: 1 P: 25	R: 0 E: 0 K: 0 S: 6	H: 0 LOB: 0 BB: 0 P: 7	R: 2 E: 0 K: 2 S: 13	H: 3 LOB: 2 BB: 1 P: 24	R: 0 E: 0 K: 0 S: 11	H: 1 LOB: 1 BB: 0 P: 18	R: 0 E: 0 K: 0 S: 8	H: 0 LOB: 0 BB: 0 P: 14	R: 0 E: 0 K: 0 S: 5	H: 0 LOB: 0 BB: 0 P: 8	R: 0 E: 0 K: 1 S: 9	H: 0 LOB: 0 BB: 0 P: 14	1B: 5 2B: 2 3B: 0 HR: 0	SF: 0 SAC: 0 DP: 0 HBP: 0	WP: 0 PB: 0 SB: 0 CS: 1	PA: 36			
PITCHER	IP	WLS	BF	H	R	ER	SO	BB	IBB	HBP	BLK	WP	HR	S	P	ERA	WHIP								
Todd Van Poppel, R (1,1) ERA: 6.28	7.0	W	30	7	2	2	4	3	0	0	0	0	0	71	118	2.57	1.429								
Mark Acre, R (8,1) ERA: 3.19	1.0		3	0	0	0	0	0	0	0	0	0	0	5	8	0.00	0.000								
Vince Horsman, L (9,1) ERA: 3.06	1.0		3	0	0	0	1	0	0	0	0	0	0	9	14	0.00	0.000								

California Angels @ Oakland Athletics
Oakland-Alameda County Coliseum, Oakland, CA

Mon Jun 27 1994, 7:05 PM PDT
Att: 15,141 - Unknown - 64 F

AB 33
R 2
H 7
RBI 2
BB 3
SO 5
LOB 15



Batter	1	2	3	4	5	6	7	8	9	AB	R	H	RBI	BB	SO	LOB	BOTTOM									
Rickey Henderson, R (1,7) OBP: 0.414, SLG: 0.391 Eric Fox, S (8,PR) OBP: 0.238, SLG: 0.325	2-1 1B BLK		3-1 HR		3-0 E4 BB			4-2 HR BB		4	3	3	2	1	0	0										
Stan Javier, S (1,8) OBP: 0.364, SLG: 0.446	0-2 F9		1-1 L8		4-2 1B BB			2-2 F8		4	1	1	2	1	0	2										
Geronimo Berroa, R (1,10) OBP: 0.394, SLG: 0.496	1-0 G6-3		3-3 K		0-0 G5-3		2-3 K	3-2 HR		5	1	1	2	0	2	4										
Ruben Sierra, S (1,9) OBP: 0.291, SLG: 0.488 Mike Aldrete, L (8,PR) OBP: 0.315, SLG: 0.383	1-2 1B		0-1 1B		2-3 K		1-0 F8	1-0 1B		5	0	3	2	0	1	0										
Terry Steinbach, R (1,2) OBP: 0.330, SLG: 0.454 Scott Hemond, R (9,2) OBP: 0.248, SLG: 0.310	0-1 FC5-4 1B		0-1 1B		1-1 G5-3		1-3 K	0-0 L5		5	0	2	0	0	1	1										
Brent Gates, S (1,4) OBP: 0.373, SLG: 0.409	2-0 FC5-4		1-2 1B		3-2 E 2B		2-0 F9	1-3 K		5	1	2	0	0	1	3										
Troy Neel, L (1,3) OBP: 0.350, SLG: 0.450		0-1 F7			0-2 F7			1-0 F8		4	0	0	0	0	0	4										
Mike Bordick, R (1,6) OBP: 0.340, SLG: 0.346		0-1 BB 2B 1B		0-0 F8		2-1 E G5-3 1B		2-2 G5-3		4	2	2	0	0	0	0										
Scott Brosius, R (1,5) OBP: 0.289, SLG: 0.367		4-0 2B BB		0-1 F8		2-2 G5-3		2-0 F8		3	1	0	0	1	0	1										
Inning Stats	R: 1 E: 0 K: 0 S: 12	H: 3 LOB: 2 BB: 0 P: 18	R: 4 E: 0 K: 1 S: 19	H: 6 LOB: 3 BB: 1 P: 32	R: 1 E: 0 K: 0 S: 7	H: 1 LOB: 0 BB: 0 P: 11	R: 0 E: 0 K: 1 S: 7	H: 0 LOB: 0 BB: 0 P: 10	R: 2 E: 1 K: 1 S: 20	H: 2 LOB: 2 BB: 1 P: 36	R: 0 E: 0 K: 1 S: 5	H: 0 LOB: 0 BB: 0 P: 9	R: 0 E: 0 K: 0 S: 6	H: 0 LOB: 0 BB: 0 P: 11	R: 2 E: 0 K: 1 S: 16	H: 2 LOB: 1 BB: 1 P: 27	R: 0 E: 0 K: 1 S: 9	H: 0 LOB: 0 BB: 0 P: 11	1B: 9 2B: 3 3B: 0 HR: 2	SF: 0 SAC: 0 DP: 0 HBP: 0	WP: 0 PB: 0 SB: 2 CS: 0	PA: 42				
PITCHER	IP	WLS	BF	H	R	ER	SO	BB	IBB	HBP	BLK	WP	HR	S	P	ERA	WHIP									
Brian Anderson, L (1,1) ERA: 5.7	1.2	L	14	4	3	5	1	1	0	0	0	0	0	1	31	47	6.00	1.333								
Craig Lefferts, L (2,1) ERA: 3.98	3.0		13	4	3	2	1	0	0	0	0	0	0	1	31	47	6.00	1.333								
Mike Butcher, R (5,1) ERA: 7.03	2.1		9	0	0	0	2	1	0	0	0	0	0	19	37	0.00	0.429									
Bob Patterson, L (8,1) ERA: 5.06	1.0		6	2	2	2	1	1	0	0	0	0	1	16	27	18.00	3.000									

California Angels @ Oakland Athletics
Oakland-Alameda County Coliseum, Oakland, CA

Mon Jun 27 1994, 7:05 PM PDT
Att: 15,141 - Unknown - 64 F

AB 39
R 10
H 14
RBI 8
BB 3
SO 5
LOB 15



Batter	1	2	3	4	5	6	7	8	9	AB	R	H	RBI	BB	SO	LOB	TOP			
Spike Owen, S OBP: 0.399, SLG: 0.427	1-1 F8		1-1 G4-3			1-3 K2-3			1-1 G3	4	0	0	0	0	1	0	California Angels @ Oakland Athletics Oakland-Alameda County Coliseum, Oakland, CA Tue Jun 28 1994, 7:05 PM PDT Att: 14,525 - Unknown - 61 F livebaseballscorecards.com			
Damion Easley, R OBP: 0.300, SLG: 0.338	1-1 F7		1-2 F8			2-1 F8			0-1 G6-3	4	0	0	0	0	0	0				
Jim Edmonds, L OBP: 0.386, SLG: 0.430	0-3 K		0-1 F8			1-2 G4-3			3-2 G4-3	4	0	0	0	0	1	0				
Tim Salmon, R OBP: 0.381, SLG: 0.512		2-0 SH5-3 BB 1B		1-0 G6-3					2-1 G4-3 1B	3	0	2	0	0	0	0				
Chad Curtis, R OBP: 0.298, SLG: 0.366		4-1 SH5-3 BB		3-2 F7					1-2 G4-3 1-2*	2	0	0	0	1	0	1				
Rex Hudler, R OBP: 0.391, SLG: 0.679		0-0 SH5-3		1-2 F8					1-2 P3	2	0	0	0	0	0	0				
J.T. Snow, L OBP: 0.250, SLG: 0.286		1-3 K			3-3 K				0-1 F7	3	0	0	0	0	2	2				
Greg Myers, L OBP: 0.290, SLG: 0.293		4-0 IBB			1-3 K				0-0 F7	2	0	0	0	1	1	0				
Gary Disarcina, R OBP: 0.307, SLG: 0.363		1-0 G4-3			0-0 G5-3				2-1 F8	3	0	0	0	0	0	3				
Inning Stats	R: 0 E: 0 K: 1 S: 7	H: 0 LOB: 0 BB: 0 P: 9	R: 0 E: 0 K: 1 S: 8	H: 1 LOB: 3 BB: 2 P: 19	R: 0 E: 0 K: 0 S: 7	H: 0 LOB: 0 BB: 0 P: 9	R: 0 E: 0 K: 0 S: 8	H: 0 LOB: 0 BB: 0 P: 13	R: 0 E: 0 K: 2 S: 7	H: 0 LOB: 0 BB: 0 P: 11	R: 0 E: 0 K: 1 S: 8	H: 1 LOB: 0 BB: 0 P: 13	R: 0 E: 0 K: 0 S: 5	H: 0 LOB: 0 BB: 0 P: 7	R: 0 E: 0 K: 0 S: 7	H: 0 LOB: 0 BB: 0 P: 11	1B: 2 2B: 0 3B: 0 HR: 0	SF: 0 SAC: 1 DP: 1 HBP: 0	WP: 0 PB: 0 SB: 0 CS: 0	PA: 30
PITCHER Bobby Witt, R ERA: 5.09	IP: 9.0 WLS: W BF: 30 H: 2 R: 0 ER: 0 SO: 5 BB: 1 IBB: 1 HBP: 0 BLK: 0 WP: 0 HR: 0 S: 66 P: 104 ERA: 0.00 WHIP: 0.333															PITCHER Bobby Witt, R ERA: 5.09				

Batter	1	2	3	4	5	6	7	8	9	AB	R	H	RBI	BB	SO	LOB	BOTTOM			
Rickey Henderson, R OBP: 0.416, SLG: 0.390	1-1 F7		2-3 K			2-2 SAFE 1-2 1B			4-1 S BB	3	0	1	0	1	1	1	California Angels @ Oakland Athletics Oakland-Alameda County Coliseum, Oakland, CA Tue Jun 28 1994, 7:05 PM PDT Att: 14,525 - Unknown - 61 F livebaseballscorecards.com			
Stan Javier, S OBP: 0.366, SLG: 0.445	2-1 K 1B			3-3 K	1-2 L4				4-2 BB	3	0	1	0	1	1	2				
Geronimo Berroa, R OBP: 0.392, SLG: 0.492	3-3 SAFE 1-2 K			2-1 F9		2-2 1B 1B			0-2 P3	4	1	1	0	0	1	3				
Ruben Sierra, S OBP: 0.291, SLG: 0.485		2-1 G6-3		0-0 F8		2-0 P6			0-1 L9-3 1B	4	0	1	0	0	0	1				
Troy Neel, L OBP: 0.348, SLG: 0.446		3-1 G6-3			1-1 G3	2-0 E9 1B			3-2 SAFE L9-3 1-2	4	0	1	0	0	0	1				
Brent Gates, S OBP: 0.370, SLG: 0.402		2-2 F7			4-0 3B BB	1-2 G6-3			1-0 F7	3	1	0	0	1	0	1				
Mike Bordick, R OBP: 0.344, SLG: 0.362			3-2 F9 2B		0-1 SAFE 1-3 SAFE K 1B 3B	0-2 G3				3	1	2	1	0	0	1				
Scott Brosius, R OBP: 0.290, SLG: 0.367			1-2 F9		2-2 1B 3B				2-1 F9	3	0	1	1	0	0	1				
Scott Hemond, R OBP: 0.242, SLG: 0.303			1-3 K		1-3 SAFE 1-3 SAFE K				0-0 P3	3	0	0	0	0	2	2				
Inning Stats	R: 0 E: 0 K: 1 S: 8	H: 1 LOB: 1 BB: 0 P: 14	R: 0 E: 0 K: 0 S: 9	H: 0 LOB: 0 BB: 0 P: 16	R: 0 E: 0 K: 2 S: 13	H: 1 LOB: 1 BB: 0 P: 20	R: 0 E: 0 K: 1 S: 6	H: 0 LOB: 0 BB: 0 P: 11	R: 2 E: 0 K: 1 S: 19	H: 3 LOB: 2 BB: 1 P: 29	R: 1 E: 1 K: 0 S: 11	H: 2 LOB: 1 BB: 1 P: 18	R: 0 E: 0 K: 0 S: 10	H: 0 LOB: 2 BB: 2 P: 20	R: 0 E: 0 K: 0 S: 6	H: 1 LOB: 0 BB: 0 P: 10	1B: 6 2B: 2 3B: 1 HR: 0	SF: 0 SAC: 0 DP: 1 HBP: 0	WP: 0 PB: 0 SB: 1 CS: 0	PA: 33
PITCHER Phil Leftwich, R ERA: 4.76 Russ Springer, R ERA: 5.75	IP: 6.0 WLS: L BF: 25 H: 7 R: 3 ER: 2 SO: 7 BB: 1 IBB: 0 HBP: 0 BLK: 0 WP: 0 HR: 0 S: 66 P: 108 ERA: 3.00 WHIP: 1.333															PITCHER Phil Leftwich, R ERA: 4.76 Russ Springer, R ERA: 5.75				



Batter	1	2	3	4	5	6	7	8	9	AB	R	H	RBI	BB	SO	LOB	TOP					
Spike Owen, S OBP: 0.395, SLG: 0.422 (1, 5)	E6		K						L7	4	0	1	0	0	1	0						
Damion Easley, R OBP: 0.295, SLG: 0.332 (1, 4)	K			G5-3		F8			G5-3	4	0	0	0	0	1	2						
Tim Salmon, R OBP: 0.380, SLG: 0.507 (1, 9)	G6-4-3 BB			G4-3		K			K	3	0	0	0	1	2	1						
Bo Jackson, R OBP: 0.353, SLG: 0.482 (1, 10)	G6-4-3								G5-3	3	0	1	0	0	0	2						
Jim Edmonds, L OBP: 0.380, SLG: 0.423 (1, 7)		G3-1				F7			L7	3	0	0	0	0	0	1						
Chad Curtis, R OBP: 0.296, SLG: 0.362 (1, 8)		L9							G4-3	3	0	0	0	0	0	0						
J.T. Snow, L OBP: 0.242, SLG: 0.277 (1, 3)						F9			F9	3	0	0	0	0	1	0						
Greg Myers, L OBP: 0.292, SLG: 0.283 (1, 2)						G4-3			G4-3 CS BB	2	0	0	0	1	1	0						
Gary Disarcina, R OBP: 0.303, SLG: 0.359 (1, 6)						G4-3			F8 1-2	3	0	0	0	0	1	1						
Inning Stats	R: 0 H: 0 E: 1 K: 1 S: 13	H: 0 LOB: 1 BB: 1 P: 20	R: 0 H: 0 E: 0 K: 1 S: 7	H: 0 LOB: 0 BB: 0 P: 12	R: 0 H: 0 E: 0 K: 2 S: 8	H: 1 LOB: 0 BB: 0 P: 12	R: 0 H: 1 E: 0 K: 0 S: 10	H: 0 LOB: 0 BB: 0 P: 13	R: 0 H: 0 E: 0 K: 0 S: 5	H: 0 LOB: 0 BB: 0 P: 6	R: 0 H: 1 E: 0 K: 1 S: 10	H: 0 LOB: 1 BB: 0 P: 18	R: 0 H: 0 E: 0 K: 0 S: 7	H: 0 LOB: 0 BB: 0 P: 11	R: 0 H: 0 E: 0 K: 1 S: 7	H: 0 LOB: 0 BB: 1 P: 15	R: 0 H: 0 E: 0 K: 1 S: 8	H: 0 LOB: 0 BB: 0 P: 12	1B: 2 2B: 0 3B: 0 HR: 0	SF: 0 SAC: 0 DP: 1 HBP: 0	WP: 0 PB: 0 SB: 0 CS: 1	PA: 30
PITCHER	IP	WLS	BF	H	R	ER	SO	BB	IBB	HBP	BLK	WP	HR	S	P	ERA	WHIP					
Carlos Reyes, R ERA: 3.86 (1, 1)	8.0		27	2	0	0	6	2	0	0	0	0	0	67	107	0.00	0.500					
Dennis Eckersley, R ERA: 4.97 (9, 1)	1.0	W	3	0	0	0	1	0	0	0	0	0	0	8	12	0.00	0.000					

California Angels @ Oakland Athletics
Oakland-Alameda County Coliseum, Oakland, CA
Wed Jun 29 1994, 3:33 AM PDT
Att: 24,010 - Sunny - 66 F

AB	28
R	0
H	2
RBI	0
BB	2
SO	7
LOB	7



Batter	1	2	3	4	5	6	7	8	9	AB	R	H	RBI	BB	SO	LOB	BOTTOM					
Rickey Henderson, R OBP: 0.410, SLG: 0.384 (1, 10)	G3		G6-3						K	3	0	0	0	0	1	0						
Stan Javier, S OBP: 0.368, SLG: 0.446 (1, 8) (8, 7)						G6-4-3 BB			L8	2	0	1	0	1	0	0						
Geronimo Berroa, R OBP: 0.395, SLG: 0.492 (1, 7)						G6-4-3 BB			L8	2	0	1	0	1	0	1						
Eric Fox, S OBP: 0.238, SLG: 0.325 (7, PR) (8, 8)						G6-4-3 1-2			G6-4-3 BB	0	0	0	0	0	0	0						
Ruben Sierra, S OBP: 0.288, SLG: 0.480 (1, 9)						K			G6-4-3 1-2	3	0	0	0	0	2	2						
Terry Steinbach, R OBP: 0.330, SLG: 0.453 (1, 2)									G4-3	3	0	1	0	0	1	0						
Mark McWire, R OBP: 0.482, SLG: 0.506 (1, 3)									G4-3	2	0	0	0	1	0	1						
Scott Hemond, R OBP: 0.242, SLG: 0.303 (8, PR) (9, 3)									G4-3 BB	0	0	0	0	0	0	0						
Brent Gates, S OBP: 0.365, SLG: 0.396 (1, 4)									G4-6-3 1-2	3	0	0	0	0	0	2						
Mike Bordick, R OBP: 0.340, SLG: 0.357 (1, 6)									G6-3	3	0	0	0	0	0	0						
Scott Brosius, R OBP: 0.290, SLG: 0.381 (1, 5)									G6-3	3	1	1	1	0	1	0						
Inning Stats	R: 0 H: 2 E: 0 K: 1 S: 8	H: 1 LOB: 0 BB: 0 P: 5	R: 0 H: 0 E: 0 K: 0 S: 4	H: 0 LOB: 0 BB: 0 P: 5	R: 0 H: 0 E: 0 K: 1 S: 10	H: 0 LOB: 0 BB: 0 P: 15	R: 0 H: 0 E: 0 K: 1 S: 6	H: 0 LOB: 0 BB: 1 P: 12	R: 0 H: 0 E: 0 K: 1 S: 9	H: 0 LOB: 0 BB: 0 P: 12	R: 0 H: 0 E: 0 K: 1 S: 6	H: 0 LOB: 0 BB: 0 P: 8	R: 0 H: 0 E: 0 K: 0 S: 9	H: 0 LOB: 1 BB: 1 P: 15	R: 0 H: 0 E: 0 K: 0 S: 5	H: 0 LOB: 1 BB: 1 P: 12	R: 1 H: 1 E: 0 K: 0 S: 7	H: 1 LOB: 0 BB: 0 P: 10	1B: 3 2B: 0 3B: 0 HR: 1	SF: 0 SAC: 0 DP: 4 HBP: 0	WP: 0 PB: 0 SB: 0 CS: 0	PA: 27
PITCHER	IP	WLS	BF	H	R	ER	SO	BB	IBB	HBP	BLK	WP	HR	S	P	ERA	WHIP					
Chuck Finley, L ERA: 4.13 (1, 1)	8.1	L	27	4	1	1	5	3	0	0	0	0	1	64	101	1.08	0.840					

California Angels @ Oakland Athletics
Oakland-Alameda County Coliseum, Oakland, CA
Wed Jun 29 1994, 3:33 AM PDT
Att: 24,010 - Sunny - 66 F

AB	24
R	1
H	4
RBI	1
BB	3
SO	5
LOB	6



Batter	1	2	3	4	5	6	7	8	9	AB	R	H	RBI	BB	SO	LOB	TOP										
Spike Owen, S OBP: 0.386, SLG: 0.411 Rex Hudler, R OBP: 0.386, SLG: 0.671	G4-3		FC4-6		F7	G1-3			G6-4-3	4	0	0	0	0	0	1	California Angels @ Baltimore Orioles Oriole Park at Camden Yards, Baltimore, MD Fri Jul 01 1994, 7:05 PM EDT Att: 47,342 - Unknown - 89 F										
Harold Reynolds, S OBP: 0.325, SLG: 0.299 Damon Easley, R OBP: 0.294, SLG: 0.330	G5-3		G6-4-3		HR			G4-3	G6-3	4	1	2	0	0	0	0											
Tim Salmon, R OBP: 0.381, SLG: 0.527	HR		G6-4-3		HR			K		4	2	2	3	0	1	2											
Chili Davis, S OBP: 0.432, SLG: 0.544	G3				HR			F9		4	1	1	1	0	1	0											
Jim Edmonds, L OBP: 0.382, SLG: 0.442		G4-3		1B	SF7			F8		4	2	2	1	0	0	0											
Chad Curtis, R OBP: 0.301, SLG: 0.377	HR			BB	1B			1B		4	1	3	1	0	0	0											
J.T. Snow, L OBP: 0.243, SLG: 0.268	L9			G1-6-3	BB			F7		3	0	0	0	1	0	2											
Greg Myers, L OBP: 0.275, SLG: 0.270	F8			SF7				G4-3	G3-1	3	0	0	1	0	0	1											
Gary Disarcina, R OBP: 0.306, SLG: 0.361			FC4-6	G1-6-3				G4-3		4	0	2	0	0	0	2											
Inning Stats	R: 1 E: 0 K: 0 S: 4	H: 1 LOB: 0 BB: 0 P: 4	R: 1 E: 0 K: 0 S: 4	H: 1 LOB: 0 BB: 0 P: 4	R: 0 E: 0 K: 0 S: 4	H: 2 LOB: 1 BB: 0 P: 4	R: 2 E: 0 K: 0 S: 5	H: 3 LOB: 1 BB: 0 P: 9	R: 3 E: 1 K: 1 S: 9	H: 3 LOB: 1 BB: 0 P: 9	R: 0 E: 0 K: 0 S: 3	H: 0 LOB: 0 BB: 0 P: 3	R: 0 E: 0 K: 1 S: 5	H: 0 LOB: 0 BB: 0 P: 5	R: 0 E: 0 K: 0 S: 4	H: 1 LOB: 1 BB: 0 P: 4	R: 0 E: 0 K: 0 S: 3	H: 1 LOB: 0 BB: 0 P: 3	1B: 7 2B: 0 3B: 0 HR: 5	SF: 1 SAC: 0 DP: 3 HBP: 0	WP: 0 PB: 0 SB: 0 CS: 0	PA: 38					
PITCHER	IP	WLS	BF	H	R	ER	SO	BB	IBB	HBP	BLK	WP	HR	S	P	ERA	WHIP										
35 Mike Mussina, R ERA: 3.05	5.0	W	25	10	7	7	1	1	0	0	0	0	5	26	30	12.60	2.200										
Mark Eichhorn, R ERA: 1.72	3.0		10	1	0	0	1	0	0	0	0	0	0	12	12	0.00	0.333										
Jim Poole, L ERA: 6.11	1.0		3	1	0	0	0	0	0	0	0	0	0	3	3	0.00	1.000										

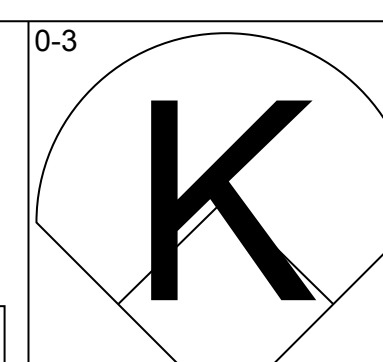
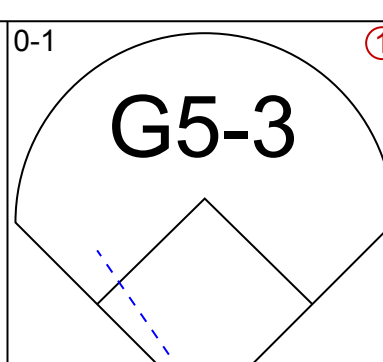
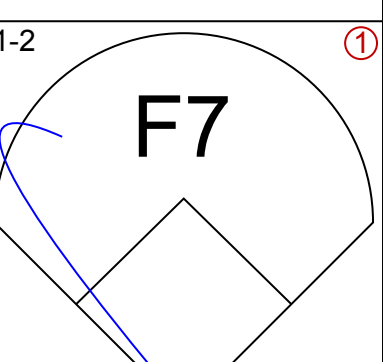
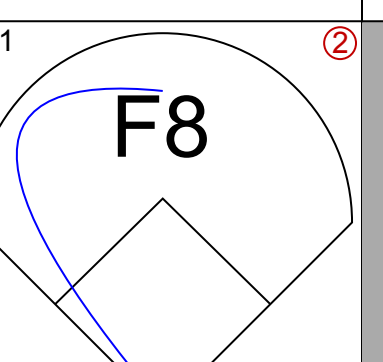
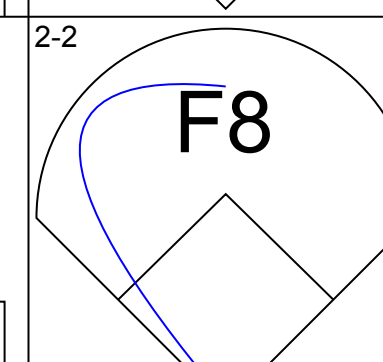
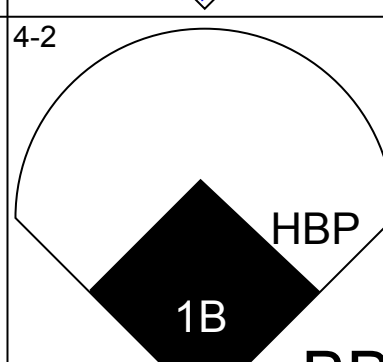
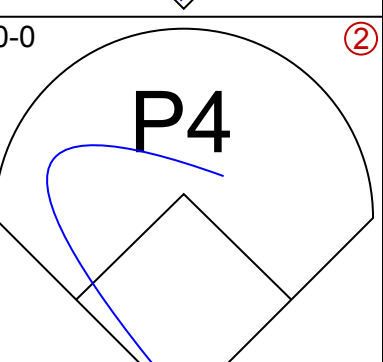
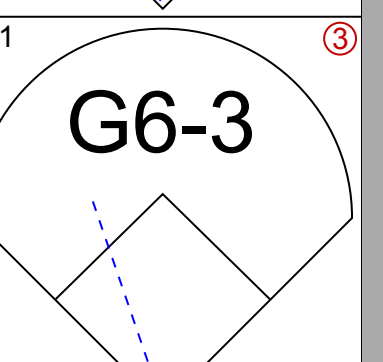
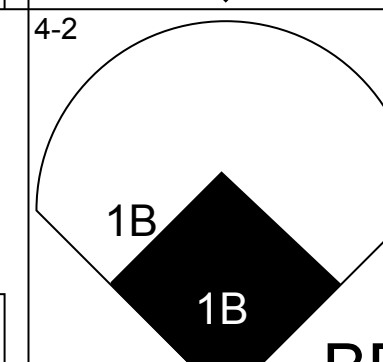
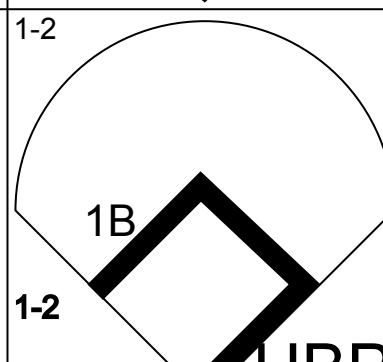
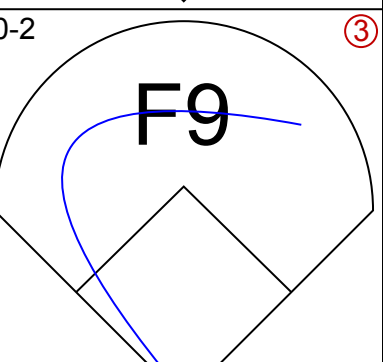

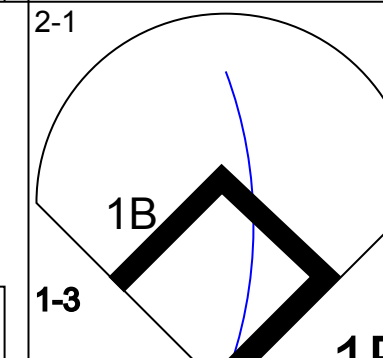
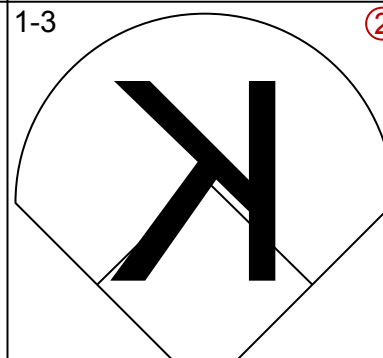


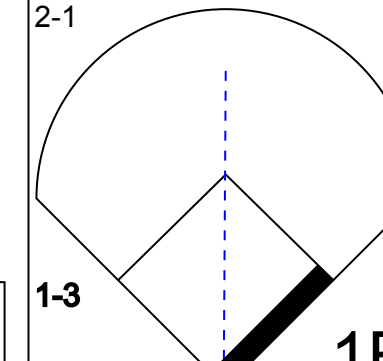
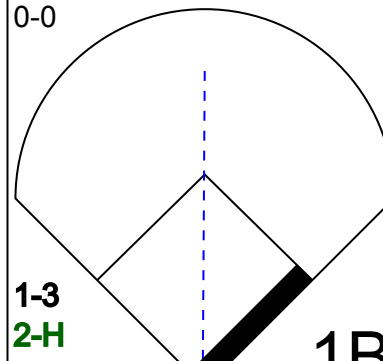


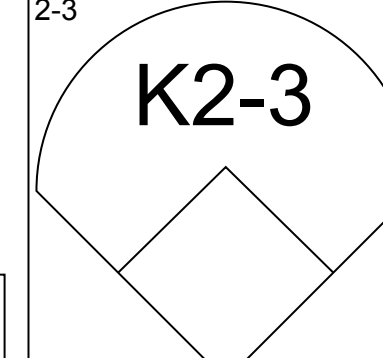
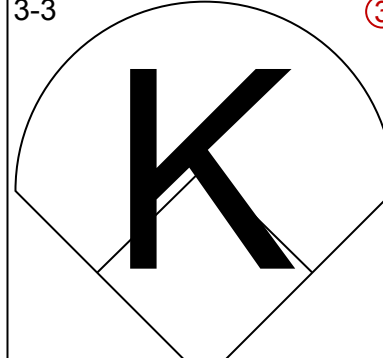


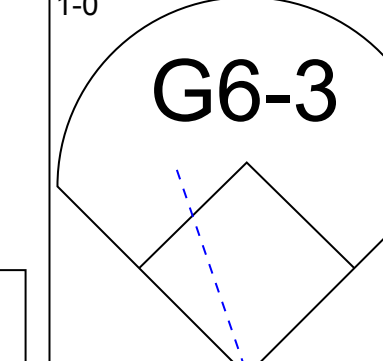
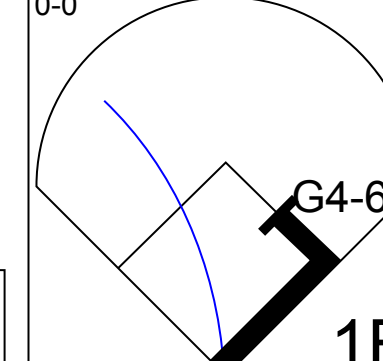


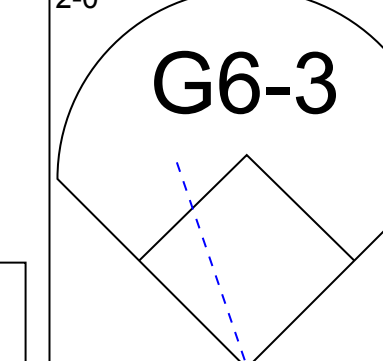
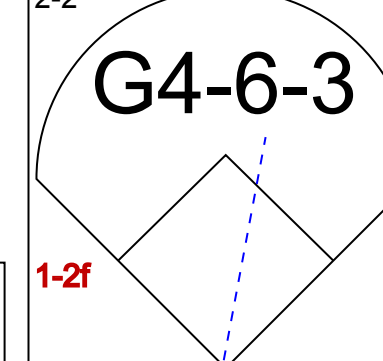


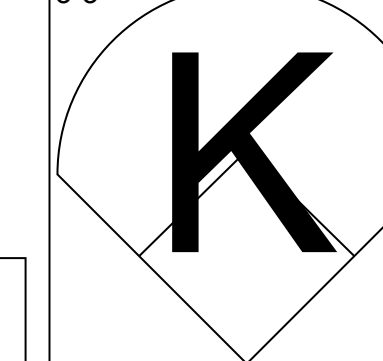
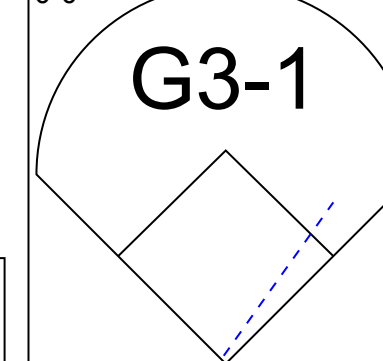

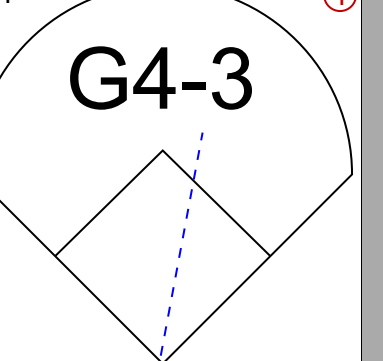
Batter	1	2	3	4	5	6	7	8	9	AB	R	H	RBI	BB	SO	LOB	BOTTOM										
Brady Anderson, L OBP: 0.343, SLG: 0.393	G3	G3		K		G4-6-3	F9			5	0	0	1	0	1	2	California Angels @ Baltimore Orioles Oriole Park at Camden Yards, Baltimore, MD Fri Jul 01 1994, 7:05 PM EDT Att: 47,342 - Unknown - 89 F										
Chris Sabo, R OBP: 0.313, SLG: 0.453	BB	E5		K		1B		SF9		4	4	2	0	0	1	0											
Rafael Palmeiro, L OBP: 0.413, SLG: 0.553	1B	HR		2B		HR	1B	SF9		2	3	2	4	2	0	0											
Cal Ripken Jr., R OBP: 0.348, SLG: 0.477	F8	F9		2B		HR		G4-3		5	1	2	3	0	0	2											
Leo Gomez, R OBP: 0.386, SLG: 0.553	1B			HR		F9		BB		4	1	2	2	1	0	1											
Chris Hoiles, R OBP: 0.380, SLG: 0.447	1B			F8		F8		BB		4	1	2	1	1	0	0											
Jeffrey Hammonds, R OBP: 0.340, SLG: 0.549		G3		HR		F8		HR	G4-3	4	3	2	2	1	0	2											
Mike Devereaux, R OBP: 0.272, SLG: 0.357		F7		E6		F8		G6-3		4	0	0	0	0	0	1											
Tim Lincecum, R OBP: 0.367, SLG: 0.435	G3			K		G4-6-3	K			3	1	1	0	1	2	1											
Inning Stats	R: 1 E: 0 K: 0 S: 4	H: 2 LOB: 2 BB: 1 P: 9	R: 4 E: 1 K: 0 S: 6	H: 2 LOB: 0 BB: 1 P: 10	R: 2 E: 1 K: 1 S: 7	H: 2 LOB: 1 BB: 0 P: 7	R: 1 E: 0 K: 2 S: 8	H: 1 LOB: 1 BB: 1 P: 12	R: 0 E: 0 K: 0 S: 3	H: 0 LOB: 0 BB: 0 P: 3	R: 3 E: 0 K: 0 S: 5	H: 3 LOB: 0 BB: 1 P: 9	R: 2 E: 0 K: 1 S: 7	H: 2 LOB: 0 BB: 0 P: 7	R: 1 E: 0 K: 0 S: 4	H: 1 LOB: 2 BB: 2 P: 12	1B: 4 2B: 3 3B: 1 HR: 6	SF: 1 SAC: 0 DP: 2 HBP: 1	WP: 0 PB: 0 SB: 1 CS: 1	PA: 43							
PITCHER	IP	WLS	BF	H	R	ER	SO	BB	IBB	HBP	BLK	WP	HR	S	P	ERA	WHIP										
Joe Magrane, L ERA: 6.64	2.1	L	16	6	7	4	0	2	0	0	0	0	3	13	22	15.43	3.429										
Mike Butcher, R ERA: 6.07	2.2		10	1	1	1	3	1	0	0	0	0	0	15	19	3.38	0.750										
Russ Springer, R ERA: 6.75	1.0		6	3	3	3	0	1	0	0	0	0	1	5	9	27.00	4.000										
Craig Lefferts, L ERA: 4.41	1.0		5	2	2	2	1	0	0	0	0	0	2	7	7	18.00	2.000										
Joe Grahe, R ERA: 5.23	1.0		6	1	1	1	0	2	0	0	0	0	0	4	12	9.00	3.000										

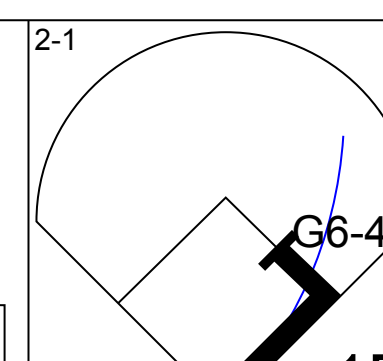
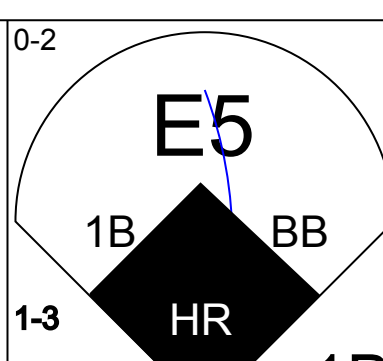
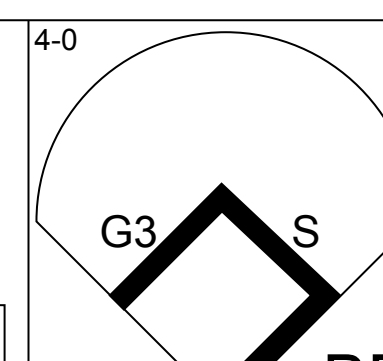
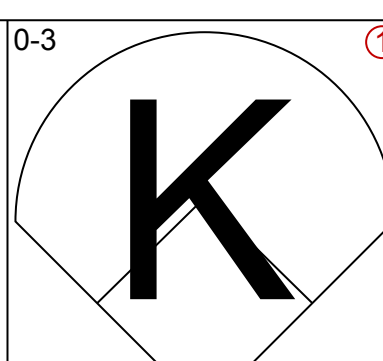
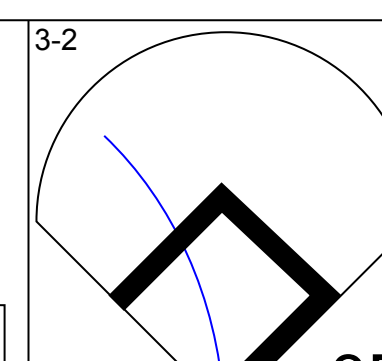
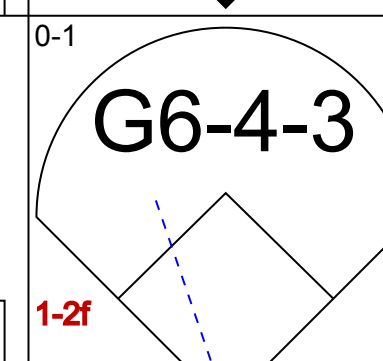
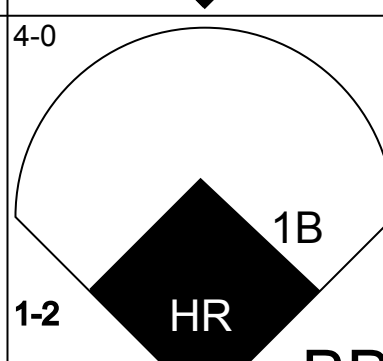
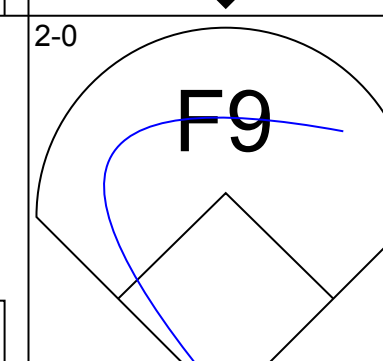
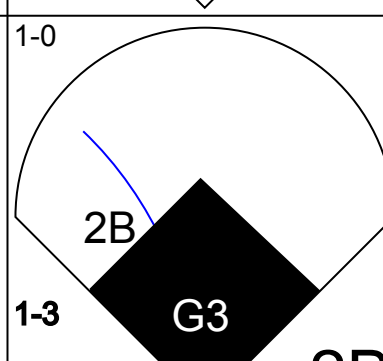
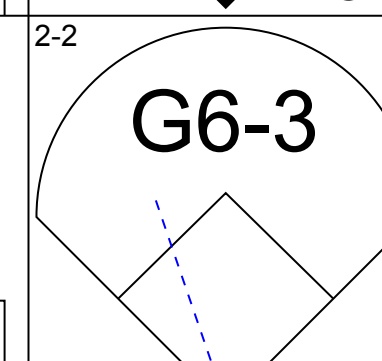
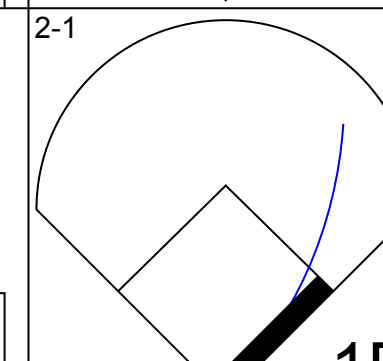
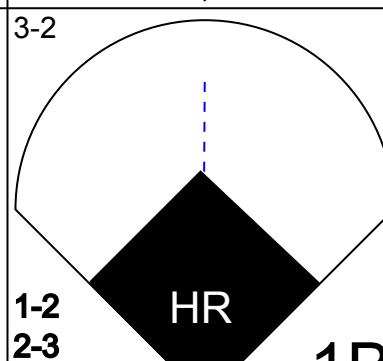
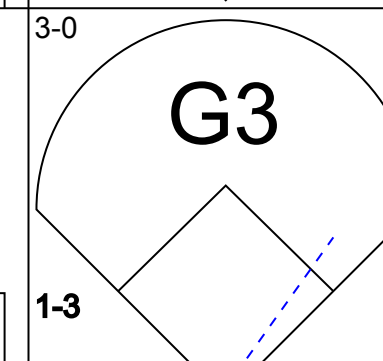
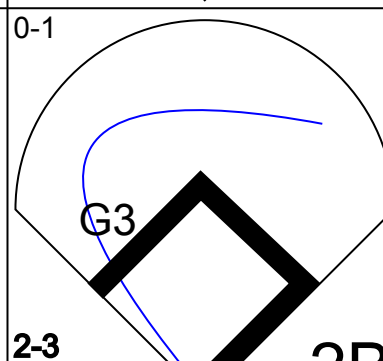

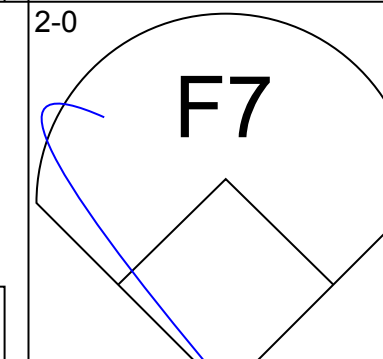
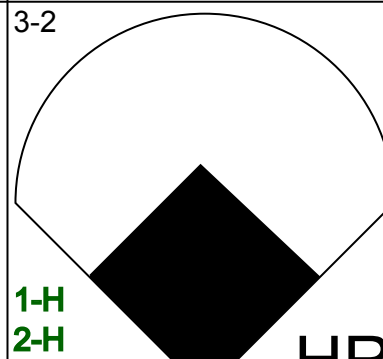
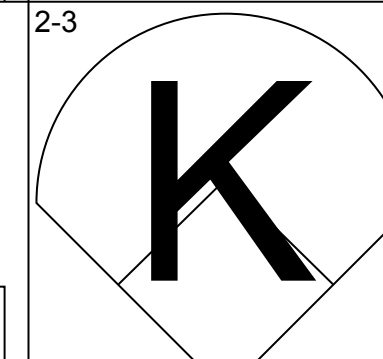
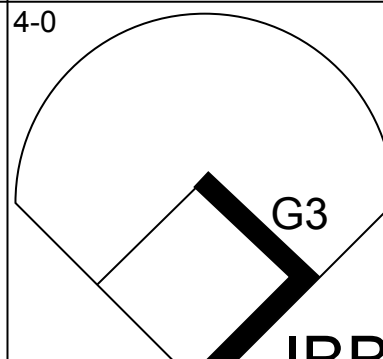

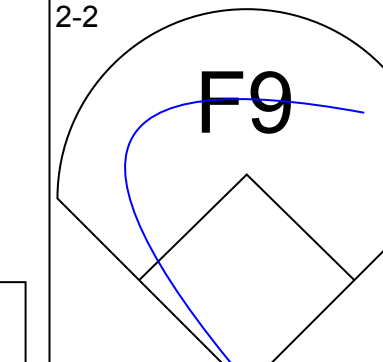
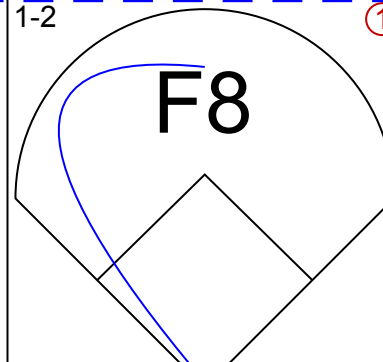
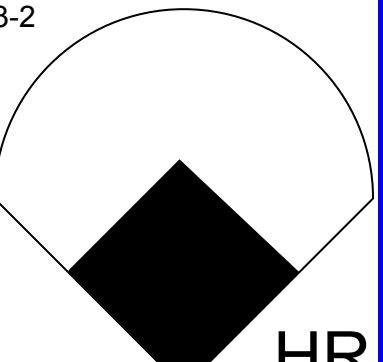
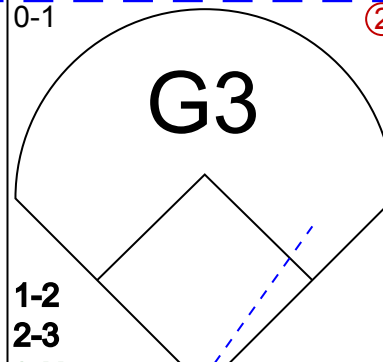

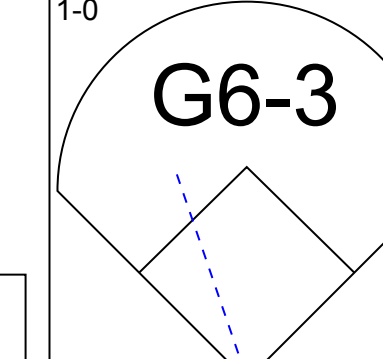
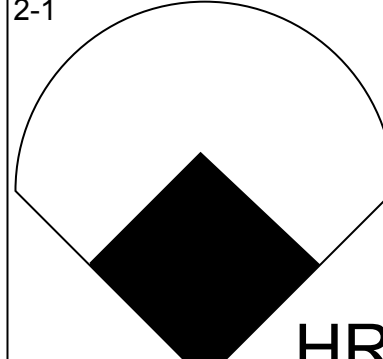

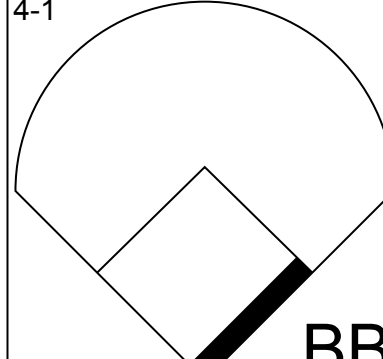

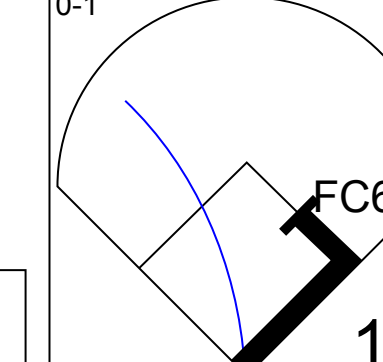
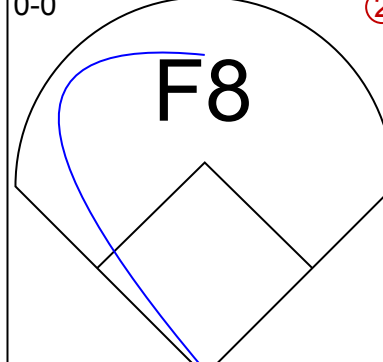

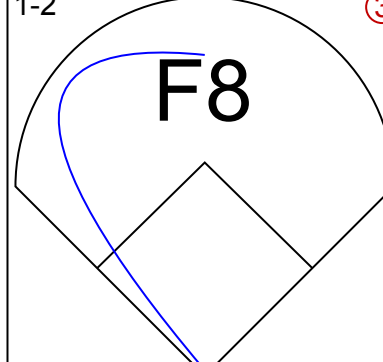

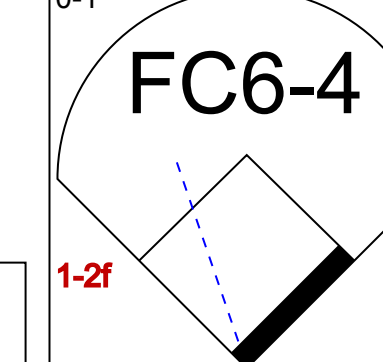
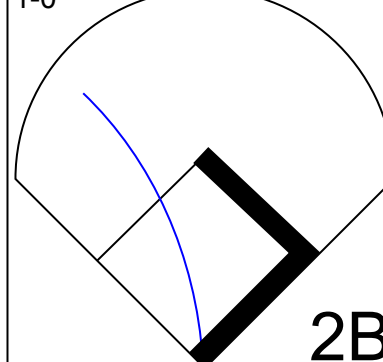


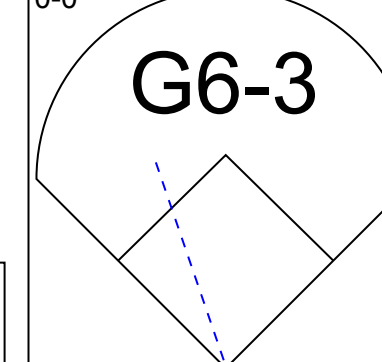
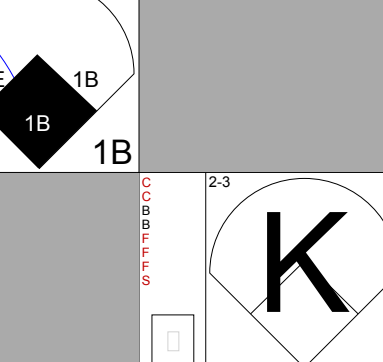

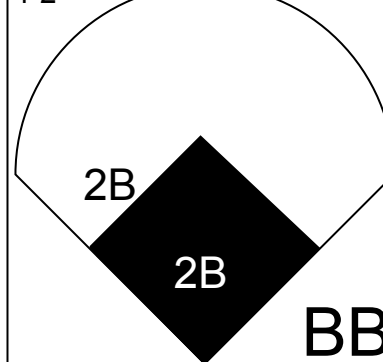
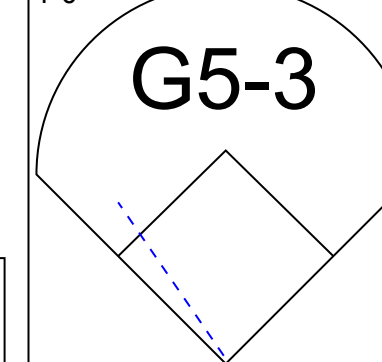
AB	36
R	7
H	12
RBI	7
BB	1
SO	2
LOB	9



AB	35
R	14
H	13
RBI	13
BB	6
SO	4
LOB	9




Batter	1	2	3	4	5	6	7	8	9	AB	R	H	RBI	BB	SO	LOB	TOP					
Rex Hudler, R OBP: 0.370, SLG: 0.640 (1, 5)										4	0	0	0	0	1	0	California Angels @ Baltimore Orioles Oriole Park at Camden Yards, Baltimore, MD Sun Jul 03 1994, 3:33 AM EDT Att: 47,092 - Overcast - 91 F					
Damion Easley, R OBP: 0.298, SLG: 0.326 (1, 4)										3	1	0	0	1	0	0						
Tim Salmon, R OBP: 0.381, SLG: 0.520 (1, 9)										2	1	0	0	1	0	0						
Chili Davis, S OBP: 0.430, SLG: 0.548 (1, 10)										4	1	2	1	0	1	2						
Bo Jackson, R OBP: 0.356, SLG: 0.483 (1, 7)										4	0	2	2	0	1	0						
Chad Curtis, R OBP: 0.303, SLG: 0.377 (1, 8)										4	0	2	0	0	2	4						
J.T. Snow, L OBP: 0.234, SLG: 0.257 (1, 3)										4	0	1	0	0	0	2						
Mark Dalesandro, R OBP: 0.250, SLG: 0.200 (1, 2)										3	0	0	0	0	0	2						
Harold Reynolds, S OBP: 0.324, SLG: 0.298 (9, PH)										1	0	0	0	0	0	1						
Gary Disarcina, R OBP: 0.300, SLG: 0.353 (1, 6)										4	0	0	0	0	1	1						
Inning Stats	R: 1 E: 0 K: 2 S: 15	H: 2 LOB: 2 BB: 1 P: 27	R: 0 E: 0 K: 1 S: 5	H: 0 LOB: 0 BB: 0 P: 11	R: 1 E: 0 K: 2 S: 13	H: 1 LOB: 2 BB: 1 P: 22	R: 0 E: 0 K: 0 S: 5	H: 1 LOB: 0 BB: 0 P: 7	R: 0 E: 0 K: 0 S: 10	H: 0 LOB: 0 BB: 0 P: 11	R: 1 E: 0 K: 0 S: 12	H: 2 LOB: 1 BB: 0 P: 18	R: 0 E: 0 K: 0 S: 6	H: 0 LOB: 0 BB: 0 P: 8	R: 0 E: 0 K: 1 S: 9	H: 0 LOB: 0 BB: 0 P: 14	R: 0 E: 0 K: 0 S: 7	H: 1 LOB: 1 BB: 0 P: 10	1B: 6 2B: 0 3B: 0 HR: 1	SF: 0 SAC: 0 DP: 1 HBP: 1	WP: 0 PB: 0 SB: 0 CS: 0	PA: 36
PITCHER	IP	WLS	BF	H	R	ER	SO	BB	IBB	HBP	BLK	WP	HR	S	P	ERA	WHIP					
Arthur Rhodes, L ERA: 8.83 (1, 1)	3.0		15	3	2	2	5	2	0	1	0	0	0	33	60	6.00	1.667					
Mark Williamson, R ERA: 4.19 (4, 1)	5.0	W	17	3	1	1	1	0	0	0	0	0	1	42	58	1.80	0.600					
Mike Oquist, R ERA: 5.76 (9, 1)	1.0		4	1	0	0	0	0	0	0	0	0	0	7	10	0.00	1.000					

Batter	1	2	3	4	5	6	7	8	9	AB	R	H	RBI	BB	SO	LOB	BOTTOM				
Brady Anderson, L OBP: 0.350, SLG: 0.404 (1, 7)										4	1	3	0	1	1	1	California Angels @ Baltimore Orioles Oriole Park at Camden Yards, Baltimore, MD Sun Jul 03 1994, 3:33 AM EDT Att: 47,092 - Overcast - 91 F				
Chris Sabo, R OBP: 0.309, SLG: 0.444 (1, 5)										4	2	1	0	1	0	3					
Rafael Palmeiro, L OBP: 0.417, SLG: 0.556 (1, 3)										5	2	4	2	0	0	1					
Cal Ripken Jr., R OBP: 0.355, SLG: 0.487 (1, 6)										3	1	1	4	1	1	2					
Leo Gomez, R OBP: 0.380, SLG: 0.557 (1, 10)										3	1	1	1	0	0	0					
Harold Baines, L OBP: 0.347, SLG: 0.491 (6, PH)										1	0	0	1	0	0	2					
Jack Voigt, R OBP: 0.320, SLG: 0.348 (8, PH)										0	0	0	0	1	0	0					
Chris Hoiles, R OBP: 0.383, SLG: 0.456 (1, 2)										3	1	1	1	2	0	3					
Jeffrey Hammonds, R OBP: 0.329, SLG: 0.529 (1, 9)										4	0	1	1	0	0	4					
Mike Devereaux, R OBP: 0.267, SLG: 0.353 (1, 8)										5	0	1	0	0	0	3					
Tim Lincecum, R OBP: 0.373, SLG: 0.431 (1, 4)										3	2	1	0	1	1	1					
Inning Stats	R: 0 E: 0 K: 0 S: 7	H: 2 LOB: 1 BB: 0 P: 13	R: 0 E: 0 K: 0 S: 10	H: 1 LOB: 0 BB: 0 P: 13	R: 6 E: 1 K: 1 S: 24	H: 6 LOB: 1 BB: 1 P: 41	R: 0 E: 0 K: 1 S: 5	H: 0 LOB: 1 BB: 1 P: 16	R: 1 E: 0 K: 0 S: 7	H: 1 LOB: 0 BB: 1 P: 16	R: 2 E: 0 K: 1 S: 17	H: 2 LOB: 3 BB: 3 P: 31	R: 0 E: 0 K: 0 S: 9	H: 1 LOB: 1 BB: 0 P: 15	R: 1 E: 0 K: 0 S: 12	H: 1 LOB: 2 BB: 1 P: 27	1B: 7 2B: 3 3B: 1 HR: 3	SF: 1 SAC: 0 DP: 2 HBP: 1	WP: 0 PB: 0 SB: 1 CS: 0	PA: 44	
PITCHER	IP	WLS	BF	H	R	ER	SO	BB	IBB	HBP	BLK	WP	HR	S	P	ERA	WHIP				
Brian Anderson, L ERA: 6.1 (1, 1)	2.0	L	13	7	5	4	0	1	0	0	0	0	2	22	42	9.00	2.000				
Craig Lefferts, L ERA: 4.67 (3, 1)	2.0		10	3	2	2	2	1	0	0	0	0	0	3	9	0.00	1.000				
Mike Butcher, R ERA: 6.43 (5, 1)	1.0		3	0	0	0	0	1	0	0	0	0	0	3	9	0.00	1.000				
Bob Patterson, L ERA: 5.67 (6, 1)	0.1		5	2	2	2	1	1	1	0	0	0	0	11	20	54.00	9.000				
Mark Leiter, R ERA: 4.4 (6, 1)	1.2		7	1	0	0	0	1	0	0	0	0	0	15	26	0.00	1.200				

Batter	1	2	3	4	5	6	7	8	9	AB	R	H	RBI	BB	SO	LOB	TOP										
Spike Owen, S OBP: 0.391, SLG: 0.400 (1, 5)	F8		G3-1			PB BB		BB BB		2	0	0	0	2	0	1	California Angels @ Boston Red Sox Fenway Park, Boston, MA Mon Jul 04 1994, 3:33 AM EDT Att: 26,624 - Sunny - 78 F										
Damion Easley, R OBP: 0.291, SLG: 0.320 (1, 4)	G6-3			K2-3		K		L8		4	0	0	0	0	2	2											
Tim Salmon, R OBP: 0.380, SLG: 0.516 (1, 9)	P3			K		G5-3			1B G3 1B	4	1	1	0	0	1	1											
Chili Davis, S OBP: 0.431, SLG: 0.547 (1, 10)				K		F8			G4-3 G3 1B	4	0	2	0	0	1	1											
Jim Edmonds, L OBP: 0.367, SLG: 0.422 (1, 7)	G4-6-3				K			G3		4	0	0	1	0	1	2											
Chad Curtis, R OBP: 0.302, SLG: 0.378 (1, 8)				K				G4-3		4	0	1	0	0	2	1											
J.T. Snow, L OBP: 0.235, SLG: 0.250 (1, 3)				K		FC6-4 BB		G4-3		3	0	0	0	1	2	1											
Greg Myers, L OBP: 0.264, SLG: 0.258 (8, PH)				E3		K		G6-3		2	0	0	0	0	1	2											
Rex Hudler, R OBP: 0.356, SLG: 0.632 (8, PH)				G6-3						1	0	0	0	0	0	0											
Chris Turner, R OBP: 0.196, SLG: 0.160 (8, 2)										0	0	0	0	0	0	0											
Gary Disarcina, R OBP: 0.297, SLG: 0.349 (1, 6)				G6-3		FC6-4		L8		3	0	0	0	0	0	3											
Inning Stats	R: 0 E: 0 K: 0 S: 8	H: 0 LOB: 0 BB: 0 P: 12	R: 0 E: 0 K: 1 S: 8	H: 1 LOB: 0 BB: 0 P: 10	R: 0 E: 1 K: 1 S: 11	H: 0 LOB: 1 BB: 0 P: 18	R: 0 E: 0 K: 3 S: 13	H: 0 LOB: 0 BB: 0 P: 20	R: 0 E: 0 K: 2 S: 10	H: 1 LOB: 2 BB: 1 P: 15	R: 0 E: 0 K: 1 S: 9	H: 0 LOB: 1 BB: 1 P: 17	R: 0 E: 0 K: 2 S: 8	H: 0 LOB: 0 BB: 0 P: 13	R: 0 E: 0 K: 0 S: 6	H: 0 LOB: 1 BB: 1 P: 15	R: 1 E: 0 K: 0 S: 13	H: 2 LOB: 1 BB: 0 P: 18	1B: 3 2B: 1 3B: 0 HR: 0	SF: 0 SAC: 0 DP: 1 HBP: 0	WP: 0 PB: 1 SB: 0 CS: 0	PA: 34					
PITCHER	IP	WLS	BF	H	R	ER	SO	BB	IBB	HBP	BLK	WP	HR	S	P	ERA	WHIP										
Roger Clemens, R ERA: 2.86 (1, 1)	7.0	W	25	2	0	0	10	2	0	0	0	0	0	67	105	0.00	0.571										
Chris Howard, L ERA: 2.91 (8, 1)	1.0		4	0	0	0	0	1	0	0	0	0	0	6	15	0.00	1.000										
Ken Ryan, R ERA: 1.48 (9, 1)	1.0		5	2	1	1	0	0	0	0	0	0	0	13	18	9.00	2.000										

Batter	1	2	3	4	5	6	7	8	9	AB	R	H	RBI	BB	SO	LOB	BOTTOM										
Lee Tinsley, S OBP: 0.330, SLG: 0.228 (1, 8)	K			G4-3				G6-3		3	0	0	0	1	1	0	California Angels @ Boston Red Sox Fenway Park, Boston, MA Mon Jul 04 1994, 3:33 AM EDT Att: 26,624 - Sunny - 78 F										
Scott Fletcher, R OBP: 0.304, SLG: 0.336 (1, 4)	FC5-4 BB	FC6-4 1B			F8		P3			3	0	0	0	1	0	2											
John Valentin, R OBP: 0.403, SLG: 0.494 (1, 6)	FC5-4				F9			P2		4	0	2	1	0	0	1											
Mo Vaughn, L OBP: 0.402, SLG: 0.588 (1, 3)	F9				F9			G6-3		4	0	0	0	0	1	4											
Andre Dawson, R OBP: 0.295, SLG: 0.520 (1, 10)		2B 1B	G5-3		F9			1B		4	1	2	0	0	0	1											
Mike Greenwell, L OBP: 0.365, SLG: 0.468 (1, 7)	L8		F7			F8		G3		4	0	0	0	0	0	2											
Tom Brunansky, R OBP: 0.333, SLG: 0.465 (1, 9)				K						3	1	1	0	0	2	0											
Scott Cooper, L OBP: 0.336, SLG: 0.498 (1, 5)		BLK 1B 2B			F7			K1-3		3	1	1	2	0	1	0											
Damon Berryhill, S OBP: 0.282, SLG: 0.398 (1, 2)		FC6-4 BB 1B			F7			F8		3	1	1	1	0	0	0											
Inning Stats	R: 0 E: 0 K: 1 S: 10	H: 0 LOB: 1 BB: 1 P: 18	R: 4 E: 0 K: 1 S: 22	H: 5 LOB: 2 BB: 1 P: 39	R: 0 E: 0 K: 1 S: 6	H: 0 LOB: 0 BB: 0 P: 10	R: 0 E: 0 K: 0 S: 8	H: 0 LOB: 0 BB: 0 P: 11	R: 0 E: 0 K: 2 S: 14	H: 1 LOB: 1 BB: 0 P: 18	R: 0 E: 0 K: 2 S: 7	H: 0 LOB: 0 BB: 0 P: 10	R: 0 E: 0 K: 0 S: 7	H: 0 LOB: 0 BB: 0 P: 10	R: 0 E: 0 K: 0 S: 9	H: 1 LOB: 1 BB: 0 P: 10		1B: 4 2B: 3 3B: 0 HR: 0	SF: 0 SAC: 0 DP: 0 HBP: 0	WP: 0 PB: 0 SB: 0 CS: 0	PA: 33						
PITCHER	IP	WLS	BF	H	R	ER	SO	BB	IBB	HBP	BLK	WP	HR	S	P	ERA	WHIP										
Phil Letwich, R ERA: 4.74 (1, 1)	8.0	L	33	7	4	4	5	2	0	0	0	0	0	83	126	4.50	1.125										

AB	31
R	1
H	4
RBI	1
BB	3
SO	10
LOB	14



AB	31
R	4
H	7
RBI	4
BB	2
SO	5
LOB	10




Batter	1	2	3	4	5	6	7	8	9	AB R H RBI BB SO LOB	TOP											
Chad Curtis, R OBP: 0.303, SLG: 0.376	L9	K			G6-3		1B		G5-3	5 1 1 1 1 1 2	California Angels @ Boston Red Sox Fenway Park, Boston, MA Tue Jul 05 1994, 7:05 PM EDT Att: 26,199 - Unknown - 80 F											
Spike Owen, S OBP: 0.397, SLG: 0.403	1B		2B		F9		1B		G3-1	4 1 2 2 1 0 2												
Tim Salmon, R OBP: 0.383, SLG: 0.521	1B		2B		K		E5		HR	5 1 3 0 0 1 1												
Chili Davis, S OBP: 0.431, SLG: 0.556	F8		SF7-6-4-5			G3	FC4-6		HR	3 1 1 3 1 0 1												
Bo Jackson, R OBP: 0.348, SLG: 0.469		F9	G6-3			G5-3	K		F7	4 0 0 0 0 1 3												
J.T. Snow, L OBP: 0.233, SLG: 0.248										1 0 0 0 0 0 0												
Jim Edmonds, L OBP: 0.363, SLG: 0.416		G4-3			G5-3		G4-3		FC4-6	5 1 1 0 0 0 3												
Damion Easley, R OBP: 0.294, SLG: 0.326		1B			L8		F9		G6-3	5 2 2 0 0 0 0												
Chris Turner, R OBP: 0.234, SLG: 0.222		1B			FC5-4		1B		FC5-4	5 2 5 2 0 0 0												
Gary Disarcina, R OBP: 0.298, SLG: 0.350	E3				FC5-4		1B		FC5-4	5 1 2 1 0 1 3												
Inning Stats	R: 0 E: 0 K: 0 S: 8	H: 2 LOB: 1 BB: 0 P: 14	R: 2 E: 1 K: 1 S: 13	H: 3 LOB: 1 BB: 0 P: 19	R: 1 E: 0 K: 0 S: 7	H: 1 LOB: 0 BB: 1 P: 17	R: 0 E: 0 K: 0 S: 9	H: 1 LOB: 1 BB: 0 P: 13	R: 0 E: 0 K: 1 S: 8	H: 0 LOB: 0 BB: 0 P: 16	R: 0 E: 0 K: 0 S: 5	H: 0 LOB: 0 BB: 0 P: 10	R: 3 E: 1 K: 1 S: 19	H: 4 LOB: 3 BB: 1 P: 33	R: 0 E: 0 K: 0 S: 12	H: 1 LOB: 2 BB: 1 P: 22	R: 4 E: 0 K: 1 S: 18	H: 5 LOB: 1 BB: 0 P: 25	1B: 12 2B: 5 HR: 1	SF: 1 SAC: 0 DP: 1 HBP: 0	WP: 1 PB: 0 SB: 2 CS: 0	PA: 46
PITCHER	IP WLS BF H R ER SO BB IBB HBP BLK WP HR S P ERA WHIP											IP WLS BF H R ER SO BB IBB HBP BLK WP HR S P ERA WHIP										
Joe Hesketh, L ERA: 5.21	(1, 1) 6.1 L 27 9 5 5 2 1 0 0 0 0 1 0 56 101 7.11 1.579																					
Ricky Tricek, R ERA: 9.72	(7, 1) 1.2 11 3 1 1 1 1 1 0 0 0 0 25 43 5.40 2.400																					
Sergio Valdez, R ERA: 7.2	(9, 1) 1.0 8 5 4 4 1 0 0 0 0 0 1 18 25 36.00 5.000																					


AB	42
R	10
H	17
RBI	9
BB	3
SO	4
LOB	15



Batter	1	2	3	4	5	6	7	8	9	AB R H RBI BB SO LOB	BOTTOM									
Scott Fletcher, R OBP: 0.296, SLG: 0.326	F8			K	F9			P3		4 0 0 0 0 1 1	California Angels @ Boston Red Sox Fenway Park, Boston, MA Tue Jul 05 1994, 7:05 PM EDT Att: 26,199 - Unknown - 80 F									
John Valentin, R OBP: 0.405, SLG: 0.508	L7			F9		FC6-4		HR		3 1 1 1 1 0 0										
Mo Vaughn, L OBP: 0.403, SLG: 0.589	G3			BB		L8		2B		3 0 1 0 1 0 1										
Andre Dawson, R OBP: 0.290, SLG: 0.511		P6		K		F8		G5-3		4 0 0 0 0 1 3										
Mike Greenwell, L OBP: 0.363, SLG: 0.468	L7				1B	FC6-4		G3-1		4 1 1 0 0 0 2										
Wes Chamberlain, R OBP: 0.297, SLG: 0.410	G1-3				1B		G6-4-3		L4	4 1 2 1 0 0 0										
Scott Cooper, L OBP: 0.334, SLG: 0.493			F8		K		G6-4-3		BB	3 0 0 0 1 1 2										
Rich Rowland, R OBP: 0.247, SLG: 0.365			F9		1B				F9	3 0 1 0 1 0 1										
Lee Tinsley, S OBP: 0.317, SLG: 0.220			G5-3		SF9		L7		K	3 0 0 1 0 1 2										
Inning Stats	R: 0 E: 0 K: 0 S: 5	H: 0 LOB: 0 BB: 0 P: 9	R: 0 E: 0 K: 0 S: 6	H: 0 LOB: 0 BB: 0 P: 9	R: 0 E: 0 K: 2 S: 9	H: 0 LOB: 1 BB: 1 P: 16	R: 2 E: 0 K: 1 S: 13	H: 3 LOB: 1 BB: 0 P: 17	R: 0 E: 0 K: 0 S: 5	H: 0 LOB: 1 BB: 1 P: 11		R: 0 E: 0 K: 0 S: 10	H: 1 LOB: 1 BB: 1 P: 18	R: 1 E: 0 K: 0 S: 9	H: 2 LOB: 1 BB: 0 P: 14	R: 0 E: 0 K: 1 S: 15	H: 0 LOB: 1 BB: 1 P: 20	1B: 3 2B: 2 HR: 1	SF: 1 SAC: 0 DP: 1 HBP: 0	WP: 0 PB: 0 SB: 0 CS: 0
PITCHER	IP WLS BF H R ER SO BB IBB HBP BLK WP HR S P ERA WHIP											IP WLS BF H R ER SO BB IBB HBP BLK WP HR S P ERA WHIP								
Chuck Finley, L ERA: 4.09	(1, 1) 8.0 W 32 6 3 3 3 3 0 0 0 0 0 1 63 103 3.38 1.125																			
Mark Leiter, R ERA: 4.34	(9, 1) 1.0 4 0 0 0 1 1 0 0 0 0 0 0 15 20 0.00 1.000																			



Batter	1	2	3	4	5	6	7	8	9	AB	R	H	RBI	BB	SO	LOB	TOP										
Chad Curtis, R OBP: 0.303, SLG: 0.385 (1, 8)	E5 FC3-2	SF8		HR		F8	K	1B		5	1	2	3	0	1	1	California Angels @ Boston Red Sox Fenway Park, Boston, MA Wed Jul 06 1994, 7:05 PM EDT Att: 28,763 - Unknown - 91 F AB 41 R 10 H 14 RBI 10 BB 8 SO 5 LOB 25 										
Spike Owen, S OBP: 0.389, SLG: 0.393 Mark Dalesandro, R (7, PH) OBP: 0.286, SLG: 0.250 (7, 5)	P6	G6-3		P4		K	HR	F8		4	0	0	1	0	1	2											
Tim Salmon, R OBP: 0.392, SLG: 0.517 Rex Hudler, R OBP: 0.375, SLG: 0.667 (5, 7)	FC3-2 BB	F8		G5-3		WP 1B	HR		K	2	0	0	0	1	0	1											
Chili Davis, S OBP: 0.438, SLG: 0.573 (1, 10)	FC3-2 BB		HR	G6-3		1B	HR	1B		4	1	3	1	2	0	0											
Jim Edmonds, L OBP: 0.357, SLG: 0.405 (1, 7) (5, 9)	FC3-2		F8		E4 G3 G6-3	F7			K	5	0	0	0	1	1	6											
Damon Easley, R OBP: 0.291, SLG: 0.322 (1, 4)	F8		S 1B		G6-3		K		F7	6	0	1	0	0	1	7											
J.T. Snow, L OBP: 0.248, SLG: 0.257 (1, 3)		BB SF8 1B BB	F8		G3		HR 1B	G4-3 SH1-4 1B		4	3	2	0	1	0	2											
Greg Myers, L OBP: 0.303, SLG: 0.324 (1, 2)		SF8 G6-3 1B		FC5-4 IBB			HR	SH1-4		2	2	2	2	2	0	0											
Gary Disarcina, R OBP: 0.300, SLG: 0.352 (1, 6)		G6-3 BB	FC5-4		G5-3		HR 1B 2B	G4-3		4	1	1	0	1	0	5											
Inning Stats	R: 0 E: 1 K: 0 S: 16	H: 0 LOB: 3 BB: 2 P: 28	R: 2 E: 0 K: 0 S: 11	H: 1 LOB: 1 BB: 2 P: 21	R: 1 E: 0 K: 0 S: 8	H: 2 LOB: 2 BB: 1 P: 19	R: 1 E: 0 K: 0 S: 9	H: 1 LOB: 0 BB: 0 P: 16	R: 0 E: 1 K: 1 S: 12	H: 0 LOB: 2 BB: 1 P: 18	R: 0 E: 0 K: 2 S: 26	H: 1 LOB: 2 BB: 1 P: 45	R: 1 E: 0 K: 0 S: 12	H: 2 LOB: 1 BB: 0 P: 19	R: 0 E: 0 K: 2 S: 13	H: 1 LOB: 1 BB: 0 P: 20	1B: 8 2B: 2 3B: 0 HR: 4	SF: 1 SAC: 1 DP: 0 HBP: 0	WP: 1 PB: 0 SB: 4 CS: 0	PA: 51							
PITCHER	IP	WLS	BF	H	R	ER	SO	BB	IBB	HBP	BLK	WP	HR	S	P	ERA	WHIP										
Tim Van Egmond, R ERA: 8.79 (1, 1)	6.0		32	5	4	4	1	4	3	0	0	1	2	64	120	6.00	1.500										
Cory Bailey, R ERA: 14.73 (7, 1)	1.0	L	10	6	5	5	2	0	1	0	0	0	2	26	45	45.00	6.000										
Tony Fossas, L ERA: 5.14 (8, 1)	2.0		9	3	1	1	2	0	0	0	0	0	0	25	39	4.50	1.500										

Batter	1	2	3	4	5	6	7	8	9	AB	R	H	RBI	BB	SO	LOB	BOTTOM										
John Valentin, R OBP: 0.409, SLG: 0.519 (1, 6)	P4		2B		G2-3	2B		FC5-4 BB		4	0	2	1	1	0	1	California Angels @ Boston Red Sox Fenway Park, Boston, MA Wed Jul 06 1994, 7:05 PM EDT Att: 28,763 - Unknown - 91 F AB 38 R 6 H 12 RBI 6 BB 2 SO 5 LOB 15 										
Tim Lincecum, R OBP: 0.370, SLG: 0.469 Scott Fletcher, R OBP: 0.294, SLG: 0.323 (7, 4)	L9		BB		1B	G5-3		FC5-4		3	0	1	1	1	0	2											
Mo Vaughn, L OBP: 0.400, SLG: 0.582 (1, 3)	K		F7		1B		F8		G6-3	5	0	1	0	0	1	2											
Andre Dawson, R OBP: 0.289, SLG: 0.517 (1, 10)		G6-3	F7		L6		HR		G6-3	5	1	1	1	0	0	4											
Mike Greenwell, L OBP: 0.361, SLG: 0.467 (1, 7)		P7		G3		HR	P6		L8	5	1	1	0	0	0	0											
Tom Brunansky, R OBP: 0.330, SLG: 0.489 (1, 9)		P5		P5		HR	K			4	1	1	2	0	1	0											
Scott Cooper, L OBP: 0.340, SLG: 0.507 (1, 5)			1B 2B		F8		2B 1B		3B	4	1	3	0	0	0	0											
Damon Berryhill, S OBP: 0.281, SLG: 0.394 (1, 2)			SH3-4 2B 1B		K		F8		P6	4	1	1	1	0	1	2											
Lee Tinsley, S OBP: 0.317, SLG: 0.224 (1, 8)			SH3-4		E3 G2-3 1B 1B		K		K	3	1	1	0	0	2	2											
Inning Stats	R: 0 E: 0 K: 1 S: 8	H: 0 LOB: 0 BB: 0 P: 14	R: 0 E: 0 K: 0 S: 6	H: 0 LOB: 0 BB: 0 P: 12	R: 2 E: 0 K: 0 S: 14	H: 3 LOB: 1 BB: 1 P: 23	R: 0 E: 0 K: 0 S: 8	H: 0 LOB: 0 BB: 0 P: 15	R: 1 E: 1 K: 1 S: 12	H: 3 LOB: 2 BB: 0 P: 16	R: 2 E: 0 K: 1 S: 15	H: 4 LOB: 2 BB: 0 P: 22	R: 1 E: 0 K: 1 S: 9	H: 1 LOB: 0 BB: 0 P: 15	R: 0 E: 0 K: 1 S: 9	H: 1 LOB: 2 BB: 1 P: 16	R: 0 E: 0 K: 0 S: 10	H: 0 LOB: 0 BB: 0 P: 14	1B: 5 2B: 4 3B: 1 HR: 2	SF: 0 SAC: 1 DP: 0 HBP: 0	WP: 0 PB: 0 SB: 0 CS: 0	PA: 41					
PITCHER	IP	WLS	BF	H	R	ER	SO	BB	IBB	HBP	BLK	WP	HR	S	P	ERA	WHIP										
Russ Springer, R ERA: 7.18 (6, 1)	5.0		24	8	3	5	2	1	0	0	0	0	1	17	26	5.40	1.800										
Bob Patterson, L ERA: 5.65 (7, 1)	1.2	W	8	3	1	1	1	0	0	0	0	0	0	12	21	0.00	1.500										
Mark Leiter, R ERA: 4.27 Joe Grahe, R ERA: 5.14 (9, 1)	1.0		3	0	0	0	0	0	0	0	0	0	0	10	14	0.00	0.000										

Batter	1	2	3	4	5	6	7	8	9	AB	R	H	RBI	BB	SO	LOB	TOP					
Chad Curtis, R OBP: 0.302, SLG: 0.383 (1, 8)	G6-3		G5-3		K			G4-3 E 1B		4	0	1	0	0	1	0	California Angels @ New York Yankees Yankee Stadium, Bronx, NY Thu Jul 07 1994, 3:33 AM EDT Att: 24,229 - Sunny - 91 F					
Damion Easley, R OBP: 0.290, SLG: 0.321 (1, 4)	G4-6-3 1B		B1-3			G6-3		E6 G4-3		4	0	1	0	0	0	1						
Rex Hudler, R OBP: 0.370, SLG: 0.649 (1, 5)	G4-6-3 1-2			WP G1-3 1B		K		G4-3 1-2 2-3		4	1	1	0	0	1	3						
Chili Davis, S OBP: 0.442, SLG: 0.572 (1, 10)		G5-3 2B 1B		G1-3		WP BB		BB		2	1	1	0	2	0	1						
Bo Jackson, R OBP: 0.339, SLG: 0.457 (1, 7)		K		K		K		K		4	0	0	0	0	4	5						
Jim Edmonds, L OBP: 0.355, SLG: 0.402 (1, 9)				2-2 1B						4	0	1	1	0	1	1						
J.T. Snow, L OBP: 0.248, SLG: 0.250 (1, 3)		2B BB		3-H 1-3 K			F7		K	3	0	0	0	1	1	1						
Chris Turner, R OBP: 0.252, SLG: 0.252 (1, 2)					1-2 P4			FC6 1B		4	0	3	1	0	0	0						
Gary Disarcina, R OBP: 0.296, SLG: 0.347 (1, 6)			L9		G3-1			FC6 1-2		4	0	0	0	0	0	2						
Inning Stats	R: 0 E: 0 K: 0 S: 9	H: 1 LOB: 0 BB: 0 P: 11	R: 1 E: 0 K: 1 S: 11	H: 2 LOB: 2 BB: 1 P: 15	R: 0 E: 0 K: 0 S: 5	H: 0 LOB: 0 BB: 0 P: 8	R: 1 E: 0 K: 2 S: 14	H: 2 LOB: 1 BB: 0 P: 20	R: 0 E: 0 K: 1 S: 8	H: 0 LOB: 0 BB: 1 P: 12	R: 0 E: 0 K: 2 S: 7	H: 0 LOB: 1 BB: 1 P: 13	R: 0 E: 0 K: 0 S: 11	H: 1 LOB: 1 BB: 0 P: 15	R: 0 E: 1 K: 1 S: 13	H: 1 LOB: 2 BB: 1 P: 22	R: 0 E: 0 K: 1 S: 9	H: 1 LOB: 1 BB: 0 P: 12	1B: 7 2B: 1 3B: 0 HR: 0	SF: 0 SAC: 0 DP: 2 HBP: 0	WP: 2 PB: 0 SB: 0 CS: 0	PA: 36
PITCHER	IP	WLS	BF	H	R	ER	SO	BB	IBB	HBP	BLK	WP	HR	S	P	ERA	WHIP					
Jimmy Key, L ERA: 3.31 (1, 1)	7.0	W	27	6	2	2	6	2	0	0	0	2	0	65	94	2.57	1.143					
Bob Wickman, R ERA: 2.51 (8, 1)	1.0		5	1	0	0	1	1	0	0	0	0	0	13	22	0.00	2.000					
Steve Howe, L ERA: 2.59 (9, 1)	1.0	S	4	1	0	0	1	0	0	0	0	0	0	9	12	0.00	1.000					

Batter	1	2	3	4	5	6	7	8	9	AB	R	H	RBI	BB	SO	LOB	BOTTOM				
Bernie Williams, S OBP: 0.382, SLG: 0.454 (1, 8)	G6-3		G6-3		G1-6-3 1B		F9	G6-3		5	0	1	0	0	0	3	California Angels @ New York Yankees Yankee Stadium, Bronx, NY Thu Jul 07 1994, 3:33 AM EDT Att: 24,229 - Sunny - 91 F				
Randy Velarde, R OBP: 0.345, SLG: 0.431 (1, 7) (9, 6)		HR	P8		K		4-2 1B BB			3	2	1	1	1	1	1					
Wade Boggs, L OBP: 0.432, SLG: 0.487 (1, 3)	G4-3		4-0 WP BB		G1-6-3 1-2		1B 2-H	1B		3	0	1	1	1	0	1					
Danny Tartabull, R OBP: 0.341, SLG: 0.463 (1, 10)	FC6-4 BB		2-3 K			4-0 WP BB	1-2 2-H	1B		2	0	1	1	2	1	1					
Russ Davis, R (1, 5)	FC6-4 1-2			1-3 K		1-3 SAFE K		G1-3		4	0	0	0	0	2	2					
Pat Kelly, R OBP: 0.355, SLG: 0.392 (1, 4)		WP 1B		0-0 2B SF7 1B		2-3 K		P9		4	1	2	0	0	1	1					
Matt Nokes, L OBP: 0.350, SLG: 0.684 (1, 2)		K		0-1 SAFE K		1-3 K		1B 1B		4	1	2	0	0	2	2					
Gerald Williams, R OBP: 0.293, SLG: 0.491 (1, 9) (9, 7)		K		2-3 K		0-2 SF7		1B 2B		3	1	2	1	0	1	1					
Dave Silvestri, R OBP: 0.235, SLG: 0.308 (1, 6) Paul O'Neill, L OBP: 0.473, SLG: 0.608 (8, PH) (9, 9)		F8		3-H G5-3		0-0 L3		1-2 1B 1B		3	0	0	0	0	0	3					
Inning Stats	R: 1 E: 0 K: 0 S: 10	H: 1 LOB: 1 BB: 1 P: 18	R: 0 E: 0 K: 2 S: 12	H: 1 LOB: 0 BB: 0 P: 15	R: 0 E: 0 K: 1 S: 7	H: 0 LOB: 1 BB: 1 P: 17	R: 1 E: 0 K: 1 S: 10	H: 2 LOB: 1 BB: 0 P: 11	R: 0 E: 0 K: 3 S: 15	H: 0 LOB: 1 BB: 1 P: 23	R: 2 E: 0 K: 0 S: 12	H: 3 LOB: 2 BB: 1 P: 19	R: 1 E: 0 K: 0 S: 16	H: 3 LOB: 2 BB: 0 P: 28	1B: 8 2B: 2 3B: 0 HR: 1	SF: 1 SAC: 0 DP: 1 HBP: 0	WP: 3 PB: 0 SB: 0 CS: 0	PA: 37			
PITCHER	IP	WLS	BF	H	R	ER	SO	BB	IBB	HBP	BLK	WP	HR	S	P	ERA	WHIP				
Mark Langston, L ERA: 4.64 (1, 1)	7.0	L	31	8	4	4	8	4	0	0	0	3	1	74	112	5.14	1.714				
Mike Butcher, R ERA: 6.59 (8, 1)	0.2		4	2	1	1	0	0	0	0	0	0	0	8	14	13.50	3.000				
Joe Magrane, L ERA: 6.64 (8, 1)	0.1		2	1	0	0	0	0	0	0	0	0	0	8	14	0.00	3.000				

livebaseballscores.com

livebaseballscores.com



Batter	1	2	3	4	5	6	7	8	9	AB	R	H	RBI	BB	SO	LOB	TOP						
Chad Curtis, R OBP: 0.298, SLG: 0.378 (1, 8)	G6-3		G4-3			P3		F8	G3-1	5	0	0	0	0	0	4	California Angels @ New York Yankees Yankee Stadium, Bronx, NY Fri Jul 08 1994, 7:05 PM EDT Att: 23,770 - Unknown						
Rex Hudler, R OBP: 0.365, SLG: 0.633 (1, 7)	1B			K		G6-3			K	4	0	1	0	0	2	1							
Jim Edmonds, L OBP: 0.349, SLG: 0.394 (1, 9)	F9			F8			K		K	4	0	0	0	0	2	1							
Chili Davis, S OBP: 0.442, SLG: 0.570 (1, 10)	L8			F8			BB		2B	3	1	1	0	1	0	1							
Greg Myers, L OBP: 0.300, SLG: 0.333 Harold Reynolds, S (9, PR) OBP: 0.324, SLG: 0.298 (9, 4)	F7				G4-3		K		1B	4	0	1	0	0	1	1							
Damon Easley, R OBP: 0.291, SLG: 0.318 Tim Salmon, R (9, PH) OBP: 0.384, SLG: 0.519 Chris Turner, R (9, PR) OBP: 0.252, SLG: 0.252 (9, 2)	K			F8					1B	2	0	0	0	1	1	0							
J.T. Snow, L OBP: 0.248, SLG: 0.250 (1, 3)	F8				P5		BB		1B	4	0	1	0	0	0	2							
Mark Dalesandro, R OBP: 0.278, SLG: 0.250 (1, 5)			K			G6-3		L4	1B	4	0	1	1	0	1	0							
Gary Disarcina, R OBP: 0.295, SLG: 0.344 (1, 6)			G4-3					P4	E4	3	0	0	0	1	0	2							
Inning Stats	R: 0 E: 0 K: 0 S: 5	H: 1 LOB: 1 BB: 0 P: 9	R: 0 E: 0 K: 1 S: 9	H: 0 LOB: 0 BB: 0 P: 15	R: 0 E: 0 K: 1 S: 6	H: 0 LOB: 0 BB: 0 P: 12	R: 0 E: 0 K: 1 S: 6	H: 0 LOB: 0 BB: 0 P: 11	R: 0 E: 0 K: 0 S: 4	H: 0 LOB: 0 BB: 0 P: 7	R: 0 E: 0 K: 0 S: 5	H: 0 LOB: 1 BB: 1 P: 10	R: 0 E: 0 K: 2 S: 10	H: 0 LOB: 2 BB: 2 P: 20	R: 0 E: 0 K: 0 S: 5	H: 0 LOB: 0 BB: 0 P: 6		R: 3 E: 1 K: 2 S: 17	H: 5 LOB: 3 BB: 0 P: 26	1B: 5 2B: 1 3B: 0 HR: 0	SF: 0 SAC: 0 DP: 0 HBP: 0	WP: 0 PB: 0 SB: 0 CS: 0	PA: 37
PITCHER	IP	WLS	BF	H	R	ER	SO	BB	IBB	HBP	BLK	WP	HR	S	P	ERA	WHIP						
Melido Perez, R ERA: 3.6 (1, 1)	8.2		33	4	3	3	7	3	0	0	0	0	0	60	105	3.12	0.808						
Steve Howe, L ERA: 2.59 (9, 1)	0.0	1	1	0	0	0	0	0	0	0	0	0	0	1	1	∞	∞						
Bob Wickman, R ERA: 2.79 (9, 1)	0.1	W	3	1	0	0	0	0	0	0	0	0	0	6	10	0.00	3.000						

Batter	1	2	3	4	5	6	7	8	9	AB	R	H	RBI	BB	SO	LOB	BOTTOM						
Bernie Williams, S OBP: 0.385, SLG: 0.455 (1, 8)	F8		E		G6-3			BB	1B	4	0	2	1	1	0	0	California Angels @ New York Yankees Yankee Stadium, Bronx, NY Fri Jul 08 1994, 7:05 PM EDT Att: 23,770 - Unknown						
Randy Velarde, R OBP: 0.339, SLG: 0.423 (1, 6)	G1-3		E5			G6-3		F9		4	0	0	0	0	3								
Wade Boggs, L OBP: 0.429, SLG: 0.483 (1, 3)	1B		P6			G4-3		F7		4	0	1	0	0	4								
Danny Tartabull, R OBP: 0.337, SLG: 0.457 (1, 10)	F9		G5-3			L7		G6-3		4	0	0	0	0	5								
Mike Stanley, R OBP: 0.344, SLG: 0.448 Luis Polonia, L (9, PR) OBP: 0.380, SLG: 0.385 (1, 2)	F7			L7			F8		FC6-4	4	0	1	0	0	0	0							
Paul O'Neill, L OBP: 0.476, SLG: 0.621 (1, 9)	HR			K			BLK		1B	4	2	3	1	0	1	0							
Russ Davis, R OBP: 0.100, SLG: 0.100 Matt Nokes, L (9, PH) OBP: 0.341, SLG: 0.667 (1, 5)	1B			F9			F9		FC6-4	3	0	1	0	0	0	1							
Pat Kelly, R OBP: 0.354, SLG: 0.391 Daryl Boston, L (9, PH) OBP: 0.290, SLG: 0.444 (1, 4)	L5-3				G6-3		CS		1B	3	0	1	1	0	0	1							
Gerald Williams, R OBP: 0.295, SLG: 0.483 Jim Leyritz, R (9, PH) OBP: 0.382, SLG: 0.537 (1, 7)						F8		CS	1B	3	0	1	0	0	1	0							
Inning Stats	R: 0 E: 0 K: 0 S: 10	H: 1 LOB: 1 BB: 0 P: 15	R: 1 E: 0 K: 0 S: 9	H: 2 LOB: 0 BB: 0 P: 12	R: 0 E: 1 K: 1 S: 11	H: 1 LOB: 2 BB: 0 P: 18	R: 0 E: 0 K: 1 S: 8	H: 0 LOB: 0 BB: 0 P: 13	R: 0 E: 0 K: 0 S: 6	H: 0 LOB: 0 BB: 0 P: 11	R: 1 E: 0 K: 0 S: 6	H: 2 LOB: 0 BB: 0 P: 13	R: 0 E: 0 K: 0 S: 13	H: 1 LOB: 2 BB: 1 P: 21	R: 2 E: 0 K: 0 S: 10	H: 4 LOB: 3 BB: 0 P: 17		1B: 10 2B: 1 3B: 0 HR: 1	SF: 0 SAC: 0 DP: 1 HBP: 1	WP: 0 PB: 0 SB: 0 CS: 1	PA: 38		
PITCHER	IP	WLS	BF	H	R	ER	SO	BB	IBB	HBP	BLK	WP	HR	S	P	ERA	WHIP						
Brian Anderson, L ERA: 5.74 (1, 1)	7.0		28	7	2	2	2	1	0	0	1	0	0	62	102	2.57	1.143						
Scott Lewis, R ERA: 6.45 (8, 1)	0.1	1	0	0	0	0	0	0	0	0	0	0	0	2	4	0.00	0.000						
Bob Patterson, L ERA: 5.59 (8, 1)	0.1	1	0	0	0	0	0	0	0	0	0	0	0	2	3	0.00	0.000						
Mark Leiter, R ERA: 4.25 (8, 1)	0.1	1	0	0	0	0	0	0	0	0	0	0	0	2	3	0.00	0.000						
Joe Grahe, R ERA: 5.6 (9, 1)	0.1	L	6	4	2	2	0	0	0	1	0	0	0	10	17	54.00	12.000						

Batter	1	2	3	4	5	6	7	8	9	AB	R	H	RBI	BB	SO	LOB	TOP					
Chad Curtis, R OBP: 0.297, SLG: 0.375 (1, 8)	G6-3		B3				SH	K		5	2	1	0	0	2	4	California Angels @ New York Yankees Yankee Stadium, Bronx, NY Sat Jul 09 1994, 3:33 AM EDT Att: 42,521 - Sunny					
Spike Owen, S OBP: 0.397, SLG: 0.399 (1, 5)	G3		G3				F9			5	1	3	3	1	0	0						
Tim Salmon, R OBP: 0.383, SLG: 0.519 (1, 9)	K		E			P6	F9	K		6	1	2	1	0	2	4						
Chili Davis, S OBP: 0.440, SLG: 0.572 (1, 10)		F7	E3				P4			6	1	2	1	0	1	2						
Jim Edmonds, L OBP: 0.353, SLG: 0.391 (1, 7)			G1-3				G3			4	0	1	0	2	0	3						
Damon Easley, R OBP: 0.288, SLG: 0.318 (1, 4)										6	1	1	0	0	1	7						
J.T. Snow, L OBP: 0.254, SLG: 0.244 (1, 3)										3	0	0	1	0	1	4						
Chris Turner, R OBP: 0.259, SLG: 0.255 (1, 2)										3	2	1	1	1	1	0						
Gary Disarcina, R OBP: 0.304, SLG: 0.350 (1, 6)										3	2	2	1	0	0	3						
Inning Stats	R: 0 E: 0 K: 1 S: 8	H: 0 LOB: 0 BB: 0 P: 11	R: 0 E: 0 K: 0 S: 9	H: 2 LOB: 3 BB: 0 P: 14	R: 0 E: 1 K: 0 S: 10	H: 1 LOB: 2 BB: 0 P: 12	R: 0 E: 0 K: 1 S: 7	H: 0 LOB: 0 BB: 0 P: 8	R: 5 E: 0 K: 2 S: 24	H: 5 LOB: 3 BB: 1 P: 38	R: 0 E: 0 K: 0 S: 12	H: 2 LOB: 3 BB: 1 P: 20	R: 3 E: 2 K: 0 S: 12	H: 1 LOB: 1 BB: 0 P: 20	R: 2 E: 0 K: 3 S: 17	H: 2 LOB: 2 BB: 2 P: 30	R: 0 E: 0 K: 1 S: 11	H: 0 LOB: 0 BB: 0 P: 16	1B: 8 2B: 5 3B: 0 HR: 0	SF: 1 SAC: 1 DP: 0 HBP: 4	WP: 2 PB: 0 SB: 1 CS: 0	PA: 51
PITCHER	IP	WLS	BF	H	R	ER	SO	BB	IBB	HBP	BLK	WP	HR	S	P	ERA	WHIP					
Scott Kamieniecki, R ERA: 4.08 (1, 1)	4.1	L	25	8	5	5	3	0	1	2	0	0	0	51	72	10.38	1.846					
Greg Harris, R ERA: 7.99 (5, 1)	1.2		13	3	3	1	1	0	1	2	0	0	0	26	44	5.40	1.800					
Xavier Hernandez, R ERA: 5.97 (7, 1)	2.0		10	2	2	2	3	2	0	0	0	1	0	22	37	9.00	2.000					
Paul Gibson, L ERA: 5.48 (9, 1)	1.0		3	0	0	0	1	0	0	0	0	0	0	11	16	0.00	0.000					

Batter	1	2	3	4	5	6	7	8	9	AB	R	H	RBI	BB	SO	LOB	BOTTOM					
Luis Polonia, L OBP: 0.381, SLG: 0.388 (1, 7)	G4-6-3		2B				G4-3	K		3	1	1	0	1	1	0	California Angels @ New York Yankees Yankee Stadium, Bronx, NY Sat Jul 09 1994, 3:33 AM EDT Att: 42,521 - Sunny					
Wade Boggs, L OBP: 0.430, SLG: 0.485 (1, 5)	G4-6-3		BB				G3	F9		3	0	1	1	1	0	0						
Paul O'Neill, L OBP: 0.474, SLG: 0.614 (1, 9)	G4-6-3		BB				G4-3	F9		3	0	0	0	1	0	2						
Mike Stanley, R OBP: 0.342, SLG: 0.449 (1, 3)	G6-3		G6-4-3				G5-3	HR		4	1	1	0	0	0	3						
Matt Nokes, L OBP: 0.356, SLG: 0.791 (1, 2)			G3-1				K	HR		4	2	2	3	0	1	0						
Bernie Williams, S OBP: 0.380, SLG: 0.448 (1, 8)			K				K	K		4	0	0	0	0	3	0						
Daryl Boston, L OBP: 0.288, SLG: 0.424 (1, 10)			K				K	K		3	0	0	0	1	3	0						
Randy Velarde, R OBP: 0.333, SLG: 0.415 (1, 6)			K				G5-3	K		4	0	0	0	0	2	1						
Pat Kelly, R OBP: 0.354, SLG: 0.406 (1, 4)			HR				F9	FC5-4		3	1	1	1	0	0	1						
Inning Stats	R: 0 E: 0 K: 0 S: 5	H: 1 LOB: 1 BB: 1 P: 10	R: 0 E: 0 K: 2 S: 8	H: 0 LOB: 0 BB: 0 P: 14	R: 2 E: 0 K: 1 S: 15	H: 2 LOB: 1 BB: 2 P: 28	R: 1 E: 0 K: 2 S: 9	H: 1 LOB: 0 BB: 0 P: 18	R: 0 E: 0 K: 0 S: 6	H: 0 LOB: 0 BB: 0 P: 9	R: 0 E: 0 K: 1 S: 6	H: 0 LOB: 0 BB: 0 P: 12	R: 0 E: 0 K: 1 S: 9	H: 0 LOB: 1 BB: 1 P: 16	R: 0 E: 0 K: 1 S: 8	H: 0 LOB: 0 BB: 0 P: 14	R: 2 E: 0 K: 2 S: 15	H: 2 LOB: 0 BB: 0 P: 20	1B: 0 2B: 3 3B: 0 HR: 3	SF: 0 SAC: 0 DP: 2 HBP: 0	WP: 0 PB: 0 SB: 0 CS: 0	PA: 35
PITCHER	IP	WLS	BF	H	R	ER	SO	BB	IBB	HBP	BLK	WP	HR	S	P	ERA	WHIP					
Phil Leftwich, R ERA: 4.67 (1, 1)	7.0	W	27	4	3	3	7	4	0	0	0	0	0	8	14	0.00	0.000					
Bob Patterson, L ERA: 5.4 (8, 1)	1.0		3	0	0	0	1	0	0	0	0	0	0	8	14	0.00	0.000					
Mark Leiter, R ERA: 4.42 (9, 1)	1.0		5	2	2	2	2	0	0	0	0	0	1	15	20	18.00	2.000					

AB 41
R 10
H 13
RBI 8
BB 4
SO 8
LOB 27



AB 31
R 5
H 6
RBI 5
BB 4
SO 10
LOB 7



Batter	1	2	3	4	5	6	7	8	9	AB	R	H	RBI	BB	SO	LOB	TOP								
Chad Curtis, R OBP: 0.391, SLG: 0.377 (1, 8)	4-1 HR BB		3-3 K	1-1 2H 1B		1-0 S 1B		0-0 G5-3		4	1	2	1	1	1	0									
Spike Owen, S OBP: 0.397, SLG: 0.416 (1, 5)	SAFE 2-1 HR		0-1 L4	1-0 F8		0-0 P4			1-1 1B 1B	5	1	2	2	0	0	2									
Tim Salmon, R OBP: 0.386, SLG: 0.528 (1, 9)	1-1 G6-3		2-0 G6-3		1-0 HR		4-2 BB		1-1 BB 1B 1B	4	2	2	1	1	0	0									
Chili Davis, S OBP: 0.440, SLG: 0.576 (1, 10)	0-3 K			0-0 SH3-1 2B	1-2 2B		0-3 K		0-1 FC4-2-5 BB 1B	5	2	2	0	0	2	4									
Rex Hudler, R OBP: 0.352, SLG: 0.608 Jim Edmonds, L OBP: 0.353, SLG: 0.391 (1, 7) (9, 7)	2-0 G4-3			1-1 SH3-1 2-3	0-3 K		1-2 G4-3		1-3 K	4	0	0	0	0	0	2	3								
Damon Easley, R OBP: 0.290, SLG: 0.321 (1, 4)		0-0 F8		0-2 HR 2B	1-0 G5-3		1-1 L7		4-2 1B BB	4	1	1	1	1	0	1									
J.T. Snow, L OBP: 0.273, SLG: 0.283 (1, 3)		3-2 1B		3-H 2-0 HR	4-2 BB		0-0 G1-3		1-1 1B	4	1	3	4	1	0	0									
Chris Turner, R OBP: 0.248, SLG: 0.243 (1, 2)		1-1 P6		0-0 G5-3	1-3 K			1-3 K	5	0	0	0	0	0	2	5									
Gary Disarcina, R OBP: 0.306, SLG: 0.356 (1, 6)		0-0 L9		1-0 1B 2B		0-1 1B		1-0 G4-3		4	1	2	0	0	0	1									
Inning Stats	R: 2 E: 0 K: 1 S: 9	H: 1 LOB: 0 BB: 1 P: 18	R: 0 E: 0 K: 0 S: 10	H: 1 LOB: 1 BB: 0 P: 14	R: 0 E: 0 K: 1 S: 6	H: 0 LOB: 0 BB: 0 P: 11	R: 4 E: 0 K: 0 S: 12	H: 5 LOB: 1 BB: 0 P: 18	R: 1 E: 0 K: 2 S: 16	H: 2 LOB: 2 BB: 1 P: 24	R: 0 E: 0 K: 1 S: 9	H: 2 LOB: 2 BB: 1 P: 14	R: 0 E: 0 K: 0 S: 6	H: 0 LOB: 0 BB: 0 P: 8	R: 0 E: 0 K: 1 S: 5	H: 0 LOB: 0 BB: 0 P: 7	R: 2 E: 0 K: 1 S: 15	H: 3 LOB: 1 BB: 1 P: 25	1B: 7 2B: 4 3B: 0 HR: 3	SF: 0 SAC: 1 DP: 0 HBP: 0	WP: 0 PB: 0 SB: 1 CS: 0	PA: 44			
PITCHER	IP	WLS	BF	H	R	ER	SO	BB	IBB	HBP	BLK	WP	HR	S	P	ERA	WHIP								
Terry Mulholland, L ERA: 6.65 (1, 1)	4.0	L	21	8	7	7	2	1	0	0	0	0	3	38	63	15.75	2.250								
Donn Pall, R ERA: 3.71 (6, 1)	3.0		13	3	0	0	3	2	0	0	0	0	0	30	44	0.00	1.667								
Bob Wickman, R ERA: 3.08 (8, 1)	1.2		8	2	2	2	2	1	0	0	0	0	0	16	25	10.80	1.800								
Steve Howe, L ERA: 2.55 (9, 1)	0.1		2	1	0	0	0	0	0	0	0	0	0	4	7	0.00	3.000								

California Angels @ New York Yankees
Yankee Stadium, Bronx, NY
Sun Jul 10 1994, 3:33 AM EDT
Att: 39,032 - Cloudy - 86 F

AB 39
R 9
H 14
RBI 9
BB 4
SO 7
LOB 16



Batter	1	2	3	4	5	6	7	8	9	AB	R	H	RBI	BB	SO	LOB	BOTTOM								
Bernie Williams, S OBP: 0.378, SLG: 0.448 (1, 8)	1-1 G6-3		2-1 G6-3 2B		0-1 F9	2-1 F7			1-0 G6-3	5	1	1	0	0	0	2									
Randy Velarde, R OBP: 0.331, SLG: 0.410 (1, 6)	1-2 G4-3		0-0 G6-3		0-1 F9		2-3 K		3-1 1B WP 1B	5	1	1	0	0	1	1									
Jim Leyritz, R OBP: 0.378, SLG: 0.534 (1, 3)	3-3 K2-3		1-0 2B		2-3 K		1-2 P4		0-0 L4	5	0	1	1	0	2	1									
Danny Tartabull, R OBP: 0.338, SLG: 0.459 (1, 10)		2-3 K	2-3 K		1-0 L6	0-1 WP 2B			3-2 1B WP 1B	5	1	2	0	0	2	1									
Mike Stanley, R OBP: 0.352, SLG: 0.460 (1, 2)		2-1 BB 1B	1-1 G6-3		2-0 HR 2B	4-0 BB			2-2 1B	4	2	3	1	1	0	1									
Paul O'Neill, L OBP: 0.475, SLG: 0.622 (1, 9)		4-1 1B BB		4-2 G6-4-3 BB		2-0 HR	2-3 BB		3-H 1B	3	1	1	2	2	0	3									
Russ Davis, R OBP: 0.143, SLG: 0.143 (1, 5)		3-2 1-2 2H 1B		2-1 G6-4-3 1-2		2-3 K		0-1 G4-3		4	0	1	1	0	1	1									
Pat Kelly, R OBP: 0.357, SLG: 0.408 (1, 4)		2-3 K		1-1 1B		0-1 1B		0-0 F8		4	0	2	0	0	1	2									
Luis Polonia, L OBP: 0.380, SLG: 0.386 (1, 7)		1-3 K		0-0 F7		0-1 1-2 1B		0-3 K		4	0	1	0	0	2	3									
Inning Stats	R: 0 E: 0 K: 1 S: 8	H: 0 LOB: 0 BB: 0 P: 13	R: 1 E: 0 K: 3 S: 17	H: 2 LOB: 2 BB: 1 P: 31	R: 1 E: 0 K: 1 S: 9	H: 2 LOB: 1 BB: 0 P: 15	R: 0 E: 0 K: 0 S: 7	H: 1 LOB: 1 BB: 1 P: 14	R: 0 E: 0 K: 1 S: 7	H: 0 LOB: 0 BB: 0 P: 9	R: 2 E: 0 K: 1 S: 12	H: 4 LOB: 2 BB: 0 P: 21	R: 0 E: 0 K: 1 S: 9	H: 1 LOB: 2 BB: 1 P: 16	R: 0 E: 0 K: 1 S: 6	H: 0 LOB: 0 BB: 0 P: 6	R: 2 E: 0 K: 0 S: 16	H: 3 LOB: 1 BB: 0 P: 27	1B: 8 2B: 4 3B: 0 HR: 1	SF: 0 SAC: 0 DP: 1 HBP: 0	WP: 2 PB: 0 SB: 0 CS: 0	PA: 42			
PITCHER	IP	WLS	BF	H	R	ER	SO	BB	IBB	HBP	BLK	WP	HR	S	P	ERA	WHIP								
Chuck Finley, L ERA: 4.18 (1, 1)	5.2	W	27	9	4	4	7	2	0	0	0	1	0	10	19	0.00	2.000								
Russ Springer, R ERA: 6.91 (6, 1)	1.0		5	1	0	0	1	1	0	0	0	1	0	7	7	0.00	0.000								
Bob Patterson, L ERA: 5.17 (7, 1)	1.1		4	0	0	0	1	0	0	0	0	0	0	7	7	0.00	0.000								
Joe Grahe, R ERA: 6.0 (9, 1)	0.2		5	3	2	2	0	0	0	0	0	1	0	11	20	27.00	4.500								
Mark Leiter, R ERA: 4.41 (9, 1)	0.1	S	1	0	0	0	0	0	0	0	0	0	0	5	7	0.00	0.000								

California Angels @ New York Yankees
Yankee Stadium, Bronx, NY
Sun Jul 10 1994, 3:33 AM EDT
Att: 39,032 - Cloudy - 86 F

AB 39
R 6
H 13
RBI 5
BB 3
SO 9
LOB 15




Batter	1	2	3	4	5	6	7	8	9	AB	R	H	RBI	BB	SO	LOB	TOP								
Brady Anderson, L (1, 7) OBP: 0.363, SLG: 0.433										5	0	2	0	0	1	2	Baltimore Orioles @ California Angels Anaheim Stadium, Anaheim, CA Thu Jul 14, 1994, 10:05 PM EDT Att: 18,821 - Unknown - 68 F								
Chris Sabo, R (1, 5) OBP: 0.309, SLG: 0.453										3	1	1	1	2	1	3									
Rafael Palmeiro, L (1, 3) OBP: 0.413, SLG: 0.554										4	1	2	1	1	0	2									
Cal Ripken Jr., R (1, 6) OBP: 0.357, SLG: 0.468										5	0	2	0	0	1	1									
Chris Hoiles, R (1, 2) OBP: 0.366, SLG: 0.460										5	0	0	0	0	2	3									
Leo Gomez, R (1, 10) OBP: 0.375, SLG: 0.554										3	1	0	0	1	2	1									
Jeffrey Hammonds, R (1, 9) OBP: 0.331, SLG: 0.524										4	0	2	0	0	0	0									
Mike Devereaux, R (1, 8) OBP: 0.261, SLG: 0.341										3	0	1	0	0	1	1									
Harold Baines, L (8, FH) OBP: 0.351, SLG: 0.474										0	0	0	0	1	0	0									
Jack Voigt, R (8, FR) OBP: 0.320, SLG: 0.348										0	0	0	0	0	0	0									
Mark McLemore, S (1, 4) OBP: 0.370, SLG: 0.338										4	0	2	0	0	1	3									
Inning Stats	R: 0 E: 0 K: 1 S: 5	H: 0 LOB: 1 BB: 2 P: 15	R: 0 E: 0 K: 1 S: 9	H: 1 LOB: 1 BB: 0 P: 15	R: 0 E: 0 K: 0 S: 8	H: 1 LOB: 1 BB: 1 P: 16	R: 0 E: 0 K: 2 S: 8	H: 0 LOB: 0 BB: 0 P: 14	R: 0 E: 0 K: 1 S: 12	H: 2 LOB: 2 BB: 0 P: 16	R: 0 E: 0 K: 2 S: 8	H: 2 LOB: 1 BB: 0 P: 13	R: 0 E: 0 K: 1 S: 12	H: 1 LOB: 1 BB: 0 P: 16	R: 3 E: 1 K: 0 S: 12	H: 3 LOB: 2 BB: 2 P: 28	R: 0 E: 0 K: 1 S: 9	H: 2 LOB: 2 BB: 0 P: 11	1B: 10 2B: 0 3B: 0 HR: 2	SF: 0 SAC: 0 DP: 0 HBP: 0	WP: 1 PB: 1 SB: 0 CS: 1	PA: 41			
PITCHER	IP	WLS	BF	H	R	ER	SO	BB	IBB	HBP	BLK	WP	HR	S	P	ERA	WHIP								
Mark Langston, L (1, 1) ERA: 4.43	7.2	L	34	10	3	2	8	4	0	0	0	1	2	73	127	2.35	1.826								
Mark Leiter, R (8, 1) ERA: 4.37	0.2		4	1	0	0	1	0	1	0	0	0	0	6	12	0.00	1.500								
Bob Patterson, L (9, 1) ERA: 5.12	0.1		1	0	0	0	0	0	0	0	0	0	0	1	2	0.00	0.000								
Joe Grahe, R (9, 1) ERA: 5.94	0.1		2	1	0	0	0	0	0	0	0	0	0	3	3	0.00	3.000								

AB	36
R	3
H	12
RBI	2
BB	5
SO	9
LOB	16



Batter	1	2	3	4	5	6	7	8	9	AB	R	H	RBI	BB	SO	LOB	BOTTOM								
Chad Curtis, R (1, 8) OBP: 0.303, SLG: 0.379										3	1	1	0	1	1	0	Baltimore Orioles @ California Angels Anaheim Stadium, Anaheim, CA Thu Jul 14, 1994, 10:05 PM EDT Att: 18,821 - Unknown - 68 F								
Spike Owen, S (1, 5) OBP: 0.401, SLG: 0.426										3	0	2	0	0	0	1									
Tim Salmon, R (1, 9) OBP: 0.382, SLG: 0.521										4	0	0	0	0	1	4									
Chili Davis, S (1, 10) OBP: 0.440, SLG: 0.572										2	0	0	0	2	0	2									
Jim Edmonds, L (1, 7) OBP: 0.355, SLG: 0.390										3	1	1	1	1	2	2									
Damon Easley, R (1, 4) OBP: 0.290, SLG: 0.321										3	0	1	0	0	0	4									
Bo Jackson, R (9, FH) OBP: 0.337, SLG: 0.454										1	0	0	0	0	0	1									
J.T. Snow, L (1, 3) OBP: 0.266, SLG: 0.275										4	0	0	0	0	2	2									
Greg Myers, L (1, 2) OBP: 0.298, SLG: 0.329										4	0	1	1	0	0	0									
Harold Reynolds, S (9, PR) OBP: 0.324, SLG: 0.298										0	0	0	0	0	0	0									
Gary Disarcina, R (1, 6) OBP: 0.302, SLG: 0.351										4	0	0	0	0	1	1									
Inning Stats	R: 0 E: 0 K: 1 S: 7	H: 0 LOB: 1 BB: 1 P: 16	R: 0 E: 0 K: 1 S: 8	H: 1 LOB: 0 BB: 0 P: 10	R: 0 E: 0 K: 0 S: 6	H: 0 LOB: 0 BB: 0 P: 8	R: 0 E: 0 K: 1 S: 10	H: 1 LOB: 2 BB: 1 P: 17	R: 0 E: 0 K: 0 S: 7	H: 0 LOB: 0 BB: 0 P: 10	R: 1 E: 0 K: 0 S: 10	H: 2 LOB: 2 BB: 1 P: 23	R: 0 E: 0 K: 1 S: 10	H: 0 LOB: 0 BB: 0 P: 13	R: 0 E: 0 K: 1 S: 14	H: 1 LOB: 1 BB: 0 P: 25	R: 1 E: 0 K: 2 S: 15	H: 1 LOB: 1 BB: 1 P: 28	1B: 4 2B: 2 3B: 0 HR: 0	SF: 0 SAC: 1 DP: 0 HBP: 0	WP: 0 PB: 0 SB: 2 CS: 1	PA: 36			
PITCHER	IP	WLS	BF	H	R	ER	SO	BB	IBB	HBP	BLK	WP	HR	S	P	ERA	WHIP								
Ben McDonald, R (1, 1) ERA: 4.26	8.0	W	31	5	1	1	5	1	2	0	0	0	0	15	28	1.12	0.750								
Lee Smith, R (9, 1) ERA: 2.45	1.0	S	5	1	1	1	2	1	0	0	0	0	0	15	28	9.00	2.000								



Batter	1	2	3	4	5	6	7	8	9	AB	R	H	RBI	BB	SO	LOB	TOP										
Brady Anderson, L (1, 8) OBP: 0.368, SLG: 0.442										4	3	3	1	1	0	0	Baltimore Orioles @ California Angels Anaheim Stadium, Anaheim, CA Fri Jul 15 1994, 10:05 PM EDT Att: 18,886 - Unknown										
Chris Sabo, R (1, 5) OBP: 0.311, SLG: 0.463										4	2	1	2	1	0	2											
Rafael Palmeiro, L (1, 3) OBP: 0.413, SLG: 0.560										4	2	2	2	0	1	1											
Cal Ripken Jr., R (1, 6) OBP: 0.355, SLG: 0.464										5	0	1	1	0	0	2											
Harold Baines, L (1, 10) OBP: 0.349, SLG: 0.469 Mike Devereaux, R (9, PR) OBP: 0.261, SLG: 0.341										5	0	1	2	0	1	1											
Chris Hoiles, R (1, 2) OBP: 0.370, SLG: 0.465									4	1	2	0	1	0	1												
Dwight Smith, L (1, 7) OBP: 0.309, SLG: 0.442										5	0	1	0	0	0	5											
Jeffrey Hammonds, R (1, 9) OBP: 0.335, SLG: 0.527										3	1	1	1	1	2	4											
Mark McLemore, S (1, 4) OBP: 0.365, SLG: 0.333										4	0	0	0	0	0	4											
Inning Stats	R: 1 E: 0 K: 0 S: 12	H: 1 LOB: 0 BB: 0 P: 18	R: 0 E: 0 K: 1 S: 8	H: 2 LOB: 2 BB: 0 P: 15	R: 0 E: 0 K: 1 S: 12	H: 0 LOB: 1 BB: 1 P: 19	R: 0 E: 0 K: 0 S: 9	H: 0 LOB: 0 BB: 0 P: 13	R: 3 E: 0 K: 0 S: 10	H: 2 LOB: 1 BB: 1 P: 22	R: 1 E: 0 K: 1 S: 13	H: 2 LOB: 0 BB: 0 P: 18	R: 3 E: 0 K: 1 S: 18	H: 3 LOB: 2 BB: 2 P: 34	R: 0 E: 0 K: 0 S: 4	H: 0 LOB: 0 BB: 0 P: 7	R: 1 E: 0 K: 0 S: 10	H: 2 LOB: 2 BB: 0 P: 15	1B: 6 2B: 4 3B: 1 HR: 1	SF: 1 SAC: 0 DP: 0 HBP: 0	WP: 1 PB: 1 SB: 2 CS: 0	PA: 43					
PITCHER	IP	WLS	BF	H	R	ER	SO	BB	IBB	HBP	BLK	WP	HR	S	P	ERA	WHIP										
Phil Leftwich, R (1, 1) ERA: 4.86	5.2	L	26	7	5	5	3	2	0	0	0	0	1	61	101	7.94	1.588										
Joe Magrane, L (6, 1) ERA: 7.0	0.2		6	3	3	3	0	1	0	0	0	1	0	16	25	40.50	6.000										
Scott Lewis, R (7, 1) ERA: 6.0	1.2		6	0	0	0	1	1	0	0	0	0	0	9	20	0.00	0.600										
Mike Butcher, R (9, 1) ERA: 6.67	1.0		5	2	1	1	0	0	0	0	0	0	0	10	15	9.00	2.000										

AB	38
R	9
H	12
RBI	9
BB	4
SO	4
LOB	20



Batter	1	2	3	4	5	6	7	8	9	AB	R	H	RBI	BB	SO	LOB	BOTTOM										
Chad Curtis, R (1, 8) OBP: 0.300, SLG: 0.375										4	0	0	0	0	0	1	Baltimore Orioles @ California Angels Anaheim Stadium, Anaheim, CA Fri Jul 15 1994, 10:05 PM EDT Att: 18,886 - Unknown										
Spike Owen, S (1, 5) OBP: 0.398, SLG: 0.419										3	0	0	0	1	0	1											
Tim Salmon, R (1, 9) OBP: 0.380, SLG: 0.517										3	0	0	0	1	1	1											
Chili Davis, S (1, 10) OBP: 0.438, SLG: 0.568										4	1	1	0	0	1	2											
Bo Jackson, R (1, 7) OBP: 0.335, SLG: 0.468										4	1	1	2	0	3	2											
Damion Easley, R (1, 4) OBP: 0.287, SLG: 0.318 Harold Reynolds, S (9, PH) OBP: 0.322, SLG: 0.296										3	0	0	0	0	0	0											
J.T. Snow, L (1, 3) OBP: 0.267, SLG: 0.284										3	0	1	0	0	1	0											
Chris Turner, R (1, 2) OBP: 0.244, SLG: 0.239 Mark Dalesandro, R (7, PH) OBP: 0.263, SLG: 0.235 Gary Disarcina, R (1, 6) OBP: 0.302, SLG: 0.351										2	0	0	0	0	2	1											
Inning Stats	R: 0 E: 0 K: 2 S: 11	H: 0 LOB: 2 BB: 2 P: 25	R: 0 E: 0 K: 2 S: 7	H: 0 LOB: 0 BB: 0 P: 10	R: 0 E: 0 K: 0 S: 11	H: 0 LOB: 0 BB: 0 P: 16	R: 0 E: 0 K: 2 S: 11	H: 0 LOB: 0 BB: 0 P: 17	R: 0 E: 0 K: 1 S: 11	H: 1 LOB: 0 BB: 0 P: 18	R: 0 E: 0 K: 0 S: 4	H: 0 LOB: 0 BB: 0 P: 7	R: 2 E: 0 K: 1 S: 8	H: 2 LOB: 0 BB: 0 P: 12	R: 0 E: 0 K: 0 S: 6	H: 1 LOB: 1 BB: 0 P: 6	R: 0 E: 0 K: 1 S: 9	H: 0 LOB: 0 BB: 0 P: 14	1B: 2 2B: 1 3B: 0 HR: 1	SF: 0 SAC: 0 DP: 0 HBP: 0	WP: 0 PB: 0 SB: 0 CS: 0	PA: 33					
PITCHER	IP	WLS	BF	H	R	ER	SO	BB	IBB	HBP	BLK	WP	HR	S	P	ERA	WHIP										
Sid Fernandez, L (1, 1) ERA: 4.79	7.0	W	27	4	2	2	8	2	0	0	0	0	1	65	107	2.57	0.857										
Mark Eichhorn, R (8, 1) ERA: 2.02	2.0		6	0	0	0	1	0	0	0	0	0	0	13	18	0.00	0.000										

AB	31
R	2
H	4
RBI	2
BB	2
SO	9
LOB	9



Batter	1	2	3	4	5	6	7	8	9	AB	R	H	RBI	BB	SO	LOB	TOP										
Brady Anderson, L (1, 7) OBP: 0.366, SLG: 0.439	G3		G4-3				K		K	5	0	1	0	0	2	2	Baltimore Orioles @ California Angels Anaheim Stadium, Anaheim, CA Sat Jul 16 1994, 10:05 PM EDT Att: 23,371 - Sunny - 75 F										
Chris Sabo, R (1, 5) OBP: 0.313, SLG: 0.473	P5		HR				1B		G6-3	4	1	1	1	1	0	1											
Rafael Palmeiro, L (1, 3) OBP: 0.419, SLG: 0.571	HR		1B				BB			2	1	2	2	2	0	0											
Cal Ripken Jr., R (1, 6) OBP: 0.357, SLG: 0.464	1B		1B				F9			4	0	2	0	0	0	4											
Chris Hoiles, R (1, 2) OBP: 0.369, SLG: 0.460	G3		P2							3	0	0	0	0	0	3											
Leo Gomez, R (1, 10) OBP: 0.371, SLG: 0.547 Dwight Smith, L (8, PH) OBP: 0.307, SLG: 0.439		K					G6-3		L7	3	0	0	0	0	1	0											
Jeffrey Hammonds, R (1, 9) OBP: 0.329, SLG: 0.515		P9					F8		F6	4	0	0	0	0	1	1											
Tim Lulett, R (1, 4) OBP: 0.368, SLG: 0.413 Mark McLemore, S (7, PR) OBP: 0.394, SLG: 0.332		G6-3					G6-3		F8	2	0	0	0	1	0	0											
Mike Devereaux, R (1, 8) OBP: 0.258, SLG: 0.337			K				G6-3		SH1-4	3	0	0	0	0	2	0											
Inning Stats	R: 1 E: 0 K: 0 S: 10	H: 2 LOB: 1 BB: 0 P: 19	R: 0 E: 0 K: 1 S: 6	H: 0 LOB: 0 BB: 0 P: 10	R: 1 E: 0 K: 1 S: 13	H: 2 LOB: 2 BB: 1 P: 25	R: 0 E: 0 K: 1 S: 10	H: 0 LOB: 0 BB: 0 P: 15	R: 0 E: 0 K: 0 S: 5	H: 1 LOB: 2 BB: 1 P: 19	R: 0 E: 0 K: 0 S: 5	H: 0 LOB: 1 BB: 0 P: 9	R: 1 E: 0 K: 1 S: 21	H: 1 LOB: 2 BB: 2 P: 35	R: 0 E: 0 K: 0 S: 4	H: 0 LOB: 1 BB: 0 P: 9		R: 0 E: 0 K: 2 S: 7	H: 0 LOB: 0 BB: 0 P: 12	1B: 4 2B: 0 3B: 0 HR: 2	SF: 0 SAC: 1 DP: 0 HBP: 1	WP: 0 PB: 0 SB: 2 CS: 0	PA: 38				
PITCHER	IP	WLS	BF	H	R	ER	SO	BB	IBB	HBP	BLK	WP	HR	S	P	ERA	WHIP										
Chuck Finley, L (1, 1) ERA: 4.17	6.2		30	6	3	3	4	4	0	0	0	0	2	72	126	4.05	1.500										
Mark Leiter, R (7, 1) ERA: 4.29	1.2		6	0	0	0	1	0	0	1	0	0	0	11	20	0.00	0.000										
Bob Patterson, L (9, 1) ERA: 5.06	0.1		1	0	0	0	1	0	0	0	0	0	0	3	5	0.00	0.000										
Joe Grahe, R (9, 1) ERA: 5.89	0.1	W	1	0	0	0	0	0	0	0	0	0	0	1	2	0.00	0.000										

AB	32
R	3
H	6
RBI	3
BB	4
SO	6
LOB	13



Batter	1	2	3	4	5	6	7	8	9	AB	R	H	RBI	BB	SO	LOB	BOTTOM										
Chad Curtis, R (1, 8) OBP: 0.300, SLG: 0.377 Rex Hudler, R (6, 7) OBP: 0.345, SLG: 0.596	FC1-5		F9				K		K	3	0	1	0	0	1	1	Baltimore Orioles @ California Angels Anaheim Stadium, Anaheim, CA Sat Jul 16 1994, 10:05 PM EDT Att: 23,371 - Sunny - 75 F										
Spike Owen, S (1, 5) OBP: 0.398, SLG: 0.429	FC1-5						F8		G4-3	5	0	2	1	0	0	1											
Tim Salmon, R (1, 9) OBP: 0.379, SLG: 0.513	L9						K		1B	4	1	1	0	0	1	2											
Chili Davis, S (1, 10) OBP: 0.439, SLG: 0.567	F7						1B		L1	4	0	2	0	0	0	2											
Jim Edmonds, L (1, 7) OBP: 0.353, SLG: 0.389			K				G3		SF7	3	0	1	1	0	1	1											
Greg Myers, L (1, 2) OBP: 0.295, SLG: 0.338			F9						1B	4	1	1	0	0	1	3											
J.T. Snow, L (1, 3) OBP: 0.267, SLG: 0.283			F8							4	0	1	1	0	1	0											
Harold Reynolds, S (1, 4) OBP: 0.323, SLG: 0.297 Bo Jackson, R (9, PH) OBP: 0.339, SLG: 0.490			G6-3						L9	3	0	1	0	0	0	1											
Gary Disarcina, R (1, 6) OBP: 0.302, SLG: 0.350			G5-3						F9	4	1	1	0	0	0	2											
Inning Stats	R: 0 E: 0 K: 0 S: 8	H: 1 LOB: 1 BB: 0 P: 13	R: 0 E: 0 K: 1 S: 7	H: 0 LOB: 0 BB: 0 P: 9	R: 0 E: 0 K: 1 S: 16	H: 1 LOB: 1 BB: 0 P: 21	R: 1 E: 0 K: 1 S: 12	H: 2 LOB: 1 BB: 0 P: 17	R: 1 E: 0 K: 1 S: 12	H: 2 LOB: 1 BB: 0 P: 19	R: 0 E: 0 K: 1 S: 7	H: 1 LOB: 1 BB: 0 P: 10	R: 0 E: 0 K: 0 S: 13	H: 2 LOB: 2 BB: 0 P: 17	R: 2 E: 0 K: 1 S: 14	H: 3 LOB: 1 BB: 0 P: 20		1B: 8 2B: 2 3B: 1 HR: 1	SF: 1 SAC: 0 DP: 0 HBP: 0	WP: 0 PB: 0 SB: 1 CS: 1	PA: 38						
PITCHER	IP	WLS	BF	H	R	ER	SO	BB	IBB	HBP	BLK	WP	HR	S	P	ERA	WHIP										
35 Mike Mussina, R (1, 1) ERA: 2.94	7.0		28	7	2	2	5	0	0	0	0	0	0	69	98	2.57	1.000										
Alan Mills, R (8, 1) ERA: 4.86	1.0		5	2	0	0	0	0	0	0	0	0	0	13	17	0.00	2.000										
Lee Smith, R (9, 1) ERA: 2.94	0.2	L	5	3	2	2	1	0	0	0	0	0	1	14	20	27.00	4.500										

AB	37
R	4
H	12
RBI	4
BB	0
SO	6
LOB	15



Batter	1	2	3	4	5	6	7	8	9	AB	R	H	RBI	BB	SO	LOB	TOP								
Brady Anderson, L OBP: 0.368, SLG: 0.441 (1, 8)	4-0 1B HR BB	1-0 P5		2-0 S BB 1B	2-1 FC4-6		1-0 2B		1-1 P6	5	2	1	1	0	3										
Chris Sabo, R OBP: 0.323, SLG: 0.482 (1, 5)	1-2 HR 1B	2-1 FC4-6 1B		2-0 F8		4-1 G6-4-3 BB	1-2 F9 2B			4	1	3	1	1	0	1									
Rafael Palmeiro, L OBP: 0.419, SLG: 0.576 (1, 3)	2-0 HR 1B	0-0 FC4-6		4-2 BB		3-2 G6-4-3	0-1 F9			4	1	1	3	1	0	4									
Cal Ripken Jr., R OBP: 0.355, SLG: 0.461 (1, 6)	3-1 P3		2-2 G6-3	2-2 G1-3		1-2 1B	0-1 L9-2-1-5			5	1	1	0	0	0	3									
Harold Baines, L OBP: 0.353, SLG: 0.469 (1, 10)	4-2 BB		0-0 HR 1B		0-0 G1-3	3-2 1B		2-1 F8		4	1	2	0	1	0	0									
Dwight Smith, L OBP: 0.316, SLG: 0.463 (1, 7)	2-1 F7		3-2 HR		1-2 1B	3-2 1B		0-1 L1-6-3		5	2	3	3	0	0	1									
Mark McLemore, S OBP: 0.358, SLG: 0.326 (1, 4)	0-3 K		1-1 G5-3		2-1 F9	2-1 F9		1-0 F9		5	0	0	0	0	1	4									
Jack Voigt, R OBP: 0.323, SLG: 0.345 (1, 9)		4-1 1B G5-3 BB	0-1 F8		3-2 1B	1-2 1B	3-1 E9 3B		2-2 G6-3	4	1	1	0	1	0	0									
Jeff Tackett, R OBP: 0.341, SLG: 0.421 (1, 2)		3-2 G5-3		0-0 G6-3	2-2 FC4-6 1B		0-1 2B 3B		3-3 K	5	1	2	2	0	1	1									
Inning Stats	R: 3 E: 0 K: 1 S: 14	H: 2 LOB: 1 BB: 2 P: 30	R: 0 E: 0 K: 0 S: 11	H: 1 LOB: 2 BB: 1 P: 21	R: 2 E: 0 K: 0 S: 14	H: 2 LOB: 0 BB: 0 P: 20	R: 0 E: 0 K: 0 S: 8	H: 1 LOB: 2 BB: 1 P: 18	R: 1 E: 0 K: 0 S: 14	H: 3 LOB: 2 BB: 0 P: 24	R: 1 E: 0 K: 0 S: 18	H: 3 LOB: 2 BB: 1 P: 34	R: 3 E: 1 K: 0 S: 12	H: 3 LOB: 0 BB: 0 P: 17	R: 0 E: 0 K: 0 S: 5	H: 0 LOB: 0 BB: 0 P: 8	R: 0 E: 0 K: 1 S: 8	H: 0 LOB: 0 BB: 0 P: 14	1B: 10 2B: 3 3B: 1 HR: 2	SF: 0 SAC: 0 DP: 2 HBP: 0	WP: 0 PB: 0 SB: 1 CS: 0	PA: 46			
PITCHER	IP	WLS	BF	H	R	ER	SO	BB	IBB	HBP	BLK	WP	HR	S	P	ERA	WHIP								
Russ Springer, R ERA: 7.71 (1, 1)	3.0	L	17	5	5	5	1	3	0	0	0	0	2	39	71	15.00	2.667								
Andrew Lorraine, L ERA: 12.0 (4, 1)	3.0		20	9	5	4	0	2	0	0	0	0	0	45	85	12.00	3.667								
Scott Lewis, R ERA: 5.33 (7, 1)	3.0		9	1	0	0	1	0	0	0	0	0	0	20	30	0.00	0.333								

Baltimore Orioles @ California Angels
Anaheim Stadium, Anaheim, CA
Sun Jul 17 1994, 6:33 AM EDT
Att: 17,525 - Cloudy - 78 F

AB 41
R 10
H 15
RBI 10
BB 5
SO 2
LOB 17



Batter	1	2	3	4	5	6	7	8	9	AB	R	H	RBI	BB	SO	LOB	BOTTOM								
Chad Curtis, R OBP: 0.304, SLG: 0.381 (1, 8)	0-0 G6-3	1-1 P3			1-1 1B 2B		4-1 1B 2B BB	1-1 DI 1B		4	2	2	2	1	0	3									
Spike Owen, S OBP: 0.394, SLG: 0.423 (1, 5)	0-2 P4		1-1 F8		0-1 F8		2-1 2B 1B	2-2 F7		5	0	1	0	0	0	2									
Tim Salmon, R OBP: 0.375, SLG: 0.597 Mark Dalessandro, R OBP: 0.250, SLG: 0.222 (8, 7)	2-0 F9		1-1 G4-3		3-2 P6		0-0 L7		0-0 G5-3	4	0	0	0	0	0	3									
Chili Davis, S OBP: 0.444, SLG: 0.582 (1, 10)		0-0 HR	4-1 BB		2-2 1B		3-2 1B 2B		3-1 G4-3	4	1	3	3	1	0	0									
Rex Hudler, R OBP: 0.336, SLG: 0.579 Jim Edmonds, L OBP: 0.350, SLG: 0.386 (7, PH) (8, 9)		1-0 F8	0-1 F7		0-2 F4		1-3 K		1-1 G1-3	3	0	0	0	0	0	2									
Damion Easley, R OBP: 0.283, SLG: 0.313 (1, 4)		0-2 P2		0-1 G3		0-0 G3		0-0 G6-3		4	0	0	0	0	0	2									
J.T. Snow, L OBP: 0.266, SLG: 0.289 (1, 3)		2-0 BB 2B		0-0 F9		1-0 G3-1		1-1 F8		4	0	1	0	0	0	0									
Chris Turner, R OBP: 0.260, SLG: 0.259 (1, 2)		4-1 BB BB		0-1 F3		3-2 1B		3-2 1B 2B		3	1	2	0	1	0	0									
Gary Disarcina, R OBP: 0.301, SLG: 0.346 (1, 6)		4-2 BB		1-2 E5 2B		0-1 L7		0-0 F7		3	1	0	0	1	0	2									
Inning Stats	R: 0 E: 0 K: 0 S: 5	H: 0 LOB: 0 BB: 0 P: 7	R: 1 E: 0 K: 0 S: 17	H: 2 LOB: 3 BB: 2 P: 29	R: 0 E: 0 K: 0 S: 7	H: 0 LOB: 1 BB: 1 P: 13	R: 0 E: 0 K: 0 S: 5	H: 0 LOB: 0 BB: 0 P: 5	R: 2 E: 1 K: 0 S: 18	H: 2 LOB: 1 BB: 0 P: 25	R: 0 E: 0 K: 0 S: 9	H: 1 LOB: 1 BB: 0 P: 13	R: 1 E: 0 K: 1 S: 12	H: 2 LOB: 2 BB: 1 P: 22	R: 1 E: 0 K: 0 S: 12	H: 2 LOB: 1 BB: 0 P: 19	R: 0 E: 0 K: 0 S: 5	H: 0 LOB: 0 BB: 0 P: 9	1B: 4 2B: 4 3B: 0 HR: 1	SF: 0 SAC: 0 DP: 0 HBP: 0	WP: 0 PB: 0 SB: 0 CS: 0	PA: 41			
PITCHER	IP	WLS	BF	H	R	ER	SO	BB	IBB	HBP	BLK	WP	HR	S	P	ERA	WHIP								
Jamie Moyer, L ERA: 4.98 (1, 1)	6.1	W	31	7	4	2	0	4	0	0	0	0	0	0	0	2.84	1.737								
Mark Eichhorn, R ERA: 2.09 (7, 1)	2.2		10	2	1	1	1	0	0	0	0	0	0	22	34	3.38	0.750								

Baltimore Orioles @ California Angels
Anaheim Stadium, Anaheim, CA
Sun Jul 17 1994, 6:33 AM EDT
Att: 17,525 - Cloudy - 78 F


AB 37
R 5
H 9
RBI 5
BB 4
SO 1
LOB 16



Batter	1	2	3	4	5	6	7	8	9	AB	R	H	RBI	BB	SO	LOB	TOP										
Otis Nixon, S (1, 8) OBP: 0.367, SLG: 0.325 Lee Tinsley, S (7, 8) OBP: 0.307, SLG: 0.234										3	1	1	0	0	0	2											
Tim Naehring, R (1, 4) OBP: 0.372, SLG: 0.459										2	1	2	1	1	0	0											
John Valentin, R (1, 6) OBP: 0.409, SLG: 0.534										4	2	2	2	0	0	3											
Mo Vaughn, L (1, 3) OBP: 0.396, SLG: 0.568 Stan Royer, R (6, 3) OBP: 0.167, SLG: 0.300										3	0	1	1	0	0	1											
Tom Brunansky, R (1, 9) OBP: 0.321, SLG: 0.471										4	0	1	0	0	1	1											
Mike Greenwell, L (1, 7) OBP: 0.355, SLG: 0.466										3	0	0	0	0	1	1											
Wes Chamberlain, R (1, 10) OBP: 0.304, SLG: 0.409										4	0	1	0	0	1	2											
Scott Cooper, L (1, 5) OBP: 0.340, SLG: 0.487										4	0	1	0	0	1	1											
Rich Rowland, R (1, 2) OBP: 0.255, SLG: 0.404										3	0	0	0	1	2	2											
Inning Stats	R: 2 E: 0 K: 1 S: 15	H: 3 LOB: 1 BB: 0 P: 23	R: 0 E: 0 K: 1 S: 8	H: 1 LOB: 1 BB: 0 P: 11	R: 0 E: 0 K: 0 S: 6	H: 0 LOB: 0 BB: 1 P: 12	R: 0 E: 0 K: 1 S: 5	H: 0 LOB: 0 BB: 1 P: 9	R: 0 E: 0 K: 0 S: 9	H: 1 LOB: 2 BB: 1 P: 16	R: 0 E: 0 K: 1 S: 11	H: 0 LOB: 0 BB: 0 P: 14	R: 0 E: 0 K: 1 S: 9	H: 1 LOB: 0 BB: 0 P: 12	R: 2 E: 0 K: 0 S: 23	H: 3 LOB: 2 BB: 0 P: 41	R: 0 E: 0 K: 2 S: 9	H: 0 LOB: 0 BB: 0 P: 9	1B: 4 2B: 4 3B: 0 HR: 1	SF: 1 SAC: 0 DP: 2 HBP: 1	WP: 1 PB: 0 SB: 0 CS: 0	PA: 37					
PITCHER	IP	WLS	BF	H	R	ER	SO	BB	IBB	HBP	BLK	WP	HR	S	P	ERA	WHIP										
Brian Anderson, L (1, 1) ERA: 5.63 Mark Leiter, R (8, 1) ERA: 4.21	7.2	W	33	9	4	4	5	2	0	0	0	1	1	84	136	4.70	1.435										

Boston Red Sox @ California Angels
 Anaheim Stadium, Anaheim, CA
 Mon Jul 18 1994, 10:05 PM EDT
 Att: 17,019 - Unknown - 70 F


AB 33
 R 4
 H 9
 RBI 4
 BB 2
 SO 7
 LOB 13



Batter	1	2	3	4	5	6	7	8	9	AB	R	H	RBI	BB	SO	LOB	BOTTOM										
Chad Curtis, R (1, 8) OBP: 0.310, SLG: 0.406										5	3	4	3	0	0	0											
Spike Owen, S (1, 5) OBP: 0.394, SLG: 0.425										4	2	1	2	1	0	2											
Jim Edmonds, L (1, 9) OBP: 0.356, SLG: 0.409										5	2	3	2	0	1	0											
Chili Davis, S (1, 10) OBP: 0.442, SLG: 0.576 Rex Hudler, R (8, PH) OBP: 0.333, SLG: 0.574										3	0	0	0	1	2	2											
Bo Jackson, R (1, 7) OBP: 0.337, SLG: 0.484 Mark Dalesandro, R (7, 7) OBP: 0.238, SLG: 0.211										2	1	0	1	1	1	2											
Greg Myers, L (1, 2) OBP: 0.304, SLG: 0.337										3	1	1	0	1	0	0											
J.T. Snow, L (1, 3) OBP: 0.266, SLG: 0.308										4	1	1	4	0	0	0											
Damon Easley, R (1, 4) OBP: 0.286, SLG: 0.323										4	2	2	0	0	1	0											
Gary Disarcina, R (1, 6) OBP: 0.304, SLG: 0.348										4	1	2	1	0	0	1											
Inning Stats	R: 9 E: 0 K: 1 S: 32	H: 7 LOB: 2 BB: 4 P: 61	R: 0 E: 0 K: 1 S: 9	H: 0 LOB: 0 BB: 0 P: 14	R: 1 E: 0 K: 1 S: 12	H: 1 LOB: 0 BB: 0 P: 19	R: 0 E: 0 K: 2 S: 8	H: 1 LOB: 1 BB: 0 P: 13	R: 2 E: 0 K: 0 S: 9	H: 2 LOB: 0 BB: 0 P: 14	R: 1 E: 0 K: 0 S: 6	H: 1 LOB: 0 BB: 0 P: 9	R: 0 E: 0 K: 0 S: 13	H: 2 LOB: 2 BB: 0 P: 16	R: 0 E: 0 K: 1 S: 11	H: 0 LOB: 0 BB: 0 P: 18	1B: 5 2B: 4 3B: 2 HR: 3	SF: 1 SAC: 0 DP: 0 HBP: 0	WP: 0 PB: 0 SB: 0 CS: 0	PA: 41							
PITCHER	IP	WLS	BF	H	R	ER	SO	BB	IBB	HBP	BLK	WP	HR	S	P	ERA	WHIP										
Tim Van Egmond, R (1, 1) ERA: 12.6 Jose Mejendez, R (1, 1) ERA: 10.38 Chris Howard, L (6, 1) ERA: 3.14 Tony Fossas, L (8, 1) ERA: 4.74	0.2	L	20	7	5	5	4	0	1	0	0	0	2	52	83	10.38	1.615										

Boston Red Sox @ California Angels
 Anaheim Stadium, Anaheim, CA
 Mon Jul 18 1994, 10:05 PM EDT
 Att: 17,019 - Unknown - 70 F

AB 36
 R 13
 H 14
 RBI 13
 BB 4
 SO 6
 LOB 7



Batter	1	2	3	4	5	6	7	8	9	AB	R	H	RBI	BB	SO	LOB	TOP					
Otis Nixon, S (1, 8) <small>OBP: 0.363, SLG: 0.320</small>										4	0	0	0	0	2	0						
Tim Naehring, R (1, 3) <small>OBP: 0.368, SLG: 0.450</small>										4	0	0	0	1	0	1						
John Valentin, R (1, 6) <small>OBP: 0.406, SLG: 0.527</small>										3	1	0	0	1	0	2						
Andre Dawson, R (1, 10) <small>OBP: 0.278, SLG: 0.496</small>										4	2	2	1	0	2	1						
Tom Brunansky, R (1, 7) <small>OBP: 0.326, SLG: 0.476</small>										3	0	1	0	1	2	0						
Wes Chamberlain, R (1, 9) <small>OBP: 0.314, SLG: 0.437</small>										3	1	2	2	1	0	2						
Lee Tinsley, S (8, PH) <small>OBP: 0.307, SLG: 0.234</small>										0	0	0	0	0	0	0						
Stan Royer, R (1, 5) Scott Cooper, L (8, PH) <small>OBP: 0.339, SLG: 0.486</small>										3	0	1	1	0	0	2						
Damon Berryhill, S (1, 2) <small>OBP: 0.282, SLG: 0.385</small>										4	0	1	0	0	2	2						
Scott Fletcher, R (1, 4) Mike Greenwell, L (9, PH) <small>OBP: 0.354, SLG: 0.464</small>										3	0	0	0	0	1	0						
Inning Stats	R: 0 E: 0 K: 2 S: 10	H: 0 LOB: 1 BB: 1 P: 17	R: 1 E: 0 K: 1 S: 10	H: 1 LOB: 0 BB: 0 P: 18	R: 0 E: 0 K: 0 S: 6	H: 0 LOB: 0 BB: 0 P: 8	R: 0 E: 0 K: 1 S: 9	H: 1 LOB: 2 BB: 1 P: 18	R: 0 E: 0 K: 2 S: 7	H: 0 LOB: 0 BB: 0 P: 11	R: 2 E: 0 K: 1 S: 10	H: 2 LOB: 2 BB: 2 P: 23	R: 0 E: 1 K: 0 S: 8	H: 0 LOB: 1 BB: 0 P: 14	R: 1 E: 0 K: 2 S: 13	H: 3 LOB: 2 BB: 0 P: 18	R: 0 E: 0 K: 1 S: 9	H: 0 LOB: 0 BB: 0 P: 12	1B: 3 2B: 2 3B: 0 HR: 2	SF: 0 SAC: 1 DP: 0 HBP: 0	WP: 0 PB: 0 SB: 0 CS: 0	PA: 38
PITCHER	IP WLS BF H R ER SO BB IBB HBP BLK WP HR S P ERA WHIP																					
Mark Langston, L (1, 1) <small>ERA: 4.38</small>	7.0 W 30 4 3 3 7 4 0 0 0 0 0 1 60 109 3.86 1.143																					
Mark Leiter, R (8, 1) <small>ERA: 4.3</small>	0.1 3 2 1 1 1 0 0 0 0 0 0 1 7 11 27.00 6.000																					
Bob Patterson, L (8, 1) <small>ERA: 4.96</small>	0.2 2 1 0 0 1 0 0 0 0 0 0 0 6 7 0.00 1.500																					
Joe Grahe, R (9, 1) <small>ERA: 5.73</small>	1.0 S 3 0 0 0 1 0 0 0 0 0 0 0 9 12 0.00 0.000																					

Boston Red Sox @ California Angels
 Anaheim Stadium, Anaheim, CA
 Tue Jul 19 1994, 10:05 PM EDT
 Att: 20,335 - Unknown - 72 F

AB 33
 R 4
 H 7
 RBI 4
 BB 4
 SO 10
 LOB 11



Batter	1	2	3	4	5	6	7	8	9	AB	R	H	RBI	BB	SO	LOB	BOTTOM			
Chad Curtis, R (1, 8) <small>OBP: 0.317, SLG: 0.417</small>										2	1	2	3	2	0	0				
Spike Owen, S (1, 5) <small>OBP: 0.391, SLG: 0.421</small>										4	0	1	0	0	1	2				
Jim Edmonds, L (1, 9) <small>OBP: 0.358, SLG: 0.406</small>										2	1	0	0	2	2	1				
Chili Davis, S (1, 10) <small>OBP: 0.442, SLG: 0.585</small>										4	1	2	2	0	1	2				
Bo Jackson, R (1, 7) Rex Hudler, R (8, 7) <small>OBP: 0.337, SLG: 0.478</small> <small>OBP: 0.339, SLG: 0.574</small>										2	0	0	0	1	2	1				
Greg Myers, L (1, 2) <small>OBP: 0.305, SLG: 0.337</small>										3	0	1	0	0	0	2				
J.T. Snow, L (1, 3) <small>OBP: 0.265, SLG: 0.307</small>										4	0	1	1	0	2	3				
Damon Easley, R (1, 4) <small>OBP: 0.282, SLG: 0.318</small>										4	1	0	0	0	0	1				
Gary Disarcina, R (1, 6) <small>OBP: 0.305, SLG: 0.349</small>										2	1	1	0	0	0	0				
Inning Stats	R: 0 E: 0 K: 1 S: 10	H: 0 LOB: 1 BB: 1 P: 15	R: 0 E: 0 K: 2 S: 13	H: 0 LOB: 1 BB: 1 P: 19	R: 0 E: 0 K: 0 S: 8	H: 0 LOB: 0 BB: 1 P: 16	R: 2 E: 0 K: 2 S: 16	H: 3 LOB: 1 BB: 1 P: 28	R: 2 E: 0 K: 1 S: 12	H: 2 LOB: 0 BB: 0 P: 17	R: 0 E: 0 K: 1 S: 10	H: 1 LOB: 1 BB: 0 P: 16	R: 1 E: 1 K: 1 S: 12	H: 1 LOB: 2 BB: 1 P: 20	R: 1 E: 0 K: 0 S: 10	H: 1 LOB: 0 BB: 0 P: 14	1B: 6 2B: 0 3B: 0 HR: 2	SF: 0 SAC: 2 DP: 1 HBP: 0	WP: 1 PB: 0 SB: 1 CS: 3	PA: 36
PITCHER	IP WLS BF H R ER SO BB IBB HBP BLK WP HR S P ERA WHIP																			
Roger Clemens, R (1, 1) <small>ERA: 2.86</small>	6.2 L 30 7 5 4 8 5 0 0 0 0 0 0 80 130 5.40 1.800																			
Steve Farr, R (7, 1) <small>ERA: 4.59</small>	1.1 5 1 1 1 0 1 0 0 0 0 0 0 11 15 6.75 1.500																			

Boston Red Sox @ California Angels
 Anaheim Stadium, Anaheim, CA
 Tue Jul 19 1994, 10:05 PM EDT
 Att: 20,335 - Unknown - 72 F

AB 27
 R 6
 H 8
 RBI 6
 BB 6
 SO 8
 LOB 12



Batter	1	2	3	4	5	6	7	8	9	AB	R	H	RBI	BB	SO	LOB	TOP									
Otis Nixon, S <small>OBP: 0.360, SLG: 0.317</small> 	0-1 B1-3 		4-2 		1-0 SF7 		3-2 L6 		2-2 F7 	3	0	1	1	0	2											
Tim Lincecum, R <small>OBP: 0.369, SLG: 0.449</small> 	2-1 F8 		0-1 F8 		3-H 1-2 FC5-4 1B 		1-2 		3-2 F9 	5	0	2	0	0	0	3										
John Valentin, R <small>OBP: 0.400, SLG: 0.518</small> 	0-1 G6-3 		0-1 F9 		1-1 FC5-4 1-2 		1-0 F8 			4	0	0	0	0	0	3										
Mo Vaughn, L <small>OBP: 0.392, SLG: 0.561</small> 		2-3 K 		2-3 K 		1-3 K 		2-2 F9 		4	0	0	0	0	3	0										
Tom Brunansky, R <small>OBP: 0.324, SLG: 0.477</small> 	1-3 K 		2-2 P3 		2-1 2B 		3-3 K 			4	1	1	0	0	2	0										
Mike Greenwell, L <small>OBP: 0.356, SLG: 0.466</small> 	1-2 G4-3 		4-1 		3-2 2B 		0-2 G3-1 			3	0	1	1	1	0	0										
Wes Chamberlain, R <small>OBP: 0.313, SLG: 0.433</small> 			1-1 HR 1B 		2-1 F9 		1-3 K 		3-3 K 	4	1	1	0	0	2	2										
Scott Cooper, L <small>OBP: 0.338, SLG: 0.483</small> 			2-2 F7 		0-0 F8 		0-0 F7 		1-2 1B 	4	0	1	0	0	0	2										
Damon Berryhill, S <small>OBP: 0.291, SLG: 0.412</small> 			3-2 HR 		3-2 E9 SF7 2B 		2-3 K 		1-2 1B 	4	2	3	2	0	1	0										
Inning Stats	R: 0 E: 0 K: 0 S: 6	H: 0 LOB: 0 BB: 0 P: 8	R: 0 E: 0 K: 2 S: 9	H: 0 LOB: 0 BB: 0 P: 13	R: 2 E: 0 K: 0 S: 18	H: 2 LOB: 1 BB: 1 P: 28	R: 0 E: 0 K: 1 S: 10	H: 0 LOB: 1 BB: 1 P: 20	R: 1 E: 1 K: 0 S: 11	H: 2 LOB: 1 BB: 0 P: 17	R: 1 E: 0 K: 2 S: 14	H: 2 LOB: 1 BB: 0 P: 21	R: 0 E: 0 K: 1 S: 15	H: 1 LOB: 1 BB: 0 P: 22	R: 0 E: 0 K: 1 S: 15	H: 0 LOB: 0 BB: 0 P: 20	R: 0 E: 0 K: 2 S: 22	H: 2 LOB: 2 BB: 0 P: 32	1B: 5 2B: 3 3B: 0 HR: 1	SF: 1 SAC: 0 DP: 0 HBP: 0	WP: 0 PB: 0 SB: 0 CS: 0	PA: 38				
PITCHER	IP	WLS	BF	H	R	ER	SO	BB	IBB	HBP	BLK	WP	HR	S	P	ERA	WHIP									
Phil Lefwich, R <small>ERA: 4.96</small>	(1, 1)	5.1	W	24	6	4	4	4	2	0	0	0	0	1	63	101	6.75	1.500								
Russ Springer, R <small>ERA: 6.85</small>	(6, 1)	3.2	S	14	3	0	0	4	0	0	0	0	0	0	57	80	0.00	0.818								

Boston Red Sox @ California Angels
 Anaheim Stadium, Anaheim, CA
 Wed Jul 20 1994, 10:05 PM EDT
 Att: 17,180 - Unknown - 71 F

AB 35
 R 4
 H 9
 RBI 4
 BB 2
 SO 8
 LOB 12



Batter	1	2	3	4	5	6	7	8	9	AB	R	H	RBI	BB	SO	LOB	BOTTOM									
Chad Curtis, R <small>OBP: 0.319, SLG: 0.416</small> 	4-1 1B 1B HBP 	4-1 1B BB 		1-3 K 		1-1 SF8 				1	1	0	1	1	1	0										
Spike Owen, S <small>OBP: 0.397, SLG: 0.433</small> 	2-1 1B G5-4-3 1B 	1-0 			1-0 G4-3 SF8 2B 	0-1 L8 				4	2	3	2	0	0	0										
Jim Edmonds, L <small>OBP: 0.356, SLG: 0.403</small> 	1-1 G5-4-3 1B 	3-3 K 			1-2 G4-3 		2-3 K 			4	0	1	1	0	2	3										
Chili Davis, S <small>OBP: 0.440, SLG: 0.592</small> 	1-0 G5-4-3 		2-0 		0-0 SF8 		1-0 F9 			3	1	1	2	0	0	1										
Bo Jackson, R <small>OBP: 0.346, SLG: 0.503</small> Rex Hudler, R <small>OBP: 0.339, SLG: 0.574</small> 	1-1 		0-1 G5-3 		3-2 1B 		0-0 		0-0 HR 	4	1	3	1	0	0	0										
J.T. Snow, L <small>OBP: 0.265, SLG: 0.305</small> 	1-0 G5-3 		1-0 P3 		0-0 		1-2 1B 		1-0 L8 	4	0	1	0	0	0	1										
Damion Easley, R <small>OBP: 0.279, SLG: 0.314</small> 		1-0 G6-3 	2-3 K 		0-0 P1 			1-0 G4-3 		4	0	0	0	0	1	2										
Chris Turner, R <small>OBP: 0.267, SLG: 0.275</small> 		1-1 BB 1B 1B 		2-3 K 		0-1 G4-3 SF8 2B 		1-0 G6-3 		4	2	2	0	0	1	0										
Gary Disarcina, R <small>OBP: 0.304, SLG: 0.348</small> 		1-0 	1-2 BB 1B 		0-1 G4-3 		0-0 G4-3 	2-2 G4-3 		4	1	1	0	0	0	1										
Inning Stats	R: 2 E: 0 K: 0 S: 9	H: 3 LOB: 1 BB: 0 P: 19	R: 2 E: 0 K: 1 S: 9	H: 3 LOB: 1 BB: 1 P: 20	R: 1 E: 0 K: 1 S: 7	H: 1 LOB: 0 BB: 0 P: 12	R: 0 E: 0 K: 2 S: 9	H: 0 LOB: 0 BB: 0 P: 12	R: 1 E: 0 K: 0 S: 10	H: 3 LOB: 2 BB: 0 P: 15	R: 1 E: 0 K: 0 S: 7	H: 1 LOB: 0 BB: 0 P: 8	R: 1 E: 0 K: 1 S: 6	H: 1 LOB: 0 BB: 0 P: 10	R: 0 E: 0 K: 0 S: 5	H: 0 LOB: 0 BB: 0 P: 9	1B: 8 2B: 2 3B: 0 HR: 2	SF: 2 SAC: 0 DP: 1 HBP: 1	WP: 0 PB: 0 SB: 1 CS: 0	PA: 36						
PITCHER	IP	WLS	BF	H	R	ER	SO	BB	IBB	HBP	BLK	WP	HR	S	P	ERA	WHIP									
Chris Nabholz, L <small>ERA: 7.0</small>	(1, 1)	4.2	L	24	10	6	6	4	1	0	1	0	0	1	43	77	11.57	2.357								
Scott Bankhead, R <small>ERA: 2.88</small>	(5, 1)	1.1		5	1	1	1	0	0	0	0	0	0	0	8	9	6.75	0.750								
Chris Howard, L <small>ERA: 3.34</small>	(7, 1)	1.0		4	1	1	1	1	0	0	0	0	0	1	6	10	9.00	1.000								
Ken Ryan, R <small>ERA: 1.98</small>	(8, 1)	1.0		3	0	0	0	0	0	0	0	0	0	0	5	9	0.00	0.000								

Boston Red Sox @ California Angels
 Anaheim Stadium, Anaheim, CA
 Wed Jul 20 1994, 10:05 PM EDT
 Att: 17,180 - Unknown - 71 F

AB 32
 R 8
 H 12
 RBI 7
 BB 1
 SO 5
 LOB 8



Batter	1	2	3	4	5	6	7	8	9	AB	R	H	RBI	BB	SO	LOB	TOP								
Bernie Williams, S OBP: 0.378, SLG: 0.438 (1, 8)										6	2	2	1	0	1	2	New York Yankees @ California Angels Anaheim Stadium, Anaheim, CA Thu Jul 21, 1994, 10:05 PM EDT Att: 20,479 - Unknown - 68 F								
Don Mattingly, L OBP: 0.397, SLG: 0.415 (1, 3)										5	2	2	0	1	0	0									
Mike Stanley, R OBP: 0.356, SLG: 0.478 (1, 2)										4	1	1	1	2	1	3									
Danny Tartabull, R OBP: 0.356, SLG: 0.490 (9, PR)										4	1	3	1	2	0	2									
Gerald Williams, R OBP: 0.314, SLG: 0.565 (9, 7)										0	0	0	0	0	0	0									
Jim Leyritz, R OBP: 0.378, SLG: 0.548 (1, 10)										6	1	2	3	0	3	5									
Paul O'Neill, L OBP: 0.482, SLG: 0.620 (9, 9)										4	1	2	1	2	0	3									
Randy Velarde, R OBP: 0.327, SLG: 0.424 (1, 5)										4	0	0	0	2	1	7									
Mike Gallego, R OBP: 0.325, SLG: 0.358 (1, 6)										5	2	2	2	0	0	6									
Pat Kelly, R OBP: 0.343, SLG: 0.395 (1, 4)										4	1	1	2	0	0	2									
Inning Stats	R: 0 E: 0 K: 2 S: 12	H: 1 LOB: 2 BB: 1 P: 19	R: 0 E: 0 K: 0 S: 7	H: 1 LOB: 3 BB: 1 P: 14	R: 1 E: 0 K: 2 S: 14	H: 2 LOB: 2 BB: 1 P: 24	R: 1 E: 0 K: 0 S: 9	H: 1 LOB: 0 BB: 0 P: 15	R: 6 E: 0 K: 1 S: 29	H: 6 LOB: 2 BB: 2 P: 51	R: 0 E: 0 K: 0 S: 11	H: 0 LOB: 2 BB: 2 P: 20	R: 2 E: 0 K: 0 S: 12	H: 3 LOB: 3 BB: 2 P: 27	R: 0 E: 0 K: 0 S: 8	H: 0 LOB: 0 BB: 0 P: 8	R: 1 E: 0 K: 1 S: 11	H: 1 LOB: 2 BB: 1 P: 23	1B: 9 2B: 5 3B: 0 HR: 1	SF: 0 SAC: 0 DP: 0 HBP: 1	WP: 1 PB: 0 SB: 2 CS: 0	PA: 52			
PITCHER	IP	WLS	BF	H	R	ER	SO	BB	IBB	HBP	BLK	WP	HR	S	P	ERA	WHIP								
Chuck Finley, L ERA: 4.52 (1, 1)	4.2	L	29	10	8	8	5	4	0	1	0	0	1	62	111	15.43	3.000								
Scott Lewis, R ERA: 5.65 (5, 1)	1.2		12	4	2	2	0	2	1	0	0	0	0	27	47	10.80	3.600								
Joe Magrane, L ERA: 6.85 (7, 1)	2.2		11	1	1	1	1	2	0	0	0	1	0	24	43	3.38	1.125								

AB	42
R	11
H	15
RBI	11
BB	9
SO	6
LOB	30



Batter	1	2	3	4	5	6	7	8	9	AB	R	H	RBI	BB	SO	LOB	BOTTOM								
Chad Curtis, R OBP: 0.320, SLG: 0.414 (1, 8)										4	0	1	1	1	1	2	New York Yankees @ California Angels Anaheim Stadium, Anaheim, CA Thu Jul 21, 1994, 10:05 PM EDT Att: 20,479 - Unknown - 68 F								
Spike Owen, S OBP: 0.406, SLG: 0.439 (1, 5)										4	0	3	1	1	0	0									
Jim Edmonds, L OBP: 0.353, SLG: 0.403 (1, 9)										5	0	1	0	0	1	7									
Chili Davis, S OBP: 0.440, SLG: 0.586 (1, 10)										3	0	0	0	2	0	2									
Bo Jackson, R OBP: 0.347, SLG: 0.518 (1, 7)										5	2	2	1	0	2	5									
J.T. Snow, L OBP: 0.275, SLG: 0.340 (1, 3)										5	3	3	1	0	0	1									
Damion Easley, R OBP: 0.278, SLG: 0.316 (1, 4)										4	0	1	1	0	1	1									
Mark Dalessandro, R OBP: 0.238, SLG: 0.211 (9, 2)										0	0	0	0	0	0	0									
Greg Myers, L OBP: 0.302, SLG: 0.333 (9, PH)										4	0	1	1	0	0	1									
Chris Turner, R OBP: 0.276, SLG: 0.285 (8, PH)										2	1	1	1	0	0	0									
Harold Reynolds, S OBP: 0.324, SLG: 0.299 (9, 4)										2	1	1	1	0	0	0									
Gary Disarcina, R OBP: 0.303, SLG: 0.346 (1, 6)										5	0	1	0	0	1	3									
Inning Stats	R: 0 E: 0 K: 1 S: 12	H: 2 LOB: 1 BB: 1 P: 23	R: 1 E: 0 K: 1 S: 16	H: 3 LOB: 3 BB: 1 P: 30	R: 1 E: 0 K: 0 S: 8	H: 1 LOB: 0 BB: 0 P: 12	R: 1 E: 1 K: 0 S: 10	H: 2 LOB: 2 BB: 1 P: 19	R: 1 E: 0 K: 0 S: 10	H: 2 LOB: 1 BB: 0 P: 19	R: 0 E: 0 K: 0 S: 8	H: 0 LOB: 0 BB: 0 P: 14	R: 1 E: 0 K: 1 S: 10	H: 1 LOB: 0 BB: 0 P: 18	R: 1 E: 0 K: 2 S: 13	H: 3 LOB: 3 BB: 1 P: 25	R: 1 E: 0 K: 1 S: 8	H: 1 LOB: 0 BB: 0 P: 11	1B: 10 2B: 3 3B: 0 HR: 2	SF: 0 SAC: 0 DP: 0 HBP: 0	WP: 1 PB: 0 SB: 0 CS: 0	PA: 45			
PITCHER	IP	WLS	BF	H	R	ER	SO	BB	IBB	HBP	BLK	WP	HR	S	P	ERA	WHIP								
Jimmy Key, L ERA: 3.26 (1, 1)	6.0	W	30	10	4	3	2	3	0	0	0	0	1	64	117	4.50	2.167								
Xavier Hernandez, R ERA: 5.63 (7, 1)	1.1		8	4	2	2	1	0	0	0	0	1	1	15	27	13.50	3.000								
Bob Wickman, R ERA: 9.04 (8, 1)	1.2	S	7	1	1	1	3	1	0	0	0	0	0	16	27	5.40	1.200								

AB	41
R	7
H	15
RBI	7
BB	4
SO	6
LOB	23



Batter	1	2	3	4	5	6	7	8	9	AB	R	H	RBI	BB	SO	LOB	TOP									
Bernie Williams, S OBP: 0.383, SLG: 0.454 (1, 8)										6	4	4	1	0	0	1										
Wade Boggs, L OBP: 0.340, SLG: 0.490 (1, 5)										5	1	4	2	0	0	0										
Paul O'Neill, L OBP: 0.478, SLG: 0.616 (1, 7) (8, 9)										5	0	1	1	0	0	5										
Danny Tartabull, R OBP: 0.360, SLG: 0.491 (8, PH) Gerald Williams, R OBP: 0.310, SLG: 0.557 (8, 7)										3	2	2	0	1	0	1										
Jim Leyritz, R OBP: 0.378, SLG: 0.556 (1, 2)										4	1	1	3	1	0	2										
Don Mattingly, L OBP: 0.394, SLG: 0.410 (1, 3)										4	1	0	0	1	1	5										
Mike Stanley, R OBP: 0.356, SLG: 0.502 (1, 10)										5	2	2	4	0	1	0										
Randy Velarde, R OBP: 0.332, SLG: 0.425 (1, 6)										4	1	2	0	1	1	0										
Mike Gallego, R OBP: 0.323, SLG: 0.355 (1, 4)										5	0	1	0	0	2	2										
Inning Stats	R: 1 E: 0 K: 0 S: 4	H: 2 LOB: 0 BB: 0 P: 4	R: 2 E: 0 K: 2 S: 8	H: 1 LOB: 0 BB: 1 P: 12	R: 0 E: 0 K: 1 S: 6	H: 1 LOB: 3 BB: 2 P: 14	R: 2 E: 0 K: 1 S: 7	H: 2 LOB: 1 BB: 1 P: 11	R: 2 E: 0 K: 0 S: 6	H: 4 LOB: 2 BB: 0 P: 6	R: 3 E: 0 K: 0 S: 6	H: 4 LOB: 0 BB: 0 P: 6	R: 0 E: 0 K: 0 S: 3	H: 0 LOB: 0 BB: 0 P: 3	R: 2 E: 1 K: 0 S: 6	H: 2 LOB: 1 BB: 0 P: 6	R: 0 E: 0 K: 1 S: 6	H: 1 LOB: 1 BB: 0 P: 6	1B: 11 2B: 2 3B: 0 HR: 4	SF: 0 SAC: 0 DP: 1 HBP: 0	WP: 0 PB: 0 CS: 0	PA: 46				
PITCHER	IP	WLS	BF	H	R	ER	SO	BB	IBB	HBP	BLK	WP	HR	S	P	ERA	WHIP									
Andrew Lorraine, L ERA: 12.91 Scott Lewis, R ERA: 6.1 Bob Patterson, L ERA: 5.08 Mark Leiter, R ERA: 4.25	(1, 1)	4.2	L	25	8	7	7	4	4	0	0	0	0	3	29	45	13.50	2.571								

New York Yankees @ California Angels
Anaheim Stadium, Anaheim, CA
Fri Jul 22 1994, 10:05 PM EDT
Att: 34,750 - Unknown - 69 F

AB 42
R 12
H 17
RBI 11
BB 4
SO 5
LOB 17



Batter	1	2	3	4	5	6	7	8	9	AB	R	H	RBI	BB	SO	LOB	BOTTOM									
Chad Curtis, R OBP: 0.317, SLG: 0.410 (1, 8)										4	0	0	0	0	1	0										
Spike Owen, S OBP: 0.407, SLG: 0.435 (1, 5)										2	1	0	0	2	0	0										
Jim Edmonds, L OBP: 0.355, SLG: 0.404 (1, 9)										4	1	2	0	0	1	1										
Chili Davis, S OBP: 0.441, SLG: 0.584 (1, 10)										3	0	1	1	1	0	1										
Bo Jackson, R OBP: 0.345, SLG: 0.529 (1, 7)										4	1	1	2	0	0	4										
Greg Myers, L OBP: 0.303, SLG: 0.326 Mark Dalessandro, R OBP: 0.227, SLG: 0.200 (9, 2)										2	0	0	0	1	1	0										
J.T. Snow, L OBP: 0.286, SLG: 0.346 (1, 3)										3	0	2	0	1	0	1										
Harold Reynolds, S OBP: 0.320, SLG: 0.294 Rex Hudler, R OBP: 0.336, SLG: 0.569 (9, PH)										3	0	0	0	0	1	3										
Gary Disarcina, R OBP: 0.299, SLG: 0.341 (1, 6)										4	0	0	0	0	0	1										
Inning Stats	R: 0 E: 1 K: 0 S: 3	H: 0 LOB: 2 BB: 2 P: 11	R: 0 E: 0 K: 1 S: 4	H: 0 LOB: 1 BB: 1 P: 8	R: 0 E: 0 K: 0 S: 3	H: 0 LOB: 0 BB: 0 P: 3	R: 2 E: 0 K: 1 S: 8	H: 3 LOB: 1 BB: 0 P: 8	R: 0 E: 0 K: 0 S: 3	H: 0 LOB: 0 BB: 0 P: 3	R: 0 E: 0 K: 1 S: 5	H: 0 LOB: 0 BB: 0 P: 5	R: 0 E: 0 K: 0 S: 3	H: 1 LOB: 0 BB: 0 P: 3	R: 1 E: 0 K: 1 S: 7	H: 2 LOB: 2 BB: 1 P: 11	R: 0 E: 0 K: 0 S: 3	H: 0 LOB: 1 BB: 1 P: 7	1B: 5 2B: 0 3B: 0 HR: 1	SF: 0 SAC: 0 DP: 1 HBP: 0	WP: 0 PB: 0 CS: 0	PA: 36				
PITCHER	IP	WLS	BF	H	R	ER	SO	BB	IBB	HBP	BLK	WP	HR	S	P	ERA	WHIP									
Scott Kamieniecki, R ERA: 4.05 Terry Mulholland, L ERA: 6.56	(1, 1)	7.0	W	26	4	2	2	3	3	0	0	0	0	1	29	41	2.57	1.000								

New York Yankees @ California Angels
Anaheim Stadium, Anaheim, CA
Fri Jul 22 1994, 10:05 PM EDT
Att: 34,750 - Unknown - 69 F

AB 31
R 3
H 6
RBI 3
BB 5
SO 4
LOB 12



Batter	1	2	3	4	5	6	7	8	9	AB R H RBI BB SO LOB	TOP																
Bernie Williams, S (1, 8) OBP: 0.388, SLG: 0.460	3-2 F9 1B		2-3 K			0-0 2B SF7 1B		3-1 G4-3	1-3 FC5 2B	5 1 3 0 0 1 1	New York Yankees @ California Angels Anaheim Stadium, Anaheim, CA Sun Jul 24 1994, 6:33 AM EDT Att: 25,754 - Sunny - 77 F																
Randy Velarde, R (1, 5) OBP: 0.339, SLG: 0.435	0-0 F9 1-2			2-0 CS 1B		0-1 1-3 2-H 2B	4-2 G6-3 BB	1-3 K	4 0 2 1 1 1 4																		
Paul O'Neill, L (1, 9) OBP: 0.470, SLG: 0.613	3-2 G4-3			2-1 F7 1-2		2-1 SF7	0-1 G6-3 1-2	4-0 IBB	3 0 0 1 1 0 2																		
Danny Tartabull, R (1, 10) OBP: 0.355, SLG: 0.483		2-3 K		1-1 G5-3		3-3 K		P5 FC5	5 0 0 0 0 2 4																		
Mike Stanley, R (1, 3) OBP: 0.365, SLG: 0.519		2-3 K2-3			2-2 L3		4-2 E BB	1-2 WP BB HR 1B	3 1 1 0 1 1 0																		
Jim Leyritz, R (1, 2) OBP: 0.373, SLG: 0.538		1-3 K			3-1 F7		3-2 P3	4-1 WP HR BB	3 0 0 0 1 1 1 0 1 0 0 0 0 0																		
Luis Polonia, L (9, 7) OBP: 0.370, SLG: 0.382																											
Gerald Williams, R (1, 7) OBP: 0.311, SLG: 0.562			1-2 2B		2-3 K		0-3 K	3-2 HR	3 0 1 0 0 2 1 1 1 1 3 0 0 0																		
Don Mattingly, L (9, PH) OBP: 0.399, SLG: 0.423								1-H 2-H HR																			
Mike Gallego, R (1, 6) OBP: 0.319, SLG: 0.351			0-3 K2-3			2-3 K2-3	1-0 E5	2-2 S 1B HBP	3 0 0 0 0 2 2 0 1 0 0 0 0 0																		
Wade Boggs, L (9, PH) OBP: 0.436, SLG: 0.485							1-2 1B 2B 1B																				
Pat Kelly, R (1, 4) OBP: 0.348, SLG: 0.404			0-3 K			2-1 1B 2B 1B	2-2 L3	2-0 2B 1B	4 1 2 1 0 1 3																		
Inning Stats	R: 0 H: 1 E: 0 K: 0 S: 8	H: 1 R: 0 ER: 0 LOB: 0 BB: 0 P: 14	R: 0 H: 0 E: 0 K: 3 S: 10	H: 0 R: 0 ER: 0 LOB: 0 BB: 0 P: 15	R: 0 H: 1 E: 0 K: 3 S: 12	H: 1 R: 0 ER: 0 LOB: 0 BB: 0 P: 15	R: 0 H: 0 E: 0 K: 1 S: 8	H: 0 R: 0 ER: 0 LOB: 0 BB: 0 P: 10	R: 0 H: 3 E: 0 K: 2 S: 13	H: 1 R: 0 ER: 0 LOB: 1 BB: 0 P: 22	R: 0 H: 0 E: 1 K: 1 S: 14	H: 0 R: 0 ER: 1 LOB: 2 BB: 1 P: 24	R: 0 H: 0 E: 0 K: 0 S: 6	H: 0 R: 0 ER: 0 LOB: 0 BB: 1 P: 13	R: 4 H: 4 E: 0 K: 1 S: 20	H: 4 R: 0 ER: 0 LOB: 3 BB: 2 P: 39	1B: 6 2B: 3 3B: 0 HR: 1	SF: 1 SAC: 0 DP: 1 HBP: 1	WP: 1 PB: 0 SB: 1 CS: 1	PA: 40							
PITCHER	IP WLS BF H R ER SO BB IBB HBP BLK WP HR S P ERA WHIP											IP WLS BF H R ER SO BB IBB HBP BLK WP HR S P ERA WHIP															
Mark Langston, L (1, 1) ERA: 4.38	8.1	33	7	4	4	10	3	0	0	0	0	0	0	85	144	4.32	1.200										
Joe Grahe, R (9, 1) ERA: 6.05	0.0	L	3	2	2	0	0	0	1	0	1	1	6	13	∞	∞											
Mark Leiter, R (9, 1) ERA: 4.22	0.2	4	1	0	0	1	0	1	0	0	0	0	5	10	0.00	1.500											

Batter	1	2	3	4	5	6	7	8	9	AB R H RBI BB SO LOB	BOTTOM																
Chad Curtis, R (1, 8) OBP: 0.315, SLG: 0.408	1-0 G5-3		2-1 G5-3			1-0 SH1 SF8 2B		1-2 SH5-3	1-0 G6-3	4 1 1 0 0 0 1	New York Yankees @ California Angels Anaheim Stadium, Anaheim, CA Sun Jul 24 1994, 6:33 AM EDT Att: 25,754 - Sunny - 77 F																
Spike Owen, S (1, 6) OBP: 0.400, SLG: 0.425	2-2 F8		2-1 G6-3		1-1 SH1		3-2 E5			3 0 0 0 0 0 2																	
Rex Hudler, R (1, 7) OBP: 0.331, SLG: 0.584	2-1 HR			1-1 P6	2-1 SF8		2-0 G5-4-3			3 1 1 2 0 0 2																	
Chili Davis, S (1, 10) OBP: 0.437, SLG: 0.584	2-2 P9			3-2 G6-3	3-H 1-3 K		1-2 K			4 0 0 0 0 2 0																	
Jim Edmonds, L (1, 9) OBP: 0.356, SLG: 0.401		1-0 L5		1-1 E7 1B		2-3 K		4-0 G6-3 BB		3 0 1 0 1 1 0																	
J.T. Snow, L (1, 3) OBP: 0.290, SLG: 0.361		2-3 K		4-2 BB BB		2-2 HR		0-0 G6-3 1-2		3 1 1 1 1 1 1																	
Damion Easley, R (1, 4) OBP: 0.277, SLG: 0.310		2-2 G6-3		4-1 BB BB		0-3 K		1-0 G6-3		3 0 0 0 1 1 1																	
Chris Turner, R (1, 2) OBP: 0.279, SLG: 0.318			2-1 G4-3 2B	1-1 G6-3		2-3 K		0-0 G5-3		4 0 1 0 0 1 3																	
Mark Dalesandro, R (1, 5) OBP: 0.269, SLG: 0.375			0-1 G4-3		0-2 HR		0-0 SH5-3 1B		0-1 G4-3	4 1 2 1 0 0 1																	
Inning Stats	R: 1 H: 1 E: 0 K: 0 S: 10	H: 1 R: 0 ER: 0 LOB: 0 BB: 0 P: 17	R: 0 H: 0 E: 0 K: 1 S: 7	H: 0 R: 0 ER: 0 LOB: 0 BB: 0 P: 12	R: 0 H: 1 E: 1 K: 0 S: 14	H: 1 R: 0 ER: 1 LOB: 3 BB: 2 P: 28	R: 2 H: 2 E: 0 K: 1 S: 13	H: 2 R: 0 ER: 0 LOB: 0 BB: 0 P: 18	R: 1 H: 1 E: 0 K: 3 S: 13	H: 1 R: 0 ER: 1 LOB: 1 BB: 0 P: 19		R: 0 H: 1 E: 1 K: 0 S: 6	H: 1 R: 0 ER: 1 LOB: 1 BB: 0 P: 11	R: 0 H: 0 E: 0 K: 1 S: 5	H: 0 R: 0 ER: 0 LOB: 0 BB: 1 P: 12	R: 0 H: 0 E: 0 K: 0 S: 4	H: 0 R: 0 ER: 0 LOB: 0 BB: 0 P: 5	1B: 2 2B: 2 3B: 0 HR: 3	SF: 1 SAC: 2 DP: 1 HBP: 0	WP: 0 PB: 0 SB: 0 CS: 0	PA: 37						
PITCHER	IP WLS BF H R ER SO BB IBB HBP BLK WP HR S P ERA WHIP											IP WLS BF H R ER SO BB IBB HBP BLK WP HR S P ERA WHIP															
Jim Abbott, L (1, 1) ERA: 4.33	8.0	W	34	7	4	4	6	3	0	0	0	0	0	76	131	4.50	1.250										
Steve Howe, L (9, 1) ERA: 2.12	1.0	S	3	0	0	0	0	0	0	0	0	0	4	5	0.00	0.000											

livebaseballscores.com



Batter	1	2	3	4	5	6	7	8	9	AB	R	H	RBI	BB	SO	LOB	TOP										
Rickey Henderson, R OBP: 0.410, SLG: 0.362 Francisco Matos, R OBP: 0.170, SLG: 0.188	F8	FC6-4 2B		P4			G5-3		K	4	1	0	0	0	0	2											
Stan Javier, S OBP: 0.370, SLG: 0.433	SF8	2B			G4-3					3	2	3	2	1	0	0											
Geronimo Berroa, R OBP: 0.385, SLG: 0.492	SF8	1B			G4-3					3	0	1	2	0	0	2											
Ruben Sierra, S OBP: 0.289, SLG: 0.481	P2	P6			K					4	0	0	0	0	1	2											
Mark McGwire, R OBP: 0.413, SLG: 0.474 Mike Aldrete, L OBP: 0.313, SLG: 0.361		1B			G5-3					1	1	0	0	1	0	0											
Terry Steinbach, R OBP: 0.327, SLG: 0.451		1B			K					4	1	1	0	0	1	0											
Scott Brosius, R OBP: 0.293, SLG: 0.415					G5-3					4	0	0	0	0	3	2											
Mike Bordick, R OBP: 0.330, SLG: 0.354		FC6-4 2B			G5-3					4	1	1	1	0	0	0											
Scott Hemond, R OBP: 0.273, SLG: 0.327 Troy Neel, L OBP: 0.354, SLG: 0.462		1B			G5-3					3	0	1	1	0	0	0											
Inning Stats	R: 1 E: 1 K: 0 S: 10	H: 1 LOB: 0 BB: 0 P: 16	R: 5 E: 0 K: 1 S: 17	H: 5 LOB: 1 BB: 1 P: 27	R: 0 E: 0 K: 1 S: 6	H: 0 LOB: 0 BB: 0 P: 9	R: 0 E: 0 K: 0 S: 5	H: 0 LOB: 0 BB: 0 P: 8	R: 0 E: 0 K: 1 S: 7	H: 1 LOB: 1 BB: 0 P: 13	R: 0 E: 0 K: 0 S: 6	H: 0 LOB: 1 BB: 1 P: 14	R: 0 E: 0 K: 1 S: 8	H: 0 LOB: 0 BB: 0 P: 13	R: 0 E: 0 K: 2 S: 15	H: 0 LOB: 1 BB: 1 P: 24	1B: 4 2B: 3 3B: 0 HR: 0	SF: 1 SAC: 0 DP: 0 HBP: 0	WP: 0 PB: 0 SB: 0 CS: 0	PA: 37							
PITCHER	IP	WLS	BF	H	R	ER	SO	BB	IBB	HBP	BLK	WP	HR	S	P	ERA	WHIP										
Chuck Finley, L ERA: 4.58	8.0	L	33	7	6	5	5	2	0	0	0	0	0	66	109	5.62	1.125										
Russ Springer, R ERA: 6.27	1.0		4	0	0	0	2	1	0	0	0	0	0	15	24	0.00	1.000										

Oakland Athletics @ California Angels
Anaheim Stadium, Anaheim, CA
Tue Jul 26 1994, 10:05 PM EDT
Att: 20,156 - Unknown - 89 F

AB 33
R 6
H 7
RBI 6
BB 3
SO 7
LOB 10



Batter	1	2	3	4	5	6	7	8	9	AB	R	H	RBI	BB	SO	LOB	BOTTOM										
Chad Curtis, R OBP: 0.314, SLG: 0.407	G6-3								K	4	0	1	0	0	1	1											
Spike Owen, S OBP: 0.394, SLG: 0.417	G1-3								G6-3	4	0	0	0	0	1	1											
Jim Edmonds, L OBP: 0.351, SLG: 0.394	K								G4-3	4	0	0	0	0	1	0											
Chili Davis, S OBP: 0.433, SLG: 0.579		G6-3								3	0	0	0	0	1	0											
Bo Jackson, R OBP: 0.333, SLG: 0.508		G6-3								3	0	0	0	0	0	0											
Greg Myers, L OBP: 0.291, SLG: 0.312		G4-3							K	3	0	0	0	0	1	0											
J.T. Snow, L OBP: 0.290, SLG: 0.360									F9	3	0	1	0	0	0	0											
Harold Reynolds, S OBP: 0.320, SLG: 0.300										3	0	1	0	0	1	1											
Gary Disarcina, R OBP: 0.302, SLG: 0.341									G4-3	3	0	0	0	0	0	2											
Inning Stats	R: 0 E: 0 K: 1 S: 6	H: 0 LOB: 0 BB: 0 P: 12	R: 0 E: 0 K: 0 S: 6	H: 0 LOB: 0 BB: 0 P: 10	R: 0 E: 0 K: 0 S: 6	H: 1 LOB: 1 BB: 0 P: 10	R: 0 E: 0 K: 0 S: 10	H: 0 LOB: 0 BB: 0 P: 15	R: 0 E: 0 K: 2 S: 9	H: 1 LOB: 1 BB: 0 P: 13	R: 0 E: 0 K: 1 S: 9	H: 0 LOB: 0 BB: 0 P: 12	R: 0 E: 0 K: 1 S: 11	H: 1 LOB: 1 BB: 0 P: 14	R: 0 E: 0 K: 1 S: 10	H: 0 LOB: 0 BB: 0 P: 15	1B: 2 2B: 1 3B: 0 HR: 0	SF: 0 SAC: 0 DP: 0 HBP: 0	WP: 0 PB: 0 SB: 0 CS: 0	PA: 30							
PITCHER	IP	WLS	BF	H	R	ER	SO	BB	IBB	HBP	BLK	WP	HR	S	P	ERA	WHIP										
Steve Ontiveros, R ERA: 2.52	7.0	W	23	2	0	0	4	0	0	0	0	0	0	52	81	0.00	0.286										
Bob Welch, R ERA: 7.31	1.0		4	1	0	0	1	0	0	0	0	0	0	11	14	0.00	1.000										
Billy Taylor, R ERA: 3.5	1.0		3	0	0	0	1	0	0	0	0	0	0	10	15	0.00	0.000										

Oakland Athletics @ California Angels
Anaheim Stadium, Anaheim, CA
Tue Jul 26 1994, 10:05 PM EDT
Att: 20,156 - Unknown - 89 F

AB 30
R 0
H 3
RBI 0
BB 0
SO 6
LOB 5



Batter	1	2	3	4	5	6	7	8	9	AB	R	H	RBI	BB	SO	LOB	TOP			
Stan Javier, S OBP: 0.368, SLG: 0.430										5	2	1	0	0	0	2				
Mike Aldrete, L OBP: 0.321, SLG: 0.365										4	3	2	0	1	1	0				
Gerónimo Berroa, R OBP: 0.383, SLG: 0.497										5	1	1	3	0	1	3				
Ruben Sierra, S OBP: 0.295, SLG: 0.483										3	1	2	1	2	1	1				
Terry Steinbach, R OBP: 0.328, SLG: 0.450										5	1	2	2	0	0	3				
Troy Neel, L OBP: 0.359, SLG: 0.463										4	1	2	1	1	1	0				
Scott Brosius, R OBP: 0.295, SLG: 0.415										5	2	2	1	0	0	3				
Mike Bordick, R OBP: 0.334, SLG: 0.359										4	0	3	1	0	0	1				
Fausto Cruz, R OBP: 0.217, SLG: 0.053										1	0	0	0	0	0	1				
Francisco Matos, R OBP: 0.136, SLG: 0.150										4	0	0	2	0	0	4				
Inning Stats	R: 6 E: 0 K: 0 S: 35	H: 6 LOB: 1 BB: 1 P: 55	R: 1 E: 0 K: 2 S: 21	H: 2 LOB: 2 BB: 1 P: 33	R: 3 E: 0 K: 0 S: 15	H: 3 LOB: 1 BB: 1 P: 26	R: 0 E: 0 K: 0 S: 10	H: 1 LOB: 1 BB: 0 P: 15	R: 0 E: 0 K: 1 S: 4	H: 0 LOB: 0 BB: 1 P: 9	R: 0 E: 0 K: 1 S: 9	H: 1 LOB: 0 BB: 0 P: 14	R: 0 E: 0 K: 1 S: 9	H: 1 LOB: 1 BB: 0 P: 14	R: 0 E: 0 K: 0 S: 11	H: 1 LOB: 1 BB: 0 P: 15	1B: 14 SF: 1 2B: 0 3B: 0 HR: 1	WP: 1 PA: 45 PB: 0 SB: 2 CS: 0		
PITCHER	IP	WLS	BF	H	R	ER	SO	BB	IBB	HBP	BLK	WP	HR	S	P	ERA	WHIP			
Phil Lefwich, R ERA: 5.45	0.1	L	8	6	6	6	0	1	0	0	0	0	0	29	46	162.00	21.000			
Joe Magrane, L ERA: 5.81	4.2		22	6	4	4	2	2	0	0	0	0	1	59	98	7.71	1.714			
Jeff Schwarz, R ERA: 6.08	2.0		7	1	1	1	1	1	0	0	0	1	0	13	23	4.50	1.000			
Bob Patterson, L ERA: 4.93	1.0		4	1	0	0	1	0	0	0	0	0	0	9	14	0.00	1.000			
Joe Grahe, R ERA: 5.5	1.0		4	1	0	0	0	0	0	0	0	0	0	11	15	0.00	1.000			
Batter	1	2	3	4	5	6	7	8	9	AB	R	H	RBI	BB	SO	LOB	BOTTOM			
Chad Curtis, R OBP: 0.313, SLG: 0.404										5	1	1	0	0	0	1				
Spike Owen, S OBP: 0.399, SLG: 0.428										4	2	3	0	0	0	0				
16 Garret Anderson, L OBP: 0.500, SLG: 0.500										4	0	2	0	0	0	3				
Chili Davis, S OBP: 0.434, SLG: 0.576										3	0	1	1	1	0	1				
Jim Edmonds, L OBP: 0.353, SLG: 0.396										4	0	2	1	0	0	2				
Greg Myers, L OBP: 0.283, SLG: 0.302										3	0	0	0	0	3	4				
Mark Dalessandro, R OBP: 0.259, SLG: 0.360										1	0	0	0	0	1	1				
J.T. Snow, L OBP: 0.284, SLG: 0.352										4	0	0	0	0	1	3				
Damon Easley, R OBP: 0.277, SLG: 0.309										4	0	1	0	0	0	0				
Gary Disarcina, R OBP: 0.298, SLG: 0.337										4	0	0	0	0	0	1				
Inning Stats	R: 2 E: 0 K: 1 S: 15	H: 4 LOB: 2 BB: 0 P: 19	R: 0 E: 0 K: 0 S: 3	H: 0 LOB: 0 BB: 0 P: 6	R: 0 E: 0 K: 1 S: 14	H: 1 LOB: 2 BB: 1 P: 23	R: 0 E: 0 K: 0 S: 9	H: 1 LOB: 1 BB: 0 P: 14	R: 1 E: 0 K: 0 S: 12	H: 2 LOB: 0 BB: 0 P: 19	R: 0 E: 0 K: 2 S: 7	H: 0 LOB: 0 BB: 0 P: 7	R: 0 E: 0 K: 0 S: 11	H: 1 LOB: 1 BB: 0 P: 18	R: 0 E: 0 K: 1 S: 9	H: 1 LOB: 1 BB: 0 P: 13	R: 0 E: 0 K: 0 S: 6	H: 0 LOB: 0 BB: 0 P: 9	1B: 9 SF: 0 2B: 1 3B: 0 HR: 0	WP: 0 PA: 37 PB: 0 SB: 0 CS: 0
PITCHER	IP	WLS	BF	H	R	ER	SO	BB	IBB	HBP	BLK	WP	HR	S	P	ERA	WHIP			
Ron Darling, R ERA: 4.34	5.0	W	23	8	3	3	2	1	0	0	0	0	0	7	7	0.00	0.000			
Mark Acres, R ERA: 3.21	1.0		3	0	0	0	2	0	0	0	0	0	0	7	7	0.00	0.000			
Dave Leiper, L ERA: 0.56	1.0		4	1	0	0	0	0	0	0	0	0	0	11	18	0.00	1.000			
Ed Vosberg, L ERA: 3.86	1.0		4	1	0	0	1	0	0	0	0	0	0	9	13	0.00	1.000			
Vince Horsman, L ERA: 3.91	1.0		3	0	0	0	0	0	0	0	0	0	0	6	9	0.00	0.000			

Oakland Athletics @ California Angels
Anaheim Stadium, Anaheim, CA
Wed Jul 27 1994, 6:33 AM EDT
Att: 24,113 - Sunny - 81 F

AB	40
R	11
H	15
RBI	11
BB	4
SO	4
LOB	18



Oakland Athletics @ California Angels
Anaheim Stadium, Anaheim, CA
Wed Jul 27 1994, 6:33 AM EDT
Att: 24,113 - Sunny - 81 F

AB	36
R	3
H	10
RBI	2
BB	1
SO	5
LOB	16



Batter	1	2	3	4	5	6	7	8	9	AB	R	H	RBI	BB	SO	LOB	TOP			
Chad Curtis, R OBP: 0.311, SLG: 0.401										3	0	0	0	0	1	0				
Spike Owen, S OBP: 0.395, SLG: 0.422										3	0	0	0	0	0	0				
Jim Edmonds, L OBP: 0.349, SLG: 0.391										3	0	0	0	0	2	0				
Chili Davis, S OBP: 0.431, SLG: 0.571										3	0	0	0	0	0	0				
Bo Jackson, R OBP: 0.328, SLG: 0.500										3	0	0	0	0	3	0				
J.T. Snow, L OBP: 0.280, SLG: 0.346										3	0	0	0	0	1	0				
Rex Hudler, R OBP: 0.323, SLG: 0.569										3	0	0	0	0	1	0	AB 27			
Chris Turner, R OBP: 0.273, SLG: 0.311										3	0	0	0	0	0	0	RBI 0			
Gary Disarcina, R OBP: 0.296, SLG: 0.334										3	0	0	0	0	0	0	BB 0			
Inning Stats	R: 0 H: 0 E: 0 K: 2 S: 9	H: 0 LOB: 0 BB: 0 P: 15	R: 0 H: 0 E: 0 K: 1 S: 5	H: 0 LOB: 0 BB: 0 P: 5	R: 0 H: 0 E: 0 K: 1 S: 9	H: 0 LOB: 0 BB: 0 P: 10	R: 0 H: 0 E: 0 K: 0 S: 5	H: 0 LOB: 0 BB: 0 P: 10	R: 0 H: 0 E: 0 K: 1 S: 6	H: 0 LOB: 0 BB: 0 P: 12	R: 0 H: 0 E: 0 K: 0 S: 10	H: 0 LOB: 0 BB: 0 P: 19	R: 0 H: 0 E: 0 K: 2 S: 8	H: 0 LOB: 0 BB: 0 P: 12	R: 0 H: 0 E: 0 K: 0 S: 7	H: 0 LOB: 0 BB: 0 P: 8	1B: 0 2B: 0 3B: 0 HR: 0	SF: 0 SAC: 0 DP: 0 HBP: 0	WP: 0 PB: 0 CS: 0	PA: 27
PITCHER Kenney Rogers, L ERA: 4.07	IP: 9.0 WLS: W BF: 27 H: 0 R: 0 ER: 0 SO: 8 BB: 0 IBB: 0 HBP: 0 BLK: 0 WP: 0 HR: 0 S: 64 P: 98 ERA: 0.00 WHIP: 0.000															PITCHER				

California Angels @ Texas Rangers
The Ballpark at Arlington, Arlington, TX
Thu Jul 28 1994, 8:05 PM EDT
Att: 46,581 - Unknown - 81 F

AB	27
R	0
H	0
RBI	0
BB	0
SO	8
LOB	0



Batter	1	2	3	4	5	6	7	8	9	AB	R	H	RBI	BB	SO	LOB	BOTTOM	
Butch Davis, R (1, 9)										4	0	0	0	0	0	1		
Ivan Rodriguez, R OBP: 0.397, SLG: 0.489										3	1	1	1	1	0	0		
Jose Canseco, R OBP: 0.396, SLG: 0.575										4	2	2	2	0	1	2		
Will Clark, L OBP: 0.427, SLG: 0.523										3	1	0	0	1	1	0		
Juan Gonzalez, R OBP: 0.336, SLG: 0.475										4	0	2	0	0	0	0		
Dean Palmer, R OBP: 0.300, SLG: 0.483										4	0	1	1	0	0	1		
29 Rusty Greer, L OBP: 0.401, SLG: 0.470										3	0	0	0	0	2	3	AB 30	
Manuel Lee, S OBP: 0.318, SLG: 0.347										3	0	0	0	0	1	0	R 4	
Esteban Beltre, R OBP: 0.358, SLG: 0.314										2	0	0	0	1	0	0	H 6	
Inning Stats	R: 2 H: 3 E: 0 K: 0 S: 18	H: 3 LOB: 2 BB: 1 P: 26	R: 0 H: 0 E: 0 K: 0 S: 7	H: 0 LOB: 0 BB: 0 P: 11	R: 2 H: 2 E: 0 K: 0 S: 11	H: 2 LOB: 0 BB: 0 P: 15	R: 0 H: 0 E: 0 K: 1 S: 8	H: 0 LOB: 0 BB: 0 P: 11	R: 0 H: 1 E: 0 K: 2 S: 11	H: 1 LOB: 1 BB: 0 P: 16	R: 0 H: 0 E: 0 K: 2 S: 11	H: 0 LOB: 2 BB: 2 P: 21	R: 0 H: 0 E: 0 K: 0 S: 10	H: 0 LOB: 0 BB: 0 P: 11	1B: 3 2B: 0 3B: 0 HR: 3	SF: 0 SAC: 0 DP: 0 HBP: 0	WP: 1 PB: 0 CS: 0	PA: 33
PITCHER Andrew Lorraine, L ERA: 9.42 Russ Springer, R ERA: 6.05	IP: 6.2 WLS: L BF: 28 H: 6 R: 4 ER: 4 SO: 4 BB: 2 IBB: 0 HBP: 0 BLK: 0 WP: 0 HR: 3 S: 67 P: 102 ERA: 5.40 WHIP: 1.200															PITCHER		

California Angels @ Texas Rangers
The Ballpark at Arlington, Arlington, TX
Thu Jul 28 1994, 8:05 PM EDT
Att: 46,581 - Unknown - 81 F

AB	30
R	4
H	6
RBI	4
BB	3
SO	5
LOB	7



Batter	1	2	3	4	5	6	7	8	9	AB	R	H	RBI	BB	SO	LOB	TOP										
Chad Curtis, R OBP: 0.314, SLG: 0.410 (1, 8)	F9		BB HR 1B HBP	2-1 1-3 2-H 1B 2B		P3	0-0 1B		3-2 HR	5	3	3	4	0	0	0											
Spike Owen, S OBP: 0.401, SLG: 0.416 (1, 5)	F9		BB HR 1B	4-1 1B BB		F7	1-0 F8		4-1 FC6 BB	4	2	1	0	2	0	1											
J.T. Snow, L OBP: 0.286, SLG: 0.342 (1, 3)	P4		HR BB	3-2 1-2 2-3 HR BB		L1			1-2 F9	5	2	2	2	1	0	2											
Chili Davis, S OBP: 0.427, SLG: 0.581 (1, 10)		G5-3	HR	SF9-3-4		HR		F9	FC6	5	2	2	7	0	0	1											
Bo Jackson, R OBP: 0.335, SLG: 0.503 16 Garret Anderson, L OBP: 0.250, SLG: 0.250 (1, 9) (6, 7)	FC6-4 1B		K		K2-3	FC5-4 1B		K		4	0	2	0	0	2	0											
Jim Edmonds, L OBP: 0.351, SLG: 0.393 (1, 7) (6, 9)	FC6-4 WP			G4-3 1B	G4-3	FC5-4		1B		5	1	2	0	0	0	2											
Chris Turner, R OBP: 0.282, SLG: 0.314 (1, 2)	G1-3			G4-3			F8			5	0	2	0	0	0	2											
Damon Easley, R OBP: 0.283, SLG: 0.309 (1, 4)			G6-3	1B 2B 1B			F8			4	2	2	0	0	0	2											
Gary Disarcina, R OBP: 0.299, SLG: 0.337 (1, 6)			G1-3	2B 1B 1B		G1-3		E8 1B 1B		5	2	2	1	0	0	2											
Inning Stats	R: 0 E: 0 K: 0 S: 6	H: 0 LOB: 0 BB: 0 P: 11	R: 0 E: 0 K: 0 S: 8	H: 1 LOB: 1 BB: 0 P: 13	R: 4 E: 0 K: 1 S: 14	H: 2 LOB: 0 BB: 1 P: 25	R: 5 E: 0 K: 0 S: 20	H: 5 LOB: 0 BB: 1 P: 30	R: 0 E: 0 K: 1 S: 15	H: 2 LOB: 2 BB: 0 P: 22	R: 2 E: 0 K: 0 S: 7	H: 3 LOB: 1 BB: 0 P: 10	R: 2 E: 1 K: 0 S: 9	H: 2 LOB: 1 BB: 0 P: 15	R: 0 E: 0 K: 1 S: 13	H: 2 LOB: 2 BB: 0 P: 19	R: 1 E: 0 K: 0 S: 14	H: 1 LOB: 1 BB: 1 P: 23	1B: 14 2B: 2 3B: 0 HR: 3	SF: 1 SAC: 0 DP: 1 HBP: 2	WP: 1 PB: 0 SB: 0 CS: 0	PA: 49					
PITCHER	IP	WLS	BF	H	R	ER	SO	BB	IBB	HBP	BLK	WP	HR	S	P	ERA	WHIP										
Brian Bohanon, L ERA: 8.65 (1, 1)	3.1	L	18	6	7	7	1	1	0	1	0	0	1	36	58	18.90	2.100										
Hector Fajardo, R ERA: 6.91 (4, 1)	0.0		3	2	1	1	0	1	0	0	0	0	0	11	20	∞	∞										
Cris Carpenter, R ERA: 5.53 (7, 1)	2.2		12	5	3	3	1	0	0	0	0	0	1	23	33	10.12	1.875										
Jay Howell, R ERA: 5.58 (9, 1)	2.0		11	4	2	1	1	0	0	1	0	0	0	22	34	4.50	2.000										
Rick Honeycutt, L ERA: 6.66 (1, 1)	1.0		5	1	1	1	0	1	0	0	0	0	1	14	23	9.00	2.000										
Batter	1	2	3	4	5	6	7	8	9	AB	R	H	RBI	BB	SO	LOB	BOTTOM										
Butch Davis, R OBP: 0.167, SLG: 0.333 (1, 9)	F9		F9		FC6-4 1B PB WP				2B	5	1	2	0	0	0	1											
Ivan Rodriguez, R OBP: 0.374, SLG: 0.498 Junior Ortiz, R OBP: 0.342, SLG: 0.315 (1, 2) (7, 2)	2B		2B		WP 1B		F9		HBP	3	0	3	0	0	0	0											
Jose Canseco, R OBP: 0.393, SLG: 0.564 (1, 10)	G6-3		K		F8		P2		F7	5	0	0	0	0	1	7											
Will Clark, L OBP: 0.423, SLG: 0.515 Oddibe McDowell, L OBP: 0.368, SLG: 0.327 (1, 3) (7, 8)	G4-3		F7		F8 2B WP		G5-3		K	3	1	1	0	0	0	2											
Juan Gonzalez, R OBP: 0.333, SLG: 0.466 (1, 7)			F8		P6				F8	4	1	0	0	1	1	3											
Dean Palmer, R OBP: 0.305, SLG: 0.490 (1, 5)			F8		F8				G6-3 1B	4	1	1	1	0	1	1											
29 Rusty Greer, L OBP: 0.408, SLG: 0.490 (7, 3)			1B 1B		G3				1B	4	0	3	1	0	0	0											
Manuel Lee, S OBP: 0.323, SLG: 0.351 (1, 4)			1B		FC6-4 1B		F9		G6-3	4	0	2	0	0	0	2											
Esteban Beltre, R OBP: 0.361, SLG: 0.323 (1, 6)			F7		K				K	4	0	1	0	0	2	3											
Inning Stats	R: 0 E: 0 K: 0 S: 10	H: 1 LOB: 1 BB: 0 P: 15	R: 0 E: 0 K: 0 S: 9	H: 2 LOB: 2 BB: 0 P: 16	R: 0 E: 0 K: 2 S: 11	H: 0 LOB: 0 BB: 0 P: 16	R: 1 E: 0 K: 0 S: 10	H: 2 LOB: 1 BB: 0 P: 14	R: 1 E: 0 K: 0 S: 8	H: 2 LOB: 1 BB: 0 P: 16	R: 0 E: 0 K: 0 S: 16	H: 2 LOB: 2 BB: 0 P: 24	R: 2 E: 0 K: 1 S: 11	H: 2 LOB: 0 BB: 1 P: 22	R: 0 E: 0 K: 1 S: 12	H: 1 LOB: 2 BB: 0 P: 19	1B: 8 2B: 5 3B: 0 HR: 0	SF: 0 SAC: 0 DP: 1 HBP: 1	WP: 3 PB: 1 SB: 0 CS: 0	PA: 41							
PITCHER	IP	WLS	BF	H	R	ER	SO	BB	IBB	HBP	BLK	WP	HR	S	P	ERA	WHIP										
Brian Anderson, L ERA: 5.77 (7, 1)	6.0	W	26	8	2	1	4	0	0	0	0	0	0	16	24	0.00	2.000										
Russ Springer, R ERA: 5.9 (8, 1)	1.0		5	2	2	2	1	1	0	0	0	1	0	11	22	18.00	3.000										
Joe Grahe, R ERA: 6.2 (9, 1)	1.0		5	1	0	0	1	0	0	1	0	0	0	12	19	0.00	1.000										

California Angels @ Texas Rangers
The Ballpark at Arlington, Arlington, TX
Sat Jul 30 1994, 8:05 PM EDT
Att: 46,679 - Unknown

AB	43
R	14
H	18
RBI	14
BB	3
SO	3
LOB	12




California Angels @ Texas Rangers
The Ballpark at Arlington, Arlington, TX
Sat Jul 30 1994, 8:05 PM EDT
Att: 46,679 - Unknown


AB	39
R	4
H	13
RBI	2
BB	1
SO	6
LOB	25



Batter	1	2	3	4	5	6	7	8	9	AB	R	H	RBI	BB	SO	LOB	TOP					
Chad Curtis, R OBP: 0.316, SLG: 0.410 (1, 8)										3	2	1	0	1	0	1	California Angels @ Texas Rangers The Ballpark at Arlington, Arlington, TX Sun Jul 31 1994, 8:05 PM EDT Att: 34,910 - Unknown - 87 F					
Spike Owen, S OBP: 0.406, SLG: 0.421 (1, 5)										4	1	3	0	0	0	0						
J.T. Snow, L OBP: 0.290, SLG: 0.347 (1, 3)										3	1	2	2	0	0	1						
Chili Davis, S OBP: 0.423, SLG: 0.574 (1, 10)										4	0	0	0	0	1	3						
Jim Edmonds, L OBP: 0.353, SLG: 0.390 (1, 9)										2	0	0	0	2	0	2						
16 Garrett Anderson, L OBP: 0.333, SLG: 0.333 (1, 7)										4	0	2	1	0	0	2						
Greg Myers, L OBP: 0.274, SLG: 0.291 (1, 2)										4	0	1	0	0	2	1						
Damion Easley, R OBP: 0.279, SLG: 0.305 (1, 4)										4	0	0	0	0	2	2						
Gary Disarcina, R OBP: 0.296, SLG: 0.333 (1, 6)										4	0	0	0	0	1	0						
Inning Stats	R: 2 E: 0 K: 0 S: 11	H: 3 LOB: 1 BB: 1 P: 16	R: 0 E: 0 K: 1 S: 9	H: 0 LOB: 0 BB: 0 P: 14	R: 1 E: 1 K: 1 S: 9	H: 1 LOB: 1 BB: 1 P: 17	R: 0 E: 0 K: 1 S: 5	H: 1 LOB: 0 BB: 0 P: 8	R: 0 E: 0 K: 1 S: 5	H: 0 LOB: 0 BB: 0 P: 9	R: 1 E: 0 K: 1 S: 12	H: 3 LOB: 2 BB: 0 P: 20	R: 0 E: 1 K: 0 S: 7	H: 1 LOB: 1 BB: 0 P: 11	R: 0 E: 0 K: 0 S: 6	H: 0 LOB: 0 BB: 1 P: 12	R: 0 E: 0 K: 1 S: 8	H: 0 LOB: 0 BB: 0 P: 9	1B: 9 2B: 0 3B: 0 HR: 0	SF: 1 SAC: 0 DP: 2 HBP: 0	WP: 1 PB: 0 SB: 0 CS: 2	PA: 37
PITCHER Kevin Brown, R ERA: 5.06 (1, 1)	IP: 9.0 WLS: L BF: 36 H: 9 R: 4 ER: 3 SO: 6 BB: 3 IBB: 0 HBP: 0 BLK: 0 WP: 1 HR: 0 S: 72 P: 116 ERA: 3.00 WHIP: 1.333															PITCHER						

Batter	1	2	3	4	5	6	7	8	9	AB	R	H	RBI	BB	SO	LOB	BOTTOM					
Butch Davis, R OBP: 0.235, SLG: 0.412 (1, 9)										5	1	2	0	0	2	1	California Angels @ Texas Rangers The Ballpark at Arlington, Arlington, TX Sun Jul 31 1994, 8:05 PM EDT Att: 34,910 - Unknown - 87 F					
29 Rusty Greer, L OBP: 0.408, SLG: 0.488 (1, 8)									5	1	2	0	0	1	3							
Jose Canseco, R OBP: 0.393, SLG: 0.561 (1, 10)									4	0	1	0	1	2	3							
Will Clark, L OBP: 0.425, SLG: 0.514 (1, 3)									3	1	1	1	2	0	3							
Juan Gonzalez, R OBP: 0.334, SLG: 0.464 (1, 7)									4	0	1	1	1	0	4							
Dean Palmer, R OBP: 0.307, SLG: 0.490 (1, 5)									4	0	2	1	0	1	4							
Manuel Lee, S OBP: 0.319, SLG: 0.347 (1, 4) (9, 6)									4	0	0	0	0	0	3							
Esteban Beltre, R OBP: 0.361, SLG: 0.323 (1, 6) Jeff Frye, R OBP: 0.409, SLG: 0.455 (8, PH) Oddibe McDowell, L OBP: 0.368, SLG: 0.327 (8, FR) Doug Strange, S OBP: 0.275, SLG: 0.338 (9, 4)									3	0	1	0	0	0	1							
Junior Ortiz, R OBP: 0.333, SLG: 0.307 (1, 2) Ivan Rodriguez, R OBP: 0.373, SLG: 0.497 (8, PH) (9, 2)									2	0	0	0	0	0	1							
Inning Stats	R: 0 E: 0 K: 1 S: 10	H: 1 LOB: 3 BB: 2 P: 22	R: 0 E: 0 K: 0 S: 6	H: 0 LOB: 0 BB: 0 P: 10	R: 1 E: 0 K: 1 S: 9	H: 2 LOB: 1 BB: 0 P: 15	R: 0 E: 0 K: 0 S: 10	H: 1 LOB: 1 BB: 0 P: 14	R: 2 E: 0 K: 2 S: 18	H: 3 LOB: 2 BB: 1 P: 31	R: 0 E: 0 K: 0 S: 5	H: 1 LOB: 1 BB: 0 P: 8	R: 0 E: 0 K: 1 S: 6	H: 1 LOB: 1 BB: 0 P: 10	R: 0 E: 0 K: 1 S: 6	H: 0 LOB: 1 BB: 1 P: 15	R: 0 E: 0 K: 1 S: 9	H: 1 LOB: 2 BB: 1 P: 15	1B: 9 2B: 1 3B: 0 HR: 0	SF: 0 SAC: 1 DP: 0 HBP: 0	WP: 1 PB: 0 SB: 1 CS: 0	PA: 41
PITCHER Chuck Finley, L ERA: 4.54 (1, 1) Mark Leiter, R ERA: 4.04 (8, 1)	IP: 7.1 WLS: W BF: 35 H: 9 R: 3 ER: 3 SO: 5 BB: 4 IBB: 0 HBP: 0 BLK: 0 WP: 1 HR: 0 S: 67 P: 120 ERA: 3.68 WHIP: 1.773															PITCHER						

Batter	1	2	3	4	5	6	7	8	9	AB	R	H	RBI	BB	SO	LOB	TOP										
Felix Fermin, R OBP: 0.335, SLG: 0.378 (1, 4)	L7		E 2B 1B		E1 1B		SH1-3		HR 1B	4	3	2	0	0	0	0	Seattle Mariners @ California Angels Anaheim Stadium, Anaheim, CA Tue Aug 02 1994, 10:05 PM EDT Att: 11,478 - Unknown - 72 F AB 38 R 10 H 13 RBI 10 BB 3 SO 5 LOB 9 										
Edgar Martinez, R OBP: 0.399, SLG: 0.493 (1, 10)	G4-3		F8		G5-4-3 1B		F7		HR 1B	5	1	2	3	0	0	2											
Ken Griffey Jr., L OBP: 0.400, SLG: 0.676 (1, 8)	F8		HR IBB		K		HR		K	4	2	1	2	1	2	1											
Jay Buhner, R OBP: 0.384, SLG: 0.526 (1, 9)		HR	HR 2B		G5-4-3 1B		P3		1B BB	4	2	2	2	1	0	1											
Tino Martinez, L OBP: 0.318, SLG: 0.485 (1, 3)	F8		HR		F9		G3-1		1B	5	1	2	3	0	0	0											
Mike Blowers, R OBP: 0.341, SLG: 0.427 (1, 5)	G3 1B		G6-3		K		K		G6-3	5	0	1	0	0	2	2											
Eric Anthony, L OBP: 0.290, SLG: 0.383 (1, 7)	G3 1B				F7		BB		1B	3	0	1	0	1	0	1											
Dan Wilson, R OBP: 0.255, SLG: 0.329 (1, 2)	K		G6-3		G6-3		G4-3			4	0	1	0	0	1	2											
Luis Sojo, R OBP: 0.295, SLG: 0.399 (1, 6)			F8		G6-3		SH1-3 HR 1B		F8	4	1	1	0	0	0	0											
Inning Stats	R: 0 E: 0 K: 0 S: 7	H: 0 LOB: 0 BB: 0 P: 7	R: 1 E: 0 K: 1 S: 7	H: 2 LOB: 1 BB: 0 P: 16	R: 4 E: 1 K: 0 S: 15	H: 3 LOB: 0 BB: 1 P: 30	R: 0 E: 0 K: 0 S: 5	H: 0 LOB: 0 BB: 0 P: 8	R: 1 E: 1 K: 1 S: 8	H: 1 LOB: 0 BB: 1 P: 11	R: 0 E: 0 K: 1 S: 8	H: 1 LOB: 2 BB: 1 P: 14	R: 2 E: 0 K: 0 S: 9	H: 2 LOB: 0 BB: 0 P: 14	R: 0 E: 0 K: 1 S: 10	H: 1 LOB: 1 BB: 0 P: 13	R: 2 E: 0 K: 1 S: 12	H: 3 LOB: 2 BB: 1 P: 28	1B: 8 2B: 1 3B: 0 HR: 4	SF: 0 SAC: 1 DP: 1 HBP: 0	WP: 0 PB: 0 SB: 1 CS: 0	PA: 42					
PITCHER	IP	WLS	BF	H	R	ER	SO	BB	IBB	HBP	BLK	WP	HR	S	P	ERA	WHIP										
Phil Leftwich, R ERA: 5.66 (1, 1)	4.0	L	19	5	6	5	1	0	1	0	0	0	2	35	62	11.25	1.250										
Jeff Schwarz, R ERA: 5.63 (5, 1)	2.2		10	3	1	1	2	1	0	0	0	0	0	22	34	3.38	1.500										
Joe Magrane, L ERA: 7.0 (7, 1)	2.0		12	5	3	3	2	1	0	0	0	0	2	23	42	13.50	3.000										
Bob Patterson, L ERA: 4.75 (9, 1)	0.1		1	0	0	0	0	0	0	0	0	0	0	1	3	0.00	0.000										

Batter	1	2	3	4	5	6	7	8	9	AB	R	H	RBI	BB	SO	LOB	BOTTOM										
Chad Curtis, R OBP: 0.317, SLG: 0.413 (1, 8)	CS 1B		1B 2B		G5-3				G5-3	4	1	2	0	0	0	0	Seattle Mariners @ California Angels Anaheim Stadium, Anaheim, CA Tue Aug 02 1994, 10:05 PM EDT Att: 11,478 - Unknown - 72 F AB 31 R 2 H 9 RBI 2 BB 3 SO 7 LOB 11 										
Spike Owen, S OBP: 0.407, SLG: 0.420 (1, 5)	G6-3		CS 1B		G6-4-3 BB				G1-6-3	3	0	1	1	1	0	1											
J.T. Snow, L OBP: 0.294, SLG: 0.347 (1, 3)	1B		P6		G6-4-3				BB	3	0	1	0	1	0	2											
Chili Davis, S OBP: 0.419, SLG: 0.568 (1, 10)	K		G4-3		G4-3				K	4	0	0	0	0	3	2											
Bo Jackson, R OBP: 0.332, SLG: 0.497 (1, 9)			K		K				G4-6-3 1B	2	0	0	0	0	2	0											
Rex Hudler, R OBP: 0.323, SLG: 0.563 (5, 7)			K		K				1B	1	0	0	0	0	1	0											
16 Garret Anderson, L (PH) OBP: 0.385, SLG: 0.385 (9, PH)									G4-6-3	1	0	1	0	0	0	0											
Jim Edmonds, L OBP: 0.352, SLG: 0.392 (1, 7)	G4-3		G4-3		G1-3				G4-6-3	4	1	1	0	0	0	1											
Chris Turner, R OBP: 0.296, SLG: 0.324 (1, 2)			G4-3		1B 2B				1B	2	0	2	0	1	0	0											
Greg Myers, L (PH) OBP: 0.272, SLG: 0.288 (9, PH)			S 1B		BB				K	1	0	0	0	0	1	0											
Damon Easley, R OBP: 0.280, SLG: 0.305 (1, 4)	G3-1		G3-1		G4-6-3				K	3	0	1	1	0	0	2											
Gary Disarcina, R OBP: 0.294, SLG: 0.331 (1, 6)			G1-3		G4-1				G4-6-3	3	0	0	0	0	0	3											
Inning Stats	R: 0 E: 0 K: 1 S: 10	H: 2 LOB: 1 BB: 0 P: 13	R: 0 E: 0 K: 1 S: 15	H: 1 LOB: 1 BB: 0 P: 25	R: 1 E: 0 K: 0 S: 8	H: 2 LOB: 0 BB: 0 P: 10	R: 1 E: 0 K: 1 S: 13	H: 2 LOB: 2 BB: 1 P: 25	R: 0 E: 0 K: 2 S: 10	H: 0 LOB: 0 BB: 0 P: 14	R: 0 E: 0 K: 0 S: 7	H: 1 LOB: 0 BB: 0 P: 11	R: 0 E: 0 K: 1 S: 11	H: 0 LOB: 1 BB: 1 P: 18	R: 0 E: 0 K: 1 S: 8	H: 1 LOB: 0 BB: 0 P: 11	1B: 7 2B: 2 3B: 0 HR: 0	SF: 0 SAC: 0 DP: 3 HBP: 0	WP: 0 PB: 0 SB: 1 CS: 2	PA: 34							
PITCHER	IP	WLS	BF	H	R	ER	SO	BB	IBB	HBP	BLK	WP	HR	S	P	ERA	WHIP										
Randy Johnson, L ERA: 3.31 (1, 1)	8.0	W	31	8	2	2	6	3	0	0	0	0	0	8	11	0.00	1.000										
Bobby Ayala, R ERA: 3.14 (9, 1)	1.0		3	1	0	0	1	0	0	0	0	0	0	8	11	0.00	1.000										

Batter	1	2	3	4	5	6	7	8	9	AB	R	H	RBI	BB	SO	LOB	TOP										
Rich Amaral, R OBP: 0.342, SLG: 0.388 (1, 7)	F7		G1-3 BB		SF9 1B	SF8		P3		3	1	1	1	1	0	0											
Felix Fermin, R OBP: 0.336, SLG: 0.378 (1, 4)	G6-3		G1-3		1B	1B		L9		5	1	2	1	0	0	2											
Ken Griffey Jr., L OBP: 0.398, SLG: 0.672 (1, 8)	K		K		SF9	FC5-4 1B		F8		4	0	1	3	0	2	2											
Jay Buhner, R OBP: 0.389, SLG: 0.536 (1, 9)		HR		HR	1B	FC5-4		BB		3	2	2	1	2	0	1											
Edgar Martinez, R OBP: 0.399, SLG: 0.500 (1, 10)	CS BB			HR	F7		F7	F7		4	1	1	2	1	0	3											
Mike Blowers, R OBP: 0.342, SLG: 0.426 (1, 5)	K		K2-3		1B	SF8 1B		L7		5	1	2	0	0	2	2											
Tino Martinez, L OBP: 0.317, SLG: 0.481 (1, 3)	K		P5		1B	1B		L9		4	1	1	0	0	1	2											
Dan Wilson, R OBP: 0.255, SLG: 0.328 (1, 2)			G1-3 BB 1B		K	K		K		4	0	1	0	0	3	3											
Luis Sojo, R OBP: 0.294, SLG: 0.396 (1, 6)			K		P4	1B		G4-3		4	1	1	0	0	1	1											
Inning Stats	R: 0 E: 0 K: 1 S: 6	H: 0 LOB: 0 BB: 0 P: 6	R: 1 E: 0 K: 2 S: 9	H: 1 LOB: 0 BB: 1 P: 17	R: 0 E: 0 K: 2 S: 13	H: 1 LOB: 2 BB: 1 P: 22	R: 2 E: 0 K: 2 S: 11	H: 1 LOB: 0 BB: 1 P: 19	R: 1 E: 0 K: 0 S: 11	H: 3 LOB: 2 BB: 0 P: 16	R: 4 E: 0 K: 1 S: 18	H: 5 LOB: 1 BB: 0 P: 27	R: 0 E: 0 K: 1 S: 8	H: 1 LOB: 1 BB: 0 P: 14	R: 0 E: 0 K: 0 S: 8	H: 0 LOB: 0 BB: 0 P: 14	R: 0 E: 0 K: 0 S: 5	H: 0 LOB: 1 BB: 1 P: 11	1B: 10 2B: 0 3B: 0 HR: 2	SF: 2 SAC: 0 DP: 0 HBP: 0	WP: 0 PB: 0 SB: 0 CS: 1	PA: 42					
PITCHER	IP	WLS	BF	H	R	ER	SO	BB	IBB	HBP	BLK	WP	HR	S	P	ERA	WHIP										
Mark Langston, L ERA: 4.98 (1, 1)	5.2	L	30	11	8	8	8	3	0	0	0	0	2	67	104	12.71	2.471										
Jeff Schwarz, R ERA: 5.19 (6, 1)	1.1		5	1	0	0	1	0	0	0	0	0	0	9	17	0.00	0.750										
Russ Springer, R ERA: 5.75 (8, 1)	1.0		3	0	0	0	0	0	0	0	0	0	0	8	14	0.00	0.000										
Mark Leiter, R ERA: 4.0 (9, 1)	1.0		4	0	0	0	0	1	0	0	0	0	0	5	11	0.00	1.000										

Seattle Mariners @ California Angels
Anaheim Stadium, Anaheim, CA
Wed Aug 03 1994, 10:05 PM EDT
Att: 15,549 - Unknown - 72 F

AB 36
R 8
H 12
RBI 8
BB 4
SO 9
LOB 16



Batter	1	2	3	4	5	6	7	8	9	AB	R	H	RBI	BB	SO	LOB	BOTTOM										
Chad Curtis, R OBP: 0.316, SLG: 0.410 (1, 8)	F9		F8-3 1B		G6-3		K		G6-3	5	0	1	0	0	1	1											
Spike Owen, S OBP: 0.407, SLG: 0.421 (1, 5)	P4		P4		1B	1B	F8		BB	4	1	1	0	1	0	1											
Tim Salmon, R OBP: 0.376, SLG: 0.504 (1, 9)	BB		F8-3 1-2		BB 1B	1B	K		K	4	1	1	0	1	2	2											
Chili Davis, S OBP: 0.422, SLG: 0.577 (1, 10)	BB		F9		F9	1B BB	FC6-4 1B	HR		3	2	2	2	1	0	0											
Bo Jackson, R OBP: 0.335, SLG: 0.495 (1, 7)	K		P4		P4	FC6-4 BB	G4-3 1B			3	0	1	0	1	1	2											
J.T. Snow, L OBP: 0.293, SLG: 0.345 (1, 3)			P4		G5-3	FC6-4 1B		K		4	0	1	1	0	1	1											
Chris Turner, R OBP: 0.290, SLG: 0.317 (1, 2)			G6-3		P4	FC6-4 1B		G4-3		3	0	0	1	0	0	2											
Greg Myers, L OBP: 0.270, SLG: 0.286 (6, PH) (9, 2)			G6-3		P4	FC6-4 1B		G4-3		1	0	0	0	0	0	1											
Damon Easley, R OBP: 0.284, SLG: 0.305 (6, PH) (7, 4)					G4-3 BB	F8		L9		0	0	0	0	2	0	0											
Harold Reynolds, S OBP: 0.317, SLG: 0.297 (7, 4)					G4-3 BB	F8		L9		2	0	0	0	0	0	3											
Gary Disarcina, R OBP: 0.294, SLG: 0.331 (1, 6)					G4-3	F9		F8		3	0	1	0	0	0	3											
Jim Edmonds, L OBP: 0.350, SLG: 0.390 (9, PH)					G4-3	F9		F8		1	0	0	0	0	0	0											
Inning Stats	R: 0 E: 0 K: 1 S: 10	H: 0 LOB: 2 BB: 2 P: 23	R: 0 E: 0 K: 0 S: 8	H: 1 LOB: 1 BB: 1 P: 17	R: 0 E: 0 K: 0 S: 6	H: 1 LOB: 0 BB: 0 P: 11	R: 0 E: 0 K: 0 S: 5	H: 0 LOB: 0 BB: 0 P: 6	R: 0 E: 0 K: 0 S: 8	H: 0 LOB: 1 BB: 1 P: 14	R: 3 E: 0 K: 0 S: 17	H: 4 LOB: 2 BB: 1 P: 32	R: 0 E: 0 K: 2 S: 10	H: 0 LOB: 0 BB: 0 P: 12	R: 1 E: 0 K: 1 S: 13	H: 2 LOB: 1 BB: 0 P: 23	R: 0 E: 0 K: 1 S: 9	H: 0 LOB: 1 BB: 1 P: 16	1B: 6 2B: 2 3B: 0 HR: 1	SF: 0 SAC: 0 DP: 1 HBP: 0	WP: 0 PB: 0 SB: 0 CS: 0	PA: 39					
PITCHER	IP	WLS	BF	H	R	ER	SO	BB	IBB	HBP	BLK	WP	HR	S	P	ERA	WHIP										
Dave Fleming, L ERA: 6.34 (1, 1)	5.1	W	25	6	3	3	1	5	0	0	0	0	1	26	42	3.38	0.750										
Bill Riskey, R ERA: 3.98 (6, 1)	2.2		10	2	1	1	3	0	0	0	0	0	0	9	16	0.00	1.000										
Bobby Ayala, R ERA: 3.08 (9, 1)	1.0		4	0	0	0	1	1	0	0	0	0	0	9	16	0.00	1.000										

Seattle Mariners @ California Angels
Anaheim Stadium, Anaheim, CA
Wed Aug 03 1994, 10:05 PM EDT
Att: 15,549 - Unknown - 72 F

AB 33
R 4
H 8
RBI 4
BB 6
SO 5
LOB 16



Batter	1	2	3	4	5	6	7	8	9	AB	R	H	RBI	BB	SO	LOB	TOP								
Rich Amaral, R OBP: 0.337, SLG: 0.382 Eric Anthony, L OBP: 0.291, SLG: 0.397	(1, 7) C F7		(2) X 0-0 F7			(1) X 0-0 F7		(3) X 0-1 F7		3	0	0	0	0	1	0									
Felix Fermin, R OBP: 0.338, SLG: 0.379	(1, 4) B C F7		(3) X 0-0 F9			(2) C X 1-1 G6-3		(1) X 0-1 1B		4	1	2	0	0	0	0									
Ken Griffey Jr., L OBP: 0.395, SLG: 0.665	(1, 8) B S X G4-6-3			(1) F X 2-1 G4-3		(3) S X 1-1 G6-3		(2) X 1-0 E4		4	0	0	0	0	0	2									
Jay Buhner, R OBP: 0.385, SLG: 0.530	(1, 9)			(2) X 1-1 G5-3			(1) X 1-2 G5-3	(2) X 3-2 F8		4	0	0	0	0	0	2									
Edgar Martinez, R OBP: 0.403, SLG: 0.505	(1, 10) C X			(3) X 1-2 L8			(2) B X 1-0	(4-2) SAFE 2B		3	0	2	0	1	0	0									
Mike Blowers, R OBP: 0.344, SLG: 0.427	(1, 5) B C X SAFE					(1) B X 2-0 F8		(2) X 3-2 F8	(1) X 0-1 1B	4	0	2	1	0	0	1									
Tino Martinez, L OBP: 0.316, SLG: 0.488	(1, 3) C X SAFE							(3) X 2-3 K	(3) X 1-0 P5	4	1	1	1	0	2	6									
Dan Wilson, R OBP: 0.253, SLG: 0.326 Torey Lovullo, S OBP: 0.296, SLG: 0.365	(1, 2) C X SAFE					(2) X 0-0 P2		(1) X 2-2 L6	(1) X 2-1 P2	2	0	0	0	0	0	2									
Luis Sojo, R OBP: 0.291, SLG: 0.392 Reggie Jefferson, S OBP: 0.379, SLG: 0.524 Chris Howard, R OBP: 0.235, SLG: 0.143	(1, 6) C X SAFE					(3) X 2-2 G5-3		(2) X 4-0 HR	(2) X 1-3 K	2	0	0	0	0	0	0									
Inning Stats	R: 0 E: 0 K: 1 S: 9	H: 1 LOB: 0 BB: 0 P: 15	R: 0 E: 0 K: 1 S: 11	H: 2 LOB: 2 BB: 0 P: 15	R: 0 E: 0 K: 0 S: 4	H: 0 LOB: 0 BB: 0 P: 6	R: 0 E: 0 K: 0 S: 7	H: 0 LOB: 0 BB: 0 P: 11	R: 1 E: 0 K: 0 S: 8	H: 1 LOB: 0 BB: 0 P: 15	R: 0 E: 0 K: 0 S: 5	H: 0 LOB: 0 BB: 0 P: 7	R: 0 E: 0 K: 1 S: 11	H: 1 LOB: 1 BB: 0 P: 18	R: 3 E: 1 K: 0 S: 18	H: 3 LOB: 2 BB: 2 P: 33	R: 0 E: 0 K: 1 S: 7	H: 0 LOB: 0 BB: 0 P: 10	1B: 5 2B: 1 3B: 0 HR: 2	SF: 0 SAC: 0 DP: 1 HBP: 0	WP: 0 PB: 0 SB: 0 CS: 0	PA: 37			
PITCHER	IP	WLS	BF	H	R	ER	SO	BB	IBB	HBP	BLK	WP	HR	S	P	ERA	WHIP								
Brian Anderson, L ERA: 5.44	(1, 1)	7.0	25	5	1	1	3	0	0	0	0	0	1	55	87	1.29	0.714								
Mark Leiter, R ERA: 4.17	(8, 1)	0.2	L	8	3	3	0	2	0	0	0	0	1	17	31	27.00	7.500								
Bob Patterson, L ERA: 4.58	(8, 1)	1.1	4	0	0	0	1	0	0	0	0	0	0	8	12	0.00	0.000								

Seattle Mariners @ California Angels
Anaheim Stadium, Anaheim, CA
Thu Aug 04 1994, 10:05 PM EDT
Att. 12,222 - Sunny - 73 F

AB 35
R 4
H 8
RBI 4
BB 2
SO 4
LOB 13



Batter	1	2	3	4	5	6	7	8	9	AB	R	H	RBI	BB	SO	LOB	BOTTOM								
Chad Curtis, R OBP: 0.315, SLG: 0.407	(1, 8) X 0-0 F9		(1) C X 0-1 G5-3			(3) S X 0-1 F8			(2) X 1-3 K	4	0	0	0	1	1	2									
Spike Owen, S OBP: 0.414, SLG: 0.429	(1, 5) B C X SAFE		(2) C X 1-3 K							3	1	2	1	2	1	0									
Tim Salmon, R OBP: 0.373, SLG: 0.499	(1, 9) B C X SAFE		(3) X 2-2 G6-3							4	0	0	0	1	1	6									
Chili Davis, S OBP: 0.418, SLG: 0.571	(1, 10) F X					(1) X 3-2 P3				4	0	0	0	0	1	3									
Jim Edmonds, L OBP: 0.352, SLG: 0.390	(1, 7) B C X SAFE					(2) X 3-1 G4-3				3	0	1	0	1	0	0									
J.T. Snow, L OBP: 0.292, SLG: 0.340	(1, 3) B C X SAFE									3	0	0	0	1	0	4									
Greg Myers, L OBP: 0.277, SLG: 0.294	(1, 2) X									4	0	2	0	0	1	0									
Rex Hudler, R OBP: 0.328, SLG: 0.561	(1, 4) B C X SAFE									4	0	2	0	0	0	1									
Gary Disarcina, R OBP: 0.292, SLG: 0.328 Bo Jackson, R OBP: 0.338, SLG: 0.495 Mark Dalessandro, R OBP: 0.259, SLG: 0.360	(1, 6) B C X SAFE									3	1	0	0	0	0	1									
Inning Stats	R: 0 E: 0 K: 0 S: 11	H: 0 LOB: 3 BB: 3 P: 24	R: 0 E: 0 K: 0 S: 6	H: 1 LOB: 0 BB: 0 P: 9	R: 0 E: 0 K: 1 S: 8	H: 0 LOB: 0 BB: 0 P: 11	R: 0 E: 0 K: 0 S: 12	H: 1 LOB: 2 BB: 1 P: 24	R: 0 E: 0 K: 1 S: 14	H: 2 LOB: 1 BB: 1 P: 24	R: 1 E: 1 K: 0 S: 11	H: 2 LOB: 1 BB: 0 P: 16	R: 1 E: 1 K: 0 S: 14	H: 2 LOB: 2 BB: 1 P: 24	R: 0 E: 0 K: 1 S: 5	H: 0 LOB: 0 BB: 0 P: 9	R: 0 E: 0 K: 2 S: 12	H: 1 LOB: 3 BB: 2 P: 22	1B: 6 2B: 1 3B: 0 HR: 0	SF: 0 SAC: 0 DP: 0 HBP: 0	WP: 0 PB: 0 SB: 0 CS: 1	PA: 39			
PITCHER	IP	WLS	BF	H	R	ER	SO	BB	IBB	HBP	BLK	WP	HR	S	P	ERA	WHIP								
John Cummings, L ERA: 5.86	(1, 1)	6.2	29	6	2	1	2	5	0	0	0	0	0	4	6	0.00	0.000								
Rich Gossage, R ERA: 4.57	(7, 1)	0.1	W	1	0	0	0	0	0	0	0	0	0	4	6	0.00	0.000								
Kevin King, L ERA: 7.36	(8, 1)	1.0	3	0	0	0	1	0	0	0	0	0	0	5	9	0.00	0.000								
Bobby Ayala, R ERA: 3.02	(9, 1)	1.0	S	6	1	0	2	2	0	0	0	0	0	12	22	0.00	3.000								

Seattle Mariners @ California Angels
Anaheim Stadium, Anaheim, CA
Thu Aug 04 1994, 10:05 PM EDT
Att. 12,222 - Sunny - 73 F

AB 32
R 2
H 7
RBI 1
BB 7
SO 5
LOB 17



Batter	1	2	3	4	5	6	7	8	9	AB	R	H	RBI	BB	SO	LOB	TOP					
Vince Coleman, S (1, 7) OBP: 0.286, SLG: 0.339	1-2 F8		4-2 FC4-6 BB			0-2 G5-3		2-1 F7		3	0	0	0	1	0	0						
Wally Joyner, L (1, 3) OBP: 0.384, SLG: 0.446	2-1 G4-3		1-0 FC4-6			2-2 F8		0-0 G6-3		4	0	0	0	0	0	1						
Brian McRae, S (1, 8) OBP: 0.360, SLG: 0.381	3-2 G5-3			2-1 G6-3		1-2 G3-1		1-0 F8		4	0	0	0	0	0	0						
Felix Jose, S (1, 9) OBP: 0.357, SLG: 0.458		1-3 K		1-3 K			3-1 F9		1-2 G6-3	4	0	0	0	0	2	0						
Bob Hamelin, L (1, 10) OBP: 0.390, SLG: 0.607	0-2 1B			0-0 G1-3			2-3 K			3	0	1	0	0	1	0						
Mike Macfarlane, R (1, 2) OBP: 0.383, SLG: 0.459		1-3 K			0-2 FC1-5 2B		0-1 FC6-4 1B			3	0	2	0	0	1	1						
Greg Gagne, R (1, 6) OBP: 0.317, SLG: 0.391		0-1 P6			1-1 FC1-5 2B		0-0 FC6-4 1B			3	1	0	0	0	0	3						
Jose Lind, R (1, 4) OBP: 0.311, SLG: 0.351			0-1 L9		1-2 CS 2B			2-2 G1-3		3	0	1	1	0	0	0						
Terry Shumpert, R (1, 5) OBP: 0.289, SLG: 0.426		0-2 G1-3			1-3 K			1-3 K		3	0	0	0	0	2	1						
Inning Stats	R: 0 E: 0 K: 0 S: 8	H: 0 LOB: 0 BB: 0 P: 14	R: 0 E: 0 K: 2 S: 11	H: 1 LOB: 1 BB: 0 P: 13	R: 0 E: 0 K: 0 S: 9	H: 0 LOB: 1 BB: 1 P: 14	R: 0 E: 0 K: 1 S: 7	H: 0 LOB: 0 BB: 0 P: 10	R: 1 E: 0 K: 1 S: 14	H: 2 LOB: 1 BB: 0 P: 17	R: 0 E: 0 K: 0 S: 9	H: 0 LOB: 0 BB: 0 P: 12	R: 0 E: 0 K: 1 S: 8	H: 1 LOB: 1 BB: 0 P: 13	R: 0 E: 0 K: 1 S: 9	H: 0 LOB: 0 BB: 0 P: 14	R: 0 E: 0 K: 0 S: 5	H: 0 LOB: 0 BB: 0 P: 7	1B: 2 2B: 3 HR: 0	SF: 0 SAC: 0 DP: 1 HBP: 0	WP: 0 PB: 0 SB: 0 CS: 1	PA: 31
PITCHER Mark Langston, L (1, 1) ERA: 4.68	IP: 9.0 WLS: W BF: 31 H: 4 R: 1 ER: 1 SO: 6 BB: 1 IBB: 0 HBP: 0 BLK: 0 WP: 0 HR: 0 S: 80 P: 114 ERA: 1.00 WHIP: 0.556											PITCHER	IP: 9.0 WLS: W BF: 31 H: 4 R: 1 ER: 1 SO: 6 BB: 1 IBB: 0 HBP: 0 BLK: 0 WP: 0 HR: 0 S: 80 P: 114 ERA: 1.00 WHIP: 0.556									

Kansas City Royals @ California Angels
 Anaheim Stadium, Anaheim, CA
 Mon Aug 08 1994, 10:05 PM EDT
 Att: 18,315 - Unknown

AB	30
R	1
H	4
RBI	1
BB	1
SO	6
LOB	6



Batter	1	2	3	4	5	6	7	8	9	AB	R	H	RBI	BB	SO	LOB	BOTTOM					
Jim Edmonds, L (1, 7) OBP: 0.346, SLG: 0.381	3-2 F8		1-3 K		4-2 1B BB		1-2 L9			3	0	0	0	1	1	1						
Spike Owen, S (1, 5) OBP: 0.417, SLG: 0.427	2-2 CS 1B		3-0 F7		1-0 G6-4-3 1B		2-1 F7			4	0	2	1	0	0	1						
Chad Curtis, R (1, 8) OBP: 0.314, SLG: 0.399	3-3 K			0-1 G4-3	1-2 G6-4-3			0-2 HR 1B		4	1	1	0	0	1	3						
Chili Davis, S (1, 10) OBP: 0.414, SLG: 0.570		2-3 K		1-0 G6-3		2-2 F9		4-2 HR 1B		3	1	0	0	1	1	0						
Tim Salmon, R (1, 9) OBP: 0.383, SLG: 0.530		1-1 G6-3		4-2 BB BB		0-1 P6		3-1 HR 1B		3	1	1	3	1	0	0						
J.T. Snow, L (1, 3) OBP: 0.291, SLG: 0.356		4-1 BB		4-0 BB	1-2 BB		2-2 2B WP 1B		0-3 K	2	1	1	0	2	1	0						
Greg Myers, L (1, 2) OBP: 0.298, SLG: 0.347		1-0 F9		1-3 K		2-1 WP 2B		3-1 E 1B		4	1	2	0	0	1	3						
Damon Easley, R (1, 4) OBP: 0.294, SLG: 0.338			1-0 SH1-3 2B		4-1 S 1B BB		2-2 F4		0-0 E7 2B	3	1	2	1	1	0	1						
Gary Disarcina, R (1, 6) OBP: 0.288, SLG: 0.322			1-1 SH1-3		1-1 P9			0-1 F9-2 2B		3	0	0	0	0	0	2						
Inning Stats	R: 0 E: 0 K: 1 S: 9	H: 1 LOB: 1 BB: 0 P: 17	R: 0 E: 0 K: 1 S: 7	H: 0 LOB: 1 BB: 1 P: 15	R: 0 E: 0 K: 1 S: 7	H: 1 LOB: 0 BB: 0 P: 13	R: 0 E: 0 K: 1 S: 8	H: 0 LOB: 2 BB: 2 P: 18	R: 1 E: 0 K: 0 S: 12	H: 1 LOB: 1 BB: 2 P: 24	R: 1 E: 0 K: 0 S: 15	H: 2 LOB: 1 BB: 0 P: 23	R: 0 E: 0 K: 0 S: 6	H: 0 LOB: 0 BB: 0 P: 9	R: 4 E: 1 K: 1 S: 18	H: 4 LOB: 0 BB: 1 P: 26	R: 0 E: 0 K: 0 S: 1	H: 0 LOB: 0 BB: 0 P: 0	1B: 5 2B: 5 3B: 0 HR: 1	SF: 0 SAC: 1 DP: 3 HBP: 0	WP: 1 PB: 0 SB: 1 CS: 1	PA: 36
PITCHER Jose De Jesus, R (1, 1) ERA: 4.73 Stan Belinda, R (8, 1) ERA: 5.14 Mike Magnante, L (8, 1) ERA: 4.6	IP: 7.0 WLS: L BF: 29 H: 5 R: 2 ER: 2 SO: 4 BB: 5 IBB: 0 HBP: 0 BLK: 0 WP: 0 HR: 1 S: 64 P: 119 ERA: 2.57 WHIP: 1.429											PITCHER	IP: 7.0 WLS: L BF: 29 H: 5 R: 2 ER: 2 SO: 4 BB: 5 IBB: 0 HBP: 0 BLK: 0 WP: 0 HR: 1 S: 64 P: 119 ERA: 2.57 WHIP: 1.429									

Kansas City Royals @ California Angels
 Anaheim Stadium, Anaheim, CA
 Mon Aug 08 1994, 10:05 PM EDT
 Att: 18,315 - Unknown

AB	29
R	6
H	9
RBI	5
BB	6
SO	5
LOB	11

