

# California Angels - 1995

Batter	1	2	3	4	5	6	7	8	9	AB	R	H	RBI	BB	SO	LOB	TOP			
Chad Curtis, R OBP: 0.200, SLG: 0.200	F8		F7		K		F9		CS 1B	5	0	1	0	0	1	1				
Scott Fletcher, R (1.4)	G6-3		FC6-4		K		G1-3		K	5	0	0	0	0	2	2				
Rudy Pemberton, R OBP: 0.750, SLG: 1.000 Milt Cuyler, S (8, PR) (8, 7)	1B			G1-3 HR	F9			HR		4	1	3	0	0	0	0				
Cecil Fielder, R OBP: 0.500, SLG: 1.333	K			G1-3		1B BB HBP		HR		3	1	1	2	0	1	2				
Travis Fryman, R OBP: 0.750, SLG: 1.000		K		HR	BB		1B BB	SH3		2	1	1	0	2	1	0				
Juan Samuel, R OBP: 0.697, SLG: 1.667	K			HR		G5-4-3 1B		SH3		3	1	2	3	0	1	0				
Danny Bautista, R Bobby Higginson, L (6, PH) (6, 9)	K			K		K		P6		2	0	0	0	0	2	0				
Chris Gomez, R (1.6)			K			G5-4-3		F7		3	0	0	0	1	1	5				
John Flaherty, R OBP: 0.250, SLG: 0.250	FC6-4 1B			L5			P2		F7	4	0	1	0	0	0	1				
<b>Inning Stats</b>	R: 0 E: 0 K: 1 S: 9	H: 1 LOB: 1 BB: 0 P: 15	R: 0 E: 0 K: 3 S: 9	H: 0 LOB: 0 BB: 0 P: 13	R: 0 E: 0 K: 1 S: 8	H: 1 LOB: 1 BB: 0 P: 13	R: 3 E: 0 K: 1 S: 15	H: 2 LOB: 1 BB: 2 P: 29	R: 0 E: 0 K: 2 S: 12	H: 0 LOB: 0 BB: 0 P: 9	R: 0 E: 0 K: 1 S: 9	H: 0 LOB: 0 BB: 0 P: 14	R: 2 E: 0 K: 0 S: 13	H: 3 LOB: 2 BB: 0 P: 19	R: 0 E: 0 K: 1 S: 11	H: 1 LOB: 0 BB: 0 P: 16	1B: 5 2B: 2 3B: 0 HR: 2	SF: 0 SAC: 1 DP: 1 HBP: 1	WP: 0 PB: 0 SB: 0 CS: 1	PA: 38
<b>PITCHER</b>	IP	WLS	BF	H	R	ER	SO	BB	IBB	HBP	BLK	WP	HR	S	P	ERA	WHIP			
Chuck Finley, L ERA: 6.75	4.0	L	18	4	3	3	6	2	0	0	0	0	1	41	70	6.75	1.500			
Mike Bielecki, R ERA:	5.1		6	1	0	0	2	1	0	1	0	0	0	12	21	0.00	2.000			
Bob Patterson, L ERA:	6.1		0.1	1	0	0	1	0	0	0	0	0	0	3	4	0.00	0.000			
Russ Springer, R ERA: 10.8	6.1		1.2	7	3	2	0	0	0	0	0	0	1	21	31	10.80	1.800			
Troy Percival, R ERA:	8.1		1.0	3	0	0	0	0	0	0	0	0	0	5	8	0.00	0.000			
<b>PITCHER</b>	IP	WLS	BF	H	R	ER	SO	BB	IBB	HBP	BLK	WP	HR	S	P	ERA	WHIP			
Lee Smith, R ERA:	9.1		1.0	3	1	0	1	0	0	0	0	0	0	11	16	0.00	1.000			

Detroit Tigers @ California Angels  
Anaheim Stadium, Anaheim, CA  
Wed Apr 26 1995, 10:05 PM EDT  
Att: 51,145 - Unknown - 65 F

AB 33  
R 5  
H 9  
RBI 5  
BB 3  
SO 10  
LOB 16



Batter	1	2	3	4	5	6	7	8	9	AB	R	H	RBI	BB	SO	LOB	BOTTOM					
Tony Phillips, S OBP: 0.200, SLG: 0.200	G3		G3-1 BB	F9			P5		G6-3	5	0	1	0	0	0	1						
Damion Easley, R 16 Garret Anderson, L (8, PH) Rex Hudler, R (9, PH)	G5-3		G3-1 BB		G1-4-3		F9		P4	3	0	0	0	1	0	1						
Jim Edmonds, L (1.8)	BB		G3-1		F7		K			3	0	0	0	1	1	3						
Chili Davis, S OBP: 0.500, SLG: 0.667	L7		FC6-4 IBB		G4-3			3B 2B		3	1	1	0	1	0	1						
Tim Salmon, R OBP: 0.250, SLG: 1.000		HR	K		P3		K			4	1	1	1	0	2	4						
Eduardo Perez, R OBP: 0.250, SLG: 0.750	G5-3		FC6-4		G5-3		G3-1 3B			4	1	1	1	0	0	3						
J.T. Snow, L OBP: 0.500, SLG: 0.750	FC5-4 1B			G4-3		G3-1 2B		G3-1		4	0	2	1	0	0	0						
Andy Allanson, R OBP: 0.333, SLG: 1.333 Spike Owen, S (8, PH) Jorge Fabregas, L (9, 2)	FC5-4		FC6-4		HR		F8		G4-3	3	1	1	1	0	0	2						
Gary Disarcina, R OBP: 0.250, SLG: 0.500	FC6-4			G5-3					P3	4	0	1	0	0	0	1						
<b>Inning Stats</b>	R: 0 E: 0 K: 0 S: 4	H: 0 LOB: 1 BB: 1 P: 9	R: 1 E: 0 K: 0 S: 8	H: 2 LOB: 0 BB: 0 P: 11	R: 0 E: 0 K: 1 S: 8	H: 1 LOB: 3 BB: 2 P: 19	R: 1 E: 0 K: 0 S: 12	H: 1 LOB: 0 BB: 0 P: 18	R: 0 E: 0 K: 0 S: 6	H: 0 LOB: 0 BB: 0 P: 10	R: 0 E: 0 K: 0 S: 6	H: 1 LOB: 1 BB: 0 P: 9	R: 0 E: 0 K: 1 S: 8	H: 1 LOB: 0 BB: 0 P: 13	R: 2 E: 0 K: 1 S: 9	H: 2 LOB: 0 BB: 0 P: 13	R: 0 E: 0 K: 0 S: 6	H: 0 LOB: 0 BB: 0 P: 10	1B: 2 2B: 3 3B: 1 HR: 2	SF: 0 SAC: 0 DP: 0 HBP: 0	WP: 0 PB: 0 SB: 0 CS: 0	PA: 38
<b>PITCHER</b>	IP	WLS	BF	H	R	ER	SO	BB	IBB	HBP	BLK	WP	HR	S	P	ERA	WHIP					
Mike Moore, R ERA: 3.0	6.0	W	26	5	2	2	1	2	1	0	0	0	2	44	76	3.00	1.167					
Joe Boever, R ERA:	7.1		3	1	0	0	0	0	0	0	0	0	0	5	7	0.00	1.500					
Brian Bohanon, L ERA: 27.0	7.1		0.1	2	1	1	1	0	0	0	0	0	0	5	8	27.00	3.000					
Mike Gardiner, R ERA: 5.4	8.1		1.2	6	1	1	1	0	0	0	0	0	0	12	19	5.40	0.600					
Buddy Groom, L ERA:	9.1	S	0.1	1	0	0	0	0	0	0	0	0	0	1	2	0.00	0.000					

Detroit Tigers @ California Angels  
Anaheim Stadium, Anaheim, CA  
Wed Apr 26 1995, 10:05 PM EDT  
Att: 51,145 - Unknown - 65 F

AB 35  
R 4  
H 8  
RBI 4  
BB 3  
SO 3  
LOB 16







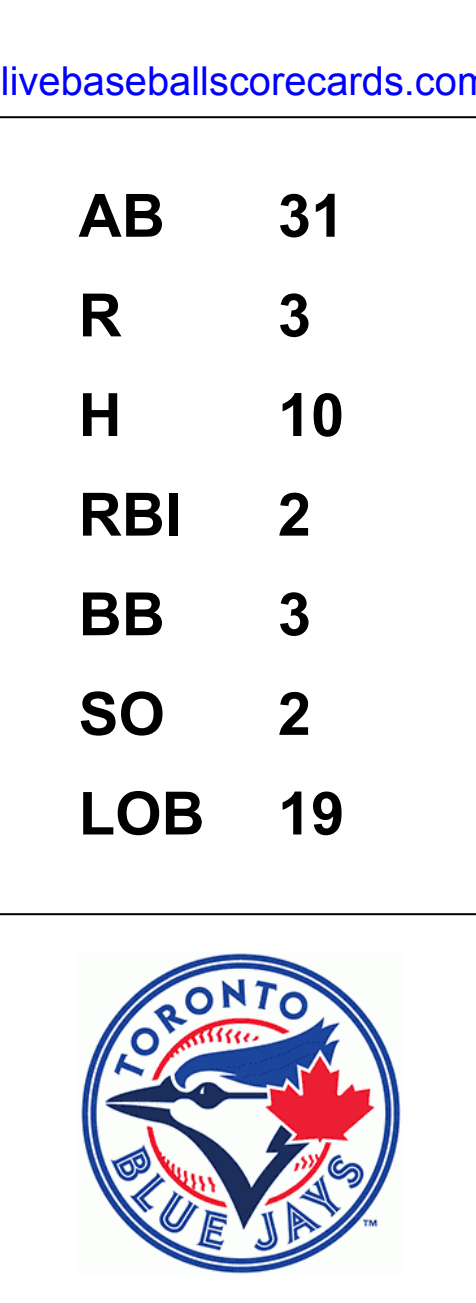


Batter	1	2	3	4	5	6	7	8	9	AB	R	H	RBI	BB	SO	LOB	TOP			
Tony Phillips, S OBP: 0.333, SLG: 0.167 (1, 7)	G5-3		FC5-4 BB		G5-3		K		F7	4	0	0	0	1	1	3	California Angels @ Toronto Blue Jays SkyDome, Toronto, ON Sat Apr 29 1995, 3:33 AM EDT Att: 35,278 - Dome			
Damion Easley, R OBP: 0.385, SLG: 0.364 (1, 4)	G4-3		FC5-4 FC6-4 1-2		G1-3			G4-3 HBP		3	0	0	0	0	0	1				
Eduardo Perez, R OBP: 0.500, SLG: 0.429 (1, 5)		BB	FC6-4 1-2			G5-3 BB		G4-3 1-2		2	0	0	0	2	0	2				
Chili Davis, S OBP: 0.385, SLG: 0.364 (1, 10)	F8				G5-3	G5-3 1-2			1B	4	0	1	0	0	0	2				
Tim Salmon, R OBP: 0.538, SLG: 1.111 (1, 9)		G6-3		FC5-4 1B BB				F7		2	0	0	0	2	0	1				
Jim Edmonds, L OBP: 0.250, SLG: 0.182 (1, 8)		K2-3		FC5-4 1B		F8			2B 1B	4	0	2	0	0	1	2				
J.T. Snow, L OBP: 0.417, SLG: 0.500 (1, 3)				FC5-4 1-2 2-3		K		F8		4	0	1	0	0	1	5				
Andy Allanson, R OBP: 0.200, SLG: 0.800 16 Garret Anderson, L (7, PH) Mark Dalesandro, R (7, 2) Spike Owen, S (9, PH)	G1-3			G5-3			G1-3	F8		2	0	0	0	0	0	3				
Gary Disarcina, R OBP: 0.333, SLG: 0.455 (1, 6)			L7		B4-3					3	0	1	0	1	0	0				
<b>Inning Stats</b>	R: 0 E: 0 K: 0 S: 11	H: 0 LOB: 1 BB: 1 P: 18	R: 0 E: 0 K: 1 S: 10	H: 1 LOB: 1 BB: 0 P: 16	R: 0 E: 0 K: 0 S: 6	H: 0 LOB: 1 BB: 1 P: 13	R: 0 E: 0 K: 0 S: 9	H: 1 LOB: 2 BB: 1 P: 20	R: 0 E: 0 K: 1 S: 10	H: 0 LOB: 2 BB: 2 P: 11	R: 0 E: 0 K: 1 S: 11	H: 0 LOB: 1 BB: 1 P: 19	R: 0 E: 0 K: 0 S: 7	H: 1 LOB: 1 BB: 0 P: 14	R: 0 E: 0 K: 0 S: 10	H: 2 LOB: 2 BB: 0 P: 16		1B: 4 2B: 2 3B: 0 HR: 0	SF: 0 SAC: 0 DP: 2 HBP: 1	WP: 0 PB: 0 SB: 0 CS: 1
<b>PITCHER</b>	IP WLS BF H R ER SO BB IBB HBP BLK WP HR S P ERA WHIP	IP WLS BF H R ER SO BB IBB HBP BLK WP HR S P ERA WHIP	IP WLS BF H R ER SO BB IBB HBP BLK WP HR S P ERA WHIP	IP WLS BF H R ER SO BB IBB HBP BLK WP HR S P ERA WHIP	IP WLS BF H R ER SO BB IBB HBP BLK WP HR S P ERA WHIP	IP WLS BF H R ER SO BB IBB HBP BLK WP HR S P ERA WHIP	IP WLS BF H R ER SO BB IBB HBP BLK WP HR S P ERA WHIP	IP WLS BF H R ER SO BB IBB HBP BLK WP HR S P ERA WHIP	IP WLS BF H R ER SO BB IBB HBP BLK WP HR S P ERA WHIP	IP WLS BF H R ER SO BB IBB HBP BLK WP HR S P ERA WHIP	IP WLS BF H R ER SO BB IBB HBP BLK WP HR S P ERA WHIP	IP WLS BF H R ER SO BB IBB HBP BLK WP HR S P ERA WHIP	IP WLS BF H R ER SO BB IBB HBP BLK WP HR S P ERA WHIP	IP WLS BF H R ER SO BB IBB HBP BLK WP HR S P ERA WHIP	IP WLS BF H R ER SO BB IBB HBP BLK WP HR S P ERA WHIP	IP WLS BF H R ER SO BB IBB HBP BLK WP HR S P ERA WHIP	IP WLS BF H R ER SO BB IBB HBP BLK WP HR S P ERA WHIP	IP WLS BF H R ER SO BB IBB HBP BLK WP HR S P ERA WHIP	IP WLS BF H R ER SO BB IBB HBP BLK WP HR S P ERA WHIP	IP WLS BF H R ER SO BB IBB HBP BLK WP HR S P ERA WHIP

AB	30
R	0
H	5
RBI	0
BB	6
SO	3
LOB	20



Batter	1	2	3	4	5	6	7	8	9	AB	R	H	RBI	BB	SO	LOB	BOTTOM			
Devon White, S OBP: 0.444, SLG: 0.625 (1, 8)	G1-6-3 BB		1B		F7	K				3	0	1	0	1	1	2	California Angels @ Toronto Blue Jays SkyDome, Toronto, ON Sat Apr 29 1995, 3:33 AM EDT Att: 35,278 - Dome			
Alex Gonzalez, R OBP: 0.353, SLG: 0.471 (1, 6)	G1-6-3 1-2		F9		FC4-6 1B		G1			4	0	1	0	0	0	2				
Paul Molitor, R OBP: 0.333, SLG: 0.267 (1, 10)	G6-3		F8		K		G1-3			4	0	0	0	0	1	3				
Joe Carter, R OBP: 0.444, SLG: 0.438 (1, 7)		1B 1B		F7	FC4-6 1-2		F8			4	1	1	0	0	0	2				
John Olerud, L OBP: 0.389, SLG: 0.333 (1, 3)	F8			1B 1B		FC1-6 BB		G4-3		3	0	1	0	1	0	1				
Roberto Alomar, S OBP: 0.333, SLG: 0.250 (1, 4)		1B FC6-1 1B		F8		FC1-6 1B FC3-6 HBP		1B		4	1	2	0	0	0	2				
Shawn Green, L OBP: 0.462, SLG: 0.364 (1, 9)		1B 1-3 2-H 1B		FC6-4 1B		1B E HBP		CS BB		2	1	2	1	1	0	0				
Ed Sprague, R OBP: 0.467, SLG: 0.583 (1, 5)	FC6-1			FC6-4		FC3-6 1B		F8		4	0	1	0	0	0	6				
Randy Knorr, R OBP: 0.250, SLG: 0.375 (1, 2)			G4-3			FC3-6				3	0	1	1	0	0	1				
<b>Inning Stats</b>	R: 0 E: 0 K: 0 S: 8	H: 3 LOB: 1 BB: 0 P: 15	R: 1 E: 0 K: 0 S: 12	H: 3 LOB: 1 BB: 0 P: 15	R: 0 E: 0 K: 0 S: 7	H: 1 LOB: 1 BB: 0 P: 12	R: 0 E: 0 K: 0 S: 12	H: 2 LOB: 2 BB: 0 P: 16	R: 0 E: 0 K: 1 S: 12	H: 2 LOB: 2 BB: 0 P: 18	R: 2 E: 1 K: 1 S: 11	H: 1 LOB: 1 BB: 1 P: 21	R: 0 E: 0 K: 0 S: 7	H: 0 LOB: 0 BB: 0 P: 8	R: 0 E: 0 K: 0 S: 10	H: 1 LOB: 1 BB: 1 P: 16		1B: 10 2B: 1 3B: 0 HR: 0	SF: 0 SAC: 0 DP: 1 HBP: 1	WP: 0 PB: 0 SB: 2 CS: 1
<b>PITCHER</b>	IP WLS BF H R ER SO BB IBB HBP BLK WP HR S P ERA WHIP	IP WLS BF H R ER SO BB IBB HBP BLK WP HR S P ERA WHIP	IP WLS BF H R ER SO BB IBB HBP BLK WP HR S P ERA WHIP	IP WLS BF H R ER SO BB IBB HBP BLK WP HR S P ERA WHIP	IP WLS BF H R ER SO BB IBB HBP BLK WP HR S P ERA WHIP	IP WLS BF H R ER SO BB IBB HBP BLK WP HR S P ERA WHIP	IP WLS BF H R ER SO BB IBB HBP BLK WP HR S P ERA WHIP	IP WLS BF H R ER SO BB IBB HBP BLK WP HR S P ERA WHIP	IP WLS BF H R ER SO BB IBB HBP BLK WP HR S P ERA WHIP	IP WLS BF H R ER SO BB IBB HBP BLK WP HR S P ERA WHIP	IP WLS BF H R ER SO BB IBB HBP BLK WP HR S P ERA WHIP	IP WLS BF H R ER SO BB IBB HBP BLK WP HR S P ERA WHIP	IP WLS BF H R ER SO BB IBB HBP BLK WP HR S P ERA WHIP	IP WLS BF H R ER SO BB IBB HBP BLK WP HR S P ERA WHIP	IP WLS BF H R ER SO BB IBB HBP BLK WP HR S P ERA WHIP	IP WLS BF H R ER SO BB IBB HBP BLK WP HR S P ERA WHIP	IP WLS BF H R ER SO BB IBB HBP BLK WP HR S P ERA WHIP	IP WLS BF H R ER SO BB IBB HBP BLK WP HR S P ERA WHIP	IP WLS BF H R ER SO BB IBB HBP BLK WP HR S P ERA WHIP	IP WLS BF H R ER SO BB IBB HBP BLK WP HR S P ERA WHIP





Batter	1	2	3	4	5	6	7	8	9	AB	R	H	RBI	BB	SO	LOB	TOP										
Tony Phillips, S OBP: 0.300, SLG: 0.125	L7		F8			1B BB	K		F9	4	1	0	0	1	1	1											
Damion Easley, R OBP: 0.294, SLG: 0.267	4-3			K		F9	K			4	0	0	0	0	2	2											
Jim Edmonds, L OBP: 0.250, SLG: 0.200	1-3			K		1B 1B	6-3			4	1	1	0	0	1	1											
Chili Davis, S OBP: 0.529, SLG: 0.500		G5-4-3 1B				1B 1B			CS 1B	3	0	3	2	1	0	0											
Tim Salmon, R OBP: 0.529, SLG: 0.917	G5-4-3 1-2			K		1B 1B			1B	3	0	1	0	1	1	2											
J.T. Snow, L OBP: 0.313, SLG: 0.375	4-3				F7	K			K	4	0	0	0	0	2	3											
Spike Owen, S OBP: 0.313, SLG: 0.375			F8		K				6-3	3	1	0	0	1	1	1											
Andy Allanson, R OBP: 0.222, SLG: 0.500			F9		F9				F9	3	1	0	0	0	0	0											
Gary Disarcina, R OBP: 0.375, SLG: 0.800						3-1			4-3	4	1	2	3	0	0	0											
<b>Inning Stats</b>	R: 0 E: 0 K: 0 S: 3	H: 0 LOB: 0 BB: 0 P: 3	R: 0 E: 0 K: 0 S: 3	H: 1 LOB: 0 BB: 0 P: 3	R: 1 E: 0 K: 0 S: 4	H: 1 LOB: 0 BB: 0 P: 4	R: 0 E: 0 K: 3 S: 9	H: 0 LOB: 1 BB: 1 P: 13	R: 0 E: 0 K: 1 S: 5	H: 0 LOB: 0 BB: 0 P: 5	R: 2 E: 0 K: 1 S: 7	H: 2 LOB: 2 BB: 2 P: 15	R: 2 E: 0 K: 2 S: 8	H: 1 LOB: 1 BB: 1 P: 13	R: 0 E: 0 K: 1 S: 6	H: 2 LOB: 1 BB: 0 P: 6	R: 0 E: 0 K: 0 S: 3	H: 0 LOB: 0 BB: 0 P: 3	1B: 5 2B: 0 3B: 1 HR: 1	SF: 0 SAC: 0 DP: 1 HBP: 1	WP: 0 PB: 0 SB: 0 CS: 1	PA: 37					
<b>PITCHER</b>	IP	WLS	BF	H	R	ER	SO	BB	IBB	HBP	BLK	WP	HR	S	P	ERA	WHIP										
Danny Darwin, R ERA: 1.8	5.0		17	2	1	1	4	1	0	0	0	0	1	24	28	1.80	0.600										
Woody Williams, R ERA: 9.0	1.0		7	2	2	2	1	2	0	0	0	0	0	7	15	18.00	4.000										
Paul Menhart, R ERA: 13.5	0.2	L	5	1	2	2	2	1	0	1	0	0	0	7	12	27.00	3.000										
Mike Timlin, R ERA: 2.25	1.1		5	2	0	0	1	0	0	0	0	0	0	7	7	0.00	1.500										
Tony Castillo, L ERA: 2.25	1.0		3	0	0	0	0	0	0	0	0	0	0	3	3	0.00	0.000										

California Angels @ Toronto Blue Jays  
SkyDome, Toronto, ON  
Sun Apr 30 1995, 3:33 AM EDT  
Att: 35,290 - Unknown

AB 32  
R 5  
H 7  
RBI 5  
BB 4  
SO 8  
LOB 10



Batter	1	2	3	4	5	6	7	8	9	AB	R	H	RBI	BB	SO	LOB	BOTTOM										
Devon White, S OBP: 0.364, SLG: 0.500	F9		4-3		F8		FC1-4-6 CS			4	0	0	0	0	0	1											
Alex Gonzalez, R OBP: 0.333, SLG: 0.400			F8		6-3		K			3	0	0	0	1	1	1											
Paul Moltis, R OBP: 0.364, SLG: 0.368	F8				K		CS			4	1	2	0	0	1	1											
Joe Carter, R OBP: 0.455, SLG: 0.650	1-3									4	1	2	2	0	1	2											
John Olerud, L OBP: 0.409, SLG: 0.368			F9 1B		4-3		4-3		L7	4	1	2	0	0	0	2											
Roberto Alomar, S OBP: 0.318, SLG: 0.250							F8		5-3	4	0	1	0	0	0	3											
Mike Huff, R OBP: 0.429, SLG: 0.333					6-3				F7	2	0	0	0	1	0	2											
Shawn Green, L OBP: 0.429, SLG: 0.333										1	0	0	0	0	0	0											
Ed Sprague, R OBP: 0.368, SLG: 0.467		SF9			F3		K		4-3	3	0	0	1	0	1	2											
Lance Parrish, R OBP: 0.400, SLG: 0.444					F8				L6	4	0	1	0	0	1	1											
<b>Inning Stats</b>	R: 0 E: 0 K: 0 S: 3	H: 0 LOB: 1 BB: 1 P: 7	R: 1 E: 0 K: 1 S: 7	H: 2 LOB: 1 BB: 0 P: 7	R: 2 E: 0 K: 0 S: 6	H: 3 LOB: 1 BB: 0 P: 6	R: 0 E: 0 K: 0 S: 3	H: 0 LOB: 0 BB: 0 P: 3	R: 0 E: 0 K: 1 S: 5	H: 0 LOB: 0 BB: 0 P: 5	R: 0 E: 0 K: 1 S: 6	H: 1 LOB: 2 BB: 1 P: 10	R: 0 E: 0 K: 1 S: 5	H: 1 LOB: 0 BB: 0 P: 5	R: 0 E: 0 K: 1 S: 6	H: 1 LOB: 1 BB: 0 P: 6	R: 0 E: 0 K: 0 S: 3	H: 0 LOB: 0 BB: 0 P: 3	1B: 5 2B: 2 3B: 0 HR: 1	SF: 1 SAC: 0 DP: 0 HBP: 0	WP: 0 PB: 0 SB: 0 CS: 1	PA: 37					
<b>PITCHER</b>	IP	WLS	BF	H	R	ER	SO	BB	IBB	HBP	BLK	WP	HR	S	P	ERA	WHIP										
Brian Anderson, L ERA: 4.76	5.2		25	6	3	3	2	2	0	0	0	0	1	27	35	4.76	1.412										
Mike Butcher, R ERA: 4.76	1.2	W	6	2	0	0	3	0	0	0	0	0	0	12	12	0.00	1.200										
Bob Patterson, L ERA: 4.76	0.2		2	0	0	0	0	0	0	0	0	0	0	2	2	0.00	0.000										
Lee Smith, R ERA: 4.76	1.0	S	3	0	0	0	0	0	0	0	0	0	0	3	3	0.00	0.000										

California Angels @ Toronto Blue Jays  
SkyDome, Toronto, ON  
Sun Apr 30 1995, 3:33 AM EDT  
Att: 35,290 - Unknown

AB 33  
R 3  
H 8  
RBI 3  
BB 2  
SO 5  
LOB 15





Batter	1	2	3	4	5	6	7	8	9	AB	R	H	RBI	BB	SO	LOB	TOP								
<b>Tony Phillips, S</b> OBP: 0.375, SLG: 0.250 (1, 8)										4	0	3	0	0	1	0	<b>California Angels @ Toronto Blue Jays</b> <b>SkyDome, Toronto, ON</b> Mon May 01 1995, 3:33 AM EDT Att: 31,303 - Dome								
<b>Damion Easley, R</b> OBP: 0.333, SLG: 0.278 (1, 4)										3	1	1	0	1	2	2									
<b>16 Garret Anderson, L</b> (1, 7)										4	0	0	0	0	2	4									
<b>Jim Edmonds, L</b> OBP: 0.290, SLG: 0.200 (8, 8)										0	0	0	0	0	0	0									
<b>Chili Davis, S</b> OBP: 0.476, SLG: 0.412 (1, 10)										3	0	0	0	1	2	2									
<b>Tim Salmon, R</b> OBP: 0.476, SLG: 0.938 (1, 9)										4	1	1	1	0	1	2									
<b>Eduardo Perez, R</b> OBP: 0.438, SLG: 0.455 (1, 5)										4	0	1	0	0	2	0									
<b>J.T. Snow, L</b> OBP: 0.290, SLG: 0.300 (1, 3)										4	0	0	0	0	0	1									
<b>Andy Allanson, R</b> OBP: 0.154, SLG: 0.333 (1, 2)										4	0	0	0	0	0	1									
<b>Gary Disarcina, R</b> OBP: 0.316, SLG: 0.667 (1, 6)										3	0	0	0	0	0	1									
<b>Inning Stats</b>	R: 1 E: 0 K: 2 S: 10	H: 1 LOB: 0 BB: 0 P: 15	R: 0 E: 0 K: 1 S: 7	H: 1 LOB: 2 BB: 1 P: 11	R: 0 E: 0 K: 0 S: 10	H: 0 LOB: 0 BB: 0 P: 19	R: 0 E: 0 K: 2 S: 11	H: 0 LOB: 0 BB: 0 P: 15	R: 0 E: 0 K: 1 S: 15	H: 1 LOB: 1 BB: 0 P: 20	R: 0 E: 0 K: 2 S: 8	H: 0 LOB: 0 BB: 0 P: 14	R: 0 E: 0 K: 0 S: 8	H: 1 LOB: 1 BB: 0 P: 12	R: 0 E: 0 K: 2 S: 9	H: 1 LOB: 2 BB: 1 P: 16	R: 0 E: 0 K: 0 S: 10	H: 0 LOB: 0 BB: 0 P: 14	1B: 4 2B: 1 3B: 0 HR: 1	SF: 0 SAC: 0 DP: 0 HBP: 0	WP: 2 PB: 2 SB: 2 CS: 0	PA: 35			
<b>PITCHER</b>	IP	WLS	BF	H	R	ER	SO	BB	IBB	HBP	BLK	WP	HR	S	P	ERA	WHIP								
<b>David Cone, R</b> ERA: 1.38 (1, 1)	7.0	L	27	5	2	1	8	1	0	0	0	2	1	69	106	1.29	0.857								
<b>Danny Cox, R</b> ERA: (8, 1)	2.0		8	1	0	0	2	0	1	0	0	0	0	19	30	0.00	0.500								

AB	33
R	2
H	6
RBI	1
BB	2
SO	10
LOB	13



Batter	1	2	3	4	5	6	7	8	9	AB	R	H	RBI	BB	SO	LOB	BOTTOM								
<b>Devon White, S</b> OBP: 0.385, SLG: 0.583 (1, 8)										4	0	2	0	0	1	0	<b>California Angels @ Toronto Blue Jays</b> <b>SkyDome, Toronto, ON</b> Mon May 01 1995, 3:33 AM EDT Att: 31,303 - Dome								
<b>Alex Gonzalez, R</b> OBP: 0.280, SLG: 0.333 (1, 6)										4	0	0	0	0	3	3									
<b>Paul Moltitor, R</b> OBP: 0.308, SLG: 0.304 (1, 10)										4	0	0	0	0	3										
<b>Joe Carter, R</b> OBP: 0.385, SLG: 0.542 (1, 7)										4	0	0	0	0	1										
<b>John Olerud, L</b> OBP: 0.385, SLG: 0.348 (1, 3)										4	0	1	0	0	1										
<b>Roberto Alomar, S</b> OBP: 0.346, SLG: 0.261 (1, 4)										3	0	1	0	1	0										
<b>Shawn Green, L</b> OBP: 0.333, SLG: 0.250 (1, 9)										4	0	0	0	0	4										
<b>Ed Sprague, R</b> OBP: 0.318, SLG: 0.389 (1, 5)										3	0	0	0	0	2										
<b>Randy Knorr, R</b> OBP: 0.300, SLG: 0.400 (1, 2)										2	0	1	0	0	0										
<b>Carlos Delgado, L</b> (8, PH)										1	0	0	0	0	0										
<b>Lance Parrish, R</b> OBP: 0.400, SLG: 0.444 (9, 2)										0	0	0	0	0	0										
<b>Inning Stats</b>	R: 0 E: 0 K: 0 S: 12	H: 1 LOB: 1 BB: 0 P: 18	R: 0 E: 0 K: 0 S: 6	H: 0 LOB: 0 BB: 0 P: 10	R: 0 E: 0 K: 1 S: 8	H: 2 LOB: 2 BB: 0 P: 13	R: 0 E: 0 K: 0 S: 5	H: 0 LOB: 0 BB: 0 P: 7	R: 0 E: 0 K: 2 S: 8	H: 0 LOB: 0 BB: 0 P: 10	R: 0 E: 1 K: 0 S: 8	H: 1 LOB: 2 BB: 0 P: 11	R: 0 E: 0 K: 1 S: 7	H: 0 LOB: 0 BB: 0 P: 11	R: 0 E: 0 K: 0 S: 6	H: 1 LOB: 2 BB: 1 P: 11	1B: 4 2B: 0 3B: 1 HR: 0	SF: 0 SAC: 0 DP: 0 HBP: 0	WP: 0 PB: 0 SB: 0 CS: 0	PA: 34					
<b>PITCHER</b>	IP	WLS	BF	H	R	ER	SO	BB	IBB	HBP	BLK	WP	HR	S	P	ERA	WHIP								
<b>Shawn Boskie, R</b> ERA: (1, 1)	8.0	W	29	4	0	0	4	0	0	0	0	0	0	57	85	0.00	0.500								
<b>Lee Smith, R</b> ERA: (9, 1)	1.0	S	5	1	0	0	0	1	0	0	0	0	0	6	11	0.00	2.000								

AB	33
R	0
H	5
RBI	0
BB	1
SO	4
LOB	14





Batter	1	2	3	4	5	6	7	8	9	AB	R	H	RBI	BB	SO	LOB	TOP			
Rickey Henderson, R OBP: 0.346, SLG: 0.273 (1, 7)	L7		S 1B		P3		F8			4	0	1	0	1	0	2				
Stan Javier, S OBP: 0.417, SLG: 0.381 (1, 8)	F8 S BB		K		F8		G5-4-3		K	4	0	0	0	1	2	5				
Ruben Sierra, S OBP: 0.240, SLG: 0.478 (1, 9)	F8		G1-3					FC6-4 2B		4	0	2	0	0	0	2				
Mark McGwire, R OBP: 0.423, SLG: 0.444 (1, 3)				HR BB	G5-3			FC6-4 2B		2	1	0	0	2	0	3				
Gerónimo Berroa, R OBP: 0.273, SLG: 0.400 (1, 10)	F8			HR			K	K		4	1	1	2	0	2	3				
Terry Steinbach, R OBP: 0.187, SLG: 0.222 (1, 2)		G5-3		F8			K	FC6-4		4	0	0	0	0	1	1				
Scott Brosius, R OBP: 0.316, SLG: 0.133 (1, 5)		K		K					F9	3	0	0	0	1	2	0				
Mike Gallego, R OBP: 0.118, SLG: 0.118 (1, 4)		F9		G5-3			P4	L6		4	0	0	0	0	0	1				
Mike Bordick, R OBP: 0.333, SLG: 0.263 (1, 6)			G6-3			2B BB			BB	2	0	1	0	2	0	0				
<b>Inning Stats</b>	R: 0 E: 0 K: 0 S: 7	H: 0 LOB: 2 BB: 2 P: 19	R: 0 E: 0 K: 1 S: 6	H: 0 LOB: 0 BB: 0 P: 9	R: 0 E: 0 K: 1 S: 9	H: 1 LOB: 1 BB: 0 P: 12	R: 2 E: 0 K: 1 S: 10	H: 1 LOB: 0 BB: 1 P: 16	R: 0 E: 0 K: 0 S: 7	H: 0 LOB: 2 BB: 1 P: 12	R: 0 E: 0 K: 0 S: 4	H: 1 LOB: 0 BB: 0 P: 7	R: 0 E: 0 K: 1 S: 12	H: 1 LOB: 1 BB: 0 P: 15	R: 0 E: 0 K: 1 S: 14	H: 0 LOB: 2 BB: 2 P: 27	1B: 2 2B: 2 3B: 0 HR: 1	SF: 0 SAC: 0 DP: 1 HBP: 0	WP: 0 PB: 0 SB: 2 CS: 0	PA: 38
<b>PITCHER</b>	IP	WLS	BF	H	R	ER	SO	BB	IBB	HBP	BLK	WP	HR	S	P	ERA	WHIP			
Chuck Finley, L ERA: 4.09 (1, 1)	7.0	L	29	4	2	2	5	5	0	0	0	0	1	52	93	2.57	1.286			
Troy Percival, R ERA: 4.15 (8, 1)	2.0		9	1	0	0	2	2	0	0	0	0	0	26	42	0.00	1.500			

Oakland Athletics @ California Angels  
Anaheim Stadium, Anaheim, CA  
Tue May 02 1995, 10:05 PM EDT  
Att: 12,471 - Unknown - 68 F

AB 31  
R 2  
H 5  
RBI 2  
BB 7  
SO 7  
LOB 17



Batter	1	2	3	4	5	6	7	8	9	AB	R	H	RBI	BB	SO	LOB	BOTTOM			
Tony Phillips, S OBP: 0.357, SLG: 0.217 (1, 7)	G6-3		G3-1		G2-3			G1-3 BB		3	0	0	0	1	0	0				
Damion Easley, R OBP: 0.320, SLG: 0.238 (1, 4)			G5-3			G1-3		G1-3		3	0	0	0	0	0	1				
Jim Edmonds, L OBP: 0.300, SLG: 0.263 (1, 8)				E5 WP				G4-3		4	0	2	0	0	0	1				
Chili Davis, S OBP: 0.400, SLG: 0.333 (1, 10)		G4-3		K		F7			G3-1	4	0	0	0	0	1	3				
Tim Salmon, R OBP: 0.400, SLG: 0.750 (1, 9)			F8		P4		F9		F8	4	0	0	0	0	0	2				
J.T. Snow, L OBP: 0.292, SLG: 0.304 (1, 3)			S 1B				F7		P6	3	0	1	0	1	0	0				
Eduardo Perez, R OBP: 0.368, SLG: 0.357 (1, 5)		G5-3			P6		K			3	0	0	0	0	1	3				
Jorge Fabregas, L (1, 2)			G6-3				F8			2	0	0	0	0	0	1				
Mark Dalessandro, R (7, PH) (8, 2)							G6-3			1	0	0	0	0	0	0				
Gary Disarcina, R OBP: 0.273, SLG: 0.571 (1, 6)			L9		G4-3			K		3	0	0	0	0	1	0				
<b>Inning Stats</b>	R: 0 E: 0 K: 0 S: 10	H: 1 LOB: 1 BB: 0 P: 16	R: 0 E: 0 K: 0 S: 16	H: 1 LOB: 1 BB: 0 P: 27	R: 0 E: 0 K: 0 S: 5	H: 0 LOB: 0 BB: 0 P: 8	R: 0 E: 1 K: 1 S: 13	H: 0 LOB: 2 BB: 1 P: 21	R: 0 E: 0 K: 0 S: 7	H: 1 LOB: 1 BB: 0 P: 10	R: 0 E: 0 K: 1 S: 8	H: 0 LOB: 0 BB: 0 P: 11	R: 0 E: 0 K: 1 S: 13	H: 0 LOB: 1 BB: 1 P: 21	R: 0 E: 0 K: 0 S: 5	H: 0 LOB: 0 BB: 0 P: 8	1B: 3 2B: 0 3B: 0 HR: 0	SF: 0 SAC: 0 DP: 0 HBP: 1	WP: 1 PB: 0 SB: 1 CS: 0	PA: 33
<b>PITCHER</b>	IP	WLS	BF	H	R	ER	SO	BB	IBB	HBP	BLK	WP	HR	S	P	ERA	WHIP			
Dave Stewart, R ERA: 8.59 (1, 1)	6.0	W	23	3	0	0	1	1	0	0	0	1	0	58	90	0.00	0.667			
Rick Honeycutt, L ERA: (7, 1)	0.2		2	0	0	0	1	0	0	0	0	0	0	5	6	0.00	0.000			
Jim Corsi, R ERA: (7, 1)	1.0		4	0	0	0	1	1	0	0	0	0	0	13	22	0.00	1.000			
Dave Leiper, L ERA: 6.75 (8, 1)	0.1		1	0	0	0	0	0	0	0	0	0	0	3	4	0.00	0.000			
Dennis Eckersley, R ERA: 3.38 (9, 1)	1.0	S	3	0	0	0	0	0	0	0	0	0	0	5	8	0.00	0.000			

Oakland Athletics @ California Angels  
Anaheim Stadium, Anaheim, CA  
Tue May 02 1995, 10:05 PM EDT  
Att: 12,471 - Unknown - 68 F

AB 30  
R 0  
H 3  
RBI 0  
BB 2  
SO 3  
LOB 11





Batter	1	2	3	4	5	6	7	8	9	10	AB	R	H	RBI	BB	SO	LOB	TOP					
Rickey Henderson, R OBP: 0.375, SLG: 0.269	(1, 7) 2-3 K		(1, 2) 4-0 FC1-5 1-2 2B BB		(1, 2) 4-1 FC3-6 BB	(1, 2) 3-1 1B 2-H 3-H 1B	(1, 2) 1-1 P4			(1, 2) 2-1 G6-4-3 1-2F	4	1	1	2	2	1	4						
Stan Javier, S OBP: 0.333, SLG: 0.296	(1, 8) 0-0 F8		(1, 2) 0-0 FC1-5 1-2 2-3F 2B		(1, 2) 4-0 FC3-6 HR BB	(1, 2) 0-0 K		(1, 2) 1-0 G1		(1, 2) 2-1 F9	6	2	0	0	0	1	4						
Ruben Sierra, S OBP: 0.333, SLG: 0.538	(1, 9) 4-1 BB		(1, 2) 0-1 2B 1-H 2-H		(1, 2) 4-0 HR BB	(1, 2) 0-2 1B		(1, 2) 0-3 K			3	1	2	2	2	1	0						
Mark McGwire, R OBP: 0.419, SLG: 0.545	(1, 3) 3-3 K		(1, 2) 4-2 BB		(1, 2) 0-2 HR BB	(1, 2) 2-0 F8		(1, 2) 0-0 F8			4	1	1	3	1	1	3						
Gerónimo Berroa, R OBP: 0.259, SLG: 0.360		(1, 10) 3-1 G5-3	(1, 2) 0-3 K		(1, 2) 3-1 1B		(1, 2) 3-3 K		(1, 2) 1-0 G5-3		5	0	1	0	0	2	2						
Terry Steinbach, R OBP: 0.217, SLG: 0.273	(1, 2) 2-1 P3		(1, 2) 2-1 F8		(1, 2) 2-1 F8		(1, 2) 1-2 BB 2B		(1, 2) 4-0 BB		4	0	1	0	1	0	1						
Craig Paquette, R OBP: 0.200, SLG: 0.400	(1, 5) 2-2 G6-3		(1, 2) 2-2 F7		(1, 2) 0-0 G1-3 1B		(1, 2) 4-1 BB IBB		(1, 2) 2-0 F9		3	1	1	0	0	0	0						
Mike Aldrete, L OBP: 0.750, SLG: 0.500	(7, PH)		(1, 2) 4-2 CS BB		(1, 2) 0-0 G6-3		(1, 2) 3-2 F7		(1, 2) 1-2 G4-3		0	0	0	0	1	0	0						
Scott Brosius, R OBP: 0.300, SLG: 0.125	(7, PR)		(1, 2) 3-2 FC1-5 1-2 1B		(1, 2) 1-1 L7		(1, 2) 4-2 BB		(1, 2) 0-1 G6-4-3 1B		1	0	0	0	0	0	1						
Mike Gallego, R OBP: 0.190, SLG: 0.105	(1, 4)										2	1	0	0	1	0	2						
Brent Gates, S OBP: 0.333, SLG: 0.250	(9, PH)										1	0	0	0	0	0	1						
Mike Bordick, R OBP: 0.385, SLG: 0.394	(1, 6)										4	0	2	0	1	0	2						
<b>Inning Stats</b>	R: 0 E: 0 K: 2 S: 8	H: 0 LOB: 1 BB: 1 P: 17	R: 0 E: 0 K: 0 S: 7	H: 0 LOB: 0 BB: 0 P: 14	R: 2 E: 0 K: 1 S: 17	H: 2 LOB: 2 BB: 3 P: 32	R: 0 E: 0 K: 0 S: 6	H: 0 LOB: 0 BB: 0 P: 10	R: 3 E: 0 K: 1 S: 11	H: 2 LOB: 1 BB: 2 P: 25	R: 2 E: 1 K: 1 S: 12	H: 3 LOB: 2 BB: 0 P: 20	R: 0 E: 0 K: 1 S: 14	H: 1 LOB: 3 BB: 2 P: 30	R: 0 E: 0 K: 0 S: 5	H: 0 LOB: 0 BB: 0 P: 6	R: 0 E: 0 K: 0 S: 5	H: 0 LOB: 1 BB: 0 P: 13	R: 0 E: 0 K: 0 S: 6	H: 1 LOB: 0 BB: 0 P: 10	1B: 6 2B: 2 3B: 0 HR: 1	SF: 0 SAC: 0 DP: 1 HBP: 1	WP: 0 PA: 47 PB: 0 SB: 0 CS: 1
<b>PITCHER</b>	IP WLS BF H R ER SO BB IBB HBP BLK WP HR S P ERA WHIP																						
Mark Langston, L ERA: 6.52	(1, 1) 4.2 0 23 4 5 5 3 6 0 0 0 0 0 1 94 9.64 2.143																						
Mike Bielecki, R ERA: 10.8	(5, 1) 0.2 5 2 2 2 0 0 0 1 0 0 0 7 14 27.00 3.000																						
Russ Springer, R ERA: 9.0	(6, 1) 1.1 8 2 0 0 2 1 1 0 0 0 0 19 37 0.00 2.250																						
Mike James, R ERA: 2.08	(7, 1) 2.1 8 0 0 0 1 1 0 0 0 0 0 12 22 0.00 0.429																						
Mike Butcher, R ERA:	(10, 1) 1.0 W 3 1 0 0 0 0 0 0 0 0 0 6 10 0.00 1.000																						

Oakland Athletics @ California Angels  
Anaheim Stadium, Anaheim, CA  
Wed May 03 1995, 10:05 PM EDT  
Att: 12,864 - Unknown - 65 F

AB 37  
R 7  
H 9  
RBI 7  
BB 9  
SO 6  
LOB 20



Batter	1	2	3	4	5	6	7	8	9	10	AB	R	H	RBI	BB	SO	LOB	BOTTOM					
Tony Phillips, S OBP: 0.382, SLG: 0.276	(1, 7) 3-2 G4-3 E 1B	(1, 2) 2-3 K		(1, 2) 3-3 K		(1, 2) 3-3 K		(1, 2) 1-2 1B 2-H		(1, 2) 2-2 2B 1B	6	2	3	1	0	3	2						
Spike Owen, S OBP: 0.333, SLG: 0.364	(1, 5) 1-2 G3-1	(1, 2) 2-2 1B		(1, 2) 3-2 G1-3		(1, 2) 2-1 P6		(1, 2) 2-2 1B		(1, 2) 1-2 1B	6	0	3	0	0	0	2						
Jim Edmonds, L OBP: 0.308, SLG: 0.250	(1, 8) 2-2 G4-3	(1, 2) 2-1 G4-3		(1, 2) 4-1 1B BB G4-3 BB		(1, 2) 0-1 G4-3		(1, 2) 1-0 F7		(1, 2) 1-0 1B	5	1	1	1	1	0	5						
Chili Davis, S OBP: 0.433, SLG: 0.333	(1, 10) 4-1 BB E BB		(1, 2) 1-1 P6		(1, 2) 4-2 G4-3 1B BB		(1, 2) 0-0 HR 1B		(1, 2) 1-1 P2		3	2	1	0	2	0	2						
Tim Salmon, R OBP: 0.487, SLG: 0.870	(1, 9) 4-2 E BB		(1, 2) 4-2 FC4-6 BB		(1, 2) 1-1 G4-3 1B		(1, 2) 2-2 HR		(1, 2) 2-1 F7		3	2	2	2	0	0							
J.T. Snow, L OBP: 0.241, SLG: 0.250	(1, 3) 2-0 E6		(1, 2) 2-1 FC4-6 1-2F		(1, 2) 2-1 G4-3		(1, 2) 1-1 F7		(1, 2) 2-0 E4		5	0	0	1	0	0	3						
Rex Hudler, R	(1, 4) 2-1 F7		(1, 2) 2-3 K		(1, 2) 2-3 K		(1, 2) 1-2 L7		(1, 2) 1-2 P4		5	0	0	0	0	2	5						
Andy Atanson, R OBP: 0.133, SLG: 0.286	(1, 2)	(1, 2) 2-0 G5-3		(1, 2) 0-0 F8		(1, 2) 1-2 L8		(1, 2) 2-1 SH1-3 1B		(1, 2) 1-1 G4-3	2	0	0	0	0	0	0						
Jorge Fabregas, L OBP: 0.125, SLG: 0.125	(6, PH)	(7, 2)									2	0	1	0	0	0	0						
Kevin Flora, R Mark Dalesandro, R	(8, PR)	(9, 2)									0	1	0	0	0	0	0						
Gary Disarcina, R OBP: 0.308, SLG: 0.600	(1, 6)	(1, 2) 0-1 1B		(1, 2) 1-2 G6-3		(1, 2) 0-0 2B		(1, 2) 1-1 SH1-3		(1, 2) 2-1 G4-3	4	0	2	0	0	0	0						
<b>Inning Stats</b>	R: 3 E: 1 K: 0 S: 16	H: 1 LOB: 1 BB: 2 P: 34	R: 0 E: 0 K: 1 S: 12	H: 2 LOB: 2 BB: 0 P: 20	R: 0 E: 0 K: 1 S: 10	H: 0 LOB: 1 BB: 1 P: 19	R: 0 E: 0 K: 1 S: 8	H: 0 LOB: 0 BB: 0 P: 12	R: 1 E: 0 K: 1 S: 13	H: 1 LOB: 2 BB: 1 P: 29	R: 0 E: 0 K: 1 S: 9	H: 1 LOB: 1 BB: 0 P: 15	R: 2 E: 0 K: 0 S: 12	H: 2 LOB: 0 BB: 0 P: 16	R: 1 E: 0 K: 0 S: 13	H: 3 LOB: 2 BB: 0 P: 21	R: 0 E: 1 K: 0 S: 8	H: 0 LOB: 1 BB: 0 P: 14	R: 1 E: 0 K: 0 S: 8	H: 3 LOB: 2 BB: 0 P: 14	1B: 10 2B: 2 3B: 0 HR: 1	SF: 0 SAC: 1 DP: 0 HBP: 0	WP: 0 PA: 48 PB: 0 SB: 0 CS: 0
<b>PITCHER</b>	IP WLS BF H R ER SO BB IBB HBP BLK WP HR S P ERA WHIP																						
Ron Darling, R ERA: 7.56	(1, 1) 4.1 0 22 3 4 1 3 5 0 0 0 0 0 52 10.2 1.846																						
Don Wengert, R ERA: 4.5	(5, 1) 2.0 9 3 1 1 2 0 0 0 0 0 0 19 30 4.50 1.500																						
Mark Adre, R ERA: 5.4	(7, 1) 1.0 6 3 2 2 0 0 0 0 0 0 0 1 16 24 18.00 3.000																						
Rick Honeycutt, L ERA:	(8, 1) 0.2 3 1 0 0 0 0 0 0 0 0 0 6 10 0.00 1.500																						
Carlos Reyes, R ERA: 4.91	(9, 1) 1.1 L 8 3 1 1 0 0 0 0 0 0 0 0 16 28 6.75 2.250																						

Oakland Athletics @ California Angels  
Anaheim Stadium, Anaheim, CA  
Wed May 03 1995, 10:05 PM EDT  
Att: 12,864 - Unknown - 65 F

AB 42  
R 8  
H 13  
RBI 5  
BB 5  
SO 5  
LOB 20





Batter	1	2	3	4	5	6	7	8	9	AB	R	H	RBI	BB	SO	LOB	TOP										
Stan Javier, S OBP: 0.314, SLG: 0.258 (1, 7)	F2		K			CS BB	K	L7		4	0	0	0	1	2	4	<p>Oakland Athletics @ California Angels Anaheim Stadium, Anaheim, CA Thu May 04 1995, 10:05 PM EDT Att: 11,817 - Unknown - 65 F</p> <p>livebaseballscores.com</p>										
Brent Gates, S OBP: 0.300, SLG: 0.429 Mike Gallego, R OBP: 0.182, SLG: 0.100 (1, 4) (7, 4)	G4-3		SF7			CS	F7		K	3	1	1	1	0	0	0											
Ruben Sierra, S OBP: 0.286, SLG: 0.452 (1, 10)	K		K				F7	G4-3	F3	5	0	0	0	0	2	2											
Mark McGwire, R OBP: 0.472, SLG: 0.640 (1, 3)		G3-1 2B		G6-4-3 HBP			E 2B		F8	3	2	2	1	0	0	0											
Mike Aldrete, L OBP: 0.500, SLG: 0.250 Geronimo Berroa, R (6, PH) OBP: 0.310, SLG: 0.500 (1, 9) (6, 9)	G3-1		G6-4-3			E 2B				2	0	0	0	0	0	2											
Terry Steinbach, R OBP: 0.222, SLG: 0.385 (1, 2)	G5-3					BB				4	1	1	1	0	1	3											
Andy Tomberlin, L OBP: 0.143, SLG: 0.143 Rickey Henderson, R OBP: 0.353, SLG: 0.250 (1, 8) (6, 7)	K		F7			E3 2B		K		2	0	0	0	0	1	1											
Scott Brosius, R OBP: 0.333, SLG: 0.250 (1, 5)			E5 1B SF7			F8				4	2	2	2	0	0	0											
Mike Bordick, R OBP: 0.400, SLG: 0.333 (1, 6)						F8		G6-3 1B		4	0	2	1	0	0	1											
<b>Inning Stats</b>	R: 0 E: 0 K: 1 S: 5	H: 0 LOB: 0 BB: 0 P: 5	R: 0 E: 0 K: 1 S: 6	H: 1 LOB: 1 BB: 0 P: 6	R: 1 E: 1 K: 2 S: 9	H: 1 LOB: 1 BB: 0 P: 9	R: 1 E: 0 K: 0 S: 3	H: 1 LOB: 0 BB: 0 P: 4	R: 0 E: 0 K: 0 S: 2	H: 0 LOB: 0 BB: 1 P: 6	R: 5 E: 1 K: 2 S: 12	H: 4 LOB: 1 BB: 1 P: 16	R: 2 E: 0 K: 0 S: 4	H: 1 LOB: 0 BB: 0 P: 5	R: 0 E: 0 K: 1 S: 6	H: 1 LOB: 1 BB: 0 P: 6		R: 0 E: 0 K: 1 S: 5	H: 0 LOB: 0 BB: 0 P: 5	1B: 3 2B: 4 3B: 0 HR: 2	SF: 1 SAC: 0 DP: 1 HBP: 2	WP: 0 PB: 0 SB: 0 CS: 1	PA: 41				
<b>PITCHER</b>	IP	WLS	BF	H	R	ER	SO	BB	IBB	HBP	BLK	WP	HR	S	P	ERA	WHIP										
Scott Sanderson, R ERA: 2.61 (1, 1)	5.1		22	5	4	3	4	1	0	1	0	0	1	28	33	5.06	1.125										
Mitch Williams, L ERA (6, 1)	0.1	L	3	0	0	0	1	1	0	0	0	0	0	4	8	0.00	3.000										
Mike James, R ERA: 3.86 (6, 1)	0.1		3	2	3	0	1	0	0	0	0	0	0	5	5	0.00	6.000										
Russ Springer, R ERA: 11.25 (7, 1)	1.0		5	1	2	2	0	0	0	1	0	0	1	4	5	18.00	1.000										
Mike Bielecki, R ERA: 4.91 (8, 1)	2.0		7	1	0	0	2	0	0	0	0	0	0	11	11	0.00	0.500										

Batter	1	2	3	4	5	6	7	8	9	AB	R	H	RBI	BB	SO	LOB	BOTTOM										
Tony Phillips, S OBP: 0.385, SLG: 0.303 (1, 7)	L7			G6-3				G1-4-3		4	0	1	2	1	0	0	<p>Oakland Athletics @ California Angels Anaheim Stadium, Anaheim, CA Thu May 04 1995, 10:05 PM EDT Att: 11,817 - Unknown - 65 F</p> <p>livebaseballscores.com</p>										
Spike Owen, S OBP: 0.235, SLG: 0.250 (1, 5)	F8	G6-3			F9	G3		G4-3		5	0	0	0	0	4												
Jim Edmonds, L OBP: 0.290, SLG: 0.310 (1, 8)	K		G4-3 3B		K		G3-1		G4-3	5	1	1	0	0	2	0											
Chili Davis, S OBP: 0.400, SLG: 0.310 (1, 10)		F1	G4-3		K			F9		5	0	1	1	0	1	0											
Tim Salmon, R OBP: 0.486, SLG: 0.923 (1, 9)		K	F8			HR			BB	3	1	1	1	1	1	0											
J.T. Snow, L OBP: 0.324, SLG: 0.290 (1, 3)		1B BB				SH5-4 1B		F9		3	1	2	0	2	0	1											
Damion Easley, R OBP: 0.345, SLG: 0.280 (1, 4)		1B BB				SH5-4 1B				4	1	2	0	0	2	4											
Jorge Fabregas, L OBP: 0.182, SLG: 0.182 (1, 2)		1B BB			F7	SH5-4 1B				3	1	1	1	0	1	3											
Gary Disarcina, R OBP: 0.300, SLG: 0.552 (1, 6)		1B BB			G4-3	K		K		4	1	1	1	0	2	2											
<b>Inning Stats</b>	R: 0 E: 0 K: 1 S: 5	H: 0 LOB: 0 BB: 0 P: 5	R: 4 E: 0 K: 1 S: 9	H: 4 LOB: 1 BB: 1 P: 13	R: 1 E: 0 K: 1 S: 7	H: 2 LOB: 1 BB: 0 P: 7	R: 0 E: 0 K: 0 S: 3	H: 0 LOB: 0 BB: 0 P: 3	R: 0 E: 0 K: 2 S: 7	H: 0 LOB: 0 BB: 0 P: 7	R: 1 E: 0 K: 1 S: 8	H: 3 LOB: 3 BB: 1 P: 12	R: 0 E: 0 K: 2 S: 8	H: 1 LOB: 3 BB: 1 P: 13	R: 0 E: 0 K: 1 S: 5	H: 0 LOB: 0 BB: 0 P: 5		R: 0 E: 0 K: 0 S: 3	H: 0 LOB: 1 BB: 1 P: 7	1B: 7 2B: 1 3B: 1 HR: 1	SF: 0 SAC: 1 DP: 0 HBP: 1	WP: 0 PB: 1 SB: 0 CS: 0	PA: 42				
<b>PITCHER</b>	IP	WLS	BF	H	R	ER	SO	BB	IBB	HBP	BLK	WP	HR	S	P	ERA	WHIP										
Todd Stottlemire, R ERA: 10.8 (1, 1)	5.0	W	25	9	6	6	5	1	0	0	0	0	1	34	38	10.80	2.000										
Chris Eddy, L ERA: 40.5 (6, 1)	0.1		1	0	0	0	0	0	0	0	0	0	0	1	1	0.00	0.000										
Jim Corsi, R ERA (6, 1)	1.0		6	1	0	0	1	0	1	1	0	0	0	6	11	0.00	1.000										
Mark Acre, R ERA: 4.05 (7, 1)	1.2		6	0	0	0	3	1	0	0	0	0	0	11	15	0.00	0.600										
Dennis Eckersley, R ERA: 2.45 (9, 1)	1.0	S	4	0	0	0	0	1	0	0	0	0	0	3	7	0.00	1.000										



Batter	1	2	3	4	5	6	7	8	9	AB	R	H	RBI	BB	SO	LOB	TOP								
<b>Rich Amaral, R</b> OBP: 0.545, SLG: 0.556 <b>Alex Diaz, S</b> OBP: 0.385, SLG: 0.692	2-2 G6-4-3 1B		0-0 F8		2-0 1B			2-2 FC4-6 FC5 BB 1-2f		3	0	2	0	0	0	2									
<b>Felix Fermin, R</b> OBP: 0.286, SLG: 0.269 <b>Joey Cora, S</b> OBP: 0.423, SLG: 0.565	1-2 G6-4-3 1-2f		0-2 F8		1-2 F7			4-1 BB		1	0	0	0	0	0	1									
<b>Ken Griffey Jr., L</b> OBP: 0.459, SLG: 0.552	1-2 P2			0-0 G5-4-3 1B			4-2 G4-6-3 BB	3-3 K		3	0	1	0	1	1	2									
<b>Jay Buhner, R</b> OBP: 0.229, SLG: 0.294		2-1 L5		1-1 G5-4-3 1-2f			2-3 K	1-0 FC5 2-3f		4	0	0	0	0	1	4									
<b>Edgar Martinez, R</b> OBP: 0.484, SLG: 0.600 <b>Greg Pirk, R</b> OBP: 0.400, SLG: 0.250	1-2 G4-6-3 1B		2-1 G4-3		2-1 G4-6-3 1-2f			2-3 K	2-3 K	3	0	1	0	0	0	1									
<b>Mike Blowers, R</b> OBP: 0.150, SLG: 0.158	0-0 G4-6-3 1-2f				1-2 F9		2-3 K	4-0 HBP BB		3	0	0	0	1	1	1									
<b>Tino Martinez, L</b> OBP: 0.552, SLG: 0.565			1-1 P4		1-2 1B 1B 1B		0-2 K	3-0 HBP BB		3	0	1	0	0	1	0									
<b>Dan Wilson, R</b> OBP: 0.481, SLG: 0.542 <b>Chad Kreuter, S</b> OBP: 0.200, SLG: 0.200			4-2 1B BB		2-2 F9		2-3 K	1-3 K		2	0	0	0	1	1	1									
<b>Luis Sojo, R</b> OBP: 0.333, SLG: 0.333 <b>Doug Strange, S</b> OBP: 0.286, SLG: 0.286	1-2 1B		2-1 1B		1-2 1B			0-1 FC4-6 1B	1-1 L8	2	0	2	0	0	0	0									
<b>Inning Stats</b>	R: 0 E: 0 K: 0 S: 11	H: 1 LOB: 0 BB: 0 P: 15	R: 0 E: 0 K: 0 S: 6	H: 1 LOB: 2 BB: 1 P: 9	R: 0 E: 0 K: 0 S: 11	H: 1 LOB: 2 BB: 1 P: 18	R: 0 E: 0 K: 0 S: 5	H: 1 LOB: 0 BB: 0 P: 8	R: 0 E: 0 K: 1 S: 18	H: 3 LOB: 3 BB: 0 P: 27	R: 0 E: 0 K: 1 S: 11	H: 0 LOB: 0 BB: 1 P: 19	R: 0 E: 0 K: 3 S: 11	H: 0 LOB: 0 BB: 0 P: 15	R: 0 E: 0 K: 1 S: 12	H: 1 LOB: 2 BB: 1 P: 22	R: 0 E: 0 K: 2 S: 8	H: 0 LOB: 2 BB: 1 P: 19	1B: 8 2B: 0 3B: 0 HR: 0	SF: 0 SAC: 0 DP: 4 HBP: 1	WP: 0 PB: 0 SB: 0 CS: 0	PA: 36			
<b>PITCHER</b>	IP	WLS	BF	H	R	ER	SO	BB	IBB	HBP	BLK	WP	HR	S	P	ERA	WHIP								
<b>Brian Anderson, L</b> ERA: 2.79	4.0		14	4	0	0	0	1	0	0	0	0	0	33	50	0.00	1.250								
<b>Bob Patterson, L</b> ERA:	2.0	W	9	3	0	0	1	1	0	0	0	0	0	29	46	0.00	2.000								
<b>Troy Percival, R</b> ERA: 3.38	1.0		3	0	0	0	3	0	0	0	0	0	0	11	15	0.00	0.000								
<b>Mike Butcher, R</b> ERA:	1.0		5	1	0	0	1	1	0	0	0	0	0	12	22	0.00	2.000								
<b>Mitch Williams, L</b> ERA:	1.0		5	0	0	0	2	1	0	1	0	0	0	8	19	0.00	1.000								
<b>Batter</b>	<b>1</b>	<b>2</b>	<b>3</b>	<b>4</b>	<b>5</b>	<b>6</b>	<b>7</b>	<b>8</b>	<b>9</b>	<b>AB</b>	<b>R</b>	<b>H</b>	<b>RBI</b>	<b>BB</b>	<b>SO</b>	<b>LOB</b>	<b>BOTTOM</b>								
<b>Tony Phillips, S</b> OBP: 0.419, SLG: 0.343 <b>16 Garret Anderson, L</b> OBP: 0.324, SLG: 0.267	1-0 F9		2-1 G2-3 SF7 2B		4-1 1B HR BB	4-2 FC5-4 BB		4-2 1B BB		2	2	1	0	2	0	0									
<b>Damon Easley, R</b> OBP: 0.324, SLG: 0.267	0-0 E6 G6-3 1B		1-2 G2-3		1-1 F9	3-1 FC5-4 1-2f		1-0 1B		5	1	1	1	0	0	4									
<b>Jim Edmonds, L</b> OBP: 0.278, SLG: 0.303	3-1 G6-3		2-0 SF7		1-1 HR 1B	2-3 K		1-3 K		4	1	1	2	0	2	4									
<b>Chili Davis, S</b> OBP: 0.436, SLG: 0.455 <b>Kevin Flora, R</b> OBP: 0.436, SLG: 0.455	1-0 1B		0-0 G3-1		3-1 HR		1-0 WP SF8 1B	1-3 K		4	2	3	4	0	0	0									
<b>Tim Salmon, R</b> OBP: 0.450, SLG: 0.800	2-2 G6-3			0-0 G6-3	4-0 BB 2B BB		3-3 K	1-0 G4-3		4	1	0	0	1	1	4									
<b>Eduardo Perez, R</b> OBP: 0.435, SLG: 0.333		4-1 CS BB		3-1 G6-3	4-2 2B BB		4-2 BB			1	1	0	0	3	0	0									
<b>J.T. Snow, L</b> OBP: 0.316, SLG: 0.324	2-1 G6-3			3-3 K	2-2 2B		3-1 SF8			3	0	1	3	0	1	1									
<b>Andy Allanson, R</b> OBP: 0.158, SLG: 0.235		4-2 BB					3-1 F9			3	0	0	0	1	1	2									
<b>Gary Disarcina, R</b> OBP: 0.294, SLG: 0.545	2-1 G5-3				1-0 1B 2B	2-1 G1-3		1-1 E6 16 BB 1B		4	2	1	0	0	0	1									
<b>Inning Stats</b>	R: 1 E: 1 K: 0 S: 8	H: 1 LOB: 1 BB: 0 P: 15	R: 0 E: 0 K: 0 S: 7	H: 0 LOB: 2 BB: 2 P: 19	R: 1 E: 0 K: 0 S: 7	H: 1 LOB: 0 BB: 0 P: 12	R: 0 E: 0 K: 1 S: 6	H: 0 LOB: 0 BB: 0 P: 12	R: 6 E: 0 K: 1 S: 19	H: 4 LOB: 1 BB: 3 P: 43	R: 0 E: 0 K: 1 S: 9	H: 0 LOB: 1 BB: 1 P: 20	R: 1 E: 0 K: 1 S: 10	H: 1 LOB: 1 BB: 1 P: 21	R: 1 E: 1 K: 2 S: 13	H: 1 LOB: 2 BB: 1 P: 22	1B: 4 2B: 3 3B: 0 HR: 1	SF: 2 SAC: 0 DP: 0 HBP: 0	WP: 2 PB: 0 SB: 0 CS: 1	PA: 41					
<b>PITCHER</b>	IP	WLS	BF	H	R	ER	SO	BB	IBB	HBP	BLK	WP	HR	S	P	ERA	WHIP								
<b>Dave Fleming, L</b> ERA: 6.52	4.2	L	23	5	7	6	1	4	0	0	0	0	0	8	16	27.00	6.000								
<b>Jim Converse, R</b> ERA: 2.84	0.1		3	1	1	1	1	1	0	0	0	0	0	9	20	0.00	1.000								
<b>Lee Guetterman, L</b> ERA: 4.5	1.0		4	0	0	0	1	1	0	0	0	0	0	10	21	9.00	2.000								
<b>John Cummings, L</b> ERA: 33.75	1.0		5	1	1	1	1	1	0	0	0	2	0	10	21	9.00	2.000								
<b>Ron Villone, L</b> ERA: 5.4	1.0		6	1	1	0	2	1	0	0	0	0	0	13	22	0.00	2.000								

Seattle Mariners @ California Angels  
Anaheim Stadium, Anaheim, CA  
Fri May 05 1995, 10:05 PM EDT  
Att: 30,230 - Unknown - 63 F

AB 31  
R 0  
H 8  
RBI 0  
BB 4  
SO 7  
LOB 22



Seattle Mariners @ California Angels  
Anaheim Stadium, Anaheim, CA  
Fri May 05 1995, 10:05 PM EDT  
Att: 30,230 - Unknown - 63 F

AB 31  
R 10  
H 8  
RBI 10  
BB 8  
SO 6  
LOB 18





Batter	1	2	3	4	5	6	7	8	9	AB	R	H	RBI	BB	SO	LOB	TOP										
<b>Darren Bragg, L</b> OBP: 0.357, SLG: 0.217	P3		FC4-6 1B		G3 G4-3 BB		L4-6 1B BB		K	3	0	1	0	2	1	0											
<b>Joey Coxa, S</b> OBP: 0.387, SLG: 0.500	F7		FC4-6 1B 1-2		G4-3		BLK 1B		G3-1	5	0	1	0	0	0	2											
<b>Ken Griffey Jr., L</b> OBP: 0.463, SLG: 0.636	HR		1-3 1B		G3		L4-6			4	1	2	1	0	0	3											
<b>Jay Buhner, R</b> OBP: 0.231, SLG: 0.316	WP HR		2-3 K		F8		K			4	1	1	0	0	2	4											
<b>Edgar Martinez, R</b> OBP: 0.486, SLG: 0.679	2H HR		G4-3				F7			3	1	1	2	1	0	2											
<b>Tino Martinez, L</b> OBP: 0.485, SLG: 0.481	P5				G4-3		F9		K	4	0	0	0	0	1	1											
<b>Doug Strange, S</b> OBP: 0.300, SLG: 0.400			L4						F9	3	0	1	0	0	0	0											
<b>Mike Blowers, R</b> OBP: 0.143, SLG: 0.150										1	0	0	0	0	0	1											
<b>Chad Kreuter, S</b> OBP: 0.222, SLG: 0.125			K		F7		HR BB		P5	3	1	0	0	1	1	2											
<b>Luis Sojo, R</b> OBP: 0.333, SLG: 0.533			P6		L9					3	1	1	2	0	0	1											
<b>Alex Diaz, S</b> OBP: 0.357, SLG: 0.643							1-H HR		G4-3	1	0	0	0	0	0	0											
<b>Inning Stats</b>	R: 3 E: 0 K: 0 S: 16	H: 3 LOB: 0 BB: 0 P: 27	R: 0 E: 0 K: 1 S: 8	H: 0 LOB: 0 BB: 0 P: 12	R: 0 E: 0 K: 1 S: 12	H: 2 LOB: 2 BB: 0 P: 19	R: 0 E: 0 K: 0 S: 5	H: 1 LOB: 1 BB: 0 P: 11	R: 0 E: 0 K: 0 S: 6	H: 0 LOB: 1 BB: 0 P: 8	R: 2 E: 0 K: 1 S: 17	H: 2 LOB: 1 BB: 2 P: 30	R: 0 E: 0 K: 1 S: 8	H: 0 LOB: 1 BB: 1 P: 13	R: 0 E: 0 K: 1 S: 8	H: 0 LOB: 0 BB: 0 P: 13	1B: 3 2B: 3 3B: 0 HR: 3	SF: 0 SAC: 0 DP: 1 HBP: 0	WP: 1 PB: 0 SB: 0 CS: 0	PA: 38							
<b>PITCHER</b>	IP	WLS	BF	H	R	ER	SO	BB	IBB	HBP	BLK	WP	HR	S	P	ERA	WHIP										
<b>Shawn Boskie, R</b> ERA: 1.93	(1, 1)	6.0	25	6	3	3	2	1	0	0	0	1	2	52	88	4.50	1.167										
<b>Russ Springer, R</b> ERA: 15.75	(7, 1)	0.0	2	1	2	2	0	1	0	0	0	0	1	6	10	∞	∞										
<b>Mike James, R</b> ERA: 3.86	(7, 1)	0.0	2	1	0	0	0	1	0	0	0	0	0	5	12	∞	∞										
<b>Mitch Williams, L</b> ERA:	(7, 1)	1.1	W	4	0	0	0	2	1	0	0	1	0	11	17	0.00	0.750										
<b>Troy Percival, R</b> ERA: 3.0	(8, 1)	0.2	2	0	0	0	0	0	0	0	0	0	0	3	4	0.00	0.000										

Seattle Mariners @ California Angels  
Anaheim Stadium, Anaheim, CA  
Sat May 06 1995, 10:05 PM EDT  
Att: 21,882 - Unknown - 58 F


AB 34  
R 5  
H 8  
RBI 5  
BB 4  
SO 5  
LOB 16



Batter	1	2	3	4	5	6	7	8	9	AB	R	H	RBI	BB	SO	LOB	BOTTOM										
<b>Tony Phillips, S</b> OBP: 0.458, SLG: 0.351	2B G1-4-3 BB		FC4 BB		CS 1B 1-3		FC6 1-2			2	1	1	0	3	0	1											
<b>Damon Easley, R</b> OBP: 0.359, SLG: 0.324	G1-4-3 2B 1-3		FC4 1-2 2-3		G4-3 CS 1B 3-H 1-2		G5-3 1B BB		K	4	0	2	1	1	1	3											
<b>Jim Edmonds, L</b> OBP: 0.268, SLG: 0.270	G1-4-3		K		G4-3		F7			4	0	0	1	1	1	6											
<b>Chili Davis, S</b> OBP: 0.409, SLG: 0.405	G6-3				G5-3		G5-3		K	4	0	0	0	1	1	3											
<b>Tim Salmon, R</b> OBP: 0.444, SLG: 0.735	G5-3		G1-3 BB		F7		2-H 1B		K	4	0	1	0	1	1	3											
<b>J.T. Snow, L</b> OBP: 0.397, SLG: 0.432			2B 1B		G1-3 BB		HR			3	2	2	1	1	0	0											
<b>Eduardo Perez, R</b> OBP: 0.444, SLG: 0.333			2B BB		G1-3		K		HR 1B	3	2	1	0	1	1	2											
<b>Greg Myers, L</b> OBP: 0.500, SLG: 1.250			K		K		FC6 1B		HR	4	1	2	2	0	2	4											
<b>Gary Disarcina, R</b> OBP: 0.316, SLG: 0.568	FC4 1-H 2H		2B		1B 1B		F7		F9	4	1	2	2	0	0	1											
<b>Inning Stats</b>	R: 1 E: 0 K: 0 S: 10	H: 1 LOB: 1 BB: 1 P: 16	R: 2 E: 0 K: 2 S: 17	H: 2 LOB: 2 BB: 2 P: 33	R: 0 E: 0 K: 1 S: 11	H: 0 LOB: 2 BB: 2 P: 20	R: 1 E: 0 K: 0 S: 11	H: 3 LOB: 1 BB: 1 P: 21	R: 1 E: 0 K: 1 S: 17	H: 2 LOB: 1 BB: 0 P: 27	R: 0 E: 0 K: 0 S: 10	H: 1 LOB: 2 BB: 1 P: 17	R: 2 E: 0 K: 1 S: 12	H: 2 LOB: 1 BB: 1 P: 21	R: 0 E: 0 K: 2 S: 7	H: 0 LOB: 0 BB: 1 P: 16	1B: 7 2B: 3 3B: 0 HR: 2	SF: 0 SAC: 0 DP: 1 HBP: 0	WP: 0 PB: 0 SB: 0 CS: 3	PA: 41							
<b>PITCHER</b>	IP	WLS	BF	H	R	ER	SO	BB	IBB	HBP	BLK	WP	HR	S	P	ERA	WHIP										
<b>Tim Davis, L</b> ERA: 4.82	(1, 1)	3.2	22	6	4	4	3	5	0	0	0	0	0	47	87	9.82	3.000										
<b>Bob Wells, R</b> ERA: 7.39	(4, 1)	3.1	L	16	5	3	3	2	2	0	0	0	2	41	68	8.10	2.100										
<b>Ron Villone, L</b> ERA: 4.15	(8, 1)	1.0	3	0	0	0	2	1	0	0	0	0	0	7	16	0.00	1.000										

Seattle Mariners @ California Angels  
Anaheim Stadium, Anaheim, CA  
Sat May 06 1995, 10:05 PM EDT  
Att: 21,882 - Unknown - 58 F

AB 32  
R 7  
H 11  
RBI 7  
BB 9  
SO 7  
LOB 23





Batter	1	2	3	4	5	6	7	8	9	AB	R	H	RBI	BB	SO	LOB	TOP								
<b>Rich Amaral, R</b> OBP: 0.400, SLG: 0.385 <b>Alex Diaz, S</b> OBP: 0.357, SLG: 0.643										4	0	0	0	0	2	2									
<b>Luis Sojo, R</b> OBP: 0.316, SLG: 0.444										3	0	0	0	1	1	1									
<b>Ken Griffey Jr., L</b> OBP: 0.422, SLG: 0.568										4	0	0	0	0	3	1									
<b>Jay Buhner, R</b> OBP: 0.209, SLG: 0.286										4	0	0	0	0	0	1									
<b>Edgar Martinez, R</b> OBP: 0.487, SLG: 0.688										4	1	2	0	0	0	0									
<b>Mike Blowers, R</b> OBP: 0.200, SLG: 0.208										4	1	2	0	0	0	1									
<b>Tino Martinez, L</b> OBP: 0.486, SLG: 0.586										2	1	1	2	0	0	1									
<b>Dan Wilson, R</b> OBP: 0.467, SLG: 0.519										3	0	1	0	0	0	1									
<b>Alex Rodriguez, R</b> OBP: 0.333, SLG: 0.333										3	0	1	0	0	1	2									
<b>Inning Stats</b>	R: 0 E: 0 K: 2 S: 7	H: 0 LOB: 0 BB: 0 P: 9	R: 0 E: 0 K: 0 S: 7	H: 1 LOB: 1 BB: 0 P: 10	R: 0 E: 0 K: 1 S: 8	H: 1 LOB: 0 BB: 0 P: 12	R: 0 E: 0 K: 1 S: 5	H: 0 LOB: 1 BB: 1 P: 13	R: 3 E: 2 K: 0 S: 16	H: 4 LOB: 1 BB: 0 P: 26	R: 0 E: 0 K: 1 S: 6	H: 0 LOB: 0 BB: 0 P: 7	R: 0 E: 0 K: 1 S: 8	H: 1 LOB: 1 BB: 0 P: 11	R: 0 E: 0 K: 1 S: 5	H: 0 LOB: 0 BB: 0 P: 9	R: 0 E: 0 K: 0 S: 5	H: 0 LOB: 0 BB: 0 P: 7	1B: 5 2B: 1 3B: 0 HR: 1	SF: 0 SAC: 1 DP: 1 HBP: 0	WP: 0 PB: 0 SB: 0 CS: 2	PA: 33			
<b>PITCHER</b>	IP	WLS	BF	H	R	ER	SO	BB	IBB	HBP	BLK	WP	HR	S	P	ERA	WHIP								
<b>Chuck Finley, L</b> ERA: 3.79	8.0	L	30	7	3	3	7	1	0	0	0	0	1	62	97	3.38	1.000								
<b>Mike Butcher, R</b> ERA:	1.0	S	3	0	0	0	0	0	0	0	0	0	0	5	7	0.00	0.000								

Seattle Mariners @ California Angels  
Anaheim Stadium, Anaheim, CA  
Sun May 07 1995, 10:05 PM EDT  
Att: 24,868 - Cloudy - 62 F

AB	31
R	3
H	7
RBI	2
BB	1
SO	7
LOB	10



Batter	1	2	3	4	5	6	7	8	9	AB	R	H	RBI	BB	SO	LOB	BOTTOM								
<b>Tony Phillips, S</b> OBP: 0.423, SLG: 0.317										4	0	0	0	0	1	5									
<b>Damon Easley, R</b> OBP: 0.328, SLG: 0.289										4	0	0	0	0	0	4									
<b>Rex Hudler, R</b> OBP: 0.100, SLG: 0.100 <b>Jim Edmonds, L</b> OBP: 0.262, SLG: 0.263										3	0	1	0	0	1	3									
<b>Chili Davis, S</b> OBP: 0.417, SLG: 0.425										3	1	1	0	1	1	0									
<b>Tim Salmon, R</b> OBP: 0.408, SLG: 0.658										4	0	0	0	0	3	3									
<b>Eduardo Perez, R</b> OBP: 0.400, SLG: 0.286 <b>Spike Owen, S</b> OBP: 0.222, SLG: 0.235										3	0	0	1	0	1	2									
<b>J.T. Snow, L</b> OBP: 0.370, SLG: 0.512										4	1	2	1	0	1	0									
<b>Andy Allanson, R</b> OBP: 0.182, SLG: 0.211 <b>Greg Myers, L</b> OBP: 0.400, SLG: 1.000										2	0	0	0	1	2	0									
<b>Gary Disarcina, R</b> OBP: 0.357, SLG: 0.659										4	0	3	0	0	0	0									
<b>Inning Stats</b>	R: 0 E: 0 K: 1 S: 5	H: 0 LOB: 0 BB: 0 P: 9	R: 0 E: 0 K: 2 S: 9	H: 0 LOB: 0 BB: 0 P: 11	R: 0 E: 0 K: 2 S: 13	H: 1 LOB: 1 BB: 0 P: 22	R: 0 E: 0 K: 2 S: 11	H: 1 LOB: 2 BB: 1 P: 21	R: 0 E: 0 K: 1 S: 13	H: 2 LOB: 3 BB: 1 P: 23	R: 1 E: 0 K: 0 S: 12	H: 1 LOB: 1 BB: 0 P: 16	R: 0 E: 0 K: 1 S: 8	H: 1 LOB: 1 BB: 0 P: 13	R: 0 E: 0 K: 1 S: 7	H: 0 LOB: 0 BB: 0 P: 10	R: 1 E: 0 K: 0 S: 9	H: 1 LOB: 0 BB: 0 P: 11	1B: 3 2B: 2 3B: 1 HR: 1	SF: 0 SAC: 0 DP: 0 HBP: 0	WP: 0 PB: 2 SB: 0 CS: 0	PA: 36			
<b>PITCHER</b>	IP	WLS	BF	H	R	ER	SO	BB	IBB	HBP	BLK	WP	HR	S	P	ERA	WHIP								
<b>Randy Johnson, L</b> ERA: 0.95	7.0	W	29	6	1	1	9	2	0	0	0	0	0	16	21	1.29	1.143								
<b>Bobby Ayala, R</b> ERA: 1.42	2.0	S	7	1	1	1	1	0	0	0	0	0	1	16	21	4.50	0.500								

Seattle Mariners @ California Angels  
Anaheim Stadium, Anaheim, CA  
Sun May 07 1995, 10:05 PM EDT  
Att: 24,868 - Cloudy - 62 F

AB	34
R	2
H	7
RBI	2
BB	2
SO	10
LOB	17






Batter	1	2	3	4	5	6	7	8	9	AB	R	H	RBI	BB	SO	LOB	TOP										
<b>Otis Nixon, S</b> <small>OBP: 0.328, SLG: 0.281</small> 										5	0	0	0	0	1	5											
<b>Jeff Eves, R</b> <small>OBP: 0.368, SLG: 0.373</small> 										4	0	1	0	0	0	2											
<b>Will Clark, L</b> <small>OBP: 0.394, SLG: 0.567</small> 										4	1	2	1	0	0	0											
<b>Mickey Tettleton, S</b> <small>OBP: 0.400, SLG: 0.556</small> <b>Eric Fox, S</b> <small>(8, PR)</small> 										4	0	2	0	0	1	1											
<b>Ivan Rodriguez, R</b> <small>OBP: 0.245, SLG: 0.313</small> 										4	0	0	0	0	2	3											
<b>Dean Palmer, R</b> <small>OBP: 0.446, SLG: 0.591</small> 										4	1	1	1	0	1	1											
<b>Mark McLemore, S</b> <small>OBP: 0.434, SLG: 0.489</small> 										3	0	0	0	1	1	1											
<b>Billy Hatcher, R</b> <small>OBP: 0.154, SLG: 0.167</small> <b>Shawn Hare, L</b> <small>(9, PH)</small> <small>OBP: 0.500, SLG: 0.333</small> 										3	0	0	0	0	0	1											
<b>Benji Gil, R</b> <small>OBP: 0.391, SLG: 0.585</small> 										3	0	1	0	1	1	2											
<b>Inning Stats</b>	R: 0 E: 0 K: 0 S: 8	H: 0 LOB: 0 BB: 0 P: 12	R: 0 E: 0 K: 0 S: 9	H: 0 LOB: 0 BB: 0 P: 15	R: 0 E: 1 K: 0 S: 13	H: 1 LOB: 2 BB: 0 P: 19	R: 1 E: 0 K: 2 S: 13	H: 2 LOB: 1 BB: 0 P: 17	R: 0 E: 0 K: 0 S: 5	H: 0 LOB: 0 BB: 0 P: 5	R: 0 E: 0 K: 1 S: 10	H: 1 LOB: 1 BB: 0 P: 16	R: 1 E: 0 K: 1 S: 15	H: 1 LOB: 1 BB: 1 P: 27	R: 0 E: 0 K: 1 S: 12	H: 2 LOB: 1 BB: 0 P: 19	R: 0 E: 0 K: 2 S: 15	H: 0 LOB: 2 BB: 2 P: 29	1B: 4 2B: 1 3B: 0 HR: 2	SF: 0 SAC: 0 DP: 0 HBP: 0	WP: 0 PB: 0 SB: 1 CS: 0	PA: 37					
<b>PITCHER</b>	IP	WLS	BF	H	R	ER	SO	BB	IBB	HBP	BLK	WP	HR	S	P	ERA	WHIP										
<b>Mark Langston, L</b> <small>ERA: 4.86</small>	(1, 1)	7.0	W	28	5	2	2	4	1	0	0	0	0	2	111	2.57	0.857										
<b>Mike Butcher, R</b> <small>ERA</small>	(8, 1)	0.1	1	1	0	0	0	0	0	0	0	0	0	2	4	0.00	3.000										
<b>Mitch Williams, L</b> <small>ERA</small>	(8, 1)	0.1	2	1	0	0	0	0	0	0	0	0	0	4	8	0.00	3.000										
<b>Troy Percival, R</b> <small>ERA: 2.84</small>	(8, 1)	0.1	1	0	0	0	1	0	0	0	0	0	0	6	7	0.00	0.000										
<b>Lee Smith, R</b> <small>ERA</small>	(9, 1)	1.0	S	5	0	0	0	2	2	0	0	0	0	15	29	0.00	2.000										

Texas Rangers @ California Angels  
Anaheim Stadium, Anaheim, CA  
Tue May 09 1995, 10:05 PM EDT  
Att: 11,943 - Unknown - 68 F


AB 34  
R 2  
H 7  
RBI 2  
BB 3  
SO 7  
LOB 16



Batter	1	2	3	4	5	6	7	8	9	AB	R	H	RBI	BB	SO	LOB	BOTTOM										
<b>Tony Phillips, S</b> <small>OBP: 0.439, SLG: 0.318</small> 										3	0	1	0	2	0	3											
<b>Damon Easley, R</b> <small>OBP: 0.313, SLG: 0.326</small> 										5	0	1	0	0	0	5											
<b>Jim Edmonds, L</b> <small>OBP: 0.244, SLG: 0.244</small> <b>Rex Hudler, R</b> <small>OBP: 0.100, SLG: 0.100</small> <b>16 Garret Anderson, L</b> <small>(7, PH)</small> <small>(8, 7)</small> 										3	0	0	0	0	1	1											
<b>Chili Davis, S</b> <small>OBP: 0.423, SLG: 0.405</small> 										2	0	0	0	2	0	1											
<b>Tim Salmon, R</b> <small>OBP: 0.396, SLG: 0.619</small> 										4	1	1	0	0	1	3											
<b>Greg Myers, L</b> <small>OBP: 0.444, SLG: 1.222</small> 										4	2	2	1	0	1	3											
<b>J.T. Snow, L</b> <small>OBP: 0.367, SLG: 0.488</small> 										2	0	0	0	1	0	0											
<b>Eduardo Perez, R</b> <small>OBP: 0.382, SLG: 0.320</small> 										4	0	1	1	0	1	2											
<b>Gary Disarcina, R</b> <small>OBP: 0.370, SLG: 0.667</small> 										4	0	2	1	0	0	2											
<b>Inning Stats</b>	R: 0 E: 0 K: 1 S: 9	H: 0 LOB: 1 BB: 1 P: 15	R: 1 E: 0 K: 2 S: 11	H: 2 LOB: 2 BB: 1 P: 18	R: 0 E: 0 K: 0 S: 6	H: 0 LOB: 1 BB: 1 P: 11	R: 1 E: 0 K: 0 S: 11	H: 3 LOB: 2 BB: 0 P: 18	R: 0 E: 0 K: 0 S: 7	H: 0 LOB: 0 BB: 0 P: 13	R: 1 E: 0 K: 0 S: 9	H: 2 LOB: 1 BB: 0 P: 17	R: 0 E: 0 K: 1 S: 8	H: 1 LOB: 2 BB: 1 P: 16	R: 0 E: 1 K: 0 S: 8	H: 0 LOB: 2 BB: 1 P: 14	1B: 3 2B: 3 3B: 1 HR: 1	SF: 0 SAC: 1 DP: 0 HBP: 0	WP: 0 PB: 0 SB: 0 CS: 0	PA: 38							
<b>PITCHER</b>	IP	WLS	BF	H	R	ER	SO	BB	IBB	HBP	BLK	WP	HR	S	P	ERA	WHIP										
<b>Rick Helling, R</b> <small>ERA: 5.19</small>	(1, 1)	5.0	L	23	5	2	2	3	3	0	0	0	0	10	18	3.60	1.600										
<b>Darren Oliver, L</b> <small>ERA: 10.13</small>	(6, 1)	1.0	6	3	1	1	0	0	0	0	0	0	0	5	13	0.00	0.000										
<b>Roger McDowell, R</b> <small>ERA: 9.95</small>	(7, 1)	0.2	3	0	0	0	1	0	1	0	0	0	0	6	6	0.00	0.000										
<b>Terry Burrows, L</b> <small>ERA: 7.94</small>	(7, 1)	0.2	3	0	0	0	0	0	0	0	0	0	0	4	10	0.00	0.000										
<b>Jose Alberro, R</b> <small>ERA: 11.57</small>	(8, 1)	0.2	3	0	0	0	0	1	0	0	0	0	0	4	10	0.00	0.000										

Texas Rangers @ California Angels  
Anaheim Stadium, Anaheim, CA  
Tue May 09 1995, 10:05 PM EDT  
Att: 11,943 - Unknown - 68 F

AB 32  
R 3  
H 8  
RBI 3  
BB 5  
SO 4  
LOB 21






Batter	1	2	3	4	5	6	7	8	9	AB	R	H	RBI	BB	SO	LOB	TOP				
<b>Otis Nixon, S</b> (1, 8) <small>OBP: 0.328, SLG: 0.283</small> <b>Dave Valle, R</b> (6, 3) <small>OBP: 0.222, SLG: 0.125</small>	G4-3		1B			F7		K		3	0	1	0	0	0	0	<b>Texas Rangers @ California Angels</b> Anaheim Stadium, Anaheim, CA Wed May 10 1995, 10:05 PM EDT Att: 12,138 - Unknown - 66 F				
<b>Jeff Ewe, R</b> (1, 4) <small>OBP: 0.377, SLG: 0.400</small>	2B		F2			1B		G6-3		4	0	2	0	0	0	2					
<b>Will Clark, L</b> (1, 3) <small>OBP: 0.361, SLG: 0.515</small> <b>Esteban Beltre, R</b> (6, 6) <small>OBP: 0.500, SLG: 0.500</small>	F7		F7			P6		K		3	0	0	0	0	0	4					
<b>Mickey Tettleton, S</b> (1, 10) <small>OBP: 0.390, SLG: 0.592</small>	F9					F8			HR	4	1	1	1	0	0	2					
<b>Dean Palmer, R</b> (1, 5) <small>OBP: 0.431, SLG: 0.565</small> <b>Shawn Hare, L</b> (6, 7) <small>OBP: 0.600, SLG: 0.571</small>	F7					P4			BB	2	0	0	0	0	0	0					
<b>29 Rusty Greer, L</b> (1, 9) <small>OBP: 0.299, SLG: 0.306</small>	G3					F9			BB	4	0	0	0	0	0	2					
<b>Ivan Rodriguez, R</b> (1, 2) <small>OBP: 0.245, SLG: 0.327</small>	G5-3					F8			F9	4	0	1	1	0	0	1					
<b>Mark McLemore, S</b> (1, 7) <small>OBP: 0.418, SLG: 0.469</small> <b>Mike Pagliarulo, L</b> (6, 5) <small>OBP: 0.200, SLG: 0.350</small>	G4-3		G4-3			G4-3			F2	2	0	0	0	0	0	0					
<b>Benji Gil, R</b> (1, 6) <small>OBP: 0.396, SLG: 0.581</small> <b>Eric Fox, S</b> (6, 8)	1B					K				2	0	1	0	0	1	0					
<b>Inning Stats</b>	R: 0 E: 0 K: 0 S: 4	H: 1 LOB: 1 BB: 0 P: 4	R: 0 E: 0 K: 0 S: 3	H: 0 LOB: 0 BB: 0 P: 3	R: 0 E: 0 K: 0 S: 5	H: 2 LOB: 2 BB: 0 P: 5	R: 0 E: 0 K: 0 S: 3	H: 0 LOB: 0 BB: 0 P: 3	R: 0 E: 0 K: 1 S: 5	H: 1 LOB: 1 BB: 0 P: 4	R: 1 E: 0 K: 1 S: 7	H: 2 LOB: 1 BB: 0 P: 7	R: 0 E: 0 K: 2 S: 7	H: 0 LOB: 0 BB: 0 P: 7	R: 1 E: 0 K: 0 S: 4	H: 1 LOB: 1 BB: 1 P: 8		1B: 3 2B: 3 3B: 0 HR: 1	SF: 0 SAC: 0 DP: 0 HBP: 0	WP: 0 PB: 0 SB: 0 CS: 0	PA: 35
<b>PITCHER</b> <b>Scott Sanderson, R</b> (1, 1) <small>ERA: 2.08</small> <b>Mike James, R</b> (8, 1) <small>ERA: 3.19</small> <b>Bob Patterson, L</b> (9, 1) <small>ERA: 1.8</small>	IP	WLS	BF	H	R	ER	SO	BB	IBB	HBP	BLK	WP	HR	S	P	ERA	WHIP				
	7.0	W	27	6	1	1	2	0	0	0	0	0	0	31	31	1.29	0.857				
	1.0		3	0	0	0	2	0	0	0	0	0	0	7	7	0.00	0.000				
	1.0		5	1	1	1	0	1	0	0	0	0	1	4	8	9.00	2.000				

AB	34
R	2
H	7
RBI	2
BB	1
SO	4
LOB	14



Batter	1	2	3	4	5	6	7	8	9	AB	R	H	RBI	BB	SO	LOB	BOTTOM				
<b>Tony Phillips, S</b> (1, 7) <small>OBP: 0.452, SLG: 0.354</small> <b>Rex Hudler, R</b> (8, 7) <small>OBP: 0.100, SLG: 0.100</small>	G1-3		SH5-3 1B	1B	FC6-4 BB		F8			4	2	2	0	1	0	2	<b>Texas Rangers @ California Angels</b> Anaheim Stadium, Anaheim, CA Wed May 10 1995, 10:05 PM EDT Att: 12,138 - Unknown - 66 F				
<b>Damon Easley, R</b> (1, 4) <small>OBP: 0.327, SLG: 0.340</small>	FC1 2B		SH5-3	HR	FC6-4		F9			4	2	2	1	0	0	3					
<b>Jim Edmonds, L</b> (1, 8) <small>OBP: 0.280, SLG: 0.267</small>	FC1 2B		1B	HR	1B					4	4	2	2	1	1	1					
<b>Chili Davis, S</b> (1, 10) <small>OBP: 0.474, SLG: 0.553</small>	2B		2B	HR	1B					5	2	5	5	0	0	0					
<b>Tim Salmon, R</b> (1, 9) <small>OBP: 0.414, SLG: 0.622</small>	F8		2B	BB						3	0	1	1	2	1	2					
<b>Greg Myers, L</b> (1, 2) <small>OBP: 0.385, SLG: 0.917</small> <b>Mark Dalesandro, R</b> (8, FH) <small>ERA: 4.5</small>	F3		G6-4-3 IBB	P6			F8			3	0	0	0	1	0	3					
<b>J.T. Snow, L</b> (1, 3) <small>OBP: 0.370, SLG: 0.500</small>	K		G6-4-3	P6						5	0	2	2	0	1	4					
<b>Eduardo Perez, R</b> (1, 5) <small>OBP: 0.395, SLG: 0.321</small> <b>Carlos Martinez, R</b> (8, 5)	G6-3 1B			F9	F7					3	0	1	0	1	0	0					
<b>Gary Disarcina, R</b> (1, 6) <small>OBP: 0.353, SLG: 0.620</small>	G6-3			1B	K					5	1	1	0	0	1	5					
<b>Inning Stats</b>	R: 2 E: 1 K: 0 S: 6	H: 2 LOB: 1 BB: 0 P: 6	R: 0 E: 0 K: 1 S: 5	H: 1 LOB: 0 BB: 0 P: 5	R: 2 E: 0 K: 0 S: 6	H: 4 LOB: 2 BB: 1 P: 10	R: 5 E: 0 K: 0 S: 8	H: 5 LOB: 1 BB: 1 P: 12	R: 0 E: 0 K: 1 S: 5	H: 0 LOB: 1 BB: 1 P: 9	R: 0 E: 0 K: 2 S: 8	H: 1 LOB: 1 BB: 0 P: 8	R: 0 E: 0 K: 0 S: 4	H: 1 LOB: 2 BB: 1 P: 8	R: 2 E: 0 K: 1 S: 7	H: 2 LOB: 2 BB: 2 P: 15		1B: 11 2B: 4 3B: 0 HR: 1	SF: 0 SAC: 1 DP: 2 HBP: 0	WP: 0 PB: 0 SB: 0 CS: 0	PA: 45
<b>PITCHER</b> <b>Bob Tewksbury, R</b> (1, 1) <small>ERA: 4.96</small> <b>Wilson Hernandez, R</b> (4, 1) <small>ERA: 4.5</small> <b>Darren Oliver, L</b> (7, 1) <small>ERA: 9.82</small>	IP	WLS	BF	H	R	ER	SO	BB	IBB	HBP	BLK	WP	HR	S	P	ERA	WHIP				
	3.1	L	21	11	8	7	1	0	1	0	0	0	0	22	26	18.90	3.300				
	2.2		14	3	1	1	3	3	0	0	0	0	1	17	29	3.38	2.250				
	2.0		10	2	2	2	1	2	0	0	0	0	0	10	18	9.00	2.000				

AB	38
R	11
H	16
RBI	11
BB	6
SO	5
LOB	25









Batter	1	2	3	4	5	6	7	8	9	AB	R	H	RBI	BB	SO	LOB	TOP										
Tony Phillips, S OBP: 0.417, SLG: 0.304 (1, 7)	0-0 B2-3		3-2 G4-3		0-1 SAFE P4		2-3 K		4-2 2B BB	4	0	0	0	1	1	1											
Damon Easley, R OBP: 0.333, SLG: 0.321 Spike Owen, S OBP: 0.300, SLG: 0.333 16 Garret Anderson, L (9, 7)	2-1 G6-3		4-1 FC4-6 BB		1-1 FC6-4		2-2 G1-3		0-0 1-3 2-H 2B	3	0	0	0	1	0	1											
Greg Myers, L OBP: 0.318, SLG: 0.600 (1, 2)	0-0 G4-3		1-0 FC4-6		1-0 1-2 1B		1-2 G3-1		1-2 G4-3	5	0	1	0	0	0	3											
Chili Davis, S OBP: 0.508, SLG: 0.593 (1, 10)		2-3 K		1-1 FC1-5 2B		2-0 L4-3		0-2 WP 1B		4	0	2	0	0	1	1											
Tim Salmon, R OBP: 0.455, SLG: 0.620 (1, 9)		3-2 G4-3 1B		4-1 FC1-5 BB		4-2 2B BB		1-2 WP 1B		2	2	2	0	2	0	0											
Jim Edmonds, L OBP: 0.288, SLG: 0.275 Rex Hudler, R OBP: 0.083, SLG: 0.083 (8, 7) (9, 4)	1 SAFE 3-2 G4-3		0-1 FC1-5 G6-4-3		0-0 1-H 2B		1-3 K		1-2 2-3 K	3	0	1	1	0	0	3											
J.T. Snow, L OBP: 0.355, SLG: 0.464 (1, 3)	3-2 2-H 1B		0-0 G6-4-3		3-1 F7				1-0 G1-3	4	0	1	1	0	0	3											
Eduardo Perez, R OBP: 0.356, SLG: 0.265 (1, 5)	3-2 F9				0-0 F8		0-2 G6-3		0-0 G6-3	4	0	0	0	0	0	1											
Gary Disarcina, R OBP: 0.356, SLG: 0.579 (1, 6)			3-2 F9		0-0 FC6-4 1B		1-1 B5-3		4-2 BB 2B BB	3	1	1	0	1	0	0											
<b>Inning Stats</b>	R: 0 E: 0 K: 0 S: 4	H: 0 LOB: 0 BB: 0 P: 6	R: 1 E: 0 K: 1 S: 17	H: 2 LOB: 1 BB: 0 P: 31	R: 0 E: 0 K: 0 S: 9	H: 0 LOB: 1 BB: 1 P: 20	R: 0 E: 0 K: 0 S: 6	H: 1 LOB: 1 BB: 1 P: 11	R: 0 E: 0 K: 0 S: 6	H: 1 LOB: 1 BB: 0 P: 7	R: 1 E: 0 K: 0 S: 7	H: 2 LOB: 1 BB: 1 P: 17	R: 0 E: 0 K: 1 S: 9	H: 0 LOB: 0 BB: 0 P: 12	R: 0 E: 0 K: 1 S: 19	H: 2 LOB: 2 BB: 0 P: 24	R: 1 E: 0 K: 0 S: 11	H: 1 LOB: 2 BB: 2 P: 21	1B: 6 2B: 4 3B: 0 HR: 0	SF: 0 SAC: 0 DP: 2 HBP: 0	WP: 1 PB: 0 CS: 0	PA: 39					
<b>PITCHER</b>	IP	WLS	BF	H	R	ER	SO	BB	IBB	HBP	BLK	WP	HR	S	P	ERA	WHIP										
Mark Gubicza, R ERA: 4.66 (1, 1)	5.2		24	6	2	2	1	3	0	0	0	0	0	47	87	3.18	1.588										
Dilson Torres, R ERA: 1.23 (6, 1)	2.0		8	2	0	0	1	0	0	0	0	0	0	27	37	0.00	1.000										
Billy Brewer, L ERA: 3.6 (8, 1)	1.0	L	5	0	1	1	1	2	0	0	0	1	0	10	20	9.00	2.000										
Rusty Meacham, R ERA: 4.5 (9, 1)	0.1		2	1	0	0	0	0	0	0	0	0	0	4	5	0.00	3.000										

California Angels @ Kansas City Royals  
Kauffman Stadium, Kansas City, MO

AB 34  
R 3  
H 9  
RBI 3  
BB 5  
SO 3  
LOB 15



WP: 1 PA: 39  
PB: 0  
CS: 0

Fri May 12 1995, 7:05 PM CDT  
Att: 17,231 - Unknown - 63 F

livebaseballscores.com

Batter	1	2	3	4	5	6	7	8	9	AB	R	H	RBI	BB	SO	LOB	BOTTOM										
Vince Coleman, S OBP: 0.350, SLG: 0.588 (1, 7)	0-2 WP 1B		3-1 G6-3		3-1 F8			0-2 F7		4	0	1	0	0	0	2											
Wally Joyner, L OBP: 0.373, SLG: 0.373 (1, 3)	1-2 SAFE SAFE L9		1-1 G4-3		4-1 BLK BB		3-2 G4-3		3-2 G4-3	3	0	0	0	1	0	1											
Greg Gagne, R OBP: 0.421, SLG: 0.490 (1, 6)	2-1 G5-3			1-2 F9 G4-3 2B		3-2 L4		4-2 BB		3	1	1	0	1	0	3											
Gary Gaetti, R OBP: 0.276, SLG: 0.370 (1, 5)	2-2 L5			0-1 F9		0-0 L7		1-0 F8		4	0	0	0	0	0	3											
Bob Hamelin, L OBP: 0.348, SLG: 0.289 (1, 10)		2-1 HBP		2-0 G4-3		2-2 F9		2-3 K		3	0	0	1	0	1	0											
Pat Borders, R OBP: 0.350, SLG: 0.650 Michael Tucker, L OBP: 0.282, SLG: 0.278 (9, PH)	2-2 P4		0-3 K		0-1 L4			3-2 L7		3	0	0	0	0	1	1											
Felix Jose, S OBP: 0.188, SLG: 0.167 (1, 9)	0-0 L7				2-3 K		2-0 G4-3		2-2 L8	4	0	0	0	0	1	1											
Jose Lind, R OBP: 0.326, SLG: 0.341 (1, 4)	1-1 SAFE G6-3				3-2 BB 1B BLK 1B		2-3 K			3	1	1	0	0	1	1											
Tom Goodwin, L OBP: 0.320, SLG: 0.250 (1, 8)			1-2 G4-3		1 SAFE SAFE BLK BB 1B		0-0 F9			3	0	1	0	0	0	0											
<b>Inning Stats</b>	R: 0 E: 0 K: 0 S: 11	H: 1 LOB: 1 BB: 0 P: 16	R: 0 E: 0 K: 0 S: 9	H: 0 LOB: 0 BB: 0 P: 14	R: 0 E: 0 K: 0 S: 7	H: 0 LOB: 0 BB: 0 P: 12	R: 1 E: 0 K: 1 S: 9	H: 1 LOB: 0 BB: 0 P: 12	R: 1 E: 0 K: 1 S: 17	H: 2 LOB: 2 BB: 1 P: 32	R: 0 E: 0 K: 0 S: 7	H: 0 LOB: 0 BB: 0 P: 9	R: 0 E: 0 K: 1 S: 6	H: 0 LOB: 0 BB: 0 P: 10	R: 0 E: 0 K: 0 S: 11	H: 0 LOB: 1 BB: 1 P: 19	R: 0 E: 0 K: 1 S: 10	H: 0 LOB: 0 BB: 0 P: 17	1B: 3 2B: 1 3B: 0 HR: 0	SF: 0 SAC: 0 DP: 0 HBP: 1	WP: 1 PB: 0 CS: 0	PA: 34					
<b>PITCHER</b>	IP	WLS	BF	H	R	ER	SO	BB	IBB	HBP	BLK	WP	HR	S	P	ERA	WHIP										
Chuck Finley, L ERA: 3.46 (1, 1)	7.0		27	4	2	2	3	1	0	1	1	1	0	66	105	2.57	0.714										
Mitch Williams, L ERA: (8, 1)	0.2		3	0	0	0	0	1	0	0	0	0	0	10	17	0.00	1.500										
Mike Butcher, R ERA: (8, 1)	0.1	W	1	0	0	0	0	0	0	0	0	0	0	1	2	0.00	0.000										
Lee Smith, R ERA: (9, 1)	1.0	S	3	0	0	0	1	0	0	0	0	0	0	10	17	0.00	0.000										

California Angels @ Kansas City Royals  
Kauffman Stadium, Kansas City, MO

AB 31  
R 2  
H 4  
RBI 1  
BB 2  
SO 4  
LOB 12



Fri May 12 1995, 7:05 PM CDT  
Att: 17,231 - Unknown - 63 F

livebaseballscores.com



Batter	1	2	3	4	5	6	7	8	9	AB	R	H	RBI	BB	SO	LOB	TOP			
<b>Tony Phillips, S</b> OBP: 0.413, SLG: 0.356 (1, 7)	G4-3			K		HR		SH1-4		3	1	1	1	0	1	0	<b>California Angels @ Kansas City Royals</b> Kauffman Stadium, Kansas City, MO Sat May 13 1995, 7:05 PM CDT Att: 15,587 - Unknown - 80 F			
<b>Damion Easley, R</b> OBP: 0.313, SLG: 0.298 (1, 4)	B1			G5-3		K		G1-3		4	0	0	0	0	1	2				
<b>Greg Myers, L</b> OBP: 0.269, SLG: 0.500 (1, 2)	G6-3			F7		F9		G4-3		4	0	0	0	0	0	2				
<b>Chili Davis, S</b> OBP: 0.478, SLG: 0.552 (1, 10)		G1-3			G4-3		K		K	4	0	0	0	0	2	0				
<b>Tim Salmon, R</b> OBP: 0.457, SLG: 0.596 (1, 9)		G1-3			1B	BB		BB	F8	2	1	0	0	2	0	0				
<b>Jim Edmonds, L</b> OBP: 0.250, SLG: 0.255 (1, 8)		G1-3			K			K	G4-3	4	0	0	0	0	2	2				
<b>J.T. Snow, L</b> OBP: 0.354, SLG: 0.458 (1, 3)				K		1B		F7		3	0	1	1	0	1	1				
<b>Spike Owen, S</b> OBP: 0.304, SLG: 0.300 (1, 5)			L3		G3			SH1-4	1B	2	0	0	0	1	0	1				
<b>Gary Disarcina, R</b> OBP: 0.355, SLG: 0.567 (1, 6)				K		G6-3		SH1-4	1B	3	0	1	0	0	1	0				
<b>Inning Stats</b>	R: 0 E: 0 K: 0 S: 11	H: 0 LOB: 0 BB: 0 P: 16	R: 0 E: 0 K: 0 S: 6	H: 0 LOB: 0 BB: 0 P: 9	R: 0 E: 0 K: 2 S: 9	H: 0 LOB: 0 BB: 0 P: 16	R: 1 E: 0 K: 1 S: 11	H: 1 LOB: 1 BB: 1 P: 18	R: 1 E: 0 K: 1 S: 7	H: 1 LOB: 0 BB: 0 P: 11	R: 0 E: 0 K: 2 S: 12	H: 0 LOB: 1 BB: 1 P: 21	R: 0 E: 0 K: 0 S: 7	H: 1 LOB: 2 BB: 1 P: 13	R: 0 E: 0 K: 1 S: 8	H: 0 LOB: 0 BB: 0 P: 12	1B: 2 2B: 0 3B: 0 HR: 1	SF: 0 SAC: 1 DP: 0 HBP: 0	WP: 0 PB: 0 SB: 1 CS: 0	PA: 33
<b>PITCHER</b> <b>Kevin Appier, R</b> ERA: 2.38 (1, 1)	IP: 9.0 WLS: W BF: 33 H: 3 R: 2 ER: 2 SO: 8 BB: 3 IBB: 0 HBP: 0 BLK: 0 WP: 0 HR: 1 S: 82 P: 132 ERA: 2.00 WHIP: 0.667															<b>PITCHER</b>				

Batter	1	2	3	4	5	6	7	8	9	AB	R	H	RBI	BB	SO	LOB	BOTTOM					
<b>Vince Coleman, S</b> OBP: 0.375, SLG: 0.600 (1, 9)	K			G6-3		2B		B2		3	0	1	1	1	1	1	<b>California Angels @ Kansas City Royals</b> Kauffman Stadium, Kansas City, MO Sat May 13 1995, 7:05 PM CDT Att: 15,587 - Unknown - 80 F					
<b>Tom Goodwin, L</b> OBP: 0.296, SLG: 0.229 (1, 8)	G6-3		G6-3		G1-3			F8		4	0	0	0	0	0	4						
<b>Wally Joyner, L</b> OBP: 0.365, SLG: 0.382 (1, 3)	P5			F9		G3		FC1-4-6		4	1	1	0	0	0	1						
<b>Bob Hamelin, L</b> OBP: 0.347, SLG: 0.275 (1, 10)				F9		P3		G4-3		2	0	0	0	0	0	1						
<b>Keith Miller, R</b> OBP: 0.412, SLG: 0.533 (9, PH)		F8		SH1-4		HBP				1	0	0	0	0	0	0						
<b>Greg Gagne, R</b> OBP: 0.400, SLG: 0.471 (1, 6)		SH1-4		SF8		F9		P4		2	0	0	1	0	0	0						
<b>Michael Tucker, L</b> OBP: 0.279, SLG: 0.275 (1, 7)		F8		F8		G4-3		HR		4	1	1	0	0	0	1						
<b>Gary Gaetti, R</b> OBP: 0.274, SLG: 0.414 (1, 5)		K		G6-3		K		HR		4	1	1	2	0	2	1						
<b>Brent Mayne, L</b> OBP: 0.368, SLG: 0.333 (1, 2)				SH1-4		2B		G4-3		3	1	2	0	0	0	0						
<b>Jose Lind, R</b> OBP: 0.333, SLG: 0.348 (1, 4)		SH1-4		G1-3		G1-3		FC1-4-6		2	0	1	0	0	0	1						
<b>Inning Stats</b>	R: 0 E: 0 K: 1 S: 7	H: 0 LOB: 0 BB: 0 P: 10	R: 0 E: 0 K: 1 S: 12	H: 0 LOB: 1 BB: 0 P: 19	R: 0 E: 0 K: 0 S: 7	H: 1 LOB: 1 BB: 1 P: 17	R: 1 E: 0 K: 0 S: 9	H: 1 LOB: 0 BB: 0 P: 11	R: 1 E: 0 K: 0 S: 12	H: 2 LOB: 1 BB: 0 P: 18	R: 0 E: 0 K: 1 S: 6	H: 0 LOB: 0 BB: 0 P: 8	R: 0 E: 0 K: 1 S: 8	H: 0 LOB: 0 BB: 0 P: 11	R: 0 E: 0 K: 0 S: 8	H: 1 LOB: 1 BB: 0 P: 9	R: 2 E: 0 K: 0 S: 6	H: 2 LOB: 0 BB: 0 P: 7	1B: 3 2B: 3 3B: 0 HR: 1	SF: 1 SAC: 2 DP: 1 HBP: 1	WP: 0 PB: 0 SB: 0 CS: 0	PA: 34
<b>PITCHER</b> <b>Shawn Boskie, R</b> ERA: 2.08 (1, 1)	IP: 7.2 WLS: L BF: 29 H: 5 R: 2 ER: 2 SO: 3 BB: 1 IBB: 0 HBP: 0 BLK: 0 WP: 0 HR: 0 S: 67 P: 101 ERA: 2.35 WHIP: 0.783															<b>PITCHER</b>						
<b>Bob Patterson, L</b> ERA: 3.0 (8, 1)	1.0	L	4	1	1	1	0	0	0	0	0	7	8	9.00	1.000							
<b>Troy Percival, R</b> ERA: 4.26 (9, 1)	0.0		1	1	1	1	0	0	0	0	0	1	1	1	∞	∞						





Batter	1	2	3	4	5	6	7	8	9	AB	R	H	RBI	BB	SO	LOB	TOP										
<b>Tony Phillips, S</b> OBP: 0.413, SLG: 0.397 (1, 8)	1-0 HR		3-3 K		4-1 2B BB		3-2 P6		0-0 F8	4	2	1	1	1	1	1	<b>California Angels @ Kansas City Royals</b> Kauffman Stadium, Kansas City, MO Sun May 14, 1995, 3:33 AM CDT Att. 13,879 - Sunny - 75 F										
<b>Damion Easley, R</b> OBP: 0.290, SLG: 0.274 (1, 4)	1-3 K		0-0 F7		0-0 F7		0-1 E4 1B HR		2-1 P3	5	1	0	0	0	1	3											
<b>Rex Hudler, R</b> OBP: 0.260, SLG: 0.267 <b>Jim Edmonds, L</b> OBP: 0.298, SLG: 0.263 (6, 8)	1-1 G5-3		0-0 E5 1B		3-1 1B 2B		3-2 1B HR		0-1 G3	3	1	2	2	0	0	0											
<b>Chili Davis, S</b> OBP: 0.493, SLG: 0.613 (1, 10)	0-0 FC5-4 1B		2-2 G6-3		0-0 1B		0-1 HR			4	1	3	4	0	0	1											
<b>Tim Salmon, R</b> OBP: 0.432, SLG: 0.554 (1, 9)	2-1 FC5-4			1-2 L8	1-0 F7		3-2 P3			4	0	0	0	0	0	2											
<b>J.T. Snow, L</b> OBP: 0.348, SLG: 0.492 (1, 3)		0-1 HR		2-2 G6-3		2-2 P3		1-1 L7		4	1	1	1	0	0	0											
<b>Greg Myers, L</b> OBP: 0.233, SLG: 0.429 (1, 2)		1-1 F7		0-0 F8		1-3 K		0-0 F8		4	0	0	0	0	1	0											
<b>Eduardo Perez, R</b> OBP: 0.347, SLG: 0.289 (1, 5)		3-1 F9			1-0 2B		1-3 K		0-1 G6-3	4	1	1	0	0	1	0											
<b>Gary Disarcina, R</b> OBP: 0.333, SLG: 0.531 (1, 6)		2-0 G6-3			0-0 G1-3		0-2 G1-3		0-2 E9	4	0	0	0	0	0	1											
<b>Inning Stats</b>	R: 1 E: 0 K: 1 S: 9	H: 2 LOB: 1 BB: 0 P: 14	R: 1 E: 0 K: 0 S: 7	H: 1 LOB: 0 BB: 0 P: 13	R: 0 E: 1 K: 1 S: 10	H: 1 LOB: 1 BB: 0 P: 15	R: 0 E: 0 K: 0 S: 7	H: 0 LOB: 0 BB: 0 P: 10	R: 3 E: 0 K: 0 S: 8	H: 3 LOB: 1 BB: 1 P: 17	R: 0 E: 0 K: 2 S: 12	H: 0 LOB: 0 BB: 0 P: 16	R: 3 E: 1 K: 0 S: 17	H: 2 LOB: 0 BB: 0 P: 26	R: 0 E: 0 K: 0 S: 5	H: 0 LOB: 0 BB: 0 P: 6	R: 0 E: 1 K: 0 S: 8	H: 0 LOB: 1 BB: 0 P: 10	1B: 4 2B: 2 3B: 0 HR: 3	SF: 0 SAC: 0 DP: 0 HBP: 0	WP: 0 PB: 0 SB: 0 CS: 0	PA: 39					
<b>PITCHER</b>	IP	WLS	BF	H	R	ER	SO	BB	IBB	HBP	BLK	WP	HR	S	P	ERA	WHIP										
<b>Tom Browning, L</b> ERA: 7.94 (1, 1)	5.2	L	25	7	5	5	3	1	0	0	0	0	2	50	30	7.94	1.412										
<b>Doug Linton, R</b> ERA: 7.0 (6, 1)	1.1		7	2	3	0	1	0	0	0	0	0	1	20	8	0.00	1.500										
<b>Melvin Bunch, R</b> ERA: 1.5 (8, 1)	1.0		3	0	0	0	0	0	0	0	0	0	0	5	6	0.00	0.000										
<b>Jeff Montgomery, R</b> ERA: 5.14 (9, 1)	1.0		4	0	0	0	0	0	0	0	0	0	0	8	10	0.00	0.000										

Batter	1	2	3	4	5	6	7	8	9	AB	R	H	RBI	BB	SO	LOB	BOTTOM										
<b>Vince Coleman, S</b> OBP: 0.321, SLG: 0.500 (1, 9)	0-0 G5-3	0-3 K			0-0 B1-3			0-0 G4-3		4	0	0	0	0	1	3	<b>California Angels @ Kansas City Royals</b> Kauffman Stadium, Kansas City, MO Sun May 14, 1995, 3:33 AM CDT Att. 13,879 - Sunny - 75 F										
<b>Wally Joyner, L</b> OBP: 0.343, SLG: 0.356 (1, 3)	0-0 G4-3		2-2 P4		3-2 F8		0-0 F8			4	0	0	0	0	0	0											
<b>Greg Gagne, R</b> OBP: 0.375, SLG: 0.436 (1, 6)	3-3 K		1-2 4-3		0-0 G6-3		1-1 F8			4	0	0	0	0	1	0											
<b>Joe Vitiello, R</b> (1, 10)		4-0 1B BB	2-3 K		1-2 G4-3		0-3 K			3	1	0	0	1	2	0											
<b>Pat Borders, R</b> OBP: 0.333, SLG: 0.583 (1, 2)		2-2 1B 1B		0-0 F9		1-2 F9		3-1 G4-3		4	0	1	0	0	0	0											
<b>Jose Lind, R</b> OBP: 0.327, SLG: 0.340 (1, 4)		1-2 1B		2-2 G1-3		2-2 L9		0-0 G5-3		4	0	1	1	0	0	0											
<b>Michael Tucker, L</b> OBP: 0.283, SLG: 0.279 (1, 7)		1-3 K		0-0 1B 1B		0-1 F7				3	0	1	0	0	1	2											
<b>Joe Randa, R</b> OBP: 0.083, SLG: 0.083 (1, 5)		2-1 P6		0-0 1B		1-2 G6-3				3	0	1	0	0	0	2											
<b>Tom Goodwin, L</b> OBP: 0.298, SLG: 0.235 (1, 8)		0-2 1B		1-0 P6		1-3 K				3	0	1	0	0	1	2											
<b>Inning Stats</b>	R: 0 E: 0 K: 1 S: 14	H: 0 LOB: 0 BB: 0 P: 18	R: 1 E: 0 K: 2 S: 19	H: 3 LOB: 3 BB: 1 P: 29	R: 0 E: 0 K: 1 S: 9	H: 0 LOB: 0 BB: 0 P: 14	R: 0 E: 0 K: 0 S: 7	H: 2 LOB: 2 BB: 0 P: 10	R: 0 E: 0 K: 0 S: 5	H: 0 LOB: 0 BB: 0 P: 8	R: 0 E: 0 K: 0 S: 9	H: 0 LOB: 0 BB: 0 P: 13	R: 0 E: 0 K: 1 S: 8	H: 0 LOB: 0 BB: 0 P: 10	R: 0 E: 0 K: 0 S: 4	H: 0 LOB: 0 BB: 0 P: 5	R: 0 E: 0 K: 1 S: 6	H: 0 LOB: 0 BB: 0 P: 9	1B: 5 2B: 0 3B: 0 HR: 0	SF: 0 SAC: 0 DP: 0 HBP: 0	WP: 0 PB: 0 SB: 0 CS: 0	PA: 33					
<b>PITCHER</b>	IP	WLS	BF	H	R	ER	SO	BB	IBB	HBP	BLK	WP	HR	S	P	ERA	WHIP										
<b>Mark Langston, L</b> ERA: 3.51 (1, 1)	9.0	W	33	5	1	1	6	1	0	0	0	0	0	81	116	1.00	0.667										

AB	38
R	8
H	9
RBI	8
BB	1
SO	4
LOB	9



AB	32
R	1
H	5
RBI	1
BB	1
SO	6
LOB	9





Batter	1	2	3	4	5	6	7	8	9	AB	R	H	RBI	BB	SO	LOB	TOP			
Tony Phillips, S (1, 7) OBP: 0.398, SLG: 0.379 16 Garret Anderson, L (5, 7)	G4-3		K		K		K	K		3	0	0	0	0	2	0	<b>California Angels @ Minnesota Twins</b> Hubert H. Humphrey Metrodome, Minneapolis, MN Mon May 15 1995, 8:05 PM EDT Att: 9,407 - Dome			
Damion Easley, R (1, 4) OBP: 0.297, SLG: 0.273	1B		BB		G4-3		E5		F9	4	0	1	0	1	0	1				
Greg Myers, L (1, 2) OBP: 0.242, SLG: 0.419 Carlos Martinez, R (7, PH) Andy Allanson, R (7, 2) OBP: 0.182, SLG: 0.211 Rex Hudler, R (9, PH) OBP: 0.250, SLG: 0.313	1B		G4-3		K		F8		1B	3	0	1	0	0	1	1				
Chili Davis, S (1, 10) OBP: 0.487, SLG: 0.597	1B				G4-3		G5-3		BB 2B 1B	5	1	2	0	0	0	1				
Tim Salmon, R (1, 9) OBP: 0.436, SLG: 0.534	F9				G4-3		G4-3		2B 1B BB	2	2	0	0	2	0	2				
J.T. Snow, L (1, 3) OBP: 0.342, SLG: 0.493			G4-3		F7		K		1B 2B	4	1	1	1	0	1	1				
Jim Edmonds, L (1, 8) OBP: 0.273, SLG: 0.328	K				HR				K	4	2	2	2	0	2	2				
Eduardo Perez, R (1, 5) OBP: 0.365, SLG: 0.317 Spike Owen, S (8, PH) OBP: 0.333, SLG: 0.333	G1-3						G1-3 1B		16 S 1B	3	0	2	0	0	0	0				
Gary Disarcina, R (1, 6) OBP: 0.314, SLG: 0.500			F8		G5-3		G1-3		F7	4	0	0	0	0	0	4				
<b>Inning Stats</b>	R: 0 E: 0 K: 0 S: 5	H: 3 LOB: 2 BB: 0 P: 5	R: 0 E: 0 K: 1 S: 5	H: 0 LOB: 0 BB: 0 P: 5	R: 0 E: 0 K: 1 S: 5	H: 0 LOB: 1 BB: 1 P: 9	R: 2 E: 0 K: 0 S: 5	H: 2 LOB: 1 BB: 1 P: 9	R: 0 E: 0 K: 2 S: 7	H: 0 LOB: 0 BB: 0 P: 7	R: 1 E: 1 K: 1 S: 8	H: 2 LOB: 2 BB: 0 P: 8	R: 3 E: 0 K: 2 S: 10	H: 3 LOB: 1 BB: 1 P: 14	R: 0 E: 0 K: 0 S: 3	H: 1 LOB: 0 BB: 0 P: 3		1B: 9 2B: 2 3B: 0 HR: 1	SF: 0 SAC: 0 DP: 1 HBP: 0	WP: 0 PB: 0 SB: 2 CS: 0
<b>PITCHER</b>	IP	WLS	BF	H	R	ER	SO	BB	IBB	HBP	BLK	WP	HR	S	P	ERA	WHIP			
Scott Erickson, R (1, 1) ERA: 6.67	6.2	W	29	7	3	2	6	2	0	0	0	0	1	39	47	2.70	1.350			
Mark Guttrine, L (7, 1) ERA: 7.35	0.1		2	1	1	1	0	0	0	0	0	0	0	2	2	27.00	3.000			
Dave Stevens, R (8, 1) ERA: 4.76	0.1		4	2	2	2	1	1	0	0	0	0	0	5	9	54.00	9.000			
Rick Aguilera, R (8, 1) ERA:	1.2	S	5	1	0	0	1	0	0	0	0	0	0	7	7	0.00	0.600			

Batter	1	2	3	4	5	6	7	8	9	AB	R	H	RBI	BB	SO	LOB	BOTTOM			
Chuck Knoblauch, R (1, 4) OBP: 0.354, SLG: 0.356	S 1B		1B SF8 2B	E4 1B	L6			G6-3		5	2	2	1	0	0	1	<b>California Angels @ Minnesota Twins</b> Hubert H. Humphrey Metrodome, Minneapolis, MN Mon May 15 1995, 8:05 PM EDT Att: 9,407 - Dome			
Pat Meares, R (1, 6) OBP: 0.326, SLG: 0.432	E 1B		SF8 2B	K	K			P6		5	1	2	0	0	2	2				
Kirby Puckett, R (1, 9) OBP: 0.313, SLG: 0.419	F7		SF8	BB 1B IBB			F8		HR	3	1	1	2	1	0	2				
Jerald Clark, R (1, 7) OBP: 0.425, SLG: 0.775	K		1B 2B	BB 1B			G1-3		WP 3B	5	2	3	2	0	1	2				
Scott Stahviak, L (1, 5) OBP: 0.393, SLG: 0.385 Jeff Reboulet, R (8, PH) OBP: 0.323, SLG: 0.448	G3		K	BB 1B				WP BB		3	0	1	0	1	1	3				
Marty Cordova, R (1, 8) OBP: 0.324, SLG: 0.485			K	1B	K		K		BB	4	0	1	1	1	3	4				
Chip Hale, L (1, 10) SLG: 0.167 Bernardo Brito, R (8, PH) OBP: 0.400, SLG: 1.000 Matt Merullo, L (8, PH) OBP: 0.326, SLG: 0.316		P5	K		G4-3 1B 2B		K		F8	4	1	1	0	0	2	1				
Dave McCarty, R (1, 3) OBP: 0.267, SLG: 0.231	G6-3			K	G4-3		K			4	0	0	0	0	2	1				
Matt Walbeck, S (1, 2) OBP: 0.327, SLG: 0.429			2B 2B	HR			K			4	2	3	2	0	1	0				
<b>Inning Stats</b>	R: 0 E: 0 K: 1 S: 7	H: 2 LOB: 2 BB: 0 P: 7	R: 0 E: 0 K: 1 S: 5	H: 0 LOB: 0 BB: 0 P: 5	R: 4 E: 0 K: 2 S: 12	H: 5 LOB: 1 BB: 0 P: 12	R: 2 E: 1 K: 3 S: 12	H: 2 LOB: 3 BB: 2 P: 20	R: 1 E: 0 K: 1 S: 7	H: 2 LOB: 1 BB: 0 P: 7	R: 0 E: 0 K: 1 S: 6	H: 1 LOB: 1 BB: 0 P: 6	R: 0 E: 0 K: 3 S: 9	H: 0 LOB: 0 BB: 0 P: 9	R: 2 E: 0 K: 0 S: 5	H: 2 LOB: 2 BB: 2 P: 13		1B: 7 2B: 4 3B: 1 HR: 2	SF: 1 SAC: 0 DP: 0 HBP: 0	WP: 1 PB: 0 SB: 2 CS: 0
<b>PITCHER</b>	IP	WLS	BF	H	R	ER	SO	BB	IBB	HBP	BLK	WP	HR	S	P	ERA	WHIP			
Scott Sanderson, R (1, 1) ERA: 3.86	3.2	L	22	9	6	5	6	0	1	0	0	0	0	25	29	2.70	1.200			
Russ Springer, R (4, 1) ERA: 11.7	3.1		14	3	1	1	6	1	0	0	0	0	0	4	4	27.00	3.000			
Mike Butcher, R (8, 1) ERA: 2.35	0.2		4	2	2	2	0	0	0	0	0	1	0	0	8	∞	∞			
Mitch Williams, L (8, 1) ERA:	0.0		2	0	0	0	0	2	0	0	0	1	0	0	8	∞	∞			
Erk Bennett, R (8, 1) ERA:	0.1		1	0	0	0	0	0	0	0	0	0	0	1	1	0.00	0.000			

AB	37
R	6
H	11
RBI	5
BB	3
SO	8
LOB	17

AB	38
R	9
H	14
RBI	8
BB	4
SO	12
LOB	18





Batter	1	2	3	4	5	6	7	8	9	AB	R	H	RBI	BB	SO	LOB	TOP									
Tony Phillips, S OBP: 0.393, SLG: 0.417 (1, 7)										6	1	2	2	0	0	7	<b>California Angels @ Minnesota Twins</b> Hubert H. Humphrey Metrodome, Minneapolis, MN Tue May 16 1995, 8:05 PM EDT Att. 8,937 - Dome - 68 F									
Damion Easley, R OBP: 0.318, SLG: 0.338 (1, 4)										5	1	3	1	0	0	1										
J.T. Snow, L OBP: 0.321, SLG: 0.458 (1, 3)										5	1	0	0	0	1	2										
Chili Davis, S OBP: 0.494, SLG: 0.629 (1, 10)										3	3	1	1	2	1	0										
Tim Salmon, R OBP: 0.446, SLG: 0.532 (1, 9)										4	1	2	0	1	2	1										
Eduardo Perez, R OBP: 0.375, SLG: 0.318 Spike Owen, S OBP: 0.360, SLG: 0.364 (9, PH) (9, 5)										3	0	1	1	0	0	1										
Jim Edmonds, L OBP: 0.268, SLG: 0.318 (1, 8)										5	1	1	1	0	2	6										
Andy Allanson, R OBP: 0.200, SLG: 0.190 Greg Myers, L OBP: 0.277, SLG: 0.406 (7, PH) (7, 2)										2	0	0	0	1	0	1										
Gary Disarcina, R OBP: 0.333, SLG: 0.548 (1, 6)										5	1	3	2	0	1	4										
<b>Inning Stats</b>	R: 0 E: 0 K: 0 S: 5	H: 1 LOB: 0 BB: 0 P: 8	R: 0 E: 0 K: 2 S: 7	H: 0 LOB: 0 BB: 0 P: 12	R: 0 E: 0 K: 1 S: 12	H: 1 LOB: 1 BB: 0 P: 20	R: 4 E: 0 K: 0 S: 20	H: 4 LOB: 2 BB: 2 P: 36	R: 1 E: 0 K: 0 S: 10	H: 1 LOB: 1 BB: 1 P: 24	R: 3 E: 0 K: 1 S: 18	H: 3 LOB: 0 BB: 0 P: 29	R: 0 E: 0 K: 2 S: 12	H: 0 LOB: 2 BB: 1 P: 23	R: 0 E: 0 K: 1 S: 11	H: 2 LOB: 1 BB: 0 P: 13		R: 1 E: 1 K: 1 S: 15	H: 2 LOB: 3 BB: 1 P: 28	1B: 9 2B: 1 3B: 1 HR: 3	SF: 0 SAC: 0 DP: 1 HBP: 1	WP: 0 PB: 0 SB: 0 CS: 0	PA: 46			
<b>PITCHER</b>	IP	WLS	BF	H	R	ER	SO	BB	IBB	HBP	BLK	WP	HR	S	P	ERA	WHIP									
Rich Robertson, L ERA: 6.75 Eddie Guardado, L ERA: 2.51 Mo Sanford, R ERA: 3.6 Mark Guthrie, L ERA: 6.39 Erik Schullstrom, R ERA:	3.1	2.1	15	5	4	4	3	1	0	0	0	0	0	2	35	61	10.80	1.800								

Batter	1	2	3	4	5	6	7	8	9	AB	R	H	RBI	BB	SO	LOB	BOTTOM								
Chuck Knoblauch, R OBP: 0.345, SLG: 0.359 (1, 4)										5	0	1	0	0	1	2	<b>California Angels @ Minnesota Twins</b> Hubert H. Humphrey Metrodome, Minneapolis, MN Tue May 16 1995, 8:05 PM EDT Att. 8,937 - Dome - 68 F								
Pat Meares, R OBP: 0.340, SLG: 0.438 Chip Hale, L OBP: 0.250, SLG: 0.154 (8, PH) (8, 5)										4	1	2	0	0	0	1									
Kirby Puckett, R OBP: 0.322, SLG: 0.408 (1, 9)										2	1	0	0	2	0	1									
Pedro Munoz, R OBP: 0.268, SLG: 0.450 Matt Merullo, L OBP: 0.318, SLG: 0.308 (7, PH) (7, 10)										3	1	1	1	0	0	1									
Scott Stahoviak, L OBP: 0.375, SLG: 0.345 (1, 3)										3	1	0	0	1	1	2									
Marty Cordova, R OBP: 0.333, SLG: 0.528 (1, 8)										4	1	2	3	0	1	0									
Jerald Clark, R OBP: 0.409, SLG: 0.727 (1, 7)										4	1	1	1	0	0	0									
Scott Leius, R OBP: 0.333, SLG: 0.375 (1, 5)										4	0	1	1	0	1	0									
Matt Walbeck, S OBP: 0.339, SLG: 0.412 (1, 2)										2	0	0	0	2	1	1									
<b>Inning Stats</b>	R: 0 E: 0 K: 0 S: 5	H: 0 LOB: 0 BB: 0 P: 10	R: 2 E: 0 K: 1 S: 13	H: 3 LOB: 1 BB: 1 P: 19	R: 4 E: 1 K: 0 S: 10	H: 3 LOB: 0 BB: 0 P: 19	R: 0 E: 0 K: 0 S: 8	H: 1 LOB: 1 BB: 0 P: 12	R: 0 E: 0 K: 0 S: 6	H: 0 LOB: 0 BB: 1 P: 13	R: 0 E: 0 K: 0 S: 4	H: 0 LOB: 0 BB: 0 P: 5	R: 0 E: 0 K: 1 S: 12	H: 1 LOB: 2 BB: 2 P: 23	R: 0 E: 0 K: 2 S: 11	H: 0 LOB: 0 BB: 0 P: 16		R: 0 E: 0 K: 3 S: 14	H: 0 LOB: 1 BB: 1 P: 24	1B: 5 2B: 2 3B: 0 HR: 1	SF: 0 SAC: 0 DP: 2 HBP: 0	WP: 1 PB: 0 SB: 1 CS: 0	PA: 38		
<b>PITCHER</b>	IP	WLS	BF	H	R	ER	SO	BB	IBB	HBP	BLK	WP	HR	S	P	ERA	WHIP								
Mike Bielecki, R ERA: 4.15 Ken Edenfield, R ERA: Troy Percival, R ERA: 3.52 Lee Smith, R ERA:	5.0	1.2	7	1	0	0	0	2	0	0	0	1	0	9	21	0.00	1.800								









Batter	1	2	3	4	5	6	7	8	9	AB	R	H	RBI	BB	SO	LOB	TOP										
Tony Phillips, S OBP: 0.404, SLG: 0.457 (1, 7)	G4-3		HR		1B		2B	G3		5	3	3	2	1	0	0	<b>California Angels @ Minnesota Twins</b> Hubert H. Humphrey Metrodome, Minneapolis, MN Thu May 18, 1995, 4:33 AM EDT Att: 15,203 - Dome										
Spike Owen, S OBP: 0.375, SLG: 0.483 (1, 4)	F8		1B		1B		F7		HR	6	2	3	2	0	0	4											
Jim Edmonds, L OBP: 0.272, SLG: 0.360 (1, 8)	F7		K		K		2B		F7	5	0	1	1	1	2	3											
Chili Davis, S OBP: 0.484, SLG: 0.654 (1, 10)		F8	1B		1B		SF7		K	4	2	2	2	1	1	3											
Tim Salmon, R OBP: 0.419, SLG: 0.471 (1, 9)	F3		1B		G4-3		P3		K	4	1	0	0	2	1	4											
J.T. Snow, L OBP: 0.345, SLG: 0.474 Eduardo Perez, R OBP: 0.365, SLG: 0.333 (3, 5)	1B		1B		F8		K		F8	1	1	1	1	0	0	0											
Carlos Martinez, R (3, 3)	F8		1B		G6-3		G6-3		K2-3	4	1	0	1	1	1	3											
Andy Allanson, R OBP: 0.300, SLG: 0.538 (1, 2)			1B		HR		F9		HR	5	3	4	6	0	0	0											
Gary Disarcina, R OBP: 0.345, SLG: 0.556 (1, 6)	P3		FC4		G6-3				G3	4	1	1	0	1	0	2											
<b>Inning Stats</b>	R: 0 E: 0 K: 0 S: 3	H: 0 LOB: 0 BB: 0 P: 3	R: 1 E: 0 K: 0 S: 5	H: 2 LOB: 2 BB: 0 P: 6	R: 7 E: 0 K: 1 S: 10	H: 5 LOB: 3 BB: 5 P: 30	R: 0 E: 0 K: 0 S: 3	H: 0 LOB: 0 BB: 0 P: 3	R: 2 E: 0 K: 1 S: 9	H: 4 LOB: 2 BB: 0 P: 9	R: 0 E: 0 K: 1 S: 5	H: 0 LOB: 0 BB: 0 P: 5	R: 2 E: 0 K: 1 S: 7	H: 2 LOB: 1 BB: 1 P: 11	R: 2 E: 0 K: 1 S: 7	H: 2 LOB: 2 BB: 0 P: 7	R: 1 E: 0 K: 1 S: 6	H: 1 LOB: 1 BB: 1 P: 10	1B: 9 2B: 3 3B: 0 HR: 4	SF: 1 SAC: 0 DP: 0 HBP: 1	WP: 1 PB: 0 SB: 1 CS: 0	PA: 51					
<b>PITCHER</b>	IP	WLS	BF	H	R	ER	SO	BB	IBB	HBP	BLK	WP	HR	S	P	ERA	WHIP	<b>PITCHER</b>									
Pat Mahomes, R ERA: 14.29 (1, 1)	2.1	L	16	5	7	7	1	3	0	1	0	0	1	14	27	27.00	3.429										
Erik Schultrom, R ERA: 10.13 (3, 1)	2.0		13	5	3	3	0	2	0	0	0	0	1	11	19	13.50	3.500										
Eddie Guardado, L ERA: 3.24 (5, 1)	2.1		11	3	2	2	2	1	0	0	0	0	0	14	18	7.71	1.714										
Mo Sanford, R ERA: 5.11 (7, 1)	2.1		11	3	3	3	3	1	0	0	0	1	2	16	20	11.57	1.714										

Batter	1	2	3	4	5	6	7	8	9	AB	R	H	RBI	BB	SO	LOB	BOTTOM											
Chuck Knoblauch, R OBP: 0.358, SLG: 0.369 Chip Hale, L OBP: 0.278, SLG: 0.200 (1, 4)	HBP		G5-3		FC6-4		1B	K		2	0	1	0	0	0	1	<b>California Angels @ Minnesota Twins</b> Hubert H. Humphrey Metrodome, Minneapolis, MN Thu May 18, 1995, 4:33 AM EDT Att: 15,203 - Dome											
Alex Cole, L OBP: 0.393, SLG: 0.418 Jerald Clark, R OBP: 0.412, SLG: 0.680 (1, 8)	G6-3		1B		FC6-4		1B			3	0	1	1	0	0	3												
Kirby Puckett, R OBP: 0.316, SLG: 0.386 Dave McCarty, R OBP: 0.222, SLG: 0.188 (1, 9)	G6-3		F9		F8		E5		K	3	0	0	0	0	0	3												
Pedro Munoz, R OBP: 0.340, SLG: 0.596 (1, 10)	G6-3				HBP		HR		HR	4	2	2	2	0	0	1												
Scott Stahoviak, L OBP: 0.361, SLG: 0.333 Jeff Reboulet, R OBP: 0.270, SLG: 0.371 (9, PH)	FC5-4		1B		F7		K		K	4	0	1	0	0	1	2												
Marty Cordova, R OBP: 0.345, SLG: 0.588 (1, 7)	FC5-4				F9		HR		1B	5	1	2	1	0	1	2												
Matt Merullo, L OBP: 0.327, SLG: 0.302 (1, 2)	F7				F7		2B		1B	4	1	1	0	1	0	2												
Scott Leius, R OBP: 0.347, SLG: 0.391 (1, 5)	G1-3				FC6-4		1B		G6-4-3	5	1	2	1	0	1	2												
Pat Meares, R OBP: 0.352, SLG: 0.451 (1, 6)	G5-3		1B		FC6-4		1B		P4	3	2	1	0	1	0	1												
<b>Inning Stats</b>	R: 0 E: 0 K: 0 S: 2	H: 0 LOB: 0 BB: 0 P: 3	R: 0 E: 0 K: 0 S: 4	H: 1 LOB: 1 BB: 0 P: 4	R: 1 E: 0 K: 0 S: 5	H: 2 LOB: 1 BB: 0 P: 5	R: 0 E: 0 K: 0 S: 3	H: 0 LOB: 1 BB: 0 P: 4	R: 0 E: 0 K: 1 S: 5	H: 2 LOB: 2 BB: 0 P: 5	R: 7 E: 1 K: 1 S: 11	H: 5 LOB: 1 BB: 2 P: 19	R: 0 E: 0 K: 2 S: 7	H: 0 LOB: 0 BB: 0 P: 7	R: 0 E: 0 K: 2 S: 8	H: 1 LOB: 1 BB: 0 P: 8	R: 1 E: 0 K: 1 S: 7	H: 3 LOB: 1 BB: 0 P: 7	1B: 9 2B: 2 3B: 0 HR: 3	SF: 0 SAC: 0 DP: 1 HBP: 2	WP: 2 PB: 1 SB: 0 CS: 1	PA: 44						
<b>PITCHER</b>	IP	WLS	BF	H	R	ER	SO	BB	IBB	HBP	BLK	WP	HR	S	P	ERA	WHIP	<b>PITCHER</b>										
Shawn Boskie, R ERA: 3.33 (1, 1)	0.0		26	8	5	5	0	1	0	2	0	0	1	0	1	5	∞											
Mitch Williams, L ERA: 3.66 (6, 1)	0.1		3	1	3	2	0	0	0	0	0	0	1	0	3	3	54.00	3.000										
Troy Percival, R ERA: 2.7 (6, 1)	2.1		8	1	0	0	5	0	0	0	0	0	0	18	18	0.00	0.429											
Bob Patterson, L ERA: 3.12 (9, 1)	1.0		5	3	1	1	1	0	0	0	0	0	1	7	7	9.00	3.000											

AB 42  
R 15  
H 16  
RBI 15  
BB 7  
SO 6  
LOB 20



AB 40  
R 9  
H 14  
RBI 7  
SO 6  
LOB 18





Batter	1	2	3	4	5	6	7	8	9	AB	R	H	RBI	BB	SO	LOB	TOP										
<b>Tony Phillips, S</b> OBP: 0.433, SLG: 0.524 (1, 7)	4-1 FC5-6 BB		2-2 CS 1B		3-1 2B	3-1 1-H HR			4-0 G3 BB	3	2	3	2	2	0	0	<b>California Angels @ Chicago White Sox</b> Comiskey Park, Chicago, IL Fri May 19 1995, 8:05 PM EDT Att: 20,001 - Unknown - 74 F  <a href="#">livebaseballscorecards.com</a>										
<b>Spike Owen, S</b> OBP: 0.324, SLG: 0.412 (1, 6)	1 SAFE 0-1 FC5-6 1B 1-2		0-0 L9		2-1 G1-3	2-2 F9			0-0 G3 1-2	5	0	0	0	0	0	4											
<b>Tim Salmon, R</b> OBP: 0.439, SLG: 0.486 (1, 9)	3-2 1-3 1B		1-0 1B 1-2		1-2 K			4-1 E CS BB	2-2 1B 2-H	4	0	3	1	1	1	1											
<b>Chili Davis, S</b> OBP: 0.490, SLG: 0.642 (1, 10)	2-3 K		2-0 1B		4-0 IBB			2-3 K 1-3	4-0 1B IBB	3	0	1	0	2	2	3											
<b>J.T. Snow, L</b> OBP: 0.337, SLG: 0.457 (1, 3)	0-0 F8				0-0 E 2B 1B			2-3 K 3-H	3-1 G3	5	1	1	0	0	1	7											
<b>Jim Edmonds, L</b> OBP: 0.282, SLG: 0.397 (1, 8)		2-1 HR			0-1 F7			4-2 2B BB	2-3 K	3	2	1	1	1	1	1											
<b>Greg Myers, L</b> OBP: 0.302, SLG: 0.462 (1, 2)		2-2 F8			1-0 P6			1-1 G4-3 1-H FC6-2 2B	0-0 G4-3	4	0	1	1	0	0	1											
<b>Damon Easley, R</b> OBP: 0.310, SLG: 0.333 (1, 4)		2-0 G5-3			1-1 1-H 2B			0-0 G4-3	2-2 G5-3	4	0	1	1	0	0	1											
<b>Eduardo Perez, R</b> OBP: 0.343, SLG: 0.309 (1, 5)		0-0 G6-3			2-2 P5			3-2 FC6-2 HR	1-0 G5-3	4	1	0	0	0	0	2											
<b>Inning Stats</b>	R: 0 E: 0 K: 1 S: 11	H: 1 LOB: 2 BB: 1 P: 20	R: 1 E: 0 K: 0 S: 7	H: 1 LOB: 0 BB: 0 P: 13	R: 0 E: 0 K: 0 S: 7	H: 3 LOB: 2 BB: 0 P: 11	R: 1 E: 1 K: 0 S: 10	H: 2 LOB: 1 BB: 0 P: 14	R: 0 E: 0 K: 1 S: 9	H: 1 LOB: 2 BB: 1 P: 19	R: 3 E: 0 K: 0 S: 14	H: 2 LOB: 0 BB: 1 P: 27	R: 0 E: 1 K: 2 S: 7	H: 0 LOB: 0 BB: 1 P: 15	R: 0 E: 0 K: 1 S: 10	H: 0 LOB: 0 BB: 2 P: 14	R: 1 E: 0 K: 0 S: 7	H: 1 LOB: 2 BB: 2 P: 21	1B: 6 2B: 3 3B: 0 HR: 2	SF: 0 SAC: 0 DP: 0 HBP: 0	WP: 0 PB: 0 CS: 2	PA: 41					
<b>PITCHER</b>	IP	WLS	BF	H	R	ER	SO	BB	IBB	HBP	BLK	WP	HR	S	P	ERA	WHIP										
<b>James Baldwin, R</b> ERA: 8.44 (1, 1)	5.0		23	8	2	1	2	1	1	0	0	0	1	44	77	1.80	1.800										
<b>Scott Radinsky, L</b> ERA: 9.64 (6, 1)	1.0		6	2	3	3	0	1	0	0	0	0	1	14	27	27.00	3.000										
<b>Tim Fortugno, L</b> ERA: 1.74 (7, 1)	2.0		6	0	0	0	3	1	0	0	0	0	0	17	29	0.00	0.500										
<b>Kirk McCaskill, R</b> ERA: 5.4 (9, 1)	1.0	L	6	1	1	1	0	1	1	0	0	0	0	7	21	9.00	2.000										

Batter	1	2	3	4	5	6	7	8	9	AB	R	H	RBI	BB	SO	LOB	BOTTOM										
<b>Norberto Martin, R</b> OBP: 0.143, SLG: 0.105 (8, PH) (9, 8)	1-2 G6-3		4-2 BB		0-0 F8 1B 1B			1-2 FC1-5		3	1	1	0	1	0	0	<b>California Angels @ Chicago White Sox</b> Comiskey Park, Chicago, IL Fri May 19 1995, 8:05 PM EDT Att: 20,001 - Unknown - 74 F  <a href="#">livebaseballscorecards.com</a>										
<b>Lance Johnson, L</b> OBP: 0.271, SLG: 0.268 (9, 8)			1-2 BB		1-1 BB FC3 1B			1-2 2-3		4	1	1	0	1	0	4											
<b>Tim Raines, S</b> OBP: 0.357, SLG: 0.494 (1, 7)	4-2 BB		0-1 F8		1-1 BB FC3 1B			1-1 L9		4	0	0	0	1	0	5											
<b>Frank Thomas, R</b> OBP: 0.462, SLG: 0.536 (9, PR) (9, 9)	0-0 F8		3-2 G5-3		0-0 F8			4-2 SH1-3 BB		4	0	0	0	1	0	5											
<b>Dave Martinez, L</b> OBP: 0.250, SLG: 0.300 (9, PR)					2-3 FC3 G1-2-3 1B			0-0 SH1-3		0	0	0	0	0	0	0											
<b>Chris Sabo, R</b> OBP: 0.299, SLG: 0.366 (1, 10)	0-1 F7				2-2 1B 2B			1-1 G6-3		4	1	2	1	0	0	1											
<b>Robin Ventura, L</b> OBP: 0.409, SLG: 0.529 (1, 5)		2-0 G4-3			2-1 SH5-4 1B			3-1 FC2-5 1B		4	0	2	0	1	0	2											
<b>Mike Devereaux, R</b> OBP: 0.358, SLG: 0.450 (9, 9)		2-0 P9			2-3 1B			1-2 2-3 BB		5	1	2	2	0	1	4											
<b>Ray Durham, S</b> OBP: 0.333, SLG: 0.310 (1, 4)		3-1 F7			1-2 SH5-4 1B			3-1 HBP FC2-5 1B		3	1	0	0	0	0	5											
<b>Ron Karkovics, R</b> OBP: 0.333, SLG: 0.413 (1, 2)			3-1 P4		1-2 K			1-1 FC1-5 1B		3	0	0	0	0	1	2											
<b>Warren Newton, L</b> OBP: 0.615, SLG: 0.765 (8, PH) (9, 2)								1-2 2-3 HBP		0	0	0	0	0	0	0											
<b>Michael LaValliere, L</b> OBP: 0.333, SLG: 0.305 (9, 2)								2-3 HBP		0	0	0	0	0	0	0											
<b>Craig Grebeck, R</b> OBP: 0.417, SLG: 0.429 (1, 6)		2-1 BB 1B			2-1 G5-3			2-2 FC1-5 1B		3	0	1	0	0	0	2											
<b>Ozzie Guillen, L</b> OBP: 0.340, SLG: 0.373 (8, PH) (9, 6)								1-2 2-H 3-H		1	0	1	2	0	0	0											
<b>Inning Stats</b>	R: 0 E: 0 K: 0 S: 9	H: 0 LOB: 1 BB: 1 P: 14	R: 0 E: 0 K: 0 S: 4	H: 0 LOB: 0 BB: 0 P: 11	R: 0 E: 0 K: 0 S: 14	H: 1 LOB: 2 BB: 1 P: 26	R: 1 E: 0 K: 1 S: 18	H: 3 LOB: 2 BB: 0 P: 27	R: 2 E: 0 K: 0 S: 12	H: 3 LOB: 2 BB: 1 P: 20	R: 0 E: 0 K: 0 S: 5	H: 0 LOB: 0 BB: 0 P: 10	R: 0 E: 0 K: 0 S: 5	H: 0 LOB: 0 BB: 0 P: 11	R: 2 E: 0 K: 0 S: 15	H: 3 LOB: 2 BB: 0 P: 28	R: 0 E: 0 K: 1 S: 7	H: 0 LOB: 2 BB: 1 P: 14	1B: 9 2B: 1 3B: 0 HR: 0	SF: 0 SAC: 2 DP: 1 HBP: 1	WP: 0 PB: 0 CS: 0	PA: 42					
<b>PITCHER</b>	IP	WLS	BF	H	R	ER	SO	BB	IBB	HBP	BLK	WP	HR	S	P	ERA	WHIP										
<b>Mark Langston, L</b> ERA: 3.69 (1, 1)	6.0		28	7	3	3	1	3	0	0	0	0	0	11	25	13.50	1.500										
<b>Mike Butcher, R</b> ERA: 3.6 (7, 1)	1.1		6	2	2	2	0	0	0	0	0	0	0	1	2	∞	∞										
<b>Mitch Williams, L</b> ERA: 3.86 (8, 1)	0.0		1	0	0	0	0	0	0	1	0	0	0	1	2	∞	∞										
<b>Troy Percival, R</b> ERA: 2.53 (8, 1)	0.2	W	3	1	0	0	0	0	0	0	0	0	0	8	12	0.00	1.500										
<b>Lee Smith, R</b> ERA: (9, 1)	1.0	S	4	0	0	0	1	1	0	0	0	0	0	7	14	0.00	1.000										







Batter	1	2	3	4	5	6	7	8	9	AB	R	H	RBI	BB	SO	LOB	TOP					
<b>Tony Phillips, S</b> OBP: 0.448, SLG: 0.516 (1, 7)	4-1 FC6-4 BB		4-0 FC5-6 BB	2-2 F9		4-2 S 1B BB		0-0 1B 1B	2-1 F9	3	2	1	0	3	0	1						
<b>Spike Owen, S</b> OBP: 0.326, SLG: 0.368 (1, 5)	0-2 FC6-4 WP		1-0 FC5-6 SF9 BB	0-0 P8		0-2 P5		4-2 1B BB		4	0	0	0	1	0	5						
<b>Tim Salmon, R</b> OBP: 0.444, SLG: 0.469 (1, 9)	2-3 K		4-1 BB	1-2 BB	1-1 G5-3	4-2 1B BB		2-1 1B	1-2 2-H 1B	3	0	1	1	2	1	1						
<b>Chili Davis, S</b> OBP: 0.481, SLG: 0.614 (1, 10)	1-2 L7		1-1 SF9	2-2 3-H	4-0 1B BB	0-1 BB	1-3 K			3	0	1	2	1	1	3						
<b>J.T. Snow, L</b> OBP: 0.323, SLG: 0.462 (1, 3)		3-3 K	2-2 F8		1-0 P5	3-2 F9		1-1 P4		5	0	0	0	0	1	7						
<b>Jim Edmonds, L</b> OBP: 0.302, SLG: 0.425 (1, 8)		3-3 K		2-1 HR	1-2 1B		1-0 F7		4-0 HR BB	4	2	2	1	1	1	0						
<b>Damion Easley, R</b> OBP: 0.326, SLG: 0.376 (1, 4)	1-2 1B		4-2 G6-3 S BB	2-2 G3-1		2-1 L1-3 1B		3-1 1-H HR		4	2	3	2	1	0	2						
<b>Andy Allanson, R</b> OBP: 0.257, SLG: 0.452 (1, 2)	0-1 F9		1-1 G6-3	1-3		1-0 F9	1-2 L1-3	2-1 G6-3		5	0	0	0	0	0	3						
<b>Gary Disarcina, R</b> OBP: 0.372, SLG: 0.584 (1, 6)			0-0 FC5-6 SF9 BB	3-0 1B		3-2 HR		1-1 G6-3	3-2 G5-3	5	2	3	2	0	0	0						
<b>Inning Stats</b>	R: 0 E: 0 K: 1 S: 11	H: 0 LOB: 1 BB: 1 P: 18	R: 0 E: 0 K: 2 S: 13	H: 1 LOB: 1 BB: 0 P: 20	R: 1 E: 0 K: 0 S: 10	H: 1 LOB: 2 BB: 2 P: 22	R: 2 E: 0 K: 0 S: 13	H: 2 LOB: 1 BB: 1 P: 25	R: 0 E: 0 K: 0 S: 10	H: 1 LOB: 2 BB: 1 P: 19	R: 2 E: 0 K: 0 S: 17	H: 2 LOB: 0 BB: 0 P: 32	R: 0 E: 0 K: 0 S: 6	H: 1 LOB: 0 BB: 0 P: 10	R: 1 E: 0 K: 1 S: 14	H: 2 LOB: 2 BB: 1 P: 22	R: 2 E: 0 K: 0 S: 9	H: 1 LOB: 0 BB: 1 P: 23	1B: 8 2B: 1 3B: 0 HR: 3	SF: 1 SAC: 0 DP: 1 HBP: 0	WP: 1 PB: 0 SB: 2 CS: 0	PA: 46
<b>PITCHER</b>	IP	WLS	BF	H	R	ER	SO	BB	IBB	HBP	BLK	WP	HR	S	P	ERA	WHIP					
<b>Jason Bere, R</b> ERA: 6.43 (1, 1)	5.2	L	30	6	5	5	3	7	0	0	0	1	2	68	127	7.94	2.294					
<b>Scott Radinsky, L</b> ERA: 7.11 (6, 1)	1.1		5	2	0	0	0	0	0	0	0	0	0	12	19	0.00	1.500					
<b>Kirk McCaskill, R</b> ERA: 6.0 (8, 1)	0.1		4	2	1	1	0	1	0	0	0	0	0	8	14	27.00	9.000					
<b>Tim Fortugno, L</b> ERA: 2.92 (8, 1)	1.2		7	1	2	2	1	1	0	0	0	0	1	15	31	10.80	1.200					

California Angels @ Chicago White Sox  
Comiskey Park, Chicago, IL  
Sun May 21 1995, 4:33 AM EDT  
Att: 26,344 - Sunny - 67 F

AB 36  
R 8  
H 11  
RBI 8  
BB 9  
SO 4  
LOB 22




Batter	1	2	3	4	5	6	7	8	9	AB	R	H	RBI	BB	SO	LOB	BOTTOM				
<b>Lance Johnson, L</b> OBP: 0.263, SLG: 0.261 (1, 8)	1-1 G4-6-3 1B		1-0 F8			2-2 G3-1		1-1 L8	0-1 F7	5	0	1	0	0	0	1					
<b>Tim Raines, S</b> OBP: 0.360, SLG: 0.519 (1, 7)	1-0 G4-6-3			1-0 F7		3-3 K		3-2 HR	4-2 1B BB	4	2	1	1	1	1	1					
<b>Frank Thomas, R</b> OBP: 0.476, SLG: 0.571 (1, 10)	2-3 K			1-1 S 1B		2-0 F8		4-1 1B BB BB	0-1 E 1B 1B	4	1	2	0	1	1	0					
<b>Warren Newson, L</b> OBP: 0.500, SLG: 0.654 (1, 9)		1-0 G6-3		3-3 K	1-2 1B		2-1 F9	4-2 BB 1B SF8 BB	1-3 K	4	1	0	0	1	2	4					
<b>Robin Ventura, L</b> OBP: 0.408, SLG: 0.513 (9, 3)		1-0 FC6-4 1B		1-2 F7		2-2 1B BB SF7 1B		2-0 BB 1B	0-0 E2	5	1	4	2	0	0	1					
<b>Dave Martinez, L</b> OBP: 0.231, SLG: 0.240 (1, 3)		1-2 FC6-4			1-3 K2-3		4-2 1B	4-0 BB 1B	3-1 F8	2	0	0	0	1	1	1					
<b>Mike Devereaux, R</b> OBP: 0.384, SLG: 0.462 (8, PH)		1-2 FC6-4				1-2 BB		1-2 BB	1-3 2-H 3-H 1B	0	0	0	1	1	0	0					
<b>Craig Grebeck, R</b> OBP: 0.400, SLG: 0.409 (9, 5)		1-2 FC6-4				1-2 BB		1-2 BB		1	0	0	0	0	0	2					
<b>Ray Durham, S</b> OBP: 0.356, SLG: 0.367 (1, 4)		2-1 F7			1-0 1B		2-2 1B	1-2 SF8		3	0	2	1	0	0	1					
<b>Michael LaValliere, L</b> OBP: 0.294, SLG: 0.267 (1, 2)			1-1 F9		0-0 F8		1-0 SF7	3-0 F8		2	0	0	0	0	0	1					
<b>Chris Sabo, R</b> OBP: 0.295, SLG: 0.366 (7, PH)										0	0	0	1	0	0	0					
<b>Ron Karkovice, R</b> OBP: 0.366, SLG: 0.373 (8, 2)										1	0	0	0	0	0	2					
<b>Ozzie Guillen, L</b> OBP: 0.328, SLG: 0.356 (1, 6)			2-1 G4-3		0-0 F8		3-1 F8		0-2 1B WP 1B	4	1	1	0	0	0	3					
<b>Inning Stats</b>	R: 0 E: 0 K: 1 S: 6	H: 1 LOB: 0 BB: 0 P: 10	R: 0 E: 0 K: 0 S: 7	H: 1 LOB: 0 BB: 0 P: 12	R: 0 E: 0 K: 0 S: 5	H: 0 LOB: 0 BB: 0 P: 9	R: 0 E: 0 K: 1 S: 10	H: 1 LOB: 0 BB: 0 P: 16	R: 0 E: 0 K: 1 S: 9	H: 0 LOB: 0 BB: 0 P: 16	R: 1 E: 0 K: 0 S: 15	H: 2 LOB: 2 BB: 1 P: 26	R: 3 E: 0 K: 0 S: 14	H: 2 LOB: 2 BB: 3 P: 34	R: 2 E: 1 K: 1 S: 16	H: 3 LOB: 2 BB: 1 P: 24	1B: 10 2B: 0 3B: 0 HR: 1	SF: 2 SAC: 0 DP: 1 HBP: 0	WP: 1 PB: 0 SB: 1 CS: 0	PA: 42	
<b>PITCHER</b>	IP	WLS	BF	H	R	ER	SO	BB	IBB	HBP	BLK	WP	HR	S	P	ERA	WHIP				
<b>Mike Bielecki, R</b> ERA: 3.26 (1, 1)	6.1	W	24	5	1	1	4	1	0	0	0	0	0	50	86	1.42	0.947				
<b>Bob Patterson, L</b> ERA: 2.53 (7, 1)	0.0		1	1	0	0	0	0	0	0	0	0	0	5	7	∞	∞				
<b>Troy Percival, R</b> ERA: 4.63 (7, 1)	1.0		7	2	3	3	0	2	0	0	0	0	1	13	28	27.00	4.000				
<b>Mitch Williams, L</b> ERA: 3.6 (8, 1)	0.1		2	0	0	0	0	1	0	0	0	0	0	3	8	0.00	3.000				
<b>Mike Butcher, R</b> ERA: 5.06 (8, 1)	0.2		4	1	2	2	0	1	0	0	0	1	0	9	14	27.00	3.000				


California Angels @ Chicago White Sox  
Comiskey Park, Chicago, IL  
Sun May 21 1995, 4:33 AM EDT  
Att: 26,344 - Sunny - 67 F

AB 35  
R 6  
H 11  
RBI 6  
BB 5  
SO 5  
LOB 17





Batter	1	2	3	4	5	6	7	8	9	AB	R	H	RBI	BB	SO	LOB	TOP				
<b>Bernie Williams, S</b> (1, 8) OBP: 0.313, SLG: 0.400	1-3 K			2-2 F8		1-1 G5-3			1-3 K	4	0	0	0	0	2	1	<b>New York Yankees @ California Angels</b> Anaheim Stadium, Anaheim, CA Tue May 23 1995, 10:05 PM EDT Att: 14,952 - Unknown - 55 F  <b>AB</b> 29 <b>R</b> 0 <b>H</b> 2 <b>RBI</b> 0 <b>BB</b> 2 <b>SO</b> 15 <b>LOB</b> 6  				
<b>Randy Velarde, R</b> (1, 7) OBP: 0.320, SLG: 0.370	2-1 G5-3			2-3 K			2-3 K		1-2 BB 1B	4	0	1	0	0	2	0					
<b>Jim Leyritz, R</b> (1, 3) OBP: 0.363, SLG: 0.441	3-3 K			3-3 K			3-3 K		4-1 BB 1-2 BB	3	0	0	0	1	3	0					
<b>Mike Stanley, R</b> (1, 2) OBP: 0.354, SLG: 0.423		3-3 K			1-3 K				2-1 F9	4	0	0	0	0	3	2					
<b>Danny Tartabull, R</b> (1, 10) OBP: 0.315, SLG: 0.351	1-1 P3				3-2 G1-3				1-3 K	3	0	0	0	0	1	0					
<b>Gerald Williams, R</b> (1, 9) OBP: 0.286, SLG: 0.577	2-0 F8				3-2 G6-3				0-3 K	3	0	0	0	0	1	0					
<b>Russ Davis, R</b> (1, 5) OBP: 0.333, SLG: 0.400				3-2 G6-3		1-0 3B			4-0 BB	2	0	1	0	1	0	0					
<b>Kevin Elster, R</b> (1, 6) OBP: 0.167, SLG: 0.091				2-1 G6-3		1-3 K			0-0 F9	3	0	0	0	0	1	2					
<b>Pat Kelly, R</b> (1, 4) OBP: 0.442, SLG: 0.460				1-3 K		3-3 K			1-0 F8	3	0	0	0	0	2	1					
<b>Inning Stats</b>	R: 0 H: 0 E: 0 K: 2 S: 9	H: 0 LOB: 0 BB: 0 P: 15	R: 0 H: 0 E: 0 K: 1 S: 6	H: 0 LOB: 0 BB: 0 P: 12	R: 0 H: 0 E: 0 K: 1 S: 9	H: 0 LOB: 0 BB: 0 P: 15	R: 0 H: 0 E: 0 K: 2 S: 9	H: 0 LOB: 0 BB: 0 P: 16	R: 0 H: 0 E: 0 K: 1 S: 11	H: 0 LOB: 0 BB: 0 P: 18	R: 0 H: 1 E: 0 K: 3 S: 10	H: 1 LOB: 1 BB: 0 P: 16	R: 0 H: 0 E: 0 K: 3 S: 13	H: 0 LOB: 0 BB: 0 P: 20	R: 0 H: 0 E: 0 K: 2 S: 8	H: 0 LOB: 1 BB: 1 P: 13	R: 0 H: 1 E: 0 K: 1 S: 10	H: 1 LOB: 2 BB: 1 P: 19	1B: 1 2B: 0 3B: 1 HR: 0	SF: 0 SAC: 0 DP: 0 HBP: 0	WP: 0 PA: 31 CS: 0
<b>PITCHER</b> <b>Chuck Finley, L</b> (1, 1) ERA: 2.68	IP: 9.0 WLS: W BF: 31 H: 2 R: 0 ER: 0 SO: 15 BB: 2 IBB: 0 HBP: 0 BLK: 0 WP: 0 HR: 0 S: 85 P: 144 ERA: 0.00 WHIP: 0.444																				

Batter	1	2	3	4	5	6	7	8	9	AB	R	H	RBI	BB	SO	LOB	BOTTOM		
<b>Tony Phillips, S</b> (1, 7) OBP: 0.438, SLG: 0.531	2-3 K		0-0 F8	2-3 K	2-2 HR		2-3 K			5	1	1	3	0	3	2	<b>New York Yankees @ California Angels</b> Anaheim Stadium, Anaheim, CA Tue May 23 1995, 10:05 PM EDT Att: 14,952 - Unknown - 55 F  <b>AB</b> 36 <b>R</b> 10 <b>H</b> 12 <b>RBI</b> 10 <b>BB</b> 8 <b>SO</b> 7 <b>LOB</b> 19  		
<b>Jim Edmonds, L</b> (1, 8) OBP: 0.307, SLG: 0.489	2-3 K		3-3 K	2-1 HR	1-2 L4		2-2 HR			5	2	2	4	0	2	0			
<b>Tim Salmon, R</b> (1, 9) OBP: 0.469, SLG: 0.536	3-2 2B 1B		1-0 1B 2B	0-2 HR	4-0 G1-4-3 BB		4-1 HR		4-1 BB	3	2	3	1	2	0	0			
<b>Chili Davis, S</b> (1, 10) OBP: 0.487, SLG: 0.615	1-0 2B		4-2 1B BB	0-2 G1-4-3	1-2 BB		4-0 G3 G2-3		1-1 P6	3	1	1	0	2	0	2			
<b>J.T. Snow, L</b> (1, 3) OBP: 0.317, SLG: 0.448	0-2 F8		2-1 1B BB	0-1 P4			3-2 G2-3		2-2 P3	5	0	1	0	0	0	4			
<b>Greg Myers, L</b> (1, 2) OBP: 0.340, SLG: 0.489		0-0 F7	1-2 1B		1-1 HR		1-2 G3		4-1 BB	4	1	2	2	1	0	1			
<b>Eduardo Perez, R</b> (1, 5) OBP: 0.329, SLG: 0.279		4-2 BB	1-2 F9		1-0 G6-3		4-1 BB		2-2 F9	3	0	0	0	2	0	4			
<b>Damon Easley, R</b> (1, 4) OBP: 0.320, SLG: 0.367	1 SAFE 2 SAFE 1 SAFE F	3-2 F8		2-2 1B HR	2-3 K		3-1 G1-3		1-0 G4-3	5	1	1	0	0	1	5			
<b>Gary Disarcina, R</b> (1, 6) OBP: 0.378, SLG: 0.576		2-3 K		0-0 1B HR	4-2 1B HR		0-0 G6-3			3	2	1	0	1	1	1			
<b>Inning Stats</b>	R: 0 H: 2 E: 0 K: 2 S: 13	H: 2 LOB: 2 BB: 0 P: 21	R: 0 H: 0 E: 0 K: 1 S: 11	H: 0 LOB: 1 BB: 1 P: 20	R: 2 H: 3 E: 0 K: 1 S: 16	H: 3 LOB: 2 BB: 1 P: 28	R: 3 H: 3 E: 0 K: 1 S: 15	H: 3 LOB: 1 BB: 1 P: 25	R: 3 H: 2 E: 0 K: 0 S: 16	H: 2 LOB: 0 BB: 1 P: 27	R: 1 H: 1 E: 0 K: 0 S: 14	H: 1 LOB: 2 BB: 2 P: 30	R: 1 H: 1 E: 0 K: 1 S: 10	H: 1 LOB: 1 BB: 1 P: 19	R: 0 H: 0 E: 0 K: 0 S: 12	H: 0 LOB: 1 BB: 1 P: 21	1B: 5 2B: 2 3B: 1 HR: 4	SF: 0 SAC: 0 DP: 0 HBP: 0	WP: 0 PA: 44 CS: 0
<b>PITCHER</b> <b>42 Mariano Rivera, R</b> (1, 1) ERA: 13.5 <b>Bob MacDonald, L</b> (4, 1) ERA: 2.25 <b>Joe Ausanio, R</b> (5, 1) ERA: 6.17 <b>Scott Bankhead, R</b> (7, 1) ERA: 5.11	IP: 3.1 WLS: L BF: 21 H: 8 R: 5 ER: 5 SO: 5 BB: 3 IBB: 0 HBP: 0 BLK: 0 WP: 0 HR: 1 S: 50 P: 89 ERA: 13.50 WHIP: 3.300																		



Batter	1	2	3	4	5	6	7	8	9	AB	R	H	RBI	BB	SO	LOB	TOP		
Luis Polonia, L (1, 7) OBP: 0.324, SLG: 0.369	0-1 FC6-4 1B		1-2 1B 2B		1-2 G6-3			2-1 F8		4	1	2	0	0	0	0	<b>New York Yankees @ California Angels</b> Anaheim Stadium, Anaheim, CA Wed May 24 1995, 10:05 PM EDT Att: 15,497 - Unknown - 64 F		
Wade Boggs, L (1, 5) OBP: 0.424, SLG: 0.382	1-1 FC6-4 1-2		2-1 FC4-6 1B			0-2 1B		4-2 G4-3 BB		3	0	2	1	1	0	1			
Paul O'Neill, L (1, 9) OBP: 0.422, SLG: 0.684	1-2 F8		0-1 FC4-6 1-2			1-0 F8		3-2 G4-3 1-2		4	0	0	0	0	0	4			
Don Mattingly, L (1, 3) OBP: 0.333, SLG: 0.457	1-0 G3		1-3 K			2-2 L7		1-0 G5-3		4	0	0	0	0	1	4			
Dion James, L (1, 10) OBP: 0.448, SLG: 0.462		1-1 G6-3 2B		1-0 F7		0-0 F7		1-0 F7		4	0	1	0	0	0	1			
Mike Stanley, R (1, 2) OBP: 0.345, SLG: 0.427		2 SAFE 3-2 G6-3		0-0 F9			0-0 G5-3		2-2 2B	4	0	1	0	0	0	1			
Bernie Williams, S (1, 8) OBP: 0.301, SLG: 0.382		3-3 K		3-0 G4-3			0-3 K		2-3 K	4	0	0	0	0	3	2			
Kevin Elster, R (1, 6) OBP: 0.200, SLG: 0.214 Danny Tartabull, R (9, PH) OBP: 0.311, SLG: 0.346		2-3 K			1-1 G4-3		0-1 2B		0-1 G1-3	3	0	1	0	0	0	1			
Pat Kelly, R (1, 4) OBP: 0.425, SLG: 0.439			2-3 K		0-0 F7		2-2 F7			3	0	0	0	0	1	1			
<b>Inning Stats</b>	R: 0 E: 0 K: 0 S: 8	H: 1 LOB: 1 BB: 0 P: 11	R: 0 E: 0 K: 2 S: 12	H: 1 LOB: 1 BB: 0 P: 21	R: 1 E: 0 K: 2 S: 14	H: 2 LOB: 1 BB: 0 P: 20	R: 0 E: 0 K: 0 S: 3	H: 0 LOB: 0 BB: 0 P: 7	R: 0 E: 0 K: 0 S: 6	H: 1 LOB: 1 BB: 0 P: 13	R: 0 E: 0 K: 1 S: 10	H: 1 LOB: 1 BB: 0 P: 12	R: 0 E: 0 K: 0 S: 11	H: 0 LOB: 1 BB: 1 P: 21	R: 0 E: 0 K: 1 S: 12	H: 1 LOB: 1 BB: 0 P: 17	1B: 3 2B: 4 3B: 0 HR: 0	SF: 0 SAC: 0 DP: 0 HBP: 0	WP: 0 PA: 35 SB: 0 CS: 0
<b>PITCHER</b>	IP WLS BF H R ER SO BB IBB HBP BLK WP HR S P ERA WHIP	7.1 L 29 6 1 1 5 1 0 0 0 0 0 67 102 1.23 0.955	0.2 W 2 0 0 0 0 0 0 0 0 0 7 11 0.00 0.000	1.0 S 4 1 0 0 1 0 0 0 0 0 12 17 0.00 1.000	<b>PITCHER</b>										IP WLS BF H R ER SO BB IBB HBP BLK WP HR S P ERA WHIP				

Batter	1	2	3	4	5	6	7	8	9	AB	R	H	RBI	BB	SO	LOB	BOTTOM
Tony Phillips, S (1, 7) OBP: 0.424, SLG: 0.510	3-2 L4			1-0 G4-3			2-2 G4-3	1-1 F8		4	0	0	0	0	0	1	<b>New York Yankees @ California Angels</b> Anaheim Stadium, Anaheim, CA Wed May 24 1995, 10:05 PM EDT Att: 15,497 - Unknown - 64 F
Jim Edmonds, L (1, 8) OBP: 0.308, SLG: 0.479	4-2 CS BB			1-3 K			2-2 G4-3			2	0	0	0	1	1	0	
Tim Salmon, R (1, 9) OBP: 0.457, SLG: 0.517	3-3 K 1-2			1-3 K			2-3 K			3	0	0	0	0	3	1	
Chili Davis, S (1, 10) OBP: 0.483, SLG: 0.606		1-1 G1-3			0-0 F8			0-0 SH5-3 2B 1B		3	1	1	0	0	0	0	
J.T. Snow, L (1, 3) OBP: 0.311, SLG: 0.439		2-1 G3			3-2 G4-3			0-0 SH5-3 1-2		2	0	0	0	0	0	0	
Greg Myers, L (1, 2) OBP: 0.339, SLG: 0.500		1-0 G4-3			1-2 G5-3			1-1 E 2B		3	1	1	1	0	0	0	
Spike Owen, S (1, 5) OBP: 0.348, SLG: 0.375				0-0 G3-1			4-1 CS BB	2-2 E8 1B 1B		2	1	1	1	1	0	0	
Damon Easley, R (1, 4) OBP: 0.320, SLG: 0.359				1-1 G6-3			1 SAFE 4-1 G4-6-3 1-2 BB	2-3 K		2	0	0	0	1	1	1	
Gary Disarcina, R (1, 6) OBP: 0.376, SLG: 0.568				0-2 G5-3			1 SAFE 2-2 G4-6-3 1-2	0-1 3H 1B		3	0	1	1	0	0	1	
<b>Inning Stats</b>	R: 0 E: 0 K: 1 S: 9	H: 0 LOB: 1 BB: 1 P: 19	R: 0 E: 0 K: 0 S: 5	H: 0 LOB: 0 BB: 0 P: 9	R: 0 E: 0 K: 0 S: 6	H: 0 LOB: 0 BB: 0 P: 7	R: 0 E: 0 K: 2 S: 9	H: 0 LOB: 0 BB: 0 P: 12	R: 0 E: 0 K: 0 S: 7	H: 0 LOB: 0 BB: 2 P: 16	R: 0 E: 0 K: 1 S: 10	H: 0 LOB: 0 BB: 0 P: 16	R: 3 E: 1 K: 1 S: 15	H: 4 LOB: 1 BB: 0 P: 20	1B: 3 2B: 2 3B: 0 HR: 0	SF: 0 SAC: 1 DP: 2 HBP: 0	WP: 0 PA: 28 SB: 0 CS: 2
<b>PITCHER</b>	IP WLS BF H R ER SO BB IBB HBP BLK WP HR S P ERA WHIP	7.2 L 27 4 3 2 5 3 0 0 0 0 0 66 107 2.35 0.913	0.1 L 1 0 0 0 0 0 0 0 0 0 2 3 0.00 0.000	<b>PITCHER</b>										IP WLS BF H R ER SO BB IBB HBP BLK WP HR S P ERA WHIP			



Batter	1	2	3	4	5	6	7	8	9	AB	R	H	RBI	BB	SO	LOB	TOP					
Wade Boggs, L (1, 3) OBP: 0.304, SLG: 0.361 Dion James, L (7, 3) OBP: 0.433, SLG: 0.444										4	0	0	0	0	1	1	New York Yankees @ California Angels Anaheim Stadium, Anaheim, CA Thu May 25 1995, 10:05 PM EDT Att: 17,210 - Unknown - 69 F					
Randy Velarde, R (1, 6) OBP: 0.395, SLG: 0.340										4	0	0	0	1	1	2						
Paul O'Neill, L (1, 7) OBP: 0.426, SLG: 0.667 Robert Eenhoorn, R (5, PH) (5, 6)										1	0	0	0	1	0	0						
Danny Tartabull, R (1, 9) OBP: 0.319, SLG: 0.338										2	0	0	0	2	0	0						
Mike Stanley, R (1, 2) OBP: 0.356, SLG: 0.430										4	0	2	0	0	2	1						
Gerald Williams, R (1, 8) OBP: 0.281, SLG: 0.533										4	0	1	0	0	1	4						
Jim Leyritz, R (1, 10) OBP: 0.345, SLG: 0.417										4	0	0	0	0	3	3						
Russ Davis, R (1, 5) OBP: 0.436, SLG: 0.417										2	1	1	0	1	0	0						
Pat Kelly, R (1, 4) OBP: 0.429, SLG: 0.486										4	1	2	2	0	1	2						
<b>Inning Stats</b>	R: 0 E: 0 K: 1 S: 6	H: 1 LOB: 3 BB: 2 P: 14	R: 0 E: 0 K: 1 S: 5	H: 1 LOB: 0 BB: 0 P: 5	R: 0 E: 0 K: 0 S: 3	H: 0 LOB: 0 BB: 0 P: 3	R: 0 E: 0 K: 1 S: 5	H: 0 LOB: 0 BB: 0 P: 5	R: 2 E: 0 K: 1 S: 6	H: 1 LOB: 1 BB: 2 P: 14	R: 0 E: 0 K: 2 S: 8	H: 1 LOB: 1 BB: 0 P: 8	R: 0 E: 0 K: 0 S: 4	H: 1 LOB: 1 BB: 0 P: 4	R: 0 E: 0 K: 1 S: 6	H: 1 LOB: 2 BB: 1 P: 10		R: 0 E: 0 K: 2 S: 7	H: 0 LOB: 1 BB: 0 P: 8	1B: 5 2B: 0 3B: 0 HR: 1	SF: 0 SAC: 0 DP: 0 HBP: 1	WP: 0 PB: 0 CS: 1
<b>PITCHER</b>	IP WLS BF H R ER SO BB IBB HBP BLK WP HR S P ERA WHIP																					
Mark Langston, L (1, 1) ERA: 3.58	6.0 W 25 4 2 2 6 4 0 0 0 0 0 1 33 49 3.00 1.333																					
Ken Edénfield, R (7, 1) ERA:	1.0 4 1 0 0 0 0 0 0 0 0 0 0 4 4 0.00 1.000																					
Mitch Williams, L (8, 1) ERA: 3.0	1.0 5 1 0 0 1 1 0 0 0 0 0 0 6 10 0.00 2.000																					
Troy Percival, R (9, 1) ERA: 4.26	1.0 4 0 0 0 2 0 0 1 0 0 0 0 7 8 0.00 0.000																					

Batter	1	2	3	4	5	6	7	8	9	AB	R	H	RBI	BB	SO	LOB	BOTTOM			
Tony Phillips, S (1, 7) OBP: 0.434, SLG: 0.510 Rex Hudler, R (7, 7) OBP: 0.211, SLG: 0.263										2	2	1	0	2	0	0	New York Yankees @ California Angels Anaheim Stadium, Anaheim, CA Thu May 25 1995, 10:05 PM EDT Att: 17,210 - Unknown - 69 F			
Jim Edmonds, L (1, 8) OBP: 0.312, SLG: 0.469										4	2	1	2	1	2	4				
Tim Salmon, R (1, 9) OBP: 0.446, SLG: 0.538										4	1	1	3	0	2	2				
Chili Davis, S (1, 10) OBP: 0.492, SLG: 0.649 Mark Dalesandro, R (7, PH)										3	3	2	2	1	0	0				
J.T. Snow, L (1, 3) OBP: 0.327, SLG: 0.470 Carlos Martinez, R (7, PH) (8, 3)										2	2	1	4	2	0	0				
Greg Myers, L (1, 2) OBP: 0.350, SLG: 0.500 Andy Allanson, R (7, 2) OBP: 0.250, SLG: 0.438										4	1	2	1	0	1	0				
Spike Owen, S (1, 5) OBP: 0.353, SLG: 0.386										4	1	1	1	1	0	2				
Damon Easley, R (1, 4) OBP: 0.324, SLG: 0.365										4	1	1	1	1	0	2				
Gary Disarcina, R (1, 6) OBP: 0.396, SLG: 0.582										3	2	2	1	2	0	1				
<b>Inning Stats</b>	R: 0 E: 0 K: 1 S: 5	H: 0 LOB: 0 BB: 0 P: 5	R: 9 E: 0 K: 2 S: 12	H: 5 LOB: 4 BB: 4 P: 28	R: 0 E: 0 K: 1 S: 4	H: 0 LOB: 2 BB: 3 P: 16	R: 0 E: 0 K: 0 S: 4	H: 1 LOB: 1 BB: 1 P: 8	R: 4 E: 0 K: 1 S: 9	H: 4 LOB: 0 BB: 0 P: 9	R: 0 E: 0 K: 0 S: 3	H: 0 LOB: 1 BB: 1 P: 7	R: 2 E: 0 K: 1 S: 6	H: 1 LOB: 1 BB: 2 P: 14	R: 0 E: 0 K: 1 S: 6	H: 1 LOB: 1 BB: 0 P: 6		1B: 5 2B: 4 3B: 0 HR: 3	SF: 1 SAC: 0 DP: 1 HBP: 0	WP: 0 PB: 0 CS: 0
<b>PITCHER</b>	IP WLS BF H R ER SO BB IBB HBP BLK WP HR S P ERA WHIP																			
Melido Perez, R (1, 1) ERA: 5.33	1.2 L 14 5 9 9 2 4 0 0 0 0 0 1 14 30 48.60 5.400																			
Bob MacDonald, L (2, 1) ERA: 5.4	2.2 15 4 3 3 3 4 0 0 0 0 0 0 17 33 10.12 3.000																			
Joe Ausanio, R (5, 1) ERA: 6.08	1.2 7 1 1 1 0 1 0 0 0 0 0 1 6 10 5.40 1.200																			
Bob Wickman, R (7, 1) ERA: 5.74	1.0 6 1 2 2 1 2 0 0 0 0 0 1 6 14 18.00 3.000																			
John Wetteland, R (8, 1) ERA: 5.25	1.0 4 1 0 0 1 0 0 0 0 0 0 0 6 6 0.00 1.000																			



Batter	1	2	3	4	5	6	7	8	9	AB R H RBI BB SO LOB	TOP																
Troy O'Leary, L (1, 9) OBP: 0.323, SLG: 0.508	F9			G1-3		BB 1B	L8		K	5 1 1 0 0 1 1	<b>Boston Red Sox @ California Angels</b> Anaheim Stadium, Anaheim, CA Fri May 26 1995, 10:05 PM EDT Att: 27,816 - Unknown - 65 F  livebaseballscores.com																
John Valentin, R (1, 6) OBP: 0.452, SLG: 0.598	P3			1B		F8		SF7	3 1 1 1 1 0 1																		
Mo Vaughn, L (1, 3) OBP: 0.382, SLG: 0.621	G6-3			1B		1B 18 HR	L9	G3	4 1 1 1 1 0 1																		
Mike Macfarlane, R (1, 2)		G6-3 1B		K		1B 18 HR	P6		3 1 1 0 1 1 2																		
Mike Greenwell, L (1, 7) OBP: 0.379, SLG: 0.373	G6-3			P5		1B 18 HR		F8	4 1 1 1 0 0 2																		
Tim Lincecum, R (1, 5) OBP: 0.440, SLG: 0.511	P5				18 FC4-6 BB	F8		FC6-4 BB	2 0 0 0 2 0 3																		
18 Reggie Jefferson, S (1, 10) Wes Chamberlain, R (8, PH) OBP: 0.261, SLG: 0.300			G4-3		FC4-6			FC6-4	3 1 1 4 0 0 1 1 0 0 0 0 0 1																		
Ron Mahay, L (1, 8) OBP: 0.273, SLG: 0.450			F7		K			K	4 1 1 1 0 2 2																		
Luis Alicea, S (1, 4) OBP: 0.315, SLG: 0.260			F7		F8			S SF7 2B	4 1 1 0 0 1 1																		
<b>Inning Stats</b>	R: 0 E: 0 K: 0 S: 5	H: 0 LOB: 0 BB: 0 P: 8	R: 0 E: 0 K: 0 S: 9	H: 1 LOB: 0 BB: 0 P: 12	R: 0 E: 0 K: 0 S: 7	H: 0 LOB: 0 BB: 0 P: 10	R: 1 E: 0 K: 1 S: 13	H: 2 LOB: 1 BB: 0 P: 20	R: 0 E: 0 K: 1 S: 9	H: 0 LOB: 1 BB: 1 P: 15		R: 6 E: 0 K: 1 S: 21	H: 4 LOB: 0 BB: 2 P: 34	R: 0 E: 0 K: 0 S: 6	H: 0 LOB: 1 BB: 1 P: 12	R: 0 E: 0 K: 1 S: 7	H: 0 LOB: 1 BB: 1 P: 13	R: 1 E: 0 K: 1 S: 10	H: 1 LOB: 0 BB: 0 P: 17	1B: 5 2B: 1 3B: 0 HR: 2	SF: 1 SAC: 0 DP: 1 HBP: 0	WP: 0 PB: 0 SB: 3 CS: 0	PA: 39				
<b>PITCHER</b>	IP WLS BF H R ER SO BB IBB HBP BLK WP HR S P ERA WHIP											IP WLS BF H R ER SO BB IBB HBP BLK WP HR S P ERA WHIP															
Scott Sanderson, R (1, 1) ERA: 4.05	5.1	20	4	2	2	2	1	0	0	0	0	0	0	47	70	3.38	0.938										
Mitch Williams, L (6, 1) ERA: 7.5	0.0	L 3	1	0	0	0	2	0	0	0	0	0	0	2	10	∞	∞										
Mike Butcher, R (6, 1) ERA: 5.84	1.2	8	2	5	5	1	1	0	0	0	0	2	21	31	27.00	1.800											
Bob Patterson, L (8, 1) ERA: 2.19	1.0	4	0	0	0	1	1	0	0	0	0	0	7	13	0.00	1.000											
Ken Edensfield, R (9, 1) ERA: 1.5	1.0	4	1	1	1	1	0	0	0	0	0	0	10	17	9.00	1.000											

Batter	1	2	3	4	5	6	7	8	9	AB R H RBI BB SO LOB	BOTTOM															
Tony Phillips, S (1, 7) OBP: 0.425, SLG: 0.491	G6-3						L5		P7	4 0 0 0 1 1 2	<b>Boston Red Sox @ California Angels</b> Anaheim Stadium, Anaheim, CA Fri May 26 1995, 10:05 PM EDT Att: 27,816 - Unknown - 65 F  livebaseballscores.com															
Jim Edmonds, L (1, 8) OBP: 0.327, SLG: 0.475	2B			K		FC6 1B		FC6-4 BB	3 1 2 1 1 1 1																	
Tim Salmon, R (1, 9) OBP: 0.448, SLG: 0.543	2B			K		FC6 BB		FC6-4	3 0 1 0 1 1 2																	
Chili Davis, S (1, 10) OBP: 0.484, SLG: 0.634	K			G4-3 1B		FC6 1B		G1-3	4 0 1 1 0 1 5																	
J.T. Snow, L (1, 3) OBP: 0.342, SLG: 0.481	G6-3			G4-3 1B		G4-3 1B		L4-3 1B	4 0 3 1 0 0 2																	
Greg Myers, L (1, 2) OBP: 0.333, SLG: 0.474				G4-3		G1-3		L9	3 0 0 0 0 0 4																	
Carlos Martinez, R (8, PH) OBP: 0.273, SLG: 0.111				G4-3		G1-3		L9	1 0 0 0 0 0 1																	
Andy Allanson, R (9, 2) OBP: 0.250, SLG: 0.438								L9	0 0 0 0 0 0 0																	
Spike Owen, S (1, 5) OBP: 0.327, SLG: 0.354	F9			K				L4-3	4 0 0 0 0 1 2																	
Damon Easley, R (1, 4) OBP: 0.330, SLG: 0.364						SH 1B		G4-3	3 1 1 0 1 0 0																	
Gary Disarcina, R (1, 6) OBP: 0.385, SLG: 0.564						SH 1B		G5-3	3 1 0 0 0 0 1																	
<b>Inning Stats</b>	R: 0 E: 0 K: 1 S: 16	H: 2 LOB: 2 BB: 0 P: 28	R: 0 E: 0 K: 0 S: 8	H: 1 LOB: 1 BB: 0 P: 13	R: 0 E: 0 K: 2 S: 7	H: 0 LOB: 1 BB: 1 P: 15	R: 0 E: 0 K: 1 S: 9	H: 2 LOB: 1 BB: 0 P: 15	R: 3 E: 0 K: 0 S: 15	H: 2 LOB: 2 BB: 2 P: 32	R: 0 E: 0 K: 0 S: 7	H: 0 LOB: 0 BB: 0 P: 12	R: 0 E: 0 K: 1 S: 10	H: 0 LOB: 1 BB: 1 P: 19	R: 0 E: 0 K: 0 S: 6	H: 1 LOB: 0 BB: 0 P: 8	R: 0 E: 0 K: 0 S: 9	H: 0 LOB: 0 BB: 0 P: 14	1B: 7 2B: 3 3B: 0 HR: 0	SF: 0 SAC: 1 DP: 3 HBP: 0	WP: 1 PB: 0 SB: 0 CS: 1	PA: 37				
<b>PITCHER</b>	IP WLS BF H R ER SO BB IBB HBP BLK WP HR S P ERA WHIP											IP WLS BF H R ER SO BB IBB HBP BLK WP HR S P ERA WHIP														
Erik Hanson, R (1, 1) ERA: 2.23	6.0	W 27	7	3	3	4	1	0	0	0	0	0	16	27	0.00	1.000										
Rheal Cormier, L (7, 1) ERA: 3.07	2.0	7	1	0	0	1	1	0	0	0	0	0	9	14	0.00	0.000										
Stan Belinda, R (9, 1) ERA: 2.31	1.0	3	0	0	0	0	0	0	0	0	0	0	9	14	0.00	0.000										







Batter	1	2	3	4	5	6	7	8	9	AB	R	H	RBI	BB	SO	LOB	TOP	
Steve Rodriguez, R (1.4) OBP: 0.286, SLG: 0.167	G6-3		E1					K		4	1	1	0	1	1	0	<b>Boston Red Sox @ California Angels</b> Anaheim Stadium, Anaheim, CA Sun May 28 1995, 6:33 AM EDT Att: 27,497 - Sunny - 72 F	
John Valentin, R (1.6) OBP: 0.440, SLG: 0.566	P4		K					F8		5	0	1	1	0	2	3		
Mo Vaughn, L (1.3) OBP: 0.398, SLG: 0.643	BB 1B		E9					K		4	1	3	1	1	1	2		
Mike Macfarlane, R (1.10) OBP: 0.376, SLG: 0.473	BB 1B		K					K		4	0	0	0	1	3	3		
Tim Lincecum, R (1.5) OBP: 0.454, SLG: 0.510	BB 1B							K		4	0	2	1	1	1	2		
Mike Greenwell, L (1.7) OBP: 0.357, SLG: 0.348	K		K					L8		5	0	0	0	0	2	7		
Rich Rowland, R (1.2) OBP: 0.100, SLG: 0.150			K					F9		4	0	0	0	0	2	1		
Wes Chamberlain, R (1.9) OBP: 0.259, SLG: 0.292			K					L6		4	1	1	0	0	2	2		
Karl Rhodes, L (1.8) OBP: 0.154, SLG: 0.087	G6-3							G4-3		3	0	0	0	1	0	1		
<b>Inning Stats</b>	R: 1 H: 1 E: 0 K: 1 S: 10	H: 1 R: 3 ER: 2 SO: 9 BB: 2 LOB: 25	R: 0 H: 0 E: 0 K: 2 S: 8	H: 0 R: 0 ER: 0 SO: 13 BB: 0 LOB: 13	R: 1 H: 1 E: 2 K: 3 S: 13	H: 1 R: 2 ER: 2 SO: 24 BB: 1 LOB: 24	R: 0 H: 1 E: 0 K: 0 S: 10	H: 2 R: 2 ER: 1 SO: 15 BB: 0 LOB: 15	R: 1 H: 2 E: 0 K: 1 S: 16	H: 1 R: 1 ER: 2 SO: 14 BB: 0 LOB: 14	R: 0 H: 0 E: 0 K: 2 S: 10	H: 1 R: 1 ER: 1 SO: 13 BB: 0 LOB: 13	1B: 8 2B: 0 3B: 0 HR: 0	SF: 0 SAC: 0 DP: 0 HBP: 0	WP: 0 PB: 0 SB: 1 CS: 0	PA: 42		
<b>PITCHER</b>	IP WLS BF H R ER SO BB IBB HBP BLK WP HR S P ERA WHIP	IP WLS BF H R ER SO BB IBB HBP BLK WP HR S P ERA WHIP	IP WLS BF H R ER SO BB IBB HBP BLK WP HR S P ERA WHIP	IP WLS BF H R ER SO BB IBB HBP BLK WP HR S P ERA WHIP	IP WLS BF H R ER SO BB IBB HBP BLK WP HR S P ERA WHIP	IP WLS BF H R ER SO BB IBB HBP BLK WP HR S P ERA WHIP	IP WLS BF H R ER SO BB IBB HBP BLK WP HR S P ERA WHIP	IP WLS BF H R ER SO BB IBB HBP BLK WP HR S P ERA WHIP	IP WLS BF H R ER SO BB IBB HBP BLK WP HR S P ERA WHIP	IP WLS BF H R ER SO BB IBB HBP BLK WP HR S P ERA WHIP	IP WLS BF H R ER SO BB IBB HBP BLK WP HR S P ERA WHIP	IP WLS BF H R ER SO BB IBB HBP BLK WP HR S P ERA WHIP	IP WLS BF H R ER SO BB IBB HBP BLK WP HR S P ERA WHIP	IP WLS BF H R ER SO BB IBB HBP BLK WP HR S P ERA WHIP	IP WLS BF H R ER SO BB IBB HBP BLK WP HR S P ERA WHIP	IP WLS BF H R ER SO BB IBB HBP BLK WP HR S P ERA WHIP	IP WLS BF H R ER SO BB IBB HBP BLK WP HR S P ERA WHIP	
Chuck Finley, L (1.1) ERA: 2.74	5.2	W	29	6	3	2	9	5	0	0	0	0	0	0	65	124	3.18	1.941
Bob Patterson, L (6.1) ERA: 1.93	1.2		7	1	0	0	2	0	0	0	0	0	0	0	18	25	0.00	0.600
Troy Percival, R (8.1) ERA: 3.77	1.2		6	1	0	0	3	0	0	0	0	0	0	0	17	25	0.00	0.600
<b>Batter</b>	<b>1</b>	<b>2</b>	<b>3</b>	<b>4</b>	<b>5</b>	<b>6</b>	<b>7</b>	<b>8</b>	<b>9</b>	<b>AB</b>	<b>R</b>	<b>H</b>	<b>RBI</b>	<b>BB</b>	<b>SO</b>	<b>LOB</b>	<b>BOTTOM</b>	
Tony Phillips, S (1.7) OBP: 0.415, SLG: 0.464	K	G3	F8					G6-3		4	0	0	0	1	1	2	<b>Boston Red Sox @ California Angels</b> Anaheim Stadium, Anaheim, CA Sun May 28 1995, 6:33 AM EDT Att: 27,497 - Sunny - 72 F	
Jim Edmonds, L (1.8) OBP: 0.344, SLG: 0.486	FC7-4 BB	BB 1B						BB 2B		2	2	1	0	3	1	2		
Tim Salmon, R (1.9) OBP: 0.440, SLG: 0.529	FC7-4 BB 1B	BB 1B						BB 2B		5	1	2	1	0	1	4		
Chili Davis, S (1.10) OBP: 0.474, SLG: 0.611	BB 1B	G4-3						SF8		4	2	2	2	0	0	4		
J.T. Snow, L (1.3) OBP: 0.358, SLG: 0.509	BB 1B							P3		4	1	2	2	1	0	1		
Greg Myers, L (1.2) OBP: 0.338, SLG: 0.468	BB 1B							G3-1		5	0	2	2	0	0	1		
Spike Owen, S (1.5) OBP: 0.322, SLG: 0.346	G3							L8		4	1	1	0	0	0	4		
Damon Easley, R (1.4) OBP: 0.311, SLG: 0.340		G4-1	G1-5-3	FC5				G6-3		4	0	0	0	0	0	3		
Gary Disarcina, R (1.6) OBP: 0.388, SLG: 0.561	G3 BB	BB 1B						G5-3		3	1	2	1	1	0	0		
<b>Inning Stats</b>	R: 2 H: 3 E: 0 K: 1 S: 17	H: 3 R: 5 ER: 2 SO: 31 BB: 1 LOB: 33	R: 1 H: 2 E: 0 K: 0 S: 20	H: 2 R: 5 ER: 1 SO: 21 BB: 0 LOB: 21	R: 2 H: 3 E: 0 K: 1 S: 14	H: 3 R: 3 ER: 2 SO: 23 BB: 1 LOB: 23	R: 0 H: 0 E: 0 K: 0 S: 10	H: 0 R: 0 ER: 0 SO: 12 BB: 0 LOB: 12	R: 0 H: 0 E: 0 K: 1 S: 7	H: 0 R: 0 ER: 1 SO: 10 BB: 0 LOB: 10	R: 1 H: 1 E: 0 K: 0 S: 12	H: 1 R: 1 ER: 1 SO: 19 BB: 1 LOB: 19	1B: 8 2B: 3 3B: 0 HR: 1	SF: 1 SAC: 0 DP: 0 HBP: 0	WP: 1 PB: 0 SB: 2 CS: 0	PA: 42		
<b>PITCHER</b>	IP WLS BF H R ER SO BB IBB HBP BLK WP HR S P ERA WHIP	IP WLS BF H R ER SO BB IBB HBP BLK WP HR S P ERA WHIP	IP WLS BF H R ER SO BB IBB HBP BLK WP HR S P ERA WHIP	IP WLS BF H R ER SO BB IBB HBP BLK WP HR S P ERA WHIP	IP WLS BF H R ER SO BB IBB HBP BLK WP HR S P ERA WHIP	IP WLS BF H R ER SO BB IBB HBP BLK WP HR S P ERA WHIP	IP WLS BF H R ER SO BB IBB HBP BLK WP HR S P ERA WHIP	IP WLS BF H R ER SO BB IBB HBP BLK WP HR S P ERA WHIP	IP WLS BF H R ER SO BB IBB HBP BLK WP HR S P ERA WHIP	IP WLS BF H R ER SO BB IBB HBP BLK WP HR S P ERA WHIP	IP WLS BF H R ER SO BB IBB HBP BLK WP HR S P ERA WHIP	IP WLS BF H R ER SO BB IBB HBP BLK WP HR S P ERA WHIP	IP WLS BF H R ER SO BB IBB HBP BLK WP HR S P ERA WHIP	IP WLS BF H R ER SO BB IBB HBP BLK WP HR S P ERA WHIP	IP WLS BF H R ER SO BB IBB HBP BLK WP HR S P ERA WHIP	IP WLS BF H R ER SO BB IBB HBP BLK WP HR S P ERA WHIP		
Tim Lincecum, R (1.1) ERA: 1.93	2.1	L	16	7	5	5	1	2	0	0	0	0	0	0	42	77	19.29	3.857
Alejandro Pena, R (3.1) ERA: 5.75	3.2		18	4	2	2	2	3	0	0	0	0	0	39	64	4.91	1.909	
Derek Lilliquist, L (7.1) ERA: 5.84	2.0		8	1	1	1	0	1	0	0	0	0	0	19	29	4.50	1.000	



Batter	1	2	3	4	5	6	7	8	9	AB	R	H	RBI	BB	SO	LOB	TOP				
<b>Brady Anderson, L</b> (1, 7) OBP: 0.343, SLG: 0.504	F7	2B 1B		F8			L6		G4-6-3 BB	4	1	1	2	1	0	0					
<b>Jeffrey Hammonds, R</b> (1, 9) OBP: 0.297, SLG: 0.382 <b>Kevin Bass, S</b> (9, PH) OBP: 0.329, SLG: 0.382	P5	2B			G6-3		F7		G4-6-3	4	0	1	2	0	0	0					
<b>Rafael Palmeiro, L</b> (1, 3) OBP: 0.403, SLG: 0.589	1B	HBP			L8		L7			3	0	1	0	0	0	0					
<b>Cal Ripken Jr., R</b> (1, 6) OBP: 0.352, SLG: 0.430	G1-3	P3			1B		G4-3			4	0	1	0	0	0	3					
<b>Harold Baines, L</b> (1, 10) OBP: 0.388, SLG: 0.518		1B 1B 1B	P6		1B		HR			4	2	3	1	0	0	0					
<b>Chris Hoiles, R</b> (1, 2) OBP: 0.374, SLG: 0.431	F8	F8	F8	F3			K			4	0	0	0	0	1	3					
<b>Andy Van Slyke, L</b> (1, 8) OBP: 0.250, SLG: 0.364	F7	K			F7		P6			4	0	0	0	0	1	1					
<b>Jeff Manto, R</b> (1, 5) OBP: 0.327, SLG: 0.547	1B 1B		F8		G6-3		F7		F7	4	1	1	0	0	0	0					
<b>Bret Barberie, S</b> (1, 4) OBP: 0.358, SLG: 0.343 <b>Manny Alexander, R</b> (9, PR) OBP: 0.219, SLG: 0.194	2B 1B		K		L6		BB		1B	4	1	2	0	0	1	0					
<b>Inning Stats</b>	R: 0 E: 0 K: 0 S: 4	H: 1 LOB: 1 BB: 0 P: 4	R: 4 E: 0 K: 0 S: 8	H: 5 LOB: 2 BB: 0 P: 9	R: 0 E: 0 K: 1 S: 5	H: 0 LOB: 0 BB: 0 P: 5	R: 0 E: 0 K: 1 S: 5	H: 0 LOB: 0 BB: 0 P: 5	R: 0 E: 0 K: 0 S: 3	H: 0 LOB: 2 BB: 0 P: 3	R: 0 E: 0 K: 0 S: 3	H: 0 LOB: 0 BB: 0 P: 3	R: 1 E: 0 K: 1 S: 6	H: 1 LOB: 0 BB: 0 P: 6	R: 0 E: 0 K: 0 S: 3	H: 1 LOB: 2 BB: 1 P: 7	1B: 8 2B: 1 3B: 0 HR: 1	SF: 0 SAC: 0 DP: 1 HBP: 1	WP: 0 PB: 0 SB: 0 CS: 0	PA: 38	
<b>PITCHER</b>	IP	WLS	BF	H	R	ER	SO	BB	IBB	HBP	BLK	WP	HR	S	P	ERA	WHIP				
<b>Shawn Boskie, R</b> (1, 1) ERA: 3.27	7.0	W	30	8	4	4	2	0	0	1	0	0	0	33	34	5.14	1.143				
<b>Troy Percival, R</b> (8, 1) ERA: 4.11	1.0		4	1	1	1	1	0	0	0	0	0	1	6	6	9.00	1.000				
<b>Lee Smith, R</b> (9, 1) ERA:	1.0	S	4	1	0	0	0	1	0	0	0	0	0	3	7	0.00	2.000				

Baltimore Orioles @ California Angels  
Anaheim Stadium, Anaheim, CA  
Mon May 29 1995, 10:05 PM EDT  
Att: 15,413 - Unknown - 72 F

AB 36  
R 5  
H 10  
RBI 5  
BB 1  
SO 3  
LOB 9



Batter	1	2	3	4	5	6	7	8	9	AB	R	H	RBI	BB	SO	LOB	BOTTOM				
<b>Tony Phillips, S</b> (1, 7) OBP: 0.411, SLG: 0.457	K		HR 1B	F9		F7				4	1	1	0	0	1	2					
<b>Jim Edmonds, L</b> (1, 8) OBP: 0.341, SLG: 0.473	K		HR BB		K	F7				3	1	0	0	1	2	1					
<b>Tim Salmon, R</b> (1, 9) OBP: 0.442, SLG: 0.557	F8		HR	E8 1B		G5-3				4	1	2	4	0	0	0					
<b>Chili Davis, S</b> (1, 10) OBP: 0.474, SLG: 0.600		G6-3				G4-3				2	0	0	0	2	0	0					
<b>J.T. Snow, L</b> (1, 3) OBP: 0.354, SLG: 0.526	G3		F8		F7		HR			4	1	1	1	0	0	3					
<b>Greg Myers, L</b> (1, 2) OBP: 0.333, SLG: 0.446		BB	F7		FC6-4		K			3	0	0	0	1	1	3					
<b>Spike Owen, S</b> (1, 5) OBP: 0.317, SLG: 0.375	G4-3			P5		2B 3B			F8	4	1	1	0	0	0	1					
<b>Damon Easley, R</b> (1, 4) OBP: 0.309, SLG: 0.345			F9	K		2B			F9	4	0	1	1	0	1	0					
<b>Gary Disarcina, R</b> (1, 6) OBP: 0.383, SLG: 0.550			BB HR 1B	E4		G4-3			F8	4	1	1	0	0	0	1					
<b>Inning Stats</b>	R: 0 E: 0 K: 2 S: 7	H: 0 LOB: 0 BB: 0 P: 7	R: 0 E: 0 K: 0 S: 3	H: 0 LOB: 1 BB: 1 P: 7	R: 4 E: 0 K: 0 S: 6	H: 3 LOB: 1 BB: 2 P: 14	R: 0 E: 1 K: 1 S: 6	H: 0 LOB: 1 BB: 0 P: 6	R: 0 E: 0 K: 0 S: 5	H: 1 LOB: 2 BB: 0 P: 10	R: 1 E: 0 K: 0 S: 5	H: 2 LOB: 1 BB: 0 P: 5	R: 1 E: 0 K: 1 S: 6	H: 1 LOB: 0 BB: 0 P: 6	R: 0 E: 0 K: 0 S: 3	H: 0 LOB: 0 BB: 0 P: 3	1B: 3 2B: 1 3B: 1 HR: 2	SF: 0 SAC: 0 DP: 0 HBP: 0	WP: 0 PB: 0 SB: 0 CS: 0	PA: 36	
<b>PITCHER</b>	IP	WLS	BF	H	R	ER	SO	BB	IBB	HBP	BLK	WP	HR	S	P	ERA	WHIP				
<b>35 Mike Mussina, R</b> (1, 1) ERA: 4.14	6.2	L	32	7	6	6	4	3	1	0	0	0	2	36	52	8.10	1.500				
<b>Jesse Orosco, L</b> (7, 1) ERA: 3.69	1.1		4	0	0	0	1	0	0	0	0	0	0	6	6	0.00	0.000				

Baltimore Orioles @ California Angels  
Anaheim Stadium, Anaheim, CA  
Mon May 29 1995, 10:05 PM EDT  
Att: 15,413 - Unknown - 72 F

AB 32  
R 6  
H 7  
RBI 6  
BB 4  
SO 5  
LOB 11





Batter	1	2	3	4	5	6	7	8	9	10	AB	R	H	RBI	BB	SO	LOB	TOP							
Kevin Bass, S OBP: 0.326, SLG: 0.375 Brady Anderson, L OBP: 0.343, SLG: 0.504	G6-3	K			F8			SH3-4		G6-3 BLK SF9 1B	4	1	1	0	0	1	1	<b>Baltimore Orioles @ California Angels</b> Anaheim Stadium, Anaheim, CA Tue May 30 1995, 10:05 PM EDT Att: 13,889 - Unknown							
Jeffrey Hammonds, R OBP: 0.290, SLG: 0.399 Damon Buford, R OBP: 0.205, SLG: 0.063	F8				F9			P3		G6-3	5	0	1	1	0	0	1								
Rafael Palmeiro, L OBP: 0.410, SLG: 0.583	1B 2B				K			F8			3	1	1	0	2	1	1								
Cal Ripken Jr., R OBP: 0.362, SLG: 0.449	1B 2B				F8			F8		CS	4	1	3	1	0	0	1								
Chris Hoiles, R OBP: 0.375, SLG: 0.434	1B 2B				F8			F9		WP 2B	4	1	1	2	1	0	3								
Jeff Manto, R OBP: 0.322, SLG: 0.526	1B				F9			CS		G6-3 BB	4	0	1	1	0	1	2								
Leo Gomez, R OBP: 0.242, SLG: 0.224 Harold Baines, L OBP: 0.394, SLG: 0.518		P4			K			F9			3	0	0	0	0	1	0								
Andy Van Slyke, L OBP: 0.234, SLG: 0.339	F8				G3			G6-3		IBB	4	0	0	0	0	0	3								
Bret Barberie, S OBP: 0.369, SLG: 0.370 Manny Alexander, R OBP: 0.212, SLG: 0.188	2B				F9			SH3-4 1B		P3	3	0	2	0	0	0	0								
											1	1	0	0	0	0	3								
<b>Inning Stats</b>	R: 3 E: 0 K: 0 S: 9	H: 4 LOB: 1 BB: 0 P: 16	R: 0 E: 0 K: 1 S: 8	H: 1 LOB: 1 BB: 0 P: 12	R: 0 E: 0 K: 1 S: 12	H: 1 LOB: 0 BB: 0 P: 20	R: 0 E: 0 K: 0 S: 4	H: 0 LOB: 0 BB: 0 P: 9	R: 0 E: 0 K: 0 S: 8	H: 0 LOB: 0 BB: 1 P: 15	R: 0 E: 0 K: 1 S: 5	H: 0 LOB: 0 BB: 0 P: 7	R: 1 E: 0 K: 0 S: 7	H: 2 LOB: 1 BB: 0 P: 9	R: 0 E: 0 K: 0 S: 15	H: 1 LOB: 3 BB: 2 P: 30	R: 1 E: 0 K: 0 S: 8	H: 1 LOB: 1 BB: 1 P: 15	1B: 7 2B: 3 3B: 0 HR: 0	SF: 1 SAC: 1 DP: 0 HBP: 0	WP: 1 PB: 0 SB: 0 CS: 2	PA: 43			
<b>PITCHER</b>	IP WLS BF H R ER SO BB IBB HBP BLK WP HR S P ERA WHIP	IP WLS BF H R ER SO BB IBB HBP BLK WP HR S P ERA WHIP	IP WLS BF H R ER SO BB IBB HBP BLK WP HR S P ERA WHIP	IP WLS BF H R ER SO BB IBB HBP BLK WP HR S P ERA WHIP	IP WLS BF H R ER SO BB IBB HBP BLK WP HR S P ERA WHIP	IP WLS BF H R ER SO BB IBB HBP BLK WP HR S P ERA WHIP	IP WLS BF H R ER SO BB IBB HBP BLK WP HR S P ERA WHIP	IP WLS BF H R ER SO BB IBB HBP BLK WP HR S P ERA WHIP	IP WLS BF H R ER SO BB IBB HBP BLK WP HR S P ERA WHIP	IP WLS BF H R ER SO BB IBB HBP BLK WP HR S P ERA WHIP	IP WLS BF H R ER SO BB IBB HBP BLK WP HR S P ERA WHIP	IP WLS BF H R ER SO BB IBB HBP BLK WP HR S P ERA WHIP	IP WLS BF H R ER SO BB IBB HBP BLK WP HR S P ERA WHIP	IP WLS BF H R ER SO BB IBB HBP BLK WP HR S P ERA WHIP	IP WLS BF H R ER SO BB IBB HBP BLK WP HR S P ERA WHIP	IP WLS BF H R ER SO BB IBB HBP BLK WP HR S P ERA WHIP	IP WLS BF H R ER SO BB IBB HBP BLK WP HR S P ERA WHIP	IP WLS BF H R ER SO BB IBB HBP BLK WP HR S P ERA WHIP	IP WLS BF H R ER SO BB IBB HBP BLK WP HR S P ERA WHIP	IP WLS BF H R ER SO BB IBB HBP BLK WP HR S P ERA WHIP	IP WLS BF H R ER SO BB IBB HBP BLK WP HR S P ERA WHIP	IP WLS BF H R ER SO BB IBB HBP BLK WP HR S P ERA WHIP	IP WLS BF H R ER SO BB IBB HBP BLK WP HR S P ERA WHIP	IP WLS BF H R ER SO BB IBB HBP BLK WP HR S P ERA WHIP	IP WLS BF H R ER SO BB IBB HBP BLK WP HR S P ERA WHIP

AB	35
R	5
H	10
RBI	5
BB	4
SO	4
LOB	15



Batter	1	2	3	4	5	6	7	8	9	10	AB	R	H	RBI	BB	SO	LOB	BOTTOM							
Tony Phillips, S OBP: 0.404, SLG: 0.442	K				G4-3			G4-3			4	0	0	0	1	1	2	<b>Baltimore Orioles @ California Angels</b> Anaheim Stadium, Anaheim, CA Tue May 30 1995, 10:05 PM EDT Att: 13,889 - Unknown							
Rex Hudler, R OBP: 0.240, SLG: 0.292	G6-3				F8 1B 2B			G1-3		K	4	1	1	0	1	1	2								
Tim Salmon, R OBP: 0.427, SLG: 0.532	F9				K			G4-3		F8	5	0	0	0	0	1	4								
Chili Davis, S OBP: 0.493, SLG: 0.619		CS BB			G5-3 1B SF9 1B			1B 2B		CS BB	3	2	3	1	2	0	0								
J.T. Snow, L OBP: 0.356, SLG: 0.517		L9			SF9 1B G5-3			1B IBB		K	4	1	1	0	1	1	3								
Carlos Martinez, R OBP: 0.357, SLG: 0.182 Spike Owen, S OBP: 0.323, SLG: 0.379		1B			G5-3			1B		L8	2	0	1	0	1	0	2								
Greg Myers, L OBP: 0.329, SLG: 0.433 Eduardo Perez, R OBP: 0.313, SLG: 0.262 Jim Edmonds, L OBP: 0.339, SLG: 0.468		1B			G5-3			1B		L8	2	0	1	1	0	0	1								
Damon Easley, R OBP: 0.313, SLG: 0.336	FC4-6				SF9			P6		CS	2	0	0	1	1	0	4								
Gary Disarcina, R OBP: 0.379, SLG: 0.539	G6-3				G4-3			G6-3		G4-3	3	0	0	0	2	0	2								
					1B			SH3-4 BB		F9	4	0	1	1	0	0	0								
<b>Inning Stats</b>	R: 0 E: 0 K: 1 S: 7	H: 0 LOB: 0 BB: 0 P: 12	R: 0 E: 0 K: 0 S: 16	H: 1 LOB: 2 BB: 2 P: 30	R: 0 E: 0 K: 1 S: 6	H: 0 LOB: 1 BB: 1 P: 15	R: 2 E: 0 K: 0 S: 17	H: 3 LOB: 2 BB: 1 P: 28	R: 1 E: 0 K: 0 S: 8	H: 2 LOB: 2 BB: 2 P: 18	R: 0 E: 0 K: 0 S: 7	H: 0 LOB: 0 BB: 0 P: 11	R: 1 E: 0 K: 0 S: 17	H: 2 LOB: 2 BB: 1 P: 29	R: 0 E: 0 K: 1 S: 10	H: 0 LOB: 2 BB: 2 P: 20	R: 0 E: 0 K: 1 S: 8	H: 0 LOB: 0 BB: 1 P: 16	R: 0 E: 0 K: 0 S: 9	H: 0 LOB: 0 BB: 0 P: 14	1B: 6 2B: 2 3B: 0 HR: 0	SF: 1 SAC: 1 DP: 0 HBP: 0	WP: 0 PB: 0 SB: 1 CS: 2	PA: 46	
<b>PITCHER</b>	IP WLS BF H R ER SO BB IBB HBP BLK WP HR S P ERA WHIP	IP WLS BF H R ER SO BB IBB HBP BLK WP HR S P ERA WHIP	IP WLS BF H R ER SO BB IBB HBP BLK WP HR S P ERA WHIP	IP WLS BF H R ER SO BB IBB HBP BLK WP HR S P ERA WHIP	IP WLS BF H R ER SO BB IBB HBP BLK WP HR S P ERA WHIP	IP WLS BF H R ER SO BB IBB HBP BLK WP HR S P ERA WHIP	IP WLS BF H R ER SO BB IBB HBP BLK WP HR S P ERA WHIP	IP WLS BF H R ER SO BB IBB HBP BLK WP HR S P ERA WHIP	IP WLS BF H R ER SO BB IBB HBP BLK WP HR S P ERA WHIP	IP WLS BF H R ER SO BB IBB HBP BLK WP HR S P ERA WHIP	IP WLS BF H R ER SO BB IBB HBP BLK WP HR S P ERA WHIP	IP WLS BF H R ER SO BB IBB HBP BLK WP HR S P ERA WHIP	IP WLS BF H R ER SO BB IBB HBP BLK WP HR S P ERA WHIP	IP WLS BF H R ER SO BB IBB HBP BLK WP HR S P ERA WHIP	IP WLS BF H R ER SO BB IBB HBP BLK WP HR S P ERA WHIP	IP WLS BF H R ER SO BB IBB HBP BLK WP HR S P ERA WHIP	IP WLS BF H R ER SO BB IBB HBP BLK WP HR S P ERA WHIP	IP WLS BF H R ER SO BB IBB HBP BLK WP HR S P ERA WHIP	IP WLS BF H R ER SO BB IBB HBP BLK WP HR S P ERA WHIP	IP WLS BF H R ER SO BB IBB HBP BLK WP HR S P ERA WHIP	IP WLS BF H R ER SO BB IBB HBP BLK WP HR S P ERA WHIP	IP WLS BF H R ER SO BB IBB HBP BLK WP HR S P ERA WHIP	IP WLS BF H R ER SO BB IBB HBP BLK WP HR S P ERA WHIP	IP WLS BF H R ER SO BB IBB HBP BLK WP HR S P ERA WHIP	IP WLS BF H R ER SO BB IBB HBP BLK WP HR S P ERA WHIP

AB	34
R	4
H	8
RBI	4
BB	9
SO	4
LOB	20





Batter	1	2	3	4	5	6	7	8	9	AB	R	H	RBI	BB	SO	LOB	TOP				
<b>Brady Anderson, L</b> OBP: 0.338, SLG: 0.500 (1, 8)										5	1	1	0	0	1	2					
<b>Jeffrey Hammonds, R</b> OBP: 0.273, SLG: 0.442 <b>Damon Buford, R</b> OBP: 0.205, SLG: 0.063 (1, 9)										4	1	2	2	0	0	1					
<b>Rafael Palmeiro, L</b> OBP: 0.406, SLG: 0.580 (1, 3)										4	0	1	0	0	1	2					
<b>Cal Ripken Jr., R</b> OBP: 0.351, SLG: 0.434 (1, 6)										4	0	0	0	0	0	2					
<b>Harold Baines, L</b> OBP: 0.408, SLG: 0.563 <b>Manny Alexander, R</b> OBP: 0.212, SLG: 0.188 (8, PR)										4	1	3	1	0	0	0					
<b>Chris Hoiles, R</b> OBP: 0.265, SLG: 0.413 (1, 2)										4	1	0	0	0	1	2					
<b>Kevin Bass, S</b> OBP: 0.333, SLG: 0.386 (1, 7)										3	1	1	0	1	0	2					
<b>Jeff Manto, R</b> OBP: 0.302, SLG: 0.492 (1, 5)										4	0	0	0	0	3	4					
<b>Bret Barberie, S</b> OBP: 0.386, SLG: 0.382 (1, 4)										3	0	2	1	1	0	0					
<b>Inning Stats</b>	R: 0 E: 0 K: 0 S: 4	H: 1 LOB: 1 BB: 0 P: 4	R: 0 E: 0 K: 0 S: 4	H: 1 LOB: 1 BB: 0 P: 4	R: 2 E: 0 K: 1 S: 7	H: 2 LOB: 0 BB: 0 P: 7	R: 2 E: 1 K: 1 S: 7	H: 2 LOB: 0 BB: 0 P: 7	R: 0 E: 0 K: 0 S: 4	H: 1 LOB: 1 BB: 0 P: 4	R: 0 E: 0 K: 0 S: 3	H: 0 LOB: 1 BB: 1 P: 7	R: 0 E: 0 K: 1 S: 5	H: 1 LOB: 1 BB: 0 P: 5	R: 1 E: 1 K: 2 S: 7	H: 1 LOB: 1 BB: 1 P: 11	1B: 5 2B: 4 3B: 0 HR: 2	SF: 0 SAC: 0 DP: 1 HBP: 0	WP: 0 PB: 0 SB: 2 CS: 3	PA: 38	
<b>PITCHER</b>	IP	WLS	BF	H	R	ER	SO	BB	IBB	HBP	BLK	WP	HR	S	P	ERA	WHIP				
<b>Scott Sanderson, R</b> ERA: 4.12 (1, 1)	6.0	L	26	8	4	3	3	0	0	0	1	0	2	32	32	4.50	1.333				
<b>Mitch Williams, L</b> ERA: 8.31 (7, 1)	1.1		6	1	0	0	0	1	0	0	0	0	0	5	9	0.00	1.500				
<b>Troy Percival, R</b> ERA: 3.86 (8, 1)	1.0		4	1	1	0	2	1	0	0	0	0	0	7	11	0.00	2.000				
<b>Bob Patterson, L</b> ERA: 2.3 (9, 1)	0.2		1	0	0	0	1	0	0	0	0	0	0	3	3	0.00	0.000				

Baltimore Orioles @ California Angels  
Anaheim Stadium, Anaheim, CA  
Wed May 31, 1995, 10:05 PM EDT  
Att: 14,127 - Unknown - 70 F

AB 35  
R 5  
H 10  
RBI 4  
BB 2  
SO 6  
LOB 15



Batter	1	2	3	4	5	6	7	8	9	AB	R	H	RBI	BB	SO	LOB	BOTTOM				
<b>Tony Phillips, S</b> OBP: 0.400, SLG: 0.435 (1, 7)										4	0	1	1	0	1	1					
<b>Jim Edmonds, L</b> OBP: 0.328, SLG: 0.452 (1, 8)										4	0	0	0	0	1	3					
<b>Tim Salmon, R</b> OBP: 0.422, SLG: 0.522 (1, 9)										4	0	1	0	0	2	3					
<b>Chili Davis, S</b> OBP: 0.486, SLG: 0.607 (1, 10)										4	1	1	0	0	1	1					
<b>J.T. Snow, L</b> OBP: 0.346, SLG: 0.500 (1, 3)										4	0	0	0	0	0	1					
<b>Greg Myers, L</b> OBP: 0.333, SLG: 0.478 (1, 2)										2	1	1	1	0	0	0					
<b>Andy Allanson, R</b> OBP: 0.275, SLG: 0.444 <b>Rex Hudler, R</b> OBP: 0.269, SLG: 0.360 (9, PH)										1	0	0	0	0	1	0					
<b>Spike Owen, S</b> OBP: 0.304, SLG: 0.355 (1, 5)										4	0	0	1	0	2	1					
<b>Damon Easley, R</b> OBP: 0.313, SLG: 0.336 <b>Carlos Martinez, R</b> OBP: 0.333, SLG: 0.167 (9, PH)										3	1	1	0	0	0	0					
<b>Gary Disarcina, R</b> OBP: 0.386, SLG: 0.542 (1, 6)										3	0	2	0	0	1	0					
<b>Inning Stats</b>	R: 0 E: 0 K: 0 S: 4	H: 1 LOB: 1 BB: 0 P: 4	R: 0 E: 0 K: 1 S: 5	H: 0 LOB: 0 BB: 0 P: 5	R: 0 E: 0 K: 1 S: 5	H: 0 LOB: 0 BB: 0 P: 5	R: 1 E: 0 K: 0 S: 4	H: 1 LOB: 0 BB: 0 P: 4	R: 0 E: 0 K: 2 S: 8	H: 1 LOB: 1 BB: 0 P: 8	R: 0 E: 0 K: 2 S: 7	H: 0 LOB: 0 BB: 0 P: 7	R: 1 E: 0 K: 2 S: 10	H: 3 LOB: 2 BB: 0 P: 10	R: 1 E: 0 K: 0 S: 5	H: 2 LOB: 1 BB: 0 P: 5	1B: 6 2B: 1 3B: 0 HR: 1	SF: 0 SAC: 0 DP: 0 HBP: 0	WP: 0 PB: 0 SB: 0 CS: 0	PA: 35	
<b>PITCHER</b>	IP	WLS	BF	H	R	ER	SO	BB	IBB	HBP	BLK	WP	HR	S	P	ERA	WHIP				
<b>Ben McDonald, R</b> ERA: 4.93 (1, 1)	8.0	W	30	6	2	2	9	0	0	0	1	0	0	5	5	2.25	0.750				
<b>Doug Jones, R</b> ERA: 4.85 (9, 1)	1.0	S	5	2	1	1	0	0	0	0	0	0	0	5	5	9.00	2.000				

Baltimore Orioles @ California Angels  
Anaheim Stadium, Anaheim, CA  
Wed May 31, 1995, 10:05 PM EDT  
Att: 14,127 - Unknown - 70 F

AB 35  
R 3  
H 8  
RBI 3  
BB 0  
SO 9  
LOB 11





Batter	1	2	3	4	5	6	7	8	9	AB	R	H	RBI	BB	SO	LOB	TOP					
<b>Tony Phillips, S</b> OBP: 0.403, SLG: 0.441 (1, 7)	1-0 1B 2B		2-2 G1-3		0-2 G6-3		1 SAFE 4-0 BB			3	1	1	0	1	0	1						
<b>Damion Easley, R</b> OBP: 0.311, SLG: 0.333 (1, 4)	0-2 2H 1B		2-0 G4-3		2-3 K		2-0 F8			4	0	1	2	0	1	2						
<b>Tim Salmon, R</b> OBP: 0.424, SLG: 0.513 (1, 9)	4-2 1-2 BB		4-1 BB		0-2 G6-3		0-0 F9			2	0	0	0	2	0	0						
<b>Chili Davis, S</b> OBP: 0.480, SLG: 0.595 (1, 10)	1 SAFE 1-1 G6-4-3		1-3 K		3-3 K		1-1 G6-4-3 1B			4	0	1	0	0	2	2						
<b>J.T. Snow, L</b> OBP: 0.343, SLG: 0.492 (1, 3)		0-1 L5		1-1 G4-3 G5-3 1B		3-2 L7		1 SAFE 2-0 G6-4-3		4	0	1	0	0	0	1						
<b>Carlos Martinez, R</b> OBP: 0.316, SLG: 0.188 (1, 5)		1-1 G1-3		1-0 G5-3			0-0 FC5-4 1B		1-1 G4-3	4	0	1	0	0	0	1						
<b>Jim Edmonds, L</b> OBP: 0.326, SLG: 0.441 (1, 8)		4-2 BB		3-2 G4-3		2-1 1 SAFE FC5-4 1B SF8		0-0 G3		3	1	0	0	1	0	2						
<b>Andy Allanson, R</b> OBP: 0.273, SLG: 0.425 (1, 2)		1-0 P3		0-1 L6		0-0 BB		1-1 F9		4	0	1	0	0	0	2						
<b>Gary Disarcina, R</b> OBP: 0.385, SLG: 0.550 (1, 6)			0-0 G1-3 G4-3 2B		2-0 G4-3		1 SAFE 2-0 SF8			2	1	1	1	0	0	0						
<b>Inning Stats</b>	R: 1 E: 0 K: 0 S: 8	H: 2 LOB: 0 BB: 1 P: 14	R: 0 E: 0 K: 0 S: 8	H: 0 LOB: 1 BB: 1 P: 14	R: 1 E: 0 K: 1 S: 9	H: 1 LOB: 1 BB: 1 P: 18	R: 0 E: 0 K: 0 S: 8	H: 1 LOB: 0 BB: 0 P: 13	R: 0 E: 0 K: 1 S: 7	H: 0 LOB: 0 BB: 0 P: 11	R: 0 E: 0 K: 0 S: 9	H: 0 LOB: 0 BB: 0 P: 15	R: 1 E: 0 K: 0 S: 6	H: 2 LOB: 2 BB: 1 P: 16	R: 0 E: 0 K: 0 S: 4	H: 1 LOB: 0 BB: 0 P: 7	R: 0 E: 0 K: 0 S: 5	H: 0 LOB: 0 BB: 0 P: 7	1B: 5 2B: 2 3B: 0 HR: 0	SF: 1 SAC: 0 DP: 2 HBP: 0	WP: 0 PB: 0 SB: 0 CS: 0	PA: 35
<b>PITCHER</b> <b>Andy Pettitte, L</b> ERA: 3.38 (1, 1)	IP: 9.0 WLS: L BF: 35 H: 7 R: 3 ER: 3 SO: 3 BB: 4 IBB: 0 HBP: 0 BLK: 0 WP: 0 HR: 0 S: 64 P: 115 ERA: 3.00 WHIP: 1.222															<b>PITCHER</b>						

California Angels @ New York Yankees  
Yankee Stadium, Bronx, NY  
Fri Jun 02 1995, 7:05 PM EDT  
Att: 16,959 - Unknown - 72 F

AB	30
R	3
H	7
RBI	3
BB	4
SO	3
LOB	11



Batter	1	2	3	4	5	6	7	8	9	AB	R	H	RBI	BB	SO	LOB	BOTTOM					
<b>Wade Boggs, L</b> OBP: 0.370, SLG: 0.357 (1, 5)	0-0 L6			2-0 G4-3			0-0 G5-4-3 1B		2-1 G1-3	4	0	1	0	0	0	1						
<b>Randy Velarde, R</b> OBP: 0.291, SLG: 0.365 (1, 4) (8, 7)	1-0 G3-1			2-3 K			1-1 G5-4-3 1-2 1B		2-1 1B 2B	4	1	1	1	0	1	1						
<b>Paul O'Neill, L</b> OBP: 0.405, SLG: 0.548 (1, 9)	1-3 K			2-3 K			1-1 G4-3		1-0 2H CS 1B	3	0	0	0	0	2	0						
<b>Dave Silvestri, R</b> OBP: 0.375, SLG: 0.800 (8, 4)										0	0	0	0	0	0	0						
<b>Dion James, L</b> OBP: 0.457, SLG: 0.535 (9, PH)										1	0	1	1	0	0	0						
<b>Luis Polonia, L</b> OBP: 0.302, SLG: 0.352 (9, PR)										0	0	0	0	0	0	0						
<b>Mike Stanley, R</b> OBP: 0.355, SLG: 0.404 (1, 2)		1-2 G6-3			1-0 G1-6-3 1B			0-0 1B	1 SAFE 3-2 CS	3	0	2	0	0	0	0						
<b>Jim Leyritz, R</b> OBP: 0.371, SLG: 0.429 (1, 10)		0-1 L6			1-3 K			1-1 L5		3	0	0	0	0	1	2						
<b>Don Mattingly, L</b> OBP: 0.311, SLG: 0.429 (1, 3)		2-3 K			0-1 G1-6-3			3-3 K		3	0	0	0	0	2	2						
<b>Bernie Williams, S</b> OBP: 0.288, SLG: 0.379 (1, 8)			1-1 G6-3			2-3 K		1-2 F8		3	0	0	0	0	1	1						
<b>Gerald Williams, R</b> OBP: 0.316, SLG: 0.529 (1, 7) (8, 9)			2-2 F9			1-3 K2-3			4-0 2 G5-3 2B BB	2	1	0	0	1	1	0						
<b>2 Derek Jeter, R</b> OBP: 0.313, SLG: 0.214 (1, 6)			1-2 F9			1-0 L9			0-1 G5-3	3	0	0	0	0	0	1						
<b>Inning Stats</b>	R: 0 E: 0 K: 1 S: 5	H: 0 LOB: 0 BB: 0 P: 7	R: 0 E: 0 K: 1 S: 8	H: 0 LOB: 0 BB: 0 P: 11	R: 0 E: 0 K: 0 S: 8	H: 0 LOB: 0 BB: 0 P: 12	R: 0 E: 0 K: 2 S: 7	H: 0 LOB: 0 BB: 0 P: 13	R: 0 E: 0 K: 1 S: 6	H: 1 LOB: 0 BB: 0 P: 8	R: 0 E: 0 K: 0 S: 8	H: 0 LOB: 0 BB: 0 P: 12	R: 0 E: 0 K: 1 S: 5	H: 1 LOB: 0 BB: 0 P: 7	R: 0 E: 0 K: 0 S: 9	H: 1 LOB: 0 BB: 0 P: 14	R: 2 E: 0 K: 0 S: 9	H: 2 LOB: 1 BB: 1 P: 21	1B: 4 2B: 1 3B: 0 HR: 0	SF: 0 SAC: 0 DP: 2 HBP: 0	WP: 0 PB: 0 SB: 0 CS: 1	PA: 31
<b>PITCHER</b> <b>Chuck Finley, L</b> ERA: 2.63 <b>Lee Smith, R</b> ERA: (9, 1)	IP: 8.2 WLS: W BF: 29 H: 4 R: 2 ER: 2 SO: 8 BB: 1 IBB: 0 HBP: 0 BLK: 0 WP: 0 HR: 0 S: 62 P: 98 ERA: 2.08 WHIP: 0.577															<b>PITCHER</b>						

California Angels @ New York Yankees  
Yankee Stadium, Bronx, NY  
Fri Jun 02 1995, 7:05 PM EDT  
Att: 16,959 - Unknown - 72 F

AB	29
R	2
H	5
RBI	2
BB	1
SO	8
LOB	8





Batter	1	2	3	4	5	6	7	8	9	AB	R	H	RBI	BB	SO	LOB	TOP					
<b>Tony Phillips, S</b> OBP: 0.402, SLG: 0.431 (1, 7)										3	1	0	0	2	1	1	<b>California Angels @ New York Yankees</b> Yankee Stadium, Bronx, NY Sat Jun 03 1995, 3:33 AM EDT Att: 17,768 - Sunny - 80 F					
<b>Damion Easley, R</b> OBP: 0.328, SLG: 0.369 (1, 4)										2	2	2	2	0	0							
<b>Tim Salmon, R</b> OBP: 0.419, SLG: 0.504 (1, 9)										4	0	1	0	0	0	2						
<b>Chili Davis, S</b> OBP: 0.468, SLG: 0.576 (1, 10)										4	0	0	1	0	1	3						
<b>J.T. Snow, L</b> OBP: 0.340, SLG: 0.485 (1, 3)										4	1	1	0	0	0	3						
<b>Jim Edmonds, L</b> OBP: 0.317, SLG: 0.426 (1, 8)										4	0	0	0	0	1	3						
<b>Spike Owen, S</b> OBP: 0.288, SLG: 0.333 (1, 5)										4	0	0	0	0	0	1						
<b>Andy Allanson, R</b> OBP: 0.292, SLG: 0.419 <b>Mark Daiesandro, R</b> (9, 2)										3	0	1	1	1	1	0						
<b>Gary Disarcina, R</b> OBP: 0.381, SLG: 0.537 (1, 6)										3	0	0	0	1	0	2						
<b>Inning Stats</b>	R: 1 E: 0 K: 0 S: 14	H: 1 LOB: 2 BB: 0 P: 21	R: 0 E: 0 K: 1 S: 8	H: 0 LOB: 1 BB: 1 P: 14	R: 0 E: 0 K: 1 S: 7	H: 1 LOB: 0 BB: 0 P: 13	R: 0 E: 0 K: 0 S: 7	H: 0 LOB: 0 BB: 0 P: 9	R: 2 E: 0 K: 0 S: 10	H: 1 LOB: 1 BB: 0 P: 18	R: 1 E: 1 K: 0 S: 8	H: 2 LOB: 1 BB: 0 P: 11	R: 0 E: 0 K: 1 S: 5	H: 0 LOB: 0 BB: 1 P: 10	R: 0 E: 0 K: 1 S: 7	H: 0 LOB: 0 BB: 0 P: 12		R: 0 E: 0 K: 1 S: 13	H: 0 LOB: 0 BB: 1 P: 23	1B: 4 2B: 0 3B: 0 HR: 1	SF: 0 SAC: 1 DP: 0 HBP: 1	WP: 0 PB: 0 SB: 1 CS: 1
<b>PITCHER</b> <b>Jack McDowell, R</b> ERA: 3.9 (1, 1)	IP: 9.0 WLS: L BF: 37 H: 5 R: 4 ER: 3 SO: 4 BB: 4 IBB: 0 HBP: 1 BLK: 0 WP: 0 HR: 1 S: 79 P: 131 ERA: 3.00 WHIP: 1.000															<b>PITCHER</b>						

Batter	1	2	3	4	5	6	7	8	9	AB	R	H	RBI	BB	SO	LOB	BOTTOM					
<b>Luis Polonia, L</b> OBP: 0.313, SLG: 0.356 <b>Danny Tartabull, R</b> (6, FH) OBP: 0.312, SLG: 0.323 (7, 9)										2	0	1	0	1	0	1	<b>California Angels @ New York Yankees</b> Yankee Stadium, Bronx, NY Sat Jun 03 1995, 3:33 AM EDT Att: 17,768 - Sunny - 80 F					
<b>Wade Boggs, L</b> OBP: 0.383, SLG: 0.343 (1, 5)										4	0	0	0	1	1	2						
<b>Paul O'Neill, L</b> OBP: 0.418, SLG: 0.545 (7, 7)										4	0	2	0	1	0	1						
<b>Jim Leyritz, R</b> OBP: 0.367, SLG: 0.421 (1, 2)										4	0	1	0	0	1	5						
<b>Don Mattingly, L</b> OBP: 0.295, SLG: 0.405 (1, 3)										4	0	0	0	0	0	4						
<b>Dion James, L</b> OBP: 0.420, SLG: 0.489 (1, 10)										4	0	0	0	0	1	4						
<b>Bernie Williams, S</b> OBP: 0.301, SLG: 0.395 (1, 8)										3	1	2	0	1	0	0						
<b>Randy Velarde, R</b> OBP: 0.289, SLG: 0.359 (1, 4)										4	1	1	1	0	1	2						
<b>2 Derek Jeter, R</b> OBP: 0.300, SLG: 0.278 (1, 6)										4	0	1	1	0	2	1						
<b>Inning Stats</b>	R: 0 E: 0 K: 0 S: 9	H: 0 LOB: 1 BB: 1 P: 17	R: 0 E: 0 K: 0 S: 10	H: 0 LOB: 1 BB: 1 P: 17	R: 0 E: 0 K: 1 S: 12	H: 1 LOB: 2 BB: 1 P: 20	R: 2 E: 0 K: 0 S: 17	H: 3 LOB: 1 BB: 0 P: 31	R: 0 E: 0 K: 0 S: 10	H: 2 LOB: 2 BB: 0 P: 14	R: 0 E: 0 K: 2 S: 10	H: 1 LOB: 1 BB: 0 P: 17	R: 0 E: 0 K: 2 S: 12	H: 1 LOB: 2 BB: 1 P: 21	R: 0 E: 0 K: 2 S: 10	H: 0 LOB: 0 BB: 0 P: 17		R: 0 E: 0 K: 1 S: 9	H: 0 LOB: 0 BB: 0 P: 11	1B: 6 2B: 2 3B: 0 HR: 0	SF: 0 SAC: 0 DP: 0 HBP: 0	WP: 1 PB: 0 SB: 0 CS: 0
<b>PITCHER</b> <b>Shawn Boskie, R</b> ERA: 3.26 <b>Mitch Williams, L</b> ERA: 8.0 <b>Troy Percival, R</b> ERA: 3.44 <b>Lee Smith, R</b> ERA: (1, 1) (6, 1) (7, 1) (9, 1)	IP: 5.2 WLS: W BF: 27 H: 7 R: 2 ER: 2 SO: 2 BB: 3 IBB: 0 HBP: 0 BLK: 0 WP: 1 HR: 0 S: 65 P: 110 ERA: 3.18 WHIP: 1.765															<b>PITCHER</b>						



Batter	1	2	3	4	5	6	7	8	9	AB	R	H	RBI	BB	SO	LOB	TOP										
<b>Tony Phillips, S</b> OBP: 0.408, SLG: 0.433 (1, 7)	G3-1		G6-4-3 1B		1-1 3-H 1B		4-2 BB		1-3 K	4	0	2	1	1	1	0	California Angels @ New York Yankees Yankee Stadium, Bronx, NY Sun Jun 04 1995, 3:33 AM EDT Att: 22,833 - Cloudy - 72 F										
<b>Rex Hudler, R</b> OBP: 0.226, SLG: 0.300 (1, 4)	F7		F8		2-1 SAFE F7		1-3 K		1-1 F7	5	0	0	0	0	1	3											
<b>Tim Salmon, R</b> OBP: 0.419, SLG: 0.508 (1, 9)	1B		G6-4-3 1-2		1-3 K			2-2 P4	0-1 1B	5	0	2	0	0	1	2											
<b>Chili Davis, S</b> OBP: 0.472, SLG: 0.574 (1, 10)	3-2 1B			4-0 G3 G6-3 BB		0-0 P5		2-0 1B 1B	2-3 K	4	1	2	0	1	1	1											
<b>J.T. Snow, L</b> OBP: 0.345, SLG: 0.485 (1, 3)	G3			3-2 G6-3		1-1 2B FC7-2 1B		1-2 1B 1B		4	1	2	0	0	0	3											
<b>Jim Edmonds, L</b> OBP: 0.326, SLG: 0.452 (1, 8)		0-0 2B		1-1 G3		0-2 2B		2-2 G1-3 1B	1-3 2-H 1B	4	0	3	1	0	0	1											
<b>Spike Owen, S</b> OBP: 0.286, SLG: 0.329 (1, 5)		0-1 P4		1-3 K		1-1 FC7-2		2-2 G1-3 1B	1-2 1B	4	0	1	1	0	1	4											
<b>Mark Dalesandro, R</b> OBP: 0.125, SLG: 0.250 (1, 2)		1-1 P6			2-0 G4-3 1B 2B		1-1 P2	1-1 G1-3	1-2 2-3	4	1	1	0	0	0	3											
<b>Gary Disarcina, R</b> OBP: 0.370, SLG: 0.520 (1, 6)		3-1 P4			0-0 G4-3 2-3		0-0 G4-3	0-1 G6-3		4	0	0	0	0	0	4											
<b>Inning Stats</b>	R: 0 E: 0 K: 0 S: 12	H: 2 LOB: 2 BB: 0 P: 17	R: 0 E: 0 K: 0 S: 7	H: 1 LOB: 1 BB: 0 P: 11	R: 0 E: 0 K: 1 S: 10	H: 0 LOB: 1 BB: 1 P: 19	R: 1 E: 0 K: 1 S: 9	H: 2 LOB: 1 BB: 0 P: 15	R: 0 E: 0 K: 1 S: 8	H: 0 LOB: 1 BB: 1 P: 14	R: 2 E: 0 K: 0 S: 19	H: 4 LOB: 2 BB: 0 P: 29	R: 0 E: 0 K: 2 S: 11	H: 1 LOB: 1 BB: 0 P: 15	1B: 9 2B: 5 3B: 0 HR: 0	SF: 0 SAC: 0 DP: 2 HBP: 0	WP: 0 PB: 0 SB: 0 CS: 0	PA: 40									
<b>PITCHER</b>	IP	WLS	BF	H	R	ER	SO	BB	IBB	HBP	BLK	WP	HR	S	P	ERA	WHIP										
<b>Melido Perez, R</b> ERA: 4.43 (1, 1)	6.0	W	25	8	1	1	2	1	0	0	0	0	0	53	83	1.50	1.500										
<b>Bob Wickman, R</b> ERA: 5.57 (7, 1)	1.0		4	0	0	0	1	1	0	0	0	0	0	8	14	0.00	1.000										
<b>Steve Howe, L</b> ERA: 8.31 (8, 1)	1.0		7	4	2	2	0	0	0	0	0	0	0	19	29	18.00	4.000										
<b>John Wetteland, R</b> ERA: 3.78 (9, 1)	1.0		4	1	0	0	2	0	0	0	0	0	0	11	15	0.00	1.000										

Batter	1	2	3	4	5	6	7	8	9	AB	R	H	RBI	BB	SO	LOB	BOTTOM										
<b>Bernie Williams, S</b> OBP: 0.312, SLG: 0.393 (1, 8)					2-0 F7		1-1 FC5-4 1B			3	1	1	0	2	0	1	California Angels @ New York Yankees Yankee Stadium, Bronx, NY Sun Jun 04 1995, 3:33 AM EDT Att: 22,833 - Cloudy - 72 F										
<b>Randy Velarde, R</b> OBP: 0.307, SLG: 0.378 (1, 5)					0-0 2B		1-1 FC5-4 1-2			4	1	2	0	1	0	3											
<b>Paul O'Neill, L</b> OBP: 0.434, SLG: 0.614 (1, 9)					0-0 F7			4-0 BB BB		4	2	3	3	0	0	1											
<b>Dion James, L</b> OBP: 0.431, SLG: 0.489 (6, PH)										0	0	0	0	1	0	0											
<b>Mike Stanley, R</b> OBP: 0.348, SLG: 0.394 (1, 2)					1-0 G6-3		0-3 K		0-3 K	5	1	1	2	0	2	4											
<b>Jim Leyritz, R</b> OBP: 0.377, SLG: 0.418 (1, 10)					2-0 FC4-6 2 2B 1B		2-3 K		4-0 BB	3	2	1	0	2	2	0											
<b>Dave Silvestri, R</b> OBP: 0.308, SLG: 0.444 (1, 3)					4-2 FC4-6 1-2 2-3 BB		1-2 F7		1-3 K	4	0	0	0	1	1	3											
<b>Gerald Williams, R</b> OBP: 0.302, SLG: 0.513 (1, 7)					0-0 FC4-6 2 2B 1-2 2-3 3-H		1-0 P5		1-1 L7	5	2	1	1	0	0	4											
<b>2 Derek Jeter, R</b> OBP: 0.333, SLG: 0.364 (1, 6)					1-1 G6-3		0-1 G5-4-3 1B		0-1 F8	4	1	2	3	0	0	1											
<b>Robert Eenhoorn, R</b> OBP: 0.200, SLG: 0.214 (1, 4)					1-2 G5-4-3 1B		0-0 P4			4	1	2	2	0	0	1											
<b>Inning Stats</b>	R: 8 E: 0 K: 0 S: 22	H: 7 LOB: 2 BB: 3 P: 42	R: 2 E: 0 K: 0 S: 12	H: 2 LOB: 2 BB: 2 P: 28	R: 1 E: 0 K: 2 S: 11	H: 1 LOB: 0 BB: 0 P: 17	R: 0 E: 0 K: 0 S: 6	H: 1 LOB: 1 BB: 0 P: 8	R: 0 E: 0 K: 1 S: 10	H: 0 LOB: 0 BB: 0 P: 14	R: 0 E: 0 K: 0 S: 7	H: 1 LOB: 1 BB: 0 P: 9	R: 0 E: 0 K: 2 S: 8	H: 0 LOB: 2 BB: 2 P: 18	1B: 7 2B: 5 3B: 0 HR: 1	SF: 0 SAC: 0 DP: 1 HBP: 0	WP: 0 PB: 0 SB: 0 CS: 0	PA: 43									
<b>PITCHER</b>	IP	WLS	BF	H	R	ER	SO	BB	IBB	HBP	BLK	WP	HR	S	P	ERA	WHIP										
<b>Mark Langston, L</b> ERA: 5.28 (1, 1)	0.1	L	9	6	8	8	0	2	0	0	0	0	0	17	31	216.00	24.000										
<b>Ken Edénfield, R</b> ERA: 4.29 (1, 1)	4.2		22	6	3	3	2	3	0	0	0	0	1	38	71	5.79	1.929										
<b>Mike James, R</b> ERA: 2.35 (6, 1)	2.0		7	1	0	0	1	0	0	0	0	0	0	17	23	0.00	0.500										
<b>Mike Butcher, R</b> ERA: 5.27 (8, 1)	1.0		5	0	0	0	2	2	0	0	0	0	0	8	18	0.00	2.000										



Batter	1	2	3	4	5	6	7	8	9	AB	R	H	RBI	BB	SO	LOB	TOP											
<b>Tony Phillips, S</b> OBP: 0.408, SLG: 0.423 (1, 7)	F9			E6					K	3	0	0	0	2	1	2	<b>California Angels @ Boston Red Sox</b> Fenway Park, Boston, MA Mon Jun 05 1995, 7:05 PM EDT Att: 22,027 - Unknown - 80 F											
<b>Jim Edmonds, L</b> OBP: 0.331, SLG: 0.450 (1, 8)	HR			L7					1B	5	1	2	0	0	2	5												
<b>Tim Salmon, R</b> OBP: 0.418, SLG: 0.527 (1, 9)	HR			F8		G4-3			F9	5	1	2	2	0	0	2												
<b>Chili Davis, S</b> OBP: 0.479, SLG: 0.579 (1, 10)	1B			1B		1B			1B	4	0	3	0	0	0	1												
<b>J.T. Snow, L</b> OBP: 0.342, SLG: 0.479 (1, 3)	1B			G4-3		G3-6-3			1B	4	0	1	0	0	1	3												
<b>Rex Hudler, R</b> OBP: 0.200, SLG: 0.265 (1, 4)	FC6-4			L8					P6	4	0	0	0	0	0	4												
<b>Spike Owen, S</b> OBP: 0.284, SLG: 0.324 (1, 5)				G4-3					L9	4	0	1	0	0	0	2												
<b>Jorge Fabregas, L</b> OBP: 0.267, SLG: 0.267 (9, PR)				1B					1B	4	0	2	0	0	0	1												
<b>Damon Easley, R</b> OBP: 0.326, SLG: 0.369 (9, PR)				1B					1B	0	0	0	0	0	0	0												
<b>Gary Disarcina, R</b> OBP: 0.359, SLG: 0.504 (1, 6)				F9		FC6			K	4	0	0	0	0	1	3												
<b>Inning Stats</b>	R: 2 E: 0 K: 1 S: 12	H: 3 LOB: 1 BB: 0 P: 16	R: 0 E: 0 K: 1 S: 11	H: 1 LOB: 2 BB: 1 P: 20	R: 0 E: 0 K: 0 S: 10	H: 1 LOB: 0 BB: 0 P: 16	R: 0 E: 1 K: 0 S: 13	H: 1 LOB: 2 BB: 0 P: 20	R: 0 E: 0 K: 0 S: 9	H: 0 LOB: 0 BB: 0 P: 12	R: 0 E: 0 K: 0 S: 3	H: 0 LOB: 0 BB: 0 P: 5	R: 0 E: 0 K: 1 S: 7	H: 0 LOB: 0 BB: 1 P: 15	R: 0 E: 0 K: 0 S: 10	H: 2 LOB: 2 BB: 0 P: 14	R: 0 E: 0 K: 2 S: 12	H: 2 LOB: 2 BB: 0 P: 18	1B: 10 2B: 0 3B: 0 HR: 1	SF: 0 SAC: 0 DP: 1 HBP: 0	WP: 1 PB: 0 SB: 1 CS: 1	PA: 40						
<b>PITCHER</b>	IP	WLS	BF	H	R	ER	SO	BB	IBB	HBP	BLK	WP	HR	S	P	ERA	WHIP											
<b>Erik Hanson, R</b> ERA: 2.61	(1, 1)	7.0	W	29	7	2	2	3	2	0	0	0	1	1	65	104	2.57	1.286										
<b>Mike Maddux, R</b> ERA: 6.59	(8, 1)	0.1		3	2	0	0	0	0	0	0	0	0	0	6	10	0.00	6.000										
<b>Stan Belinda, R</b> ERA: 2.08	(8, 1)	0.2		2	0	0	0	0	0	0	0	0	0	4	4	0.00	0.000											
<b>Ken Ryan, R</b> ERA: 3.79	(9, 1)	1.0	S	5	2	0	0	2	0	0	0	0	0	0	12	18	0.00	2.000										
Batter	1	2	3	4	5	6	7	8	9	AB	R	H	RBI	BB	SO	LOB	BOTTOM											
<b>Troy O'Leary, L</b> OBP: 0.350, SLG: 0.521 (1, 8)	G4-3			L4						4	0	2	0	0	0	0	<b>California Angels @ Boston Red Sox</b> Fenway Park, Boston, MA Mon Jun 05 1995, 7:05 PM EDT Att: 22,027 - Unknown - 80 F											
<b>Terry Shumpert, R</b> OBP: 0.333, SLG: 0.333 (1, 6)	HR			K					G4-3	4	1	1	0	0	1	3												
<b>Mo Vaughn, L</b> OBP: 0.412, SLG: 0.612 (1, 3)	K			HR					K	4	1	1	1	0	2	1												
<b>18 Reggie Jefferson, S</b> OBP: 0.338, SLG: 0.478 (8, PH)	HR			G3					P3	2	1	1	2	1	0	0												
<b>Bill Hasselman, R</b> OBP: 0.421, SLG: 0.367 (8, PH)	HR			G3					BB	1	0	0	0	0	0	0												
<b>Mike Greenwell, L</b> OBP: 0.357, SLG: 0.401 (1, 7)	K			K					G4-3	4	0	0	0	0	2	1												
<b>Tim Lincecum, R</b> OBP: 0.446, SLG: 0.508 (1, 5)				F8					IBB	2	0	1	0	1	0	0												
<b>Mike Macfarlane, R</b> OBP: 0.347, SLG: 0.479 (1, 2)				FC5-4					F8	3	0	0	0	0	0	3												
<b>Wes Chamberlain, R</b> OBP: 0.189, SLG: 0.206 (1, 9)				L6					K	3	0	0	0	0	1	1												
<b>Luis Alicea, S</b> OBP: 0.345, SLG: 0.309 (1, 4)				CS					G1-3	3	0	1	0	0	1	0												
<b>Inning Stats</b>	R: 2 E: 0 K: 2 S: 13	H: 2 LOB: 0 BB: 0 P: 20	R: 0 E: 0 K: 0 S: 7	H: 1 LOB: 0 BB: 0 P: 11	R: 0 E: 0 K: 1 S: 8	H: 0 LOB: 0 BB: 0 P: 12	R: 1 E: 0 K: 1 S: 9	H: 1 LOB: 0 BB: 0 P: 12	R: 0 E: 0 K: 1 S: 8	H: 2 LOB: 2 BB: 0 P: 12	R: 0 E: 0 K: 0 S: 9	H: 0 LOB: 2 BB: 2 P: 22	R: 0 E: 0 K: 1 S: 9	H: 1 LOB: 1 BB: 0 P: 15	R: 0 E: 0 K: 1 S: 8	H: 0 LOB: 0 BB: 0 P: 10	1B: 5 2B: 0 3B: 0 HR: 2	SF: 0 SAC: 0 DP: 0 HBP: 0	WP: 0 PB: 0 SB: 1 CS: 1	PA: 33								
<b>PITCHER</b>	IP	WLS	BF	H	R	ER	SO	BB	IBB	HBP	BLK	WP	HR	S	P	ERA	WHIP											
<b>Mike Bielecki, R</b> ERA: 4.26	(1, 1)	6.0	L	25	6	3	3	5	1	1	0	0	0	2	54	89	4.50	1.167										
<b>Mike Butcher, R</b> ERA: 4.91	(7, 1)	1.0		4	1	0	0	1	0	0	0	0	0	9	15	0.00	1.000											
<b>Bob Patterson, L</b> ERA: 2.16	(8, 1)	1.0		3	0	0	0	1	0	0	0	0	0	8	10	0.00	0.000											



Batter	1	2	3	4	5	6	7	8	9	AB R H RBI BB SO LOB	TOP											
<b>Tony Phillips, S</b> OBP: 0.417, SLG: 0.476 (1, 7) X	0-0 L7	2-3 K		1-1 HR	1-1 HR		0-2 1B		2-1 FC6-4	6 2 4 4 0 1 2	<b>California Angels @ Boston Red Sox</b> Fenway Park, Boston, MA Tue Jun 06 1995, 7:05 PM EDT Att: 23,977 - Unknown - 75 F											
<b>Rex Hudler, R</b> OBP: 0.244, SLG: 0.400 (1, 4) B X	1-0 1B	2-1 HR		1-0 E5	2-1 G5-3		1-0 1B		1-2 FC6-4	6 3 3 3 0 0 2												
<b>Tim Salmon, R</b> OBP: 0.424, SLG: 0.533 (1, 9) X	0-0 FC6-4	4-0 1B		2-2 1B	0-1 G5-3		0-2 L7			4 1 2 2 1 0 1												
<b>Chili Davis, S</b> OBP: 0.470, SLG: 0.565 (1, 10) C B X	2-1 F9	2-0 1B		0-3 K		2-3 K		2-3 K		5 0 1 0 0 3 2												
<b>J.T. Snow, L</b> OBP: 0.338, SLG: 0.476 (1, 3) C B X	2-1 FC6-4	0-1 P5		0-1 2B		2-3 K		0-0 P3		5 0 1 1 0 1 3												
<b>Carlos Martinez, R</b> OBP: 0.333, SLG: 0.381 (1, 5) C B X		1-1 1B	1-0 G5-3	0-0 F8		0-0 HR		1-1 G4-3		5 2 2 1 0 0 1												
<b>Jim Edmonds, L</b> OBP: 0.333, SLG: 0.456 (1, 8) X	0-0 1B	1-3 HR	2-2 L6		3-2 L9	1-0 2B		0-0 G6-3		5 1 2 0 0 0 0												
<b>Jorge Fabregas, L</b> OBP: 0.250, SLG: 0.222 (1, 2) C B X	1-1 SF8	1-2 G4-3		4-2 HR	2-1 P7			1-0 G3-1		3 1 0 1 1 0 1												
<b>Gary Disarcina, R</b> OBP: 0.367, SLG: 0.504 (1, 6) C B X	1-2 HR			0-0 G4-3	4-1 HR		1-1 F7	1-0 1B		4 2 2 0 1 0 0												
<b>Inning Stats</b>	R: 1 E: 0 K: 0 S: 7	H: 2 LOB: 1 BB: 0 P: 12	R: 4 E: 0 K: 1 S: 18	H: 5 LOB: 2 BB: 1 P: 31	R: 0 E: 0 K: 1 S: 9	H: 0 LOB: 0 BB: 0 P: 13	R: 3 E: 1 K: 1 S: 13	H: 3 LOB: 1 BB: 0 P: 17	R: 3 E: 0 K: 0 S: 15	H: 1 LOB: 0 BB: 2 P: 29	R: 1 E: 0 K: 2 S: 13	H: 2 LOB: 1 BB: 0 P: 23	R: 0 E: 0 K: 0 S: 11	H: 2 LOB: 1 BB: 0 P: 13	R: 0 E: 0 K: 1 S: 6	H: 0 LOB: 0 BB: 0 P: 9	R: 0 E: 0 K: 0 S: 8	H: 2 LOB: 2 BB: 0 P: 13	1B: 9 2B: 4 3B: 0 HR: 4	SF: 1 SAC: 0 DP: 0 HBP: 0	WP: 0 PB: 0 SB: 1 CS: 0	PA: 47
<b>PITCHER</b>	IP WLS BF H R ER SO BB IBB HBP BLK WP HR S P ERA WHIP											<b>PITCHER</b>	IP WLS BF H R ER SO BB IBB HBP BLK WP HR S P ERA WHIP									
<b>Brian Looney, L</b> ERA: 23.63 (1, 1)	1.2 L 13 7 5 5 1 1 0 0 0 0 0 1 23 41 27.00 4.800																					
<b>Alejandro Pena, R</b> ERA: 6.75 (2, 1)	3.1 17 4 6 4 1 2 0 0 0 0 0 2 39 61 10.80 1.800																					
<b>Derek Liliquist, L</b> ERA: 5.08 (6, 1)	3.0 12 4 1 1 3 0 0 0 0 0 0 1 30 45 3.00 1.333																					
<b>Mike Maddux, R</b> ERA: 6.14 (9, 1)	1.0 5 2 0 0 0 0 0 0 0 0 0 0 8 13 0.00 2.000																					

Batter	1	2	3	4	5	6	7	8	9	AB R H RBI BB SO LOB	BOTTOM									
<b>Terry Shupert, R</b> OBP: 0.323, SLG: 0.296 (1, 4) C B X	2-3 K		4-2 1B		0-1 G6-3			1-2 G6-3		3 0 0 0 1 1 0	<b>California Angels @ Boston Red Sox</b> Fenway Park, Boston, MA Tue Jun 06 1995, 7:05 PM EDT Att: 23,977 - Unknown - 75 F									
<b>John Valentin, R</b> OBP: 0.448, SLG: 0.639 (1, 6) F B X	1-2 F8		0-1 1B		1-1 G5-3			0-0 G5-3		4 0 1 0 0 0 0										
<b>Steve Rodriguez, R</b> OBP: 0.222, SLG: 0.125 (9, 6) C B X			1-2 1B							0 0 0 0 0 0 0										
<b>Mo Vaughn, L</b> OBP: 0.493, SLG: 0.691 (1, 3) C B X	0-1 F7		2-0 P6		0-1 G4-6-3	1B		0-0 G4-3		4 0 1 0 0 0 2										
<b>18 Reggie Jefferson, S</b> OBP: 0.338, SLG: 0.478 (9, 3) C B X						1B				0 0 0 0 0 0 0										
<b>Mike Macfarlane, R</b> OBP: 0.350, SLG: 0.480 (1, 2) C B X		2-3 K		1-1 1B		0-1 G4-6-3	1B	1-0 2B		2 0 1 0 0 1 0										
<b>Rich Rowland, R</b> OBP: 0.174, SLG: 0.217 (6, 2) C B X				1-1 1B		1-2 G4-6-3	1B	G4-3	1B	2 1 2 0 0 0 0										
<b>Mike Greenwell, L</b> OBP: 0.356, SLG: 0.421 (1, 7) C B X	0-0 HR			1-1 F8		1-0 G4-6-3		0-0 G4-3		3 1 1 1 0 0 3										
<b>Karl Rhodes, L</b> OBP: 0.159, SLG: 0.125 (7, 8) C B X						1-2 2B		1-3 G4-3	2B	1 1 1 0 0 0 0										
<b>Tim Lincecum, R</b> OBP: 0.447, SLG: 0.504 (1, 5) C B X	2-2 P9			3-1 1B		1-1 F8		0-0 G4-3		3 0 1 0 0 0 1										
<b>Luis Alicea, S</b> OBP: 0.342, SLG: 0.306 (7, 4) C B X				1-2 1B						1 0 0 1 0 0 1										
<b>Bill Haselman, R</b> OBP: 0.429, SLG: 0.382 (1, 10) C B X	0-0 G6-3			1-1 G5-4-3				G5-4-3	1B	4 0 2 1 0 0 0										
<b>Wes Chamberlain, R</b> OBP: 0.171, SLG: 0.184 (1, 9) C B X			1-2 G1-3	0-0 G5-4-3			0-1 G5-4-3		3-H	4 0 0 0 0 1 4										
<b>Troy O'Leary, L</b> OBP: 0.340, SLG: 0.505 (1, 8) C B X			0-3 K		0-0 L7		2-1 G4-3			3 0 0 0 0 1 0										
<b>Inning Stats</b>	R: 0 E: 0 K: 1 S: 9	H: 0 LOB: 0 BB: 0 P: 12	R: 1 E: 0 K: 1 S: 10	H: 1 LOB: 0 BB: 0 P: 14	R: 0 E: 0 K: 1 S: 14	H: 1 LOB: 2 BB: 1 P: 21	R: 0 E: 0 K: 0 S: 9	H: 3 LOB: 2 BB: 0 P: 15	R: 0 E: 0 K: 0 S: 5	H: 2 LOB: 1 BB: 0 P: 9	R: 0 E: 0 K: 0 S: 6	H: 1 LOB: 0 BB: 0 P: 9	R: 0 E: 0 K: 0 S: 5	H: 0 LOB: 0 BB: 0 P: 6	R: 2 E: 0 K: 1 S: 11	H: 2 LOB: 0 BB: 0 P: 16	1B: 8 2B: 1 3B: 0 HR: 1	SF: 0 SAC: 0 DP: 3 HBP: 0	WP: 0 PB: 0 SB: 0 CS: 0	PA: 35
<b>PITCHER</b>	IP WLS BF H R ER SO BB IBB HBP BLK WP HR S P ERA WHIP											<b>PITCHER</b>	IP WLS BF H R ER SO BB IBB HBP BLK WP HR S P ERA WHIP							
<b>Mark Langston, L</b> ERA: 4.85 (1, 1)	6.0 W 24 7 1 1 3 1 0 0 0 0 0 0 22 31 6.00 1.000																			
<b>Mike James, R</b> ERA: 3.35 (7, 1)	3.0 S 11 3 2 2 1 0 0 0 0 0 0 0 22 31 6.00 1.000																			





Batter	1	2	3	4	5	6	7	8	9	AB	R	H	RBI	BB	SO	LOB	TOP										
<b>Tony Phillips, S</b> OBP: 0.408, SLG: 0.463 (1, 7)										4	0	0	0	0	4	4											
<b>Jim Edmonds, L</b> OBP: 0.331, SLG: 0.457 (1, 8)										4	0	1	0	0	1	2											
<b>Tim Salmon, R</b> OBP: 0.414, SLG: 0.518 (1, 9)										4	0	0	0	0	1	2											
<b>Chili Davis, S</b> OBP: 0.459, SLG: 0.549 (1, 10)										4	0	0	0	0	1	1											
<b>J.T. Snow, L</b> OBP: 0.335, SLG: 0.470 (1, 3)										4	1	1	0	0	1	1											
<b>Carlos Martinez, R</b> OBP: 0.429, SLG: 0.478 (1, 5)											2	0	2	0	1	0											
<b>Spike Owen, S</b> OBP: 0.282, SLG: 0.321 (1, 4)											4	0	1	1	0	0	3										
<b>Jorge Fabregas, L</b> OBP: 0.217, SLG: 0.190 <b>16 Garret Anderson, L</b> (9, PH)											3	0	0	0	0	1	1										
<b>Gary Disarcina, R</b> OBP: 0.373, SLG: 0.511 (1, 6)										2	0	1	0	1	0	0											
<b>Inning Stats</b>	R: 0 E: 0 K: 2 S: 10	H: 0 LOB: 0 BB: 0 P: 17	R: 0 E: 0 K: 2 S: 12	H: 1 LOB: 1 BB: 0 P: 18	R: 0 E: 0 K: 2 S: 11	H: 1 LOB: 1 BB: 0 P: 15	R: 0 E: 0 K: 0 S: 6	H: 0 LOB: 0 BB: 0 P: 11	R: 0 E: 0 K: 0 S: 15	H: 1 LOB: 2 BB: 2 P: 26	R: 0 E: 0 K: 0 S: 6	H: 0 LOB: 0 BB: 0 P: 9	R: 0 E: 1 K: 1 S: 14	H: 0 LOB: 1 BB: 0 P: 22	R: 1 E: 0 K: 0 S: 9	H: 3 LOB: 1 BB: 0 P: 18	1B: 3 2B: 4 3B: 0 HR: 0	SF: 0 SAC: 0 DP: 2 HBP: 1	WP: 1 PB: 0 SB: 0 CS: 0	PA: 35							
<b>PITCHER</b>	IP	WLS	BF	H	R	ER	SO	BB	IBB	HBP	BLK	WP	HR	S	P	ERA	WHIP										
<b>Roger Clemens, R</b> ERA: 4.5 (1, 1)	5.0	W	19	2	0	0	8	2	0	0	0	0	0	54	87	0.00	0.800										
<b>Rheal Cormier, L</b> ERA: 3.09 (6, 1)	2.2		10	1	0	0	1	0	0	1	0	1	0	24	40	0.00	0.375										
<b>Stan Belinda, R</b> ERA: 2.04 (8, 1)	0.1		1	0	0	0	0	0	0	0	0	0	0	4	6	0.00	0.000										
<b>Ken Ryan, R</b> ERA: 4.05 (9, 1)	1.0		5	3	1	1	0	0	0	0	0	0	0	9	18	9.00	3.000										

California Angels @ Boston Red Sox  
Fenway Park, Boston, MA  
Wed Jun 07 1995, 7:05 PM EDT  
Att: 23,372 - Unknown - 67 F

AB 32  
R 1  
H 6  
RBI 1  
BB 2  
SO 9  
LOB 16



Batter	1	2	3	4	5	6	7	8	9	AB	R	H	RBI	BB	SO	LOB	BOTTOM										
<b>Luis Altea, S</b> OBP: 0.350, SLG: 0.327 (1, 4)										3	1	2	1	0	0	0											
<b>John Valentin, R</b> OBP: 0.444, SLG: 0.625 (1, 6)										3	1	0	0	1	0	2											
<b>Mo Vaughn, L</b> OBP: 0.410, SLG: 0.596 (1, 3)										3	0	1	0	1	2	1											
<b>Tim Lincecum, R</b> OBP: 0.455, SLG: 0.515 (1, 5)										3	1	2	2	1	0	0											
<b>Mike Greenwell, L</b> OBP: 0.360, SLG: 0.419 <b>Karl Rhodes, L</b> (8, PR) (9, 8)										3	0	1	0	1	0	0											
<b>Mike Macfarlane, R</b> OBP: 0.355, SLG: 0.475 (1, 2)										3	1	1	1	1	1	3											
<b>Bill Haselman, R</b> OBP: 0.351 <b>18 Reggie Jefferson, S</b> (8, PH) <b>Rich Rowland, R</b> (8, PH)										3	0	0	0	0	0	0											
<b>Wes Chamberlain, R</b> OBP: 0.178, SLG: 0.214 (1, 9)										4	1	1	0	0	1	5											
<b>Troy O'Leary, L</b> OBP: 0.352, SLG: 0.515 (9, 7)										2	0	2	1	0	0	0											
<b>Inning Stats</b>	R: 0 E: 0 K: 0 S: 8	H: 0 LOB: 2 BB: 2 P: 16	R: 0 E: 0 K: 0 S: 8	H: 0 LOB: 1 BB: 1 P: 14	R: 1 E: 0 K: 0 S: 6	H: 2 LOB: 0 BB: 0 P: 11	R: 0 E: 0 K: 1 S: 12	H: 0 LOB: 0 BB: 0 P: 16	R: 0 E: 0 K: 1 S: 9	H: 0 LOB: 0 BB: 0 P: 11	R: 0 E: 0 K: 1 S: 11	H: 1 LOB: 1 BB: 0 P: 15	R: 2 E: 0 K: 1 S: 13	H: 4 LOB: 2 BB: 0 P: 20	R: 2 E: 0 K: 1 S: 16	H: 3 LOB: 3 BB: 2 P: 32	1B: 7 2B: 3 3B: 0 HR: 0	SF: 0 SAC: 2 DP: 1 HBP: 0	WP: 1 PB: 0 SB: 0 CS: 1	PA: 37							
<b>PITCHER</b>	IP	WLS	BF	H	R	ER	SO	BB	IBB	HBP	BLK	WP	HR	S	P	ERA	WHIP										
<b>Chuck Finley, L</b> ERA: 2.92 (1, 1)	7.0	L	28	8	4	4	4	3	0	0	0	0	0	69	107	5.14	1.571										
<b>Mike Butcher, R</b> ERA: 5.52 (8, 1)	0.0		1	0	0	0	0	1	0	0	0	0	0	2	6												
<b>Mitch Williams, L</b> ERA: 8.0 (8, 1)	0.0		1	1	0	0	0	0	0	0	0	0	0	2	4												
<b>Troy Percival, R</b> ERA: 3.38 (8, 1)	0.1		3	1	1	1	0	0	1	0	0	0	0	4	11	27.00	3.000										
<b>Bob Patterson, L</b> ERA: 2.08 (8, 1)	0.2		2	0	0	0	1	0	0	0	0	0	0	6	7	0.00	0.000										

California Angels @ Boston Red Sox  
Fenway Park, Boston, MA  
Wed Jun 07 1995, 7:05 PM EDT  
Att: 23,372 - Unknown - 67 F

AB 28  
R 5  
H 10  
RBI 5  
BB 5  
SO 5  
LOB 17









Batter	1	2	3	4	5	6	7	8	9	AB	R	H	RBI	BB	SO	LOB	TOP										
<b>Tony Phillips, S</b> OBP: 0.415, SLG: 0.458 (1, 7)	4-1 G3-1 HR BB	2-3 K			3-2 L4		4-1 FC6-4 BB		1-0 F8	3	1	0	0	2	1	2											
<b>Damion Easley, R</b> OBP: 0.315, SLG: 0.354 (1, 4)	3-2 G3-1	2-2 FC6-4			1-0 F8		1-0 FC6-4			4	0	0	0	0	0	4											
<b>Tim Salmon, R</b> OBP: 0.424, SLG: 0.554 (1, 9)	2-1 HR				3-2 F9		0-0 2B		0-0 G5-3	4	1	2	2	0	0	0											
<b>Chili Davis, S</b> OBP: 0.473, SLG: 0.547 (1, 10)	4-2 HR BB				1-1 F9		1-2 G5-3		0-0 FC4-6 1B	3	1	1	0	1	0	1											
<b>J.T. Snow, L</b> OBP: 0.333, SLG: 0.456 (1, 3)	1-0 F8				1-2 F7		2-3 K		0-0 FC4-6	4	0	0	0	0	1	3											
<b>Jim Edmonds, L</b> OBP: 0.325, SLG: 0.463 (1, 8)	1-1 HR				1-1 G3		0-0 G4-3		3-2 G5-3	4	1	1	2	0	0	2											
<b>Spike Owen, S</b> OBP: 0.278, SLG: 0.325 (1, 5)	2-3 K				0-0 G3		3-2 G3 2B		3-1 G3-1	4	0	1	0	0	1	0											
<b>Jorge Fabregas, L</b> OBP: 0.258, SLG: 0.241 (1, 2)					1-0 G3-1		2-1 F8		1-0 G4-3	4	0	1	0	0	0	1											
<b>Gary Disarcina, R</b> OBP: 0.371, SLG: 0.507 (1, 6)	1-1 P2				2-2 P5		0-1 G3		1-1 1B	4	0	1	0	0	0	2											
<b>Inning Stats</b>	R: 4 E: 0 K: 1 S: 16	H: 2 LOB: 0 BB: 2 P: 33	R: 0 E: 0 K: 1 S: 11	H: 1 LOB: 1 BB: 0 P: 19	R: 0 E: 0 K: 0 S: 9	H: 0 LOB: 0 BB: 0 P: 14	R: 0 E: 0 K: 0 S: 4	H: 0 LOB: 0 BB: 0 P: 6	R: 0 E: 0 K: 1 S: 8	H: 1 LOB: 1 BB: 0 P: 11	R: 0 E: 0 K: 0 S: 8	H: 1 LOB: 2 BB: 1 P: 19	R: 0 E: 0 K: 0 S: 8	H: 1 LOB: 1 BB: 0 P: 11	R: 0 E: 0 K: 0 S: 6	H: 1 LOB: 1 BB: 0 P: 12	1B: 3 2B: 2 3B: 0 HR: 2	SF: 0 SAC: 0 DP: 0 HBP: 0	WP: 0 PB: 0 SB: 0 CS: 0	PA: 37							
<b>PITCHER</b>	IP	WLS	BF	H	R	ER	SO	BB	IBB	HBP	BLK	WP	HR	S	P	ERA	WHIP										
<b>Scott Klasingbeck, R</b> ERA: 6.75 (1, 1)	5.1	W	22	4	4	4	2	2	0	0	0	0	2	53	92	6.75	1.125										
<b>Mark Lee, L</b> ERA: (6, 1)	1.2		7	1	0	0	1	1	0	0	0	0	0	13	25	0.00	1.200										
<b>Terry Clark, R</b> ERA: 3.18 (8, 1)	1.0		4	1	0	0	0	0	0	0	0	0	0	8	11	0.00	1.000										
<b>Doug Jones, R</b> ERA: 4.24 (9, 1)	1.0		4	1	0	0	0	0	0	0	0	0	0	6	12	0.00	1.000										

California Angels @ Baltimore Orioles  
 Oriole Park at Camden Yards, Baltimore, MD  
 Fri Jun 09 1995, 7:05 PM EDT  
 Att: 40,782 - Unknown - 81 F

AB 34  
 R 4  
 H 7  
 RBI 4  
 BB 3  
 SO 3  
 LOB 15



Batter	1	2	3	4	5	6	7	8	9	AB	R	H	RBI	BB	SO	LOB	BOTTOM										
<b>Brady Anderson, L</b> OBP: 0.339, SLG: 0.494 (1, 7)	2-0 G4-3	1-3 K			3-2 K		1-3 K		1-1 F8	5	0	0	0	0	3	4											
<b>Jeffrey Hammonds, R</b> OBP: 0.300, SLG: 0.500 (1, 9)	1-3 K				0-0 P5		0-0 F9		2-2 CS 1B	4	0	0	0	0	2	1											
<b>Kevin Bass, S</b> OBP: 0.348, SLG: 0.436 (8, 9)					1-3 K		2-3 HR		1-H 1B	1	0	1	1	0	0	0											
<b>Rafael Palmeiro, L</b> OBP: 0.396, SLG: 0.608 (1, 3)	0-0 F7				1-2 P4		1-0 HR		3-3 K	5	2	2	3	0	1	1											
<b>Cal Ripken Jr., R</b> OBP: 0.347, SLG: 0.450 (1, 6)					3-2 F8		2-2 1B		2-2 P3	4	0	1	0	0	0	0											
<b>Harold Baines, L</b> OBP: 0.408, SLG: 0.533 (1, 10)					3-2 HR 1B		1-2 1B		1-3 K	4	2	3	0	0	1	0											
<b>Chris Hoiles, R</b> OBP: 0.341, SLG: 0.390 (1, 2)					2-2 HR		1-3 K		1-3 K	4	1	1	2	0	2	3											
<b>Jeff Manto, R</b> OBP: 0.344, SLG: 0.629 (1, 5)					1-0 HR		4-0 FC4-6 BB		4-1 HR BB	2	2	2	3	2	0	0											
<b>Manny Alexander, R</b> OBP: 0.296, SLG: 0.300 (1, 4)					1-2 2B 1B		2-2 FC4-6 L3-6 S		1-0 2B 1B	4	1	2	0	0	0	2											
<b>Curtis Goodwin, L</b> OBP: 0.441, SLG: 0.485 (1, 8)					0-0 2B		1-2 L3-6		2-0 F9 HR 2B	3	2	2	1	0	0	1											
<b>Inning Stats</b>	R: 0 E: 0 K: 1 S: 5	H: 0 LOB: 0 BB: 0 P: 8	R: 2 E: 0 K: 1 S: 17	H: 4 LOB: 2 BB: 0 P: 28	R: 0 E: 0 K: 1 S: 8	H: 0 LOB: 0 BB: 0 P: 11	R: 2 E: 0 K: 0 S: 15	H: 2 LOB: 1 BB: 1 P: 26	R: 1 E: 0 K: 2 S: 17	H: 3 LOB: 2 BB: 0 P: 25	R: 4 E: 0 K: 1 S: 12	H: 4 LOB: 0 BB: 0 P: 21	R: 0 E: 0 K: 2 S: 9	H: 0 LOB: 1 BB: 1 P: 17	R: 1 E: 0 K: 1 S: 12	H: 1 LOB: 1 BB: 0 P: 20	1B: 6 2B: 5 3B: 0 HR: 5	SF: 0 SAC: 0 DP: 2 HBP: 1	WP: 0 PB: 0 SB: 2 CS: 1	PA: 39							
<b>PITCHER</b>	IP	WLS	BF	H	R	ER	SO	BB	IBB	HBP	BLK	WP	HR	S	P	ERA	WHIP										
<b>Russ Springer, R</b> ERA: 11.4 (1, 1)	5.0	L	25	10	6	6	5	1	0	0	0	0	4	63	100	10.80	2.200										
<b>Mike James, R</b> ERA: 4.61 (6, 1)	2.0		10	3	3	3	3	1	0	0	0	0	1	20	36	13.50	2.000										
<b>Bob Patterson, L</b> ERA: 2.29 (8, 1)	1.0		4	1	1	1	1	0	0	1	0	0	0	12	20	9.00	1.000										

California Angels @ Baltimore Orioles  
 Oriole Park at Camden Yards, Baltimore, MD  
 Fri Jun 09 1995, 7:05 PM EDT  
 Att: 40,782 - Unknown - 81 F

AB 36  
 R 10  
 H 14  
 RBI 10  
 BB 2  
 SO 9  
 LOB 12





Batter	1	2	3	4	5	6	7	8	9	AB	R	H	RBI	BB	SO	LOB	TOP			
Tony Phillips, S OBP: 0.416, SLG: 0.462 (1, 7)										3	1	1	0	1	0	1	California Angels @ Baltimore Orioles Oriole Park at Camden Yards, Baltimore, MD Sat Jun 10 1995, 7:05 PM EDT Att: 45,712 - Unknown - 79 F			
Spike Owen, S OBP: 0.297, SLG: 0.345 (1, 4)										4	0	2	1	0	0	1				
Tim Salmon, R OBP: 0.415, SLG: 0.539 (1, 9)										4	0	0	0	0	1	3				
Chili Davis, S OBP: 0.473, SLG: 0.563 (1, 10)										3	1	1	1	1	0	1				
J.T. Snow, L OBP: 0.337, SLG: 0.453 (1, 3)										3	0	1	0	1	1	3				
Jim Edmonds, L OBP: 0.327, SLG: 0.458 (1, 8)										4	0	1	0	0	1	4				
Carlos Martinez, R OBP: 0.351, SLG: 0.355 16 Garret Anderson, L (9, PH) OBP: 0.154, SLG: 0.083 (1, 5)										3	0	0	0	0	1	1				
Jorge Fabregas, L OBP: 0.235, SLG: 0.219 (1, 2)										3	0	0	0	0	0	0				
Gary Disarcina, R OBP: 0.370, SLG: 0.503 (1, 6)										3	0	1	0	0	0	0				
<b>Inning Stats</b>	R: 1 E: 0 K: 1 S: 7	H: 2 LOB: 1 BB: 0 P: 7	R: 0 E: 0 K: 0 S: 3	H: 1 LOB: 0 BB: 0 P: 3	R: 0 E: 0 K: 0 S: 3	H: 0 LOB: 0 BB: 0 P: 3	R: 1 E: 0 K: 0 S: 4	H: 2 LOB: 0 BB: 0 P: 4	R: 0 E: 0 K: 2 S: 8	H: 1 LOB: 2 BB: 1 P: 12	R: 0 E: 0 K: 0 S: 3	H: 0 LOB: 0 BB: 0 P: 3	R: 0 E: 0 K: 0 S: 2	H: 0 LOB: 0 BB: 1 P: 6	R: 0 E: 0 K: 1 S: 5	H: 0 LOB: 1 BB: 1 P: 9	1B: 4 2B: 2 3B: 0 HR: 1	SF: 0 SAC: 0 DP: 3 HBP: 0	WP: 0 PB: 0 SB: 0 CS: 0	PA: 34
<b>PITCHER</b>	IP WLS BF H R ER SO BB IBB HBP BLK WP HR S P ERA WHIP																			
Ben McDonald, R ERA: 4.07 (1, 1)	8.0 W 30 7 2 2 4 2 0 0 0 0 1 36 44 2.25 1.125																			
Doug Jones, R ERA: 4.0 (9, 1)	1.0 4 0 0 0 1 1 0 0 0 0 0 5 9 0.00 1.000																			


Batter	1	2	3	4	5	6	7	8	9	AB	R	H	RBI	BB	SO	LOB	BOTTOM			
Brady Anderson, L OBP: 0.331, SLG: 0.481 (1, 7)										4	0	0	0	0	2	5	California Angels @ Baltimore Orioles Oriole Park at Camden Yards, Baltimore, MD Sat Jun 10 1995, 7:05 PM EDT Att: 45,712 - Unknown - 79 F			
Jeffrey Hammonds, R OBP: 0.297, SLG: 0.514 Kevin Bass, S OBP: 0.348, SLG: 0.436 (1, 9) (8, 9)										4	1	1	1	0	0	0				
Rafael Palmeiro, L OBP: 0.393, SLG: 0.596 (1, 3)										3	0	0	0	1	0	0				
Cal Ripken Jr., R OBP: 0.357, SLG: 0.465 (1, 6)										4	2	3	1	0	0	0				
Harold Baines, L OBP: 0.414, SLG: 0.528 (7, PH) Leo Gomez, R OBP: 0.254, SLG: 0.242 Matt Nokes, L OBP: 0.182, SLG: 0.282 (7, PH)										1	1	0	0	2	0	1				
Chris Hoiles, R OBP: 0.339, SLG: 0.388 (1, 2)										3	0	1	2	0	0	4				
Jeff Manto, R OBP: 0.351, SLG: 0.652 (1, 5)										3	1	1	1	1	0	0				
Manny Alexander, R OBP: 0.276, SLG: 0.278 (1, 4)										4	0	0	0	0	1	3				
Curtis Goodwin, L OBP: 0.500, SLG: 0.528 (1, 8)										3	1	3	1	1	0	0				
<b>Inning Stats</b>	R: 0 E: 0 K: 0 S: 3	H: 0 LOB: 0 BB: 0 P: 3	R: 2 E: 0 K: 0 S: 5	H: 2 LOB: 0 BB: 0 P: 5	R: 0 E: 0 K: 1 S: 5	H: 1 LOB: 0 BB: 0 P: 5	R: 2 E: 0 K: 2 S: 10	H: 3 LOB: 3 BB: 2 P: 18	R: 0 E: 0 K: 0 S: 3	H: 0 LOB: 0 BB: 0 P: 3	R: 0 E: 0 K: 0 S: 2	H: 0 LOB: 0 BB: 1 P: 6	R: 2 E: 0 K: 0 S: 6	H: 3 LOB: 3 BB: 2 P: 14	R: 0 E: 0 K: 0 S: 2	H: 0 LOB: 0 BB: 1 P: 6	1B: 6 2B: 2 3B: 1 HR: 1	SF: 1 SAC: 0 DP: 2 HBP: 0	WP: 0 PB: 0 SB: 1 CS: 1	PA: 37
<b>PITCHER</b>	IP WLS BF H R ER SO BB IBB HBP BLK WP HR S P ERA WHIP																			
Mike Bielecki, R ERA: 4.93 (1, 1)	6.2 L 29 8 6 6 3 3 0 0 0 0 0 1 32 44 8.10 1.650																			
Mitch Williams, L ERA: 7.45 (7, 1)	0.0 2 1 0 0 0 1 0 0 0 0 0 0 1 5																			
Mike Butcher, R ERA: 4.96 (7, 1)	1.1 5 0 0 0 0 2 0 0 0 0 0 0 3 11 0.00 1.500																			




Batter	1	2	3	4	5	6	7	8	9	AB	R	H	RBI	BB	SO	LOB	TOP				
Tony Phillips, S OBP: 0.413, SLG: 0.453										3	0	0	0	1	2	2	<b>California Angels @ Baltimore Orioles</b> Oriole Park at Camden Yards, Baltimore, MD Sun Jun 11 1995, 3:33 AM EDT Att: 45,975 - Sunny - 89 F				
Rex Hudler, R OBP: 0.300, SLG: 0.510										4	2	2	3	0	1	2					
Tim Salmon, R OBP: 0.422, SLG: 0.561										3	1	2	2	1	0	0					
Chili Davis, S OBP: 0.463, SLG: 0.548										4	0	0	0	0	1	2					
J.T. Snow, L OBP: 0.341, SLG: 0.455										4	0	2	0	0	0	1					
Jim Edmonds, L OBP: 0.326, SLG: 0.452										4	0	1	0	0	0	2					
Carlos Martinez, R OBP: 0.317, SLG: 0.314										4	0	0	0	0	1	1					
Jorge Fabregas, L OBP: 0.263, SLG: 0.278										4	1	2	0	0	1	0					
Gary Disarcina, R OBP: 0.370, SLG: 0.500										3	1	1	0	0	0	1					
<b>Inning Stats</b>	R: 1 E: 0 K: 1 S: 6	H: 1 LOB: 0 BB: 0 P: 6	R: 0 E: 0 K: 0 S: 3	H: 1 LOB: 0 BB: 0 P: 3	R: 4 E: 0 K: 0 S: 8	H: 5 LOB: 1 BB: 0 P: 8	R: 0 E: 0 K: 1 S: 6	H: 1 LOB: 2 BB: 1 P: 10	R: 0 E: 0 K: 0 S: 3	H: 1 LOB: 0 BB: 0 P: 3	R: 0 E: 0 K: 1 S: 5	H: 0 LOB: 0 BB: 0 P: 5	R: 0 E: 0 K: 1 S: 4	H: 0 LOB: 0 BB: 1 P: 8	R: 0 E: 0 K: 2 S: 7	H: 0 LOB: 0 BB: 0 P: 7	1B: 6 2B: 4 3B: 0 HR: 2	SF: 0 SAC: 0 DP: 3 HBP: 0	WP: 0 PB: 0 SB: 0 CS: 3	PA: 35	
<b>PITCHER</b>	IP WLS BF H R ER SO BB IBB HBP BLK WP HR S P ERA WHIP	IP WLS BF H R ER SO BB IBB HBP BLK WP HR S P ERA WHIP																			
Jamie Moyer, L ERA: 6.12	(1, 1)	3.0	L	15	7	5	5	1	0	0	0	0	0	0	0	0	2	17	17	15.00	2.333
Mike Oquist, R ERA: 3.81	(4, 1)	4.2		16	3	0	0	3	2	0	0	0	0	0	0	0	0	20	28	0.00	1.071
Jesse Orosco, L ERA: 3.27	(8, 1)	1.1		4	0	0	0	2	0	0	0	0	0	0	0	0	0	8	8	0.00	0.000

Batter	1	2	3	4	5	6	7	8	9	AB	R	H	RBI	BB	SO	LOB	BOTTOM					
Curtis Goodwin, L OBP: 0.500, SLG: 0.525										4	2	2	0	0	0	1	<b>California Angels @ Baltimore Orioles</b> Oriole Park at Camden Yards, Baltimore, MD Sun Jun 11 1995, 3:33 AM EDT Att: 45,975 - Sunny - 89 F					
Kevin Bass, S OBP: 0.350, SLG: 0.462										5	1	2	2	0	0	3						
Rafael Palmeiro, L OBP: 0.399, SLG: 0.600										4	1	2	0	1	1	1						
Cal Ripken Jr., R OBP: 0.358, SLG: 0.469										5	0	2	2	0	0	3						
Jeffrey Hammonds, R OBP: 0.308, SLG: 0.507										3	0	1	0	1	0	3						
Jeff Manto, R OBP: 0.337, SLG: 0.625										4	0	0	0	0	1	3						
Chris Hoiles, R OBP: 0.328, SLG: 0.374										4	0	0	0	0	1	2						
Bret Barberie, S OBP: 0.346, SLG: 0.337										3	0	1	0	0	1	2						
Matt Nokes, L OBP: 0.178, SLG: 0.275										1	0	0	0	0	0	0						
Manny Alexander, R OBP: 0.262, SLG: 0.263										3	0	0	0	0	0	1						
Harold Baines, L OBP: 0.419, SLG: 0.528										0	0	0	0	1	0	0						
Brady Anderson, L OBP: 0.331, SLG: 0.481										0	0	0	0	0	0	0						
<b>Inning Stats</b>	R: 2 E: 0 K: 0 S: 5	H: 2 LOB: 1 BB: 1 P: 9	R: 0 E: 0 K: 0 S: 4	H: 1 LOB: 1 BB: 0 P: 4	R: 0 E: 0 K: 1 S: 6	H: 1 LOB: 1 BB: 0 P: 6	R: 0 E: 0 K: 1 S: 5	H: 0 LOB: 0 BB: 0 P: 5	R: 0 E: 0 K: 0 S: 3	H: 0 LOB: 0 BB: 0 P: 3	R: 1 E: 0 K: 1 S: 8	H: 3 LOB: 2 BB: 0 P: 8	R: 1 E: 0 K: 0 S: 6	H: 3 LOB: 2 BB: 0 P: 6	R: 0 E: 0 K: 1 S: 5	H: 0 LOB: 0 BB: 0 P: 5	R: 0 E: 0 K: 0 S: 3	H: 0 LOB: 2 BB: 2 P: 11	1B: 7 2B: 2 3B: 0 HR: 1	SF: 0 SAC: 1 DP: 0 HBP: 0	WP: 0 PB: 0 SB: 1 CS: 0	PA: 40
<b>PITCHER</b>	IP WLS BF H R ER SO BB IBB HBP BLK WP HR S P ERA WHIP	IP WLS BF H R ER SO BB IBB HBP BLK WP HR S P ERA WHIP																				
Mark Langston, L ERA: 4.91	(1, 1)	6.2	W	30	9	4	4	3	1	0	0	0	0	0	0	0	1	35	39	5.40	1.500	
Troy Percival, R ERA: 3.0	(7, 1)	1.1		5	1	0	0	1	0	0	0	0	0	0	0	0	0	7	7	0.00	0.750	
Lee Smith, R ERA:	(9, 1)	1.0	S	5	0	0	0	0	1	1	0	0	0	0	0	0	0	3	11	0.00	1.000	

AB	33
R	5
H	10
RBI	5
BB	2
SO	6
LOB	11



AB	36
R	4
H	10
RBI	4
BB	3
SO	4
LOB	19









Batter	1	2	3	4	5	6	7	8	9	AB	R	H	RBI	BB	SO	LOB	TOP								
<b>Chuck Knoblauch, R</b> OBP: 0.414, SLG: 0.423										4	0	2	0	0	0	1									
<b>Rich Becker, L</b> OBP: 0.284, SLG: 0.255										4	1	1	0	0	0	2	3								
<b>Kirby Puckett, R</b> OBP: 0.366, SLG: 0.427										4	1	2	1	0	0	1									
<b>Pedro Munoz, R</b> OBP: 0.325, SLG: 0.538										4	0	1	0	0	0	1									
<b>Scott Stahoviak, L</b> OBP: 0.319, SLG: 0.379										4	0	0	0	0	0	2	3								
<b>Scott Leius, R</b> OBP: 0.310, SLG: 0.370										3	0	1	1	0	0	2									
<b>Chip Hale, L</b> OBP: 0.286, SLG: 0.222										1	0	0	0	0	0	0									
<b>Marty Cordova, R</b> OBP: 0.339, SLG: 0.500										3	0	0	0	0	0	3									
<b>Kevin Maas, L</b> OBP: 0.296, SLG: 0.354										1	0	0	0	0	1	0									
<b>Matt Walbeck, S</b> OBP: 0.270, SLG: 0.291										4	0	1	0	0	0	0									
<b>Pat Meares, R</b> OBP: 0.305, SLG: 0.476										3	0	0	0	0	0	1									
<b>Inning Stats</b>	R: 0 E: 0 K: 1 S: 8	H: 1 LOB: 1 BB: 0 P: 11	R: 0 E: 0 K: 0 S: 7	H: 0 LOB: 0 BB: 0 P: 9	R: 0 E: 0 K: 0 S: 5	H: 0 LOB: 0 BB: 0 P: 8	R: 1 E: 0 K: 1 S: 18	H: 3 LOB: 2 BB: 0 P: 24	R: 0 E: 0 K: 1 S: 10	H: 1 LOB: 1 BB: 0 P: 17	R: 1 E: 0 K: 1 S: 11	H: 2 LOB: 1 BB: 0 P: 18	R: 0 E: 0 K: 0 S: 9	H: 1 LOB: 1 BB: 0 P: 12	R: 0 E: 0 K: 1 S: 7	H: 0 LOB: 0 BB: 0 P: 11	R: 0 E: 0 K: 1 S: 11	H: 0 LOB: 0 BB: 0 P: 16	1B: 6 2B: 1 3B: 0 HR: 1	SF: 0 SAC: 0 DP: 0 HBP: 0	WP: 0 PB: 0 CS: 0	PA: 35			
<b>PITCHER</b>	IP	WLS	BF	H	R	ER	SO	BB	IBB	HBP	BLK	WP	HR	S	P	ERA	WHIP								
<b>Shawn Boskie, R</b> ERA: 3.99	(1, 1)	8.0	W	32	8	2	2	5	0	0	0	0	0	1	75	110	2.25	1.000							
<b>Troy Percival, R</b> ERA: 2.95	(9, 1)	1.0		3	0	0	0	1	0	0	0	0	0	0	11	16	0.00	0.000							

Minnesota Twins @ California Angels  
Anaheim Stadium, Anaheim, CA  
Tue Jun 13, 1995, 10:05 PM EDT  
Att: 13,999 - Unknown - 75 F

AB 35  
R 2  
H 8  
RBI 2  
BB 0  
SO 6  
LOB 15



Batter	1	2	3	4	5	6	7	8	9	AB	R	H	RBI	BB	SO	LOB	BOTTOM							
<b>Tony Phillips, S</b> OBP: 0.405, SLG: 0.437										5	0	0	0	0	2	4								
<b>Jim Edmonds, L</b> OBP: 0.328, SLG: 0.470										4	1	2	3	0	1	0								
<b>Tim Salmon, R</b> OBP: 0.435, SLG: 0.590									4	1	2	0	0	1	1									
<b>Chili Davis, S</b> OBP: 0.470, SLG: 0.544									2	1	0	0	2	0	1									
<b>J.T. Snow, L</b> OBP: 0.342, SLG: 0.451									4	1	2	1	0	1	1									
<b>16 Garret Anderson, L</b> OBP: 0.222, SLG: 0.353									4	1	2	3	0	2	1									
<b>Spike Owen, S</b> OBP: 0.306, SLG: 0.363									4	1	3	0	0	0	2									
<b>Jorge Fabregas, L</b> OBP: 0.267, SLG: 0.302										4	0	1	0	0	1	1								
<b>Gary Disarcina, R</b> OBP: 0.364, SLG: 0.506									4	1	1	0	0	0	2									
<b>Inning Stats</b>	R: 0 E: 0 K: 2 S: 12	H: 1 LOB: 1 BB: 0 P: 19	R: 0 E: 0 K: 2 S: 8	H: 1 LOB: 0 BB: 0 P: 11	R: 0 E: 0 K: 0 S: 5	H: 0 LOB: 0 BB: 0 P: 7	R: 4 E: 0 K: 0 S: 16	H: 5 LOB: 2 BB: 1 P: 25	R: 1 E: 0 K: 1 S: 12	H: 1 LOB: 1 BB: 1 P: 18	R: 2 E: 0 K: 2 S: 11	H: 3 LOB: 1 BB: 0 P: 17	R: 0 E: 0 K: 0 S: 9	H: 2 LOB: 1 BB: 0 P: 13	R: 0 E: 0 K: 1 S: 6	H: 0 LOB: 0 BB: 0 P: 9	1B: 9 2B: 2 3B: 0 HR: 2	SF: 0 SAC: 0 DP: 1 HBP: 0	WP: 0 PB: 0 CS: 0	PA: 37				
<b>PITCHER</b>	IP	WLS	BF	H	R	ER	SO	BB	IBB	HBP	BLK	WP	HR	S	P	ERA	WHIP							
<b>Kevin Tapani, R</b> ERA: 4.67	(1, 1)	6.0	L	30	11	7	7	7	2	0	0	0	0	9	13	0.00	2.000							
<b>Mark Guthrie, L</b> ERA: 5.95	(7, 1)	1.0		4	2	0	0	0	0	0	0	0	0	6	9	0.00	0.000							
<b>Rick Aguilera, R</b> ERA: 1.62	(8, 1)	1.0		3	0	0	0	1	0	0	0	0	0	6	9	0.00	0.000							

Minnesota Twins @ California Angels  
Anaheim Stadium, Anaheim, CA  
Tue Jun 13, 1995, 10:05 PM EDT  
Att: 13,999 - Unknown - 75 F

AB 35  
R 7  
H 13  
RBI 7  
BB 2  
SO 8  
LOB 13





Batter	1	2	3	4	5	6	7	8	9	AB	R	H	RBI	BB	SO	LOB	TOP			
<b>Chuck Knoblauch, R</b> (1, 4) <small>OBP: 0.419, SLG: 0.429</small> <b>Jeff Reboulet, R</b> (8, FR) <small>OBP: 0.317, SLG: 0.429</small>	 <small>2-1</small>	 <small>1-3</small>			 <small>1-3</small>		 <small>0-0</small>	 <small>3-2</small>		5	2	3	0	0	2	0				
<b>Rich Becker, L</b> (1, 8) <small>OBP: 0.276, SLG: 0.269</small>	 <small>2-3</small>		 <small>2-0</small>		 <small>3-2</small>		 <small>0-0</small>	 <small>1-3</small>		5	1	2	0	0	2	2				
<b>Kirby Puckett, R</b> (1, 9) <small>OBP: 0.362, SLG: 0.426</small>	 <small>0-0</small>		 <small>0-1</small>		 <small>0-0</small>		 <small>1-2</small>		 <small>0-1</small>	5	1	1	1	0	0	3				
<b>Pedro Munoz, R</b> (1, 10) <small>OBP: 0.321, SLG: 0.524</small>	 <small>0-2</small>		 <small>1-1</small>			 <small>1-3</small>	 <small>0-0</small>		 <small>0-1</small>	5	0	1	0	0	1	3				
<b>Scott Leius, R</b> (1, 5) <small>OBP: 0.306, SLG: 0.386</small>	 <small>0-3</small>		 <small>3-2</small>			 <small>3-3</small>	 <small>0-1</small>		 <small>0-0</small>	5	1	1	3	0	2	4				
<b>Scott Stahoviak, L</b> (1, 3) <small>OBP: 0.327, SLG: 0.396</small>	 <small>1-2</small>			 <small>2-1</small>		 <small>2-0</small>	 <small>0-0</small>			4	1	2	1	0	1	0				
<b>Jerald Clark, R</b> (1, 7) <small>OBP: 0.370, SLG: 0.577</small>	 <small>1-0</small>			 <small>3-2</small>		 <small>0-0</small>		 <small>3-1</small>		4	1	2	2	0	0	2				
<b>Matt Merullo, L</b> (1, 2) <small>OBP: 0.301, SLG: 0.297</small>		 <small>2-2</small>		 <small>2-1</small>		 <small>0-0</small>		 <small>1-2</small>		4	0	1	0	0	0	1				
<b>Pat Meares, R</b> (1, 6) <small>OBP: 0.303, SLG: 0.492</small>	 <small>1-2</small>			 <small>1-3</small>			 <small>1-2</small>	 <small>0-2</small>		4	1	1	1	0	1	1				
<b>Inning Stats</b>	<small>R: 2, H: 3, E: 1, K: 2, S: 18</small>	<small>H: 3, LOB: 2, BB: 0, P: 24</small>	<small>R: 0, H: 0, E: 0, K: 1, S: 12</small>	<small>H: 0, LOB: 0, BB: 0, P: 16</small>	<small>R: 0, H: 2, E: 0, K: 0, S: 8</small>	<small>H: 1, LOB: 1, BB: 0, P: 14</small>	<small>R: 0, H: 0, E: 0, K: 1, S: 10</small>	<small>H: 0, LOB: 0, BB: 0, P: 18</small>	<small>R: 1, H: 2, E: 0, K: 2, S: 9</small>	<small>H: 2, LOB: 1, BB: 0, P: 15</small>	<small>R: 4, H: 4, E: 0, K: 1, S: 16</small>	<small>H: 4, LOB: 0, BB: 0, P: 18</small>	<small>R: 1, H: 2, E: 0, K: 1, S: 17</small>	<small>H: 2, LOB: 1, BB: 0, P: 25</small>	<small>R: 0, H: 0, E: 0, K: 0, S: 5</small>	<small>H: 0, LOB: 0, BB: 0, P: 5</small>	<small>1B: 8, 2B: 3, 3B: 1, HR: 3</small>	<small>SF: 0, SAC: 0, DP: 1, HBP: 0</small>	<small>WP: 0, PB: 0, CS: 0</small>	<small>PA: 41</small>
<b>PITCHER</b>	<small>IP WLS BF H R ER SO BB IBB HBP BLK WP HR S P ERA WHIP</small>	<small>6.0 0 26 8 3 2 7 0 0 0 0 0 0 0 66 100 3.00 1.333</small>	<small>0.2 L 6 4 4 4 0 0 0 0 0 0 0 2 13 15 54.00 6.000</small>	<small>1.1 6 2 1 1 2 0 0 0 0 0 0 1 20 28 6.75 1.500</small>	<small>1.0 3 0 0 0 0 0 0 0 0 0 0 0 5 5 0.00 0.000</small>	<small>PITCHER IP WLS BF H R ER SO BB IBB HBP BLK WP HR S P ERA WHIP</small>	<small>6.0 0 26 8 3 2 7 0 0 0 0 0 0 0 66 100 3.00 1.333</small>	<small>0.2 L 6 4 4 4 0 0 0 0 0 0 0 2 13 15 54.00 6.000</small>	<small>1.1 6 2 1 1 2 0 0 0 0 0 0 1 20 28 6.75 1.500</small>	<small>1.0 3 0 0 0 0 0 0 0 0 0 0 0 5 5 0.00 0.000</small>										
<b>Russ Springer, R</b> (1, 1) <small>ERA: 9.0</small>																				
<b>Mike Butcher, R</b> (7, 1) <small>ERA: 6.89</small>																				
<b>Bob Patterson, L</b> (7, 1) <small>ERA: 2.57</small>																				
<b>Mike James, R</b> (9, 1) <small>ERA: 4.02</small>																				
Batter	1	2	3	4	5	6	7	8	9	AB	R	H	RBI	BB	SO	LOB	BOTTOM			
<b>Tony Phillips, S</b> (1, 5) <small>OBP: 0.419, SLG: 0.465</small>	 <small>2-2</small>	 <small>1-1</small>		 <small>3-2</small>			 <small>0-2</small>	 <small>2-0</small>		5	2	5	1	0	0	0				
<b>Jim Edmonds, L</b> (1, 8) <small>OBP: 0.330, SLG: 0.467</small>	 <small>2-1</small>	 <small>3-2</small>		 <small>0-1</small>			 <small>0-1</small>	 <small>2-3</small>		5	0	2	3	0	1	3				
<b>Tim Salmon, R</b> (1, 9) <small>OBP: 0.429, SLG: 0.576</small>	 <small>2-2</small>	 <small>2-1</small>			 <small>0-1</small>		 <small>1-1</small>		 <small>2-2</small>	4	0	0	0	0	1	2				
<b>Chili Davis, S</b> (1, 10) <small>OBP: 0.468, SLG: 0.543</small>	 <small>4-0</small>		 <small>1-1</small>		 <small>3-0</small>		 <small>0-2</small>		 <small>0-0</small>	4	0	1	0	1	0	2				
<b>J.T. Snow, L</b> (1, 3) <small>OBP: 0.349, SLG: 0.452</small>	 <small>1-2</small>		 <small>1-0</small>		 <small>1-0</small>		 <small>4-2</small>		 <small>2-0</small>	4	0	2	0	1	0	2				
<b>16 Garret Anderson, L</b> (1, 7) <small>OBP: 0.190, SLG: 0.300</small> <b>Rex Hudler, R</b> (7, FH) <small>OBP: 0.281, SLG: 0.464</small>		 <small>3-1</small>	 <small>1-2</small>		 <small>2-0</small>		 <small>1-1</small>		 <small>0-3</small>	3	0	0	0	0	0	2				
<b>Spike Owen, S</b> (1, 4) <small>OBP: 0.304, SLG: 0.351</small>		 <small>4-0</small>	 <small>0-1</small>			 <small>1-1</small>		 <small>2-2</small>		3	1	0	0	1	0	1				
<b>Jorge Fabregas, L</b> (1, 2) <small>OBP: 0.265, SLG: 0.298</small>		 <small>0-2</small>		 <small>1-0</small>		 <small>1-0</small>		 <small>0-3</small>		4	1	1	0	0	1	0				
<b>Gary Disarcina, R</b> (1, 6) <small>OBP: 0.367, SLG: 0.506</small>		 <small>2-2</small>		 <small>0-1</small>		 <small>1-1</small>		 <small>0-1</small>		4	1	2	0	0	0	0				
<b>Inning Stats</b>	<small>R: 1, H: 1, E: 0, K: 1, S: 12</small>	<small>H: 1, LOB: 1, BB: 1, P: 23</small>	<small>R: 3, H: 4, E: 0, K: 0, S: 15</small>	<small>H: 4, LOB: 1, BB: 1, P: 30</small>	<small>R: 0, H: 1, E: 0, K: 0, S: 8</small>	<small>H: 1, LOB: 1, BB: 0, P: 11</small>	<small>R: 0, H: 1, E: 0, K: 0, S: 8</small>	<small>H: 1, LOB: 1, BB: 0, P: 12</small>	<small>R: 0, H: 0, E: 0, K: 0, S: 5</small>	<small>H: 0, LOB: 0, BB: 0, P: 8</small>	<small>R: 1, H: 2, E: 0, K: 0, S: 14</small>	<small>H: 2, LOB: 2, BB: 1, P: 20</small>	<small>R: 0, H: 2, E: 0, K: 2, S: 12</small>	<small>H: 2, LOB: 1, BB: 0, P: 18</small>	<small>R: 0, H: 1, E: 0, K: 1, S: 8</small>	<small>H: 1, LOB: 1, BB: 0, P: 12</small>	<small>1B: 10, 2B: 3, 3B: 0, HR: 0</small>	<small>SF: 0, SAC: 0, DP: 2, HBP: 1</small>	<small>WP: 0, PB: 0, CS: 0</small>	<small>PA: 42</small>
<b>PITCHER</b>	<small>IP WLS BF H R ER SO BB IBB HBP BLK WP HR S P ERA WHIP</small>	<small>6.0 0 26 8 3 2 7 0 0 0 0 0 0 0 66 100 3.00 1.333</small>	<small>0.2 0 2 0 0 0 0 1 0 0 0 0 0 6 10 0.00 1.500</small>	<small>1.1 6 2 0 0 0 2 0 0 0 0 0 0 14 21 0.00 1.500</small>	<small>1.0 S 4 1 0 0 1 0 0 0 0 0 0 8 12 0.00 1.000</small>	<small>PITCHER IP WLS BF H R ER SO BB IBB HBP BLK WP HR S P ERA WHIP</small>	<small>6.0 0 26 8 3 2 7 0 0 0 0 0 0 0 66 100 3.00 1.333</small>	<small>0.2 0 2 0 0 0 0 1 0 0 0 0 0 6 10 0.00 1.500</small>	<small>1.1 6 2 0 0 0 2 0 0 0 0 0 0 14 21 0.00 1.500</small>	<small>1.0 S 4 1 0 0 1 0 0 0 0 0 0 8 12 0.00 1.000</small>										
<b>Scott Erickson, R</b> (1, 1) <small>ERA: 6.43</small>																				
<b>Mark Guthrie, L</b> (7, 1) <small>ERA: 5.79</small>																				
<b>Dave Stevens, R</b> (7, 1) <small>ERA: 5.28</small>																				
<b>Rick Aguilera, R</b> (9, 1) <small>ERA: 1.53</small>																				

Minnesota Twins @ California Angels  
Anaheim Stadium, Anaheim, CA  
Wed Jun 14 1995, 10:05 PM EDT  
Att: 13,464 - Unknown - 67 F

AB	41
R	8
H	14
RBI	8
BB	0
SO	9
LOB	16



Minnesota Twins @ California Angels  
Anaheim Stadium, Anaheim, CA  
Wed Jun 14 1995, 10:05 PM EDT  
Att: 13,464 - Unknown - 67 F

AB	38
R	5
H	13
RBI	4
BB	3
SO	4
LOB	15





Batter	1	2	3	4	5	6	7	8	9	AB	R	H	RBI	BB	SO	LOB	TOP										
Lance Johnson, L (1, 8) OBP: 0.292, SLG: 0.284										4	1	2	0	1	1	0	Chicago White Sox @ California Angels Anaheim Stadium, Anaheim, CA Thu Jun 15 1995, 10:05 PM EDT Att: 13,544 - Unknown										
Tim Raines, S (1, 10) OBP: 0.354, SLG: 0.448										4	0	1	0	1	0	3											
Frank Thomas, R (1, 3) OBP: 0.493, SLG: 0.600										2	0	0	0	3	0	3											
Robin Ventura, L (1, 5) OBP: 0.402, SLG: 0.560										3	0	0	1	1	1	5											
Dave Martinez, L (1, 9) OBP: 0.309, SLG: 0.403										3	0	0	0	0	2												
Lyle Mouton, R (7, PH) OBP: 0.462, SLG: 0.600										1	0	0	0	0	1	2											
Warren Newson, L (1, 7) OBP: 0.450, SLG: 0.468										1	0	1	0	2	0	0											
Mike Devereaux, R (8, PH) OBP: 0.329, SLG: 0.389										1	0	0	0	0	0	0											
Ray Durham, S (1, 4) OBP: 0.312, SLG: 0.338										4	0	0	0	0	3	3											
Michael LaValliere, L (1, 2) OBP: 0.316, SLG: 0.314										4	0	1	0	0	0	1											
Ozzie Guillen, L (1, 6) OBP: 0.315, SLG: 0.347										4	0	1	0	0	0	2											
<b>Inning Stats</b>	R: 0 E: 0 K: 1 S: 7	H: 0 LOB: 1 BB: 1 P: 13	R: 0 E: 0 K: 1 S: 12	H: 1 LOB: 2 BB: 1 P: 19	R: 0 E: 0 K: 0 S: 9	H: 1 LOB: 2 BB: 1 P: 15	R: 0 E: 0 K: 1 S: 6	H: 0 LOB: 0 BB: 1 P: 16	R: 0 E: 0 K: 0 S: 10	H: 1 LOB: 1 BB: 2 P: 14	R: 1 E: 0 K: 1 S: 16	H: 2 LOB: 2 BB: 1 P: 26	R: 0 E: 0 K: 1 S: 11	H: 0 LOB: 0 BB: 0 P: 18	R: 0 E: 0 K: 1 S: 9	H: 1 LOB: 2 BB: 1 P: 20	1B: 4 2B: 2 3B: 0 HR: 0	SF: 1 SAC: 0 DP: 0 HBP: 0	WP: 1 PB: 0 SB: 0 CS: 1	PA: 40							
<b>PITCHER</b>	IP	WLS	BF	H	R	ER	SO	BB	IBB	HBP	BLK	WP	HR	S	P	ERA	WHIP										
Mike Bielecki, R (1, 1) ERA: 4.43	6.1	W	29	5	1	1	3	6	0	0	0	0	1	58	102	1.42	1.737										
Mike James, R (7, 1) ERA: 4.02	0.0		1	0	0	0	0	1	0	0	0	0	0	1	5	∞	∞										
Bob Patterson, L (7, 1) ERA: 2.49	0.2		2	0	0	0	1	0	0	0	0	0	0	10	16	0.00	0.000										
Troy Percival, R (8, 1) ERA: 2.74	1.0	S	5	1	0	0	1	1	0	0	0	0	0	13	24	0.00	2.000										
Lee Smith, R (9, 1) ERA:	1.0		3	0	0	0	1	0	0	0	0	0	0	7	14	0.00	0.000										

Batter	1	2	3	4	5	6	7	8	9	AB	R	H	RBI	BB	SO	LOB	BOTTOM										
Tony Phillips, S (1, 5) OBP: 0.420, SLG: 0.472										4	1	2	0	0	1	0	Chicago White Sox @ California Angels Anaheim Stadium, Anaheim, CA Thu Jun 15 1995, 10:05 PM EDT Att: 13,544 - Unknown										
Jim Edmonds, L (1, 8) OBP: 0.333, SLG: 0.465										3	1	1	0	1	1	1											
Tim Salmon, R (1, 9) OBP: 0.421, SLG: 0.562										4	0	0	0	0	2	3											
Chili Davis, S (1, 10) OBP: 0.464, SLG: 0.533										3	1	0	0	1	0	1											
J.T. Snow, L (1, 3) OBP: 0.352, SLG: 0.467										3	1	1	2	1	0	2											
16 Garret Anderson, L (1, 7) OBP: 0.320, SLG: 0.435										3	1	3	2	1	0	0											
Damion Easley, R (1, 4) OBP: 0.308, SLG: 0.346										3	0	0	0	0	0	3											
Jorge Fabregas, L (1, 2) OBP: 0.264, SLG: 0.294										4	0	1	1	0	0	2											
Gary Disarcina, R (1, 6) OBP: 0.359, SLG: 0.494										4	0	0	0	0	2	3											
<b>Inning Stats</b>	R: 0 E: 0 K: 1 S: 12	H: 1 LOB: 0 BB: 0 P: 21	R: 1 E: 0 K: 1 S: 12	H: 2 LOB: 1 BB: 0 P: 17	R: 3 E: 0 K: 0 S: 11	H: 2 LOB: 1 BB: 2 P: 26	R: 0 E: 0 K: 0 S: 7	H: 1 LOB: 1 BB: 0 P: 12	R: 1 E: 0 K: 0 S: 10	H: 2 LOB: 1 BB: 0 P: 13	R: 0 E: 0 K: 1 S: 8	H: 0 LOB: 0 BB: 0 P: 12	R: 0 E: 0 K: 2 S: 9	H: 0 LOB: 2 BB: 2 P: 18	R: 0 E: 0 K: 1 S: 9	H: 0 LOB: 2 BB: 2 P: 20		1B: 5 2B: 2 3B: 0 HR: 1	SF: 0 SAC: 1 DP: 0 HBP: 0	WP: 0 PB: 0 SB: 0 CS: 0	PA: 36						
<b>PITCHER</b>	IP	WLS	BF	H	R	ER	SO	BB	IBB	HBP	BLK	WP	HR	S	P	ERA	WHIP										
Brian Keyser, R (1, 1) ERA: 7.04	4.2	L	23	7	5	5	2	1	1	0	0	0	0	10	87	9.64	1.714										
Tim Fortugno, L (5, 1) ERA: 2.74	1.1		5	1	0	0	1	0	0	0	0	0	0	10	14	0.00	0.750										
Rob Dibble, R (7, 1) ERA: 6.48	2.0		8	0	0	0	3	2	0	0	0	0	0	18	38	0.00	1.000										







Batter	1	2	3	4	5	6	7	8	9	AB	R	H	RBI	BB	SO	LOB	TOP										
Lance Johnson, L OBP: 0.293, SLG: 0.286 (1, 8)										5	1	2	0	0	0	0											
Tim Raines, S OBP: 0.358, SLG: 0.494 (1, 10)										5	2	3	1	0	1	1											
Frank Thomas, R OBP: 0.491, SLG: 0.611 (1, 3)										4	1	2	1	1	1	2											
Mike Devereaux, R OBP: 0.333, SLG: 0.397 (1, 9)										5	0	2	1	0	1	3											
Robin Ventura, L OBP: 0.397, SLG: 0.554 (1, 5)										4	0	0	1	0	2	3											
Lyle Mouton, R OBP: 0.381, SLG: 0.375 (1, 7)										2	0	0	0	2	2	1											
Ray Durham, S OBP: 0.315, SLG: 0.335 (1, 4)										3	0	1	0	1	1	2											
Ron Karkovics, R OBP: 0.269, SLG: 0.381 Michael LaValliere, L OBP: 0.308, SLG: 0.306 (8, PH) (8, 2)										3	0	0	0	0	0	4											
Norberto Martin, R OBP: 0.170, SLG: 0.116 (1, 6)										4	0	0	0	0	1	0											
<b>Inning Stats</b>	R: 2 H: 3 E: 0 K: 2 S: 10	H: 3 R: 1 ER: 0 LOB: 1 P: 14	R: 0 H: 0 E: 0 K: 0 S: 4	H: 0 R: 3 ER: 0 LOB: 0 P: 6	R: 1 H: 1 E: 0 K: 2 S: 18	LOB: 3 BB: 2 P: 38	R: 0 H: 1 E: 0 K: 0 S: 8	H: 1 R: 0 ER: 0 LOB: 1 P: 16	R: 0 H: 1 E: 0 K: 2 S: 9	LOB: 2 BB: 0 P: 13	R: 0 H: 1 E: 0 K: 0 S: 4	H: 1 R: 0 ER: 0 LOB: 0 P: 5	R: 0 H: 0 E: 0 K: 2 S: 12	H: 0 R: 2 ER: 0 LOB: 1 P: 21	R: 1 H: 2 E: 0 K: 0 S: 12	H: 2 R: 1 ER: 0 LOB: 1 P: 19	1B: 5 2B: 3 3B: 0 HR: 2	SF: 1 SAC: 0 DP: 1 HBP: 0	WP: 0 PB: 1 SB: 3 CS: 0	PA: 41							
<b>PITCHER</b>	IP	WLS	BF	H	R	ER	SO	BB	IBB	HBP	BLK	WP	HR	S	P	ERA	WHIP										
Chuck Finley, L ERA: 2.85 (1, 1)	7.0	W	33	8	3	3	8	4	0	0	0	0	1	62	105	3.86	1.714										
Troy Percival, R ERA: 2.53 (8, 1)	1.0		3	0	0	0	2	0	0	0	0	0	0	12	21	0.00	0.000										
Mike James, R ERA: 4.32 (9, 1)	1.0		5	2	1	1	0	0	0	0	0	0	1	12	19	9.00	2.000										

Chicago White Sox @ California Angels  
Anaheim Stadium, Anaheim, CA  
Sun Jun 18 1995, 6:33 AM EDT  
Att: 24,813 - Sunny - 80 F

livebaseballscorecards.com

AB 36  
R 4  
H 10  
RBI 4  
BB 4  
SO 10  
LOB 16

Batter	1	2	3	4	5	6	7	8	9	AB	R	H	RBI	BB	SO	LOB	BOTTOM										
Tony Phillips, S OBP: 0.424, SLG: 0.472 (1, 5)										4	1	2	0	1	1	0											
Jim Edmonds, L OBP: 0.351, SLG: 0.497 (1, 8)										5	1	3	2	0	1	1											
Tim Salmon, R OBP: 0.416, SLG: 0.542 (1, 9)										3	2	0	0	2	0	4											
Chili Davis, S OBP: 0.470, SLG: 0.574 (1, 10)										4	1	3	3	1	0	0											
J.T. Snow, L OBP: 0.394, SLG: 0.455 (1, 3)										3	1	0	0	1	1	4											
16 Garret Anderson, L OBP: 0.395, SLG: 0.407 (1, 7)										4	0	1	1	1	1	4											
Damion Easley, R OBP: 0.288, SLG: 0.321 (1, 4)										5	0	0	0	0	1	6											
Jorge Fabregas, L OBP: 0.310, SLG: 0.411 (1, 2)										4	2	3	2	0	0	3											
Gary Disarcina, R OBP: 0.353, SLG: 0.477 (1, 6)										4	0	0	0	0	0	3											
<b>Inning Stats</b>	R: 4 H: 3 E: 0 K: 2 S: 17	H: 2 R: 5 ER: 0 LOB: 3 P: 35	R: 0 H: 2 E: 0 K: 1 S: 14	H: 2 R: 5 ER: 0 LOB: 1 P: 26	R: 1 H: 1 E: 0 K: 1 S: 11	H: 1 R: 0 ER: 0 LOB: 0 P: 18	R: 1 H: 2 E: 0 K: 0 S: 9	H: 2 R: 0 ER: 0 LOB: 3 P: 19	R: 1 H: 1 E: 0 K: 0 S: 12	H: 1 R: 0 ER: 0 LOB: 0 P: 19	R: 0 H: 0 E: 0 K: 0 S: 4	H: 0 R: 0 ER: 0 LOB: 0 P: 8	R: 1 H: 2 E: 0 K: 0 S: 11	H: 2 R: 1 ER: 0 LOB: 1 P: 20	R: 0 H: 1 E: 0 K: 1 S: 9	H: 1 R: 0 ER: 0 LOB: 1 P: 14	1B: 6 2B: 3 3B: 0 HR: 3	SF: 0 SAC: 0 DP: 0 HBP: 1	WP: 0 PB: 0 SB: 1 CS: 0	PA: 43							
<b>PITCHER</b>	IP	WLS	BF	H	R	ER	SO	BB	IBB	HBP	BLK	WP	HR	S	P	ERA	WHIP										
Jason Bere, R ERA: 5.28 (1, 1)	3.0	L	19	6	5	5	4	3	1	0	0	0	2	42	79	15.00	3.000										
Jose DeLeon, R ERA: 4.99 (4, 1)	0.2		6	2	1	1	0	1	0	1	0	0	0	7	17	13.50	4.500										
Tim Fortugno, L ERA: 3.12 (4, 1)	2.1		8	1	1	1	0	0	0	0	0	0	1	18	29	3.86	0.429										
Kirk McCaskill, R ERA: 4.33 (7, 1)	1.0		6	2	1	1	0	1	0	0	0	0	0	11	20	9.00	3.000										
Scott Radinsky, L ERA: 4.96 (8, 1)	1.0		4	1	0	0	1	0	0	0	0	0	0	9	14	0.00	1.000										

Chicago White Sox @ California Angels  
Anaheim Stadium, Anaheim, CA  
Sun Jun 18 1995, 6:33 AM EDT  
Att: 24,813 - Sunny - 80 F

livebaseballscorecards.com

AB 36  
R 8  
H 12  
RBI 8  
BB 6  
SO 5  
LOB 25



Batter	1	2	3	4	5	6	7	8	9	AB	R	H	RBI	BB	SO	LOB	TOP										
Vince Coleman, S (1, 7) OBP: 0.384, SLG: 0.459	1-3 K			2-1 F7		2-3 K		0-0 WP 1B	4-2 BB	4	1	1	0	1	2	2											
Tom Goodwin, L (1, 8) OBP: 0.345, SLG: 0.321	0-0 P5			2-1 E4 F7		1-0 FC6-4 HR		1-2 HR BB	1-2 F9	4	2	0	1	1	0	3											
Wally Joyner, L (1, 3) OBP: 0.423, SLG: 0.469	0-0 F7			3-2 F7		3-2 HR		1-0 HR 1B		4	2	2	3	0	0	1											
Gary Gaetti, R (1, 5) OBP: 0.330, SLG: 0.531		1-2 F8			0-0 G5-3		4-2 BB	1-3 K		3	0	0	0	1	1	2											
Jeff Grotewold, L (1, 10) OBP: 0.464, SLG: 0.478		1-1 G4-3			0-0 F7		1-1 F7		0-0 HR	4	1	1	3	0	0	1											
Greg Gagne, R (1, 6) OBP: 0.348, SLG: 0.420		1-1 F7			2-1 P6		2-2 G5-3		1-3 K	4	0	0	0	0	1	0											
Jon Nunnally, L (1, 9) OBP: 0.386, SLG: 0.600			0-1 G4-3			2-2 2B 3B		3-2 G3-1	1-1 F9	4	1	1	0	0	0	0											
Edgar Caceres, S (1, 4) OBP: 0.500, SLG: 0.679			1-1 G5-3			1-1 1B FC6-4 2B		2-2 L7	3-2 S 1B	4	1	2	1	0	0	0											
Brent Mayne, L (1, 2) OBP: 0.289, SLG: 0.319			3-2 G6-3			0-0 FC6-4 1B		2-2 F9	0-3 K	4	0	1	0	0	1	1											
<b>Inning Stats</b>	R: 0 E: 0 K: 1 S: 5	H: 0 LOB: 0 BB: 0 P: 6	R: 0 E: 0 K: 0 S: 7	H: 0 LOB: 0 BB: 0 P: 10	R: 0 E: 0 K: 0 S: 10	H: 0 LOB: 0 BB: 0 P: 14	R: 0 E: 1 K: 0 S: 7	H: 0 LOB: 0 BB: 0 P: 14	R: 0 E: 0 K: 0 S: 4	H: 0 LOB: 0 BB: 0 P: 6	R: 4 E: 0 K: 1 S: 18	H: 4 LOB: 1 BB: 1 P: 31	R: 0 E: 0 K: 0 S: 12	H: 0 LOB: 0 BB: 0 P: 19	R: 4 E: 0 K: 2 S: 14	H: 3 LOB: 0 BB: 1 P: 23	R: 0 E: 0 K: 1 S: 19	H: 1 LOB: 2 BB: 1 P: 28	1B: 4 2B: 1 3B: 1 HR: 2	SF: 0 SAC: 0 DP: 0 HBP: 0	WP: 1 PB: 0 SB: 2 CS: 0	PA: 38					
<b>PITCHER</b>	IP	WLS	BF	H	R	ER	SO	BB	IBB	HBP	BLK	WP	HR	S	P	ERA	WHIP										
Shawn Boskie, R (1, 1) ERA: 4.2	5.2	L	21	4	4	4	2	0	0	0	0	0	1	47	72	6.35	0.706										
Mike Butcher, R (6, 1) ERA: 7.71	1.2		9	2	3	3	0	2	0	0	0	1	0	23	42	16.20	2.400										
Russ Springer, R (8, 1) ERA: 8.74	1.2		8	2	1	1	3	1	0	0	0	0	1	26	37	5.40	1.800										

Kansas City Royals @ California Angels  
Anaheim Stadium, Anaheim, CA  
Mon Jun 19 1995, 10:05 PM EDT  
Att: 14,150 - Unknown - 73 F

AB 35  
R 8  
H 8  
RBI 8  
BB 3  
SO 5  
LOB 10



Batter	1	2	3	4	5	6	7	8	9	AB	R	H	RBI	BB	SO	LOB	BOTTOM										
Tony Phillips, S (1, 5) OBP: 0.415, SLG: 0.459	2-2 G3		0-1 L9		1-3 K		1-3 K	3-3 K		5	0	0	0	0	3	2											
Jim Edmonds, L (1, 8) OBP: 0.353, SLG: 0.492	4-2 1B HBP		1-2 G3		3-2 1B		1-3 K		1-3 K	4	0	1	0	0	2	0											
Tim Salmon, R (1, 9) OBP: 0.415, SLG: 0.536	1-2 1B		1-3 K		1-1 F8		1-3 K		2-2 FC6-4 HBP	4	0	1	0	0	2	2											
Chili Davis, S (1, 10) OBP: 0.464, SLG: 0.569	2-3 K			2-3 K		2-2 L9		1-2 2B 2B	0-0 FC6-4	5	1	1	0	0	2	3											
Chris Turner, R (9, PR)								1-2 FC6-4		0	0	0	0	0	0	0											
J.T. Snow, L (1, 3) OBP: 0.355, SLG: 0.450	3-3 K			1-2 G3-1		2-2 16 3B 1B		4-1 2B BB	1-1 F8	4	2	1	0	1	1	3											
16 Garret Anderson, L (1, 7) OBP: 0.371, SLG: 0.516		2-2 G3		2-0 2B		2-2 1H G1-4-3 3B		2-3 K		4	1	2	1	0	1	2											
Damion Easley, R (1, 4) OBP: 0.328, SLG: 0.313		3-2 F8		1-1 G5-3		0-0 3H FC6		1-3 K		4	0	0	1	0	1	3											
Mark Dalessandro, R (9, 2) OBP: 0.111, SLG: 0.222										0	0	0	0	0	0	0											
Jorge Fabregas, L (1, 2) OBP: 0.328, SLG: 0.424		0-0 1B			0-0 G1-3		3-1 FC6 1B	3-1 1B 2B		3	0	2	0	0	0	0											
Spike Owen, S (8, PH) OBP: 0.305, SLG: 0.354								1-1 2B		1	1	1	2	0	0	0											
Gary Disarcina, R (1, 6) OBP: 0.356, SLG: 0.478		2-2 G6-3			2-2 1B		1-0 FC6	0-0 1B		4	0	2	1	0	0	2											
<b>Inning Stats</b>	R: 0 E: 0 K: 2 S: 15	H: 1 LOB: 2 BB: 0 P: 27	R: 0 E: 0 K: 0 S: 10	H: 1 LOB: 1 BB: 0 P: 17	R: 0 E: 0 K: 1 S: 8	H: 0 LOB: 0 BB: 0 P: 10	R: 0 E: 0 K: 1 S: 9	H: 1 LOB: 1 BB: 0 P: 15	R: 0 E: 0 K: 0 S: 13	H: 2 LOB: 2 BB: 0 P: 20	R: 2 E: 0 K: 0 S: 17	H: 3 LOB: 1 BB: 0 P: 26	R: 0 E: 0 K: 3 S: 10	H: 0 LOB: 0 BB: 0 P: 13	R: 3 E: 0 K: 3 S: 19	H: 3 LOB: 1 BB: 1 P: 33	R: 0 E: 0 K: 1 S: 8	H: 0 LOB: 1 BB: 0 P: 12	1B: 7 2B: 3 3B: 1 HR: 0	SF: 0 SAC: 0 DP: 0 HBP: 2	WP: 0 PB: 0 SB: 0 CS: 0	PA: 41					
<b>PITCHER</b>	IP	WLS	BF	H	R	ER	SO	BB	IBB	HBP	BLK	WP	HR	S	P	ERA	WHIP										
Kevin Appier, R (1, 1) ERA: 2.19	7.0	W	31	9	3	3	8	0	0	0	0	0	0	86	133	3.86	1.286										
Billy Brewer, L (8, 1) ERA: 5.19	1.1		7	2	2	2	4	1	0	0	0	0	0	18	32	13.50	2.250										
Jeff Montgomery, R (9, 1) ERA: 3.8	0.2		3	0	0	0	0	0	0	1	0	0	0	5	8	0.00	0.000										

Kansas City Royals @ California Angels  
Anaheim Stadium, Anaheim, CA  
Mon Jun 19 1995, 10:05 PM EDT  
Att: 14,150 - Unknown - 73 F

AB 38  
R 5  
H 11  
RBI 5  
BB 1  
SO 12  
LOB 17





Batter	1	2	3	4	5	6	7	8	9	AB	R	H	RBI	BB	SO	LOB	TOP		
Vince Coleman, S (1, 7) OBP: 0.381, SLG: 0.449	L7		G6-3			G6-3		G3-1 BB		3	1	0	0	1	0	0	<b>Kansas City Royals @ California Angels</b> Anaheim Stadium, Anaheim, CA Tue Jun 20 1995, 10:05 PM EDT Att: 15,100 - Unknown - 75 F  <b>AB 31</b> <b>R 2</b> <b>H 4</b> <b>RBI 2</b> <b>BB 2</b> <b>SO 1</b> <b>LOB 7</b>		
Edgar Caceres, S (1, 4) OBP: 0.441, SLG: 0.594	G1-3			G4-3		G1-3		G3-1		4	0	0	1	0	0				
Greg Gagne, R (1, 6) OBP: 0.340, SLG: 0.410	K			F8		L9		F7		4	0	0	0	0	1				
Gary Gaetti, R (1, 3) OBP: 0.328, SLG: 0.525		E5		FC5-4		FC5-4		F7		4	0	1	0	0	0				
Phil Hiatt, R (1, 9) OBP: 0.318, SLG: 0.378 Jon Nunnally, L (9, PH) OBP: 0.383, SLG: 0.594	L9			FC5-4				F7		2	1	0	0	1	0	2			
Pat Borders, R (1, 10) OBP: 0.297, SLG: 0.452	F9					G5-3		F8		4	0	1	0	0	0	1			
Les Norman, R (1, 8) OBP: 0.353, SLG: 0.267 Wally Joyner, L (7, PH) OBP: 0.421, SLG: 0.466	FC6-4					G6-3		G4-3		2	0	1	0	0	0	1			
Joe Randa, R (1, 5) OBP: 0.200, SLG: 0.214 Keith Lockhart, L (7, PH) OBP: 0.395, SLG: 0.438 David Howard, S (7, 8) OBP: 0.175, SLG: 0.184				F9		G6-3		G4-3		2	0	0	0	0	0	1			
Brent Mayne, L (1, 2) OBP: 0.282, SLG: 0.311				G3		F9		G3		3	0	0	0	0	0	1			
<b>Inning Stats</b>	R: 0 E: 0 K: 1 S: 7	H: 0 LOB: 0 BB: 0 P: 10	R: 0 E: 1 K: 0 S: 10	H: 0 LOB: 1 BB: 0 P: 12	R: 0 E: 0 K: 0 S: 6	H: 0 LOB: 0 BB: 0 P: 8	R: 0 E: 0 K: 0 S: 10	H: 1 LOB: 1 BB: 0 P: 15	R: 0 E: 0 K: 0 S: 11	H: 0 LOB: 0 BB: 0 P: 13	R: 1 E: 0 K: 0 S: 18	H: 2 LOB: 2 BB: 1 P: 28	R: 1 E: 0 K: 0 S: 17	H: 0 LOB: 0 BB: 1 P: 23	R: 0 E: 0 K: 0 S: 8	H: 0 LOB: 0 BB: 0 P: 14		1B: 4 2B: 0 3B: 0 HR: 0	SF: 0 SAC: 0 DP: 0 HBP: 0
<b>PITCHER</b>	IP WLS BF H R ER SO BB IBB HBP BLK WP HR S P ERA WHIP																		
Brian Anderson, L (1, 1) ERA: 2.25	6.1 W 24 3 1 1 1 1 1 0 0 0 0 1 0 64 89 1.42 0.632																		
Troy Percival, R (7, 1) ERA: 2.51	1.2 6 1 1 1 0 1 0 0 0 0 0 0 25 34 5.40 1.200																		
Lee Smith, R (9, 1) ERA:	1.0 S 3 0 0 0 0 0 0 0 0 0 0 0 8 14 0.00 0.000																		

Batter	1	2	3	4	5	6	7	8	9	AB	R	H	RBI	BB	SO	LOB	BOTTOM		
Tony Phillips, S (1, 10) OBP: 0.412, SLG: 0.460	G1-3						F7			4	0	1	1	0	1	0	<b>Kansas City Royals @ California Angels</b> Anaheim Stadium, Anaheim, CA Tue Jun 20 1995, 10:05 PM EDT Att: 15,100 - Unknown - 75 F  <b>AB 33</b> <b>R 3</b> <b>H 9</b> <b>RBI 2</b> <b>BB 1</b> <b>SO 3</b> <b>LOB 14</b>		
Spike Owen, S (1, 4) OBP: 0.313, SLG: 0.353	1B					F9		FC4-6 BB		3	0	1	0	1	0	2			
Jim Edmonds, L (1, 8) OBP: 0.355, SLG: 0.492	L7							FC4-6		4	2	2	0	0	0	2			
Tim Salmon, R (1, 9) OBP: 0.421, SLG: 0.546	1B							FC6-4		4	0	3	1	0	0	1			
J.T. Snow, L (1, 3) OBP: 0.349, SLG: 0.441	FC6-4							G4-3		4	0	0	0	0	0	4			
16 Garrett Anderson, L (1, 7) OBP: 0.369, SLG: 0.486								K		4	0	1	0	0	1	0			
Carlos Martinez, R (1, 5) OBP: 0.286, SLG: 0.262	E5							G1-3		4	1	0	0	0	0	1			
Jorge Fabregas, L (1, 2) OBP: 0.328, SLG: 0.419	2B							K		3	0	1	0	0	1	1			
Gary Disarcina, R (1, 6) OBP: 0.350, SLG: 0.470	F8							P4		3	0	0	0	0	0	3			
<b>Inning Stats</b>	R: 0 E: 0 K: 0 S: 9	H: 2 LOB: 2 BB: 0 P: 14	R: 1 E: 1 K: 0 S: 10	H: 2 LOB: 0 BB: 0 P: 16	R: 1 E: 0 K: 0 S: 6	H: 2 LOB: 0 BB: 0 P: 14	R: 0 E: 0 K: 0 S: 5	H: 0 LOB: 0 BB: 0 P: 8	R: 1 E: 0 K: 1 S: 13	H: 2 LOB: 1 BB: 0 P: 23	R: 0 E: 0 K: 1 S: 10	H: 1 LOB: 1 BB: 0 P: 17	R: 0 E: 0 K: 0 S: 7	H: 0 LOB: 0 BB: 1 P: 13	R: 0 E: 0 K: 1 S: 7	H: 0 LOB: 0 BB: 0 P: 8		1B: 7 2B: 2 3B: 0 HR: 0	SF: 0 SAC: 0 DP: 1 HBP: 0
<b>PITCHER</b>	IP WLS BF H R ER SO BB IBB HBP BLK WP HR S P ERA WHIP																		
Mark Gubicza, R (1, 1) ERA: 3.43	6.1 L 29 9 3 2 2 2 1 0 0 0 0 0 0 2 2 2.84 1.579																		
Dennis Rasmussen, L (7, 1) ERA: 11.12	0.1 1 0 0 0 0 0 0 0 0 0 0 0 2 2 0.00 0.000																		
Dilson Torres, R (7, 1) ERA: 4.15	1.1 4 0 0 0 1 0 0 0 0 0 0 0 9 11 0.00 0.000																		



Batter	1	2	3	4	5	6	7	8	9	AB	R	H	RBI	BB	SO	LOB	TOP								
Vince Coleman, S (1, 7) OBP: 0.381, SLG: 0.455	P6			FC5-4 1B	K			2B 2B	G4-3	5	1	2	0	0	1	1									
Tom Goodwin, L (1, 8) OBP: 0.343, SLG: 0.325	B1-3			FC5-4 HR		F7		2B 2H		4	1	1	1	1	0	0									
Wally Joyner, L (1, 3) OBP: 0.418, SLG: 0.458	G3-1			HR BB		F8		F7		3	1	0	0	1	0	1									
Gary Gaetti, R (1, 5) OBP: 0.332, SLG: 0.538		F7		HR		G5-3				3	1	1	3	1	0	0									
Jeff Grotewold, L (1, 10) OBP: 0.452, SLG: 0.440	G1-3			F8			G6-3 SH5-4 BB	K		2	0	0	0	1	0	0									
Greg Gagne, R (8, PH) OBP: 0.339, SLG: 0.407										1	0	0	0	0	1	2									
Jon Nunnally, L (1, 9) OBP: 0.390, SLG: 0.654	P6			HR			SH5-4			3	2	2	2	0	0	0									
Edgar Caceres, S (1, 6) OBP: 0.395, SLG: 0.528			K	G6-3			G6-3		G1-3	4	0	0	0	0	1	1									
Keith Lockhart, L (1, 4) OBP: 0.405, SLG: 0.472			G6-3				K			4	0	2	0	0	1	1									
David Howard, S (9, 6) OBP: 0.175, SLG: 0.184					G5-4-3 1B			G4-3 2B		0	0	0	0	0	0	0									
Brent Mayne, L (1, 2) OBP: 0.274, SLG: 0.302		F8			G5-4-3			G6-3	G4-3	4	0	0	0	0	0	2									
<b>Inning Stats</b>	R: 0 E: 0 K: 0 S: 9	H: 0 LOB: 0 BB: 0 P: 14	R: 0 E: 0 K: 0 S: 9	H: 0 LOB: 0 BB: 0 P: 12	R: 0 E: 0 K: 1 S: 9	H: 0 LOB: 0 BB: 0 P: 12	R: 4 E: 0 K: 0 S: 12	H: 3 LOB: 0 BB: 1 P: 23	R: 0 E: 0 K: 1 S: 6	H: 1 LOB: 0 BB: 0 P: 8	R: 0 E: 0 K: 0 S: 7	H: 0 LOB: 1 BB: 0 P: 12	R: 0 E: 0 K: 1 S: 9	H: 0 LOB: 1 BB: 1 P: 15	R: 1 E: 0 K: 1 S: 11	H: 2 LOB: 2 BB: 0 P: 23	R: 1 E: 0 K: 0 S: 7	H: 2 LOB: 1 BB: 0 P: 12	1B: 2 2B: 3 3B: 0 HR: 3	SF: 0 SAC: 1 DP: 1 HBP: 0	WP: 0 PB: 0 SB: 1 CS: 1	PA: 37			
<b>PITCHER</b>	IP	WLS	BF	H	R	ER	SO	BB	IBB	HBP	BLK	WP	HR	S	P	ERA	WHIP								
Mike Bielecki, R (1, 1) ERA: 4.62	6.0	L	23	4	4	4	2	2	0	0	0	0	2	53	86	6.00	1.000								
Bob Patterson, L (7, 1) ERA: 2.49	1.2		8	2	1	1	1	0	1	0	0	0	0	16	28	5.40	1.200								
Mike James, R (8, 1) ERA: 4.5	1.1		6	2	1	1	1	0	0	0	0	0	1	10	17	6.75	1.500								

**Kansas City Royals @ California Angels**  
 Anaheim Stadium, Anaheim, CA  
 Wed Jun 21 1995, 10:05 PM EDT  
 Att: 15,553 - Unknown - 72 F

AB 33  
 R 6  
 H 8  
 RBI 6  
 BB 3  
 SO 4  
 LOB 9



Batter	1	2	3	4	5	6	7	8	9	AB	R	H	RBI	BB	SO	LOB	BOTTOM								
Tony Phillips, S (1, 7) OBP: 0.409, SLG: 0.456	G3-1			1B	K					4	0	1	0	0	2	0									
Spike Owen, S (1, 5) OBP: 0.302, SLG: 0.340	K		L6		P3			E3		4	0	0	0	0	1	1									
Jim Edmonds, L (1, 8) OBP: 0.358, SLG: 0.490				1B 1B		G1-3		K		3	1	1	0	1	1	1									
Tim Salmon, R (1, 10) OBP: 0.418, SLG: 0.537	F7			P4		HR		G6-3		3	1	0	0	1	0	3									
J.T. Snow, L (1, 3) OBP: 0.352, SLG: 0.457		F8		1B 1B		HR		K		4	1	2	2	0	1	1									
16 Garret Anderson, L (1, 9) OBP: 0.326, SLG: 0.436		L3		K		G4-3			F9	4	0	0	0	0	1	2									
Rex Hudler, R (1, 4) ERA: 4.48		F8		1B		G4-3			G4-6-3	3	0	1	1	0	0	0									
Greg Myers, L (9, PH) OBP: 0.329, SLG: 0.471					1B					1	0	0	0	0	0	0									
Jorge Fabregas, L (1, 2) OBP: 0.309, SLG: 0.394			G5-3		F7				G3-1	4	0	0	0	0	1	2									
Gary Disarcina, R (1, 6) OBP: 0.345, SLG: 0.462		G2-3			G6-3		G4-3			3	0	0	0	0	0	0									
<b>Inning Stats</b>	R: 0 E: 0 K: 1 S: 5	H: 0 LOB: 1 BB: 1 P: 12	R: 0 E: 0 K: 0 S: 5	H: 0 LOB: 0 BB: 0 P: 11	R: 0 E: 0 K: 0 S: 8	H: 1 LOB: 1 BB: 0 P: 12	R: 1 E: 0 K: 1 S: 14	H: 3 LOB: 2 BB: 0 P: 20	R: 0 E: 0 K: 1 S: 8	H: 0 LOB: 0 BB: 0 P: 14	R: 2 E: 0 K: 0 S: 16	H: 1 LOB: 0 BB: 1 P: 24	R: 0 E: 0 K: 2 S: 8	H: 0 LOB: 0 BB: 0 P: 13	R: 0 E: 1 K: 2 S: 14	H: 0 LOB: 1 BB: 0 P: 21	R: 0 E: 0 K: 0 S: 3	H: 0 LOB: 0 BB: 0 P: 6	1B: 4 2B: 0 3B: 0 HR: 1	SF: 0 SAC: 0 DP: 0 HBP: 0	WP: 0 PB: 0 SB: 0 CS: 0	PA: 35			
<b>PITCHER</b>	IP	WLS	BF	H	R	ER	SO	BB	IBB	HBP	BLK	WP	HR	S	P	ERA	WHIP								
Tom Gordon, R (1, 1) ERA: 4.48	7.0	W	28	5	3	3	5	2	0	0	0	0	1	64	106	3.86	1.000								
Hipolito Pichardo, R (8, 1) ERA: 4.0	1.0		4	0	0	0	2	0	0	0	0	0	0	14	21	0.00	0.000								
Jeff Montgomery, R (9, 1) ERA: 3.68	1.0	S	3	0	0	0	0	0	0	0	0	0	0	3	6	0.00	0.000								

**Kansas City Royals @ California Angels**  
 Anaheim Stadium, Anaheim, CA  
 Wed Jun 21 1995, 10:05 PM EDT  
 Att: 15,553 - Unknown - 72 F

AB 33  
 R 3  
 H 5  
 RBI 3  
 BB 2  
 SO 7  
 LOB 10





Batter	1	2	3	4	5	6	7	8	9	AB	R	H	RBI	BB	SO	LOB	TOP							
<b>Tony Phillips, S</b> (1, 5) OBP: 0.408, SLG: 0.469 <b>Carlos Martinez, R</b> (7, 5) OBP: 0.280, SLG: 0.256	G4-3	HR		FC5-2 1B BB	SF8		G4-3		G5-3	3	2	1	4	1	0	0								
<b>Jim Edmonds, L</b> (1, 8) OBP: 0.357, SLG: 0.503	HR	K		FC5-2 1B	SF8		F8		1B	5	2	2	3	0	1	3								
<b>Greg Myers, L</b> (1, 10) OBP: 0.341, SLG: 0.467	G6-3			CS BB	1B		G3-1		F8	5	0	2	3	1	0	1								
<b>Tim Salmon, R</b> (1, 9) OBP: 0.416, SLG: 0.526	BB			K	G5-3				L7	4	0	0	0	2	1	3								
<b>J.T. Snow, L</b> (1, 3) OBP: 0.357, SLG: 0.460	F8			BB					2B	3	1	1	0	2	0	3								
<b>16 Garrett Anderson, L</b> (1, 7) OBP: 0.354, SLG: 0.500		G4-3		F7	HR		G3-1 BB		G6-4-3 BB	3	1	1	2	2	0	1								
<b>Damon Easley, R</b> (1, 4) OBP: 0.279, SLG: 0.304		K		P4	BB		G3-1		G6-4-3	4	1	0	0	1	1	3								
<b>Jorge Fabregas, L</b> (1, 2) OBP: 0.342, SLG: 0.420	1B HR BB			1B FC5-2 1B	2B SF8 BB		P5		1B G5-3 2B	3	3	2	0	2	0	1								
<b>Gary Disarcina, R</b> (1, 6) OBP: 0.356, SLG: 0.476	HR 1B			FC5-2 1B 1B	SF8 BB 2B		G4-3		G5-3 1B 1B	5	4	4	1	0	0	1								
<b>Inning Stats</b>	R: 1 E: 0 K: 0 S: 12	H: 1 LOB: 1 BB: 1 P: 23	R: 3 E: 0 K: 2 S: 20	H: 2 LOB: 0 BB: 1 P: 35	R: 0 E: 0 K: 1 S: 6	H: 0 LOB: 1 BB: 2 P: 17	R: 3 E: 0 K: 0 S: 17	H: 3 LOB: 1 BB: 1 P: 30	R: 5 E: 0 K: 0 S: 16	H: 3 LOB: 2 BB: 4 P: 41	R: 0 E: 0 K: 0 S: 15	H: 0 LOB: 0 BB: 0 P: 20	R: 0 E: 0 K: 0 S: 5	H: 0 LOB: 0 BB: 0 P: 9	R: 0 E: 0 K: 0 S: 8	H: 1 LOB: 1 BB: 1 P: 14	R: 2 E: 0 K: 0 S: 15	H: 3 LOB: 1 BB: 0 P: 21	1B: 7 2B: 4 3B: 0 HR: 3	SF: 2 SAC: 0 DP: 2 HBP: 0	WP: 0 PB: 0 SB: 0 CS: 1	PA: 49		
<b>PITCHER</b>	IP	WLS	BF	H	R	ER	SO	BB	IBB	HBP	BLK	WP	HR	S	P	ERA	WHIP							
<b>Tim Belcher, R</b> (1, 1) ERA: 4.22	4.0	L	22	6	7	7	3	5	0	0	0	0	2	55	105	15.75	2.750							
<b>Ron Villone, L</b> (5, 1) ERA: 7.0	0.0		4	1	4	4	0	3	0	0	0	0	1	5	18	∞	∞							
<b>Rafael Carmona, R</b> (5, 1) ERA: 6.61	5.0		23	6	3	3	0	3	0	0	0	0	0	54	87	5.40	1.800							

California Angels @ Seattle Mariners  
The Kingdome, Seattle, WA  
Fri Jun 23 1995, 10:05 PM EDT  
Att: 14,282 - Dome

AB 36  
R 14  
H 13  
RBI 14  
BB 11  
SO 3  
LOB 17



Batter	1	2	3	4	5	6	7	8	9	AB	R	H	RBI	BB	SO	LOB	BOTTOM							
<b>Rich Amaral, R</b> (1, 8) OBP: 0.333, SLG: 0.411 <b>Gary Thurman, R</b> (6, 8) OBP: 0.556, SLG: 0.625	P5			F8	G4-3		P5			3	0	0	0	0	0	1								
<b>Luis Sejo, R</b> (1, 6) OBP: 0.333, SLG: 0.418	P3			G6-3		2B 1B			P4	4	1	1	0	0	0	0								
<b>Edgar Martinez, R</b> (1, 10) OBP: 0.465, SLG: 0.620	1B			G4-3		1B 2B			BB	3	1	2	1	1	0	0								
<b>Jay Buhner, R</b> (1, 9) OBP: 0.326, SLG: 0.549 <b>Alex Diaz, S</b> (7, 8) OBP: 0.288, SLG: 0.316	K			F9		K			F8	3	0	0	0	0	2	2								
<b>Mike Blowers, R</b> (1, 5) OBP: 0.267, SLG: 0.333				HR		K			K	4	1	1	1	0	3	2								
<b>Marc Newfield, R</b> (1, 7) OBP: 0.225, SLG: 0.350	G5-3			K		1B			F7	4	0	1	1	0	1	0								
<b>Tino Martinez, L</b> (1, 3) OBP: 0.378, SLG: 0.564 <b>Doug Strange, S</b> (6, 5) OBP: 0.333, SLG: 0.394	K					1B			G4-3	2	0	1	0	0	1	0								
<b>Dan Wilson, R</b> (1, 2) OBP: 0.336, SLG: 0.379 <b>Chris Widger, R</b> (6, 2)				HR					P4	2	1	1	1	0	0	1								
<b>Felix Fermin, R</b> (1, 4) OBP: 0.219, SLG: 0.217	G6-3								F9	3	0	0	0	0	0	1								
<b>Inning Stats</b>	R: 0 E: 0 K: 1 S: 9	H: 1 LOB: 0 BB: 0 P: 13	R: 0 E: 0 K: 2 S: 11	H: 0 LOB: 0 BB: 0 P: 13	R: 1 E: 0 K: 0 S: 11	H: 1 LOB: 0 BB: 0 P: 15	R: 1 E: 0 K: 1 S: 8	H: 1 LOB: 0 BB: 0 P: 10	R: 0 E: 0 K: 2 S: 10	H: 1 LOB: 1 BB: 0 P: 15	R: 2 E: 0 K: 2 S: 14	H: 3 LOB: 1 BB: 0 P: 23	R: 0 E: 0 K: 0 S: 6	H: 0 LOB: 0 BB: 0 P: 9	R: 0 E: 0 K: 1 S: 12	H: 0 LOB: 1 BB: 1 P: 21	R: 0 E: 0 K: 0 S: 5	H: 0 LOB: 0 BB: 0 P: 6	1B: 4 2B: 1 3B: 0 HR: 2	SF: 0 SAC: 0 DP: 0 HBP: 0	WP: 0 PB: 0 SB: 0 CS: 0	PA: 35		
<b>PITCHER</b>	IP	WLS	BF	H	R	ER	SO	BB	IBB	HBP	BLK	WP	HR	S	P	ERA	WHIP							
<b>Mark Langston, L</b> (1, 1) ERA: 4.7	7.0	W	28	7	4	4	6	0	0	0	0	0	2	69	98	5.14	1.000							
<b>Mike Butcher, R</b> (8, 1) ERA: 7.32	1.0		4	0	0	0	1	1	0	0	0	0	0	12	21	0.00	1.000							
<b>Russ Springer, R</b> (9, 1) ERA: 8.37	1.0		3	0	0	0	0	0	0	0	0	0	0	5	6	0.00	0.000							

California Angels @ Seattle Mariners  
The Kingdome, Seattle, WA  
Fri Jun 23 1995, 10:05 PM EDT  
Att: 14,282 - Dome

AB 34  
R 4  
H 7  
RBI 4  
BB 1  
SO 7  
LOB 9





Batter	1	2	3	4	5	6	7	8	9	AB	R	H	RBI	BB	SO	LOB	TOP					
<b>Tony Phillips, S</b> OBP: 0.415, SLG: 0.472 (1, 7)	4-1 BB		0-1 1-3 1B		0-2 1-2 2B 1B		2-2 G5-3			3	1	2	0	1	0	0						
<b>Spike Owen, S</b> OBP: 0.300, SLG: 0.330 (1, 5)	0-3 K		2-3 K		4-0 2B 1-2 2-3 BB		2-0 L1			3	0	0	0	1	2	3						
<b>Rex Hudler, R</b> OBP: 0.290, SLG: 0.448 (1, 8)	0-3 K		1-3 K		0-1 1-3 2-H 2-H 3-H 1-0 2B			1-3 K2-3		4	0	1	2	0	3	3						
<b>Tim Salmon, R</b> OBP: 0.409, SLG: 0.515 (1, 9)	3-3 K		3-2 G6-3					1-3 K		4	0	0	0	0	2	5						
<b>J.T. Snow, L</b> OBP: 0.355, SLG: 0.461 (1, 3)				1-3 K				2-1 P4		4	0	1	0	0	2	2						
<b>Carlos Martinez, R</b> OBP: 0.259, SLG: 0.234 (1, 10)		1-0 G6-3		2-2 G1-3				0-0 P3	2-3 K	4	0	0	0	0	1	1						
<b>Damon Easley, R</b> OBP: 0.272, SLG: 0.296 (1, 4)		2-1 G6-3		2-1 F9				0-0 G6-3	0-3 K	4	0	0	0	0	1	1						
<b>Chris Turner, R</b> (1, 2)									0-3 K	3	0	0	0	0	3	1						
<b>Mark Dalesandro, R</b> OBP: 0.100, SLG: 0.200 (9, PH)									0-3 K	1	0	0	0	0	1	0						
<b>Gary Disarcina, R</b> OBP: 0.361, SLG: 0.477 (1, 6)					0-0 1B 1B			4-1 BB 1B 2B BB		2	1	1	0	1	0	0						
<b>Inning Stats</b>	R: 0 E: 0 K: 3 S: 13	H: 0 LOB: 1 BB: 1 P: 20	R: 0 E: 0 K: 1 S: 8	H: 1 LOB: 1 BB: 0 P: 11	R: 0 E: 0 K: 2 S: 12	H: 2 LOB: 2 BB: 0 P: 18	R: 0 E: 0 K: 1 S: 10	H: 0 LOB: 0 BB: 0 P: 15	R: 2 E: 0 K: 2 S: 13	H: 2 LOB: 2 BB: 2 P: 25	R: 0 E: 0 K: 1 S: 5	H: 0 LOB: 0 BB: 0 P: 7	R: 0 E: 0 K: 0 S: 5	H: 0 LOB: 0 BB: 0 P: 9	R: 0 E: 0 K: 2 S: 9	H: 0 LOB: 0 BB: 0 P: 13	R: 0 E: 0 K: 3 S: 14	H: 0 LOB: 0 BB: 0 P: 16	1B: 3 2B: 2 3B: 0 HR: 0	SF: 0 SAC: 0 DP: 0 HBP: 0	WP: 0 PB: 0 SB: 0 CS: 0	PA: 35
<b>PITCHER</b> <b>Randy Johnson, L</b> ERA: 2.76 (1, 1)	IP: 9.0 WLS: W BF: 35 H: 5 R: 2 ER: 2 SO: 15 BB: 3 IBB: 0 HBP: 0 BLK: 0 WP: 0 HR: 0 S: 89 P: 134 ERA: 2.00 WHIP: 0.889															<b>PITCHER</b> IP: WLS: BF: H: R: ER: SO: BB: IBB: HBP: BLK: WP: HR: S: P: ERA: WHIP:						

California Angels @ Seattle Mariners  
The Kingdome, Seattle, WA  
Sat Jun 24 1995, 10:05 PM EDT  
Att: 31,275 - Dome

AB 32  
R 2  
H 5  
RBI 2  
BB 3  
SO 15  
LOB 16



Batter	1	2	3	4	5	6	7	8	9	AB	R	H	RBI	BB	SO	LOB	BOTTOM			
<b>Rich Amaral, R</b> OBP: 0.340, SLG: 0.424 (1, 8) (7, 7)	0-0 G3		0-2 G1-6-3 1B			2-1 HR 2B	0-1 G6-4-3			4	1	2	0	0	0	1				
<b>Luis Sejo, R</b> OBP: 0.330, SLG: 0.404 (1, 6)	3-2 L7		2-2 G1-6-3 1-2			4-1 HR BB		1-1 G3		3	1	0	0	1	0	1				
<b>Edgar Martinez, R</b> OBP: 0.465, SLG: 0.639 (1, 10)	2-1 2B			3-2 L6		3-2 HR		3-2 G5-3		4	1	2	3	0	0	0				
<b>Jay Buhner, R</b> OBP: 0.324, SLG: 0.547 (1, 9)	2-2 G6-3			1-1 F8		3-2 F9		0-1 2B		4	0	1	0	0	0	1				
<b>Mike Blowers, R</b> OBP: 0.273, SLG: 0.345 (1, 5)		3-2 2B		2-3 K		2-2 FC4-6 1B		2-1 G6-3		4	0	2	0	0	1	1				
<b>Tino Martinez, L</b> OBP: 0.373, SLG: 0.554 (1, 3)		0-3 K			1-3 K	1-1 FC4-6 FC5-4 1-2			3	0	0	0	0	0	2	2				
<b>Marc Newfield, R</b> OBP: 0.233, SLG: 0.341 <b>Alex Diaz, S</b> OBP: 0.288, SLG: 0.316 (7, 8)		3-3 K		4-2 BB		1-1 FC5-4 1-2			2	0	0	0	0	1	1	2				
<b>Dan Wilson, R</b> OBP: 0.329, SLG: 0.370 (1, 2)		1-1 G6-3		1-0 L9			1-3 K		3	0	0	0	0	1	2					
<b>Felix Fermin, R</b> OBP: 0.222, SLG: 0.213 <b>Joey Cora, S</b> OBP: 0.350, SLG: 0.368 (7, PR) (8, 4)			0-0 G2-3		1-3 F9		1-2 G6-4-3 HBP		2	0	0	0	0	0	0	1				
<b>Inning Stats</b>	R: 0 E: 0 K: 0 S: 11	H: 1 LOB: 1 BB: 0 P: 18	R: 0 E: 0 K: 2 S: 13	H: 1 LOB: 1 BB: 0 P: 20	R: 0 E: 0 K: 0 S: 7	H: 1 LOB: 0 BB: 0 P: 9	R: 0 E: 0 K: 1 S: 8	H: 0 LOB: 0 BB: 0 P: 14	R: 0 E: 0 K: 1 S: 8	H: 0 LOB: 1 BB: 1 P: 16	R: 3 E: 0 K: 0 S: 18	H: 3 LOB: 1 BB: 1 P: 34	R: 0 E: 0 K: 1 S: 7	H: 0 LOB: 1 BB: 0 P: 9	R: 0 E: 0 K: 0 S: 10	H: 1 LOB: 1 BB: 0 P: 16	1B: 2 2B: 4 3B: 0 HR: 1	SF: 0 SAC: 0 DP: 2 HBP: 1	WP: 0 PB: 0 SB: 0 CS: 0	PA: 32
<b>PITCHER</b> <b>Chuck Finley, L</b> ERA: 2.9 (1, 1)	IP: 8.0 WLS: L BF: 32 H: 7 R: 3 ER: 3 SO: 5 BB: 2 IBB: 0 HBP: 1 BLK: 0 WP: 0 HR: 1 S: 82 P: 136 ERA: 3.38 WHIP: 1.125															<b>PITCHER</b> IP: WLS: BF: H: R: ER: SO: BB: IBB: HBP: BLK: WP: HR: S: P: ERA: WHIP:				

California Angels @ Seattle Mariners  
The Kingdome, Seattle, WA  
Sat Jun 24 1995, 10:05 PM EDT  
Att: 31,275 - Dome

AB 29  
R 3  
H 7  
RBI 3  
BB 2  
SO 5  
LOB 11





Batter	1	2	3	4	5	6	7	8	9	AB	R	H	RBI	BB	SO	LOB	TOP				
<b>Tony Phillips, S</b> OBP: 0.418, SLG: 0.468 (1, 5)	G4-3		1B	1B		CS		K		2	1	0	0	3	1	1					
<b>Jim Edmonds, L</b> OBP: 0.356, SLG: 0.500 (1, 8)	G1-5-3		1B	1B		F7		K		5	1	2	0	0	1	2					
<b>Greg Myers, L</b> OBP: 0.356, SLG: 0.481 (1, 10)	1B		1B	1B	SF8	G1-3		BB	1B	4	1	3	2	0	0	1					
<b>Tim Salmon, R</b> OBP: 0.413, SLG: 0.510 (1, 9)		1B	G5-3	L6				BB	BB	2	1	0	1	3	0	3					
<b>J.T. Snow, L</b> OBP: 0.361, SLG: 0.462 (1, 3)					F7			BB	BB	4	0	2	2	1	0	1					
<b>16 Garrett Anderson, L</b> OBP: 0.356, SLG: 0.500 (1, 7)	FC5-2		1B	1B	F7			BB	BB	4	0	1	0	1	1	5					
<b>Damion Easley, R</b> OBP: 0.276, SLG: 0.301 (1, 4)			G3-1		1B					4	0	2	1	0	1	4					
<b>Jorge Fabregas, L</b> OBP: 0.321, SLG: 0.392 (1, 2)	G4-3			K	K					5	1	0	0	0	3	5					
<b>Gary Disarcina, R</b> OBP: 0.363, SLG: 0.492 (1, 6)			F8	SH1-3		HR		BB	G3-6	4	2	2	1	0	0	1					
<b>Inning Stats</b>	R: 0 E: 0 K: 0 S: 5	H: 1 LOB: 1 BB: 0 P: 8	R: 0 E: 0 K: 1 S: 10	H: 1 LOB: 2 BB: 1 P: 16	R: 3 E: 0 K: 0 S: 19	H: 4 LOB: 2 BB: 1 P: 31	R: 1 E: 0 K: 1 S: 10	H: 1 LOB: 2 BB: 1 P: 20	R: 0 E: 0 K: 1 S: 6	H: 1 LOB: 1 BB: 0 P: 10	R: 1 E: 0 K: 0 S: 12	H: 0 LOB: 1 BB: 2 P: 21	R: 1 E: 0 K: 3 S: 16	H: 2 LOB: 2 BB: 2 P: 30	R: 0 E: 0 K: 1 S: 6	H: 1 LOB: 0 BB: 0 P: 11	1B: 10 2B: 1 3B: 0 HR: 1	SF: 2 SAC: 1 DP: 1 HBP: 0	WP: 2 PB: 0 SB: 1 CS: 1	PA: 45	
<b>PITCHER</b>	IP	WLS	BF	H	R	ER	SO	BB	IBB	HBP	BLK	WP	HR	S	P	ERA	WHIP				
<b>Chris Bosio, R</b> ERA: 4.65 (1, 1)	3.0	L	16	6	3	3	1	2	0	0	0	0	0	34	55	9.00	2.667				
<b>Dave Fleming, L</b> ERA: 7.29 (4, 1)	3.1		17	3	3	3	2	3	1	0	0	2	1	31	63	8.10	1.800				
<b>Bob Wells, R</b> ERA: 8.42 (7, 1)	0.2		3	1	1	1	0	0	0	0	0	0	0	7	12	13.50	1.500				
<b>Bill Risley, R</b> ERA: 1.52 (8, 1)	1.0		6	1	0	0	3	2	0	0	0	0	0	14	27	0.00	3.000				
<b>Jeff Nielson, R</b> ERA: 1.14 (9, 1)	1.0		3	1	0	0	1	0	0	0	0	0	0	6	11	0.00	1.000				

California Angels @ Seattle Mariners  
The Kingdome, Seattle, WA  
Sun Jun 25 1995, 6:33 AM EDT  
Att: 14,325 - Dome

AB 34  
R 7  
H 12  
RBI 7  
BB 8  
SO 7  
LOB 23




Batter	1	2	3	4	5	6	7	8	9	AB	R	H	RBI	BB	SO	LOB	BOTTOM					
<b>Alex Diaz, S</b> OBP: 0.277, SLG: 0.306 (1, 8)	G4-3	SF7		K		G3		G1-3		4	0	0	1	0	1	3						
<b>Joey Cora, S</b> OBP: 0.339, SLG: 0.357 (1, 4)	F7	F8			F8		F8	G4-3		5	0	0	0	0	0	2						
<b>Edgar Martinez, R</b> OBP: 0.477, SLG: 0.660 (1, 10)	1B		FC5-4		G4-3	2B	2B	2B	2B	3	2	3	0	2	0	0						
<b>Jay Buhner, R</b> OBP: 0.327, SLG: 0.549 (1, 9)	1B		FC5-4		G4-3		1B	2B	P4	5	1	2	1	0	0	3						
<b>Tino Martinez, L</b> OBP: 0.373, SLG: 0.553 (1, 3)	G3		P5		2B		K		BB	4	0	1	1	1	1	4						
<b>Chris Widger, R</b> (9, PR)										0	0	0	0	0	0	0						
<b>Doug Strange, S</b> OBP: 0.337, SLG: 0.395 (1, 5)		1B	G2-3		F7		F7	P5		5	1	2	1	0	0	4						
<b>Luis Sojo, R</b> OBP: 0.314, SLG: 0.384 (1, 6)	F9			P4		K	F9	G5-3		5	0	0	0	0	1	4						
<b>Dan Wilson, R</b> OBP: 0.340, SLG: 0.382 (1, 2)		2B	SF7	1B				K		4	1	3	0	0	1	0						
<b>Gary Thurman, R</b> OBP: 0.538, SLG: 0.636 (1, 7)		2B		F7		FC5-4		G1-3	BB	3	0	1	1	1	0	2						
<b>Inning Stats</b>	R: 0 E: 0 K: 0 S: 12	H: 1 LOB: 2 BB: 1 P: 24	R: 2 E: 0 K: 0 S: 15	H: 3 LOB: 0 BB: 0 P: 23	R: 0 E: 0 K: 0 S: 9	H: 0 LOB: 1 BB: 1 P: 16	R: 0 E: 0 K: 1 S: 12	H: 1 LOB: 0 BB: 0 P: 19	R: 1 E: 0 K: 0 S: 8	H: 2 LOB: 1 BB: 0 P: 13	R: 0 E: 0 K: 1 S: 15	H: 1 LOB: 1 BB: 0 P: 20	R: 2 E: 0 K: 1 S: 19	H: 3 LOB: 1 BB: 0 P: 29	R: 0 E: 0 K: 1 S: 14	H: 0 LOB: 1 BB: 1 P: 20	R: 0 E: 0 K: 0 S: 8	H: 1 LOB: 2 BB: 1 P: 13	1B: 6 2B: 6 3B: 0 HR: 0	SF: 1 SAC: 0 DP: 0 HBP: 0	WP: 0 PB: 0 SB: 1 CS: 0	PA: 43
<b>PITCHER</b>	IP	WLS	BF	H	R	ER	SO	BB	IBB	HBP	BLK	WP	HR	S	P	ERA	WHIP					
<b>Shawn Boskie, R</b> ERA: 4.46 (1, 1)	6.1	W	31	10	5	5	2	2	0	0	0	0	0	80	129	7.11	1.895					
<b>Bob Patterson, L</b> ERA: 2.45 (7, 1)	0.1		2	1	0	0	1	0	0	0	0	0	0	7	10	0.00	3.000					
<b>Troy Percival, R</b> ERA: 2.67 (7, 1)	1.1		5	0	0	0	1	1	0	0	0	0	0	17	25	0.00	0.750					
<b>Lee Smith, R</b> ERA: (9, 1)	1.0	S	5	1	0	0	0	1	0	0	0	0	0	8	13	0.00	2.000					


California Angels @ Seattle Mariners  
The Kingdome, Seattle, WA  
Sun Jun 25 1995, 6:33 AM EDT  
Att: 14,325 - Dome

AB 38  
R 5  
H 12  
RBI 5  
BB 4  
SO 4  
LOB 22





Batter	1	2	3	4	5	6	7	8	9	AB R H RBI BB SO LOB	TOP											
<b>Tony Phillips, S</b> OBP: 0.418, SLG: 0.478 (1, 5)	1-1 HR	0-2 G4-6-3			2-1 G3		4-0 BB		3-3 K	4 1 1 2 1 1 3	<b>California Angels @ Seattle Mariners</b> The Kingdome, Seattle, WA Mon Jun 26 1995, 10:05 PM EDT Att: 18,126 - Dome - 68 F  <b>AB 34</b> <b>R 3</b> <b>H 8</b> <b>RBI 3</b> <b>BB 3</b> <b>SO 8</b> <b>LOB 16</b> 											
<b>Jim Edmonds, L</b> OBP: 0.397, SLG: 0.495 (1, 8)	3-1 BB 1B		3-2 F8		3-2 G4-3		1-3 K			4 0 1 0 0 1 3												
<b>Greg Myers, L</b> OBP: 0.340, SLG: 0.458 (1, 10)	2-0 F7		2-0 L9		1-0 G3-1			2-2 F8		4 0 0 0 0 0 1												
<b>Tim Salmon, R</b> OBP: 0.410, SLG: 0.502 (1, 9)	4-2 BB 1-2		3-1 P3		1-3 K			0-0 G6-3		3 0 0 0 1 1 0												
<b>J.T. Snow, L</b> OBP: 0.394, SLG: 0.453 (1, 3)	3-1 F7			1-1 G4-3		2-0 G4-3		1-3 K		4 0 0 0 0 1 2												
<b>16 Garret Anderson, L</b> OBP: 0.391, SLG: 0.500 (1, 7)	2-3 K			0-1 G3			2-3 K		0-1 G4-3 1B 2B	4 1 1 0 0 2 2												
<b>Damion Easley, R</b> OBP: 0.281, SLG: 0.306 (1, 4)		1-2 BB 1B		0-3 K		3-2 1B 1B		0-0 L9		4 0 2 0 0 1 1												
<b>Jorge Fabregas, L</b> OBP: 0.317, SLG: 0.397 (1, 2)		3-2 F8		0-1 G3-1 G3 2B		2-3 K		1-0 G4-3		4 1 1 0 0 1 3												
<b>Gary Disarcina, R</b> OBP: 0.370, SLG: 0.495 (1, 6)		4-1 BB 1-2		0-0 G3-1		0-0 BB 1B		0-1 BB 1B		3 0 2 1 1 0 1												
<b>Inning Stats</b>	R: 1 E: 0 K: 1 S: 12	H: 2 LOB: 2 BB: 1 P: 27	R: 0 E: 0 K: 0 S: 10	H: 1 LOB: 1 BB: 1 P: 18	R: 0 E: 0 K: 0 S: 6	H: 0 LOB: 0 BB: 0 P: 14	R: 0 E: 0 K: 1 S: 7	H: 0 LOB: 0 BB: 0 P: 8	R: 1 E: 0 K: 0 S: 8	H: 1 LOB: 0 BB: 0 P: 13	R: 0 E: 0 K: 1 S: 6	H: 0 LOB: 0 BB: 0 P: 10	R: 0 E: 0 K: 3 S: 14	H: 2 LOB: 3 BB: 1 P: 26	R: 0 E: 0 K: 1 S: 8	H: 0 LOB: 0 BB: 0 P: 11	R: 1 E: 0 K: 1 S: 11	H: 2 LOB: 1 BB: 0 P: 15	1B: 5 2B: 2 3B: 0 HR: 1	SF: 0 SAC: 0 DP: 1 HBP: 0	WP: 0 PB: 0 SB: 0 CS: 0	PA: 37
<b>PITCHER</b>	IP WLS BF H R ER SO BB IBB HBP BLK WP HR S P ERA WHIP											<b>PITCHER</b>	IP WLS BF H R ER SO BB IBB HBP BLK WP HR S P ERA WHIP									
<b>Salomon Torres, R</b> ERA: 4.85 (1, 1)	6.2 W 27 6 2 2 5 2 0 0 0 0 1 60 108 2.70 1.200																					
<b>Bill Riskey, R</b> ERA: 1.44 (7, 1)	1.1 5 0 0 0 2 1 0 0 0 0 0 11 19 0.00 0.750																					
<b>Bobby Ayala, R</b> ERA: 3.18 (9, 1)	1.0 5 2 1 1 1 0 0 0 0 0 0 11 15 9.00 2.000																					

Batter	1	2	3	4	5	6	7	8	9	AB R H RBI BB SO LOB	BOTTOM									
<b>Rich Amaral, R</b> OBP: 0.333, SLG: 0.408 (1, 8)	0-1 L7	2-1 G5-3		1-0 P5		2-1 P3		4-2 1B BB		4 0 0 0 1 0 1	<b>California Angels @ Seattle Mariners</b> The Kingdome, Seattle, WA Mon Jun 26 1995, 10:05 PM EDT Att: 18,126 - Dome - 68 F  <b>AB 34</b> <b>R 7</b> <b>H 10</b> <b>RBI 7</b> <b>BB 5</b> <b>SO 4</b> <b>LOB 15</b> 									
<b>Gary Thurman, R</b> OBP: 0.471, SLG: 0.600 (1, 7)	0-1 S 1B 2B	0-0 F8		2-2 P3		1-3 K		0-1 1B 1B		4 1 1 0 0 1 1 1 0 1 0 0 0 0										
<b>Edgar Martinez, R</b> OBP: 0.483, SLG: 0.675 (1, 10)	1-1 1B 2H 1B		4-0 1B HR BB		0-0 HR		4-1 BB BB	1-2 F9		3 2 2 2 2 0 2										
<b>Jay Buhner, R</b> OBP: 0.325, SLG: 0.541 (1, 9)	2-2 1B 1-2		0-0 F7		1-1 F9		3-2 P4			4 0 1 0 0 0 2										
<b>Mike Blowers, R</b> OBP: 0.278, SLG: 0.345 (1, 5)	1-3 K		1-2 HR 1B		4-2 2B G6-3 BB		1-0 P4			3 2 1 0 1 1 3										
<b>Tino Martinez, L</b> OBP: 0.380, SLG: 0.576 (1, 3)	2-2 P5		0-1 HR		0-2 2B		4-2 BB 1-2			3 1 2 3 1 0 2										
<b>Luis Sojo, R</b> OBP: 0.312, SLG: 0.408 (1, 6)		2-0 HR		1-1 F8		1-1 G6-3		0-0 F9		4 1 1 2 0 0 3										
<b>Dan Wilson, R</b> OBP: 0.331, SLG: 0.370 (1, 2)		2-1 F8		1-1 F7		3-H K		1-0 G5-3		4 0 0 0 0 1 1										
<b>Joey Cora, S</b> OBP: 0.337, SLG: 0.354 (1, 4)		0-1 G5-3 1B		2-3 K		3-2 G4-3		2-2 G6-3		4 0 1 0 0 1 0										
<b>Inning Stats</b>	R: 1 E: 0 K: 1 S: 16	H: 3 LOB: 2 BB: 0 P: 22	R: 1 E: 0 K: 0 S: 9	H: 2 LOB: 1 BB: 0 P: 14	R: 3 E: 0 K: 0 S: 10	H: 2 LOB: 0 BB: 1 P: 19	R: 0 E: 0 K: 1 S: 7	H: 0 LOB: 0 BB: 0 P: 12	R: 2 E: 0 K: 1 S: 15	H: 2 LOB: 1 BB: 1 P: 22	R: 0 E: 0 K: 1 S: 8	H: 0 LOB: 0 BB: 0 P: 14	R: 0 E: 0 K: 0 S: 12	H: 0 LOB: 2 BB: 2 P: 24	R: 0 E: 0 K: 0 S: 13	H: 1 LOB: 2 BB: 1 P: 21	1B: 5 2B: 2 3B: 0 HR: 3	SF: 0 SAC: 0 DP: 0 HBP: 0	WP: 0 PB: 0 SB: 1 CS: 0	PA: 39
<b>PITCHER</b>	IP WLS BF H R ER SO BB IBB HBP BLK WP HR S P ERA WHIP											<b>PITCHER</b>	IP WLS BF H R ER SO BB IBB HBP BLK WP HR S P ERA WHIP							
<b>Brian Anderson, L</b> ERA: 4.87 (1, 1)	4.1 L 23 8 7 7 2 2 0 0 0 0 0 3 49 79 14.54 2.308																			
<b>Russ Springer, R</b> ERA: 7.52 (5, 1)	2.2 11 1 0 0 2 2 0 0 0 0 0 28 48 0.00 1.125																			
<b>Mike James, R</b> ERA: 4.26 (8, 1)	1.0 5 1 0 0 0 1 0 0 0 0 0 13 21 0.00 2.000																			



Batter	1	2	3	4	5	6	7	8	9	AB	R	H	RBI	BB	SO	LOB	TOP			
<b>Tony Phillips, S</b> OBP: 0.414, SLG: 0.471 (1, 5)	G4-3	K		G6-3			G6-3 1B		P3	5	0	1	0	0	1	2				
<b>Jim Edmonds, L</b> OBP: 0.397, SLG: 0.493 (1, 8)	1B 2B	1B		G4-3			G6-3 1-2		F8	5	1	2	2	0	0	1				
<b>Greg Myers, L</b> OBP: 0.327, SLG: 0.437 (1, 10)	K	L3			K					4	0	0	0	0	3	2				
<b>Tim Salmon, R</b> OBP: 0.420, SLG: 0.541 (1, 9)	2B 1B			HR			1B		HR	4	3	4	2	0	0	0				
<b>J.T. Snow, L</b> OBP: 0.353, SLG: 0.454 (1, 3)	2B			F9			L8		K	4	0	1	2	0	1	1				
<b>16 Garrett Anderson, L</b> OBP: 0.390, SLG: 0.509 <b>Rex Hudler, R</b> OBP: 0.286, SLG: 0.441 (8, 7)	F7			2B			L8		P5	3	0	1	0	0	0	2				
<b>Damian Easley, R</b> OBP: 0.280, SLG: 0.301 (1, 4)									B1-3	3	0	0	0	1	1	1				
<b>Jorge Fabregas, L</b> OBP: 0.318, SLG: 0.388 <b>Chris Turner, R</b> (8, 2)		1B BB		F7			L3		G5-3	2	1	0	0	1	0	1				
<b>Gary Disarcina, R</b> OBP: 0.368, SLG: 0.490 (1, 6)	1B			G5-3			G6-3		G5-3	4	1	1	0	0	0	0				
<b>Inning Stats</b>	R: 2 E: 0 K: 1 S: 13	H: 3 LOB: 1 BB: 0 P: 19	R: 2 E: 0 K: 2 S: 14	H: 2 LOB: 1 BB: 1 P: 26	R: 1 E: 0 K: 0 S: 13	H: 2 LOB: 0 BB: 0 P: 20	R: 0 E: 0 K: 0 S: 8	H: 0 LOB: 0 BB: 0 P: 10	R: 0 E: 0 K: 1 S: 11	H: 1 LOB: 1 BB: 0 P: 18	R: 0 E: 0 K: 1 S: 6	H: 1 LOB: 0 BB: 0 P: 9	R: 1 E: 0 K: 1 S: 11	H: 1 LOB: 1 BB: 1 P: 18	R: 0 E: 0 K: 0 S: 8	H: 0 LOB: 0 BB: 0 P: 11	1B: 6 2B: 2 3B: 0 HR: 2	SF: 0 SAC: 0 DP: 1 HBP: 0	WP: 1 PB: 0 SB: 0 CS: 0	PA: 38
<b>PITCHER</b>	IP	WLS	BF	H	R	ER	SO	BB	IBB	HBP	BLK	WP	HR	S	P	ERA	WHIP			
<b>Bob Tewksbury, R</b> ERA: 3.7	6.0	W	28	9	5	5	4	1	0	0	0	1	1	69	109	7.50	1.667			
<b>Dennis Cook, L</b> ERA: 6.23	3.0	S	10	1	1	1	2	1	0	0	0	0	1	24	35	3.00	0.667			

California Angels @ Texas Rangers  
The Ballpark at Arlington, Arlington, TX  
Tue Jun 27 1995, 8:05 PM EDT  
Att: 26,246 - Unknown - 74 F

AB 36  
R 6  
H 10  
RBI 6  
BB 2  
SO 6  
LOB 11



Batter	1	2	3	4	5	6	7	8	9	AB	R	H	RBI	BB	SO	LOB	BOTTOM			
<b>Otis Nixon, S</b> OBP: 0.336, SLG: 0.314 (1, 8)	B1-3	K		1B		2B	E7			4	0	2	2	1	1	1				
<b>Mark McLemore, S</b> OBP: 0.397, SLG: 0.400 (9, 7)	P5			G6-3		BB	FC6-2		2B	5	1	2	0	0	0	1				
<b>Will Clark, L</b> OBP: 0.380, SLG: 0.472 (1, 3)	2B			G3		2B	HR		HR	5	1	2	2	0	1	4				
<b>Juan Gonzalez, R</b> OBP: 0.273, SLG: 0.536 (1, 10)	K			2B		L5	F7			5	1	2	0	0	1	3				
<b>29 Rusty Greer, L</b> OBP: 0.373, SLG: 0.427 (9, 9)		HR		F8		G3-1			G1-6-3	3	1	0	0	2	0	2				
<b>Mickey Tettleton, S</b> OBP: 0.362, SLG: 0.442 <b>Esteban Beltrre, R</b> OBP: 0.222, SLG: 0.231 (9, 4)		HR				HR	2B		L5	4	3	2	3	1	0	3				
<b>Ivan Rodriguez, R</b> OBP: 0.343, SLG: 0.470 (1, 2)	1B			L4		G3-1	BB		L7	5	1	3	2	0	0	0				
<b>Mike Pagliarulo, L</b> OBP: 0.295, SLG: 0.327 (1, 5)	L8			G4-3		G3-1			2B	4	2	2	0	0	0	2				
<b>Benji Gil, R</b> OBP: 0.299, SLG: 0.407 (1, 6)	P4			G4-3		K	B5			4	0	0	0	0	1	5				
<b>Inning Stats</b>	R: 0 E: 0 K: 1 S: 8	H: 1 LOB: 1 BB: 0 P: 13	R: 2 E: 0 K: 1 S: 16	H: 2 LOB: 1 BB: 1 P: 29	R: 0 E: 0 K: 0 S: 10	H: 1 LOB: 1 BB: 0 P: 16	R: 2 E: 0 K: 0 S: 10	H: 4 LOB: 2 BB: 0 P: 19	R: 2 E: 0 K: 1 S: 10	H: 2 LOB: 1 BB: 1 P: 21	R: 0 E: 0 K: 1 S: 10	H: 1 LOB: 2 BB: 2 P: 22	R: 4 E: 1 K: 0 S: 9	H: 4 LOB: 0 BB: 0 P: 14	R: 0 E: 0 K: 0 S: 4	H: 0 LOB: 0 BB: 0 P: 6	1B: 6 2B: 6 3B: 0 HR: 3	SF: 0 SAC: 0 DP: 0 HBP: 0	WP: 0 PB: 0 SB: 0 CS: 0	PA: 43
<b>PITCHER</b>	IP	WLS	BF	H	R	ER	SO	BB	IBB	HBP	BLK	WP	HR	S	P	ERA	WHIP			
<b>Mike Bielecki, R</b> ERA: 5.24	4.1	L	24	9	6	6	2	2	0	0	0	0	0	19	36	10.80	3.600			
<b>Mike Butcher, R</b> ERA: 7.59	1.2		11	4	2	2	2	2	0	0	0	0	0	7	11	13.50	1.500			
<b>Mike James, R</b> ERA: 4.87	1.1		6	2	2	2	0	0	0	0	0	0	1	7	11	13.50	1.500			
<b>Bob Patterson, L</b> ERA: 2.39	0.2		2	0	0	0	0	0	0	0	0	0	0	3	5	0.00	0.000			

California Angels @ Texas Rangers  
The Ballpark at Arlington, Arlington, TX  
Tue Jun 27 1995, 8:05 PM EDT  
Att: 26,246 - Unknown - 74 F

AB 39  
R 10  
H 15  
RBI 9  
BB 4  
SO 4  
LOB 21





Batter	1	2	3	4	5	6	7	8	9	AB	R	H	RBI	BB	SO	LOB	TOP					
Tony Phillips, S OBP: 0.406, SLG: 0.460 (1, 7)	L2		P3		E6	P6		F9		5	1	0	0	0	0	1						
Jim Edmonds, L OBP: 0.393, SLG: 0.512 (1, 8)	HR		K		E	L7		IBB		4	2	2	1	1	1	0						
Rex Hudler, R OBP: 0.280, SLG: 0.417 (1, 10)	F9			G5-3	E	F7		L5		4	1	0	0	1	0	2						
Tim Salmon, R OBP: 0.427, SLG: 0.562 (1, 9)	HR			BB	E5			1B		5	3	4	2	0	0	1						
Carlos Martinez, R OBP: 0.271, SLG: 0.250 (1, 3)	F9			BB	1B	L8		F9		5	1	2	2	0	0	2						
Spike Owen, S OBP: 0.296, SLG: 0.319 (1, 5)		F7		1B	FC4-6	F7		G3-6-3		4	0	0	0	1	0	3						
Damion Easley, R OBP: 0.274, SLG: 0.295 (1, 4)		G4-3		SF8	FC5-4	G3				3	0	0	1	0	0	2						
Chris Turner, R OBP: 0.100, SLG: 0.100 (8, PH)		F9		E6				L9		3	0	1	1	0	0	1						
Jorge Fabregas, L OBP: 0.326, SLG: 0.407 (8, 2)				1B				2B		1	0	1	0	0	0	0						
Gary Disarcina, R OBP: 0.362, SLG: 0.481 (1, 6)			F9	G6-3	L9			L9		4	0	0	0	0	0	5						
<b>Inning Stats</b>	R: 2 E: 0 K: 0 S: 6	H: 2 LOB: 0 BB: 0 P: 10	R: 0 E: 0 K: 0 S: 6	H: 0 LOB: 0 BB: 0 P: 9	R: 0 E: 0 K: 1 S: 7	H: 0 LOB: 0 BB: 0 P: 11	R: 2 E: 0 K: 0 S: 15	H: 3 LOB: 2 BB: 1 P: 28	R: 4 E: 3 K: 0 S: 21	H: 2 LOB: 2 BB: 1 P: 35	R: 0 E: 0 K: 0 S: 5	H: 0 LOB: 0 BB: 0 P: 6	R: 0 E: 0 K: 0 S: 8	H: 1 LOB: 1 BB: 0 P: 10	R: 0 E: 0 K: 0 S: 8	H: 1 LOB: 2 BB: 1 P: 15	R: 0 E: 0 K: 0 S: 5	H: 1 LOB: 0 BB: 0 P: 8	1B: 6 2B: 2 3B: 0 HR: 2	SF: 1 SAC: 0 DP: 1 HBP: 0	WP: 0 PB: 0 SB: 0 CS: 0	PA: 42
<b>PITCHER</b>	IP	WLS	BF	H	R	ER	SO	BB	IBB	HBP	BLK	WP	HR	S	P	ERA	WHIP					
Kenny Rogers, L ERA: 2.59 (1, 1)	4.0	23	7	8	5	1	2	2	0	0	0	0	2	49	81	11.25	2.250					
Chris Nchtling, R ERA: 1.0 (5, 1)	4.0	16	2	0	0	0	0	1	0	0	0	0	0	27	43	0.00	0.500					
Roger McDowell, R ERA: 3.62 (9, 1)	1.0	W	3	1	0	0	0	0	0	0	0	0	0	5	8	0.00	1.000					

California Angels @ Texas Rangers  
The Ballpark at Arlington, Arlington, TX  
Wed Jun 28 1995, 8:05 PM EDT  
Att: 38,053 - Unknown

AB 38  
R 8  
H 10  
RBI 7  
BB 3  
SO 1  
LOB 17



Batter	1	2	3	4	5	6	7	8	9	AB	R	H	RBI	BB	SO	LOB	BOTTOM					
Otis Nixon, S OBP: 0.341, SLG: 0.317 (1, 8)	G5-3		G4-3		G1-3				1B	4	1	2	1	1	0	1						
Mark McLemore, S OBP: 0.397, SLG: 0.400 (1, 4)	G5-3		FC4-6			P4	K		BB	5	1	2	0	0	1	3						
Will Clark, L OBP: 0.376, SLG: 0.470 (1, 3)	K		FC4-6		HR	G4-3		L7	1B	5	2	1	2	0	1	2						
Juan Gonzalez, R OBP: 0.269, SLG: 0.551 (1, 10)	L7				HR	G4-3		G5-3	G6-3	5	1	1	2	0	0	2						
Mickey Tettleton, S OBP: 0.363, SLG: 0.435 (1, 9)		K		K			F8	29 WP	1B	3	1	0	0	2	2	0						
Ivan Rodriguez, R OBP: 0.344, SLG: 0.467 (1, 2)	F9			P4			2B	E4	IBB	5	2	2	1	0	0	1						
Luis Ortiz, R OBP: 0.273, SLG: 0.571 (8, PH)	P4				G5-3		G4-3	2B		3	1	1	1	0	0	0						
29 Rusty Greer, L OBP: 0.376, SLG: 0.427 (9, 7)							1B	2B		0	0	0	0	1	0	0						
Jack Voigt, R OBP: 0.243, SLG: 0.281 (8, PH)			G1-3		K					3	0	0	0	0	1	1						
Mike Paganulo, L OBP: 0.295, SLG: 0.327 (8, PH)							G4-3			0	0	0	0	0	0	0						
Esteban Beltre, R OBP: 0.250, SLG: 0.296 (9, 5)					K					1	0	1	2	0	0	0						
Benji Gil, R OBP: 0.303, SLG: 0.406 (1, 6)			K							3	0	1	0	1	2	2						
<b>Inning Stats</b>	R: 0 E: 0 K: 1 S: 13	H: 1 LOB: 1 BB: 0 P: 19	R: 0 E: 0 K: 1 S: 10	H: 0 LOB: 0 BB: 0 P: 15	R: 0 E: 0 K: 1 S: 5	H: 0 LOB: 0 BB: 0 P: 6	R: 2 E: 0 K: 1 S: 10	H: 2 LOB: 0 BB: 0 P: 17	R: 0 E: 0 K: 1 S: 8	H: 1 LOB: 1 BB: 0 P: 12	R: 0 E: 0 K: 0 S: 5	H: 0 LOB: 0 BB: 0 P: 10	R: 2 E: 0 K: 1 S: 11	H: 3 LOB: 2 BB: 1 P: 19	R: 2 E: 1 K: 1 S: 17	H: 1 LOB: 2 BB: 2 P: 28	R: 3 E: 0 K: 0 S: 13	H: 3 LOB: 2 BB: 2 P: 26	1B: 7 2B: 3 3B: 0 HR: 1	SF: 0 SAC: 0 DP: 0 HBP: 0	WP: 1 PB: 1 SB: 0 CS: 0	PA: 42
<b>PITCHER</b>	IP	WLS	BF	H	R	ER	SO	BB	IBB	HBP	BLK	WP	HR	S	P	ERA	WHIP					
Mark Langston, L ERA: 4.72 (1, 1)	7.1	30	7	4	4	4	6	1	0	0	0	0	1	66	103	4.91	1.091					
Troy Percival, R ERA: 2.63 (8, 1)	0.1	4	0	0	0	0	0	2	0	0	0	1	0	8	17	0.00	6.000					
Bob Patterson, L ERA: 2.39 (8, 1)	0.0	1	1	2	0	0	0	0	0	0	0	0	0	2	3	∞	∞					
Lee Smith, R ERA: 1.37 (8, 1)	0.2	L	7	3	3	3	1	1	1	0	0	0	0	16	29	40.50	6.000					

California Angels @ Texas Rangers  
The Ballpark at Arlington, Arlington, TX  
Wed Jun 28 1995, 8:05 PM EDT  
Att: 38,053 - Unknown

AB 37  
R 9  
H 11  
RBI 9  
BB 5  
SO 7  
LOB 12






Batter	1	2	3	4	5	6	7	8	9	AB	R	H	RBI	BB	SO	LOB	TOP					
Tony Phillips, S OBP: 0.410, SLG: 0.466 Carlos Martinez, R OBP: 0.279, SLG: 0.259										4	3	2	2	1	0	2						
Jim Edmonds, L OBP: 0.398, SLG: 0.514 Mark Dalesandro, R OBP: 0.100, SLG: 0.200										7	3	4	3	0	2	3						
Greg Myers, L OBP: 0.324, SLG: 0.419										6	3	1	0	1	1	4						
Tim Salmon, R OBP: 0.432, SLG: 0.570										4	2	2	2	1	0	2						
J.T. Snow, L OBP: 0.352, SLG: 0.460										6	0	2	3	0	1	7						
16 Garrett Anderson, L OBP: 0.399, SLG: 0.500 Rex Hudler, R OBP: 0.273, SLG: 0.405										3	1	1	1	1	0	2						
Spike Owen, S OBP: 0.305, SLG: 0.322										5	2	2	2	1	0	3						
Jorge Fabregas, L OBP: 0.337, SLG: 0.407										5	2	2	1	1	1	1						
Gary Disarcina, R OBP: 0.370, SLG: 0.498										5	3	4	2	0	0	2						
<b>Inning Stats</b>	R: 11 E: 2 K: 0 S: 35	H: 7 LOB: 1 BB: 3 P: 65	R: 0 E: 0 K: 0 S: 7	H: 1 LOB: 1 BB: 0 P: 14	R: 0 E: 0 K: 2 S: 7	H: 0 LOB: 0 BB: 0 P: 9	R: 0 E: 0 K: 1 S: 12	H: 1 LOB: 1 BB: 0 P: 18	R: 3 E: 0 K: 0 S: 20	H: 4 LOB: 2 BB: 1 P: 34	R: 3 E: 0 K: 1 S: 17	H: 4 LOB: 1 BB: 0 P: 21	R: 1 E: 1 K: 0 S: 11	H: 1 LOB: 2 BB: 1 P: 22	R: 0 E: 0 K: 0 S: 8	H: 1 LOB: 1 BB: 0 P: 14	R: 2 E: 0 K: 1 S: 9	H: 2 LOB: 1 BB: 1 P: 16	1B: 16 2B: 3 3B: 2 HR: 0	SF: 1 SAC: 0 DP: 0 HBP: 1	WP: 0 PB: 1 SB: 0 CS: 0	PA: 57
<b>PITCHER</b>	IP WLS BF H R ER SO BB IBB HBP BLK WP HR S P ERA WHIP	IP WLS BF H R ER SO BB IBB HBP BLK WP HR S P ERA WHIP															IP WLS BF H R ER SO BB IBB HBP BLK WP HR S P ERA WHIP					
Roger Pavlik, R ERA: 6.42	0.2	10	5	8	7	0	2	0	1	0	0	0	0	0	0	20	40	94.50	10.500			
Dennis Cook, L ERA: 5.23	3.1	16	4	3	0	3	1	0	0	0	0	0	0	0	41	66	0.00	1.500				
Terry Burrows, L ERA: 5.72	0.2	7	4	3	3	0	1	0	0	0	0	0	0	19	32	40.50	7.500					
Jose Alberro, R ERA: 9.39	4.1	24	8	6	5	2	2	0	0	0	0	0	0	46	75	10.38	2.308					

California Angels @ Texas Rangers  
The Ballpark at Arlington, Arlington, TX  
Thu Jun 29 1995, 8:05 PM EDT  
Att: 38,280 - Unknown

livebaseballscorecards.com

AB 49  
R 20  
H 21  
RBI 18  
BB 6  
SO 5  
LOB 29




Batter	1	2	3	4	5	6	7	8	9	AB	R	H	RBI	BB	SO	LOB	BOTTOM					
Otis Nixon, S OBP: 0.340, SLG: 0.316 Eric Fox, S										4	1	1	0	0	2	0						
Mark McLemore, S OBP: 0.399, SLG: 0.396 Esteban Beltre, R OBP: 0.241, SLG: 0.286										2	0	0	0	2	1	0						
Will Clark, L OBP: 0.360, SLG: 0.478 Mike Pagliarulo, L OBP: 0.299, SLG: 0.323										3	1	2	2	0	1	1						
Juan Gonzalez, R OBP: 0.268, SLG: 0.548										4	0	1	1	0	1	4						
Mickey Tettleton, S OBP: 0.365, SLG: 0.431										2	0	0	0	2	0	1						
Ivan Rodriguez, R OBP: 0.344, SLG: 0.483 Dave Valle, R OBP: 0.310, SLG: 0.255										3	1	1	1	0	0	1						
Luis Ortiz, R OBP: 0.308, SLG: 0.560										4	1	2	0	0	0	1						
Jack Voigt, R OBP: 0.244, SLG: 0.257										3	0	0	0	1	0	2						
Benji Gil, R OBP: 0.297, SLG: 0.398										4	0	0	0	0	3	3						
<b>Inning Stats</b>	R: 1 E: 0 K: 2 S: 11	H: 2 LOB: 1 BB: 0 P: 18	R: 3 E: 0 K: 1 S: 20	H: 4 LOB: 1 BB: 1 P: 27	R: 0 E: 0 K: 1 S: 10	H: 1 LOB: 2 BB: 1 P: 20	R: 0 E: 0 K: 2 S: 10	H: 0 LOB: 1 BB: 1 P: 14	R: 0 E: 0 K: 0 S: 8	H: 0 LOB: 1 BB: 1 P: 17	R: 0 E: 0 K: 2 S: 9	H: 0 LOB: 0 BB: 0 P: 16	R: 0 E: 0 K: 0 S: 4	H: 0 LOB: 1 BB: 1 P: 10	R: 0 E: 0 K: 0 S: 8	H: 0 LOB: 0 BB: 0 P: 9	R: 0 E: 0 K: 0 S: 8	H: 0 LOB: 0 BB: 0 P: 11	1B: 4 2B: 2 3B: 0 HR: 1	SF: 0 SAC: 0 DP: 1 HBP: 1	WP: 0 PB: 0 SB: 0 CS: 0	PA: 39
<b>PITCHER</b>	IP WLS BF H R ER SO BB IBB HBP BLK WP HR S P ERA WHIP	IP WLS BF H R ER SO BB IBB HBP BLK WP HR S P ERA WHIP															IP WLS BF H R ER SO BB IBB HBP BLK WP HR S P ERA WHIP					
Chuck Finley, L ERA: 3.15	5.0	26	7	4	4	0	4	0	0	0	0	0	0	0	59	96	7.20	2.200				
Russ Springer, R ERA: 6.53	4.0	13	0	0	0	2	1	0	1	0	0	0	0	29	46	0.00	0.250					

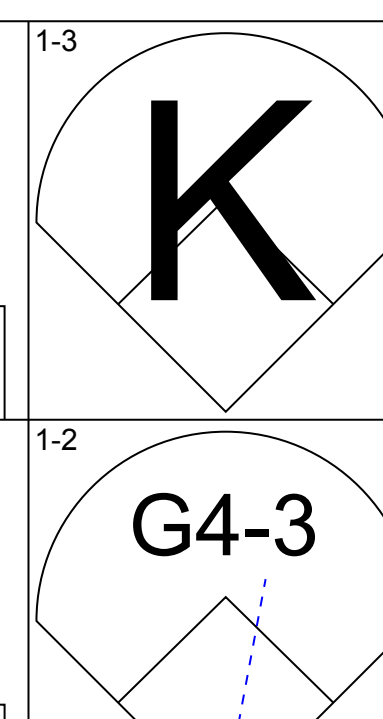
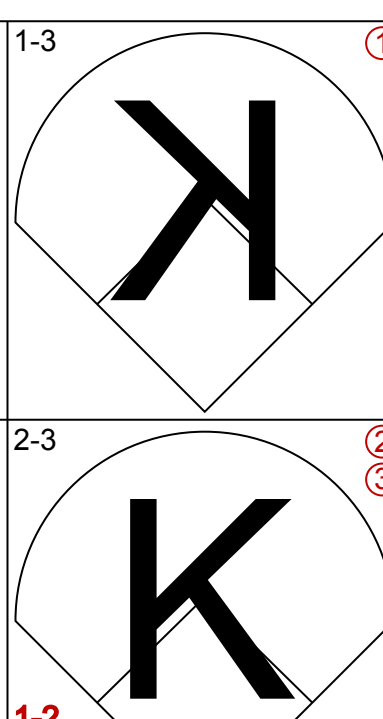
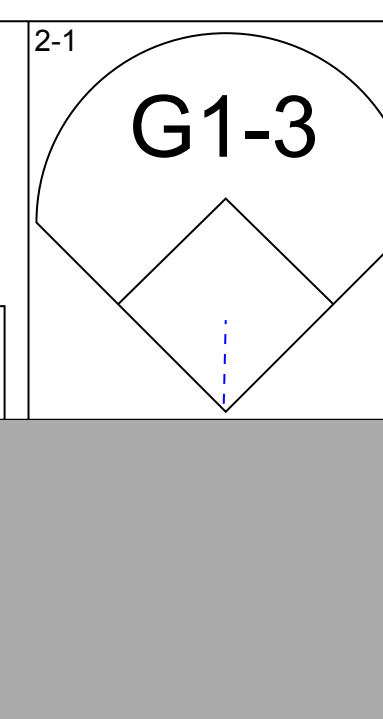
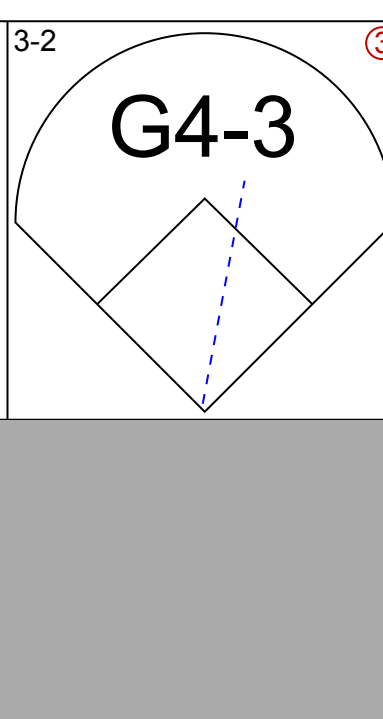
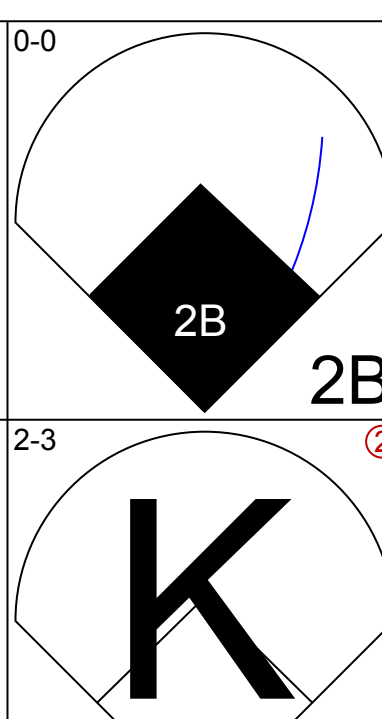
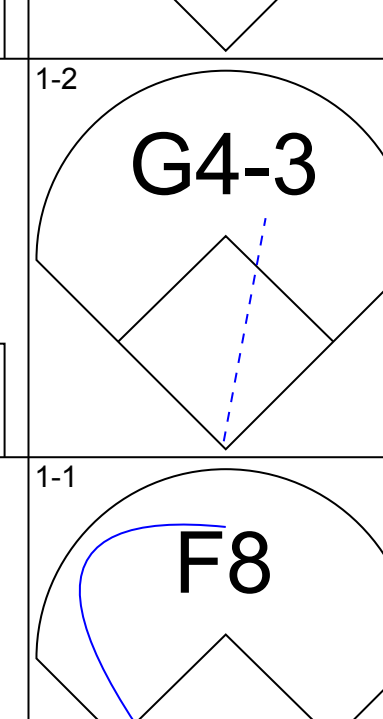
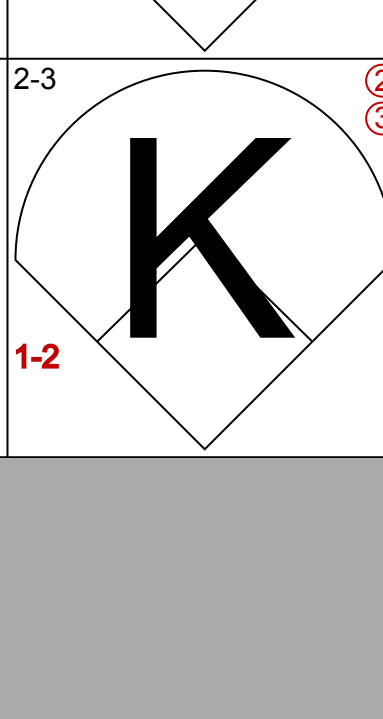
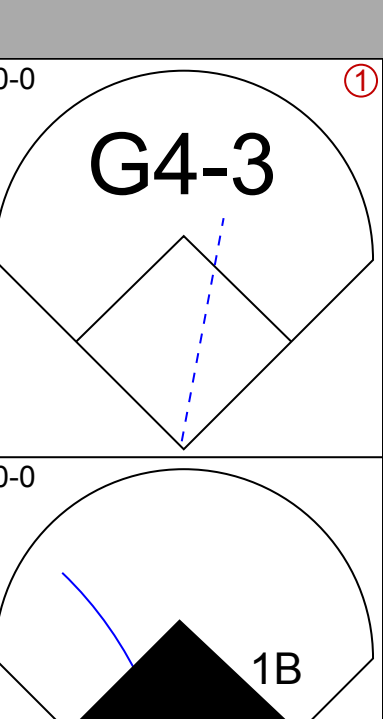
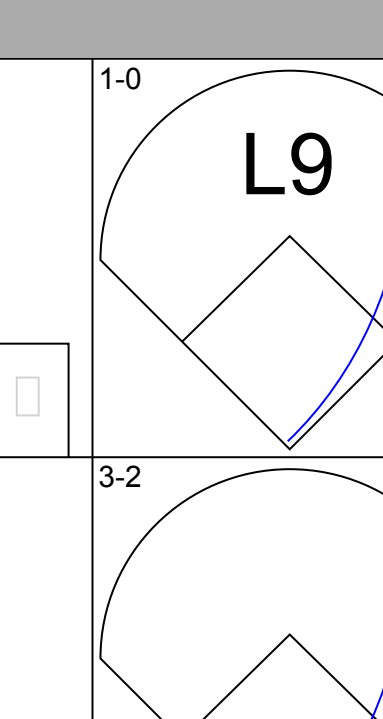
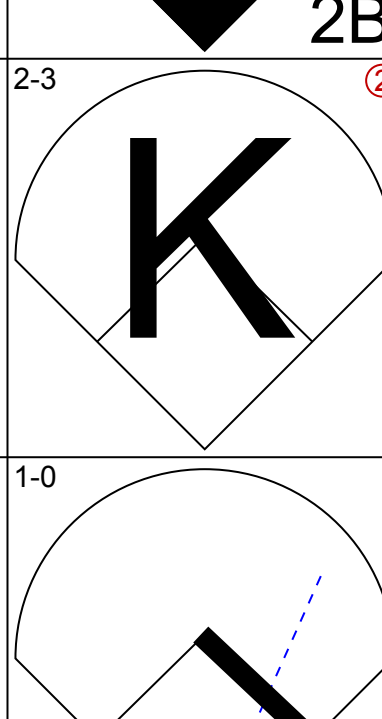
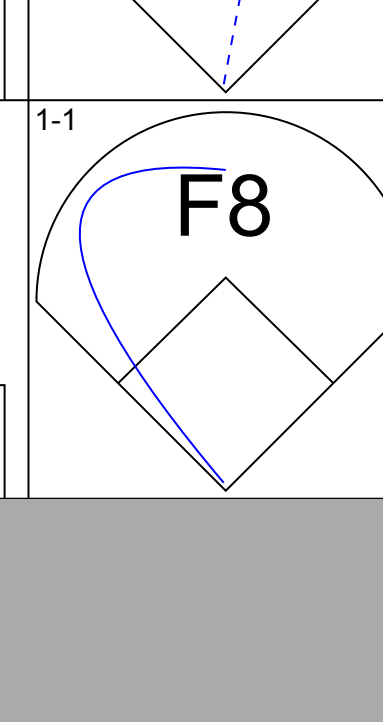
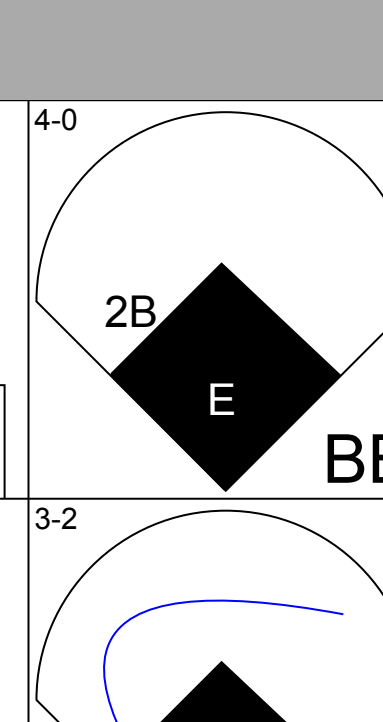
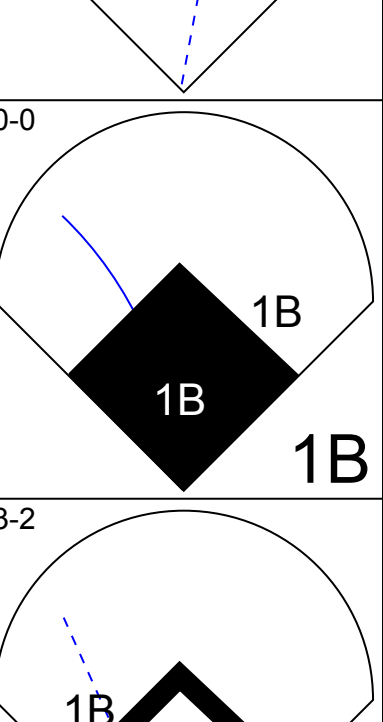
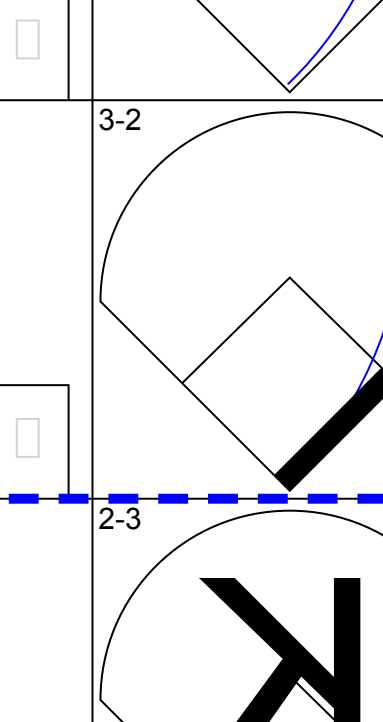
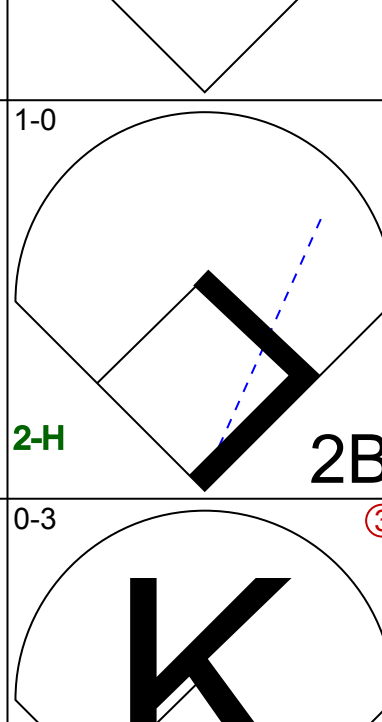
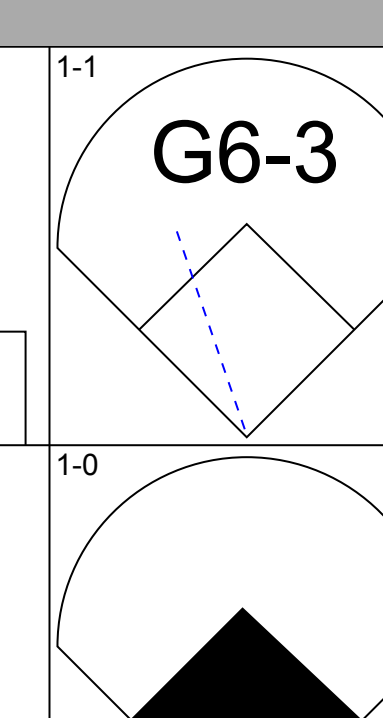
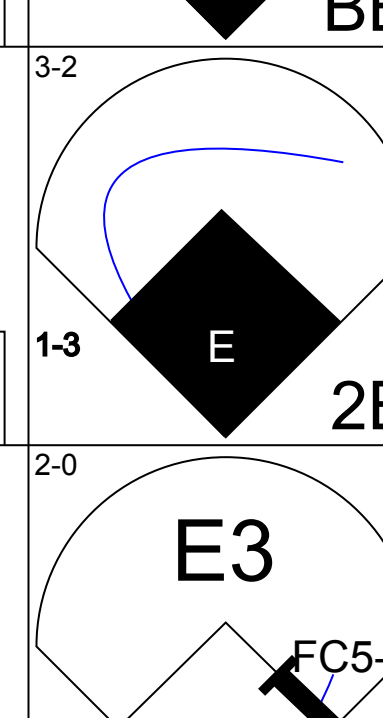
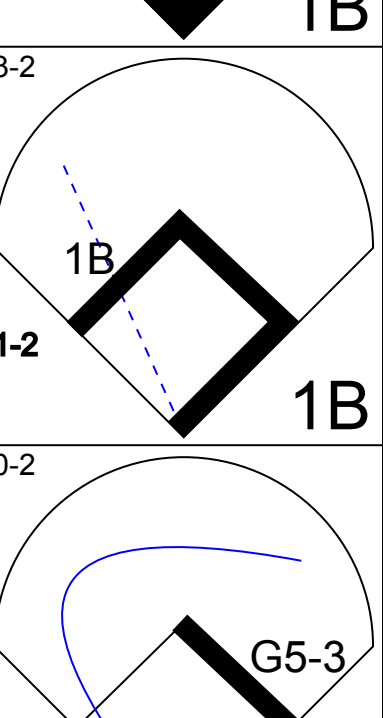
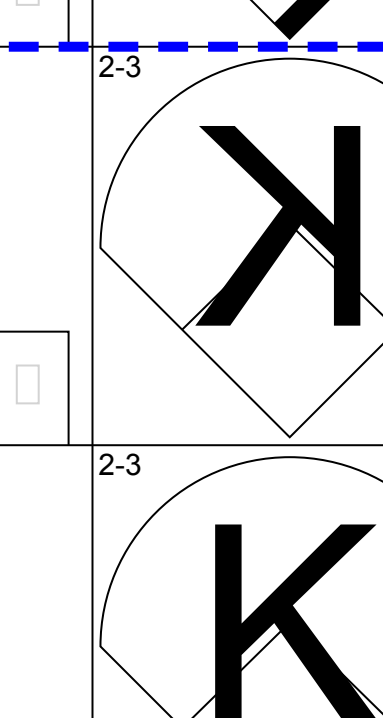

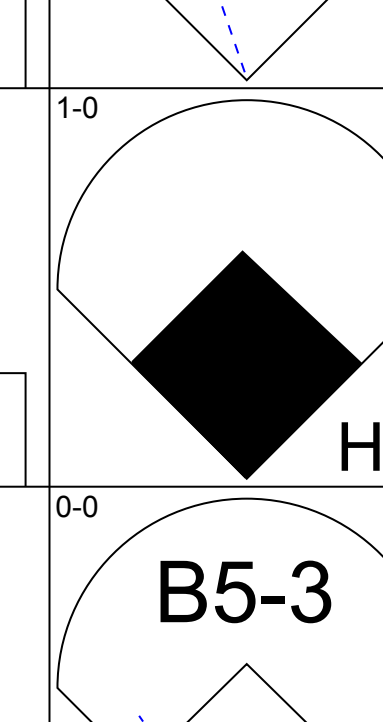
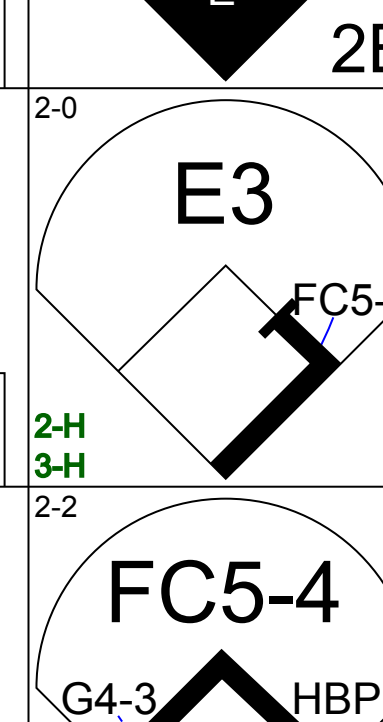
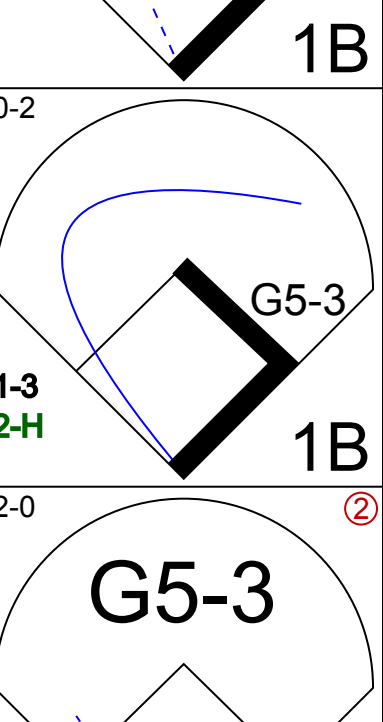
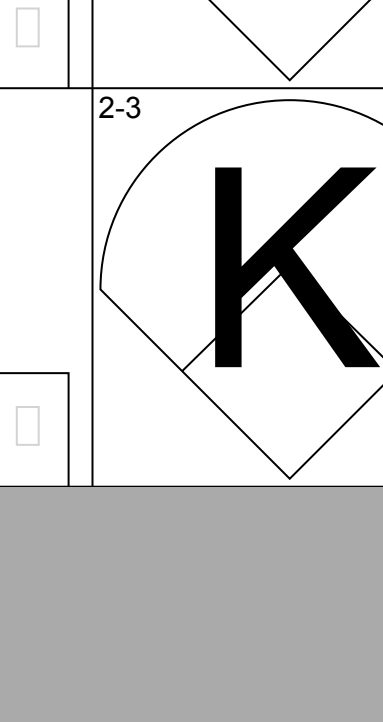
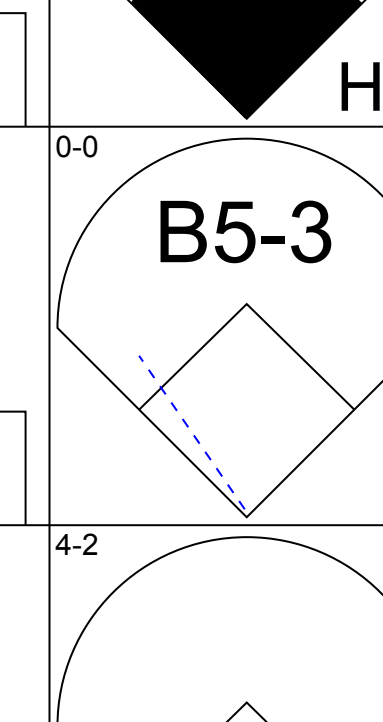
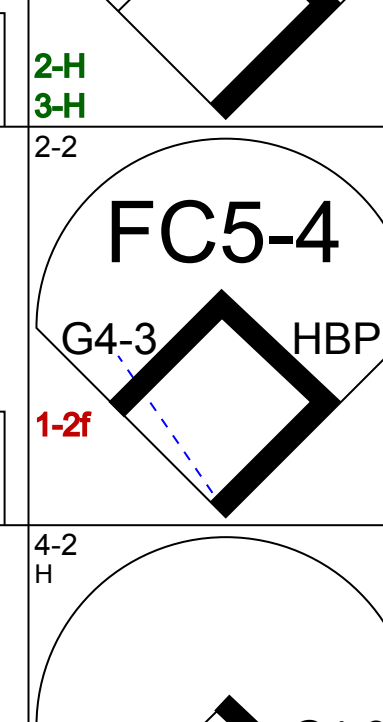
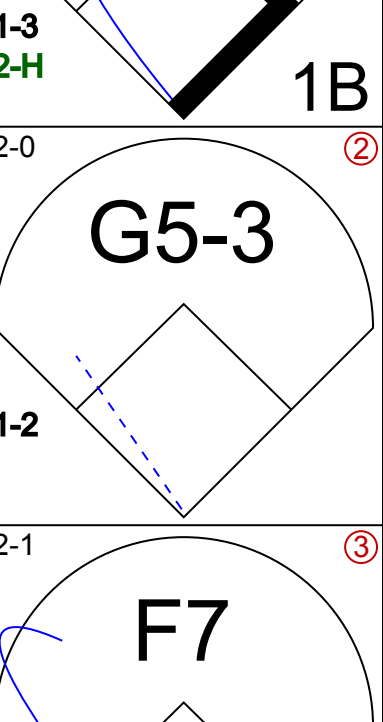
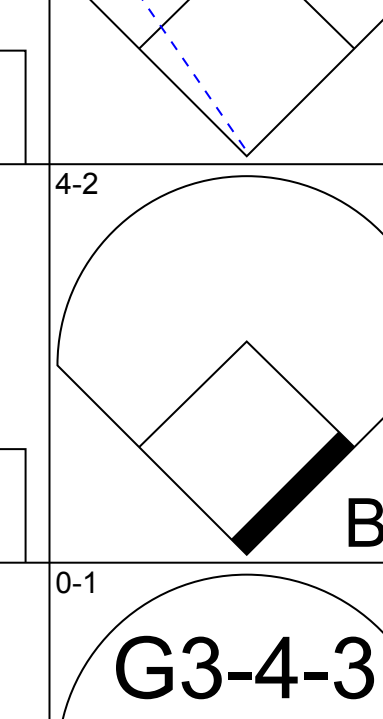
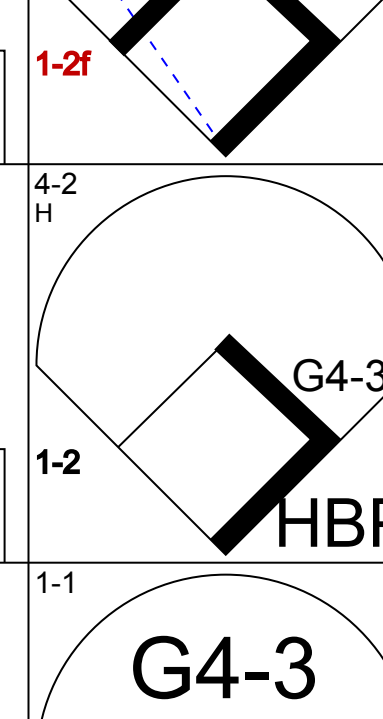
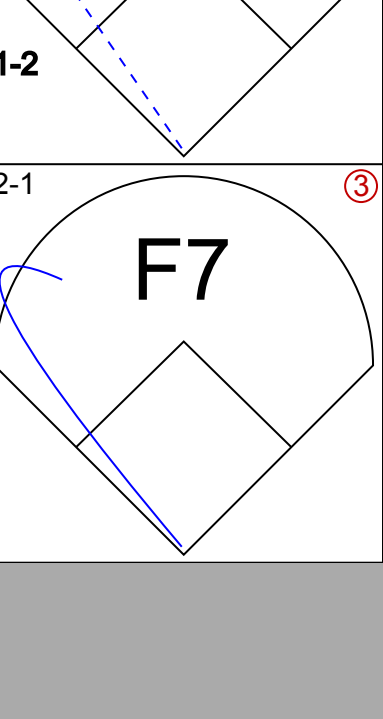
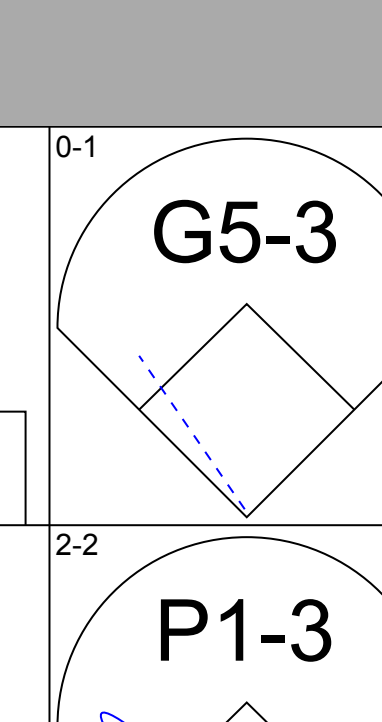
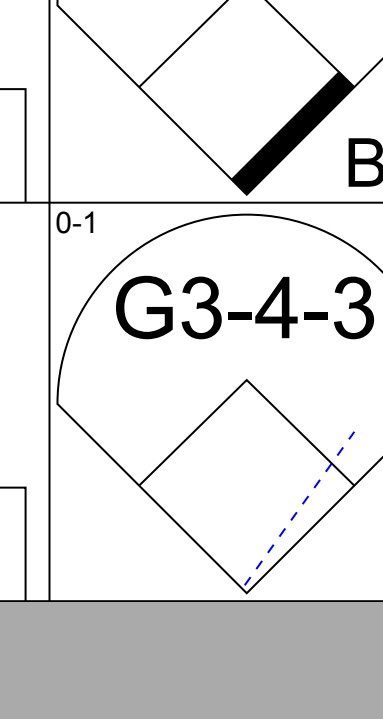
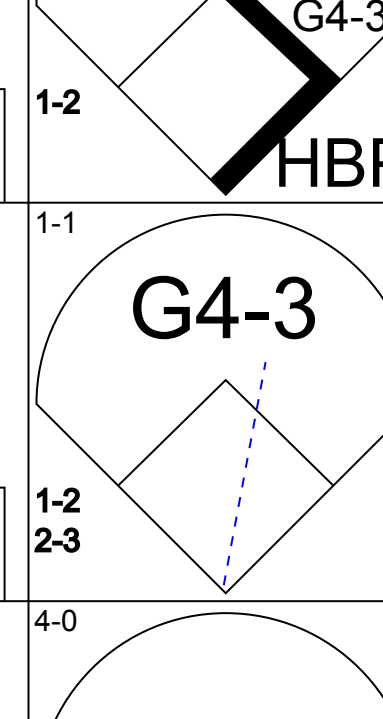
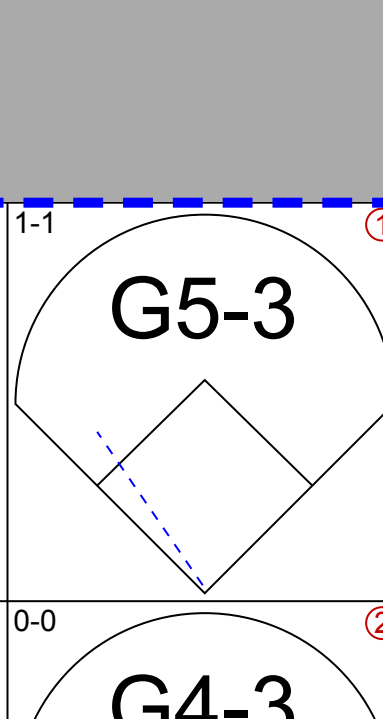
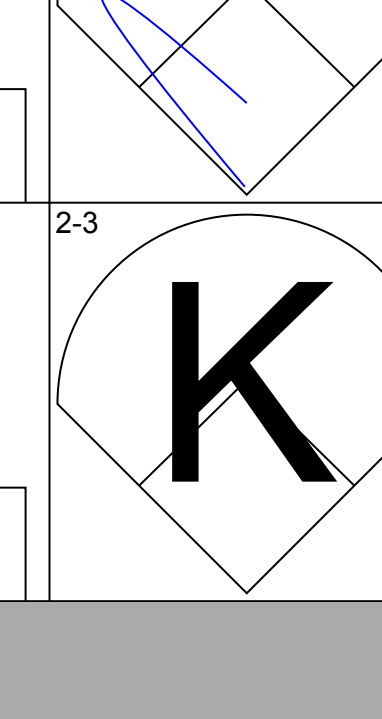
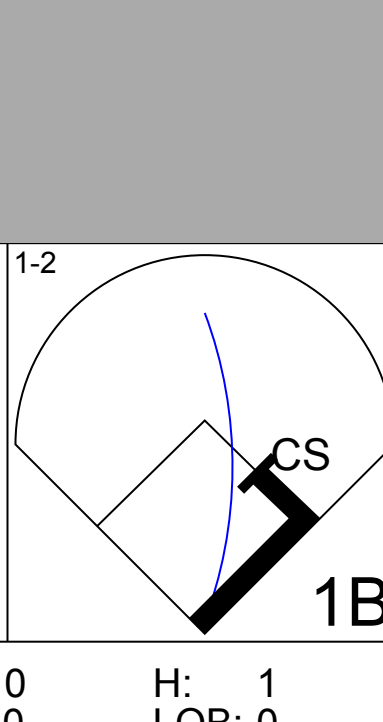
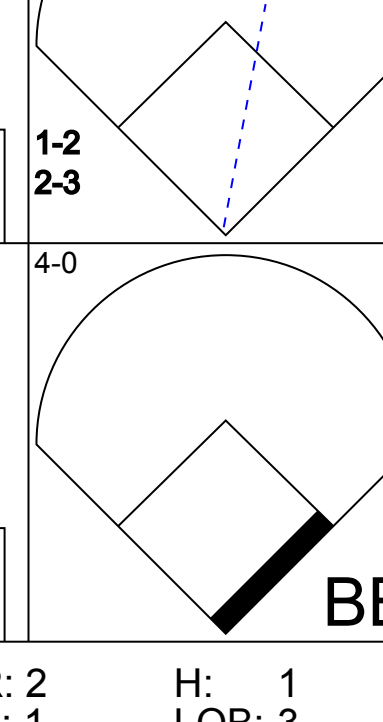
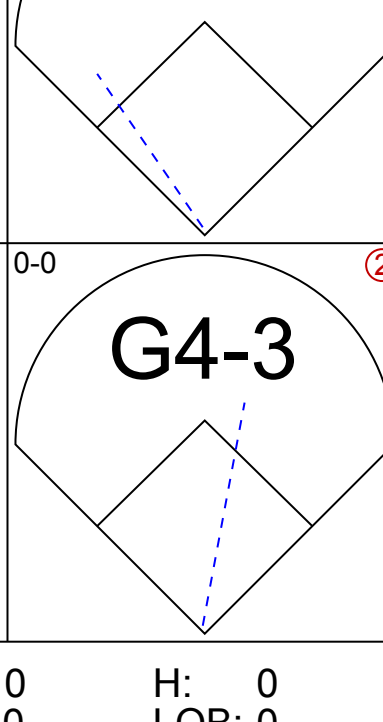
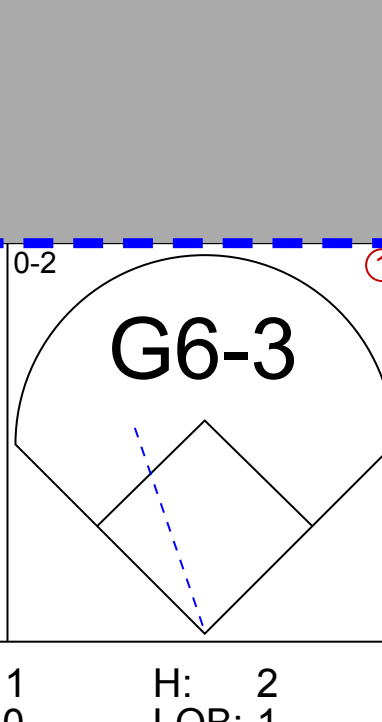
California Angels @ Texas Rangers  
The Ballpark at Arlington, Arlington, TX  
Thu Jun 29 1995, 8:05 PM EDT  
Att: 38,280 - Unknown

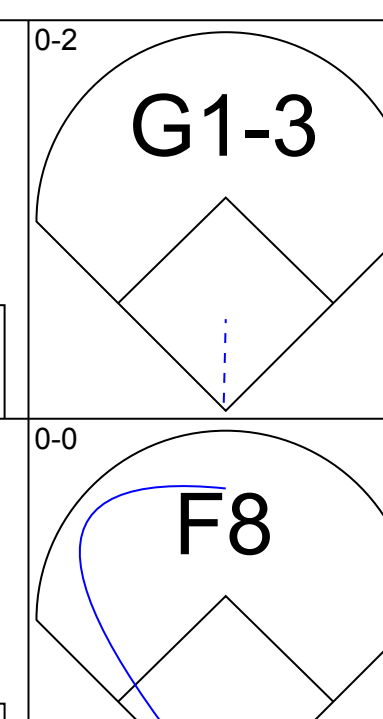
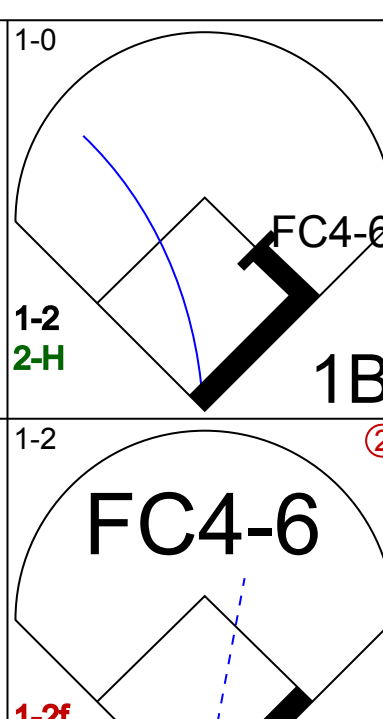
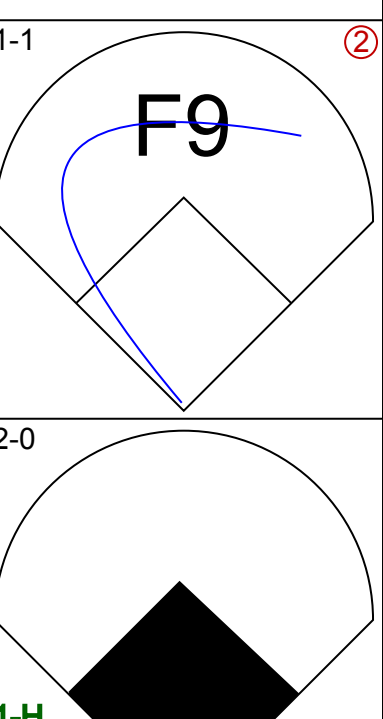
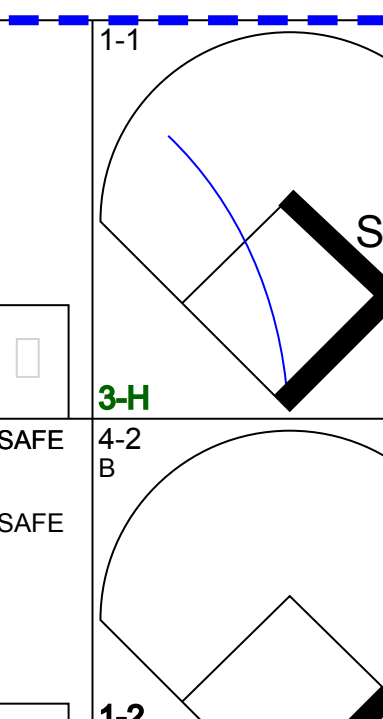
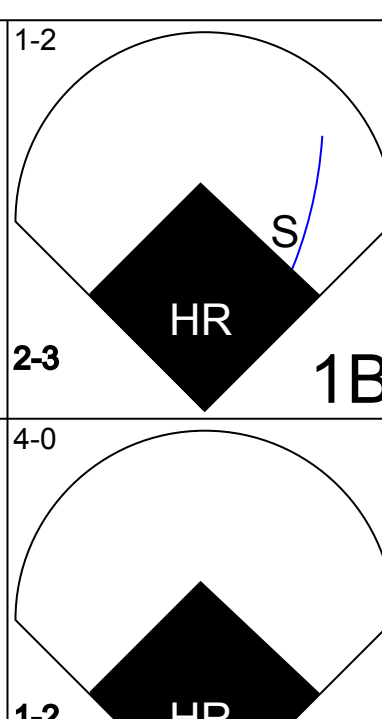
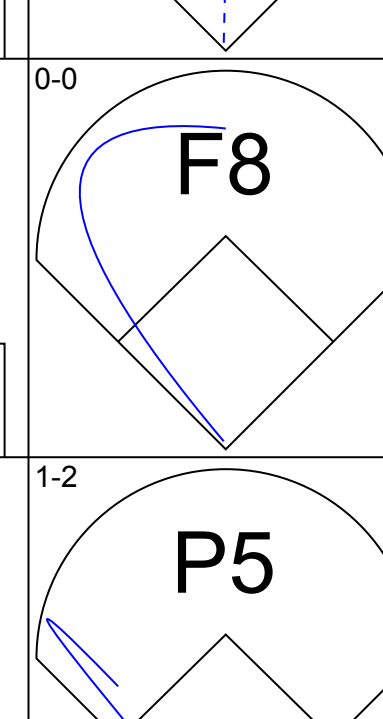
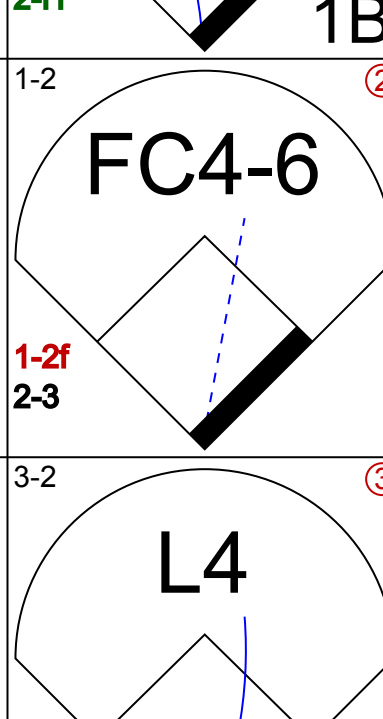
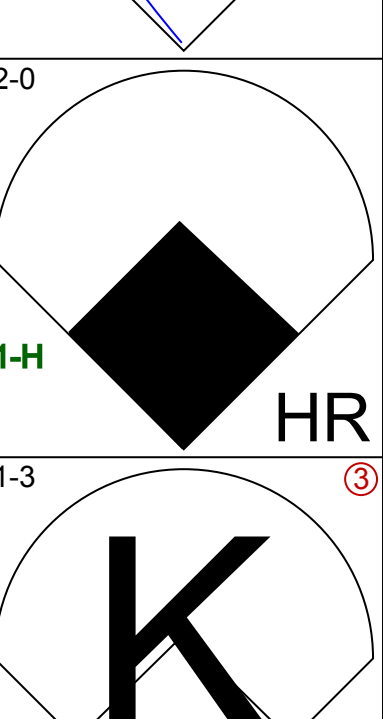
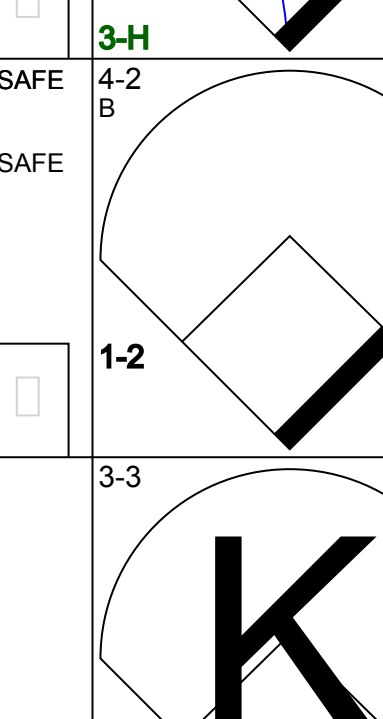
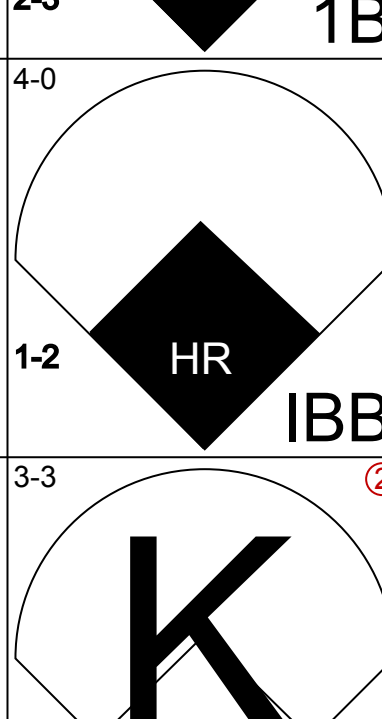
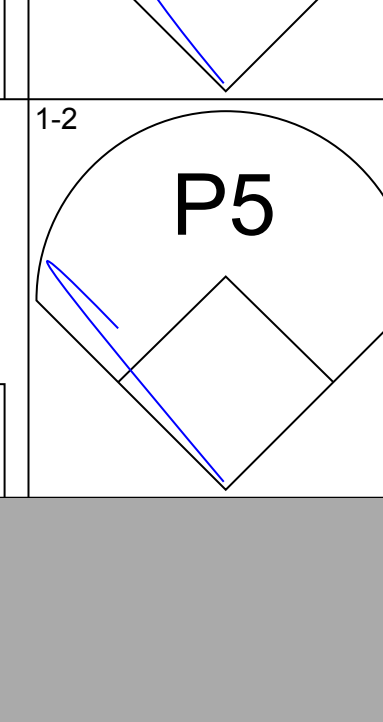
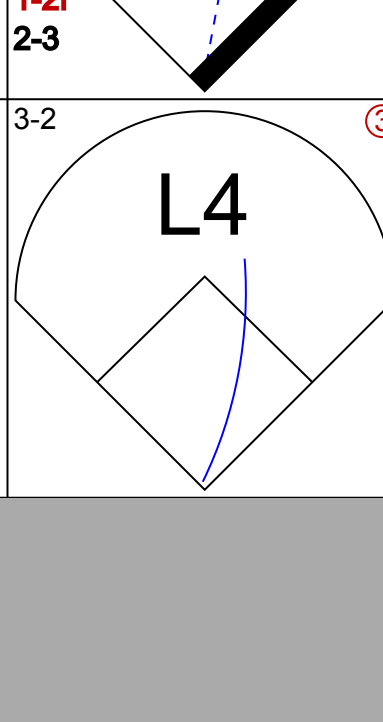

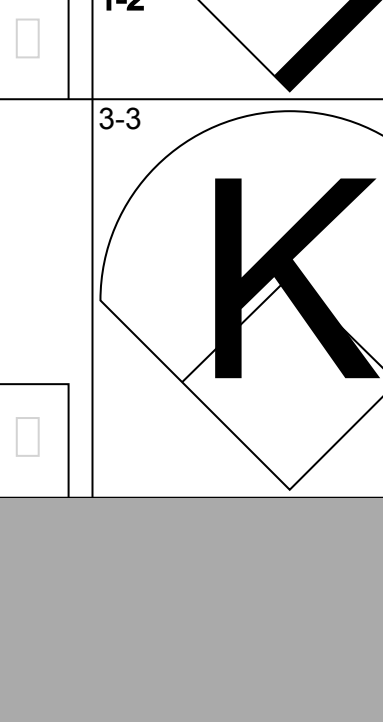
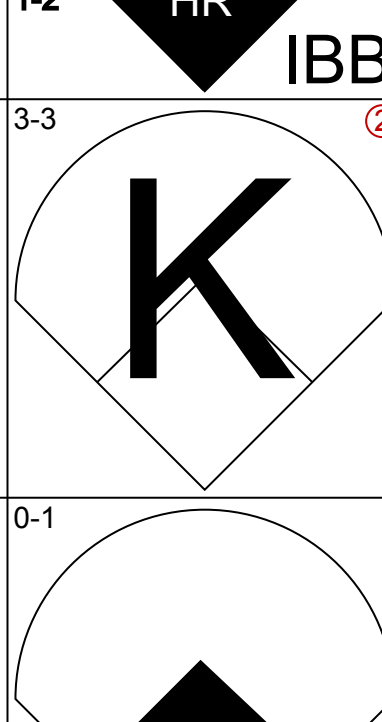
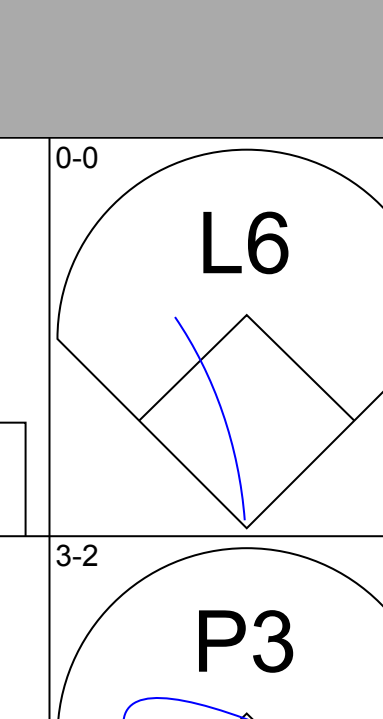
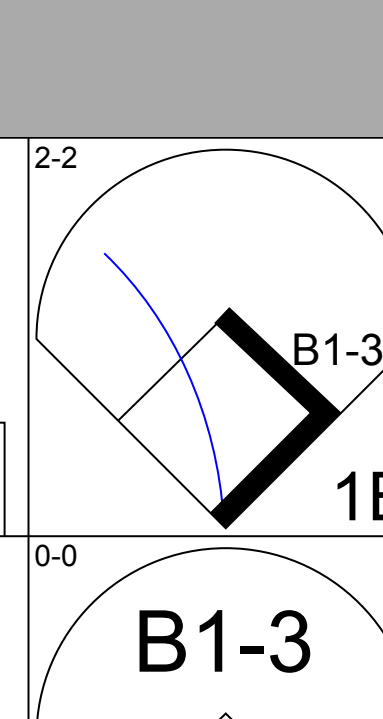
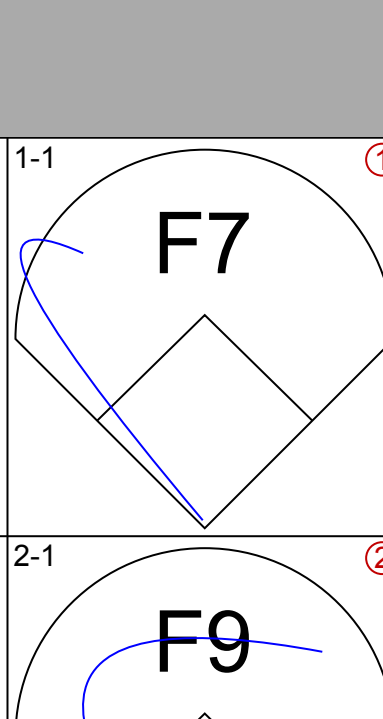
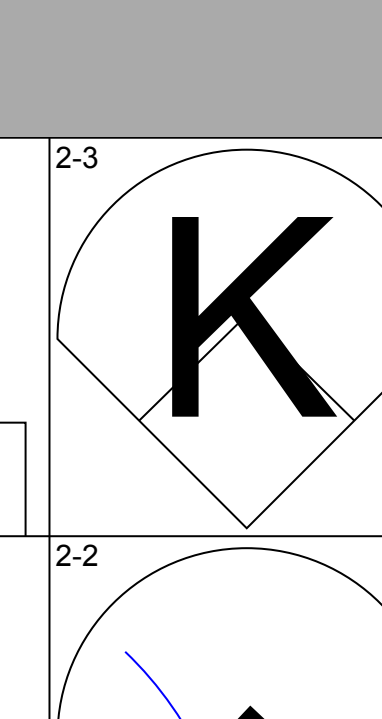
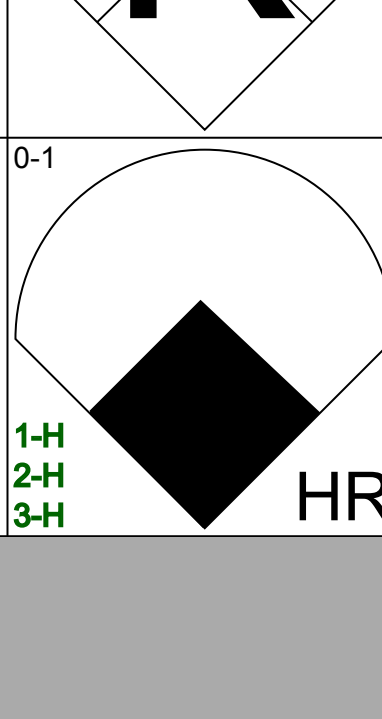
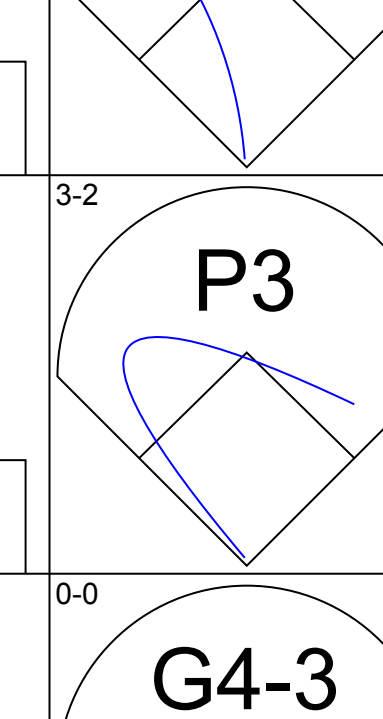
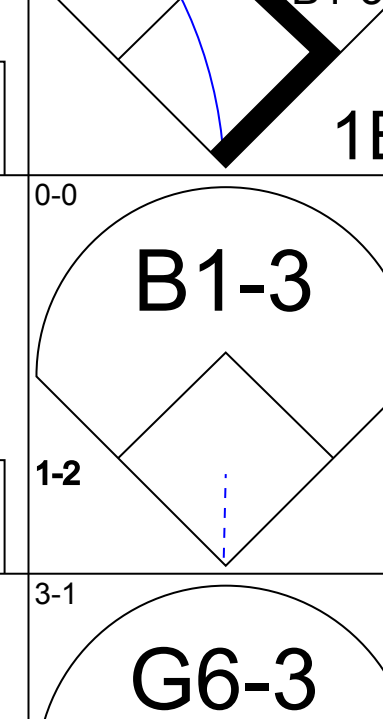
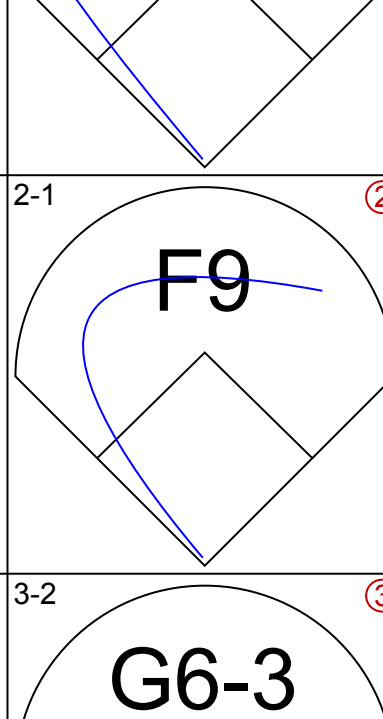
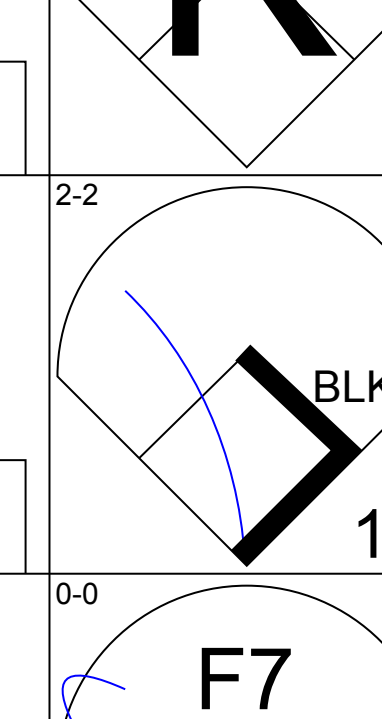
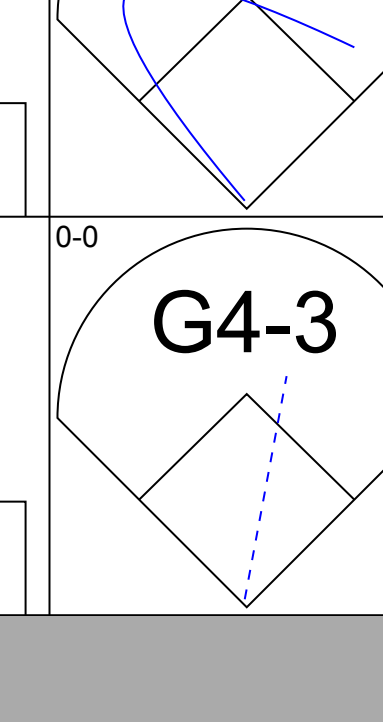
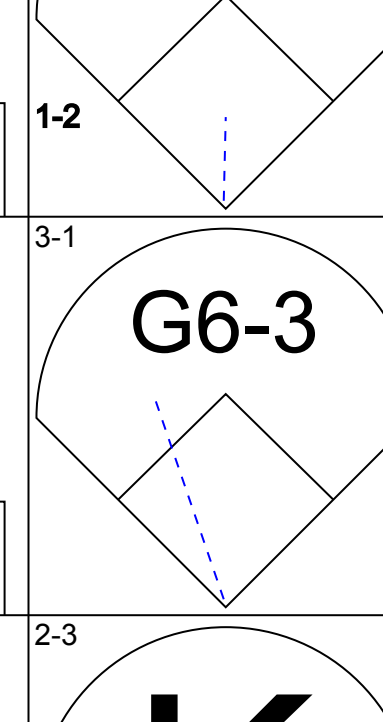
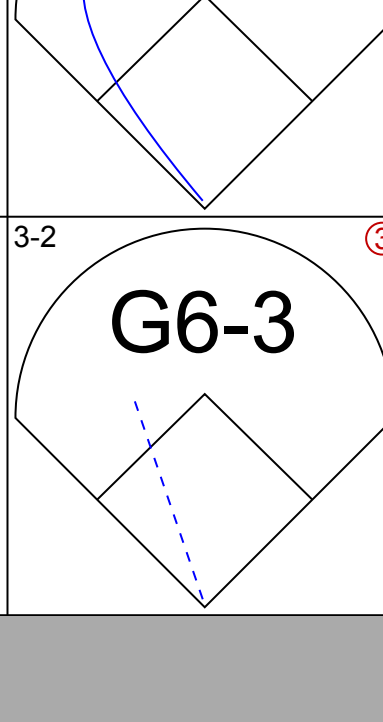
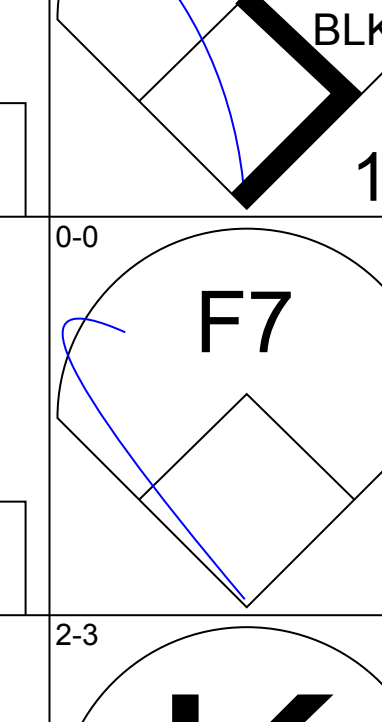
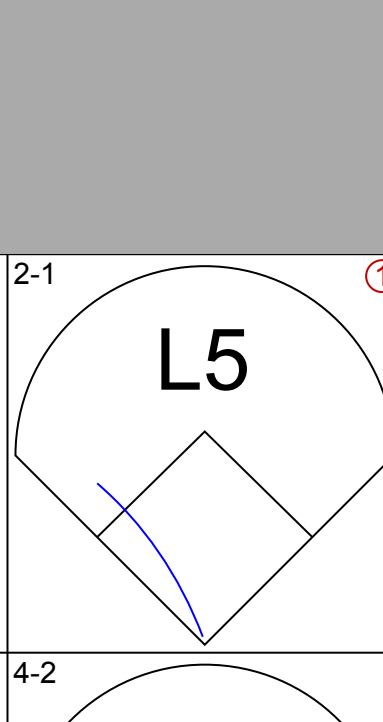
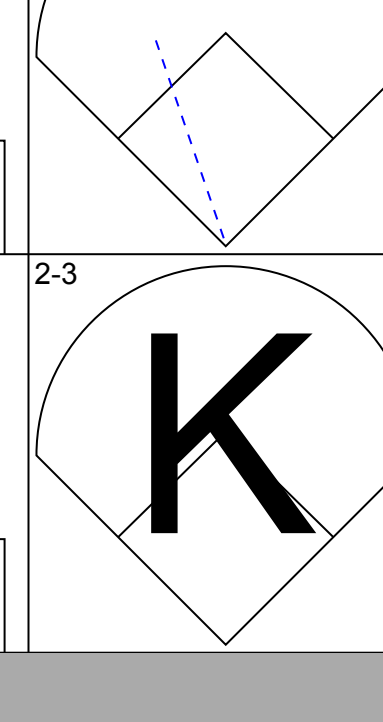
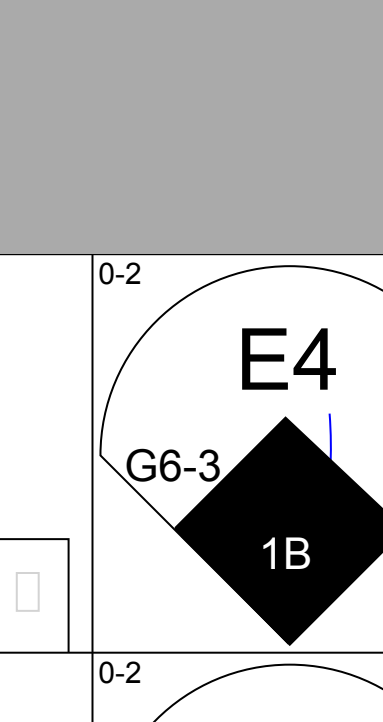
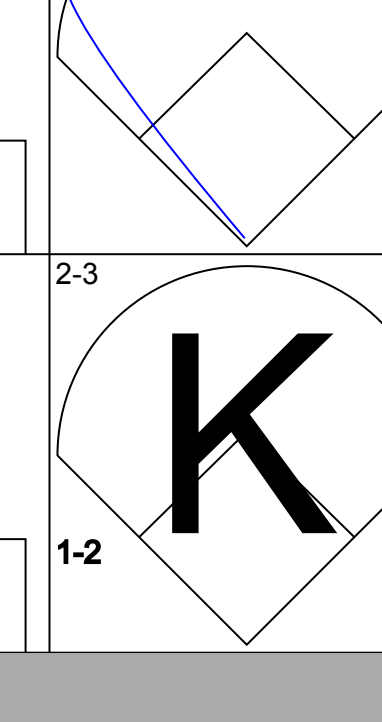
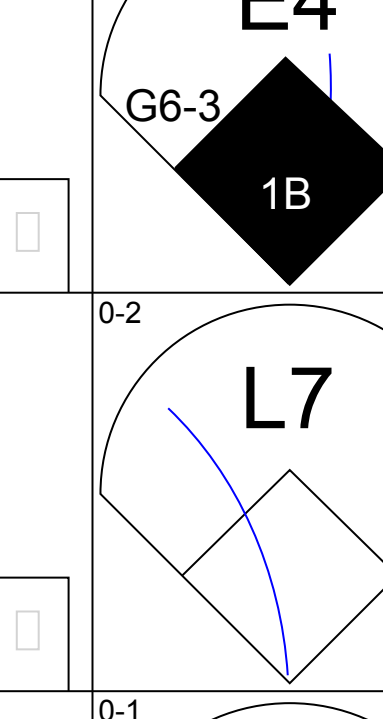
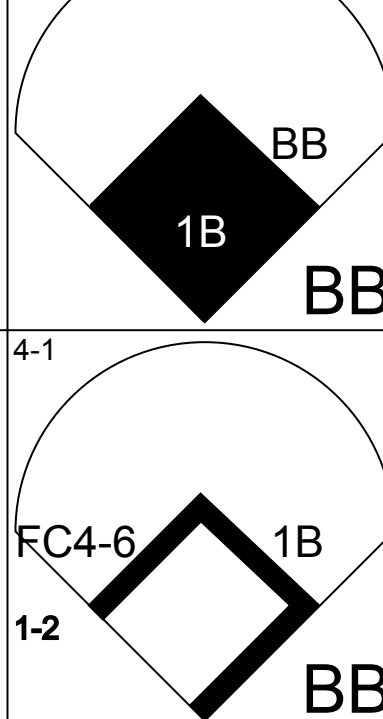
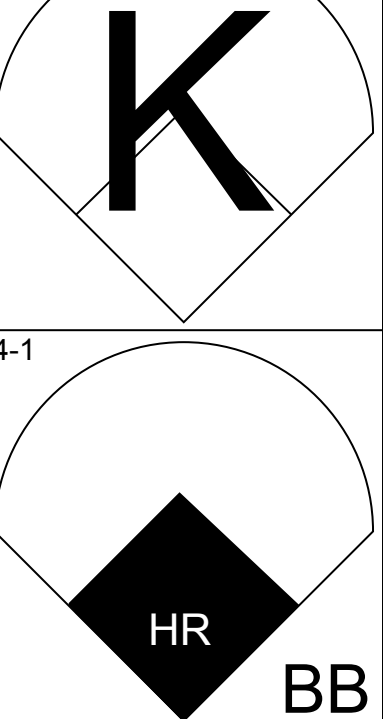
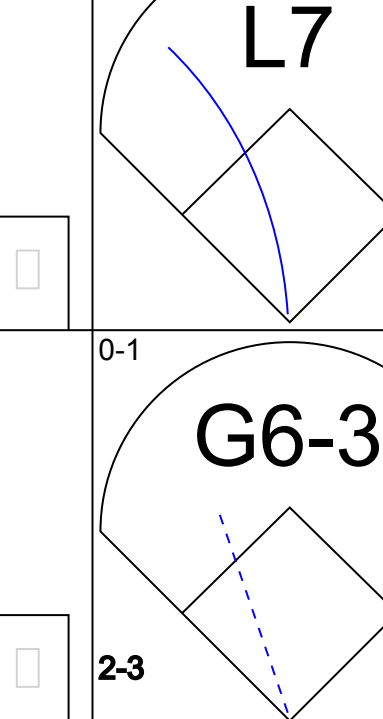
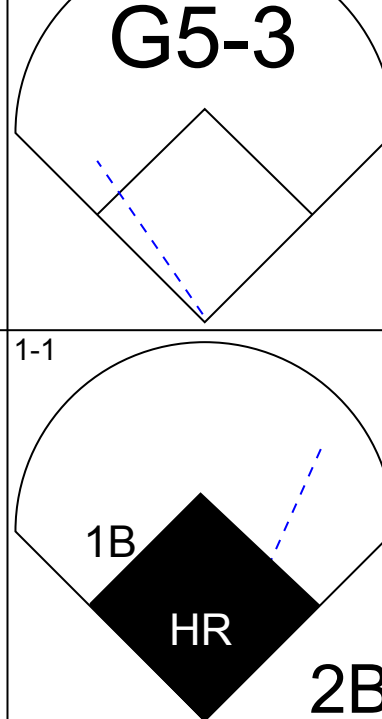
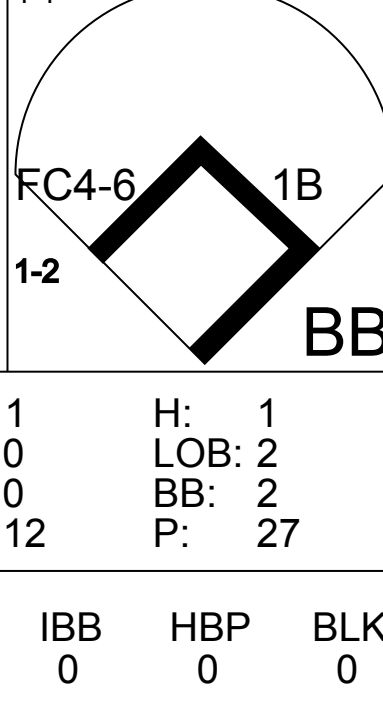
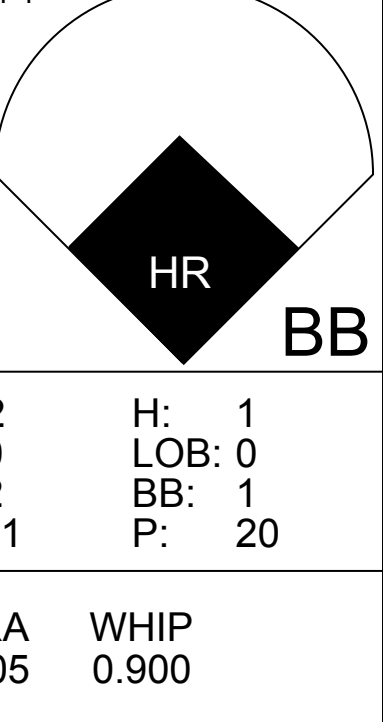
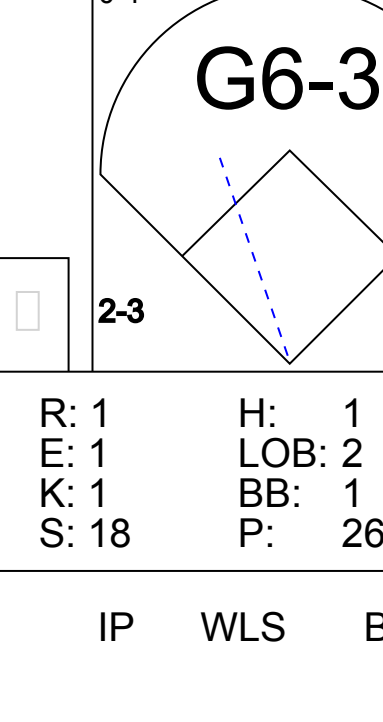
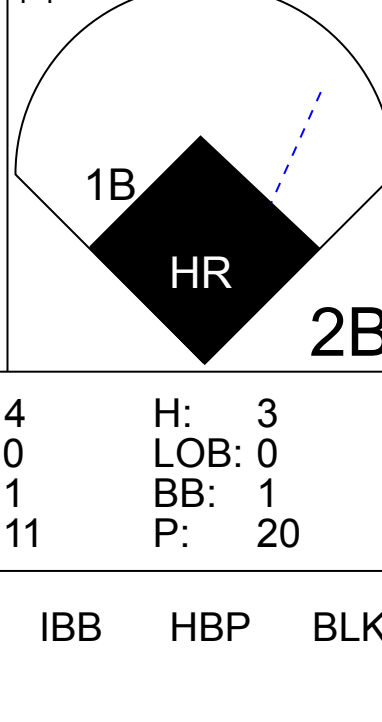
livebaseballscorecards.com

AB 33  
R 4  
H 7  
RBI 4  
BB 5  
SO 8  
LOB 15





Batter	1	2	3	4	5	6	7	8	9	AB	R	H	RBI	BB	SO	LOB	TOP			
<b>Spike Owen, S</b> OBP: 0.301, SLG: 0.325 (1, 5)										5	1	1	0	0	2	4	<b>California Angels @ Oakland Athletics</b> Oakland-Alameda County Coliseum, Oakland, CA Fri Jun 30 1995, 7:05 PM PDT Att: 12,111 - Unknown - 64 F			
<b>Jim Edmonds, L</b> OBP: 0.391, SLG: 0.502 (1, 8)										5	0	0	0	0	2	2				
<b>Greg Myers, L</b> OBP: 0.345, SLG: 0.443 (1, 10)										4	2	3	1	1	0	0				
<b>Tim Salmon, R</b> OBP: 0.432, SLG: 0.571 (1, 9)										5	1	2	0	0	2	2				
<b>J.T. Snow, L</b> OBP: 0.355, SLG: 0.474 (1, 3)										4	1	2	2	0	1	1				
<b>Rex Hudler, R</b> OBP: 0.259, SLG: 0.385 (1, 7)										4	0	0	0	0	0	3				
<b>Damion Easley, R</b> OBP: 0.279, SLG: 0.292 (1, 4)										2	0	0	0	1	0	2				
<b>Jorge Fabregas, L</b> OBP: 0.323, SLG: 0.389 (1, 2)										4	0	0	0	0	1	3				
<b>Gary Disarcina, R</b> OBP: 0.372, SLG: 0.495 (1, 6)										3	0	1	0	1	0	0				
<b>Inning Stats</b>	R: 0 E: 0 K: 1 S: 8	H: 0 LOB: 0 BB: 0 P: 11	R: 1 E: 0 K: 0 S: 9	H: 1 LOB: 1 BB: 1 P: 15	R: 0 E: 0 K: 2 S: 9	H: 1 LOB: 0 BB: 0 P: 13	R: 2 E: 1 K: 0 S: 16	H: 1 LOB: 3 BB: 2 P: 37	R: 1 E: 0 K: 0 S: 12	H: 3 LOB: 2 BB: 0 P: 19	R: 0 E: 0 K: 2 S: 10	H: 1 LOB: 1 BB: 0 P: 18	R: 0 E: 0 K: 1 S: 8	H: 0 LOB: 0 BB: 0 P: 12	R: 1 E: 0 K: 2 S: 11	H: 2 LOB: 1 BB: 0 P: 14		1B: 5 2B: 3 3B: 0 HR: 1	SF: 0 SAC: 0 DP: 0 HBP: 1	WP: 0 PB: 0 SB: 0 CS: 1
<b>PITCHER</b>	IP	WLS	BF	H	R	ER	SO	BB	IBB	HBP	BLK	WP	HR	S	P	ERA	WHIP			
<b>Steve Ontiveros, R</b> ERA: 2.65 (1, 1)	5.0	25	6	4	2	3	3	0	1	0	0	0	1	54	95	3.60	1.800			
<b>Dave Leiper, L</b> ERA: 2.95 (6, 1)	1.1	5	1	0	0	0	0	0	0	0	0	0	0	10	18	0.00	0.750			
<b>Todd Van Poppel, R</b> ERA: 2.55 (7, 1)	1.2	5	0	0	0	3	0	0	0	0	0	0	0	14	22	0.00	0.000			
<b>Dennis Eckersley, R</b> ERA: 3.12 (9, 1)	1.0	W	5	2	1	1	2	0	0	0	0	0	0	11	14	9.00	2.000			

Batter	1	2	3	4	5	6	7	8	9	AB	R	H	RBI	BB	SO	LOB	BOTTOM					
<b>Rickey Henderson, R</b> OBP: 0.383, SLG: 0.401 (1, 7)										5	1	3	2	0	0	1	<b>California Angels @ Oakland Athletics</b> Oakland-Alameda County Coliseum, Oakland, CA Fri Jun 30 1995, 7:05 PM PDT Att: 12,111 - Unknown - 64 F					
<b>Geronimo Berroa, R</b> OBP: 0.365, SLG: 0.448 (1, 10)										3	2	1	2	2	0	2						
<b>Ruben Sierra, S</b> OBP: 0.327, SLG: 0.496 (1, 9)										5	0	0	0	0	3	7						
<b>Mark McGwire, R</b> OBP: 0.444, SLG: 0.681 (1, 3)										5	1	2	4	0	1	0						
<b>Terry Steinbach, R</b> OBP: 0.310, SLG: 0.452 (1, 2)										4	0	1	0	0	0	1						
<b>Brent Gates, S</b> OBP: 0.308, SLG: 0.320 (1, 4)										4	0	0	0	0	0	2						
<b>Scott Brosius, R</b> OBP: 0.348, SLG: 0.401 (1, 5)										3	1	0	0	0	1	1						
<b>Mike Aldrete, L</b> OBP: 0.321, SLG: 0.383 (6, PH)										1	0	0	0	0	1	1						
<b>Craig Paquette, R</b> OBP: 0.313, SLG: 0.568 (9, 5)										0	0	0	0	0	0	0						
<b>Stan Javier, S</b> OBP: 0.317, SLG: 0.332 (1, 8)										3	1	0	0	1	1	1						
<b>Mike Bordick, R</b> OBP: 0.349, SLG: 0.342 (1, 6)										2	2	1	0	2	0	1						
<b>Inning Stats</b>	R: 0 E: 0 K: 0 S: 8	H: 0 LOB: 0 BB: 0 P: 9	R: 0 E: 0 K: 0 S: 5	H: 0 LOB: 0 BB: 0 P: 8	R: 1 E: 0 K: 0 S: 12	H: 1 LOB: 2 BB: 2 P: 27	R: 0 E: 0 K: 1 S: 10	H: 1 LOB: 1 BB: 0 P: 17	R: 2 E: 0 K: 2 S: 11	H: 1 LOB: 0 BB: 1 P: 20	R: 0 E: 0 K: 0 S: 9	H: 0 LOB: 0 BB: 0 P: 15	R: 1 E: 1 K: 1 S: 18	H: 1 LOB: 2 BB: 1 P: 26	R: 0 E: 0 K: 2 S: 12	H: 1 LOB: 1 BB: 0 P: 18	R: 4 E: 0 K: 1 S: 11	H: 3 LOB: 0 BB: 1 P: 20	1B: 5 2B: 1 3B: 0 HR: 2	SF: 0 SAC: 0 DP: 0 HBP: 0	WP: 0 PB: 0 SB: 2 CS: 0	PA: 40
<b>PITCHER</b>	IP	WLS	BF	H	R	ER	SO	BB	IBB	HBP	BLK	WP	HR	S	P	ERA	WHIP					
<b>Shawn Boskie, R</b> ERA: 4.42 (1, 1)	6.2	27	3	4	3	3	3	0	0	0	0	0	1	63	104	4.05	0.900					
<b>Troy Percival, R</b> ERA: 2.51 (7, 1)	1.1	7	2	0	0	3	1	0	0	1	0	0	0	22	36	0.00	2.250					
<b>Lee Smith, R</b> ERA: 3.1 (9, 1)	0.2	L	6	3	4	4	1	0	1	0	0	0	1	11	20	54.00	4.500					



Batter	1	2	3	4	5	6	7	8	9	AB	R	H	RBI	BB	SO	LOB	TOP				
<b>Spike Owen, S</b> OBP: 0.307, SLG: 0.320 (1, 4)	G4-3		BB BB		BB BB		G4-3			2	0	0	0	2	0	0	<b>California Angels @ Oakland Athletics</b> Oakland-Alameda County Coliseum, Oakland, CA Sat Jul 01 1995, 3:33 AM PDT Att: 20,070 - Sunny - 65 F				
<b>Jim Edmonds, L</b> OBP: 0.363, SLG: 0.498 (1, 8)	K		BB		BB			G6-3		2	0	0	0	2	1	0					
<b>Greg Myers, L</b> OBP: 0.345, SLG: 0.440 <b>Andy Allanson, R</b> OBP: 0.280, SLG: 0.400 (6, PH) (8, 2)	1B		G4-3		G6-3			G5-3		3	0	1	0	0	0	4					
<b>Tim Salmon, R</b> OBP: 0.429, SLG: 0.565 (1, 9)	K			F8		1B		G5-3		4	0	1	0	0	1	1					
<b>J.T. Snow, L</b> OBP: 0.357, SLG: 0.487 (1, 3)	K			HR		K		F9 1B		4	1	2	1	0	2	1					
<b>16 Garret Anderson, L</b> OBP: 0.336, SLG: 0.467 (1, 10)	F8		G4-3		K			F8		4	0	0	0	0	1	2					
<b>Carlos Martinez, R</b> OBP: 0.296, SLG: 0.246 <b>Orlando Palmeiro, L</b> OBP: 1.000, SLG: 1.000 (9, PH)	L4		L9		F9			1B		3	0	0	0	0	0	1					
<b>Rex Hudler, R</b> OBP: 0.250, SLG: 0.370 <b>Tony Phillips, S</b> OBP: 0.363, SLG: 0.464 (9, PH)			K		K		L4	F9		3	0	0	0	0	2	0					
<b>Gary Disarcina, R</b> OBP: 0.366, SLG: 0.486 (1, 6)	G4-3		G4-3		F9		F8	F8		4	0	0	0	0	2	2					
<b>Inning Stats</b>	R: 0 H: 1 E: 0 K: 2 S: 12	H: 1 LOB: 1 BB: 0 P: 23	R: 0 H: 0 E: 0 K: 1 S: 11	LOB: 0 BB: 0 P: 16	R: 0 H: 0 E: 0 K: 1 S: 10	LOB: 2 BB: 2 P: 22	R: 1 H: 1 E: 0 K: 0 S: 8	LOB: 0 BB: 0 P: 11	R: 0 H: 1 E: 0 K: 2 S: 13	LOB: 1 BB: 0 P: 16	R: 0 H: 0 E: 0 K: 0 S: 10	LOB: 0 BB: 0 P: 15	R: 0 H: 0 E: 0 K: 0 S: 5	LOB: 0 BB: 0 P: 9	R: 0 H: 2 E: 0 K: 0 S: 10	LOB: 2 BB: 0 P: 13		1B: 4 2B: 0 3B: 0 HR: 1	SF: 0 SAC: 0 DP: 0 HBP: 0	WP: 0 PB: 0 SB: 0 CS: 0	PA: 36
<b>PITCHER</b>	IP	WLS	BF	H	R	ER	SO	BB	IBB	HBP	BLK	WP	HR	S	P	ERA	WHIP				
<b>Todd Stottlemyre, R</b> ERA: 3.74 (1, 1)	7.0	W	28	3	1	1	7	4	0	0	0	0	1	76	131	1.29	1.000				
<b>Rick Honeycutt, L</b> ERA: 3.54 (8, 1)	1.1		5	1	0	0	0	0	0	0	0	0	0	9	15	0.00	0.750				
<b>Carlos Reyes, R</b> ERA: 4.15 (9, 1)	0.0		1	1	0	0	0	0	0	0	0	0	0	3	4	∞	∞				
<b>Dennis Eckersley, R</b> ERA: 3.04 (9, 1)	0.2	S	2	0	0	0	0	0	0	0	0	0	0	3	3	0.00	0.000				

AB	32
R	1
H	5
RBI	1
BB	4
SO	7
LOB	13



Batter	1	2	3	4	5	6	7	8	9	AB	R	H	RBI	BB	SO	LOB	BOTTOM				
<b>Rickey Henderson, R</b> OBP: 0.385, SLG: 0.400 (1, 7)	G6-3 1B 1B		F7		BB		P4			3	1	1	0	1	0	0	<b>California Angels @ Oakland Athletics</b> Oakland-Alameda County Coliseum, Oakland, CA Sat Jul 01 1995, 3:33 AM PDT Att: 20,070 - Sunny - 65 F				
<b>Stan Javier, S</b> OBP: 0.320, SLG: 0.351 (1, 8)	G6-3 1B 1B		HR		G5-3			F7		4	2	2	1	0	0	1					
<b>Geronimo Berroa, R</b> OBP: 0.367, SLG: 0.460 (1, 10)	G6-3		HR		G5-4-3 BB		HR	F8		3	1	1	1	1	0	2					
<b>Mark McGwire, R</b> OBP: 0.445, SLG: 0.674 (1, 3)	1B IBB		G5-4-3		G5-4-3		K	BB		2	0	0	0	2	1	1					
<b>Ruben Sierra, S</b> OBP: 0.326, SLG: 0.491 (1, 9)	G5-4-3 1B		G5-3		G1-3			F9		4	0	1	2	0	0	1					
<b>Terry Steinbach, R</b> OBP: 0.306, SLG: 0.445 (1, 2)	G5-4-3		F9		F8			F8		3	0	0	0	0	2	2					
<b>Brent Gates, S</b> OBP: 0.304, SLG: 0.315 (1, 4)	G6-3		L8				P3			3	0	0	0	0	0	0					
<b>Craig Paquette, R</b> OBP: 0.314, SLG: 0.592 (1, 5)	G6-3		K				HR			3	1	1	1	0	1	0					
<b>Mike Bordick, R</b> OBP: 0.343, SLG: 0.336 (1, 6)	F8		P6		P6		P6			3	0	0	0	0	0	0					
<b>Inning Stats</b>	R: 2 H: 3 E: 0 K: 0 S: 9	H: 3 LOB: 1 BB: 1 P: 18	R: 0 H: 0 E: 0 K: 0 S: 4	LOB: 0 BB: 0 P: 10	R: 1 H: 1 E: 0 K: 0 S: 8	LOB: 1 BB: 1 P: 14	R: 0 H: 0 E: 0 K: 0 S: 4	LOB: 0 BB: 0 P: 6	R: 1 H: 1 E: 0 K: 1 S: 9	LOB: 0 BB: 0 P: 15	R: 1 H: 1 E: 0 K: 0 S: 9	LOB: 0 BB: 0 P: 12	R: 0 H: 0 E: 0 K: 0 S: 7	LOB: 0 BB: 1 P: 13	1B: 3 2B: 0 3B: 0 HR: 3	SF: 0 SAC: 0 DP: 2 HBP: 0		WP: 0 PB: 0 SB: 0 CS: 0	PA: 32		
<b>PITCHER</b>	IP	WLS	BF	H	R	ER	SO	BB	IBB	HBP	BLK	WP	HR	S	P	ERA	WHIP				
<b>Brian Anderson, L</b> ERA: 5.27 (1, 1)	7.0	L	28	6	5	5	2	2	1	0	0	0	3	52	93	6.43	1.143				
<b>Mike Butcher, R</b> ERA: 7.25 (8, 1)	1.0		4	0	0	0	0	1	0	0	0	0	0	7	13	0.00	1.000				





Batter	1	2	3	4	5	6	7	8	9	AB	R	H	RBI	BB	SO	LOB	TOP			
<b>Tony Phillips, S</b> OBP: 0.415, SLG: 0.466 (1, 10)	4-2 HR BB	0-0 1B		1-1 2H 1B			4-0 1B 1B BB	3-3 K		3	2	2	1	2	1	1				
<b>Jim Edmonds, L</b> OBP: 0.390, SLG: 0.504 (1, 8)	3-2 1H HR	0-0 F7		1-2 G4-3			2-3 K		2-1 G6-3	5	1	1	2	0	1	4				
<b>Greg Myers, L</b> OBP: 0.339, SLG: 0.429 (1, 2)	2-2 L7	1-3 K			1-2 G1-3		1-0 16 1B BB		1-1 G6-3	5	1	1	1	0	1	1				
<b>Tim Salmon, R</b> OBP: 0.425, SLG: 0.555 (1, 9)	1-2 G4-3			2-1 F8		2-2 L8	4-2 16 1B BB		2-1 G6-3	4	0	0	0	1	0	0				
<b>J.T. Snow, L</b> OBP: 0.359, SLG: 0.485 (1, 3)	4-0 16 1B BB			1-1 16 G3-6-3 1B		2-3 K	0-3 K			3	1	1	0	1	2	3				
<b>16 Garrett Anderson, L</b> OBP: 0.347, SLG: 0.469 (1, 7)	0-1 1B			2-2 G3-6-3 1-2		1-1 F8	3-2 FC6-4 1B			4	0	2	2	0	0	1				
<b>Spike Owen, S</b> OBP: 0.306, SLG: 0.318 (1, 5)	0-0 1-3 3H 1B			2-1 P5		0-0 G4-3	0-1 FC6-4 1B			4	0	1	1	0	0	2				
<b>Damon Easley, R</b> OBP: 0.278, SLG: 0.287 (8, PR)	2-0 F9			0-1 L4		3-2 G5-3	1-1 G6-3 HBP			3	0	0	0	0	0	2				
<b>Rex Hudler, R</b> OBP: 0.250, SLG: 0.370 (8, 4)										0	0	0	0	0	0	0				
<b>Gary Disarcina, R</b> OBP: 0.368, SLG: 0.489 (1, 6)		2-1 G6-3		0-0 1B 2B			4-0 BB 1B BB	1-0 G6-3 1-2		3	2	1	0	1	0	1				
<b>Inning Stats</b>	R: 3 E: 0 K: 0 S: 17	H: 3 LOB: 2 BB: 2 P: 33	R: 0 E: 0 K: 1 S: 8	H: 1 LOB: 1 BB: 0 P: 11	R: 0 E: 0 K: 0 S: 9	H: 1 LOB: 0 BB: 0 P: 14	R: 1 E: 0 K: 0 S: 10	H: 2 LOB: 1 BB: 0 P: 14	R: 0 E: 0 K: 0 S: 6	H: 0 LOB: 0 BB: 0 P: 10	R: 0 E: 0 K: 2 S: 18	H: 2 LOB: 2 BB: 3 P: 36	R: 0 E: 0 K: 1 S: 5	H: 0 LOB: 1 BB: 0 P: 10	R: 0 E: 0 K: 0 S: 6	H: 0 LOB: 0 BB: 0 P: 11	1B: 7 2B: 1 3B: 0 HR: 1	SF: 0 SAC: 0 DP: 2 HBP: 1	WP: 0 PB: 0 SB: 0 CS: 0	PA: 40
<b>PITCHER</b>	IP WLS BF H R ER SO BB IBB HBP BLK WP HR S P ERA WHIP	IP WLS BF H R ER SO BB IBB HBP BLK WP HR S P ERA WHIP																		
<b>Mike Harkey, R</b> ERA: 6.21 (1, 1)	6.0 L 27 7 5 5 2 3 0 0 0 0 1 59 100 7.50 1.667																			
<b>Dave Leiper, L</b> ERA: 3.74 (7, 1)	0.1 3 1 0 0 1 1 0 0 0 0 0 6 13 0.00 6.000																			
<b>Mark Acie, R</b> ERA: 5.2 (7, 1)	0.2 4 1 2 2 1 1 0 0 0 0 0 12 19 27.00 3.000																			
<b>Ariel Prieto, R</b> ERA: (8, 1)	2.0 6 0 0 0 1 0 0 0 1 0 0 11 21 0.00 0.000																			

California Angels @ Oakland Athletics  
Oakland-Alameda County Coliseum, Oakland, CA

AB 34  
R 7  
H 9  
RBI 7  
BB 5  
SO 5  
LOB 15



WP: 0 PA: 40  
PB: 0  
SB: 0  
CS: 0

California Angels @ Oakland Athletics  
Oakland-Alameda County Coliseum, Oakland, CA

AB 31  
R 1  
H 4  
RBI 1  
BB 2  
SO 10  
LOB 9




WP: 0 PA: 33  
PB: 0  
SB: 0  
CS: 0

Batter	1	2	3	4	5	6	7	8	9	AB	R	H	RBI	BB	SO	LOB	BOTTOM					
<b>Rickey Henderson, R</b> OBP: 0.380, SLG: 0.393 (1, 7)	1-0 G5-3		2-0 F9			2-1 L5		3-3 SAFE K		3	0	0	0	0	0	0						
<b>Andy Tomberlin, L</b> OBP: 0.256, SLG: 0.353 (8, PH)										1	0	0	0	0	1	1						
<b>Stan Javier, S</b> OBP: 0.318, SLG: 0.354 (1, 8)	1-3 K			3-3 K		0-0 F7			0-0 1B 2B	4	1	1	0	0	2	0						
<b>Geronimo Berroa, R</b> OBP: 0.369, SLG: 0.461 (1, 10)	3-2 1B			2-1 G5-3		1-1 G6-3			1-1 2H 1B	4	0	2	1	0	0	0						
<b>Mark McGwire, R</b> OBP: 0.444, SLG: 0.667 (1, 3)	3-3 K			4-1 BB		1-2 F8			2-2 F9	2	0	0	0	1	1	1						
<b>Mike Aldrete, L</b> OBP: 0.316, SLG: 0.375 (9, 3)										1	0	0	0	0	0	1						
<b>Ruben Sierra, S</b> OBP: 0.322, SLG: 0.485 (1, 9)		1-0 G4-3		0-0 F8		3-3 K			1-2 P3	3	0	0	0	0	1	1						
<b>Scott Brosius, R</b> OBP: 0.346, SLG: 0.399 (9, 9)										1	0	0	0	0	0	1						
<b>Brent Gates, S</b> OBP: 0.303, SLG: 0.314 (1, 4)		1-1 F7				0-1 F9			2-3 K	4	0	1	0	0	1	1						
<b>Craig Paquette, R</b> OBP: 0.305, SLG: 0.574 (1, 5)		2-3 K2-3				1-2 L8			1-0 G5-3	3	0	0	0	0	1	1						
<b>Mike Bordick, R</b> OBP: 0.337, SLG: 0.329 (1, 6)				1-1 G4-3		1-2 F9			2-2 K	3	0	0	0	0	1	1						
<b>Eric Helfand, L</b> OBP: 0.241, SLG: 0.269 (1, 2)			2-3 K			2-3 K			4-1 BB	2	0	0	0	1	2	1						
<b>Inning Stats</b>	R: 0 E: 0 K: 2 S: 10	H: 1 LOB: 1 BB: 0 P: 18	R: 0 E: 0 K: 1 S: 7	H: 0 LOB: 0 BB: 0 P: 11	R: 0 E: 0 K: 1 S: 6	H: 0 LOB: 0 BB: 0 P: 11	R: 0 E: 0 K: 1 S: 8	H: 0 LOB: 1 BB: 1 P: 17	R: 0 E: 0 K: 1 S: 14	H: 1 LOB: 1 BB: 0 P: 20	R: 0 E: 0 K: 0 S: 5	H: 0 LOB: 0 BB: 0 P: 8	R: 0 E: 0 K: 1 S: 8	H: 0 LOB: 0 BB: 0 P: 12	R: 0 E: 0 K: 2 S: 11	H: 0 LOB: 1 BB: 1 P: 21	R: 0 E: 0 K: 1 S: 13	H: 2 LOB: 1 BB: 0 P: 19	1B: 3 2B: 1 3B: 0 HR: 0	SF: 0 SAC: 0 DP: 0 HBP: 0	WP: 0 PB: 0 SB: 0 CS: 0	PA: 33
<b>PITCHER</b>	IP WLS BF H R ER SO BB IBB HBP BLK WP HR S P ERA WHIP	IP WLS BF H R ER SO BB IBB HBP BLK WP HR S P ERA WHIP																				
<b>Mike Bielecki, R</b> ERA: 4.57 (1, 1)	8.0 W 28 2 0 0 9 2 0 0 0 0 13 118 0.00 0.500																					
<b>Troy Percival, R</b> ERA: 2.73 (9, 1)	1.0 5 2 1 1 1 0 0 0 0 0 0 13 19 9.00 2.000																					

California Angels @ Oakland Athletics  
Oakland-Alameda County Coliseum, Oakland, CA

AB 31  
R 1  
H 4  
RBI 1  
BB 2  
SO 10  
LOB 9



WP: 0 PA: 33  
PB: 0  
SB: 0  
CS: 0

Sun Jul 02 1995, 3:33 AM PDT  
Att: 17,415 - Sunny - 61 F

livebaseballscorecards.com


livebaseballscorecards.com




Batter	1	2	3	4	5	6	7	8	9	AB R H RBI BB SO LOB	TOP									
Devon White, S (1, 8) OBP: 0.338, SLG: 0.455			L7	K			G1-3			5 0 1 0 0 2 4	<b>Toronto Blue Jays @ California Angels</b> Anaheim Stadium, Anaheim, CA Mon Jul 03 1995, 10:05 PM EDT Att: 17,848 - Unknown  <b>AB 35</b> <b>R 2</b> <b>H 7</b> <b>RBI 2</b> <b>BB 3</b> <b>SO 10</b> <b>LOB 17</b>									
Paul Molitor, R (1, 10) OBP: 0.325, SLG: 0.348			G5-3			P3				4 0 1 1 1 0 1										
Roberto Alomar, S (1, 4) OBP: 0.369, SLG: 0.511			G5-3		K					3 0 0 0 1 1 1										
Joe Carter, R (1, 7) OBP: 0.322, SLG: 0.465					L7					4 1 1 0 0 0 3										
John Olerud, L (1, 3) OBP: 0.335, SLG: 0.341										4 0 1 0 0 1 0										
Ed Sprague, R (1, 5) OBP: 0.360, SLG: 0.476										4 0 1 1 0 1 1										
Candy Maldonado, R (1, 9) OBP: 0.388, SLG: 0.515										4 0 0 0 0 2 3										
Lance Parrish, R (1, 2) OBP: 0.261, SLG: 0.324										3 0 1 0 0 1 2										
Shawn Green, L (9, PH) OBP: 0.306, SLG: 0.465										1 0 0 0 0 1 0										
Alex Gonzalez, R (1, 6) OBP: 0.353, SLG: 0.423										3 1 1 0 1 1 2										
<b>Inning Stats</b>	R: 0 E: 0 K: 1 S: 8	H: 0 LOB: 1 BB: 1 P: 15	R: 0 E: 1 K: 0 S: 14	H: 1 LOB: 2 BB: 0 P: 24	R: 0 E: 0 K: 0 S: 7	H: 0 LOB: 0 BB: 0 P: 10	R: 1 E: 0 K: 2 S: 17	H: 3 LOB: 3 BB: 1 P: 29	R: 0 E: 0 K: 0 S: 7	H: 0 LOB: 0 BB: 0 P: 13	R: 1 E: 0 K: 1 S: 14	H: 2 LOB: 2 BB: 1 P: 27	R: 0 E: 0 K: 3 S: 11	H: 0 LOB: 0 BB: 0 P: 15	R: 0 E: 0 K: 12 S: 12	H: 1 LOB: 1 BB: 0 P: 17	1B: 5 2B: 2 3B: 0 HR: 0	SF: 0 SAC: 0 DP: 0 HBP: 0	WP: 0 PB: 0 SB: 1 CS: 0	PA: 38
<b>PITCHER</b>	IP WLS BF H R ER SO BB IBB HBP BLK WP HR S P ERA WHIP											<b>PITCHER</b>	IP WLS BF H R ER SO BB IBB HBP BLK WP HR S P ERA WHIP							
Mark Langston, L (1, 1) ERA: 4.57	6.2 W 30 6 2 2 5 3 0 0 0 0 0 0 72 125 2.70 1.350																			
Troy Percival, R (7, 1) ERA: 2.51	1.1 4 0 0 0 3 0 0 0 0 0 0 0 13 19 0.00 0.000																			
Lee Smith, R (9, 1) ERA: 2.95	1.0 S 4 1 0 0 2 0 0 0 0 0 0 0 12 17 0.00 1.000																			

Batter	1	2	3	4	5	6	7	8	9	AB R H RBI BB SO LOB	BOTTOM									
Tony Phillips, S (1, 5) OBP: 0.413, SLG: 0.460			G4-3				F7			3 1 0 0 1 0 1	<b>Toronto Blue Jays @ California Angels</b> Anaheim Stadium, Anaheim, CA Mon Jul 03 1995, 10:05 PM EDT Att: 17,848 - Unknown  <b>AB 29</b> <b>R 4</b> <b>H 8</b> <b>RBI 4</b> <b>BB 1</b> <b>SO 3</b> <b>LOB 9</b>									
Jim Edmonds, L (1, 8) OBP: 0.360, SLG: 0.502			L7				F7			3 1 1 1 0 0 0										
Greg Myers, L (1, 10) OBP: 0.344, SLG: 0.459			F7							4 1 2 2 0 0 0										
Tim Salmon, R (1, 9) OBP: 0.419, SLG: 0.545										4 0 0 1 0 2 1										
J.T. Snow, L (1, 3) OBP: 0.366, SLG: 0.496										3 0 3 0 0 0 0										
16 Garret Anderson, L (1, 7) OBP: 0.333, SLG: 0.448										3 0 0 0 0 1 3										
Spike Owen, S (1, 4) OBP: 0.306, SLG: 0.318										3 0 1 0 0 0 2										
Jorge Fabregas, L (1, 2) OBP: 0.313, SLG: 0.376										3 0 0 0 0 0 2										
Gary Disarcina, R (1, 6) OBP: 0.367, SLG: 0.487										3 1 1 0 0 0 0										
<b>Inning Stats</b>	R: 0 E: 0 K: 0 S: 5	H: 0 LOB: 0 BB: 0 P: 8	R: 0 E: 0 K: 1 S: 13	H: 1 LOB: 0 BB: 0 P: 21	R: 3 E: 0 K: 0 S: 9	H: 3 LOB: 0 BB: 0 P: 14	R: 0 E: 0 K: 0 S: 9	H: 1 LOB: 1 BB: 0 P: 10	R: 0 E: 0 K: 2 S: 8	H: 1 LOB: 1 BB: 0 P: 14		R: 0 E: 1 K: 0 S: 5	H: 1 LOB: 0 BB: 0 P: 8	R: 1 E: 0 K: 0 S: 7	H: 1 LOB: 0 BB: 1 P: 13	R: 0 E: 0 K: 3 S: 12	H: 1 LOB: 1 BB: 0 P: 17	1B: 6 2B: 1 3B: 0 HR: 1	SF: 0 SAC: 1 DP: 1 HBP: 0	WP: 0 PB: 0 SB: 0 CS: 1
<b>PITCHER</b>	IP WLS BF H R ER SO BB IBB HBP BLK WP HR S P ERA WHIP											<b>PITCHER</b>	IP WLS BF H R ER SO BB IBB HBP BLK WP HR S P ERA WHIP							
David Cone, R (1, 1) ERA: 3.49	8.0 L 31 8 4 4 3 1 0 0 0 0 0 0 65 100 4.50 1.125																			



Batter	1	2	3	4	5	6	7	8	9	AB	R	H	RBI	BB	SO	LOB	TOP										
Devon White, S OBP: 0.336, SLG: 0.451	G6-3		K			1-1 1B		F7		4	0	1	0	0	1	2	<p>Toronto Blue Jays @ California Angels Anaheim Stadium, Anaheim, CA</p> <p>Tue Jul 04, 1995, 10:05 PM EDT Att: 61,292 - Unknown - 74 F</p> <p>livebaseballscorecards.com</p> <p>AB 30 R 0 H 3 RBI 0 BB 3 SO 6 LOB 16</p> 										
Paul Molitor, R OBP: 0.323, SLG: 0.346	P4			1-2 1B		F9		FC3-6		4	0	1	0	0	0	3											
Roberto Alomar, S OBP: 0.364, SLG: 0.594 Domingo Cadeno, S OBP: 0.369, SLG: 0.414	G5-3			G4-6-3 1B		K2-3		L9		3	0	0	0	0	1	3											
Joe Carter, R OBP: 0.323, SLG: 0.464 Shawn Green, L OBP: 0.306, SLG: 0.462		F7		K			E 1B		G6-3	3	0	1	0	0	1	0											
John Olerud, L OBP: 0.329, SLG: 0.335		G5-3			G4-3		F8		F8	4	0	0	0	0	0	1											
Ed Sprague, R OBP: 0.354, SLG: 0.468		F8			F9		E5		G6-3	4	0	0	0	0	0	1											
Candy Maldonado, R OBP: 0.379, SLG: 0.500			F8		G6-3		K			3	0	0	0	0	1	2											
Lance Parrish, R OBP: 0.262, SLG: 0.319			WP BB		G4-3		K			2	0	0	0	1	1	2											
Alex Gonzalez, R OBP: 0.358, SLG: 0.420			K		F9 1B BB			FC3-6 BB		1	0	0	0	2	1	1											
<b>Inning Stats</b>	R: 0 E: 0 K: 0 S: 8	H: 0 LOB: 0 BB: 0 P: 11	R: 0 E: 0 K: 0 S: 9	H: 0 LOB: 0 BB: 0 P: 15	R: 0 E: 0 K: 2 S: 9	H: 0 LOB: 1 BB: 1 P: 18	R: 0 E: 0 K: 1 S: 10	H: 1 LOB: 0 BB: 0 P: 15	R: 0 E: 0 K: 0 S: 10	H: 0 LOB: 0 BB: 0 P: 17	R: 0 E: 0 K: 1 S: 14	H: 1 LOB: 2 BB: 1 P: 23	R: 0 E: 1 K: 2 S: 15	H: 1 LOB: 2 BB: 0 P: 24	R: 0 E: 0 K: 0 S: 4	H: 0 LOB: 1 BB: 1 P: 10		R: 0 E: 0 K: 0 S: 7	H: 0 LOB: 0 BB: 0 P: 8	1B: 3 2B: 0 3B: 0 HR: 0	SF: 0 SAC: 0 DP: 1 HBP: 0	WP: 1 PB: 0 SB: 0 CS: 0	PA: 33				
<b>PITCHER</b>	IP	WLS	BF	H	R	ER	SO	BB	IBB	HBP	BLK	WP	HR	S	P	ERA	WHIP										
Chuck Finley, L ERA: 2.92	7.0	W	26	3	0	0	6	2	0	0	0	1	0	75	123	0.00	0.714										
Mike James, R ERA: 4.54	1.0		4	0	0	0	0	1	0	0	0	0	0	4	10	0.00	1.000										
Bob Patterson, L ERA: 2.3	1.0		3	0	0	0	0	0	0	0	0	0	0	7	8	0.00	0.000										

Batter	1	2	3	4	5	6	7	8	9	AB	R	H	RBI	BB	SO	LOB	BOTTOM										
Tony Phillips, S OBP: 0.415, SLG: 0.454 Carlos Martinez, R OBP: 0.266, SLG: 0.246	F9		FC3-6 BB	2B 1B BB	K	1B 1B IBB		K		3	2	0	0	3	2	1	<p>Toronto Blue Jays @ California Angels Anaheim Stadium, Anaheim, CA</p> <p>Tue Jul 04, 1995, 10:05 PM EDT Att: 61,292 - Unknown - 74 F</p> <p>livebaseballscorecards.com</p> <p>AB 40 R 14 H 15 RBI 14 BB 7 SO 6 LOB 26</p> 										
Jim Edmonds, L OBP: 0.362, SLG: 0.504 Orlando Palmeiro, L OBP: 0.667, SLG: 0.667	G6-3		FC3-6 1B BB	1B 2B	1B	1B		G5-3		3	2	1	0	1	0	1											
Greg Myers, L OBP: 0.346, SLG: 0.446			G1-3 1B BB	G6-3	P6	K				3	1	0	0	2	1	7											
Tim Salmon, R OBP: 0.415, SLG: 0.538	G5-3		G1-3	K	F9	1B				5	0	1	2	0	1	7											
J.T. Snow, L OBP: 0.371, SLG: 0.502		F7	16 1B 2B 1B	16 1B 1B						5	3	3	4	0	0	2											
16 Garrett Anderson, L OBP: 0.394, SLG: 0.465 Rex Hudler, R OBP: 0.247, SLG: 0.366		1B PB 1B	2B 1B	1B 1B	1B 1B	E4 BB E		G5-3		4	2	3	0	0	0	1											
Damion Easley, R OBP: 0.281, SLG: 0.295		K	1B 2B	1B 1B	1B	F9		G5-3		5	0	2	3	0	1	3											
Jorge Fabregas, L OBP: 0.317, SLG: 0.371			F7	L4		E 1B BB		G5-3		4	1	1	1	1	0	3											
Gary Disarcina, R OBP: 0.372, SLG: 0.502		K		HR	1B	E7 1B 1B		L9		5	2	3	3	0	1	1											
<b>Inning Stats</b>	R: 0 E: 0 K: 0 S: 7	H: 0 LOB: 1 BB: 1 P: 16	R: 1 E: 0 K: 2 S: 15	H: 2 LOB: 1 BB: 0 P: 22	R: 4 E: 0 K: 0 S: 15	H: 3 LOB: 1 BB: 2 P: 25	R: 4 E: 0 K: 1 S: 21	H: 5 LOB: 2 BB: 1 P: 33	R: 0 E: 0 K: 1 S: 11	H: 1 LOB: 2 BB: 1 P: 17	R: 5 E: 2 K: 1 S: 21	H: 4 LOB: 2 BB: 2 P: 38	R: 0 E: 0 K: 0 S: 5	H: 0 LOB: 0 BB: 0 P: 9	R: 0 E: 0 K: 1 S: 9	H: 0 LOB: 0 BB: 0 P: 12		1B: 11 2B: 3 3B: 0 HR: 1	SF: 0 SAC: 0 DP: 0 HBP: 0	WP: 0 PB: 1 SB: 0 CS: 0	PA: 47						
<b>PITCHER</b>	IP	WLS	BF	H	R	ER	SO	BB	IBB	HBP	BLK	WP	HR	S	P	ERA	WHIP										
Juan Guzman, R ERA: 7.47	3.2	L	23	8	9	8	3	4	0	0	0	0	0	31	55	10.80	4.200										
Danny Darwin, R ERA: 7.02	1.2		14	5	5	2	1	2	1	0	0	0	0	13	20	0.00	1.200										
Ricardo Jordan, L ERA: 4.15	1.2		7	2	0	0	1	0	0	0	0	0	0	9	12	0.00	0.000										
Tim Crabtree, R ERA:	1.0		3	0	0	0	1	0	0	0	0	0	0	9	12	0.00	0.000										







Batter	1	2	3	4	5	6	7	8	9	AB	R	H	RBI	BB	SO	LOB	TOP					
<b>Devon White, S</b> (1, 8) OBP: 0.336, SLG: 0.458	2-1 BB 1B		0-0 P3		2-1 L8			0-0 HR		4	1	2	1	0	0	1						
<b>Paul Molitor, R</b> (1, 10) OBP: 0.311, SLG: 0.332	1-2 F8		1-1 G5-3			3-1 G5-3		1-3 K		4	0	0	0	0	1	1						
<b>Roberto Alomar, S</b> (1, 4) OBP: 0.367, SLG: 0.515	2-2 F9			0-2 F8		0-1 G5-3		0-0 G6-3		4	0	0	0	0	0	1						
<b>Joe Carter, R</b> (1, 7) OBP: 0.327, SLG: 0.473	4-2 SAFE BB			2-2 F8		2-0 P3			0-1 L1	3	0	0	0	1	0	0						
<b>John Olerud, L</b> (1, 3) OBP: 0.330, SLG: 0.332	2-2 G1-3			0-0 BB		1-2 G6-3		2-1 F9		4	0	1	0	0	0	2						
<b>Ed Sprague, R</b> (1, 5) OBP: 0.346, SLG: 0.462		0-0 F8		1-0 F9		0-2 G6-3		0-0 F8		4	0	0	0	0	0	1						
<b>Candy Maldonado, R</b> (1, 9) OBP: 0.386, SLG: 0.500		2-0 F8			4-2 BB		0-2 BB			2	0	1	0	1	0	0						
<b>Lance Parrish, R</b> (1, 2) OBP: 0.256, SLG: 0.310		1-3 K			0-3 K		0-1 F8			3	0	0	0	0	2	2						
<b>Alex Gonzalez, R</b> (1, 6) OBP: 0.346, SLG: 0.407			0-2 F8		0-0 F9			0-1 G6-3		3	0	0	0	0	0	1						
<b>Inning Stats</b>	R: 0 E: 0 K: 0 S: 15	H: 1 LOB: 2 BB: 1 P: 26	R: 0 E: 0 K: 1 S: 6	H: 0 LOB: 0 BB: 0 P: 9	R: 0 E: 0 K: 0 S: 7	H: 0 LOB: 0 BB: 0 P: 8	R: 0 E: 0 K: 0 S: 9	H: 1 LOB: 1 BB: 0 P: 12	R: 0 E: 0 K: 1 S: 9	H: 0 LOB: 1 BB: 1 P: 15	R: 0 E: 0 K: 0 S: 5	H: 0 LOB: 0 BB: 0 P: 10	R: 0 E: 0 K: 0 S: 12	H: 1 LOB: 1 BB: 0 P: 13	R: 1 E: 0 K: 1 S: 8	H: 1 LOB: 0 BB: 0 P: 9	R: 0 E: 0 K: 0 S: 5	H: 0 LOB: 0 BB: 0 P: 7	1B: 3 2B: 0 3B: 0 HR: 1	SF: 0 SAC: 0 DP: 0 HBP: 0	WP: 0 PB: 0 SB: 0 CS: 0	PA: 33
<b>PITCHER</b>	IP	WLS	BF	H	R	ER	SO	BB	IBB	HBP	BLK	WP	HR	S	P	ERA	WHIP					
<b>Brian Anderson, L</b> (1, 1) ERA: 4.19	7.0	W	26	3	0	0	2	2	0	0	0	0	0	63	93	0.00	0.714					
<b>Mike James, R</b> (8, 1) ERA: 4.94	1.0		4	1	1	1	1	0	0	0	0	0	1	8	9	9.00	1.000					
<b>Mike Butcher, R</b> (9, 1) ERA: 6.94	1.0		3	0	0	0	0	0	0	0	0	0	0	5	7	0.00	0.000					

Toronto Blue Jays @ California Angels  
Anaheim Stadium, Anaheim, CA  
Thu Jul 06 1995, 10:05 PM EDT  
Att: 15,076 - Unknown - 72 F

AB 31  
R 1  
H 4  
RBI 1  
BB 2  
SO 3  
LOB 9



Batter	1	2	3	4	5	6	7	8	9	AB	R	H	RBI	BB	SO	LOB	BOTTOM					
<b>Tony Phillips, S</b> (1, 5) OBP: 0.421, SLG: 0.485	3-2 L4				2-0 F8			2-0 HR		5	2	2	1	1	0	3						
<b>Jim Edmonds, L</b> (1, 8) OBP: 0.356, SLG: 0.500	1-2 G6-3		1-1 BB	2-2 G3	0-0 F7		3-2 G4-3	0-1 BB		6	1	2	2	0	0	1						
<b>Rex Hudler, R</b> (1, 7) OBP: 0.284, SLG: 0.396	0-0 F7		4-0 BB	2-1 WP	2-3 K2-3		3-1 BB	1-1 P4		5	3	2	0	1	1	3						
<b>Tim Salmon, R</b> (1, 9) OBP: 0.423, SLG: 0.535		4-2 L1-4	4-0 WP	2-0 WP		1-0 FC5	4-2 HBP			2	1	2	0	3	0	0						
<b>J.T. Snow, L</b> (1, 3) OBP: 0.373, SLG: 0.500		1-3 K	4-2 HR	2-2 F7		1-1 1B	4-1 HBP			3	1	1	1	2	1	3						
<b>Carlos Martinez, R</b> (1, 10) OBP: 0.273, SLG: 0.254		2-0 1B	1-2 HR	4-0 WP		1-2 1B	1-2 HBP			2	0	1	0	0	1	2						
<b>Greg Myers, L</b> (4, FH) OBP: 0.351, SLG: 0.431		1-2 1B	1-2 K	1-2 IBB		0-3 K	2-0 HBP			1	0	0	1	1	1	2						
<b>Damion Easley, R</b> (1, 4) OBP: 0.282, SLG: 0.308		1-1 L1-4	0-0 HR	4-2 BB		1-1 F8	0-1 G6-3			4	1	1	3	1	0	7						
<b>Andy Allanson, R</b> (1, 2) OBP: 0.273, SLG: 0.400					1-0 F8					5	0	1	0	0	1	5						
<b>Gary Disarcina, R</b> (1, 6) OBP: 0.378, SLG: 0.506					1-0 1B					4	1	2	0	1	0	0						
<b>Inning Stats</b>	R: 0 E: 0 K: 0 S: 9	H: 0 LOB: 0 BB: 0 P: 13	R: 0 E: 0 K: 1 S: 8	H: 1 LOB: 1 BB: 1 P: 16	R: 7 E: 0 K: 2 S: 26	H: 4 LOB: 2 BB: 5 P: 53	R: 1 E: 0 K: 0 S: 15	H: 2 LOB: 3 BB: 2 P: 33	R: 0 E: 0 K: 1 S: 6	H: 1 LOB: 1 BB: 0 P: 11	R: 0 E: 0 K: 1 S: 9	H: 2 LOB: 2 BB: 0 P: 12	R: 2 E: 0 K: 0 S: 13	H: 2 LOB: 3 BB: 2 P: 32	R: 0 E: 0 K: 0 S: 9	H: 2 LOB: 2 BB: 0 P: 14	1B: 7 2B: 6 3B: 0 HR: 2	SF: 0 SAC: 0 DP: 1 HBP: 1	WP: 3 PB: 1 SB: 0 CS: 0	PA: 48		
<b>PITCHER</b>	IP	WLS	BF	H	R	ER	SO	BB	IBB	HBP	BLK	WP	HR	S	P	ERA	WHIP					
<b>Al Leiter, L</b> (1, 1) ERA: 3.91	2.2	L	16	4	7	7	3	5	0	0	0	1	1	34	66	23.62	3.375					
<b>Danny Cox, R</b> (3, 1) ERA: 7.22	2.1		14	4	1	1	1	2	1	0	0	2	0	30	60	3.86	2.571					
<b>Darren Hall, R</b> (6, 1) ERA: 5.91	1.0		5	2	0	0	1	0	0	0	0	0	0	9	12	0.00	2.000					
<b>Ricardo Jordan, L</b> (7, 1) ERA: 6.75	1.0		8	2	2	2	0	2	0	1	0	0	1	13	32	18.00	4.000					
<b>Tim Crabtree, R</b> (8, 1) ERA:	1.0		5	2	0	0	0	0	0	0	0	0	0	9	14	0.00	2.000					

Toronto Blue Jays @ California Angels  
Anaheim Stadium, Anaheim, CA  
Thu Jul 06 1995, 10:05 PM EDT  
Att: 15,076 - Unknown - 72 F

AB 37  
R 10  
H 14  
RBI 8  
BB 10  
SO 5  
LOB 26






Batter	1	2	3	4	5	6	7	8	9	AB	R	H	RBI	BB	SO	LOB	TOP											
Fernando Vina, L OBP: 0.333, SLG: 0.379	E1 SH1-3 1B SF7	P2		F8		P5		G3		5	1	0	0	0	0	1	<b>Milwaukee Brewers @ California Angels</b> Anaheim Stadium, Anaheim, CA Fri Jul 07 1995, 10:05 PM EDT Att: 15,473 - Unknown - 78 F											
Darryl Hamilton, L OBP: 0.346, SLG: 0.386		1-3 SAFE K		L4		L7		G4-3	5	0	1	0	0	0	1													
Kevin Seitzer, R OBP: 0.404, SLG: 0.453 Jeff Cirillo, R OBP: 0.363, SLG: 0.478	SH1-3			1B HR		G6-3		G6-3 HBP	2	2	1	0	1	0	0													
Dave Nilsson, L OBP: 0.313, SLG: 0.381 Matt Mieske, R OBP: 0.377, SLG: 0.451	SF7			HR		F7		G6-3	3	1	1	1	0	0	1													
Greg Vaughn, R OBP: 0.300, SLG: 0.353	G4-3			P3		G5-3			4	1	1	0	0	0	3													
B.J. Surhoff, L OBP: 0.421, SLG: 0.565		HR		HR		HR		FC5-4 BB	3	3	3	6	1	0	0													
Joe Oliver, R OBP: 0.342, SLG: 0.498		HR		G6-3		P4		FC5-4	4	1	1	2	0	0	1													
David Hulse, L OBP: 0.315, SLG: 0.367		1B		G5-3				G1-6-3	3	0	1	0	1	0	0													
Jose Valentin, S OBP: 0.291, SLG: 0.438	K			F9		F8		1B	4	0	1	0	0	1	2													
<b>Inning Stats</b>	R: 1 E: 1 K: 0 S: 9	H: 1 LOB: 1 BB: 0 P: 12	R: 2 E: 0 K: 2 S: 16	H: 3 LOB: 1 BB: 0 P: 22	R: 3 E: 0 K: 0 S: 15	H: 3 LOB: 0 BB: 0 P: 25	R: 0 E: 0 K: 0 S: 7	H: 0 LOB: 0 BB: 0 P: 15	R: 3 E: 0 K: 0 S: 12	H: 2 LOB: 1 BB: 2 P: 24	R: 0 E: 0 K: 0 S: 3	H: 0 LOB: 0 BB: 0 P: 7	R: 0 E: 0 K: 0 S: 11	H: 0 LOB: 1 BB: 1 P: 18	R: 0 E: 0 K: 0 S: 6	H: 1 LOB: 0 BB: 0 P: 9		R: 0 E: 0 K: 0 S: 6	H: 0 LOB: 0 BB: 0 P: 10	1B: 7 2B: 0 3B: 0 HR: 3	SF: 1 SAC: 1 DP: 1 HBP: 1	WP: 0 PB: 0 SB: 0 CS: 0	PA: 40					
<b>PITCHER</b>	IP	WLS	BF	H	R	ER	SO	BB	IBB	HBP	BLK	WP	HR	S	P	ERA	WHIP											
Mike Bielecki, R ERA: 5.1	(1, 1)	2.1	L	15	7	6	5	2	0	0	0	0	0	2	33	47	19.29	3.000										
Russ Springer, R ERA: 6.37	(3, 1)	2.2		12	2	3	3	0	2	0	0	0	0	1	26	51	10.12	1.500										
Mike Butcher, R ERA: 6.39	(6, 1)	2.0		7	0	0	0	0	1	0	0	0	0	0	14	25	0.00	0.500										
Mike James, R ERA: 4.44	(8, 1)	2.0		6	1	0	0	0	0	0	1	0	0	0	12	19	0.00	0.500										

Batter	1	2	3	4	5	6	7	8	9	AB	R	H	RBI	BB	SO	LOB	BOTTOM											
Tony Phillips, S OBP: 0.417, SLG: 0.492	HR	G3-1		G3			K		K	5	1	1	1	0	2	0	<b>Milwaukee Brewers @ California Angels</b> Anaheim Stadium, Anaheim, CA Fri Jul 07 1995, 10:05 PM EDT Att: 15,473 - Unknown - 78 F											
Jim Edmonds, L OBP: 0.358, SLG: 0.496	S 2B BB	BB BB		G3		F7				2	1	0	0	2	0	0												
Greg Myers, L OBP: 0.355, SLG: 0.437	E SF7 1H 2B	F8		G3			BB			3	1	1	1	1	0	1												
Tim Salmon, R OBP: 0.421, SLG: 0.529	E5 BB BB	BB BB		F8		F9				3	0	0	0	1	0	2												
J.T. Snow, L OBP: 0.379, SLG: 0.500	BB BB	BB BB		G4-6-3 1B		F7		F7		2	0	1	0	2	0	0												
16 Garret Anderson, L OBP: 0.337, SLG: 0.440 Rod Correia, R	K	P4		G4-6-3		G4-3		G4-3		4	0	0	0	0	1	7												
Damon Easley, R OBP: 0.278, SLG: 0.304 Orlando Palmeiro, L OBP: 0.500, SLG: 0.500	SF7			G5-3		G6-3		G4-3		2	0	0	1	0	0	0												
Jorge Fabregas, L OBP: 0.315, SLG: 0.359	BB BB	F7		G3-1		G3-1		G4-6-3 1B		3	0	1	0	1	0	0												
Gary Disarcina, R OBP: 0.373, SLG: 0.498	G1-3			G4-3		F7		G4-6-3		4	0	0	0	0	4	0												
<b>Inning Stats</b>	R: 3 E: 1 K: 1 S: 15	H: 2 LOB: 3 BB: 3 P: 36	R: 0 E: 0 K: 0 S: 15	H: 0 LOB: 3 BB: 3 P: 30	R: 0 E: 0 K: 0 S: 8	H: 0 LOB: 0 BB: 0 P: 11	R: 0 E: 0 K: 0 S: 7	H: 0 LOB: 0 BB: 0 P: 9	R: 0 E: 0 K: 0 S: 6	H: 1 LOB: 0 BB: 0 P: 12	R: 0 E: 0 K: 0 S: 4	H: 0 LOB: 0 BB: 0 P: 6	R: 0 E: 0 K: 1 S: 8	H: 0 LOB: 1 BB: 1 P: 16	R: 0 E: 0 K: 0 S: 8	H: 0 LOB: 0 BB: 0 P: 12		R: 0 E: 0 K: 1 S: 9	H: 1 LOB: 0 BB: 0 P: 14	1B: 2 2B: 1 3B: 0 HR: 1	SF: 1 SAC: 0 DP: 2 HBP: 0	WP: 0 PB: 0 SB: 1 CS: 0	PA: 37					
<b>PITCHER</b>	IP	WLS	BF	H	R	ER	SO	BB	IBB	HBP	BLK	WP	HR	S	P	ERA	WHIP											
Steve Sparks, R ERA: 3.44	(1, 1)	9.0	W	37	4	3	2	3	7	0	0	0	0	1	80	146	2.00	1.222										

AB	34
R	9
H	10
RBI	9
BB	3
SO	2
LOB	10

AB	29
R	3
H	4
RBI	3
BB	7
SO	3
LOB	14





Batter	1	2	3	4	5	6	7	8	9	AB	R	H	RBI	BB	SO	LOB	TOP		
Jeff Cirillo, R OBP: 0.367, SLG: 0.474 David Hulse, L OBP: 0.315, SLG: 0.367	1-0 1B		2-0 F8			0-3 K		1-0 CS	4-0 BB	3	0	1	0	1	1	1			
Darryl Hamilton, L OBP: 0.341, SLG: 0.379	1-3-2 F7			2-1 F7		0-1 FC4-6		1-2 F9		4	0	0	0	0	0	3			
Kevin Seitzer, R OBP: 0.398, SLG: 0.445	1-3 K			2-2 G4-3			2-1 F8		1-3 K	4	0	0	0	0	2	2			
Greg Vaughn, R OBP: 0.295, SLG: 0.346	1-0 F8			2-3 K			1-3 K		0-0 G5-3	4	0	0	0	0	2	2			
B.J. Surhoff, L OBP: 0.419, SLG: 0.560		1-1 G3-1			1-2 G1-3			0-0 1B		3	0	1	0	0	0	0			
Joe Oliver, R OBP: 0.342, SLG: 0.493		4-1 CS BB			2-3 K2-3			1-3 K2-3		2	0	0	0	1	2	1			
Matt Mieske, R OBP: 0.368, SLG: 0.438		0-3 K			1-1 G6-3			2-1 F8		3	0	0	0	0	1	1			
Pat Listach, S OBP: 0.264, SLG: 0.240		1-2 CS	2-2 F7		1-1 G6-3			3-3 K		3	0	0	0	0	1	0			
Jose Valentin, S OBP: 0.296, SLG: 0.439			0-0 P4		4-1 FC4-6 BB			2-2 CS 1B		2	0	1	0	1	0	0			
<b>Inning Stats</b>	R: 0 E: 0 K: 1 S: 11	H: 1 LOB: 1 BB: 0 P: 17	R: 0 E: 0 K: 1 S: 8	H: 0 LOB: 0 BB: 1 P: 14	R: 0 E: 0 K: 0 S: 5	H: 0 LOB: 0 BB: 0 P: 9	R: 0 E: 0 K: 1 S: 8	H: 0 LOB: 0 BB: 0 P: 14	R: 0 E: 0 K: 1 S: 9	H: 0 LOB: 0 BB: 0 P: 13	R: 0 E: 0 K: 2 S: 10	H: 1 LOB: 1 BB: 0 P: 14	R: 0 E: 0 K: 1 S: 9	H: 1 LOB: 0 BB: 1 P: 17	R: 0 E: 0 K: 1 S: 7	H: 0 LOB: 1 BB: 1 P: 13	1B: 3 2B: 0 3B: 0 HR: 0	SF: 0 SAC: 0 DP: 0 HBP: 0	WP: 0 PA: 33
<b>PITCHER</b> Mark Langston, L ERA: 4.15	IP: 9.0 WLS: W BF: 31 H: 3 R: 0 ER: 0 SO: 9 BB: 3 IBB: 0 HBP: 0 BLK: 0 WP: 0 HR: 0 S: 75 P: 124 ERA: 0.00 WHIP: 0.667																		

Milwaukee Brewers @ California Angels  
Anaheim Stadium, Anaheim, CA

Sat Jul 08 1995, 10:05 PM EDT  
Att: 21,945 - Unknown - 78 F



AB 28  
R 0  
H 3  
RBI 0  
BB 3  
SO 9  
LOB 10

Batter	1	2	3	4	5	6	7	8	9	AB	R	H	RBI	BB	SO	LOB	BOTTOM		
Tony Phillips, S OBP: 0.415, SLG: 0.486	1-0 F9		4-2 BB		1-1 G5-3			0-0 F8		3	0	0	0	1	0	2			
Jim Edmonds, L OBP: 0.353, SLG: 0.488	1-2 F7		0-1 G3			0-1 G3		1-2 G4-3		4	0	0	0	0	0	1			
Greg Myers, L OBP: 0.345, SLG: 0.423	0-0 G3-1			0-0 F8		3-2 F7		3-2 G5-3		4	0	0	0	0	0	0			
Tim Salmon, R OBP: 0.420, SLG: 0.530		2-1 F9 16 SF8 2B		3-2 F9		3-1 E5				3	1	1	0	0	0	0			
J.T. Snow, L OBP: 0.375, SLG: 0.494		2-2 F9		2-2 G3-1		0-0 F7				3	0	0	0	0	0	2			
16 Garret Anderson, L OBP: 0.326, SLG: 0.429		0-2 SF8			1-0 F8			0-0 G4-3		2	0	0	1	0	0	0			
Rex Hudler, R OBP: 0.286, SLG: 0.404		3-H 2-3 K			2-1 F8 2B			3-1 G5-3		3	0	1	0	0	1	0			
Jorge Fabregas, L OBP: 0.325, SLG: 0.362			1-1 G6-3		4-1 BB			1-1 FC6-4 1B		2	0	1	0	1	0	0			
Gary Disarcina, R OBP: 0.368, SLG: 0.492			0-3 K		0-0 F8			1-1 FC6-4		3	0	0	0	0	1	3			
<b>Inning Stats</b>	R: 0 E: 0 K: 0 S: 6	H: 0 LOB: 0 BB: 0 P: 8	R: 1 E: 0 K: 1 S: 13	H: 1 LOB: 0 BB: 0 P: 19	R: 0 E: 0 K: 1 S: 9	H: 0 LOB: 1 BB: 1 P: 14	R: 0 E: 0 K: 0 S: 9	H: 0 LOB: 0 BB: 0 P: 14	R: 0 E: 0 K: 0 S: 7	H: 1 LOB: 2 BB: 1 P: 15	R: 0 E: 1 K: 0 S: 10	H: 0 LOB: 1 BB: 0 P: 16	R: 0 E: 0 K: 0 S: 7	H: 1 LOB: 1 BB: 0 P: 12	R: 0 E: 0 K: 0 S: 8	H: 0 LOB: 0 BB: 0 P: 12	1B: 1 2B: 2 3B: 0 HR: 0	SF: 1 SAC: 0 DP: 0 HBP: 0	WP: 0 PA: 30
<b>PITCHER</b> Ricky Bones, R ERA: 3.79	IP: 8.0 WLS: L BF: 30 H: 3 R: 1 ER: 1 SO: 2 BB: 2 IBB: 0 HBP: 0 BLK: 0 WP: 0 HR: 0 S: 69 P: 110 ERA: 1.12 WHIP: 0.625																		

Milwaukee Brewers @ California Angels  
Anaheim Stadium, Anaheim, CA

Sat Jul 08 1995, 10:05 PM EDT  
Att: 21,945 - Unknown - 78 F



AB 27  
R 1  
H 3  
RBI 1  
BB 2  
SO 2  
LOB 8











Batter	1	2	3	4	5	6	7	8	9	AB R H RBI BB SO LOB	TOP									
Tony Phillips, S OBP: 0.427, SLG: 0.502 (1, 5)	F8	BB			L9		G1-6-3 BB		BLK 1B	3 0 1 0 2 0 0	<b>California Angels @ Detroit Tigers</b> Tiger Stadium, Detroit, MI Fri Jul 14, 1995, 7:05 PM EDT Att: 19,204 - Unknown - 104 F  livebaseballscorecards.com									
Rex Hudler, R OBP: 0.286, SLG: 0.411 (1, 9)	L4	F8			F9		B3		K	5 0 0 0 0 1 4										
Jim Edmonds, L OBP: 0.349, SLG: 0.496 (1, 8)	K			G4-3		G1-3 HR BB	G1-6-3		G6-3	4 1 0 0 1 1 2										
Greg Myers, L OBP: 0.331, SLG: 0.400 (1, 10)		16 WP 16 BB 1B		G3		G1-3			G4-3	4 1 1 0 0 0 1										
J.T. Snow, L OBP: 0.370, SLG: 0.491 (1, 3)		16 WP 16 BB 1B		F8		HR			1B	3 2 2 2 1 0 0										
16 Garret Anderson, L OBP: 0.320, SLG: 0.451 (1, 7)		SH1-3 1B SF7 1B		K		HR			L8	4 2 2 3 0 1 1										
Damion Easley, R OBP: 0.281, SLG: 0.304 (1, 4)		SH1-3 1B		G5-3		G5-3			L7	4 0 1 0 0 0 1										
Jorge Fabregas, L OBP: 0.314, SLG: 0.348 (1, 2)		SH1-3 1B		G6-3		1B			G4-3	3 0 1 0 0 0 0										
Gary Disarcina, R OBP: 0.363, SLG: 0.480 (1, 6)	SF7				L8	L1			S BLK 1B	3 1 1 1 0 0 1										
<b>Inning Stats</b>	R: 0 E: 0 K: 1 S: 7	H: 0 LOB: 0 BB: 0 P: 8	R: 3 E: 0 K: 0 S: 14	H: 3 LOB: 2 BB: 2 P: 25	R: 0 E: 0 K: 1 S: 6	H: 0 LOB: 0 BB: 0 P: 9	R: 0 E: 0 K: 1 S: 8	H: 0 LOB: 0 BB: 0 P: 11	R: 0 E: 0 K: 0 S: 12	H: 0 LOB: 1 BB: 1 P: 20	R: 0 E: 0 K: 0 S: 4	H: 0 LOB: 0 BB: 1 P: 9	R: 0 E: 0 K: 0 S: 11	H: 1 LOB: 1 BB: 0 P: 20	R: 1 E: 0 K: 1 S: 13	H: 2 LOB: 1 BB: 1 P: 18	1B: 7 2B: 0 3B: 0 HR: 2	SF: 1 SAC: 1 DP: 1 HBP: 0	WP: 1 PB: 0 SB: 1 CS: 0	PA: 39
<b>PITCHER</b>	IP WLS BF H R ER SO BB IBB HBP BLK WP HR S P ERA WHIP											IP WLS BF H R ER SO BB IBB HBP BLK WP HR S P ERA WHIP								
Felipe Lira, R ERA: 3.99 (1, 1)	5.1 L 24 5 6 6 2 3 0 0 0 0 1 2 49 75 10.12 1.500																			
John Doherty, R ERA: 5.25 (6, 1)	2.2 10 2 0 0 0 1 0 0 0 0 0 21 38 0.00 1.125																			
Brian Maxcy, R ERA: 4.5 (9, 1)	1.0 5 2 1 1 1 0 0 0 1 0 0 13 18 9.00 2.000																			

Batter	1	2	3	4	5	6	7	8	9	AB R H RBI BB SO LOB	BOTTOM											
Chad Curtis, R OBP: 0.363, SLG: 0.468 (1, 8)	F8		G4-3 2H 2B		F9		G5-3		P3	5 0 1 1 0 0 0	<b>California Angels @ Detroit Tigers</b> Tiger Stadium, Detroit, MI Fri Jul 14, 1995, 7:05 PM EDT Att: 19,204 - Unknown - 104 F  livebaseballscorecards.com											
Lou Whitaker, L OBP: 0.386, SLG: 0.512 (1, 4)		G6-4-3 1B		G4-3		2B BB	P4		2B	4 1 2 0 1 0 1												
Travis Fryman, R OBP: 0.352, SLG: 0.371 (1, 5)	G6-4-3 1-2					1H 2B	F8		F9	4 0 1 1 1 0 2												
Cecil Fielder, R OBP: 0.361, SLG: 0.518 (1, 3)		K		F7		G1-3			1B BB	3 0 0 0 1 1 3												
Kirk Gibson, L OBP: 0.372, SLG: 0.485 (1, 10)		S 1B		2B BB		K			F7	3 1 1 0 1 1 2												
Bobby Higginson, L OBP: 0.344, SLG: 0.461 (1, 7) (7, 9)		F7		F9		F8			K	4 0 0 0 0 1 3												
Alan Trammell, R OBP: 0.395, SLG: 0.429 (1, 6)		F7		L9		G4-3 2B			1B	4 0 2 0 0 0 2												
John Flaherty, R OBP: 0.344, SLG: 0.550 (1, 2)				2B 2B		G4-3			F9	4 1 2 1 0 0 3												
Danny Bautista, R OBP: 0.254, SLG: 0.267 Franklin Stubbs, L OBP: 0.340, SLG: 0.291 (6, PH) (7, 7)			P5		L3		G4-3		L7	2 0 0 0 0 0 2 2 0 0 0 0 0 1												
<b>Inning Stats</b>	R: 0 E: 0 K: 0 S: 6	H: 1 LOB: 0 BB: 0 P: 9	R: 0 E: 0 K: 1 S: 11	H: 1 LOB: 1 BB: 0 P: 19	R: 1 E: 0 K: 0 S: 13	H: 2 LOB: 2 BB: 1 P: 24	R: 1 E: 0 K: 0 S: 6	H: 1 LOB: 1 BB: 1 P: 14	R: 1 E: 0 K: 0 S: 15	H: 1 LOB: 1 BB: 1 P: 27	R: 0 E: 0 K: 0 S: 8	H: 1 LOB: 0 BB: 0 P: 13	R: 0 E: 0 K: 0 S: 4	H: 0 LOB: 0 BB: 0 P: 5	R: 0 E: 0 K: 1 S: 9	H: 1 LOB: 2 BB: 1 P: 17	R: 0 E: 0 K: 0 S: 12	H: 1 LOB: 1 BB: 0 P: 21	1B: 3 2B: 6 3B: 0 HR: 0	SF: 0 SAC: 0 DP: 1 HBP: 0	WP: 0 PB: 0 SB: 1 CS: 0	PA: 39
<b>PITCHER</b>	IP WLS BF H R ER SO BB IBB HBP BLK WP HR S P ERA WHIP											IP WLS BF H R ER SO BB IBB HBP BLK WP HR S P ERA WHIP										
Russ Springer, R ERA: 5.86 (1, 1)	4.2 W 22 6 3 3 1 3 0 0 0 0 0 6 11 0.00 0.000																					
Bob Patterson, L ERA: 2.12 (5, 1)	0.2 W 2 0 0 0 1 0 0 0 0 0 0 6 11 0.00 0.000																					
John Habyan, R ERA: 2.72 (6, 1)	2.1 10 2 0 0 1 1 0 0 0 0 0 17 29 0.00 1.286																					
Troy Percival, R ERA: 2.23 (8, 1)	1.1 S 5 1 0 0 0 0 0 0 0 0 0 13 22 0.00 0.750																					



Batter	1	2	3	4	5	6	7	8	9	AB	R	H	RBI	BB	SO	LOB	TOP										
Tony Phillips, S OBP: 0.423, SLG: 0.496 (1, 5)	G5-3		K				G3		G3	5	0	1	0	0	1	2	California Angels @ Detroit Tigers Tiger Stadium, Detroit, MI Sun Jul 16 1995, 3:33 AM EDT Cloudy - 86 F										
Rex Hudler, R OBP: 0.299, SLG: 0.414 (1, 10)	L5									4	1	2	0	0	0	1											
Jim Edmonds, L OBP: 0.346, SLG: 0.495 (1, 8)	K									5	1	1	1	1	0	2											
Tim Salmon, R OBP: 0.425, SLG: 0.537 (1, 9)										4	1	1	0	1	0	1											
J.T. Snow, L OBP: 0.369, SLG: 0.485 (1, 3)	P5									3	1	0	0	1	1	2											
16 Garret Anderson, L OBP: 0.337, SLG: 0.500 (1, 7)	P5									3	1	2	4	1	0	0											
Damion Easley, R OBP: 0.279, SLG: 0.301 (7, PH)										2	0	0	0	0	2	3											
Rod Correia, R (7, 4)										2	0	0	0	0	0	1											
Andy Allanson, R OBP: 0.283, SLG: 0.418 (1, 2)										4	0	2	0	0	0	1											
Gary Disarcina, R OBP: 0.362, SLG: 0.488 (1, 6)										4	1	1	1	0	1	3											
<b>Inning Stats</b>	R: 0 E: 0 K: 1 S: 9	H: 0 LOB: 0 BB: 0 P: 17	R: 0 E: 0 K: 0 S: 5	H: 0 LOB: 0 BB: 0 P: 9	R: 0 E: 0 K: 2 S: 10	H: 1 LOB: 1 BB: 0 P: 14	R: 0 E: 0 K: 1 S: 11	H: 1 LOB: 3 BB: 2 P: 23	R: 1 E: 0 K: 0 S: 11	H: 2 LOB: 0 BB: 0 P: 16	R: 0 E: 0 K: 2 S: 8	H: 0 LOB: 0 BB: 0 P: 12	R: 1 E: 0 K: 0 S: 12	H: 2 LOB: 1 BB: 0 P: 17	R: 4 E: 0 K: 1 S: 21	H: 3 LOB: 1 BB: 1 P: 34	R: 0 E: 0 K: 0 S: 12	H: 1 LOB: 1 BB: 0 P: 16	1B: 5 2B: 3 3B: 0 HR: 2	SF: 0 SAC: 0 DP: 1 HBP: 1	WP: 1 PB: 0 SB: 2 CS: 0	PA: 40					
<b>PITCHER</b>	IP	WLS	BF	H	R	ER	SO	BB	IBB	HBP	BLK	WP	HR	S	P	ERA	WHIP										
David Wells, L ERA: 2.99 (1, 1)	6.1	26	6	2	2	6	2	0	0	0	0	1	2	58	96	2.84	1.263										
Mike Christopher, R ERA: 3.6 (7, 1)	0.2	3	0	1	1	0	0	0	0	1	0	0	0	9	15	13.50	0.000										
Brian Bohanon, L ERA: 6.62 (8, 1)	0.0	1	1	0	0	0	0	0	0	0	0	0	0	1	2	=	=										
Joe Boever, R ERA: 5.11 (8, 1)	0.0	L	2	1	0	0	0	1	0	0	0	0	0	6	10	=	=										
Buddy Groom, L ERA: 6.15 (8, 1)	2.0	8	2	3	3	1	0	0	0	0	0	0	0	25	35	13.50	1.000										

Batter	1	2	3	4	5	6	7	8	9	AB	R	H	RBI	BB	SO	LOB	BOTTOM										
Chad Curtis, R OBP: 0.367, SLG: 0.473 (1, 8)	G4-3 1B		HR		FC6-4		S			3	2	0	1	0	1	California Angels @ Detroit Tigers Tiger Stadium, Detroit, MI Sun Jul 16 1995, 3:33 AM EDT Cloudy - 86 F											
Scott Fletcher, R OBP: 0.343, SLG: 0.333 (1, 4)	G4-3									3	1	1	2	1	0		1										
Travis Fryman, R OBP: 0.354, SLG: 0.371 (1, 5)	G6-4-3 1B									3	1	1	1	1	1		2										
Cecil Fielder, R OBP: 0.359, SLG: 0.513 (1, 3)	G6-4-3									4	0	1	0	0	2		1										
Juan Samuel, R OBP: 0.439, SLG: 0.691 (1, 7)										4	0	0	0	0	2		2										
Alan Trammell, R OBP: 0.391, SLG: 0.423 (1, 10)	G6-3									4	0	1	1	0	0		0										
John Flaherty, R OBP: 0.338, SLG: 0.541 (9, PH)	G5-3									3	0	0	0	0	2												
Bobby Higginson, L OBP: 0.343, SLG: 0.459 (9, PH)										1	0	0	0	0	1		0										
Chris Gomez, R OBP: 0.321, SLG: 0.415 (9, PH)										3	0	1	0	0	1		0										
Lou Whitaker, L OBP: 0.354, SLG: 0.508 (9, PH)										1	0	0	0	0	1		0										
Danny Bautista, R OBP: 0.250, SLG: 0.263 (9, PH)										3	0	0	0	0	1	1											
Franklin Stubbs, L OBP: 0.337, SLG: 0.287 (9, PH)										1	0	0	0	0	0	0											
<b>Inning Stats</b>	R: 1 E: 0 K: 0 S: 9	H: 2 LOB: 0 BB: 0 P: 14	R: 0 E: 0 K: 0 S: 10	H: 0 LOB: 0 BB: 0 P: 17	R: 2 E: 0 K: 3 S: 20	H: 2 LOB: 0 BB: 0 P: 28	R: 0 E: 0 K: 2 S: 13	H: 0 LOB: 0 BB: 0 P: 18	R: 0 E: 0 K: 0 S: 8	H: 1 LOB: 1 BB: 0 P: 11	R: 1 E: 0 K: 1 S: 22	H: 2 LOB: 2 BB: 1 P: 33	R: 0 E: 0 K: 0 S: 9	H: 0 LOB: 2 BB: 2 P: 18	R: 0 E: 0 K: 1 S: 7	H: 0 LOB: 0 BB: 0 P: 10	R: 0 E: 0 K: 2 S: 7	H: 0 LOB: 0 BB: 0 P: 12	1B: 5 2B: 1 3B: 0 HR: 1	SF: 0 SAC: 0 DP: 1 HBP: 0	WP: 0 PB: 0 SB: 4 CS: 0	PA: 36					
<b>PITCHER</b>	IP	WLS	BF	H	R	ER	SO	BB	IBB	HBP	BLK	WP	HR	S	P	ERA	WHIP										
Chuck Finley, L ERA: 3.66 (1, 1)	7.0	30	7	4	4	4	6	3	0	0	0	0	0	91	139	5.14	1.429										
Troy Percival, R ERA: 2.17 (8, 1)	1.0	3	0	0	0	0	1	0	0	0	0	0	0	7	10	0.00	0.000										
Lee Smith, R ERA: 2.96 (9, 1)	1.0	S	3	0	0	0	2	0	0	0	0	0	0	7	12	0.00	0.000										

AB	36
R	6
H	10
RBI	6
BB	3
SO	7
LOB	16





Batter	1	2	3	4	5	6	7	8	9	AB	R	H	RBI	BB	SO	LOB	TOP
<b>Tony Phillips, S</b> OBP: 0.417, SLG: 0.487 (1, 5)	F7	G4-3	FC3-2		G3-1		G6-3			5	1	0	0	0	0	4	<b>California Angels @ Detroit Tigers</b> Tiger Stadium, Detroit, MI Sun Jul 16 1995, 3:38 AM EDT Att: 21,186 - Overcast - 93 F
<b>Jim Edmonds, L</b> OBP: 0.354, SLG: 0.525 (1, 8)	1B				K			HR		5	3	4	5	0	1	0	
<b>Greg Myers, L</b> OBP: 0.333, SLG: 0.400 (1, 10)	1B		G4-3				F7	K		5	1	2	0	0	1	0	
<b>Tim Salmon, R</b> OBP: 0.431, SLG: 0.540 (1, 9)	HR				16 G3-1 1B WP		F8	BB		4	2	3	1	1	0	0	
<b>J.T. Snow, L</b> OBP: 0.373, SLG: 0.496 (1, 3)		G6-4-3			16 G3-1 1B WP		L9	BB		4	1	2	3	1	0	2	
<b>16 Garrett Anderson, L</b> OBP: 0.348, SLG: 0.545 (1, 7)	2B				G3-1			L8		5	3	3	1	0	0	4	
<b>Rex Hudler, R</b> OBP: 0.298, SLG: 0.409 (8, PH)	P6				E1					4	0	1	0	0	0	4	
<b>Damon Easley, R</b> OBP: 0.282, SLG: 0.301 (8, 4)			1B		P4			BB		0	0	0	0	1	0	0	
<b>Jorge Fabregas, L</b> OBP: 0.317, SLG: 0.359 (1, 2)					F9			F8		5	1	2	2	0	0	5	
<b>Gary Disarcina, R</b> OBP: 0.364, SLG: 0.492 (8, 6)	K				G4-3					4	1	2	0	0	1	1	
<b>Rod Correia, R</b> (8, 6)					FC3-2			2B		0	0	0	0	0	0	0	
<b>Inning Stats</b>	R: 5 E: 0 K: 1 S: 17	H: 6 LOB: 1 BB: 0 P: 24	R: 1 E: 0 K: 0 S: 13	H: 3 LOB: 1 BB: 0 P: 23	R: 4 E: 0 K: 0 S: 12	H: 4 LOB: 0 BB: 0 P: 16	R: 1 E: 0 K: 0 S: 10	H: 1 LOB: 1 BB: 1 P: 18	R: 0 E: 0 K: 0 S: 4	H: 0 LOB: 0 BB: 0 P: 5	R: 1 E: 0 K: 0 S: 14	H: 3 LOB: 1 BB: 0 P: 20	R: 1 E: 0 K: 1 S: 15	H: 2 LOB: 3 BB: 2 P: 27			
<b>PITCHER</b>	IP	WLS	BF	H	R	ER	SO	BB	IBB	HBP	BLK	WP	HR	S	P	ERA	WHIP
<b>Mike Moore, R</b> ERA: 6.58 (1, 1)	1.1	L	13	9	6	6	1	0	0	0	0	0	2	27	41	40.50	6.750
<b>Brian Maxcy, R</b> ERA: 5.29 (2, 1)	3.2		16	5	5	4	1	1	0	0	0	1	0	31	49	9.82	1.636
<b>Joe Boever, R</b> ERA: 5.16 (6, 1)	3.0		15	5	2	2	1	2	0	0	0	0	2	33	52	6.00	2.333

AB	41
R	13
H	19
RBI	12
BB	3
SO	3
LOB	20



Batter	1	2	3	4	5	6	7	8	9	AB	R	H	RBI	BB	SO	LOB	BOTTOM
<b>Chad Curtis, R</b> OBP: 0.366, SLG: 0.468 (1, 8)	E4	L9					E5			3	1	0	0	1	0	0	<b>California Angels @ Detroit Tigers</b> Tiger Stadium, Detroit, MI Sun Jul 16 1995, 3:38 AM EDT Att: 21,186 - Overcast - 93 F
<b>Lou Whitaker, L</b> OBP: 0.387, SLG: 0.530 (1, 4)	G4-3									4	1	2	2	0	1	1	
<b>Scott Fletcher, R</b> OBP: 0.343, SLG: 0.333 (8, 4)			K					1B		0	0	0	0	0	0	0	
<b>Travis Fryman, R</b> OBP: 0.353, SLG: 0.367 (1, 5)	1B		F9		P3		P3			3	0	0	0	1	0	2	
<b>Cecil Fielder, R</b> OBP: 0.358, SLG: 0.509 (1, 3)			P2		F9		G5-3			4	0	1	0	0	0	2	
<b>Kirk Gibson, L</b> OBP: 0.366, SLG: 0.476 (1, 10)	F7				G4-3		F7			3	0	0	0	0	0	2	
<b>Chris Gomez, R</b> OBP: 0.319, SLG: 0.413 (8, PH)								G4-3		1	0	0	0	0	0	0	
<b>Bobby Higginson, L</b> OBP: 0.341, SLG: 0.455 (3, 7)		F8			K		K			4	0	1	0	0	2	0	
<b>Alan Trammell, R</b> OBP: 0.394, SLG: 0.426 (1, 6)					P3		F7			4	1	2	0	0	0	0	
<b>Franklin Stubbs, L</b> OBP: 0.343, SLG: 0.330 (1, 7)								1B		1	1	1	2	0	0	0	
<b>Danny Bautista, R</b> OBP: 0.251, SLG: 0.264 (3, 9)							G5-3			3	1	1	0	0	0	2	
<b>Ron Tingley, R</b> OBP: 0.278, SLG: 0.297 (1, 2)		G5-3								3	1	1	2	0	0	0	
<b>Inning Stats</b>	R: 0 E: 1 K: 0 S: 14	H: 1 LOB: 2 BB: 1 P: 23	R: 2 E: 0 K: 0 S: 9	H: 2 LOB: 0 BB: 0 P: 15	R: 0 E: 0 K: 1 S: 9	H: 0 LOB: 0 BB: 0 P: 14	R: 0 E: 0 K: 1 S: 5	H: 0 LOB: 0 BB: 0 P: 8	R: 4 E: 0 K: 0 S: 14	H: 3 LOB: 1 BB: 1 P: 24	R: 0 E: 0 K: 1 S: 9	H: 0 LOB: 0 BB: 0 P: 13	R: 0 E: 1 K: 0 S: 11	H: 1 LOB: 2 BB: 0 P: 14	R: 0 E: 0 K: 0 S: 16	H: 2 LOB: 1 BB: 0 P: 23	
<b>PITCHER</b>	IP	WLS	BF	H	R	ER	SO	BB	IBB	HBP	BLK	WP	HR	S	P	ERA	WHIP
<b>Mike Bielecki, R</b> ERA: 5.58 (1, 1)	4.0		20	6	6	6	2	2	0	0	0	0	0	26	34	0.00	0.333
<b>Mike James, R</b> ERA: 3.95 (5, 1)	3.0	W	11	1	0	0	1	0	0	0	0	0	0	16	23	0.00	2.000
<b>Bob Patterson, L</b> ERA: 2.05 (8, 1)	1.0		4	2	0	0	0	0	0	0	0	0	0	16	23	0.00	2.000

AB	33
R	6
H	9
RBI	6
BB	2
SO	3
LOB	9





Batter	1	2	3	4	5	6	7	8	9	AB	R	H	RBI	BB	SO	LOB	TOP								
<b>Tony Phillips, S</b> OBP: 0.417, SLG: 0.489 (1, 5)	F7	2B		1B		G4-3		K		5	1	2	1	0	1	1	<b>California Angels @ Cleveland Indians</b> Jacobs Field, Cleveland, OH Mon Jul 17 1995, 7:05 PM EDT Att: 41,583 - Unknown - 84 F								
<b>Jim Edmonds, L</b> OBP: 0.391, SLG: 0.535 (1, 8)	FC5-4 1B	2B		L9			G3 HR	2B		4	2	3	1	1	0	1									
<b>Greg Myers, L</b> OBP: 0.329, SLG: 0.393 (1, 10)	FC5-4 1B	P2			F8		G3	G6-3		5	0	1	0	0	0	3									
<b>Tim Salmon, R</b> OBP: 0.430, SLG: 0.541 (1, 9)	FC5-4 1B 16 BLK			2B			HR	P3		5	2	2	0	0	1	3									
<b>J.T. Snow, L</b> OBP: 0.379, SLG: 0.516 (1, 3)	16 BLK 1B			F8			HR		G5-4-3 1B	5	1	4	4	0	0	1									
<b>16 Garret Anderson, L</b> OBP: 0.333, SLG: 0.519 (1, 7)	G3			K			K2-3		F9	5	0	0	0	0	3	4									
<b>Damion Easley, R</b> OBP: 0.284, SLG: 0.305 (1, 4)			G5-3	K			BB	E	G5-4-3	4	1	1	0	1	1	2									
<b>Jorge Fabregas, L</b> OBP: 0.315, SLG: 0.355 (1, 2)		K		G1-3		F7	E4			4	0	1	0	0	1	1									
<b>Gary Disarcina, R</b> OBP: 0.362, SLG: 0.493 (1, 6)		2B		F9		F7	G1-3			4	1	1	0	0	0	2									
<b>Inning Stats</b>	R: 2 E: 0 K: 0 S: 14	H: 2 LOB: 1 BB: 1 P: 25	R: 2 E: 0 K: 1 S: 15	H: 3 LOB: 1 BB: 0 P: 21	R: 0 E: 0 K: 2 S: 12	H: 1 LOB: 1 BB: 0 P: 17	R: 0 E: 0 K: 0 S: 10	H: 1 LOB: 1 BB: 0 P: 13	R: 0 E: 0 K: 2 S: 9	H: 1 LOB: 1 BB: 0 P: 14	R: 0 E: 0 K: 0 S: 11	H: 0 LOB: 1 BB: 1 P: 18	R: 4 E: 1 K: 1 S: 17	H: 5 LOB: 1 BB: 0 P: 26	R: 0 E: 0 K: 1 S: 10	H: 1 LOB: 1 BB: 0 P: 16	R: 0 E: 0 K: 0 S: 8	H: 1 LOB: 0 BB: 0 P: 9	1B: 7 2B: 7 3B: 0 HR: 1	SF: 0 SAC: 0 DP: 1 HBP: 0	WP: 0 PB: 0 SB: 0 CS: 0	PA: 43			
<b>PITCHER</b>	IP	WLS	BF	H	R	ER	SO	BB	IBB	HBP	BLK	WP	HR	S	P	ERA	WHIP								
<b>Chad Ogea, R</b> ERA: 2.58 (1, 1)	6.0	L	28	8	4	4	5	2	0	0	1	0	0	71	108	6.00	1.667								
<b>Jim Poole, L</b> ERA: 4.23 (7, 1)	2.0		12	6	4	3	2	0	0	0	0	0	1	27	42	13.50	3.000								
<b>Paul Assenmacher, L</b> ERA: 1.8 (9, 1)	1.0		3	1	0	0	0	0	0	0	0	0	0	8	9	0.00	1.000								

Batter	1	2	3	4	5	6	7	8	9	AB	R	H	RBI	BB	SO	LOB	BOTTOM								
<b>Ruben Amaro Jr, S</b> OBP: 0.160, SLG: 0.250 (1, 8)	L8	L8			L8		L8			4	0	0	0	0	0	1	<b>California Angels @ Cleveland Indians</b> Jacobs Field, Cleveland, OH Mon Jul 17 1995, 7:05 PM EDT Att: 41,583 - Unknown - 84 F								
<b>Omar Vizquel, S</b> OBP: 0.315, SLG: 0.330 (1, 6)	2B		K		F8		K			4	1	1	0	0	2	0									
<b>Carlos Baerga, S</b> OBP: 0.377, SLG: 0.532 (1, 4)	L1-3 2B		P3			G2-3 BB		P3		3	0	1	1	1	0	0									
<b>Albert Belle, R</b> OBP: 0.384, SLG: 0.579 (1, 7)	L1-3		PO BB		F8		K			3	0	0	0	1	1	2									
<b>Manny Ramirez, R</b> OBP: 0.407, SLG: 0.639 (1, 9)	FC5-4 BB		PO		F9		G2-3		K	3	0	0	0	1	1	1									
<b>Dave Winfield, R</b> OBP: 0.270, SLG: 0.286 (1, 10)	FC5-4				P3		L8		K	3	0	0	0	0	0	3									
<b>Wayne Kirby, L</b> OBP: 0.261, SLG: 0.321 (9, FH)									K	1	0	0	0	0	1	0									
<b>Jim Thome, L</b> OBP: 0.437, SLG: 0.606 (1, 5)		P5			1B		F9		K	4	0	1	0	0	1	0									
<b>Herbert Perry, R</b> OBP: 0.381, SLG: 0.610 (1, 3)		BB			F8		HR		F9	3	1	1	0	1	0	1									
<b>Sandy Alomar Jr, R</b> OBP: 0.455, SLG: 0.690 (1, 2)		P6				G5-3		HR		3	1	1	2	0	0	1									
<b>Inning Stats</b>	R: 1 E: 0 K: 0 S: 13	H: 2 LOB: 2 BB: 1 P: 20	R: 0 E: 0 K: 0 S: 10	H: 0 LOB: 1 BB: 1 P: 17	R: 0 E: 0 K: 1 S: 8	H: 0 LOB: 0 BB: 1 P: 17	R: 0 E: 0 K: 0 S: 6	H: 1 LOB: 1 BB: 0 P: 10	R: 0 E: 0 K: 0 S: 4	H: 0 LOB: 0 BB: 0 P: 5	R: 0 E: 0 K: 0 S: 5	H: 0 LOB: 1 BB: 1 P: 10	R: 2 E: 0 K: 1 S: 10	H: 2 LOB: 0 BB: 0 P: 19	R: 0 E: 0 K: 2 S: 8	H: 0 LOB: 0 BB: 0 P: 12	R: 0 E: 0 K: 2 S: 10	H: 0 LOB: 0 BB: 0 P: 16	R: 0 E: 0 K: 0 S: 8	H: 0 LOB: 0 BB: 0 P: 9	1B: 2 2B: 2 3B: 0 HR: 1	SF: 0 SAC: 0 DP: 0 HBP: 0	WP: 0 PB: 0 SB: 0 CS: 0	PA: 36	
<b>PITCHER</b>	IP	WLS	BF	H	R	ER	SO	BB	IBB	HBP	BLK	WP	HR	S	P	ERA	WHIP								
<b>Brian Anderson, L</b> ERA: 4.17 (1, 1)	6.2	W	28	5	3	3	1	4	0	0	0	0	0	52	91	4.05	1.350								
<b>John Habyan, R</b> ERA: 2.64 (7, 1)	1.1		4	0	0	0	3	0	0	0	0	0	0	12	19	0.00	0.000								
<b>Troy Percival, R</b> ERA: 2.11 (9, 1)	1.0		3	0	0	0	2	0	0	0	0	0	0	10	16	0.00	0.000								



Batter	1	2	3	4	5	6	7	8	9	AB	R	H	RBI	BB	SO	LOB	TOP										
<b>Tony Phillips, S</b> OBP: 0.415, SLG: 0.496 (1, 5)	 G4-3		 2-0				 3-2										4 1 1 1 0 1 1										
<b>Jim Edmonds, L</b> OBP: 0.359, SLG: 0.542 (1, 8)	 1-3		 2-3				 1-2										4 1 1 2 0 2 1										
<b>Tim Salmon, R</b> OBP: 0.425, SLG: 0.533 (1, 9)	 2-3		 1-0				 2-2										4 0 0 0 0 1 1										
<b>Chili Davis, S</b> OBP: 0.456, SLG: 0.557 (1, 10)	 2-2		 1-3														4 0 0 0 0 1 1										
<b>J.T. Snow, L</b> OBP: 0.378, SLG: 0.512 (1, 3)		 2-1					 1-2										4 1 1 0 0 0 0										
<b>16 Garret Anderson, L</b> OBP: 0.339, SLG: 0.546 (1, 7)		 2-2					 2-0										4 1 2 2 0 0 0										
<b>Damion Easley, R</b> OBP: 0.288, SLG: 0.308 (1, 4)		 1-2					 2-2										4 0 2 0 0 0 0										
<b>Jorge Fabregas, L</b> OBP: 0.313, SLG: 0.352 (1, 2)		 0-0					 0-0										4 1 1 0 0 0 3										
<b>Gary Disarcina, R</b> OBP: 0.358, SLG: 0.487 (1, 6)		 0-1					 2-1										3 0 0 0 0 0 3										
<b>Inning Stats</b>	R: 0 E: 0 K: 2 S: 12	H: 0 LOB: 1 BB: 0 P: 15	R: 0 E: 0 K: 0 S: 11	H: 2 LOB: 2 BB: 0 P: 16	R: 1 E: 0 K: 2 S: 10	H: 1 LOB: 0 BB: 0 P: 16	R: 0 E: 0 K: 0 S: 8	H: 0 LOB: 0 BB: 0 P: 13	R: 2 E: 0 K: 0 S: 13	H: 2 LOB: 0 BB: 0 P: 21	R: 2 E: 0 K: 0 S: 10	H: 3 LOB: 0 BB: 0 P: 14	R: 0 E: 0 K: 1 S: 13	H: 0 LOB: 0 BB: 0 P: 20	R: 0 E: 0 K: 0 S: 9	H: 0 LOB: 0 BB: 0 P: 14	R: 0 E: 0 K: 0 S: 7	H: 0 LOB: 0 BB: 0 P: 12	1B: 5 2B: 0 3B: 0 HR: 3	SF: 0 SAC: 0 DP: 1 HBP: 0	WP: 1 PB: 0 SB: 1 CS: 0	PA: 35					
<b>PITCHER</b>	IP	WLS	BF	H	R	ER	SO	BB	IBB	HBP	BLK	WP	HR	S	P	ERA	WHIP										
<b>Mark Clark, R</b> ERA: 7.47 (1, 1)	6.0		26	8	5	5	4	0	0	0	0	1	3	64	95	7.50	1.333										
<b>Eric Plunk, R</b> ERA: 1.59 (7, 1)	2.0		6	0	0	0	1	0	0	0	0	0	0	22	34	0.00	0.000										
<b>Paul Assenmacher, L</b> ERA: 1.69 (9, 1)	1.0	W	3	0	0	0	0	0	0	0	0	0	0	7	12	0.00	0.000										

California Angels @ Cleveland Indians  
Jacobs Field, Cleveland, OH  
Tue Jul 18, 1995, 7:05 PM EDT  
Att: 41,763 - Unknown - 80 F

AB 35  
R 5  
H 8  
RBI 5  
BB 0  
SO 5  
LOB 10



Batter	1	2	3	4	5	6	7	8	9	AB	R	H	RBI	BB	SO	LOB	BOTTOM										
<b>Ruben Amaro Jr., S</b> OBP: 0.172, SLG: 0.250 (1, 8)	 3-2		 1-1				 0-2										4 1 1 0 0 0 0										
<b>Jim Thome, L</b> OBP: 0.435, SLG: 0.603 (9, PH)			 1-1				 1-2										1 0 0 0 0 1 1										
<b>Omar Vizquel, S</b> OBP: 0.319, SLG: 0.338 (1, 6)	 2-0		 0-0				 0-1										5 1 3 0 0 0 2										
<b>Carlos Baerga, S</b> OBP: 0.377, SLG: 0.528 (1, 4)	 0-1		 3-3				 2-2										4 2 1 1 1 1 1										
<b>Albert Belle, R</b> OBP: 0.388, SLG: 0.589 (1, 7)	 2-3		 3-2				 1-0										4 1 2 5 1 1 1										
<b>Manny Ramirez, R</b> OBP: 0.412, SLG: 0.639 (1, 9)		 4-2					 1-0										3 0 2 1 1 0 1										
<b>Herbert Perry, R</b> OBP: 0.370, SLG: 0.578 (1, 3)	 1-0		 0-0				 3-2										4 0 1 0 0 0 4										
<b>Dave Winfield, R</b> OBP: 0.258, SLG: 0.271 (1, 10)	 1-2		 2-3				 2-2										3 0 0 0 0 1 3										
<b>Paul Sorrento, L</b> OBP: 0.347, SLG: 0.523 (9, PH)	 1-2		 1-3				 2-2										0 0 0 0 0 1 0 0										
<b>Sandy Alomar Jr., R</b> OBP: 0.405, SLG: 0.606 (1, 2)	 0-0		 0-0				 1-1										4 0 0 0 0 0 3										
<b>Alvaro Espinoza, R</b> OBP: 0.273, SLG: 0.293 (1, 5)			 2-0				 2-2										3 1 1 0 0 0 0										
<b>Wayne Kirby, L</b> OBP: 0.267, SLG: 0.327 (9, PH)			 1-1				 1-2										1 1 1 0 0 0 0										
<b>Inning Stats</b>	R: 0 E: 0 K: 1 S: 10	H: 1 LOB: 1 BB: 0 P: 17	R: 0 E: 0 K: 0 S: 7	H: 0 LOB: 1 BB: 1 P: 13	R: 0 E: 0 K: 0 S: 4	H: 1 LOB: 1 BB: 0 P: 7	R: 0 E: 0 K: 2 S: 14	H: 2 LOB: 2 BB: 0 P: 23	R: 3 E: 0 K: 0 S: 21	H: 5 LOB: 2 BB: 0 P: 31	R: 0 E: 0 K: 0 S: 7	H: 0 LOB: 0 BB: 0 P: 11	R: 0 E: 0 K: 0 S: 6	H: 0 LOB: 0 BB: 0 P: 9	R: 0 E: 0 K: 0 S: 10	H: 0 LOB: 2 BB: 2 P: 20	R: 4 E: 0 K: 1 S: 11	H: 3 LOB: 0 BB: 1 P: 20	1B: 10 2B: 1 3B: 0 HR: 1	SF: 0 SAC: 0 DP: 0 HBP: 0	WP: 0 PB: 0 SB: 1 CS: 0	PA: 40					
<b>PITCHER</b>	IP	WLS	BF	H	R	ER	SO	BB	IBB	HBP	BLK	WP	HR	S	P	ERA	WHIP										
<b>Mark Langston, L</b> ERA: 4.27 (1, 1)	7.0		31	9	3	3	3	2	0	0	0	0	0	73	119	3.86	1.571										
<b>John Habyan, R</b> ERA: 2.5 (8, 1)	0.2		2	0	0	0	0	0	0	0	0	0	0	4	5	0.00	0.000										
<b>Bob Patterson, L</b> ERA: 2.05 (8, 1)	0.0		1	0	0	0	0	1	0	0	0	0	0	1	5	∞	∞										
<b>Troy Percival, R</b> ERA: 2.09 (8, 1)	0.1		1	0	0	0	0	0	0	0	0	0	0	1	2	0.00	0.000										
<b>Lee Smith, R</b> ERA: 4.38 (9, 1)	0.1	L	5	3	4	4	1	1	0	0	0	0	1	11	20	108.00	12.000										

California Angels @ Cleveland Indians  
Jacobs Field, Cleveland, OH  
Tue Jul 18, 1995, 7:05 PM EDT  
Att: 41,763 - Unknown - 80 F

AB 36  
R 7  
H 12  
RBI 7  
BB 4  
SO 4  
LOB 16





Batter	1	2	3	4	5	6	7	8	9	AB R H RBI BB SO LOB	TOP											
<b>Tony Phillips, S</b> OBP: 0.414, SLG: 0.500 (1, 5)	G3	2B 1B BB		3B 1B		K		K		4 2 1 0 1 2 2	<b>California Angels @ Toronto Blue Jays</b> SkyDome, Toronto, ON Wed Jul 19 1995, 7:05 PM EDT Att: 39,139 - Unknown - 70 F											
<b>Jim Edmonds, L</b> OBP: 0.393, SLG: 0.546 (1, 8)	G4-3	1B 2B		1B			1B 1B	G6-3		5 2 3 2 0 0 0												
<b>Tim Salmon, R</b> OBP: 0.428, SLG: 0.534 (1, 9)	F8	1B		K			1B 1B	HR 1B		5 1 3 2 0 1 1												
<b>Chili Davis, S</b> OBP: 0.450, SLG: 0.563 (1, 10)		P5				K	G4-6-3	HR		5 1 1 2 0 1 3												
<b>J.T. Snow, L</b> OBP: 0.378, SLG: 0.510 (1, 3)		1B 2B 1B	P3		F7		1B 1B	F8		5 1 2 1 0 0 0												
<b>16 Garret Anderson, L</b> OBP: 0.341, SLG: 0.536 (1, 7)		2B 3B 1B	K		F7-6-1-3		BB	G4-3		4 1 1 0 1 1 0												
<b>Damion Easley, R</b> OBP: 0.283, SLG: 0.302 (1, 4)		F7	P5			G6-3	F7			4 0 0 0 0 0 4												
<b>Jorge Fabregas, L</b> OBP: 0.319, SLG: 0.364 (1, 2)		3B 2B		G3		CS 1B 1B	K			4 1 2 1 0 1 0												
<b>Rod Correia, R</b> OBP: 0.333, SLG: 0.667 (1, 6)		2B 3B		F8		1B	G6-3			4 1 2 2 0 0 0												
<b>Inning Stats</b>	R: 0 E: 0 K: 0 S: 6	H: 0 LOB: 0 BB: 0 P: 8	R: 6 E: 0 K: 0 S: 18	H: 6 LOB: 1 BB: 1 P: 32	R: 0 E: 0 K: 1 S: 8	H: 0 LOB: 0 BB: 0 P: 15	R: 1 E: 0 K: 1 S: 13	H: 2 LOB: 1 BB: 0 P: 22	R: 0 E: 0 K: 1 S: 5	H: 0 LOB: 0 BB: 0 P: 8	R: 0 E: 0 K: 1 S: 10	H: 2 LOB: 2 BB: 0 P: 19	R: 1 E: 0 K: 0 S: 9	H: 3 LOB: 1 BB: 1 P: 17	R: 0 E: 0 K: 2 S: 8	H: 0 LOB: 0 BB: 0 P: 10	R: 2 E: 0 K: 0 S: 13	H: 2 LOB: 0 BB: 0 P: 17	1B: 10 2B: 3 3B: 2 HR: 1	SF: 0 SAC: 0 DP: 2 HBP: 0	WP: 0 PB: 0 SB: 0 CS: 1	PA: 42
<b>PITCHER</b>	IP WLS BF H R ER SO BB IBB HBP BLK WP HR S P ERA WHIP											<b>PITCHER</b>	IP WLS BF H R ER SO BB IBB HBP BLK WP HR S P ERA WHIP									
<b>Juan Guzman, R</b> ERA: 7.1 (1, 1)	2.0 L 13 6 6 6 0 1 0 0 0 0 0 0 24 40 27.00 3.500																					
<b>Ricardo Jordan, L</b> ERA: 6.14 (3, 1)	2.0 8 2 1 1 2 0 0 0 0 0 0 0 21 37 4.50 1.000																					
<b>Danny Cox, R</b> ERA: 6.42 (5, 1)	3.0 13 5 1 1 2 1 0 0 0 0 0 0 24 44 3.00 2.000																					
<b>Tim Crabtree, R</b> ERA: 2.25 (8, 1)	2.0 8 2 2 2 2 0 0 0 0 0 0 1 21 27 9.00 1.000																					

Batter	1	2	3	4	5	6	7	8	9	AB R H RBI BB SO LOB	BOTTOM									
<b>Devon White, S</b> OBP: 0.333, SLG: 0.453 (1, 8)	F7		G5-3		1B BB		G4-6-3 1B BB		F7	2 0 0 0 1 0 0	<b>California Angels @ Toronto Blue Jays</b> SkyDome, Toronto, ON Wed Jul 19 1995, 7:05 PM EDT Att: 39,139 - Unknown - 70 F									
<b>Mike Huff, R</b> OBP: 0.347, SLG: 0.271 (6, 8)									F7	1 0 0 0 1 0 1										
<b>Paul Molitor, R</b> OBP: 0.328, SLG: 0.384 (1, 10)	FC3-6 1B		F8		G4-6-3 1B		G4-6-3 1B		F7	5 0 3 0 0 0 1										
<b>Roberto Alomar, S</b> OBP: 0.379, SLG: 0.532 (1, 4)	FC3-6 1-2			G6-3	G4-6-3		G4-6-3			4 0 0 0 0 0 6										
<b>Joe Carter, R</b> OBP: 0.306, SLG: 0.441 (1, 7)	P3			F8		P3	G4-3			4 0 0 0 0 0 2										
<b>John Olerud, L</b> OBP: 0.354, SLG: 0.391 (1, 3)		F9		2B BB		1B E BB		F8		2 2 0 0 2 0 0										
<b>Ed Sprague, R</b> OBP: 0.344, SLG: 0.468 (1, 5)		HBP		2B		PB E 1B		F7		3 0 2 1 0 0 0										
<b>Shawn Green, L</b> OBP: 0.308, SLG: 0.476 (1, 9)		F8		K		K		F7		4 0 0 0 0 2 4										
<b>Alex Gonzalez, R</b> OBP: 0.332, SLG: 0.392 (1, 6)		K			K	E4 PB 1B		E6		4 0 1 0 0 2 1										
<b>Sandy Martinez, L</b> OBP: 0.255, SLG: 0.364 (1, 2)			F7		1B 2B	G5-3		F8		4 0 1 0 0 0 3										
<b>Inning Stats</b>	R: 0 E: 0 K: 0 S: 7	H: 1 LOB: 1 BB: 0 P: 11	R: 0 E: 0 K: 1 S: 10	H: 0 LOB: 0 BB: 0 P: 19	R: 0 E: 0 K: 1 S: 9	H: 0 LOB: 0 BB: 0 P: 15	R: 1 E: 0 K: 1 S: 16	H: 1 LOB: 1 BB: 1 P: 24	R: 1 E: 1 K: 1 S: 14	H: 2 LOB: 2 BB: 1 P: 26	R: 0 E: 0 K: 0 S: 8	H: 1 LOB: 1 BB: 1 P: 17	R: 0 E: 0 K: 0 S: 6	H: 0 LOB: 0 BB: 0 P: 9	R: 0 E: 1 K: 0 S: 8	H: 0 LOB: 1 BB: 0 P: 16	1B: 5 2B: 2 3B: 0 HR: 0	SF: 0 SAC: 0 DP: 2 HBP: 1	WP: 0 PB: 1 SB: 0 CS: 0	PA: 38
<b>PITCHER</b>	IP WLS BF H R ER SO BB IBB HBP BLK WP HR S P ERA WHIP											<b>PITCHER</b>	IP WLS BF H R ER SO BB IBB HBP BLK WP HR S P ERA WHIP							
<b>Russ Springer, R</b> ERA: 5.4 (6, 1)	0.2 3 1 0 0 1 0 0 0 0 0 0 8 13 0.00 1.500																			
<b>Mark Holzemer, L</b> ERA: 3.81 (7, 1)	1.0 4 1 0 0 0 1 0 0 0 0 0 8 17 0.00 2.000																			
<b>Bob Patterson, L</b> ERA: 1.99 (8, 1)	1.0 3 0 0 0 0 0 0 0 0 0 0 6 9 0.00 0.000																			
<b>Mike Butcher, R</b> ERA: 6.15 (9, 1)	1.0 4 0 0 0 0 0 0 0 0 0 0 8 16 0.00 0.000																			



Batter	1	2	3	4	5	6	7	8	9	AB	R	H	RBI	BB	SO	LOB	TOP										
<b>Tony Phillips, S</b> OBP: 0.419, SLG: 0.500 (1, 5)										4	2	2	0	2	0	1											
<b>Jim Edmonds, L</b> OBP: 0.390, SLG: 0.538 (1, 8)										6	1	1	0	0	2	6											
<b>Tim Salmon, R</b> OBP: 0.426, SLG: 0.539 (1, 9)										5	2	1	1	1	2	4											
<b>Chili Davis, S</b> OBP: 0.451, SLG: 0.557 (1, 10)										4	1	1	1	2	0	3											
<b>J.T. Snow, L</b> OBP: 0.381, SLG: 0.512 <b>Carlos Martinez, R</b> OBP: 0.265, SLG: 0.246 (1, 3)										3	1	2	2	0	0	2											
<b>16 Garrett Anderson, L</b> OBP: 0.344, SLG: 0.538 (1, 7)										5	2	2	1	0	1	2											
<b>Rex Hudler, R</b> OBP: 0.317, SLG: 0.433 (1, 4)										5	1	4	3	0	0	0											
<b>Greg Myers, L</b> OBP: 0.325, SLG: 0.387 (1, 2)										5	0	1	0	0	2	6											
<b>Gary Disarcina, R</b> OBP: 0.362, SLG: 0.489 (1, 6)										5	0	3	2	0	1	2											
<b>Inning Stats</b>	R: 6 E: 0 K: 0 S: 10	H: 7 LOB: 2 BB: 1 P: 14	R: 1 E: 0 K: 2 S: 9	H: 2 LOB: 2 BB: 1 P: 13	R: 1 E: 0 K: 0 S: 5	H: 2 LOB: 2 BB: 1 P: 9	R: 1 E: 0 K: 1 S: 7	H: 2 LOB: 1 BB: 0 P: 7	R: 0 E: 0 K: 1 S: 5	H: 0 LOB: 0 BB: 0 P: 5	R: 0 E: 1 K: 1 S: 6	H: 1 LOB: 1 BB: 0 P: 6	R: 0 E: 0 K: 1 S: 6	H: 1 LOB: 3 BB: 2 P: 14	R: 0 E: 0 K: 1 S: 6	H: 1 LOB: 1 BB: 0 P: 6	R: 1 E: 0 K: 1 S: 6	H: 1 LOB: 0 BB: 0 P: 6	1B: 14 2B: 2 3B: 0 HR: 1	SF: 0 SAC: 0 DP: 0 HBP: 0	WP: 0 PB: 0 SB: 0 CS: 0	PA: 49					
<b>PITCHER</b>	IP	WLS	BF	H	R	ER	SO	BB	IBB	HBP	BLK	WP	HR	S	P	ERA	WHIP										
<b>Pat Hentgen, R</b> ERA: 6.29 (1, 1)	5.0	L	31	13	9	9	4	3	0	0	0	0	0	36	48	16.20	3.200										
<b>Darren Hall, R</b> ERA: 4.11 (6, 1)	2.0		10	2	0	0	2	2	0	0	0	0	0	12	20	0.00	2.000										
<b>Tim Crabtree, R</b> ERA: 2.0 (8, 1)	1.0		4	1	0	0	1	0	0	0	0	0	0	6	6	0.00	1.000										
<b>Ken Robinson, R</b> ERA: 9.0 (9, 1)	1.0		4	1	1	1	1	0	0	0	0	0	1	6	6	9.00	1.000										

California Angels @ Toronto Blue Jays  
SkyDome, Toronto, ON  
Thu Jul 20 1995, 7:05 PM EDT  
Att: 37,194 - Dome

livebaseballscores.com

AB 44  
R 10  
H 17  
RBI 10  
BB 5  
SO 8  
LOB 29



Batter	1	2	3	4	5	6	7	8	9	AB	R	H	RBI	BB	SO	LOB	BOTTOM										
<b>Devon White, S</b> OBP: 0.332, SLG: 0.450 (1, 8)										4	0	1	0	0	1	1											
<b>Paul Molitor, R</b> OBP: 0.327, SLG: 0.380 (1, 10)										3	1	0	0	1	2	1											
<b>Roberto Alomar, S</b> OBP: 0.377, SLG: 0.531 (1, 4)										4	1	1	0	0	1	1											
<b>Joe Carter, R</b> OBP: 0.306, SLG: 0.440 (1, 3)										3	1	1	1	0	2	0											
<b>Ed Sprague, R</b> OBP: 0.350, SLG: 0.470 (1, 5)										3	0	2	0	1	0	0											
<b>Candy Maldonado, R</b> OBP: 0.345, SLG: 0.437 (1, 9)										4	0	0	0	0	1	3											
<b>Mike Huff, R</b> OBP: 0.354, SLG: 0.262 (1, 7)										2	0	0	0	2	1	2											
<b>Alex Gonzalez, R</b> OBP: 0.327, SLG: 0.385 (1, 6)										4	0	0	0	0	2	4											
<b>Lance Parrish, R</b> OBP: 0.259, SLG: 0.298 (1, 2)										3	0	1	0	0	0	1											
<b>Inning Stats</b>	R: 0 E: 0 K: 2 S: 7	H: 0 LOB: 0 BB: 0 P: 7	R: 1 E: 1 K: 2 S: 9	H: 2 LOB: 1 BB: 0 P: 9	R: 0 E: 0 K: 1 S: 5	H: 1 LOB: 0 BB: 0 P: 5	R: 0 E: 0 K: 1 S: 5	H: 0 LOB: 0 BB: 0 P: 5	R: 0 E: 0 K: 0 S: 3	H: 1 LOB: 0 BB: 0 P: 3	R: 0 E: 0 K: 1 S: 5	H: 0 LOB: 1 BB: 1 P: 9	R: 0 E: 0 K: 2 S: 7	H: 0 LOB: 0 BB: 0 P: 7	R: 2 E: 0 K: 1 S: 7	H: 2 LOB: 2 BB: 2 P: 15	1B: 5 2B: 1 3B: 0 HR: 0	SF: 1 SAC: 0 DP: 2 HBP: 0	WP: 1 PB: 0 SB: 0 CS: 0	PA: 35							
<b>PITCHER</b>	IP	WLS	BF	H	R	ER	SO	BB	IBB	HBP	BLK	WP	HR	S	P	ERA	WHIP										
<b>Chuck Finley, L</b> ERA: 3.59 (1, 1)	2.0		8	2	1	0	0	1	0	0	0	0	0	16	16	0.00	1.000										
<b>Mike Butcher, R</b> ERA: 5.34 (3, 1)	4.0	W	13	2	0	0	2	1	0	0	0	0	0	16	20	0.00	0.750										
<b>Mike James, R</b> ERA: 3.56 (7, 1)	2.0		7	0	0	0	3	1	0	0	0	0	0	12	16	0.00	0.500										
<b>Lee Smith, R</b> ERA: 4.91 (9, 1)	1.0		7	2	2	2	1	2	0	0	0	1	0	7	15	18.00	4.000										

California Angels @ Toronto Blue Jays  
SkyDome, Toronto, ON  
Thu Jul 20 1995, 7:05 PM EDT  
Att: 37,194 - Dome

livebaseballscores.com

AB 30  
R 3  
H 6  
RBI 1  
BB 4  
SO 10  
LOB 13

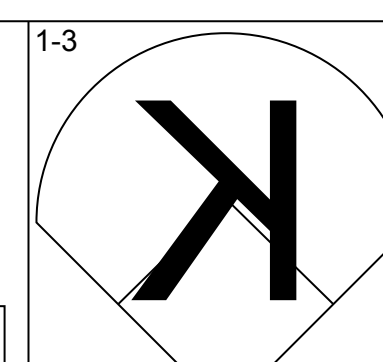
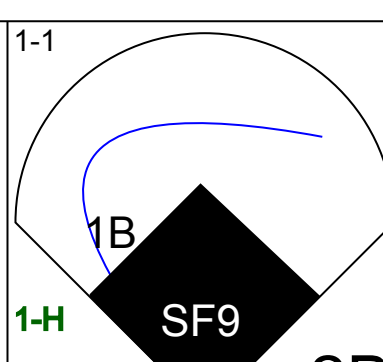
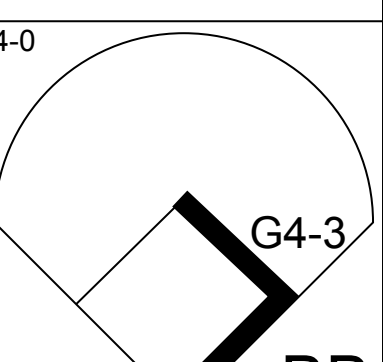
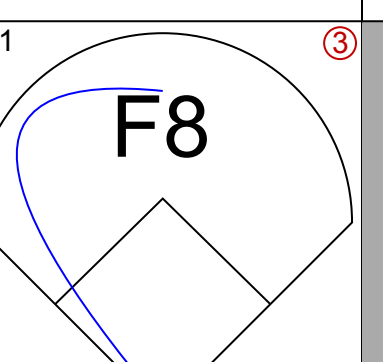
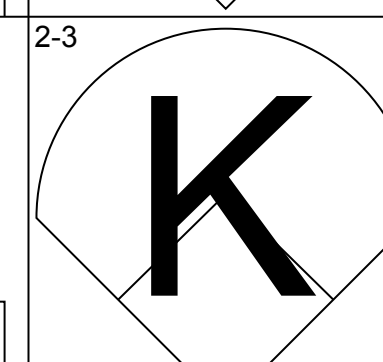
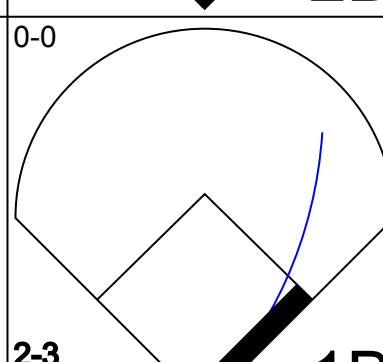
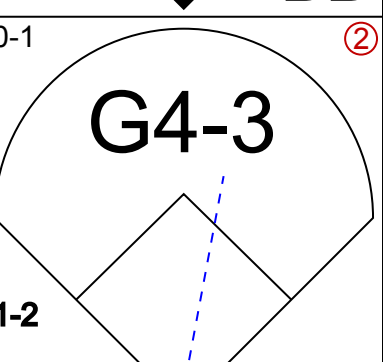
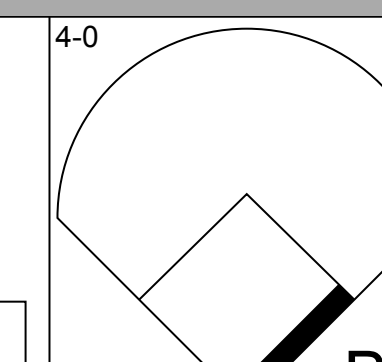
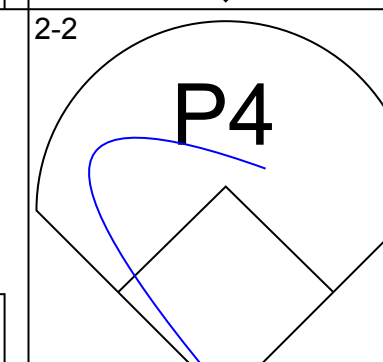
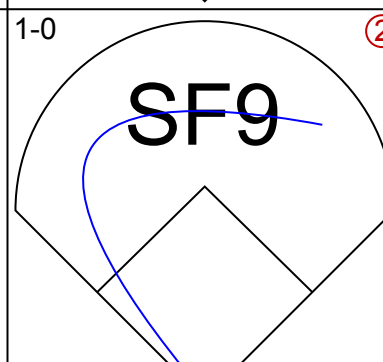
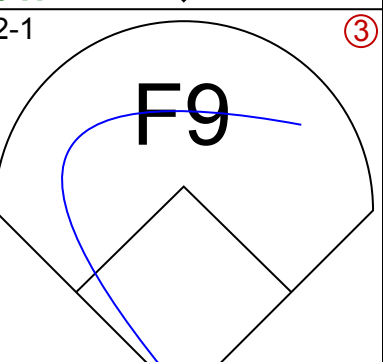
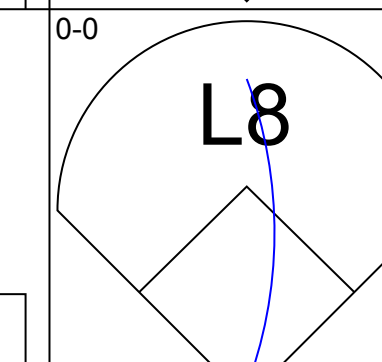
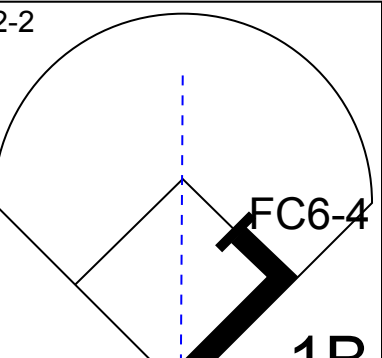
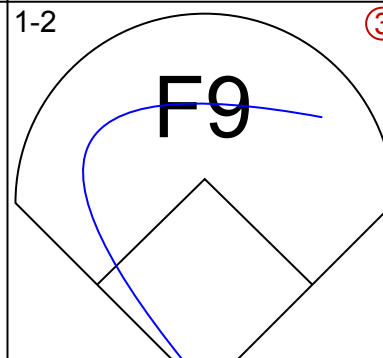
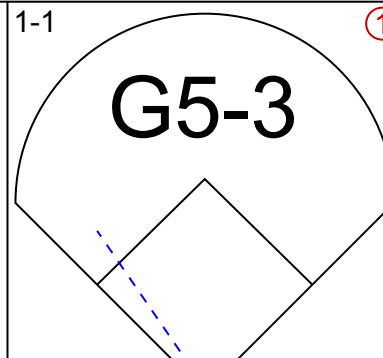
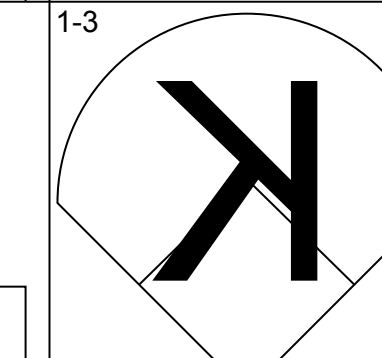
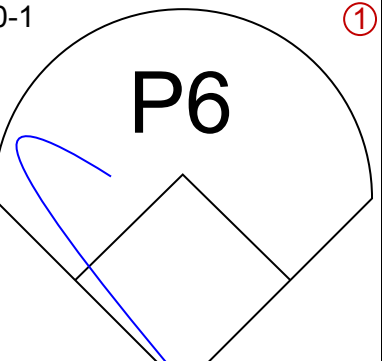
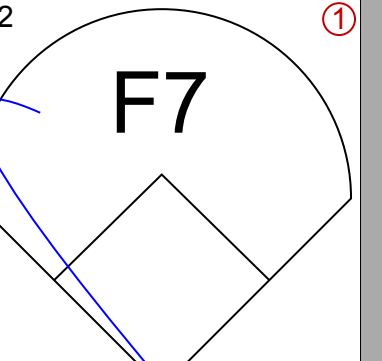
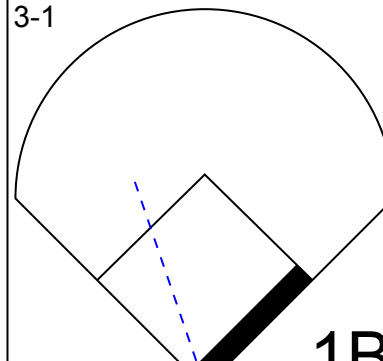
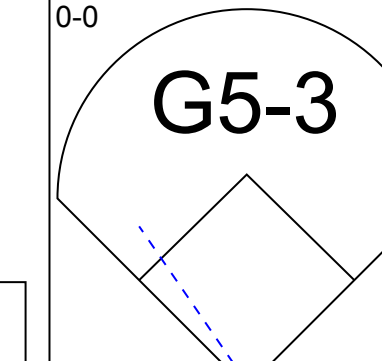
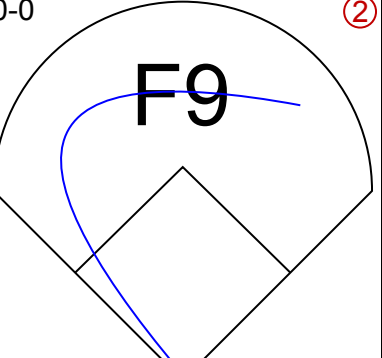
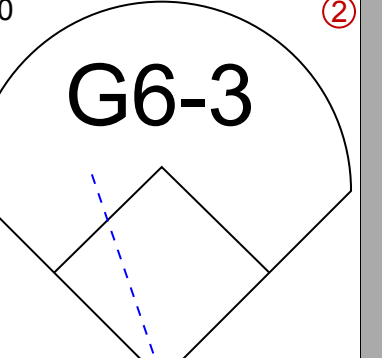
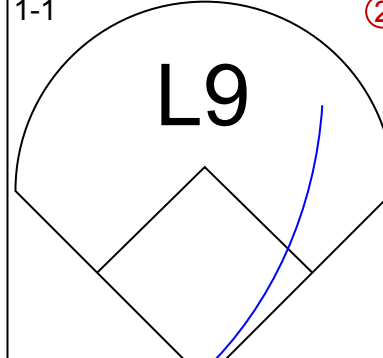
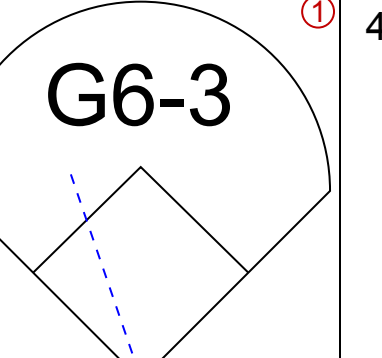
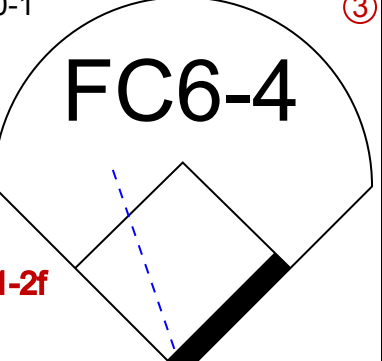
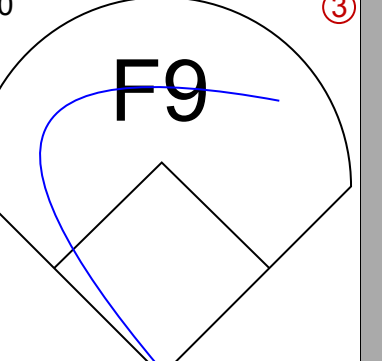
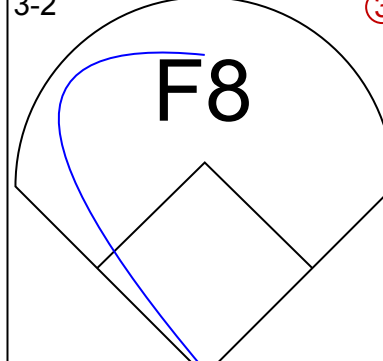
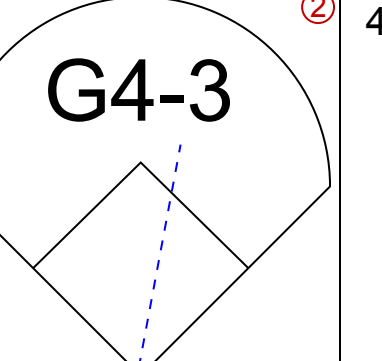
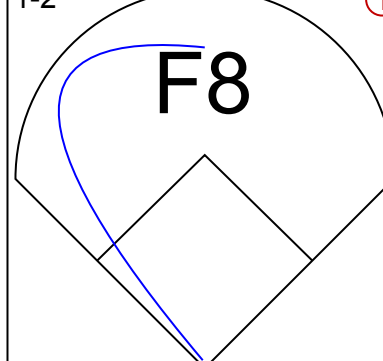
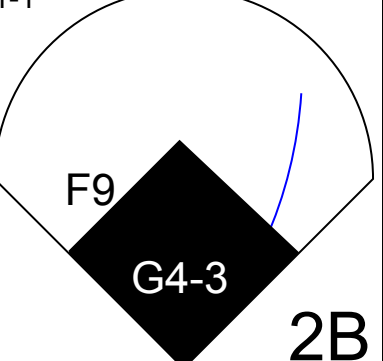
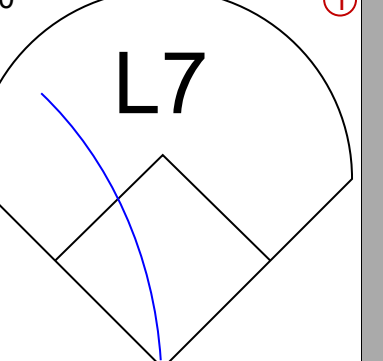
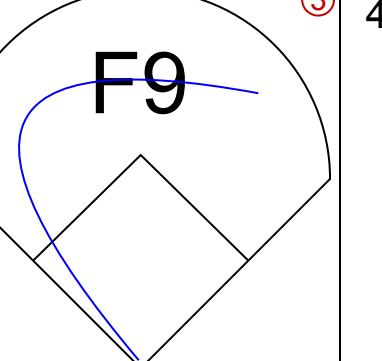
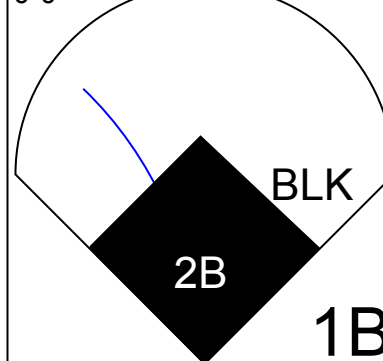
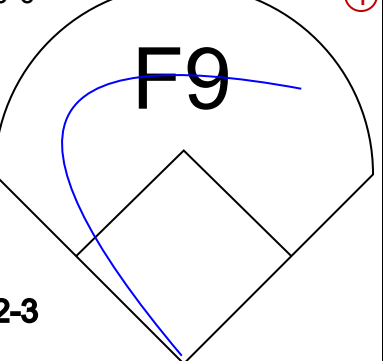
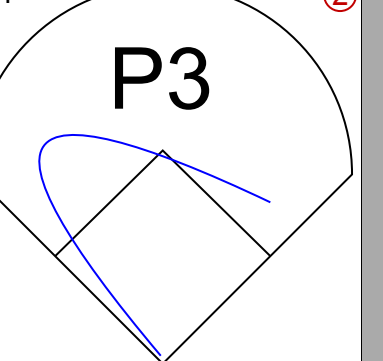




Batter	1	2	3	4	5	6	7	8	9	AB	R	H	RBI	BB	SO	LOB	TOP										
<b>Chad Curtis, R</b> OBP: 0.368, SLG: 0.481 (1, 8)										4	1	2	0	1	0	3	<b>Detroit Tigers @ California Angels</b> Anaheim Stadium, Anaheim, CA Fri Jul 21 1995, 10:05 PM EDT Att: 21,731 - Unknown - 78 F <a href="http://livebaseballscorecards.com">livebaseballscorecards.com</a>										
<b>Lou Whitaker, L</b> OBP: 0.397, SLG: 0.500 (1, 4)										5	0	1	0	0	1	4											
<b>Travis Fryman, R</b> OBP: 0.352, SLG: 0.379 (1, 5)										4	1	1	1	0	1	1											
<b>Kirk Gibson, L</b> OBP: 0.355, SLG: 0.452 (1, 10)										4	0	0	0	1	1	3											
<b>Juan Samuel, R</b> OBP: 0.400, SLG: 0.604 (1, 3)										5	0	0	0	0	1	4											
<b>Bobby Higginson, L</b> OBP: 0.337, SLG: 0.433 (1, 7)										4	0	1	1	1	0	0											
<b>Chris Gomez, R</b> OBP: 0.338, SLG: 0.448 (1, 6)										3	0	0	0	1	0	4											
<b>John Flaherty, R</b> OBP: 0.327, SLG: 0.525 (1, 2)										4	1	3	0	0	1	1											
<b>Danny Bautista, R</b> OBP: 0.266, SLG: 0.326 (1, 9)										3	1	2	2	1	1	1											
<b>Inning Stats</b>	R: 1 E: 0 K: 0 S: 12	H: 2 LOB: 1 BB: 0 P: 19	R: 0 E: 0 K: 0 S: 11	H: 2 LOB: 2 BB: 0 P: 19	R: 1 E: 0 K: 0 S: 14	H: 2 LOB: 1 BB: 0 P: 24	R: 0 E: 0 K: 1 S: 10	H: 1 LOB: 1 BB: 0 P: 13	R: 0 E: 0 K: 1 S: 9	H: 0 LOB: 1 BB: 1 P: 15	R: 2 E: 1 K: 0 S: 9	H: 2 LOB: 1 BB: 1 P: 15	R: 0 E: 0 K: 1 S: 6	H: 0 LOB: 1 BB: 1 P: 13	R: 0 E: 0 K: 2 S: 11	H: 1 LOB: 1 BB: 0 P: 16	R: 0 E: 0 K: 1 S: 9	H: 0 LOB: 0 BB: 0 P: 15	R: 0 E: 0 K: 1 S: 9	H: 0 LOB: 0 BB: 0 P: 15	1B: 8 2B: 1 3B: 0 HR: 1	SF: 1 SAC: 0 DP: 1 HBP: 0	WP: 0 PB: 0 SB: 1 CS: 1	PA: 42			
<b>PITCHER</b>	IP	WLS	BF	H	R	ER	SO	BB	IBB	HBP	BLK	WP	HR	S	P	ERA	WHIP										
<b>Mike Harkey, R</b> ERA: 6.08 (1, 1)	5.0		25	7	2	2	2	2	0	0	0	0	0	56	90	3.60	1.800										
<b>John Habyan, R</b> ERA: 2.57 (6, 1)	2.0	L	12	3	2	2	1	3	0	0	0	0	1	20	37	9.00	3.000										
<b>Bob Patterson, L</b> ERA: 1.87 (8, 1)	2.0		5	0	0	0	3	0	0	0	0	0	0	15	22	0.00	0.000										

Batter	1	2	3	4	5	6	7	8	9	AB	R	H	RBI	BB	SO	LOB	BOTTOM										
<b>Rex Hudler, R</b> OBP: 0.313, SLG: 0.419 (1, 4)										4	1	0	0	1	1	1	<b>Detroit Tigers @ California Angels</b> Anaheim Stadium, Anaheim, CA Fri Jul 21 1995, 10:05 PM EDT Att: 21,731 - Unknown - 78 F <a href="http://livebaseballscorecards.com">livebaseballscorecards.com</a>										
<b>Jim Edmonds, L</b> OBP: 0.361, SLG: 0.536 (1, 8)										3	1	1	0	1	0	1											
<b>Tim Salmon, R</b> OBP: 0.427, SLG: 0.547 (1, 9)										3	1	1	2	1	0	2											
<b>Chili Davis, S</b> OBP: 0.448, SLG: 0.556 (1, 10)										4	0	1	0	0	1	1											
<b>J.T. Snow, L</b> OBP: 0.376, SLG: 0.505 (1, 3)										4	0	0	0	0	0	1											
<b>16 Garret Anderson, L</b> OBP: 0.396, SLG: 0.545 (1, 7)										4	0	3	0	0	1	0											
<b>Rod Correia, R</b> OBP: 0.222, SLG: 0.444 (1, 5)										3	0	0	0	0	1	3											
<b>Tony Phillips, S</b> OBP: 0.418, SLG: 0.498 (9, PH)										1	0	0	0	0	0	0											
<b>Andy Allanson, R</b> OBP: 0.286, SLG: 0.431 (1, 2)										4	0	1	0	0	0	1											
<b>Gary Disarcina, R</b> OBP: 0.361, SLG: 0.486 (1, 6)										4	0	1	0	0	0	1											
<b>Inning Stats</b>	R: 1 E: 0 K: 0 S: 4	H: 0 LOB: 0 BB: 1 P: 13	R: 0 E: 0 K: 1 S: 9	H: 1 LOB: 1 BB: 0 P: 12	R: 2 E: 0 K: 0 S: 14	H: 3 LOB: 1 BB: 0 P: 20	R: 0 E: 0 K: 0 S: 8	H: 2 LOB: 1 BB: 0 P: 10	R: 0 E: 0 K: 2 S: 11	H: 0 LOB: 1 BB: 1 P: 17	R: 0 E: 0 K: 0 S: 11	H: 1 LOB: 1 BB: 0 P: 14	R: 0 E: 0 K: 1 S: 9	H: 0 LOB: 0 BB: 1 P: 22	R: 0 E: 0 K: 1 S: 9	H: 0 LOB: 0 BB: 0 P: 13	R: 0 E: 0 K: 1 S: 10	H: 1 LOB: 1 BB: 0 P: 15	R: 0 E: 0 K: 1 S: 9	H: 0 LOB: 0 BB: 0 P: 15	1B: 5 2B: 2 3B: 0 HR: 1	SF: 0 SAC: 0 DP: 1 HBP: 0	WP: 0 PB: 0 SB: 2 CS: 0	PA: 37			
<b>PITCHER</b>	IP	WLS	BF	H	R	ER	SO	BB	IBB	HBP	BLK	WP	HR	S	P	ERA	WHIP										
<b>David Wells, L</b> ERA: 3.02 (1, 1)	8.0		33	7	3	3	4	3	0	0	0	0	0	76	121	3.38	1.250										
<b>Mike Henneman, R</b> ERA: 1.79 (9, 1)	1.0	S	4	1	0	0	1	0	0	0	0	0	0	10	15	0.00	1.000										

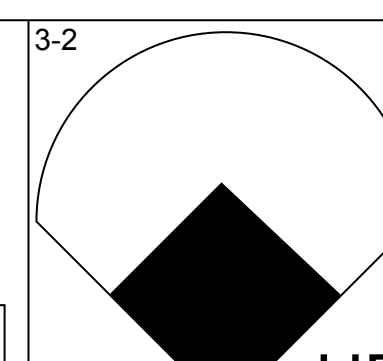
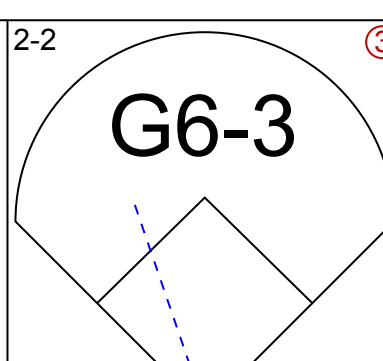
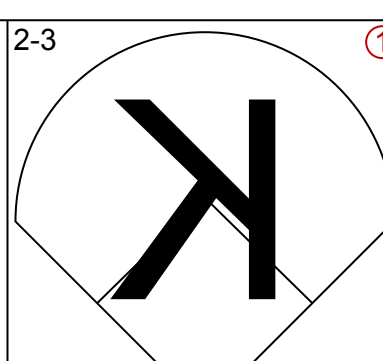
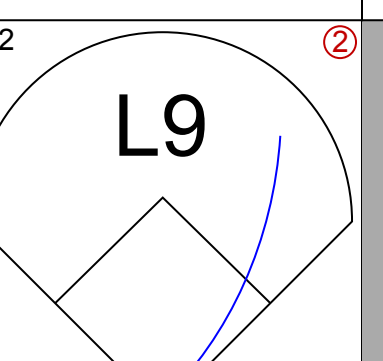
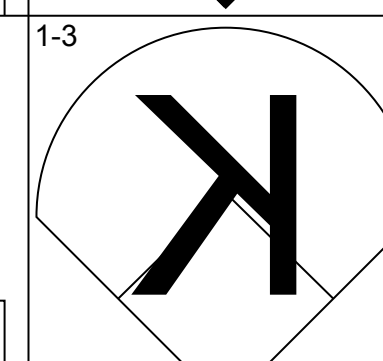
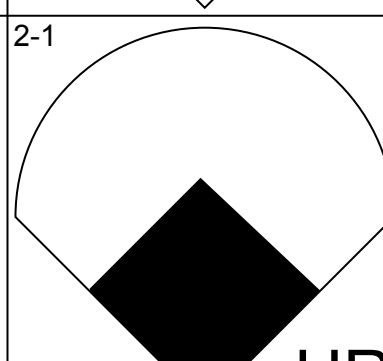
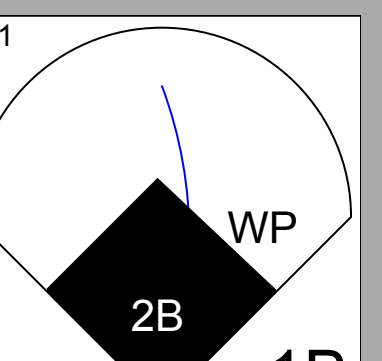
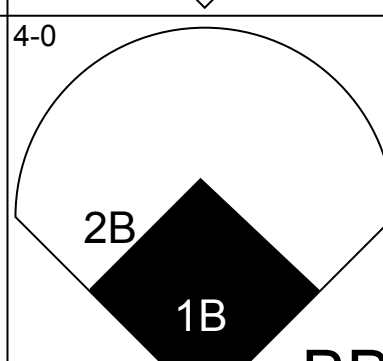
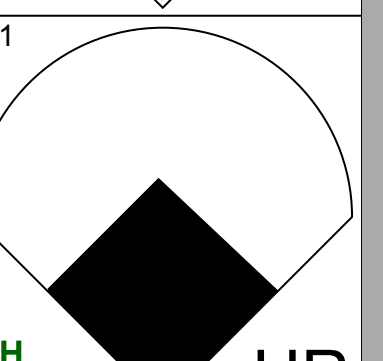
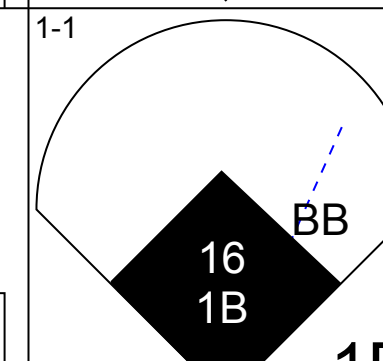
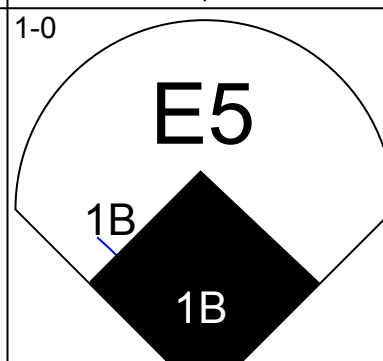
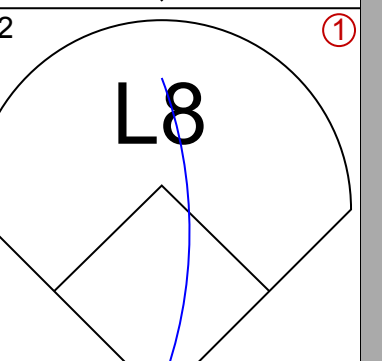
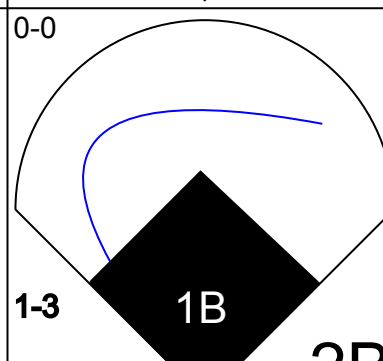
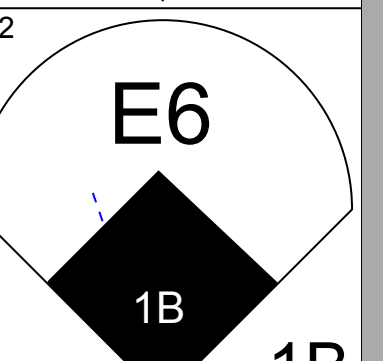
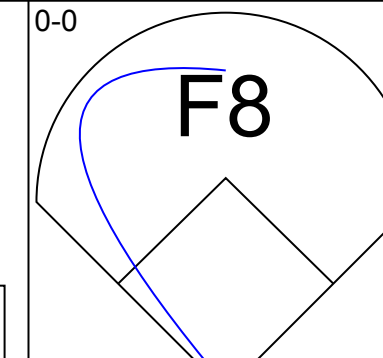
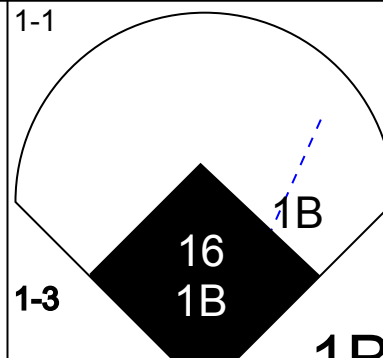
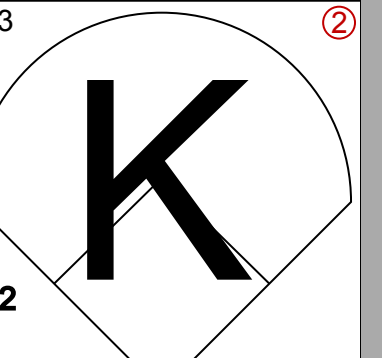
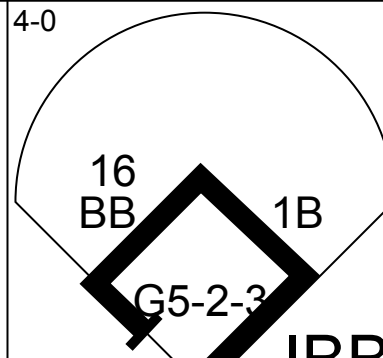
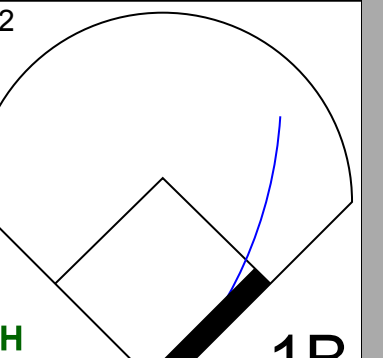
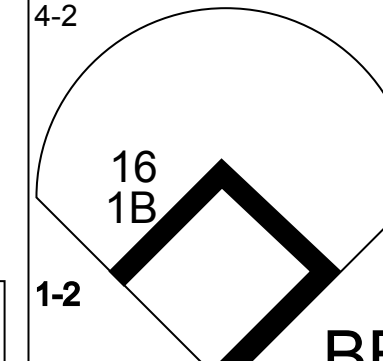
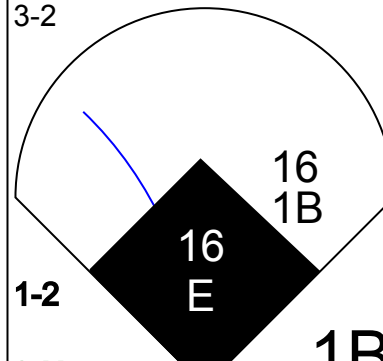
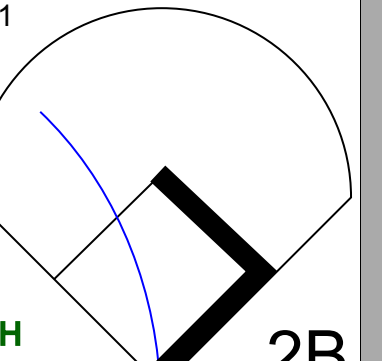
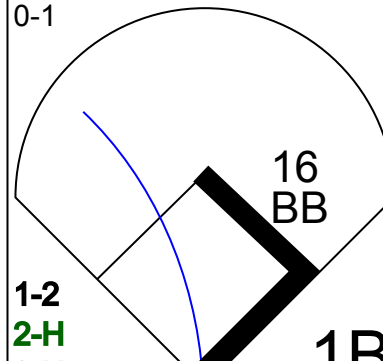
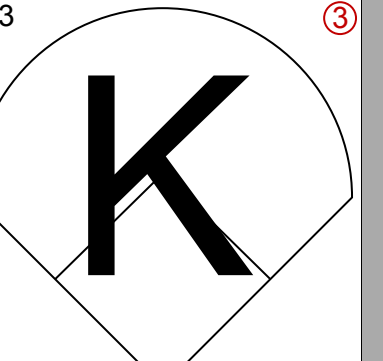

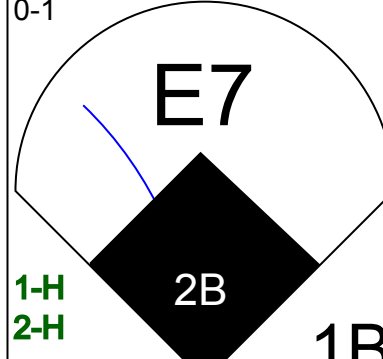
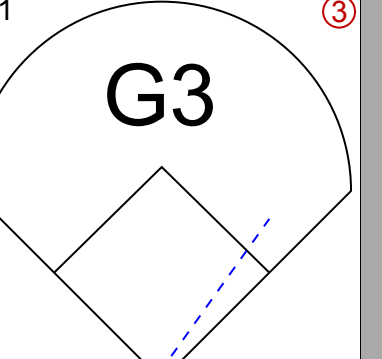
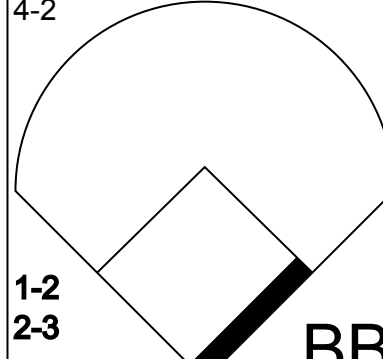


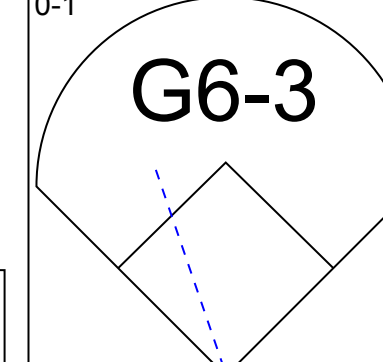
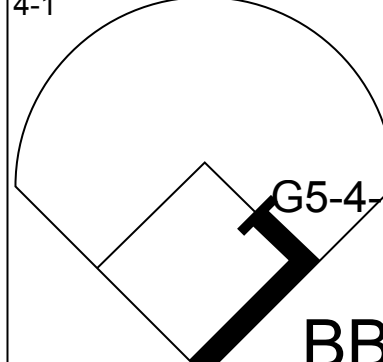
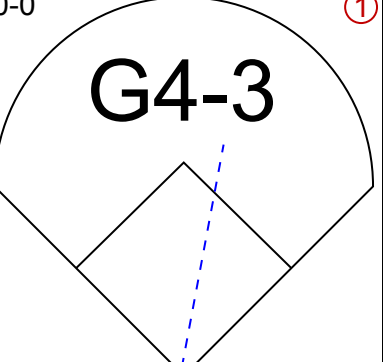
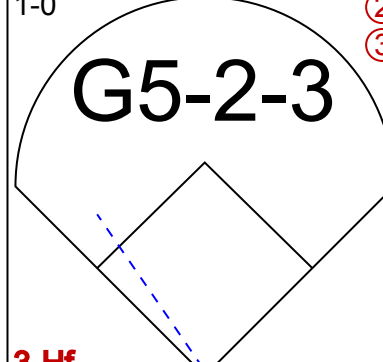
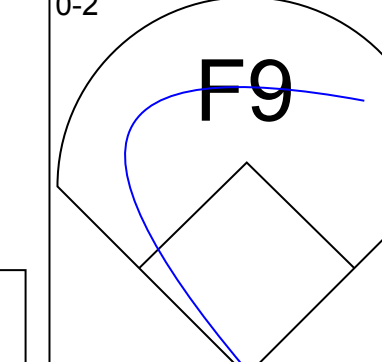
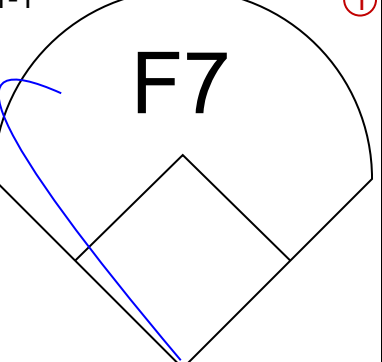
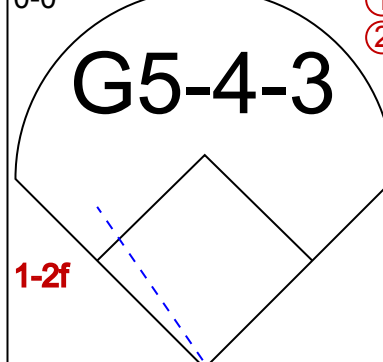
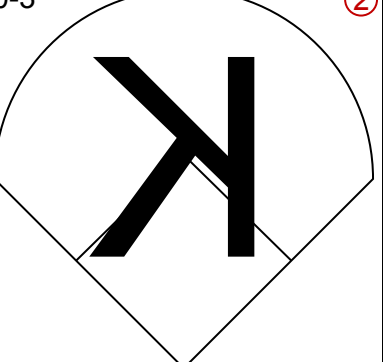
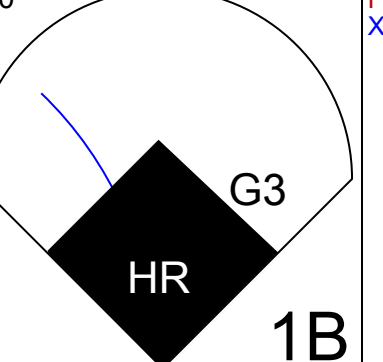
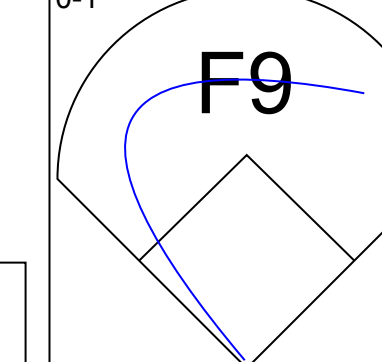
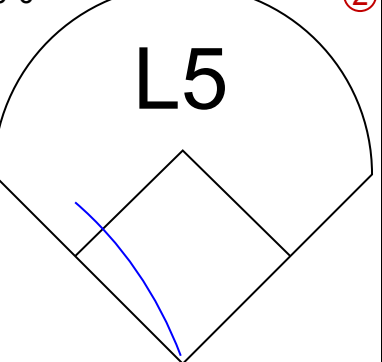
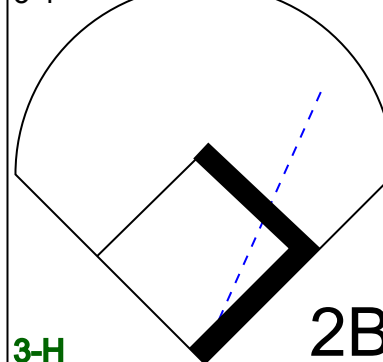
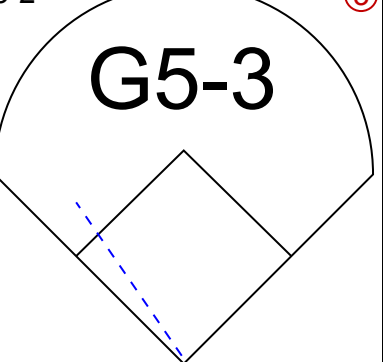
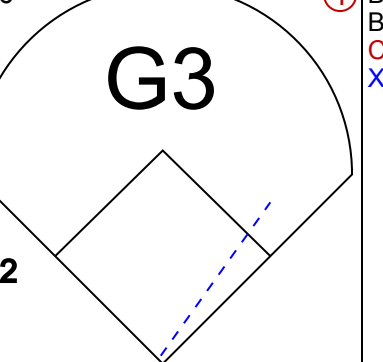
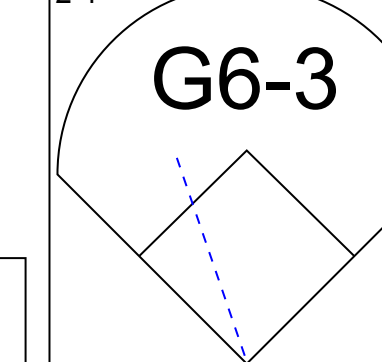


Batter	1	2	3	4	5	6	7	8	9	AB	R	H	RBI	BB	SO	LOB	TOP					
<b>Chad Curtis, R</b> OBP: 0.369, SLG: 0.483 (1, 8)										3	1	1	1	1	1	0						
<b>Scott Fletcher, R</b> OBP: 0.336, SLG: 0.319 (1, 4)										3	0	1	1	1	1	1						
<b>Travis Fryman, R</b> OBP: 0.348, SLG: 0.375 (1, 5)										3	0	0	1	0	0	2						
<b>Juan Samuel, R</b> OBP: 0.396, SLG: 0.591 (1, 7)										4	0	1	0	0	1	2						
<b>Alan Trammell, R</b> OBP: 0.391, SLG: 0.412 (1, 10)										4	0	1	0	0	0	2						
<b>Chris Gomez, R</b> OBP: 0.332, SLG: 0.440 (1, 6)										4	0	0	0	0	0	2						
<b>John Flaherty, R</b> OBP: 0.321, SLG: 0.515 (1, 2)										4	0	0	0	0	0	2						
<b>Derrick White, R</b> OBP: 0.250, SLG: 0.500 (1, 3)										4	1	1	0	0	0	0						
<b>Danny Bautista, R</b> OBP: 0.267, SLG: 0.327 (1, 9)										3	1	1	0	0	0	1						
<b>Inning Stats</b>	R: 0 E: 0 K: 2 S: 11	H: 0 LOB: 0 BB: 0 P: 16	R: 0 E: 0 K: 0 S: 9	H: 1 LOB: 1 BB: 0 P: 11	R: 2 E: 0 K: 0 S: 11	H: 3 LOB: 1 BB: 0 P: 15	R: 0 E: 0 K: 0 S: 6	H: 0 LOB: 0 BB: 0 P: 9	R: 1 E: 0 K: 0 S: 7	H: 1 LOB: 1 BB: 1 P: 14	R: 0 E: 0 K: 0 S: 9	H: 1 LOB: 0 BB: 0 P: 17	R: 0 E: 0 K: 1 S: 5	H: 0 LOB: 0 BB: 0 P: 9	R: 0 E: 0 K: 0 S: 6	H: 0 LOB: 1 BB: 0 P: 11	R: 0 E: 0 K: 0 S: 7	H: 0 LOB: 0 BB: 0 P: 11	1B: 4 2B: 2 3B: 0 HR: 0	SF: 1 SAC: 0 DP: 0 HBP: 0	WP: 0 PB: 0 SB: 0 CS: 0	PA: 35
<b>PITCHER</b> <b>Brian Anderson, L</b> ERA: 3.96 (1, 1)	IP: 9.0 WLS: W BF: 35 H: 6 R: 3 ER: 3 SO: 3	BB: 2 IBB: 0 HBP: 0 BLK: 1	WP: 0 HR: 0 S: 71 P: 113	ERA: 3.00 WHIP: 0.889	<b>PITCHER</b> IP: WLS: BF: H: R: ER: SO: BB: IBB: HBP: BLK: WP: HR: S: P: ERA: WHIP																	

**Detroit Tigers @ California Angels**  
Anaheim Stadium, Anaheim, CA  
Sat Jul 22, 1995, 10:05 PM EDT  
Att: 28,429 - Unknown - 75 F

AB	32
R	3
H	6
RBI	3
BB	2
SO	3
LOB	12



Batter	1	2	3	4	5	6	7	8	9	AB	R	H	RBI	BB	SO	LOB	BOTTOM			
<b>Tony Phillips, S</b> OBP: 0.415, SLG: 0.503 (1, 5)										5	1	1	1	0	2	2				
<b>Jim Edmonds, L</b> OBP: 0.368, SLG: 0.559 (1, 8)										4	4	3	3	1	1	0				
<b>Tim Salmon, R</b> OBP: 0.429, SLG: 0.552 (1, 9)										5	4	3	0	0	0	1				
<b>Chili Davis, S</b> OBP: 0.451, SLG: 0.554 (1, 10)										4	1	2	1	1	1	2				
<b>J.T. Snow, L</b> OBP: 0.383, SLG: 0.512 (1, 3)										4	1	3	4	1	1	1				
<b>16 Garret Anderson, L</b> OBP: 0.372, SLG: 0.552 (1, 7)										4	1	3	2	1	0	1				
<b>Damion Easley, R</b> OBP: 0.282, SLG: 0.297 (1, 4)										4	0	0	0	1	0	6				
<b>Jorge Fabregas, L</b> OBP: 0.315, SLG: 0.358 (1, 2)										5	1	1	0	0	1	3				
<b>Gary Disarcina, R</b> OBP: 0.358, SLG: 0.484 (1, 6)										5	0	1	1	0	0	2				
<b>Inning Stats</b>	R: 2 E: 0 K: 1 S: 15	H: 3 LOB: 2 BB: 1 P: 26	R: 0 E: 0 K: 1 S: 6	H: 0 LOB: 0 BB: 0 P: 10	R: 5 E: 2 K: 0 S: 17	H: 5 LOB: 1 BB: 1 P: 33	R: 1 E: 0 K: 1 S: 15	H: 2 LOB: 1 BB: 0 P: 22	R: 0 E: 0 K: 1 S: 7	H: 0 LOB: 0 BB: 0 P: 10	R: 2 E: 0 K: 1 S: 9	H: 2 LOB: 2 BB: 3 P: 24	R: 3 E: 1 K: 1 S: 18	H: 4 LOB: 1 BB: 0 P: 28	R: 0 E: 0 K: 0 S: 9	H: 1 LOB: 1 BB: 0 P: 12	1B: 11 2B: 3 3B: 0 HR: 3	SF: 0 SAC: 0 DP: 2 HBP: 0	WP: 1 PB: 0 SB: 0 CS: 0	PA: 45
<b>PITCHER</b> <b>Sean Bergman, R</b> ERA: 5.48 (1, 1)	IP: 2.0 WLS: L BF: 14 H: 6 R: 6 ER: 5 SO: 2	BB: 1 IBB: 0 HBP: 0 BLK: 0	WP: 0 HR: 0 S: 29 P: 51	ERA: 8.10 WHIP: 2.700	<b>PITCHER</b> IP: WLS: BF: H: R: ER: SO: BB: IBB: HBP: BLK: WP: HR: S: P: ERA: WHIP															
<b>Brian Bohanon, L</b> ERA: 6.67 (3, 1)	IP: 3.1 WLS: L BF: 19 H: 6 R: 4 ER: 3 SO: 3	BB: 3 IBB: 1 HBP: 0 BLK: 0	WP: 1 HR: 0 S: 39 P: 72	ERA: 6.75 WHIP: 1.875	<b>PITCHER</b> IP: WLS: BF: H: R: ER: SO: BB: IBB: HBP: BLK: WP: HR: S: P: ERA: WHIP															
<b>Mike Christopher, R</b> ERA: 3.75 (6, 1)	IP: 2.2 WLS: L BF: 12 H: 5 R: 3 ER: 2 SO: 1	BB: 0 IBB: 0 HBP: 0 BLK: 0	WP: 0 HR: 1 S: 28 P: 42																	

**Detroit Tigers @ California Angels**  
Anaheim Stadium, Anaheim, CA  
Sat Jul 22, 1995, 10:05 PM EDT  
Att: 28,429 - Unknown - 75 F

AB	40
R	13
H	17
RBI	12
BB	5
SO	6
LOB	18






Batter	1	2	3	4	5	6	7	8	9	AB	R	H	RBI	BB	SO	LOB	TOP								
<b>Chad Curtis, R</b> OBP: 0.367, SLG: 0.479 (1, 8)	1-1 F8		3-1 G6-3		0-1 G5-4-3			1-3 K	2-1 BB 1B	5	0	1	0	0	1	1									
<b>Scott Fletcher, R</b> OBP: 0.339, SLG: 0.327 (1, 4)	2-2 G6-3		1-0 G6-3			0-0 F9		0-1 1B 2B	4-0 BB 1-2 2-3	4	1	1	0	1	0	0									
<b>Travis Fryman, R</b> OBP: 0.346, SLG: 0.371 (1, 5)	1-2 F7			0-1 G4-3		2-1 G4-3		4-2 1B BB	0-0 F8	4	1	0	0	1	0	3									
<b>Juan Samuel, R</b> OBP: 0.391, SLG: 0.580 (1, 7)		1-2 G5-3		3-3 K		1-0 G1-3		1-1 1B 1-3 2-H		4	0	1	1	0	1	0									
<b>Alan Trammell, R</b> OBP: 0.399, SLG: 0.428 (1, 10)		2-1 F8		1-0 BB 1B			2-0 G6-3 2B	3-2 1-3 3-H 1B		4	0	3	1	0	0	0									
<b>Chris Gomez, R</b> OBP: 0.335, SLG: 0.438 (1, 6)		0-0 1B		4-2 FC4-6 BB			0-0 G6-3	1-3 K		3	0	1	0	1	1	3									
<b>Derrick White, R</b> OBP: 0.250, SLG: 0.375 (1, 3)		2-0 FC5-4 1B		2-2 FC4-6 1-2			1-3 K		1-2 G4-3	4	0	1	0	0	1	3	AB 35								
<b>Danny Bautista, R</b> OBP: 0.262, SLG: 0.320 (1, 9)		1-1 FC5-4 1-2		1-3 K		1-3 K		0-0 P4	2-0 G6-3	4	0	0	0	0	1	3	R 2								
<b>Ron Tingley, R</b> OBP: 0.289, SLG: 0.299 (1, 2)			1-3 K		1-1 G5-4-3 1B			2-3 K2-3	4-1 BB 1B BB	3	0	1	0	1	2	0	H 9								
<b>Inning Stats</b>	R: 0 E: 0 K: 0 S: 8	H: 0 LOB: 0 BB: 0 P: 12	R: 0 E: 0 K: 0 S: 9	H: 2 LOB: 0 BB: 0 P: 15	R: 0 E: 0 K: 1 S: 6	H: 0 LOB: 0 BB: 0 P: 11	R: 0 E: 0 K: 1 S: 14	H: 1 LOB: 2 BB: 1 P: 24	R: 0 E: 0 K: 1 S: 7	H: 1 LOB: 0 BB: 0 P: 9	R: 0 E: 0 K: 0 S: 4	H: 0 LOB: 0 BB: 0 P: 7	R: 0 E: 0 K: 1 S: 6	H: 1 LOB: 1 BB: 0 P: 9	R: 2 E: 0 K: 3 S: 19	H: 3 LOB: 2 BB: 1 P: 31	R: 0 E: 0 K: 0 S: 8	H: 1 LOB: 3 BB: 2 P: 21	1B: 7 2B: 2 3B: 0 HR: 0	SF: 0 SAC: 0 DP: 1 HBP: 0	WP: 0 PB: 0 SB: 0 CS: 0	PA: 39			
<b>PITCHER</b>	IP	WLS	BF	H	R	ER	SO	BB	IBB	HBP	BLK	WP	HR	S	P	ERA	WHIP								
<b>Mark Langston, L</b> ERA: 4.15 (1, 1)	7.2	W	32	8	2	2	6	2	0	0	0	0	0	70	114	2.35	1.304								
<b>Troy Percival, R</b> ERA: 2.09 (8, 1)	0.1		1	0	0	0	1	0	0	0	0	0	0	3	4	0.00	0.000								
<b>Mark Holzemer, L</b> ERA: (9, 1)	1.0		6	1	0	0	0	2	0	0	0	0	0	8	21	0.00	3.000								

Detroit Tigers @ California Angels  
Anaheim Stadium, Anaheim, CA  
Sun Jul 23 1995, 6:33 AM EDT  
Att: 18,948 - Sunny - 82 F


AB 35  
R 2  
H 9  
RBI 2  
BB 4  
SO 7  
LOB 13



Batter	1	2	3	4	5	6	7	8	9	AB	R	H	RBI	BB	SO	LOB	BOTTOM								
<b>Tony Phillips, S</b> OBP: 0.414, SLG: 0.500 (1, 5)	0-0 WP 1B 1B	1-1 F7	4-2 SF8 2B BB		1-0 G4-3		2-2 F8			4	2	1	1	1	0	1									
<b>Jim Edmonds, L</b> OBP: 0.371, SLG: 0.570 (1, 8)	0-0 1B 16 1B WP	4-1	1-2 SF8		1-2 L9		3-2 HR			3	2	2	3	1	0	0									
<b>Tim Salmon, R</b> OBP: 0.429, SLG: 0.553 (1, 9)	0-1 P4	2-1 P6	0-0 2B		2-1 1B		2-1 G6-3			5	0	2	2	0	0	3									
<b>Chili Davis, S</b> OBP: 0.454, SLG: 0.549 (1, 10)	4-1 16 1B 1B BB		1-2 2-3 3-H BB		2-1 L9		3-3 K			2	1	0	0	3	1	1									
<b>J.T. Snow, L</b> OBP: 0.386, SLG: 0.513 (1, 3)	2-0 16 1B 1B		1-2 2-3 3-H 1B		2-0 G6-3		3-2 16 HR 1B			5	2	3	1	0	0	2									
<b>16 Garrett Anderson, L</b> OBP: 0.380, SLG: 0.585 (1, 7)	1-2 2-3 3-H 1B		2-1 1B BB 2B		1-1 G3		0-1 F8		3-2 1H HR	5	2	3	4	0	0	0									
<b>Rex Hudler, R</b> OBP: 0.309, SLG: 0.434 (1, 4)	1-2 P3		0-1 G5-3		2-2 HR		1-2 F8		2-0 F8	5	1	1	1	0	0	5	AB 37								
<b>Damon Easley, R</b> OBP: 0.282, SLG: 0.297 (9, 4)										0	0	0	0	0	0	0	R 13								
<b>Greg Myers, L</b> OBP: 0.326, SLG: 0.381 (1, 2)	3-2 G3		4-0 BB 1B SF8 IBB		2-0 F8		2-2 E7 G4-3 HR 1B		0-0 G3-1	4	2	1	0	1	0	3	H 14								
<b>Gary Disarcina, R</b> OBP: 0.357, SLG: 0.481 (1, 6)		0-0 G4-3	1-0 SF8 BB 2B 1B		1-2 F7		0-1 G4-3			4	1	1	1	0	0	1	RBI 13								
<b>Inning Stats</b>	R: 2 E: 0 K: 0 S: 16	H: 4 LOB: 3 BB: 1 P: 27	R: 0 E: 0 K: 0 S: 6	H: 0 LOB: 1 BB: 1 P: 13	R: 6 E: 0 K: 0 S: 21	H: 4 LOB: 2 BB: 4 P: 45	R: 1 E: 0 K: 0 S: 9	H: 1 LOB: 0 BB: 0 P: 15	R: 0 E: 0 K: 0 S: 8	H: 1 LOB: 1 BB: 0 P: 14	R: 0 E: 0 K: 0 S: 6	H: 0 LOB: 0 BB: 0 P: 9	R: 2 E: 1 K: 0 S: 17	H: 2 LOB: 0 BB: 0 P: 27	R: 2 E: 0 K: 1 S: 14	H: 2 LOB: 0 BB: 0 P: 25	1B: 9 2B: 2 3B: 0 HR: 3	SF: 1 SAC: 0 DP: 0 HBP: 0	WP: 1 PB: 0 SB: 0 CS: 0	PA: 44					
<b>PITCHER</b>	IP	WLS	BF	H	R	ER	SO	BB	IBB	HBP	BLK	WP	HR	S	P	ERA	WHIP								
<b>Jose Lima, R</b> ERA: 13.09 (1, 1)	2.1	L	18	7	7	7	0	3	0	0	0	0	1	30	61	27.00	4.286								
<b>Joe Boever, R</b> ERA: 5.56 (3, 1)	2.2		13	3	2	2	0	2	0	0	0	0	1	30	53	6.75	1.875								
<b>Buddy Groom, L</b> ERA: 7.18 (6, 1)	2.0		8	2	2	2	0	0	0	0	0	0	1	23	36	9.00	1.000								
<b>John Doherty, R</b> ERA: 5.56 (8, 1)	1.0		5	2	2	2	1	0	0	0	0	0	1	14	25	18.00	2.000								

Detroit Tigers @ California Angels  
Anaheim Stadium, Anaheim, CA  
Sun Jul 23 1995, 6:33 AM EDT  
Att: 18,948 - Sunny - 82 F


AB 37  
R 13  
H 14  
RBI 13  
BB 6  
SO 1  
LOB 16












Batter	1	2	3	4	5	6	7	8	9	AB	R	H	RBI	BB	SO	LOB	TOP										
Ruben Amaro Jr. S OBP: 0.275, SLG: 0.265	1-1 G6-3	1-0 HBP		0-3 K		0-0 F8		4-2 G3 SH1-4 BB		3	0	0	0	1	1	3	Cleveland Indians @ California Angels Anaheim Stadium, Anaheim, CA Tue Jul 25 1995, 10:05 PM EDT Att: 42,468 - Unknown - 78 F  livebaseballscorecards.com  AB 35 R 5 H 10 RBI 5 BB 6 SO 9 LOB 21  										
Omar Vizquel S OBP: 0.319, SLG: 0.346	1-3 K	1-3 K		2-3 K		0-0 2-3 3-H 2B		1-0 SH1-4		4	0	1	1	0	3	4											
Carlos Baerga S OBP: 0.369, SLG: 0.500	4-0 FC6-4 BB		1-2 G6-3	1-0 1B		0-0 L4		1-2 G3		4	0	1	0	1	0	3											
Albert Belle R OBP: 0.380, SLG: 0.572	0-0 FC6-4		3-1 2B 1B	2-2 K		1-1 G6-3		0-0 P4		5	1	1	0	0	1	6											
Manny Ramirez R OBP: 0.422, SLG: 0.634		2-2 G6-3	4-1 2B BB		2-2 F7		2-2 G6-3		2-3 K	4	1	0	0	1	1	0											
Jim Thome L OBP: 0.435, SLG: 0.604		2-2 1B BB	1-0 P2		2-0 G3		1-2 HR		2-3 K	5	2	2	1	0	1	2											
Herbert Perry R OBP: 0.396, SLG: 0.530 Paul Sorrento L OBP: 0.361, SLG: 0.524		1-3 K	3-1 2B		1-1 F8		2-1 P6		2-2 1B	3	0	1	2	0	1	1											
Dave Winfield R OBP: 0.278, SLG: 0.261		4-1 HBP 1B BB	1-2 G4-3		0-0 F8 2B 1B		4-2 BB			2	1	1	0	2	0	1											
Sandy Alomar Jr. R OBP: 0.419, SLG: 0.684		3-2 HBP 1B		1-2 1B		4-0 2B BB		1-3 K		3	0	2	1	1	1	1											
<b>Inning Stats</b>	R: 0 E: 0 K: 1 S: 6	H: 0 LOB: 1 BB: 1 P: 12	R: 1 E: 0 K: 2 S: 17	H: 2 LOB: 3 BB: 1 P: 31	R: 2 E: 0 K: 0 S: 12	H: 2 LOB: 1 BB: 1 P: 25	R: 0 E: 0 K: 3 S: 13	H: 2 LOB: 0 BB: 0 P: 19	R: 0 E: 0 K: 0 S: 8	H: 0 LOB: 0 BB: 0 P: 13	R: 1 E: 0 K: 0 S: 6	H: 2 LOB: 2 BB: 1 P: 11	R: 1 E: 0 K: 1 S: 13	H: 1 LOB: 1 BB: 1 P: 23	R: 0 E: 0 K: 0 S: 7	H: 0 LOB: 1 BB: 1 P: 13		R: 0 E: 0 K: 2 S: 11	H: 1 LOB: 1 BB: 0 P: 17	1B: 7 2B: 2 3B: 0 HR: 1	SF: 0 SAC: 1 DP: 0 HBP: 1	WP: 0 PB: 0 SB: 0 CS: 0	PA: 43				
<b>PITCHER</b>	IP	WLS	BF	H	R	ER	SO	BB	IBB	HBP	BLK	WP	HR	S	P	ERA	WHIP										
Chuck Finley L ERA: 3.74	5.1	W	29	8	4	4	6	4	0	1	0	0	0	59	107	6.75	2.250										
John Habyan R ERA: 3.0	1.0		4	1	1	1	0	0	0	0	0	0	1	9	13	9.00	1.000										
Bob Patterson L ERA: 1.85	0.1		2	0	0	0	0	1	0	0	0	0	0	4	10	0.00	3.000										
Troy Percival R ERA: 1.93	1.1	S	5	0	0	0	1	1	0	0	0	0	0	10	17	0.00	0.750										
Lee Smith R ERA: 5.2	1.0	S	3	1	0	0	2	0	0	0	0	0	0	11	17	0.00	1.000										

Batter	1	2	3	4	5	6	7	8	9	AB	R	H	RBI	BB	SO	LOB	BOTTOM										
Tony Phillips S OBP: 0.419, SLG: 0.505	1-0 G4-3 FC1 2B	0-1 G4-6-3 1B		3-1 F7		2-3 K		1-3 1B		5	1	3	1	0	1	2	Cleveland Indians @ California Angels Anaheim Stadium, Anaheim, CA Tue Jul 25 1995, 10:05 PM EDT Att: 42,468 - Unknown - 78 F  livebaseballscorecards.com  AB 30 R 6 H 9 RBI 6 BB 7 SO 8 LOB 16  										
Jim Edmonds L OBP: 0.369, SLG: 0.569	3-2 G4-3	2-3 G4-6-3		0-0 BB 1B		4-0 IBB		0-0 G4-3		4	0	1	1	1	0	5											
Tim Salmon R OBP: 0.424, SLG: 0.540	2-2 FC1 BB		2-1 F9	4-0 1B		0-3 K				3	0	0	1	1	1	2											
Chili Davis S OBP: 0.458, SLG: 0.557	4-0 G6-4-3 BB		4-2 1B 16 1B BB	2-3 K		1-3 K				2	1	0	0	2	2	2											
J.T. Snow L OBP: 0.387, SLG: 0.510	0-0 G6-4-3		3-0 16 1B SF8 1B		0-2 F8		0-2 G5-3			4	1	1	0	0	0	2											
16 Garret Anderson L OBP: 0.394, SLG: 0.604		2-1 HR	0-2 1B		0-3 K		1-3 K			4	1	2	2	0	2	0											
Damion Easley R OBP: 0.288, SLG: 0.299		4-2 G3 1B BB	0-1 SF8		1-0 F8			4-2 1B BB		1	1	0	1	2	0	0											
Greg Myers L OBP: 0.317, SLG: 0.369 Jorge Fabregas L OBP: 0.318, SLG: 0.360		2-1 G3	0-1 CS		2-1 F7		1-3 K		0-3 K	4	0	0	0	0	2	2											
Gary Disarcina R OBP: 0.356, SLG: 0.478		4-1 1B BB		1-0 1B 2B		2-2 WP 1B		0-0 P4		0	0	0	0	0	0	0											
<b>Inning Stats</b>	R: 1 E: 0 K: 0 S: 9	H: 1 LOB: 1 BB: 1 P: 19	R: 2 E: 0 K: 0 S: 11	H: 2 LOB: 2 BB: 2 P: 24	R: 2 E: 0 K: 0 S: 12	H: 2 LOB: 0 BB: 1 P: 21	R: 1 E: 0 K: 1 S: 9	H: 2 LOB: 2 BB: 1 P: 21	R: 0 E: 0 K: 1 S: 8	H: 0 LOB: 0 BB: 0 P: 9	R: 0 E: 0 K: 3 S: 13	H: 1 LOB: 1 BB: 1 P: 22	R: 0 E: 0 K: 2 S: 9	H: 0 LOB: 0 BB: 0 P: 11	R: 0 E: 0 K: 1 S: 10	H: 1 LOB: 2 BB: 1 P: 16		1B: 6 2B: 2 3B: 0 HR: 1	SF: 1 SAC: 0 DP: 2 HBP: 0	WP: 1 PB: 0 SB: 0 CS: 1	PA: 39						
<b>PITCHER</b>	IP	WLS	BF	H	R	ER	SO	BB	IBB	HBP	BLK	WP	HR	S	P	ERA	WHIP										
Orel Hershiser R ERA: 4.3	2.1	L	15	5	5	5	0	4	0	0	0	0	1	29	61	19.29	3.857										
Albie Lopez R ERA: 1.2	3.2		15	3	1	1	5	1	1	0	0	1	0	33	55	2.46	1.091										
Paul Assenmacher L ERA: 1.47	2.0		8	1	0	0	3	1	0	0	0	0	0	19	27	0.00	1.000										



Batter	1	2	3	4	5	6	7	8	9	AB	R	H	RBI	BB	SO	LOB	TOP										
Wayne Kirby, L (1, 8) OBP: 0.253, SLG: 0.306	G3-1		G3	F9			E2		P2	5	0	1	0	0	0	3	<b>Cleveland Indians @ California Angels</b> Anaheim Stadium, Anaheim, CA Wed Jul 26 1995, 6:33 AM EDT Att: 35,650 - Sunny - 85 F										
Omar Vizquel, S (1, 6) OBP: 0.314, SLG: 0.341	G3		SF8		G3		K		G4-3	4	0	0	1	0	1	1											
Carlos Baerga, S (1, 4) OBP: 0.370, SLG: 0.499	G6-3		FC6-4		L7		G6-3			3	0	1	0	1	0	0											
Albert Belle, R (1, 7)		BB	FC6-4		K		G6-3			3	0	0	0	1	1	3											
Jim Thome, L (1, 5) OBP: 0.433, SLG: 0.610	F7				F8		HR		G5-3	4	1	1	1	0	0	3											
Manly Ramirez, R (1, 9) OBP: 0.416, SLG: 0.625	K				P3				P2	4	0	0	0	0	2	1											
Paul Sorrento, L (1, 3) OBP: 0.364, SLG: 0.536	FC5-4				HR		G4-3		F8	3	1	1	1	1	0	0											
Dave Winfield, R (1, 10) OBP: 0.289, SLG: 0.274	FC5-4				1B				G4-3	4	0	2	0	0	0	2											
Tony Peña, R (1, 2) OBP: 0.280, SLG: 0.360			G3				F8		G5-3	3	1	2	0	0	0	1											
Sandy Alomar Jr., R (9, PH) OBP: 0.413, SLG: 0.672			SF8							1	0	0	0	0	0	0											
<b>Inning Stats</b>	R: 0 E: 0 K: 0 S: 5	H: 0 LOB: 0 BB: 7	R: 0 E: 0 K: 1 S: 12	H: 0 LOB: 2 BB: 24	R: 1 E: 0 K: 0 S: 8	H: 2 LOB: 1 BB: 13	R: 1 E: 0 K: 0 S: 14	H: 3 LOB: 2 BB: 22	R: 0 E: 0 K: 1 S: 7	H: 0 LOB: 0 BB: 8	R: 1 E: 0 K: 1 S: 12	H: 2 LOB: 1 BB: 0 P: 18	R: 0 E: 1 K: 1 S: 10	H: 1 LOB: 2 BB: 1 P: 17	R: 0 E: 0 K: 0 S: 6	H: 0 LOB: 0 BB: 8	R: 0 E: 0 K: 0 S: 5	H: 0 LOB: 0 BB: 6	1B: 5 2B: 1 3B: 0 HR: 2	SF: 1 SAC: 0 DP: 0 HBP: 0	WP: 0 PB: 0 SB: 0 CS: 0	PA: 38					
<b>PITCHER</b>	IP	WLS	BF	H	R	ER	SO	BB	IBB	HBP	BLK	WP	HR	S	P	ERA	WHIP										
Mike Harkey, R (1, 1) ERA: 5.96	6.0	W	28	8	3	3	3	2	0	0	0	0	2	59	93	4.50	1.667										
Bob Patterson, L (7, 1) ERA: 1.83	0.1		2	0	0	0	1	1	0	0	0	0	0	6	12	0.00	3.000										
John Habyan, R (7, 1) ERA: 2.9	1.2		5	0	0	0	0	0	0	0	0	0	0	9	12	0.00	0.000										
Lee Smith, R (9, 1) ERA: 5.02	1.0	S	3	0	0	0	0	0	0	0	0	0	0	5	6	0.00	0.000										

Batter	1	2	3	4	5	6	7	8	9	AB	R	H	RBI	BB	SO	LOB	BOTTOM										
Tony Phillips, S (1, 5) OBP: 0.420, SLG: 0.505	G4-3		E	F9			G4-3			4	1	2	1	0	0	0	<b>Cleveland Indians @ California Angels</b> Anaheim Stadium, Anaheim, CA Wed Jul 26 1995, 6:33 AM EDT Att: 35,650 - Sunny - 85 F										
Jim Edmonds, L (1, 8) OBP: 0.368, SLG: 0.564	G4-3		HR			K	K			3	1	0	0	1	2	2											
Tim Salmon, R (1, 9) OBP: 0.425, SLG: 0.536	K		E5			E	G4-3			2	1	0	0	2	1	2											
Chili Davis, S (1, 10) OBP: 0.458, SLG: 0.568		L6-4	HR			K	G4-3			3	1	1	5	1	1	3											
J.T. Snow, L (1, 3) OBP: 0.386, SLG: 0.506		1B	HR			K	F8			4	0	1	0	0	2	3											
16 Garret Anderson, L (1, 7) OBP: 0.374, SLG: 0.587		L6-4	G3			F7				4	0	0	0	0	1	2											
Damion Easley, R (1, 4) OBP: 0.291, SLG: 0.299		1B	G6-3			G6-3				3	0	1	0	1	0	0											
Jorge Fabregas, L (1, 2) OBP: 0.309, SLG: 0.350	F8					F8				4	0	0	0	0	1	3											
Gary Disarcina, R (1, 6) OBP: 0.358, SLG: 0.478			S			F8			G6-3	4	2	2	0	0	0	1											
			1B							1B																	
<b>Inning Stats</b>	R: 0 E: 0 K: 1 S: 7	H: 0 LOB: 0 BB: 0	R: 0 E: 0 K: 0 S: 13	H: 2 LOB: 1 BB: 24	R: 5 E: 1 K: 1 S: 19	H: 3 LOB: 0 BB: 1	R: 0 E: 0 K: 0 S: 6	H: 0 LOB: 0 BB: 0	R: 0 E: 0 K: 3 S: 10	H: 0 LOB: 1 BB: 1	R: 0 E: 0 K: 0 S: 6	H: 0 LOB: 2 BB: 0	R: 1 E: 0 K: 1 S: 10	H: 2 LOB: 2 BB: 1	R: 0 E: 0 K: 2 S: 11	H: 0 LOB: 1 BB: 1	R: 0 E: 0 K: 2 S: 11	H: 0 LOB: 1 BB: 1	1B: 6 2B: 1 3B: 0 HR: 1	SF: 0 SAC: 0 DP: 1 HBP: 0	WP: 0 PB: 0 SB: 3 CS: 0	PA: 36					
<b>PITCHER</b>	IP	WLS	BF	H	R	ER	SO	BB	IBB	HBP	BLK	WP	HR	S	P	ERA	WHIP										
Dennis Martinez, R (1, 1) ERA: 2.62	6.0	L	28	7	0	5	3	3	0	0	0	0	1	64	113	7.50	1.667										
Alan Embree, L (7, 1) ERA: 2.09	2.0		8	0	0	0	3	2	0	0	0	0	0	18	31	0.00	1.000										



Batter	1	2	3	4	5	6	7	8	9	AB	R	H	RBI	BB	SO	LOB	TOP								
<b>Tony Phillips, S</b> OBP: 0.423, SLG: 0.505 (1, 5)	1-2 P6		3-3 K			0-0 2B SF9 1B		0-0 2B 1B	4-1 2B BB	4	3	2	0	1	1	0	<b>California Angels @ Milwaukee Brewers</b> Milwaukee County Stadium, Milwaukee, WI Thu Jul 27 1995, 8:05 PM EDT Att: 15,041 - Unknown - 75 F								
<b>Jim Edmonds, L</b> OBP: 0.371, SLG: 0.567 (1, 8)	3-2 1B			1-2 K		0-1 SF9 1B 2B		3-3 K	2-1 2B 1B	5	2	3	3	0	2	1									
<b>Tim Salmon, R</b> OBP: 0.424, SLG: 0.542 (1, 9)	0-3 K			3-1 F8		0-1 SF9		2-2 2B	0-1 2B	4	1	2	3	0	1	1									
<b>Chili Davis, S</b> OBP: 0.461, SLG: 0.565 (1, 10)	0-0 G4-3			2-3 K		2-3 1B BB		4-1 BB	0-0 G5-4-3 1B	3	0	1	2	2	1	1									
<b>J.T. Snow, L</b> OBP: 0.383, SLG: 0.502 (1, 3)		1-0 G4-3			3-2 L8	2-1 1B		2-3 BB	1-2 G5-4-3 1B	5	0	1	1	0	1	3									
<b>16 Garret Anderson, L</b> OBP: 0.371, SLG: 0.578 (1, 7)		2-1 G4-6-3 1B			1-2 F9	0-0 G3		0-3 K2-3		4	0	1	0	0	1	4									
<b>Damion Easley, R</b> OBP: 0.295, SLG: 0.300 (1, 4)		2-0 G4-6-3 1-2			0-2 G5-3		3-2 G4-6-3 1B		4-2 BB SH1-4 BB	3	1	1	0	1	0	1									
<b>Jorge Fabregas, L</b> OBP: 0.303, SLG: 0.342 (1, 2)			1-1 G3-1			0-1 G3	1-2 G4-6-3 1-2		0-0 SH1-4	3	0	0	0	0	0	1									
<b>Gary Disarcina, R</b> OBP: 0.360, SLG: 0.477 (1, 6)			2-1 P4			0-0 1B 2B 1B	3-1 F8		2-2 BB 1B HBP	3	2	1	0	0	0	0									
<b>Inning Stats</b>	R: 0 E: 0 K: 1 S: 12	H: 1 LOB: 1 BB: 0 P: 16	R: 0 E: 0 K: 0 S: 4	H: 1 LOB: 0 BB: 0 P: 9	R: 0 E: 0 K: 1 S: 8	H: 0 LOB: 0 BB: 0 P: 14	R: 0 E: 0 K: 2 S: 9	H: 0 LOB: 0 BB: 0 P: 15	R: 0 E: 0 K: 0 S: 13	H: 0 LOB: 0 BB: 0 P: 17	R: 3 E: 0 K: 0 S: 13	H: 4 LOB: 2 BB: 1 P: 19	R: 0 E: 0 K: 0 S: 8	H: 1 LOB: 0 BB: 0 P: 16	R: 1 E: 0 K: 3 S: 14	H: 2 LOB: 2 BB: 1 P: 25	R: 5 E: 0 K: 0 S: 16	H: 3 LOB: 0 BB: 2 P: 29	1B: 9 2B: 3 3B: 0 HR: 0	SF: 1 SAC: 1 DP: 3 HBP: 1	WP: 0 PB: 0 SB: 1 CS: 0	PA: 41			
<b>PITCHER</b>	IP	WLS	BF	H	R	ER	SO	BB	IBB	HBP	BLK	WP	HR	S	P	ERA	WHIP								
<b>Steve Sparks, R</b> ERA: 4.0 (1, 1)	7.0		27	7	3	3	4	1	0	0	0	0	0	67	106	3.86	1.143								
<b>Bill Wegman, R</b> ERA: 5.62 (8, 1)	0.2	L	5	2	1	1	2	1	0	0	0	0	0	11	22	13.50	4.500								
<b>Ron Rightnowar, R</b> ERA: 6.49 (8, 1)	1.1		9	3	5	5	1	2	0	1	0	0	0	19	32	33.75	3.750								

AB	34
R	9
H	12
RBI	9
BB	4
SO	7
LOB	12



Batter	1	2	3	4	5	6	7	8	9	AB	R	H	RBI	BB	SO	LOB	BOTTOM								
<b>Pat Listach, S</b> OBP: 0.289, SLG: 0.259 (1, 4)	4-1 1B SF7 BB		0-0 F7			1-2 FC4-6 1B		1-1 P6		3	1	1	0	1	0	0	<b>California Angels @ Milwaukee Brewers</b> Milwaukee County Stadium, Milwaukee, WI Thu Jul 27 1995, 8:05 PM EDT Att: 15,041 - Unknown - 75 F								
<b>Darryl Hamilton, L</b> OBP: 0.387, SLG: 0.389 (1, 8)	0-1 B1		2-2 G6-3			1-3 K		1-2 WP BLK FC5-2 HBP		3	0	0	0	0	1	2									
<b>Jeff Cirillo, R</b> OBP: 0.368, SLG: 0.463 (1, 5)	3-2 1B		1-0 1B			0-0 FC4-6 1-2		4-1 FC5-2 BB		3	0	2	0	1	0	1									
<b>David Hulst, L</b> OBP: 0.305, SLG: 0.350 (6, PR) (9, 7)	1-3 1B							1-3 BB		0	0	0	0	0	0	0									
<b>Kevin Seitzer, R</b> OBP: 0.399, SLG: 0.433 (1, 3) (9, 5)	1-2 SF7		2-1 F9			2-2 F8		1-0 P3		3	0	0	1	0	0	3									
<b>Greg Vaughn, R</b> OBP: 0.303, SLG: 0.384 (1, 10)	3-2 F7					2-0 F8		1-2 FC5-2		4	0	1	0	0	0	3									
<b>B.J. Surhoff, L</b> OBP: 0.418, SLG: 0.564 (1, 7) (9, 3)		1-0 G3-1			1-1 BLK SF8 1B	2-0 FC5-4 1B		1-2 FC5-2	3-3 K	4	1	2	0	0	1	2									
<b>Matt Mieske, R</b> OBP: 0.363, SLG: 0.500 (9, PH) <b>Fernando Vina, L</b> OBP: 0.335, SLG: 0.373 (9, PH)		2-1 HR			1-1 SF8	1-2 FC5-4 1-2		1-2 FC5-4		2	1	1	2	0	0	1									
<b>Mike Matheny, R</b> OBP: 0.293, SLG: 0.314 (1, 2) <b>Dave Nilsson, L</b> OBP: 0.340, SLG: 0.465 (9, PH)		2-3 K			0-0 G5-3			2-2 P3		3	0	0	0	0	1	0									
<b>Jose Valentin, S</b> OBP: 0.282, SLG: 0.390 (1, 6)		0-0 F7				2-3 K		1-0 G6-3		4	0	0	0	0	1	0									
<b>Inning Stats</b>	R: 1 E: 0 K: 0 S: 13	H: 1 LOB: 1 BB: 1 P: 24	R: 1 E: 0 K: 1 S: 7	H: 1 LOB: 0 BB: 0 P: 12	R: 0 E: 0 K: 0 S: 7	H: 1 LOB: 1 BB: 0 P: 12	R: 1 E: 0 K: 0 S: 6	H: 2 LOB: 0 BB: 0 P: 8	R: 0 E: 0 K: 0 S: 12	H: 1 LOB: 1 BB: 0 P: 16	R: 0 E: 0 K: 0 S: 11	H: 1 LOB: 1 BB: 0 P: 18	R: 0 E: 0 K: 1 S: 11	H: 0 LOB: 2 BB: 1 P: 21	R: 0 E: 0 K: 0 S: 6	H: 0 LOB: 0 BB: 0 P: 7	1B: 6 2B: 0 3B: 0 HR: 1	SF: 2 SAC: 0 DP: 0 HBP: 1	WP: 1 PB: 0 SB: 0 CS: 0	PA: 36					
<b>PITCHER</b>	IP	WLS	BF	H	R	ER	SO	BB	IBB	HBP	BLK	WP	HR	S	P	ERA	WHIP								
<b>Brian Anderson, L</b> ERA: 3.95 (1, 1)	7.0		29	7	3	3	3	1	0	1	1	1	0	64	103	3.86	1.143								
<b>Troy Percival, R</b> ERA: 1.5 (8, 1)	0.2		3	0	0	0	0	1	0	0	1	1	0	6	12	0.00	1.500								
<b>Bob Patterson, L</b> ERA: 1.82 (8, 1)	0.1		1	0	0	0	1	0	0	0	0	0	0	3	6	0.00	0.000								
<b>Mike James, R</b> ERA: 3.45 (9, 1)	1.0		3	0	0	0	0	0	0	0	0	0	0	6	7	0.00	0.000								

AB	31
R	3
H	7
RBI	3
BB	2
SO	4
LOB	12









Batter	1	2	3	4	5	6	7	8	9	AB	R	H	RBI	BB	SO	LOB	TOP					
<b>Tony Phillips, S</b> OBP: 0.422, SLG: 0.500 (1, 5)	F7	G3					L4		K	5	0	1	0	0	1	1	<b>California Angels @ Milwaukee Brewers</b> Milwaukee County Stadium, Milwaukee, WI Sat Jul 29 1995, 8:05 PM EDT Att: 31,630 - Unknown - 86 F					
<b>Jim Edmonds, L</b> OBP: 0.373, SLG: 0.563 (1, 8)	F7		L1				L9		2B	5	0	2	0	0	0	0						
<b>Tim Salmon, R</b> OBP: 0.432, SLG: 0.570 (1, 9)	1B								HR	4	1	3	1	1	1	2						
<b>Chili Davis, S</b> OBP: 0.466, SLG: 0.572 (1, 10)	1B		F8				G4-3		FC1-6	4	0	1	0	1	0	5						
<b>J.T. Snow, L</b> OBP: 0.379, SLG: 0.492 (1, 3)	L8		G3				L7		FC1-6	4	1	0	0	0	0	4						
<b>16 Garrett Anderson, L</b> OBP: 0.393, SLG: 0.603 (1, 7)									16	4	2	3	0	0	0	0						
<b>Damon Easley, R</b> OBP: 0.296, SLG: 0.301 (1, 4)									E9	4	0	1	1	0	0	2						
<b>Jorge Fabregas, L</b> OBP: 0.296, SLG: 0.333 (1, 2)									1B	4	0	0	0	0	1	3						
<b>Gary Disarcina, R</b> OBP: 0.359, SLG: 0.479 (1, 6)									G5-3	4	0	1	1	0	1	0						
<b>Inning Stats</b>	R: 0 E: 0 K: 0 S: 12	H: 2 LOB: 2 BB: 0 P: 19	R: 1 E: 0 K: 0 S: 11	H: 2 LOB: 1 BB: 0 P: 18	R: 0 E: 0 K: 0 S: 7	H: 0 LOB: 0 BB: 1 P: 17	R: 0 E: 0 K: 0 S: 12	H: 0 LOB: 0 BB: 0 P: 20	R: 0 E: 0 K: 1 S: 15	H: 2 LOB: 2 BB: 0 P: 23	R: 0 E: 0 K: 0 S: 9	H: 1 LOB: 1 BB: 0 P: 15	R: 0 E: 0 K: 0 S: 7	H: 0 LOB: 0 BB: 0 P: 10	R: 3 E: 1 K: 0 S: 14	H: 3 LOB: 0 BB: 1 P: 24	R: 0 E: 0 K: 1 S: 12	H: 2 LOB: 2 BB: 0 P: 17	1B: 8 2B: 2 3B: 1 HR: 1	SF: 0 SAC: 0 DP: 1 HBP: 0	WP: 0 PB: 0 CS: 0	PA: 40
<b>PITCHER</b>	IP	WLS	BF	H	R	ER	SO	BB	IBB	HBP	BLK	WP	HR	S	P	ERA	WHIP					
<b>Ricky Bones, R</b> ERA: 4.05 (1, 1)	6.1	L	27	7	1	1	3	1	0	0	0	0	0	67	113	1.42	1.263					
<b>Angel Miranda, L</b> ERA: 5.5 (7, 1)	1.0		6	2	3	2	0	1	0	0	0	0	1	17	28	18.00	3.000					
<b>Mike Ignasiak, R</b> ERA: 4.28 (8, 1)	1.2		7	3	0	0	1	0	0	0	0	0	0	15	22	0.00	1.800					

Batter	1	2	3	4	5	6	7	8	9	AB	R	H	RBI	BB	SO	LOB	BOTTOM					
<b>Pat Listach, S</b> OBP: 0.295, SLG: 0.266 (1, 4)	F7									4	0	1	0	0	1	0	<b>California Angels @ Milwaukee Brewers</b> Milwaukee County Stadium, Milwaukee, WI Sat Jul 29 1995, 8:05 PM EDT Att: 31,630 - Unknown - 86 F					
<b>Darryl Hamilton, L</b> OBP: 0.385, SLG: 0.387 (1, 8)	G4-3									4	0	1	0	0	0	1						
<b>Kevin Seitzer, R</b> OBP: 0.396, SLG: 0.427 (1, 5)	G3									3	0	1	0	1	0	0						
<b>Greg Vaughn, R</b> OBP: 0.304, SLG: 0.384 (1, 10)										4	0	0	0	0	1	3						
<b>B.J. Surhoff, L</b> OBP: 0.406, SLG: 0.548 (8, 2)										4	0	0	0	0	1	0						
<b>Matt Mieske, R</b> OBP: 0.385, SLG: 0.489 (7, PH)										2	0	1	0	0	0	0						
<b>David Hulse, L</b> OBP: 0.313, SLG: 0.355 (8, 7)										2	0	1	0	0	1	0						
<b>John Jaha, R</b> OBP: 0.368, SLG: 0.553 (1, 3)										4	0	0	0	0	2	2						
<b>Mike Matheny, R</b> OBP: 0.313, SLG: 0.347 (7, PH)										2	0	1	0	0	0	0						
<b>Dave Nilsson, L</b> OBP: 0.333, SLG: 0.455 (8, 9)										1	0	0	0	0	0	1						
<b>Jose Valentin, S</b> OBP: 0.279, SLG: 0.388 (8, PH)										2	0	0	0	0	1	1						
<b>Jeff Cirillo, R</b> OBP: 0.386, SLG: 0.460 (9, 4)										1	0	0	0	0	0	0						
<b>Inning Stats</b>	R: 0 E: 0 K: 0 S: 8	H: 0 LOB: 0 BB: 0 P: 12	R: 0 E: 0 K: 1 S: 9	H: 1 LOB: 1 BB: 0 P: 15	R: 0 E: 0 K: 1 S: 16	H: 1 LOB: 1 BB: 0 P: 23	R: 0 E: 0 K: 1 S: 8	H: 0 LOB: 0 BB: 0 P: 15	R: 0 E: 0 K: 0 S: 7	H: 1 LOB: 1 BB: 0 P: 14	R: 0 E: 0 K: 0 S: 8	H: 1 LOB: 1 BB: 0 P: 11	R: 0 E: 0 K: 2 S: 14	H: 1 LOB: 1 BB: 0 P: 18	R: 0 E: 0 K: 1 S: 15	H: 1 LOB: 2 BB: 1 P: 26	R: 0 E: 0 K: 1 S: 7	H: 0 LOB: 0 BB: 0 P: 12	1B: 6 2B: 0 3B: 0 HR: 0	SF: 0 SAC: 0 DP: 0 HBP: 0	WP: 0 PB: 1 CS: 0	PA: 34
<b>PITCHER</b>	IP	WLS	BF	H	R	ER	SO	BB	IBB	HBP	BLK	WP	HR	S	P	ERA	WHIP					
<b>Jim Abbott, L</b> ERA: 3.19 (1, 1)	6.0	W	22	4	0	0	2	0	0	0	0	0	0	12	14	0.00	1.500					
<b>John Habyan, R</b> ERA: 2.99 (7, 1)	0.2		3	1	0	0	2	0	0	0	0	0	0	11	19	0.00	1.000					
<b>Bob Patterson, L</b> ERA: 1.77 (7, 1)	1.0		4	1	0	0	1	0	0	0	0	0	0	13	23	0.00	0.750					
<b>Troy Percival, R</b> ERA: 1.84 (8, 1)	1.1		5	0	0	0	1	1	0	0	0	0	0	13	23	0.00	0.750					







Batter	1	2	3	4	5	6	7	8	9	AB	R	H	RBI	BB	SO	LOB	TOP										
<b>Rich Amaral, R</b> OBP: 0.350, SLG: 0.383 (1, 7)	F8		P4			G5-4-3 1B		K		4	0	1	0	0	1	1	<b>Seattle Mariners @ California Angels</b> Anaheim Stadium, Anaheim, CA Tue Aug 01 1995, 10:05 PM EDT Att: 22,074 - Unknown - 80 F										
<b>Luis Sojo, R</b> OBP: 0.297, SLG: 0.388 (1, 4)	G5-3		FC4-6 1B			G5-4-3 1-2		G4-3		4	0	1	0	0	0	1											
<b>Edgar Martinez, R</b> OBP: 0.481, SLG: 0.629 (1, 10)	CS 1B		FC4-6 1-2			HR		G6-3		4	1	2	1	0	0	2											
<b>Jay Buhner, R</b> OBP: 0.342, SLG: 0.530 (1, 9)	CS 1-2				F8	F7		G6-3		4	0	0	0	0	1	0											
<b>Mike Blowers, R</b> OBP: 0.323, SLG: 0.443 (1, 5)					G4-3		SH5-4 1B	K		4	0	1	0	0	2	0											
<b>Tino Martinez, L</b> OBP: 0.375, SLG: 0.585 (1, 3)					L8		SH5-4 1-2	F7		4	1	2	1	0	0	0											
<b>Felix Fermin, R</b> OBP: 0.232, SLG: 0.235 (1, 6)					G1-3		SH5-4 1-2			2	0	0	0	0	0	0											
<b>Dan Wilson, R</b> OBP: 0.328, SLG: 0.374 (7, PH)							K			1	0	0	0	1	1	0											
<b>Warren Newson, L</b> OBP: 0.414, SLG: 0.412 (7, PH)							K			0	0	0	0	0	0	0											
<b>Chris Widger, R</b> OBP: 0.333, SLG: 0.407 (7, 2)			1B BB				K			1	0	0	0	0	1	2											
<b>Alex Diaz, S</b> OBP: 0.272, SLG: 0.324 (1, 8)			F8			G6-3		F8		3	0	0	0	0	0	3											
<b>Inning Stats</b>	R: 0 E: 0 K: 0 S: 13	H: 1 LOB: 0 BB: 0 P: 19	R: 1 E: 0 K: 2 S: 8	H: 1 LOB: 0 BB: 0 P: 13	R: 0 E: 0 K: 0 S: 10	H: 1 LOB: 2 BB: 1 P: 19	R: 0 E: 0 K: 0 S: 9	H: 0 LOB: 0 BB: 0 P: 12	R: 0 E: 0 K: 1 S: 10	H: 0 LOB: 0 BB: 0 P: 12	R: 1 E: 0 K: 0 S: 10	H: 2 LOB: 0 BB: 0 P: 17	R: 0 E: 0 K: 1 S: 14	H: 2 LOB: 2 BB: 0 P: 18	R: 0 E: 0 K: 1 S: 8	H: 0 LOB: 0 BB: 0 P: 14	R: 0 E: 0 K: 1 S: 7	H: 0 LOB: 0 BB: 0 P: 10	1B: 5 2B: 0 3B: 0 HR: 2	SF: 0 SAC: 1 DP: 1 HBP: 0	WP: 0 PB: 0 SB: 0 CS: 1	PA: 34					
<b>PITCHER</b>	IP	WLS	BF	H	R	ER	SO	BB	IBB	HBP	BLK	WP	HR	S	P	ERA	WHIP										
<b>Brian Anderson, L</b> ERA: 3.86 (1, 1)	6.0	W	22	5	2	2	3	1	0	0	0	0	2	60	92	3.00	1.000										
<b>John Habyan, R</b> ERA: 2.51 (7, 1)	0.1		3	2	0	0	0	0	0	0	0	0	0	10	13	0.00	6.000										
<b>Bob Patterson, L</b> ERA: 1.73 (7, 1)	0.1		1	0	0	0	1	0	0	0	0	0	0	3	4	0.00	0.000										
<b>Troy Percival, R</b> ERA: 1.79 (7, 1)	1.1		4	0	0	0	1	0	0	0	0	0	0	9	15	0.00	0.000										
<b>Mike James, R</b> ERA: 3.34 (9, 1)	1.0		3	0	0	0	1	0	0	0	0	0	0	7	10	0.00	0.000										

AB	31
R	2
H	7
RBI	2
BB	1
SO	6
LOB	9



Batter	1	2	3	4	5	6	7	8	9	AB	R	H	RBI	BB	SO	LOB	BOTTOM										
<b>Tony Phillips, S</b> OBP: 0.419, SLG: 0.495 (1, 5)	K		G3				F9	K		5	0	0	0	0	3	3	<b>Seattle Mariners @ California Angels</b> Anaheim Stadium, Anaheim, CA Tue Aug 01 1995, 10:05 PM EDT Att: 22,074 - Unknown - 80 F										
<b>Jim Edmonds, L</b> OBP: 0.370, SLG: 0.557 (1, 8)	G5-3		2B			G4-3		G1-3		4	0	1	1	0	0	1											
<b>Tim Salmon, R</b> OBP: 0.437, SLG: 0.583 (1, 9)	HR		K			BB 1B		1B 16 E		4	2	3	2	0	1	1											
<b>Chili Davis, S</b> OBP: 0.465, SLG: 0.563 (1, 10)	K					BB		1B 16 E		3	1	1	0	1	1	0											
<b>J.T. Snow, L</b> OBP: 0.380, SLG: 0.491 (1, 3)						BB 1B		K		3	0	1	0	1	2	4											
<b>16 Garrett Anderson, L</b> OBP: 0.390, SLG: 0.606 (1, 7)						K		E4 1B 2B		4	1	0	1	0	2	3											
<b>Damion Easley, R</b> OBP: 0.297, SLG: 0.306 (1, 4)						G1-3		G5-3		4	1	1	1	0	0	2											
<b>Greg Myers, L</b> OBP: 0.317, SLG: 0.373 (1, 2)								2B G4-3 1B		4	1	2	2	0	2	1											
<b>Gary Disarcina, R</b> OBP: 0.354, SLG: 0.474 (1, 6)						G6-3		G4-3 1B 2B		4	1	1	0	0	0	1											
<b>Inning Stats</b>	R: 1 E: 0 K: 2 S: 8	H: 1 LOB: 0 BB: 0 P: 14	R: 0 E: 0 K: 2 S: 13	H: 0 LOB: 1 BB: 1 P: 20	R: 0 E: 0 K: 1 S: 10	H: 1 LOB: 1 BB: 0 P: 17	R: 0 E: 0 K: 1 S: 8	H: 1 LOB: 0 BB: 0 P: 12	R: 2 E: 0 K: 2 S: 20	H: 3 LOB: 2 BB: 1 P: 30	R: 0 E: 0 K: 1 S: 8	H: 0 LOB: 0 BB: 0 P: 10	R: 0 E: 0 K: 0 S: 10	H: 0 LOB: 0 BB: 0 P: 15	R: 4 E: 1 K: 2 S: 17	H: 4 LOB: 1 BB: 0 P: 21		R: 0 E: 0 K: 2 S: 11	H: 0 LOB: 0 BB: 0 P: 10	1B: 6 2B: 3 3B: 0 HR: 1	SF: 0 SAC: 0 DP: 0 HBP: 0	WP: 0 PB: 0 SB: 1 CS: 0	PA: 37				
<b>PITCHER</b>	IP	WLS	BF	H	R	ER	SO	BB	IBB	HBP	BLK	WP	HR	S	P	ERA	WHIP										
<b>Randy Johnson, L</b> ERA: 3.03 (1, 1)	7.1	L	35	10	7	6	10	2	0	0	0	0	0	89	132	7.36	1.636										
<b>Jeff Nelson, R</b> ERA: 1.09 (8, 1)	0.2		2	0	0	0	1	0	0	0	0	0	0	5	7	0.00	0.000										





Batter	1	2	3	4	5	6	7	8	9	AB	R	H	RBI	BB	SO	LOB	TOP										
<b>Joey Cora, S</b> (1, 4) OBP: 0.330, SLG: 0.328										5	0	1	0	0	1	4	<b>Seattle Mariners @ California Angels</b> Anaheim Stadium, Anaheim, CA Wed Aug 02 1995, 10:05 PM EDT Att: 23,253 - Unknown - 75 F										
<b>Rich Amaral, R</b> (1, 8) OBP: 0.345, SLG: 0.377 <b>Doug Strange, S</b> (7, PH) OBP: 0.336, SLG: 0.376 <b>Luis Sojo, R</b> (7, PH) OBP: 0.299, SLG: 0.389									3	0	0	0	0	0	1	0											
<b>Edgar Martinez, R</b> (1, 10) OBP: 0.474, SLG: 0.619									5	0	0	0	0	0	3	0											
<b>Tino Martinez, L</b> (1, 3) OBP: 0.376, SLG: 0.587									4	0	2	0	0	0	0	0											
<b>Jay Buhner, R</b> (1, 9) OBP: 0.344, SLG: 0.539									3	1	1	1	1	1	1	1											
<b>Warren Newson, L</b> (1, 7) OBP: 0.409, SLG: 0.407									4	0	1	0	0	1	3	0											
<b>Mike Blowers, R</b> (1, 5) OBP: 0.322, SLG: 0.440									4	2	1	0	0	1	1	0											
<b>Dan Wilson, R</b> (1, 2) OBP: 0.331, SLG: 0.381									4	0	2	0	0	1	1	0											
<b>Alex Rodriguez, R</b> (1, 6) OBP: 0.282, SLG: 0.439									4	1	2	2	0	0	2	0											
<b>Inning Stats</b>	R: 0 E: 0 K: 1 S: 10	H: 0 LOB: 0 BB: 0 P: 17	R: 0 E: 0 K: 1 S: 6	H: 0 LOB: 0 BB: 0 P: 7	R: 1 E: 1 K: 0 S: 11	H: 2 LOB: 1 BB: 0 P: 14	R: 0 E: 0 K: 0 S: 6	H: 1 LOB: 1 BB: 0 P: 9	R: 1 E: 0 K: 1 S: 14	H: 1 LOB: 0 BB: 0 P: 18	R: 0 E: 0 K: 1 S: 10	H: 1 LOB: 2 BB: 1 P: 21	R: 1 E: 0 K: 0 S: 16	H: 3 LOB: 2 BB: 0 P: 23	R: 1 E: 0 K: 1 S: 19	H: 2 LOB: 1 BB: 0 P: 26	R: 0 E: 0 K: 0 S: 15	H: 1 LOB: 1 BB: 0 P: 22	1B: 7 2B: 2 3B: 0 HR: 2	SF: 0 SAC: 0 DP: 0 HBP: 0	WP: 0 PB: 0 SB: 1 CS: 1	PA: 39					
<b>PITCHER</b>	IP	WLS	BF	H	R	ER	SO	BB	IBB	HBP	BLK	WP	HR	S	P	ERA	WHIP										
<b>Mike Harkey, R</b> (1, 1) ERA: 5.75	6.0	W	26	7	3	2	4	1	0	0	0	0	1	62	92	3.00	1.333										
<b>Mike James, R</b> (7, 1) ERA: 3.27	0.2		2	0	0	0	0	0	0	0	0	0	0	4	7	0.00	0.000										
<b>Bob Patterson, L</b> (7, 1) ERA: 1.73	0.0		1	1	0	0	0	0	0	0	0	0	0	6	8	∞	∞										
<b>Troy Percival, R</b> (7, 1) ERA: 1.93	1.1	S	6	2	1	1	1	0	0	0	0	0	1	20	28	6.75	1.500										
<b>Lee Smith, R</b> (9, 1) ERA: 4.7	1.0	S	4	1	0	0	0	0	0	0	0	0	0	15	22	0.00	1.000										

AB	38
R	4
H	11
RBI	4
BB	1
SO	5
LOB	17



Batter	1	2	3	4	5	6	7	8	9	AB	R	H	RBI	BB	SO	LOB	BOTTOM										
<b>Tony Phillips, S</b> (1, 5) OBP: 0.416, SLG: 0.491										5	1	1	1	0	1	1	<b>Seattle Mariners @ California Angels</b> Anaheim Stadium, Anaheim, CA Wed Aug 02 1995, 10:05 PM EDT Att: 23,253 - Unknown - 75 F										
<b>Jim Edmonds, L</b> (1, 8) OBP: 0.370, SLG: 0.553									4	1	1	0	1	2	1	0											
<b>Tim Salmon, R</b> (1, 9) OBP: 0.440, SLG: 0.584									3	0	2	1	1	0	1	0											
<b>Chili Davis, S</b> (1, 10) OBP: 0.466, SLG: 0.560									3	0	1	0	1	1	3	0											
<b>J.T. Snow, L</b> (1, 3) OBP: 0.376, SLG: 0.485									4	0	0	1	0	0	5	0											
<b>16 Garret Anderson, L</b> (1, 7) OBP: 0.398, SLG: 0.631									3	2	2	1	1	0	0	0											
<b>Damion Easley, R</b> (1, 4) OBP: 0.298, SLG: 0.311									3	0	1	0	0	1	2	0											
<b>Jorge Fabregas, L</b> (1, 2) OBP: 0.294, SLG: 0.327									3	1	0	0	1	0	2	0											
<b>Gary Disarcina, R</b> (1, 6) OBP: 0.352, SLG: 0.471									4	0	1	0	0	0	1	0											
<b>Inning Stats</b>	R: 0 E: 0 K: 1 S: 13	H: 1 LOB: 2 BB: 1 P: 24	R: 1 E: 1 K: 1 S: 11	H: 1 LOB: 0 BB: 0 P: 18	R: 1 E: 0 K: 2 S: 8	H: 1 LOB: 2 BB: 2 P: 16	R: 2 E: 0 K: 0 S: 15	H: 3 LOB: 2 BB: 2 P: 28	R: 1 E: 0 K: 0 S: 6	H: 1 LOB: 0 BB: 0 P: 9	R: 0 E: 0 K: 0 S: 9	H: 1 LOB: 1 BB: 0 P: 15	R: 0 E: 0 K: 0 S: 6	H: 1 LOB: 1 BB: 0 P: 12	R: 0 E: 0 K: 1 S: 9	H: 0 LOB: 0 BB: 0 P: 13	R: 0 E: 0 K: 0 S: 15	H: 0 LOB: 0 BB: 0 P: 13	1B: 6 2B: 2 3B: 0 HR: 1	SF: 0 SAC: 1 DP: 0 HBP: 0	WP: 0 PB: 0 SB: 1 CS: 0	PA: 38					
<b>PITCHER</b>	IP	WLS	BF	H	R	ER	SO	BB	IBB	HBP	BLK	WP	HR	S	P	ERA	WHIP										
<b>Tim Belcher, R</b> (1, 1) ERA: 4.74	6.0	L	31	8	5	5	4	4	1	0	0	0	0	15	25	0.00	0.500										
<b>Norm Charlton, L</b> (7, 1) ERA: 6.23	2.0		7	1	0	0	1	0	0	0	0	0	0	15	25	0.00	0.500										

AB	32
R	5
H	9
RBI	4
BB	5
SO	5
LOB	16









Batter	1	2	3	4	5	6	7	8	9	AB	R	H	RBI	BB	SO	LOB	TOP
<b>Otis Nixon, S</b> <small>OBP: 0.346, SLG: 0.332</small> 										4	3	2	1	1	1	0	<b>Texas Rangers @ California Angels</b> Anaheim Stadium, Anaheim, CA Fri Aug 04 1995, 10:05 PM EDT Att: 25,036 - Unknown - 77 F
<b>Lou Frazier, S</b> <small>OBP: 0.322, SLG: 0.250</small> 										4	0	2	1	1	1	2	
<b>Will Clark, L</b> <small>OBP: 0.389, SLG: 0.475</small> 										5	0	1	2	0	1	3	
<b>Ivan Rodriguez, R</b> <small>OBP: 0.334, SLG: 0.480</small> 										5	0	1	1	0	2	4	
<b>Luis Ortiz, R</b> <small>OBP: 0.264, SLG: 0.368</small> 										4	0	0	0	0	2	1	
<b>Mickey Tettleton, S</b> <small>OBP: 0.392, SLG: 0.482</small> 										3	1	1	1	1	1	0	
<b>Jack Voigt, R</b> <small>OBP: 0.275, SLG: 0.322</small> 										4	0	0	0	0	2	2	
<b>Jeff Frye, R</b> <small>OBP: 0.328, SLG: 0.354</small> 										3	1	0	0	1	0	0	
<b>Benji Gil, R</b> <small>OBP: 0.277, SLG: 0.351</small> 										3	1	0	0	1	2	2	
<b>Inning Stats</b> <small>R: 0, H: 0, E: 0, K: 2, S: 9</small>	<small>R: 0, H: 0, E: 0, K: 1, S: 8</small>	<small>R: 0, H: 0, E: 0, K: 0, S: 8</small>	<small>R: 3, H: 2, E: 1, K: 2, S: 16</small>	<small>R: 0, H: 0, E: 0, K: 2, S: 8</small>	<small>R: 1, H: 2, E: 0, K: 1, S: 10</small>	<small>R: 0, H: 0, E: 1, K: 1, S: 8</small>	<small>R: 0, H: 0, E: 0, K: 2, S: 11</small>	<small>R: 1, H: 1, E: 0, K: 1, S: 14</small>	<small>R: 1, H: 2, E: 0, K: 1, S: 14</small>	<small>1B: 4, 2B: 2, 3B: 0, HR: 1</small>	<small>SF: 0, SAC: 0, DP: 1, HBP: 0</small>	<small>WP: 0, PB: 0, SB: 1, CS: 0</small>	<small>PA: 40</small>				
<b>PITCHER</b> <small>IP WLS BF H R ER SO BB IBB HBP BLK WP HR S P ERA WHIP</small>	<small>IP WLS BF H R ER SO BB IBB HBP BLK WP HR S P ERA WHIP</small>																
<b>Chuck Finley, L</b> <small>ERA: 3.59</small>	<small>8.0 L 34 5 5 2 11 4 0 0 0 0 0 1 78 137 2.25 1.125</small>																
<b>John Habyan, R</b> <small>ERA: 2.54</small>	<small>0.2 3 0 1 1 1 1 0 0 0 0 0 0 8 13 13.50 1.500</small>																
<b>Bob Patterson, L</b> <small>ERA: 1.73</small>	<small>0.0 2 0 0 0 0 0 0 0 0 0 0 0 3 4 ∞ ∞</small>																
<b>Mike James, R</b> <small>ERA: 3.24</small>	<small>0.1 1 0 0 0 0 0 0 0 0 0 0 0 3 4 0.00 0.000</small>																

AB 35  
 R 6  
 H 7  
 RBI 6  
 BB 5  
 SO 12  
 LOB 14



Batter	1	2	3	4	5	6	7	8	9	AB	R	H	RBI	BB	SO	LOB	BOTTOM
<b>Tony Phillips, S</b> <small>OBP: 0.411, SLG: 0.484</small> 										5	1	1	0	0	0	0	<b>Texas Rangers @ California Angels</b> Anaheim Stadium, Anaheim, CA Fri Aug 04 1995, 10:05 PM EDT Att: 25,036 - Unknown - 77 F
<b>Jim Edmonds, L</b> <small>OBP: 0.365, SLG: 0.553</small> 										3	1	0	0	1	1	0	
<b>Tim Salmon, R</b> <small>OBP: 0.445, SLG: 0.603</small> 										4	2	3	4	0	0	0	
<b>Chili Davis, S</b> <small>OBP: 0.465, SLG: 0.554</small> 										4	0	1	0	0	1	1	
<b>J.T. Snow, L</b> <small>OBP: 0.370, SLG: 0.474</small> 										3	0	0	0	1	1	0	
<b>16 Garret Anderson, L</b> <small>OBP: 0.395, SLG: 0.619</small> 										3	0	1	0	1	2	2	
<b>Damion Easley, R</b> <small>OBP: 0.296, SLG: 0.309</small>										3	0	1	0	0	0	2	
<b>Rex Hudler, R</b> <small>OBP: 0.315, SLG: 0.445</small> 										1	0	0	0	0	0	2	
<b>Greg Myers, L</b> <small>OBP: 0.313, SLG: 0.366</small>										3	0	0	0	0	2	2	
<b>Rene Gonzales, R</b> <small>OBP: 0.315, SLG: 0.445</small> 										1	0	0	0	0	1	0	
<b>Spike Owen, S</b> <small>OBP: 0.297, SLG: 0.307</small> 										4	0	0	0	0	1	0	
<b>Inning Stats</b> <small>R: 0, H: 1, E: 0, K: 0, S: 12</small>	<small>R: 0, H: 1, E: 0, K: 1, S: 10</small>	<small>R: 0, H: 1, E: 0, K: 0, S: 10</small>	<small>R: 0, H: 0, E: 0, K: 0, S: 10</small>	<small>R: 1, H: 1, E: 0, K: 1, S: 14</small>	<small>R: 3, H: 2, E: 0, K: 2, S: 16</small>	<small>R: 0, H: 1, E: 0, K: 1, S: 8</small>	<small>R: 0, H: 0, E: 0, K: 2, S: 9</small>	<small>R: 0, H: 1, E: 0, K: 1, S: 18</small>	<small>R: 0, H: 0, E: 0, K: 1, S: 6</small>	<small>1B: 3, 2B: 2, 3B: 0, HR: 2</small>	<small>SF: 0, SAC: 0, DP: 0, HBP: 0</small>	<small>WP: 0, PB: 0, SB: 0, CS: 0</small>	<small>PA: 37</small>				
<b>PITCHER</b> <small>IP WLS BF H R ER SO BB IBB HBP BLK WP HR S P ERA WHIP</small>	<small>IP WLS BF H R ER SO BB IBB HBP BLK WP HR S P ERA WHIP</small>																
<b>Kenny Rogers, L</b> <small>ERA: 3.38</small>	<small>7.2 W 33 7 4 4 8 3 0 0 0 0 0 2 94 145 4.70 1.304</small>																
<b>Roger McDowell, R</b> <small>ERA: 3.99</small>	<small>0.1 1 0 0 0 0 0 0 0 0 0 0 0 3 4 0.00 0.000</small>																
<b>Ed Vosberg, L</b> <small>ERA: 3.08</small>	<small>1.0 S 3 0 0 0 0 1 0 0 0 0 0 0 6 7 0.00 0.000</small>																

AB 34  
 R 4  
 H 7  
 RBI 4  
 BB 3  
 SO 9  
 LOB 9





Batter	1	2	3	4	5	6	7	8	9	AB	R	H	RBI	BB	SO	LOB	TOP
<b>Otis Nixon, S</b> <small>OBP: 0.342, SLG: 0.328</small> 										5	0	0	0	0	2	4	
<b>Lou Frazier, S</b> <small>OBP: 0.305, SLG: 0.235</small> 										5	0	0	0	0	2	2	
<b>Will Clark, L</b> <small>OBP: 0.390, SLG: 0.473</small> 										3	0	1	0	1	1	0	
<b>Mickey Tettleton, S</b> <small>OBP: 0.387, SLG: 0.476</small> 										4	0	0	0	0	1	2	
<b>Luis Ortiz, R</b> <small>OBP: 0.276, SLG: 0.375</small> 										4	0	2	0	0	0	2	
<b>Mark McLemore, S</b> <small>OBP: 0.354, SLG: 0.350</small> 										4	1	1	0	0	0	2	
<b>Jeff Frye, R</b> <small>OBP: 0.335, SLG: 0.373</small> 										4	2	3	1	0	1	1	
<b>Dave Valle, R</b> <small>OBP: 0.306, SLG: 0.277</small> <b>Ivan Rodriguez, R</b> <small>OBP: 0.339, SLG: 0.481</small> 										2	0	0	0	0	1	0	
<b>Benji Gil, R</b> <small>OBP: 0.275, SLG: 0.349</small> <b>Mike Pagliarulo, L</b> <small>OBP: 0.269, SLG: 0.329</small> <b>Esteban Beltre, R</b> <small>OBP: 0.269, SLG: 0.360</small> <b>29 Rusty Greer, L</b> <small>OBP: 0.346, SLG: 0.369</small> 										2	0	0	0	0	1	0	
<b>Inning Stats</b> <small>R: 0 H: 0 E: 0 LOB: 0 K: 2 BB: 0 S: 7</small>	<small>R: 0 H: 1 E: 0 LOB: 1 K: 1 BB: 0 S: 8</small>	<small>R: 0 H: 0 E: 0 LOB: 0 K: 1 BB: 0 S: 7</small>	<small>R: 0 H: 0 E: 1 LOB: 1 K: 0 BB: 1 S: 11</small>	<small>R: 1 H: 1 E: 0 LOB: 0 K: 1 BB: 0 S: 8</small>	<small>R: 0 H: 1 E: 0 LOB: 1 K: 0 BB: 0 S: 6</small>	<small>R: 0 H: 3 E: 0 LOB: 3 K: 3 BB: 0 S: 16</small>	<small>R: 0 H: 0 E: 1 LOB: 2 K: 0 BB: 0 S: 17</small>	<small>R: 2 H: 2 E: 1 LOB: 2 K: 0 BB: 0 S: 17</small>	<small>1B: 7 SF: 1 2B: 0 SAC: 0 3B: 0 DP: 1 HR: 1 HBP: 1</small>	<small>WP: 0 PA: 38</small>							
<b>PITCHER</b> <b>Mark Langston, L</b> <small>ERA: 4.03</small> <b>John Habyan, R</b> <small>ERA: 2.52</small> <b>Troy Percival, R</b> <small>ERA: 1.86</small> <b>Mike James, R</b> <small>ERA: 3.48</small> <b>Lee Smith, R</b> <small>ERA: 4.6</small>	<small>IP: 6.0 WLS: W BF: 22 H: 3 R: 1 ER: 1 SO: 5 BB: 1 IBB: 0 HBP: 0 BLK: 0 WP: 0 HR: 1 S: 47 P: 77 ERA: 1.50 WHIP: 0.667</small>	<small>IP: 0.1 WLS: L BF: 4 H: 3 R: 0 ER: 0 SO: 0 BB: 0 IBB: 0 HBP: 0 BLK: 0 WP: 0 HR: 0 S: 8 P: 12 ERA: 0.00 WHIP: 9.000</small>	<small>IP: 1.2 WLS: W BF: 5 H: 0 R: 0 ER: 0 SO: 5 BB: 0 IBB: 0 HBP: 0 BLK: 0 WP: 0 HR: 0 S: 17 P: 26 ERA: 0.00 WHIP: 0.000</small>	<small>IP: 0.1 WLS: S BF: 3 H: 2 R: 2 ER: 1 SO: 0 BB: 0 IBB: 0 HBP: 0 BLK: 0 WP: 0 HR: 0 S: 7 P: 11 ERA: 27.00 WHIP: 6.000</small>	<small>IP: 0.2 WLS: S BF: 4 H: 0 R: 0 ER: 0 SO: 0 BB: 0 IBB: 1 HBP: 0 BLK: 0 WP: 0 HR: 10 S: 19 P: 19 ERA: 0.00 WHIP: 0.000</small>	<b>PITCHER</b> <small>IP: 0.1 WLS: L BF: 1 H: 0 R: 0 ER: 0 SO: 0 BB: 0 IBB: 0 HBP: 0 BLK: 0 WP: 0 HR: 0 S: 8 P: 12 ERA: 0.00 WHIP: 0.000</small>	<small>IP: 0.1 WLS: L BF: 4 H: 0 R: 0 ER: 0 SO: 0 BB: 0 IBB: 0 HBP: 0 BLK: 0 WP: 0 HR: 0 S: 8 P: 12 ERA: 0.00 WHIP: 0.000</small>	<small>IP: 0.1 WLS: L BF: 4 H: 0 R: 0 ER: 0 SO: 0 BB: 0 IBB: 0 HBP: 0 BLK: 0 WP: 0 HR: 0 S: 8 P: 12 ERA: 0.00 WHIP: 0.000</small>	<small>IP: 0.1 WLS: L BF: 4 H: 0 R: 0 ER: 0 SO: 0 BB: 0 IBB: 0 HBP: 0 BLK: 0 WP: 0 HR: 0 S: 8 P: 12 ERA: 0.00 WHIP: 0.000</small>	<small>IP: 0.1 WLS: L BF: 4 H: 0 R: 0 ER: 0 SO: 0 BB: 0 IBB: 0 HBP: 0 BLK: 0 WP: 0 HR: 0 S: 8 P: 12 ERA: 0.00 WHIP: 0.000</small>							

Texas Rangers @ California Angels  
Anaheim Stadium, Anaheim, CA  
Sat Aug 05 1995, 10:05 PM EDT  
Att: 42,296 - Unknown - 78 F

AB	35
R	3
H	8
RBI	2
BB	1
SO	10
LOB	16



Batter	1	2	3	4	5	6	7	8	9	AB	R	H	RBI	BB	SO	LOB	BOTTOM
<b>Tony Phillips, S</b> <small>OBP: 0.411, SLG: 0.491</small> 										5	2	2	1	0	1	2	
<b>Jim Edmonds, L</b> <small>OBP: 0.368, SLG: 0.553</small> 										4	0	1	0	0	0	3	
<b>Tim Salmon, R</b> <small>OBP: 0.446, SLG: 0.601</small> 										3	0	1	1	1	1	0	
<b>Chili Davis, S</b> <small>OBP: 0.466, SLG: 0.553</small> 										4	0	2	0	0	0	2	
<b>J.T. Snow, L</b> <small>OBP: 0.369, SLG: 0.474</small> 										4	0	1	0	0	1	3	
<b>16 Garret Anderson, L</b> <small>OBP: 0.402, SLG: 0.637</small> 										3	2	2	1	1	0	0	
<b>Damion Easley, R</b> <small>OBP: 0.299, SLG: 0.312</small> 										4	1	2	0	0	1	2	
<b>Jorge Fabregas, L</b> <small>OBP: 0.304, SLG: 0.327</small> 										3	0	0	0	1	0	1	
<b>Spike Owen, S</b> <small>OBP: 0.296, SLG: 0.306</small> 										4	0	1	1	0	0	0	
<b>Inning Stats</b> <small>R: 1 H: 2 E: 0 LOB: 1 K: 2 BB: 0 S: 11</small>	<small>R: 0 H: 0 E: 0 LOB: 0 K: 0 BB: 0 S: 6</small>	<small>R: 1 H: 3 E: 0 LOB: 2 K: 0 BB: 0 S: 12</small>	<small>R: 1 H: 2 E: 0 LOB: 0 K: 0 BB: 0 S: 9</small>	<small>R: 0 H: 1 E: 0 LOB: 1 K: 0 BB: 1 S: 8</small>	<small>R: 2 H: 3 E: 1 LOB: 2 K: 1 BB: 1 S: 17</small>	<small>R: 0 H: 1 E: 0 LOB: 2 K: 1 BB: 1 S: 13</small>	<small>R: 0 H: 0 E: 0 LOB: 0 K: 0 BB: 0 S: 5</small>	<small>1B: 8 SF: 0 2B: 2 SAC: 0 3B: 0 DP: 2 HR: 2 HBP: 0</small>	<small>WP: 0 PA: 37</small>								
<b>PITCHER</b> <b>Danny Darwin, R</b> <small>ERA: 7.66</small> <b>Dennis Cook, L</b> <small>ERA: 4.57</small> <b>Mark Brandenburg, R</b> <small>ERA: 4.63</small>	<small>IP: 5.1 WLS: L BF: 25 H: 10 R: 5 ER: 5 SO: 2 BB: 1 IBB: 0 HBP: 0 BLK: 0 WP: 0 HR: 2 S: 54 P: 80 ERA: 8.44 WHIP: 2.062</small>	<small>IP: 0.2 WLS: L BF: 4 H: 1 R: 0 ER: 0 SO: 1 BB: 1 IBB: 0 HBP: 0 BLK: 0 WP: 0 HR: 0 S: 9 P: 17 ERA: 0.00 WHIP: 3.000</small>	<small>IP: 2.0 WLS: W BF: 8 H: 1 R: 0 ER: 0 SO: 1 BB: 0 IBB: 1 HBP: 0 BLK: 0 WP: 0 HR: 18 S: 30 P: 30 ERA: 0.00 WHIP: 0.500</small>	<small>IP: 0.1 WLS: L BF: 1 H: 0 R: 0 ER: 0 SO: 0 BB: 0 IBB: 0 HBP: 0 BLK: 0 WP: 0 HR: 0 S: 8 P: 12 ERA: 0.00 WHIP: 0.000</small>	<small>IP: 0.1 WLS: L BF: 4 H: 0 R: 0 ER: 0 SO: 0 BB: 0 IBB: 0 HBP: 0 BLK: 0 WP: 0 HR: 0 S: 8 P: 12 ERA: 0.00 WHIP: 0.000</small>	<small>IP: 0.1 WLS: L BF: 4 H: 0 R: 0 ER: 0 SO: 0 BB: 0 IBB: 0 HBP: 0 BLK: 0 WP: 0 HR: 0 S: 8 P: 12 ERA: 0.00 WHIP: 0.000</small>	<small>IP: 0.1 WLS: L BF: 4 H: 0 R: 0 ER: 0 SO: 0 BB: 0 IBB: 0 HBP: 0 BLK: 0 WP: 0 HR: 0 S: 8 P: 12 ERA: 0.00 WHIP: 0.000</small>	<small>IP: 0.1 WLS: L BF: 4 H: 0 R: 0 ER: 0 SO: 0 BB: 0 IBB: 0 HBP: 0 BLK: 0 WP: 0 HR: 0 S: 8 P: 12 ERA: 0.00 WHIP: 0.000</small>	<small>IP: 0.1 WLS: L BF: 4 H: 0 R: 0 ER: 0 SO: 0 BB: 0 IBB: 0 HBP: 0 BLK: 0 WP: 0 HR: 0 S: 8 P: 12 ERA: 0.00 WHIP: 0.000</small>								

Texas Rangers @ California Angels  
Anaheim Stadium, Anaheim, CA  
Sat Aug 05 1995, 10:05 PM EDT  
Att: 42,296 - Unknown - 78 F

AB	34
R	5
H	12
RBI	4
BB	3
SO	4
LOB	13









Batter	1	2	3	4	5	6	7	8	9	AB	R	H	RBI	BB	SO	LOB	TOP				
<b>Otis Nixon, S</b> <small>OBP: 0.338, SLG: 0.326</small> (1, 8)	G1-3		G1-3			P4		P6		4	0	0	0	0	0	1					
<b>Lou Frazier, S</b> <small>OBP: 0.298, SLG: 0.233</small> (1, 7)	F9			F5		F7		F9		4	0	0	0	0	0	1					
<b>Will Clark, L</b> <small>OBP: 0.383, SLG: 0.467</small> (1, 3)	F6			F7		F9			F7	4	0	0	0	0	0	1					
<b>Ivan Rodriguez, R</b> <small>OBP: 0.339, SLG: 0.477</small> (1, 2)		P4		E6					G5-3	4	1	2	0	0	0	0					
<b>Mickey Tettleton, S</b> <small>OBP: 0.389, SLG: 0.474</small> (1, 10)		29 2B		F7		F8				3	0	1	0	1	0	2					
<b>29 Rusty Greer, L</b> <small>OBP: 0.347, SLG: 0.384</small> (1, 9)		F8-5 1-3							F9	4	1	2	2	0	0	1					
<b>Luis Ortiz, R</b> <small>OBP: 0.265, SLG: 0.354</small> (1, 5)		F8-5 2-3		G4-3		G1-3				3	0	0	0	0	0	2					
<b>Jeff Frye, R</b> <small>OBP: 0.330, SLG: 0.366</small> (1, 4)			L9		G6-3		P3			3	0	0	0	0	0	0					
<b>Esteban Beltre, R</b> <small>OBP: 0.298, SLG: 0.418</small> (1, 6)		G4-3						F9		3	0	1	0	0	0	0					
<b>Inning Stats</b>	R: 0 E: 0 K: 0 S: 3	H: 0 LOB: 0 BB: 0 P: 3	R: 0 E: 0 K: 0 S: 3	H: 1 LOB: 1 BB: 1 P: 7	R: 0 E: 0 K: 0 S: 3	H: 0 LOB: 0 BB: 0 P: 3	R: 0 E: 1 K: 0 S: 4	H: 1 LOB: 1 BB: 0 P: 4	R: 0 E: 0 K: 0 S: 3	H: 0 LOB: 0 BB: 0 P: 3	R: 2 E: 0 K: 0 S: 5	H: 2 LOB: 0 BB: 0 P: 5	R: 0 E: 0 K: 0 S: 3	H: 0 LOB: 0 BB: 0 P: 3	R: 0 E: 0 K: 0 S: 4	H: 1 LOB: 1 BB: 0 P: 4	1B: 2 2B: 4 3B: 0 HR: 1	SF: 0 SAC: 0 DP: 1 HBP: 0	WP: 0 PB: 0 SB: 0 CS: 0	PA: 33	
<b>PITCHER</b>	IP	WLS	BF	H	R	ER	SO	BB	IBB	HBP	BLK	WP	HR	S	P	ERA	WHIP				
<b>Mike Harkey, R</b> <small>ERA: 5.38</small> (1, 1)	9.0	W	33	6	2	2	0	1	0	0	0	0	1	32	36	2.00	0.778				

Texas Rangers @ California Angels  
 Anaheim Stadium, Anaheim, CA  
 Mon Aug 07 1995, 6:33 AM EDT  
 Att: 21,057 - Sunny - 84 F

AB	32
R	2
H	6
RBI	2
BB	1
SO	0
LOB	8



Batter	1	2	3	4	5	6	7	8	9	AB	R	H	RBI	BB	SO	LOB	BOTTOM				
<b>Tony Phillips, S</b> <small>OBP: 0.406, SLG: 0.490</small> (1, 5)	K	K		2H HR		K		K		5	1	1	2	0	4	3					
<b>Jim Edmonds, L</b> <small>OBP: 0.371, SLG: 0.558</small> (1, 8)	HR BB		F7	G4-3			HR	G3		5	2	2	1	0	0	2					
<b>Tim Salmon, R</b> <small>OBP: 0.443, SLG: 0.600</small> (1, 9)	K		G6-3	HR		P4				4	1	1	1	0	1	1					
<b>Chili Davis, S</b> <small>OBP: 0.465, SLG: 0.548</small> (1, 10)	HR BB		16 1B	F9		F8				3	2	1	0	1	0	0					
<b>J.T. Snow, L</b> <small>OBP: 0.371, SLG: 0.480</small> (1, 3)	1H 2H HR		16 1B			F8				4	1	2	3	0	1	0					
<b>16 Garret Anderson, L</b> <small>OBP: 0.394, SLG: 0.617</small> (1, 7)	G3		1-2 2H 1B		F7			K		4	0	1	1	0	1	0					
<b>Damion Easley, R</b> <small>OBP: 0.302, SLG: 0.310</small> (1, 4)		K	P4		G4-3			2B 1B		4	1	1	0	0	1	2					
<b>Greg Myers, L</b> <small>OBP: 0.316, SLG: 0.381</small> (1, 2)				G3-1		G4-3		1B 2B		4	0	2	0	0	0	0					
<b>Rod Correia, R</b> <small>OBP: 0.278, SLG: 0.444</small> (1, 6)		G5-3			HR	G1-3		2-3 3H 1B		4	1	2	1	0	0	1					
<b>Inning Stats</b>	R: 3 E: 0 K: 2 S: 9	H: 2 LOB: 0 BB: 1 P: 13	R: 0 E: 0 K: 2 S: 8	H: 1 LOB: 1 BB: 0 P: 8	R: 1 E: 0 K: 0 S: 6	H: 3 LOB: 2 BB: 0 P: 6	R: 3 E: 0 K: 0 S: 6	H: 3 LOB: 0 BB: 0 P: 6	R: 0 E: 0 K: 1 S: 5	H: 0 LOB: 0 BB: 0 P: 5	R: 0 E: 0 K: 1 S: 5	H: 0 LOB: 0 BB: 0 P: 5	R: 1 E: 0 K: 0 S: 4	H: 1 LOB: 0 BB: 0 P: 4	R: 1 E: 0 K: 2 S: 10	H: 3 LOB: 2 BB: 0 P: 10	1B: 6 2B: 3 3B: 0 HR: 4	SF: 0 SAC: 0 DP: 0 HBP: 0	WP: 0 PB: 0 SB: 0 CS: 0	PA: 38	
<b>PITCHER</b>	IP	WLS	BF	H	R	ER	SO	BB	IBB	HBP	BLK	WP	HR	S	P	ERA	WHIP				
<b>Scott Taylor, R</b> <small>ERA: 9.39</small> (1, 1)	3.2	L	21	9	7	7	4	1	0	0	0	0	3	28	32	17.18	2.727				
<b>Mark Brandenburg, R</b> <small>ERA: 4.5</small> (4, 1)	4.1		17	4	2	2	4	0	0	0	0	0	1	25	25	4.15	0.923				

Texas Rangers @ California Angels  
 Anaheim Stadium, Anaheim, CA  
 Mon Aug 07 1995, 6:33 AM EDT  
 Att: 21,057 - Sunny - 84 F

AB	37
R	9
H	13
RBI	9
BB	1
SO	8
LOB	9





Batter	1	2	3	4	5	6	7	8	9	AB	R	H	RBI	BB	SO	LOB	TOP				
<b>Spike Owen, S</b> OBP: 0.297, SLG: 0.327 (1, 5)	G3-1			G3-1	P2				L8	5	0	1	0	0	0	1					
<b>Jim Edmonds, L</b> OBP: 0.372, SLG: 0.564 (1, 8)	G3-1			HR	G3-1				HR	5	2	2	1	0	1	2					
<b>Tim Salmon, R</b> OBP: 0.440, SLG: 0.594 (1, 9)	G5-3			L9		F8			P4	5	0	1	0	0	0	2					
<b>Chili Davis, S</b> OBP: 0.467, SLG: 0.564 (1, 10)				HR		G3			G1-3	5	2	3	2	0	1	1					
<b>J.T. Snow, L</b> OBP: 0.372, SLG: 0.479 (1, 3)	K			BB		G3				3	0	1	0	1	1	2					
<b>16 Garrett Anderson, L</b> OBP: 0.396, SLG: 0.615 (1, 7)	G4-6-3			FC5-4		HBP			G4-3	4	0	2	1	0	0	2					
<b>Damion Easley, R</b> OBP: 0.305, SLG: 0.307 (1, 4)				FC5-4		HBP			IBB	2	0	0	0	1	0	2					
<b>Jorge Fabregas, L</b> OBP: 0.298, SLG: 0.319 (1, 2)				G6-3		L7			F8	4	0	1	0	0	0	4					
<b>Rod Correia, R</b> OBP: 0.238, SLG: 0.381 (1, 6)				G3		SH1-4			G6-3	3	0	0	0	0	1	0					
<b>Inning Stats</b>	R: 0 H: 0 E: 0 K: 0 S: 8	H: 0 LOB: 0 BB: 0 P: 12	R: 0 H: 1 E: 0 K: 1 S: 9	LOB: 0 BB: 0 P: 12	R: 0 H: 0 E: 0 K: 0 S: 6	H: 0 LOB: 0 BB: 0 P: 7	R: 2 H: 3 E: 0 K: 0 S: 12	H: 3 LOB: 2 BB: 1 P: 23	R: 0 H: 1 E: 0 K: 0 S: 6	H: 1 LOB: 1 BB: 0 P: 9	R: 1 H: 2 E: 0 K: 0 S: 12	H: 2 LOB: 2 BB: 0 P: 20	R: 0 H: 1 E: 0 K: 1 S: 11	H: 1 LOB: 2 BB: 0 P: 22	R: 1 H: 2 E: 0 K: 0 S: 10	H: 2 LOB: 1 BB: 0 P: 12	1B: 7 2B: 1 3B: 1 HR: 2	SF: 0 SAC: 1 DP: 1 HBP: 1	WP: 0 PB: 0 SB: 0 CS: 0	PA: 40	
<b>PITCHER</b>	IP	WLS	BF	H	R	ER	SO	BB	IBB	HBP	BLK	WP	HR	S	P	ERA	WHIP				
<b>Tom Gordon, R</b> ERA: 3.97 (1, 1)	7.0	L	30	8	3	3	3	1	0	1	0	0	1	65	102	3.86	1.286				
<b>Mike Magrane, L</b> ERA: 2.52 (8, 1)	1.0		5	1	0	0	1	0	1	0	0	0	0	11	22	0.00	1.000				
<b>Hipolito Pichardo, R</b> ERA: 3.88 (9, 1)	1.0		5	2	1	1	0	0	0	0	0	0	1	10	12	9.00	2.000				

California Angels @ Kansas City Royals  
Kauffman Stadium, Kansas City, MO  
Tue Aug 08 1995, 7:05 PM CDT  
Att: 18,823 - Unknown - 91 F

AB	36
R	4
H	11
RBI	4
BB	2
SO	4
LOB	16



Batter	1	2	3	4	5	6	7	8	9	AB	R	H	RBI	BB	SO	LOB	BOTTOM					
<b>Vince Coleman, S</b> OBP: 0.355, SLG: 0.402 (1, 7)	G4-3			G5-3		G1-3			F8	3	0	0	0	1	0	2						
<b>Wally Joyner, L</b> OBP: 0.387, SLG: 0.415 (1, 3)	G4-3			G6-3		1B			L8	4	0	1	0	0	0	1						
<b>Greg Gagne, R</b> OBP: 0.328, SLG: 0.384 (1, 6)	G4-3			G4-3		F9			K	4	0	0	0	0	1	2						
<b>Gary Gaetti, R</b> OBP: 0.341, SLG: 0.553 (1, 5)	P4			F7		1B			F8	4	0	1	0	0	0	1						
<b>Pat Borders, R</b> OBP: 0.269, SLG: 0.396 (1, 2)				G4-3		G1-3			G4-6-3	3	0	0	0	0	1	2						
<b>Brent Mayne, L</b> OBP: 0.277, SLG: 0.299 (9, PH)									BB	0	0	0	0	1	0	0						
<b>Phil Hiatt, R</b> OBP: 0.259, SLG: 0.365 (1, 9)				1B		K			F9	3	0	1	0	0	1	0						
<b>Jon Nunnally, L</b> OBP: 0.371, SLG: 0.566 (9, PH)				1B					G4-6-3	1	0	0	0	0	0	1						
<b>Joe Vitiello, R</b> OBP: 0.283, SLG: 0.292 (1, 10)				G5-4-3		F9			G1-4-3	3	0	1	0	0	0	0						
<b>Keith Lockhart, L</b> OBP: 0.373, SLG: 0.511 (9, PH)				1B					F9	1	0	0	0	0	0	0						
<b>David Howard, S</b> OBP: 0.299, SLG: 0.359 (8, 8)				G5-4-3		1B			1B	3	0	2	0	0	0	2						
<b>Tom Goodwin, L</b> OBP: 0.339, SLG: 0.315 (1, 8)						G6-3			1B	2	0	0	0	0	0	1						
<b>Edgar Caceres, S</b> OBP: 0.375, SLG: 0.500 (7, PH)				G5-3					1B	1	0	1	0	0	0	0						
<b>Inning Stats</b>	R: 0 H: 0 E: 0 K: 0 S: 10	H: 2 LOB: 1 BB: 1 P: 21	R: 0 H: 2 E: 0 K: 0 S: 11	H: 2 LOB: 0 BB: 0 P: 14	R: 0 H: 0 E: 0 K: 0 S: 7	H: 0 LOB: 0 BB: 0 P: 12	R: 0 H: 0 E: 0 K: 0 S: 4	H: 0 LOB: 0 BB: 0 P: 7	R: 0 H: 1 E: 0 K: 1 S: 10	H: 1 LOB: 1 BB: 0 P: 14	R: 0 H: 2 E: 0 K: 1 S: 8	H: 2 LOB: 2 BB: 0 P: 12	R: 0 H: 2 E: 0 K: 0 S: 15	H: 2 LOB: 2 BB: 0 P: 21	R: 0 H: 0 E: 0 K: 1 S: 6	H: 0 LOB: 0 BB: 0 P: 10	R: 0 H: 0 E: 0 K: 0 S: 8	H: 0 LOB: 0 BB: 1 P: 14	1B: 7 2B: 0 3B: 0 HR: 0	SF: 0 SAC: 0 DP: 2 HBP: 0	WP: 0 PB: 0 SB: 0 CS: 0	PA: 34
<b>PITCHER</b>	IP	WLS	BF	H	R	ER	SO	BB	IBB	HBP	BLK	WP	HR	S	P	ERA	WHIP					
<b>Jim Abbott, L</b> ERA: 3.29 (1, 1)	7.0	W	28	7	0	0	2	1	0	0	0	0	0	65	101	0.00	1.143					
<b>Troy Percival, R</b> ERA: 1.79 (8, 1)	2.0	S	6	0	0	0	1	1	0	0	0	0	0	14	24	0.00	0.500					

California Angels @ Kansas City Royals  
Kauffman Stadium, Kansas City, MO  
Tue Aug 08 1995, 7:05 PM CDT  
Att: 18,823 - Unknown - 91 F

AB	32
R	0
H	7
RBI	0
BB	2
SO	3
LOB	12





Batter	1	2	3	4	5	6	7	8	9	AB	R	H	RBI	BB	SO	LOB	TOP					
<b>Spike Owen, S</b> (1, 5) OBP: 0.300, SLG: 0.342 <b>Rene Gonzales, R</b> (8, 5)	E3		G6-3			E		F8	G6-3	5	1	2	1	0	0	1						
<b>Jim Edmonds, L</b> (1, 8) OBP: 0.374, SLG: 0.574 <b>Orlando Palmeiro, L</b> (8, 8)	K				E8					4	3	2	2	1	1	2						
<b>Tim Salmon, R</b> (1, 9) OBP: 0.444, SLG: 0.613	F8									4	2	3	4	1	0	0						
<b>Chili Davis, S</b> (1, 10) OBP: 0.466, SLG: 0.565		K								5	0	2	1	0	1	1						
<b>J.T. Snow, L</b> (1, 3) OBP: 0.375, SLG: 0.488										4	1	2	1	1	2	3						
<b>16 Garret Anderson, L</b> (1, 7) OBP: 0.396, SLG: 0.609										5	0	2	0	0	0	3						
<b>Damion Easley, R</b> (1, 6) OBP: 0.303, SLG: 0.305										5	0	1	0	0	1	3						
<b>Greg Myers, L</b> (1, 2) OBP: 0.313, SLG: 0.381			L8							5	0	1	0	0	0	2						
<b>Jose Lind, R</b> (1, 4) OBP: 0.295, SLG: 0.304			G6-3							5	2	2	0	0	0	2						
<b>Inning Stats</b>	R: 0 E: 1 K: 1 S: 9	H: 0 LOB: 0 BB: 0 P: 15	R: 1 E: 0 K: 1 S: 11	H: 1 LOB: 0 BB: 0 P: 19	R: 0 E: 0 K: 0 S: 7	H: 0 LOB: 0 BB: 0 P: 12	R: 2 E: 0 K: 0 S: 11	H: 3 LOB: 2 BB: 1 P: 22	R: 2 E: 1 K: 1 S: 21	H: 4 LOB: 2 BB: 1 P: 35	R: 1 E: 0 K: 0 S: 14	H: 2 LOB: 1 BB: 0 P: 23	R: 0 E: 0 K: 1 S: 9	H: 2 LOB: 2 BB: 0 P: 13	R: 3 E: 0 K: 1 S: 18	H: 3 LOB: 1 BB: 1 P: 29	R: 0 E: 0 K: 0 S: 11	H: 2 LOB: 2 BB: 0 P: 18	1B: 9 2B: 4 3B: 1 HR: 4	SF: 0 SAC: 0 DP: 1 HBP: 0	WP: 0 PB: 0 SB: 0 CS: 1	PA: 46
<b>PITCHER</b>	IP	WLS	BF	H	R	ER	SO	BB	IBB	HBP	BLK	WP	HR	S	P	ERA	WHIP					
<b>Melvin Bunch, R</b> (1, 1) ERA: 5.87	3.2	L	16	4	3	3	2	1	0	0	0	0	3	37	67	7.36	1.364					
<b>Scott Anderson, R</b> (4, 1) ERA: 5.89	2.0		12	6	3	3	1	1	0	0	0	0	0	34	54	13.50	3.500					
<b>Billy Brewer, L</b> (6, 1) ERA: 5.19	2.0		10	3	2	2	1	1	0	0	0	0	0	18	31	9.00	2.000					
<b>Gregg Olson, R</b> (8, 1) ERA: 5.06	1.1		8	4	1	1	1	0	0	0	0	0	1	22	34	6.75	3.000					

California Angels @ Kansas City Royals  
Kauffman Stadium, Kansas City, MO  
Wed Aug 09 1995, 7:05 PM CDT  
Att: 16,764 - Unknown - 94 F

AB	43
R	9
H	17
RBI	9
BB	3
SO	5
LOB	19



Batter	1	2	3	4	5	6	7	8	9	AB	R	H	RBI	BB	SO	LOB	BOTTOM					
<b>Vince Coleman, S</b> (1, 7) OBP: 0.350, SLG: 0.396	K					G6-3		L6		4	0	0	0	0	2	0						
<b>Wally Joyner, L</b> (1, 3) OBP: 0.391, SLG: 0.422										4	1	3	0	0	0	0						
<b>Greg Gagne, R</b> (1, 6) OBP: 0.330, SLG: 0.394										4	0	2	1	0	0	2						
<b>Gary Gaetti, R</b> (1, 5) OBP: 0.340, SLG: 0.548		K								3	0	0	0	1	1	2						
<b>Joe Vitiello, R</b> (1, 10) OBP: 0.263, SLG: 0.269										4	0	0	0	0	1	3						
<b>Phil Hiatt, R</b> (1, 9) OBP: 0.259, SLG: 0.355										3	0	0	0	1	2	1						
<b>Pat Borders, R</b> (1, 2) OBP: 0.268, SLG: 0.387										3	0	0	0	1	1	1						
<b>David Howard, S</b> (1, 8) OBP: 0.295, SLG: 0.354										2	0	0	0	0	1	0						
<b>Chris James, R</b> (7, PH) ERA: 2.55										0	0	0	0	0	0	0						
<b>Jon Nunnally, L</b> (7, PH) OBP: 0.370, SLG: 0.563										1	0	0	0	0	1	3						
<b>Edgar Caceres, S</b> (1, 4) OBP: 0.361, SLG: 0.480										3	0	0	0	0	0	0						
<b>Inning Stats</b>	R: 0 E: 0 K: 1 S: 12	H: 1 LOB: 0 BB: 0 P: 19	R: 0 E: 0 K: 2 S: 9	H: 0 LOB: 0 BB: 0 P: 16	R: 0 E: 0 K: 1 S: 6	H: 0 LOB: 0 BB: 0 P: 10	R: 1 E: 0 K: 1 S: 10	H: 2 LOB: 1 BB: 0 P: 16	R: 0 E: 0 K: 0 S: 10	H: 0 LOB: 0 BB: 0 P: 8	R: 0 E: 0 K: 1 S: 20	H: 1 LOB: 3 BB: 2 P: 34	R: 0 E: 0 K: 0 S: 9	H: 1 LOB: 1 BB: 0 P: 13	R: 0 E: 0 K: 2 S: 11	H: 0 LOB: 1 BB: 1 P: 19	1B: 3 2B: 1 3B: 1 HR: 0	SF: 0 SAC: 0 DP: 1 HBP: 0	WP: 1 PB: 0 SB: 0 CS: 0	PA: 34		
<b>PITCHER</b>	IP	WLS	BF	H	R	ER	SO	BB	IBB	HBP	BLK	WP	HR	S	P	ERA	WHIP					
<b>Chuck Finley, L</b> (1, 1) ERA: 3.48	6.2	W	25	4	1	1	6	2	0	0	0	1	0	70	114	1.35	0.900					
<b>John Habayan, R</b> (7, 1) ERA: 2.55	1.1		5	1	0	0	1	0	0	0	0	0	0	12	18	0.00	0.750					
<b>Lee Smith, R</b> (8, 1) ERA: 4.45	1.0		4	0	0	0	2	1	0	0	0	0	0	11	19	0.00	1.000					

California Angels @ Kansas City Royals  
Kauffman Stadium, Kansas City, MO  
Wed Aug 09 1995, 7:05 PM CDT  
Att: 16,764 - Unknown - 94 F

AB	31
R	1
H	5
RBI	1
BB	3
SO	9
LOB	12





Batter	1	2	3	4	5	6	7	8	9	AB	R	H	RBI	BB	SO	LOB	TOP				
<b>Rex Hudler, R</b> OBP: 0.305, SLG: 0.430 (1, 8)	F9		L6		G6-3			K		4	0	0	0	0	1	2					
<b>Damion Easley, R</b> OBP: 0.302, SLG: 0.304 (1, 6)	F8			G6-3		G5-3		G5-3		4	0	1	0	0	0	0					
<b>Tim Salmon, R</b> OBP: 0.443, SLG: 0.609 (1, 9)	F9			F9		G5-3				4	0	1	0	0	0	1					
<b>Chili Davis, S</b> OBP: 0.463, SLG: 0.560 (1, 10)		F7			L8			G4-3		4	0	1	0	0	0	2					
<b>J.T. Snow, L</b> OBP: 0.376, SLG: 0.486 (1, 3)		FC6-4		F7				G4-3		3	0	1	0	1	0	1					
<b>16 Garrett Anderson, L</b> OBP: 0.394, SLG: 0.602 (1, 7)						K				4	0	1	0	0	3	3					
<b>Rene Gonzales, R</b> OBP: 0.304, SLG: 0.346 (9, PH)		FC6-4			G5-3			F8		3	0	0	0	0	0	1					
<b>Greg Myers, L</b> OBP: 0.312, SLG: 0.378 (1, 2)			G4-3					F8		4	0	1	0	0	0	2					
<b>Jose Lind, R</b> OBP: 0.296, SLG: 0.298 (1, 4)				G5-3						2	0	0	0	1	0	0					
<b>Jim Edmonds, L</b> OBP: 0.374, SLG: 0.573 (9, PH)								K		1	0	0	0	0	1	2					
<b>Inning Stats</b>	R: 0 E: 0 K: 0 S: 7	H: 0 LOB: 0 BB: 0 P: 12	R: 0 E: 0 K: 1 S: 10	H: 1 LOB: 1 BB: 0 P: 12	R: 0 E: 0 K: 0 S: 6	H: 0 LOB: 0 BB: 0 P: 10	R: 0 E: 0 K: 0 S: 11	H: 1 LOB: 1 BB: 0 P: 15	R: 0 E: 0 K: 1 S: 13	H: 1 LOB: 2 BB: 1 P: 13	R: 0 E: 0 K: 0 S: 7	H: 0 LOB: 0 BB: 0 P: 10	R: 0 E: 0 K: 1 S: 8	H: 1 LOB: 1 BB: 0 P: 11	R: 0 E: 0 K: 1 S: 14	H: 2 LOB: 2 BB: 0 P: 21	1B: 7 2B: 0 3B: 0 HR: 0	SF: 0 SAC: 0 DP: 0 HBP: 0	WP: 0 PB: 0 SB: 0 CS: 0	PA: 36	
<b>PITCHER</b>	IP	WLS	BF	H	R	ER	SO	BB	IBB	HBP	BLK	WP	HR	S	P	ERA	WHIP				
<b>Jason Jacome, L</b> ERA: 9.12 (1, 1)	7.0	W	27	4	0	0	3	1	1	0	0	0	0	62	97	0.00	0.714				
<b>Hipolito Pichardo, R</b> ERA: 3.81 (8, 1)	1.0		4	1	0	0	1	0	0	0	0	0	0	8	11	0.00	1.000				
<b>Jeff Montgomery, R</b> ERA: 2.66 (9, 1)	1.0		5	2	0	0	1	0	0	0	0	0	0	14	21	0.00	2.000				

California Angels @ Kansas City Royals  
Kauffman Stadium, Kansas City, MO  
Thu Aug 10 1995, 3:33 AM CDT  
Att: 16,699 - Unknown - 90 F

AB 34  
R 0  
H 7  
RBI 0  
BB 2  
SO 5  
LOB 14



Batter	1	2	3	4	5	6	7	8	9	AB	R	H	RBI	BB	SO	LOB	BOTTOM				
<b>Vince Coleman, S</b> OBP: 0.349, SLG: 0.401 (1, 7)	K		G4-3				F9			4	1	1	0	0	1	1					
<b>Tom Goodwin, L</b> OBP: 0.341, SLG: 0.321 (1, 8)	G4-3		F9			K				4	0	2	0	0	1	2					
<b>Chris James, R</b> OBP: 0.391, SLG: 0.491 (1, 10)	G4-3			F7						3	1	1	1	1	0	1					
<b>Gary Gaetti, R</b> OBP: 0.339, SLG: 0.545 (1, 5)	F7			G6-3						4	1	1	0	0	1	3					
<b>Greg Gagne, R</b> OBP: 0.329, SLG: 0.392 (1, 6)		G5-3			F9					4	1	1	1	0	1	2					
<b>Joe Vithello, R</b> OBP: 0.283, SLG: 0.278 (1, 3)										2	0	1	0	1	0	2					
<b>Wally Joyner, L</b> OBP: 0.389, SLG: 0.421 (8, 3)		G6-4-3				L8		F8		1	0	0	0	0	0	0					
<b>Phil Hilt, R</b> OBP: 0.261, SLG: 0.364 (1, 9)										3	1	1	1	0	1	2					
<b>Jon Nunnally, L</b> OBP: 0.368, SLG: 0.560 (8, PH)		G6-4-3						K		1	0	0	0	0	1	0					
<b>David Howard, S</b> OBP: 0.294, SLG: 0.351 (1, 4)						L5		F7		4	0	1	0	0	0	1					
<b>Brent Mayne, L</b> OBP: 0.273, SLG: 0.295 (1, 2)										3	0	0	0	0	1	3					
<b>Inning Stats</b>	R: 0 E: 0 K: 1 S: 11	H: 1 LOB: 1 BB: 0 P: 13	R: 0 E: 0 K: 0 S: 8	H: 0 LOB: 1 BB: 1 P: 15	R: 0 E: 0 K: 1 S: 10	H: 1 LOB: 1 BB: 0 P: 15	R: 0 E: 0 K: 0 S: 5	H: 0 LOB: 0 BB: 0 P: 7	R: 0 E: 0 K: 1 S: 7	H: 1 LOB: 1 BB: 0 P: 9	R: 5 E: 1 K: 1 S: 19	H: 5 LOB: 1 BB: 0 P: 26	R: 0 E: 0 K: 2 S: 13	H: 1 LOB: 2 BB: 1 P: 18	R: 0 E: 0 K: 1 S: 8	H: 0 LOB: 0 BB: 0 P: 11	1B: 6 2B: 2 3B: 1 HR: 0	SF: 0 SAC: 0 DP: 1 HBP: 0	WP: 0 PB: 0 SB: 0 CS: 0	PA: 35	
<b>PITCHER</b>	IP	WLS	BF	H	R	ER	SO	BB	IBB	HBP	BLK	WP	HR	S	P	ERA	WHIP				
<b>Mark Langston, L</b> ERA: 4.05 (1, 1)	6.0	L	27	8	5	3	4	1	0	0	0	0	0	60	85	4.50	1.500				
<b>Bob Patterson, L</b> ERA: 1.72 (7, 1)	0.1		2	1	0	0	0	0	0	0	0	0	0	4	4	0.00	3.000				
<b>Mike James, R</b> ERA: 3.41 (7, 1)	0.2		3	0	0	0	2	1	0	0	0	0	0	9	14	0.00	1.500				
<b>Mike Butcher, R</b> ERA: 4.76 (8, 1)	1.0		3	0	0	0	1	0	0	0	0	0	0	8	11	0.00	0.000				

California Angels @ Kansas City Royals  
Kauffman Stadium, Kansas City, MO  
Thu Aug 10 1995, 3:33 AM CDT  
Att: 16,699 - Unknown - 90 F

AB 33  
R 5  
H 9  
RBI 3  
BB 2  
SO 7  
LOB 17





Batter	1	2	3	4	5	6	7	8	9	AB	R	H	RBI	BB	SO	LOB	TOP				
<b>Tony Phillips, S</b> OBP: 0.404, SLG: 0.485 (1, 5)	G4-1			K		G3		G4-3		4	0	0	0	1	1	1					
<b>Jim Edmonds, L</b> OBP: 0.371, SLG: 0.576 (1, 8)	G5-3	P6		HR		K			F8	5	1	1	2	0	1	2					
<b>Tim Salmon, R</b> OBP: 0.442, SLG: 0.620 (1, 9)	K			K		K			HR	5	2	2	1	0	3	0					
<b>Chili Davis, S</b> OBP: 0.462, SLG: 0.556 (1, 10)		16 HR 1B	16 FC4-6 1B	K					G6-3	4	2	1	0	1	2	1					
<b>J.T. Snow, L</b> OBP: 0.381, SLG: 0.493 (1, 3)		16 HR 1B	16 FC4-6 1B			F7			2B	3	1	2	1	2	0	0					
<b>16 Garret Anderson, L</b> OBP: 0.394, SLG: 0.612 (1, 7)		16 HR 1B	FC4-6 1B	F7					G5-3	5	1	2	3	0	0	4					
<b>Damon Easley, R</b> OBP: 0.302, SLG: 0.303 (1, 6)		P8	FC4-6 1B			F7				4	0	1	1	0	0	1					
<b>Jorge Fabregas, L</b> OBP: 0.291, SLG: 0.312 (1, 2)		E4	FC4-6			P5			L8	4	0	0	0	0	0	2					
<b>Jose Lind, R</b> OBP: 0.295, SLG: 0.290 (1, 4)		P3		HR		G4-3			G4-3	3	1	0	0	1	0	1					
<b>Inning Stats</b>	R: 0 E: 0 K: 1 S: 9	H: 0 LOB: 0 BB: 0 P: 16	R: 3 E: 1 K: 0 S: 18	H: 2 LOB: 2 BB: 2 P: 38	R: 1 E: 0 K: 1 S: 14	H: 1 LOB: 2 BB: 1 P: 26	R: 3 E: 0 K: 2 S: 19	H: 3 LOB: 1 BB: 1 P: 34	R: 0 E: 0 K: 0 S: 5	H: 0 LOB: 0 BB: 0 P: 9	R: 0 E: 0 K: 1 S: 8	H: 1 LOB: 1 BB: 0 P: 14	R: 0 E: 0 K: 0 S: 7	H: 0 LOB: 0 BB: 0 P: 11	R: 1 E: 0 K: 0 S: 9	H: 2 LOB: 1 BB: 0 P: 16	1B: 3 2B: 2 3B: 1 HR: 3	SF: 0 SAC: 0 DP: 0 HBP: 0	WP: 0 PB: 0 SB: 0 CS: 0	PA: 42	
<b>PITCHER</b>	IP	WLS	BF	H	R	ER	SO	BB	IBB	HBP	BLK	WP	HR	S	P	ERA	WHIP				
<b>Mike Trombley, R</b> ERA: 5.8 (1, 1)	1.2		10	2	3	3	1	2	0	0	0	0	1	24	48	16.20	2.400				
<b>Eddie Guardado, L</b> ERA: 5.94 (2, 1)	1.2	L	10	2	3	3	2	3	0	0	1	0	1	26	49	16.20	3.000				
<b>Scott Klingenbeck, R</b> ERA: 6.24 (4, 1)	5.0		19	4	2	2	4	0	0	0	0	0	1	44	72	3.60	0.800				
<b>Scott Watkins, L</b> ERA: (9, 1)	0.2		3	1	0	0	0	0	0	0	0	0	0	4	7	0.00	1.500				

California Angels @ Minnesota Twins  
Hubert H. Humphrey Metrodome, Minneapolis, MN  
Fri Aug 11 1995, 8:05 PM EDT  
Att: 17,667 - Dome

AB 37  
R 8  
H 9  
RBI 8  
BB 5  
SO 7  
LOB 12



Batter	1	2	3	4	5	6	7	8	9	AB	R	H	RBI	BB	SO	LOB	BOTTOM				
<b>Chuck Knoblauch, R</b> OBP: 0.413, SLG: 0.453 (1, 4)	S 1B			HR		CS			G6-3	5	2	3	3	0	0	1					
<b>Pat Meares, R</b> OBP: 0.307, SLG: 0.440 (1, 6)	S 1B		F8	P3						3	1	0	0	0	1	2					
<b>Kirby Puckett, R</b> OBP: 0.371, SLG: 0.493 (1, 9)	K			1B						4	0	2	0	0	2	2					
<b>Pedro Munoz, R</b> OBP: 0.338, SLG: 0.546 (1, 10)			L7			G5-4-3				3	0	1	2	0	0	2					
<b>Chip Hale, L</b> OBP: 0.326, SLG: 0.361 (8, PH)						G5-4-3		F7		1	0	0	0	0	0	0					
<b>Marty Cordova, R</b> OBP: 0.349, SLG: 0.477 (1, 7)	K									4	0	1	0	0	3	2					
<b>Ron Coomer, R</b> OBP: 0.300, SLG: 0.222 (1, 3)										3	0	0	0	0	2	1					
<b>Dan Masteller, L</b> OBP: 0.282, SLG: 0.286 (8, PH)									P4	1	0	0	0	0	0	0					
<b>Scott Leius, R</b> OBP: 0.323, SLG: 0.327 (1, 5)						F7				1	1	0	0	2	0	0					
<b>Scott Stahovick, L</b> OBP: 0.335, SLG: 0.361 (9, PH)										0	0	0	0	1	0	0					
<b>Matt Walbeck, S</b> OBP: 0.292, SLG: 0.316 (1, 2)		G6-4-3				F7				4	0	1	0	0	0	2					
<b>Rich Becker, L</b> OBP: 0.281, SLG: 0.260 (1, 8)										3	1	1	0	1	0	3					
<b>Inning Stats</b>	R: 2 E: 0 K: 2 S: 16	H: 2 LOB: 1 BB: 0 P: 27	R: 0 E: 0 K: 1 S: 6	H: 0 LOB: 0 BB: 1 P: 12	R: 2 E: 0 K: 1 S: 16	H: 3 LOB: 1 BB: 0 P: 22	R: 1 E: 1 K: 1 S: 11	H: 2 LOB: 2 BB: 1 P: 18	R: 0 E: 0 K: 0 S: 7	H: 2 LOB: 1 BB: 0 P: 11	R: 0 E: 0 K: 0 S: 12	H: 0 LOB: 0 BB: 1 P: 19	R: 0 E: 0 K: 1 S: 5	H: 0 LOB: 0 BB: 0 P: 6	R: 0 E: 0 K: 0 S: 7	H: 0 LOB: 1 BB: 1 P: 12	1B: 8 2B: 1 3B: 0 HR: 1	SF: 0 SAC: 0 DP: 3 HBP: 1	WP: 0 PB: 0 SB: 2 CS: 2	PA: 38	
<b>PITCHER</b>	IP	WLS	BF	H	R	ER	SO	BB	IBB	HBP	BLK	WP	HR	S	P	ERA	WHIP				
<b>Brian Anderson, L</b> ERA: 4.38 (1, 1)	3.2		19	7	5	5	5	2	0	1	0	0	0	29	44	0.00	0.900				
<b>Mike James, R</b> ERA: 3.11 (4, 1)	3.1	W	11	2	0	0	2	1	0	0	0	0	0	5	6	0.00	0.000				
<b>Troy Percival, R</b> ERA: 1.75 (8, 1)	1.0		3	0	0	0	1	0	0	0	0	0	0	7	12	0.00	1.000				
<b>Lee Smith, R</b> ERA: 4.32 (9, 1)	1.0	S	4	0	0	0	0	1	0	0	0	0	0	7	12	0.00	1.000				

California Angels @ Minnesota Twins  
Hubert H. Humphrey Metrodome, Minneapolis, MN  
Fri Aug 11 1995, 8:05 PM EDT  
Att: 17,667 - Dome

AB 32  
R 5  
H 9  
RBI 5  
BB 4  
SO 8  
LOB 15





Batter	1	2	3	4	5	6	7	8	9	AB	R	H	RBI	BB	SO	LOB	TOP								
<b>Tony Phillips, S</b> (1, 5) OBP: 0.402, SLG: 0.481	G1-3			1B SF7 BB	K			G6-3		3	1	0	0	1	1	1	<b>California Angels @ Minnesota Twins</b> Hubert H. Humphrey Metrodome, Minneapolis, MN Sat Aug 12 1995, 8:05 PM EDT Att: 15,868 - Dome								
<b>Jim Edmonds, L</b> (1, 8) OBP: 0.370, SLG: 0.575	F7			F8			G6-3	2B		4	0	1	0	0	0	1									
<b>Tim Salmon, R</b> (1, 9) OBP: 0.443, SLG: 0.627	G5-3			1B			HR	K		4	1	2	1	0	1	1									
<b>Chili Davis, S</b> (1, 10) OBP: 0.460, SLG: 0.551		G1-3		SF7			K	16 1B BB		2	1	0	1	1	1	0									
<b>J.T. Snow, L</b> (1, 3) OBP: 0.377, SLG: 0.488	F7			L4			G3	K		4	0	0	0	0	1	2									
<b>16 Garrett Anderson, L</b> (1, 7) OBP: 0.396, SLG: 0.610	G3-1				E4 1B		G6-4-3 1B	FC3-6 1B		4	1	2	0	0	0	0									
<b>Damion Easley, R</b> (1, 6) OBP: 0.300, SLG: 0.301				G6-3			K	G6-4-3		2	0	0	0	0	1	1									
<b>Spike Owen, S</b> (7, PH) OBP: 0.306, SLG: 0.348							1-2	1-2 2H	FC3-6 1B	2	0	1	1	0	0	1									
<b>Greg Myers, L</b> (1, 2) OBP: 0.311, SLG: 0.376				G4-3			G3	FC3-6 FC4-6		4	0	1	1	0	0	2									
<b>Jose Lind, R</b> (1, 4) OBP: 0.287, SLG: 0.282				F8			F9	G5-3	FC4-6	3	0	0	0	0	0	1									
<b>Dave Gallagher, R</b> (9, PH) OBP: 0.377, SLG: 0.411										1	0	0	0	0	0	2									
<b>Inning Stats</b>	R: 0 E: 0 K: 0 S: 9	H: 0 LOB: 0 BB: 0 P: 13	R: 0 E: 0 K: 0 S: 7	H: 0 LOB: 0 BB: 0 P: 9	R: 0 E: 0 K: 0 S: 6	H: 0 LOB: 0 BB: 0 P: 8	R: 1 E: 0 K: 0 S: 10	H: 1 LOB: 1 BB: 1 P: 17	R: 1 E: 0 K: 2 S: 14	H: 1 LOB: 0 BB: 0 P: 18	R: 1 E: 0 K: 0 S: 9	H: 1 LOB: 0 BB: 0 P: 21	R: 0 E: 0 K: 0 S: 6	H: 1 LOB: 0 BB: 0 P: 9	R: 0 E: 0 K: 1 S: 8	H: 1 LOB: 1 BB: 0 P: 13	R: 1 E: 0 K: 1 S: 12	H: 2 LOB: 2 BB: 1 P: 22	1B: 5 2B: 1 3B: 0 HR: 1	SF: 1 SAC: 0 DP: 1 HBP: 0	WP: 0 PB: 0 SB: 1 CS: 0	PA: 36			
<b>PITCHER</b>	IP	WLS	BF	H	R	ER	SO	BB	IBB	HBP	BLK	WP	HR	S	P	ERA	WHIP								
<b>Jose Parra, R</b> (1, 1) ERA: 6.56	6.0	W	23	3	3	2	3	1	0	0	0	0	1	55	86	3.00	0.667								
<b>Pat Mahomes, R</b> (7, 1) ERA: 6.55	2.0		7	2	0	0	1	0	0	0	0	0	0	14	22	0.00	1.000								
<b>Dave Stevens, R</b> (9, 1) ERA: 5.84	1.0	S	6	2	1	1	1	1	0	0	0	0	0	12	22	9.00	3.000								

Batter	1	2	3	4	5	6	7	8	9	AB	R	H	RBI	BB	SO	LOB	BOTTOM								
<b>Chuck Knoblauch, R</b> (1, 4) OBP: 0.415, SLG: 0.461	3B		1B		G6-3 2B 1B	G6-4-3		K		5	1	3	0	0	1	1	<b>California Angels @ Minnesota Twins</b> Hubert H. Humphrey Metrodome, Minneapolis, MN Sat Aug 12 1995, 8:05 PM EDT Att: 15,868 - Dome								
<b>Rich Becker, L</b> (1, 8) OBP: 0.280, SLG: 0.259	K		G3		G6-3	1B		1B		4	0	1	1	0	1	3									
<b>Kirby Puckett, R</b> (1, 9) OBP: 0.372, SLG: 0.499	K			1B FC4-6 2B	2B	2B		P9		4	2	2	1	0	1	2									
<b>Matt Merullo, L</b> (1, 2) OBP: 0.331, SLG: 0.381	F8			F9	1B 2B			G4-3		4	1	1	1	0	0	2									
<b>Pedro Munoz, R</b> (1, 10) OBP: 0.341, SLG: 0.545		G6-3		FC4-6 1B	1B			G6-3		4	0	2	1	0	0	0									
<b>Scott Stahovick, L</b> (1, 5) OBP: 0.333, SLG: 0.359	K		FC4-6 S		K			1B		4	0	1	1	0	2	2									
<b>Marty Cordova, R</b> (1, 7) OBP: 0.348, SLG: 0.473	K			BB	F9			F8		3	0	0	0	1	1	2									
<b>Dan Masteller, L</b> (1, 3) OBP: 0.281, SLG: 0.294			G6-3	G4-3				G4-3		4	1	1	0	0	0	2									
<b>Pat Meares, R</b> (1, 6) OBP: 0.307, SLG: 0.439	F8				1B G6-3			F9		3	1	1	0	0	0	0									
<b>Inning Stats</b>	R: 0 E: 0 K: 2 S: 10	H: 1 LOB: 1 BB: 0 P: 16	R: 0 E: 0 K: 2 S: 9	H: 0 LOB: 0 BB: 0 P: 12	R: 0 E: 0 K: 0 S: 11	H: 1 LOB: 1 BB: 0 P: 16	R: 1 E: 0 K: 0 S: 7	H: 2 LOB: 2 BB: 1 P: 16	R: 4 E: 0 K: 1 S: 19	H: 5 LOB: 1 BB: 0 P: 32	R: 1 E: 0 K: 0 S: 7	H: 2 LOB: 1 BB: 0 P: 8	R: 0 E: 0 K: 0 S: 8	H: 1 LOB: 1 BB: 0 P: 11	R: 0 E: 0 K: 1 S: 6	H: 0 LOB: 0 BB: 0 P: 11		1B: 7 2B: 4 3B: 1 HR: 0	SF: 0 SAC: 1 DP: 1 HBP: 0	WP: 0 PB: 0 SB: 2 CS: 0	PA: 37				
<b>PITCHER</b>	IP	WLS	BF	H	R	ER	SO	BB	IBB	HBP	BLK	WP	HR	S	P	ERA	WHIP								
<b>Mike Harkey, R</b> (1, 1) ERA: 5.61	4.1	L	22	8	5	5	4	1	0	0	0	0	0	20	25	3.38	1.500								
<b>Mike Butcher, R</b> (5, 1) ERA: 4.69	2.2		12	4	1	1	1	0	0	0	0	0	0	6	11	0.00	0.000								
<b>Bob Patterson, L</b> (8, 1) ERA: 1.67	1.0		3	0	0	0	1	0	0	0	0	0	0	6	11	0.00	0.000								



Batter	1	2	3	4	5	6	7	8	9	AB	R	H	RBI	BB	SO	LOB	TOP								
<b>Tony Phillips, S</b> OBP: 0.399, SLG: 0.476 (1, 5)	G4-3		L6		K			F7		4	0	0	0	0	1	0	<b>California Angels @ Minnesota Twins</b> Hubert H. Humphrey Metrodome, Minneapolis, MN Sun Aug 13 1995, 4:33 AM EDT Att: 35,796 - Dome - 70 F								
<b>Jim Edmonds, L</b> OBP: 0.369, SLG: 0.574 (1, 8)	F7		G3-1			G6-3		F9		4	0	1	0	0	0	0									
<b>Tim Salmon, R</b> OBP: 0.441, SLG: 0.622 (1, 9)		BB		G6-3		P5		F8		3	0	0	0	1	0	1									
<b>Chili Davis, S</b> OBP: 0.457, SLG: 0.547 (1, 10)	F7		16 1B	G4-3		G6-3		G4-3		4	1	1	0	0	0	2									
<b>J.T. Snow, L</b> OBP: 0.376, SLG: 0.484 (1, 3)		G3-1		G4-3			BB	K		3	0	0	0	1	1	1									
<b>16 Garret Anderson, L</b> OBP: 0.397, SLG: 0.607 (1, 7)	P5			G4-3		G1-3		BB		4	0	2	1	0	0	2									
<b>Spike Owen, S</b> OBP: 0.305, SLG: 0.342 (1, 6)	F9			2H 1B				1B		3	0	0	0	1	1	1									
<b>Greg Myers, L</b> OBP: 0.311, SLG: 0.391 (9, PH)								F9		3	1	1	1	0	0	0									
<b>Rex Hudler, R</b> OBP: 0.303, SLG: 0.427 (9, PH)								G4-3		1	0	0	0	0	0	2									
<b>Jorge Fabregas, L</b> OBP: 0.291, SLG: 0.312 (9, 2)								F9		0	0	0	0	0	0	0									
<b>Jose Lind, R</b> OBP: 0.280, SLG: 0.274 (1, 4)			L7					F9		3	0	0	0	0	0	0									
<b>Inning Stats</b>	R: 0 E: 0 K: 0 S: 10	H: 0 LOB: 1 BB: 1 P: 17	R: 0 E: 0 K: 0 S: 8	H: 0 LOB: 0 BB: 0 P: 12	R: 1 E: 0 K: 0 S: 15	H: 1 LOB: 0 BB: 0 P: 20	R: 1 E: 0 K: 1 S: 18	H: 2 LOB: 1 BB: 0 P: 24	R: 0 E: 0 K: 1 S: 7	H: 0 LOB: 0 BB: 0 P: 8	R: 0 E: 0 K: 0 S: 10	H: 1 LOB: 0 BB: 0 P: 17	R: 0 E: 0 K: 0 S: 9	H: 0 LOB: 0 BB: 0 P: 10	R: 0 E: 0 K: 0 S: 5	H: 0 LOB: 0 BB: 0 P: 7	R: 0 E: 0 K: 1 S: 12	H: 1 LOB: 2 BB: 1 P: 20	1B: 3 2B: 1 3B: 0 HR: 1	SF: 0 SAC: 0 DP: 0 HBP: 0	WP: 0 PB: 0 SB: 0 CS: 0	PA: 35			
<b>PITCHER</b>	IP	WLS	BF	H	R	ER	SO	BB	IBB	HBP	BLK	WP	HR	S	P	ERA	WHIP								
<b>Brad Radke, R</b> ERA: 5.46 (1, 1)	8.2	L	34	5	2	2	3	3	0	0	0	0	1	92	133	2.08	0.923								
<b>Scott Watkins, L</b> ERA: (9, 1)	0.1		1	0	0	0	0	0	0	0	0	0	0	2	2	0.00	0.000								

Batter	1	2	3	4	5	6	7	8	9	AB	R	H	RBI	BB	SO	LOB	BOTTOM								
<b>Chuck Knoblauch, R</b> OBP: 0.416, SLG: 0.461 (1, 4)	1B		1B		F9			K		4	1	2	0	0	1	2	<b>California Angels @ Minnesota Twins</b> Hubert H. Humphrey Metrodome, Minneapolis, MN Sun Aug 13 1995, 4:33 AM EDT Att: 35,796 - Dome - 70 F								
<b>Pat Meares, R</b> OBP: 0.308, SLG: 0.438 (1, 6)						L7				3	0	1	0	0	0	1									
<b>Dan Masteller, L</b> OBP: 0.287, SLG: 0.300 (8, PH)			F7							1	0	1	0	0	0	0									
<b>Kirby Puckett, R</b> OBP: 0.371, SLG: 0.496 (1, 9)								1B		4	0	1	0	0	0	3									
<b>Pedro Munoz, R</b> OBP: 0.337, SLG: 0.539 (1, 10)										3	0	0	0	0	1	2									
<b>Chip Hale, L</b> OBP: 0.338, SLG: 0.371 (9, PH)	G6-3		K							1	0	1	0	0	0	0									
<b>Marty Cordova, R</b> OBP: 0.347, SLG: 0.470 (1, 7)		L3			G1-3			K		4	0	1	0	0	1	1									
<b>Scott Leius, R</b> OBP: 0.323, SLG: 0.325 (1, 5)										2	0	0	0	1	0	1									
<b>Scott Stahoviak, L</b> OBP: 0.332, SLG: 0.357 (9, PH)		G5-3			G6-3			K		1	0	0	0	0	1	1									
<b>Ron Coomer, R</b> OBP: 0.304, SLG: 0.200 (1, 3)										2	0	0	0	1	0	1									
<b>Matt Merullo, L</b> OBP: 0.329, SLG: 0.378 (9, PH)					G6-3			G4-3		1	0	0	0	0	0	1									
<b>Matt Walbeck, S</b> OBP: 0.292, SLG: 0.314 (1, 2)		L4								2	0	0	0	1	0	1									
<b>Rich Becker, L</b> OBP: 0.282, SLG: 0.258 (1, 8)										1	0	0	0	1	1	0									
<b>Jeff Reboulet, R</b> OBP: 0.367, SLG: 0.400 (8, PH)			K					K		1	0	0	0	0	1	1									
<b>Inning Stats</b>	R: 1 E: 0 K: 0 S: 5	H: 2 LOB: 0 BB: 0 P: 8	R: 0 E: 0 K: 0 S: 5	H: 0 LOB: 1 BB: 1 P: 11	R: 0 E: 0 K: 2 S: 12	H: 2 LOB: 0 BB: 0 P: 16	R: 0 E: 0 K: 0 S: 3	H: 0 LOB: 0 BB: 1 P: 9	R: 0 E: 0 K: 0 S: 8	H: 0 LOB: 0 BB: 1 P: 16	R: 0 E: 0 K: 0 S: 8	H: 0 LOB: 0 BB: 0 P: 13	R: 0 E: 0 K: 0 S: 5	H: 1 LOB: 0 BB: 0 P: 10	R: 0 E: 0 K: 2 S: 14	H: 1 LOB: 2 BB: 1 P: 19	R: 0 E: 0 K: 2 S: 13	H: 1 LOB: 1 BB: 0 P: 20	1B: 7 2B: 0 3B: 0 HR: 0	SF: 0 SAC: 0 DP: 3 HBP: 0	WP: 0 PB: 0 SB: 0 CS: 1	PA: 34			
<b>PITCHER</b>	IP	WLS	BF	H	R	ER	SO	BB	IBB	HBP	BLK	WP	HR	S	P	ERA	WHIP								
<b>Jim Abbott, L</b> ERA: 3.19 (1, 1)	7.0	W	26	5	1	1	2	4	0	0	0	0	0	51	92	1.29	1.286								
<b>Troy Percival, R</b> ERA: 1.72 (8, 1)	1.0		4	1	0	0	2	0	0	0	0	0	0	9	10	0.00	1.000								
<b>Lee Smith, R</b> ERA: 4.19 (9, 1)	1.0	S	4	1	0	0	2	0	0	0	0	0	0	13	20	0.00	1.000								













Batter	1	2	3	4	5	6	7	8	9	AB	R	H	RBI	BB	SO	LOB	TOP					
<b>Tony Phillips, S</b> OBP: 0.400, SLG: 0.480 <b>Rene Gonzales, R</b> OBP: 0.167, SLG: 0.667	E4 BB		K														2 0 0 0 1 1 0 1 1 1 2 0 0 0					
<b>Jim Edmonds, L</b> OBP: 0.373, SLG: 0.575 <b>Dave Gallagher, R</b> OBP: 0.375, SLG: 0.409	K		1B		L4			F8									3 0 1 0 0 1 4 1 0 0 0 0 0 0					
<b>Tim Salmon, R</b> OBP: 0.435, SLG: 0.612	K		F9		L8			L8									4 0 0 0 0 1 5					
<b>Chili Davis, S</b> OBP: 0.452, SLG: 0.544					G6-3			F8									2 0 0 0 2 0 0					
<b>J.T. Snow, L</b> OBP: 0.376, SLG: 0.478 <b>Rex Hudler, R</b> OBP: 0.299, SLG: 0.426	K				L9			G1									4 0 0 0 0 1 3 0 0 0 0 0 0 0					
<b>16 Garrett Anderson, L</b> OBP: 0.383, SLG: 0.586					K			G4-3									4 0 0 0 0 2 1					
<b>Damion Easley, R</b> OBP: 0.299, SLG: 0.307					G5-3			F8									4 0 0 0 0 0 0					
<b>Greg Myers, L</b> OBP: 0.317, SLG: 0.408					F9			P3									4 0 2 0 0 0 0					
<b>Jose Lind, R</b> OBP: 0.286, SLG: 0.283					L4												3 1 1 0 1 0 1					
<b>Inning Stats</b>	R: 0 H: 0 E: 1 K: 3 S: 15	H: 0 LOB: 2 BB: 1 P: 24	R: 0 H: 0 E: 0 K: 0 S: 7	H: 0 LOB: 0 BB: 0 P: 11	R: 0 H: 1 E: 0 K: 1 S: 13	H: 1 LOB: 1 BB: 0 P: 20	R: 0 H: 0 E: 0 K: 1 S: 8	H: 0 LOB: 0 BB: 0 P: 9	R: 0 H: 2 E: 0 K: 0 S: 10	H: 2 LOB: 3 BB: 1 P: 19	R: 0 H: 0 E: 0 K: 0 S: 5	H: 0 LOB: 0 BB: 0 P: 8	R: 2 H: 1 E: 0 K: 0 S: 7	H: 1 LOB: 0 BB: 1 P: 17	R: 0 H: 0 E: 1 K: 1 S: 8	H: 0 LOB: 1 BB: 1 P: 13	R: 0 H: 1 E: 0 K: 0 S: 5	H: 1 LOB: 0 BB: 0 P: 6	1B: 4 2B: 0 3B: 0 HR: 1	SF: 0 SAC: 0 DP: 1 HBP: 0	WP: 0 PB: 0 SB: 0 CS: 0	PA: 36
<b>PITCHER</b>	IP	WLS	BF	H	R	ER	SO	BB	IBB	HBP	BLK	WP	HR	S	P	ERA	WHIP					
<b>Alex Fernandez, R</b> ERA: 5.23	(1, 1)	5.0	W	21	3	0	5	2	0	0	0	0	0	53	83	0.00	1.000					
<b>Larry Thomas, L</b> ERA: 4.5	(6, 1)	2.0		8	1	2	0	1	0	0	0	0	1	12	25	9.00	1.000					
<b>Kirk McCaskill, R</b> ERA: 5.34	(8, 1)	2.0		7	1	0	0	1	0	0	0	0	0	13	19	0.00	1.000					

California Angels @ Chicago White Sox  
Comiskey Park, Chicago, IL  
Wed Aug 16 1995, 4:33 AM EDT  
Att: 19,956 - Overcast - 88 F

AB 32  
R 2  
H 5  
RBI 2  
BB 4  
SO 6  
LOB 14



Batter	1	2	3	4	5	6	7	8	9	AB	R	H	RBI	BB	SO	LOB	BOTTOM					
<b>Ray Durham, S</b> OBP: 0.327, SLG: 0.416	F S 1B	P9		CS													5 3 3 0 0 0 3					
<b>Lance Johnson, L</b> OBP: 0.327, SLG: 0.384	K				F7												5 1 1 1 0 1 2					
<b>Frank Thomas, R</b> OBP: 0.483, SLG: 0.677	2B HR 1B				1B												4 2 3 2 1 0 0					
<b>Lyle Mouton, R</b> OBP: 0.379, SLG: 0.491	HR 2B				K												5 1 1 0 0 3 4					
<b>Mike Devereaux, R</b> OBP: 0.354, SLG: 0.472	K				1B												3 0 1 1 0 1 2					
<b>Robin Ventura, L</b> OBP: 0.379, SLG: 0.484	HR				F7												4 2 3 3 0 0 2					
<b>Norberto Martin, R</b> OBP: 0.319, SLG: 0.400 <b>Dave Martinez, L</b> OBP: 0.379, SLG: 0.441	G6-3				G6-3 FC5-2 2B												3 0 2 2 0 0 0 1 0 0 0 0 0 1					
<b>Ron Karkovice, R</b> OBP: 0.323, SLG: 0.406					G6-3												3 0 0 0 0 0 2					
<b>Ozzie Guillen, L</b> OBP: 0.278, SLG: 0.312	K				FC5-2 CS												3 0 0 0 1 1 1					
<b>Inning Stats</b>	R: 4 H: 4 E: 0 K: 2 S: 19	H: 4 LOB: 0 BB: 0 P: 26	R: 0 H: 0 E: 0 K: 1 S: 7	H: 0 LOB: 0 BB: 0 P: 10	R: 0 H: 2 E: 0 K: 1 S: 14	H: 2 LOB: 2 BB: 0 P: 22	R: 0 H: 1 E: 0 K: 0 S: 5	H: 0 LOB: 0 BB: 0 P: 6	R: 4 H: 4 E: 0 K: 1 S: 18	H: 4 LOB: 3 BB: 2 P: 39	R: 0 H: 0 E: 0 K: 1 S: 8	H: 0 LOB: 0 BB: 0 P: 13	R: 0 H: 1 E: 0 K: 0 S: 9	H: 1 LOB: 1 BB: 0 P: 14	R: 1 H: 2 E: 0 K: 0 S: 11	H: 2 LOB: 1 BB: 0 P: 14	1B: 7 2B: 3 3B: 3 HR: 1	SF: 1 SAC: 0 DP: 0 HBP: 1	WP: 1 PB: 0 SB: 1 CS: 1	PA: 41		
<b>PITCHER</b>	IP	WLS	BF	H	R	ER	SO	BB	IBB	HBP	BLK	WP	HR	S	P	ERA	WHIP					
<b>Brian Anderson, L</b> ERA: 4.96	(1, 1)	4.0	L	20	9	6	4	0	0	0	0	0	0	50	71	13.50	2.250					
<b>Mike Butcher, R</b> ERA: 4.57	(5, 1)	3.0		15	3	2	2	1	1	1	0	1	0	30	59	6.00	1.333					
<b>Bob Patterson, L</b> ERA: 2.33	(8, 1)	1.0		5	2	1	0	0	0	0	0	0	0	11	14	9.00	2.000					

California Angels @ Chicago White Sox  
Comiskey Park, Chicago, IL  
Wed Aug 16 1995, 4:33 AM EDT  
Att: 19,956 - Overcast - 88 F

AB 36  
R 9  
H 14  
RBI 9  
BB 2  
SO 6  
LOB 17





Batter	1	2	3	4	5	6	7	8	9	AB	R	H	RBI	BB	SO	LOB	TOP								
Lee Tinsley, S OBP: 0.366, SLG: 0.412	1-3 K	1-0 FC6-4		0-0 1B			1-2 G1-3		2-2 PB 1-H 2B	5	0	2	1	0	1	2									
John Valentin, R OBP: 0.398, SLG: 0.528	0-1 F8		0-2 F7	0-2 F9			1-2 G3		0-1 G5-3	5	0	0	0	0	0	3									
Mo Vaughn, L OBP: 0.391, SLG: 0.579	3-1 1B		1-2 1B		0-0 F7		2-3 K		3-2 F9	5	1	2	0	0	1	2									
Jose Canseco, R OBP: 0.384, SLG: 0.540	0-0 1B		2-3 K		1-0 G5-3			3-2 SH 2B		4	0	2	0	0	1	1									
Mike Greenwell, L OBP: 0.353, SLG: 0.455	0-1 F8		0-0 S		2-2 F8			0-1 SH FC3-6		3	0	1	1	0	0	2									
Chris James, R OBP: 0.377, SLG: 0.458			2-H 1B					2-3 CS		0	0	0	0	0	0	0									
Willie McCree, S OBP: 0.361, SLG: 0.490					2-2 F8			0-0 FC3-6 1-2f		4	0	0	0	0	0	3									
Troy O'Leary, L OBP: 0.385, SLG: 0.554		0-0 G3	2-2 F8			0-0 F9			3-3 K	4	1	1	1	0	1	2									
Tim Lincecum, R OBP: 0.421, SLG: 0.465		2-1 G5-3		3-2 F7				HR		3	0	1	0	1	0	0									
Mike Macfarlane, R OBP: 0.335, SLG: 0.417		1-0 1B		0-2 G6-3		3-0 F7			4-1 FC4-6 BB	3	0	1	0	1	0	0									
Bill Haselman, R OBP: 0.339, SLG: 0.367										0	0	0	0	0	0	0									
Luis Alicaia, S OBP: 0.361, SLG: 0.365		1-1 FC6-4 1B		2-2 HR		2-2 G4-3			0-0 FC4-6 1-2f 2B	4	2	2	1	0	0	1									
<b>Inning Stats</b>	R: 0 E: 0 K: 1 S: 10	H: 2 LOB: 2 BB: 0 P: 14	R: 0 E: 0 K: 0 S: 7	H: 2 LOB: 2 BB: 0 P: 12	R: 1 E: 0 K: 1 S: 14	H: 2 LOB: 1 BB: 0 P: 19	R: 1 E: 0 K: 0 S: 14	H: 2 LOB: 1 BB: 0 P: 19	R: 0 E: 0 K: 0 S: 6	H: 0 LOB: 0 BB: 0 P: 9	R: 1 E: 0 K: 0 S: 8	H: 1 LOB: 0 BB: 0 P: 16	R: 0 E: 0 K: 1 S: 12	H: 0 LOB: 0 BB: 0 P: 16	R: 0 E: 0 K: 1 S: 9	H: 1 LOB: 1 BB: 0 P: 15	R: 1 E: 0 K: 0 S: 10	H: 1 LOB: 2 BB: 1 P: 19	1B: 6 2B: 3 3B: 0 HR: 2	SF: 0 SAC: 1 DP: 0 HBP: 0	WP: 0 PB: 1 SB: 1 CS: 1	PA: 39			
<b>PITCHER</b>	IP	WLS	BF	H	R	ER	SO	BB	IBB	HBP	BLK	WP	HR	S	P	ERA	WHIP								
Mike Harkey, R ERA: 5.54	(1, 1)	6.0	27	9	3	3	2	0	0	0	0	0	2	59	89	4.50	1.500								
Bob Patterson, L ERA: 2.27	(7, 1)	1.0	3	0	0	0	1	0	0	0	0	0	0	12	16	0.00	0.000								
John Habyan, R ERA: 3.16	(8, 1)	2.0	L	9	2	1	1	1	0	0	0	0	0	19	34	4.50	1.500								

Boston Red Sox @ California Angels  
Anaheim Stadium, Anaheim, CA  
Thu Aug 17 1995, 10:05 PM EDT  
Att: 25,435 - Unknown - 65 F

AB 37  
R 4  
H 11  
RBI 4  
BB 1  
SO 4  
LOB 16



Batter	1	2	3	4	5	6	7	8	9	AB	R	H	RBI	BB	SO	LOB	BOTTOM								
Tony Phillips, S OBP: 0.400, SLG: 0.480	2-3 K		3-2 BB		1-1 HR		2-2 G3			4	1	2	0	0	1	0									
Jim Edmonds, L OBP: 0.375, SLG: 0.582	1-1 F8		4-2 1B		0-0 1B			0-0 G4-3		2	1	1	2	1	0	0									
Dave Gallagher, R OBP: 0.373, SLG: 0.406			1-2 2-3 BB		1-H HR					1	0	0	0	0	0	0									
Tim Salmon, R OBP: 0.432, SLG: 0.606	3-2 G3		2-3 K		3-3 K			1-3 K		4	0	0	0	0	3	3									
Chili Davis, S OBP: 0.453, SLG: 0.541		1-3 K		2-2 2B	0-1 P5			4-1 1B		3	1	1	0	1	1	0									
J.T. Snow, L OBP: 0.377, SLG: 0.481		2-2 P2		1-1 G6-3		1-3 K		1-0 1B		4	0	2	0	0	1	0									
16 Garret Anderson, L OBP: 0.377, SLG: 0.576		0-1 L3		2-3 K		1-2 P5		1-0 G4-3		4	0	0	0	0	1	4									
Damion Easley, R OBP: 0.296, SLG: 0.304			2-0 P4		0-0 G6-3		2-3 K		0-2 P6	3	0	0	1	0	1	1									
Spike Owen, S OBP: 0.306, SLG: 0.341				2-3 3-H 0-0						1	0	0	0	0	0	0									
Jorge Fabregas, L OBP: 0.295, SLG: 0.320			0-2 1B		0-0 L6			0-0 G4-3		4	0	1	0	0	0	1									
Jose Lind, R OBP: 0.287, SLG: 0.285			1-0 1B			0-1 G1-3		1-2 P4		3	0	1	0	0	0	0									
Greg Myers, L OBP: 0.315, SLG: 0.406			BB 1-2 1B						2-3 K	1	0	0	0	0	1	0									
<b>Inning Stats</b>	R: 0 E: 0 K: 1 S: 10	H: 0 LOB: 0 BB: 0 P: 16	R: 0 E: 0 K: 1 S: 9	H: 0 LOB: 0 BB: 0 P: 12	R: 0 E: 0 K: 1 S: 16	H: 3 LOB: 3 BB: 1 P: 28	R: 1 E: 0 K: 1 S: 12	H: 2 LOB: 1 BB: 0 P: 17	R: 2 E: 0 K: 1 S: 12	H: 2 LOB: 0 BB: 0 P: 16	R: 0 E: 0 K: 2 S: 11	H: 0 LOB: 0 BB: 0 P: 15	R: 0 E: 0 K: 0 S: 7	H: 0 LOB: 0 BB: 0 P: 10	R: 0 E: 0 K: 1 S: 7	H: 1 LOB: 2 BB: 1 P: 14	R: 0 E: 0 K: 1 S: 8	H: 0 LOB: 0 BB: 0 P: 11	1B: 6 2B: 1 3B: 0 HR: 1	SF: 0 SAC: 0 DP: 0 HBP: 0	WP: 0 PB: 0 SB: 0 CS: 0	PA: 36			
<b>PITCHER</b>	IP	WLS	BF	H	R	ER	SO	BB	IBB	HBP	BLK	WP	HR	S	P	ERA	WHIP								
Roger Clemens, R ERA: 4.65	(1, 1)	7.0	28	7	3	3	7	1	0	0	0	0	1	77	114	3.86	1.143								
Joe Hudson, R ERA: 3.33	(8, 1)	0.2	4	1	0	0	1	1	0	0	0	0	0	6	12	0.00	3.000								
Eric Gunderson, L ERA: 3.21	(8, 1)	0.1	W	1	0	0	0	0	0	0	0	0	0	1	2	0.00	0.000								
Stan Belinda, R ERA: 3.18	(9, 1)	1.0	S	3	0	0	1	0	0	0	0	0	0	8	11	0.00	0.000								

Boston Red Sox @ California Angels  
Anaheim Stadium, Anaheim, CA  
Thu Aug 17 1995, 10:05 PM EDT  
Att: 25,435 - Unknown - 65 F

AB 34  
R 3  
H 8  
RBI 3  
BB 2  
SO 9  
LOB 9









Batter	1	2	3	4	5	6	7	8	9	AB	R	H	RBI	BB	SO	LOB	TOP								
<b>Bernie Williams, S</b> (1, 8) OBP: 0.362, SLG: 0.466										4	1	3	1	0	0	0	<b>New York Yankees @ California Angels</b> Anaheim Stadium, Anaheim, CA Sat Aug 19 1995, 10:05 PM EDT Att: 41,453 - Unknown - 74 F <a href="http://livebaseballscorecards.com">livebaseballscorecards.com</a>								
<b>Randy Velarde, R</b> (1, 6) OBP: 0.349, SLG: 0.367										4	0	1	0	0	1	2									
<b>Paul O'Neill, L</b> (1, 9) OBP: 0.391, SLG: 0.537										4	0	0	0	0	1	3									
<b>Ruben Sierra, S</b> (1, 10) OBP: 0.320, SLG: 0.455										3	1	0	0	1	1	0									
<b>Mike Stanley, R</b> (1, 2) OBP: 0.371, SLG: 0.522										3	0	1	2	1	0	0									
<b>Jim Leyritz, R</b> (1, 3) OBP: 0.385, SLG: 0.436										3	0	1	0	1	2	1									
<b>Gerald Williams, R</b> (1, 7) OBP: 0.349, SLG: 0.533										3	0	0	0	0	2	2									
<b>Darryl Strawberry, L</b> (9, PH) OBP: 0.359, SLG: 0.486										1	0	0	0	0	0	1									
<b>Russ Davis, R</b> (1, 5) OBP: 0.395, SLG: 0.487										3	0	0	0	0	1	2									
<b>Wade Boggs, L</b> (9, PH) OBP: 0.354, SLG: 0.403										1	0	0	0	0	1	1									
<b>Pat Kelly, R</b> (1, 4) OBP: 0.340, SLG: 0.378										3	1	1	0	0	1	0									
<b>Don Mattingly, L</b> (9, PH) OBP: 0.335, SLG: 0.393										1	0	0	0	0	1	1									
<b>Inning Stats</b>	R: 2 E: 0 K: 2 S: 16	H: 2 LOB: 1 BB: 1 P: 31	R: 1 E: 0 K: 1 S: 12	H: 2 LOB: 1 BB: 0 P: 17	R: 0 E: 0 K: 1 S: 7	H: 0 LOB: 0 BB: 0 P: 10	R: 0 E: 0 K: 2 S: 8	H: 0 LOB: 0 BB: 0 P: 13	R: 0 E: 0 K: 1 S: 7	H: 2 LOB: 1 BB: 0 P: 12	R: 0 E: 0 K: 1 S: 11	H: 0 LOB: 2 BB: 0 P: 24	R: 0 E: 0 K: 0 S: 7	H: 0 LOB: 0 BB: 0 P: 12	R: 0 E: 0 K: 1 S: 7	H: 0 LOB: 0 BB: 0 P: 10	R: 0 E: 0 K: 2 S: 18	H: 1 LOB: 1 BB: 0 P: 25	1B: 2 2B: 5 3B: 0 HR: 0	SF: 0 SAC: 0 DP: 1 HBP: 0	WP: 0 PB: 0 CS: 0	PA: 36			
<b>PITCHER</b>	IP	WLS	BF	H	R	ER	SO	BB	IBB	HBP	BLK	WP	HR	S	P	ERA	WHIP								
<b>Chuck Finley, L</b> (1, 1) ERA: 3.72	8.0	W	33	7	3	3	9	3	0	0	0	0	0	78	132	3.38	1.250								
<b>Lee Smith, R</b> (9, 1) ERA: 3.95	1.0	S	3	0	0	0	2	0	0	0	0	0	0	15	22	0.00	0.000								

Batter	1	2	3	4	5	6	7	8	9	AB	R	H	RBI	BB	SO	LOB	BOTTOM								
<b>Tony Phillips, S</b> (1, 5) OBP: 0.400, SLG: 0.476										4	0	1	1	0	3	0	<b>New York Yankees @ California Angels</b> Anaheim Stadium, Anaheim, CA Sat Aug 19 1995, 10:05 PM EDT Att: 41,453 - Unknown - 74 F <a href="http://livebaseballscorecards.com">livebaseballscorecards.com</a>								
<b>Jim Edmonds, L</b> (1, 8) OBP: 0.376, SLG: 0.578										4	1	1	0	1	0	3									
<b>Tim Salmon, R</b> (1, 9) OBP: 0.434, SLG: 0.605										4	1	2	0	1	1	2									
<b>Chili Davis, S</b> (1, 10) OBP: 0.457, SLG: 0.541										2	1	1	1	2	0	1									
<b>J.T. Snow, L</b> (1, 3) OBP: 0.372, SLG: 0.474										4	1	0	0	0	0	7									
<b>16 Garrett Anderson, L</b> (1, 7) OBP: 0.376, SLG: 0.573										4	0	2	1	0	1	2									
<b>Damion Easley, R</b> (1, 6) OBP: 0.294, SLG: 0.302										3	1	1	0	0	0	3									
<b>Spike Owen, S</b> (7, PH) OBP: 0.306, SLG: 0.341										1	0	1	2	0	0	0									
<b>Jorge Fabregas, L</b> (1, 2) OBP: 0.303, SLG: 0.326										2	0	0	0	2	0	1									
<b>Jose Lind, R</b> (1, 4) OBP: 0.278, SLG: 0.276										4	0	0	0	0	1	4									
<b>Inning Stats</b>	R: 2 E: 0 K: 1 S: 13	H: 3 LOB: 2 BB: 1 P: 22	R: 0 E: 0 K: 1 S: 8	H: 0 LOB: 0 BB: 0 P: 15	R: 0 E: 0 K: 0 S: 10	H: 1 LOB: 1 BB: 0 P: 16	R: 0 E: 0 K: 0 S: 10	H: 1 LOB: 1 BB: 1 P: 16	R: 0 E: 0 K: 2 S: 11	H: 1 LOB: 2 BB: 1 P: 20	R: 1 E: 0 K: 1 S: 18	H: 2 LOB: 2 BB: 1 P: 28	R: 2 E: 1 K: 0 S: 17	H: 1 LOB: 1 BB: 2 P: 28	R: 0 E: 0 K: 1 S: 11	H: 0 LOB: 1 BB: 0 P: 18	1B: 7 2B: 2 3B: 0 HR: 0	SF: 0 SAC: 0 DP: 1 HBP: 1	WP: 0 PB: 0 CS: 0	PA: 39					
<b>PITCHER</b>	IP	WLS	BF	H	R	ER	SO	BB	IBB	HBP	BLK	WP	HR	S	P	ERA	WHIP								
<b>David Cone, R</b> (1, 1) ERA: 3.31	6.1	L	32	5	5	5	5	6	0	0	0	0	0	79	134	7.11	2.211								
<b>Steve Howe, L</b> (7, 1) ERA: 4.95	1.1		6	1	0	0	1	0	0	1	0	0	0	16	25	0.00	0.750								
<b>Bob Wickman, R</b> (8, 1) ERA: 3.99	0.1		1	0	0	0	0	0	0	0	0	0	0	3	4	0.00	0.000								







Batter	1	2	3	4	5	6	7	8	9	AB	R	H	RBI	BB	SO	LOB	TOP								
<b>Willie McGee, S</b> OBP: 0.347, SLG: 0.473 (1, 8)										4	0	1	1	0	1	1									
<b>John Valentin, R</b> OBP: 0.396, SLG: 0.525 (1, 6)										4	0	1	2	1	1	3									
<b>Mo Vaughn, L</b> OBP: 0.387, SLG: 0.565 (1, 3)										4	0	0	1	0	3	3									
<b>Jose Canseco, R</b> OBP: 0.386, SLG: 0.555 (1, 10)										4	1	1	1	0	0	3									
<b>Tim Lincecum, R</b> OBP: 0.424, SLG: 0.460 (1, 5)										4	0	0	0	0	1	0									
<b>Mike Greenwell, L</b> OBP: 0.355, SLG: 0.453 (1, 7)										4	0	1	0	0	0	1									
<b>Chris James, R</b> OBP: 0.347, SLG: 0.415 (8, PH)										3	0	0	0	0	0	1									
<b>Lee Tinsley, S</b> OBP: 0.364, SLG: 0.406 (8, 8)										1	0	0	0	0	0	0									
<b>Mike MacFarlane, R</b> OBP: 0.335, SLG: 0.423 (1, 2)										3	2	2	0	1	0	0									
<b>Luis Allicea, S</b> OBP: 0.370, SLG: 0.381 (1, 4)										1	3	1	1	2	0	0									
<b>Inning Stats</b>	R: 0 E: 0 K: 1 S: 8	H: 0 LOB: 1 BB: 1 P: 17	R: 0 E: 0 K: 1 S: 9	H: 0 LOB: 0 BB: 0 P: 14	R: 2 E: 0 K: 1 S: 13	H: 2 LOB: 1 BB: 1 P: 20	R: 0 E: 1 K: 0 S: 3	H: 0 LOB: 0 BB: 0 P: 6	R: 1 E: 0 K: 0 S: 8	H: 1 LOB: 0 BB: 0 P: 11	R: 1 E: 0 K: 0 S: 12	H: 2 LOB: 1 BB: 0 P: 17	R: 2 E: 0 K: 1 S: 9	H: 2 LOB: 1 BB: 1 P: 17	R: 0 E: 0 K: 0 S: 5	H: 0 LOB: 0 BB: 0 P: 7	R: 0 E: 0 K: 1 S: 9	H: 0 LOB: 1 BB: 1 P: 19	1B: 2 2B: 2 3B: 1 HR: 2	SF: 0 SAC: 2 DP: 1 HBP: 0	WP: 0 PB: 0 SB: 1 CS: 0	PA: 38			
<b>PITCHER</b>	IP	WLS	BF	H	R	ER	SO	BB	IBB	HBP	BLK	WP	HR	S	P	ERA	WHIP								
<b>Brian Anderson, L</b> ERA: 5.23 (1, 1)	6.1	L	28	6	6	6	4	3	0	0	0	0	2	55	91	8.53	1.421								
<b>Mike James, R</b> ERA: 2.91 (7, 1)	2.2		10	1	0	0	2	1	0	0	0	0	0	21	37	0.00	0.750								

**Boston Red Sox @ California Angels**  
Anaheim Stadium, Anaheim, CA  
Mon Aug 21 1995, 10:05 PM EDT  
Att: 23,943 - Unknown - 70 F

AB 32  
R 6  
H 7  
RBI 6  
BB 4  
SO 6  
LOB 12



Batter	1	2	3	4	5	6	7	8	9	AB	R	H	RBI	BB	SO	LOB	BOTTOM								
<b>Tony Phillips, S</b> OBP: 0.402, SLG: 0.482 (1, 5)										3	3	1	1	1	0	1									
<b>Dave Gallagher, R</b> OBP: 0.373, SLG: 0.407 (1, 9)										3	0	1	0	1	0	1									
<b>Jim Edmonds, L</b> OBP: 0.377, SLG: 0.585 (1, 8)										4	0	0	0	0	0	3									
<b>Chili Davis, S</b> OBP: 0.451, SLG: 0.531 (1, 10)										4	0	1	1	0	2	1									
<b>J.T. Snow, L</b> OBP: 0.370, SLG: 0.467 (1, 3)										4	0	0	0	0	1	1									
<b>16 Garret Anderson, L</b> OBP: 0.376, SLG: 0.583 (1, 7)										4	0	2	0	0	0	0									
<b>Damion Easley, R</b> OBP: 0.297, SLG: 0.308 (1, 6)										3	0	1	0	0	0	2									
<b>Spike Owen, S</b> OBP: 0.304, SLG: 0.339 (8, PH)										1	0	0	0	0	1	0									
<b>Greg Myers, L</b> OBP: 0.313, SLG: 0.419 (1, 2)										4	1	1	0	0	1	2									
<b>Rex Hudler, R</b> OBP: 0.303, SLG: 0.423 (1, 4)										4	0	1	0	0	1	0									
<b>Inning Stats</b>	R: 1 E: 1 K: 0 S: 10	H: 1 LOB: 0 BB: 0 P: 14	R: 0 E: 0 K: 0 S: 10	H: 1 LOB: 0 BB: 0 P: 13	R: 1 E: 1 K: 1 S: 11	H: 1 LOB: 1 BB: 1 P: 19	R: 0 E: 0 K: 1 S: 8	H: 1 LOB: 1 BB: 0 P: 13	R: 1 E: 0 K: 0 S: 8	H: 1 LOB: 0 BB: 0 P: 16	R: 0 E: 0 K: 2 S: 8	H: 1 LOB: 1 BB: 0 P: 15	R: 1 E: 0 K: 0 S: 11	H: 2 LOB: 1 BB: 1 P: 21	R: 0 E: 0 K: 0 S: 11	H: 0 LOB: 0 BB: 0 P: 14	R: 0 E: 0 K: 2 S: 8	H: 0 LOB: 0 BB: 0 P: 8	1B: 4 2B: 3 3B: 0 HR: 1	SF: 0 SAC: 0 DP: 1 HBP: 0	WP: 0 PB: 0 SB: 0 CS: 1	PA: 36			
<b>PITCHER</b>	IP	WLS	BF	H	R	ER	SO	BB	IBB	HBP	BLK	WP	HR	S	P	ERA	WHIP								
<b>Vaughn Eshelman, L</b> ERA: 5.46 (1, 1)	6.0	W	26	7	4	2	4	1	0	0	0	0	0	7	14	0.00	3.000								
<b>Joe Hudson, R</b> ERA: 4.09 (7, 1)	0.2		3	1	0	0	0	1	0	0	0	0	0	7	14	0.00	3.000								
<b>Eric Gunderson, L</b> ERA: 3.03 (7, 1)	1.1		4	0	0	0	0	0	0	0	0	0	0	14	20	0.00	0.000								
<b>Stan Belinda, R</b> ERA: 3.09 (9, 1)	1.0	S	3	0	0	0	2	0	0	0	0	0	0	8	8	0.00	0.000								

**Boston Red Sox @ California Angels**  
Anaheim Stadium, Anaheim, CA  
Mon Aug 21 1995, 10:05 PM EDT  
Att: 23,943 - Unknown - 70 F

AB 34  
R 4  
H 8  
RBI 2  
BB 2  
SO 6  
LOB 11









Batter	1	2	3	4	5	6	7	8	9	10	AB	R	H	RBI	BB	SO	LOB	TOP								
Willie McGee, S OBP: 0.333, SLG: 0.452	(1,8) X 0-1 G4-3		(1,3) X 1-3 K		(1,0) X 0-0 L9	(1,3) X 1-3 K			(2,3) X 2-3 K		5	0	0	0	0	3	4									
John Valentin, R OBP: 0.390, SLG: 0.515	(1,6) X 3-2 E5 1B		(1,2) X 1-2 F9		(1,0) X 0-0 G4-3 1B	(1,0) X 1-0 P3			(2,2) X 0-2 P3		5	1	1	1	0	0	3									
Mo Vaughn, L OBP: 0.389, SLG: 0.569	(1,3) X 1 SAFE 1 SAFE 1 SAFE 1H 1B		(1,0) X 0-0 F9		(1,2) X 1-2 G4-3 BB			(2,2) X 2-2 G1-3	(1,1) X 1-1 1B		4	1	2	1	1	0	0									
Jose Canseco, R OBP: 0.388, SLG: 0.571	(1,10) X 1 SAFE 1H HR			(1,1) X 1-1 G6-3	(3,2) X 3-2 G4-3			(0,0) X 0-0 FC6-4 1B	(0,0) X 0-0 F9		5	1	2	2	0	0	3									
Tim Lincecum, R OBP: 0.419, SLG: 0.453	(1,5) X 0-0 L4			(0,2) X 0-2 1B	(2,3) X 2-3 K			(0,1) X 0-1 FC6-4 FC4-6 1-2r			5	1	2	0	0	1	3									
Mike Greenwell, L OBP: 0.357, SLG: 0.457	(1,7) X 0-1 G4-3			(2,2) X 2-2 L6-3 1B				(0,1) X 0-1 FC4-6 1-2r			4	0	2	1	1	0	1									
Mike Macfarlane, R OBP: 0.335, SLG: 0.417	(1,2) X 0-1 G5-3			(2,2) X 2-2 L6-3 1B				(4,1) X 4-1 SH5-4 BB			4	0	0	0	1	1	3									
Chris James, R OBP: 0.351, SLG: 0.433	(1,9) X 3-3 K				(0,0) X 0-0 E																					
Troy O'Leary, L OBP: 0.376, SLG: 0.534	(8, PH) X (8,9) X 3-1 G3-1				(3,2) X 3-2 E9 L9 1B																					
Luis Alicea, S OBP: 0.372, SLG: 0.379	(1,4) X 3-1 G3-1				(4,2) X 4-2 E																					
<b>Inning Stats</b>	R: 3 E: 1 K: 2 S: 17	H: 2 LOB: 0 BB: 23	R: 0 E: 0 K: 1 S: 9	H: 0 LOB: 0 BB: 0 P: 16	R: 0 E: 0 K: 1 S: 7	H: 0 LOB: 0 BB: 0 P: 9	R: 0 E: 0 K: 1 S: 12	H: 2 LOB: 1 BB: 1 P: 17	R: 2 E: 1 K: 1 S: 15	H: 3 LOB: 2 BB: 3 P: 27	R: 0 E: 0 K: 1 S: 9	H: 1 LOB: 1 BB: 0 P: 11	R: 0 E: 0 K: 2 S: 13	H: 0 LOB: 0 BB: 0 P: 19	R: 0 E: 0 K: 1 S: 10	H: 1 LOB: 1 BB: 0 P: 13	R: 1 E: 0 K: 0 S: 14	H: 2 LOB: 1 BB: 23	1B: 8 2B: 2 3B: 1 HR: 1	SF: 0 SAC: 1 DP: 1 HBP: 0	WP: 0 PB: 0 SB: 2 CS: 0	PA: 45				
<b>PITCHER</b>	IP 5.1	WLS 27	H 7	R 5	ER 4	SO 3	BB 4	IBB 0	HBP 0	BLK 0	WP 0	HR 1	S 64	P 108	ERA 6.75	WHIP 2.062										
Jim Abbott, L ERA: 3.5	(6,1)	1.2	6	1	0	0	1	0	0	0	0	0	14	18	0.00	0.600										
Mike James, R ERA: 2.8	(8,1)	2.0	7	1	0	0	3	0	0	0	0	0	23	32	0.00	0.500										
Troy Percival, R ERA: 1.58	(10,1)	1.0	L	5	2	1	1	0	0	0	0	0	14	23	9.00	2.000										
Lee Smith, R ERA: 4.1																										

**Boston Red Sox @ California Angels**  
 Anaheim Stadium, Anaheim, CA  
 Wed Aug 23 1995, 10:05 PM EDT  
 Att: 29,053 - Unknown - 78 F

AB	40
R	6
H	11
RBI	6
BB	4
SO	7
LOB	19



Batter	1	2	3	4	5	6	7	8	9	10	AB	R	H	RBI	BB	SO	LOB	BOTTOM								
Tony Phillips, S OBP: 0.404, SLG: 0.481	(1,5) X 4-1 BB BB		(0,2) X 0-2 G1-3		(4,2) X 4-2 BB			(1,3) X 1-3 K			3	0	0	0	3	2	0									
Jim Edmonds, L OBP: 0.375, SLG: 0.580	(1,8) X 1-0 F9		(2,1) X 2-1 PB 1B		(0,0) X 0-0 G3			(2,2) X 2-2 P2			6	1	1	0	0	0	3									
Tim Salmon, R OBP: 0.440, SLG: 0.611	(1,9) X 1 SAFE 1 SAFE 1 SAFE K		(2,1) X 2-1 1B HR HBP		(0,2) X 0-2 HR			(4,2) X 4-2 BB			3	2	2	1	1	1	1									
Chili Davis, S OBP: 0.453, SLG: 0.548	(1,10) X 4-1 BB		(3,0) X 3-0 1B		(3,0) X 3-0 HR			(2,2) X 2-2 G4-3			4	1	2	2	1	0	3									
J.T. Snow, L OBP: 0.395, SLG: 0.466	(1,3) X 2-3 K		(3,0) X 3-0 HR		(0,2) X 0-2 F7			(0,1) X 0-1 F8			5	1	1	2	0	2	4									
16 Garret Anderson, L OBP: 0.362, SLG: 0.580	(1,7) X 1-2 G4-3 PB 1B		(1,0) X 1-0 1B		(1,0) X 1-0 F9			(4,2) X 4-2 FC6-4 BB			4	0	2	0	1	1	0									
Rex Hudler, R OBP: 0.298, SLG: 0.410	(1,4) X 2-2 F8		(0,1) X 0-1 L7		(1,0) X 1-0 BB HBP			(1,0) X 1-0 FC6-4 1B 1-2r			4	0	0	0	0	1	3									
Jorge Fabregas, L OBP: 0.301, SLG: 0.319	(1,2) X 1-1 G4-3		(1,0) X 1-0 G4-3		(4,1) X 4-1 BB			(0,1) X 0-1 G4-3			4	0	1	0	1	0	1									
Damion Easley, R OBP: 0.292, SLG: 0.302	(1,6) X 1-1 G5-3		(0,3) X 0-3 K		(0,1) X 0-1 L7			(2,2) X 2-2 P4			3	0	0	0	0	1	3									
Spike Owen, S OBP: 0.301, SLG: 0.335	(7, PH) X (8,6) X G5-3										2	0	0	0	0	0	2									
<b>Inning Stats</b>	R: 0 E: 0 K: 2 S: 11	H: 0 LOB: 2 BB: 2 P: 24	R: 0 E: 0 K: 0 S: 10	H: 1 LOB: 1 BB: 0 P: 15	R: 3 E: 0 K: 0 S: 11	H: 4 LOB: 1 BB: 0 P: 22	R: 0 E: 0 K: 1 S: 7	H: 0 LOB: 1 BB: 1 P: 12	R: 2 E: 0 K: 0 S: 11	H: 2 LOB: 2 BB: 1 P: 20	R: 0 E: 0 K: 1 S: 12	H: 0 LOB: 1 BB: 1 P: 21	R: 0 E: 0 K: 0 S: 11	H: 1 LOB: 2 BB: 1 P: 18	R: 0 E: 0 K: 1 S: 11	H: 1 LOB: 2 BB: 1 P: 19	R: 0 E: 0 K: 2 S: 12	H: 0 LOB: 0 BB: 0 P: 17	R: 0 E: 0 K: 1 S: 8	H: 0 LOB: 0 BB: 0 P: 11	1B: 5 2B: 1 3B: 0 HR: 3	SF: 0 SAC: 0 DP: 0 HBP: 2	WP: 0 PB: 2 SB: 0 CS: 0	PA: 47		
<b>PITCHER</b>	IP 7.0	WLS 36	H 8	R 5	ER 5	SO 4	BB 6	IBB 0	HBP 2	BLK 0	WP 0	HR 3	S 73	P 132	ERA 6.43	WHIP 2.000										
49 Tim Wakefield, R ERA: 2.3	(8,1)	0.1	2	0	0	0	1	0	0	0	0	0	5	9	0.00	3.000										
Eric Gunderson, L ERA: 3.0	(8,1)	0.1	2	1	0	0	0	0	0	0	0	0	3	5	0.00	3.000										
Mike Maddux, R ERA: 4.11	(8,1)	1.1	W	4	0	0	3	0	0	0	0	0	15	22	0.00	0.000										
Mike Stanton, L ERA: 5.22	(10,1)	1.0	S	3	0	0	1	0	0	0	0	0	8	11	0.00	0.000										
Rick Aguilera, R ERA: 2.74																										

**Boston Red Sox @ California Angels**  
 Anaheim Stadium, Anaheim, CA  
 Wed Aug 23 1995, 10:05 PM EDT  
 Att: 29,053 - Unknown - 78 F

AB	38
R	5
H	9
RBI	5
BB	7
SO	8
LOB	20





Batter	1	2	3	4	5	6	7	8	9	AB	R	H	RBI	BB	SO	LOB	TOP										
<b>Brady Anderson, L</b> (1, 8) OBP: 0.397, SLG: 0.438	G3		K		FC5-4 BB		G4-3		K	4	0	0	0	1	2	1											
<b>Manny Alexander, R</b> (1, 4) OBP: 0.322, SLG: 0.345 <b>Kevin Bass, S</b> (9, PH) OBP: 0.303, SLG: 0.325	K		G6-3		FC5-4 BB		G4-3		G4-3	4	0	1	0	0	1	2											
<b>Rafael Palmeiro, L</b> (1, 3) OBP: 0.361, SLG: 0.558	L7				G4-3		G4-3		P7	4	0	1	0	0	0	3											
<b>Bobby Bonilla, S</b> (1, 9) OBP: 0.377, SLG: 0.571		G6-3			K				WP SF9 1B	4	1	2	0	0	1	1											
<b>Cal Ripken Jr., R</b> (1, 6) OBP: 0.320, SLG: 0.420		HR BB			2B				L8	2	1	1	1	1	0	1											
<b>Chris Hoiles, R</b> (1, 2) OBP: 0.341, SLG: 0.451		HR			G4-6-3 BB				K	3	2	2	3	1	1	1											
<b>Harold Baines, L</b> (1, 10) OBP: 0.397, SLG: 0.547	K				G4-6-3				F7	4	0	0	0	0	1	4											
<b>Jeff Manto, R</b> (1, 5) OBP: 0.316, SLG: 0.514 <b>Jeff Huson, L</b> (9, PH) OBP: 0.362, SLG: 0.311	K				FC5-4 BB		G4-3		G1-3	3	0	1	0	0	1	0											
<b>Mark Smith, R</b> (1, 7) OBP: 0.292, SLG: 0.238 <b>Bret Barberie, S</b> (9, PH) OBP: 0.333, SLG: 0.338			F9		P6		G4-3			1	0	1	0	0	0	0											
<b>Inning Stats</b>	R: 0 E: 0 K: 1 S: 7	H: 0 LOB: 0 BB: 0 P: 11	R: 2 E: 0 K: 2 S: 15	H: 1 LOB: 0 BB: 1 P: 25	R: 0 E: 0 K: 1 S: 9	H: 0 LOB: 0 BB: 0 P: 14	R: 0 E: 0 K: 1 S: 9	H: 2 LOB: 2 BB: 1 P: 17	R: 0 E: 0 K: 0 S: 8	H: 1 LOB: 2 BB: 1 P: 17	R: 2 E: 0 K: 0 S: 12	H: 2 LOB: 0 BB: 0 P: 24	R: 0 E: 0 K: 0 S: 6	H: 1 LOB: 1 BB: 0 P: 9	R: 0 E: 0 K: 1 S: 11	H: 1 LOB: 1 BB: 0 P: 15	R: 0 E: 0 K: 1 S: 12	H: 1 LOB: 1 BB: 0 P: 18	1B: 6 2B: 1 3B: 0 HR: 2	SF: 1 SAC: 0 DP: 1 HBP: 0	WP: 1 PB: 0 SB: 0 CS: 0	PA: 38					
<b>PITCHER</b>	IP	WLS	BF	H	R	ER	SO	BB	IBB	HBP	BLK	WP	HR	S	P	ERA	WHIP										
<b>Chuck Finley, L</b> (1, 1) ERA: 3.78	7.0	W	31	8	4	4	5	3	0	0	0	1	2	67	118	5.14	1.571										
<b>Troy Percival, R</b> (8, 1) ERA: 1.55	1.0		3	0	0	0	1	0	0	0	0	0	0	10	14	0.00	0.000										
<b>Lee Smith, R</b> (9, 1) ERA: 3.99	1.0	S	4	1	0	0	1	0	0	0	0	0	0	12	18	0.00	1.000										

Baltimore Orioles @ California Angels  
Anaheim Stadium, Anaheim, CA  
Thu Aug 24 1995, 10:05 PM EDT  
Att: 22,796 - Unknown - 75 F

AB 34  
R 4  
H 9  
RBI 4  
BB 3  
SO 7  
LOB 15



Batter	1	2	3	4	5	6	7	8	9	AB	R	H	RBI	BB	SO	LOB	BOTTOM										
<b>Rex Hudler, R</b> (1, 4) OBP: 0.297, SLG: 0.406	K		G6-3		K		FC3-6 1B			4	0	1	0	0	2	2											
<b>Jim Edmonds, L</b> (1, 8) OBP: 0.372, SLG: 0.574	G6-3		G3		F8		FC3-6 BB BB			4	1	0	0	0	0	3											
<b>Tim Salmon, R</b> (1, 9) OBP: 0.440, SLG: 0.614	1B 3B		K		K		BB BB			3	2	1	0	1	2	0											
<b>Chili Davis, S</b> (1, 10) OBP: 0.456, SLG: 0.553	1B				L8		1B BB			3	1	2	1	1	0	0											
<b>J.T. Snow, L</b> (1, 3) OBP: 0.370, SLG: 0.479	1B				HR 2B		BB			4	1	4	4	0	0	0											
<b>16 Garret Anderson, L</b> (1, 7) OBP: 0.380, SLG: 0.575	G4-3				HR 1B		1B		F7	4	1	1	0	0	0	4											
<b>Rene Gonzales, R</b> (1, 5) OBP: 0.273, SLG: 0.545		L5			WP 1B		F9		K	4	0	1	0	0	1	0											
<b>Jorge Fabregas, L</b> (1, 2) OBP: 0.300, SLG: 0.318	G6-3				WP 1B		G4-3		G1-3	4	0	1	1	0	0	0											
<b>Damon Easley, R</b> (1, 6) OBP: 0.289, SLG: 0.298	G1-3				P3		G6-3		K	4	0	0	0	0	1	2											
<b>Inning Stats</b>	R: 1 E: 0 K: 1 S: 16	H: 3 LOB: 2 BB: 0 P: 24	R: 0 E: 0 K: 0 S: 7	H: 0 LOB: 0 BB: 0 P: 10	R: 0 E: 0 K: 1 S: 8	H: 0 LOB: 0 BB: 0 P: 9	R: 3 E: 0 K: 1 S: 24	H: 5 LOB: 2 BB: 0 P: 35	R: 0 E: 0 K: 0 S: 10	H: 1 LOB: 1 BB: 0 P: 16	R: 0 E: 0 K: 0 S: 4	H: 0 LOB: 0 BB: 0 P: 6	R: 2 E: 0 K: 0 S: 17	H: 2 LOB: 1 BB: 2 P: 34	R: 0 E: 0 K: 2 S: 8	H: 0 LOB: 0 BB: 0 P: 12	1B: 8 2B: 1 3B: 1 HR: 1	SF: 0 SAC: 0 DP: 0 HBP: 0	WP: 1 PB: 0 SB: 0 CS: 0	PA: 36							
<b>PITCHER</b>	IP	WLS	BF	H	R	ER	SO	BB	IBB	HBP	BLK	WP	HR	S	P	ERA	WHIP										
<b>Jamie Moyer, L</b> (1, 1) ERA: 4.74	3.0	L	17	8	4	4	2	2	0	0	0	1	0	44	63	4.50	1.250										
<b>Arthur Rhodes, L</b> (4, 1) ERA: 6.21	4.0		16	3	2	2	2	2	0	0	0	0	0	42	71	4.50	1.250										
<b>Jesse Orosco, L</b> (8, 1) ERA: 3.35	1.0		3	0	0	0	2	0	0	0	0	0	0	8	12	0.00	0.000										

Baltimore Orioles @ California Angels  
Anaheim Stadium, Anaheim, CA  
Thu Aug 24 1995, 10:05 PM EDT  
Att: 22,796 - Unknown - 75 F

AB 34  
R 6  
H 11  
RBI 6  
BB 2  
SO 6  
LOB 11





Batter	1	2	3	4	5	6	7	8	9	AB	R	H	RBI	BB	SO	LOB	TOP								
<b>Brady Anderson, L</b> (1, 8) OBP: 0.371, SLG: 0.443	4-2 FC5-4 SH1-3 BB		1-0 FC3-6 G4-3 1B	2-3 K		2-1 G6-3 2H 1B		1-1 SF9 1-3 3-H 2B		4	0	3	2	1	0	2									
<b>Manny Alexander, R</b> (1, 4) OBP: 0.322, SLG: 0.345 <b>Jeff Huson, L</b> (1, 4) OBP: 0.342, SLG: 0.297	0-0 SH1-3		1-0 FC3-6 2B	2-3 K		1-2 G6-3		0-0 SF9		0	0	0	0	0	0	0									
<b>Cal Ripken Jr., R</b> (1, 6) OBP: 0.318, SLG: 0.416	0-0 FC5-4-6 BB		4-1 2B HR	1-0 G5-3		1-0 F8		2-3 3-H 1-0 L6		4	1	0	0	1	0	3									
<b>Bobby Bonilla, S</b> (1, 9) OBP: 0.378, SLG: 0.572 <b>Kevin Bass, S</b> (8, 9) OBP: 0.302, SLG: 0.323	4-1 SAFE 1-2 BB		2-2 HR	1-0 P4			1-1 L9		0-0 G4-3	3	1	1	1	1	0	0									
<b>Rafael Palmeiro, L</b> (1, 3) OBP: 0.361, SLG: 0.562	2-1 F9		0-0 HR	1-1 F7			0-0 L9		4-1 BB HR BB	4	2	1	3	1	0	2									
<b>Chris Hoiles, R</b> (1, 2) OBP: 0.338, SLG: 0.444		2-0 L5	4-0 1B BB	1-3 K		1-3 K		2-3 K	1-3 K	4	1	0	0	1	3	1									
<b>Jeff Manto, R</b> (1, 5) OBP: 0.318, SLG: 0.509		1-3 K	0-3 K	0-1 G4-3				1-2 1B 2B 1B	4-2 HR BB	4	2	1	0	1	2	1									
<b>Mark Smith, R</b> (1, 7) OBP: 0.345, SLG: 0.423		2-0 1B	0-0 1B	1-1 G4-3				2-1 P9	1-1 HR	5	1	3	3	0	0	1									
<b>Bret Barberie, S</b> (1, 10) OBP: 0.339, SLG: 0.350		3-2 P4	3-2 1B	0-0 1B 2B				1-1 2B SF9 1B	2-0 L7	5	2	3	1	0	0	1									
<b>Inning Stats</b>	R: 0 E: 0 K: 0 S: 7	H: 0 LOB: 2 BB: 2 P: 17	R: 0 E: 0 K: 1 S: 8	H: 1 LOB: 1 BB: 0 P: 16	R: 5 E: 0 K: 1 S: 19	H: 5 LOB: 2 BB: 2 P: 36	R: 0 E: 0 K: 1 S: 5	H: 0 LOB: 0 BB: 0 P: 9	R: 0 E: 0 K: 1 S: 7	H: 0 LOB: 0 BB: 0 P: 9	R: 1 E: 0 K: 0 S: 9	H: 2 LOB: 1 BB: 0 P: 14	R: 0 E: 0 K: 1 S: 6	H: 0 LOB: 0 BB: 0 P: 9	R: 2 E: 0 K: 0 S: 12	H: 3 LOB: 1 BB: 0 P: 18	R: 3 E: 0 K: 1 S: 10	H: 1 LOB: 0 BB: 2 P: 22	1B: 7 2B: 3 3B: 0 HR: 2	SF: 1 SAC: 1 DP: 0 HBP: 0	WP: 0 PB: 0 SB: 0 CS: 0	PA: 45			
<b>PITCHER</b>	IP	WLS	BF	H	R	ER	SO	BB	IBB	HBP	BLK	WP	HR	S	P	ERA	WHIP								
<b>Mark Langston, L</b> (1, 1) ERA: 4.27	6.0	L	30	8	6	6	4	4	0	0	0	0	1	55	101	9.00	2.000								
<b>John Habyan, R</b> (7, 1) ERA: 3.45	2.0		9	3	2	2	1	0	0	0	0	0	0	18	27	9.00	1.500								
<b>Mike Butcher, R</b> (9, 1) ERA: 4.78	1.0		6	1	3	3	1	2	0	0	0	0	1	10	22	27.00	3.000								

Baltimore Orioles @ California Angels  
Anaheim Stadium, Anaheim, CA  
Fri Aug 25 1995, 10:05 PM EDT  
Att: 26,960 - Unknown - 82 F

AB 37  
R 11  
H 12  
RBI 11  
BB 6  
SO 6  
LOB 13



Batter	1	2	3	4	5	6	7	8	9	AB	R	H	RBI	BB	SO	LOB	BOTTOM								
<b>Tony Phillips, S</b> (1, 5) OBP: 0.403, SLG: 0.478	2-3 K		3-3 K			4-1 BB		0-0 G4-3		3	0	0	0	1	2	2									
<b>Jim Edmonds, L</b> (1, 8) OBP: 0.371, SLG: 0.578	2-3 K		3-2 FC3-6 1-2 2-3			0-3 K		1-0 HR		4	1	1	1	0	2	3									
<b>Tim Salmon, R</b> (1, 9) OBP: 0.437, SLG: 0.608	1-2 F9		2-0 F9			2-2 L9		0-1 G5-3		4	0	0	0	0	0	3									
<b>Chili Davis, S</b> (1, 10) OBP: 0.452, SLG: 0.546		1-2 G3-1		0-1 F7		0-0 G4-3		0-0 G4-3		4	0	0	0	0	0	1									
<b>J.T. Snow, L</b> (1, 3) OBP: 0.367, SLG: 0.474		1-1 G6-3		0-1 G4-3		0-1 G4-3		0-0 P6		4	0	0	0	0	0	0									
<b>16 Garret Anderson, L</b> (1, 7) OBP: 0.380, SLG: 0.573		1-1 G4-3		1-1 G1-3				0-2 G1-6-3 1B		3	0	1	0	0	0	0									
<b>Damion Easley, R</b> (1, 6) OBP: 0.290, SLG: 0.300 <b>Spike Owen, S</b> (7, PH) OBP: 0.299, SLG: 0.333 (8, 6)			2-0 1B 1B			1-1 G6-3		0-0 G1-6-3		2	1	1	0	0	0	0									
<b>Greg Myers, L</b> (1, 2) OBP: 0.316, SLG: 0.421			3-2 FC3-6 1B			1-2 G6-4-3 1B		1-0 G3-1		3	0	2	0	0	0	0									
<b>Jose Lind, R</b> (1, 4) OBP: 0.268, SLG: 0.265 <b>Mike Aldrete, L</b> (8, PH) OBP: 0.365, SLG: 0.429 <b>Rene Gonzales, R</b> (9, 4) OBP: 0.273, SLG: 0.545			1-1 FC3-6 1B			1-0 G6-4-3		1-3 K		2	0	1	1	0	0	1									
<b>Inning Stats</b>	R: 0 E: 0 K: 2 S: 9	H: 0 LOB: 0 BB: 0 P: 14	R: 0 E: 0 K: 0 S: 7	H: 0 LOB: 0 BB: 0 P: 10	R: 1 E: 0 K: 1 S: 14	H: 3 LOB: 2 BB: 0 P: 28	R: 0 E: 0 K: 0 S: 6	H: 0 LOB: 0 BB: 0 P: 7	R: 0 E: 0 K: 1 S: 6	H: 1 LOB: 0 BB: 0 P: 9	R: 0 E: 0 K: 1 S: 9	H: 0 LOB: 1 BB: 1 P: 15	R: 0 E: 0 K: 0 S: 6	H: 1 LOB: 0 BB: 0 P: 6	R: 0 E: 0 K: 1 S: 5	H: 0 LOB: 0 BB: 0 P: 7	R: 1 E: 0 K: 0 S: 5	H: 1 LOB: 0 BB: 0 P: 6	1B: 5 2B: 0 3B: 0 HR: 1	SF: 0 SAC: 0 DP: 2 HBP: 0	WP: 0 PB: 0 SB: 0 CS: 0	PA: 32			
<b>PITCHER</b>	IP	WLS	BF	H	R	ER	SO	BB	IBB	HBP	BLK	WP	HR	S	P	ERA	WHIP								
<b>Scott Erickson, R</b> (1, 1) ERA: 5.54	9.0	W	32	6	2	2	5	1	0	0	0	0	1	67	102	2.00	0.778								

Baltimore Orioles @ California Angels  
Anaheim Stadium, Anaheim, CA  
Fri Aug 25 1995, 10:05 PM EDT  
Att: 26,960 - Unknown - 82 F

AB 31  
R 2  
H 6  
RBI 2  
BB 1  
SO 5  
LOB 11

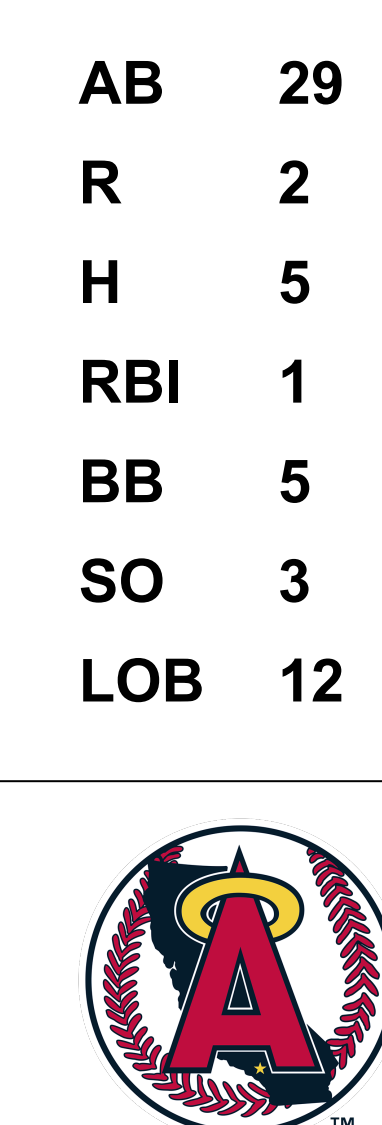




Batter	1	2	3	4	5	6	7	8	9	AB	R	H	RBI	BB	SO	LOB	TOP									
<b>Brady Anderson, L</b> OBP: 0.370, SLG: 0.443	3-2 FC1-5 2B	1-1 P6		1-0 L6		2-3 K		2-2 P8		5	0	1	0	0	1	4	<b>Baltimore Orioles @ California Angels</b> Anaheim Stadium, Anaheim, CA Sat Aug 26 1995, 10:05 PM EDT Att: 61,082 - Unknown - 84 F <a href="http://livebaseballscorecards.com">livebaseballscorecards.com</a>									
<b>Bret Barberie, S</b> OBP: 0.336, SLG: 0.343	0-0 FC1-5 1B		4-1 BB	3-2 F9		1-0 F9		2-2 G4-3		4	0	0	0	1	0	3										
<b>Cal Ripken Jr., R</b> OBP: 0.317, SLG: 0.413	0-3 K		0-0 L7		4-0 G2-3 G5-3 BB		1-0 F8	2-1 G5-3		4	0	0	0	1	1	2										
<b>Bobby Bonilla, S</b> OBP: 0.378, SLG: 0.577	2-2 1B		1-1 F8		2-2 G5-3		0-0 HR		2-2 F7	5	1	2	1	0	0	2										
<b>Rafael Palmeiro, L</b> OBP: 0.364, SLG: 0.568	0-0 L8		1-0 P5		4-2 G2-3 BB		0-0 1B 1B		1-0 HR	4	2	2	1	1	0	3										
<b>Chris Hoiles, R</b> OBP: 0.340, SLG: 0.454		0-0 1B		0-0 HR		2-1 G2-3		1-2 2-3 P4		5	1	2	1	0	0	3										
<b>Jeff Manto, R</b> OBP: 0.324, SLG: 0.516		1-1 F8		3-2 F8 1B 2B		0-1 G1-3		0-0 1B 1-2 1B		5	1	3	0	0	0	3										
<b>Mark Smith, R</b> OBP: 0.382, SLG: 0.452		1-2 1B		1-2 F8		2-2 SH1-3 1B		0-2 FC4 1B		5	0	3	1	0	0	2										
<b>Jeff Huson, L</b> OBP: 0.342, SLG: 0.299		1-1 F8		0-2 S 1B		0-0 SH1-3 1-2		1-0 FC4		3	0	1	1	0	0	4										
<b>Inning Stats</b>	R: 0 E: 0 K: 1 S: 12	H: 2 LOB: 2 BB: 0 P: 17	R: 0 E: 0 K: 0 S: 11	H: 2 LOB: 2 BB: 0 P: 15	R: 0 E: 0 K: 0 S: 5	H: 0 LOB: 1 BB: 1 P: 11	R: 2 E: 0 K: 0 S: 16	H: 3 LOB: 1 BB: 0 P: 23	R: 0 E: 0 K: 1 S: 9	H: 0 LOB: 2 BB: 2 P: 23	R: 0 E: 0 K: 1 S: 12	H: 1 LOB: 1 BB: 0 P: 14	R: 2 E: 0 K: 0 S: 12	H: 4 LOB: 2 BB: 0 P: 17	R: 0 E: 0 K: 0 S: 10	H: 0 LOB: 0 BB: 0 P: 16	R: 1 E: 0 K: 0 S: 12	H: 2 LOB: 1 BB: 0 P: 18	1B: 9 2B: 2 3B: 0 HR: 3	SF: 0 SAC: 1 DP: 0 HBP: 0	WP: 0 PB: 0 SB: 1 CS: 0	PA: 44				
<b>PITCHER</b>	IP	WLS	BF	H	R	ER	SO	BB	IBB	HBP	BLK	WP	HR	S	P	ERA	WHIP									
<b>Brian Anderson, L</b> ERA: 5.26	(1, 1)	6.1	L	32	10	4	4	2	3	0	0	0	0	2	67	107	5.68	2.053								
<b>Mike James, R</b> ERA: 2.79	(7, 1)	0.1		3	2	0	0	0	0	0	0	0	0	0	8	11	0.00	6.000								
<b>Bob Patterson, L</b> ERA: 2.51	(7, 1)	1.2		6	1	1	1	0	0	0	0	0	1	17	27	5.40	0.600									
<b>John Habyan, R</b> ERA: 3.41	(9, 1)	0.2		3	1	0	0	0	0	0	0	0	0	6	9	0.00	1.500									

Batter	1	2	3	4	5	6	7	8	9	AB	R	H	RBI	BB	SO	LOB	BOTTOM									
<b>Tony Phillips, S</b> OBP: 0.404, SLG: 0.476	1-0 F7		3-2 G3-1			4-2 G5-4-3 BB		4-2 PB BB		2	0	0	0	2	0	0	<b>Baltimore Orioles @ California Angels</b> Anaheim Stadium, Anaheim, CA Sat Aug 26 1995, 10:05 PM EDT Att: 61,082 - Unknown - 84 F <a href="http://livebaseballscorecards.com">livebaseballscorecards.com</a>									
<b>Jim Edmonds, L</b> OBP: 0.370, SLG: 0.574	4-2 CS BB			0-1 G4-3		2-1 L8		2-3 K		3	0	0	0	1	1	3										
<b>Tim Salmon, R</b> OBP: 0.437, SLG: 0.614	3-3 K			0-1 BB 1B		0-0 G5-4-3			3-1 HR	4	1	2	1	0	1	2										
<b>Chili Davis, S</b> OBP: 0.452, SLG: 0.544		1-2 1B 16 WP G4-6-3 1B		4-1 16 FC6-4 BB		3-1 G4-3		0-2 L8		3	1	1	0	1	0	0										
<b>J.T. Snow, L</b> OBP: 0.368, SLG: 0.473		2-1 16 G4-6-3 1B		3-2 F7		0-1 G3-1		4-1 BB		3	0	1	0	1	0	2										
<b>16 Garrett Anderson, L</b> OBP: 0.375, SLG: 0.564		0-0 G4-6-3		2-1 FC6-4		1-3 K		0-2 P5		4	0	0	0	0	1	4										
<b>Damion Easley, R</b> OBP: 0.298, SLG: 0.298		0-1 F9			1-2 F7		0-0 G3		1-2 P6	2	0	0	0	0	0	0										
<b>Spike Owen, S</b> OBP: 0.296, SLG: 0.329										2	0	0	0	0	0	1										
<b>Greg Myers, L</b> OBP: 0.312, SLG: 0.415			1-0 L7		0-0 G1-3		1-0 F7			3	0	0	0	0	0	0										
<b>Rex Hudler, R</b> OBP: 0.294, SLG: 0.401			0-2 P5		1-2 P2		3-2 PB BB 1B			2	0	0	0	0	0	0										
<b>Mike Aldrete, L</b> OBP: 0.369, SLG: 0.433										1	0	1	0	0	0	0										
<b>Jose Lind, R</b> OBP: 0.268, SLG: 0.265										0	0	0	0	0	0	0										
<b>Inning Stats</b>	R: 0 E: 0 K: 1 S: 7	H: 0 LOB: 1 BB: 1 P: 15	R: 1 E: 0 K: 0 S: 8	H: 2 LOB: 0 BB: 0 P: 11	R: 0 E: 0 K: 0 S: 8	H: 0 LOB: 0 BB: 0 P: 12	R: 0 E: 0 K: 0 S: 12	H: 1 LOB: 2 BB: 1 P: 21	R: 0 E: 0 K: 0 S: 8	H: 0 LOB: 0 BB: 0 P: 10	R: 0 E: 0 K: 0 S: 5	H: 0 LOB: 0 BB: 1 P: 11	R: 0 E: 0 K: 1 S: 7	H: 0 LOB: 0 BB: 0 P: 11	R: 0 E: 0 K: 1 S: 10	H: 1 LOB: 2 BB: 1 P: 20	R: 1 E: 0 K: 0 S: 15	H: 1 LOB: 1 BB: 1 P: 23	1B: 4 2B: 1 3B: 0 HR: 1	SF: 0 SAC: 0 DP: 3 HBP: 0	WP: 1 PB: 1 SB: 0 CS: 1	PA: 34				
<b>PITCHER</b>	IP	WLS	BF	H	R	ER	SO	BB	IBB	HBP	BLK	WP	HR	S	P	ERA	WHIP									
<b>Kevin Brown, R</b> ERA: 4.02	(1, 1)	7.2	W	28	4	1	1	2	4	0	0	0	0	0	62	106	1.17	1.043								
<b>Jesse Orosco, L</b> ERA: 3.32	(8, 1)	0.1		1	0	0	0	1	0	0	0	0	0	3	5	0.00	0.000									
<b>Doug Jones, R</b> ERA: 5.4	(9, 1)	1.0		5	1	1	1	0	1	0	0	0	1	15	23	9.00	2.000									


AB 40  
R 5  
H 14  
RBI 5  
BB 3  
SO 2  
LOB 26



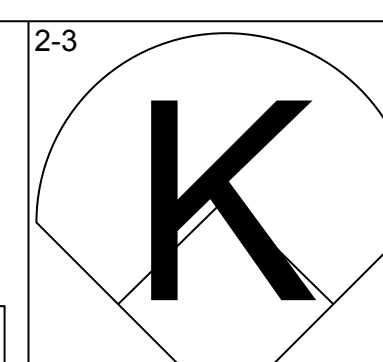
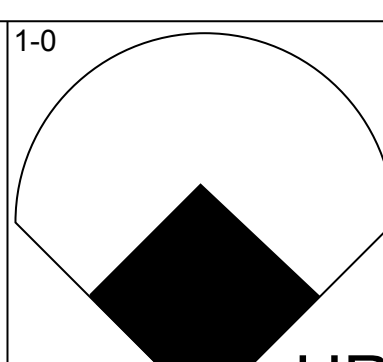
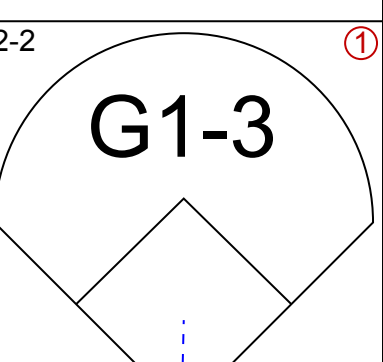
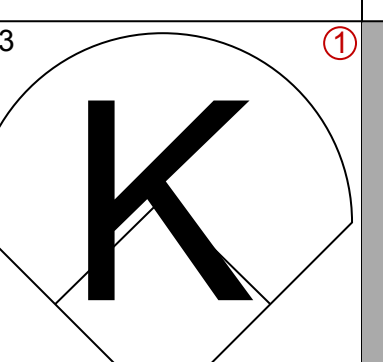
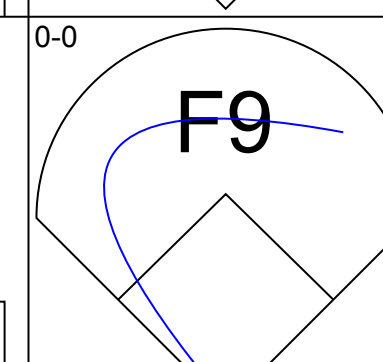
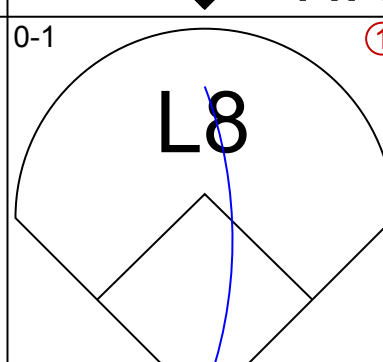
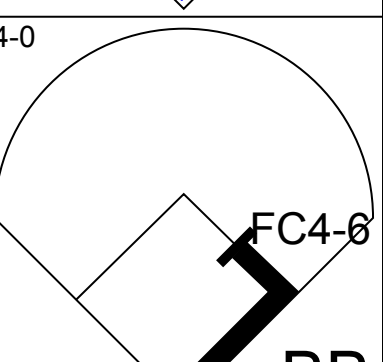
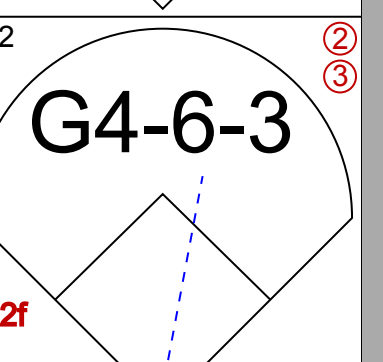
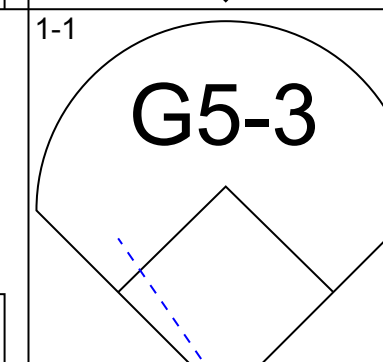
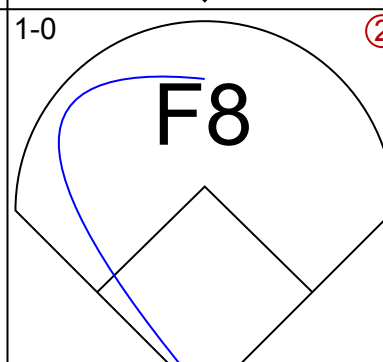
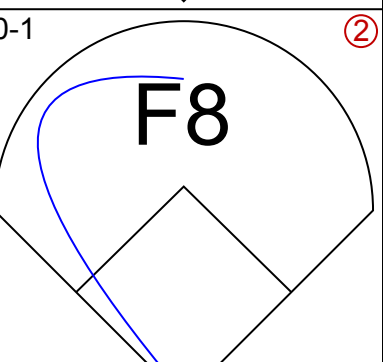
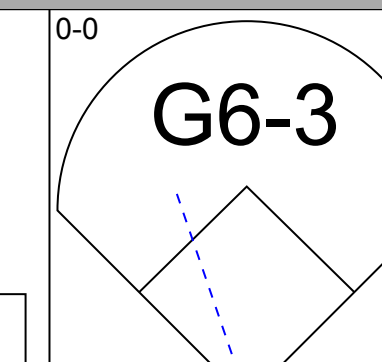
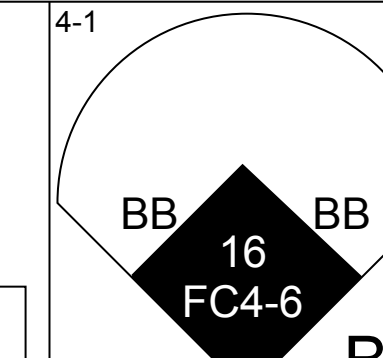
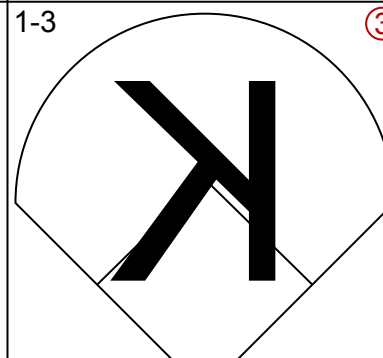
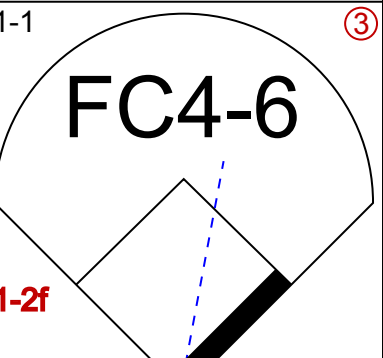
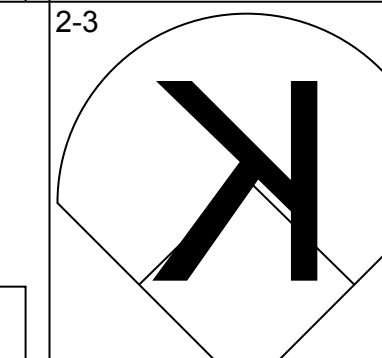
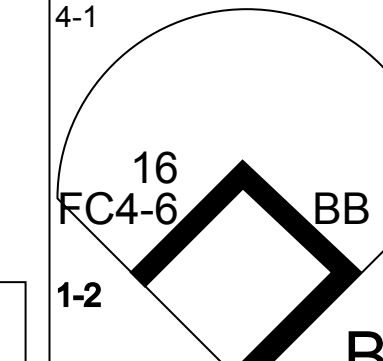
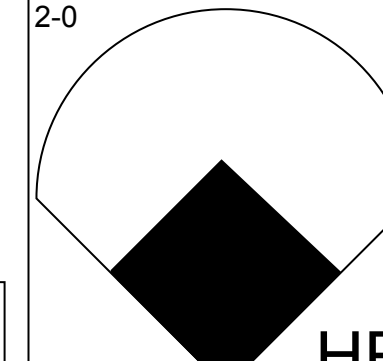
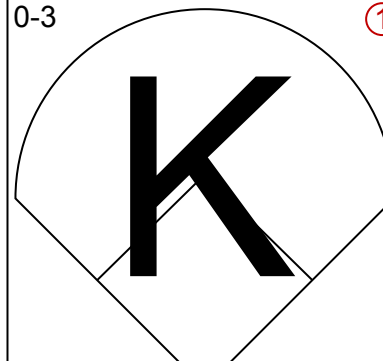
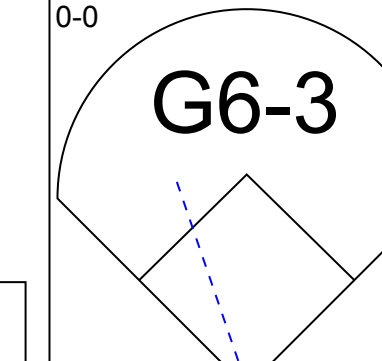
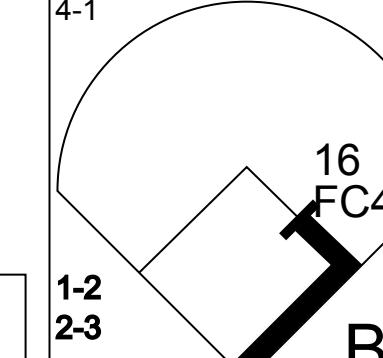
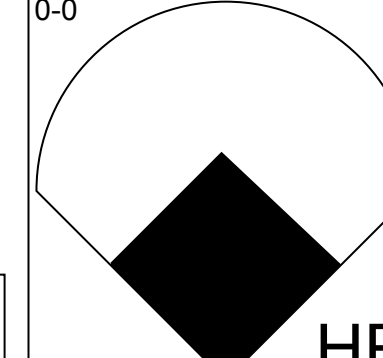
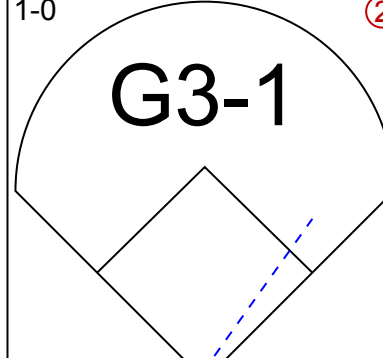
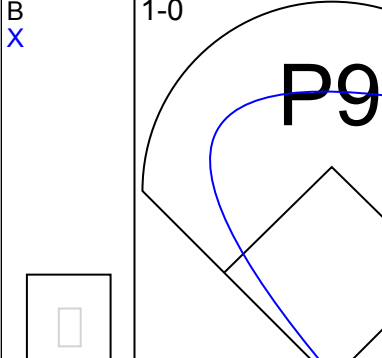
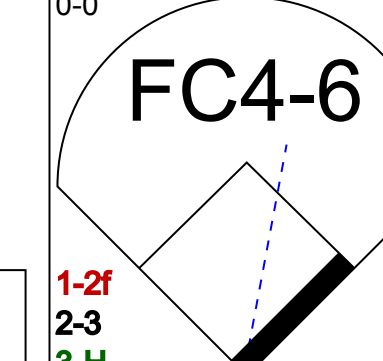
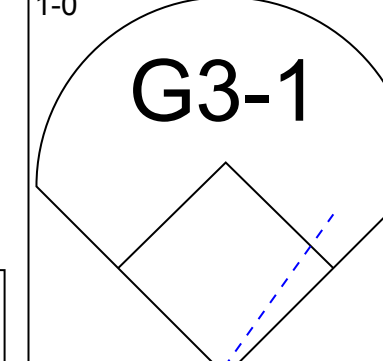
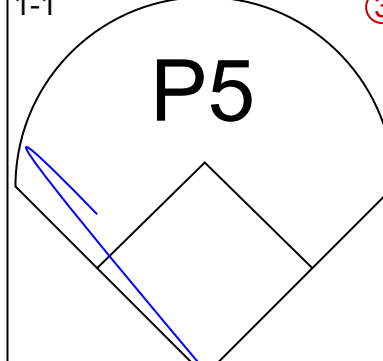
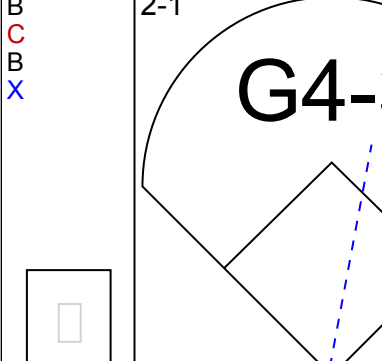
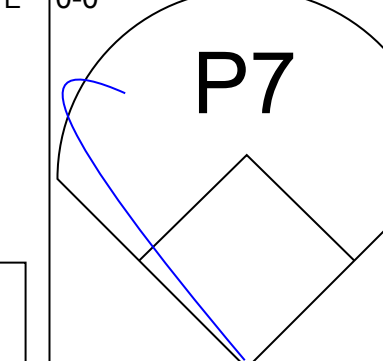
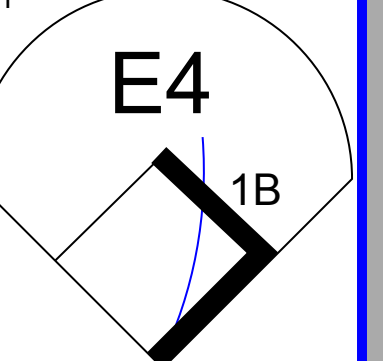
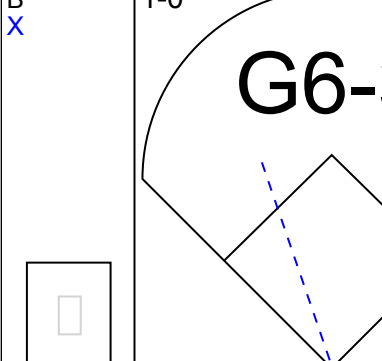
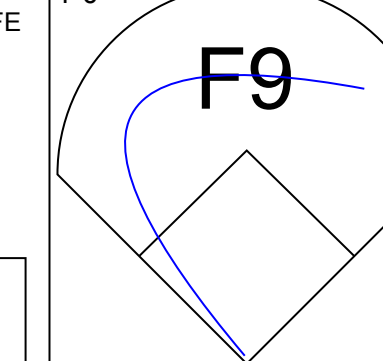
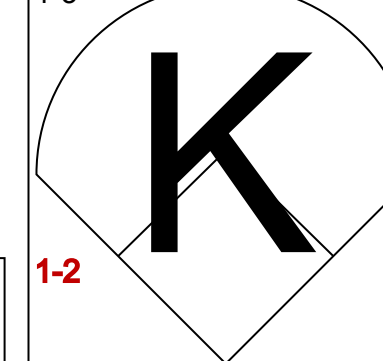
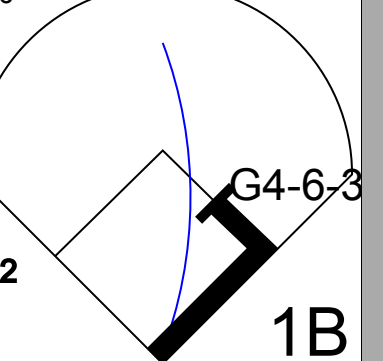


Batter	1	2	3	4	5	6	7	8	9	AB	R	H	RBI	BB	SO	LOB	TOP								
<b>Brady Anderson, L</b> OBP: 0.371, SLG: 0.446 (1, 8)	F8	L7		BB		IBB		WP	P5	4	1	1	0	2	0	2	<b>Baltimore Orioles @ California Angels</b> Anaheim Stadium, Anaheim, CA Sun Aug 27 1995, 6:33 AM EDT Att: 26,732 - Sunny - 86 F								
<b>Jeff Huson, L</b> OBP: 0.333, SLG: 0.292 (1, 4)	K		FC4-6 1B	G4-3		P6		L9		5	1	1	0	0	1	4									
<b>Rafael Palmeiro, L</b> OBP: 0.366, SLG: 0.575 (1, 3)	HR		FC4-6 1B			P6		BB 1B		5	1	3	1	0	1	3									
<b>Bobby Bonilla, S</b> OBP: 0.380, SLG: 0.576 (1, 9)	1B		FC4-6 F8 1B			FC6-4 1B		P4	BB 1B	4	0	2	0	1	0	2									
<b>Cal Ripken Jr., R</b> OBP: 0.320, SLG: 0.413 (1, 6)	1B			F8		F8	BB 1B	K		4	0	2	1	1	1	3									
<b>Harold Baines, L</b> OBP: 0.394, SLG: 0.541 (1, 10)	K		F8			FC6-4		F8		5	0	1	0	0	1	6									
<b>Kevin Bass, S</b> OBP: 0.302, SLG: 0.323 (9, FR)									CS 1B	0	0	0	0	0	0	0									
<b>Jeff Manto, R</b> OBP: 0.325, SLG: 0.513 (1, 5)		K	P3			2B 1B		1B	P4	5	0	2	0	0	1	3									
<b>Mark Smith, R</b> OBP: 0.359, SLG: 0.444 (1, 7)		1B 2B		F9		F9		P6	K	5	1	1	0	0	1	4									
<b>Gregg Zaun, S</b> OBP: 0.368, SLG: 0.407 (1, 2)		2H 1B				CS BB		F7		3	0	2	1	2	0	0									
<b>Inning Stats</b>	R: 1 E: 0 K: 2 S: 15	H: 3 LOB: 2 BB: 0 P: 23	R: 1 E: 0 K: 1 S: 8	H: 2 LOB: 0 BB: 0 P: 12	R: 1 E: 0 K: 0 S: 9	H: 3 LOB: 2 BB: 0 P: 13	R: 0 E: 0 K: 0 S: 7	H: 0 LOB: 1 BB: 2 P: 14	R: 0 E: 0 K: 1 S: 8	H: 1 LOB: 1 BB: 0 P: 12	R: 0 E: 0 K: 0 S: 6	H: 2 LOB: 3 BB: 1 P: 14	R: 0 E: 0 K: 0 S: 12	H: 1 LOB: 2 BB: 1 P: 20	R: 1 E: 0 K: 1 S: 18	H: 2 LOB: 2 BB: 1 P: 29	R: 0 E: 0 K: 1 S: 11	H: 1 LOB: 2 BB: 1 P: 19	1B: 11 2B: 2 3B: 1 HR: 1	SF: 0 SAC: 0 DP: 0 HBP: 0	WP: 1 PB: 1 SB: 1 CS: 2	PA: 46			
<b>PITCHER</b>	IP	WLS	BF	H	R	ER	SO	BB	IBB	HBP	BLK	WP	HR	S	P	ERA	WHIP								
<b>Mike Harkey, R</b> ERA: 5.65 (1, 1)	5.1	L	28	11	3	3	4	2	1	0	0	0	1	51	85	5.06	2.438								
<b>Bob Patterson, L</b> ERA: 2.44 (6, 1)	1.1		5	0	0	0	0	1	0	0	0	0	0	7	13	0.00	0.750								
<b>Mike James, R</b> ERA: 2.89 (7, 1)	1.1		8	3	1	1	1	1	0	0	0	1	0	25	39	6.75	3.000								
<b>Mike Butcher, R</b> ERA: 4.68 (9, 1)	1.0		5	1	0	0	1	1	0	0	0	0	0	11	19	0.00	2.000								

Batter	1	2	3	4	5	6	7	8	9	AB	R	H	RBI	BB	SO	LOB	BOTTOM								
<b>Tony Phillips, S</b> OBP: 0.400, SLG: 0.471 (1, 5)	K		L9			K		K		4	0	0	0	0	3	1	<b>Baltimore Orioles @ California Angels</b> Anaheim Stadium, Anaheim, CA Sun Aug 27 1995, 6:33 AM EDT Att: 26,732 - Sunny - 86 F								
<b>Jim Edmonds, L</b> OBP: 0.397, SLG: 0.569 (1, 8)	K		K			G3-1		K		4	0	0	0	0	3	1									
<b>Tim Salmon, R</b> OBP: 0.436, SLG: 0.613 (1, 9)	F7		L3			G3		2B		4	0	1	0	0	0	1									
<b>Chili Davis, S</b> OBP: 0.450, SLG: 0.539 (1, 10)		16 WP BB		K		K		F8		3	0	0	0	1	2	1									
<b>J.T. Snow, L</b> OBP: 0.365, SLG: 0.469 (1, 3)	L8			F7		F8		F7		4	0	0	0	0	0	2									
<b>16 Garret Anderson, L</b> OBP: 0.374, SLG: 0.561 (1, 7)	K			K		K		1B		3	0	1	0	0	2	1									
<b>Spike Owen, S</b> OBP: 0.297, SLG: 0.326 (1, 6)		BB				K		G1-3		2	0	0	0	1	1	1									
<b>Jorge Fabregas, L</b> OBP: 0.300, SLG: 0.318 (1, 2)	F8					G1-3		G6-4-3 1B		3	0	1	0	0	0	2									
<b>Jose Lind, R</b> OBP: 0.271, SLG: 0.275 (1, 4)						F7		G6-4-3 1B		2	0	1	0	0	0	0									
<b>Mike Aldrete, L</b> OBP: 0.367, SLG: 0.430 (8, PH)										1	0	0	0	0	0	1									
<b>Rene Gonzales, R</b> OBP: 0.273, SLG: 0.545 (9, 4)			L9 2B							0	0	0	0	0	0	0									
<b>Inning Stats</b>	R: 0 E: 0 K: 2 S: 9	H: 0 LOB: 0 BB: 0 P: 15	R: 0 E: 0 K: 1 S: 12	H: 0 LOB: 2 BB: 2 P: 23	R: 0 E: 0 K: 1 S: 8	H: 1 LOB: 1 BB: 0 P: 14	R: 0 E: 0 K: 2 S: 7	H: 0 LOB: 0 BB: 0 P: 13	R: 0 E: 0 K: 1 S: 5	H: 0 LOB: 0 BB: 0 P: 8	R: 0 E: 0 K: 1 S: 11	H: 1 LOB: 1 BB: 0 P: 20	R: 0 E: 0 K: 1 S: 9	H: 1 LOB: 0 BB: 0 P: 14	R: 0 E: 0 K: 1 S: 13	H: 1 LOB: 1 BB: 0 P: 23	1B: 2 2B: 2 3B: 0 HR: 0	SF: 0 SAC: 0 DP: 1 HBP: 0	WP: 1 PB: 0 SB: 0 CS: 0	PA: 32					
<b>PITCHER</b>	IP	WLS	BF	H	R	ER	SO	BB	IBB	HBP	BLK	WP	HR	S	P	ERA	WHIP								
<b>35 Mike Mussina, R</b> ERA: 3.52 (1, 1)	9.0	W	32	4	0	0	11	2	0	0	0	1	0	79	138	0.00	0.667								

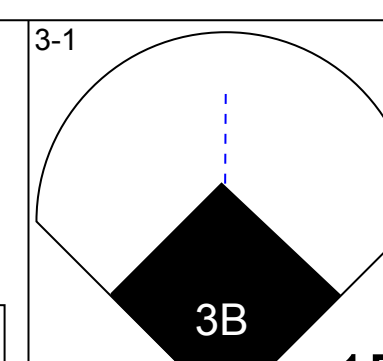
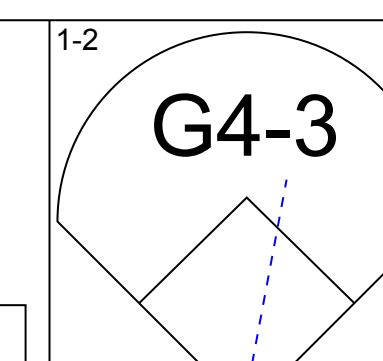
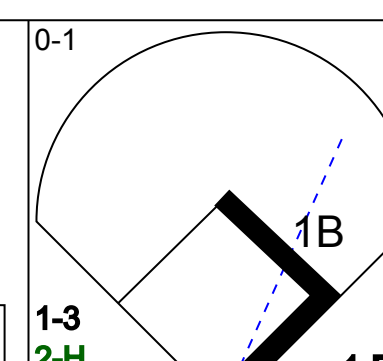
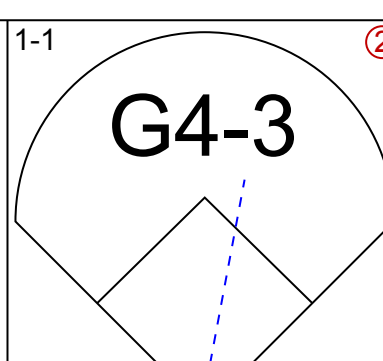
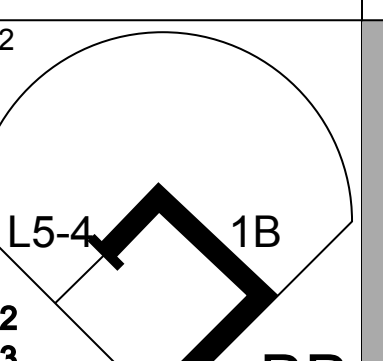
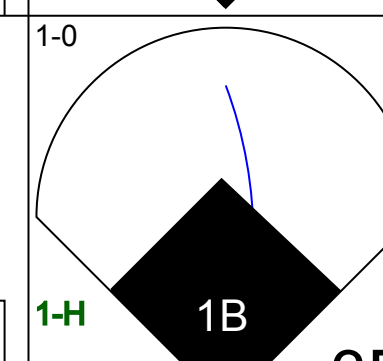
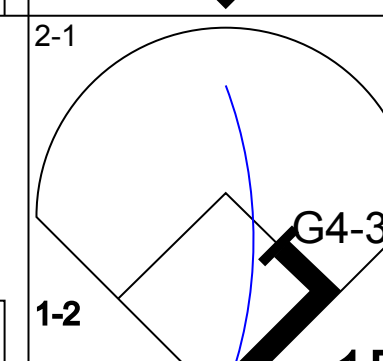
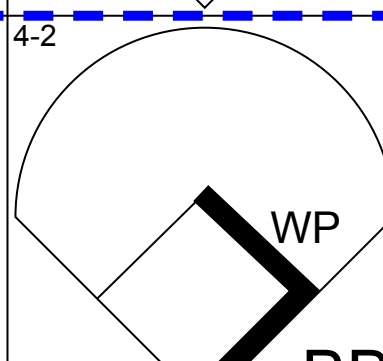
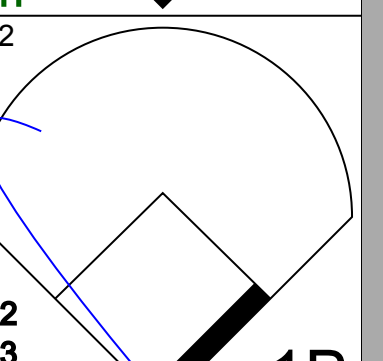
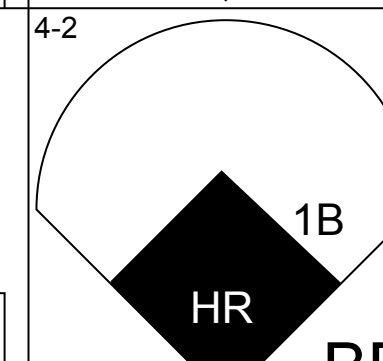
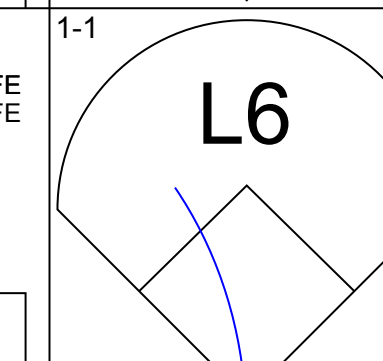
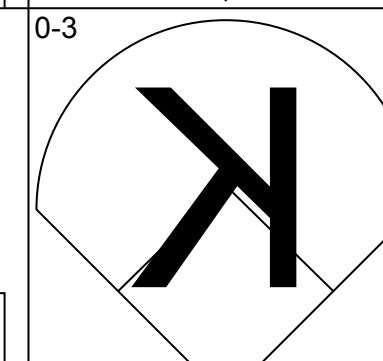
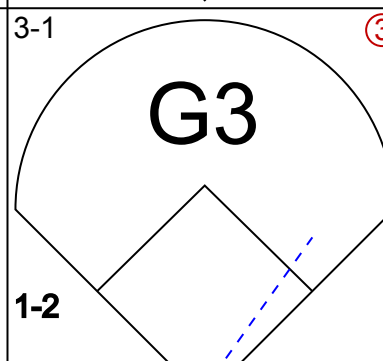
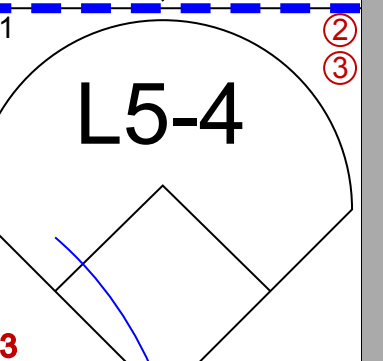
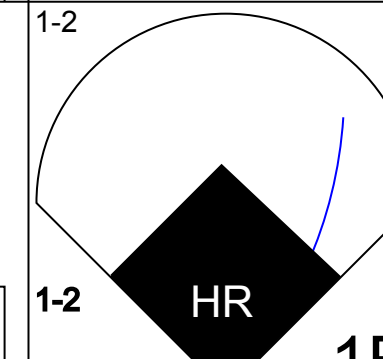
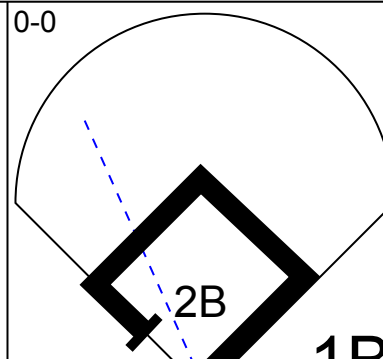
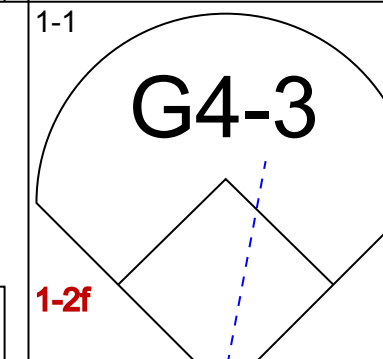
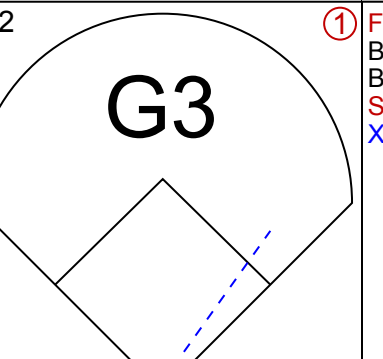
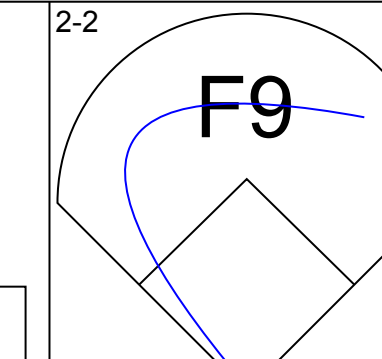
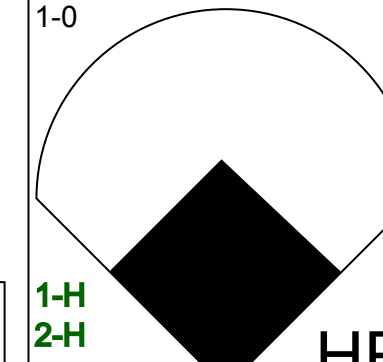
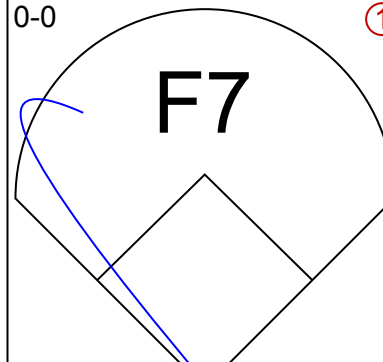
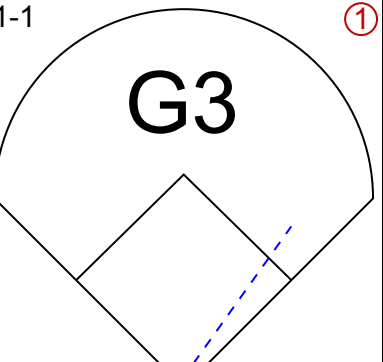
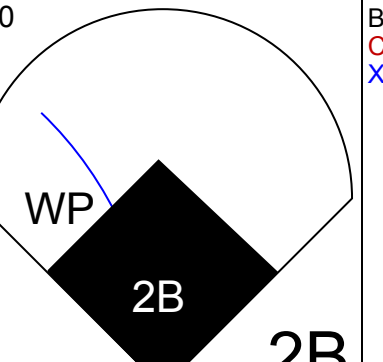
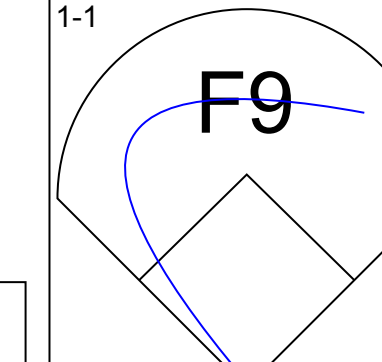
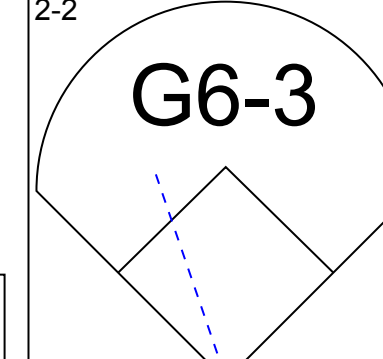
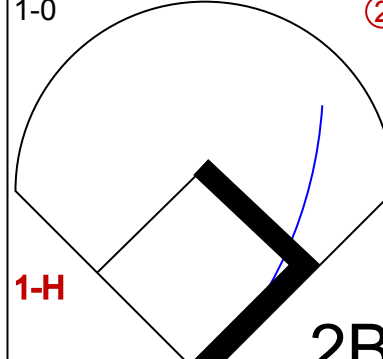
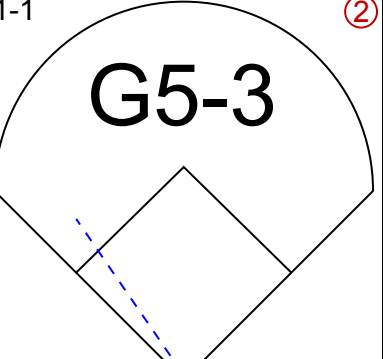
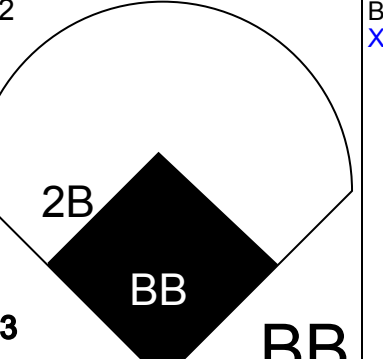
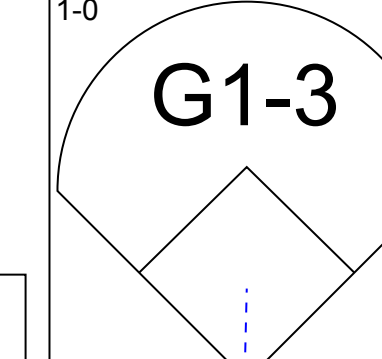
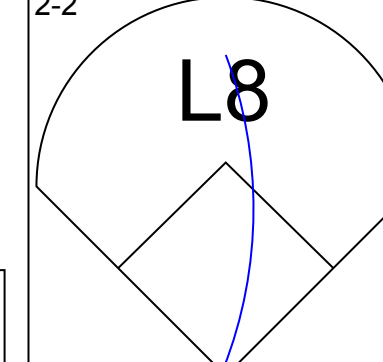
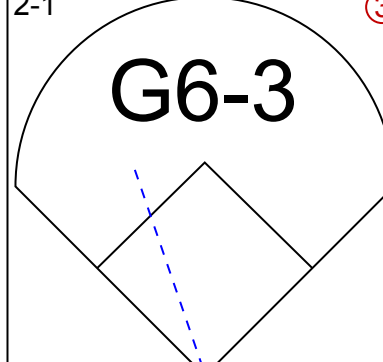
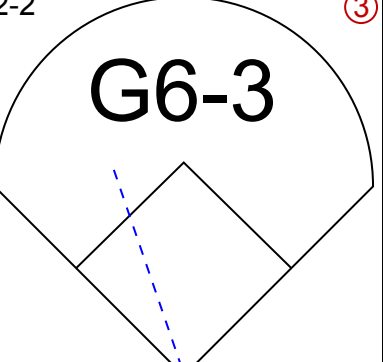
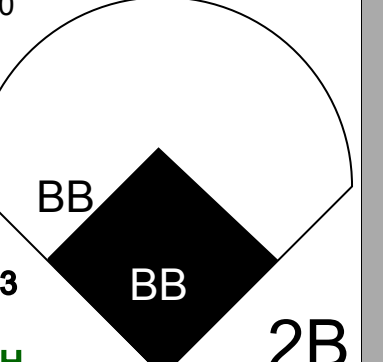
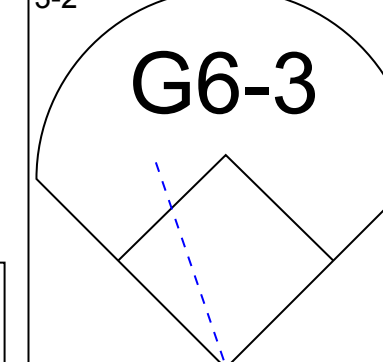
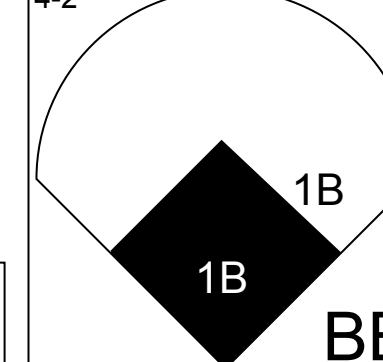
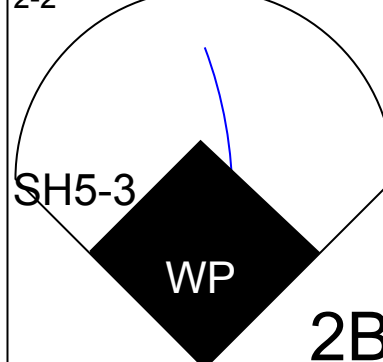
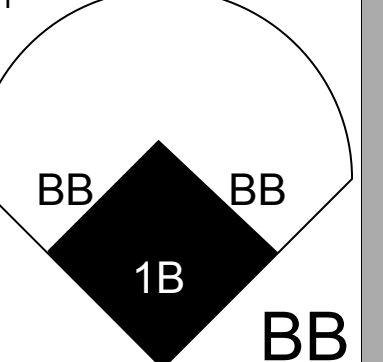
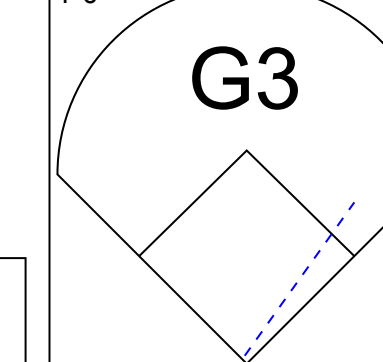
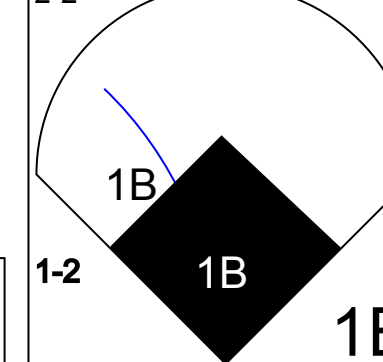
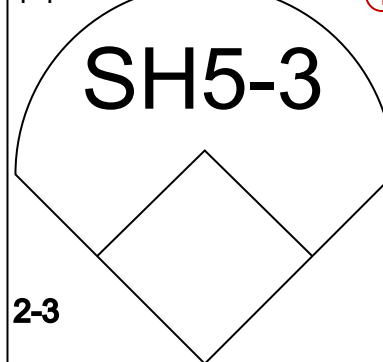
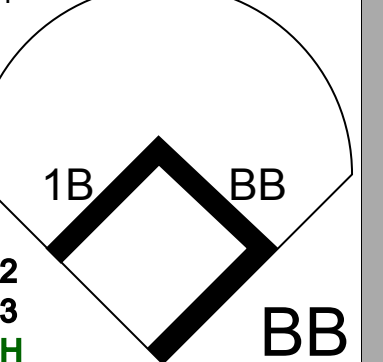


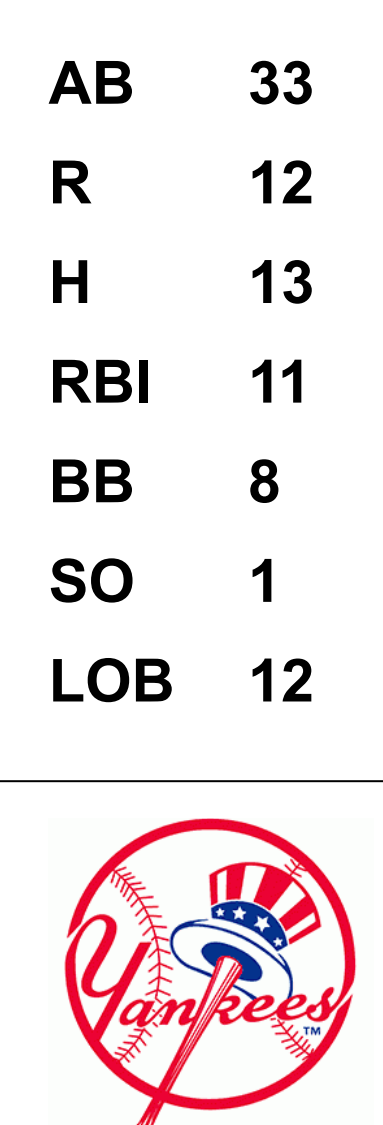


Batter	1	2	3	4	5	6	7	8	9	AB	R	H	RBI	BB	SO	LOB	TOP			
Tony Phillips, S OBP: 0.399, SLG: 0.476										4	1	1	1	0	2	2	California Angels @ New York Yankees Yankee Stadium, Bronx, NY Tue Aug 29 1995, 7:05 PM EDT Att: 24,233 - Unknown - 81 F			
Spike Owen, S OBP: 0.295, SLG: 0.320										3	0	0	0	1	0	2				
Jim Edmonds, L OBP: 0.365, SLG: 0.565 Greg Myers, L OBP: 0.311, SLG: 0.413										3	0	0	0	0	0	1				
Chili Davis, S OBP: 0.448, SLG: 0.534										3	1	0	0	1	2	1				
Tim Salmon, R OBP: 0.436, SLG: 0.618										3	1	1	1	1	1	0				
J.T. Snow, L OBP: 0.366, SLG: 0.475										3	1	1	1	1	0	0				
16 Garret Anderson, L OBP: 0.369, SLG: 0.553										4	0	0	1	0	0	2				
Jorge Fabregas, L OBP: 0.301, SLG: 0.318 Rex Hudler, R OBP: 0.292, SLG: 0.399										3	0	1	0	0	0	2				
Jose Lind, R OBP: 0.267, SLG: 0.271 Mike Aldrete, L OBP: 0.371, SLG: 0.434										2	0	0	0	0	1	3				
<b>Inning Stats</b>	R: 0 E: 0 K: 1 S: 6	H: 0 LOB: 0 BB: 0 P: 9	R: 1 E: 0 K: 0 S: 6	H: 0 LOB: 2 BB: 3 P: 19	R: 1 E: 0 K: 1 S: 8	H: 1 LOB: 0 BB: 0 P: 11	R: 2 E: 0 K: 1 S: 8	H: 3 LOB: 0 BB: 1 P: 14	R: 0 E: 0 K: 0 S: 7	H: 0 LOB: 1 BB: 1 P: 14	R: 0 E: 1 K: 1 S: 11	H: 1 LOB: 0 BB: 0 P: 16	R: 0 E: 0 K: 1 S: 5	H: 0 LOB: 0 BB: 0 P: 7	R: 0 E: 0 K: 0 S: 4	H: 0 LOB: 0 BB: 0 P: 8		1B: 2 2B: 0 3B: 0 HR: 3	SF: 0 SAC: 0 DP: 1 HBP: 0	WP: 0 PB: 0 SB: 0 CS: 1
<b>PITCHER</b>	IP WLS BF H R ER SO BB IBB HBP BLK WP HR S P ERA WHIP	IP WLS BF H R ER SO BB IBB HBP BLK WP HR S P ERA WHIP	IP WLS BF H R ER SO BB IBB HBP BLK WP HR S P ERA WHIP	IP WLS BF H R ER SO BB IBB HBP BLK WP HR S P ERA WHIP	IP WLS BF H R ER SO BB IBB HBP BLK WP HR S P ERA WHIP	IP WLS BF H R ER SO BB IBB HBP BLK WP HR S P ERA WHIP	IP WLS BF H R ER SO BB IBB HBP BLK WP HR S P ERA WHIP	IP WLS BF H R ER SO BB IBB HBP BLK WP HR S P ERA WHIP	IP WLS BF H R ER SO BB IBB HBP BLK WP HR S P ERA WHIP	IP WLS BF H R ER SO BB IBB HBP BLK WP HR S P ERA WHIP	IP WLS BF H R ER SO BB IBB HBP BLK WP HR S P ERA WHIP	IP WLS BF H R ER SO BB IBB HBP BLK WP HR S P ERA WHIP	IP WLS BF H R ER SO BB IBB HBP BLK WP HR S P ERA WHIP	IP WLS BF H R ER SO BB IBB HBP BLK WP HR S P ERA WHIP	IP WLS BF H R ER SO BB IBB HBP BLK WP HR S P ERA WHIP	IP WLS BF H R ER SO BB IBB HBP BLK WP HR S P ERA WHIP	IP WLS BF H R ER SO BB IBB HBP BLK WP HR S P ERA WHIP			

AB	31
R	4
H	5
RBI	4
BB	4
SO	6
LOB	13



Batter	1	2	3	4	5	6	7	8	9	AB	R	H	RBI	BB	SO	LOB	BOTTOM			
Wade Boggs, L OBP: 0.305, SLG: 0.411										4	1	2	2	1	0	1	California Angels @ New York Yankees Yankee Stadium, Bronx, NY Tue Aug 29 1995, 7:05 PM EDT Att: 24,233 - Unknown - 81 F			
Bernie Williams, S OBP: 0.368, SLG: 0.464										3	1	3	3	2	0	0				
Paul O'Neill, L OBP: 0.395, SLG: 0.526										4	1	0	0	1	1	7				
Ruben Sierra, S OBP: 0.316, SLG: 0.443										5	1	2	1	0	0	2				
Mike Stanley, R OBP: 0.361, SLG: 0.502										5	2	2	3	0	0	1				
Randy Velarde, R OBP: 0.357, SLG: 0.379										4	1	1	0	1	0	0				
Gerald Williams, R OBP: 0.348, SLG: 0.500										4	1	1	1	0	0	1				
Tony Fernandez, S OBP: 0.318, SLG: 0.333										2	3	1	0	2	0	0				
Pat Kelly, R OBP: 0.323, SLG: 0.348										2	1	1	1	1	0	0				
<b>Inning Stats</b>	R: 5 E: 0 K: 0 S: 19	H: 4 LOB: 0 BB: 1 P: 36	R: 0 E: 0 K: 0 S: 8	H: 0 LOB: 1 BB: 1 P: 15	R: 0 E: 0 K: 0 S: 5	H: 2 LOB: 1 BB: 0 P: 8	R: 2 E: 0 K: 1 S: 18	H: 3 LOB: 1 BB: 1 P: 27	R: 0 E: 0 K: 0 S: 7	H: 0 LOB: 0 BB: 0 P: 11	R: 1 E: 0 K: 0 S: 11	H: 1 LOB: 1 BB: 1 P: 22	R: 4 E: 0 K: 0 S: 18	H: 3 LOB: 2 BB: 4 P: 36	R: 0 E: 0 K: 0 S: 6	H: 0 LOB: 0 BB: 0 P: 10		1B: 7 2B: 5 3B: 1 HR: 1	SF: 0 SAC: 1 DP: 2 HBP: 0	WP: 2 PB: 0 SB: 0 CS: 0
<b>PITCHER</b>	IP WLS BF H R ER SO BB IBB HBP BLK WP HR S P ERA WHIP	IP WLS BF H R ER SO BB IBB HBP BLK WP HR S P ERA WHIP	IP WLS BF H R ER SO BB IBB HBP BLK WP HR S P ERA WHIP	IP WLS BF H R ER SO BB IBB HBP BLK WP HR S P ERA WHIP	IP WLS BF H R ER SO BB IBB HBP BLK WP HR S P ERA WHIP	IP WLS BF H R ER SO BB IBB HBP BLK WP HR S P ERA WHIP	IP WLS BF H R ER SO BB IBB HBP BLK WP HR S P ERA WHIP	IP WLS BF H R ER SO BB IBB HBP BLK WP HR S P ERA WHIP	IP WLS BF H R ER SO BB IBB HBP BLK WP HR S P ERA WHIP	IP WLS BF H R ER SO BB IBB HBP BLK WP HR S P ERA WHIP	IP WLS BF H R ER SO BB IBB HBP BLK WP HR S P ERA WHIP	IP WLS BF H R ER SO BB IBB HBP BLK WP HR S P ERA WHIP	IP WLS BF H R ER SO BB IBB HBP BLK WP HR S P ERA WHIP	IP WLS BF H R ER SO BB IBB HBP BLK WP HR S P ERA WHIP	IP WLS BF H R ER SO BB IBB HBP BLK WP HR S P ERA WHIP	IP WLS BF H R ER SO BB IBB HBP BLK WP HR S P ERA WHIP				





Batter	1	2	3	4	5	6	7	8	9	AB	R	H	RBI	BB	SO	LOB	TOP			
Tony Phillips, S OBP: 0.398, SLG: 0.473 (1, 5)	F9			K		K				3	0	0	0	1	2	0	California Angels @ New York Yankees Yankee Stadium, Bronx, NY Wed Aug 30 1995, 3:33 AM EDT Att: 22,244 - Sunny - 77 F			
Damon Easley, R OBP: 0.288, SLG: 0.295 Spike Owen, S OBP: 0.294, SLG: 0.318 (8, 6)	G6-3			F8			P4	G5-3		3	0	0	0	0	0	0				
Jim Edmonds, L OBP: 0.362, SLG: 0.560 (1, 8)	L8			F7			G4-3		F8	4	0	0	0	0	0	0				
Chili Davis, S OBP: 0.446, SLG: 0.529 (1, 10)			K			K			G6-3	3	0	0	0	1	2	0				
Tim Salmon, R OBP: 0.437, SLG: 0.620 (1, 9)			K			16 WP 2B			L8	4	0	2	0	0	1	0				
J.T. Snow, L OBP: 0.394, SLG: 0.471 (1, 3)			L8			F9			F9	3	0	0	0	0	0	3				
16 Garret Anderson, L OBP: 0.369, SLG: 0.551 (1, 7)				K		G4-3				3	0	1	0	0	1	1				
Rex Hudler, R OBP: 0.293, SLG: 0.404 (1, 4)				L7					K	3	1	1	0	0	1	0				
Jorge Fabregas, L OBP: 0.298, SLG: 0.315 Rene Gonzales, R OBP: 0.333, SLG: 0.583 Greg Myers, L OBP: 0.311, SLG: 0.413 (8, 2)				K					G6-3	2	0	0	0	0	1	0				
									G5-3	1	0	1	1	0	0	0				
										0	0	0	0	0	0	0				
<b>Inning Stats</b>	R: 0 H: 0 E: 0 K: 0 S: 8	H: 0 LOB: 0 BB: 0 P: 13	R: 0 H: 0 E: 0 K: 2 S: 9	H: 0 LOB: 0 BB: 0 P: 16	R: 0 H: 0 E: 0 K: 2 S: 8	H: 0 LOB: 0 BB: 0 P: 9	R: 0 H: 0 E: 0 K: 1 S: 6	H: 1 LOB: 1 BB: 0 P: 7	R: 0 H: 0 E: 0 K: 2 S: 11	H: 0 LOB: 0 BB: 0 P: 15	R: 0 H: 1 E: 0 K: 0 S: 7	H: 2 LOB: 2 BB: 1 P: 14	R: 1 H: 3 E: 0 K: 0 S: 12	H: 1 LOB: 1 BB: 0 P: 21	R: 0 H: 0 E: 0 K: 0 S: 4	H: 0 LOB: 0 BB: 0 P: 10	1B: 3 2B: 2 3B: 0 HR: 0	SF: 0 SAC: 0 DP: 1 HBP: 0	WP: 1 PB: 0 SB: 0 CS: 0	PA: 32
<b>PITCHER</b> Andy Pettitte, L ERA: 4.46 (1, 1)	IP: 9.0 WLS: W BF: 32 H: 5 R: 1 ER: 1 SO: 8 BB: 2 IBB: 0 HBP: 0 BLK: 0 WP: 1 HR: 0 S: 76 P: 123 ERA: 1.00 WHIP: 0.778																			

Batter	1	2	3	4	5	6	7	8	9	AB	R	H	RBI	BB	SO	LOB	BOTTOM
Wade Boggs, L OBP: 0.403, SLG: 0.411 (1, 5)	G6-3		E6 1B	L5				G4-3		5	1	1	1	0	0	2	California Angels @ New York Yankees Yankee Stadium, Bronx, NY Wed Aug 30 1995, 3:33 AM EDT Att: 22,244 - Sunny - 77 F
Bernie Williams, S OBP: 0.371, SLG: 0.469 (1, 8)	1B		1B			FC4-6 1B		K		4	1	3	0	0	1	1	
Paul O'Neill, L OBP: 0.391, SLG: 0.520 (1, 9)	G4-3		F7			FC4-6 1B		G4-3		4	1	0	0	0	0	4	
Ruben Sierra, S OBP: 0.320, SLG: 0.446 (1, 10)	BB		G5-4-3 1B			1B		K		4	0	3	2	0	1	0	
Jim Leyritz, R OBP: 0.387, SLG: 0.428 (1, 2)	FC6 BB		G5-4-3			G4-6-3 1B		1B		2	0	1	1	2	0	2	
Don Mattingly, L OBP: 0.337, SLG: 0.398 (1, 3)	FC6			G4-3		G4-6-3				4	0	1	0	0	0	4	
Gerald Williams, R OBP: 0.346, SLG: 0.500 (1, 7)			L7			G1-3		G5-3		4	1	1	0	0	0	2	
Tony Fernandez, S OBP: 0.318, SLG: 0.333 (1, 6)			K			1B				3	0	1	0	0	1	0	
Randy Velarde, R OBP: 0.356, SLG: 0.377 (1, 4)			G3-1			1B		G6-3		4	0	1	0	0	0	1	
										1B: 9 2B: 3 3B: 0 HR: 0	SF: 0 SAC: 1 DP: 2 HBP: 0	WP: 0 PB: 0 SB: 0 CS: 0	PA: 37				
<b>Inning Stats</b>	R: 1 H: 2 E: 0 K: 0 S: 16	H: 2 LOB: 2 BB: 1 P: 27	R: 0 H: 0 E: 0 K: 1 S: 10	H: 0 LOB: 0 BB: 0 P: 16	R: 1 H: 2 E: 1 K: 0 S: 10	H: 2 LOB: 1 BB: 0 P: 14	R: 0 H: 2 E: 0 K: 0 S: 10	H: 3 LOB: 2 BB: 0 P: 15	R: 1 H: 2 E: 0 K: 1 S: 8	H: 1 LOB: 1 BB: 0 P: 13	R: 0 H: 1 E: 0 K: 1 S: 9	H: 2 LOB: 2 BB: 1 P: 22	R: 0 H: 0 E: 0 K: 0 S: 9	H: 0 LOB: 0 BB: 0 P: 13	R: 0 H: 0 E: 0 K: 0 S: 4	H: 0 LOB: 0 BB: 0 P: 10	
<b>PITCHER</b> Jim Abbott, L ERA: 3.55 Mike James, R ERA: 2.51 Lee Smith, R ERA: 3.89 (6, 1) (8, 1)	IP: 5.2 WLS: L BF: 28 H: 11 R: 4 ER: 3 SO: 11 BB: 1 IBB: 0 HBP: 0 BLK: 0 WP: 0 HR: 0 S: 58 P: 93 ERA: 0.00 WHIP: 1.500																







Batter	1	2	3	4	5	6	7	8	9	AB	R	H	RBI	BB	SO	LOB	TOP										
<b>Tony Phillips, S</b> OBP: 0.398, SLG: 0.467 (1, 5)	G6-3		K				FC4-6			3	0	0	0	2	1	2	<b>California Angels @ Boston Red Sox</b> Fenway Park, Boston, MA Fri Sep 01 1995, 7:05 PM EDT Att: 32,861 - Unknown - 81 F										
<b>Spike Owen, S</b> OBP: 0.236, SLG: 0.326 (1, 4)	K				F8		K		F8	5	0	1	0	0	2	5											
<b>Jim Edmonds, L</b> OBP: 0.360, SLG: 0.553 (1, 8)	K		K			L4		K	K	5	0	0	0	0	4	3											
<b>Chili Davis, S</b> OBP: 0.448, SLG: 0.528 (1, 10)		1B			1B	L4		1B	P5	5	2	3	0	0	0	2											
<b>Tim Salmon, R</b> OBP: 0.439, SLG: 0.618 (1, 9)		1B			F9			P4		3	1	1	0	1	0	2											
<b>J.T. Snow, L</b> OBP: 0.366, SLG: 0.468 (1, 3)	K				F7		F8		1B	4	0	1	1	0	1	3											
<b>16 Garret Anderson, L</b> OBP: 0.371, SLG: 0.547 (1, 7)	G1-3				G3		FC4-6	1B	1B	4	0	2	0	0	0	2											
<b>Damon Easley, R</b> OBP: 0.285, SLG: 0.294 (7, PH)							F9	F9		2	0	1	1	0	1	0											
<b>Otlando Palmeiro, L</b> OBP: 0.429, SLG: 0.429 (7, PH)										1	0	0	0	0	0	1											
<b>Rod Correa, R</b> OBP: 0.338, SLG: 0.381 (7, 6)										0	0	0	0	0	0	0											
<b>Mike Aldrete, L</b> OBP: 0.366, SLG: 0.427 (8, PH)										1	0	0	0	0	0	2											
<b>Rene Gonzalez, R</b> OBP: 0.333, SLG: 0.583 (8, 6)										0	0	0	0	0	0	0											
<b>Jorge Fabregas, L</b> OBP: 0.302, SLG: 0.319 (1, 2)	CS	G4-3			K		FC4-6	1B	1B	4	0	2	0	0	1	0											
<b>Inning Stats</b>	R: 0 E: 0 K: 2 S: 8	H: 0 LOB: 0 BB: 0 P: 13	R: 2 E: 1 K: 1 S: 11	H: 3 LOB: 0 BB: 2 P: 22	R: 0 E: 0 K: 2 S: 9	H: 1 LOB: 1 BB: 0 P: 15	R: 0 E: 0 K: 0 S: 6	H: 1 LOB: 1 BB: 0 P: 10	R: 0 E: 0 K: 0 S: 10	H: 0 LOB: 1 BB: 1 P: 19	R: 0 E: 0 K: 1 S: 12	H: 2 LOB: 2 BB: 0 P: 17	R: 1 E: 0 K: 1 S: 13	H: 3 LOB: 2 BB: 1 P: 21	R: 0 E: 0 K: 1 S: 10	H: 1 LOB: 2 BB: 1 P: 18	1B: 10 2B: 1 3B: 0 HR: 0	SF: 0 SAC: 0 DP: 0 HBP: 0	WP: 0 PB: 0 SB: 2 CS: 1	PA: 41							
<b>PITCHER</b>	IP	WLS	BF	H	R	ER	SO	BB	IBB	HBP	BLK	WP	HR	S	P	ERA	WHIP										
<b>Roger Clemens, R</b> ERA: 4.23 (1, 1)	7.2	W	34	10	3	2	9	2	0	0	0	0	0	75	128	2.35	1.565										
<b>Stan Belinda, R</b> ERA: 2.92 (8, 1)	1.1		6	1	0	0	1	1	0	0	0	0	0	12	21	0.00	1.500										

AB	37
R	3
H	11
RBI	2
BB	3
SO	10
LOB	22



Batter	1	2	3	4	5	6	7	8	9	AB	R	H	RBI	BB	SO	LOB	BOTTOM										
<b>Troy O'Leary, L</b> OBP: 0.375, SLG: 0.536 (1, 8)	G3				F8	FC1-6				5	1	1	1	0	0	3	<b>California Angels @ Boston Red Sox</b> Fenway Park, Boston, MA Fri Sep 01 1995, 7:05 PM EDT Att: 32,861 - Unknown - 81 F										
<b>John Valentin, R</b> OBP: 0.392, SLG: 0.527 (1, 6)	2B		G6-3		F8	PB	1B			5	1	3	1	0	0	0											
<b>Mo Vaughn, L</b> OBP: 0.389, SLG: 0.564 (1, 3)	2B		1B		1B	WP	1B			4	3	3	1	1	1	2											
<b>Jose Canseco, R</b> OBP: 0.389, SLG: 0.589 (1, 10)	K		1B		F7	SF9			1B	3	0	1	1	0	1	2											
<b>Dwayne Hosey, S</b> (8, PR)			1B						HBP	0	1	0	0	0	0	0											
<b>Mike Greenwell, L</b> OBP: 0.355, SLG: 0.460 (1, 7)	2B		G4-6-3		1B	FC6-4			F8	4	1	2	2	1	0	3											
<b>Matt Stairs, L</b> OBP: 0.333, SLG: 0.456 (1, 9)			G4-6-3		3B	BB			F7	4	1	1	1	0	1	3											
<b>Willie McGee, S</b> OBP: 0.316, SLG: 0.411 (8, 8)	K				3B	1B			E	1	1	1	0	0	0	0											
<b>Tim Lincecum, R</b> OBP: 0.427, SLG: 0.458 (1, 5)		2B			1B				E7	4	1	4	3	1	0	0											
<b>Bill Haselman, R</b> OBP: 0.328, SLG: 0.398 (1, 2)	G6-3				E5	G6-3			F8	5	0	0	0	0	1	6											
<b>Luis Alica, S</b> OBP: 0.373, SLG: 0.382 (1, 4)	F8				G1-6-3				F7	5	1	2	0	0	0	5											
<b>Inning Stats</b>	R: 2 E: 0 K: 2 S: 16	H: 3 LOB: 1 BB: 0 P: 24	R: 0 E: 0 K: 0 S: 9	H: 1 LOB: 1 BB: 0 P: 16	R: 1 E: 0 K: 0 S: 14	H: 3 LOB: 1 BB: 0 P: 22	R: 0 E: 1 K: 0 S: 8	H: 1 LOB: 1 BB: 0 P: 11	R: 3 E: 0 K: 0 S: 12	H: 3 LOB: 1 BB: 1 P: 21	R: 1 E: 0 K: 0 S: 9	H: 2 LOB: 2 BB: 1 P: 20	R: 2 E: 1 K: 1 S: 13	H: 3 LOB: 2 BB: 1 P: 25	R: 2 E: 1 K: 1 S: 13	H: 2 LOB: 2 BB: 0 P: 20	1B: 12 2B: 5 3B: 1 HR: 0	SF: 1 SAC: 0 DP: 2 HBP: 1	WP: 1 PB: 1 SB: 0 CS: 0	PA: 45							
<b>PITCHER</b>	IP	WLS	BF	H	R	ER	SO	BB	IBB	HBP	BLK	WP	HR	S	P	ERA	WHIP										
<b>Shawn Boskie, R</b> ERA: 5.15 (1, 1)	5.0	L	26	11	6	6	2	1	0	0	0	0	0	59	94	10.80	2.400										
<b>Mark Holzemer, L</b> ERA: 3.6 (6, 1)	0.1		4	2	1	1	0	1	0	0	0	0	0	5	10	27.00	9.000										
<b>Mike Bielecki, R</b> ERA: 5.7 (6, 1)	1.2		9	3	2	2	1	1	0	0	0	0	0	17	35	10.80	2.400										
<b>John Habyan, R</b> ERA: 3.84 (8, 1)	1.0		6	2	2	1	1	0	0	1	0	0	0	13	20	9.00	2.000										





Batter	1	2	3	4	5	6	7	8	9	AB	R	H	RBI	BB	SO	LOB	TOP								
<b>Tony Phillips, S</b> (1, 5) OBP: 0.396, SLG: 0.464	G6-3			1B	G4-3		K		F8	5	1	1	0	0	1	3									
<b>Orlando Palmeiro, L</b> (1, 8) OBP: 0.545, SLG: 0.945	G6-3			2B	SF8	1B	1B			4	2	3	0	0	0	0									
<b>Tim Salmon, R</b> (1, 9) OBP: 0.439, SLG: 0.619	G5-3			SF8	1-3 2-H	2B	FC6-4	1B	G4-3	4	1	2	1	0	0	1									
<b>Chili Davis, S</b> (1, 10) OBP: 0.446, SLG: 0.526			G4-3	SF8	2-3 3-H	1B	16 FC6-4	1B	F9	3	0	1	2	0	0	0									
<b>J.T. Snow, L</b> (1, 3) OBP: 0.363, SLG: 0.464	G6-3			K	2-3		P4		K	4	0	0	0	0	2	3									
<b>16 Garret Anderson, L</b> (1, 7) OBP: 0.366, SLG: 0.540	G6-3			G4-3	1-0		FC6-4	2B	K	4	0	0	0	0	1	3									
<b>Rex Hudler, R</b> (1, 4) <b>Spike Owen, S</b> (9, PH) OBP: 0.301, SLG: 0.330			G6-3		1-3		K	2-2	K2-3	3	0	1	1	0	1	0									
<b>Greg Myers, L</b> (1, 2) OBP: 0.314, SLG: 0.418			G1-3		0-1		G6-3	G3	SH1-4	3	0	0	0	0	0	2									
<b>Damon Easley, R</b> (1, 6) <b>Mike Aldrete, L</b> (9, PH) OBP: 0.364, SLG: 0.424			G6-3		0-0		S	1B	K2-3	3	0	2	0	0	0	0									
<b>Inning Stats</b>	R: 0 E: 0 K: 0 S: 8	H: 0 LOB: 0 BB: 0 P: 13	R: 0 E: 0 K: 0 S: 5	H: 0 LOB: 0 BB: 0 P: 11	R: 0 E: 0 K: 0 S: 9	H: 0 LOB: 0 BB: 0 P: 14	R: 2 E: 0 K: 1 S: 13	H: 3 LOB: 1 BB: 0 P: 23	R: 0 E: 0 K: 1 S: 9	H: 1 LOB: 1 BB: 0 P: 13	R: 2 E: 0 K: 0 S: 14	H: 4 LOB: 2 BB: 0 P: 19	R: 0 E: 0 K: 2 S: 11	H: 2 LOB: 1 BB: 0 P: 16	R: 0 E: 0 K: 2 S: 9	H: 0 LOB: 0 BB: 0 P: 13	R: 0 E: 0 K: 1 S: 7	H: 1 LOB: 1 BB: 0 P: 8	1B: 9 2B: 3 3B: 0 HR: 0	SF: 1 SAC: 1 DP: 1 HBP: 0	WP: 0 PB: 0 SB: 1 CS: 1	PA: 37			
<b>PITCHER</b>	IP	WLS	BF	H	R	ER	SO	BB	IBB	HBP	BLK	WP	HR	S	P	ERA	WHIP								
<b>Zane Smith, L</b> (1, 1) ERA: 5.72	5.2	W	24	7	4	4	2	0	0	0	0	0	0	54	87	6.35	1.235								
<b>Joe Hudson, R</b> (6, 1) ERA: 3.47	1.2		7	3	0	0	1	0	0	0	0	0	0	16	24	0.00	1.800								
<b>Eric Gunderson, L</b> (8, 1) ERA: 3.06	0.2		2	0	0	0	2	0	0	0	0	0	0	8	11	0.00	0.000								
<b>Rick Aguilera, R</b> (9, 1) ERA: 2.96	1.0	S	4	1	0	0	1	0	0	0	0	0	0	7	8	0.00	1.000								

California Angels @ Boston Red Sox  
Fenway Park, Boston, MA  
Sat Sep 02 1995, 3:33 AM EDT  
Att: 32,867 - Sunny - 80 F

AB	35
R	4
H	11
RBI	4
BB	0
SO	6
LOB	13



Batter	1	2	3	4	5	6	7	8	9	AB	R	H	RBI	BB	SO	LOB	BOTTOM								
<b>Willie McGee, S</b> (1, 9) OBP: 0.314, SLG: 0.407	G6-3			E6		K				4	1	1	0	0	1	2									
<b>John Valentin, R</b> (1, 6) OBP: 0.391, SLG: 0.527	K			F9		F9				4	1	1	1	0	1	3									
<b>Mo Vaughn, L</b> (1, 3) OBP: 0.388, SLG: 0.564	L7			K		F8				4	0	1	2	0	1	3									
<b>Jose Canseco, R</b> (1, 10) OBP: 0.387, SLG: 0.594			G6-3	K		HR			F8	4	1	1	1	0	1	1									
<b>Tim Lincecum, R</b> (1, 5) OBP: 0.433, SLG: 0.464				BB		CS			G4-6-3	2	0	2	0	2	0	0									
<b>Mike Greenwell, L</b> (1, 7) OBP: 0.352, SLG: 0.455	F7		F8			K			G4-6-3	4	0	0	0	0	1	5									
<b>Dwayne Hoesy, S</b> (1, 8) <b>Troy O'Leary, L</b> (9, PH) OBP: 0.378, SLG: 0.534	K			G4-3	S	1B			L7	3	1	2	0	0	1	1									
<b>Mike Macfarlane, R</b> (1, 2) OBP: 0.324, SLG: 0.408				K		G4-3			F8	4	0	0	0	0	1	2									
<b>Luis Alica, S</b> (1, 4) OBP: 0.376, SLG: 0.384				1B		E			G6-3	3	1	2	1	1	0	0									
<b>Inning Stats</b>	R: 0 E: 0 K: 1 S: 8	H: 0 LOB: 0 BB: 0 P: 10	R: 0 E: 0 K: 1 S: 6	H: 1 LOB: 1 BB: 0 P: 9	R: 3 E: 0 K: 2 S: 20	H: 4 LOB: 2 BB: 1 P: 35	R: 1 E: 1 K: 1 S: 14	H: 2 LOB: 2 BB: 0 P: 19	R: 1 E: 0 K: 1 S: 9	H: 2 LOB: 1 BB: 1 P: 21	R: 0 E: 0 K: 0 S: 9	H: 0 LOB: 0 BB: 0 P: 14	R: 0 E: 0 K: 0 S: 9	H: 1 LOB: 0 BB: 0 P: 15	R: 0 E: 0 K: 0 S: 9	H: 0 LOB: 0 BB: 0 P: 14	1B: 5 2B: 5 3B: 0 HR: 1	SF: 0 SAC: 0 DP: 2 HBP: 0	WP: 0 PB: 0 SB: 1 CS: 1	PA: 36					
<b>PITCHER</b>	IP	WLS	BF	H	R	ER	SO	BB	IBB	HBP	BLK	WP	HR	S	P	ERA	WHIP								
<b>Mark Langston, L</b> (1, 1) ERA: 4.43	4.2	L	25	9	5	5	6	2	0	0	0	0	0	15	27	0.00	1.200								
<b>Mike James, R</b> (5, 1) ERA: 2.72	1.2		7	1	0	0	1	1	0	0	0	0	0	4	6	0.00	0.000								
<b>Bob Patterson, L</b> (7, 1) ERA: 2.68	0.2		1	0	0	0	0	0	0	0	0	0	0	4	6	0.00	0.000								
<b>Troy Percival, R</b> (8, 1) ERA: 1.5	1.0		3	0	0	0	0	0	0	0	0	0	0	9	14	0.00	0.000								

California Angels @ Boston Red Sox  
Fenway Park, Boston, MA  
Sat Sep 02 1995, 3:33 AM EDT  
Att: 32,867 - Sunny - 80 F

AB	33
R	5
H	10
RBI	5
BB	3
SO	7
LOB	17





Batter	1	2	3	4	5	6	7	8	9	AB	R	H	RBI	BB	SO	LOB	TOP								
<b>Tony Phillips, S</b> (1, 5) OBP: 0.394, SLG: 0.461 <b>Rene Gonzales, R</b> (5, 5) OBP: 0.308, SLG: 0.538	L7	P6			K		G5-4-3			3	0	0	0	0	1	4									
<b>Orlando Palmeiro, L</b> (1, 8) OBP: 0.467, SLG: 0.429	G3		G6-3					G3-1		3	0	0	0	1	0	0									
<b>Tim Salmon, R</b> (1, 9) OBP: 0.438, SLG: 0.615	K		K					1B		4	0	1	0	0	2	2									
<b>Chili Davis, S</b> (1, 10) OBP: 0.444, SLG: 0.522		G1-3	K					F8		3	0	0	0	1	1	1									
<b>J.T. Snow, L</b> (1, 3) OBP: 0.362, SLG: 0.462		HBP 1B 1B			P6			F9		4	1	1	0	0	0	2									
<b>16 Garret Anderson, L</b> (1, 7) OBP: 0.365, SLG: 0.536		1B HBP 1B			P2			F8		4	0	1	0	0	0	1									
<b>Rex Hudler, R</b> (1, 4) <b>Mike Aldrete, L</b> (9, PH) OBP: 0.361, SLG: 0.421		1B HBP			L8			G5-3		2	0	0	0	0	1	1									
<b>Andy Allanson, R</b> (1, 2) <b>Greg Myers, L</b> (9, PH) OBP: 0.313, SLG: 0.416		1B 2-3 3-H			K			K		2	0	1	1	1	1	0									
<b>Damon Easley, R</b> (1, 6) OBP: 0.286, SLG: 0.295		P3			E2			K		3	0	0	0	0	1	4									
<b>Inning Stats</b>	R: 0 E: 0 K: 1 S: 7	H: 0 LOB: 0 BB: 0 P: 9	R: 1 E: 0 K: 0 S: 12	H: 3 LOB: 3 BB: 0 P: 16	R: 0 E: 0 K: 2 S: 11	H: 0 LOB: 0 BB: 0 P: 16	R: 0 E: 0 K: 0 S: 6	H: 0 LOB: 0 BB: 0 P: 7	R: 0 E: 1 K: 2 S: 14	H: 0 LOB: 2 BB: 1 P: 26	R: 0 E: 0 K: 1 S: 9	H: 0 LOB: 0 BB: 1 P: 18	R: 0 E: 0 K: 1 S: 11	H: 0 LOB: 0 BB: 1 P: 15	R: 0 E: 0 K: 0 S: 8	H: 1 LOB: 1 BB: 0 P: 13	R: 0 E: 0 K: 1 S: 7	H: 0 LOB: 0 BB: 0 P: 7	1B: 4 2B: 0 3B: 0 HR: 0	SF: 0 SAC: 0 DP: 1 HBP: 1	WP: 0 PB: 0 SB: 1 CS: 0	PA: 35			
<b>PITCHER</b>	IP	WLS	BF	H	R	ER	SO	BB	IBB	HBP	BLK	WP	HR	S	P	ERA	WHIP								
<b>49 Tim Wakefield, R</b> (1, 1) ERA: 2.44	8.0	W	32	4	1	1	7	3	0	1	0	0	0	78	120	1.12	0.875								
<b>Mike Maddux, R</b> (9, 1) ERA: 4.35	1.0		3	0	0	0	1	0	0	0	0	0	0	7	7	0.00	0.000								

California Angels @ Boston Red Sox  
Fenway Park, Boston, MA  
Sun Sep 03 1995, 3:33 AM EDT  
Att: 32,987 - Sunny - 76 F

AB 31  
R 1  
H 4  
RBI 1  
BB 3  
SO 8  
LOB 16



Batter	1	2	3	4	5	6	7	8	9	AB	R	H	RBI	BB	SO	LOB	BOTTOM								
<b>Willie McGee, S</b> (1, 9) OBP: 0.311, SLG: 0.406	G5-3		K	1B 2B		K		F9		5	1	1	1	0	2	1									
<b>John Valentin, R</b> (1, 6) OBP: 0.397, SLG: 0.529	1B HR BB		2B BB	HBP 1B		S 2B BB		1B		2	3	2	2	3	0	0									
<b>Mo Vaughn, L</b> (1, 3) OBP: 0.390, SLG: 0.567	K		1-H 2B	HBP		1-H 2B		L9		4	0	2	2	0	1	2									
<b>Jose Canseco, R</b> (1, 10) OBP: 0.388, SLG: 0.590	1B HR		HBP	F9		P3		K		4	1	1	0	0	1	4									
<b>Tim Lincecum, R</b> (1, 5) OBP: 0.433, SLG: 0.472	1B HR		P3			FC4-6 1B		G1-3		4	1	2	3	0	0	2									
<b>Mike Greenwell, L</b> (1, 7) OBP: 0.351, SLG: 0.453	G6-3		G3			FC4-6 1B		1B		4	0	1	0	0	0	3									
<b>Dwayne Hoesy, S</b> (1, 8) OBP: 0.286, SLG: 0.429		K2-3			G5-3	FC4-6		K		4	0	0	0	0	2	2									
<b>Mike Macfarlane, R</b> (1, 2) OBP: 0.323, SLG: 0.410		G6-3			G4-3 2B 2B	P4		G5-3		4	1	1	0	0	0	2									
<b>Luis Allicea, S</b> (1, 4) OBP: 0.375, SLG: 0.385		F9			G4-3	L1		F9 1B 2B		4	1	1	0	0	0	1									
<b>Inning Stats</b>	R: 3 E: 0 K: 1 S: 15	H: 2 LOB: 1 BB: 1 P: 22	R: 0 E: 0 K: 1 S: 6	H: 0 LOB: 0 BB: 0 P: 8	R: 1 E: 0 K: 1 S: 12	H: 1 LOB: 2 BB: 1 P: 22	R: 2 E: 0 K: 0 S: 19	H: 3 LOB: 0 BB: 0 P: 29	R: 0 E: 0 K: 1 S: 8	H: 1 LOB: 1 BB: 1 P: 13	R: 1 E: 0 K: 1 S: 11	H: 1 LOB: 1 BB: 1 P: 21	R: 0 E: 0 K: 1 S: 13	H: 1 LOB: 1 BB: 0 P: 19	R: 1 E: 0 K: 1 S: 11	H: 2 LOB: 1 BB: 0 P: 14	1B: 5 2B: 5 3B: 0 HR: 1	SF: 0 SAC: 0 DP: 0 HBP: 2	WP: 0 PB: 0 SB: 1 CS: 0	PA: 40					
<b>PITCHER</b>	IP	WLS	BF	H	R	ER	SO	BB	IBB	HBP	BLK	WP	HR	S	P	ERA	WHIP								
<b>Chuck Finley, L</b> (1, 1) ERA: 4.34	3.2	L	21	6	6	6	3	2	0	2	0	0	0	9	15	0.00	0.750								
<b>Mike Bielecki, R</b> (4, 1) ERA: 5.6	1.1		5	1	0	0	0	0	0	0	0	0	0	9	15	0.00	0.750								
<b>Mark Holzemer, L</b> (6, 1) ERA: 4.76	0.2		4	1	1	1	1	1	0	0	0	0	0	10	19	13.50	3.000								
<b>Rich Monteleone, R</b> (6, 1) ERA	1.1		5	1	0	0	1	0	0	0	0	0	0	14	21	0.00	0.750								
<b>John Habyan, R</b> (8, 1) ERA: 3.92	1.0		5	2	1	1	1	0	0	0	0	0	0	11	14	9.00	2.000								

California Angels @ Boston Red Sox  
Fenway Park, Boston, MA  
Sun Sep 03 1995, 3:33 AM EDT  
Att: 32,987 - Sunny - 76 F

AB 35  
R 8  
H 11  
RBI 8  
BB 3  
SO 6  
LOB 17





Batter	1	2	3	4	5	6	7	8	9	AB	R	H	RBI	BB	SO	LOB	TOP										
<b>Tony Phillips, S</b> OBP: 0.398, SLG: 0.470 <b>Rene Gonzales, R</b> OBP: 0.308, SLG: 0.538	2-1 FC6-4 1B		2-2 F7		1-2 HR		3-2 G6-4-3 1B	1 SAFE 4-1 FC4 BB	4 1 3 1 1 0 0 0 0 0 0 0 0 0																		
<b>Jim Edmonds, L</b> OBP: 0.390, SLG: 0.551	0-0 F7		2-2 G6-4-3 1B		0-0 1B HR		0-1 G6-4-3 1-2f	2-2 FC4	5 1 2 0 0 0 4																		
<b>Tim Salmon, R</b> OBP: 0.436, SLG: 0.611	1 SAFE F8		3-1 G6-4-3 1-2f		1-2 HR			2-1 F8	5 1 1 0 0 0 4																		
<b>Chili Davis, S</b> OBP: 0.444, SLG: 0.530	1 SAFE FC6-4			0-1 P6				2-0 E9 1B	4 1 2 3 0 0 1																		
<b>J.T. Snow, L</b> OBP: 0.365, SLG: 0.466		2-2 SH5-3 16 G4-3 1B		1-0 16 F8 2B				4-0 FC5-4 IBB	3 1 2 0 1 0 0																		
<b>16 Garret Anderson, L</b> OBP: 0.363, SLG: 0.532		1-1 G4-3 SH5-3 1-2 1B		1-1 F8			0-0 F9	0-0 P8	4 0 1 0 0 0 3																		
<b>Rex Hudler, R</b> OBP: 0.287, SLG: 0.391		0-0 SH5-3 1-2 2-3		1-2 P6			2-2 F8	2-2 FC5-4 1-2f	3 0 0 0 0 0 3																		
<b>Jorge Fabregas, L</b> OBP: 0.301, SLG: 0.314		1-0 G4-3			1-1 G1-3		0-3 K	4-2 FC3-6 BB	3 0 0 1 1 1 1																		
<b>Damon Easley, R</b> OBP: 0.283, SLG: 0.291		2-3 3-H 2-1 G1-3			0-3 K		0-1 F8	0-0 FC3-6 FC4 BB 1-2f	4 0 0 0 0 1 2																		
<b>Inning Stats</b>	R: 0 E: 0 K: 0 S: 5	H: 1 LOB: 1 BB: 0 P: 8	R: 1 E: 0 K: 0 S: 9	H: 2 LOB: 1 BB: 0 P: 15	R: 0 E: 0 K: 0 S: 8	H: 1 LOB: 0 BB: 0 P: 15	R: 0 E: 0 K: 0 S: 10	H: 1 LOB: 1 BB: 0 P: 13	R: 4 E: 0 K: 1 S: 16	H: 4 LOB: 0 BB: 0 P: 19	R: 0 E: 0 K: 1 S: 10	H: 0 LOB: 0 BB: 0 P: 12	R: 0 E: 0 K: 0 S: 7	H: 1 LOB: 0 BB: 0 P: 10	R: 0 E: 1 K: 0 S: 7	H: 1 LOB: 2 BB: 1 P: 17	R: 0 E: 0 K: 0 S: 9	H: 0 LOB: 2 BB: 2 P: 19	1B: 8 2B: 1 3B: 0 HR: 2	SF: 0 SAC: 1 DP: 2 HBP: 0	WP: 0 PB: 0 SB: 0 CS: 0	PA: 39					
<b>PITCHER</b>	IP	WLS	BF	H	R	ER	SO	BB	IBB	HBP	BLK	WP	HR	S	P	ERA	WHIP										
<b>Jamie Moyer, L</b> ERA: 5.2	4.2	L	22	9	5	5	1	0	0	0	0	0	2	46	68	9.64	1.929										
<b>Mark Lee, L</b> ERA: 4.5	3.0		11	2	0	0	1	0	1	0	0	0	0	23	36	0.00	0.667										
<b>Joe Borowski, R</b> ERA:	0.2		3	0	0	0	0	1	0	0	0	0	0	6	12	0.00	1.500										
<b>Jesse Orosco, L</b> ERA: 3.19	0.2		3	0	0	0	0	1	0	0	0	0	0	6	12	0.00	1.500										

California Angels @ Baltimore Orioles  
Oriole Park at Camden Yards, Baltimore, MD

Mon Sep 04 1995, 3:33 AM EDT  
Att: 42,086 - Sunny - 85 F

AB 35  
R 5  
H 11  
RBI 5  
BB 3  
SO 2  
LOB 18



Batter	1	2	3	4	5	6	7	8	9	AB	R	H	RBI	BB	SO	LOB	BOTTOM										
<b>Brady Anderson, L</b> OBP: 0.365, SLG: 0.436	0-0 G4-3 G6-3 2B	0-1 G4-3		0-0 P4			3-3 K		1-3 K	5 1 1 0 0 2 5																	
<b>Manny Alexander, R</b> OBP: 0.307, SLG: 0.328 <b>Jeff Huson, L</b> ERA: 4.5 OBP: 0.369, SLG: 0.311	0-1 G4-3 2-3		0-2 G1	0-1 F7			0-2 F8		1-3 K	3 0 0 0 0 0 1 2 0 0 0 0 1 3																	
<b>Cal Ripken Jr., R</b> OBP: 0.321, SLG: 0.421	2-1 G6-3		1-1 HR		2-2 F7		3-2 F7			4 1 1 2 0 0 0																	
<b>Bobby Bonilla, S</b> OBP: 0.378, SLG: 0.560	1-1 1B		2-3 K		0-0 P4			2-2 G6-3	4 0 1 0 0 1 0																		
<b>Rafael Palmeiro, L</b> OBP: 0.370, SLG: 0.573	2-2 G4-3		0-1 BB 1B		0-0 L6			3-3 K	4 1 1 0 0 1 1																		
<b>Chris Hoiles, R</b> OBP: 0.351, SLG: 0.463		2-1 FC1-6 1B	4-2 1B BB		1-2 BB		1-2 G6-3	2-2 P2	3 0 1 0 1 0 0																		
<b>Harold Baines, L</b> OBP: 0.404, SLG: 0.530 <b>Curtis Goodwin, L</b> OBP: 0.322, SLG: 0.346	1-2 FC1-6 FC5-4 1B 1-2f		2-0 1B		1-3 2-H 1B		2-2 E5 G2-3		0-0 SH5-4 BB 1B	4 0 2 1 0 0 1 0 0 0 0 0 0 0																	
<b>Jeff Manto, R</b> OBP: 0.321, SLG: 0.492 <b>Bret Barberie, S</b> OBP: 0.345, SLG: 0.338	2-2 FC5-4 1B		2-2 G6-3				0-0 G2-3		4-2 SH5-4 BB	3 0 1 0 0 0 3 0 0 0 0 1 0 0																	
<b>Mark Smith, R</b> OBP: 0.319, SLG: 0.372 <b>Jarvis Brown, R</b> OBP: 0.364, SLG: 0.333	2-2 FC5-4				1-3 K		3-2 G5-3		2-0 SH5-4 BB 1-2 2-3	3 0 0 0 0 1 3 0 0 0 0 0 0 0																	
<b>Inning Stats</b>	R: 1 E: 0 K: 0 S: 10	H: 2 LOB: 1 BB: 0 P: 15	R: 0 E: 0 K: 0 S: 15	H: 2 LOB: 2 BB: 0 P: 22	R: 2 E: 0 K: 1 S: 17	H: 3 LOB: 1 BB: 1 P: 28	R: 0 E: 0 K: 1 S: 6	H: 0 LOB: 0 BB: 0 P: 7	R: 0 E: 0 K: 0 S: 6	H: 0 LOB: 0 BB: 0 P: 8	R: 0 E: 1 K: 0 S: 13	H: 0 LOB: 1 BB: 0 P: 19	R: 0 E: 0 K: 1 S: 14	H: 0 LOB: 0 BB: 0 P: 20	R: 0 E: 0 K: 1 S: 10	H: 0 LOB: 0 BB: 0 P: 17	R: 0 E: 0 K: 2 S: 10	H: 1 LOB: 3 BB: 1 P: 18	1B: 6 2B: 1 3B: 0 HR: 1	SF: 0 SAC: 1 DP: 0 HBP: 0	WP: 0 PB: 0 SB: 0 CS: 0	PA: 38					
<b>PITCHER</b>	IP	WLS	BF	H	R	ER	SO	BB	IBB	HBP	BLK	WP	HR	S	P	ERA	WHIP										
<b>Jim Abbott, L</b> ERA: 3.58	6.0	W	27	7	3	3	2	1	0	0	0	0	0	24	37	0.00	0.000										
<b>Troy Percival, R</b> ERA: 1.45	2.0		6	0	0	0	2	0	0	0	0	0	0	10	18	0.00	2.000										
<b>Lee Smith, R</b> ERA: 3.79	1.0	S	5	1	0	0	2	1	0	0	0	0	0	10	18	0.00	2.000										

California Angels @ Baltimore Orioles  
Oriole Park at Camden Yards, Baltimore, MD

Mon Sep 04 1995, 3:33 AM EDT  
Att: 42,086 - Sunny - 85 F

AB 35  
R 3  
H 8  
RBI 3  
BB 2  
SO 6  
LOB 17









Batter	1	2	3	4	5	6	7	8	9	AB	R	H	RBI	BB	SO	LOB	TOP										
<b>Tony Phillips, S</b> (1, 5) OBP: 0.397, SLG: 0.469	P5		K			G4-3		K		4	0	0	0	0	2	1	<b>California Angels @ Baltimore Orioles</b> Oriole Park at Camden Yards, Baltimore, MD Wed Sep 06 1995, 7:05 PM EDT Att: 46,272 - Unknown - 89 F										
<b>Jim Edmonds, L</b> (1, 8) OBP: 0.356, SLG: 0.549	F9		L7			BB		2B	3B	3	1	1	0	1	0	1											
<b>Tim Salmon, R</b> (1, 9) OBP: 0.437, SLG: 0.618	HR				G6-3	1B		K	2B	4	1	3	2	0	1	1											
<b>Chili Davis, S</b> (1, 10) OBP: 0.441, SLG: 0.521	K				G6-3	1-2		K	3B	3	0	0	0	1	2	2											
<b>J.T. Snow, L</b> (1, 3) OBP: 0.364, SLG: 0.465		F8			1B			L7		4	0	1	0	0	1	2											
<b>16 Garret Anderson, L</b> (1, 7) OBP: 0.356, SLG: 0.525		F7			K			L7		4	0	0	0	0	1	1											
<b>Rex Hudler, R</b> (1, 4) <b>Spike Owen, S</b> (7, PH) OBP: 0.294, SLG: 0.321		K2-3				F7		G5-3		2	0	0	0	0	1	0											
<b>Jorge Fabregas, L</b> (1, 2) OBP: 0.297, SLG: 0.310					G6-3	G4-3		K		3	0	0	0	0	1	0											
<b>Damion Easley, R</b> (1, 6) OBP: 0.285, SLG: 0.294 <b>Orlando Palmeiro, L</b> (8, PH) OBP: 0.412, SLG: 0.375 <b>Rod Correia, R</b> (8, 6) OBP: 0.238, SLG: 0.381					2B			P4		2	0	1	0	0	0	0											
<b>Inning Stats</b>	R: 1 E: 0 K: 1 S: 10	H: 1 LOB: 0 BB: 0 P: 16	R: 0 E: 0 K: 1 S: 13	H: 0 LOB: 0 BB: 0 P: 19	R: 0 E: 0 K: 1 S: 14	H: 1 LOB: 1 BB: 0 P: 20	R: 0 E: 0 K: 1 S: 10	H: 2 LOB: 1 BB: 0 P: 15	R: 0 E: 0 K: 0 S: 7	H: 0 LOB: 0 BB: 0 P: 13	R: 0 E: 0 K: 1 S: 14	H: 0 LOB: 2 BB: 2 P: 25	R: 0 E: 0 K: 1 S: 8	H: 0 LOB: 0 BB: 0 P: 13	R: 1 E: 0 K: 2 S: 16	H: 2 LOB: 1 BB: 0 P: 26		R: 0 E: 0 K: 1 S: 7	H: 0 LOB: 0 BB: 0 P: 11	1B: 2 2B: 2 3B: 1 HR: 1	SF: 0 SAC: 0 DP: 1 HBP: 0	WP: 0 PB: 0 SB: 0 CS: 0	PA: 34				
<b>PITCHER</b>	IP	WLS	BF	H	R	ER	SO	BB	IBB	HBP	BLK	WP	HR	S	P	ERA	WHIP										
<b>35 Mike Mussina, R</b> (1, 1) ERA: 3.49	7.2	W	29	5	2	2	7	2	0	0	0	0	1	88	140	2.35	0.913										
<b>Terry Clark, R</b> (8, 1) ERA: 3.51	0.0		1	1	0	0	0	0	0	0	0	0	0	1	2	∞	∞										
<b>Jesse Orosco, L</b> (8, 1) ERA: 3.09	1.1	S	4	0	0	0	2	0	0	0	0	0	0	10	16	0.00	0.000										

livebaseballscores.com

AB 32  
R 2  
H 6  
RBI 2  
BB 2  
SO 9  
LOB 8



Batter	1	2	3	4	5	6	7	8	9	AB	R	H	RBI	BB	SO	LOB	BOTTOM										
<b>Brady Anderson, L</b> (1, 8) OBP: 0.366, SLG: 0.451	P3		1B		K		K			4	0	1	0	0	2	1	<b>California Angels @ Baltimore Orioles</b> Oriole Park at Camden Yards, Baltimore, MD Wed Sep 06 1995, 7:05 PM EDT Att: 46,272 - Unknown - 89 F										
<b>Manny Alexander, R</b> (1, 4) OBP: 0.300, SLG: 0.320	K		P3		F7		G5-3			4	0	0	0	0	1	2											
<b>Rafael Palmeiro, L</b> (1, 3) OBP: 0.375, SLG: 0.590	HR		F9		E		1B	HR		4	2	3	2	0	0	1											
<b>Bobby Bonilla, S</b> (1, 9) OBP: 0.375, SLG: 0.560 <b>Jarvis Brown, R</b> (9, 9) OBP: 0.394, SLG: 0.333	K				HR		E5	1B		4	1	1	1	0	1	2											
<b>Cal Ripken Jr., R</b> (1, 6) OBP: 0.325, SLG: 0.436		P2			HR		P4			4	1	2	1	0	0	3											
<b>Harold Baines, L</b> (1, 10) OBP: 0.401, SLG: 0.526		2B			F7		K			4	0	1	0	0	2	1											
<b>Chris Hoiles, R</b> (1, 2) OBP: 0.354, SLG: 0.472		G5-3			G5-3		G5-3			4	0	1	0	0	0	2											
<b>Jeff Huson, L</b> (1, 5) OBP: 0.352, SLG: 0.295		K			G4-3		P6			4	0	0	0	0	1	3											
<b>Mark Smith, R</b> (1, 7) OBP: 0.315, SLG: 0.408					P4		E	1B		2	0	0	0	1	1	1											
<b>Inning Stats</b>	R: 1 E: 0 K: 2 S: 12	H: 1 LOB: 0 BB: 0 P: 19	R: 0 E: 0 K: 1 S: 12	H: 1 LOB: 1 BB: 0 P: 22	R: 0 E: 0 K: 0 S: 10	H: 1 LOB: 1 BB: 0 P: 14	R: 2 E: 0 K: 0 S: 8	H: 2 LOB: 0 BB: 0 P: 14	R: 0 E: 1 K: 1 S: 12	H: 1 LOB: 3 BB: 1 P: 20	R: 0 E: 0 K: 2 S: 11	H: 1 LOB: 1 BB: 0 P: 12	R: 1 E: 0 K: 1 S: 10	H: 1 LOB: 0 BB: 0 P: 18	R: 0 E: 0 K: 1 S: 14	H: 1 LOB: 1 BB: 0 P: 19		1B: 4 2B: 1 3B: 0 HR: 4	SF: 0 SAC: 0 DP: 0 HBP: 0	WP: 0 PB: 0 SB: 0 CS: 0	PA: 35						
<b>PITCHER</b>	IP	WLS	BF	H	R	ER	SO	BB	IBB	HBP	BLK	WP	HR	S	P	ERA	WHIP										
<b>Shawn Boskie, R</b> (1, 1) ERA: 5.17	5.0	L	23	6	3	3	4	1	0	0	0	0	3	54	89	5.40	1.400										
<b>Mike Bielecki, R</b> (6, 1) ERA: 5.52	1.0		4	1	0	0	2	0	0	0	0	0	0	11	12	0.00	1.000										
<b>Bob Patterson, L</b> (7, 1) ERA: 2.83	0.2		3	1	1	1	1	0	0	0	0	0	1	8	14	13.50	1.500										
<b>Mike James, R</b> (7, 1) ERA: 2.85	1.1		5	1	0	0	1	0	0	0	0	0	0	16	23	0.00	0.750										

livebaseballscores.com

AB 34  
R 4  
H 9  
RBI 4  
BB 1  
SO 8  
LOB 16





Batter	1	2	3	4	5	6	7	8	9	AB	R	H	RBI	BB	SO	LOB	TOP											
<b>Chuck Knoblauch, R</b> OBP: 0.421, SLG: 0.496 (1, 4)	0-1 HR		0-0 F9			3-1 G6-3		4-0 BB		3	1	1	1	1	0	0	<b>Minnesota Twins @ California Angels</b> Anaheim Stadium, Anaheim, CA Fri Sep 08, 1995, 10:05 PM EDT Att: 21,738 - Unknown - 75 F											
<b>Jeff Reboulet, R</b> OBP: 0.381, SLG: 0.403 (2, 3)	2-2 G6-3			1-2 F7		4-1 BB		1-3 K		2	0	0	0	1	0	0												
<b>Dan Masteller, L</b> OBP: 0.277, SLG: 0.295 (8, PH)										1	0	0	0	0	1	2												
<b>Kirby Puckett, R</b> OBP: 0.375, SLG: 0.535 (1, 9)	2-2 G5-3			1-0 HR		2-3 K		0-2 G6-3		4	1	1	1	0	1	3												
<b>Pedro Munoz, R</b> OBP: 0.346, SLG: 0.525 (9, PH)	0-1 G6-3			3-2 G5-3			1-3 K		0-0 FC3-6 1B	3	0	0	0	0	1	0												
<b>Marty Cordova, R</b> OBP: 0.353, SLG: 0.486 (7, PH)		2-1 G5-3		1-1 F8			1-0 F7		2-2 P3	2	0	0	0	0	0	0												
<b>Matt Lawton, L</b> OBP: 0.286, SLG: 0.167 (7, 8)										2	0	0	0	0	0	1												
<b>Ron Coomer, R</b> OBP: 0.361, SLG: 0.469 (2, 5)		2-1 CS 1B				1-3 K			2-2 FC3-6 1-2	1	0	1	0	0	0	0												
<b>Matt Walbeck, S</b> OBP: 0.288, SLG: 0.302 (1, 2)		3-1 L8				1-3 K		1-0 G5-3		4	0	0	0	0	1	2												
<b>Pat Meares, R</b> OBP: 0.293, SLG: 0.407 (1, 6)		2-0 CS		1-2 G1-3		2-3 K2-3			2-3 K	3	0	0	0	0	2	0												
<b>Rich Becker, L</b> OBP: 0.296, SLG: 0.287 (7, 7)								0-3 K		2	0	0	0	1	2	0												
<b>Inning Stats</b>	R: 1 E: 0 K: 0 S: 11	H: 1 LOB: 0 BB: 0 P: 15	R: 0 E: 0 K: 0 S: 6	H: 1 LOB: 0 BB: 0 P: 15	R: 0 E: 0 K: 1 S: 8	H: 0 LOB: 0 BB: 0 P: 10	R: 1 E: 0 K: 0 S: 10	H: 1 LOB: 0 BB: 0 P: 16	R: 0 E: 0 K: 3 S: 9	H: 0 LOB: 0 BB: 0 P: 13	R: 0 E: 0 K: 2 S: 10	H: 0 LOB: 1 BB: 1 P: 19	R: 1 E: 0 K: 1 S: 7	H: 1 LOB: 0 BB: 0 P: 11	R: 0 E: 0 K: 2 S: 13	H: 0 LOB: 2 BB: 2 P: 24	R: 0 E: 0 K: 0 S: 9	H: 1 LOB: 1 BB: 0 P: 14	1B: 2 2B: 0 3B: 0 HR: 3	SF: 0 SAC: 0 DP: 0 HBP: 0	WP: 0 PB: 0 CS: 1	PA: 35						
<b>PITCHER</b>	IP	WLS	BF	H	R	ER	SO	BB	IBB	HBP	BLK	WP	HR	S	P	ERA	WHIP											
<b>Mark Langston, L</b> ERA: 4.4	(1, 1)	7.0	W	25	4	3	3	7	1	0	0	0	0	3	61	99	3.86	0.714										
<b>Troy Percival, R</b> ERA: 1.43	(8, 1)	1.0		5	0	0	0	2	2	0	0	0	0	0	13	24	0.00	2.000										
<b>Lee Smith, R</b> ERA: 3.7	(9, 1)	1.0		4	1	0	0	0	0	0	0	0	0	0	9	14	0.00	1.000										

Batter	1	2	3	4	5	6	7	8	9	AB	R	H	RBI	BB	SO	LOB	BOTTOM											
<b>Tony Phillips, S</b> OBP: 0.396, SLG: 0.472 (9, 5)	1-1 HR		0-0 G4-3			0-1 G4-3		0-0 F8		5	1	1	1	0	0	3	<b>Minnesota Twins @ California Angels</b> Anaheim Stadium, Anaheim, CA Fri Sep 08, 1995, 10:05 PM EDT Att: 21,738 - Unknown - 75 F											
<b>Rene Gonzales, R</b> OBP: 0.308, SLG: 0.538 (1, 4)										5	1	2	0	0	0	1												
<b>Damon Easley, R</b> OBP: 0.288, SLG: 0.301 (1, 8)	1-2 G4-3		1-1 2B			0-0 2B		0-0 G1-3		3	0	0	0	1	2	2												
<b>Jim Edmonds, L</b> OBP: 0.357, SLG: 0.546 (1, 10)	4-1 G1-6-3 BB		3-3 K			0-3 K		3-2 L7		4	1	0	0	0	1	2												
<b>Chili Davis, S</b> OBP: 0.437, SLG: 0.515 (1, 9)	2-1 G1-6-3 1-2					1-2 E1 1B E		1-0 L7		4	1	0	0	0	1	2												
<b>Tim Salmon, R</b> OBP: 0.439, SLG: 0.621 (1, 3)		2-2 G3 1B		2-0 P4		0-0 E 16 1B		1-1 HR 2B		4	2	3	1	0	0	0												
<b>J.T. Snow, L</b> OBP: 0.363, SLG: 0.470 (1, 7)		1-1 G3		1-3 K		1-2 E6 16 1B		0-0 HR		4	2	1	2	0	1	2												
<b>16 Garret Anderson, L</b> OBP: 0.360, SLG: 0.525 (1, 2)		0-1 F7				1-1 S 1B G4-6-3		1-2 1B 2H 3H		4	2	2	2	0	1	1												
<b>Greg Myers, L</b> OBP: 0.312, SLG: 0.412 (1, 6)		2-3 K				0-0 S4-6-3 1B		2-1 1B 1B		4	0	2	0	0	1	1												
<b>Dick Schofield, R</b> OBP: 0.267, SLG: 0.154 (1, 1)						1-0 G4-6-3		0-0 1B		3	0	1	1	1	0	1												
<b>Inning Stats</b>	R: 1 E: 0 K: 0 S: 8	H: 1 LOB: 1 BB: 0 P: 16	R: 0 E: 0 K: 1 S: 10	H: 1 LOB: 0 BB: 0 P: 15	R: 0 E: 0 K: 1 S: 8	H: 1 LOB: 1 BB: 0 P: 12	R: 0 E: 0 K: 2 S: 7	H: 0 LOB: 0 BB: 0 P: 13	R: 0 E: 0 K: 1 S: 6	H: 2 LOB: 0 BB: 0 P: 8	R: 4 E: 2 K: 1 S: 19	H: 4 LOB: 2 BB: 2 P: 27	R: 3 E: 0 K: 1 S: 11	H: 3 LOB: 0 BB: 0 P: 18	R: 0 E: 0 K: 0 S: 6	H: 0 LOB: 1 BB: 1 P: 11	1B: 7 2B: 3 3B: 0 HR: 2	SF: 0 SAC: 0 DP: 2 HBP: 0	WP: 0 PB: 0 CS: 0	PA: 38								
<b>PITCHER</b>	IP	WLS	BF	H	R	ER	SO	BB	IBB	HBP	BLK	WP	HR	S	P	ERA	WHIP											
<b>Jose Parra, R</b> ERA: 8.54	(1, 1)	6.0	L	28	9	6	2	5	1	0	0	0	0	7	58	91	3.00	1.667										
<b>Erik Schuilstrom, R</b> ERA: 5.72	(7, 1)	0.2		4	2	2	2	0	0	0	0	0	0	7	12	27.00	3.000											
<b>Scott Watkins, L</b> ERA: 7.24	(7, 1)	1.1		6	1	1	1	1	1	0	0	0	0	1	10	17	6.75	1.500										

AB	31
R	3
H	5
RBI	3
BB	3
SO	9
LOB	9






Batter	1	2	3	4	5	6	7	8	9	AB	R	H	RBI	BB	SO	LOB	TOP										
<b>Chuck Knoblauch, R</b> (1, 4) <small>OBP: 0.420, SLG: 0.495</small> <b>Dan Masteller, L</b> (5, 3) <small>OBP: 0.280, SLG: 0.297</small> <b>Rich Becker, L</b> (9, PH) <small>OBP: 0.296, SLG: 0.287</small>	F9		G6-3			P2			CS	3	0	1	2	0	0	0	<b>Minnesota Twins @ California Angels</b> Anaheim Stadium, Anaheim, CA Sat Sep 09 1995, 10:05 PM EDT Att: 27,141 - Unknown - 75 F										
<b>Jeff Reboulet, R</b> (1, 3) <small>OBP: 0.383, SLG: 0.422</small> <b>Matt Merullo, L</b> (9, PH) <small>OBP: 0.333, SLG: 0.374</small>	F7		WP		K				CS	4	1	2	1	0	1	1											
<b>Kirby Puckett, R</b> (1, 9) <small>OBP: 0.376, SLG: 0.536</small>			K							1	0	0	0	0	0	1											
<b>Pedro Munoz, R</b> (1, 10) <small>OBP: 0.345, SLG: 0.520</small>	F9									3	0	0	0	1	0	1											
<b>Marty Cordova, R</b> (1, 7) <small>OBP: 0.350, SLG: 0.481</small>			G6-3		K					4	0	0	0	0	1	2											
<b>Scott Leius, R</b> (1, 5) <small>OBP: 0.328, SLG: 0.348</small>	G6-3									4	1	1	0	0	0	0											
<b>Matt Walbeck, S</b> (1, 2) <small>OBP: 0.293, SLG: 0.307</small>										4	1	3	0	0	0	0											
<b>Pat Meares, R</b> (1, 6) <small>OBP: 0.293, SLG: 0.407</small> <b>Chip Hale, L</b> (8, PH) <small>OBP: 0.347, SLG: 0.388</small>										3	1	1	0	0	2	2											
<b>Matt Lawton, L</b> (1, 8) <small>OBP: 0.273, SLG: 0.200</small>										4	1	1	1	0	1	1											
<b>Inning Stats</b>	R: 0 E: 0 K: 0 S: 6	H: 1 LOB: 1 BB: 0 P: 8	R: 0 E: 0 K: 1 S: 7	H: 1 LOB: 1 BB: 0 P: 11	R: 0 E: 0 K: 2 S: 10	H: 1 LOB: 1 BB: 0 P: 18	R: 0 E: 0 K: 1 S: 7	H: 0 LOB: 0 BB: 0 P: 11	R: 3 E: 0 K: 1 S: 16	H: 4 LOB: 2 BB: 2 P: 27	R: 1 E: 0 K: 1 S: 12	H: 2 LOB: 1 BB: 0 P: 19	R: 1 E: 0 K: 0 S: 8	H: 1 LOB: 0 BB: 0 P: 13	R: 0 E: 0 K: 0 S: 5	H: 0 LOB: 0 BB: 0 P: 8		R: 0 E: 0 K: 0 S: 10	H: 1 LOB: 1 BB: 0 P: 14	1B: 9 2B: 1 3B: 0 HR: 1	SF: 0 SAC: 0 DP: 0 HBP: 0	WP: 3 PB: 0 CS: 2	PA: 38				
<b>PITCHER</b>	IP	WLS	BF	H	R	ER	SO	BB	IBB	HBP	BLK	WP	HR	S	P	ERA	WHIP										
<b>Chuck Finley, L</b> (1, 1) <small>ERA: 4.45</small> <b>Rich Monteleone, R</b> (7, 1) <small>ERA: 1.41</small> <b>Troy Percival, R</b> (8, 1) <small>ERA: 1.41</small> <b>Lee Smith, R</b> (9, 1) <small>ERA: 3.61</small>	6.0		29	10	5	5	6	2	0	0	0	3	1	60	99	7.50	2.000										

AB	36
R	5
H	11
RBI	4
BB	2
SO	6
LOB	10



Batter	1	2	3	4	5	6	7	8	9	AB	R	H	RBI	BB	SO	LOB	BOTTOM										
<b>Tony Phillips, S</b> (1, 5) <small>OBP: 0.396, SLG: 0.477</small> <b>Rene Gonzales, R</b> (9, 5) <small>OBP: 0.308, SLG: 0.538</small>	K									4	1	1	1	1	3	3	<b>Minnesota Twins @ California Angels</b> Anaheim Stadium, Anaheim, CA Sat Sep 09 1995, 10:05 PM EDT Att: 27,141 - Unknown - 75 F										
<b>Damion Easley, R</b> (1, 4) <small>OBP: 0.288, SLG: 0.300</small> <b>Rex Hudler, R</b> (6, PH) <small>OBP: 0.281, SLG: 0.383</small>	1B									2	1	0	0	1	0	0											
<b>Jim Edmonds, L</b> (1, 8) <small>OBP: 0.360, SLG: 0.548</small>	2B									5	2	3	0	0	0	1											
<b>Chili Davis, S</b> (1, 10) <small>OBP: 0.435, SLG: 0.515</small>										4	0	1	2	0	1	2											
<b>Tim Salmon, R</b> (1, 9) <small>OBP: 0.438, SLG: 0.624</small>	F7									4	2	1	2	0	0	2											
<b>J.T. Snow, L</b> (1, 3) <small>OBP: 0.360, SLG: 0.466</small>	F7									4	0	0	0	0	1	2											
<b>16 Garret Anderson, L</b> (1, 7) <small>OBP: 0.359, SLG: 0.521</small>										4	0	1	0	0	1	1											
<b>Jorge Fabregas, L</b> (1, 2) <small>OBP: 0.300, SLG: 0.310</small>										3	0	1	0	1	0	1											
<b>Dick Schofield, R</b> (1, 6) <small>OBP: 0.294, SLG: 0.200</small> <b>Spike Owen, S</b> (6, PH) <small>OBP: 0.300, SLG: 0.328</small>										2	0	1	0	0	0	0											
<b>16 Garret Anderson, L</b> (1, 7) <small>OBP: 0.359, SLG: 0.521</small>										2	0	2	1	0	0	0											
<b>Inning Stats</b>	R: 2 E: 0 K: 1 S: 12	H: 2 LOB: 1 BB: 1 P: 23	R: 0 E: 0 K: 0 S: 5	H: 0 LOB: 0 BB: 0 P: 5	R: 1 E: 0 K: 1 S: 13	H: 2 LOB: 1 BB: 0 P: 20	R: 0 E: 0 K: 2 S: 16	H: 2 LOB: 2 BB: 0 P: 22	R: 0 E: 0 K: 0 S: 5	H: 0 LOB: 0 BB: 0 P: 8	R: 1 E: 0 K: 1 S: 13	H: 1 LOB: 3 BB: 2 P: 25	R: 2 E: 0 K: 0 S: 9	H: 3 LOB: 1 BB: 0 P: 17	R: 0 E: 0 K: 1 S: 15	H: 1 LOB: 1 BB: 0 P: 23	1B: 7 2B: 2 3B: 0 HR: 2	SF: 0 SAC: 0 DP: 0 HBP: 0	WP: 0 PB: 0 CS: 0	PA: 39							
<b>PITCHER</b>	IP	WLS	BF	H	R	ER	SO	BB	IBB	HBP	BLK	WP	HR	S	P	ERA	WHIP										
<b>Mike Trombley, R</b> (1, 1) <small>ERA: 5.99</small> <b>Eddie Guardado, L</b> (6, 1) <small>ERA: 5.11</small> <b>Pat Mahomes, R</b> (7, 1) <small>ERA: 6.45</small>	5.2		26	6	4	3	5	2	0	0	0	0	0	5	12	27.00	9.000										

AB	36
R	6
H	11
RBI	6
BB	3
SO	6
LOB	16










Batter	1	2	3	4	5	6	7	8	9	AB	R	H	RBI	BB	SO	LOB	TOP			
Lance Johnson, L (1,8) OBP: 0.341, SLG: 0.423	4-0 G4-3 BB	0-0 FC6 1-2			4-0 S BB			0-0 G3-1		2	0	0	0	2	0	2				
Tim Raines, S (1,7) OBP: 0.377, SLG: 0.435	0-0 F8		0-0 F7		0-0 G4-3 1-2			0-0 P5		4	0	0	0	0	0	2				
Dave Martinez, L (1,3) OBP: 0.387, SLG: 0.459	0-0 G4-3 1-2		0-0 F8			0-0 1B		0-0 FC6-4 1B		4	0	2	0	0	0	1				
Frank Thomas, R (1,10) OBP: 0.469, SLG: 0.616	4-0 BB		0-0 F3			0-0 F8		0-0 FC6-4 1-2		3	0	0	0	1	0	2				
Robin Ventura, L (1,5) OBP: 0.386, SLG: 0.518	0-3 K		0-0 F7			0-0 F8			0-0 HR	4	1	1	1	0	1	3				
Lyle Mouton, R (1,9) OBP: 0.403, SLG: 0.520		0-0 1B 1B		0-0 F9		0-0 F9			0-0 G6-3	4	0	1	0	0	0	1				
Ray Durham, S (1,4) OBP: 0.318, SLG: 0.408		0-3 K		0-0 B1-3			0-0 G2-3		0-0 F9	4	0	0	0	0	1	1				
Ron Karkovics, R (1,2) OBP: 0.321, SLG: 0.408		0-0 FC6 1B		0-0 F8			0-0 F7		0-0 G6-3	3	0	1	0	0	0	0				
Norberto Martin, R (9,PH) OBP: 0.300, SLG: 0.427										1	0	0	0	0	0	0				
Ozzie Guillen, L (1,6) OBP: 0.262, SLG: 0.307		0-3 K		0-0 F9			0-0 F5			3	0	0	0	0	1	2				
<b>Inning Stats</b>	R: 0 E: 0 K: 1 S: 5	H: 0 LOB: 2 BB: 2 P: 13	R: 0 E: 0 K: 2 S: 9	H: 2 LOB: 2 BB: 0 P: 9	R: 0 E: 0 K: 0 S: 3	H: 0 LOB: 0 BB: 0 P: 3	R: 0 E: 0 K: 0 S: 3	H: 0 LOB: 1 BB: 1 P: 7	R: 0 E: 0 K: 0 S: 4	H: 1 LOB: 0 BB: 0 P: 4	R: 0 E: 0 K: 0 S: 3	H: 0 LOB: 0 BB: 0 P: 3	R: 0 E: 0 K: 0 S: 4	H: 1 LOB: 1 BB: 0 P: 4	R: 1 E: 0 K: 0 S: 4	H: 1 LOB: 0 BB: 0 P: 4	1B: 4 2B: 0 3B: 0 HR: 1	SF: 0 SAC: 0 DP: 0 HBP: 0	WP: 0 PB: 0 SB: 1 CS: 0	PA: 35
<b>PITCHER</b> Shawn Boskie, R (1,1) ERA: 4.8	IP: 9.0 WLS: W BF: 35 H: 5 R: 1 ER: 1 SO: 3 BB: 3 IBB: 0 HBP: 0 BLK: 0 WP: 0 HR: 1 S: 38 P: 50 ERA: 1.00 WHIP: 0.889																			

Chicago White Sox @ California Angels  
 Anaheim Stadium, Anaheim, CA  
 Mon Sep 11 1995, 10:05 PM EDT  
 Att: 17,934 - Unknown - 82 F


AB 32  
 R 1  
 H 5  
 RBI 1  
 BB 3  
 SO 3  
 LOB 14



Batter	1	2	3	4	5	6	7	8	9	AB	R	H	RBI	BB	SO	LOB	BOTTOM			
Tony Phillips, S (1,5) OBP: 0.400, SLG: 0.477	0-0 1B SF8 1B			4-0 WP BB		4-0 G6-3 BB		0-0 G6-3 1B		3	1	2	0	2	0	1				
Rene Gonzales, R (9,5) OBP: 0.308, SLG: 0.538		0-0 F9								0	0	0	0	0	0	0				
Damon Easley, R (1,4) OBP: 0.290, SLG: 0.304	0-0 F9 2B 1B	0-3 K		0-3 K		0-0 G6-3 1-2 2-3		0-0 G6-3 1-2 2-3		3	1	1	0	0	2	2				
Rex Hudler, R (6,4) OBP: 0.279, SLG: 0.379										2	0	0	0	0	0	4				
Jim Edmonds, L (1,8) OBP: 0.360, SLG: 0.553	0-0 2B 1B	0-0 2B		0-0 F7		0-0 F7		0-0 F9		5	1	2	0	0	0	6				
Chili Davis, S (1,10) OBP: 0.431, SLG: 0.508	0-0 SF8		0-0 FC5-4 BB 1B		0-0 G4-3		0-0 F9			3	0	1	1	0	0	0				
Tim Salmon, R (1,9) OBP: 0.436, SLG: 0.618	0-0 F9 2-3		4-0 FC5-4 BB		0-0 1B		0-0 L9			3	0	1	0	1	0	2				
J.T. Snow, L (1,3) OBP: 0.360, SLG: 0.466	0-0 16 1B 2B		0-0 FC5-4 1-2 2-3		0-0 P4		0-0 1B			4	1	2	2	0	0	3				
16 Garret Anderson, L (1,7) OBP: 0.355, SLG: 0.516	0-0 FC4-6 2H 1B		0-0 G4-3		0-0 G6-3		0-0 F7			4	0	1	1	0	0	3				
Andy Allanson, R (1,2) OBP: 0.284, SLG: 0.388	0-0 FC4-6 1-2		0-0 G4-3		0-0 G6-3		0-0 P4			4	0	0	0	0	0	1				
Dick Schofield, R (1,6) OBP: 0.333, SLG: 0.200		4-0 2B BB		0-3 K		4-0 G6-3 BB		0-0 G6-3 1B		2	0	1	0	2	1	0				
<b>Inning Stats</b>	R: 4 E: 0 K: 0 S: 8	H: 5 LOB: 1 BB: 0 P: 8	R: 0 E: 0 K: 1 S: 5	H: 1 LOB: 2 BB: 1 P: 9	R: 0 E: 0 K: 0 S: 3	H: 1 LOB: 1 BB: 1 P: 7	R: 0 E: 0 K: 2 S: 8	H: 0 LOB: 2 BB: 1 P: 12	R: 0 E: 0 K: 0 S: 4	H: 1 LOB: 1 BB: 0 P: 4	R: 0 E: 0 K: 0 S: 3	H: 0 LOB: 2 BB: 2 P: 11	R: 0 E: 0 K: 0 S: 4	H: 1 LOB: 1 BB: 0 P: 4	R: 0 E: 0 K: 0 S: 5	H: 2 LOB: 2 BB: 0 P: 5	1B: 9 2B: 2 3B: 0 HR: 0	SF: 1 SAC: 0 DP: 1 HBP: 0	WP: 1 PB: 0 SB: 0 CS: 0	PA: 39
<b>PITCHER</b> Mike Siroka, L (1,1) ERA: 6.06	IP: 5.1 WLS: L BF: 28 H: 8 R: 4 ER: 4 SO: 3 BB: 5 IBB: 0 HBP: 0 BLK: 0 WP: 1 HR: 0 S: 29 P: 49 ERA: 6.75 WHIP: 2.438																			
Jeff Shaw, R (6,1) ERA: 4.53	0.1 1 0 0 0 0 0 0 0 0 0 0 1 1 0.00 0.000																			
Scott Radinsky, L (6,1) ERA: 5.45	2.1 10 3 0 0 0 0 0 0 0 0 0 10 10 0.00 1.286																			

Chicago White Sox @ California Angels  
 Anaheim Stadium, Anaheim, CA  
 Mon Sep 11 1995, 10:05 PM EDT  
 Att: 17,934 - Unknown - 82 F

AB 33  
 R 4  
 H 11  
 RBI 4  
 BB 5  
 SO 3  
 LOB 22





Batter	1	2	3	4	5	6	7	8	9	AB	R	H	RBI	BB	SO	LOB	TOP			
Lance Johnson, L (1, 8) OBP: 0.339, SLG: 0.420	G4-3	G1-3			G6-3		L8			4	0	0	0	0	0	3	Chicago White Sox @ California Angels Anaheim Stadium, Anaheim, CA Tue Sep 12 1995, 10:05 PM EDT Att: 23,284 - Unknown - 85 F			
Norberto Martin, R (1, 10) OBP: 0.292, SLG: 0.415	G6-3		K		K2-3		G4-3			4	0	0	0	0	2	1				
Frank Thomas, R (1, 3) OBP: 0.468, SLG: 0.612			FC5-4		G5-3			K		3	0	0	0	1	1	1				
Lyle Mouton, R (1, 7) OBP: 0.401, SLG: 0.516 Dave Martinez, L (6, PR) OBP: 0.396, SLG: 0.457	K		K		FC1-5		F9			3	0	1	0	0	2	2				
Barry Lyons, R (1, 2) OBP: 0.395, SLG: 0.676					FC1-5		K			3	1	2	0	1	1	0				
Chris Snopce, R (1, 5) OBP: 0.441, SLG: 0.296 Tim Raines, S (9, PH) OBP: 0.376, SLG: 0.434					FC1-5			G4-3		3	0	1	1	0	0	4				
Ray Durham, S (1, 4) OBP: 0.318, SLG: 0.407								L9		4	0	1	0	0	0	1				
Mike Cameron, R (1, 9) OBP: 0.261, SLG: 0.318 Robin Ventura, L (9, PH) OBP: 0.397, SLG: 0.519					P3					3	0	1	0	0	1	1				
Craig Grebeck, R (1, 6) OBP: 0.370, SLG: 0.369					K			F7		2	0	0	0	1	1	1				
<b>Inning Stats</b>	R: 0 E: 0 K: 1 S: 8	H: 0 LOB: 1 BB: 1 P: 14	R: 1 E: 0 K: 1 S: 14	H: 2 LOB: 2 BB: 1 P: 26	R: 0 E: 0 K: 2 S: 11	H: 1 LOB: 2 BB: 0 P: 15	R: 0 E: 0 K: 1 S: 9	H: 0 LOB: 0 BB: 0 P: 13	R: 0 E: 0 K: 1 S: 6	H: 2 LOB: 0 BB: 0 P: 10	R: 0 E: 0 K: 0 S: 12	H: 1 LOB: 1 BB: 0 P: 20	R: 0 E: 0 K: 2 S: 8	H: 0 LOB: 0 BB: 0 P: 13	R: 0 E: 0 K: 0 S: 9	H: 1 LOB: 1 BB: 0 P: 13		1B: 6 2B: 1 3B: 0 HR: 0	SF: 0 SAC: 1 DP: 0 HBP: 0	WP: 1 PB: 0 SB: 0 CS: 0
<b>PITCHER</b>	IP	WLS	BF	H	R	ER	SO	BB	IBB	HBP	BLK	WP	HR	S	P	ERA	WHIP			
Mark Langston, L (1, 1) ERA: 4.28	7.0	W	29	6	1	1	6	3	0	0	0	1	0	68	112	1.29	1.286			
Troy Percival, R (8, 1) ERA: 1.38	1.0		3	0	0	0	2	0	0	0	0	0	0	8	13	0.00	0.000			
Lee Smith, R (9, 1) ERA: 3.65	1.0	S	4	1	0	0	0	0	0	0	0	0	0	9	13	0.00	1.000			

Batter	1	2	3	4	5	6	7	8	9	AB	R	H	RBI	BB	SO	LOB	BOTTOM			
Tony Phillips, S (1, 5) OBP: 0.402, SLG: 0.476 Rene Gonzales, R (9, 5) OBP: 0.308, SLG: 0.538	K			CS				G6-3		1	0	0	0	3	1	0	Chicago White Sox @ California Angels Anaheim Stadium, Anaheim, CA Tue Sep 12 1995, 10:05 PM EDT Att: 23,284 - Unknown - 85 F			
Rex Hudler, R (1, 4) OBP: 0.273, SLG: 0.371	K2-3			F9				G6-3		4	0	0	0	0	2	4				
Jim Edmonds, L (1, 8) OBP: 0.361, SLG: 0.551	K			K				1B		2	1	0	0	2	2	1				
Chili Davis, S (1, 10) OBP: 0.432, SLG: 0.508 Orlando Palmeiro, L (8, PR) OBP: 0.389, SLG: 0.353				CS				1B		4	0	2	1	0	0	3				
Tim Salmon, R (1, 9) OBP: 0.435, SLG: 0.614				G6-4-3				K		3	0	0	0	1	2	2				
J.T. Snow, L (1, 3) OBP: 0.360, SLG: 0.465				G6-3				1B		3	1	1	0	0	0	0				
16 Garret Anderson, L (1, 7) OBP: 0.355, SLG: 0.523				G4-3				G6-3		3	1	1	1	0	0	2				
Greg Myers, L (1, 2) OBP: 0.315, SLG: 0.413				G4-3				K		3	0	2	1	0	0	0				
Dick Schofield, R (1, 6) OBP: 0.308, SLG: 0.182				G4-3				1B		2	0	0	0	0	0	1				
<b>Inning Stats</b>	R: 0 E: 0 K: 3 S: 13	H: 0 LOB: 0 BB: 0 P: 18	R: 0 E: 0 K: 0 S: 7	H: 1 LOB: 0 BB: 0 P: 9	R: 0 E: 0 K: 0 S: 6	H: 0 LOB: 0 BB: 0 P: 8	R: 0 E: 0 K: 1 S: 10	H: 0 LOB: 1 BB: 1 P: 17	R: 0 E: 0 K: 1 S: 7	H: 0 LOB: 0 BB: 0 P: 12	R: 1 E: 0 K: 0 S: 15	H: 2 LOB: 3 BB: 2 P: 25	R: 1 E: 0 K: 0 S: 10	H: 2 LOB: 1 BB: 1 P: 18	R: 1 E: 0 K: 1 S: 18	H: 1 LOB: 2 BB: 2 P: 28		1B: 5 2B: 0 3B: 0 HR: 1	SF: 0 SAC: 1 DP: 2 HBP: 0	WP: 0 PB: 1 SB: 0 CS: 1
<b>PITCHER</b>	IP	WLS	BF	H	R	ER	SO	BB	IBB	HBP	BLK	WP	HR	S	P	ERA	WHIP			
Wilson Alvarez, L (1, 1) ERA: 4.27	7.2	L	31	6	3	3	6	6	0	0	0	0	0	80	128	3.52	1.565			
Matt Karchner, R (8, 1) ERA: 1.65	0.1		1	0	0	0	1	0	0	0	0	0	0	6	7	0.00	0.000			



Batter	1	2	3	4	5	6	7	8	9	AB	R	H	RBI	BB	SO	LOB	TOP			
Tim Raines, S OBP: 0.376, SLG: 0.433 (1, 7)	G6-3		1B		K		4-3	1B		5	0	2	1	0	1	0	Chicago White Sox @ California Angels Anaheim Stadium, Anaheim, CA Wed Sep 13 1995, 10:05 PM EDT Att: 21,314 - Unknown - 79 F			
Robin Ventura, L OBP: 0.385, SLG: 0.515 (1, 5)	K		P5		F8			1B		5	1	1	0	0	1	3				
Frank Thomas, R OBP: 0.469, SLG: 0.625 (1, 3)	K		L4					HR	HR	5	2	3	3	0	1	1				
Lyle Mouton, R OBP: 0.404, SLG: 0.530 Dave Martinez, L OBP: 0.395, SLG: 0.455 (8, 9)	G4-3				BB			HR	F8	4	0	2	0	0	0	1				
Barry Lyons, R OBP: 0.381, SLG: 0.632 Doug Brady, S (9, PR)	F8				P8			2B	F8	1	1	0	0	0	0	0				
Ray Durham, S OBP: 0.318, SLG: 0.406 (1, 4)	1B				E5			1B	G3	4	0	1	0	0	1	4				
Chris Snopce, R Ozzie Guillen, L OBP: 0.264, SLG: 0.308 (8, PH)	1B				G6-4-3			1B	P6	2	0	1	0	1	1	2				
Ron Karkovice, R OBP: 0.320, SLG: 0.404 (1, 2)	K				G6-4-3			1B		3	1	0	0	1	2	5				
Mike Cameron, R Lance Johnson, L OBP: 0.340, SLG: 0.421 (8, PH)			P4					1B		3	0	0	0	0	1	0				
					F8			1B		1	0	1	1	0	0	0				
<b>Inning Stats</b>	R: 0 E: 0 K: 2 S: 11	H: 0 LOB: 0 BB: 0 P: 15	R: 0 E: 0 K: 1 S: 9	H: 1 LOB: 2 BB: 1 P: 18	R: 0 E: 0 K: 0 S: 5	H: 1 LOB: 1 BB: 0 P: 8	R: 0 E: 1 K: 0 S: 14	H: 1 LOB: 2 BB: 1 P: 22	R: 0 E: 0 K: 1 S: 10	H: 2 LOB: 2 BB: 0 P: 19	R: 0 E: 0 K: 2 S: 8	H: 0 LOB: 0 BB: 0 P: 12	R: 5 E: 0 K: 1 S: 28	H: 6 LOB: 2 BB: 1 P: 41	R: 1 E: 0 K: 0 S: 14	H: 2 LOB: 2 BB: 0 P: 17	1B: 9 2B: 2 3B: 0 HR: 2	SF: 0 SAC: 1 DP: 1 HBP: 0	WP: 0 PB: 0 SB: 0 CS: 0	PA: 43
<b>PITCHER</b>	IP	WLS	BF	H	R	ER	SO	BB	IBB	HBP	BLK	WP	HR	S	P	ERA	WHIP			
Chuck Finley, L ERA: 4.27	7.0		28	5	0	0	8	2	0	0	0	0	0	69	109	0.00	1.000			
Troy Percival, R ERA: 1.91	0.2	L	6	4	5	5	1	0	0	0	0	0	1	14	18	67.50	6.000			
Mike James, R ERA: 2.77	0.0		1	0	0	0	0	1	0	0	0	0	0	4	8	∞	∞			
Bob Patterson, L ERA: 2.77	0.1		3	2	0	0	0	0	0	0	0	0	0	10	15	0.00	6.000			
Mike Bielecki, R ERA: 5.79	0.2		4	2	1	1	0	0	0	0	0	0	1	13	16	13.50	3.000			

Batter	1	2	3	4	5	6	7	8	9	AB	R	H	RBI	BB	SO	LOB	BOTTOM			
Tony Phillips, S OBP: 0.401, SLG: 0.481 (1, 5)	G5-3		K		HR			F9		4	1	1	1	0	1	0	Chicago White Sox @ California Angels Anaheim Stadium, Anaheim, CA Wed Sep 13 1995, 10:05 PM EDT Att: 21,314 - Unknown - 79 F			
Mike Aldrete, L OBP: 0.352, SLG: 0.407 Dave Gallagher, R OBP: 0.376, SLG: 0.407 (1, 10)	1B		G6-3		K			BB		3	0	1	0	0	1	0				
Jim Edmonds, L OBP: 0.362, SLG: 0.553 (1, 8)	1B				F9			G4-3		4	0	2	0	0	0	1				
Tim Salmon, R OBP: 0.433, SLG: 0.610 (1, 9)	BB				F9			F9		3	0	0	0	1	0	1				
J.T. Snow, L OBP: 0.357, SLG: 0.461 (1, 3)	G3				P6			G6-3		4	0	0	0	0	0	3				
16 Garret Anderson, L OBP: 0.394, SLG: 0.519 (1, 7)	F8				IBB			K		3	0	0	0	1	1	0				
Rex Hudler, R OBP: 0.269, SLG: 0.365 (1, 4)	G4-3				L5			G5-3		3	0	0	0	0	0	2				
Greg Myers, L OBP: 0.312, SLG: 0.407 (1, 2)	F7							G1-3		3	0	0	0	0	0	0				
Dick Schofield, R OBP: 0.286, SLG: 0.167 Spike Owen, S OBP: 0.302, SLG: 0.330 (8, PH)	F8				G6-3			F9		2	0	0	0	0	0	0				
										1	0	0	0	0	0	0				
<b>Inning Stats</b>	R: 0 E: 0 K: 0 S: 10	H: 2 LOB: 2 BB: 1 P: 20	R: 0 E: 0 K: 0 S: 5	H: 0 LOB: 0 BB: 0 P: 9	R: 0 E: 0 K: 1 S: 8	H: 0 LOB: 0 BB: 0 P: 14	R: 0 E: 0 K: 0 S: 10	H: 1 LOB: 2 BB: 1 P: 18	R: 1 E: 0 K: 1 S: 8	H: 1 LOB: 0 BB: 0 P: 11	R: 0 E: 0 K: 0 S: 5	H: 0 LOB: 0 BB: 0 P: 7	R: 0 E: 0 K: 0 S: 8	H: 0 LOB: 1 BB: 1 P: 11	R: 0 E: 0 K: 1 S: 7	H: 0 LOB: 0 BB: 0 P: 12	1B: 2 2B: 1 3B: 0 HR: 1	SF: 0 SAC: 0 DP: 0 HBP: 0	WP: 0 PB: 0 SB: 0 CS: 0	PA: 33
<b>PITCHER</b>	IP	WLS	BF	H	R	ER	SO	BB	IBB	HBP	BLK	WP	HR	S	P	ERA	WHIP			
Luis Andujar, R ERA: 2.25	7.0		26	4	1	1	2	1	1	0	0	0	0	54	90	0.00	0.714			
Larry Thomas, L ERA: 1.8	2.0		7	0	0	0	1	1	0	0	0	0	0	12	23	0.00	0.500			



Batter	1	2	3	4	5	6	7	8	9	AB	R	H	RBI	BB	SO	LOB	TOP			
Juan Samuel, R (1, 7) OBP: 0.369, SLG: 0.528 Johnny Damon, L (6, 8) OBP: 0.357, SLG: 0.496	1-2 G5-3	2-2 1B		1-0 F9		1-3 K2-3			0-1 FC4-6 SF9	4	0	1	1	0	1	2	<b>Kansas City Royals @ California Angels</b> Anaheim Stadium, Anaheim, CA Fri Sep 15, 1995, 10:05 PM EDT Att: 33,930 - Unknown - 74 F <a href="http://livebaseballscorecards.com">livebaseballscorecards.com</a>			
Wally Joyner, L (1, 3) OBP: 0.319, SLG: 0.435	2-3 K			0-0 G4-3		0-0 FC5 1B	1-1 L7		4-1 BB	4	0	1	0	1	1	0				
Greg Gagne, R (1, 6) OBP: 0.319, SLG: 0.392	1-0 2B			2-2 G5-3		2-0 F8 FC5 1B	0-0 F9		2-2 SF9	4	1	2	1	0	0	0				
Gary Gaetti, R (1, 5) OBP: 0.347, SLG: 0.557	1-1 G5-3			0-1 F8		0-0 FC5 1B	0-1 G6-3		0-1 P6	5	0	0	0	0	0	4				
Joe Vitiello, R (1, 10) OBP: 0.330, SLG: 0.389		1-0 HR		3-2 1B SH1-3 E		0-1 F8			0-0 G5-3	4	2	2	1	0	0	2				
Les Norman, R (1, 9) OBP: 0.294, SLG: 0.313		0-0 G1-3 1B		0-0 SH1-3		1-0 F8			0-0 F8	3	1	2	1	0	0	0				
David Howard, S (1, 8) OBP: 0.305, SLG: 0.335 (6, 7)		0-0 B2		1-0 E 1B		1-0 P4			2-2 E5	4	0	1	0	0	0	3				
Edgar Caceres, S (1, 4) OBP: 0.297, SLG: 0.373		0-1 G1-3		1-0 FC5		1-3 K			1-2 G6-3	4	0	0	0	0	1	3				
Brent Mayne, L (1, 2) OBP: 0.286, SLG: 0.292		4-2 BB		1-3 K		2-1 F8			3-2 FC4-6 1B	3	0	1	0	1	1	2				
<b>Inning Stats</b>	R: 0 E: 0 K: 1 S: 9	H: 1 LOB: 1 BB: 0 P: 14	R: 2 E: 0 K: 0 S: 10	H: 3 LOB: 1 BB: 1 P: 17	R: 0 E: 0 K: 0 S: 6	H: 0 LOB: 0 BB: 0 P: 8	R: 1 E: 1 K: 1 S: 11	H: 2 LOB: 2 BB: 0 P: 18	R: 1 E: 0 K: 0 S: 8	H: 3 LOB: 2 BB: 0 P: 13	R: 0 E: 0 K: 0 S: 5	H: 0 LOB: 0 BB: 0 P: 6	R: 0 E: 1 K: 0 S: 11	H: 0 LOB: 1 BB: 0 P: 14	R: 1 E: 0 K: 0 S: 12	H: 1 LOB: 1 BB: 1 P: 21		1B: 8 2B: 1 3B: 0 HR: 1	SF: 1 SAC: 1 DP: 0 HBP: 0	WP: 0 PB: 0 SB: 2 CS: 0
<b>PITCHER</b>	IP	WLS	BF	H	R	ER	SO	BB	IBB	HBP	BLK	WP	HR	S	P	ERA	WHIP			
Jim Abbott, L (1, 1) ERA: 3.78	8.1	L	38	10	5	4	4	2	0	0	0	0	1	74	115	4.32	1.440			
Rich Monteleone, R (9, 1) ERA:	0.2		2	0	0	0	0	0	0	0	0	0	0	6	8	0.00	0.000			

Batter	1	2	3	4	5	6	7	8	9	AB	R	H	RBI	BB	SO	LOB	BOTTOM					
Tony Phillips, S (1, 5) OBP: 0.399, SLG: 0.477	2-3 K		2-3 K			1-3 K		2-3 K		4	0	0	0	0	4	1	<b>Kansas City Royals @ California Angels</b> Anaheim Stadium, Anaheim, CA Fri Sep 15, 1995, 10:05 PM EDT Att: 33,930 - Unknown - 74 F <a href="http://livebaseballscorecards.com">livebaseballscorecards.com</a>					
Mike Aldrete, L (1, 10) OBP: 0.343, SLG: 0.396	0-1 F8			1-0 G3		0-3 K			0-2 G3-1	4	0	0	0	0	1	1						
Jim Edmonds, L (1, 8) OBP: 0.360, SLG: 0.548	0-3 K			0-1 L7		1-1 F8			2-3 K	4	0	0	0	0	2	1						
Tim Salmon, R (1, 9) OBP: 0.432, SLG: 0.606		1-3 K		4-1 BB		0-0 G5-3			1-1 F9	3	0	0	0	1	1	0						
J.T. Snow, L (1, 3) OBP: 0.355, SLG: 0.458		2-2 L6		3-1 P6		1-1 F8				3	0	0	0	0	0	1						
16 Garret Anderson, L (1, 7) OBP: 0.357, SLG: 0.520		1-2 1B			2-2 F8		2-2 1B			3	0	2	0	0	0	0						
Rex Hudler, R (1, 4) OBP: 0.267, SLG: 0.362 Orlando Palmeiro, L (7, PH) OBP: 0.368, SLG: 0.333 Rod Correia, R (8, 4) OBP: 0.238, SLG: 0.381		3-3 K			0-3 K2-3		0-3 K			2	0	0	0	0	2	1						
Greg Myers, L (1, 2) OBP: 0.308, SLG: 0.402			2-3 K		1-1 G4-3			0-3 K		3	0	0	0	0	2	0						
Dick Schofield, R (1, 6) OBP: 0.276, SLG: 0.160 Spike Owen, S (6, PH) OBP: 0.304, SLG: 0.332 (7, 6)			0-0 L9			0-0 1B		0-1 P5		1	0	0	0	0	0	0						
<b>Inning Stats</b>	R: 0 E: 0 K: 2 S: 8	H: 0 LOB: 0 BB: 0 P: 10	R: 0 E: 0 K: 2 S: 14	H: 1 LOB: 0 BB: 0 P: 21	R: 0 E: 0 K: 2 S: 8	H: 0 LOB: 0 BB: 0 P: 12	R: 0 E: 0 K: 0 S: 6	H: 0 LOB: 1 BB: 1 P: 14	R: 0 E: 0 K: 1 S: 9	H: 0 LOB: 0 BB: 0 P: 12	R: 0 E: 0 K: 2 S: 9	H: 1 LOB: 1 BB: 0 P: 11	R: 0 E: 0 K: 1 S: 10	H: 1 LOB: 1 BB: 0 P: 13	R: 0 E: 0 K: 2 S: 8	H: 0 LOB: 0 BB: 0 P: 10		R: 0 E: 0 K: 1 S: 9	H: 0 LOB: 0 BB: 0 P: 12	1B: 3 2B: 0 3B: 0 HR: 0	SF: 0 SAC: 0 DP: 0 HBP: 0	WP: 0 PB: 0 SB: 0 CS: 0
<b>PITCHER</b>	IP	WLS	BF	H	R	ER	SO	BB	IBB	HBP	BLK	WP	HR	S	P	ERA	WHIP					
Kevin Appier, R (1, 1) ERA: 3.91	9.0	W	31	3	0	0	13	1	0	0	0	0	0	81	115	0.00	0.444					



Batter	1	2	3	4	5	6	7	8	9	AB	R	H	RBI	BB	SO	LOB	TOP					
<b>Johnny Damon, L</b> (1, 8) OBP: 0.358, SLG: 0.493										5	1	2	0	0	0	1	<b>Kansas City Royals @ California Angels</b> Anaheim Stadium, Anaheim, CA Sat Sep 16 1995, 10:05 PM EDT Att: 35,124 - Unknown - 72 F <a href="http://livebaseballscorecards.com">livebaseballscorecards.com</a>					
<b>Tom Goodwin, L</b> (1, 7) OBP: 0.340, SLG: 0.333										4	2	1	0	0	1	2						
<b>Wally Joyner, L</b> (1, 3) OBP: 0.391, SLG: 0.435										5	1	2	1	0	1	2						
<b>Gary Gaetti, R</b> (1, 5) OBP: 0.344, SLG: 0.552										4	0	0	0	0	1	3						
<b>Bob Hamelin, L</b> (1, 10) OBP: 0.290, SLG: 0.322										3	1	1	1	0	1	0						
<b>Juan Samuel, R</b> (7, PH) OBP: 0.367, SLG: 0.525										1	0	0	0	0	1	1						
<b>Keith Lockhart, L</b> (1, 4) OBP: 0.353, SLG: 0.468										3	1	2	3	0	0	0						
<b>Joe Vitello, R</b> (7, PH) OBP: 0.327, SLG: 0.385										1	0	0	0	0	0	1						
<b>David Howard, S</b> (7, 4) OBP: 0.305, SLG: 0.335										0	0	0	0	0	0	0						
<b>Jon Nunnally, L</b> (1, 9) OBP: 0.355, SLG: 0.482										3	1	0	0	1	1	1						
<b>Greg Gagne, R</b> (1, 6) OBP: 0.316, SLG: 0.388										4	0	0	0	0	2	1						
<b>Brent Mayne, L</b> (1, 2) OBP: 0.289, SLG: 0.295										4	0	2	1	0	1	0						
<b>Inning Stats</b>	R: 6 E: 1 K: 1 S: 20	H: 5 LOB: 1 BB: 1 P: 36	R: 0 E: 0 K: 2 S: 9	H: 0 LOB: 0 BB: 0 P: 16	R: 0 E: 0 K: 2 S: 7	H: 0 LOB: 0 BB: 0 P: 11	R: 0 E: 0 K: 1 S: 14	H: 2 LOB: 2 BB: 0 P: 18	R: 0 E: 0 K: 0 S: 7	H: 1 LOB: 1 BB: 0 P: 7	R: 0 E: 0 K: 0 S: 3	H: 0 LOB: 0 BB: 0 P: 5	R: 1 E: 0 K: 1 S: 18	H: 2 LOB: 1 BB: 0 P: 26	R: 0 E: 0 K: 2 S: 9	H: 0 LOB: 0 BB: 0 P: 11	R: 0 E: 0 K: 0 S: 5	H: 0 LOB: 0 BB: 0 P: 7	1B: 9 2B: 0 3B: 0 HR: 1	SF: 0 SAC: 1 DP: 0 HBP: 0	WP: 0 PB: 0 SB: 0 CS: 0	PA: 39
<b>PITCHER</b>	IP WLS BF H R ER SO BB IBB HBP BLK WP HR S P ERA WHIP																					
<b>Shawn Boskie, R</b> (1, 1) ERA: 5.12	0.2 L 9 5 6 4 1 1 0 0 0 0 0 1 18 32 54.00 9.000																					
<b>Brian Anderson, L</b> (1, 1) ERA: 5.87	6.0 23 5 1 1 6 0 0 0 0 1 0 0 54 80 1.50 0.833																					
<b>John Habyan, R</b> (7, 1) ERA: 3.74	1.1 4 0 0 0 2 0 0 0 0 0 0 0 15 18 0.00 0.000																					
<b>Bob Patterson, L</b> (9, 1) ERA: 2.72	1.0 3 0 0 0 0 0 0 0 0 0 0 0 5 7 0.00 0.000																					

Batter	1	2	3	4	5	6	7	8	9	AB	R	H	RBI	BB	SO	LOB	BOTTOM					
<b>Jim Edmonds, L</b> (1, 8) OBP: 0.360, SLG: 0.547										5	1	2	0	0	0	2	<b>Kansas City Royals @ California Angels</b> Anaheim Stadium, Anaheim, CA Sat Sep 16 1995, 10:05 PM EDT Att: 35,124 - Unknown - 72 F <a href="http://livebaseballscorecards.com">livebaseballscorecards.com</a>					
<b>Tony Phillips, S</b> (1, 5) OBP: 0.397, SLG: 0.473										4	0	0	0	1	3	2						
<b>J.T. Snow, L</b> (1, 3) OBP: 0.355, SLG: 0.456										4	1	1	0	1	0	1						
<b>Tim Salmon, R</b> (1, 9) OBP: 0.432, SLG: 0.604										5	1	2	1	0	1	2						
<b>Chili Davis, S</b> (1, 10) OBP: 0.432, SLG: 0.507										3	0	1	1	1	0	0						
<b>Rod Correia, R</b> (8, PR) OBP: 0.238, SLG: 0.381										0	1	0	0	0	0	0						
<b>Eduardo Perez, R</b> (9, PH) OBP: 0.309, SLG: 0.258										1	0	0	0	0	0	1						
<b>16 Garret Anderson, L</b> (1, 7) OBP: 0.361, SLG: 0.523										4	1	3	1	0	0	0						
<b>Rene Gonzales, R</b> (1, 4) OBP: 0.333, SLG: 0.533										2	0	1	0	0	0	0						
<b>Mike Aldrete, L</b> (7, PH) OBP: 0.341, SLG: 0.393										1	0	0	0	0	0	1						
<b>Rex Hudler, R</b> (8, 4) OBP: 0.270, SLG: 0.380										1	1	1	3	0	0	0						
<b>Jorge Fabregas, L</b> (1, 2) OBP: 0.302, SLG: 0.312										2	0	1	0	0	1	3						
<b>Greg Myers, L</b> (7, PH) OBP: 0.306, SLG: 0.399										2	0	0	0	0	1	2						
<b>Dick Schofield, R</b> (1, 6) OBP: 0.258, SLG: 0.148										2	0	0	0	0	0	4						
<b>Spike Owen, S</b> (7, PH) OBP: 0.301, SLG: 0.328										2	0	0	0	0	0	3						
<b>Inning Stats</b>	R: 0 E: 0 K: 1 S: 7	H: 0 LOB: 0 BB: 0 P: 10	R: 0 E: 0 K: 1 S: 17	H: 2 LOB: 3 BB: 1 P: 29	R: 0 E: 0 K: 1 S: 11	H: 0 LOB: 2 BB: 2 P: 24	R: 0 E: 0 K: 0 S: 5	H: 0 LOB: 0 BB: 0 P: 10	R: 0 E: 0 K: 1 S: 13	H: 2 LOB: 1 BB: 0 P: 16	R: 0 E: 0 K: 0 S: 4	H: 0 LOB: 0 BB: 0 P: 5	R: 0 E: 1 K: 0 S: 13	H: 1 LOB: 2 BB: 0 P: 18	R: 5 E: 0 K: 2 S: 21	H: 5 LOB: 1 BB: 0 P: 29	R: 1 E: 0 K: 0 S: 9	H: 2 LOB: 1 BB: 0 P: 14	1B: 11 2B: 1 3B: 0 HR: 1	SF: 0 SAC: 0 DP: 1 HBP: 0	WP: 0 PB: 0 SB: 0 CS: 1	PA: 41
<b>PITCHER</b>	IP WLS BF H R ER SO BB IBB HBP BLK WP HR S P ERA WHIP																					
<b>Tom Gordon, R</b> (1, 1) ERA: 3.9	5.1 W 21 4 0 0 0 3 0 0 0 0 0 0 0 54 90 0.00 1.312																					
<b>Hipolito Pichardo, R</b> (6, 1) ERA: 4.31	1.2 7 1 0 0 0 0 0 0 0 0 0 0 0 16 22 0.00 0.600																					
<b>Rick Huisman, R</b> (8, 1) ERA: 0.43	0.1 4 3 3 3 1 0 0 0 0 0 0 0 13 15 81.00 9.000																					
<b>Mike Magnante, L</b> (8, 1) ERA: 3.54	0.2 4 2 2 2 1 0 0 0 0 0 0 1 8 14 27.00 3.000																					
<b>Jeff Montgomery, R</b> (9, 1) ERA: 3.22	1.0 S 5 2 1 1 0 0 0 0 0 0 0 0 9 14 9.00 2.000																					







Batter	1	2	3	4	5	6	7	8	9	AB	R	H	RBI	BB	SO	LOB	TOP					
<b>Tony Phillips, S</b> OBP: 0.397, SLG: 0.476 (1, 5)	F9																					
<b>Jim Edmonds, L</b> OBP: 0.392, SLG: 0.548 (1, 8)	1B																					
<b>Tim Salmon, R</b> OBP: 0.429, SLG: 0.598 (1, 9)	F8																					
<b>Chili Davis, S</b> OBP: 0.436, SLG: 0.514 (1, 10)	F9																					
<b>J.T. Snow, L</b> OBP: 0.354, SLG: 0.459 (1, 3)	F9																					
<b>16 Garrett Anderson, L</b> OBP: 0.396, SLG: 0.515 (1, 7)	G6-3																					
<b>Spike Owen, S</b> OBP: 0.293, SLG: 0.319 (1, 6)																						
<b>Greg Myers, L</b> OBP: 0.310, SLG: 0.413 (1, 2)																						
<b>Andy Allanson, R</b> OBP: 0.276, SLG: 0.377 (3, 2)																						
<b>Damon Easley, R</b> OBP: 0.288, SLG: 0.302 (1, 4)																						
<b>Rene Gonzales, R</b> (9, PH) OBP: 0.313, SLG: 0.500																						
<b>Inning Stats</b>	R: 0 E: 0 K: 0 S: 5	H: 1 LOB: 0 BB: 0 P: 7	R: 0 E: 0 K: 0 S: 7	H: 0 LOB: 0 BB: 0 P: 11	R: 0 E: 0 K: 0 S: 4	H: 0 LOB: 0 BB: 1 P: 8	R: 0 E: 0 K: 0 S: 10	H: 0 LOB: 2 BB: 1 P: 17	R: 0 E: 0 K: 1 S: 9	H: 0 LOB: 0 BB: 0 P: 13	R: 0 E: 0 K: 0 S: 6	H: 0 LOB: 0 BB: 0 P: 10	R: 0 E: 0 K: 0 S: 5	H: 1 LOB: 0 BB: 1 P: 9	R: 0 E: 0 K: 0 S: 5	H: 0 LOB: 0 BB: 0 P: 9	R: 0 E: 0 K: 1 S: 9	H: 0 LOB: 0 BB: 0 P: 11	1B: 2 2B: 0 3B: 0 HR: 0	SF: 0 SAC: 0 DP: 1 HBP: 1	WP: 0 PB: 0 SB: 0 CS: 1	PA: 29
<b>PITCHER</b> <b>Doug Johns, L</b> ERA: 4.09 (1, 1)	IP: 9.0 WLS: W BF: 29 H: 2 R: 0 ER: 0 SO: 2 BB: 2 IBB: 0 HBP: 1 BLK: 0 WP: 0 HR: 0 S: 60 P: 95 ERA: 0.00 WHIP: 0.444															<b>PITCHER</b> <b>Doug Johns, L</b> ERA: 4.09 (1, 1)	IP: 9.0 WLS: W BF: 29 H: 2 R: 0 ER: 0 SO: 2 BB: 2 IBB: 0 HBP: 1 BLK: 0 WP: 0 HR: 0 S: 60 P: 95 ERA: 0.00 WHIP: 0.444					

California Angels @ Oakland Athletics  
Oakland-Alameda County Coliseum, Oakland, CA

AB 26  
R 0  
H 2  
RBI 0  
BB 2  
SO 2  
LOB 5



WP: 0 PA: 29  
PB: 0  
SB: 0  
CS: 1

Batter	1	2	3	4	5	6	7	8	9	AB	R	H	RBI	BB	SO	LOB	BOTTOM			
<b>Rickey Henderson, R</b> OBP: 0.404, SLG: 0.442 (1, 7)	G5-3																			
<b>Gerónimo Berroa, R</b> OBP: 0.395, SLG: 0.473 (1, 9)	K																			
<b>Brent Gates, S</b> OBP: 0.314, SLG: 0.355 (1, 4)	BB																			
<b>Mark McGwire, R</b> OBP: 0.440, SLG: 0.668 (1, 3)	BB																			
<b>Danny Tartabull, R</b> OBP: 0.327, SLG: 0.381 (1, 10)	G4-3																			
<b>Terry Steinbach, R</b> OBP: 0.306, SLG: 0.440 (1, 2)	F9																			
<b>Stan Javier, S</b> OBP: 0.351, SLG: 0.387 (1, 8)	G4-3																			
<b>Mike Bordick, R</b> OBP: 0.329, SLG: 0.358 (1, 6)	G4-3																			
<b>Craig Paquette, R</b> OBP: 0.267, SLG: 0.440 (1, 5)	G4-3																			
<b>Inning Stats</b>	R: 0 E: 0 K: 1 S: 19	H: 0 LOB: 2 BB: 2 P: 31	R: 1 E: 0 K: 0 S: 14	H: 0 LOB: 1 BB: 2 P: 27	R: 0 E: 0 K: 2 S: 8	H: 0 LOB: 0 BB: 0 P: 12	R: 0 E: 0 K: 0 S: 7	H: 0 LOB: 0 BB: 0 P: 12	R: 0 E: 0 K: 1 S: 5	H: 0 LOB: 0 BB: 0 P: 9	R: 2 E: 0 K: 0 S: 10	H: 3 LOB: 1 BB: 1 P: 22	R: 1 E: 0 K: 1 S: 12	H: 2 LOB: 2 BB: 1 P: 24	R: 0 E: 0 K: 1 S: 12	H: 1 LOB: 1 BB: 0 P: 17	1B: 4 2B: 1 3B: 0 HR: 1	SF: 0 SAC: 0 DP: 0 HBP: 1	WP: 0 PB: 0 SB: 3 CS: 0	PA: 36
<b>PITCHER</b> <b>Chuck Finley, L</b> ERA: 4.32 (1, 1)	IP: 6.1 WLS: L BF: 29 H: 5 R: 4 ER: 4 SO: 4 BB: 5 IBB: 0 HBP: 1 BLK: 0 WP: 0 HR: 1 S: 69 P: 124 ERA: 5.68 WHIP: 1.579															<b>PITCHER</b> <b>John Habyan, R</b> ERA: 3.65 (7, 1)	IP: 1.2 WLS: 7 BF: 1 H: 0 R: 0 ER: 0 SO: 2 BB: 1 IBB: 0 HBP: 0 BLK: 0 WP: 0 HR: 0 S: 18 P: 30 ERA: 0.00 WHIP: 1.200			

California Angels @ Oakland Athletics  
Oakland-Alameda County Coliseum, Oakland, CA

AB 29  
R 4  
H 6  
RBI 4  
BB 6  
SO 6  
LOB 12



WP: 0 PA: 36  
PB: 0  
SB: 3  
CS: 0



Batter	1	2	3	4	5	6	7	8	9	10	AB	R	H	RBI	BB	SO	LOB								
<b>Tony Phillips, S</b> OBP: 0.394, SLG: 0.471 (1, 5)	G4-3		G4-3			G1-3		G5-3		G3	5	0	0	0	0	0	3								
<b>Jim Edmonds, L</b> OBP: 0.358, SLG: 0.543 (1, 8)	F7		K			K			K	G4-3	5	0	0	0	0	3	3								
<b>Tim Salmon, R</b> OBP: 0.431, SLG: 0.601 (1, 9)	1B					F8			HR		4	1	3	0	0	0	0								
<b>Chili Davis, S</b> OBP: 0.432, SLG: 0.509 (1, 10)	G3-1		G4-6-3			G6-3			K		4	0	0	0	0	1	3								
<b>J.T. Snow, L</b> OBP: 0.355, SLG: 0.465 (1, 3)		G6-3		G3-1		G3-1			HR		4	1	2	2	0	0	0								
<b>16 Garret Anderson, L</b> OBP: 0.358, SLG: 0.515 (1, 7)		K		SH1-4		G3-1			HR		4	0	2	0	0	1	1								
<b>Damion Easley, R</b> OBP: 0.288, SLG: 0.301 (1, 4)		G5-4-3				SH1-4			1B		1	0	0	0	0	0	1								
<b>Mike Aldrete, L</b> OBP: 0.339, SLG: 0.390 (7, PH)		G5-4-3							F8		1	0	0	0	0	1	1								
<b>Rex Hudler, R</b> OBP: 0.270, SLG: 0.374 (7, 4)											0	0	0	0	0	0	0								
<b>Greg Myers, L</b> OBP: 0.309, SLG: 0.412 (9, PH)											1	0	0	0	0	0	1								
<b>Rene Gonzales, R</b> OBP: 0.313, SLG: 0.500 (9, 4)											0	0	0	0	0	0	0								
<b>Jorge Fabregas, L</b> OBP: 0.301, SLG: 0.308 (1, 2)			L9			P5					3	0	0	0	1	0	1								
<b>Gary Disarcina, R</b> OBP: 0.355, SLG: 0.473 (10, PR)											0	0	0	0	0	0	0								
<b>Andy Allanson, R</b> OBP: 0.276, SLG: 0.377 (10, 2)											0	0	0	0	0	0	0								
<b>Dick Schofield, R</b> OBP: 0.314, SLG: 0.200 (1, 6)						P7					2	0	1	0	0	0	1								
<b>Spike Owen, S</b> OBP: 0.292, SLG: 0.317 (8, PH)											1	0	0	0	0	0	0								
<b>Spike Owen, S</b> (8, 6)																									
<b>Inning Stats</b>	R: 0 E: 0 K: 0 S: 6	H: 1 LOB: 1 BB: 0 P: 9	R: 0 E: 0 K: 1 S: 9	H: 0 LOB: 0 BB: 0 P: 14	R: 0 E: 0 K: 1 S: 11	H: 1 LOB: 1 BB: 0 P: 17	R: 0 E: 0 K: 0 S: 6	H: 1 LOB: 0 BB: 0 P: 11	R: 0 E: 0 K: 0 S: 11	H: 1 LOB: 1 BB: 0 P: 18	R: 0 E: 0 K: 1 S: 6	H: 0 LOB: 0 BB: 0 P: 9	R: 0 E: 0 K: 1 S: 8	H: 1 LOB: 1 BB: 0 P: 14	R: 0 E: 0 K: 0 S: 10	H: 0 LOB: 0 BB: 0 P: 15	R: 2 E: 0 K: 2 S: 16	H: 3 LOB: 1 BB: 0 P: 20	R: 0 E: 0 K: 0 S: 4	H: 0 LOB: 2 BB: 1 P: 11	1B: 6 2B: 1 3B: 0 HR: 1	SF: 0 SAC: 2 DP: 2 HBP: 0	WP: 1 PB: 0 SB: 0 CS: 0	PA: 38	
<b>PITCHER</b>	IP	WLS	BF	H	R	ER	SO	BB	IBB	HBP	BLK	WP	HR	S	P	ERA	WHIP								
<b>Steve Ontiveros, R</b> ERA: 4.01 (1, 1)	6.0		21	4	0	0	3	0	0	0	0	1	0	49	78	0.00	0.667								
<b>Jim Corsi, R</b> ERA: 1.73 (7, 1)	2.0		7	1	0	0	1	0	0	0	0	0	0	18	29	0.00	0.500								
<b>Dennis Eckerley, R</b> ERA: 4.66 (9, 1)	1.0		6	3	2	2	0	0	0	0	0	0	1	16	20	18.00	3.000								
<b>Carlos Reyes, R</b> ERA: 4.95 (10, 1)	1.0	W	4	0	0	0	0	1	0	0	0	0	0	4	11	0.00	1.000								

**California Angels @ Oakland Athletics**  
Oakland-Alameda County Coliseum, Oakland, CA

Tue Sep 19 1995, 7:05 PM PDT  
Att: 10,524 - Unknown - 75 F

livebaseballscorecards.com

AB 35  
R 2  
H 8  
RBI 2  
BB 1  
SO 6  
LOB 15




Batter	1	2	3	4	5	6	7	8	9	10	AB	R	H	RBI	BB	SO	LOB								
<b>Rickey Henderson, R</b> OBP: 0.404, SLG: 0.438 (1, 7)	K		F7			G6-3				SH5-4	3	1	0	0	2	1	0								
<b>Geronimo Berroa, R</b> OBP: 0.387, SLG: 0.489 (1, 9)	K					L6				SH5-4	4	0	0	0	0	3	2								
<b>Stan Javier, S</b> OBP: 0.351, SLG: 0.387 (9, 8)	K										0	0	0	0	0	0	0								
<b>Brent Gates, S</b> OBP: 0.315, SLG: 0.355 (1, 4)	K										3	0	1	0	1	2	0								
<b>Mike Bordick, R</b> OBP: 0.329, SLG: 0.358 (9, 6)											0	0	0	0	0	0	0								
<b>Jason Giambi, L</b> OBP: 0.376, SLG: 0.414 (10, PH)											0	0	0	0	1	0	0								
<b>Mark McGwire, R</b> OBP: 0.437, SLG: 0.659 (1, 3)		K									4	0	0	0	1	3	4								
<b>Terry Steinbach, R</b> OBP: 0.309, SLG: 0.450 (1, 2)		K									5	1	3	2	0	1	0								
<b>Danny Tartabull, R</b> OBP: 0.330, SLG: 0.378 (1, 10)		L9									2	0	0	0	2	1	0								
<b>Scott Brosius, R</b> OBP: 0.338, SLG: 0.460 (1, 8)											3	1	1	0	1	0	3								
<b>Mike Gallego, R</b> OBP: 0.302, SLG: 0.243 (9, 4)											4	0	2	0	0	1	2								
<b>Craig Paquette, R</b> OBP: 0.263, SLG: 0.434 (1, 5)											4	0	0	0	0	1	2								
<b>Inning Stats</b>	R: 0 E: 0 K: 3 S: 10	H: 0 LOB: 0 BB: 0 P: 13	R: 0 E: 0 K: 2 S: 8	H: 0 LOB: 0 BB: 0 P: 14	R: 1 E: 0 K: 0 S: 9	H: 1 LOB: 0 BB: 1 P: 19	R: 0 E: 0 K: 2 S: 15	H: 2 LOB: 3 BB: 1 P: 26	R: 0 E: 0 K: 3 S: 14	H: 1 LOB: 3 BB: 2 P: 26	R: 0 E: 0 K: 0 S: 9	H: 1 LOB: 1 BB: 1 P: 16	R: 0 E: 0 K: 2 S: 8	H: 0 LOB: 0 BB: 0 P: 13	R: 1 E: 0 K: 1 S: 6	H: 1 LOB: 3 BB: 3 P: 20	1B: 6 2B: 0 3B: 0 HR: 1	SF: 0 SAC: 1 DP: 2 HBP: 0	WP: 1 PB: 0 SB: 1 CS: 0	PA: 41					
<b>PITCHER</b>	IP	WLS	BF	H	R	ER	SO	BB	IBB	HBP	BLK	WP	HR	S	P	ERA	WHIP								
<b>Jim Abbott, L</b> ERA: 3.68 (1, 1)	7.0		29	5	1	1	10	5	0	0	0	1	0	73	127	1.29	1.429								
<b>Troy Percival, R</b> ERA: 2.11 (8, 1)	2.1	L	12	2	2	2	3	2	1	0	0	0	1	23	48	7.71	1.714								

**California Angels @ Oakland Athletics**  
Oakland-Alameda County Coliseum, Oakland, CA

Tue Sep 19 1995, 7:05 PM PDT  
Att: 10,524 - Unknown - 75 F

livebaseballscorecards.com

AB 32  
R 3  
H 7  
RBI 2  
BB 8  
SO 13  
LOB 13





Batter	1	2	3	4	5	6	7	8	9	AB	R	H	RBI	BB	SO	LOB	TOP										
<b>Tony Phillips, S</b> OBP: 0.394, SLG: 0.470 (1, 5)										5	1	2	1	0	2	4	<b>California Angels @ Oakland Athletics</b> Oakland-Alameda County Coliseum, Oakland, CA Wed Sep 20 1995, 3:33 AM PDT Att: 11,854 - Sunny - 68 F										
<b>Jim Edmonds, L</b> OBP: 0.395, SLG: 0.539 <b>Dave Gallagher, R</b> OBP: 0.374, SLG: 0.404 (9, PH)										4	0	0	0	0	3	4											
<b>Tim Salmon, R</b> OBP: 0.433, SLG: 0.611 (1, 9)										5	1	3	3	0	0	0											
<b>Chili Davis, S</b> OBP: 0.432, SLG: 0.508 (1, 10)										5	0	2	0	0	1	2											
<b>J.T. Snow, L</b> OBP: 0.353, SLG: 0.465 (1, 3)										5	0	1	0	0	2	3											
<b>16 Garret Anderson, L</b> OBP: 0.395, SLG: 0.523 (1, 7)										4	1	2	1	0	1	1											
<b>Spike Owen, S</b> OBP: 0.296, SLG: 0.321 (1, 6)										4	1	2	0	0	0	1											
<b>Jorge Fabregas, L</b> OBP: 0.300, SLG: 0.307 (1, 2)									4	0	1	0	0	2	2												
<b>Damion Easley, R</b> OBP: 0.289, SLG: 0.303 <b>Orlando Palmeiro, L</b> ERA: 4.37 <b>Rex Hudler, R</b> OBP: 0.351, SLG: 0.350 <b>Mike Aldrete, L</b> OBP: 0.343, SLG: 0.395 (9, PH)									2	0	1	0	0	0	1	0											
<b>Inning Stats</b>	R: 0 E: 0 K: 3 S: 11	H: 1 LOB: 1 BB: 0 P: 19	R: 0 E: 0 K: 2 S: 12	H: 0 LOB: 0 BB: 0 P: 17	R: 0 E: 0 K: 3 S: 12	H: 1 LOB: 1 BB: 0 P: 18	R: 0 E: 0 K: 0 S: 4	H: 1 LOB: 0 BB: 0 P: 5	R: 0 E: 0 K: 0 S: 9	H: 3 LOB: 3 BB: 0 P: 22	R: 0 E: 0 K: 1 S: 9	H: 1 LOB: 1 BB: 0 P: 10	R: 0 E: 0 K: 1 S: 10	H: 1 LOB: 1 BB: 0 P: 14	R: 6 E: 1 K: 0 S: 18	H: 7 LOB: 0 BB: 0 P: 29		1B: 11 2B: 3 3B: 0 HR: 2	SF: 0 SAC: 0 DP: 2 HBP: 0	WP: 0 PB: 0 SB: 0 CS: 0	PA: 41						
<b>PITCHER</b>	IP	WLS	BF	H	R	ER	SO	BB	IBB	HBP	BLK	WP	HR	S	P	ERA	WHIP										
<b>Todd Stottlemyre, R</b> ERA: 4.37	(1, 1)	8.1	W	36	12	3	3	12	0	0	0	0	1	91	134	3.24	1.440										
<b>Rick Honeycutt, L</b> ERA: 2.26	(9, 1)	0.0	S	4	4	3	3	0	0	0	0	0	1	6	10	=	=										
<b>Dennis Eckersley, R</b> ERA: 4.59	(9, 1)	0.2	S	1	0	0	0	0	0	0	0	0	0	3	3	0.00	0.000										

AB	41
R	6
H	16
RBI	6
BB	0
SO	12
LOB	18



Batter	1	2	3	4	5	6	7	8	9	AB	R	H	RBI	BB	SO	LOB	BOTTOM										
<b>Rickey Henderson, R</b> OBP: 0.404, SLG: 0.438 <b>Jose Herrera, L</b> OBP: 0.329, SLG: 0.350 (7, 9)										3	0	1	0	0	0	0	<b>California Angels @ Oakland Athletics</b> Oakland-Alameda County Coliseum, Oakland, CA Wed Sep 20 1995, 3:33 AM PDT Att: 11,854 - Sunny - 68 F										
<b>Gerónimo Berroa, R</b> OBP: 0.358, SLG: 0.470 <b>Scott Brosius, R</b> OBP: 0.337, SLG: 0.459 (7, 8)										4	1	2	2	0	1	1											
<b>Brent Gates, S</b> OBP: 0.316, SLG: 0.357 (1, 4)										5	1	2	0	0	1	1											
<b>Mark McGwire, R</b> OBP: 0.439, SLG: 0.668 <b>George Williams, S</b> OBP: 0.398, SLG: 0.520 <b>Craig Paquette, R</b> OBP: 0.282, SLG: 0.432 (8, 5)										2	2	1	3	1	1	0											
<b>Jason Giambi, L</b> OBP: 0.371, SLG: 0.407 (8, 3)										3	0	0	0	0	1	1											
<b>Danny Tartabull, R</b> OBP: 0.332, SLG: 0.384 (1, 10)										4	1	2	1	0	0	1											
<b>Terry Steinbach, R</b> OBP: 0.314, SLG: 0.453 (1, 2)										4	0	3	1	0	0	1											
<b>Stan Javier, S</b> OBP: 0.350, SLG: 0.385 (6, 7)										4	1	1	1	0	1	2											
<b>Mike Bordick, R</b> OBP: 0.329, SLG: 0.355 (1, 6)										3	1	0	0	1	1	3											
<b>Inning Stats</b>	R: 3 E: 0 K: 1 S: 16	H: 4 LOB: 1 BB: 0 P: 22	R: 0 E: 0 K: 0 S: 9	H: 1 LOB: 1 BB: 0 P: 14	R: 0 E: 0 K: 1 S: 7	H: 0 LOB: 0 BB: 0 P: 9	R: 0 E: 0 K: 2 S: 11	H: 1 LOB: 1 BB: 0 P: 14	R: 0 E: 0 K: 2 S: 8	H: 0 LOB: 0 BB: 0 P: 12	R: 5 E: 0 K: 0 S: 21	H: 4 LOB: 1 BB: 2 P: 36	R: 1 E: 0 K: 0 S: 10	H: 2 LOB: 2 BB: 1 P: 18	R: 0 E: 0 K: 1 S: 12	H: 1 LOB: 1 BB: 0 P: 14		1B: 10 2B: 2 3B: 0 HR: 1	SF: 0 SAC: 1 DP: 0 HBP: 0	WP: 0 PB: 0 SB: 0 CS: 0	PA: 40						
<b>PITCHER</b>	IP	WLS	BF	H	R	ER	SO	BB	IBB	HBP	BLK	WP	HR	S	P	ERA	WHIP										
<b>Shawn Boskie, R</b> ERA: 5.37	(1, 1)	5.1	L	25	8	6	6	0	1	0	0	0	0	10	15	54.00	9.000										
<b>Mike Bielecki, R</b> ERA: 5.97	(6, 1)	0.1		4	2	2	2	0	1	0	0	0	0	13	23	9.00	3.000										
<b>Mike James, R</b> ERA: 2.89	(6, 1)	1.0		6	2	1	1	0	1	0	0	0	0	1	2	0.00	0.000										
<b>Rich Monteleone, R</b> ERA	(7, 1)	0.1		1	0	0	0	0	0	0	0	0	0	1	2	0.00	0.000										
<b>Lee Smith, R</b> ERA: 3.57	(8, 1)	1.0		4	1	0	0	1	0	0	0	0	0	12	14	0.00	1.000										

AB	36
R	9
H	13
RBI	9
BB	3
SO	7
LOB	11





Batter	1	2	3	4	5	6	7	8	9	AB	R	H	RBI	BB	SO	LOB	TOP			
<b>Tony Phillips, S</b> OBP: 0.394, SLG: 0.469 (1, 5)	L8		G5-3		F7		F8 1B		WP BB	4	0	1	0	1	0	0				
<b>Jim Edmonds, L</b> OBP: 0.356, SLG: 0.542 (1, 8)	F7		HR			1B BB	F8		G1-3	4	1	1	1	1	0	2				
<b>Tim Salmon, R</b> OBP: 0.433, SLG: 0.609 (1, 9)	1B		G5-3			F8				3	0	1	0	1	0	1				
<b>Chili Davis, S</b> OBP: 0.432, SLG: 0.510 (1, 10)	K				2B		G6-3			4	0	2	0	0	1	3				
<b>J.T. Snow, L</b> OBP: 0.351, SLG: 0.461 (1, 3)		L5			G6-3		K		F9	4	0	0	0	0	1	3				
<b>16 Garret Anderson, L</b> OBP: 0.356, SLG: 0.519 (1, 7)		G3-1			G6-3 BB		G4-3		G3-1	3	0	0	0	1	0	2				
<b>Damion Easley, R</b> OBP: 0.292, SLG: 0.304 (8, PH)					G6-3					2	1	1	0	1	0	2				
<b>Rene Gonzales, R</b> OBP: 0.294, SLG: 0.471 (8, 4)		BB			1-2		HR		K	1	0	0	0	0	1	0				
<b>Andy Allanson, R</b> OBP: 0.269, SLG: 0.366 (1, 2)										2	0	0	0	0	0	1				
<b>Eduardo Perez, R</b> OBP: 0.310, SLG: 0.304 (7, PH)										1	1	1	2	0	0	0				
<b>Jorge Fabregas, L</b> OBP: 0.300, SLG: 0.307 (9, PH)		P3							F8	0	0	0	0	0	0	0				
<b>Dave Gallagher, R</b> OBP: 0.372, SLG: 0.401 (9, PH)							HR			1	0	0	0	0	0	0				
<b>Gary Disarcina, R</b> OBP: 0.352, SLG: 0.468 (1, 6)					G6-3					3	0	0	0	0	0	0				
<b>Rex Hudler, R</b> OBP: 0.269, SLG: 0.373 (9, PH)					L7		P4		L7	1	0	0	0	0	0	0				
<b>Inning Stats</b>	R: 0 E: 0 K: 1 S: 8	H: 1 LOB: 1 BB: 0 P: 13	R: 0 E: 0 K: 0 S: 6	H: 0 LOB: 1 BB: 1 P: 14	R: 1 E: 0 K: 0 S: 9	H: 1 LOB: 0 BB: 0 P: 16	R: 0 E: 0 K: 0 S: 8	H: 1 LOB: 1 BB: 0 P: 14	R: 0 E: 0 K: 1 S: 10	H: 0 LOB: 0 BB: 1 P: 16	R: 2 E: 0 K: 0 S: 11	H: 3 LOB: 2 BB: 1 P: 25	R: 0 E: 0 K: 1 S: 6	H: 0 LOB: 0 BB: 0 P: 8	R: 0 E: 0 K: 0 S: 18	H: 0 LOB: 1 BB: 1 P: 28	1B: 4 2B: 1 3B: 0 HR: 2	SF: 0 SAC: 0 DP: 1 HBP: 0	WP: 1 PB: 0 SB: 0 CS: 0	PA: 38
<b>PITCHER</b> <b>Kenny Rogers, L</b> ERA: 3.39 (1, 1)	IP: 9.0 WLS: W BF: 38 H: 7 R: 3 ER: 3 SO: 3 BB: 4 IBB: 1 HBP: 0 BLK: 0 WP: 1 HR: 2 S: 86 P: 150 ERA: 3.00 WHIP: 1.222															<b>PITCHER</b>				

California Angels @ Texas Rangers  
The Ballpark at Arlington, Arlington, TX  
Fri Sep 22 1995, 8:05 PM EDT  
Att: 25,081 - Unknown - 60 F

AB 33  
R 3  
H 7  
RBI 3  
BB 5  
SO 3  
LOB 14



Batter	1	2	3	4	5	6	7	8	9	AB	R	H	RBI	BB	SO	LOB	BOTTOM	
<b>Otis Nixon, S</b> OBP: 0.359, SLG: 0.338 (1, 8)	SH1-3 1B	F8			E6 FC4-6		S 2B 1B		K	5	1	2	1	0	1	1		
<b>Mark McLemore, S</b> OBP: 0.352, SLG: 0.367 (1, 4)	SH1-3	K			P4		BB BB		L8	3	1	0	0	1	1	2		
<b>Will Clark, L</b> OBP: 0.382, SLG: 0.460 (1, 3)	G6-3				FC4-6 2B 1-2		BB			3	1	1	0	1	0	2		
<b>Juan Gonzalez, R</b> OBP: 0.315, SLG: 0.592 (1, 10)	K				FC5-4		G4-3 G3 2B			4	1	2	3	0	1	2		
<b>Mickey Tettleton, S</b> OBP: 0.381, SLG: 0.466 (1, 9)		2B			K		G4-3			4	1	1	0	0	2	4		
<b>Lou Frazier, S</b> OBP: 0.287, SLG: 0.233 (8, 7)		2B			K					0	0	0	0	0	0	0		
<b>Ivan Rodriguez, R</b> OBP: 0.333, SLG: 0.454 (1, 2)		2B			K		G3			4	1	1	2	0	2	1		
<b>Candy Maldonado, R</b> OBP: 0.394, SLG: 0.511 (1, 7)		2B			G5-3					2	1	1	1	1	0	0		
<b>29 Rusty Greer, L</b> OBP: 0.356, SLG: 0.423 (7, PH)		1B					G6-3 BB		BB	0	0	0	0	1	0	0		
<b>Craig Worthington, R</b> OBP: 0.306, SLG: 0.423 (1, 5)		1B			L8		G6-3		P6	4	0	1	1	0	0	2		
<b>Benji Gil, R</b> OBP: 0.261, SLG: 0.339 (1, 6)		FC2-6			K				K	4	1	1	0	0	2	1		
<b>Inning Stats</b>	R: 0 E: 0 K: 1 S: 7	H: 1 LOB: 1 BB: 0 P: 11	R: 3 E: 0 K: 1 S: 14	H: 4 LOB: 1 BB: 0 P: 23	R: 0 E: 0 K: 2 S: 11	H: 1 LOB: 1 BB: 0 P: 15	R: 0 E: 0 K: 1 S: 8	H: 0 LOB: 0 BB: 0 P: 15	R: 0 E: 0 K: 1 S: 10	H: 1 LOB: 2 BB: 0 P: 20	R: 5 E: 0 K: 0 S: 20	H: 3 LOB: 1 BB: 3 P: 38	R: 0 E: 0 K: 2 S: 11	H: 0 LOB: 0 BB: 0 P: 13	1B: 5 2B: 5 3B: 0 HR: 0	SF: 0 SAC: 1 DP: 1 HBP: 0	WP: 0 PB: 1 SB: 1 CS: 0	PA: 38
<b>PITCHER</b> <b>Mark Langston, L</b> ERA: 4.72 (1, 1)	IP: 6.0 WLS: L BF: 30 H: 9 R: 7 ER: 7 SO: 7 BB: 3 IBB: 0 HBP: 0 BLK: 0 WP: 0 HR: 0 S: 68 P: 123 ERA: 10.50 WHIP: 2.000															<b>PITCHER</b>		
<b>Mike James, R</b> ERA: 3.0 (7, 1)	IP: 1.0 WLS: 5 BF: 1 H: 1 R: 1 ER: 1 SO: 0 BB: 1 IBB: 0 HBP: 0 BLK: 0 WP: 0 HR: 0 S: 12 P: 19 ERA: 9.00 WHIP: 2.000																	
<b>Bob Patterson, L</b> ERA: 2.96 (8, 1)	IP: 1.0 WLS: 3 BF: 0 H: 0 R: 0 ER: 0 SO: 2 BB: 0 IBB: 0 HBP: 0 BLK: 0 WP: 0 HR: 0 S: 11 P: 13 ERA: 0.00 WHIP: 0.000																	

California Angels @ Texas Rangers  
The Ballpark at Arlington, Arlington, TX  
Fri Sep 22 1995, 8:05 PM EDT  
Att: 25,081 - Unknown - 60 F

AB 33  
R 8  
H 10  
RBI 8  
BB 4  
SO 9  
LOB 15





Batter	1	2	3	4	5	6	7	8	9	AB	R	H	RBI	BB	SO	LOB	TOP			
<b>Tony Phillips, S</b> OBP: 0.394, SLG: 0.466 (1, 5)										3	0	0	0	2	2	1				
<b>Jim Edmonds, L</b> OBP: 0.354, SLG: 0.538 (1, 8)										4	0	0	0	0	1	3				
<b>Tim Salmon, R</b> OBP: 0.435, SLG: 0.609 (1, 9)										2	1	1	0	2	1	0				
<b>Chili Davis, S</b> OBP: 0.431, SLG: 0.506 (1, 10)										3	0	0	0	1	1	2				
<b>J.T. Snow, L</b> OBP: 0.349, SLG: 0.458 (1, 3)										4	0	0	0	0	1	3				
<b>16 Garret Anderson, L</b> OBP: 0.354, SLG: 0.513 (1, 7)										4	0	0	0	0	2	4				
<b>Damon Easley, R</b> OBP: 0.292, SLG: 0.304 <b>Spike Owen, S</b> OBP: 0.294, SLG: 0.319 (9, PH)										3	0	1	1	0	1	1				
<b>Andy Allanson, R</b> OBP: 0.275, SLG: 0.361 <b>Greg Myers, L</b> OBP: 0.307, SLG: 0.409 (7, PH)										1	0	0	0	1	0	0				
<b>Gary Disarcina, R</b> OBP: 0.352, SLG: 0.467 <b>Mike Aldrete, L</b> OBP: 0.347, SLG: 0.399 (9, PH)										3	0	1	0	0	0	3				
<b>Inning Stats</b>	R: 0 H: 0 E: 0 K: 2 S: 10	H: 0 LOB: 1 BB: 1 P: 17	R: 0 H: 0 E: 0 K: 1 S: 10	H: 0 LOB: 0 BB: 0 P: 14	R: 0 H: 1 E: 0 K: 0 S: 6	H: 1 LOB: 1 BB: 1 P: 12	R: 1 H: 2 E: 0 K: 1 S: 18	H: 2 LOB: 2 BB: 2 P: 33	R: 0 H: 0 E: 0 K: 1 S: 8	H: 0 LOB: 1 BB: 0 P: 12	R: 0 H: 0 E: 0 K: 0 S: 5	H: 0 LOB: 1 BB: 1 P: 12	R: 0 H: 0 E: 0 K: 2 S: 9	H: 0 LOB: 1 BB: 1 P: 20	R: 0 H: 1 E: 0 K: 1 S: 9	H: 1 LOB: 1 BB: 0 P: 15	1B: 4 2B: 0 3B: 0 HR: 0	SF: 0 SAC: 0 DP: 1 HBP: 0	WP: 0 PB: 0 SB: 0 CS: 0	PA: 37
<b>PITCHER</b>	IP	WLS	BF	H	R	ER	SO	BB	IBB	HBP	BLK	WP	HR	S	P	ERA	WHIP			
<b>Roger Pavlik, R</b> ERA: 4.29	(1, 1)	7.0	W	30	3	1	1	6	6	0	0	0	0	66	118	1.29	1.286			
<b>Roger McDowell, R</b> ERA: 4.09	(8, 1)	2.0		7	1	0	0	3	0	0	0	0	0	17	30	0.00	0.500			

California Angels @ Texas Rangers  
The Ballpark at Arlington, Arlington, TX  
Sat Sep 23 1995, 8:05 PM EDT  
Att: 36,675 - Unknown - 65 F

AB 31  
R 1  
H 4  
RBI 1  
BB 6  
SO 9  
LOB 17



Batter	1	2	3	4	5	6	7	8	9	AB	R	H	RBI	BB	SO	LOB	BOTTOM			
<b>Otis Nixon, S</b> OBP: 0.363, SLG: 0.342 (1, 8)										4	1	4	0	0	0	0				
<b>Mark McLemore, S</b> OBP: 0.351, SLG: 0.366 (1, 4)										4	1	1	0	0	0	4				
<b>Will Clark, L</b> OBP: 0.387, SLG: 0.464 (1, 3)										3	1	3	1	1	0	0				
<b>Juan Gonzalez, R</b> OBP: 0.314, SLG: 0.597 (1, 10)										4	1	1	3	0	1	3				
<b>Mickey Tettleton, S</b> OBP: 0.380, SLG: 0.471 <b>Lou Frazier, S</b> OBP: 0.287, SLG: 0.233 (8, 7)										4	1	1	1	0	1	3				
<b>Ivan Rodriguez, R</b> OBP: 0.331, SLG: 0.450 (1, 2)										4	0	0	0	0	1	3				
<b>Candy Maldonado, R</b> OBP: 0.376, SLG: 0.503 <b>29 Rusty Greer, L</b> OBP: 0.357, SLG: 0.423 (8, 9)										3	0	0	0	0	0	2				
<b>Craig Worthington, R</b> OBP: 0.303, SLG: 0.407 (1, 5)										3	0	0	0	1	0	1				
<b>Benji Gil, R</b> OBP: 0.258, SLG: 0.336 (1, 6)										4	0	0	0	0	3	2				
<b>Inning Stats</b>	R: 5 H: 5 E: 0 K: 0 S: 23	H: 1 LOB: 0 BB: 0 P: 38	R: 0 H: 1 E: 0 K: 1 S: 8	H: 1 LOB: 2 BB: 0 P: 15	R: 0 H: 1 E: 0 K: 0 S: 8	H: 1 LOB: 1 BB: 0 P: 16	R: 0 H: 0 E: 0 K: 2 S: 10	H: 0 LOB: 1 BB: 1 P: 17	R: 0 H: 1 E: 0 K: 1 S: 15	H: 1 LOB: 2 BB: 1 P: 26	R: 0 H: 1 E: 0 K: 0 S: 4	H: 1 LOB: 0 BB: 0 P: 8	R: 0 H: 0 E: 0 K: 2 S: 12	H: 0 LOB: 1 BB: 1 P: 19	1B: 8 2B: 0 3B: 0 HR: 2	SF: 0 SAC: 0 DP: 2 HBP: 0	WP: 1 PB: 1 SB: 3 CS: 0	PA: 36		
<b>PITCHER</b>	IP	WLS	BF	H	R	ER	SO	BB	IBB	HBP	BLK	WP	HR	S	P	ERA	WHIP			
<b>Chuck Finley, L</b> ERA: 4.42	(1, 1)	6.0	L	29	9	5	5	4	2	0	0	0	0	73	124	7.50	1.833			
<b>Rich Monteleone, R</b> ERA: 4.42	(7, 1)	2.0		7	1	0	0	2	1	0	0	0	0	16	27	0.00	1.000			

California Angels @ Texas Rangers  
The Ballpark at Arlington, Arlington, TX  
Sat Sep 23 1995, 8:05 PM EDT  
Att: 36,675 - Unknown - 65 F

AB 33  
R 5  
H 10  
RBI 5  
BB 3  
SO 6  
LOB 18





Batter	1	2	3	4	5	6	7	8	9	AB	R	H	RBI	BB	SO	LOB	TOP											
<b>Tony Phillips, S</b> OBP: 0.394, SLG: 0.464 <b>Rene Gonzales, R</b> OBP: 0.294, SLG: 0.471	4-2 SH1-3 1B BB	2-0 G4-3			2-0 G4-3		3-2 G4-6-3 1B		2-0 F8	4	1	1	0	1	0	1												
<b>Gary Disarcina, R</b> OBP: 0.355, SLG: 0.475	1-0 SH1-3		0-0		1-1 1B 3B		1-1 G4-6-3			3	1	2	0	0	0	1												
<b>Jim Edmonds, L</b> OBP: 0.353, SLG: 0.536	1-3 K		3-2 K		1-3 K			3-2 1B SF8 1B		4	1	1	0	0	3	3												
<b>Tim Salmon, R</b> OBP: 0.438, SLG: 0.610	1-0 2H 1B		3-3 K		0-0 CS 1B			2-2 1B		4	0	3	2	0	1	1												
<b>Chili Davis, S</b> OBP: 0.427, SLG: 0.501	1-2 G3		0-2 G6-3		2-1 CS 1B			3-2 P4		4	0	0	0	0	0	4												
<b>J.T. Snow, L</b> OBP: 0.351, SLG: 0.460		0-0 16 1B 1B		4-2 BB		2-0 1B		1-0 SF8		2	1	2	1	1	0	0												
<b>16 Garret Anderson, L</b> OBP: 0.353, SLG: 0.510		2-2 1B FC6-4 1B		3-2 F8		0-3 K		3-H K		4	1	1	0	0	2	3												
<b>Greg Myers, L</b> OBP: 0.306, SLG: 0.406		1-1 FC6-4 1B		0-3 K		2-1 P5			2-3 K	4	0	1	1	0	2	2												
<b>Damon Easley, R</b> OBP: 0.289, SLG: 0.301		1-0 FC6-4 1B		1-3 K			1-3 K		2-3 K	4	0	0	1	0	3	2												
<b>Inning Stats</b>	R: 1 E: 0 K: 1 S: 13	H: 1 LOB: 1 BB: 1 P: 21	R: 2 E: 0 K: 0 S: 8	H: 3 LOB: 0 BB: 0 P: 14	R: 0 E: 0 K: 2 S: 10	H: 1 LOB: 1 BB: 1 P: 16	R: 0 E: 0 K: 2 S: 12	H: 0 LOB: 1 BB: 1 P: 20	R: 1 E: 0 K: 1 S: 9	H: 2 LOB: 0 BB: 0 P: 15	R: 0 E: 0 K: 1 S: 9	H: 1 LOB: 1 BB: 0 P: 13	R: 0 E: 0 K: 1 S: 8	H: 1 LOB: 0 BB: 0 P: 13	R: 1 E: 0 K: 1 S: 14	H: 2 LOB: 1 BB: 0 P: 24	R: 0 E: 0 K: 2 S: 7	H: 0 LOB: 0 BB: 0 P: 13	1B: 10 2B: 0 3B: 1 HR: 0	SF: 1 SAC: 1 DP: 2 HBP: 0	WP: 0 PB: 0 SB: 1 CS: 1	PA: 38						
<b>PITCHER</b>	IP	WLS	BF	H	R	ER	SO	BB	IBB	HBP	BLK	WP	HR	S	P	ERA	WHIP											
<b>Bobby Witt, R</b> ERA: 4.15	(1, 1)	5.1	L	24	8	4	4	6	2	0	0	0	0	0	56	92	6.75	1.875										
<b>Dennis Cook, L</b> ERA: 4.55	(6, 1)	0.2		2	0	0	0	1	0	0	0	0	0	0	5	7	0.00	0.000										
<b>Matt Whiteside, R</b> ERA: 4.53	(7, 1)	1.1		6	3	1	1	1	0	0	0	0	0	0	17	30	6.75	2.250										
<b>Ed Vosberg, L</b> ERA: 3.0	(8, 1)	1.2		5	0	0	0	3	0	0	0	0	0	0	12	20	0.00	0.000										

California Angels @ Texas Rangers  
The Ballpark at Arlington, Arlington, TX  
Sun Sep 24, 1995, 4:33 AM EDT  
Att: 24,202 - Sunny - 75 F

AB 33  
R 5  
H 11  
RBI 5  
BB 2  
SO 11  
LOB 17



Batter	1	2	3	4	5	6	7	8	9	AB	R	H	RBI	BB	SO	LOB	BOTTOM										
<b>Otis Nixon, S</b> OBP: 0.362, SLG: 0.342	1-1 F8		2-2 G4-3			0-0 G6-4-3 1B		1-0 G6-3		4	0	1	0	0	0	0											
<b>Mark McLemore, S</b> OBP: 0.349, SLG: 0.362	2-2 G4-3		0-0 G6-3			1-0 G6-4-3			0-1 F8	4	0	0	0	0	0	2											
<b>Will Clark, L</b> OBP: 0.386, SLG: 0.462	2-1 F7		2-2 G6-4-3 1B			0-0 G4-3			2-3 K	4	0	1	0	0	1	0											
<b>Juan Gonzalez, R</b> OBP: 0.313, SLG: 0.591		2-3 K		2-1 G6-4-3			4-0 BB BB		0-3 K	3	0	0	0	1	2	1											
<b>Mickey Tettleton, S</b> OBP: 0.382, SLG: 0.470		4-1 G4-3 BB			2-3 K		4-2 BB BB			1	0	0	0	2	1	0											
<b>Ivan Rodriguez, R</b> OBP: 0.329, SLG: 0.447		0-1 G4-3			0-2 G5-3		1-1 L7			3	0	0	0	0	0	3											
<b>Candy Maldonado, R</b> OBP: 0.373, SLG: 0.495		2-0 G4-3			0-1 P4		0-0 P4			3	0	0	0	0	0	3											
<b>Craig Worthington, R</b> OBP: 0.297, SLG: 0.398 <b>Jeff Frye, R</b> OBP: 0.327, SLG: 0.362 <b>Esteban Beltre, R</b> OBP: 0.250, SLG: 0.304			0-1 G1-3			3-2 G1-3		1-1 L9		2	0	0	0	0	0	0											
<b>Benji Gil, R</b> OBP: 0.259, SLG: 0.337 <b>Dean Palmer, R</b> OBP: 0.444, SLG: 0.612			0-0 F8			2-2 1B		0-1 G6-3		2	0	1	0	0	0	0											
<b>Inning Stats</b>	R: 0 E: 0 K: 0 S: 7	H: 0 LOB: 0 BB: 0 P: 12	R: 0 E: 0 K: 1 S: 7	H: 0 LOB: 1 BB: 1 P: 15	R: 0 E: 0 K: 0 S: 6	H: 0 LOB: 0 BB: 0 P: 8	R: 0 E: 0 K: 0 S: 6	H: 1 LOB: 0 BB: 0 P: 10	R: 0 E: 0 K: 1 S: 9	H: 0 LOB: 0 BB: 0 P: 11	R: 0 E: 0 K: 0 S: 10	H: 2 LOB: 1 BB: 0 P: 16	R: 0 E: 0 K: 0 S: 9	H: 0 LOB: 2 BB: 2 P: 18	R: 0 E: 0 K: 0 S: 5	H: 0 LOB: 0 BB: 0 P: 7	R: 0 E: 0 K: 2 S: 8	H: 0 LOB: 0 BB: 0 P: 10	1B: 3 2B: 0 3B: 0 HR: 0	SF: 0 SAC: 0 DP: 2 HBP: 0	WP: 0 PB: 0 SB: 0 CS: 0	PA: 31					
<b>PITCHER</b>	IP	WLS	BF	H	R	ER	SO	BB	IBB	HBP	BLK	WP	HR	S	P	ERA	WHIP										
<b>Jim Abbott, L</b> ERA: 3.51	(1, 1)	9.0	W	31	3	0	0	4	3	0	0	0	0	67	107	0.00	0.667										

California Angels @ Texas Rangers  
The Ballpark at Arlington, Arlington, TX  
Sun Sep 24, 1995, 4:33 AM EDT  
Att: 24,202 - Sunny - 75 F

AB 28  
R 0  
H 3  
RBI 0  
BB 3  
SO 4  
LOB 9





Batter	1	2	3	4	5	6	7	8	9	AB	R	H	RBI	BB	SO	LOB	TOP			
Tony Phillips, S OBP: 0.393, SLG: 0.460 (1, 5)	F7		BB		FC3-2		F7		K	4	0	0	0	1	1	2				
Gary Disarcina, R OBP: 0.352, SLG: 0.471 Mike Aldrete, L OBP: 0.351, SLG: 0.403 Rex Hudler, R OBP: 0.269, SLG: 0.373 (1, 6) (8, PH) (8, 4)	F8		L4-6		F8			G1-3 BB 1B		3	0	0	0	0	0	3				
Jim Edmonds, L OBP: 0.356, SLG: 0.537 (1, 8)	G4-3			1B				G1-3 BB 1-2		3	0	2	0	1	0	0				
Tim Salmon, R OBP: 0.435, SLG: 0.605 (1, 9)		F9		F8		K		G1-3 1-2 2-3		4	0	0	0	0	1	4				
Chili Davis, S OBP: 0.426, SLG: 0.499 (1, 10)			1B	F8		FC4-6 1-2		K		4	0	1	0	0	1	4				
J.T. Snow, L OBP: 0.349, SLG: 0.456 (1, 3)	F8			L3		G4-3		F8		4	0	0	0	0	0	5				
16 Garret Anderson, L OBP: 0.354, SLG: 0.518 (1, 7)	G4-3				HR				G3-1	4	1	2	1	0	0	1				
Greg Myers, L OBP: 0.312, SLG: 0.430 (1, 2)			L4-6 BB 1B		FC3-2 3B		F9			4	1	3	1	0	0	1				
Damon Easley, R OBP: 0.288, SLG: 0.300 Spike Owen, S OBP: 0.291, SLG: 0.315 (5, PH) (5, 4) (8, 6)	F8		F8		F7		F8		K2-3	1	0	0	0	0	0	1				
										3	0	0	0	0	1	2				
<b>Inning Stats</b>	R: 0 E: 0 K: 0 S: 9	H: 0 LOB: 0 BB: 0 P: 14	R: 0 E: 0 K: 0 S: 5	H: 1 LOB: 1 BB: 0 P: 6	R: 0 E: 0 K: 0 S: 8	H: 1 LOB: 1 BB: 1 P: 14	R: 0 E: 0 K: 0 S: 10	H: 1 LOB: 1 BB: 0 P: 14	R: 1 E: 0 K: 1 S: 10	H: 2 LOB: 1 BB: 0 P: 15	R: 0 E: 0 K: 1 S: 10	H: 1 LOB: 1 BB: 0 P: 18	R: 0 E: 0 K: 1 S: 18	H: 1 LOB: 2 BB: 1 P: 27	R: 1 E: 0 K: 2 S: 9	H: 1 LOB: 0 BB: 0 P: 12	1B: 6 2B: 1 3B: 1 HR: 2	SF: 0 SAC: 0 DP: 1 HBP: 0	WP: 0 PB: 0 SB: 0 CS: 0	PA: 37
<b>PITCHER</b>	IP	WLS	BF	H	R	ER	SO	BB	IBB	HBP	BLK	WP	HR	S	P	ERA	WHIP			
Andy Benes, R ERA: 4.44 Bobby Ayala, R ERA: 4.43	(1, 1) (8, 1)	7.1 1.2	W 6	31 1	8 1	1 1	1 3	2 0	0 0	0 0	0 0	0 0	1 1	73 15	112 20	1.23 5.40	1.364 0.600			

California Angels @ Seattle Mariners  
The Kingdome, Seattle, WA  
Tue Sep 26 1995, 6:33 AM EDT  
Att: 46,935 - Dome - 68 F

AB 35  
R 2  
H 9  
RBI 2  
BB 2  
SO 4  
LOB 23



Batter	1	2	3	4	5	6	7	8	9	AB	R	H	RBI	BB	SO	LOB	BOTTOM				
Vince Coleman, S OBP: 0.348, SLG: 0.408 (1, 7)	K		F8	SH2-3		SH5-4 2B BB		G4-3 SF7 2B		3	2	1	0	1	1	0					
Joey Cora, S OBP: 0.360, SLG: 0.375 Felix Fermin, R OBP: 0.237, SLG: 0.230 (1, 4) (9, 4)				2B HBP	SF9	SH5-4		G4-3		2	1	1	1	0	0	1					
Ken Griffey Jr., L OBP: 0.386, SLG: 0.496 (1, 8)	F7		F	HR		P6		SF7		4	2	2	3	0	0	3					
Edgar Martinez, R OBP: 0.480, SLG: 0.635 (1, 10)	G5-3		E2 1B	K		2B IBB		G1-3		4	2	1	1	1	1	1					
Tino Martinez, L OBP: 0.371, SLG: 0.562 (1, 3)		F8	BB 1B HBP		K		K			3	0	1	3	0	1	0					
Jay Buhner, R OBP: 0.353, SLG: 0.576 (1, 9)										4	1	3	2	0	0	1					
Mike Blowers, R OBP: 0.332, SLG: 0.470 (1, 5)		F8				HR				3	0	0	0	1	1	1					
Luis Sojo, R OBP: 0.332, SLG: 0.422 (1, 6)		G1-3		F9		G4-3		F9		4	0	0	0	0	4						
Dan Wilson, R OBP: 0.338, SLG: 0.421 (1, 2)			P5	SH2-3 SF9 2B		SH5-4 2B BB		G4-3		3	2	1	0	1	0	0					
<b>Inning Stats</b>	R: 0 E: 0 K: 1 S: 8	H: 1 LOB: 1 BB: 0 P: 12	R: 0 E: 0 K: 0 S: 9	H: 1 LOB: 0 BB: 0 P: 12	R: 3 E: 1 K: 0 S: 22	H: 3 LOB: 3 BB: 1 P: 39	R: 2 E: 0 K: 1 S: 11	H: 2 LOB: 0 BB: 0 P: 19	R: 1 E: 0 K: 2 S: 8	H: 1 LOB: 0 BB: 0 P: 12	R: 3 E: 0 K: 0 S: 10	H: 1 LOB: 1 BB: 3 P: 30	R: 0 E: 0 K: 0 S: 7	H: 0 LOB: 0 BB: 0 P: 11	R: 1 E: 0 K: 0 S: 12	H: 1 LOB: 0 BB: 0 P: 19	1B: 4 2B: 4 3B: 0 HR: 2	SF: 2 SAC: 2 DP: 0 HBP: 2	WP: 0 PB: 0 SB: 0 CS: 0	PA: 40	
<b>PITCHER</b>	IP	WLS	BF	H	R	ER	SO	BB	IBB	HBP	BLK	WP	HR	S	P	ERA	WHIP				
Shawn Boskie, R ERA: 5.48 Rich Monteleone, R ERA: 2.0 Mike James, R ERA: 3.42 Bob Patterson, L ERA: 3.1 John Habyan, R ERA: 3.58	(1, 1) (3, 1) (4, 1) (6, 1) (6, 1)	2.2 1.0 1.1 0.2 1.1	L 7 7 4 4	14 3 1 1 0	3 2 3 1 0	3 2 3 1 0	0 0 3 0 0	0 0 0 1 0	0 0 0 0 0	0 0 0 0 0	0 0 0 0 0	0 0 0 0 0	0 0 0 0 0	0 1 1 6 10	29 27 28 16 16	48 27 28 16 16	1.500 18.00 20.25 13.50 0.00	1.500 4.000 2.250 1.500 0.000			

California Angels @ Seattle Mariners  
The Kingdome, Seattle, WA  
Tue Sep 26 1995, 6:33 AM EDT  
Att: 46,935 - Dome - 68 F

AB 30  
R 10  
H 10  
RBI 10  
BB 4  
SO 4  
LOB 11





Batter	1	2	3	4	5	6	7	8	9	AB	R	H	RBI	BB	SO	LOB	TOP										
<b>Tony Phillips, S</b> (1,5) OBP: 0.393, SLG: 0.458 <b>Rene Gonzales, R</b> (9,5) OBP: 0.294, SLG: 0.471	4-2 G6-3 1B BB	2-2 L3			4-1 G1-3 SH3-4 BB		0-0 FC4-6 CS			2	1	0	0	2	0	2											
<b>Gary Disarcina, R</b> (1,6) OBP: 0.349, SLG: 0.466	1-0 G6-3 1-2		1-0 G6-3		0-1 SH3-4 1-2		1-2 G5-3 1-2			3	0	0	0	0	0	2											
<b>Jim Edmonds, L</b> (1,8) OBP: 0.353, SLG: 0.533	3-2 F9		0-0 G3-1		0-1 G1-3 2-3			1-1 G4-3		4	0	0	0	0	0	2											
<b>Tim Salmon, R</b> (1,9) OBP: 0.433, SLG: 0.602	0-1 2H 2B 1B		2-1 L7		1-3 K			1-2 G5-3		4	1	1	1	0	1	1											
<b>Chili Davis, S</b> (1,10) OBP: 0.426, SLG: 0.504	2-2 1-H 2B		0-1 G4-3 2B		0-3 K			2-0 P5		4	0	2	1	0	1	0											
<b>J.T. Snow, L</b> (1,3) OBP: 0.348, SLG: 0.455	1-1 G4-3		3-2 G4-3 2-3		0-0 F8			2-2 BLK 16 SH1 1B		4	0	1	0	0	2												
<b>16 Garret Anderson, L</b> (1,7) OBP: 0.354, SLG: 0.515		2-1 L7		2-1 G4-3		4-0 BB		0-0 SH1 1-2		2	0	0	0	1	0	1											
<b>Rex Hudler, R</b> (1,4) OBP: 0.273, SLG: 0.372		1-2 G1-3 1B		2-1 S HBP		0-0 L6		3-1 F8		3	0	1	0	0	2												
<b>Greg Myers, L</b> (1,2) OBP: 0.308, SLG: 0.424		1-0 G1-3		2-1 F8			0-0 E8 FC4-6		2-3 K	4	0	0	0	1	4												
<b>Inning Stats</b>	R: 2 E: 0 K: 0 S: 16	H: 2 LOB: 1 BB: 1 P: 27	R: 0 E: 0 K: 0 S: 11	H: 1 LOB: 1 BB: 0 P: 17	R: 0 E: 0 K: 0 S: 4	H: 0 LOB: 0 BB: 0 P: 7	R: 0 E: 0 K: 0 S: 11	H: 1 LOB: 2 BB: 0 P: 20	R: 0 E: 0 K: 1 S: 8	H: 0 LOB: 1 BB: 1 P: 13	R: 0 E: 0 K: 0 S: 5	H: 0 LOB: 0 BB: 0 P: 6	R: 0 E: 0 K: 0 S: 6	H: 0 LOB: 0 BB: 0 P: 10	R: 0 E: 0 K: 1 S: 9	H: 1 LOB: 1 BB: 0 P: 16	1B: 3 2B: 2 3B: 0 HR: 0	SF: 0 SAC: 0 DP: 0 HBP: 1	WP: 0 PB: 0 SB: 1 CS: 1	PA: 36							
<b>PITCHER</b>	IP	WLS	BF	H	R	ER	SO	BB	IBB	HBP	BLK	WP	HR	S	P	ERA	WHIP										
<b>Tim Belcher, R</b> (1,1) ERA: 4.35	8.0	L	33	5	2	2	2	3	0	1	0	0	0	69	114	2.25	1.000										
<b>Norm Charlton, L</b> (9,1) ERA: 3.49	1.0	S	3	0	0	0	1	0	0	0	1	0	0	6	11	0.00	0.000										

California Angels @ Seattle Mariners  
The Kingdome, Seattle, WA  
Wed Sep 27 1995, 6:33 AM EDT  
Att: 50,212 - Dome - 68 F

AB 30  
R 2  
H 5  
RBI 2  
BB 3  
SO 3  
LOB 16



Batter	1	2	3	4	5	6	7	8	9	AB	R	H	RBI	BB	SO	LOB	BOTTOM										
<b>Vince Coleman, S</b> (1,7) OBP: 0.345, SLG: 0.404	0-0 L7		3-2 G6-3			3-3 K	2-3 K			4	0	0	0	0	2	2											
<b>Luis Sojo, R</b> (1,6) OBP: 0.331, SLG: 0.418	0-2 L3		4-1 BB			2-1 G6-3		2-2 F9		3	0	0	0	1	0	0											
<b>Ken Griffey Jr., L</b> (1,8) OBP: 0.388, SLG: 0.492	3-0 L8		0-1 L9			4-2 FC5 1B BB		4-2 BB		2	0	0	0	2	0	1											
<b>Edgar Martinez, R</b> (1,10) OBP: 0.480, SLG: 0.634		2-2 F8		1-2 G5-4-3 1B		1-2 FC5 1B		0-0 F7		4	0	2	0	0	0	1											
<b>Jay Buhner, R</b> (1,9) OBP: 0.350, SLG: 0.571		0-1 F8		0-1 G5-4-3 1-2		1-2 FC5		0-3 K		4	0	0	0	0	1	4											
<b>Mike Blowers, R</b> (1,5) OBP: 0.334, SLG: 0.470 <b>Joey Cora, S</b> (9,PH) OBP: 0.359, SLG: 0.374		2-1 E 1B		1-3 K			4-2 BB BB		3-3 K	2	0	1	0	1	1	0											
<b>Tino Martinez, L</b> (1,3) OBP: 0.371, SLG: 0.559		4-2 BB			0-1 G4-3		2-3 K		0-1 F8	3	0	0	0	1	1	1											
<b>Felix Fermin, R</b> (1,4) OBP: 0.234, SLG: 0.227 <b>Rich Amaral, R</b> (7,PH) OBP: 0.344, SLG: 0.384 <b>Chris Widger, R</b> (8,2) OBP: 0.245, SLG: 0.267 <b>Alex Diaz, S</b> (9,PH) OBP: 0.288, SLG: 0.336		0-0 G4-3			0-1 G6-3		4-2 BB		2-2 L9	2	0	0	0	0	0	2											
<b>Dan Wilson, R</b> (1,2) OBP: 0.337, SLG: 0.419 <b>Doug Strange, S</b> (7,PH) OBP: 0.327, SLG: 0.399			2-3 K		2-2 F9		2-2 K			2	0	0	0	0	1	0											
<b>Inning Stats</b>	R: 0 E: 0 K: 0 S: 5	H: 0 LOB: 0 BB: 0 P: 8	R: 0 E: 1 K: 0 S: 12	H: 1 LOB: 2 BB: 1 P: 20	R: 0 E: 0 K: 1 S: 9	H: 0 LOB: 0 BB: 1 P: 18	R: 0 E: 0 K: 1 S: 8	H: 1 LOB: 0 BB: 0 P: 10	R: 0 E: 0 K: 0 S: 7	H: 0 LOB: 0 BB: 0 P: 9	R: 0 E: 0 K: 1 S: 13	H: 1 LOB: 2 BB: 1 P: 24	R: 0 E: 0 K: 3 S: 17	H: 0 LOB: 2 BB: 2 P: 31	R: 0 E: 0 K: 1 S: 14	H: 0 LOB: 1 BB: 1 P: 20	R: 0 E: 0 K: 1 S: 11	H: 0 LOB: 0 BB: 0 P: 16	1B: 3 2B: 0 3B: 0 HR: 0	SF: 0 SAC: 0 DP: 1 HBP: 0	WP: 0 PB: 0 SB: 0 CS: 0	PA: 35					
<b>PITCHER</b>	IP	WLS	BF	H	R	ER	SO	BB	IBB	HBP	BLK	WP	HR	S	P	ERA	WHIP										
<b>Chuck Finley, L</b> (1,1) ERA: 4.28	6.1	W	26	3	0	0	4	5	0	0	0	0	0	63	108	0.00	1.263										
<b>Troy Percival, R</b> (7,1) ERA: 2.06	1.2	S	6	0	0	0	3	1	0	0	0	0	0	22	32	0.00	0.600										
<b>Lee Smith, R</b> (9,1) ERA: 3.61	1.0	S	3	0	0	0	1	0	0	0	0	0	0	11	16	0.00	0.000										

California Angels @ Seattle Mariners  
The Kingdome, Seattle, WA  
Wed Sep 27 1995, 6:33 AM EDT  
Att: 50,212 - Dome - 68 F

AB 29  
R 0  
H 3  
RBI 0  
BB 6  
SO 8  
LOB 13









Batter	1	2	3	4	5	6	7	8	9	AB	R	H	RBI	BB	SO	LOB	TOP							
<b>Stan Javier, S</b> OBP: 0.351, SLG: 0.389 (1, 7)	B1-3		E7			G2-3		K		5	0	3	3	0	1	0	<b>Oakland Athletics @ California Angels</b> Anaheim Stadium, Anaheim, CA Fri Sep 29 1995, 10:05 PM EDT Att: 24,793 - Unknown - 68 F							
<b>Gerónimo Berroa, R</b> OBP: 0.352, SLG: 0.454 (1, 9)	G6-3		F9			G2-3		K		5	0	0	0	0	1	4								
<b>Brent Gates, S</b> OBP: 0.309, SLG: 0.347 (1, 4)	G5-3		G4-3					K		5	0	0	0	0	2	2								
<b>Mark McGwire, R</b> OBP: 0.444, SLG: 0.695 (1, 3)		F9							P4	4	2	2	1	1	0	0								
<b>Danny Tartabull, R</b> OBP: 0.334, SLG: 0.380 (1, 10)	F9									4	0	0	0	1	2	2								
<b>Terry Steinbach, R</b> OBP: 0.321, SLG: 0.453 (1, 2)										5	1	2	1	0	0	2								
<b>Scott Brosius, R</b> OBP: 0.342, SLG: 0.457 (1, 8)	G5-3									5	1	3	1	0	0	2								
<b>Mike Gallego, R</b> OBP: 0.292, SLG: 0.233 (1, 5)			G6-3			F7				3	1	1	0	1	0	1								
<b>Mike Bordick, R</b> OBP: 0.326, SLG: 0.350 (1, 6)										3	1	1	0	1	1	3								
<b>Inning Stats</b>	R: 0 E: 0 K: 0 S: 6	H: 0 LOB: 0 BB: 0 P: 9	R: 0 E: 0 K: 0 S: 8	H: 1 LOB: 1 BB: 0 P: 11	R: 1 E: 1 K: 0 S: 8	H: 2 LOB: 1 BB: 0 P: 14	R: 3 E: 0 K: 0 S: 15	H: 4 LOB: 2 BB: 1 P: 25	R: 2 E: 0 K: 0 S: 19	H: 3 LOB: 1 BB: 0 P: 28	R: 0 E: 0 K: 0 S: 11	H: 1 LOB: 1 BB: 0 P: 17	R: 0 E: 0 K: 2 S: 12	H: 1 LOB: 3 BB: 2 P: 20	R: 0 E: 0 K: 3 S: 9	H: 0 LOB: 0 BB: 0 P: 12	R: 0 E: 0 K: 0 S: 9	H: 0 LOB: 1 BB: 1 P: 16	1B: 8 2B: 3 3B: 0 HR: 1	SF: 0 SAC: 0 DP: 0 HBP: 0	WP: 0 PB: 0 SB: 0 CS: 0	PA: 43		
<b>PITCHER</b>	IP	WLS	BF	H	R	ER	SO	BB	IBB	HBP	BLK	WP	HR	S	P	ERA	WHIP							
<b>Jim Abbott, L</b> ERA: 3.7 (1, 1)	4.2	2	24	9	6	6	2	1	0	0	0	0	1	47	75	11.57	2.143							
<b>John Habyan, R</b> ERA: 3.49 (5, 1)	2.0	W	11	3	0	0	1	2	0	0	0	0	0	29	46	0.00	2.500							
<b>Mike James, R</b> ERA: 3.4 (7, 1)	0.1		1	0	0	0	1	0	0	0	0	0	0	3	3	0.00	0.000							
<b>Troy Percival, R</b> ERA: 1.99 (8, 1)	1.0	S	3	0	0	0	3	0	0	0	0	0	0	9	12	0.00	0.000							
<b>Lee Smith, R</b> ERA: 3.47 (9, 1)	1.0	S	4	0	0	0	0	1	0	0	0	0	0	9	16	0.00	1.000							

Batter	1	2	3	4	5	6	7	8	9	AB	R	H	RBI	BB	SO	LOB	BOTTOM								
<b>Tony Phillips, S</b> OBP: 0.393, SLG: 0.454 (1, 5)	K									4	0	1	1	2	1	3	<b>Oakland Athletics @ California Angels</b> Anaheim Stadium, Anaheim, CA Fri Sep 29 1995, 10:05 PM EDT Att: 24,793 - Unknown - 68 F								
<b>Rene Gonzales, R</b> OBP: 0.294, SLG: 0.471 (9, 5)	G3									0	0	0	0	0	0	0									
<b>Gary Disarcina, R</b> OBP: 0.350, SLG: 0.464 (1, 6)										3	2	1	0	1	1	1									
<b>Spike Owen, S</b> OBP: 0.289, SLG: 0.313 (8, PH)	E6									1	0	0	0	0	0	3									
<b>Dick Schofield, R</b> OBP: 0.314, SLG: 0.200 (9, 6)	1B									0	0	0	0	0	0	0									
<b>Jim Edmonds, L</b> OBP: 0.349, SLG: 0.526 (1, 8)										5	0	1	1	0	0	6									
<b>Tim Salmon, R</b> OBP: 0.432, SLG: 0.599 (1, 9)	SF9									3	1	1	2	1	0	3									
<b>Chili Davis, S</b> OBP: 0.427, SLG: 0.507 (1, 10)	G3-1									3	1	1	1	1	0	3									
<b>J.T. Snow, L</b> OBP: 0.353, SLG: 0.463 (1, 3)										4	3	4	2	0	0	0									
<b>16 Garret Anderson, L</b> OBP: 0.356, SLG: 0.514 (1, 7)	G5-3									4	1	2	0	1	0	2									
<b>Rex Hudler, R</b> OBP: 0.298, SLG: 0.399 (1, 4)										4	1	4	2	1	0	0									
<b>Greg Myers, L</b> OBP: 0.304, SLG: 0.418 (1, 2)										1	0	0	0	0	1	2									
<b>Jorge Fabregas, L</b> OBP: 0.298, SLG: 0.304 (3, PH)	K									2	0	0	0	0	1	4									
<b>Eduardo Perez, R</b> OBP: 0.306, SLG: 0.300 (6, PH)										1	0	0	0	0	0	2									
<b>Andy Allanson, R</b> OBP: 0.275, SLG: 0.361 (7, 2)										0	0	0	0	0	0	0									
<b>Inning Stats</b>	R: 1 E: 1 K: 1 S: 12	H: 1 LOB: 1 BB: 0 P: 19	R: 0 E: 0 K: 1 S: 15	H: 2 LOB: 2 BB: 0 P: 22	R: 3 E: 0 K: 0 S: 20	H: 4 LOB: 2 BB: 1 P: 32	R: 0 E: 0 K: 1 S: 6	H: 0 LOB: 2 BB: 2 P: 18	R: 3 E: 1 K: 1 S: 18	H: 3 LOB: 2 BB: 1 P: 33	R: 0 E: 0 K: 0 S: 6	H: 0 LOB: 2 BB: 2 P: 15	R: 0 E: 0 K: 0 S: 6	H: 1 LOB: 1 BB: 0 P: 9	R: 2 E: 0 K: 0 S: 13	H: 4 LOB: 3 BB: 1 P: 27	1B: 11 2B: 3 3B: 0 HR: 1	SF: 3 SAC: 3 DP: 0 HBP: 0	WP: 1 PB: 0 SB: 1 CS: 0	PA: 48					
<b>PITCHER</b>	IP	WLS	BF	H	R	ER	SO	BB	IBB	HBP	BLK	WP	HR	S	P	ERA	WHIP								
<b>Steve Ontiveros, R</b> ERA: 4.37 (1, 1)	4.0	L	26	10	7	5	3	3	0	0	0	0	0	16	31	0.00	1.500								
<b>John Briscoe, R</b> ERA: 8.35 (5, 1)	1.1		7	0	0	0	1	2	0	0	0	0	0	3	8	0.00	0.000								
<b>Mike Mohler, L</b> ERA: 3.22 (6, 1)	0.2		3	0	0	0	0	0	1	0	0	0	0	6	9	0.00	1.000								
<b>Ariel Prieto, R</b> ERA: 4.97 (7, 1)	1.0		4	1	0	0	0	0	0	0	0	0	0	1	8	15	∞	∞							
<b>Carlos Reyes, R</b> ERA: 5.09 (8, 1)	0.0		4	4	2	2	0	0	0	0	0	0	1	8	15	∞	∞								
<b>PITCHER</b>	IP	WLS	BF	H	R	ER	SO	BB	IBB	HBP	BLK	WP	HR	S	P	ERA	WHIP								
<b>Don Wengert, R</b> ERA: 3.34 (8, 1)	1.0		4	0	0	0	0	0	0	0	0	0	0	5	12	0.00	0.000								

AB 39  
R 6  
H 12  
RBI 6  
BB 4  
SO 7  
LOB 16



AB 35  
R 9  
H 15  
RBI 9  
BB 7  
SO 4  
LOB 29





Batter	1	2	3	4	5	6	7	8	9	AB	R	H	RBI	BB	SO	LOB	TOP				
Stan Javier, S (1, 7) OBP: 0.354, SLG: 0.388	4-2 BB FC9-6 1B	0-0 1B		0-1 F7			1-0 G1		4-1 BB	3	1	1	1	2	0	0					
Jose Herrera, L (1, 8) OBP: 0.295, SLG: 0.314	1-0 BB	0-0 3-H 1B		2-3 K2-3			1-2 P5		3-1 P4	4	0	1	0	0	1	1					
Terry Steinbach, R (9, PH) OBP: 0.320, SLG: 0.452	FC9-6 BB 1-2 1B									1	0	0	0	0	0	2					
Brent Gates, S (1, 4) OBP: 0.308, SLG: 0.344	4-1 FC9-6 BB 1-2 2-3			0-1 E4 S FC5-2 1B			0-1 F7		1-3 K	4	0	0	0	1	1	2					
Mark McGwire, R (1, 3) OBP: 0.443, SLG: 0.689	1-1 FC9-6 G6-3 1-2 2-3 3-H			1-0 FC5-2 S 1-2 1B			3-1 G5-3		0-3 K	4	0	1	1	0	1	2					
Geronimo Berroa, R (1, 9) OBP: 0.351, SLG: 0.452	0-2 G6-3 1-2			3-3 K			3-3 K		0-1 1B	4	0	1	0	0	2	4					
George Williams, S (1, 10) OBP: 0.383, SLG: 0.494		1-1 F7		4-1 FC5-2 BB			2-1 L6		1-3 K	3	0	0	0	1	1	1					
Scott Brosius, R (1, 5) OBP: 0.343, SLG: 0.457		1-1 2B 1B		2-0 FC5-2 FC4-6 1-2 2-3 3-H			2-2 1B 1B		3-2 F9	4	1	2	0	0	0	4					
Mike Bordick, R (1, 6) OBP: 0.328, SLG: 0.354		2-2 G3-1 1-H 1B 2B		0-1 FC4-6 1-2			0-0 1B 1-3		1-1 F9	4	1	2	1	0	0	3					
Eric Helfand, L (1, 2) OBP: 0.265, SLG: 0.209		1-1 G3-1		1-0 F7			1-1 G1-3		0-0 BB 1B	3	0	0	0	0	0	2					
Danny Tartabull, R (9, PH) OBP: 0.336, SLG: 0.383		2-3								1	0	1	0	0	0	0					
<b>Inning Stats</b>	R: 1 E: 0 K: 0 S: 9	H: 1 LOB: 1 BB: 2 P: 19	R: 2 E: 0 K: 0 S: 12	H: 3 LOB: 1 BB: 0 P: 17	R: 0 E: 1 K: 1 S: 10	H: 1 LOB: 3 BB: 1 P: 20	R: 0 E: 0 K: 1 S: 6	H: 0 LOB: 0 BB: 0 P: 9	R: 0 E: 0 K: 0 S: 7	H: 2 LOB: 1 BB: 0 P: 14	R: 0 E: 0 K: 0 S: 6	H: 0 LOB: 0 BB: 0 P: 8	R: 0 E: 0 K: 2 S: 13	H: 1 LOB: 1 BB: 0 P: 17	R: 0 E: 0 K: 1 S: 10	H: 1 LOB: 2 BB: 1 P: 19	1B: 8 2B: 1 3B: 0 HR: 0	SF: 0 SAC: 0 DP: 1 HBP: 0	WP: 0 PB: 0 SB: 2 CS: 0	PA: 39	
<b>PITCHER</b>	IP WLS BF H R ER SO BB IBB HBP BLK WP HR S P ERA WHIP	IP WLS BF H R ER SO BB IBB HBP BLK WP HR S P ERA WHIP	IP WLS BF H R ER SO BB IBB HBP BLK WP HR S P ERA WHIP	IP WLS BF H R ER SO BB IBB HBP BLK WP HR S P ERA WHIP	IP WLS BF H R ER SO BB IBB HBP BLK WP HR S P ERA WHIP	IP WLS BF H R ER SO BB IBB HBP BLK WP HR S P ERA WHIP	IP WLS BF H R ER SO BB IBB HBP BLK WP HR S P ERA WHIP	IP WLS BF H R ER SO BB IBB HBP BLK WP HR S P ERA WHIP	IP WLS BF H R ER SO BB IBB HBP BLK WP HR S P ERA WHIP	IP WLS BF H R ER SO BB IBB HBP BLK WP HR S P ERA WHIP	IP WLS BF H R ER SO BB IBB HBP BLK WP HR S P ERA WHIP	IP WLS BF H R ER SO BB IBB HBP BLK WP HR S P ERA WHIP	IP WLS BF H R ER SO BB IBB HBP BLK WP HR S P ERA WHIP	IP WLS BF H R ER SO BB IBB HBP BLK WP HR S P ERA WHIP	IP WLS BF H R ER SO BB IBB HBP BLK WP HR S P ERA WHIP	IP WLS BF H R ER SO BB IBB HBP BLK WP HR S P ERA WHIP	IP WLS BF H R ER SO BB IBB HBP BLK WP HR S P ERA WHIP	IP WLS BF H R ER SO BB IBB HBP BLK WP HR S P ERA WHIP	IP WLS BF H R ER SO BB IBB HBP BLK WP HR S P ERA WHIP	IP WLS BF H R ER SO BB IBB HBP BLK WP HR S P ERA WHIP	IP WLS BF H R ER SO BB IBB HBP BLK WP HR S P ERA WHIP

Oakland Athletics @ California Angels  
Anaheim Stadium, Anaheim, CA  
Sat Sep 30 1995, 10:05 PM EDT  
Att: 27,026 - Unknown - 78 F

AB 35  
R 3  
H 9  
RBI 3  
BB 4  
SO 6  
LOB 21



Batter	1	2	3	4	5	6	7	8	9	AB	R	H	RBI	BB	SO	LOB	BOTTOM				
Tony Phillips, S (1, 5) OBP: 0.393, SLG: 0.453	K			1-0 F7			4-1 BB		2-1 G1-6-3 1B	4	0	1	0	1	1	2					
Rene Gonzales, R (9, 5) OBP: 0.294, SLG: 0.471				2-2 G5-4-3 1-2						0	0	0	0	0	0	0					
Gary Disarcina, R (1, 6) OBP: 0.348, SLG: 0.463	0-0 G5-3			2-1 G5-3			1-1 HR 2B		1-1 G1-6-3 1-2	5	1	1	0	0	0	2					
Jim Edmonds, L (1, 8) OBP: 0.350, SLG: 0.531	3-2 HR			1-1 HR 1B			2-3 K		0-2 F7	4	2	2	1	0	1	2					
Tim Salmon, R (1, 9) OBP: 0.431, SLG: 0.597	1-1 G6-3			0-0 HR 1B			3-2 FC1 HR		0-1 F9	4	2	1	0	0	0	2					
Chili Davis, S (1, 10) OBP: 0.427, SLG: 0.514		1-0 S 1B		1-1 HR 1-H 2-H			3-3 K		3-2 F8	4	1	2	3	0	1	2					
J.T. Snow, L (1, 3) OBP: 0.355, SLG: 0.469		3-3 K		0-0 16 1B FC6-4 1B			3-2 HR 1-H 2-H		4-0 BB	3	2	2	3	1	1	1					
16 Garret Anderson, L (1, 7) OBP: 0.357, SLG: 0.512		3-2 P6		0-0 FC6-4 1B			4-2 BB		0-0 F7	3	0	1	0	1	0	2					
Andy Allanson, R (1, 2) OBP: 0.262, SLG: 0.342		0-3 K		3-2 FC6-4 1B			0-0 G5-3		0-2 G6-3	4	0	0	1	0	1	4					
Rex Hudler, R (1, 4) OBP: 0.302, SLG: 0.415				1-2 G6-3			1-2 HR		0-3 K	4	1	2	1	0	1	0					
Damion Easley, R (9, 4) OBP: 0.288, SLG: 0.300				1-2 G5-4-3 1B						0	0	0	0	0	0	0					
<b>Inning Stats</b>	R: 1 E: 0 K: 1 S: 9	H: 1 LOB: 0 BB: 0 P: 14	R: 0 E: 0 K: 2 S: 14	H: 1 LOB: 0 BB: 0 P: 21	R: 0 E: 0 K: 0 S: 6	H: 0 LOB: 0 BB: 0 P: 10	R: 4 E: 0 K: 0 S: 17	H: 6 LOB: 1 BB: 0 P: 24	R: 3 E: 0 K: 2 S: 20	H: 2 LOB: 1 BB: 1 P: 36	R: 1 E: 0 K: 0 S: 11	H: 1 LOB: 1 BB: 1 P: 17	R: 0 E: 0 K: 0 S: 8	H: 0 LOB: 1 BB: 1 P: 15	R: 0 E: 0 K: 1 S: 7	H: 1 LOB: 0 BB: 0 P: 10	1B: 7 2B: 1 3B: 0 HR: 4	SF: 0 SAC: 0 DP: 2 HBP: 0	WP: 0 PB: 0 SB: 1 CS: 0	PA: 38	
<b>PITCHER</b>	IP WLS BF H R ER SO BB IBB HBP BLK WP HR S P ERA WHIP	IP WLS BF H R ER SO BB IBB HBP BLK WP HR S P ERA WHIP	IP WLS BF H R ER SO BB IBB HBP BLK WP HR S P ERA WHIP	IP WLS BF H R ER SO BB IBB HBP BLK WP HR S P ERA WHIP	IP WLS BF H R ER SO BB IBB HBP BLK WP HR S P ERA WHIP	IP WLS BF H R ER SO BB IBB HBP BLK WP HR S P ERA WHIP	IP WLS BF H R ER SO BB IBB HBP BLK WP HR S P ERA WHIP	IP WLS BF H R ER SO BB IBB HBP BLK WP HR S P ERA WHIP	IP WLS BF H R ER SO BB IBB HBP BLK WP HR S P ERA WHIP	IP WLS BF H R ER SO BB IBB HBP BLK WP HR S P ERA WHIP	IP WLS BF H R ER SO BB IBB HBP BLK WP HR S P ERA WHIP	IP WLS BF H R ER SO BB IBB HBP BLK WP HR S P ERA WHIP	IP WLS BF H R ER SO BB IBB HBP BLK WP HR S P ERA WHIP	IP WLS BF H R ER SO BB IBB HBP BLK WP HR S P ERA WHIP	IP WLS BF H R ER SO BB IBB HBP BLK WP HR S P ERA WHIP	IP WLS BF H R ER SO BB IBB HBP BLK WP HR S P ERA WHIP	IP WLS BF H R ER SO BB IBB HBP BLK WP HR S P ERA WHIP	IP WLS BF H R ER SO BB IBB HBP BLK WP HR S P ERA WHIP	IP WLS BF H R ER SO BB IBB HBP BLK WP HR S P ERA WHIP	IP WLS BF H R ER SO BB IBB HBP BLK WP HR S P ERA WHIP	IP WLS BF H R ER SO BB IBB HBP BLK WP HR S P ERA WHIP

Oakland Athletics @ California Angels  
Anaheim Stadium, Anaheim, CA  
Sat Sep 30 1995, 10:05 PM EDT  
Att: 27,026 - Unknown - 78 F

AB 35  
R 9  
H 12  
RBI 9  
BB 3  
SO 6  
LOB 17





Batter	1	2	3	4	5	6	7	8	9	AB	R	H	RBI	BB	SO	LOB	TOP										
<b>Stan Javier, S</b> OBP: 0.353, SLG: 0.387 (1, 7)	B1		K			SF8 1B		K2-3		4	1	1	0	0	2	1	<b>Oakland Athletics @ California Angels</b> Anaheim Stadium, Anaheim, CA Sun Oct 01 1995, 6:33 AM EDT Att: 34,716 - Sunny - 80 F										
<b>Geronimo Berroa, R</b> OBP: 0.351, SLG: 0.451 (1, 9)	K		PO	F8		K		E 1B		4	0	1	0	0	2	1											
<b>Brent Gates, S</b> OBP: 0.308, SLG: 0.344 (1, 4)	K			F7		WP 1B		FC3		4	0	1	0	0	1	1											
<b>Mark McGwire, R</b> OBP: 0.441, SLG: 0.685 (1, 3)		K		BB		SF8		F4		2	0	0	1	1	1	2											
<b>Terry Steinbach, R</b> OBP: 0.322, SLG: 0.458 (1, 2)		HR		FC1-6-4		BB		K		3	1	1	1	1	1	3											
<b>Danny Tartabull, R</b> OBP: 0.335, SLG: 0.379 (1, 10)		G5-3				P3		K		3	0	0	0	1	1	2											
<b>Craig Paquette, R</b> OBP: 0.256, SLG: 0.417 (1, 5)						G5-3 BB		F9		3	0	0	0	1	2	1											
<b>Mike Bordick, R</b> OBP: 0.325, SLG: 0.350 (1, 6)				G6-3		G5-3		F9		4	0	0	0	0	1	2											
<b>Scott Brosius, R</b> OBP: 0.342, SLG: 0.454 (1, 8)				PO WP BB		G6-3		F7		3	0	0	0	1	1	2											
<b>Inning Stats</b>	R: 0 E: 0 K: 2 S: 9	H: 0 LOB: 0 BB: 0 P: 12	R: 1 E: 0 K: 2 S: 10	H: 1 LOB: 0 BB: 0 P: 14	R: 0 E: 0 K: 1 S: 5	H: 0 LOB: 0 BB: 1 P: 9	R: 0 E: 0 K: 0 S: 12	H: 0 LOB: 1 BB: 1 P: 18	R: 0 E: 0 K: 0 S: 8	H: 0 LOB: 1 BB: 1 P: 17	R: 1 E: 0 K: 2 S: 15	H: 2 LOB: 2 BB: 1 P: 26	R: 0 E: 0 K: 1 S: 5	H: 0 LOB: 0 BB: 0 P: 6	R: 0 E: 1 K: 2 S: 15	H: 1 LOB: 2 BB: 1 P: 21	R: 0 E: 0 K: 2 S: 13	H: 0 LOB: 1 BB: 1 P: 21	1B: 3 2B: 0 3B: 0 HR: 1	SF: 1 SAC: 0 DP: 0 HBP: 0	WP: 2 PB: 0 SB: 1 CS: 0	PA: 37					
<b>PITCHER</b>	IP	WLS	BF	H	R	ER	SO	BB	IBB	HBP	BLK	WP	HR	S	P	ERA	WHIP										
<b>Chuck Finley, L</b> ERA: 4.21 (1, 1)	7.1	W	29	4	2	2	9	4	0	0	0	2	1	69	109	2.46	1.091										
<b>Troy Percival, R</b> ERA: 1.95 (8, 1)	1.2		7	0	0	0	3	1	0	0	0	0	0	23	35	0.00	0.600										

AB	30
R	2
H	4
RBI	2
BB	5
SO	12
LOB	15



Batter	1	2	3	4	5	6	7	8	9	AB	R	H	RBI	BB	SO	LOB	BOTTOM										
<b>Tony Phillips, S</b> OBP: 0.395, SLG: 0.455 (1, 5)	G1-4-3 1B			K		G6-4-3 BB		K		4	1	2	0	1	2	2	<b>Oakland Athletics @ California Angels</b> Anaheim Stadium, Anaheim, CA Sun Oct 01 1995, 6:33 AM EDT Att: 34,716 - Sunny - 80 F										
<b>Rene Gonzales, R</b> OBP: 0.294, SLG: 0.471 (9, 5)										0	0	0	0	0	0	0											
<b>Gary Disarcina, R</b> OBP: 0.346, SLG: 0.462 (1, 6)	G1-4-3	G6-3		FC4-2 CS		G6-4-3		3B		5	1	1	0	0	0	5											
<b>Jim Edmonds, L</b> OBP: 0.354, SLG: 0.539 (1, 8)	BB 1B			CS				P6		5	3	4	3	0	0	0											
<b>Tim Salmon, R</b> OBP: 0.432, SLG: 0.598 (1, 9)	K			2B		G6-3 1B		G1-3		5	1	3	2	0	1	2											
<b>Chili Davis, S</b> OBP: 0.430, SLG: 0.517 (1, 10)	1B BB			F9 16 SF9		G6-3				2	1	1	1	2	0	1											
<b>J.T. Snow, L</b> OBP: 0.355, SLG: 0.468 (1, 3)				F9		K		K		4	0	1	1	0	2	4											
<b>16 Garret Anderson, L</b> OBP: 0.354, SLG: 0.508 (1, 7)	F9			SF9		G4-3		G1-3		3	0	0	1	0	0	5											
<b>Andy Allanson, R</b> OBP: 0.250, SLG: 0.325 (1, 2)		G6-3		K				F9		4	0	0	0	0	2	0											
<b>Rex Hudler, R</b> OBP: 0.309, SLG: 0.418 (1, 4)		F8		WP FC4-2 1B		BB BB		2B 3B 1B		3	1	2	0	1	0	0											
<b>Inning Stats</b>	R: 2 E: 0 K: 1 S: 15	H: 3 LOB: 2 BB: 1 P: 25	R: 0 E: 0 K: 0 S: 8	H: 1 LOB: 1 BB: 0 P: 13	R: 3 E: 0 K: 1 S: 13	H: 3 LOB: 0 BB: 0 P: 17	R: 0 E: 0 K: 1 S: 13	H: 1 LOB: 0 BB: 0 P: 20	R: 1 E: 0 K: 1 S: 15	H: 2 LOB: 1 BB: 0 P: 26	R: 0 E: 0 K: 0 S: 4	H: 0 LOB: 2 BB: 2 P: 12	R: 0 E: 0 K: 1 S: 13	H: 1 LOB: 2 BB: 1 P: 23	R: 2 E: 0 K: 2 S: 18	H: 3 LOB: 1 BB: 0 P: 27	R: 0 E: 0 K: 2 S: 13	H: 0 LOB: 1 BB: 0 P: 21	1B: 8 2B: 5 3B: 1 HR: 0	SF: 1 SAC: 0 DP: 1 HBP: 0	WP: 1 PB: 0 SB: 1 CS: 1	PA: 41					
<b>PITCHER</b>	IP	WLS	BF	H	R	ER	SO	BB	IBB	HBP	BLK	WP	HR	S	P	ERA	WHIP										
<b>Todd Stottlemyre, R</b> ERA: 4.55 (1, 1)	4.0	L	22	10	6	6	3	1	0	0	0	1	0	56	86	13.50	2.750										
<b>Mike Mohler, L</b> ERA: 3.04 (5, 1)	1.1		6	0	0	0	1	2	0	0	0	0	0	10	25	0.00	1.500										
<b>Jim Corsi, R</b> ERA: 2.2 (6, 1)	1.2		6	1	0	0	1	1	0	0	0	0	0	15	25	0.00	1.200										
<b>Todd Van Poppel, R</b> ERA: 4.88 (8, 1)	0.2		5	3	2	2	2	0	0	0	0	0	0	16	24	27.00	4.500										
<b>Dennis Eckersley, R</b> ERA: 4.83 (8, 1)	0.1		1	0	0	0	0	0	0	0	0	0	0	2	3	0.00	0.000										





Batter	1	2	3	4	5	6	7	8	9	AB	R	H	RBI	BB	SO	LOB	TOP							
Tony Phillips, S OBP: 0.394, SLG: 0.459 (1, 5)	P3			F8		K			HR	4	1	1	1	0	1	1	<b>California Angels @ Seattle Mariners</b> The Kingdome, Seattle, WA Mon Oct 02 1995, 6:33 AM EDT Att: 52,356 - Dome - 68 F							
Gary Disarcina, R OBP: 0.344, SLG: 0.459 (1, 6) Spike Owen, S OBP: 0.288, SLG: 0.312 (9, FH)	G5-3			G4-3			G5-3		F8	3	0	0	0	0	0	0								
Jim Edmonds, L OBP: 0.352, SLG: 0.536 (8, PH) Eduardo Perez, R OBP: 0.302, SLG: 0.296 (9, FH)	K			K			F8		G1-2-3	3	0	0	0	0	2	0								
Tim Salmon, R OBP: 0.429, SLG: 0.594 (1, 9)		K			K				K	4	0	0	0	0	4	0								
Chili Davis, S OBP: 0.429, SLG: 0.514 (1, 10)		P4			K				FC5-4 BB	2	0	0	0	1	1	0								
J.T. Snow, L OBP: 0.353, SLG: 0.465 (1, 3)		F8			K				FC5-4 2B 1-2	3	0	0	0	0	1	1								
16 Garret Anderson, L OBP: 0.352, SLG: 0.505 (8, PH) Dave Gallagher, R OBP: 0.370, SLG: 0.399 (8, 7)				K			G5-3		L9	2	0	0	0	0	1	0								
Andy Allanson, R OBP: 0.244, SLG: 0.317 (8, PH) Rene Gonzales, R OBP: 0.333, SLG: 0.556 (8, 2) Jorge Fabregas, L OBP: 0.298, SLG: 0.304 (8, 2)				K			G5-3		2B	2	0	0	0	0	1	0								
Rex Hudler, R OBP: 0.310, SLG: 0.417 (1, 4)				K			1B		G6-3	3	0	1	0	0	1	2								
<b>Inning Stats</b>	R: 0 E: 0 K: 1 S: 7	H: 0 LOB: 0 BB: 0 P: 10	R: 0 E: 0 K: 1 S: 6	H: 0 LOB: 0 BB: 0 P: 6	R: 0 E: 0 K: 3 S: 13	H: 0 LOB: 0 BB: 0 P: 17	R: 0 E: 0 K: 1 S: 6	H: 0 LOB: 0 BB: 0 P: 12	R: 0 E: 0 K: 3 S: 10	H: 0 LOB: 0 BB: 0 P: 14	R: 0 E: 0 K: 1 S: 12	H: 1 LOB: 1 BB: 0 P: 19	R: 0 E: 0 K: 1 S: 10	H: 0 LOB: 0 BB: 0 P: 16	R: 0 E: 0 K: 0 S: 10	H: 1 LOB: 2 BB: 1 P: 16		R: 1 E: 0 K: 1 S: 11	H: 1 LOB: 0 BB: 0 P: 15	1B: 1 2B: 1 3B: 0 HR: 1	SF: 0 SAC: 0 DP: 0 HBP: 0	WP: 0 PB: 0 SB: 0 CS: 0	PA: 31	
<b>PITCHER</b> Randy Johnson, L ERA: 2.48 (1, 1)	IP: 9.0 WLS: W BF: 31 H: 3 R: 1 ER: 1 SO: 12 BB: 1 IBB: 0 HBP: 0 BLK: 0 WP: 0 HR: 1 S: 85 P: 125 ERA: 1.00 WHIP: 0.444											<b>PITCHER</b>	IP: 9.0 WLS: W BF: 31 H: 3 R: 1 ER: 1 SO: 12 BB: 1 IBB: 0 HBP: 0 BLK: 0 WP: 0 HR: 1 S: 85 P: 125 ERA: 1.00 WHIP: 0.444											

Batter	1	2	3	4	5	6	7	8	9	AB	R	H	RBI	BB	SO	LOB	BOTTOM							
Vince Coleman, S OBP: 0.343, SLG: 0.398 (1, 7)			P3				L9		K	5	0	2	1	0	1	3	<b>California Angels @ Seattle Mariners</b> The Kingdome, Seattle, WA Mon Oct 02 1995, 6:33 AM EDT Att: 52,356 - Dome - 68 F							
Luis Sojo, R OBP: 0.335, SLG: 0.416 (1, 6)	SH1-3				G5-4-3		E1			3	1	2	3	0	0	2								
Ken Griffey Jr., L OBP: 0.379, SLG: 0.481 (1, 8)			L4			G3			K	3	0	0	0	1	1	1								
Edgar Martinez, R OBP: 0.479, SLG: 0.628 (1, 10)					G6-4-3				1B 1B BB	3	1	2	0	1	1	0								
Jay Buhner, R OBP: 0.343, SLG: 0.566 (1, 9)	G5-3				K		F8		1B 1B 2B 1B	4	1	1	0	0	1	3								
Mike Blowers, R OBP: 0.335, SLG: 0.474 (1, 5)			G6-4-3				SH5-4 E		1B 2B 1B	3	2	2	0	1	0	1								
Tino Martinez, L OBP: 0.369, SLG: 0.551 (1, 3)		P5			FC1-6 BB		SH E		2B 1B	2	2	1	1	1	0	1								
Dan Wilson, R OBP: 0.336, SLG: 0.416 (1, 2)		G5-4-3			FC1-6 1B		SH5-4		2B	3	1	1	2	0	0	2								
Joey Cora, S OBP: 0.359, SLG: 0.372 (1, 4)			F9				E		SF7-5-4	2	1	1	1	0	0	0								
<b>Inning Stats</b>	R: 0 E: 0 K: 0 S: 9	H: 2 LOB: 2 BB: 1 P: 20	R: 0 E: 0 K: 0 S: 5	H: 0 LOB: 0 BB: 1 P: 11	R: 0 E: 0 K: 0 S: 10	H: 1 LOB: 1 BB: 0 P: 14	R: 0 E: 0 K: 1 S: 7	H: 1 LOB: 0 BB: 0 P: 12	R: 1 E: 0 K: 0 S: 7	H: 2 LOB: 1 BB: 1 P: 14	R: 0 E: 0 K: 1 S: 8	H: 0 LOB: 0 BB: 0 P: 11	R: 4 E: 1 K: 1 S: 18	H: 2 LOB: 0 BB: 0 P: 30	R: 4 E: 0 K: 1 S: 17	H: 4 LOB: 0 BB: 1 P: 28		1B: 10 2B: 3 3B: 0 HR: 0	SF: 1 SAC: 3 DP: 4 HBP: 1	WP: 0 PB: 0 SB: 0 CS: 1	PA: 37			
<b>PITCHER</b> Mark Langston, L ERA: 4.63 (7, 1) Bob Patterson, L ERA: 3.04 (8, 1) Mike James, R ERA: 3.88 (8, 1) Mark Holzemer, L ERA: 5.4 (8, 1) John Habyan, R ERA: 3.44 (8, 1)	IP: 6.2 WLS: L BF: 29 H: 8 R: 5 ER: 4 SO: 4 BB: 3 IBB: 0 HBP: 1 BLK: 0 WP: 0 HR: 0 S: 60 P: 107 ERA: 5.40 WHIP: 1.650											<b>PITCHER</b>	IP: 6.2 WLS: L BF: 29 H: 8 R: 5 ER: 4 SO: 4 BB: 3 IBB: 0 HBP: 1 BLK: 0 WP: 0 HR: 0 S: 60 P: 107 ERA: 5.40 WHIP: 1.650											