

California Angels - 1996

Batter	1	2	3	4	5	6	7	8	9	AB	R	H	RBI	BB	SO	LOB	TOP								
Pat Listach, S OBP: 0.333, SLG: 0.333 (1, 4)	F9		1B	G3		G6-3		G1-3		6	0	2	1	0	0	5	Milwaukee Brewers @ California Angels Anaheim Stadium, Anaheim, CA Tue Apr 02 1996, 10:05 PM EST Att: 27,836 - Unknown - 62 F								
Chuck Carr, S OBP: 0.333, SLG: 1.600 (1, 8)	G5-3		1B		1B			HR		5	3	4	3	1	0	0									
Kevin Seitzer, R OBP: 0.333, SLG: 0.600 (1, 10)	1B		1B		K			2B		5	1	2	1	0	1	5									
Greg Vaughn, R OBP: 0.500, SLG: 1.000 David Hulse, L (8, PR) (8, 7)	K		HR	1B	P6	G4-3		HBP		5	2	2	3	0	1	3									
John Jaha, R OBP: 0.500, SLG: 0.250 (1, 3)		K	1B	1B	1B			L4		4	1	1	0	1	1	2									
Matt Mieske, R OBP: 0.500, SLG: 0.400 (1, 9)	G4-3		1B	1B	1B			F8		5	1	2	1	0	0	2									
Jeff Cirillo, R OBP: 0.500, SLG: 1.000 (1, 5)	HR		K	1B	L4			G5-3		6	1	3	2	0	1	5									
Mike Matheny, R OBP: 0.500, SLG: 0.600 (1, 2)	G6-3		HR	1B	1B			G5-3		5	2	2	2	0	1	1									
Jose Valentin, S OBP: 0.667, SLG: 1.167 (1, 6)			1B	K				K		6	4	4	2	0	2	4									
Inning Stats	R: 0 E: 0 K: 1 S: 6	H: 1 LOB: 1 BB: 0 P: 6	R: 1 E: 0 K: 1 S: 6	H: 1 LOB: 0 BB: 0 P: 6	R: 3 E: 1 K: 1 S: 14	H: 9 LOB: 2 BB: 1 P: 18	R: 1 E: 0 K: 1 S: 9	H: 4 LOB: 3 BB: 0 P: 9	R: 1 E: 0 K: 1 S: 6	H: 1 LOB: 2 BB: 1 P: 11	R: 2 E: 0 K: 0 S: 5	H: 2 LOB: 1 BB: 0 P: 6	R: 0 E: 0 K: 0 S: 2	H: 0 LOB: 0 BB: 0 P: 3	R: 2 E: 0 K: 1 S: 8	H: 3 LOB: 2 BB: 0 P: 9		R: 0 E: 0 K: 1 S: 6	H: 1 LOB: 1 BB: 0 P: 6	1B: 15 2B: 3 3B: 0 HR: 4	SF: 1 SAC: 0 DP: 1 HBP: 4	WP: 0 PB: 1 SB: 0 CS: 0	PA: 54		
PITCHER	IP	WLS	BF	H	R	ER	SO	BB	IBB	HBP	BLK	WP	HR	S	P	ERA	WHIP								
Chuck Finley, L ERA: 27.0 (1, 1)	2.2	L	17	8	8	8	3	1	0	0	0	0	2	22	26	27.00	3.375								
Ken Edenhof, R ERA: 13.5 (3, 1)	2.0		16	8	3	3	2	1	0	1	0	0	1	18	23	13.50	4.500								
Mark Eichhorn, R ERA: 7.71 (5, 1)	2.1		10	2	2	2	0	0	0	2	0	0	0	8	10	7.71	0.857								
Mark Holzemer, L ERA: 18.0 (8, 1)	1.0		7	3	2	2	1	0	0	1	0	0	1	8	9	18.00	3.000								
Lee Smith, R ERA: (9, 1)	1.0		4	1	0	0	1	0	0	0	0	0	0	6	6	0.00	1.000								

Batter	1	2	3	4	5	6	7	8	9	AB	R	H	RBI	BB	SO	LOB	BOTTOM								
Randy Velarde, R OBP: 0.400, SLG: 0.400 (1, 4)	1B		F8		HR	F9		L8		5	1	2	0	0	0	0	Milwaukee Brewers @ California Angels Anaheim Stadium, Anaheim, CA Tue Apr 02 1996, 10:05 PM EST Att: 27,836 - Unknown - 62 F								
Jim Edmonds, L OBP: 0.400, SLG: 1.200 (1, 8)	F8		G4-3		HR	G3-1		G6-3		5	2	2	4	0	0	0									
Tim Salmon, R OBP: 0.400, SLG: 0.400 (1, 9)	K			G1-3	G4-3			G6-3		5	0	2	0	0	2	1									
Chili Davis, S OBP: 0.600, SLG: 1.200 (1, 10)		HR		1B	G4-6-3			1B		5	1	3	2	0	0	1									
J.T. Snow, L OBP: 0.200, SLG: 0.200 (1, 3)	F9		G1-3		1B	G1-3		F7		5	1	1	0	0	0	3									
16 Garret Anderson, L OBP: 0.250, SLG: 0.250 Rex Hudler, R (9, PH)	G4-3		1B	1B	1B			L3		4	1	1	0	0	0	2									
George Arias, R OBP: 0.667, SLG: 0.667 Jack Howell, L OBP: 1.000, SLG: 4.000 (8, PH) (9, 5)	1B		G2-3		1B			HR		3	0	2	1	0	0	2									
Jorge Fabregas, L OBP: 0.250, SLG: 0.250 (1, 2)	G1-3				1B			F7		4	1	1	0	0	0	3									
Gary Disarcina, R (1, 6)			F9		HR	K		P5		4	1	0	0	0	1	1									
Inning Stats	R: 0 E: 0 K: 1 S: 5	H: 2 LOB: 1 BB: 0 P: 5	R: 0 E: 0 K: 0 S: 3	H: 0 LOB: 0 BB: 0 P: 3	R: 0 E: 0 K: 0 S: 5	H: 2 LOB: 2 BB: 0 P: 5	R: 5 E: 1 K: 0 S: 10	H: 7 LOB: 2 BB: 0 P: 10	R: 0 E: 0 K: 1 S: 5	H: 0 LOB: 0 BB: 0 P: 5	R: 0 E: 0 K: 1 S: 5	H: 0 LOB: 0 BB: 0 P: 5	R: 2 E: 1 K: 0 S: 5	H: 1 LOB: 1 BB: 0 P: 5	R: 1 E: 0 K: 0 S: 5	H: 2 LOB: 1 BB: 0 P: 5		1B: 11 2B: 1 3B: 0 HR: 3	SF: 0 SAC: 0 DP: 1 HBP: 0	WP: 0 PB: 0 SB: 0 CS: 0	PA: 42				
PITCHER	IP	WLS	BF	H	R	ER	SO	BB	IBB	HBP	BLK	WP	HR	S	P	ERA	WHIP								
Ricky Bones, R ERA: 7.71 (1, 1)	4.2		25	12	6	4	1	0	0	0	0	0	2	27	27	7.71	2.571								
Kevin Wickander, L ERA: (5, 1)	2.1	W	7	0	0	0	2	0	0	0	0	0	0	11	11	0.00	0.000								
Cris Carpenter, R ERA: 13.5 (8, 1)	1.1		8	3	3	2	0	0	0	0	0	0	1	8	8	13.50	2.250								
Graeme Lloyd, L ERA: (9, 1)	0.2		2	0	0	0	0	0	0	0	0	0	0	2	2	0.00	0.000								


Batter	1	2	3	4	5	6	7	8	9	AB R H RBI BB SO LOB	TOP											
Tony Phillips, S (1, 7) OBP: 0.360, SLG: 0.429	G6-3		G6-3			SH5-4 1B	HR BB		BB 1B	4 2 2 1 1 0 0	Chicago White Sox @ California Angels Anaheim Stadium, Anaheim, CA Sat Apr 06 1996, 10:05 PM EST Att: 26,447 - Unknown - 75 F											
Ray Durham, S (1, 4) OBP: 0.429, SLG: 0.706	F8 1B			S BB		SH5-4	L8		P6	3 1 1 0 1 0 2												
Frank Thomas, R (1, 3) OBP: 0.375, SLG: 0.619	F8			K		1B 2B IBB	HR		K	4 2 1 2 1 2 3												
Lyle Mouton, R (1, 9) Dave Martinez, L (7, 9) OBP: 0.296, SLG: 0.167	L8 2H 1B			L8		K	3-1		BB 1B	4 0 1 1 0 1 4 1 0 1 0 0 0 0												
Danny Tartabull, R (1, 10) OBP: 0.391, SLG: 0.412		K		G5-3		2B 1B			K BB	4 1 1 2 1 2 1												
Chris Snopce, R (1, 5) OBP: 0.286, SLG: 0.429	G6-3				G5-3	2B		FC6-4 1B	K	5 0 2 2 0 1 3												
Ron Karkovics, R (1, 2) OBP: 0.313, SLG: 0.313	P4				B3-4 1B	1B			K	4 0 2 0 0 1 1												
Darren Lewis, R (1, 8) OBP: 0.250, SLG: 0.333			K		B3-4 1B	L7		FC6-4		4 0 0 0 0 1 4												
Ozzie Guillen, L (1, 6) OBP: 0.450, SLG: 0.579			F7			SH5-4 1B 1B	6-3		1B 2B	4 2 2 0 0 0 0												
Inning Stats	R: 1 E: 0 K: 0 S: 12	H: 2 LOB: 1 BB: 0 P: 21	R: 0 E: 0 K: 1 S: 5	H: 0 LOB: 0 BB: 0 P: 6	R: 0 E: 0 K: 1 S: 11	H: 0 LOB: 0 BB: 0 P: 15	R: 0 E: 0 K: 1 S: 12	H: 0 LOB: 1 BB: 1 P: 19	R: 0 E: 0 K: 0 S: 3	H: 1 LOB: 0 BB: 0 P: 4		R: 4 E: 0 K: 1 S: 17	H: 5 LOB: 2 BB: 1 P: 30	R: 2 E: 0 K: 0 S: 10	H: 1 LOB: 0 BB: 1 P: 18	R: 0 E: 0 K: 2 S: 9	H: 1 LOB: 1 BB: 0 P: 14	R: 1 E: 0 K: 2 S: 13	H: 3 LOB: 3 BB: 1 P: 21	1B: 10 2B: 3 3B: 0 HR: 1	SF: 0 SAC: 1 DP: 1 HBP: 0	WP: 0 PB: 0 SB: 1 CS: 0
PITCHER	IP WLS BF H R ER SO BB IBB HBP BLK WP HR S P ERA WHIP											PITCHER	IP WLS BF H R ER SO BB IBB HBP BLK WP HR S P ERA WHIP									
Jim Abbott, L (1, 1) ERA: 7.94	5.2 L 25 8 5 5 4 1 1 0 0 0 0 59 93 7.94 1.588																					
Ken Edénfield, R (6, 1) ERA: 10.38	2.1 10 2 2 2 2 1 0 0 0 0 1 20 34 7.71 1.286																					
Mark Eichhorn, R (9, 1) ERA: 6.23	1.0 7 3 1 1 2 1 0 0 0 0 0 13 21 9.00 4.000																					

Batter	1	2	3	4	5	6	7	8	9	AB R H RBI BB SO LOB	BOTTOM									
Randy Velarde, R (1, 4) OBP: 0.450, SLG: 0.353	1B		G6-3		PO	K			HR 1B	4 1 2 0 0 1 0	Chicago White Sox @ California Angels Anaheim Stadium, Anaheim, CA Sat Apr 06 1996, 10:05 PM EST Att: 26,447 - Unknown - 75 F									
Jim Edmonds, L (1, 8) OBP: 0.350, SLG: 0.900	G6-3 1B		K			F7		HR		4 1 2 2 0 1 0										
Tim Salmon, R (1, 9) OBP: 0.400, SLG: 0.789	K		G6-3			K		HR		4 1 1 1 0 2 2										
Chili Davis, S (1, 10) OBP: 0.250, SLG: 0.526	G6-3			P5		K		K		4 0 0 0 0 2 2										
J.T. Snow, L (1, 3) OBP: 0.350, SLG: 0.235		1B SF7 1B		K		K		G1-3		4 1 1 0 0 2 0										
16 Garret Anderson, L (1, 7) OBP: 0.276, SLG: 0.235 Rex Hudler, R (9, PH)		K		K		3-1		5-3		3 0 0 0 0 2 1 1 0 0 0 0 0 0										
George Arias, R (1, 5) OBP: 0.556, SLG: 0.550 Jack Howell, L (8, PH) (9, 5)					G6-3			P6		2 0 1 0 0 0 0 1 0 0 0 0 0 0										
Jorge Fabregas, L (1, 2) OBP: 0.333, SLG: 0.308		SF7			K			G3-1		2 0 0 1 0 1 0										
Gary Disarcina, R (1, 6) OBP: 0.188, SLG: 0.200		L9			PO BB			G4-3		2 0 0 0 1 0 1										
Inning Stats	R: 0 E: 0 K: 1 S: 9	H: 2 LOB: 1 BB: 0 P: 15	R: 1 E: 0 K: 1 S: 9	H: 2 LOB: 1 BB: 0 P: 14	R: 0 E: 0 K: 2 S: 7	H: 0 LOB: 0 BB: 0 P: 11	R: 0 E: 0 K: 1 S: 10	H: 0 LOB: 0 BB: 1 P: 16	R: 0 E: 0 K: 2 S: 8	H: 0 LOB: 0 BB: 0 P: 9		R: 0 E: 0 K: 0 S: 5	H: 0 LOB: 0 BB: 0 P: 8	R: 0 E: 0 K: 0 S: 5	H: 0 LOB: 0 BB: 0 P: 8	R: 3 E: 0 K: 1 S: 16	H: 3 LOB: 3 BB: 0 P: 26	1B: 5 2B: 0 3B: 0 HR: 2	SF: 1 SAC: 0 DP: 1 HBP: 0	WP: 0 PB: 0 SB: 0 CS: 0
PITCHER	IP WLS BF H R ER SO BB IBB HBP BLK WP HR S P ERA WHIP											PITCHER	IP WLS BF H R ER SO BB IBB HBP BLK WP HR S P ERA WHIP							
Alex Fernandez, R (1, 1) ERA: 3.38	8.0 W 30 7 4 4 10 1 0 0 0 0 0 78 117 4.50 1.000																			
Joe Magrane, L (9, 1) ERA: 2.25	1.0 3 0 0 0 1 0 0 0 0 0 0 7 10 0.00 0.000																			

Batter	1	2	3	4	5	6	7	8	9	AB	R	H	RBI	BB	SO	LOB	TOP					
Randy Velarde, R (1,4) OBP: 0.417, SLG: 0.300										3	0	0	0	1	2	2	California Angels @ Toronto Blue Jays SkyDome, Toronto, ON Tue Apr 09 1996, 3:33 AM EDT Att: 36,616 - Dome					
Jim Edmonds, L (1,8) OBP: 0.321, SLG: 0.714										4	0	1	0	0	0	5						
Tim Salmon, R (1,9) OBP: 0.321, SLG: 0.704										4	0	0	0	0	0	1						
Chili Davis, S (1,10) OBP: 0.250, SLG: 0.444										4	0	2	0	0	1	0						
J.T. Snow, L (1,3) OBP: 0.360, SLG: 0.238										4	0	1	0	0	1	1						
16 Garret Anderson, L (1,7) OBP: 0.308, SLG: 0.250										4	0	0	0	0	0	3						
George Arias, R (1,5) OBP: 0.400, SLG: 0.357										3	0	0	0	0	2	2						
Jack Howell, L (0, PH) OBP: 0.375, SLG: 0.714										1	0	0	0	0	0	1						
Jorge Fabregas, L (1,2) OBP: 0.333, SLG: 0.313										3	0	1	0	0	0	1						
Gary Disarcina, R (1,6) OBP: 0.227, SLG: 0.158										1	0	0	0	2	0	0						
Inning Stats	R: 0 E: 0 K: 1 S: 10	H: 0 LOB: 0 BB: 0 P: 16	R: 0 E: 0 K: 2 S: 8	H: 1 LOB: 1 BB: 0 P: 11	R: 0 E: 0 K: 0 S: 7	H: 1 LOB: 1 BB: 1 P: 16	R: 0 E: 0 K: 1 S: 10	H: 0 LOB: 0 BB: 0 P: 17	R: 0 E: 0 K: 0 S: 11	H: 0 LOB: 3 BB: 2 P: 22	R: 0 E: 0 K: 0 S: 5	H: 0 LOB: 0 BB: 0 P: 10	R: 0 E: 0 K: 1 S: 5	H: 0 LOB: 0 BB: 0 P: 6	R: 0 E: 0 K: 1 S: 14	H: 1 LOB: 1 BB: 0 P: 18	R: 0 E: 0 K: 0 S: 13	H: 2 LOB: 1 BB: 0 P: 18	1B: 5 2B: 0 3B: 0 HR: 0	SF: 0 SAC: 0 DP: 2 HBP: 0	WP: 0 PB: 0 SB: 0 CS: 0	PA: 34
PITCHER Pat Hentgen, R (1,1) ERA: 1.8	IP: 9.0 WLS: W BF: 34 H: 5 R: 0 ER: 0 SO: 6 BB: 3 IBB: 0 HBP: 0 BLK: 0 WP: 0 HR: 0 S: 83 P: 134 ERA: 0.00 WHIP: 0.889																					

Batter	1	2	3	4	5	6	7	8	9	AB	R	H	RBI	BB	SO	LOB	BOTTOM			
Otis Nixon, S (1,8) OBP: 0.310, SLG: 0.346										4	0	0	0	0	0	2	California Angels @ Toronto Blue Jays SkyDome, Toronto, ON Tue Apr 09 1996, 3:33 AM EDT Att: 36,616 - Dome			
Tilson Brito, R (1,4) OBP: 0.320, SLG: 0.238										4	0	1	0	0	0	0				
Joe Carter, R (1,7) OBP: 0.345, SLG: 0.370										4	0	1	0	0	2	1				
John Olerud, L (1,3) OBP: 0.357, SLG: 0.500										3	0	0	0	1	1	1				
Ed Sprague, R (1,5) OBP: 0.333, SLG: 0.522										4	0	1	0	0	1	0				
Juan Samuel, R (1,10) OBP: 0.600, SLG: 0.600										4	1	3	0	0	0	3				
Robert Perez, R (1,9) OBP: 0.500, SLG: 0.750										4	2	2	1	0	0	1				
Charlie O'Brien, R (1,2) OBP: 0.333, SLG: 0.636										4	2	2	3	0	1	2				
Alex Gonzalez, R (1,6) OBP: 0.391, SLG: 0.682										4	0	1	1	0	1	3				
Inning Stats	R: 0 E: 0 K: 1 S: 7	H: 1 LOB: 1 BB: 0 P: 10	R: 2 E: 0 K: 2 S: 14	H: 2 LOB: 0 BB: 0 P: 21	R: 0 E: 0 K: 1 S: 9	H: 0 LOB: 0 BB: 0 P: 11	R: 3 E: 0 K: 1 S: 16	H: 4 LOB: 1 BB: 0 P: 24	R: 0 E: 0 K: 0 S: 8	H: 2 LOB: 2 BB: 1 P: 17	R: 0 E: 0 K: 1 S: 7	H: 0 LOB: 1 BB: 0 P: 10	R: 0 E: 0 K: 0 S: 5	H: 0 LOB: 0 BB: 0 P: 8	R: 0 E: 0 K: 0 S: 12	H: 2 LOB: 2 BB: 0 P: 19		1B: 8 2B: 2 3B: 0 HR: 1	SF: 0 SAC: 0 DP: 1 HBP: 0	WP: 1 PB: 0 SB: 3 CS: 0
PITCHER Mark Langston, L (1,1) ERA: 3.14 Dennis Springer, R (8,1) ERA:	IP: 7.0 WLS: L BF: 31 H: 9 R: 5 ER: 5 SO: 6 BB: 1 IBB: 0 HBP: 0 BLK: 0 WP: 0 HR: 1 S: 66 P: 101 ERA: 6.43 WHIP: 1.429																			

AB	31
R	0
H	5
RBI	0
BB	3
SO	6
LOB	16



Batter	1	2	3	4	5	6	7	8	9	AB	R	H	RBI	BB	SO	LOB	TOP			
Randy Velarde, R (1, 4) OBP: 0.357, SLG: 0.250										4	0	0	0	0	3	1	California Angels @ Toronto Blue Jays SkyDome, Toronto, ON Wed Apr 10 1996, 7:05 PM EDT Att: 25,446 - Dome			
Jim Edmonds, L (1, 8) OBP: 0.313, SLG: 0.688										4	0	1	0	0	1	1				
Tim Salmon, R (1, 9) OBP: 0.281, SLG: 0.613										4	0	0	0	0	3	1				
Chili Davis, S (1, 10) OBP: 0.281, SLG: 0.467										3	0	1	0	1	0	0				
J.T. Snow, L (1, 3) OBP: 0.345, SLG: 0.208										3	0	0	0	1	0	2				
16 Garret Anderson, L (1, 7) OBP: 0.333, SLG: 0.429										4	1	2	1	0	0	2				
George Arias, R (1, 5) Jack Howell, L (7, PH) OBP: 0.300, SLG: 0.556										2	0	0	0	0	2	3				
Don Slaught, R (1, 2) OBP: 0.333, SLG: 0.833										3	0	1	0	0	0	0				
Gary Disarcina, R (1, 6) OBP: 0.217, SLG: 0.150 Mike Aldrete, L (8, PH) OBP: 0.667, SLG: 2.000 Dick Schofield, R (8, 6)										1	0	0	0	0	0	0				
Inning Stats	R: 0 E: 0 K: 3 S: 9	H: 0 LOB: 0 BB: 0 P: 9	R: 0 E: 0 K: 1 S: 6	H: 1 LOB: 1 BB: 0 P: 6	R: 0 E: 0 K: 1 S: 6	H: 1 LOB: 1 BB: 0 P: 6	R: 0 E: 0 K: 2 S: 8	H: 1 LOB: 2 BB: 1 P: 12	R: 0 E: 0 K: 1 S: 5	H: 0 LOB: 0 BB: 0 P: 5	R: 0 E: 0 K: 0 S: 3	H: 0 LOB: 0 BB: 0 P: 3	R: 1 E: 0 K: 0 S: 4	H: 1 LOB: 0 BB: 0 P: 4	R: 1 E: 0 K: 0 S: 4	H: 1 LOB: 0 BB: 0 P: 4		1B: 1 2B: 4 3B: 0 HR: 2	SF: 0 SAC: 1 DP: 1 HBP: 0	WP: 0 PB: 0 SB: 0 CS: 0
PITCHER Juan Guzman, R (1, 1) ERA: 1.59	IP: 9.0 WLS: L BF: 34 H: 6 R: 2 ER: 2 SO: 9 BB: 2 IBB: 0 HBP: 0 BLK: 0 WP: 0 HR: 2 S: 50 P: 58 ERA: 2.00 WHIP: 0.889															PITCHER				

AB	31
R	2
H	6
RBI	2
BB	2
SO	9
LOB	10



Batter	1	2	3	4	5	6	7	8	9	AB	R	H	RBI	BB	SO	LOB	BOTTOM					
Otis Nixon, S (1, 8) OBP: 0.324, SLG: 0.387										5	1	2	0	0	1	1	California Angels @ Toronto Blue Jays SkyDome, Toronto, ON Wed Apr 10 1996, 7:05 PM EDT Att: 25,446 - Dome					
Domingo Cadeno, S (1, 4) OBP: 0.375, SLG: 0.750										5	0	2	1	0	1	1						
Joe Carter, R (1, 7) OBP: 0.333, SLG: 0.387										4	0	1	0	0	1	2						
John Olerud, L (1, 3) OBP: 0.344, SLG: 0.440										3	0	0	0	1	0	2						
Ed Sprague, R (1, 5) OBP: 0.355, SLG: 0.500										3	0	1	0	0	2	1						
Carlos Delgado, L (1, 10) OBP: 0.482, SLG: 0.476										2	0	0	0	2	1	1						
Shawn Green, L (1, 9) OBP: 0.269, SLG: 0.208										4	0	0	0	0	0	4						
Charlie O'Brien, R (1, 2) OBP: 0.375, SLG: 0.538										2	0	0	0	0	0	1						
Alex Gonzalez, R (1, 6) OBP: 0.333, SLG: 0.577										4	0	0	0	0	2	2						
Inning Stats	R: 1 E: 0 K: 1 S: 7	H: 2 LOB: 1 BB: 0 P: 7	R: 0 E: 0 K: 1 S: 5	H: 0 LOB: 0 BB: 0 P: 6	R: 0 E: 0 K: 2 S: 8	H: 1 LOB: 1 BB: 0 P: 8	R: 0 E: 0 K: 1 S: 5	H: 0 LOB: 1 BB: 1 P: 9	R: 0 E: 0 K: 0 S: 3	H: 0 LOB: 0 BB: 0 P: 3	R: 0 E: 0 K: 1 S: 6	H: 1 LOB: 1 BB: 0 P: 6	R: 0 E: 0 K: 0 S: 3	H: 0 LOB: 1 BB: 0 P: 4	R: 0 E: 0 K: 1 S: 5	H: 1 LOB: 3 BB: 2 P: 14		R: 0 E: 0 K: 1 S: 6	H: 1 LOB: 1 BB: 0 P: 6	1B: 4 2B: 2 3B: 0 HR: 0	SF: 0 SAC: 0 DP: 0 HBP: 3	WP: 0 PB: 0 SB: 1 CS: 0
PITCHER Shawn Boskie, R (1, 1) ERA: 5.11 Mark Holzemer, L (8, 1) ERA: 7.71 Troy Percival, R (9, 1) ERA:	IP: 7.2 WLS: W BF: 33 H: 5 R: 1 ER: 1 SO: 7 BB: 2 IBB: 1 HBP: 3 BLK: 0 WP: 0 HR: 0 S: 41 P: 56 ERA: 1.17 WHIP: 0.913															PITCHER						


AB	32
R	1
H	6
RBI	1
BB	3
SO	8
LOB	15



Batter	1	2	3	4	5	6	7	8	9	AB	R	H	RBI	BB	SO	LOB	TOP										
Rex Hudler, R (1, 4) OBP: 0.300, SLG: 0.700 Jack Howell, L (9, PH) OBP: 0.364, SLG: 0.600	K2-3		G6-3	G4-3		F8			G4-3 G3 1B	4	0	0	0	0	1	2											
Jim Edmonds, L (1, 8) OBP: 0.324, SLG: 0.629	1B BB		G6-3 1B BB		G3		K		G3 1-2	3	2	0	0	2	1	1											
Tim Salmon, R (1, 9) OBP: 0.297, SLG: 0.583	1B		G6-3		2-0 1B		F8		G4-3	5	0	2	0	0	0	2											
Chili Davis, S (1, 10) OBP: 0.297, SLG: 0.441	K		2B 1B		2-2 F7				L6	4	1	1	1	1	1	4											
J.T. Snow, L (1, 3) OBP: 0.364, SLG: 0.286	1-2 3-H 1B		2B		3-2 G5-3		K			4	0	2	2	0	1	2											
16 Garrett Anderson, L (1, 7) OBP: 0.324, SLG: 0.406	G1-3		F9						P6 1B FC4 1B	4	1	1	0	0	0	3											
Tim Wallach, R (1, 5) OBP: 0.375, SLG: 0.714		K			1-1 G4-3 1B				F9	4	0	1	0	0	2	1											
Jorge Fabregas, L (1, 2) OBP: 0.364, SLG: 0.316		F7			1-1 G4-3					3	0	1	0	1	0	1											
Gary Disarcina, R (1, 6) OBP: 0.192, SLG: 0.130 Mike Aldrete, L (8, PH) OBP: 0.500, SLG: 1.333 Dick Schofield, R (8, 6)	G4-3		G4-3		1-0 G6-3				FC4 1B F7	3	0	0	1	0	0	2											
Inning Stats	R: 1 E: 0 K: 2 S: 15	H: 2 LOB: 2 BB: 1 P: 22	R: 0 E: 0 K: 1 S: 8	H: 0 LOB: 0 BB: 0 P: 13	R: 2 E: 0 K: 0 S: 8	H: 2 LOB: 1 BB: 1 P: 16	R: 0 E: 0 K: 0 S: 8	H: 1 LOB: 1 BB: 0 P: 13	R: 0 E: 0 K: 0 S: 8	H: 1 LOB: 1 BB: 0 P: 15	R: 0 E: 0 K: 1 S: 9	H: 2 LOB: 1 BB: 0 P: 12	R: 0 E: 0 K: 2 S: 11	H: 0 LOB: 1 BB: 1 P: 21	R: 0 E: 0 K: 0 S: 9	H: 0 LOB: 1 BB: 1 P: 16	R: 0 E: 0 K: 0 S: 8	H: 1 LOB: 1 BB: 0 P: 10	1B: 8 2B: 1 3B: 0 HR: 0	SF: 0 SAC: 0 DP: 0 HBP: 0	WP: 0 PB: 0 SB: 0 CS: 0	PA: 40					
PITCHER	IP	WLS	BF	H	R	ER	SO	BB	IBB	HBP	BLK	WP	HR	S	P	ERA	WHIP										
Erik Hanson, R (1, 1) ERA: 4.74	7.0	W	32	8	4	4	6	3	0	0	0	0	0	67	112	5.14	1.571										
Tim Crabtree, R (8, 1) ERA:	1.0		4	0	0	0	0	1	0	0	0	0	0	9	16	0.00	1.000										
Mike Timlin, R (9, 1) ERA: 3.0	1.0	S	4	1	0	0	0	0	0	0	0	0	0	8	10	0.00	1.000										

California Angels @ Toronto Blue Jays
SkyDome, Toronto, ON
Thu Apr 11 1996, 7:05 PM EDT
Att: 25,512 - Dome - 68 F

AB	36
R	4
H	9
RBI	4
BB	4
SO	6
LOB	19



Batter	1	2	3	4	5	6	7	8	9	AB	R	H	RBI	BB	SO	LOB	BOTTOM										
Otis Nixon, S (1, 8) OBP: 0.368, SLG: 0.412	CS G1-3 BB		1B HBP SF7 1B	CS	E6 FC5-4		2B 1B			3	2	2	1	1	0	0											
Tilson Brito, R (1, 4) OBP: 0.345, SLG: 0.292	L4		1B HBP		FC5-4 G6-4-3		2B 2B			3	1	1	1	0	0	2											
Joe Carter, R (1, 7) OBP: 0.351, SLG: 0.429	G1-3		G4-6-3 1B		G6-4-3		2B			4	0	2	1	0	0	2											
Ed Sprague, R (1, 5) OBP: 0.343, SLG: 0.483	CS	K	SF7				F8			3	0	1	1	0	1	1											
Carlos Delgado, L (1, 10) OBP: 0.433, SLG: 0.560	G4-3	G4-6-3					F9		HR	4	1	1	1	0	0	3											
Juan Samuel, R (1, 3) OBP: 0.625, SLG: 1.125 John Olerud, L (8, 3) OBP: 0.333, SLG: 0.423	2B			HR			K		G3	3	1	2	1	0	1	1											
Shawn Green, L (1, 9) OBP: 0.233, SLG: 0.179	G1-3			F8			FC4-6		K	4	0	0	0	0	1	2											
Sandy Martinez, L (1, 2) OBP: 0.313, SLG: 0.375			2B 2B		G4-3		F8		K	4	1	1	0	0	1	0											
Alex Gonzalez, R (1, 6) OBP: 0.367, SLG: 0.621			1B 2B				G5-3			3	1	2	1	0	0	0											
Inning Stats	R: 0 E: 0 K: 0 S: 7	H: 0 LOB: 0 BB: 1 P: 15	R: 0 E: 0 K: 1 S: 16	H: 1 LOB: 1 BB: 0 P: 25	R: 3 E: 0 K: 0 S: 9	H: 4 LOB: 1 BB: 0 P: 15	R: 1 E: 0 K: 0 S: 6	H: 2 LOB: 0 BB: 0 P: 11	R: 0 E: 0 K: 1 S: 9	H: 1 LOB: 1 BB: 0 P: 13	R: 2 E: 0 K: 0 S: 13	H: 3 LOB: 1 BB: 0 P: 21	R: 1 E: 0 K: 2 S: 10	H: 1 LOB: 0 BB: 0 P: 16	R: 0 E: 0 K: 0 S: 8	H: 0 LOB: 0 BB: 0 P: 10	1B: 5 2B: 5 3B: 0 HR: 2	SF: 1 SAC: 0 DP: 2 HBP: 1	WP: 0 PB: 0 SB: 0 CS: 2	PA: 37							
PITCHER	IP	WLS	BF	H	R	ER	SO	BB	IBB	HBP	BLK	WP	HR	S	P	ERA	WHIP										
Jim Abbott, L (1, 1) ERA: 8.03	6.2	L	30	11	6	6	2	1	0	0	0	0	0	3	6	0.00	0.000										
Mark Eichhorn, R (7, 1) ERA: 5.79	0.1		1	0	0	0	0	0	0	0	0	0	0	3	6	0.00	0.000										
Mark Holzemer, L (8, 1) ERA: 8.1	1.0		4	1	1	1	2	0	0	0	0	0	1	10	16	9.00	1.000										


California Angels @ Toronto Blue Jays
SkyDome, Toronto, ON
Thu Apr 11 1996, 7:05 PM EDT
Att: 25,512 - Dome - 68 F

AB	32
R	7
H	12
RBI	7
BB	1
SO	4
LOB	11



Batter	1	2	3	4	5	6	7	8	9	AB R H RBI BB SO LOB	TOP											
Randy Velarde, R OBP: 0.333, SLG: 0.214 (1, 4)										4 0 0 0 1 2 0	California Angels @ Detroit Tigers Tiger Stadium, Detroit, MI Fri Apr 12 1996, 7:05 PM EDT Att. 9,921 - Unknown - 51 F											
Jim Edmonds, L OBP: 0.341, SLG: 0.692 (1, 8)										4 1 2 1 0 0 2												
Tim Salmon, R OBP: 0.293, SLG: 0.538 (1, 9)										3 0 0 0 1 0 1												
Chili Davis, S OBP: 0.293, SLG: 0.500 (1, 10)										4 1 1 1 0 2 4												
J.T. Snow, L OBP: 0.324, SLG: 0.250 (1, 3)										4 0 0 0 0 2 0												
16 Garret Anderson, L OBP: 0.316, SLG: 0.389 (1, 7)										4 1 1 0 0 0 0												
George Arias, R OBP: 0.333, SLG: 0.350 (1, 5)										4 1 1 0 0 1 0												
Don Slaught, R OBP: 0.500, SLG: 0.875 Jorge Fabregas, L OBP: 0.364, SLG: 0.316 (1, 2)										2 1 1 0 2 0 0												
Gary Disarcina, R OBP: 0.167, SLG: 0.111 (1, 6)										0 0 0 0 0 0 0												
Inning Stats	R: 0 E: 0 K: 2 S: 12	H: 1 LOB: 1 BB: 0 P: 19	R: 0 E: 0 K: 1 S: 8	H: 0 LOB: 0 BB: 0 P: 15	R: 1 E: 1 K: 0 S: 8	H: 1 LOB: 0 BB: 0 P: 11	R: 0 E: 0 K: 1 S: 8	H: 0 LOB: 0 BB: 0 P: 14	R: 0 E: 0 K: 1 S: 10	H: 0 LOB: 1 BB: 1 P: 18		R: 2 E: 0 K: 1 S: 14	H: 2 LOB: 0 BB: 0 P: 22	R: 2 E: 0 K: 0 S: 12	H: 2 LOB: 3 BB: 3 P: 30	R: 0 E: 0 K: 1 S: 7	H: 0 LOB: 0 BB: 0 P: 10	R: 0 E: 0 K: 2 S: 9	H: 0 LOB: 0 BB: 0 P: 13	1B: 2 2B: 2 3B: 0 HR: 2	SF: 0 SAC: 0 DP: 0 HBP: 0	WP: 2 PB: 0 SB: 0 CS: 0
PITCHER	IP WLS BF H R ER SO BB IBB HBP BLK WP HR S P ERA WHIP											IP WLS BF H R ER SO BB IBB HBP BLK WP HR S P ERA WHIP										
Felipe Lira, R ERA: 5.87 (1, 1)	6.0 L 25 6 5 4 5 1 0 0 0 0 2 63 105 6.00 1.167																					
Richie Lewis, R ERA: (7, 1)	0.1 3 0 0 0 0 2 0 0 0 0 2 5 14 0.00 6.000																					
Mike Myers, L ERA: 4.91 (7, 1)	1.2 6 0 0 0 1 1 0 0 0 0 0 11 20 0.00 0.600																					
Randy Veres, R ERA: 12.71 (9, 1)	1.0 3 0 0 0 2 0 0 0 0 0 0 9 13 0.00 0.000																					

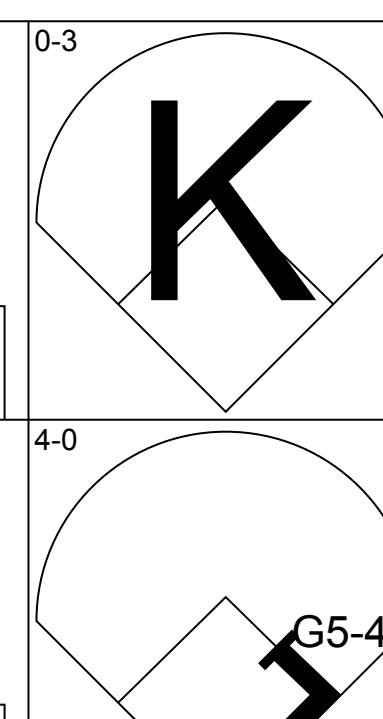
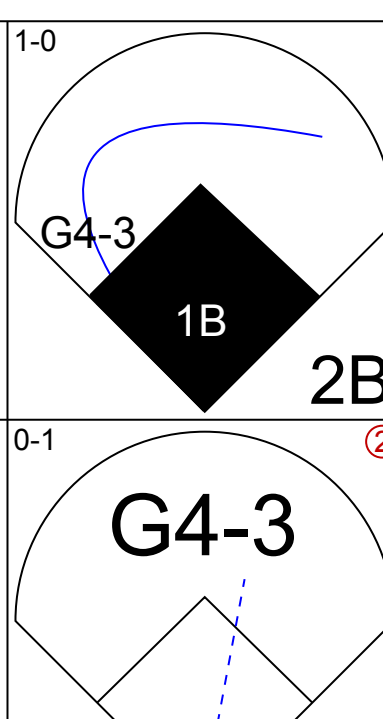
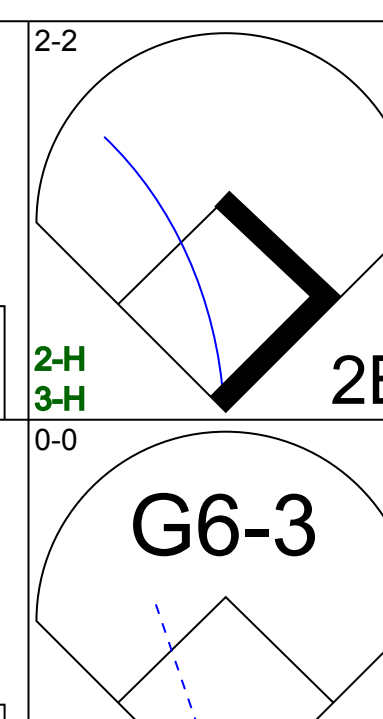
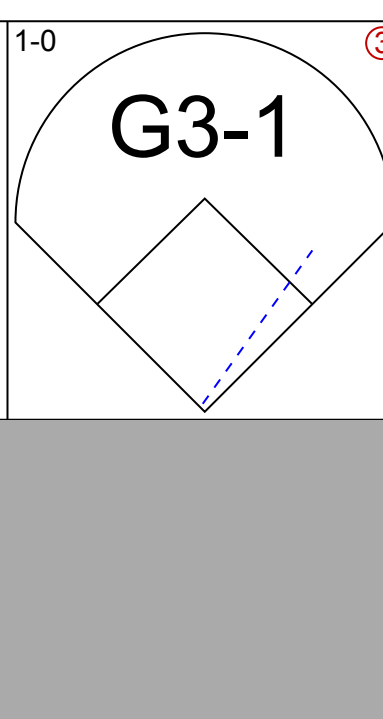
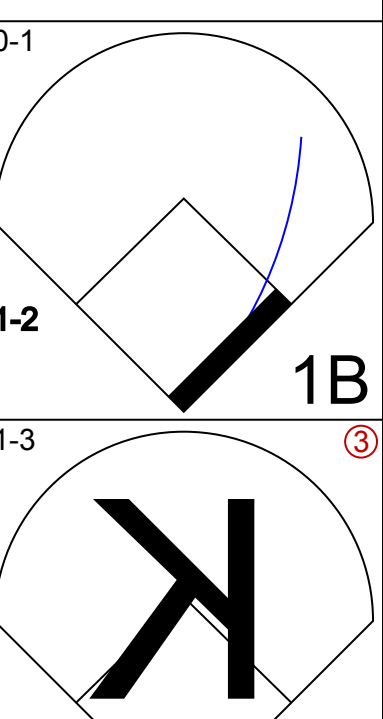
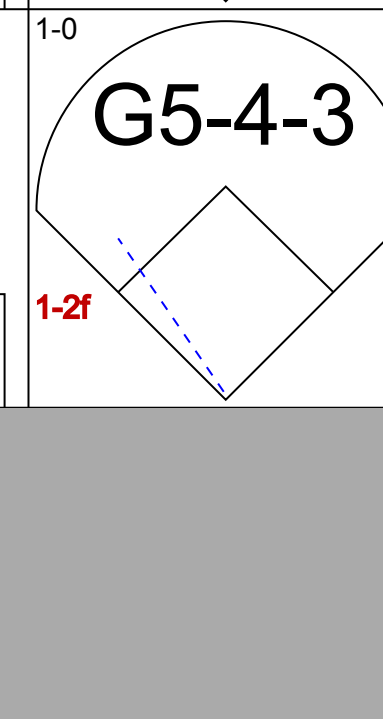
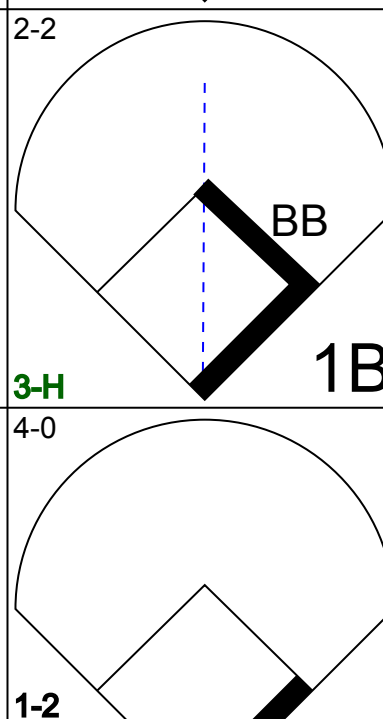



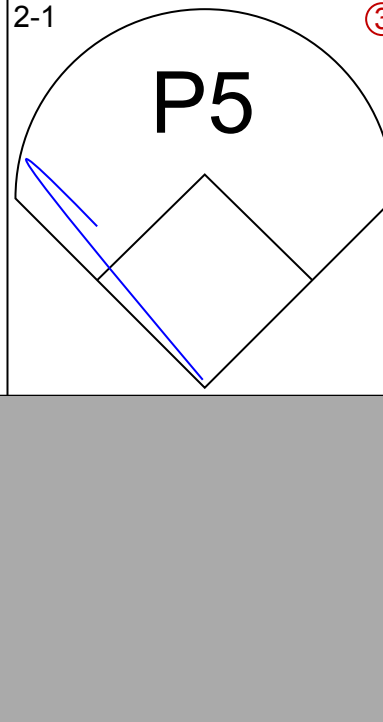

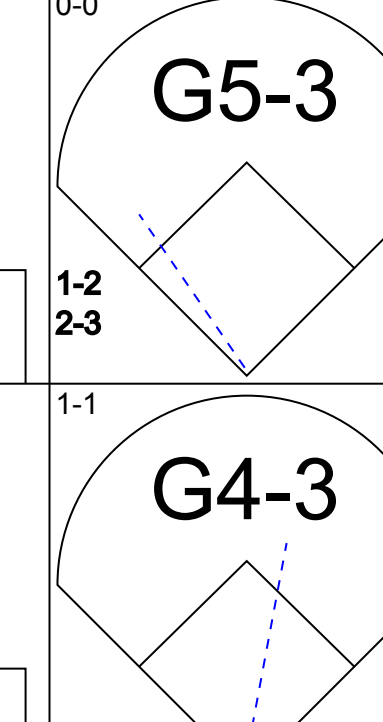


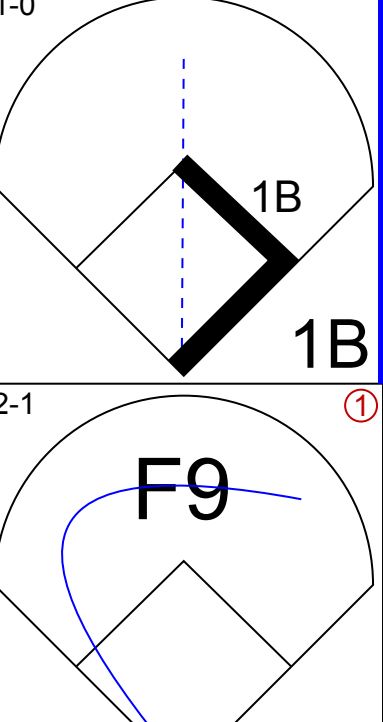

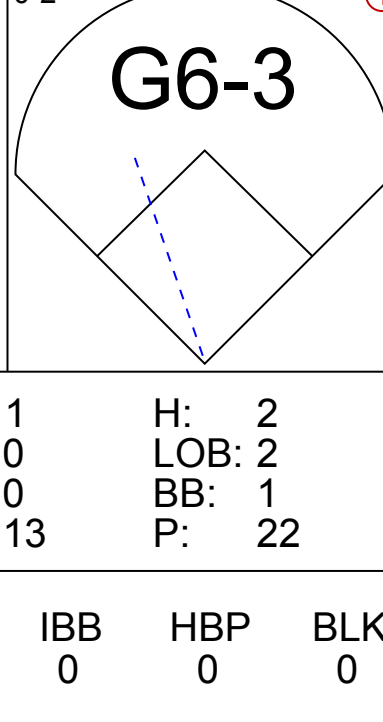
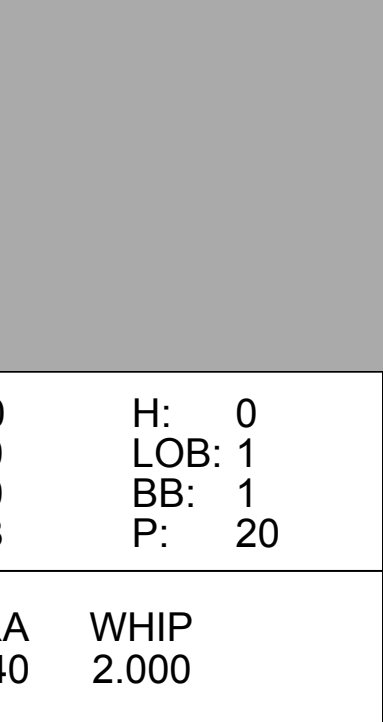
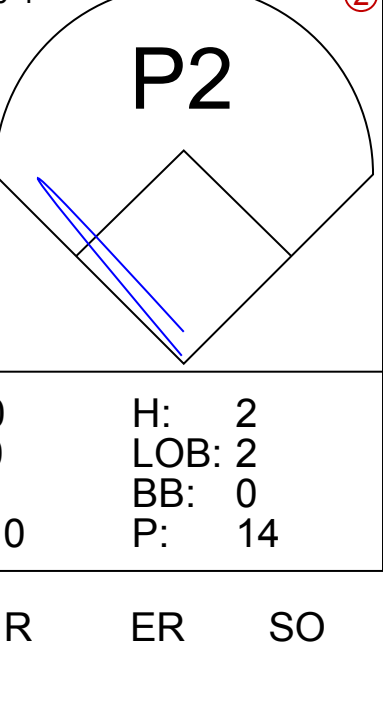
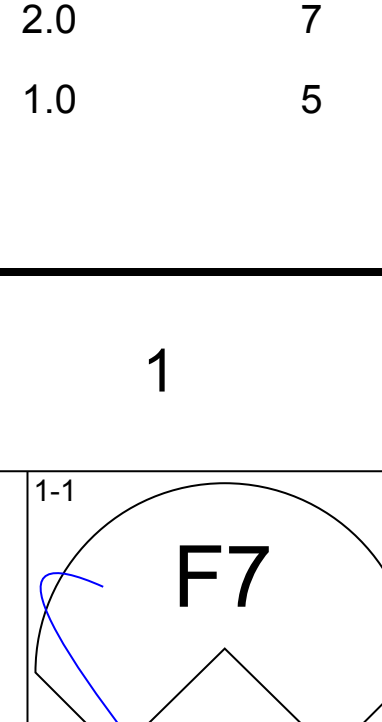
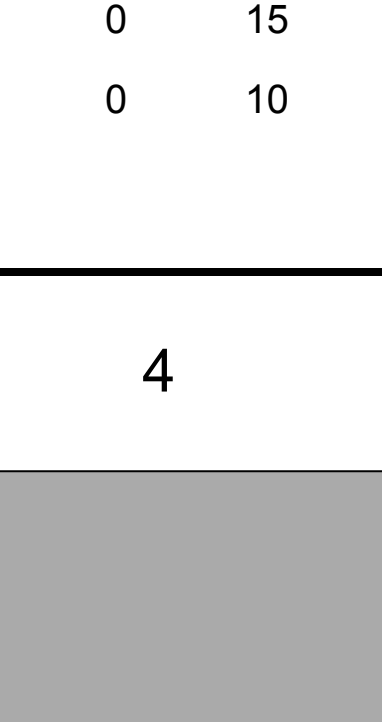
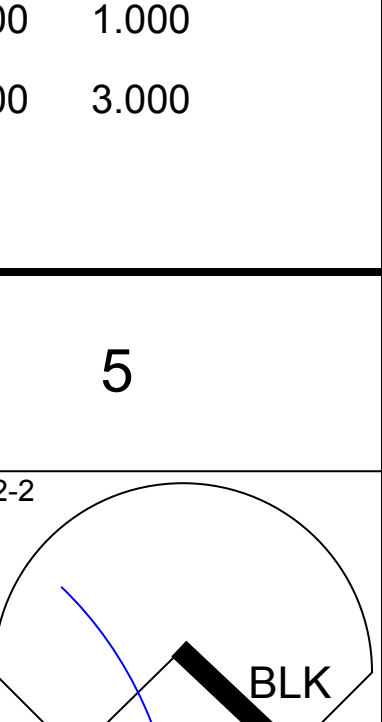
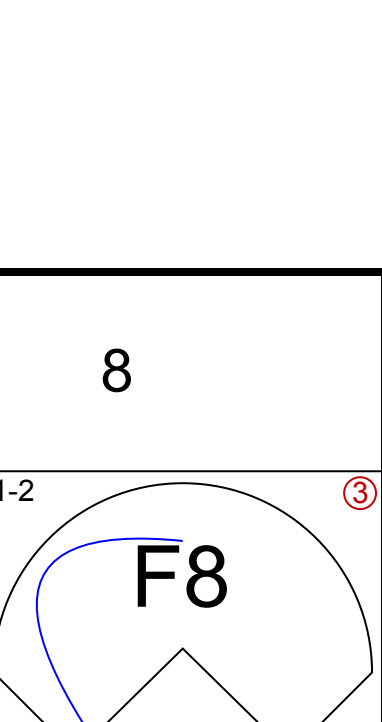
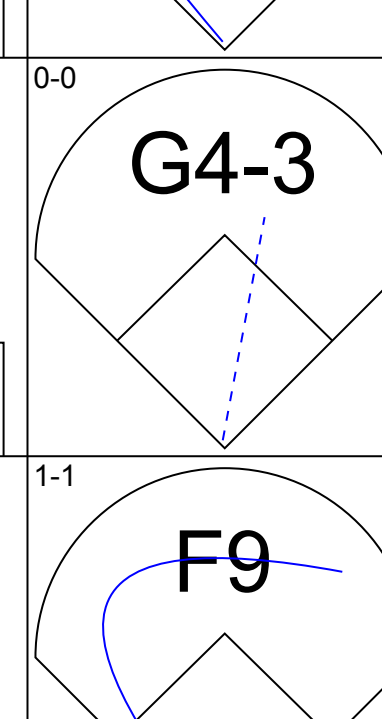
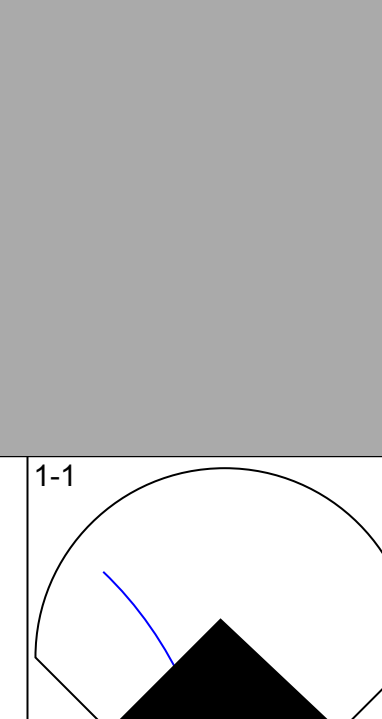


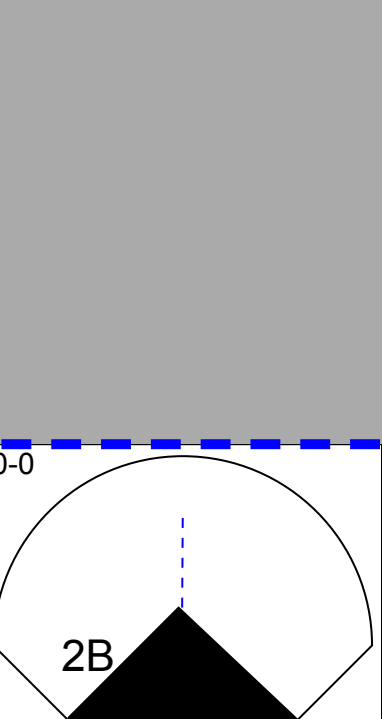


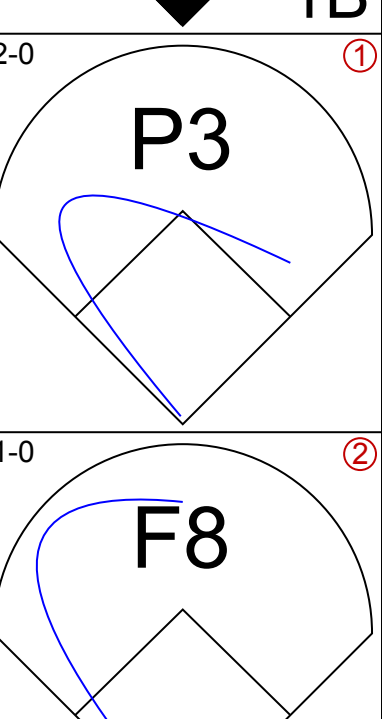


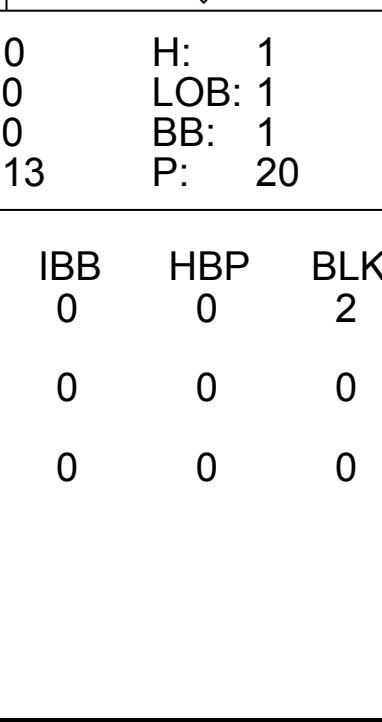
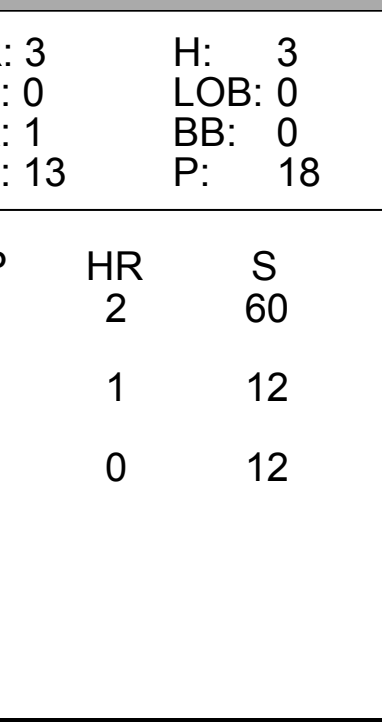
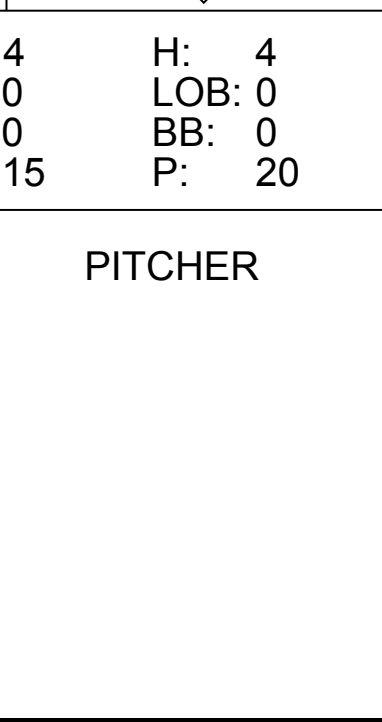
AB	33
R	5
H	6
RBI	2
BB	4
SO	8
LOB	11



Batter	1	2	3	4	5	6	7	8	9	AB R H RBI BB SO LOB	BOTTOM											
Chad Curtis, R OBP: 0.418, SLG: 0.488 (1, 8)										4 0 1 1 0 2 0	California Angels @ Detroit Tigers Tiger Stadium, Detroit, MI Fri Apr 12 1996, 7:05 PM EDT Att. 9,921 - Unknown - 51 F											
Mark Lewis, R OBP: 0.354, SLG: 0.444 (1, 4)										5 1 3 1 0 1 2												
Travis Fryman, R OBP: 0.340, SLG: 0.522 (1, 5)										4 0 0 0 0 1 2												
Cecil Fielder, R OBP: 0.327, SLG: 0.558 (1, 3)										3 1 1 1 1 0 0												
Melvin Nieves, S OBP: 0.353, SLG: 0.578 (1, 7)										4 0 1 0 0 2 2												
Danny Bautista, R OBP: 0.357, SLG: 0.385 Curtis Pride, L (8, FH)										3 1 1 0 0 0 0												
Alan Trammell, R OBP: 0.355, SLG: 0.414 (1, 6)										1 0 0 0 0 1 1												
John Flaherty, R OBP: 0.286, SLG: 0.233 (1, 2)										4 0 1 0 0 1 2												
Bobby Higginson, L OBP: 0.375, SLG: 0.727 (1, 9)										3 1 0 0 1 0 1												
Inning Stats	R: 0 E: 0 K: 2 S: 11	H: 1 LOB: 2 BB: 1 P: 18	R: 2 E: 0 K: 0 S: 13	H: 2 LOB: 1 BB: 1 P: 28	R: 0 E: 0 K: 1 S: 9	H: 0 LOB: 0 BB: 0 P: 12	R: 0 E: 0 K: 0 S: 7	H: 0 LOB: 0 BB: 0 P: 13	R: 1 E: 0 K: 1 S: 11	H: 1 LOB: 0 BB: 0 P: 19		R: 1 E: 0 K: 1 S: 11	H: 2 LOB: 1 BB: 0 P: 18	R: 0 E: 0 K: 0 S: 9	H: 1 LOB: 1 BB: 0 P: 17	R: 0 E: 0 K: 2 S: 10	H: 1 LOB: 1 BB: 0 P: 14	R: 0 E: 0 K: 1 S: 11	H: 1 LOB: 1 BB: 0 P: 17	1B: 6 2B: 1 3B: 0 HR: 2	SF: 1 SAC: 0 DP: 0 HBP: 0	WP: 0 PB: 0 SB: 0 CS: 0
PITCHER	IP WLS BF H R ER SO BB IBB HBP BLK WP HR S P ERA WHIP											IP WLS BF H R ER SO BB IBB HBP BLK WP HR S P ERA WHIP										
Chuck Finley, L ERA: 9.0 (7, 1)	6.2 W 29 7 4 4 5 2 0 0 0 0 0 70 123 5.40 1.350																					
Mike James, R ERA: 1.59 (9, 1)	1.1 S 4 1 0 0 2 0 0 0 0 0 0 11 16 0.00 0.750																					
Troy Percival, R ERA: (9, 1)	1.0 S 4 1 0 0 1 0 0 0 0 0 0 11 17 0.00 1.000																					

AB	35
R	4
H	9
RBI	4
BB	2
SO	8
LOB	10

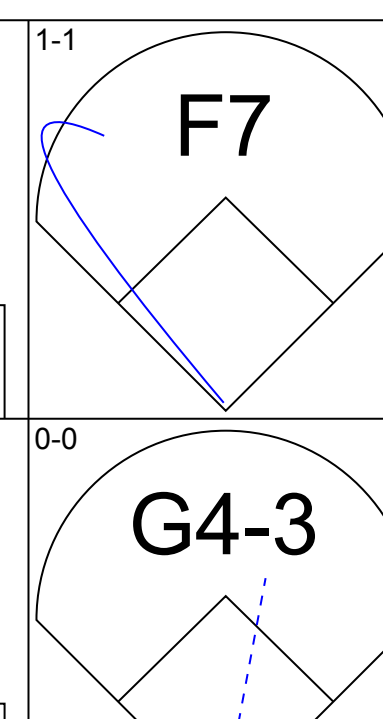
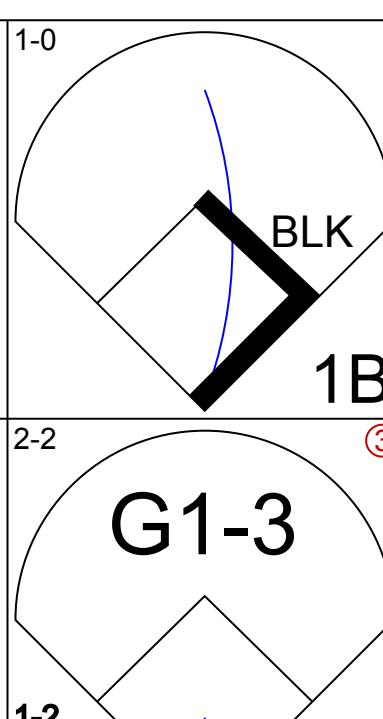
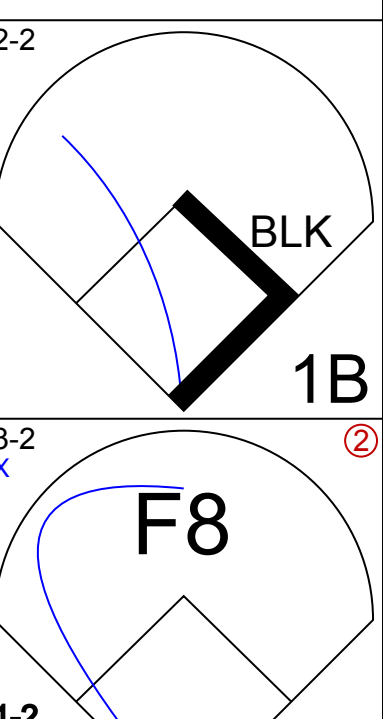
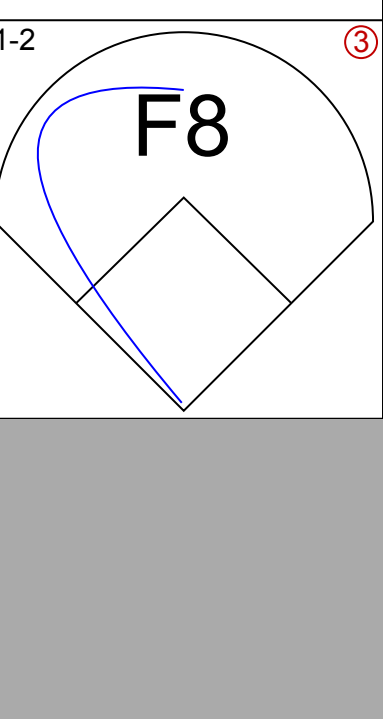
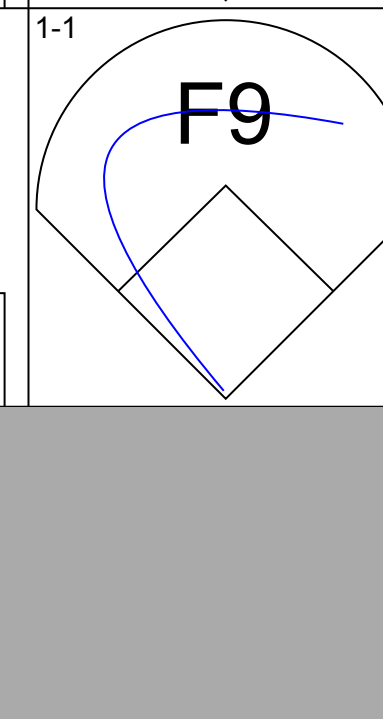

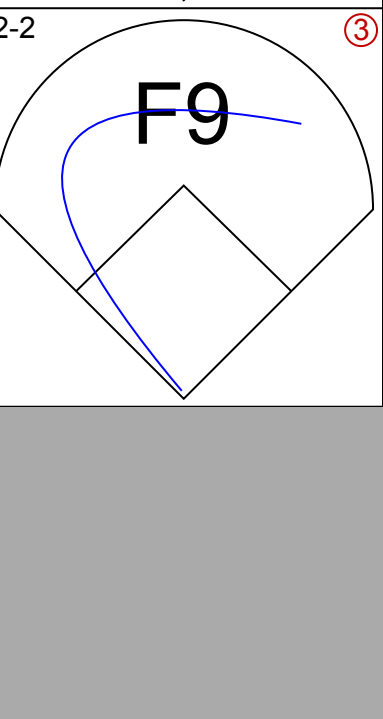


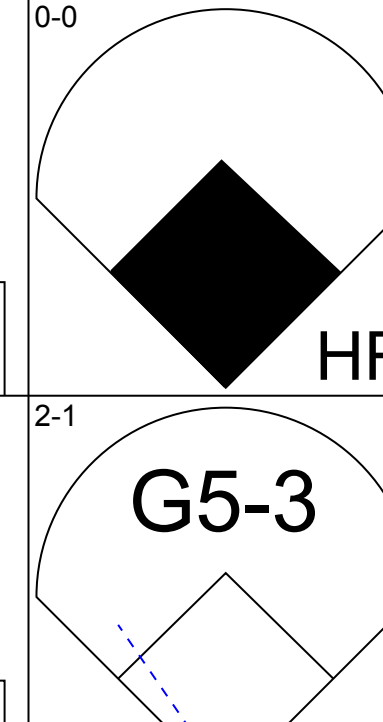

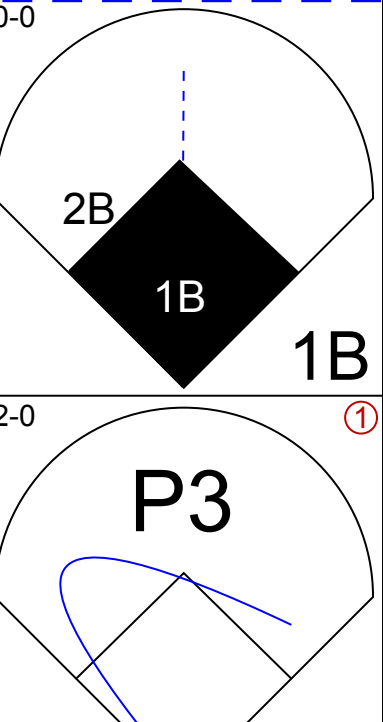
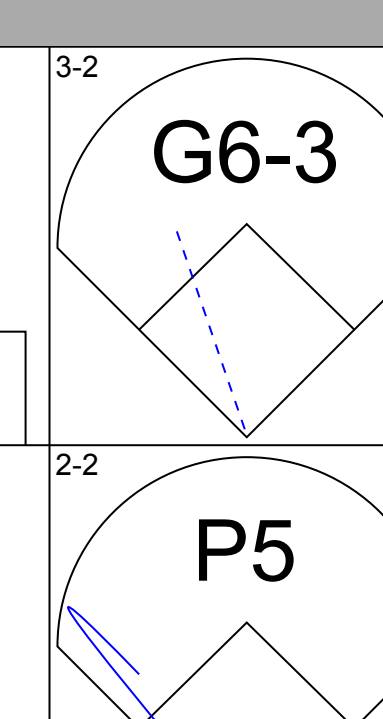
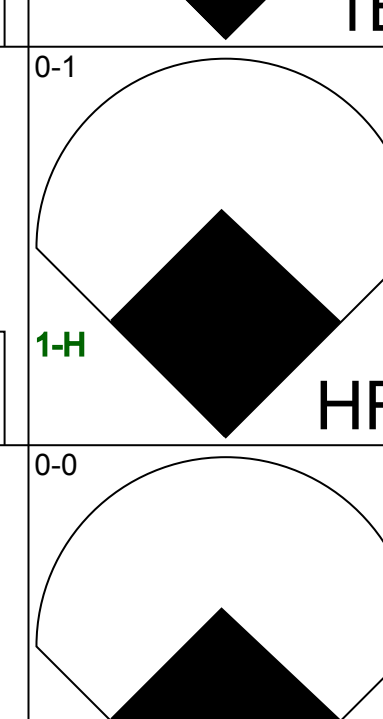
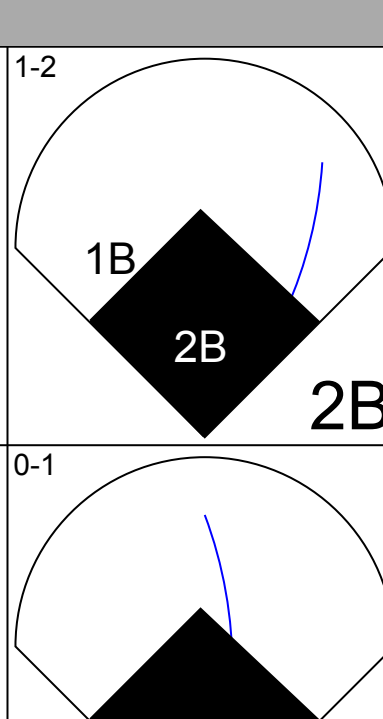
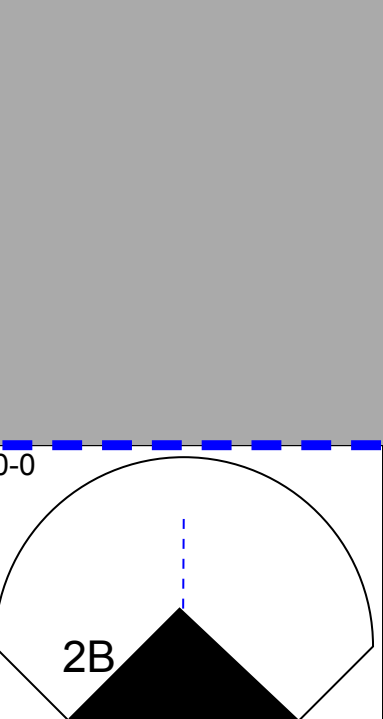
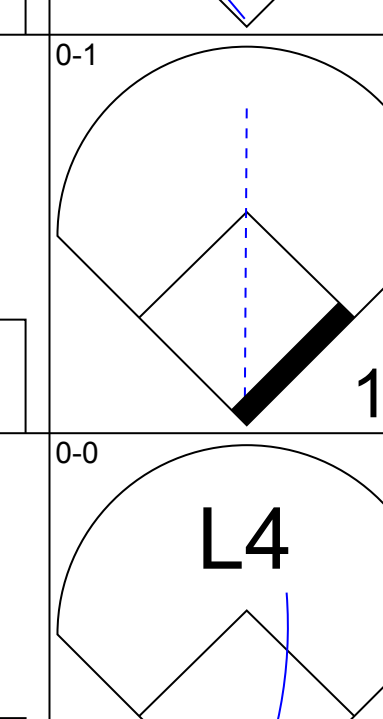
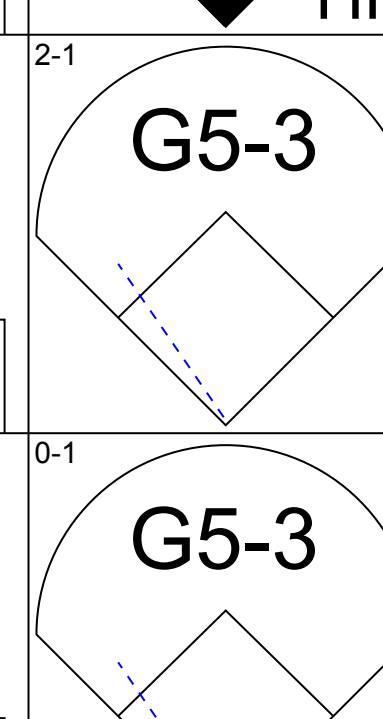
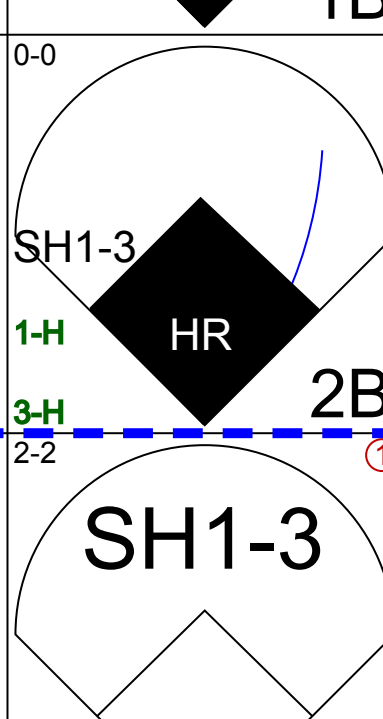
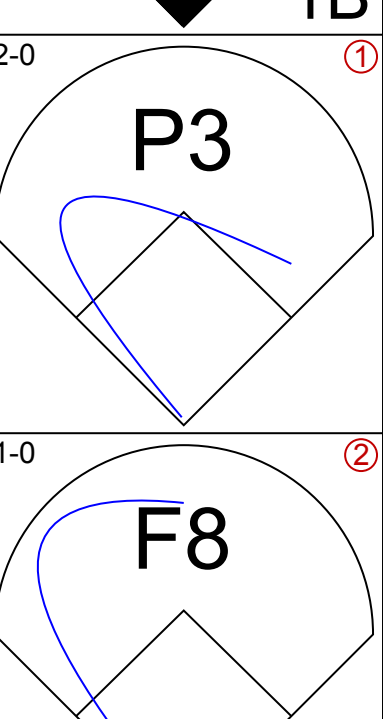


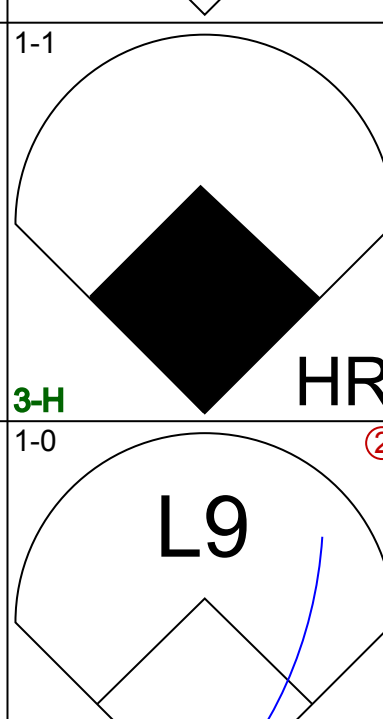
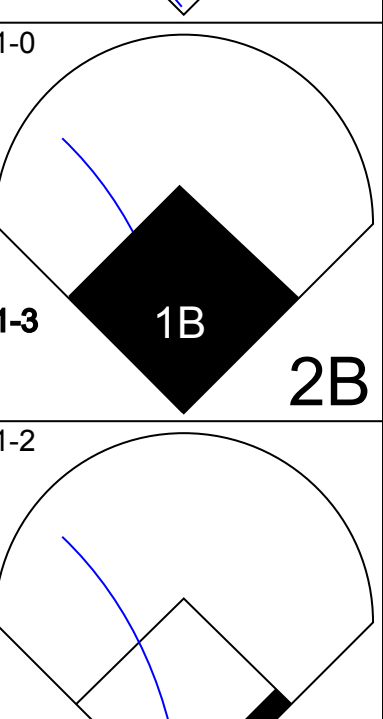
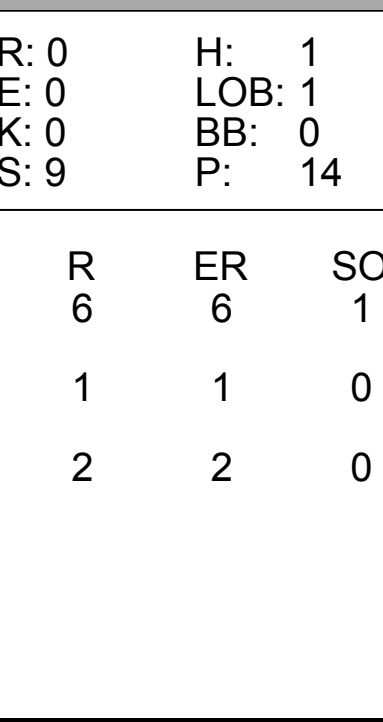
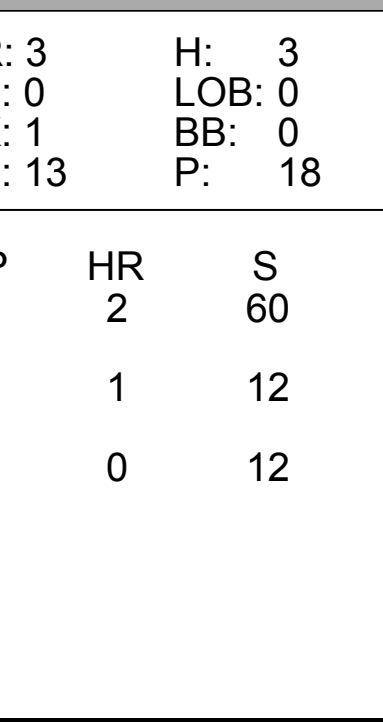
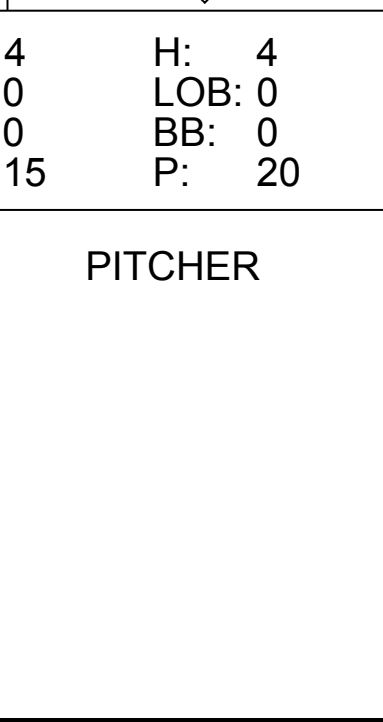
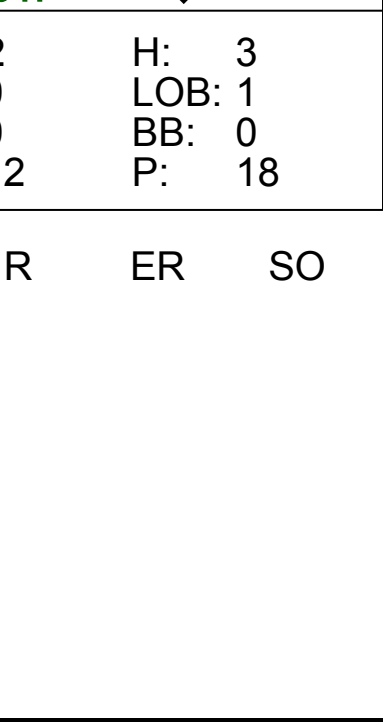
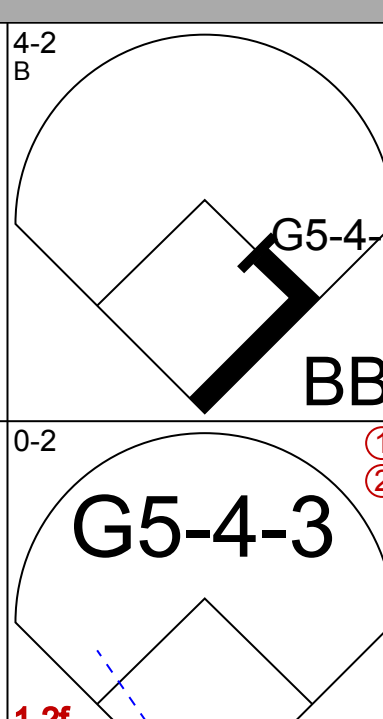

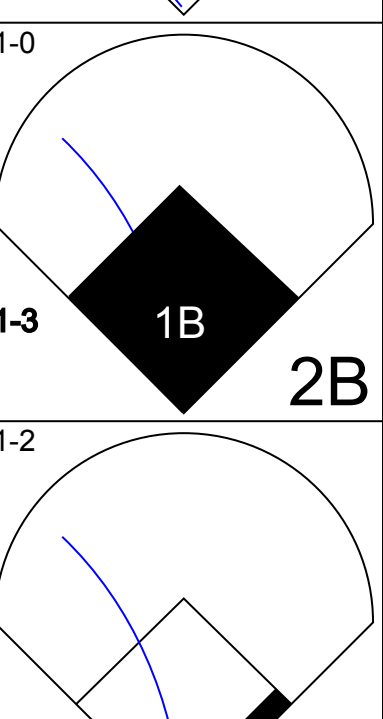
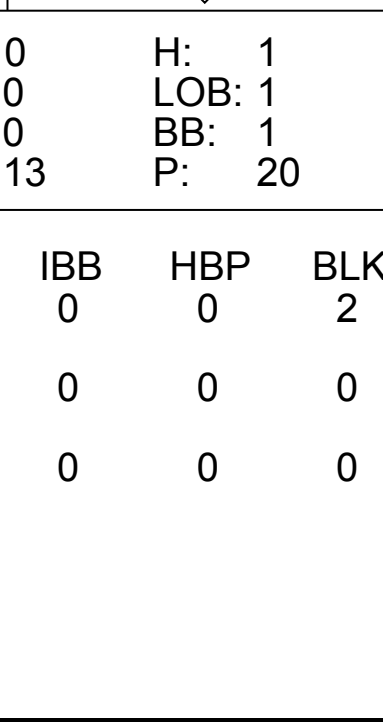
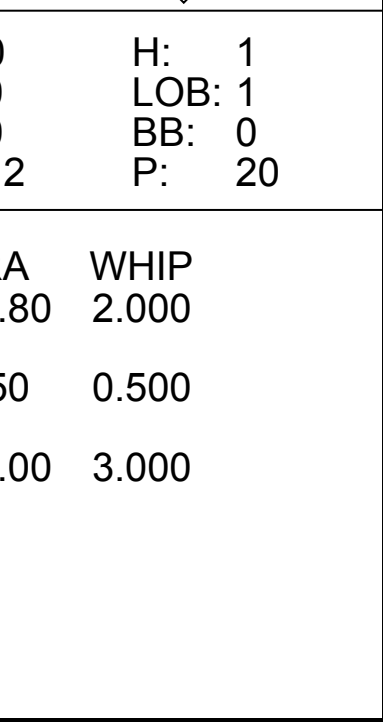
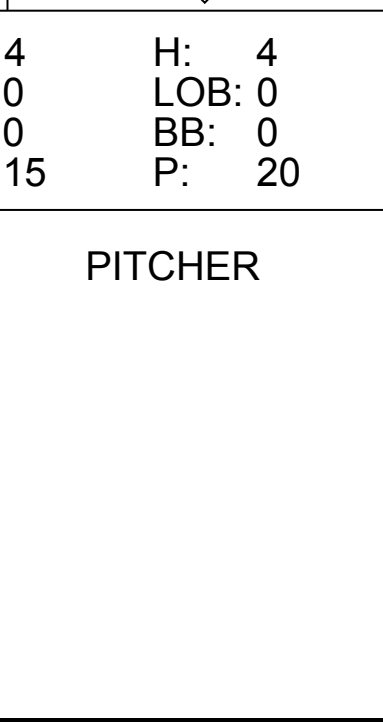


Batter	1	2	3	4	5	6	7	8	9	AB	R	H	RBI	BB	SO	LOB	TOP					
Randy Velarde, R OBP: 0.368, SLG: 0.333 (1, 4)										5	1	3	2	0	1	1						
Jim Edmonds, L OBP: 0.348, SLG: 0.643 (1, 8)										3	1	0	0	2	1	4						
Tim Salmon, R OBP: 0.348, SLG: 0.537 (1, 9)										2	1	1	1	3	0	1						
Chili Davis, S OBP: 0.326, SLG: 0.488 (1, 10)										3	0	1	1	2	0	1						
J.T. Snow, L OBP: 0.333, SLG: 0.270 (1, 3)										5	0	2	1	0	0	5						
16 Garrett Anderson, L OBP: 0.302, SLG: 0.366 (1, 7)										5	0	1	0	0	1	5						
George Arias, R OBP: 0.360, SLG: 0.318 (1, 5)										3	0	1	0	1	0	2						
Jack Howell, L OBP: 0.333, SLG: 0.545 (0, PH)										1	0	0	0	0	1	1						
Jorge Fabregas, L OBP: 0.360, SLG: 0.318 (1, 2)										3	1	1	0	0	0	3						
Don Slaught, R OBP: 0.355, SLG: 0.778 (8, PH)										1	0	0	0	0	0	1						
Gary Disarcina, R OBP: 0.182, SLG: 0.167 (1, 6)										3	1	1	0	0	0	1						
Inning Stats	R: 0 E: 0 K: 1 S: 4	H: 0 LOB: 0 BB: 1 P: 9	R: 0 E: 0 K: 0 S: 13	H: 2 LOB: 2 BB: 0 P: 19	R: 1 E: 0 K: 0 S: 13	H: 2 LOB: 2 BB: 1 P: 22	R: 2 E: 0 K: 0 S: 13	H: 3 LOB: 1 BB: 0 P: 17	R: 0 E: 0 K: 0 S: 8	H: 0 LOB: 1 BB: 1 P: 20	R: 0 E: 0 K: 0 S: 7	H: 0 LOB: 1 BB: 1 P: 14	R: 1 E: 0 K: 1 S: 10	H: 1 LOB: 2 BB: 2 P: 26	R: 0 E: 0 K: 1 S: 10	H: 2 LOB: 2 BB: 0 P: 14	R: 1 E: 0 K: 1 S: 10	H: 1 LOB: 1 BB: 2 P: 21	1B: 8 2B: 4 3B: 0 HR: 0	SF: 0 SAC: 1 DP: 3 HBP: 0	WP: 0 PB: 0 SB: 0 CS: 1	PA: 43
PITCHER	IP	WLS	BF	H	R	ER	SO	BB	IBB	HBP	BLK	WP	HR	S	P	ERA	WHIP					
Clint Sodowsky, R ERA: 5.29 (1, 1)	5.0		24	7	3	3	1	3	0	0	0	0	0	51	87	5.40	2.000					
Greg Keagle, R ERA: 3.39 (6, 1)	1.0	W	7	1	1	1	0	3	0	0	0	0	0	12	30	9.00	4.000					
Mike Myers, L ERA: 3.86 (7, 1)	2.0		7	2	0	0	2	0	0	0	0	0	0	15	24	0.00	1.000					
Brian Williams, R ERA: 5.06 (9, 1)	1.0		5	1	1	1	1	2	0	0	0	0	0	10	21	9.00	3.000					

California Angels @ Detroit Tigers
Tiger Stadium, Detroit, MI
Sat Apr 13 1996, 3:33 AM EDT
Att: 11,719 - Overcast - 49 F

AB	34
R	5
H	11
RBI	5
BB	8
SO	4
LOB	25



Batter	1	2	3	4	5	6	7	8	9	AB	R	H	RBI	BB	SO	LOB	BOTTOM					
Chad Curtis, R OBP: 0.417, SLG: 0.479 (1, 8)										5	0	2	0	0	0	1						
Bobby Higginson, L OBP: 0.432, SLG: 0.649 (1, 9)										4	0	0	0	0	0	2						
Travis Fryman, R OBP: 0.333, SLG: 0.500 (1, 5)										4	1	1	0	0	0	1						
Cecil Fielder, R OBP: 0.339, SLG: 0.638 (1, 3)										4	2	2	2	0	0	0						
Melvin Nieves, S OBP: 0.382, SLG: 0.653 (1, 7)										4	3	3	1	0	0	0						
Eddie Williams, R OBP: 0.308, SLG: 0.364 (1, 10)										4	1	2	2	0	0	1						
Mark Lewis, R OBP: 0.333, SLG: 0.417 (1, 4)										3	0	0	0	0	0	2						
Mark Parent, R OBP: 0.333, SLG: 0.786 (1, 2)										3	2	2	2	1	1	0						
Chris Gomez, R OBP: 0.412, SLG: 0.231 (1, 6)										4	0	1	2	0	0	1						
Inning Stats	R: 0 E: 0 K: 0 S: 5	H: 1 LOB: 1 BB: 0 P: 7	R: 0 E: 0 K: 0 S: 9	H: 1 LOB: 0 BB: 0 P: 14	R: 0 E: 0 K: 0 S: 13	H: 1 LOB: 1 BB: 1 P: 20	R: 3 E: 0 K: 1 S: 13	H: 3 LOB: 0 BB: 0 P: 18	R: 0 E: 0 K: 0 S: 12	H: 1 LOB: 1 BB: 0 P: 20	R: 4 E: 0 K: 0 S: 15	H: 4 LOB: 0 BB: 0 P: 20	R: 0 E: 0 K: 0 S: 5	H: 0 LOB: 0 BB: 0 P: 7	R: 2 E: 0 K: 0 S: 12	H: 3 LOB: 1 BB: 0 P: 18	1B: 7 2B: 3 3B: 0 HR: 3	SF: 0 SAC: 1 DP: 1 HBP: 0	WP: 0 PB: 0 SB: 0 CS: 0	PA: 37		
PITCHER	IP	WLS	BF	H	R	ER	SO	BB	IBB	HBP	BLK	WP	HR	S	P	ERA	WHIP					
Scott Sanderson, R ERA: 10.8 (1, 1)	5.0	L	24	9	6	6	1	0	0	0	0	0	0	2	60	88	10.80	2.000				
Mark Eichhorn, R ERA: 5.4 (6, 1)	2.0		7	1	1	1	0	0	0	0	0	0	1	12	18	4.50	0.500					
Dennis Springer, R ERA: 4.5 (8, 1)	1.0		6	3	2	2	0	0	0	0	0	0	0	12	18	18.00	3.000					

California Angels @ Detroit Tigers
Tiger Stadium, Detroit, MI
Sat Apr 13 1996, 3:33 AM EDT
Att: 11,719 - Overcast - 49 F

AB	35
R	9
H	13
RBI	9
BB	1
SO	1
LOB	8



Batter	1	2	3	4	5	6	7	8	9	AB	R	H	RBI	BB	SO	LOB	TOP				
Randy Velarde, R (1, 4) OBP: 0.326, SLG: 0.289										5	0	0	0	0	1	1					
Jim Edmonds, L (1, 8) OBP: 0.340, SLG: 0.600										3	0	0	0	1	1	0					
Tim Salmon, R (1, 9) OBP: 0.360, SLG: 0.523										3	0	1	1	1	1	0					
Chili Davis, S (1, 10) OBP: 0.340, SLG: 0.511										4	0	2	0	0	0	3					
J.T. Snow, L (1, 3) OBP: 0.326, SLG: 0.250										3	1	0	0	1	0	2					
16 Garret Anderson, L (1, 7) OBP: 0.319, SLG: 0.400										4	1	2	0	0	1	1					
George Arias, R (1, 5) OBP: 0.310, SLG: 0.296										4	0	0	0	0	1	4					
Don Slaught, R (1, 2) OBP: 0.367, SLG: 0.923										4	2	2	2	0	1	2					
Gary Disarcina, R (1, 6) OBP: 0.167, SLG: 0.152										3	0	0	0	0	0	3					
Mike Aldrete, L (9, PH) OBP: 0.400, SLG: 1.000										1	0	0	0	0	0	0					
Dick Schofield, R (9, 6)										0	0	0	0	0	0	0					
Inning Stats	R: 0 E: 0 K: 3 S: 9	H: 0 LOB: 0 BB: 0 P: 15	R: 3 E: 1 K: 1 S: 16	H: 3 LOB: 0 BB: 0 P: 24	R: 0 E: 0 K: 0 S: 9	H: 0 LOB: 0 BB: 0 P: 17	R: 0 E: 0 K: 1 S: 10	H: 1 LOB: 1 BB: 0 P: 17	R: 1 E: 0 K: 0 S: 9	H: 2 LOB: 2 BB: 1 P: 21	R: 0 E: 0 K: 0 S: 8	H: 1 LOB: 2 BB: 1 P: 14	R: 0 E: 0 K: 0 S: 7	H: 0 LOB: 0 BB: 0 P: 16	R: 0 E: 0 K: 0 S: 7	H: 0 LOB: 0 BB: 0 P: 14	R: 0 E: 0 K: 1 S: 8	H: 0 LOB: 0 BB: 0 P: 12	1B: 4 2B: 2 3B: 0 HR: 1	SF: 0 SAC: 0 DP: 0 HBP: 0	WP: 0 PA: 37 PB: 0 SB: 0 CS: 0
PITCHER	IP	WLS	BF	H	R	ER	SO	BB	IBB	HBP	BLK	WP	HR	S	P	ERA	WHIP				
Scott Aldred, L (1, 1) ERA: 12.41	5.0		24	7	4	4	5	2	0	0	0	0	1	57	102	7.20	1.800				
Mike Christopher, R (6, 1) ERA: 12.54	2.0		7	0	0	0	0	1	0	0	0	0	0	11	22	0.00	0.500				
Richie Lewis, R (8, 1) ERA:	2.0	W	6	0	0	0	1	0	0	0	0	0	0	15	26	0.00	0.000				

California Angels @ Detroit Tigers
Tiger Stadium, Detroit, MI
Sun Apr 14 1996, 3:33 AM EDT
Att. 12,009 - Sunny - 47 F

AB 34
R 4
H 7
RBI 3
BB 3
SO 6
LOB 16



Batter	1	2	3	4	5	6	7	8	9	AB	R	H	RBI	BB	SO	LOB	BOTTOM				
Chad Curtis, R (1, 8) OBP: 0.431, SLG: 0.481										4	1	2	0	1	1	2					
Mark Lewis, R (1, 4) OBP: 0.339, SLG: 0.415										5	1	2	1	0	1	2					
Travis Fryman, R (1, 5) OBP: 0.344, SLG: 0.481										2	0	0	1	2	0	2					
Cecil Fielder, R (1, 3) OBP: 0.333, SLG: 0.600										3	1	0	0	1	0	3					
Eddie Williams, R (1, 10) OBP: 0.302, SLG: 0.351										4	0	1	1	0	0	3					
Melvin Nieves, S (1, 7) OBP: 0.356, SLG: 0.604										4	0	0	1	0	3	3					
Danny Bautista, R (1, 9) OBP: 0.353, SLG: 0.375										3	0	1	1	0	0	0					
Bobby Higginson, L (9, PH) OBP: 0.444, SLG: 0.649										0	0	0	0	1	0	0					
Kimera Batee, R (9, PR)										0	1	0	0	0	0	0					
John Flaherty, R (1, 2) OBP: 0.263, SLG: 0.212										3	0	0	0	0	1	2					
Alan Trammell, R (1, 6) OBP: 0.353, SLG: 0.406										3	1	1	0	0	0	0					
Tim Hyers, L (9, PH)										0	0	0	0	1	0	0					
Inning Stats	R: 0 E: 0 K: 0 S: 7	H: 1 LOB: 2 BB: 1 P: 20	R: 0 E: 0 K: 1 S: 6	H: 0 LOB: 0 BB: 0 P: 11	R: 4 E: 0 K: 1 S: 14	H: 4 LOB: 2 BB: 2 P: 27	R: 0 E: 0 K: 1 S: 6	H: 0 LOB: 0 BB: 0 P: 10	R: 0 E: 0 K: 1 S: 8	H: 0 LOB: 0 BB: 0 P: 14	R: 0 E: 0 K: 1 S: 10	H: 0 LOB: 0 BB: 0 P: 16	R: 0 E: 0 K: 0 S: 8	H: 1 LOB: 0 BB: 0 P: 11	R: 0 E: 0 K: 1 S: 11	H: 0 LOB: 1 BB: 1 P: 18	R: 1 E: 0 K: 1 S: 11	H: 1 LOB: 2 BB: 2 P: 20	1B: 7 2B: 0 3B: 0 HR: 0	SF: 0 SAC: 1 DP: 0 HBP: 0	WP: 1 PA: 38 PB: 0 SB: 0 CS: 1
PITCHER	IP	WLS	BF	H	R	ER	SO	BB	IBB	HBP	BLK	WP	HR	S	P	ERA	WHIP				
Mark Langston, L (1, 1) ERA: 3.8	7.0		29	6	4	4	4	3	0	0	0	0	0	59	109	5.14	1.286				
Mike James, R (8, 1) ERA: 2.45	1.2	L	9	1	1	1	2	2	1	0	0	1	0	22	38	5.40	1.800				

California Angels @ Detroit Tigers
Tiger Stadium, Detroit, MI
Sun Apr 14 1996, 3:33 AM EDT
Att. 12,009 - Sunny - 47 F

AB 31
R 5
H 7
RBI 5
BB 6
SO 6
LOB 17



Batter	1	2	3	4	5	6	7	8	9	AB	R	H	RBI	BB	SO	LOB	TOP								
Randy Velarde, R OBP: 0.333, SLG: 0.319 (1,4)										4	0	0	0	1	3	2									
Jim Edmonds, L OBP: 0.356, SLG: 0.642 (1,8)										3	0	0	0	0	2	2									
Tim Salmon, R OBP: 0.356, SLG: 0.481 (1,9)										4	0	1	0	0	0	1									
Tim Wallach, R OBP: 0.308, SLG: 0.500 (1,10)										4	0	1	0	0	2	3									
J.T. Snow, L OBP: 0.345, SLG: 0.271 (1,3)										4	1	1	0	0	1	1									
Rex Hudler, R OBP: 0.286, SLG: 0.786 (1,7)										4	1	1	1	0	2	2									
George Arias, R OBP: 0.270, SLG: 0.286 (1,5)										3	0	0	0	0	0	2									
Jack Howell, L OBP: 0.308, SLG: 0.500 (9, PH)										1	0	0	0	0	1	1									
Don Slaught, R OBP: 0.474, SLG: 0.824 (1,2)									3	0	1	0	0	1	0										
Mike Aldrete, L OBP: 0.545, SLG: 1.750 (9, PH)									1	1	1	2	0	0	0										
Gary Disarcina, R OBP: 0.227, SLG: 0.220 (1,6)									3	0	1	0	0	0	0										
Inning Stats	R: 0 E: 0 K: 1 S: 10	H: 0 LOB: 1 BB: 0 P: 16	R: 0 E: 0 K: 1 S: 9	H: 0 LOB: 0 BB: 0 P: 15	R: 0 E: 0 K: 2 S: 13	H: 1 LOB: 1 BB: 0 P: 20	R: 0 E: 0 K: 1 S: 11	H: 1 LOB: 2 BB: 0 P: 17	R: 0 E: 0 K: 0 S: 4	H: 0 LOB: 0 BB: 0 P: 7	R: 0 E: 0 K: 1 S: 11	H: 0 LOB: 0 BB: 0 P: 18	R: 1 E: 0 K: 1 S: 11	H: 1 LOB: 0 BB: 0 P: 18	R: 0 E: 0 K: 2 S: 10	H: 1 LOB: 2 BB: 1 P: 17	R: 2 E: 0 K: 3 S: 16	H: 3 LOB: 1 BB: 0 P: 23	1B: 5 2B: 0 3B: 0 HR: 2	SF: 0 SAC: 1 DP: 0 HBP: 1	WP: 1 PB: 0 SB: 1 CS: 0	PA: 37			
PITCHER	IP	WLS	BF	H	R	ER	SO	BB	IBB	HBP	BLK	WP	HR	S	P	ERA	WHIP								
Randy Johnson, L ERA: 2.48 (1,1)	8.0	W	31	4	1	1	9	1	0	1	0	1	1	79	128	1.12	0.625								
Michael Jackson, R ERA: 2.57 (9,1)	1.0		6	3	2	2	3	0	0	0	0	0	1	16	23	18.00	3.000								

California Angels @ Seattle Mariners
The Kingdome, Seattle, WA
Tue Apr 16 1996, 10:05 PM EDT
Att: 25,404 - Dome - 68 F

AB 34
R 3
H 7
RBI 3
BB 1
SO 12
LOB 14



Batter	1	2	3	4	5	6	7	8	9	AB	R	H	RBI	BB	SO	LOB	BOTTOM								
Rich Amaral, R OBP: 0.333, SLG: 0.296 (1,7)										3	0	1	0	0	0	0									
Luis Sojo, R OBP: 0.364, SLG: 0.450 (1,4)										4	0	0	0	0	1	2									
Ken Griffey Jr., L OBP: 0.345, SLG: 0.583 (1,8)										4	0	1	0	0	0	0									
Edgar Martinez, R OBP: 0.397, SLG: 0.509 (1,10)										3	2	1	0	1	0	1									
Jay Buhner, R OBP: 0.435, SLG: 0.449 (1,9)										4	1	1	0	0	1	2									
Ricky Jordan, R OBP: 0.286, SLG: 0.417 (1,3)										3	0	0	0	0	1	3									
Alex Diaz, S OBP: 0.160, SLG: 0.174 (8,7)										1	0	0	0	0	0	1									
Russ Davis, R OBP: 0.440, SLG: 0.548 (1,5)										2	1	1	0	1	1	0									
Dan Wilson, R OBP: 0.383, SLG: 0.714 (1,2)										3	1	2	5	0	0	0									
Alex Rodriguez, R OBP: 0.300, SLG: 0.522 (1,6)										3	0	0	0	0	0	2									
Inning Stats	R: 0 E: 0 K: 0 S: 4	H: 1 LOB: 0 BB: 0 P: 5	R: 0 E: 0 K: 0 S: 8	H: 0 LOB: 0 BB: 0 P: 12	R: 0 E: 0 K: 1 S: 8	H: 0 LOB: 0 BB: 0 P: 12	R: 0 E: 0 K: 0 S: 11	H: 0 LOB: 0 BB: 0 P: 14	R: 1 E: 0 K: 2 S: 13	H: 2 LOB: 2 BB: 1 P: 23	R: 0 E: 0 K: 0 S: 6	H: 0 LOB: 0 BB: 0 P: 8	R: 4 E: 0 K: 1 S: 18	H: 3 LOB: 1 BB: 1 P: 33	R: 0 E: 0 K: 0 S: 10	H: 1 LOB: 1 BB: 0 P: 16	1B: 4 2B: 2 3B: 0 HR: 1	SF: 0 SAC: 0 DP: 1 HBP: 1	WP: 0 PB: 0 SB: 2 CS: 0	PA: 33					
PITCHER	IP	WLS	BF	H	R	ER	SO	BB	IBB	HBP	BLK	WP	HR	S	P	ERA	WHIP								
Jim Abbott, L ERA: 7.71 (1,1)	6.1	L	26	6	5	5	3	2	0	0	0	0	0	9	16	0.00	1.263								
Mike James, R ERA: 2.25 (7,1)	0.2		3	0	0	0	1	0	0	1	0	0	0	9	16	0.00	0.000								
Todd Frohwirth, R ERA: (8,1)	1.0		4	1	0	0	0	0	0	0	0	0	0	10	16	0.00	1.000								

California Angels @ Seattle Mariners
The Kingdome, Seattle, WA
Tue Apr 16 1996, 10:05 PM EDT
Att: 25,404 - Dome - 68 F

AB 30
R 5
H 7
RBI 5
BB 2
SO 4
LOB 11



Batter	1	2	3	4	5	6	7	8	9	AB	R	H	RBI	BB	SO	LOB	TOP					
Otis Nixon, S <small>OBP: 0.379, SLG: 0.404</small> 										4	0	0	0	0	1	0						
Miguel Cairo, R <small>OBP: 0.250, SLG: 0.500</small> 										4	1	1	0	0	2	0						
Juan Samuel, R <small>OBP: 0.375, SLG: 0.688</small> 										4	0	0	0	0	2	1						
Joe Carter, R <small>OBP: 0.323, SLG: 0.397</small> 										3	0	1	1	1	0	0						
Ed Sprague, R <small>OBP: 0.317, SLG: 0.442</small> 										3	0	0	0	0	1	2						
Carlos Delgado, L <small>OBP: 0.393, SLG: 0.500</small> 										2	0	0	0	1	2	0						
Robert Perez, R <small>OBP: 0.375, SLG: 0.500</small> 										3	0	1	0	0	1	1						
Charlie O'Brien, R <small>OBP: 0.387, SLG: 0.577</small> 										3	0	0	0	0	0	1						
Alex Gonzalez, R <small>OBP: 0.327, SLG: 0.500</small> 										3	0	0	0	0	1	1						
Inning Stats	R: 1 E: 0 K: 1 S: 11	H: 2 LOB: 1 BB: 0 P: 15	R: 0 E: 0 K: 2 S: 9	H: 0 LOB: 0 BB: 0 P: 14	R: 0 E: 0 K: 1 S: 8	H: 0 LOB: 0 BB: 0 P: 14	R: 0 E: 0 K: 1 S: 6	H: 0 LOB: 1 BB: 0 P: 13	R: 0 E: 0 K: 2 S: 8	H: 1 LOB: 1 BB: 0 P: 11	R: 0 E: 0 K: 0 S: 7	H: 0 LOB: 1 BB: 0 P: 11	R: 0 E: 0 K: 0 S: 6	H: 0 LOB: 1 BB: 1 P: 12	R: 0 E: 0 K: 1 S: 5	H: 0 LOB: 0 BB: 0 P: 5	R: 0 E: 0 K: 1 S: 8	H: 0 LOB: 0 BB: 0 P: 9	1B: 2 2B: 1 3B: 0 HR: 0	SF: 0 SAC: 0 DP: 0 HBP: 0	WP: 0 PB: 0 SB: 0 CS: 1	PA: 31
PITCHER Chuck Finley, L <small>ERA: 6.12</small>	IP: 9.0 WLS: W BF: 31 H: 3 R: 1 ER: 1 SO: 10 BB: 2 IBB: 0 HBP: 0 BLK: 0 WP: 0 HR: 0 S: 68 P: 104 ERA: 1.00 WHIP: 0.556															PITCHER						

Toronto Blue Jays @ California Angels
Anaheim Stadium, Anaheim, CA
Wed Apr 17 1996, 10:05 PM EDT
Att: 15,361 - Unknown - 63 F

AB 29
R 1
H 3
RBI 1
BB 2
SO 10
LOB 6

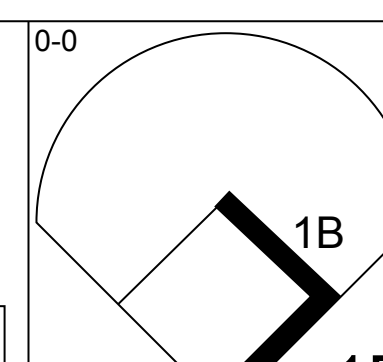
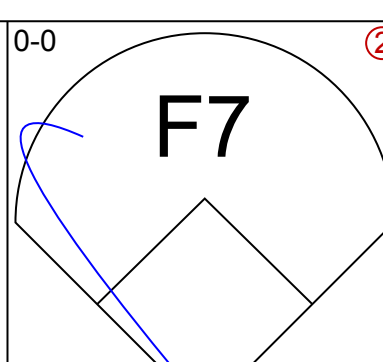
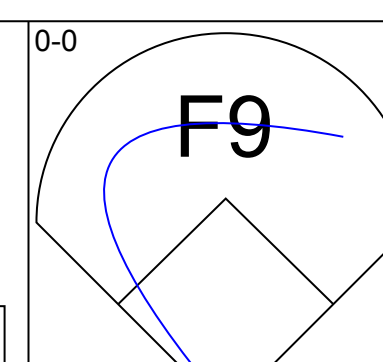
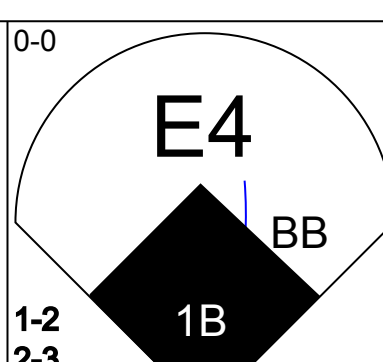
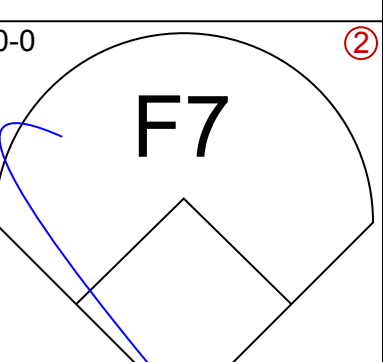
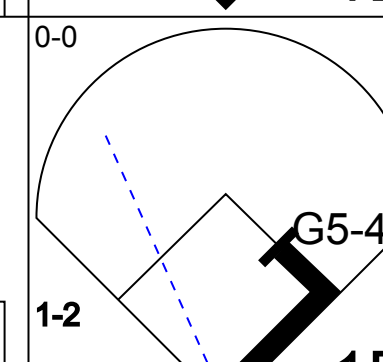
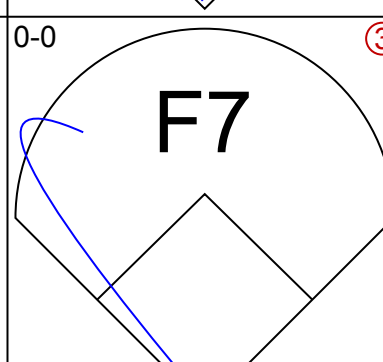
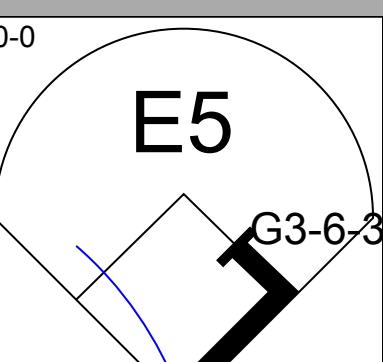
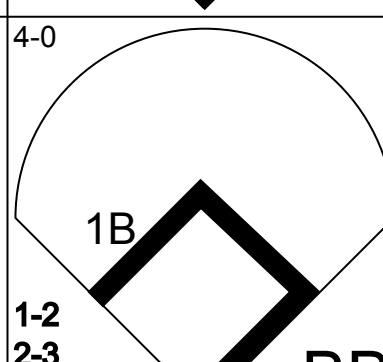
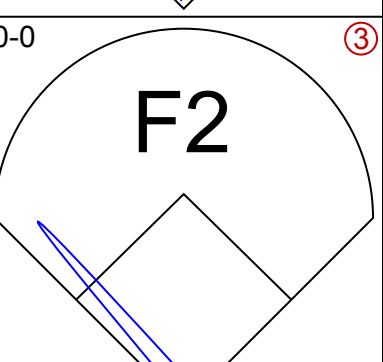
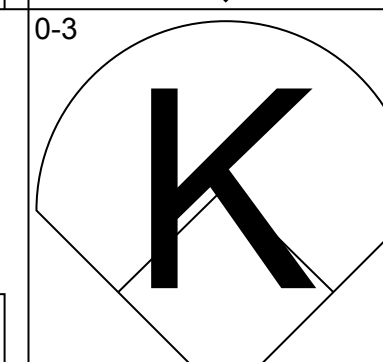
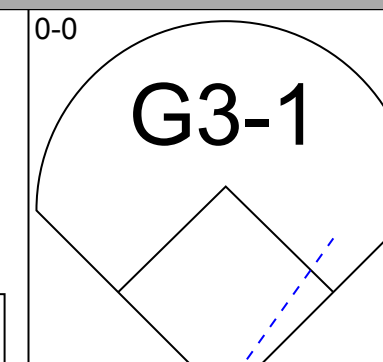
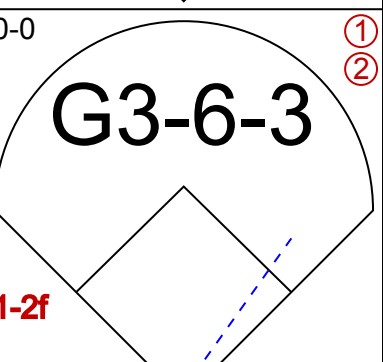
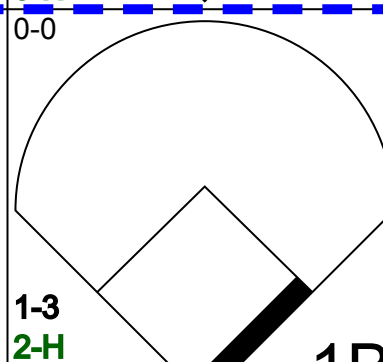
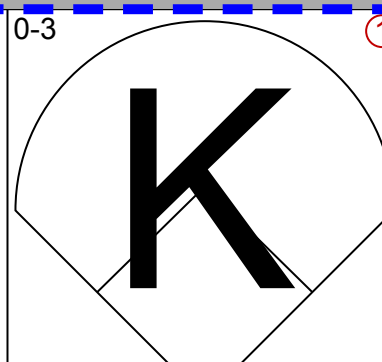
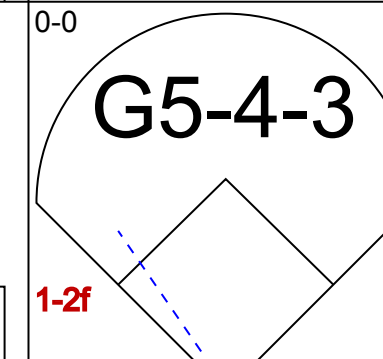
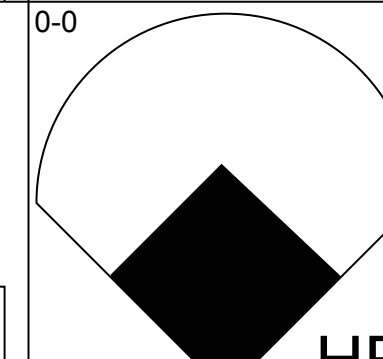
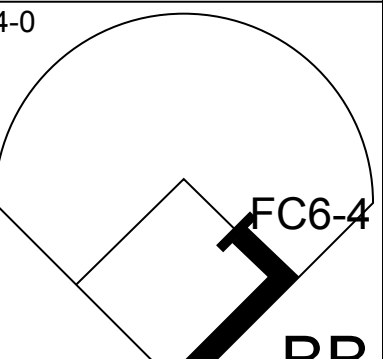
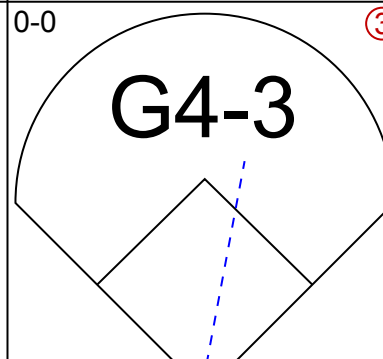
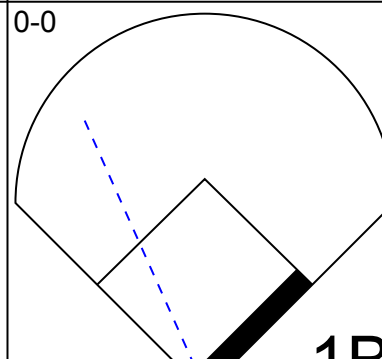

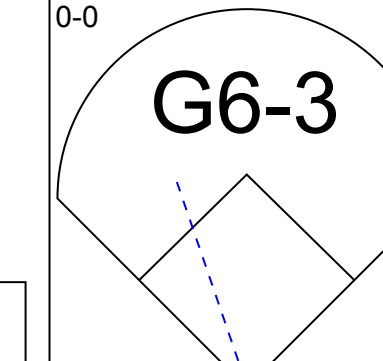
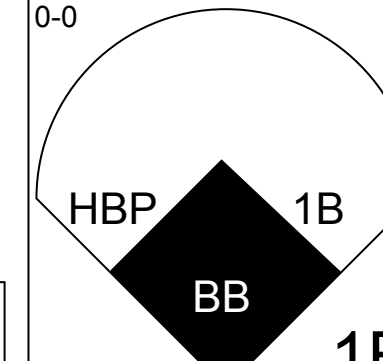
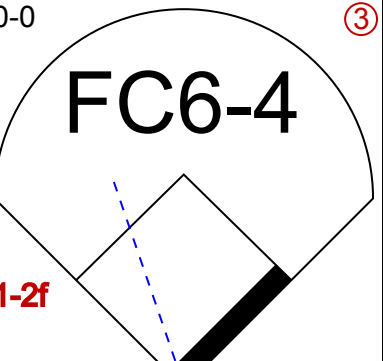
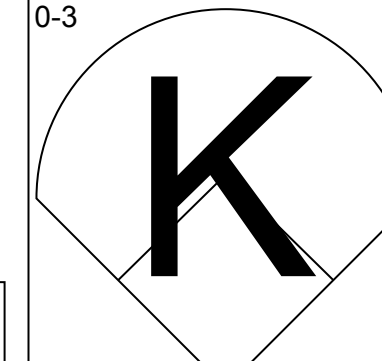
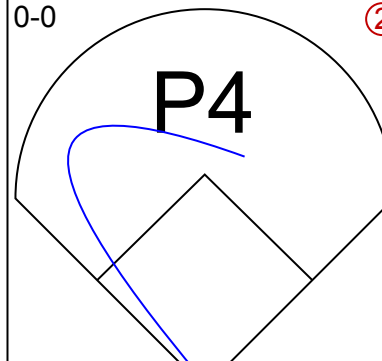

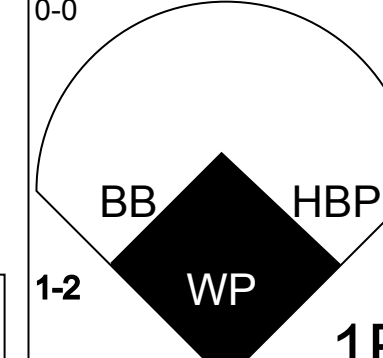
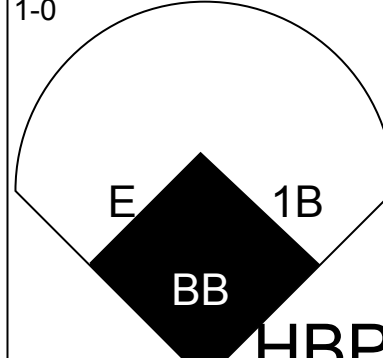
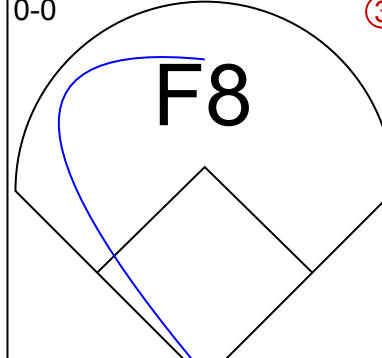

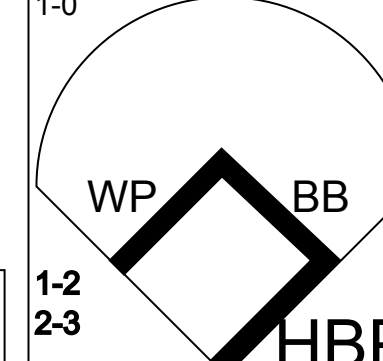
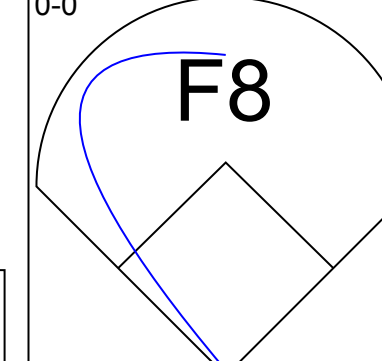

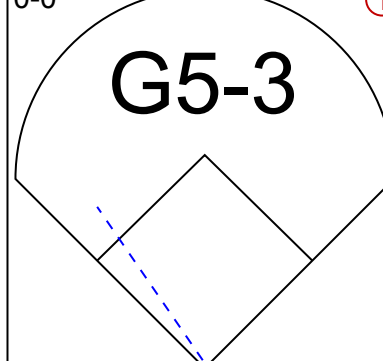
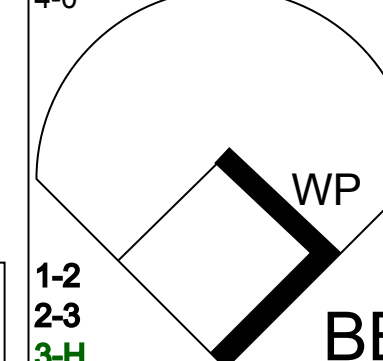
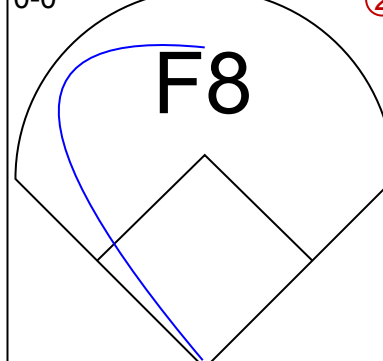


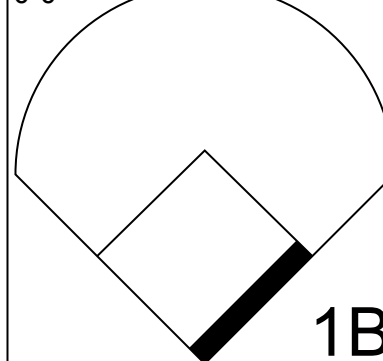
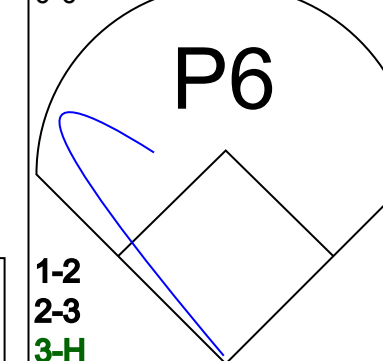
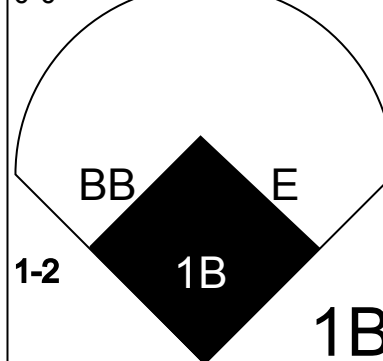
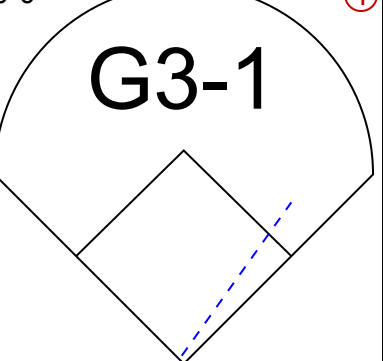


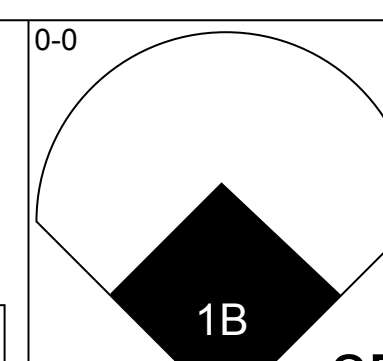
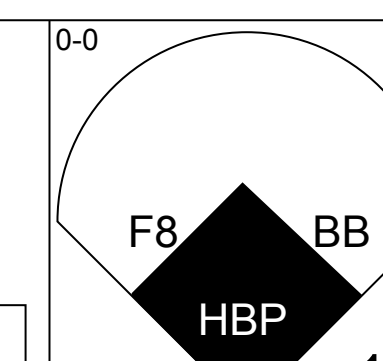
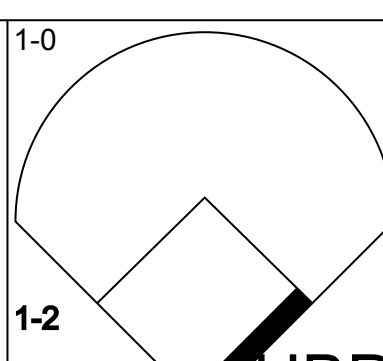
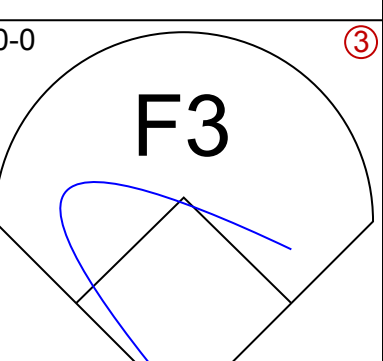
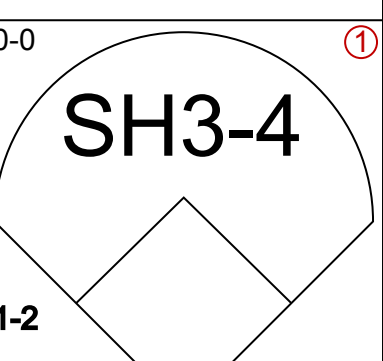
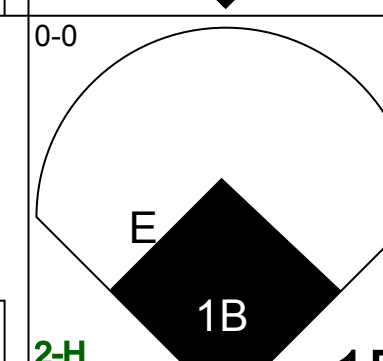
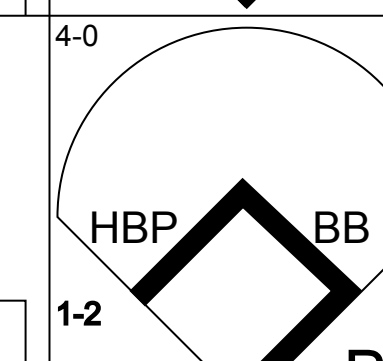
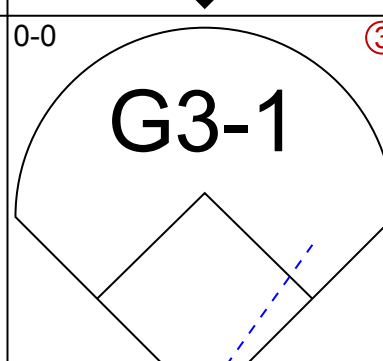
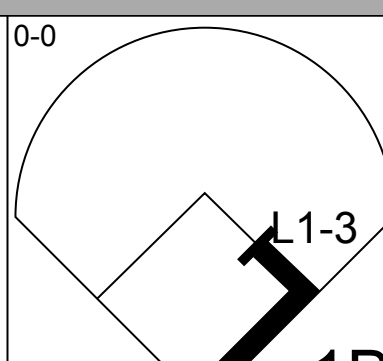
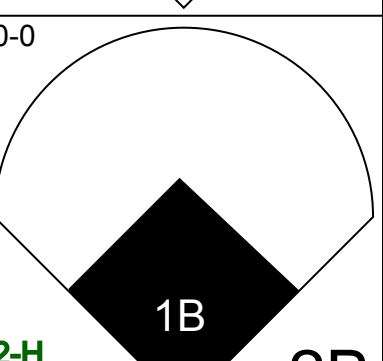
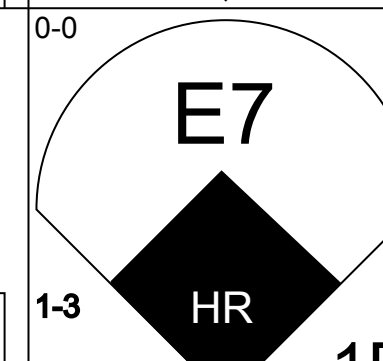
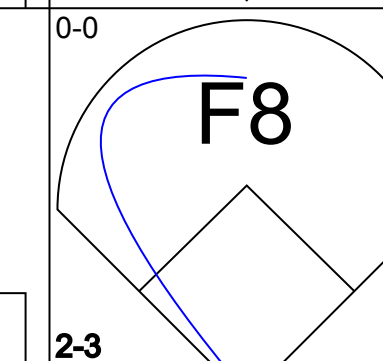
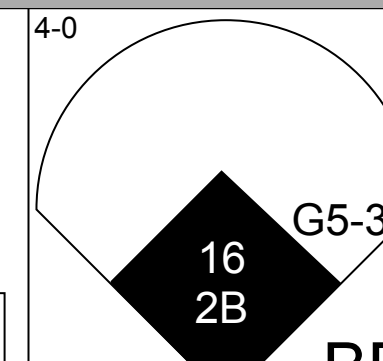
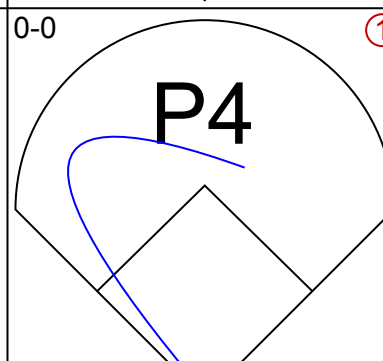
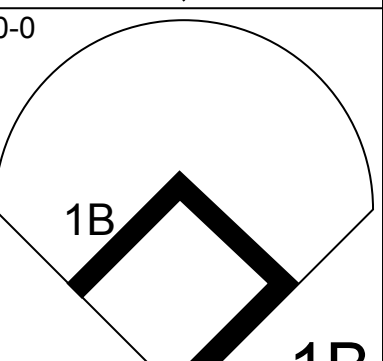
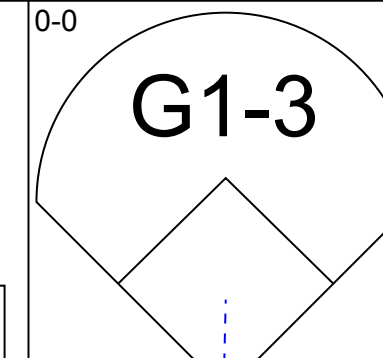
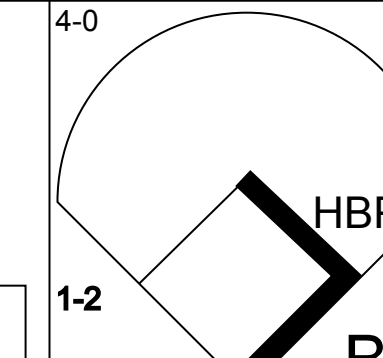
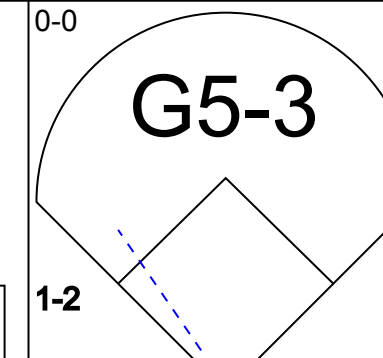
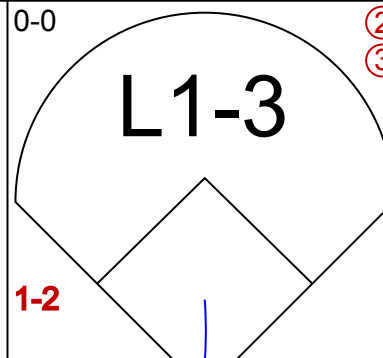
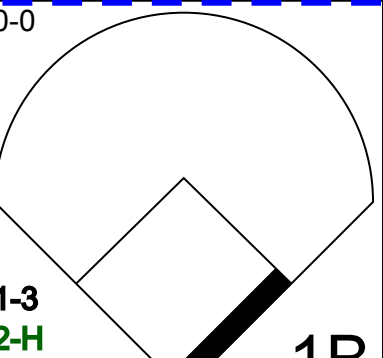
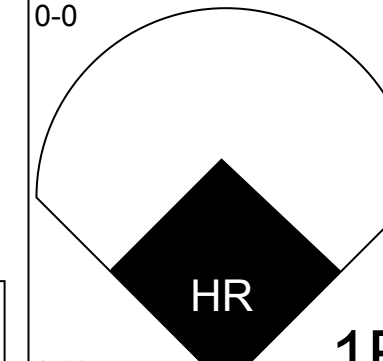
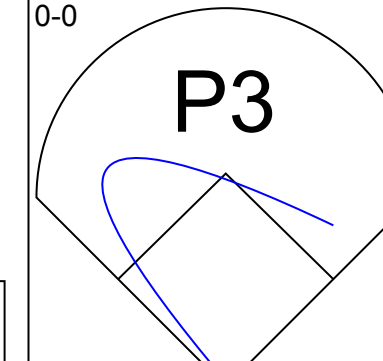

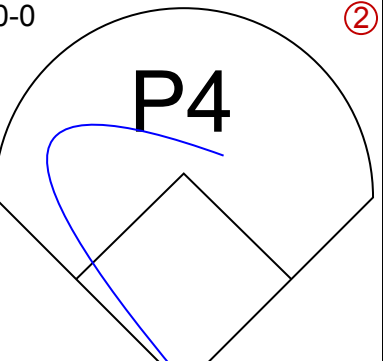
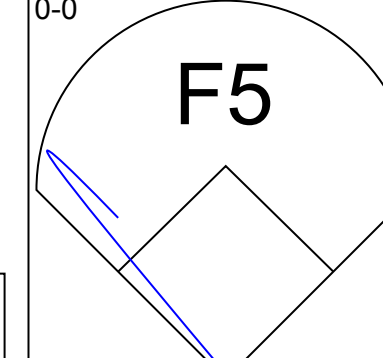
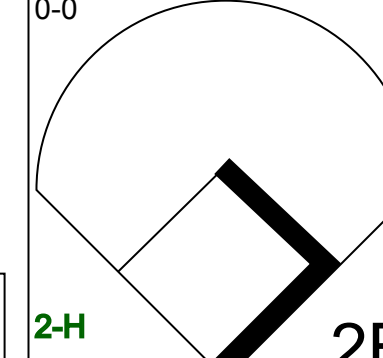

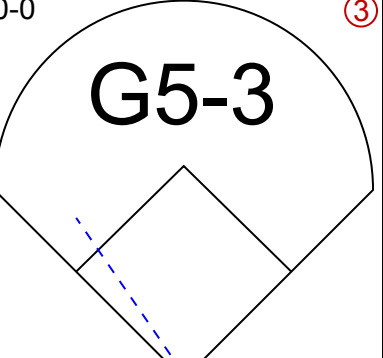
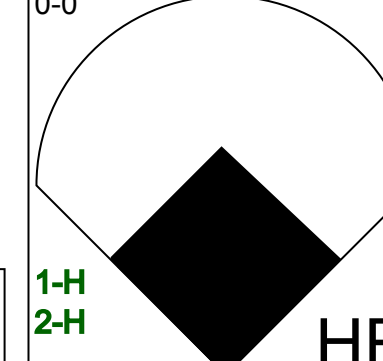

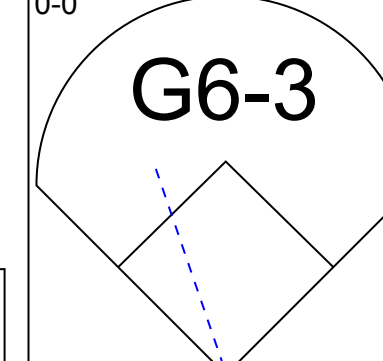
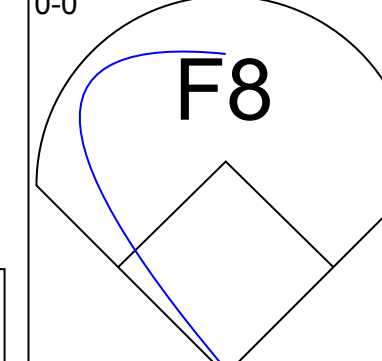

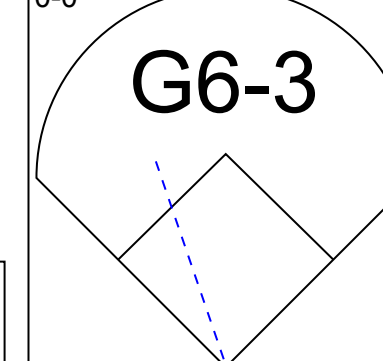





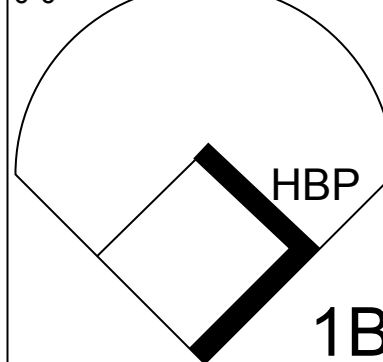


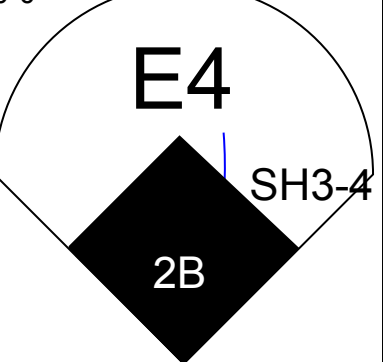
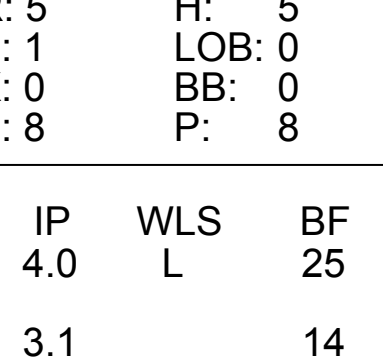
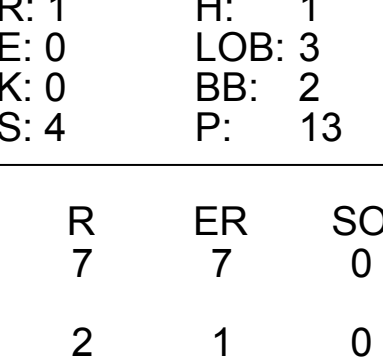
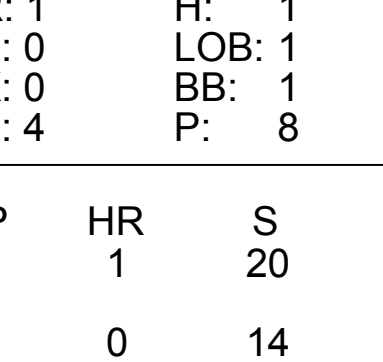
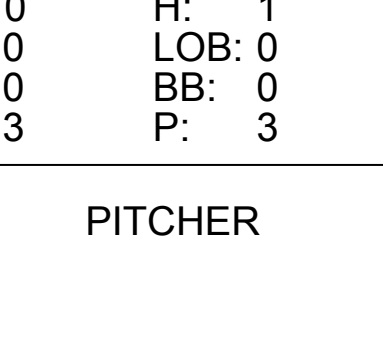
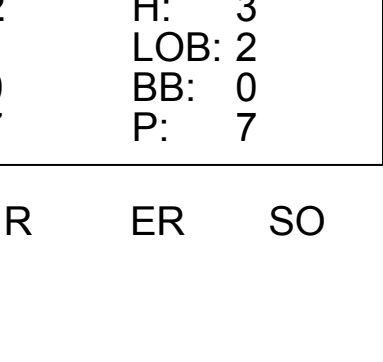

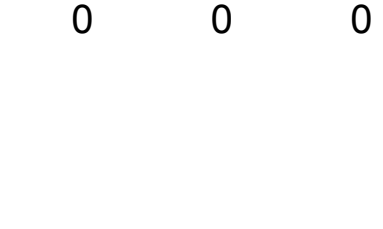



Batter	1	2	3	4	5	6	7	8	9	AB	R	H	RBI	BB	SO	LOB	BOTTOM												
Randy Velarde, R <small>OBP: 0.356, SLG: 0.346</small> 										5	1	3	2	0	0	0													
Jim Edmonds, L <small>OBP: 0.375, SLG: 0.625</small> 										3	0	1	1	2	1	0													
Tim Salmon, R <small>OBP: 0.333, SLG: 0.446</small> 										4	0	0	0	0	1	6													
Mike Aldrete, L <small>OBP: 0.429, SLG: 1.273</small> Tim Wallach, R <small>OBP: 0.296, SLG: 0.462</small> 									3	0	0	0	0	1	2														
J.T. Snow, L <small>OBP: 0.339, SLG: 0.269</small> 									4	0	1	0	0	1	0														
16 Garret Anderson, L <small>OBP: 0.345, SLG: 0.404</small> 									4	1	2	0	0	0	1														
George Arias, R <small>OBP: 0.293, SLG: 0.270</small> 										2	1	0	0	2	1	2													
Jorge Fabregas, L <small>OBP: 0.394, SLG: 0.321</small> 										3	2	1	0	1	0	2													
Gary Disarcina, R <small>OBP: 0.234, SLG: 0.227</small> 									3	0	1	2	0	1	0														
Inning Stats	R: 0 E: 0 K: 0 S: 10	H: 0 LOB: 0 BB: 0 P: 16	R: 3 E: 0 K: 2 S: 18	H: 3 LOB: 3 BB: 3 P: 36	R: 0 E: 0 K: 2 S: 13	H: 1 LOB: 1 BB: 0 P: 18	R: 1 E: 0 K: 0 S: 12	H: 2 LOB: 2 BB: 1 P: 22	R: 0 E: 0 K: 0 S: 9	H: 0 LOB: 1 BB: 1 P: 19	R: 1 E: 0 K: 0 S: 12	H: 2 LOB: 1 BB: 0 P: 20	R: 0 E: 0 K: 0 S: 8	H: 1 LOB: 1 BB: 0 P: 12	R: 0 E: 0 K: 2 S: 10	H: 0 LOB: 0 BB: 0 P: 13	R: 0 E: 0 K: 2 S: 8	H: 0 LOB: 0 BB: 0 P: 9	1B: 9 2B: 0 3B: 0 HR: 0	SF: 0 SAC: 1 DP: 0 HBP: 0	WP: 0 PB: 0 SB: 0 CS: 0	PA: 38							
PITCHER Paul Quantrill, R <small>ERA: 7.41</small>	IP: 5.2 WLS: L BF: 30 H: 8 R: 5 ER: 5 SO: 4 BB: 0 IBB: 0 HBP: 0 BLK: 0 WP: 0 HR: 0 S: 72 P: 127 ERA: 7.94 WHIP: 2.294															PITCHER													
Tony Castillo, L <small>ERA: 7.5</small>	0.1	1	0	0	0	0	0	0	0	0	0	2	4	0.00	0.000														
Tim Crabtree, R <small>ERA: 7.5</small>	1.0	4	1	0	0	0	0	0	0	0	0	8	12	0.00	1.000														
Mike Timlin, R <small>ERA: 2.25</small>	1.0	3	0	0	0	2	0	0	0	0	0	10	13	0.00	0.000														

Toronto Blue Jays @ California Angels
Anaheim Stadium, Anaheim, CA
Wed Apr 17 1996, 10:05 PM EDT
Att: 15,361 - Unknown - 63 F

AB 32
R 5
H 9
RBI 5
BB 5
SO 6
LOB 14




Batter	1	2	3	4	5	6	7	8	9	AB	R	H	RBI	BB	SO	LOB	TOP	
Otis Nixon, S <small>OBP: 0.366, SLG: 0.387</small> 										5	1	1	0	0	0	5	Toronto Blue Jays @ California Angels Anaheim Stadium, Anaheim, CA <small>Thu Apr 18 1996, 10:05 PM EDT</small> <small>Att: 25,083 - Unknown - 70 F</small>	
Tilson Brito, R <small>OBP: 0.375, SLG: 0.391</small> 										4	0	1	1	1	0	1		
Carlos Delgado, L <small>OBP: 0.377, SLG: 0.471</small> 										5	0	1	2	0	2	3		
Joe Carter, R <small>OBP: 0.343, SLG: 0.452</small> 										4	1	2	1	1	0	4		
Ed Sprague, R <small>OBP: 0.308, SLG: 0.421</small> 											5	1	1	0	0	1		2
John Olerud, L <small>OBP: 0.367, SLG: 0.500</small> 										3	2	1	0	1	0	1		
Shawn Green, L <small>OBP: 0.255, SLG: 0.217</small> 										3	0	0	0	0	1	2		
Sandy Martinez, L <small>OBP: 0.286, SLG: 0.346</small> 										3	0	0	1	1	0	2		
Alex Gonzalez, R <small>OBP: 0.339, SLG: 0.500</small> 										4	1	2	0	0	0	2		
Inning Stats <small>R: 0, H: 2, E: 0, LOB: 1, K: 1, BB: 0, S: 6</small>	<small>R: 0, H: 0, E: 0, LOB: 0, K: 1, BB: 0, S: 5</small>	<small>R: 0, H: 1, E: 0, LOB: 1, K: 0, BB: 0, S: 4</small>	<small>R: 3, H: 3, E: 1, LOB: 2, K: 0, BB: 1, S: 6</small>	<small>R: 0, H: 0, E: 1, LOB: 1, K: 0, BB: 1, S: 3</small>	<small>R: 0, H: 0, E: 0, LOB: 0, K: 0, BB: 0, S: 3</small>	<small>R: 0, H: 0, E: 0, LOB: 0, K: 0, BB: 0, S: 3</small>	<small>R: 0, H: 0, E: 0, LOB: 0, K: 0, BB: 0, S: 3</small>	<small>R: 0, H: 1, E: 0, LOB: 1, K: 1, BB: 0, S: 6</small>	<small>1B: 8, SF: 0, 2B: 0, SAC: 0, 3B: 0, DP: 2, HR: 1, HBP: 2</small>	<small>WP: 1, PA: 42, PB: 0, SB: 0, CS: 0</small>								
PITCHER Scott Sanderson, R <small>ERA: 9.72</small>	<small>IP: 3.1, WLS: 17, BF: 6, R: 3, ER: 3, SO: 2, BB: 1, IBB: 0, HBP: 1, BLK: 0, WP: 0, HR: 1, S: 19, P: 24, ERA: 8.10, WHIP: 2.100</small>	Todd Frohwrth, R <small>ERA: 4.1</small>	<small>IP: 2.1, WLS: 12, BF: 1, R: 3, ER: 0, SO: 2, BB: 0, IBB: 0, HBP: 1, BLK: 0, WP: 1, HR: 0, S: 9, P: 18, ERA: 0.00, WHIP: 1.286</small>	Mike James, R <small>ERA: 6.1</small>	<small>IP: 2.1, WLS: 9, BF: 1, R: 0, ER: 0, SO: 1, BB: 0, IBB: 0, HBP: 0, BLK: 0, WP: 0, HR: 0, S: 10, P: 14, ERA: 0.00, WHIP: 0.857</small>	Troy Percival, R <small>ERA: 9.1</small>	<small>IP: 1.0, WLS: 4, BF: 1, R: 0, ER: 0, SO: 1, BB: 0, IBB: 0, HBP: 0, BLK: 0, WP: 0, HR: 0, S: 6, P: 6, ERA: 0.00, WHIP: 1.000</small>	PITCHER <small>IP: 0, WLS: 0, BF: 0, R: 0, ER: 0, SO: 0, BB: 0, IBB: 0, HBP: 0, BLK: 0, WP: 0, HR: 0, S: 0, P: 0, ERA: 0.00, WHIP: 0.000</small>										

Batter	1	2	3	4	5	6	7	8	9	AB	R	H	RBI	BB	SO	LOB	BOTTOM
Randy Velarde, R <small>OBP: 0.381, SLG: 0.382</small> 										3	2	2	0	0	0	0	Toronto Blue Jays @ California Angels Anaheim Stadium, Anaheim, CA <small>Thu Apr 18 1996, 10:05 PM EDT</small> <small>Att: 25,083 - Unknown - 70 F</small>
Jim Edmonds, L <small>OBP: 0.406, SLG: 0.650</small> 										4	2	3	2	1	0	2	
Tim Salmon, R <small>OBP: 0.353, SLG: 0.450</small> 										4	2	2	0	1	0	3	
Mike Aldrete, L <small>OBP: 0.412, SLG: 1.077</small>										2	0	0	0	1	0	3	
Tim Lincecum, R <small>OBP: 0.297, SLG: 0.429</small>										1	0	0	0	0	1		
Jack Howell, L <small>OBP: 0.357, SLG: 0.538</small>										1	0	1	1	0	0	0	
J.T. Snow, L <small>OBP: 0.344, SLG: 0.268</small> 										4	1	1	2	0	0	3	
16 Garret Anderson, L <small>OBP: 0.350, SLG: 0.421</small> 										5	0	2	1	0	0	7	
George Arias, R <small>OBP: 0.289, SLG: 0.341</small> 										4	1	1	3	0	0	2	
Jorge Fabregas, L <small>OBP: 0.351, SLG: 0.281</small> 										4	0	0	0	0	0	1	
Gary Disarcina, R <small>OBP: 0.235, SLG: 0.229</small> 										4	1	1	0	0	0	0	
Inning Stats <small>R: 5, H: 5, E: 1, LOB: 0, K: 0, BB: 0, S: 8</small>	<small>R: 1, H: 1, E: 0, LOB: 3, K: 0, BB: 2, S: 4</small>	<small>R: 0, H: 1, E: 0, LOB: 2, K: 0, BB: 0, S: 4</small>	<small>R: 1, H: 1, E: 0, LOB: 1, K: 0, BB: 1, S: 4</small>	<small>R: 0, H: 0, E: 0, LOB: 0, K: 0, BB: 0, S: 3</small>	<small>R: 0, H: 1, E: 0, LOB: 0, K: 0, BB: 0, S: 3</small>	<small>R: 0, H: 1, E: 0, LOB: 1, K: 0, BB: 0, S: 4</small>	<small>R: 0, H: 3, E: 1, LOB: 2, K: 0, BB: 0, S: 7</small>	<small>1B: 9, SF: 0, 2B: 4, SAC: 1, 3B: 0, DP: 1, HR: 1, HBP: 2</small>	<small>WP: 0, PA: 42, PB: 0, SB: 0, CS: 0</small>								
PITCHER Jeff Ware, R <small>ERA: 16.88</small>	<small>IP: 4.0, WLS: 25, BF: 8, R: 7, ER: 7, SO: 8, BB: 3, IBB: 0, HBP: 2, BLK: 0, WP: 0, HR: 1, S: 20, P: 34, ERA: 15.75, WHIP: 2.750</small>	Tony Castillo, L <small>ERA: 5.79</small>	<small>IP: 3.1, WLS: 14, BF: 4, R: 2, ER: 1, SO: 0, BB: 0, IBB: 0, HBP: 0, BLK: 0, WP: 0, HR: 0, S: 14, P: 14, ERA: 2.70, WHIP: 1.200</small>	Tim Crabtree, R <small>ERA: 8.1</small>	<small>IP: 0.2, WLS: 3, BF: 1, R: 0, ER: 0, SO: 0, BB: 0, IBB: 0, HBP: 0, BLK: 0, WP: 0, HR: 0, S: 3, P: 3, ERA: 0.00, WHIP: 1.500</small>	PITCHER <small>IP: 0, WLS: 0, BF: 0, R: 0, ER: 0, SO: 0, BB: 0, IBB: 0, HBP: 0, BLK: 0, WP: 0, HR: 0, S: 0, P: 0, ERA: 0.00, WHIP: 0.000</small>											

Batter	1	2	3	4	5	6	7	8	9	AB	R	H	RBI	BB	SO	LOB	TOP					
Chad Curtis, R OBP: 0.432, SLG: 0.465 (1, 8)	G6-3		2B BB		K			G6-4-3 1B		3	0	1	0	1	1	0						
Mark Lewis, R OBP: 0.321, SLG: 0.387 (1, 4)	F9		F9		G6-3			B2		4	0	0	0	0	0	3						
Travis Fryman, R OBP: 0.325, SLG: 0.486 (1, 5)	K		2-3 1-3 2B		CS BB			G6-4-3 1-2		3	0	1	1	1	1	1						
Cecil Fielder, R OBP: 0.383, SLG: 0.701 (1, 3)		4-2 1B BB		P3		K			F7	3	0	0	0	1	1	3						
Eddie Williams, R OBP: 0.298, SLG: 0.320 (1, 10)	F7			2-1 G5-4-3 1B		CS		G6-3	K	4	0	1	0	0	1	1						
Melvin Nieves, S OBP: 0.397, SLG: 0.571 (1, 7)		0-0 G4-6-3 1B		G5-4-3 1-2				K		3	0	1	0	0	1	1						
Bobby Higginson, L OBP: 0.435, SLG: 0.569 (8, 9)		1-2 1B		2-0 1-2				K		1	0	1	0	0	0	0						
Danny Bautista, R OBP: 0.375, SLG: 0.364 (1, 9) (8, 7)	G4-6-3 1-2			2-1 F8		HR BB			F9	3	1	0	0	1	0	3						
Mark Parent, R OBP: 0.304, SLG: 0.727 (1, 2)				0-1 G4-3		G6-3				3	1	1	2	0	0	0						
Alan Trammell, R OBP: 0.364, SLG: 0.405 (1, 6)				0-0 F9 BB 2B 1B		L5		G6-3		3	1	1	0	0	0	0						
Inning Stats	R: 0 E: 0 K: 1 S: 7	H: 0 LOB: 0 BB: 0 P: 9	R: 0 E: 0 K: 0 S: 8	H: 1 LOB: 1 BB: 1 P: 16	R: 1 E: 0 K: 0 S: 9	H: 2 LOB: 2 BB: 1 P: 18	R: 0 E: 0 K: 0 S: 5	H: 1 LOB: 0 BB: 0 P: 11	R: 0 E: 0 K: 1 S: 9	H: 0 LOB: 0 BB: 0 P: 12	R: 0 E: 0 K: 1 S: 8	H: 0 LOB: 0 BB: 1 P: 14	R: 2 E: 0 K: 1 S: 10	H: 1 LOB: 0 BB: 1 P: 16	R: 0 E: 0 K: 0 S: 6	H: 1 LOB: 1 BB: 0 P: 7	R: 0 E: 0 K: 1 S: 9	H: 1 LOB: 1 BB: 0 P: 12	1B: 5 2B: 1 3B: 0 HR: 1	SF: 0 SAC: 0 DP: 3 HBP: 0	WP: 0 PB: 0 SB: 0 CS: 1	PA: 35
PITCHER Mark Langston, L ERA: 3.56 (1, 1)	IP: 9.0 WLS: W BF: 34 H: 7 R: 3 ER: 3 SO: 5 BB: 4 IBB: 0 HBP: 0 BLK: 0 WP: 0 HR: 1 S: 71 P: 115 ERA: 3.00 WHIP: 1.222															PITCHER						

Detroit Tigers @ California Angels
Anaheim Stadium, Anaheim, CA
Fri Apr 19 1996, 10:05 PM EDT
Att: 32,693 - Unknown - 68 F


AB 30
R 3
H 7
RBI 3
BB 4
SO 5
LOB 12



Batter	1	2	3	4	5	6	7	8	9	AB	R	H	RBI	BB	SO	LOB	BOTTOM					
Randy Velarde, R OBP: 0.358, SLG: 0.356 (1, 4)	L8		K			L9		K		4	0	0	0	0	2	1						
Rex Hudler, R OBP: 0.333, SLG: 0.765 (1, 8)				G5-3		S BB		P6		3	1	1	0	1	0	0						
Tim Salmon, R OBP: 0.333, SLG: 0.422 (1, 9)	G5-3			P3		F7		F7		4	0	0	0	0	0	2						
Tim Wallach, R OBP: 0.316, SLG: 0.611 (1, 10)	K			HR		1H 1B		F9		4	1	2	2	0	1	1						
J.T. Snow, L OBP: 0.338, SLG: 0.267 (1, 3)			L9			K				4	0	1	0	0	2	1						
Dick Schofield, R (9, PR)									16 SH2-3 1B	0	1	0	0	0	0	0						
16 Garret Anderson, L OBP: 0.348, SLG: 0.417 (1, 7)	G5-3				K			SH1-4 1B		3	1	1	0	0	1	0						
George Arias, R OBP: 0.292, SLG: 0.326 (1, 5)					L4			SH1-4 1B		2	0	0	0	1	0	0						
Don Slaught, R OBP: 0.478, SLG: 0.750 (1, 2)			G5-3		FC6-4 BB			F8		3	0	1	1	1	0	1						
Gary Disarcina, R OBP: 0.241, SLG: 0.235 (1, 6)			G6-3		FC6-4			BLK WP 1B		3	0	1	1	0	0	1						
Inning Stats	R: 0 E: 0 K: 1 S: 11	H: 1 LOB: 1 BB: 0 P: 16	R: 0 E: 0 K: 0 S: 5	H: 0 LOB: 0 BB: 0 P: 8	R: 0 E: 0 K: 1 S: 10	H: 0 LOB: 0 BB: 0 P: 13	R: 1 E: 0 K: 1 S: 11	H: 1 LOB: 0 BB: 0 P: 18	R: 0 E: 0 K: 1 S: 10	H: 0 LOB: 1 BB: 1 P: 17	R: 1 E: 0 K: 1 S: 9	H: 1 LOB: 1 BB: 1 P: 19	R: 1 E: 0 K: 1 S: 7	H: 2 LOB: 1 BB: 0 P: 10	R: 0 E: 0 K: 0 S: 8	H: 0 LOB: 0 BB: 0 P: 13	R: 1 E: 0 K: 0 S: 5	H: 2 LOB: 2 BB: 1 P: 16	1B: 5 2B: 1 3B: 0 HR: 1	SF: 0 SAC: 2 DP: 0 HBP: 0	WP: 1 PB: 0 SB: 1 CS: 0	PA: 35
PITCHER Scott Aldred, L ERA: 8.85 (1, 1)	IP: 8.0 WLS: L BF: 4 H: 2 R: 1 ER: 1 SO: 0 BB: 0 IBB: 0 HBP: 0 BLK: 0 WP: 0 HR: 1 S: 16 P: 114 ERA: 3.38 WHIP: 0.875															PITCHER						

Detroit Tigers @ California Angels
Anaheim Stadium, Anaheim, CA
Fri Apr 19 1996, 10:05 PM EDT
Att: 32,693 - Unknown - 68 F


AB 30
R 4
H 7
RBI 4
BB 3
SO 6
LOB 7



Batter	1	2	3	4	5	6	7	8	9	AB	R	H	RBI	BB	SO	LOB	TOP		
Chad Curtis, R OBP: 0.424, SLG: 0.446 (1, 8)										3	0	0	0	1	2	0			
Chris Gomez, R OBP: 0.433, SLG: 0.333 (1, 6)										4	0	1	0	0	0	2			
Travis Fryman, R OBP: 0.345, SLG: 0.533 (1, 5)										3	1	2	1	0	0	1			
Cecil Fielder, R OBP: 0.365, SLG: 0.662 (1, 10)										4	0	0	0	0	2	4			
Bobby Higginson, L OBP: 0.409, SLG: 0.527 (1, 9)										4	0	0	0	0	0	0			
Mark Lewis, R OBP: 0.329, SLG: 0.405 (1, 4)										4	0	2	0	0	2	0			
Tim Hyers, L OBP: 0.231, SLG: 0.091 (1, 3)										4	0	0	0	0	0	2			
John Flaherty, R OBP: 0.283, SLG: 0.375 (9, PH)										3	0	0	0	0	2	1			
Melvin Nieves, S OBP: 0.375, SLG: 0.577 (9, FR)										1	0	1	0	0	0	0			
Danny Bautista, R OBP: 0.375, SLG: 0.364 (9, FR)										0	0	0	0	0	0	0			
Kimera Barteo, R OBP: 0.167, SLG: 0.167 (9, PH)										3	0	1	0	0	1	0			
Eddie Williams, R OBP: 0.293, SLG: 0.314 (9, PH)										1	0	0	0	0	0	1			
Inning Stats	R: 0 H: 1 E: 0 K: 2 S: 13	H: 1 LOB: 1 BB: 0 P: 19	R: 0 H: 1 E: 0 K: 1 S: 8	H: 1 LOB: 1 BB: 0 P: 14	R: 0 H: 1 E: 0 K: 1 S: 9	H: 1 LOB: 1 BB: 0 P: 13	R: 0 H: 0 E: 0 K: 1 S: 6	H: 0 LOB: 0 BB: 0 P: 7	R: 0 H: 0 E: 0 K: 1 S: 7	H: 0 LOB: 0 BB: 0 P: 11	R: 1 H: 1 E: 0 K: 1 S: 9	H: 1 LOB: 1 BB: 0 P: 12	R: 0 H: 1 E: 0 K: 1 S: 10	H: 1 LOB: 1 BB: 0 P: 15	1B: 5 2B: 1 3B: 0 HR: 1	SF: 0 SAC: 0 DP: 0 HBP: 1	WP: 0 PB: 0 SB: 1 CS: 0	PA: 36	
PITCHER	IP	WLS	BF	H	R	ER	SO	BB	IBB	HBP	BLK	WP	HR	S	P	ERA	WHIP		
Jason Grimsley, R ERA: 1.23 (1, 1)	7.1	W	30	6	1	1	7	1	0	1	0	0	1	65	102	1.23	0.955		
Mike James, R ERA: 1.54 (8, 1)	0.2		2	0	0	0	1	0	0	0	0	0	0	4	4	0.00	0.000		
Troy Percival, R ERA: (9, 1)	1.0	S	4	1	0	0	1	0	0	0	0	0	0	10	15	0.00	1.000		

Detroit Tigers @ California Angels
Anaheim Stadium, Anaheim, CA
Sat Apr 20 1996, 10:05 PM EDT
Att: 25,685 - Unknown - 68 F


AB 34
R 1
H 7
RBI 1
BB 1
SO 9
LOB 11



Batter	1	2	3	4	5	6	7	8	9	AB	R	H	RBI	BB	SO	LOB	BOTTOM		
Randy Velarde, R OBP: 0.338, SLG: 0.333 (1, 4)										4	0	0	0	0	2	2			
Jim Edmonds, L OBP: 0.397, SLG: 0.625 (1, 8)										4	0	1	0	0	0	0			
Tim Salmon, R OBP: 0.368, SLG: 0.470 (1, 9)										2	1	2	0	2	0	0			
Chili Davis, S OBP: 0.333, SLG: 0.510 (1, 10)										4	0	1	0	0	1	4			
J.T. Snow, L OBP: 0.347, SLG: 0.302 (1, 3)										3	1	2	1	0	0	1			
16 Garrett Anderson, L OBP: 0.328, SLG: 0.391 (1, 7)										4	0	0	0	0	0	3			
George Arias, R OBP: 0.308, SLG: 0.326 (1, 5)										3	0	1	1	1	0	0			
Jorge Fabregas, L OBP: 0.350, SLG: 0.265 (1, 2)										2	0	0	0	1	0	2			
Gary Disarcina, R OBP: 0.228, SLG: 0.222 (1, 6)										3	0	0	0	0	0	2			
Inning Stats	R: 0 H: 1 E: 0 K: 1 S: 11	H: 2 LOB: 2 BB: 1 P: 22	R: 0 H: 1 E: 0 K: 0 S: 7	H: 1 LOB: 0 BB: 0 P: 12	R: 0 H: 0 E: 0 K: 0 S: 9	H: 0 LOB: 0 BB: 0 P: 13	R: 0 H: 0 E: 0 K: 0 S: 5	H: 0 LOB: 0 BB: 0 P: 7	R: 1 H: 1 E: 0 K: 0 S: 6	H: 1 LOB: 2 BB: 2 P: 18	R: 0 H: 1 E: 0 K: 1 S: 15	H: 1 LOB: 1 BB: 1 P: 23	R: 0 H: 1 E: 0 K: 0 S: 4	H: 1 LOB: 0 BB: 0 P: 4	1B: 3 2B: 4 3B: 0 HR: 0	SF: 1 SAC: 0 DP: 1 HBP: 0	WP: 0 PB: 0 SB: 0 CS: 0	PA: 34	
PITCHER	IP	WLS	BF	H	R	ER	SO	BB	IBB	HBP	BLK	WP	HR	S	P	ERA	WHIP		
Greg Keagle, R ERA: 4.5 (1, 1)	5.0	L	22	5	2	2	2	2	0	0	0	0	0	46	82	3.60	1.400		
Mike Myers, L ERA: 6.0 (6, 1)	1.0		4	0	0	0	0	0	1	0	0	0	0	4	10	0.00	0.000		
Randy Veres, R ERA: 11.91 (7, 1)	2.0		8	2	0	0	1	1	0	0	0	0	0	19	27	0.00	1.500		

Detroit Tigers @ California Angels
Anaheim Stadium, Anaheim, CA
Sat Apr 20 1996, 10:05 PM EDT
Att: 25,685 - Unknown - 68 F

AB 29
R 2
H 7
RBI 2
BB 4
SO 3
LOB 14



Batter	1	2	3	4	5	6	7	8	9	AB	R	H	RBI	BB	SO	LOB	TOP										
Chad Curtis, R OBP: 0.423, SLG: 0.429 (1, 8)	G3-1		S FC6-5 BB		G5-3 1B	F8			K	3	1	0	0	2	1	1											
Mark Lewis, R OBP: 0.314, SLG: 0.386 (1, 4)	K2-3		FC6-5		G5-3		L5			4	0	0	1	0	1	3											
Travis Fryman, R OBP: 0.341, SLG: 0.519 (1, 5)	G5-3		G5-3		G5-3 1B		G1-3			4	0	1	1	0	0	2											
Cecil Fielder, R OBP: 0.348, SLG: 0.627 (1, 3)		F7		L8	G5-3				K	4	0	0	0	0	1	1											
Eddie Williams, R OBP: 0.323, SLG: 0.321 (1, 10)		FC1-6 BB		1B BB		HR 1B		G6-3		2	1	1	0	2	0	0											
Danny Bautista, R OBP: 0.393, SLG: 0.480 (1, 9)	FC1-6 CS			1B BB		HR		K		3	1	1	2	1	1	1											
Alan Trammell, R OBP: 0.375, SLG: 0.413 (1, 6)	CS		G5-3	G6-4-3 1B		S 1B		P4		4	1	2	0	0	0	0											
Mark Parent, R OBP: 0.308, SLG: 0.667 (1, 2)										2	1	0	0	1	1	4											
Bobby Higginson, L OBP: 0.303, SLG: 0.518 (9, PH)			BB FC6-5 BB	G6-4-3		K			K	1	0	0	0	0	1	0											
Kimera Batee, R OBP: 0.333, SLG: 0.333 (1, 7)										3	0	2	1	0	0	0											
Melvin Nieves, S OBP: 0.370, SLG: 0.569 (9, PH)			FC6-5 BB		G1-3			F9		1	0	0	0	0	0	0											
Inning Stats	R: 0 E: 0 K: 1 S: 8	H: 0 LOB: 0 BB: 0 P: 14	R: 0 E: 0 K: 0 S: 8	H: 0 LOB: 0 BB: 1 P: 16	R: 1 E: 0 K: 0 S: 12	H: 1 LOB: 2 BB: 2 P: 24	R: 0 E: 0 K: 0 S: 10	H: 1 LOB: 2 BB: 2 P: 18	R: 1 E: 0 K: 0 S: 7	H: 1 LOB: 1 BB: 1 P: 11	R: 3 E: 0 K: 1 S: 17	H: 4 LOB: 0 BB: 0 P: 24	R: 0 E: 0 K: 1 S: 9	H: 0 LOB: 0 BB: 0 P: 10	R: 0 E: 0 K: 1 S: 7	H: 0 LOB: 0 BB: 0 P: 11	R: 0 E: 0 K: 2 S: 8	H: 0 LOB: 0 BB: 0 P: 11	1B: 6 2B: 0 3B: 0 HR: 1	SF: 0 SAC: 0 DP: 1 HBP: 0	WP: 0 PB: 0 CS: 2	PA: 38					
PITCHER	IP	WLS	BF	H	R	ER	SO	BB	IBB	HBP	BLK	WP	HR	S	P	ERA	WHIP										
Jim Abbott, L ERA: 7.99 (1, 1)	5.0		25	6	5	5	1	6	0	0	0	0	1	53	94	9.00	2.400										
Mark Eichhorn, R ERA: 3.95 (6, 1)	3.0	W	9	1	0	0	3	0	0	0	0	0	0	25	34	0.00	0.333										
Troy Percival, R ERA: (9, 1)	1.0	S	3	0	0	0	2	0	0	0	0	0	0	8	11	0.00	0.000										

Detroit Tigers @ California Angels
Anaheim Stadium, Anaheim, CA
Sun Apr 21 1996, 10:05 PM EDT
Att: 36,733 - Unknown - 70 F

AB 31
R 5
H 7
RBI 5
BB 6
SO 6
LOB 12



Batter	1	2	3	4	5	6	7	8	9	AB	R	H	RBI	BB	SO	LOB	BOTTOM										
Randy Velarde, R OBP: 0.360, SLG: 0.348 (1, 4)	FC6-4 WP BB		K		WP 1B			2B G5-3 1B		3	2	0	1	1	0												
Jim Edmonds, L OBP: 0.403, SLG: 0.627 (1, 8)	FC6-4 BB		K		G4-3			WP 1B 2B		3	1	1	1	1	1	2											
Tim Salmon, R OBP: 0.350, SLG: 0.443 (1, 9)	FC6-4 F7 WP		K				F9	G5-3		4	0	0	1	0	1	3											
Chili Davis, S OBP: 0.328, SLG: 0.491 (1, 10)	F7			F7		P4		16 3B 1B		4	1	1	1	0	0	1											
J.T. Snow, L OBP: 0.329, SLG: 0.284 (1, 3)	P5			F8		F8		P6		4	0	0	0	0	0	2											
16 Garrett Anderson, L OBP: 0.324, SLG: 0.412 (1, 7)		G4-3		G3-1			K	1B 3B		4	0	1	1	0	1	0											
Don Slaught, R OBP: 0.461, SLG: 0.833 (1, 2)					WP 1B		F9	G6-3		4	1	2	1	0	0	1											
Jorge Fabregas, L OBP: 0.350, SLG: 0.265 (9, 2)		HR			1B					0	0	0	0	0	0	0											
Jack Howell, L OBP: 0.294, SLG: 0.438 (1, 5)		L3			P6					3	0	0	0	0	0	1											
Gary Disarcina, R OBP: 0.233, SLG: 0.228 (1, 6)		G6-3			F9			1B 2B 1B		3	1	1	0	0	0	1											
Inning Stats	R: 1 E: 0 K: 0 S: 13	H: 0 LOB: 1 BB: 2 P: 27	R: 1 E: 0 K: 0 S: 12	H: 1 LOB: 0 BB: 0 P: 15	R: 0 E: 0 K: 3 S: 9	H: 0 LOB: 0 BB: 0 P: 13	R: 0 E: 0 K: 0 S: 6	H: 0 LOB: 0 BB: 0 P: 8	R: 0 E: 0 K: 0 S: 9	H: 2 LOB: 2 BB: 0 P: 16	R: 0 E: 0 K: 0 S: 5	H: 0 LOB: 0 BB: 0 P: 7	R: 0 E: 0 K: 1 S: 9	H: 0 LOB: 0 BB: 0 P: 11	R: 4 E: 0 K: 0 S: 17	H: 5 LOB: 1 BB: 0 P: 24	R: 0 E: 0 K: 0 S: 17	H: 0 LOB: 0 BB: 0 P: 11	1B: 5 2B: 1 3B: 1 HR: 1	SF: 0 SAC: 0 DP: 0 HBP: 0	WP: 3 PB: 0 CS: 0	PA: 34					
PITCHER	IP	WLS	BF	H	R	ER	SO	BB	IBB	HBP	BLK	WP	HR	S	P	ERA	WHIP										
Greg Gohr, R ERA: 7.36 (1, 1)	7.0		27	4	3	3	4	2	0	0	0	0	1	65	99	3.86	0.857										
Richie Lewis, R ERA: 2.45 (8, 1)	0.2	L	6	4	3	3	0	0	0	0	0	1	0	12	19	40.50	6.000										
Randy Veres, R ERA: 11.57 (8, 1)	0.1		1	0	0	0	0	0	0	0	0	0	0	3	3	0.00	0.000										

Detroit Tigers @ California Angels
Anaheim Stadium, Anaheim, CA
Sun Apr 21 1996, 10:05 PM EDT
Att: 36,733 - Unknown - 70 F

AB 32
R 6
H 8
RBI 5
BB 2
SO 4
LOB 11




Batter	1	2	3	4	5	6	7	8	9	AB	R	H	RBI	BB	SO	LOB	TOP											
Chad Curtis, R OBP: 0.412, SLG: 0.415 (1, 8)										5	1	1	0	0	3	1	Detroit Tigers @ California Angels Anaheim Stadium, Anaheim, CA Mon Apr 22, 1996, 10:05 PM EDT Att: 17,039 - Unknown - 75 F											
Mark Lewis, R OBP: 0.344, SLG: 0.471 (1, 4)										4	3	4	1	0	0	0												
Alan Trammell, R OBP: 0.385, SLG: 0.420 (1, 5)										4	0	2	2	0	0	2												
Cecil Fielder, R OBP: 0.344, SLG: 0.603 (1, 3)										3	0	0	0	1	1	3												
Eddie Williams, R OBP: 0.318, SLG: 0.316 (1, 10)										4	0	1	1	0	0	1												
Danny Bautista, R OBP: 0.406, SLG: 0.464 (1, 7)										3	0	1	0	1	0	2												
Bobby Higginson, L OBP: 0.386, SLG: 0.492 (1, 9)										3	0	0	0	0	2	1												
John Flaherty, R OBP: 0.268, SLG: 0.353 (9, PH)										3	0	0	0	0	0	2												
Tim Hyers, L OBP: 0.214, SLG: 0.083 (9, PH)										1	0	0	0	0	1	0												
Chris Gomez, R OBP: 0.424, SLG: 0.333 (1, 6)										3	1	1	0	0	0	1												
Melvin Nieves, S OBP: 0.366, SLG: 0.562 (9, PH)										1	0	0	0	0	1	0												
Inning Stats	R: 2 E: 0 K: 0 S: 5	H: 3 LOB: 0 BB: 0 P: 5	R: 0 E: 0 K: 1 S: 5	H: 0 LOB: 1 BB: 1 P: 9	R: 1 E: 0 K: 1 S: 7	H: 2 LOB: 2 BB: 1 P: 11	R: 0 E: 0 K: 1 S: 5	H: 0 LOB: 0 BB: 0 P: 5	R: 1 E: 0 K: 1 S: 7	H: 2 LOB: 1 BB: 0 P: 7	R: 0 E: 0 K: 0 S: 3	H: 1 LOB: 1 BB: 0 P: 3	R: 1 E: 0 K: 1 S: 7	H: 2 LOB: 1 BB: 0 P: 7	R: 0 E: 0 K: 0 S: 3	H: 0 LOB: 0 BB: 0 P: 3	R: 0 E: 0 K: 3 S: 9	H: 0 LOB: 0 BB: 0 P: 9	R: 0 E: 0 K: 3 S: 9	H: 0 LOB: 0 BB: 0 P: 9	1B: 7 2B: 2 3B: 0 HR: 1	SF: 0 SAC: 1 DP: 1 HBP: 0	WP: 0 PB: 0 SB: 2 CS: 0	PA: 37				
PITCHER	IP	WLS	BF	H	R	ER	SO	BB	IBB	HBP	BLK	WP	HR	S	P	ERA	WHIP											
Chuck Finley, L ERA: 6.23 (1, 1)	5.1		25	8	4	4	4	2	0	0	0	0	0	1	31	39	6.75	1.875										
Shawn Boskie, R ERA: 6.63 (6, 1)	1.0		4	2	1	1	1	0	0	0	0	0	0	0	6	6	9.00	2.000										
Mike James, R ERA: 1.42 (7, 1)	1.2	W	5	0	0	0	0	0	0	0	0	0	0	5	5	0.00	0.000											
Troy Percival, R ERA: (9, 1)	1.0	S	3	0	0	0	3	0	0	0	0	0	0	9	9	0.00	0.000											

Batter	1	2	3	4	5	6	7	8	9	AB	R	H	RBI	BB	SO	LOB	BOTTOM										
Randy Velarde, R OBP: 0.375, SLG: 0.366 (1, 4)										5	2	3	0	0	1	1	Detroit Tigers @ California Angels Anaheim Stadium, Anaheim, CA Mon Apr 22, 1996, 10:05 PM EDT Att: 17,039 - Unknown - 75 F										
Jim Edmonds, L OBP: 0.402, SLG: 0.653 (1, 8)										5	1	2	2	0	0	2											
Tim Salmon, R OBP: 0.357, SLG: 0.459 (1, 9)										4	1	2	1	0	1	0											
Chili Davis, S OBP: 0.339, SLG: 0.544 (1, 10)										4	1	2	2	0	0	2											
J.T. Snow, L OBP: 0.338, SLG: 0.275 (1, 3)										2	0	0	0	2	1	2											
16 Garret Anderson, L OBP: 0.307, SLG: 0.389 (1, 7)										4	0	0	0	0	0	3											
George Arias, R ERA: 6.31 (1, 5)										3	0	1	0	0	0	2											
Jack Howell, L OBP: 0.278, SLG: 0.412 (6, PH) (9, 5)										1	0	0	0	0	1	0											
Jorge Fabregas, L OBP: 0.386, SLG: 0.378 (1, 2)										3	1	2	1	1	0	0											
Gary Disarcina, R OBP: 0.219, SLG: 0.213 (1, 6)										4	0	0	0	0	0	3											
Inning Stats	R: 2 E: 0 K: 2 S: 9	H: 2 LOB: 0 BB: 0 P: 9	R: 0 E: 0 K: 0 S: 3	H: 0 LOB: 0 BB: 0 P: 3	R: 1 E: 0 K: 0 S: 6	H: 3 LOB: 2 BB: 0 P: 6	R: 0 E: 0 K: 0 S: 3	H: 1 LOB: 1 BB: 1 P: 7	R: 2 E: 0 K: 0 S: 6	H: 3 LOB: 2 BB: 1 P: 10	R: 0 E: 0 K: 0 S: 4	H: 1 LOB: 1 BB: 0 P: 4	R: 0 E: 0 K: 1 S: 5	H: 0 LOB: 1 BB: 1 P: 9	R: 1 E: 0 K: 1 S: 7	H: 2 LOB: 1 BB: 0 P: 7	R: 0 E: 0 K: 1 S: 9	H: 0 LOB: 0 BB: 0 P: 9	R: 1 E: 0 K: 1 S: 7	H: 2 LOB: 1 BB: 0 P: 7	1B: 8 2B: 1 3B: 0 HR: 3	SF: 0 SAC: 0 DP: 1 HBP: 0	WP: 1 PB: 0 SB: 0 CS: 0	PA: 38			
PITCHER	IP	WLS	BF	H	R	ER	SO	BB	IBB	HBP	BLK	WP	HR	S	P	ERA	WHIP										
Felipe Lira, R ERA: 6.31 (1, 1)	4.1		23	9	5	5	2	2	0	0	0	0	0	25	33	10.38	2.538										
Mike Christopher, R ERA: 7.64 (5, 1)	3.1	L	14	3	1	1	2	1	0	0	0	0	1	17	21	2.70	1.200										
Mike Myers, L ERA: 6.84 (8, 1)	0.1		1	0	0	0	0	0	0	0	0	0	0	1	1	0.00	0.000										

AB 34
R 5
H 10
RBI 4
BB 2
SO 8
LOB 13



AB 35
R 6
H 12
RBI 6
BB 3
SO 4
LOB 15




Batter	1	2	3	4	5	6	7	8	9	AB	R	H	RBI	BB	SO	LOB	TOP					
Randy Velarde, R (1, 4) OBP: 0.376, SLG: 0.360	G6-3		1 SAFE 4-1 BB BB			1-0 2B 1B	1-3 K		3-3 K	4	1	1	0	1	2	2	California Angels @ Milwaukee Brewers Milwaukee County Stadium, Milwaukee, WI Wed Apr 24 1996, 8:05 PM EDT Att. 7,051 - Unknown - 51 F					
Jim Edmonds, L (1, 8) OBP: 0.414, SLG: 0.697	HR		1-2 BB BB			1 SAFE 3-1 1B 2B	2-3 K		1-1 L3	4	2	2	1	1	1	2						
Tim Salmon, R (1, 9) OBP: 0.364, SLG: 0.462	L7		0-0 F8-2			2-2 2B 16 SF9 1B			2-1 SH5-4 1B	4	1	2	1	0	0	3						
Chili Davis, S (1, 10) OBP: 0.348, SLG: 0.557	G3-1		3-H			2-3 3-H 1-1 16 SF9 2B			2-2 SH5-4 1B	4	0	2	1	0	0	0						
J.T. Snow, L (1, 3) OBP: 0.325, SLG: 0.264		1-1 F7				1-2 F8			1-0 SH5-4	3	0	0	0	0	0	2						
16 Garret Anderson, L (1, 7) OBP: 0.291, SLG: 0.373		1-0 F7				0-1 SF9			3-3 K	3	0	0	1	0	1	2						
George Arias, R (1, 5) OBP: 0.288, SLG: 0.302		1-1 P4				2-2 G6-3 P4			0-1 L5	4	0	0	0	0	0	3						
Jorge Fabregas, L (1, 2) OBP: 0.396, SLG: 0.375			2-2 L8			1-1 G6-3			4-2 SH3 BB	3	0	1	0	1	0	0						
Gary Disarcina, R (1, 6) OBP: 0.227, SLG: 0.222			0-0 BB BB F8-2 1B			0-0 G5-3			0-1 SH1-3	2	0	1	0	0	0	0						
Inning Stats	R: 1 E: 0 K: 0 S: 10	H: 1 LOB: 0 BB: 0 P: 19	R: 0 E: 0 K: 0 S: 5	H: 0 LOB: 0 BB: 0 P: 8	R: 0 E: 0 K: 0 S: 7	H: 1 LOB: 2 BB: 2 P: 17	R: 0 E: 0 K: 0 S: 7	H: 0 LOB: 0 BB: 0 P: 12	R: 0 E: 0 K: 1 S: 8	H: 0 LOB: 0 BB: 0 P: 11	R: 3 E: 0 K: 0 S: 17	H: 4 LOB: 1 BB: 0 P: 26	R: 0 E: 0 K: 2 S: 9	H: 1 LOB: 1 BB: 0 P: 14	R: 0 E: 0 K: 1 S: 12	H: 2 LOB: 2 BB: 0 P: 20	R: 0 E: 0 K: 1 S: 9	H: 0 LOB: 1 BB: 1 P: 17	1B: 6 2B: 3 3B: 0 HR: 1	SF: 1 SAC: 3 DP: 1 HBP: 0	WP: 0 PB: 0 SB: 0 CS: 0	PA: 38
PITCHER	IP WLS BF H R ER SO BB IBB HBP BLK WP HR S P ERA WHIP																					
Ben McDonald, R (1, 1) ERA: 2.7	5.0 L 21 5 4 4 0 2 0 0 0 0 0 1 43 79 7.20 1.400																					
Kevin Wickander, L (6, 1) ERA: 1.13	2.0 8 2 0 0 2 0 0 0 0 0 0 20 28 0.00 1.000																					
Graeme Lloyd, L (8, 1) ERA: 1.59	2.0 9 2 0 0 2 1 0 0 0 0 0 21 37 0.00 1.500																					

Batter	1	2	3	4	5	6	7	8	9	AB	R	H	RBI	BB	SO	LOB	BOTTOM					
Jeff Cirillo, R (1, 5) OBP: 0.300, SLG: 0.318	G5-3	G4-3		G5-3			0-1 SH1-4 1B	1-1 G4-3		5	1	1	1	0	0	3	California Angels @ Milwaukee Brewers Milwaukee County Stadium, Milwaukee, WI Wed Apr 24 1996, 8:05 PM EDT Att. 7,051 - Unknown - 51 F					
Fernando Vina, L (1, 4) OBP: 0.368, SLG: 0.528	1B	P6				0-0 FC5-4 SH1-4 1B			1-1 F9	5	1	2	0	0	0	1						
Kevin Seitzer, R (1, 10) OBP: 0.420, SLG: 0.567	P4			P4		4-2 BB BB			1-1 G6-3	3	0	0	0	1	0	1						
Greg Vaughn, R (1, 7) OBP: 0.407, SLG: 0.652	1B			F7		0-1 P2			2-3 K	4	0	1	1	1	1	1						
John Jaha, R (1, 3) OBP: 0.381, SLG: 0.431				1B		1 SAFE 4-1 BB			3-2 FC5-4 FC4-6	3	0	2	1	1	0	2						
Jose Valentin, S (1, 6) OBP: 0.351, SLG: 0.493	L3			1B		1-2 BB			1-2 FC4-6	4	0	0	0	0	1	7						
Matt Mieske, R (1, 9) OBP: 0.340, SLG: 0.439						0-0 G6-3 2B			2-2 L1	4	1	3	0	0	0	0						
David Hulse, L (1, 8) OBP: 0.205, SLG: 0.184				G6-3		1-2 G4-6-3			1-2 G4-3	4	0	1	0	0	0	2						
Mike Matheny, R (1, 2) OBP: 0.288, SLG: 0.393						1-3 K			3-2 1B	2	0	0	0	0	1	1						
Jesse Levis, L (8, PH) OBP: 0.389, SLG: 0.313										1	0	1	0	0	0	0						
Inning Stats	R: 1 E: 0 K: 0 S: 18	H: 3 LOB: 2 BB: 0 P: 23	R: 1 E: 0 K: 0 S: 9	H: 2 LOB: 1 BB: 0 P: 12	R: 0 E: 0 K: 0 S: 10	H: 1 LOB: 1 BB: 0 P: 19	R: 0 E: 0 K: 0 S: 7	H: 1 LOB: 1 BB: 0 P: 10	R: 0 E: 0 K: 1 S: 12	H: 0 LOB: 2 BB: 2 P: 21	R: 0 E: 0 K: 1 S: 10	H: 1 LOB: 0 BB: 0 P: 14	R: 1 E: 0 K: 0 S: 11	H: 2 LOB: 2 BB: 1 P: 20	R: 0 E: 0 K: 0 S: 12	H: 1 LOB: 1 BB: 0 P: 19	R: 0 E: 0 K: 1 S: 7	H: 0 LOB: 0 BB: 0 P: 11	1B: 10 2B: 1 3B: 0 HR: 0	SF: 0 SAC: 2 DP: 1 HBP: 0	WP: 0 PB: 0 SB: 1 CS: 0	PA: 40
PITCHER	IP WLS BF H R ER SO BB IBB HBP BLK WP HR S P ERA WHIP																					
Scott Sanderson, R (1, 1) ERA: 8.74	3.0 W 16 3 1 1 2 2 0 0 0 0 0 32 50 2.70 1.500																					
Shawn Boskie, R (4, 1) ERA: 6.04	1.2 7 1 0 0 0 1 0 0 0 0 0 19 33 0.00 1.200																					
Mark Eichhorn, R (7, 1) ERA: 3.38	1.0 S 3 0 0 0 1 0 0 0 0 0 0 7 11 0.00 0.000																					


Batter	1	2	3	4	5	6	7	8	9	AB	R	H	RBI	BB	SO	LOB	TOP										
Randy Velarde, R OBP: 0.378, SLG: 0.354 (1, 4)	G5-3		G6-3			F8	1B		G4-6-3	4	0	1	1	1	0	0	California Angels @ Milwaukee Brewers Milwaukee County Stadium, Milwaukee, WI Thu Apr 25 1996, 4:33 AM EDT Att. 6,707 - Overcast - 65 F										
Rex Hudler, R OBP: 0.333, SLG: 0.684 Jim Edmonds, L OBP: 0.416, SLG: 0.692 (7, PH)	K			BB		F8	BB		G4-6-3	2	0	0	0	1	1	0											
Tim Salmon, R OBP: 0.348, SLG: 0.439 (1, 9)	F7			P9		F7	K			4	0	0	0	0	1	3											
Chili Davis, S OBP: 0.357, SLG: 0.540 (1, 10)		G5-3					1B		G6-3	2	1	0	0	2	0	0											
Tim Wallach, R OBP: 0.304, SLG: 0.545 (1, 3)	L7			BB			1B		G6-3	4	1	1	0	0	1	2											
16 Garret Anderson, L OBP: 0.289, SLG: 0.367 (1, 7)						F7	P6		G4-3	4	0	1	0	0	0	4											
George Arias, R OBP: 0.295, SLG: 0.309 Jack Howell, L OBP: 0.300, SLG: 0.421 (7, PH)	G4-3						K			2	0	1	0	0	0	1											
Don Slaught, R OBP: 0.467, SLG: 0.778 Mike Aldrete, L OBP: 0.389, SLG: 1.000 Jorge Fabregas, L OBP: 0.396, SLG: 0.375 (9, PH)			G4-3			G6-4-3	1B		2B	2	1	1	0	0	1	2											
Don Slaught, R OBP: 0.467, SLG: 0.778 Mike Aldrete, L OBP: 0.389, SLG: 1.000 Jorge Fabregas, L OBP: 0.396, SLG: 0.375 (9, PH)			G4-3			G6-4-3	1B		F8	3	1	1	1	0	0	1											
Gary Disarcina, R OBP: 0.232, SLG: 0.227 J.T. Snow, L OBP: 0.333, SLG: 0.288 (9, PH)			F8			P6			1B	1	0	1	0	0	0	0											
Inning Stats	R: 0 E: 0 K: 1 S: 9	H: 0 LOB: 0 BB: 0 P: 12	R: 0 E: 0 K: 0 S: 6	H: 1 LOB: 1 BB: 0 P: 7	R: 0 E: 0 K: 1 S: 4	H: 0 LOB: 0 BB: 0 P: 10	R: 0 E: 0 K: 1 S: 8	H: 0 LOB: 2 BB: 2 P: 21	R: 0 E: 0 K: 0 S: 7	H: 1 LOB: 0 BB: 0 P: 10	R: 0 E: 0 K: 0 S: 6	H: 0 LOB: 0 BB: 0 P: 11	R: 4 E: 0 K: 2 S: 22	H: 4 LOB: 2 BB: 2 P: 39	R: 0 E: 0 K: 0 S: 6	H: 0 LOB: 0 BB: 0 P: 9	R: 1 E: 0 K: 0 S: 10	H: 3 LOB: 1 BB: 0 P: 19	1B: 8 2B: 1 3B: 0 HR: 0	SF: 0 SAC: 0 DP: 2 HBP: 0	WP: 0 PB: 0 SB: 0 CS: 0	PA: 38					
PITCHER	IP	WLS	BF	H	R	ER	SO	BB	IBB	HBP	BLK	WP	HR	S	P	ERA	WHIP										
Angel Miranda, L ERA: 2.2	6.0		23	3	2	2	2	3	0	0	0	0	0	45	81	3.00	1.000										
Mark Klefer, R ERA: 9.35	0.2		5	2	0	0	1	1	0	0	0	0	0	13	24	0.00	4.500										
Graeme Lloyd, L ERA: 1.54	0.1		2	1	2	2	1	0	0	0	0	0	0	4	5	54.00	3.000										
Mike Fetters, R ERA: 4.05	2.0	W	8	3	1	1	0	0	0	0	0	0	0	16	28	4.50	1.500										

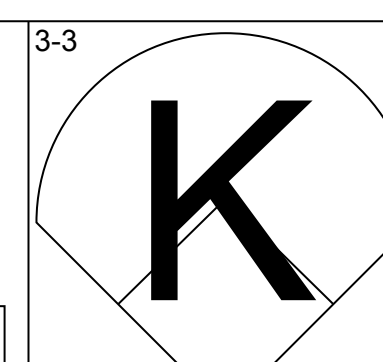
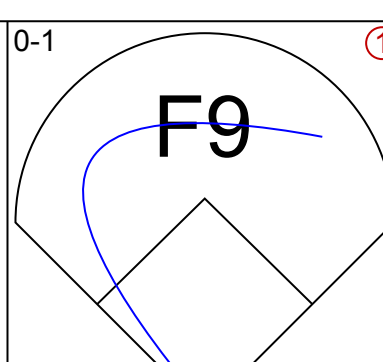
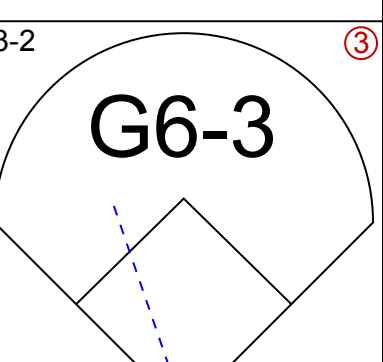
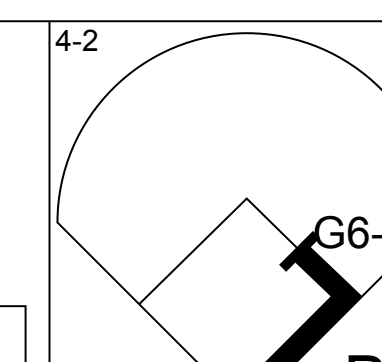
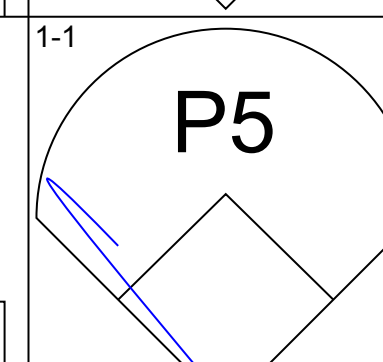
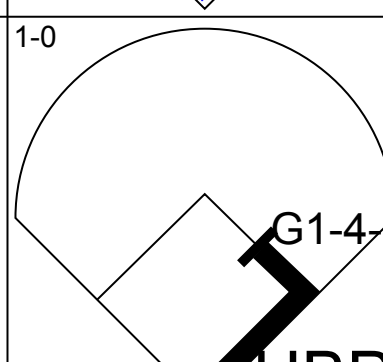
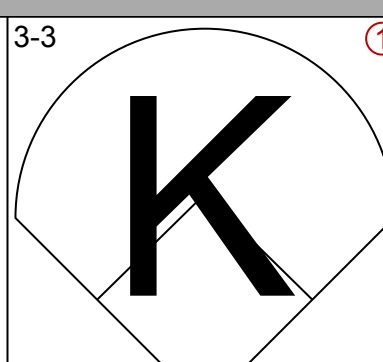
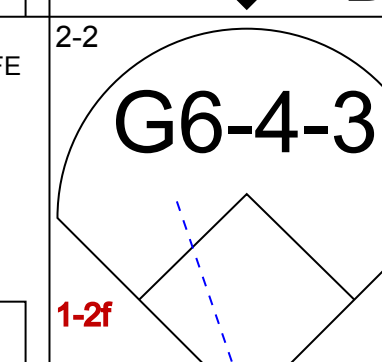
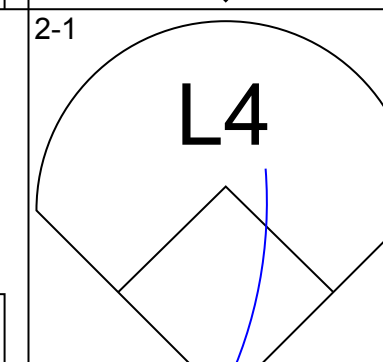
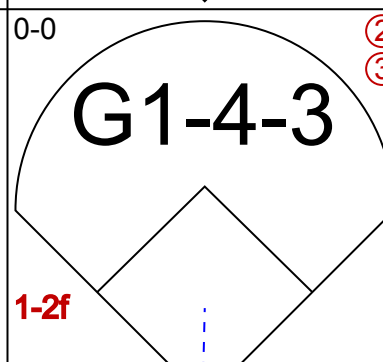
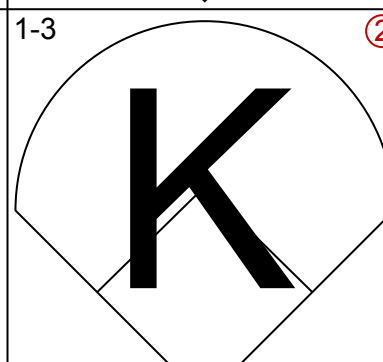
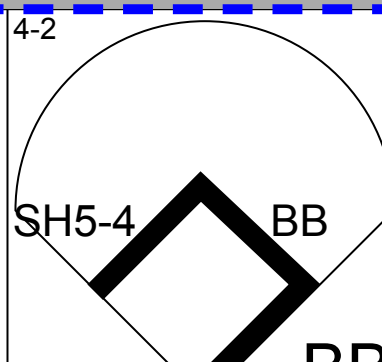
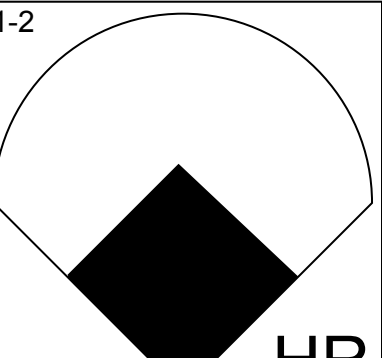
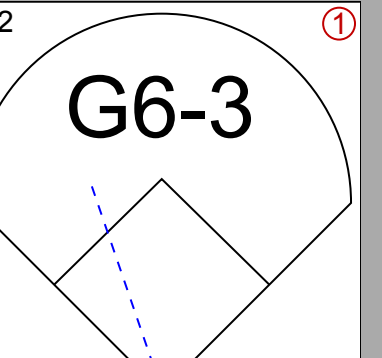
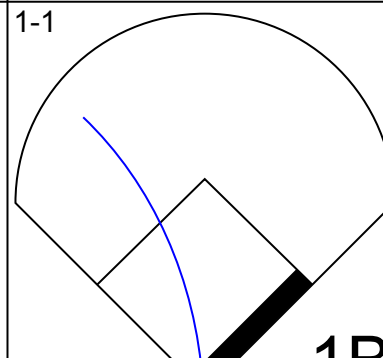
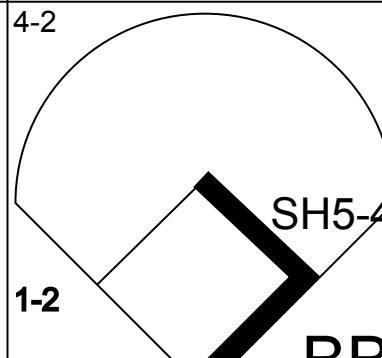
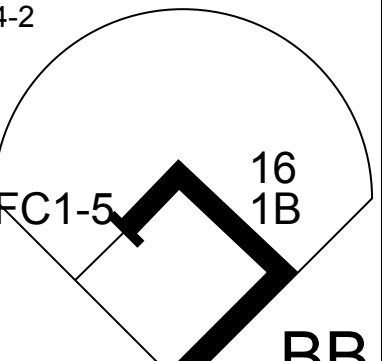
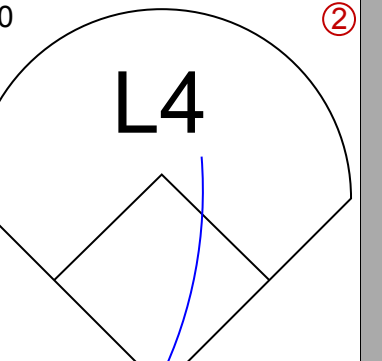
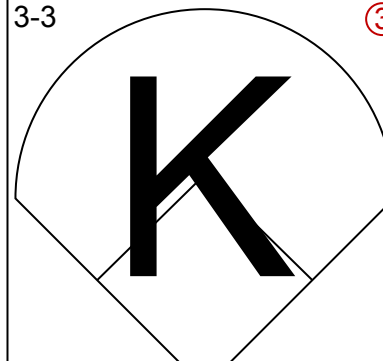
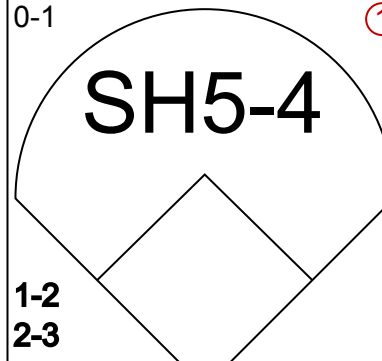
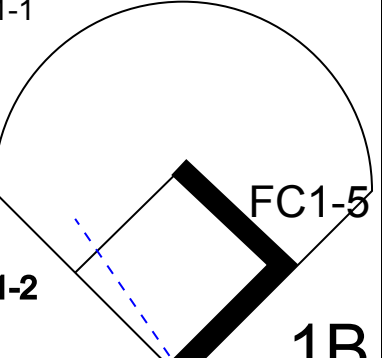
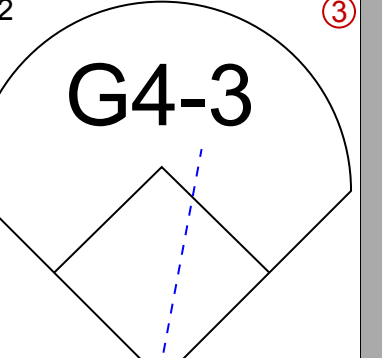
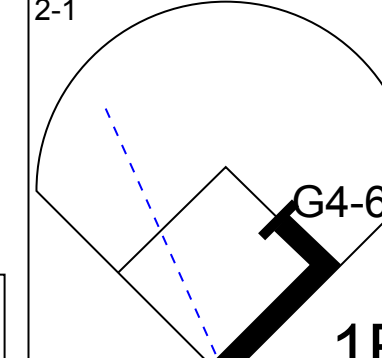
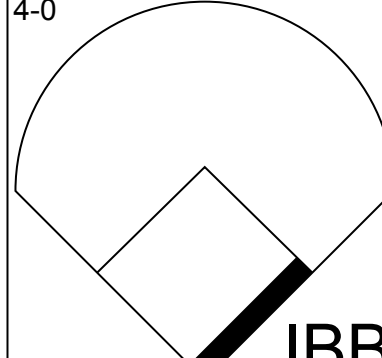
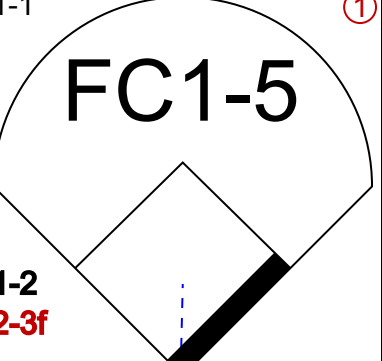
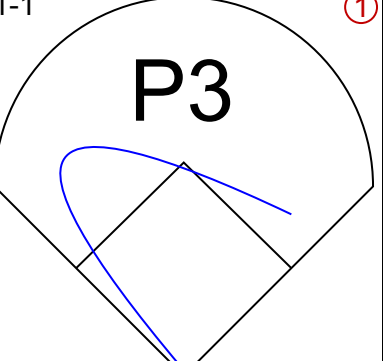
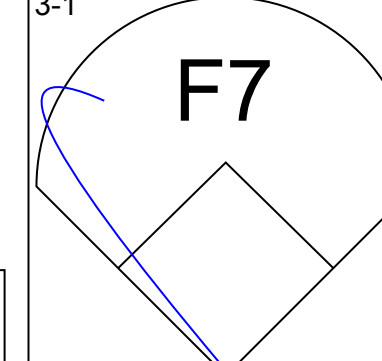
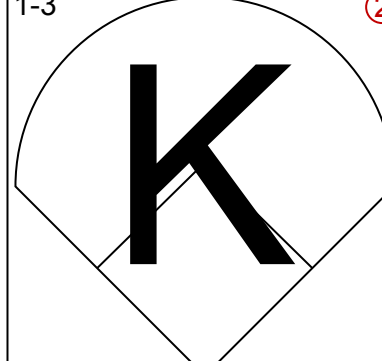
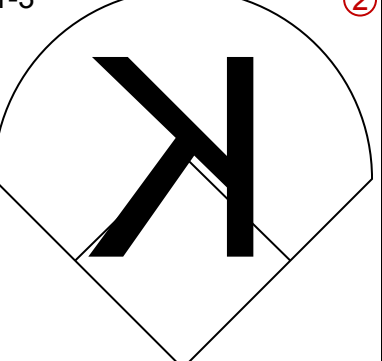
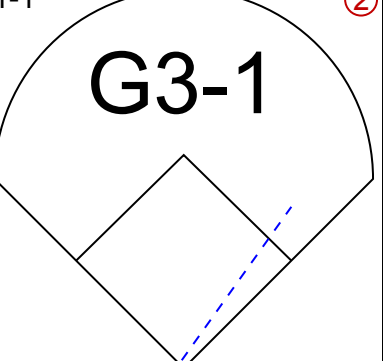
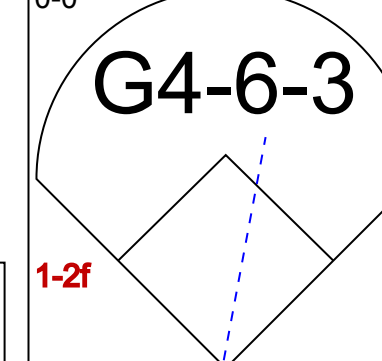
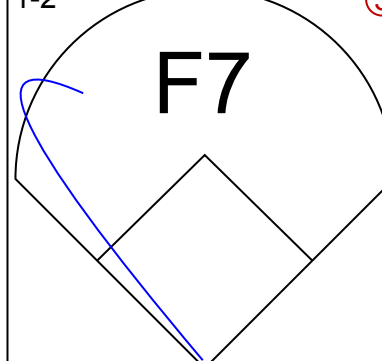
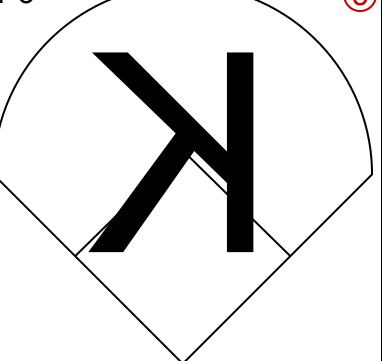
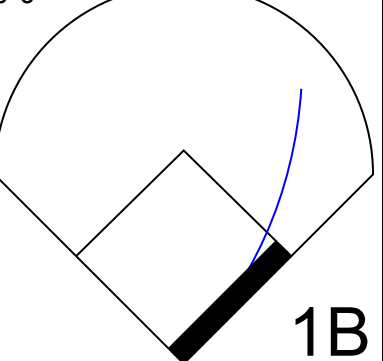
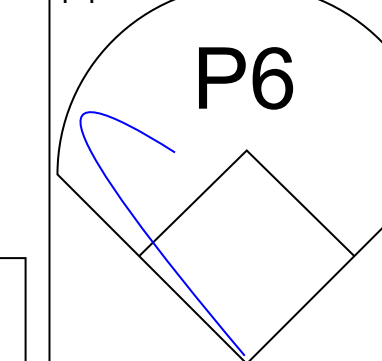
Batter	1	2	3	4	5	6	7	8	9	AB	R	H	RBI	BB	SO	LOB	BOTTOM											
Jeff Cirillo, R OBP: 0.307, SLG: 0.371 (1, 5)	HR		F7	1B		G6-3			SF8-3-5	4	1	2	3	0	0	0	California Angels @ Milwaukee Brewers Milwaukee County Stadium, Milwaukee, WI Thu Apr 25 1996, 4:33 AM EDT Att. 6,707 - Overcast - 65 F											
Pat Listach, S OBP: 0.345, SLG: 0.451 (1, 8)	HR		S	2B		G6-3			K	5	1	3	1	0	1	1												
Kevin Seitzer, R OBP: 0.424, SLG: 0.571 David Hulse, L OBP: 0.205, SLG: 0.184 Tim Unroe, R OBP: 1.000, SLG: 1.000 (8, 3)				FC6-4			F9		FC1-6	3	0	1	0	1	0	1												
Greg Vaughn, R OBP: 0.388, SLG: 0.614 Turner Ward, S OBP: 0.341, SLG: 0.300 (9, 7)				BB			2B		1B	1	1	1	0	0	0	0												
Greg Vaughn, R OBP: 0.388, SLG: 0.614 Turner Ward, S OBP: 0.341, SLG: 0.300 (9, 7)				K			K		F8	4	0	0	0	0	2	4												
John Jaha, R OBP: 0.375, SLG: 0.413 (1, 10)				FC6-4			2B		3B	1	0	1	1	0	0	0												
John Jaha, R OBP: 0.375, SLG: 0.413 (1, 10)				BB			BB		G4-3	3	0	0	0	1	1	4												
Matt Mieske, R OBP: 0.373, SLG: 0.477 (1, 9)				1B			2B		BB	3	0	2	0	1	0	1												
Mark Loretta, R OBP: 0.421, SLG: 0.389 (1, 4)				1B			2B		BB	4	1	0	0	0	0	4												
Jose Valentin, S OBP: 0.358, SLG: 0.486 (1, 6)				1B			1B		BB	3	1	1	0	1	1	0												
Mike Matheny, R OBP: 0.290, SLG: 0.379 Jesse Levis, L OBP: 0.421, SLG: 0.313 (8, PH)				1B			1B		BB	2	1	0	0	1	0	0												
Inning Stats	R: 2 E: 0 K: 1 S: 9	H: 3 LOB: 1 BB: 0 P: 14	R: 0 E: 0 K: 0 S: 6	H: 0 LOB: 0 BB: 0 P: 10	R: 0 E: 0 K: 1 S: 10	H: 1 LOB: 2 BB: 1 P: 18	R: 2 E: 0 K: 0 S: 14	H: 3 LOB: 1 BB: 1 P: 27	R: 0 E: 0 K: 1 S: 7	H: 1 LOB: 2 BB: 1 P: 14	R: 0 E: 0 K: 1 S: 5	H: 0 LOB: 0 BB: 0 P: 5	R: 0 E: 0 K: 0 S: 6	H: 1 LOB: 1 BB: 0 P: 8	R: 1 E: 0 K: 0 S: 17	H: 0 LOB: 1 BB: 3 P: 33	R: 1 E: 0 K: 1 S: 8	H: 2 LOB: 1 BB: 0 P: 8	1B: 5 2B: 4 3B: 1 HR: 2	SF: 1 SAC: 0 DP: 1 HBP: 0	WP: 0 PB: 0 SB: 5 CS: 1	PA: 40						
PITCHER	IP	WLS	BF	H	R	ER	SO	BB	IBB	HBP	BLK	WP	HR	S	P	ERA	WHIP											
Mark Langston, L ERA: 3.86	7.0		32	9	4	4	4	3	0	0	0	0	0	2	57	96	5.14	1.714										
Mike James, R ERA: 2.57	1.1	L	8	2	2	2	1	3	0	0	0	0	0	25	41	13.50	3.750											

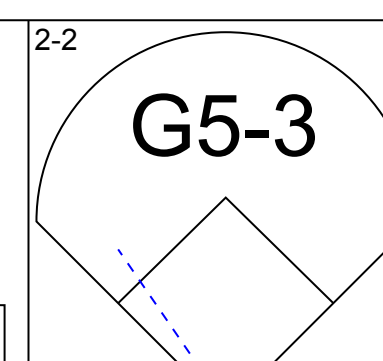
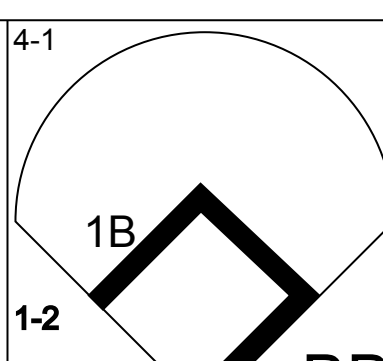
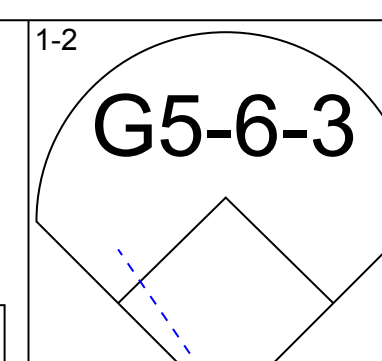
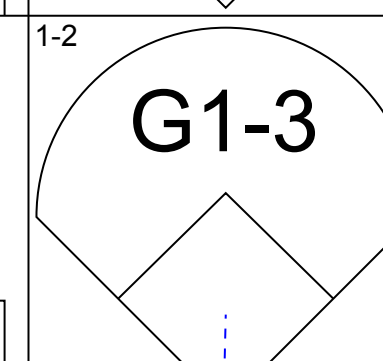
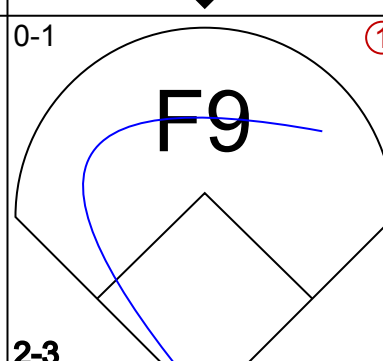
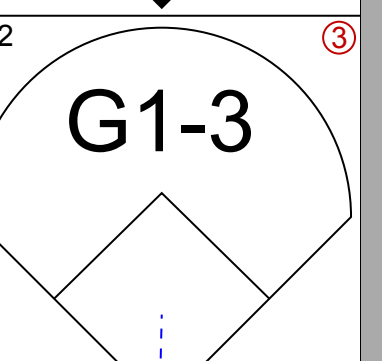
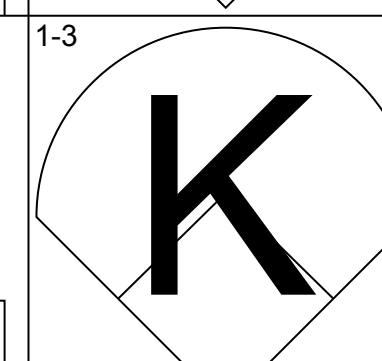
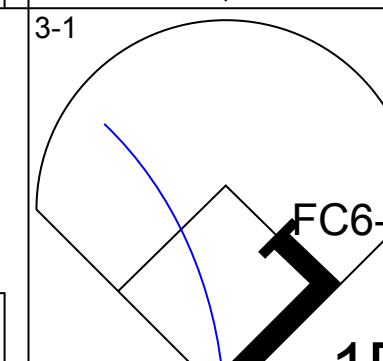
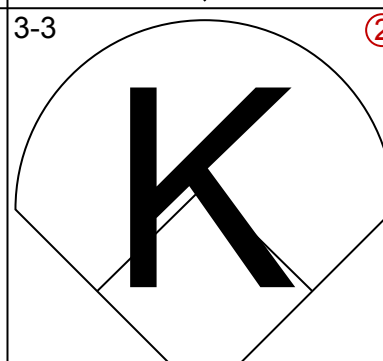
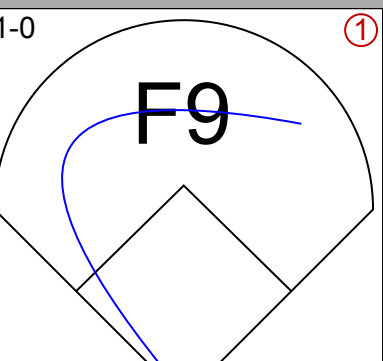
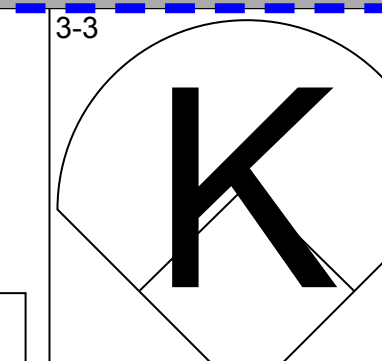
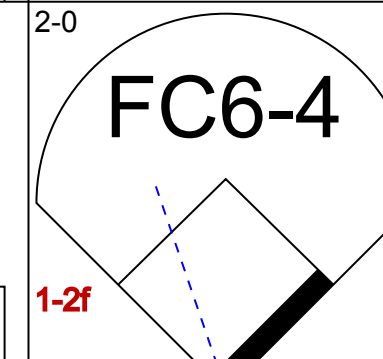
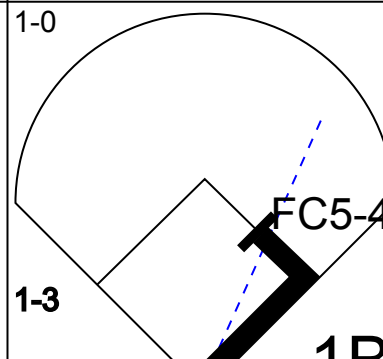
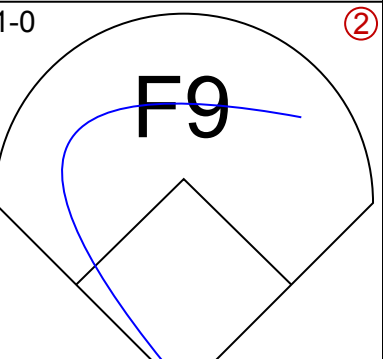
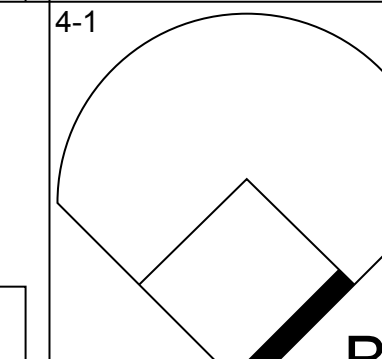
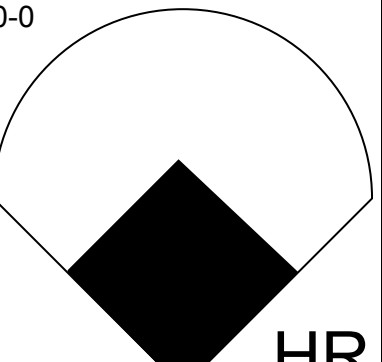
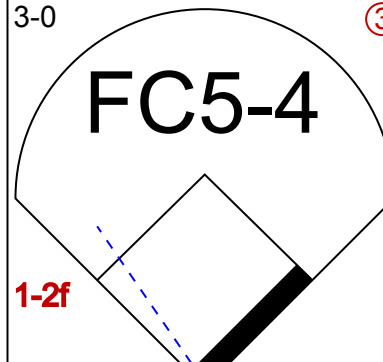
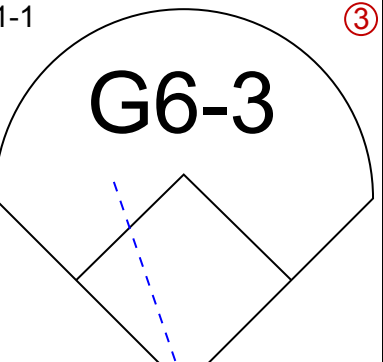
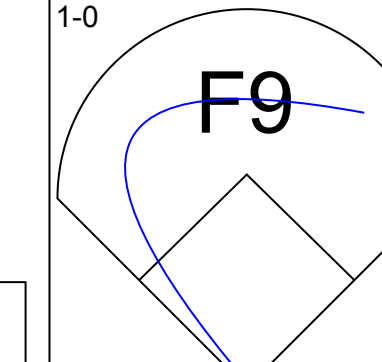
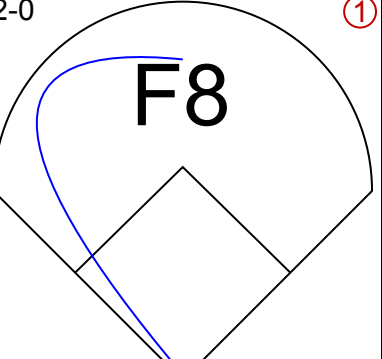
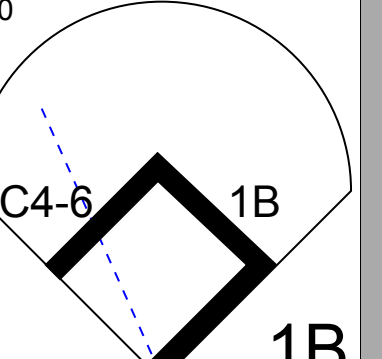
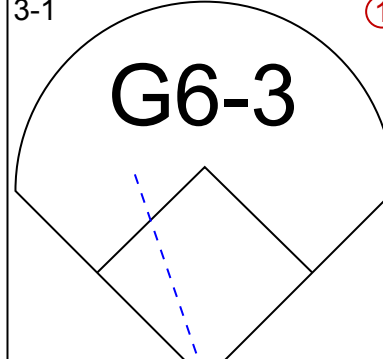
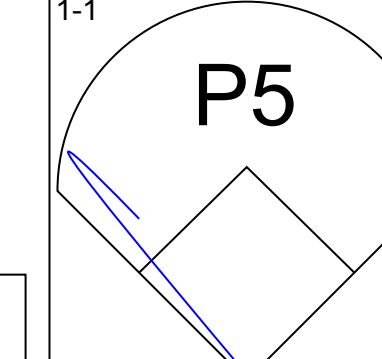
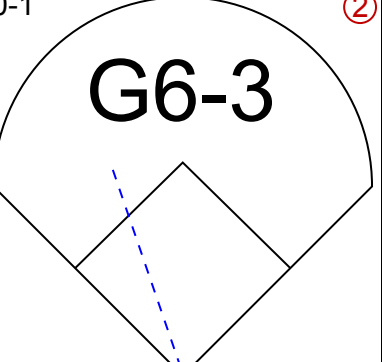
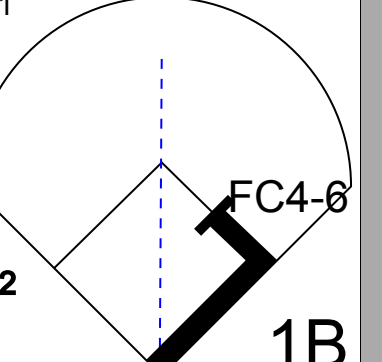
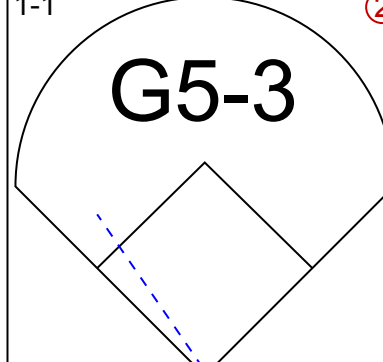
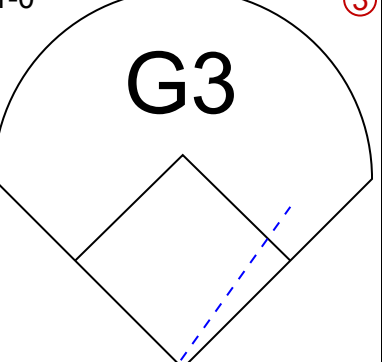
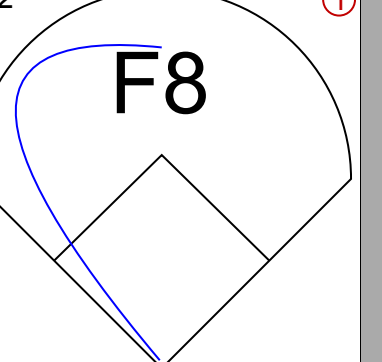
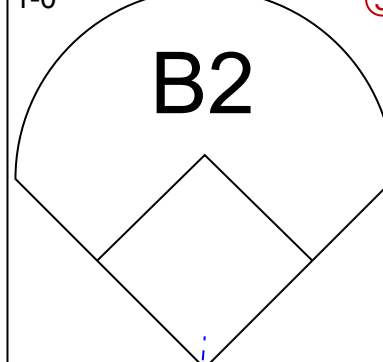
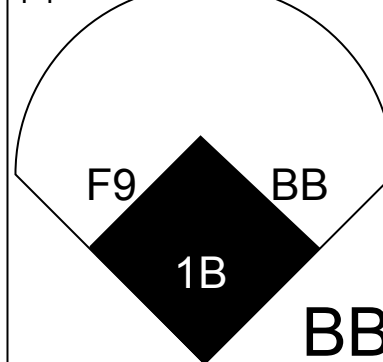
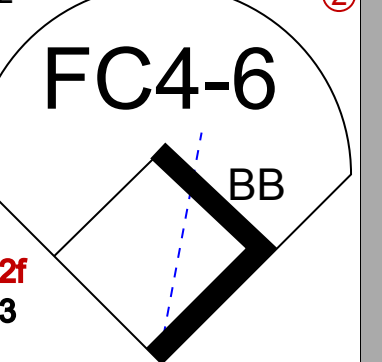
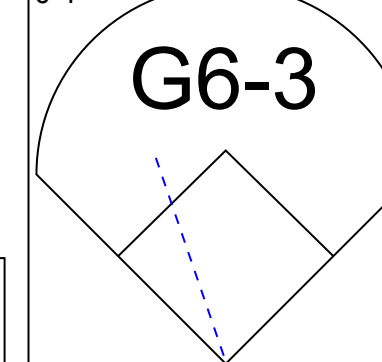
AB	34
R	5
H	9
RBI	5
BB	4
SO	4
LOB	16



AB	33
R	6
H	11
RBI	5
BB	6
SO	5
LOB	15



Batter	1	2	3	4	5	6	7	8	9	AB	R	H	RBI	BB	SO	LOB	TOP					
Randy Velarde, R (1, 4) OBP: 0.372, SLG: 0.341										3	0	0	0	1	1	1	California Angels @ Chicago White Sox Comiskey Park, Chicago, IL Sat Apr 27 1996, 8:05 PM EDT Att: 18,139 - Unknown - 48 F					
Jim Edmonds, L (1, 8) OBP: 0.409, SLG: 0.667										3	0	0	0	0	1	1						
Tim Salmon, R (1, 9) OBP: 0.344, SLG: 0.424										3	0	0	0	1	1	1						
Chili Davis, S (1, 10) OBP: 0.286, SLG: 0.591 Rex Hudler, R (9, PR) OBP: 0.333, SLG: 0.684										3	1	2	1	1	0	0						
J.T. Snow, L (1, 3) OBP: 0.333, SLG: 0.280										2	0	0	0	1	1	1						
16 Garret Anderson, L (1, 7) OBP: 0.310, SLG: 0.378										3	0	2	0	1	0	0						
George Arias, R (1, 5) OBP: 0.286, SLG: 0.298 Jack Howell, L (7, PH) OBP: 0.273, SLG: 0.381										2	0	0	0	0	0	2						
Jorge Fabregas, L (1, 2) OBP: 0.373, SLG: 0.349 Mike Aldrete, L (9, PH) OBP: 0.368, SLG: 0.933										3	0	0	0	0	1	3						
Gary Disarcina, R (1, 6) OBP: 0.236, SLG: 0.232										3	0	1	0	0	1	2						
Inning Stats	R: 0 E: 0 K: 1 S: 8	H: 0 LOB: 0 BB: 0 P: 14	R: 1 E: 0 K: 2 S: 16	H: 2 LOB: 2 BB: 1 P: 25	R: 0 E: 0 K: 0 S: 3	H: 0 LOB: 0 BB: 0 P: 4	R: 0 E: 0 K: 0 S: 7	H: 0 LOB: 0 BB: 0 P: 9	R: 0 E: 0 K: 0 S: 9	H: 1 LOB: 1 BB: 0 P: 14	R: 0 E: 0 K: 3 S: 12	H: 1 LOB: 1 BB: 0 P: 20	R: 0 E: 0 K: 0 S: 5	H: 1 LOB: 0 BB: 0 P: 10	R: 0 E: 0 K: 0 S: 8	H: 0 LOB: 0 BB: 1 P: 15		R: 0 E: 0 K: 1 S: 16	H: 0 LOB: 3 BB: 3 P: 30	1B: 4 2B: 0 3B: 0 HR: 1	SF: 0 SAC: 1 DP: 3 HBP: 1	WP: 0 PB: 0 SB: 0 CS: 0
PITCHER	IP	WLS	BF	H	R	ER	SO	BB	IBB	HBP	BLK	WP	HR	S	P	ERA	WHIP					
Alex Fernandez, R (1, 1) ERA: 3.35	8.0	W	29	5	1	1	6	2	0	1	0	0	1	68	111	1.12	0.875					
Roberto Hernandez, R (9, 1) ERA:	1.0	S	6	0	0	0	1	2	1	0	0	0	0	16	30	0.00	2.000					

Batter	1	2	3	4	5	6	7	8	9	AB	R	H	RBI	BB	SO	LOB	BOTTOM				
Tony Phillips, S (1, 7) OBP: 0.400, SLG: 0.484										2	0	0	0	2	0	0	California Angels @ Chicago White Sox Comiskey Park, Chicago, IL Sat Apr 27 1996, 8:05 PM EDT Att: 18,139 - Unknown - 48 F				
Ray Durham, S (1, 4) OBP: 0.366, SLG: 0.521										4	0	0	0	0	1	5					
Frank Thomas, R (1, 3) OBP: 0.457, SLG: 0.678										4	0	1	0	0	2	2					
Lyle Mouton, R (1, 10) OBP: 0.367, SLG: 0.400										3	0	1	1	1	0	1					
Chris Snopce, R (1, 5) OBP: 0.300, SLG: 0.789 Robin Ventura, L (8, PH) OBP: 0.295, SLG: 0.384										3	1	1	1	0	0	2					
Danny Tartabull, R (1, 9) OBP: 0.306, SLG: 0.360 Dave Martinez, L (8, 9) OBP: 0.289, SLG: 0.390										3	0	1	0	0	0	0					
Ron Karkovics, R (1, 2) OBP: 0.300, SLG: 0.365										3	0	1	0	0	0	0					
Darren Lewis, R (1, 8) OBP: 0.419, SLG: 0.340										3	0	0	0	0	0	2					
Ozzie Guillen, L (1, 6) OBP: 0.269, SLG: 0.380										2	1	0	0	1	0	2					
Inning Stats	R: 0 E: 0 K: 0 S: 9	H: 1 LOB: 1 BB: 0 P: 17	R: 1 E: 0 K: 0 S: 5	H: 1 LOB: 0 BB: 0 P: 8	R: 1 E: 0 K: 1 S: 9	H: 1 LOB: 2 BB: 2 P: 24	R: 0 E: 0 K: 0 S: 15	H: 2 LOB: 3 BB: 1 P: 28	R: 0 E: 0 K: 0 S: 4	H: 0 LOB: 0 BB: 0 P: 7	R: 0 E: 0 K: 0 S: 5	H: 0 LOB: 0 BB: 0 P: 10	R: 0 E: 0 K: 1 S: 8	H: 0 LOB: 1 BB: 1 P: 10	R: 0 E: 0 K: 1 S: 7	H: 0 LOB: 1 BB: 1 P: 16		1B: 4 2B: 0 3B: 0 HR: 1	SF: 0 SAC: 0 DP: 0 HBP: 0	WP: 0 PB: 0 SB: 0 CS: 0	PA: 33
PITCHER	IP	WLS	BF	H	R	ER	SO	BB	IBB	HBP	BLK	WP	HR	S	P	ERA	WHIP				
Jim Abbott, L (1, 1) ERA: 6.75	7.0	L	29	5	2	2	2	3	0	0	0	0	1	55	104	2.57	1.143				
Lee Smith, R (8, 1) ERA: 6.0	1.0		4	0	0	0	1	1	0	0	0	0	0	7	16	0.00	1.000				

Batter	1	2	3	4	5	6	7	8	9	AB	R	H	RBI	BB	SO	LOB	TOP		
Rex Hudler, R OBP: 0.346, SLG: 0.667 (1, 4)										5	1	2	0	0	0	1			
Jim Edmonds, L OBP: 0.386, SLG: 0.628 (1, 8)										5	0	0	0	0	1	2			
Tim Salmon, R OBP: 0.360, SLG: 0.432 (1, 9)										3	0	2	0	1	0	0			
Chili Davis, S OBP: 0.410, SLG: 0.609 (1, 10)										3	0	3	1	1	0	0			
J.T. Snow, L OBP: 0.341, SLG: 0.282 (1, 3)										3	0	1	0	1	1	2			
16 Garrett Anderson, L OBP: 0.297, SLG: 0.360 (1, 7)										4	0	0	0	0	1	6			
George Arias, R OBP: 0.288, SLG: 0.288 (8, PH)										2	0	0	0	1	1	3			
Jack Howell, L OBP: 0.261, SLG: 0.364 (8, 5)										4	0	1	0	0	2	1			
Jorge Fabregas, L OBP: 0.364, SLG: 0.340 (1, 2)										4	0	0	0	0	0	2			
Gary Disarcina, R OBP: 0.224, SLG: 0.219 (1, 6)										4	0	0	0	0	0	2			
Inning Stats	R: 1 H: 2 E: 0 K: 2 S: 20	H: 2 LOB: 3 BB: 2 P: 35	R: 0 H: 0 E: 0 K: 1 S: 8	H: 0 LOB: 0 BB: 1 P: 12	R: 0 H: 2 E: 0 K: 1 S: 8	H: 1 LOB: 1 BB: 0 P: 12	R: 0 H: 0 E: 0 K: 0 S: 9	H: 1 LOB: 0 BB: 0 P: 19	R: 0 H: 0 E: 0 K: 1 S: 11	H: 2 LOB: 3 BB: 1 P: 19	R: 0 H: 1 E: 0 K: 1 S: 7	H: 1 LOB: 1 BB: 0 P: 9	R: 0 H: 2 E: 0 K: 0 S: 11	H: 1 LOB: 1 BB: 0 P: 9	1B: 8 2B: 1 3B: 0 HR: 0	SF: 0 SAC: 0 DP: 1 HBP: 0	WP: 0 PB: 0 CS: 0	PA: 38	
PITCHER	IP	WLS	BF	H	R	ER	SO	BB	IBB	HBP	BLK	WP	HR	S	P	ERA	WHIP		
James Baldwin, R ERA: 3.6 (1, 1)	5.0	W	21	5	1	1	4	2	0	0	0	0	0	57	87	1.80	1.400		
Larry Thomas, L ERA: 3.12 (6, 1)	1.0		3	1	0	0	0	0	0	0	0	0	0	7	9	0.00	1.000		
41 Bill Simas, R ERA: 6.92 (7, 1)	1.0		4	0	0	0	1	1	0	0	0	0	0	11	16	0.00	1.000		
Brian Keyser, R ERA: 1.23 (8, 1)	1.0		6	2	0	0	0	1	0	0	0	0	0	11	19	0.00	3.000		
Matt Karchner, R ERA: 1.72 (9, 1)	1.0		4	1	0	0	1	0	0	0	0	0	0	7	9	0.00	1.000		

California Angels @ Chicago White Sox
Comiskey Park, Chicago, IL
Sun Apr 28 1996, 4:33 AM EDT
Att: 15,574 - Overcast - 49 F

AB 34
R 1
H 9
RBI 1
BB 4
SO 6
LOB 20



Batter	1	2	3	4	5	6	7	8	9	AB	R	H	RBI	BB	SO	LOB	BOTTOM			
Tony Phillips, S OBP: 0.383, SLG: 0.464 (1, 7)										4	1	0	1	0	1	1				
Robin Ventura, L OBP: 0.280, SLG: 0.363 (1, 5)										5	0	0	0	0	2	3				
Frank Thomas, R OBP: 0.464, SLG: 0.703 (1, 3)										4	2	2	3	1	0	0				
Chris Snopce, R OBP: 0.320, SLG: 0.696 (1, 6)										4	1	1	0	1	1	2				
Lyle Mouton, R OBP: 0.382, SLG: 0.393 (1, 9)										3	2	1	0	1	0	1				
Dave Martinez, L OBP: 0.289, SLG: 0.390 (8, 9)										0	0	0	0	0	0	0				
Danny Tartabull, R OBP: 0.326, SLG: 0.385 (1, 10)										3	1	2	1	1	0	0				
Ray Durham, S OBP: 0.384, SLG: 0.573 (1, 4)										4	2	3	3	0	0	2				
Chad Kreuter, S OBP: 0.407, SLG: 0.409 (1, 2)										3	1	2	1	1	0	0				
Darren Lewis, R OBP: 0.394, SLG: 0.314 (1, 8)										4	0	0	0	0	1	6				
Inning Stats	R: 0 H: 0 E: 0 K: 0 S: 9	H: 4 LOB: 1 BB: 1 P: 18	R: 4 H: 4 E: 1 K: 1 S: 17	H: 4 LOB: 1 BB: 1 P: 34	R: 2 H: 1 E: 0 K: 0 S: 15	H: 1 LOB: 2 BB: 4 P: 35	R: 0 H: 1 E: 0 K: 2 S: 9	H: 1 LOB: 0 BB: 0 P: 13	R: 1 H: 1 E: 0 K: 0 S: 14	H: 1 LOB: 0 BB: 0 P: 20	R: 0 H: 0 E: 0 K: 0 S: 5	H: 0 LOB: 0 BB: 0 P: 10	R: 0 H: 2 E: 0 K: 0 S: 12	H: 2 LOB: 0 BB: 0 P: 20	R: 3 H: 2 E: 1 K: 2 S: 17	H: 2 LOB: 0 BB: 0 P: 25	1B: 8 2B: 1 3B: 0 HR: 2	SF: 1 SAC: 0 DP: 1 HBP: 0	WP: 2 PB: 0 CS: 0	PA: 40
PITCHER	IP	WLS	BF	H	R	ER	SO	BB	IBB	HBP	BLK	WP	HR	S	P	ERA	WHIP			
Chuck Finley, L ERA: 7.44 (1, 1)	2.1	L	15	4	6	6	1	4	0	0	0	0	1	33	49	3.38	1.500			
Shawn Boskie, R ERA: 5.76 (3, 1)	2.2		11	3	1	1	2	1	0	0	0	0	0	30	51	3.38	1.125			
Mark Holzemer, L ERA: 6.0 (6, 1)	2.2		12	3	2	1	1	0	0	0	0	0	0	4	4	0.00	3.000			
Mark Eichhorn, R ERA: 3.95 (8, 1)	0.1		2	1	1	0	1	0	0	0	0	0	1	4	4	0.00	3.000			

California Angels @ Chicago White Sox
Comiskey Park, Chicago, IL
Sun Apr 28 1996, 4:33 AM EDT
Att: 15,574 - Overcast - 49 F

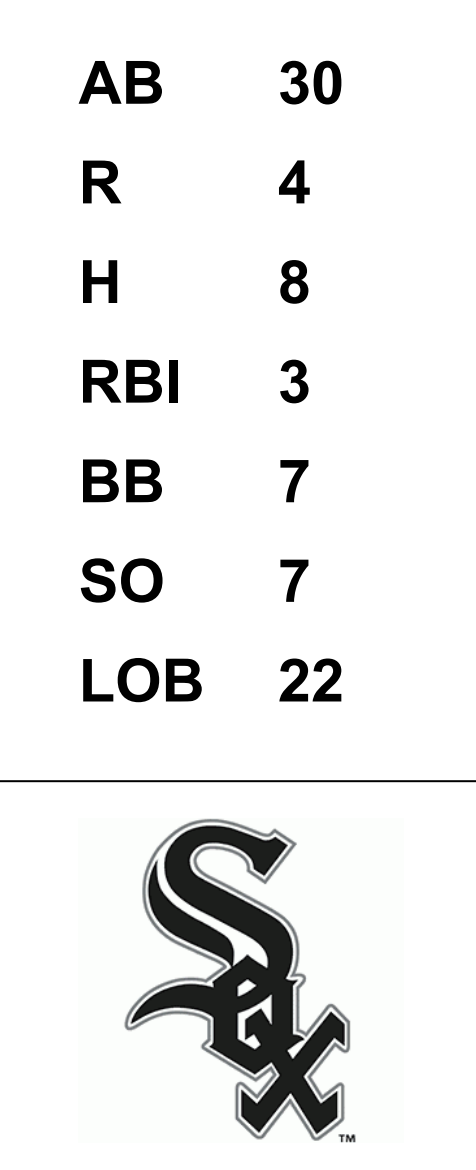

AB 34
R 10
H 11
RBI 9
BB 5
SO 5
LOB 15



Batter	1	2	3	4	5	6	7	8	9	AB	R	H	RBI	BB	SO	LOB	TOP		
Randy Velarde, R (1, 4) OBP: 0.364, SLG: 0.356	G4-3		K		F8		3B		K	5	0	1	2	0	2	2	California Angels @ Chicago White Sox Comiskey Park, Chicago, IL Mon Apr 29 1996, 8:05 PM EDT Att: 12,549 - Unknown - 42 F		
Don Slaught, R (1, 2) OBP: 0.441, SLG: 0.700 Mike Aldrete, L (9, PH) OBP: 0.350, SLG: 0.875	K			F9		F9			K	3	0	0	0	1	1	0			
Tim Wallach, R (1, 5) OBP: 0.333, SLG: 0.577	2B			1B		E9			G3	4	0	2	0	0	0	2			
Chili Davis, S (1, 10) OBP: 0.390, SLG: 0.575	G4-3			K		K			G5-3	4	0	0	0	0	2	3			
Tim Salmon, R (1, 9) OBP: 0.356, SLG: 0.424		G4-3		F8		K			1B	4	0	1	0	0	1	2			
Rex Hudler, R (1, 8) OBP: 0.414, SLG: 0.704 Jim Edmonds, L (8, PH) OBP: 0.384, SLG: 0.621					16 CS 1B				K	3	1	3	0	0	0	0			
16 Garret Anderson, L (1, 7) OBP: 0.305, SLG: 0.367					1B				1B	1	0	0	0	0	1	1			
J.T. Snow, L (1, 3) OBP: 0.347, SLG: 0.293									K	4	0	2	0	0	0	2			
Gary Disarcina, R (1, 6) OBP: 0.213, SLG: 0.208									K	4	0	0	1	0	1	4			
Inning Stats	R: 0 E: 0 K: 1 S: 12	H: 1 LOB: 1 BB: 0 P: 19	R: 0 E: 0 K: 1 S: 7	H: 1 LOB: 0 BB: 0 P: 10	R: 0 E: 0 K: 1 S: 7	H: 0 LOB: 0 BB: 0 P: 11	R: 0 E: 0 K: 1 S: 6	H: 1 LOB: 1 BB: 0 P: 9	R: 2 E: 1 K: 2 S: 10	H: 3 LOB: 2 BB: 1 P: 29	R: 0 E: 0 K: 2 S: 10	H: 1 LOB: 1 BB: 0 P: 13	R: 0 E: 0 K: 3 S: 14	H: 1 LOB: 1 BB: 0 P: 19	1B: 9 2B: 1 3B: 1 HR: 0	SF: 0 SAC: 0 DP: 0 HBP: 0		WP: 0 PB: 0 SB: 0 CS: 1	PA: 38
PITCHER	IP	WLS	BF	H	R	ER	SO	BB	IBB	HBP	BLK	WP	HR	S	P	ERA	WHIP		
Wilson Alvarez, L (1, 1) ERA: 3.52	7.0	W	30	9	3	3	6	1	0	0	0	0	0	75	121	3.86	1.429		
Matt Karchner, R (8, 1) ERA: 1.69	0.1		2	1	0	0	0	0	0	0	0	0	0	3	3	0.00	3.000		
Larry Thomas, L (8, 1) ERA: 2.89	0.2		2	0	0	0	2	0	0	0	0	0	0	7	10	0.00	0.000		
Roberto Hernandez, R (9, 1) ERA:	1.0	S	4	1	0	0	3	0	0	0	0	0	0	14	19	0.00	1.000		

Batter	1	2	3	4	5	6	7	8	9	AB	R	H	RBI	BB	SO	LOB	BOTTOM			
Tony Phillips, S (1, 7) OBP: 0.400, SLG: 0.465	HBP BB	BB			F7 G4-3 PB 1B	BB 1B			G1-3	2	1	1	0	3	0	0	California Angels @ Chicago White Sox Comiskey Park, Chicago, IL Mon Apr 29 1996, 8:05 PM EDT Att: 12,549 - Unknown - 42 F			
Ray Durham, S (1, 4) OBP: 0.385, SLG: 0.557	HBP	G3			G4-3	BB 1B		L9	4	0	1	1	0	0	3					
Frank Thomas, R (1, 3) OBP: 0.474, SLG: 0.699	K				PB 2B IBB	BB			2	1	1	0	2	1	2					
Harold Baines, L (1, 10) OBP: 0.407, SLG: 0.571	L7				F7	K			4	0	0	0	0	1	8					
Robin Ventura, L (1, 5) OBP: 0.298, SLG: 0.383	G4-3				CS 1B				3	0	2	1	1	0	2					
Danny Tartabull, R (1, 9) OBP: 0.312, SLG: 0.366 Dave Martinez, L (8, 9) OBP: 0.289, SLG: 0.390		K			P4	K			K	4	0	0	0	0	3	2				
Ron Karkovics, R (1, 2) OBP: 0.297, SLG: 0.348		FC6-4 BB			K				L8	3	0	0	0	1	2	1				
Darren Lewis, R (1, 8) OBP: 0.400, SLG: 0.327		FC6-4 S 1B			1B				F8	4	1	2	0	0	2					
Ozzie Guillen, L (1, 6) OBP: 0.268, SLG: 0.373		PB 1B			G1-3				G6-3	4	1	1	1	0	2					
Inning Stats	R: 0 E: 0 K: 1 S: 11	H: 0 LOB: 2 BB: 1 P: 23	R: 1 E: 0 K: 1 S: 14	H: 1 LOB: 2 BB: 2 P: 28	R: 0 E: 0 K: 0 S: 6	H: 2 LOB: 0 BB: 0 P: 9	R: 0 E: 0 K: 1 S: 6	H: 1 LOB: 1 BB: 0 P: 8	R: 2 E: 0 K: 1 S: 13	H: 2 LOB: 3 BB: 1 P: 22	R: 1 E: 0 K: 0 S: 14	H: 2 LOB: 1 BB: 2 P: 25	R: 0 E: 0 K: 2 S: 12	H: 0 LOB: 1 BB: 1 P: 20	R: 0 E: 0 K: 0 S: 6	H: 0 LOB: 0 BB: 0 P: 8		1B: 7 2B: 1 3B: 0 HR: 0	SF: 0 SAC: 0 DP: 1 HBP: 1	WP: 0 PB: 2 SB: 3 CS: 1
PITCHER	IP	WLS	BF	H	R	ER	SO	BB	IBB	HBP	BLK	WP	HR	S	P	ERA	WHIP			
Jason Grimsley, R (1, 1) ERA: 2.77	5.2	L	30	8	4	3	4	5	1	0	0	0	0	61	11	4.76	2.294			
Mark Holzemer, L (6, 1) ERA: 5.69	0.1		2	0	0	0	1	1	0	0	0	0	0	5	10	0.00	3.000			
Mike James, R (7, 1) ERA: 2.25	2.0		6	0	0	0	2	0	0	0	0	0	0	16	22	0.00	0.000			

AB	37
R	3
H	11
RBI	3
BB	1
SO	11
LOB	19



Batter	1	2	3	4	5	6	7	8	9	AB	R	H	RBI	BB	SO	LOB	TOP			
Randy Velarde, R (1.4) OBP: 0.359, SLG: 0.352	1-1 G6-3		1-1 F8	3-2 CS	0-0 HR		1-2 G6-3			4	1	1	0	0	0	0	California Angels @ Oakland Athletics Oakland-Alameda County Coliseum, Oakland, CA Tue Apr 30 1996, 7:05 PM PDT Att. 7,154 - Unknown - 78 F			
Jim Edmonds, L (1.8) OBP: 0.396, SLG: 0.670	0-0 G6-3 HR		1-1 2B		1-0 HR		1-3 K			4	3	3	2	0	1	0				
Tim Salmon, R (1.9) OBP: 0.361, SLG: 0.438	3-2 G6-3		1-0 1B		2-1 G4-6-3 1B		2-1 G4-3			4	1	2	1	0	0	1				
Chili Davis, S (1.10) OBP: 0.395, SLG: 0.610	3-2 HR		2-0 CS		0-0 G4-6-3		2-2 F9			4	1	2	3	0	0	1				
J.T. Snow, L (1.3) OBP: 0.333, SLG: 0.279	2-0 G6-3		2-2 L9		1-3 K		2-2 P3			4	0	0	0	0	1	1				
16 Garrett Anderson, L (1.7) OBP: 0.313, SLG: 0.398		0-2 G4-3		2-2 HR		4-2 G5-3 BB		1-2 G1-3		3	1	1	1	1	0	0				
George Arias, R (1.5) OBP: 0.271, SLG: 0.270		0-1 P9		0-0 P4		0-0 F7		2-1 G6-3		4	0	0	0	0	0	1				
Jorge Fabregas, L (1.2) OBP: 0.373, SLG: 0.340		0-2 1B		0-1 G5-3		0-0 G5-3		4-2 G5-4-3 BB		3	0	1	0	1	0	1				
Gary Disarcina, R (1.6) OBP: 0.214, SLG: 0.210		0-2 P7		0-0 CS 1B		1-1 G5-3		0-1 G5-4-3		4	0	1	0	0	0	3				
Inning Stats	R: 2 E: 0 K: 0 S: 11	H: 2 LOB: 0 BB: 0 P: 20	R: 0 E: 0 K: 0 S: 11	H: 1 LOB: 1 BB: 0 P: 11	R: 2 E: 0 K: 0 S: 9	H: 3 LOB: 0 BB: 0 P: 16	R: 1 E: 0 K: 0 S: 9	H: 2 LOB: 0 BB: 0 P: 14	R: 2 E: 0 K: 1 S: 8	H: 3 LOB: 1 BB: 0 P: 12	R: 0 E: 0 K: 1 S: 8	H: 0 LOB: 0 BB: 0 P: 12	R: 0 E: 0 K: 0 S: 11	H: 0 LOB: 0 BB: 0 P: 16	R: 0 E: 0 K: 0 S: 6	H: 0 LOB: 0 BB: 1 P: 12	1B: 6 2B: 2 3B: 0 HR: 3	SF: 0 SAC: 0 DP: 2 HBP: 0	WP: 0 PB: 0 SB: 0 CS: 2	PA: 37
PITCHER	IP WLS BF H R ER SO BB IBB HBP BLK WP HR S P ERA WHIP	4.0 L 20 10 7 7 0 0 0 0 0 0 3 42 64 15.75 2.500	2.0 7 1 0 0 1 1 0 0 0 0 0 13 21 0.00 1.000	2.0 6 0 0 0 1 0 0 0 0 0 0 0 19 28 0.00 0.000	1.0 3 0 0 0 0 1 0 0 0 0 0 6 12 0.00 1.000	PITCHER										IP WLS BF H R ER SO BB IBB HBP BLK WP HR S P ERA WHIP				

AB	34
R	7
H	11
RBI	7
BB	2
SO	2
LOB	8



Batter	1	2	3	4	5	6	7	8	9	AB	R	H	RBI	BB	SO	LOB	BOTTOM					
Ernie Young, R (1.8) OBP: 0.338, SLG: 0.338	0-0 L9		1-1 L6		0-0 G5-3 2B		1-3 K		1-0 F7	3	1	1	0	0	0	2	California Angels @ Oakland Athletics Oakland-Alameda County Coliseum, Oakland, CA Tue Apr 30 1996, 7:05 PM PDT Att. 7,154 - Unknown - 78 F					
Phil Planter, L (6.7) OBP: 0.273, SLG: 0.309										2	0	0	0	0	1	2						
Allen Battle, R (1.7) OBP: 0.329, SLG: 0.324	4-2 1B BB		1-1 E S 1B		3-2 G5-3 1B		1-3 K		4-0 WP BB	3	1	2	0	2	1	0						
Geronimo Berroa, R (1.9) OBP: 0.262, SLG: 0.471	0-0 1B		3-3 K		1-2 G5-3		0-0 G6-3		3-3 K	5	0	1	1	0	2	3						
Mark McGwire, R (1.3) OBP: 0.440, SLG: 0.529	4-2 BB		0-0 F9		3-2 2B 1B		1-0 F8		3-2 L8	3	0	1	1	1	0	1						
Torey Lovullo, S (8.3) OBP: 0.333, SLG: 0.267	1-2 BB		0-0 F9		2-0 2B 1B					1	0	0	0	0	0	1						
Terry Steinbach, R (1.2) OBP: 0.374, SLG: 0.545	2-3 K		3-1 F9		0-0 F9				1-0 1B 2B	5	1	1	0	0	1	5						
Scott Brosius, R (1.5) OBP: 0.491, SLG: 0.690		0-2 G6-3		0-2 1B		2-2 1B 2B		2-3 K		4	0	2	0	0	1	1						
Jason Giambi, L (1.10) OBP: 0.422, SLG: 0.538		2-2 1B HBP		1-3 K		1-3 K		1-1 1B		3	0	1	0	0	2	3						
Mike Bordick, R (1.6) OBP: 0.396, SLG: 0.403		2-1 1B		1-3 K				1-1 1B		4	0	2	1	0	1	1						
Rafael Bourquigal, R (1.4) OBP: 0.327, SLG: 0.299		2-2 F8		1-0 L5		0-2 G6-3		3-3 1B K		3	0	0	0	0	0	3						
Inning Stats	R: 0 E: 0 K: 1 S: 10	H: 1 LOB: 2 BB: 2 P: 20	R: 0 E: 0 K: 0 S: 13	H: 1 LOB: 0 BB: 0 P: 20	R: 0 E: 0 K: 1 S: 9	H: 1 LOB: 1 BB: 0 P: 16	R: 0 E: 0 K: 2 S: 13	H: 1 LOB: 0 BB: 0 P: 16	R: 2 E: 0 K: 1 S: 18	H: 4 LOB: 2 BB: 0 P: 25	R: 0 E: 0 K: 1 S: 9	H: 0 LOB: 0 BB: 0 P: 12	R: 0 E: 0 K: 1 S: 5	H: 0 LOB: 0 BB: 0 P: 7	R: 1 E: 0 K: 2 S: 12	H: 3 LOB: 2 BB: 0 P: 19	R: 0 E: 0 K: 1 S: 14	H: 0 LOB: 1 BB: 1 P: 26	1B: 8 2B: 3 3B: 0 HR: 0	SF: 0 SAC: 0 DP: 0 HBP: 1	WP: 1 PB: 0 SB: 1 CS: 0	PA: 41
PITCHER	IP WLS BF H R ER SO BB IBB HBP BLK WP HR S P ERA WHIP	7.0 W 31 8 2 2 1 1 0 0 0 0 8 16 27.00 9.000	0.1 4 3 1 1 1 0 0 0 0 0 0 0 8 13 27.00 9.000	0.2 2 0 0 0 1 0 0 0 0 0 0 4 6 0.00 0.000	1.0 4 0 0 0 1 1 0 0 0 0 0 14 26 0.00 1.000	PITCHER										IP WLS BF H R ER SO BB IBB HBP BLK WP HR S P ERA WHIP						

AB	37
R	3
H	11
RBI	3
BB	3
SO	10
LOB	24



Batter	1	2	3	4	5	6	7	8	9	AB	R	H	RBI	BB	SO	LOB	TOP										
Rex Hudler, R OBP: 0.441, SLG: 0.813 (1, 4)	1-2 FC6-4 1B	0-2 HR		3-2 G4-3		0-2 FC6-4 1B			1-3 K2-3	5	2	3	2	0	1	0											
Jim Edmonds, L OBP: 0.407, SLG: 0.695 (1, 8)	1-0 FC6-4 1B	0-1 HR		4-0 1B BB		1-1 FC6-4 1-2			3-1 F8	4	1	2	1	1	0	1											
Tim Salmon, R OBP: 0.372, SLG: 0.455 (1, 9)	0-0 FC6-4 HR	1-0 2B		0-1 1B			3-2 G5-3 1B		3-2 L5	5	1	3	1	0	0	1											
Chili Davis, S OBP: 0.378, SLG: 0.580 (1, 10)	3-2 L7	0-0 G3		0-0 G6-3			1 SAFE 0-0 G5-3			4	0	0	0	0	0	5											
J.T. Snow, L OBP: 0.350, SLG: 0.326 (1, 3)	3-2 2H HR		1-0 16 G3 1B		2-0 L5		4-1 16 G1-6-3 BB			3	1	2	2	1	0	0											
16 Garret Anderson, L OBP: 0.301, SLG: 0.381 (1, 7)	1-0 P5		0-1 G3		1-0 G4-3		2-0 G1-6-3			4	0	0	0	0	0	3											
George Arias, R OBP: 0.284, SLG: 0.288 (1, 5)		0-0 G6-3 HR	4-0 G4-6-3 BB		0-3 K			2-2 P5		3	1	1	0	1	1	0											
Jorge Fabregas, L OBP: 0.365, SLG: 0.333 (1, 2)		1-3 K	2-2 G4-6-3		2-1 G6-3			2-2 G5-4-3 1B		4	0	1	0	0	1	3											
Gary Disarcina, R OBP: 0.205, SLG: 0.200 (1, 6)	0-1 G6-3		0-0 G5-3		1-2 G4-3			3-1 G5-4-3		4	0	0	0	0	0	2											
Inning Stats	R: 3 E: 0 K: 0 S: 16	H: 3 LOB: 0 BB: 0 P: 25	R: 3 E: 0 K: 1 S: 17	H: 4 LOB: 1 BB: 0 P: 19	R: 0 E: 0 K: 0 S: 6	H: 1 LOB: 1 BB: 1 P: 13	R: 0 E: 0 K: 0 S: 9	H: 1 LOB: 2 BB: 1 P: 16	R: 0 E: 0 K: 1 S: 5	H: 0 LOB: 0 BB: 0 P: 8	R: 0 E: 0 K: 0 S: 10	H: 1 LOB: 1 BB: 0 P: 14	R: 0 E: 0 K: 0 S: 8	H: 1 LOB: 1 BB: 1 P: 17	R: 0 E: 0 K: 0 S: 8	H: 1 LOB: 0 BB: 0 P: 15	R: 0 E: 0 K: 1 S: 8	H: 0 LOB: 0 BB: 0 P: 15	1B: 6 2B: 3 3B: 0 HR: 3	SF: 0 SAC: 0 DP: 3 HBP: 0	WP: 0 PB: 0 SB: 1 CS: 0	PA: 39					
PITCHER	IP	WLS	BF	H	R	ER	SO	BB	IBB	HBP	BLK	WP	HR	S	P	ERA	WHIP										
Todd Van Poppel, R ERA: 10.0 (1, 1)	2.0	L	13	7	6	6	1	0	0	0	0	0	3	33	44	27.00	3.500										
Don Wengert, R ERA: 3.49 (3, 1)	3.2		15	3	0	0	1	2	0	0	0	0	0	28	48	0.00	1.364										
Mike Mohler, L ERA: 0.48 (6, 1)	1.1		5	1	0	0	0	1	0	0	0	0	0	10	20	0.00	1.500										
Billy Taylor, R ERA: (8, 1)	1.0		3	1	0	0	0	0	0	0	0	0	0	8	15	0.00	1.000										
John Briscoe, R ERA: 3.89 (9, 1)	1.0		3	0	0	0	1	0	0	0	0	0	0	8	15	0.00	0.000										

California Angels @ Oakland Athletics
Oakland-Alameda County Coliseum, Oakland, CA
Wed May 01 1996, 7:05 PM PDT
Att: 6,721 - Unknown - 74 F

AB 36
R 6
H 12
RBI 6
BB 3
SO 3
LOB 15

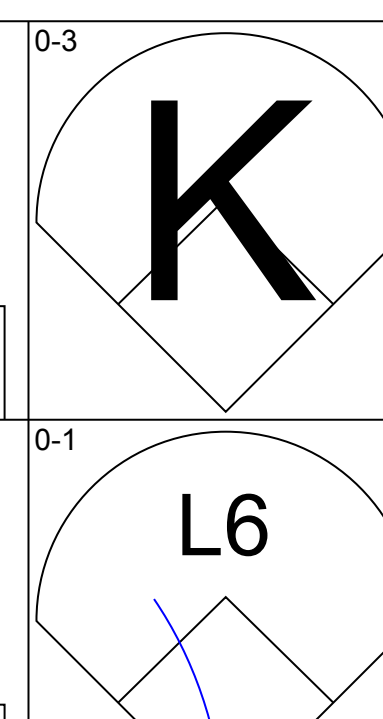
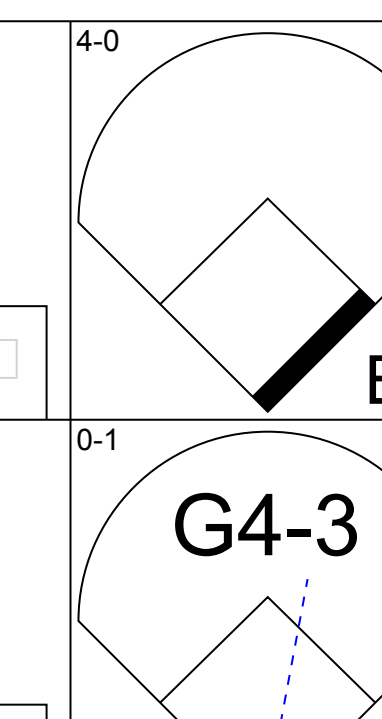
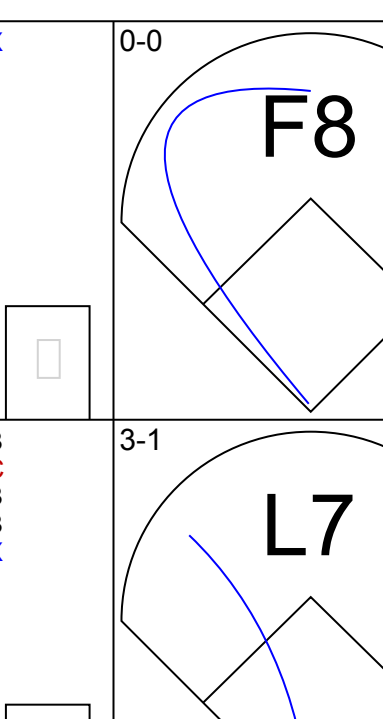
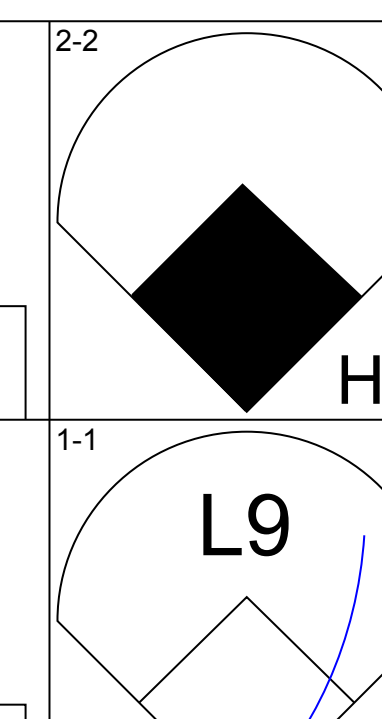
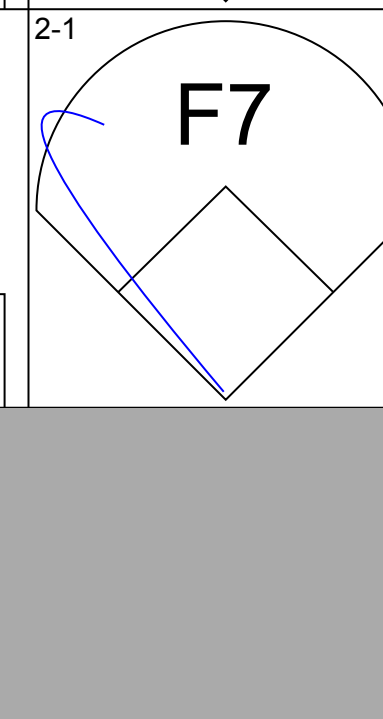


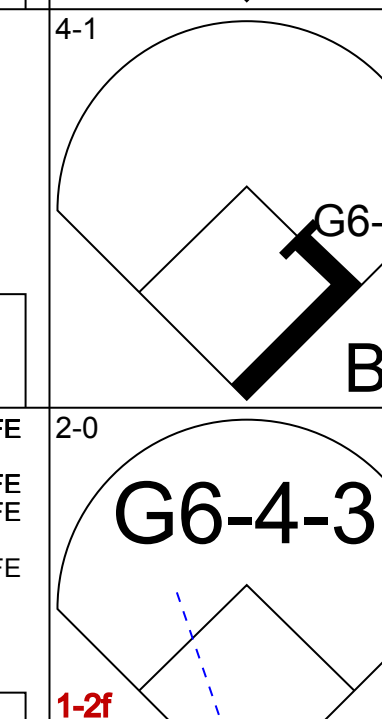

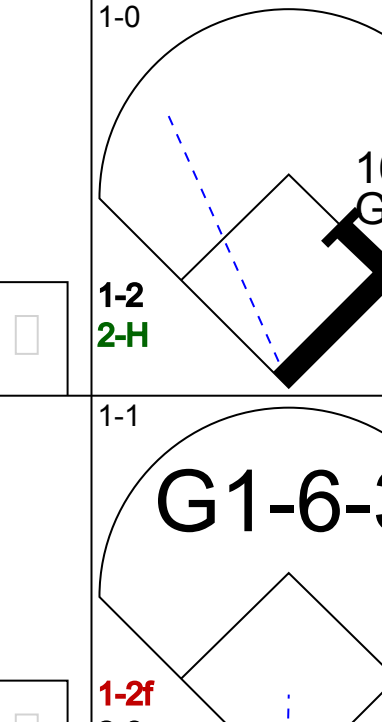
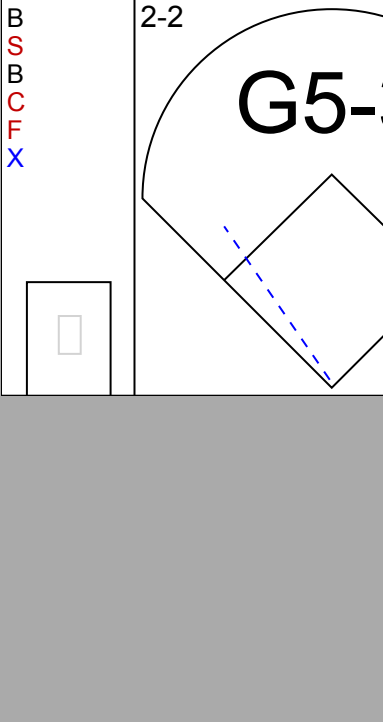

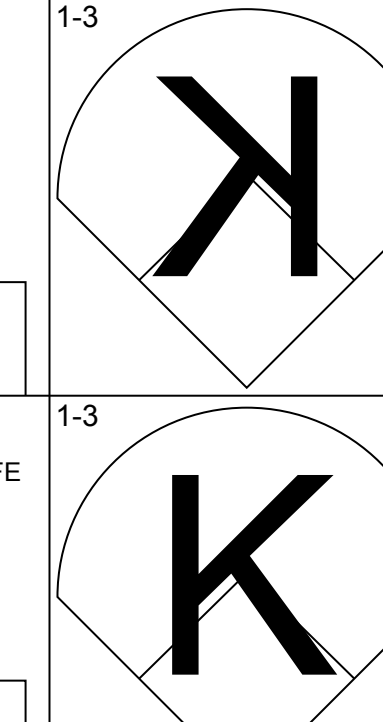




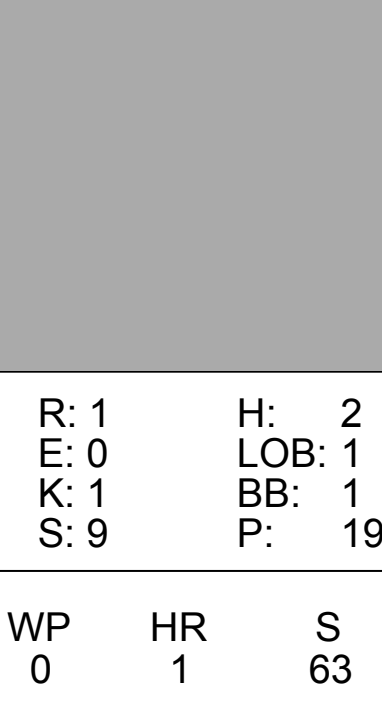
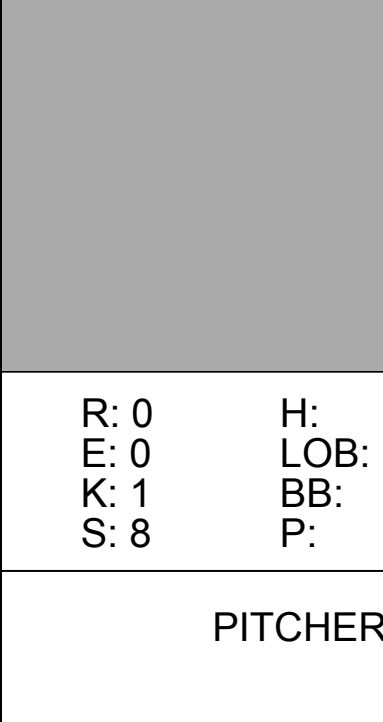
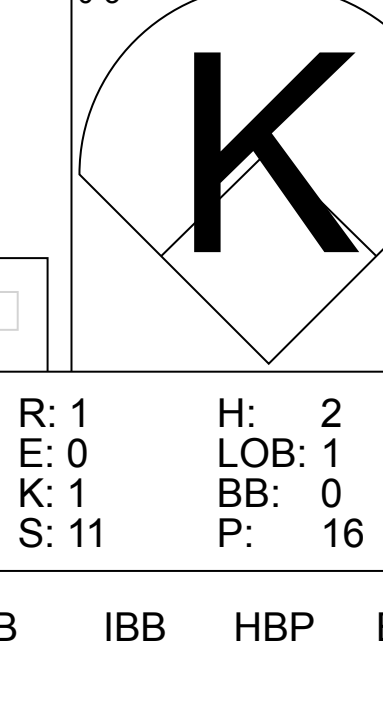
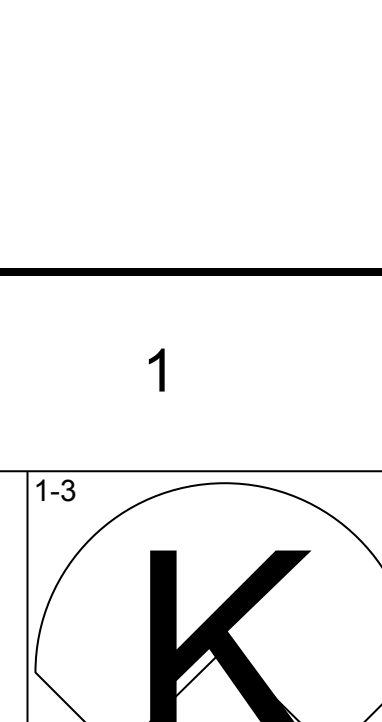
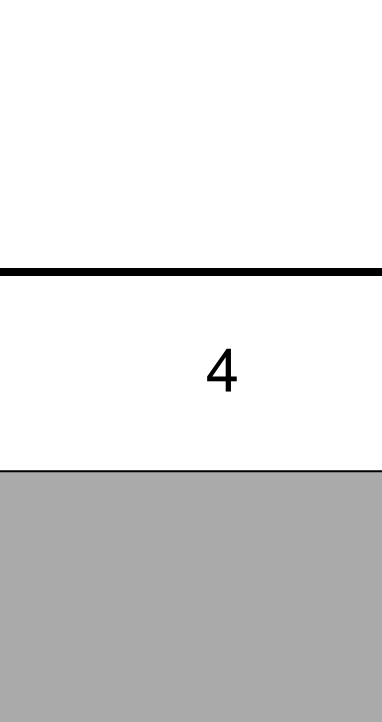

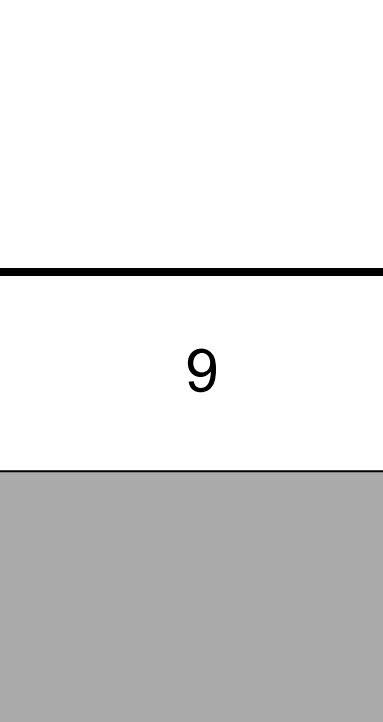
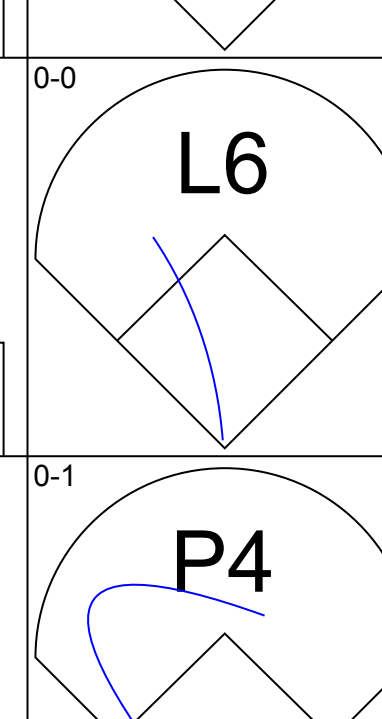
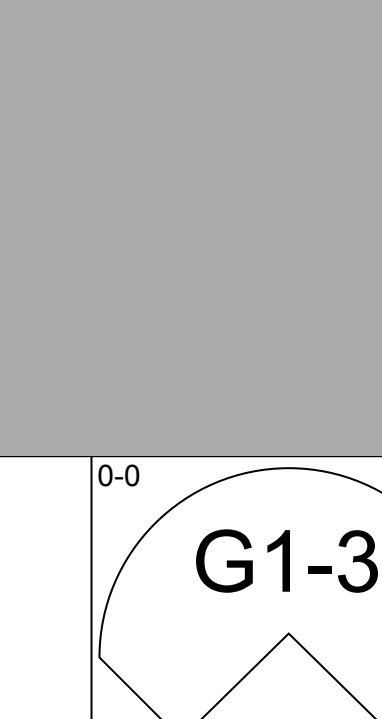





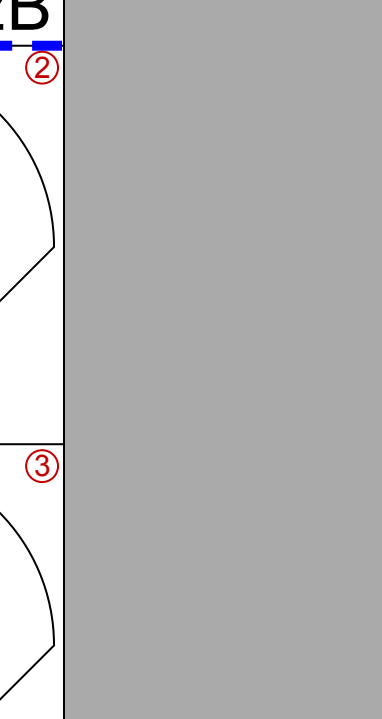


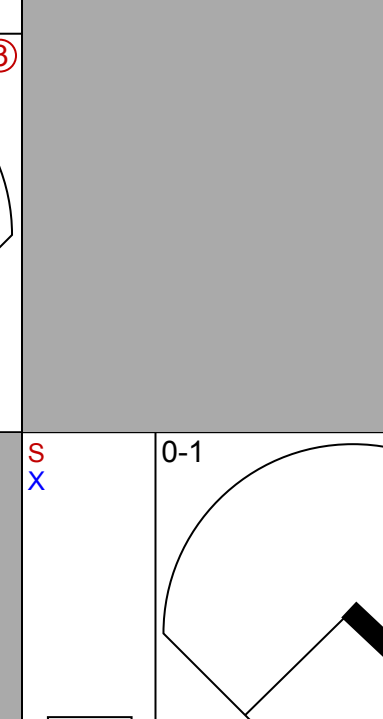
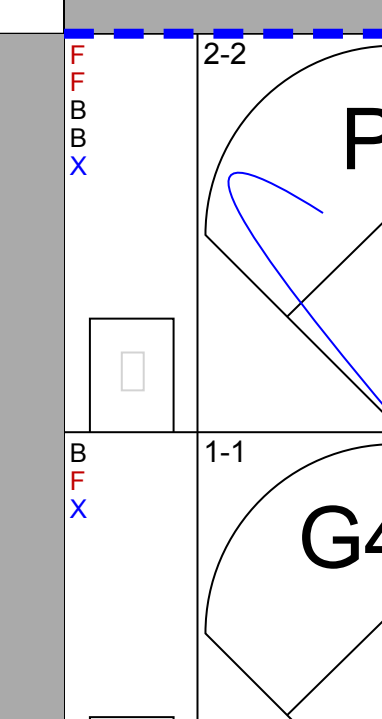


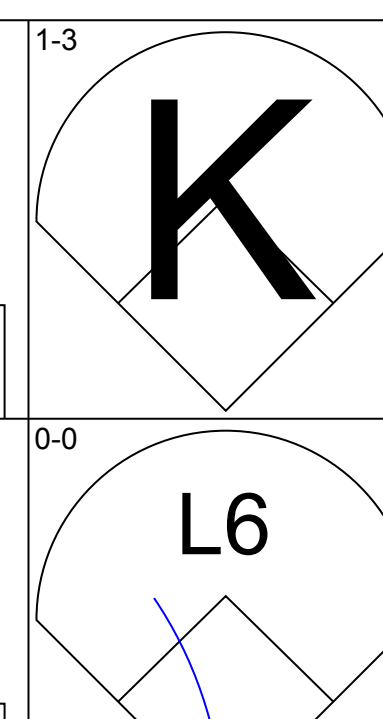
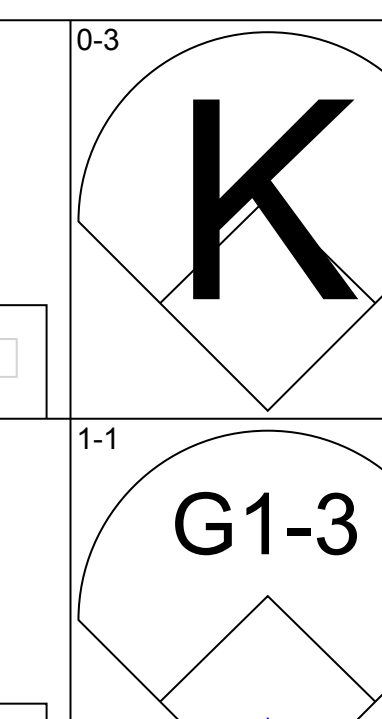
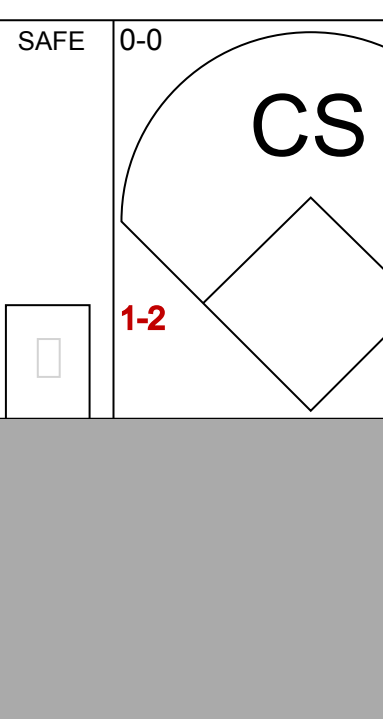
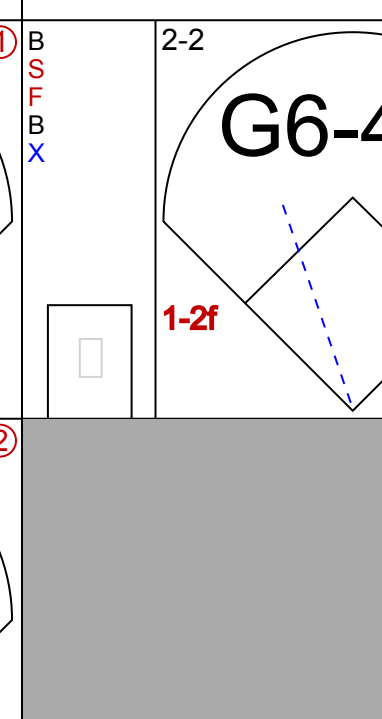
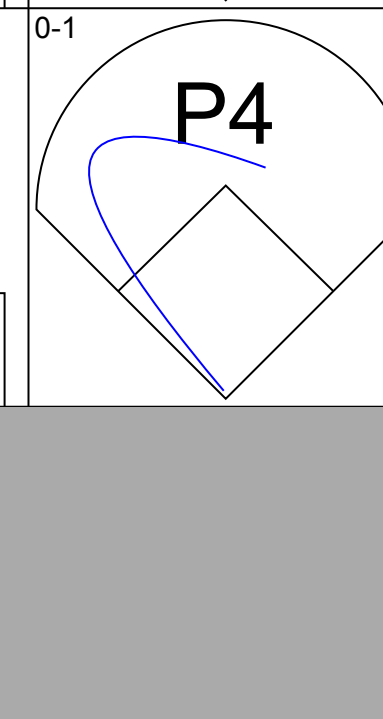


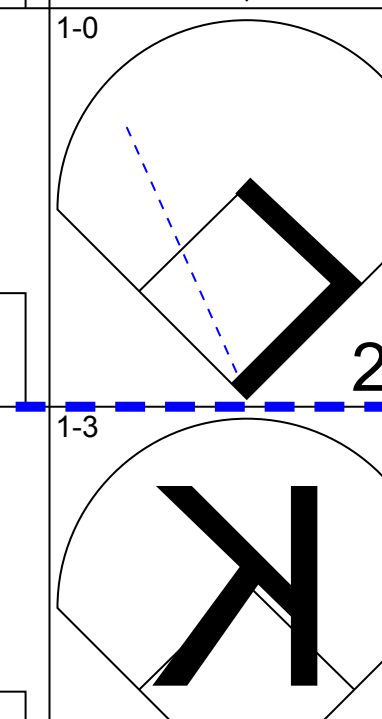

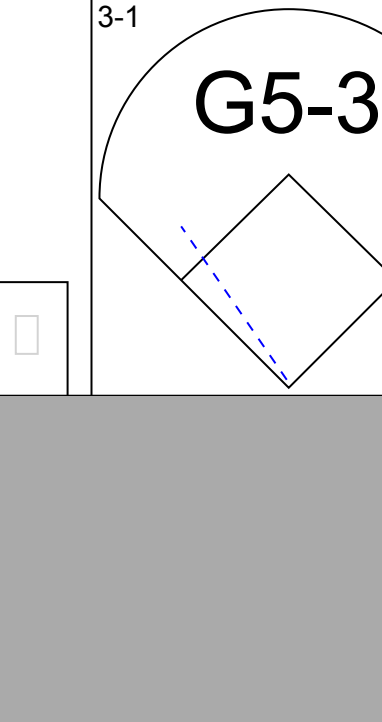
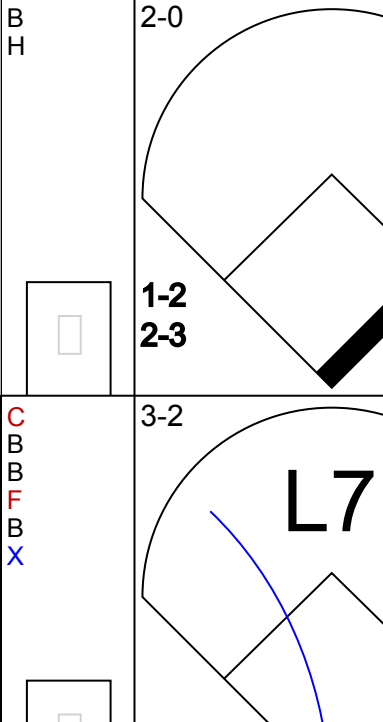
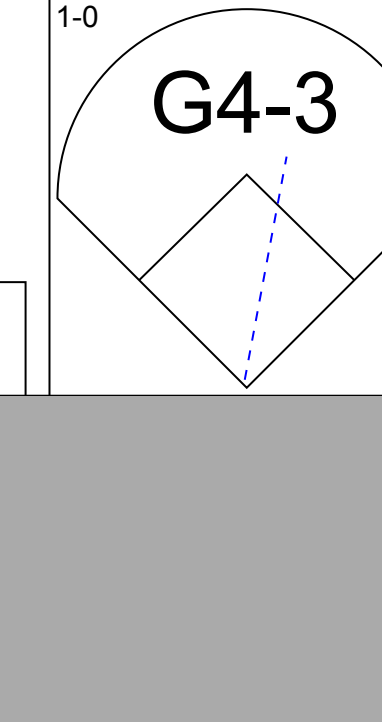
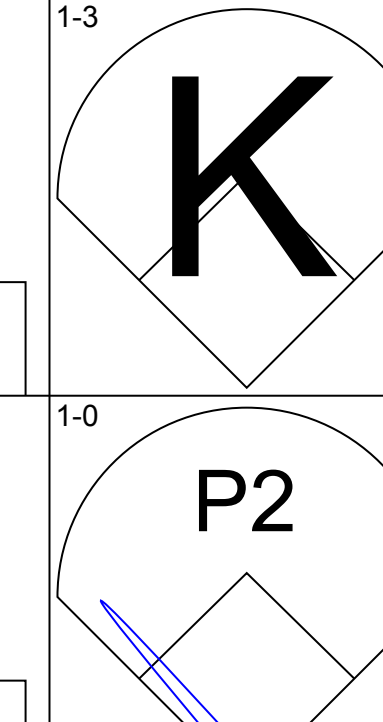




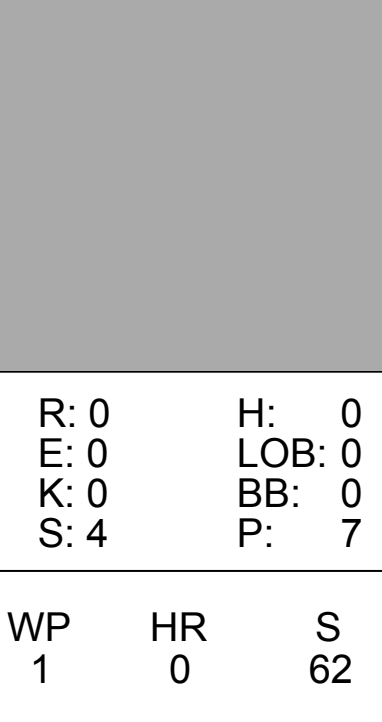
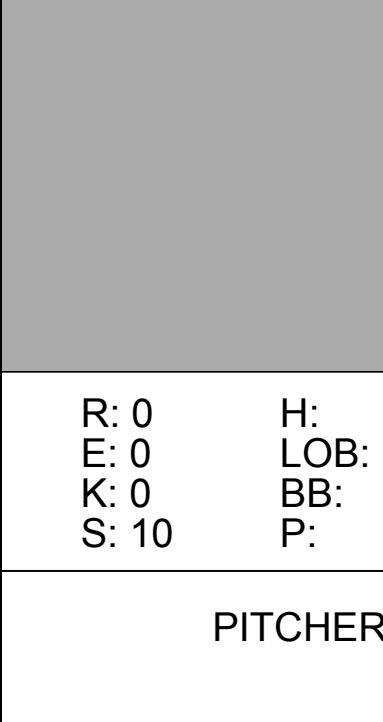
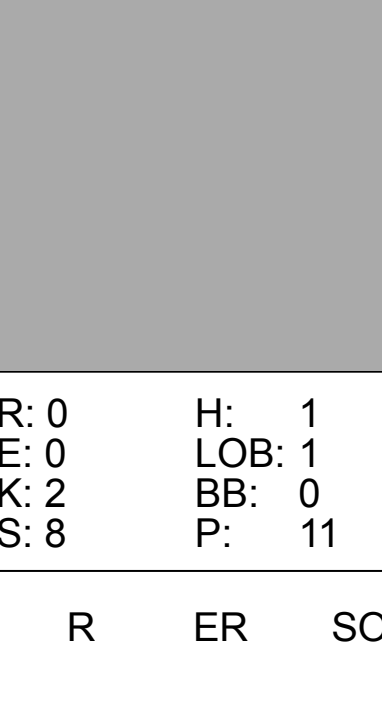




Batter	1	2	3	4	5	6	7	8	9	AB	R	H	RBI	BB	SO	LOB	BOTTOM										
Allen Battle, R OBP: 0.337, SLG: 0.333 (1, 8)	1-3 K			1-0 1B HR	1-2 S 1B			1-2 G5-3		4	1	2	0	0	1	0											
Jason Giambi, L OBP: 0.416, SLG: 0.521 (1, 10)	2-0 F8			4-2 1B HR	2-2 F9			0-3 K		3	1	0	0	1	1	1											
Geronimo Berroa, R OBP: 0.270, SLG: 0.472 (1, 9)	2-2 G4-3			1-2 HR	1-2 1B			1-0 F8		4	1	2	0	0	0	0											
Mark McGwire, R OBP: 0.414, SLG: 0.619 (1, 3)		1-2 F8		0-1 HR	0-0 G5-4-3			3-3 K		4	1	1	4	0	1	1											
Terry Steinbach, R OBP: 0.368, SLG: 0.531 (1, 2)		2-2 F9		3-0 G1-6-3 1B			3-1 L9		2-3 K	4	0	1	0	0	1	0											
Phil Plantier, L OBP: 0.257, SLG: 0.288 (1, 7)	3-1 F7			1-2 G1-6-3			1-3 K		1-1 F9	4	0	0	0	0	1	1											
Scott Brosius, R OBP: 0.486, SLG: 0.690 (1, 5)			2-0 G5-3	1-3 K			3-2 2B			3	0	1	0	0	1	0											
Brent Gates, S OBP: 0.319, SLG: 0.290 (1, 4)			3-2 F9		3-2 P7		2-2 P5			3	0	0	0	0	0	1											
Mike Bordick, R OBP: 0.383, SLG: 0.388 (1, 6)			0-2 F9		1-1 G5-3		0-1 G4-3			3	0	0	0	0	0	1											
Inning Stats	R: 0 E: 0 K: 1 S: 7	H: 0 LOB: 0 BB: 0 P: 12	R: 0 E: 0 K: 0 S: 14	H: 0 LOB: 0 BB: 0 P: 20	R: 0 E: 0 K: 1 S: 9	H: 0 LOB: 0 BB: 0 P: 14	R: 4 E: 0 K: 1 S: 17	H: 4 LOB: 0 BB: 1 P: 28	R: 0 E: 0 K: 0 S: 4	H: 1 LOB: 1 BB: 0 P: 7	R: 0 E: 0 K: 1 S: 12	H: 1 LOB: 1 BB: 0 P: 18	R: 0 E: 0 K: 1 S: 7	H: 0 LOB: 0 BB: 0 P: 9	R: 0 E: 0 K: 2 S: 8	H: 0 LOB: 0 BB: 0 P: 14	1B: 5 2B: 1 3B: 0 HR: 1	SF: 0 SAC: 0 DP: 2 HBP: 0	WP: 0 PB: 0 SB: 2 CS: 0	PA: 33							
PITCHER	IP	WLS	BF	H	R	ER	SO	BB	IBB	HBP	BLK	WP	HR	S	P	ERA	WHIP										
Phil Leftwich, R ERA: 12.0 (1, 1)	3.0		14	4	4	4	2	0	0	0	0	0	0	35	53	0.00	0.750										
Shawn Boskie, R ERA: 4.97 (4, 1)	4.0	W	13	3	0	0	2	0	0	0	0	0	0	7	9	0.00	0.000										
Mike James, R ERA: 2.04 (8, 1)	1.0		3	0	0	0	1	0	0	0	0	0	0	8	14	0.00	0.000										
Troy Percival, R ERA: (9, 1)	1.0	S	3	0	0	0	2	0	0	0	0	0	0	8	14	0.00	0.000										

California Angels @ Oakland Athletics
Oakland-Alameda County Coliseum, Oakland, CA
Wed May 01 1996, 7:05 PM PDT
Att: 6,721 - Unknown - 74 F

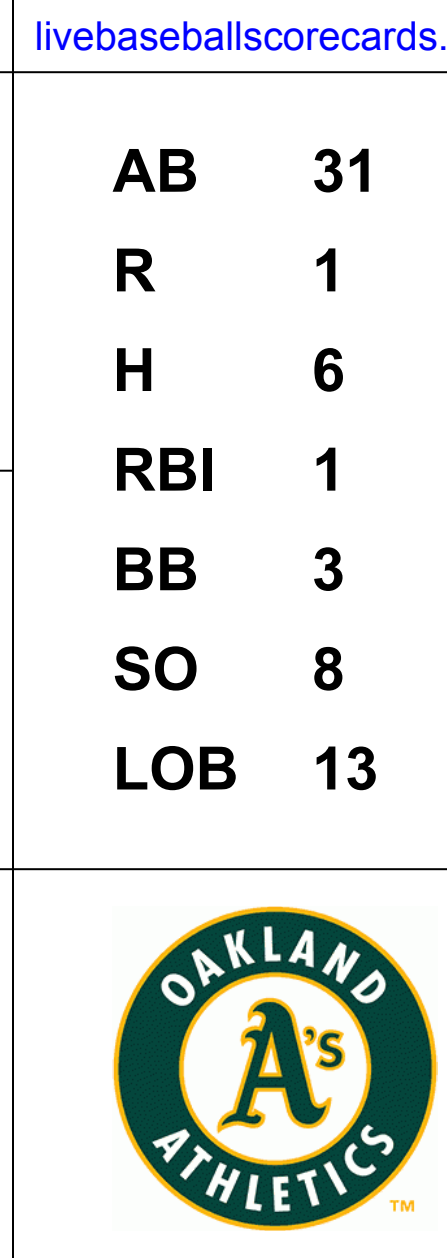
AB 32
R 4
H 7
RBI 4
BB 1
SO 6
LOB 5



Batter	1	2	3	4	5	6	7	8	9	AB	R	H	RBI	BB	SO	LOB	TOP			
Rex Hudler, R OBP: 0.447, SLG: 0.857 (1, 4)										3	1	1	1	1	1	1	California Angels @ Oakland Athletics Oakland-Alameda County Coliseum, Oakland, CA Thu May 02 1996, 3:33 AM PDT Att: 9,102 - Sunny - 74 F			
Jim Edmonds, L OBP: 0.393, SLG: 0.667 (1, 8)										4	0	0	0	0	2					
Tim Salmon, R OBP: 0.376, SLG: 0.447 (1, 9)										2	1	0	0	2	0	0				
Chili Davis, S OBP: 0.383, SLG: 0.588 (1, 10)										4	0	2	0	0	1	1				
J.T. Snow, L OBP: 0.355, SLG: 0.333 (1, 3)										4	1	2	1	0	1	1				
16 Garret Anderson, L OBP: 0.292, SLG: 0.370 (1, 7)										3	0	0	0	0	1	3				
George Arias, R OBP: 0.269, SLG: 0.271 (1, 5)										4	0	0	0	0	1	3				
Don Slaught, R OBP: 0.474, SLG: 0.727 Jorge Fabregas, L OBP: 0.365, SLG: 0.333 (1, 2)										3	0	2	1	0	0	0				
Gary Disarcina, R OBP: 0.196, SLG: 0.191 (1, 6)										4	0	0	0	0	1	3				
Inning Stats	R: 0 E: 0 K: 1 S: 7	H: 0 LOB: 0 BB: 0 P: 9	R: 0 E: 0 K: 2 S: 14	H: 1 LOB: 1 BB: 0 P: 20	R: 0 E: 0 K: 0 S: 6	H: 0 LOB: 1 BB: 1 P: 14	R: 1 E: 0 K: 1 S: 9	H: 2 LOB: 1 BB: 1 P: 19	R: 0 E: 0 K: 0 S: 5	H: 0 LOB: 0 BB: 0 P: 10	R: 0 E: 0 K: 0 S: 4	H: 0 LOB: 1 BB: 0 P: 9	R: 1 E: 0 K: 0 S: 7	H: 1 LOB: 1 BB: 1 P: 16	R: 1 E: 0 K: 1 S: 11	H: 2 LOB: 1 BB: 0 P: 16		1B: 4 2B: 2 3B: 0 HR: 1	SF: 0 SAC: 1 DP: 2 HBP: 1	WP: 0 PB: 0 SB: 0 CS: 0
PITCHER	IP WLS BF H R ER SO BB IBB HBP BLK WP HR S P ERA WHIP																			
Doug Johns, L ERA: 5.02 Billy Taylor, R ERA:	(1, 1) (9, 1)	8.1 0.2	L 3	33 1	6 0	3 0	5 1	3 0	5 0	3 0	0 0	0 0	0 0	0 0	0 8	110 12	3.24 0.00	1.080 1.500		

Batter	1	2	3	4	5	6	7	8	9	AB	R	H	RBI	BB	SO	LOB	BOTTOM			
Allen Battle, R OBP: 0.323, SLG: 0.317 (1, 8)										4	0	0	0	0	2	2	California Angels @ Oakland Athletics Oakland-Alameda County Coliseum, Oakland, CA Thu May 02 1996, 3:33 AM PDT Att: 9,102 - Sunny - 74 F			
Jason Giambi, L OBP: 0.402, SLG: 0.500 (1, 10)										4	0	0	0	0	1	0				
Scott Brosius, R OBP: 0.487, SLG: 0.689 (1, 5)										3	0	1	0	1	0	0				
Mark McGwire, R OBP: 0.438, SLG: 0.609 Torey Lovullo, S OBP: 0.316, SLG: 0.250 (1, 3)										2	0	1	0	1	0	0				
Terry Steinbach, R OBP: 0.364, SLG: 0.512 (1, 2)										1	0	0	0	0	1	1				
Gerónimo Berroa, R OBP: 0.261, SLG: 0.455 (1, 9)										3	0	0	0	0	1	2				
Phil Plantier, L OBP: 0.284, SLG: 0.306 (1, 7)											4	0	0	0	0	4				
Brent Gates, S OBP: 0.308, SLG: 0.279 (1, 4)											3	1	2	0	1	0				
Mike Bordick, R OBP: 0.392, SLG: 0.398 (1, 6)										4	0	0	0	2	4					
Inning Stats	R: 0 E: 0 K: 1 S: 6	H: 2 LOB: 2 BB: 0 P: 7	R: 0 E: 0 K: 2 S: 9	H: 0 LOB: 0 BB: 0 P: 18	R: 0 E: 0 K: 2 S: 8	H: 0 LOB: 0 BB: 0 P: 11	R: 0 E: 0 K: 0 S: 4	H: 0 LOB: 0 BB: 0 P: 7	R: 1 E: 0 K: 0 S: 13	H: 1 LOB: 0 BB: 1 P: 22	R: 0 E: 0 K: 0 S: 10	H: 0 LOB: 2 BB: 2 P: 25	R: 0 E: 0 K: 2 S: 8	H: 2 LOB: 1 BB: 0 P: 11	R: 0 E: 0 K: 1 S: 10	H: 0 LOB: 0 BB: 0 P: 14		1B: 5 2B: 1 3B: 0 HR: 0	SF: 0 SAC: 0 DP: 1 HBP: 1	WP: 1 PB: 0 SB: 0 CS: 1
PITCHER	IP WLS BF H R ER SO BB IBB HBP BLK WP HR S P ERA WHIP																			
Jim Abbott, L ERA: 5.68 Mike James, R ERA: 1.95 Troy Percival, R ERA:	(1, 1) (8, 1) (9, 1)	7.1 0.2 1.0	W 2 S	30 0 3	6 0 0	1 0 0	6 1 1	3 0 0	0 0 0	0 0 0	0 0 0	0 4 10	62 6 14	1.23 0.00 0.00	1.227 0.000 0.000					

AB	31
R	3
H	7
RBI	3
BB	3
SO	6
LOB	14




Batter	1	2	3	4	5	6	7	8	9	AB	R	H	RBI	BB	SO	LOB	TOP					
Chuck Knoblauch, R (1, 4) OBP: 0.435, SLG: 0.514										4	0	1	0	0	1	2	Minnesota Twins @ California Angels Anaheim Stadium, Anaheim, CA Fri May 03 1996, 10:05 PM EDT Att: 24,505 - Unknown - 72 F livebaseballscorecards.com					
Denny Hocking, S (1, 9) OBP: 0.357, SLG: 0.273										3	0	0	0	1	2	2						
Paul Molitor, R (1, 10) OBP: 0.415, SLG: 0.495										4	0	0	0	0	2	3						
Marty Cordova, R (1, 7) OBP: 0.472, SLG: 0.581										4	0	0	0	0	1	1						
Dave Hollins, S (1, 5) OBP: 0.441, SLG: 0.584										4	0	2	0	0	0	0						
Roberto Kelly, R (1, 8) OBP: 0.381, SLG: 0.366										3	0	0	0	0	1	2						
Rich Becker, L (9, PH) OBP: 0.283, SLG: 0.204										1	0	0	0	0	0	0						
Ron Coomer, R (1, 3) OBP: 0.277, SLG: 0.372										3	0	1	0	0	1	1						
Pat Meares, R (1, 6) OBP: 0.376, SLG: 0.567										2	1	1	1	1	0	1						
Mike Durant, R (1, 2) OBP: 0.406, SLG: 0.393										3	0	1	0	0	0	2						
Inning Stats	R: 0 E: 0 K: 1 S: 9	H: 1 LOB: 1 BB: 0 P: 17	R: 0 E: 0 K: 1 S: 10	H: 1 LOB: 1 BB: 0 P: 17	R: 0 E: 0 K: 2 S: 9	H: 0 LOB: 1 BB: 1 P: 16	R: 0 E: 0 K: 1 S: 10	H: 0 LOB: 0 BB: 0 P: 12	R: 0 E: 0 K: 0 S: 6	H: 1 LOB: 1 BB: 1 P: 11	R: 0 E: 0 K: 0 S: 8	H: 0 LOB: 0 BB: 0 P: 13	R: 0 E: 0 K: 0 S: 8	H: 1 LOB: 0 BB: 0 P: 12	R: 1 E: 0 K: 1 S: 14	H: 2 LOB: 1 BB: 0 P: 18	R: 0 E: 0 K: 1 S: 12	H: 0 LOB: 0 BB: 0 P: 16	1B: 5 2B: 0 3B: 0 HR: 1	SF: 0 SAC: 0 DP: 2 HBP: 0	WP: 1 PB: 0 CS: 0	PA: 33
PITCHER	IP	WLS	BF	H	R	ER	SO	BB	IBB	HBP	BLK	WP	HR	S	P	ERA	WHIP					
Chuck Finley, L (1, 1) ERA: 6.2	8.0	W	30	6	1	1	7	2	0	0	0	1	1	74	116	1.12	1.000					
Troy Percival, R (9, 1) ERA:	1.0	S	3	0	0	0	1	0	0	0	0	0	0	12	16	0.00	0.000					

Batter	1	2	3	4	5	6	7	8	9	AB	R	H	RBI	BB	SO	LOB	BOTTOM				
Rex Hudler, R (1, 4) OBP: 0.405, SLG: 0.769										4	1	0	0	0	1	2	Minnesota Twins @ California Angels Anaheim Stadium, Anaheim, CA Fri May 03 1996, 10:05 PM EDT Att: 24,505 - Unknown - 72 F livebaseballscorecards.com				
Jim Edmonds, L (1, 8) OBP: 0.388, SLG: 0.680										4	1	1	1	0	0	1					
Tim Salmon, R (1, 9) OBP: 0.372, SLG: 0.434										3	0	0	0	1	0	0					
Chili Davis, S (1, 10) OBP: 0.378, SLG: 0.573										4	0	1	1	0	1	0					
J.T. Snow, L (1, 3) OBP: 0.351, SLG: 0.330										4	1	1	0	0	0	2					
16 Garret Anderson, L (1, 7) OBP: 0.300, SLG: 0.385										4	1	2	1	0	1	0					
George Arias, R (1, 5) OBP: 0.288, SLG: 0.270										4	0	1	0	0	1	2					
Don Slaught, R (1, 2) OBP: 0.476, SLG: 0.722										3	0	1	1	1	0	2					
Gary Disarcina, R (1, 6) OBP: 0.200, SLG: 0.196										3	0	1	0	0	0	3					
Inning Stats	R: 0 E: 0 K: 0 S: 5	H: 0 LOB: 0 BB: 0 P: 10	R: 1 E: 1 K: 0 S: 8	H: 2 LOB: 1 BB: 0 P: 10	R: 1 E: 0 K: 0 S: 17	H: 2 LOB: 2 BB: 1 P: 26	R: 1 E: 0 K: 1 S: 14	H: 2 LOB: 1 BB: 0 P: 18	R: 0 E: 0 K: 1 S: 7	H: 0 LOB: 0 BB: 0 P: 15	R: 0 E: 1 K: 1 S: 8	H: 0 LOB: 2 BB: 1 P: 14	R: 1 E: 0 K: 0 S: 6	H: 1 LOB: 0 BB: 0 P: 8	R: 0 E: 0 K: 1 S: 7	H: 1 LOB: 1 BB: 0 P: 11		1B: 5 2B: 2 3B: 0 HR: 1	SF: 0 SAC: 0 DP: 0 HBP: 0	WP: 0 PB: 0 CS: 0	PA: 35
PITCHER	IP	WLS	BF	H	R	ER	SO	BB	IBB	HBP	BLK	WP	HR	S	P	ERA	WHIP				
Rich Robertson, L (1, 1) ERA: 6.16	8.0	L	35	8	4	4	4	2	0	0	0	0	1	72	112	4.50	1.250				

Batter	1	2	3	4	5	6	7	8	9	AB	R	H	RBI	BB	SO	LOB	TOP					
Chuck Knoblauch R (1, 4) OBP: 0.430, SLG: 0.500	1-1 F8		4-1 G4-3 BB			1-1 G5-3		2-1 G4-3		3	0	0	0	1	0	1	Minnesota Twins @ California Angels Anaheim Stadium, Anaheim, CA Sat May 04 1996, 10:05 PM EDT Att: 29,264 - Unknown - 73 F					
Denny Hocking S (1, 9) OBP: 0.278, SLG: 0.200	0-0 E3		1-1 G4-3			2-1 G3		2-0 G6-3		4	0	0	0	0	0	3						
Paul Molitor R (1, 10) OBP: 0.402, SLG: 0.478	1-3 K		0-1 G5-3			3-1 F7			0-0 G6-3	4	0	0	0	0	1	3						
Marty Cordova R (1, 7) OBP: 0.452, SLG: 0.551	0-0 G6-3			1-1 F7			0-2 G1-3		2-1 G6-3	4	0	0	0	0	0	1						
Greg Myers L (1, 2) OBP: 0.337, SLG: 0.506		2-1 G4-3		0-2 F8			2-1 E7 G5-3 2B		2-1 HR	4	2	2	1	0	0	0						
Dave Hollins S (1, 5) OBP: 0.435, SLG: 0.565		4-2 FC5-4 BB		3-3 K			2-1 G5-3		0-0 G6-3	3	0	0	1	1	1	0						
Scott Stahoviak L (1, 3) OBP: 0.377, SLG: 0.611		0-2 FC5-4 CS		2-3 K			3-H 2-3 K			3	0	0	0	0	2	1						
Pat Meares R (1, 6) OBP: 0.365, SLG: 0.548		0-2 CS	1-3 K		0-0 P3			0-1 P4		3	0	0	0	0	1	0						
Rich Becker L (1, 8) OBP: 0.302, SLG: 0.235			4-0 G4-3 BB BB		1-1 F7			0-0 G4-3 2B		2	0	1	0	1	0	0						
Inning Stats	R: 0 E: 1 K: 1 S: 8	H: 0 LOB: 1 BB: 0 P: 10	R: 0 E: 0 K: 0 S: 10	H: 0 LOB: 0 BB: 1 P: 16	R: 0 E: 0 K: 1 S: 8	H: 0 LOB: 2 BB: 2 P: 18	R: 0 E: 0 K: 1 S: 9	H: 0 LOB: 0 BB: 0 P: 13	R: 0 E: 0 K: 1 S: 6	H: 0 LOB: 0 BB: 0 P: 9	R: 0 E: 0 K: 0 S: 6	H: 0 LOB: 0 BB: 0 P: 12	R: 1 E: 1 K: 1 S: 10	H: 1 LOB: 0 BB: 0 P: 16	R: 0 E: 0 K: 0 S: 6	H: 1 LOB: 1 BB: 0 P: 10	R: 1 E: 0 K: 0 S: 6	H: 1 LOB: 0 BB: 0 P: 10	1B: 0 2B: 2 3B: 0 HR: 1	SF: 0 SAC: 0 DP: 0 HBP: 0	WP: 0 PB: 0 CS: 1	PA: 34
PITCHER Jason Grimsley R (1, 1) ERA: 2.05	IP: 9.0 WLS: W BF: 33 H: 3 R: 2 ER: 1 SO: 5 BB: 3 IBB: 0 HBP: 0 BLK: 0 WP: 0 HR: 1 S: 69 P: 114 ERA: 1.00 WHIP: 0.667															PITCHER						

Batter	1	2	3	4	5	6	7	8	9	AB	R	H	RBI	BB	SO	LOB	BOTTOM			
Rex Hudler R (1, 4) OBP: 0.370, SLG: 0.698	1-0 F9		0-1 G4-6-3			3-2 F7		1-3 K		4	0	0	0	0	1	2	Minnesota Twins @ California Angels Anaheim Stadium, Anaheim, CA Sat May 04 1996, 10:05 PM EDT Att: 29,264 - Unknown - 73 F			
Jim Edmonds L (1, 8) OBP: 0.375, SLG: 0.654	2-3 K		1-3 K			2-3 K		0-0 F8		4	0	0	0	0	3	1				
Tim Salmon R (1, 9) OBP: 0.368, SLG: 0.422	3-3 K			1-0 F9			4-2 G1-6-3 BB		3-2 F9	3	0	0	0	1	1	0				
Chili Davis S (1, 10) OBP: 0.392, SLG: 0.620		0-0 16 G4-3 1B 2B		4-1 BB 1B BB			2-2 G1-6-3 1-2		3-0 HR	3	3	2	1	1	0	1				
J.T. Snow L (1, 3) OBP: 0.357, SLG: 0.360		2-2 G6-3		4-1 1B 1-2 BB			2-2 HR		2-3 K	3	1	1	1	1	1	1				
16 Garret Anderson L (1, 7) OBP: 0.307, SLG: 0.411		1-2 G4-3		0-0 F9			0-0 HR		4-2 BB	3	1	1	1	1	0	3				
Tim Wallach R (1, 5) OBP: 0.355, SLG: 0.567		0-0 3-H 1B		0-2 1-3 2-H 1B			0-3 K		2-3 SAFE K	4	0	2	2	0	2	1				
Jorge Fabregas L (1, 2) OBP: 0.364, SLG: 0.321		3-H F9		1-3 3-2 K			4-2 FC6-4 BB			2	0	0	0	1	1	3				
Gary Disarcina R (1, 6) OBP: 0.204, SLG: 0.200			0-0 G4-6-3 1B			0-1 G1-3		1-2 FC6-4		3	0	1	0	0	0	1				
Inning Stats	R: 0 E: 0 K: 2 S: 7	H: 0 LOB: 0 BB: 0 P: 13	R: 1 E: 0 K: 0 S: 11	H: 2 LOB: 1 BB: 0 P: 17	R: 0 E: 0 K: 1 S: 7	H: 1 LOB: 0 BB: 0 P: 8	R: 1 E: 0 K: 1 S: 10	H: 1 LOB: 2 BB: 2 P: 20	R: 0 E: 0 K: 1 S: 8	H: 0 LOB: 0 BB: 0 P: 13	R: 2 E: 0 K: 1 S: 14	H: 2 LOB: 0 BB: 1 P: 22	R: 0 E: 0 K: 1 S: 12	H: 0 LOB: 1 BB: 1 P: 18	R: 1 E: 0 K: 2 S: 18	H: 1 LOB: 1 BB: 1 P: 32	1B: 3 2B: 1 3B: 0 HR: 3	SF: 0 SAC: 0 DP: 2 HBP: 0	WP: 0 PB: 0 CS: 0	PA: 34
PITCHER Frankie Rodriguez R (1, 1) ERA: 9.57 Dan Naulty R (7, 1) ERA: 1.27	IP: 6.0 WLS: L BF: 25 H: 6 R: 4 ER: 4 SO: 6 BB: 3 IBB: 0 HBP: 0 BLK: 0 WP: 0 HR: 2 S: 57 P: 93 ERA: 6.00 WHIP: 1.500															PITCHER				

AB	30
R	2
H	3
RBI	2
BB	3
SO	5
LOB	9



Batter	1	2	3	4	5	6	7	8	9	AB	R	H	RBI	BB	SO	LOB	TOP		
Chuck Knoblauch, R (1, 4) <small>OBP: 0.423, SLG: 0.491</small> Pat Meares, R (6, PH) <small>OBP: 0.358, SLG: 0.537</small> (6, 6)	F9		L3			5-3		K		2	0	0	0	0	0	0	Minnesota Twins @ California Angels Anaheim Stadium, Anaheim, CA Sun May 05 1996, 6:33 AM EDT Att: 35,541 - Unknown - 78 F		
Rich Becker, L (1, 8) <small>OBP: 0.313, SLG: 0.309</small>	5-3			F8		HR		1B		4	1	2	1	0	0				
Paul Molitor, R (1, 10) <small>OBP: 0.397, SLG: 0.470</small>	1B			F8		6-3		F8		4	0	1	0	0	1				
Marty Cordova, R (1, 7) <small>OBP: 0.454, SLG: 0.549</small>	F9			1B		1B		4-3		4	0	2	0	0	2				
Greg Myers, L (1, 2) <small>OBP: 0.322, SLG: 0.482</small>		F7		F9		L1		F7		4	0	0	0	0	2				
Dave Hollins, S (1, 5) <small>OBP: 0.420, SLG: 0.542</small>		L4			F8		K	F7		4	0	0	0	1	0				
Scott Stahoviak, L (1, 3) <small>OBP: 0.381, SLG: 0.600</small> Ron Coomer, R (7, PH) <small>OBP: 0.292, SLG: 0.386</small> (7, 3) Chip Hale, L (9, PH) <small>OBP: 0.533, SLG: 0.714</small> (9, PH)	6-3			HBP	BB	1B		L3		1	0	0	0	1	0	AB 32 R 1 H 6 RBI 1 BB 1 SO 4 LOB 9			
Jeff Reboulet, R (1, 6) <small>OBP: 0.269, SLG: 0.222</small> (6, 4)			F9		HBP	G4-6-3		F7		2	0	0	0	0	1				
Denny Hocking, S (1, 9) <small>OBP: 0.238, SLG: 0.167</small>			K		HBP	G4-6-3		K		3	0	0	0	2	3				
Inning Stats	R: 0 E: 0 K: 0 S: 4	H: 1 LOB: 1 BB: 0 P: 4	R: 0 E: 0 K: 0 S: 3	H: 0 LOB: 0 BB: 0 P: 3	R: 0 E: 0 K: 1 S: 5	H: 0 LOB: 0 BB: 0 P: 5	R: 0 E: 0 K: 0 S: 4	H: 1 LOB: 1 BB: 0 P: 4	R: 0 E: 0 K: 0 S: 2	H: 0 LOB: 1 BB: 1 P: 7	R: 1 E: 0 K: 0 S: 5	H: 2 LOB: 1 BB: 0 P: 5	R: 0 E: 0 K: 2 S: 8	H: 1 LOB: 1 BB: 0 P: 8	R: 0 E: 0 K: 1 S: 6	H: 0 LOB: 0 BB: 0 P: 3		1B: 5 2B: 0 3B: 0 HR: 1 SF: 0 SAC: 0 DP: 1 HBP: 1	WP: 0 PA: 34 CS: 0
PITCHER	IP	WLS	BF	H	R	ER	SO	BB	IBB	HBP	BLK	WP	HR	S	P	ERA	WHIP		
Shawn Boskie, R (1, 1) <small>ERA: 4.41</small>	5.2	W	22	4	1	1	1	1	0	0	0	0	1	22	27	1.59	0.882		
Mark Holzemer, L (6, 1) <small>ERA: 5.14</small>	0.2		2	0	0	0	1	0	0	0	0	0	0	4	4	0.00	0.000		
Mike James, R (7, 1) <small>ERA: 1.8</small>	1.2		7	2	0	0	2	0	0	0	0	0	0	11	11	0.00	1.200		
Lee Smith, R (9, 1) <small>ERA: 3.6</small>	1.0		3	0	0	0	0	0	0	0	0	0	0	3	3	0.00	0.000		

Batter	1	2	3	4	5	6	7	8	9	AB	R	H	RBI	BB	SO	LOB	BOTTOM		
Randy Velarde, R (1, 4) <small>OBP: 0.374, SLG: 0.411</small>	HR	1B	K			CS		1B		4	2	3	1	0	1	1	Minnesota Twins @ California Angels Anaheim Stadium, Anaheim, CA Sun May 05 1996, 6:33 AM EDT Att: 35,541 - Unknown - 78 F		
Jim Edmonds, L (1, 8) <small>OBP: 0.371, SLG: 0.640</small>	F8	1B		F7		F8				4	1	1	1	0	0	1			
Tim Salmon, R (1, 9) <small>OBP: 0.372, SLG: 0.425</small>	BB	1B		F2		CS		K		4	1	2	0	0	1	0			
Chili Davis, S (1, 10) <small>OBP: 0.396, SLG: 0.615</small>	BB	1B		K		K		K		4	0	2	1	0	2	0			
J.T. Snow, L (1, 3) <small>OBP: 0.361, SLG: 0.359</small>	BB	1B		1-3		E6				3	0	1	1	1	0	0			
16 Garret Anderson, L (1, 7) <small>OBP: 0.297, SLG: 0.396</small>	K	G3		P4		G3				4	0	0	0	0	1	6			
Jack Howell, L (1, 5) <small>OBP: 0.259, SLG: 0.462</small>	K		F7		HR			K		4	1	1	1	0	2	3			
Jorge Fabregas, L (1, 2) <small>OBP: 0.357, SLG: 0.317</small>		G5-4-3	K		1-3			L6		4	0	1	0	0	1	0			
Gary Disarcina, R (1, 6) <small>OBP: 0.206, SLG: 0.212</small>		G5-4-3				F7		K		4	0	1	0	0	1	1			
Inning Stats	R: 1 E: 0 K: 2 S: 10	H: 3 LOB: 3 BB: 1 P: 14	R: 3 E: 0 K: 0 S: 8	H: 6 LOB: 2 BB: 0 P: 8	R: 0 E: 0 K: 2 S: 8	H: 1 LOB: 1 BB: 0 P: 8	R: 0 E: 0 K: 1 S: 5	H: 0 LOB: 0 BB: 0 P: 5	R: 1 E: 0 K: 0 S: 4	H: 1 LOB: 0 BB: 0 P: 4	R: 0 E: 0 K: 0 S: 3	H: 1 LOB: 0 BB: 0 P: 3	R: 0 E: 1 K: 2 S: 8	H: 0 LOB: 1 BB: 0 P: 8	R: 0 E: 0 K: 2 S: 7	H: 0 LOB: 0 BB: 0 P: 7		1B: 8 2B: 2 3B: 0 HR: 2 SF: 0 SAC: 0 DP: 1 HBP: 0	WP: 0 PA: 37 CS: 1
PITCHER	IP	WLS	BF	H	R	ER	SO	BB	IBB	HBP	BLK	WP	HR	S	P	ERA	WHIP		
LaTroy Hawkins, R (1, 1) <small>ERA: 7.33</small>	1.2	L	14	9	4	4	2	1	0	0	0	0	1	17	21	21.60	6.000		
Greg Hansell, R (2, 1) <small>ERA: 4.05</small>	3.1		12	2	1	1	3	0	0	0	0	0	1	18	18	2.70	0.600		
Erik Bennett, R (6, 1) <small>ERA: 5.19</small>	1.0		3	1	0	0	0	0	0	0	0	0	0	3	3	0.00	1.000		
Eddie Guardado, L (7, 1) <small>ERA: 5.29</small>	1.0		4	0	0	0	2	0	0	0	0	0	0	8	8	0.00	0.000		
Dave Stevens, R (8, 1) <small>ERA: 6.35</small>	1.0		3	0	0	0	2	0	0	0	0	0	0	7	7	0.00	0.000		

Batter	1	2	3	4	5	6	7	8	9	AB	R	H	RBI	BB	SO	LOB	TOP								
Bip Roberts, S (1,4) OBP: 0.360, SLG: 0.422	G5-3		K			SF7 1B		G6-3		4	1	1	0	0	1	1	Kansas City Royals @ California Angels Anaheim Stadium, Anaheim, CA Tue May 07 1996, 10:05 PM EDT Att: 14,657 - Unknown - 72 F								
Chris Stynes, R (1,7) OBP: 0.067, SLG: 0.667	G6-4-3 1B					WP 2B 1B		HR BB		3	1	2	0	0	0	0									
Tom Goodwin, L (7,7) OBP: 0.292, SLG: 0.290						WP 2B 1B				0	1	0	0	1	0	0									
Craig Paquette, R (1,5) OBP: 0.344, SLG: 0.448	G6-4-3					SF7		L8		3	0	1	1	0	0	2									
Joe Vittiello, R (1,10) OBP: 0.419, SLG: 0.478		G5-3		L5		2H 2B		HR		4	1	2	3	0	0	1									
Jose Offerman, S (1,3) OBP: 0.370, SLG: 0.354	B5-3		G6-3			G5-3		G4-3		4	0	0	0	0	0	2									
Michael Tucker, L (1,9) OBP: 0.309, SLG: 0.444	G4-3				F8			HR		4	1	1	1	0	1	0									
David Howard, S (1,6) OBP: 0.308, SLG: 0.367			G6-3		G5-3		G5-3		K	4	0	0	0	0	1	0									
Johnny Damon, L (1,8) OBP: 0.320, SLG: 0.431			G5-3 1B		K		G3		G4-3	4	0	1	0	0	1	0									
Sal Fasano, R (1,2) OBP: 0.229, SLG: 0.163			G5-3			K		F9		3	0	0	0	0	1	1									
Inning Stats	R: 0 E: 0 K: 0 S: 9	H: 1 LOB: 0 BB: 0 P: 13	R: 0 E: 0 K: 0 S: 6	H: 0 LOB: 0 BB: 0 P: 7	R: 0 E: 0 K: 1 S: 9	H: 1 LOB: 1 BB: 0 P: 11	R: 0 E: 0 K: 0 S: 14	H: 1 LOB: 1 BB: 0 P: 17	R: 0 E: 0 K: 1 S: 10	H: 0 LOB: 0 BB: 0 P: 16	R: 2 E: 0 K: 1 S: 14	H: 3 LOB: 1 BB: 0 P: 19	R: 1 E: 0 K: 0 S: 6	H: 1 LOB: 0 BB: 0 P: 7	R: 2 E: 0 K: 0 S: 9	H: 1 LOB: 0 BB: 1 P: 16	R: 0 E: 0 K: 2 S: 7	H: 0 LOB: 0 BB: 0 P: 10	1B: 5 2B: 1 3B: 0 HR: 2	SF: 1 SAC: 0 DP: 1 HBP: 0	WP: 1 PB: 0 SB: 3 CS: 0	PA: 35			
PITCHER	IP	WLS	BF	H	R	ER	SO	BB	IBB	HBP	BLK	WP	HR	S	P	ERA	WHIP								
Jim Abbott, L (1,1) ERA: 5.67	8.0	L	32	8	5	5	3	1	0	0	0	1	2	77	106	5.62	1.125								
Mark Holzemer, L (9,1) ERA: 6.52	1.0		3	0	0	0	2	0	0	0	0	0	0	7	10	0.00	0.000								

Batter	1	2	3	4	5	6	7	8	9	AB	R	H	RBI	BB	SO	LOB	BOTTOM								
Randy Velarde, R (1,4) OBP: 0.359, SLG: 0.419	L4		G5-3		G4-3		HR		K	5	1	1	1	0	1	1	Kansas City Royals @ California Angels Anaheim Stadium, Anaheim, CA Tue May 07 1996, 10:05 PM EDT Att: 14,657 - Unknown - 72 F								
Jim Edmonds, L (1,8) OBP: 0.381, SLG: 0.650	G3		F9		G4-3		HBP		F9	4	0	0	0	0	0	1									
Tim Salmon, R (1,9) OBP: 0.372, SLG: 0.458	HR		2H 2B		G6-3		K			4	1	2	2	0	1	1									
Chili Davis, S (1,10) OBP: 0.368, SLG: 0.567	L7		K				G6-3		K	4	0	0	0	0	2	1									
J.T. Snow, L (1,3) OBP: 0.386, SLG: 0.382			F8		SH3-4 16 1B HBP		1B		16 1B	3	0	2	0	0	0	0									
16 Garret Anderson, L (1,7) OBP: 0.294, SLG: 0.387	P5				SH3-4 1B		K		1B	4	0	2	0	0	1	1									
George Arias, R (1,5) OBP: 0.222, SLG: 0.263	E5				SH3-4 1B		K		F7	2	0	0	0	0	1	1									
Jack Howell, L (6,PH) OBP: 0.250, SLG: 0.444					2-3		K			1	0	0	0	0	0	2									
Don Slaught, R (1,2) OBP: 0.435, SLG: 0.650	L5				K		G6-3		F8	4	0	0	0	0	1	5									
Gary Disarcina, R (1,6) OBP: 0.222, SLG: 0.221					K		G6-3		G6-3	3	1	1	0	0	1	2									
Mike Aldrete, L (9,PH) OBP: 0.318, SLG: 0.778			G5-3 2B 1B		K				G6-3	1	0	0	0	0	0	0									
Inning Stats	R: 1 E: 0 K: 0 S: 8	H: 1 LOB: 0 BB: 0 P: 13	R: 0 E: 1 K: 0 S: 7	H: 0 LOB: 1 BB: 0 P: 9	R: 1 E: 0 K: 1 S: 9	H: 2 LOB: 1 BB: 0 P: 12	R: 0 E: 0 K: 2 S: 12	H: 1 LOB: 2 BB: 0 P: 16	R: 0 E: 0 K: 2 S: 10	H: 0 LOB: 0 BB: 0 P: 16	R: 0 E: 0 K: 2 S: 11	H: 1 LOB: 1 BB: 0 P: 18	R: 1 E: 0 K: 1 S: 17	H: 1 LOB: 1 BB: 0 P: 26	R: 0 E: 0 K: 1 S: 9	H: 2 LOB: 2 BB: 0 P: 12	R: 0 E: 0 K: 1 S: 7	H: 0 LOB: 0 BB: 0 P: 11	1B: 5 2B: 1 3B: 0 HR: 2	SF: 0 SAC: 1 DP: 0 HBP: 2	WP: 0 PB: 0 SB: 0 CS: 0	PA: 38			
PITCHER	IP	WLS	BF	H	R	ER	SO	BB	IBB	HBP	BLK	WP	HR	S	P	ERA	WHIP								
Doug Linton, R (1,1) ERA: 3.38	5.1		23	5	2	2	3	0	0	1	0	0	1	51	75	3.38	0.938								
Jason Jacome, L (6,1) ERA: 8.1	1.1	6	1	1	1	1	2	0	0	1	0	0	1	20	31	6.75	0.750								
Julio Valera, R (7,1) ERA: 5.06	0.2	W	4	2	0	0	2	0	0	0	0	0	0	9	12	0.00	3.000								
Jeff Montgomery, R (8,1) ERA: 1.35	1.2	S	5	0	0	0	1	0	0	0	0	0	0	10	15	0.00	0.000								

Batter	1	2	3	4	5	6	7	8	9	10	11	12	13	14	AB	R	H	RBI	BB	SO	LOB	TOP											
Chris Stynes, R OBP: 0.500, SLG: 0.500 Keith Lockhart, L OBP: 0.352, SLG: 0.415 Mike Macfarlane, R OBP: 0.241, SLG: 0.354	G1-3			SH 1B		K		F7			F8		K	K	3	0	1	0	0	0	1	0											
Tom Goodwin, L OBP: 0.299, SLG: 0.297 Les Norman, R OBP: 0.290, SLG: 0.167	G1-3			SH G5-4-3		F8			E9 SF8 1B						4	1	2	0	0	0	0	0											
Craig Paquette, R OBP: 0.289, SLG: 0.371	K			K				F8		G4-3			K		6	0	0	0	0	4	5												
Joe Vitello, R OBP: 0.404, SLG: 0.457 Bob Hamelin, L OBP: 0.390, SLG: 0.342		L7		G5-4-3			G1-3			SF8			K		3	0	0	0	0	0	2												
Michael Tucker, L OBP: 0.293, SLG: 0.419		F9				K		G3							6	0	0	0	0	3	0												
Jose Offerman, S OBP: 0.388, SLG: 0.368		K								L7					5	1	3	0	1	1	0												
Johnny Damon, L OBP: 0.321, SLG: 0.421			K					E6 G4-3							5	0	1	0	1	2	3												
Sal Fasano, R OBP: 0.220, SLG: 0.156 Bip Roberts, S OBP: 0.364, SLG: 0.420			L6					G4-3							2	0	0	0	0	0	2												
David Howard, S OBP: 0.301, SLG: 0.365			K												3	1	1	0	1	2	3												
						K									6	0	1	2	0	2	5												
Inning Stats	R: 0 E: 0 K: 1 S: 5	H: 0 LOB: 0 BB: 0 P: 5	R: 0 E: 0 K: 1 S: 5	H: 0 LOB: 0 BB: 0 P: 5	R: 0 E: 0 K: 2 S: 7	H: 0 LOB: 0 BB: 0 P: 7	R: 0 E: 0 K: 1 S: 6	H: 1 LOB: 1 BB: 0 P: 6	R: 0 E: 0 K: 0 S: 3	H: 0 LOB: 0 BB: 0 P: 3	R: 0 E: 0 K: 1 S: 7	H: 2 LOB: 2 BB: 0 P: 7	R: 1 E: 0 K: 1 S: 6	H: 1 LOB: 1 BB: 1 P: 6	R: 0 E: 0 K: 1 S: 5	H: 0 LOB: 1 BB: 0 P: 9	R: 0 E: 0 K: 1 S: 6	H: 1 LOB: 2 BB: 1 P: 10	R: 0 E: 0 K: 3 S: 10	H: 1 LOB: 1 BB: 0 P: 10	R: 2 E: 0 K: 2 S: 9	H: 2 LOB: 1 BB: 1 P: 13	1B: 9 2B: 1 3B: 0 HR: 0	SF: 1 SAC: 1 DP: 2 HBP: 0	WP: 0 PB: 0 SB: 3 CS: 0	PA: 55							
PITCHER	IP WLS BF	H R ER	SO BB	IBB HBP	BLK WP	HR S	P ERA	WHIP	PITCHER														IP WLS BF		H R ER	SO BB	IBB HBP	BLK WP	HR S	P ERA	WHIP		
Chuck Finley, L ERA: 5.25	7.1	4	0	9	0	0	0.00	0.545															7.1	4	0	9	0	0	0	0.00	0.545		
Troy Percival, R ERA:	0.2	0	0	0	0	2	0.00	0.000															0.2	0	0	0	0	0	2	0.00	0.000		
Lee Smith, R ERA: 3.0	1.0	1	0	0	0	6	0.00	1.000															1.0	1	0	0	0	0	6	0.00	1.000		
Mike James, R ERA: 1.57	3.0	2	0	3	2	17	0.00	1.333															3.0	2	0	3	2	17	0.00	1.333			
Mark Eichhorn, R ERA: 4.74	2.0	3	2	5	0	19	9.00	1.500															2.0	3	2	5	0	19	23	9.00	1.500		

Kansas City Royals @ California Angels
 Anaheim Stadium, Anaheim, CA
 Wed May 08 1996, 10:05 PM EDT
 Att: 16,210 - Unknown - 70 F

livebaseballscorecards.com

AB 50
R 3
H 10
RBI 3
BB 3
SO 18
LOB 25



Batter	1	2	3	4	5	6	7	8	9	10	11	12	13	14	AB	R	H	RBI	BB	SO	LOB	BOTTOM											
Randy Velarde, R OBP: 0.341, SLG: 0.396	G4-3		G6-3		K			G5-3			K			K	6	0	0	0	0	3	2												
Mike Aldrete, L OBP: 0.296, SLG: 0.652 Rex Hudler, R OBP: 0.362, SLG: 0.682	K		F5			G3-1		G6-3			1B G3 1B		G6-3		5	0	1	0	0	1	0												
Jim Edmonds, L OBP: 0.379, SLG: 0.635			F7			K					G3		G3		6	0	2	0	0	1	1												
Chili Davis, S OBP: 0.361, SLG: 0.546	G3				K			K			SH2-3 1B				4	0	0	0	1	2	1												
J.T. Snow, L OBP: 0.391, SLG: 0.377					K			F7			SH2-3 1B				4	0	1	0	2	1	0												
16 Garret Anderson, L OBP: 0.295, SLG: 0.400		F8			K						1B 3B				6	1	2	0	0	2	6												
Jack Howell, L OBP: 0.324, SLG: 0.485	K										G3-1				6	0	4	1	0	1	3												
Jorge Fabregas, L OBP: 0.338, SLG: 0.290															6	0	0	0	1	0	5												
Gary Disarcina, R OBP: 0.214, SLG: 0.213 Tim Salmon, R OBP: 0.367, SLG: 0.451			FC6-4 BB					F9					B1		4	0	0	0	0	3													
								G5-3					FC3-6 1B		2	0	0	0	0	3													
Inning Stats	R: 0 E: 0 K: 1 S: 6	H: 1 LOB: 1 BB: 0 P: 6	R: 0 E: 0 K: 1 S: 5	H: 0 LOB: 2 BB: 2 P: 13	R: 0 E: 0 K: 0 S: 3	H: 0 LOB: 0 BB: 0 P: 3	R: 0 E: 0 K: 3 S: 3	H: 0 LOB: 0 BB: 0 P: 9	R: 0 E: 0 K: 1 S: 6	H: 1 LOB: 1 BB: 0 P: 6	R: 0 E: 0 K: 0 S: 7	H: 0 LOB: 0 BB: 0 P: 7	R: 1 E: 0 K: 0 S: 4	H: 2 LOB: 0 BB: 0 P: 4	R: 0 E: 0 K: 0 S: 3	H: 0 LOB: 0 BB: 0 P: 3	R: 0 E: 0 K: 1 S: 6	H: 1 LOB: 2 BB: 1 P: 10	R: 0 E: 0 K: 1 S: 5	H: 0 LOB: 0 BB: 0 P: 5	R: 0 E: 0 K: 0 S: 4	H: 2 LOB: 3 BB: 1 P: 8	R: 0 E: 0 K: 1 S: 6	H: 1 LOB: 1 BB: 1 P: 6	R: 0 E: 0 K: 0 S: 3	H: 0 LOB: 0 BB: 0 P: 3	R: 0 E: 0 K: 0 S: 5	H: 2 LOB: 2 BB: 0 P: 5	1B: 9 2B: 1 3B: 1 HR: 0	SF: 0 SAC: 1 DP: 1 HBP: 0	WP: 0 PB: 0 SB: 1 CS: 1	PA: 54	
PITCHER	IP WLS BF	H R ER	SO BB	IBB HBP	BLK WP	HR S	P ERA	WHIP	PITCHER														IP WLS BF		H R ER	SO BB	IBB HBP	BLK WP	HR S	P ERA	WHIP		
Kevin Appier, R ERA: 2.87	9.0	5	1	9	2	0	1.00	0.778															9.0	5	1	9	2	0	0	1.00	0.778		
Jeff Montgomery, R ERA: 1.23	2.0	2	0	1	0	9	0.00	1.000															2.0	2	0	1	0	9	13	0.00	1.000		
Hipolito Pichardo, R ERA: 6.03	3.0	3	0	0	0	14	0.00	1.000															3.0	3	0	0	0	14	14	0.00	1.000		

Kansas City Royals @ California Angels
 Anaheim Stadium, Anaheim, CA
 Wed May 08 1996, 10:05 PM EDT
 Att: 16,210 - Unknown - 70 F

livebaseballscorecards.com


AB 49
R 1
H 10
RBI 1
BB 4
SO 11
LOB 24



Batter	1	2	3	4	5	6	7	8	9	AB	R	H	RBI	BB	SO	LOB	TOP								
Johnny Damon, L (1, 8) <small>OBP: 0.311, SLG: 0.408</small> Les Norman, R (9, FH) <small>OBP: 0.286, SLG: 0.167</small>	G6-3		E4		P6		F9		FC5-4 1B BB	4	0	0	0	0	0	0	0 0 0 0 0 0 0								
Tom Goodwin, L (1, 7) <small>OBP: 0.295, SLG: 0.293</small>	G4-3		K		F9		K		FC5-4 1B	5	0	1	0	0	0	2	1								
Keith Lockhart, L (1, 5) <small>OBP: 0.344, SLG: 0.405</small>	G3		F7		G4-3				FC5-4 1B	5	1	1	0	0	0	3									
Bip Roberts, S (1, 4) Craig Paquette, R (8, 5) <small>OBP: 0.361, SLG: 0.410</small> <small>OBP: 0.292, SLG: 0.361</small>		E3 G4-3 SF8		G4-6-3 BB		L7		F8	G1-3	3	1	0	0	1	0	1	1 0 0 0 0 0 2								
Michael Tucker, L (1, 9) <small>OBP: 0.300, SLG: 0.459</small>	G4-3		G4-6-3		1B 2B			HR		4	2	2	2	0	0	2									
Bob Hamelin, L (1, 10) <small>OBP: 0.394, SLG: 0.346</small>	SF8		K		1B			PB BB		2	0	1	2	1	1	0									
Jose Offerman, S (1, 3) <small>OBP: 0.382, SLG: 0.363</small>	G3-1				HR		F7		F7	4	1	1	0	0	0	2									
David Howard, S (1, 6) <small>OBP: 0.308, SLG: 0.370</small>			G5-3 E 1B		HR		F7		K	4	2	2	0	0	1	2									
Sal Fasano, R (1, 2) <small>OBP: 0.222, SLG: 0.224</small>	G5-3				HR		G1-3		G6-3	4	1	1	3	0	0	1									
Inning Stats	R: 0 H: 0 E: 0 K: 0 S: 7	H: 0 LOB: 0 BB: 0 P: 9	R: 1 H: 0 E: 1 K: 0 S: 11	H: 0 LOB: 0 BB: 0 P: 15	R: 1 H: 1 E: 2 K: 1 S: 10	H: 1 LOB: 1 BB: 0 P: 18	R: 0 H: 0 E: 0 K: 1 S: 10	H: 0 LOB: 0 BB: 1 P: 17	R: 3 H: 3 E: 0 K: 0 S: 11	H: 3 LOB: 0 BB: 0 P: 16	R: 1 H: 2 E: 0 K: 0 S: 11	H: 2 LOB: 1 BB: 0 P: 13	R: 0 H: 0 E: 0 K: 1 S: 10	H: 0 LOB: 0 BB: 0 P: 13	R: 2 H: 2 E: 0 K: 1 S: 12	H: 2 LOB: 1 BB: 1 P: 19	R: 0 H: 1 E: 0 K: 0 S: 12	H: 1 LOB: 2 BB: 1 P: 20	1B: 6 2B: 1 3B: 0 HR: 2	SF: 1 SAC: 0 DP: 1 HBP: 0	WP: 0 PB: 1 SB: 0 CS: 0	PA: 40			
PITCHER	IP	WLS	BF	H	R	ER	SO	BB	IBB	HBP	BLK	WP	HR	S	P	ERA	WHIP								
Jason Grimsley, R (1, 1) <small>ERA: 2.96</small> Shawn Boskie, L (6, 1) <small>ERA: 4.21</small> Mark Holzemer, L (8, 1) <small>ERA: 7.59</small> Ben Van Ryn, L (9, 1) <small>ERA:</small>	5.1	L	24	6	6	4	2	1	0	0	0	0	1	55	82	6.75	1.312								

Kansas City Royals @ California Angels
 Anaheim Stadium, Anaheim, CA
 Thu May 09 1996, 10:05 PM EDT
 Att: 15,302 - Unknown - 73 F


AB 36
R 8
H 9
RBI 7
BB 3
SO 4
LOB 14



Batter	1	2	3	4	5	6	7	8	9	AB	R	H	RBI	BB	SO	LOB	BOTTOM								
Randy Velarde, R (1, 6) <small>OBP: 0.346, SLG: 0.400</small>	1B		L9		1B			G5-3		4	0	2	1	0	0	0									
Jim Edmonds, L (1, 8) <small>OBP: 0.375, SLG: 0.623</small>	F7		G1-3		G1-3			G4-3		4	0	1	0	0	0	2									
Tim Salmon, R (1, 9) <small>OBP: 0.357, SLG: 0.437</small>	K		1B		G5-3				K	4	0	0	0	0	2	2									
Chili Davis, S (1, 10) <small>OBP: 0.358, SLG: 0.536</small>	G3		K		G2-3			16 1B	1B	4	0	1	0	0	1	2									
J.T. Snow, L (1, 3) <small>OBP: 0.380, SLG: 0.364</small>	F8		G4-3		K			F9		4	0	0	0	0	1	2									
16 Garret Anderson, L (1, 7) <small>OBP: 0.294, SLG: 0.395</small>	G4-3		G3		G3			F7		4	0	1	0	0	0	0									
Tim Wallach, R (1, 5) <small>OBP: 0.333, SLG: 0.579</small>	G5-3		HR		G4-3			G6-3		4	1	1	1	0	0	2									
Rex Hudler, R (1, 4) <small>OBP: 0.360, SLG: 0.681</small>			K		G3-1 1B 2B			K		3	1	1	0	0	2	0									
Jorge Fabregas, L (1, 2) <small>OBP: 0.325, SLG: 0.278</small>	G6-3		G3-1		G3-1			G4-3		3	0	0	0	0	0	1									
Inning Stats	R: 0 H: 1 E: 0 K: 1 S: 13	H: 1 LOB: 1 BB: 0 P: 21	R: 0 H: 0 E: 0 K: 0 S: 6	H: 0 LOB: 0 BB: 0 P: 11	R: 0 H: 0 E: 0 K: 1 S: 7	H: 0 LOB: 0 BB: 0 P: 11	R: 0 H: 1 E: 0 K: 1 S: 11	H: 1 LOB: 1 BB: 0 P: 19	R: 2 H: 3 E: 0 K: 0 S: 12	H: 3 LOB: 1 BB: 0 P: 20	R: 0 H: 0 E: 0 K: 1 S: 5	H: 0 LOB: 0 BB: 0 P: 6	R: 0 H: 0 E: 0 K: 1 S: 9	H: 0 LOB: 0 BB: 0 P: 11	R: 0 H: 0 E: 0 K: 0 S: 6	H: 0 LOB: 0 BB: 0 P: 8	R: 0 H: 2 E: 0 K: 1 S: 15	H: 2 LOB: 2 BB: 0 P: 21	1B: 5 2B: 1 3B: 0 HR: 1	SF: 0 SAC: 0 DP: 0 HBP: 0	WP: 0 PB: 0 SB: 0 CS: 0	PA: 34			
PITCHER	IP	WLS	BF	H	R	ER	SO	BB	IBB	HBP	BLK	WP	HR	S	P	ERA	WHIP								
Mark Gubicza, R (1, 1) <small>ERA: 4.56</small> Julio Valera, R (9, 1) <small>ERA: 4.99</small>	8.2	W	33	7	2	2	6	0	0	0	0	0	0	2	4	2.08	0.808								

Kansas City Royals @ California Angels
 Anaheim Stadium, Anaheim, CA
 Thu May 09 1996, 10:05 PM EDT
 Att: 15,302 - Unknown - 73 F

AB 34
R 2
H 7
RBI 2
BB 0
SO 6
LOB 11



Batter	1	2	3	4	5	6	7	8	9	AB	R	H	RBI	BB	SO	LOB	TOP				
Kenny Lofton, L OBP: 0.409, SLG: 0.444	2-1 S SF8	4-1 SAFE G5-3 1B		1-0 1B	2-1 G1-3			4-2 BB		3	2	2	0	2	0	0					
Julio Franco, R OBP: 0.409, SLG: 0.504	4-1 1B	0-1 FC5-2 G5-3 BB		1-1 1B		0-1 G5-3		1-3 K		4	2	2	1	1	1	1					
Carlos Baerga, S OBP: 0.297, SLG: 0.367	1-0 SAFE P6	0-1 SAFE G5-3		0-0 2B		2-1 G4-3			1-2 P2	5	0	1	1	0	0	4					
Albert Belle, R OBP: 0.401, SLG: 0.711	1-1 SF8	2-2 FC5-2		2-2 2B		2-3 K			1-1 F8	4	0	1	2	0	1	2					
Eddie Murray, S OBP: 0.300, SLG: 0.272	0-0 HR	2-3 K		3-3 K		3-2 G1-3			1-1 G4-3	5	1	1	0	0	2	4					
Jim Thome, L OBP: 0.455, SLG: 0.570	1-1 1H 2H HR		3-3 K	4-0 G6-4-3 IBB		3-2 G4-3				3	1	1	3	1	1	0					
Manny Ramirez, R OBP: 0.339, SLG: 0.509	1-0 2B		2-0 HR	1-1 G6-4-3		3-3 K				4	1	2	1	0	1	3					
Sandy Alomar Jr., R OBP: 0.309, SLG: 0.409	1-0 G5-3		0-2 P4		1-0 G3-6 1B			1-1 G4-3		4	0	1	0	0	0	1					
Omar Vizquel, S OBP: 0.344, SLG: 0.460		4-1 PB 1B BB	1-2 F9		1-2 G3-6			0-3 K		3	1	0	0	1	1	1					
Inning Stats	R: 4 E: 0 K: 0 S: 11	H: 4 LOB: 1 BB: 1 P: 22	R: 1 E: 0 K: 1 S: 12	H: 1 LOB: 2 BB: 2 P: 24	R: 1 E: 0 K: 1 S: 10	H: 1 LOB: 0 BB: 0 P: 16	R: 2 E: 0 K: 1 S: 12	H: 4 LOB: 2 BB: 1 P: 24	R: 0 E: 0 K: 1 S: 7	H: 0 LOB: 0 BB: 0 P: 11	R: 0 E: 0 K: 1 S: 13	H: 0 LOB: 0 BB: 0 P: 22	R: 0 E: 0 K: 2 S: 13	H: 0 LOB: 1 BB: 1 P: 19	R: 0 E: 0 K: 0 S: 8	H: 0 LOB: 0 BB: 0 P: 11	1B: 6 2B: 3 3B: 0 HR: 2	SF: 1 SAC: 0 DP: 2 HBP: 0	WP: 0 PB: 1 SB: 1 CS: 0	PA: 41	
PITCHER	IP	WLS	BF	H	R	ER	SO	BB	IBB	HBP	BLK	WP	HR	S	P	ERA	WHIP				
Dennis Springer, R ERA: 16.88	(1, 1)	1.0		4	5	5	0	3	0	0	0	0	1	13	32	45.00	7.000				
Shawn Boskie, R ERA: 4.25	(2, 1)	6.0	W	24	7	3	5	0	1	0	0	0	1	58	97	4.50	1.167				
Mike James, R ERA: 1.5	(8, 1)	1.0		4	0	0	2	1	0	0	0	0	0	13	19	0.00	1.000				
Lee Smith, R ERA: 2.57	(9, 1)	1.0		3	0	0	0	0	0	0	0	0	0	8	11	0.00	0.000				

Cleveland Indians @ California Angels
Anaheim Stadium, Anaheim, CA

AB 35
R 8
H 11
RBI 8
BB 5
SO 7
LOB 16



WP: 0 PA: 41
PB: 1
SB: 1
CS: 0

Fri May 10 1996, 10:05 PM EDT
Att: 23,522 - Unknown - 74 F

livebaseballscorecards.com

Batter	1	2	3	4	5	6	7	8	9	AB	R	H	RBI	BB	SO	LOB	BOTTOM				
Randy Velarde, R OBP: 0.356, SLG: 0.398	4-2 HR BB	1-1 P4		3-2 HR 1B	4-1 BB BB		1-3 K			3	2	1	0	2	1	0					
Jim Edmonds, L OBP: 0.383, SLG: 0.642	1-2 F9	1-0 HR 1B		2-1 1H HR	3-3 K		4-1 BB			4	2	2	2	1	1	3					
Tim Salmon, R OBP: 0.365, SLG: 0.457	0-0 1H HR	2-1 P6		4-2 S BB	4-2 1-2 2-3 BB		2-2 F9			3	2	1	2	2	0	2					
Chili Davis, S OBP: 0.375, SLG: 0.565	4-2 1B 16 1B BB	0-1 HR 1B		3-2 G4-3 1H HR 2B	2-0 SF8		1-2 16 G4-3 2B			3	3	3	2	1	0	0					
J.T. Snow, L OBP: 0.380, SLG: 0.390	0-1 F8 16 1B 1B	1-0 HR		1-2 G4-3	1-2 3H K		2-3 K			5	2	2	3	0	2	4					
16 Garrett Anderson, L OBP: 0.298, SLG: 0.418	1-2 1B	0-1 G4-1		3-1 HR		2-3 K		0-1 G4-3		5	1	2	3	0	1	1					
Jack Howell, L OBP: 0.282, SLG: 0.421	1-2 3H F8		0-1 G5-3	2-1 F7		1-1 P6		0-0 F7		5	0	0	0	0	0	3					
Don Slaught, R OBP: 0.420, SLG: 0.614	0-1 1B		0-1 G6-3	0-0 P6		3-2 L4				4	0	1	1	0	0	0					
Gary Disarcina, R OBP: 0.207, SLG: 0.205	1-0 G4-3		2-0 P4		0-3 K BB SF8		1-0 G5-3			4	1	0	0	0	1	2					
Inning Stats	R: 4 E: 0 K: 0 S: 20	H: 4 LOB: 2 BB: 2 P: 33	R: 3 E: 0 K: 0 S: 10	H: 3 LOB: 0 BB: 0 P: 15	R: 0 E: 0 K: 0 S: 5	H: 0 LOB: 0 BB: 0 P: 7	R: 5 E: 0 K: 0 S: 20	H: 4 LOB: 0 BB: 1 P: 38	R: 1 E: 0 K: 3 S: 15	H: 0 LOB: 2 BB: 2 P: 30	R: 0 E: 0 K: 1 S: 8	H: 0 LOB: 0 BB: 0 P: 14	R: 0 E: 0 K: 1 S: 9	H: 0 LOB: 1 BB: 1 P: 17	R: 0 E: 0 K: 1 S: 9	H: 1 LOB: 1 BB: 0 P: 12	1B: 6 2B: 2 3B: 0 HR: 4	SF: 1 SAC: 0 DP: 0 HBP: 0	WP: 0 PB: 1 SB: 1 CS: 0	PA: 43	
PITCHER	IP	WLS	BF	H	R	ER	SO	BB	IBB	HBP	BLK	WP	HR	S	P	ERA	WHIP				
Dennis Martinez, R ERA: 5.24	(1, 1)	2.0		15	7	7	0	2	0	0	0	0	2	30	48	31.50	4.500				
Albie Lopez, R ERA: 8.83	(3, 1)	1.1	L	9	4	5	0	1	0	0	0	0	2	22	40	33.75	3.750				
Alan Embree, L ERA: 3.86	(4, 1)	2.2		11	0	1	0	4	2	0	0	0	0	26	49	0.00	0.750				
Eric Plunk, R ERA: 3.45	(7, 1)	1.0		4	0	0	1	1	0	0	0	0	0	9	17	0.00	1.000				
Paul Assenmacher, L ERA: 3.52	(8, 1)	1.0		4	1	0	1	0	0	0	0	0	0	9	12	0.00	1.000				

Cleveland Indians @ California Angels
Anaheim Stadium, Anaheim, CA

AB 36
R 13
H 12
RBI 13
BB 6
SO 6
LOB 15



WP: 0 PA: 43
PB: 1
SB: 1
CS: 0

Fri May 10 1996, 10:05 PM EDT
Att: 23,522 - Unknown - 74 F

livebaseballscorecards.com



Batter	1	2	3	4	5	6	7	8	9	AB	R	H	RBI	BB	SO	LOB	TOP									
Kenny Lofton, L OBP: 0.409, SLG: 0.443										5	1	2	0	0	0	2	Cleveland Indians @ California Angels Anaheim Stadium, Anaheim, CA Sat May 11 1996, 10:05 PM EDT Att: 32,102 - Unknown - 80 F									
Omar Vizquel, S OBP: 0.354, SLG: 0.462										4	0	2	0	1	0	3										
Julio Franco, R OBP: 0.403, SLG: 0.493										5	1	1	1	0	0	5										
Albert Belle, R OBP: 0.414, SLG: 0.710										3	1	2	0	2	0	1										
Eddie Murray, S OBP: 0.299, SLG: 0.295 Scott Leius, R (8, PH)										4	1	1	1	0	2	6										
Jim Thome, L OBP: 0.460, SLG: 0.602										5	2	3	3	0	1	0										
Manny Ramirez, R OBP: 0.333, SLG: 0.491										4	0	0	0	1	2	2										
Sandy Alomar Jr., R OBP: 0.314, SLG: 0.408										5	0	2	0	0	1	2										
Alvaro Espinoza, R OBP: 0.294, SLG: 0.438										4	0	1	1	0	0	2										
Inning Stats	R: 0 E: 0 K: 0 S: 14	H: 2 LOB: 1 BB: 0 P: 17	R: 1 E: 0 K: 1 S: 11	H: 2 LOB: 1 BB: 0 P: 11	R: 4 E: 1 K: 1 S: 20	H: 3 LOB: 1 BB: 1 P: 37	R: 0 E: 0 K: 1 S: 13	H: 2 LOB: 3 BB: 1 P: 22	R: 1 E: 0 K: 0 S: 10	H: 3 LOB: 2 BB: 0 P: 12	R: 0 E: 0 K: 0 S: 7	H: 1 LOB: 1 BB: 0 P: 8	R: 0 E: 0 K: 1 S: 9	H: 1 LOB: 1 BB: 0 P: 17	R: 0 E: 0 K: 1 S: 9	H: 0 LOB: 2 BB: 0 P: 20	R: 0 E: 0 K: 2 S: 11	H: 0 LOB: 0 BB: 0 P: 13	1B: 12 2B: 1 3B: 0 HR: 2	SF: 0 SAC: 0 DP: 2 HBP: 0	WP: 0 PB: 0 SB: 3 CS: 0	PA: 44				
PITCHER	IP	WLS	BF	H	R	ER	SO	BB	IBB	HBP	BLK	WP	HR	S	P	ERA	WHIP									
Scott Sanderson, R ERA: 7.47	4.1	L	27	12	6	2	3	2	0	0	0	0	0	2	65	95	4.15	3.231								
Mark Eichhorn, R ERA: 4.15	2.2		9	2	0	0	1	0	0	0	0	0	0	0	19	29	0.00	0.750								
Mark Holzemer, L ERA: 6.94	1.0		5	0	0	0	1	1	1	0	0	0	0	0	9	20	0.00	1.000								
Troy Percival, R ERA:	1.0		3	0	0	0	2	0	0	0	0	0	0	0	11	13	0.00	0.000								

AB 40
R 6
H 14
RBI 6
BB 4
SO 7
LOB 25



Batter	1	2	3	4	5	6	7	8	9	AB	R	H	RBI	BB	SO	LOB	BOTTOM									
Randy Velarde, R OBP: 0.353, SLG: 0.393										4	0	1	0	0	0	0	Cleveland Indians @ California Angels Anaheim Stadium, Anaheim, CA Sat May 11 1996, 10:05 PM EDT Att: 32,102 - Unknown - 80 F									
Jim Edmonds, L OBP: 0.379, SLG: 0.638										4	0	1	0	0	1	2										
Tim Salmon, R OBP: 0.362, SLG: 0.451										4	1	1	0	0	0	2										
Chili Davis, S OBP: 0.371, SLG: 0.551										3	1	0	0	1	2	1										
J.T. Snow, L OBP: 0.390, SLG: 0.397										3	2	2	1	1	0	0										
16 Garret Anderson, L OBP: 0.303, SLG: 0.442										4	1	2	3	0	1	1										
Tim Wallach, R OBP: 0.302, SLG: 0.524										4	0	0	0	0	0	3										
Don Slaught, R OBP: 0.389, SLG: 0.574										3	0	0	1	0	0	2										
Gary Disarcina, R OBP: 0.203, SLG: 0.202 Mike Aldrete, L (8, PH) Damion Easley, R (9, 6) Jack Howell, L (9, PH)										2	0	0	0	0	0	0										
Inning Stats	R: 0 E: 0 K: 1 S: 8	H: 0 LOB: 0 BB: 0 P: 12	R: 0 E: 0 K: 0 S: 8	H: 0 LOB: 0 BB: 0 P: 11	R: 0 E: 0 K: 0 S: 9	H: 0 LOB: 0 BB: 0 P: 13	R: 0 E: 0 K: 1 S: 9	H: 1 LOB: 1 BB: 0 P: 12	R: 0 E: 0 K: 0 S: 8	H: 0 LOB: 1 BB: 1 P: 17	R: 0 E: 0 K: 0 S: 9	H: 1 LOB: 1 BB: 0 P: 13	R: 2 E: 0 K: 1 S: 10	H: 2 LOB: 0 BB: 0 P: 15	R: 0 E: 1 K: 0 S: 10	H: 0 LOB: 0 BB: 0 P: 11	R: 3 E: 0 K: 0 S: 28	H: 3 LOB: 1 BB: 1 P: 41	1B: 5 2B: 1 3B: 0 HR: 1	SF: 1 SAC: 0 DP: 2 HBP: 0	WP: 0 PB: 0 SB: 0 CS: 0	PA: 36				
PITCHER	IP	WLS	BF	H	R	ER	SO	BB	IBB	HBP	BLK	WP	HR	S	P	ERA	WHIP									
Jack McDowell, R ERA: 3.12	8.0	W	31	5	4	4	4	2	0	0	0	0	0	1	77	116	4.50	0.875								
Jose Mesa, R ERA: 2.5	1.0	S	5	2	1	1	0	0	0	0	0	0	0	22	29	9.00	2.000									



Batter	1	2	3	4	5	6	7	8	9	AB	R	H	RBI	BB	SO	LOB	TOP										
Kenny Lofton, L (1, 8) OBP: 0.411, SLG: 0.437	4-2 CS S BB		1-1 G4-3			4-1 G4-6-3 WP BB		2-0 L7		2	0	0	0	2	0	1	Cleveland Indians @ California Angels Anaheim Stadium, Anaheim, CA Sun May 12 1996, 10:05 PM EDT Att: 22,768 - Sunny - 84 F										
Omar Vizquel, S (1, 6) OBP: 0.396, SLG: 0.462	2-2 G5-3			4-0 G6-3 S 1B BB		4-1 G4-6-3 BB		2-1 G1-6-3 1B		2	1	1	0	2	0	1											
Julio Franco, R (1, 3) OBP: 0.393, SLG: 0.479	2-2 G6-3			1-1 G6-3		0-0 G4-6-3		1-2 G1-6-3		4	0	0	0	0	0	4											
Albert Belle, R (1, 7) OBP: 0.423, SLG: 0.731		3-1 P5		2-1 G6-4-3 1B		4-0 BB IBB			0-2 HR	3	1	2	2	1	0	0											
Eddie Murray, S (1, 10) OBP: 0.304, SLG: 0.295	0-1 G6-4-3 1B		1-1 G6-4-3		4-1 BB IBB			3-3 K		3	0	1	0	1	1	1											
Manny Ramirez, R (1, 9) OBP: 0.331, SLG: 0.492	2-2 G6-4-3			1-1 G4-3 2B		2-3 K		2-1 P3		4	0	1	0	0	1	4											
Sandy Alomar Jr., R (1, 2) OBP: 0.311, SLG: 0.431			0-1 G1-3		2-2 G4-3		0-1 G5-3		0-0 HR	4	1	1	1	0	0	1											
Jim Thome, L (1, 5) OBP: 0.469, SLG: 0.647			1-0 WP 2B		1-3 K		2-0 CS 1B		1-2 HR	4	1	3	1	0	1	1											
Scott Leius, R (1, 4) Alvaro Espinoza, R (9, 4) OBP: 0.294, SLG: 0.438			3-2 L5		0-1 G6-3		2-0 P6		3-2 G6-3	4	0	0	0	0	0	3											
Inning Stats	R: 0 H: 0 E: 0 K: 0 S: 10	H: 0 LOB: 0 BB: 1 P: 18	R: 0 H: 1 E: 0 K: 0 S: 7	LOB: 0 BB: 0 P: 12	R: 0 H: 1 E: 0 K: 0 S: 13	LOB: 1 BB: 0 P: 18	R: 1 H: 1 E: 0 K: 0 S: 6	LOB: 0 BB: 1 P: 14	R: 0 H: 0 E: 0 K: 1 S: 9	H: 1 LOB: 1 BB: 4 P: 27	R: 0 H: 1 E: 0 K: 0 S: 5	LOB: 0 BB: 0 P: 8	R: 0 H: 1 E: 0 K: 0 S: 6	LOB: 0 BB: 0 P: 11	R: 3 H: 3 E: 0 K: 1 S: 16	LOB: 0 BB: 0 P: 25		1B: 4 2B: 2 3B: 0 HR: 3	SF: 0 SAC: 0 DP: 4 HBP: 0	WP: 2 PB: 0 SB: 2 CS: 2	PA: 36						
PITCHER	IP	WLS	BF	H	R	ER	SO	BB	IBB	HBP	BLK	WP	HR	S	P	ERA	WHIP										
Jim Abbott, L (1, 1) ERA: 5.23	5.2		23	4	1	1	1	5	1	0	0	2	0	53	99	1.59	1.588										
Mark Eichhorn, R (6, 1) ERA: 4.09	0.1	1	0	0	0	0	1	0	0	0	0	0	0	5	7	0.00	0.000										
Mike James, R (7, 1) ERA: 1.38	2.0	6	2	0	0	0	0	0	0	0	0	0	0	11	19	0.00	1.000										
Troy Percival, R (9, 1) ERA: 1.72	1.0	L	6	3	3	3	1	0	0	0	0	0	3	16	25	27.00	3.000										
Batter	1	2	3	4	5	6	7	8	9	AB	R	H	RBI	BB	SO	LOB	BOTTOM										
Rex Hudler, R (1, 4) OBP: 0.370, SLG: 0.660	1-0 WP S HBP		0-0 G6-4-3		0-0 1B		2-2 G6-3			3	0	1	0	0	0	2	Cleveland Indians @ California Angels Anaheim Stadium, Anaheim, CA Sun May 12 1996, 10:05 PM EDT Att: 22,768 - Sunny - 84 F										
Jim Edmonds, L (1, 8) OBP: 0.382, SLG: 0.652	3-3 K			1-0 HR	4-0 IBB			1-3 K		3	1	1	1	1	2	1											
Tim Salmon, R (1, 9) OBP: 0.353, SLG: 0.438	0-2 K			0-0 F7	1-2 P6			3-3 K		4	0	0	0	0	2	3											
Chili Davis, S (1, 10) OBP: 0.368, SLG: 0.537	2-3 K			4-0 FC3-6 1B BB		2-0 G4-3		3-3 K		3	0	0	0	1	2	1											
J.T. Snow, L (1, 3) OBP: 0.387, SLG: 0.392		1-0 G1-3		0-0 FC3-6 1B		2-1 G3-1		0-3 K		4	0	1	0	0	1	0											
16 Garret Anderson, L (1, 7) OBP: 0.295, SLG: 0.430		0-0 G1-3		2-0 FC3-6		3-2 G6-3		1-1 G4-3		4	0	0	0	0	0	2											
Tim Wallach, R (1, 5) OBP: 0.319, SLG: 0.522		3-3 K		2-3 K			0-2 PB SH5-4 1B		1-1 1B	4	0	2	0	0	2	2											
Jorge Fabregas, L (1, 2) OBP: 0.314, SLG: 0.267			0-1 G4-3		2-1 E8 FC1-6		0-0 SH5-4		1-3 K	3	0	0	0	0	1	1											
Gary Disarcina, R (1, 6) OBP: 0.208, SLG: 0.207			1-0 G6-4-3 1B		0-0 FC1-6		0-0 F7			2	0	1	0	0	0	1											
Mike Aldrete, L (7, PH) Damon Easley, R (8, 6)					1-2 1B					1	0	0	0	0	0	1											
Inning Stats	R: 0 H: 0 E: 0 K: 3 S: 9	H: 0 LOB: 1 BB: 0 P: 15	R: 0 H: 0 E: 0 K: 1 S: 6	LOB: 0 BB: 0 P: 10	R: 0 H: 1 E: 0 K: 0 S: 4	LOB: 0 BB: 0 P: 5	R: 1 H: 2 E: 0 K: 1 S: 7	LOB: 2 BB: 1 P: 16	R: 0 H: 0 E: 0 K: 0 S: 6	H: 0 LOB: 0 BB: 0 P: 13	R: 0 H: 1 E: 0 K: 0 S: 9	LOB: 1 BB: 0 P: 11	R: 0 H: 0 E: 0 K: 3 S: 9	LOB: 0 BB: 0 P: 16	R: 0 H: 1 E: 0 K: 2 S: 10	LOB: 1 BB: 0 P: 13	1B: 5 2B: 0 3B: 0 HR: 1	SF: 0 SAC: 1 DP: 1 HBP: 1	WP: 1 PB: 1 SB: 1 CS: 0	PA: 35							
PITCHER	IP	WLS	BF	H	R	ER	SO	BB	IBB	HBP	BLK	WP	HR	S	P	ERA	WHIP										
Orel Hershiser, R (1, 1) ERA: 5.01	7.0		28	5	1	1	5	1	1	1	0	1	0	9	84	1.29	0.857										
Jim Poole, L (8, 1) ERA: 2.31	1.0	W	3	0	0	0	3	0	0	0	0	0	0	9	16	0.00	0.000										
Jose Mesa, R (9, 1) ERA: 2.37	1.0	S	4	1	0	0	2	0	0	0	0	0	0	10	13	0.00	1.000										

Batter	1	2	3	4	5	6	7	8	9	10	11	12	AB	R	H	RBI	BB	SO	LOB	TOP				
Randy Velarde, R OBP: 0.345, SLG: 0.398 (1.4)	F9	K		L9		G6-3			3B		F9		6	0	1	0	0	1	3					
Jim Edmonds, L OBP: 0.393, SLG: 0.648 (1.8)	1B		1B 16 2B	BB		G3-1		1B	G3		FC4-6 1B		4	1	2	0	2	0	1					
Tim Salmon, R OBP: 0.358, SLG: 0.441 (1.9)	G4-6-3		16 2B	1B		K		F7	K		FC4-6 1B		6	1	3	0	0	2	2					
Chili Davis, S OBP: 0.373, SLG: 0.524 (1.10)	G4-6-3		16 2B	BB		G4-3		G4-6-3 BB	BB		FC4-6 1B		3	0	0	0	3	0	4					
J.T. Snow, L OBP: 0.385, SLG: 0.381 (1.3)		G4-3	K		16 2B	BB		G4-6-3		BB	K		4	1	0	0	2	2	7					
16 Garret Anderson, L OBP: 0.287, SLG: 0.439 (1.7)	P2							F8				G6-3	6	0	2	3	0	1	3					
Tim Wallach, R OBP: 0.358, SLG: 0.520 (1.5)	BB 1B	2B						1B					4	0	2	0	2	2	1					
Don Slaught, R OBP: 0.367, SLG: 0.528 (1.2)	BB 1B	L3						F9		L9		G6-3	6	0	1	0	0	1	5					
Gary Disarcina, R OBP: 0.221, SLG: 0.203 Mike Aldrete, L OBP: 0.287, SLG: 0.577 Damion Easley, R (8.6)				G4-3		G4-3		G5-3		F8			2	0	0	0	1	0	0					
Inning Stats	R: 0 E: 0 K: 0 S: 7	H: 2 LOB: 1 BB: 0 P: 9	R: 0 E: 0 K: 1 S: 10	H: 1 LOB: 3 BB: 2 P: 24	R: 2 E: 0 K: 1 S: 10	H: 2 LOB: 2 BB: 3 P: 23	R: 0 E: 0 K: 0 S: 9	H: 0 LOB: 0 BB: 0 P: 13	R: 1 E: 0 K: 2 S: 18	H: 1 LOB: 1 BB: 1 P: 27	R: 0 E: 0 K: 0 S: 8	H: 0 LOB: 0 BB: 0 P: 12	R: 0 E: 0 K: 2 S: 10	H: 1 LOB: 3 BB: 2 P: 28	R: 0 E: 0 K: 1 S: 9	H: 1 LOB: 0 BB: 0 P: 14	R: 0 E: 0 K: 1 S: 12	H: 1 LOB: 2 BB: 1 P: 20	R: 0 E: 0 K: 0 S: 10	H: 1 LOB: 0 BB: 0 P: 14	1B: 8 2B: 3 3B: 1 HR: 0	SF: 0 SAC: 0 DP: 4 HBP: 0	WP: 0 PB: 0 SB: 0 CS: 0	PA: 53
PITCHER	IP	WLS	BF	H	R	ER	SO	BB	IBB	HBP	BLK	WP	HR	S	P	ERA	WHIP							
Aaron Sele, R ERA: 5.94 Brent Knackert, R ERA: 10.38 Rich Garros, R ERA: 2.57 Heathcliff Slocumb, R ERA: 3.32 Janis Moyer, L ERA: 5.88	(1.1)	6.0	29	7	3	3	5	6	0	0	0	0	0	64	113	4.50	2.167							
PITCHER	IP	WLS	BF	H	R	ER	SO	BB	IBB	HBP	BLK	WP	HR	S	P	ERA	WHIP							
Stan Belinda, R ERA: 8.62	(11.1)	1.1	4	1	0	0	1	0	0	0	0	0	0	5	11	0.00	1.000							

California Angels @ Boston Red Sox
Fenway Park, Boston, MA

Tue May 14 1996, 7:05 PM EDT
Att. 22,450 - Unknown - 59 F

AB 43
R 3
H 11
RBI 3
BB 10
SO 9
LOB 27



Batter	1	2	3	4	5	6	7	8	9	10	11	12	AB	R	H	RBI	BB	SO	LOB	BOTTOM								
Wii Cordero, R OBP: 0.314, SLG: 0.362 (1.4)	K		FC6-4 1B		G2-3		HR 2B		F9		F7		6	1	2	1	0	1	0									
John Valentin, R OBP: 0.331, SLG: 0.387 (1.6)	WP BLK BB		FC6-4 BB		G6-3		HR		F9			1B 2B	5	2	2	2	1	0	1									
Mo Vaughn, L OBP: 0.422, SLG: 0.652 (1.3)	F8		K		P4		G4-3			K		1B IBB	5	0	0	0	1	2	2									
Jose Canseco, R OBP: 0.385, SLG: 0.500 (1.7)	BB		BB		BB		FC5-4 1B			1B BB		1B	3	0	2	1	3	0	0									
Mike Stanley, R OBP: 0.412, SLG: 0.463 (1.10)	BB		BB		BB		FC5-4			K			3	0	0	0	2	1	2									
Kevin Mitchell, R OBP: 0.333, SLG: 0.317 (1.9)	F9		G5-3					P3		1B			5	0	2	0	0	0	6									
Tim Lincecum, R OBP: 0.451, SLG: 0.446 (1.5)		G6-4-3 1B		F9		F9		P5		P3			5	0	1	0	0	0	3									
Bill Haselman, R OBP: 0.341, SLG: 0.524 (1.2)	G6-4-3		K		G6-3		K		G6-3		G5-3		5	0	0	0	0	2	1									
Mitt Cuyler, S OBP: 0.220, SLG: 0.224 Troy O'Leary, L OBP: 0.317, SLG: 0.424 (10.8)	F8		G5-3				2B BB		F9		G3		2	1	0	0	1	0	0									
Inning Stats	R: 0 E: 0 K: 1 S: 12	H: 0 LOB: 3 BB: 3 P: 31	R: 0 E: 0 K: 0 S: 9	H: 1 LOB: 0 BB: 0 P: 15	R: 0 E: 0 K: 1 S: 14	H: 1 LOB: 3 BB: 2 P: 29	R: 0 E: 0 K: 1 S: 6	H: 0 LOB: 0 BB: 0 P: 6	R: 0 E: 0 K: 0 S: 4	H: 0 LOB: 0 BB: 0 P: 5	R: 0 E: 0 K: 0 S: 6	H: 1 LOB: 1 BB: 1 P: 12	R: 3 E: 0 K: 0 S: 17	H: 3 LOB: 1 BB: 1 P: 29	R: 0 E: 0 K: 1 S: 7	H: 0 LOB: 0 BB: 0 P: 14	R: 0 E: 0 K: 0 S: 6	H: 0 LOB: 0 BB: 0 P: 7	R: 0 E: 0 K: 2 S: 12	H: 1 LOB: 2 BB: 1 P: 21	R: 0 E: 0 K: 0 S: 7	H: 0 LOB: 0 BB: 0 P: 11	R: 1 E: 0 K: 0 S: 5	H: 2 LOB: 2 BB: 1 P: 9	1B: 5 2B: 3 3B: 0 HR: 1	SF: 0 SAC: 0 DP: 1 HBP: 0	WP: 1 PB: 0 SB: 0 CS: 0	PA: 49
PITCHER	IP	WLS	BF	H	R	ER	SO	BB	IBB	HBP	BLK	WP	HR	S	P	ERA	WHIP											
Chuck Finley, L ERA: 4.97 Mike James, R ERA: 1.63 Lee Smith, R ERA: 2.25 Mark Eichhorn, R ERA: 3.75 Shawn Boskie, R ERA: 4.46	(1.1)	6.1	28	4	2	2	3	6	0	0	1	1	0	62	116	2.84	1.579											
PITCHER	IP	WLS	BF	H	R	ER	SO	BB	IBB	HBP	BLK	WP	HR	S	P	ERA	WHIP											
Chuck Finley, L ERA: 4.97 Mike James, R ERA: 1.63 Lee Smith, R ERA: 2.25 Mark Eichhorn, R ERA: 3.75 Shawn Boskie, R ERA: 4.46	(1.1)	1.2	7	2	1	1	1	0	0	0	0	0	0	1	13	25	5.40	1.200										

California Angels @ Boston Red Sox
Fenway Park, Boston, MA

Tue May 14 1996, 7:05 PM EDT
Att. 22,450 - Unknown - 59 F

AB 41
R 4
H 9
RBI 4
BB 8
SO 6
LOB 15



Batter	1	2	3	4	5	6	7	8	9	AB	R	H	RBI	BB	SO	LOB	TOP									
16 Garret Anderson, L OBP: 0.294, SLG: 0.429										5	0	1	0	0	1	4	California Angels @ New York Yankees Yankee Stadium, Bronx, NY Fri May 17 1996, 7:05 PM EDT Att: 19,087 - Unknown - 71 F									
Don Slaught, R OBP: 0.375, SLG: 0.544										4	2	2	0	0	0	2										
Jim Edmonds, L OBP: 0.388, SLG: 0.651										4	0	0	0	0	2	2										
Tim Salmon, R OBP: 0.353, SLG: 0.427										3	1	1	1	1	0	0										
Chili Davis, S OBP: 0.371, SLG: 0.508										4	0	0	0	0	1	3										
Tim Wallach, R OBP: 0.328, SLG: 0.456 Jack Howell, L OBP: 0.310, SLG: 0.585										3	0	0	0	0	1	1										
J.T. Snow, L OBP: 0.374, SLG: 0.369										4	0	1	0	0	0	0										
Randy Velarde, R OBP: 0.356, SLG: 0.417										2	1	1	1	2	1	0										
Gary Disarcina, R OBP: 0.215, SLG: 0.216 Mike Aldrete, L OBP: 0.313, SLG: 0.593										3	0	1	0	0	0	3										
										1	0	1	0	0	0	0										
Inning Stats	R: 0 E: 0 K: 2 S: 7	H: 0 LOB: 0 BB: 0 P: 8	R: 0 E: 0 K: 1 S: 7	H: 0 LOB: 0 BB: 0 P: 12	R: 0 E: 1 K: 0 S: 10	H: 0 LOB: 1 BB: 1 P: 20	R: 1 E: 0 K: 0 S: 7	H: 1 LOB: 0 BB: 0 P: 12	R: 1 E: 0 K: 0 S: 17	H: 3 LOB: 2 BB: 0 P: 28	R: 0 E: 0 K: 1 S: 11	H: 0 LOB: 1 BB: 1 P: 18	R: 0 E: 0 K: 0 S: 7	H: 1 LOB: 1 BB: 1 P: 15	R: 3 E: 0 K: 1 S: 14	H: 3 LOB: 0 BB: 0 P: 23	R: 0 E: 0 K: 1 S: 7	H: 1 LOB: 0 BB: 0 P: 8	1B: 6 2B: 1 3B: 0 HR: 2	SF: 0 SAC: 0 DP: 2 HBP: 0	WP: 0 PB: 0 SB: 0 CS: 0	PA: 37				
PITCHER	IP	WLS	BF	H	R	ER	SO	BB	IBB	HBP	BLK	WP	HR	S	P	ERA	WHIP									
Andy Pettitte, L ERA: 4.47	(1, 1)	7.1	W	31	7	4	4	4	3	0	0	0	0	1	72	123	4.91	1.364								
Jeff Nelson, R ERA: 5.5	(8, 1)	0.2		3	1	1	1	1	0	0	0	0	0	1	8	13	13.50	1.500								
42 Mariano Rivera, R ERA: 0.89	(9, 1)	1.0	S	3	1	0	0	1	0	0	0	0	0	0	7	8	0.00	1.000								


Batter	1	2	3	4	5	6	7	8	9	AB	R	H	RBI	BB	SO	LOB	BOTTOM								
Tim Raines, S OBP: 0.400, SLG: 0.380										3	3	2	1	1	0	0	California Angels @ New York Yankees Yankee Stadium, Bronx, NY Fri May 17 1996, 7:05 PM EDT Att: 19,087 - Unknown - 71 F								
Joe Girardi, R OBP: 0.351, SLG: 0.370										4	1	2	1	0	0	1									
Paul O'Neill, L OBP: 0.486, SLG: 0.589										4	1	2	4	0	0	2									
Ruben Sierra, S OBP: 0.339, SLG: 0.452										4	0	1	1	0	1	1									
Tino Martinez, L OBP: 0.324, SLG: 0.377										4	0	0	0	0	1	3									
Jim Leyritz, R OBP: 0.379, SLG: 0.519 Andy Fox, L OBP: 0.274, SLG: 0.200										3	0	1	0	0	0	0									
Gerald Williams, R OBP: 0.430, SLG: 0.676										3	2	0	0	1	0	1									
2 Derek Jeter, R OBP: 0.377, SLG: 0.364										4	1	2	1	0	1	0									
Matt Howard, R OBP: 0.377, SLG: 0.364										3	0	0	0	0	0	3									
Inning Stats	R: 1 E: 0 K: 1 S: 13	H: 1 LOB: 1 BB: 1 P: 23	R: 0 E: 0 K: 0 S: 6	H: 0 LOB: 0 BB: 0 P: 6	R: 0 E: 0 K: 0 S: 5	H: 0 LOB: 0 BB: 0 P: 12	R: 0 E: 0 K: 0 S: 7	H: 0 LOB: 0 BB: 0 P: 11	R: 5 E: 0 K: 0 S: 17	H: 5 LOB: 0 BB: 0 P: 27	R: 1 E: 0 K: 0 S: 10	H: 1 LOB: 1 BB: 1 P: 19	R: 1 E: 0 K: 1 S: 13	H: 3 LOB: 2 BB: 0 P: 22	R: 0 E: 0 K: 1 S: 7	H: 0 LOB: 0 BB: 0 P: 14	1B: 7 2B: 2 3B: 1 HR: 1	SF: 0 SAC: 0 DP: 1 HBP: 0	WP: 0 PB: 0 SB: 2 CS: 1	PA: 35					
PITCHER	IP	WLS	BF	H	R	ER	SO	BB	IBB	HBP	BLK	WP	HR	S	P	ERA	WHIP								
Jim Abbott, L ERA: 5.81	(1, 1)	5.2	L	26	7	7	7	1	0	0	0	0	0	11	18	13.50	4.500								
Jeff Schmidt, R ERA: 13.5	(6, 1)	0.2		5	3	1	1	0	0	0	0	0	0	4	7	0.00	0.000								
Mark Holzemer, L ERA: 8.03	(7, 1)	0.2		1	0	0	0	1	0	0	0	0	0	4	7	0.00	0.000								
Lee Smith, R ERA: 2.0	(8, 1)	1.0		3	0	0	0	1	0	0	0	0	0	7	14	0.00	0.000								

Batter	1	2	3	4	5	6	7	8	9	AB	R	H	RBI	BB	SO	LOB	TOP										
Rex Hudler, R OBP: 0.361, SLG: 0.625 (1, 4)										4	1	2	1	0	0	2	California Angels @ New York Yankees Yankee Stadium, Bronx, NY Sat May 18 1996, 3:33 AM EDT Att: 22,821 - Overcast - 58 F										
Jim Edmonds, L OBP: 0.389, SLG: 0.641 (1, 8)										4	0	1	0	1	1	4											
Tim Wallach, R OBP: 0.328, SLG: 0.450 (7, PH)										3	0	1	0	0	1	3											
Jack Howell, L OBP: 0.295, SLG: 0.558 (7, 5)										2	0	0	0	0	1	3											
Chili Davis, S OBP: 0.378, SLG: 0.507 (1, 10)										4	0	2	1	1	0	1											
Tim Salmon, R OBP: 0.349, SLG: 0.419 (1, 9)										5	0	1	0	0	2	4											
J.T. Snow, L OBP: 0.365, SLG: 0.359 (1, 3)										4	0	0	0	0	0	4											
Randy Velarde, R OBP: 0.359, SLG: 0.415 (1, 6)										3	1	1	0	1	0	2											
16 Garret Anderson, L OBP: 0.299, SLG: 0.438 (1, 7)										4	1	2	0	0	0	3											
Don Slaught, R OBP: 0.382, SLG: 0.533 (1, 2)										3	0	1	1	1	0	2											
Inning Stats	R: 0 E: 0 K: 0 S: 5	H: 1 LOB: 1 BB: 0 P: 5	R: 0 E: 0 K: 1 S: 6	H: 0 LOB: 0 BB: 0 P: 7	R: 0 E: 0 K: 0 S: 8	H: 1 LOB: 1 BB: 0 P: 8	R: 0 E: 0 K: 1 S: 12	H: 2 LOB: 2 BB: 0 P: 18	R: 0 E: 0 K: 2 S: 12	H: 0 LOB: 0 BB: 0 P: 12	R: 2 E: 0 K: 1 S: 13	H: 2 LOB: 1 BB: 1 P: 23	R: 0 E: 0 K: 0 S: 13	H: 1 LOB: 2 BB: 2 P: 27	R: 1 E: 0 K: 0 S: 12	H: 3 LOB: 2 BB: 0 P: 16	1B: 10 2B: 1 3B: 0 HR: 0	SF: 1 SAC: 0 DP: 1 HBP: 0	WP: 0 PB: 0 SB: 0 CS: 0	PA: 41							
PITCHER	IP	WLS	BF	H	R	ER	SO	BB	IBB	HBP	BLK	WP	HR	S	P	ERA	WHIP										
Kenny Rogers, L ERA: 4.46 (7, 1)	6.2	W	29	7	2	2	4	2	0	0	0	0	0	62	86	2.70	1.350										
Jeff Nelson, R ERA: 5.5 (8, 1)	0.1		3	1	0	0	1	1	0	0	0	0	0	8	18	0.00	6.000										
Jim Mecir, R ERA: 3.46 (8, 1)	0.1		2	0	0	0	0	1	0	0	0	0	0	6	12	0.00	3.000										
Steve Howe, L ERA: 6.97 (9, 1)	1.1	S	6	3	1	1	0	0	0	0	0	0	0	11	15	6.75	2.250										
42 Mariano Rivera, R ERA: 0.89 (8, 1)	0.1	S	1	0	0	0	0	0	0	0	0	0	0	3	4	0.00	0.000										
Batter	1	2	3	4	5	6	7	8	9	AB	R	H	RBI	BB	SO	LOB	BOTTOM										
Tim Raines, S OBP: 0.400, SLG: 0.387 (1, 7)										4	1	1	0	1	1	0	California Angels @ New York Yankees Yankee Stadium, Bronx, NY Sat May 18 1996, 3:33 AM EDT Att: 22,821 - Overcast - 58 F										
Matt Howard, R OBP: 0.143, SLG: 0.143 (1, 4)										4	1	1	1	0	0	1											
Paul O'Neill, L OBP: 0.486, SLG: 0.590 (1, 9)										3	1	1	2	0	1	1											
Tino Martinez, L OBP: 0.328, SLG: 0.396 (1, 3)										3	1	1	1	1	1	2											
Ruben Sierra, S OBP: 0.337, SLG: 0.443 (1, 10)										3	1	0	0	1	0	2											
Jim Leyritz, R OBP: 0.374, SLG: 0.500 (1, 2)										3	1	0	0	0	2	0											
Gerald Williams, R OBP: 0.433, SLG: 0.679 (1, 8)										4	0	2	2	0	1	0											
2 Derek Jeter, R OBP: 0.381, SLG: 0.359 (1, 6)										2	1	0	0	1	1	0											
Andy Fox, L OBP: 0.262, SLG: 0.190 (1, 5)										3	0	0	0	0	0	3											
Inning Stats	R: 0 E: 0 K: 1 S: 10	H: 0 LOB: 2 BB: 1 P: 21	R: 0 E: 0 K: 0 S: 10	H: 1 LOB: 1 BB: 1 P: 15	R: 0 E: 0 K: 2 S: 8	H: 1 LOB: 0 BB: 0 P: 11	R: 0 E: 0 K: 1 S: 11	H: 0 LOB: 0 BB: 0 P: 17	R: 6 E: 1 K: 0 S: 18	H: 3 LOB: 2 BB: 2 P: 36	R: 0 E: 0 K: 0 S: 7	H: 0 LOB: 0 BB: 0 P: 11	R: 1 E: 0 K: 2 S: 12	H: 1 LOB: 0 BB: 0 P: 15	R: 0 E: 0 K: 1 S: 8	H: 0 LOB: 0 BB: 0 P: 12		1B: 2 2B: 3 3B: 0 HR: 1	SF: 0 SAC: 1 DP: 0 HBP: 3	WP: 2 PB: 0 SB: 0 CS: 1	PA: 37						
PITCHER	IP	WLS	BF	H	R	ER	SO	BB	IBB	HBP	BLK	WP	HR	S	P	ERA	WHIP										
Shad Williams, R ERA: 3.86 (5, 1)	4.2	L	24	4	6	2	4	3	1	2	0	1	0	7	12	0.00	3.000										
Shawn Boskie, R ERA: 4.91 (6, 1)	1.0		3	0	0	0	0	0	0	0	0	0	0	7	11	0.00	0.000										
Brad Pennington, L ERA: 2.57 (7, 1)	1.0		4	1	1	1	2	0	0	0	0	0	1	12	15	9.00	1.000										
Mike James, R ERA: 1.88 (8, 1)	1.0		3	0	0	0	1	0	0	0	0	0	0	8	12	0.00	0.000										
Troy Percival, R ERA: 1.02 (8, 1)	1.0		3	0	0	0	1	0	0	0	0	0	0	8	12	0.00	0.000										

Batter	1	2	3	4	5	6	7	8	9	AB	R	H	RBI	BB	SO	LOB	TOP										
Rex Hudler, R OBP: 0.391, SLG: 0.714 Jack Howell, L OBP: 0.280, SLG: 0.531	0-0 HR		0-0 F9		0-0 1B			0-0 F7		3	1	2	1	0	0	0	California Angels @ Baltimore Orioles Oriole Park at Camden Yards, Baltimore, MD Mon May 20 1996, 7:05 PM EDT Att: 43,492 - Unknown - 99 F										
Jim Edmonds, L OBP: 0.391, SLG: 0.626	4-0 G4-6-3 BB		0-3 K		0-0 G6-3			0-0 WP 1B		3	0	1	0	1	1	2											
Tim Salmon, R OBP: 0.353, SLG: 0.432	4-0 G4-6-3 BB		0-0 G6-3			0-3 K		0-3 K		3	0	0	0	1	2	1											
Chili Davis, S OBP: 0.382, SLG: 0.524	0-0 G4-6-3			4-0 16 G4-6-3 BB		0-0 G6-3		4-0 FC6-4 BB		2	0	0	0	2	0	2											
Tim Wallach, R OBP: 0.313, SLG: 0.429 Mike Aldrete, L OBP: 0.303, SLG: 0.571	0-3 K		0-0 F9		0-0 F9			0-0 FC6-4		3	0	0	0	0	1	2											
16 Garrett Anderson, L OBP: 0.290, SLG: 0.420		0-0 G3-1		0-0 G4-6-3			0-0 G5-3		0-0 G4-3	4	0	0	0	0	0	1											
Randy Velarde, R OBP: 0.357, SLG: 0.406		0-0 G6-3			0-3 K		4-0 FC6-4 BB		0-3 K	3	0	0	0	1	2	0											
Don Slaught, R OBP: 0.375, SLG: 0.531		0-0 2B			0-0 G5-3		0-0 P4		0-0 F3	4	0	1	0	0	0	1											
Gary Disarcina, R OBP: 0.234, SLG: 0.235		0-0 G4-3			0-0 1B		0-0 FC6-4			3	0	1	0	0	0	2											
Inning Stats	R: 1 E: 0 K: 1 S: 5	H: 1 LOB: 1 BB: 2 P: 13	R: 0 E: 0 K: 0 S: 4	H: 1 LOB: 0 BB: 0 P: 4	R: 0 E: 0 K: 1 S: 5	H: 0 LOB: 0 BB: 1 P: 5	R: 0 E: 0 K: 0 S: 2	H: 0 LOB: 0 BB: 1 P: 6	R: 0 E: 0 K: 1 S: 7	H: 2 LOB: 2 BB: 0 P: 7	R: 0 E: 0 K: 1 S: 5	H: 0 LOB: 0 BB: 0 P: 5	R: 0 E: 0 K: 1 S: 3	H: 0 LOB: 1 BB: 1 P: 7	R: 0 E: 0 K: 1 S: 6	H: 1 LOB: 2 BB: 1 P: 10		R: 0 E: 0 K: 1 S: 5	H: 0 LOB: 0 BB: 0 P: 5	1B: 3 2B: 1 3B: 0 HR: 1	SF: 0 SAC: 0 DP: 2 HBP: 0	WP: 1 PB: 0 SB: 0 CS: 0	PA: 35				
PITCHER	IP	WLS	BF	H	R	ER	SO	BB	IBB	HBP	BLK	WP	HR	S	P	ERA	WHIP										
David Wells, L ERA: 3.88	7.0	W	27	4	1	1	4	4	0	0	0	0	1	31	47	1.29	1.143										
Alan Mills, R ERA: 10.8	1.0		5	1	0	0	1	1	0	0	0	1	0	6	10	0.00	2.000										
Esteban Yan, R ERA:	1.0		3	0	0	0	1	0	0	0	0	0	0	5	5	0.00	0.000										

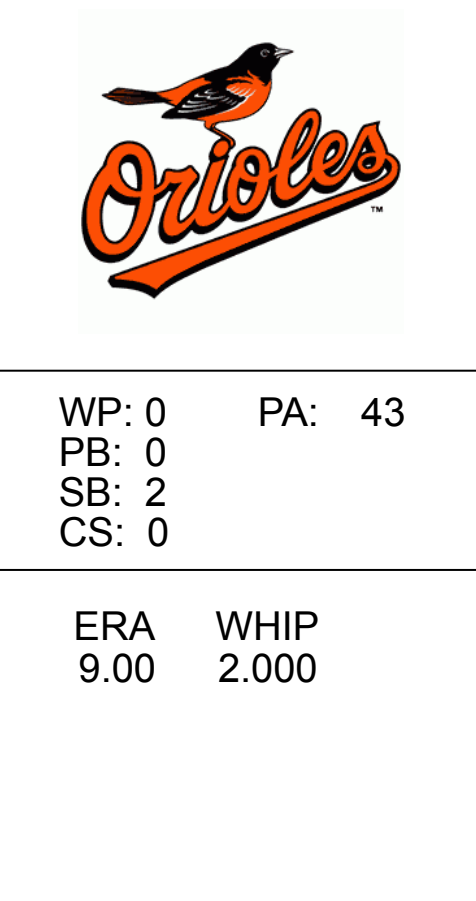
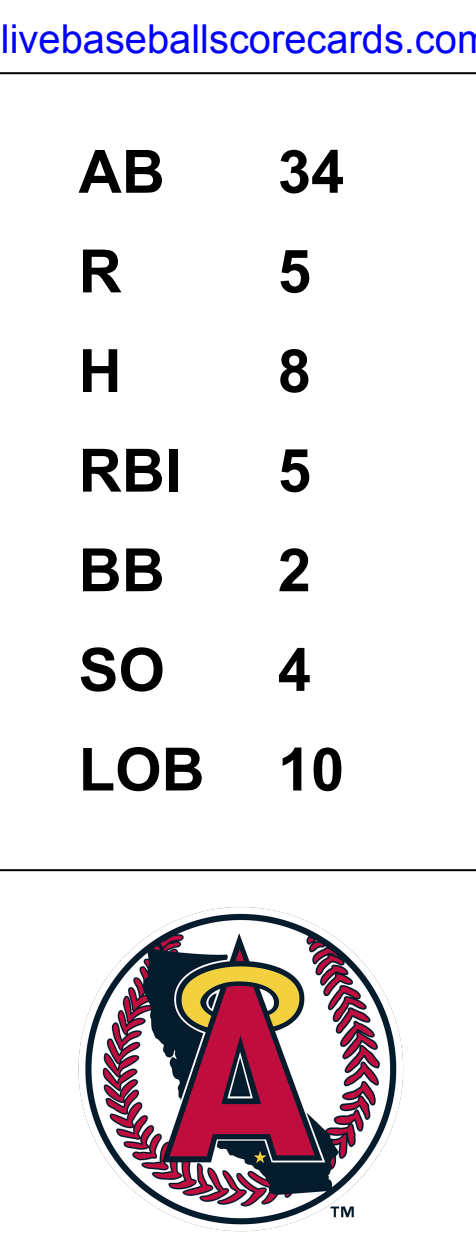
Batter	1	2	3	4	5	6	7	8	9	AB	R	H	RBI	BB	SO	LOB	BOTTOM										
Brady Anderson, L OBP: 0.416, SLG: 0.732 Mark Smith, R OBP: 0.286, SLG: 0.857	0-3 K	0-0 2B 1B		0-0 HR	0-0 SF8		0-0 F8	0-0 F9		3	1	2	2	0	1	0	California Angels @ Baltimore Orioles Oriole Park at Camden Yards, Baltimore, MD Mon May 20 1996, 7:05 PM EDT Att: 43,492 - Unknown - 99 F										
Luis Polonia, L OBP: 0.333, SLG: 0.478	0-0 G4-3	0-0 1B		0-0 HR	0-0 1B		4-0 G4-3 1B	0-0 F8		5	3	3	2	1	0	2											
Roberto Alomar, S OBP: 0.467, SLG: 0.593 Billy Ripken, R OBP: 0.238, SLG: 0.263	4-0 1B BB	0-0 G5-3		0-0 HR	0-0 E7		0-0 G4-3 1B			3	1	2	4	1	0	2											
Rafael Palmeiro, L OBP: 0.400, SLG: 0.516	0-0 1B		0-0 F8	0-0 3B	0-0 FC6-4 BB		0-0 G4-3		0-0 G4-3	4	1	2	0	1	0	2											
Bobby Bonilla, S OBP: 0.302, SLG: 0.349	0-0 G1-3		0-0 G3	0-0 3B	0-0 P6		0-0 HR		0-0 HR	5	1	2	4	0	0	4											
Cal Ripken Jr., R OBP: 0.322, SLG: 0.370 Manny Alexander, R OBP: 0.286, SLG: 0.211		4-0 1B SF8 BB		0-0 1B	0-0 F8		0-0 FC6-4		0-0 K	3	1	1	0	1	0	3											
Mike Devereaux, R OBP: 0.322, SLG: 0.346		0-0 SF8 1B		0-0 F8		4-0 G6-3		0-0 F9		4	1	1	0	1	0	1											
Chris Hoiles, R OBP: 0.341, SLG: 0.459		0-0 SF8		0-0 G1-3	0-0 SF8		0-0 E3		4-0 1B	3	1	1	1	1	0	0											
Jeffrey Hammonds, R OBP: 0.320, SLG: 0.409		4-0 1B 2B BB		0-3 K	0-0 1B		0-0 G5-4-3		0-0 1B	4	2	2	0	1	1	1											
Inning Stats	R: 0 E: 0 K: 1 S: 6	H: 1 LOB: 2 BB: 1 P: 10	R: 2 E: 0 K: 0 S: 5	H: 3 LOB: 2 BB: 2 P: 13	R: 0 E: 0 K: 0 S: 4	H: 1 LOB: 1 BB: 0 P: 4	R: 4 E: 0 K: 1 S: 10	H: 5 LOB: 1 BB: 0 P: 10	R: 4 E: 1 K: 0 S: 7	H: 4 LOB: 2 BB: 2 P: 15	R: 0 E: 0 K: 0 S: 3	H: 0 LOB: 0 BB: 0 P: 3	R: 3 E: 0 K: 1 S: 7	H: 2 LOB: 1 BB: 1 P: 11	R: 0 E: 0 K: 0 S: 4	H: 1 LOB: 2 BB: 1 P: 8		1B: 12 2B: 1 3B: 1 HR: 3	SF: 2 SAC: 0 DP: 1 HBP: 0	WP: 0 PB: 0 SB: 1 CS: 0	PA: 47						
PITCHER	IP	WLS	BF	H	R	ER	SO	BB	IBB	HBP	BLK	WP	HR	S	P	ERA	WHIP										
Jason Grimsley, R ERA: 5.5	3.2	L	23	10	6	6	2	3	0	0	0	0	0	24	36	14.73	3.545										
Mark Holzemer, L ERA: 10.36	0.2		8	4	4	4	0	2	0	0	0	0	0	6	14	54.00	9.000										
Jeff Schmidt, R ERA: 3.86	1.2		5	0	0	0	0	0	0	0	0	0	0	5	5	0.00	0.000										
Brad Pennington, L ERA: 4.2	1.0		6	2	3	3	1	1	0	0	0	0	1	7	11	27.00	3.000										
Lee Smith, R ERA: 1.5	1.0		5	1	0	0	0	1	0	0	0	0	0	4	8	0.00	2.000										

AB	30
R	1
H	5
RBI	1
BB	5
SO	6
LOB	13



Batter	1	2	3	4	5	6	7	8	9	AB	R	H	RBI	BB	SO	LOB	TOP			
Rex Hudler, R OBP: 0.377, SLG: 0.746 (1, 4)	F1		F8		FC6-4		HR			4	1	1	2	0	0	1	California Angels @ Baltimore Orioles Oriole Park at Camden Yards, Baltimore, MD Wed May 22 1996, 7:05 PM EDT Att: 45,817 - Unknown - 85 F			
Jim Edmonds, L OBP: 0.380, SLG: 0.602 (1, 8)	F1		G4-3			G4-3	1B			4	0	1	0	0	0	0				
Tim Salmon, R OBP: 0.354, SLG: 0.426 (1, 9)		BB			1B	F9	K			3	0	1	0	1	1	1				
Chili Davis, S OBP: 0.376, SLG: 0.503 (1, 10)	K				FC5-6-4	F8		G3-1		4	0	0	0	0	1	2				
Jack Howell, L OBP: 0.278, SLG: 0.500 (1, 5)		K			F9		16 2B	G6-3		3	1	0	0	1	1	1				
J.T. Snow, L OBP: 0.361, SLG: 0.376 (1, 3)		HR			P6		F7	G1-3		4	1	1	1	0	0	2				
16 Garret Anderson, L OBP: 0.293, SLG: 0.420 (1, 7)						G6-3			G3-1	4	1	2	0	0	0	0				
Jorge Fabregas, L OBP: 0.316, SLG: 0.310 Mike Aldrete, L OBP: 0.234, SLG: 0.552 (9, PH)						G4-3		G3		3	0	0	0	0	1	3				
Gary Disarcina, R OBP: 0.243, SLG: 0.252 (1, 6)					G5-3			G6-3		4	1	2	2	0	0	0				
Inning Stats	R: 0 E: 0 K: 1 S: 5	H: 0 LOB: 1 BB: 1 P: 11	R: 1 E: 0 K: 2 S: 12	H: 2 LOB: 1 BB: 0 P: 19	R: 0 E: 0 K: 0 S: 5	H: 0 LOB: 0 BB: 0 P: 7	R: 0 E: 0 K: 0 S: 8	H: 1 LOB: 1 BB: 0 P: 11	R: 0 E: 0 K: 0 S: 9	H: 0 LOB: 0 BB: 0 P: 15	R: 4 E: 0 K: 1 S: 14	H: 4 LOB: 1 BB: 1 P: 23	R: 0 E: 0 K: 0 S: 6	H: 0 LOB: 0 BB: 0 P: 11	R: 0 E: 0 K: 0 S: 8	H: 0 LOB: 0 BB: 0 P: 11		1B: 5 2B: 2 3B: 0 HR: 2	SF: 0 SAC: 0 DP: 1 HBP: 0	WP: 0 PA: 36 PB: 0 SB: 0 CS: 1
PITCHER	IP	WLS	BF	H	R	ER	SO	BB	IBB	HBP	BLK	WP	HR	S	P	ERA	WHIP			
Jimmy Haynes, R ERA: 7.12 Roger McDowell, R ERA: 2.67	(1, 1)	6.2	W	29	8	5	5	3	2	0	0	0	0	2	58	91	6.75	1.500		
PITCHER	IP	WLS	BF	H	R	ER	SO	BB	IBB	HBP	BLK	WP	HR	S	P	ERA	WHIP			
	(8, 1)	1.0		5	2	1	1	0	0	0	0	0	0	17	27	0.00	0.000			

Batter	1	2	3	4	5	6	7	8	9	AB	R	H	RBI	BB	SO	LOB	BOTTOM		
Brady Anderson, L OBP: 0.421, SLG: 0.711 (1, 8)	P4		G4-3	L4-6	K					4	1	1	2	1	1	4	California Angels @ Baltimore Orioles Oriole Park at Camden Yards, Baltimore, MD Wed May 22 1996, 7:05 PM EDT Att: 45,817 - Unknown - 85 F		
Mike Devereaux, R OBP: 0.306, SLG: 0.321 (1, 10)	K		G4-3		SF8	G4-3	F9			4	1	0	0	1	1	4			
Roberto Alomar, S OBP: 0.471, SLG: 0.611 (1, 4)	S				SF8					4	3	4	3	0	0	0			
Rafael Palmeiro, L OBP: 0.412, SLG: 0.548 (1, 3)					P6	G4-6-3				5	1	3	2	0	0	1			
Cal Ripken Jr., R OBP: 0.317, SLG: 0.365 (1, 6)	L7		F8				K			4	1	1	1	0	1	1			
Chris Hoiles, R OBP: 0.354, SLG: 0.462 (1, 2)		P4								4	2	2	0	1	0	1			
Mark Smith, R OBP: 0.250, SLG: 0.583 (1, 9)		G5-3	F7							5	0	1	1	0	0	3			
Billy Ripken, R OBP: 0.276, SLG: 0.240 (1, 5)		G3-1								2	0	1	0	2	0	0			
Jeffrey Hammonds, R OBP: 0.331, SLG: 0.417 (1, 7)										2	1	1	1	2	0	1			
Inning Stats	R: 1 E: 0 K: 1 S: 15	H: 2 LOB: 1 BB: 0 P: 27	R: 0 E: 0 K: 0 S: 9	H: 0 LOB: 0 BB: 0 P: 13	R: 4 E: 0 K: 0 S: 14	H: 5 LOB: 1 BB: 0 P: 21	R: 0 E: 0 K: 0 S: 8	H: 1 LOB: 0 BB: 0 P: 12	R: 3 E: 0 K: 1 S: 23	H: 3 LOB: 3 BB: 3 P: 45	R: 0 E: 0 K: 0 S: 7	H: 1 LOB: 0 BB: 0 P: 8	R: 1 E: 0 K: 1 S: 16	H: 2 LOB: 1 BB: 0 P: 22	R: 1 E: 0 K: 0 S: 11	H: 2 LOB: 1 BB: 0 P: 22		1B: 11 2B: 2 3B: 0 HR: 2	SF: 2 SAC: 0 DP: 2 HBP: 0
PITCHER	IP	WLS	BF	H	R	ER	SO	BB	IBB	HBP	BLK	WP	HR	S	P	ERA	WHIP		
Lee Smith, R ERA: 2.45	(8, 1)	1.0		5	2	1	1	0	0	0	0	0	0	16	22	9.00	2.000		
PITCHER	IP	WLS	BF	H	R	ER	SO	BB	IBB	HBP	BLK	WP	HR	S	P	ERA	WHIP		
	(5, 1)	0.0	4	2	1	1	0	2	0	0	0	0	0	12	25				
Mark Holzemer, L ERA: 9.42 Jason Grimsley, R ERA: 5.66 Brad Pennington, L ERA: 4.11	(5, 1)	1.1	4	1	0	0	1	0	0	0	0	0	0	11	12	0.00	0.750		
	(7, 1)	0.2	5	0	1	1	1	3	0	0	0	0	0	12	25	13.50	4.500		
	(7, 1)	0.1	2	0	0	0	0	1	0	0	0	0	0	6	13	0.00	3.000		



Batter	1	2	3	4	5	6	7	8	9	AB	R	H	RBI	BB	SO	LOB	TOP								
Troy O'Leary, L OBP: 0.342, SLG: 0.457 (1, 9)	SH3 2B		F8					F8		5	1	2	2	0	1	1	Boston Red Sox @ California Angels Anaheim Stadium, Anaheim, CA Sat May 25 1996, 10:05 PM EDT Att: 23,972 - Unknown - 68 F								
Tim Lincecum, R OBP: 0.436, SLG: 0.490 (1, 5)	SH3		F8						E4 HR	4	2	1	1	0	0	0									
Mo Vaughn, L OBP: 0.438, SLG: 0.696 (1, 3)	G3		F8							4	2	1	2	1	0	2									
Jose Canseco, R OBP: 0.404, SLG: 0.645 (1, 10)	F9			L7	L8					5	1	1	3	0	1	2									
18 Reggie Jefferson, S OBP: 0.397, SLG: 0.658 (7, PH) Jose Malave, R (7, 7)					FC4-6 1B					3	0	1	0	0	1	1									
Bill Haselman, R OBP: 0.348, SLG: 0.500 (1, 2)				G5-3 1B						2	0	0	0	0	0	0									
Jeff Manto, R OBP: 0.333, SLG: 0.467 (1, 4)				G5-3						5	0	1	0	0	1	1									
Esteban Beltre, R OBP: 0.288, SLG: 0.277 (1, 6)										4	0	1	0	1	0	1									
Mitt Cuyler, S OBP: 0.265, SLG: 0.230 (1, 8)										4	0	1	0	1	0	1									
Inning Stats	R: 0 E: 0 K: 0 S: 5	H: 1 LOB: 1 BB: 0 P: 7	R: 0 E: 0 K: 2 S: 14	H: 1 LOB: 2 BB: 1 P: 22	R: 0 E: 0 K: 0 S: 6	H: 0 LOB: 0 BB: 0 P: 10	R: 0 E: 0 K: 0 S: 11	H: 1 LOB: 1 BB: 0 P: 14	R: 3 E: 1 K: 0 S: 15	H: 3 LOB: 1 BB: 0 P: 22	R: 0 E: 0 K: 0 S: 5	H: 0 LOB: 0 BB: 0 P: 10	R: 4 E: 1 K: 1 S: 14	H: 2 LOB: 0 BB: 1 P: 21	R: 1 E: 0 K: 0 S: 6	H: 2 LOB: 0 BB: 0 P: 11		R: 2 E: 1 K: 1 S: 12	H: 2 LOB: 2 BB: 1 P: 22	1B: 6 2B: 4 3B: 0 HR: 2	SF: 0 SAC: 2 DP: 0 HBP: 0	WP: 0 PB: 0 SB: 2 CS: 0	PA: 44		
PITCHER	IP	WLS	BF	H	R	ER	SO	BB	IBB	HBP	BLK	WP	HR	S	P	ERA	WHIP								
Shad Williams, R ERA: 5.73 (1, 1)	6.1	L	31	8	7	5	3	1	1	0	0	0	1	67	102	7.11	1.421								
Mark Holzemer, L ERA: 9.0 (7, 1)	0.2		2	0	0	0	0	0	0	0	0	0	0	3	4	0.00	0.000								
Todd Frohwirth, R ERA: 3.38 (8, 1)	2.0		11	4	3	2	1	1	0	0	0	0	1	18	33	9.00	2.500								

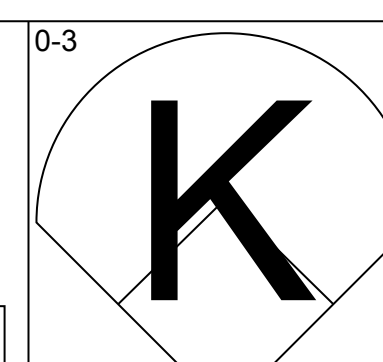
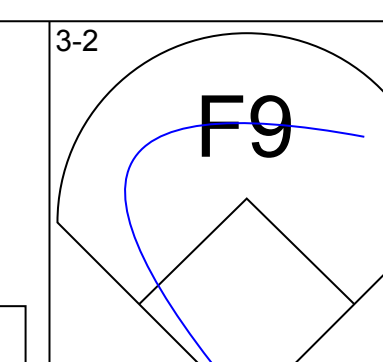
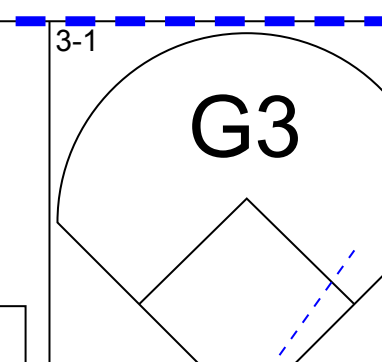
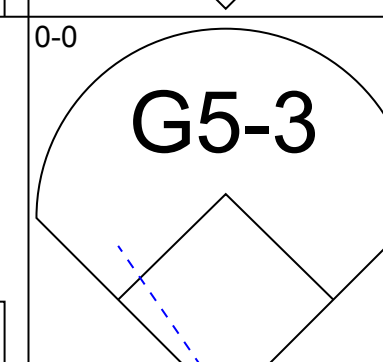
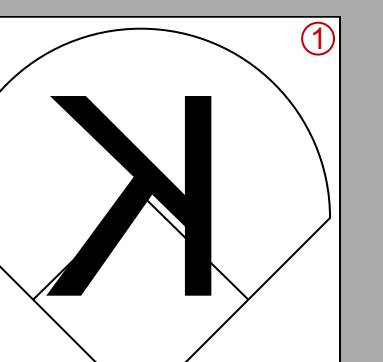
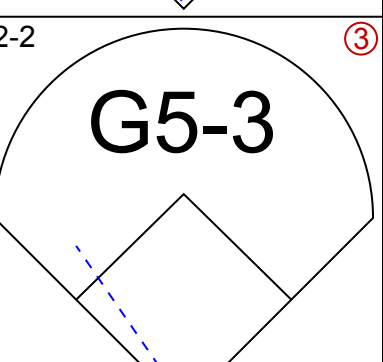
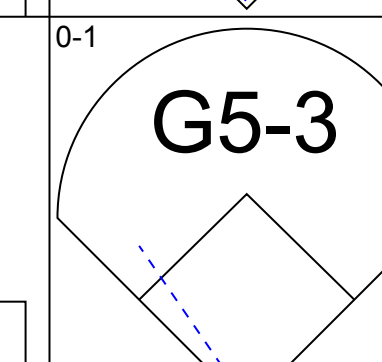
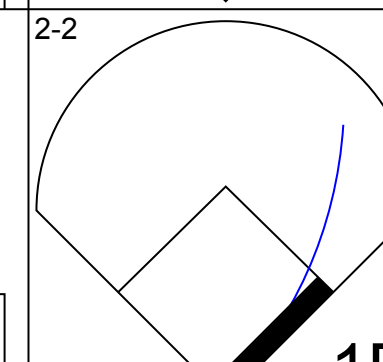
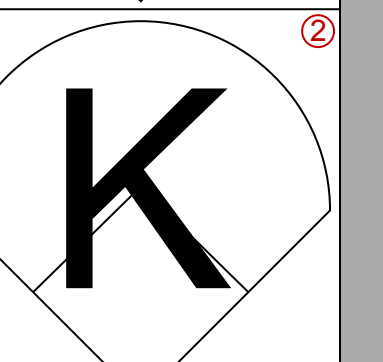
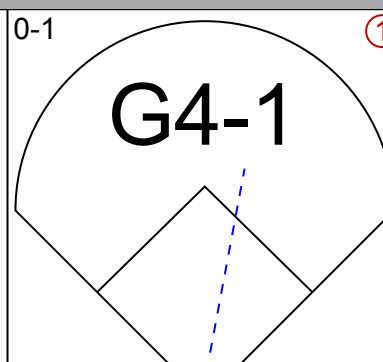
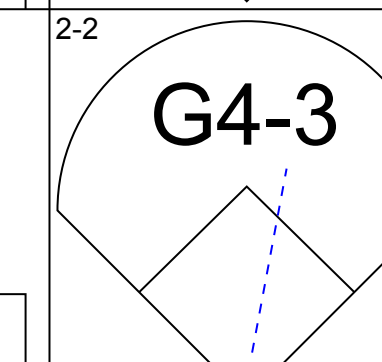
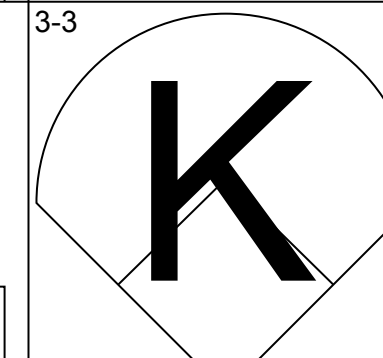
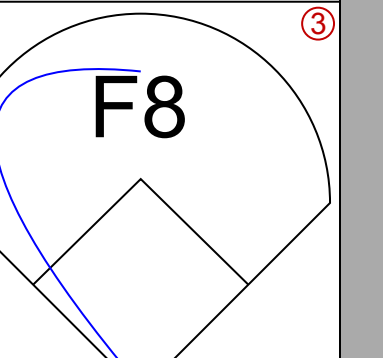
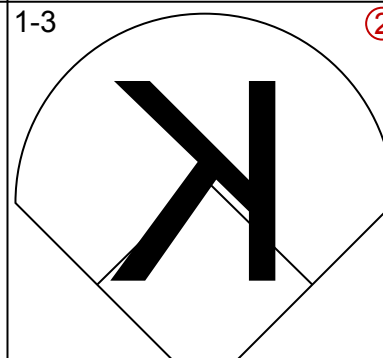
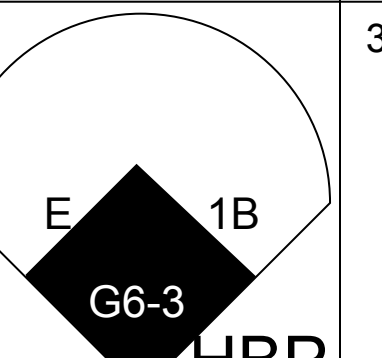
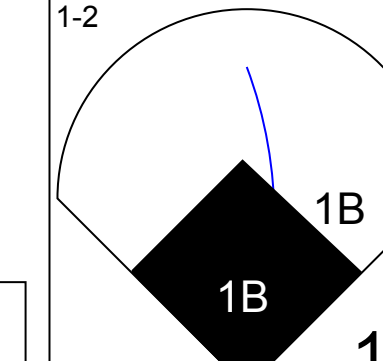

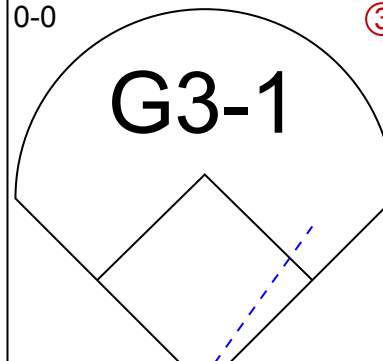
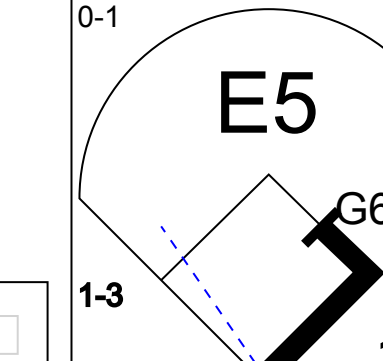
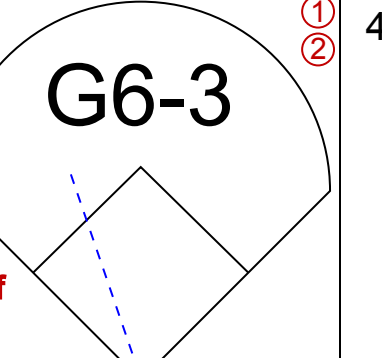
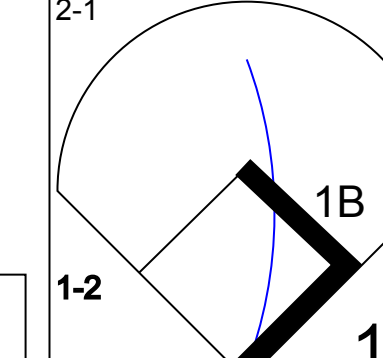
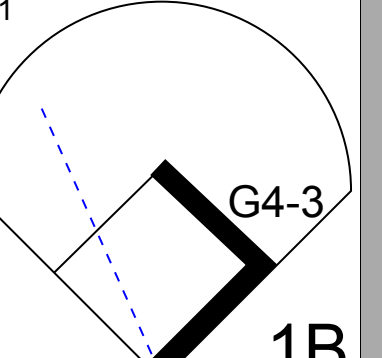
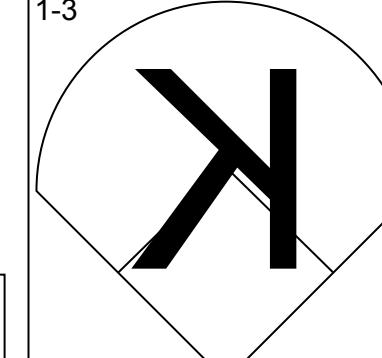
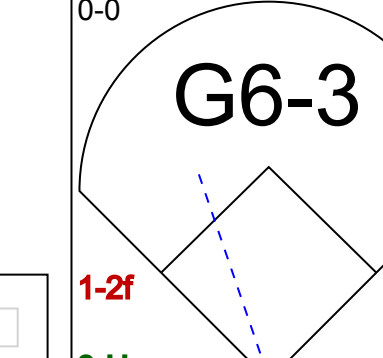
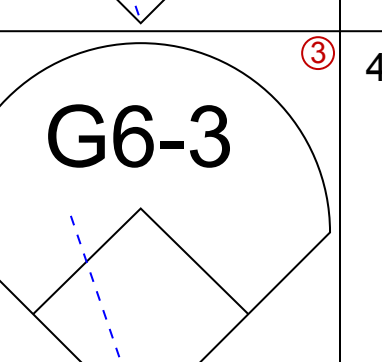
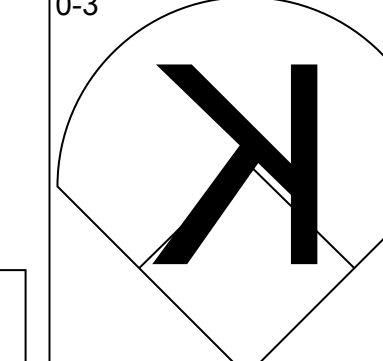
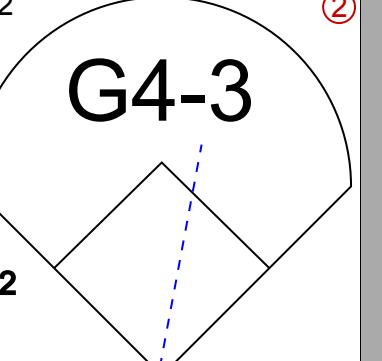
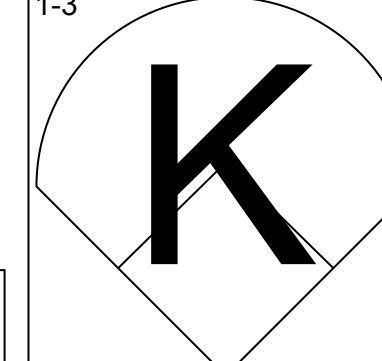
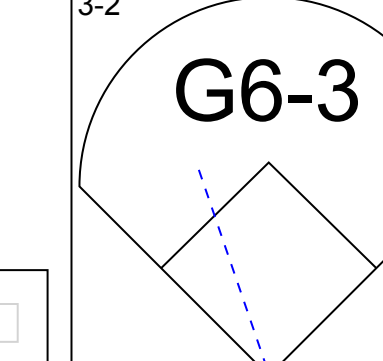
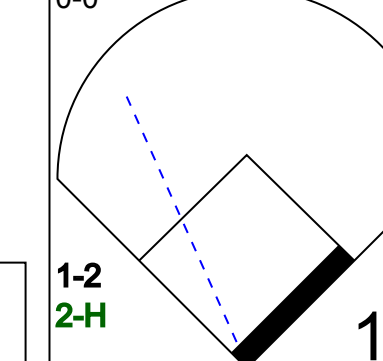
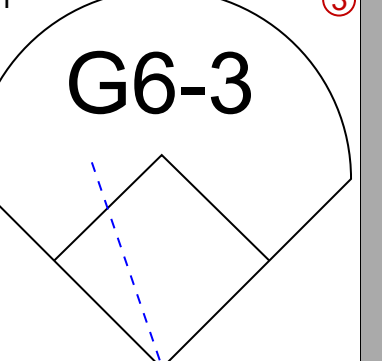
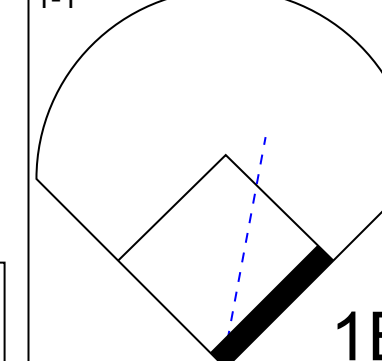

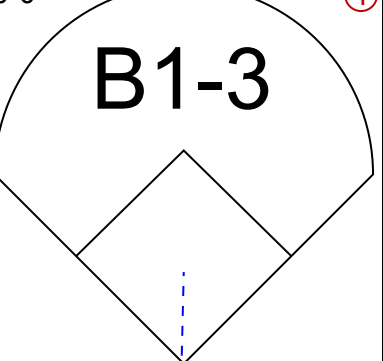
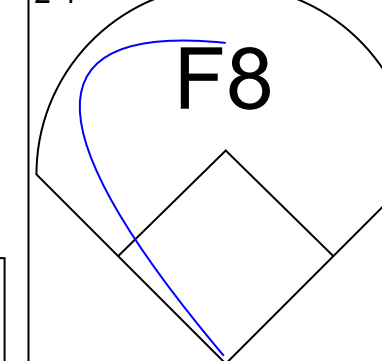
AB 39
R 10
H 12
RBI 9
BB 3
SO 4
LOB 12

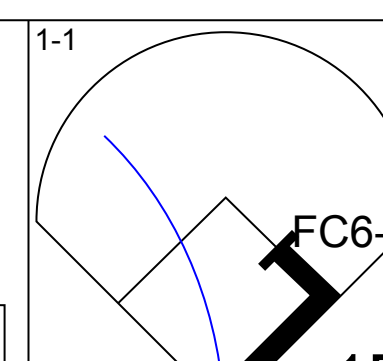
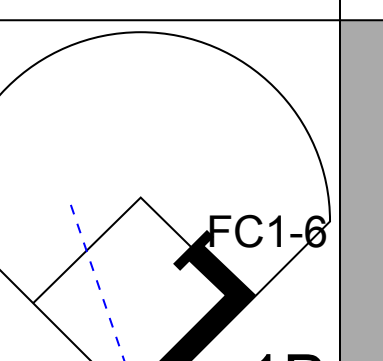
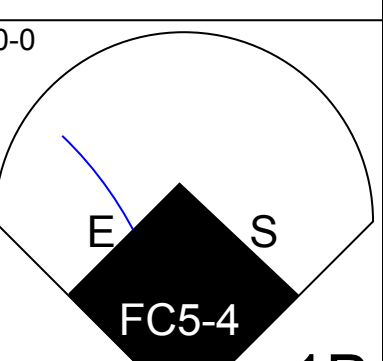
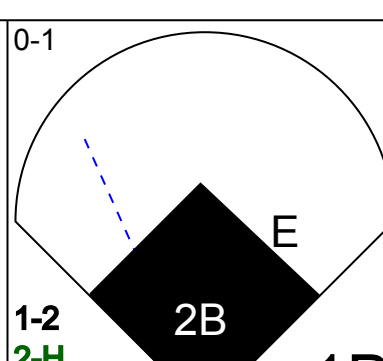
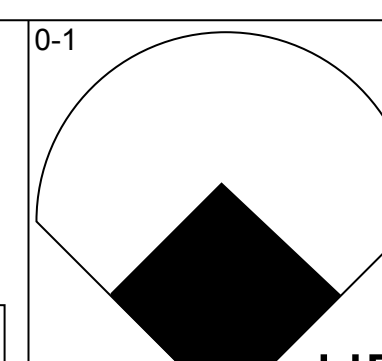
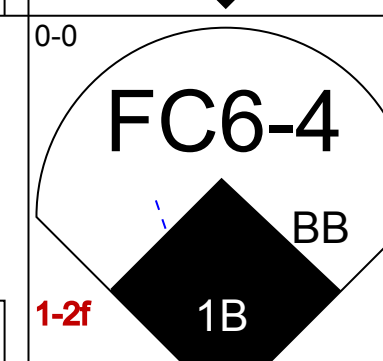
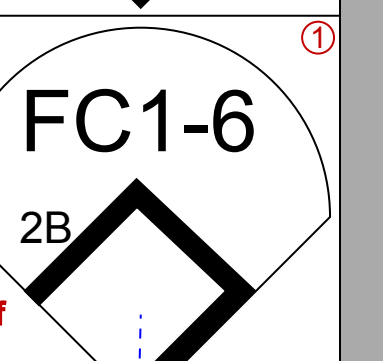
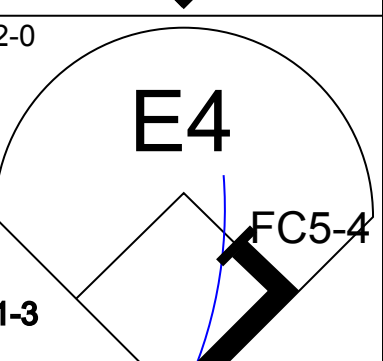
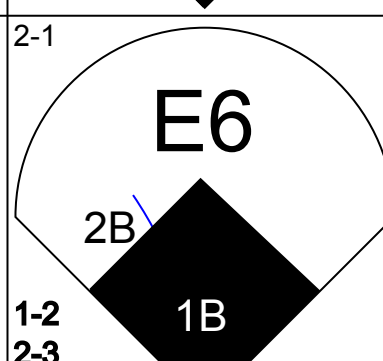
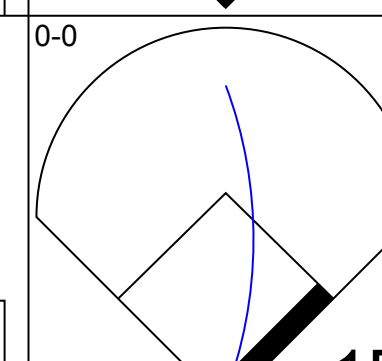
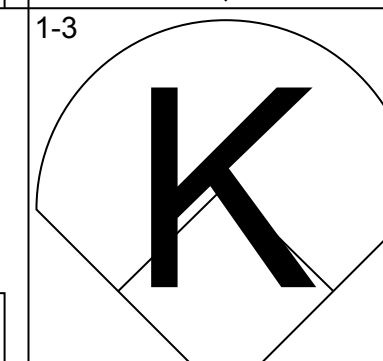
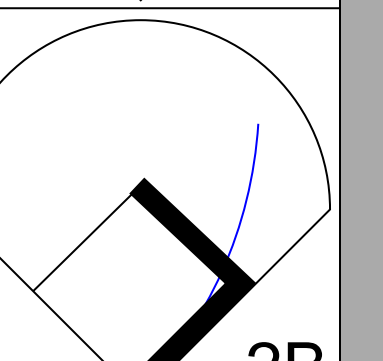
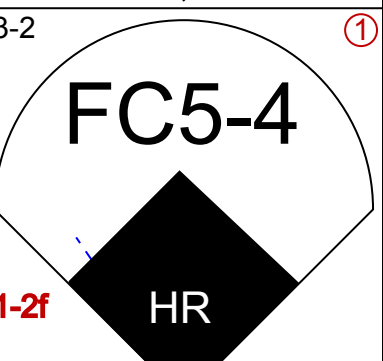
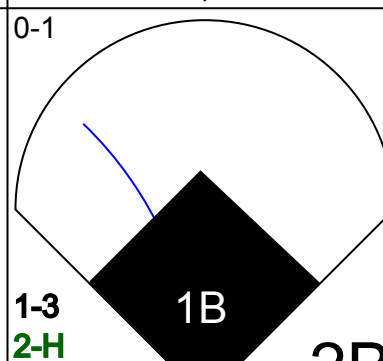
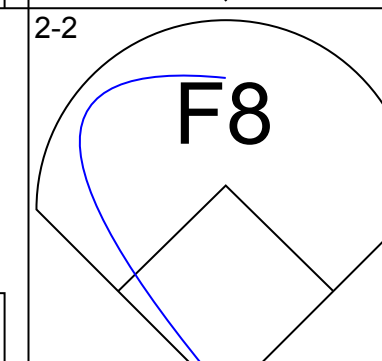
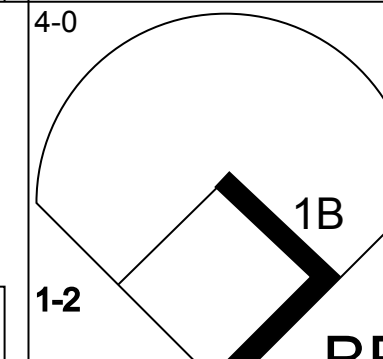
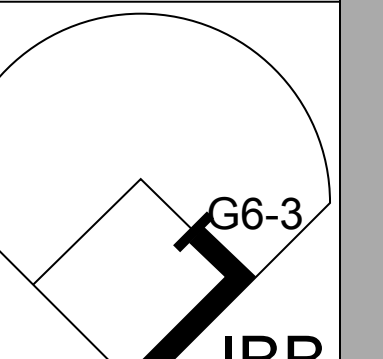
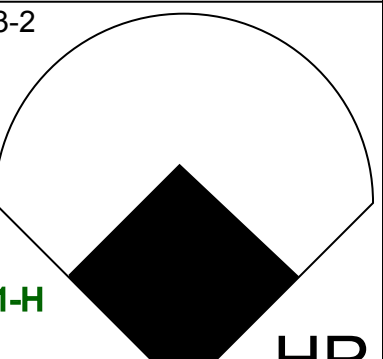
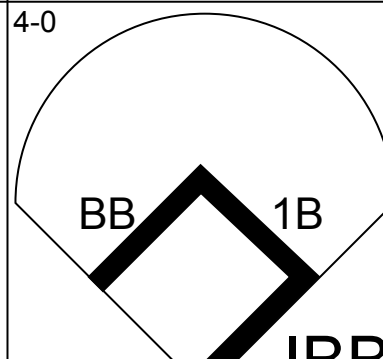
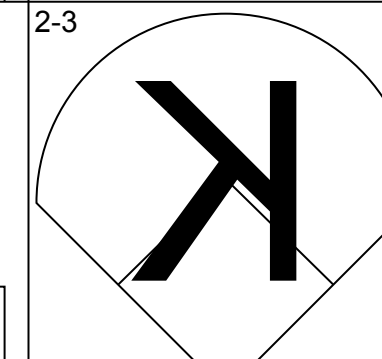
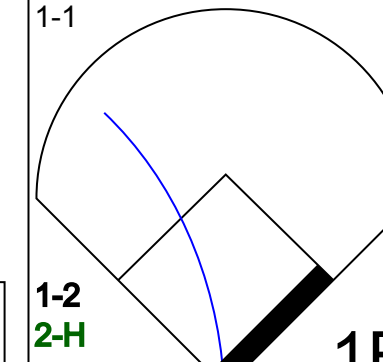
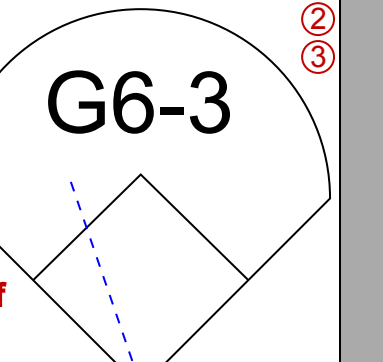
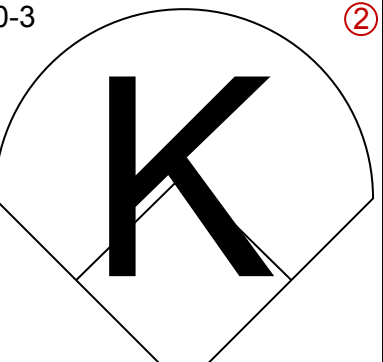
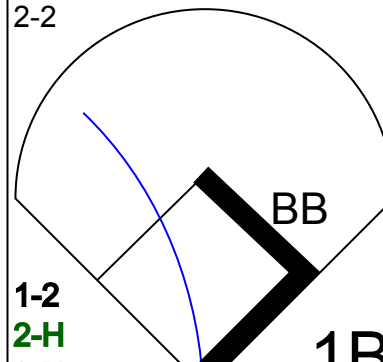

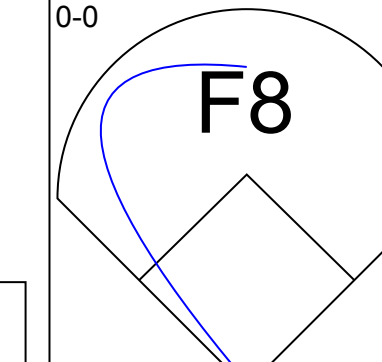
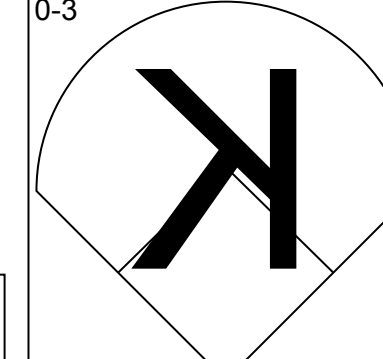
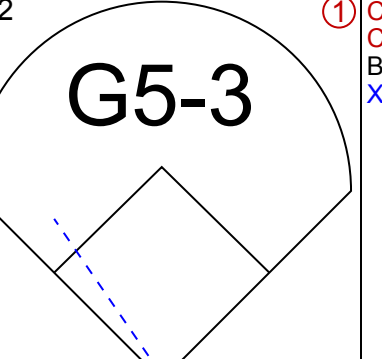
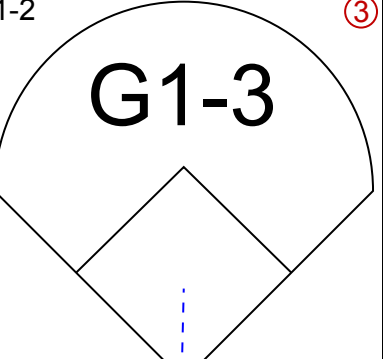
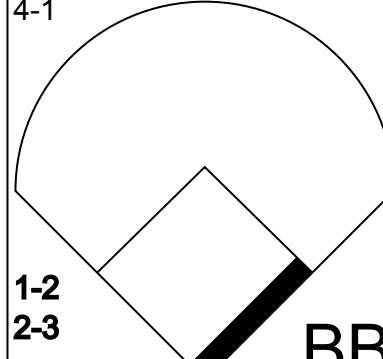

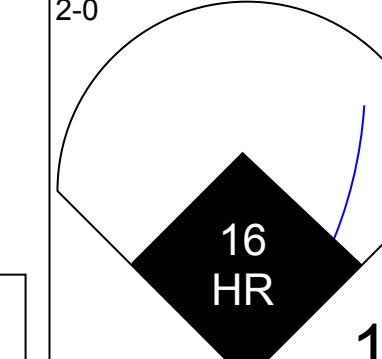
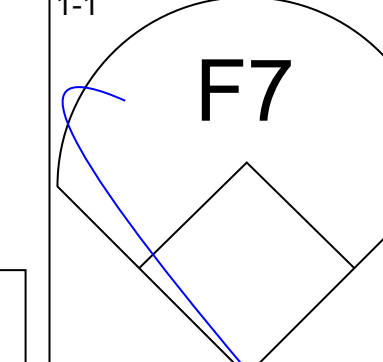
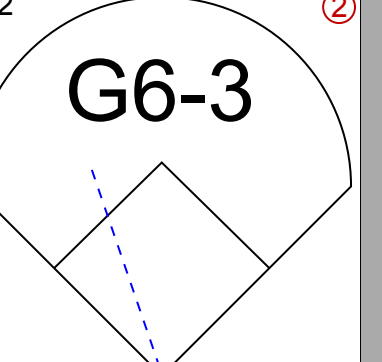

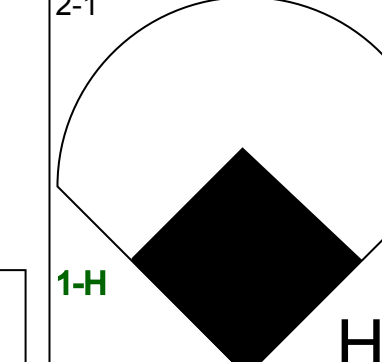

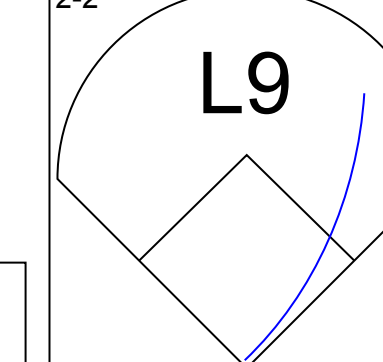
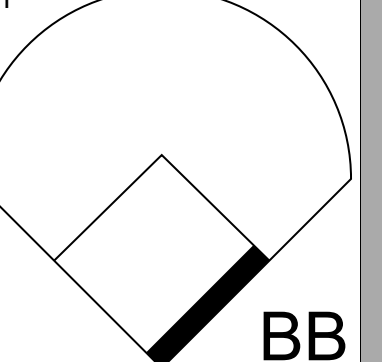
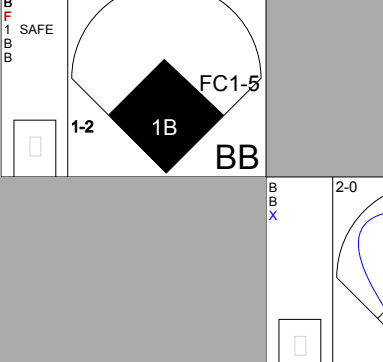
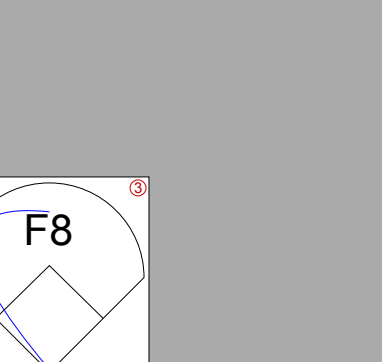
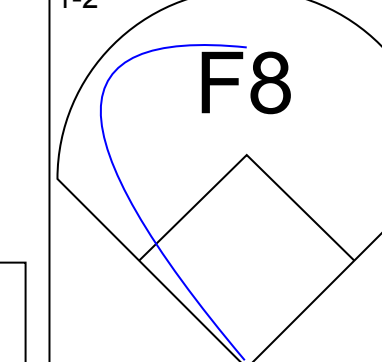
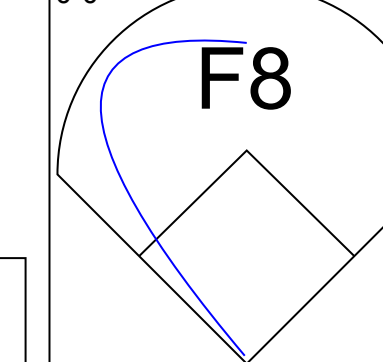

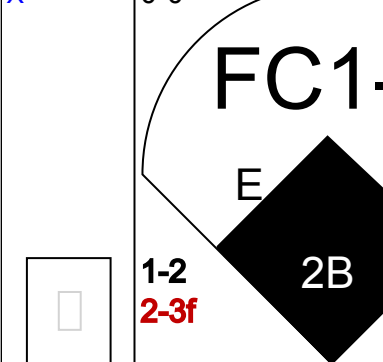
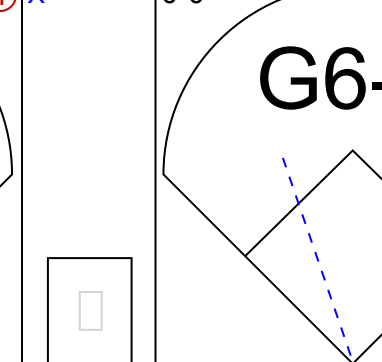
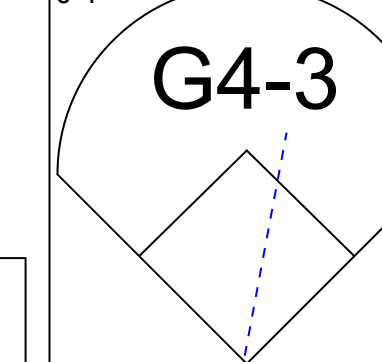


Batter	1	2	3	4	5	6	7	8	9	AB	R	H	RBI	BB	SO	LOB	BOTTOM								
16 Garret Anderson, L OBP: 0.306, SLG: 0.429 (1, 7)	F8									4	2	2	0	1	0	0	Boston Red Sox @ California Angels Anaheim Stadium, Anaheim, CA Sat May 25 1996, 10:05 PM EDT Att: 23,972 - Unknown - 68 F								
Randy Velarde, R OBP: 0.355, SLG: 0.400 (1, 4)	G5-3									5	0	1	2	0	1	2									
Jim Edmonds, L OBP: 0.380, SLG: 0.592 (9, PH) Rex Hudler, R OBP: 0.366, SLG: 0.707 (9, PH)										4	0	3	0	0	0	0									
1B										1	0	0	0	0	0	1									
Tim Salmon, R OBP: 0.350, SLG: 0.415 (1, 9)										4	0	0	0	0	2	5									
Chili Davis, S OBP: 0.376, SLG: 0.500 (1, 10)										4	0	2	1	0	1	0									
J.T. Snow, L OBP: 0.346, SLG: 0.358 (1, 3)										4	0	0	0	0	0	3									
Jack Howell, L OBP: 0.317, SLG: 0.500 (8, PH) Tim Wallach, R OBP: 0.309, SLG: 0.422 (9, 5)										2	0	1	0	1	0	0									
										1	0	0	0	0	1	1									
Jorge Fabregas, L OBP: 0.317, SLG: 0.311 (8, PH) Don Stauter, R OBP: 0.370, SLG: 0.542 (9, 2)										3	0	1	0	0	0	1									
										1	0	0	0	0	0	1									
Gary Disarcina, R OBP: 0.247, SLG: 0.255 (8, PH) Mike Aldrete, L OBP: 0.288, SLG: 0.533 (9, PH)										3	1	0	0	0	0	3									
										1	0	0	0	0	0	0									
Inning Stats	R: 0 E: 0 K: 1 S: 11	H: 1 LOB: 1 BB: 0 P: 20	R: 0 E: 1 K: 1 S: 11	H: 2 LOB: 2 BB: 0 P: 17	R: 1 E: 0 K: 1 S: 12	H: 3 LOB: 0 BB: 0 P: 20	R: 0 E: 0 K: 0 S: 9	H: 0 LOB: 0 BB: 0 P: 12	R: 0 E: 0 K: 0 S: 8	H: 0 LOB: 0 BB: 0 P: 12	R: 0 E: 0 K: 0 S: 5	H: 0 LOB: 0 BB: 0 P: 7	R: 2 E: 0 K: 0 S: 12	H: 3 LOB: 2 BB: 1 P: 23	R: 0 E: 0 K: 1 S: 17	H: 1 LOB: 1 BB: 0 P: 24	R: 0 E: 0 K: 1 S: 8	H: 0 LOB: 1 BB: 1 P: 14	1B: 9 2B: 1 3B: 0 HR: 0	SF: 0 SAC: 0 DP: 0 HBP: 0	WP: 1 PB: 0 SB: 0 CS: 0	PA: 39			
PITCHER	IP	WLS	BF	H	R	ER	SO	BB	IBB	HBP	BLK	WP	HR	S	P	ERA	WHIP								
Tom Gordon, R ERA: 6.8 (1, 1)	6.2	W	29	8	3	3	3	1	0	0	0	0	0	66	107	4.05	1.350								
Mike Stanton, L ERA: 4.7 (7, 1)	1.1		6	2	0	0	1	0	0	0	0	0	0	19	28	0.00	1.500								
Heathcliff Slocumb, R ERA: 2.84 (9, 1)	1.0		4	0	0	0	1	1	0	0	0	0	0	8	14	0.00	1.000								

AB 37
R 3
H 10
RBI 3
BB 2
SO 5
LOB 17



Batter	1	2	3	4	5	6	7	8	9	AB	R	H	RBI	BB	SO	LOB	TOP								
Troy O'Leary, L (1, 9) OBP: 0.335, SLG: 0.446										4	0	0	0	0	1	2	Boston Red Sox @ California Angels Anaheim Stadium, Anaheim, CA Sun May 26 1996, 6:33 AM EDT Att: 23,828 - Sunny - 70 F								
John Valentin, R (1, 6) OBP: 0.375, SLG: 0.441 32 Alex Delgado, R (7, 4)										3	0	0	0	0	1	0									
Mo Vaughn, L (1, 3) OBP: 0.434, SLG: 0.686										4	0	1	0	0	1	0									
Jose Canseco, R (1, 10) OBP: 0.400, SLG: 0.630									 G6-3 HBP	3	1	0	0	0	2	1									
18 Reggie Jefferson, S (1, 7) OBP: 0.395, SLG: 0.645 Jose Majave, R (9, PH) OBP: 0.299, SLG: 0.167		 1B						 G6-3 1B		3	1	1	0	0	1	0									
Tim Lincecum, R (1, 5) OBP: 0.438, SLG: 0.490		 1B		 1B				 1-2 3-H		4	0	2	0	0	1	1									
Bill Haselman, R (1, 2) OBP: 0.329, SLG: 0.470				 1-2				 3-2		4	0	0	0	0	2	3									
Esteban Beltre, R (1, 4) OBP: 0.309, SLG: 0.300		 1-2 2-H								3	0	2	1	0	0	1									
Mitt Cuyler, S (1, 8) OBP: 0.256, SLG: 0.221										3	0	0	0	0	1	3									
Inning Stats	R: 0 E: 0 K: 2 S: 10	H: 1 LOB: 1 BB: 0 P: 15	R: 1 E: 0 K: 2 S: 16	H: 3 LOB: 2 BB: 0 P: 23	R: 0 E: 0 K: 2 S: 12	H: 0 LOB: 0 BB: 0 P: 16	R: 0 E: 0 K: 1 S: 10	H: 1 LOB: 1 BB: 0 P: 11	R: 0 E: 0 K: 0 S: 7	H: 0 LOB: 0 BB: 0 P: 9	R: 0 E: 0 K: 2 S: 6	H: 1 LOB: 1 BB: 0 P: 7	R: 0 E: 0 K: 0 S: 12	H: 1 LOB: 1 BB: 0 P: 17	R: 0 E: 0 K: 0 S: 7	H: 0 LOB: 0 BB: 0 P: 12		R: 1 E: 1 K: 0 S: 10	H: 1 LOB: 0 BB: 0 P: 15	1B: 7 2B: 0 3B: 0 HR: 0	SF: 0 SAC: 0 DP: 1 HBP: 1	WP: 0 PB: 0 SB: 0 CS: 0	PA: 34		
PITCHER	IP	WLS	BF	H	R	ER	SO	BB	IBB	HBP	BLK	WP	HR	S	P	ERA	WHIP								
Shawn Boskie, R (1, 1) ERA: 4.18	7.0	W	27	6	1	1	10	0	0	0	0	0	0	73	98	1.29	0.857								
Mark Holzemer, L (8, 1) ERA: 7.94	2.0		7	1	1	0	0	0	0	1	0	0	0	17	27	0.00	0.500								

Batter	1	2	3	4	5	6	7	8	9	AB	R	H	RBI	BB	SO	LOB	BOTTOM								
Rex Hudler, R (1, 8) OBP: 0.402, SLG: 0.763	 1B		 1B		 1B	 1-2 2-H				5	3	5	2	0	0	0	Boston Red Sox @ California Angels Anaheim Stadium, Anaheim, CA Sun May 26 1996, 6:33 AM EDT Att: 23,828 - Sunny - 70 F								
Don Slaught, R (1, 2) OBP: 0.360, SLG: 0.519	 1B 1-2 2-H		 2B 1-2 2-H		 FC5-4	 2B 1-2 2-3				5	2	1	0	0	0	5									
Tim Salmon, R (1, 9) OBP: 0.351, SLG: 0.425					 1-2 2-H 3-H	 2B 1-3 2-3				5	2	2	3	0	1	3									
Chili Davis, S (1, 10) OBP: 0.387, SLG: 0.519	 1-2		 IBB		 1-H	 BB				2	1	1	2	3	1	1									
Tim Wallach, R (1, 5) OBP: 0.315, SLG: 0.420	 1-2 2-H		 1-2 2-H			 1-2 2-H				5	0	2	3	0	1	3									
J.T. Snow, L (1, 3) OBP: 0.347, SLG: 0.355						 1-2 2-3				4	1	1	0	1	1	2									
16 Garret Anderson, L (1, 7) OBP: 0.308, SLG: 0.444							 16 HR	 1-H		5	1	2	2	0	1	3									
Randy Velarde, R (1, 4) OBP: 0.356, SLG: 0.392						 BB				3	1	0	0	2	0	3									
Gary Disarcina, R (1, 6) OBP: 0.239, SLG: 0.247						 E 1B 1-2 2-3				5	1	0	0	0	1	3									
Inning Stats	R: 1 E: 0 K: 2 S: 11	H: 2 LOB: 2 BB: 1 P: 18	R: 0 E: 0 K: 0 S: 6	H: 0 LOB: 0 BB: 0 P: 9	R: 0 E: 0 K: 1 S: 11	H: 2 LOB: 2 BB: 1 P: 18	R: 0 E: 0 K: 1 S: 10	H: 0 LOB: 1 BB: 1 P: 19	R: 3 E: 1 K: 1 S: 16	H: 4 LOB: 3 BB: 3 P: 40	R: 1 E: 0 K: 1 S: 11	H: 2 LOB: 1 BB: 0 P: 15	R: 2 E: 0 K: 0 S: 9	H: 2 LOB: 0 BB: 0 P: 14	R: 2 E: 0 K: 0 S: 9	H: 2 LOB: 0 BB: 0 P: 14		1B: 9 2B: 2 3B: 0 HR: 3	SF: 0 SAC: 0 DP: 1 HBP: 0	WP: 0 PB: 0 SB: 1 CS: 0	PA: 45				
PITCHER	IP	WLS	BF	H	R	ER	SO	BB	IBB	HBP	BLK	WP	HR	S	P	ERA	WHIP								
Vaughn Eshelman, L (1, 1) ERA: 17.47	5.0	L	26	7	6	5	4	3	1	0	0	0	0	10	18	54.00	9.000								
Brent Knackert, R (6, 1) ERA: 11.25	0.1		6	3	3	2	0	0	1	0	0	0	0	6	13	0.00	1.500								
Eric Gunderson, L (6, 1) ERA: 1.69	0.2		3	0	0	0	1	1	0	0	0	0	0	6	13	0.00	1.500								
Jamie Moyer, L (7, 1) ERA: 6.2	2.0		10	4	3	3	1	0	0	0	0	0	2	20	29	13.50	2.000								

AB 33
R 2
H 7
RBI 1
BB 0
SO 10
LOB 11



AB 39
R 12
H 14
RBI 12
BB 6
SO 6
LOB 23



Batter	1	2	3	4	5	6	7	8	9	AB	R	H	RBI	BB	SO	LOB	TOP					
Wade Boggs, L (1, 5) OBP: 0.390, SLG: 0.392	G4-3		G4-3		1-2 BB			G4-3		3	0	0	0	1	0	0	New York Yankees @ California Angels Anaheim Stadium, Anaheim, CA Tue May 28 1996, 10:05 PM EDT Att: 17,284 - Unknown - 65 F					
Bernie Williams, S (1, 8) OBP: 0.389, SLG: 0.500	G2 WP BB		K		L4			G3-6-3 1B		3	0	1	0	1	1	2						
Paul O'Neill, L (1, 9) OBP: 0.479, SLG: 0.526	G2				G4-3 BB			G3-6-3 1B		3	0	0	0	1	0	2						
Tino Martinez, L (1, 3) OBP: 0.336, SLG: 0.402	G3-1				G4-3			G6-4-3 1B		4	0	2	0	0	0	2						
Ruben Sierra, S (1, 10)			G3-1		G4-3			G6-4-3 1B		4	0	0	0	0	0	3						
Jim Leyritz, R (1, 2) OBP: 0.394, SLG: 0.467	K				G4-3			F7		4	0	1	0	0	1	2						
Mariano Duncan, R (1, 4) OBP: 0.345, SLG: 0.477			E5					G6-3		4	0	0	0	0	1	2						
Ruben Rivera, R (1, 7) OBP: 0.583, SLG: 0.588			F9		G5-4-3			K		3	0	0	0	0	0	3						
Andy Fox, L (1, 6) OBP: 0.275, SLG: 0.197			G4-3		G5-4-3 1B			L8		3	0	1	0	0	0	1						
Inning Stats	R: 0 H: 0 E: 0 K: 0 S: 10	H: 0 LOB: 1 BB: 1 P: 20	R: 0 H: 0 E: 1 K: 1 S: 7	H: 0 LOB: 1 BB: 0 P: 11	R: 0 H: 0 E: 0 K: 1 S: 8	H: 0 LOB: 0 BB: 1 P: 11	R: 0 H: 0 E: 0 K: 0 S: 4	H: 0 LOB: 0 BB: 1 P: 8	R: 0 H: 1 E: 1 K: 0 S: 8	H: 1 LOB: 2 BB: 1 P: 12	R: 0 H: 1 E: 0 K: 0 S: 5	H: 1 LOB: 1 BB: 0 P: 11	R: 0 H: 1 E: 0 K: 0 S: 10	H: 1 LOB: 0 BB: 0 P: 14	R: 0 H: 1 E: 0 K: 0 S: 6	H: 1 LOB: 0 BB: 0 P: 10	R: 0 H: 1 E: 0 K: 1 S: 10	H: 1 LOB: 0 BB: 0 P: 16	1B: 4 2B: 1 3B: 0 HR: 0	SF: 0 SAC: 0 DP: 3 HBP: 0	WP: 1 PB: 0 SB: 1 CS: 0	PA: 34
PITCHER Jason Grimsley, R (1, 1) ERA: 4.5	IP: 9.0 WLS: W BF: 34 H: 5 R: 0 ER: 0 SO: 3 BB: 3 IBB: 0 HBP: 0 BLK: 0 WP: 1 HR: 0 S: 68 P: 113 ERA: 0.00 WHIP: 0.889																					

Batter	1	2	3	4	5	6	7	8	9	AB	R	H	RBI	BB	SO	LOB	BOTTOM					
Rex Hudler, R (1, 8) OBP: 0.379, SLG: 0.705	F8		FC4-6			G4-3			E6 BB	4	1	0	0	0	0	2	New York Yankees @ California Angels Anaheim Stadium, Anaheim, CA Tue May 28 1996, 10:05 PM EDT Att: 17,284 - Unknown - 65 F					
Randy Velarde, R (1, 4) OBP: 0.397, SLG: 0.394	K				F8	G6-3		G6-3 2B	4	0	1	0	0	1	1							
Tim Salmon, R (1, 9) OBP: 0.343, SLG: 0.410	G5-3				K			L5	3	0	0	0	1	1	0							
Chili Davis, S (1, 10)			G5-3		K			G6-3	3	0	0	1	1	1	0							
J.T. Snow, L (1, 3) OBP: 0.345, SLG: 0.349			F8			F7		G5-3	3	0	0	0	0	0	0							
16 Garret Anderson, L (1, 7) OBP: 0.312, SLG: 0.444			K		G4-3			G4-6-3 1B	3	0	1	0	0	1	0							
Tim Wallach, R (1, 5) OBP: 0.313, SLG: 0.440			K		G6-3			K	3	0	0	0	0	2	1							
Jorge Fabregas, L (1, 2) OBP: 0.308, SLG: 0.295			G3-1			G4-3 SH1-4 BB		G4-6-3 1B	2	0	0	0	1	0	1							
Gary Disarcina, R (1, 6) OBP: 0.236, SLG: 0.244			E6 FC4-6			SH1-4		F8	2	0	0	0	0	0	0							
Inning Stats	R: 0 H: 0 E: 0 K: 1 S: 9	H: 0 LOB: 0 BB: 0 P: 13	R: 0 H: 0 E: 0 K: 1 S: 5	H: 0 LOB: 0 BB: 0 P: 9	R: 0 H: 0 E: 1 K: 1 S: 8	H: 0 LOB: 1 BB: 0 P: 11	R: 0 H: 0 E: 0 K: 2 S: 9	H: 0 LOB: 0 BB: 0 P: 16	R: 0 H: 0 E: 0 K: 0 S: 6	H: 0 LOB: 0 BB: 1 P: 10	R: 0 H: 0 E: 0 K: 0 S: 7	H: 0 LOB: 1 BB: 1 P: 14	R: 0 H: 0 E: 0 K: 0 S: 7	H: 0 LOB: 0 BB: 0 P: 14	R: 0 H: 1 E: 0 K: 1 S: 10	H: 1 LOB: 3 BB: 2 P: 16	R: 1 H: 1 E: 1 K: 0 S: 5	H: 1 LOB: 2 BB: 2 P: 16	1B: 1 2B: 1 3B: 0 HR: 0	SF: 0 SAC: 1 DP: 1 HBP: 0	WP: 0 PB: 0 SB: 0 CS: 0	PA: 31
PITCHER Kenny Rogers, L (1, 1) ERA: 3.55	IP: 8.1 WLS: L BF: 31 H: 2 R: 1 ER: 0 SO: 6 BB: 2 IBB: 1 HBP: 0 BLK: 0 WP: 0 HR: 0 S: 66 P: 119 ERA: 0.00 WHIP: 0.480																					

Batter	1	2	3	4	5	6	7	8	9	AB	R	H	RBI	BB	SO	LOB	TOP																					
Brady Anderson, L OBP: 0.430, SLG: 0.734	G4-3		K			K			G3-1	4	0	0	0	1	2	2	Baltimore Orioles @ California Angels Anaheim Stadium, Anaheim, CA Fri May 31 1996, 10:05 PM EDT Att: 21,603 - Unknown - 75 F																					
Mike Devereaux, R OBP: 0.296, SLG: 0.291	G3-1		G1-3		F8				K	4	0	0	0	0	1	2																						
Roberto Alomar, S OBP: 0.466, SLG: 0.588			G5-3		G4-3				L5-3	4	0	1	0	0	0	3																						
Rafael Palmeiro, L OBP: 0.418, SLG: 0.543	G6-3			L6					G4-3	4	1	1	0	0	0	1																						
Bobby Bonilla, S OBP: 0.318, SLG: 0.341		WP		K					K	3	2	1	0	1	2	0																						
Cal Ripken Jr., R OBP: 0.338, SLG: 0.446	L9			1B					FC6-4	3	0	2	0	1	0	1																						
Jeffrey Hammonds, R OBP: 0.320, SLG: 0.415	P6			1B					FC6-4	4	0	1	0	0	0	4																						
Chris Hoiles, R OBP: 0.339, SLG: 0.424	1B			F9					L6	4	0	2	2	0	0	3																						
Billy Ripken, R OBP: 0.302, SLG: 0.396	G1-3				E6				G5-3	4	0	1	0	0	0	1																						
Inning Stats	R: 0 E: 0 K: 0 S: 8	H: 1 LOB: 1 BB: 0 P: 13	R: 1 E: 0 K: 0 S: 11	H: 1 LOB: 1 BB: 1 P: 22	R: 0 E: 0 K: 1 S: 10	H: 0 LOB: 0 BB: 0 P: 12	R: 0 E: 0 K: 1 S: 15	H: 1 LOB: 2 BB: 1 P: 24	R: 0 E: 1 K: 0 S: 8	H: 0 LOB: 1 BB: 1 P: 13	R: 2 E: 0 K: 1 S: 19	H: 5 LOB: 2 BB: 0 P: 33	R: 0 E: 0 K: 0 S: 7	H: 0 LOB: 0 BB: 0 P: 15	R: 0 E: 0 K: 1 S: 8	H: 1 LOB: 1 BB: 0 P: 14	R: 0 E: 0 K: 1 S: 8	H: 0 LOB: 0 BB: 0 P: 13	1B: 9 2B: 1 3B: 0 HR: 0	SF: 0 SAC: 0 DP: 3 HBP: 1	WP: 1 PB: 0 SB: 0 CS: 0	PA: 38																
PITCHER	IP	WLS	BF	H	R	ER	SO	BB	IBB	HBP	BLK	WP	HR	S	P	ERA	WHIP	PITCHER				IP	WLS	BF	H	R	ER	SO	BB	IBB	HBP	BLK	WP	HR	S	P	ERA	WHIP
Mark Langston, L ERA: 3.47	5.0	W	21	3	1	1	2	3	0	0	0	1	0	52	84	1.80	1.200																					
Chuck McElroy, L ERA: 6.91	2.0		10	5	2	2	1	0	0	1	0	0	0	26	48	9.00	2.500																					
Mark Eichhorn, R ERA: 3.6	1.0		4	1	0	0	1	0	0	0	0	0	0	8	14	0.00	1.000																					
Mike James, R ERA: 1.65	1.0		3	0	0	0	1	0	0	0	0	0	0	8	13	0.00	0.000																					

Batter	1	2	3	4	5	6	7	8	9	AB	R	H	RBI	BB	SO	LOB	BOTTOM																					
Rex Hudler, R OBP: 0.392, SLG: 0.758	P3			16						4	2	2	5	0	0	0	Baltimore Orioles @ California Angels Anaheim Stadium, Anaheim, CA Fri May 31 1996, 10:05 PM EDT Att: 21,603 - Unknown - 75 F																					
Mike Aldrete, L OBP: 0.289, SLG: 0.500		HR		2B						0	0	0	0	1	0	0																						
16 Garret Anderson, L OBP: 0.318, SLG: 0.449	G4-3			HR						5	1	1	1	0	1	1																						
Tim Salmon, R OBP: 0.342, SLG: 0.421	G6-3			1B						4	1	2	2	1	0	0																						
Chili Davis, S OBP: 0.389, SLG: 0.520		1B		2B						5	1	2	0	0	1	2																						
Tim Wallach, R OBP: 0.321, SLG: 0.456		1B		2B						4	1	2	0	0	0	1																						
J.T. Snow, L OBP: 0.346, SLG: 0.343		1B		2B						2	1	0	0	2	0	1																						
Randy Velarde, R OBP: 0.347, SLG: 0.377										3	0	0	0	1	2	3																						
Don Slaught, R OBP: 0.391, SLG: 0.531										3	1	2	2	1	0	3																						
Gary Disarcina, R OBP: 0.231, SLG: 0.244	FC5-4			2B						4	2	1	0	0	1	3																						
Inning Stats	R: 0 E: 0 K: 0 S: 12	H: 0 LOB: 0 BB: 0 P: 18	R: 5 E: 0 K: 2 S: 23	H: 4 LOB: 0 BB: 1 P: 35	R: 0 E: 0 K: 0 S: 10	H: 2 LOB: 1 BB: 0 P: 12	R: 5 E: 0 K: 0 S: 24	H: 6 LOB: 3 BB: 2 P: 45	R: 0 E: 0 K: 0 S: 9	H: 0 LOB: 0 BB: 0 P: 12	R: 0 E: 0 K: 1 S: 8	H: 0 LOB: 0 BB: 0 P: 13	R: 0 E: 0 K: 2 S: 13	H: 0 LOB: 1 BB: 1 P: 23	R: 0 E: 0 K: 0 S: 8	H: 0 LOB: 1 BB: 2 P: 17	1B: 6 2B: 4 3B: 0 HR: 2	SF: 0 SAC: 0 DP: 2 HBP: 0	WP: 0 PB: 0 SB: 0 CS: 0	PA: 40																		
PITCHER	IP	WLS	BF	H	R	ER	SO	BB	IBB	HBP	BLK	WP	HR	S	P	ERA	WHIP	PITCHER				IP	WLS	BF	H	R	ER	SO	BB	IBB	HBP	BLK	WP	HR	S	P	ERA	WHIP
David Wells, L ERA: 5.21	3.1	L	20	10	9	9	2	1	0	0	0	0	1	59	88	24.30	3.300																					
Archie Corbin, R ERA: 2.35	3.2		16	2	1	1	3	3	0	0	0	0	1	40	70	2.46	1.364																					
Alan Mills, R ERA: 7.11	1.0		4	0	0	0	0	2	0	0	0	0	0	8	17	0.00	2.000																					

AB 34
R 3
H 9
RBI 2
BB 3
SO 5
LOB 17



AB 34
R 10
H 12
RBI 10
BB 6
SO 5
LOB 14



Batter	1	2	3	4	5	6	7	8	9	AB	R	H	RBI	BB	SO	LOB	TOP					
Luis Polonia, L OBP: 0.229, SLG: 0.283 (1, 7)										4	0	0	0	0	2	2	<p>Baltimore Orioles @ California Angels Anaheim Stadium, Anaheim, CA Sat Jun 01 1996, 10:05 PM EDT Att: 35,350 - Unknown - 75 F</p> <p>livebaseballscorecards.com</p>					
Jeffrey Hammonds, R OBP: 0.330, SLG: 0.417 (1, 9)										4	1	2	1	0	0	1						
Roberto Alomar, S OBP: 0.462, SLG: 0.586 (1, 4)										4	1	1	0	0	1	3						
Rafael Palmeiro, L OBP: 0.415, SLG: 0.534 (1, 3)										3	0	0	1	1	0	0						
Bobby Bonilla, S OBP: 0.317, SLG: 0.335 (1, 10)										3	0	0	0	0	0	3						
Cal Ripken Jr., R OBP: 0.341, SLG: 0.444 (1, 6)										3	0	1	0	0	0	1						
Mike Devereaux, R OBP: 0.295, SLG: 0.285 (1, 8)										3	0	0	0	1	0	2						
Gregg Zaun, S OBP: 0.306, SLG: 0.356 (1, 2)										4	0	0	0	0	2	2						
Billy Ripken, R OBP: 0.333, SLG: 0.481 (1, 5)										4	1	3	0	0	0	0						
Inning Stats	R: 0 E: 0 K: 1 S: 6	H: 0 LOB: 0 BB: 0 P: 10	R: 0 E: 0 K: 1 S: 7	H: 0 LOB: 2 BB: 1 P: 15	R: 0 E: 0 K: 1 S: 9	H: 2 LOB: 3 BB: 1 P: 16	R: 0 E: 0 K: 1 S: 4	H: 0 LOB: 0 BB: 0 P: 7	R: 3 E: 0 K: 0 S: 15	H: 3 LOB: 0 BB: 0 P: 21	R: 0 E: 0 K: 0 S: 4	H: 0 LOB: 0 BB: 0 P: 6	R: 0 E: 0 K: 1 S: 13	H: 1 LOB: 1 BB: 0 P: 16	R: 0 E: 0 K: 0 S: 9	H: 1 LOB: 1 BB: 0 P: 15	R: 0 E: 0 K: 0 S: 6	H: 0 LOB: 0 BB: 0 P: 7	1B: 3 2B: 4 3B: 0 HR: 0	SF: 0 SAC: 1 DP: 1 HBP: 2	WP: 1 PB: 0 SB: 0 CS: 0	PA: 37
PITCHER	IP WLS BF H R ER SO BB IBB HBP BLK WP HR S P ERA WHIP	8.0 W 34 7 3 3 5 2 0 2 0 1 0 67 106 3.38 1.125	1.0 3 0 0 0 0 0 0 0 0 0 0 0 6 7 0.00 0.000											PITCHER	IP WLS BF H R ER SO BB IBB HBP BLK WP HR S P ERA WHIP							
Shawn Boskie, R ERA: 4.08 (1, 1)																						
Mike James, R ERA: 1.6 (9, 1)																						

Batter	1	2	3	4	5	6	7	8	9	AB	R	H	RBI	BB	SO	LOB	BOTTOM			
Rex Hudler, R OBP: 0.402, SLG: 0.750 (1, 8)										5	1	3	0	0	1	1	<p>Baltimore Orioles @ California Angels Anaheim Stadium, Anaheim, CA Sat Jun 01 1996, 10:05 PM EDT Att: 35,350 - Unknown - 75 F</p> <p>livebaseballscorecards.com</p>			
16 Garrett Anderson, L OBP: 0.320, SLG: 0.445 (1, 7)										4	1	1	0	1	2	3				
Tim Salmon, R OBP: 0.339, SLG: 0.420 (1, 9)										5	0	1	2	0	1	4				
Chili Davis, S OBP: 0.383, SLG: 0.511 (1, 10)										3	1	0	0	0	0	1				
Tim Lincecum, R OBP: 0.318, SLG: 0.450 (7, PH)										1	0	0	0	0	0	0				
Jack Howell, L OBP: 0.308, SLG: 0.525 (1, 5)										3	1	1	0	1	0	0				
J.T. Snow, L OBP: 0.349, SLG: 0.339 (1, 3)										2	0	0	0	2	0	2				
Don Slaught, R OBP: 0.396, SLG: 0.529 (1, 2)										4	1	2	1	0	1	2				
Randy Velarde, R OBP: 0.345, SLG: 0.374 (1, 4)										4	1	1	1	0	2	2				
Gary Disarcina, R OBP: 0.249, SLG: 0.280 (1, 6)										4	2	4	3	0	0	0				
Inning Stats	R: 0 E: 0 K: 0 S: 8	H: 1 LOB: 0 BB: 0 P: 14	R: 0 E: 0 K: 1 S: 9	H: 1 LOB: 2 BB: 1 P: 17	R: 3 E: 1 K: 1 S: 25	H: 6 LOB: 0 BB: 2 P: 39	R: 0 E: 0 K: 1 S: 9	H: 0 LOB: 0 BB: 0 P: 11	R: 0 E: 0 K: 1 S: 7	H: 0 LOB: 0 BB: 0 P: 12	R: 0 E: 0 K: 1 S: 13	H: 2 LOB: 2 BB: 0 P: 19	R: 0 E: 0 K: 0 S: 6	H: 1 LOB: 1 BB: 1 P: 12	R: 0 E: 0 K: 2 S: 12	H: 2 LOB: 2 BB: 0 P: 20	1B: 11 2B: 1 3B: 0 HR: 1	SF: 0 SAC: 0 DP: 1 HBP: 0	WP: 0 PB: 0 SB: 0 CS: 0	PA: 39
PITCHER	IP WLS BF H R ER SO BB IBB HBP BLK WP HR S P ERA WHIP	2.2 L 18 8 8 8 1 3 0 0 0 0 0 51 79 0.00 1.125	5.1 21 5 0 0 6 1 0 0 0 0 0 0 51 79 0.00 1.125											PITCHER	IP WLS BF H R ER SO BB IBB HBP BLK WP HR S P ERA WHIP					
Jimmy Haynes, R ERA: 8.06 (1, 1)																				
Rick Krivda, L ERA: 3.22 (3, 1)																				

Batter	1	2	3	4	5	6	7	8	9	AB	R	H	RBI	BB	SO	LOB	TOP					
Orlando Palmeiro, L (1, 8) Chili Davis, S (9, PH) OBP: 0.500, SLG: 0.750 OBP: 0.362, SLG: 0.509	1-1 F8-4 HR 2B		3-2 F7			1-1 FC4-6 1B	2-3 K		0-3 K	4 1	2 0	0 0	1 1	2 1	0 0	1 1						
Randy Velarde, R (1, 4) OBP: 0.348, SLG: 0.365	4-2 F8-4 BB		4-0 G4-6-3 BB			3-1 L9		4-2 BB 1B	2-2 L3	2 0	0 0	0 3	0 0	2 2								
16 Garret Anderson, L (1, 7) OBP: 0.303, SLG: 0.421	1-0 F8-4 1-2 2-3		0-1 G4-6-3 1-2			1-1 FC4-6 1-2		0-2 P3		4 0	0 0	0 0	0 0	5 5								
Tim Salmon, R (1, 9) OBP: 0.354, SLG: 0.452	3-2 HR			4-0 G4-6-3 BB		2-1 F9		1-1 BB 1B	1-2 1B	3 1	2 2	1 1	0 0	1 1								
J.T. Snow, L (1, 3) OBP: 0.348, SLG: 0.344	1-1 2B		1-1 G4-6-3 1-2			3-2 BB 1B G4-6-3		1-3 K		4 1	2 0	0 0	1 1	3 3								
Tim Lincecum, R (1, 5) OBP: 0.326, SLG: 0.425	2-3 K		1-2 L3			1-0 G4-6-3 1B 1-2		4-1 BB 1B 1-2 2-3		3 0	1 1	0 1	1 1	1 1								
Mike Aldrete, L (1, 10) Rex Hudler, R (7, PH) OBP: 0.256, SLG: 0.432 OBP: 0.390, SLG: 0.700		0-2 G4-3		2-2 G4-3		4-0 BB 1B 1-2 2-3		1-1 F7		2 0	0 0	0 0	0 0	0 0	0 3							
Jorge Fabregas, L (1, 2) Don Slaught, R (7, PH) OBP: 0.310, SLG: 0.298 OBP: 0.404, SLG: 0.522		0-0 F7		1-0 F7		2-2 G4-6-3 1B 1-2 2-3 3-H		0-0 F7		2 0	0 0	0 0	0 0	0 2								
Gary Disarcina, R (1, 6) OBP: 0.245, SLG: 0.266		2-1 G3		0-1 P6		0-1 BB		2-2 F9		3 0	0 0	1 0	1 0	1 1								
Inning Stats	R: 2 H: 3 E: 0 K: 1 S: 22	H: 3 LOB: 1 BB: 1 P: 34	R: 0 H: 0 E: 0 K: 0 S: 6	H: 0 LOB: 0 BB: 0 P: 8	R: 0 H: 0 E: 0 K: 0 S: 5	H: 0 LOB: 0 BB: 1 P: 12	R: 0 H: 0 E: 0 K: 0 S: 5	H: 0 LOB: 0 BB: 1 P: 11	R: 0 H: 1 E: 0 K: 0 S: 8	H: 1 LOB: 1 BB: 0 P: 15	R: 1 H: 2 E: 0 K: 1 S: 12	H: 2 LOB: 2 BB: 2 P: 28	R: 0 H: 1 E: 0 K: 1 S: 13	H: 1 LOB: 3 BB: 2 P: 24	R: 0 H: 1 E: 0 K: 1 S: 11	H: 1 LOB: 1 BB: 0 P: 15	1B: 5 2B: 3 3B: 0 HR: 1	SF: 0 SAC: 0 DP: 4 HBP: 0	WP: 0 PB: 0 CS: 0	PA: 38		
PITCHER	IP WLS BF H R ER SO BB IBB HBP BLK WP HR S P ERA WHIP	IP WLS BF H R ER SO BB IBB HBP BLK WP HR S P ERA WHIP	IP WLS BF H R ER SO BB IBB HBP BLK WP HR S P ERA WHIP	IP WLS BF H R ER SO BB IBB HBP BLK WP HR S P ERA WHIP	IP WLS BF H R ER SO BB IBB HBP BLK WP HR S P ERA WHIP	IP WLS BF H R ER SO BB IBB HBP BLK WP HR S P ERA WHIP	IP WLS BF H R ER SO BB IBB HBP BLK WP HR S P ERA WHIP	IP WLS BF H R ER SO BB IBB HBP BLK WP HR S P ERA WHIP	IP WLS BF H R ER SO BB IBB HBP BLK WP HR S P ERA WHIP	IP WLS BF H R ER SO BB IBB HBP BLK WP HR S P ERA WHIP	IP WLS BF H R ER SO BB IBB HBP BLK WP HR S P ERA WHIP	IP WLS BF H R ER SO BB IBB HBP BLK WP HR S P ERA WHIP	IP WLS BF H R ER SO BB IBB HBP BLK WP HR S P ERA WHIP	IP WLS BF H R ER SO BB IBB HBP BLK WP HR S P ERA WHIP	IP WLS BF H R ER SO BB IBB HBP BLK WP HR S P ERA WHIP	IP WLS BF H R ER SO BB IBB HBP BLK WP HR S P ERA WHIP	IP WLS BF H R ER SO BB IBB HBP BLK WP HR S P ERA WHIP	IP WLS BF H R ER SO BB IBB HBP BLK WP HR S P ERA WHIP	IP WLS BF H R ER SO BB IBB HBP BLK WP HR S P ERA WHIP	IP WLS BF H R ER SO BB IBB HBP BLK WP HR S P ERA WHIP	IP WLS BF H R ER SO BB IBB HBP BLK WP HR S P ERA WHIP	
Frankie Rodriguez, R (1, 1) ERA: 6.03	6.0 W 24 6 3 3 1 3 0 0 0 0 1 57 98 4.50 1.500	6.0 L 31 8 5 3 2 3 0 0 0 0 0 61 106 0.00 0.000	2.1 S 11 2 0 0 3 2 0 0 0 0 0 27 44 0.00 1.714	2.1 S 11 2 0 0 3 2 0 0 0 0 0 27 44 0.00 1.714	2.1 S 11 2 0 0 3 2 0 0 0 0 0 27 44 0.00 1.714	2.1 S 11 2 0 0 3 2 0 0 0 0 0 27 44 0.00 1.714	2.1 S 11 2 0 0 3 2 0 0 0 0 0 27 44 0.00 1.714	2.1 S 11 2 0 0 3 2 0 0 0 0 0 27 44 0.00 1.714	2.1 S 11 2 0 0 3 2 0 0 0 0 0 27 44 0.00 1.714	2.1 S 11 2 0 0 3 2 0 0 0 0 0 27 44 0.00 1.714	2.1 S 11 2 0 0 3 2 0 0 0 0 0 27 44 0.00 1.714	2.1 S 11 2 0 0 3 2 0 0 0 0 0 27 44 0.00 1.714	2.1 S 11 2 0 0 3 2 0 0 0 0 0 27 44 0.00 1.714	2.1 S 11 2 0 0 3 2 0 0 0 0 0 27 44 0.00 1.714	2.1 S 11 2 0 0 3 2 0 0 0 0 0 27 44 0.00 1.714	2.1 S 11 2 0 0 3 2 0 0 0 0 0 27 44 0.00 1.714	2.1 S 11 2 0 0 3 2 0 0 0 0 0 27 44 0.00 1.714	2.1 S 11 2 0 0 3 2 0 0 0 0 0 27 44 0.00 1.714	2.1 S 11 2 0 0 3 2 0 0 0 0 0 27 44 0.00 1.714	2.1 S 11 2 0 0 3 2 0 0 0 0 0 27 44 0.00 1.714	2.1 S 11 2 0 0 3 2 0 0 0 0 0 27 44 0.00 1.714	2.1 S 11 2 0 0 3 2 0 0 0 0 0 27 44 0.00 1.714

California Angels @ Minnesota Twins
Hubert H. Humphrey Metrodome, Minneapolis, MN
Tue Jun 04 1996, 8:05 PM EDT
Att: 10,899 - Dome

AB	31
R	3
H	8
RBI	2
BB	7
SO	4
LOB	21



Batter	1	2	3	4	5	6	7	8	9	AB	R	H	RBI	BB	SO	LOB	BOTTOM					
Chuck Knoblauch, R (1, 4) OBP: 0.450, SLG: 0.545	4-2 L3-6 BB		1-0 F8 1-2 2-3		0-0 G5-3	1-2 FC5-4 1-2				3 0	0 0	1 0	4 4									
Rich Becker, L (1, 8) OBP: 0.335, SLG: 0.388	2-1 L3-6 1-3		3-1 1B 2-H 3-H		1-1 HR 1B		0-0 G4-3 SF7 2B			4 2	3 2	0 0	1 1									
Paul Moltis, R (1, 10) OBP: 0.379, SLG: 0.456	2-3 K		1 SAFE 1-2 1-3		1-1 HR 1B		0-0 G4-3			4 1	2 2	0 0	1 1									
Marty Cordova, R (1, 7) OBP: 0.372, SLG: 0.451		1-0 G5-3	0-0 G1-3		3-2 F9		2-2 SF7			3 0	0 0	1 0	0 2									
Greg Myers, L (1, 2) OBP: 0.315, SLG: 0.478		1-1 G4-6-3 1B		2-1 E1 FC5-4 1B	3-0 G4-3		3-H 1-3 K			4 0	1 0	0 0	1 1									
Dave Hollins, S (1, 5) OBP: 0.356, SLG: 0.404		0-1 G4-6-3 1-2		1-3 K		4-1 BB BB		1-0 G5-3		3 0	0 0	1 1	2 2									
Roberto Kelly, R (1, 9) OBP: 0.365, SLG: 0.414			0-1 E5 FC5-4 1B	2-0 FC5-4 1B		4-1 FC5-4 BB		0-0 F9		3 0	1 0	1 0	0 0									
Scott Stahoviak, L (1, 3) OBP: 0.373, SLG: 0.470			0-0 F8 FC5-4 1B	2-0 FC5-4 FC6-4		0-0 F7		2-3 K		4 1	1 0	0 1	4 4									
Pat Meares, R (1, 6) OBP: 0.318, SLG: 0.430			3-2 FC5 F8 1B	2-1 FC6-4		0-0 P3				3 1	0 0	0 0	0 6									
Inning Stats	R: 0 H: 0 E: 0 K: 1 S: 11	H: 1 LOB: 0 BB: 0 P: 7	R: 0 H: 3 E: 1 K: 0 S: 14	H: 3 LOB: 2 BB: 0 P: 21	R: 0 H: 1 E: 1 K: 1 S: 10	H: 1 LOB: 2 BB: 0 P: 19	R: 2 H: 2 E: 0 K: 0 S: 9	H: 2 LOB: 0 BB: 0 P: 17	R: 0 H: 0 E: 0 K: 0 S: 7	H: 0 LOB: 2 BB: 2 P: 16	R: 1 H: 1 E: 0 K: 1 S: 8	H: 1 LOB: 0 BB: 0 P: 11	R: 0 H: 0 E: 0 K: 1 S: 5	H: 0 LOB: 0 BB: 0 P: 8	1B: 6 2B: 2 3B: 0 HR: 1	SF: 1 SAC: 0 DP: 2 HBP: 0	WP: 0 PB: 0 CS: 0	PA: 35				
PITCHER	IP WLS BF H R ER SO BB IBB HBP BLK WP HR S P ERA WHIP	IP WLS BF H R ER SO BB IBB HBP BLK WP HR S P ERA WHIP	IP WLS BF H R ER SO BB IBB HBP BLK WP HR S P ERA WHIP	IP WLS BF H R ER SO BB IBB HBP BLK WP HR S P ERA WHIP	IP WLS BF H R ER SO BB IBB HBP BLK WP HR S P ERA WHIP	IP WLS BF H R ER SO BB IBB HBP BLK WP HR S P ERA WHIP	IP WLS BF H R ER SO BB IBB HBP BLK WP HR S P ERA WHIP	IP WLS BF H R ER SO BB IBB HBP BLK WP HR S P ERA WHIP	IP WLS BF H R ER SO BB IBB HBP BLK WP HR S P ERA WHIP	IP WLS BF H R ER SO BB IBB HBP BLK WP HR S P ERA WHIP	IP WLS BF H R ER SO BB IBB HBP BLK WP HR S P ERA WHIP	IP WLS BF H R ER SO BB IBB HBP BLK WP HR S P ERA WHIP	IP WLS BF H R ER SO BB IBB HBP BLK WP HR S P ERA WHIP	IP WLS BF H R ER SO BB IBB HBP BLK WP HR S P ERA WHIP	IP WLS BF H R ER SO BB IBB HBP BLK WP HR S P ERA WHIP	IP WLS BF H R ER SO BB IBB HBP BLK WP HR S P ERA WHIP	IP WLS BF H R ER SO BB IBB HBP BLK WP HR S P ERA WHIP	IP WLS BF H R ER SO BB IBB HBP BLK WP HR S P ERA WHIP	IP WLS BF H R ER SO BB IBB HBP BLK WP HR S P ERA WHIP	IP WLS BF H R ER SO BB IBB HBP BLK WP HR S P ERA WHIP	IP WLS BF H R ER SO BB IBB HBP BLK WP HR S P ERA WHIP	
Jason Grimsley, R (1, 1) ERA: 4.44	6.2 L 31 8 5 3 2 3 0 0 0 0 1 61 106 4.05 1.650	6.2 L 31 8 5 3 2 3 0 0 0 0 1 61 106 4.05 1.650	1.1 4 0 0 0 2 0 0 0 0 0 0 0 8 12 0.00 0.000	1.1 4 0 0 0 2 0 0 0 0 0 0 0 8 12 0.00 0.000	1.1 4 0 0 0 2 0 0 0 0 0 0 0 8 12 0.00 0.000	1.1 4 0 0 0 2 0 0 0 0 0 0 0 8 12 0.00 0.000	1.1 4 0 0 0 2 0 0 0 0 0 0 0 8 12 0.00 0.000	1.1 4 0 0 0 2 0 0 0 0 0 0 0 8 12 0.00 0.000	1.1 4 0 0 0 2 0 0 0 0 0 0 0 8 12 0.00 0.000	1.1 4 0 0 0 2 0 0 0 0 0 0 0 8 12 0.00 0.000	1.1 4 0 0 0 2 0 0 0 0 0 0 0 8 12 0.00 0.000	1.1 4 0 0 0 2 0 0 0 0 0 0 0 8 12 0.00 0.000	1.1 4 0 0 0 2 0 0 0 0 0 0 0 8 12 0.00 0.000	1.1 4 0 0 0 2 0 0 0 0 0 0 0 8 12 0.00 0.000	1.1 4 0 0 0 2 0 0 0 0 0 0 0 8 12 0.00 0.000	1.1 4 0 0 0 2 0 0 0 0 0 0 0 8 12 0.00 0.000	1.1 4 0 0 0 2 0 0 0 0 0 0 0 8 12 0.00 0.000	1.1 4 0 0 0 2 0 0 0 0 0 0 0 8 12 0.00 0.000	1.1 4 0 0 0 2 0 0 0 0 0 0 0 8 12 0.00 0.000	1.1 4 0 0 0 2 0 0 0 0 0 0 0 8 12 0.00 0.000	1.1 4 0 0 0 2 0 0 0 0 0 0 0 8 12 0.00 0.000	1.1 4 0 0 0 2 0 0 0 0 0 0 0 8 12 0.00 0.000

California Angels @ Minnesota Twins
Hubert H. Humphrey Metrodome, Minneapolis, MN
Tue Jun 04 1996, 8:05 PM EDT
Att: 10,899 - Dome

AB	31
R	5
H	8
RBI	5
BB	3
SO	4
LOB	20



Batter	1	2	3	4	5	6	7	8	9	AB	R	H	RBI	BB	SO	LOB	TOP											
Rex Hudler, R OBP: 0.385, SLG: 0.693 Mike Aldrete, L OBP: 0.250, SLG: 0.421	1-1 G3 1B 2B		0-3 K 1B E		0-0 F7		1-3 K		0-2 G6-4-3 1-2f	4	2	1	0	0	2	0												
Orlando Palmeiro, L OBP: 0.500, SLG: 0.625	1-2 G3 2-3		0-0 E9 1-H G6-4-3 1B		1-1 G5-4-3 1B		2-1 F7			4	0	2	0	0	0	1												
Don Slaught, R OBP: 0.407, SLG: 0.521	3-2 G5-3 BB 1B 3-H		0-0 G6-4-3 1-2f		1-2 G5-4-3 1-2f		0-1 WP 1B			4	0	2	1	0	0	2												
Tim Salmon, R OBP: 0.357, SLG: 0.465	4-2 G5-3 1-2 BB		0-0 F8			1-1 HR		2-2 G4-3		3	1	1	1	1	0	1												
Tim Wallach, R OBP: 0.323, SLG: 0.418	3-2 G5-3 1-2 2-3			1-0 G1-3		3-2 K		0-1 G6-4-3 1B		4	0	1	0	0	1	2												
16 Garret Anderson, L OBP: 0.306, SLG: 0.427	1-2 F6			2-2 2B		1-0 BB 1B		1-0 F9		4	0	2	0	0	0	3												
J.T. Snow, L OBP: 0.342, SLG: 0.337		1-3 K		3-3 K		2-2 F7		0-2 G6-4-3 1-2f		4	0	0	0	0	2	3												
Randy Velarde, R OBP: 0.351, SLG: 0.361		2-3 K		4-1 BB		4-2 1-2 BB			1-0 G6-3	2	0	0	0	2	1	0												
Gary Disarcina, R OBP: 0.241, SLG: 0.261 Damion Easley, R OBP: 0.250, SLG: 0.400		0-0 F8		1-1 P2		0-0 G6-3			4-2 G6-4-3 BB	3	0	0	0	0	0	4												
Inning Stats	R: 1 E: 0 K: 0 S: 18	H: 2 LOB: 2 BB: 1 P: 31	R: 0 E: 0 K: 2 S: 8	H: 0 LOB: 0 BB: 0 P: 11	R: 1 E: 1 K: 1 S: 8	H: 1 LOB: 0 BB: 0 P: 8	R: 0 E: 0 K: 1 S: 11	H: 1 LOB: 2 BB: 1 P: 22	R: 0 E: 0 K: 0 S: 6	H: 1 LOB: 0 BB: 0 P: 8	R: 1 E: 0 K: 1 S: 16	H: 2 LOB: 2 BB: 1 P: 27	R: 0 E: 0 K: 1 S: 12	H: 1 LOB: 1 BB: 0 P: 17	R: 0 E: 0 K: 0 S: 6	H: 1 LOB: 0 BB: 0 P: 7	R: 0 E: 0 K: 0 S: 6	H: 0 LOB: 0 BB: 1 P: 11	1B: 6 2B: 2 3B: 0 HR: 1	SF: 0 SAC: 0 DP: 4 HBP: 0	WP: 2 PB: 0 SB: 0 CS: 0	PA: 37						
PITCHER	IP	WLS	BF	H	R	ER	SO	BB	IBB	HBP	BLK	WP	HR	S	P	ERA	WHIP											
Scott Aldred, L ERA: 8.0	(1, 1)	6.0	W	27	7	3	3	5	3	0	0	0	1	1	67	107	4.50	1.667										
Greg Hansell, R ERA: 4.13	(7, 1)	3.0	S	10	2	0	0	1	1	0	0	0	1	0	24	35	0.00	1.000										

California Angels @ Minnesota Twins
Hubert H. Humphrey Metrodome, Minneapolis, MN
Wed Jun 05 1996, 8:05 PM EDT
Att: 10,639 - Dome - 70 F

AB 33
R 3
H 9
RBI 2
BB 4
SO 6
LOB 17



Batter	1	2	3	4	5	6	7	8	9	AB	R	H	RBI	BB	SO	LOB	BOTTOM										
Chuck Knoblauch, R OBP: 0.455, SLG: 0.558	4-1 FC6-4 BB	1-0 G5-3				3-3 K		4-1 BB		3	2	1	4	3	1	0											
Roberto Kelly, R OBP: 0.370, SLG: 0.428	1-1 FC6-4 HR 1-2f		0-0 1B 3B				0-0 G5-3	2-3 K		5	3	2	0	1	1	3											
Paul Moltzer, R OBP: 0.385, SLG: 0.474 Chip Hale, L OBP: 0.500, SLG: 0.613	3-0 HR		2-2 G6-3				2-1 1B SF9 1B	0-1 G3-1		4	2	3	3	0	0	1											
Marty Cordova, R OBP: 0.382, SLG: 0.460	2-2 FC5-4 1B		3-2 2B 1B				0-1 1B	1-3 1B		5	2	4	2	0	1	2											
Ron Coomer, R OBP: 0.404, SLG: 0.636	0-1 FC5-4 1B		2-2 E 2B	2-1 1B 1B	3-1 F9		2-0 SF9			4	1	3	3	0	0	0											
Dave Hollins, S OBP: 0.358, SLG: 0.403 Brian Raabe, R OBP: 0.500, SLG: 0.500	1-2 FC5-4 1B		2-1 E3	2-0 BB 1B HR 1B	0-2 G1		1-0 1B			3	1	1	1	0	0	3											
Pat Meares, R OBP: 0.315, SLG: 0.424	2-2 F9		3-3 K	0-0 HR 1B	1-1 G3		0-0 F7			5	1	1	1	0	1	6											
Rich Becker, L OBP: 0.331, SLG: 0.377		0-3 K	2-3 K			0-3 F7		4-1 BB BB		4	0	0	0	1	3	4											
Mike Durant, R OBP: 0.344, SLG: 0.310		0-0 G4-3					0-2 P5	3-2 P5		4	1	0	0	1	0	1											
Inning Stats	R: 2 E: 0 K: 0 S: 15	H: 3 LOB: 2 BB: 1 P: 28	R: 0 E: 1 K: 1 S: 5	H: 0 LOB: 0 BB: 0 P: 6	R: 2 E: 1 K: 2 S: 20	H: 3 LOB: 2 BB: 3 P: 34	R: 0 E: 0 K: 1 S: 7	H: 0 LOB: 0 BB: 0 P: 11	R: 0 E: 0 K: 2 S: 11	H: 0 LOB: 0 BB: 0 P: 14	R: 1 E: 0 K: 0 S: 8	H: 3 LOB: 2 BB: 0 P: 13	R: 0 E: 0 K: 1 S: 13	H: 0 LOB: 2 BB: 2 P: 26	1B: 13 2B: 1 3B: 1 HR: 2	SF: 1 SAC: 0 DP: 0 HBP: 0	WP: 0 PB: 0 SB: 1 CS: 0	PA: 48									
PITCHER	IP	WLS	BF	H	R	ER	SO	BB	IBB	HBP	BLK	WP	HR	S	P	ERA	WHIP										
Mark Langston, L ERA: 4.44	(1, 1)	3.1	L	21	7	7	3	0	0	0	0	0	0	4	8	18.90	3.000										
Shad Williams, R ERA: 9.69	(4, 1)	0.0		3	3	1	1	0	0	0	0	0	0	4	8	∞	∞										
Mark Eichhorn, R ERA: 5.13	(4, 1)	0.1		5	3	5	5	0	1	0	0	0	0	10	21	135.00	12.000										
Mark Holzemer, L ERA: 8.59	(4, 1)	2.1		8	1	0	0	3	0	0	0	0	0	23	33	0.00	0.429										
Mike James, R ERA: 1.82	(7, 1)	1.0		6	3	1	1	0	0	0	0	0	0	8	13	9.00	3.000										

California Angels @ Minnesota Twins
Hubert H. Humphrey Metrodome, Minneapolis, MN
Wed Jun 05 1996, 8:05 PM EDT
Att: 10,639 - Dome - 70 F

AB 41
R 14
H 17
RBI 14
BB 6
SO 7
LOB 22



Batter	1	2	3	4	5	6	7	8	9	AB	R	H	RBI	BB	SO	LOB	TOP								
Rex Hudler, R (1, 10) OBP: 0.373, SLG: 0.669 (8, 4)	1-2 G6-3		0-0 G5-3			2-2 P2		2-0 F9		4	0	0	0	0	0	0									
Orlando Palmeiro, L (1, 8) OBP: 0.417, SLG: 0.455	2-2 L9			0-2 F7		0-3 K			4-0 1B G4-3 BB	3	1	0	0	1	1	0									
J.T. Snow, L (1, 3) OBP: 0.345, SLG: 0.337	4-2 BB			3-2 G6-3		1-1 L3			1-2 G4-3 1B	3	0	1	0	1	0	0									
Tim Salmon, R (1, 9) OBP: 0.351, SLG: 0.456	0-2 G4-3			0-3 K			1-1 G6-3		1-1 G4-3	4	0	0	0	0	1	2									
16 Garret Anderson, L (1, 7) OBP: 0.301, SLG: 0.419		0-2 F8			0-3 K		0-0 F7		0-0 G3-1	4	0	0	0	0	1	0									
Tim Lincecum, R (1, 5) OBP: 0.314, SLG: 0.404	1-2 F9				0-2 L8		0-3 K			3	0	0	0	0	1	0									
Don Slaught, R (1, 2) OBP: 0.314, SLG: 0.566	1-1 PO				1-0 HR			0-0 G6-3		3	1	2	1	0	0	0									
Randy Velarde, R (1, 4) OBP: 0.355, SLG: 0.379 (8, 6)	0-0 PO	0-0 2 SAFE	3-2 G6-3		4-2 BB			2-2 HR		2	1	1	1	1	0	0									
Gary Disarcina, R (1, 6) OBP: 0.238, SLG: 0.258			0-1 G4-3		1-3 K2-3			0-0 F6		2	0	0	0	0	1	1									
Damon Easley, R (5, 6) OBP: 0.250, SLG: 0.400										0	0	0	0	0	0	0									
Mike Aldrete, L (8, PH) OBP: 0.244, SLG: 0.410										1	0	0	0	0	0	0									
Shawn Boskie, R (8, 1)										0	0	0	0	0	0	0									
Inning Stats	R: 0 H: 0 E: 0 K: 0 S: 13	H: 0 LOB: 1 BB: 1 P: 20	R: 0 H: 1 E: 0 K: 0 S: 11	LOB: 0 BB: 0 P: 13	R: 0 H: 0 E: 0 K: 0 S: 7	LOB: 0 BB: 0 P: 10	R: 0 H: 0 E: 0 K: 1 S: 9	LOB: 0 BB: 0 P: 12	R: 1 H: 1 E: 0 K: 2 S: 12	LOB: 1 BB: 1 P: 18	R: 0 H: 0 E: 0 K: 1 S: 11	LOB: 0 BB: 0 P: 14	R: 0 H: 0 E: 0 K: 1 S: 7	LOB: 0 BB: 0 P: 8	R: 1 H: 1 E: 0 K: 0 S: 7	LOB: 0 BB: 0 P: 11	R: 1 H: 1 E: 0 K: 0 S: 6	LOB: 0 BB: 1 P: 12	1B: 1 2B: 1 3B: 0 HR: 2	SF: 0 SAC: 0 DP: 1 HBP: 0	WP: 0 PB: 0 SB: 0 CS: 0	PA: 33			
PITCHER	IP	WLS	BF	H	R	ER	SO	BB	IBB	HBP	BLK	WP	HR	S	P	ERA	WHIP								
Jack McDowell, R (1, 1) ERA: 3.52	8.0	W	28	3	2	2	5	2	0	0	0	0	2	77	106	2.25	0.625								
Jose Mesa, R (9, 1) ERA: 3.33	1.0	S	4	1	1	1	0	1	0	0	0	0	0	6	12	9.00	2.000								

California Angels @ Cleveland Indians
Jacobs Field, Cleveland, OH
Fri Jun 07 1996, 7:05 PM EDT
Att: 42,260 - Unknown - 70 F

AB 29
R 3
H 4
RBI 2
BB 3
SO 5
LOB 3



Batter	1	2	3	4	5	6	7	8	9	AB	R	H	RBI	BB	SO	LOB	BOTTOM								
Kenny Lofton, L (1, 8) OBP: 0.387, SLG: 0.426	2-2 F7	2-1 F9		1-0 L8			1-1 P8			4	0	0	0	0	0	3									
Julio Franco, R (1, 10) OBP: 0.385, SLG: 0.453	1-1 F8		2-1 L8		1-1 L3 1B		1-2 E6			4	0	1	0	0	0	0									
Carlos Baerga, S (1, 4) OBP: 0.299, SLG: 0.403	2-0 G1-3		2-0 HR 1B		0-0 L3		0-2 P5			4	1	1	0	0	0	2									
Albert Belle, R (1, 7) OBP: 0.415, SLG: 0.699		0-2 E5 WP 1B S	2-0 F9		4-2 BB			1-1 L7		3	1	0	0	1	0	1									
Jim Thome, L (1, 5) OBP: 0.455, SLG: 0.619	1-1 F8	1-1 F8	1-1 HR		0-0 F7			2-2 2B		4	1	2	2	0	0	2									
Sandy Alomar Jr., R (1, 2) OBP: 0.328, SLG: 0.444	2-2 L3	2-2 L3	1-2 F8		0-0 G6-3			0-0 F9		4	0	0	0	0	0	2									
Jeremy Burnitz, L (1, 9) OBP: 0.400, SLG: 0.370		4-1 1B WP BB		0-2 G4-3		0-0 F9		3-1 F9		3	1	0	0	1	0	1									
Herbert Perry, R (1, 3)		1-3 K 1B		3-2 G6-3		1-1 G6-3				3	0	0	0	0	1	2									
Omar Vizquel, S (1, 6) OBP: 0.346, SLG: 0.401		1-2 1B		1-2 1B			0-1 L7			3	0	2	2	0	0	0									
Inning Stats	R: 0 H: 0 E: 0 K: 0 S: 7	H: 1 LOB: 2 BB: 1 P: 12	R: 2 H: 2 E: 0 K: 0 S: 10	LOB: 0 BB: 0 P: 18	R: 0 H: 1 E: 0 K: 0 S: 13	LOB: 1 BB: 0 P: 17	R: 0 H: 0 E: 0 K: 0 S: 4	LOB: 0 BB: 0 P: 5	R: 0 H: 0 E: 1 K: 0 S: 12	LOB: 1 BB: 0 P: 14	R: 0 H: 1 E: 0 K: 0 S: 9	LOB: 1 BB: 0 P: 15	R: 0 H: 0 E: 0 K: 0 S: 12	LOB: 0 BB: 0 P: 14	R: 0 H: 1 E: 0 K: 0 S: 9	LOB: 1 BB: 0 P: 15	1B: 4 2B: 2 3B: 0 HR: 1	SF: 0 SAC: 0 DP: 1 HBP: 0	WP: 1 PB: 0 SB: 1 CS: 0	PA: 34					
PITCHER	IP	WLS	BF	H	R	ER	SO	BB	IBB	HBP	BLK	WP	HR	S	P	ERA	WHIP								
Shawn Boskie, R (1, 1) ERA: 3.88	8.0	L	34	6	4	2	1	2	0	0	0	1	1	81	123	2.25	1.000								
Shawn Boskie, R (8, 1) ERA: 3.88	8.0	L	34	6	4	2	1	2	0	0	0	1	1	81	123	2.25	1.000								

California Angels @ Cleveland Indians
Jacobs Field, Cleveland, OH
Fri Jun 07 1996, 7:05 PM EDT
Att: 42,260 - Unknown - 70 F

AB 32
R 4
H 6
RBI 4
BB 2
SO 1
LOB 13



Batter	1	2	3	4	5	6	7	8	9	AB	R	H	RBI	BB	SO	LOB	TOP			
Rex Hudler, R OBP: 0.377, SLG: 0.664 (1, 4)	5-3			4-3 6-3 1B		F9		1B		4	0	2	0	0	0	0				
Orlando Palmeiro, L OBP: 0.375, SLG: 0.400 (1, 8)	G6-4-3 1B			6-3 1-2		6-3		6-3		4	0	1	0	0	0	2				
J.T. Snow, L OBP: 0.343, SLG: 0.340 (1, 3)	G6-4-3 1-2			4-3 2-3		G3			F9 2B	4	0	1	0	0	0	2				
Tim Salmon, R OBP: 0.349, SLG: 0.450 (1, 9)		5-3		4-0 BB			K		F9 2-3	3	0	0	0	1	1					
16 Garret Anderson, L OBP: 0.305, SLG: 0.418 (1, 7)		3-1		F9			4-3 WP 1B		G6-3 BB	3	0	1	0	1	0	2				
Tim Lincecum, R OBP: 0.395, SLG: 0.392 (1, 10)							4-3 1-3		G6-3 1-2	3	0	0	0	0	2	1				
Mike Aldrete, L OBP: 0.239, SLG: 0.400 (9, PH)	K					K				1	0	0	0	0	0	2				
Randy Velarde, R OBP: 0.350, SLG: 0.373 (1, 5)			L6			K				3	0	0	0	0	1	1				
Jorge Fabregas, L OBP: 0.311, SLG: 0.299 (1, 2)			4-3					P5		3	0	1	0	0	0	0				
Damon Easley, R OBP: 0.200, SLG: 0.308 (1, 6)			6-3					5-3		3	0	0	0	0	0	1				
Inning Stats	R: 0 E: 0 K: 0 S: 3	H: 1 LOB: 0 BB: 0 P: 3	R: 0 E: 0 K: 1 S: 5	H: 0 LOB: 0 BB: 0 P: 5	R: 0 E: 0 K: 0 S: 3	H: 0 LOB: 0 BB: 0 P: 3	R: 0 E: 0 K: 2 S: 4	H: 1 LOB: 2 BB: 1 P: 8	R: 0 E: 0 K: 0 S: 3	H: 0 LOB: 0 BB: 0 P: 3	R: 0 E: 0 K: 1 S: 6	H: 1 LOB: 1 BB: 0 P: 6	R: 0 E: 0 K: 0 S: 4	H: 1 LOB: 1 BB: 1 P: 4	R: 0 E: 0 K: 0 S: 3	H: 1 LOB: 1 BB: 1 P: 7	1B: 5 2B: 1 3B: 0 HR: 0	SF: 0 SAC: 0 DP: 2 HBP: 0	WP: 1 PB: 0 SB: 0 CS: 0	PA: 33
PITCHER	IP	WLS	BF	H	R	ER	SO	BB	IBB	HBP	BLK	WP	HR	S	P	ERA	WHIP			
Orel Hershiser, R ERA: 5.97 (1, 1)	7.0	W	25	4	0	0	4	1	0	0	0	1	0	32	36	0.00	0.714			
Julian Tavarez, R ERA: 3.39 (8, 1)	2.0		8	2	0	0	0	1	0	0	0	0	0	7	11	0.00	1.500			

California Angels @ Cleveland Indians
Jacobs Field, Cleveland, OH
Sat Jun 08 1996, 3:33 AM EDT
Att: 42,267 - Unknown - 72 F

AB 31
R 0
H 6
RBI 0
BB 2
SO 4
LOB 12



Batter	1	2	3	4	5	6	7	8	9	AB	R	H	RBI	BB	SO	LOB	BOTTOM			
Kenny Lofton, L OBP: 0.380, SLG: 0.417 (1, 8)	L3		3-1	K		4-3		K		5	0	0	0	0	2	5				
Julio Franco, R OBP: 0.396, SLG: 0.460 (1, 10)	1B		1B	G6-4-3 BB		2B SF8 1B		1-2 BB		3	2	3	1	2	0	0				
Carlos Baerga, S OBP: 0.301, SLG: 0.407 (1, 4)	L6		1B E 1-3	G6-4-3 1-2		2B		6-3		5	1	2	0	0	0	6				
Albert Belle, R OBP: 0.412, SLG: 0.691 (1, 7)	F8		1B E 1-3 3-H		F9	5-3				4	0	1	1	0	0	3				
Manny Ramirez, R OBP: 0.376, SLG: 0.571 (1, 9)		HR	E6 1-2 3-H	G6-4-3 BB		SF8				2	1	1	2	1	0	1				
Jim Thome, L OBP: 0.452, SLG: 0.608 (1, 5)	K		K		G6-4-3 1-2					3	0	0	0	1	2	3				
Herbert Perry, R OBP: 0.143, SLG: 0.286 (1, 3)	4-3			1B BB 2B		E5 WP K				4	1	1	0	0	1	2				
Tony Peña, R OBP: 0.379, SLG: 0.404 (1, 2)	4-3			BB BB 1B		F9		BB 1B		4	0	2	0	0	0	1				
Omar Vizquel, S OBP: 0.344, SLG: 0.395 (1, 6)			6-3	BB 1-2		5-3		L5		3	0	0	0	1	0	2				
Inning Stats	R: 0 E: 0 K: 0 S: 4	H: 1 LOB: 1 BB: 0 P: 4	R: 1 E: 0 K: 1 S: 6	H: 1 LOB: 0 BB: 0 P: 6	R: 2 E: 1 K: 1 S: 9	H: 3 LOB: 2 BB: 0 P: 9	R: 1 E: 0 K: 1 S: 6	H: 2 LOB: 2 BB: 2 P: 14	R: 0 E: 0 K: 0 S: 2	H: 0 LOB: 0 BB: 1 P: 6	R: 0 E: 1 K: 0 S: 4	H: 0 LOB: 1 BB: 0 P: 4	R: 1 E: 0 K: 1 S: 7	H: 2 LOB: 2 BB: 1 P: 11	R: 0 E: 0 K: 1 S: 6	H: 1 LOB: 2 BB: 1 P: 10	1B: 7 2B: 2 3B: 0 HR: 1	SF: 1 SAC: 0 DP: 2 HBP: 0	WP: 1 PB: 0 SB: 0 CS: 0	PA: 39
PITCHER	IP	WLS	BF	H	R	ER	SO	BB	IBB	HBP	BLK	WP	HR	S	P	ERA	WHIP			
Chuck Finley, L ERA: 4.12 (1, 1)	6.0	L	30	5	4	3	3	3	0	0	0	1	1	33	45	6.00	2.000			
Mike James, R ERA: 1.77 (7, 1)	1.0		4	0	0	0	1	0	1	0	0	0	0	5	9	0.00	0.000			
Chuck McElroy, L ERA: 5.5 (8, 1)	0.2		4	1	0	0	1	1	0	0	0	0	0	5	9	0.00	3.000			
Ryan Hancock, R ERA: (8, 1)	0.1		1	0	0	0	0	0	0	0	0	0	0	1	1	0.00	0.000			

California Angels @ Cleveland Indians
Jacobs Field, Cleveland, OH
Sat Jun 08 1996, 3:33 AM EDT
Att: 42,267 - Unknown - 72 F

AB 33
R 5
H 10
RBI 4
BB 5
SO 5
LOB 23



Batter	1	2	3	4	5	6	7	8	9	10	11	12	13	AB	R	H	RBI	BB	SO	LOB	TOP							
Rex Hudler, R OBP: 0.360, SLG: 0.633 (1, 10) (9, 4)	F7		P3		F9	K			G1-3			F8		6	0	0	0	0	1	1								
Orlando Palmeiro, L OBP: 0.316, SLG: 0.350 (1, 8)	G4-3		2B		F7				G6-3			L7		5	0	0	0	1	1	0								
Don Slaught, R OBP: 0.410, SLG: 0.562 (1, 2)	G6-3											G6-3		6	1	2	0	0	0	0								
Tim Salmon, R OBP: 0.353, SLG: 0.462 (1, 9)			K		F8									5	2	2	1	1	2	2								
Tim Wallach, R OBP: 0.315, SLG: 0.404 (1, 5)														2	1	1	0	1	0	0								
Jack Howell, L OBP: 0.309, SLG: 0.516 (6, 5)														1	0	0	0	0	1	0								
Troy Percival, R (9, 1)														1	0	0	0	0	1	1								
Mark Holzemer, L (11, 1)														0	0	0	0	0	0	0								
Ryan Hancock, R OBP: 1.000, SLG: 1.000 (11, 1)														1	1	1	0	0	0	0								
16 Garret Anderson, L OBP: 0.309, SLG: 0.437 (1, 7)														6	1	3	3	0	1	2								
J.T. Snow, L OBP: 0.351, SLG: 0.382 (1, 3)														6	2	4	4	0	1	0								
Randy Velarde, R OBP: 0.350, SLG: 0.377 (9, 5)														6	0	2	0	0	2	3								
Damon Easley, R OBP: 0.143, SLG: 0.211 (1, 6)														6	0	0	0	0	3	3								
Inning Stats	R: 0 E: 0 K: 0 S: 13	H: 0 LOB: 0 BB: 0 P: 18	R: 1 E: 0 K: 2 S: 14	H: 3 LOB: 1 BB: 0 P: 22	R: 0 E: 0 K: 0 S: 11	H: 1 LOB: 2 BB: 1 P: 19	R: 2 E: 0 K: 0 S: 15	H: 2 LOB: 0 BB: 0 P: 21	R: 2 E: 0 K: 0 S: 16	H: 2 LOB: 2 BB: 2 P: 32	R: 0 E: 0 K: 3 S: 11	H: 1 LOB: 1 BB: 0 P: 18	R: 1 E: 0 K: 2 S: 11	H: 1 LOB: 0 BB: 0 P: 17	R: 0 E: 0 K: 0 S: 5	H: 0 LOB: 0 BB: 0 P: 6	R: 0 E: 0 K: 1 S: 10	H: 1 LOB: 1 BB: 0 P: 15	R: 0 E: 0 K: 1 S: 10	H: 0 LOB: 0 BB: 0 P: 14	R: 0 E: 0 K: 0 S: 9	H: 0 LOB: 0 BB: 0 P: 12	R: 2 E: 0 K: 2 S: 13	H: 3 LOB: 1 BB: 0 P: 20	1B: 6 2B: 5 3B: 0 HR: 4	SF: 0 SAC: 0 DP: 0 HBP: 0	WP: 1 PB: 0 SB: 0 CS: 3	PA: 54
PITCHER	IP 5.0	WLS 24	BF 8	H 5	ER 5	SO 4	BB 3	IBB 0	HBP 0	BLK 0	WP 1	HR 2	S 69	P 112	ERA 9.00	WHIP 2.200												
Brian Anderson, L ERA: 5.9 (6, 1)	1.0	4	1	0	0	3	0	0	0	0	0	0	1	18	0.00	1.000												
Chad Coya, R ERA: 9.42 (7, 1)	3.2	13	2	1	1	3	0	0	0	0	0	1	30	45	2.46	0.545												
Eric Plunk, R ERA: 2.64 (10, 1)	0.1	1	0	0	0	0	0	0	0	0	0	0	2	2	0.00	0.000												
Paul Assenmacher, L ERA: 1.72 (11, 1)	1.0	3	1	0	0	1	0	0	0	0	0	0	10	14	0.00	1.000												
Julian Tavarez, R ERA: 3.71 (12, 1)	2.0	9	3	2	2	2	0	0	0	0	0	1	22	32	9.00	1.500												

California Angels @ Cleveland Indians
Jacobs Field, Cleveland, OH
Sun Jun 09 1996, 3:33 AM EDT
Att. 42,237 - Cloudy - 80 F

AB 51
R 8
H 15
RBI 8
BB 3
SO 13
LOB 12



Batter	1	2	3	4	5	6	7	8	9	10	11	12	13	AB	R	H	RBI	BB	SO	LOB	BOTTOM									
Kenny Lofton, L OBP: 0.376, SLG: 0.421 (1, 8)	FC4-6		F9		G1-3				G3					7	2	2	0	0	1	5										
Julio Franco, R OBP: 0.401, SLG: 0.456 (1, 10)	FC4-6		G5-3						G3-1					5	1	2	0	2	1	0										
Carlos Baerga, S OBP: 0.304, SLG: 0.409 (1, 4)	FC4-6													6	2	3	3	0	1	3										
Albert Belle, R OBP: 0.414, SLG: 0.702 (1, 7)	HR		2B						G4-6-3					5	1	2	2	1	1	3										
Jim Thome, L OBP: 0.448, SLG: 0.594 (1, 5)	K													4	0	0	0	2	3	1										
Manny Ramirez, R OBP: 0.384, SLG: 0.568 (1, 9)														3	0	1	1	3	1	0										
Sandy Alomar Jr., R OBP: 0.328, SLG: 0.438 (1, 2)	CS													5	0	1	0	0	0	7										
Herbert Perry, R OBP: 0.100, SLG: 0.200 (6, PH)														3	0	0	0	0	0	1										
Jeromy Burnitz, L OBP: 0.399, SLG: 0.357 (9, 3)														1	0	0	0	0	0	1										
Alvaro Espinoza, R OBP: 0.286, SLG: 0.455 (13, PH)														1	0	0	0	0	0	0										
Wayne Kirby, L OBP: 0.333, SLG: 0.357 (1, 6)														1	0	1	0	0	0	0										
Omar Vizquel, S OBP: 0.344, SLG: 0.390 (1, 6)														5	0	1	0	1	1	1										
Inning Stats	R: 3 E: 0 K: 1 S: 12	H: 2 LOB: 0 BB: 2 P: 27	R: 0 E: 0 K: 1 S: 8	H: 0 LOB: 1 BB: 0 P: 12	R: 1 E: 0 K: 0 S: 7	H: 2 LOB: 2 BB: 2 P: 19	R: 0 E: 0 K: 0 S: 7	H: 0 LOB: 0 BB: 0 P: 9	R: 1 E: 0 K: 1 S: 10	H: 2 LOB: 0 BB: 0 P: 16	R: 0 E: 1 K: 0 S: 13	H: 2 LOB: 1 BB: 0 P: 18	R: 0 E: 0 K: 2 S: 9	H: 0 LOB: 1 BB: 1 P: 17	R: 0 E: 0 K: 0 S: 4	H: 1 LOB: 0 BB: 0 P: 5	R: 1 E: 0 K: 0 S: 12	H: 2 LOB: 1 BB: 0 P: 16	R: 0 E: 0 K: 1 S: 11	H: 0 LOB: 0 BB: 0 P: 14	R: 0 E: 0 K: 1 S: 9	H: 0 LOB: 0 BB: 0 P: 15	R: 0 E: 0 K: 2 S: 12	H: 1 LOB: 3 BB: 2 P: 23	R: 0 E: 0 K: 0 S: 10	H: 1 LOB: 2 BB: 2 P: 22	1B: 10 2B: 2 3B: 1 HR: 1	SF: 1 SAC: 0 DP: 5 HBP: 1	WP: 1 PB: 0 SB: 4 CS: 1	PA: 58
PITCHER	IP 5.2	WLS 26	BF 7	H 5	ER 5	SO 3	BB 3	IBB 1	HBP 1	BLK 0	WP 0	HR 1	S 51	P 92	ERA 7.94	WHIP 1.765														
Jason Grimsley, R ERA: 4.79 (6, 1)	0.1	2	1	0	0	0	0	0	0	0	0	0	6	9	0.00	3.000														
Chuck McElroy, L ERA: 5.4 (7, 1)	2.0	7	1	0	0	2	1	0	0	0	0	0	13	22	0.00	1.000														
Mike James, R ERA: 0.67 (8, 1)	2.0	8	2	1	1	1	0	0	0	0	0	0	23	30	4.50	1.000														
Troy Percival, R ERA: 1.75 (11, 1)	0.1	1	0	0	0	0	0	0	0	0	0	0	1	3	0.00	0.000														
Ryan Hancock, R ERA: (11, 1)	2.2	13	2	0	0	3	3	1	0	0	1	0	30	57	0.00	1.875														

California Angels @ Cleveland Indians
Jacobs Field, Cleveland, OH
Sun Jun 09 1996, 3:33 AM EDT
Att. 42,237 - Cloudy - 80 F

AB 46
R 6
H 13
RBI 6
BB 9
SO 9
LOB 22



Batter	1	2	3	4	5	6	7	8	9	AB	R	H	RBI	BB	SO	LOB	TOP										
Jacob Brumfield, R OBP: 0.297, SLG: 0.459	1-0 HR	2-1 G6-3			2-2 G6-3		2-2 P3		1-2 FC6-4	5	1	1	1	0	0	2											
Alex Gonzalez, R OBP: 0.291, SLG: 0.414	4-2 1B BB		1-3 K			2-2 G6-3	1-2 2B			3	1	1	0	1	1	0											
Juan Samuel, R OBP: 0.276, SLG: 0.458	0-0 1-H 1B		1-3 K			1-3 K	1-3 K			4	0	1	1	0	3	1											
Joe Carter, R OBP: 0.356, SLG: 0.561	3-2 G6-3		0-1 F7			2-2 1B 1B		2-2 G5-4-3 1B		4	1	2	0	0	0	1											
Ed Sprague, R OBP: 0.363, SLG: 0.539	3-1 G1-3			0-0 F4		0-0 1B 1B		0-1 G5-4-3 1B		4	1	1	0	0	0	2											
Robert Perez, R OBP: 0.324, SLG: 0.368	1-3 K			1-1 G5-3		3-2 WP HBP 1B		3-3 K		3	0	1	1	0	1	1											
Shawn Green, L OBP: 0.289, SLG: 0.381						1-3 2-H 1B				1	0	0	0	0	1	0											
Charlie O'Brien, R OBP: 0.360, SLG: 0.478		1-0 F7		0-1 F8		3-2 WP HBP			0-0 L4	2	0	0	0	0	0	0											
John Olerud, L OBP: 0.384, SLG: 0.476						1-2 1B				1	0	0	0	0	0	0											
Domingo Cedeño, S OBP: 0.338, SLG: 0.376		0-0 L7			0-2 G6-3	2-3 K			0-0 FC6-4 1B	4	0	1	0	0	1	2											
Tomas Perez, S OBP: 0.206, SLG: 0.265		3-2 2B			2-3 K				1-3 K	3	0	1	0	0	1	0											
Carlos Delgado, L OBP: 0.369, SLG: 0.496							2-1 G4-3			1	0	0	0	0	1	1											
Inning Stats	R: 2 E: 1 K: 1 S: 13	H: 2 LOB: 1 BB: 1 P: 25	R: 0 E: 0 K: 0 S: 7	H: 1 LOB: 1 BB: 0 P: 13	R: 0 E: 0 K: 2 S: 8	H: 0 LOB: 0 BB: 0 P: 10	R: 0 E: 0 K: 0 S: 5	H: 0 LOB: 0 BB: 0 P: 6	R: 0 E: 0 K: 1 S: 11	H: 0 LOB: 0 BB: 0 P: 15	R: 2 E: 0 K: 2 S: 19	H: 3 LOB: 2 BB: 0 P: 32	R: 0 E: 0 K: 1 S: 15	H: 1 LOB: 1 BB: 0 P: 21	R: 0 E: 0 K: 1 S: 10	H: 1 LOB: 0 BB: 0 P: 15	R: 0 E: 0 K: 1 S: 9	H: 1 LOB: 1 BB: 0 P: 11	1B: 6 2B: 2 3B: 0 HR: 1	SF: 0 SAC: 0 DP: 1 HBP: 1	WP: 1 PB: 0 SB: 0 CS: 0	PA: 37					
PITCHER	IP	WLS	BF	H	R	ER	SO	BB	IBB	HBP	BLK	WP	HR	S	P	ERA	WHIP										
Chuck Finley, L ERA: 4.15	6.0	W	26	6	4	3	6	1	0	1	0	1	1	63	101	4.50	1.167										
Rich Monteleone, R ERA:	2.0		7	2	0	0	2	0	0	0	0	0	0	25	36	0.00	1.000										
Mike James, R ERA: 1.56	1.0	S	4	1	0	0	1	0	0	0	0	0	0	9	11	0.00	1.000										

Toronto Blue Jays @ California Angels
Anaheim Stadium, Anaheim, CA
Thu Jun 13 1996, 10:05 PM EDT
Att: 20,528 - Unknown - 72 F

AB 35
R 4
H 9
RBI 3
BB 1
SO 9
LOB 10



Batter	1	2	3	4	5	6	7	8	9	AB	R	H	RBI	BB	SO	LOB	BOTTOM										
Orlando Palmeiro, L OBP: 0.324, SLG: 0.267	3-2 16 G3-1 1B		3-2 G4-6-3 1B		0-0 B5-3	0-2 E6		2 SAFE 4-1		4	0	2	0	1	0	2											
Don Slaught, R OBP: 0.379, SLG: 0.508	1-3 K		1-0 G4-6-3		2-1 G4-3	1-0 P6		0-0 BB		4	0	0	1	0	1	5											
16 Garret Anderson, L OBP: 0.320, SLG: 0.443	0-0 G3-1		0-1 HR		0-1 F7		0-3 K	0-1 G6-3		5	1	1	1	0	1	3											
Tim Salmon, R OBP: 0.357, SLG: 0.492	2-1 G6-3		2-1 G6-3			0-0 HR				4	1	1	1	0	1	1											
Chili Davis, S OBP: 0.389, SLG: 0.534		2-2 G4-3		3-2 F9 E 1B		1-0 G5-3		1-1 FC6-4 1B		4	0	2	0	0	0	0											
Tim Lincecum, R OBP: 0.325, SLG: 0.458		0-0		1-3 K		1-3 K		2-2 FC6-4		4	1	1	0	0	2	2											
Randy Velarde, R OBP: 0.351, SLG: 0.381		HR 1B						1-2 FC6-4		0	0	0	0	0	0	0											
Jack Howell, L OBP: 0.307, SLG: 0.521		3-3 K		1-1 E1		3-2 HBP BB E 1B		0-0 G6-3		4	1	1	0	0	1	2											
Damon Easley, R OBP: 0.297, SLG: 0.424		0-0 HR		0-1 F9		4-0 E HBP BB		1-0 BB 1B SF9 1B		3	2	2	2	1	0	2											
Gary Disarcina, R OBP: 0.250, SLG: 0.266		1-0 G5-3		0-0 G4-3		1-2 E HBP		1-2 SF9 BB 1B		3	0	1	0	0	0	2											
Inning Stats	R: 0 E: 0 K: 1 S: 12	H: 1 LOB: 1 BB: 0 P: 18	R: 2 E: 0 K: 1 S: 9	H: 2 LOB: 0 BB: 0 P: 15	R: 1 E: 0 K: 0 S: 9	H: 2 LOB: 0 BB: 0 P: 15	R: 0 E: 0 K: 1 S: 12	H: 1 LOB: 2 BB: 0 P: 17	R: 0 E: 0 K: 1 S: 5	H: 0 LOB: 0 BB: 0 P: 7	R: 2 E: 0 K: 1 S: 17	H: 2 LOB: 3 BB: 1 P: 28	R: 0 E: 0 K: 2 S: 13	H: 1 LOB: 1 BB: 0 P: 17	R: 1 E: 0 K: 0 S: 9	H: 2 LOB: 2 BB: 1 P: 15	1B: 8 2B: 0 3B: 0 HR: 3	SF: 1 SAC: 0 DP: 1 HBP: 1	WP: 0 PB: 0 SB: 1 CS: 0	PA: 39							
PITCHER	IP	WLS	BF	H	R	ER	SO	BB	IBB	HBP	BLK	WP	HR	S	P	ERA	WHIP										
Juan Guzman, R ERA: 3.03	6.0	L	29	8	5	4	4	1	0	1	0	0	0	22	32	4.50	2.000										
Tim Crabtree, R ERA: 1.02	2.0		10	3	1	1	2	1	0	0	0	0	0	22	32	4.50	2.000										

Toronto Blue Jays @ California Angels
Anaheim Stadium, Anaheim, CA
Thu Jun 13 1996, 10:05 PM EDT
Att: 20,528 - Unknown - 72 F

AB 35
R 6
H 11
RBI 5
BB 2
SO 6
LOB 19



Batter	1	2	3	4	5	6	7	8	9	AB	R	H	RBI	BB	SO	LOB	TOP									
Jacob Brumfield, R OBP: 0.294, SLG: 0.447	3-0 E 1B HBP	1-3 K		1 SAFE 2-0 P5			0-0 G4-6-3		2-3 K	4	1	0	0	0	2	3										
Domingo Cadeno, S OBP: 0.335, SLG: 0.372	0-1 1B E HR	0-0 F8			0-0 G3		0-0 P6		1-3 K	5	1	1	0	0	1	1										
Carlos Delgado, L OBP: 0.367, SLG: 0.491	1-0 HR	1-0 G6-3			2-3 K			0-0 G3-1		4	1	1	1	0	1	0										
Joe Carter, R OBP: 0.358, SLG: 0.570	0-2 1-H 3-H HR		1-2 F7		4-2 BB			0-0 P6		3	1	1	3	1	0	0										
John Olerud, L OBP: 0.382, SLG: 0.468	0-0 L4		1-0 G4-3		1-0 G3			4-1 1B BB		3	0	0	0	1	0	1										
Shawn Green, L OBP: 0.288, SLG: 0.378	3-2 G4-3		2-3 K			0-1 L6		1-1 1B		4	0	1	0	0	1	0										
Sandy Martinez, L OBP: 0.273, SLG: 0.319	1-0 1B		1-0 G3-1			2-1 F8		3-3 K		3	0	1	0	0	0	0										
Ed Sprague, R OBP: 0.361, SLG: 0.537										1	0	0	0	0	1	2										
Charlie O'Brien, R OBP: 0.360, SLG: 0.478										0	0	0	0	0	0	0										
Alex Gonzalez, R OBP: 0.291, SLG: 0.411	1-1 1B		0-0 G5-3			0-0 G5-3		0-3 K		4	0	1	0	0	1	0										
Tomas Perez, S OBP: 0.263, SLG: 0.297	2-3 K		1-1 1B			1-0 G4-6-3 1B		4-2 BB		3	0	2	0	1	1	2										
Inning Stats	R: 4 E: 1 K: 1 S: 19	H: 5 LOB: 2 BB: 0 P: 30	R: 0 E: 0 K: 1 S: 5	H: 0 LOB: 0 BB: 0 P: 7	R: 0 E: 0 K: 1 S: 7	H: 0 LOB: 0 BB: 0 P: 11	R: 0 E: 0 K: 0 S: 6	H: 1 LOB: 1 BB: 0 P: 9	R: 0 E: 0 K: 0 S: 8	H: 0 LOB: 1 BB: 1 P: 15	R: 0 E: 0 K: 0 S: 5	H: 0 LOB: 0 BB: 0 P: 7	R: 0 E: 0 K: 0 S: 3	H: 1 LOB: 0 BB: 0 P: 4	R: 0 E: 0 K: 1 S: 10	H: 1 LOB: 2 BB: 1 P: 18	R: 0 E: 0 K: 3 S: 13	H: 0 LOB: 1 BB: 1 P: 20	1B: 7 2B: 0 3B: 0 HR: 1	SF: 0 SAC: 0 DP: 1 HBP: 1	WP: 0 PB: 0 SB: 0 CS: 0	PA: 38				
PITCHER	IP	WLS	BF	H	R	ER	SO	BB	IBB	HBP	BLK	WP	HR	S	P	ERA	WHIP									
Jason Grimsley, R ERA: 4.78	(1, 1)	7.2	W	33	8	4	4	4	2	0	1	0	0	1	58	93	4.70	1.304								
Chuck McElroy, L ERA: 4.57	(8, 1)	0.1		1	0	0	0	1	0	0	0	0	0	0	5	8	0.00	0.000								
Troy Percival, R ERA: 1.82	(9, 1)	1.0	S	4	0	0	0	3	1	0	0	0	0	0	13	20	0.00	1.000								

Toronto Blue Jays @ California Angels
Anaheim Stadium, Anaheim, CA

AB 34
R 4
H 8
RBI 4
BB 3
SO 8
LOB 9



WP: 0 PA: 38
PB: 0
SB: 0
CS: 0

Batter	1	2	3	4	5	6	7	8	9	AB	R	H	RBI	BB	SO	LOB	BOTTOM									
Darin Erstad, L OBP: 0.372, SLG: 0.496	4-1 16 2B BB	0-2 G2-3	1-3 K		3-3 K		1-3 K			4	1	0	0	1	3	5										
Don Slaught, R OBP: 0.358, SLG: 0.488	3-3 K	0-1 16 2B 1B		0-1 P6		1-2 F9		3-2 P4		5	1	1	1	0	1	1										
16 Garret Anderson, L OBP: 0.321, SLG: 0.450	0-2 1H 1B 2B	0-2 1H 2B		2-3 K		0-0 G6-3		2-2 F8		5	1	2	2	0	1	0										
Tim Salmon, R OBP: 0.358, SLG: 0.488	3-1 2H 1B	2-1 P3		4-0 BB BB		2-1 P4		1-1 F8		4	0	1	1	1	0	1										
Chili Davis, S OBP: 0.391, SLG: 0.531	3-3 K		0-1 F8		4-2 1B BB		0-2 1B BB			3	0	1	0	1	1	1										
J.T. Snow, L OBP: 0.358, SLG: 0.389	4-2 FC5-4 BB		4-2 HR BB		0-0 F9		4-1 1B BB		1-2 BB	1	1	0	0	3	0	2										
Tim Wallach, R OBP: 0.322, SLG: 0.477	0-0 FC5-4		3-0 1H HR		2-2 P3		3-3 K			4	1	1	2	0	1	4										
Damon Easley, R OBP: 0.297, SLG: 0.424										0	0	0	0	0	0	0										
Randy Velarde, R OBP: 0.357, SLG: 0.408		3-2 G2-3 1B 2B		0-0 G6-3		0-1 HR		2-1 1B		4	2	3	1	0	0	0										
Gary Disarcina, R OBP: 0.250, SLG: 0.266		0-2 G6-3		0-1 1B		0-1 P6		0-0 F9		4	0	1	0	0	0	4										
Inning Stats	R: 2 E: 0 K: 2 S: 15	H: 2 LOB: 2 BB: 2 P: 32	R: 2 E: 0 K: 0 S: 14	H: 3 LOB: 1 BB: 0 P: 20	R: 2 E: 0 K: 1 S: 12	H: 2 LOB: 1 BB: 1 P: 19	R: 0 E: 0 K: 1 S: 8	H: 0 LOB: 2 BB: 2 P: 18	R: 1 E: 0 K: 1 S: 10	H: 1 LOB: 0 BB: 0 P: 15	R: 0 E: 0 K: 0 S: 6	H: 0 LOB: 0 BB: 0 P: 9	R: 0 E: 0 K: 2 S: 15	H: 2 LOB: 3 BB: 1 P: 25	R: 0 E: 0 K: 0 S: 10	H: 0 LOB: 0 BB: 0 P: 16	1B: 5 2B: 3 3B: 0 HR: 2	SF: 0 SAC: 0 DP: 0 HBP: 0	WP: 0 PB: 0 SB: 1 CS: 0	PA: 40						
PITCHER	IP	WLS	BF	H	R	ER	SO	BB	IBB	HBP	BLK	WP	HR	S	P	ERA	WHIP									
Erik Hanson, R ERA: 6.35	(1, 1)	5.0	L	28	8	7	7	5	0	0	0	0	0	2	59	104	12.60	2.600								
Paul Spoljaric, L ERA: 7.5	(6, 1)	2.0		9	2	0	0	2	1	0	0	0	0	0	21	34	0.00	1.500								
Bill Risley, R ERA: 6.06	(8, 1)	1.0		3	0	0	0	0	0	0	0	0	0	0	10	16	0.00	0.000								

Toronto Blue Jays @ California Angels
Anaheim Stadium, Anaheim, CA

AB 34
R 7
H 10
RBI 7
BB 6
SO 7
LOB 18



WP: 0 PA: 40
PB: 0
SB: 1
CS: 0

Batter	1	2	3	4	5	6	7	8	9	AB	R	H	RBI	BB	SO	LOB	TOP				
Jacob Brumfield, R (1, 8) OBP: 0.293, SLG: 0.448 Tomas Perez, S (8, 5) OBP: 0.263, SLG: 0.297	G1-3		HR 2B		L3			K		4	1	1	1	0	1	0					
Domingo Cadeno, S (1, 4) OBP: 0.333, SLG: 0.369	L7		HR 1B		F9			K		4	1	1	1	0	1	0					
Juan Samuel, R (1, 9) OBP: 0.287, SLG: 0.442 Carlos Delgado, L (9, PH) OBP: 0.366, SLG: 0.489	G6-3		K					K		3	0	0	0	0	2	2					
Joe Carter, R (1, 3) OBP: 0.360, SLG: 0.578		G1-3	HR					F7		3	1	1	3	0	0	0					
Ed Sprague, R (1, 10) OBP: 0.356, SLG: 0.528	G6-3		K		L6-3			K		4	0	0	0	0	2	1					
Mike Huff, R (1, 5) (8, 8)	L8				G4-3			L8		3	0	0	0	0	0	0					
Charlie O'Brien, R (1, 2) OBP: 0.367, SLG: 0.474			FC1-5 1B		F8			G4-6-3		1	0	0	0	2	0	0					
Robert Perez, R (1, 7) OBP: 0.324, SLG: 0.366			FC1-5 2B 1B		G4-3			G4-6-3		3	1	1	0	0	0	1					
Alex Gonzalez, R (1, 6) OBP: 0.287, SLG: 0.405			FC1-5 2B 1B		F9			G6-3		3	1	0	0	0	0	2					
Inning Stats	R: 0 E: 0 K: 0 S: 6	H: 0 LOB: 0 BB: 0 P: 8	R: 0 E: 0 K: 0 S: 6	H: 0 LOB: 0 BB: 0 P: 9	R: 5 E: 0 K: 2 S: 14	H: 4 LOB: 1 BB: 1 P: 25	R: 0 E: 0 K: 0 S: 4	H: 0 LOB: 0 BB: 0 P: 5	R: 0 E: 0 K: 1 S: 8	H: 0 LOB: 0 BB: 0 P: 13	R: 0 E: 0 K: 0 S: 5	H: 0 LOB: 0 BB: 1 P: 9	R: 0 E: 0 K: 2 S: 8	H: 0 LOB: 0 BB: 0 P: 14	R: 0 E: 0 K: 2 S: 7	H: 0 LOB: 0 BB: 0 P: 9	1B: 2 2B: 2 HR: 1	SF: 0 SAC: 0 DP: 2 HBP: 1	WP: 0 PB: 0 SB: 0 CS: 0	PA: 32	
PITCHER	IP	WLS	BF	H	R	ER	SO	BB	IBB	HBP	BLK	WP	HR	S	P	ERA	WHIP				
Mark Langston, L (1, 1) ERA: 4.59	8.0	W	29	4	5	5	5	2	0	1	0	0	1	55	88	5.62	0.750				
Troy Percival, R (9, 1) ERA: 1.76	1.0	S	3	0	0	0	2	0	0	0	0	0	0	7	9	0.00	0.000				

Toronto Blue Jays @ California Angels
Anaheim Stadium, Anaheim, CA
Sat Jun 15 1996, 10:05 PM EDT
Att: 40,352 - Unknown - 72 F

AB 29
R 5
H 4
RBI 5
BB 2
SO 7
LOB 6

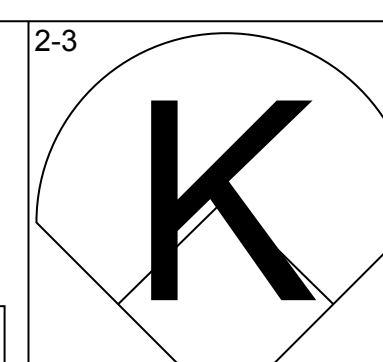
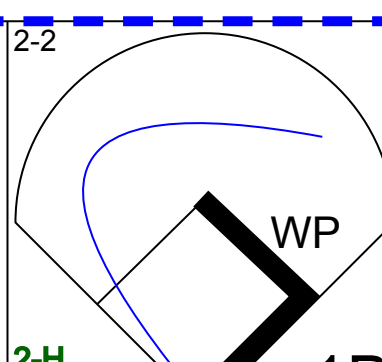
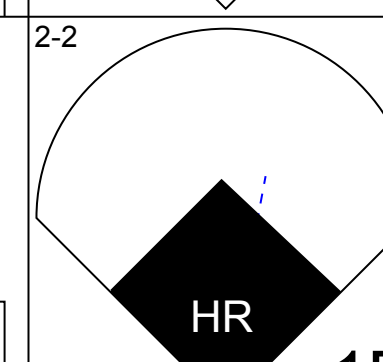
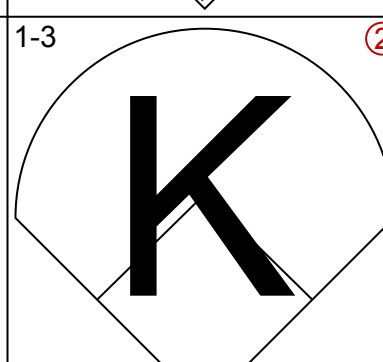
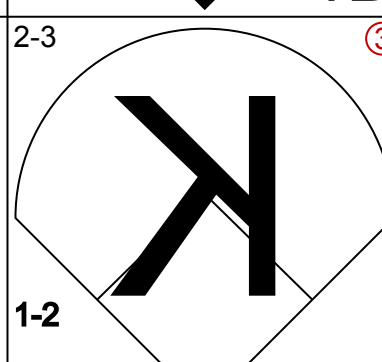

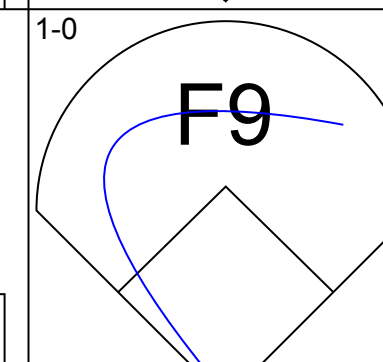
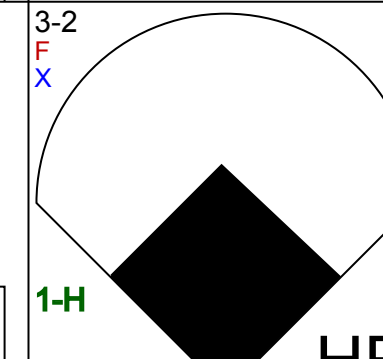



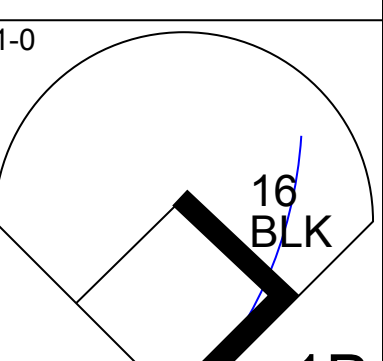
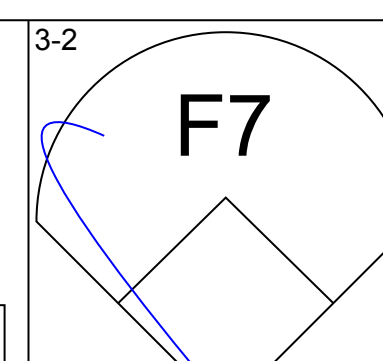
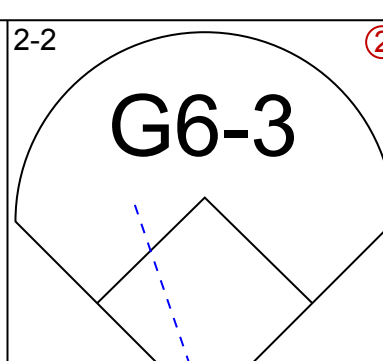
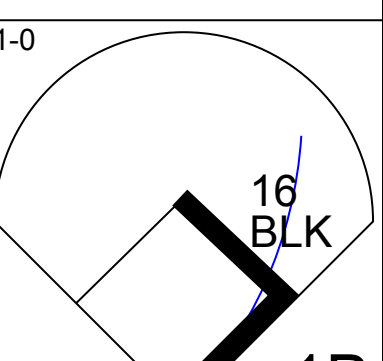
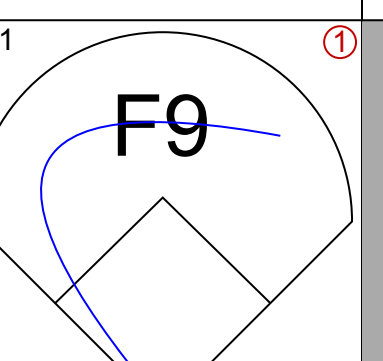


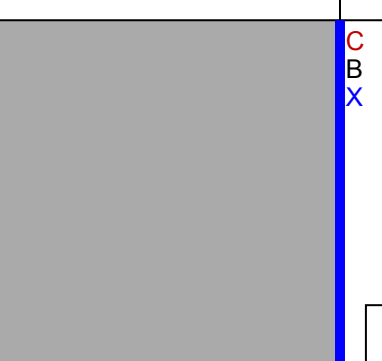



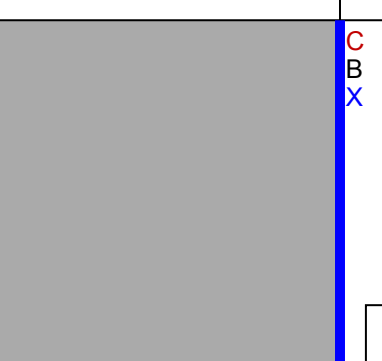


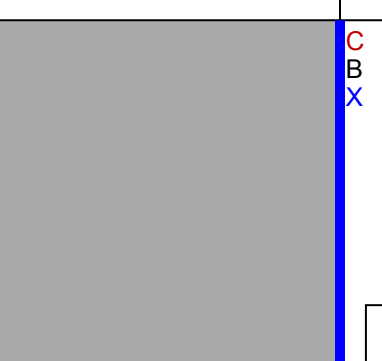
Batter	1	2	3	4	5	6	7	8	9	AB	R	H	RBI	BB	SO	LOB	BOTTOM				
Darin Erstad, L (1, 8)	K		P6		G6-3		K	G1-3		4	0	0	0	1	2	2					
Rex Hudler, R (1, 4) OBP: 0.340, SLG: 0.597	F8		G1-3		G6-3		G6-3			4	0	0	0	0	0	1					
16 Garret Anderson, L (1, 7) OBP: 0.324, SLG: 0.451	G3-1				2B SF7 1B		K	1B 1B		4	2	2	0	0	1	1					
Tim Salmon, R (1, 9) OBP: 0.360, SLG: 0.492		G1-3			L9			1B 1B 1B		4	2	2	0	0	0	1					
Chili Davis, S (1, 10) OBP: 0.389, SLG: 0.528	F7				SF7		G4-3	1B FC6-2 1B		3	0	1	2	0	0	0					
J.T. Snow, L (1, 3) OBP: 0.364, SLG: 0.393		HR BB			1B 1B		F7	G1-3 FC6-2 1B 1B		3	2	2	2	1	0	0					
Don Slaught, R (1, 2) OBP: 0.363, SLG: 0.528		HR			1B 1B			FC6-2 G1-3 1B		4	1	3	2	0	0	2					
Jack Howell, L (1, 5) OBP: 0.303, SLG: 0.514 Tim Wallach, R (3, 5) OBP: 0.315, SLG: 0.465	G5-3				K		F6	G1-3		1	0	0	0	0	0	0					
Gary Disarcina, R (1, 6) OBP: 0.250, SLG: 0.265			G6-3		P3		K	1B		4	0	1	1	0	1	2					
Inning Stats	R: 0 E: 0 K: 1 S: 11	H: 0 LOB: 0 BB: 0 P: 17	R: 2 E: 0 K: 0 S: 7	H: 1 LOB: 0 BB: 1 P: 14	R: 0 E: 0 K: 0 S: 7	H: 0 LOB: 0 BB: 0 P: 10	R: 2 E: 0 K: 1 S: 16	H: 4 LOB: 2 BB: 0 P: 23	R: 0 E: 0 K: 0 S: 10	H: 0 LOB: 1 BB: 1 P: 20	R: 0 E: 0 K: 2 S: 7	H: 1 LOB: 0 BB: 0 P: 8	R: 0 E: 0 K: 2 S: 7	H: 0 LOB: 0 BB: 0 P: 10	R: 3 E: 0 K: 0 S: 17	H: 5 LOB: 2 BB: 0 P: 20	1B: 9 2B: 1 3B: 0 HR: 1	SF: 1 SAC: 0 DP: 0 HBP: 0	WP: 0 PB: 0 SB: 0 CS: 0	PA: 37	
PITCHER	IP	WLS	BF	H	R	ER	SO	BB	IBB	HBP	BLK	WP	HR	S	P	ERA	WHIP				
Pat Hentgen, R (1, 1) ERA: 4.15	7.0	L	29	6	4	4	5	2	0	0	0	0	1	65	102	5.14	1.143				
Tim Crabtree, R (8, 1) ERA: 2.36	1.0	L	8	5	3	3	0	0	0	0	0	0	0	17	20	27.00	5.000				

Toronto Blue Jays @ California Angels
Anaheim Stadium, Anaheim, CA
Sat Jun 15 1996, 10:05 PM EDT
Att: 40,352 - Unknown - 72 F

AB 34
R 7
H 11
RBI 7
BB 2
SO 5
LOB 14




Batter	1	2	3	4	5	6	7	8	9	AB	R	H	RBI	BB	SO	LOB	TOP					
Alex Gonzalez, R OBP: 0.289, SLG: 0.405			G5-3			F7			 1B	5	0	2	1	0	1	0	Toronto Blue Jays @ California Angels Anaheim Stadium, Anaheim, CA Sun Jun 16 1996, 6:33 AM EDT Att: 22,979 - Sunny - 80 F					
Mike Huff, R OBP: 0.125, SLG: 0.125						G5-3			 1B	5	1	1	0	0	3	2						
Juan Samuel, R OBP: 0.269, SLG: 0.438 John Olerud, L OBP: 0.380, SLG: 0.466	F9		G5-3						G4-6-3	3	1	1	0	0	0	1						
Joe Carter, R OBP: 0.359, SLG: 0.585					L5				P4	4	1	1	2	0	0	1						
Ed Sprague, R OBP: 0.362, SLG: 0.542					G6-3				G5-3	3	2	2	2	1	0	0						
Robert Perez, R OBP: 0.321, SLG: 0.360	L5				G6-3				L7	4	0	1	0	0	0	2						
Sandy Martinez, L OBP: 0.292, SLG: 0.338 Charlie O'Brien, R OBP: 0.371, SLG: 0.487		L7			E7				 2B	3	0	2	1	0	0	0						
Domingo Cedeño, S OBP: 0.327, SLG: 0.362	L7				F4				L8	4	0	0	0	0	0	4						
Tomas Perez, S OBP: 0.238, SLG: 0.268	G6-3				G5-3				G6-3	4	0	0	0	0	0	3						
Inning Stats	R: 2 E: 0 K: 1 S: 19	H: 3 LOB: 1 BB: 0 P: 29	R: 0 E: 0 K: 0 S: 7	H: 0 LOB: 0 BB: 0 P: 9	R: 0 E: 0 K: 1 S: 9	H: 0 LOB: 0 BB: 0 P: 11	R: 1 E: 1 K: 0 S: 10	H: 1 LOB: 1 BB: 1 P: 21	R: 0 E: 0 K: 0 S: 5	H: 0 LOB: 0 BB: 0 P: 9	R: 2 E: 0 K: 0 S: 12	H: 4 LOB: 2 BB: 0 P: 18	R: 0 E: 0 K: 1 S: 6	H: 1 LOB: 0 BB: 0 P: 10	R: 0 E: 0 K: 0 S: 9	H: 0 LOB: 0 BB: 0 P: 13	R: 1 E: 0 K: 1 S: 15	H: 2 LOB: 1 BB: 0 P: 19	1B: 7 2B: 2 3B: 0 HR: 2	SF: 0 SAC: 0 DP: 1 HBP: 0	WP: 1 PB: 0 SB: 0 CS: 0	PA: 38
PITCHER	IP WLS BF H R ER SO BB IBB HBP BLK WP HR S P ERA WHIP																					
Jim Abbott, L ERA: 7.67	5.1 L 25 8 5 5 2 1 0 0 0 0 0 2 57 88 8.44 1.688																					
Ryan Hancock, R ERA:	2.2 8 1 0 0 1 0 0 0 0 0 0 0 20 32 0.00 0.375																					
Chuck McElroy, L ERA: 4.84	0.2 3 1 1 1 0 0 0 0 0 0 0 0 7 7 13.50 1.500																					
Mike James, R ERA: 1.55	0.1 2 1 0 0 1 0 0 0 0 0 1 0 8 12 0.00 3.000																					

Batter	1	2	3	4	5	6	7	8	9	AB	R	H	RBI	BB	SO	LOB	BOTTOM					
Darin Erstad, L OBP: 0.231, SLG: 0.091 Rex Hudler, R OBP: 0.336, SLG: 0.589	F7		G6-3						G3	3	0	1	0	0	0	0	Toronto Blue Jays @ California Angels Anaheim Stadium, Anaheim, CA Sun Jun 16 1996, 6:33 AM EDT Att: 22,979 - Sunny - 80 F					
Randy Velarde, R OBP: 0.354, SLG: 0.403						L8			F8	5	0	1	0	0	1	1						
16 Garret Anderson, L OBP: 0.319, SLG: 0.444	L8		F7							4	0	0	0	0	2	2						
Tim Salmon, R OBP: 0.366, SLG: 0.520										4	2	3	2	0	1	0						
Chili Davis, S OBP: 0.391, SLG: 0.542	F7								F9	4	1	2	1	0	0	0						
J.T. Snow, L OBP: 0.366, SLG: 0.408						G5-3				4	1	2	1	0	1	2						
Tim Wallach, R OBP: 0.313, SLG: 0.453									F8	3	0	0	0	1	1	3						
Jorge Fabregas, L OBP: 0.331, SLG: 0.316 Don Slaught, R OBP: 0.380, SLG: 0.523	L7		G1-3			G1-3				3	0	1	0	0	0	3						
Gary Disarcina, R OBP: 0.246, SLG: 0.261 Orlando Palmeiro, L OBP: 0.314, SLG: 0.258			F8			F9			G4-3	3	0	0	0	0	0	1						
Inning Stats	R: 0 E: 0 K: 1 S: 8	H: 0 LOB: 0 BB: 0 P: 14	R: 1 E: 0 K: 1 S: 16	H: 1 LOB: 1 BB: 1 P: 27	R: 0 E: 0 K: 0 S: 8	H: 1 LOB: 1 BB: 0 P: 14	R: 0 E: 0 K: 1 S: 13	H: 2 LOB: 2 BB: 0 P: 20	R: 0 E: 0 K: 1 S: 7	H: 1 LOB: 1 BB: 0 P: 13	R: 2 E: 0 K: 1 S: 10	H: 3 LOB: 1 BB: 0 P: 15	R: 0 E: 0 K: 1 S: 8	H: 0 LOB: 0 BB: 0 P: 12	R: 1 E: 0 K: 0 S: 9	H: 2 LOB: 1 BB: 0 P: 13	R: 0 E: 0 K: 0 S: 9	H: 0 LOB: 0 BB: 0 P: 13	1B: 6 2B: 0 3B: 0 HR: 4	SF: 0 SAC: 0 DP: 0 HBP: 0	WP: 0 PB: 0 SB: 0 CS: 0	PA: 38
PITCHER	IP WLS BF H R ER SO BB IBB HBP BLK WP HR S P ERA WHIP																					
Paul Quantrill, R ERA: 5.55	5.0 W 22 6 2 2 2 4 1 0 0 0 0 2 54 92 3.60 1.400																					
Tony Castillo, L ERA: 3.98	2.2 12 4 2 2 2 0 0 0 0 0 0 2 23 33 6.75 1.500																					
Mike Timlin, R ERA: 3.43	1.1 S 4 0 0 0 0 0 0 0 0 0 0 0 11 16 0.00 0.000																					

AB	37
R	6
H	11
RBI	6
BB	1
SO	4
LOB	14




AB	37
R	4
H	10
RBI	4
BB	1
SO	6
LOB	13




Batter	1	2	3	4	5	6	7	8	9	AB	R	H	RBI	BB	SO	LOB	TOP										
Tony Phillips, S (1, 7) OBP: 0.430, SLG: 0.451	3-2 WP 1B		4-1 BB BB		4-1 1B BB		4-2 G1-6-3 BB		1-3 K	2	1	1	0	3	1	0	Chicago White Sox @ California Angels Anaheim Stadium, Anaheim, CA Wed Jun 19 1996, 6:33 AM EDT Att: 22,960 - Sunny - 85 F										
Darren Lewis, R (1, 8) OBP: 0.392, SLG: 0.349	1 SAFE 2-3 K		4-0 BB		2-2 1-2 1B		1-1 G1-6-3 1-2			3	0	1	0	1	1	2											
Frank Thomas, R (1, 3) OBP: 0.467, SLG: 0.646	1-0 2-H 1B		2-3 K		1-3 K		4-1 BB			3	0	1	1	1	2	4											
Robin Ventura, L (1, 5) OBP: 0.378, SLG: 0.525	2-2 F7		3-3 K		2-3 K		2-2 G1-3			4	0	0	0	0	2	6											
Harold Baines, L (1, 10) OBP: 0.398, SLG: 0.522 Danny Tartabull, R (8, PH) OBP: 0.317, SLG: 0.399	0-0 G3		1-0 L8		0-0 G3		1-2 F7			3	0	0	0	0	0	1											
Dave Martinez, L (1, 9) OBP: 0.409, SLG: 0.523 Lyle Mouton, R (8, 9) OBP: 0.392, SLG: 0.495		2-2 F7		1-0 F8		1-1 2B 1B		0-0 L9		4	1	1	0	0	0	0											
Ron Karkovics, R (1, 2) OBP: 0.295, SLG: 0.374		0-1 B5-3		0-1 1B		1-2 1-H 2B		0-3 K		4	0	2	1	0	1	0											
Norberto Martin, R (1, 4) OBP: 0.348, SLG: 0.435		1-0 P4		3-3 K		1-3 K2-3		0-3 K		4	0	0	0	0	3	2											
Ozzie Guillen, L (1, 6) OBP: 0.286, SLG: 0.375			2-2 G6-3		1-2 G3		0-3 K		0-0 G6-3	4	0	0	0	0	1	1											
Inning Stats	R: 1 E: 0 K: 1 S: 11	H: 2 LOB: 1 BB: 0 P: 19	R: 0 E: 0 K: 0 S: 6	H: 0 LOB: 0 BB: 0 P: 9	R: 0 E: 0 K: 2 S: 12	H: 0 LOB: 2 BB: 2 P: 27	R: 0 E: 0 K: 1 S: 7	H: 1 LOB: 1 BB: 0 P: 12	R: 0 E: 0 K: 2 S: 13	H: 1 LOB: 1 BB: 0 P: 23	R: 1 E: 0 K: 2 S: 13	H: 2 LOB: 1 BB: 0 P: 16	R: 0 E: 0 K: 1 S: 7	H: 0 LOB: 0 BB: 0 P: 8	R: 0 E: 0 K: 2 S: 8	H: 0 LOB: 0 BB: 0 P: 9		1B: 5 2B: 1 3B: 0 HR: 0	SF: 0 SAC: 0 DP: 1 HBP: 0	WP: 1 PB: 0 SB: 0 CS: 0	PA: 37						
PITCHER	IP	WLS	BF	H	R	ER	SO	BB	IBB	HBP	BLK	WP	HR	S	P	ERA	WHIP										
Jason Grimsley, R (1, 1) ERA: 4.58	6.2		30	6	2	2	8	5	0	0	0	1	0	67	120	2.70	1.650										
Chuck McElroy, L (7, 1) ERA: 4.59	1.1	W	4	0	0	0	1	0	0	0	0	0	0	10	13	0.00	0.000										
Shad Williams, R (9, 1) ERA: 9.0	1.0		3	0	0	0	2	0	0	0	0	0	0	8	9	0.00	0.000										

Batter	1	2	3	4	5	6	7	8	9	AB	R	H	RBI	BB	SO	LOB	BOTTOM										
Darin Erstad, L (1, 8) OBP: 0.433, SLG: 0.480	2-0 G3-1		2-2 CS 1B		1-1 G4-3		4-0 2B IBB	2-0 HR 2B		4	2	2	0	1	0	1	Chicago White Sox @ California Angels Anaheim Stadium, Anaheim, CA Wed Jun 19 1996, 6:33 AM EDT Att: 22,960 - Sunny - 85 F										
Rex Hudler, R (1, 7) OBP: 0.346, SLG: 0.607 Orlando Palmeiro, L (8, 7) OBP: 0.316, SLG: 0.242	2-2 S 1B		1-3 K		1-0 2B		1-0 BB 2B	1-1 P5		4	1	3	3	0	1	1											
Tim Wallach, R (1, 5) OBP: 0.333, SLG: 0.454	1-2 P4			4-2 BB BB	3-0 F9		4-1 BB 3B BB	0-0 E6 HR		3	2	0	1	2	0	3											
Tim Salmon, R (1, 9) OBP: 0.371, SLG: 0.536	3-3 K			4-2 BB		3-3 K	4-1 BB 3B BB	3-1 HR		3	2	1	3	2	2	1											
Chili Davis, S (1, 10) OBP: 0.391, SLG: 0.553		3-2 HR		4-0 G6-4-3 BB		2-2 G1-3	4-1 3B BB	0-0 2B 1B		3	3	2	2	2	0	0											
J.T. Snow, L (1, 3) OBP: 0.361, SLG: 0.406		3-2 G5-3		0-3 K		2-3 K	0-1 3B	1-3 K		5	0	1	3	0	3	4											
Pat Borders, R (1, 2) OBP: 0.320, SLG: 0.365		0-1 L6		0-0 G6-4-3			1-2 F7 K	2-1 2B		5	0	1	1	0	1	4											
Damon Easley, R (1, 4) OBP: 0.286, SLG: 0.378		0-1 P4			0-0 L7		1-2 BB G6-3	2-3 K		4	1	0	0	1	1	2											
Gary Disarcina, R (1, 6) OBP: 0.259, SLG: 0.288			3-2 G4-3		1-0 E4 2B		1-0 WP 2B 1B	0-0 2B E 2B		4	3	2	0	0	0	0											
Inning Stats	R: 0 E: 0 K: 1 S: 10	H: 1 LOB: 1 BB: 0 P: 18	R: 1 E: 0 K: 0 S: 13	H: 1 LOB: 0 BB: 0 P: 19	R: 0 E: 0 K: 1 S: 13	H: 1 LOB: 0 BB: 0 P: 19	R: 0 E: 0 K: 1 S: 10	H: 0 LOB: 3 BB: 0 P: 22	R: 1 E: 1 K: 0 S: 6	H: 1 LOB: 1 BB: 0 P: 12	R: 0 E: 0 K: 2 S: 13	H: 0 LOB: 0 BB: 0 P: 20	R: 7 E: 0 K: 1 S: 14	H: 3 LOB: 1 BB: 5 P: 43	R: 5 E: 1 K: 2 S: 19	H: 5 LOB: 1 BB: 0 P: 30		1B: 4 2B: 5 3B: 1 HR: 2	SF: 0 SAC: 0 DP: 1 HBP: 0	WP: 1 PB: 0 SB: 2 CS: 1	PA: 44						
PITCHER	IP	WLS	BF	H	R	ER	SO	BB	IBB	HBP	BLK	WP	HR	S	P	ERA	WHIP										
Wilson Alvarez, L (1, 1) ERA: 4.44	6.1	L	26	4	3	2	5	4	0	0	0	1	0	67	118	2.84	1.263										
Matt Karchner, R (7, 1) ERA: 4.15	0.0		4	2	2	2	0	1	1	0	0	1	0	3	13	∞	∞										
Mike Siroka, L (7, 1) ERA: 19.29	1.2		14	6	9	7	3	2	0	0	0	0	1	28	52	37.80	4.800										

AB	32
R	2
H	6
RBI	2
BB	5
SO	11
LOB	16



AB	36
R	14
H	12
RBI	13
BB	8
SO	8
LOB	18



Batter	1	2	3	4	5	6	7	8	9	AB	R	H	RBI	BB	SO	LOB	TOP					
Darin Erstad, L (1,8) OBP: 0.415, SLG: 0.514										5	0	1	0	0	1	4	California Angels @ Milwaukee Brewers Milwaukee County Stadium, Milwaukee, WI Fri Jun 21 1996, 8:05 PM EDT Att: 16,274 - Unknown - 81 F					
Randy Velarde, R (1,4) OBP: 0.388, SLG: 0.410										5	1	2	0	0	0	2						
16 Garret Anderson, L (1,7) OBP: 0.322, SLG: 0.445										5	0	2	0	0	0	2						
Tim Salmon, R (1,9) OBP: 0.375, SLG: 0.529 Orlando Palmeiro, L (7,9) OBP: 0.325, SLG: 0.235										2	0	0	0	1	1	2						
Chili Davis, S (1,10) OBP: 0.388, SLG: 0.540										5	1	0	1	0	2	5						
J.T. Snow, L (1,3) OBP: 0.361, SLG: 0.402										3	1	1	0	1	0	1						
Tim Wallach, R (1,5) OBP: 0.340, SLG: 0.482										4	2	3	1	0	0	0						
Pat Borders, R (1,2) OBP: 0.316, SLG: 0.372										4	0	1	2	0	3	2						
Gary Disarcina, R (1,6) OBP: 0.258, SLG: 0.285										4	0	1	1	0	0	3						
Inning Stats	R: 0 E: 1 K: 1 S: 13	H: 1 LOB: 2 BB: 1 P: 24	R: 0 E: 0 K: 1 S: 17	H: 1 LOB: 2 BB: 1 P: 24	R: 1 E: 0 K: 1 S: 12	H: 2 LOB: 1 BB: 0 P: 20	R: 1 E: 0 K: 1 S: 10	H: 2 LOB: 0 BB: 0 P: 14	R: 0 E: 0 K: 1 S: 6	H: 0 LOB: 0 BB: 0 P: 9	R: 0 E: 0 K: 1 S: 10	H: 0 LOB: 0 BB: 0 P: 17	R: 0 E: 0 K: 1 S: 10	H: 1 LOB: 1 BB: 0 P: 16	R: 3 E: 0 K: 1 S: 15	H: 3 LOB: 1 BB: 0 P: 23	R: 0 E: 0 K: 1 S: 9	H: 1 LOB: 1 BB: 0 P: 17	1B: 9 2B: 1 3B: 0 HR: 1	SF: 0 SAC: 0 DP: 0 HBP: 1	WP: 0 PB: 0 SB: 2 CS: 0	PA: 41
PITCHER	IP WLS BF H R ER SO BB IBB HBP BLK WP HR S P ERA WHIP	7.0 W 30 7 2 2 5 2 0 0 0 0 1 78 124 2.57 1.286	2.0 11 4 3 3 2 0 0 1 0 0 0 0 24 40 13.50 2.000	PITCHER																		

Batter	1	2	3	4	5	6	7	8	9	AB	R	H	RBI	BB	SO	LOB	BOTTOM			
Pat Listach, S (1,8) OBP: 0.342, SLG: 0.339										3	1	2	1	2	0	0	California Angels @ Milwaukee Brewers Milwaukee County Stadium, Milwaukee, WI Fri Jun 21 1996, 8:05 PM EDT Att: 16,274 - Unknown - 81 F			
Kevin Seitzer, R (1,10) OBP: 0.449, SLG: 0.510										4	2	1	0	1	0	4				
Greg Vaughn, R (1,7) OBP: 0.397, SLG: 0.576 Kevin Koslofski, L (8,7) OBP: 0.357, SLG: 0.538										3	2	2	2	1	0	1				
John Jaha, R (1,3) OBP: 0.385, SLG: 0.481										3	1	0	0	2	2	4				
Matt Mieske, R (1,9) OBP: 0.362, SLG: 0.542 Dave Nilsson, L (3,PH) OBP: 0.449, SLG: 0.654										1	1	1	2	0	0	0				
Jeff Cirillo, R (1,5) OBP: 0.402, SLG: 0.509										3	2	1	1	1	0	3				
Fernando Vina, L (1,4) OBP: 0.382, SLG: 0.439										4	1	2	1	0	0	1				
Mark Loretta, R (1,6) OBP: 0.389, SLG: 0.327										4	0	0	0	0	4	3				
Jesse Levis, L (1,2) OBP: 0.329, SLG: 0.288										4	0	1	1	0	0	1				
Inning Stats	R: 0 E: 0 K: 0 S: 9	H: 0 LOB: 0 BB: 1 P: 18	R: 3 E: 0 K: 1 S: 21	H: 2 LOB: 3 BB: 3 P: 40	R: 2 E: 0 K: 1 S: 12	H: 2 LOB: 1 BB: 2 P: 26	R: 3 E: 0 K: 1 S: 16	H: 3 LOB: 1 BB: 1 P: 30	R: 0 E: 0 K: 1 S: 6	H: 0 LOB: 0 BB: 0 P: 10	R: 1 E: 0 K: 1 S: 12	H: 2 LOB: 2 BB: 1 P: 19	R: 1 E: 0 K: 1 S: 13	H: 2 LOB: 1 BB: 0 P: 20	R: 0 E: 0 K: 0 S: 10	H: 0 LOB: 0 BB: 0 P: 17	1B: 5 2B: 5 3B: 0 HR: 1	SF: 0 SAC: 0 DP: 2 HBP: 1	WP: 1 PB: 0 SB: 2 CS: 1	PA: 41
PITCHER	IP WLS BF H R ER SO BB IBB HBP BLK WP HR S P ERA WHIP	2.0 L 13 7 4 4 4 1 1 0 0 0 0 45 76 9.00 2.000	4.0 7 4 4 4 1 1 0 0 0 0 0 0 13 20 9.00 2.000	1.0 5 2 1 1 1 0 0 0 1 0 0 0 10 17 0.00 0.000	PITCHER															


Batter	1	2	3	4	5	6	7	8	9	AB	R	H	RBI	BB	SO	LOB	TOP			
Darin Erstad, L (1, 8) OBP: 0.391, SLG: 0.487			E9 WP 16 SF7				SF7		G4-3	4	1	1	3	0	1	2	California Angels @ Milwaukee Brewers Milwaukee County Stadium, Milwaukee, WI Sat Jun 22 1996, 8:05 PM EDT Att: 35,464 - Unknown - 66 F livebaseballscorecards.com			
Don Slaught, R (1, 2) OBP: 0.395, SLG: 0.521	G6-3		K	CS			F9			4	0	1	0	0	1	1				
16 Garret Anderson, L (1, 7) OBP: 0.318, SLG: 0.440	L4		SF7				G4-3			3	0	0	1	0	0	1				
Tim Salmon, R (1, 9) OBP: 0.376, SLG: 0.531		L5-3 BB	F8						G5-3	3	0	1	0	1	0	1				
Chili Davis, S (1, 10) OBP: 0.386, SLG: 0.533	F7			2B 1B BB			G5-3		G1-3	3	1	0	0	1	0	2				
J.T. Snow, L (1, 3) OBP: 0.395, SLG: 0.395	L5-3			F8			L5		F9	4	0	0	0	0	0	2				
Tim Wallach, R (1, 5) OBP: 0.338, SLG: 0.483			G1-3	1B			G6-3		K	4	1	1	0	0	1	0				
Randy Velarde, R (1, 4) OBP: 0.374, SLG: 0.411			2B BB	1B CS BB			K		FC6-4 1B	2	1	1	0	2	1	0				
Gary Disarcina, R (1, 6) OBP: 0.262, SLG: 0.302			1B WP 2B	K			SF7 3B		FC6-4	4	2	2	1	0	1	4				
Inning Stats	R: 0 E: 0 K: 1 S: 11	H: 0 LOB: 0 BB: 0 P: 16	R: 0 E: 0 K: 0 S: 5	H: 0 LOB: 0 BB: 1 P: 13	R: 3 E: 1 K: 1 S: 15	H: 1 LOB: 1 BB: 1 P: 29	R: 2 E: 0 K: 1 S: 15	H: 2 LOB: 1 BB: 2 P: 25	R: 0 E: 0 K: 1 S: 8	H: 0 LOB: 0 BB: 0 P: 13	R: 1 E: 0 K: 0 S: 7	H: 1 LOB: 0 BB: 0 P: 10	R: 0 E: 0 K: 0 S: 5	H: 0 LOB: 0 BB: 0 P: 6	R: 0 E: 0 K: 1 S: 9	H: 1 LOB: 1 BB: 0 P: 12	1B: 3 2B: 4 3B: 1 HR: 0	SF: 2 SAC: 0 DP: 2 HBP: 0	WP: 1 PB: 0 SB: 0 CS: 1	PA: 38
PITCHER	IP WLS BF H R ER SO	IP WLS BF H R ER SO	IP WLS BF H R ER SO	IP WLS BF H R ER SO	IP WLS BF H R ER SO	IP WLS BF H R ER SO	IP WLS BF H R ER SO	IP WLS BF H R ER SO	IP WLS BF H R ER SO	IP WLS BF H R ER SO	IP WLS BF H R ER SO	IP WLS BF H R ER SO	IP WLS BF H R ER SO	IP WLS BF H R ER SO	IP WLS BF H R ER SO	IP WLS BF H R ER SO	ERA WHIP	ERA WHIP		
Angel Miranda, L (1, 1) ERA: 5.19	6.0	L	27	6	6	4	4	4	0	0	0	0	0	0	0	0	0	6.00	1.667	
Graeme Lloyd, L (7, 1) ERA: 2.18	3.0		10	1	0	0	1	0	0	0	0	0	0	0	0	0	0	0.00	0.333	

Batter	1	2	3	4	5	6	7	8	9	AB	R	H	RBI	BB	SO	LOB	BOTTOM					
Pat Listach, S (1, 8) OBP: 0.338, SLG: 0.332	K		K	F7			F8		DI BB	4	0	0	0	1	2	2	California Angels @ Milwaukee Brewers Milwaukee County Stadium, Milwaukee, WI Sat Jun 22 1996, 8:05 PM EDT Att: 35,464 - Unknown - 66 F livebaseballscorecards.com					
Fernando Vina, L (1, 4) OBP: 0.378, SLG: 0.434	G5-3 1B		K			P6	G6-3		F7	5	0	1	0	0	1	2						
Kevin Seitzer, R (1, 10) OBP: 0.445, SLG: 0.504	G5-3		1B			F9			K	5	0	1	0	0	2	2						
Dave Nilsson, L (1, 9) OBP: 0.438, SLG: 0.635	P5		L7			F8			K	4	0	0	0	0	1	2						
Greg Vaughn, R (1, 7) OBP: 0.402, SLG: 0.577		F9		HR 1B		G6-4-3 1B			BB	3	1	2	0	1	0	0						
John Jaha, R (1, 3) OBP: 0.386, SLG: 0.494		1B		HR		G6-4-3			P5	4	1	2	2	0	0	2						
Jose Valentin, S (1, 6) OBP: 0.329, SLG: 0.479		1B		FC1-5-6-5 2B		F8			HR	4	1	3	1	0	0	0						
Jeff Cirillo, R (1, 5) OBP: 0.404, SLG: 0.522	L4			FC1-5-6-5 1B			G3 1B		HR	4	1	2	1	0	0	3						
Jesse Levis, L (1, 2) OBP: 0.312, SLG: 0.271	P5			F8			G3		K	4	0	0	0	0	1	4						
Inning Stats	R: 0 E: 0 K: 1 S: 11	H: 1 LOB: 1 BB: 0 P: 15	R: 0 E: 0 K: 0 S: 9	H: 2 LOB: 2 BB: 0 P: 13	R: 0 E: 0 K: 2 S: 15	H: 1 LOB: 1 BB: 0 P: 21	R: 2 E: 0 K: 0 S: 11	H: 3 LOB: 1 BB: 0 P: 16	R: 0 E: 0 K: 0 S: 4	H: 0 LOB: 0 BB: 0 P: 7	R: 0 E: 0 K: 0 S: 7	H: 1 LOB: 0 BB: 0 P: 12	R: 0 E: 0 K: 0 S: 13	H: 1 LOB: 1 BB: 0 P: 17	R: 0 E: 0 K: 2 S: 14	H: 0 LOB: 1 BB: 1 P: 22	R: 2 E: 0 K: 2 S: 13	H: 2 LOB: 1 BB: 1 P: 21	1B: 7 2B: 1 3B: 0 HR: 3	SF: 0 SAC: 0 DP: 1 HBP: 0	WP: 0 PB: 0 SB: 0 CS: 0	PA: 39
PITCHER	IP WLS BF H R ER SO	IP WLS BF H R ER SO	IP WLS BF H R ER SO	IP WLS BF H R ER SO	IP WLS BF H R ER SO	IP WLS BF H R ER SO	IP WLS BF H R ER SO	IP WLS BF H R ER SO	IP WLS BF H R ER SO	IP WLS BF H R ER SO	IP WLS BF H R ER SO	IP WLS BF H R ER SO	IP WLS BF H R ER SO	IP WLS BF H R ER SO	IP WLS BF H R ER SO	IP WLS BF H R ER SO	ERA WHIP	ERA WHIP				
Shawn Boskie, R (1, 1) ERA: 3.79	8.0	W	35	11	4	4	5	1	0	0	0	0	0	0	0	0	4.50	1.500				
Troy Percival, R (9, 1) ERA: 1.6	1.0	S	4	0	0	0	2	1	0	0	0	0	0	0	0	0	0.00	1.000				


Batter	1	2	3	4	5	6	7	8	9	AB	R	H	RBI	BB	SO	LOB	TOP				
Darin Erstad, L (1, 8) OBP: 0.400, SLG: 0.488	B2	FC6-4 2H 1B			CS 1B		SH5-4		K	4	0	2	1	0	1	1	California Angels @ Milwaukee Brewers Milwaukee County Stadium, Milwaukee, WI Sun Jun 23 1996, 4:33 AM EDT Att: 17,051 - Sunny - 62 F				
Rex Hudler, R (1, 10) OBP: 0.338, SLG: 0.586 Chili Davis, S (7, PH) OBP: 0.387, SLG: 0.531	1B	FC6-4 1-2			K		IBB		K	3	0	1	0	0	1	2					
16 Garret Anderson, L (1, 7) OBP: 0.316, SLG: 0.438	L9		G5-3			CS 1B	SF9		P4	4	0	1	1	0	0	2					
Tim Salmon, R (1, 9) OBP: 0.381, SLG: 0.532	1B	1B	G5-4-3 1B			1B BB	P3			3	0	2	0	1	0	2					
Tim Wallach, R (1, 5) OBP: 0.329, SLG: 0.469	F8		G5-4-3 1-2			K			F8	4	0	0	0	0	1	4					
Don Slaught, R (1, 2) OBP: 0.392, SLG: 0.513 Pat Borders, R (8, 2) OBP: 0.316, SLG: 0.372		G4-3		G6-3		1B	F9		F9	4	0	1	0	0	0	0					
J.T. Snow, L (1, 3) OBP: 0.355, SLG: 0.393		G6-3 E BB 1B		G6-3		P4			F6	4	1	1	0	0	0	2					
Randy Velarde, R (1, 4) OBP: 0.379, SLG: 0.415		F9 E 1B BB		F9			SH5-4 16 SF9 1B		E 1B	3	3	2	0	1	0	0					
Gary Disarcina, R (1, 6) OBP: 0.266, SLG: 0.310		G6-3 1-2 2H		F8			16 SF9 SH5-4 1B		E6 1H 2B	4	0	2	2	0	0	1					
Inning Stats	R: 0 E: 0 K: 0 S: 9	H: 2 LOB: 2 BB: 0 P: 13	R: 2 E: 1 K: 0 S: 12	H: 2 LOB: 1 BB: 21 P: 1	R: 0 E: 0 K: 0 S: 5	H: 1 LOB: 0 BB: 0 P: 8	R: 0 E: 0 K: 0 S: 6	H: 0 LOB: 0 BB: 0 P: 13	R: 0 E: 0 K: 1 S: 9	H: 2 LOB: 2 BB: 1 P: 14	R: 1 E: 0 K: 0 S: 8	H: 2 LOB: 2 BB: 1 P: 19	R: 0 E: 0 K: 0 S: 7	H: 0 LOB: 0 BB: 0 P: 10	R: 1 E: 1 K: 2 S: 13	H: 2 LOB: 1 BB: 0 P: 19		1B: 11 2B: 1 3B: 0 HR: 0	SF: 1 SAC: 1 DP: 1 HBP: 0	WP: 0 PB: 0 SB: 0 CS: 2	PA: 39
PITCHER	IP	WLS	BF	H	R	ER	SO	BB	IBB	HBP	BLK	WP	HR	S	P	ERA	WHIP				
Scott Karl, L (1, 1) ERA: 4.5	6.0		25	8	2	1	2	2	0	0	0	0	0	55	91	1.50	1.667				
Mike Potts, L (7, 1) ERA: 7.2	0.1		3	2	1	1	0	0	0	0	0	0	0	5	10	27.00	6.000				
Ramon Garcia, R (7, 1) ERA: 5.45	1.2	W	6	0	0	0	0	0	1	0	0	0	0	10	19	0.00	0.000				
Mike Fetters, R (9, 1) ERA: 2.39	1.0		5	2	1	1	2	0	0	0	0	0	0	13	19	9.00	2.000				

Batter	1	2	3	4	5	6	7	8	9	AB	R	H	RBI	BB	SO	LOB	BOTTOM				
Pat Listach, S (1, 8) OBP: 0.344, SLG: 0.340 Kevin Koslowski, L (9, 8) OBP: 0.357, SLG: 0.538	1B 2B	K		K			BB SH1-3 1B	1B BB		4	2	2	0	1	2	3	California Angels @ Milwaukee Brewers Milwaukee County Stadium, Milwaukee, WI Sun Jun 23 1996, 4:33 AM EDT Att: 17,051 - Sunny - 62 F				
Kevin Seitzer, R (1, 3) OBP: 0.445, SLG: 0.504	G6-3		F8		BB 1B		SH1-3	1B		4	0	2	0	0	0	1					
Greg Vaughn, R (1, 7) OBP: 0.405, SLG: 0.586	G5-3		HR		BB 1B		BB 1B IBB	K		3	2	1	1	2	1	3					
John Jaha, R (1, 10) OBP: 0.387, SLG: 0.490	1B		F8		P4		1B BB 2B BB	K		4	1	1	1	1	1	4					
Matt Mieske, R (1, 9) OBP: 0.358, SLG: 0.531	F8		G6-3		F9		BB 1B 2B BB	P3		4	1	0	1	1	0	5					
Jeff Cirillo, R (1, 5) OBP: 0.405, SLG: 0.522		G6-3		WP SF8 1B	L8		2B SF9 1B			4	2	2	1	0	0	2					
Jose Valentin, S (1, 6) OBP: 0.331, SLG: 0.483		L7		WP WP 1B		F8	2B			4	0	2	2	0	0	0					
Fernando Vina, L (1, 4) OBP: 0.376, SLG: 0.432		1B		K		G4-3	SF9			3	0	1	1	0	1	2					
Mike Matheny, R (1, 2) OBP: 0.263, SLG: 0.350		1B		SF8		K2-3	K			3	0	1	1	0	2	1					
Inning Stats	R: 1 E: 0 K: 0 S: 11	H: 2 LOB: 1 BB: 0 P: 18	R: 0 E: 0 K: 1 S: 8	H: 2 LOB: 2 BB: 0 P: 15	R: 1 E: 0 K: 2 S: 11	H: 1 LOB: 1 BB: 0 P: 14	R: 0 E: 0 K: 0 S: 9	H: 0 LOB: 0 BB: 0 P: 17	R: 0 E: 0 K: 1 S: 8	H: 0 LOB: 0 BB: 0 P: 11	R: 5 E: 0 K: 1 S: 19	H: 3 LOB: 3 BB: 3 P: 34	R: 0 E: 0 K: 2 S: 15	H: 1 LOB: 2 BB: 1 P: 26	R: 1 E: 0 K: 2 HR: 1	SF: 2 SAC: 1 DP: 0 HBP: 0		WP: 2 PB: 0 SB: 0 CS: 0	PA: 41		
PITCHER	IP	WLS	BF	H	R	ER	SO	BB	IBB	HBP	BLK	WP	HR	S	P	ERA	WHIP				
Chuck Finley, L (1, 1) ERA: 4.5	6.1	L	32	9	7	7	4	3	1	0	0	0	0	2	2	9.95	1.895				
Rich Monteleone, R (7, 1) ERA: 3.39	0.0		1	1	0	0	0	0	0	0	0	0	0	2	2	∞	∞				
Chuck McElroy, L (7, 1) ERA: 4.44	0.2		3	1	1	1	1	0	0	0	0	0	0	10	13	13.50	1.500				
Brad Pennington, L (8, 1) ERA: 4.26	1.0		5	1	0	0	2	1	0	0	0	0	0	15	26	0.00	2.000				

AB	34
R	4
H	12
RBI	4
BB	3
SO	4
LOB	15



AB	33
R	8
H	12
RBI	8
BB	5
SO	7
LOB	21



Batter	1	2	3	4	5	6	7	8	9	AB	R	H	RBI	BB	SO	LOB	TOP					
Darin Erstad, L (1, 8) OBP: 0.407, SLG: 0.478										3	0	1	0	1	0	2	California Angels @ Chicago White Sox Comiskey Park, Chicago, IL Mon Jun 24 1996, 4:33 AM EDT Sunny - 75 F					
Rex Hudler, R (1, 4) OBP: 0.348, SLG: 0.590										4	0	3	1	0	0	1						
16 Garret Anderson, L (1, 7) OBP: 0.313, SLG: 0.433										3	0	0	0	0	1	4						
Tim Salmon, R (1, 9) OBP: 0.379, SLG: 0.528										4	0	1	0	0	0	3						
Chili Davis, S (1, 10) OBP: 0.381, SLG: 0.522										4	0	0	0	0	3	3						
Tim Lincecum, R (1, 5) OBP: 0.321, SLG: 0.457										4	0	0	0	0	1	0						
J.T. Snow, L (1, 3) OBP: 0.350, SLG: 0.387										4	0	0	0	0	1	0						
Pat Borders, R (1, 2) OBP: 0.317, SLG: 0.383										3	1	1	0	0	0	0						
Otando Palmeiro, L (9, PH) OBP: 0.341, SLG: 0.257										1	0	1	0	0	0	0						
Gary Disarcina, R (1, 6) OBP: 0.274, SLG: 0.318										4	1	3	1	0	0	1						
Inning Stats	R: 0 E: 0 K: 1 S: 6	H: 2 LOB: 2 BB: 0 P: 6	R: 0 E: 0 K: 3 S: 9	H: 0 LOB: 0 BB: 0 P: 9	R: 0 E: 0 K: 0 S: 5	H: 1 LOB: 0 BB: 0 P: 6	R: 0 E: 0 K: 0 S: 9	H: 1 LOB: 1 BB: 0 P: 15	R: 2 E: 0 K: 0 S: 21	H: 3 LOB: 2 BB: 1 P: 36	R: 0 E: 0 K: 1 S: 8	H: 0 LOB: 0 BB: 0 P: 11	R: 0 E: 0 K: 0 S: 9	H: 1 LOB: 1 BB: 0 P: 17	R: 0 E: 1 K: 1 S: 12	H: 1 LOB: 2 BB: 0 P: 21	R: 0 E: 0 K: 0 S: 11	H: 1 LOB: 1 BB: 0 P: 14	1B: 9 2B: 2 3B: 0 HR: 0	SF: 0 SAC: 1 DP: 2 HBP: 0	WP: 0 PB: 0 SB: 1 CS: 1	PA: 36
PITCHER	IP WLS BF H R ER SO BB IBB HBP BLK WP HR S P ERA WHIP																					
Wilson Alvarez, L (1, 1) ERA: 4.28	8.0 W 32 9 2 2 6 1 0 0 0 0 0 0 79 121 2.25 1.250																					
Roberto Hernandez, R (9, 1) ERA: 1.17	1.0 S 4 1 0 0 0 0 0 0 0 0 0 0 0 11 14 0.00 1.000																					

Batter	1	2	3	4	5	6	7	8	9	AB	R	H	RBI	BB	SO	LOB	BOTTOM			
Tony Phillips, S (1, 7) OBP: 0.435, SLG: 0.452										4	1	2	0	0	0	0	California Angels @ Chicago White Sox Comiskey Park, Chicago, IL Mon Jun 24 1996, 4:33 AM EDT Sunny - 75 F			
Darren Lewis, R (1, 8) OBP: 0.356, SLG: 0.339										4	0	1	2	0	0	1				
Frank Thomas, R (1, 3) OBP: 0.452, SLG: 0.625										3	0	0	0	1	0	1				
Robin Ventura, L (1, 5) OBP: 0.372, SLG: 0.504										4	0	1	0	0	0	3				
Dave Martinez, L (1, 9) OBP: 0.409, SLG: 0.509										2	1	0	0	1	0	1				
Harold Baines, L (1, 10) OBP: 0.394, SLG: 0.516										3	0	1	0	0	0	0				
Norberto Martin, R (8, FR) OBP: 0.400, SLG: 0.467										0	1	0	0	0	0	0				
Ron Karkovics, R (1, 2) OBP: 0.288, SLG: 0.361										2	0	0	0	0	1	0				
Ray Durham, S (1, 4) OBP: 0.376, SLG: 0.434										3	0	0	0	0	1	3				
Ozzie Guillen, L (1, 6) OBP: 0.277, SLG: 0.363										2	0	0	0	0	1	0				
Lyle Mouton, R (8, PH) OBP: 0.394, SLG: 0.484										0	0	0	0	0	0	0				
Chad Kreuter, S (8, PH) OBP: 0.321, SLG: 0.398										1	1	1	2	0	0	0				
Roberto Hernandez, R (9, 1) ERA: 4.19										0	0	0	0	0	0	0				
Inning Stats	R: 0 E: 0 K: 0 S: 3	H: 0 LOB: 0 BB: 0 P: 3	R: 0 E: 0 K: 0 S: 8	H: 0 LOB: 0 BB: 0 P: 16	R: 0 E: 0 K: 2 S: 8	H: 0 LOB: 0 BB: 0 P: 12	R: 0 E: 0 K: 0 S: 8	H: 0 LOB: 0 BB: 0 P: 14	R: 0 E: 0 K: 0 S: 5	H: 1 LOB: 0 BB: 0 P: 9	R: 0 E: 0 K: 1 S: 6	H: 0 LOB: 0 BB: 0 P: 11	R: 0 E: 0 K: 0 S: 9	H: 1 LOB: 1 BB: 0 P: 17	R: 4 E: 1 K: 0 S: 20	H: 4 LOB: 2 BB: 2 P: 41	1B: 5 2B: 1 3B: 0 HR: 0	SF: 0 SAC: 1 DP: 1 HBP: 0	WP: 0 PB: 0 SB: 0 CS: 0	PA: 31
PITCHER	IP WLS BF H R ER SO BB IBB HBP BLK WP HR S P ERA WHIP																			
Jason Grimsley, R (1, 1) ERA: 4.38	7.1 25 3 3 3 3 3 0 0 0 0 0 0 5 53 3.68 0.545																			
Chuck McElroy, L (8, 1) ERA: 4.39	0.1 1 0 0 0 0 0 0 0 0 0 0 0 5 8 0.00 0.000																			
Mike James, R (8, 1) ERA: 2.32	0.0 L 4 3 1 1 0 0 0 1 0 0 0 0 8 19 ∞ ∞																			
Brad Pennington, L (8, 1) ERA: 4.19	0.1 1 0 0 0 0 0 0 0 0 0 0 0 1 2 0.00 0.000																			

Batter	1	2	3	4	5	6	7	8	9	AB	R	H	RBI	BB	SO	LOB	TOP										
Darin Erstad, L (1, 8) OBP: 0.390, SLG: 0.451	1-2 G4-6-3 1B			2-1 G3	3-2 G3		1-2 L9		3-2 F7	5	0	1	0	0	0	2	California Angels @ Chicago White Sox Comiskey Park, Chicago, IL Mon Jun 24 1996, 8:05 PM EDT Att: 24,469 - Unknown - 63 F livebaseballscorecards.com										
Don Slaught, R (1, 2) OBP: 0.388, SLG: 0.506	0-1 G4-6-3 1-2			2-0 G6-3		1-1 16 1B HR	1-2 L8			4	1	1	0	0	0	2											
16 Garret Anderson, L (1, 7) OBP: 0.313, SLG: 0.431	3-2 G3			1-3 K		1-1 1B HR		1-1 G1-3		4	1	1	0	0	1	0											
Tim Salmon, R (1, 9) OBP: 0.387, SLG: 0.541		4-1 CS BB			4-1 BB HR	2-1 1B HR		4-1 1B BB		1	2	1	3	3	0	0											
Chili Davis, S (1, 10) OBP: 0.393, SLG: 0.521	3-0 F8			1-2 P4		3-0 G5-4-3 1B		2-1 1B		4	0	2	0	0	0	2											
Tim Lincecum, R (1, 5) OBP: 0.320, SLG: 0.448	3-3 K			4-2 BB HR	2-1 G5-4-3	1-2 1B		2-3 K		3	1	0	0	1	2	4											
J.T. Snow, L (1, 3) OBP: 0.349, SLG: 0.396			2-0 F9		2-2 HR	1-3 K		1-1 P4		4	1	1	3	0	1	2											
Randy Velarde, R (1, 4) OBP: 0.377, SLG: 0.412		3-2 F8			1-0 1B		1-1 P4		2-0 F9	4	0	1	0	0	0	0											
Gary Disarcina, R (1, 6) OBP: 0.273, SLG: 0.316			2-1 L8		1 SAFE P3		1-0 E5 1B		1-2 G6-3	4	0	1	0	0	0	1											
Inning Stats	R: 0 E: 0 K: 0 S: 8	H: 1 LOB: 0 BB: 0 P: 12	R: 0 E: 0 K: 1 S: 5	H: 0 LOB: 0 BB: 1 P: 15	R: 0 E: 0 K: 0 S: 6	H: 0 LOB: 0 BB: 0 P: 13	R: 0 E: 0 K: 1 S: 6	H: 0 LOB: 0 BB: 0 P: 11	R: 3 E: 0 K: 0 S: 21	H: 2 LOB: 1 BB: 2 P: 36	R: 3 E: 0 K: 1 S: 12	H: 4 LOB: 0 BB: 0 P: 22	R: 0 E: 1 K: 0 S: 9	H: 1 LOB: 1 BB: 0 P: 13	R: 0 E: 0 K: 1 S: 10	H: 1 LOB: 2 BB: 1 P: 20		R: 0 E: 0 K: 0 S: 9	H: 0 LOB: 0 BB: 0 P: 15	1B: 7 2B: 1 3B: 0 HR: 2	SF: 0 SAC: 0 DP: 3 HBP: 0	WP: 0 PB: 0 SB: 0 CS: 1	PA: 37				
PITCHER	IP	WLS	BF	H	R	ER	SO	BB	IBB	HBP	BLK	WP	HR	S	P	ERA	WHIP										
Mike Sirota, L (1, 1) ERA: 8.64	5.0	L	19	3	3	3	2	3	0	0	0	0	1	46	87	5.40	1.200										
Brian Keyser, R (6, 1) ERA: 4.17	1.1		8	5	3	3	1	0	0	0	0	0	1	15	27	20.25	3.750										
Al Levine, R (7, 1) ERA: 3.86	1.1		6	1	0	0	1	1	0	0	0	0	0	14	25	0.00	1.500										
Larry Thomas, L (8, 1) ERA: 3.15	1.1		4	0	0	0	0	0	0	0	0	0	0	11	18	0.00	0.000										

Batter	1	2	3	4	5	6	7	8	9	AB	R	H	RBI	BB	SO	LOB	BOTTOM										
Tony Phillips, S (1, 7) OBP: 0.432, SLG: 0.445	4-0 CS BB	0-0 F7		1-1 G3		1-3 K			2-3 K	4	0	0	0	1	2	5	California Angels @ Chicago White Sox Comiskey Park, Chicago, IL Mon Jun 24 1996, 8:05 PM EDT Att: 24,469 - Unknown - 63 F livebaseballscorecards.com										
Dave Martinez, L (1, 8) OBP: 0.411, SLG: 0.506	4-2 2B BB	2-2 1B		3-2 L9		0-0 B1-3				3	1	1	1	1	0	0											
Frank Thomas, R (1, 3) OBP: 0.449, SLG: 0.620	3-2 L9	1-2 L8		3-1 G3-6-3 1B		0-2 G4-3				4	0	1	0	0	0	3											
Harold Baines, L (1, 10) OBP: 0.392, SLG: 0.515	3-2 1H 2B		1-0 F7		3-2 G3-6-3 1-2		1-0 F8			4	0	1	1	0	0	1											
Robin Ventura, L (1, 5) OBP: 0.374, SLG: 0.502	4-2 BB		1-2 G4-3		0-0 2B G3-1 1B			2-1 L6		3	1	1	0	1	0	0											
Danny Tartabull, R (1, 9) OBP: 0.318, SLG: 0.417	3-2 G5-3		0-0 G6-3		2-2 G3-1 1B			0-3 K		3	0	1	0	0	0	2											
Lyle Mouton, R (6, PR) OBP: 0.391, SLG: 0.479					1-3 1B 2B			CS		1	1	0	0	0	1	0											
Darren Lewis, R (8, PR) OBP: 0.356, SLG: 0.339					1-3 2B			CS		0	0	0	0	0	0	0											
Chad Kreuter, S (1, 2) OBP: 0.318, SLG: 0.385		3-2 F9		4-2 FC4 BB		0-2 G3-1		3-3 K		3	0	0	1	1	1	2											
Norberto Martin, R (1, 4) OBP: 0.382, SLG: 0.441		1-0 1B 1B		0-2 FC4 G4-3		1-3 K			0-3 K	4	1	1	0	0	2	3											
Ozzie Guillen, L (1, 6) OBP: 0.280, SLG: 0.365		0-0 1B		1 SAFE G4-3		0-1 1B			0-0 L4	4	0	2	1	0	0	1											
Inning Stats	R: 1 E: 0 K: 0 S: 16	H: 1 LOB: 2 BB: 3 P: 36	R: 1 E: 0 K: 0 S: 12	H: 3 LOB: 0 BB: 0 P: 19	R: 0 E: 0 K: 0 S: 5	H: 0 LOB: 0 BB: 0 P: 7	R: 0 E: 0 K: 0 S: 10	H: 0 LOB: 1 BB: 1 P: 17	R: 0 E: 0 K: 2 S: 18	H: 1 LOB: 0 BB: 0 P: 22	R: 0 E: 0 K: 0 S: 5	H: 0 LOB: 0 BB: 0 P: 6	R: 0 E: 0 K: 2 S: 11	H: 0 LOB: 1 BB: 0 P: 16	R: 0 E: 0 K: 2 S: 7	H: 0 LOB: 0 BB: 0 P: 9	1B: 6 2B: 2 3B: 0 HR: 0	SF: 0 SAC: 0 DP: 1 HBP: 0	WP: 1 PB: 0 SB: 1 CS: 2	PA: 37							
PITCHER	IP	WLS	BF	H	R	ER	SO	BB	IBB	HBP	BLK	WP	HR	S	P	ERA	WHIP										
Ryan Hancock, R (1, 1) ERA: 1.84	5.0	W	22	5	2	2	0	4	0	0	0	0	0	13	16	27.00	4.500										
Rich Monteleone, R (6, 1) ERA: 6.0	0.2		5	3	2	2	1	0	0	0	0	0	0	13	16	27.00	4.500										
Chuck McElroy, L (6, 1) ERA: 4.1	1.2		6	0	0	0	2	0	0	0	0	1	0	15	19	0.00	0.000										
Troy Percival, R (8, 1) ERA: 1.53	1.2	S	4	0	0	0	3	0	0	0	0	0	0	13	18	0.00	0.000										

Batter	1	2	3	4	5	6	7	8	9	AB	R	H	RBI	BB	SO	LOB	TOP					
Darin Erstad, L (1,8) OBP: 0.397, SLG: 0.444										3	0	1	0	1	0	1	California Angels @ Chicago White Sox Comiskey Park, Chicago, IL Tue Jun 25 1996, 8:05 PM EDT Att: 23,270 - Unknown - 68 F					
Don Slaught, R (1,2) OBP: 0.379, SLG: 0.494										4	0	0	0	0	1	2						
16 Garret Anderson, L (1,7) OBP: 0.309, SLG: 0.425										4	0	0	0	0	1	0						
Tim Salmon, R (1,9)										4	0	0	0	0	2	0						
Chili Davis, S (1,10)										4	1	1	0	0	1	0						
J.T. Snow, L (1,3)										3	0	1	0	0	1	0						
Tim Wallach, R (1,5)										3	0	0	1	0	0	1						
Randy Velarde, R (1,4)										3	1	1	1	0	0	1						
Gary Disarcina, R (1,6)										3	0	1	0	0	0	1						
Inning Stats	R: 0 E: 0 K: 0 S: 7	H: 1 LOB: 0 BB: 0 P: 10	R: 0 E: 0 K: 2 S: 8	H: 0 LOB: 0 BB: 0 P: 11	R: 0 E: 0 K: 0 S: 10	H: 1 LOB: 1 BB: 0 P: 15	R: 0 E: 0 K: 0 S: 9	H: 0 LOB: 0 BB: 0 P: 12	R: 1 E: 0 K: 0 S: 12	H: 2 LOB: 1 BB: 0 P: 17	R: 0 E: 0 K: 2 S: 10	H: 0 LOB: 0 BB: 0 P: 14	R: 0 E: 0 K: 1 S: 6	H: 0 LOB: 0 BB: 0 P: 8	R: 1 E: 0 K: 0 S: 10	H: 1 LOB: 1 BB: 1 P: 21	R: 0 E: 0 K: 1 S: 6	H: 0 LOB: 0 BB: 0 P: 9	1B: 3 2B: 1 3B: 0 HR: 1	SF: 0 SAC: 0 DP: 1 HBP: 0	WP: 0 PB: 0 SB: 0 CS: 0	PA: 32
PITCHER	IP WLS BF H R ER SO BB IBB HBP BLK WP HR S P ERA WHIP																					
Kevin Tapani, R (1,1) ERA: 3.51	8.0 W 29 5 2 2 5 1 0 0 0 0 0 1 72 108 2.25 0.750																					
Roberto Hernandez, R (9,1) ERA: 1.14	1.0 S 3 0 0 0 1 0 0 0 0 0 0 0 6 9 0.00 0.000																					

Batter	1	2	3	4	5	6	7	8	9	AB	R	H	RBI	BB	SO	LOB	BOTTOM			
Tony Phillips, S (1,7) OBP: 0.435, SLG: 0.446										2	1	1	0	2	1	0	California Angels @ Chicago White Sox Comiskey Park, Chicago, IL Tue Jun 25 1996, 8:05 PM EDT Att: 23,270 - Unknown - 68 F			
Darren Lewis, R (1,8) OBP: 0.354, SLG: 0.333										3	1	0	0	1	0	3				
Frank Thomas, R (1,3) OBP: 0.453, SLG: 0.622										4	1	3	1	0	0	1				
Lyle Mouton, R (1,9) OBP: 0.386, SLG: 0.475										3	0	1	1	0	0	1				
Dave Martinez, L (7, PR) OBP: 0.411, SLG: 0.506										0	0	0	0	0	0	0				
Norberto Martin, R (1,10) OBP: 0.368, SLG: 0.447										4	0	1	0	0	0	4				
Robin Ventura, L (1,5) OBP: 0.372, SLG: 0.498										4	0	1	0	0	0	1				
Ron Karkovics, R (1,2) OBP: 0.292, SLG: 0.360										3	0	1	1	1	0	1				
Ray Durham, S (1,4) OBP: 0.374, SLG: 0.431										4	0	1	0	0	0	3				
Ozzie Guillen, L (1,6) OBP: 0.277, SLG: 0.360										3	0	0	0	0	0	2				
Inning Stats	R: 0 E: 0 K: 0 S: 6	H: 1 LOB: 0 BB: 0 P: 8	R: 0 E: 0 K: 0 S: 11	H: 1 LOB: 0 BB: 0 P: 16	R: 0 E: 0 K: 0 S: 6	H: 1 LOB: 1 BB: 1 P: 11	R: 1 E: 0 K: 0 S: 10	H: 3 LOB: 2 BB: 0 P: 11	R: 2 E: 0 K: 0 S: 11	H: 1 LOB: 1 BB: 2 P: 24	R: 0 E: 0 K: 0 S: 6	H: 0 LOB: 1 BB: 1 P: 11	R: 0 E: 0 K: 1 S: 16	H: 2 LOB: 2 BB: 0 P: 21	R: 0 E: 0 K: 0 S: 3	H: 0 LOB: 0 BB: 0 P: 6	1B: 8 2B: 1 3B: 0 HR: 0	SF: 1 SAC: 0 DP: 1 HBP: 0	WP: 0 PB: 0 SB: 0 CS: 0	PA: 35
PITCHER	IP WLS BF H R ER SO BB IBB HBP BLK WP HR S P ERA WHIP																			
Mark Langston, L (1,1) ERA: 4.41	8.0 L 35 9 3 3 1 4 0 0 0 0 0 0 69 108 3.38 1.625																			

Batter	1	2	3	4	5	6	7	8	9	AB	R	H	RBI	BB	SO	LOB	TOP										
Jose Herrera, L OBP: 0.317, SLG: 0.376 (1, 9)	6-3	K		1B HR	FC9-6 2B HR	HR		G2	E6	7	3	2	2	0	1	4											
Tony Batista, R OBP: 0.429, SLG: 0.643 (1, 4)	5-3		1B S	HR BB	HR	2B	1B	K	K	7	3	4	0	0	2	3											
Jason Giambi, L OBP: 0.477, SLG: 0.802 Damon Mashore, R (6, PR) OBP: 0.324, SLG: 0.355 (6, 7)	HR BB		F7	K	HR	HR	2B		5-3	4	2	2	3	1	1	3											
Mark McGwire, R OBP: 0.350, SLG: 0.516 Torey Lovullo, S OBP: 0.307, SLG: 0.390 (6, 3)	HR		K	HR BB	BB	BB	4-3	F7		2	2	1	2	2	1	1											
Geronomo Berroa, R OBP: 0.477, SLG: 0.689 (1, 10)	CS BB		BB 1B E	HR	K		F7		BB BB BB	3	3	1	4	3	1	1											
Terry Steinbach, R OBP: 0.350, SLG: 0.516 George Williams, S OBP: 0.330, SLG: 0.299 (8, 2)	CS	F8	E BB 1B	F7		HR	K		BB BB BB	5	1	2	2	0	1	0											
Scott Brosius, R OBP: 0.477, SLG: 0.689 (1, 5)		HR	1-2 2-3 BB	F7		F3	HR		E BB BB	4	2	2	2	2	0	0											
Ernie Young, R OBP: 0.330, SLG: 0.455 (1, 8)	5-3		E5	FC9-6 BB	HR				1-2 2-3 BB	3	1	1	2	3	0	2											
Mike Bordick, R OBP: 0.299, SLG: 0.295 (1, 6)	1B		1-3	K	P6	F8		F8		6	0	1	0	0	1	8											
Inning Stats	R: 2 E: 0 K: 0 S: 3	H: 1 LOB: 0 BB: 2 P: 11	R: 1 E: 0 K: 1 S: 7	H: 2 LOB: 1 BB: 0 P: 7	R: 2 E: 1 K: 1 S: 8	H: 2 LOB: 3 BB: 2 P: 16	R: 4 E: 0 K: 1 S: 8	H: 3 LOB: 1 BB: 1 P: 12	R: 3 E: 0 K: 2 S: 9	H: 2 LOB: 1 BB: 2 P: 17	R: 3 E: 0 K: 0 S: 8	H: 5 LOB: 2 BB: 0 P: 8	R: 1 E: 0 K: 1 S: 6	H: 1 LOB: 1 BB: 1 P: 10	R: 0 E: 0 K: 1 S: 6	H: 1 LOB: 1 BB: 0 P: 6	R: 2 E: 1 K: 1 S: 6	H: 0 LOB: 3 BB: 4 P: 22	1B: 6 2B: 3 3B: 0 HR: 8	SF: 0 SAC: 0 DP: 0 HBP: 0	WP: 0 PB: 0 SB: 1 CS: 1	PA: 58					
PITCHER	IP	WLS	BF	H	R	ER	SO	BB	IBB	HBP	BLK	WP	HR	S	P	ERA	WHIP										
Shawn Boskie, R ERA: 4.22 (1, 1)	3.0	L	20	7	7	6	2	4	0	0	0	0	2	20	36	18.00	3.667										
Shad Williams, R ERA: 11.25 (4, 1)	2.0		13	4	6	6	3	3	0	0	0	0	3	16	28	27.00	3.500										
Rich Monteleone, R ERA: 7.88 (6, 1)	2.0		12	5	3	3	1	1	0	0	0	0	3	13	17	13.50	3.000										
Brad Pennington, L ERA: 4.87 (8, 1)	1.0		8	1	2	2	1	4	0	0	0	0	0	6	22	18.00	5.000										
Mike James, R ERA: 2.27 (9, 1)	1.0		4	0	0	0	1	0	0	0	0	0	0	6	6	0.00	0.000										

Oakland Athletics @ California Angels
Anaheim Stadium, Anaheim, CA
Thu Jun 27 1996, 10:05 PM EDT
Att: 23,503 - Unknown - 72 F

AB 45
R 18
H 17
RBI 17
BB 12
SO 8
LOB 28



Batter	1	2	3	4	5	6	7	8	9	AB	R	H	RBI	BB	SO	LOB	BOTTOM										
Darin Erstad, L OBP: 0.388, SLG: 0.421 (1, 8)	4-3		4-3		1B BB		G1-6-3			3	0	0	0	1	0	2											
Don Slaught, R OBP: 0.379, SLG: 0.491 Pat Borders, R OBP: 0.313, SLG: 0.378 (7, 2)	4-3			4-3	1B		P3			3	0	1	1	0	0	0											
16 Garret Anderson, L OBP: 0.308, SLG: 0.423 (1, 7)	5-3			E 1B 1B	L5			F7		4	0	1	0	0	0	2											
Tim Salmon, R OBP: 0.382, SLG: 0.541 Otlando Palmeiro, L OBP: 0.333, SLG: 0.250 (7, 9)		P6		F8		HR		L1		3	1	1	1	0	0	1											
Chili Davis, S OBP: 0.379, SLG: 0.516 (1, 10)		F7		E9 FC6-4 1B		4-3		5-3		4	0	1	0	0	0	0											
Tim Wallach, R OBP: 0.314, SLG: 0.444 Damon Easley, R OBP: 0.279, SLG: 0.368 (7, 5)				FC6-4		F9			F9	3	0	1	0	0	0	2											
J.T. Snow, L OBP: 0.347, SLG: 0.394 (1, 3)		K			6-3 4-3 1B	3-1			F8	4	1	1	0	0	1	1											
Randy Velarde, R OBP: 0.375, SLG: 0.420 (1, 4)			K		4-3		G1-6-3 1B		K	4	0	1	0	0	2	1											
Gary Disarcina, R OBP: 0.275, SLG: 0.317 (1, 6)			K		6-3		G1-6-3 1B			3	0	1	0	0	1	1											
Inning Stats	R: 0 E: 0 K: 0 S: 3	H: 0 LOB: 0 BB: 0 P: 3	R: 0 E: 0 K: 1 S: 6	H: 1 LOB: 1 BB: 0 P: 6	R: 0 E: 0 K: 2 S: 7	H: 0 LOB: 0 BB: 0 P: 7	R: 0 E: 1 K: 0 S: 5	H: 2 LOB: 2 BB: 0 P: 5	R: 1 E: 0 K: 0 S: 5	H: 2 LOB: 1 BB: 1 P: 9	R: 1 E: 0 K: 0 S: 4	H: 1 LOB: 0 BB: 0 P: 4	R: 0 E: 0 K: 0 S: 4	H: 2 LOB: 1 BB: 0 P: 4	R: 0 E: 0 K: 0 S: 3	H: 0 LOB: 0 BB: 0 P: 3	R: 0 E: 0 K: 1 S: 5	H: 0 LOB: 0 BB: 0 P: 5	1B: 6 2B: 1 3B: 0 HR: 1	SF: 0 SAC: 0 DP: 1 HBP: 0	WP: 0 PB: 0 SB: 0 CS: 0	PA: 35					
PITCHER	IP	WLS	BF	H	R	ER	SO	BB	IBB	HBP	BLK	WP	HR	S	P	ERA	WHIP										
Doug Johns, L ERA: 5.81 (1, 1)	9.0	W	35	8	2	2	4	1	0	0	0	0	1	42	46	2.00	1.000										

Oakland Athletics @ California Angels
Anaheim Stadium, Anaheim, CA
Thu Jun 27 1996, 10:05 PM EDT
Att: 23,503 - Unknown - 72 F

AB 34
R 2
H 8
RBI 2
BB 1
SO 4
LOB 11



Batter	1	2	3	4	5	6	7	8	9	AB	R	H	RBI	BB	SO	LOB	TOP										
Damon Mashore, R OBP: 0.342, SLG: 0.441 (1, 9)										3	1	1	1	1	2	0											
Rafael Bourimigal, R OBP: 0.351, SLG: 0.430 (1, 4)										4	1	2	0	0	0	1											
Scott Brosius, R OBP: 0.470, SLG: 0.673 (1, 5)										4	1	1	1	0	1	1											
Mark McGwire, R OBP: 0.477, SLG: 0.795 (1, 3)										3	1	1	0	1	1	1											
Gerónimo Berroa, R OBP: 0.338, SLG: 0.529 (1, 10)										4	0	1	0	0	3	2											
Terry Steinbach, R OBP: 0.348, SLG: 0.510 (1, 2)										3	0	0	0	1	1	2											
Jason Giambi, L OBP: 0.371, SLG: 0.533 Jose Herrera, L OBP: 0.317, SLG: 0.376 (1, 7)										4	1	1	2	0	0	2											
Ernie Young, R OBP: 0.325, SLG: 0.464 (1, 8)										4	1	1	1	0	1	1											
Mike Bordick, R OBP: 0.294, SLG: 0.290 (1, 6)										4	0	0	0	0	1	1											
Inning Stats	R: 0 E: 0 K: 1 S: 17	H: 0 LOB: 1 BB: 1 P: 30	R: 0 E: 0 K: 1 S: 10	H: 1 LOB: 0 BB: 0 P: 14	R: 0 E: 0 K: 2 S: 11	H: 0 LOB: 0 BB: 0 P: 14	R: 0 E: 0 K: 2 S: 13	H: 0 LOB: 1 BB: 1 P: 21	R: 1 E: 0 K: 0 S: 7	H: 1 LOB: 0 BB: 0 P: 13	R: 5 E: 0 K: 2 S: 18	H: 5 LOB: 0 BB: 0 P: 32	R: 0 E: 0 K: 1 S: 11	H: 1 LOB: 0 BB: 0 P: 19	R: 0 E: 0 K: 1 S: 6	H: 0 LOB: 0 BB: 0 P: 11	R: 0 E: 0 K: 0 S: 5	H: 0 LOB: 1 BB: 1 P: 13	1B: 4 2B: 1 3B: 0 HR: 3	SF: 0 SAC: 0 DP: 1 HBP: 0	WP: 1 PB: 0 SB: 1 CS: 1	PA: 37					
PITCHER	IP	WLS	BF	H	R	ER	SO	BB	IBB	HBP	BLK	WP	HR	S	P	ERA	WHIP										
Chuck Finley, L ERA: 4.73 (1, 1)	6.0	L	26	7	6	6	8	2	0	0	0	1	3	76	124	9.00	1.500										
Chuck McElroy, L ERA: 3.51 (7, 1)	2.0		6	1	0	0	2	0	0	0	0	0	0	17	30	0.00	0.500										
Jim Abbott, L ERA: 7.82 (9, 1)	1.0		4	0	0	0	0	1	0	0	0	0	0	5	13	0.00	1.000										

Oakland Athletics @ California Angels
Anaheim Stadium, Anaheim, CA
Fri Jun 28 1996, 10:05 PM EDT
Att: 32,380 - Unknown - 73 F

AB 33
R 6
H 8
RBI 5
BB 3
SO 10
LOB 11



Batter	1	2	3	4	5	6	7	8	9	AB	R	H	RBI	BB	SO	LOB	BOTTOM										
Darin Erstad, L OBP: 0.380, SLG: 0.400 (1, 8)										3	0	0	0	1	0	1											
Rex Hudler, R OBP: 0.338, SLG: 0.575 (1, 4)										4	0	0	1	0	1	3											
16 Garret Anderson, L OBP: 0.307, SLG: 0.419 (1, 7)										3	0	0	0	1	0	2											
Tim Salmon, R OBP: 0.380, SLG: 0.548 (1, 9)										4	1	1	1	0	0	1											
Chili Davis, S OBP: 0.377, SLG: 0.510 (1, 10)										3	0	0	0	1	1	1											
J.T. Snow, L OBP: 0.343, SLG: 0.388 (1, 3)										4	0	0	0	0	0	1											
Don Slaught, R OBP: 0.351, SLG: 0.491 (1, 2)										4	2	2	0	0	1	1											
Randy Velarde, R OBP: 0.373, SLG: 0.422 (1, 5)										4	0	1	0	0	0	2											
Gary Disarcina, R OBP: 0.276, SLG: 0.317 (1, 6)										3	0	1	1	0	0	1											
Inning Stats	R: 0 E: 0 K: 0 S: 9	H: 0 LOB: 0 BB: 0 P: 13	R: 0 E: 0 K: 1 S: 9	H: 0 LOB: 0 BB: 0 P: 13	R: 1 E: 0 K: 0 S: 9	H: 2 LOB: 2 BB: 1 P: 17	R: 0 E: 0 K: 0 S: 9	H: 0 LOB: 0 BB: 0 P: 13	R: 1 E: 0 K: 1 S: 12	H: 2 LOB: 1 BB: 0 P: 15	R: 1 E: 0 K: 0 S: 13	H: 1 LOB: 1 BB: 1 P: 25	R: 0 E: 0 K: 0 S: 6	H: 0 LOB: 0 BB: 0 P: 13	R: 0 E: 0 K: 0 S: 7	H: 0 LOB: 1 BB: 1 P: 16	R: 0 E: 1 K: 0 S: 5	H: 0 LOB: 0 BB: 0 P: 7	1B: 3 2B: 1 3B: 0 HR: 1	SF: 0 SAC: 0 DP: 1 HBP: 0	WP: 0 PB: 0 SB: 0 CS: 0	PA: 35					
PITCHER	IP	WLS	BF	H	R	ER	SO	BB	IBB	HBP	BLK	WP	HR	S	P	ERA	WHIP										
Bobby Chouinard, R ERA: 6.68 (1, 1)	5.1	W	23	5	3	3	2	2	0	0	0	0	0	17	37	0.00	0.429										
Jim Corsi, R ERA: 2.57 (6, 1)	2.1		8	0	0	0	1	1	0	0	0	0	0	2	3	0.00	0.000										
Mike Mohler, L ERA: 2.55 (8, 1)	0.2		2	0	0	0	0	0	0	0	0	0	0	2	3	0.00	0.000										
Billy Taylor, R ERA: 3.81 (9, 1)	0.2		2	0	0	0	0	0	0	0	0	0	0	4	5	0.00	0.000										

Oakland Athletics @ California Angels
Anaheim Stadium, Anaheim, CA
Fri Jun 28 1996, 10:05 PM EDT
Att: 32,380 - Unknown - 73 F

AB 32
R 3
H 5
RBI 3
BB 3
SO 3
LOB 13



Batter	1	2	3	4	5	6	7	8	9	AB	R	H	RBI	BB	SO	LOB	TOP										
Jose Herrera, L OBP: 0.327, SLG: 0.382 (1, 9)										5	0	2	0	0	1	0											
Tony Batista, R OBP: 0.406, SLG: 0.594 (1, 4)										4	0	1	0	0	0	1											
Jason Giambi, L OBP: 0.370, SLG: 0.536 Damon Mashore, R OBP: 0.342, SLG: 0.441 (8, PR) (8, 7)										3	0	1	0	1	1	3											
Geronimo Berroa, R OBP: 0.341, SLG: 0.541 (1, 10)										3	0	1	0	1	1	1											
Scott Brosius, R OBP: 0.462, SLG: 0.640 (1, 5)										4	0	0	0	0	1	6											
Torey Lovullo, S OBP: 0.319, SLG: 0.385 Mark McGwire, R OBP: 0.490, SLG: 0.796 (8, PH) (8, 3)										1	0	0	0	2	0	0											
Ernie Young, R OBP: 0.318, SLG: 0.448 (1, 8)										4	0	0	0	0	2	5											
George Williams, S OBP: 0.321, SLG: 0.289 Rafael Bourquiel, R OBP: 0.343, SLG: 0.412 (9, PH)										3	0	0	0	0	1	1											
Mike Bordick, R OBP: 0.297, SLG: 0.297 Terry Steinbach, R OBP: 0.349, SLG: 0.518 (9, PH)										3	0	0	0	0	1	0											
Inning Stats	R: 0 E: 0 K: 1 S: 6	H: 1 LOB: 1 BB: 0 P: 6	R: 0 E: 0 K: 0 S: 3	H: 0 LOB: 1 BB: 1 P: 7	R: 0 E: 0 K: 2 S: 9	H: 2 LOB: 3 BB: 1 P: 13	R: 0 E: 0 K: 2 S: 7	H: 0 LOB: 0 BB: 0 P: 7	R: 0 E: 0 K: 0 S: 4	H: 1 LOB: 1 BB: 0 P: 4	R: 0 E: 0 K: 0 S: 3	H: 0 LOB: 0 BB: 0 P: 5	R: 0 E: 0 K: 1 S: 5	H: 0 LOB: 0 BB: 0 P: 5	R: 0 E: 0 K: 1 S: 6	H: 1 LOB: 3 BB: 2 P: 14	R: 0 E: 0 K: 1 S: 5	H: 0 LOB: 0 BB: 0 P: 5	1B: 4 2B: 1 3B: 0 HR: 0	SF: 0 SAC: 0 DP: 0 HBP: 0	WP: 1 PB: 0 SB: 0 CS: 0	PA: 37					
PITCHER	IP	WLS	BF	H	R	ER	SO	BB	IBB	HBP	BLK	WP	HR	S	P	ERA	WHIP										
Ryan Hancock, R ERA: 1.25 (1, 1)	7.0	W	28	4	0	0	6	3	0	0	0	1	0	37	49	0.00	1.000										
Mike James, R ERA: 2.25 (8, 1)	0.1		3	1	0	0	0	1	0	0	0	0	0	2	6	0.00	6.000										
Troy Percival, R ERA: 1.93 (8, 1)	1.2	S	6	0	0	0	2	0	1	0	0	0	0	9	13	0.00	0.000										

Oakland Athletics @ California Angels
Anaheim Stadium, Anaheim, CA
Sun Jun 30 1996, 10:05 PM EDT
Att: 19,284 - Unknown - 89 F

AB 32
R 0
H 5
RBI 0
BB 5
SO 8
LOB 17



Batter	1	2	3	4	5	6	7	8	9	AB	R	H	RBI	BB	SO	LOB	BOTTOM										
Darin Erstad, L OBP: 0.360, SLG: 0.375 (1, 8)										4	0	0	0	0	0	0											
Randy Velarde, R OBP: 0.384, SLG: 0.432 (1, 4)										3	1	3	0	0	0	0											
16 Garret Anderson, L OBP: 0.308, SLG: 0.426 (1, 7)										4	0	0	0	0	0	4											
Tim Salmon, R OBP: 0.378, SLG: 0.536 (1, 9)										3	0	1	0	1	2	1											
Chili Davis, S OBP: 0.380, SLG: 0.508 (1, 10)										3	0	0	0	0	1	3											
J.T. Snow, L OBP: 0.337, SLG: 0.381 (1, 3)										3	0	0	0	0	1	1											
Tim Wallach, R OBP: 0.310, SLG: 0.429 (1, 5)										2	0	0	0	1	0	0											
Pat Borders, R OBP: 0.330, SLG: 0.449 (1, 2)										3	0	0	0	0	0	2											
Gary Disarcina, R OBP: 0.271, SLG: 0.308 (1, 6)										3	0	0	0	0	0	0											
Inning Stats	R: 1 E: 0 K: 2 S: 9	H: 1 LOB: 1 BB: 0 P: 9	R: 0 E: 0 K: 0 S: 3	H: 0 LOB: 0 BB: 0 P: 3	R: 0 E: 1 K: 0 S: 4	H: 1 LOB: 1 BB: 0 P: 4	R: 0 E: 0 K: 0 S: 3	H: 0 LOB: 2 BB: 2 P: 11	R: 0 E: 0 K: 1 S: 5	H: 1 LOB: 0 BB: 0 P: 5	R: 0 E: 0 K: 0 S: 3	H: 0 LOB: 0 BB: 0 P: 3	R: 0 E: 0 K: 1 S: 5	H: 0 LOB: 1 BB: 0 P: 6	R: 0 E: 0 K: 1 S: 5	H: 0 LOB: 1 BB: 0 P: 6	1B: 4 2B: 1 3B: 0 HR: 0	SF: 0 SAC: 0 DP: 1 HBP: 1	WP: 1 PB: 0 SB: 0 CS: 0	PA: 31							
PITCHER	IP	WLS	BF	H	R	ER	SO	BB	IBB	HBP	BLK	WP	HR	S	P	ERA	WHIP										
John Wasdin, R ERA: 4.31 (1, 1)	8.0	L	31	4	1	1	4	2	0	1	0	1	0	36	45	1.12	0.750										

Oakland Athletics @ California Angels
Anaheim Stadium, Anaheim, CA
Sun Jun 30 1996, 10:05 PM EDT
Att: 19,284 - Unknown - 89 F


AB 28
R 1
H 4
RBI 0
BB 2
SO 4
LOB 11



Batter	1	2	3	4	5	6	7	8	9	AB	R	H	RBI	BB	SO	LOB	TOP					
Darryl Hamilton, L (1, 8) OBP: 0.369, SLG: 0.389	1-1 L6		1-3 K		0-3 K		0-0 1B 2B 1B		2-3 K	5	1	1	0	0	3	1						
Ivan Rodriguez, R (1, 2) OBP: 0.355, SLG: 0.502	0-0 F8		0-0 FC3-6 1B		1-0 F9		1-1 2B 1B		1-0 2B 1B	5	2	3	0	0	0	0						
29 Rusty Greer, L (1, 7) OBP: 0.377, SLG: 0.486	2-3 K		1-0 FC3-6 1B			0-1 E5 FC4-6	1-1 F8		1-0 1B	5	0	1	1	0	1	4						
Juan Gonzalez, R (1, 9) OBP: 0.372, SLG: 0.615		0-1 HR	1-0 1B			0-1 FC4-6 HR	1-0 LG 2B			4	2	3	4	0	0	1						
Mickey Tettleton, S (1, 10) OBP: 0.378, SLG: 0.475		0-3 K	0-3 K			0-1 HR	1-1 L6			4	1	1	2	0	2	3						
Dean Palmer, R (1, 5) OBP: 0.366, SLG: 0.554		3-2 E 1B			2-1 F9		1-0 HR		2-2 L8	4	1	2	1	0	0	0						
Mark McLemore, S (1, 4) OBP: 0.423, SLG: 0.409		2-1 E6 G6-4-3 1B			4-1 CS BB		2-3 K		1-2 F8	3	0	0	0	1	1	1						
Rene Gonzales, R (1, 3) OBP: 0.362, SLG: 0.500		1-2 G6-4-3 1B			0-0 G6-3 1B		3-2 1B		0-0 G6-3	4	0	1	0	0	0	3						
Kevin Elster, R (1, 6) OBP: 0.345, SLG: 0.512			4-2 29 FC3-6 1B BB			3-3 K	2-2 F8		2-1 F9	3	1	0	0	1	1	1						
Inning Stats	R: 0 E: 0 K: 1 S: 6	H: 0 LOB: 0 BB: 0 P: 9	R: 1 E: 1 K: 1 S: 16	H: 2 LOB: 1 BB: 0 P: 22	R: 1 E: 0 K: 2 S: 12	H: 2 LOB: 2 BB: 1 P: 19	R: 0 E: 0 K: 0 S: 4	H: 0 LOB: 0 BB: 1 P: 10	R: 0 E: 0 K: 2 S: 8	H: 0 LOB: 0 BB: 0 P: 12	R: 3 E: 1 K: 1 S: 18	H: 3 LOB: 1 BB: 0 P: 26	R: 2 E: 0 K: 0 S: 8	H: 3 LOB: 0 BB: 0 P: 12	R: 0 E: 0 K: 0 S: 8	H: 0 LOB: 0 BB: 0 P: 11	R: 1 E: 0 K: 1 S: 8	H: 2 LOB: 1 BB: 0 P: 14	1B: 7 2B: 3 3B: 0 HR: 3	SF: 0 SAC: 0 DP: 2 HBP: 0	WP: 0 PB: 0 SB: 0 CS: 1	PA: 39
PITCHER	IP	WLS	BF	H	R	ER	SO	BB	IBB	HBP	BLK	WP	HR	S	P	ERA	WHIP					
Mark Langston, L (1, 1) ERA: 4.7	6.1	L	31	10	7	6	7	2	0	0	0	0	3	70	107	8.53	1.895					
Rich Monteleone, R (7, 1) ERA: 6.17	2.0		5	0	0	0	0	0	0	0	0	0	0	12	18	0.00	0.000					
Chuck McLeroy, L (9, 1) ERA: 4.11	0.2		3	2	1	1	1	0	0	0	0	0	0	6	10	13.50	3.000					

Texas Rangers @ California Angels
Anaheim Stadium, Anaheim, CA
Mon Jul 01 1996, 10:05 PM EDT
Att: 19,754 - Unknown - 87 F


AB 37
R 8
H 12
RBI 8
BB 2
SO 8
LOB 14



Batter	1	2	3	4	5	6	7	8	9	AB	R	H	RBI	BB	SO	LOB	BOTTOM					
Darin Erstad, L (1, 8) OBP: 0.375, SLG: 0.391	1-0 16 G4-3 HR 1B		1-3 3-H 1B		0-1 B2		0-1 1B		1-2 FC4-6 16 2B	5	2	3	1	0	0	1						
Don Slaught, R (1, 2) OBP: 0.382, SLG: 0.488	1-0 G3		3-2 G1-3		0-0 1B		1-0 1B		0-2 L9	5	0	2	1	0	0	4						
16 Garret Anderson, L (1, 7) OBP: 0.306, SLG: 0.426	2-1 G4-3		1-1 G4-3		1-2 G3		1-2 F8		3-1 1-H 2B	5	0	1	1	0	0	4						
Tim Salmon, R (1, 9) OBP: 0.378, SLG: 0.542	2-2 HR		0-2 F7			4-2 L3 BB	0-0 L8		1-1 G6-3	4	1	1	2	1	0	3						
Chili Davis, S (1, 10) OBP: 0.379, SLG: 0.504	3-H G5-3		2-2 G5-3			0-0 L8			2-1 1B	4	0	1	0	0	0	1						
J.T. Snow, L (1, 3) OBP: 0.336, SLG: 0.379			1-0 FC4-6 1B 1B		3-1 F8		3-2 L3		3-2 L8	4	1	1	0	0	0	2						
Tim Wallach, R (1, 5) OBP: 0.303, SLG: 0.419		3-3 K			1-3 K		1-1 E5 1B 1B		0-3 K	4	1	0	0	0	3	2						
Randy Velarde, R (1, 4) OBP: 0.386, SLG: 0.433		0-2 FC4-6 1B			3-3 K		3-2 1B		2-2 G1-3	4	0	2	0	0	1	1						
Gary Disarcina, R (1, 6) OBP: 0.274, SLG: 0.311		0-1 FC4-6 1B			0-1 P3		1-2 1B 1B		0-1 FC4-6 1B	4	1	2	1	0	0	2						
Inning Stats	R: 2 E: 0 K: 0 S: 10	H: 2 LOB: 0 BB: 0 P: 18	R: 1 E: 0 K: 1 S: 16	H: 3 LOB: 0 BB: 0 P: 23	R: 0 E: 0 K: 2 S: 8	H: 0 LOB: 0 BB: 0 P: 15	R: 0 E: 0 K: 0 S: 9	H: 1 LOB: 1 BB: 0 P: 10	R: 0 E: 0 K: 0 S: 10	H: 0 LOB: 0 BB: 1 P: 17	R: 2 E: 1 K: 0 S: 15	H: 4 LOB: 2 BB: 0 P: 22	R: 0 E: 0 K: 1 S: 13	H: 1 LOB: 1 BB: 0 P: 20	R: 1 E: 0 K: 0 S: 12	H: 2 LOB: 1 BB: 0 P: 17	1B: 11 2B: 2 3B: 0 HR: 1	SF: 0 SAC: 0 DP: 1 HBP: 0	WP: 0 PB: 0 SB: 0 CS: 0	PA: 40		
PITCHER	IP	WLS	BF	H	R	ER	SO	BB	IBB	HBP	BLK	WP	HR	S	P	ERA	WHIP					
Kevin Gross, R (1, 1) ERA: 5.01	6.1	W	28	9	5	4	3	1	0	0	0	0	1	70	107	5.68	1.579					
Jeff Russell, R (7, 1) ERA: 4.0	1.2		7	2	0	0	1	0	0	0	0	0	0	18	27	0.00	1.200					
Mike Henneman, R (9, 1) ERA: 7.0	1.0	S	5	2	1	1	0	0	0	0	0	0	0	12	17	9.00	2.000					

Texas Rangers @ California Angels
Anaheim Stadium, Anaheim, CA
Mon Jul 01 1996, 10:05 PM EDT
Att: 19,754 - Unknown - 87 F

AB 39
R 6
H 13
RBI 6
BB 1
SO 4
LOB 20



Batter	1	2	3	4	5	6	7	8	9	AB	R	H	RBI	BB	SO	LOB	TOP								
Darryl Hamilton, L (1, 8) OBP: 0.370, SLG: 0.390 Damon Buford, R (4, 8) OBP: 0.322, SLG: 0.427	2-2 1B HR		1-2 G6-3		0-2 G6-3		2-1 P7			2	1	1	0	0	0	0									
Ivan Rodriguez, R (1, 2) OBP: 0.354, SLG: 0.502	1-2 SAFE F9		0-0 F8		2-3 K			0-1 2B		4	0	1	0	0	1	1									
29 Rusty Greer, L (1, 7) OBP: 0.382, SLG: 0.488	0-1 1-3 HR		4-2 HR		3-1 1B			2-3 K2-3		3	2	2	0	1	1	1									
Juan Gonzalez, R (1, 10) OBP: 0.378, SLG: 0.643	1-0 1-H 3-H HR		0-2 HR		2-3 K			4-0 IBB		3	2	2	5	1	1	1									
Mickey Tettleton, S (1, 3) OBP: 0.377, SLG: 0.472 Rene Gonzales, R (8, 3) OBP: 0.362, SLG: 0.500	1-3 K		0-2 1B		0-3 K			2-0 P5		4	0	1	0	0	2	2									
Dean Palmer, R (1, 5) OBP: 0.362, SLG: 0.546	2-1 G5-3		2-3 K		0-0 F8			0-0 G5-3		4	0	0	0	0	1	3									
Warren Newson, L (1, 9) OBP: 0.369, SLG: 0.462		1-2 G4-3		0-3 K				1-0 G6-3		4	0	0	0	0	2	0									
Mark McLemore, S (1, 4) OBP: 0.417, SLG: 0.402		0-1 G3		1-2 G4-3			2-0 F7	2-2 G6-3		4	0	0	0	0	0	0									
Kevin Elster, R (1, 6) OBP: 0.340, SLG: 0.504		2-3 K		0-0 G5-3			3-3 K	0-3 K		4	0	0	0	0	3	0									
Inning Stats	R: 3 E: 0 K: 1 S: 14	H: 3 LOB: 0 BB: 0 P: 21	R: 0 E: 0 K: 1 S: 9	H: 0 LOB: 0 BB: 0 P: 12	R: 2 E: 0 K: 1 S: 19	H: 2 LOB: 1 BB: 1 P: 26	R: 0 E: 0 K: 1 S: 7	H: 0 LOB: 0 BB: 0 P: 8	R: 0 E: 0 K: 2 S: 12	H: 1 LOB: 1 BB: 0 P: 19	R: 0 E: 0 K: 1 S: 7	H: 0 LOB: 0 BB: 0 P: 10	R: 0 E: 0 K: 1 S: 8	H: 0 LOB: 0 BB: 0 P: 15	R: 0 E: 0 K: 1 S: 8	H: 1 LOB: 2 BB: 1 P: 16	R: 0 E: 0 K: 1 S: 7	H: 0 LOB: 0 BB: 0 P: 10	1B: 4 2B: 1 3B: 0 HR: 2	SF: 0 SAC: 0 DP: 0 HBP: 0	WP: 0 PB: 0 SB: 1 CS: 0	PA: 36			
PITCHER	IP	WLS	BF	H	R	ER	SO	BB	IBB	HBP	BLK	WP	HR	S	P	ERA	WHIP								
Shawn Boskie, R (1, 1) ERA: 4.37	7.0		29	7	5	5	9	1	0	0	0	0	2	78	113	6.43	1.143								
Chuck McElroy, L (8, 1) ERA: 4.02	0.2		3	0	0	0	1	0	1	0	0	0	0	5	13	0.00	0.000								
Mike James, R (8, 1) ERA: 2.18	1.1	W	4	0	0	0	1	0	0	0	0	0	0	8	11	0.00	0.000								

Texas Rangers @ California Angels
Anaheim Stadium, Anaheim, CA
Tue Jul 02 1996, 10:05 PM EDT
Att: 19,055 - Unknown - 87 F

AB 34
R 5
H 7
RBI 5
BB 2
SO 11
LOB 8



Batter	1	2	3	4	5	6	7	8	9	AB	R	H	RBI	BB	SO	LOB	BOTTOM								
Darin Erstad, L (1, 8) OBP: 0.388, SLG: 0.397	4-1 HR	0-2 1B			1-0 G3	1-3 K			0-1 SH	4	2	2	1	1	1	1									
Rex Hudler, R (1, 4) OBP: 0.348, SLG: 0.598	1-2 1-H HR	1-1 G5-3			2-1 F8		1-3 K		0-0 SH	4	2	1	2	0	1	2									
16 Garret Anderson, L (1, 7) OBP: 0.311, SLG: 0.425	2-2 1B		1-1 F7		4-1 1B	2-2 2B		2-2 F9	4-0 IBB	3	1	1	0	2	0	0									
Tim Salmon, R (1, 9) OBP: 0.384, SLG: 0.544	1-2 G4-6-3 1B		1-2 F7		3-1 2B			4-0 BB	4-0 IBB	3	0	2	0	2	0	0									
Chili Davis, S (1, 10) OBP: 0.380, SLG: 0.506	2-3 K		4-1 BB		1-2 2B		2-3 K		2-0 WP	4	0	1	1	1	2	5									
Don Slaught, R (1, 2) OBP: 0.379, SLG: 0.483	0-0 G4-6-3		1-0 G3		1-0 G6-3			2-0 FC1-6	3-H 1B	4	0	1	0	0	0	5									
J.T. Snow, L (1, 3) OBP: 0.338, SLG: 0.380		2-2 E		3-2 G6-3		1-1 SH1-4		2-1 FC1-6	1-2 1B	4	1	2	0	0	0	1									
Randy Velarde, R (1, 5) OBP: 0.389, SLG: 0.433		1-2 E9		3-3 K		1-0 SH1-4		4-0 G4-3	1-2 BB	2	0	1	0	1	1	0									
Gary Disarcina, R (1, 6) OBP: 0.270, SLG: 0.307		0-0 L3		1-0 L9		2-1 G6-3		1-2 G4-3	1-2 1B	4	0	0	0	0	0	5									
Inning Stats	R: 2 E: 0 K: 1 S: 16	H: 3 LOB: 1 BB: 1 P: 26	R: 1 E: 1 K: 0 S: 13	H: 3 LOB: 1 BB: 0 P: 17	R: 0 E: 0 K: 0 S: 7	H: 0 LOB: 0 BB: 1 P: 14	R: 0 E: 0 K: 1 S: 17	H: 0 LOB: 0 BB: 0 P: 24	R: 1 E: 0 K: 0 S: 10	H: 2 LOB: 1 BB: 1 P: 22	R: 0 E: 0 K: 1 S: 9	H: 1 LOB: 1 BB: 0 P: 13	R: 0 E: 0 K: 2 S: 13	H: 0 LOB: 1 BB: 1 P: 22	R: 0 E: 0 K: 0 S: 6	H: 1 LOB: 1 BB: 1 P: 15	R: 2 E: 1 K: 0 S: 3	H: 1 LOB: 2 BB: 2 P: 13	1B: 9 2B: 1 3B: 0 HR: 1	SF: 0 SAC: 2 DP: 3 HBP: 0	WP: 1 PB: 0 SB: 0 CS: 0	PA: 41			
PITCHER	IP	WLS	BF	H	R	ER	SO	BB	IBB	HBP	BLK	WP	HR	S	P	ERA	WHIP								
Ken Hill, R (1, 1) ERA: 4.28	6.0		28	9	4	3	3	3	0	0	0	0	0	16	29	0.00	1.500								
Dennis Cook, L (7, 1) ERA: 2.6	1.1		6	1	0	0	2	1	0	0	0	0	0	3	8	0.00	1.500								
Jeff Russell, R (8, 1) ERA: 3.9	0.2		2	0	0	0	0	1	0	0	0	0	0	2	2	∞	∞								
Ed Vosberg, L (9, 1) ERA: 2.91	0.0		1	1	1	1	0	0	0	0	0	0	0	2	2	∞	∞								
Mike Hemerman, R (9, 1) ERA: 7.0	0.0	L	4	0	1	0	0	0	2	0	0	1	0	1	11	∞	∞								

Texas Rangers @ California Angels
Anaheim Stadium, Anaheim, CA
Tue Jul 02 1996, 10:05 PM EDT
Att: 19,055 - Unknown - 87 F

AB 32
R 6
H 11
RBI 4
BB 7
SO 5
LOB 19



Batter	1	2	3	4	5	6	7	8	9	AB	R	H	RBI	BB	SO	LOB	TOP							
Mark McLemore, S (1, 4) OBP: 0.420, SLG: 0.408	F7		F7	BB		29 1B	FC5-4			4	1	2	1	1	0	0								
Ivan Rodriguez, R (1, 2) OBP: 0.354, SLG: 0.498	1B		K2-3	K		29 1B	FC5-4			4	1	1	0	1	2	4								
29 Rusty Greer, L (1, 7) OBP: 0.379, SLG: 0.483	K		G6-3		G4-3	1B		G6-3		5	0	1	1	0	1	1								
Juan Gonzalez, R (1, 9) OBP: 0.375, SLG: 0.633	F7			K	G6-3	FC6-4		G5-3		5	0	1	1	0	1	1								
Mickey Tettleton, S (1, 10) OBP: 0.377, SLG: 0.478		1B		2B	K	FC6-4		P3		5	1	2	0	0	1	2								
Dean Palmer, R (1, 5) OBP: 0.365, SLG: 0.553		K		1B	2B	F8	BB	1B	2B	4	2	2	1	1	1	1								
Rene Gonzales, R (1, 3) OBP: 0.385, SLG: 0.531	G6-3			2B	1B	HR	1B	F9		5	2	3	0	0	0	2								
Damon Buford, R (1, 8) OBP: 0.337, SLG: 0.465				1B	K	HR	1B	P4		4	1	2	2	1	1	3								
Kevin Elster, R (1, 6) OBP: 0.338, SLG: 0.504	G6-3			1-3	2B	G6-3	SF7	F7		4	0	1	2	0	0	3								
Inning Stats	R: 0 E: 0 K: 1 S: 6	H: 1 LOB: 1 BB: 0 P: 9	R: 0 E: 0 K: 1 S: 11	H: 2 LOB: 2 BB: 0 P: 18	R: 0 E: 0 K: 1 S: 7	H: 0 LOB: 0 BB: 0 P: 11	R: 2 E: 0 K: 3 S: 21	H: 4 LOB: 3 BB: 1 P: 40	R: 0 E: 0 K: 1 S: 7	H: 0 LOB: 0 BB: 0 P: 10	R: 4 E: 0 K: 0 S: 16	H: 5 LOB: 2 BB: 1 P: 30	R: 2 E: 0 K: 0 S: 14	H: 2 LOB: 1 BB: 2 P: 26	R: 0 E: 0 K: 0 S: 8	H: 0 LOB: 0 BB: 0 P: 8	R: 0 E: 0 K: 0 S: 11	H: 1 LOB: 1 BB: 0 P: 14	1B: 7 2B: 7 3B: 0 HR: 1	SF: 1 SAC: 0 DP: 0 HBP: 0	WP: 0 PB: 0 SB: 0 CS: 0	PA: 45		
PITCHER	IP	WLS	BF	H	R	ER	SO	BB	IBB	HBP	BLK	WP	HR	S	P	ERA	WHIP							
Chuck Finley, L (1, 1) ERA: 4.95	5.2	L	30	11	6	6	7	1	1	0	0	0	1	64	112	9.53	2.118							
Rich Monteleone, R (6, 1) ERA: 6.17	0.0		1	1	0	0	0	0	0	0	0	0	0	3	4	∞	∞							
Jim Abbott, L (6, 1) ERA: 7.73	3.1		14	3	2	2	0	2	0	0	0	0	0	34	50	5.40	1.500							

Texas Rangers @ California Angels
Anaheim Stadium, Anaheim, CA
Wed Jul 03 1996, 10:05 PM EDT
Att: 45,979 - Unknown - 78 F

AB	40
R	8
H	15
RBI	8
BB	4
SO	7
LOB	17





Batter	1	2	3	4	5	6	7	8	9	AB	R	H	RBI	BB	SO	LOB	BOTTOM							
Darin Erstad, L (1, 8) OBP: 0.371, SLG: 0.377	G4-3		K2		L6		F8			4	0	0	0	0	1	3								
Rex Hudler, R (1, 4) OBP: 0.352, SLG: 0.595	F8	16 BB		G6-3		16 2B	1B	K		4	1	2	0	0	1	0								
16 Garret Anderson, L (1, 7) OBP: 0.313, SLG: 0.427		CS		L4		1B	2B	F7		3	0	1	0	1	0	0								
Tim Salmon, R (1, 9) OBP: 0.383, SLG: 0.540	F8			1B		K		P4		4	0	1	0	0	1	4								
Chili Davis, S (1, 10) OBP: 0.385, SLG: 0.509	CS		K		1B	G4-6-3	1B	E	1B	4	0	3	1	0	1	0								
J.T. Snow, L (1, 3) OBP: 0.337, SLG: 0.379		P6		F8		G4-6-3		E7		4	0	1	0	0	0	4								
Pat Borders, R (1, 2) OBP: 0.330, SLG: 0.446					B2		G5-3	F7		3	0	1	0	0	0	0								
Orlando Palmeiro, L (9, PH) OBP: 0.326, SLG: 0.243										1	0	0	0	0	0	2								
Randy Velarde, R (1, 5) OBP: 0.387, SLG: 0.431				P6		K		G5-3		4	0	1	0	0	1	2								
Gary Disarcina, R (1, 6) OBP: 0.274, SLG: 0.309				K2				G5-3		4	0	2	0	0	0	4								
Inning Stats	R: 0 E: 0 K: 0 S: 9	H: 1 LOB: 1 BB: 1 P: 20	R: 0 E: 0 K: 1 S: 6	H: 0 LOB: 0 BB: 0 P: 8	R: 0 E: 0 K: 1 S: 7	H: 1 LOB: 1 BB: 0 P: 12	R: 0 E: 0 K: 0 S: 9	H: 2 LOB: 2 BB: 0 P: 14	R: 0 E: 0 K: 1 S: 7	H: 1 LOB: 1 BB: 0 P: 9	R: 1 E: 0 K: 1 S: 12	H: 3 LOB: 1 BB: 0 P: 15	R: 0 E: 0 K: 0 S: 10	H: 2 LOB: 1 BB: 0 P: 17	R: 0 E: 0 K: 1 S: 7	H: 0 LOB: 0 BB: 0 P: 10	R: 0 E: 1 K: 0 S: 11	H: 2 LOB: 2 BB: 0 P: 14	1B: 11 2B: 2 3B: 0 HR: 0	SF: 0 SAC: 0 DP: 3 HBP: 0	WP: 0 PB: 0 SB: 0 CS: 1	PA: 37		
PITCHER	IP	WLS	BF	H	R	ER	SO	BB	IBB	HBP	BLK	WP	HR	S	P	ERA	WHIP							
Roger Pavlik, R (1, 1) ERA: 4.82	9.0	W	36	12	1	1	5	1	0	0	0	0	0	78	119	1.00	1.444							

Texas Rangers @ California Angels
Anaheim Stadium, Anaheim, CA
Wed Jul 03 1996, 10:05 PM EDT
Att: 45,979 - Unknown - 78 F

AB	35
R	1
H	12
RBI	1
BB	1
SO	5
LOB	19



Batter	1	2	3	4	5	6	7	8	9	AB	R	H	RBI	BB	SO	LOB	TOP								
Darin Erstad, L (1,8) OBP: 0.390, SLG: 0.425	E1 16 1B	1-2 1-H 1B		4-0 FC6-4 BB		2-1 F8			0-0 HR	4	2	3	2	1	0	1	California Angels @ Oakland Athletics Oakland-Alameda County Coliseum, Oakland, CA Fri Jul 05 1996, 7:05 PM PDT Att: 36,129 - Unknown - 71 F AB 39 R 8 H 13 RBI 8 BB 3 SO 4 LOB 16 								
Rex Hudler, R (1,4) OBP: 0.344, SLG: 0.582	F7	2-1 F9		1-0 FC6-4			3-3 K		2-3 K	3	0	0	0	0	0	3									
Damon Easley, R (6,4) OBP: 0.267, SLG: 0.350				1-2 FC6-4						2	0	0	0	0	2	0									
16 Garret Anderson, L (1,7) OBP: 0.314, SLG: 0.425	1-2 HR 1B		1-0 F7	0-3 SAFE K			2-3 K		1-0 G4-3 1B	5	1	2	1	0	2	1									
Tim Salmon, R (1,9) OBP: 0.388, SLG: 0.555	3-H F7		1-0 HR		4-2 G4-6-3 BB		0-2 DI 1B		2-2 G4-3	2	1	1	1	0	0	1									
Otlando Palmeiro, L (5,PH) OBP: 0.340, SLG: 0.250									1-2 G4-3	2	0	1	0	1	0	1									
Chili Davis, S (1,10) OBP: 0.397, SLG: 0.515	1-H HR		2-2 F7	1-2 G4-6-3			2-1 L6		4-2 FC6-4 BB	4	1	1	2	1	0	2									
Don Slaught, R (1,2) OBP: 0.383, SLG: 0.483	0-0 F7		0-1 HR	1-2 P3				2-1 FC3-6 1B	0-0 FC6-4	5	1	2	0	0	0	2									
J.T. Snow, L (1,3) OBP: 0.343, SLG: 0.395		0-1 PB 1B	2-0 1-H HR			1-1 G4-3		2-0 FC3-6 P1-3		4	2	2	2	0	0	1									
Randy Velarde, R (1,5) OBP: 0.379, SLG: 0.422		1-0 F9	3-2 G4-3			1-1 G6-3		1-2 P1-3		4	0	0	0	0	0	2									
Gary Disarcina, R (1,6) OBP: 0.272, SLG: 0.307		0-1 L6		1-2 F8		3-1 1B		0-0 G2-3		4	0	1	0	0	0	2									
Inning Stats	R: 3 E: 1 K: 0 S: 15	H: 3 LOB: 0 BB: 0 P: 21	R: 1 E: 0 K: 0 S: 13	H: 2 LOB: 1 BB: 0 P: 17	R: 3 E: 0 K: 0 S: 12	H: 3 LOB: 0 BB: 0 P: 21	R: 0 E: 0 K: 1 S: 7	H: 0 LOB: 1 BB: 1 P: 13	R: 0 E: 0 K: 0 S: 12	H: 0 LOB: 0 BB: 0 P: 18	R: 0 E: 0 K: 0 S: 8	H: 1 LOB: 1 BB: 0 P: 15	R: 0 E: 0 K: 2 S: 14	H: 1 LOB: 1 BB: 0 P: 21	R: 0 E: 0 K: 0 S: 7	H: 1 LOB: 2 BB: 0 P: 12	R: 1 E: 0 K: 1 S: 12	H: 2 LOB: 2 BB: 1 P: 21	1B: 9 2B: 0 3B: 0 HR: 4	SF: 0 SAC: 0 DP: 1 HBP: 0	WP: 0 PB: 1 SB: 1 CS: 0	PA: 42			
PITCHER	IP	WLS	BF	H	R	ER	SO	BB	IBB	HBP	BLK	WP	HR	S	P	ERA	WHIP								
John Wasdin, R (1,1) ERA: 4.75	7.0	W	32	10	7	6	3	2	0	0	0	0	3	81	126	7.71	1.714								
Todd Van Poppel, R (8,1) ERA: 7.39	2.0		10	3	1	1	1	1	0	0	0	0	1	19	33	4.50	2.000								

Batter	1	2	3	4	5	6	7	8	9	AB	R	H	RBI	BB	SO	LOB	BOTTOM								
Jose Herrera, L (1,9) OBP: 0.333, SLG: 0.429	1-1 1B	1-2 E WP 2B		1-2 G6-3		0-1 G4-3	0-1 G4-3			6	3	3	1	0	0	3	California Angels @ Oakland Athletics Oakland-Alameda County Coliseum, Oakland, CA Fri Jul 05 1996, 7:05 PM PDT Att: 36,129 - Unknown - 71 F AB 36 R 16 H 13 RBI 15 BB 11 SO 3 LOB 22 								
Rafael Bourquiel, R (1,4) OBP: 0.370, SLG: 0.432	1-1 SAFE BB	2-2 E6 WP 1B		0-1 L5		0-2 G6-3		0-2 F8		4	3	1	0	1	0	2									
Tony Batista, R (7,4) OBP: 0.389, SLG: 0.556	1-3 BB	G6-4-3 WP 1B		1-2 L5		2-3 G6-3		2-1 L8		1	0	0	0	0	0	0									
Jason Giambi, L (1,7) OBP: 0.382, SLG: 0.550	1-2 BB	4-0 G6-4-3 BB		1-2 G5-3		1-0 BB		2-1 L8		0	1	0	0	0	0	0									
Damon Mashore, R (1,PH) OBP: 0.386, SLG: 0.438	1-2 BB	1-2 G6-4-3 BB				3-H BB		2-1 L8		3	1	1	2	2	0	0									
Mark McGwire, R (1,3) OBP: 0.493, SLG: 0.768	3-3 K	0-0 G6-4-3			4-2 BB	4-1 BB		2-1 F8		2	1	0	1	3	1	5									
Torey Lovullo, S (6,PR) OBP: 0.319, SLG: 0.375		1-2 2-3 2-3			4-1 BB	1-2 BB				1	0	0	0	0	0	0									
Scott Brosius, R (1,5) OBP: 0.473, SLG: 0.636	4-2 BB	2-2 1B			4-1 L4-6 BB	3-2 P4				3	2	2	4	2	0	2									
Matt Stairs, L (1,10) OBP: 0.304, SLG: 0.524	1-2 2-3 3-H	3-H 1B			4-1 BB	1-2 BB		2-2 G4-3		4	2	2	6	1	0	1									
George Williams, S (1,2) OBP: 0.333, SLG: 0.301	4-2 BB		0-1 F7		0-0 L4-6	2-2 BB		2-2 1B HBP		3	1	1	1	1	0	3									
Ernie Young, R (1,8) OBP: 0.315, SLG: 0.442	3-3 K		0-0 F9		2-2 G4-3		1-3 K			5	0	1	0	0	2	4									
Mike Bordick, R (1,6) OBP: 0.300, SLG: 0.295	0-1 1B		3-1 G5-3		4-1 G6-3 1B	4-1 BB		0-0 1B		4	2	2	0	1	0	2									
Inning Stats	R: 13 E: 0 K: 2 S: 45	H: 9 LOB: 5 BB: 5 P: 84	R: 2 E: 1 K: 0 S: 15	H: 2 LOB: 1 BB: 1 P: 26	R: 0 E: 0 K: 0 S: 5	H: 0 LOB: 0 BB: 0 P: 8	R: 0 E: 0 K: 0 S: 8	H: 0 LOB: 0 BB: 0 P: 10	R: 0 E: 0 K: 0 S: 10	H: 0 LOB: 2 BB: 3 P: 24	R: 1 E: 0 K: 0 S: 11	H: 1 LOB: 2 BB: 2 P: 23	R: 0 E: 0 K: 1 S: 12	H: 1 LOB: 2 BB: 0 P: 17	R: 0 E: 0 K: 0 S: 7	H: 0 LOB: 0 BB: 0 P: 11	R: 0 E: 0 K: 0 S: 7	H: 0 LOB: 0 BB: 0 P: 11	1B: 9 2B: 4 3B: 0 HR: 1	SF: 0 SAC: 0 DP: 2 HBP: 2	WP: 1 PB: 0 SB: 1 CS: 0	PA: 49			
PITCHER	IP	WLS	BF	H	R	ER	SO	BB	IBB	HBP	BLK	WP	HR	S	P	ERA	WHIP								
Ryan Hancock, R (1,1) ERA: 4.43	0.2	L	10	5	8	8	2	2	0	1	0	0	0	4	16	∞	∞								
Brad Pennington, L (1,1) ERA: 6.2	0.0		3	0	0	0	0	3	0	0	0	0	0	4	16	∞	∞								
Jim Abbott, L (1,1) ERA: 7.6	5.0		27	7	8	6	0	6	0	0	0	1	0	66	114	10.80	2.600								
Rich Monteleone, R (6,1) ERA: 5.79	2.1		9	1	0	0	1	0	0	1	0	0	0	22	34	0.00	0.429								

Batter	1	2	3	4	5	6	7	8	9	10	AB	R	H	RBI	BB	SO	LOB	TOP
Darin Erstad, L OBP: 0.390, SLG: 0.418	(1, 8) 3-1 F8		(2, 1) G3-1			(4, 0) G4-3	(1, 1) 1B		(2, 1) F8		4	1	1	1	1	0	2	California Angels @ Oakland Athletics Oakland-Alameda County Coliseum, Oakland, CA Sat Jul 06 1996, 3:33 AM PDT Att. 14,294 - Sunny - 74 F
Randy Velarde, R OBP: 0.382, SLG: 0.425	(1, 4) 3-2 16 2B		(0, 1) G6-3			(0, 1) F7	(1, 2) 1B		(2, 1) F7		5	1	3	2	0	0	2	
16 Garret Anderson, L OBP: 0.313, SLG: 0.425	(1, 7) 0-0 L3-6 2B				(1, 0) P5	(1, 1) G4-3	(1, 2) G4-3		(0, 1) F7		5	0	1	1	0	0	4	
Chili Davis, S OBP: 0.304, SLG: 0.513	(1, 10) 3-2 L3-6				(1, 1) G6-3						5	0	1	0	0	0	2	
Tim Salmon, R OBP: 0.388, SLG: 0.555	(10, PR) 2-3					(3, 1) F7					0	0	0	0	0	0	0	
Tim Wallach, R OBP: 0.385, SLG: 0.413	(1, 5) 3-2 L8				(0, 1) 1B						4	0	2	0	0	0	0	
Damon Easley, R OBP: 0.267, SLG: 0.350	(8, PR) 2-2 G3-1				(1, 0) F7						4	1	1	1	1	0	2	
J.T. Snow, L OBP: 0.344, SLG: 0.403	(1, 3) 1-3 K										5	0	0	0	0	2	4	
Pat Borders, R OBP: 0.308, SLG: 0.406	(1, 2) 1-0 E5										5	0	0	0	0	2	4	
Olando Palmeiro, L OBP: 0.385, SLG: 0.341	(1, 9) 1-0 G3-1 1B										4	1	3	0	0	0	1	
Gary Disarcina, R OBP: 0.272, SLG: 0.303	(1, 6) 0-1 G3-1										3	1	0	0	1	0	5	
Inning Stats	R: 1 E: 0 K: 0 S: 9	H: 2 LOB: 0 BB: 0 P: 18	R: 0 E: 0 K: 1 S: 10	H: 0 LOB: 0 BB: 0 P: 16	R: 0 E: 0 K: 0 S: 7	H: 1 LOB: 1 BB: 0 P: 10	R: 0 E: 0 K: 0 S: 6	H: 0 LOB: 1 BB: 1 P: 14	R: 0 E: 0 K: 0 S: 21	H: 1 LOB: 1 BB: 0 P: 14	R: 0 E: 0 K: 1 S: 7	H: 1 LOB: 3 BB: 1 P: 13	1B: 8 2B: 3 3B: 1 HR: 1	SF: 0 SAC: 2 DP: 2 HBP: 1	WP: 0 PB: 0 SB: 0 CS: 0	PA: 45		
PITCHER	IP WLS BF H R ER SO BB IBB HBP BLK WP HR S P ERA WHIP																	
Don Wengert, R ERA: 4.86	(1, 1) 6.2 0 0 0 0 0 0 0 0 0 0 0 0 0 0 0 0 4 0.05 1.050																	
Jim Corsi, R ERA: 3.55	(7, 1) 0.0 1 0 0 0 0 0 1 0 0 0 0 0 0 0 0 0 0 4 0.00 0.000																	
Buddy Groom, L ERA: 3.45	(7, 1) 0.1 3 2 2 2 0 0 0 0 0 0 0 0 0 0 0 0 0 8 13 54.00 6.000																	
Mike Mohler, L ERA: 2.57	(8, 1) 1.2 7 2 0 0 0 0 0 0 0 0 0 0 0 0 0 0 0 17 25 0.00 1.200																	
Billy Taylor, R ERA: 2.94	(9, 1) 1.1 W 8 2 0 0 0 1 0 1 1 0 0 0 0 0 11 19 0.00 1.500																	

Batter	1	2	3	4	5	6	7	8	9	10	AB	R	H	RBI	BB	SO	LOB	BOTTOM						
Damon Mashore, R OBP: 0.413, SLG: 0.429	(1, 9) 2-1 G4-3		(0, 0) SF8			(4, 1) G1-3	(1, 2) SF7		(4, 0) SH2-4		1	0	0	1	4	0	0	California Angels @ Oakland Athletics Oakland-Alameda County Coliseum, Oakland, CA Sat Jul 06 1996, 3:33 AM PDT Att. 14,294 - Sunny - 74 F						
Rafael Bourquim, R OBP: 0.364, SLG: 0.418	(1, 4) 2-1 G6-3		(3, 3) K		(0, 2) G1-3	(1, 2) G6-3		(1, 2) SH2-4		4	0	0	1	1	1	4								
Scott Brosius, R OBP: 0.465, SLG: 0.632	(1, 7) 2-1 G6-3				(0, 0) HR	(0, 1) G5-3	(3, 2) SF7		(1, 1) E5		4	1	1	1	0	0	2							
Mark McGwire, R OBP: 0.485, SLG: 0.777	(1, 3) 1-3 K				(0, 1) HR		(1, 2) F3		(4, 1) G5-3		3	1	1	2	2	1	0							
Terry Steinbach, R OBP: 0.349, SLG: 0.531	(1, 2) 1-0 G4-6-3				(1, 0) HR		(4, 2) F9		(0, 0) G5-3		4	1	2	1	1	0	5							
Tony Batista, R OBP: 0.359, SLG: 0.513	(1, 5) 3-1 G4-6-3				(0, 2) G6-3		(0, 0) L8				3	0	0	0	0	0	2							
Jose Herrera, L OBP: 0.335, SLG: 0.427	(8, PH) 1-2 G4-6-3										1	0	0	0	1	1	0							
George Williams, S OBP: 0.336, SLG: 0.299	(1, 10) 0-0 SF8				(3, 0) F7		(4, 2) F2		(0, 1) F8		4	1	1	0	1	0	1							
Ernie Young, R OBP: 0.317, SLG: 0.439	(1, 8) 4-1 F3				(0, 0) F3		(2, 2) FC6-4		(1, 1) BB		4	1	1	0	1	0	3							
Mike Bordick, R OBP: 0.301, SLG: 0.295	(1, 6) 0-1 FC3-4-6										4	1	1	0	1	0	3							
Inning Stats	R: 0 E: 0 K: 0 S: 6	H: 0 LOB: 0 BB: 0 P: 12	R: 0 E: 0 K: 1 S: 6	H: 1 LOB: 0 BB: 0 P: 11	R: 1 E: 0 K: 1 S: 8	H: 1 LOB: 1 BB: 1 P: 12	R: 3 E: 0 K: 0 S: 9	H: 3 LOB: 0 BB: 0 P: 13	R: 0 E: 0 K: 0 S: 8	H: 0 LOB: 1 BB: 1 P: 14	R: 0 E: 0 K: 0 S: 13	H: 1 LOB: 2 BB: 2 P: 26	R: 0 E: 0 K: 0 S: 9	H: 1 LOB: 2 BB: 2 P: 22	R: 0 E: 0 K: 0 S: 7	H: 0 LOB: 1 BB: 1 P: 12	R: 0 E: 1 K: 0 S: 6	H: 0 LOB: 2 BB: 2 P: 15	R: 1 E: 0 K: 1 S: 10	H: 1 LOB: 3 BB: 3 P: 24	1B: 4 2B: 1 3B: 0 HR: 2	SF: 2 SAC: 1 DP: 2 HBP: 0	WP: 0 PB: 0 SB: 0 CS: 0	PA: 47
PITCHER	IP WLS BF H R ER SO BB IBB HBP BLK WP HR S P ERA WHIP																							
Mark Langston, L ERA: 4.86	(1, 1) 6.1 0 0 0 0 0 0 0 0 0 0 0 0 0 0 0 0 4 7.11 1.737																							
Mike James, R ERA: 2.94	(7, 1) 3.1 L 17 1 1 1 1 5 1 0 0 0 0 0 0 0 27 59 2.70 1.800																							
Chuck McElroy, L ERA: 4.02	(10, 1) 0.0 1 0 0 0 0 0 1 0 0 0 0 0 0 0 0 0 4 0.00 0.000																							

Batter	1	2	3	4	5	6	7	8	9	AB	R	H	RBI	BB	SO	LOB	TOP							
Darin Erstad, L (1, 8) OBP: 0.391, SLG: 0.417										5	3	2	0	0	1	2								
Rex Hudler, R (1, 7) OBP: 0.346, SLG: 0.582										5	2	2	0	0	0	3								
16 Garret Anderson, L (1, 9) OBP: 0.322, SLG: 0.431										4	2	4	2	1	0	0								
Chili Davis, S (1, 10) OBP: 0.390, SLG: 0.520										4	1	4	4	0	0	0								
Don Slaught, R (1, 2) OBP: 0.378, SLG: 0.481										5	0	1	2	0	1	6								
Tim Lincecum, R (1, 5) OBP: 0.308, SLG: 0.410										4	0	1	0	1	0	1								
J.T. Snow, L (1, 3) OBP: 0.339, SLG: 0.396										5	0	0	0	0	3	4								
Randy Velarde, R (1, 4) OBP: 0.383, SLG: 0.423										4	0	1	0	1	1	1								
Gary Disarcina, R (1, 6) OBP: 0.271, SLG: 0.301										5	1	1	0	0	0	2								
Inning Stats	R: 1 E: 0 K: 0 S: 9	H: 2 LOB: 1 BB: 0 P: 13	R: 0 E: 0 K: 0 S: 8	H: 0 LOB: 0 BB: 0 P: 13	R: 2 E: 1 K: 0 S: 13	H: 3 LOB: 3 BB: 1 P: 20	R: 2 E: 1 K: 0 S: 19	H: 4 LOB: 2 BB: 0 P: 26	R: 0 E: 0 K: 1 S: 8	H: 1 LOB: 0 BB: 0 P: 13	R: 1 E: 0 K: 2 S: 13	H: 2 LOB: 2 BB: 1 P: 22	R: 0 E: 0 K: 2 S: 8	H: 0 LOB: 0 BB: 0 P: 11	R: 3 E: 0 K: 0 S: 14	H: 4 LOB: 1 BB: 0 P: 26	R: 0 E: 0 K: 1 S: 7	H: 0 LOB: 0 BB: 1 P: 14	1B: 14 2B: 2 3B: 0 HR: 0	SF: 1 SAC: 0 DP: 2 HBP: 0	WP: 0 PB: 0 CS: 0	PA: 45		
PITCHER	IP WLS BF H R ER SO BB IBB HBP BLK WP HR S P ERA WHIP	IP WLS BF H R ER SO BB IBB HBP BLK WP HR S P ERA WHIP	IP WLS BF H R ER SO BB IBB HBP BLK WP HR S P ERA WHIP	IP WLS BF H R ER SO BB IBB HBP BLK WP HR S P ERA WHIP	IP WLS BF H R ER SO BB IBB HBP BLK WP HR S P ERA WHIP	IP WLS BF H R ER SO BB IBB HBP BLK WP HR S P ERA WHIP	IP WLS BF H R ER SO BB IBB HBP BLK WP HR S P ERA WHIP	IP WLS BF H R ER SO BB IBB HBP BLK WP HR S P ERA WHIP	IP WLS BF H R ER SO BB IBB HBP BLK WP HR S P ERA WHIP	IP WLS BF H R ER SO BB IBB HBP BLK WP HR S P ERA WHIP	IP WLS BF H R ER SO BB IBB HBP BLK WP HR S P ERA WHIP	IP WLS BF H R ER SO BB IBB HBP BLK WP HR S P ERA WHIP	IP WLS BF H R ER SO BB IBB HBP BLK WP HR S P ERA WHIP	IP WLS BF H R ER SO BB IBB HBP BLK WP HR S P ERA WHIP	IP WLS BF H R ER SO BB IBB HBP BLK WP HR S P ERA WHIP	IP WLS BF H R ER SO BB IBB HBP BLK WP HR S P ERA WHIP	IP WLS BF H R ER SO BB IBB HBP BLK WP HR S P ERA WHIP	IP WLS BF H R ER SO BB IBB HBP BLK WP HR S P ERA WHIP	IP WLS BF H R ER SO BB IBB HBP BLK WP HR S P ERA WHIP	IP WLS BF H R ER SO BB IBB HBP BLK WP HR S P ERA WHIP	IP WLS BF H R ER SO BB IBB HBP BLK WP HR S P ERA WHIP	IP WLS BF H R ER SO BB IBB HBP BLK WP HR S P ERA WHIP	IP WLS BF H R ER SO BB IBB HBP BLK WP HR S P ERA WHIP	IP WLS BF H R ER SO BB IBB HBP BLK WP HR S P ERA WHIP

California Angels @ Oakland Athletics
Oakland-Alameda County Coliseum, Oakland, CA
Sun Jul 07 1996, 3:33 AM PDT
Att: 16,526 - Sunny - 69 F

AB 41
R 9
H 16
RBI 8
BB 3
SO 6
LOB 19



Batter	1	2	3	4	5	6	7	8	9	AB	R	H	RBI	BB	SO	LOB	BOTTOM							
Jose Herrera, L (1, 9) OBP: 0.337, SLG: 0.432										5	0	2	0	0	1	2								
Rafael Bourquard, R (1, 4) OBP: 0.350, SLG: 0.402										5	0	0	0	0	0	3								
Jason Giambi, L (1, 7) OBP: 0.385, SLG: 0.557										5	1	3	0	0	0	3								
Mark McGwire, R (1, 3) OBP: 0.496, SLG: 0.796										5	1	3	2	0	0	3								
Scott Brosius, R (1, 5) OBP: 0.457, SLG: 0.619										3	0	0	0	0	1	2								
Tony Batista, R (7, 5) OBP: 0.366, SLG: 0.500										1	1	0	0	1	0	2								
Terry Steinbach, R (1, 2) OBP: 0.346, SLG: 0.525										5	0	1	0	0	1	3								
Matt Stairs, L (1, 10) OBP: 0.333, SLG: 0.640										4	1	2	2	0	0	1								
Ernie Young, R (1, 8) OBP: 0.319, SLG: 0.435										2	0	0	0	2	0	2								
Mike Bordick, R (1, 6) OBP: 0.298, SLG: 0.291										3	0	0	0	0	0	2								
Torey Lovullo, S (8, PH) OBP: 0.316, SLG: 0.370										1	0	0	0	0	1	2								
Inning Stats	R: 0 E: 0 K: 1 S: 13	H: 1 LOB: 1 BB: 0 P: 21	R: 1 E: 0 K: 0 S: 16	H: 1 LOB: 1 BB: 1 P: 26	R: 1 E: 0 K: 0 S: 12	H: 2 LOB: 1 BB: 0 P: 18	R: 0 E: 0 K: 0 S: 6	H: 0 LOB: 0 BB: 0 P: 9	R: 0 E: 0 K: 1 S: 7	H: 1 LOB: 1 BB: 0 P: 7	R: 0 E: 0 K: 1 S: 10	H: 1 LOB: 2 BB: 1 P: 15	R: 2 E: 0 K: 1 S: 15	H: 3 LOB: 2 BB: 1 P: 27	R: 0 E: 1 K: 1 S: 12	H: 1 LOB: 2 BB: 0 P: 16	1B: 4 2B: 5 3B: 0 HR: 2	SF: 0 SAC: 0 DP: 0 HBP: 0	WP: 1 PB: 0 CS: 0	PA: 42				
PITCHER	IP WLS BF H R ER SO BB IBB HBP BLK WP HR S P ERA WHIP	IP WLS BF H R ER SO BB IBB HBP BLK WP HR S P ERA WHIP	IP WLS BF H R ER SO BB IBB HBP BLK WP HR S P ERA WHIP	IP WLS BF H R ER SO BB IBB HBP BLK WP HR S P ERA WHIP	IP WLS BF H R ER SO BB IBB HBP BLK WP HR S P ERA WHIP	IP WLS BF H R ER SO BB IBB HBP BLK WP HR S P ERA WHIP	IP WLS BF H R ER SO BB IBB HBP BLK WP HR S P ERA WHIP	IP WLS BF H R ER SO BB IBB HBP BLK WP HR S P ERA WHIP	IP WLS BF H R ER SO BB IBB HBP BLK WP HR S P ERA WHIP	IP WLS BF H R ER SO BB IBB HBP BLK WP HR S P ERA WHIP	IP WLS BF H R ER SO BB IBB HBP BLK WP HR S P ERA WHIP	IP WLS BF H R ER SO BB IBB HBP BLK WP HR S P ERA WHIP	IP WLS BF H R ER SO BB IBB HBP BLK WP HR S P ERA WHIP	IP WLS BF H R ER SO BB IBB HBP BLK WP HR S P ERA WHIP	IP WLS BF H R ER SO BB IBB HBP BLK WP HR S P ERA WHIP	IP WLS BF H R ER SO BB IBB HBP BLK WP HR S P ERA WHIP	IP WLS BF H R ER SO BB IBB HBP BLK WP HR S P ERA WHIP	IP WLS BF H R ER SO BB IBB HBP BLK WP HR S P ERA WHIP	IP WLS BF H R ER SO BB IBB HBP BLK WP HR S P ERA WHIP	IP WLS BF H R ER SO BB IBB HBP BLK WP HR S P ERA WHIP	IP WLS BF H R ER SO BB IBB HBP BLK WP HR S P ERA WHIP	IP WLS BF H R ER SO BB IBB HBP BLK WP HR S P ERA WHIP	IP WLS BF H R ER SO BB IBB HBP BLK WP HR S P ERA WHIP	IP WLS BF H R ER SO BB IBB HBP BLK WP HR S P ERA WHIP


California Angels @ Oakland Athletics
Oakland-Alameda County Coliseum, Oakland, CA
Sun Jul 07 1996, 3:33 AM PDT
Att: 16,526 - Sunny - 69 F

AB 39
R 4
H 11
RBI 4
BB 3
SO 4
LOB 25



Batter	1	2	3	4	5	6	7	8	9	AB	R	H	RBI	BB	SO	LOB	TOP										
Darin Erstad, L OBP: 0.402, SLG: 0.418 (1, 8)										5	1	1	0	0	0	5	California Angels @ Seattle Mariners The Kingdome, Seattle, WA Sat Jul 13 1996, 6:33 AM EDT Att: 37,792 - Dome										
Rex Hudler, R OBP: 0.350, SLG: 0.588 (1, 4)										5	1	1	0	0	0	5											
J.T. Snow, L OBP: 0.349, SLG: 0.397 (1, 3)										5	1	3	0	0	0	0											
Tim Salmon, R OBP: 0.382, SLG: 0.543 (1, 9)										5	1	2	2	0	1	2											
Chili Davis, S OBP: 0.397, SLG: 0.505 (1, 10)										3	0	0	1	2	0	1											
Orlando Palmeiro, L OBP: 0.362, SLG: 0.320 (1, 7)										5	1	1	1	0	1	6											
Randy Velarde, R OBP: 0.391, SLG: 0.436 (1, 5)										5	1	3	2	0	1	3											
Jorge Fabregas, L OBP: 0.326, SLG: 0.311 (1, 2)										4	0	1	0	0	1	1											
Gary Disarcina, R OBP: 0.278, SLG: 0.308 (1, 6)										2	0	1	0	1	0	0											
16 Garret Anderson, L (9, PH) OBP: 0.322, SLG: 0.433 (9, 6)										1	0	1	0	0	0	0											
Damon Easley, R OBP: 0.267, SLG: 0.350 (9, 6)										0	0	0	0	0	0	0											
Inning Stats	R: 0 E: 0 K: 1 S: 13	H: 3 LOB: 3 BB: 1 P: 28	R: 1 E: 0 K: 0 S: 10	H: 2 LOB: 1 BB: 0 P: 15	R: 3 E: 1 K: 0 S: 18	H: 5 LOB: 3 BB: 1 P: 34	R: 0 E: 0 K: 0 S: 7	H: 0 LOB: 0 BB: 0 P: 13	R: 0 E: 0 K: 0 S: 8	H: 0 LOB: 0 BB: 0 P: 13	R: 0 E: 0 K: 0 S: 8	H: 0 LOB: 0 BB: 0 P: 10	R: 0 E: 0 K: 1 S: 8	H: 1 LOB: 0 BB: 0 P: 14	R: 2 E: 1 K: 2 S: 17	H: 3 LOB: 3 BB: 1 P: 27	1B: 12 2B: 1 3B: 0 HR: 1	SF: 0 SAC: 0 DP: 0 HBP: 0	WP: 0 PB: 0 SB: 0 CS: 1	PA: 43							
PITCHER	IP	WLS	BF	H	R	ER	SO	BB	IBB	HBP	BLK	WP	HR	S	P	ERA	WHIP										
Rusty Meacham, R ERA: 5.31 (1, 1)	2.1		16	9	4	4	1	1	0	0	0	0	1	34	62	15.43	4.286										
Lee Guetterman, L ERA: 4.09 (3, 1)	0.1		3	1	0	0	0	1	0	0	0	0	0	6	13	0.00	6.000										
Bias Minor, R ERA: 3.48 (3, 1)	4.1		13	0	0	0	0	0	0	0	0	0	0	31	49	0.00	0.000										
Bobby Ayala, R ERA: 6.33 (8, 1)	1.1	L	7	3	2	1	1	0	0	0	0	0	0	17	25	6.75	2.250										
Michael Jackson, R ERA: 5.09 (9, 1)	0.0		2	1	0	0	0	0	1	0	0	0	0	2	6	∞	∞										

AB	40
R	6
H	14
RBI	6
BB	3
SO	4
LOB	23



Batter	1	2	3	4	5	6	7	8	9	AB	R	H	RBI	BB	SO	LOB	BOTTOM										
Joey Cora, S OBP: 0.323, SLG: 0.403 (1, 4)										3	0	1	0	1	0	2	California Angels @ Seattle Mariners The Kingdome, Seattle, WA Sat Jul 13 1996, 6:33 AM EDT Att: 37,792 - Dome										
Alex Rodriguez, R OBP: 0.380, SLG: 0.629 (1, 6)										4	1	1	1	0	2	4											
Edgar Martinez, R OBP: 0.471, SLG: 0.689 (1, 10)										4	0	0	0	0	0	2											
Jay Buhner, R OBP: 0.384, SLG: 0.570 (1, 9)										4	1	2	0	0	0	0											
Paul Sorrento, L OBP: 0.398, SLG: 0.577 (1, 3)										4	1	1	2	0	0	1											
Dan Wilson, R OBP: 0.347, SLG: 0.477 (1, 2)										4	0	0	0	0	1	1											
Doug Strange, S OBP: 0.316, SLG: 0.360 (1, 5)										3	1	1	0	1	0	0											
Darren Bragg, L OBP: 0.386, SLG: 0.438 (1, 7)										4	0	1	0	0	0	1											
Rich Amaral, R OBP: 0.394, SLG: 0.351 (1, 8)										3	0	2	0	0	0	1											
Inning Stats	R: 0 E: 0 K: 1 S: 10	H: 1 LOB: 0 BB: 0 P: 12	R: 0 E: 0 K: 0 S: 9	H: 0 LOB: 0 BB: 0 P: 16	R: 1 E: 1 K: 0 S: 8	H: 1 LOB: 0 BB: 1 P: 17	R: 3 E: 0 K: 0 S: 15	H: 4 LOB: 1 BB: 0 P: 21	R: 0 E: 0 K: 0 S: 7	H: 1 LOB: 0 BB: 0 P: 10	R: 0 E: 0 K: 0 S: 7	H: 1 LOB: 2 BB: 1 P: 16	R: 0 E: 0 K: 0 S: 4	H: 0 LOB: 0 BB: 0 P: 5	R: 0 E: 0 K: 1 S: 6	H: 0 LOB: 0 BB: 0 P: 9		1B: 7 2B: 0 3B: 0 HR: 2	SF: 0 SAC: 0 DP: 3 HBP: 0	WP: 0 PB: 0 SB: 0 CS: 0	PA: 35						
PITCHER	IP	WLS	BF	H	R	ER	SO	BB	IBB	HBP	BLK	WP	HR	S	P	ERA	WHIP										
Shawn Boskie, R ERA: 4.21 (1, 1)	8.0		32	9	4	3	2	2	0	0	0	0	2	69	111	3.38	1.375										
Troy Percival, R ERA: 1.05 (9, 1)	1.0	S	3	0	0	0	1	0	0	0	0	0	0	6	9	0.00	0.000										

AB	33
R	4
H	9
RBI	3
BB	2
SO	3
LOB	12



Batter	1	2	3	4	5	6	7	8	9	AB	R	H	RBI	BB	SO	LOB	TOP					
Darin Erstad, L OBP: 0.400, SLG: 0.416 Orlando Palmeiro, L OBP: 0.373, SLG: 0.353	2-1 HBP 1B		0-1 G4-3		1-1 P4			2-2 2B		3	0	1	0	0	0	1	California Angels @ Seattle Mariners The Kingdome, Seattle, WA Sun Jul 14 1996, 6:33 AM EDT Att: 33,243 - Dome					
Rex Hudler, R OBP: 0.348, SLG: 0.581	2-1 SAFE P SAFE 1B		0-3 K		2-2 P5			2-3 K		4	0	1	0	0	2	1						
J.T. Snow, L OBP: 0.345, SLG: 0.392	2-3 K		2-0 F8		3-2 F7			3-2 G4-3		4	0	0	0	0	1	3						
Tim Salmon, R OBP: 0.381, SLG: 0.538	1-2 16 FC6-4 HBP			1-3 K				3-2 F8		3	0	0	0	0	1	0						
Chili Davis, S OBP: 0.382, SLG: 0.498	0-1 P4		2-0 F8		1-0 G6-3			0-0 F7		4	0	0	0	0	0	3						
16 Garret Anderson, L OBP: 0.319, SLG: 0.429	2-2 FC6-4		1-0 P6		2-1 E5			2-0 G3		4	0	0	0	0	0	3						
Randy Velarde, R OBP: 0.388, SLG: 0.432		2-2 F8		0-0 G6-3				2-2 F9		3	0	0	0	0	0	1						
Jorge Fabregas, L OBP: 0.319, SLG: 0.303		2-1 F8		0-2 F8				0-0 G3		3	0	0	0	0	0	1						
Gary Disarcina, R OBP: 0.279, SLG: 0.313 Damion Easley, R OBP: 0.261, SLG: 0.341		0-0 P2		0-1 2B				1-2 G6-3		2	0	1	0	0	0	0						
Inning Stats	R: 0 E: 0 K: 1 S: 16	H: 2 LOB: 3 BB: 0 P: 24	R: 0 E: 0 K: 0 S: 6	H: 0 LOB: 0 BB: 0 P: 10	R: 0 E: 0 K: 1 S: 6	H: 0 LOB: 0 BB: 0 P: 8	R: 0 E: 0 K: 1 S: 5	H: 0 LOB: 0 BB: 0 P: 9	R: 0 E: 0 K: 0 S: 8	H: 1 LOB: 1 BB: 0 P: 9	R: 0 E: 0 K: 0 S: 9	H: 0 LOB: 0 BB: 0 P: 17	R: 0 E: 1 K: 0 S: 7	H: 0 LOB: 1 BB: 0 P: 12	R: 0 E: 0 K: 1 S: 15	H: 1 LOB: 1 BB: 0 P: 23	R: 0 E: 0 K: 0 S: 7	H: 0 LOB: 0 BB: 0 P: 11	1B: 2 2B: 2 3B: 0 HR: 0	SF: 0 SAC: 0 DP: 0 HBP: 1	WP: 0 PB: 0 SB: 0 CS: 0	PA: 33
PITCHER Bob Wells, R ERA: 3.41	IP: 9.0 WLS: W BF: 33 H: 4 R: 0 ER: 0 SO: 4 BB: 0 IBB: 0 HBP: 1 BLK: 0 WP: 0 HR: 0 S: 79 P: 123 ERA: 0.00 WHIP: 0.444															PITCHER						

Batter	1	2	3	4	5	6	7	8	9	AB	R	H	RBI	BB	SO	LOB	BOTTOM			
Joey Cora, S OBP: 0.321, SLG: 0.403	1-1 G3		2-1 1B 2B	1-0 G3	2-2 P3			2-2 P3		5	1	1	0	0	0	3	California Angels @ Seattle Mariners The Kingdome, Seattle, WA Sun Jul 14 1996, 6:33 AM EDT Att: 33,243 - Dome			
Alex Rodriguez, R OBP: 0.399, SLG: 0.636	4-2 S BB		3-1 2H 2B 1B	2-1 HR 2B			1-1 BB 1B	4-1 1-2 2-3 BB		3	2	3	1	2	0	0				
Ken Griffey Jr., L OBP: 0.388, SLG: 0.639	0-0 L9		1-0 1B 1H 2B	0-1 HR 2B			3-3 K	3-2 G4-3		5	2	2	3	0	1	5				
Edgar Martinez, R OBP: 0.470, SLG: 0.684	4-2 SAFE BB		1-2 1B 2B	3-1 F9 HR			0-2 F8	3-3 K		4	1	1	0	1	1	1				
Jay Buhner, R OBP: 0.387, SLG: 0.567 Rich Amaral, R OBP: 0.394, SLG: 0.351	3-3 K		0-0 1B 3B 1B	4-2 BB			4-0 BB	1-0 F9		3	1	1	1	2	1	2				
Paul Sorrento, L OBP: 0.391, SLG: 0.566		3-1 P5	2-3 K	2-3 K			1-3 K	1-3 K		5	0	0	0	0	4	5				
Dan Wilson, R OBP: 0.349, SLG: 0.478		1-3 K	2-2 3B 1B		2-3 K			0-2 BB 1B		4	1	2	1	0	2	0				
Luis Sojo, R OBP: 0.256, SLG: 0.292		1-0 G5-3	1-1 1B 3B		2-1 P4			1-0 BB 1B		4	0	2	2	0	0	0				
Darren Bragg, L OBP: 0.383, SLG: 0.434			L9 G3-1		1-0 1B			3-2 F7		4	0	1	0	0	0	3				
Inning Stats	R: 0 E: 0 K: 1 S: 12	H: 0 LOB: 2 BB: 2 P: 24	R: 0 E: 0 K: 1 S: 6	H: 0 LOB: 0 BB: 0 P: 11	R: 6 E: 0 K: 1 S: 21	H: 7 LOB: 1 BB: 0 P: 33	R: 2 E: 0 K: 1 S: 12	H: 2 LOB: 1 BB: 1 P: 24	R: 0 E: 0 K: 1 S: 9	H: 1 LOB: 1 BB: 0 P: 16	R: 0 E: 0 K: 2 S: 13	H: 1 LOB: 2 BB: 1 P: 22	R: 0 E: 0 K: 0 S: 18	H: 2 LOB: 3 BB: 1 P: 31	R: 0 E: 0 K: 2 S: 8	H: 0 LOB: 0 BB: 0 P: 13	1B: 8 2B: 3 3B: 1 HR: 1	SF: 0 SAC: 0 DP: 0 HBP: 0	WP: 0 PB: 0 SB: 1 CS: 0	PA: 42
PITCHER Jason Grimsley, R ERA: 5.66 Shad Williams, R ERA: 8.29 Mike Holtz, L ERA:	IP: 3.1 WLS: L BF: 17 H: 4 R: 0 ER: 0 SO: 4 BB: 3 IBB: 0 HBP: 0 BLK: 0 WP: 0 HR: 0 S: 42 P: 77 ERA: 0.00 WHIP: 2.100															PITCHER				

AB	32
R	0
H	4
RBI	0
BB	0
SO	4
LOB	13




AB	37
R	8
H	13
RBI	8
BB	5
SO	9
LOB	19



Batter	1	2	3	4	5	6	7	8	9	AB	R	H	RBI	BB	SO	LOB	TOP					
Darin Erstad, L OBP: 0.400, SLG: 0.436	G4-3			1B G5-4-3	SF8		SF9	G4-3		4	2	2	2	0	0	0	California Angels @ Texas Rangers The Ballpark at Arlington, Arlington, TX Mon Jul 15 1996, 8:05 PM EDT Att: 45,655 - Unknown - 87 F					
Randy Velarde, R OBP: 0.388, SLG: 0.431	G4-3			1B G5-4-3	SF9		BB 16 BB	G6-3		3	1	1	1	1	0	0						
J.T. Snow, L OBP: 0.340, SLG: 0.388	L8			G5-4-3	K		SF9	G4-3		4	0	0	1	0	1	2						
Tim Salmon, R OBP: 0.383, SLG: 0.541		K		1B			BB 16 BB		G6-3	4	1	2	0	1	1	0						
Chili Davis, S OBP: 0.382, SLG: 0.495	16 G6-4-3			G6-3			BB 16 BB	G4-3		4	1	1	0	1	0	2						
16 Garret Anderson, L OBP: 0.320, SLG: 0.428	G6-4-3					P6	BB 16 BB	G3		5	2	2	2	0	0	2						
Tim Wallach, R OBP: 0.390, SLG: 0.400							BB 16 BB			2	1	0	0	1	1	1						
Orlando Palmeiro, L OBP: 0.383, SLG: 0.385				P4			BB 16 BB			1	0	1	2	0	0	0						
Rex Hudler, R OBP: 0.348, SLG: 0.581				1B SF8			BB 16 BB			0	0	0	0	0	0	0						
Jorge Fabregas, L OBP: 0.331, SLG: 0.312				G1-3			BB 16 BB			3	2	2	1	1	0	0						
Damon Easley, R OBP: 0.260, SLG: 0.318				F8			BB 16 BB			3	0	0	0	1	1	3						
Inning Stats	R: 0 E: 0 K: 0 S: 8	H: 0 LOB: 0 BB: 0 P: 10	R: 0 E: 0 K: 1 S: 6	H: 1 LOB: 0 BB: 0 P: 7	R: 0 E: 0 K: 0 S: 6	H: 0 LOB: 0 BB: 0 P: 8	R: 1 E: 0 K: 0 S: 14	H: 3 LOB: 1 BB: 0 P: 22	R: 3 E: 0 K: 1 S: 18	H: 2 LOB: 1 BB: 2 P: 34	R: 0 E: 0 K: 1 S: 8	H: 1 LOB: 1 BB: 0 P: 10	R: 6 E: 0 K: 1 S: 26	H: 4 LOB: 2 BB: 4 P: 46	R: 0 E: 0 K: 0 S: 7	H: 0 LOB: 0 BB: 0 P: 8	R: 0 E: 0 K: 0 S: 4	H: 0 LOB: 0 BB: 0 P: 6	1B: 8 2B: 2 3B: 1 HR: 0	SF: 3 SAC: 0 DP: 2 HBP: 0	WP: 0 PB: 0 SB: 0 CS: 0	PA: 42
PITCHER	IP	WLS	BF	H	R	ER	SO	BB	IBB	HBP	BLK	WP	HR	S	P	ERA	WHIP					
Bobby Witt, R ERA: 6.07	4.0		18	6	4	4	1	2	0	0	0	0	0	45	71	9.00	2.000					
Dennis Cook, L ERA: 3.38	2.2		12	3	3	3	2	1	0	0	0	0	0	31	44	10.12	1.500					
Mark Brandenburg, R ERA: 2.7	0.1	L	6	2	3	3	1	2	1	0	0	0	0	10	22	81.00	12.000					
Gi Heredia, R ERA: 6.46	2.0		6	0	0	0	0	0	0	0	0	0	0	11	14	0.00	0.000					

Batter	1	2	3	4	5	6	7	8	9	AB	R	H	RBI	BB	SO	LOB	BOTTOM					
Mark McLemore, S OBP: 0.401, SLG: 0.414	1B 2B	1B 29 2B	K		G6-4-3			K		5	2	2	0	0	2	1	California Angels @ Texas Rangers The Ballpark at Arlington, Arlington, TX Mon Jul 15 1996, 8:05 PM EDT Att: 45,655 - Unknown - 87 F					
Ivan Rodriguez, R OBP: 0.355, SLG: 0.503	BB 1B	BB 29 1B		F8		F8		G6-3		5	2	2	1	0	0	0						
29 Rusty Greer, L OBP: 0.396, SLG: 0.497	L8	1B 2B		HBP 1B		K		1B		5	1	3	1	0	1	1						
Juan Gonzalez, R OBP: 0.386, SLG: 0.655	BB 1B	BB 1B		HBP 1B		G6-3		G4-3		4	1	2	2	1	0	1						
Mickey Tettleton, S OBP: 0.378, SLG: 0.477	1B FC4-6	K		F7		BB BB				2	1	0	0	3	1	3						
Dean Palmer, R OBP: 0.358, SLG: 0.532	FC4-6	K		HBP 1B		F9				2	0	1	2	0	1	1						
Rene Gonzales, R OBP: 0.367, SLG: 0.500	FC4-6	K		HBP 1B		F9		K		1	0	0	0	0	0	1						
Kurt Stillwell, S OBP: 0.352, SLG: 0.347	1B	K		HBP						1	0	0	0	0	1	1						
Will Clark, L OBP: 0.385, SLG: 0.429	FC4-6	F7		G3		L8				4	0	0	0	1	0	6						
Warren Newson, L OBP: 0.360, SLG: 0.486	FC4-6		G1-3		L7		BB			4	0	0	1	1	1	3						
Kevin Elster, R OBP: 0.343, SLG: 0.493	F7		G1-3		G6-4-3		F9			4	0	1	0	0	0	4						
Inning Stats	R: 4 E: 0 K: 0 S: 17	H: 3 LOB: 2 BB: 3 P: 36	R: 3 E: 0 K: 2 S: 16	H: 4 LOB: 1 BB: 0 P: 25	R: 0 E: 0 K: 1 S: 9	H: 0 LOB: 0 BB: 0 P: 14	R: 0 E: 0 K: 0 S: 12	H: 2 LOB: 3 BB: 0 P: 22	R: 0 E: 0 K: 0 S: 4	H: 1 LOB: 0 BB: 0 P: 6	R: 0 E: 0 K: 1 S: 6	H: 0 LOB: 0 BB: 0 P: 10	R: 0 E: 0 K: 0 S: 8	H: 0 LOB: 2 BB: 2 P: 19	R: 0 E: 0 K: 1 S: 9	H: 1 LOB: 1 BB: 0 P: 11	R: 0 E: 0 K: 2 S: 10	H: 0 LOB: 1 BB: 1 P: 19	1B: 9 2B: 2 3B: 0 HR: 0	SF: 0 SAC: 0 DP: 1 HBP: 1	WP: 0 PB: 0 SB: 0 CS: 0	PA: 44
PITCHER	IP	WLS	BF	H	R	ER	SO	BB	IBB	HBP	BLK	WP	HR	S	P	ERA	WHIP					
Ryan Hancock, R ERA: 6.94	1.0		13	7	7	7	0	3	0	0	0	0	0	24	46	63.00	10.000					
Mike Holtz, L ERA	3.0		12	2	0	0	3	0	0	1	0	0	0	30	51	0.00	0.667					
Jeff Schmidt, R ERA: 4.15	2.0	W	6	1	0	0	1	0	0	0	0	0	0	10	16	0.00	0.500					
Chuck McElroy, L ERA: 4.33	1.2		8	1	0	0	1	2	0	0	0	0	0	15	27	0.00	1.800					
Troy Percival, R ERA: 1.6	1.1	S	5	0	0	0	2	1	0	0	0	0	0	12	22	0.00	0.750					

AB	33
R	10
H	11
RBI	9
BB	6
SO	4
LOB	10



AB	37
R	7
H	11
RBI	7
BB	6
SO	7
LOB	22



Batter	1	2	3	4	5	6	7	8	9	AB	R	H	RBI	BB	SO	LOB	TOP					
Darin Erstad, L (1, 8) OBP: 0.388, SLG: 0.421	G6-3		FC4-6 1B		K		G4-3			4	1	0	0	0	1	1	California Angels @ Texas Rangers The Ballpark at Arlington, Arlington, TX Tue Jul 16 1996, 8:05 PM EDT Att: 34,680 - Unknown - 93 F					
Randy Velarde, R (1, 4) OBP: 0.386, SLG: 0.427	G4-3		L9					K		3	0	0	0	1	1							
Tim Salmon, R (1, 9) OBP: 0.387, SLG: 0.541	1B		1B		L7					2	0	1	0	2	0	1						
Chili Davis, S (1, 10) OBP: 0.381, SLG: 0.492	K		1B		L8			F8		4	0	1	1	0	1	3						
16 Garret Anderson, L (1, 7) OBP: 0.317, SLG: 0.424		F8	K			P3		F8		4	0	0	0	0	1	3						
J.T. Snow, L (1, 3) OBP: 0.337, SLG: 0.383		G4-3			F7			L8		4	0	0	0	0	0	0						
George Arias, R (1, 5) OBP: 0.281, SLG: 0.263		BLK 1B			P4			F8		4	0	1	0	0	0	0						
Pat Borders, R (1, 2) OBP: 0.292, SLG: 0.376 Otiendo Palmeiro, L (9, PH) OBP: 0.377, SLG: 0.377		K			F8			G6-3		3	0	0	0	0	2	1						
Gary Disarcina, R (1, 6) OBP: 0.283, SLG: 0.327					FC4-6 1B			G6-3		3	1	2	1	0	0	0						
Inning Stats	R: 0 E: 0 K: 1 S: 9	H: 1 LOB: 1 BB: 0 P: 16	R: 0 E: 0 K: 1 S: 10	H: 1 LOB: 1 BB: 0 P: 18	R: 1 E: 0 K: 1 S: 14	H: 2 LOB: 2 BB: 1 P: 26	R: 0 E: 0 K: 0 S: 4	H: 0 LOB: 0 BB: 0 P: 5	R: 1 E: 0 K: 1 S: 15	H: 1 LOB: 1 BB: 1 P: 24	R: 0 E: 0 K: 0 S: 6	H: 0 LOB: 0 BB: 0 P: 8	R: 0 E: 0 K: 1 S: 7	H: 0 LOB: 1 BB: 1 P: 10	R: 0 E: 0 K: 1 S: 9	H: 0 LOB: 0 BB: 0 P: 15		R: 0 E: 0 K: 0 S: 10	H: 0 LOB: 0 BB: 0 P: 15	1B: 4 2B: 0 3B: 0 HR: 1	SF: 0 SAC: 0 DP: 0 HBP: 0	WP: 0 PB: 0 SB: 0 CS: 0
PITCHER	IP	WLS	BF	H	R	ER	SO	BB	IBB	HBP	BLK	WP	HR	S	P	ERA	WHIP					
Darren Oliver, L (1, 1) ERA: 4.17	7.0	W	28	5	2	2	5	2	0	0	1	0	1	65	107	2.57	1.000					
Jeff Russell, R (8, 1) ERA: 4.36	2.0	S	7	0	0	0	1	1	0	0	0	0	0	19	30	0.00	0.500					

Batter	1	2	3	4	5	6	7	8	9	AB	R	H	RBI	BB	SO	LOB	BOTTOM					
Mark McLemore, S (1, 4) OBP: 0.402, SLG: 0.411	F8		FC5-4 BB		P6		CS WP BB			2	0	0	0	2	0	0	California Angels @ Texas Rangers The Ballpark at Arlington, Arlington, TX Tue Jul 16 1996, 8:05 PM EDT Att: 34,680 - Unknown - 93 F					
Damon Buford, R (1, 8) OBP: 0.315, SLG: 0.441	L9		FC5-4 2B		G6-3		F8			4	1	0	0	0	2							
29 Rusty Greer, L (1, 7) OBP: 0.399, SLG: 0.512	K		1B		HR			E 1B WP 1B		4	3	3	2	0	1	0						
Juan Gonzalez, R (1, 9) OBP: 0.387, SLG: 0.656		G3-1 2B	1B		G6-3			K		3	1	1	0	1	1	1						
Mickey Tettleton, S (1, 10) OBP: 0.379, SLG: 0.477		P4	IBB		K			E8 WP 1B		4	0	2	1	0	1	1						
Will Clark, L (1, 3) OBP: 0.381, SLG: 0.423 Kurt Stillwell, S (7, 5) OBP: 0.345, SLG: 0.340		G3-1	1B		K			G5-3		3	0	0	0	0	1	3						
Rene Gonzales, R (1, 5) OBP: 0.375, SLG: 0.483		2B	FC6-4		G5-3			BB		2	1	0	0	2	2							
Dave Valle, R (1, 2) OBP: 0.389, SLG: 0.457		1B			L5-3 BB			F9		3	0	1	2	1	0	2						
Kevin Elster, R (1, 6) OBP: 0.340, SLG: 0.488		P4			L5-3			L7		3	0	0	0	0	2							
Inning Stats	R: 0 E: 0 K: 1 S: 8	H: 0 LOB: 0 BB: 0 P: 12	R: 2 E: 0 K: 0 S: 8	H: 2 LOB: 1 BB: 1 P: 16	R: 2 E: 0 K: 1 S: 13	H: 2 LOB: 2 BB: 2 P: 26	R: 0 E: 0 K: 0 S: 8	H: 0 LOB: 0 BB: 1 P: 16	R: 1 E: 0 K: 1 S: 10	H: 1 LOB: 0 BB: 0 P: 15	R: 0 E: 0 K: 0 S: 5	H: 0 LOB: 0 BB: 0 P: 7	R: 0 E: 0 K: 0 S: 5	H: 0 LOB: 0 BB: 1 P: 10	R: 1 E: 1 K: 1 S: 13	H: 2 LOB: 2 BB: 1 P: 23		R: 0 E: 0 K: 0 S: 10	H: 0 LOB: 0 BB: 0 P: 10	1B: 3 2B: 4 3B: 0 HR: 1	SF: 0 SAC: 0 DP: 1 HBP: 0	WP: 2 PB: 0 SB: 1 CS: 1
PITCHER	IP	WLS	BF	H	R	ER	SO	BB	IBB	HBP	BLK	WP	HR	S	P	ERA	WHIP					
Jim Abbott, L (1, 1) ERA: 7.52	7.0	L	29	5	5	5	3	4	1	0	0	1	1	57	102	6.43	1.286					
Mike James, R (8, 1) ERA: 2.96	1.0		6	2	1	0	1	1	0	0	0	1	0	13	23	0.00	3.000					

Batter	1	2	3	4	5	6	7	8	9	AB	R	H	RBI	BB	SO	LOB	TOP					
Darin Erstad, L (1, 8) OBP: 0.378, SLG: 0.408 Randy Velarde, R (9, PH) OBP: 0.385, SLG: 0.425	G4-3	K		G3			FC6-4		G4-3	4	0	0	0	0	1	2						
Rex Hudler, R (1, 4) OBP: 0.351, SLG: 0.579	F 1B	K					G6-3			4	1	2	0	0	1	2						
J.T. Snow, L (1, 3) OBP: 0.336, SLG: 0.382	E3 BB 1B								G3-1	4	0	1	0	0	0	2						
Tim Salmon, R (1, 9) OBP: 0.391, SLG: 0.542										3	1	2	1	1	0	1						
Chili Davis, S (1, 10) OBP: 0.382, SLG: 0.490										3	0	1	0	1	0	1						
16 Garret Anderson, L (1, 7) OBP: 0.316, SLG: 0.422	K									4	0	1	1	0	1	3						
George Arias, R (1, 5) OBP: 0.253, SLG: 0.253 Orlando Palmeiro, L (9, PH) OBP: 0.371, SLG: 0.370	K									3	0	0	0	0	1	5						
Jorge Fabregas, L (1, 2) OBP: 0.336, SLG: 0.318										4	1	2	0	0	0	0						
Gary Disarcina, R (1, 6) OBP: 0.286, SLG: 0.329										4	0	2	0	0	0	1						
Inning Stats	R: 1 E: 1 K: 2 S: 10	H: 2 LOB: 3 BB: 1 P: 14	R: 0 E: 0 K: 2 S: 8	H: 1 LOB: 1 BB: 0 P: 8	R: 1 E: 0 K: 0 S: 4	H: 3 LOB: 1 BB: 1 P: 8	R: 0 E: 0 K: 0 S: 3	H: 0 LOB: 0 BB: 0 P: 3	R: 0 E: 0 K: 0 S: 3	H: 0 LOB: 0 BB: 0 P: 3	R: 0 E: 0 K: 0 S: 4	H: 1 LOB: 1 BB: 0 P: 4	R: 0 E: 0 K: 0 S: 3	H: 1 LOB: 1 BB: 0 P: 3	R: 1 E: 0 K: 0 S: 5	H: 2 LOB: 1 BB: 0 P: 5	1B: 11 2B: 0 3B: 0 HR: 0	SF: 0 SAC: 0 DP: 2 HBP: 0	WP: 0 PB: 0 SB: 0 CS: 2	PA: 38		
PITCHER	IP WLS BF H R ER SO BB IBB HBP BLK WP HR S P ERA WHIP	IP WLS BF H R ER SO BB IBB HBP BLK WP HR S P ERA WHIP	IP WLS BF H R ER SO BB IBB HBP BLK WP HR S P ERA WHIP	IP WLS BF H R ER SO BB IBB HBP BLK WP HR S P ERA WHIP	IP WLS BF H R ER SO BB IBB HBP BLK WP HR S P ERA WHIP	IP WLS BF H R ER SO BB IBB HBP BLK WP HR S P ERA WHIP	IP WLS BF H R ER SO BB IBB HBP BLK WP HR S P ERA WHIP	IP WLS BF H R ER SO BB IBB HBP BLK WP HR S P ERA WHIP	IP WLS BF H R ER SO BB IBB HBP BLK WP HR S P ERA WHIP	IP WLS BF H R ER SO BB IBB HBP BLK WP HR S P ERA WHIP	IP WLS BF H R ER SO BB IBB HBP BLK WP HR S P ERA WHIP	IP WLS BF H R ER SO BB IBB HBP BLK WP HR S P ERA WHIP	IP WLS BF H R ER SO BB IBB HBP BLK WP HR S P ERA WHIP	IP WLS BF H R ER SO BB IBB HBP BLK WP HR S P ERA WHIP	IP WLS BF H R ER SO BB IBB HBP BLK WP HR S P ERA WHIP	IP WLS BF H R ER SO BB IBB HBP BLK WP HR S P ERA WHIP	IP WLS BF H R ER SO BB IBB HBP BLK WP HR S P ERA WHIP	IP WLS BF H R ER SO BB IBB HBP BLK WP HR S P ERA WHIP	IP WLS BF H R ER SO BB IBB HBP BLK WP HR S P ERA WHIP	IP WLS BF H R ER SO BB IBB HBP BLK WP HR S P ERA WHIP	IP WLS BF H R ER SO BB IBB HBP BLK WP HR S P ERA WHIP	IP WLS BF H R ER SO BB IBB HBP BLK WP HR S P ERA WHIP

California Angels @ Texas Rangers
The Ballpark at Arlington, Arlington, TX
Wed Jul 17 1996, 8:05 PM EDT
Att: 44,220 - Unknown - 94 F

AB	35
R	3
H	11
RBI	2
BB	2
SO	4
LOB	18



Batter	1	2	3	4	5	6	7	8	9	AB	R	H	RBI	BB	SO	LOB	BOTTOM					
Mark McLemore, S (1, 4) OBP: 0.402, SLG: 0.412	HR 2B		K							4	1	1	0	1	1	1						
Ivan Rodriguez, R (1, 2) OBP: 0.355, SLG: 0.500	G5-3									4	1	1	0	1	0	3						
29 Rusty Greer, L (1, 7) OBP: 0.401, SLG: 0.512	K									2	2	1	1	1	1	1						
Juan Gonzalez, R (1, 9) OBP: 0.392, SLG: 0.670	HR									3	1	2	3	1	0	1						
Mickey Tettleton, S (1, 10) OBP: 0.378, SLG: 0.474	K2-3									2	0	0	1	1	1	1						
Dean Palmer, R (1, 5) OBP: 0.380, SLG: 0.541										4	1	2	2	0	0	1						
Rene Gonzales, R (1, 3) OBP: 0.353, SLG: 0.452	K									4	0	0	0	0	1	3						
Damon Buford, R (1, 8) OBP: 0.322, SLG: 0.438										3	0	1	0	1	0	0						
Kevin Elster, R (1, 6) OBP: 0.339, SLG: 0.483										3	1	0	0	1	0	3						
Inning Stats	R: 2 E: 0 K: 2 S: 9	H: 2 LOB: 0 BB: 0 P: 9	R: 0 E: 0 K: 1 S: 5	H: 0 LOB: 0 BB: 0 P: 5	R: 1 E: 0 K: 1 S: 6	H: 1 LOB: 1 BB: 1 P: 10	R: 0 E: 0 K: 0 S: 3	H: 0 LOB: 2 BB: 2 P: 11	R: 1 E: 0 K: 0 S: 5	H: 2 LOB: 1 BB: 0 P: 5	R: 1 E: 0 K: 0 S: 4	H: 1 LOB: 0 BB: 0 P: 4	R: 2 E: 0 K: 0 S: 4	H: 1 LOB: 2 BB: 3 P: 16	R: 0 E: 0 K: 0 S: 3	H: 1 LOB: 1 BB: 1 P: 7	1B: 4 2B: 3 3B: 0 HR: 2	SF: 2 SAC: 0 DP: 1 HBP: 0	WP: 1 PB: 1 SB: 0 CS: 0	PA: 38		
PITCHER	IP WLS BF H R ER SO BB IBB HBP BLK WP HR S P ERA WHIP	IP WLS BF H R ER SO BB IBB HBP BLK WP HR S P ERA WHIP	IP WLS BF H R ER SO BB IBB HBP BLK WP HR S P ERA WHIP	IP WLS BF H R ER SO BB IBB HBP BLK WP HR S P ERA WHIP	IP WLS BF H R ER SO BB IBB HBP BLK WP HR S P ERA WHIP	IP WLS BF H R ER SO BB IBB HBP BLK WP HR S P ERA WHIP	IP WLS BF H R ER SO BB IBB HBP BLK WP HR S P ERA WHIP	IP WLS BF H R ER SO BB IBB HBP BLK WP HR S P ERA WHIP	IP WLS BF H R ER SO BB IBB HBP BLK WP HR S P ERA WHIP	IP WLS BF H R ER SO BB IBB HBP BLK WP HR S P ERA WHIP	IP WLS BF H R ER SO BB IBB HBP BLK WP HR S P ERA WHIP	IP WLS BF H R ER SO BB IBB HBP BLK WP HR S P ERA WHIP	IP WLS BF H R ER SO BB IBB HBP BLK WP HR S P ERA WHIP	IP WLS BF H R ER SO BB IBB HBP BLK WP HR S P ERA WHIP	IP WLS BF H R ER SO BB IBB HBP BLK WP HR S P ERA WHIP	IP WLS BF H R ER SO BB IBB HBP BLK WP HR S P ERA WHIP	IP WLS BF H R ER SO BB IBB HBP BLK WP HR S P ERA WHIP	IP WLS BF H R ER SO BB IBB HBP BLK WP HR S P ERA WHIP	IP WLS BF H R ER SO BB IBB HBP BLK WP HR S P ERA WHIP	IP WLS BF H R ER SO BB IBB HBP BLK WP HR S P ERA WHIP	IP WLS BF H R ER SO BB IBB HBP BLK WP HR S P ERA WHIP	IP WLS BF H R ER SO BB IBB HBP BLK WP HR S P ERA WHIP

California Angels @ Texas Rangers
The Ballpark at Arlington, Arlington, TX
Wed Jul 17 1996, 8:05 PM EDT
Att: 44,220 - Unknown - 94 F

AB	29
R	7
H	8
RBI	7
BB	7
SO	4
LOB	14



Batter	1	2	3	4	5	6	7	8	9	AB	R	H	RBI	BB	SO	LOB	TOP					
Joey Cora, S (1, 4) <small>OBP: 0.326, SLG: 0.412</small>										6	3	3	0	0	1	6	Seattle Mariners @ California Angels Anaheim Stadium, Anaheim, CA Thu Jul 18, 1996, 10:05 PM EDT Att: 22,780 - Unknown - 74 F					
Alex Rodriguez, R (1, 6) <small>OBP: 0.407, SLG: 0.657</small> Doug Strange, S (6, 5) <small>OBP: 0.307, SLG: 0.348</small>										4	4	2	1	0	0	0						
Ken Griffey Jr., L (1, 8) <small>OBP: 0.387, SLG: 0.623</small> Brian Hunter, R (6, PH) <small>OBP: 0.369, SLG: 0.495</small> (6, 7)										3	3	2	4	1	1	1						
Edgar Martinez, R (1, 10) <small>OBP: 0.467, SLG: 0.670</small> Greg Pirtle, R (7, PH) <small>OBP: 0.273, SLG: 0.636</small>										3	2	1	0	1	2	2						
Jay Buhner, R (1, 9) <small>OBP: 0.389, SLG: 0.591</small> Darren Bragg, L (5, 9) <small>OBP: 0.383, SLG: 0.444</small>										4	1	2	5	0	1	2						
Paul Sorrento, L (1, 3) <small>OBP: 0.393, SLG: 0.569</small>										5	1	2	1	1	2	5						
Dan Wilson, R (1, 2) <small>OBP: 0.354, SLG: 0.475</small> John Marzano, R (4, PR) <small>OBP: 0.355, SLG: 0.321</small> (4, 2)										2	0	2	1	0	0	0						
Luis Sojo, R (1, 5) <small>OBP: 0.250, SLG: 0.279</small> (6, 6)										6	0	1	1	0	0	6						
Rich Amaral, R (1, 7) <small>OBP: 0.396, SLG: 0.350</small> (6, 8)										4	0	0	0	2	0	2						
Inning Stats	R: 3 E: 0 K: 2 S: 21	H: 3 LOB: 2 BB: 2 P: 37	R: 6 E: 0 K: 0 S: 27	H: 7 LOB: 2 BB: 2 P: 45	R: 0 E: 0 K: 2 S: 10	H: 0 LOB: 1 BB: 1 P: 18	R: 0 E: 0 K: 0 S: 6	H: 1 LOB: 2 BB: 0 P: 11	R: 3 E: 0 K: 2 S: 16	H: 4 LOB: 1 BB: 0 P: 24	R: 2 E: 0 K: 1 S: 10	H: 2 LOB: 0 BB: 0 P: 18	R: 1 E: 0 K: 1 S: 14	H: 2 LOB: 2 BB: 2 P: 26	R: 0 E: 0 K: 0 S: 13	H: 2 LOB: 2 BB: 0 P: 19		R: 0 E: 0 K: 1 S: 12	H: 0 LOB: 0 BB: 0 P: 15	1B: 12 2B: 7 3B: 0 HR: 3	SF: 0 SAC: 0 DP: 2 HBP: 1	WP: 0 PB: 0 SB: 0 CS: 0
PITCHER	IP WLS BF H R ER SO BB IBB HBP BLK WP HR S P ERA WHIP	IP WLS BF H R ER SO BB IBB HBP BLK WP HR S P ERA WHIP															IP WLS BF H R ER SO BB IBB HBP BLK WP HR S P ERA WHIP					
Shawn Boskie, R (1, 1) <small>ERA: 4.69</small>	Shad Williams, R (2, 1) <small>ERA: 8.89</small>	Ryan Hancock, R (2, 1) <small>ERA: 7.48</small>	Mike Holtz, L (6, 1) <small>ERA: 1.5</small>	Mike James, R (8, 1) <small>ERA: 2.53</small>															Chuck McElroy, L (9, 1) <small>ERA: 4.21</small>			
Darin Erstad, L (1, 7) <small>OBP: 0.372, SLG: 0.400</small>										5	1	1	0	0	0	3	Seattle Mariners @ California Angels Anaheim Stadium, Anaheim, CA Thu Jul 18, 1996, 10:05 PM EDT Att: 22,780 - Unknown - 74 F					
Randy Velarde, R (1, 4) <small>OBP: 0.380, SLG: 0.419</small>									5	0	0	0	0	1	2							
Jim Edmonds, L (1, 8) <small>OBP: 0.374, SLG: 0.594</small>									5	1	2	1	0	0	1							
Tim Salmon, R (1, 9) <small>OBP: 0.391, SLG: 0.538</small>									4	1	1	1	1	1	1							
Chili Davis, S (1, 10) <small>OBP: 0.385, SLG: 0.495</small>									5	0	3	1	0	0	1							
J.T. Snow, L (1, 3) <small>OBP: 0.342, SLG: 0.386</small>									4	0	3	0	1	0	1							
George Arias, R (1, 5) <small>OBP: 0.253, SLG: 0.244</small>									3	0	0	0	1	1	7							
Jorge Fabregas, L (1, 2) <small>OBP: 0.333, SLG: 0.316</small>									4	0	1	0	0	1	7							
Gary Disarcina, R (1, 6) <small>OBP: 0.283, SLG: 0.326</small> Damion Easley, R (8, 6) <small>OBP: 0.255, SLG: 0.311</small>									3	0	0	0	0	0	3							
Inning Stats	R: 0 E: 0 K: 0 S: 10	H: 0 LOB: 0 BB: 0 P: 13	R: 0 E: 0 K: 1 S: 13	H: 1 LOB: 1 BB: 1 P: 24	R: 0 E: 0 K: 1 S: 6	H: 0 LOB: 0 BB: 0 P: 9	R: 0 E: 0 K: 1 S: 7	H: 0 LOB: 0 BB: 0 P: 10	R: 0 E: 0 K: 1 S: 10	H: 1 LOB: 3 BB: 1 P: 19	R: 0 E: 0 K: 0 S: 8	H: 2 LOB: 3 BB: 1 P: 18	R: 0 E: 0 K: 0 S: 8	H: 1 LOB: 1 BB: 0 P: 11	R: 1 E: 1 K: 0 S: 10	H: 3 LOB: 3 BB: 0 P: 17		R: 2 E: 0 K: 0 S: 12	H: 3 LOB: 1 BB: 0 P: 22	1B: 9 2B: 1 3B: 0 HR: 1	SF: 0 SAC: 0 DP: 0 HBP: 0	WP: 0 PB: 0 SB: 0 CS: 0
PITCHER	IP WLS BF H R ER SO BB IBB HBP BLK WP HR S P ERA WHIP	IP WLS BF H R ER SO BB IBB HBP BLK WP HR S P ERA WHIP															IP WLS BF H R ER SO BB IBB HBP BLK WP HR S P ERA WHIP					
Rusty Meacham, R (1, 1) <small>ERA: 4.23</small>	Rafael Carmona, R (8, 1) <small>ERA: 5.04</small>															Chuck McElroy, L (9, 1) <small>ERA: 4.21</small>						

Seattle Mariners @ California Angels
 Anaheim Stadium, Anaheim, CA
 Thu Jul 18, 1996, 10:05 PM EDT
 Att: 22,780 - Unknown - 74 F

AB 46
 R 15
 H 21
 RBI 15
 BB 7
 SO 9
 LOB 25



Seattle Mariners @ California Angels
 Anaheim Stadium, Anaheim, CA
 Thu Jul 18, 1996, 10:05 PM EDT
 Att: 22,780 - Unknown - 74 F

AB 39
 R 3
 H 11
 RBI 3
 BB 3
 SO 4
 LOB 29



Batter	1	2	3	4	5	6	7	8	9	AB	R	H	RBI	BB	SO	LOB	TOP								
Joey Cora, S OBP: 0.327, SLG: 0.413 (1, 4)	F9		SH2-3 1B 2B		4-1 BB		FC6-4 1-2 3-H		G6-3	4	1	1	1	1	0	2									
Alex Rodriguez, R OBP: 0.407, SLG: 0.654 (1, 6)	1B FC5-6-4		SH2-3		F9		L5			3	1	1	0	0	0	2									
Ken Griffey Jr., L OBP: 0.388, SLG: 0.621 (1, 8)	FC5-6-4 1B		1B		F8		F8			4	0	2	1	0	0	2									
Edgar Martinez, R OBP: 0.465, SLG: 0.665 (1, 10)	FC5-6-4 1-2 3-H		1B		1B		G5-3		K	4	0	1	1	0	1	1									
Jay Buhner, R OBP: 0.385, SLG: 0.583 (1, 9)	F9		F7		K		K		G4-3	4	0	0	0	0	1	3									
Paul Sorrento, L OBP: 0.388, SLG: 0.561 (1, 3)		G3-1		P5		G3-1		L7		4	0	0	0	0	0	0									
Dan Wilson, R OBP: 0.353, SLG: 0.472 (1, 2)	F7		F8		F8		1B 1B		F8	4	1	1	0	0	0	0									
Darren Bragg, L OBP: 0.386, SLG: 0.443 (1, 7)	G1		K		K		1B FC6-4 1B		L1-5-3 BB	3	1	1	0	1	1	0									
Luis Sojo, R OBP: 0.248, SLG: 0.276 (7, PH) Doug Strange, S OBP: 0.311, SLG: 0.351 (7, 5)	L8		L8		G1		FC6-4 1B		L1-5-3	2	0	0	0	0	0	0									
Inning Stats	R: 1 E: 0 K: 0 S: 14	H: 2 LOB: 1 BB: 0 P: 22	R: 0 E: 0 K: 0 S: 9	H: 0 LOB: 0 BB: 0 P: 13	R: 1 E: 0 K: 0 S: 10	H: 3 LOB: 2 BB: 0 P: 16	R: 0 E: 0 K: 1 S: 9	H: 0 LOB: 0 BB: 0 P: 14	R: 0 E: 0 K: 0 S: 5	H: 0 LOB: 1 BB: 1 P: 13	R: 0 E: 0 K: 1 S: 7	H: 0 LOB: 0 BB: 0 P: 11	R: 2 E: 0 K: 0 S: 8	H: 3 LOB: 1 BB: 0 P: 12	R: 0 E: 0 K: 1 S: 10	H: 0 LOB: 0 BB: 0 P: 11	R: 0 E: 0 K: 0 S: 7	H: 0 LOB: 1 BB: 1 P: 16	1B: 7 2B: 1 3B: 0 HR: 0	SF: 0 SAC: 1 DP: 0 HBP: 0	WP: 0 PB: 0 SB: 0 CS: 0	PA: 37			
PITCHER	IP	WLS	BF	H	R	ER	SO	BB	IBB	HBP	BLK	WP	HR	S	P	ERA	WHIP								
Jason Grimsley, R ERA: 5.88 (1, 1)	6.0	W	27	8	4	4	2	1	0	0	0	0	0	58	95	6.00	1.500								
Chuck McElroy, L ERA: 4.1 (7, 1)	1.0		3	0	0	0	0	0	0	0	0	0	0	4	6	0.00	0.000								
Mike James, R ERA: 2.44 (8, 1)	2.0		7	0	0	0	1	1	0	0	0	0	0	17	27	0.00	0.500								

Seattle Mariners @ California Angels
Anaheim Stadium, Anaheim, CA
Fri Jul 19 1996, 10:05 PM EDT
Att: 23,332 - Unknown - 70 F

AB 34
R 4
H 8
RBI 4
BB 2
SO 3
LOB 11



Batter	1	2	3	4	5	6	7	8	9	AB	R	H	RBI	BB	SO	LOB	BOTTOM								
Randy Velarde, R OBP: 0.383, SLG: 0.421 (1, 4)	G4-6-3 1B		SH5-4 HR 1B	1-3 2-H 1B		L9		G4-3		5	1	3	2	0	0	0									
Gary Disarcina, R OBP: 0.283, SLG: 0.329 (1, 6)	G4-6-3 1-2 1-2		SH5-4	SF8		G1-3		1B		3	1	1	1	0	0	1									
Jim Edmonds, L OBP: 0.370, SLG: 0.587 (1, 8)	K		SF7	P5		G4-3		1B		4	0	1	2	0	1	1									
Tim Salmon, R OBP: 0.393, SLG: 0.548 (1, 9)		L7	HR	P6		2B 1B		1B		5	2	3	2	0	0	1									
Chili Davis, S OBP: 0.385, SLG: 0.492 (1, 10)	F8		1B	16 1B BB		F7		K		4	0	1	0	1	1	3									
J.T. Snow, L OBP: 0.343, SLG: 0.390 (1, 3)	1B		P6	L7		2B		2B		4	0	2	1	0	0	2									
16 Garret Anderson, L OBP: 0.320, SLG: 0.424 (1, 7)	G6-3		1B	1B		1B		G6-4-3 IBB		3	1	2	0	1	0	1									
George Arias, R OBP: 0.263, SLG: 0.256 (1, 5)			1B	1B		K		G6-4-3		4	2	2	0	0	1	4									
Pat Borders, R OBP: 0.308, SLG: 0.389 (1, 2)	SH5-4 1B		1B	1B		1B		G6-3		4	2	3	1	0	0	0									
Inning Stats	R: 0 E: 0 K: 1 S: 8	H: 1 LOB: 0 BB: 0 P: 10	R: 0 E: 0 K: 0 S: 9	H: 1 LOB: 1 BB: 0 P: 13	R: 4 E: 0 K: 0 S: 20	H: 5 LOB: 1 BB: 0 P: 34	R: 3 E: 0 K: 0 S: 16	H: 4 LOB: 1 BB: 0 P: 21	R: 0 E: 0 K: 1 S: 12	H: 2 LOB: 2 BB: 1 P: 19	R: 0 E: 0 K: 0 S: 6	H: 0 LOB: 0 BB: 0 P: 9	R: 1 E: 0 K: 0 S: 11	H: 2 LOB: 1 BB: 1 P: 21	R: 1 E: 0 K: 1 S: 13	H: 3 LOB: 2 BB: 0 P: 18	1B: 15 2B: 2 3B: 0 HR: 1	SF: 2 SAC: 1 DP: 2 HBP: 0	WP: 0 PB: 0 SB: 1 CS: 0	PA: 41					
PITCHER	IP	WLS	BF	H	R	ER	SO	BB	IBB	HBP	BLK	WP	HR	S	P	ERA	WHIP								
Bob Wells, R ERA: 3.7 (1, 1)	2.2	L	14	7	4	4	1	0	0	0	0	0	0	25	35	5.45	2.625								
Tim Davis, L ERA: 5.63 (3, 1)	1.2		11	5	3	3	0	1	0	0	0	0	0	11	16	0.00	0.600								
Michael Jackson, R ERA: 4.91 (5, 1)	1.2		5	1	0	0	1	0	0	0	0	0	0	14	25	6.75	1.500								
Bobby Ayala, R ERA: 6.35 (7, 1)	1.1		6	2	1	1	0	0	1	0	0	0	0	10	14	13.50	4.500								
Norm Charlton, L ERA: 4.39 (8, 1)	0.2		5	3	1	1	1	0	0	0	0	0	0	10	14	13.50	4.500								

Seattle Mariners @ California Angels
Anaheim Stadium, Anaheim, CA
Fri Jul 19 1996, 10:05 PM EDT
Att: 23,332 - Unknown - 70 F

AB 36
R 9
H 18
RBI 9
BB 2
SO 3
LOB 13



Batter	1	2	3	4	5	6	7	8	9	AB	R	H	RBI	BB	SO	LOB	TOP										
Joey Cora, S OBP: 0.328, SLG: 0.416 (1, 4)										5	1	2	0	0	0	2											
Alex Rodriguez, R OBP: 0.409, SLG: 0.652 (1, 6)										4	1	2	0	1	1	2											
Ken Griffey Jr., L OBP: 0.386, SLG: 0.626 (1, 8)										4	1	1	4	0	1	2											
Edgar Martinez, R OBP: 0.464, SLG: 0.663 Doug Strange, S OBP: 0.311, SLG: 0.344 (3, 5)										1	0	0	0	0	1	1											
Jay Buhner, R OBP: 0.394, SLG: 0.578 (1, 10)										3	0	0	0	1	0	2											
Paul Sorrento, L OBP: 0.384, SLG: 0.556 Greg Pirkki, R OBP: 0.250, SLG: 0.583 Rich Amaral, R OBP: 0.396, SLG: 0.350 (8, 7)										3	0	0	0	0	1	1											
Brian Hunter, R OBP: 0.374, SLG: 0.486 (8, 3)										2	0	0	0	2	1	0											
Darren Bragg, L OBP: 0.379, SLG: 0.433 (1, 9)										4	0	0	0	0	1	2											
John Marzano, R OBP: 0.355, SLG: 0.321 Dan Wilson, R OBP: 0.351, SLG: 0.469 (2, 2)										0	0	0	0	0	0	0											
Inning Stats	R: 1 E: 0 K: 1 S: 10	H: 2 LOB: 1 BB: 0 P: 15	R: 0 E: 0 K: 1 S: 9	H: 0 LOB: 0 BB: 0 P: 16	R: 3 E: 0 K: 1 S: 20	H: 2 LOB: 1 BB: 2 P: 37	R: 0 E: 0 K: 1 S: 10	H: 0 LOB: 0 BB: 1 P: 19	R: 0 E: 0 K: 0 S: 6	H: 0 LOB: 0 BB: 0 P: 7	R: 0 E: 0 K: 0 S: 7	H: 0 LOB: 0 BB: 0 P: 11	R: 0 E: 1 K: 1 S: 7	H: 1 LOB: 2 BB: 1 P: 15	R: 0 E: 0 K: 2 S: 9	H: 1 LOB: 2 BB: 1 P: 14	1B: 4 2B: 2 3B: 0 HR: 1	SF: 0 SAC: 0 DP: 1 HBP: 0	WP: 0 PB: 1 SB: 1 CS: 1	PA: 38							
PITCHER	IP	WLS	BF	H	R	ER	SO	BB	IBB	HBP	BLK	WP	HR	S	P	ERA	WHIP										
Dennis Springer, R ERA: 9.45 (1, 1)	7.0		29	5	4	4	4	3	0	0	0	0	1	72	120	5.14	1.143										
Chuck McElroy, L ERA: 4.03 (8, 1)	0.2	3	0	0	0	1	0	1	0	0	0	0	0	5	13	0.00	0.000										
Jeff Schmidt, R ERA: 2.84 (8, 1)	0.1	W	1	0	0	0	0	0	0	0	0	0	0	1	1	0.00	0.000										
Troy Percival, R ERA: 1.57 (9, 1)	1.0	S	5	1	0	0	2	1	0	0	0	0	0	9	14	0.00	2.000										

Seattle Mariners @ California Angels
Anaheim Stadium, Anaheim, CA

AB 33
R 4
H 6
RBI 4
BB 5
SO 7
LOB 16



WP: 0 PA: 38
PB: 1
SB: 1
CS: 1

Batter	1	2	3	4	5	6	7	8	9	AB	R	H	RBI	BB	SO	LOB	BOTTOM										
Darin Erstad, L OBP: 0.373, SLG: 0.396 (1, 7)										4	0	1	0	1	1	5											
Gary Disarcina, R OBP: 0.278, SLG: 0.324 (1, 6)										5	0	0	0	0	0	5											
Jim Edmonds, L OBP: 0.372, SLG: 0.585 (1, 8)										4	0	2	0	0	0	0											
Tim Salmon, R OBP: 0.390, SLG: 0.542 (1, 9)										4	0	0	0	0	0	4											
Chili Davis, S OBP: 0.397, SLG: 0.502 (1, 10)										4	2	2	1	0	1	2											
Randy Velarde, R OBP: 0.381, SLG: 0.419 (1, 4)										4	1	1	0	0	1	0											
J.T. Snow, L OBP: 0.347, SLG: 0.395 (1, 3)										3	2	2	1	1	0	0											
George Arias, R OBP: 0.282, SLG: 0.277 (1, 5)										4	0	3	2	0	0	0											
Pat Borders, R OBP: 0.306, SLG: 0.385 (1, 2)										4	0	1	1	0	1	3											
Inning Stats	R: 0 E: 0 K: 1 S: 15	H: 2 LOB: 2 BB: 0 P: 22	R: 0 E: 0 K: 1 S: 11	H: 1 LOB: 1 BB: 1 P: 18	R: 0 E: 0 K: 0 S: 6	H: 0 LOB: 0 BB: 0 P: 6	R: 2 E: 0 K: 0 S: 15	H: 4 LOB: 2 BB: 0 P: 22	R: 0 E: 0 K: 0 S: 5	H: 0 LOB: 0 BB: 0 P: 7	R: 0 E: 0 K: 0 S: 8	H: 0 LOB: 0 BB: 0 P: 10	R: 0 E: 1 K: 0 S: 8	H: 1 LOB: 2 BB: 1 P: 15	R: 3 E: 0 K: 2 S: 18	H: 4 LOB: 1 BB: 0 P: 28	1B: 10 2B: 1 3B: 0 HR: 1	SF: 0 SAC: 0 DP: 0 HBP: 0	WP: 0 PB: 0 SB: 1 CS: 0	PA: 38							
PITCHER	IP	WLS	BF	H	R	ER	SO	BB	IBB	HBP	BLK	WP	HR	S	P	ERA	WHIP										
Bob Wolcott, R ERA: 5.47 (1, 1)	6.2		29	7	2	2	2	2	0	0	0	0	0	64	94	2.70	1.350										
Bobby Ayala, R ERA: 6.91 (7, 1)	0.1	4	3	2	2	0	0	0	0	0	0	0	0	9	16	54.00	9.000										
Norm Charlton, L ERA: 4.5 (8, 1)	1.0	L	5	2	1	1	2	0	0	0	0	0	0	13	18	9.00	2.000										

Seattle Mariners @ California Angels
Anaheim Stadium, Anaheim, CA

AB 36
R 5
H 12
RBI 5
BB 2
SO 4
LOB 19



WP: 0 PA: 38
PB: 0
SB: 1
CS: 0

Batter	1	2	3	4	5	6	7	8	9	AB	R	H	RBI	BB	SO	LOB	TOP											
Rich Amaral, R OBP: 0.398, SLG: 0.350 Joey Cora, S OBP: 0.330, SLG: 0.417	4-0 1B HR BB	1-0 G6-3		1-2 FC6-4			1-0 CS 1B	2-0 1-2 2-3 1B		3	1	1	0	1	0	2												
Alex Rodriguez, R OBP: 0.409, SLG: 0.648	1-2 HR BB	3-1 L3			4-0 HR BB		0-2 K	1-3 K		4	2	1	0	1	2	4												
Ken Griffey Jr., L OBP: 0.389, SLG: 0.646	0-1 HR		1-1 P6		2-2 HR BB		1-2 1B		3-3 K	5	2	3	5	0	1	0												
Jay Buhner, R OBP: 0.382, SLG: 0.571	2-3 K		1-1 F8		0-1 G5-3		1-1 F9		4-2 FC5-4 BB	4	0	0	0	1	1	1												
Brian Hunter, R OBP: 0.375, SLG: 0.509	0-1 1B		1-3 K		1-3 K			1-1 HR	0-2 FC5-4	5	1	2	1	0	2	1												
Greg Pirtle, R OBP: 0.235, SLG: 0.471	0-0 1B			0-3 K2-3		0-0 F8		1-0 F7	1-2 F8	5	0	1	0	0	1	1												
Dan Wilson, R OBP: 0.350, SLG: 0.466	0-2 P3			1-2 G5-3			2-3 K	1-0 1B HBP		4	0	1	0	0	1	2												
Paul Sorrento, L OBP: 0.386, SLG: 0.553	1-2 G1-3			1-1 1B			2-2 F8	1-1 1B	1-2 HBP	3	0	1	0	0	0	2												
Luis Sojo, R OBP: 0.248, SLG: 0.276			1-1 G5-3		1-1 FC6-4 1B		0-0 F8		0-3 K	4	0	1	0	0	1	2												
Inning Stats	R: 3 E: 0 K: 1 S: 17	H: 4 LOB: 2 BB: 1 P: 25	R: 0 E: 0 K: 0 S: 5	H: 0 LOB: 0 BB: 0 P: 10	R: 0 E: 0 K: 1 S: 7	H: 0 LOB: 0 BB: 0 P: 10	R: 0 E: 0 K: 1 S: 13	H: 2 LOB: 2 BB: 0 P: 17	R: 2 E: 0 K: 1 S: 10	H: 1 LOB: 0 BB: 1 P: 17	R: 0 E: 0 K: 1 S: 7	H: 0 LOB: 0 BB: 0 P: 11	R: 0 E: 0 K: 1 S: 10	H: 2 LOB: 1 BB: 0 P: 13	R: 1 E: 0 K: 2 S: 12	H: 3 LOB: 3 BB: 0 P: 19	R: 0 E: 0 K: 1 S: 11	H: 0 LOB: 1 BB: 1 P: 19	1B: 9 2B: 0 3B: 0 HR: 3	SF: 0 SAC: 0 DP: 0 HBP: 1	WP: 0 PB: 0 SB: 1 CS: 1	PA: 42						
PITCHER	IP	WLS	BF	H	R	ER	SO	BB	IBB	HBP	BLK	WP	HR	S	P	ERA	WHIP											
Jim Abbott, L ERA: 7.51	(1, 1)	6.0	L	28	8	5	5	5	2	0	0	0	0	2	60	92	7.50	1.667										
Jeff Schmidt, R ERA: 3.52	(7, 1)	1.1		6	3	1	1	1	0	0	0	0	0	1	13	18	6.75	2.250										
Mike Holtz, L ERA: 1.17	(8, 1)	1.2		8	1	0	0	3	1	0	1	0	0	0	19	31	0.00	1.200										

Seattle Mariners @ California Angels
Anaheim Stadium, Anaheim, CA
Sun Jul 21 1996, 6:33 AM EDT
Att: 22,088 - Sunny - 86 F

AB 38
R 6
H 12
RBI 6
BB 3
SO 9
LOB 15



Batter	1	2	3	4	5	6	7	8	9	AB	R	H	RBI	BB	SO	LOB	BOTTOM											
Darin Erstad, L OBP: 0.361, SLG: 0.381	1-3 K		0-0 B2		2-2 L8		1-3 K		1-2 G4-3	5	0	0	0	0	2	4												
Gary Disarcina, R OBP: 0.283, SLG: 0.328	1-2 G4-3		1-1 1B		1-0 1B		0-2 G3-1		3-2 BB 1B	5	0	3	0	0	0	0												
Jim Edmonds, L OBP: 0.373, SLG: 0.576	1-0 G4-3		1-2 F7		2-3 K		4-2 1B BB		4-1 1-2 BB	3	0	0	0	2	1	4												
Chili Davis, S OBP: 0.382, SLG: 0.494		2-1 F9	0-1 F9		2-3 K		0-3 K		2-3 K	5	0	0	0	0	3	7												
Rex Hudler, R OBP: 0.350, SLG: 0.576 J.T. Snow, L OBP: 0.348, SLG: 0.396		1-3 K2-3		3-1 16 E S 1B 1B		0-0 F9		2-2 1-2 1B	0-3 K	3	1	1	0	0	1	0												
Randy Velarde, R OBP: 0.383, SLG: 0.418		2-2 1B		1-3 K		4-2 16 1B BB		1-2 F9		3	1	1	0	1	1	3												
16 Garret Anderson, L OBP: 0.320, SLG: 0.422		2-2 K		2-3 K		0-0 1B			0-2 P6	4	0	1	0	0	2	2												
George Arias, R OBP: 0.299, SLG: 0.296			1-1 1B 1B		2-1 FC5-4 1B		0-1 1-2 2H 1B		0-3 K	4	0	3	2	0	1	0												
Pat Borders, R OBP: 0.306, SLG: 0.383 Jack Howell, L OBP: 0.299, SLG: 0.507 Jorge Fabregas, L OBP: 0.333, SLG: 0.316			0-1 1B		0-1 FC5-4		2-2 F9		0-0 F8	3	0	1	0	0	0	3												
Inning Stats	R: 0 E: 0 K: 1 S: 7	H: 0 LOB: 0 BB: 0 P: 10	R: 0 E: 0 K: 2 S: 12	H: 1 LOB: 1 BB: 0 P: 19	R: 0 E: 0 K: 0 S: 12	H: 3 LOB: 3 BB: 0 P: 15	R: 1 E: 0 K: 2 S: 12	H: 2 LOB: 1 BB: 0 P: 20	R: 0 E: 0 K: 2 S: 12	H: 1 LOB: 1 BB: 0 P: 19	R: 1 E: 0 K: 1 S: 15	H: 2 LOB: 2 BB: 1 P: 22	R: 0 E: 0 K: 1 S: 17	H: 1 LOB: 2 BB: 1 P: 24	R: 0 E: 0 K: 1 S: 7	H: 0 LOB: 0 BB: 0 P: 7	R: 0 E: 0 K: 2 S: 15	H: 1 LOB: 2 BB: 1 P: 25	1B: 11 2B: 0 3B: 0 HR: 0	SF: 0 SAC: 0 DP: 0 HBP: 0	WP: 0 PB: 0 SB: 1 CS: 0	PA: 41						
PITCHER	IP	WLS	BF	H	R	ER	SO	BB	IBB	HBP	BLK	WP	HR	S	P	ERA	WHIP											
Sterling Hitchcock, L ERA: 4.9	(1, 1)	6.0	W	28	9	2	2	8	1	0	0	0	0	10	14	0.00	1.500											
Tim Davis, L ERA: 5.47	(7, 1)	0.2		3	0	0	0	1	1	0	0	0	0	0	14	17	0.00	0.750										
Michael Jackson, R ERA: 4.76	(7, 1)	1.1		5	1	0	0	1	0	0	0	0	0	0	15	25	0.00	2.000										
Norm Charlton, L ERA: 4.4	(8, 1)	1.0		5	1	0	0	2	1	0	0	0	0	0	15	25	0.00	2.000										

Seattle Mariners @ California Angels
Anaheim Stadium, Anaheim, CA
Sun Jul 21 1996, 6:33 AM EDT
Att: 22,088 - Sunny - 86 F

AB 38
R 2
H 11
RBI 2
BB 3
SO 12
LOB 25



Batter	1	2	3	4	5	6	7	8	9	AB	R	H	RBI	BB	SO	LOB	TOP					
Chad Curtis, R OBP: 0.348, SLG: 0.401 (1, 7)	G5-3		G4-3			G6-3		G6-3		4	0	1	0	0	0	1	Detroit Tigers @ California Angels Anaheim Stadium, Anaheim, CA Mon Jul 22 1996, 10:05 PM EDT Att: 16,336 - Unknown - 85 F					
Mark Lewis, R OBP: 0.341, SLG: 0.428 (1, 4)	K			E5		G6-3		G6-3		3	0	0	0	1	1							
Travis Fryman, R OBP: 0.310, SLG: 0.420 (1, 5)	G6-3			F8-1-4		G6-3		G6-3		4	0	1	0	0	1							
Cecil Fielder, R OBP: 0.344, SLG: 0.448 (1, 3)				F8-1-4				F8		4	0	2	0	0	2							
Eddie Williams, R OBP: 0.291, SLG: 0.346 (1, 10)				F9				F7		3	0	0	0	0	1							
Bobby Higginson, L OBP: 0.388, SLG: 0.560 (9, PH)	K							F7		1	0	0	0	0	0							
Melvin Nieves, S OBP: 0.324, SLG: 0.473 (1, 9)								K		4	0	0	0	0	2							
Brad Ausmus, R OBP: 0.293, SLG: 0.275 (1, 2)								K		3	0	1	0	0	1							
Andujar Cedeno, R OBP: 0.245, SLG: 0.299 (1, 6)								K		3	0	0	0	0	2							
Kimera Barteo, R OBP: 0.276, SLG: 0.270 (1, 8)								K		3	0	1	0	0	0							
Inning Stats	R: 0 E: 0 K: 1 S: 7	H: 0 LOB: 0 BB: 0 P: 14	R: 0 E: 0 K: 1 S: 8	H: 2 LOB: 2 BB: 0 P: 10	R: 0 E: 0 K: 0 S: 7	H: 0 LOB: 0 BB: 0 P: 12	R: 0 E: 1 K: 0 S: 9	H: 1 LOB: 1 BB: 0 P: 12	R: 0 E: 0 K: 3 S: 9	H: 0 LOB: 0 BB: 0 P: 12	R: 0 E: 0 K: 1 S: 11	H: 1 LOB: 1 BB: 0 P: 20	R: 0 E: 0 K: 0 S: 7	H: 1 LOB: 1 BB: 0 P: 14	R: 0 E: 0 K: 1 S: 14	H: 1 LOB: 2 BB: 1 P: 23	R: 0 E: 0 K: 1 S: 8	H: 0 LOB: 0 BB: 0 P: 10	1B: 4 2B: 3 3B: 0 HR: 0	SF: 0 SAC: 0 DP: 1 HBP: 0	WP: 0 PB: 0 SB: 1 CS: 0	PA: 33
PITCHER	IP	WLS	BF	H	R	ER	SO	BB	IBB	HBP	BLK	WP	HR	S	P	ERA	WHIP					
Chuck Finley, L ERA: 4.91 (1, 1)	7.2	W	29	6	0	0	7	1	0	0	0	0	0	70	115	0.00	0.913					
Troy Percival, R ERA: 1.52 (8, 1)	1.1	S	4	0	0	0	1	0	0	0	0	0	0	10	12	0.00	0.000					

Batter	1	2	3	4	5	6	7	8	9	AB	R	H	RBI	BB	SO	LOB	BOTTOM					
Darin Erstad, L OBP: 0.358, SLG: 0.385 (1, 7)	FC5	G5-3			P4		K			4	0	1	0	0	1	1	Detroit Tigers @ California Angels Anaheim Stadium, Anaheim, CA Mon Jul 22 1996, 10:05 PM EDT Att: 16,336 - Unknown - 85 F					
Gary Disarcina, R OBP: 0.283, SLG: 0.325 (1, 6)	FC5		G4-3		F9			F9		3	0	0	0	1	0							
Jim Edmonds, L OBP: 0.371, SLG: 0.585 (1, 8)	K			HR		G3-1		K		4	1	1	1	0	2							
Tim Salmon, R OBP: 0.388, SLG: 0.537 (1, 9)	FC5		G1-3		K			K		3	0	0	0	0	1							
J.T. Snow, L OBP: 0.347, SLG: 0.394 (1, 3)	K		G1-3					HBP		4	0	1	0	0	1							
Randy Velarde, R OBP: 0.382, SLG: 0.418 (1, 4)	K				G6-3			K		3	0	1	0	0	1							
16 Garret Anderson, L OBP: 0.320, SLG: 0.420 (1, 10)								K		2	0	0	0	1	1							
George Arias, R OBP: 0.291, SLG: 0.287 (1, 5)								F8		3	0	0	0	0	1							
Jorge Fabregas, L OBP: 0.327, SLG: 0.309 (1, 2)								K		3	0	0	0	0	1							
Inning Stats	R: 0 E: 0 K: 3 S: 18	H: 1 LOB: 3 BB: 1 P: 28	R: 0 E: 0 K: 1 S: 10	H: 0 LOB: 1 BB: 1 P: 17	R: 1 E: 0 K: 0 S: 12	H: 1 LOB: 0 BB: 0 P: 19	R: 0 E: 0 K: 1 S: 6	H: 0 LOB: 0 BB: 0 P: 10	R: 0 E: 0 K: 0 S: 4	H: 0 LOB: 0 BB: 0 P: 9	R: 0 E: 0 K: 1 S: 13	H: 2 LOB: 2 BB: 0 P: 21	R: 0 E: 0 K: 2 S: 10	H: 0 LOB: 0 BB: 0 P: 14	R: 0 E: 0 K: 1 S: 11	H: 0 LOB: 1 BB: 0 P: 18		R: 0 E: 0 K: 1 S: 8	H: 0 LOB: 0 BB: 0 P: 10	1B: 2 2B: 1 3B: 0 HR: 1	SF: 0 SAC: 0 DP: 0 HBP: 1	WP: 0 PB: 0 SB: 0 CS: 0
PITCHER	IP	WLS	BF	H	R	ER	SO	BB	IBB	HBP	BLK	WP	HR	S	P	ERA	WHIP					
Omar Olivares, R ERA: 4.63 (1, 1)	8.0	L	32	4	1	1	9	2	0	1	1	0	1	84	136	1.12	0.750					

Batter	1	2	3	4	5	6	7	8	9	AB	R	H	RBI	BB	SO	LOB	TOP								
Bobby Higginson, L (1, 7) OBP: 0.380, SLG: 0.559	2-2 1B 2B		2-2 F7			0-1 L8			L6	4	1	1	1	2	0	2									
Chad Curtis, R (1, 8) OBP: 0.346, SLG: 0.405	0-1 G2		1-1 FC6-4			0-0 L5			HR	6	1	1	1	0	1	8									
Travis Fryman, R (1, 5) OBP: 0.313, SLG: 0.422	1-1 2H 1B		2-1 E5			1-1 BB 1B			BB 1B	5	1	3	2	0	1	1									
Cecil Fielder, R (1, 10) OBP: 0.345, SLG: 0.444	0-2 G6-3		0-3 K			4-2 BB 1B			BB 1B	3	1	0	0	2	1	3									
Tony Clark, S (1, 3) OBP: 0.284, SLG: 0.443	1-3 K					3-1 G1-3			BB 1B	4	1	0	0	1	3	3									
Melvin Nieves, S (1, 9) OBP: 0.327, SLG: 0.485			1-3 K						E8	4	1	2	1	0	2	0									
Kimera Barteo, R (8, 8) OBP: 0.286, SLG: 0.280									1B	1	0	1	2	0	0	0									
Brad Ausmus, R (1, 2) OBP: 0.296, SLG: 0.279			2-3 K			0-0 FC6-4 1B			SH1-4 1B	4	1	2	0	0	1	1									
Andujar Cedeno, R (1, 6) OBP: 0.241, SLG: 0.294			0-3 K			0-0 FC6-4			BB	4	0	0	0	0	2	4									
Fausto Cruz, R (1, 4) OBP: 0.417, SLG: 0.455						4-2 BB			E5	2	1	1	0	1	1	1									
Curtis Pride, L (8, PH) OBP: 0.338, SLG: 0.478									BB	1	0	0	0	0	1	2									
Mark Lewis, R (8, 4) OBP: 0.343, SLG: 0.428									BB	0	0	0	0	1	0	0									
Inning Stats	R: 1 E: 0 K: 1 S: 15	H: 2 LOB: 1 BB: 0 P: 19	R: 0 E: 0 K: 3 S: 10	H: 0 LOB: 0 BB: 0 P: 13	R: 0 E: 1 K: 1 S: 12	H: 0 LOB: 2 BB: 1 P: 21	R: 0 E: 0 K: 2 S: 9	H: 1 LOB: 1 BB: 0 P: 10	R: 1 E: 0 K: 0 S: 10	H: 2 LOB: 2 BB: 1 P: 18	R: 1 E: 0 K: 1 S: 11	H: 2 LOB: 2 BB: 1 P: 21	R: 0 E: 0 K: 2 S: 9	H: 0 LOB: 0 BB: 0 P: 14	R: 0 E: 0 K: 2 S: 11	H: 1 LOB: 2 BB: 0 P: 15	R: 5 E: 2 K: 1 S: 25	H: 3 LOB: 3 BB: 4 P: 49	1B: 7 2B: 2 3B: 0 HR: 2	SF: 0 SAC: 2 DP: 0 HBP: 0	WP: 2 PB: 0 SB: 0 CS: 0	PA: 47			
PITCHER	IP	WLS	BF	H	R	ER	SO	BB	IBB	HBP	BLK	WP	HR	S	P	ERA	WHIP								
Shawn Boskie, R (1, 1) ERA: 4.68	6.0		29	7	3	3	8	2	1	0	0	1	1	67	102	4.50	1.500								
Mike James, R (7, 1) ERA: 2.95	2.1	L	10	3	2	2	4	0	0	0	0	1	1	28	42	7.71	1.286								
Jeff Schmidt, R (9, 1) ERA: 4.7	0.0		3	1	2	1	0	2	0	0	0	0	0	5	13	∞	∞								
Chuck McElroy, L (9, 1) ERA: 3.96	0.2		5	0	1	0	1	2	0	0	0	0	0	12	23	0.00	3.000								

Detroit Tigers @ California Angels
Anaheim Stadium, Anaheim, CA
Tue Jul 23 1996, 10:05 PM EDT
Att: 16,432 - Unknown - 71 F


AB 38
R 8
H 11
RBI 7
BB 7
SO 13
LOB 25



Batter	1	2	3	4	5	6	7	8	9	AB	R	H	RBI	BB	SO	LOB	BOTTOM								
Rex Hudler, R (1, 4) OBP: 0.361, SLG: 0.598	3-2 2B		2-1 HR			3-2 BB BB 1B			FC6-4	4	2	3	1	1	0	2									
Gary Disarcina, R (1, 6) OBP: 0.294, SLG: 0.322	4-2 BB		1-0 G4-3			1-1 F8			G4-3	3	0	0	0	2	0	1									
Jim Edmonds, L (1, 8) OBP: 0.376, SLG: 0.581	2-3 K		4-2 BB			4-1 BB BB 1B			G4-3	3	1	1	0	2	1	2									
Tim Salmon, R (1, 9) OBP: 0.386, SLG: 0.531	2-2 P3		2-3 K			4-2 16 1B BB			F8	4	0	0	0	1	2	6									
Chili Davis, S (1, 10) OBP: 0.384, SLG: 0.492	3-3 K					4-0 F8 16 G5-3 BB			P6	3	0	1	1	2	1	5									
16 Garrett Anderson, L (1, 7) OBP: 0.323, SLG: 0.422			2-1 CS 1B			2-2 G5-3			B2-3	5	0	3	1	0	0	1									
J.T. Snow, L (1, 3) OBP: 0.345, SLG: 0.390			1-3 K			4-1 BB			L6	4	0	0	0	1	3	6									
George Arias, R (1, 5) OBP: 0.289, SLG: 0.286			1-0 F9			1-1 F8			F7	4	0	1	0	0	0	5									
Darin Erstad, L (9, PH) OBP: 0.356, SLG: 0.382						2-3 F8			1B	1	0	0	0	0	0	2									
Pat Borders, R (1, 2) OBP: 0.305, SLG: 0.379			3-3 K			1-1 F9			K	4	0	1	0	0	1	2									
Jack Howell, L (9, PH) OBP: 0.295, SLG: 0.500									FC6-4 1B	1	0	0	0	0	1	2									
Inning Stats	R: 0 E: 0 K: 2 S: 17	H: 1 LOB: 2 BB: 1 P: 31	R: 0 E: 0 K: 1 S: 6	H: 1 LOB: 0 BB: 0 P: 10	R: 1 E: 0 K: 2 S: 12	H: 1 LOB: 1 BB: 1 P: 24	R: 0 E: 0 K: 0 S: 8	H: 0 LOB: 2 BB: 2 P: 20	R: 2 E: 0 K: 0 S: 21	H: 2 LOB: 3 BB: 3 P: 44	R: 0 E: 0 K: 1 S: 9	H: 1 LOB: 2 BB: 0 P: 14	R: 0 E: 0 K: 1 S: 10	H: 0 LOB: 0 BB: 0 P: 10	R: 0 E: 0 K: 2 S: 11	H: 2 LOB: 2 BB: 0 P: 17	1B: 8 2B: 1 3B: 0 HR: 1	SF: 0 SAC: 0 DP: 0 HBP: 0	WP: 0 PB: 0 SB: 0 CS: 1	PA: 45					
PITCHER	IP	WLS	BF	H	R	ER	SO	BB	IBB	HBP	BLK	WP	HR	S	P	ERA	WHIP								
C.J. Nitkowski, L (1, 1) ERA: 8.24	4.1		24	5	3	3	5	7	0	0	0	0	0	24	44	0.00	1.800								
Richie Lewis, R (5, 1) ERA: 3.95	1.2		8	1	0	0	0	2	0	0	0	0	0	8	12	0.00	3.000								
Mike Myers, L (7, 1) ERA: 5.51	0.2		4	2	0	0	1	0	0	0	0	0	0	8	12	0.00	3.000								
Jose Lima, R (7, 1) ERA: 6.23	2.1	W	9	2	0	0	3	0	0	0	0	0	0	22	29	0.00	0.857								

Detroit Tigers @ California Angels
Anaheim Stadium, Anaheim, CA
Tue Jul 23 1996, 10:05 PM EDT
Att: 16,432 - Unknown - 71 F

AB 36
R 3
H 10
RBI 3
BB 9
SO 9
LOB 34



Batter	1	2	3	4	5	6	7	8	9	AB	R	H	RBI	BB	SO	LOB	TOP				
Pat Listach, S OBP: 0.343, SLG: 0.347	1-1 P6		2-1 FC5-4 1B		1-2 F8			2-2 L7		4	1	0	1	0	0	1	Milwaukee Brewers @ California Angels Anaheim Stadium, Anaheim, CA Fri Jul 26 1996, 10:05 PM EDT Att: 18,189 - Unknown - 78 F				
Fernando Vina, L OBP: 0.370, SLG: 0.434	2-3 K		2-2 1B			2-1 P2		2-1 HBP		3	0	1	1	0	1	0					
Kevin Seitzer, R OBP: 0.431, SLG: 0.485	1-1 G6-3		1-1 G6-3			2-1 G6-3		2-3 K		4	0	0	0	0	1	2					
Dave Nilsson, L OBP: 0.435, SLG: 0.608		3-2 L6		3-2 FC5-4 1B		0-2 P5			3-2 HR 1B	4	1	2	0	0	0	0					
Greg Vaughn, R OBP: 0.382, SLG: 0.571		2-3 K		0-0 FC5-4			3-2 HR		0-0 L9	4	1	1	1	0	1	2					
John Jaha, R OBP: 0.386, SLG: 0.532		0-2 G5-3		1 SAFE F9			0-0 F8		1-1 P3	4	0	0	0	0	0	2					
Jose Valentin, S OBP: 0.344, SLG: 0.486			4-1 1B FC5-4 BB		0-3 K		0-0 G3		0-2 HR	3	2	1	2	1	1	1					
Jeff Cirillo, R OBP: 0.396, SLG: 0.488			1 SAFE F9		0-0 F8		1-0 G6-3		0-0 P3	4	0	0	0	0	0	1					
Jesse Levis, L OBP: 0.368, SLG: 0.283			2-2 FC5-4 1B		1-0 B3-1			2-1 G3		3	0	1	0	0	0	0					
Inning Stats	R: 0 E: 0 K: 1 S: 7	H: 0 LOB: 0 BB: 0 P: 11	R: 0 E: 0 K: 1 S: 10	H: 0 LOB: 0 BB: 0 P: 15	R: 2 E: 0 K: 0 S: 15	H: 2 LOB: 1 BB: 1 P: 24	R: 0 E: 0 K: 1 S: 13	H: 1 LOB: 1 BB: 0 P: 18	R: 0 E: 0 K: 0 S: 6	H: 0 LOB: 0 BB: 0 P: 8	R: 1 E: 0 K: 0 S: 6	H: 1 LOB: 0 BB: 0 P: 10	R: 0 E: 0 K: 1 S: 10	H: 0 LOB: 1 BB: 0 P: 18	R: 2 E: 0 K: 0 S: 12	H: 2 LOB: 0 BB: 0 P: 16	1B: 4 2B: 0 3B: 0 HR: 2	SF: 0 SAC: 0 DP: 0 HBP: 1	WP: 0 PB: 0 SB: 3 CS: 0	PA: 35	
PITCHER	IP WLS BF H R ER SO BB IBB HBP BLK WP HR S P ERA WHIP	7.2 W 29 4 3 3 3 1 0 1 0 0 1 70 109 3.52 0.652	1.1 S 6 2 2 2 1 0 0 0 0 0 1 16 22 13.50 1.500																		

Batter	1	2	3	4	5	6	7	8	9	AB	R	H	RBI	BB	SO	LOB	BOTTOM				
Randy Velarde, R OBP: 0.385, SLG: 0.417	2-0 CS 1B		2-2 F8			4-2 SH1-4 BB		4-0 BB		2	0	1	0	2	0	0	Milwaukee Brewers @ California Angels Anaheim Stadium, Anaheim, CA Fri Jul 26 1996, 10:05 PM EDT Att: 18,189 - Unknown - 78 F				
Gary Disarcina, R OBP: 0.288, SLG: 0.336	4-2 1B BB		1-1 G6-3			1 SAFE SH1-4		1-0 L5		2	1	0	0	1	0	3					
Jim Edmonds, L OBP: 0.376, SLG: 0.571	1-2 BB 1B				0-0 F9		3-2 K		0-0 F7	4	0	1	0	0	1	1					
Tim Salmon, R OBP: 0.386, SLG: 0.527	4-1 BB 1B				2-1 G4-3		0-0 F7		1-2 HR 1B	3	1	1	0	1	0	1					
Chili Davis, S OBP: 0.384, SLG: 0.497	1-0 SF9-2-4				3-3 K			4-2 16 2B 1B BB	0-1 HR	2	2	1	3	1	1	0					
16 Garrett Anderson, L OBP: 0.324, SLG: 0.424		1-0 F9			2-0 P5			2-0 1B 2B	2-2 F9	4	1	1	0	0	0	0					
J.T. Snow, L OBP: 0.346, SLG: 0.397		2-1 F8			0-1 G3-1			0-1 BB 1B L5 1B	0-3 K	4	0	1	1	0	1	0					
George Arias, R OBP: 0.291, SLG: 0.315		1-0 L4			0-2 HR			0-3 K		3	1	1	1	0	1	2					
Pat Borders, R OBP: 0.300, SLG: 0.373					0-0 P3			3-2 BB 1B		2	0	0	0	0	0	0					
Darin Erstad, L OBP: 0.357, SLG: 0.383								1 SAFE 1 SAFE 1 SAFE 1-2 3-H BB 1B		1	0	1	1	0	0	0					
Jorge Fabregas, L OBP: 0.320, SLG: 0.302										0	0	0	0	0	0	0					
Inning Stats	R: 1 E: 0 K: 0 S: 8	H: 2 LOB: 1 BB: 2 P: 20	R: 0 E: 0 K: 0 S: 4	H: 0 LOB: 0 BB: 0 P: 8	R: 0 E: 0 K: 0 S: 6	H: 0 LOB: 0 BB: 0 P: 9	R: 0 E: 0 K: 1 S: 6	H: 0 LOB: 0 BB: 0 P: 11	R: 1 E: 0 K: 0 S: 8	H: 1 LOB: 0 BB: 0 P: 13	R: 0 E: 0 K: 1 S: 10	H: 0 LOB: 1 BB: 1 P: 17	R: 2 E: 0 K: 1 S: 13	H: 3 LOB: 2 BB: 2 P: 27	R: 2 E: 0 K: 1 S: 12	H: 2 LOB: 0 BB: 0 P: 15	1B: 5 2B: 3 3B: 0 HR: 2	SF: 1 SAC: 1 DP: 2 HBP: 0	WP: 0 PB: 0 SB: 0 CS: 1	PA: 34	
PITCHER	IP WLS BF H R ER SO BB IBB HBP BLK WP HR S P ERA WHIP	6.0 L 25 5 4 4 2 4 0 0 0 0 1 47 89 6.00 1.500	2.0 9 3 2 2 2 1 0 0 0 0 0 1 20 31 9.00 2.000																		

AB	33
R	5
H	6
RBI	5
BB	1
SO	4
LOB	9



AB	27
R	6
H	8
RBI	6
BB	5
SO	4
LOB	7



Batter	1	2	3	4	5	6	7	8	9	AB	R	H	RBI	BB	SO	LOB	TOP					
Pat Listach, S OBP: 0.342, SLG: 0.345	G6-3		1B			G6-3		FC6-4		4	0	1	0	0	0	2	Milwaukee Brewers @ California Angels Anaheim Stadium, Anaheim, CA Sat Jul 27 1996, 6:33 AM EDT Att: 17,497 - Sunny - 84 F					
Jeff Cirillo, R OBP: 0.397, SLG: 0.491	2B		1B			K		FC6-4		4	0	2	0	0	1	2						
Kevin Seitzer, R OBP: 0.427, SLG: 0.480	G1-3		FC6-4			F9			G6-3	4	0	0	0	0	3							
Greg Vaughn, R OBP: 0.381, SLG: 0.567	G5-3			L7			F7		BB	4	0	1	0	0	0	1						
John Jaha, R OBP: 0.387, SLG: 0.527			F8		F9		F9		1B	3	0	0	0	1	0	0						
Matt Mieske, R OBP: 0.323, SLG: 0.481			P2		F9		K		BB	4	0	0	0	0	2	2						
Jose Valentin, S OBP: 0.341, SLG: 0.481			K2-3			K		L5	K	4	0	0	0	0	3	2						
Mark Loretta, R OBP: 0.333, SLG: 0.303						K		FC6-4	1B	3	0	1	0	0	2	0						
Mike Matheny, R OBP: 0.251, SLG: 0.338			G3			K			1B	3	0	1	0	0	1	0						
Inning Stats	R: 0 E: 0 K: 0 S: 7	H: 1 LOB: 1 BB: 0 P: 13	R: 0 E: 0 K: 1 S: 7	H: 0 LOB: 0 BB: 0 P: 9	R: 0 E: 0 K: 1 S: 14	H: 2 LOB: 2 BB: 0 P: 18	R: 0 E: 0 K: 0 S: 4	H: 0 LOB: 0 BB: 0 P: 6	R: 0 E: 0 K: 3 S: 10	H: 0 LOB: 0 BB: 0 P: 12	R: 0 E: 0 K: 1 S: 9	H: 0 LOB: 0 BB: 0 P: 14	R: 0 E: 0 K: 1 S: 7	H: 0 LOB: 0 BB: 0 P: 11	R: 0 E: 0 K: 0 S: 8	H: 2 LOB: 2 BB: 0 P: 11	R: 0 E: 0 K: 2 S: 10	H: 1 LOB: 2 BB: 1 P: 20	1B: 5 2B: 1 3B: 0 HR: 0	SF: 0 SAC: 0 DP: 0 HBP: 0	WP: 0 PB: 0 SB: 0 CS: 0	PA: 34
PITCHER Chuck Finley, L ERA: 4.63	IP: 9.0 WLS: W BF: 34 H: 6 R: 0 ER: 0 SO: 9 BB: 1 IBB: 0 HBP: 0 BLK: 0 WP: 0 HR: 0 S: 76 P: 114 ERA: 0.00 WHIP: 0.778											PITCHER	IP: 9.0 WLS: W BF: 34 H: 6 R: 0 ER: 0 SO: 9 BB: 1 IBB: 0 HBP: 0 BLK: 0 WP: 0 HR: 0 S: 76 P: 114 ERA: 0.00 WHIP: 0.778									

Batter	1	2	3	4	5	6	7	8	9	AB	R	H	RBI	BB	SO	LOB	BOTTOM			
Darin Erstad, L OBP: 0.349, SLG: 0.373	G5-3	G3			G4-3		G5-3			4	0	0	0	0	0	0	Milwaukee Brewers @ California Angels Anaheim Stadium, Anaheim, CA Sat Jul 27 1996, 6:33 AM EDT Att: 17,497 - Sunny - 84 F			
Gary Disarcina, R OBP: 0.288, SLG: 0.335	G6-3		2B		K			F9		4	1	1	0	0	1	0				
Jim Edmonds, L OBP: 0.378, SLG: 0.570	K		1B		1B			1B		4	1	2	0	0	1	1				
Chili Davis, S OBP: 0.385, SLG: 0.500		BB	1B		1B		G1-3	F6		4	1	2	0	0	0	2				
16 Garret Anderson, L OBP: 0.328, SLG: 0.430		HR	1B		1B			E2		4	2	3	1	0	1	0				
Randy Velarde, R OBP: 0.384, SLG: 0.413		HR	1B		G6-4-3			E6		3	1	0	0	1	0	2				
J.T. Snow, L OBP: 0.345, SLG: 0.404		HR			F9		G6-3	G3-1		4	1	1	4	0	0	1				
Don Slaught, R OBP: 0.377, SLG: 0.476		K			K			G4-3		3	0	0	0	0	2	0				
George Arias, R OBP: 0.283, SLG: 0.306		K			G6-3		F9			3	0	0	0	0	1	0				
Inning Stats	R: 0 E: 0 K: 1 S: 8	H: 0 LOB: 0 BB: 0 P: 14	R: 4 E: 0 K: 2 S: 16	H: 3 LOB: 0 BB: 1 P: 26	R: 1 E: 0 K: 0 S: 7	H: 3 LOB: 1 BB: 0 P: 13	R: 0 E: 0 K: 1 S: 8	H: 0 LOB: 0 BB: 0 P: 14	R: 0 E: 0 K: 1 S: 11	H: 1 LOB: 1 BB: 0 P: 20	R: 0 E: 0 K: 1 S: 8	H: 0 LOB: 0 BB: 0 P: 11	R: 0 E: 0 K: 0 S: 4	H: 0 LOB: 0 BB: 0 P: 6	R: 2 E: 2 K: 0 S: 11	H: 2 LOB: 1 BB: 0 P: 15	1B: 6 2B: 2 3B: 0 HR: 1	SF: 0 SAC: 0 DP: 1 HBP: 0	WP: 0 PB: 0 SB: 0 CS: 0	PA: 34
PITCHER Ben McDonald, R ERA: 3.67	IP: 8.0 WLS: L BF: 34 H: 9 R: 7 ER: 5 SO: 6 BB: 1 IBB: 0 HBP: 0 BLK: 0 WP: 0 HR: 1 S: 73 P: 119 ERA: 5.62 WHIP: 1.250											PITCHER	IP: 8.0 WLS: L BF: 34 H: 9 R: 7 ER: 5 SO: 6 BB: 1 IBB: 0 HBP: 0 BLK: 0 WP: 0 HR: 1 S: 73 P: 119 ERA: 5.62 WHIP: 1.250							

AB	33
R	0
H	6
RBI	0
BB	1
SO	9
LOB	12

AB	33
R	7
H	9
RBI	5
BB	1
SO	6
LOB	6



Batter	1	2	3	4	5	6	7	8	9	10	11	12	13	AB R H RBI BB SO LOB	TOP											
Pat Listach, S OBP: 0.340, SLG: 0.341 (1, 8)	G5-3		G5-3				G5-3		K				F8	6 0 1 0 1 1 3	Milwaukee Brewers @ California Angels Anaheim Stadium, Anaheim, CA Sun Jul 28 1996, 6:33 AM EDT Att: 25,539 - Sunny - 90 F											
Fernando Vina, L OBP: 0.367, SLG: 0.428 (1, 4)	L4				F8	K				F8		F9		5 0 0 0 0 1 4												
Kevin Seitzer, R OBP: 0.426, SLG: 0.468 (1, 3)	G6-3			K2-3										6 1 3 1 0 2 1												
Greg Vaughn, R OBP: 0.376, SLG: 0.558 (1, 7)		G6-3												6 0 0 0 0 2 4												
John Jaha, R OBP: 0.389, SLG: 0.534 (1, 10)							G5-3							5 2 2 1 1 0 3												
Jeff Cirillo, R OBP: 0.396, SLG: 0.490 (1, 5)														5 1 2 0 1 1 3												
Matt Mieske, R OBP: 0.327, SLG: 0.484 (9, PH)														3 0 2 1 0 0 1												
David Hulise, L OBP: 0.295, SLG: 0.276 (9, 9)														1 0 1 0 0 0 0												
Mark Loretta, R OBP: 0.337, SLG: 0.299 (7, PH)														1 0 0 0 1 0 0												
Jose Valentin, S OBP: 0.335, SLG: 0.477 (7, 6)														3 0 0 0 0 2 1												
Mike Matheny, R OBP: 0.248, SLG: 0.335 (9, PH)														3 0 0 0 0 1 2												
Jesse Levis, L OBP: 0.367, SLG: 0.284 (9, 2)														3 0 1 1 0 0 2												
Inning Stats	R: 0 E: 0 K: 0 S: 8	H: 0 LOB: 0 BB: 0 P: 9	R: 1 E: 0 K: 0 S: 9	H: 2 LOB: 1 BB: 0 P: 16	R: 0 E: 0 K: 1 S: 8	H: 0 LOB: 0 BB: 0 P: 15	R: 0 E: 0 K: 1 S: 7	H: 0 LOB: 0 BB: 0 P: 9	R: 1 E: 0 K: 1 S: 10	H: 3 LOB: 3 BB: 1 P: 23	R: 0 E: 0 K: 0 S: 5	H: 0 LOB: 0 BB: 0 P: 6	R: 0 E: 0 K: 2 S: 13	H: 1 LOB: 2 BB: 1 P: 18	R: 0 E: 0 K: 1 S: 7	H: 0 LOB: 0 BB: 0 P: 8	R: 0 E: 0 K: 0 S: 13	H: 1 LOB: 2 BB: 1 P: 24	R: 1 E: 0 K: 1 S: 9	H: 1 LOB: 1 BB: 1 P: 19	1B: 10 2B: 0 3B: 0 HR: 2	SF: 0 SAC: 2 DP: 0 HBP: 1	W/P: 0 P/B: 1 SB: 1 CS: 0	PA: 55		
PITCHER	IP WLS BF H R ER LOB SO BB IBB HBP BLK WP HR S P ERA WHIP	6.0 2.0 2.0 2.0 1.0 L	25 7 0 0 3 0 1 5	3 3 0 0 2 0 1 1	3 3 0 0 1 0 0 0	0 0 1 0 0 0 0 0	0 0 0 0 0 0 0 0	0 0 0 0 0 0 0 0	0 0 0 0 0 0 0 0	0 0 0 0 0 0 0 0	0 0 0 0 0 0 0 0	0 0 0 0 0 0 0 0	0 0 0 0 0 0 0 0	0 0 0 0 0 0 0 0	0 0 0 0 0 0 0 0	0 0 0 0 0 0 0 0	0 0 0 0 0 0 0 0	0 0 0 0 0 0 0 0	0 0 0 0 0 0 0 0	0 0 0 0 0 0 0 0	0 0 0 0 0 0 0 0	0 0 0 0 0 0 0 0	0 0 0 0 0 0 0 0	0 0 0 0 0 0 0 0	4.50 2.56 1.78 3.73 0.96	1.333 0.000 2.000 1.000 2.000

AB	48
R	4
H	12
RBI	4
BB	4
SO	10
LOB	24



Batter	1	2	3	4	5	6	7	8	9	10	11	12	13	AB R H RBI BB SO LOB	BOTTOM										
Darin Erstad, L OBP: 0.330, SLG: 0.361 (1, 8)	K													5 0 0 0 0 2 5	Milwaukee Brewers @ California Angels Anaheim Stadium, Anaheim, CA Sun Jul 28 1996, 6:33 AM EDT Att: 25,539 - Sunny - 90 F										
Jack Howell, L OBP: 0.296, SLG: 0.481 (10, 5)		G6-3												1 0 1 0 1 0 0											
Gary Disarcina, R OBP: 0.287, SLG: 0.332 (1, 6)														6 1 1 0 0 0 3											
Tim Salmon, R OBP: 0.389, SLG: 0.533 (1, 9)														5 1 2 1 2 2 2											
Chili Davis, S OBP: 0.355, SLG: 0.496 (10, PH)														0 0 0 0 0 0 0											
Shawn Boskie, R ERA: 1.78 (11, PH)														1 0 0 0 0 0 2											
Jorge Fabregas, L OBP: 0.316, SLG: 0.300 (11, PH)														0 0 0 0 0 0 0											
Rex Hudler, R OBP: 0.352, SLG: 0.581 (10, 3)														1 0 0 0 0 0 2											
J.T. Snow, L OBP: 0.343, SLG: 0.402 (10, 3)														4 0 0 0 0 4 1											
16 Garret Anderson, L OBP: 0.326, SLG: 0.425 (1, 7)														2 0 0 0 0 2 1											
Randy Velarde, R OBP: 0.368, SLG: 0.418 (1, 4)														5 0 0 0 1 1 1											
Don Slaught, R OBP: 0.371, SLG: 0.467 (1, 2)														6 0 4 0 0 0 1											
George Arias, R OBP: 0.285, SLG: 0.307 (9, PH)														6 0 1 0 0 0 1											
Jim Edmonds, L OBP: 0.361, SLG: 0.589 (10, 8)														6 0 4 0 0 0 1											
Inning Stats	R: 1 E: 0 K: 2 S: 10	H: 3 LOB: 1 BB: 0 P: 14	R: 0 E: 0 K: 1 S: 13	H: 2 LOB: 2 BB: 0 P: 19	R: 1 E: 0 K: 1 S: 9	H: 1 LOB: 0 BB: 0 P: 11	R: 0 E: 1 K: 1 S: 9	H: 0 LOB: 2 BB: 1 P: 17	R: 0 E: 0 K: 1 S: 10	H: 1 LOB: 1 BB: 0 P: 15	R: 0 E: 0 K: 2 S: 10	H: 1 LOB: 2 BB: 1 P: 16	R: 0 E: 0 K: 3 S: 12	H: 1 LOB: 2 BB: 0 P: 19	R: 0 E: 0 K: 0 S: 7	H: 1 LOB: 2 BB: 1 P: 17	R: 0 E: 0 K: 1 S: 13	H: 0 LOB: 0 BB: 0 P: 20	R: 0 E: 0 K: 0 S: 6	H: 1 LOB: 2 BB: 1 P: 10	1B: 10 2B: 1 3B: 0 HR: 2	SF: 0 SAC: 1 DP: 1 HBP: 0	W/P: 0 P/B: 0 SB: 1 CS: 0	PA: 57	
PITCHER	IP WLS BF H R ER LOB SO BB IBB HBP BLK WP HR S P ERA WHIP	6.0 0.1 1.2 2.0 1.3 W	28 2 0 0 0 0 0 11	8 2 0 0 1 0 0 0	2 2 0 0 0 0 0 0	7 0 0 0 0 0 0 0	0 0 0 0 0 0 0 0	0 0 0 0 0 0 0 0	0 0 0 0 0 0 0 0	0 0 0 0 0 0 0 0	0 0 0 0 0 0 0 0	0 0 0 0 0 0 0 0	0 0 0 0 0 0 0 0	0 0 0 0 0 0 0 0	0 0 0 0 0 0 0 0	0 0 0 0 0 0 0 0	0 0 0 0 0 0 0 0	0 0 0 0 0 0 0 0	0 0 0 0 0 0 0 0	0 0 0 0 0 0 0 0	0 0 0 0 0 0 0 0	0 0 0 0 0 0 0 0	0 0 0 0 0 0 0 0	3.00 5.86 0.600 4.50 0.000	1.500 3.000 0.600 1.000 1.286

AB	52
R	3
H	13
RBI	3
BB	4
SO	14
LOB	28



Batter	1	2	3	4	5	6	7	8	9	AB	R	H	RBI	BB	SO	LOB	TOP					
Randy Velarde, R OBP: 0.386, SLG: 0.413 (1, 4)										4	0	0	0	1	1	0						
Gary Disarcina, R OBP: 0.291, SLG: 0.339 (1, 6)										5	2	3	0	0	0	2						
Jim Edmonds, L OBP: 0.381, SLG: 0.581 (1, 8)										3	1	0	0	1	2	2						
Tim Salmon, R OBP: 0.391, SLG: 0.534 (1, 9)										3	1	1	1	2	0	0						
Chili Davis, S OBP: 0.381, SLG: 0.501 (1, 10)										4	1	1	3	0	0	2						
16 Garrett Anderson, L OBP: 0.377, SLG: 0.427 (1, 7)										5	1	2	0	0	0	2						
Rex Hudler, R OBP: 0.367, SLG: 0.573 (9, PH)										3	1	0	0	1	1	2						
Don Slaught, R OBP: 0.367, SLG: 0.462 (6, PH)										2	0	0	0	0	1	1						
Todd Greene, R OBP: 0.500, SLG: 0.500 (6, 2)										2	1	1	2	0	0	1						
Darin Erstad, L OBP: 0.337, SLG: 0.358 (9, PH)										1	0	0	0	0	0	0						
George Arias, R OBP: 0.278, SLG: 0.299 (8, PH)										3	0	0	0	0	2	2						
Jack Howell, L OBP: 0.306, SLG: 0.525 (8, 5)										1	1	1	2	0	0	0						
Inning Stats	R: 1 E: 0 K: 1 S: 12	H: 1 LOB: 2 BB: 1 P: 25	R: 0 E: 0 K: 2 S: 11	H: 0 LOB: 2 BB: 2 P: 23	R: 0 E: 0 K: 1 S: 10	H: 0 LOB: 0 BB: 0 P: 15	R: 0 E: 0 K: 1 S: 8	H: 0 LOB: 0 BB: 0 P: 12	R: 0 E: 0 K: 1 S: 8	H: 1 LOB: 1 BB: 0 P: 11	R: 2 E: 0 K: 1 S: 12	H: 2 LOB: 1 BB: 1 P: 19	R: 1 E: 0 K: 0 S: 9	H: 2 LOB: 1 BB: 0 P: 15	R: 5 E: 2 K: 0 S: 25	H: 3 LOB: 1 BB: 1 P: 38	R: 0 E: 0 K: 0 S: 7	H: 0 LOB: 0 BB: 0 P: 10	1B: 4 2B: 3 3B: 0 HR: 2	SF: 1 SAC: 0 DP: 0 HBP: 1	WP: 1 PB: 0 SB: 0 CS: 0	PA: 44
PITCHER	IP	WLS	BF	H	R	ER	SO	BB	IBB	HBP	BLK	WP	HR	S	P	ERA	WHIP					
C.J. Nitkowski, L ERA: 7.76 (1, 1)	7.0	W	34	7	6	6	7	4	0	1	0	1	1	79	132	7.71	1.571					
Richie Lewis, R ERA: 4.07 (8, 1)	0.2		6	2	3	1	0	1	0	0	0	0	1	15	24	13.50	4.500					
Mike Myers, L ERA: 5.29 (8, 1)	0.2		2	0	0	0	0	0	0	0	0	0	0	3	5	0.00	0.000					
Gregg Olson, R ERA: 4.3 (9, 1)	0.2		2	0	0	0	0	0	0	0	0	0	0	5	7	0.00	0.000					

California Angels @ Detroit Tigers
Tiger Stadium, Detroit, MI
Tue Jul 30 1996, 7:05 PM EDT
Att: 11,641 - Unknown - 73 F

AB 37
R 9
H 9
RBI 8
BB 5
SO 7
LOB 14



Batter	1	2	3	4	5	6	7	8	9	AB	R	H	RBI	BB	SO	LOB	BOTTOM				
Bobby Higginson, L OBP: 0.303, SLG: 0.588 (1, 7)										2	1	2	1	1	0	0					
Kimera Barteo, R OBP: 0.310, SLG: 0.309 (6, PH)										1	0	0	0	0	1	1					
Chad Curtis, R OBP: 0.346, SLG: 0.394 (7, 7)										2	1	1	0	3	1	0					
Travis Fryman, R OBP: 0.316, SLG: 0.418 (1, 5)										5	1	1	1	0	2	7					
Cecil Fielder, R OBP: 0.354, SLG: 0.481 (7, PH)										3	3	2	2	1	0	0					
Eddie Williams, R OBP: 0.297, SLG: 0.348 (7, PH)										1	0	0	0	0	0	0					
Tony Clark, S OBP: 0.291, SLG: 0.475 (1, 3)										3	2	1	0	2	0	0					
Melvin Nieves, S OBP: 0.337, SLG: 0.504 (1, 9)										5	1	1	2	0	0	3					
Mark Lewis, R OBP: 0.344, SLG: 0.434 (7, 4)										3	2	1	3	1	0	0					
Fausto Cruz, R OBP: 0.385, SLG: 0.417 (7, 4)										1	0	0	0	0	1	0					
Brad Ausmus, R OBP: 0.295, SLG: 0.281 (1, 2)										3	1	0	1	1	0	2					
Andujar Cedeno, R OBP: 0.242, SLG: 0.289 (1, 6)										4	0	0	1	0	2	3					
Inning Stats	R: 8 E: 2 K: 0 S: 23	H: 4 LOB: 1 BB: 4 P: 50	R: 1 E: 0 K: 0 S: 9	H: 1 LOB: 0 BB: 0 P: 17	R: 0 E: 0 K: 1 S: 17	H: 2 LOB: 2 BB: 0 P: 26	R: 0 E: 0 K: 0 S: 6	H: 1 LOB: 0 BB: 0 P: 11	R: 0 E: 0 K: 1 S: 18	H: 0 LOB: 3 BB: 2 P: 29	R: 3 E: 0 K: 2 S: 11	H: 1 LOB: 1 BB: 3 P: 26	R: 0 E: 0 K: 2 S: 7	H: 0 LOB: 0 BB: 0 P: 12	R: 0 E: 0 K: 1 S: 7	H: 0 LOB: 0 BB: 0 P: 11	1B: 5 2B: 2 3B: 0 HR: 2	SF: 1 SAC: 0 DP: 2 HBP: 0	WP: 3 PB: 0 SB: 0 CS: 0	PA: 43	
PITCHER	IP	WLS	BF	H	R	ER	SO	BB	IBB	HBP	BLK	WP	HR	S	P	ERA	WHIP				
Jason Grimsley, R ERA: 6.11 (1, 1)	0.0	L	23	4	2	1	2	3	0	0	0	3	1	60	102	1.80	1.400				
Jim Abbott, L ERA: 7.25 (6, 1)	0.1		5	1	3	3	0	3	0	0	0	0	1	5	19	81.00	12.000				
Jeff Schmidt, R ERA: 7.88 (6, 1)	2.2		8	0	0	0	5	0	0	0	0	0	0	20	30	0.00	0.000				

California Angels @ Detroit Tigers
Tiger Stadium, Detroit, MI
Tue Jul 30 1996, 7:05 PM EDT
Att: 11,641 - Unknown - 73 F

AB 33
R 12
H 9
RBI 11
BB 9
SO 7
LOB 16



Batter	1	2	3	4	5	6	7	8	9	AB	R	H	RBI	BB	SO	LOB	TOP										
Randy Velarde, R OBP: 0.383, SLG: 0.413	2-2 SH3 E 2B		1-2 F9		1-2 G5-3	1-0 G6-3			2-3 K	5	1	1	0	0	1	2											
Gary Disarcina, R OBP: 0.296, SLG: 0.358	0-0 SH3		1-1			2-1 HR	2-2 G6-3		2-0 3B	4	1	3	1	0	0	0											
Jim Edmonds, L OBP: 0.382, SLG: 0.589	4-2 E S BB		1-2 F7		2-1 HR	2-2 G1-3			2-3 K	4	1	1	1	1	1	2											
Tim Salmon, R OBP: 0.388, SLG: 0.528	3-3 K		1-1 F9		3-3 K	0-2 F9				4	0	0	0	0	2	3											
Chili Davis, S OBP: 0.377, SLG: 0.496	1-2 E6			1-2 G6-3		3-3 K		2-1 F8		4	0	0	0	0	1	1											
16 Garret Anderson, L OBP: 0.328, SLG: 0.428	0-0 G6-3			1-0 G4-6-3 1B		1-0 E 1B		2-3 K		4	1	2	0	0	1	2											
J.T. Snow, L OBP: 0.342, SLG: 0.397		0-1 L5		3-2 G4-6-3 1B		0-2 E7 1B		3-2 HBP		3	1	0	0	0	0	1											
George Arias, R OBP: 0.277, SLG: 0.298		0-1 L7			0-3 K	0-2 1B		3-2 F8		4	0	1	0	0	1	1											
Jorge Fabregas, L OBP: 0.316, SLG: 0.299		2-2 G4-3			1-0 P2	0-0 1B		1-3 K		4	0	1	1	0	1	0											
Inning Stats	R: 1 E: 1 K: 1 S: 13	H: 1 LOB: 2 BB: 1 P: 23	R: 0 E: 0 K: 0 S: 8	H: 0 LOB: 0 BB: 0 P: 10	R: 0 E: 0 K: 0 S: 11	H: 1 LOB: 1 BB: 0 P: 15	R: 0 E: 0 K: 0 S: 7	H: 1 LOB: 0 BB: 0 P: 12	R: 0 E: 0 K: 1 S: 7	H: 0 LOB: 0 BB: 0 P: 9	R: 4 E: 1 K: 2 S: 19	H: 5 LOB: 2 BB: 0 P: 31	R: 0 E: 0 K: 0 S: 9	H: 0 LOB: 0 BB: 0 P: 13	R: 0 E: 0 K: 1 S: 13	H: 0 LOB: 1 BB: 0 P: 23	R: 0 E: 0 K: 3 S: 11	H: 1 LOB: 1 BB: 0 P: 18	1B: 5 2B: 1 3B: 1 HR: 2	SF: 0 SAC: 1 DP: 1 HBP: 1	WP: 1 PB: 0 SB: 0 CS: 1	PA: 39					
PITCHER	IP	WLS	BF	H	R	ER	SO	BB	IBB	HBP	BLK	WP	HR	S	P	ERA	WHIP										
Felipe Lira, R ERA: 5.73	(1, 1)	5.2	25	6	5	2	4	1	0	0	0	0	2	60	94	3.18	1.235										
Jose Lima, R ERA: 5.61	(6, 1)	1.1	W	6	2	0	0	0	0	0	0	1	0	14	19	0.00	1.500										
Mike Myers, L ERA: 5.19	(8, 1)	1.0		4	0	0	1	0	0	1	0	0	0	13	23	0.00	0.000										
Richie Lewis, R ERA: 4.01	(9, 1)	1.0		4	1	0	0	0	0	0	0	0	0	11	18	0.00	1.000										

California Angels @ Detroit Tigers
Tiger Stadium, Detroit, MI
Wed Jul 31 1996, 7:05 PM EDT
Att: 9,740 - Unknown - 67 F

AB 36
R 5
H 9
RBI 3
BB 1
SO 8
LOB 12



Batter	1	2	3	4	5	6	7	8	9	AB	R	H	RBI	BB	SO	LOB	BOTTOM										
Bobby Higginson, L OBP: 0.306, SLG: 0.600	1-2 P3		1-2 HR		2-3 K	1-0 CS	0-0 G5-3 SH1-4 HR	1-2 BB 1B		5	2	3	3	0	1	0											
Chad Curtis, R OBP: 0.346, SLG: 0.393	0-3 K		0-2 P4		4-2 1B		0-0 SH1-4	0-0 BB 1B		2	1	0	0	1	1	0											
Kimera Barteo, R OBP: 0.318, SLG: 0.317	(7, PH)						1-2 1B	1-2 BB 1B		1	0	1	0	0	0	0											
Travis Fryman, R OBP: 0.319, SLG: 0.426	1-1 P2		1-2 HR		1-2 WP 1B	1-2 1B	0-1 G5-3	4-1 BB		4	1	2	1	1	0	1											
Cecil Fielder, R OBP: 0.354, SLG: 0.478		0-0 G4-3	3-2 G6-3		1-0 WP 1B	1-2 2H	4-0 HR	1-3 K		4	1	1	1	1	1	3											
Tony Clark, S OBP: 0.299, SLG: 0.500	1-1 1B 2B			2-1 G4-3	4-2 BB		1-1 HR	1-1 F9		4	2	2	3	1	0	3											
Melvin Nieves, S OBP: 0.339, SLG: 0.514	1-1 FC9-6 1B			1-0 HR	1-2 2-3 BB	1-3 K	1-1 K			4	1	2	2	0	2	3											
Mark Lewis, R OBP: 0.343, SLG: 0.431	2-2 FC9-6			0-0 P4		0-0 G5-3		3-0 SH1-4 HBP 1B HBP		3	1	0	0	0	0	1											
Brad Ausmus, R OBP: 0.298, SLG: 0.282	2-0 G5-3			1-2 P6		0-0 CS 1B		2-1 SH1-4 HBP 1B HBP		3	1	1	0	0	0	1											
Fausto Cruz, R OBP: 0.313, SLG: 0.333			0-3 K		0-1 F8	0-2 F7		2-0 SH1-4		3	0	0	0	0	1	1											
Inning Stats	R: 0 E: 0 K: 1 S: 8	H: 2 LOB: 1 BB: 0 P: 10	R: 1 E: 0 K: 0 S: 9	H: 2 LOB: 0 BB: 0 P: 15	R: 2 E: 0 K: 1 S: 16	H: 2 LOB: 0 BB: 0 P: 21	R: 1 E: 0 K: 0 S: 7	H: 1 LOB: 0 BB: 0 P: 11	R: 1 E: 0 K: 2 S: 22	H: 2 LOB: 3 BB: 2 P: 34	R: 0 E: 0 K: 0 S: 5	H: 1 LOB: 0 BB: 0 P: 6	R: 3 E: 0 K: 1 S: 9	H: 2 LOB: 0 BB: 1 P: 16	R: 2 E: 0 K: 1 S: 14	H: 2 LOB: 3 BB: 1 P: 28	1B: 7 2B: 1 3B: 0 HR: 4	SF: 0 SAC: 2 DP: 0 HBP: 2	WP: 1 PB: 0 SB: 0 CS: 1	PA: 42							
PITCHER	IP	WLS	BF	H	R	ER	SO	BB	IBB	HBP	BLK	WP	HR	S	P	ERA	WHIP										
Dennis Springer, R ERA: 7.43	(1, 1)	5.2	27	8	5	5	4	2	0	0	0	0	0	67	96	7.94	1.765										
Mike Holtz, L ERA: 1.49	(6, 1)	0.1	L	1	1	1	0	0	0	0	0	0	0	1	2	27.00	3.000										
Mike James, R ERA: 2.95	(7, 1)	1.1		8	1	4	3	0	1	2	0	0	1	10	24	20.25	0.750										
Chuck McElroy, L ERA: 3.67	(8, 1)	0.2		5	2	0	0	1	0	0	0	0	0	12	19	0.00	4.500										

California Angels @ Detroit Tigers
Tiger Stadium, Detroit, MI
Wed Jul 31 1996, 7:05 PM EDT
Att: 9,740 - Unknown - 67 F

AB 33
R 10
H 12
RBI 10
BB 4
SO 6
LOB 13



Batter	1	2	3	4	5	6	7	8	9	AB	R	H	RBI	BB	SO	LOB	TOP		
Randy Velarde, R OBP: 0.381, SLG: 0.410	1-2 G5-3		0-1 L5			0-1 G5-3	0-1 FC6-4 1B		1-3 K	5	0	1	0	0	1	2			
Gary Disarcina, R OBP: 0.296, SLG: 0.357	2-2 1B			3-2 G5-3		1-0 P4	2-1 FC6-4 1-2			4	0	1	0	0	0	1			
Jim Edmonds, L OBP: 0.380, SLG: 0.583	1-3 K			3-2 P6			2-1 16 FC4-6 2B 1B	0-1 F8		4	1	1	0	0	1	1			
Tim Salmon, R OBP: 0.384, SLG: 0.523	2-3 K			2-2 G5-3			2-2 F9	0-1 P3		4	0	0	0	0	1	2			
Chili Davis, S OBP: 0.378, SLG: 0.496		3-2 F7			1-0 16 G4-6-3 1B		0-0 16 FC4-6 1B	3-2 F9		4	0	2	0	0	0	0			
16 Garret Anderson, L OBP: 0.327, SLG: 0.426	1-2 G5-3			2-1 G4-6-3 1-2		0-2 FC4-6 2B 1B		1-1 G5-3 1B		4	1	1	0	0	0	3			
J.T. Snow, L OBP: 0.343, SLG: 0.401	0-0 G1-3			1-2 1B		1-1 1B 2B		0-0 G5-3		4	1	2	1	0	0	1			
Jack Howell, L OBP: 0.303, SLG: 0.512			2-2 G4-3		0-1 G1-3		0-0 2B HR 1B	3-1 F7		4	1	1	2	0	0	2			
Todd Greene, R OBP: 0.500, SLG: 1.000			1-1 G5-3			1-1 F9	0-0 HR	4-1 BB		3	1	1	2	1	0	0			
Inning Stats	R: 0 E: 0 K: 2 S: 13	H: 1 LOB: 1 BB: 0 P: 19	R: 0 E: 0 K: 0 S: 7	H: 0 LOB: 0 BB: 0 P: 11	R: 0 E: 0 K: 0 S: 7	H: 0 LOB: 0 BB: 0 P: 10	R: 0 E: 0 K: 0 S: 10	H: 2 LOB: 1 BB: 0 P: 12	R: 0 E: 0 K: 0 S: 5	H: 0 LOB: 0 BB: 0 P: 7	R: 5 E: 0 K: 0 S: 18	H: 6 LOB: 1 BB: 0 P: 25	R: 0 E: 0 K: 0 S: 7	H: 0 LOB: 0 BB: 0 P: 10	R: 0 E: 0 K: 1 S: 9	H: 1 LOB: 2 BB: 1 P: 18	1B: 8 2B: 1 3B: 0 HR: 1	SF: 0 SAC: 0 DP: 1 HBP: 0	WP: 0 PA: 37 PB: 0 SB: 0 CS: 0
PITCHER Brian Williams, R ERA: 6.49	IP: 9.0 WLS: W BF: 37 H: 10 R: 5 ER: 5 SO: 3 BB: 1 IBB: 0 HBP: 0 BLK: 0 WP: 0 HR: 1 S: 84 P: 130 ERA: 5.00 WHIP: 1.222															PITCHER			

California Angels @ Detroit Tigers
Tiger Stadium, Detroit, MI
Thu Aug 01 1996, 3:33 AM EDT
Att: 14,591 - Sunny - 75 F

AB 36
R 5
H 10
RBI 5
BB 1
SO 3
LOB 12



Batter	1	2	3	4	5	6	7	8	9	AB	R	H	RBI	BB	SO	LOB	BOTTOM			
Curtis Pride, L OBP: 0.335, SLG: 0.476	0-3 K		2-2 G4-3		1-2 FC5-2 2B	2-1 G4-3	0-0 WP 1B			5	1	2	0	0	1	1				
Mark Lewis, R OBP: 0.348, SLG: 0.443	0-1 HR		0-2 S 1B		1-1 FC5-2-6 2B G4-3	0-1 BB HR 1B	3-2 1B BB	1-1 1B		5	3	4	4	0	0	1				
Travis Fryman, R OBP: 0.322, SLG: 0.429	3-2 L8		3-2 P6		2-3 3-H 0-0 G4-3 2B	2-2 HR BB 1B	4-0 BB BB	1-2 BB		4	1	2	0	1	0	1				
Bobby Higginson, L OBP: 0.306, SLG: 0.595	0-2 1B		1-2 G3		1-0 G4-3	4-0 HR BB	0-2 F7			4	1	1	1	1	0	4				
Tony Clark, S OBP: 0.302, SLG: 0.515	1-3 K			1-3 K	3-2 F8	2-2 HR		0-1 G1-6-3 1B		5	1	2	4	0	2	2				
Melvin Nieves, S OBP: 0.337, SLG: 0.512		1-3 K		3-0 L8		1-1 HR 2B	0-1 G3-1	1-3 K		5	1	1	0	0	2	1				
Mark Parent, R OBP: 0.284, SLG: 0.559		3-2 G6-3		1-0 HR		2-1 G6-3	1-0 G1-3	0-0 G1-6-3		5	1	1	1	0	0	2				
Andujar Cedeno, R OBP: 0.246, SLG: 0.307		0-0 2B		1-2 G1-3		2-1 HR	3-2 G6-3			4	1	2	2	0	0	0				
Kimera Batee, R OBP: 0.337, SLG: 0.321		1-2 L7			0-0 2B FC5-2-6 1B	4-2 G4-3 1B BB	4-2 1B WP BB			2	3	1	0	2	0	1				
Inning Stats	R: 1 E: 0 K: 2 S: 15	H: 2 LOB: 1 BB: 0 P: 19	R: 0 E: 0 K: 1 S: 11	H: 1 LOB: 0 BB: 0 P: 16	R: 0 E: 0 K: 0 S: 12	H: 1 LOB: 0 BB: 0 P: 18	R: 1 E: 0 K: 1 S: 9	H: 1 LOB: 0 BB: 0 P: 15	R: 2 E: 0 K: 0 S: 12	H: 3 LOB: 1 BB: 0 P: 17	R: 7 E: 0 K: 0 S: 21	H: 5 LOB: 0 BB: 2 P: 39	R: 2 E: 0 K: 0 S: 15	H: 2 LOB: 2 BB: 2 P: 30	R: 0 E: 0 K: 1 S: 7	H: 1 LOB: 0 BB: 0 P: 8	1B: 8 2B: 4 3B: 0 HR: 4	SF: 0 SAC: 0 DP: 1 HBP: 0	WP: 1 PA: 43 PB: 0 SB: 1 CS: 0	
PITCHER Shawn Boskie, R ERA: 4.9	IP: 5.1 WLS: L BF: 26 H: 10 R: 6 ER: 6 SO: 4 BB: 0 IBB: 0 HBP: 0 BLK: 0 WP: 0 HR: 3 S: 67 P: 96 ERA: 10.12 WHIP: 1.875															PITCHER				
Greg Gohr, R ERA: 7.63	(6, 1)	0.1	6	3	5	5	0	2	0	0	0	0	0	0	0	1	12	26	135.00	15.000
Jason Grimsley, R ERA: 6.22	(6, 1)	1.0	7	2	2	2	0	2	0	0	0	1	0	0	13	29	18.00	4.000		
Chuck McElroy, L ERA: 3.56	(7, 1)	1.1	4	1	0	0	1	0	0	0	0	0	0	10	11	0.00	0.750			

California Angels @ Detroit Tigers
Tiger Stadium, Detroit, MI
Thu Aug 01 1996, 3:33 AM EDT
Att: 14,591 - Sunny - 75 F

AB 39
R 13
H 16
RBI 12
BB 4
SO 5
LOB 13



Batter	1	2	3	4	5	6	7	8	9	AB	R	H	RBI	BB	SO	LOB	TOP				
Randy Velarde, R (1,4) OBP: 0.377, SLG: 0.405 Darin Erstad, L (9,PH) OBP: 0.335, SLG: 0.356	1-3 K	1-3 K					2-3 K	0-1 F8	2-2 FC6-4 G5-3 1B	4	0	0	0	0	3	3					
Gary Disarcina, R (1,6) OBP: 0.297, SLG: 0.356	0-2 G5-3		2-1 F8			4-1 BB	1-1 E5	1-2 BB	2-1 G5-3 1B	4	0	1	0	1	0	1					
Jim Edmonds, L (1,8) OBP: 0.380, SLG: 0.592	2-1 HR		2-1 G5-4-3 1B			3-1 F8	2-3 K		0-2 G5-3	5	1	2	1	0	1	5					
Tim Salmon, R (1,9) OBP: 0.387, SLG: 0.525	1-2 1B		1-0 G5-4-3			4-1 1B BB		2-1 16 G4-3	2-2 P3	4	0	2	0	1	0	3					
Chili Davis, S (1,10) OBP: 0.377, SLG: 0.493	0-0 F9			1-2 G5-3		1-0 BB	1-3 CS 1B	2-2 F8		4	0	1	0	0	0	2					
16 Garrett Anderson, L (1,7) OBP: 0.325, SLG: 0.427		2-2 S 1B		0-2 E4 1B		0-0 P5		1-0 G4-3		4	1	2	0	0	0	3					
J.T. Snow, L (1,3) OBP: 0.345, SLG: 0.401		1-3 K		1-0 G5-4-3 1B		0-0 P6	1-2	4-2 FC6-4 BB		3	0	1	1	1	1	3					
Don Slaught, R (1,2) OBP: 0.361, SLG: 0.453		1-3 K		3-1 G5-4-3			1-1 G5-3	0-0 FC6-4		4	0	0	0	0	1	4					
George Arias, R (1,5) OBP: 0.286, SLG: 0.301 Jack Howell, L (9,PH) OBP: 0.311, SLG: 0.512		4-2 BB		0-0 F8			1-2 E 1B	4-2 FC6-4 BB		2	0	1	0	1	0	0					
		1-2 BB								0	0	0	0	1	0	0					
Inning Stats	R: 1 E: 0 K: 1 S: 15	H: 2 LOB: 1 BB: 0 P: 19	R: 0 E: 0 K: 3 S: 17	H: 1 LOB: 2 BB: 1 P: 26	R: 0 E: 0 K: 0 S: 5	H: 1 LOB: 0 BB: 0 P: 10	R: 1 E: 1 K: 0 S: 9	H: 2 LOB: 0 BB: 0 P: 14	R: 0 E: 0 K: 1 S: 4	H: 1 LOB: 1 BB: 1 P: 9	R: 0 E: 1 K: 1 S: 12	H: 1 LOB: 2 BB: 0 P: 17	R: 0 E: 0 K: 0 S: 11	H: 1 LOB: 2 BB: 1 P: 20	R: 0 E: 0 K: 0 S: 17	H: 1 LOB: 2 BB: 1 P: 27	1B: 8 2B: 1 3B: 0 HR: 1	SF: 0 SAC: 0 DP: 2 HBP: 0	WP: 0 PB: 0 SB: 1 CS: 1	PA: 40	
PITCHER	IP WLS BF H R ER SO BB IBB HBP BLK WP HR S P ERA WHIP	IP WLS BF H R ER SO BB IBB HBP BLK WP HR S P ERA WHIP	IP WLS BF H R ER SO BB IBB HBP BLK WP HR S P ERA WHIP	IP WLS BF H R ER SO BB IBB HBP BLK WP HR S P ERA WHIP	IP WLS BF H R ER SO BB IBB HBP BLK WP HR S P ERA WHIP	IP WLS BF H R ER SO BB IBB HBP BLK WP HR S P ERA WHIP	IP WLS BF H R ER SO BB IBB HBP BLK WP HR S P ERA WHIP	IP WLS BF H R ER SO BB IBB HBP BLK WP HR S P ERA WHIP	IP WLS BF H R ER SO BB IBB HBP BLK WP HR S P ERA WHIP	IP WLS BF H R ER SO BB IBB HBP BLK WP HR S P ERA WHIP	IP WLS BF H R ER SO BB IBB HBP BLK WP HR S P ERA WHIP	IP WLS BF H R ER SO BB IBB HBP BLK WP HR S P ERA WHIP	IP WLS BF H R ER SO BB IBB HBP BLK WP HR S P ERA WHIP	IP WLS BF H R ER SO BB IBB HBP BLK WP HR S P ERA WHIP	IP WLS BF H R ER SO BB IBB HBP BLK WP HR S P ERA WHIP	IP WLS BF H R ER SO BB IBB HBP BLK WP HR S P ERA WHIP	IP WLS BF H R ER SO BB IBB HBP BLK WP HR S P ERA WHIP	IP WLS BF H R ER SO BB IBB HBP BLK WP HR S P ERA WHIP	IP WLS BF H R ER SO BB IBB HBP BLK WP HR S P ERA WHIP	IP WLS BF H R ER SO BB IBB HBP BLK WP HR S P ERA WHIP	IP WLS BF H R ER SO BB IBB HBP BLK WP HR S P ERA WHIP

California Angels @ Toronto Blue Jays
SkyDome, Toronto, ON
Fri Aug 02 1996, 7:05 PM EDT
Att: 30,261 - Unknown - 70 F

AB 35
R 2
H 10
RBI 2
BB 5
SO 6
LOB 25



Batter	1	2	3	4	5	6	7	8	9	AB	R	H	RBI	BB	SO	LOB	BOTTOM				
Otis Nixon, S (1,8) OBP: 0.377, SLG: 0.315	0-0 1B			0-0 CS 1B		1-2 F8		4-1 2B BB		4	2	2	0	1	1	3					
Domingo Cedeno, S (1,4) OBP: 0.322, SLG: 0.345	0-2 2B 1B	0-3 K		1-3 K		1-2 S 1B		1-3 K		5	0	2	0	0	3	3					
Juan Samuel, R (1,10) OBP: 0.321, SLG: 0.508	0-0 SF9 2B	3-2 G6-3		2-1 HR		4-2 BB		0-1 1H 2H		4	2	3	4	1	0	0					
Joe Carter, R (1,3) OBP: 0.335, SLG: 0.541	2-1 FC5-2-5 SF9 1B	2-2 F9		1-3 K		3-2 F8		0-0 P3		5	1	0	0	0	1	5					
Ed Sprague, R (1,5) OBP: 0.344, SLG: 0.537	1-1 SF9		0-0 P3		0-0 G4-3			HR		3	1	1	2	0	0	0					
Jacob Brumfield, R (1,9) OBP: 0.311, SLG: 0.452	4-1 1B E BB		1-1 2B		1-0 E S HBP		3-2 G5-3			2	1	1	0	1	0	0					
Charlie O'Brien, R (1,2) OBP: 0.370, SLG: 0.517	2-2 E FC5 1B		3-2 F7		1-1 G5-3		2-3 K			4	1	1	1	0	1	2					
Robert Perez, R (1,7) OBP: 0.371, SLG: 0.453	0-1 FC5 1B		0-0 G5-3			1-1 F7		0-0 P2		4	0	0	0	0	0	2					
Alex Gonzalez, R (1,6) OBP: 0.300, SLG: 0.394	2-2 1B			0-3 K		0-0 S 1B		2-2 BB 2B HBP		3	1	2	1	0	1	0					
Inning Stats	R: 5 E: 1 K: 1 S: 21	H: 5 LOB: 2 BB: 1 P: 33	R: 0 E: 0 K: 1 S: 17	H: 0 LOB: 0 BB: 0 P: 22	R: 0 E: 0 K: 0 S: 7	H: 1 LOB: 1 BB: 0 P: 11	R: 0 E: 0 K: 2 S: 10	H: 1 LOB: 0 BB: 0 P: 10	R: 1 E: 0 K: 1 S: 10	H: 1 LOB: 1 BB: 0 P: 15	R: 0 E: 0 K: 0 S: 17	H: 2 LOB: 3 BB: 1 P: 26	R: 1 E: 0 K: 1 S: 10	H: 1 LOB: 0 BB: 0 P: 15	R: 2 E: 0 K: 1 S: 10	H: 1 LOB: 0 BB: 1 P: 17	1B: 7 2B: 3 3B: 0 HR: 2	SF: 1 SAC: 0 DP: 0 HBP: 2	WP: 0 PB: 0 SB: 3 CS: 1	PA: 40	
PITCHER	IP WLS BF H R ER SO BB IBB HBP BLK WP HR S P ERA WHIP	IP WLS BF H R ER SO BB IBB HBP BLK WP HR S P ERA WHIP	IP WLS BF H R ER SO BB IBB HBP BLK WP HR S P ERA WHIP	IP WLS BF H R ER SO BB IBB HBP BLK WP HR S P ERA WHIP	IP WLS BF H R ER SO BB IBB HBP BLK WP HR S P ERA WHIP	IP WLS BF H R ER SO BB IBB HBP BLK WP HR S P ERA WHIP	IP WLS BF H R ER SO BB IBB HBP BLK WP HR S P ERA WHIP	IP WLS BF H R ER SO BB IBB HBP BLK WP HR S P ERA WHIP	IP WLS BF H R ER SO BB IBB HBP BLK WP HR S P ERA WHIP	IP WLS BF H R ER SO BB IBB HBP BLK WP HR S P ERA WHIP	IP WLS BF H R ER SO BB IBB HBP BLK WP HR S P ERA WHIP	IP WLS BF H R ER SO BB IBB HBP BLK WP HR S P ERA WHIP	IP WLS BF H R ER SO BB IBB HBP BLK WP HR S P ERA WHIP	IP WLS BF H R ER SO BB IBB HBP BLK WP HR S P ERA WHIP	IP WLS BF H R ER SO BB IBB HBP BLK WP HR S P ERA WHIP	IP WLS BF H R ER SO BB IBB HBP BLK WP HR S P ERA WHIP	IP WLS BF H R ER SO BB IBB HBP BLK WP HR S P ERA WHIP	IP WLS BF H R ER SO BB IBB HBP BLK WP HR S P ERA WHIP	IP WLS BF H R ER SO BB IBB HBP BLK WP HR S P ERA WHIP	IP WLS BF H R ER SO BB IBB HBP BLK WP HR S P ERA WHIP	IP WLS BF H R ER SO BB IBB HBP BLK WP HR S P ERA WHIP

California Angels @ Toronto Blue Jays
SkyDome, Toronto, ON
Fri Aug 02 1996, 7:05 PM EDT
Att: 30,261 - Unknown - 70 F

AB 34
R 9
H 12
RBI 8
BB 3
SO 7
LOB 15



Batter	1	2	3	4	5	6	7	8	9	AB	R	H	RBI	BB	SO	LOB	TOP					
Rex Hudler, R OBP: 0.353, SLG: 0.574 Jack Howell, L OBP: 0.319, SLG: 0.518	0-1 1B 2B		1-2 BB HBP	1-2 G4-3			0-3 K		1-1 1B	3	1	1	0	0	1	1						
Gary Disarcina, R OBP: 0.294, SLG: 0.349	2-2 F8		1-2 L8		0-0 L8		0-0 G6-3		0-1 G4-3	5	0	0	0	0	0	3						
Jim Edmonds, L OBP: 0.377, SLG: 0.588	1-3 K		1-1 P4		2-2 K2 1B			3-1 P5		4	0	1	0	0	1	2						
Tim Salmon, R OBP: 0.387, SLG: 0.521	2-1 1B 2H 1B		4-0 BB		3-3 K2 1-2			2-3 K		3	0	1	1	1	2	1						
Chili Davis, S OBP: 0.397, SLG: 0.508	2-1 1B		4-2 BB			0-2 G4-3		4-2 16 2B BB		2	0	1	0	2	0	0						
16 Garret Anderson, L OBP: 0.333, SLG: 0.435	2-1 G5-3		1-3 K			2-3 K		1-2 BB		4	0	1	0	0	2	5						
J.T. Snow, L OBP: 0.342, SLG: 0.398		2-0 F7		1-2 1B		3-2 1B		1-1 F8		4	0	2	0	0	0	2						
George Arias, R OBP: 0.298, SLG: 0.302 Orlando Palmeiro, L OBP: 0.365, SLG: 0.364		3-2 G6-4-3 1B		0-1 F8		0-0 F8			1-2 K	3	0	1	0	0	0	2						
Todd Greene, R OBP: 0.300, SLG: 0.556		1-1 G6-4-3		1-1 P2			2-2 F8		2-3 K	4	0	0	0	0	1	2						
Inning Stats	R: 1 E: 0 K: 1 S: 16	H: 3 LOB: 2 BB: 0 P: 25	R: 0 E: 0 K: 0 S: 6	H: 1 LOB: 0 BB: 0 P: 12	R: 0 E: 0 K: 1 S: 12	H: 0 LOB: 3 BB: 2 P: 24	R: 0 E: 0 K: 0 S: 12	H: 1 LOB: 1 BB: 0 P: 15	R: 0 E: 0 K: 1 S: 9	H: 1 LOB: 1 BB: 0 P: 14	R: 0 E: 0 K: 1 S: 13	H: 1 LOB: 0 BB: 0 P: 18	R: 0 E: 0 K: 1 S: 7	H: 0 LOB: 0 BB: 0 P: 9	R: 0 E: 0 K: 1 S: 14	H: 1 LOB: 2 BB: 1 P: 25	R: 0 E: 0 K: 2 S: 10	H: 1 LOB: 1 BB: 0 P: 14	1B: 7 2B: 3 3B: 0 HR: 0	SF: 0 SAC: 0 DP: 2 HBP: 1	WP: 0 PB: 0 SB: 0 CS: 0	PA: 38
PITCHER	IP WLS BF H R ER SO BB IBB HBP BLK WP HR S P ERA WHIP	IP WLS BF H R ER SO BB IBB HBP BLK WP HR S P ERA WHIP																				
Huck Flener, L ERA: 2.12 Tim Crabtree, R ERA: 2.37	(1, 1) 7.2 W 33 8 1 1 6 3 0 1 0 0 0 0 87 139 1.17 1.435	(8, 1) 1.1 5 1 0 0 2 0 0 0 0 0 0 0 0 12 17 0.00 0.750																				

California Angels @ Toronto Blue Jays
SkyDome, Toronto, ON
Sun Aug 04 1996, 3:33 AM EDT
Att: 30,253 - Sunny - 79 F

AB 34
R 1
H 9
RBI 1
BB 3
SO 8
LOB 18



Batter	1	2	3	4	5	6	7	8	9	AB	R	H	RBI	BB	SO	LOB	BOTTOM			
Otis Nixon, S OBP: 0.376, SLG: 0.314	1-0 G1-3		4-2 BB G4-6-3			1-0 SH HBP BB 1B		0-1 G6-3		3	1	1	0	1	0	0				
Domingo Cadeno, S OBP: 0.320, SLG: 0.342	0-2 E 1B		0-2 G4-6-3			1-0 SH HBP BB 1B		0-1 G6-3		3	1	1	0	0	0	1				
Juan Samuel, R OBP: 0.333, SLG: 0.524 John Olerud, L OBP: 0.390, SLG: 0.493	2-1 E9 G5-4-3 1B		2-2 F8			4-2 HBP BB 1B		3-1 E4 G4-6-3		2	1	1	0	1	0	0				
Joe Carter, R OBP: 0.330, SLG: 0.533	2-1 G5-4-3		0-2 P2			2-2 SF7		1-0 G4-6-3		3	0	0	1	0	0	3				
Ed Sprague, R OBP: 0.348, SLG: 0.542 Tomas Perez, S OBP: 0.317, SLG: 0.341		1-0 G5-3		1-1 G5-3		3-2 1B 3B HBP		1-2 G4-3		2	1	0	0	0	0	0				
Jacob Brumfield, R OBP: 0.310, SLG: 0.450		1-3 K2-3			0-2 F9		1-1 BB 1B		1-1 P3	4	1	1	2	0	1	0				
Robert Perez, R OBP: 0.377, SLG: 0.462		2-0 2B			1-0 P4		1-2 3B 1B		1-0 2B 1B	4	1	3	0	0	0	0				
Alex Gonzalez, R OBP: 0.306, SLG: 0.408		1-2 F8			4-1 BB		0-1 SF9 3B		0-0 2B 1B	3	1	2	3	1	0	1				
Sandy Martinez, L OBP: 0.296, SLG: 0.337			1-0 F8			1-0 L9		0-2 SF9		0-0 L3	3	0	0	1	0	0	3			
Inning Stats	R: 0 E: 1 K: 0 S: 8	H: 2 LOB: 1 BB: 0 P: 13	R: 0 E: 0 K: 1 S: 8	H: 1 LOB: 0 BB: 0 P: 13	R: 0 E: 0 K: 0 S: 6	H: 0 LOB: 0 BB: 1 P: 11	R: 0 E: 0 K: 0 S: 8	H: 0 LOB: 0 BB: 0 P: 11	R: 0 E: 0 K: 0 S: 6	H: 0 LOB: 1 BB: 1 P: 12	R: 7 E: 1 K: 0 S: 25	H: 4 LOB: 0 BB: 1 P: 37	R: 0 E: 1 K: 0 S: 5	H: 0 LOB: 0 BB: 0 P: 9	R: 0 E: 0 K: 0 S: 8	H: 2 LOB: 2 BB: 0 P: 11	1B: 6 2B: 2 3B: 1 HR: 0	SF: 2 SAC: 1 DP: 3 HBP: 1	WP: 0 PB: 0 SB: 0 CS: 0	PA: 36
PITCHER	IP WLS BF H R ER SO BB IBB HBP BLK WP HR S P ERA WHIP	IP WLS BF H R ER SO BB IBB HBP BLK WP HR S P ERA WHIP																		
Jim Abbott, L ERA: 7.31 Jason Grimsley, R ERA: 6.2 Greg Gohr, R ERA: 7.55	(1, 1) 5.1 L 25 6 1 1 1 0 0 0 0 0 0 0 0 14 19 5.40 0.600	(6, 1) 1.2 6 1 1 1 0 0 0 0 0 0 0 0 8 11 0.00 2.000																		

California Angels @ Toronto Blue Jays
SkyDome, Toronto, ON
Sun Aug 04 1996, 3:33 AM EDT
Att: 30,253 - Sunny - 79 F

AB 29
R 7
H 9
RBI 7
BB 3
SO 1
LOB 8



Batter	1	2	3	4	5	6	7	8	9	AB	R	H	RBI	BB	SO	LOB	TOP					
Chuck Knoblauch R (1,4) <small>OBP: 0.451, SLG: 0.550</small> Jeff Reboulet R (9,4) <small>OBP: 0.300, SLG: 0.263</small>										4	1	2	1	0	1	1	Minnesota Twins @ California Angels Anaheim Stadium, Anaheim, CA Tue Aug 06 1996, 10:05 PM EDT Att: 20,058 - Unknown - 73 F					
Rich Becker L (1,8) <small>OBP: 0.357, SLG: 0.451</small>										4	0	2	1	1	0	2						
Paul Moltitor R (1,10) <small>OBP: 0.381, SLG: 0.457</small>										4	1	1	0	0	2	5						
Scott Stahoviak L (1,3) <small>OBP: 0.409, SLG: 0.509</small>										3	0	1	1	1	1	4						
Marty Cordova R (1,7) <small>OBP: 0.376, SLG: 0.470</small>										3	0	1	0	1	1	1						
Greg Myers L (1,2) <small>OBP: 0.328, SLG: 0.469</small>										4	0	0	0	0	1	4						
Dave Hollins S (1,5) <small>OBP: 0.366, SLG: 0.374</small>										3	0	0	0	1	1	0						
Matt Lawton L (1,9) <small>OBP: 0.328, SLG: 0.344</small>										2	1	0	0	2	0	1						
Pat Meares R (1,6) <small>OBP: 0.282, SLG: 0.375</small>										4	1	1	0	0	0	2						
Inning Stats	R: 0 H: 0 E: 0 K: 2 S: 18	H: 0 LOB: 3 BB: 2 P: 31	R: 0 H: 0 E: 0 K: 0 S: 6	H: 0 LOB: 0 BB: 0 P: 9	R: 0 H: 1 E: 0 K: 0 S: 5	H: 1 LOB: 0 BB: 0 P: 10	R: 0 H: 0 E: 0 K: 1 S: 7	H: 0 LOB: 0 BB: 1 P: 16	R: 0 H: 0 E: 0 K: 0 S: 5	H: 0 LOB: 0 BB: 1 P: 10	R: 2 H: 4 E: 0 K: 0 S: 12	H: 4 LOB: 1 BB: 0 P: 16	R: 2 H: 3 E: 0 K: 2 S: 11	H: 3 LOB: 2 BB: 1 P: 23	R: 0 H: 0 E: 0 K: 1 S: 6	H: 0 LOB: 0 BB: 0 P: 9	R: 0 H: 0 E: 0 K: 1 S: 6	H: 0 LOB: 1 BB: 1 P: 16	1B: 8 2B: 1 3B: 0 HR: 0	SF: 0 SAC: 0 DP: 3 HBP: 1	WP: 0 PB: 0 CS: 1	PA: 38
PITCHER	IP WLS BF H R ER SO BB IBB HBP BLK WP HR S P ERA WHIP	6.1 L 27 6 4 4 3 5 0 1 0 0 0 55 100 5.68 1.737	1.2 7 2 0 0 3 0 0 0 0 0 0 0 15 24 0.00 1.200	1.0 4 0 0 0 1 1 0 0 0 0 0 0 6 16 0.00 1.000	PITCHER										IP WLS BF H R ER SO BB IBB HBP BLK WP HR S P ERA WHIP	6.1 L 27 6 4 4 3 5 0 1 0 0 0 55 100 5.68 1.737						

AB	31
R	4
H	8
RBI	3
BB	6
SO	7
LOB	20



Batter	1	2	3	4	5	6	7	8	9	AB	R	H	RBI	BB	SO	LOB	BOTTOM			
Randy Velarde R (1,4) <small>OBP: 0.383, SLG: 0.407</small>										3	0	1	0	1	1	0	Minnesota Twins @ California Angels Anaheim Stadium, Anaheim, CA Tue Aug 06 1996, 10:05 PM EDT Att: 20,058 - Unknown - 73 F			
Gary Disarcina R (1,6) <small>OBP: 0.298, SLG: 0.358</small>										4	0	3	0	0	0	2				
Jim Edmonds L (1,8) <small>OBP: 0.372, SLG: 0.579</small> Orlando Palmeiro L (9,8) <small>OBP: 0.365, SLG: 0.384</small>										4	0	0	0	0	2	4				
Chili Davis S (1,10) <small>OBP: 0.383, SLG: 0.503</small>										4	0	0	0	0	1	3				
Tim Salmon R (1,9) <small>OBP: 0.386, SLG: 0.526</small>										4	1	1	1	0	3	2				
16 Garret Anderson L (1,7) <small>OBP: 0.330, SLG: 0.431</small>										4	0	0	0	0	1	0				
J.T. Snow L (1,3) <small>OBP: 0.341, SLG: 0.395</small>										3	0	0	0	1	0	0				
Jorge Fabregas L (1,2) <small>OBP: 0.307, SLG: 0.298</small>										3	0	0	0	0	0	1				
George Arias R (1,5) <small>OBP: 0.299, SLG: 0.298</small>										2	0	0	0	1	0	0				
Inning Stats	R: 0 H: 2 E: 0 K: 2 S: 14	H: 0 LOB: 0 BB: 0 P: 13	R: 0 H: 1 E: 0 K: 0 S: 7	H: 1 LOB: 1 BB: 0 P: 11	R: 0 H: 0 E: 0 K: 1 S: 9	H: 0 LOB: 0 BB: 0 P: 14	R: 0 H: 0 E: 0 K: 0 S: 14	H: 0 LOB: 2 BB: 2 P: 23	R: 1 H: 1 E: 0 K: 0 S: 8	H: 1 LOB: 0 BB: 1 P: 12	R: 0 H: 0 E: 0 K: 0 S: 6	H: 0 LOB: 0 BB: 1 P: 15	R: 0 H: 1 E: 0 K: 3 S: 14	H: 1 LOB: 1 BB: 0 P: 22	R: 0 H: 0 E: 0 K: 2 S: 10	H: 0 LOB: 0 BB: 0 P: 14	1B: 2 2B: 2 3B: 0 HR: 1	SF: 0 SAC: 0 DP: 1 HBP: 0	WP: 0 PB: 0 CS: 0	PA: 34
PITCHER	IP WLS BF H R ER SO BB IBB HBP BLK WP HR S P ERA WHIP	7.1 W 29 5 1 1 4 3 0 0 0 0 0 73 120 1.23 1.091	1.2 S 5 0 0 0 4 0 0 0 0 0 0 17 25 0.00 0.000	PITCHER										IP WLS BF H R ER SO BB IBB HBP BLK WP HR S P ERA WHIP	7.1 W 29 5 1 1 4 3 0 0 0 0 0 73 120 1.23 1.091					

AB	31
R	1
H	5
RBI	1
BB	3
SO	8
LOB	12



Batter	1	2	3	4	5	6	7	8	9	AB	R	H	RBI	BB	SO	LOB	TOP										
Chuck Knoblauch R (1,4) OBP: 0.452, SLG: 0.551	G4-3		1B			SH5-4			F9	5	1	3	2	0	0	0	Minnesota Twins @ California Angels Anaheim Stadium, Anaheim, CA Wed Aug 07 1996, 10:05 PM EDT Att: 18,611 - Unknown - 74 F livebaseballscorecards.com										
Pat Meares R (1,6) OBP: 0.282, SLG: 0.374	G6-3		1B		SH5-4	K			F9	4	0	1	0	0	1	2											
Paul Molitor R (1,10) OBP: 0.382, SLG: 0.456	WP HBP		K		G6-3	IBB			F8	3	0	1	0	1	1	2											
Marty Cordova R (1,7) OBP: 0.374, SLG: 0.467	WP HBP		P3		G6-3				G4-3	3	0	0	0	0	0	4											
Ron Coomer R (1,3) OBP: 0.346, SLG: 0.500	K			G5-3		E5			L9	4	0	0	0	0	1	2											
Dave Hollins S (1,5)		G5-3		G6-3		BB 1B			G6-3	4	1	1	0	0	0	0											
Roberto Kelly R (1,9) OBP: 0.360, SLG: 0.426		G5-4-3		L7		1B BB			CS 1B	4	1	3	0	0	0	0											
Matt Walbeck S (1,2) OBP: 0.231, SLG: 0.279	G5-4-3				1B	1B			F7	3	1	1	0	1	0	2											
Rich Becker L (1,8) OBP: 0.359, SLG: 0.451			G3		SH5-4	1B			K	4	0	2	1	0	1	0											
Inning Stats	R: 0 E: 0 K: 1 S: 10	H: 1 LOB: 2 BB: 0 P: 14	R: 0 E: 0 K: 0 S: 7	H: 1 LOB: 0 BB: 0 P: 12	R: 1 E: 0 K: 1 S: 11	H: 2 LOB: 1 BB: 0 P: 16	R: 0 E: 0 K: 0 S: 7	H: 0 LOB: 0 BB: 0 P: 14	R: 1 E: 0 K: 0 S: 8	H: 3 LOB: 2 BB: 1 P: 19	R: 2 E: 1 K: 1 S: 13	H: 4 LOB: 2 BB: 1 P: 24	R: 0 E: 0 K: 0 S: 6	H: 0 LOB: 0 BB: 0 P: 9	R: 0 E: 0 K: 0 S: 7	H: 1 LOB: 0 BB: 0 P: 11	R: 0 E: 0 K: 1 S: 11	H: 0 LOB: 0 BB: 0 P: 14	1B: 12 2B: 0 3B: 0 HR: 0	SF: 0 SAC: 1 DP: 2 HBP: 1	WP: 1 PB: 0 CS: 1	PA: 38					
PITCHER	IP	WLS	BF	H	R	ER	SO	BB	IBB	HBP	BLK	WP	HR	S	P	ERA	WHIP										
Chuck Finley L (1,1) ERA: 4.75	6.0	L	29	11	4	4	3	1	1	1	0	1	0	56	99	6.00	2.000										
Greg Gohr R (7,1) ERA: 7.39	2.0		6	1	0	0	0	0	0	0	0	0	0	13	20	0.00	0.500										
Chuck McElroy L (9,1) ERA: 3.48	1.0		3	0	0	0	1	0	0	0	0	0	0	11	14	0.00	0.000										

Batter	1	2	3	4	5	6	7	8	9	AB	R	H	RBI	BB	SO	LOB	BOTTOM										
Randy Velarde R (1,4) OBP: 0.379, SLG: 0.403	L9		G6-3			L9			P3	4	0	0	0	0	0	0	Minnesota Twins @ California Angels Anaheim Stadium, Anaheim, CA Wed Aug 07 1996, 10:05 PM EDT Att: 18,611 - Unknown - 74 F livebaseballscorecards.com										
Gary Disarcina R (1,6) OBP: 0.298, SLG: 0.357	BB BB		G6-3			G6-3			F8	4	0	1	0	0	0	0											
Tim Salmon R (1,9) OBP: 0.387, SLG: 0.527	BB BB		2B			K			G3-1	3	0	1	0	1	1	0											
Chili Davis S (1,10) OBP: 0.384, SLG: 0.501	BB BB		G5-3			BB			K	3	0	1	0	1	1	1											
Jim Edmonds L (1,8) OBP: 0.377, SLG: 0.578	K			G4-6-3		BB			FC4-6	2	0	1	0	2	1	3											
Todd Greene R (1,2) OBP: 0.214, SLG: 0.385	F9			G4-6-3		BB			K	4	0	0	0	0	1	7											
16 Garret Anderson L (1,7) OBP: 0.327, SLG: 0.427		F7		K					FC4-6	4	0	0	0	0	1	1											
J.T. Snow L (1,3) OBP: 0.339, SLG: 0.392		F7			F7				K	3	0	0	0	0	1	0											
George Arias R (1,5) OBP: 0.293, SLG: 0.291		F8			K				G4-3	3	0	0	0	0	1	0											
Inning Stats	R: 0 E: 0 K: 1 S: 8	H: 1 LOB: 3 BB: 2 P: 21	R: 0 E: 0 K: 0 S: 10	H: 0 LOB: 0 BB: 0 P: 14	R: 0 E: 0 K: 0 S: 10	H: 1 LOB: 1 BB: 0 P: 15	R: 0 E: 0 K: 1 S: 5	H: 1 LOB: 0 BB: 0 P: 7	R: 0 E: 0 K: 1 S: 7	H: 0 LOB: 0 BB: 0 P: 13	R: 0 E: 0 K: 1 S: 8	H: 1 LOB: 2 BB: 1 P: 17	R: 0 E: 0 K: 1 S: 11	H: 0 LOB: 0 BB: 0 P: 15	R: 0 E: 0 K: 0 S: 6	H: 0 LOB: 0 BB: 0 P: 10	R: 0 E: 0 K: 2 S: 10	H: 0 LOB: 1 BB: 1 P: 18	1B: 3 2B: 1 3B: 0 HR: 0	SF: 0 SAC: 0 DP: 1 HBP: 0	WP: 0 PB: 0 CS: 0	PA: 34					
PITCHER	IP	WLS	BF	H	R	ER	SO	BB	IBB	HBP	BLK	WP	HR	S	P	ERA	WHIP										
Rich Robertson L (1,1) ERA: 4.51	9.0	W	34	4	0	0	7	4	0	0	0	0	0	75	130	0.00	0.889										

Batter	1	2	3	4	5	6	7	8	9	AB	R	H	RBI	BB	SO	LOB	TOP					
Chuck Knoblauch, R (1, 4) OBP: 0.457, SLG: 0.553 Chip Hale, L (7, PR) OBP: 0.429, SLG: 0.475	P2				1B S 2B				F8	4	2	3	1	2	0	0	Minnesota Twins @ California Angels Anaheim Stadium, Anaheim, CA Thu Aug 08 1996, 6:33 AM EDT Att: 21,283 - Sunny - 83 F					
Rich Becker, L (1, 8) OBP: 0.356, SLG: 0.449	1B	K		CI 1B 2B	F8	G4-3	L3		K	6	2	1	0	0	2	9						
Paul Molitor, R (1, 10) OBP: 0.366, SLG: 0.465 Ron Coomer, R (6, PH) OBP: 0.344, SLG: 0.497		G5-3			2B BB 1B				L6	4	2	3	2	1	0	1						
Scott Stahoviak, L (1, 3) OBP: 0.408, SLG: 0.507	F7				1B 2B				K	5	0	1	2	1	2	4						
Marty Cordova, R (1, 7) OBP: 0.376, SLG: 0.471	F7				1B 2B				K	5	2	2	2	1	1	4						
Greg Myers, L (1, 2) OBP: 0.340, SLG: 0.473					1B HR				K	4	2	3	1	2	0	2						
Jeff Reboulet, R (1, 5) OBP: 0.296, SLG: 0.256					1B HR				K	5	0	0	1	1	2	5						
Matt Lawton, L (1, 9) OBP: 0.328, SLG: 0.344					1B HR				F8	6	1	2	0	0	1	6						
Pat Meares, R (1, 6) OBP: 0.288, SLG: 0.383					1B HR				1B	4	2	2	3	1	1	1						
Inning Stats	R: 1 E: 0 K: 0 S: 5	H: 2 LOB: 1 BB: 0 P: 5	R: 3 E: 0 K: 1 S: 9	H: 4 LOB: 1 BB: 0 P: 9	R: 1 E: 0 K: 1 S: 7	H: 2 LOB: 1 BB: 0 P: 7	R: 3 E: 1 K: 3 S: 13	H: 3 LOB: 3 BB: 2 P: 21	R: 2 E: 0 K: 0 S: 4	H: 1 LOB: 2 BB: 2 P: 13	R: 0 E: 0 K: 0 S: 5	H: 2 LOB: 2 BB: 0 P: 5	R: 3 E: 1 K: 1 S: 7	H: 1 LOB: 3 BB: 4 P: 23	R: 0 E: 0 K: 2 S: 8	H: 1 LOB: 2 BB: 1 P: 12	R: 0 E: 0 K: 1 S: 6	H: 1 LOB: 1 BB: 0 P: 6	1B: 11 2B: 4 3B: 0 HR: 2	SF: 0 SAC: 0 DP: 0 HBP: 1	WP: 1 PB: 0 CS: 0	PA: 56
PITCHER	IP	WLS	BF	H	R	ER	SO	BB	IBB	HBP	BLK	WP	HR	S	P	ERA	WHIP					
Shawn Boskie, R (1, 1) ERA: 5.11 Jason Grimsley, R (4, 1) ERA: 6.29 Mike Holtz, L (7, 1) ERA: 1.2 Greg Gohr, R (9, 1) ERA: 7.31	3.1	L	21	10	8	5	3	0	0	0	0	0	1	27	27	13.50	3.000					

Batter	1	2	3	4	5	6	7	8	9	AB	R	H	RBI	BB	SO	LOB	BOTTOM					
Rex Hudler, R (1, 4) OBP: 0.347, SLG: 0.564	G5-3					P4	G5-3			4	0	0	0	0	0	1	Minnesota Twins @ California Angels Anaheim Stadium, Anaheim, CA Thu Aug 08 1996, 6:33 AM EDT Att: 21,283 - Sunny - 83 F					
Gary Disarcina, R (1, 6) OBP: 0.295, SLG: 0.353	P4					F9			G4-3	4	0	0	0	0	0	1						
Jim Edmonds, L (1, 8) OBP: 0.379, SLG: 0.600						HR			F7	4	2	2	2	0	0	0						
Chili Davis, S (1, 10) OBP: 0.383, SLG: 0.499 Otlando Palmeiro, L (6, PH) OBP: 0.354, SLG: 0.351									F8	2	0	0	0	0	1	0						
Tim Salmon, R (1, 9) OBP: 0.384, SLG: 0.522									F8	2	0	0	0	0	0	0						
J.T. Snow, L (1, 3) OBP: 0.336, SLG: 0.388									G6-3	4	0	0	0	0	1	0						
16 Garret Anderson, L (1, 7) OBP: 0.328, SLG: 0.430									G4-3	4	1	2	0	0	1	0						
Don Slaught, R (1, 2) OBP: 0.365, SLG: 0.454									G6-3	2	1	1	0	1	1	0						
Jack Howell, L (1, 5) OBP: 0.319, SLG: 0.545									G6-3	3	1	1	3	0	1	2						
Inning Stats	R: 1 E: 0 K: 0 S: 4	H: 1 LOB: 0 BB: 0 P: 4	R: 0 E: 0 K: 2 S: 7	H: 0 LOB: 0 BB: 0 P: 7	R: 0 E: 0 K: 2 S: 8	H: 0 LOB: 1 BB: 0 P: 8	R: 0 E: 0 K: 2 S: 7	H: 0 LOB: 0 BB: 0 P: 7	R: 0 E: 0 K: 0 S: 4	H: 2 LOB: 1 BB: 0 P: 4	R: 1 E: 0 K: 0 S: 4	H: 1 LOB: 0 BB: 0 P: 4	R: 3 E: 0 K: 1 S: 7	H: 2 LOB: 1 BB: 1 P: 11	R: 0 E: 0 K: 0 S: 3	H: 0 LOB: 0 BB: 0 P: 3	R: 0 E: 0 K: 0 S: 3	H: 0 LOB: 0 BB: 0 P: 3	1B: 2 2B: 1 3B: 0 HR: 3	SF: 0 SAC: 0 DP: 1 HBP: 0	WP: 1 PB: 0 CS: 0	PA: 34
PITCHER	IP	WLS	BF	H	R	ER	SO	BB	IBB	HBP	BLK	WP	HR	S	P	ERA	WHIP					
Rick Aguilera, R (1, 1) ERA: 5.86 Jose Pizaro, R (7, 1) ERA: 6.43 Frankie Rodriguez, R (9, 1) ERA: 5.41	6.0	W	22	4	2	2	6	1	0	0	0	0	1	10	14	13.50	1.500					

Batter	1	2	3	4	5	6	7	8	9	AB	R	H	RBI	BB	SO	LOB	TOP										
Jose Offerman, S (1, 4) OBP: 0.380, SLG: 0.409										4	2	2	1	0	0	1	Kansas City Royals @ California Angels Anaheim Stadium, Anaheim, CA Fri Aug 09, 1996, 10:05 PM EDT Att: 35,977 - Unknown - 76 F										
Tom Goodwin, L (1, 8) OBP: 0.330, SLG: 0.330										4	1	2	2	0	0	0											
Craig Paquette, R (1, 7) OBP: 0.299, SLG: 0.481										4	0	0	0	0	2	2											
Mike Macfarlane, R (1, 10) OBP: 0.329, SLG: 0.513										4	0	0	1	0	0	0											
29 Mike Sweeney, R (1, 2) OBP: 0.361, SLG: 0.340										3	0	0	0	1	1	0											
Michael Tucker, L (1, 9) OBP: 0.328, SLG: 0.408										4	1	2	0	0	1	0											
Joe Randa, R (1, 5) OBP: 0.335, SLG: 0.402										4	0	0	0	0	1	2											
Kevin Young, R (1, 3) OBP: 0.315, SLG: 0.440										2	0	0	0	1	1	1											
Keith Lockhart, L (9, 4) OBP: 0.343, SLG: 0.429										0	0	0	0	0	0	0											
David Howard, S (1, 6) OBP: 0.298, SLG: 0.321										3	1	1	1	0	0	1											
Inning Stats	R: 2 E: 0 K: 1 S: 12	H: 2 LOB: 0 BB: 1 P: 21	R: 3 E: 1 K: 2 S: 16	H: 4 LOB: 1 BB: 0 P: 21	R: 0 E: 0 K: 0 S: 6	H: 0 LOB: 0 BB: 0 P: 7	R: 0 E: 0 K: 0 S: 6	H: 0 LOB: 0 BB: 0 P: 8	R: 0 E: 0 K: 0 S: 7	H: 1 LOB: 1 BB: 0 P: 10	R: 0 E: 0 K: 0 S: 7	H: 0 LOB: 0 BB: 1 P: 12	R: 0 E: 0 K: 0 S: 6	H: 0 LOB: 0 BB: 0 P: 9	R: 0 E: 0 K: 3 S: 9	H: 0 LOB: 0 BB: 0 P: 13	1B: 5 2B: 1 3B: 0 HR: 1	SF: 0 SAC: 0 DP: 0 HBP: 0	WP: 1 PB: 0 SB: 2 CS: 1	PA: 35							
PITCHER	IP	WLS	BF	H	R	ER	SO	BB	IBB	HBP	BLK	WP	HR	S	P	ERA	WHIP										
Mark Langston, L (1, 1) ERA: 4.82	8.0	L	31	7	5	5	3	2	0	0	0	1	1	65	96	5.62	1.125										
Troy Percival, R (9, 1) ERA: 2.04	1.0		3	0	0	0	3	0	0	0	0	0	0	9	13	0.00	0.000										

Batter	1	2	3	4	5	6	7	8	9	AB	R	H	RBI	BB	SO	LOB	BOTTOM										
Rex Hudler, R (1, 4) OBP: 0.348, SLG: 0.582										5	2	2	1	0	0	0	Kansas City Royals @ California Angels Anaheim Stadium, Anaheim, CA Fri Aug 09, 1996, 10:05 PM EDT Att: 35,977 - Unknown - 76 F										
Gary Disarcina, R (1, 6) OBP: 0.295, SLG: 0.355										4	1	1	1	0	0	0											
Chili Davis, S (1, 10) OBP: 0.384, SLG: 0.501										4	0	2	0	0	2	1											
Jim Edmonds, L (1, 8) OBP: 0.380, SLG: 0.598										4	0	2	1	0	2	1											
Tim Salmon, R (1, 9) OBP: 0.384, SLG: 0.519										2	0	0	0	2	0	2											
Randy Velarde, R (1, 5) OBP: 0.376, SLG: 0.398										4	0	0	0	0	2	5											
16 Garret Anderson, L (1, 7) OBP: 0.330, SLG: 0.433										4	0	2	0	0	0	2											
J.T. Snow, L (1, 3) OBP: 0.333, SLG: 0.384										4	0	0	0	0	2	3											
Todd Greene, R (1, 2) OBP: 0.176, SLG: 0.313										3	0	0	0	0	1	2											
Jack Howell, L (9, PH) OBP: 0.316, SLG: 0.539										1	0	0	0	0	0	0											
Inning Stats	R: 0 E: 0 K: 1 S: 9	H: 0 LOB: 0 BB: 0 P: 13	R: 0 E: 0 K: 2 S: 9	H: 0 LOB: 0 BB: 0 P: 13	R: 0 E: 0 K: 1 S: 6	H: 1 LOB: 0 BB: 0 P: 10	R: 0 E: 0 K: 1 S: 11	H: 1 LOB: 1 BB: 0 P: 16	R: 0 E: 0 K: 2 S: 13	H: 1 LOB: 2 BB: 1 P: 20	R: 1 E: 0 K: 0 S: 15	H: 3 LOB: 2 BB: 0 P: 22	R: 0 E: 0 K: 1 S: 7	H: 0 LOB: 0 BB: 0 P: 10	R: 2 E: 0 K: 1 S: 15	H: 3 LOB: 2 BB: 1 P: 28	R: 0 E: 0 K: 0 S: 9	H: 0 LOB: 0 BB: 0 P: 11	1B: 4 2B: 3 3B: 1 HR: 1	SF: 0 SAC: 0 DP: 1 HBP: 0	WP: 0 PB: 0 SB: 0 CS: 0	PA: 37					
PITCHER	IP	WLS	BF	H	R	ER	SO	BB	IBB	HBP	BLK	WP	HR	S	P	ERA	WHIP										
50 José Rosado, L (1, 1) ERA: 2.8	5.0	W	18	3	0	0	0	1	0	0	0	0	0	48	72	0.00	0.800										
Jaime Bluma, R (6, 1) ERA: 9.0	1.0		6	3	1	1	0	0	0	0	0	0	1	15	22	9.00	3.000										
Mike Magnante, L (7, 1) ERA: 4.88	1.1		7	3	2	2	2	0	0	0	0	0	0	18	28	13.50	2.250										
Rick Huisman, R (8, 1) ERA: 2.31	0.0	S	1	0	0	0	0	1	0	0	0	0	0	2	6	∞	∞										
Jeff Montgomery, R (8, 1) ERA: 4.15	1.2		5	0	0	0	0	0	0	0	0	0	0	11	15	0.00	0.000										



Batter	1	2	3	4	5	6	7	8	9	AB	R	H	RBI	BB	SO	LOB	TOP			
Jose Offerman, S OBP: 0.382, SLG: 0.406	4-2 BB		0-2 F7			4-0 CS BB		1-3 K	2-3 K	3	0	0	0	2	2	4				
Tom Goodwin, L OBP: 0.327, SLG: 0.327	0-2 F9		1-3 K			1-0 CS	1-0 L9	1-3 K		4	0	0	0	0	2	3				
Keith Lockhart, L OBP: 0.339, SLG: 0.426	0-0 F8			3-1 F9			0-1 F9	0-2 HR	2B	4	1	1	2	0	0	1				
Mike Macfarlane, R OBP: 0.340, SLG: 0.526	1-2 F7			1-1 E7			0-0 F8	1-2 HR	HR	4	1	2	2	0	0	1				
Bob Hamelin, L OBP: 0.388, SLG: 0.415		0-2 2B		2-3 K			2-2 F7	0-0 F8		4	0	1	0	0	1	1				
Michael Tucker, L OBP: 0.333, SLG: 0.417	0-0 P3			0-2 G3			0-0 G4-3		4-2 G3	3	0	0	0	1	0	2				
Johnny Damon, L OBP: 0.328, SLG: 0.399		3-3 K			0-1 G6-3		2-0 G1-3		2-2 G3	4	0	0	0	0	1	2				
Joe Randa, R OBP: 0.341, SLG: 0.416	0-1 P3				0-1 HR			4-0 1B	2-3 K	3	2	1	1	1	1	2				
David Howard, S OBP: 0.297, SLG: 0.329			1-1 F9			1-3 K		0-1 2B	4-2 BB	3	1	1	0	0	1	0				
Craig Paquette, R OBP: 0.308, SLG: 0.481								1-2 2B		0	0	0	0	1	0	0				
Inning Stats	R: 0 E: 0 K: 0 S: 11	H: 0 LOB: 1 BB: 1 P: 16	R: 0 E: 0 K: 1 S: 10	H: 1 LOB: 1 BB: 0 P: 13	R: 0 E: 0 K: 1 S: 8	H: 0 LOB: 0 BB: 0 P: 10	R: 0 E: 1 K: 1 S: 10	H: 1 LOB: 1 BB: 0 P: 16	R: 1 E: 0 K: 0 S: 4	H: 1 LOB: 0 BB: 1 P: 14	R: 0 E: 0 K: 0 S: 6	H: 0 LOB: 0 BB: 0 P: 10	R: 0 E: 0 K: 0 S: 17	H: 3 LOB: 0 BB: 1 P: 24	R: 0 E: 0 K: 2 S: 18	H: 0 LOB: 2 BB: 2 P: 32	1B: 2 2B: 2 3B: 0 HR: 2	SF: 0 SAC: 0 DP: 0 HBP: 0	WP: 0 PB: 0 SB: 0 CS: 1	PA: 38
PITCHER	IP WLS BF H R ER SO BB IBB HBP BLK WP HR S P ERA WHIP																			
Dennis Springer, R ERA: 6.53	(1, 1) 7.0 W 27 4 3 3 4 3 0 0 0 0 1 59 90 3.86 1.000																			
Troy Percival, R ERA: 2.29	(8, 1) 2.0 10 2 2 2 4 2 0 0 0 0 1 33 50 9.00 2.000																			

Kansas City Royals @ California Angels
Anaheim Stadium, Anaheim, CA
Sun Aug 11, 1996, 6:33 AM EDT
Att. 18,591 - Sunny - 85 F

AB 32
R 5
H 6
RBI 5
BB 5
SO 8
LOB 16



Batter	1	2	3	4	5	6	7	8	9	AB	R	H	RBI	BB	SO	LOB	BOTTOM	
Randy Velarde, R OBP: 0.377, SLG: 0.410	2-2 G4-3	2-1 FC4-6		2-1 1B		1-2 HR		0-1 G1-3		5	1	2	1	0	0	2		
Gary Disarcina, R OBP: 0.292, SLG: 0.351	2-1 1B		1-0 F8	0-2 G3		0-1 F8		0-1 G6-3		5	0	1	0	0	0	1		
Chili Davis, S OBP: 0.386, SLG: 0.516	2-3 K		4-2 1B		1-1 HR	2-1 HR		0-1 F7		4	2	2	2	1	1	1		
Jim Edmonds, L OBP: 0.380, SLG: 0.599	3-1 1B		3-2 F7		0-2 G5-3	0-0 G4-3				4	0	1	0	0	0	1		
Tim Salmon, R OBP: 0.384, SLG: 0.517	3-2 F9		0-0 BB	1-3 1B		0-2 F8		1-1 16 F8 1B	1B	4	1	2	0	0	0	2		
J.T. Snow, L OBP: 0.336, SLG: 0.383		2-2 16 G1-6-3 1B	4-1 1B	1-2 BB		1-1 G5-3		4-2 1B	1B	2	0	1	0	2	0	0		
16 Garret Anderson, L OBP: 0.326, SLG: 0.428		0-1 G1-6-3	2-2 P6			1-2 HR		1-2 HR	1B	4	1	1	0	0	0	6		
George Arias, R OBP: 0.307, SLG: 0.350		0-1 1B		0-0 F8		1-2 HR		2-0 1B		4	1	3	3	0	0	0		
Jorge Fabregas, L OBP: 0.306, SLG: 0.297		0-0 FC4-6		3-1 F8		1-2 F7		1-2 G4-3		4	0	1	0	0	0	2		
Inning Stats	R: 0 E: 1 K: 1 S: 18	H: 2 LOB: 2 BB: 0 P: 30	R: 0 E: 0 K: 0 S: 10	H: 3 LOB: 2 BB: 0 P: 14	R: 0 E: 0 K: 0 S: 11	H: 1 LOB: 3 BB: 2 P: 25	R: 0 E: 0 K: 0 S: 8	H: 1 LOB: 1 BB: 0 P: 13	R: 1 E: 0 K: 0 S: 20	H: 4 LOB: 0 BB: 0 P: 26	R: 1 E: 0 K: 0 S: 13	H: 2 LOB: 1 BB: 1 P: 21	R: 0 E: 0 K: 0 S: 6	H: 0 LOB: 0 BB: 0 P: 6	1B: 10 2B: 0 3B: 0 HR: 4	SF: 0 SAC: 0 DP: 2 HBP: 0	WP: 0 PB: 0 SB: 0 CS: 0	PA: 39
PITCHER	IP WLS BF H R ER SO BB IBB HBP BLK WP HR S P ERA WHIP																	
Tim Lincecum, R ERA: 4.03	(1, 1) 5.1 L 28 11 4 4 1 2 0 0 0 0 0 1 73 114 6.75 2.438																	
Hipolito Pichardo, R ERA: 5.47	(6, 1) 1.2 8 3 2 2 0 1 0 0 0 0 1 18 28 10.80 2.400																	
Jaime Bluma, R ERA: 4.5	(8, 1) 1.0 3 0 0 0 0 0 0 0 0 0 0 6 6 0.00 0.000																	

Kansas City Royals @ California Angels
Anaheim Stadium, Anaheim, CA
Sun Aug 11, 1996, 6:33 AM EDT
Att. 18,591 - Sunny - 85 F

AB 36
R 6
H 14
RBI 6
BB 3
SO 1
LOB 15



Batter	1	2	3	4	5	6	7	8	9	AB	R	H	RBI	BB	SO	LOB	TOP								
Kenny Lofton, L OBP: 0.377, SLG: 0.458 (1, 8)	G4-3		G2-3 1B		G1-3		G2-1 S 2B	FC6		5	1	2	1	0	0	1									
Jose Vizcaino, S OBP: 0.350, SLG: 0.381 (1, 4)	F9		G2-3		G4-3		K		G3-1	5	0	0	0	0	1	3									
Mark Carreon, R OBP: 0.340, SLG: 0.459 (1, 3)	K					L5	K		G1-3	4	0	0	0	1	2	1									
Albert Belle, R OBP: 0.401, SLG: 0.613 (1, 7)		G6-3				G5-3			P6	4	0	1	2	1	0	0									
Manny Ramirez, R OBP: 0.399, SLG: 0.581 (1, 9)	F9		K			G2-1 BB 2B				3	1	1	0	1	1	1									
Jim Thome, L OBP: 0.456, SLG: 0.602 (1, 10)					K					3	1	1	0	1	2	3									
Jeff Kent, R OBP: 0.323, SLG: 0.431 (1, 5)	F8				G5-3				G6-3	3	0	0	0	1	0	1									
Sandy Alomar Jr., R OBP: 0.302, SLG: 0.375 (1, 2)					K					4	1	3	2	0	1	0									
Omar Vizquel, S OBP: 0.362, SLG: 0.426 (1, 6)									K	4	1	1	0	0	2	3									
Inning Stats	R: 0 E: 0 K: 1 S: 8	H: 0 LOB: 0 BB: 0 P: 14	R: 0 E: 0 K: 0 S: 7	H: 1 LOB: 1 BB: 0 P: 13	R: 3 E: 0 K: 1 S: 9	H: 4 LOB: 1 BB: 1 P: 18	R: 0 E: 0 K: 2 S: 9	H: 0 LOB: 0 BB: 0 P: 15	R: 0 E: 0 K: 0 S: 5	H: 0 LOB: 0 BB: 0 P: 6	R: 2 E: 1 K: 1 S: 15	H: 2 LOB: 2 BB: 2 P: 31	R: 0 E: 0 K: 3 S: 14	H: 1 LOB: 3 BB: 2 P: 28	R: 0 E: 0 K: 1 S: 8	H: 1 LOB: 1 BB: 0 P: 15	R: 0 E: 0 K: 0 S: 6	H: 0 LOB: 0 BB: 0 P: 9	1B: 6 2B: 3 3B: 0 HR: 0	SF: 0 SAC: 0 DP: 0 HBP: 0	WP: 0 PB: 0 SB: 3 CS: 0	PA: 40			
PITCHER	IP	WLS	BF	H	R	ER	SO	BB	IBB	HBP	BLK	WP	HR	S	P	ERA	WHIP								
Chuck Finley, L ERA: 4.72 (1, 1)	7.0	L	33	8	5	3	8	4	1	0	0	0	0	67	125	3.86	1.714								
Greg Gohr, R ERA: 7.24 (8, 1)	1.0		4	1	0	0	1	0	0	0	0	0	0	8	15	0.00	1.000								
Mike James, R ERA: 3.0 (9, 1)	1.0	S	3	0	0	0	0	0	0	0	0	0	0	6	9	0.00	0.000								

Cleveland Indians @ California Angels
Anaheim Stadium, Anaheim, CA

Mon Aug 12 1996, 10:05 PM EDT
Att: 19,499 - Unknown - 80 F

AB 35
R 5
H 9
RBI 5
BB 5
SO 9
LOB 13



Batter	1	2	3	4	5	6	7	8	9	AB	R	H	RBI	BB	SO	LOB	BOTTOM								
Randy Velarde, R OBP: 0.377, SLG: 0.408 (1, 4)	G1-6-3 E S 1B		G6-3		K				K	4	2	1	0	1	2	2									
Gary Disarcina, R OBP: 0.292, SLG: 0.348 (1, 6)	E3				K		G4-3			3	1	0	0	1	1	3									
Chili Davis, S OBP: 0.382, SLG: 0.510 (1, 10)	G1-6-3				F7				F7	4	0	0	0	0	0	3									
Jim Edmonds, L OBP: 0.382, SLG: 0.600 (1, 8)	K						G4-3			3	1	1	1	1	1	0									
Tim Salmon, R OBP: 0.385, SLG: 0.515 (1, 9)		G6-3								3	0	1	0	1	0	0									
J.T. Snow, L OBP: 0.335, SLG: 0.382 (1, 3)					L9				G3	4	0	1	1	0	0	3									
16 Garret Anderson, L OBP: 0.328, SLG: 0.427 (1, 7)									G3	3	0	1	0	1	0	2									
George Arias, R OBP: 0.303, SLG: 0.345 (1, 5)										2	0	0	0	0	1	1									
Jack Howell, L OBP: 0.309, SLG: 0.527 (7, PH) (8, 5)									G4-3	2	0	0	0	0	0	1									
Jorge Fabregas, L OBP: 0.306, SLG: 0.297 (1, 2)										3	0	1	0	0	0	1									
Orlando Palmeiro, L OBP: 0.353, SLG: 0.367 (9, PH)									F7	1	0	0	0	0	0	0									
Inning Stats	R: 1 E: 1 K: 1 S: 7	H: 1 LOB: 0 BB: 0 P: 14	R: 0 E: 0 K: 0 S: 7	H: 1 LOB: 0 BB: 0 P: 11	R: 0 E: 0 K: 1 S: 10	H: 0 LOB: 0 BB: 0 P: 16	R: 0 E: 0 K: 1 S: 11	H: 1 LOB: 2 BB: 1 P: 18	R: 0 E: 0 K: 1 S: 7	H: 1 LOB: 2 BB: 1 P: 14	R: 0 E: 0 K: 0 S: 8	H: 0 LOB: 0 BB: 0 P: 9	R: 0 E: 0 K: 0 S: 9	H: 1 LOB: 1 BB: 0 P: 12	R: 3 E: 0 K: 0 S: 10	H: 1 LOB: 1 BB: 3 P: 26	R: 0 E: 0 K: 1 S: 9	H: 0 LOB: 0 BB: 0 P: 15	1B: 5 2B: 1 3B: 0 HR: 0	SF: 0 SAC: 0 DP: 2 HBP: 0	WP: 1 PB: 0 SB: 1 CS: 0	PA: 37			
PITCHER	IP	WLS	BF	H	R	ER	SO	BB	IBB	HBP	BLK	WP	HR	S	P	ERA	WHIP								
Orel Hershiser, R ERA: 4.62 (1, 1)	7.0	W	29	5	3	2	4	4	0	0	0	0	0	60	103	2.57	1.286								
Paul Assenmacher, L ERA: 2.52 (8, 1)	0.1		2	1	0	0	0	0	0	0	0	0	0	3	4	0.00	3.000								
Paul Shuey, R ERA: 3.12 (8, 1)	0.2	S	3	0	1	1	0	1	0	0	0	1	0	6	13	13.50	1.500								
Jose Mesa, R ERA: 3.81 (9, 1)	1.0	S	3	0	0	0	1	0	0	0	0	0	0	9	15	0.00	0.000								

Cleveland Indians @ California Angels
Anaheim Stadium, Anaheim, CA

Mon Aug 12 1996, 10:05 PM EDT
Att: 19,499 - Unknown - 80 F

AB 32
R 4
H 6
RBI 2
BB 5
SO 5
LOB 16



Batter	1	2	3	4	5	6	7	8	9	AB	R	H	RBI	BB	SO	LOB	TOP										
Kenny Lofton, L (1, 8) OBP: 0.378, SLG: 0.465	1-1 F7		1-1 HR		0-0 F8		1-1 1B			4	1	2	1	0	0	0	Cleveland Indians @ California Angels Anaheim Stadium, Anaheim, CA Tue Aug 13 1996, 10:05 PM EDT Att: 19,569 - Unknown - 88 F										
Omar Vizquel, S (1, 6) OBP: 0.391, SLG: 0.423	1-2 L3		0-0 G3		4-2 BB		0-1 G3			3	0	0	0	1	0	2											
Jim Thome, L (1, 5) OBP: 0.452, SLG: 0.596	1-3 K		3-3 K		1-0 F9			1-1 G4-3		4	0	0	0	0	2	1											
Albert Belle, R (1, 7) OBP: 0.400, SLG: 0.617		1-1 HR		2-1 G5-3		0-0 L7		1-0 G5-3		4	1	1	1	0	0	0											
Manny Ramirez, R (1, 9) OBP: 0.402, SLG: 0.585		1-1 G3-6 1B		0-0 2B 1B		0-0 F7 2B		0-1 G5-3		4	0	3	0	0	0	0											
Brian Giles, L (1, 10) OBP: 0.486, SLG: 0.774		1-2 G3-6 1-2f		3-2 F7		1-2 F7 2-3			2-2 G3	4	0	0	0	0	0	3											
Mark Carreon, R (1, 3) Casey Candaele, S (0, PH) OBP: 0.333, SLG: 0.476		0-0 1B		1-1 2B			0-0 FC1-5 1B		3-2 1B	3	0	3	0	0	0	0											
Sandy Alomar Jr., R (1, 2) Jeromy Burnitz, L (0, PH) OBP: 0.405, SLG: 0.550		0-1 L7		0-0 G6-3			1-2 1B 1B		2-2 P4	3	0	1	0	0	0	3											
Jose Vizcaino, S (1, 4) OBP: 0.347, SLG: 0.377			0-3 K		0-0 G5-3		0-0 FC1-5 1B 1-2 2-3f		0-1 G4-3	4	0	0	0	0	1	3											
Inning Stats	R: 0 E: 0 K: 1 S: 9	H: 0 LOB: 0 BB: 0 P: 12	R: 1 E: 0 K: 0 S: 10	H: 3 LOB: 1 BB: 0 P: 13	R: 1 E: 0 K: 2 S: 9	H: 1 LOB: 0 BB: 0 P: 13	R: 0 E: 0 K: 0 S: 9	H: 2 LOB: 2 BB: 0 P: 15	R: 0 E: 0 K: 0 S: 6	H: 1 LOB: 1 BB: 1 P: 6	R: 0 E: 0 K: 0 S: 9	H: 3 LOB: 2 BB: 0 P: 10	R: 0 E: 0 K: 0 S: 5	H: 0 LOB: 0 BB: 0 P: 7	R: 0 E: 0 K: 0 S: 13	H: 1 LOB: 1 BB: 0 P: 20		1B: 7 2B: 2 3B: 0 HR: 2	SF: 0 SAC: 0 DP: 1 HBP: 0	WP: 0 PB: 0 SB: 0 CS: 0	PA: 36						
PITCHER	IP	WLS	BF	H	R	ER	SO	BB	IBB	HBP	BLK	WP	HR	S	P	ERA	WHIP										
Shawn Boskie, R (1, 1) ERA: 4.98	7.0	W	29	10	2	2	3	1	0	0	0	0	2	57	80	2.57	1.571										
Mike Holtz, L (8, 1) ERA: 1.1	0.1	1	0	0	0	0	0	0	0	0	0	0	0	2	3	0.00	0.000										
Mike James, R (8, 1) ERA: 2.97	0.2	2	0	0	0	0	0	0	0	0	0	0	0	3	4	0.00	0.000										
Troy Percival, R (9, 1) ERA: 2.25	1.0	S	4	1	0	0	0	0	0	0	0	0	0	13	20	0.00	1.000										

AB 35
R 2
H 11
RBI 2
BB 1
SO 3
LOB 13



Batter	1	2	3	4	5	6	7	8	9	AB	R	H	RBI	BB	SO	LOB	BOTTOM										
Randy Velarde, R (1, 4) OBP: 0.378, SLG: 0.409	1-2 L7		3-1 P3			0-2 E 16 1B	0-1 G6-4-3 1B			4	1	2	0	0	0	0	Cleveland Indians @ California Angels Anaheim Stadium, Anaheim, CA Tue Aug 13 1996, 10:05 PM EDT Att: 19,569 - Unknown - 88 F										
Jim Edmonds, L (1, 8) OBP: 0.380, SLG: 0.606	2-1 HR			3-2 G1-3		3-2 L9	2-2 G6-4-3 1B 1-2f			4	1	1	1	0	0	4											
Tim Salmon, R (1, 9) OBP: 0.384, SLG: 0.513	1-1 G6-3			2-3 K		1-3 K		0-1 1B 1B		4	1	1	0	0	2	1											
Chili Davis, S (1, 10) OBP: 0.383, SLG: 0.510	2-0 G1-3			1-1 1B		0-0 E4 16 1B		2-0 G3 1B		4	0	2	0	0	0	1											
16 Garret Anderson, L (1, 7) OBP: 0.327, SLG: 0.426		1-2 L5		1-2 G4-3		2-2 1B		1-3 K		4	0	1	1	0	1	3											
J.T. Snow, L (1, 3) OBP: 0.337, SLG: 0.390		2-2 F8			1-1 HR	1-0 F7		3-2 G3 1B		4	1	2	2	0	0	2											
Gary Disarcina, R (1, 6) OBP: 0.289, SLG: 0.345		3-2 G6-3			1-0 F8		0-0 P4	2-2 G3		4	0	0	0	0	0	2											
Jorge Fabregas, L (1, 2) OBP: 0.311, SLG: 0.298			1-1 G4-3		3-1 F7		0-0 2B 1B	4-0 IBB		3	0	1	0	1	0	0											
George Arias, R (1, 5) OBP: 0.302, SLG: 0.349			1-3 K		1-2 P3		0-2 2B	1-2 L9		4	0	1	0	0	1	3											
Inning Stats	R: 1 E: 0 K: 0 S: 10	H: 1 LOB: 0 BB: 0 P: 16	R: 0 E: 0 K: 0 S: 13	H: 0 LOB: 0 BB: 0 P: 19	R: 0 E: 0 K: 1 S: 7	H: 0 LOB: 0 BB: 0 P: 12	R: 0 E: 0 K: 1 S: 13	H: 1 LOB: 1 BB: 0 P: 20	R: 1 E: 1 K: 1 S: 17	H: 2 LOB: 2 BB: 0 P: 24	R: 0 E: 0 K: 0 S: 10	H: 3 LOB: 2 BB: 0 P: 12	R: 1 E: 0 K: 1 S: 16	H: 3 LOB: 3 BB: 1 P: 29	1B: 8 2B: 1 3B: 0 HR: 2	SF: 0 SAC: 0 DP: 1 HBP: 0		WP: 0 PB: 0 SB: 0 CS: 0	PA: 36								
PITCHER	IP	WLS	BF	H	R	ER	SO	BB	IBB	HBP	BLK	WP	HR	S	P	ERA	WHIP										
Chad Ogea, R (1, 1) ERA: 5.44	6.1	L	28	8	3	2	3	0	0	0	0	0	2	76	113	2.84	1.263										
Greg Swindell, L (7, 1) ERA: 7.39	0.2	1	0	0	0	0	0	0	0	0	0	0	0	3	5	0.00	0.000										
Eric Plunk, R (8, 1) ERA: 2.59	1.0	7	3	1	1	1	1	0	1	0	0	0	0	16	29	9.00	3.000										

AB 35
R 4
H 11
RBI 4
BB 1
SO 4
LOB 16




Batter	1	2	3	4	5	6	7	8	9	AB	R	H	RBI	BB	SO	LOB	TOP										
Kenny Lofton, L OBP: 0.374, SLG: 0.459 (1, 8)										6	1	0	0	0	2	6	Cleveland Indians @ California Angels Anaheim Stadium, Anaheim, CA Wed Aug 14 1996, 10:05 PM EDT Att: 23,887 - Unknown - 85 F										
Omar Vizquel, S OBP: 0.391, SLG: 0.421 (1, 6)										4	2	1	0	1	0	2											
Jim Thome, L OBP: 0.451, SLG: 0.593 (1, 5)										5	0	2	1	0	1	2											
Albert Belle, R OBP: 0.402, SLG: 0.616 (1, 7)										4	1	2	1	1	1	2											
Manny Ramirez, R OBP: 0.402, SLG: 0.585 (1, 9)										5	1	2	1	0	0	3											
Jeremy Burnitz, L OBP: 0.419, SLG: 0.563 (1, 10)										3	1	2	2	2	1	2											
Mark Carreon, R OBP: 0.343, SLG: 0.461 (1, 3)										4	0	0	0	0	1	4											
Jose Vizcaino, S OBP: 0.350, SLG: 0.381 (1, 4)										4	1	2	0	1	0	2											
Tony Peña, R OBP: 0.270, SLG: 0.261 (1, 2)										3	0	1	2	0	1	3											
Brian Giles, L OBP: 0.479, SLG: 0.762 (7, PH)										1	0	0	0	0	0	1											
Sandy Alomar Jr., R OBP: 0.302, SLG: 0.373 (7, 2)										1	0	0	0	0	0	0											
Inning Stats	R: 0 E: 0 K: 1 S: 5	H: 0 LOB: 0 BB: 0 P: 5	R: 6 E: 0 K: 0 S: 8	H: 5 LOB: 2 BB: 2 P: 17	R: 0 E: 0 K: 1 S: 7	H: 2 LOB: 2 BB: 0 P: 7	R: 0 E: 0 K: 2 S: 9	H: 2 LOB: 2 BB: 0 P: 9	R: 0 E: 0 K: 0 S: 3	H: 0 LOB: 1 BB: 1 P: 7	R: 1 E: 0 K: 0 S: 5	H: 2 LOB: 2 BB: 0 P: 9	R: 0 E: 1 K: 1 S: 7	H: 1 LOB: 2 BB: 0 P: 7	R: 0 E: 0 K: 2 S: 7	H: 0 LOB: 1 BB: 1 P: 11	R: 0 E: 0 K: 0 S: 3	H: 0 LOB: 0 BB: 0 P: 3	1B: 8 2B: 4 3B: 0 HR: 0	SF: 0 SAC: 0 DP: 0 HBP: 1	WP: 2 PB: 2 SB: 0 CS: 0	PA: 46					
PITCHER	IP	WLS	BF	H	R	ER	SO	BB	IBB	HBP	BLK	WP	HR	S	P	ERA	WHIP										
Jason Grimsley, R ERA: 6.91 (1, 1)	1.2		11	3	6	6	1	2	0	1	0	1	0	10	19	32.40	3.000										
Greg Gohr, R ERA: 7.04 (2, 1)	4.0	W	21	8	1	1	3	1	0	0	0	0	0	26	30	2.25	2.250										
Mike Holtz, L ERA: 1.1 (6, 1)	0.0		1	0	0	0	0	1	0	0	0	0	0	4		∞	∞										
Pep Harris, R ERA: (6, 1)	2.1		10	1	0	0	3	1	0	0	0	1	0	15	19	0.00	0.857										
Troy Percival, R ERA: 2.21 (9, 1)	1.0	S	3	0	0	0	0	0	0	0	0	0	0	3	3	0.00	0.000										

Batter	1	2	3	4	5	6	7	8	9	AB	R	H	RBI	BB	SO	LOB	BOTTOM										
Randy Velarde, R OBP: 0.383, SLG: 0.419 (1, 4)										5	1	4	2	0	0	0	Cleveland Indians @ California Angels Anaheim Stadium, Anaheim, CA Wed Aug 14 1996, 10:05 PM EDT Att: 23,887 - Unknown - 85 F										
Jim Edmonds, L OBP: 0.381, SLG: 0.602 (1, 8)										5	0	2	2	0	1	3											
Tim Salmon, R OBP: 0.381, SLG: 0.508 (1, 9)										4	0	0	0	0	1	3											
Chili Davis, S OBP: 0.387, SLG: 0.510 (1, 10)										2	1	1	0	2	1	1											
16 Garret Anderson, L OBP: 0.329, SLG: 0.428 (1, 7)										4	2	2	0	0	0	2											
J.T. Snow, L OBP: 0.338, SLG: 0.392 (1, 3)										3	0	1	1	1	1	2											
Gary Disarcina, R OBP: 0.291, SLG: 0.345 (1, 6)										3	2	1	0	1	0	3											
Jorge Fabregas, L OBP: 0.309, SLG: 0.297 (1, 2)										4	1	1	1	0	1	3											
George Arias, R OBP: 0.301, SLG: 0.347 (1, 5)										4	1	1	2	0	0	2											
Inning Stats	R: 0 E: 0 K: 2 S: 8	H: 1 LOB: 1 BB: 0 P: 8	R: 4 E: 0 K: 1 S: 10	H: 5 LOB: 1 BB: 0 P: 10	R: 4 E: 0 K: 1 S: 7	H: 4 LOB: 1 BB: 1 P: 11	R: 0 E: 0 K: 0 S: 2	H: 0 LOB: 0 BB: 1 P: 6	R: 0 E: 0 K: 0 S: 3	H: 1 LOB: 0 BB: 0 P: 3	R: 0 E: 0 K: 0 S: 4	H: 1 LOB: 1 BB: 0 P: 4	R: 0 E: 0 K: 0 S: 2	H: 0 LOB: 2 BB: 2 P: 10	R: 0 E: 0 K: 2 S: 8	H: 1 LOB: 1 BB: 0 P: 8		1B: 9 2B: 6 3B: 0 HR: 0	SF: 0 SAC: 0 DP: 3 HBP: 0	WP: 0 PB: 1 SB: 1 CS: 0	PA: 38						
PITCHER	IP	WLS	BF	H	R	ER	SO	BB	IBB	HBP	BLK	WP	HR	S	P	ERA	WHIP										
Jack McDowell, R ERA: 4.82 (1, 1)	2.1	L	16	8	7	6	3	1	0	0	0	0	0	21	25	23.14	3.857										
Kent Mercker, L ERA: 7.93 (3, 1)	0.0		1	1	0	0	0	0	0	0	0	0	0	1	1	∞	∞										
Julian Tavarez, R ERA: 5.96 (3, 1)	2.2		9	2	1	1	0	1	0	0	0	0	0	8	12	3.38	1.125										
Paul Shuey, R ERA: 2.95 (6, 1)	2.0		8	1	0	0	0	1	1	0	0	0	0	6	14	0.00	1.000										
Paul Assenmacher, L ERA: 2.45 (8, 1)	1.0		4	1	0	0	2	0	0	0	0	0	0	8	8	0.00	1.000										

Batter	1	2	3	4	5	6	7	8	9	AB	R	H	RBI	BB	SO	LOB	TOP								
Randy Velarde, R OBP: 0.380, SLG: 0.417 (1, 4)										4	0	1	0	0	0	1									
Jim Edmonds, L OBP: 0.391, SLG: 0.608 (1, 8)										3	0	1	0	1	2	0									
Tim Salmon, R OBP: 0.376, SLG: 0.507 (1, 9)										4	0	0	0	0	1	3									
Chili Davis, S OBP: 0.390, SLG: 0.516 (1, 10)										3	0	1	0	1	1	0									
16 Garret Anderson, L OBP: 0.325, SLG: 0.429 (1, 7)										4	0	0	0	0	1	3									
J.T. Snow, L OBP: 0.339, SLG: 0.389 (1, 3)										3	0	1	0	1	1	0									
Gary Disarcina, R OBP: 0.288, SLG: 0.341 (1, 6)										4	0	1	0	0	0	2									
Jorge Fabregas, L OBP: 0.312, SLG: 0.297 (1, 2)										4	0	1	0	0	2	1									
George Arias, R OBP: 0.294, SLG: 0.338 Jack Howell, L OBP: 0.306, SLG: 0.522 (9, PH)										3	0	1	0	0	1	1									
Inning Stats	R: 0 E: 0 K: 1 S: 12	H: 1 LOB: 2 BB: 1 P: 22	R: 0 E: 0 K: 1 S: 10	H: 1 LOB: 1 BB: 0 P: 15	R: 0 E: 0 K: 2 S: 9	H: 0 LOB: 0 BB: 1 P: 14	R: 0 E: 0 K: 0 S: 6	H: 0 LOB: 1 BB: 1 P: 10	R: 0 E: 0 K: 2 S: 11	H: 1 LOB: 2 BB: 1 P: 19	R: 0 E: 0 K: 1 S: 8	H: 1 LOB: 0 BB: 0 P: 13	R: 0 E: 0 K: 1 S: 9	H: 1 LOB: 1 BB: 0 P: 13	R: 0 E: 0 K: 1 S: 6	H: 2 LOB: 1 BB: 0 P: 18	R: 0 E: 0 K: 1 S: 13	H: 2 LOB: 1 BB: 0 P: 18	1B: 7 2B: 0 3B: 0 HR: 0	SF: 0 SAC: 0 DP: 1 HBP: 0	WP: 0 PB: 0 SB: 0 CS: 0	PA: 36			
PITCHER Roger Clemens, R ERA: 3.98 (1, 1)	IP: 9.0 WLS: W BF: 36 H: 7 R: 0 ER: 0 SO: 9 BB: 3 IBB: 0 HBP: 0 BLK: 0 WP: 0 HR: 0 S: 84 P: 132 ERA: 0.00 WHIP: 1.111																								

California Angels @ Boston Red Sox
Fenway Park, Boston, MA
Sat Aug 17 1996, 3:33 AM EDT
Att: 32,497 - Sunny - 83 F


AB 33
R 0
H 7
RBI 0
BB 3
SO 9
LOB 13



Batter	1	2	3	4	5	6	7	8	9	AB	R	H	RBI	BB	SO	LOB	BOTTOM							
Darren Bragg, L OBP: 0.373, SLG: 0.435 (1, 8) (8, 9)										5	1	0	0	0	3	2								
Jeff Fyfe, R OBP: 0.376, SLG: 0.358 (1, 7) (8, 4)										1	1	0	0	1	1	0								
Wil Cordero, R OBP: 0.324, SLG: 0.414 Lee Tinsley, S OBP: 0.286, SLG: 0.300 (7, PR) (8, 8)										4	1	1	0	0	1	3								
Mo Vaughn, L OBP: 0.418, SLG: 0.586 (1, 3)										1	1	1	2	3	0	0								
Tim Lincecum, R OBP: 0.370, SLG: 0.465 (1, 5)										4	0	1	2	0	1	3								
Mike Stanley, R OBP: 0.377, SLG: 0.510 (1, 10)										2	1	1	1	2	1	0								
Bill Haselman, R OBP: 0.293, SLG: 0.381 (1, 2)										4	0	1	1	0	1	3								
Troy O'Leary, L OBP: 0.328, SLG: 0.424 (1, 9) (8, 7)										3	0	1	0	1	1	2								
Tony Rodriguez, R OBP: 0.318, SLG: 0.328 (1, 6)										4	0	1	0	0	2	3								
Inning Stats	R: 0 E: 0 K: 1 S: 7	H: 0 LOB: 0 BB: 0 P: 9	R: 0 E: 0 K: 0 S: 4	H: 0 LOB: 2 BB: 2 P: 13	R: 0 E: 0 K: 2 S: 10	H: 0 LOB: 0 BB: 0 P: 16	R: 0 E: 0 K: 2 S: 8	H: 0 LOB: 1 BB: 2 P: 21	R: 0 E: 0 K: 1 S: 9	H: 1 LOB: 1 BB: 1 P: 16	R: 3 E: 0 K: 2 S: 12	H: 2 LOB: 2 BB: 2 P: 26	R: 2 E: 1 K: 0 S: 6	H: 2 LOB: 1 BB: 0 P: 11	R: 1 E: 0 K: 3 S: 13	H: 2 LOB: 1 BB: 0 P: 19	1B: 2 2B: 4 3B: 0 HR: 1	SF: 0 SAC: 1 DP: 2 HBP: 1	WP: 1 PB: 0 SB: 0 CS: 1	PA: 37				
PITCHER Chuck Finley, L ERA: 4.69 Greg Gohr, R ERA: 7.00 Kyle Abbott, L ERA:	IP: 6.2 WLS: L BF: 31 H: 5 R: 5 ER: 3 SO: 8 BB: 6 IBB: 1 HBP: 0 BLK: 0 WP: 1 HR: 0 S: 55 P: 110 ERA: 4.05 WHIP: 1.650																							

California Angels @ Boston Red Sox
Fenway Park, Boston, MA
Sat Aug 17 1996, 3:33 AM EDT
Att: 32,497 - Sunny - 83 F

AB 28
R 6
H 7
RBI 6
BB 7
SO 11
LOB 16



Batter	1	2	3	4	5	6	7	8	9	AB	R	H	RBI	BB	SO	LOB	TOP				
Randy Velarde, R OBP: 0.378, SLG: 0.417 (1, 4)	K	FC5-2-5			K		G5-3		S	5	0	1	1	0	2	3					
Jim Edmonds, L OBP: 0.392, SLG: 0.603 (1, 8)	L9	K			BB		PB		P5	4	0	1	0	1	1	3					
Tim Salmon, R OBP: 0.376, SLG: 0.507 (1, 9)	K				G4-3		G4-6-3		P4	4	0	1	0	1	2	3					
Chili Davis, S OBP: 0.388, SLG: 0.511 (1, 10)		G4-3	K		G4-6-3				F8	4	0	0	0	1	1	3					
J.T. Snow, L OBP: 0.339, SLG: 0.388 (1, 3)		3B	G4-3				G1		BB	4	1	1	0	1	1	3					
Rex Hudler, R OBP: 0.347, SLG: 0.580 Orlando Palmeiro, L OBP: 0.362, SLG: 0.377 (8, 7)	HR	F9			CS		BB		BB	2	1	1	1	1	0	1					
Gary Disarcina, R OBP: 0.287, SLG: 0.347 (1, 6)		HR			G3		G4-3		F7	4	1	1	2	0	0	3					
Jorge Fabregas, L OBP: 0.321, SLG: 0.307 (1, 2)		2B			G6-4-3		PB		G4-3	4	0	3	0	0	0	2					
George Arias, R OBP: 0.297, SLG: 0.346 Jack Howell, L OBP: 0.313, SLG: 0.538 (9, 5)	2B		G6-4-3				SH3-4			2	0	1	0	0	0	1					
Inning Stats	R: 0 E: 0 K: 2 S: 9	H: 0 LOB: 0 BB: 0 P: 13	R: 3 E: 0 K: 1 S: 18	H: 4 LOB: 2 BB: 1 P: 27	R: 0 E: 0 K: 1 S: 11	H: 1 LOB: 1 BB: 0 P: 17	R: 0 E: 0 K: 0 S: 7	H: 1 LOB: 0 BB: 0 P: 9	R: 0 E: 0 K: 1 S: 8	H: 0 LOB: 0 BB: 1 P: 14	R: 0 E: 0 K: 1 S: 6	H: 1 LOB: 2 BB: 1 P: 15	R: 0 E: 0 K: 0 S: 12	H: 2 LOB: 2 BB: 0 P: 19	R: 1 E: 0 K: 1 S: 13	H: 2 LOB: 2 BB: 1 P: 23	1B: 6 2B: 4 3B: 1 HR: 1	SF: 0 SAC: 1 DP: 2 HBP: 0	WP: 0 PB: 1 SB: 1 CS: 1	PA: 41	
PITCHER	IP	WLS	BF	H	R	ER	SO	BB	IBB	HBP	BLK	WP	HR	S	P	ERA	WHIP				
Tom Gordon, R ERA: 5.43 (1, 1)	7.1		32	9	3	3	6	3	1	0	0	0	1	70	117	3.68	1.636				
Mark Brandenburg, R ERA: 3.32 (8, 1)	0.2	L	5	3	1	1	0	0	0	0	0	0	0	14	21	13.50	4.500				
Vaughn Eshelman, L ERA: 6.62 (9, 1)	0.1		1	0	0	0	0	0	0	0	0	0	0	1	1	0.00	0.000				
Stan Belinda, R ERA: 6.67 (9, 1)	0.2		3	0	0	0	1	1	0	0	0	0	0	6	13	0.00	1.500				

California Angels @ Boston Red Sox
Fenway Park, Boston, MA
Sun Aug 18, 1996, 7:05 PM EDT
Att: 25,224 - Unknown - 71 F

AB	35
R	4
H	12
RBI	4
BB	5
SO	7
LOB	22





Batter	1	2	3	4	5	6	7	8	9	AB	R	H	RBI	BB	SO	LOB	BOTTOM					
Darren Bragg, L OBP: 0.370, SLG: 0.429 (1, 8)	K	K		G3			L6		BB	4	0	0	0	1	2	3						
Jeff Erye, R OBP: 0.380, SLG: 0.364 (1, 4)	K			18	G4-3		F9		BB	4	1	2	0	1	1	0						
Mo Vaughn, L OBP: 0.418, SLG: 0.589 (1, 3)	BB		L9		G4-3		HR		BB	4	1	1	1	1	1	5						
18 Reggie Jefferson, S OBP: 0.371, SLG: 0.587 (1, 10)	F7		FC1-6-4		SF8		WP		K	4	0	1	1	0	1	2						
John Valentin, R OBP: 0.384, SLG: 0.449 (1, 6)		1B	1B		G5-3		WP		K	4	1	2	0	0	1	0						
Mike Greenwell, L OBP: 0.306, SLG: 0.371 (1, 7)	F8	1B	G3				P6		F8	5	0	1	0	0	0	4						
Mike Stanley, R OBP: 0.351, SLG: 0.510 Lee Tinsley, S OBP: 0.286, SLG: 0.300 Bill Haselman, R OBP: 0.293, SLG: 0.381 (1, 2)		1B	F9				BB		BB	2	0	1	0	2	0	0						
Troy O'Leary, L OBP: 0.327, SLG: 0.423 (1, 9)	SF7				L9		L9		F7	3	0	1	1	0	0	2						
Tony Rodriguez, R OBP: 0.304, SLG: 0.313 (1, 5)	F8		P4				K		SH3	3	0	0	0	0	1	4						
Inning Stats	R: 0 E: 0 K: 2 S: 10	H: 0 LOB: 1 BB: 1 P: 18	R: 1 E: 0 K: 1 S: 10	H: 2 LOB: 2 BB: 0 P: 16	R: 0 E: 0 K: 0 S: 7	H: 2 LOB: 1 BB: 0 P: 13	R: 0 E: 0 K: 0 S: 8	H: 1 LOB: 1 BB: 0 P: 14	R: 1 E: 0 K: 1 S: 9	H: 1 LOB: 0 BB: 0 P: 15	R: 0 E: 0 K: 1 S: 8	H: 0 LOB: 1 BB: 1 P: 13	R: 1 E: 0 K: 0 S: 12	H: 3 LOB: 2 BB: 0 P: 20	R: 0 E: 0 K: 1 S: 8	H: 0 LOB: 3 BB: 3 P: 24	R: 0 E: 0 K: 2 S: 8	H: 0 LOB: 0 BB: 0 P: 10	1B: 6 2B: 2 3B: 0 HR: 1	SF: 2 SAC: 1 DP: 0 HBP: 1	WP: 1 PB: 0 SB: 0 CS: 0	PA: 42
PITCHER	IP	WLS	BF	H	R	ER	SO	BB	IBB	HBP	BLK	WP	HR	S	P	ERA	WHIP					
Shawn Boskie, R ERA: 4.94 (1, 1)	6.2		31	8	3	3	4	2	1	0	0	1	0	10	28	0.00	3.000					
Mike James, R ERA: 2.93 (7, 1)	1.0	W	7	1	0	0	0	2	1	0	0	0	0	3	5	0.00	0.000					
Mike Holtz, L ERA: 0.96 (8, 1)	0.1		1	0	0	0	1	0	0	0	0	0	0	3	5	0.00	0.000					
Troy Percival, R ERA: 2.14 (9, 1)	1.0	S	3	0	0	0	2	0	0	0	0	0	0	8	10	0.00	0.000					

California Angels @ Boston Red Sox
Fenway Park, Boston, MA
Sun Aug 18, 1996, 7:05 PM EDT
Att: 25,224 - Unknown - 71 F

AB	33
R	3
H	9
RBI	3
BB	5
SO	7
LOB	20



Batter	1	2	3	4	5	6	7	8	9	AB	R	H	RBI	BB	SO	LOB	TOP																
Randy Velarde, R (1, 6) OBP: 0.376, SLG: 0.418	G6-3			P5		F7			HR	4	1	1	1	0	0	1	California Angels @ New York Yankees Yankee Stadium, Bronx, NY Tue Aug 20 1996, 7:05 PM EDT Att: 20,795 - Unknown - 75 F AB 34 R 6 H 8 RBI 6 BB 5 SO 7 LOB 15 																
Jim Edmonds, L (1, 8) OBP: 0.390, SLG: 0.604				F7			K2-3		K2-3	2	1	0	0	1	1	3																	
Orlando Palmeiro, L (6, 8) OBP: 0.352, SLG: 0.365										2	0	0	0	0	2	0																	
Tim Salmon, R (1, 9) OBP: 0.382, SLG: 0.519									F9	5	1	2	0	0	2	0																	
Chili Davis, S (1, 10) OBP: 0.390, SLG: 0.507									G4-3	4	1	0	0	1	0	1																	
16 Garret Anderson, L (1, 7) OBP: 0.324, SLG: 0.427										4	1	1	2	0	0	1																	
J.T. Snow, L (1, 3) OBP: 0.339, SLG: 0.385										3	0	1	0	1	1	2																	
Jack Howell, L (1, 5) OBP: 0.317, SLG: 0.521										2	1	0	0	2	0	2																	
Jorge Fabregas, L (1, 2) OBP: 0.328, SLG: 0.317										3	0	2	2	0	0	1																	
Todd Greene, R (8, PH) OBP: 0.143, SLG: 0.250										1	0	0	0	0	0	1																	
Rex Hudler, R (1, 4) OBP: 0.351, SLG: 0.581										4	0	1	1	0	1	3																	
Inning Stats	R: 5 E: 0 K: 2 S: 20	H: 4 LOB: 3 BB: 3 P: 39	R: 0 E: 0 K: 1 S: 8	H: 0 LOB: 0 BB: 0 P: 13	R: 0 E: 0 K: 0 S: 11	H: 1 LOB: 1 BB: 1 P: 20	R: 0 E: 0 K: 1 S: 7	H: 0 LOB: 0 BB: 0 P: 11	R: 0 E: 0 K: 0 S: 5	H: 0 LOB: 0 BB: 0 P: 9	R: 0 E: 0 K: 0 S: 11	H: 0 LOB: 1 BB: 1 P: 20	R: 0 E: 0 K: 1 S: 9	H: 1 LOB: 1 BB: 0 P: 12	R: 0 E: 0 K: 1 S: 7	H: 1 LOB: 1 BB: 0 P: 11	R: 1 E: 0 K: 1 S: 9	H: 1 LOB: 0 BB: 0 P: 14	1B: 6 2B: 1 3B: 0 HR: 1	SF: 0 SAC: 0 DP: 0 HBP: 1	WP: 0 PB: 1 SB: 0 CS: 0	PA: 40											
PITCHER	IP WLS BF H R ER SO BB IBB HBP BLK WP HR S P ERA WHIP																																
David Weathers, R (1, 1) ERA: 5.84	0.2	8	3	5	5	1	3	0	0	0	0	0	14	30	67.50	9.000																	
Brian Boehringer, R (1, 1) ERA: 7.45	5.1	W	20	2	0	0	2	0	1	0	0	0	48	82	0.00	0.750																	
Dave Pavlas, R (7, 1) ERA: 2.57	2.0		8	2	0	0	2	0	0	0	0	0	16	23	0.00	1.000																	
Bob Wickman, R (9, 1) ERA: 4.58	1.0		4	1	1	1	1	0	0	0	0	0	1	9	14	9.00	1.000																

Batter	1	2	3	4	5	6	7	8	9	AB	R	H	RBI	BB	SO	LOB	BOTTOM																
2 Derek Jeter, R (1, 6) OBP: 0.370, SLG: 0.424	G6-3			E5		F7			G5-3	5	1	1	1	0	0	3	California Angels @ New York Yankees Yankee Stadium, Bronx, NY Tue Aug 20 1996, 7:05 PM EDT Att: 20,795 - Unknown - 75 F AB 42 R 17 H 16 RBI 15 BB 7 SO 7 LOB 23 																
Andy Fox, L (7, 6) OBP: 0.271, SLG: 0.252									FC4	1	0	0	1	0	0	2																	
Wade Boggs, L (1, 5) OBP: 0.391, SLG: 0.399									L8	5	1	1	0	1	1	5																	
Daryl Strawberry, L (1, 7) OBP: 0.387, SLG: 0.535										5	0	2	1	0	2	4																	
Gerald Williams, R (7, PR) OBP: 0.319, SLG: 0.433										1	1	0	0	0	0	0																	
Cecil Fielder, R (1, 10) OBP: 0.360, SLG: 0.491										4	2	1	0	1	1	0																	
Tino Martinez, L (1, 3) OBP: 0.376, SLG: 0.486										4	2	1	1	2	2	3																	
Bernie Williams, S (1, 8) OBP: 0.382, SLG: 0.531										4	2	1	1	1	0	4																	
Tim Raines, S (9, 7) OBP: 0.388, SLG: 0.398										0	0	0	0	0	0	0																	
Paul O'Neill, L (1, 9) OBP: 0.412, SLG: 0.457										5	3	3	1	0	0	1																	
Mariano Duncan, R (1, 4) OBP: 0.339, SLG: 0.477										4	3	3	3	0	0	0																	
Pat Kelly, R (7, PH) OBP: 0.235, SLG: 0.133										0	1	0	1	1	0	0																	
Jim Leyritz, R (1, 2) OBP: 0.350, SLG: 0.379										4	1	3	5	1	1	1																	
Inning Stats	R: 0 E: 0 K: 0 S: 9	H: 0 LOB: 0 BB: 0 P: 15	R: 0 E: 0 K: 0 S: 9	H: 0 LOB: 0 BB: 0 P: 14	R: 1 E: 2 K: 3 S: 22	H: 1 LOB: 2 BB: 0 P: 30	R: 6 E: 1 K: 0 S: 22	H: 6 LOB: 3 BB: 2 P: 38	R: 1 E: 0 K: 1 S: 12	H: 1 LOB: 2 BB: 2 P: 24	R: 4 E: 0 K: 0 S: 13	H: 4 LOB: 1 BB: 1 P: 23	R: 5 E: 0 K: 1 S: 17	H: 4 LOB: 1 BB: 2 P: 35	R: 0 E: 0 K: 2 S: 8	H: 0 LOB: 0 BB: 0 P: 13	1B: 11 2B: 2 3B: 0 HR: 3	SF: 0 SAC: 0 DP: 1 HBP: 1	WP: 2 PB: 0 SB: 2 CS: 0	PA: 50													
PITCHER	IP WLS BF H R ER SO BB IBB HBP BLK WP HR S P ERA WHIP																																
Dennis Springer, R (1, 1) ERA: 5.98	3.2	L	22	7	7	1	3	0	1	0	0	1	1	34	69	27.00	4.125																
Kyle Abbott, L (4, 1) ERA: 21.0	2.2		19	6	8	8	2	5	0	0	0	1	1	34	69	27.00	4.125																
Jason Grimsley, R (7, 1) ERA: 7.19	1.2		9	3	2	2	2	1	0	0	0	1	0	20	35	10.80	2.400																

Batter	1	2	3	4	5	6	7	8	9	AB	R	H	RBI	BB	SO	LOB	TOP								
Randy Velarde, R OBP: 0.376, SLG: 0.416 (1, 4)										4	0	1	0	1	2	0	California Angels @ New York Yankees Yankee Stadium, Bronx, NY Wed Aug 21 1996, 3:33 AM EDT Att: 27,811 - Cloudy - 74 F								
Gary Disarcina, R OBP: 0.288, SLG: 0.345 (1, 6)										4	1	2	1	0	0										
Tim Salmon, R OBP: 0.381, SLG: 0.514 (1, 9)										4	1	0	0	1	3										
Chili Davis, S OBP: 0.393, SLG: 0.524 (1, 10)										4	2	3	4	0	0										
Rex Hudler, R OBP: 0.351, SLG: 0.586 Jim Edmonds, L OBP: 0.392, SLG: 0.605 (1, 8)										3	0	1	0	0	0										
16 Garret Anderson, L OBP: 0.322, SLG: 0.424 (1, 7)										4	0	0	0	0	3										
Todd Greene, R OBP: 0.120, SLG: 0.208 (1, 2)										4	1	0	0	0	2										
J.T. Snow, L OBP: 0.339, SLG: 0.383 (1, 3)										3	1	0	0	1	1										
George Arias, R OBP: 0.294, SLG: 0.341 (1, 5)										4	1	1	1	0	1										
Inning Stats	R: 2 E: 0 K: 1 S: 8	H: 3 LOB: 1 BB: 0 P: 8	R: 0 E: 0 K: 0 S: 3	H: 0 LOB: 0 BB: 0 P: 3	R: 0 E: 0 K: 1 S: 5	H: 1 LOB: 0 BB: 0 P: 5	R: 0 E: 0 K: 0 S: 4	H: 1 LOB: 1 BB: 0 P: 4	R: 0 E: 0 K: 2 S: 7	H: 0 LOB: 0 BB: 0 P: 7	R: 0 E: 1 K: 0 S: 6	H: 0 LOB: 1 BB: 0 P: 6	R: 0 E: 0 K: 0 S: 3	H: 0 LOB: 0 BB: 0 P: 3	R: 0 E: 0 K: 2 S: 7	H: 0 LOB: 0 BB: 0 P: 7	R: 5 E: 0 K: 0 S: 7	H: 4 LOB: 2 BB: 3 P: 19	1B: 6 2B: 1 3B: 1 HR: 2	SF: 0 SAC: 1 DP: 1 HBP: 0	WP: 1 PB: 0 SB: 1 CS: 0	PA: 39			
PITCHER	IP	WLS	BF	H	R	ER	SO	BB	IBB	HBP	BLK	WP	HR	S	P	ERA	WHIP								
Jimmy Key, L ERA: 4.9 (1, 1)	7.0	L	26	5	2	2	5	0	0	0	0	0	1	36	36	2.57	0.714								
Jeff Nelson, R ERA: 4.5 (8, 1)	1.0		5	1	2	2	2	1	0	0	0	0	1	8	12	18.00	2.000								
Dale Polley, L ERA: 9.82 (9, 1)	0.2		4	1	0	0	0	1	0	0	0	0	0	3	7	0.00	3.000								
Bob Wickman, R ERA: 4.67 (9, 1)	0.1		4	2	3	3	0	1	0	0	0	1	0	3	7	81.00	9.000								

Batter	1	2	3	4	5	6	7	8	9	AB	R	H	RBI	BB	SO	LOB	BOTTOM								
2 Derek Jeter, R OBP: 0.371, SLG: 0.432 (1, 6)										4	1	2	1	0	0	2	California Angels @ New York Yankees Yankee Stadium, Bronx, NY Wed Aug 21 1996, 3:33 AM EDT Att: 27,811 - Cloudy - 74 F								
Wade Boggs, L OBP: 0.391, SLG: 0.397 (1, 5)										4	0	1	0	1	1	5									
Darryl Strawberry, L OBP: 0.381, SLG: 0.523 (1, 7)										5	0	1	0	0	1	5									
Cecil Fielder, R OBP: 0.358, SLG: 0.487 (1, 10)										4	0	0	0	0	1	3									
Tino Martinez, L OBP: 0.375, SLG: 0.484 Gerald Williams, R OBP: 0.319, SLG: 0.433 (1, 3)										4	0	1	0	0	0	0									
Bernie Williams, S OBP: 0.383, SLG: 0.530 (1, 8)										3	0	1	0	1	0	1									
Paul O'Neill, L OBP: 0.415, SLG: 0.460 (1, 9)										4	0	3	0	0	0	1									
Mariano Duncan, R OBP: 0.339, SLG: 0.479 Andy Fox, L OBP: 0.271, SLG: 0.252 (1, 4)										3	0	1	0	0	0	3									
Tim Raines, S OBP: 0.235, SLG: 0.133 Pat Kelly, R OBP: 0.357, SLG: 0.383 (1, 2)										4	0	3	0	0	0	1									
Inning Stats	R: 1 E: 0 K: 0 S: 3	H: 1 LOB: 0 BB: 1 P: 7	R: 0 E: 0 K: 0 S: 4	H: 1 LOB: 0 BB: 0 P: 4	R: 0 E: 0 K: 1 S: 7	H: 2 LOB: 2 BB: 0 P: 7	R: 0 E: 0 K: 0 S: 5	H: 3 LOB: 0 BB: 0 P: 5	R: 0 E: 0 K: 0 S: 2	H: 0 LOB: 0 BB: 1 P: 6	R: 0 E: 0 K: 0 S: 5	H: 1 LOB: 2 BB: 0 P: 5	R: 0 E: 0 K: 0 S: 5	H: 2 LOB: 0 BB: 0 P: 5	R: 0 E: 0 K: 2 S: 8	H: 1 LOB: 1 BB: 0 P: 8	1B: 10 2B: 3 3B: 0 HR: 1	SF: 0 SAC: 1 DP: 3 HBP: 0	WP: 0 PB: 0 SB: 0 CS: 1	PA: 39					
PITCHER	IP	WLS	BF	H	R	ER	SO	BB	IBB	HBP	BLK	WP	HR	S	P	ERA	WHIP								
Jason Dickson, R ERA: 1.42 (1, 1)	6.1	W	28	10	1	1	1	2	0	0	0	0	1	28	36	1.42	1.895								
Mike Holtz, L ERA: 0.53 (7, 1)	1.0		4	1	0	0	0	0	0	0	0	0	0	4	4	0.00	1.000								
Troy Percival, R ERA: 2.08 (8, 1)	1.2	S	7	2	0	0	2	0	0	0	0	0	0	11	11	0.00	1.200								

Batter	1	2	3	4	5	6	7	8	9	AB	R	H	RBI	BB	SO	LOB	TOP			
Randy Velarde, R OBP: 0.377, SLG: 0.417 (1, 4)										4	2	1	0	2	0	1	California Angels @ New York Yankees Yankee Stadium, Bronx, NY Thu Aug 22 1996, 7:05 PM EDT Att: 27,191 - Unknown - 82 F			
Jim Edmonds, L OBP: 0.397, SLG: 0.614 (1, 8)										4	3	2	3	2	0	1				
Tim Salmon, R OBP: 0.360, SLG: 0.511 Orlando Palmeiro, L OBP: 0.342, SLG: 0.354 (1, 9) (8, PH) (8, 9)										3	0	0	0	1	1	3				
Chili Davis, S OBP: 0.397, SLG: 0.527 (1, 10)										3	1	2	1	2	0	0				
16 Garret Anderson, L OBP: 0.321, SLG: 0.421 (1, 7)										5	2	1	2	0	1	4				
George Arias, R OBP: 0.292, SLG: 0.337 (1, 5)										5	0	1	1	0	1	5				
Gary Disarcina, R OBP: 0.292, SLG: 0.353 (1, 6)										5	2	3	2	0	0	1				
J.T. Snow, L OBP: 0.339, SLG: 0.383 Rex Hudler, R OBP: 0.351, SLG: 0.586 (1, 3) (9, 3)										5	1	2	1	0	0	1				
Todd Greene, R OBP: 0.167, SLG: 0.241 (1, 2)										5	1	2	1	0	0	2				
Inning Stats	R: 5 E: 0 K: 0 S: 18	H: 4 LOB: 1 BB: 2 P: 39	R: 0 E: 0 K: 0 S: 5	H: 0 LOB: 0 BB: 0 P: 5	R: 0 E: 0 K: 1 S: 7	H: 0 LOB: 0 BB: 0 P: 9	R: 0 E: 0 K: 0 S: 5	H: 0 LOB: 0 BB: 0 P: 9	R: 1 E: 0 K: 1 S: 8	H: 2 LOB: 2 BB: 1 P: 18	R: 0 E: 0 K: 0 S: 5	H: 1 LOB: 1 BB: 0 P: 7	R: 0 E: 0 K: 0 S: 8	H: 1 LOB: 1 BB: 0 P: 13	R: 0 E: 0 K: 0 S: 7	H: 1 LOB: 3 BB: 2 P: 19		1B: 8 2B: 5 3B: 1 HR: 0	SF: 0 SAC: 0 DP: 0 HBP: 0	WP: 1 PB: 0 SB: 0 CS: 0
PITCHER	IP WLS BF H R ER SO BB IBB HBP BLK WP HR S P ERA WHIP	IP WLS BF H R ER SO BB IBB HBP BLK WP HR S P ERA WHIP																		
Kenny Rogers, L ERA: 4.96 (1, 1)	5.0 L 28 9 10 10 2 3 1 0 0 0 1 0 48 89 18.00 2.400																			
Dave Pavalis, R ERA: 2.7 (6, 1)	3.0 14 4 2 1 1 1 0 0 0 0 0 27 43 3.00 1.667																			
Dale Polley, L ERA: 9.19 (9, 1)	1.0 6 1 0 0 0 2 0 0 0 0 0 7 19 0.00 3.000																			

AB 41
R 12
H 14
RBI 11
BB 7
SO 3
LOB 21



Batter	1	2	3	4	5	6	7	8	9	AB	R	H	RBI	BB	SO	LOB	BOTTOM					
2 Derek Jeter, R OBP: 0.370, SLG: 0.429 (1, 6)										3	0	0	0	1	1	0	California Angels @ New York Yankees Yankee Stadium, Bronx, NY Thu Aug 22 1996, 7:05 PM EDT Att: 27,191 - Unknown - 82 F					
Joe Girardi, R OBP: 0.353, SLG: 0.379 (1, 2)										4	0	0	0	0	0	1						
Paul O'Neill, L OBP: 0.415, SLG: 0.467 (1, 9)										4	2	2	1	0	0	0						
Cecil Fielder, R OBP: 0.357, SLG: 0.485 (1, 10)										4	0	1	0	0	0	1						
Bernie Williams, S OBP: 0.386, SLG: 0.531 (1, 8)											3	1	2	0	1	0		0				
Tino Martinez, L OBP: 0.375, SLG: 0.483 Andy Fox, L OBP: 0.275, SLG: 0.252 (1, 3) (8, 5)										3	0	1	0	0	1	2						
Tim Lincecum, S OBP: 0.372, SLG: 0.386 (1, 7)											2	0	0	2	0	0		1				
Jim Leyritz, R OBP: 0.345, SLG: 0.372 (1, 5) (8, 3)										4	0	0	0	0	2	3						
Pat Kelly, R OBP: 0.200, SLG: 0.111 (1, 4)										3	0	0	0	0	0	0						
Inning Stats	R: 0 E: 0 K: 0 S: 6	H: 0 LOB: 0 BB: 0 P: 9	R: 1 E: 0 K: 1 S: 9	H: 2 LOB: 1 BB: 0 P: 15	R: 0 E: 0 K: 1 S: 8	H: 0 LOB: 0 BB: 0 P: 14	R: 1 E: 0 K: 0 S: 11	H: 3 LOB: 1 BB: 0 P: 16	R: 0 E: 0 K: 0 S: 6	H: 0 LOB: 0 BB: 0 P: 10	R: 0 E: 0 K: 0 S: 5	H: 0 LOB: 0 BB: 0 P: 8	R: 0 E: 0 K: 1 S: 7	H: 0 LOB: 0 BB: 0 P: 9	R: 0 E: 0 K: 0 S: 5	H: 0 LOB: 1 BB: 1 P: 11		R: 1 E: 0 K: 1 S: 9	H: 1 LOB: 2 BB: 2 P: 21	1B: 5 2B: 0 3B: 0 HR: 1	SF: 2 SAC: 0 DP: 1 HBP: 0	WP: 0 PB: 0 SB: 0 CS: 0
PITCHER	IP WLS BF H R ER SO BB IBB HBP BLK WP HR S P ERA WHIP	IP WLS BF H R ER SO BB IBB HBP BLK WP HR S P ERA WHIP																				
Chuck Finley, L ERA: 4.61 (1, 1)	7.0 W 25 5 2 2 3 0 0 0 0 0 0 14 32 2.57 0.714																					
Greg Gohr, R ERA: 7.13 (8, 1)	2.0 10 1 1 1 1 3 0 0 0 0 0 0 14 32 4.50 2.000																					

AB 30
R 3
H 6
RBI 3
BB 3
SO 4
LOB 8



Batter	1	2	3	4	5	6	7	8	9	AB	R	H	RBI	BB	SO	LOB	TOP								
Randy Velarde, R OBP: 0.376, SLG: 0.415 (1, 5)	G4-3		1B			L7		G1-3		4	0	1	0	0	0	1									
Jim Edmonds, L OBP: 0.395, SLG: 0.619 (1, 8)	K		K			K		HR		4	1	1	1	0	3	1									
Tim Salmon, R OBP: 0.377, SLG: 0.506 (1, 9)	K		F8			L7		K		4	0	0	0	0	2	1									
Chili Davis, S OBP: 0.396, SLG: 0.532 (1, 10)		HR				F8		G1-3		4	1	1	1	0	1	0									
Rex Hudler, R OBP: 0.351, SLG: 0.583 George Arias, R OBP: 0.290, SLG: 0.335 (1, 4)	G5-3 16 G1-3 1B		F7			F9		K		3	0	1	0	0	0	0									
16 Garrett Anderson, L OBP: 0.319, SLG: 0.419 (1, 7)	G1-3		G5-3			L3				3	0	0	0	0	0	1									
Gary Disarcina, R OBP: 0.292, SLG: 0.355 (1, 6)	G5-3		F8 2B			G4-3				3	0	1	0	0	0	1									
J.T. Snow, L OBP: 0.337, SLG: 0.380 (1, 3)	G5-3		F8			F9				3	0	0	0	0	0	2									
Todd Greene, R OBP: 0.152, SLG: 0.219 (1, 2)			K			FC5-2-6-1-5-2 3H		G1-3		3	0	0	0	0	1	1									
Inning Stats	R: 0 H: 0 E: 0 K: 2 S: 8	H: 0 LOB: 0 BB: 0 P: 11	R: 1 H: 2 E: 0 K: 0 S: 10	LOB: 1 BB: 0 P: 14	R: 0 H: 1 E: 0 K: 2 S: 9	LOB: 1 BB: 0 P: 13	R: 0 H: 0 E: 0 K: 1 S: 7	LOB: 0 BB: 0 P: 13	R: 0 H: 1 E: 0 K: 0 S: 16	LOB: 1 BB: 0 P: 24	R: 0 H: 0 E: 0 K: 1 S: 5	LOB: 0 BB: 0 P: 8	R: 0 H: 0 E: 0 K: 0 S: 6	LOB: 0 BB: 0 P: 10	R: 0 H: 0 E: 0 K: 0 S: 8	LOB: 0 BB: 0 P: 10	R: 1 H: 1 E: 0 K: 2 S: 9	LOB: 1 BB: 0 P: 19	1B: 2 2B: 1 3B: 0 HR: 2	SF: 0 SAC: 0 DP: 0 HBP: 0	WP: 0 PB: 0 SB: 0 CS: 0	PA: 32			
PITCHER	IP	WLS	BF	H	R	ER	SO	BB	IBB	HBP	BLK	WP	HR	S	P	ERA	WHIP								
David Wells, L ERA: 4.84 Alan Mills, R ERA: 4.3 (1, 1)	8.0	L	29	5	2	2	6	0	0	0	0	0	2	70	106	2.25	0.625								
(9, 1)	1.0		3	0	0	0	2	0	0	0	0	0	0	8	16	0.00	0.000								

California Angels @ Baltimore Orioles
Oriole Park at Camden Yards, Baltimore, MD

Fri Aug 23 1996, 7:05 PM EDT
Att: 47,291 - Unknown - 95 F

AB 32
R 2
H 5
RBI 2
BB 0
SO 8
LOB 8



Batter	1	2	3	4	5	6	7	8	9	AB	R	H	RBI	BB	SO	LOB	BOTTOM								
Roberto Alomar, S OBP: 0.422, SLG: 0.554 (1, 4)	K		FC4-6 1-2F			P6		FC3-6 BB		3	0	0	0	2	1	1									
Brady Anderson, L OBP: 0.397, SLG: 0.635 (1, 8)	K		K			HBP		FC3-6 1-2F		4	0	0	0	0	3	3									
Rafael Palmeiro, L OBP: 0.386, SLG: 0.544 (1, 3)	BB		F7			F6		F9		3	0	0	0	1	0	3									
Bobby Bonilla, S OBP: 0.358, SLG: 0.468 (1, 9)	F7					1B FC3-2 BB		F7		3	0	0	0	1	0	1									
Cal Ripken Jr., R OBP: 0.346, SLG: 0.467 (1, 6)		G6-3				F8		F8		4	0	2	0	0	0	0									
B.J. Surhoff, L OBP: 0.354, SLG: 0.508 (1, 5)		E6				FC3-2 1B		P4 1B		4	0	1	0	0	0	3									
Eddie Murray, S OBP: 0.333, SLG: 0.431 (1, 10)		K				FC3-2 1B		1B		4	0	1	0	0	3	4									
Chris Hoiles, R OBP: 0.358, SLG: 0.498 (1, 2)		K				K		F8		4	0	0	0	0	2	5									
Brent Bowers, L OBP: 0.273, SLG: 0.364 (1, 7)						L5		F8		4	0	1	0	0	0	0									
Inning Stats	R: 0 H: 0 E: 0 K: 2 S: 13	H: 0 LOB: 1 BB: 1 P: 22	R: 0 H: 0 E: 1 K: 2 S: 12	LOB: 0 BB: 0 P: 19	R: 0 H: 1 E: 0 K: 1 S: 14	LOB: 1 BB: 0 P: 23	R: 0 H: 1 E: 0 K: 2 S: 15	LOB: 2 BB: 1 P: 23	R: 0 H: 2 E: 0 K: 0 S: 15	LOB: 2 BB: 0 P: 23	R: 0 H: 0 E: 0 K: 0 S: 7	LOB: 1 BB: 1 P: 13	R: 0 H: 1 E: 0 K: 1 S: 11	LOB: 1 BB: 0 P: 17	R: 0 H: 0 E: 0 K: 1 S: 9	LOB: 1 BB: 1 P: 13	1B: 4 2B: 1 3B: 0 HR: 0	SF: 0 SAC: 0 DP: 0 HBP: 1	WP: 0 PB: 1 SB: 0 CS: 0	PA: 38					
PITCHER	IP	WLS	BF	H	R	ER	SO	BB	IBB	HBP	BLK	WP	HR	S	P	ERA	WHIP								
Shawn Boskie, R ERA: 4.74 Mike Holtz, L ERA: 0.79 Troy Percival, R ERA: 2.03 (1, 1)	6.1	W	28	4	0	0	7	3	0	0	0	0	0	78	126	0.00	1.105								
(7, 1)	1.1		5	1	0	0	0	0	0	0	0	0	0	12	18	0.00	0.750								
(8, 1)	1.1	S	5	0	0	0	2	1	0	0	0	0	0	12	18	0.00	0.750								

California Angels @ Baltimore Orioles
Oriole Park at Camden Yards, Baltimore, MD

Fri Aug 23 1996, 7:05 PM EDT
Att: 47,291 - Unknown - 95 F


AB 33
R 0
H 5
RBI 0
BB 4
SO 9
LOB 20



Batter	1	2	3	4	5	6	7	8	9	AB	R	H	RBI	BB	SO	LOB	TOP										
Randy Velarde, R OBP: 0.373, SLG: 0.411 (1, 4)	L4	P6			F9		F7		SH5-4	4	0	0	0	0	0	2	California Angels @ Baltimore Orioles Oriole Park at Camden Yards, Baltimore, MD Sat Aug 24 1996, 7:05 PM EDT Att: 46,487 - Unknown - 87 F livebaseballscores.com										
Jim Edmonds, L OBP: 0.392, SLG: 0.615 (1, 8)	K		F9		K		K		K	5	0	1	0	0	4	3											
Tim Salmon, R OBP: 0.379, SLG: 0.506 (1, 9)	P3		F9			BB				4	1	2	0	1	0	1											
Chili Davis, S OBP: 0.394, SLG: 0.527 (1, 10)		2B	P5			K	G4-3		G6-3	4	1	0	0	1	1	6											
16 Garret Anderson, L OBP: 0.318, SLG: 0.417 (1, 7)	F8		K2-3			F7				4	0	1	0	0	1	3											
J.T. Snow, L OBP: 0.336, SLG: 0.382 (1, 3)	1B			G3		1B			G5-4-3	3	2	1	0	1	0	1											
Gary Disarcina, R OBP: 0.294, SLG: 0.356 (1, 6)		1B		P3		1B			G6-3	4	0	2	2	0	0	0											
Jorge Fabregas, L OBP: 0.328, SLG: 0.319 (9, PH)	SF8			G1-3					SH5-4	2	0	1	2	0	0	0											
Don Slaught, R OBP: 0.366, SLG: 0.454 (9, PH)									1B	1	0	1	0	0	0	0											
Orlando Palmeiro, L OBP: 0.342, SLG: 0.354 (9, PR)									1B	0	0	0	0	0	0	0											
George Arias, R OBP: 0.291, SLG: 0.335 (9, PH)					P5		G5-3		1B	3	0	1	0	0	0	2											
Rex Hudler, R OBP: 0.353, SLG: 0.585 (9, PH)									1B	1	0	1	0	0	0	0											
Inning Stats	R: 0 E: 0 K: 1 S: 10	H: 0 LOB: 0 BB: 0 P: 14	R: 2 E: 0 K: 0 S: 16	H: 3 LOB: 2 BB: 1 P: 24	R: 0 E: 0 K: 1 S: 9	H: 1 LOB: 1 BB: 0 P: 14	R: 0 E: 0 K: 0 S: 6	H: 0 LOB: 0 BB: 0 P: 7	R: 0 E: 0 K: 1 S: 6	H: 0 LOB: 0 BB: 0 P: 10	R: 2 E: 0 K: 1 S: 17	H: 3 LOB: 2 BB: 1 P: 27	R: 0 E: 0 K: 0 S: 11	H: 1 LOB: 1 BB: 0 P: 17	R: 0 E: 0 K: 0 S: 9	H: 1 LOB: 0 BB: 0 P: 14	R: 0 E: 0 K: 1 S: 19	H: 2 LOB: 3 BB: 1 P: 30	1B: 9 2B: 2 HR: 0	SF: 1 SAC: 1 DP: 1 HBP: 0	WP: 0 PB: 0 SB: 0 CS: 0	PA: 40					
PITCHER	IP	WLS	BF	H	R	ER	SO	BB	IBB	HBP	BLK	WP	HR	S	P	ERA	WHIP										
35 Mike Mussina, R ERA: 4.81 (1, 1)	7.0	W	31	8	4	4	5	2	0	0	0	0	0	75	113	5.14	1.429										
Jesse Orosco, L ERA: 3.5 (8, 1)	1.0		3	1	0	0	0	0	0	0	0	0	0	9	14	0.00	1.000										
Randy Myers, L ERA: 3.55 (9, 1)	1.0	S	6	2	0	0	1	1	0	0	0	0	0	19	30	0.00	3.000										

Batter	1	2	3	4	5	6	7	8	9	AB	R	H	RBI	BB	SO	LOB	BOTTOM										
Roberto Alomar, S OBP: 0.424, SLG: 0.553 (1, 4)	G4-3			G4-3		SH1-3		F7		3	1	1	1	2	0	0	California Angels @ Baltimore Orioles Oriole Park at Camden Yards, Baltimore, MD Sat Aug 24 1996, 7:05 PM EDT Att: 46,487 - Unknown - 87 F livebaseballscores.com										
Brady Anderson, L OBP: 0.398, SLG: 0.637 (1, 8)	2B	F8			F9	SH1-3				3	2	2	0	0	0	3											
Rafael Palmeiro, L OBP: 0.388, SLG: 0.547 (1, 3)	2B		FC5-4		F9					3	0	2	2	1	0	1											
Bobby Bonilla, S OBP: 0.359, SLG: 0.468 (1, 9)	G5-3		FC5-4		HBP	G5-3				4	1	2	1	0	0	1											
B.J. Surhoff, L OBP: 0.355, SLG: 0.508 (1, 5)	F9		K		SF8					4	0	2	0	0	1	3											
Cal Ripken Jr., R OBP: 0.347, SLG: 0.466 (1, 6)		2B	FC5-4			P3				2	0	0	0	1	0	3											
Eddie Murray, S OBP: 0.332, SLG: 0.432 (1, 10)	FC1-2		P4		SF8	G4-6-3				3	0	1	1	0	0	3											
Chris Hoiles, R OBP: 0.354, SLG: 0.492 (1, 2)	K			P5		K2-3				4	0	0	0	0	3	4											
Cesar Davarez, R OBP: 0.188, SLG: 0.267 (9, 2)										0	0	0	0	0	0	0											
Brent Bowers, L OBP: 0.250, SLG: 0.333 (7, 7)	FC1-2			F9		1B		L8		2	0	0	0	0	0	2											
Mike Devereaux, R OBP: 0.314, SLG: 0.362 (6, PH)										2	1	1	0	0	0	0											
Inning Stats	R: 1 E: 0 K: 0 S: 12	H: 2 LOB: 1 BB: 1 P: 21	R: 0 E: 0 K: 1 S: 11	H: 1 LOB: 3 BB: 2 P: 26	R: 0 E: 0 K: 1 S: 10	H: 1 LOB: 2 BB: 1 P: 19	R: 0 E: 0 K: 0 S: 7	H: 0 LOB: 0 BB: 0 P: 9	R: 2 E: 0 K: 1 S: 14	H: 3 LOB: 2 BB: 0 P: 22	R: 2 E: 0 K: 0 S: 13	H: 3 LOB: 0 BB: 0 P: 18	R: 0 E: 0 K: 0 S: 8	H: 1 LOB: 0 BB: 0 P: 13	R: 0 E: 0 K: 1 S: 9	H: 0 LOB: 0 BB: 0 P: 17	R: 0 E: 0 K: 0 S: 11	H: 0 LOB: 0 BB: 0 P: 17	1B: 7 2B: 3 3B: 1 HR: 0	SF: 1 SAC: 1 DP: 1 HBP: 1	WP: 0 PB: 0 SB: 1 CS: 0	PA: 37					
PITCHER	IP	WLS	BF	H	R	ER	SO	BB	IBB	HBP	BLK	WP	HR	S	P	ERA	WHIP										
Pep Harris, R ERA: 6.3 (1, 1)	5.0		26	7	3	3	3	4	0	1	0	0	0	54	97	5.40	2.200										
Kyle Abbott, L ERA: 20.25 (6, 1)	1.0	L	6	4	2	2	0	0	0	0	0	0	0	15	21	18.00	4.000										
Greg Gohr, R ERA: 7.0 (7, 1)	2.0		5	0	0	0	1	0	0	0	0	0	0	15	27	0.00	0.000										

AB	35
R	4
H	11
RBI	4
BB	3
SO	6
LOB	18




Batter	1	2	3	4	5	6	7	8	9	AB	R	H	RBI	BB	SO	LOB	TOP										
Randy Velarde, R (1,4) OBP: 0.375, SLG: 0.417	G5-3		1B	HR	F8		G5-3		G6-3 1B	4	2	1	4	2	0	2	California Angels @ Baltimore Orioles Oriole Park at Camden Yards, Baltimore, MD Sun Aug 25 1996, 3:33 AM EDT Att: 47,239 - Sunny - 89 F										
Jim Edmonds, L (1,8) OBP: 0.393, SLG: 0.617 Orlando Palmeiro, L (6,8) OBP: 0.360, SLG: 0.373	L5		K	1B	2B	1B	HR	1B	G6-3 1B	4	1	2	0	0	1	1											
Tim Salmon, R (1,9) OBP: 0.382, SLG: 0.513	G1-3		1B	1B	BB	BB	HR		G6-3	4	2	2	4	2	0	2											
Chili Davis, S (1,10) OBP: 0.395, SLG: 0.525 Jack Howell, L (7,PH) OBP: 0.321, SLG: 0.520		K	G6-3	1B	1B	BB	1B		K	3	0	1	2	1	1	1											
J.T. Snow, L (1,3) OBP: 0.341, SLG: 0.387 Rex Hudler, R (8,3) OBP: 0.352, SLG: 0.583					L6		G4-3		K	5	2	3	1	0	0	4											
16 Garrett Anderson, L (1,7) OBP: 0.317, SLG: 0.415	G6-3					L8			K	5	1	1	0	0	1	3											
Gary Disarcina, R (1,6) OBP: 0.295, SLG: 0.357				B5	1B	G3		L9		5	1	2	1	0	0	2											
Jorge Fabregas, L (1,2) OBP: 0.335, SLG: 0.332	G1-3					P6				5	2	3	0	0	0	1											
George Arias, R (1,5) OBP: 0.284, SLG: 0.326			F7	E1	L9		G5-3		K	5	1	0	0	0	1	5											
Inning Stats	R: 0 E: 0 K: 0 S: 8	H: 0 LOB: 0 BB: 0 P: 11	R: 1 E: 0 K: 1 S: 14	H: 2 LOB: 1 BB: 0 P: 14	R: 1 E: 0 K: 1 S: 12	H: 1 LOB: 1 BB: 1 P: 20	R: 7 E: 0 K: 0 S: 28	H: 7 LOB: 3 BB: 2 P: 43	R: 2 E: 0 K: 0 S: 12	H: 3 LOB: 0 BB: 0 P: 8	R: 2 E: 0 K: 0 S: 17	H: 3 LOB: 1 BB: 0 P: 25	R: 0 E: 0 K: 2 S: 11	H: 1 LOB: 1 BB: 1 P: 15	R: 0 E: 0 K: 2 S: 19	H: 1 LOB: 2 BB: 1 P: 31		1B: 13 2B: 4 3B: 0 HR: 2	SF: 0 SAC: 0 DP: 1 HBP: 0	WP: 0 PB: 0 SB: 1 CS: 0	PA: 50						
PITCHER	IP	WLS	BF	H	R	ER	SO	BB	IBB	HBP	BLK	WP	HR	S	P	ERA	WHIP										
Scott Erickson, R (1,1) ERA: 5.39	3.1	L	20	8	8	7	2	1	0	0	0	0	1	51	71	18.90	2.700										
Esteban Yan, R (4,1) ERA: 5.73	1.1		9	5	3	3	0	1	0	0	0	0	0	20	28	20.25	4.500										
Nerio Rodriguez, R (5,1) ERA: 5.19	2.1		12	3	2	2	0	2	0	0	0	0	1	25	44	7.71	2.143										
Mike Milchin, L (8,1) ERA: 7.3	1.0		4	1	0	0	2	0	0	0	0	0	0	11	15	0.00	1.000										
Archie Corbin, R (9,1) ERA: 1.5	1.0		5	1	0	0	2	1	0	0	0	0	0	19	31	0.00	2.000										
Batter	1	2	3	4	5	6	7	8	9	AB	R	H	RBI	BB	SO	LOB	BOTTOM										
Roberto Alomar, S (1,4) OBP: 0.423, SLG: 0.552 Billy Ripken, R (7,4) OBP: 0.284, SLG: 0.339	L6		G6-3			1B			K	3	0	1	0	0	0	0	California Angels @ Baltimore Orioles Oriole Park at Camden Yards, Baltimore, MD Sun Aug 25 1996, 3:33 AM EDT Att: 47,239 - Sunny - 89 F										
Brady Anderson, L (1,8) OBP: 0.399, SLG: 0.635						P2		G4-3	3	0	1	0	1	0	3												
Rafael Palmeiro, L (1,3) OBP: 0.386, SLG: 0.542	P5				F9				K	4	0	0	0	0	1	2											
Bobby Bonilla, S (1,9) OBP: 0.358, SLG: 0.467	CS	F7			K			FC4-6 1B	F7	4	0	1	0	0	1	1											
B.J. Surhoff, L (1,5) OBP: 0.352, SLG: 0.503		G4-3			F7		FC4-6		K	4	0	0	0	0	1	1											
Cal Ripken Jr., R (1,6) OBP: 0.347, SLG: 0.466 Manny Alexander, R (7,6) OBP: 0.149, SLG: 0.109						G4-6-3 1B		P6		2	0	1	0	0	0	0											
Eddie Murray, S (1,10) OBP: 0.332, SLG: 0.430			L7		G4-6-3			1B	BB	2	0	0	0	1	0	1											
Chris Hoiles, R (1,2) OBP: 0.351, SLG: 0.488			G5-3			G5-3		K		3	0	0	0	0	1	1											
Brent Bowers, L (1,7) OBP: 0.259, SLG: 0.333			G4-3			K		1B		3	0	1	0	0	1	0											
Inning Stats	R: 0 E: 0 K: 0 S: 5	H: 0 LOB: 1 BB: 1 P: 13	R: 0 E: 0 K: 0 S: 5	H: 0 LOB: 0 BB: 0 P: 8	R: 0 E: 0 K: 1 S: 4	H: 0 LOB: 0 BB: 0 P: 7	R: 0 E: 0 K: 1 S: 8	H: 1 LOB: 1 BB: 0 P: 15	R: 0 E: 0 K: 1 S: 9	H: 1 LOB: 1 BB: 0 P: 16	R: 0 E: 0 K: 0 S: 8	H: 1 LOB: 1 BB: 0 P: 11	R: 0 E: 0 K: 2 S: 12	H: 1 LOB: 2 BB: 1 P: 20	R: 0 E: 0 K: 2 S: 9	H: 0 LOB: 0 BB: 0 P: 14		1B: 5 2B: 0 3B: 0 HR: 0	SF: 0 SAC: 0 DP: 1 HBP: 0	WP: 0 PB: 0 SB: 0 CS: 1	PA: 33						
PITCHER	IP	WLS	BF	H	R	ER	SO	BB	IBB	HBP	BLK	WP	HR	S	P	ERA	WHIP										
Dennis Springer, R (1,1) ERA: 5.06	9.0	W	32	5	0	0	6	2	0	0	0	0	0	68	117	0.00	0.778										


AB	45
R	13
H	18
RBI	12
BB	5
SO	6
LOB	25



AB	30
R	0
H	5
RBI	0
BB	2
SO	6
LOB	12



Batter	1	2	3	4	5	6	7	8	9	AB	R	H	RBI	BB	SO	LOB	TOP										
Darren Bragg, L (1, 9) OBP: 0.370, SLG: 0.434	G4-3		G6-3 1B BB	CS	P5		K		CS BB	3	1	0	0	2	1	0	Boston Red Sox @ California Angels Anaheim Stadium, Anaheim, CA Mon Aug 26 1996, 10:05 PM EDT Att: 16,886 - Unknown - 75 F AB 34 R 4 H 9 RBI 4 BB 3 SO 4 LOB 10 										
Jeff Frys, R (1, 4) OBP: 0.378, SLG: 0.379	L8		G6-3 18 2B 1B		G5-3		G5-3		CS	4	1	1	0	0	0	0											
Tim Naehring, R (1, 5) OBP: 0.373, SLG: 0.464	G2		G6-3						P6	4	0	1	1	0	0	1											
Mo Vaughn, L (1, 3)			F8						L8	3	1	1	1	1	0	2											
18 Reggie Jefferson, S (1, 10) OBP: 0.377, SLG: 0.609			HR						G6-3	4	0	1	1	0	0	1											
John Valentin, R (1, 6) OBP: 0.387, SLG: 0.442			G5-3						P4	4	0	1	0	0	1	1											
Troy O'Leary, L (1, 7) OBP: 0.333, SLG: 0.453			K						L5	4	0	1	0	0	1	1											
Mike Stanley, R (1, 2) OBP: 0.389, SLG: 0.515			P4						1B	4	1	2	1	0	0	2											
Lee Tinsley, S (1, 8) OBP: 0.283, SLG: 0.299			HR						F7	4	0	2	0	0	0	1											
	FC4-6 1B		FC6-4 1B						G6-3	4	0	2	0	0	0	1											
	FC4-6 1-2		FC6-4 CS						K2-3	4	0	0	0	0	2	2											
Inning Stats	R: 0 E: 0 K: 0 S: 10	H: 0 LOB: 0 BB: 0 P: 15	R: 2 E: 0 K: 1 S: 18	H: 3 LOB: 1 BB: 0 P: 24	R: 2 E: 0 K: 0 S: 7	H: 2 LOB: 1 BB: 1 P: 14	R: 0 E: 0 K: 0 S: 7	H: 1 LOB: 0 BB: 0 P: 10	R: 0 E: 0 K: 0 S: 6	H: 1 LOB: 1 BB: 0 P: 7	R: 0 E: 0 K: 2 S: 9	H: 0 LOB: 0 BB: 0 P: 13	R: 0 E: 0 K: 0 S: 8	H: 1 LOB: 1 BB: 1 P: 17	R: 0 E: 0 K: 1 S: 8	H: 0 LOB: 0 BB: 1 P: 17	1B: 5 2B: 2 3B: 0 HR: 2	SF: 0 SAC: 0 DP: 0 HBP: 0	WP: 0 PB: 0 SB: 0 CS: 2	PA: 39							
PITCHER	IP	WLS	BF	H	R	ER	SO	BB	IBB	HBP	BLK	WP	HR	S	P	ERA	WHIP										
Jason Dickson, R (1, 1) ERA: 3.38	7.0	L	29	8	4	4	3	1	0	0	0	0	2	64	95	5.14	1.286										
Mike James, R (8, 1) ERA: 2.54	2.0		8	1	0	0	1	2	0	0	0	0	0	16	34	0.00	1.500										

Batter	1	2	3	4	5	6	7	8	9	AB	R	H	RBI	BB	SO	LOB	BOTTOM										
Randy Velarde, R (1, 5) OBP: 0.374, SLG: 0.415	L9		1B			K		G5-3		4	0	1	0	0	1	1	Boston Red Sox @ California Angels Anaheim Stadium, Anaheim, CA Mon Aug 26 1996, 10:05 PM EDT Att: 16,886 - Unknown - 75 F AB 31 R 1 H 6 RBI 1 BB 1 SO 5 LOB 10 										
Jim Edmonds, L (1, 8) OBP: 0.395, SLG: 0.625	G5-4-3 1B		F7			HR		F8		4	1	2	1	0	0	2											
Tim Salmon, R (1, 9) OBP: 0.379, SLG: 0.508	G5-4-3 1-2		L7			F9		K		4	0	0	0	0	1	1											
Chili Davis, S (1, 10) OBP: 0.396, SLG: 0.526			2B			K		G6-3		3	0	1	0	1	1	0											
J.T. Snow, L (1, 3) OBP: 0.338, SLG: 0.383			K			L8		F7		4	0	0	0	0	1	2											
16 Garret Anderson, L (1, 7) OBP: 0.317, SLG: 0.415			K			F9		G5-4-3 1B		3	0	1	0	0	1	2											
Rex Hudler, R (1, 4) OBP: 0.348, SLG: 0.576			L8			L7		G5-4-3 1-2		3	0	0	0	0	0	2											
Gary Disarcina, R (1, 6) OBP: 0.293, SLG: 0.354			F9			P2		L7		3	0	0	0	0	0	0											
Todd Greene, R (1, 2) OBP: 0.143, SLG: 0.206			F8			P5		L7		2	0	0	0	0	0	0											
Jorge Fabregas, L (8, PH) OBP: 0.338, SLG: 0.335								G5-3 1B		1	0	1	0	0	0	0											
Inning Stats	R: 0 E: 0 K: 0 S: 7	H: 1 LOB: 0 BB: 0 P: 11	R: 0 E: 0 K: 2 S: 10	H: 1 LOB: 0 BB: 0 P: 13	R: 0 E: 0 K: 0 S: 9	H: 1 LOB: 1 BB: 0 P: 13	R: 0 E: 0 K: 0 S: 8	H: 0 LOB: 0 BB: 1 P: 15	R: 0 E: 0 K: 0 S: 6	H: 0 LOB: 0 BB: 0 P: 6	R: 1 E: 0 K: 2 S: 11	H: 1 LOB: 0 BB: 0 P: 11	R: 0 E: 0 K: 0 S: 4	H: 1 LOB: 0 BB: 0 P: 5	R: 0 E: 0 K: 0 S: 9	H: 1 LOB: 1 BB: 0 P: 15	R: 0 E: 0 K: 1 S: 7	H: 0 LOB: 0 BB: 0 P: 12	1B: 4 2B: 1 3B: 0 HR: 1	SF: 0 SAC: 0 DP: 2 HBP: 0	WP: 0 PB: 0 SB: 0 CS: 0	PA: 32					
PITCHER	IP	WLS	BF	H	R	ER	SO	BB	IBB	HBP	BLK	WP	HR	S	P	ERA	WHIP										
49 Tim Wakefield, R (1, 1) ERA: 5.26	9.0	W	32	6	1	1	5	1	0	0	0	0	1	71	101	1.00	0.778										

Batter	1	2	3	4	5	6	7	8	9	AB	R	H	RBI	BB	SO	LOB	TOP		
Darren Bragg, L OBP: 0.368, SLG: 0.429 (1, 8)										5	0	1	0	0	1	0			
Jeff Frys, R OBP: 0.376, SLG: 0.376 (1, 4)										4	0	0	0	1	2	1			
Mo Vaughn, L OBP: 0.417, SLG: 0.589 (1, 3)										5	0	0	0	0	2	1			
18 Reggie Jefferson, S OBP: 0.362, SLG: 0.608 (1, 10)										2	1	1	0	2	0	0			
Mike Stanley, R OBP: 0.388, SLG: 0.518 (1, 2)										3	1	1	0	1	1	3			
Troy O'Leary, L OBP: 0.334, SLG: 0.453 (1, 9)										4	2	2	1	0	0	1			
John Valentin, R OBP: 0.387, SLG: 0.443 (1, 6)										4	2	2	2	0	1	0			
Mike Greenwell, L OBP: 0.306, SLG: 0.389 Lee Tinsley, S OBP: 0.292, SLG: 0.298 (1, 7)										4	1	2	2	0	0	1			
Tony Rodriguez, R OBP: 0.292, SLG: 0.299 Tim Lincecum, R OBP: 0.368, SLG: 0.457 (8, PH)										3	0	0	0	0	1	1			
Inning Stats	R: 0 E: 0 K: 1 S: 7	H: 0 LOB: 0 BB: 0 P: 11	R: 4 E: 0 K: 1 S: 24	H: 6 LOB: 1 BB: 0 P: 37	R: 0 E: 0 K: 0 S: 10	H: 0 LOB: 0 BB: 1 P: 18	R: 0 E: 0 K: 0 S: 5	H: 0 LOB: 0 BB: 0 P: 8	R: 0 E: 0 K: 1 S: 12	H: 0 LOB: 2 BB: 2 P: 25	R: 0 E: 0 K: 2 S: 10	H: 0 LOB: 1 BB: 1 P: 17	R: 1 E: 0 K: 2 S: 11	H: 1 LOB: 0 BB: 0 P: 16	R: 0 E: 0 K: 1 S: 7	H: 0 LOB: 0 BB: 0 P: 11	1B: 5 2B: 3 3B: 0 HR: 1	SF: 0 SAC: 0 DP: 1 HBP: 0	WP: 1 PA: 39 PB: 0 SB: 1 CS: 0
PITCHER	IP	WLS	BF	H	R	ER	SO	BB	IBB	HBP	BLK	WP	HR	S	P	ERA	WHIP		
Shawn Boskie, R ERA: 4.93 Jason Grimsley, R ERA: 7.13 Chuck McLeroy, L ERA: 4.17 Greg Gohr, R ERA: 6.95	(1, 1)	5.0	L	25	8	6	6	3	2	1	0	0	0	0	108	10.80	2.000		

Boston Red Sox @ California Angels
Anaheim Stadium, Anaheim, CA
Wed Aug 28 1996, 10:05 PM EDT
Att: 20,894 - Unknown - 88 F

AB 35
R 7
H 9
RBI 5
BB 4
SO 9
LOB 8





Batter	1	2	3	4	5	6	7	8	9	AB	R	H	RBI	BB	SO	LOB	BOTTOM		
Randy Velarde, R OBP: 0.373, SLG: 0.410 (1, 5)										2	1	0	0	2	0	1			
Jim Edmonds, L OBP: 0.396, SLG: 0.619 (1, 8)										3	1	1	0	1	0	0			
Tim Salmon, R OBP: 0.379, SLG: 0.506 (1, 9)										4	0	1	1	0	0	1			
Chili Davis, S OBP: 0.395, SLG: 0.520 (1, 10)										3	0	0	0	1	2	1			
16 Garret Anderson, L OBP: 0.316, SLG: 0.412 (1, 7)										4	0	0	0	0	0	2			
J.T. Snow, L OBP: 0.335, SLG: 0.385 (1, 3)										4	1	1	1	0	1	0			
Rex Hudler, R OBP: 0.347, SLG: 0.571 (1, 4)										4	1	1	0	0	0	0			
Gary Disarcina, R OBP: 0.290, SLG: 0.350 (1, 6)										4	0	1	0	0	0	1			
Jorge Fabregas, L OBP: 0.332, SLG: 0.327 (1, 2)										2	0	0	1	0	0	1			
Inning Stats	R: 0 E: 0 K: 0 S: 11	H: 0 LOB: 2 BB: 3 P: 26	R: 0 E: 0 K: 0 S: 8	H: 1 LOB: 1 BB: 0 P: 12	R: 2 E: 0 K: 0 S: 13	H: 2 LOB: 0 BB: 1 P: 23	R: 0 E: 0 K: 1 S: 7	H: 0 LOB: 0 BB: 0 P: 11	R: 0 E: 0 K: 1 S: 6	H: 0 LOB: 0 BB: 0 P: 11	R: 1 E: 1 K: 0 S: 9	H: 1 LOB: 1 BB: 0 P: 12	R: 0 E: 0 K: 1 S: 6	H: 0 LOB: 0 BB: 0 P: 6	R: 1 E: 0 K: 0 S: 8	H: 1 LOB: 0 BB: 0 P: 12	1B: 3 2B: 1 3B: 0 HR: 1	SF: 1 SAC: 0 DP: 1 HBP: 0	WP: 0 PA: 35 PB: 1 SB: 0 CS: 1
PITCHER	IP	WLS	BF	H	R	ER	SO	BB	IBB	HBP	BLK	WP	HR	S	P	ERA	WHIP		
Tom Gordon, R ERA: 5.2	(1, 1)	9.0	W	35	5	4	3	3	4	0	0	0	0	1	72	3.00	1.000		

Boston Red Sox @ California Angels
Anaheim Stadium, Anaheim, CA
Wed Aug 28 1996, 10:05 PM EDT
Att: 20,894 - Unknown - 88 F

AB 30
R 4
H 5
RBI 3
BB 4
SO 3
LOB 7



Batter	1	2	3	4	5	6	7	8	9	AB	R	H	RBI	BB	SO	LOB	TOP								
Wade Boggs, L (1.5) OBP: 0.388, SLG: 0.395 Andy Fox, L (8, PR) OBP: 0.276, SLG: 0.253 (8.5)	L3		P7		G6-3			1B		4	0	1	0	0	0	2	<p>New York Yankees @ California Angels Anaheim Stadium, Anaheim, CA Thu Aug 29 1996, 10:05 PM EDT Att: 19,755 - Unknown - 90 F</p> <p>AB 33 R 3 H 6 RBI 3 BB 3 SO 9 LOB 16</p> 								
Bernie Williams, S (1.8) OBP: 0.383, SLG: 0.521	F8		L9		2H			1B		4	0	2	1	0	0	1									
Daryl Strawberry, L (1.7) OBP: 0.397, SLG: 0.507 Ruben Rivera, R (8.7)	BB				F7			F7		3	0	0	0	1	0	3									
Cecil Fielder, R (1.10) OBP: 0.352, SLG: 0.480	K				F7			K		4	0	0	0	0	3	3									
Tino Martinez, L (1.3) OBP: 0.370, SLG: 0.483	K				G3			F8		4	0	0	0	0	2	2									
Paul O'Neill, L (1.9) OBP: 0.413, SLG: 0.466	G6-3				FC6-4			G6-3		3	0	1	0	1	0	0									
Mariano Duncan, R (1.4) Luis Sojo, R (8.4) OBP: 0.244, SLG: 0.265	K				FC6-4			F7		3	1	0	0	0	1	1									
Joe Girardi, R (1.2) OBP: 0.349, SLG: 0.379					1H			L7		3	1	1	2	1	1	1									
Derek Jeter, R (1.6) OBP: 0.367, SLG: 0.418	K				G6-3			K		4	1	1	0	0	2	2									
Inning Stats	R: 0 E: 0 K: 1 S: 7	H: 0 LOB: 1 BB: 1 P: 18	R: 0 E: 0 K: 2 S: 7	H: 0 LOB: 3 BB: 0 P: 8	R: 0 E: 0 K: 1 S: 8	H: 0 LOB: 1 BB: 1 P: 18	R: 0 E: 0 K: 0 S: 5	H: 0 LOB: 0 BB: 0 P: 8	R: 3 E: 0 K: 0 S: 18	H: 3 LOB: 1 BB: 1 P: 36	R: 0 E: 0 K: 2 S: 8	H: 0 LOB: 0 BB: 0 P: 13	R: 0 E: 0 K: 1 S: 5	H: 0 LOB: 0 BB: 0 P: 5	R: 0 E: 0 K: 1 S: 11	H: 2 LOB: 2 BB: 0 P: 18		R: 0 E: 0 K: 1 S: 8	H: 1 LOB: 1 BB: 0 P: 11	1B: 4 2B: 0 3B: 1 HR: 1	SF: 0 SAC: 0 DP: 0 HBP: 0	WP: 0 PB: 0 CS: 0	PA: 36		
PITCHER	IP	WLS	BF	H	R	ER	SO	BB	IBB	HBP	BLK	WP	HR	S	P	ERA	WHIP								
Pep Harris, R (1.1) ERA: 6.14	4.2		20	3	3	3	4	3	0	0	0	0	1	42	83	5.79	1.286								
Mike Holtz, L (5.1) ERA: 0.71	2.1	W	7	0	0	0	3	0	0	0	0	0	0	16	23	0.00	0.000								
Jason Grimsley, R (8.1) ERA: 7.01	2.0		9	3	0	0	2	0	0	0	0	0	0	19	29	0.00	1.500								

Batter	1	2	3	4	5	6	7	8	9	AB	R	H	RBI	BB	SO	LOB	BOTTOM								
Randy Velarde, R (1.4) OBP: 0.375, SLG: 0.413	E8	1B		HR		K		K		4	2	2	1	1	2	1	<p>New York Yankees @ California Angels Anaheim Stadium, Anaheim, CA Thu Aug 29 1996, 10:05 PM EDT Att: 19,755 - Unknown - 90 F</p> <p>AB 40 R 14 H 15 RBI 14 BB 5 SO 9 LOB 19</p> 								
Jim Edmonds, L (1.8) OBP: 0.396, SLG: 0.625	B1	K		HR		K		K		5	2	2	3	0	2	5									
Chili Davis, S (1.10) OBP: 0.395, SLG: 0.517	16 HR	BB		F7		1B		G3		3	2	0	0	2	0	4									
J.T. Snow, L (1.3) OBP: 0.338, SLG: 0.388	16 HR	BB		L7		1B		2B		4	3	2	1	1	1	3									
16 Garret Anderson, L (1.7) OBP: 0.319, SLG: 0.424	HR			F8		2B		2B		5	3	3	7	0	0	0									
Jack Howell, L (1.5) OBP: 0.313, SLG: 0.510 George Arias, R (6.5) OBP: 0.281, SLG: 0.322	P6			G1-3		F8		F8		3	0	0	0	0	0	0									
Orlando Palmeiro, L (1.9) OBP: 0.375, SLG: 0.408	G5-3			K		BB		2B		4	0	2	2	1	1	0									
Jorge Fabregas, L (1.2) OBP: 0.329, SLG: 0.328	BB	2B		K		F7		G3		5	0	1	0	0	1	3									
Gary Disarcina, R (1.6) OBP: 0.294, SLG: 0.357	BB	1B		S	2B	1B		K		5	2	3	0	0	2	1									
Inning Stats	R: 4 E: 1 K: 0 S: 14	H: 2 LOB: 0 BB: 2 P: 27	R: 0 E: 0 K: 2 S: 18	H: 2 LOB: 3 BB: 1 P: 30	R: 0 E: 0 K: 1 S: 12	H: 0 LOB: 0 BB: 0 P: 16	R: 3 E: 0 K: 1 S: 17	H: 3 LOB: 0 BB: 0 P: 26	R: 0 E: 0 K: 0 S: 10	H: 0 LOB: 1 BB: 1 P: 14	R: 5 E: 0 K: 1 S: 13	H: 5 LOB: 1 BB: 1 P: 22	R: 0 E: 0 K: 3 S: 11	H: 0 LOB: 0 BB: 0 P: 16	R: 2 E: 0 K: 1 S: 10	H: 3 LOB: 1 BB: 0 P: 19		1B: 5 2B: 7 3B: 1 HR: 2	SF: 0 SAC: 0 DP: 0 HBP: 0	WP: 2 PB: 0 CS: 0	PA: 45				
PITCHER	IP	WLS	BF	H	R	ER	SO	BB	IBB	HBP	BLK	WP	HR	S	P	ERA	WHIP								
Wally Whitehurst, R (1.1) ERA: 6.75	1.0	L	9	4	4	4	0	2	0	0	0	0	1	19	34	36.00	6.000								
Brian Boehringer, R (2.1) ERA: 5.97	4.1		19	4	4	4	5	2	0	0	0	0	1	56	85	8.31	1.385								
Graeme Lloyd, L (6.1) ERA: 4.44	0.0		4	3	3	3	0	0	1	0	0	1	0	3	8	∞	∞								
Dave Pavlas, R (6.1) ERA: 3.21	2.2		13	4	3	3	4	0	0	0	0	1	0	27	43	10.12	1.500								

Batter	1	2	3	4	5	6	7	8	9	AB	R	H	RBI	BB	SO	LOB	TOP								
Wade Boggs, L (1, 5) OBP: 0.388, SLG: 0.394 Andy Fox, L (4, 5) OBP: 0.273, SLG: 0.250	4-0 2B 6-3 BB	0-0 F8			0-0 4-3		0-0 3-1			1	1	0	0	1	0	1	New York Yankees @ California Angels Anaheim Stadium, Anaheim, CA Fri Aug 30 1996, 10:05 PM EDT Att: 27,084 - Unknown - 88 F livebaseballscores.com								
Bernie Williams, S (1, 8) OBP: 0.380, SLG: 0.517	0-0 F9		0-0 1-3		0-0 2-3			0-0 F8		4	0	0	0	0	0	1									
Paul O'Neill, L (1, 9) OBP: 0.413, SLG: 0.468	0-0 1-3 HR 2B		0-0 F9		0-0 F8			0-0 1B		4	1	2	0	0	0	0									
Cecil Fielder, R (1, 10) OBP: 0.349, SLG: 0.476	0-0 6-3		0-3 K		0-3 K			0-3 K		4	0	0	1	0	3	2									
Tino Martinez, L (1, 3) OBP: 0.369, SLG: 0.487	0-0 3H 2H HR		0-0 F7		0-0 G3			0-3 K		4	1	1	2	0	1	1									
Daryl Strawberry, L (1, 7) OBP: 0.372, SLG: 0.526 Ruben Rivera, R (7, 7) OBP: 0.385, SLG: 0.392	0-0 3-1		4-0 CS BB		0-0 HR			0-3 K		2	1	1	1	1	0	0									
Mariano Duncan, R (1, 4) OBP: 0.333, SLG: 0.481		0-0 2B		0-0 1-2 HR		0-0 P6		0-3 K		4	1	2	1	0	1	0									
Jim Leyritz, R (1, 2) OBP: 0.351, SLG: 0.388		0-3 K		0-0 4-3		0-0 HR		0-0 L1		4	1	1	1	0	1	1									
2 Derek Jeter, R (1, 6) OBP: 0.364, SLG: 0.415		0-0 5-3		0-0 F8		0-3 K				3	0	0	0	0	1	1									
Inning Stats	R: 3 E: 0 K: 0 S: 5	H: 2 LOB: 0 BB: 1 P: 9	R: 0 E: 0 K: 1 S: 6	H: 1 LOB: 1 BB: 0 P: 6	R: 0 E: 0 K: 1 S: 5	H: 0 LOB: 0 BB: 0 P: 5	R: 1 E: 0 K: 0 S: 3	H: 1 LOB: 0 BB: 1 P: 7	R: 0 E: 0 K: 0 S: 3	H: 0 LOB: 0 BB: 0 P: 3	R: 0 E: 0 K: 1 S: 5	H: 0 LOB: 0 BB: 0 P: 5	R: 2 E: 0 K: 1 S: 7	H: 2 LOB: 0 BB: 0 P: 7	R: 0 E: 0 K: 2 S: 8	H: 1 LOB: 1 BB: 0 P: 8	R: 0 E: 0 K: 2 S: 7	H: 0 LOB: 0 BB: 0 P: 7	1B: 1 2B: 2 3B: 0 HR: 4	SF: 0 SAC: 0 DP: 0 HBP: 0	WP: 0 PB: 0 CS: 1	PA: 35			
PITCHER	IP	WLS	BF	H	R	ER	SO	BB	IBB	HBP	BLK	WP	HR	S	P	ERA	WHIP								
Dennis Springer, R (1, 1) ERA: 5.4	6.1	L	26	6	6	6	3	2	0	0	0	0	4	30	38	8.53	1.263								
Chuck McElroy, L (7, 1) ERA: 4.02	1.2		6	1	0	0	3	0	0	0	0	0	0	12	12	0.00	0.600								
Mike James, R (9, 1) ERA: 2.78	1.0		3	0	0	0	2	0	0	0	0	0	0	7	7	0.00	0.000								

Batter	1	2	3	4	5	6	7	8	9	AB	R	H	RBI	BB	SO	LOB	BOTTOM								
Randy Velarde, R (1, 4) OBP: 0.377, SLG: 0.422	0-0 4-3 2B		0-0 F8	0-0 6-3			0-0 HR		4-0 BB	4	1	2	1	1	0	1	New York Yankees @ California Angels Anaheim Stadium, Anaheim, CA Fri Aug 30 1996, 10:05 PM EDT Att: 27,084 - Unknown - 88 F livebaseballscores.com								
Jim Edmonds, L (1, 8) OBP: 0.393, SLG: 0.625	0-0 4-3 2-3		0-0 3B		0-0 P5		0-3 K		0-3 K	5	0	1	0	0	2	2									
Tim Salmon, R (1, 9) OBP: 0.378, SLG: 0.503	0-0 1-3		1-0 HBP		0-0 E6 16 FC4-6		0-0 F9			3	0	0	0	0	0	1									
Chili Davis, S (1, 10) OBP: 0.394, SLG: 0.513	4-0 BB		0-3 K		0-0 F7		0-0 6-3			3	0	0	0	1	1	3									
16 Garret Anderson, L (1, 7) OBP: 0.316, SLG: 0.420	0-3 K2-3		0-3 K		0-0 FC4-6 1-2f			0-3 K		4	0	0	0	0	3	5									
J.T. Snow, L (1, 3) OBP: 0.335, SLG: 0.385		0-3 K		0-3 K		0-0 F8		0-0 5-3		4	0	0	0	0	2	0									
Gary Disarcina, R (1, 6) OBP: 0.295, SLG: 0.359		0-0 1-3		0-0 F9 1B 1B		0-0 L6 1B 1B		0-0 5-3		4	1	2	0	0	0	0									
Jorge Fabregas, L (1, 2) OBP: 0.332, SLG: 0.332		0-0 WP 1B		0-0 F9		0-0 1-2 1B		0-0 6-3		4	0	2	0	0	0	1									
George Arias, R (1, 5) OBP: 0.281, SLG: 0.323 Jack Howell, L (9, PH) OBP: 0.310, SLG: 0.505		0-0 F8		0-0 3H 1B		0-0 L6 2-3		0-3 K		3	0	1	1	0	0	3									
10 Jack Howell, L (9, PH) OBP: 0.310, SLG: 0.505		1-2 F8								1	0	0	0	0	1	0									
Inning Stats	R: 0 E: 0 K: 1 S: 6	H: 1 LOB: 2 BB: 1 P: 10	R: 0 E: 0 K: 1 S: 6	H: 1 LOB: 1 BB: 0 P: 6	R: 0 E: 0 K: 2 S: 8	H: 1 LOB: 2 BB: 0 P: 9	R: 1 E: 0 K: 1 S: 7	H: 2 LOB: 1 BB: 0 P: 7	R: 0 E: 1 K: 0 S: 4	H: 0 LOB: 1 BB: 0 P: 4	R: 0 E: 0 K: 0 S: 4	H: 2 LOB: 1 BB: 0 P: 4	R: 1 E: 0 K: 1 S: 6	H: 1 LOB: 0 BB: 0 P: 6	R: 0 E: 0 K: 1 S: 5	H: 0 LOB: 0 BB: 0 P: 5	R: 0 E: 0 K: 2 S: 7	H: 0 LOB: 1 BB: 1 P: 11	1B: 5 2B: 2 3B: 1 HR: 1	SF: 0 SAC: 0 DP: 1 HBP: 1	WP: 1 PB: 0 CS: 0	PA: 38			
PITCHER	IP	WLS	BF	H	R	ER	SO	BB	IBB	HBP	BLK	WP	HR	S	P	ERA	WHIP								
Andy Pettitte, L (1, 1) ERA: 4.23	8.0	W	34	8	2	2	7	1	0	1	0	0	0	46	51	2.25	1.125								
42 Mariano Rivera, R (9, 1) ERA: 1.89	1.0		4	0	0	0	2	1	0	0	0	0	0	7	11	0.00	1.000								

Batter	1	2	3	4	5	6	7	8	9	AB	R	H	RBI	BB	SO	LOB	TOP										
Tim Raines, S OBP: 0.362, SLG: 0.376	(1, 7) K		G4-3	F8			E9		P6	6	1	2	3	0	1	1											
Joe Girardi, R OBP: 0.348, SLG: 0.377	(1, 2) F8						E6		K	5	1	1	1	1	1	1											
Paul O'Neill, L OBP: 0.412, SLG: 0.468	(1, 9) BLK 1B BB		2-2	G6-3	G4-3		G1-3		E5	5	1	1	1	1	0	2											
Tino Martinez, L OBP: 0.371, SLG: 0.485	(1, 3) BLK 1B		4-0	2B	G1-3		K			4	1	1	0	2	1	1											
Bernie Williams, S OBP: 0.381, SLG: 0.519	(1, 8) G6-3		0-1	2B			G5-3		K	2	2	1	1	1	0	2											
Ruben Rivera, R OBP: 0.382, SLG: 0.426	(4, 8) 1-2 2-3		1-3	2B	2B		F7-2			3	0	1	0	0	1	3											
Daryl Strawberry, L OBP: 0.379, SLG: 0.532	(1, 10)		0-1	G1-3	2B	1B		P5		4	2	2	1	1	0	1											
Charlie Hayes, R OBP: 0.302, SLG: 0.371	(1, 5) K		1-3	2B	1B		K		G5-3	5	2	2	3	0	2	1											
Mariano Duncan, R OBP: 0.337, SLG: 0.489	(1, 4) G1-3		0-0	K	2B					5	2	3	0	0	1	3											
2 Derek Jeter, R OBP: 0.367, SLG: 0.416	(1, 6) G1-3		2-0	1B	1B		E		F9	4	2	2	4	0	0	2											
Inning Stats	R: 0 E: 0 K: 1 S: 12	H: 1 LOB: 2 BB: 1 P: 22	R: 0 E: 0 K: 1 S: 7	H: 1 LOB: 1 BB: 0 P: 10	R: 7 E: 0 K: 1 S: 22	H: 5 LOB: 1 BB: 3 P: 40	R: 4 E: 0 K: 0 S: 17	H: 4 LOB: 1 BB: 1 P: 29	R: 0 E: 0 K: 0 S: 6	H: 1 LOB: 0 BB: 0 P: 13	R: 3 E: 2 K: 1 S: 15	H: 2 LOB: 1 BB: 0 P: 28	R: 0 E: 0 K: 0 S: 8	H: 1 LOB: 1 BB: 0 P: 12	R: 0 E: 1 K: 2 S: 16	H: 0 LOB: 2 BB: 1 P: 26	1B: 8 2B: 8 3B: 1 HR: 0	SF: 0 SAC: 0 DP: 2 HBP: 1	WP: 1 PB: 0 SB: 0 CS: 0	PA: 50							
PITCHER	IP	WLS	BF	H	R	ER	SO	BB	IBB	HBP	BLK	WP	HR	S	P	ERA	WHIP										
Jason Dickson, R ERA: 6.75	(1, 1) 2.2	L	18	6	7	7	3	3	1	0	1	1	0	34	64	23.62	3.375										
Greg Gohr, R ERA: 7.13	(3, 1) 2.1		13	6	4	4	0	1	0	0	0	0	0	30	50	15.43	3.000										
Jason Grimsley, R ERA: 6.99	(6, 1) 3.0		14	4	3	2	2	0	0	1	0	0	0	28	45	6.00	1.333										
Troy Percival, R ERA: 2.0	(9, 1) 1.0		5	0	0	0	2	1	0	0	0	0	0	16	26	0.00	1.000										

New York Yankees @ California Angels
Anaheim Stadium, Anaheim, CA

Sat Aug 31 1996, 10:05 PM EDT
Att: 28,749 - Unknown - 76 F




AB 43
R 14
H 16
RBI 14
BB 6
SO 7
LOB 17

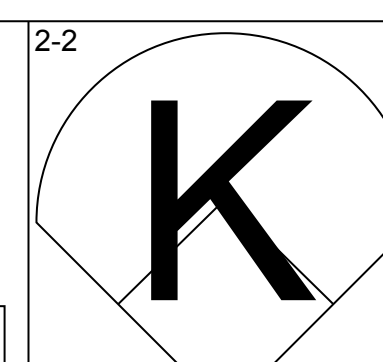
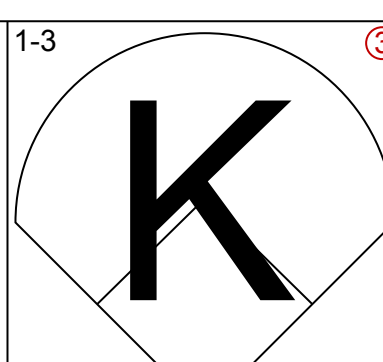
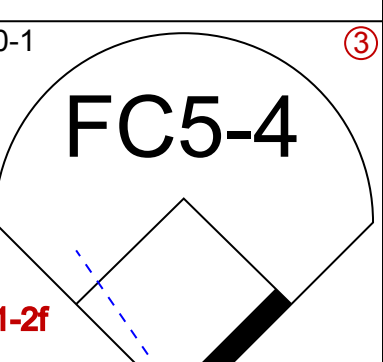
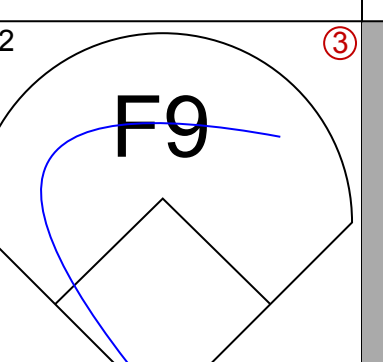
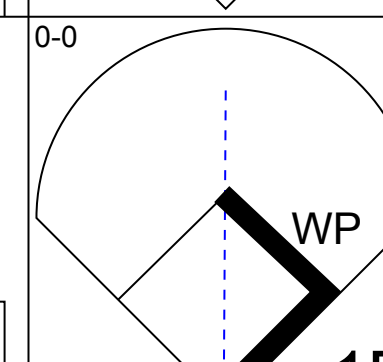
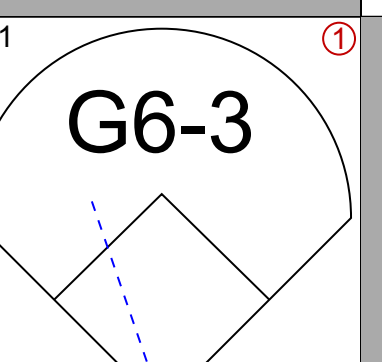
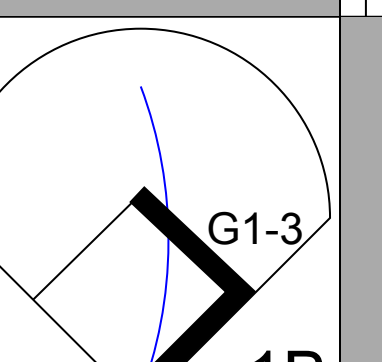
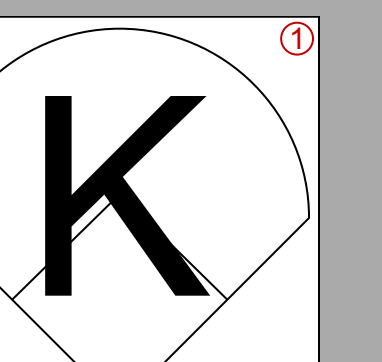
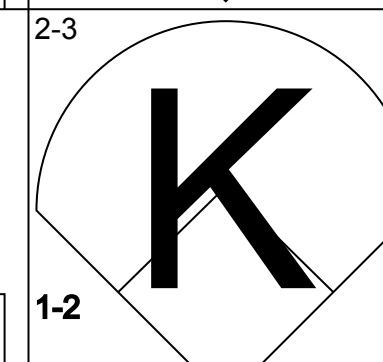
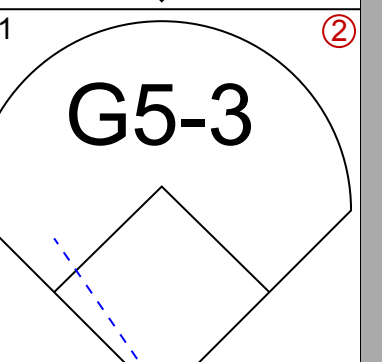
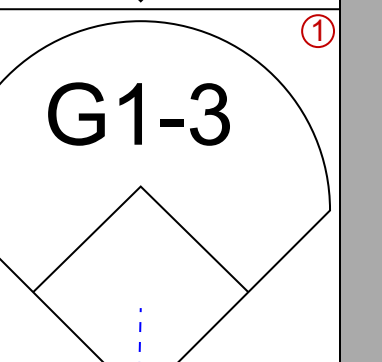
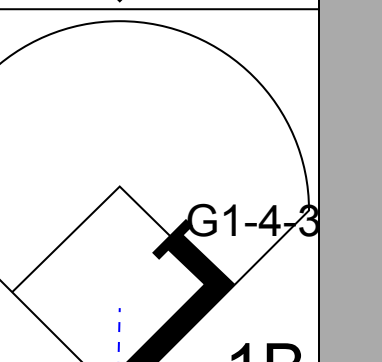
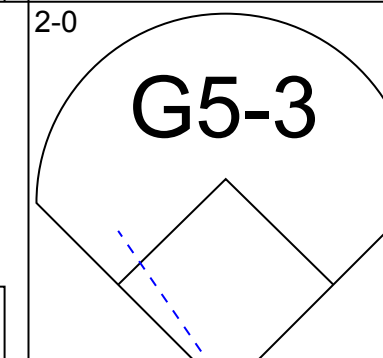
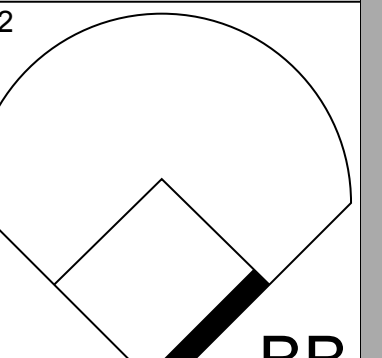
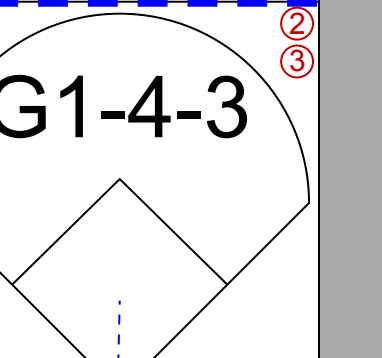
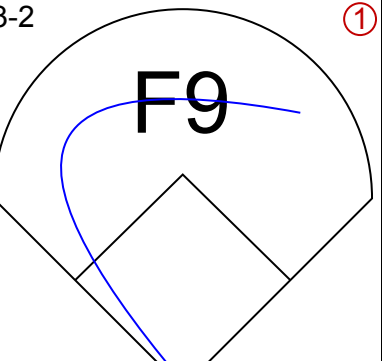
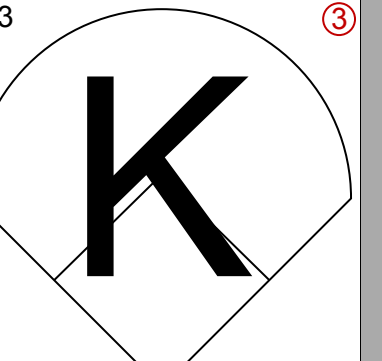
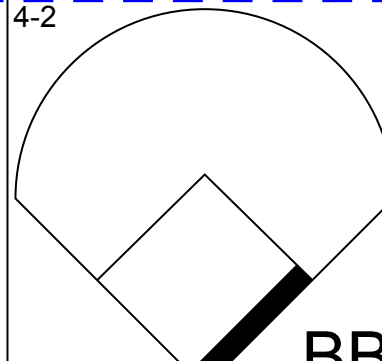

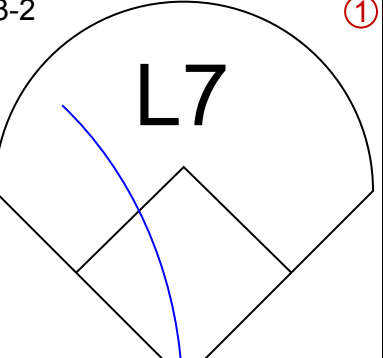
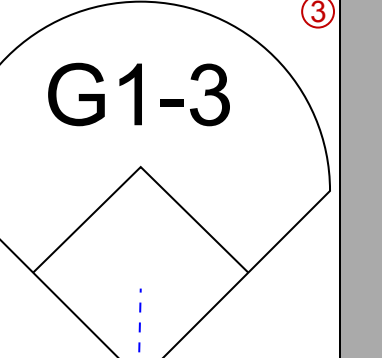

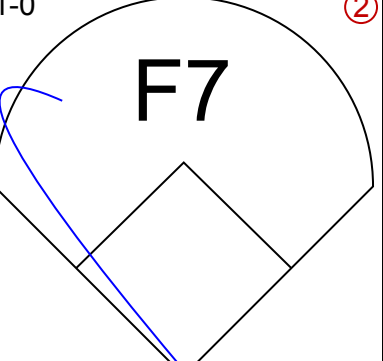
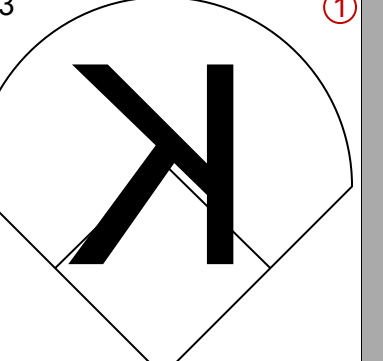
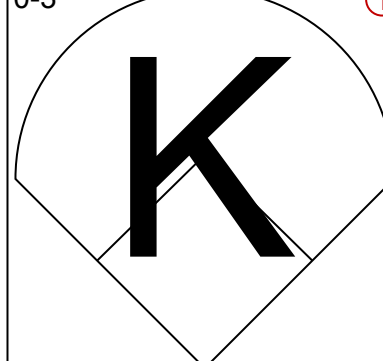
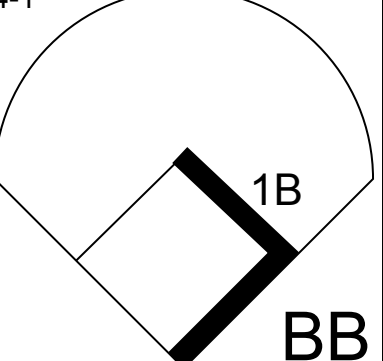
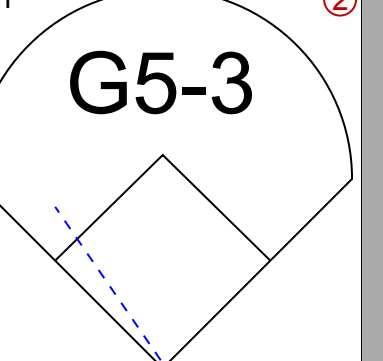
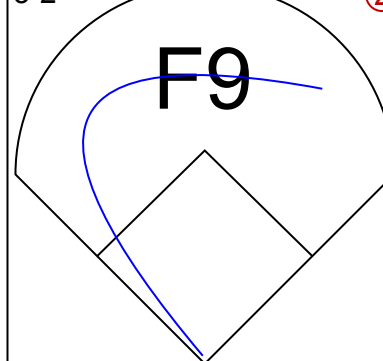
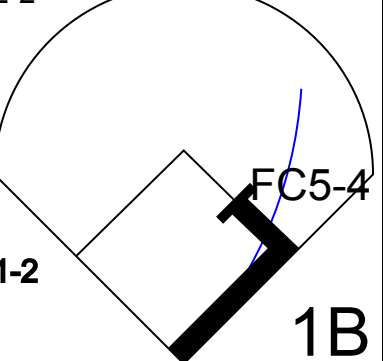
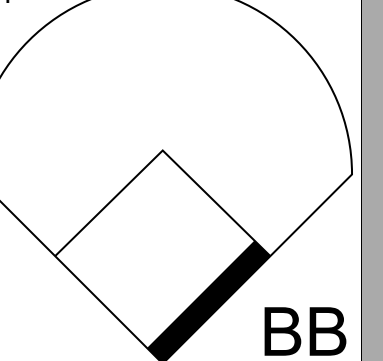
Batter	1	2	3	4	5	6	7	8	9	AB	R	H	RBI	BB	SO	LOB	BOTTOM										
Randy Velarde, R OBP: 0.380, SLG: 0.424	(1, 4) G1-3		3-1			SF8	K			3	0	1	0	2	1	2											
Jim Edmonds, L OBP: 0.390, SLG: 0.619	(1, 8) P5		2-0	G4-3		F8			F7	3	0	0	0	0	0	3											
Orlando Palmeiro, L OBP: 0.366, SLG: 0.397	(8, 8)								F5	2	0	0	0	0	0	3											
Tim Salmon, R OBP: 0.377, SLG: 0.500	(1, 9) G1-3		1-1	P4		FC4-6			K	3	0	0	0	1	1	0											
Chili Davis, S OBP: 0.393, SLG: 0.519	(1, 10)		0-0	G1-3	G6-3	SF8			HR	3	1	1	2	0	0	0											
Rex Hudler, R OBP: 0.342, SLG: 0.562	(1, 3) G1-3		0-1	G1-3	F8	FC4-6			G1-3	4	0	0	0	0	0	2											
16 Garret Anderson, L OBP: 0.314, SLG: 0.417	(1, 7) K		2-3	K	G1-3		L7		K	4	0	0	0	0	2	0											
Gary Disarcina, R OBP: 0.294, SLG: 0.357	(1, 6)		0-0	G1-3						2	0	0	0	0	0	0											
Dick Schofield, R OBP: 0.500, SLG: 0.500	(6, 6)			G1-3	G6-3		E6		BB 1B	2	0	1	0	0	0	0											
George Arias, R OBP: 0.286, SLG: 0.342	(1, 5)		2-1	HR	G6-3		P4		BB	4	1	2	1	0	0	1											
Todd Greene, R OBP: 0.179, SLG: 0.263	(1, 2) F7		0-0	F7		BB			F7	4	1	2	0	0	0	2											
Inning Stats	R: 0 E: 0 K: 0 S: 8	H: 0 LOB: 0 BB: 0 P: 13	R: 0 E: 0 K: 1 S: 7	H: 0 LOB: 0 BB: 0 P: 9	R: 1 E: 0 K: 0 S: 7	H: 2 LOB: 1 BB: 0 P: 14	R: 0 E: 0 K: 0 S: 5	H: 0 LOB: 0 BB: 0 P: 11	R: 0 E: 0 K: 0 S: 4	H: 0 LOB: 0 BB: 0 P: 6	R: 1 E: 0 K: 0 S: 6	H: 1 LOB: 2 BB: 2 P: 16	R: 0 E: 1 K: 1 S: 11	H: 1 LOB: 2 BB: 0 P: 16	R: 1 E: 0 K: 1 S: 9	H: 1 LOB: 0 BB: 0 P: 14	R: 0 E: 0 K: 1 S: 14	H: 2 LOB: 3 BB: 1 P: 25	1B: 3 2B: 2 3B: 0 HR: 2	SF: 1 SAC: 0 DP: 0 HBP: 0	WP: 0 PB: 0 SB: 0 CS: 0	PA: 38					
PITCHER	IP	WLS	BF	H	R	ER	SO	BB	IBB	HBP	BLK	WP	HR	S	P	ERA	WHIP										
Jimmy Key, L ERA: 4.8	(1, 1) 8.0	W	32	5	3	3	3	2	0	0	0	0	2	57	99	3.38	0.875										
Dale Polley, L ERA: 8.05	(9, 1) 1.0		6	2	0	0	1	1	0	0	0	0	0	14	25	0.00	3.000										

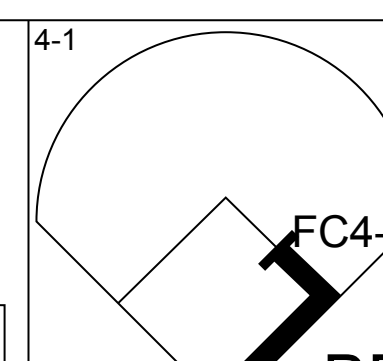
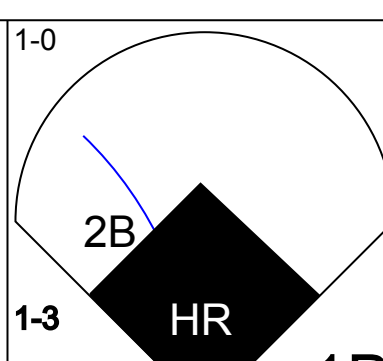
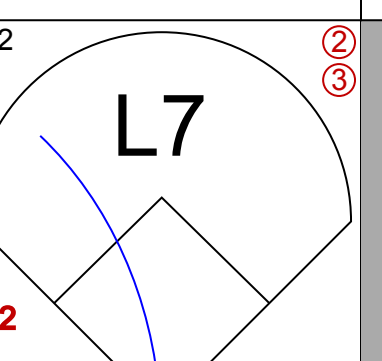
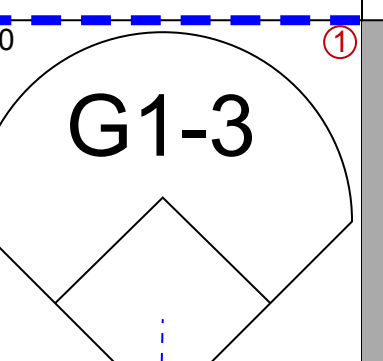
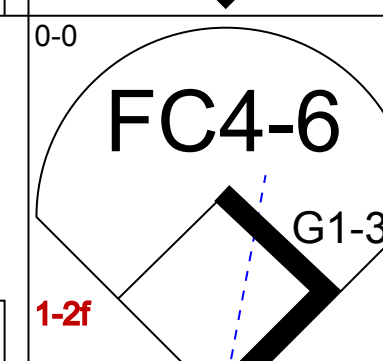
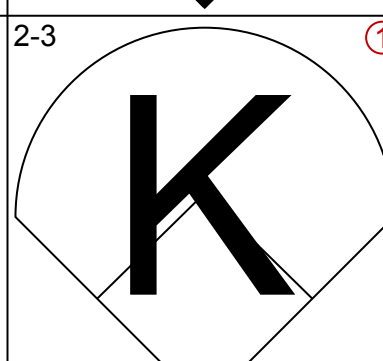
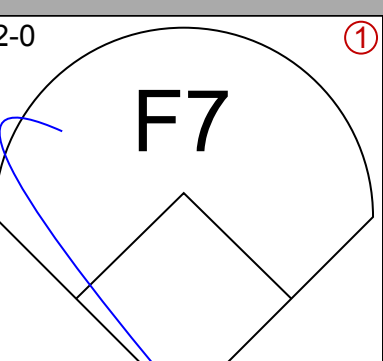
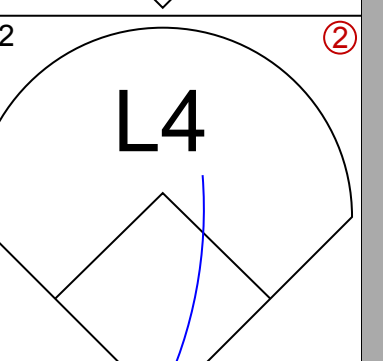
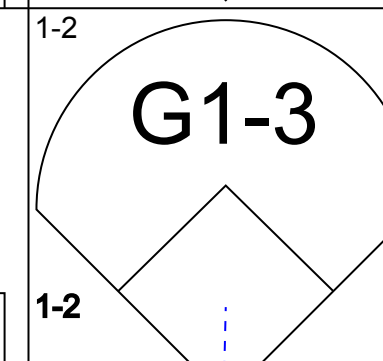
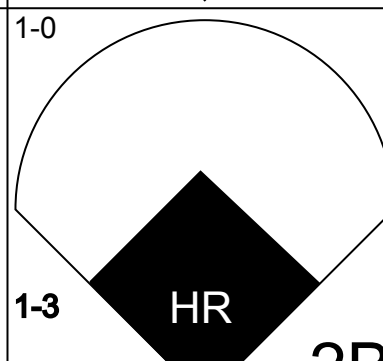
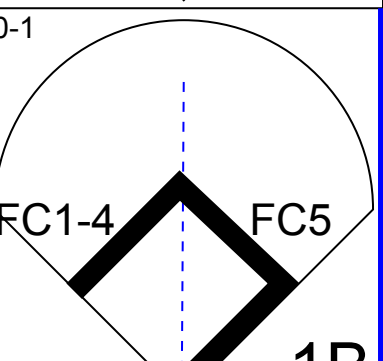
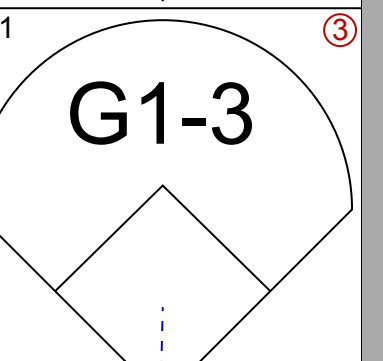
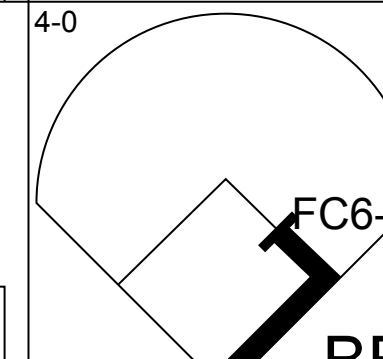
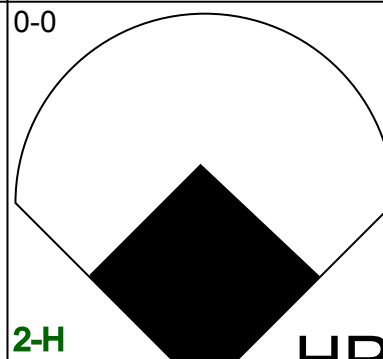
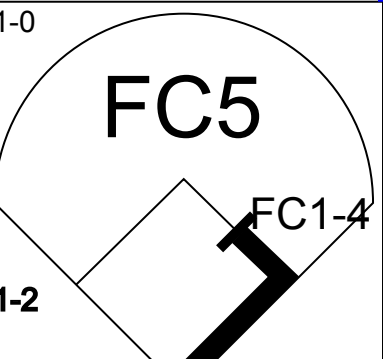
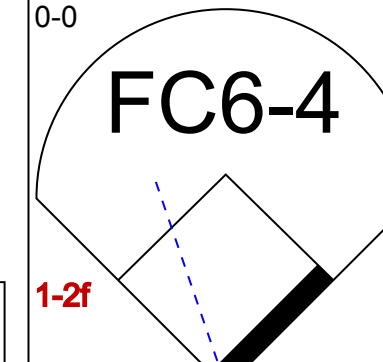
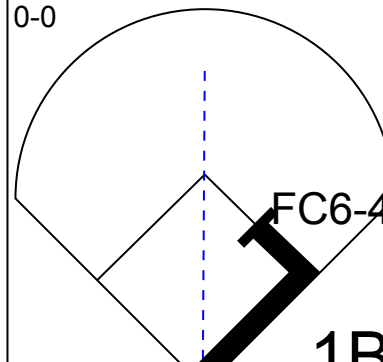
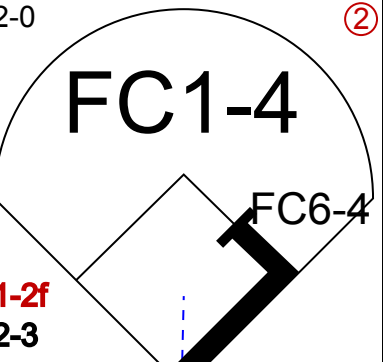


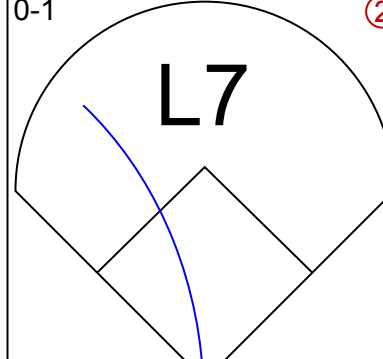
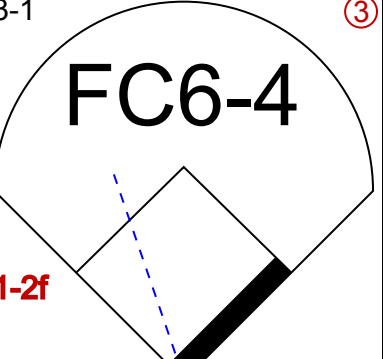

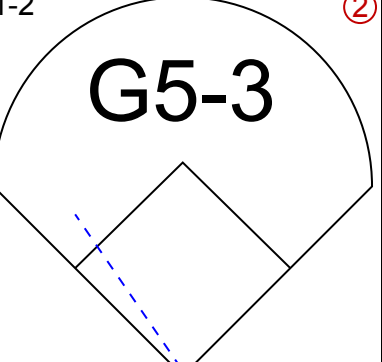
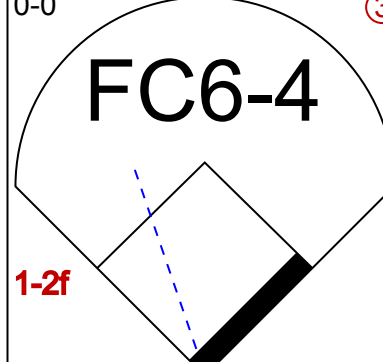




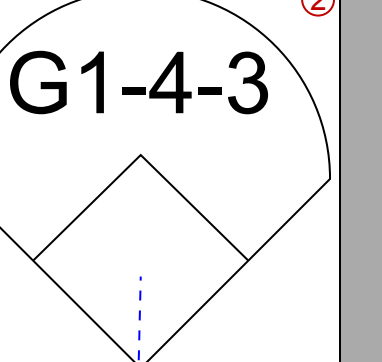

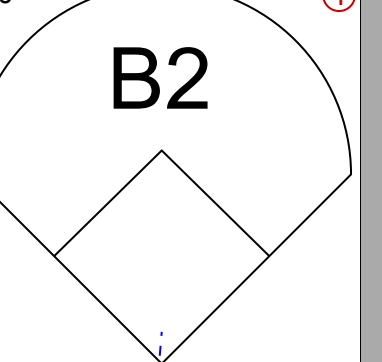
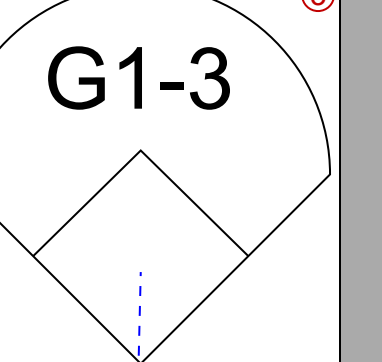

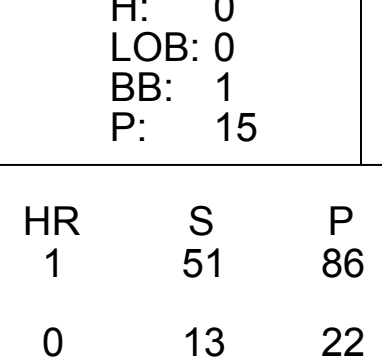
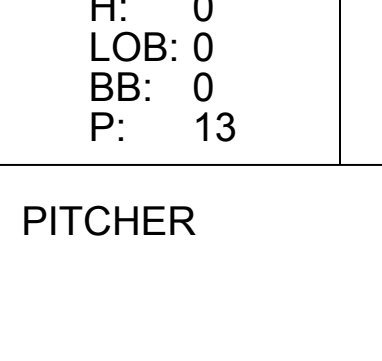
New York Yankees @ California Angels
Anaheim Stadium, Anaheim, CA

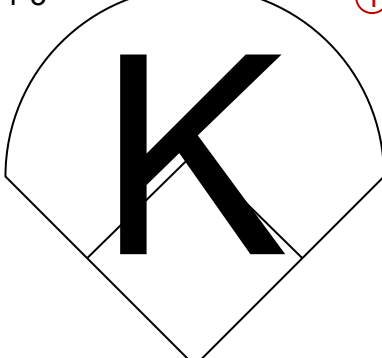
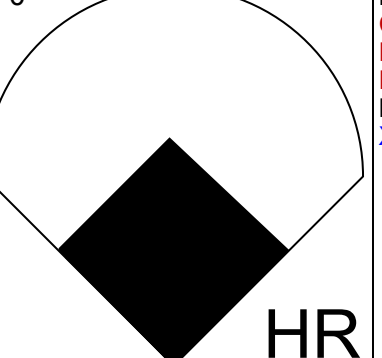
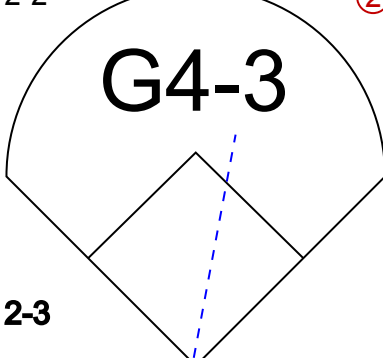

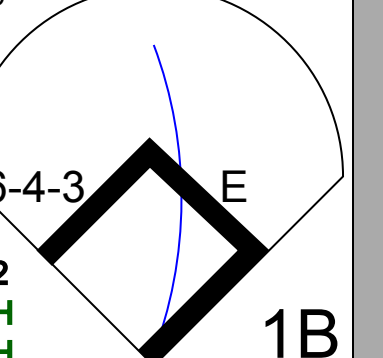

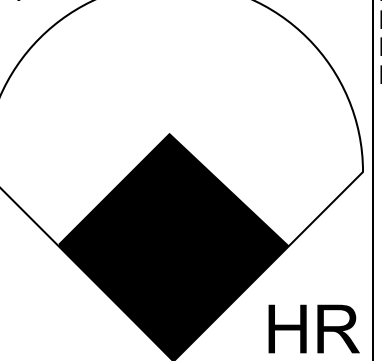
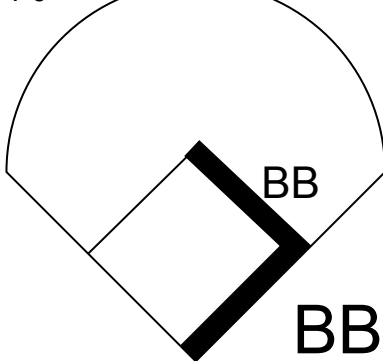
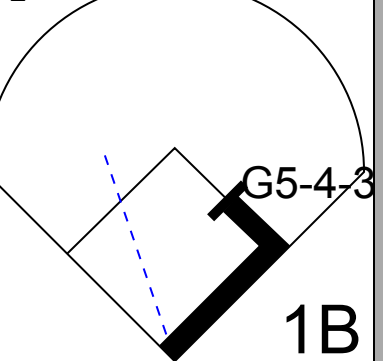
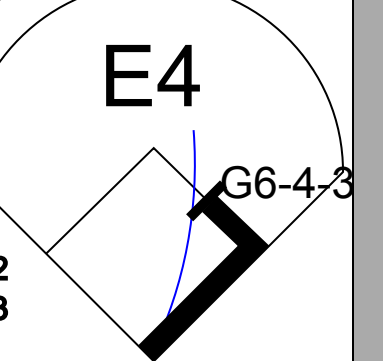
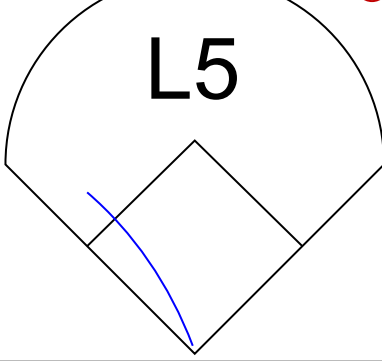
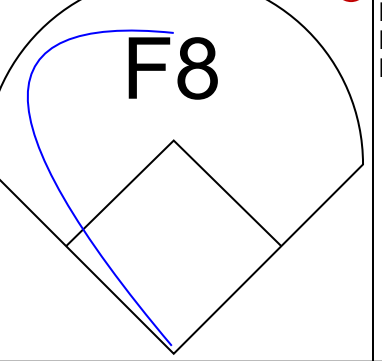
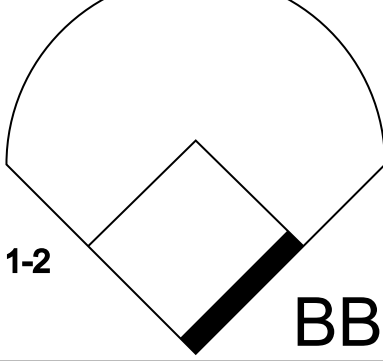
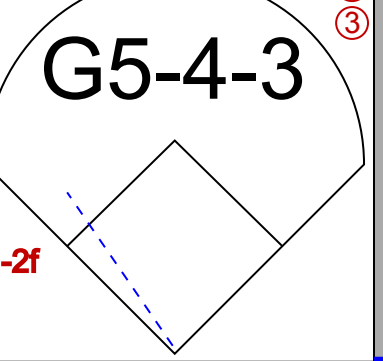
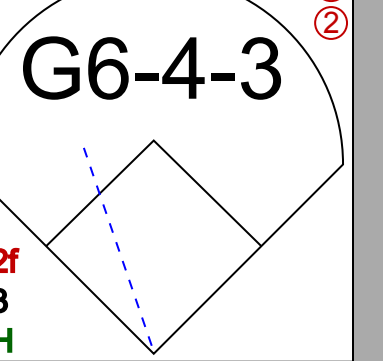
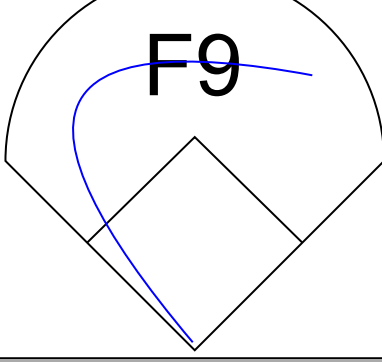
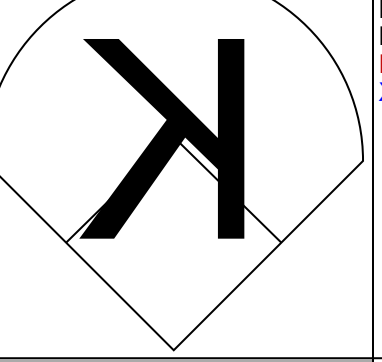
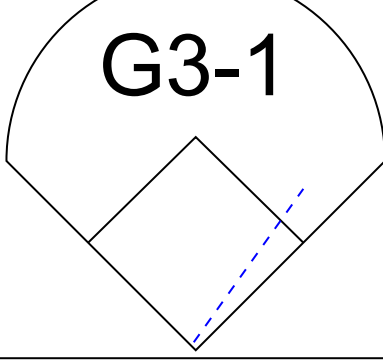

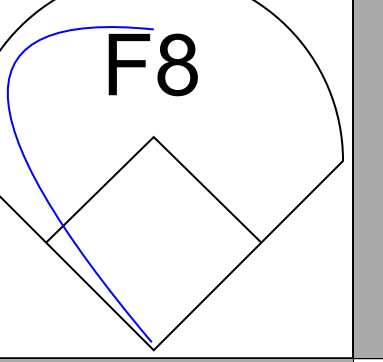
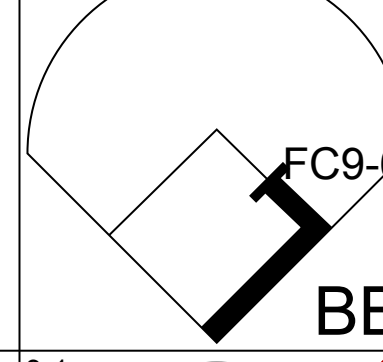
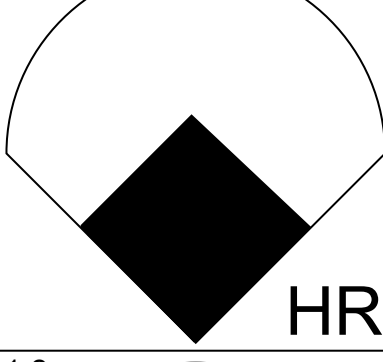
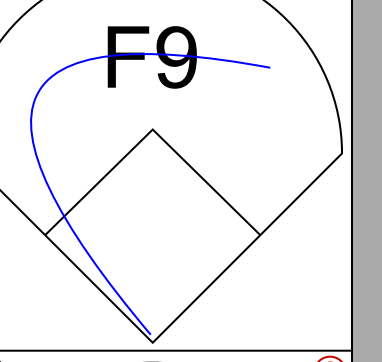
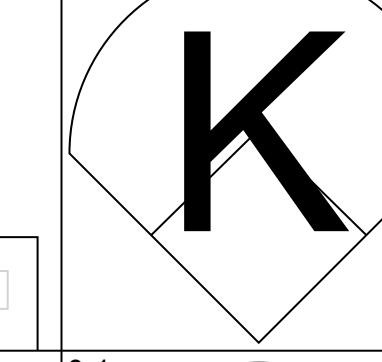
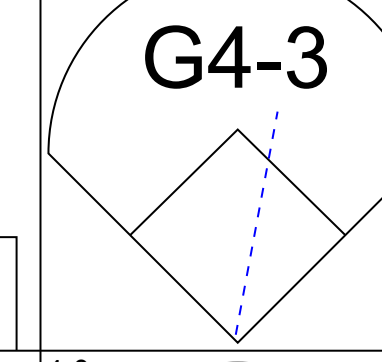
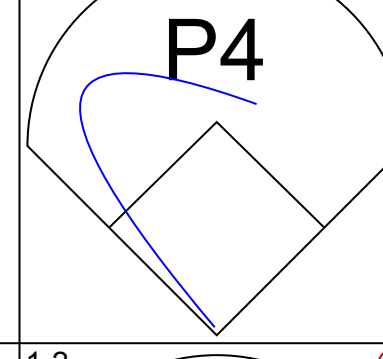
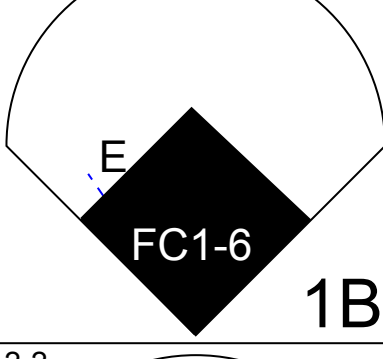
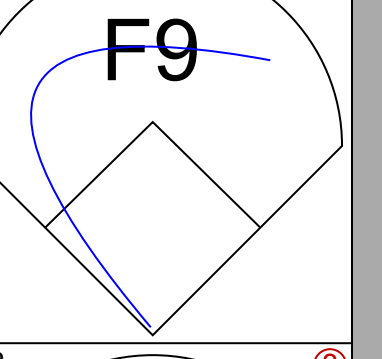
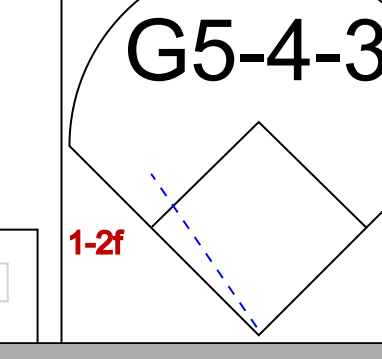
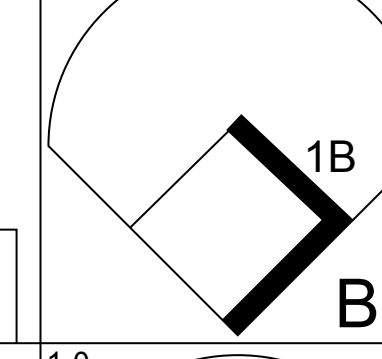
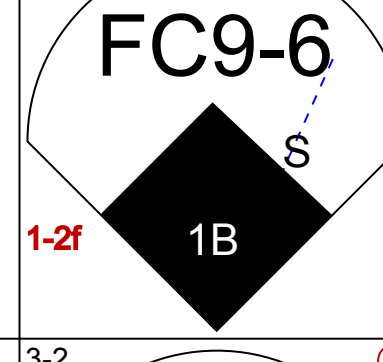
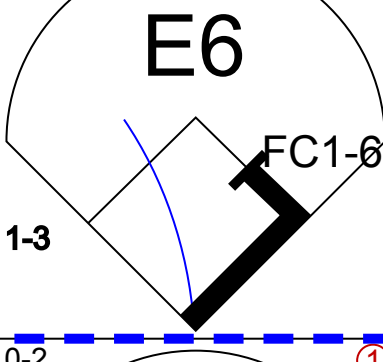
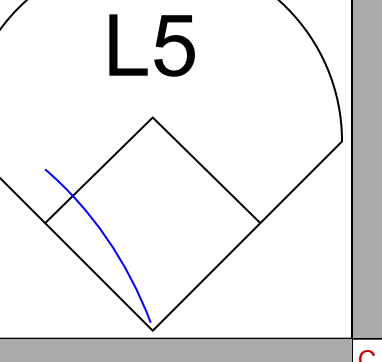
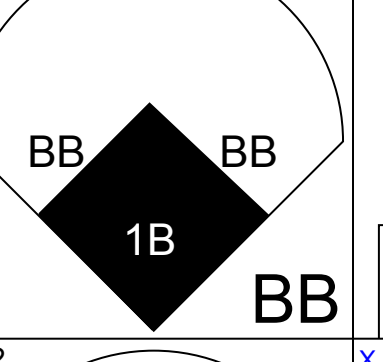
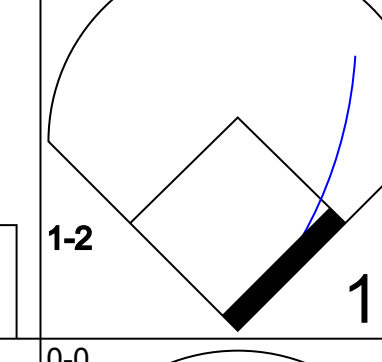
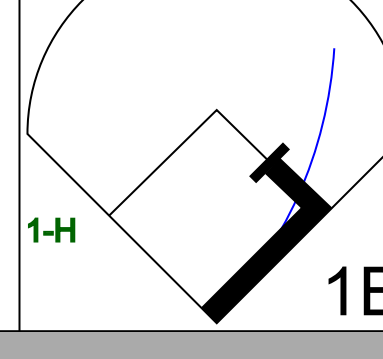
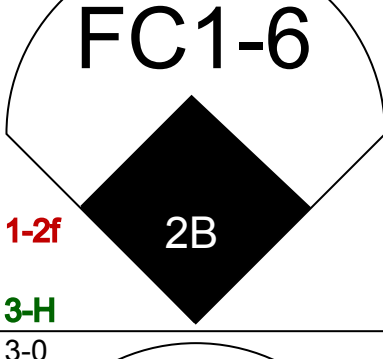
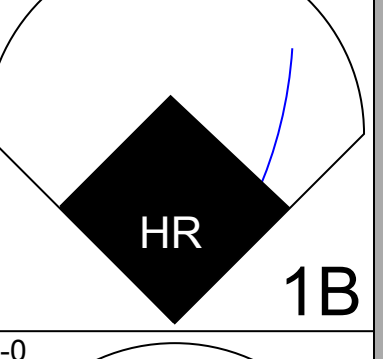
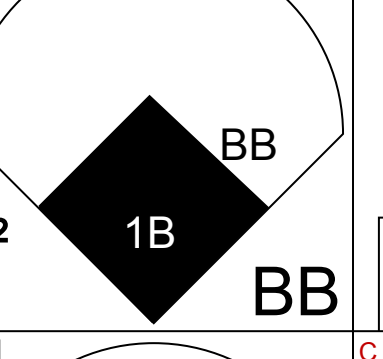
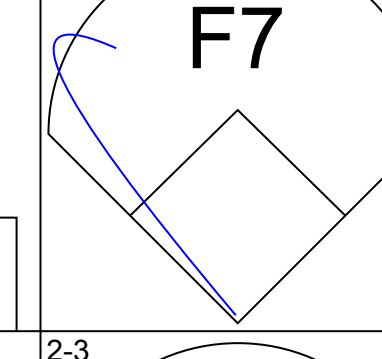

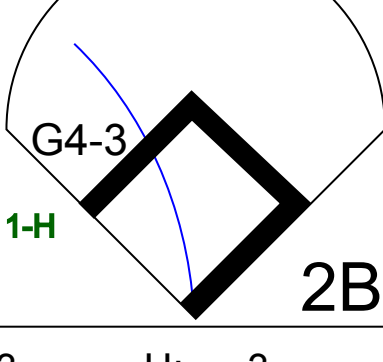
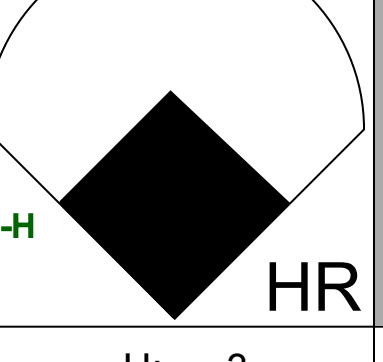
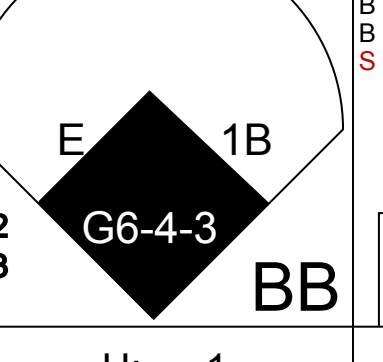
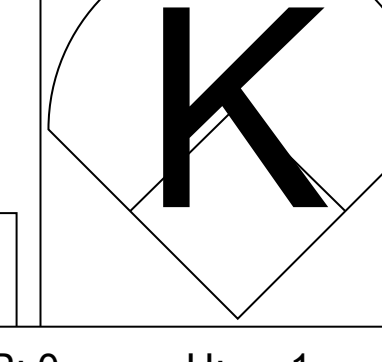
Sat Aug 31 1996, 10:05 PM EDT
Att: 28,749 - Unknown - 76 F

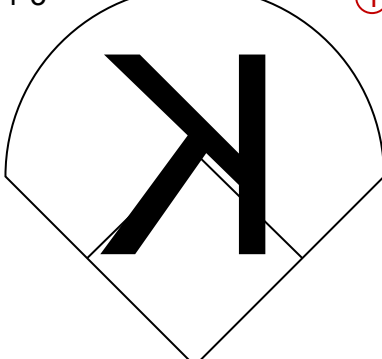
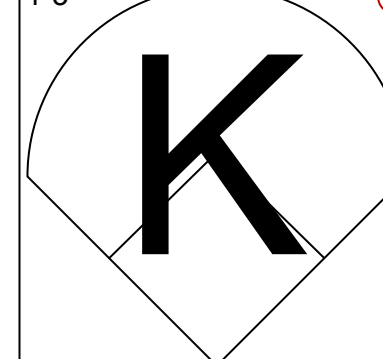
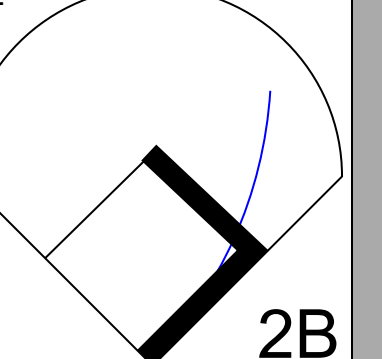
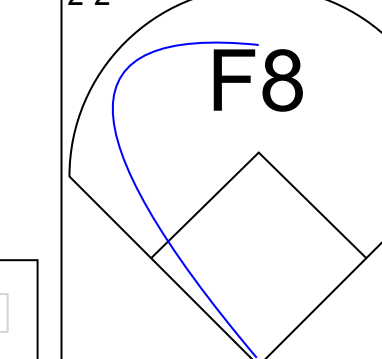
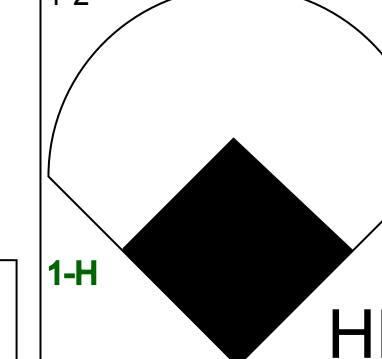
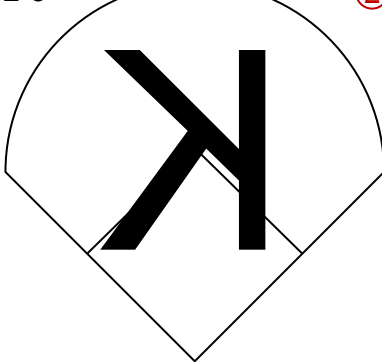


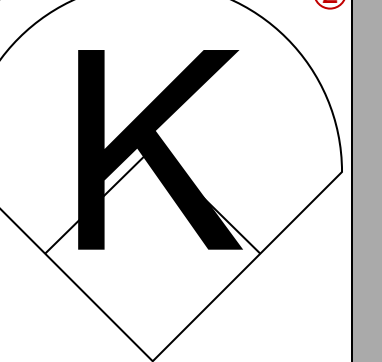
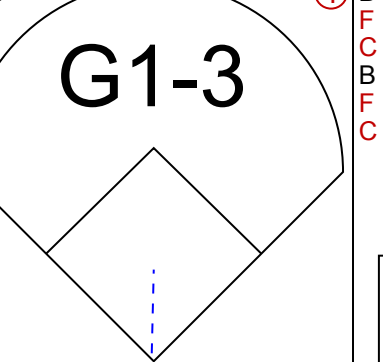
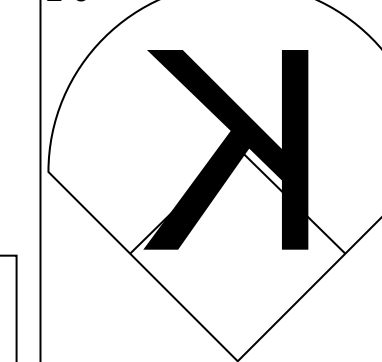
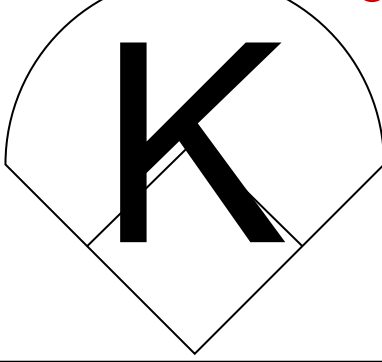
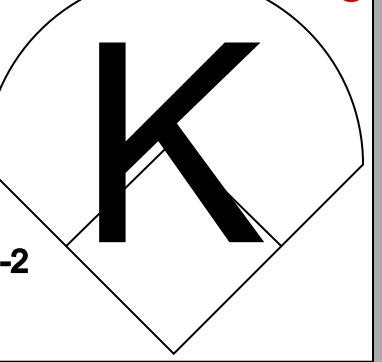
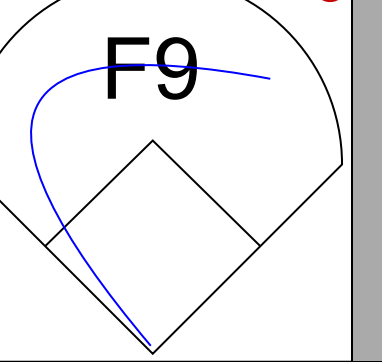
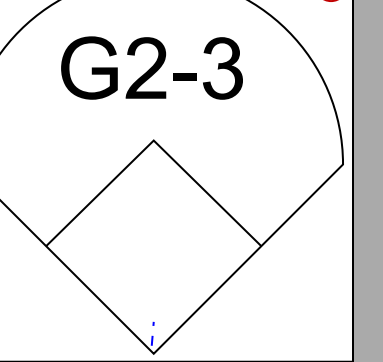
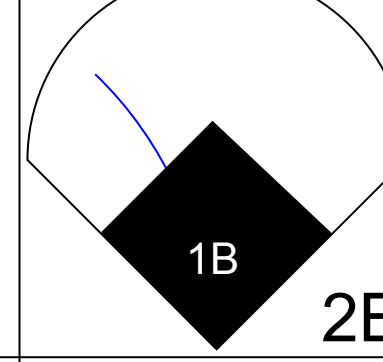
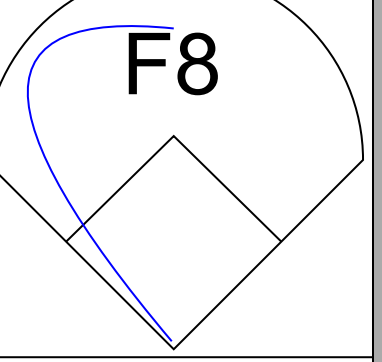
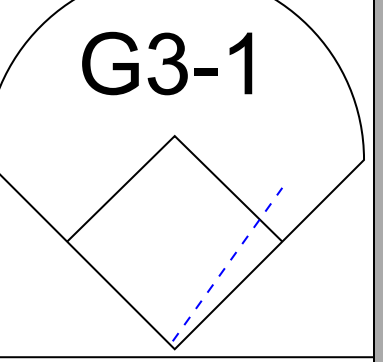
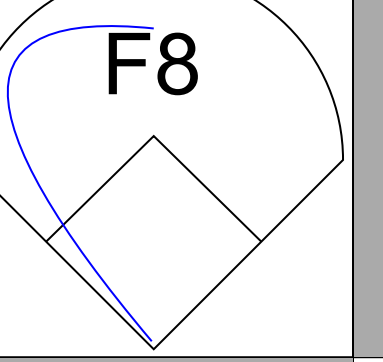
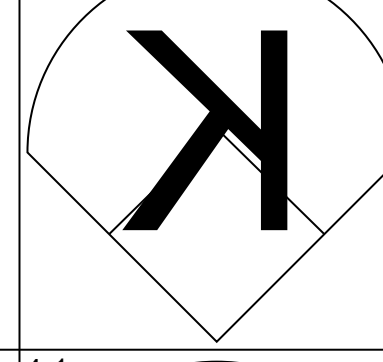


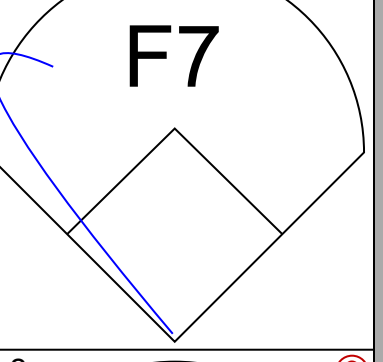
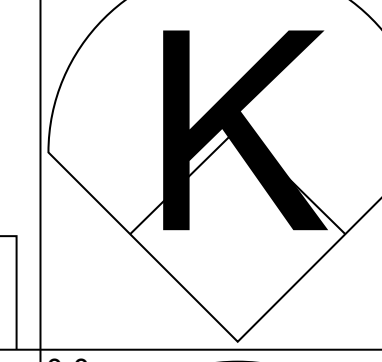
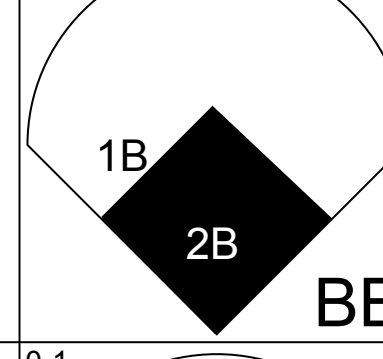
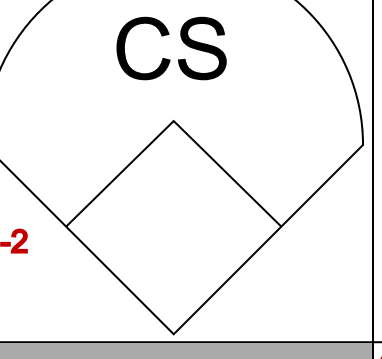
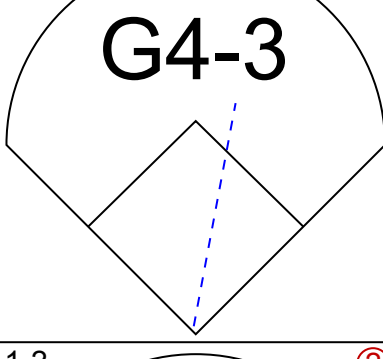
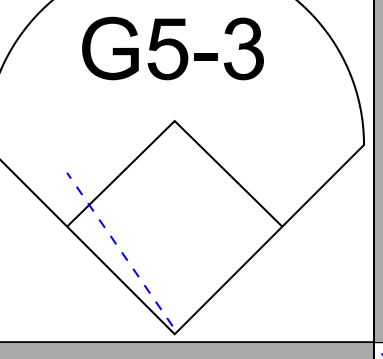

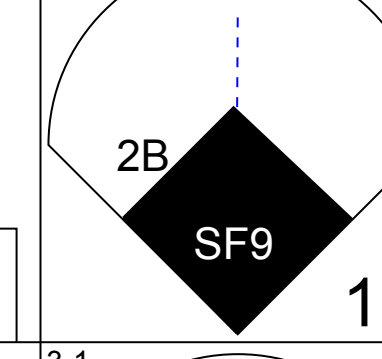
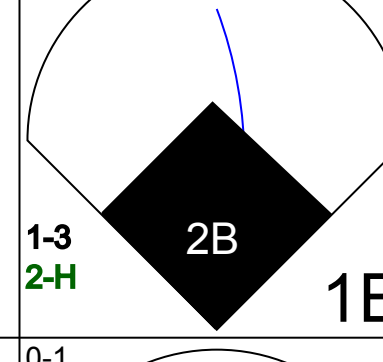
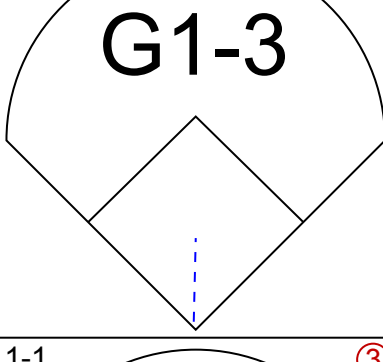
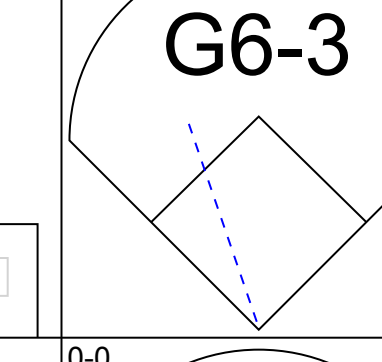
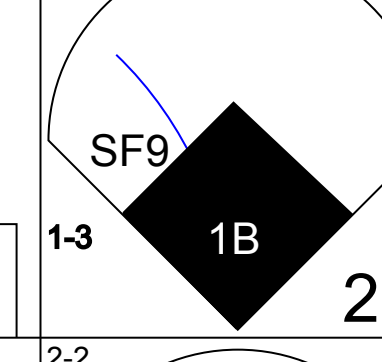
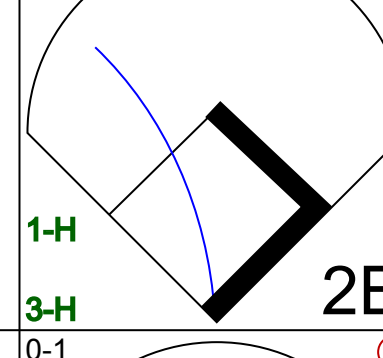
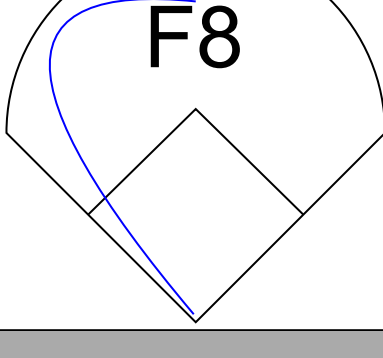
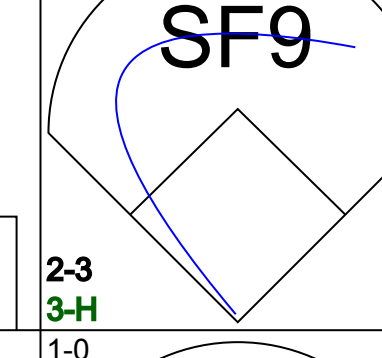
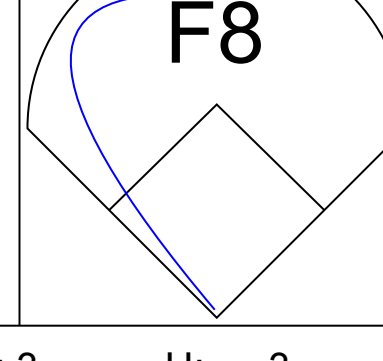
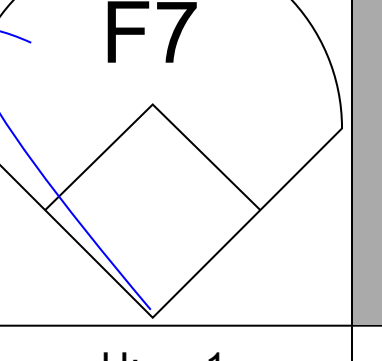
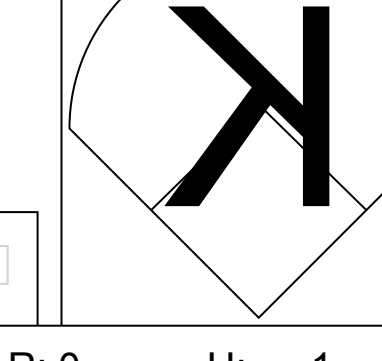
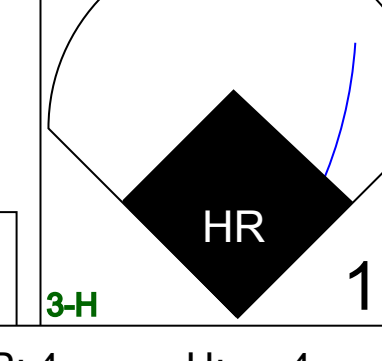


AB 34
R 3
H 7
RBI 3
BB 3
SO 4
LOB 13

Batter	1	2	3	4	5	6	7	8	9	AB	R	H	RBI	BB	SO	LOB	TOP										
Tim Raines, S OBP: 0.352, SLG: 0.364										4	0	0	0	0	2	3	New York Yankees @ California Angels Anaheim Stadium, Anaheim, CA Sun Sep 01 1996, 6:33 AM EDT Att: 19,384 - Sunny - 84 F										
2 Derek Jeter, R OBP: 0.368, SLG: 0.416										4	0	2	0	0	1	0											
Bernie Williams, S OBP: 0.380, SLG: 0.516										4	0	1	0	0	1	2											
Cecil Fielder, R OBP: 0.350, SLG: 0.474										2	0	0	0	2	0	2											
Tino Martinez, L OBP: 0.370, SLG: 0.482										3	0	0	0	1	2	3											
Charlie Hayes, R OBP: 0.300, SLG: 0.368										4	0	0	0	0	1	3											
Paul O'Neill, L OBP: 0.410, SLG: 0.464										4	0	0	0	0	2	1											
Mariano Duncan, R OBP: 0.336, SLG: 0.485										3	0	0	0	1	2	1											
Jim Leyritz, R OBP: 0.354, SLG: 0.389										2	0	1	0	1	0	0											
Inning Stats	R: 0 E: 0 K: 2 S: 9	H: 1 LOB: 1 BB: 0 P: 15	R: 0 E: 0 K: 1 S: 9	H: 0 LOB: 0 BB: 0 P: 14	R: 0 E: 0 K: 2 S: 11	H: 0 LOB: 0 BB: 0 P: 15	R: 0 E: 0 K: 1 S: 11	H: 1 LOB: 1 BB: 1 P: 17	R: 0 E: 0 K: 0 S: 12	H: 1 LOB: 2 BB: 1 P: 23	R: 0 E: 0 K: 1 S: 10	H: 0 LOB: 1 BB: 1 P: 16	R: 0 E: 0 K: 1 S: 5	H: 1 LOB: 0 BB: 0 P: 6	R: 0 E: 0 K: 2 S: 14	H: 0 LOB: 1 BB: 1 P: 23	1B: 4 2B: 0 3B: 0 HR: 0	SF: 0 SAC: 0 DP: 1 HBP: 0	WP: 1 PB: 0 SB: 0 CS: 0	PA: 35							
PITCHER	IP WLS BF H R ER SO BB IBB HBP BLK WP HR S P ERA WHIP	7.1 W 30 4 0 0 9 4 0 0 0 1 0 77 126 0.00 1.091	0.2 1 0 0 0 0 0 0 0 0 0 0 0 1 1 0.00 0.000	1.0 4 0 0 0 2 1 0 0 0 0 0 0 14 23 0.00 1.000	PITCHER										IP WLS BF H R ER SO BB IBB HBP BLK WP HR S P ERA WHIP	3 1 1 0 1 0 1 4 0 0 0 0 1 3 3 1 2 1 0 0 1 1 0 0 0 0 0 0 3 1 1 3 1 0 1 4 0 1 0 0 0 4 4 0 0 0 0 1 3 4 0 0 0 0 1 3											
Chuck Finley, L ERA: 4.34											7.1	W	30	4	0	0	9	4	0	0	0	1	0	77	126	0.00	1.091
Mike James, R ERA: 2.75											0.2	1	0	0	0	0	0	0	0	0	0	0	1	1	0.00	0.000	
Troy Percival, R ERA: 1.97											1.0	4	0	0	0	2	1	0	0	0	0	0	14	23	0.00	1.000	

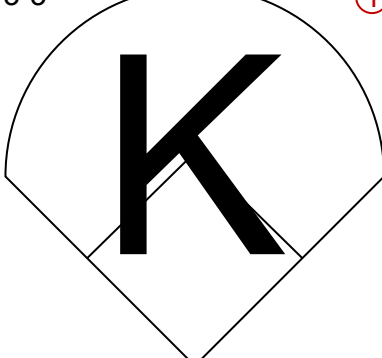
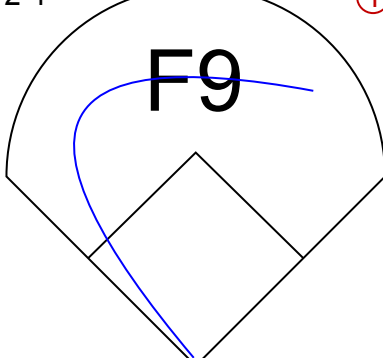
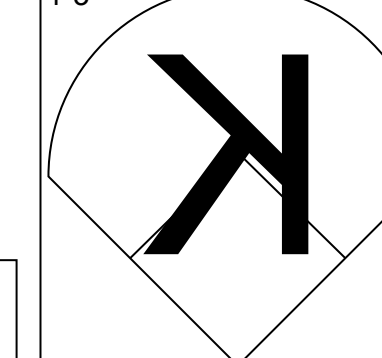
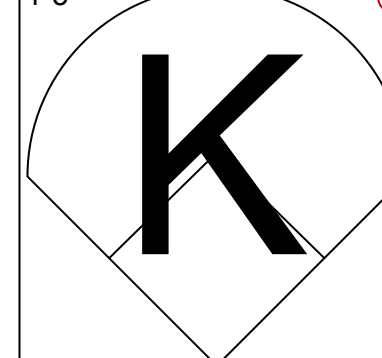
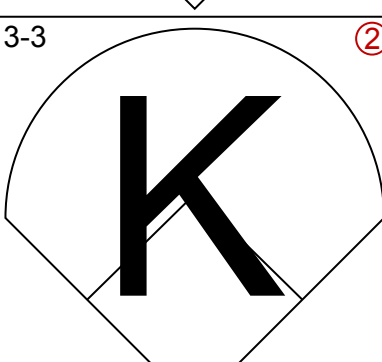
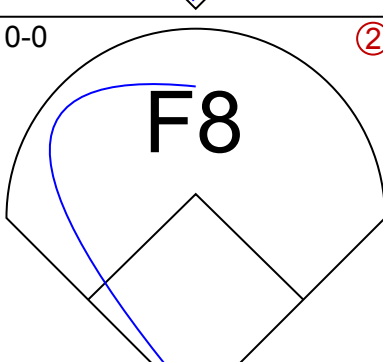
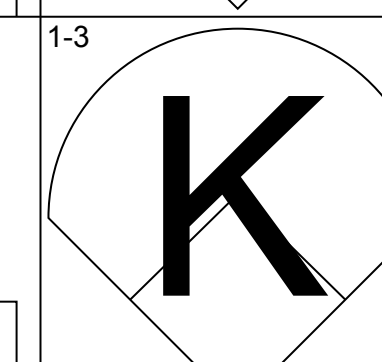
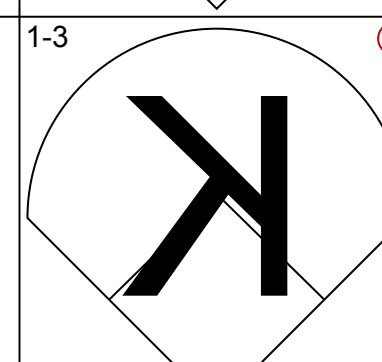
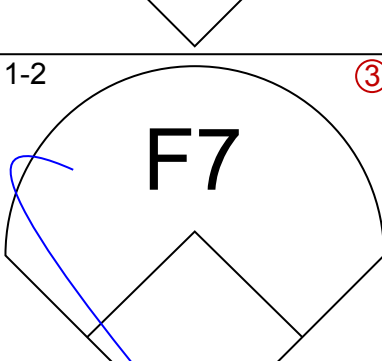
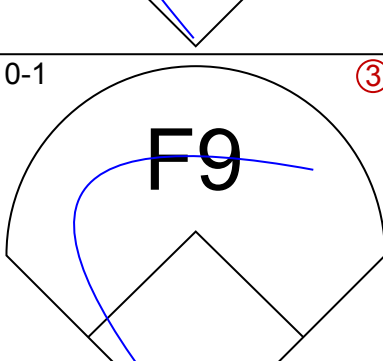
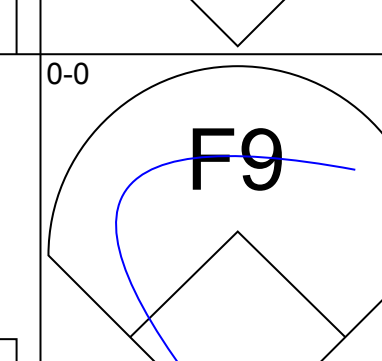
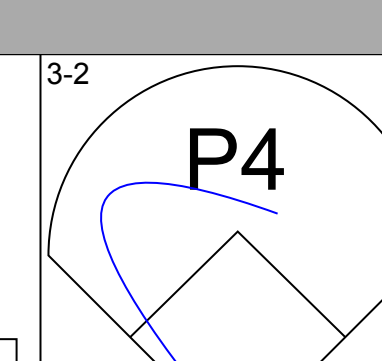
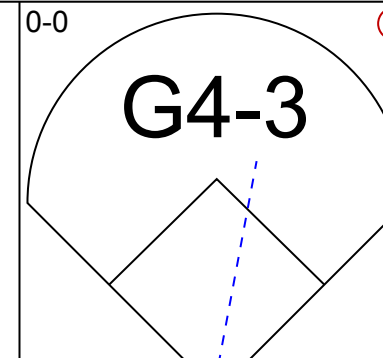
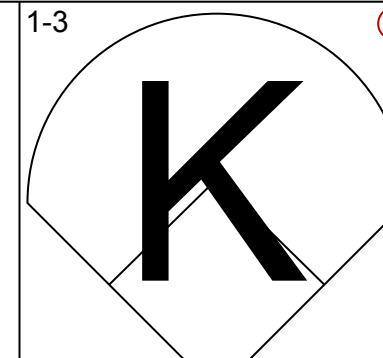
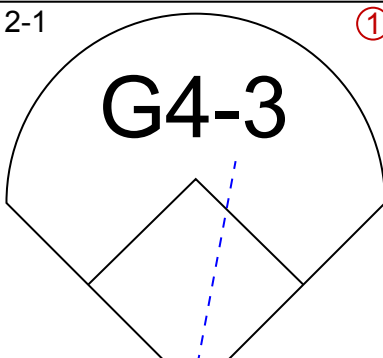
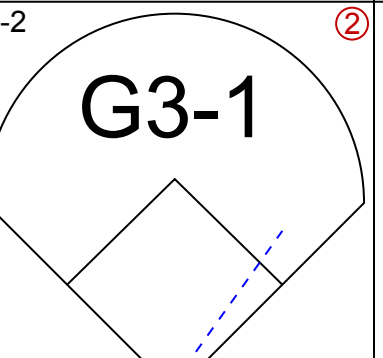
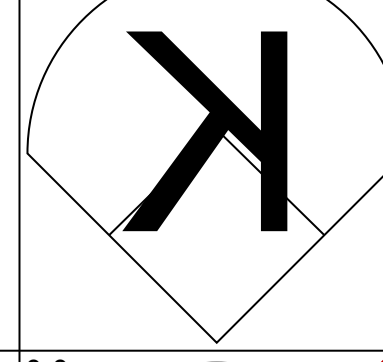
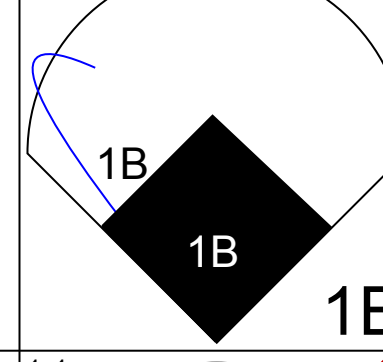
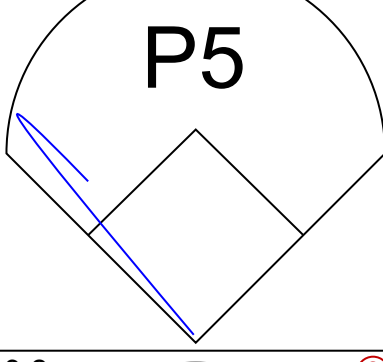

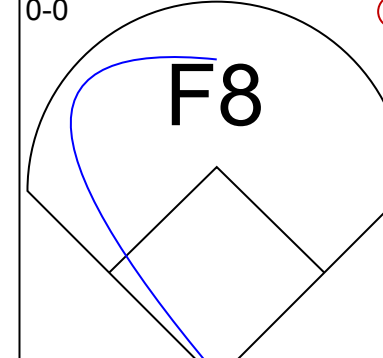
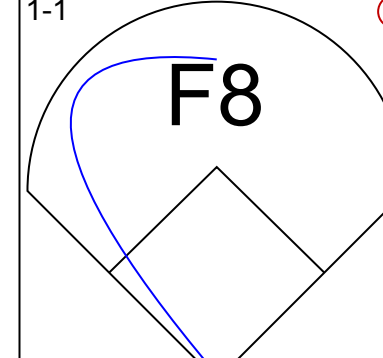
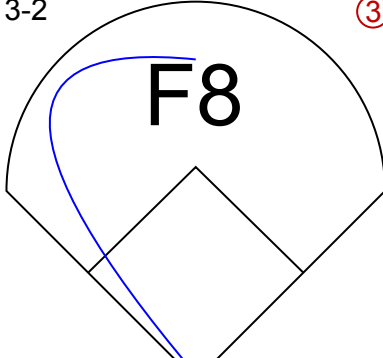
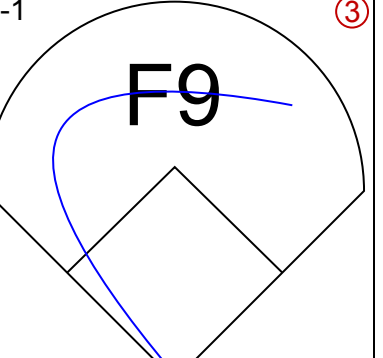
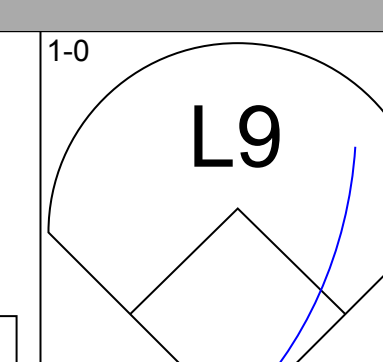
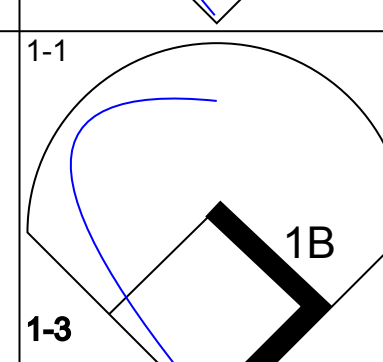

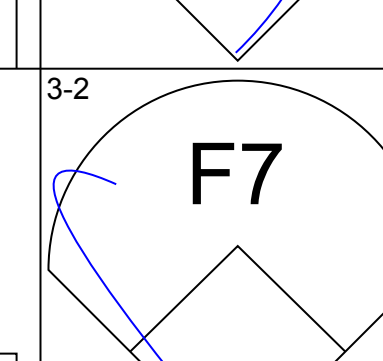
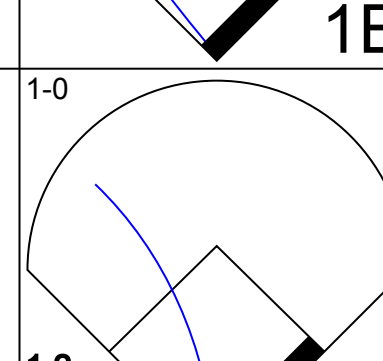

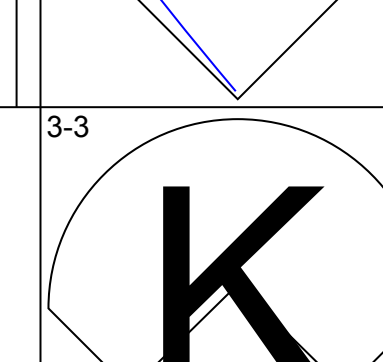
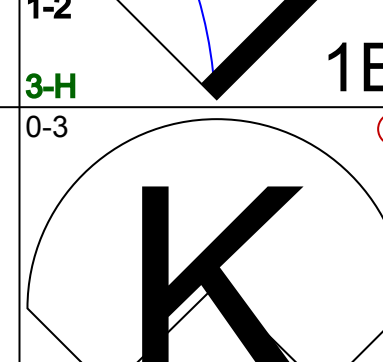
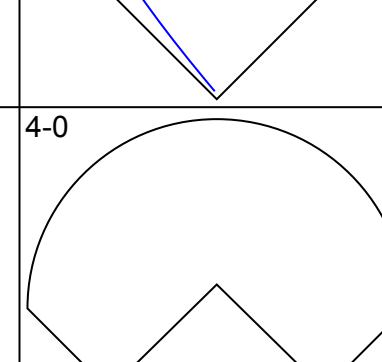
Batter	1	2	3	4	5	6	7	8	9	AB	R	H	RBI	BB	SO	LOB	BOTTOM									
Randy Velarde, R OBP: 0.380, SLG: 0.423										3	1	1	0	1	0	1	New York Yankees @ California Angels Anaheim Stadium, Anaheim, CA Sun Sep 01 1996, 6:33 AM EDT Att: 19,384 - Sunny - 84 F									
Jim Edmonds, L OBP: 0.386, SLG: 0.612										4	0	0	0	0	1	3										
Rex Hudler, R OBP: 0.343, SLG: 0.567										3	1	2	1	0	0	1										
Orlando Palmeiro, L OBP: 0.361, SLG: 0.392										1	0	0	0	0	0	0										
Tim Salmon, R OBP: 0.378, SLG: 0.505										3	1	1	3	1	0	1										
George Arias, R OBP: 0.285, SLG: 0.340										4	0	1	0	0	0	4										
Todd Greene, R OBP: 0.163, SLG: 0.238										4	0	0	0	0	1	3										
J.T. Snow, L OBP: 0.333, SLG: 0.383										3	0	0	0	0	0	1										
Jorge Fabregas, L OBP: 0.332, SLG: 0.329										2	0	0	0	1	0	0										
Gary Disarcina, R OBP: 0.294, SLG: 0.357										3	1	1	0	0	0	1										
Inning Stats	R: 0 E: 0 K: 0 S: 8	H: 0 LOB: 2 BB: 2 P: 17	R: 0 E: 0 K: 0 S: 6	H: 0 LOB: 0 BB: 0 P: 8	R: 4 E: 0 K: 1 S: 13	H: 5 LOB: 1 BB: 0 P: 18	R: 0 E: 0 K: 0 S: 8	H: 0 LOB: 0 BB: 1 P: 15	R: 0 E: 0 K: 0 S: 9	H: 0 LOB: 0 BB: 0 P: 13	R: 0 E: 0 K: 1 S: 7	H: 0 LOB: 0 BB: 0 P: 9	R: 0 E: 0 K: 0 S: 6	H: 0 LOB: 0 BB: 0 P: 13	R: 0 E: 0 K: 1 S: 7	H: 0 LOB: 0 BB: 0 P: 9	1B: 4 2B: 1 3B: 0 HR: 1	SF: 0 SAC: 0 DP: 0 HBP: 0	WP: 0 PB: 0 SB: 0 CS: 1	PA: 33						
PITCHER	IP WLS BF H R ER SO BB IBB HBP BLK WP HR S P ERA WHIP	6.0 L 27 6 4 4 1 0 0 0 0 0 0 13 22 0.00 0.000	2.0 6 0 0 0 1 0 0 0 0 0 0 0 13 22 0.00 0.000	PITCHER										IP WLS BF H R ER SO BB IBB HBP BLK WP HR S P ERA WHIP	6 L 27 6 4 4 1 0 0 0 0 0 13 22 0.00 0.000											
Kenny Rogers, L ERA: 5.0											6.0	L	27	6	4	4	1	0	0	0	0	0	13	22	0.00	0.000
Jeff Nelson, R ERA: 4.79											2.0	6	0	0	0	1	0	0	0	0	0	13	22	0.00	0.000	

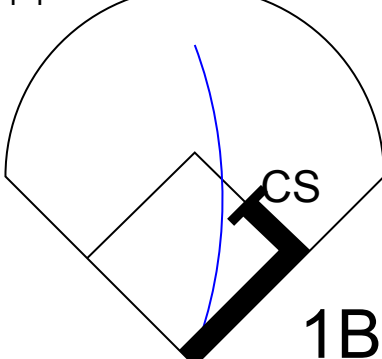
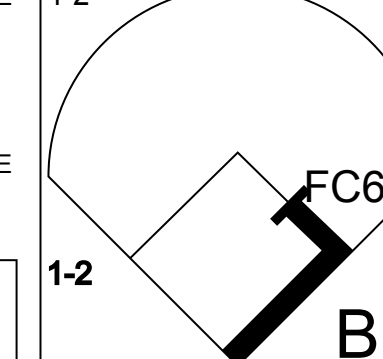
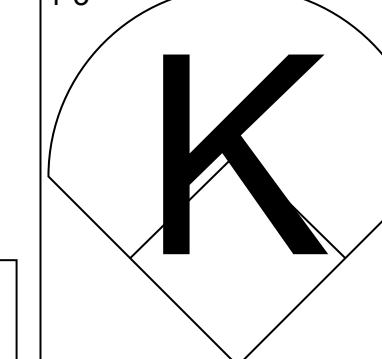
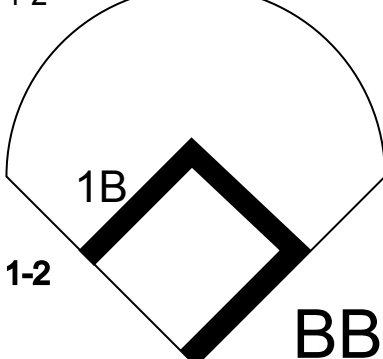
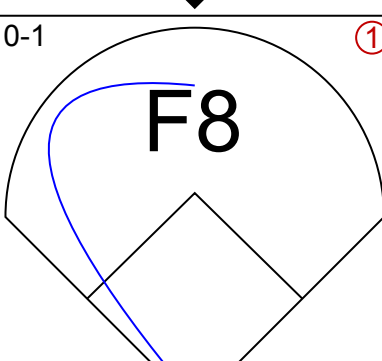
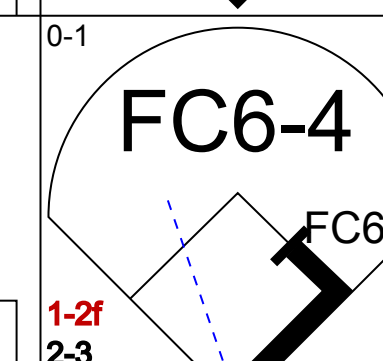
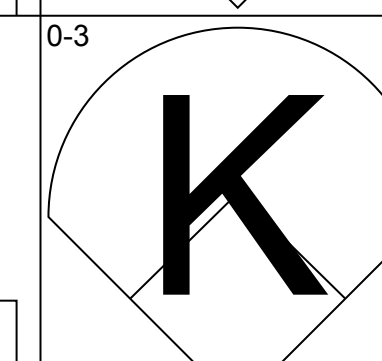
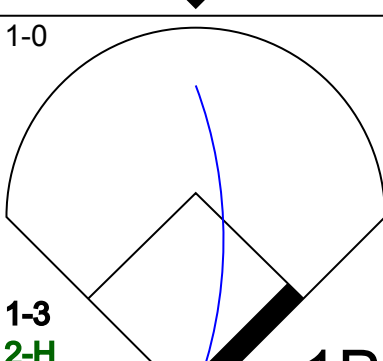
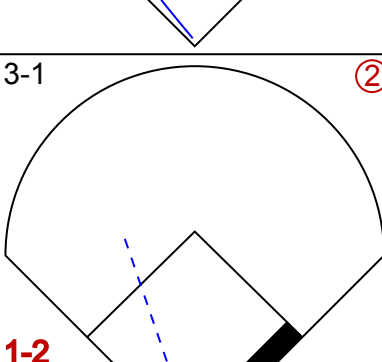
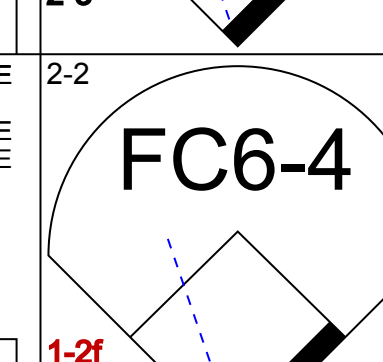
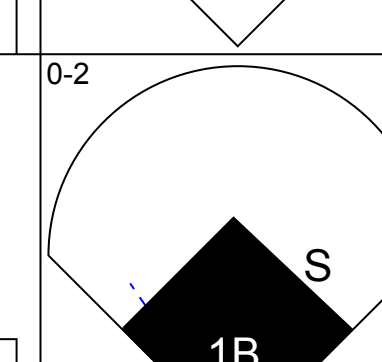
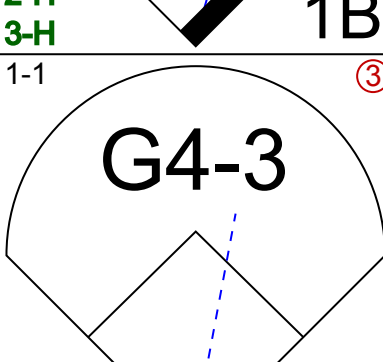
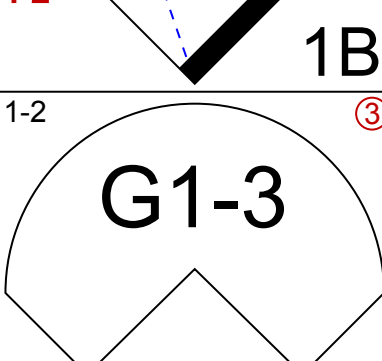
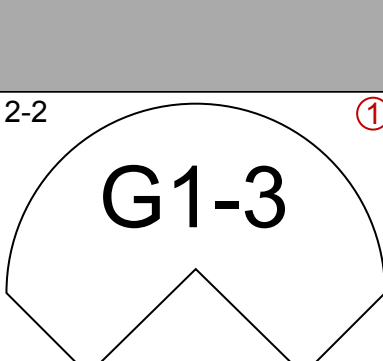
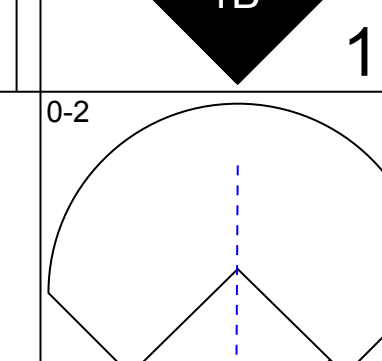
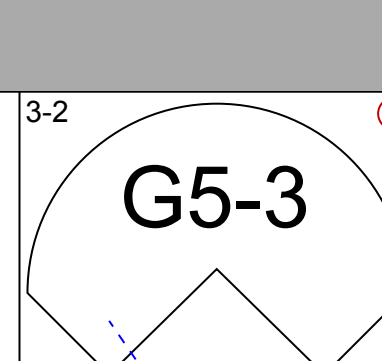
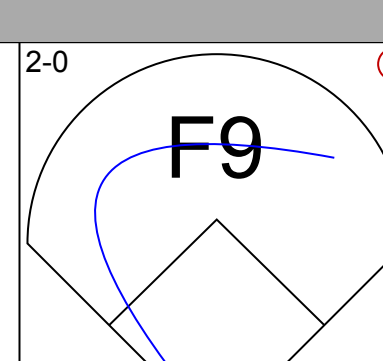
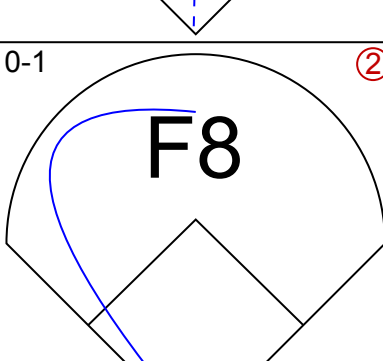
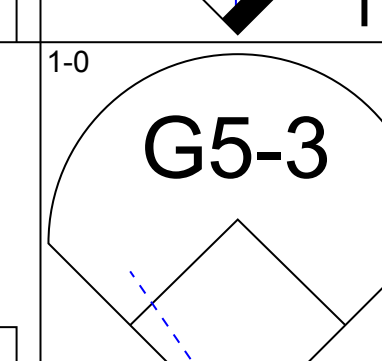
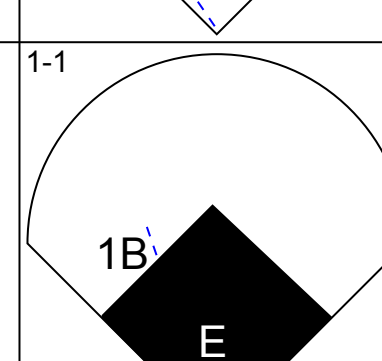
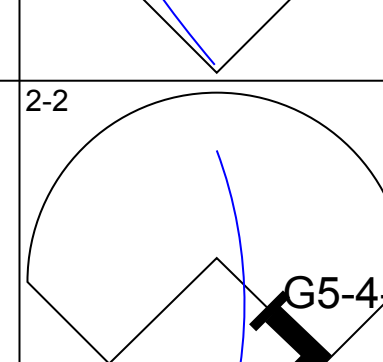
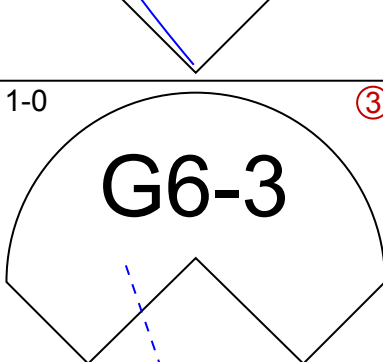
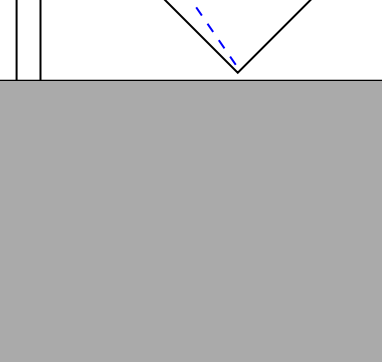
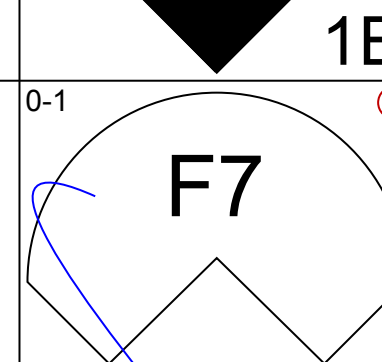
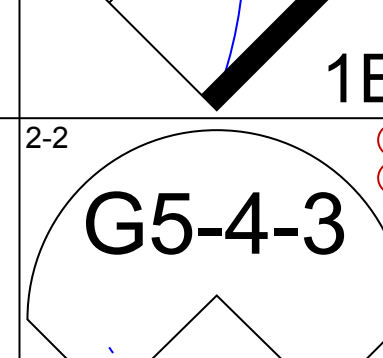
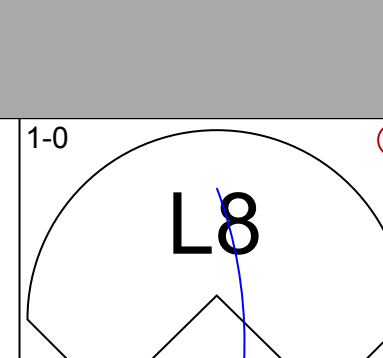
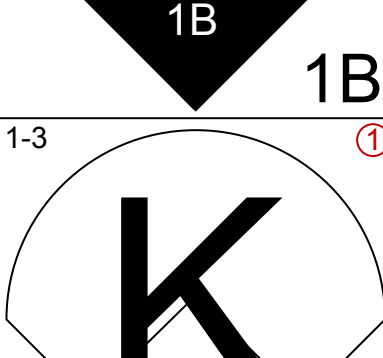
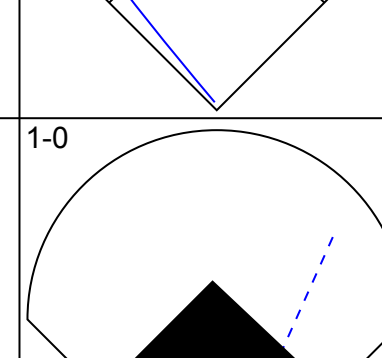
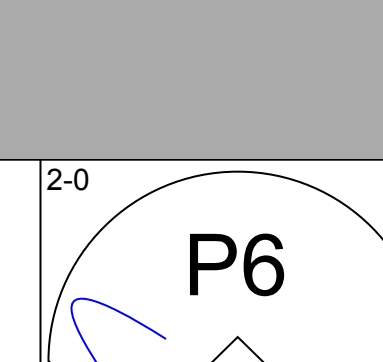
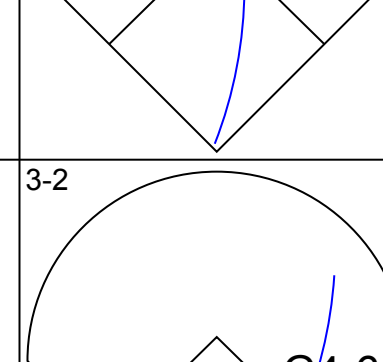
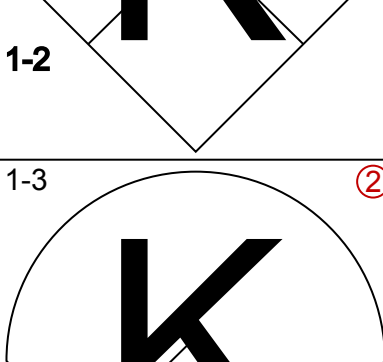
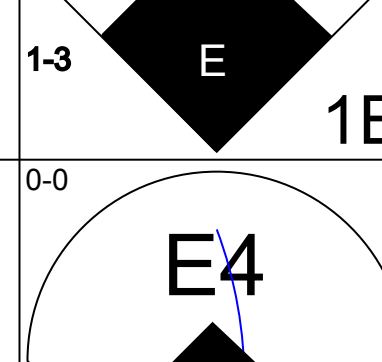
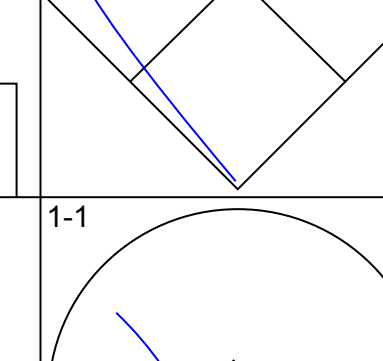
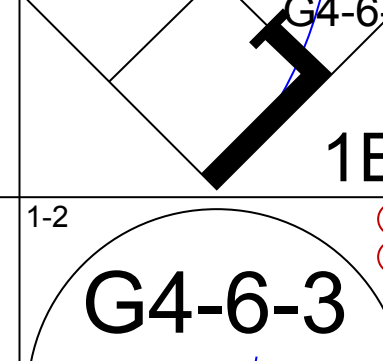
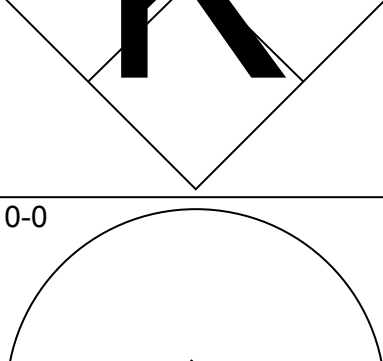
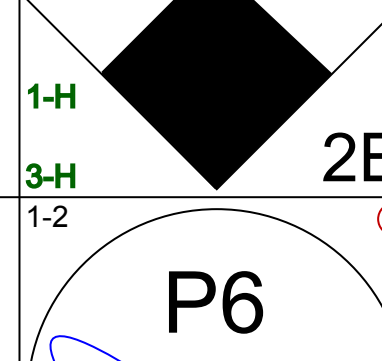
Batter	1	2	3	4	5	6	7	8	9	AB	R	H	RBI	BB	SO	LOB	TOP					
Brady Anderson, L OBP: 0.394, SLG: 0.643 (1, 8)										5	1	2	3	0	2	1	Baltimore Orioles @ California Angels Anaheim Stadium, Anaheim, CA Mon Sep 02 1996, 10:05 PM EDT Att: 20,287 - Unknown - 78 F					
Todd Zeile, R OBP: 0.359, SLG: 0.450 (1, 5)										4	2	3	2	1	0	2						
Roberto Alomar, S OBP: 0.419, SLG: 0.546 (1, 4)										4	0	0	0	1	0	3						
Rafael Palmeiro, L OBP: 0.385, SLG: 0.538 (1, 3)										5	0	1	0	0	1	4						
Bobby Bonilla, S OBP: 0.358, SLG: 0.494 (1, 9)										4	1	1	1	1	1	1						
Cal Ripken Jr., R OBP: 0.348, SLG: 0.456 (1, 6)										4	1	1	0	1	0	2						
Eddie Murray, S OBP: 0.333, SLG: 0.429 (1, 10)										4	2	1	0	1	0	2						
B.J. Surhoff, L OBP: 0.349, SLG: 0.494 (1, 7)										4	3	2	2	1	0	3						
Chris Hoiles, R OBP: 0.354, SLG: 0.496 (1, 2)										4	2	2	3	1	2	2						
Inning Stats	R: 1 E: 0 K: 1 S: 12	H: 1 LOB: 0 BB: 0 P: 20	R: 1 E: 0 K: 0 S: 13	H: 1 LOB: 1 BB: 1 P: 24	R: 2 E: 0 K: 2 S: 13	H: 2 LOB: 0 BB: 0 P: 17	R: 3 E: 1 K: 0 S: 22	H: 3 LOB: 3 BB: 2 P: 43	R: 0 E: 0 K: 1 S: 11	H: 0 LOB: 0 BB: 0 P: 11	R: 2 E: 0 K: 1 S: 11	H: 3 LOB: 0 BB: 0 P: 20	R: 0 E: 0 K: 1 S: 7	H: 1 LOB: 0 BB: 0 P: 8	R: 3 E: 1 K: 0 S: 13	H: 1 LOB: 1 BB: 3 P: 31	R: 0 E: 0 K: 1 S: 11	H: 1 LOB: 2 BB: 1 P: 21	1B: 7 2B: 1 3B: 0 HR: 5	SF: 0 SAC: 0 DP: 3 HBP: 0	WP: 0 PB: 0 SB: 1 CS: 0	PA: 45
PITCHER	IP	WLS	BF	H	R	ER	SO	BB	IBB	HBP	BLK	WP	HR	S	P	ERA	WHIP					
Shawn Boskie, R ERA: 5.17 (1, 1)	3.0	L	16	6	7	6	3	1	0	0	0	0	4	49	78	18.00	2.333					
Mark Holzemer, L ERA: 8.39 (4, 1)	2.1		12	3	2	2	1	2	0	0	0	0	1	24	47	7.71	2.143					
Mark Eichhorn, R ERA: 5.0 (6, 1)	0.2		2	1	0	0	0	0	0	0	0	0	0	5	10	0.00	1.500					
Mike Holtz, L ERA: 1.37 (7, 1)	1.0		7	2	3	2	1	3	0	0	0	0	0	14	29	18.00	5.000					
Greg Gohr, R ERA: 7.01 (8, 1)	2.0		8	1	0	0	1	1	0	0	0	0	0	17	31	0.00	1.000					

Batter	1	2	3	4	5	6	7	8	9	AB	R	H	RBI	BB	SO	LOB	BOTTOM					
Randy Velarde, R OBP: 0.381, SLG: 0.432 (1, 4)										5	1	2	2	0	2	2	Baltimore Orioles @ California Angels Anaheim Stadium, Anaheim, CA Mon Sep 02 1996, 10:05 PM EDT Att: 20,287 - Unknown - 78 F					
Jim Edmonds, L OBP: 0.394, SLG: 0.605 (1, 8)										4	1	0	0	1	3	1						
Tim Salmon, R OBP: 0.376, SLG: 0.501 (1, 9)										4	0	0	0	0	2	2						
Chili Davis, S OBP: 0.392, SLG: 0.519 (1, 10)										4	1	1	0	0	0	1						
J.T. Snow, L OBP: 0.333, SLG: 0.382 (1, 3)										4	0	1	1	0	2	1						
16 Garret Anderson, L OBP: 0.316, SLG: 0.417 (1, 7)										3	2	1	0	1	0	0						
Gary Disarcina, R OBP: 0.296, SLG: 0.360 (1, 6)										4	2	2	1	0	0	0						
Jorge Fabregas, L OBP: 0.336, SLG: 0.343 Chris Turner, R (9, 2)										3	0	2	2	0	0	0						
George Arias, R OBP: 0.284, SLG: 0.338 (1, 5)										4	1	1	1	0	1	2						
Inning Stats	R: 0 E: 0 K: 3 S: 9	H: 0 LOB: 0 BB: 0 P: 13	R: 3 E: 0 K: 2 S: 15	H: 3 LOB: 1 BB: 1 P: 22	R: 1 E: 0 K: 1 S: 12	H: 1 LOB: 0 BB: 1 P: 21	R: 0 E: 0 K: 0 S: 6	H: 0 LOB: 0 BB: 0 P: 8	R: 0 E: 0 K: 1 S: 10	H: 1 LOB: 1 BB: 0 P: 17	R: 0 E: 0 K: 0 S: 5	H: 0 LOB: 0 BB: 0 P: 9	R: 0 E: 0 K: 1 S: 8	H: 1 LOB: 1 BB: 0 P: 12	R: 0 E: 0 K: 0 S: 4	H: 0 LOB: 0 BB: 0 P: 9	R: 4 E: 0 K: 2 S: 19	H: 4 LOB: 0 BB: 0 P: 30	1B: 4 2B: 5 3B: 0 HR: 1	SF: 1 SAC: 0 DP: 0 HBP: 0	WP: 1 PB: 0 SB: 0 CS: 1	PA: 39
PITCHER	IP	WLS	BF	H	R	ER	SO	BB	IBB	HBP	BLK	WP	HR	S	P	ERA	WHIP					
35 Mike Mussina, R ERA: 4.8 (1, 1)	7.0	W	28	6	4	4	8	2	0	0	0	0	0	65	102	5.14	1.143					
Mike Milchin, L ERA: 7.49 (8, 1)	1.2		8	3	3	3	1	0	0	0	0	0	0	16	29	16.20	1.800					
Armando Benitez, R ERA: 6.43 (9, 1)	0.1		2	1	1	1	1	0	0	0	0	0	1	7	10	27.00	3.000					


AB	38
R	12
H	13
RBI	11
BB	7
SO	6
LOB	20

AB	35
R	8
H	10
RBI	8
BB	2
SO	10
LOB	9

Batter	1	2	3	4	5	6	7	8	9	AB	R	H	RBI	BB	SO	LOB	TOP					
Randy Velarde, R (1, 4) OBP: 0.377, SLG: 0.425										4	0	0	0	0	3	2	California Angels @ Minnesota Twins Hubert H. Humphrey Metrodome, Minneapolis, MN Fri Sep 06 1996, 8:05 PM EDT Att: 13,006 - Dome - 72 F					
Jim Edmonds, L (1, 8) OBP: 0.381, SLG: 0.604										4	0	0	0	0	3	2						
Tim Salmon, R (1, 9) OBP: 0.376, SLG: 0.499										4	0	0	0	0	0	0						
Chili Davis, S (1, 10) OBP: 0.390, SLG: 0.514										4	0	0	0	0	1	0						
Darin Erstad, L (1, 7) OBP: 0.342, SLG: 0.382									4	2	2	1	0	1	0							
Chris Pritchett, L (1, 3)									4	0	0	0	0	0	1							
Gary Disarcina, R (1, 6) OBP: 0.297, SLG: 0.361										3	0	2	0	0	0	0						
Jorge Fabregas, L (1, 2) OBP: 0.336, SLG: 0.347										3	0	1	1	0	0	1						
George Arias, R (1, 5) OBP: 0.290, SLG: 0.335										2	0	0	0	0	2	2						
Jack Howell, L (8, PH) OBP: 0.316, SLG: 0.505										0	0	0	0	1	0	0						
Inning Stats	R: 0 E: 0 K: 2 S: 11	H: 0 LOB: 0 BB: 0 P: 18	R: 0 E: 0 K: 1 S: 5	H: 0 LOB: 0 BB: 0 P: 5	R: 0 E: 0 K: 1 S: 7	H: 0 LOB: 0 BB: 0 P: 14	R: 0 E: 0 K: 0 S: 5	H: 0 LOB: 0 BB: 0 P: 7	R: 1 E: 0 K: 2 S: 12	H: 3 LOB: 2 BB: 0 P: 17	R: 0 E: 0 K: 0 S: 7	H: 0 LOB: 0 BB: 0 P: 9	R: 0 E: 0 K: 0 S: 11	H: 0 LOB: 0 BB: 0 P: 19	R: 0 E: 0 K: 2 S: 10	H: 1 LOB: 2 BB: 1 P: 17	R: 1 E: 0 K: 0 S: 11	H: 1 LOB: 0 BB: 0 P: 16	1B: 4 2B: 0 3B: 0 HR: 1	SF: 0 SAC: 0 DP: 0 HBP: 0	WP: 0 PB: 0 SB: 0 CS: 0	PA: 33
PITCHER Brad Radke, R (1, 1) ERA: 4.46	IP: 9.0 WLS: W BF: 33 H: 5 R: 2 ER: 2 SO: 10 BB: 1 IBB: 0 HBP: 0 BLK: 0 WP: 0 HR: 0 S: 79 P: 122 ERA: 2.00 WHIP: 0.667															PITCHER						

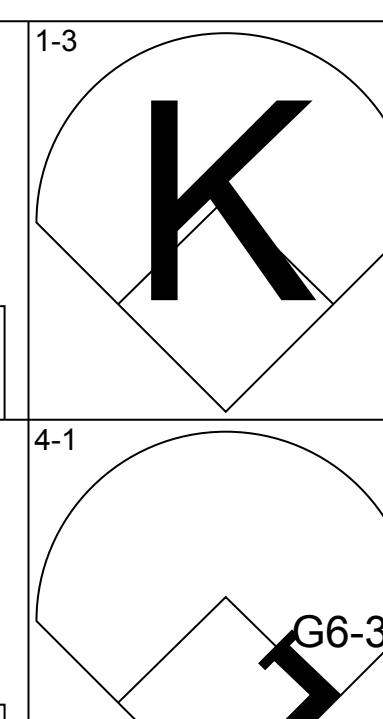
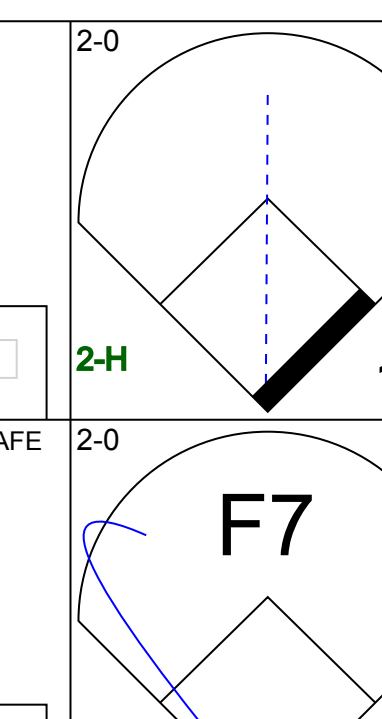
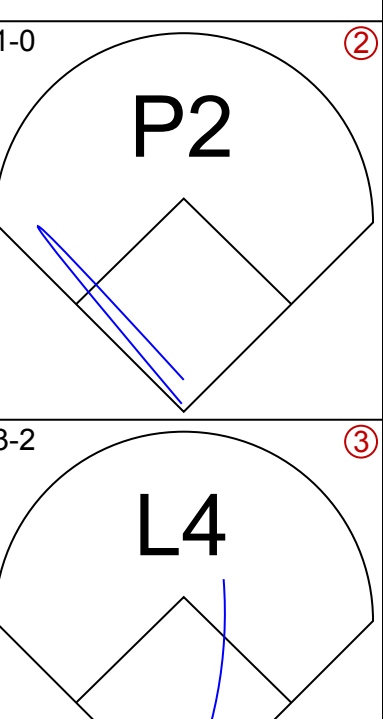
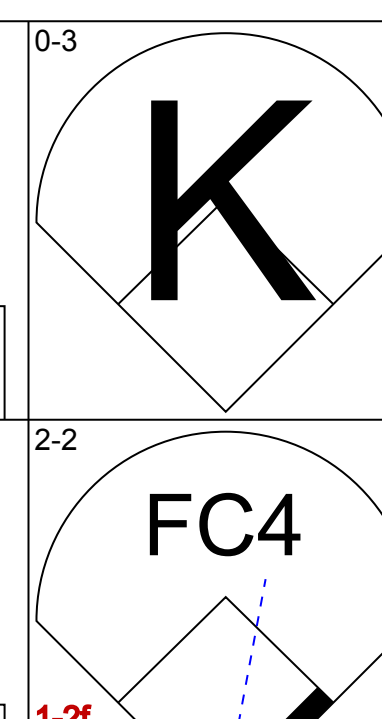
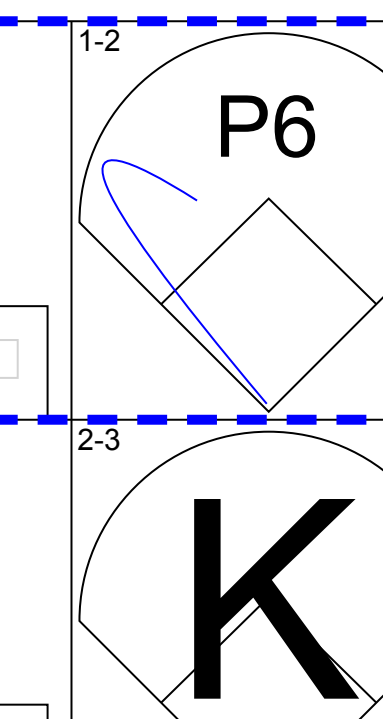
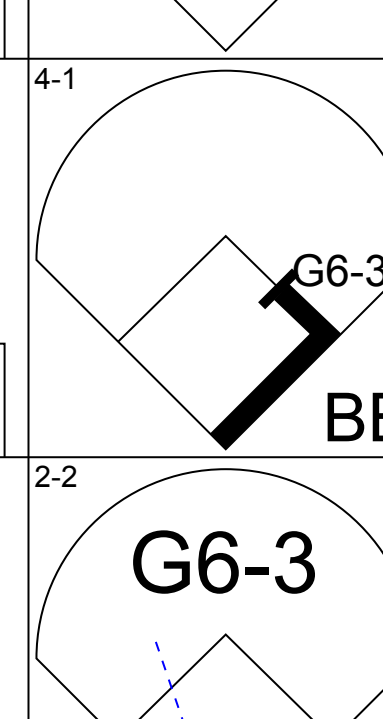
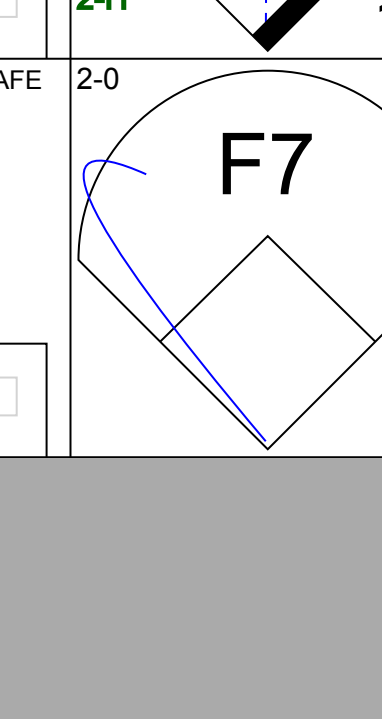
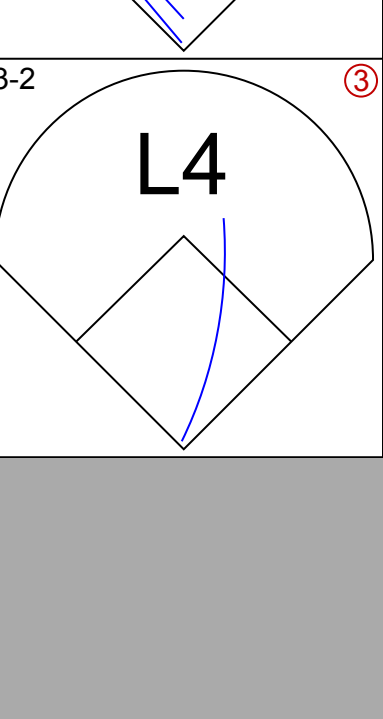
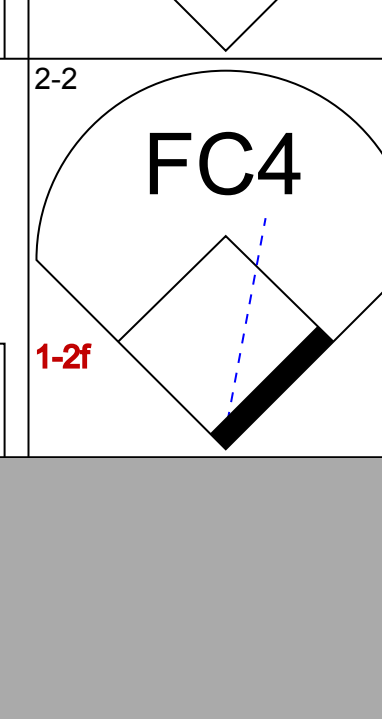
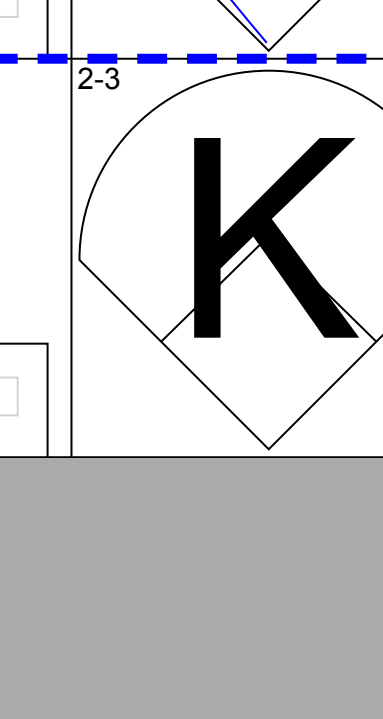
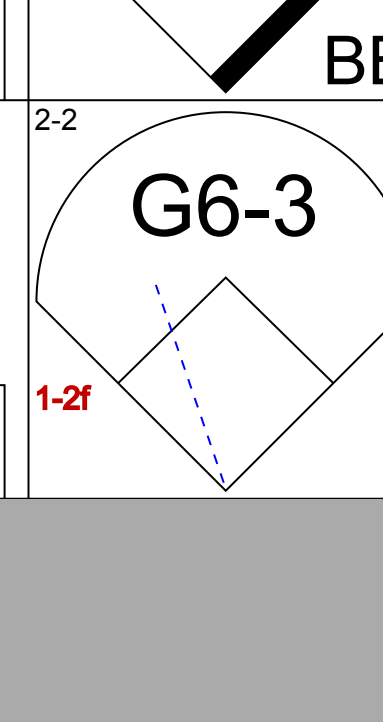
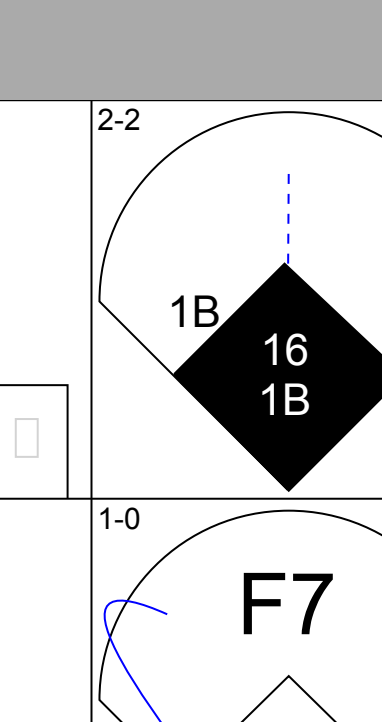
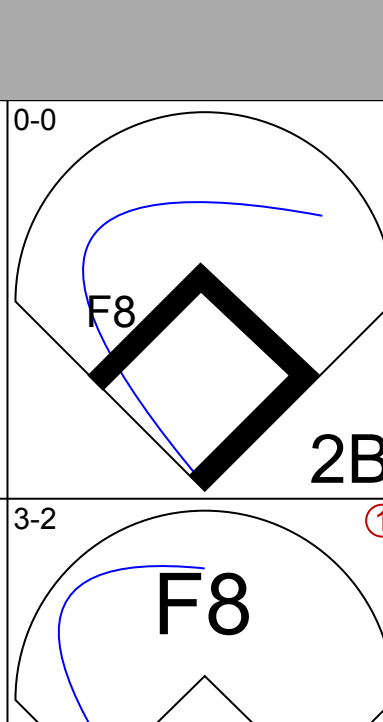
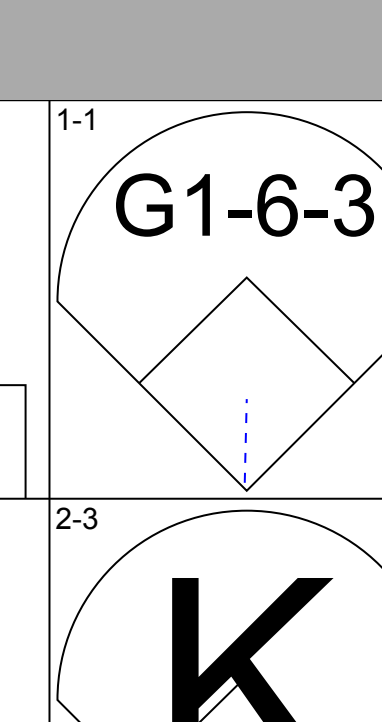
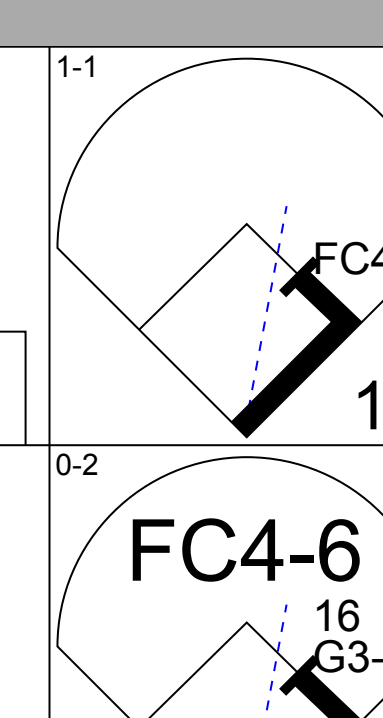
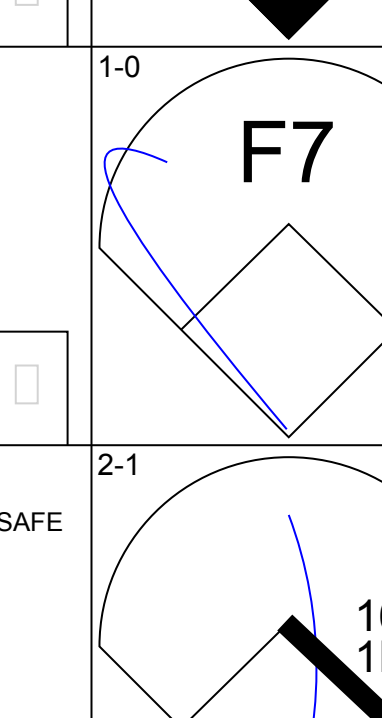
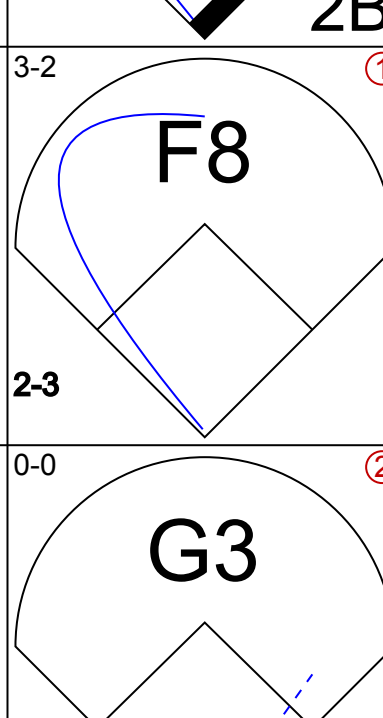
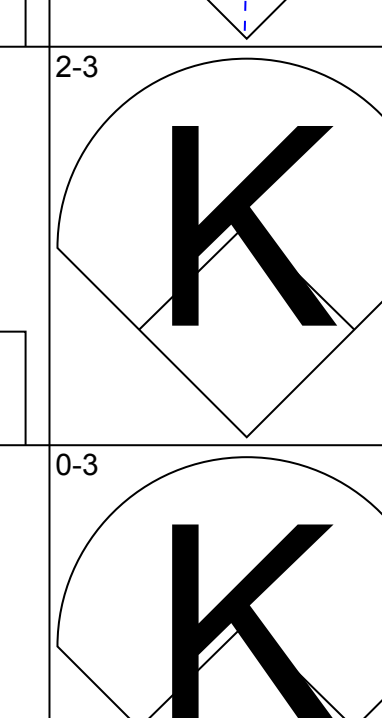
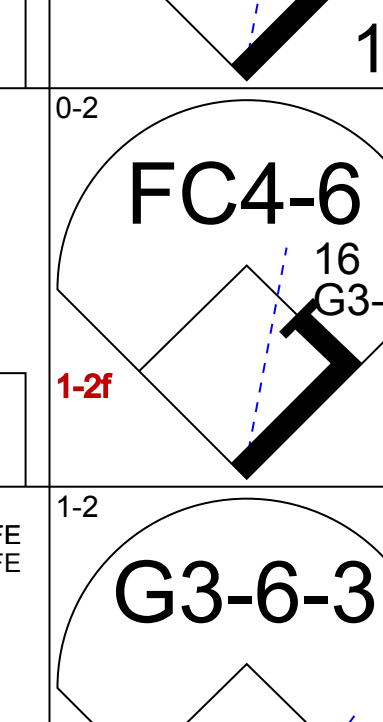
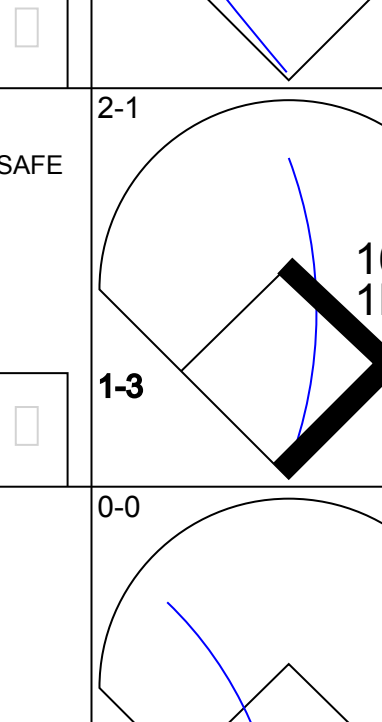
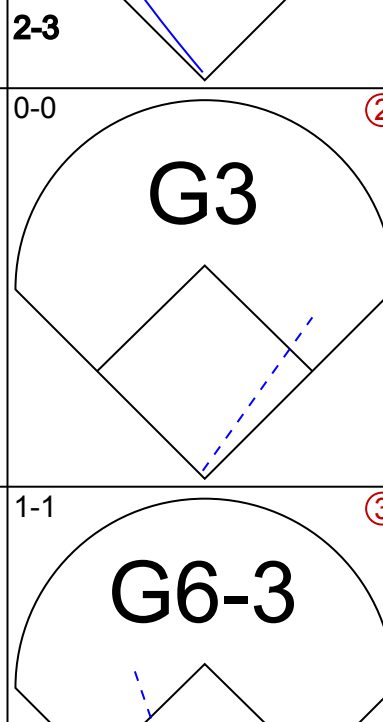
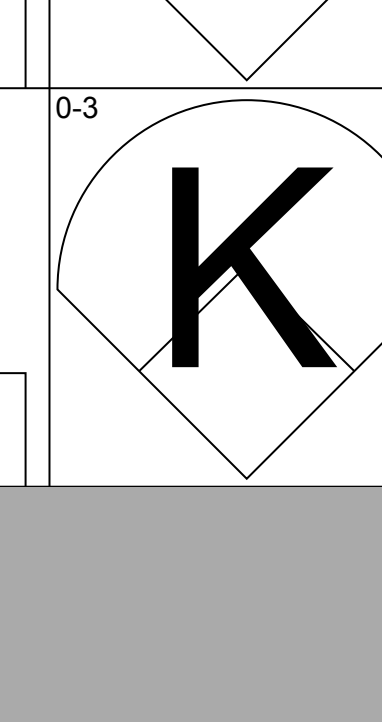
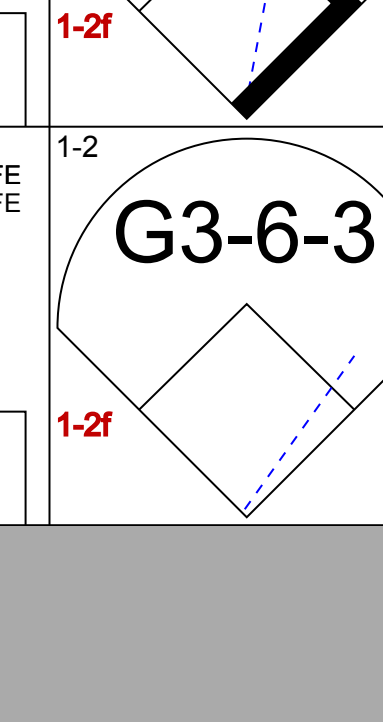
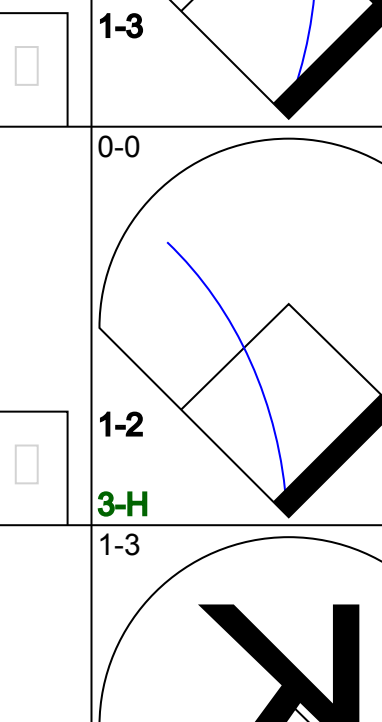
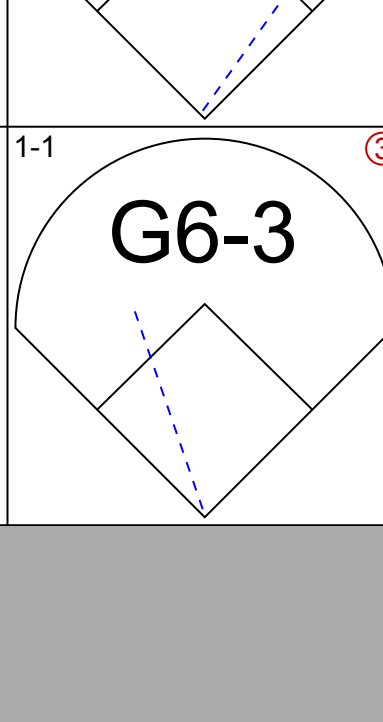
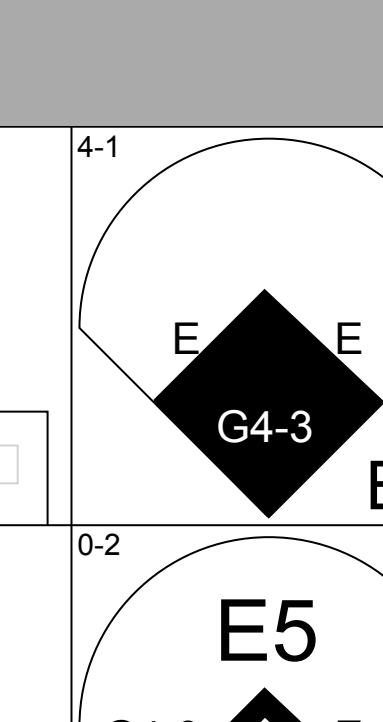
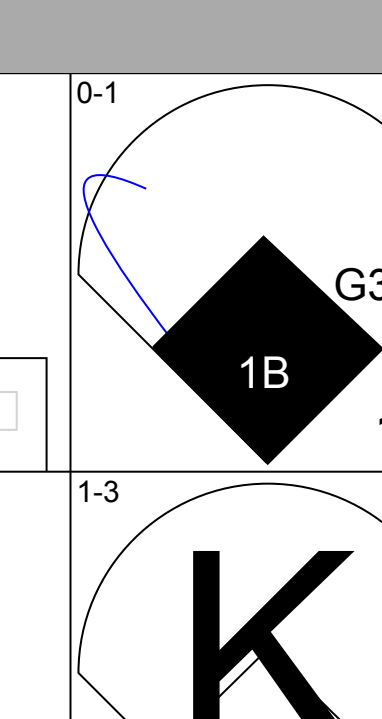
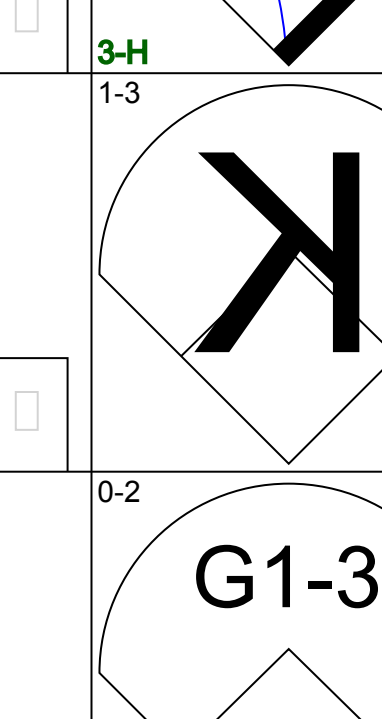
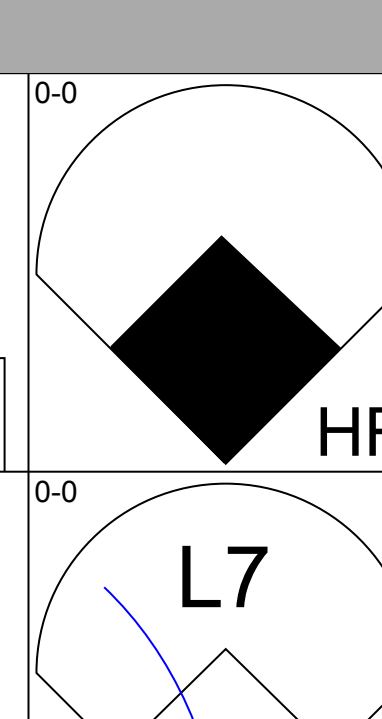
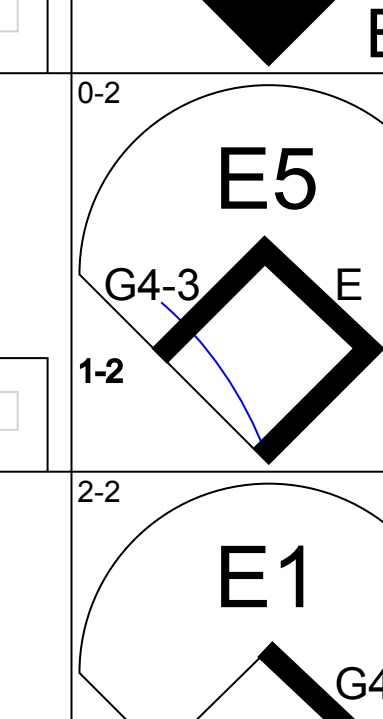
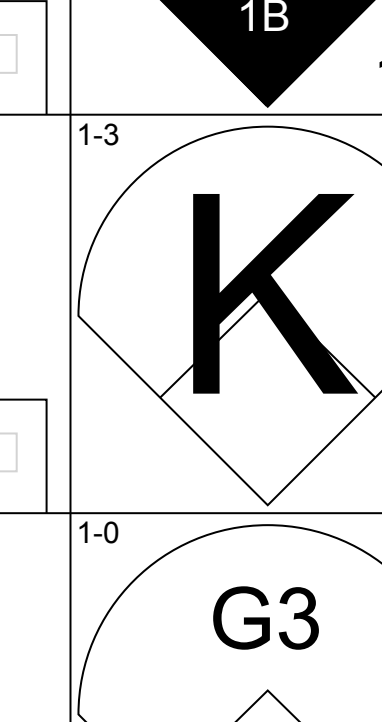
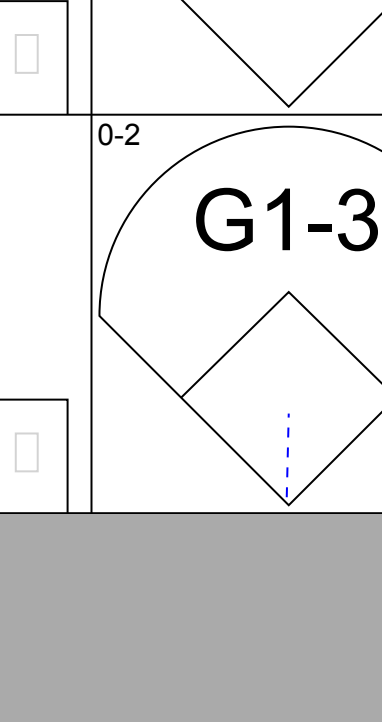
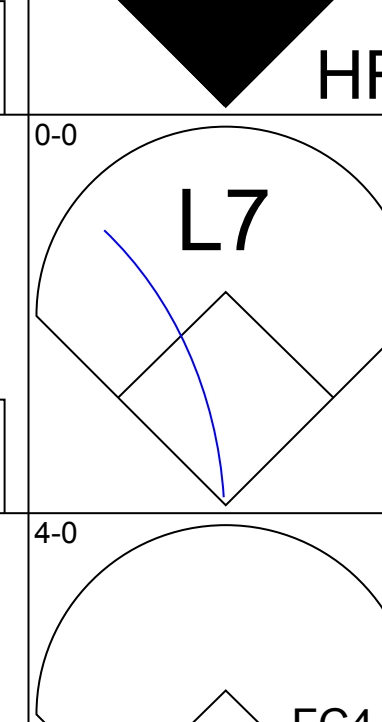
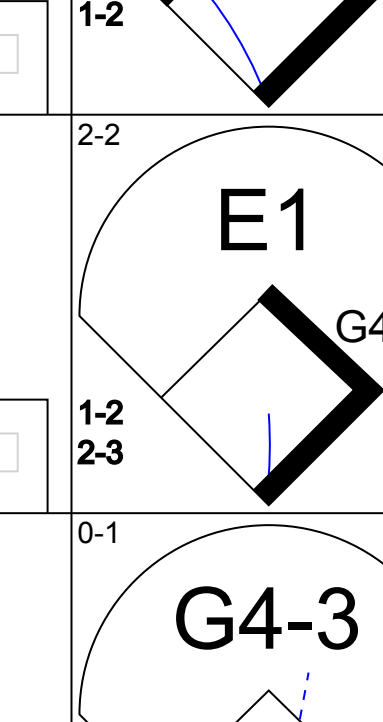
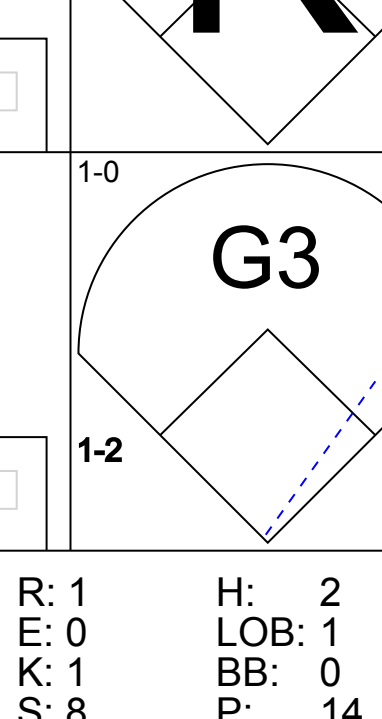
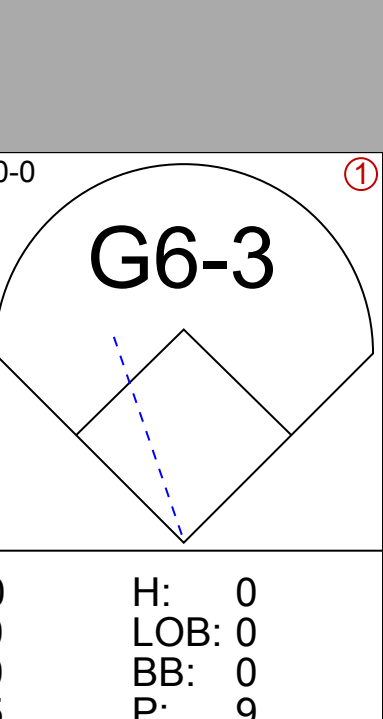
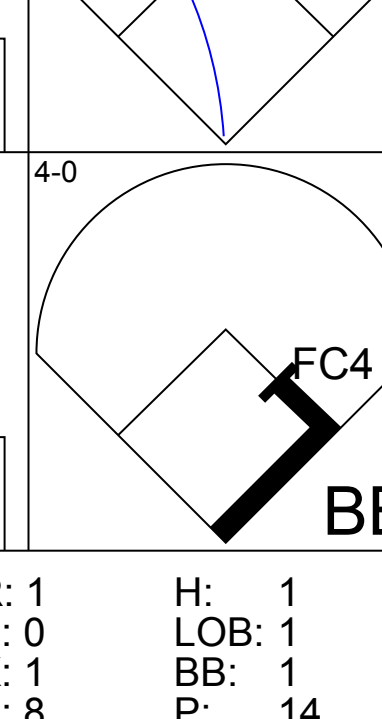
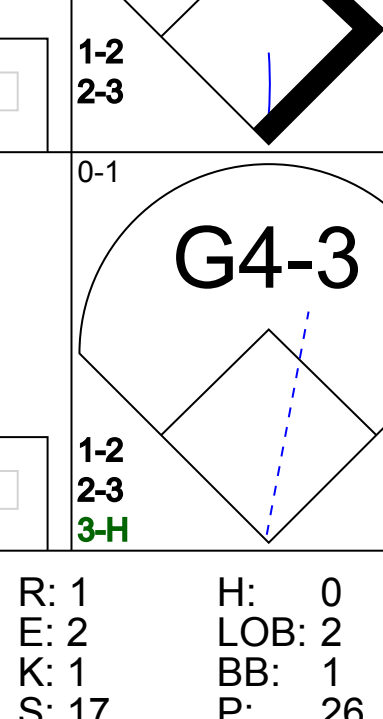
Batter	1	2	3	4	5	6	7	8	9	AB	R	H	RBI	BB	SO	LOB	BOTTOM			
Chuck Knoblauch, R (1, 4) OBP: 0.447, SLG: 0.520										2	0	1	0	2	1	0	California Angels @ Minnesota Twins Hubert H. Humphrey Metrodome, Minneapolis, MN Fri Sep 06 1996, 8:05 PM EDT Att: 13,006 - Dome - 72 F			
Pat Meares, R (1, 6) OBP: 0.305, SLG: 0.403										4	0	1	2	0	1	3				
Paul Molitor, R (1, 10) OBP: 0.394, SLG: 0.470										4	1	2	0	0	0	4				
Marty Cordova, R (1, 7) OBP: 0.364, SLG: 0.474										4	0	1	1	0	0	1				
Ron Coomer, R (1, 3) OBP: 0.350, SLG: 0.526										4	1	1	0	0	0	1				
Roberto Kelly, R (1, 9) OBP: 0.367, SLG: 0.444										4	1	2	0	0	0	1				
Matt Walbeck, S (1, 2) OBP: 0.268, SLG: 0.333										4	1	1	0	0	1	2				
Rich Becker, L (1, 8) OBP: 0.367, SLG: 0.441										4	1	2	2	0	1	1				
Jeff Reboulet, R (1, 5) OBP: 0.297, SLG: 0.254										4	1	2	0	0	0	1				
Inning Stats	R: 0 E: 0 K: 0 S: 9	H: 2 LOB: 1 BB: 0 P: 14	R: 0 E: 0 K: 0 S: 9	H: 1 LOB: 0 BB: 0 P: 15	R: 0 E: 0 K: 0 S: 10	H: 1 LOB: 2 BB: 1 P: 19	R: 0 E: 0 K: 0 S: 6	H: 0 LOB: 0 BB: 0 P: 9	R: 0 E: 0 K: 2 S: 14	H: 1 LOB: 1 BB: 0 P: 14	R: 1 E: 0 K: 2 S: 17	H: 2 LOB: 2 BB: 1 P: 26	R: 2 E: 0 K: 0 S: 12	H: 3 LOB: 0 BB: 0 P: 18	R: 3 E: 1 K: 0 S: 12	H: 3 LOB: 0 BB: 0 P: 18	1B: 12 2B: 1 3B: 0 HR: 0	SF: 0 SAC: 0 DP: 2 HBP: 0	WP: 0 PB: 0 SB: 3 CS: 1	PA: 36
PITCHER Chuck Finley, L (1, 1) ERA: 4.39	IP: 8.0 WLS: L BF: 36 H: 13 R: 6 ER: 5 SO: 4 BB: 2 IBB: 0 HBP: 0 BLK: 0 WP: 0 HR: 0 S: 86 P: 131 ERA: 5.62 WHIP: 1.875															PITCHER				

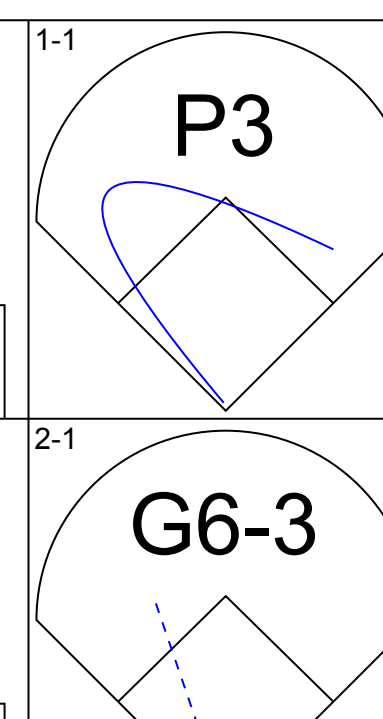
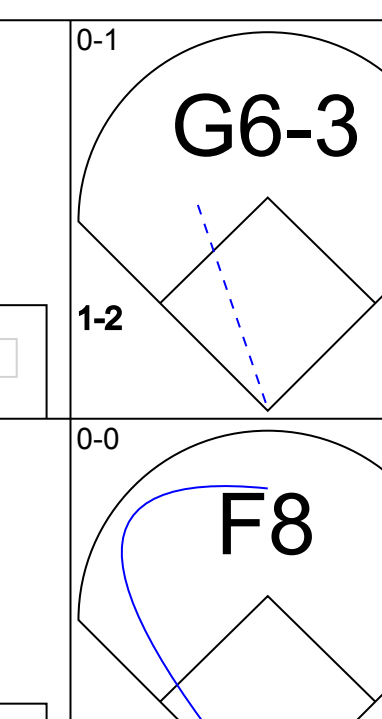
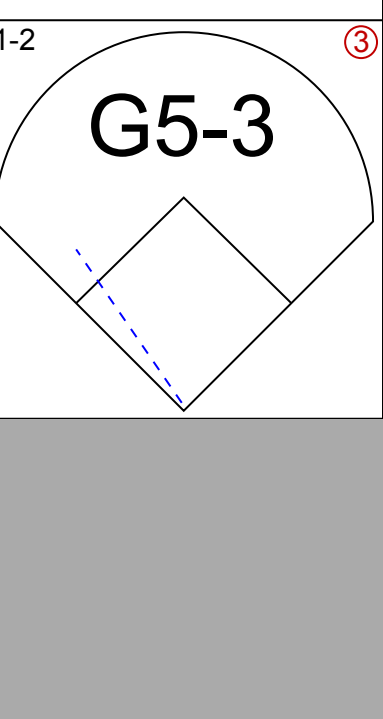
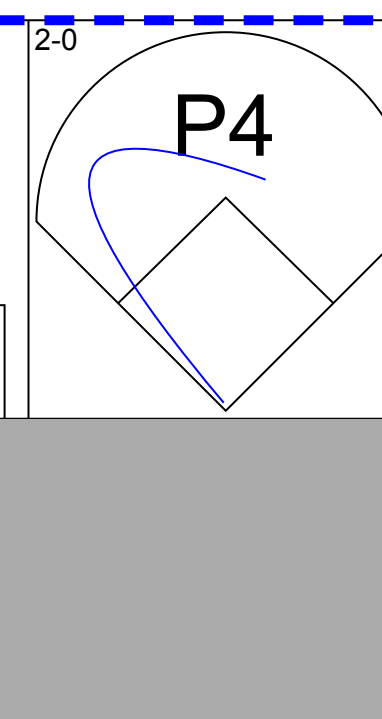
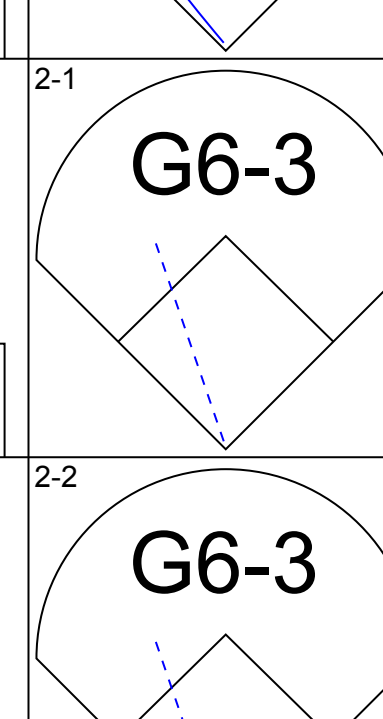
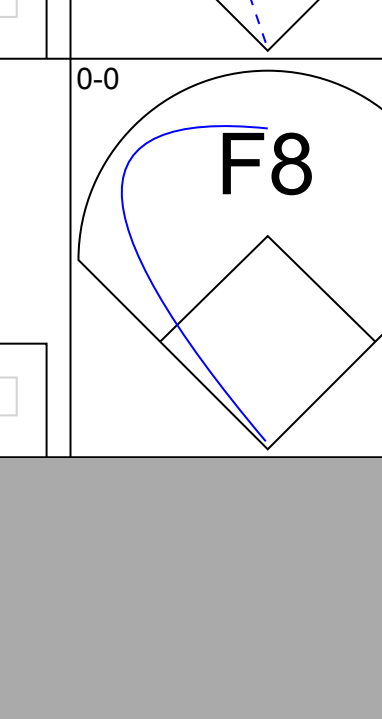
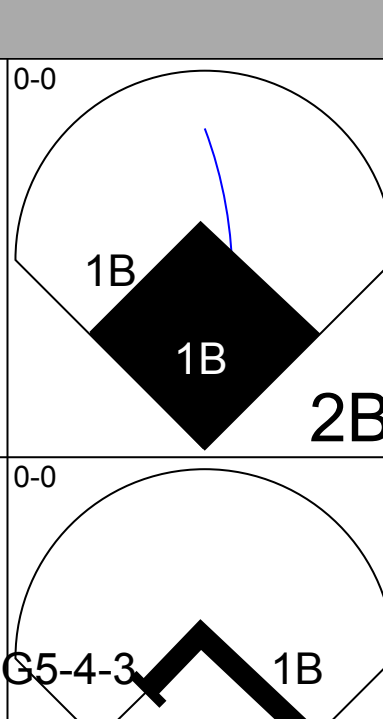
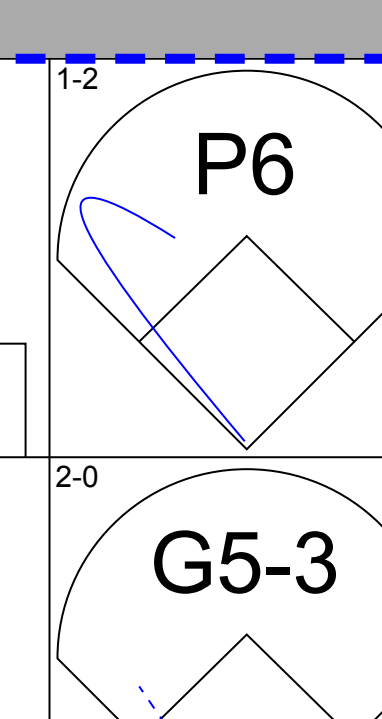


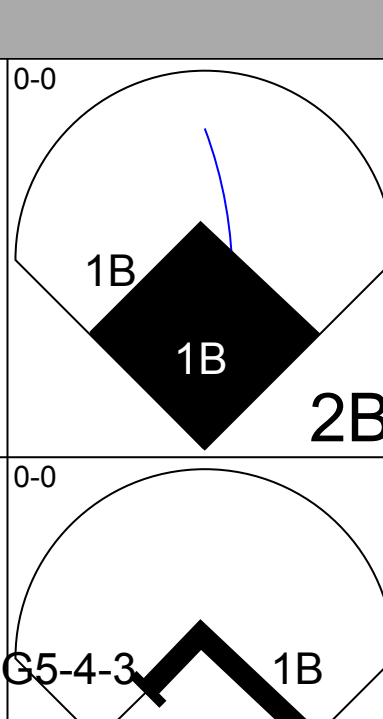
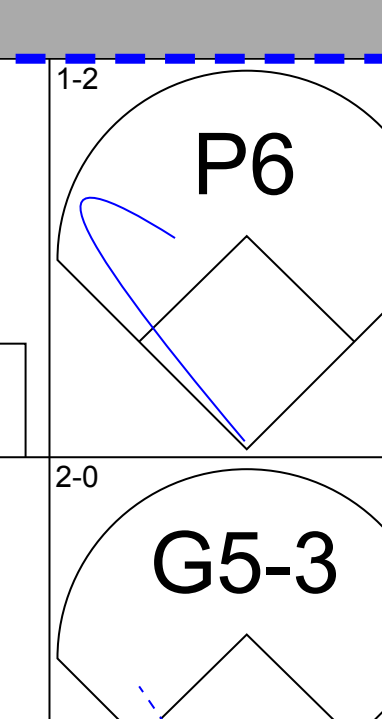
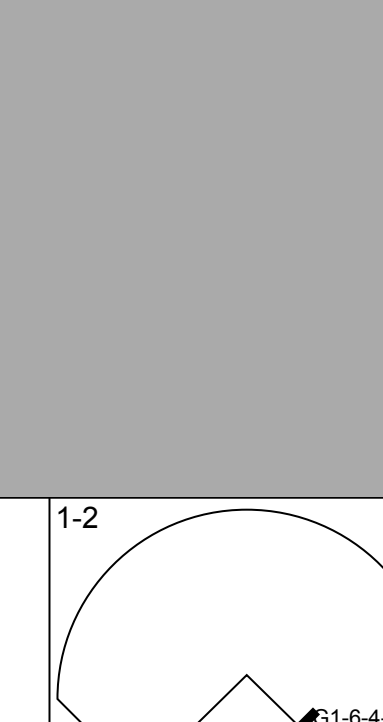

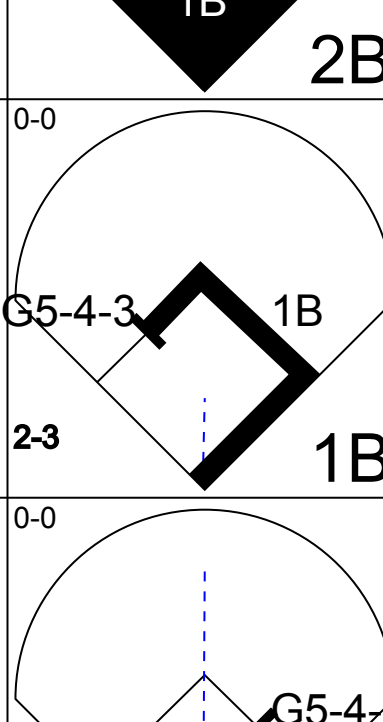
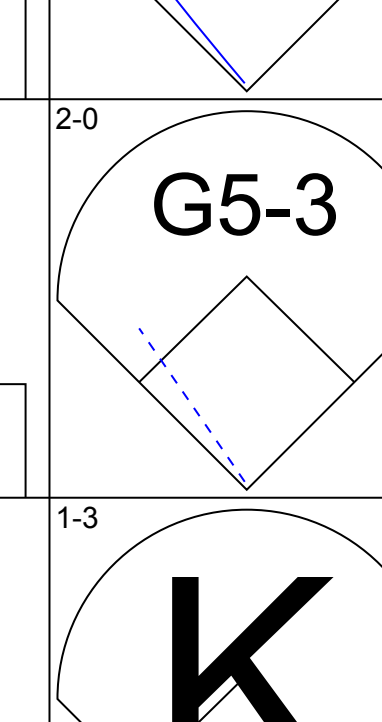
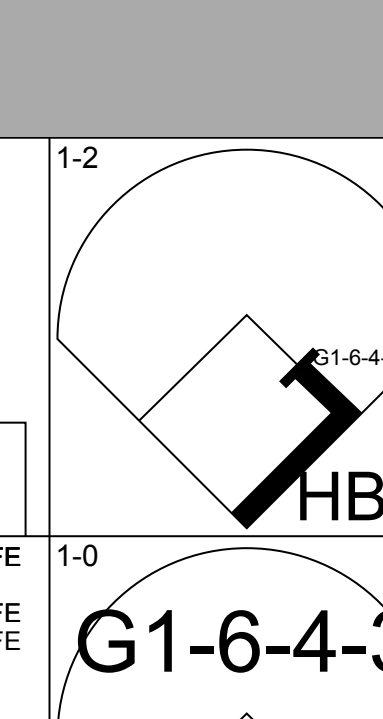
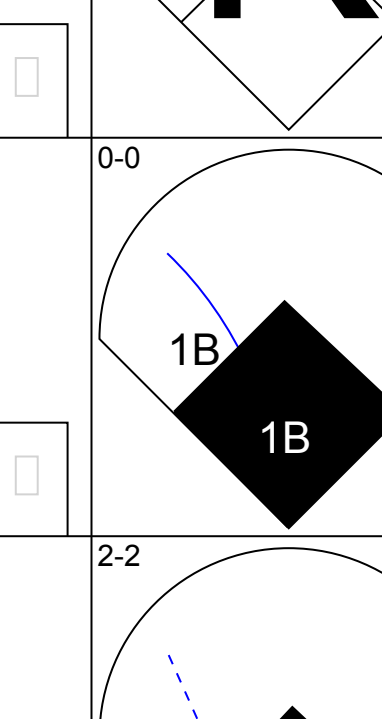
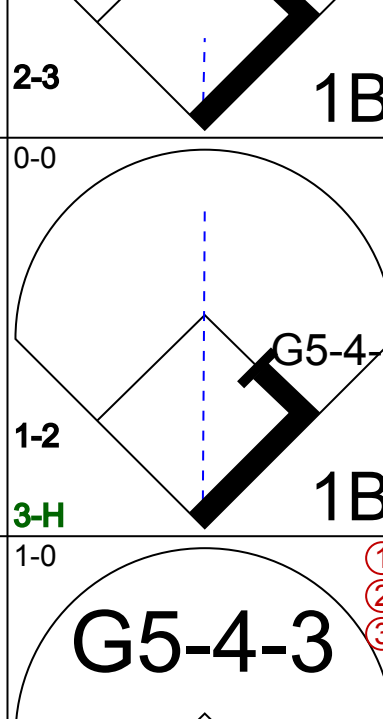
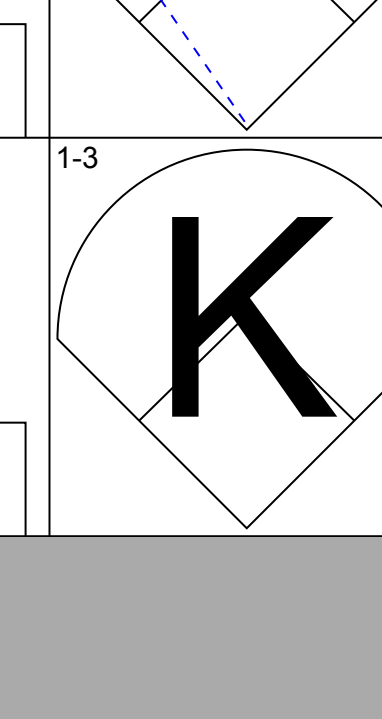
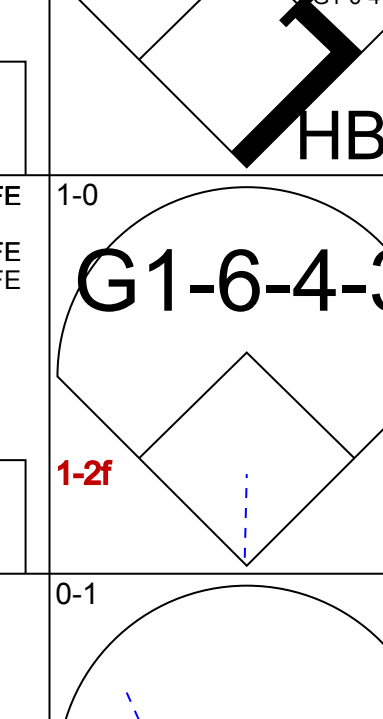
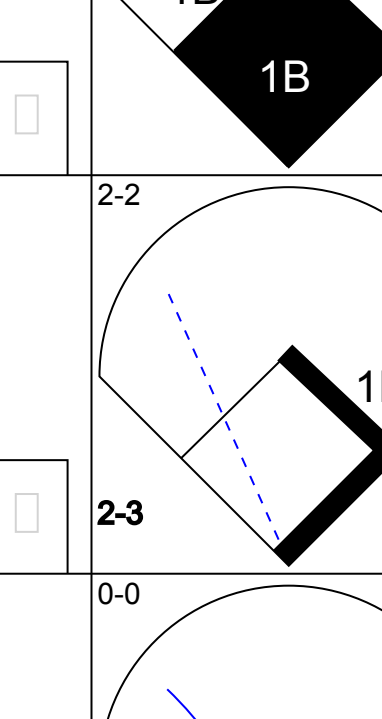
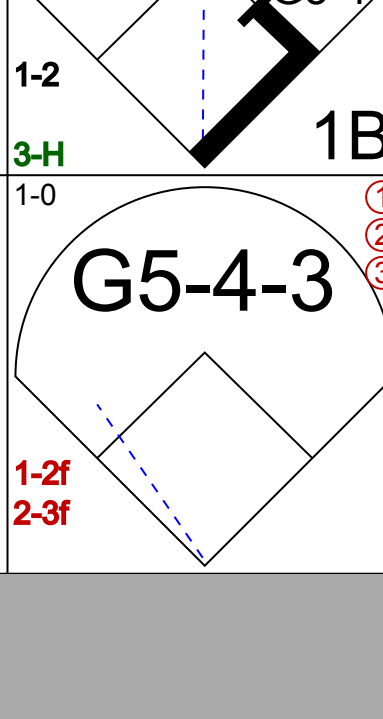

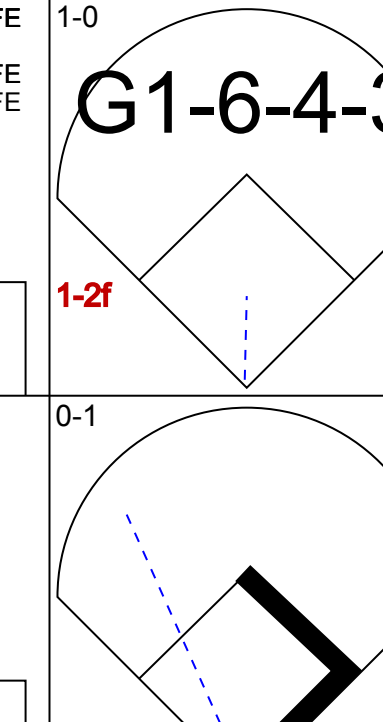
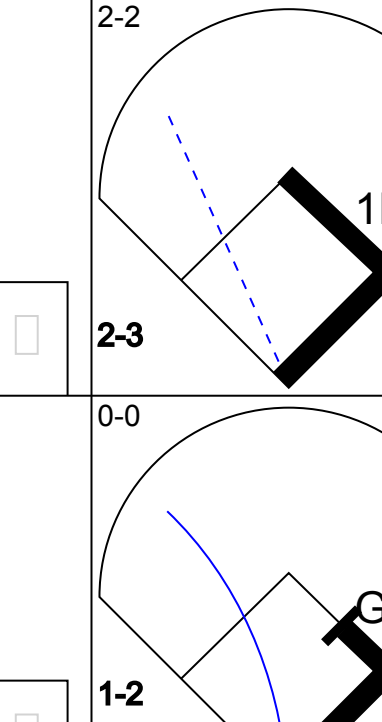
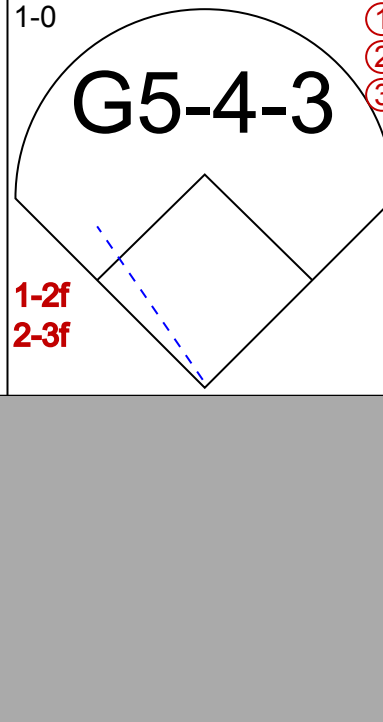

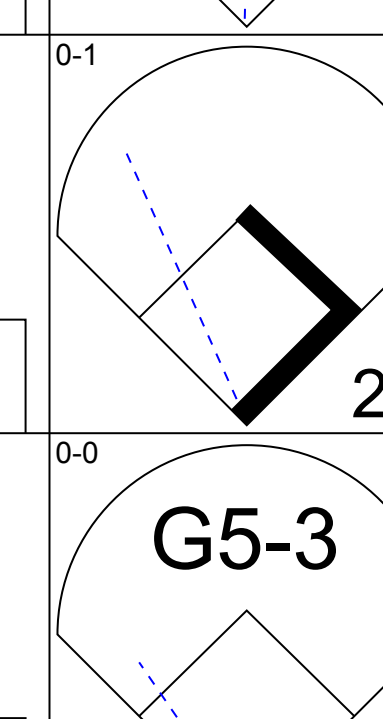
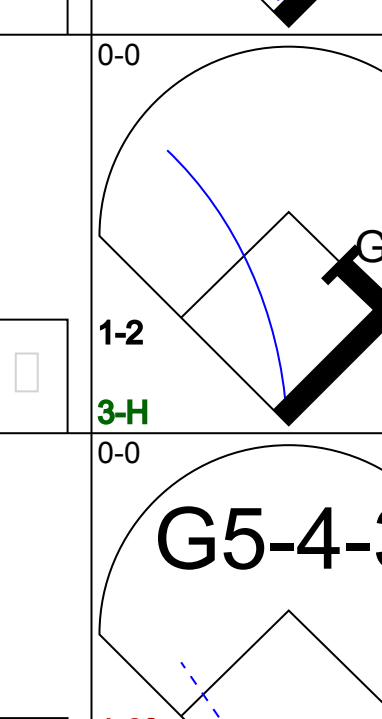
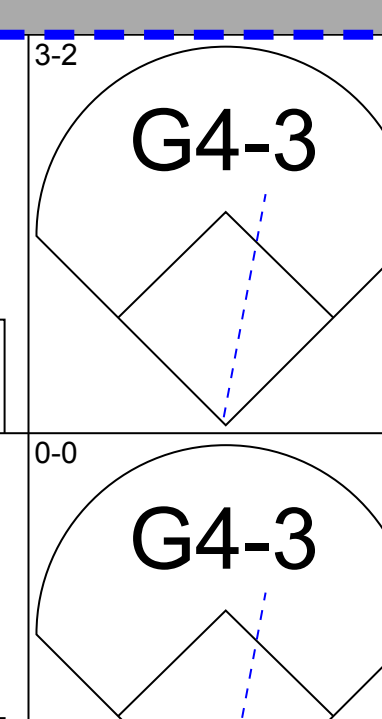

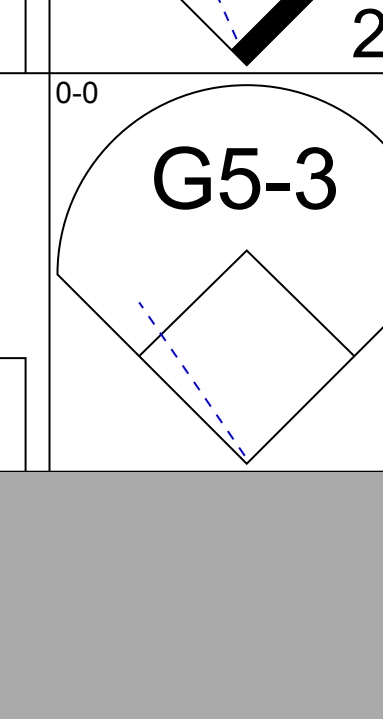
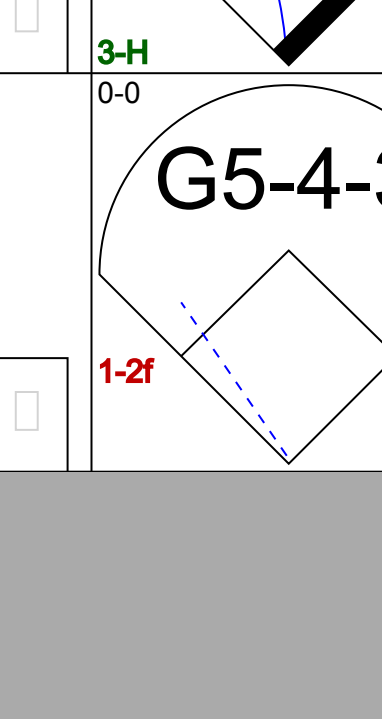
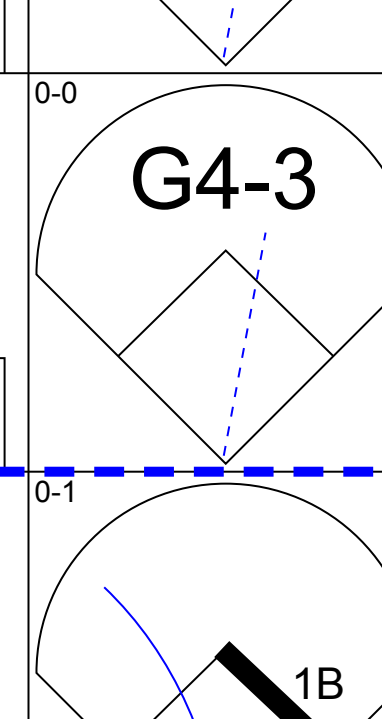

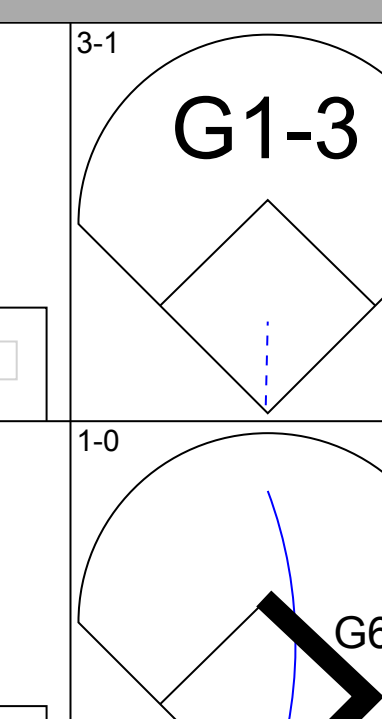
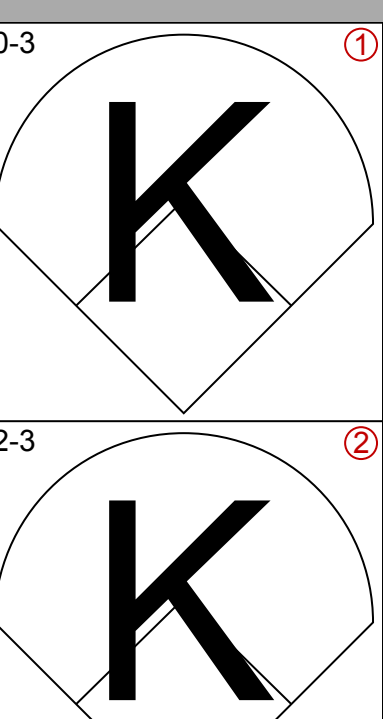
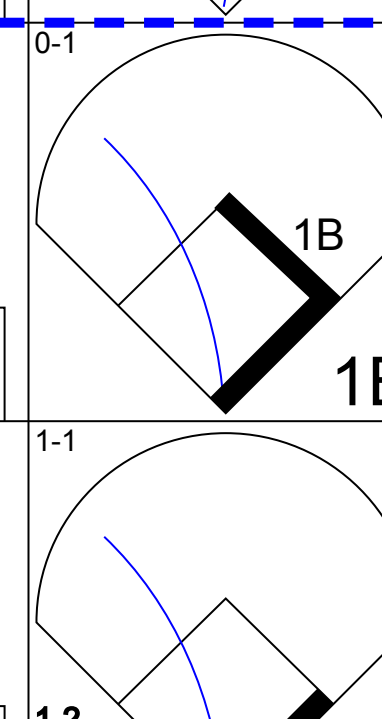
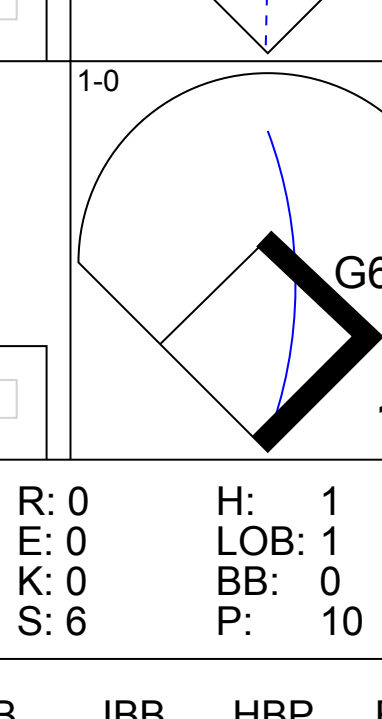
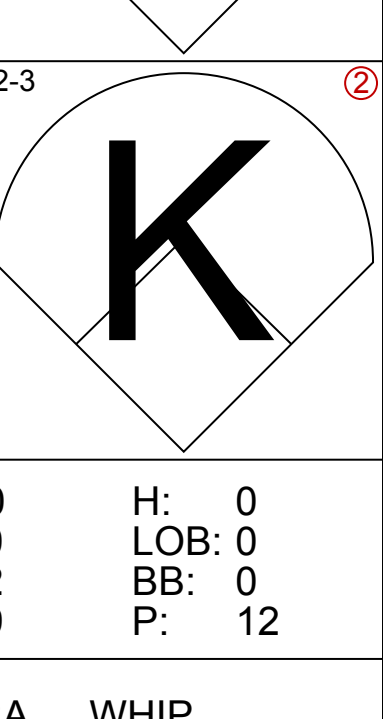
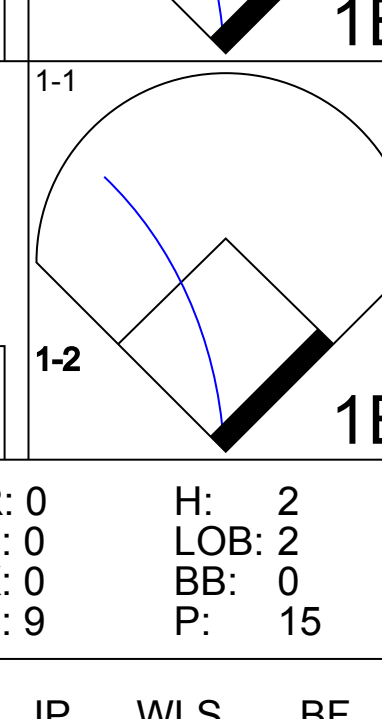
AB	32
R	2
H	5
RBI	2
BB	1
SO	10
LOB	8



AB	34
R	6
H	13
RBI	5
BB	2
SO	4
LOB	14




Batter	1	2	3	4	5	6	7	8	9	AB	R	H	RBI	BB	SO	LOB	TOP			
Rex Hudler, R OBP: 0.340, SLG: 0.554 (1, 4)										5	0	1	1	0	2	3	California Angels @ Minnesota Twins Hubert H. Humphrey Metrodome, Minneapolis, MN Sun Sep 08 1996, 4:33 AM EDT Att: 14,378 - Dome - 68 F livebaseballscorecards.com			
Jim Edmonds, L OBP: 0.380, SLG: 0.596 (1, 10)										4	0	0	0	1	1	4				
J.T. Snow, L OBP: 0.332, SLG: 0.380 (1, 3)										4	1	2	0	0	0	1				
Tim Salmon, R OBP: 0.379, SLG: 0.505 (1, 9)										4	0	1	0	0	1	2				
Darin Erstad, L OBP: 0.339, SLG: 0.376 (1, 8)										4	0	1	0	0	1	2				
16 Garret Anderson, L OBP: 0.317, SLG: 0.414 (1, 7)										3	1	1	1	1	0	2				
Jack Howell, L OBP: 0.331, SLG: 0.541 George Arias, R OBP: 0.284, SLG: 0.329 (7, 5)										3	2	2	1	0	1	2				
Jorge Fabregas, L OBP: 0.331, SLG: 0.341 (1, 2)										4	0	0	0	0	1	5				
Gary Disarcina, R OBP: 0.297, SLG: 0.357 (1, 6)										3	0	0	1	1	0	3				
Inning Stats	R: 0 E: 0 K: 1 S: 8	H: 0 LOB: 0 BB: 1 P: 15	R: 0 E: 0 K: 0 S: 8	H: 1 LOB: 0 BB: 0 P: 10	R: 1 E: 0 K: 1 S: 8	H: 2 LOB: 1 BB: 0 P: 14	R: 1 E: 0 K: 1 S: 13	H: 3 LOB: 2 BB: 0 P: 19	R: 0 E: 0 K: 0 S: 5	H: 1 LOB: 0 BB: 0 P: 11	R: 1 E: 0 K: 1 S: 8	H: 1 LOB: 1 BB: 1 P: 14	R: 0 E: 0 K: 2 S: 9	H: 0 LOB: 0 BB: 0 P: 12	R: 1 E: 2 K: 1 S: 17	H: 0 LOB: 2 BB: 1 P: 26		1B: 6 2B: 1 3B: 0 HR: 1	SF: 0 SAC: 0 DP: 2 HBP: 0	WP: 0 PB: 0 SB: 0 CS: 0
PITCHER	IP	WLS	BF	H	R	ER	SO	BB	IBB	HBP	BLK	WP	HR	S	P	ERA	WHIP			
Frankie Rodriguez, R ERA: 4.99 (1, 1)	8.1	L	36	8	4	3	6	3	0	0	0	0	1	76	120	3.24	1.320			
Jose Pina, R ERA: 6.08 (9, 1)	0.1		1	0	0	0	0	0	0	0	0	0	0	3	4	0.00	0.000			
Eddie Guardado, L ERA: 5.26 (9, 1)	0.1		1	0	0	0	1	0	0	0	0	0	0	4	6	0.00	0.000			

Batter	1	2	3	4	5	6	7	8	9	AB	R	H	RBI	BB	SO	LOB	BOTTOM			
Pat Meares, R OBP: 0.303, SLG: 0.399 (1, 6)										3	0	0	0	0	0	1	California Angels @ Minnesota Twins Hubert H. Humphrey Metrodome, Minneapolis, MN Sun Sep 08 1996, 4:33 AM EDT Att: 14,378 - Dome - 68 F livebaseballscorecards.com			
Greg Myers, L OBP: 0.334, SLG: 0.455 (7, PH)										4	1	1	0	0	0	1				
Denny Hocking, S OBP: 0.244, SLG: 0.271 (8, 6)										4	0	1	0	0	1	0				
Rich Becker, L OBP: 0.365, SLG: 0.443 (1, 8)										4	1	1	0	0	0	1				
Paul Moltitor, R OBP: 0.392, SLG: 0.466 (1, 10)										4	0	1	0	0	1	0				
Marty Cordova, R OBP: 0.368, SLG: 0.477 (1, 7)										3	1	2	1	0	1	0				
Ron Coomer, R OBP: 0.350, SLG: 0.523 Brent Brede, L (9, PH)										3	0	1	0	0	0	3				
Roberto Kelly, R OBP: 0.371, SLG: 0.451 Matt Lawton, L OBP: 0.342, SLG: 0.371 (8, 9)										2	0	2	1	0	0	0				
Matt Walbeck, S OBP: 0.262, SLG: 0.326 (1, 2)										4	0	0	0	0	0	3				
Jeff Reboulet, R OBP: 0.298, SLG: 0.255 Chip Hale, L OBP: 0.364, SLG: 0.390 Brian Raabe, R OBP: 0.286, SLG: 0.333 (8, 5)										2	0	0	0	0	1	0				
Todd Walker, L OBP: 0.382, SLG: 0.387 (1, 4)										3	0	2	0	0	1	0				
Inning Stats	R: 0 E: 0 K: 0 S: 7	H: 0 LOB: 0 BB: 0 P: 12	R: 0 E: 0 K: 0 S: 6	H: 1 LOB: 1 BB: 0 P: 8	R: 0 E: 0 K: 0 S: 6	H: 1 LOB: 1 BB: 0 P: 10	R: 1 E: 0 K: 1 S: 11	H: 3 LOB: 1 BB: 0 P: 13	R: 0 E: 0 K: 2 S: 9	H: 0 LOB: 0 BB: 0 P: 12	R: 1 E: 0 K: 0 S: 4	H: 3 LOB: 0 BB: 0 P: 5	R: 0 E: 0 K: 1 S: 8	H: 0 LOB: 0 BB: 0 P: 12	R: 0 E: 0 K: 1 S: 11	H: 0 LOB: 0 BB: 0 P: 18	1B: 7 2B: 3 3B: 1 HR: 0	SF: 0 SAC: 0 DP: 2 HBP: 1	WP: 0 PB: 0 SB: 0 CS: 0	PA: 34
PITCHER	IP	WLS	BF	H	R	ER	SO	BB	IBB	HBP	BLK	WP	HR	S	P	ERA	WHIP			
Jim Abbott, L ERA: 7.56 (1, 1)	6.0	W	23	8	2	2	3	0	0	0	0	0	0	43	60	3.00	1.333			
Mark Eichhorn, R ERA: 4.5 (7, 1)	0.2		2	0	0	0	0	0	0	0	0	0	0	4	7	0.00	0.000			
Mike Holtz, L ERA: 1.33 (7, 1)	0.0		2	2	0	0	0	0	0	0	0	0	0	4	5	∞	∞			
Mike James, R ERA: 2.74 (7, 1)	0.1		1	0	0	0	0	0	0	0	0	0	0	1	3	0.00	0.000			
Troy Percival, R ERA: 1.91 (8, 1)	2.0	S	6	0	0	0	2	0	0	0	0	0	0	19	30	0.00	0.000			

Batter	1	2	3	4	5	6	7	8	9	AB	R	H	RBI	BB	SO	LOB	TOP				
Robert Eenhoorn, R (1, 4) OBP: 0.136, SLG: 0.056 Jack Howell, L (9, PH) OBP: 0.328, SLG: 0.536	G6-3		G6-3		K		G6-3		K	4	0	0	0	0	1	2	California Angels @ Cleveland Indians Jacobs Field, Cleveland, OH Mon Sep 09 1996, 7:05 PM EDT Att: 42,208 - Unknown - 73 F				
Jim Edmonds, L (1, 8) OBP: 0.381, SLG: 0.593	F7			1B	F9		F7		1B	5	1	2	0	0	0	1					
Tim Salmon, R (1, 9) OBP: 0.381, SLG: 0.505	K			1B					K	4	1	2	0	1	2	1					
Chili Davis, S (1, 10) OBP: 0.388, SLG: 0.510				1B	G6-3		F9			4	1	2	1	0	0	3					
J.T. Snow, L (1, 3) OBP: 0.331, SLG: 0.377	G3-6-3			L7			K		CS	3	0	0	0	1	1	3					
16 Garret Anderson, L (1, 7) OBP: 0.316, SLG: 0.413	P6			1B			G3-1		F7	4	0	1	1	0	0	1					
Chris Turner, R (1, 2) OBP: 0.500, SLG: 1.000 Todd Greene, R (3, PR) OBP: 0.241, SLG: 0.275			E6	1B	1B		2B	BB	1B	1	0	1	0	0	0	0					
George Arias, R (1, 5) OBP: 0.284, SLG: 0.332			K		P3				K	4	0	1	0	0	2	4					
Dick Schofield, R (1, 6) OBP: 0.143, SLG: 0.143 Orlando Palmeiro, L (9, PH) OBP: 0.353, SLG: 0.382			F8		F8				E6	3	0	0	0	0	0	3					
Inning Stats	R: 0 E: 0 K: 1 S: 6	H: 0 LOB: 0 BB: 0 P: 9	R: 0 E: 0 K: 0 S: 4	H: 1 LOB: 0 BB: 0 P: 6	R: 0 E: 1 K: 1 S: 12	H: 1 LOB: 1 BB: 0 P: 17	R: 3 E: 0 K: 0 S: 22	H: 5 LOB: 2 BB: 0 P: 28	R: 0 E: 0 K: 1 S: 10	H: 1 LOB: 1 BB: 0 P: 12	R: 0 E: 1 K: 0 S: 18	H: 0 LOB: 2 BB: 1 P: 28	R: 0 E: 0 K: 1 S: 11	H: 1 LOB: 1 BB: 0 P: 19	R: 0 E: 0 K: 3 S: 12	H: 1 LOB: 1 BB: 0 P: 17		1B: 10 2B: 1 3B: 0 HR: 0	SF: 0 SAC: 0 DP: 1 HBP: 0	WP: 0 PB: 0 SB: 0 CS: 1	PA: 39
PITCHER	IP	WLS	BF	H	R	ER	SO	BB	IBB	HBP	BLK	WP	HR	S	P	ERA	WHIP				
Chad Ogea, R (1, 1) ERA: 4.8	6.1		28	9	3	3	4	1	0	0	0	0	0	72	97	4.26	1.579				
Alan Embree, L (7, 1) ERA: 8.43	1.0		5	0	0	0	0	1	1	0	0	0	0	14	25	0.00	1.000				
Paul Shuey, R (8, 1) ERA: 2.96	0.2	W	2	1	0	0	1	0	0	0	0	0	0	6	10	0.00	1.500				
Jose Mesa, R (9, 1) ERA: 3.89	1.0	S	4	1	0	0	3	0	0	0	0	0	0	12	17	0.00	1.000				

Batter	1	2	3	4	5	6	7	8	9	AB	R	H	RBI	BB	SO	LOB	BOTTOM				
Kenny Lofton, L (1, 8) OBP: 0.370, SLG: 0.449	F7		L6			S				3	2	1	0	1	0	0	California Angels @ Cleveland Indians Jacobs Field, Cleveland, OH Mon Sep 09 1996, 7:05 PM EDT Att: 42,208 - Unknown - 73 F				
Kevin Seitzer, R (1, 10) OBP: 0.406, SLG: 0.453	G4-3		F9			G6-3		P4		4	0	0	1	0	0	3					
Jim Thome, L (1, 5) OBP: 0.459, SLG: 0.629				FC5-4		K		1B		4	0	3	1	0	1	0					
Albert Belle, R (1, 7) OBP: 0.406, SLG: 0.619				FC5-4				SF8		2	0	1	1	1	0	1					
Julio Franco, R (1, 3) OBP: 0.412, SLG: 0.473	F9			G6-4-3		G5-3		G6-3		4	0	0	0	0	0	5					
Manny Ramirez, R (1, 9) OBP: 0.396, SLG: 0.570			L8			G5-3		F9		3	0	0	0	0	0	1					
Omar Vizquel, S (1, 6) OBP: 0.389, SLG: 0.433				CS		G4-3		L4		2	0	0	0	1	0	1					
Tony Peña, R (1, 2) OBP: 0.255, SLG: 0.245 Brian Giles, L (8, PH) OBP: 0.405, SLG: 0.610 Einar Diaz, R (9, 2)				CS		G5-3				2	0	0	0	0	1	1					
Jose Vizcaino, S (1, 4) OBP: 0.341, SLG: 0.366						G4-3		1B		3	1	1	0	0	0	0					
Inning Stats	R: 0 E: 0 K: 0 S: 10	H: 1 LOB: 2 BB: 1 P: 19	R: 0 E: 0 K: 1 S: 5	H: 0 LOB: 1 BB: 1 P: 12	R: 0 E: 0 K: 0 S: 5	H: 0 LOB: 0 BB: 0 P: 7	R: 0 E: 0 K: 0 S: 5	H: 1 LOB: 0 BB: 0 P: 7	R: 0 E: 0 K: 1 S: 11	H: 1 LOB: 0 BB: 0 P: 18	R: 0 E: 0 K: 0 S: 9	H: 1 LOB: 1 BB: 0 P: 11	R: 3 E: 1 K: 0 S: 11	H: 3 LOB: 1 BB: 1 P: 20	1B: 4 2B: 3 3B: 0 HR: 0	SF: 1 SAC: 0 DP: 1 HBP: 0		WP: 0 PB: 0 SB: 1 CS: 1	PA: 32		
PITCHER	IP	WLS	BF	H	R	ER	SO	BB	IBB	HBP	BLK	WP	HR	S	P	ERA	WHIP				
Jason Dickson, R (1, 1) ERA: 5.48	7.0		26	5	2	2	2	2	0	0	0	0	0	53	85	2.57	1.000				
Mike Holtz, L (8, 1) ERA: 1.67	0.0	L	2	1	0	0	0	1	0	0	0	0	0	4	10	∞	∞				
Mike James, R (8, 1) ERA: 2.72	0.1		1	0	0	0	0	0	0	0	0	0	0	1	2	0.00	0.000				
Darrell May, L (8, 1) ERA: 9.35	0.0		1	1	0	0	0	0	0	0	0	0	0	2	2	∞	∞				
Mark Eichhorn, R (8, 1) ERA: 4.5	0.2		2	0	2	1	0	0	0	0	0	0	0	3	5	13.50	0.000				

Batter	1	2	3	4	5	6	7	8	9	AB	R	H	RBI	BB	SO	LOB	TOP										
Darin Erstad, L (1, 7) OBP: 0.330, SLG: 0.366	1-1 G4-3		1-1 G4-6-3		1-0 G3-1	1-2 F8			2-2 F8	5	0	0	0	0	0	2	California Angels @ Cleveland Indians Jacobs Field, Cleveland, OH Tue Sep 10 1996, 3:33 AM EDT Att: 42,181 - Overcast - 71 F										
Jim Edmonds, L (1, 8) OBP: 0.381, SLG: 0.598	1-2 HR		0-0 16 1B		0-0 F9		2-3 K		1-3 K	5	2	2	1	0	2	1											
J.T. Snow, L (1, 3) OBP: 0.332, SLG: 0.380	2-1 2B		0-0 E3 16 1B		0-0 2B 1B		3-2 L9			4	1	2	0	0	0	1											
Chili Davis, S (1, 10) OBP: 0.389, SLG: 0.511	1-3 K		4-1 16 1B		1-1 1B		1-1 G3			3	0	1	0	1	1	1											
16 Garret Anderson, L (1, 9) OBP: 0.316, SLG: 0.411	1-0 G1-3		1-2 1B		1-3 K			1-2 F9		4	0	1	2	0	1	3											
Jack Howell, L (1, 5) George Arias, R (7, 5) OBP: 0.328, SLG: 0.531 OBP: 0.283, SLG: 0.330		2-2 G4-3	0-1 G3			0-0 HR 1B		1-2 G1-3		3	1	1	0	0	0	2											
Rex Hudler, R (1, 4) OBP: 0.339, SLG: 0.560		2-3 K		0-1 G5-3		1-0 HR		0-3 K		4	1	1	2	0	2	0											
Jorge Fabregas, L (1, 2) OBP: 0.329, SLG: 0.339		1-1 L8		1-0 G6-3		0-0 G4-3		1-0 SH1-4 1B		4	0	1	0	0	0	0											
Gary Disarcina, R (1, 6) OBP: 0.297, SLG: 0.357			2-2 G4-6-3 1B		1-1 G5-3		1-1 G1-5-3		0-0 SH1-4	3	0	1	0	0	0	0											
Inning Stats	R: 1 E: 0 K: 1 S: 11	H: 2 LOB: 1 BB: 0 P: 17	R: 0 E: 0 K: 1 S: 12	H: 0 LOB: 0 BB: 0 P: 17	R: 2 E: 1 K: 0 S: 14	H: 3 LOB: 2 BB: 1 P: 22	R: 0 E: 0 K: 0 S: 5	H: 0 LOB: 3 BB: 0 P: 7	R: 0 E: 0 K: 1 S: 9	H: 2 LOB: 2 BB: 0 P: 12	R: 0 E: 0 K: 1 S: 11	H: 0 LOB: 0 BB: 0 P: 17	R: 0 E: 0 K: 1 S: 10	H: 0 LOB: 0 BB: 0 P: 12	R: 0 E: 0 K: 1 S: 9	H: 1 LOB: 1 BB: 0 P: 13		1B: 6 2B: 2 3B: 0 HR: 2	SF: 0 SAC: 1 DP: 1 HBP: 0	WP: 0 PB: 0 SB: 0 CS: 0	PA: 38						
PITCHER	IP	WLS	BF	H	R	ER	SO	BB	IBB	HBP	BLK	WP	HR	S	P	ERA	WHIP										
Orel Hershiser, R (1, 1) ERA: 3.93	8.1		36	10	5	3	5	1	0	0	0	0	2	82	118	3.24	1.320										
Paul Assenmacher, L (9, 1) ERA: 2.32	0.2	W	2	0	0	0	1	0	0	0	0	0	0	7	10	0.00	0.000										

Batter	1	2	3	4	5	6	7	8	9	AB	R	H	RBI	BB	SO	LOB	BOTTOM										
Kenny Lofton, L (1, 8) OBP: 0.370, SLG: 0.452	1-1 HR	1-0 F8		2-2 F9			1-1 F9		4-2 S 1B BB	4	2	1	1	1	0	3	California Angels @ Cleveland Indians Jacobs Field, Cleveland, OH Tue Sep 10 1996, 3:33 AM EDT Att: 42,181 - Overcast - 71 F										
Kevin Seitzer, R (1, 10) OBP: 0.408, SLG: 0.453	2-2 G6-3		3-2 2B 1B	4-1 1-2 2-3 BB		4-2 BB		3-3 K	3	1	1	0	2	1	1												
Jim Thome, L (1, 5) Casey Candaele, S (9, PR) OBP: 0.624 OBP: 0.333, SLG: 0.414	2-3 K		0-0 P4	1-2 G5-3		0-3 K		2-1 1B HR 1B	5	0	1	1	0	2	5												
Albert Belle, R (1, 7) OBP: 0.406, SLG: 0.619	1-1 1B		3-2 1-H 2B		1-1 G4-3		2-3 K		0-1 P3	5	0	2	1	0	1	2											
Julio Franco, R (1, 3) OBP: 0.412, SLG: 0.472	2-1 P2		0-2 1B		0-0 F9			1-0 G6-3	5	1	2	0	0	0	1												
Manny Ramirez, R (1, 9) OBP: 0.396, SLG: 0.574		1-3 K	2-3 K		2-3 K2-3			3-1 BB 1B	5	1	2	3	0	3	1												
Omar Vizquel, S (1, 6) OBP: 0.368, SLG: 0.431		4-2 S BB		0-2 F7		2-3 K		1-0 F9	3	1	0	0	1	1	1												
Tony Peña, R (1, 2) Nigel Wilson, L (8, PH) Einar Diaz, R (9, 2) OBP: 0.256, SLG: 0.242 OBP: 1.05 OBP: 0.315, SLG: 0.420	1-3 K	1-3 K		0-0 E5 BB 1B		4-2 G6-3 BB		4-2 FC5-4 BB	2	0	0	0	1	1	1												
Jose Vizcaino, S (1, 4) Brian Giles, L (8, PH) Jeff Kent, R (9, 4) OBP: 0.342, SLG: 0.367 OBP: 0.402, SLG: 0.604 OBP: 0.315, SLG: 0.420	0-0 E7 2-H 1B			0-0 BB 1B		0-1 G6-3		1-0 FC5-4	3	0	2	0	0	0	1												
Inning Stats	R: 1 E: 0 K: 1 S: 12	H: 2 LOB: 1 BB: 0 P: 20	R: 1 E: 1 K: 2 S: 10	H: 1 LOB: 1 BB: 1 P: 17	R: 1 E: 0 K: 1 S: 13	H: 3 LOB: 1 BB: 0 P: 21	R: 0 E: 1 K: 0 S: 13	H: 1 LOB: 3 BB: 1 P: 20	R: 0 E: 0 K: 1 S: 6	H: 0 LOB: 0 BB: 0 P: 9	R: 0 E: 0 K: 1 S: 7	H: 0 LOB: 1 BB: 1 P: 13	R: 0 E: 0 K: 2 S: 13	H: 0 LOB: 1 BB: 1 P: 20	R: 0 E: 0 K: 0 S: 7	H: 1 LOB: 2 BB: 1 P: 17	R: 4 E: 0 K: 1 S: 16	H: 3 LOB: 1 BB: 1 P: 28	1B: 8 2B: 1 3B: 0 HR: 2	SF: 0 SAC: 0 DP: 1 HBP: 0	WP: 1 PB: 0 SB: 3 CS: 0	PA: 42					
PITCHER	IP	WLS	BF	H	R	ER	SO	BB	IBB	HBP	BLK	WP	HR	S	P	ERA	WHIP										
Dennis Springer, R (1, 1) ERA: 5.17	6.1		29	7	3	2	6	4	0	0	0	0	0	5	5	0.00	0.000										
Mike Holtz, L (7, 1) ERA: 1.65	0.1		1	0	0	0	1	0	0	0	0	0	0	5	5	0.00	0.000										
Pep Harris, R (7, 1) ERA: 4.84	0.2		3	1	0	0	1	0	0	0	0	0	0	6	12	0.00	1.500										
Mike James, R (8, 1) ERA: 2.71	0.1		2	0	0	0	0	1	0	0	0	0	0	3	8	0.00	3.000										
Troy Percival, R (8, 1) ERA: 2.42	1.0	L	7	3	4	4	1	1	0	0	0	1	1	17	30	36.00	4.000										



Batter	1	2	3	4	5	6	7	8	9	AB	R	H	RBI	BB	SO	LOB	TOP		
Rex Hudler, R (1, 4) OBP: 0.339, SLG: 0.558 Jack Howell, L (8, PH) OBP: 0.325, SLG: 0.526	0-0 G3-6-3 1B		0-0 5-3			0-3 K		0-3 K		3	0	1	0	0	1	1			
Jim Edmonds, L (1, 8) OBP: 0.380, SLG: 0.597	0-0 G3-6-3 1-2		0-3 K			0-0 2B			0-3 K	4	0	1	0	0	2	2			
Tim Salmon, R (1, 9) OBP: 0.382, SLG: 0.504	0-3 K			0-0 F7		4-0 G6-3 BB			0-0 1B	3	0	1	0	1	1	0			
Chili Davis, S (1, 10) OBP: 0.386, SLG: 0.506		0-0 F7		0-0 F8		0-0 G6-3			0-0 G4-6-3 1B	4	0	0	0	0	0	3			
16 Garret Anderson, L (1, 7) OBP: 0.314, SLG: 0.409		0-3 K2-3		0-3 K						3	0	0	0	0	2	0			
J.T. Snow, L (1, 3) OBP: 0.332, SLG: 0.380					0-0 F5 1B				0-0 4-3	3	0	1	0	0	0	0			
Gary Disarcina, R (1, 6) OBP: 0.297, SLG: 0.359		0-3 K2-3							0-0 F9	3	0	1	0	0	1	1			
Jorge Fabregas, L (1, 2) OBP: 0.325, SLG: 0.335			0-0 4-3			0-0 F8			0-0 4-3	3	0	0	0	0	0	1			
George Arias, R (1, 5) OBP: 0.284, SLG: 0.341 Darin Erstad, L (8, PH) OBP: 0.328, SLG: 0.364 Robert Eenhoorn, R (8, 4) OBP: 0.136, SLG: 0.056				0-0 3B		0-3 K			0-0 4-3	2	0	1	0	0	1	1			
1	R: 0 H: 1 E: 0 LOB: 0 K: 1 BB: 0 S: 5 P: 5	R: 0 H: 1 E: 0 LOB: 1 K: 2 BB: 0 S: 8 P: 8	R: 0 H: 1 E: 0 LOB: 0 K: 1 BB: 0 S: 6 P: 6	R: 0 H: 0 E: 0 LOB: 0 K: 1 BB: 0 S: 5 P: 5	R: 0 H: 1 E: 0 LOB: 1 K: 1 BB: 0 S: 6 P: 6	R: 0 H: 1 E: 0 LOB: 0 K: 1 BB: 1 S: 5 P: 9	R: 0 H: 0 E: 0 LOB: 0 K: 0 BB: 0 S: 3 P: 3	R: 0 H: 0 E: 0 LOB: 0 K: 1 BB: 0 S: 5 P: 5	R: 0 H: 1 E: 0 LOB: 0 K: 1 BB: 0 S: 5 P: 5	1B: 3 SF: 0 2B: 2 SAC: 0 3B: 1 DP: 3 HR: 0 HBP: 0	WP: 0 PA: 31 PB: 0 SB: 0 CS: 0								
PITCHER	IP	WLS	BF	H	R	ER	SO	BB	IBB	HBP	BLK	WP	HR	S	P	ERA	WHIP		
Jack McDowell, R (1, 1) ERA: 5.11	7.0	W	25	5	0	0	7	1	0	0	0	0	0	38	42	0.00	0.857		
Eric Plunk, R (8, 1) ERA: 2.45	1.0	S	3	0	0	0	1	0	0	0	0	0	0	5	5	0.00	0.000		
Jose Mesa, R (9, 1) ERA: 3.64	1.0	S	3	1	0	0	1	0	0	0	0	0	0	5	5	0.00	1.000		

California Angels @ Cleveland Indians
Jacobs Field, Cleveland, OH
Wed Sep 11, 1996, 7:05 PM EDT
Att: 42,264 - Unknown - 77 F

AB	30
R	0
H	6
RBI	0
BB	1
SO	9
LOB	9



Batter	1	2	3	4	5	6	7	8	9	AB	R	H	RBI	BB	SO	LOB	BOTTOM		
Kenny Lofton, L (1, 8) OBP: 0.368, SLG: 0.449	0-0 E6 1B S E	0-0 5-3			0-0 G3			0-0 L6		4	1	0	0	0	0	0			
Jose Vizcaino, S (1, 6) OBP: 0.344, SLG: 0.368	0-0 S 1B		0-0 6-3			0-0 G5-4-3 1B		0-0 6-3		4	1	2	0	0	0	0			
Julio Franco, R (1, 3) OBP: 0.409, SLG: 0.468	0-3 K 1H 3H		0-0 6-3			0-0 F9				3	0	0	0	0	1	1			
Albert Belle, R (1, 7) OBP: 0.404, SLG: 0.615	0-0 6-3		0-3 K			0-0 G5-4-3				3	0	0	0	0	1	1			
Manny Ramirez, R (1, 9) OBP: 0.396, SLG: 0.573	0-0 1B			0-0 3-1			0-0 F7			3	0	1	0	0	0	0			
Kevin Seitzer, R (1, 10) OBP: 0.408, SLG: 0.452	0-0 1B			0-0 5-3			0-0 F8			3	0	1	0	0	0	0			
Jeff Kent, R (1, 5) OBP: 0.315, SLG: 0.420	0-0 F8			0-0 4-3						3	0	1	0	0	0	2			
Tony Peña, R (1, 2) OBP: 0.251, SLG: 0.237		0-0 6-3			0-0 6-3				0-0 4-3	3	0	0	0	0	0	1			
Casey Candaele, S (1, 4) OBP: 0.303, SLG: 0.375		0-0 F8			0-0 5-3				0-0 5-3	3	0	0	0	0	0	0			
1	R: 2 H: 3 E: 2 LOB: 2 K: 1 BB: 0 S: 9 P: 9	R: 0 H: 0 E: 0 LOB: 0 K: 0 BB: 0 S: 3 P: 3	R: 0 H: 0 E: 0 LOB: 0 K: 1 BB: 0 S: 5 P: 5	R: 0 H: 0 E: 0 LOB: 0 K: 0 BB: 0 S: 3 P: 3	R: 0 H: 0 E: 0 LOB: 0 K: 0 BB: 0 S: 3 P: 3	R: 0 H: 1 E: 0 LOB: 0 K: 0 BB: 0 S: 3 P: 3	R: 0 H: 1 E: 0 LOB: 1 K: 0 BB: 0 S: 4 P: 4	R: 0 H: 0 E: 0 LOB: 0 K: 0 BB: 0 S: 3 P: 3	R: 0 H: 0 E: 0 LOB: 0 K: 0 BB: 0 S: 3 P: 3	1B: 5 SF: 0 2B: 0 SAC: 0 3B: 0 DP: 1 HR: 0 HBP: 0	WP: 0 PA: 29 PB: 0 SB: 3 CS: 0								
PITCHER	IP	WLS	BF	H	R	ER	SO	BB	IBB	HBP	BLK	WP	HR	S	P	ERA	WHIP		
Chuck Finley, L (1, 1) ERA: 4.25	7.0	L	26	5	2	0	2	0	0	0	0	0	0	30	30	0.00	0.714		
Darrell May, L (8, 1) ERA: 8.35	1.0	S	3	0	0	0	0	0	0	0	0	0	0	3	3	0.00	0.000		

California Angels @ Cleveland Indians
Jacobs Field, Cleveland, OH
Wed Sep 11, 1996, 7:05 PM EDT
Att: 42,264 - Unknown - 77 F

AB	29
R	2
H	5
RBI	0
BB	0
SO	2
LOB	5



Batter	1	2	3	4	5	6	7	8	9	AB	R	H	RBI	BB	SO	LOB	TOP										
Randy Velarde, R (1, 4) OBP: 0.379, SLG: 0.427	4-2 CS BB			2-2 G4-3 1B 2B	2-2 1-2 1B			2-0 F9		3	1	2	0	1	0	0	California Angels @ Cleveland Indians Jacobs Field, Cleveland, OH Thu Sep 12 1996, 7:05 PM EDT Att: 42,244 - Unknown - 74 F										
Jim Edmonds, L (1, 8) OBP: 0.377, SLG: 0.593	2-2 F7			3-2 G4-3	1-3 K			0-0 G6-3		3	0	0	0	0	1	4											
Darin Erstad, L (8, PH) OBP: 0.327, SLG: 0.362	1-2			2-3						1	0	0	0	0	0	0											
Tim Salmon, R (1, 9) OBP: 0.296, SLG: 0.504	3-3 K			4-2 16 WP 16 G6-3 1B BB		2-2 1B		0-2 1B		2	1	1	0	1	1	0											
Orlando Palmeiro, L (8, PH) OBP: 0.360, SLG: 0.390										1	0	1	0	0	0	0											
Chili Davis, S (1, 10) OBP: 0.386, SLG: 0.505		0-2 P4		2-2 16 WP 16 G6-3 1B		2-1 F9		0-1 G5-3		3	0	1	1	0	0	1											
Jack Howell, L (8, PH) OBP: 0.323, SLG: 0.522				1-2 3-H 1B						1	0	0	0	0	0	1											
16 Garret Anderson, L (1, 7) OBP: 0.312, SLG: 0.406		2-1 G1-3		1-0 G6-3		1-1 L8			0-0 G3	4	0	0	1	0	0	2											
J.T. Snow, L (1, 3) OBP: 0.330, SLG: 0.378		1-1 F8		3-2 2-H P3		3-2 P4			0-0 1B	3	0	0	0	0	0	2											
Chris Pritchett, L (8, 3) OBP: 0.200, SLG: 0.200									1B	1	0	1	0	0	0	0											
Gary Disarcina, R (1, 6) OBP: 0.296, SLG: 0.356				2-2 F9		2-2 G1-3		0-0 L4		3	0	0	0	0	0	0											
Robert Eenhoorn, R (8, 6) OBP: 0.174, SLG: 0.105								1-2 G6-4-3 1B		1	0	1	0	0	0	0											
Todd Greene, R (1, 2) OBP: 0.241, SLG: 0.273				2-1 P4		1-2 G6-3		2-1 G6-4-3 1B		4	0	1	0	0	0	2											
George Arias, R (1, 5) OBP: 0.285, SLG: 0.341				2-2 P6		0-1 1B		1-2 G6-4-3		3	0	1	0	0	0	1											
Inning Stats	R: 0 E: 0 K: 1 S: 8	H: 0 LOB: 0 BB: 1 P: 17	R: 0 E: 0 K: 0 S: 7	H: 0 LOB: 0 BB: 0 P: 10	R: 0 E: 0 K: 0 S: 8	H: 0 LOB: 0 BB: 0 P: 14	R: 2 E: 0 K: 0 S: 16	H: 2 LOB: 1 BB: 1 P: 31	R: 0 E: 0 K: 1 S: 14	H: 2 LOB: 2 BB: 0 P: 20	R: 0 E: 0 K: 0 S: 14	H: 1 LOB: 1 BB: 0 P: 22	R: 0 E: 0 K: 0 S: 6	H: 1 LOB: 0 BB: 0 P: 9	R: 0 E: 0 K: 0 S: 7	H: 1 LOB: 1 BB: 0 P: 9	R: 0 E: 0 K: 0 S: 5	H: 2 LOB: 1 BB: 0 P: 5	1B: 8 2B: 1 3B: 0 HR: 0	SF: 0 SAC: 0 DP: 2 HBP: 0	WP: 1 PB: 0 SB: 0 CS: 1	PA: 35					
PITCHER	IP	WLS	BF	H	R	ER	SO	BB	IBB	HBP	BLK	WP	HR	S	P	ERA	WHIP										
Brian Anderson, L (1, 1) ERA: 5.0	5.0	W	20	4	2	2	2	2	0	0	0	1	0	53	92	3.60	1.200										
Kent Mercker, L (6, 1) ERA: 7.13	2.0		7	2	0	0	0	0	0	0	0	0	0	20	31	0.00	1.000										
Paul Shuey, R (8, 1) ERA: 2.9	1.0		4	1	0	0	0	0	0	0	0	0	0	7	9	0.00	1.000										
Julian Tavarez, R (9, 1) ERA: 5.54	1.0		4	2	0	0	0	0	0	0	0	0	0	5	5	0.00	2.000										

AB 33
R 2
H 9
RBI 2
BB 2
SO 2
LOB 13



Batter	1	2	3	4	5	6	7	8	9	AB	R	H	RBI	BB	SO	LOB	BOTTOM										
Kenny Lofton, L (1, 8) OBP: 0.369, SLG: 0.450	2-1 S WP 1B			1-1 E5 1B		0-1 G3-1		1-3 K2-3		4	2	2	0	0	0	0	California Angels @ Cleveland Indians Jacobs Field, Cleveland, OH Thu Sep 12 1996, 7:05 PM EDT Att: 42,244 - Unknown - 74 F										
Ryan Thompson, R (8, 8)				1-3 1B						1	0	0	0	0	1	0											
Kevin Seitzer, R (1, 10) OBP: 0.410, SLG: 0.452	4-1 SAFE WP HR BB			3-2 K			4-0 HR BB	2-3 K		2	2	1	2	2	1	0											
Nigel Wilson, L (8, PH) OBP: 0.400, SLG: 1.000	1-3 HR BB			2-H 3-H 1B						1	0	0	0	0	1	0											
Jim Thome, L (1, 5) OBP: 0.456, SLG: 0.635	2-1 1-H 3-H HR			1-1 E7 2B			2-2 1-H HR	2-3 K		5	3	2	4	0	1	1											
Albert Belle, R (1, 7) OBP: 0.404, SLG: 0.622	1-2 G5-3			3-2 2B			1-0 HR			4	1	2	2	0	1	0											
Brian Giles, L (9, 7) OBP: 0.402, SLG: 0.604										0	0	0	0	0	0	0											
Julio Franco, R (1, 3) OBP: 0.414, SLG: 0.487	4-2 CS BB			1-2 HBP			2-2 HR			2	2	2	2	1	0	0											
Jeff Kent, R (8, 3) OBP: 0.315, SLG: 0.420										0	0	0	0	0	0	0											
Manny Ramirez, R (1, 9) OBP: 0.395, SLG: 0.569	2-2 G1-3			1-3 K			0-3 K	4-1 WP BB		3	0	0	0	1	2	3											
Sandy Alomar Jr., R (1, 2) OBP: 0.293, SLG: 0.390										4	0	0	0	0	0	1											
Einar Diaz, R (9, 2)										0	0	0	0	0	0	0											
Omar Vizquel, S (1, 6) OBP: 0.368, SLG: 0.428		2-2 F9		2-2 E 1B HBP		1-1 P6		3-1 P6		3	1	0	0	0	0	1											
Damian Jackson, R (9, 6)								1-2 F7		0	0	0	0	0	0	0											
Jose Vizcaino, S (1, 4) OBP: 0.341, SLG: 0.366		1-1 G4-3		0-1 SAFE F8		0-3 K		0-0 F7		4	0	0	0	0	1	2											
Inning Stats	R: 3 E: 0 K: 0 S: 16	H: 2 LOB: 2 BB: 2 P: 31	R: 0 E: 0 K: 0 S: 7	H: 0 LOB: 0 BB: 0 P: 10	R: 1 E: 1 K: 2 S: 18	H: 1 LOB: 2 BB: 0 P: 26	R: 2 E: 1 K: 0 S: 17	H: 2 LOB: 1 BB: 0 P: 25	R: 1 E: 0 K: 2 S: 12	H: 1 LOB: 0 BB: 0 P: 15	R: 0 E: 0 K: 1 S: 7	H: 0 LOB: 0 BB: 0 P: 8	R: 4 E: 0 K: 0 S: 13	H: 3 LOB: 1 BB: 2 P: 33	R: 0 E: 0 K: 3 S: 10	H: 0 LOB: 0 BB: 0 P: 15	1B: 3 2B: 1 3B: 0 HR: 5	SF: 0 SAC: 0 DP: 0 HBP: 2	WP: 2 PB: 0 SB: 2 CS: 1	PA: 39							
PITCHER	IP	WLS	BF	H	R	ER	SO	BB	IBB	HBP	BLK	WP	HR	S	P	ERA	WHIP										
Shawn Boskie, R (1, 1) ERA: 5.38	5.0	L	25	6	7	5	4	2	0	2	0	1	2	70	107	9.00	1.600										
Greg Gohr, R (6, 1) ERA: 7.23	1.0		7	3	4	4	1	1	0	0	0	0	3	13	24	36.00	4.000										
Robert Ellis, R (7, 1) ERA:	2.0		7	0	0	0	3	1	0	0	0	1	0	17	32	0.00	0.500										

AB 33
R 11
H 9
RBI 10
BB 4
SO 8
LOB 8



Batter	1	2	3	4	5	6	7	8	9	AB	R	H	RBI	BB	SO	LOB	TOP							
Randy Velarde, R OBP: 0.381, SLG: 0.426 (1, 4)										3	1	1	0	1	0	2								
Jim Edmonds, L OBP: 0.377, SLG: 0.593 (1, 8)										5	1	2	0	0	1	3								
Tim Salmon, R OBP: 0.382, SLG: 0.501 (1, 9)										5	0	1	0	0	2	6								
Chili Davis, S OBP: 0.387, SLG: 0.505 (1, 10)										4	0	2	2	0	1	1								
J.T. Snow, L OBP: 0.328, SLG: 0.375 (1, 3)										4	0	0	0	0	0	4								
16 Garrett Anderson, L OBP: 0.312, SLG: 0.405 (1, 7)										4	0	1	0	0	0	2								
George Arias, R OBP: 0.312, SLG: 0.335 (1, 5)										4	0	0	0	0	1	2								
Jorge Fabregas, L OBP: 0.329, SLG: 0.339 (8, PH)										3	0	2	0	0	0	0								
Todd Greene, R OBP: 0.237, SLG: 0.268 (8, 2)										1	0	0	0	0	0	0								
Robert Eenhoorn, R OBP: 0.192, SLG: 0.136 (1, 6)										3	0	1	0	0	0	2								
Rex Hudler, R OBP: 0.338, SLG: 0.556 (9, PH)										1	0	0	0	0	1	0								
Inning Stats	R: 1 E: 1 K: 0 S: 11	H: 3 LOB: 2 BB: 0 P: 17	R: 0 E: 0 K: 0 S: 12	H: 1 LOB: 1 BB: 0 P: 18	R: 1 E: 0 K: 1 S: 16	H: 3 LOB: 2 BB: 0 P: 23	R: 0 E: 0 K: 2 S: 14	H: 1 LOB: 0 BB: 1 P: 22	R: 0 E: 0 K: 0 S: 8	H: 0 LOB: 0 BB: 0 P: 11	R: 0 E: 0 K: 0 S: 6	H: 1 LOB: 1 BB: 0 P: 9	R: 0 E: 0 K: 1 S: 13	H: 1 LOB: 1 BB: 0 P: 19	R: 0 E: 0 K: 0 S: 8	H: 0 LOB: 0 BB: 0 P: 10	R: 0 E: 0 K: 2 S: 9	H: 0 LOB: 1 BB: 0 P: 14	1B: 9 2B: 1 3B: 0 HR: 0	SF: 0 SAC: 0 DP: 0 HBP: 1	WP: 0 PB: 0 SB: 0 CS: 0	PA: 39		
PITCHER	IP	WLS	BF	H	R	ER	SO	BB	IBB	HBP	BLK	WP	HR	S	P	ERA	WHIP							
Tim Belcher, R ERA: 3.9 (1, 1)	7.0	W	32	10	2	2	4	1	0	0	0	0	0	80	119	2.57	1.571							
Jeff Granger, L ERA: 9.0 (8, 1)	2.0		7	0	0	0	2	0	0	1	0	0	0	17	24	0.00	0.000							

California Angels @ Kansas City Royals
Kauffman Stadium, Kansas City, MO

AB 37
R 2
H 10
RBI 2
BB 1
SO 6
LOB 22



WP: 0 PA: 39
PB: 0
SB: 0
CS: 0

California Angels @ Kansas City Royals
Kauffman Stadium, Kansas City, MO

AB 32
R 8
H 11
RBI 7
BB 4
SO 4
LOB 12



WP: 1 PA: 36
PB: 0
SB: 1
CS: 1

Batter	1	2	3	4	5	6	7	8	9	AB	R	H	RBI	BB	SO	LOB	BOTTOM							
Jose Offerman, S OBP: 0.372, SLG: 0.400 (1, 4)										4	1	2	0	0	0	1								
Les Norman, R OBP: 0.236, SLG: 0.125 (1, 9)										4	1	1	0	0	0	1								
Chris Stynes, R OBP: 0.315, SLG: 0.338 (1, 7)										4	1	1	0	0	0	1								
Mike Macfarlane, R OBP: 0.328, SLG: 0.487 (1, 2)										3	1	1	0	1	1	3								
Craig Paquette, R OBP: 0.304, SLG: 0.453 (1, 5)										4	2	2	1	0	1	1								
Joe Vitiello, R OBP: 0.340, SLG: 0.402 (1, 10)										3	0	1	2	1	1	1								
Kevin Young, R OBP: 0.313, SLG: 0.467 (1, 3)										3	1	1	2	1	0	1								
Rod Myers, L OBP: 0.214, SLG: 0.500 (1, 8)										4	1	1	0	0	0	2								
David Howard, S OBP: 0.294, SLG: 0.317 (1, 6)										3	0	1	2	1	1	1								
Inning Stats	R: 0 E: 0 K: 0 S: 5	H: 0 LOB: 0 BB: 0 P: 7	R: 2 E: 0 K: 0 S: 16	H: 2 LOB: 1 BB: 2 P: 27	R: 4 E: 0 K: 1 S: 20	H: 5 LOB: 1 BB: 0 P: 31	R: 0 E: 0 K: 0 S: 4	H: 1 LOB: 0 BB: 1 P: 9	R: 0 E: 0 K: 0 S: 6	H: 1 LOB: 1 BB: 0 P: 8	R: 2 E: 0 K: 0 S: 12	H: 2 LOB: 1 BB: 1 P: 18	R: 0 E: 0 K: 2 S: 9	H: 0 LOB: 0 BB: 0 P: 15	R: 0 E: 0 K: 1 S: 5	H: 0 LOB: 0 BB: 0 P: 7	1B: 7 2B: 4 3B: 0 HR: 0	SF: 0 SAC: 0 DP: 0 HBP: 0	WP: 1 PB: 0 SB: 1 CS: 1	PA: 36				
PITCHER	IP	WLS	BF	H	R	ER	SO	BB	IBB	HBP	BLK	WP	HR	S	P	ERA	WHIP							
Jim Abbott, L ERA: 7.83 (1, 1)	5.0	L	26	10	8	8	1	4	0	0	0	0	0	53	88	14.40	2.800							
Jason Grimsley, R ERA: 6.77 (6, 1)	3.0		10	1	0	0	3	0	0	0	0	0	0	24	34	0.00	0.333							

California Angels @ Kansas City Royals
Kauffman Stadium, Kansas City, MO

AB 32
R 8
H 11
RBI 7
BB 4
SO 4
LOB 12



WP: 1 PA: 36
PB: 0
SB: 1
CS: 1

Fri Sep 13, 1996, 7:05 PM CDT
Att: 13,083 - Unknown - 66 F

livebaseballscores.com



Batter	1	2	3	4	5	6	7	8	9	AB	R	H	RBI	BB	SO	LOB	TOP							
Darin Erstad, L (1, 7) OBP: 0.328, SLG: 0.368	1-3 K		1-2 WP BB E 1B		1-2 L4	2-3 K			2-2 1B 2B	5	2	2	0	0	2	1	California Angels @ Kansas City Royals Kauffman Stadium, Kansas City, MO Sat Sep 14 1996, 3:33 AM CDT Att: 17,174 - Cloudy - 68 F							
Randy Velarde, R (1, 4) OBP: 0.381, SLG: 0.427	3-2 G4-3 2B		0-0 L7		4-2 BB		1-3 K		2-3 K	4	0	1	0	1	2	2								
Jim Edmonds, L (1, 8) Orlando Palmeiro, L (6, 8) OBP: 0.377, SLG: 0.590 OBP: 0.364, SLG: 0.392	0-0 G4-3		4-0 E 1-2 BB		1-1 L8		0-1 G3		2-2 2H 1B	2	0	0	0	1	0	2								
Chili Davis, S (1, 10) OBP: 0.385, SLG: 0.502	1-0 F8		1-1 E9 1-3 2H 1B		2-2 F7		1-3 K		1-1 P5	5	0	1	1	0	1	3								
Tim Salmon, R (1, 9) OBP: 0.379, SLG: 0.497		0-0 L4	0-0 F7			1-1 F8		0-0 G6-3		4	0	0	0	0	0	2								
Jack Howell, L (1, 5) OBP: 0.328, SLG: 0.529		2-1 1B		2-3 K		0-1 2B		0-1 G4-3		4	1	2	0	0	1	0								
J.T. Snow, L (1, 3) OBP: 0.329, SLG: 0.383		1-2 F8		3-3 K		2-0 G4-3 2H 1B 2B		3-2 HR		4	2	2	2	0	1	1								
Gary Disarcina, R (1, 6) OBP: 0.295, SLG: 0.356		0-0 P6		3-1 1B		1-1 G4-3		1-2 F7		4	0	1	0	0	0	2								
Todd Greene, R (1, 2) OBP: 0.238, SLG: 0.267			0-3 K	0-3 K		0-1 3H 1B		0-0 G6-3		4	0	1	1	0	2	1								
Inning Stats	R: 0 E: 0 K: 1 S: 8	H: 1 LOB: 1 BB: 0 P: 13	R: 0 E: 0 K: 0 S: 8	H: 1 LOB: 1 BB: 0 P: 11	R: 1 E: 1 K: 1 S: 10	H: 2 LOB: 2 BB: 1 P: 16	R: 0 E: 0 K: 3 S: 12	H: 1 LOB: 1 BB: 0 P: 20	R: 0 E: 0 K: 0 S: 10	H: 0 LOB: 1 BB: 1 P: 18	R: 2 E: 0 K: 1 S: 12	H: 3 LOB: 1 BB: 0 P: 18	R: 0 E: 0 K: 2 S: 8	H: 0 LOB: 0 BB: 0 P: 10	R: 1 E: 0 K: 0 S: 13	H: 1 LOB: 0 BB: 0 P: 17		R: 1 E: 0 K: 1 S: 15	H: 2 LOB: 1 BB: 0 P: 22	1B: 6 2B: 4 3B: 0 HR: 1	SF: 0 SAC: 0 DP: 0 HBP: 0	WP: 1 PB: 0 SB: 1 CS: 0	PA: 40	
PITCHER	IP WLS BF	H R ER SO	BB IBB HBP BLK	WP HR S P	ERA WHIP	PITCHER										IP WLS BF	H R ER SO	BB IBB HBP BLK	WP HR S P	ERA WHIP				
Kevin Appier, R (1, 1) ERA: 3.45	8.0	W 35	9 4 4 8	2 0 0 0	1 1 81 123	4.50 1.375																		
Bob Scanlan, R (9, 1) ERA: 8.82	1.0	5	2 1 1 1	0 0 0 0	0 0 15 22	9.00 2.000																		

AB	38
R	5
H	11
RBI	5
BB	2
SO	9
LOB	14



Batter	1	2	3	4	5	6	7	8	9	AB	R	H	RBI	BB	SO	LOB	BOTTOM						
Jose Offerman, S (1, 4) OBP: 0.374, SLG: 0.401	1-0 S 1B	2-2 G1-3		2-0 S 1-2 3H 1B		2-1 G3	4-1 BB			4	0	2	1	1	0	3	California Angels @ Kansas City Royals Kauffman Stadium, Kansas City, MO Sat Sep 14 1996, 3:33 AM CDT Att: 17,174 - Cloudy - 68 F						
Tom Goodwin, L (1, 7) OBP: 0.334, SLG: 0.330	2-3 K		4-1 CS BB	4-2 1-2 2-3 BB			2B BB F8			2	1	0	0	3	1	4							
Rod Myers, L (1, 8) OBP: 0.211, SLG: 0.474	1-3 K		0-0 B1	0-0 L5			1-3 1B 2B	2-3 K		5	1	1	0	0	2	4							
Craig Paquette, R (1, 3) Bip Roberts, S (7, PH) OBP: 0.302, SLG: 0.449 OBP: 0.333, SLG: 0.359	0-0 F5		0-0 F9		2-1 G1-3		2-0 L5	0-3 K		3	0	0	0	0	0	2							
Jon Nunnally, L (1, 9) OBP: 0.316, SLG: 0.500		0-0 F7	1-1 CS	0-0 F8 29 1B 1B	0-1 F8		4-0 1B BB IBB	1-3 K		4	2	1	0	1	1	0							
Mike Macfarlane, R (1, 2) OBP: 0.332, SLG: 0.499		1-1 F7		0-0 29 1B 1B	2-2 HR		2-2 BB SF9 1B			4	3	3	3	0	0	0							
Keith Lockhart, L (1, 5) OBP: 0.326, SLG: 0.402		0-1 BB 2B		0-0 F8	0-0 G3		1-3 2H 3H 4-0 SF9 BB IBB			3	0	1	0	1	0	2							
29 Mike Sweeney, R (1, 10) Bob Hamelin, L (7, PH) OBP: 0.354, SLG: 0.372 OBP: 0.394, SLG: 0.444		1-2 BB HBP		0-0 E 1B 1B	1-3 3H 1B		4-1 F7 BB			2	1	1	1	0	0	0							
David Howard, S (1, 6) OBP: 0.296, SLG: 0.318		4-1 BB		0-1 E1 BB 1B	1-3 3H 1B		1-0 F9	2-3 3H 2-1 BB		2	0	1	2	1	0	0							
Inning Stats	R: 0 E: 0 K: 2 S: 10	H: 1 LOB: 1 BB: 0 P: 14	R: 0 E: 0 K: 0 S: 14	H: 1 LOB: 3 BB: 1 P: 22	R: 0 E: 0 K: 0 S: 4	H: 0 LOB: 0 BB: 1 P: 9	R: 3 E: 1 K: 0 S: 10	H: 5 LOB: 2 BB: 1 P: 16	R: 1 E: 0 K: 0 S: 10	H: 1 LOB: 0 BB: 0 P: 14	R: 0 E: 0 K: 0 S: 4	H: 0 LOB: 0 BB: 0 P: 7	R: 4 E: 0 K: 0 S: 17	H: 2 LOB: 3 BB: 5 P: 47	R: 0 E: 0 K: 3 S: 14	H: 0 LOB: 0 BB: 0 P: 17		R: 0 E: 0 K: 3 S: 14	H: 0 LOB: 0 BB: 0 P: 17	1B: 7 2B: 2 3B: 0 HR: 1	SF: 1 SAC: 0 DP: 0 HBP: 1	WP: 0 PB: 0 SB: 3 CS: 1	PA: 42
PITCHER	IP WLS BF	H R ER SO	BB IBB HBP BLK	WP HR S P	ERA WHIP	PITCHER										IP WLS BF	H R ER SO	BB IBB HBP BLK	WP HR S P	ERA WHIP			
Jason Dickson, R (1, 1) ERA: 5.59	6.0	L 28	8 4 4 2	1 0 0 0	0 0 6 13	6.00 1.833																	
Mike Holtz, L (7, 1) ERA: 2.3	0.0	2	1 2 2 0	1 0 0 0	0 0 6 13	∞ ∞																	
Mark Eichhorn, R (7, 1) ERA: 5.04	0.1	5	1 1 1 0	1 2 0 0	0 0 5 21	27.00 6.000																	
Darrell May, L (7, 1) ERA: 7.84	0.2	3	0 1 1 0	1 0 0 0	0 0 6 13	13.50 1.500																	
Troy Percival, R (8, 1) ERA: 2.38	1.0	3	0 0 0 3	0 0 0 0	0 0 14 17	0.00 0.000																	

AB	31
R	8
H	10
RBI	8
BB	8
SO	5
LOB	17



Batter	1	2	3	4	5	6	7	8	9	AB	R	H	RBI	BB	SO	LOB	TOP					
Tony Batista, R OBP: 0.329, SLG: 0.424 (1, 4)	L6		P3		SF8		P2		F9	5	0	1	0	0	0	1						
Jason Giambi, L OBP: 0.357, SLG: 0.487 Kerwin Moore, S OBP: 0.200, SLG: 0.154 (1, 7)	G4-3		F9		SF8		K			3	0	0	1	0	1	0						
Scott Brosius, R OBP: 0.395, SLG: 0.537 (7, 8)	K		G6-3		SF8		F9			0	0	0	0	0	0	0						
Mark McGwire, R OBP: 0.473, SLG: 0.749 (1, 5)		F9		F8				F8		3	0	0	0	1	0	0						
Gerónimo Berroa, R OBP: 0.346, SLG: 0.545 (1, 10)		HR		K		F7		K		3	1	0	0	1	2	2						
Terry Steinbach, R OBP: 0.330, SLG: 0.520 (1, 2)		HR					P4		K	3	1	1	2	1	1	0						
Brian Leshar, R OBP: 0.300, SLG: 0.564 (1, 9)		HR		P3			L7		G6-3	4	1	1	1	0	0	1						
Ernie Young, R OBP: 0.330, SLG: 0.430 (1, 8)		F7							K	3	1	1	0	0	1	0						
Mike Bordick, R OBP: 0.303, SLG: 0.323 (7, 7)										3	1	1	0	1	0	1						
Mike Bordick, R OBP: 0.303, SLG: 0.323 (1, 6)		L6					G1-3			3	1	1	0	1	0	1						
Inning Stats	R: 0 E: 0 K: 1 S: 7	H: 0 LOB: 0 BB: 0 P: 12	R: 3 E: 0 K: 0 S: 15	H: 2 LOB: 0 BB: 1 P: 25	R: 0 E: 0 K: 0 S: 8	H: 0 LOB: 1 BB: 1 P: 11	R: 0 E: 0 K: 1 S: 13	H: 0 LOB: 1 BB: 1 P: 22	R: 2 E: 0 K: 0 S: 11	H: 2 LOB: 2 BB: 2 P: 24	R: 0 E: 0 K: 0 S: 5	H: 0 LOB: 1 BB: 0 P: 11	R: 0 E: 0 K: 1 S: 5	H: 0 LOB: 0 BB: 0 P: 7	R: 0 E: 0 K: 2 S: 8	H: 0 LOB: 0 BB: 0 P: 13	R: 0 E: 0 K: 1 S: 10	H: 1 LOB: 1 BB: 0 P: 14	1B: 3 2B: 0 3B: 0 HR: 2	SF: 2 SAC: 0 DP: 0 HBP: 1	WP: 0 PB: 0 SB: 0 CS: 0	PA: 37
PITCHER	IP	WLS	BF	H	R	ER	SO	BB	IBB	HBP	BLK	WP	HR	S	P	ERA	WHIP					
Dennis Springer, R ERA: 5.47 (1, 1)	4.0	L	19	4	5	5	2	3	0	0	0	0	2	48	82	11.25	1.750					
Darrell May, L ERA: 7.59 (5, 1)	0.1		1	0	0	0	0	0	0	0	0	0	0	1	1	0.00	0.000					
Pep Harris, R ERA: 4.15 (5, 1)	3.2		13	0	0	0	3	1	0	1	0	0	0	23	42	0.00	0.273					
Mike James, R ERA: 2.88 (9, 1)	1.0		4	1	0	0	1	0	0	0	0	0	0	10	14	0.00	1.000					

Oakland Athletics @ California Angels
Anaheim Stadium, Anaheim, CA
Tue Sep 17 1996, 10:05 PM EDT
Att: 17,827 - Unknown - 68 F

AB 30
R 5
H 5
RBI 5
BB 4
SO 6
LOB 5



Batter	1	2	3	4	5	6	7	8	9	AB	R	H	RBI	BB	SO	LOB	BOTTOM						
Randy Velarde, R OBP: 0.378, SLG: 0.422 (1, 4)	G6-3		K		G6-3		K		F7	5	0	0	0	0	2	0							
16 Garret Anderson, L OBP: 0.314, SLG: 0.405 (1, 7)	L8		1B		1B		F8			3	0	1	0	2	0	0							
Tim Salmon, R OBP: 0.381, SLG: 0.497 (1, 9)	E5		1B		1B		1B		K	4	0	2	0	1	1	1							
Chili Davis, S OBP: 0.385, SLG: 0.500 (1, 10)	G4-3				L8				F7	4	0	1	0	1	0	4							
Jim Edmonds, L OBP: 0.374, SLG: 0.584 (1, 8)		K	G4-3		K		F8			4	0	0	0	0	2	7							
J.T. Snow, L OBP: 0.329, SLG: 0.388 (1, 3)	G1-3				K		K		HR	4	1	1	1	0	2	0							
Gary Disarcina, R OBP: 0.295, SLG: 0.357 (1, 6)		2B			K		G1-3		L8	4	0	1	0	0	1	0							
Jorge Fabregas, L OBP: 0.333, SLG: 0.343 Todd Greene, R OBP: 0.250, SLG: 0.267 (8, PH)	G4-3				1B				G6-4-3	3	0	2	0	0	0	1							
George Arias, R OBP: 0.276, SLG: 0.329 (9, 2)							L1		G6-4-3	4	0	0	0	0	1	3							
Inning Stats	R: 0 E: 1 K: 0 S: 9	H: 0 LOB: 1 BB: 0 P: 15	R: 0 E: 0 K: 1 S: 7	H: 1 LOB: 0 BB: 0 P: 13	R: 0 E: 0 K: 1 S: 14	H: 1 LOB: 3 BB: 2 P: 29	R: 0 E: 0 K: 3 S: 13	H: 1 LOB: 1 BB: 0 P: 19	R: 0 E: 0 K: 1 S: 11	H: 2 LOB: 2 BB: 0 P: 16	R: 0 E: 0 K: 1 S: 8	H: 1 LOB: 1 BB: 0 P: 13	R: 0 E: 0 K: 1 S: 19	H: 1 LOB: 2 BB: 1 P: 27	R: 1 E: 0 K: 0 S: 11	H: 1 LOB: 0 BB: 1 P: 20	R: 0 E: 0 K: 1 S: 9	H: 0 LOB: 1 BB: 1 P: 16	1B: 6 2B: 1 3B: 0 HR: 1	SF: 0 SAC: 0 DP: 1 HBP: 0	WP: 0 PB: 0 SB: 0 CS: 0	PA: 40	
PITCHER	IP	WLS	BF	H	R	ER	SO	BB	IBB	HBP	BLK	WP	HR	S	P	ERA	WHIP						
Ariel Prieto, R ERA: 3.86 (1, 1)	6.2	W	31	7	0	0	8	3	0	0	0	0	1	15	25	6.75	1.500						
Mike Mohler, L ERA: 3.51 (7, 1)	1.1		5	1	1	1	0	1	0	0	0	0	0	1	15	25	6.75	1.500					
Billy Taylor, R ERA: 4.67 (9, 1)	1.0		4	0	0	0	1	1	0	0	0	0	0	9	16	0.00	1.000						

Oakland Athletics @ California Angels
Anaheim Stadium, Anaheim, CA
Tue Sep 17 1996, 10:05 PM EDT
Att: 17,827 - Unknown - 68 F

AB 35
R 1
H 8
RBI 1
BB 5
SO 9
LOB 16



Batter	1	2	3	4	5	6	7	8	9	AB	R	H	RBI	BB	SO	LOB	TOP					
Darryl Hamilton, L (1, 8) OBP: 0.391, SLG: 0.387	1-1 G1-3		0-0 SH1-3	1-0 F7			0-0 SH5-3	0-1 FC6-4		3	0	0	0	0	0	2						
Ivan Rodriguez, R (1, 10) OBP: 0.343, SLG: 0.481	2-2 L5-3		0-0 SF7		0-1 F9		0-1 L5		1-2 G6-3	4	0	0	1	0	0	1						
29 Rusty Greer, L (1, 7) OBP: 0.400, SLG: 0.533	1-3 K		3-H 1-0 HR		1-1 F8		4-1 1B E BB		1-3 K	4	2	1	1	1	2	0						
Juan Gonzalez, R (1, 9) OBP: 0.372, SLG: 0.656 Damon Buford, R (9, 9) OBP: 0.342, SLG: 0.460		0-0 L7	0-0 HR		0-2 F7		0-0 E5 E WP		1-0 P4	5	2	1	1	0	0	1						
Will Clark, L (1, 3) OBP: 0.379, SLG: 0.442		1-0 F7	1-1 1B		0-0 F8		3-0 E4 WP 1B			4	0	2	0	0	0	0						
Dean Palmer, R (1, 5) OBP: 0.352, SLG: 0.530		0-1 BB 1B	0-3 K		0-0 P6		2-2 G4-3			4	0	1	0	0	1	2						
Mark McLemore, S (1, 4) OBP: 0.387, SLG: 0.383	1-0 1-2 BB			1-3 K		1-0 G6-3		2-3 K		3	0	0	0	1	2	0						
Dave Valle, R (1, 2) OBP: 0.372, SLG: 0.506	0-0 G1-3			1-1 WP BLK 1B			0-1 HR	0-2 F8		4	1	2	1	0	0	2						
Kevin Elster, R (1, 6) OBP: 0.313, SLG: 0.454			0-1 SH1-3 SF7 2B	2-2 G5-3			0-1 SH5-3 E 1B	1-2 FC6-4 1B		4	2	3	0	0	0	1						
Inning Stats	R: 0 E: 0 K: 1 S: 9	H: 0 LOB: 0 BB: 0 P: 13	R: 0 E: 0 K: 0 S: 5	H: 1 LOB: 2 BB: 1 P: 10	R: 3 E: 0 K: 1 S: 11	H: 4 LOB: 1 BB: 0 P: 13	R: 0 E: 0 K: 1 S: 9	H: 1 LOB: 1 BB: 0 P: 14	R: 0 E: 0 K: 0 S: 7	H: 0 LOB: 0 BB: 0 P: 8	R: 0 E: 0 K: 0 S: 3	H: 0 LOB: 0 BB: 0 P: 4	R: 4 E: 2 K: 0 S: 13	H: 3 LOB: 1 BB: 1 P: 22	R: 0 E: 0 K: 1 S: 12	H: 1 LOB: 0 BB: 0 P: 15	R: 0 E: 0 K: 1 S: 7	H: 0 LOB: 0 BB: 0 P: 10	1B: 6 2B: 1 3B: 0 HR: 3	SF: 1 SAC: 2 DP: 0 HBP: 0	WP: 2 PB: 0 SB: 0 CS: 0	PA: 40
PITCHER	IP WLS BF H R ER SO	IP WLS BF H R ER SO	IP WLS BF H R ER SO	IP WLS BF H R ER SO	IP WLS BF H R ER SO	IP WLS BF H R ER SO	IP WLS BF H R ER SO	IP WLS BF H R ER SO	IP WLS BF H R ER SO	IP WLS BF H R ER SO	IP WLS BF H R ER SO	IP WLS BF H R ER SO	IP WLS BF H R ER SO	IP WLS BF H R ER SO	IP WLS BF H R ER SO	IP WLS BF H R ER SO	IP WLS BF H R ER SO	IP WLS BF H R ER SO	IP WLS BF H R ER SO	ERA WHIP	ERA WHIP	
Jim Abbott, L (1, 1) ERA: 7.72	6.1 L	28 8 5 4 3	8 5 4 3	3 1 0 0	0 0 0 0	1 0 0 0	1 0 8 17	0.00 3.000														
Pep Harris, R (7, 1) ERA: 4.05	0.2 5	1 2 0 0	1 0 0 0	0 0 0 0	0 0 0 0	0 0 0 0	0 0 12 15	0.00 1.000														
Jason Grimsley, R (8, 1) ERA: 6.72	1.0 3	0 0 0 1	0 0 0 1	0 0 0 0	0 0 0 0	0 0 0 0	0 0 7 10	0.00 0.000														
Robert Ellis, R (9, 1) ERA:	1.0 3	0 0 0 1	0 0 0 1	0 0 0 0	0 0 0 0	0 0 0 0	0 0 7 10	0.00 0.000														

Texas Rangers @ California Angels
Anaheim Stadium, Anaheim, CA
Sat Sep 21 1996, 10:05 PM EDT
Att: 24,104 - Unknown - 72 F

AB 35
R 7
H 10
RBI 4
BB 2
SO 5
LOB 9



Batter	1	2	3	4	5	6	7	8	9	AB	R	H	RBI	BB	SO	LOB	BOTTOM					
Randy Velarde, R (1, 4) OBP: 0.376, SLG: 0.421	2-2 F9		3-1 FC5-4 CS			1-3 K		0-0 1B 2B		4	1	1	0	0	1	1						
Jim Edmonds, L (1, 8) OBP: 0.376, SLG: 0.583	2-0 2B		1 SAFE 1 SAFE 1 SAFE 1 SAFE 1 SAFE X	0-1 F7		3-3 K		2-2 G4-6-3 1B		4	0	2	1	0	1	1						
Tim Salmon, R (1, 9) OBP: 0.381, SLG: 0.495	4-2 BB		2-2 CS	1-3 K		1-0 1B		0-0 G4-6-3 1-2		3	0	1	0	1	1	1						
Chili Davis, S (1, 10) OBP: 0.386, SLG: 0.498	2-3 K			3-2 1B		2-1 G2-3			1-3 K	4	0	1	0	0	2	3						
J.T. Snow, L (1, 3) OBP: 0.330, SLG: 0.386	2-3 K			3-1 G3			3-2 G4-3		1-2 P3	4	0	0	0	0	1	3						
16 Garret Anderson, L (1, 7) OBP: 0.312, SLG: 0.403		2-1 G3		0-1 G3-1			1-2 1B		0-0 G3-1	4	0	1	0	0	0	1						
Jack Howell, L (1, 5) OBP: 0.321, SLG: 0.516		0-1 G4-3			1-3 K		1-3 K			3	0	0	0	0	2	1						
Jorge Fabregas, L (1, 2) OBP: 0.327, SLG: 0.336		1-0 G4-3			0-0 G4-3		2-2 P6			3	0	0	0	0	0	1						
Gary Disarcina, R (1, 6) OBP: 0.295, SLG: 0.356			2-2 FC5-4 1B		1-0 F8			1-1 P3		3	0	1	0	0	0	0						
Inning Stats	R: 0 E: 0 K: 2 S: 16	H: 1 LOB: 2 BB: 1 P: 28	R: 0 E: 0 K: 0 S: 5	H: 0 LOB: 0 BB: 0 P: 8	R: 0 E: 0 K: 0 S: 10	H: 1 LOB: 0 BB: 0 P: 17	R: 0 E: 0 K: 1 S: 12	H: 1 LOB: 1 BB: 0 P: 19	R: 0 E: 0 K: 1 S: 5	H: 0 LOB: 0 BB: 0 P: 7	R: 0 E: 0 K: 2 S: 10	H: 1 LOB: 1 BB: 0 P: 17	R: 0 E: 0 K: 1 S: 13	H: 1 LOB: 1 BB: 0 P: 20	R: 1 E: 0 K: 0 S: 10	H: 2 LOB: 0 BB: 0 P: 13	R: 0 E: 0 K: 1 S: 7	H: 0 LOB: 0 BB: 0 P: 9	1B: 5 2B: 2 3B: 0 HR: 0	SF: 0 SAC: 0 DP: 1 HBP: 0	WP: 0 PB: 0 SB: 0 CS: 1	PA: 34
PITCHER	IP WLS BF H R ER SO	IP WLS BF H R ER SO	IP WLS BF H R ER SO	IP WLS BF H R ER SO	IP WLS BF H R ER SO	IP WLS BF H R ER SO	IP WLS BF H R ER SO	IP WLS BF H R ER SO	IP WLS BF H R ER SO	IP WLS BF H R ER SO	IP WLS BF H R ER SO	IP WLS BF H R ER SO	IP WLS BF H R ER SO	IP WLS BF H R ER SO	IP WLS BF H R ER SO	IP WLS BF H R ER SO	IP WLS BF H R ER SO	IP WLS BF H R ER SO	IP WLS BF H R ER SO	ERA WHIP	ERA WHIP	
John Burkett, R (1, 1) ERA: 4.19	8.0 W	30 8 1 1 7	30 8 1 1 7	7 1 1 7	0 0 0 0	0 0 0 0	0 0 7 9	0.00 0.000														
Dennis Cook, L (9, 1) ERA: 4.32	1.0 3	0 0 0 1	0 0 0 1	0 0 0 0	0 0 0 0	0 0 0 0	0 0 7 9	0.00 0.000														

Texas Rangers @ California Angels
Anaheim Stadium, Anaheim, CA
Sat Sep 21 1996, 10:05 PM EDT
Att: 24,104 - Unknown - 72 F

AB 32
R 1
H 7
RBI 1
BB 1
SO 8
LOB 12



Batter	1	2	3	4	5	6	7	8	9	AB	R	H	RBI	BB	SO	LOB	TOP										
Darryl Hamilton, L (1, 8) OBP: 0.350, SLG: 0.384	K		FC5-2-6		E4			F8									4 0 0 0 1 1 4										
Ivan Rodriguez, R (1, 2) OBP: 0.342, SLG: 0.478	F9		L7		F9		P6		1B								5 1 1 0 0 0 5										
29 Rusty Greer, L (1, 7) OBP: 0.400, SLG: 0.532	K			G6-3		FC6-4 1B	FC5-4		K								5 0 2 0 0 2 1										
Juan Gonzalez, R (1, 9) OBP: 0.374, SLG: 0.661		G6-3		HR		FC6-4 1B	FC5-4		1B								5 1 3 2 0 0 3										
Will Clark, L (1, 3) OBP: 0.378, SLG: 0.438	K			P5		F7		F7									4 0 0 0 1 1 2										
Dean Palmer, R (1, 5) OBP: 0.353, SLG: 0.534	G5-3			HR		FC6-4		2B SF8 1B	P3								5 2 2 1 0 0 4										
Mickey Tettleton, S (1, 10) Lou Frazier, S (8, PR) OBP: 0.352, SLG: 0.319			K	1B		K			K								4 0 2 0 0 2 2 1 0 0 0 0 1 2										
Mark McLemore, S (1, 4) OBP: 0.390, SLG: 0.383			1B	K													2 0 1 0 2 1 1										
Kevin Elster, R (1, 6) OBP: 0.313, SLG: 0.454			1B		G6-3		SH2-4	SF8									2 0 1 1 0 0 0										
Inning Stats	R: 0 E: 0 K: 2 S: 10	H: 0 LOB: 0 BB: 0 P: 12	R: 0 E: 0 K: 1 S: 12	H: 0 LOB: 0 BB: 0 P: 20	R: 0 E: 0 K: 1 S: 8	H: 1 LOB: 2 BB: 1 P: 13	R: 2 E: 0 K: 1 S: 16	H: 3 LOB: 1 BB: 0 P: 26	R: 0 E: 1 K: 0 S: 6	H: 0 LOB: 0 BB: 0 P: 9	R: 0 E: 0 K: 1 S: 13	H: 2 LOB: 3 BB: 1 P: 20	R: 0 E: 0 K: 0 S: 10	H: 2 LOB: 3 BB: 1 P: 19	R: 1 E: 0 K: 2 S: 16	H: 2 LOB: 2 BB: 1 P: 27	1B: 9 2B: 1 3B: 0 HR: 2	SF: 1 SAC: 1 DP: 0 HBP: 0	WP: 0 PB: 0 SB: 1 CS: 1	PA: 43							
PITCHER	IP	WLS	BF	H	R	ER	SO	BB	IBB	HBP	BLK	WP	HR	S	P	ERA	WHIP										
Jason Dickson, R (1, 1) ERA: 5.05	6.2	L	30	8	2	2	6	2	0	0	0	0	2	73	115	2.70	1.500										
Pep Harris, R (7, 1) ERA: 4.0	0.1		1	0	0	0	0	0	0	0	0	0	0	2	4	0.00	0.000										
Mike Holtz, L (8, 1) ERA: 2.54	1.0		6	2	1	1	0	0	1	0	0	0	0	12	20	9.00	2.000										
Troy Percival, R (9, 1) ERA: 2.41	1.0		6	2	1	1	2	0	1	0	0	0	0	16	27	9.00	2.000										
Batter	1	2	3	4	5	6	7	8	9	AB	R	H	RBI	BB	SO	LOB	BOTTOM										
Darin Erstad, L (1, 7) OBP: 0.332, SLG: 0.376	G3 2B		CS 1B		G3		K										4 0 2 0 0 1 1										
Rex Hudler, R (1, 4) OBP: 0.334, SLG: 0.549	G5-3		P6			1B		P2									4 1 1 0 0 0 2										
Jim Edmonds, L (1, 8) OBP: 0.375, SLG: 0.580	G3		L6			1B		K									4 0 1 1 0 1 2										
Tim Salmon, R (1, 10) OBP: 0.383, SLG: 0.496	BB			G6-3		1B		1B									3 0 2 0 1 0 0										
J.T. Snow, L (1, 3) OBP: 0.327, SLG: 0.384	K		G4-3			F7		L8									4 0 0 0 0 1 5										
16 Garret Anderson, L (1, 9) OBP: 0.312, SLG: 0.401		L8		BB		K		F8									3 0 0 0 1 1 2										
Gary Disarcina, R (1, 6) OBP: 0.293, SLG: 0.353		K		F8		P6		P3									4 0 0 0 0 1 3										
Jorge Fabregas, L (1, 2) OBP: 0.331, SLG: 0.340					K			K									3 0 2 0 0 1 0										
Dick Schofield, R (7, PR) Todd Greene, R (8, 2) OBP: 0.143, SLG: 0.143																	0 0 0 0 0 0 0										
Todd Greene, R (8, 2) OBP: 0.246, SLG: 0.308																	1 0 0 0 0 1 0										
George Arias, R (1, 5) OBP: 0.272, SLG: 0.323		K			G2-3		G2-6-4										3 0 0 0 0 1 2										
Inning Stats	R: 0 E: 0 K: 1 S: 11	H: 1 LOB: 2 BB: 1 P: 19	R: 0 E: 0 K: 2 S: 10	H: 1 LOB: 1 BB: 0 P: 12	R: 0 E: 0 K: 0 S: 7	H: 1 LOB: 0 BB: 0 P: 10	R: 0 E: 0 K: 0 S: 5	H: 0 LOB: 1 BB: 1 P: 10	R: 0 E: 0 K: 1 S: 8	H: 0 LOB: 0 BB: 0 P: 11	R: 1 E: 0 K: 1 S: 20	H: 3 LOB: 2 BB: 0 P: 28	R: 0 E: 0 K: 1 S: 7	H: 1 LOB: 1 BB: 0 P: 11	R: 0 E: 0 K: 1 S: 8	H: 1 LOB: 1 BB: 0 P: 10	R: 0 E: 0 K: 1 S: 5	H: 0 LOB: 0 BB: 0 P: 5	1B: 6 2B: 2 3B: 0 HR: 0	SF: 0 SAC: 0 DP: 1 HBP: 0	WP: 0 PB: 0 SB: 0 CS: 1	PA: 35					
PITCHER	IP	WLS	BF	H	R	ER	SO	BB	IBB	HBP	BLK	WP	HR	S	P	ERA	WHIP										
Ken Hill, R (1, 1) ERA: 3.66	9.0	W	35	8	1	1	8	2	0	0	0	0	0	81	116	1.00	1.111										

Texas Rangers @ California Angels
 Anaheim Stadium, Anaheim, CA
 Sun Sep 22 1996, 6:33 AM EDT
 Att: 17,522 - Sunny - 78 F

AB	37
R	4
H	12
RBI	4
BB	4
SO	8
LOB	24



Texas Rangers @ California Angels
 Anaheim Stadium, Anaheim, CA
 Sun Sep 22 1996, 6:33 AM EDT
 Att: 17,522 - Sunny - 78 F


AB	33
R	1
H	8
RBI	1
BB	2
SO	8
LOB	17



Batter	1	2	3	4	5	6	7	8	9	AB	R	H	RBI	BB	SO	LOB	TOP					
Rich Amaral, R OBP: 0.390, SLG: 0.356 (1, 4)																	4 0 0 0 0 3 1					
Alex Rodriguez, R OBP: 0.418, SLG: 0.641 (1, 6)																	4 0 0 0 0 0 1					
Ken Griffey Jr., L OBP: 0.394, SLG: 0.638 (1, 8)																	4 2 2 1 0 0 0					
Edgar Martinez, R OBP: 0.476, SLG: 0.616 (1, 10)																	3 0 0 0 1 0 1					
Jay Buhner, R OBP: 0.370, SLG: 0.571 (1, 9)																	3 1 1 2 1 1 0					
Dave Hollins, S OBP: 0.375, SLG: 0.405 (1, 5)																	3 0 1 0 1 2 2					
Mark Whiten, S OBP: 0.365, SLG: 0.460 (1, 7)																	4 0 0 0 0 4 4					
Brian Hunter, R OBP: 0.324, SLG: 0.407 (9, PH)																	3 0 0 0 0 2 0					
Paul Sorrento, L OBP: 0.370, SLG: 0.511 (9, PH)																	1 0 0 0 0 1 0					
Dan Wilson, R OBP: 0.331, SLG: 0.441 (1, 2)																	3 0 1 0 0 1 0					
Inning Stats	R: 0 E: 0 K: 1 S: 8	H: 0 LOB: 0 BB: 0 P: 14	R: 0 E: 0 K: 1 S: 12	H: 0 LOB: 1 BB: 1 P: 19	R: 0 E: 0 K: 3 S: 9	H: 0 LOB: 0 BB: 0 P: 12	R: 2 E: 0 K: 1 S: 13	H: 3 LOB: 1 BB: 0 P: 20	R: 0 E: 0 K: 2 S: 7	H: 0 LOB: 0 BB: 0 P: 12	R: 1 E: 0 K: 0 S: 14	H: 1 LOB: 2 BB: 2 P: 25	R: 0 E: 0 K: 1 S: 9	H: 0 LOB: 0 BB: 0 P: 10	R: 0 E: 0 K: 3 S: 11	H: 0 LOB: 0 BB: 0 P: 14	1B: 1 2B: 2 3B: 0 HR: 2	SF: 0 SAC: 0 DP: 0 HBP: 0	WP: 1 PB: 0 SB: 0 CS: 0	PA: 35		
PITCHER	IP	WLS	BF	H	R	ER	SO	BB	IBB	HBP	BLK	WP	HR	S	P	ERA	WHIP					
Chuck Finley, L ERA: 4.14	(1, 1)	8.0	W	32	5	3	3	11	3	0	0	0	1	2	79	123	3.38	1.000				
Troy Percival, R ERA: 2.38	(9, 1)	1.0	S	3	0	0	0	3	0	0	0	0	0	0	11	14	0.00	0.000				

Seattle Mariners @ California Angels
Anaheim Stadium, Anaheim, CA
Mon Sep 23 1996, 10:05 PM EDT
Att: 16,212 - Unknown - 70 F


AB 32
R 3
H 5
RBI 3
BB 3
SO 14
LOB 9



Batter	1	2	3	4	5	6	7	8	9	AB	R	H	RBI	BB	SO	LOB	BOTTOM					
Darin Erstad, L OBP: 0.335, SLG: 0.379 (1, 8)																	4 1 2 0 0 0 0					
Jorge Fabregas, L OBP: 0.331, SLG: 0.340 (9, 2)																	0 0 0 0 0 0 0					
Randy Velarde, R OBP: 0.375, SLG: 0.419 (8, 4)																	3 1 0 0 1 0 2					
Tim Salmon, R OBP: 0.382, SLG: 0.496 (1, 9)																	4 0 1 2 0 1 1					
Chili Davis, S OBP: 0.387, SLG: 0.504 (1, 10)																	4 1 2 2 0 0 2					
Rex Hudler, R OBP: 0.333, SLG: 0.545 (8, 5)																	4 0 1 0 0 1 1					
George Arias, R OBP: 0.272, SLG: 0.323 (8, 5)																	0 0 0 0 0 0 0					
J.T. Snow, L OBP: 0.328, SLG: 0.384 (1, 3)																	4 0 2 0 0 1 1					
16 Garret Anderson, L OBP: 0.310, SLG: 0.398 (1, 7)																	4 0 0 0 0 0 1					
Gary Disarcina, R OBP: 0.291, SLG: 0.350 (1, 6)																	4 0 0 0 0 0 1					
Todd Greene, R OBP: 0.250, SLG: 0.309 (9, 8)																	3 1 1 0 0 0 0					
Jim Edmonds, L OBP: 0.375, SLG: 0.580 (9, 8)																	0 0 0 0 0 0 0					
Inning Stats	R: 2 E: 1 K: 0 S: 10	H: 3 LOB: 2 BB: 0 P: 18	R: 2 E: 1 K: 0 S: 14	H: 2 LOB: 2 BB: 1 P: 27	R: 0 E: 0 K: 0 S: 11	H: 1 LOB: 1 BB: 0 P: 13	R: 0 E: 0 K: 0 S: 6	H: 0 LOB: 0 BB: 0 P: 10	R: 0 E: 0 K: 2 S: 9	H: 1 LOB: 1 BB: 0 P: 14	R: 0 E: 0 K: 0 S: 12	H: 2 LOB: 2 BB: 0 P: 16	R: 0 E: 0 K: 1 S: 8	H: 0 LOB: 0 BB: 0 P: 9	R: 0 E: 0 K: 1 S: 8	H: 0 LOB: 0 BB: 0 P: 13	1B: 7 2B: 1 3B: 0 HR: 1	SF: 0 SAC: 0 DP: 0 HBP: 0	WP: 0 PB: 0 SB: 0 CS: 0	PA: 35		
PITCHER	IP	WLS	BF	H	R	ER	SO	BB	IBB	HBP	BLK	WP	HR	S	P	ERA	WHIP					
Sterling Hitchcock, L ERA: 5.42	(1, 1)	1.2	L	12	5	4	0	0	1	0	0	0	0	0	22	41	0.00	3.600				
Tim Davis, L ERA: 4.2	(2, 1)	3.2		13	2	0	0	2	0	0	0	0	0	31	44	0.00	0.545					
Rafael Carmona, R ERA: 4.38	(6, 1)	1.2		7	2	0	0	0	0	0	0	0	0	17	22	0.00	1.200					
Norm Charlton, L ERA: 3.79	(8, 1)	1.0		3	0	0	0	1	0	0	0	0	0	8	13	0.00	0.000					

Seattle Mariners @ California Angels
Anaheim Stadium, Anaheim, CA
Mon Sep 23 1996, 10:05 PM EDT
Att: 16,212 - Unknown - 70 F

AB 34
R 4
H 9
RBI 4
BB 1
SO 3
LOB 9



Batter	1	2	3	4	5	6	7	8	9	AB	R	H	RBI	BB	SO	LOB	TOP			
Joey Cora, S <small>OBP: 0.340, SLG: 0.419</small> 										5	1	2	1	0	0	3				
Alex Rodriguez, R <small>OBP: 0.419, SLG: 0.640</small> 										4	1	2	2	0	1	1				
Ken Griffey Jr., L <small>OBP: 0.396, SLG: 0.634</small> 										3	1	0	0	2	0	2				
Edgar Martinez, R <small>OBP: 0.472, SLG: 0.609</small> 										5	0	0	0	0	0	5				
Jay Buhner, R <small>OBP: 0.368, SLG: 0.563</small> Alex Diaz, S <small>OBP: 0.256, SLG: 0.288</small> 										4	1	0	0	1	1	1				
Paul Sorrento, L <small>OBP: 0.374, SLG: 0.516</small> Brian Hunter, R <small>OBP: 0.323, SLG: 0.405</small> 										1	1	0	0	3	0	0				
Mark Whiten, S <small>OBP: 0.367, SLG: 0.457</small> 										3	1	0	1	2	2	2				
Dave Hollins, S <small>OBP: 0.380, SLG: 0.416</small> 										5	3	4	4	0	0	1				
Dan Wilson, R <small>OBP: 0.331, SLG: 0.446</small> 										4	2	2	3	0	1	2				
Inning Stats	R: 1 E: 0 K: 1 S: 14	H: 2 LOB: 1 BB: 0 P: 23	R: 1 E: 0 K: 1 S: 12	H: 2 LOB: 1 BB: 0 P: 18	R: 0 E: 0 K: 1 S: 6	H: 0 LOB: 0 BB: 0 P: 11	R: 0 E: 0 K: 1 S: 10	H: 0 LOB: 1 BB: 1 P: 18	R: 0 E: 0 K: 0 S: 4	H: 0 LOB: 1 BB: 1 P: 11	R: 2 E: 0 K: 0 S: 10	H: 2 LOB: 1 BB: 1 P: 21	R: 1 E: 0 K: 0 S: 11	H: 1 LOB: 2 BB: 3 P: 23	R: 6 E: 0 K: 1 S: 23	H: 2 LOB: 3 BB: 4 P: 40	1B: 6 2B: 1 3B: 0 HR: 3	SF: 0 SAC: 2 DP: 1 HBP: 1	WP: 1 PB: 0 SB: 0 CS: 0	PA: 46
PITCHER	IP WLS BF H R ER SO BB IBB HBP BLK WP HR S P ERA WHIP																			
Shawn Boskie, R <small>ERA: 5.32</small>	7.1 L 35 8 5 5 5 4 1 0 0 1 2 73 133 6.14 1.636																			
Jason Grimsley, R <small>ERA: 6.57</small>	1.0 6 0 3 3 0 1 1 1 0 0 0 10 23 27.00 1.000																			
Darrell May, L <small>ERA: 9.53</small>	0.2 5 2 3 3 1 1 0 0 0 0 1 18 25 40.50 4.500																			

Seattle Mariners @ California Angels
 Anaheim Stadium, Anaheim, CA
 Wed Sep 25 1996, 6:33 AM EDT
 Att: 17,160 - Sunny - 75 F

AB 35
 R 11
 H 10
 RBI 11
 BB 8
 SO 6
 LOB 20



Batter	1	2	3	4	5	6	7	8	9	AB	R	H	RBI	BB	SO	LOB	BOTTOM			
Randy Velarde, R <small>OBP: 0.378, SLG: 0.435</small> 										5	2	3	1	0	1	1				
J.T. Snow, L <small>OBP: 0.331, SLG: 0.388</small> 										5	0	3	1	0	0	0				
Jim Edmonds, L <small>OBP: 0.374, SLG: 0.576</small> 										5	0	0	0	0	1	4				
Chili Davis, S <small>OBP: 0.393, SLG: 0.506</small> 										3	0	3	0	2	0	0				
Tim Salmon, R <small>OBP: 0.384, SLG: 0.496</small> 										4	0	0	0	1	0	8				
16 Garret Anderson, L <small>OBP: 0.308, SLG: 0.395</small> 										4	0	0	0	0	0	2				
Gary Disarcina, R <small>OBP: 0.288, SLG: 0.350</small> 										4	0	0	0	0	0	0				
George Arias, R <small>OBP: 0.279, SLG: 0.329</small> 										4	0	1	0	0	2	0				
Todd Greene, R <small>OBP: 0.250, SLG: 0.296</small> 										3	0	0	0	0	0	1				
Inning Stats	R: 1 E: 0 K: 0 S: 16	H: 2 LOB: 2 BB: 1 P: 31	R: 0 E: 0 K: 1 S: 6	H: 0 LOB: 1 BB: 0 P: 11	R: 0 E: 0 K: 0 S: 7	H: 1 LOB: 1 BB: 0 P: 9	R: 0 E: 0 K: 1 S: 9	H: 0 LOB: 0 BB: 0 P: 15	R: 1 E: 0 K: 0 S: 13	H: 2 LOB: 2 BB: 1 P: 26	R: 0 E: 0 K: 0 S: 7	H: 1 LOB: 1 BB: 0 P: 14	R: 0 E: 0 K: 1 S: 9	H: 0 LOB: 0 BB: 0 P: 13	R: 0 E: 0 K: 1 S: 9	H: 0 LOB: 3 BB: 1 P: 20	1B: 6 2B: 3 3B: 0 HR: 1	SF: 0 SAC: 0 DP: 0 HBP: 1	WP: 0 PB: 0 SB: 0 CS: 0	PA: 41
PITCHER	IP WLS BF H R ER SO BB IBB HBP BLK WP HR S P ERA WHIP																			
Salomon Torres, R <small>ERA: 5.02</small>	6.1 W 29 7 2 2 2 1 1 1 0 0 1 61 109 2.84 1.263																			
40 Greg McCarthy, L <small>ERA: 2.0</small>	0.1 2 1 0 0 0 0 0 0 0 0 0 5 8 0.00 3.000																			
Michael Jackson, R <small>ERA: 3.53</small>	1.1 4 0 0 0 1 0 0 0 0 0 0 11 15 0.00 0.000																			
Norm Charlton, L <small>ERA: 3.74</small>	1.0 6 2 0 0 1 1 0 0 0 0 0 12 20 0.00 3.000																			

Seattle Mariners @ California Angels
 Anaheim Stadium, Anaheim, CA
 Wed Sep 25 1996, 6:33 AM EDT
 Att: 17,160 - Sunny - 75 F

AB 37
 R 2
 H 10
 RBI 2
 BB 3
 SO 4
 LOB 16



Batter	1	2	3	4	5	6	7	8	9	AB	R	H	RBI	BB	SO	LOB	TOP					
Darin Erstad, L (1, 8) OBP: 0.335, SLG: 0.382	L8		G6-3 1B		P6			G4-3		4	1	1	0	0	0	1	California Angels @ Texas Rangers The Ballpark at Arlington, Arlington, TX Thu Sep 26 1996, 8:05 PM EDT Att: 33,895 - Unknown - 61 F					
Randy Velarde, R (1, 5) OBP: 0.375, SLG: 0.431	G6-3		G6-3					K		4	0	0	0	0	2	2						
Tim Salmon, R (1, 9) OBP: 0.385, SLG: 0.496	F8							G6-3		4	0	2	2	0	0	0						
Chili Davis, S (1, 10) OBP: 0.391, SLG: 0.502		L9	P5					F9		4	0	0	0	0	0	2						
Rex Hudler, R (1, 4) OBP: 0.337, SLG: 0.556										3	2	2	1	0	0	0						
George Arias, R (7, 5) OBP: 0.279, SLG: 0.329										0	0	0	0	0	0	0						
Jim Edmonds, L (9, PH) OBP: 0.376, SLG: 0.577										1	0	1	0	0	0	0						
16 Garrett Anderson, L (1, 7) OBP: 0.308, SLG: 0.400										3	1	1	2	0	1	0						
J.T. Snow, L (1, 3) OBP: 0.329, SLG: 0.386										4	0	0	0	0	0	1						
Jorge Fabregas, L (1, 2) OBP: 0.326, SLG: 0.335										3	0	0	0	0	0	0						
Todd Greene, R (9, PH) OBP: 0.250, SLG: 0.296										0	0	0	0	0	0	0						
Jack Howell, L (9, PH) OBP: 0.393, SLG: 0.516										0	0	0	0	1	0	0						
Orlando Palmeiro, L (9, PR) OBP: 0.360, SLG: 0.388										0	0	0	0	0	0	0						
Gary Disarcina, R (1, 6) OBP: 0.288, SLG: 0.351										4	1	1	0	0	0	2						
Inning Stats	R: 0 E: 0 K: 0 S: 9	H: 0 LOB: 0 BB: 0 P: 14	R: 2 E: 0 K: 0 S: 14	H: 2 LOB: 0 BB: 0 P: 20	R: 1 E: 0 K: 0 S: 12	H: 2 LOB: 1 BB: 0 P: 19	R: 0 E: 0 K: 0 S: 8	H: 0 LOB: 0 BB: 0 P: 11	R: 0 E: 0 K: 1 S: 9	H: 0 LOB: 0 BB: 0 P: 12	R: 1 E: 0 K: 1 S: 12	H: 1 LOB: 0 BB: 0 P: 16	R: 1 E: 0 K: 0 S: 11	H: 2 LOB: 1 BB: 0 P: 15	R: 0 E: 0 K: 0 S: 13	H: 1 LOB: 2 BB: 1 P: 22	1B: 5 2B: 1 3B: 0 HR: 2	SF: 0 SAC: 1 DP: 0 HBP: 0	WP: 0 PB: 0 SB: 1 CS: 0	PA: 36		
PITCHER	IP WLS BF H R ER SO BB IBB HBP BLK WP HR S P ERA WHIP	IP WLS BF H R ER SO BB IBB HBP BLK WP HR S P ERA WHIP	IP WLS BF H R ER SO BB IBB HBP BLK WP HR S P ERA WHIP	IP WLS BF H R ER SO BB IBB HBP BLK WP HR S P ERA WHIP	IP WLS BF H R ER SO BB IBB HBP BLK WP HR S P ERA WHIP	IP WLS BF H R ER SO BB IBB HBP BLK WP HR S P ERA WHIP	IP WLS BF H R ER SO BB IBB HBP BLK WP HR S P ERA WHIP	IP WLS BF H R ER SO BB IBB HBP BLK WP HR S P ERA WHIP	IP WLS BF H R ER SO BB IBB HBP BLK WP HR S P ERA WHIP	IP WLS BF H R ER SO BB IBB HBP BLK WP HR S P ERA WHIP	IP WLS BF H R ER SO BB IBB HBP BLK WP HR S P ERA WHIP	IP WLS BF H R ER SO BB IBB HBP BLK WP HR S P ERA WHIP	IP WLS BF H R ER SO BB IBB HBP BLK WP HR S P ERA WHIP	IP WLS BF H R ER SO BB IBB HBP BLK WP HR S P ERA WHIP	IP WLS BF H R ER SO BB IBB HBP BLK WP HR S P ERA WHIP	IP WLS BF H R ER SO BB IBB HBP BLK WP HR S P ERA WHIP	IP WLS BF H R ER SO BB IBB HBP BLK WP HR S P ERA WHIP	IP WLS BF H R ER SO BB IBB HBP BLK WP HR S P ERA WHIP	IP WLS BF H R ER SO BB IBB HBP BLK WP HR S P ERA WHIP	IP WLS BF H R ER SO BB IBB HBP BLK WP HR S P ERA WHIP	IP WLS BF H R ER SO BB IBB HBP BLK WP HR S P ERA WHIP	IP WLS BF H R ER SO BB IBB HBP BLK WP HR S P ERA WHIP
John Burkett, R (1, 1) ERA: 4.24	7.2	W	30	7	5	5	3	0	0	0	0	0	0	0	0	0	5.87	0.913				
Ed Vosberg, L (8, 1) ERA: 3.43	0.1		1	0	0	0	0	0	0	0	0	0	0	0	1	1	0.00	0.000				
Mike Stanton, L (9, 1) ERA: 3.71	0.2	S	3	1	0	0	0	0	0	0	0	0	0	8	12	0.00	1.500					
Mike Henneman, R (9, 1) ERA: 6.02	0.1	S	2	0	0	0	0	1	0	0	0	0	0	5	10	0.00	3.000					

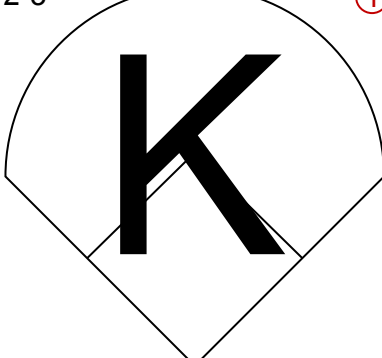
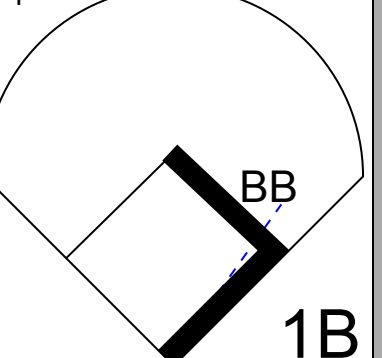
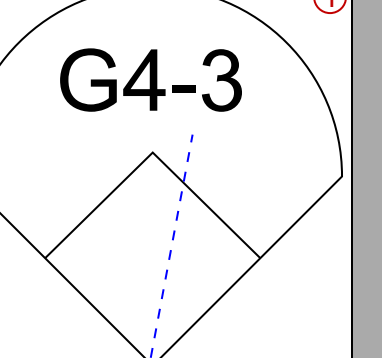
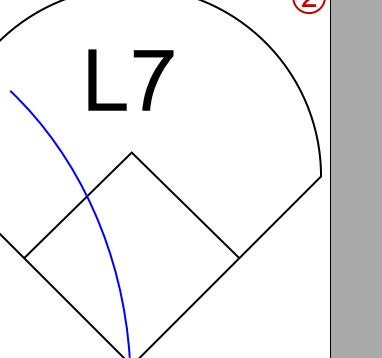
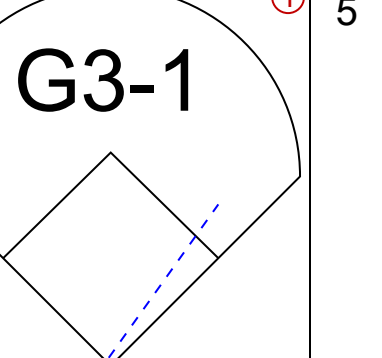
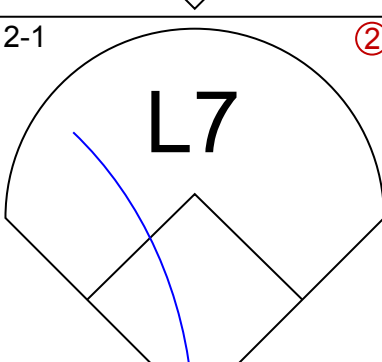
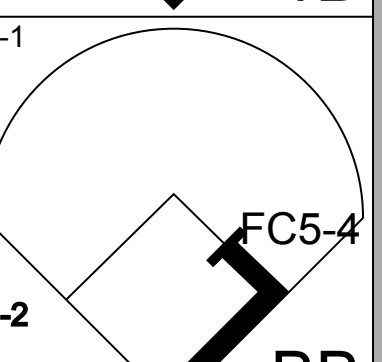
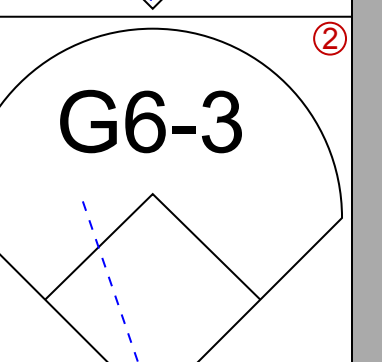
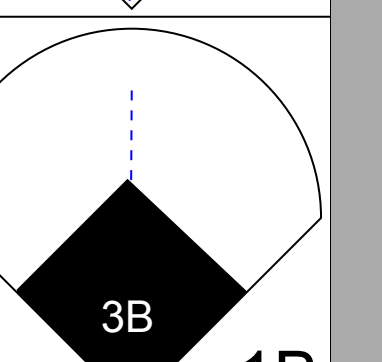
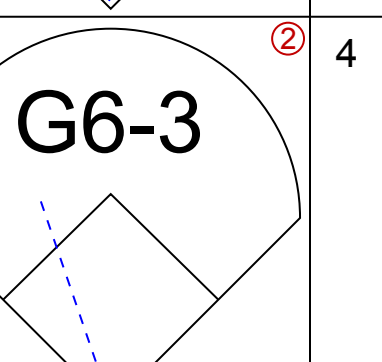
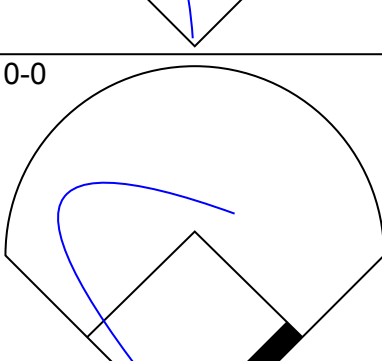
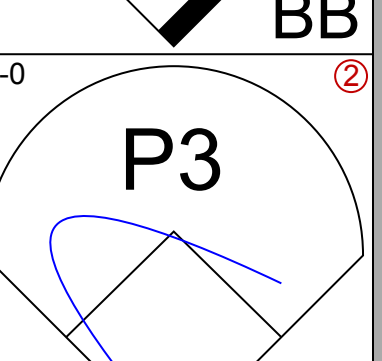
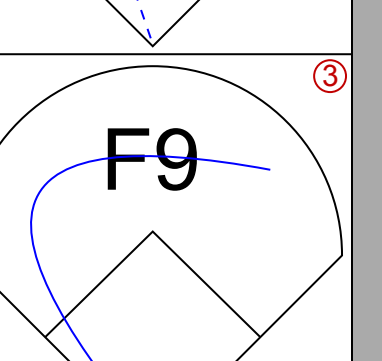
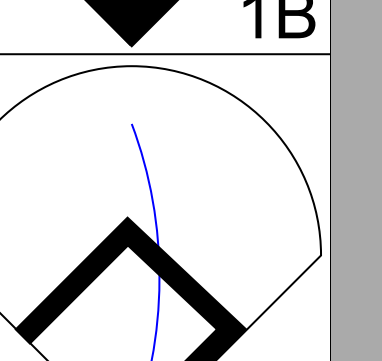
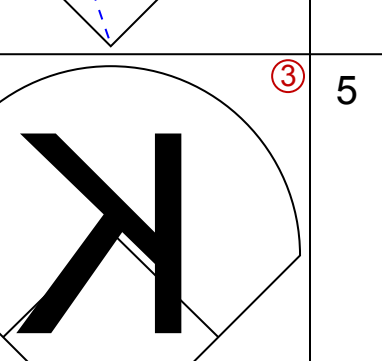
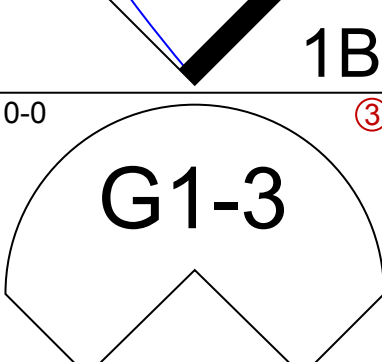
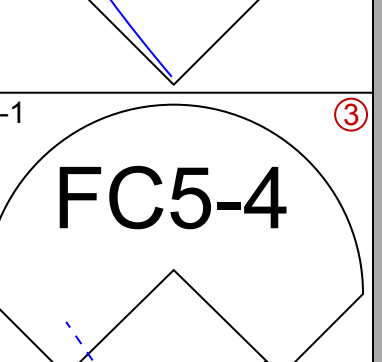
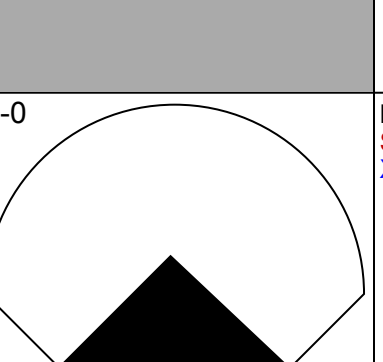
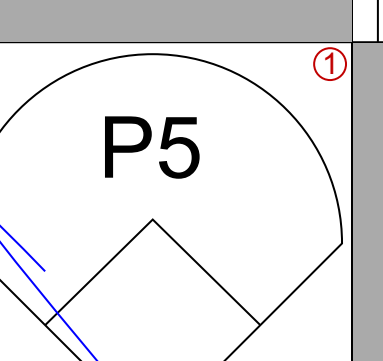
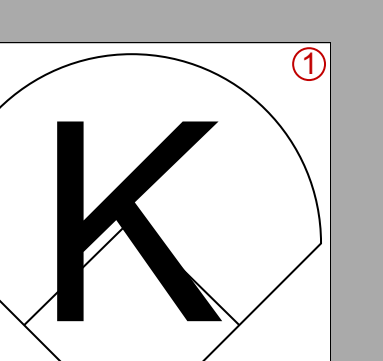
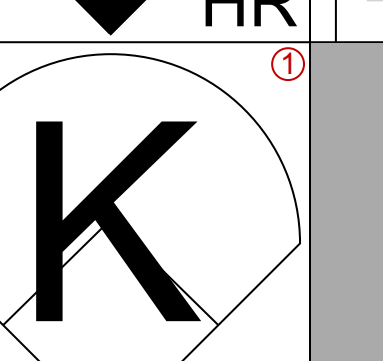
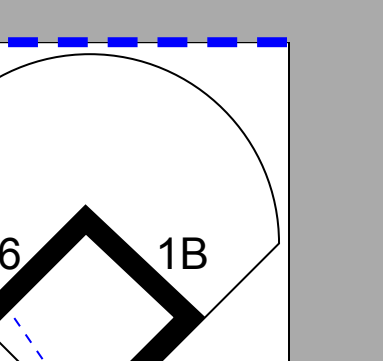
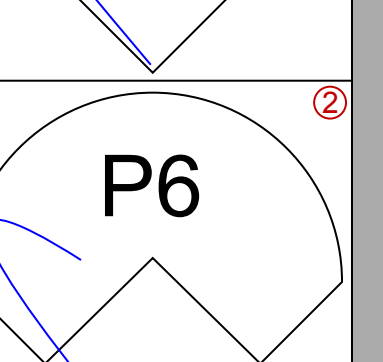
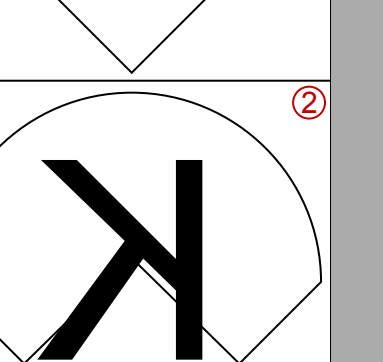
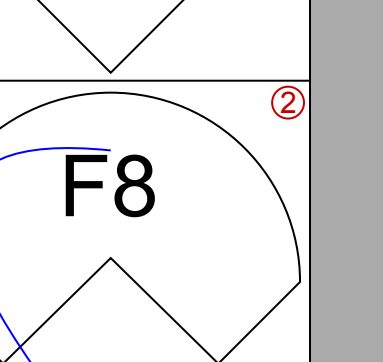
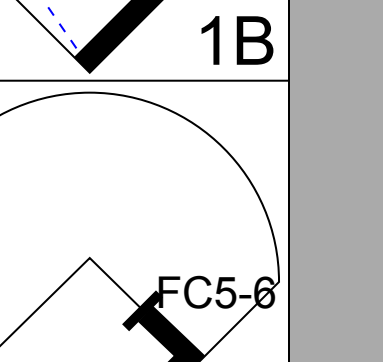
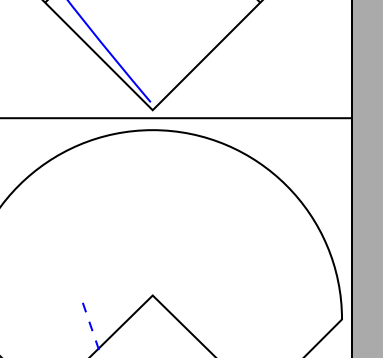
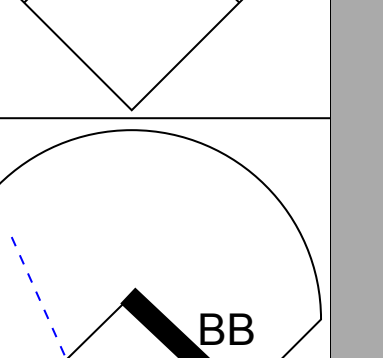
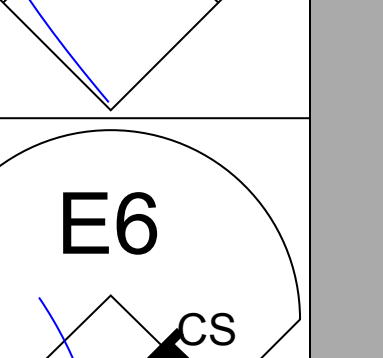

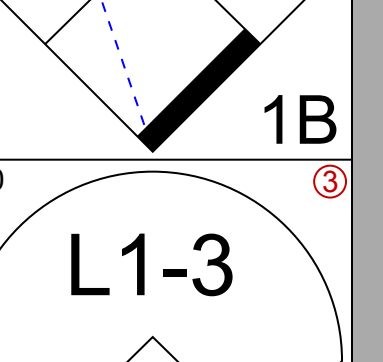
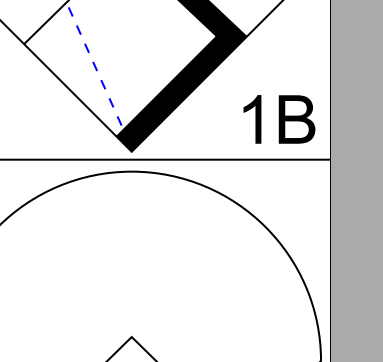
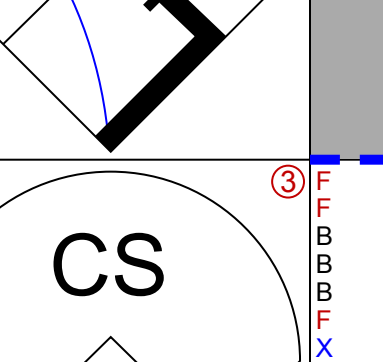
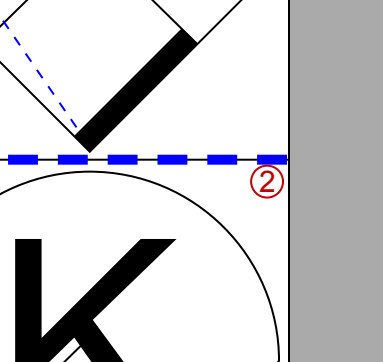
AB 34
R 5
H 8
RBI 5
BB 1
SO 3
LOB 8



Batter	1	2	3	4	5	6	7	8	9	AB	R	H	RBI	BB	SO	LOB	BOTTOM					
Darryl Hamilton, L (1, 8) OBP: 0.350, SLG: 0.385	G5-3		2B 29 SF 1B	FC1-4		G4-3				4	1	1	1	0	0	2	California Angels @ Texas Rangers The Ballpark at Arlington, Arlington, TX Thu Sep 26 1996, 8:05 PM EDT Att: 33,895 - Unknown - 61 F					
Ivan Rodriguez, R (1, 2) OBP: 0.341, SLG: 0.476				G4-3		G5-3				4	1	2	1	0	0	2						
29 Rusty Greer, L (1, 7) OBP: 0.399, SLG: 0.532	L8		SF E SF7		F7			FC4-6 1B		3	1	1	1	0	0	1						
Juan Gonzalez, R (1, 9) OBP: 0.370, SLG: 0.651	L8		E5 PB		F8			K		4	0	0	0	0	1	3						
Willi Clark, L (1, 3) OBP: 0.378, SLG: 0.439			SF7					FC4-6 2B		3	0	1	1	0	1	1						
Dean Palmer, R (1, 5) OBP: 0.348, SLG: 0.526	F7		P4		K			F8		4	0	0	0	0	1	3						
Mickey Tettleton, S (1, 10) OBP: 0.365, SLG: 0.453				F8		F9		F8		4	0	0	0	0	1	0						
Mark McLemore, S (1, 4) OBP: 0.390, SLG: 0.382			E5 1B 2B BB	E5 1B FC1-4		3B 1B		F7		3	3	1	0	1	0	0						
Kevin Elster, R (1, 6) OBP: 0.314, SLG: 0.458			K	FC1-4 1B		3B		F8		4	0	2	1	0	1	1						
Inning Stats	R: 0 E: 0 K: 0 S: 8	H: 1 LOB: 1 BB: 0 P: 9	R: 0 E: 0 K: 2 S: 8	H: 0 LOB: 0 BB: 0 P: 11	R: 4 E: 2 K: 1 S: 15	H: 2 LOB: 1 BB: 1 P: 22	R: 1 E: 1 K: 0 S: 12	H: 1 LOB: 1 BB: 0 P: 17	R: 0 E: 0 K: 1 S: 11	H: 1 LOB: 1 BB: 0 P: 18	R: 1 E: 0 K: 0 S: 8	H: 1 LOB: 1 BB: 0 P: 9	R: 0 E: 0 K: 1 S: 11	H: 0 LOB: 0 BB: 0 P: 16	R: 0 E: 0 K: 0 S: 7	H: 0 LOB: 0 BB: 0 P: 12		1B: 5 2B: 2 3B: 1 HR: 0	SF: 2 SAC: 0 DP: 0 HBP: 0	WP: 0 PB: 1 SB: 1 CS: 0	PA: 36	
PITCHER	IP WLS BF H R ER SO BB IBB HBP BLK WP HR S P ERA WHIP	IP WLS BF H R ER SO BB IBB HBP BLK WP HR S P ERA WHIP	IP WLS BF H R ER SO BB IBB HBP BLK WP HR S P ERA WHIP	IP WLS BF H R ER SO BB IBB HBP BLK WP HR S P ERA WHIP	IP WLS BF H R ER SO BB IBB HBP BLK WP HR S P ERA WHIP	IP WLS BF H R ER SO BB IBB HBP BLK WP HR S P ERA WHIP	IP WLS BF H R ER SO BB IBB HBP BLK WP HR S P ERA WHIP	IP WLS BF H R ER SO BB IBB HBP BLK WP HR S P ERA WHIP	IP WLS BF H R ER SO BB IBB HBP BLK WP HR S P ERA WHIP	IP WLS BF H R ER SO BB IBB HBP BLK WP HR S P ERA WHIP	IP WLS BF H R ER SO BB IBB HBP BLK WP HR S P ERA WHIP	IP WLS BF H R ER SO BB IBB HBP BLK WP HR S P ERA WHIP	IP WLS BF H R ER SO BB IBB HBP BLK WP HR S P ERA WHIP	IP WLS BF H R ER SO BB IBB HBP BLK WP HR S P ERA WHIP	IP WLS BF H R ER SO BB IBB HBP BLK WP HR S P ERA WHIP	IP WLS BF H R ER SO BB IBB HBP BLK WP HR S P ERA WHIP	IP WLS BF H R ER SO BB IBB HBP BLK WP HR S P ERA WHIP	IP WLS BF H R ER SO BB IBB HBP BLK WP HR S P ERA WHIP	IP WLS BF H R ER SO BB IBB HBP BLK WP HR S P ERA WHIP	IP WLS BF H R ER SO BB IBB HBP BLK WP HR S P ERA WHIP	IP WLS BF H R ER SO BB IBB HBP BLK WP HR S P ERA WHIP	IP WLS BF H R ER SO BB IBB HBP BLK WP HR S P ERA WHIP
Jim Abbott, L (1, 1) ERA: 7.48	8.0	L	36	8	6	3	5	1	0	0	0	0	0	0	0	0	3.38	1.125				

AB 33
R 6
H 8
RBI 5
BB 1
SO 5
LOB 13

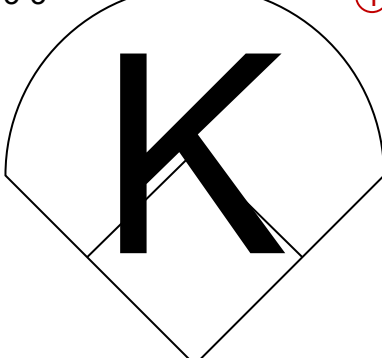
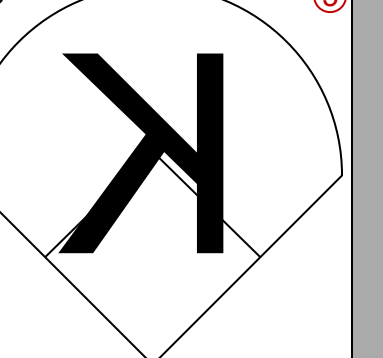
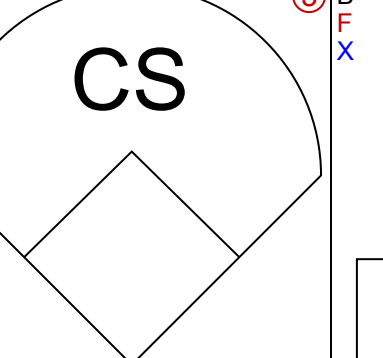
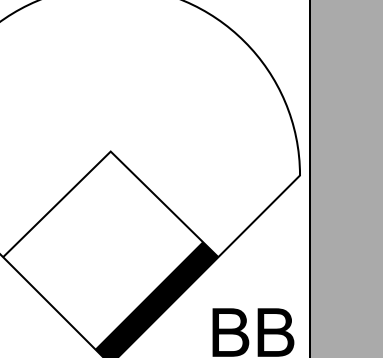
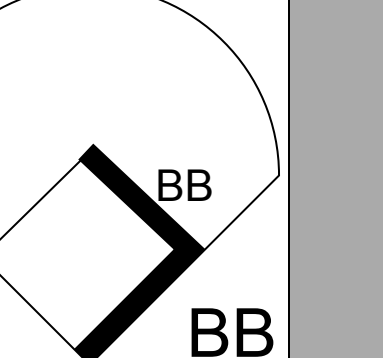
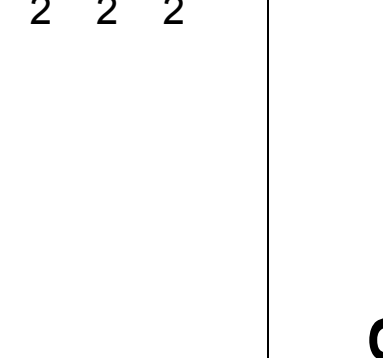
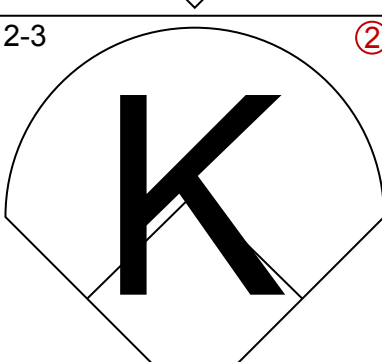
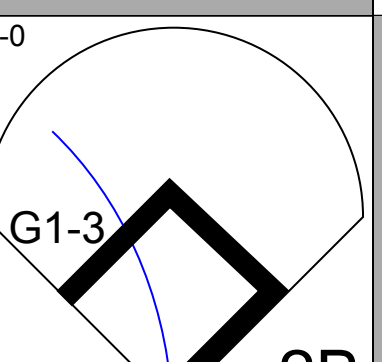
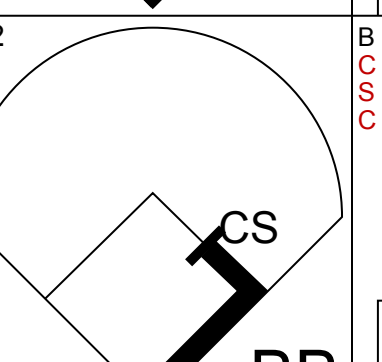


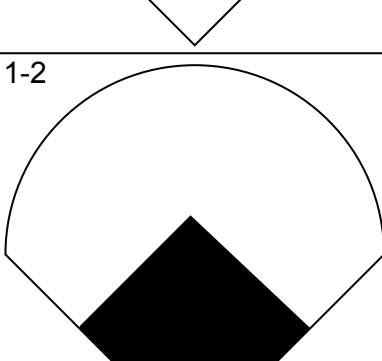
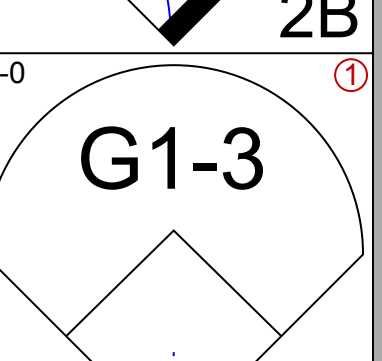
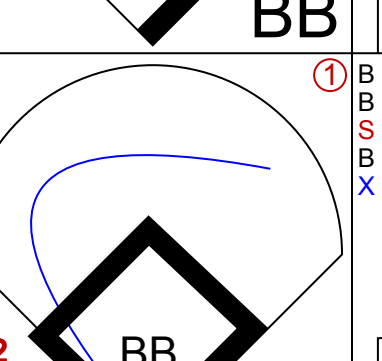
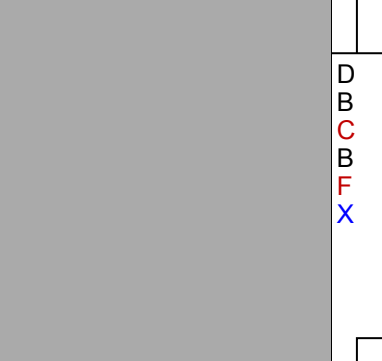

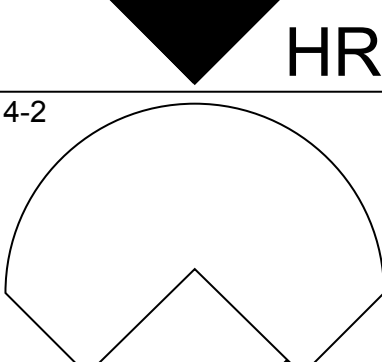
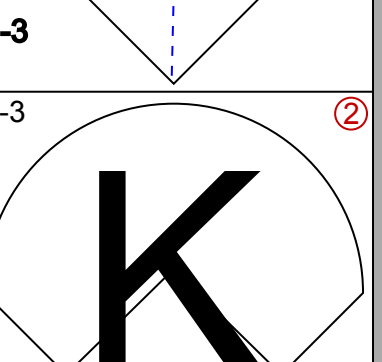
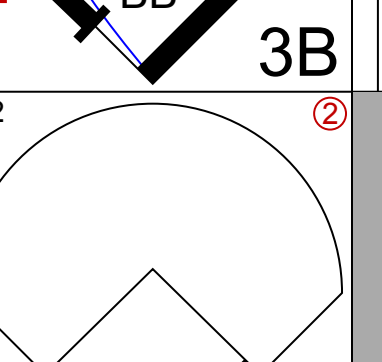
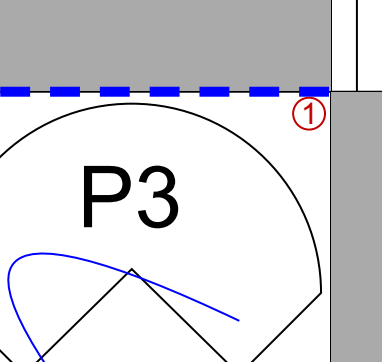
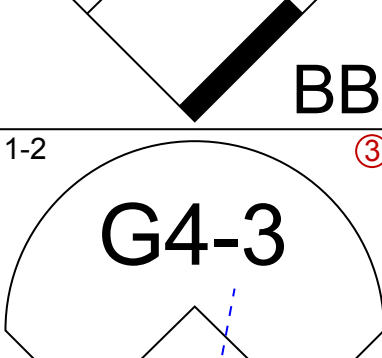
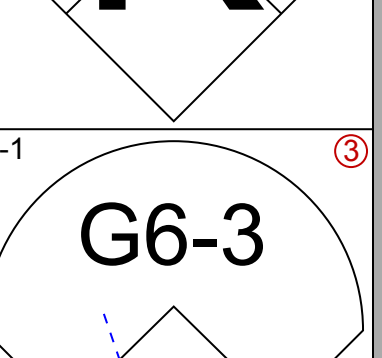
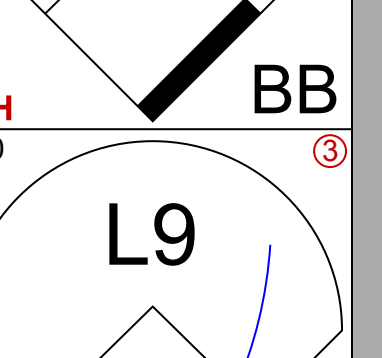
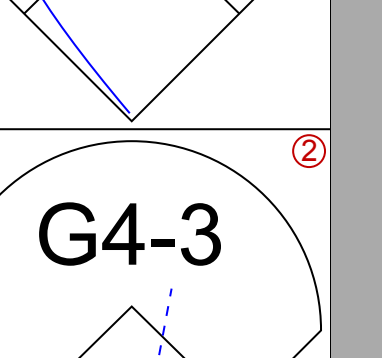
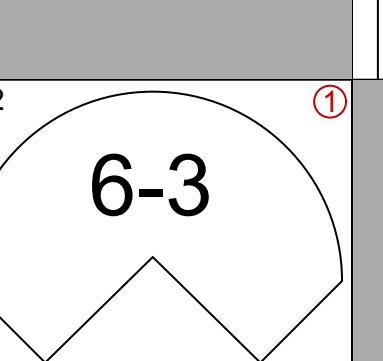
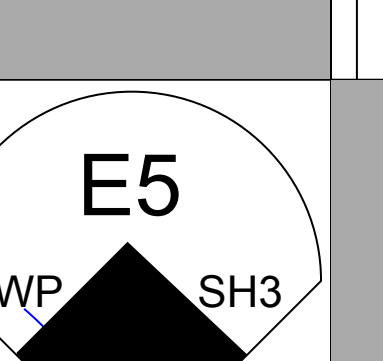
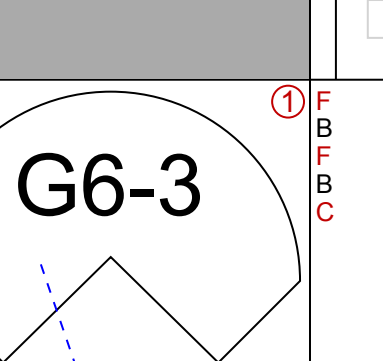

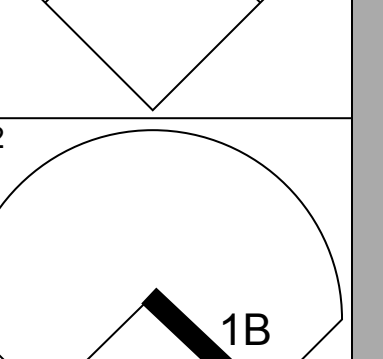
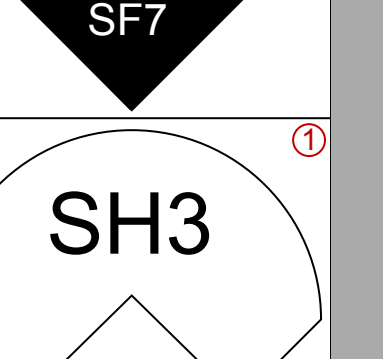
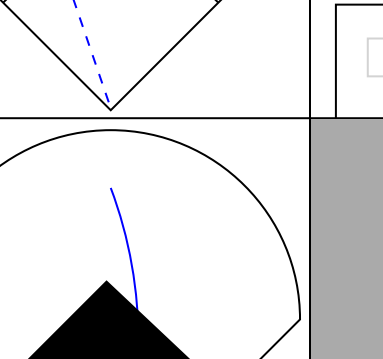
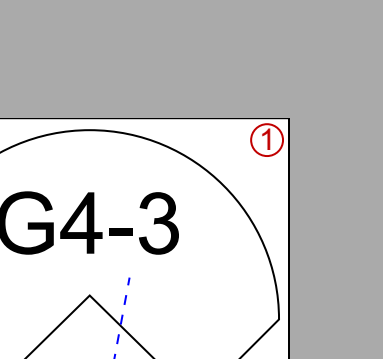
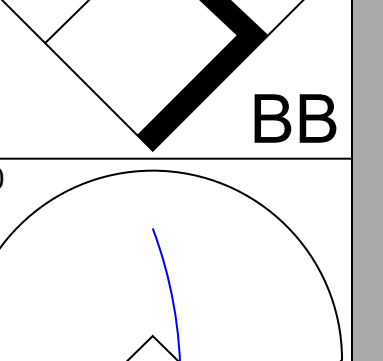
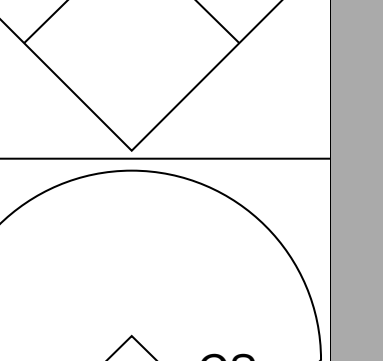
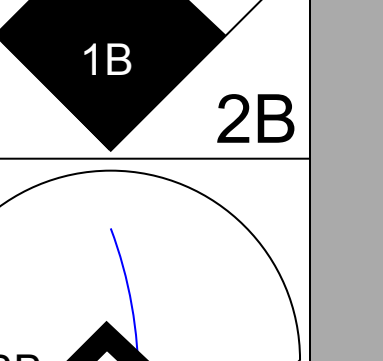
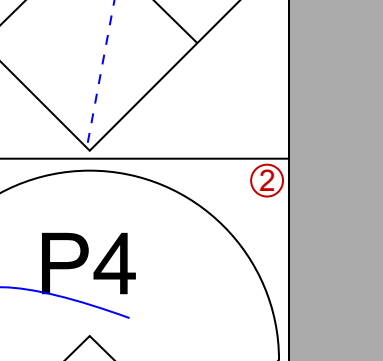
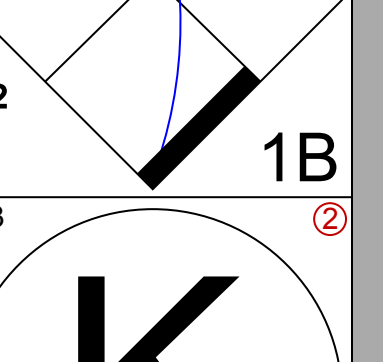
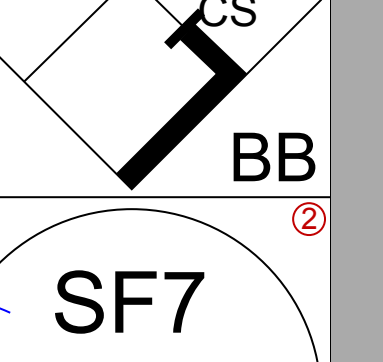
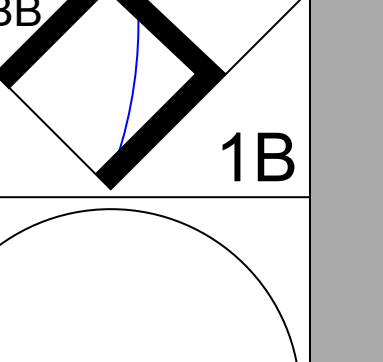
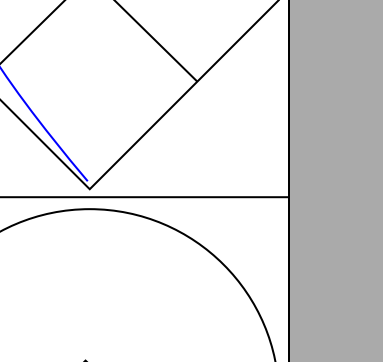


Batter	1	2	3	4	5	6	7	8	9	AB	R	H	RBI	BB	SO	LOB	TOP					
Darin Erstad, L OBP: 0.330, SLG: 0.376	2-3 		2-1  1B		0-1 		1-2 		2-1 	5	0	1	0	0	1	1						
Dick Schofield, R OBP: 0.286, SLG: 0.231	2-1 		4-1  BB		0-1 		2-1  1B		2-2 	4	1	1	0	1	0	0						
Tim Salmon, R OBP: 0.387, SLG: 0.503	0-0 		0-0 		3-1 		2-0  1-1		1-3 	5	0	2	2	0	1	2						
George Arias, R OBP: 0.280, SLG: 0.339	0-0 		2-1  1-2			0-0 				4	1	1	1	0	0	4						
Chris Pritchett, L OBP: 0.222, SLG: 0.222		1-1 		3-3 		2-3 		1-2  1B		4	0	1	0	0	2	0						
Todd Greene, R OBP: 0.232, SLG: 0.273		2-1 		1-3 		2-2 		0-1  1B		3	0	0	0	0	1	0						
Jorge Fabregas, L OBP: 0.328, SLG: 0.337										1	0	1	0	0	0	0						
Orlando Palmeiro, L OBP: 0.369, SLG: 0.393		2-1 		1-0  1B		0-1  CS		1-0  1-2 2-3		4	0	2	0	0	0	2						
Chris Turner, R OBP: 0.400, SLG: 0.333		0-0 		4-2 		3-2  1-2		1-3 		2	0	0	0	1	0	1						
Jim Edmonds, L OBP: 0.376, SLG: 0.572										1	0	0	0	0	1	2						
Robert Eenhoorn, R OBP: 0.207, SLG: 0.160										3	1	1	0	0	0	2						
Chili Davis, S OBP: 0.387, SLG: 0.496										1	0	0	0	0	0	2						
Gary Disarcina, R OBP: 0.286, SLG: 0.347										0	0	0	0	0	0	0						
Inning Stats	R: 0 E: 0 K: 1 S: 9	H: 1 LOB: 1 BB: 0 P: 13	R: 0 E: 0 K: 0 S: 7	H: 1 LOB: 1 BB: 0 P: 12	R: 0 E: 0 K: 0 S: 9	H: 1 LOB: 2 BB: 1 P: 18	R: 0 E: 0 K: 2 S: 15	H: 1 LOB: 2 BB: 1 P: 24	R: 0 E: 0 K: 0 S: 6	H: 0 LOB: 0 BB: 0 P: 9	R: 1 E: 1 K: 1 S: 12	H: 1 LOB: 0 BB: 0 P: 19	R: 2 E: 0 K: 0 S: 14	H: 3 LOB: 1 BB: 0 P: 23	R: 0 E: 0 K: 1 S: 13	H: 2 LOB: 2 BB: 0 P: 16	R: 0 E: 0 K: 1 S: 9	H: 0 LOB: 0 BB: 0 P: 14	1B: 8 2B: 0 3B: 1 HR: 1	SF: 0 SAC: 0 DP: 0 HBP: 0	WP: 0 PB: 0 SB: 0 CS: 1	PA: 40
PITCHER	IP	WLS	BF	H	R	ER	SO	BB	IBB	HBP	BLK	WP	HR	S	P	ERA	WHIP					
Darren Oliver, L ERA: 4.66	(1, 1)	6.0	W	25	5	1	1	4	2	0	0	0	0	1	58	95	1.50	1.167				
Jose Alberro, R ERA: 5.79	(7, 1)	1.0		6	3	2	2	0	0	0	0	0	0	0	14	23	18.00	3.000				
Ed Vosberg, L ERA: 3.27	(8, 1)	0.1		3	2	0	0	0	0	0	0	0	0	6	8	0.00	6.000					
Gil Heredia, R ERA: 5.89	(8, 1)	1.2	S	5	0	0	0	2	0	0	0	0	0	16	22	0.00	0.000					

California Angels @ Texas Rangers
The Ballpark at Arlington, Arlington, TX
Sat Sep 28 1996, 4:33 AM EDT
Att: 45,651 - Sunny - 66 F

AB	37
R	3
H	10
RBI	3
BB	2
SO	6
LOB	16



Batter	1	2	3	4	5	6	7	8	9	AB	R	H	RBI	BB	SO	LOB	BOTTOM					
Damon Buford, R OBP: 0.350, SLG: 0.479	3-3 	2-3 		2-0  1-2	1-1 	4-1  1-2 2-3		4-0  1-2 BB		3	1	1	1	2	2	2						
Lou Frazier, S OBP: 0.373, SLG: 0.340	2-3 		1-0  2B		4-2  BB	1-3 		4-1  1-2 2-3 BB		3	0	1	0	2	2	3						
Luis Ortiz, R OBP: 0.286, SLG: 1.000	1-2 		0-0 		0-1  1-2 3B	3-1 		3-2 		5	1	2	1	0	0	7						
Lee Stevens, L OBP: 0.298, SLG: 0.461	4-2 		1-3 		4-2  3H		1-2 			2	0	0	0	2	1	1						
Jack Voigt, R OBP: 0.125, SLG: 0.125	1-2 		2-1 		1-0 		2-1 			4	0	0	0	0	0	3						
Rene Gonzales, R OBP: 0.284, SLG: 0.330		2-2 		0-1  WP SH3 SF7		1-1 		2-3 		4	1	0	0	0	1	0						
Kurt Stillwell, S OBP: 0.357, SLG: 0.315		4-2  BB		0-1  1-2		3-2  2B		0-1 		2	1	1	0	1	0	0						
Benji Gil, R OBP: 0.500, SLG: 0.400		0-0 		4-1  BB		1-2  2H 1B		3-1 		3	0	2	1	1	0	0						
Kevin Brown, R OBP: 0.286, SLG: 0.347		1-3 		3-2  3H		4-2  BB		4-2  BB		1	0	0	1	2	1	2						
Inning Stats	R: 1 E: 0 K: 2 S: 20	H: 1 LOB: 1 BB: 1 P: 31	R: 0 E: 0 K: 2 S: 12	H: 1 LOB: 2 BB: 1 P: 21	R: 0 E: 0 K: 1 S: 7	H: 1 LOB: 0 BB: 0 P: 11	R: 1 E: 1 K: 0 S: 8	H: 2 LOB: 0 BB: 1 P: 17	R: 1 E: 0 K: 0 S: 11	H: 2 LOB: 3 BB: 2 P: 21	R: 1 E: 0 K: 1 S: 16	H: 2 LOB: 3 BB: 2 P: 33	R: 0 E: 0 K: 1 S: 8	H: 0 LOB: 0 BB: 0 P: 13	R: 0 E: 0 K: 0 S: 10	H: 0 LOB: 3 BB: 3 P: 28	R: 0 E: 0 K: 1 S: 9	H: 0 LOB: 0 BB: 0 P: 14	1B: 2 2B: 2 3B: 1 HR: 2	SF: 1 SAC: 1 DP: 0 HBP: 0	WP: 1 PB: 0 SB: 0 CS: 2	PA: 40
PITCHER	IP	WLS	BF	H	R	ER	SO	BB	IBB	HBP	BLK	WP	HR	S	P	ERA	WHIP					
Chuck Finley, L ERA: 4.16	(1, 1)	5.1	L	27	7	4	3	5	6	0	0	0	0	1	68	120	5.06	2.438				
Jason Grimsley, R ERA: 6.84	(6, 1)	0.2		3	0	0	0	1	1	0	0	0	0	6	14	0.00	1.500					
Robert Ellis, R ERA:	(7, 1)	2.0		9	0	0	0	1	3	0	0	0	0	18	41	0.00	1.500					

California Angels @ Texas Rangers
The Ballpark at Arlington, Arlington, TX
Sat Sep 28 1996, 4:33 AM EDT
Att: 45,651 - Sunny - 66 F

AB	27
R	4
H	7
RBI	4
BB	10
SO	7
LOB	18



Batter	1	2	3	4	5	6	7	8	9	AB	R	H	RBI	BB	SO	LOB	TOP								
Darin Erstad, L OBP: 0.333, SLG: 0.375	4-0 BB G6-4-3		1-3 K			1-0 BB 1B	3-2 P5			3	1	1	0	1	1	3									
Orlando Palmeiro, L OBP: 0.351, SLG: 0.379	1-1 G6-4-3 1-2		2-2 G3-1			0-0 B5	4-2 BB			3	0	0	0	1	0	4									
Tim Salmon, R OBP: 0.386, SLG: 0.501	1-0 L5				2-0 F7	4-1 1B FC6-4	0-3 K			3	1	0	0	1	1	2									
Jack Howell, L OBP: 0.324, SLG: 0.508		2-3 K			1-0 F7	3-2 FC6-4 1B		2-1 L8		4	0	1	1	0	1	0									
Chris Pritchett, L OBP: 0.154, SLG: 0.154		3-2 P6			2-3 K	1-0 FC6-4 2B		0-2 G5-3		4	1	0	1	0	1	1									
George Arias, R OBP: 0.284, SLG: 0.349		0-1 G6-3				0-0 G4-3 2B		0-0 F7		4	0	2	1	0	0	0									
Robert Eenhoorn, R OBP: 0.212, SLG: 0.172			0-0 1B		0-2 G4-3	2-3 K		0-0 F7		4	0	1	0	0	1	2									
Jorge Fabregas, L OBP: 0.326, SLG: 0.335			1-1 P6		0-3 K		1-0 BB	2-1 L8		2	0	0	0	0	1	2									
Todd Greene, R OBP: 0.236, SLG: 0.278										2	0	1	0	0	0	0									
Dick Schofield, R OBP: 0.294, SLG: 0.250			2-2 1B		1-3 K		0-0 L7	0-3 K		3	0	1	0	0	1	2									
Jim Edmonds, L OBP: 0.375, SLG: 0.571			1-3 1B							1	0	0	0	0	1	0									
Inning Stats	R: 0 E: 0 K: 0 S: 3	H: 0 LOB: 0 BB: 1 P: 9	R: 0 E: 0 K: 1 S: 9	H: 0 LOB: 0 BB: 0 P: 14	R: 0 E: 0 K: 1 S: 12	H: 2 LOB: 2 BB: 0 P: 18	R: 0 E: 0 K: 1 S: 5	H: 0 LOB: 0 BB: 0 P: 10	R: 0 E: 0 K: 2 S: 10	H: 1 LOB: 1 BB: 0 P: 11	R: 3 E: 0 K: 1 S: 14	H: 3 LOB: 1 BB: 1 P: 25	R: 0 E: 0 K: 1 S: 17	H: 1 LOB: 2 BB: 1 P: 25	R: 0 E: 0 K: 0 S: 6	H: 0 LOB: 0 BB: 0 P: 8	R: 0 E: 0 K: 1 S: 7	H: 0 LOB: 0 BB: 0 P: 9	1B: 5 2B: 2 3B: 0 HR: 0	SF: 0 SAC: 0 DP: 1 HBP: 0	WP: 0 PB: 0 SB: 0 CS: 0	PA: 36			
PITCHER	IP	WLS	BF	H	R	ER	SO	BB	IBB	HBP	BLK	WP	HR	S	P	ERA	WHIP								
Roger Pavlik, R ERA: 5.19	(1, 1)	3.1	12	2	0	0	2	1	0	0	0	0	0	25	44	0.00	0.900								
Dennis Cook, L ERA: 4.09	(4, 1)	0.2	2	0	0	0	1	0	0	0	0	0	0	4	7	0.00	0.000								
Bobby Witt, R ERA: 5.41	(5, 1)	5.0	W	22	5	3	3	5	2	0	0	0	0	54	78	5.40	1.400								

California Angels @ Texas Rangers
The Ballpark at Arlington, Arlington, TX
Sun Sep 29 1996, 4:33 AM EDT
Att: 45,434 - Sunny - 79 F

AB	33
R	3
H	7
RBI	3
BB	3
SO	8
LOB	16



Batter	1	2	3	4	5	6	7	8	9	AB	R	H	RBI	BB	SO	LOB	BOTTOM									
Kurt Stillwell, S OBP: 0.364, SLG: 0.364	2-1 HR		1-0 BB	0-1 F7		0-3 K				4	1	2	1	0	1	1										
Damon Buford, R OBP: 0.348, SLG: 0.469	1-3 K		4-1 BB		1-1 G3	3-1 G5-3				3	0	0	0	1	1	0										
29 Rusty Greer, L OBP: 0.397, SLG: 0.530	0-1 F6		1-3 K		4-1 BB		3-3 K			2	0	0	0	1	1	3										
Jack Voigt, R OBP: 0.111, SLG: 0.111										1	0	0	0	0	1	0										
Juan Gonzalez, R OBP: 0.368, SLG: 0.643	3-3 K		1-3 K		2-1 F8		1-0 F8			2	0	0	0	0	2	3										
Lee Stevens, L OBP: 0.291, SLG: 0.449										2	0	0	0	0	0	1										
Will Clark, L OBP: 0.377, SLG: 0.436		2-2 BB		0-1 F9		4-1 BB		2-1 E6		2	0	1	0	0	0	3										
Rene Gonzales, R OBP: 0.288, SLG: 0.326										1	0	0	0	1	0	0										
Dean Palmer, R OBP: 0.348, SLG: 0.527		0-3 K		2-2 HR		0-3 K		1-1 G4-3		1	0	0	0	0	1	1										
Warren Newson, L OBP: 0.355, SLG: 0.451										3	1	1	1	0	1	3										
Mickey Tettleton, S OBP: 0.366, SLG: 0.450	4-0 BB		1-2 BB		1-0 L4			0-1 G4-3		3	0	0	0	1	0	0										
Dave Valle, R OBP: 0.368, SLG: 0.500	1-0 G6-4-3				1-1 F9		3-2 HR	1-1 G6-3		1	0	0	0	0	0	2										
Kevin Brown, R OBP: 0.317, SLG: 0.462										2	1	1	2	1	0	0										
Kevin Elster, R OBP: 0.317, SLG: 0.462			4-0 BB		1-2 HBP		2-1 HR	2-2 G2-3		2	1	1	2	1	0	0										
Inning Stats	R: 1 E: 0 K: 2 S: 10	H: 1 LOB: 0 BB: 0 P: 16	R: 0 E: 0 K: 1 S: 8	H: 1 LOB: 1 BB: 1 P: 15	R: 0 E: 0 K: 2 S: 12	H: 1 LOB: 3 BB: 2 P: 23	R: 1 E: 0 K: 0 S: 11	H: 1 LOB: 1 BB: 0 P: 16	R: 0 E: 0 K: 1 S: 9	H: 0 LOB: 2 BB: 2 P: 20	R: 2 E: 0 K: 1 S: 11	H: 1 LOB: 0 BB: 0 P: 19	R: 0 E: 1 K: 1 S: 8	H: 0 LOB: 1 BB: 0 P: 15	R: 0 E: 0 K: 0 S: 8	H: 0 LOB: 0 BB: 0 P: 13	R: 0 E: 0 K: 0 S: 8	H: 0 LOB: 0 BB: 0 P: 13	1B: 2 2B: 0 3B: 0 HR: 3	SF: 0 SAC: 0 DP: 1 HBP: 2	WP: 0 PB: 0 SB: 1 CS: 0	PA: 36				
PITCHER	IP	WLS	BF	H	R	ER	SO	BB	IBB	HBP	BLK	WP	HR	S	P	ERA	WHIP									
Dennis Springer, R ERA: 5.51	(1, 1)	8.0	L	36	5	4	4	8	5	0	2	0	0	3	77	137	4.50	1.250								

California Angels @ Texas Rangers
The Ballpark at Arlington, Arlington, TX
Sun Sep 29 1996, 4:33 AM EDT
Att: 45,434 - Sunny - 79 F

AB	29
R	4
H	5
RBI	4
BB	5
SO	8
LOB	17

