

Chicago Cubs - 1954

Batter	1	2	3	4	5	6	7	8	9	AB R H RBI BB SO LOB	TOP	
Bob Talbot, R OBP: 0.167, SLG: 0.500 (1, 8)	0-3 K	0-0 F3		0-0 5-3		0-0 1B 3B	0-0 5-3		0-0 F7	6 1 1 0 0 1 1		
Dee Fondy, L OBP: 1.000, SLG: 1.000 (1, 3)	4-0 S BB		0-0 2B 1B	0-0 1B		0-0 WP E 1B	0-0 F8 1B		4-0 FC4-6 BB	4 2 4 1 2 0 0		
Ralph Kiner, R OBP: 0.400, SLG: 0.500 Luis Marquez, R (1, 7) (7, 7)	0-3 K 1-2		0-0 1B 14 FC5-2 2B	0-3 K		4-0 WP E BB	0-0 F8 1-2		0-3 K	4 1 1 0 1 2 3 1 0 0 0 0 1 1		
Hank Sauer, R Don Robertson, L (1, 9) (8, PR) (8, 9)	0-0 4-3		4-0 14 FC5-2 1B BB IBB	0-0 F7		4-0 E 14 1B BB 1-2 2-3		4-0 14 G6-4-3 BB	0-0 FC4-6 1-2f	2 2 0 0 3 0 2 1 0 0 0 0 0 1		
Randy Jackson, R OBP: 0.400, SLG: 0.400 (1, 5)		0-0 P3	0-0 BB 14 FC5-2 1B 1-2 2-3 3-H		0-0 L5	0-0 E7 14 1B 1B 1-3 2-H 3-H		0-3 K		5 1 2 3 0 1 1		
14 Ernie Banks, R OBP: 0.400, SLG: 0.250 (1, 6)		4-0 1B 2B BB	0-0 FC5-2 BB 1-2 2-3 3-H		0-0 F7	0-0 FC6-4 1B 2-H 3-H		0-0 G6-4-3 1-2f		4 1 1 2 1 0 4		
Gene Baker, R OBP: 0.600, SLG: 1.250 (1, 4)		0-0 2B SF9 1B 1-2	4-0 BB 1-2 2-3 3-H		0-0 P6	0-0 FC6-4 1B 1-2f			0-0 HR	4 2 2 2 1 0 1		
Clyde McCullough, R OBP: 0.800, SLG: 1.800 (1, 2)		0-0 2B 1-3 2-H	0-3 K						0-0 HR 2B	5 2 4 2 0 1 3		
Paul Minner, L OBP: 0.200, SLG: 1.000 (1, 1)		0-0 SF9 3-H	0-0 6-3						0-0 HR	4 1 1 3 0 1 5		
Inning Stats	R: 0 E: 0 K: 2 S: 7 H: 0 LOB: 1 BB: 1 P: 11	R: 2 E: 0 K: 0 S: 5 H: 2 LOB: 1 BB: 1 P: 9	R: 2 E: 0 K: 1 S: 8 H: 3 LOB: 3 BB: 2 P: 16	R: 0 E: 0 K: 1 S: 6 H: 1 LOB: 1 BB: 0 P: 6	R: 0 E: 0 K: 0 S: 3 H: 0 LOB: 0 BB: 0 P: 3	R: 6 E: 1 K: 1 S: 11 H: 6 LOB: 2 BB: 2 P: 19	R: 0 E: 0 K: 0 S: 3 H: 1 LOB: 1 BB: 0 P: 3	R: 0 E: 0 K: 1 S: 4 H: 0 LOB: 1 BB: 1 P: 8	R: 3 E: 0 K: 1 S: 8 H: 3 LOB: 1 BB: 1 P: 12	1B: 9 2B: 3 3B: 1 HR: 3 SF: 1 SAC: 0 DP: 1 HBP: 0	WP: 1 PB: 0 SB: 2 CS: 0 PA: 49	
PITCHER	IP WLS BF H R ER SO BB IBB HBP BLK WP HR S P ERA WHIP											
Harvey Haddix, L ERA: 15.43 (1, 1)	2.1 L 16 5 4 4 2 3 1 0 0 0 0 0 16 32 15.43 3.429											
Hal White, R ERA: 9.0 (3, 1)	3.0 13 4 3 3 2 0 0 0 0 0 1 17 17 9.00 1.333											
Cot Deal, R ERA: 40.5 (6, 1)	0.2 7 3 3 3 1 2 0 0 0 1 0 7 15 40.50 7.500											
Royce Lint, L ERA: (7, 1)	2.0 6 1 0 0 1 1 0 0 0 0 0 7 11 0.00 1.000											
Tom Poholsky, R ERA: 27.0 (9, 1)	1.0 7 3 3 3 1 1 0 0 0 0 2 8 12 27.00 4.000											

Chicago Cubs @ St. Louis Cardinals
 Sportsman's Park, St. Louis, MO
 Tue Apr 13 1954, 4:33 AM EST
 Att: 17,027 - Unknown

livebaseballscorecards.com

AB	40
R	13
H	16
RBI	13
BB	8
SO	7
LOB	22



Batter	1	2	3	4	5	6	7	8	9	AB	R	H	RBI	BB	SO	LOB
Rip Repulski, R OBP: 0.500, SLG: 0.750 (1, 9)	0-0 F3		0-0 6-3			0-0 E 1-3 2B		0-0 1B		4	0	2	0	0	0	0
Wally Moon, L OBP: 0.250, SLG: 1.333 (1, 8)	0-0 HR			0-0 1-3		0-0 F7		0-0 SF8		3	1	1	2	0	0	2
Red Schoendienst, S (1, 4)	0-0 5-3			0-0 F7		0-0 E6		0-0 F7		4	0	0	0	0	0	2
Stan Musial, L OBP: 0.250, SLG: 1.000 (1, 7)	0-0 F9			0-0 5-3		0-0 F3			0-0 HR	4	1	1	1	0	0	2
Ray Jablonski, R OBP: 0.250, SLG: 0.250 (1, 5)		0-0 G5-4-3 1B			0-0 F8		0-0 F9		0-0 F7	4	0	1	0	0	0	0
Tom Alston, L (1, 3)		0-0 P3		0-0 K		0-0 F3		0-0 4-3		4	0	0	0	0	1	1
Alex Grammas, R (1, 6)		0-0 G5-4-3 1-2f		0-0 L7		0-0 F7		0-0 6-3		4	0	0	0	0	0	1
Del Rice, R Bill Sarni, R (1, 2) (7, 2)			0-0 F8		0-0 P4		0-0 F9		0-0 F9	2	0	0	0	0	0	0
Harvey Haddix, L Hal White, R Cot Deal, S Solly Hemus, L Royce Lint, L Peanuts Lowrey, R Tom Poholsky, R (1, 1) (3, 1) (6, 1) (6, PH) (7, 1) (8, PH) (9, 1)			0-3 K		4-0 2B E BB		0-0 SF8 3B			0	0	0	0	0	0	0

BOTTOM

Chicago Cubs @ St. Louis Cardinals
Sportsman's Park, St. Louis, MO
Tue Apr 13 1954, 4:33 AM EST
Att. 17,027 - Unknown

livebaseballscorecards.com

AB	32
R	4
H	6
RBI	3
BB	1
SO	2
LOB	8



Inning Stats	R: 1	H: 1	R: 0	H: 1	R: 0	H: 0	R: 0	H: 0	R: 1	H: 1	R: 0	H: 0	R: 1	H: 2	R: 1	H: 1	1B: 2	SF: 1	WP: 0	PA: 34	
	E: 0	LOB: 0	E: 0	LOB: 0	E: 0	LOB: 0	E: 0	LOB: 0	E: 1	LOB: 2	E: 0	LOB: 0	E: 0	LOB: 1	E: 0	LOB: 0	2B: 1	SAC: 0	PB: 0		
	K: 0	BB: 0	K: 0	BB: 0	K: 0	BB: 0	K: 1	BB: 0	K: 0	BB: 1	K: 0	BB: 0	K: 0	BB: 0	K: 0	BB: 0	3B: 1	DP: 1	SB: 0		
	S: 4	P: 4	S: 3	P: 3	S: 5	P: 5	S: 5	P: 5	S: 5	P: 9	S: 3	P: 3	S: 5	P: 5	S: 4	P: 4	HR: 2	HBP: 0	CS: 0		
PITCHER Paul Minner, L ERA: 3.0 (1, 1)	IP 9.0	WLS W	BF 34	H 6	R 4	ER 3	SO 2	BB 1	IBB 0	HBP 0	BLK 0	WP 0	HR 2	S 37	P 41	ERA 3.00	WHIP 0.778				
PITCHER	IP	WLS	BF	H	R	ER	SO	BB	IBB	HBP	BLK	WP	HR	S	P	ERA	WHIP				

Batter	1	2	3	4	5	6	7	8	9	AB R H RBI BB SO LOB	TOP		
Bobby Adams, R (1, 5) OBP: 0.400, SLG: 0.500	0-0 F4		0-0 4-3 HR 1B		0-3 K		0-0 1B E 1B	0-0 F4		5 2 2 1 0 1 0			
Roy McMillan, R (1, 6) OBP: 0.200, SLG: 0.300	0-0 6-3		0-0 4-3 1-2		0-0 6-3		0-0 BB E HR 1B	0-0 F8		5 1 1 0 0 0 1			
Gus Bell, L (1, 8) OBP: 0.400, SLG: 0.667	0-3 K		0-0 2-H HR		0-0 3-1		0-0 E1 BB HR	4-0 2B 1B BB		4 3 1 3 1 1 1			
Ted Kluszewski, L (1, 3) OBP: 0.400, SLG: 0.333		0-0 3B 1B	0-0 1B			0-0 F3	4-0 1-2 2-3 HR BB	0-3 K		4 2 2 0 1 1 1			
Jim Greengrass, R (1, 7) OBP: 0.700, SLG: 1.556		0-3 K	0-0 F8			4-0 FC5-4 BB	0-0 1-H 2-H 3-H HR	0-0 1B 2B		4 2 2 4 1 1 2			
Johnny Temple, R (1, 4) OBP: 0.500, SLG: 0.625		0-0 1-H 3B		0-0 1-3		0-0 F7	0-0 4-3	0-0 2-H 3-H 1B		5 0 2 3 0 0 1			
Wally Post, R (1, 9) OBP: 0.200, SLG: 0.111		0-3 K		0-3 K		0-0 FC5-4 1-2f	0-0 1-6-3	0-0 F8		5 0 0 0 0 2 3			
Andy Seminick, R (1, 2) OBP: 0.250, SLG: 0.143		0-3 K		4-0 BB			0-0 E6 SH3-4 1B	0-0 F9		3 1 0 0 1 1 1			
Fred Baczewski, L (1, 1) Herm Wehmeier, R (7, 1)			0-0 6-3		0-3 K		0-0 SH3-4 1-2	0-0 1-3		2 0 0 0 0 1 1 1 0 0 0 0 0 0			
Inning Stats	R: 0 E: 0 K: 1 S: 5 H: 0 LOB: 0 BB: 0 P: 5	R: 1 E: 0 K: 3 S: 11 H: 2 LOB: 1 BB: 0 P: 11	R: 2 E: 0 K: 0 S: 6 H: 3 LOB: 1 BB: 0 P: 6	R: 0 E: 0 K: 2 S: 7 H: 0 LOB: 1 BB: 1 P: 11	R: 0 E: 0 K: 1 S: 5 H: 0 LOB: 0 BB: 0 P: 5	R: 0 E: 0 K: 0 S: 3 H: 0 LOB: 1 BB: 1 P: 7	R: 6 E: 2 K: 0 S: 8 H: 3 LOB: 0 BB: 1 P: 12	R: 0 E: 0 K: 0 S: 3 H: 0 LOB: 0 BB: 0 P: 3	R: 2 E: 0 K: 1 S: 7 H: 2 LOB: 1 BB: 1 P: 11	1B: 6 2B: 1 3B: 1 HR: 2 SF: 0 SAC: 1 DP: 0 HBP: 0	WP: 0 PB: 0 SB: 0 CS: 0 PA: 43		
PITCHER	IP WLS BF H R ER SO BB IBB HBP BLK WP HR S P ERA WHIP											PITCHER	IP WLS BF H R ER SO BB IBB HBP BLK WP HR S P ERA WHIP
Bob Rush, R (1, 1) ERA: 6.75	4.0 L 18 5 3 3 6 1 0 0 0 0 0 1 29 33 6.75 1.500												
Hal Jeffcoat, R (5, 1) ERA:	2.0 7 0 0 0 1 1 0 0 0 0 0 0 8 12 0.00 0.500												
Turk Lown, R (7, 1) ERA: 135.0	0.1 7 3 6 5 0 1 0 0 0 0 0 1 6 10 135.00 12.000												
Jim Willis, R (7, 1) ERA:	0.2 2 0 0 0 0 0 0 0 0 0 0 0 2 2 0.00 0.000												
Jim Brosnan, R (8, 1) ERA: 9.0	2.0 9 2 2 2 1 1 0 0 0 0 0 0 10 14 9.00 1.500												

Cincinnati Redlegs @ Chicago Cubs
Wrigley Field, Chicago, IL
Thu Apr 15 1954, 3:33 AM CST
Att: 17,271 - Unknown

livebaseballscorecards.com

AB	38
R	11
H	10
RBI	11
BB	4
SO	8
LOB	11



Batter	1	2	3	4	5	6	7	8	9	AB R H RBI BB SO LOB	TOP																										
Rip Repulski, R OBP: 0.467, SLG: 0.714 (1, 9) (2, 7) (2, 8)	0-0 F9	4-0 BB 1B BB	0-0 4-3		0-0 HR		0-0 F9		0-0 3B 1B	5 3 2 3 1 0 0																											
Wally Moon, L OBP: 0.400, SLG: 0.917 (1, 8) (2, 7)	4-0 1B BB	4-0 1B BB		0-0 4-3	0-0 SH5-3 2B		0-0 E1 1B		0-0 1B 3B	4 2 2 2 2 0 0																											
Red Schoendienst, S Solly Hemus, L OBP: 0.250, SLG: 0.250 OBP: 1.000, SLG: 1.000 (1, 4) (6, 4)	0-0 BB 1B	0-0 1B 1B		0-0 F3	0-0 SH5-3		0-0 1B		0-0 G5-4-3 1B	3 1 2 2 0 0 0 2 0 2 1 0 0 0																											
Stan Musial, L Tom Burgess, L OBP: 0.538, SLG: 0.778 (1, 7) (2, 9) (6, 9)	4-0 1-2 BB	0-0 F2		0-0 2B	4-0 BB		0-3 K		0-0 P3	2 0 1 0 2 0 1 2 0 0 0 0 1 3																											
Ray Jablonski, R OBP: 0.333, SLG: 0.333 (1, 5)	0-3 K	0-0 1B		0-0 5-3	0-0 F3		0-3 K		0-0 G5-4-3	6 0 1 1 0 2 9																											
Tom Alston, L OBP: 0.111, SLG: 0.444 (1, 3)	0-0 F8	0-0 F7			0-0 F7	0-0 F4		0-0 HR		5 1 1 1 0 0 4																											
Sal Yvars, R Bill Sarni, R OBP: 0.800, SLG: 2.200 (1, 2) (7, 2)		0-0 SH5-4 BB 1B	0-0 3-1 S 2B		0-0 HR	0-0 1-3		4-0 G1-6-3 BB		4 3 3 1 0 0 0 0 0 0 0 1 0 0																											
Alex Grammas, R Dick Schofield, S (1, 6) (6, PR) (6, 6)		4-0 BB SH5-4 1B BB	0-0 3-1		4-0 HR BB	4-0 BB		0-0 G1-6-3 1-2f		1 2 0 0 3 0 1 1 0 0 0 0 0 1																											
Gerry Staley, R Hal White, R Royce Lint, L Joe Frazier, L Mel Wright, R Al Brazle, L Cot Deal, S (1, 1) (3, 1) (3, 1) (5, PH) (5, 1) (5, 1) (5, 1)		0-0 SH5-4	0-0 6-3		0-0 HR 1B	0-3 K		0-0 P6		1 0 1 1 1 0 0 0 0 0 0 0 0 0 0 0 0 0 0 0 0 0 0 2 0 0 0 0 1 1																											
Inning Stats	R: 0 E: 0 K: 1 S: 6	H: 1 LOB: 3 BB: 2 P: 14	R: 5 E: 0 K: 0 S: 6	H: 3 LOB: 1 BB: 3 P: 18	R: 1 E: 0 K: 0 S: 4	H: 1 LOB: 0 BB: 0 P: 4	R: 0 E: 0 K: 0 S: 4	H: 1 LOB: 1 BB: 0 P: 4	R: 4 E: 0 K: 0 S: 7	H: 4 LOB: 2 BB: 2 P: 15	R: 0 E: 0 K: 1 S: 5	H: 0 LOB: 1 BB: 1 P: 9	R: 0 E: 1 K: 2 S: 9	H: 1 LOB: 2 BB: 0 P: 9	R: 1 E: 0 K: 0 S: 3	H: 1 LOB: 0 BB: 1 P: 7	R: 2 E: 0 K: 0 S: 5	H: 3 LOB: 0 BB: 0 P: 5	1B: 8 2B: 3 3B: 1 HR: 3	SF: 0 SAC: 2 DP: 2 HBP: 0	WP: 0 PA: 50 PB: 0 SB: 1 CS: 0																
PITCHER	IP WLS BF H R ER SO BB IBB HBP BLK WP HR S P ERA WHIP																																				
Johnny Klippstein, R ERA: 27.0 (1, 1)	1.1		11	2	4	4	1	5	0	0	0	0	0	8	28	27.00	5.250																				
Hal Jeffcoat, R ERA: 10.8 (2, 1)	3.0		17	7	6	6	0	1	0	0	0	0	2	16	20	18.00	2.667																				
Jim Brosnan, R ERA: 6.75 (5, 1)	4.2	W	22	6	3	3	3	3	0	0	0	0	1	25	37	5.79	1.929																				

St. Louis Cardinals @ Chicago Cubs
Wrigley Field, Chicago, IL
Sat Apr 17 1954, 3:33 AM CST
Att. 14,609 - Unknown

livebaseballscorecards.com

AB	39
R	13
H	15
RBI	11
BB	9
SO	4
LOB	20



Batter	1	2	3	4	5	6	7	8	9
Bob Talbot, R (1, 8) OBP: 0.278, SLG: 0.412	0-0 BB FC 1B	0-0 4-3	0-0 F7	4-0 2-3 BB	0-0 1-3 2-H 1B	0-0 F9		0-0 F5	
Dee Fondy, L (1, 3) OBP: 0.500, SLG: 0.429	0-0 FC BB 1B	0-0 SF7	4-0 G4-3 BB	0-0 4-3	0-0 BB BB 1B	0-0 F3		0-0 4-3	
Ralph Kiner, R (1, 7) OBP: 0.688, SLG: 0.778 Frank Baumholtz, L (6, PR) (7, 7)	4-0 E 1B BB	0-0 2B	0-0 G4-3					0-0 4-3	
Hank Sauer, R (1, 9) OBP: 0.438, SLG: 0.455	0-0 1-2 2-3 E 1B	0-0 6-3		4-0 1B 14 E BB				0-0 F8	
Randy Jackson, R (1, 5) OBP: 0.688, SLG: 1.200	0-0 E5 1-2 2-3 G5-4-3			0-0 FC1-6 14 E 1B				0-0 E5 2B	
14 Ernie Banks, R (1, 6) OBP: 0.375, SLG: 0.167	0-3 K		4-0 2B 1B BB	0-0 E5 FC1-6				0-0 F7	
Gene Baker, R (1, 4) OBP: 0.625, SLG: 1.000	0-0 G5-4-3 1-2f		0-0 1B 2B	0-0 FC1-6 1B WP				0-0 E5 2B	
Joe Garagiola, L (1, 2) OBP: 1.000, SLG: 1.333 Bruce Edwards, R (5, PH) Clyde McCullough, R (6, 2) OBP: 0.545, SLG: 1.100		0-0 2B 2B	0-0 HR 1B	0-0 WP WP 1B				0-0 2B	
Johnny Klippstein, R (1, 1) Hal Jeffcoat, R (2, 1) OBP: 0.667, SLG: 2.000 Jim Brosnan, R (5, 1) OBP: 0.333, SLG: 0.333		0-0 4-3 SF7 2B	0-0 HR	0-0 F8				0-0 F8	

Inning Stats	R: 2 E: 1 K: 1 S: 8	H: 2 LOB: 2 BB: 1 P: 12	R: 2 E: 0 K: 0 S: 6	H: 3 LOB: 1 BB: 0 P: 6	R: 5 E: 0 K: 0 S: 6	H: 4 LOB: 0 BB: 2 P: 14	R: 3 E: 1 K: 0 S: 6	H: 2 LOB: 2 BB: 2 P: 14	R: 10 E: 2 K: 0 S: 10	H: 7 LOB: 3 BB: 6 P: 34	R: 0 E: 0 K: 0 S: 3	H: 0 LOB: 1 BB: 1 P: 7	R: 1 E: 1 K: 0 S: 5	H: 2 LOB: 1 BB: 0 P: 5	R: 0 E: 0 K: 0 S: 3	H: 0 LOB: 0 BB: 0 P: 3
--------------	------------------------------	----------------------------------	------------------------------	---------------------------------	------------------------------	----------------------------------	------------------------------	----------------------------------	--------------------------------	----------------------------------	------------------------------	---------------------------------	------------------------------	---------------------------------	------------------------------	---------------------------------


PITCHER	IP	WLS	BF	H	R	ER	SO	BB	IBB	HBP	BLK	WP	HR	S	P	ERA	WHIP
Gerry Staley, R (1, 1) ERA: 31.5	2.0		16	7	7	7	1	2	0	0	0	0	1	16	24	31.50	4.500
Hal White, R (3, 1) ERA: 13.5	0.1		4	2	2	2	0	1	0	0	0	0	1	3	7	54.00	9.000
Royce Lint, L (3, 1) ERA: 4.91	1.2		9	2	3	2	0	2	0	0	0	2	0	7	15	10.80	2.400
Mel Wright, R (5, 1) ERA: 135.0	0.1		5	2	4	4	0	2	0	0	0	0	0	3	11	108.00	12.000
Al Brazle, L (5, 1) ERA: 15.43	0.1		7	4	4	4	0	2	1	0	0	0	0	4	16	108.00	18.000

AB	R	H	RBI	BB	SO	LOB
6	1	2	1	1	0	1
5	2	1	2	1	0	3
2	1	1	0	4	0	1
1	0	0	0	0	0	0
4	3	1	2	2	0	3
5	4	4	3	1	0	2
5	2	1	1	1	1	7
6	4	3	2	0	0	6
3	2	3	3	0	0	0
0	1	0	1	2	0	0
1	0	1	1	0	0	0
0	0	0	0	0	0	0
3	2	2	3	0	0	1
3	1	1	2	0	0	4

AB	44
R	23
H	20
RBI	21
BB	12
SO	1
LOB	28


WP	HR	S	P	ERA	WHIP
2	0	14	22	2.70	1.500

WP	HR	S	P	ERA	WHIP
2	0	14	22	2.70	1.500



St. Louis Cardinals @ Chicago Cubs
Wrigley Field, Chicago, IL
Sat Apr 17 1954, 3:33 AM CST
Att. 14,609 - Unknown

livebaseballscorecards.com

Batter	1	2	3	4	5	6	7	8	9	AB R H RBI BB SO LOB	TOP																									
Rip Repulski, R OBP: 0.474, SLG: 0.647 (1, 8)	0-0 G4-6-3 1B			0-0 6-3			0-0 6-3	1-0 CS HBP		3 0 1 0 0 0 0																										
Wally Moon, L OBP: 0.368, SLG: 0.750 (1, 7)	0-0 G4-6-3 1-2f			0-0 F8			0-0 2B 1B	0-3 K		4 1 1 0 0 1 2																										
Red Schoendienst, S OBP: 0.188, SLG: 0.188 (1, 4)	0-0 6-3			0-0 F7			0-0 F7	0-0 F6		4 0 0 0 0 0 2																										
Stan Musial, L OBP: 0.529, SLG: 0.750 (1, 9)				0-0 5-3		0-0 3-1	0-0 2B 1-H	4-0 BB		3 1 1 1 1 0 0																										
Ray Jablonski, R OBP: 0.316, SLG: 0.368 Pete Castiglione, R (9, 5)				0-0 F8		0-0 5-3	0-0 2B 2B	0-0 CS	0-0 F5	4 1 1 1 0 0 0 0 0 0 0 0 0 0																										
Sal Yvars, R OBP: 0.667, SLG: 1.833 Del Rice, R OBP: 0.250, SLG: 0.143 Peanuts Lowrey, R OBP: 0.667, SLG: 1.667 Bill Sarni, R (7, 2)				0-0 5-3		0-0 F4	0-0 HR 2B		0-0 F5	1 0 0 0 0 0 0 1 0 0 0 0 0 0 1 1 1 1 0 0 0 1 0 0 0 0 0 0																										
Steve Bilko, R Joe Frazier, L OBP: 1.000, SLG: 1.000 Dick Schofield, S (7, 6)				0-3 K		0-0 F7	4-0 HR IBB		0-0 F8	2 0 0 0 0 1 0 0 0 0 0 1 0 0 1 1 0 0 0 0 0	AB 31 R 6 H 6 RBI 6 BB 2 SO 2 LOB 5																									
Alex Grammas, R Tom Alston, L OBP: 0.200, SLG: 0.800 (7, 3)				0-0 F7		0-0 5-3	1-1 2-1 HR			2 0 0 0 0 0 0 1 1 1 3 0 0 0																										
Vic Raschi, R OBP: 0.250, SLG: 0.250 Gerry Staley, R (7, 1)				0-0 1-3		0-0 F9	0-0 4-3			3 0 0 0 0 0 1 0 0 0 0 0 0 0																										
Inning Stats	R: 0 E: 0 K: 0 S: 3	H: 1 LOB: 0 BB: 0 P: 3	R: 0 E: 0 K: 0 S: 3	H: 0 LOB: 0 BB: 0 P: 3	R: 0 E: 0 K: 1 S: 5	H: 0 LOB: 0 BB: 0 P: 5	R: 0 E: 0 K: 0 S: 3	H: 0 LOB: 0 BB: 0 P: 3	R: 0 E: 0 K: 0 S: 3	H: 0 LOB: 0 BB: 0 P: 3	R: 6 E: 0 K: 0 S: 8	H: 5 LOB: 1 BB: 1 P: 12	R: 0 E: 0 K: 1 S: 4	H: 0 LOB: 1 BB: 1 P: 9	R: 0 E: 0 K: 0 S: 3	H: 0 LOB: 0 BB: 0 P: 3	1B: 2 2B: 3 3B: 0 HR: 1	SF: 0 SAC: 0 DP: 1 HBP: 1	WP: 0 PB: 0 SB: 1 CS: 1	PA: 35																
PITCHER	IP WLS BF H R ER SO BB IBB HBP BLK WP HR S P ERA WHIP																																			
Paul Minner, L ERA: 3.45 (1, 1)	6.2		23	4	3	3	1	0	0	0	0	0	0	25	25	4.05	0.600																			
Johnny Klippstein, R ERA: 40.5 (7, 1)	0.0	L	2	1	0	0	0	0	1	0	0	0	0	1	5	∞	∞																			
Jim Davis, L ERA: 27.0 (7, 1)	0.1		2	1	3	3	0	0	0	0	0	1	2	2	81.00	3.000																				
Jim Willis, R ERA: (8, 1)	2.0		7	0	0	0	1	1	0	1	0	0	0	7	12	0.00	0.500																			

St. Louis Cardinals @ Chicago Cubs
Wrigley Field, Chicago, IL
Sun Apr 18 1954, 3:33 AM CST
Att: 15,774 - Unknown

livebaseballscorecards.com

Batter	1	2	3	4	5	6	7	8	9	AB	R	H	RBI	BB	SO	LOB
Bob Talbot, R OBP: 0.261, SLG: 0.333 (1, 8)	0-3 K		4-0 BB 1-2 BB		0-0 F9		0-0 5-3		0-0 F6	4	0	0	0	1	1	0
Dee Fondy, L OBP: 0.409, SLG: 0.333 (1, 3)	0-3 K		0-3 K		0-0 F7		0-0 4-3			4	0	0	0	0	2	2
Ralph Kiner, R OBP: 0.650, SLG: 0.636 (1, 7)	0-0 5-3		4-0 1-2 2-3 BB			4-0 FC1-5 1B BB	0-0 F8			2	0	0	0	2	0	0
Hank Sauer, R OBP: 0.450, SLG: 0.467 (1, 9)		0-0 14 L4-3 1B	0-3 K		0-0 14 1-3 FC1-5 WP 1B			0-3 K		4	1	2	0	0	2	3
Randy Jackson, R OBP: 0.600, SLG: 1.000 (1, 5)		0-3 K		0-0 14 FC2-6 1B		0-0 FC1-5 WP 14 1-3 1B		0-0 F9		4	1	1	0	0	1	3
14 Ernie Banks, R OBP: 0.350, SLG: 0.188 (1, 6)		0-0 L4-3		0-0 FC2-6		0-0 1-3		0-0 1B		4	0	1	0	0	0	4
Gene Baker, R OBP: 0.600, SLG: 1.059 (1, 4)			0-0 HR		0-0 F9		0-0 2-H 3-H 1B		0-0 F4	4	1	2	2	0	0	2
Joe Garagiola, L OBP: 0.571, SLG: 0.714 (1, 2)			0-0 FC3-6 1B		0-0 F5		0-0 F6		0-0 4-3	4	0	1	0	0	0	2
Paul Minner, L Johnny Klippstein, R Jim Davis, S Frank Baumholtz, L Jim Willis, L Don Robertson, L (1, 1)			0-0 FC3-6 BB BB 1-2f		0-0 1-3		0-0 HR		0-0 3-1	2	0	0	0	0	0	1

BOTTOM

St. Louis Cardinals @ Chicago Cubs
 Wrigley Field, Chicago, IL
 Sun Apr 18 1954, 3:33 AM CST
 Att. 15,774 - Unknown

AB	34
R	4
H	8
RBI	3
BB	3
SO	6
LOB	17



Inning Stats	R: 0	H: 0	E: 0	K: 2	S: 7	R: 0	H: 1	E: 0	K: 1	S: 5	R: 1	H: 2	E: 0	K: 2	S: 9	R: 0	H: 1	E: 0	K: 0	S: 4	R: 0	H: 0	E: 0	K: 0	S: 3	R: 2	H: 2	E: 0	K: 0	S: 5	R: 1	H: 1	E: 0	K: 0	S: 4	R: 0	H: 1	E: 0	K: 1	S: 6	R: 0	H: 0	E: 0	K: 0	S: 3	1B: 6	SF: 0	2B: 1	SAC: 0	3B: 0	DP: 1	HR: 2	HBP: 0	WP: 1	PA: 37
PITCHER	IP	WLS	BF	H	R	ER	SO	BB	IBB	HBP	BLK	WP	HR	S	P	ERA	WHIP																																						
Vic Raschi, R (1, 1) ERA: 8.22	6.0	W	27	7	4	4	5	3	0	0	0	1	2	34	46	6.00	1.667																																						
Gerry Staley, R (7, 1) ERA: 12.6	3.0	S	10	1	0	0	1	0	0	0	0	0	0	12	12	0.00	0.333																																						

Batter	1	2	3	4	5	6	7	8	9	AB R H RBI BB SO LOB	TOP										
Bob Talbot, R (1, 8) OBP: 0.286, SLG: 0.385	0-3 K		0-0 3B 2B		0-0 1B 1B		0-0 B3		0-0 P4	5 1 2 0 0 1 0	Chicago Cubs @ Milwaukee Braves Milwaukee County Stadium, Milwaukee, WI Wed Apr 21 1954, 4:33 AM EST Att. 27,828 - Unknown AB 33 R 3 H 8 RBI 3 BB 3 SO 11 LOB 13										
Dee Fondy, L (1, 3) OBP: 0.462, SLG: 0.500	0-0 F5		0-0 3B 2-H		0-0 1B		0-0 1B			4 0 3 1 0 0 0											
Ralph Kiner, R (1, 7) OBP: 0.542, SLG: 0.467	0-3 K		0-0 F3		0-3 K		0-3 K			4 0 0 0 0 3 4											
Hank Sauer, R (1, 9) OBP: 0.500, SLG: 0.647		4-0 SH5-3 1B BB		0-0 HR		4-0 IBB		0-0 F8		2 2 1 1 2 0 1											
Randy Jackson, R (1, 5) OBP: 0.565, SLG: 0.905		0-0 SH5-3		4-0 FC6-4 BB		0-0 F7		0-3 K		2 0 0 0 1 1 3											
14 Ernie Banks, R (1, 6) OBP: 0.304, SLG: 0.158 Eddie Miksis, R (8, PH) Chris Kitsos, S (8, 6)		0-0 F7		0-3 K		0-3 K		0-0 6-3		3 0 0 0 0 2 2 1 0 0 0 0 0 0 0 0 0 0 0 0 0											
Gene Baker, R (1, 4) OBP: 0.542, SLG: 0.905		0-0 PO 2-H 1B		0-0 B1		0-0 P6		0-0 F9		4 0 1 1 0 0 1											
Clyde McCullough, R (1, 2) OBP: 0.467, SLG: 0.857	0-0 PO		0-3 K		0-0 FC6-4		0-0 1B		0-0 F8	4 0 1 0 0 1 1											
Johnny Klippstein, R (1, 1) Warren Hacker, R (5, 1) Bruce Edwards, R (6, PH) Jim Davis, S (6, 1) Bill Serena, R (9, PH)			0-0 P6		0-3 K		0-3 K		0-3 K	2 0 0 0 0 1 0 0 0 0 0 0 0 0 1 0 0 0 0 1 1 0 0 0 0 0 0 0 1 0 0 0 0 1 0											
Inning Stats	R: 0 E: 0 K: 2 S: 7	H: 0 LOB: 0 BB: 0 P: 7	R: 1 E: 0 K: 0 S: 3	H: 1 LOB: 0 BB: 1 P: 7	R: 1 E: 0 K: 1 S: 7	H: 2 LOB: 1 BB: 0 P: 7	R: 1 E: 0 K: 1 S: 6	H: 1 LOB: 1 BB: 1 P: 10	R: 0 E: 0 K: 2 S: 9	H: 2 LOB: 3 BB: 1 P: 13		R: 0 E: 0 K: 1 S: 6	H: 1 LOB: 1 BB: 0 P: 6	R: 0 E: 0 K: 1 S: 5	H: 0 LOB: 0 BB: 0 P: 5	R: 0 E: 0 K: 1 S: 5	H: 0 LOB: 0 BB: 0 P: 5	1B: 5 2B: 1 3B: 1 HR: 1	SF: 0 SAC: 1 DP: 0 HBP: 0	WP: 0 PB: 0 SB: 1 CS: 0	PA: 38
PITCHER Warren Spahn, L (1, 1) ERA: 3.6	IP 9.0 WLS W BF 37 H 8 R 3 ER 3 SO 11 BB 2 IBB 1 HBP 0 BLK 0 WP 0 HR 1 S 56 P 68 ERA 3.00 WHIP 1.111																			PITCHER	IP WLS BF H R ER SO BB IBB HBP BLK WP HR S P ERA WHIP

livebaseballscorecards.com



Batter	1	2	3	4	5	6	7	8	9
Jack Dittmer, L (1, 4) OBP: 0.200, SLG: 0.571	0-0 L5		0-0 1B 2B		0-0 F8	0-0 FC3-6			
Danny O'Connell, R (1, 5) OBP: 0.407, SLG: 0.417	4-0 BB		0-0 SF8		0-0 E4 HR		0-0 HR 2B		
Eddie Mathews, L (1, 7) OBP: 0.500, SLG: 0.955	0-3 K		0-0 1B		0-0 HR		0-3 K		
Joe Adcock, R (1, 3) OBP: 0.500, SLG: 0.833	0-0 F3		0-0 F9		0-0 FC6-4 1B		0-0 HR		
Jim Pendleton, R (1, 8) OBP: 0.214, SLG: 0.154		0-0 6-3		0-0 F7	0-0 FC6-4		0-0 6-3		
Hank Aaron, R (1, 9) OBP: 0.308, SLG: 0.348		0-0 F9		0-0 2B	0-0 F7		0-0 P5		
Johnny Logan, R (1, 6) OBP: 0.308, SLG: 0.565		0-0 P4		0-3 K		0-0 6-3		0-0 6-3	
Del Crandall, R (1, 2) OBP: 0.267, SLG: 0.083			0-0 2B SF8 1B	0-0 6-3		4-0 FC3-6 BB		0-3 K	
Warren Spahn, L (1, 1) ERA: 8.1			0-3 K		4-0 E HR BB	0-0 FC3-6		0-0 6-3	

Inning Stats	R: 0	H: 0	E: 0	K: 1	S: 5	LOB: 1	BB: 1	P: 9
	R: 0	H: 0	E: 0	K: 0	S: 3 <td>LOB: 0</td> <td>BB: 0</td> <td>P: 3 </td>	LOB: 0	BB: 0	P: 3
	R: 2	H: 3	E: 0	K: 1	S: 8 <td>LOB: 1</td> <td>BB: 0</td> <td>P: 8 </td>	LOB: 1	BB: 0	P: 8
	R: 0	H: 1	E: 0	K: 1	S: 6 <td>LOB: 1</td> <td>BB: 0</td> <td>P: 6 </td>	LOB: 1	BB: 0	P: 6
	R: 3	H: 2	E: 1	K: 0	S: 6 <td>LOB: 1</td> <td>BB: 1</td> <td>P: 10 </td>	LOB: 1	BB: 1	P: 10
	R: 0	H: 0	E: 0	K: 0	S: 3 <td>LOB: 1</td> <td>BB: 1</td> <td>P: 7 </td>	LOB: 1	BB: 1	P: 7
	R: 2	H: 2	E: 0	K: 1	S: 7 <td>LOB: 0</td> <td>BB: 0</td> <td>P: 7 </td>	LOB: 0	BB: 0	P: 7
	R: 0	H: 0	E: 0	K: 1	S: 5 <td>LOB: 0</td> <td>BB: 0</td> <td>P: 5 </td>	LOB: 0	BB: 0	P: 5

PITCHER	IP	WLS	BF	H	R	ER	SO	BB	IBB	HBP	BLK	WP	HR	S	P	ERA	WHIP
Johnny Klippstein, R (1, 1) ERA: 15.88	4.1	L	22	6	5	4	3	2	0	0	0	0	1	26	34	8.31	1.846
Warren Hacker, R (5, 1) ERA:	0.2		2	0	0	0	0	0	0	0	0	0	0	2	2	0.00	0.000
Jim Davis, L (6, 1) ERA: 8.1	3.0		12	2	2	2	2	1	0	0	0	0	1	15	19	6.00	1.000

AB R H RBI BB SO LOB

4	1	1	0	0	0	2
2	2	1	1	1	0	1
4	1	2	4	0	2	2
4	1	2	2	0	0	2
4	0	0	0	0	0	1
4	0	1	0	0	0	1
4	0	0	0	0	1	1
3	1	1	0	1	1	1
3	1	0	0	1	1	2

1B: 3	SF: 1	WP: 0	PA: 36
2B: 3	SAC: 0	PB: 0	
3B: 0	DP: 0	SB: 0	
HR: 2	HBP: 0	CS: 0	

Chicago Cubs @ Milwaukee Braves
Milwaukee County Stadium, Milwaukee, WI
 Wed Apr 21 1954, 4:33 AM EST
 Att. 27,828 - Unknown

livebaseballscores.com

AB	32
R	7
H	8
RBI	7
BB	3
SO	5
LOB	13



Batter	1	2	3	4	5	6	7	8	9	AB R H RBI BB SO LOB	TOP											
Bob Talbot, R (1, 8) OBP: 0.353, SLG: 0.438	0-0 6-3	0-0 1-2 1B		0-0 F8		0-0 1B 1B		0-0 1B 1B	0-0 FC2-6 1B	6 2 4 0 0 0 0												
Dee Fondy, L (1, 3) OBP: 0.406, SLG: 0.429	0-0 F8	0-0 F7		0-0 4-3		0-0 1B		0-0 F2	0-0 FC2-6 BB	6 0 1 1 0 0 4												
Ralph Kiner, R (1, 7) OBP: 0.567, SLG: 0.650	0-0 F4			0-0 F6		0-0 1B		0-0 1B 1B	4-0 FC6-4 BB	5 2 3 2 1 0 0												
Hank Sauer, R (1, 9) OBP: 0.467, SLG: 0.565		0-0 14 HR 1B	0-3 K		0-0 5-3	0-3 K		0-0 BB 1B	0-0 FC6-4	6 1 2 1 0 2 3												
Randy Jackson, R (1, 5) OBP: 0.643, SLG: 1.038		0-0 14 HR 1B	0-0 HR		0-0 14 FC4-6 1B			0-0 BB 1B		5 1 5 2 0 0 0												
14 Ernie Banks, R (1, 6) OBP: 0.296, SLG: 0.304		0-0 HR	0-0 5-3		0-0 FC4-6			0-0 F5		4 1 1 2 0 0 3												
Gene Baker, R (1, 4) OBP: 0.586, SLG: 1.000		0-0 HR	4-0 WP 1B BB		0-0 F6			4-0 BB	4-0 1-2 2-3 BB	2 2 1 1 3 0 1												
Clyde McCullough, R (1, 2) OBP: 0.400, SLG: 0.684		0-0 4-3	0-0 1-H 1B			0-0 6-3		0-0 F9	0-0 F9	5 0 1 1 0 0 5												
Bob Rush, R (1, 1) OBP: 0.333, SLG: 0.333		0-0 1B 1B	0-0 G3			0-0 1B 1B		0-0 4-3	0-3 K	5 1 2 0 0 1 3												
Inning Stats	R: 0 E: 0 K: 0 S: 3	H: 0 LOB: 0 BB: 0 P: 3	R: 3 E: 0 K: 0 S: 8	H: 6 LOB: 2 BB: 0 P: 8	R: 3 E: 0 K: 1 S: 8	H: 3 LOB: 1 BB: 1 P: 12	R: 0 E: 0 K: 0 S: 3	H: 0 LOB: 0 BB: 0 P: 3	R: 0 E: 0 K: 0 S: 4	H: 1 LOB: 1 BB: 0 P: 4	R: 2 E: 0 K: 1 S: 8	H: 4 LOB: 1 BB: 0 P: 8	R: 0 E: 0 K: 0 S: 4	H: 1 LOB: 2 BB: 1 P: 8	R: 2 E: 0 K: 0 S: 7	H: 4 LOB: 3 BB: 1 P: 11	R: 0 E: 0 K: 1 S: 6	H: 1 LOB: 2 BB: 1 P: 10	1B: 16 2B: 0 3B: 0 HR: 4	SF: 0 SAC: 1 DP: 0 HBP: 0	WP: 1 PB: 0 SB: 0 CS: 0	PA: 49
PITCHER	IP WLS BF H R ER SO BB IBB HBP BLK WP HR S P ERA WHIP																					
Fred Baczewski, L (1, 1) ERA: 9.72	2.0 L 12 7 4 4 0 0 0 0 0 0 0 3 12 12 18.00 3.500																					
George Zuverink, R (3, 1) ERA: 9.0	4.0 19 7 4 4 2 1 0 0 0 1 1 22 26 9.00 2.000																					
Herm Wehmeier, R (7, 1) ERA: 4.91	2.0 13 5 2 2 0 2 0 0 0 0 0 11 19 9.00 3.500																					
Moe Savransky, L (9, 1) ERA:	1.0 5 1 0 0 1 1 0 0 0 0 0 6 10 0.00 2.000																					

Chicago Cubs @ Cincinnati Redlegs
Crosley Field, Cincinnati, OH

Fri Apr 23 1954, 3:33 AM EST
Att. 6,589 - Unknown

livebaseballscorecards.com

AB 44
R 10
H 20
RBI 10
BB 4
SO 3
LOB 19



Batter	1	2	3	4	5	6	7	8	9	AB R H RBI BB SO LOB
Bobby Adams, R OBP: 0.341, SLG: 0.282 (1, 5) X	0-0 5-3 ①		4-0 1B SH1-4 1-2 BB		0-0 1B 1-2	0-0 F9 ③			0-3 K ②	4 1 1 0 1 1 2
Roy McMillan, R OBP: 0.308, SLG: 0.265 (1, 6) X	0-0 5-3 ②		0-0 SH1-4 ② 1-2 2-3		4-0 BB 1B 1-2 2-3		0-0 1-6-3 ①		0-0 E5 1-2	3 0 0 0 1 0 1
Gus Bell, L OBP: 0.357, SLG: 0.500 (1, 8) X	0-0 F6 ③		0-0 BB 1B 2-3 3-H		0-0 L6-4 BB 1B 1-2 2-H 3-H		0-0 F8 ②		0-0 F8 ③	5 0 2 3 0 0 2
Ted Kluszewski, L OBP: 0.359, SLG: 0.412 (1, 3) X		0-0 4-3 ①	4-0 1-2 BB		0-0 F6 ①		0-0 F5 ③			3 0 0 0 1 0 2
Jim Greengrass, R OBP: 0.421, SLG: 0.735 (1, 7) X		0-3 K ②	0-3 K ③		4-0 1-2 2-3 BB			0-0 F3 ①		3 0 0 0 1 2 3
Johnny Temple, R OBP: 0.436, SLG: 0.394 (1, 4) X		0-0 PB 1B		0-0 5-3 ①	0-0 L6-4 ② ③ 2-3			0-0 F7 ②		4 0 1 0 0 0 3
Wally Post, R OBP: 0.219, SLG: 0.400 (1, 9) X		0-3 K ③ 1-2		0-3 K ②		0-0 F8 ①		0-3 K ③		4 0 0 0 0 3 1
Andy Seminick, R OBP: 0.500, SLG: 0.474 (1, 2) X			0-0 SH1-4 BB 1B 1B	0-3 K ③		4-0 G3 BB		4-0 E BB		2 1 1 0 2 1 0
Fred Baczewski, L (1, 1)			0-3 K ①		0-0 BB 1B 1B		0-0 G3 ②		0-0 F7 ①	0 0 0 0 0 0 0
George Zuverink, R OBP: 0.500, SLG: 0.500 (3, 1)										2 1 1 0 0 1 1
Nino Esposito, L OBP: 0.750, SLG: 0.667 (6, PH)										1 0 0 0 0 0 1
Herm Wehmeier, R (7, 1)										0 0 0 0 0 0 0
Moe Savransky, L (9, 1)										0 0 0 0 0 0 0
Ed Bailey, L OBP: 0.273, SLG: 0.556 (9, PH)										1 0 0 0 0 0 1

Inning Stats	R: 0	H: 0	E: 0	K: 0	S: 3	R: 0	H: 1	E: 0	K: 2	S: 8	R: 0	H: 2	E: 0	K: 2	S: 9	R: 0	H: 0	E: 0	K: 2	S: 7	R: 2	H: 3	E: 0	K: 0	S: 5	R: 0	H: 0	E: 0	K: 0	S: 3	R: 0	H: 0	E: 0	K: 1	S: 5	R: 0	H: 0	E: 1	K: 1	S: 6	R: 0	H: 0	E: 1	K: 1	S: 6	1B: 6	2B: 1	3B: 0	HR: 0	SF: 0	SAC: 1	DP: 1	HBP: 0	WP: 0	PB: 1	SB: 0	CS: 0	PA: 39
PITCHER Bob Rush, R ERA: 4.15 (1, 1)	IP	WLS	BF	H	R	ER	SO	BB	IBB	HBP	BLK	WP	HR	S	P	ERA	WHIP																			IP	WLS	BF	H	R	ER	SO	BB	IBB	HBP	BLK	WP	HR	S	P	ERA	WHIP						

Chicago Cubs @ Cincinnati Redlegs
Crosley Field, Cincinnati, OH
Fri Apr 23 1954, 3:33 AM EST
Att. 6,589 - Unknown

AB	32
R	3
H	6
RBI	3
BB	6
SO	8
LOB	17



Batter	1	2	3	4	5	6	7	8	9	AB R H RBI BB SO LOB	TOP																								
Bob Talbot, R (1, 8) OBP: 0.333, SLG: 0.389	0-0 F9		0-0 G5-4-3		0-0 F4		0-0 4-3		4-0 BB	4 0 0 0 1 0 4																									
Dee Fondy, L (1, 3) OBP: 0.432, SLG: 0.485	0-0 6-3			0-0 1B		0-0 2B 1B		0-0 HR 2B	0-0 4-3	5 2 3 0 0 0 1																									
Ralph Kiner, R (1, 7) OBP: 0.529, SLG: 0.708	0-3 K			0-3 K		0-0 F7		0-0 HR		4 1 1 2 0 2 2																									
Hank Sauer, R (1, 9) OBP: 0.471, SLG: 0.704		0-0 F7		0-0 F6		0-0 E 2B		0-0 HR		4 1 2 2 0 0 1																									
Randy Jackson, R (1, 5) OBP: 0.563, SLG: 0.900		0-0 F8		0-0 F5		0-0 E6 14 G5-4-3		0-0 F9		4 0 0 0 0 0 2																									
14 Ernie Banks, R (1, 6) OBP: 0.258, SLG: 0.259		0-0 6-3			0-0 F7	0-0 G5-4-3		0-0 F5		4 0 0 0 0 0 2																									
Gene Baker, R (1, 4) OBP: 0.576, SLG: 1.038			0-0 HR		0-0 F4		4-0 BB	0-0 F8		3 1 1 1 1 0 0																									
Joe Garagiola, L (1, 2) OBP: 0.867, SLG: 0.750			0-0		4-0 BB		0-0 F7		0-0 F6	1 0 1 0 1 0 0																									
El Tappe, R (6, 2)			G5-4-3		BB					0 0 0 0 0 0 0																									
Frank Baumholtz, L (7, PH) OBP: 0.250, SLG: 1.000			1B		BB					1 0 0 0 0 0 1																									
Clyde McCullough, R (7, 2) OBP: 0.381, SLG: 0.650					BB					1 0 0 0 0 0 0																									
Paul Minner, L (1, 1) OBP: 0.222, SLG: 0.571		0-0 F8			4-0 BB		0-0 F1		0-0 5-3	1 0 0 0 1 0 1																									
Jim Willis, L (6, 1)										0 0 0 0 0 0 0																									
Warren Hacker, R (6, 1)										0 0 0 0 0 0 0																									
Don Robertson, L (7, PH)					1-2 BB					1 0 0 0 0 0 1																									
John Pyecha, R (7, 1)										1 0 0 0 0 0 0																									
Inning Stats	R: 0 H: 0 E: 0 K: 1 S: 5	H: 0 LOB: 0 BB: 0 P: 5	R: 0 H: 0 E: 0 K: 0 S: 3	H: 0 LOB: 0 BB: 0 P: 3	R: 1 H: 2 E: 0 K: 0 S: 4	H: 2 LOB: 0 BB: 0 P: 4	R: 0 H: 1 E: 0 K: 1 S: 6	H: 1 LOB: 1 BB: 0 P: 6	R: 0 H: 0 E: 0 K: 0 S: 3	H: 0 LOB: 2 BB: 2 P: 11	R: 1 H: 2 E: 1 K: 0 S: 5	H: 2 LOB: 1 BB: 0 P: 5	R: 0 H: 0 E: 0 K: 0 S: 3	H: 0 LOB: 1 BB: 1 P: 7	R: 3 H: 3 E: 0 K: 0 S: 6	H: 3 LOB: 0 BB: 0 P: 6	R: 0 H: 0 E: 0 K: 0 S: 3	H: 0 LOB: 1 BB: 1 P: 7	1B: 3 SF: 0 2B: 2 SAC: 0 3B: 0 DP: 2 HR: 3 HBP: 0	WP: 0 PA: 38 PB: 0 SB: 0 CS: 0															
PITCHER	IP WLS BF H R ER SO BB IBB HBP BLK WP HR S P ERA WHIP																																		
Bud Podbielan, R (1, 1) ERA: 6.89	7.0	31	8	5	5	2	3	0	0	0	0	3	32	44	6.43	1.571																			
Corky Valentine, R (8, 1) ERA: 6.39	1.0	3	0	0	0	0	0	0	0	0	0	0	3	3	0.00	0.000																			
Frank Smith, R (9, 1) ERA:	1.0	W 4	0	0	0	0	1	0	0	0	0	0	3	7	0.00	1.000																			

Chicago Cubs @ Cincinnati Redlegs
Crosley Field, Cincinnati, OH
Sat Apr 24 1954, 3:33 AM EST
Att. 3,943 - Unknown

livebaseballscorecards.com

AB	34
R	5
H	8
RBI	5
BB	4
SO	2
LOB	15



Batter	1	2	3	4	5	6	7	8	9	AB	R	H	RBI	BB	SO	LOB
Bobby Adams, R (1, 5) OBP: 0.347, SLG: 0.262	0-3 K		4-0 BB		0-0 FC6-4	4-0 BB		0-3 K		3	0	0	0	2	2	2
Roy McMillan, R (1, 6) OBP: 0.302, SLG: 0.263	0-0 G1-6-3 1B		0-0 F6		0-0 5-3	0-3 K		0-3 K		4	0	1	0	0	1	6
Ed Bailey, L (8, PH) OBP: 0.250, SLG: 0.500										1	0	0	0	0	1	1
Gus Bell, L (1, 8) OBP: 0.362, SLG: 0.477	0-0 G1-6-3		0-0 3-1			0-3 K	0-0 S 1B		4-0 1B HR BB	4	1	1	0	1	1	3
Jim Greengrass, R (1, 7) OBP: 0.419, SLG: 0.718		0-0 6-3 2B		0-3 K		0-0 BB 1B	0-0 F9		0-0 F9	5	1	2	0	0	1	2
Ted Kluszewski, L (1, 3) OBP: 0.341, SLG: 0.368		0-0 F6		0-0 F9		4-0 BB 1B	0-0 F7		0-0 F9	4	1	0	0	1	0	3
Johnny Temple, R (1, 4) OBP: 0.477, SLG: 0.459		0-0 6-3		0-0 2B		0-0 BB 1B	4-0 BB 1B		0-0 HR 1B	4	2	3	1	1	0	1
Wally Post, R (1, 9) OBP: 0.243, SLG: 0.486	0-0 1-6-3		0-0 F8		0-0 F8	0-0 S 1B	0-0 5-3		0-0 HR	5	1	2	4	0	0	4
Andy Seminick, R (1, 2) OBP: 0.448, SLG: 0.409			0-0 F8		0-0 5-3	0-0 6-3		0-0 1B		3	0	0	0	0	0	1
Nino Escalera, L (8, PH) OBP: 0.800, SLG: 0.750										1	0	1	0	0	0	0
Rocky Bridges, R (9, 6)										0	0	0	0	0	0	0
Bud Podbielan, R (1, 1) OBP: 0.571, SLG: 0.400			0-0 BB		0-0 FC6-4	4-0 BB		0-0 F5		2	0	2	0	1	0	0
Corky Valentine, R (8, 1)										0	0	0	0	0	0	0
Lloyd Merriman, L (8, PH) OBP: 0.300, SLG: 0.222										1	0	0	0	0	0	1
Frank Smith, R (9, 1)										0	0	0	0	0	0	0

Inning Stats	R: 0	H: 1	E: 0	LOB: 0	K: 1	P: 5	R: 0	H: 1	E: 0	LOB: 1	K: 0	P: 4	R: 0	H: 1	E: 0	LOB: 2	K: 0	P: 8	R: 0	H: 1	E: 0	LOB: 1	K: 1	P: 6	R: 0	H: 1	E: 0	LOB: 1	K: 0	P: 4	R: 3	H: 3	E: 0	LOB: 3	K: 2	P: 22	R: 0	H: 1	E: 0	LOB: 2	K: 0	P: 8	R: 0	H: 1	E: 0	LOB: 1	K: 2	P: 8	R: 3	H: 2	E: 0	LOB: 0	K: 0	P: 8	1B: 9	SF: 0	2B: 2	SAC: 0	3B: 0	DP: 1	HR: 1	HBP: 0	WP: 0	PA: 43
--------------	------	------	------	--------	------	------	------	------	------	--------	------	------	------	------	------	--------	------	------	------	------	------	--------	------	------	------	------	------	--------	------	------	------	------	------	--------	------	-------	------	------	------	--------	------	------	------	------	------	--------	------	------	------	------	------	--------	------	------	-------	-------	-------	--------	-------	-------	-------	--------	-------	--------


PITCHER	IP	WLS	BF	H	R	ER	SO	BB	IBB	HBP	BLK	WP	HR	S	P	ERA	WHIP
Paul Minner, L (1, 1) ERA: 3.86	5.1		25	8	3	3	3	2	0	0	0	0	0	29	37	5.06	1.875
Jim Willis, R (6, 1) ERA:	0.1		3	0	0	0	0	2	0	0	0	0	0	1	9	0.00	6.000
Warren Hacker, R (6, 1) ERA:	0.1	L	1	0	0	0	1	0	0	0	0	0	0	3	3	0.00	0.000
John Pyecha, R (7, 1) ERA: 10.13	2.2		14	4	3	3	2	2	0	0	0	0	1	16	24	10.12	2.250

BOTTOM

Chicago Cubs @ Cincinnati Redlegs
Crosley Field, Cincinnati, OH

Sat Apr 24 1954, 3:33 AM EST
Att. 3,943 - Unknown

AB	37
R	6
H	12
RBI	5
BB	6
SO	6
LOB	24



PITCHER	IP	WLS	BF	H	R	ER	SO	BB	IBB	HBP	BLK	WP	HR	S	P	ERA	WHIP
---------	----	-----	----	---	---	----	----	----	-----	-----	-----	----	----	---	---	-----	------

Chicago Cubs @ Cincinnati Redlegs
Crosley Field, Cincinnati, OH

Sun Apr 25 1954, 3:33 AM EDT
Unknown

livebaseballscorecards.com



AB 38
R 9
H 14
RBI 6
BB 1
SO 0
LOB 8

WP: 0 PA: 39
PB: 0
SB: 0
CS: 2

AB	R	H	RBI	BB	SO	LOB
5	1	1	0	0	0	0
5	1	2	0	0	0	1
5	1	2	3	0	0	1
0	0	0	0	0	0	0
4	2	2	0	0	0	0
0	0	0	0	0	0	0
4	3	3	2	0	0	1
4	1	4	1	0	0	0
4	0	0	0	0	0	3
3	0	0	0	1	0	0
4	0	0	0	0	0	2

Batter	1	2	3	4	5	6	7	8	9
Bob Talbot, R (1, 8) OBP: 0.318, SLG: 0.366	0-0 F9		0-0 F9		0-0 HR 1B		0-0 F4		0-0 5-3
Dee Fondy, L (1, 3) OBP: 0.429, SLG: 0.474	0-0 4-3		0-0 F5		0-0 F4		0-0 2B 1B		0-0 1B
Ralph Kiner, R (1, 7) OBP: 0.513, SLG: 0.793 Frank Baumholtz, L (9, 7) OBP: 0.250, SLG: 1.000	0-0 F7		0-0 F5		1-H HR		1-H 2B		0-0 F8
Hank Sauer, R (1, 9) OBP: 0.474, SLG: 0.677 Don Robertson, L (9, 9)		0-0 14 1B E 1B		0-0 HR 1B		0-0 5-3		0-0 F7	
Randy Jackson, R (1, 5) OBP: 0.583, SLG: 0.971		0-0 F9		1-H HR		0-0 14 1B 9-5-4 1B		0-0 14 E 1B	
14 Ernie Banks, R (1, 6) OBP: 0.343, SLG: 0.419		0-0 CS E 1B		G4-6-3 1B		0-0 0-5-4 1B		1-H E6 3B	
Gene Baker, R (1, 4) OBP: 0.514, SLG: 0.900		0-0 E6 CS		G4-6-3 1-2f		0-0 9-5-4 1-2f		0-0 F7	
El Tappe, R (1, 2)		BB 4-0 1-2 2-3 FC5-4 BB		0-0 6-3		0-0 3-H F9		0-0 F9	
Bubba Church, R (1, 1)		0-0 FC5-4 1-2f		0-0 F7		0-0 F8		0-0 6-3	

PITCHER	IP	WLS	BF	H	R	ER	SO	BB	IBB	HBP	BLK	WP	HR	S	P	ERA	WHIP
Howie Judson, R (1, 1) ERA: 1.74	4.0	L	17	5	3	2	0	1	0	0	0	0	1	16	20	4.50	1.500
Joe Nuxhall, L (5, 1) ERA: 6.06	3.0		13	6	4	4	0	0	0	0	0	0	1	13	13	12.00	2.000
George Zuverink, R (8, 1) ERA: 9.0	2.0		9	3	2	2	0	0	0	0	0	0	0	9	9	9.00	1.500

PITCHER	IP	WLS	BF	H	R	ER	SO	BB	IBB	HBP	BLK	WP	HR	S	P	ERA	WHIP


Inning Stats	R: 0	H: 0	E: 0	K: 0	S: 3	P: 3	R: 1	H: 2	E: 1	K: 0	S: 5	P: 9	R: 0	H: 0	E: 0	K: 0	S: 3	R: 2	H: 3	E: 0	K: 0	S: 5	P: 5	R: 2	H: 2	E: 0	K: 0	S: 5	P: 5	R: 1	H: 2	E: 0	K: 0	S: 4	P: 4	R: 1	H: 2	E: 0	K: 0	S: 4	P: 4	R: 2	H: 2	E: 1	K: 0	S: 5	P: 5	R: 0	H: 1	E: 0	K: 0	S: 4	P: 4	1B: 10	SF: 0	2B: 2	SAC: 0	3B: 1	DP: 2	HR: 2	HBP: 0	WP: 0	PA: 39
--------------	------	------	------	------	------	------	------	------	------	------	------	------	------	------	------	------	------	------	------	------	------	------	------	------	------	------	------	------	------	------	------	------	------	------	------	------	------	------	------	------	------	------	------	------	------	------	------	------	------	------	------	------	------	--------	-------	-------	--------	-------	-------	-------	--------	-------	--------

Batter	1	2	3	4	5	6	7	8	9	AB R H RBI BB SO LOB
Bobby Adams, R OBP: 0.389, SLG: 0.273 (1, 5)	4-0 SH1-3 BB		4-0 1B BB		4-0 S BB		0-0 S 1B		0-3 K	2 0 1 0 3 1 0
Roy McMillan, R OBP: 0.326, SLG: 0.275 (1, 6)	0-0 SH1-3 1-2		0-0 1-3 1B		0-0 F6 1-2		4-0 1-2 BB			2 0 1 0 1 0 1
Gus Bell, L OBP: 0.333, SLG: 0.438 (1, 8)	0-0 4-3 2-3		0-3 K		0-0 F5		0-0 F3			4 0 0 0 0 1 5
Ted Kluszewski, L OBP: 0.354, SLG: 0.439 (1, 3)	4-0 BB			0-0 HR	0-0 3-1		0-0 F6			3 1 1 1 1 0 3
Jim Greengrass, R OBP: 0.404, SLG: 0.674 (1, 7)	0-3 K			0-0 F7		0-0 1B		0-0 F9		4 0 1 0 0 1 2
Johnny Temple, R OBP: 0.438, SLG: 0.415 (1, 4)		0-0 F8		0-0 F7		0-0 F8		0-0 F4		4 0 0 0 0 0 1
Wally Post, R OBP: 0.244, SLG: 0.538 (1, 9)		0-3 K		0-0 HR		0-0 F5		0-0 F4		4 1 1 1 0 1 1
Ed Bailey, L OBP: 0.313, SLG: 0.462 (1, 2)		0-0 4-1		4-0 BB		0-0 F5		0-0 1-3 1B		3 0 1 0 1 0 1
Howie Judson, R Chuck Harmon, R Joe Nuxhall, L Johnny Lipon, R George Zuverink, R Lloyd Merriman, L			0-0 F8	0-0 F7		0-0 F7		0-0 L3		1 0 0 0 0 0 0 1 0 0 0 0 0 0 1 0 0 0 0 0 0 0 0 1 0 0 0 0 0 0 0 0 0 0 0 0 0 0 0 1 0 0 0 0 0 0 1

Inning Stats	R: 0	H: 0	E: 0	K: 1	S: 5	LOB: 2	BB: 2	P: 13	R: 0	H: 0	E: 0	K: 1	S: 5	LOB: 0	BB: 0	P: 5	R: 0	H: 1	E: 0	K: 1	S: 5	LOB: 1	BB: 1	P: 9	R: 2	H: 2	E: 0	K: 0	S: 5	LOB: 1	BB: 1	P: 9	R: 0	H: 0	E: 0	K: 0	S: 3	LOB: 1	BB: 1	P: 7	R: 0	H: 1	E: 0	K: 0	S: 4	LOB: 1	BB: 0	P: 4	R: 0	H: 1	E: 0	K: 0	S: 4	LOB: 2	BB: 1	P: 8	R: 0	H: 0	E: 0	K: 0	S: 3	LOB: 0	BB: 0	P: 3	R: 0	H: 1	E: 0	K: 1	S: 5	LOB: 0	BB: 0	P: 5	1B: 4	SF: 0	2B: 1	SAC: 1	3B: 0	DP: 1	HR: 2	HBP: 0	WP: 0	PA: 37
PITCHER Bubba Church, R ERA: 2.0 (1, 1)	IP	WLS	BF	H	R	ER	SO	BB	IBB	HBP	BLK	WP	HR	S	P	ERA	WHIP																																																																	
	9.0	W	37	6	2	2	4	6	0	0	0	0	2	39	63	2.00	1.333																																																																	
																		PITCHER	IP	WLS	BF	H	R	ER	SO	BB	IBB	HBP	BLK	WP	HR	S	P	ERA	WHIP																																															

Chicago Cubs @ Cincinnati Redlegs
Crosley Field, Cincinnati, OH
Sun Apr 25 1954, 3:33 AM EDT
Unknown

AB	30
R	2
H	6
RBI	2
BB	6
SO	4
LOB	16



livebaseballscorecards.com

Batter	1	2	3	4	5	6	7	8	9	AB R H RBI BB SO LOB	TOP
Bob Talbot, R (1, 8) OBP: 0.292, SLG: 0.333	0-0 F3		0-3 K		0-0 5-3		0-0 F8			4 0 0 0 0 1 3	
Dee Fondy, L (1, 3) OBP: 0.413, SLG: 0.524	0-3 K		0-0 F8			0-0 HR		0-0 F4		4 1 1 1 0 1 1	
Ralph Kiner, R (1, 7) OBP: 0.465, SLG: 0.697	0-0 6-3			0-0 F6		0-3 K		0-0 6-3		4 0 0 0 0 1 0	
Hank Sauer, R (1, 9) OBP: 0.476, SLG: 0.735 Luis Marquez, R (8, PR) Don Robertson, L (8, 9)		0-3 K		0-0 HR		0-0 F3		4-0 BB		3 1 1 1 1 1 0 0 0 0 0 0 0 0 0 0 0 0 0 0 0	
Randy Jackson, R (1, 5) OBP: 0.525, SLG: 0.868		0-0 4-3		0-0 1-3		0-0 1-3		0-0 F4		4 0 0 0 0 0 1	
14 Ernie Banks, R (1, 6) OBP: 0.359, SLG: 0.394		4-0 BB		4-0 BB			0-0 F8		0-0 5-3	2 0 0 0 2 0 0	
Gene Baker, R (1, 4) OBP: 0.463, SLG: 0.794		0-0 6-3		0-0 F6			0-0 F8		0-3 K	4 0 0 0 0 1 2	
Joe Garagiola, L (1, 2) OBP: 0.615, SLG: 0.636			0-0 FC1-6 1B		0-0 4-3		4-0 1B WP BB		0-0 F7	3 0 1 0 1 0 0	
Howie Pollet, L (1, 1) OBP: 0.333, SLG: 0.333 Warren Hacker, R (7, 1)			0-0 FC1-6		0-0 4-3		0-0 1-3 1B			3 0 1 0 0 0 1 0 0 0 0 0 0 0	
Inning Stats	R: 0 E: 0 K: 1 S: 5 H: 0 LOB: 0 BB: 0 P: 5	R: 0 E: 0 K: 1 S: 5 H: 0 LOB: 1 BB: 1 P: 9	R: 0 E: 0 K: 1 S: 6 H: 1 LOB: 1 BB: 0 P: 6	R: 1 E: 0 K: 0 S: 4 H: 1 LOB: 1 BB: 1 P: 8	R: 0 E: 0 K: 0 S: 3 H: 0 LOB: 0 BB: 0 P: 3	R: 1 E: 0 K: 1 S: 6 H: 1 LOB: 0 BB: 0 P: 6	R: 0 E: 0 K: 0 S: 4 H: 1 LOB: 2 BB: 1 P: 8	R: 0 E: 0 K: 0 S: 3 H: 0 LOB: 1 BB: 1 P: 7	R: 0 E: 0 K: 1 S: 5 H: 0 LOB: 0 BB: 0 P: 5	1B: 2 2B: 0 3B: 0 HR: 2 SF: 0 SAC: 0 DP: 0 HBP: 0	WP: 1 PB: 0 SB: 0 CS: 0 PA: 35
PITCHER Art Fowler, R (1, 1) ERA: 1.8	IP: 9.0 WLS: W BF: 35 H: 4 R: 2 ER: 2 SO: 5 BB: 4 IBB: 0 HBP: 0 BLK: 0 WP: 1 HR: 2 S: 41 P: 57 ERA: 2.00 WHIP: 0.889										

Chicago Cubs @ Cincinnati Redlegs
Crosley Field, Cincinnati, OH
Sun Apr 25 1954, 3:38 AM EDT
Att. 19,381 - Unknown

livebaseballscorecards.com

AB	31
R	2
H	4
RBI	2
BB	4
SO	5
LOB	8



Batter	1	2	3	4	5	6	7	8	9
Chuck Harmon, R (1, 5) <small>OBP: 0.300, SLG: 0.375</small>	0-0 1B		4-0 BB		0-0 E 2B		0-0 5-3	0-0 F8	
Roy McMillan, R (1, 6) <small>OBP: 0.300, SLG: 0.250</small>	0-0 F9		0-0 FC5-4		0-0 F9		0-0 F7		
Gus Bell, L (1, 8) <small>OBP: 0.327, SLG: 0.442</small>	0-3 K		0-0 F7		0-0 1-3		0-0 1B BB 2B		
Jim Greengrass, R (1, 7) <small>OBP: 0.392, SLG: 0.630</small>	0-0 5-3				0-0 F8		0-0 E6		
Ted Kluszewski, L (1, 3) <small>OBP: 0.365, SLG: 0.432</small>					4-0 3B BB		0-0 K		
Johnny Temple, R (1, 4) <small>OBP: 0.462, SLG: 0.432</small>					0-0 F8		0-0 1B		
Wally Post, R (1, 9) <small>OBP: 0.244, SLG: 0.558</small>					0-0 1B		0-0 F7		
Hobie Landrith, L (1, 2) 					0-0 3B		0-0 K		
Art Fowler, R (1, 1) 					0-0 F8		0-0 F2		
					0-0 5-3		0-0 F4		
					0-0 FC6-4 BB		0-0 K		

AB	R	H	RBI	BB	SO	LOB
4	1	2	0	1	0	0
4	0	0	0	0	0	3
4	1	1	0	0	1	3
3	0	0	0	1	0	1
3	1	1	0	1	1	1
3	0	2	1	1	0	1
4	0	1	1	0	1	5
3	0	0	0	1	0	2
4	0	0	0	0	1	3

BOTTOM

Chicago Cubs @ Cincinnati Redlegs
 Crosley Field, Cincinnati, OH
 Sun Apr 25 1954, 3:38 AM EDT
 Att. 19,381 - Unknown

AB	32
R	3
H	7
RBI	2
BB	5
SO	4
LOB	19




Inning Stats	R	H	E	K	S	R	H	E	K	S	R	H	E	K	S	R	H	E	K	S	R	H	E	K	S
	0	1	0	1	6	0	1	0	0	6	0	0	0	0	4	0	0	0	0	2	0	0	0	0	0
	0	0	0	0	4	0	0	0	0	4	0	0	0	0	0	0	0	0	0	0	0	0	0	0	0
	0	0	0	0	3	0	0	0	0	3	0	0	0	0	7	0	0	0	0	0	0	0	0	0	0
	0	0	0	0	4	0	0	0	0	4	0	0	0	0	12	0	0	0	0	0	0	0	0	0	0
	0	0	0	0	7	0	0	0	0	7	0	0	0	0	0	0	0	0	0	0	0	0	0	0	0
	0	0	0	0	4	0	0	0	0	4	0	0	0	0	0	0	0	0	0	0	0	0	0	0	0
	0	0	0	0	5	0	0	0	0	5	0	0	0	0	0	0	0	0	0	0	0	0	0	0	0
	0	0	0	0	4	0	0	0	0	4	0	0	0	0	0	0	0	0	0	0	0	0	0	0	0
	0	0	0	0	5	0	0	0	0	5	0	0	0	0	0	0	0	0	0	0	0	0	0	0	0
	0	0	0	0	4	0	0	0	0	4	0	0	0	0	0	0	0	0	0	0	0	0	0	0	0

PITCHER	IP	WLS	BF	H	R	ER	SO	BB	IBB	HBP	BLK	WP	HR	S	P	ERA	WHIP
Howie Pollet, L (1, 1) ERA: 2.7	6.2	L	33	7	3	2	2	5	0	0	0	0	0	32	52	2.70	1.800
Warren Hacker, R (7, 1) ERA:	1.1		4	0	0	0	2	0	0	0	0	0	0	8	8	0.00	0.000

WP	HR	S	P	ERA	WHIP
0	0	0	0	0	0
0	0	0	0	0	0
0	0	0	0	0	0
0	0	0	0	0	0
0	0	0	0	0	0
0	0	0	0	0	0

livebaseballscorecards.com

Batter	1	2	3	4	5	6	7	8	9	AB	R	H	RBI	BB	SO	LOB	TOP																														
Whitey Lockman, L (1, 3) OBP: 0.288, SLG: 0.365																	0	0	0	0	0	0	0	0	New York Giants @ Chicago Cubs Wrigley Field, Chicago, IL Sat May 01 1954, 3:33 AM CDT Att. 12,192 - Unknown livebaseballscorecards.com																						
Alvin Dark, R (1, 6) OBP: 0.302, SLG: 0.410																	0	0	0	0	0	0	0																								
Willie Mays, R (1, 8) OBP: 0.279, SLG: 0.492																	0	0	0	0	0	0	0																								
Hank Thompson, L (1, 5) OBP: 0.448, SLG: 0.500																	0	0	0	0	0	0	0																								
Don Mueller, L (1, 9) OBP: 0.327, SLG: 0.408																	0	0	0	0	0	0	0																								
Monte Irvin, R (1, 7) OBP: 0.286, SLG: 0.460																	0	0	0	0	0	0	0																								
Davey Williams, R (1, 4) OBP: 0.226, SLG: 0.167																	0	0	0	0	0	0	0																								
Wes Westrum, R (1, 2) OBP: 0.286, SLG: 0.063																	0	0	0	0	0	0	0																								
Marv Grissom, R (1, 1)	0	0	0	0	0	0	0																																								
Inning Stats	1B: 0	SF: 0	WP: 0	PA: 0	2B: 0	SAC: 0	PB: 0			3B: 0	DP: 0	SB: 0		HR: 0	HBP: 0	CS: 0																															
PITCHER Johnny Klippstein, R (1, 1) ERA: 15.88	IP	WLS	BF	H	R	ER	SO	BB	IBB	HBP	BLK	WP	HR	S	P	ERA	WHIP	0.0	W	0	0	0	0	0	0	0	0	0	∞	∞	PITCHER IP	WLS	BF	H	R	ER	SO	BB	IBB	HBP	BLK	WP	HR	S	P	ERA	WHIP

Batter	1	2	3	4	5	6	7	8	9	AB	R	H	RBI	BB	SO	LOB
Bob Talbot, R (1, 8) OBP: 0.293, SLG: 0.345										0	0	0	0	0	0	0
Dee Fondy, L (1, 3) OBP: 0.357, SLG: 0.462										0	0	0	0	0	0	0
Ralph Kiner, R (1, 7) OBP: 0.423, SLG: 0.585										0	0	0	0	0	0	0
Hank Sauer, R (1, 9) OBP: 0.462, SLG: 0.744										0	0	0	0	0	0	0
Randy Jackson, R (1, 5) OBP: 0.469, SLG: 0.809										0	0	0	0	0	0	0
14 Ernie Banks, R (1, 6) OBP: 0.354, SLG: 0.381										0	0	0	0	0	0	0
Gene Baker, R (1, 4) OBP: 0.438, SLG: 0.718										0	0	0	0	0	0	0
El Tappe, R (1, 2)										0	0	0	0	0	0	0
Paul Minner, L (1, 1) OBP: 0.222, SLG: 0.571										0	0	0	0	0	0	0
Inning Stats																

BOTTOM

Pittsburgh Pirates @ Chicago Cubs
 Wrigley Field, Chicago, IL
 Sun May 02 1954, 3:33 AM CDT
 Unknown

livebaseballscorecards.com

AB	0
R	0
H	0
RBI	0
BB	0
SO	0
LOB	0



PITCHER	IP	WLS	BF	H	R	ER	SO	BB	IBB	HBP	BLK	WP	HR	S	P	ERA	WHIP
Vern Law, R (1, 1) ERA: 5.29	0.0	L	0	0	0	0	0	0	0	0	0	0	0	0	0	∞	∞

PITCHER	IP	WLS	BF	H	R	ER	SO	BB	IBB	HBP	BLK	WP	HR	S	P	ERA	WHIP

WP: 0	PA: 0
PB: 0	
SB: 0	
CS: 0	

Batter	1	2	3	4	5	6	7	8	9	AB R H RBI BB SO LOB	TOP									
Cal Abrams, L OBP: 0.565, SLG: 0.533 (1, 7)										5 4 4 1 1 0 3										
Dick Cole, R OBP: 0.382, SLG: 0.345 (1, 5)										4 2 3 1 1 0 1										
Bob Skinner, L OBP: 0.375, SLG: 0.453 (1, 3)										6 2 3 5 0 0 2										
Frank Thomas, R OBP: 0.388, SLG: 0.571 (1, 8)										5 4 4 3 0 1 0										
Jerry Lynch, L OBP: 0.357, SLG: 0.590 (1, 9)										4 2 1 0 1 1 1										
Toby Atwell, L OBP: 0.396, SLG: 0.425 (1, 2)										5 0 1 0 0 2 7										
Curt Roberts, R OBP: 0.277, SLG: 0.325 (1, 4)										3 1 1 3 1 0 1										
Gair Allie, R OBP: 0.304, SLG: 0.241 (1, 6)										3 1 0 1 2 2 2										
Bob Friend, R OBP: 0.273, SLG: 0.222 Johnny Hetki, R (8, 1)										4 2 1 3 1 1 2 0 0 0 0 0 0 0										
Inning Stats	R: 8 E: 0 K: 1 S: 10	H: 5 LOB: 1 BB: 4 P: 26	R: 1 E: 0 K: 1 S: 7	H: 2 LOB: 1 BB: 0 P: 7	R: 5 E: 1 K: 0 S: 8	H: 4 LOB: 3 BB: 3 P: 20	R: 1 E: 0 K: 0 S: 4	H: 2 LOB: 0 BB: 0 P: 4	R: 0 E: 0 K: 0 S: 3	H: 1 LOB: 0 BB: 0 P: 3	R: 3 E: 0 K: 3 S: 12	H: 3 LOB: 0 BB: 0 P: 12	R: 0 E: 0 K: 2 S: 7	H: 0 LOB: 0 BB: 0 P: 7	R: 0 E: 0 K: 0 S: 4	H: 1 LOB: 1 BB: 0 P: 4	1B: 8 2B: 7 3B: 1 HR: 2	SF: 1 SAC: 1 DP: 0 HBP: 0	WP: 0 PB: 0 SB: 2 CS: 1	PA: 48
PITCHER	IP WLS BF H R ER SO BB IBB HBP BLK WP HR S P ERA WHIP																			
Bubba Church, R ERA: 7.45 (1, 1)	0.2 L 8 2 6 6 1 4 0 0 0 0 0 0 6 22 81.00 9.000																			
Jim Davis, L ERA: 12.46 (1, 1)	1.0 8 5 3 3 0 0 0 0 0 0 0 0 8 8 27.00 5.000																			
Jim Willis, R ERA: (2, 1)	0.1 1 0 0 0 1 0 0 0 0 0 0 0 3 3 0.00 0.000																			
Hal Jeffcoat, R ERA: 14.14 (3, 1)	2.0 15 6 6 5 0 3 0 0 0 0 1 12 24 22.50 4.500																			
Jim Brosnan, R ERA: 8.31 (5, 1)	2.0 9 4 3 3 3 0 0 0 0 0 1 15 15 13.50 2.000																			
PITCHER	IP WLS BF H R ER SO BB IBB HBP BLK WP HR S P ERA WHIP																			
Turk Lown, R ERA: 33.75 (7, 1)	1.0 3 0 0 0 2 0 0 0 0 0 0 0 7 7 0.00 0.000																			
Bob Zick, R ERA: (8, 1)	1.0 4 1 0 0 0 0 0 0 0 0 0 0 4 4 0.00 1.000																			

Pittsburgh Pirates @ Chicago Cubs
Wrigley Field, Chicago, IL
Sun May 02 1954, 3:38 AM CDT
Att. 7,636 - Unknown

livebaseballscorecards.com

AB 39
R 18
H 18
RBI 17
BB 7
SO 7
LOB 19


Batter	1	2	3	4	5	6	7	8	9	AB	R	H	RBI	BB	SO	LOB
Bob Talbot, R OBP: 0.299, SLG: 0.406 (1, 8)	0-0 1-3	0-0 P4		0-0 6-3		0-0 F8		0-0 HR		5	1	1	1	0	0	3
Dee Fondy, L OBP: 0.323, SLG: 0.426 (1, 3)	0-0 F7		0-3 K		0-3 K	0-0 1-3		0-0 4-3		5	0	0	0	0	2	0
Ralph Kiner, R OBP: 0.426, SLG: 0.571 (1, 7)	0-3 K		0-0 2B		0-0 HR 1B		0-0 6-3	0-0 F8		5	1	2	0	0	1	0
Hank Sauer, R OBP: 0.508, SLG: 0.941 (1, 9)		0-0 HR	4-0 14 FC6-4 BB		0-0 HR		0-0 BB 1B 1B	0-0 1B 14 1B 2B		4	4	4	3	1	0	0
Randy Jackson, R OBP: 0.466, SLG: 0.741 (1, 5)		0-0 P4	0-3 K		0-0 14 HR 1B		4-0 BB 1B BB	0-0 14 1B 2B		4	2	2	0	1	1	2
14 Ernie Banks, R OBP: 0.351, SLG: 0.431 (1, 6)		0-0 BB 1B FC4-6 1B	0-0 FC6-4		0-0 HR		0-0 F8	0-0 1-2 3-H 1B		5	2	3	3	0	0	4
Gene Baker, R OBP: 0.474, SLG: 0.696 (1, 4)		0-0 FC4-6 BB 1-2 1B		4-0 5-3 BB		0-3 K	4-0 1-2 2-3 BB 1B	0-3 K		3	0	1	0	2	2	2
Joe Garagiola, L OBP: 0.556, SLG: 0.533 (1, 2)		4-0 FC4-6 BB 1-2 2-3 BB		0-0 5-3		0-0 F8	0-0 1-2 2-3 2-H 3-H 1B			3	0	1	2	1	0	1
Bubba Church, R Jim Davis, S Jim Willis, L Frank Baumholtz, L Hal Jeffcoat, R Don Robertson, L Jim Brosnan, R Bill Serena, R Frank Loren, R Steve Bilko, R Bob Zick, L		0-0 FC4-6		0-0 F7		0-3 K	0-0 1-3			0	0	0	0	0	0	0

Inning Stats	R: 0	H: 0	E: 0	K: 1	S: 5	LOB: 0	BB: 0	P: 5	R: 2	H: 3	E: 0	K: 0	S: 6	LOB: 2	BB: 1	P: 10	R: 0	H: 1	E: 0	K: 2	S: 8	LOB: 2	BB: 1	P: 12	R: 0	H: 0	E: 0	K: 0	S: 3	LOB: 1	BB: 1	P: 7	R: 4	H: 4	E: 0	K: 2	S: 11	LOB: 0	BB: 0	P: 11	R: 0	H: 0	E: 0	K: 1	S: 5	LOB: 0	BB: 0	P: 5	R: 2	H: 2	E: 0	K: 0	S: 5	LOB: 2	BB: 2	P: 13	R: 2	H: 4	E: 0	K: 1	S: 9	LOB: 2	BB: 0	P: 9
PITCHER	IP	WLS	BF	H	R	ER	SO	BB	IBB	HBP	BLK	WP	HR	S	P	ERA	WHIP																																															
Bob Friend, R ERA: 8.0 (1, 1)	7.2	W	42	14	10	10	6	5	0	0	0	0	0	4	49	69	11.74	2.478																																														
Johnny Hetki, R ERA: 1.38 (8, 1)	0.1	S	1	0	0	0	1	0	0	0	0	0	0	3	3	0.00	0.000																																															

BOTTOM

Pittsburgh Pirates @ Chicago Cubs
 Wrigley Field, Chicago, IL
 Sun May 02 1954, 3:38 AM CDT
 Att. 7,636 - Unknown

AB	38
R	10
H	14
RBI	10
BB	5
SO	7
LOB	17



1B	8	SF	0	WP	0	PA	43
2B	2	SAC	0	PB	0		
3B	0	DP	0	SB	0		
HR	4	HBP	0	CS	0		

livebaseballscorecards.com

Batter	1	2	3	4	5	6	7	8	9	AB R H RBI BB SO LOB	TOP
Pee Wee Reese, R OBP: 0.395, SLG: 0.486 (1, 6) C C B B B X	2-2 BB 1B 1B	2-2 1B 2B	0-1 G1-6-3 1-2f			4-1 2B 5-3 BB	2-0 5-3			4 3 2 0 1 0 2	
Jim Gilliam, S OBP: 0.425, SLG: 0.618 (1, 4) X	0-0 BB 1B 1B	4-2 1B 1B BB			2-2 F8	0-0 5-3	1-2 FC4-6 1B			4 1 2 0 1 0 1	
Duke Snider, L OBP: 0.456, SLG: 0.671 (1, 8) C F B S	1-3 K	3-2 1B BB 1B			1-3 K	0-0 1B 2B	0-0 FC4-6			5 2 2 2 0 2 4	
Gil Hodges, R OBP: 0.434, SLG: 0.661 (1, 3) F B B B B	4-2 BB 1B BB	1-0 BB BB 1B			0-1 BB 1B	2-2 F5		1-2 F9		4 0 2 1 1 0 1	
Carl Furillo, R OBP: 0.378, SLG: 0.328 (1, 9) B B B B	4-0 BB BB	4-2 BB BB			4-1 FC4-6 BB	1-0 1B		3-1 F9		2 0 1 2 3 0 0	
Sandy Amoros, L OBP: 0.250, SLG: 0.167 (1, 7) B B B C C C	3-3 K	4-2 BB			0-0 FC4-6	1-0 4-3		0-1 F6		4 0 0 1 1 1 6	
Don Hoak, R OBP: 0.389, SLG: 0.588 (1, 5) C B R X	2-1 1-3	0-2 F9				0-0 F7				5 1 1 0 0 0 6	
Rube Walker, L OBP: 0.167, SLG: 0.167 (1, 2) X		0-0 F7	2-1 F5			1-0 F8				5 0 1 1 0 1 0	
Russ Meyer, S (1, 1) X C B B F		1-2 L4	4-2 G1-6-3 BB			0-0 L6				3 0 0 0 1 1 0	
Inning Stats	R: 1 E: 0 K: 2 S: 14 H: 2 LOB: 3 BB: 2 P: 30	R: 3 E: 0 K: 0 S: 21 H: 3 LOB: 3 BB: 3 P: 40	R: 0 E: 0 K: 0 S: 6 H: 0 LOB: 0 BB: 1 P: 12	R: 0 E: 0 K: 1 S: 10 H: 1 LOB: 2 BB: 1 P: 17	R: 0 E: 0 K: 0 S: 3 H: 0 LOB: 0 BB: 0 P: 4	R: 2 E: 0 K: 0 S: 8 H: 2 LOB: 1 BB: 1 P: 16	R: 1 E: 0 K: 0 S: 9 H: 3 LOB: 2 BB: 0 P: 14	R: 0 E: 0 K: 2 S: 10 H: 0 LOB: 0 BB: 0 P: 11	R: 0 E: 0 K: 2 S: 10 H: 0 LOB: 0 BB: 0 P: 14	1B: 8 2B: 2 3B: 1 HR: 0 SF: 0 SAC: 1 DP: 1 HBP: 0	WP: 0 PB: 0 SB: 0 CS: 0 PA: 45
PITCHER	IP WLS BF H R ER SO BB IBB HBP BLK WP HR S P ERA WHIP										
Bob Rush, R ERA: 4.05 (1, 1)	1.2 L 14 5 4 4 2 4 0 0 0 0 0 0 30 61 21.60 5.400										
Jim Willis, R ERA: 3.12 (2, 1)	5.1 25 6 3 3 1 4 0 0 0 0 0 0 41 72 5.06 1.875										
Turk Lown, R ERA: 13.5 (8, 1)	2.0 6 0 0 0 2 0 0 0 0 0 0 0 17 25 0.00 0.000										

Brooklyn Dodgers @ Chicago Cubs
 Wrigley Field, Chicago, IL
 Wed May 05 1954, 3:33 AM CDT
 Att. 3,670 - Unknown

AB	36
R	7
H	11
RBI	7
BB	8
SO	5
LOB	20



livebaseballscorecards.com

Batter	1	2	3	4	5	6	7	8	9	AB	R	H	RBI	BB	SO	LOB
Bob Talbot, R OBP: 0.319, SLG: 0.424 Luis Marquez, R (3, PR) (4, 8)	1-1 BB 1B		1-2 4-3 1B		1-0 F6			2-2 5-3		2	0	2	0	0	0	0
Dee Fondy, L OBP: 0.304, SLG: 0.400 (1, 3)	3-2 F9		0-1 4-3		0-1 E4 G4-3			2-1 F6		4	0	0	0	0	0	2
Ralph Kiner, R OBP: 0.446, SLG: 0.569 (1, 7)	4-1 1-2 BB		4-1 BB		2-1 G4-3 1-2f			0-2 1B		2	0	1	0	2	0	1
Hank Sauer, R OBP: 0.492, SLG: 0.891 (1, 9)	1-1 F8		1-2 F6		0-1 G5-4-3 1B			0-0 5-3		4	0	1	0	0	0	5
Randy Jackson, R OBP: 0.435, SLG: 0.690 (1, 5)	3-3 K			1-0 L7				3-2 F2		4	0	0	0	0	1	3
14 Ernie Banks, R OBP: 0.328, SLG: 0.400 (1, 6)		2-1 F8		1-3 K				1-2 6-3		4	0	0	0	0	1	0
Gene Baker, R OBP: 0.459, SLG: 0.660 (1, 4)		0-1 5-3		0-0 E1 1B				1-1 1B		4	0	1	0	0	0	0
El Tappe, R OBP: 0.188, SLG: 0.133 Joe Garagiola, L (7, PH) (8, 2)		2-1 F9		0-0 1-2 1B				1-1 B2-3		2	0	1	0	0	0	0
Bob Rush, R OBP: 0.400, SLG: 0.400 Jim Willis, L (2, 1) Don Robertson, L (7, PH) Turk Lown, R (8, 1)			1-3 K	0-0 1-3						0	0	0	0	0	0	0
										2	0	0	0	0	1	2
										1	0	0	0	0	1	0
										0	0	0	0	0	0	0

Inning Stats	R: 0	H: 1	E: 0	K: 1	S: 12	LOB: 2	BB: 1	P: 24	R: 0	H: 0	E: 0	K: 0	S: 6	LOB: 0	BB: 0	P: 10	R: 0	H: 1	E: 0	K: 1	S: 13	LOB: 2	BB: 1	P: 20	R: 0	H: 1	E: 1	K: 1	S: 7	LOB: 2	BB: 0	P: 9	R: 0	H: 0	E: 1	K: 0	S: 5	LOB: 0	BB: 0	P: 8	R: 0	H: 1	E: 0	K: 0	S: 5	LOB: 0	BB: 0	P: 7	R: 0	H: 0	E: 0	K: 2	S: 9	LOB: 0	BB: 0	P: 14	R: 0	H: 1	E: 0	K: 0	S: 11	LOB: 1	BB: 0	P: 13	R: 0	H: 1	E: 0	K: 0	S: 11	LOB: 1	BB: 0	P: 17	1B: 6	SF: 0	2B: 0	SAC: 0	3B: 0	DP: 2	HR: 0	HBP: 0	WP: 0	PA: 35
PITCHER Russ Meyer, R ERA: 2.82 (1, 1)	IP	WLS	BF	H	R	ER	SO	BB	IBB	HBP	BLK	WP	HR	S	P	ERA	WHIP	IP	WLS	BF	H	R	ER	SO	BB	IBB	HBP	BLK	WP	HR	S	P	ERA	WHIP																																																

BOTTOM

Brooklyn Dodgers @ Chicago Cubs
Wrigley Field, Chicago, IL
Wed May 05 1954, 3:33 AM CDT
Att. 3,670 - Unknown

livebaseballscorecards.com

AB	33
R	0
H	6
RBI	0
BB	2
SO	5
LOB	14



Batter	1	2	3	4	5	6	7	8	9	10	11	AB R H RBI BB SO LOB	TOP
Pee Wee Reese, R OBP: 0.402, SLG: 0.487 (1, 6)	4-2 BB BB		4-1 BB SF9 BB	2-2 G3 2B		1-1 6-3		0-2 F7		2-1 5-3		4 2 1 2 2 0 0	Brooklyn Dodgers @ Chicago Cubs Wrigley Field, Chicago, IL Thu May 06 1954, 3:33 AM CDT Att: 4,966 - Unknown
Jim Gilliam, S OBP: 0.398, SLG: 0.573 (1, 4)	0-0 F9		1-3 K	2-0 G3		2-2 5-3		2-1 F7		3-2 F8		6 0 0 0 0 1 4	
Duke Snider, L OBP: 0.471, SLG: 0.671 (1, 8)	4-2 FC6-4 BB		4-1 SF9 BB BB	2-2 2B		4-1 HR BB			1-1 G3		3-1 G3	3 1 1 1 3 0 0	
Gil Hodges, R OBP: 0.427, SLG: 0.672 (1, 3)	0-1 L8		4-2 BB	1-2 F8		1-2 HR			2-3 K		0-3 K	5 1 1 3 1 2 3	
Carl Furillo, R OBP: 0.375, SLG: 0.324 (1, 9)	0-0 FC6-4		1-2 SF9		4-1 FC1-5 BB	3-1 6-3			2-1 2B 1B		0-0 L6	4 0 1 1 1 0 2	
George Shuba, L OBP: 0.385, SLG: 0.400 (1, 7)		0-0 1-6-3	2-1 F9		4-1 FC1-5 BB		1-0 6-3		1-0 2B			4 0 1 0 1 0 2	
Don Hoak, R OBP: 0.364, SLG: 0.500 Jackie Robinson, R OBP: 0.519, SLG: 0.564 Billy Cox, R OBP: 0.262, SLG: 0.275 (1, 5)		1-1 6-3		2-0 5-3 BB HBP	1-1 FC1-5		0-3 K		4-0 BB			3 1 0 0 0 1 2 0 0 0 0 0 1 0 0 0 0 0 0 0 0 0 0	
Rube Walker, L OBP: 0.182, SLG: 0.100 (1, 2)		1-1 F7		4-2 5-3 2B BB	0-3 K		0-0 F6		3-3 K			4 1 0 0 1 2 5	
Carl Erskine, R OBP: 0.214, SLG: 0.154 Bob Milliken, R (5, 1)			4-2 BB BB	1-1 5-3	0-2 4-3			0-1 L5		2-3 K		2 1 0 0 1 0 4 0 0 0 0 0 0 0 0 1 0 0 0 0 0 0 0 1 0 0 0 0 1 0	
Sandy Amoros, L OBP: 0.241, SLG: 0.160 Clem Labine, R (8, 1)				1-2 2-3									
Inning Stats	R: 0 H: 0 E: 0 K: 0 S: 8 H: 0 LOB: 2 BB: 2 P: 16	R: 0 H: 0 E: 0 K: 0 S: 5 H: 0 LOB: 0 BB: 0 P: 7	R: 2 H: 0 E: 0 K: 1 S: 17 H: 0 LOB: 2 BB: 4 P: 37	R: 3 H: 2 E: 0 K: 0 S: 15 H: 2 LOB: 1 BB: 1 P: 29	R: 0 H: 0 E: 0 K: 1 S: 11 H: 0 LOB: 2 BB: 2 P: 20	R: 2 H: 1 E: 0 K: 1 S: 11 H: 1 LOB: 0 BB: 1 P: 22	R: 0 H: 0 E: 0 K: 1 S: 5 H: 0 LOB: 0 BB: 0 P: 6	R: 0 H: 0 E: 0 K: 0 S: 7 H: 0 LOB: 0 BB: 0 P: 9	R: 0 H: 2 E: 0 K: 2 S: 12 H: 2 LOB: 3 BB: 1 P: 25	R: 0 H: 0 E: 0 K: 1 S: 10 H: 0 LOB: 0 BB: 0 P: 17	R: 0 H: 0 E: 0 K: 1 S: 6 H: 0 LOB: 0 BB: 0 P: 9	1B: 1 SF: 1 2B: 3 SAC: 0 3B: 0 DP: 0 HR: 1 HBP: 1	
PITCHER	IP WLS BF H R ER SO BB IBB HBP BLK WP HR S P ERA WHIP												
Johnny Klippstein, R ERA: 8.66 Hal Jeffcoat, R ERA: 8.4	(1, 1) 3.0 0 4 4 1 7 0 1 0 0 0 0 32 68 12.00 2.333												
	(4, 1) 8.0 W 33 5 3 3 6 4 0 0 0 0 0 1 75 129 3.38 1.125												

livebaseballscorecards.com

AB	37
R	7
H	5
RBI	7
BB	11
SO	7
LOB	22



Batter	1	2	3	4	5	6	7	8	9	10	11	AB R H RBI BB SO LOB	BOTTOM																						
Frank Baumholtz, L (1, 8) OBP: 0.273, SLG: 0.545	0-0 1B 1B	1-0 FC4			0-1 1-3 HR 1B	0-1 F7		2-2 1-3		1-2 1-3		6 2 2 0 0 0 2	<p>Brooklyn Dodgers @ Chicago Cubs Wrigley Field, Chicago, IL Thu May 06 1954, 3:33 AM CDT Att: 4,966 - Unknown</p>																						
Dee Fondy, L (1, 3) OBP: 0.320, SLG: 0.465	1-2 1-3 1B 1B		0-0 F8		0-2 1-3 HR 1B	1-1 2B		2-3 K2-3		0-2 F8		6 1 3 3 0 1 1																							
Ralph Kiner, R (1, 7) OBP: 0.451, SLG: 0.545	2-0 1-3 WP 1B		0-0 5-3		4-0 FC5-4 BB	0-0 F4		4-1 BB		3-0 4-3		4 0 1 1 2 0 2																							
Hank Sauer, R (1, 9) OBP: 0.479, SLG: 0.883	0-0 F2		0-1 HR		1-0 FC5-4 HR	4-0 IBB		1-2 5-3			2-2 4-3	5 2 1 1 1 0 4																							
Randy Jackson, R (1, 5) OBP: 0.426, SLG: 0.703	1-3 1-2 K		0-0 F7		0-0 1-3 HR	2-1 F8		1-3 K		1-2 14 2B 14 E 1B		6 2 2 2 0 2 4																							
14 Ernie Banks, R (1, 6) OBP: 0.343, SLG: 0.443	0-1 6-3			0-3 K	1-2 2B		1-1 F4		0-1 1B 1B		1-0 E7 2B	6 0 3 0 0 1 2																							
Gene Baker, R (1, 4) OBP: 0.455, SLG: 0.630		2-2 6-3		2-2 F7	4-0 BB		0-0 5-3		1-0 G4-6-3 1B			4 0 1 0 1 0 0																							
El Tappe, R (1, 2) OBP: 0.250, SLG: 0.211		1-0 FC4 1B		1-0 1-3	2-2 F8		2-2 1B		1-2 G4-6-3			4 0 2 0 0 0 2																							
Joe Garagiola, L (9, PH) OBP: 0.476, SLG: 0.444												1 0 0 0 0 0 2																							
Johnny Klippstein, R (1, 1) OBP: 0.167, SLG: 0.167		0-3 K					0-0 F8			0-0 F8 1-3 1B		1 0 0 0 0 1 1																							
Hal Jeffcoat, R (4, 1) OBP: 0.571, SLG: 1.167												3 1 1 0 1 1 3																							
Inning Stats	R: 1 E: 0 K: 1 S: 12	H: 3 LOB: 2 BB: 0 P: 16	R: 0 E: 0 K: 1 S: 9	H: 1 LOB: 1 BB: 0 P: 13	R: 1 E: 0 K: 0 S: 5	H: 1 LOB: 0 BB: 0 P: 5	R: 0 E: 0 K: 1 S: 8	H: 0 LOB: 0 BB: 0 P: 11	R: 5 E: 0 K: 1 S: 16	H: 4 LOB: 2 BB: 3 P: 32	R: 0 E: 0 K: 0 S: 7	H: 1 LOB: 1 BB: 0 P: 10	R: 0 E: 0 K: 1 S: 10	H: 0 LOB: 1 BB: 1 P: 19	R: 0 E: 0 K: 1 S: 9	H: 2 LOB: 1 BB: 0 P: 12	R: 0 E: 0 K: 0 S: 8	H: 1 LOB: 1 BB: 0 P: 12	R: 1 E: 1 K: 0 S: 8	H: 2 LOB: 1 BB: 0 P: 12	1B: 10 2B: 3 3B: 0 HR: 3	SF: 0 SAC: 0 DP: 1 HBP: 0	WP: 1 PB: 0 SB: 0 CS: 0	PA: 51											
PITCHER	IP WLS BF H R ER SO BB IBB HBP BLK WP HR S P ERA WHIP																																		
Carl Erskine, R (1, 1) ERA: 6.07	4.0	21	7	6	6	3	2	0	0	0	1	2	39	58	13.50	2.250																			
Bob Milliken, R (5, 1) ERA: 3.27	3.0	15	4	1	1	1	1	1	0	0	0	1	25	43	3.00	1.667																			
Clem Labine, R (8, 1) ERA: 2.61	3.1	L 15	5	1	0	2	1	0	0	0	0	0	35	55	0.00	1.800																			

AB	46
R	8
H	16
RBI	7
BB	5
SO	6
LOB	23



livebaseballscorecards.com

Batter	1	2	3	4	5	6	7	8	9	AB R H RBI BB SO LOB	TOP							
Frank Baumholtz, L (1, 8) OBP: 0.273, SLG: 0.545										0 0 0 0 0 0 0	Chicago Cubs @ Milwaukee Braves Milwaukee County Stadium, Milwaukee, WI Fri May 07 1954, 4:33 AM EDT Att. 24,637 - Unknown livebaseballscorecards.com							
Dee Fondy, L (1, 3) OBP: 0.320, SLG: 0.465										0 0 0 0 0 0 0								
Ralph Kiner, R (1, 7) OBP: 0.451, SLG: 0.545										0 0 0 0 0 0 0								
Hank Sauer, R (1, 9) OBP: 0.479, SLG: 0.883										0 0 0 0 0 0 0								
Randy Jackson, R (1, 5) OBP: 0.426, SLG: 0.703										0 0 0 0 0 0 0								
14 Ernie Banks, R (1, 6) OBP: 0.343, SLG: 0.443										0 0 0 0 0 0 0								
Gene Baker, R (1, 4) OBP: 0.455, SLG: 0.630										0 0 0 0 0 0 0								
El Tappe, R (1, 2) OBP: 0.250, SLG: 0.211										0 0 0 0 0 0 0								
Warren Hacker, R (1, 1)										0 0 0 0 0 0 0	AB 0 R 0 H 0 RBI 0 BB 0 SO 0 LOB 0							
Inning Stats											1B: 0 SF: 0 2B: 0 SAC: 0 3B: 0 DP: 0 HR: 0 HBP: 0	WP: 0 PA: 0 PB: 0 SB: 0 CS: 0						
PITCHER Bob Buhl, R (1, 1) ERA: 5.89	IP	WLS	BF	H	R	ER	SO	BB	IBB	HBP	BLK	WP	HR	S	P	ERA	WHIP	PITCHER IP WLS BF H R ER SO BB IBB HBP BLK WP HR S P ERA WHIP
	0.0	L	0	0	0	0	0	0	0	0	0	0	0	0	0	∞	∞	



Batter	1	2	3	4	5	6	7	8	9	AB R H RBI BB SO LOB	TOP
Frank Baumholtz, L (1, 8) OBP: 0.300, SLG: 0.450	0-0 4-3			x 0-0 F8		x 0-0 1-3		x 0-0 F7		4 0 0 0 0 0 3	Chicago Cubs @ Milwaukee Braves Milwaukee County Stadium, Milwaukee, WI Sat May 08 1954, 4:33 AM EDT Att: 22,517 - Unknown livebaseballscorecards.com
Dee Fondy, L (1, 3) OBP: 0.345, SLG: 0.474	0-0 4-3		x 0-0 P3 1B			x 0-0 1B G5-4-3 2B		x 0-0 E 14 1B 1B	4 2 3 0 0 0 0		
Ralph Kiner, R (1, 7) OBP: 0.443, SLG: 0.524 Luis Marquez, R (9, PR)	0-0 F9		x 0-0 P3 1-2			x 0-0 G5-4-3 1B 2-3		x 0-0 E5 14 1B 1-2	4 0 1 0 0 0 2 0 0 0 0 0 0 0		
Hank Sauer, R (1, 9) OBP: 0.443, SLG: 0.794		0-3 K		x 0-0 4-3		x 0-0 G5-4-3 1-2 3-H		x 0-0 F9	4 0 0 0 0 1 3		
Randy Jackson, R (1, 5) OBP: 0.395, SLG: 0.639		0-3 K		x 0-0 F8		x 0-0 6-3		x 0-3 K	4 0 0 0 0 2 2		
14 Ernie Banks, R (1, 6) OBP: 0.320, SLG: 0.406		0-0 L6		x 0-0 F7				x 0-0 5-3 1-3 2-H 1B	4 0 1 1 0 0 0		
Gene Baker, R (1, 4) OBP: 0.405, SLG: 0.548			x 0-0 4-3		x 0-0 B1-3			x 0-0 5-3 4-3	4 0 0 0 0 0 2		
El Tappe, R (1, 2) OBP: 0.222, SLG: 0.192 Don Robertson, L (8, PR) Joe Garagiola, L (8, 2) OBP: 0.476, SLG: 0.444			x 0-0 P4		x 0-0 1-3			x 0-0 1B 1B	3 0 1 0 0 0 0 0 0 0 0 0 0 0 0 0 0 0 0 0 0		
Paul Minner, L (1, 1) OBP: 0.214, SLG: 0.455 Steve Bilko, R (8, PH) OBP: 0.316, SLG: 0.188 Hal Jeffcoat, R (8, PR) OBP: 0.571, SLG: 1.167 Jim Willis, L (8, 1)		0-3 K		x 0-0 1B				x 0-0 1-2 1B	2 0 1 0 0 1 0 1 0 1 0 0 0 0 0 0 0 0 0 0 0 0 0 0 0 0 0 0		
Inning Stats	R: 0 E: 0 K: 0 S: 3 H: 0 LOB: 0 BB: 0 P: 3	R: 0 E: 0 K: 2 S: 7 H: 0 LOB: 0 BB: 0 P: 7	R: 0 E: 0 K: 1 S: 5 H: 0 LOB: 0 BB: 0 P: 5	R: 0 E: 0 K: 0 S: 3 H: 1 LOB: 0 BB: 0 P: 3	R: 0 E: 0 K: 0 S: 3 H: 0 LOB: 0 BB: 0 P: 3	R: 0 E: 0 K: 0 S: 4 H: 1 LOB: 1 BB: 0 P: 4	R: 1 E: 0 K: 0 S: 4 H: 2 LOB: 0 BB: 0 P: 4	R: 0 E: 0 K: 0 S: 5 H: 2 LOB: 2 BB: 0 P: 5	R: 1 E: 1 K: 1 S: 8 H: 2 LOB: 2 BB: 0 P: 8	1B: 7 2B: 1 3B: 0 HR: 0 SF: 0 SAC: 0 DP: 1 HBP: 0	
PITCHER Chet Nichols, L (1, 1) ERA: 2.96	IP: 9.0 WLS: W BF: 34 H: 8 R: 2 ER: 1 SO: 4 BB: 0 IBB: 0 HBP: 0 BLK: 0 WP: 0 HR: 0 S: 42 P: 42 ERA: 1.00 WHIP: 0.889										



Batter	1	2	3	4	5	6	7	8	9	AB	R	H	RBI	BB	SO	LOB
Bill Bruton, L (1, 8) OBP: 0.486, SLG: 0.419	0-0 CS 1B		0-0 S 1B		0-0 6-3		0-0 1B			4	1	3	0	0	0	0
Danny O'Connell, R (1, 4) OBP: 0.329, SLG: 0.358	0-3 K 1-2		0-3 K		0-0 F9		0-3 K			4	0	0	0	0	3	3
Eddie Mathews, L (1, 5) OBP: 0.415, SLG: 0.576	0-0 E4		0-0 P3		0-0 FC6-4 1B		0-0 4-3			4	0	1	0	0	0	2
Andy Pafko, R (1, 9) OBP: 0.344, SLG: 0.434	0-0 F3		0-0 FC6-4 1B 1-H		0-0 FC6-4 1-2f		0-0 5-3			4	0	1	1	0	0	2
Joe Adcock, R (1, 3) OBP: 0.380, SLG: 0.548		0-0 1B 1B	0-0 FC6-4 1-2f		0-0 CS 1B		0-0 4-3			4	1	2	0	0	0	1
Hank Aaron, R (1, 7) OBP: 0.313, SLG: 0.423		0-0 G6-4-3 1-3 1B 1B		0-0 F7		0-0 F9		0-0 1-3		4	0	1	0	0	0	1
Johnny Logan, R (1, 6) OBP: 0.346, SLG: 0.459		0-0 G6-4-3 1-2 3-H 1B		0-0 1-3		4-0 BB 1-2				2	0	1	1	1	0	0
Del Crandall, R (1, 2) OBP: 0.281, SLG: 0.345		0-0 G6-4-3 1-2f 2-3		0-0 HR		0-0 F8				3	1	1	1	0	0	3
Chet Nichols, S (1, 1) S		0-3 K		0-0 F3		0-3 K				3	0	0	0	0	2	1

Inning Stats	R: 0	H: 1	E: 1	LOB: 1	K: 1	P: 6	R: 1	H: 3	E: 0	LOB: 1	K: 1	P: 7	R: 1	H: 2	E: 0	LOB: 1	K: 1	P: 7	R: 1	H: 1	E: 0	LOB: 0	K: 0	P: 4	R: 0	H: 1	E: 0	LOB: 1	K: 0	P: 4	R: 0	H: 1	E: 0	LOB: 1	K: 2	P: 8	R: 0	H: 0	E: 0	LOB: 0	K: 0	P: 3	
Paul Minner, L (1, 1) ERA: 3.65	7.0	WLS	30	L	10	3	3	5	1	0	0	0	0	0	0	0	0	0	0	0	0	0	0	0	0	0	0	0	0	0	0	0	0	0	0	0	0	0	0	0	0	0	0
Jim Willis, R (8, 1) ERA: 2.79	1.0	3	0	0	0	0	0	0	0	0	0	0	0	0	0	0	0	0	0	0	0	0	0	0	0	0	0	0	0	0	0	0	0	0	0	0	0	0	0	0	0	0	0

BOTTOM

Chicago Cubs @ Milwaukee Braves
Milwaukee County Stadium, Milwaukee, WI

Sat May 08 1954, 4:33 AM EDT
Att. 22,517 - Unknown

livebaseballscorecards.com

AB	32
R	3
H	10
RBI	3
BB	1
SO	5
LOB	13



WP: 0	PA: 33
PB: 0	
SB: 1	
CS: 2	

Batter	1	2	3	4	5	6	7	8	9	AB R H RBI BB SO LOB	TOP	
Frank Baumholtz, L (1, 8) OBP: 0.320, SLG: 0.480	0-0 FC3-6 1B	0-0 1-3			0-0 F9		0-0 F7		0-0 E5 1-H 2B	5 0 2 0 0 0 2		
Dee Fondy, L (1, 3) OBP: 0.337, SLG: 0.458	0-0 FC3-6 G2-3 1-2f HR		0-0 F8		0-0 4-3		0-0 1-2 1B		0-0 4-3	5 1 1 0 0 0 2		
Ralph Kiner, R (1, 7) OBP: 0.434, SLG: 0.552	0-0 G2-3 1-2		0-0 F9		0-0 HR		0-0 F8			4 1 1 1 0 0 3		
Hank Sauer, R (1, 9) OBP: 0.434, SLG: 0.806	0-0 2-H HR		0-0 G1-3		0-0 6-3			0-0 P4		4 1 1 2 0 0 0		
Randy Jackson, R (1, 5) OBP: 0.388, SLG: 0.618	0-0 P6			0-0 14 1B		0-0 F7		0-0 P3		4 0 1 0 0 0 0		
14 Ernie Banks, R (1, 6) OBP: 0.329, SLG: 0.411		0-0 1B E 1B		0-0 1-2 1B		0-0 P3		0-0 6-3		4 1 2 0 0 0 0		
Gene Baker, R (1, 4) OBP: 0.397, SLG: 0.530		0-0 E 1-2 1B		0-3 K		0-0 6-3			0-0 P6	4 0 1 0 0 1 2		
El Tappe, R (1, 2) OBP: 0.226, SLG: 0.172		0-0 5-3 1-3 2-H		0-0 F9			0-0 P6		4-0 2B E BB	3 1 0 0 1 0 3		
Bob Rush, R (1, 1) OBP: 0.357, SLG: 0.357		0-0 5-3		0-0 F9			0-0 1B 1B		0-3 K	4 0 1 0 0 1 4		
Inning Stats	R: 2 H: 2 E: 0 LOB: 0 K: 0 BB: 0 S: 5 P: 5	R: 1 H: 2 E: 1 LOB: 1 K: 0 BB: 0 S: 5 P: 5	R: 0 H: 0 E: 0 LOB: 0 K: 0 BB: 0 S: 3 P: 3	R: 0 H: 2 E: 0 LOB: 2 K: 1 BB: 0 S: 7 P: 7	R: 1 H: 1 E: 0 LOB: 0 K: 0 BB: 0 S: 4 P: 4	R: 0 H: 0 E: 0 LOB: 0 K: 0 BB: 0 S: 3 P: 3	R: 0 H: 2 E: 0 LOB: 2 K: 0 BB: 0 S: 5 P: 5	R: 0 H: 0 E: 0 LOB: 0 K: 0 BB: 0 S: 3 P: 3	R: 1 H: 1 E: 1 LOB: 1 K: 1 BB: 1 S: 6 P: 10	1B: 7 SF: 0 2B: 1 SAC: 0 3B: 0 DP: 0 HR: 2 HBP: 0	WP: 0 PA: 38 PB: 0 SB: 0 CS: 0	
PITCHER Warren Spahn, L (1, 1) ERA: 3.8 Dave Jolly, R (8, 1) ERA: 0.75	IP WLS BF H R ER SO BB IBB HBP BLK WP HR S P ERA WHIP											
	7.0 L 30 9 4 3 1 0 0 0 0 0 0 2 32 32 3.86 1.286											
	2.0 8 1 1 0 1 1 0 0 0 0 0 0 9 13 0.00 1.000											

Chicago Cubs @ Milwaukee Braves
Milwaukee County Stadium, Milwaukee, WI

Sun May 09 1954, 4:33 AM EDT
Att. 23,411 - Unknown

livebaseballscorecards.com

AB	37
R	5
H	10
RBI	3
BB	1
SO	2
LOB	16



Batter	1	2	3	4	5	6	7	8	9	10	AB R H RBI BB SO LOB	TOP																
Frank Baumholtz, L OBP: 0.333, SLG: 0.500 (1, 8) (8, 7) (9, 8)	0-0 L7		0-0 4-3			0-0 F9		0-0 F8 1B 2B	0-0 E 1B		5 1 2 0 0 0 1	Chicago Cubs @ Philadelphia Phillies Connie Mack Stadium, Philadelphia, PA Tue May 11 1954, 3:33 AM EDT Att: 4,329 - Unknown																
Dee Fondy, L OBP: 0.330, SLG: 0.443 (1, 3)	0-0 L7		0-0 P6			0-0 G3		0-0 F8 2-3	0-0 E7 FC6 1-3 1B		5 0 1 0 0 0 2																	
Ralph Kiner, R OBP: 0.460, SLG: 0.592 (8, PR) (8, 8) Joe Garagiola, L OBP: 0.350, SLG: 0.444 Bubba Church, R Turk Lown, R (9, PH) (9, PR) (9, 1)	0-0 S 1B			0-0 1B 2B		0-0 1B 3B 1B		0-0 S 1B 3-H	4-0 IBB		4 2 4 1 0 0 0 0 1 0 0 0 0 0 0 0 0 0 0 1 0 0 0 0 0 0 0 0 0 0 0 0 0 0 0 0 0 0																	
Hank Sauer, R OBP: 0.448, SLG: 0.800 Don Robertson, L (8, PR) (8, 9)	0-0 F7 1-2			0-0 14 G6-4-3 1B 2-H		0-0 3B 1B		4-0 E 1B 1-2 BB	0-3 K		3 1 2 1 1 0 1 1 1 0 0 0 1 3																	
Randy Jackson, R OBP: 0.388, SLG: 0.630 (1, 5)		0-0 3-1			0-0 F9		0-0 3B 1B 1-H 3-H	0-0 E8 2B 1B 1-H 2-H	0-0 FC6 2-3f		5 1 2 3 0 0 4																	
14 Ernie Banks, R OBP: 0.310, SLG: 0.385 (1, 6)		0-0 5-3			0-0 G6-4-3 1-2f		0-0 P4	0-0 6-3		0-0 P5			5 0 0 0 0 0 4															
Gene Baker, R OBP: 0.386, SLG: 0.521 (1, 4)		0-0 F2				0-0 L6		0-0 F8		0-0 F7			5 0 1 1 0 0 0															
El Tappe, R OBP: 0.222, SLG: 0.206 (1, 2)			0-0 4-3 2B			0-0 F8		0-0 P5 3-H	0-0 6-3	0-0 F8			5 0 1 0 0 0 2															
Johnny Klippstein, R OBP: 0.125, SLG: 0.125 Bill Serena, R (7, PH) Hal Jeffcoat, R OBP: 0.571, SLG: 1.167 Eddie Miksis, R (9, PH) (9, 7)			0-3 K 0.95%			0-0 L8		0-0 F7		0-0 F8			2 0 0 0 0 1 1 1 0 0 0 0 0 0 0 0 0 0 0 0 0 1 0 0 0 0 0 0															
Inning Stats	R: 0 E: 0 K: 0 S: 4	H: 1 LOB: 1 BB: 0 P: 4	R: 0 E: 0 K: 0 S: 3	H: 0 LOB: 0 BB: 0 P: 3	R: 0 E: 0 K: 1 S: 6	H: 1 LOB: 1 BB: 0 P: 6	R: 1 E: 0 K: 0 S: 4	H: 2 LOB: 0 BB: 0 P: 4	R: 0 E: 0 K: 0 S: 3	H: 0 LOB: 0 BB: 0 P: 3	R: 2 E: 0 K: 0 S: 6		H: 3 LOB: 1 BB: 0 P: 6	R: 0 E: 0 K: 0 S: 3	H: 0 LOB: 0 BB: 0 P: 3	R: 4 E: 1 K: 0 S: 7	H: 4 LOB: 2 BB: 1 P: 11	R: 0 E: 1 K: 1 S: 7	H: 2 LOB: 3 BB: 1 P: 11	R: 0 E: 0 K: 0 S: 3	H: 0 LOB: 0 BB: 0 P: 3	1B: 8 2B: 4 3B: 1 HR: 0	SF: 0 SAC: 0 DP: 1 HBP: 0	WP: 0 PB: 0 SB: 2 CS: 0	PA: 44			
PITCHER	IP WLS BF H R ER SO BB IBB HBP BLK WP HR S P ERA WHIP												IP WLS BF H R ER SO BB IBB HBP BLK WP HR S P ERA WHIP															
Bob Miller, R ERA: 6.38 (1, 1)	7.1																											
Jim Konstanty, R ERA: 5.25 (8, 1)	0.1	3	2	1	1	0	0	0	0	0	0	0	0	3	3	27.00	6.000											
Murry Dickson, R ERA: 2.48 (8, 1)	0.1	1	0	0	0	0	0	0	0	0	0	0	0	1	1	0.00	0.000											
Steve Ridzik, R ERA: 5.4 (9, 1)	2.0	W	9	2	0	0	1	0	1	0	0	0	0	10	14	0.00	1.000											

livebaseballscorecards.com

AB	42
R	7
H	13
RBI	6
BB	2
SO	2
LOB	18



BOTTOM

Chicago Cubs @ Philadelphia Phillies
Connie Mack Stadium, Philadelphia, PA

Tue May 11 1954, 3:33 AM EDT
 Att. 4,329 - Unknown

livebaseballscorecards.com

AB	38
R	8
H	10
RBI	6
BB	9
SO	4
LOB	28



AB	3	1	1	0	1	1	3
R	0	1	0	0	1	0	0
H	1	0	0	0	0	0	2

AB	3	3	2	1	2	1	3
R							
H							

AB	4	1	1	1	1	0	5
R							
H							

AB	6	0	2	4	0	1	4
R							
H							

AB	4	1	0	0	1	0	4
R							
H							

AB	5	0	1	0	0	0	1
R							
H							

AB	4	0	1	0	1	0	2
R							
H							

AB	4	0	1	0	1	0	2
R							
H							

AB	2	1	1	0	1	0	0
R	0	0	0	0	0	0	0
H	0	0	0	0	0	0	0
RBI	1	0	0	0	0	0	0
BB	1	0	0	0	0	0	0
SO	1	0	0	0	0	1	2

1B	7	SF	1
2B	2	SAC	1
3B	1	DP	0
HR	0	HBP	0

WP	1	PA	49
PB	0		
SB	1		
CS	0		

Batter	1	2	3	4	5	6	7	8	9	10
Willie Jones, R (1, 5) OBP: 0.376, SLG: 0.351 Mel Clark, R (8, PH) OBP: 0.216, SLG: 0.286 Ted Kazanski, R (9, 6)	0-0 1-3	0-3 K		0-0 1B 2B 1B		4-0 SH3-4 BB		4-0 3B BB	0-0 G3	
Richie Ashburn, L (1, 8) OBP: 0.364, SLG: 0.257	4-0 1B BB	0-3 K		0-0 1-2 2-3 2B 1B		0-0 SH3-4		0-0 1-H SF8 3B		4-0 WP 1B BB
Earl Torgeson, L (1, 3) OBP: 0.385, SLG: 0.415	0-0 1-3 1B		4-0 4-3 S E BB	0-0 F3		0-0 4-3		0-0 SF8		0-0 P6
Del Ennis, R (1, 7) OBP: 0.330, SLG: 0.482	0-3 K		0-0 4-3	0-0 1-3 1B		0-0 4-3 1-H 2-H 3-H 2B		0-0 E5 FC6-4		0-0 1-H 1B
Granny Hamner, R (1, 4) OBP: 0.386, SLG: 0.400	0-0 F2		4-0 4-3 E E BB	0-0 4-3		0-0 4-3		0-0 F5		0-0 FC6-4
Johnny Wyrostek, L (1, 9) OBP: 0.216, SLG: 0.347		0-0 G3	0-0 FC3	0-0 1-H 3-H F3		0-0 4-3 2B		0-0 P4		
Smoky Burgess, L (1, 2) OBP: 0.391, SLG: 0.439		0-0 BB 1B 1B	0-0 P6		0-0 G3		0-0 4-3		4-0 BB BB	
Bobby Morgan, R (1, 6) OBP: 0.482, SLG: 0.293		0-0 BB 1B	0-0 F4		0-0 6-3		0-0 6-3		4-0 BB BB	
Bob Miller, R (1, 1) OBP: 0.375, SLG: 0.714 Jim Konstanty, R (8, 1) Murry Dickson, R (8, 1) OBP: 0.188, SLG: 0.200 Danny Schell, R (8, PH) OBP: 0.167, SLG: 0.333 Steve Ridzik, R (9, 1)		4-0 BB 1B		0-0 1B 2B 1B		0-0 P8		0-0 6-3	0-3 K	

Inning Stats	R: 0	H: 1	E: 0	K: 1	S: 6	R: 0	H: 2	E: 0	K: 2	S: 9	R: 2	H: 0	E: 1	K: 0	S: 4	R: 3	H: 4	E: 0	K: 0	S: 7	R: 0	H: 0	E: 0	K: 0	S: 3	R: 0	H: 0	E: 0	K: 0	S: 3	R: 0	H: 1	E: 0	K: 0	S: 4	R: 2	H: 1	E: 1	K: 0	S: 5	R: 0	H: 0	E: 0	K: 1	S: 5	R: 1	H: 1	E: 0	K: 0	S: 2	R: 1	H: 1	E: 0	K: 0	S: 2
	LOB: 2	BB: 1	P: 10	LOB: 3	BB: 1	P: 13	LOB: 1	BB: 2	P: 12	LOB: 1	BB: 0	P: 7	LOB: 0	BB: 0	P: 3	LOB: 1	BB: 1	P: 7	LOB: 1	BB: 0	P: 4	LOB: 1	BB: 1	P: 9	LOB: 2	BB: 2	P: 13	LOB: 1	BB: 1	P: 6	LOB: 1	BB: 1	P: 6	LOB: 1	BB: 1	P: 6	LOB: 2	BB: 2	P: 13	LOB: 1	BB: 1	P: 6	LOB: 1	BB: 1	P: 6	LOB: 1	BB: 1	P: 6							

PITCHER	IP	WLS	BF	H	R	ER	SO	BB	IBB	HBP	BLK	WP	HR	S	P	ERA	WHIP
Johnny Klippstein, R (1, 1) ERA: 7.61	6.0		31	7	5	3	3	5	0	0	0	0	0	32	52	4.50	2.000
Hal Jeffcoat, R (7, 1) ERA: 8.47	2.0		10	2	2	2	0	1	0	0	0	0	0	9	13	9.00	1.500
Turk Lown, R (9, 1) ERA: 11.57	1.1	L	8	1	1	1	1	3	0	0	0	1	0	7	19	6.75	3.000

Batter	1	2	3	4	5	6	7	8	9	AB R H RBI BB SO LOB	TOP											
Frank Baumholtz, L (1, 8) OBP: 0.286, SLG: 0.429	0-0 6-3		0-0 F9		0-0 G3		0-0 1-3		0-0 FC1-2 G3	5 0 0 0 0 0 6												
Dee Fondy, L (1, 3) OBP: 0.323, SLG: 0.430	0-0 P5		0-3 K2-3			0-0 E 1B SF8 1B		0-0 P6	0-0 G3	5 1 1 0 0 1 3												
Ralph Kiner, R (1, 7) OBP: 0.446, SLG: 0.566	0-3 K			0-0 E6 G6-4-3		0-0 E8 1-3 1B		0-0 5-3	0-3 K	5 0 1 0 0 2 3												
Hank Sauer, R (1, 9) OBP: 0.440, SLG: 0.782		0-0 F9		0-0 F5		0-0 SF8		0-0 FC6-4 1B		3 0 1 1 0 0 1												
Randy Jackson, R (1, 5) OBP: 0.371, SLG: 0.600		0-0 P6		0-0 G6-4-3 1-2f		0-0 F8		0-0 FC6-4 1-2f		4 0 0 0 0 0 3												
14 Ernie Banks, R (1, 6) OBP: 0.318, SLG: 0.427		0-0 HR			0-0 F9	0-0 F9			0-0 BB 1B E 1B	4 2 2 1 0 0 1												
Gene Baker, R (1, 4) OBP: 0.379, SLG: 0.507		0-0 F9			0-0 1B 1B		0-0 6-3		0-0 E4 BB 1B	4 1 1 0 0 0 1												
El Tappe, R (1, 2) OBP: 0.256, SLG: 0.243 Eddie Miksis, R (9, PH)			0-0 1B		0-0 1B		0-0 F5		4-0 BB 1B FC1-2 BB	3 0 2 0 0 0 0 0 0 0 0 1 0 0												
Warren Hacker, R (1, 1) OBP: 0.600, SLG: 0.500 Steve Bilko, R (5, PH) OBP: 0.300, SLG: 0.176 Jim Willis, L (5, 1) Bill Serena, R (9, PH) OBP: 0.200, SLG: 0.200 Don Robertson, L (9, PR)		0-3 K	0-3 K		0-3 K		0-3 K		0-0 G3 FC1-2 1-3 2-H 3-H 1B	1 0 0 0 0 1 1 1 0 0 0 0 1 2 1 0 0 0 0 1 0 1 0 1 2 0 0 0 0 0 0 0 0 0 0												
Inning Stats	R: 0 E: 0 K: 1 S: 5	H: 0 LOB: 0 BB: 0 P: 5	R: 1 E: 0 K: 0 S: 4	H: 1 LOB: 0 BB: 0 P: 4	R: 0 E: 0 K: 2 S: 8	H: 1 LOB: 1 BB: 0 P: 8	R: 0 E: 1 K: 0 S: 3	H: 0 LOB: 0 BB: 0 P: 3	R: 0 E: 0 K: 1 S: 7	H: 2 LOB: 2 BB: 0 P: 7	R: 1 E: 0 K: 0 S: 5	H: 2 LOB: 1 BB: 0 P: 5	R: 0 E: 1 K: 1 S: 6	H: 0 LOB: 1 BB: 0 P: 6	R: 0 E: 0 K: 0 S: 4	H: 1 LOB: 1 BB: 0 P: 4	R: 2 E: 1 K: 1 S: 8	H: 2 LOB: 3 BB: 1 P: 12	1B: 8 2B: 0 3B: 0 HR: 1	SF: 1 SAC: 0 DP: 1 HBP: 0	WP: 0 PB: 0 SB: 0 CS: 0	PA: 39
PITCHER Curt Simmons, L (1, 1) ERA: 1.5	IP: 9.0 WLS: W BF: 39 H: 9 R: 4 ER: 2 SO: 6 BB: 1 IBB: 0 HBP: 0 BLK: 0 WP: 0 HR: 1 S: 50 P: 54 ERA: 2.00 WHIP: 1.111																					

Chicago Cubs @ Philadelphia Phillies
 Connie Mack Stadium, Philadelphia, PA
 Wed May 12 1954, 3:33 AM EDT
 Att. 4,407 - Unknown

livebaseballscorecards.com

AB 37
 R 4
 H 9
 RBI 4
 BB 1
 SO 6
 LOB 21



Batter	1	2	3	4	5	6	7	8	9
Willie Jones, R OBP: 0.367, SLG: 0.341 (1, 5)	0-3 K		0-0 F2	0-0 G3-4 1B		0-0 6-3		0-0 F8	
Richie Ashburn, L OBP: 0.359, SLG: 0.257 (1, 8)	0-0 1B SF8 1B		0-0 1-4-3	0-0 G3-4 1-2f			0-3 K		
Earl Torgeson, L OBP: 0.389, SLG: 0.419 (1, 3)	0-0 1-3 1B		0-0 E3 1B E		0-0 P5		0-0 1B S 1B		
Del Ennis, R OBP: 0.337, SLG: 0.523 (1, 7)	0-0 SF8		0-0 1-2 1B 1B		0-0 HR		0-3 K		
Granny Hamner, R OBP: 0.391, SLG: 0.405 (1, 4)	0-0 6-3		0-0 1-3 2-H 1B 1B		0-0 4-3		0-0 2-3 1B		
Johnny Wyrostek, L OBP: 0.236, SLG: 0.358 (1, 9)		0-0 F4	0-0 2-H 3-H 1B		0-0 1B		0-0 F4		
Smoky Burgess, L OBP: 0.420, SLG: 0.500 (1, 2)		0-0 3B	0-0 4-0 IBB		0-0 G3		0-0 FC5-4 1B		
Bobby Morgan, R OBP: 0.450, SLG: 0.267 (1, 6)	0-3 K		0-0 F7			0-0 5-3	0-0 FC5-4 1B 1-2f		
Curt Simmons, L OBP: 0.318, SLG: 0.286 (1, 1)	0-0 1-3			0-0 F6		0-0 1-3	0-0 1B 1-2		

Inning Stats	R: 1	H: 2	E: 0	K: 1	S: 7	LOB: 1	BB: 0	P: 7
	R: 0	H: 1	E: 0	K: 1	S: 6	LOB: 1	BB: 0	P: 6
	R: 3	H: 3	E: 2	K: 0	S: 7	LOB: 2	BB: 1	P: 11
	R: 0	H: 1	E: 0	K: 0	S: 3	LOB: 0	BB: 0	P: 3
	R: 1	H: 2	E: 0	K: 0	S: 5	LOB: 1	BB: 0	P: 5
	R: 0	H: 0	E: 0	K: 0	S: 3	LOB: 0	BB: 0	P: 3
	R: 0	H: 2	E: 0	K: 2	S: 8	LOB: 2	BB: 0	P: 8
	R: 0	H: 2	E: 0	K: 0	S: 5	LOB: 2	BB: 0	P: 5

PITCHER	IP	WLS	BF	H	R	ER	SO	BB	IBB	HBP	BLK	WP	HR	S	P	ERA	WHIP
Warren Hacker, R ERA: 1.56 (1, 1)	4.0	L	20	7	4	1	2	0	0	0	0	0	0	23	27	2.25	1.750
Jim Willis, R ERA: 2.63 (5, 1)	4.0		17	6	1	1	2	0	0	0	0	0	1	21	21	2.25	1.500

1B	2B	3B	HR	SF	SAC	DP	HBP
11	0	1	1	1	0	1	0

WP	PA	ERA	WHIP
0	37		


BOTTOM

Chicago Cubs @ Philadelphia Phillies
Connie Mack Stadium, Philadelphia, PA
 Wed May 12 1954, 3:33 AM EDT
 Att. 4,407 - Unknown

livebaseballscorecards.com

AB	35
R	5
H	13
RBI	5
BB	1
SO	4
LOB	11



Batter	1	2	3	4	5	6	7	8	9	AB R H RBI BB SO LOB	TOP											
Frank Baumholtz, L (1, 8) OBP: 0.300, SLG: 0.410	0-0 G1-4-3 1B	0-0 G4-6-3			0-0 F7		0-0 G3		4-0 BB	4 1 1 0 1 0 4	<p>Chicago Cubs @ New York Giants</p> <p>Polo Grounds, New York, NY</p> <p>Thu May 13 1954, 3:33 AM EDT</p> <p>Att. 3,121 - Unknown</p>											
Dee Fondy, L (1, 3) OBP: 0.317, SLG: 0.418	0-0 G1-4-3 1B		0-0 P6		0-0 3-1		0-0 4-3		0-3 K	5 0 1 0 0 1 3												
Ralph Kiner, R (1, 7) OBP: 0.438, SLG: 0.544	0-0 G1-4-3 1B		0-0 6-3			4-0 1B E BB	0-0 L8			3 1 0 0 1 0 3												
Hank Sauer, R (1, 9) OBP: 0.453, SLG: 0.780	0-0 1B 1B		0-0 F7			0-0 14 FC6-4 1B E FC6-4		0-0 FC5-4 1B		4 1 3 1 0 0 0												
Randy Jackson, R (1, 5) OBP: 0.366, SLG: 0.584	0-0 1B			0-0 F5		0-0 E5 14 FC6-4		0-0 F7		4 0 1 0 0 0 2												
14 Ernie Banks, R (1, 6) OBP: 0.315, SLG: 0.419	0-3 K			0-0 G4-6-3 1B		0-0 FC6-4 1-2f 2-3		0-3 K		4 0 1 0 0 2 5												
Gene Baker, R (1, 4) OBP: 0.374, SLG: 0.506		0-0 2B		0-0 G4-6-3 1-2f		0-0 FC6-4 1-2f 3-H		0-0 FC5-4 1-2f		4 0 1 1 0 0 3												
Ei Tappe, R (1, 2) OBP: 0.262, SLG: 0.250		0-0 F7			0-0 4-3 1B		0-0 F8		0-3 K	3 0 1 0 0 0 2												
Eddie Miksis, R (9, PH)									1 0 0 0 0 1 0	1 0 0 0 0 1 0												
Bubba Church, R (1, 1)										1 0 0 0 0 0 1												
Turk Lown, R (2, 1)										0 0 0 0 0 0 0												
Joe Garagiola, L (5, PH) OBP: 0.478, SLG: 0.421										0 0 0 0 0 0 0												
Jim Davis, S (5, 1)										0 0 0 0 0 0 0												
Bill Serena, R (7, PH) OBP: 0.333, SLG: 0.200										0 0 0 0 1 0 0												
Hal Jeffcoat, R (7, 1) OBP: 0.571, SLG: 1.167										0 0 0 0 0 0 0												
Steve Bilko, R (9, PH) OBP: 0.286, SLG: 0.167										1 0 0 0 0 1 0												
Inning Stats	R: 1 E: 0 K: 1 S: 8	H: 4 LOB: 2 BB: 0 P: 8	R: 0 E: 1 K: 0 S: 4	H: 1 LOB: 1 BB: 0 P: 4	R: 0 E: 0 K: 0 S: 3	H: 0 LOB: 0 BB: 0 P: 3	R: 0 E: 0 K: 0 S: 3	H: 1 LOB: 0 BB: 0 P: 3	R: 0 E: 1 K: 0 S: 4	H: 1 LOB: 1 BB: 0 P: 4	R: 2 E: 1 K: 0 S: 5	H: 1 LOB: 1 BB: 1 P: 9	R: 0 E: 0 K: 0 S: 3	H: 0 LOB: 1 BB: 1 P: 7	R: 0 E: 0 K: 1 S: 6	H: 1 LOB: 1 BB: 0 P: 6	R: 0 E: 0 K: 3 S: 9	H: 0 LOB: 1 BB: 1 P: 13	1B: 8 2B: 1 3B: 0 HR: 0	SF: 0 SAC: 0 DP: 3 HBP: 0	WP: 0 PB: 0 SB: 0 CS: 0	PA: 38
PITCHER	IP WLS BF H R ER SO BB IBB HBP BLK WP HR S P ERA WHIP																					
Larry Jansen, R (1, 1) ERA: 4.97	6.0 W 27 8 3 2 1 2 0 0 0 0 0 0 27 35 3.00 1.667																					
Mary Grissom, R (7, 1) ERA: 1.07	3.0 S 11 1 0 0 4 1 0 0 0 0 0 0 18 22 0.00 0.667																					

livebaseballscorecards.com

Batter	1	2	3	4	5	6	7	8	9
Davey Williams, R (1, 4) OBP: 0.211, SLG: 0.169	0-0 4-3	0-3 K		0-0 1-3		0-0 F7			
Alvin Dark, R (1, 6) OBP: 0.296, SLG: 0.359	0-3 K	0-0 1-2 1B		0-0 5-3			0-0 6-3		
Hank Thompson, L (1, 5) OBP: 0.408, SLG: 0.500	0-0 HR	0-0 L7			0-0 4-3		0-0 6-3		
Monte Irvin, R (1, 7) OBP: 0.350, SLG: 0.575	0-0 HR	0-0 L7			4-0 BB		0-0 HR		
Don Mueller, L (1, 9) OBP: 0.388, SLG: 0.484	0-0 5-3		0-0 1-3		0-0 F9		0-0 1-3		
Willie Mays, R (1, 8) OBP: 0.311, SLG: 0.551		0-0 HR	0-3 K		0-0 5-3		0-0 FC4 1B		
Whitey Lockman, L (1, 3) OBP: 0.301, SLG: 0.352		4-0 HR BB	0-0 1B			0-0 3-1	0-0 FC4 2-5 BB 1-2f		
Ebba St. Claire, S (1, 2) OBP: 0.410, SLG: 0.433		0-0 1-H HR	0-0 G3			0-0 FC2-6 1B	4-0 1-2 BB		
Larry Jansen, R (1, 1) Marv Grissom, R (7, 1) OBP: 0.333, SLG: 0.333		0-0 WP 1B		0-0 6-3		0-0 FC2-6 1-2f	0-0 2-5 2-3f		

Inning Stats	R: 2 E: 0 K: 1 S: 7	H: 2 LOB: 0 BB: 0 P: 7	R: 3 E: 0 K: 1 S: 9	H: 4 LOB: 2 BB: 1 P: 13	R: 0 E: 0 K: 1 S: 6	H: 1 LOB: 1 BB: 0 P: 6	R: 0 E: 0 K: 0 S: 3	H: 0 LOB: 0 BB: 0 P: 3	R: 0 E: 0 K: 0 S: 3	H: 0 LOB: 1 BB: 1 P: 7	R: 0 E: 0 K: 0 S: 4	H: 1 LOB: 1 BB: 0 P: 4	R: 1 E: 0 K: 0 S: 4	H: 1 LOB: 0 BB: 0 P: 4	R: 0 E: 0 K: 0 S: 3	H: 1 LOB: 1 BB: 1 P: 7
1B: 5 2B: 1 3B: 0 HR: 5	SF: 0 SAC: 0 DP: 1 HBP: 0	WP: 1 PB: 0 SB: 0 CS: 0	PA: 36													

PITCHER	IP	WLS	BF	H	R	ER	SO	BB	IBB	HBP	BLK	WP	HR	S	P	ERA	WHIP
Bubba Church, R (1, 1) ERA: 10.97	1.0	L	9	5	5	5	1	1	0	0	0	0	4	10	14	45.00	6.000
Turk Lown, R (2, 1) ERA: 7.04	3.0		11	2	0	0	2	0	0	0	0	1	0	15	15	0.00	0.667
Jim Davis, L (5, 1) ERA: 8.53	2.0		8	1	0	0	0	1	0	0	0	0	0	7	11	0.00	1.000
Hal Jeffcoat, R (7, 1) ERA: 8.05	2.0		8	2	1	1	0	1	0	0	0	0	1	7	11	4.50	1.500

BOTTOM

Chicago Cubs @ New York Giants
Polo Grounds, New York, NY
Thu May 13 1954, 3:33 AM EDT
Att. 3,121 - Unknown

livebaseballscorecards.com

AB	33
R	6
H	10
RBI	6
BB	3
SO	3
LOB	13



Batter	1	2	3	4	5	6	7	8	9	AB R H RBI BB SO LOB
Frank Baumholtz, L (1, 8) OBP: 0.333, SLG: 0.405	0-0 F9		4-0 G6-4-3 1B BB	0-0 F8		0-0 1B		4-0 1-2 BB		3 0 1 0 2 0 2
Dee Fondy, L (1, 3) OBP: 0.312, SLG: 0.408	0-3 K		0-0 G6-4-3 1B	0-0 F9		0-3 K		0-0 F7		5 0 1 0 0 2 5
Ralph Kiner, R (1, 7) OBP: 0.436, SLG: 0.571	0-0 F7		0-0 G6-4-3 1-2f 2-3		0-0 G5-4-3 1B		0-0 HR	0-3 K		5 1 2 1 0 1 4
Hank Sauer, R (1, 9) OBP: 0.440, SLG: 0.744		0-0 L7	4-0 BB		0-0 G5-4-3 1-2f		0-0 6-3	0-3 K		4 0 0 0 1 1 1
Randy Jackson, R (1, 5) OBP: 0.357, SLG: 0.564		0-0 PB BB 1B	0-0 F8		0-0 F7		0-0 6-3	0-0 1-3		5 1 1 0 0 0 2
14 Ernie Banks, R (1, 6) OBP: 0.330, SLG: 0.422		0-0 F9		0-0 1B 5-3 1B		0-0 HR 1B	1-0 S HBP	0-3 K		4 2 2 0 0 1 1
Gene Baker, R (1, 4) OBP: 0.379, SLG: 0.537		4-0 PB 1B BB		0-0 5-3		0-0 HR 1B	0-0 1-3			3 2 1 2 1 0 2
El Tappe, R (1, 2) OBP: 0.283, SLG: 0.273		0-0 1-H 2-H 1B		0-0 1B 2-3 1B		0-3 K		0-0 6-3		4 0 2 2 0 1 0
Bob Rush, R (1, 1) OBP: 0.375, SLG: 0.375		0-0 F7		0-0 1B 3-H		0-0 6-3		1-0 BB HBP		2 0 1 1 0 0 1
Jim Willis, L (5, 1) OBP: 0.275, SLG: 0.158										0 0 0 0 0 0 0
Steve Bilko, R (6, PH) OBP: 0.275, SLG: 0.158										1 0 0 0 0 0 0
Turk Lown, R (6, 1)										0 0 0 0 0 0 0
Bubba Church, R (7, 1)										0 0 0 0 0 0 0
Joe Garagiola, L (8, PH) OBP: 0.500, SLG: 0.421										0 0 0 0 0 0 0
Don Robertson, L (8, PR)										0 0 0 0 0 0 0
Jim Davis, S (8, 1)										0 0 0 0 0 0 0


TOP	
AB	36
R	6
H	11
RBI	6
BB	4
SO	6
LOB	18

BOTTOM	
1B	9
2B	0
3B	0
HR	2
SF	0
SAC	0
DP	2
HBP	2
WP	0
PA	42

Inning Stats	R	H	E	K	S	P	R	H	E	K	S	P	R	H	E	K	S	P	R	H	E	K	S	P	R	H	E	K	S	P	R	H	E	K	S	P													
R: 0 E: 0 K: 1 S: 5	0	0	0	1	5		R: 2 E: 0 K: 0 S: 5	2	2	0	0	9	R: 0 E: 0 K: 0 S: 3	0	1	2	11	R: 1 E: 0 K: 0 S: 6	1	3	0	0	6	R: 0 E: 0 K: 0 S: 3	0	1	0	3	R: 2 E: 0 K: 2 S: 10	2	3	0	0	10	R: 1 E: 0 K: 0 S: 4	1	1	0	5	R: 0 E: 0 K: 1 S: 5	0	0	2	10	R: 0 E: 0 K: 2 S: 7	0	0	0	7

PITCHER	IP	WLS	BF	H	R	ER	SO	BB	IBB	HBP	BLK	WP	HR	S	P	ERA	WHIP
Sal Maglie, R (1, 1) ERA: 2.78	5.0		23	7	3	2	1	3	0	0	0	0	0	22	34	3.60	2.000
Mary Grissom, R (6, 1) ERA: 1.98	2.0		11	4	3	3	2	0	0	1	0	0	2	14	15	13.50	2.000
Hoyt Wilhelm, R (8, 1) ERA: 3.38	2.0	W	8	0	0	0	3	1	0	1	0	0	0	12	17	0.00	0.500

Chicago Cubs @ New York Giants
Polo Grounds, New York, NY
Fri May 14 1954, 3:33 AM EDT
Att: 11,158 - Unknown




Batter	1	2	3	4	5	6	7	8	9	AB R H RBI BB SO LOB	TOP			
Frank Baumholtz, L OBP: 0.340, SLG: 0.391 (1, 8) (9, 9)	0-0 S 1B	0-0 4-3			0-0 F7 BB	4-0 BB BB BB 1-2 BB		0-0 F3		4 0 1 0 1 0 1				
Dee Fondy, L OBP: 0.307, SLG: 0.398 (1, 3)	0-0 F4 1-2		0-0 4-3		0-0 S 1B	0-0 F6		0-0 F8		5 0 1 0 0 0 3				
Gene Baker, R OBP: 0.360, SLG: 0.506 (1, 4)	0-3 K		0-0 5-3		0-0 F9 1-2	0-0 F7			0-0 F3	5 0 0 0 0 1 4				
Hank Sauer, R OBP: 0.429, SLG: 0.711 Luis Marquez, R (1, 9) (9, 8)	0-0 F3		0-0 L7		4-0 IBB		0-0 F9		0-0 F7	4 0 0 0 1 0 1 0 0 0 0 0 0 0				
Randy Jackson, R OBP: 0.359, SLG: 0.566 (1, 5)		0-0 14 1B 1B		0-0 14 1B 2B	0-0 F8		0-0 F8		0-3 K	5 1 2 0 0 1 2				
Ralph Kiner, R OBP: 0.438, SLG: 0.563 (1, 7)		0-3 K		0-0 5-3		0-0 1B E 1B	4-0 14 1B BB			3 1 1 0 1 1 2				
14 Ernie Banks, R OBP: 0.347, SLG: 0.436 (1, 6)		0-0 1B SF9 1B		0-0 2-3 1B	0-0 F3	0-0 F3	0-0 1-2 1B			4 1 3 0 0 0 1				
Joe Garagiola, L OBP: 0.500, SLG: 0.435 (1, 2)		0-0 1-3 2-H 1B		0-0 F9	0-0 E8 1B 1B	0-0 4-3				4 1 2 1 0 0 4				
Johnny Klippstein, R OBP: 0.167, SLG: 0.182 (1, 1)		0-0 SF9		0-0 F3	0-0 F3	0-0 BB 1B		0-0 6-3		3 0 1 2 0 0 2				
Inning Stats	R: 0 E: 0 K: 1 S: 6 H: 1 LOB: 1 BB: 0 P: 6	R: 2 E: 0 K: 1 S: 8 H: 3 LOB: 1 BB: 0 P: 8	R: 0 E: 0 K: 0 S: 3 H: 0 LOB: 0 BB: 0 P: 3	R: 0 E: 0 K: 0 S: 5 H: 2 LOB: 2 BB: 0 P: 5	R: 0 E: 0 K: 0 S: 4 H: 1 LOB: 2 BB: 1 P: 8	R: 2 E: 1 K: 0 S: 6 H: 3 LOB: 2 BB: 1 P: 10	R: 0 E: 0 K: 0 S: 4 H: 1 LOB: 2 BB: 1 P: 8	R: 0 E: 0 K: 0 S: 3 H: 0 LOB: 0 BB: 0 P: 3	R: 0 E: 0 K: 1 S: 5 H: 0 LOB: 0 BB: 0 P: 5	1B: 10 2B: 1 3B: 0 HR: 0 SF: 1 SAC: 0 DP: 0 HBP: 0	WP: 0 PB: 0 SB: 2 CS: 0 PA: 41			
PITCHER	IP WLS BF H R ER SO BB IBB HBP BLK WP HR S P ERA WHIP												PITCHER	IP WLS BF H R ER SO BB IBB HBP BLK WP HR S P ERA WHIP
Jim Hearn, R ERA: 7.24 (1, 1)	5.1 L 27 10 4 3 2 0 0 0 0 0 0 0 30 34 5.06 1.875													
Hoyt Wilhelm, R ERA: 2.89 (6, 1)	2.2 11 1 0 0 0 2 0 0 0 0 0 0 9 17 0.00 1.125													
Larry Jansen, R ERA: 4.78 (9, 1)	1.0 3 0 0 0 1 0 0 0 0 0 0 0 5 5 0.00 0.000													


Chicago Cubs @ New York Giants
Polo Grounds, New York, NY
Sat May 15 1954, 3:33 AM EDT
Att. 6,059 - Unknown

livebaseballscorecards.com

AB	37
R	4
H	11
RBI	3
BB	3
SO	3
LOB	20



Batter	1	2	3	4	5	6	7	8	9	AB R H RBI BB SO LOB	TOP							
Frank Baumholtz, L (1, 8) <small>OBP: 0.340, SLG: 0.391</small>										0 0 0 0 0 0 0 0	Chicago Cubs @ Pittsburgh Pirates Forbes Field, Pittsburgh, PA Sun May 16 1954, 3:33 AM EDT Unknown livebaseballscorecards.com							
Dee Fondy, L (1, 3) <small>OBP: 0.307, SLG: 0.398</small>										0 0 0 0 0 0 0 0								
Gene Baker, R (1, 4) <small>OBP: 0.360, SLG: 0.506</small>										0 0 0 0 0 0 0 0								
Hank Sauer, R (1, 9) <small>OBP: 0.429, SLG: 0.711</small>										0 0 0 0 0 0 0 0								
Randy Jackson, R (1, 5) <small>OBP: 0.359, SLG: 0.566</small>										0 0 0 0 0 0 0 0								
Ralph Kiner, R (1, 7) <small>OBP: 0.438, SLG: 0.563</small>										0 0 0 0 0 0 0 0								
14 Ernie Banks, R (1, 6) <small>OBP: 0.347, SLG: 0.436</small>										0 0 0 0 0 0 0 0		AB 0 R 0 H 0 RBI 0 BB 0 SO 0 LOB 0						
Joe Garagiola, L (1, 2) <small>OBP: 0.500, SLG: 0.435</small>										0 0 0 0 0 0 0 0								
Paul Minner, L (1, 1) <small>OBP: 0.214, SLG: 0.455</small>	0 0 0 0 0 0 0 0																	
Inning Stats										1B: 0 SF: 0 2B: 0 SAC: 0 3B: 0 DP: 0 HR: 0 HBP: 0	WP: 0 PA: 0 PB: 0 SB: 0 CS: 0							
PITCHER Bob Friend, R (1, 1) <small>ERA: 6.75</small>	IP	WLS	BF	H	R	ER	SO	BB	IBB	HBP	BLK	WP	HR	S	P	ERA	WHIP	PITCHER IP WLS BF H R ER SO BB IBB HBP BLK WP HR S P ERA WHIP
	0.0	L	0	0	0	0	0	0	0	0	0	0	0	0	0	∞	∞	

Batter	1	2	3	4	5	6	7	8	9	AB	R	H	RBI	BB	SO	LOB	TOP	
Frank Baumholtz, L (1, 8) OBP: 0.333, SLG: 0.377										0	0	0	0	0	0	0	Chicago Cubs @ Pittsburgh Pirates Forbes Field, Pittsburgh, PA Mon May 17 1954, 3:33 AM EDT Att. 1,420 - Unknown livebaseballscorecards.com	
Dee Fondy, L (1, 3) OBP: 0.301, SLG: 0.405										0	0	0	0	0	0	0		
Gene Baker, R (1, 4) OBP: 0.349, SLG: 0.479										0	0	0	0	0	0	0		
Hank Sauer, R (1, 9) OBP: 0.412, SLG: 0.694										0	0	0	0	0	0	0		
Randy Jackson, R (1, 5) OBP: 0.348, SLG: 0.542										0	0	0	0	0	0	0		
Ralph Kiner, R (1, 7) OBP: 0.430, SLG: 0.547										0	0	0	0	0	0	0		
14 Ernie Banks, R (1, 6) OBP: 0.355, SLG: 0.461										0	0	0	0	0	0	0		
Joe Garagiola, L (1, 2) OBP: 0.583, SLG: 0.600										0	0	0	0	0	0	0		
Howie Pollet, L (1, 1) OBP: 0.333, SLG: 0.333										0	0	0	0	0	0	0		
Inning Stats																		1B: 0 SF: 0 2B: 0 SAC: 0 3B: 0 DP: 0 HR: 0 HBP: 0
PITCHER Bob Purkey, R (1, 1) ERA: 4.15	IP	WLS	BF	H	R	ER	SO	BB	IBB	HBP	BLK	WP	HR	S	P	ERA	WHIP	PITCHER IP WLS BF H R ER SO BB IBB HBP BLK WP HR S P ERA WHIP
	0.0	L	0	0	0	0	0	0	0	0	0	0	0	0	0	∞	∞	

Batter	1	2	3	4	5	6	7	8	9	AB R H RBI BB SO LOB	TOP											
Frank Baumholtz, L (1, 8) OBP: 0.354, SLG: 0.393 Luis Marquez, R (7, 8)	1-0 1B 1B 1B	2-2 L7		0-0 G4-6-3 1B			2-1 F5		1-0 4-3	4 1 2 0 0 0 0 1 0 0 0 0 0 0												
Dee Fondy, L (1, 3) OBP: 0.308, SLG: 0.405	2-1 1B 1-2 1B 1B	0-1 1B 1B		0-0 G4-6-3 1-2f			0-1 1-3		2-3 K	5 1 2 0 0 1 1												
Gene Baker, R (1, 4) OBP: 0.356, SLG: 0.481	0-1 1B 1-2 2-3 2B 1B	1-1 1B 1-3 G6-4-3 1B					3-1 F4	0-0 1B 2B	1-0 5-3	5 2 3 0 0 0 0												
Hank Sauer, R (1, 9) OBP: 0.431, SLG: 0.717	0-2 2B 1-2 2-H 3-H 1B	1-2 G6-4-3 1-2f					2-2 F9	0-0 SH5-3 14 1B 1B		4 2 2 2 0 0 2												
Randy Jackson, R (1, 5) OBP: 0.347, SLG: 0.522	1-2 F7						0-0 6-3	1-0 SH5-3 14 1B 1B		4 1 1 1 0 0 2												
Ralph Kiner, R (1, 7) OBP: 0.434, SLG: 0.569	2-1 WP 1-3 2-H 2B						1-0 F5	1-0 SH5-3		3 0 2 1 0 0 0												
14 Ernie Banks, R (1, 6) OBP: 0.361, SLG: 0.473	1-1 1-3						1-1 5-3	0-2 F7 2-H 3-H 1B		4 0 1 2 0 0 3												
Joe Garagiola, L (1, 2) OBP: 0.511, SLG: 0.500	4-0 WP IBB						2-0 F8	1-1 F7		3 0 0 0 1 0 2												
Warren Hacker, R (1, 1) OBP: 0.333, SLG: 0.250	0-3 K						0-2 1-3	1-1 F9	0-2 4-3	4 0 0 0 0 1 3												
Inning Stats	R: 4 E: 0 K: 1 S: 18	H: 5 LOB: 2 BB: 1 P: 29	R: 0 E: 0 K: 0 S: 10	H: 2 LOB: 1 BB: 0 P: 14	R: 0 E: 0 K: 0 S: 7	H: 1 LOB: 1 BB: 0 P: 14	R: 0 E: 0 K: 0 S: 5	H: 1 LOB: 0 BB: 0 P: 5	R: 0 E: 0 K: 0 S: 6	H: 0 LOB: 0 BB: 0 P: 11	R: 0 E: 0 K: 0 S: 4	H: 0 LOB: 0 BB: 0 P: 8	R: 0 E: 0 K: 0 S: 6	H: 0 LOB: 0 BB: 0 P: 9	R: 3 E: 0 K: 0 S: 13	H: 4 LOB: 1 BB: 0 P: 16	R: 0 E: 0 K: 1 S: 5	H: 0 LOB: 0 BB: 0 P: 9	1B: 10 2B: 3 3B: 0 HR: 0	SF: 0 SAC: 1 DP: 2 HBP: 0	WP: 1 PB: 0 SB: 0 CS: 0	PA: 39
PITCHER	IP WLS BF H R ER SO BB IBB HBP BLK WP HR S P ERA WHIP																					
Billy Loes, R (1, 1) ERA: 5.19	6.0 L 26 9 4 4 1 0 0 0 0 0 1 0 50 81 6.00 1.500																					
Erv Palica, R (7, 1) ERA: 3.75	1.1 8 4 3 3 0 0 0 0 0 0 0 0 14 19 20.25 3.000																					
Clem Labine, R (8, 1) ERA: 2.08	0.2 2 0 0 0 0 0 0 0 0 0 0 0 5 6 0.00 0.000																					
Bob Milliken, R (9, 1) ERA: 3.0	1.0 3 0 0 0 0 1 0 0 0 0 0 0 5 9 0.00 0.000																					

Chicago Cubs @ Brooklyn Dodgers
Ebbets Field, Brooklyn, NY
Tue May 18 1954, 3:33 AM EDT
Att. 11,050 - Unknown

livebaseballscorecards.com

AB	37
R	7
H	13
RBI	6
BB	1
SO	2
LOB	13



Batter	1	2	3	4	5	6	7	8	9	AB	R	H	RBI	BB	SO	LOB							
Pee Wee Reese, R OBP: 0.362, SLG: 0.444 (1, 6) B F X	1-1 F9 ①		X 0-0 L7 ③			C F X 0-2 F8 ②		B X 1-0 F9 ③		4	0	0	0	0	0	1							
Jim Gilliam, S OBP: 0.304, SLG: 0.413 (1, 4) F X	0-1 3-1 ②			C X 0-1 F8 ①		F F B X 1-2 F2 ③		C B F X 1-2 G4-6-3 1B		4	0	1	0	0	0	0							
Duke Snider, L OBP: 0.438, SLG: 0.607 (1, 8) C S X	0-2 E4			F B X 1-1 4-3 ②		B B C X 2-2 HR		B F B X 2-1 F6 ①		4	1	1	1	0	0	1							
Jackie Robinson, R OBP: 0.482, SLG: 0.545 (1, 7) X	0-0 F3 ③			F X 0-1 2B		B B C X 3-3 K		F X 0-1 G4-6-3 ② ③ 1-2		4	0	1	0	0	1	2							
Gil Hodges, R OBP: 0.361, SLG: 0.567 (1, 3)		B C S X 1-2 F8 ①		X 0-0 F8 ③		C X 0-1 F4 ②				3	0	0	0	0	0	1							
Carl Furillo, R OBP: 0.317, SLG: 0.267 (1, 9)		F X 0-1 5-3 ②			C B S X 1-2 F6 ①		C X 0-1 1-3 ③			3	0	0	0	0	0	0							
Billy Cox, R OBP: 0.329, SLG: 0.310 (1, 5)		X 0-0 F4 ③			F B X 1-1 F8 ②		B C B X 2-1 1B			3	0	1	0	0	0	0							
Rube Walker, L OBP: 0.279, SLG: 0.256 (1, 2)			X 0-0 L3 ①		X 0-0 F7 ③		C X 0-1 F8 ①			3	0	0	0	0	0	1							
Billy Loes, R OBP: 0.111, SLG: 0.111 (1, 1) Don Thompson, L OBP: 0.167, SLG: 0.063 (6, PH) Erv Fallica, R OBP: 0.667, SLG: 0.667 (7, 1) Clem Labine, R (8, 1) George Shuba, L OBP: 0.375, SLG: 0.333 (8, PH) Bob Milliken, R (9, 1)			C C B X 1-2 4-3 ②		S B F C 2-3 K ①		B C F X 1-2 F5 ②			1	0	0	0	0	0	0							
Inning Stats	R: 0 E: 1 K: 0 S: 8	H: 0 LOB: 1 BB: 0 P: 9	R: 0 E: 0 K: 0 S: 7	H: 0 LOB: 0 BB: 0 P: 8	R: 0 E: 0 K: 0 S: 5	H: 0 LOB: 1 BB: 0 P: 6	R: 0 E: 0 K: 0 S: 7	H: 1 LOB: 1 BB: 0 P: 8	R: 0 E: 0 K: 1 S: 6	H: 0 LOB: 0 BB: 0 P: 8	R: 0 E: 0 K: 1 S: 9	H: 0 LOB: 0 BB: 0 P: 12	R: 1 E: 0 K: 1 S: 10	H: 1 LOB: 0 BB: 0 P: 15	R: 0 E: 0 K: 0 S: 8	H: 1 LOB: 1 BB: 0 P: 12	R: 0 E: 0 K: 0 S: 7	H: 1 LOB: 0 BB: 0 P: 10	1B: 2 2B: 1 3B: 0 HR: 1	SF: 0 SAC: 0 DP: 1 HBP: 0	WP: 0 PB: 0 SB: 0 CS: 0	PA: 31	
PITCHER Warren Hacker, R ERA: 1.37 (1, 1)	IP 9.0	WLS W	BF 31	H 4	R 1	ER 1	SO 2	BB 0	IBB 0	HBP 0	BLK 0	WP 0	HR 1	S 67	P 88	ERA 1.00	WHIP 0.444						PITCHER IP WLS BF H R ER SO BB IBB HBP BLK WP HR S P ERA WHIP

BOTTOM

Chicago Cubs @ Brooklyn Dodgers
Ebbets Field, Brooklyn, NY
Tue May 18 1954, 3:33 AM EDT
Att. 11,050 - Unknown

livebaseballscorecards.com

AB	31
R	1
H	4
RBI	1
BB	0
SO	2
LOB	7



Chicago Cubs @ Brooklyn Dodgers
 Ebbets Field, Brooklyn, NY
 Wed May 19 1954, 3:33 AM EDT
 Att. 4,046 - Unknown

livebaseballscorecards.com

AB	35
R	9
H	7
RBI	6
BB	6
SO	4
LOB	15



Batter	1	2	3	4	5	6	7	8	9	AB	R	H	RBI	BB	SO	LOB								
Frank Baumholtz, L (1, 8) OBP: 0.357, SLG: 0.385	4-3									4	1	1	0	1	0	2								
Jim Willis, L (8, 1)										0	0	0	0	0	0	0								
Hal Jeffcoat, R (8, 1)										0	0	0	0	0	0	0								
Dee Fondy, L (1, 3) OBP: 0.304, SLG: 0.420										5	1	1	3	0	1	2								
Gene Baker, R (1, 4) OBP: 0.358, SLG: 0.477										5	1	2	0	0	0	1								
Hank Sauer, R (1, 9) OBP: 0.414, SLG: 0.685										5	1	0	0	0	0	2								
Randy Jackson, R (1, 5) OBP: 0.352, SLG: 0.521										4	1	2	0	0	0	0								
Ralph Kiner, R (1, 7) OBP: 0.441, SLG: 0.558										2	1	0	0	3	0	2								
14 Ernie Banks, R (1, 6) OBP: 0.355, SLG: 0.456										4	1	0	1	1	2	3								
Joe Garagiola, L (1, 2) OBP: 0.490, SLG: 0.476										4	1	1	2	0	0	2								
Bob Rush, R (1, 1) OBP: 0.333, SLG: 0.333										2	0	0	0	0	1	1								
Bill Serena, R (8, PH) OBP: 0.333, SLG: 0.143										0	0	0	0	1	0	0								
Luis Marquez, R (8, PR) (8, 8)										0	1	0	0	0	0	0								
Inning Stats	R: 0 E: 0 K: 1 S: 7	H: 1 LOB: 1 BB: 0 P: 11	R: 0 E: 0 K: 0 S: 6	H: 0 LOB: 0 BB: 1 P: 11	R: 0 E: 0 K: 0 S: 10	H: 1 LOB: 1 BB: 0 P: 12	R: 0 E: 0 K: 0 S: 11	H: 1 LOB: 1 BB: 0 P: 19	R: 0 E: 1 K: 1 S: 13	H: 0 LOB: 1 BB: 0 P: 17	R: 0 E: 0 K: 0 S: 7	H: 0 LOB: 0 BB: 0 P: 14	R: 0 E: 0 K: 1 S: 5	H: 0 LOB: 1 BB: 1 P: 13	R: 9 E: 3 K: 0 S: 20	H: 3 LOB: 1 BB: 4 P: 47	R: 0 E: 0 K: 1 S: 9	H: 1 LOB: 1 BB: 0 P: 13	1B: 6 2B: 0 3B: 0 HR: 1	SF: 0 SAC: 2 DP: 1 HBP: 0	WP: 1 PB: 0 SB: 0 CS: 0	PA: 43		
PITCHER	IP	WLS	BF	H	R	ER	SO	BB	IBB	HBP	BLK	WP	HR	S	P	ERA	WHIP							
Carl Erskine, R (1, 1) ERA: 4.08	7.0	L	29	4	4	4	3	4	0	0	0	0	1	65	112	5.14	1.143							
Jim Hughes, R (8, 1) ERA: 3.21	0.0		6	2	4	2	0	1	1	0	0	1	0	7	20	∞	∞							
Don Newcombe, R (8, 1) ERA: 4.46	1.0		4	0	1	0	0	0	0	0	0	0	0	7	12	0.00	0.000							
Russ Meyer, R (9, 1) ERA: 2.04	1.0		4	1	0	0	1	0	0	0	0	0	0	9	13	0.00	1.000							

Batter	1	2	3	4	5	6	7	8	9	AB	R	H	RBI	BB	SO	LOB
1-0	4-3		0-0		1-0					4	1	1	0	1	0	2
2-3			0-1		2-0					5	1	1	3	0	1	2
1-0					2-1					5	1	2	0	0	0	1
0-0					3-2					5	1	0	0	0	0	2
0-0					1-0					4	1	2	0	0	0	0
4-2					3-2					2	1	0	0	3	0	2
1-1					1-2					4	1	0	1	1	2	3
0-0					0-2					4	1	1	2	0	0	2
2-2					2-3					2	0	0	0	0	1	1
0-0					0-0					0	0	0	0	1	0	0
0-0					1-0					0	1	0	0	0	0	0

Batter	1	2	3	4	5	6	7	8	9	AB	R	H	RBI	BB	SO	LOB
Frank Baumholtz, L (1, 8) OBP: 0.357, SLG: 0.385	4-3									4	1	1	0	1	0	2
Jim Willis, L (8, 1)										0	0	0	0	0	0	0
Hal Jeffcoat, R (8, 1)										0	0	0	0	0	0	0
Dee Fondy, L (1, 3) OBP: 0.304, SLG: 0.420										5	1	1	3	0	1	2
Gene Baker, R (1, 4) OBP: 0.358, SLG: 0.477										5	1	2	0	0	0	1
Hank Sauer, R (1, 9) OBP: 0.414, SLG: 0.685										5	1	0	0	0	0	2
Randy Jackson, R (1, 5) OBP: 0.352, SLG: 0.521										4	1	2	0	0	0	0
Ralph Kiner, R (1, 7) OBP: 0.441, SLG: 0.558										2	1	0	0	3	0	2
14 Ernie Banks, R (1, 6) OBP: 0.355, SLG: 0.456										4	1	0	1	1	2	3
Joe Garagiola, L (1, 2) OBP: 0.490, SLG: 0.476										4	1	1	2	0	0	2
Bob Rush, R (1, 1) OBP: 0.333, SLG: 0.333										2	0	0	0	0	1	1
Bill Serena, R (8, PH) OBP: 0.333, SLG: 0.143										0	0	0	0	1	0	0
Luis Marquez, R (8, PR) (8, 8)										0	1	0	0	0	0	0

Milwaukee Braves @ Chicago Cubs
 Wrigley Field, Chicago, IL
 Fri May 21 1954, 3:33 AM CDT
 Att. 6,179 - Unknown

livebaseballscorecards.com

AB	35
R	6
H	10
RBI	6
BB	4
SO	2
LOB	14



AB R H RBI BB SO LOB

4	0	1	0	1	0	0
5	0	1	0	0	0	2
3	0	0	0	2	0	2
4	1	1	0	0	0	4
4	1	2	1	0	0	0
4	2	2	2	0	0	1
4	1	2	2	0	1	1
3	1	1	1	1	1	1
4	0	0	0	0	0	3
0	0	0	0	0	0	0

WP:	0	PA:	40
PB:	0		
SB:	1		
CS:	0		

Batter	1	2	3	4	5	6	7	8	9
Bill Bruton, L (1, 8) OBP: 0.345, SLG: 0.304	4-0 PO BB		0-0 F8		0-0 B2-3		0-0 S 1B		0-0 F9
Danny O'Connell, R (1, 4) OBP: 0.287, SLG: 0.306	0-0 F9		0-0 5-3		0-0 1B		0-0 F8 1-2		0-0 4-3
Eddie Mathews, L (1, 5) OBP: 0.446, SLG: 0.602	0-0 F9		4-0 BB		0-0 F7		4-0 IBB		0-0 F8
Andy Pafko, R (1, 9) OBP: 0.340, SLG: 0.442	0-0 PO 1-2	0-0 3B 1B	0-0 F8		0-0 P4		0-0 P6		
Joe Adcock, R (1, 3) OBP: 0.390, SLG: 0.568		0-0 HR 3B 1-H		0-0 F2		0-0 6-3		0-0 FC6-4 1B	
Johnny Logan, R (1, 6) OBP: 0.341, SLG: 0.466		0-0 HR 3-H		0-0 BB 1B		0-0 F7		0-0 FC6-4 HR 1-2f	
Hank Aaron, R (1, 7) OBP: 0.328, SLG: 0.459		0-0 G6-4-3 1B		0-3 K		0-0 6-3		0-0 HR 1-H	
Del Crandall, R (1, 2) OBP: 0.259, SLG: 0.338		0-0 L7		4-0 BB 1-2 BB		0-0 HR		0-3 K	
Gene Conley, R (1, 1) OBP: 0.111, SLG: 0.111		0-0 G6-4-3		0-0 P6		0-0 L9		0-0 4-3	
Dave Jolly, R (8, 1) OBP: 0.333, SLG: 0.667		1-2f							

Inning Stats	R: 0	H: 0	R: 3	H: 4	R: 0	H: 0	R: 0	H: 1	R: 0	H: 1	R: 1	H: 2	R: 2	H: 2	R: 0	H: 0
	E: 0	LOB: 0	E: 0	LOB: 0	E: 0	LOB: 1	E: 0	LOB: 2	E: 0	LOB: 0	E: 0	LOB: 2	E: 0	LOB: 0	E: 0	LOB: 0
	K: 0	BB: 1	K: 0	BB: 0	K: 1	BB: 1	K: 0	BB: 0	K: 0	BB: 0	K: 0	BB: 1	K: 1	BB: 0	K: 0	BB: 0
	S: 2	P: 6	S: 6	P: 6	S: 3	P: 7	S: 6	P: 10	S: 4	P: 4	S: 5	P: 9	S: 7	P: 7	S: 3	P: 3

PITCHER	IP	WLS	BF	H	R	ER	SO	BB	IBB	HBP	BLK	WP	HR	S	P	ERA	WHIP
Johnny Klippstein, R (1, 1) ERA: 6.35	7.0	L	32	9	5	5	1	3	1	0	0	0	2	30	46	6.43	1.714
Hal Jeffcoat, R (8, 1) ERA: 6.48	2.0		7	1	1	1	1	0	0	0	0	0	1	9	9	4.50	0.500

1B:	6	SF:	0
2B:	0	SAC:	0
3B:	1	DP:	1
HR:	3	HBP:	0


Batter	1	2	3	4	5	6	7	8	9	AB	R	H	RBI	BB	SO	LOB
Frank Baumholtz, L (1, 9) OBP: 0.347, SLG: 0.371	0-0 F7		0-0 L4-5		0-0 F3			0-0 L6-3 1B	0-0 F8	5	0	1	0	0	0	6
Dee Fondy, L (1, 3) OBP: 0.303, SLG: 0.437	0-0 F1			0-0 HR		0-0 G3		0-0 L6-3 1-2		4	1	1	1	0	0	1
Gene Baker, R (1, 4) OBP: 0.354, SLG: 0.469	0-0 F2			0-0 5-3		0-3 K		0-0 1B		4	0	1	0	0	1	0
Ralph Kiner, R (1, 7) OBP: 0.435, SLG: 0.574		0-0 6-3		0-0 HR		0-0 P6		0-0 G3		4	1	1	1	0	0	1
Randy Jackson, R (1, 5) OBP: 0.357, SLG: 0.525		0-0 6-3		0-0 F8			0-0 14 E 2B		4-0 BB BB BB	3	1	1	0	1	0	0
14 Ernie Banks, R (1, 6) OBP: 0.352, SLG: 0.449		0-0 F7		0-3 K		0-0 E7 4-3 SF3 1B		0-0 F9		4	1	1	1	0	1	1
Joe Garagiola, L (1, 2) OBP: 0.491, SLG: 0.455 Turk Lown, R (9, PR)			4-0 SH2-4 L4-5 BB BB		0-0 6-3		0-0 4-3		4-0 BB 1-2 BB BB	2	0	0	0	2	0	1
Luis Marquez, R (1, 8) OBP: 0.222, SLG: 0.125 Bill Serena, R (7, PH) OBP: 0.300, SLG: 0.143 Bob Talbot, R (8, 8) OBP: 0.319, SLG: 0.424 Walker Cooper, R (9, PH) OBP: 0.278, SLG: 0.313			4-0 SH2-4 BB BB		0-0 SF3		0-0 2-3		0-0 F8	1	0	1	0	1	0	0
Johnny Klippstein, R (1, 1) OBP: 0.143, SLG: 0.154 Hal Jeffcoat, R (8, 1) OBP: 0.571, SLG: 1.167 Steve Bilko, R (9, PH) OBP: 0.304, SLG: 0.158 Eddie Miksis, R (9, PR)			0-0 SH2-4 1-2 2-3		0-0 F9		0-0 2-3		4-0 BB 1-2 2-3	2	0	0	0	0	0	1


Inning Stats	R: 0	H: 0	E: 0	K: 0	S: 3	R: 0	H: 0	E: 0	K: 0	S: 3	R: 0	H: 0	E: 0	K: 1	S: 7	R: 2	H: 2	E: 0	K: 1	S: 7	R: 0	H: 1	E: 0	K: 0	S: 4	R: 0	H: 0	E: 0	K: 1	S: 5	R: 2	H: 2	E: 1	K: 0	S: 5	R: 0	H: 2	E: 0	K: 0	S: 4	R: 0	H: 0	E: 0	K: 0	S: 3	1B: 4	2B: 3	3B: 0	HR: 2	SF: 1	SAC: 1	DP: 2	HBP: 0	WP: 0	PA: 37
--------------	------	------	------	------	------	------	------	------	------	------	------	------	------	------	------	------	------	------	------	------	------	------	------	------	------	------	------	------	------	------	------	------	------	------	------	------	------	------	------	------	------	------	------	------	------	-------	-------	-------	-------	-------	--------	-------	--------	-------	--------

PITCHER	IP	WLS	BF	H	R	ER	SO	BB	IBB	HBP	BLK	WP	HR	S	P	ERA	WHIP
Gene Conley, R (1, 1) ERA: 2.36	7.2	W	30	7	4	3	2	2	0	0	0	0	2	32	40	3.52	1.174
Dave Jolly, R (8, 1) ERA: 0.55	1.1	S	7	0	0	0	0	3	0	0	0	0	0	4	16	0.00	2.250

Milwaukee Braves @ Chicago Cubs
Wrigley Field, Chicago, IL
 Fri May 21 1954, 3:33 AM CDT
 Att. 6,179 - Unknown

AB	30
R	4
H	7
RBI	4
BB	5
SO	2
LOB	13



Batter	1	2	3	4	5	6	7	8	9	AB	R	H	RBI	BB	SO	LOB	TOP																																
Bill Bruton, L (1, 8) OBP: 0.352, SLG: 0.313											0	0	0	0	0	0	0	Milwaukee Braves @ Chicago Cubs Wrigley Field, Chicago, IL Sat May 22 1954, 3:38 AM CDT Att. 30,267 - Unknown livebaseballscorecards.com																															
Danny O'Connell, R (1, 4) OBP: 0.299, SLG: 0.307											0	0	0	0	0	0	0		0																														
Eddie Mathews, L (1, 5) OBP: 0.444, SLG: 0.598											0	0	0	0	0	0	0		0																														
Andy Pafko, R (1, 9) OBP: 0.342, SLG: 0.440											0	0	0	0	0	0	0		0																														
Joe Adcock, R (1, 3) OBP: 0.391, SLG: 0.578											0	0	0	0	0	0	0		0																														
Johnny Logan, R (1, 6) OBP: 0.344, SLG: 0.467											0	0	0	0	0	0	0		0																														
Hank Aaron, R (1, 7) OBP: 0.339, SLG: 0.460											0	0	0	0	0	0	0		0																														
Charlie White, L (1, 2) OBP: 0.316, SLG: 0.400											0	0	0	0	0	0	0		0																														
Bob Buhl, R (1, 1)	0	0	0	0	0	0	0	0	0	0	0	0	0	0	0																																		
Inning Stats	1B: 0	SF: 0	WP: 0	PA: 0	2B: 0	SAC: 0	PB: 0	3B: 0	DP: 0	SB: 0	HR: 0	HBP: 0	CS: 0																																				
PITCHER Warren Hacker, R (1, 1) ERA: 1.37	IP	WLS	BF	H	R	ER	SO	BB	IBB	HBP	BLK	WP	HR	S	P	ERA	WHIP	0.0	0	0	0	0	0	0	0	0	0	0	0	∞	∞	PITCHER	IP	WLS	BF	H	R	ER	SO	BB	IBB	HBP	BLK	WP	HR	S	P	ERA	WHIP

Batter	1	2	3	4	5	6	7	8	9	10	AB	R	H	RBI	BB	SO	LOB	TOP		
Bill Bruton, L (1, 8) OBP: 0.337, SLG: 0.293	0-0 F7		0-3 K			0-0 F8		0-0 1B 1B	0-0 F9			5	0	1	0	0	1			
Danny O'Connell, R (1, 4) OBP: 0.292, SLG: 0.307	0-0 5-3		0-0 5-3			0-0 5-3		0-0 F6		0-0 E 2B 2B	5	1	1	0	0	0	1			
Eddie Mathews, L (1, 5) OBP: 0.441, SLG: 0.612	0-0 2B		0-0 F7			4-0 BB BB		0-0 1-2 1B		0-0 FC1 2B FC6-2	4	0	2	0	1	0	1			
Andy Pafko, R (1, 9) OBP: 0.347, SLG: 0.435	0-0 F8			0-0 F7		4-0 BB BB BB		0-0 1-2 FC5-4 BB	0-0 4-3	0-0 FC6-2 FC4-2 2B	4	0	1	1	1	0	3			
Joe Adcock, R (1, 3) OBP: 0.399, SLG: 0.569		0-0 5-3 2B		0-0 F8		0-0 FC5-4 1-2f			4-0 SH1-4 1B BB	4-0 FC6-2 E BB	3	2	1	0	2	0	2			
Johnny Logan, R (1, 6) OBP: 0.350, SLG: 0.461		4-0 5-3 BB		0-0 6-3			0-0 G6-4-3 1B		0-0 SH1-4 1-2	0-0 FC6-2 E	3	0	1	0	1	0	3			
Hank Aaron, R (1, 7) OBP: 0.328, SLG: 0.459		0-0 F8			0-0 F6		0-0 G6-4-3 1-2f		0-0 G6-4-3 1-2f	4-0 1B E BB	4	1	0	0	1	0	5			
Del Crandall, R (1, 2) OBP: 0.247, SLG: 0.309		0-0 5-3			0-0 F5		0-0 5-3		0-0 5-3	0-0 F7	4	0	0	0	1	0	4			
Ray Crone, R (1, 1) OBP: 0.200, SLG: 0.200		0-3 K			0-0 3-1			0-3 K	0-0 E9 1-2 2-H 1B	0-0 FC5 2-3f	5	0	1	1	0	2	5			
Inning Stats	R: 0 E: 0 K: 0 S: 4	H: 1 LOB: 1 BB: 0 P: 4	R: 0 E: 0 K: 1 S: 6	H: 1 LOB: 2 BB: 1 P: 10	R: 0 E: 0 K: 1 S: 5	H: 0 LOB: 0 BB: 0 P: 5	R: 0 E: 0 K: 0 S: 3	H: 0 LOB: 0 BB: 0 P: 3	R: 0 E: 0 K: 0 S: 3	H: 1 LOB: 0 BB: 0 P: 3	R: 0 E: 0 K: 1 S: 7	H: 2 LOB: 2 BB: 0 P: 7	R: 2 E: 1 K: 0 S: 4	H: 1 LOB: 1 BB: 2 P: 12	R: 2 E: 2 K: 0 S: 6	H: 2 LOB: 3 BB: 2 P: 14	1B: 4 2B: 4 3B: 0 HR: 0	SF: 0 SAC: 1 DP: 1 HBP: 0	WP: 0 PB: 0 SB: 0 CS: 0	PA: 45
PITCHER	IP WLS BF H R ER SO BB IBB HBP BLK WP HR S P ERA WHIP																			
Howie Pollet, L (1, 1) ERA: 3.86	9.0 L 41 8 4 2 3 6 0 0 0 0 0 0 41 65 2.00 1.556																			
Johnny Klippstein, R (10, 1) ERA: 6.2	1.0 L 4 0 0 0 0 1 0 0 0 0 0 3 7 0.00 1.000																			

Milwaukee Braves @ Chicago Cubs
Wrigley Field, Chicago, IL
Sun May 23 1954, 3:33 AM CDT
Unknown

livebaseballscorecards.com

AB 37
R 4
H 8
RBI 2
BB 7
SO 3
LOB 25



Batter	1	2	3	4	5	6	7	8	9	10	AB R H RBI BB SO LOB
Frank Baumholtz, L (1, 9) OBP: 0.360, SLG: 0.378	0-0 2B		0-0 F9			0-0 G3		0-0 4-3		0-0 BB 1B	5 0 2 0 0 0 1
Dee Fondy, L (1, 3) OBP: 0.308, SLG: 0.439	0-3 K		0-0 4-3			0-3 K		0-0 G3		4-0 1-2 BB	4 0 0 0 1 2 2
Gene Baker, R (1, 4) OBP: 0.355, SLG: 0.456	0-0 5-3			0-0 F6		4-0 1B BB			4-0 14 HR BB	0-3 K	3 1 0 0 2 1 3
Ralph Kiner, R (1, 7) OBP: 0.444, SLG: 0.564	0-0 F2			0-0 6-3		0-0 1-2 1B			0-3 K		4 0 1 0 0 1 2
Randy Jackson, R (1, 5) OBP: 0.362, SLG: 0.530		0-0 6-3		4-0 BB		0-3 K			0-0 F4		3 0 0 0 1 1 3
14 Ernie Banks, R (1, 6) OBP: 0.340, SLG: 0.450		0-0 F8		0-0 1-3			0-0 F4		0-0 1-H HR		4 1 1 2 0 0 1
Joe Garagiola, L (1, 2) OBP: 0.433, SLG: 0.392		0-0 F7			0-0 F2		0-0 4-3		0-3 K		4 0 0 0 0 1 0
Bob Talbot, R (1, 8) OBP: 0.316, SLG: 0.392			0-0 4-3		0-0 F8		0-0 4-3			0-3 K	3 0 0 0 0 0 0
Bill Serena, R (10, PH) OBP: 0.273, SLG: 0.125											1 0 0 0 0 1 0
Howie Pollet, L (1, 1) OBP: 0.333, SLG: 0.250			0-0 1B		0-0 F8			0-0 1-3		0-0 F4	3 0 1 0 0 0 0
Johnny Klippstein, R (10, 1) OBP: 0.143, SLG: 0.154											0 0 0 0 0 0 0
Walker Cooper, R (10, PH) OBP: 0.292, SLG: 0.409											1 0 0 0 0 0 0


Inning Stats	R: 0 E: 0 K: 1 S: 6	H: 1 LOB: 1 BB: 0 P: 6	R: 0 E: 0 K: 0 S: 3	H: 0 LOB: 0 BB: 0 P: 3	R: 0 E: 0 K: 0 S: 4	H: 1 LOB: 1 BB: 0 P: 4	R: 0 E: 0 K: 0 S: 3	H: 0 LOB: 1 BB: 1 P: 7	R: 0 E: 0 K: 0 S: 3	H: 0 LOB: 0 BB: 0 P: 3	R: 0 E: 0 K: 2 S: 8	H: 1 LOB: 2 BB: 1 P: 12	R: 0 E: 0 K: 0 S: 3	H: 0 LOB: 0 BB: 0 P: 3	R: 0 E: 0 K: 0 S: 3	H: 0 LOB: 0 BB: 0 P: 3	R: 2 E: 0 K: 2 S: 8	H: 1 LOB: 0 BB: 1 P: 12	R: 0 E: 0 K: 2 S: 8	H: 1 LOB: 2 BB: 1 P: 12	1B: 3 2B: 1 3B: 0 HR: 1	SF: 0 SAC: 0 DP: 0 HBP: 0	WP: 0 PB: 0 SB: 0 CS: 0	PA: 39
--------------	------------------------------	---------------------------------	------------------------------	---------------------------------	------------------------------	---------------------------------	------------------------------	---------------------------------	------------------------------	---------------------------------	------------------------------	----------------------------------	------------------------------	---------------------------------	------------------------------	---------------------------------	------------------------------	----------------------------------	------------------------------	----------------------------------	----------------------------------	------------------------------------	----------------------------------	--------

PITCHER	IP	WLS	BF	H	R	ER	SO	BB	IBB	HBP	BLK	WP	HR	S	P	ERA	WHIP
Ray Crone, R (1, 1) ERA: 1.45	10.0	W	39	5	2	2	7	4	0	0	0	0	1	49	65	1.80	0.900

Milwaukee Braves @ Chicago Cubs
 Wrigley Field, Chicago, IL
 Sun May 23 1954, 3:33 AM CDT
 Unknown

livebaseballscorecards.com

AB	35
R	2
H	5
RBI	2
BB	4
SO	7
LOB	12



Batter	1	2	3	4	5	6	7	8	9	AB R H RBI BB SO LOB	TOP			
Bill Bruton, L (1, 8) <small>OBP: 0.349, SLG: 0.330</small>	0-0 	0-0 						0-0 		5 2 3 0 0 0 2				
Danny O'Connell, R (1, 4) <small>OBP: 0.293, SLG: 0.302</small> Jack Dittmer, L (6, PH) <small>OBP: 0.161, SLG: 0.283</small> (6, 4)	1-0 		0-0 		0-0 	0-0 		0-3 		2 0 0 0 0 0 1 2 0 0 0 0 0 1				
Eddie Mathews, L (1, 5) <small>OBP: 0.433, SLG: 0.592</small>	0-0 		0-0 		4-0 	0-0 		0-0 		4 1 0 0 1 0 2				
Andy Pafko, R (1, 9) <small>OBP: 0.357, SLG: 0.513</small>	0-0 		0-3 		0-0 	0-0 		0-0 		5 3 3 5 0 1 0				
Joe Adcock, R (1, 3) <small>OBP: 0.413, SLG: 0.575</small>	4-0 			0-0 	0-0 		0-0 	0-0 		4 1 3 0 1 0 0				
Johnny Logan, R (1, 6) <small>OBP: 0.352, SLG: 0.459</small>	0-0 		0-3 	0-0 		0-3 		0-3 		5 1 2 1 0 3 2				
Hank Aaron, R (1, 7) <small>OBP: 0.324, SLG: 0.465</small>	0-0 		0-3 	0-0 		0-0 		0-0 		5 1 1 2 0 1 4				
Del Crandall, R (1, 2) <small>OBP: 0.247, SLG: 0.298</small>		0-0 		0-0 	4-0 		0-0 			3 0 0 0 1 0 1				
Chet Nichols, S (1, 1) <small>OBP: 0.118, SLG: 0.118</small>		0-0 		0-0 			0-3 			4 0 1 1 0 2 0				
Inning Stats	R: 2 H: 3 E: 0 LOB: 2 K: 0 BB: 1 S: 5 P: 10	R: 0 H: 0 E: 0 LOB: 0 K: 0 BB: 0 S: 3 P: 3	R: 0 H: 0 E: 0 LOB: 0 K: 1 BB: 0 S: 5 P: 5	R: 0 H: 1 E: 0 LOB: 1 K: 2 BB: 0 S: 8 P: 8	R: 6 H: 6 E: 0 LOB: 2 K: 1 BB: 2 S: 11 P: 19	R: 0 H: 0 E: 0 LOB: 0 K: 0 BB: 0 S: 3 P: 3	R: 0 H: 0 E: 0 LOB: 0 K: 1 BB: 0 S: 5 P: 5	R: 0 H: 1 E: 0 LOB: 1 K: 2 BB: 0 S: 8 P: 8	R: 1 H: 2 E: 0 LOB: 1 K: 1 BB: 0 S: 7 P: 7	1B: 8 SF: 0 2B: 0 SAC: 0 3B: 3 DP: 1 HR: 2 HBP: 1	WP: 0 PA: 43 PB: 1 SB: 2 CS: 0			
PITCHER	IP WLS BF H R ER SO BB IBB HBP BLK WP HR S P ERA WHIP												PITCHER	IP WLS BF H R ER SO BB IBB HBP BLK WP HR S P ERA WHIP
Bob Rush, R (1, 1) <small>ERA: 5.05</small>	4.2 L 24 8 7 7 4 2 0 1 0 0 1 29 38 13.50 2.143													
Jim Willis, R (5, 1) <small>ERA: 4.05</small>	1.1 7 2 1 1 0 1 0 0 0 0 0 6 10 6.75 2.250													
Turk Lown, R (7, 1) <small>ERA: 7.3</small>	2.0 7 1 0 0 3 0 0 0 0 0 0 13 13 0.00 0.500													
Bubba Church, R (9, 1) <small>ERA: 9.82</small>	1.0 5 2 1 1 1 0 0 0 0 0 0 1 7 7 9.00 2.000													

Milwaukee Braves @ Chicago Cubs
 Wrigley Field, Chicago, IL
 Sun May 23 1954, 3:38 AM CDT
 Att: 36,306 - Unknown

AB	39
R	9
H	13
RBI	9
BB	3
SO	8
LOB	13



Batter	1	2	3	4	5	6	7	8	9	AB	R	H	RBI	BB	SO	LOB
Frank Baumholtz, L (1, 9) OBP: 0.344, SLG: 0.360	0-0 F3		0-0 5-3			0-0 F8		0-0 6-3		4	0	0	0	0	0	2
Dee Fondy, L (1, 3) OBP: 0.306, SLG: 0.447	0-3 K			0-3 K			0-0 SF6 3B		0-0 4-3	4	1	1	0	0	2	0
Gene Baker, R (1, 4) OBP: 0.352, SLG: 0.461	0-0 1B 2B			0-0 4-3			0-0 SF6		0-3 K	3	1	1	1	0	1	0
Ralph Kiner, R (1, 7) OBP: 0.439, SLG: 0.554	0-0 2-H 1B			0-3 K			0-0 6-3		0-0 F8	4	0	1	1	0	1	0
Randy Jackson, R (1, 5) OBP: 0.354, SLG: 0.519		0-0 E6 14 L1-3			0-0 5-3			0-0 F8		3	0	0	0	0	0	0
14 Ernie Banks, R (1, 6) OBP: 0.333, SLG: 0.440		0-0 L1-3 1-2			0-0 5-3			0-0 6-3		3	0	0	0	0	0	1
Walker Cooper, R (1, 2) OBP: 0.296, SLG: 0.375 Don Robertson, L (8, PR) El Tappe, R (9, 2) OBP: 0.283, SLG: 0.273		0-0 F7			0-0 6-3			4-0 BB 3B BB		2	0	0	0	1	0	0
Bob Talbot, R (1, 8) OBP: 0.305, SLG: 0.377			0-0 G3			0-0 5-3		0-0 F8		3	0	0	0	0	0	1
Bob Rush, R (1, 1) OBP: 0.368, SLG: 0.421 Jim Willis, L (5, 1) Bill Serena, R (6, PH) OBP: 0.259, SLG: 0.111 Turk Lown, R (7, 1) Steve Bilko, R (8, PH) OBP: 0.333, SLG: 0.300 Bubba Church, R (9, 1)			0-0 2B			0-3 K		0-0 1-H 3B		1	0	1	0	0	0	0

Inning Stats	R: 1	H: 2	E: 0	K: 1	S: 6	LOB: 1	BB: 0	P: 6	R: 0	H: 0	E: 1	K: 0	S: 3	LOB: 0	BB: 0	P: 3	R: 0	H: 1	E: 0	K: 0	S: 3	LOB: 0	BB: 0	P: 3	R: 0	H: 0	E: 0	K: 2	S: 7	LOB: 0	BB: 0	P: 7	R: 0	H: 0	E: 0	K: 0	S: 3	LOB: 0	BB: 0	P: 3	R: 0	H: 0	E: 0	K: 1	S: 5	LOB: 0	BB: 0	P: 5	R: 1	H: 1	E: 0	K: 0	S: 4	LOB: 0	BB: 0	P: 4	R: 1	H: 1	E: 0	K: 0	S: 4	LOB: 2	BB: 1	P: 8	R: 0	H: 0	E: 0	K: 1	S: 5	LOB: 0	BB: 0	P: 5	1B: 1	SF: 1	2B: 3	SAC: 0	3B: 2	DP: 1	HR: 0	HBP: 0	WP: 0	PA: 31	ERA	WHIP
Chet Nichols, L (1, 1) ERA: 2.72	IP	WLS	BF	H	R	ER	SO	BB	IBB	HBP	BLK	WP	HR	S	P	ERA	WHIP	IP	WLS	BF	H	R	ER	SO	BB	IBB	HBP	BLK	WP	HR	S	P	ERA	WHIP	IP	WLS	BF	H	R	ER	SO	BB	IBB	HBP	BLK	WP	HR	S	P	ERA	WHIP																																	

BOTTOM

Milwaukee Braves @ Chicago Cubs
 Wrigley Field, Chicago, IL
 Sun May 23 1954, 3:38 AM CDT
 Att. 36,306 - Unknown

livebaseballscorecards.com

AB	29
R	3
H	5
RBI	3
BB	1
SO	5
LOB	4



Batter	1	2	3	4	5	6	7	8	9	AB	R	H	RBI	BB	SO	LOB
Wally Moon, L OBP: 0.416, SLG: 0.511 (1, 8)	F8		F8		SF7-4			4-3		3	0	0	1	0	0	0
Solly Hemus, L OBP: 0.481, SLG: 0.492 (1, 6)	1B BB			4-1		K		K		3	0	0	0	1	2	0
Red Schoendienst, S OBP: 0.354, SLG: 0.436 (1, 4)	1-3 1B			P4		L4-3 BB		4-3		3	0	1	0	1	0	0
Stan Musial, L OBP: 0.466, SLG: 0.738 (1, 9)	5-3			F9		L4-3		E1		4	0	0	0	0	0	2
Ray Jablonski, R OBP: 0.415, SLG: 0.586 (1, 5)		5-3			1B 1B 1B			L8		4	1	1	0	0	0	1
Tom Alston, L OBP: 0.375, SLG: 0.470 (1, 3)		3-1			1B 1B 1B FC1-2		K2-3	1B BB		3	0	1	0	1	1	0
Rip Repulski, R OBP: 0.341, SLG: 0.438 (1, 7)		F3			1B 1B 1B FC1-2 SF7-4		1B	1B		4	1	3	0	0	0	0
Del Rice, R OBP: 0.310, SLG: 0.382 (1, 2)			P6		1B 1B 1B SF7-4 FC1-2		4-3	FC6-4		4	0	1	1	0	0	4
Vic Raschi, R OBP: 0.188, SLG: 0.120 (1, 1)					1B 1B 1B FC1-2			F8		0	0	0	0	0	0	0
Stu Miller, S OBP: 0.250, SLG: 0.250 (2, 1)										1	0	0	0	0	1	0
Carl Scheib, R OBP: 0.250, SLG: 0.250 (5, 1)										1	0	0	0	0	0	3
Joe Presko, R OBP: 0.250, SLG: 0.250 (8, 1)										0	0	0	0	0	0	0
Peanuts Lowrey, R OBP: 0.250, SLG: 0.250 (8, PH)										1	0	0	0	0	0	0
Cot Deal, S OBP: 0.143, SLG: 0.571 (9, 1)										0	0	0	0	0	0	0

Inning Stats	R: 0	H: 1	E: 0	LOB: 1	K: 0	BB: 1	S: 3	P: 7	R: 0	H: 0	E: 0	LOB: 0	K: 0	BB: 0	S: 3	R: 0	H: 0	E: 0	LOB: 0	K: 0	BB: 0	S: 3	R: 2	H: 4	E: 0	LOB: 1	K: 0	BB: 0	S: 6	R: 0	H: 0	E: 0	LOB: 0	K: 1	BB: 1	S: 4	R: 0	H: 1	E: 0	LOB: 1	K: 1	BB: 0	S: 6	R: 0	H: 0	E: 0	LOB: 0	K: 1	BB: 0	S: 5	R: 0	H: 1	E: 1	LOB: 3	K: 0	BB: 1	S: 5	P: 9	1B: 7	SF: 1	2B: 2	SAC: 0	3B: 0	DP: 2	HR: 0	HBP: 0	WP: 0	PA: 35	PB: 0	SB: 0	CS: 0	ERA	WHIP
PITCHER Jim Davis, L ERA: 3.79 (1, 1)	IP	WLS	BF	H	R	ER	SO	BB	IBB	HBP	BLK	WP	HR	S	P	ERA	WHIP	IP	WLS	BF	H	R	ER	SO	BB	IBB	HBP	BLK	WP	HR	S	P	ERA	WHIP	IP	WLS	BF	H	R	ER	SO	BB	IBB	HBP	BLK	WP	HR	S	P	ERA	WHIP																						


BOTTOM

Chicago Cubs @ St. Louis Cardinals
Sportsman's Park, St. Louis, MO

Mon May 24 1954, 4:33 AM EDT
Att. 11,532 - Unknown

livebaseballscorecards.com

AB	31
R	2
H	7
RBI	2
BB	3
SO	4
LOB	10



Batter	1	2	3	4	5	6	7	8	9	AB	R	H	RBI	BB	SO	LOB	TOP																			
Frank Baumholtz, L OBP: 0.346, SLG: 0.381 (1, 8) (9, 9)	0-0 1-3		0-3 K	0-0 P5	0-0 F7	0-0 4-3		0-0 L1-4 1B 1-2 1B		6	0	1	0	0	1	1																				
Dee Fondy, L OBP: 0.320, SLG: 0.464 (1, 3) SS	0-3 K		0-0 BB 1B	0-0 BLK 1B	4-0 BB HR		0-0 HR	0-0 1-2 2-H 1B		5	4	4	2	1	1	0																				
Ralph Kiner, R OBP: 0.451, SLG: 0.542 Bob Talbot, R OBP: 0.299, SLG: 0.366 (1, 7) (9, 8)	0-0 1B		4-0 14 1B BB	0-0 1-2 2-H 1B	4-0 BLK 1B	4-0 1-2 HR	4-0 BB BB	0-0 L1-4 2-3		3	3	2	1	3	0	2																				
Hank Sauer, R OBP: 0.428, SLG: 0.703 Luis Marquez, R OBP: 0.154, SLG: 0.083 (1, 9) (9, PR) (9, 7)	0-0 5-3		0-0 14 1B 1B	0-0 1-2 2-H 1B	4-0 1B 3B IBB	0-0 1-1 2-H HR	4-0 1-2 FC4-6 BB		4-0 14 S BB	3	2	2	4	3	0	1																				
Randy Jackson, R OBP: 0.365, SLG: 0.520 (1, 5)		0-0 5-3	0-0 F9	0-0 3B 1B	0-0 E3		0-0 F9		0-0 F9	6	1	1	2	0	0	5																				
14 Ernie Banks, R OBP: 0.333, SLG: 0.449 (1, 6)		0-0 HR	0-0 FC6-4 1B	4-0 3B IBB	0-0 F8		0-0 F8		0-3 K	5	2	2	2	1	1	4																				
Gene Baker, R OBP: 0.338, SLG: 0.440 (1, 4)		4-0 BB	0-0 FC6-4 1-2f	0-0 1-1 2-H 3-H 3B	0-0 F8		0-0 FC4-6 1-2f		0-0 6-3	5	0	1	3	1	0	7																				
Joe Garagiola, L OBP: 0.449, SLG: 0.500 (1, 2)	0-0 F8		0-0 HR			0-0 3-1		4-0 FC2-6 BB		4	1	1	1	1	0	2																				
Paul Minner, L OBP: 0.259, SLG: 0.435 (1, 1)	0-0 3-1					0-0 4-1		0-0 FC2-6 1B 1-2f		4	2	0	0	1	1	3																				
Inning Stats	R: 0 E: 0 K: 1 S: 6 H: 1 LOB: 1 BB: 0 P: 6	R: 1 E: 0 K: 0 S: 4 H: 1 LOB: 1 BB: 1 P: 8	R: 2 E: 0 K: 1 S: 8 H: 3 LOB: 2 BB: 1 P: 12	R: 7 E: 0 K: 1 S: 10 H: 5 LOB: 1 BB: 3 P: 22	R: 3 E: 1 K: 0 S: 5 H: 1 LOB: 1 BB: 2 P: 13	R: 0 E: 0 K: 0 S: 3 H: 0 LOB: 0 BB: 0 P: 3	R: 1 E: 0 K: 0 S: 4 H: 1 LOB: 2 BB: 2 P: 12	R: 1 E: 0 K: 0 S: 4 H: 2 LOB: 1 BB: 1 P: 8	R: 0 E: 0 K: 1 S: 5 H: 0 LOB: 2 BB: 1 P: 9	1B: 9 2B: 1 3B: 1 HR: 4 SF: 0 SAC: 0 DP: 1 HBP: 0	WP: 0 PA: 52 PB: 0 SB: 1 CS: 0																									
PITCHER	IP	WLS	BF	H	R	ER	SO	BB	IBB	HBP	BLK	WP	HR	S	P	ERA	WHIP	PITCHER	IP	WLS	BF	H	R	ER	SO	BB	IBB	HBP	BLK	WP	HR	S	P	ERA	WHIP	
Tom Poholsky, R ERA: 4.02 (1, 1)	3.0	L	18	6	5	5	2	3	0	0	0	0	2	19	31	15.00	3.000																			
Cot Deal, R ERA: 7.09 (4, 1)	0.1		7	4	5	5	0	0	2	0	1	0	0	5	13	135.00	12.000																			
Royce Lint, L ERA: 5.95 (4, 1)	3.2		18	2	4	4	1	4	0	0	0	0	2	16	32	9.82	1.636																			
Mel Wright, R ERA: 11.32 (8, 1)	2.0		9	2	1	1	1	2	0	0	0	0	0	9	17	4.50	2.000																			

Chicago Cubs @ St. Louis Cardinals
Sportsman's Park, St. Louis, MO
Wed May 26 1954, 4:33 AM EDT
Att. 8,223 - Unknown

livebaseballscorecards.com

AB	41
R	15
H	14
RBI	15
BB	11
SO	4
LOB	25



Batter	1	2	3	4	5	6	7	8	9	AB R H RBI BB SO LOB	TOP											
Frank Baumholtz, L (1, 8) OBP: 0.358, SLG: 0.392	0-0 F2		0-0 1B	0-0 E8			0-0 SH1-3 1B	0-0 1-3		5 1 3 1 0 0 1												
Dee Fondy, L (1, 3) OBP: 0.317, SLG: 0.456	0-0 F7		0-0 6-3	0-0 4-3			0-0 SH1-3 1B	0-0 F8		5 0 1 1 0 0 3												
Ralph Kiner, R (1, 7) OBP: 0.452, SLG: 0.563 Bob Talbot, R (9, 8) OBP: 0.299, SLG: 0.366	0-0 HR		0-0 1B		0-0 5-3		0-0 SH1-3	0-0 F8		4 1 2 2 0 0 0 0 0 0 0 0 0 0												
Hank Sauer, R (1, 9) OBP: 0.434, SLG: 0.719	1-0 FC6-4 HBP		0-0 F8		0-0 5-3		4-0 BB	0-0 HR		3 1 1 1 1 0 1												
Randy Jackson, R (1, 5) OBP: 0.360, SLG: 0.510	0-0 FC6-4		0-0 L8		0-0 F9		0-0 P6	0-0 14 1B 2B		5 1 1 0 0 0 5												
14 Ernie Banks, R (1, 6) OBP: 0.329, SLG: 0.441		0-3 K		0-0 6-3		0-0 F9	0-0 F7	0-0 1-2 2B 1B		5 1 1 0 0 1 3												
Gene Baker, R (1, 4) OBP: 0.339, SLG: 0.459		0-0 5-3		0-0 1B 3B		0-0 F7		0-0 1-3	0-0 1-H 2-H 2B	5 1 2 2 0 0 0												
Joe Garagiola, L (1, 2) OBP: 0.473, SLG: 0.492		4-0 FC4-6 BB		4-0 E 1B BB		0-0 G3		1-0 SH3-4 HBP BB	4-0 BB	1 0 0 0 3 0 0												
Bob Rush, R (1, 1) OBP: 0.364, SLG: 0.409 Warren Hacker, R (8, 1) OBP: 0.250, SLG: 0.182		0-0 FC4-6		0-0 P4			0-0 1B 1B	0-0 SH3-4 1-2	0-0 F7	3 1 1 0 0 0 3 1 0 0 0 0 0 2												
Inning Stats	R: 1 E: 0 K: 0 S: 4	H: 1 LOB: 1 BB: 0 P: 5	R: 0 E: 0 K: 1 S: 5	H: 0 LOB: 1 BB: 1 P: 9	R: 1 E: 0 K: 0 S: 5	H: 2 LOB: 1 BB: 1 P: 9	R: 1 E: 1 K: 0 S: 5	H: 2 LOB: 2 BB: 1 P: 9	R: 0 E: 0 K: 0 S: 3	H: 0 LOB: 0 BB: 0 P: 3	R: 0 E: 0 K: 0 S: 3	H: 0 LOB: 0 BB: 0 P: 3	R: 1 E: 0 K: 0 S: 6	H: 3 LOB: 3 BB: 1 P: 10	R: 0 E: 0 K: 0 S: 3	H: 0 LOB: 1 BB: 0 P: 4	R: 3 E: 0 K: 0 S: 7	H: 4 LOB: 2 BB: 1 P: 11	1B: 8 2B: 1 3B: 1 HR: 2	SF: 0 SAC: 2 DP: 0 HBP: 2	WP: 0 PB: 0 SB: 0 CS: 0	PA: 45
PITCHER	IP WLS BF H R ER SO BB IBB HBP BLK WP HR S P ERA WHIP																					
Gerry Staley, R (1, 1) ERA: 6.53 Stu Miller, R (8, 1) ERA: 6.47	7.0 L 33 8 4 4 1 3 0 1 0 0 1 31 44 5.14 1.571																					
	2.0 12 4 3 3 0 1 0 1 0 0 1 10 15 13.50 2.500																					

Chicago Cubs @ St. Louis Cardinals
 Sportsman's Park, St. Louis, MO
 Thu May 27 1954, 4:33 AM EDT
 Att. 6,788 - Unknown

livebaseballscorecards.com

AB	37
R	7
H	12
RBI	7
BB	4
SO	1
LOB	18



Batter	1	2	3	4	5	6	7	8	9	AB	R	H	RBI	BB	SO	LOB
Rip Repulski, R OBP: 0.331, SLG: 0.424 (1, 7)	F8		K		G6-4-3			F8	SF7	4	0	0	1	0	1	2
Wally Moon, L OBP: 0.420, SLG: 0.513 (1, 8)	SF8		1-3			FC4-6		1-3	G3	4	1	1	0	1	0	1
Red Schoendienst, S OBP: 0.359, SLG: 0.449 (1, 4)	SF8		4-3			FC4-6		BB		3	0	1	1	0	0	1
Stan Musial, L OBP: 0.471, SLG: 0.750 (1, 9)	P5			3-1		FC4-6		FC6-4		3	0	0	0	1	0	1
Ray Jablonski, R OBP: 0.423, SLG: 0.576 (1, 5)		G5-4-3			G1-6-3			FC6-4		3	0	1	0	1	0	3
Tom Alston, L OBP: 0.364, SLG: 0.444 (1, 3)					G1-6-3					4	1	2	0	0	0	3
Alex Grammas, R OBP: 0.320, SLG: 0.310 (1, 6)		G5-4-3								2	0	1	0	0	0	2
Peanuts Lowrey, R (7, PH) OBP: 0.227, SLG: 0.263										1	0	0	0	0	0	0
Stu Miller, R (8, 1) OBP: 0.250, SLG: 0.250										0	0	0	0	0	0	0
Tom Burgess, L (9, PH)										0	1	0	0	1	0	0
Del Rice, R (1, 2) OBP: 0.297, SLG: 0.384										1	0	0	0	1	1	1
Joe Frazier, L (7, PH) OBP: 0.381, SLG: 0.429										1	0	0	0	0	0	0
Bill Sarni, R (8, 2) OBP: 0.400, SLG: 0.333										1	0	1	0	0	0	0
Gerry Staley, R (1, 1) OBP: 0.200, SLG: 0.077										1	0	0	0	0	1	2
Solly Hemus, L (7, PH) OBP: 0.449, SLG: 0.441 (8, 6)										1	0	0	1	0	0	0

Inning Stats	R: 1	H: 1	E: 0	K: 0	S: 4	LOB: 0	BB: 0	P: 4	R: 0	H: 2	E: 0	K: 1	S: 6	LOB: 2	BB: 1	P: 10	R: 0	H: 0	E: 0	K: 1	S: 5	LOB: 0	BB: 0	P: 5	R: 0	H: 0	E: 0	K: 0	S: 2	LOB: 0	BB: 1	P: 6	R: 0	H: 1	E: 2	K: 0	S: 4	LOB: 2	BB: 1	P: 8	R: 0	H: 0	E: 0	K: 0	S: 3	LOB: 0	BB: 0	P: 3	R: 0	H: 1	E: 0	K: 0	S: 4	LOB: 2	BB: 1	P: 8	R: 2	H: 2	E: 0	K: 0	S: 5	LOB: 1	BB: 1	P: 9	1B: 6	SF: 3	2B: 0	SAC: 1	3B: 1	DP: 3	HR: 0	HBP: 0
--------------	------	------	------	------	------	--------	-------	------	------	------	------	------	------	--------	-------	-------	------	------	------	------	------	--------	-------	------	------	------	------	------	------	--------	-------	------	------	------	------	------	------	--------	-------	------	------	------	------	------	------	--------	-------	------	------	------	------	------	------	--------	-------	------	------	------	------	------	------	--------	-------	------	-------	-------	-------	--------	-------	-------	-------	--------


PITCHER	IP	WLS	BF	H	R	ER	SO	BB	IBB	HBP	BLK	WP	HR	S	P	ERA	WHIP
Bob Rush, R (1, 1) ERA: 4.55	7.2	W	31	5	1	1	3	4	0	0	0	0	0	33	49	1.17	1.174
Warren Hacker, R (8, 1) ERA: 3.03	1.1	S	7	2	2	2	0	1	0	0	0	0	0	6	10	13.50	2.250

BOTTOM

Chicago Cubs @ St. Louis Cardinals
Sportsman's Park, St. Louis, MO

Thu May 27 1954, 4:33 AM EDT
Att. 6,788 - Unknown

AB	29
R	3
H	7
RBI	3
BB	5
SO	3
LOB	16



WP	PA	ERA	WHIP
0	38		

Batter	1	2	3	4	5	6	7	8	9	AB R H RBI BB SO LOB	TOP		
Bobby Adams, R (1, 5) OBP: 0.359, SLG: 0.350	4-0 SH3-4 HR BB	4-0 BB			0-3 K	0-0 FC6-4 1-2f			0-0 F4	3 1 0 0 2 1 2			
Roy McMillan, R (1, 6) OBP: 0.292, SLG: 0.250	0-0 SH3-4 1-2	0-0 F3			4-0 E 1B BB			0-3 K	0-0 F7	3 1 0 0 1 1 2			
Gus Bell, L (1, 8) OBP: 0.354, SLG: 0.481	0-0 4-3 2-3				0-0 E9 1H 1B			0-0 3-1	0-3 K	5 0 1 0 0 1 1			
Ted Kluszewski, L (1, 3) OBP: 0.379, SLG: 0.624	0-0 HR				0-0 F9			0-0 G3		4 1 2 2 0 0 1			
Jim Greengrass, R (1, 7) OBP: 0.295, SLG: 0.452	0-3 K				0-0 F3			0-0 1-3	0-0 F8	4 0 0 0 0 1 1			
Johnny Temple, R (1, 4) OBP: 0.414, SLG: 0.379					0-0 F4			0-0 1-3		4 1 1 0 0 0 0			
Wally Post, R (1, 9) OBP: 0.284, SLG: 0.500					0-0 6-3			0-0 F9		4 2 2 1 0 0 1			
Andy Seminick, R (1, 2) OBP: 0.403, SLG: 0.292					0-0 F7			4-0 1B BB		3 0 0 0 1 0 1			
Art Fowler, R (1, 1) OBP: 0.100, SLG: 0.053					0-0 4-3			0-0 FC6-4 1B		3 0 1 1 0 0 0			
Frank Smith, R (9, 1)										0 0 0 0 0 0 0			
Inning Stats	R: 2 E: 0 K: 1 S: 6 H: 1 LOB: 0 BB: 1 P: 10	R: 1 E: 1 K: 0 S: 5 H: 1 LOB: 2 BB: 1 P: 9	R: 0 E: 0 K: 0 S: 3 H: 0 LOB: 0 BB: 0 P: 3	R: 0 E: 0 K: 0 S: 3 H: 0 LOB: 0 BB: 0 P: 3	R: 1 E: 1 K: 1 S: 6 H: 1 LOB: 1 BB: 1 P: 10	R: 1 E: 0 K: 0 S: 5 H: 2 LOB: 2 BB: 1 P: 9	R: 0 E: 0 K: 1 S: 6 H: 1 LOB: 1 BB: 0 P: 6	R: 1 E: 0 K: 0 S: 4 H: 1 LOB: 0 BB: 0 P: 4	R: 0 E: 0 K: 1 S: 5 H: 0 LOB: 0 BB: 0 P: 5	1B: 3 2B: 2 3B: 0 HR: 2 SF: 0 SAC: 2 DP: 0 HBP: 0	WP: 0 PB: 0 SB: 0 CS: 0 PA: 39		
PITCHER	IP WLS BF H R ER SO BB IBB HBP BLK WP HR S P ERA WHIP											PITCHER	IP WLS BF H R ER SO BB IBB HBP BLK WP HR S P ERA WHIP
Jim Davis, L (1, 1) ERA: 3.96	6.0 L 28 5 5 3 2 4 0 0 0 1 0 1 28 44 4.50 1.500												
Jim Brosnan, R (7, 1) ERA: 9.69	2.0 8 2 1 1 1 0 0 0 0 0 1 10 10 4.50 1.000												
Turk Lown, R (9, 1) ERA: 5.87	1.0 3 0 0 0 0 1 0 0 0 0 0 0 5 5 0.00 0.000												

Cincinnati Redlegs @ Chicago Cubs
 Wrigley Field, Chicago, IL
 Fri May 28 1954, 3:33 AM CDT
 Att. 4,593 - Unknown

livebaseballscorecards.com

AB 33
R 6
H 7
RBI 4
BB 4
SO 4
LOB 9



Batter	1	2	3	4	5	6	7	8	9	AB	R	H	RBI	BB	SO	LOB
Frank Baumholtz, L (1, 8) OBP: 0.377, SLG: 0.439	0-0 CS 1B		0-0 1-3 2B		0-0 3-1		0-0 SF9 3B		0-0 1B 14 1B BB 1B	5	2	4	0	0	0	0
Dee Fondy, L (1, 3) OBP: 0.308, SLG: 0.446	0-3 1-2 K		0-3 K		0-0 F2		0-0 SF9		0-0 F8	4	0	0	1	0	2	4
Ralph Kiner, R (1, 7) OBP: 0.456, SLG: 0.558	0-0 1B		0-3 K		4-0 BB E BB		0-0 6-3		4-0 1B 14 1B BB	3	1	1	0	2	1	2
Hank Sauer, R (1, 9) OBP: 0.432, SLG: 0.704	0-3 K		0-3 K		4-0 1-2 E BB		0-0 F5		0-0 14 1B 1-2 2-3 1B	4	0	1	0	1	2	3
Randy Jackson, R (1, 5) OBP: 0.355, SLG: 0.500		0-0 F7		0-0 1B 1B		0-0 FC5-2 1-2 2-H		0-3 K	0-0 P3	5	0	1	0	0	1	5
14 Ernie Banks, R (1, 6) OBP: 0.331, SLG: 0.439		0-3 K		0-0 F4		0-0 F6		0-0 BB 1B	0-0 1B	5	0	2	2	0	1	1
Gene Baker, R (1, 4) OBP: 0.347, SLG: 0.456		0-0 1B		0-0 F5		4-0 PB BB		4-0 FC4-6 BB	0-0 F7	3	0	1	0	2	0	3
Joe Garagiola, L (1, 2) OBP: 0.462, SLG: 0.476		0-0 F8		0-0 1-2 1B		0-3 K		0-0 F4		4	0	1	0	0	1	4
Jim Davis, S (1, 1) Bill Serena, R (6, PH) Jim Brosnan, R (7, 1) Walker Cooper, R (8, PH) Turk Lown, R (9, 1)			4-0 2B BB		0-0 4-3		0-0 F9 1-2		0-0 FC4-6 1-2f	1	0	0	0	1	0	2

Inning Stats	R: 0	H: 2	E: 0	K: 2	S: 8	R: 0	H: 1	E: 0	K: 1	S: 6	R: 0	H: 1	E: 0	K: 3	S: 10	R: 0	H: 2	E: 0	K: 0	S: 5	R: 0	H: 0	E: 1	K: 0	S: 3	R: 0	H: 0	E: 0	K: 1	S: 5	R: 1	H: 1	E: 0	K: 0	S: 4	R: 0	H: 1	E: 0	K: 1	S: 6	R: 2	H: 3	E: 0	K: 0	S: 6	1B: 9	SF: 1	2B: 2	3B: 1	HR: 0
	LOB: 1	BB: 0	P: 8	LOB: 1	BB: 0	P: 6	LOB: 2	BB: 1	P: 14	LOB: 2	BB: 0	P: 5	LOB: 1	BB: 2	P: 11	LOB: 0	BB: 1	P: 9	LOB: 0	BB: 0	P: 4	LOB: 2	BB: 1	P: 10	LOB: 2	BB: 1	P: 10	LOB: 3	BB: 2	P: 10	LOB: 0	BB: 0	P: 4	LOB: 2	BB: 1	P: 10	LOB: 2	BB: 1	P: 10	SAC: 0	DP: 1	HBP: 0								

BOTTOM

Cincinnati Redlegs @ Chicago Cubs
 Wrigley Field, Chicago, IL
 Fri May 28 1954, 3:33 AM CDT
 Att. 4,593 - Unknown

livebaseballscorecards.com

AB	36
R	3
H	11
RBI	3
BB	6
SO	8
LOB	27



PITCHER	IP	WLS	BF	H	R	ER	SO	BB	IBB	HBP	BLK	WP	HR	S	P	ERA	WHIP
Art Fowler, R (1, 1) ERA: 2.98	8.1	W	40	10	3	3	8	6	0	0	0	0	0	50	74	3.24	1.920
Frank Smith, R (9, 1) ERA: 0.84	0.2	S	3	1	0	0	0	0	0	0	0	0	0	3	3	0.00	1.500

Batter	1	2	3	4	5	6	7	8	9	AB R H RBI BB SO LOB	TOP	
Bobby Adams, R (1, 5) OBP: 0.356, SLG: 0.341	4-0 CS BB		0-0 1-3 2-3			0-0 F8		0-0 F8		3 0 0 0 1 0 1		
Roy McMillan, R (1, 6) OBP: 0.287, SLG: 0.245 Lloyd Merriman, L (9, PH) OBP: 0.242, SLG: 0.290	0-0 F7 1-2		0-0 F7			0-0 F6			0-3 K	3 0 0 0 0 0 2 1 0 0 0 0 1 0		
Gus Bell, L (1, 8) OBP: 0.346, SLG: 0.470	0-0 1-3				0-3 K2-3	0-0 E3			0-3 K	4 0 0 0 0 2 0		
Ted Kluszewski, L (1, 3) OBP: 0.382, SLG: 0.621					0-0 FC1-6 1B	0-0 F4			0-3 K	4 0 2 0 0 1 1		
Jim Greengrass, R (1, 7) OBP: 0.290, SLG: 0.443					0-0 FC1-6 1-2f			0-0 5-3		3 0 0 0 0 0 2		
Johnny Temple, R (1, 4) OBP: 0.412, SLG: 0.378					0-0 1-3			0-0 F8		3 0 1 0 0 0 1		
Wally Post, R (1, 9) OBP: 0.285, SLG: 0.496								0-0 F4		3 0 1 0 0 1 1		
Andy Seminick, R (1, 2) OBP: 0.400, SLG: 0.280					0-0 G6-4-3 1B							
Fred Baczewski, L (1, 1) OBP: 0.143, SLG: 0.077 Howie Judson, R (5, 1) OBP: 0.167, SLG: 0.167 Chuck Harmon, R (8, PH) OBP: 0.258, SLG: 0.273 Joe Nuxhall, L (8, 1) OBP: 0.571, SLG: 0.400					4-0 1-3 SH1-4 BB	0-0 G6-4-3 1-2f		0-0 F7		2 0 0 0 1 0 1		
					0-0 SH1-4	0-3 K		0-0 5-3		1 0 0 0 0 1 0 0 0 0 0 0 0 0 1 0 0 0 0 0 0 0 0 0 0 0 0 0		
Inning Stats	R: 0 H: 0 E: 0 LOB: 0 K: 0 BB: 1 S: 2 P: 6	R: 0 H: 2 E: 0 LOB: 1 K: 1 BB: 0 S: 6 P: 6	R: 0 H: 0 E: 0 LOB: 1 K: 0 BB: 1 S: 3 P: 7	R: 0 H: 1 E: 0 LOB: 1 K: 1 BB: 0 S: 6 P: 6	R: 0 H: 1 E: 0 LOB: 0 K: 1 BB: 0 S: 5 P: 5	R: 0 H: 0 E: 1 LOB: 1 K: 0 BB: 0 S: 4 P: 4	R: 0 H: 0 E: 0 LOB: 0 K: 0 BB: 0 S: 3 P: 3	R: 0 H: 0 E: 0 LOB: 0 K: 0 BB: 0 S: 3 P: 3	R: 0 H: 0 E: 0 LOB: 0 K: 3 BB: 0 S: 9 P: 9	1B: 4 SF: 0 2B: 0 SAC: 1 3B: 0 DP: 2 HR: 0 HBP: 0	WP: 0 PA: 31 PB: 0 SB: 0 CS: 1	
PITCHER Howie Pollet, L (1, 1) ERA: 2.7	IP WLS BF H R ER SO BB IBB HBP BLK WP HR S P ERA WHIP											PITCHER IP WLS BF H R ER SO BB IBB HBP BLK WP HR S P ERA WHIP
	9.0 W 31 4 0 0 6 2 0 0 0 0 0 0 0 41 49 0.00 0.667											

Cincinnati Redlegs @ Chicago Cubs
 Wrigley Field, Chicago, IL
 Sat May 29 1954, 3:33 AM CDT
 Att: 11,172 - Unknown

livebaseballscorecards.com

AB 28
R 0
H 4
RBI 0
BB 2
SO 6
LOB 9



Batter	1	2	3	4	5	6	7	8	9
Frank Baumholtz, L OBP: 0.373, SLG: 0.432 (1, 8) (8, 7)	0-0 5-3 G3 1B		0-0 F6	0-0 6-3		0-0 4-3			
Dee Fondy, L OBP: 0.317, SLG: 0.455 (1, 3)	0-0 G3 1-2		4-0 1-2 BB		0-0 2B 1B 1B		0-0 2B		
Ralph Kiner, R OBP: 0.451, SLG: 0.556 Bob Talbot, R OBP: 0.299, SLG: 0.366 (1, 7) (8, 8)	0-0 5-3 2-3		0-0 F9		0-0 1B 14 G6-4-3 2B		0-3 K		
Hank Sauer, R OBP: 0.434, SLG: 0.695 (1, 9)	0-0 6-3			4-0 14 FC5 BB BB	0-0 14 G6-4-3 BB 1B		0-0 F7		
Randy Jackson, R OBP: 0.358, SLG: 0.494 (1, 5)		0-0 F8		4-0 14 FC5 HR BB	4-0 14 G6-4-3 BB BB		0-0 5-3		
14 Ernie Banks, R OBP: 0.324, SLG: 0.429 (1, 6)		0-0 F8		0-0 FC5 HR 1-2 2-3f	0-0 G6-4-3 1-2f 2-3 3-H		0-3 K		
Gene Baker, R OBP: 0.339, SLG: 0.444 (1, 4)		0-0 F9		0-0 FC3 HR 1-2 2-3	0-0 1-3		0-0 F8		
Walker Cooper, R OBP: 0.333, SLG: 0.485 (1, 2)			0-0 FC2-6 1B	1-0 1-H 2-H 3-H HR		0-3 K		0-0 E3	
Howie Pollet, L OBP: 0.231, SLG: 0.167 (1, 1)			0-0 FC2-6 BB 1-2f	0-0 1-3		0-0 F7		0-3 K	

Inning Stats	R: 0 E: 0 K: 0 S: 4	H: 1 LOB: 1 BB: 0 P: 4	R: 0 E: 0 K: 0 S: 3	H: 0 LOB: 0 BB: 0 P: 3	R: 0 E: 0 K: 0 S: 4	H: 1 LOB: 2 BB: 1 P: 8	R: 4 E: 1 K: 0 S: 5	H: 1 LOB: 0 BB: 2 P: 14	R: 2 E: 0 K: 0 S: 5	H: 3 LOB: 1 BB: 1 P: 9	R: 0 E: 0 K: 1 S: 5	H: 0 LOB: 0 BB: 0 P: 5	R: 0 E: 0 K: 1 S: 6	H: 1 LOB: 1 BB: 0 P: 6	R: 0 E: 1 K: 2 S: 8	H: 0 LOB: 1 BB: 0 P: 8
--------------	------------------------------	---------------------------------	------------------------------	---------------------------------	------------------------------	---------------------------------	------------------------------	----------------------------------	------------------------------	---------------------------------	------------------------------	---------------------------------	------------------------------	---------------------------------	------------------------------	---------------------------------

PITCHER	IP	WLS	BF	H	R	ER	SO	BB	IBB	HBP	BLK	WP	HR	S	P	ERA	WHIP
Fred Baczewski, L ERA: 6.48 (1, 1)	4.0	L	21	5	6	5	0	3	0	0	0	0	1	18	31	11.25	2.000
Howie Judson, R ERA: 4.55 (5, 1)	3.0		11	2	0	0	2	1	0	0	0	0	0	14	18	0.00	1.000
Joe Nuxhall, L ERA: 4.24 (8, 1)	1.0		4	0	0	0	2	0	0	0	0	0	0	8	8	0.00	0.000

BOTTOM

Cincinnati Redlegs @ Chicago Cubs
Wrigley Field, Chicago, IL
Sat May 29 1954, 3:33 AM CDT
Att. 11,172 - Unknown

livebaseballscorecards.com

AB	32
R	6
H	7
RBI	5
BB	4
SO	4
LOB	18



1B: 4	SF: 0	WP: 0	PA: 36
2B: 2	SAC: 0	PB: 0	
3B: 0	DP: 1	SB: 0	
HR: 1	HBP: 0	CS: 0	

PITCHER	IP	WLS	BF	H	R	ER	SO	BB	IBB	HBP	BLK	WP	HR	S	P	ERA	WHIP
---------	----	-----	----	---	---	----	----	----	-----	-----	-----	----	----	---	---	-----	------

Batter	1	2	3	4	5	6	7	8	9	AB R H RBI BB SO LOB	TOP											
Bobby Adams, R (1, 5) OBP: 0.351, SLG: 0.331	0-0 E4 SH5-3		4-0 FC5-4 BB		0-0 6-3		0-0 F8	0-0 F9		4 0 0 0 1 0 1												
Roy McMillan, R (1, 6) OBP: 0.294, SLG: 0.248 Lloyd Merriman, L (9, PH) OBP: 0.265, SLG: 0.290	0-0 SH5-3 1-2		0-0 FC5-4 2B 1-2f		0-0 PB 1B		4-0 BB 1B BB		4-0 FC4-6 BB	2 3 1 0 1 0 1 0 0 0 0 1 0 0												
Gus Bell, L (1, 8) OBP: 0.348, SLG: 0.471	0-0 F9		0-0 3-1 2B 1-H		0-0 PB 1-3		4-0 2-3 1B BB		0-0 FC4-6 HR 1-2f	4 1 1 1 1 0 3												
Ted Kluszewski, L (1, 3) OBP: 0.388, SLG: 0.638	4-0 BB		0-0 3-1 2-3		0-3 K 1-2 3-H		0-0 2-3 1B		0-0 HR 1-H	4 1 2 3 1 1 2												
Jim Greengrass, R (1, 7) OBP: 0.287, SLG: 0.432	0-0 F8		4-0 FC4-6 BB		0-0 5-3		0-0 2-3		0-0 F7	4 0 0 0 1 0 5												
Johnny Temple, R (1, 4) OBP: 0.412, SLG: 0.381			0-0 K FC4-6 1-2f				4-0 FC5-4 BB		0-0 F8	4 0 1 0 1 1 4												
Wally Post, R (1, 9) OBP: 0.275, SLG: 0.478			0-3 K		0-3 K		0-0 FC5-4 FC5-4 1-2f		0-0 F9	5 0 0 0 0 3 2												
Andy Seminick, R (1, 2) OBP: 0.406, SLG: 0.302			4-0 BB		0-0 1-3		0-0 FC5-4 1-2f		0-0 2B	3 0 1 0 1 0 1												
Herm Wehmeier, R (1, 1) Jackie Collum, L (6, 1) OBP: 0.250, SLG: 0.500 Howie Judson, R (6, 1) OBP: 0.167, SLG: 0.167 Nino Escalera, L (8, PH) OBP: 0.286, SLG: 0.174 Ken Raffensberger, R (8, 1) OBP: 0.500, SLG: 0.500			0-3 K		0-3 K		0-0 1-3		0-0 4-1	3 0 0 0 0 2 2 0 0 0 0 0 0 0 0 0 0 0 0 0 0 1 0 0 0 0 0 1 0 0 0 0 0 0 0												
Inning Stats	R: 0 E: 1 K: 0 S: 4	H: 0 LOB: 2 BB: 1 P: 8	R: 0 E: 0 K: 3 S: 9	H: 0 LOB: 1 BB: 1 P: 13	R: 1 E: 0 K: 0 S: 4	H: 1 LOB: 2 BB: 2 P: 12	R: 0 E: 0 K: 2 S: 7	H: 0 LOB: 0 BB: 0 P: 7	R: 1 E: 1 K: 1 S: 7	H: 1 LOB: 1 BB: 0 P: 7	R: 0 E: 0 K: 0 S: 3	H: 0 LOB: 1 BB: 1 P: 7	R: 1 E: 0 K: 0 S: 4	H: 1 LOB: 2 BB: 2 P: 12	R: 0 E: 0 K: 0 S: 4	H: 1 LOB: 1 BB: 0 P: 4	R: 2 E: 0 K: 1 S: 7	H: 2 LOB: 1 BB: 1 P: 11	1B: 2 2B: 3 3B: 0 HR: 1	SF: 0 SAC: 1 DP: 0 HBP: 0	WP: 0 PB: 1 SB: 0 CS: 0	PA: 43
PITCHER	IP WLS BF H R ER SO BB IBB HBP BLK WP HR S P ERA WHIP																					
Hal Jeffcoat, R (1, 1) ERA: 5.67	8.0 W 38 4 4 3 6 8 0 0 0 0 0 0 42 74 3.38 1.500																					
Jim Davis, L (9, 1) ERA: 4.26	0.1 2 1 1 1 0 0 0 0 0 0 0 1 2 2 27.00 3.000																					
Warren Hacker, R (9, 1) ERA: 2.97	0.2 S 3 1 0 0 1 0 0 0 0 0 0 0 5 5 0.00 1.500																					

Cincinnati Redlegs @ Chicago Cubs
 Wrigley Field, Chicago, IL
 Sun May 30 1954, 3:33 AM CDT
 Unknown

livebaseballscorecards.com

AB	34
R	5
H	6
RBI	4
BB	8
SO	7
LOB	22




Batter	1	2	3	4	5	6	7	8	9
Frank Baumholtz, L (1, 8) OBP: 0.374, SLG: 0.457 (9, 7)	0-0 HR		0-0 E9 PB		0-0 F9	0-0 FC5 HBP 1B		0-0 F4	
Dee Fondy, L (1, 3) OBP: 0.314, SLG: 0.445	0-0 F8		0-3 K		0-0 3-1	1-0 HBP		0-0 6-3	
Ralph Kiner, R (1, 7) OBP: 0.450, SLG: 0.548 Bob Talbot, R (8, PR) OBP: 0.299, SLG: 0.366 (9, 8)	0-0 1-3		0-3 K			1-0 SH 14 BB BB		0-0 1B 1B	
Hank Sauer, R (1, 9) OBP: 0.439, SLG: 0.689	0-0 BB 1B		0-0 F7			1-0 SH 14 BB 2B BB		0-0 1B	
Randy Jackson, R (1, 5) OBP: 0.356, SLG: 0.485	4-0 14 FC6-4 BB		0-0 F7		0-0 4-3	0-0 SH 14 BB 2B	0-0 6-3	0-0 F7	
14 Ernie Banks, R (1, 6) OBP: 0.322, SLG: 0.421	0-0 FC6-4		0-0 F7		0-0 1-3	4-0 2B SF9 BB	0-0 F8		
Gene Baker, R (1, 4) OBP: 0.354, SLG: 0.458		0-0 CS 1B		1-0 HBP		0-0 1B 2B	4-0 HBP BB		
Joe Garagiola, L (1, 2) ERA: 4.3		0-0 F7		0-0 F8		4-0 HBP 1B BB	1-0 HBP		
Hal Jeffcoat, R (1, 1) OBP: 0.364, SLG: 0.778 Jim Davis, S (9, 1) Warren Hacker, R (9, 1) OBP: 0.250, SLG: 0.182		0-0 6-3			0-3 K	0-0 SF9	0-3 K		

AB	R	H	RBI	BB	SO	LOB
5	2	2	2	0	0	0
4	0	0	0	0	1	1
4	1	1	0	1	1	4
0	0	0	0	0	0	0
4	1	2	0	1	0	3
3	1	0	0	1	0	2
3	1	0	1	1	0	2
2	1	2	2	1	0	0
2	0	0	0	1	0	2
3	0	0	1	0	2	2
0	0	0	0	0	0	0
0	0	0	0	0	0	0

BOTTOM

Cincinnati Redlegs @ Chicago Cubs
 Wrigley Field, Chicago, IL
 Sun May 30 1954, 3:33 AM CDT
 Unknown

AB	30
R	7
H	7
RBI	6
BB	6
SO	4
LOB	16



Inning Stats	R	H	E	K	S	P	SO	BB	IBB	HBP	BLK	WP	HR	S	P	ERA	WHIP
R: 1 E: 0 K: 0 S: 5	H: 2 LOB: 2 BB: 1 P: 9	R: 0 E: 0 K: 0 S: 3	H: 1 LOB: 0 BB: 0 P: 3	R: 1 E: 1 K: 2 S: 8	H: 0 LOB: 0 BB: 0 P: 8	R: 0 E: 0 K: 0 S: 3	H: 0 LOB: 1 BB: 0 P: 4	R: 0 E: 0 K: 1 S: 5	H: 0 LOB: 0 BB: 0 P: 5	R: 5 E: 1 K: 0 S: 6	H: 2 LOB: 3 BB: 4 P: 23	R: 0 E: 0 K: 1 S: 5	H: 0 LOB: 2 BB: 1 P: 10	R: 0 E: 0 K: 0 S: 5	H: 2 LOB: 2 BB: 0 P: 5	1B: 5 2B: 1 3B: 0 HR: 1	SF: 1 SAC: 1 DP: 0 HBP: 3

PITCHER	IP	WLS	BF	H	R	ER	SO	BB	IBB	HBP	BLK	WP	HR	S	P	ERA	WHIP
Herm Wehmer, R ERA: 4.83	(1, 1)	5.0	L	24	3	6	4	3	4	0	0	0	1	25	42	7.20	1.400
Jackie Collum, L ERA: 1.93	(6, 1)	0.1		5	2	1	1	0	1	0	0	0	0	3	8	27.00	9.000
Howie Judson, R ERA: 4.3	(6, 1)	1.2		7	0	0	1	1	0	1	0	0	0	7	12	0.00	0.600
Ken Raffensberger, L ERA: 7.71	(8, 1)	1.0		5	2	0	0	0	0	0	0	0	0	5	5	0.00	2.000

WP	PA	ERA	WHIP
0	41		

Batter	1	2	3	4	5	6	7	8	9	AB	R	H	RBI	BB	SO	LOB
Frank Baumholtz, L (1, 8) OBP: 0.378, SLG: 0.454 (8, 7)	4-0 BB 4-3	0-0 FC4-6 1-2f		0-0 F5			0-0 1B 4-3 1B			3	1	1	0	1	0	3
Dee Fondy, L (1, 3) OBP: 0.313, SLG: 0.438	0-0 4-3 1-2		4-0 3B BB		0-0 F7		0-0 4-3 1-2			3	1	0	1	1	0	2
Ralph Kiner, R (1, 7) OBP: 0.457, SLG: 0.567 Bob Talbot, R (8, 8) OBP: 0.299, SLG: 0.366	0-3 K		0-0 SF8 3B		0-0 G5-4-3 1B		0-0 1B 2-H			4	1	3	2	0	1	1
Hank Sauer, R (1, 9) OBP: 0.429, SLG: 0.674	0-0 F6		0-0 SF8 3-H		0-0 G5-4-3 1-2f		0-0 F5			0	0	0	1	0	0	3
Randy Jackson, R (1, 5) OBP: 0.359, SLG: 0.500		4-0 E 1B BB		0-0 HR		0-0 4-3		0-0 1-3		3	1	1	1	1	0	0
14 Ernie Banks, R (1, 6) OBP: 0.320, SLG: 0.417		0-3 K		0-0 F6		0-0 F3		0-0 1B		4	0	1	0	0	1	1
Eddie Miksis, R (1, 4) OBP: 0.286, SLG: 0.167 Bill Serena, R (5, 4) OBP: 0.250, SLG: 0.154		0-0 E 1B 1-2		0-0 1-3		0-3 K		0-3 K		2	0	1	0	0	0	0
Joe Garagiola, L (1, 2) OBP: 0.459, SLG: 0.448 Hal Jeffcoat, R (7, PR) OBP: 0.364, SLG: 0.778 El Tappe, R (8, 2) OBP: 0.283, SLG: 0.273 Walker Cooper, R (8, PH) OBP: 0.324, SLG: 0.471		0-0 F8		0-0 F4		4-0 1B 4-3 BB		0-3 K		2	0	0	0	1	0	2
Johnny Klippstein, R (1, 1) OBP: 0.111, SLG: 0.118 Warren Hacker, R (8, 1) OBP: 0.250, SLG: 0.182		0-0 E1 FC4-6 1-2 2-3		0-3 K		0-0 F3				0	1	0	0	0	0	0


Inning Stats	R: 0	H: 0	E: 0	K: 1	S: 5	R: 0	H: 1	E: 1	K: 1	S: 7	R: 3	H: 2	E: 0	K: 0	S: 5	R: 0	H: 1	E: 0	K: 0	S: 3	R: 0	H: 0	E: 0	K: 1	S: 5	R: 2	H: 2	E: 0	K: 0	S: 5	R: 0	H: 1	E: 0	K: 2	S: 8
	0	0	0	1	5	0	1	1	1	7	3	2	0	0	5	0	1	0	0	3	0	0	0	0	1	5	2	2	0	0	5	0	1	0	8

BOTTOM

Cincinnati Redlegs @ Chicago Cubs
Wrigley Field, Chicago, IL
Sun May 30 1954, 3:38 AM CDT
Att. 25,921 - Unknown

livebaseballscorecards.com

AB	30
R	5
H	7
RBI	5
BB	4
SO	6
LOB	17



WP: 0	PA: 35
PB: 0	
SB: 0	
CS: 0	

PITCHER	IP	WLS	BF	H	R	ER	SO	BB	IBB	HBP	BLK	WP	HR	S	P	ERA	WHIP
Corky Valentine, R (1, 1) ERA: 6.33	7.0	W	31	6	5	5	4	4	0	0	0	0	1	35	51	6.43	1.429
Frank Smith, R (8, 1) ERA: 0.81	1.0	S	4	1	0	0	2	0	0	0	0	0	0	8	8	0.00	1.000

Batter	1	2	3	4	5	6	7	8	9	AB R H RBI BB SO LOB	TOP
Wally Moon, L OBP: 0.403, SLG: 0.480 (1, 8) X	0-0 1B FC4-6 1B		0-0 6-3		0-3 K		0-0 1-3			4 1 1 0 0 1 1	
Red Schoendienst, S OBP: 0.360, SLG: 0.448 (1, 4) X	0-0 1-3 FC4-6 1B		0-0 5-3		0-0 1B		0-0 F2			4 0 2 0 0 0 1	
Stan Musial, L OBP: 0.476, SLG: 0.731 (1, 9) X	0-0 1-2f 3-H FC4-6 2B		0-0 HR 1B		0-0 F8		0-0 F9			3 2 1 1 0 0 2	
Ray Jablonski, R OBP: 0.422, SLG: 0.573 (1, 5) X	0-0 P6		0-0 1-H HR		0-0 F9					3 1 1 2 0 0 2	
Rip Repulski, R OBP: 0.318, SLG: 0.402 (1, 7) X	0-0 1-H 2B		0-0 P3		0-3 K					3 0 1 1 0 1 0	
Tom Alston, L OBP: 0.357, SLG: 0.435 (1, 3) S S S	0-3 K		0-0 3-1		0-3 K2-3					3 0 0 0 0 2 1	
Alex Grammas, R OBP: 0.333, SLG: 0.340 (1, 6) S S S		0-3 K		0-0 G3		0-0 6-3				3 0 0 0 0 1 0	
Bill Sarni, R OBP: 0.409, SLG: 0.350 (1, 2) X		0-0 F8		0-0 FC5-4 1B			0-0 1-3 1B			3 0 2 0 0 0 0	
Bill Greason, R Sal Yvars, R Cot Deal, S OBP: 0.385, SLG: 0.563 (4, PH) OBP: 0.125, SLG: 0.500 (4, 1)		0-0 F8		0-0 FC5-4 1-2f			0-3 K			1 0 0 0 0 0 0 1 0 0 0 0 0 1 1 0 0 0 0 1 1	
Inning Stats	R: 2 H: 3 E: 0 LOB: 1 K: 1 BB: 0 S: 8 P: 8	R: 0 H: 0 E: 0 LOB: 0 K: 1 BB: 0 S: 5 P: 5	R: 2 H: 2 E: 0 LOB: 0 K: 0 BB: 0 S: 5 P: 5	R: 0 H: 1 E: 0 LOB: 1 K: 0 BB: 0 S: 4 P: 4	R: 0 H: 1 E: 0 LOB: 1 K: 1 BB: 0 S: 6 P: 6	R: 0 H: 0 E: 0 LOB: 0 K: 2 BB: 0 S: 7 P: 7	R: 0 H: 1 E: 0 LOB: 1 K: 1 BB: 0 S: 6 P: 6			1B: 6 SF: 0 2B: 1 SAC: 0 3B: 0 DP: 0 HR: 1 HBP: 0	WP: 0 PA: 29 PB: 0 SB: 0 CS: 0
PITCHER Paul Minner, L ERA: 3.95 (1, 1)	IP WLS BF H R ER SO BB IBB HBP BLK WP HR S P ERA WHIP	7.0 W 29 8 4 4 6 0 0 0 0 0 1 41 41 5.14 1.143									
PITCHER	IP WLS BF H R ER SO BB IBB HBP BLK WP HR S P ERA WHIP										

St. Louis Cardinals @ Chicago Cubs
Wrigley Field, Chicago, IL
Mon May 31 1954, 3:33 AM CDT
Att: 34,268 - Unknown

livebaseballscorecards.com

AB 29
R 4
H 8
RBI 4
BB 0
SO 6
LOB 9



Batter	1	2	3	4	5	6	7	8	9	AB	R	H	RBI	BB	SO	LOB
Frank Baumholtz, L (1, 8) OBP: 0.371, SLG: 0.444	0-0 F9	0-0 F7		0-0 4-3	0-0 1-3		0-0 FC1-6 1B			5	0	1	0	0	0	2
Dee Fondy, L (1, 3) OBP: 0.305, SLG: 0.426	0-0 4-3		0-0 4-3	0-0 3-1	0-3 K		0-0 FC1-6 FC6-4 1-2f			5	0	0	0	0	1	1
Ralph Kiner, R (1, 7) OBP: 0.460, SLG: 0.587	0-0 HR 1B		0-3 K	0-0 HR 2B		0-0 SF9 3B	0-0 FC6-4 1-2f			5	3	3	0	0	1	1
Hank Sauer, R (1, 9) OBP: 0.442, SLG: 0.723	0-0 HR 1-H		0-0 HR	4-0 HR IBB		4-0 14 FC5-4 BB				2	3	2	3	2	0	0
Randy Jackson, R (1, 5) OBP: 0.362, SLG: 0.521	0-3 K		0-0 14 HR 1B	0-0 HR 1-H 2-H		0-0 SF9				3	2	2	4	0	1	0
14 Ernie Banks, R (1, 6) OBP: 0.324, SLG: 0.433		0-0 G3	0-0 HR 1-H	1-0 HR HBP		0-0 FC5-4 3B 1-2f				3	3	1	2	0	0	1
Bill Serena, R (1, 4) OBP: 0.350, SLG: 0.563		4-0 FC1-4 BB	0-0 6-3	0-0 HR 1-H		0-0 3B 1-H				3	1	2	3	1	0	0
Walker Cooper, R (1, 2) OBP: 0.317, SLG: 0.447		0-0 FC1-4 1B 1-2f		0-0 HR 1B	0-0 F4	0-0 6-3				4	1	1	0	0	0	2
Paul Minner, L (1, 1) OBP: 0.290, SLG: 0.556		0-0 1B 1-2		0-0 HR 1-H	0-0 F7		0-0 4-3			4	1	2	2	0	0	0

Inning Stats	R: 2	H: 2	E: 0	LOB: 0	K: 1	BB: 0	S: 7	P: 7	R: 0	H: 1	E: 0	LOB: 2	K: 0	BB: 1	S: 4	P: 8	R: 3	H: 3	E: 0	LOB: 0	K: 1	BB: 0	S: 8	P: 8	R: 7	H: 5	E: 0	LOB: 0	K: 0	BB: 1	S: 8	P: 13	R: 0	H: 0	E: 0	LOB: 0	K: 1	BB: 0	S: 5	P: 5	R: 2	H: 2	E: 0	LOB: 1	K: 0	BB: 1	S: 5	P: 9	R: 0	H: 1	E: 0	LOB: 1	K: 0	BB: 0	S: 4	P: 4
1B: 5	SF: 1	2B: 1	SAC: 0	3B: 2	DP: 0	HR: 6	HBP: 1	WP: 0	PA: 39	PB: 0	SB: 0	CS: 0																																												


PITCHER	IP	WLS	BF	H	R	ER	SO	BB	IBB	HBP	BLK	WP	HR	S	P	ERA	WHIP
Bill Greason, R (1, 1) ERA: 15.0	3.0	L	16	6	5	5	2	1	0	0	0	0	3	19	23	15.00	2.333
Cot Deal, R (4, 1) ERA: 8.8	4.0		23	8	9	9	1	1	1	1	0	0	3	22	31	20.25	2.250

BOTTOM

St. Louis Cardinals @ Chicago Cubs
Wrigley Field, Chicago, IL
Mon May 31 1954, 3:33 AM CDT
Att. 34,268 - Unknown

livebaseballscorecards.com

AB	34
R	14
H	14
RBI	14
BB	3
SO	3
LOB	7



Batter	1	2	3	4	5	6	7	8	9	AB R H RBI BB SO LOB	TOP
Jim Gilliam, S (1, 4) OBP: 0.297, SLG: 0.379	1-1 6-3		1-2 G4-3-6		2-2 F9		1-0 B1-3		2-2 F7	5 0 0 0 0 0 2	
Pee Wee Reese, R (1, 6) OBP: 0.364, SLG: 0.443	0-3 K		3-3 K		0-1 G4-6-3 1B		2-3 K		0-0 1-3	5 0 1 0 0 3 1	
Duke Snider, L (1, 8) OBP: 0.431, SLG: 0.618	0-1 F8			3-2 4-3	0-0 G4-6-3		4-1 CS BB			3 0 0 0 1 0 1	
Jackie Robinson, R (1, 7) OBP: 0.465, SLG: 0.519 Don Thompson, L (8, 7) OBP: 0.182, SLG: 0.053		4-2 1B BB		1-2 1B 4-3 1B		1-0 4-3 1B 2B	1-1 CS	1-1 F5		3 2 2 0 1 0 0 0 0 0 0 0 0 0	
Gil Hodges, R (1, 3) OBP: 0.379, SLG: 0.617		2-2 L4-3 1-2 1B		0-1 4-3 1-3 1B		2-1 4-3		0-0 5-3		4 0 2 0 0 0 1	
Roy Campanella, R (1, 2) OBP: 0.267, SLG: 0.375		1-2 L4-3 1-2		4-2 4-3 IBB		0-0 4-3 1-3 1B		0-1 E2		3 0 1 1 1 0 2	
Carl Furillo, R (1, 9) OBP: 0.327, SLG: 0.278		4-2 BB		0-0 4-3		0-0 1-3		2-1 6-3		3 0 0 1 1 0 4	
Billy Cox, R (1, 5) OBP: 0.324, SLG: 0.312		1-2 4-3		4-0 IBB		4-0 IBB			0-0 F7	2 0 0 0 2 0 2	
Carl Erskine, R (1, 1) OBP: 0.219, SLG: 0.107			4-1 G4-3-6 BB		0-3 K		0-0 F9		1-1 1B	3 0 1 0 1 1 5	
Inning Stats	R: 0 E: 0 K: 1 S: 7 H: 0 LOB: 0 BB: 0 P: 8	R: 0 E: 0 K: 0 S: 15 H: 1 LOB: 2 BB: 2 P: 27	R: 0 E: 0 K: 1 S: 9 H: 0 LOB: 0 BB: 1 P: 17	R: 1 E: 0 K: 1 S: 14 H: 2 LOB: 3 BB: 2 P: 26	R: 0 E: 0 K: 0 S: 6 H: 1 LOB: 0 BB: 0 P: 8	R: 1 E: 0 K: 0 S: 6 H: 2 LOB: 2 BB: 1 P: 13	R: 0 E: 0 K: 1 S: 6 H: 0 LOB: 0 BB: 1 P: 14	R: 0 E: 1 K: 0 S: 7 H: 0 LOB: 1 BB: 0 P: 10	R: 0 E: 0 K: 0 S: 7 H: 1 LOB: 1 BB: 0 P: 10	1B: 6 2B: 2 3B: 0 HR: 0 SF: 0 SAC: 0 DP: 3 HBP: 0	WP: 0 PB: 0 SB: 0 CS: 1 PA: 39
PITCHER Bob Rush, R (1, 1) ERA: 4.21	IP WLS BF H R ER SO BB IBB HBP BLK WP HR S P ERA WHIP										
	9.0 L 38 7 2 2 4 4 3 0 0 0 0 0 77 133 2.00 1.222										

Brooklyn Dodgers @ Chicago Cubs
Wrigley Field, Chicago, IL
Fri Jun 04 1954, 3:33 AM CDT
Att. 5,547 - Unknown

livebaseballscorecards.com

AB	31
R	2
H	7
RBI	2
BB	7
SO	4
LOB	18



Batter	1	2	3	4	5	6	7	8	9	AB R H RBI BB SO LOB
Frank Baumholtz, L (1, 8) OBP: 0.365, SLG: 0.430	1-0 E4 CS		4-2 FC3-6 BB		0-0 F8		2-2 3-1		1-0 4-3	4 0 0 0 1 0 1
Dee Fondy, L (1, 3) OBP: 0.300, SLG: 0.418	2-3 K		2-2 FC3-6 G5-4-3		1-0 4-3		0-0 F8			4 0 0 0 0 1 3
Ralph Kiner, R (1, 7) OBP: 0.456, SLG: 0.579	3-3 K		2-2 G5-4-3		2-2 1B		1-3 K			4 0 1 0 0 2 3
Hank Sauer, R (1, 9) OBP: 0.444, SLG: 0.714		3-1 F2		4-2 14 1B FC6-4 BB		0-0 1B		0-0 F6		3 1 1 0 1 0 0
Randy Jackson, R (1, 5) OBP: 0.365, SLG: 0.520		1-2 14 1B 1B		1-1 FC6-4 14 1B 1B		1-3 K		0-3 K		4 0 2 0 0 2 2
14 Ernie Banks, R (1, 6) OBP: 0.333, SLG: 0.437		3-2 1B		1-0 FC6-4 1B		4-0 SH1-4 BB		0-2 1-6-3		3 0 2 0 1 0 0
Eddie Miksis, R (1, 4) OBP: 0.300, SLG: 0.222		0-3 K		1-2 F6		0-1 SH1-4		1-0 SH1-4 1B		3 0 1 0 0 1 5
Joe Garagiola, L (1, 2) OBP: 0.443, SLG: 0.429		1-2 4-3		1-1 FC6-4		1-3 K		0-0 SH1-4		3 0 0 1 0 1 5
Bob Rush, R (1, 1) OBP: 0.360, SLG: 0.400			0-1 FC3-6 BB 1B		0-0 F9		1-0 F9		2-3 K	3 0 1 0 0 0 3
Steve Bilko, R (9, PH) OBP: 0.308, SLG: 0.273										1 0 0 0 0 1 1


Inning Stats	R: 0	H: 0	E: 1	LOB: 1	K: 2	S: 7	P: 13	R: 0	H: 2	E: 0	LOB: 2	K: 1	S: 15	P: 23	R: 0	H: 1	E: 0	LOB: 1	K: 0	S: 10	P: 18	R: 1	H: 2	E: 0	LOB: 2	K: 0	S: 13	P: 21	R: 0	H: 2	E: 0	LOB: 2	K: 1	S: 10	P: 14	R: 0	H: 0	E: 0	LOB: 1	K: 1	S: 6	P: 12	R: 0	H: 0	E: 0	LOB: 0	K: 1	S: 7	P: 10	R: 0	H: 0	E: 0	LOB: 0	K: 1	S: 7	P: 7	R: 0	H: 1	E: 0	LOB: 1	K: 1	S: 6	P: 10	1B: 8	SF: 0	2B: 1	SAC: 2	3B: 0	DP: 2	HR: 0	HBP: 0	WP: 0	PA: 37
PITCHER Carl Erskine, R (1, 1) ERA: 3.58	IP	WLS	BF	H	R	ER	SO	BB	IBB	HBP	BLK	WP	HR	S	P	ERA	WHIP																																																								
																		PITCHER	IP	WLS	BF	H	R	ER	SO	BB	IBB	HBP	BLK	WP	HR	S	P	ERA	WHIP																																						

BOTTOM

Brooklyn Dodgers @ Chicago Cubs
 Wrigley Field, Chicago, IL
 Fri Jun 04 1954, 3:33 AM CDT
 Att. 5,547 - Unknown

livebaseballscorecards.com

AB	32
R	1
H	8
RBI	1
BB	3
SO	8
LOB	23



Batter	1	2	3	4	5	6	7	8	9	AB R H RBI BB SO LOB	TOP											
Jim Gilliam, S (1, 4) <small>OBP: 0.294, SLG: 0.368</small>	1-2 4-3		1-0 F8	3-1 FC4 E 1B 1B	2-0 L9		4-0 BB BB HBP BB	1-1 G3		5 2 0 1 1 0 3												
Pee Wee Reese, R (1, 6) <small>OBP: 0.368, SLG: 0.442</small>	2-2 L4		0-0 BB 1B	1-2 E8 1B 1B		0-0 F8	4-2 HBP BB FC2 BB		3-2 E6 G6-3	5 2 2 1 1 0 0												
Duke Snider, L (1, 8) <small>OBP: 0.443, SLG: 0.628</small>	0-0 3B		4-2 1B 1-2 BB	4-0 1B 1B IBB		4-1 FC6-4 HBP BB	4-2 HBP BB		0-0 G6-3 1-2f	2 1 1 1 4 0 1												
Jackie Robinson, R (1, 7) <small>OBP: 0.458, SLG: 0.505</small> Don Thompson, L (6, 7) <small>OBP: 0.208, SLG: 0.050</small>	0-0 F6		1-3 K	1-0 F6		1-2 FC6-4 HBP	1-0 HBP		1-3 K	3 0 0 0 0 1 6 1 0 0 1 0 1 0												
Gil Hodges, R (1, 3) <small>OBP: 0.380, SLG: 0.610</small>		2-1 F9	3-2 FC6-4 1B	1-1 1B 1B		2-2 FC6-4 1-2f 2-3	2-1 FC2			5 0 2 3 0 0 5												
Roy Campanella, R (1, 2) <small>OBP: 0.284, SLG: 0.388</small>		0-2 4-3 1B	2-2 FC6-4 1-2f	1-0 FC6-4 1B		1-0 F7		1-1 2B 1B		5 0 3 1 0 0 4												
Carl Furillo, R (1, 9) <small>OBP: 0.324, SLG: 0.275</small>		3-2 4-3 1-2		2-1 BLK FC4 1B			1-1 5-3	1-1 L7		5 1 1 0 0 0 4												
Billy Cox, R (1, 5) <small>OBP: 0.336, SLG: 0.330</small>		4-0 IBB		1-1 BLK 1B 1B	0-0 L6		2-2 E6 BB SH2-4 BB	1-0 2B		4 2 2 0 1 0 0												
Russ Meyer, S (1, 1) <small>OBP: 0.133, SLG: 0.071</small>		3-3 K		0-3 K	1-3 K		2-2 SH2-4	0-0 5-3		4 0 0 0 0 3 6												
Inning Stats	R: 0 E: 0 K: 0 S: 10	H: 1 LOB: 1 BB: 0 P: 13	R: 0 E: 0 K: 1 S: 14	H: 1 LOB: 2 BB: 1 P: 26	R: 1 E: 0 K: 1 S: 16	H: 2 LOB: 2 BB: 1 P: 27	R: 5 E: 1 K: 1 S: 19	H: 5 LOB: 2 BB: 1 P: 35	R: 0 E: 0 K: 1 S: 5	H: 0 LOB: 0 BB: 0 P: 8	R: 0 E: 0 K: 0 S: 10	H: 0 LOB: 2 BB: 1 P: 18	R: 2 E: 1 K: 0 S: 17	H: 0 LOB: 3 BB: 3 P: 37	R: 0 E: 0 K: 0 S: 8	H: 2 LOB: 2 BB: 0 P: 12	R: 0 E: 1 K: 1 S: 11	H: 0 LOB: 0 BB: 0 P: 15	1B: 9 2B: 1 3B: 1 HR: 0	SF: 0 SAC: 1 DP: 1 HBP: 2	WP: 0 PB: 0 SB: 0 CS: 0	PA: 49
PITCHER	IP WLS BF H R ER SO BB IBB HBP BLK WP HR S P ERA WHIP																					
Johnny Klippstein, R (1, 1) <small>ERA: 6.96</small>	3.1 L 20 7 5 5 3 1 1 0 1 0 0 53 86 13.50 2.400																					
Jim Brosnan, R (4, 1) <small>ERA: 8.62</small>	2.2 13 2 1 1 1 1 1 1 1 0 0 21 41 3.38 1.125																					
Turk Lown, R (7, 1) <small>ERA: 5.63</small>	0.2 6 0 2 0 0 3 0 0 0 0 0 15 32 0.00 4.500																					
Jim Willis, R (7, 1) <small>ERA: 3.91</small>	1.1 7 2 0 0 0 0 0 0 1 0 0 10 17 0.00 1.500																					
Jim Davis, L (9, 1) <small>ERA: 4.1</small>	1.0 3 0 0 0 0 1 0 0 0 0 0 11 15 0.00 0.000																					

Brooklyn Dodgers @ Chicago Cubs
 Wrigley Field, Chicago, IL
 Sat Jun 05 1954, 3:33 AM CDT
 Unknown

livebaseballscorecards.com

AB	39
R	8
H	11
RBI	8
BB	7
SO	5
LOB	29



Batter	1	2	3	4	5	6	7	8	9	AB	R	H	RBI	BB	SO	LOB
Frank Baumholtz, L (1, 8) OBP: 0.355, SLG: 0.417	2-2 6-3			1-1 4-3		0-2 5-3		1-1 6-3		4	0	0	0	0	0	0
Dee Fondy, L (1, 3) OBP: 0.294, SLG: 0.409	2-1 B5-3			1-1 F6		1-0 4-3		1-2 4-3		4	0	0	0	0	0	0
Ralph Kiner, R (1, 7) OBP: 0.447, SLG: 0.564	0-1 6-3			1-0 E9 HR			0-2 F7		0-0 F2	4	1	0	0	0	0	0
Hank Sauer, R (1, 9) OBP: 0.451, SLG: 0.764		0-1 F8		0-2 HR			1-2 14 2B		0-2 HR	4	3	3	3	0	0	0
Randy Jackson, R (1, 5) OBP: 0.368, SLG: 0.517		2-0 14 FC6-4 1B		1-2 L8			4-0 14 2B 6-3 BB		0-1 5-3	3	1	1	0	1	0	0
14 Ernie Banks, R (1, 6) OBP: 0.332, SLG: 0.438		1-1 FC6-4 CS			0-3 K		0-0 1-3 2-H 2B		1-2 F4	4	0	1	1	0	1	1
Eddie Miksis, R (1, 4) OBP: 0.308, SLG: 0.250		2-1 CS	0-1 F7		2-0 G3-6-3 1B		0-1 6-3			3	0	1	1	0	0	1
Joe Garagiola, L (1, 2) OBP: 0.429, SLG: 0.411			1-2 F2		2-2 G3-6-3		1-0 F9			3	0	0	0	0	0	2
Johnny Klippstein, R (1, 1) Jim Brosnan, R (4, 1) Bob Talbot, R (6, PH) Turk Lown, R (7, 1) Jim Willis, L (7, 1) Steve Bilko, R (8, PH) Jim Davis, S (9, 1)			1-1 F9			1-3 K		1-2 1-3		1	0	0	0	0	0	0

BOTTOM

Brooklyn Dodgers @ Chicago Cubs
Wrigley Field, Chicago, IL
 Sat Jun 05 1954, 3:33 AM CDT
 Unknown

AB	32
R	5
H	6
RBI	5
BB	1
SO	2
LOB	4



Inning Stats	R: 0	H: 0	E: 0	K: 0	S: 7	P: 11	R: 0	H: 1	E: 0	K: 0	S: 6	P: 11	R: 0	H: 0	E: 0	K: 0	S: 7	R: 2	H: 1	E: 1	K: 0	S: 11	R: 0	H: 1	E: 0	K: 1	S: 8	R: 0	H: 0	E: 0	K: 1	S: 7	R: 2	H: 2	E: 0	K: 0	S: 11	R: 0	H: 0	E: 0	K: 0	S: 8	R: 1	H: 1	E: 0	K: 0	S: 12	1B: 2	SF: 0	2B: 2	SAC: 0	3B: 0	DP: 1	HR: 2	HBP: 0	WP: 0	PA: 34
--------------	------	------	------	------	------	-------	------	------	------	------	------	-------	------	------	------	------	------	------	------	------	------	-------	------	------	------	------	------	------	------	------	------	------	------	------	------	------	-------	------	------	------	------	------	------	------	------	------	-------	-------	-------	-------	--------	-------	-------	-------	--------	-------	--------

PITCHER Russ Meyer, R (1, 1) ERA: 2.72	IP	WLS	BF	H	R	ER	SO	BB	IBB	HBP	BLK	WP	HR	S	P	ERA	WHIP																			
	9.0	W	33	6	5	3	2	1	0	0	0	0	2	77	108	3.00	0.778																			
																			PITCHER	IP	WLS	BF	H	R	ER	SO	BB	IBB	HBP	BLK	WP	HR	S	P	ERA	WHIP

Batter	1	2	3	4	5	6	7	8	9	AB R H RBI BB SO LOB	TOP													
Jim Gilliam, S OBP: 0.301, SLG: 0.385 (1, 4) X	0-0 1B 1B		1-2 CS 1B		1-2 F2		0-0 F4	2-2 1-H 2-H 3B		5 0 3 2 0 0 1														
Pee Wee Reese, R OBP: 0.364, SLG: 0.435 (1, 6) B X	2-0 F9		0-3 1-2 K			1-1 F2	0-1 2-3 3B 1B	2-2 L5		5 1 1 0 0 1 3														
Duke Snider, L OBP: 0.447, SLG: 0.636 (1, 8) B F X	1-1 F8		0-2 2B 1B			1-3 K	0-0 1-H 3-H 1B 3B		4-1 WP BB BB	4 2 2 2 1 1 1														
Jackie Robinson, R OBP: 0.474, SLG: 0.550 Dick Williams, R OBP: 0.053, SLG: 0.222 (7, PR) B X (7, 7)	2-2 1B		3-2 1-H 2B			1-0 1B 3B	0-0 3-H 1B		2-3 K	4 1 4 2 0 0 0 1 0 0 0 0 1 1														
Gil Hodges, R OBP: 0.380, SLG: 0.601 (1, 3) C B F S X	1-3 K			2-1 F4		0-0 3-H 1B	1-1 6-3		4-0 WP BB	4 0 1 1 1 1 3														
Roy Campanella, R OBP: 0.270, SLG: 0.367 (1, 2) X		0-0 F5		3-2 F5		2-0 F5		1-1 F9	3-2 F4	5 0 0 0 0 0 3														
Carl Furillo, R OBP: 0.331, SLG: 0.305 (1, 9) B C X		2-1 1B		1-0 6-3			0-1 HR	1-0 1-3 3B 1B	3-2 F4	5 2 3 1 0 0 2														
Billy Cox, R OBP: 0.333, SLG: 0.327 (1, 5) X		0-0 F6			2-3 K		0-0 1B SH1-4 3B 1B	2-1 1-3		4 1 1 0 0 1 2														
Johnny Podres, L OBP: 0.385, SLG: 0.435 Jim Hughes, R (8, 1) X		0-0 F8			0-2 F6		0-1 SH1-4	4-2 3B BB		2 1 0 0 1 0 1 0 0 0 0 0 0 0														
Inning Stats	R: 0 E: 0 K: 1 S: 11	H: 2 LOB: 2 BB: 0 P: 17	R: 0 E: 0 K: 0 S: 5	H: 1 LOB: 1 BB: 0 P: 7	R: 1 E: 0 K: 1 S: 13	H: 3 LOB: 1 BB: 0 P: 17	R: 0 E: 0 K: 0 S: 10	H: 0 LOB: 0 BB: 0 P: 16	R: 0 E: 0 K: 1 S: 9	H: 0 LOB: 0 BB: 0 P: 12	R: 1 E: 0 K: 1 S: 8	H: 2 LOB: 1 BB: 0 P: 13	R: 4 E: 0 K: 0 S: 12	H: 5 LOB: 1 BB: 0 P: 13	R: 2 E: 0 K: 0 S: 15	H: 2 LOB: 1 BB: 1 P: 27	R: 0 E: 0 K: 1 S: 15	H: 0 LOB: 2 BB: 2 P: 31	1B: 10 2B: 1 3B: 3 HR: 1	SF: 0 SAC: 1 DP: 0 HBP: 0	WP: 1 PB: 0 SB: 0 CS: 1	PA: 43		
PITCHER Warren Hacker, R ERA: 3.68 Jim Davis, L ERA: 4.88 Turk Lown, R ERA: 5.29	IP WLS BF H R ER SO BB IBB HBP BLK WP HR S P ERA WHIP	6.2 L 29 11 5 5 4 0 0 0 0 0 1 64 90 6.75 1.650	1.1 9 4 3 3 0 1 0 0 0 0 0 0 19 32 20.25 3.750	1.0 5 0 0 0 0 1 2 0 0 0 1 0 15 31 0.00 2.000		PITCHER IP WLS BF H R ER SO BB IBB HBP BLK WP HR S P ERA WHIP																		

Brooklyn Dodgers @ Chicago Cubs
 Wrigley Field, Chicago, IL
 Sat Jun 05 1954, 3:38 AM CDT
 Att. 27,275 - Unknown

livebaseballscorecards.com

AB	39
R	8
H	15
RBI	8
BB	3
SO	5
LOB	17



Batter	1	2	3	4	5	6	7	8	9	AB	R	H	RBI	BB	SO	LOB
Bob Talbot, R OBP: 0.301, SLG: 0.368 (1, 8)	1-1 F4			0-1 B2-3		1-0 2B		4-1 1B BB	2-2 F8	4	1	1	0	1	0	1
Eddie Miksis, R OBP: 0.235, SLG: 0.188 (1, 4)	1-3 K			0-2 5-3		0-0 6-3		1-1 5-3		4	0	0	0	0	1	3
Ralph Kiner, R OBP: 0.448, SLG: 0.569 (1, 7)	1-2 K			1-2 1B			0-0 1B 2B	1-3 K2-3		4	1	2	0	0	1	2
Hank Sauer, R OBP: 0.446, SLG: 0.748 (1, 9)		2-3 K		1-2 F2			1-2 5-3	4-1 1B BB		3	0	0	0	1	1	2
Randy Jackson, R OBP: 0.371, SLG: 0.517 (1, 5)		1-1 4-3			2-0 F8		1-2 BB 1B	1-1 1B		4	0	2	3	0	0	0
14 Ernie Banks, R OBP: 0.325, SLG: 0.429 (1, 6)		0-2 L3			2-2 6-3		0-0 L9	1-2 1B	1-2 2-H 3-H	4	0	0	0	0	1	3
Walker Cooper, R OBP: 0.311, SLG: 0.415 (1, 2)			0-0 5-3		0-0 4-3		4-0 BB		2-1 F7	3	0	0	0	1	0	0
Steve Bilko, R OBP: 0.258, SLG: 0.222 (1, 3)			2-3 K			1-2 F9	0-3 K		0-3 K2-3	4	0	0	0	0	3	2
Warren Hacker, R OBP: 0.214, SLG: 0.154 (1, 1)			0-3 K			0-3 K		4-2 1B BB	4-1 BB	2	0	0	0	0	2	0
Jim Davis, S (7, 1)										0	0	0	0	0	0	0
Bill Serena, R (8, PH)										0	1	0	0	1	0	0
Turk Lown, R (9, 1)										0	0	0	0	0	0	0
Frank Baumholtz, L (9, PH)										0	0	0	0	1	0	0

Inning Stats	R: 0	H: 0	E: 0	K: 1	S: 8	R: 0	H: 0	E: 0	K: 1	S: 8	R: 0	H: 0	E: 0	K: 2	S: 8	R: 0	H: 1	E: 0	K: 0	S: 13	R: 0	H: 0	E: 0	K: 0	S: 6	R: 0	H: 1	E: 0	K: 1	S: 8	R: 1	H: 2	E: 0	K: 1	S: 13	R: 2	H: 1	E: 0	K: 2	S: 16	R: 0	H: 0	E: 0	K: 1	S: 9	1B: 3	SF: 0	2B: 2	SAC: 0	3B: 0	DP: 0	HR: 0	HBP: 0	WP: 0	PA: 37
--------------	------	------	------	------	------	------	------	------	------	------	------	------	------	------	------	------	------	------	------	-------	------	------	------	------	------	------	------	------	------	------	------	------	------	------	-------	------	------	------	------	-------	------	------	------	------	------	-------	-------	-------	--------	-------	-------	-------	--------	-------	--------

PITCHER	IP	WLS	BF	H	R	ER	SO	BB	IBB	HBP	BLK	WP	HR	S	P	ERA	WHIP
Johnny Podres, L (1, 1) ERA: 3.41	7.2	W	32	5	3	3	7	4	0	0	0	0	0	76	113	3.52	1.174
Jim Hughes, R (8, 1) ERA: 3.48	1.1	S	5	0	0	0	2	1	0	0	0	0	0	13	23	0.00	0.750

BOTTOM

Brooklyn Dodgers @ Chicago Cubs
 Wrigley Field, Chicago, IL
 Sat Jun 05 1954, 3:38 AM CDT
 Att. 27,275 - Unknown

AB	32
R	3
H	5
RBI	3
BB	5
SO	9
LOB	13



PITCHER	IP	WLS	BF	H	R	ER	SO	BB	IBB	HBP	BLK	WP	HR	S	P	ERA	WHIP
---------	----	-----	----	---	---	----	----	----	-----	-----	-----	----	----	---	---	-----	------

Batter	1	2	3	4	5	6	7	8	9	10	AB R H RBI BB SO LOB	TOP											
Jim Gilliam, S OBP: 0.303, SLG: 0.385 (1, 4) B X	1-0 L1-3 1B		2-1 6-3			1-0 6-3		2-1 6-3 1B		0-0 F8	5 1 2 0 0 0 0	<p>Brooklyn Dodgers @ Chicago Cubs</p> <p>Wrigley Field, Chicago, IL</p> <p>Sun Jun 06 1954, 3:33 AM CDT</p> <p>Att. 24,421 - Unknown</p>											
Pee Wee Reese, R OBP: 0.360, SLG: 0.429 (1, 6) C F B B C C	2-3 K			0-0		1-0 F6		2-2 6-3 1-2		2-2 1B 1B	5 1 1 0 0 1 2												
Duke Snider, L OBP: 0.445, SLG: 0.630 (1, 8) C B C X	1-2 L1-3 1-2			1-1 3-1			2-3 K	2-1 1B 2-H		1-0 1B 1-3 1B	5 1 2 1 0 1 1												
Jackie Robinson, R OBP: 0.486, SLG: 0.586 Don Thompson, L OBP: 0.208, SLG: 0.050 (10, PR) (10, 7)		0-0 HR		1-0 1B			2-1 F7	2-0 1-2 1B		2-0 1B 1-2 1B	5 1 4 2 0 0 0 0 0 0 0 0 0 0												
Gil Hodges, R OBP: 0.381, SLG: 0.595 (1, 3) C B C F B X		3-2 F9		1-0 F8			1-0 HR 1B	2-3 K		2-2 1B 1-2 3-H	5 1 2 1 0 1 3												
Roy Campanella, R OBP: 0.267, SLG: 0.389 (1, 2) C B X		1-1 F8			1-1 4-3		1-0 HR 1-H		2-2 6-3	1-0 F3	5 1 1 2 0 0 2												
Carl Furillo, R OBP: 0.330, SLG: 0.304 (1, 9) B B B C C X		3-2 4-3			1-0 F3		0-0 FC5-4 1B		2-1 6-3		4 0 1 0 0 0 0												
Billy Cox, R OBP: 0.322, SLG: 0.314 (1, 5) C B B F B X			2-2 F8		3-2 6-3		0-0 FC5-4 1-2f		2-2 6-3		4 0 0 0 0 0 1												
Don Newcombe, L OBP: 0.313, SLG: 0.231 Clem Labine, R OBP: 0.291, SLG: 0.405 Don Hoak, R OBP: 0.405 Jim Hughes, R Wayne Belardi, L OBP: 0.333, SLG: 0.143 Bob Milliken, R (1, 1) (5, 1) (8, PH) (8, 1) (10, PH) (10, 1)			2-3 K			0-0 F3		3-2 5-3		1-1 L3	1 0 0 0 0 1 0 1 0 0 0 0 0 0 1 0 0 0 0 0 0 0 0 0 0 0 0 0 1 0 0 0 0 0 0 0 0 0 0 0 0 0												
Inning Stats	R: 0 E: 0 K: 1 S: 8	H: 1 LOB: 0 BB: 0 P: 12	R: 1 E: 0 K: 0 S: 9	H: 1 LOB: 0 BB: 0 P: 16	R: 0 E: 0 K: 1 S: 8	H: 0 LOB: 0 BB: 0 P: 14	R: 0 E: 0 K: 0 S: 5	H: 1 LOB: 1 BB: 0 P: 8	R: 0 E: 0 K: 0 S: 7	H: 0 LOB: 0 BB: 0 P: 12	R: 2 E: 0 K: 1 S: 10		H: 3 LOB: 1 BB: 0 P: 16	R: 1 E: 0 K: 1 S: 20	H: 3 LOB: 2 BB: 0 P: 33	R: 0 E: 0 K: 0 S: 9	H: 0 LOB: 0 BB: 0 P: 15	R: 2 E: 0 K: 0 S: 12	H: 4 LOB: 2 BB: 0 P: 21	1B: 11 2B: 1 3B: 0 HR: 2	SF: 0 SAC: 0 DP: 1 HBP: 0	WP: 0 PB: 0 SB: 0 CS: 0	PA: 42
PITCHER	IP WLS BF H R ER SO BB IBB HBP BLK WP HR S P ERA WHIP	7.2 L 11 4 2 2 1 0 0 0 0 0 0 0 108 4.70 1.174	2.1 L 11 4 2 2 1 0 0 0 0 0 0 0 44 7.71 1.714																				

livebaseballscores.com

AB	42
R	6
H	13
RBI	6
BB	0
SO	4
LOB	9



BOTTOM

Brooklyn Dodgers @ Chicago Cubs
Wrigley Field, Chicago, IL
Sun Jun 06 1954, 3:33 AM CDT
Att: 24,421 - Unknown

livebaseballscorecards.com

AB 37
R 4
H 8
RBI 4
BB 2
SO 4
LOB 9



WP: 0 PA: 40
PB: 0
SB: 0
CS: 1

AB R H RBI BB SO LOB

5 1 2 0 0 0 0

5 1 2 2 0 1 1

5 1 1 1 0 0 1

3 0 0 0 1 0 0

4 1 1 1 0 1 1

4 0 2 0 0 0 0

4 0 0 0 0 1 3

3 0 0 0 1 0 0

3 0 0 0 0 1 0

1 0 0 0 0 0 3

1B: 3 SF: 0
2B: 2 SAC: 0
3B: 0 DP: 0
HR: 3 HBP: 0

Batter	1	2	3	4	5	6	7	8	9	10
Bob Talbot, R OBP: 0.306, SLG: 0.380 (1, 8)	F3 2-1		1B 0-2		2B 0-0			4-3 2-1		F6 2-2
Dee Fondy, L OBP: 0.296, SLG: 0.429 (1, 3)	HR 2-1		G3 1-1		2B 0-0			K 1-3		G3 1-2
Ralph Kiner, R OBP: 0.442, SLG: 0.576 (1, 7)	6-3 1-2			HR 1-1	F2 2-1			F8 0-1		F8 1-2
Hank Sauer, R OBP: 0.442, SLG: 0.733 (1, 9)	F7 3-2			5-3 3-2				F3 2-2	14B 4-1	BB 5-3
Randy Jackson, R OBP: 0.368, SLG: 0.527 (1, 5)		F3 1-2		HR 1-2				F9 0-0		K 1-3
14 Ernie Banks, R OBP: 0.328, SLG: 0.430 (1, 6)		F8 3-2		CS 1-2	1B 1-2			1-3 2-0		5-3 1-2
Eddie Miksis, R OBP: 0.190, SLG: 0.150 (1, 4)		6-3 0-1		K 1-3				F8 1-2		5-3 1-2
Joe Garagiola, L OBP: 0.421, SLG: 0.395 (1, 2)			6-3 3-2	CS 1-0	1-3 3-2			6-3 0-2		6-3 4-2
Paul Minner, L OBP: 0.265, SLG: 0.500 (1, 1)			6-3 2-2		F5 1-1			K 2-3		6-3 1-1
Hal Jeffcoat, R OBP: 0.333, SLG: 0.700 (8, 1)										

Inning Stats	R: 1	H: 1	E: 0	LOB: 0	K: 0	S: 10	P: 18	R: 0	H: 0	E: 0	LOB: 0	K: 0	S: 8	P: 12	R: 0	H: 1	E: 0	LOB: 1	K: 0	S: 13	P: 19	R: 2	H: 3	E: 0	LOB: 0	K: 1	S: 17	P: 25	R: 1	H: 2	E: 0	LOB: 1	K: 0	S: 9	P: 15	R: 0	H: 0	E: 0	LOB: 0	K: 0	S: 5	P: 9	R: 0	H: 0	E: 0	LOB: 0	K: 1	S: 12	P: 15	R: 0	H: 0	E: 0	LOB: 0	K: 1	S: 7	P: 10	R: 0	H: 1	E: 0	LOB: 3	K: 1	S: 12	P: 27	R: 0	H: 0	E: 0	LOB: 0	K: 0	S: 11	P: 15
--------------	------	------	------	--------	------	-------	-------	------	------	------	--------	------	------	-------	------	------	------	--------	------	-------	-------	------	------	------	--------	------	-------	-------	------	------	------	--------	------	------	-------	------	------	------	--------	------	------	------	------	------	------	--------	------	-------	-------	------	------	------	--------	------	------	-------	------	------	------	--------	------	-------	-------	------	------	------	--------	------	-------	-------

PITCHER	IP	WLS	BF	H	R	ER	SO	BB	IBB	HBP	BLK	WP	HR	S	P	ERA	WHIP
Don Newcombe, R ERA: 5.16 (1, 1)	4.2		20	7	4	4	1	0	0	0	0	0	3	55	85	7.71	1.500
Clem Labine, R ERA: 3.2 (5, 1)	2.1		7	0	0	0	1	0	0	0	0	0	0	19	28	0.00	0.000
Jim Hughes, R ERA: 3.18 (8, 1)	2.0	W	9	1	0	0	2	2	0	0	0	0	0	19	37	0.00	1.500
Bob Milliken, R ERA: 4.76 (10, 1)	1.0	S	3	0	0	0	0	0	0	0	0	0	0	11	15	0.00	0.000

PITCHER	IP	WLS	BF	H	R	ER	SO	BB	IBB	HBP	BLK	WP	HR	S	P	ERA	WHIP
---------	----	-----	----	---	---	----	----	----	-----	-----	-----	----	----	---	---	-----	------

Batter	1	2	3	4	5	6	7	8	9	AB R H RBI BB SO LOB	TOP											
Willie Jones, R (1, 5) OBP: 0.362, SLG: 0.411	4-0 FC6-4 BB		4-0 BB BB		0-0 S 1-2 1B		0-0 FC6-4 2-H 1B	0-0 F3		3 0 2 1 2 0 2												
Richie Ashburn, L (1, 8) OBP: 0.438, SLG: 0.335	0-0 FC6-4 1-2f 1B		4-0 FC5-4 1-2 BB		0-3 K 1-2 2-3		0-0 FC6-4 1-2f 1B		0-0 4-3	4 0 0 0 1 1 4												
Earl Torgeson, L (1, 3) OBP: 0.402, SLG: 0.451	0-0 G5-4-3 1-2 1B		0-3 K		0-0 L8		0-0 1-2 1B		0-0 4-3	5 0 2 0 0 1 4												
Del Ennis, R (1, 7) OBP: 0.333, SLG: 0.497	0-0 G5-4-3 1-2f		0-0 FC5-4 1-2f			0-0 4-3	0-0 1-3		4-0 HR BB	4 1 0 0 1 0 6												
Granny Hamner, R (1, 4) OBP: 0.412, SLG: 0.492		0-0 G3		0-0 6-3		0-0 SF7 3B		0-0 F7	0-0 1-H HR	5 2 2 2 0 0 0												
Stan Lopata, R (1, 2) OBP: 0.364, SLG: 0.431		0-0 5-3		0-0 F9		0-0 SF7 3-H		0-0 5-3 1B	4-0 BB	3 1 1 1 1 0 0												
Mel Clark, R (1, 9) OBP: 0.260, SLG: 0.258		0-0 1B		0-0 4-3		0-0 6-3		0-0 5-3 1-2	0-0 F7	4 0 1 0 0 0 1												
Johnny Wyrostek, L (9, PH) OBP: 0.316, SLG: 0.419										1 0 0 0 0 0 1												
Bobby Morgan, R (1, 6) OBP: 0.407, SLG: 0.409		0-0 4-3						0-0 S 1B 1B	0-0 2B 2-H 1B	4 1 3 1 0 0 1												
Robin Roberts, S (1, 1) OBP: 0.146, SLG: 0.132			0-3 K		0-3 K		0-0 F6	0-0 1-3 2B		2 0 0 0 0 0 2 1												
Danny Schnell, R (7, PH) OBP: 0.258, SLG: 0.345										1 0 0 0 0 0 0 1												
Karl Drews, R (7, 1)										0 0 0 0 0 0 0 0												
Smoky Burgess, L (8, PH) OBP: 0.448, SLG: 0.531										1 0 1 0 0 0 0 0												
Mickey Micelotta, R (8, PR)										0 0 0 0 0 0 0 0												
Jim Konstanty, R (8, 1)										0 0 0 0 0 0 0 0												
Inning Stats	R: 0 E: 0 K: 0 S: 3	H: 1 LOB: 1 BB: 1 P: 7	R: 0 E: 0 K: 0 S: 4	H: 1 LOB: 1 BB: 0 P: 4	R: 0 E: 0 K: 2 S: 7	H: 0 LOB: 2 BB: 2 P: 15	R: 0 E: 0 K: 0 S: 3	H: 0 LOB: 0 BB: 0 P: 3	R: 0 E: 0 K: 2 S: 9	H: 2 LOB: 2 BB: 0 P: 9	R: 1 E: 0 K: 0 S: 4	H: 1 LOB: 0 BB: 0 P: 4	R: 1 E: 0 K: 0 S: 6	H: 3 LOB: 2 BB: 0 P: 6	R: 1 E: 0 K: 0 S: 6	H: 3 LOB: 2 BB: 0 P: 6	R: 2 E: 0 K: 0 S: 4	H: 1 LOB: 1 BB: 2 P: 12	1B: 8 2B: 2 3B: 1 HR: 1	SF: 1 SAC: 0 DP: 1 HBP: 0	WP: 0 PB: 0 SB: 2 CS: 0	PA: 43
PITCHER	IP WLS BF H R ER SO BB IBB HBP BLK WP HR S P ERA WHIP																					
Howie Pollet, L (1, 1) ERA: 2.7	6.2 W 30 8 2 2 4 3 0 0 0 0 0 0 35 47 2.70 1.650																					
Hal Jeffcoat, R (7, 1) ERA: 6.21	2.0 12 4 3 3 0 2 0 0 0 0 0 1 10 18 13.50 3.000																					
Johnny Klippstein, R (9, 1) ERA: 6.92	0.1 S 1 0 0 0 0 0 0 0 0 0 0 0 1 1 0.00 0.000																					

Philadelphia Phillies @ Chicago Cubs
Wrigley Field, Chicago, IL
Tue Jun 08 1954, 3:33 AM CDT
Att. 6,775 - Unknown

livebaseballscorecards.com

AB	37
R	5
H	12
RBI	5
BB	5
SO	4
LOB	21



Batter	1	2	3	4	5	6	7	8	9	AB	R	H	RBI	BB	SO	LOB
Bob Talbot, R OBP: 0.294, SLG: 0.365 (1, 8)	0-0 L7	0-0 F8		0-0 F7			0-0 4-3			4	0	0	0	0	0	3
Dee Fondy, L OBP: 0.300, SLG: 0.430 (1, 3)	0-0 1B HR 1B	0-0 4-3			0-0 F7		0-0 HR 1B			4	2	2	0	0	0	1
Ralph Kiner, R OBP: 0.448, SLG: 0.614 (1, 7)	0-0 1-2 HR 1B		0-0 HR		0-0 F9		0-0 1-H HR			4	3	3	3	0	0	0
Hank Sauer, R OBP: 0.443, SLG: 0.745 (1, 9)	0-0 1-H 2-H HR		0-0 F4		1-0 HBP		0-0 L7			3	1	1	3	0	0	0
Randy Jackson, R OBP: 0.366, SLG: 0.521 (1, 5)	0-0 5-3		0-0 5-3		0-0 F8			0-0 FC5-4 1B		4	0	1	0	0	0	1
14 Ernie Banks, R OBP: 0.327, SLG: 0.423 (1, 6)	1-0 HBP		0-0 F4			0-0 F9		0-0 F4		3	0	0	0	0	0	1
Walker Cooper, R OBP: 0.306, SLG: 0.422 (1, 2)	0-0 F2			0-0 FC4-5 2B		0-0 F8		0-0 L8		4	0	1	0	0	0	2
Eddie Miksis, R OBP: 0.160, SLG: 0.125 (1, 4)		0-0 E6		0-0 FC4-5 SH3-4		0-0 F8		0-0 FC5-4		4	0	0	0	0	0	2
Howie Pollet, L OBP: 0.214, SLG: 0.154 (1, 1)		0-3 K		0-0 SH3-4			0-0 4-3 2B			1	0	0	0	0	1	1
Hal Jeffcoat, R OBP: 0.385, SLG: 0.818 (7, 1)										1	0	1	0	0	0	0
Johnny Klippstein, R OBP: 0.105, SLG: 0.111 (9, 1)										0	0	0	0	0	0	0

Inning Stats	R: 3	H: 3	E: 0	LOB: 1	K: 0	P: 7	R: 0	H: 0	E: 1	LOB: 1	K: 1	P: 6	R: 1	H: 1	E: 0	LOB: 0	K: 0	P: 4	R: 0	H: 1	E: 0	LOB: 1	K: 0	P: 4	R: 0	H: 0	E: 0	LOB: 0	K: 0	P: 3	R: 2	H: 3	E: 0	LOB: 0	K: 0	P: 5	R: 0	H: 1	E: 0	LOB: 1	K: 0	P: 4
PITCHER	IP	WLS	BF	H	R	ER	SO	BB	IBB	HBP	BLK	WP	HR	S	P	ERA	WHIP																									
Robin Roberts, R (1, 1) ERA: 2.76	6.0	L	26	5	4	4	1	0	0	0	0	0	0	2	28	6.00	0.833																									
Karl Drews, R (7, 1) ERA: 5.63	1.0		5	3	2	2	0	0	0	0	0	0	0	1	5	18.00	3.000																									
Jim Konstanty, R (8, 1) ERA: 3.86	1.0		4	1	0	0	0	0	0	0	0	0	0	0	4	0.00	1.000																									

BOTTOM

Philadelphia Phillies @ Chicago Cubs
 Wrigley Field, Chicago, IL
 Tue Jun 08 1954, 3:33 AM CDT
 Att. 6,775 - Unknown

livebaseballscorecards.com

AB	32
R	6
H	9
RBI	6
BB	0
SO	1
LOB	11



WP: 0	PA: 35
PB: 0	
SB: 1	
CS: 0	

Batter	1	2	3	4	5	6	7	8	9	AB R H RBI BB SO LOB	TOP							
Willie Jones, R (1, 5) OBP: 0.362, SLG: 0.411										0 0 0 0 0 0 0 0	Philadelphia Phillies @ Chicago Cubs Wrigley Field, Chicago, IL Wed Jun 09 1954, 3:33 AM CDT Unknown livebaseballscorecards.com							
Richie Ashburn, L (1, 8) OBP: 0.438, SLG: 0.335										0 0 0 0 0 0 0 0								
Earl Torgeson, L (1, 3) OBP: 0.402, SLG: 0.451										0 0 0 0 0 0 0 0								
Del Ennis, R (1, 7) OBP: 0.333, SLG: 0.497										0 0 0 0 0 0 0 0								
Granny Hamner, R (1, 4) OBP: 0.412, SLG: 0.492										0 0 0 0 0 0 0 0								
Smoky Burgess, L (1, 2) OBP: 0.444, SLG: 0.511										0 0 0 0 0 0 0 0								
Johnny Wyrostek, L (1, 9) OBP: 0.316, SLG: 0.419										0 0 0 0 0 0 0 0								
Bobby Morgan, R (1, 6) OBP: 0.407, SLG: 0.409										0 0 0 0 0 0 0 0								
Murry Dickson, R (1, 1) OBP: 0.258, SLG: 0.300										0 0 0 0 0 0 0 0								
Inning Stats										1B: 0 SF: 0 2B: 0 SAC: 0 3B: 0 DP: 0 HR: 0 HBP: 0	WP: 0 PA: 0 PB: 0 SB: 0 CS: 0							
PITCHER Bob Rush, R (1, 1) ERA: 4.21	IP	WLS	BF	H	R	ER	SO	BB	IBB	HBP	BLK	WP	HR	S	P	ERA	WHIP	PITCHER IP WLS BF H R ER SO BB IBB HBP BLK WP HR S P ERA WHIP

Batter	1	2	3	4	5	6	7	8	9	AB R H RBI BB SO LOB	BOTTOM
--------	---	---	---	---	---	---	---	---	---	----------------------	--------

Bob Talbot, R (1, 8) <small>OBP: 0.294, SLG: 0.365</small>										0 0 0 0 0 0 0 0
Dee Fondy, L (1, 3) <small>OBP: 0.300, SLG: 0.430</small>										0 0 0 0 0 0 0 0
Ralph Kiner, R (1, 7) <small>OBP: 0.448, SLG: 0.614</small>										0 0 0 0 0 0 0 0
Hank Sauer, R (1, 9) <small>OBP: 0.443, SLG: 0.745</small>										0 0 0 0 0 0 0 0
Randy Jackson, R (1, 5) <small>OBP: 0.366, SLG: 0.521</small>										0 0 0 0 0 0 0 0
14 Ernie Banks, R (1, 6) <small>OBP: 0.327, SLG: 0.423</small>										0 0 0 0 0 0 0 0
Eddie Miksis, R (1, 4) <small>OBP: 0.160, SLG: 0.125</small>										0 0 0 0 0 0 0 0
El Tappe, R (1, 2) <small>OBP: 0.283, SLG: 0.273</small>										0 0 0 0 0 0 0 0
Bob Rush, R (1, 1) <small>OBP: 0.360, SLG: 0.400</small>										0 0 0 0 0 0 0 0

Philadelphia Phillies @ Chicago Cubs
 Wrigley Field, Chicago, IL
 Wed Jun 09 1954, 3:33 AM CDT
 Unknown

livebaseballscorecards.com

AB	0
R	0
H	0
RBI	0
BB	0
SO	0
LOB	0



Inning Stats	1B: 0	SF: 0	WP: 0	PA: 0
	2B: 0	SAC: 0	PB: 0	
	3B: 0	DP: 0	SB: 0	
	HR: 0	HBP: 0	CS: 0	

PITCHER Murry Dickson, R (1, 1) <small>ERA: 2.99</small>	PITCHER <small>IP WLS BF H R ER SO BB IBB HBP BLK WP HR S P ERA WHIP</small> 0.0 W 0 0 0 0 0 0 0 0 0 0 0 0 0 0 0 0	PITCHER <small>IP WLS BF H R ER SO BB IBB HBP BLK WP HR S P ERA WHIP</small> 0.0 W 0 0 0 0 0 0 0 0 0 0 0 0 0 0 0 0
--	---	---

Batter	1	2	3	4	5	6	7	8	9	AB R H RBI BB SO LOB	TOP											
Willie Jones, R (1, 5) OBP: 0.367, SLG: 0.440	0-0 L8		0-0 SF9-3-6		0-0 F5	0-0 HR		0-0 HR	0-0 1B	5 2 3 5 0 0 0												
Richie Ashburn, L (1, 8) OBP: 0.444, SLG: 0.337	0-0 F7 1B			4-0 E 1B BB	0-0 CS 1B	0-0 1B 1B		4-0 BB	0-0 L7 1B	4 2 3 0 2 0 1												
Earl Torgeson, L (1, 3) OBP: 0.402, SLG: 0.451	0-0 F7			0-0 E9 1B 1B	4-0 S 1B BB	0-0 1B 1B		0-3 K		4 2 2 1 1 1 2												
Del Ennis, R (1, 7) OBP: 0.327, SLG: 0.482		0-0 F8		0-0 HR 1B	0-0 1B 1B	0-3 K		0-0 L7		5 1 2 3 0 1 2												
Granny Hamner, R (1, 4) OBP: 0.428, SLG: 0.535		0-0 5-3		0-0 HR	0-0 1B		0-0 F8		0-0 HR 1B	5 2 3 2 0 0 0												
Stan Lopata, R (1, 2) OBP: 0.355, SLG: 0.455		0-0 F3		0-3 K	0-0 F9		0-0 6-3		0-0 HR	5 1 1 2 0 1 2												
Mel Clark, R (1, 9) OBP: 0.269, SLG: 0.257			0-0 1B SF9-3-6 1B	0-0 F3		0-0 4-3	0-0 F8		4-0 1B BB	4 2 1 0 1 0 0												
Bobby Morgan, R (1, 6) OBP: 0.418, SLG: 0.460			0-0 1B SF9-3-6 1B	0-0 1B 3B		0-0 5-3		0-0 HR	0-3 K	5 1 3 1 0 1 1												
Bob Miller, R (1, 1) OBP: 0.375, SLG: 0.476			0-3 K	0-0 F3		0-0 HR 1B		0-3 K	0-0 1-3	3 1 1 0 0 1 3												
Jim Konstanty, R (7, 1)									1-2	2 0 0 0 0 1 1												
Inning Stats	R: 0 E: 0 K: 0 S: 3	H: 1 LOB: 0 P: 3	R: 0 E: 0 K: 0 S: 3	H: 0 LOB: 0 BB: 0 P: 3	R: 1 E: 0 K: 1 S: 6	H: 2 LOB: 0 BB: 0 P: 6	R: 4 E: 1 K: 1 S: 9	H: 4 LOB: 1 BB: 1 P: 13	R: 1 E: 0 K: 0 S: 5	H: 3 LOB: 2 BB: 1 P: 9	R: 3 E: 0 K: 1 S: 9	H: 4 LOB: 1 BB: 0 P: 9	R: 0 E: 0 K: 0 S: 3	H: 0 LOB: 0 BB: 0 P: 3	R: 2 E: 0 K: 2 S: 9	H: 2 LOB: 1 BB: 1 P: 13	R: 3 E: 0 K: 1 S: 8	H: 3 LOB: 1 BB: 1 P: 12	1B: 13 2B: 1 3B: 1 HR: 5	SF: 1 SAC: 0 DP: 1 HBP: 0	WP: 0 PB: 0 SB: 1 CS: 1	PA: 47
PITCHER	IP WLS BF H R ER SO BB IBB HBP BLK WP HR S P ERA WHIP																					
Jim Davis, L (1, 1) ERA: 5.87	3.0 L 14 6 5 5 1 1 0 0 0 0 1 15 19 15.00 2.333																					
Warren Hacker, R (4, 1) ERA: 3.69	2.0 10 4 1 1 1 1 0 0 0 0 0 0 11 15 4.50 2.500																					
Bob Rush, R (6, 1) ERA: 4.62	2.0 10 4 3 3 1 0 0 0 0 0 1 12 12 13.50 2.000																					
Jim Brosnan, R (8, 1) ERA: 9.68	1.0 8 4 4 4 2 1 0 0 0 0 3 11 15 36.00 5.000																					
Turk Lown, R (9, 1) ERA: 5.4	1.0 5 1 1 1 1 1 0 0 0 0 0 0 6 10 9.00 2.000																					

Philadelphia Phillies @ Chicago Cubs
Wrigley Field, Chicago, IL
Wed Jun 09 1954, 3:38 AM CDT
Att: 11,238 - Unknown

livebaseballscorecards.com

AB	42
R	14
H	19
RBI	14
BB	4
SO	6
LOB	12



BOTTOM

Philadelphia Phillies @ Chicago Cubs
Wrigley Field, Chicago, IL
Wed Jun 09 1954, 3:38 AM CDT
Att. 11,238 - Unknown

livebaseballscorecards.com

AB	37
R	6
H	12
RBI	6
BB	2
SO	3
LOB	15



WP:	0	PA:	39
PB:	0	SB:	0
CS:	0		

AB R H RBI BB SO LOB

5	1	3	1	0	0	0
5	1	1	1	0	0	3
5	0	2	2	0	1	2
4	0	1	0	0	1	3
3	0	0	0	1	0	1
4	0	2	0	0	0	1
4	0	0	0	0	1	4
4	0	0	0	0	0	1
0	1	0	0	1	0	0
0	0	0	0	0	0	0
1	1	1	0	0	0	0
0	0	0	0	0	0	0
1	1	1	1	0	0	0
0	0	0	0	0	0	0
0	0	0	0	0	0	0
1	1	1	1	0	0	0

Batter	1	2	3	4	5	6	7	8	9											
Bob Talbot, R OBP: 0.297, SLG: 0.371 (1, 8)	0-0 1B		0-0 FC4-6 1B		0-0 2-H 1B 2B		0-0 F7		0-0 F4											
Dee Fondy, L OBP: 0.304, SLG: 0.431 (1, 3)	0-0 F7		0-0 FC4-6 1-2f 3-H		0-0 F5		0-0 2B 1B		0-0 2-3											
Ralph Kiner, R OBP: 0.441, SLG: 0.602 (1, 7)	0-3 K		0-0 F6		0-0 2-H 1B		0-0 1-H 2B		0-0 6-3											
Hank Sauer, R OBP: 0.438, SLG: 0.733 (1, 9)	0-0 5-3			0-0 2B	0-3 K		0-0 5-3													
Randy Jackson, R OBP: 0.366, SLG: 0.510 (1, 5)		0-0 5-3		0-0 F3		0-0 F8		4-0 BB 6-4-3 14 1B												
14 Ernie Banks, R OBP: 0.329, SLG: 0.421 (1, 6)		0-0 F8		0-0 6-3		0-0 1B G5-4-3		0-0 1B G6-4-3 1-2												
Walker Cooper, R OBP: 0.296, SLG: 0.388 (1, 2)		0-3 K		0-0 6-3		0-0 G5-4-3 1-2f		0-0 G6-4-3 1-2f 2-3												
Eddie Miksis, R OBP: 0.182, SLG: 0.188 (1, 4)			0-0 F7		0-0 5-3		0-0 F8		0-0 5-3											
Jim Davis, S Warren Hacker, R Steve Bilko, R Bob Rush, R Joe Garagiola, L Jim Brosnan, R Turk Lown, R Bill Serena, R (1, 1) (4, 1) (5, PH) (6, 1) (7, PH) (8, 1) (9, 1) (9, PH)			4-0 1B FC4-6 BB		0-0 2B 2B		0-0 HR		0-0 HR											
Inning Stats	R: 0 E: 0 K: 1 S: 6	H: 1 LOB: 1 BB: 0 P: 6	R: 0 E: 0 K: 1 S: 5	H: 0 LOB: 0 BB: 0 P: 5	R: 1 E: 0 K: 0 S: 4	H: 1 LOB: 1 BB: 1 P: 8	R: 0 E: 0 K: 0 S: 8	H: 3 LOB: 1 BB: 0 P: 8	R: 0 E: 0 K: 0 S: 3	H: 1 LOB: 0 BB: 0 P: 3	R: 2 E: 0 K: 0 S: 6	H: 3 LOB: 1 BB: 0 P: 6	R: 0 E: 0 K: 0 S: 3	H: 1 LOB: 1 BB: 1 P: 7	R: 1 E: 0 K: 0 S: 4	H: 1 LOB: 0 BB: 0 P: 4	1B: 6 2B: 4 3B: 0 HR: 2	SF: 0 SAC: 0 DP: 2 HBP: 0	WP: 0 PB: 0 SB: 0 CS: 0	PA: 39
PITCHER	IP WLS BF H R ER SO	WLS W 29 9 5 5 3	BF H R ER SO	BF H R ER SO	IP WLS BF H R ER SO	IP WLS BF H R ER SO	IP WLS BF H R ER SO	IP WLS BF H R ER SO	IP WLS BF H R ER SO	IP WLS BF H R ER SO	IP WLS BF H R ER SO	IP WLS BF H R ER SO	IP WLS BF H R ER SO	IP WLS BF H R ER SO	IP WLS BF H R ER SO	IP WLS BF H R ER SO	ERA WHIP	ERA WHIP		
Bob Miller, R ERA: 4.91 Jim Konstanty, R ERA: 3.86	(1, 1) (7, 1)	6.2 S	29 10	9 3	5 1	5 1	3 0	3 0	3 0	3 0	3 0	3 0	3 0	3 0	3 0	3 0	6.75 1.500	3.86 1.714		

Batter	1	2	3	4	5	6	7	8	9	AB R H RBI BB SO LOB	TOP	
Willie Jones, R OBP: 0.363, SLG: 0.431 (1, 5) X	0-0 4-3 ①		0-0 F2 ③		0-0 K ②		4-0 1B IBB		0-0 F5 ②	4 0 0 0 1 1 2		
Richie Ashburn, L OBP: 0.447, SLG: 0.356 (1, 8) S S S	0-3 K ②			0-0 SH1-3 2B	0-0 CS 1B		0-0 1-2 2-H 1B		0-0 3B 2-H	5 1 3 3 0 1 0		
Earl Torgeson, L OBP: 0.394, SLG: 0.441 (1, 3) S S S	0-3 K ③			0-0 SH1-3 1-2	0-0 CS 1-2	0-0 1-3	0-0 6-3		0-0 4-3 ③	4 0 0 0 0 1 3		
Del Ennis, R OBP: 0.330, SLG: 0.479 (1, 7) X		0-0 6-3 ①		0-0 F9 ②		0-0 1B		4-0 FC5-4 BB		3 0 1 0 1 0 1		
Granny Hamner, R OBP: 0.425, SLG: 0.534 (1, 4) X		0-0 G3 ②		0-0 2B 2B		0-0 F9 ②		0-0 FC5-4 BB 1-2f		4 1 1 1 0 0 2		
Stan Lopata, R OBP: 0.371, SLG: 0.500 (1, 2) X		0-0 E6 3B		0-0 2B 2B		0-0 F9 ③		4-0 G6-4-3 BB 1-2		3 1 2 1 1 0 1		
Mel Clark, R OBP: 0.256, SLG: 0.243 (1, 9) X		0-0 5-3 ③		0-0 4-3 ③			0-0 5-3 ①	0-0 G6-4-3 BB 1-2f ② ③		4 0 0 0 0 0 3		
Bobby Morgan, R OBP: 0.421, SLG: 0.481 (1, 6) S S S			0-3 K ①		0-0 F7 ①		0-0 1B 2B		0-0 3B 2B	4 2 2 0 0 1 0		
Steve Ridzik, R OBP: 0.250, SLG: 0.500 Jim Konstanty, R (5, 1)			0-0 F9 ②		0-0 1B 2B		0-0 5-3 ②		0-0 P1 ①	2 1 1 0 0 0 0 2 0 0 0 0 0 2		
Inning Stats	R: 0 E: 0 K: 2 S: 7 H: 0 LOB: 0 BB: 0 P: 7	R: 1 E: 1 K: 0 S: 4 H: 1 LOB: 0 BB: 0 P: 4	R: 0 E: 0 K: 1 S: 5 H: 0 LOB: 0 BB: 0 P: 5	R: 2 E: 1 K: 0 S: 6 H: 2 LOB: 1 BB: 0 P: 6	R: 1 E: 0 K: 1 S: 6 H: 2 LOB: 0 BB: 0 P: 6	R: 0 E: 0 K: 0 S: 4 H: 1 LOB: 1 BB: 0 P: 4	R: 1 E: 0 K: 0 S: 5 H: 2 LOB: 2 BB: 1 P: 9	R: 0 E: 0 K: 0 S: 2 H: 0 LOB: 1 BB: 2 P: 10	R: 1 E: 0 K: 0 S: 5 H: 2 LOB: 1 BB: 0 P: 5	1B: 3 2B: 5 3B: 2 HR: 0 SF: 0 SAC: 1 DP: 1 HBP: 0	WP: 0 PB: 0 SB: 0 CS: 1 PA: 40	
PITCHER Paul Minner, L ERA: 3.92 (1, 1)	IP 9.0 WLS L BF 39 H 10 R 6 ER 3 SO 4 BB 2 IBB 1 HBP 0 BLK 0 WP 0 HR 0 S 44 P 56 ERA 3.00 WHIP 1.333											PITCHER IP WLS BF H R ER SO BB IBB HBP BLK WP HR S P ERA WHIP

Philadelphia Phillies @ Chicago Cubs
Wrigley Field, Chicago, IL
Thu Jun 10 1954, 3:33 AM CDT
Att. 4,926 - Unknown

livebaseballscorecards.com

AB	35
R	6
H	10
RBI	5
BB	3
SO	4
LOB	14



Batter	1	2	3	4	5	6	7	8	9	AB R H RBI BB SO LOB
Bob Talbot, R OBP: 0.293, SLG: 0.364 (1, 8) X	0-0 5-3 ①		0-0 F9 ①		0-0 F4 ①		0-0 G4-6-3 1B		0-0 5-3 ②	5 0 1 0 0 0 1
Dee Fondy, L OBP: 0.298, SLG: 0.421 (1, 3) X	0-0 L7 ②		0-3 K ②		0-0 3-1 ②		0-0 G4-6-3 1-2f ① ②		0-0 4-3 ③	5 0 0 0 0 1 2
Ralph Kiner, R OBP: 0.446, SLG: 0.616 (1, 7) X	0-0 BB 1B		0-0 L8 ③		0-0 3B		0-0 1B			4 0 3 0 0 0 1
Hank Sauer, R OBP: 0.439, SLG: 0.724 (1, 9) B B B B	4-0 1-2 BB			0-0 L7 ① B B B B	4-0 BB BB		0-0 F7 ③			2 0 0 0 2 0 1
Randy Jackson, R OBP: 0.369, SLG: 0.508 (1, 5) X	0-0 F9 ③			0-0 BB 14 1B	4-0 1-2 BB			0-0 F2 ①		3 0 1 0 1 0 2
14 Ernie Banks, R OBP: 0.332, SLG: 0.433 (1, 6) X		0-0 G3 ①		0-0 BB 1B	0-0 F7 ③			0-0 3B		4 0 2 0 0 0 3
Joe Garagiola, L OBP: 0.420, SLG: 0.432 (1, 2) X		0-0 F3 ②		0-0 F6 ②		0-0 G5-4-3 1B		0-0 L3 ②		4 0 1 0 0 0 3
Eddie Miksis, R OBP: 0.189, SLG: 0.171 (1, 4) S S S S		0-3 K ③		4-0 BB 1-2 2-3 BB		0-0 G5-4-3 1-2f ① ②		0-0 6-3 ③		3 0 0 0 1 1 2
Paul Minner, L OBP: 0.231, SLG: 0.429 (1, 1) X			0-0 E6 ①	0-0 F5 ③		0-0 4-3 ③		S S S 0-3 K ①		4 0 0 0 0 1 3


Inning Stats	R: 0 E: 0 K: 0 S: 4	H: 1 LOB: 2 BB: 1 P: 8	R: 0 E: 0 K: 1 S: 5	H: 0 LOB: 0 BB: 0 P: 5	R: 0 E: 1 K: 1 S: 6	H: 0 LOB: 1 BB: 0 P: 6	R: 0 E: 0 K: 0 S: 5	H: 2 LOB: 3 BB: 1 P: 9	R: 0 E: 0 K: 0 S: 4	H: 1 LOB: 3 BB: 2 P: 12	R: 0 E: 0 K: 0 S: 3	H: 1 LOB: 0 BB: 0 P: 3	R: 0 E: 0 K: 0 S: 4	H: 2 LOB: 1 BB: 0 P: 4	R: 0 E: 0 K: 0 S: 4	H: 1 LOB: 1 BB: 0 P: 4	R: 0 E: 0 K: 1 S: 5	H: 0 LOB: 0 BB: 0 P: 5	1B: 6 2B: 0 3B: 2 HR: 0	SF: 0 SAC: 0 DP: 2 HBP: 0	WP: 0 PB: 0 SB: 0 CS: 0	PA: 38		
PITCHER	IP	WLS	BF	H	R	ER	SO	BB	IBB	HBP	BLK	WP	HR	S	P	ERA	WHIP							
Steve Ridzik, R ERA: 2.49 (1, 1)	4.2		23	4	0	0	2	4	0	0	0	0	0	23	39	0.00	1.714							
Jim Konstanty, R ERA: 3.34 (5, 1)	4.1	W	15	4	0	0	1	0	0	0	0	0	0	17	17	0.00	0.923							

BOTTOM

Philadelphia Phillies @ Chicago Cubs
 Wrigley Field, Chicago, IL
 Thu Jun 10 1954, 3:33 AM CDT
 Att. 4,926 - Unknown

livebaseballscorecards.com

AB	34
R	0
H	8
RBI	0
BB	4
SO	3
LOB	18



Batter	1	2	3	4	5	6	7	8	9	10	AB	R	H	RBI	BB	SO	LOB	TOP				
Whitey Lockman, L (1, 3) OBP: 0.300, SLG: 0.414	0-0 1-3		0-0 1-3		0-0 E4 1-3 1B		0-0 SF9		0-0 4-3		4	0	1	1	0	0	0					
Alvin Dark, R (1, 6) OBP: 0.326, SLG: 0.424	0-0 F9		1-0 HBP		0-0 1-3		0-0 6-3		0-0 F8		4	0	0	0	0	0	2					
Hank Thompson, L (1, 5) OBP: 0.397, SLG: 0.506	0-0 P6		0-0 F9			0-0 3-1		0-0 4-3		1-0 G5-4-3 HBP	4	0	0	0	0	0	1					
Monte Irvin, R (1, 7) OBP: 0.372, SLG: 0.484		B B B B	4-0 WP 1B BB		0-0 CS 1B		0-0 FC4-6 1B		4-0 1B E BB	0-0 G5-4-3 1-2f	3	2	2	0	2	0	1					
Don Mueller, L (1, 9) OBP: 0.377, SLG: 0.448			0-0 G4-6-3 E 1B		0-0 L4		0-0 FC4-6 1B		0-0 E7 1B	0-0 F8	5	0	2	1	0	0	2					
Willie Mays, R (1, 8) OBP: 0.367, SLG: 0.632			0-0 E6 G4-6-3		0-0 6-3		0-0 1-2 1B		0-0 G3		4	0	1	0	0	0	2					
Billy Gardner, R (1, 4) OBP: 0.320, SLG: 0.413			0-0 G4-6-3		0-0 F7		0-3 K		0-3 K		3	0	0	0	0	1	4					
Bobby Hofman, R (8, PH) OBP: 0.115, SLG: 0.385			1-2f 2-3								1	0	0	0	0	1	1					
Wes Westrum, R (1, 2) OBP: 0.290, SLG: 0.180			0-0 F9		4-0 E BB		0-0 3-1 SF9 2B		0-0 HR		1	0	0	0	1	0	1					
Dusty Rhodes, L (7, PH) OBP: 0.471, SLG: 0.467											1	1	1	0	0	0	0					
Ray Katt, R (7, 2) OBP: 0.342, SLG: 0.373											1	1	1	1	0	0	0					
Jim Hearn, R (1, 1) OBP: 0.167, SLG: 0.500					0-0 F8		0-0 3-1		0-3 K		2	0	0	0	0	1	1					
Hoyt Wilhelm, R (6, 1)											0	0	0	0	0	0	0					
Bill Taylor, L (7, PH) OBP: 0.333, SLG: 0.563											1	0	0	0	0	0	1					
Alex Konikowski, R (7, 1)											0	0	0	0	0	0	0					
Windy McCall, L (7, 1)											0	0	0	0	0	0	0					
Marv Grissom, R (8, 1)											1	0	0	0	0	1	0					
Inning Stats	R: 0 E: 0 K: 0 S: 3	H: 0 LOB: 0 BB: 0 P: 3	R: 1 E: 1 K: 0 S: 4	H: 1 LOB: 1 BB: 1 P: 8	R: 0 E: 0 K: 0 S: 3	H: 0 LOB: 1 BB: 0 P: 4	R: 0 E: 0 K: 0 S: 3	H: 1 LOB: 0 BB: 0 P: 3	R: 0 E: 1 K: 1 S: 6	H: 2 LOB: 2 BB: 0 P: 7	R: 1 E: 0 K: 0 S: 4	H: 1 LOB: 0 BB: 0 P: 4	R: 1 E: 1 K: 1 S: 6	H: 1 LOB: 1 BB: 1 P: 10	R: 1 E: 0 K: 1 S: 6	H: 1 LOB: 0 BB: 0 P: 6	R: 0 E: 0 K: 0 S: 2	H: 0 LOB: 0 BB: 0 P: 3	1B: 6 2B: 1 3B: 0 HR: 1	SF: 1 SAC: 0 DP: 2 HBP: 2	WP: 1 PB: 0 SB: 0 CS: 1	PA: 41
PITCHER	IP	WLS	BF	H	R	ER	SO	BB	IBB	HBP	BLK	WP	HR	S	P	ERA	WHIP					
Johnny Klippstein, R (1, 1) ERA: 6.38	7.1		32	7	3	2	2	3	0	0	0	1	0	32	45	2.46	1.364					
Hal Jeffcoat, R (8, 1) ERA: 5.88	1.2		6	1	1	1	2	0	0	0	0	0	1	10	10	5.40	0.600					
Jim Davis, L (10, 1) ERA: 5.68	1.0	W	3	0	0	0	0	0	0	1	0	0	0	2	3	0.00	0.000					

New York Giants @ Chicago Cubs
Wrigley Field, Chicago, IL
Fri Jun 11 1954, 3:33 AM CDT
Att: 5,997 - Unknown

livebaseballscorecards.com

AB	35
R	4
H	8
RBI	3
BB	3
SO	4
LOB	16



BOTTOM

New York Giants @ Chicago Cubs
Wrigley Field, Chicago, IL
Fri Jun 11 1954, 3:33 AM CDT
Att. 5,997 - Unknown

livebaseballscorecards.com

AB 36
R 5
H 9
RBI 4
BB 8
SO 3
LOB 24



WP: 1 PA: 46
PB: 0
SB: 0
CS: 1

AB R H RBI BB SO LOB

4 1 3 1 1 0 0

3 2 1 1 2 2 0

5 0 1 0 0 0 4

3 0 0 0 2 1 4

4 1 1 1 1 0 1

4 1 1 0 1 0 3

4 0 0 0 1 0 5

3 0 1 1 0 0 0

1 0 1 0 0 0 0

1 0 0 0 0 0 1

0 0 0 0 0 0 0

1B: 5 SF: 0
2B: 1 SAC: 2
3B: 1 DP: 0
HR: 2 HBP: 0

Batter	1	2	3	4	5	6	7	8	9	10
Eddie Miksis, R (1, 4) OBP: 0.262, SLG: 0.308	F9		F9 1B		E7 1B	BB		SH SH5-4		HR
Bob Talbot, R (1, 8) OBP: 0.283, SLG: 0.351	6-3		F9		P4	F9 BB		SH5-4		
Randy Jackson, R (1, 5) OBP: 0.374, SLG: 0.520	HR			K		14 E BB	K	IBB		
Ralph Kiner, R (1, 7) OBP: 0.441, SLG: 0.605	F7			5-3		F7	14 WP BB 1B	P6		
Hank Sauer, R (1, 9) OBP: 0.438, SLG: 0.711		5-3		BB		K	14 WP BB	5-3		
14 Ernie Banks, R (1, 6) OBP: 0.333, SLG: 0.434		4-3		F5		E6 E 2B	FC4-6 IBB	F7		
Dee Fondy, L (1, 3) OBP: 0.300, SLG: 0.427		3B		6-3		6-3	E 1B BB	E4 CS		
El Tappe, R (1, 2) OBP: 0.309, SLG: 0.294		6-3		4-3		4-3	E5 BB 1B	FC4-6		BB
Johnny Klippstein, R (1, 1) OBP: 0.136, SLG: 0.143			4-3		E6			SH5-4 SH		F5
Hal Jeffcoat, R (8, 1) OBP: 0.429, SLG: 0.833										
Bill Serena, R (9, PH) OBP: 0.375, SLG: 0.684										
Jim Davis, S (10, 1)										

Inning Stats	R: 1	H: 1	E: 0	K: 0	S: 4	R: 0	H: 1	E: 0	K: 0	S: 4	R: 0	H: 1	E: 0	K: 0	S: 3	R: 0	H: 0	E: 0	K: 1	S: 5	R: 0	H: 1	E: 2	K: 0	S: 5	R: 3	H: 2	E: 0	K: 1	S: 8	R: 0	H: 1	E: 0	K: 1	S: 6	R: 0	H: 1	E: 1	K: 0	S: 5	R: 0	H: 0	E: 1	K: 0	S: 3	R: 1	H: 1	E: 0	K: 0	S: 1
	LOB: 0	BB: 0	P: 4	LOB: 1	BB: 0	P: 4	LOB: 0	BB: 0	P: 3	LOB: 1	BB: 1	P: 9	LOB: 2	BB: 0	P: 5	LOB: 3	BB: 3	P: 20	LOB: 3	BB: 2	P: 14	LOB: 1	BB: 1	P: 9	LOB: 0	BB: 1	P: 7	LOB: 1	BB: 0	P: 1	LOB: 0	BB: 0	P: 1	LOB: 0	BB: 0	P: 1	LOB: 0	BB: 0	P: 1	LOB: 0	BB: 0	P: 1	LOB: 0	BB: 0	P: 1					

PITCHER	IP	WLS	BF	H	R	ER	SO	BB	IBB	HBP	BLK	WP	HR	S	P	ERA	WHIP
Jim Hearn, R (1, 1) ERA: 6.17	5.2		28	6	4	2	2	4	0	0	0	0	1	28	44	3.18	1.765
Hoyt Wilhelm, R (6, 1) ERA: 2.15	0.1		1	0	0	0	0	0	0	0	0	0	0	1	1	0.00	0.000
Alex Konikowski, R (7, 1) ERA: 6.75	0.1		3	1	0	0	1	1	0	0	0	0	0	4	8	0.00	6.000
Windy McCall, L (7, 1) ERA: 2.01	0.2		4	1	0	0	0	0	1	0	0	1	0	3	7	0.00	1.500
Mary Grissom, R (8, 1) ERA: 1.9	2.0	L	10	1	1	1	0	1	1	0	0	0	1	8	16	4.50	1.000

Batter	1	2	3	4	5	6	7	8	9	AB R H RBI BB SO LOB	TOP											
Whitey Lockman, L (1, 3) OBP: 0.303, SLG: 0.411	0-0 F2			0-0 6-3		0-0 1B 1B	0-0 4-3		4-0 1B IBB	4 0 1 0 1 0 1												
Alvin Dark, R (1, 6) OBP: 0.328, SLG: 0.423	0-0 F5			0-0 E6 G3		0-0 1B 1B		0-0 4-3	0-0 1B 1B	5 0 2 3 0 0 0												
Hank Thompson, L (1, 5) OBP: 0.387, SLG: 0.491	0-3 K			0-0 G3		0-0 F2		0-0 4-3	0-0 F7	5 0 0 0 0 1 5												
Monte Irvin, R (1, 7) OBP: 0.374, SLG: 0.484				0-0 F9		0-0 F8		0-0 1B		4 0 2 0 0 0 3												
Don Mueller, L (1, 9) OBP: 0.370, SLG: 0.439				0-0 L4-3 1-2		0-0 5-3		0-0 4-3	0-0 P3	4 0 0 0 0 0 2												
Willie Mays, R (1, 8) OBP: 0.369, SLG: 0.645				0-0 F3		0-3 K		0-0 HR	0-0 WP S 1B 1B	4 2 2 1 0 1 0												
Davey Williams, R (1, 4) OBP: 0.238, SLG: 0.288				0-0 5-3		0-0 F7		0-0 1B 3B	0-0 F2	4 1 1 0 0 0 1												
Wes Westrum, R (1, 2) OBP: 0.281, SLG: 0.173				0-3 K		0-0 F8		0-0 SH3 1B	4-0 WP 1B IBB	2 0 0 0 0 1 0												
Dusty Rhodes, L (7, PH) OBP: 0.500, SLG: 0.500				0-3 K		0-0 1B 1B		0-0 SH3	0-3 K	1 0 1 1 0 0 0												
Ray Katt, R (7, 2) OBP: 0.350, SLG: 0.373				0-3 K						0 1 0 0 1 0 0												
Sal Maglie, R (1, 1) OBP: 0.133, SLG: 0.103										2 1 1 0 0 1 0												
Hoyt Wilhelm, R (8, 1)										1 0 0 0 0 1 2												
Inning Stats	R: 0 E: 0 K: 1 S: 5	H: 0 LOB: 0 BB: 0 P: 5	R: 0 E: 0 K: 3 S: 3	H: 1 LOB: 0 BB: 0 P: 3	R: 0 E: 0 K: 2 S: 7	H: 0 LOB: 0 BB: 0 P: 7	R: 0 E: 1 K: 0 S: 4	H: 0 LOB: 1 BB: 0 P: 4	R: 0 E: 0 K: 1 S: 5	H: 0 LOB: 0 BB: 0 P: 5	R: 1 E: 0 K: 0 S: 6	H: 3 LOB: 2 BB: 0 P: 6	R: 2 E: 0 K: 0 S: 6	H: 3 LOB: 1 BB: 0 P: 6	R: 0 E: 0 K: 0 S: 4	H: 1 LOB: 1 BB: 0 P: 4	R: 2 E: 0 K: 1 S: 7	H: 2 LOB: 2 BB: 2 P: 15	1B: 8 2B: 1 3B: 1 HR: 1	SF: 0 SAC: 1 DP: 1 HBP: 0	WP: 1 PB: 0 SB: 1 CS: 0	PA: 39
PITCHER	IP WLS BF H R ER SO BB IBB HBP BLK WP HR S P ERA WHIP																				PITCHER	IP WLS BF H R ER SO BB IBB HBP BLK WP HR S P ERA WHIP
Warren Hacker, R (1, 1) ERA: 3.76	6.1 L 26 7 3 3 4 0 0 0 0 0 1 34 34 4.26 1.105																					
Jim Brosnan, R (7, 1) ERA: 9.33	0.2 2 0 0 0 0 0 0 0 0 0 0 0 2 2 0.00 0.000																					
Bill Tremel, R (8, 1) ERA: 9.0	2.0 11 3 2 2 1 0 2 0 0 1 0 11 19 9.00 1.500																					

New York Giants @ Chicago Cubs
Wrigley Field, Chicago, IL
Sat Jun 12 1954, 3:33 AM CDT
Att: 11,775 - Unknown

livebaseballscorecards.com

AB	36
R	5
H	10
RBI	5
BB	2
SO	5
LOB	14



Batter	1	2	3	4	5	6	7	8	9	10	11	AB R H RBI BB SO LOB	TOP													
Whitey Lockman, L OBP: 0.303, SLG: 0.408 (1, 3)	F7	F7			P4		K			WP 6-3 1B	BB HBP SF9 1B	6 1 2 0 0 1 4	<p>New York Giants @ Chicago Cubs Wrigley Field, Chicago, IL Sun Jun 13 1954, 3:33 AM CDT Unknown</p>													
Alvin Dark, R OBP: 0.328, SLG: 0.419 (1, 6)	E5		1-3		CS 1B			4-3		6-3	BB 1B HBP	5 1 1 1 0 0 1														
Hank Thompson, L OBP: 0.390, SLG: 0.482 (1, 5)	4-3		4-3		CS 1-2	FC4-6 BB		3-1		4-0 IBB	1B BB	3 0 0 1 3 0 1														
Monte Irvin, R OBP: 0.364, SLG: 0.472 (1, 7)	5-3		F8		F9			P3		5-3	SF9	5 0 0 1 0 0 4														
Don Mueller, L OBP: 0.374, SLG: 0.441 (1, 9)		BB 1B		6-3	FC4-6 FC6-4 1-2f			F7			BB 1B	6 2 3 1 0 0 1														
Willie Mays, R OBP: 0.368, SLG: 0.645 (1, 8)		P4		F9	FC6-4 1-2f						BB 2B	6 1 2 0 0 0 4														
Davey Williams, R OBP: 0.242, SLG: 0.303 (1, 4)		F7		F5			4-3 1B 2B		F8		BB 1B 2B	5 2 2 2 0 0 2														
Wes Westrum, R OBP: 0.303, SLG: 0.226 (1, 2)		1B BB					4-3		6-3			1 1 1 0 1 0 0														
Dusty Rhodes, L OBP: 0.474, SLG: 0.471 (7, PH)												1 0 0 0 0 0 1														
Ray Katt, R OBP: 0.341, SLG: 0.362 (7, 2)					1B 3B							2 0 0 0 0 1 2														
Johnny Antonelli, L OBP: 0.220, SLG: 0.275 (1, 1)					F7					F2		2 0 1 1 0 0 1														
Hoyt Wilhelm, R (5, 1)											HBP 1B BB 1B	0 0 0 0 0 0 0														
Bill Taylor, L OBP: 0.368, SLG: 0.588 (7, PH)												1 0 1 1 0 0 0														
Billy Gardner, R OBP: 0.320, SLG: 0.413 (7, PR)												0 0 0 0 0 0 0														
Mary Grissom, R OBP: 0.059, SLG: 0.059 (7, 1)		1-3 2-H 1B										2 1 1 1 0 0 0														
Inning Stats	R: 0 E: 1 K: 0 S: 4	H: 0 LOB: 1 BB: 0 P: 4	R: 1 E: 0 K: 0 S: 5	H: 2 LOB: 2 BB: 1 P: 9	R: 0 E: 0 K: 0 S: 3	H: 0 LOB: 0 BB: 0 P: 3	R: 0 E: 0 K: 0 S: 3	H: 0 LOB: 0 BB: 0 P: 3	R: 1 E: 0 K: 0 S: 4	H: 2 LOB: 0 BB: 0 P: 4	R: 0 E: 0 K: 0 S: 3	H: 0 LOB: 1 BB: 1 P: 7	R: 1 E: 0 K: 1 S: 6	H: 2 LOB: 1 BB: 0 P: 6	R: 0 E: 0 K: 0 S: 3	H: 0 LOB: 0 BB: 0 P: 3	R: 0 E: 0 K: 0 S: 4	H: 1 LOB: 1 BB: 0 P: 4	R: 0 E: 0 K: 0 S: 4	H: 1 LOB: 2 BB: 1 P: 8	R: 6 E: 0 K: 1 S: 11	H: 6 LOB: 2 BB: 1 P: 16	1B: 9 2B: 4 3B: 1 HR: 0	SF: 1 SAC: 0 DP: 0 HBP: 1	WP: 1 PB: 0 SB: 1 CS: 2	PA: 52
PITCHER	IP WLS BF H R ER SO BB IBB HBP BLK WP HR S P ERA WHIP												IP WLS BF H R ER SO BB IBB HBP BLK WP HR S P ERA WHIP													
Bob Rush, R ERA: 4.71 (1, 1)	10.0 L 43 11 6 6 1 2 1 0 0 1 0 42 54 5.40 1.300																									
Hal Jeffcoat, R ERA: 6.48 (11, 1)	0.1 5 2 1 1 1 1 0 0 0 0 0 5 10 27.00 9.000																									
Bill Tremel, R ERA: 6.75 (11, 1)	0.2 3 1 2 2 0 0 0 0 0 0 0 3 3 27.00 1.500																									

livebaseballscorecards.com

AB	45
R	9
H	14
RBI	9
BB	4
SO	2
LOB	21




Batter	1	2	3	4	5	6	7	8	9	10	11	AB	R	H	RBI	BB	SO	LOB	BOTTOM							
Eddie Miksis, R OBP: 0.250, SLG: 0.286 (1, 4)	0-0 4-3		0-0 1-6-3		0-0 E3 G4-6-3 2-H		0-0 FC5-4 1B		0-0 6-3		0-0 F9	6	0	1	0	0	0	1								
Bob Talbot, R OBP: 0.279, SLG: 0.341 (1, 8)	0-0 5-3			0-0 F8	0-0 G4-6-3 1-2f		0-0 F8			0-0 SH5-4 1B		5	0	1	0	0	0	2								
Randy Jackson, R OBP: 0.374, SLG: 0.514 (1, 5)	0-0 1-3			0-0 F8	0-0 BB 1B		0-0 FC5-4 1-2f			0-0 SH5-4 1-2		4	0	1	0	0	0	1								
Ralph Kiner, R OBP: 0.437, SLG: 0.587 (1, 7)		0-3 K		4-0 BB E	4-0 14 BB FC5 1-2		0-0 F9			4-0 IBB		2	1	0	0	3	1	1								
Hank Sauer, R OBP: 0.429, SLG: 0.682 (1, 9)		0-0 P9		4-0 E 14 BB 1-2	4-0 1-2 2-3			0-3 K		0-0 F7		3	1	0	0	2	1	2								
14 Ernie Banks, R OBP: 0.333, SLG: 0.427 (1, 6)		0-0 E5 1B		4-0 E 1-2 2-3	0-0 FC5 2-3f			0-0 P4		0-0 F7		4	0	1	0	1	0	5								
Dee Fondy, L OBP: 0.298, SLG: 0.421 (1, 3)		0-0 1-3		0-0 E3 FC6-4 1-2 2-H 3-H		0-0 FC1-6 1B		0-0 F8			0-0 G3	5	0	1	0	0	0	2								
El Tappe, R OBP: 0.302, SLG: 0.305 (1, 2)			0-3 K	0-0 FC6-4 1-2f		0-0 FC1-6 L8-3 1-2f			0-0 4-3		0-0 1B	5	0	1	0	0	1	3								
Bob Rush, R OBP: 0.333, SLG: 0.400 (1, 1)			0-0 G3		0-0 E 2B		0-0 L8-3 1-2			0-0 6-3		4	1	1	0	0	0	1								
Hal Jeffcoat, R OBP: 0.429, SLG: 0.833 (11, 1)											0-0 F8	0	0	0	0	0	0	0								
Bill Tremel, R (11, 1)												0	0	0	0	0	0	0								
Joe Garagiola, L OBP: 0.412, SLG: 0.422 (11, PH)												1	0	0	0	0	0	1								
Inning Stats	R: 0 E: 0 K: 0 S: 3	H: 0 LOB: 0 BB: 0 P: 3	R: 0 E: 1 K: 1 S: 6	H: 1 LOB: 1 BB: 0 P: 6	R: 0 E: 0 K: 1 S: 5	H: 0 LOB: 0 BB: 0 P: 5	R: 2 E: 2 K: 0 S: 4	H: 0 LOB: 2 BB: 3 P: 16	R: 1 E: 1 K: 0 S: 5	H: 2 LOB: 3 BB: 2 P: 13	R: 0 E: 0 K: 0 S: 3	H: 1 LOB: 1 BB: 0 P: 3	R: 0 E: 0 K: 0 S: 4	H: 1 LOB: 1 BB: 0 P: 4	R: 0 E: 0 K: 1 S: 5	H: 0 LOB: 0 BB: 0 P: 5	R: 0 E: 0 K: 0 S: 3	H: 0 LOB: 0 BB: 0 P: 3	R: 0 E: 0 K: 0 S: 4	H: 1 LOB: 2 BB: 1 P: 8	R: 0 E: 0 K: 0 S: 4	H: 1 LOB: 1 BB: 0 P: 4	1B: 6 2B: 2 3B: 0 HR: 0	SF: 0 SAC: 1 DP: 2 HBP: 0	WP: 0 PB: 0 SB: 0 CS: 0	PA: 46
PITCHER	IP	WLS	BF	H	R	ER	SO	BB	IBB	HBP	BLK	WP	HR	S	P	ERA	WHIP									
Johnny Antonelli, L ERA: 2.39 (1, 1)	4.2		23	3	3	1	2	5	0	0	0	0	0	22	42	1.93	1.714									
Hoyt Wilhelm, R ERA: 1.88 (5, 1)	1.1		4	1	0	0	0	0	0	0	0	0	0	4	4	0.00	0.750									
Marv Grissom, R ERA: 1.72 (7, 1)	5.0	W	19	3	0	0	1	0	1	0	0	0	0	20	24	0.00	0.600									

New York Giants @ Chicago Cubs
Wrigley Field, Chicago, IL
Sun Jun 13 1954, 3:33 AM CDT
Unknown

livebaseballscorecards.com

AB	39
R	3
H	7
RBI	0
BB	6
SO	3
LOB	19



Batter	1	2	3	4	5	6	7	8	9	AB R H RBI BB SO LOB	TOP											
Whitey Lockman, L (1, 3) OBP: 0.305, SLG: 0.413	0-0 E4 L4-3	0-0 1-2 3-H 1B			0-0 5-3		0-0 3-1 2B 2B	0-0 F9		5 1 2 1 0 0 0												
Alvin Dark, R (1, 6) OBP: 0.325, SLG: 0.414	0-0 L4-3	0-0 FC5			0-0 1B		0-0 3-1	0-0 5-3		5 0 1 0 0 0 4												
Hank Thompson, L (1, 5) OBP: 0.395, SLG: 0.503	0-0 2B		0-0 4-3 SF7 2B		0-0 F9		0-0 WP FC5-2-5 2B		0-0 4-3	5 1 3 1 0 0 1												
Monte Irvin, R (1, 7) OBP: 0.361, SLG: 0.462	0-0 F3		0-0 4-3		0-0 P4		4-0 3-H FC5-2-5 1B 2-3 BB		0-0 6-3	4 1 0 0 1 0 3												
Don Mueller, L (1, 9) OBP: 0.379, SLG: 0.451		0-0 E SF7 1B	0-0 SF7		0-0 1B 2B		0-0 FC5-2-5 1B		0-0 PB WP 1B 1B	4 4 3 1 0 0 2												
Willie Mays, R (1, 8) OBP: 0.373, SLG: 0.641		0-0 SF7 1B 1B	0-3 K		0-0 F9		4-0 3-H 1B IBB		4-0 1B E BB	3 2 1 0 2 1 1												
Davey Williams, R (1, 4) OBP: 0.256, SLG: 0.313		4-0 FC5 1B BB		0-0 F7		0-0 1-3 2-H 1B	0-0 1-3 2-H 3-H 1B		0-0 E9 1B	4 0 3 4 1 0 0	AB 38 R 9 H 13 RBI 8 BB 4 SO 2 LOB 18											
Wes Westrum, R (1, 2) OBP: 0.282, SLG: 0.211		0-0 SF7		0-0 F3		0-0 1-3	0-3 K		0-0 5-3	4 0 0 1 0 1 4												
Don Liddle, L (1, 1) Hoyt Wilhelm, R (6, 1)		0-0 P5		0-0 P6		0-0 F8		0-0 L6		3 0 0 0 0 0 3 1 0 0 0 0 0 0												
Inning Stats	R: 0 E: 1 K: 0 S: 4	H: 1 LOB: 1 BB: 0 P: 4	R: 2 E: 1 K: 0 S: 6	H: 3 LOB: 2 BB: 1 P: 10	R: 1 E: 0 K: 1 S: 6	H: 1 LOB: 0 BB: 0 P: 6	R: 0 E: 0 K: 0 S: 3	H: 0 LOB: 0 BB: 0 P: 3	R: 0 E: 0 K: 0 S: 4	H: 1 LOB: 1 BB: 0 P: 4	R: 1 E: 0 K: 0 S: 5	H: 2 LOB: 1 BB: 0 P: 5	R: 3 E: 0 K: 1 S: 8	H: 3 LOB: 2 BB: 2 P: 16	R: 0 E: 0 K: 0 S: 3	H: 0 LOB: 0 BB: 0 P: 3	R: 2 E: 1 K: 0 S: 5	H: 2 LOB: 1 BB: 1 P: 9	1B: 8 2B: 6 3B: 0 HR: 0	SF: 2 SAC: 0 DP: 1 HBP: 0	WP: 2 PB: 1 SB: 0 CS: 0	PA: 44
PITCHER	IP WLS BF H R ER SO BB IBB HBP BLK WP HR S P ERA WHIP																					
Howie Pollet, L (1, 1) ERA: 3.16	6.0 L 27 8 4 4 1 1 0 0 0 0 0 0 28 32 6.00 1.500																					
Turk Lown, R (7, 1) ERA: 6.14	2.0 11 3 3 3 1 1 1 0 0 1 0 11 19 13.50 2.000																					
Johnny Klippstein, R (9, 1) ERA: 6.42	1.0 6 2 2 1 0 1 0 0 0 1 0 5 9 9.00 3.000																					

New York Giants @ Chicago Cubs
Wrigley Field, Chicago, IL
Sun Jun 13 1954, 3:38 AM CDT
Att: 26,597 - Unknown

livebaseballscorecards.com

BOTTOM

New York Giants @ Chicago Cubs
Wrigley Field, Chicago, IL
Sun Jun 13 1954, 3:38 AM CDT
Att. 26,597 - Unknown

livebaseballscorecards.com

AB 33
R 4
H 7
RBI 4
BB 3
SO 4
LOB 12



WP: 0 PA: 36
PB: 1
SB: 0
CS: 0

AB R H RBI BB SO LOB

4 1 1 0 0 0 2

4 1 1 1 0 0 2

4 0 1 2 0 1 0

4 0 3 1 0 0 0

4 0 0 0 0 0 4

4 0 0 0 0 1 1

4 0 0 0 0 1 1

2 1 1 0 2 0 0

1 0 0 0 0 0 1
0 1 0 0 1 0 0
0 0 0 0 0 0 0
1 0 0 0 0 0 0
0 0 0 0 0 0 0
1 0 0 0 0 1 1

1B: 5 SF: 0
2B: 1 SAC: 0
3B: 1 DP: 1
HR: 0 HBP: 0

Batter	1	2	3	4	5	6	7	8	9
Eddie Miksis, R OBP: 0.250, SLG: 0.283 (1, 4)	0-0 F9			0-0 F8		0-0 F7		0-0 PB 3B 1B	
Bob Talbot, R OBP: 0.278, SLG: 0.354 (1, 8)	0-0 F8			0-0 4-3		0-0 F9		0-0 1-H 5-3 3B	
Randy Jackson, R OBP: 0.372, SLG: 0.509 (1, 5)	0-0 F8			0-3 K		0-0 E9 1-3 2-H 1B 1B		0-0 3-H 5-3	
Ralph Kiner, R OBP: 0.442, SLG: 0.595 (1, 7)		0-0 5-3			0-0	0-0		0-0 FC4 1B	
Hank Sauer, R OBP: 0.421, SLG: 0.667 (1, 9)		0-0 F9			0-0 F8	0-0 L6		0-0 FC4 1-2f	
14 Ernie Banks, R OBP: 0.328, SLG: 0.419 (1, 6)		0-0 F9			0-0 5-3		0-3 K		0-0 F4
Dee Fondy, L OBP: 0.294, SLG: 0.414 (1, 3)			0-3 K		0-0 F7		0-0 F7		0-0 1-3
Walker Cooper, R OBP: 0.328, SLG: 0.392 (1, 2)			4-0 BB G1-4-3			4-0 BB E BB		0-0 6-3	0-0 1B
Howie Pollet, L OBP: 0.200, SLG: 0.143 (6, PH) Steve Bilko, R OBP: 0.294, SLG: 0.276 (7, 1) Turk Lowitt, R (7, 1) Joe Garagiola, L OBP: 0.408, SLG: 0.417 (8, PH) Johnny Klippstein, R OBP: 0.136, SLG: 0.143 (9, 1) Bill Serena, R OBP: 0.360, SLG: 0.650 (9, PH)			0-0 G1-4-3 1-2f			4-0 BB E 1B BB		0-0 G3	0-3 K

Inning Stats	R: 0	H: 0	E: 0	K: 0	S: 3	LOB: 0	BB: 0	P: 3
	0	0	0	0	3	0	0	3
	0	0	0	0	3	0	0	3
	0	0	0	1	4	0	0	8
	0	0	0	1	5	0	0	5
	0	1	0	0	4	1	0	4
	2	2	1	2	13	2	2	13
	0	0	0	0	5	0	0	5
	2	3	0	1	6	0	0	6
	0	1	0	1	6	0	0	6

PITCHER	IP	WLS	BF	H	R	ER	SO	BB	IBB	HBP	BLK	WP	HR	S	P	ERA	WHIP
Don Liddle, L ERA: 3.6 (1, 1)	5.2	W	22	3	2	2	2	3	0	0	0	0	0	23	35	3.18	1.059
Hoyt Wilhelm, R ERA: 2.23 (6, 1)	3.1	S	14	4	2	2	2	0	0	0	0	0	0	18	18	5.40	1.200

Batter	1	2	3	4	5	6	7	8	9	AB R H RBI BB SO LOB	TOP
Eddie Miksis, R (1, 4) OBP: 0.246, SLG: 0.276	0-0 P3	0-0 1-3		0-0 6-3			0-0 E 4-3 1B		0-0 P4	5 1 1 0 0 0 1	
Dee Fondy, L (1, 3) OBP: 0.292, SLG: 0.409	0-0 F7		0-0 2B 1B	0-0 F7			0-0 4-3 1-2		0-0 E6	5 1 1 0 0 0 1	
Randy Jackson, R (1, 5) OBP: 0.377, SLG: 0.516	0-0 1B		0-0 BB 1-H 2B		0-0 G5-4-3 1B		0-0 E5 2-5 2-H		0-0 B1-3	5 0 3 1 0 0 1	
Ralph Kiner, R (1, 7) OBP: 0.439, SLG: 0.589	0-0 F7		0-0 F2		0-0 G5-4-3 1-2f		0-0 2-5 2-H		0-0 HR 1B	4 1 1 0 0 0 3	
Hank Sauer, R (1, 9) OBP: 0.418, SLG: 0.674		0-0 5-3	0-0 L5		0-0 6-3			0-0 1-H HR		4 1 1 2 0 0 1	
14 Ernie Banks, R (1, 6) OBP: 0.326, SLG: 0.414		0-0 B3	4-0 BB BB			0-0 6-3		0-0 F8		3 0 0 0 1 0 0	
Joe Garagiola, L (1, 2) OBP: 0.411, SLG: 0.407		4-0 BB BB	4-0 BB BB			0-0 F8		0-0 F7		2 1 0 0 2 0 0	
Bob Talbot, R (1, 8) OBP: 0.277, SLG: 0.359		0-0 E9 1-H 2B	0-0 4-3			0-0 6-3		0-0 6-3		4 1 1 0 0 0 3	
Jim Davis, S (1, 1) Hal Jeffcoat, R (7, 1) Paul Minner, L (8, 1) OBP: 0.429, SLG: 0.833 OBP: 0.225, SLG: 0.417		0-0 E4		0-3 K			0-3 K		0-3 K	3 0 0 0 0 2 0 0 0 0 0 0 0 0 1 0 0 0 0 1 0	
Inning Stats	R: 0 H: 1 E: 0 LOB: 1 K: 0 BB: 0 S: 4 P: 4	R: 2 H: 1 E: 2 LOB: 1 K: 0 BB: 1 S: 5 P: 9	R: 1 H: 2 E: 0 LOB: 3 K: 0 BB: 2 S: 5 P: 13	R: 0 H: 0 E: 0 LOB: 0 K: 1 BB: 0 S: 5 P: 5	R: 0 H: 1 E: 0 LOB: 0 K: 0 BB: 0 S: 3 P: 3	R: 0 H: 0 E: 0 LOB: 0 K: 0 BB: 0 S: 3 P: 3	R: 1 H: 1 E: 1 LOB: 1 K: 1 BB: 0 S: 6 P: 6	R: 2 H: 2 E: 0 LOB: 0 K: 0 BB: 0 S: 5 P: 5	R: 0 H: 0 E: 1 LOB: 1 K: 1 BB: 0 S: 6 P: 6	1B: 5 SF: 0 2B: 2 SAC: 0 3B: 0 DP: 1 HR: 1 HBP: 0	WP: 0 PA: 39 PB: 0 SB: 0 CS: 0
PITCHER	IP WLS BF H R ER SO BB IBB HBP BLK WP HR S P ERA WHIP										
Max Surkont, R (1, 1) ERA: 3.84	8.0 L 36 8 6 3 2 3 0 0 0 0 0 1 36 48 3.38 1.375										
Johnny Hetki, R (9, 1) ERA: 5.4	1.0 4 0 0 0 1 0 0 0 0 0 0 0 6 6 0.00 0.000										

Chicago Cubs @ Pittsburgh Pirates
 Forbes Field, Pittsburgh, PA
 Mon Jun 14 1954, 3:33 AM EDT
 Att. 6,462 - Unknown

livebaseballscorecards.com

AB 36
 R 6
 H 8
 RBI 3
 BB 3
 SO 3
 LOB 10



Batter	1	2	3	4	5	6	7	8	9	AB R H RBI BB SO LOB
Gair Allie, R (1, 6) OBP: 0.300, SLG: 0.268	0-0 E5 G3 SF8 1B	0-0 F7			0-0 1B 2B		4-0 BB BB		0-0 4-3	4 1 2 0 1 0 1
Dick Cole, R (1, 5) OBP: 0.374, SLG: 0.385	4-0 G3 1B BB		0-0 F7		0-0 2-H 1B		4-0 1-2 G4-3 BB		0-0 3-1	3 1 1 0 2 0 0
Preston Ward, L (1, 3) OBP: 0.337, SLG: 0.389	0-0 G3		0-3 K			0-0 1B 2B			0-0 F8	1 0 0 0 0 0 2 4 1 1 0 0 1 2
Bob Skinner, L (3, 3) OBP: 0.329, SLG: 0.370	1-2 2-3									
Frank Thomas, R (1, 7) OBP: 0.365, SLG: 0.502	4-0 1B BB		0-3 K			0-0 6-3			0-0 BB 1B 1B	3 1 1 0 1 1 1
Sid Gordon, R (1, 9) OBP: 0.390, SLG: 0.336	0-0 SF8		0-3 K			0-0 1B 1B			4-0 1B BB SF7 BB	2 0 1 2 1 1 0 0 1 0 0 0 0 0 0 0 0 0 0 0 0
Vern Law, R (8, PR) OBP: 0.333, SLG: 0.476	3-H				0-0 5-3	0-0 2-H P4			4-0 1-2 SF7 P3-5 BB	3 0 1 1 0 0 1 0 0 0 0 0 0 0 0 0 0 0 1 0 0
Johnny Hetki, R (9, 1)	0-0 1B									
Jack Shepard, R (1, 2) OBP: 0.341, SLG: 0.359	0-0 1B		0-0 5-3			0-0 1B			0-0 1-2 SF7 1B	4 0 2 1 0 0 0 3 0 0 1 0 0 3
Toby Atwell, L (8, PH) OBP: 0.413, SLG: 0.426	1-3 2-H									
Jim Mangan, R (8, PH) OBP: 0.333, SLG: 0.238										
Jim Mangan, R (9, 2) OBP: 0.333, SLG: 0.238										
Curt Roberts, R (1, 4) OBP: 0.285, SLG: 0.297		0-0 E5 SH1-4		0-0 5-3		0-0 1-2 1B			0-0 1-2 2-3 3-H SF7 1B	4 0 2 1 0 0 0 3 0 0 1 0 0 3
Dick Hall, R (1, 8) OBP: 0.304, SLG: 0.313		0-0 F8			0-0 P6	0-0 L4			0-0 1-2 2-3 3-H SF7	3 0 0 1 0 0 3
Max Surkont, R (1, 1) OBP: 0.250, SLG: 0.160		0-0 SH1-4			0-0 F8				0-0 3-H P3-5	2 0 0 0 0 0 0 1 0 0 0 0 0 3
Luis Marquez, R (8, PH) OBP: 0.143, SLG: 0.077		1-2								

Inning Stats	R: 2 E: 1 K: 0 S: 4	H: 2 LOB: 2 BB: 2 P: 12	R: 0 E: 1 K: 0 S: 4	H: 0 LOB: 1 BB: 0 P: 4	R: 0 E: 0 K: 2 S: 7	H: 0 LOB: 0 BB: 0 P: 7	R: 0 E: 0 K: 1 S: 5	H: 0 LOB: 0 BB: 0 P: 5	R: 0 E: 0 K: 0 S: 4	H: 2 LOB: 2 BB: 0 P: 4	R: 1 E: 0 K: 0 S: 6	H: 3 LOB: 2 BB: 0 P: 6	R: 0 E: 0 K: 0 S: 2	H: 0 LOB: 1 BB: 2 P: 10	R: 2 E: 0 K: 0 S: 4	H: 2 LOB: 2 BB: 2 P: 12	R: 0 E: 0 K: 0 S: 3	H: 0 LOB: 0 BB: 0 P: 3	1B: 7 2B: 3 3B: 0 HR: 0	SF: 2 SAC: 1 DP: 2 HBP: 0	WP: 0 PB: 0 SB: 0 CS: 0	PA: 39
--------------	------------------------------	----------------------------------	------------------------------	---------------------------------	------------------------------	---------------------------------	------------------------------	---------------------------------	------------------------------	---------------------------------	------------------------------	---------------------------------	------------------------------	----------------------------------	------------------------------	----------------------------------	------------------------------	---------------------------------	----------------------------------	------------------------------------	----------------------------------	--------

PITCHER	IP	WLS	BF	H	R	ER	SO	BB	IBB	HBP	BLK	WP	HR	S	P	ERA	WHIP
Jim Davis, L (1, 1) ERA: 5.45	6.1	W	28	7	3	3	3	3	3	0	0	0	0	31	43	4.26	1.579
Hal Jeffcoat, R (7, 1) ERA: 6.8	0.2		5	1	2	2	0	3	0	0	0	0	0	2	14	27.00	6.000
Paul Minner, L (8, 1) ERA: 3.83	2.0	S	6	1	0	0	0	0	0	0	0	0	0	6	6	0.00	0.500

BOTTOM

Chicago Cubs @ Pittsburgh Pirates
Forbes Field, Pittsburgh, PA
 Mon Jun 14 1954, 3:33 AM EDT
 Att. 6,462 - Unknown

AB	30
R	5
H	9
RBI	5
BB	6
SO	3
LOB	13



WP	HR	S	P	ERA	WHIP
0	0	0	0	0.00	0.500

Batter	1	2	3	4	5	6	7	8	9	AB R H RBI BB SO LOB	TOP											
Frank Baumholtz, L (1, 8) OBP: 0.347, SLG: 0.401	1-1 G3	2-0 FC6-4			0-0 4-3		1-0 4-3		1-2 F7	5 0 0 0 0 0 4												
Dee Fondy, L (1, 3) OBP: 0.295, SLG: 0.423	1-1 1B		3-2 L7		0-0 HR			3-3 K		4 1 2 1 0 1 0												
Randy Jackson, R (1, 5) OBP: 0.379, SLG: 0.511	3-2 F5		0-0 F7		4-1 BB			4-2 BB		2 0 0 0 2 0 1												
Ralph Kiner, R (1, 7) OBP: 0.436, SLG: 0.596	0-0 L7		1-0 HR		0-3 K			3-1 F6		4 1 1 1 0 1 3												
Hank Sauer, R (1, 9) OBP: 0.411, SLG: 0.659		2-1 4-3	1-0 F7		1-1 F5			0-3 K		4 0 0 0 0 1 1												
14 Ernie Banks, R (1, 6) OBP: 0.329, SLG: 0.417		1-0 6-3 1B HBP		0-0 5-3		0-0 6-3		1-2 2B		3 1 1 0 0 0 0												
Joe Garagiola, L (1, 2) OBP: 0.405, SLG: 0.393		4-1 1B 6-3 BB		0-3 K		2-1 F6		2-1 F5		3 0 0 0 1 1 1												
Eddie Miksis, R (1, 4) OBP: 0.234, SLG: 0.262		2-1 6-3		0-3 K		0-2 P4		0-3 K		3 0 0 0 0 1 2												
Bill Serena, R (9, PH) OBP: 0.346, SLG: 0.619		1-2 2-3 3-H								1 0 0 0 0 1 1												
Warren Hacker, R (1, 1) OBP: 0.211, SLG: 0.167		0-2 FC6-4 1B		0-3 K		0-3 K		4-2 BB		3 0 1 1 0 2 0												
Bill Tremel, R (7, 1)										0 0 0 0 0 0 0												
Hal Rice, L (9, PH) OBP: 0.302, SLG: 0.284										0 0 0 0 1 0 0												
Inning Stats	R: 0 E: 0 K: 0 S: 8	H: 1 LOB: 1 BB: 0 P: 13	R: 1 E: 0 K: 0 S: 9	H: 1 LOB: 2 BB: 1 P: 20	R: 1 E: 0 K: 2 S: 6	H: 1 LOB: 0 BB: 0 P: 11	R: 0 E: 0 K: 2 S: 7	H: 0 LOB: 0 BB: 0 P: 7	R: 1 E: 0 K: 2 S: 9	H: 1 LOB: 1 BB: 1 P: 13	R: 0 E: 0 K: 1 S: 5	H: 0 LOB: 0 BB: 0 P: 8	R: 0 E: 0 K: 1 S: 7	H: 0 LOB: 0 BB: 0 P: 8	R: 0 E: 0 K: 2 S: 11	H: 0 LOB: 1 BB: 1 P: 21	R: 0 E: 0 K: 1 S: 13	H: 1 LOB: 2 BB: 1 P: 21	1B: 2 2B: 1 3B: 0 HR: 2	SF: 0 SAC: 0 DP: 0 HBP: 1	WP: 0 PB: 0 SB: 0 CS: 0	PA: 37
PITCHER Don Newcombe, R (1, 1) ERA: 4.8	IP: 9.0 WLS: W BF: 37 H: 5 R: 3 ER: 3 SO: 8 BB: 4 IBB: 0 HBP: 1 BLK: 0 WP: 0 HR: 2 S: 75 P: 122 ERA: 3.00 WHIP: 1.000											PITCHER	IP: 0 WLS: 0 BF: 0 H: 0 R: 0 ER: 0 SO: 0 BB: 0 IBB: 0 HBP: 0 BLK: 0 WP: 0 HR: 0 S: 0 P: 0 ERA: 0.00 WHIP: 0.000									

Chicago Cubs @ Brooklyn Dodgers
Ebbets Field, Brooklyn, NY
Fri Jun 18 1954, 3:33 AM EDT
Att. 14,379 - Unknown

livebaseballscorecards.com

AB	32
R	3
H	5
RBI	3
BB	4
SO	8
LOB	13



Batter	1	2	3	4	5	6	7	8	9
Jim Gilliam, S OBP: 0.322, SLG: 0.429 (1, 4)	1-0 1B 2B	1-0 E4 1-3		0-2 F9		0-0 4-3		1-0 G6-4-3 1-2 1B	
Pee Wee Reese, R OBP: 0.369, SLG: 0.453 (1, 6)	1-1 F8 SF8 2-H 1B	0-0 F6			1-1 F8		1-0 F9	3-1 G6-4-3 1-2f	
Duke Snider, L OBP: 0.447, SLG: 0.695 (1, 8)	1-0 F8 2-3		3-2 3-1		2-1 F8		2-0 F8 HR 2B		
Jackie Robinson, R OBP: 0.463, SLG: 0.588 (1, 7)	4-1 BB		2-2 F6		1-1 2B		1-1 F8 2-3		
Gil Hodges, R OBP: 0.386, SLG: 0.623 (1, 3)	2-0 SF8 3-H		1-1 HR		4-1 FC6-4 BB		0-1 HR		
Roy Campanella, R OBP: 0.247, SLG: 0.370 (1, 2)	3-3 K		2-2 1B		0-0 FC6-4 1-2f		1-1 2B		
Carl Furillo, R OBP: 0.327, SLG: 0.298 (1, 9)		0-1 6-3	0-2 F7		2-2 F8		0-1 6-3		
Don Hoak, R OBP: 0.283, SLG: 0.448 (1, 5)		0-2 F9		2-1 F9		3-2 HR		0-3 K	
Don Newcombe, L OBP: 0.350, SLG: 0.294 (1, 1)		1-1 E 1B		2-3 K		0-3 K		0-0 1B 1B	

Inning Stats	R: 2	H: 2	E: 0	LOB: 1	K: 1	S: 9	R: 0	H: 1	E: 1	LOB: 2	K: 0	S: 9	R: 1	H: 2	E: 0	LOB: 1	K: 0	S: 15	R: 0	H: 0	E: 0	LOB: 0	K: 1	S: 10	R: 0	H: 1	E: 0	LOB: 2	K: 0	S: 8	R: 1	H: 1	E: 0	LOB: 0	K: 1	S: 11	R: 2	H: 3	E: 0	LOB: 1	K: 0	S: 10	R: 0	H: 2	E: 0	LOB: 1	K: 1	S: 7	
	1B: 5	SF: 1	2B: 4	SAC: 0	3B: 0	DP: 1	HR: 3	HBP: 0	WP: 0	PA: 38																																							

PITCHER	IP	WLS	BF	H	R	ER	SO	BB	IBB	HBP	BLK	WP	HR	S	P	ERA	WHIP
Warren Hacker, R ERA: 4.25 (1, 1)	6.2	L	33	10	6	6	3	2	0	0	0	0	3	70	114	8.10	1.800
Bill Tremel, R ERA: 4.5 (7, 1)	1.1		5	2	0	0	1	0	0	0	0	0	0	9	13	0.00	1.500

BOTTOM

Chicago Cubs @ Brooklyn Dodgers
Ebbets Field, Brooklyn, NY

Fri Jun 18 1954, 3:33 AM EDT
Att. 14,379 - Unknown

AB	35
R	6
H	12
RBI	6
BB	2
SO	4
LOB	12



Batter	1	2	3	4	5	6	7	8	9	AB R H RBI BB SO LOB	TOP	
Frank Baumholtz, L (1, 8) OBP: 0.351, SLG: 0.411	0-2 G5-4-3 1B		0-3 K			0-0 L8			3-2 HR 2B	4 1 2 0 0 1 2		
Dee Fondy, L (1, 3) OBP: 0.291, SLG: 0.416	0-1 B5		0-0 FC6			0-1 F2			1-1 F4	4 0 0 0 0 0 4		
Ralph Kiner, R (1, 7) OBP: 0.433, SLG: 0.604	3-1 G5-4-3					1-0 F3			0-0 HR	4 1 1 2 0 1 1		
Hank Sauer, R (1, 9) OBP: 0.404, SLG: 0.646		0-1 F9				1-1 F8			2-3 HR	4 0 0 0 0 1 0		
14 Ernie Banks, R (1, 6) OBP: 0.328, SLG: 0.414		3-2 CS 1B				2-1 F9			2-1 5-3	4 0 1 0 0 0 0		
Gene Baker, R (1, 4) OBP: 0.348, SLG: 0.449		2-1 F4				0-0 F4			2-2 5-3	3 0 0 0 0 0 1		
Bill Serena, R (1, 5) OBP: 0.310, SLG: 0.542			1-1 F6			0-2 5-3			0-1 5-3	3 0 0 0 0 0 0		
Joe Garagiola, L (1, 2) OBP: 0.404, SLG: 0.391			0-1 1B			0-1 E4			1-1 G3	3 0 1 0 0 0 0		
Bob Rush, R (1, 1) OBP: 0.344, SLG: 0.406			2-2 FC6 1B			0-1 1-3			1-2 1-3	2 0 1 0 0 0 1		
Hal Rice, L (8, PH) OBP: 0.299, SLG: 0.280										1 0 0 0 0 0 0		
Bill Tremel, R (8, 1)										0 0 0 0 0 0 0		
Inning Stats	R: 0 H: 1 E: 0 LOB: 0 K: 0 BB: 0 S: 7 P: 10	R: 0 H: 1 E: 0 LOB: 0 K: 0 BB: 0 S: 7 P: 12	R: 0 H: 2 E: 0 LOB: 2 K: 1 BB: 0 S: 11 P: 14	R: 0 H: 0 E: 0 LOB: 0 K: 1 BB: 0 S: 7 P: 10	R: 0 H: 0 E: 1 LOB: 1 K: 0 BB: 0 S: 8 P: 8	R: 0 H: 0 E: 0 LOB: 0 K: 0 BB: 0 S: 4 P: 5	R: 0 H: 0 E: 0 LOB: 0 K: 0 BB: 0 S: 11 P: 14	R: 0 H: 0 E: 0 LOB: 0 K: 0 BB: 0 S: 7 P: 9	R: 2 H: 2 E: 0 LOB: 0 K: 1 BB: 0 S: 11 P: 19	1B: 4 SF: 0 2B: 1 SAC: 0 3B: 0 DP: 1 HR: 1 HBP: 0	WP: 0 PA: 32 PB: 0 SB: 0 CS: 1	
PITCHER	IP WLS BF H R ER SO BB IBB HBP BLK WP HR S P ERA WHIP											
Russ Meyer, R (1, 1) ERA: 3.13	8.1 W 29 5 1 1 2 0 0 0 0 0 0 67 91 1.08 0.600											
Jim Hughes, R (9, 1) ERA: 3.16	0.2 S 3 1 1 1 1 0 0 0 0 0 0 1 6 10 13.50 1.500											

Chicago Cubs @ Brooklyn Dodgers
 Ebbets Field, Brooklyn, NY
 Sat Jun 19 1954, 3:33 AM EDT
 Att: 11,780 - Unknown

livebaseballscorecards.com

AB	32
R	2
H	6
RBI	2
BB	0
SO	3
LOB	9



Batter	1	2	3	4	5	6	7	8	9	AB R H RBI BB SO LOB
Jim Gilliam, S OBP: 0.325, SLG: 0.428 (1, 4)	2-2 F7			4-1 HR BB		1-0 G4-6-3 1B		0-2 FC6-4 HR		3 2 1 0 1 0 1
Pee Wee Reese, R OBP: 0.368, SLG: 0.447 (1, 6)	1-0 6-3			2-1 F7		2-0 G4-6-3 1-2f		4-0 HR BB		3 1 0 0 1 0 2
Duke Snider, L OBP: 0.444, SLG: 0.700 (1, 8)	1-3 K			2-3 K 1-2		3-1 G3		2-1 HR 1-H 2-H		4 1 1 3 0 2 1
Jackie Robinson, R OBP: 0.464, SLG: 0.625 (1, 7)		1-3 K		3-0 HR 2-H		1-0 HR		0-1 L9		4 2 2 3 0 1 0
Don Thompson, L OBP: 0.165, SLG: 0.043 (9, 7)										0 0 0 0 0 0 0
Gil Hodges, R OBP: 0.386, SLG: 0.617 (1, 3)		1-1 F3		4-2 BB		2-3 K				2 0 0 0 1 1 0
Roy Campanella, R OBP: 0.242, SLG: 0.362 (1, 2)		2-2 F6		0-1 F4		2-1 5-3				3 0 0 0 0 0 1
Carl Furillo, R OBP: 0.323, SLG: 0.294 (1, 9)			1-1 F4		1-0 6-3		0-0 6-3			3 0 0 0 0 0 0
Don Hoak, R OBP: 0.284, SLG: 0.444 (1, 5)			0-1 F9		0-0 F8		0-0 FC2-6-5-6-3 1B			3 0 1 0 0 0 0
Russ Meyer, S OBP: 0.105, SLG: 0.056 (1, 1)			2-3 K		0-2 1-3		0-2 FC2-6-5-6-2 FC6-4 1-3			3 0 0 0 0 1 1
Jim Hughes, R OBP: 0.333, SLG: 0.333 (9, 1)										0 0 0 0 0 0 0

Inning Stats	R: 0 E: 0 K: 1 S: 7	H: 0 LOB: 0 BB: 0 P: 11	R: 0 E: 0 K: 1 S: 8	H: 0 LOB: 0 BB: 0 P: 12	R: 0 E: 0 K: 1 S: 7	H: 0 LOB: 0 BB: 0 P: 10	R: 2 E: 0 K: 1 S: 11	H: 1 LOB: 1 BB: 2 P: 26	R: 0 E: 0 K: 0 S: 5	H: 0 LOB: 0 BB: 0 P: 6	R: 0 E: 0 K: 0 S: 4	H: 1 LOB: 0 BB: 0 P: 10	R: 1 E: 0 K: 1 S: 7	H: 1 LOB: 0 BB: 0 P: 12	R: 3 E: 0 K: 0 S: 11	H: 2 LOB: 0 BB: 1 P: 17
1B: 2 2B: 0 3B: 0 HR: 3	SF: 0 SAC: 0 DP: 1 HBP: 0	WP: 0 PA: 31														

PITCHER	IP	WLS	BF	H	R	ER	SO	BB	IBB	HBP	BLK	WP	HR	S	P	ERA	WHIP
Bob Rush, R ERA: 4.65 (1, 1)	7.0	L	25	3	3	3	5	2	0	0	0	0	2	49	87	3.86	0.714
Bill Tremel, R ERA: 9.0 (8, 1)	1.0		6	2	3	3	0	1	0	0	0	0	1	11	17	27.00	3.000

BOTTOM

Chicago Cubs @ Brooklyn Dodgers
Ebbets Field, Brooklyn, NY
Sat Jun 19 1954, 3:33 AM EDT
Att. 11,780 - Unknown

livebaseballscorecards.com

AB	28
R	6
H	5
RBI	6
BB	3
SO	5
LOB	6



Batter	1	2	3	4	5	6	7	8	9	AB R H RBI BB SO LOB	TOP						
Frank Baumholtz, L (1, 8) OBP: 0.359, SLG: 0.434	1-1 3B		4-2 B 1-2 BB		0-0 F6	0-0 1B 2B		1-0 E1 FC3-8		4 0 2 2 1 0 0	Chicago Cubs @ Brooklyn Dodgers Ebbets Field, Brooklyn, NY Sun Jun 20 1954, 3:33 AM EDT Unknown						
Dee Fondy, L (1, 3) OBP: 0.289, SLG: 0.416	1-3 K		1-3 K		2-2 E SF8 2B	1-2 6-3		0-0 FC3-6 G1-4-3		5 1 1 0 0 2 5							
Ralph Kiner, R (1, 7) OBP: 0.429, SLG: 0.595	1-2 1-3		2-3 K		0-2 E6 14 2B	0-1 BB 1B		2-1 G1-4-3		5 0 1 0 0 1 5							
Hank Sauer, R (1, 9) OBP: 0.403, SLG: 0.641	2-3 K			1-2 HBP 14 1B	1-0 SF8	4-1 14 G4-3 BB		1-1 E5 14 G6-4-3		3 0 1 1 1 1 1							
14 Ernie Banks, R (1, 6) OBP: 0.329, SLG: 0.418		1-1 F6		2-2 HBP 1B	2-0 2B	0-1 G4-3		2-0 G6-4-3		5 0 2 0 0 0 4							
Gene Baker, R (1, 4) OBP: 0.339, SLG: 0.436		2-2 1-3		2-2 F7	1-2 6-3		2-2 F8		2-2 F6	5 0 0 0 0 0 4							
Bill Serena, R (1, 5) OBP: 0.333, SLG: 0.500		2-3 K2-3		3-3 K		4-2 E 2B BB	4-2 G3 BB			2 1 0 0 2 2 2							
Joe Garagiola, L (1, 2) OBP: 0.414, SLG: 0.391			4-2 FC8-8 BB	2-2 HBP		1-1 E1 2B	1-0 G3			0 0 0 0 1 0 0							
El Tappe, R (4, 2) OBP: 0.292, SLG: 0.295			2-1 FC8-6 BB	1-2 2-3 HBP		1-2 2B	1-2			2 1 0 0 0 0 2							
Johnny Klopstein, R Hal Rice, L Jim Brosnan, R Randy Jackson, R Jim Davis, S Steve Elroy, R Warren Hacker, R Eddie Miksis, R Bill Tremel, R			2-1 FC8-6 BB	3-3 K		2-0 2B	0-0 6-3			0 0 0 0 0 0 0 1 0 0 0 0 0 0 1 0 0 0 0 0 0 0 0 1 0 0 0 0 0 0 0 1 1 1 1 0 0 0 0 0 0 0 0 0 0 0 0 1 1 1 1 0 0 0 0 0 0 0 0 0 0 0 0 1 0 0 0 0 0 0 1 0 0 0 0 0 0 0 0							
Inning Stats	R: 0 H: 1 E: 0 LOB: 1 K: 2 BB: 0 S: 11 P: 16	R: 0 H: 0 E: 0 LOB: 0 K: 1 BB: 0 S: 9 P: 14	R: 0 H: 0 E: 0 LOB: 2 K: 2 BB: 2 S: 17 P: 30	R: 0 H: 2 E: 0 LOB: 3 K: 2 BB: 0 S: 19 P: 32	R: 1 H: 2 E: 1 LOB: 2 K: 0 BB: 0 S: 12 P: 18	R: 3 H: 3 E: 1 LOB: 2 K: 0 BB: 2 S: 14 P: 26	R: 0 H: 0 E: 0 LOB: 1 K: 0 BB: 1 S: 7 P: 14	R: 0 H: 0 E: 1 LOB: 0 K: 0 BB: 0 S: 4 P: 7	R: 0 H: 0 E: 1 LOB: 0 K: 0 BB: 0 S: 7 P: 12	1B: 3 SF: 1 2B: 4 SAC: 0 3B: 1 DP: 3 HR: 0 HBP: 1	WP: 0 PA: 42 PB: 0 SB: 0 CS: 0						
PITCHER	IP WLS BF H R ER SO BB IBB HBP BLK WP HR S P ERA WHIP																
Carl Erskine, R (1, 1) ERA: 3.58	5.0	27	6	4	2	7	3	0	1	0	0	0	0	73	122	3.60	1.800
Johnny Podres, L (6, 1) ERA: 3.51	0.1	2	1	0	0	0	0	0	0	0	0	0	4	5	0.00	3.000	
Clem Labine, R (6, 1) ERA: 3.54	3.2	W	13	1	0	0	2	0	0	0	0	0	23	42	0.00	0.818	

livebaseballscorecards.com

AB	35
R	4
H	8
RBI	4
BB	5
SO	7
LOB	28



Batter	1	2	3	4	5	6	7	8	9	AB	R	H	RBI	BB	SO	LOB
Jim Gilliam, S OBP: 0.323, SLG: 0.421 (1, 4)	F7	F7			5-3	F7		BB		4	0	0	0	1	0	3
Pee Wee Reese, R OBP: 0.365, SLG: 0.442 (1, 6)	K	1B			B2-3		F8	F9		5	0	1	1	0	1	3
Duke Snider, L OBP: 0.445, SLG: 0.696 (1, 8)	WP BB	F9			3-2 1B		G3			3	0	1	0	1	0	1
Jackie Robinson, R OBP: 0.459, SLG: 0.615 (1, 7)	F3		4-3		5-3		CS 1B			4	0	1	0	0	0	2
Gil Hodges, R OBP: 0.391, SLG: 0.622 (1, 3)		2B HR 1B	5-3			3B 2B	CS	SH5-4 1B BB		3	3	2	0	1	0	0
Roy Campanella, R OBP: 0.256, SLG: 0.396 (1, 2)		3-2 HR 2B	CS 1B			2B 3B		SH5-4		3	1	3	1	0	0	0
Carl Furillo, R OBP: 0.326, SLG: 0.309 (1, 9)		1-1 HR	CS	3-1 F4		F5		BB 1B IBB		3	1	1	3	1	0	1
Don Hoak, R OBP: 0.303, SLG: 0.462 (1, 5)		1-0 SH3-4 1B HBP		5-3		1-2 2B		BB 1B		3	1	2	1	0	0	0
Carl Erskine, R OBP: 0.200, SLG: 0.111 (1, 1)		0-0 SH3-4			1-0 F8		3-4 2B BB			1	0	0	0	0	0	0
Johnny Podres, L OBP: 0.343, SLG: 0.406 (6, 1)								K		0	0	0	0	0	0	0
Clem Labine, R (6, 1)										1	0	0	0	1	1	2

Inning Stats	R: 0	H: 0	E: 0	K: 1	S: 10	H: 0	LOB: 1	BB: 1	P: 19	R: 4	H: 4	E: 0	K: 0	S: 18	H: 1	LOB: 0	BB: 0	P: 27	R: 0	H: 0	E: 0	K: 0	S: 5	R: 0	H: 1	E: 0	K: 0	S: 6	H: 3	LOB: 2	BB: 1	P: 16	R: 0	H: 1	E: 0	K: 0	S: 10	H: 1	LOB: 0	BB: 0	P: 20	R: 1	H: 3	E: 0	K: 0	S: 10	H: 1	LOB: 3	BB: 3	P: 25
--------------	------	------	------	------	-------	------	--------	-------	-------	------	------	------	------	-------	------	--------	-------	-------	------	------	------	------	------	------	------	------	------	------	------	--------	-------	-------	------	------	------	------	-------	------	--------	-------	-------	------	------	------	------	-------	------	--------	-------	-------

PITCHER	IP	WLS	BF	H	R	ER	SO	BB	IBB	HBP	BLK	WP	HR	S	P	ERA	WHIP
Johnny Klippstein, R (1, 1)	2.0		12	4	4	4	1	1	0	0	0	1	1	28	46	18.00	2.500
Jim Brosnan, R (3, 1)	1.0		3	1	0	0	0	0	0	0	0	0	0	10	15	0.00	1.000
Jim Davis, L (4, 1)	2.0		7	1	0	0	0	0	0	0	0	0	0	11	21	0.00	0.500
Warren Hacker, R (6, 1)	1.0	L	6	3	1	1	0	1	0	0	0	0	0	10	16	9.00	4.000
Bill Tremel, R (7, 1)	2.0		10	2	1	1	1	2	1	0	0	0	0	19	45	4.50	2.000

BOTTOM

Chicago Cubs @ Brooklyn Dodgers
Ebbets Field, Brooklyn, NY
 Sun Jun 20 1954, 3:33 AM EDT
 Unknown

AB	30
R	6
H	11
RBI	6
BB	5
SO	2
LOB	12

livebaseballscorecards.com

B

1B: 6	SF: 0	WP: 1	PA: 40
2B: 3	SAC: 2	PB: 0	
3B: 1	DP: 0	SB: 0	
HR: 1	HBP: 1	CS: 2	

Batter	1	2	3	4	5	6	7	8	9	AB R H RBI BB SO LOB	TOP																									
Frank Baumholtz, L (1, 8) OBP: 0.354, SLG: 0.423	2-3 K	0-0 F8		1-2 L9		0-2 P6			4-2 G5-4-3 BB	4 0 0 0 1 1 4																										
Gene Baker, R (1, 4) OBP: 0.335, SLG: 0.425	0-0 F2		4-1 2B BB	0-1 5-3			0-0 1-3		1-2 G5-4-3 1-2f	4 1 0 0 1 0 1																										
Hal Rice, L (1, 9) OBP: 0.294, SLG: 0.276	2-1 1B		2-3 K		1-1 3-1		1-3 K			4 0 1 0 0 2 1																										
Ralph Kiner, R (1, 7) OBP: 0.430, SLG: 0.611	1-3 K		1-0 1B 1-H 2B		1-0 F3		3-1 HR			4 1 2 2 0 1 1																										
14 Ernie Banks, R (1, 6) OBP: 0.332, SLG: 0.417		0-0 E1 SF7 1B	4-0 FC5 1B BB		2-3 K		0-0 F8			3 1 1 0 1 1 0																										
Steve Bilko, R (1, 3) OBP: 0.333, SLG: 0.333		4-2 BB BB	1-2 1-2 2-3 1B		3-3 K		0-0 6-3			3 0 1 0 1 1 0																										
Bill Serena, R (1, 5) OBP: 0.351, SLG: 0.464		4-2 BB	1-1 F2		4-1 1B BB		2-3 K			2 0 0 0 2 1 3																										
El Tappe, R (1, 2) OBP: 0.290, SLG: 0.292		2-2 F5	1-0 FC5 2-3f		0-0 1-2 1B		2-1 F8			4 0 1 0 0 0 6																										
Hal Jeffcoat, R (1, 1) OBP: 0.375, SLG: 0.769		2-2 SF7		1-3 K		3-3 K		3-3 K		1 0 0 1 0 1 0																										
Hank Sauer, R (6, PH) OBP: 0.402, SLG: 0.637										1 0 0 0 0 1 2																										
Johnny Klippstein, R (6, 1) OBP: 0.136, SLG: 0.143										0 0 0 0 0 0 0																										
Randy Jackson, R (9, PH) OBP: 0.376, SLG: 0.507										1 0 0 0 0 1 0																										
Inning Stats	R: 0 E: 0 K: 2 S: 10	H: 1 LOB: 1 BB: 0 P: 15	R: 1 E: 1 K: 0 S: 12	H: 1 LOB: 2 BB: 2 P: 24	R: 1 E: 0 K: 1 S: 11	H: 2 LOB: 3 BB: 0 P: 25	R: 0 E: 0 K: 1 S: 8	H: 0 LOB: 0 BB: 0 P: 10	R: 0 E: 0 K: 1 S: 6	H: 0 LOB: 0 BB: 0 P: 10	R: 0 E: 0 K: 1 S: 8	H: 1 LOB: 2 BB: 1 P: 12	R: 0 E: 0 K: 1 S: 6	H: 0 LOB: 0 BB: 0 P: 10	R: 0 E: 0 K: 1 S: 9	H: 0 LOB: 0 BB: 1 P: 17	1B: 4 2B: 1 3B: 0 HR: 1	SF: 1 SAC: 0 DP: 1 HBP: 0	WP: 0 PB: 0 SB: 0 CS: 0	PA: 38																
PITCHER	IP WLS BF H R ER SO BB IBB HBP BLK WP HR S P ERA WHIP																																			
Billy Loes, R (1, 1) ERA: 5.2	2.1		13	3	2	2	3	3	0	0	0	0	0	27	51	7.71	2.571																			
Bob Milliken, R (3, 1) ERA: 4.7	2.2	W	10	1	0	0	2	1	0	0	0	0	0	20	33	0.00	0.750																			
Ben Wade, R (6, 1) ERA: 8.37	4.0	S	15	2	1	1	5	2	0	0	0	0	1	36	62	2.25	1.000																			

Chicago Cubs @ Brooklyn Dodgers
 Ebbets Field, Brooklyn, NY
 Sun Jun 20 1954, 3:38 AM EDT
 Att. 24,868 - Unknown

livebaseballscorecards.com

AB	31
R	3
H	6
RBI	3
BB	6
SO	10
LOB	18



Batter	1	2	3	4	5	6	7	8	9	AB R H RBI BB SO LOB	TOP												
Bob Talbot, R (1, 8) <small>OBP: 0.271, SLG: 0.351</small> Hal Rice, L (8, PH) <small>OBP: 0.301, SLG: 0.276</small> Jim Brosnan, R (8, 1) <small>OBP: 0.250, SLG: 0.250</small>	0-0 F9		0-0 6-3		0-0 G4-3-6			4-0 BB		3 0 0 0 0 0 1 0 0 0 0 1 0 0 0 0 0 0 0 0 0													
Gene Baker, R (1, 4) <small>OBP: 0.328, SLG: 0.415</small>	0-3 K			0-0 6-3		0-0 6-3		0-0 F9		4 0 0 0 0 1 1													
Ralph Kiner, R (1, 7) <small>OBP: 0.423, SLG: 0.600</small>	0-0 F8			0-0 F8		0-3 K		0-0 F7		4 0 0 0 0 1 1													
Hank Sauer, R (1, 9) <small>OBP: 0.399, SLG: 0.645</small>		0-0 5-3		0-0 HR		0-3 K			0-3 K	4 1 1 1 0 2 0													
Randy Jackson, R (1, 5) <small>OBP: 0.378, SLG: 0.513</small>		0-0 3B		4-0 14 1B BB		0-0 F2			0-0 F7	3 0 1 0 1 0 0													
14 Ernie Banks, R (1, 6) <small>OBP: 0.335, SLG: 0.418</small>		0-3 K		0-0 1-2 1B		0-3 K			0-0 1B	4 0 2 0 0 2 1													
Dee Fondy, L (1, 3) <small>OBP: 0.288, SLG: 0.417</small>		0-3 K		0-3 K		0-0 2B			0-3 K	4 0 1 0 0 3 4													
El Tappe, R (1, 2) <small>OBP: 0.292, SLG: 0.294</small>			0-0 F6		0-0 FC6-4 1B		0-0 F9			3 0 1 0 0 0 1													
Paul Minner, L (1, 1) <small>OBP: 0.214, SLG: 0.395</small> Frank Baumholtz, L (8, PH) <small>OBP: 0.352, SLG: 0.420</small> (8, 8)			0-3 K		0-0 FC6-4 G4-3-6			0-3 K		2 0 0 0 0 1 1 1 0 0 0 0 1 0													
Inning Stats	R: 0 E: 0 K: 1 S: 5	H: 0 LOB: 0 BB: 0 P: 5	R: 0 E: 0 K: 2 S: 8	H: 1 LOB: 1 BB: 0 P: 8	R: 0 E: 0 K: 1 S: 5	H: 0 LOB: 0 BB: 0 P: 5	R: 1 E: 0 K: 1 S: 7	H: 2 LOB: 2 BB: 1 P: 11	R: 0 E: 0 K: 0 S: 3	H: 1 LOB: 0 BB: 0 P: 3	R: 0 E: 0 K: 2 S: 7	H: 0 LOB: 0 BB: 0 P: 7	R: 0 E: 0 K: 1 S: 6	H: 1 LOB: 1 BB: 0 P: 6	R: 0 E: 0 K: 1 S: 5	H: 0 LOB: 1 BB: 1 P: 9	R: 0 E: 0 K: 2 S: 8	H: 1 LOB: 1 BB: 0 P: 8	1B: 3 2B: 1 3B: 1 HR: 1	SF: 0 SAC: 0 DP: 1 HBP: 0	WP: 0 PB: 0 SB: 0 CS: 0	PA: 34	
PITCHER Robin Roberts, R (1, 1) <small>ERA: 2.45</small>	IP 9.0	WLS W	BF 34	H 6	R 1	ER 1	SO 11	BB 2	IBB 0	HBP 0	BLK 0	WP 0	HR 1	S 54	P 62	ERA 1.00	WHIP 0.889						PITCHER IP WLS BF H R ER SO BB IBB HBP BLK WP HR S P ERA WHIP

Chicago Cubs @ Philadelphia Phillies
 Connie Mack Stadium, Philadelphia, PA
 Tue Jun 22 1954, 3:33 AM EDT
 Att. 8,128 - Unknown

livebaseballscorecards.com

AB	32
R	1
H	6
RBI	1
BB	2
SO	11
LOB	10



Batter	1	2	3	4	5	6	7	8	9	10	11	AB R H RBI BB SO LOB	TOP
Bob Talbot, R (1, 8) OBP: 0.275, SLG: 0.357 Joe Garagiola, L (10, PH) OBP: 0.410, SLG: 0.387 (10, 2)	0-0 6-3 1B		0-0 E5 SH2-3			0-0 F4		0-0 F4		0-0 4-3		4 0 0 0 0 0 0 1 0 0 0 0 0 3	
Gene Baker, R (1, 4) OBP: 0.324, SLG: 0.406	0-0 F4 1B		0-0 SH2-3 1-2			0-0 F8			0-0 L6		0-0 6-3	4 0 1 0 0 0 0	
14 Ernie Banks, R (1, 6) OBP: 0.327, SLG: 0.405	0-0 F4 1-2		0-0 6-3			0-0 F8			0-0 F8		0-0 F6	5 0 0 0 0 0 2	
Ralph Kiner, R (1, 7) OBP: 0.424, SLG: 0.591		0-0 F8		0-0 F9			0-0 SH3 1B		0-3 K		0-0 1B	5 0 2 0 0 1 0	
Randy Jackson, R (1, 5) OBP: 0.374, SLG: 0.517		0-0 F4		0-0 5-3			0-0 SH3 1-2			0-0 L8	0-0 F8	4 0 0 0 0 0 1	
Hank Sauer, R (1, 9) OBP: 0.394, SLG: 0.642 Dee Fondy, L (10, PR) OBP: 0.288, SLG: 0.417 Paul Minner, L (10, 1) OBP: 0.214, SLG: 0.395		0-0 HR		0-0 4-3			0-3 K		0-3 K	4-0 5-3 WP BB		3 1 1 1 1 1 1 0 0 0 0 0 0 0 0 0 0 0 0 0 0	
Steve Bilko, R (1, 3) OBP: 0.340, SLG: 0.385		0-0 HR		0-0 5-3			0-3 K			4-0 5-3 1-2 IBB		3 1 1 1 1 1 1	
El Tappe, R (1, 2) OBP: 0.276, SLG: 0.278 Hal Rice, L (10, PH) OBP: 0.298, SLG: 0.273 (10, 9)		0-0 F3		0-0 L8				0-0 6-3		0-0 5-3 1-2 2-3		3 0 0 0 0 0 0 1 0 0 0 0 0 2	
Jim Davis, S (1, 1) Hal Jeffcoat, R (8, 1) OBP: 0.375, SLG: 0.769 Frank Baumholtz, L (10, PH) OBP: 0.354, SLG: 0.417 (10, 8)			0-3 K		0-3 K			0-3 K		4-0 IBB		3 0 0 0 0 3 0 0 0 0 0 0 0 0 0 0 0 0 1 0 0	
Inning Stats	R: 0 H: 1 E: 0 LOB: 0 K: 0 BB: 0 S: 3 P: 3	R: 2 H: 2 E: 0 LOB: 0 K: 0 BB: 0 S: 5 P: 5	R: 0 H: 0 E: 1 LOB: 1 K: 1 BB: 0 S: 6 P: 6	R: 0 H: 0 E: 0 LOB: 0 K: 0 BB: 0 S: 3 P: 3	R: 0 H: 0 E: 0 LOB: 0 K: 1 BB: 0 S: 5 P: 5	R: 0 H: 0 E: 0 LOB: 0 K: 0 BB: 0 S: 3 P: 3	R: 0 H: 1 E: 0 LOB: 1 K: 2 BB: 0 S: 8 P: 8	R: 0 H: 0 E: 0 LOB: 0 K: 1 BB: 0 S: 5 P: 5	R: 0 H: 0 E: 0 LOB: 0 K: 1 BB: 0 S: 5 P: 5	R: 0 H: 0 E: 0 LOB: 3 K: 0 BB: 3 S: 3 P: 15	R: 0 H: 1 E: 0 LOB: 1 K: 0 BB: 0 S: 4 P: 4	1B: 3 SF: 0 2B: 0 SAC: 2 3B: 0 DP: 0 HR: 2 HBP: 0	WP: 1 PA: 41 PB: 0 SB: 0 CS: 0
PITCHER Herm Wehmeier, R (1, 1) ERA: 6.2	IP WLS BF H R ER SO BB IBB HBP BLK WP HR S P ERA WHIP												
	11.0 W 41 5 2 2 6 1 2 0 0 1 2 50 62 1.64 0.545												

Chicago Cubs @ Philadelphia Phillies
 Connie Mack Stadium, Philadelphia, PA
 Thu Jun 24 1954, 3:33 AM EDT
 Att: 6,060 - Unknown

livebaseballscorecards.com

AB	36
R	2
H	5
RBI	2
BB	3
SO	6
LOB	10



BOTTOM

Chicago Cubs @ Philadelphia Phillies
Connie Mack Stadium, Philadelphia, PA

Thu Jun 24 1954, 3:33 AM EDT
Att: 6,060 - Unknown

livebaseballscores.com

AB	38
R	3
H	9
RBI	3
BB	5
SO	5
LOB	13



AB R H RBI BB SO LOB

5 0 0 0 0 2 2

4 0 2 0 1 1 1

5 0 2 0 0 0 2

4 1 0 0 1 0 4

5 0 2 0 0 0 0

4 0 0 0 1 0 1

4 1 1 1 1 0 1

3 1 2 2 1 0 0

4 0 0 0 0 2 2

1B:	6	SF:	0
2B:	2	SAC:	0
3B:	0	DP:	1
HR:	1	HBP:	0
WP:	0	PA:	43
PB:	0		
SB:	0		
CS:	0		

11

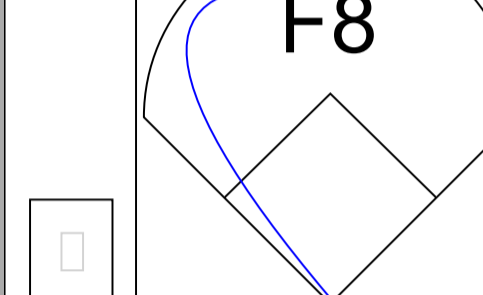
0-0



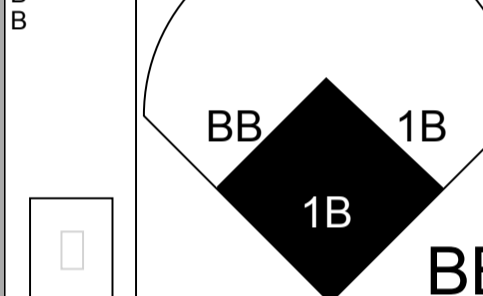
0-3



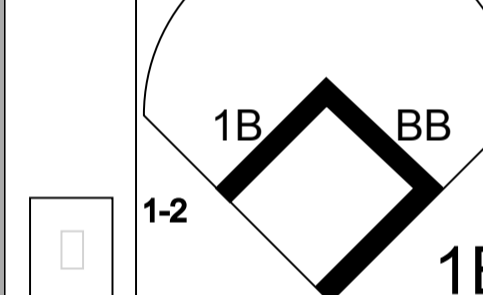
0-0



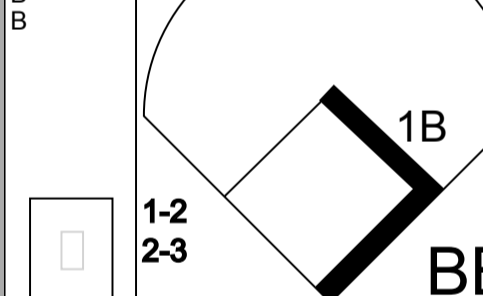
4-0



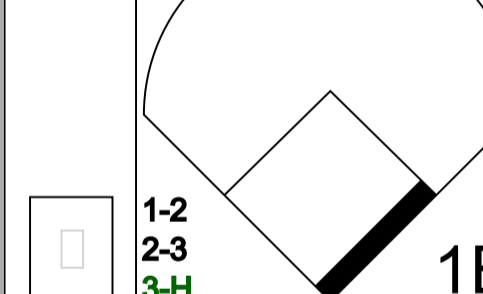
0-0



4-0



0-0



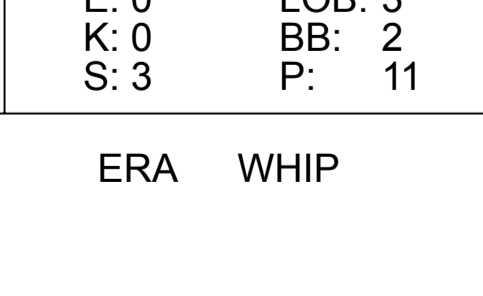
1-2 2-3 3-H



0-0

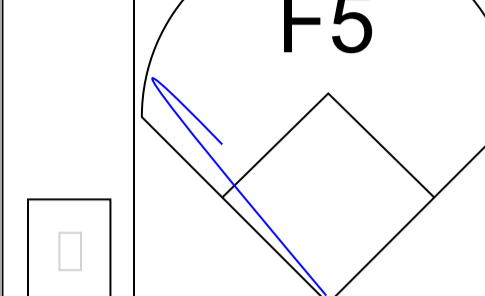


2-3

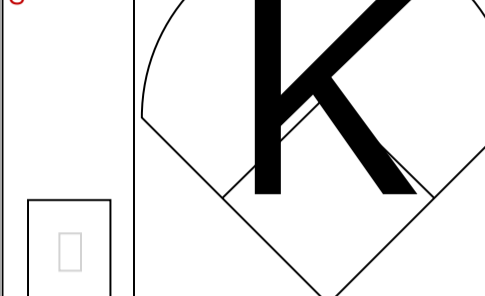


10

0-0



0-3



9

0-0



0-0



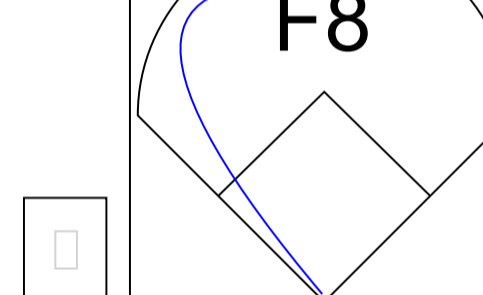
0-0



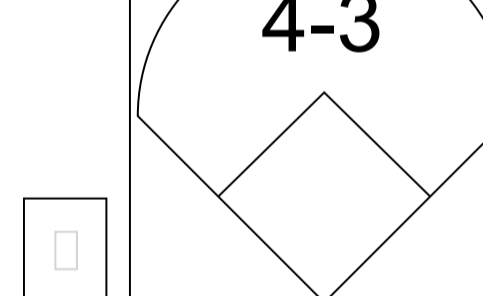
0-0



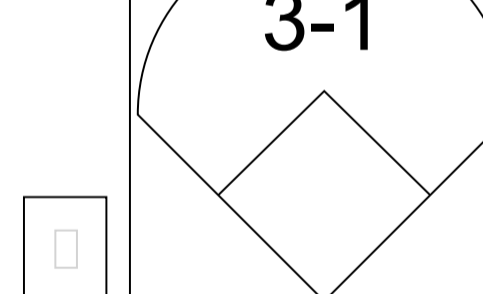
0-0



0-0



0-0



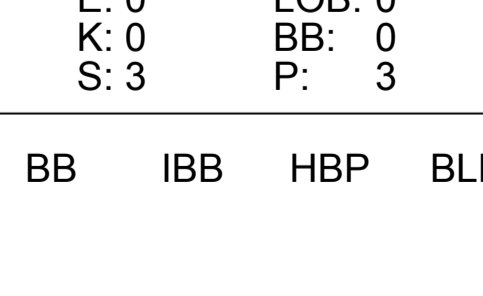
0-0



0-0

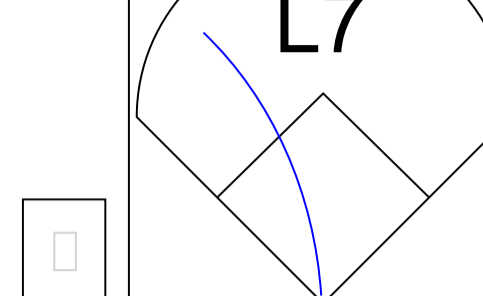


0-0

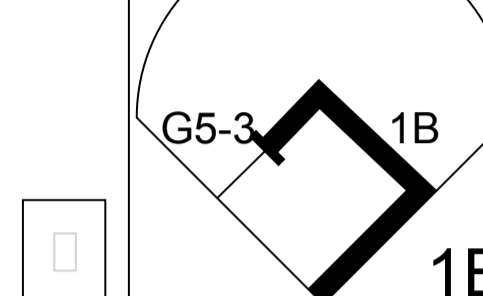


8

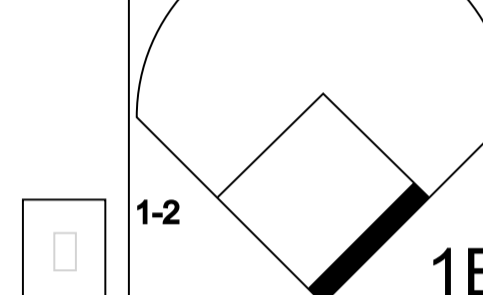
0-0



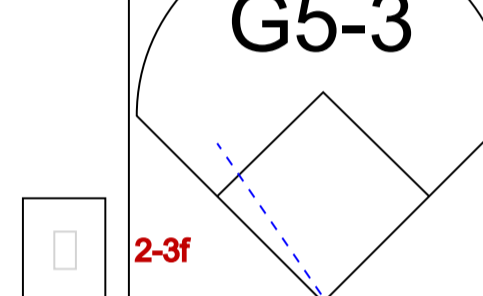
0-0



0-0



0-0



0-0



0-0



0-0



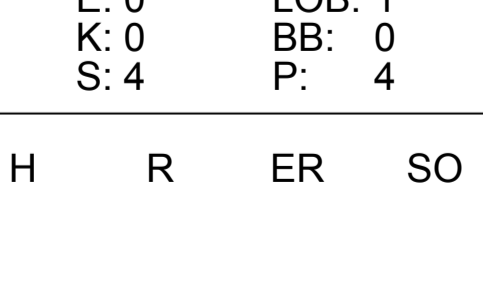
0-0



0-3



0-3



7

0-0



0-0



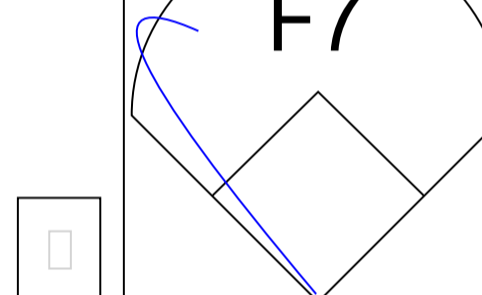
0-0



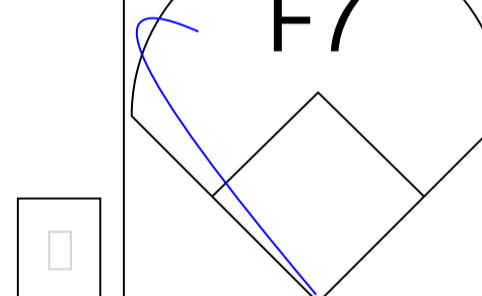
0-0



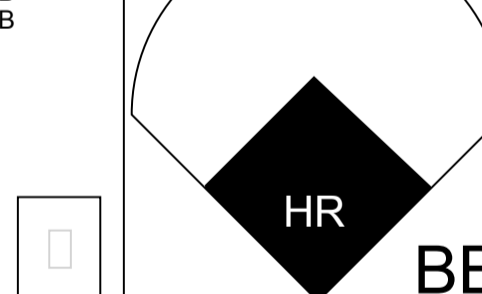
0-0



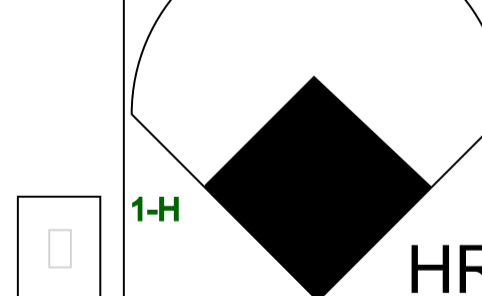
0-0



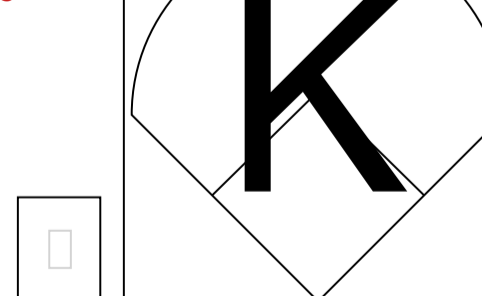
4-0



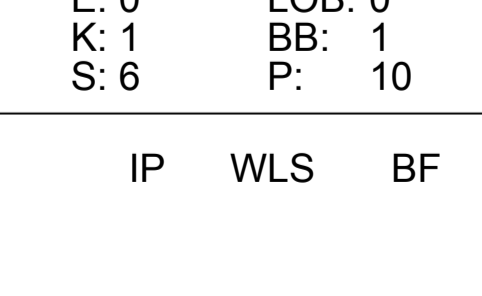
0-0



0-3



0-3

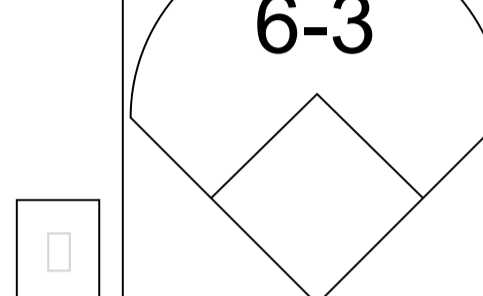


6

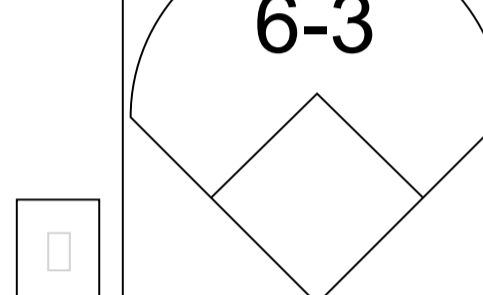
0-0



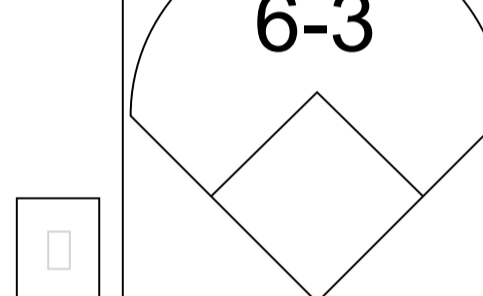
0-0



0-0



0-0



0-0



0-0



0-0



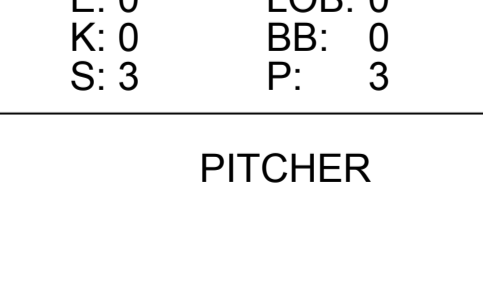
0-0



0-0

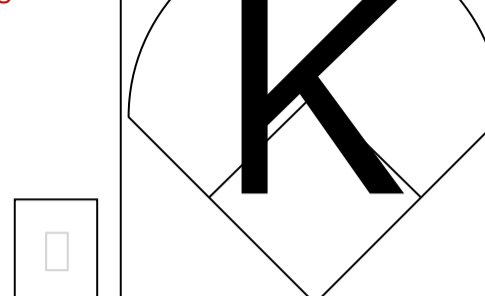


0-0



5

0-3



0-0



0-0



0-0



0-0



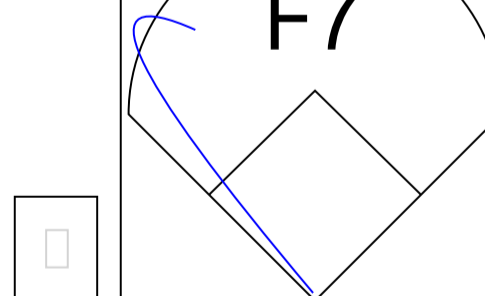
0-0



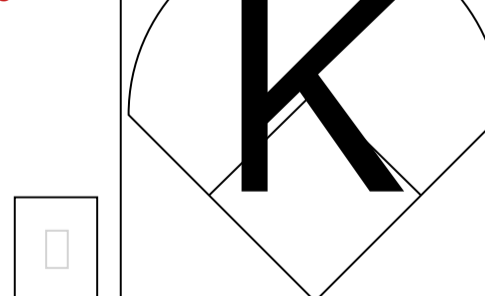
0-0



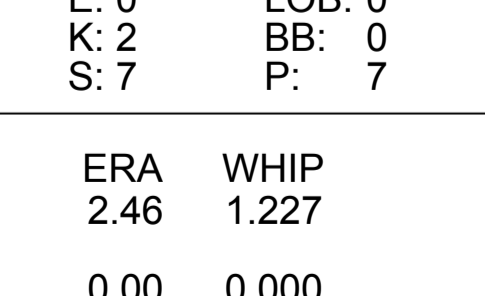
0-0



0-3



0-3



4

0-0



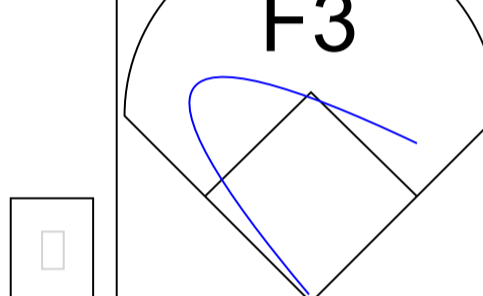
0-0



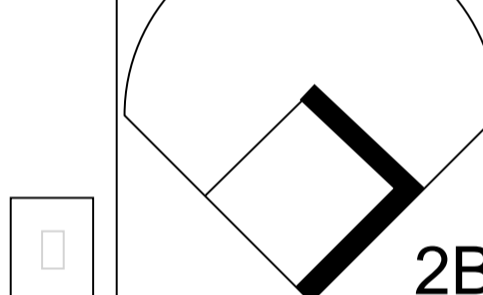
0-0



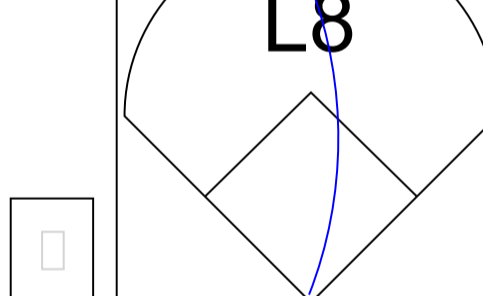
0-0



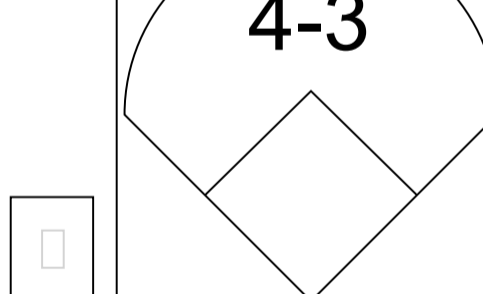
0-0



0-0



0-0



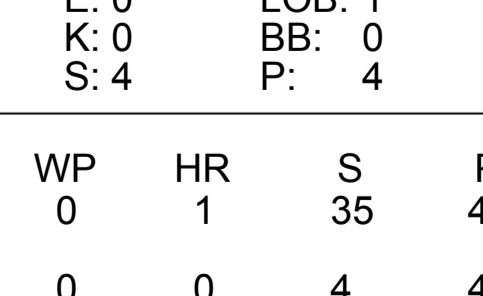
0-0



0-0

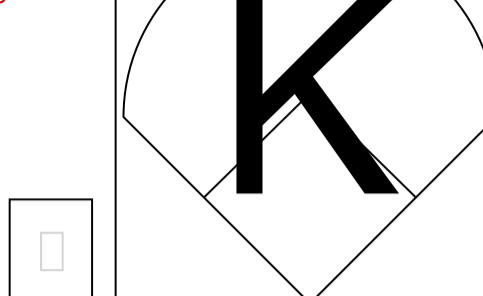


0-0

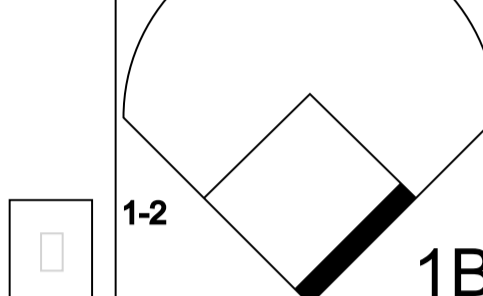


3

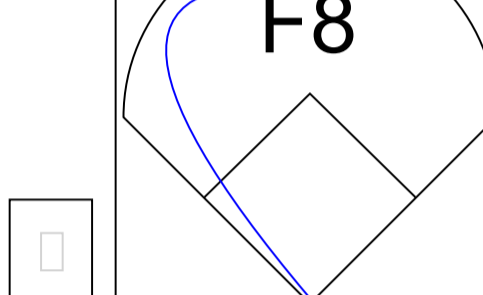
0-3



0-0



0-0



0-0



0-0



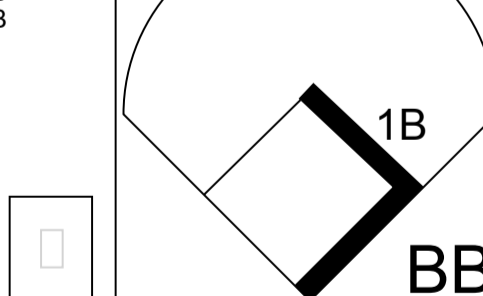
0-0



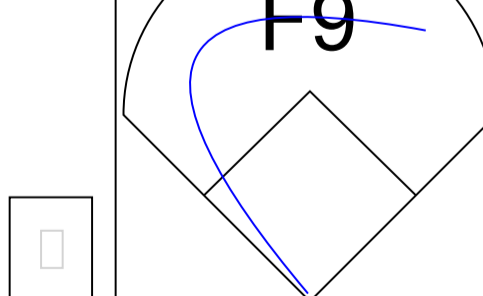
4-0



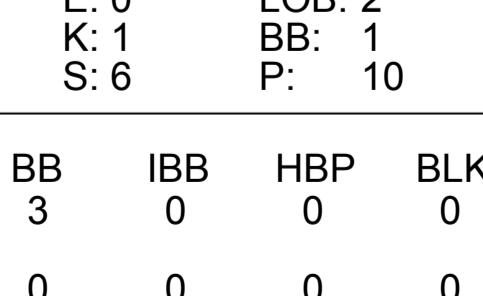
0-0



0-0



0-3



2

0-0



0-0



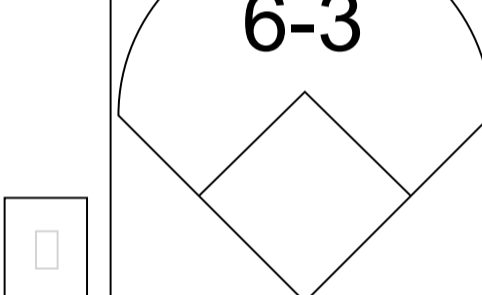
0-0



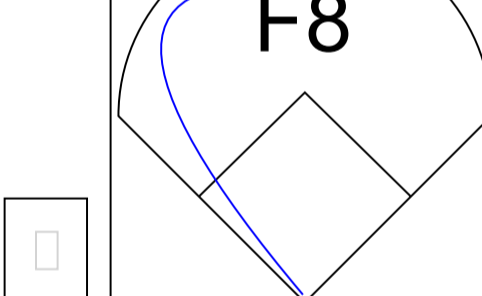
0-0



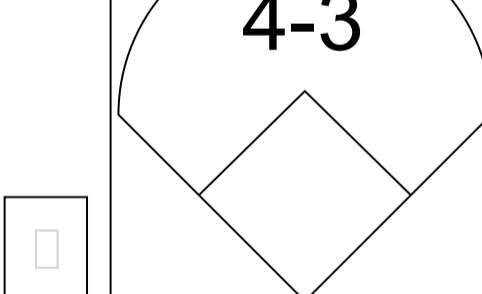
0-0



0-0



0-0



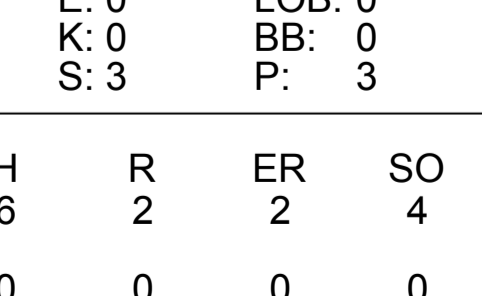
0-0



0-0

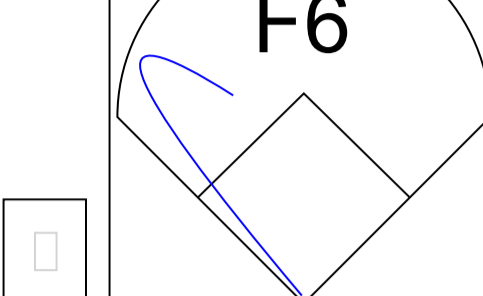


0-0

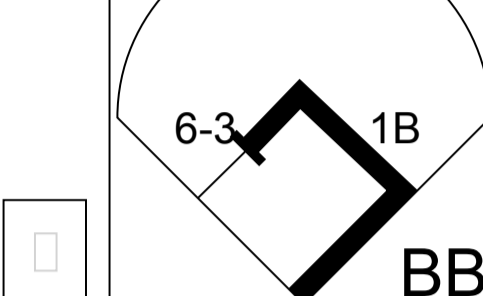


1

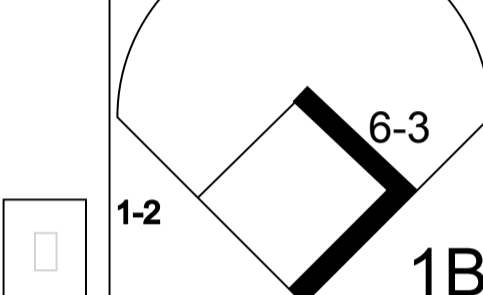
0-0



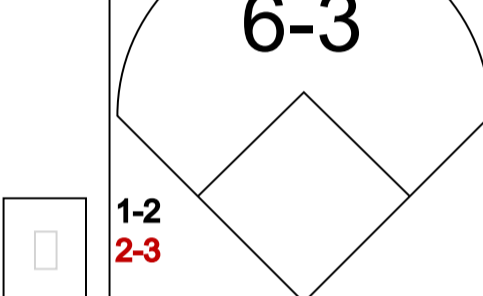
4-0



0-0



0-0



0-0



0-0



0-0



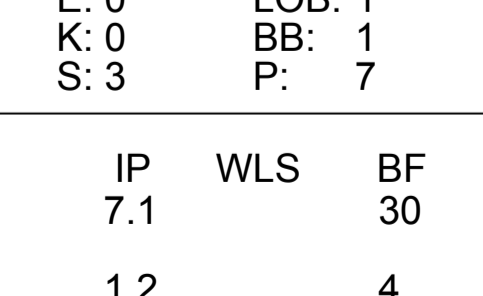
0-0



0-0



0-0



Batter

Willie Jones, R (1, 5)

Richie Ashburn, L (1, 8)

Stan Lopata, R (1, 2)

Del Ennis, R (1, 7)

Granny Hamner, R (1, 4)

Mel Clark, R (1, 9)

Earl Torgeson, L (1, 3)

Bobby Morgan, R (1, 6)

Herm Wehmeier, R (1, 1)

Inning Stats

PITCHER
Jim Davis, L (1, 1)
Hal Jeffcoat, R (8, 1)
Paul Minner, L (10, 1)

0-0

4-0

0-0

0-0

0-0

0-0

0-0

0-0

0-0

R: 0 H: 1
E: 0 LOB: 1
K: 0 BB: 1
S: 3 P: 7

0-0

0-0

0-0

0-0

0-0

0-0

0-0

4-0

0-0

R: 0 H: 0
E: 0 LOB: 0
K: 0 BB: 0
S: 3 P: 3

0-3

0-0

0-0

0-0

0-0

0-0

0-0

4-0

0-0

R: 0 H: 1
E: 0 LOB: 2
K: 1 BB: 1
S: 6 P: 10

0-0

0-0

0-0

0-0

0-0

0-0

0-0

0-0

0-0

R: 0 H: 1
E: 0 LOB: 1
K: 0 BB: 0
S: 4 P: 4

0-3

0-0

Batter	1	2	3	4	5	6	7	8	9	AB R H RBI BB SO LOB	TOP											
Bob Talbot, R (1, 8) OBP: 0.273, SLG: 0.351	0-0 F5		0-3 K		0-0 1-3 2-H 1B		0-0 F2		0-0 P8	5 0 1 1 0 1 4												
Gene Baker, R (1, 4) OBP: 0.322, SLG: 0.399	4-0 14 G5-4-3 BB			0-0 6-3		0-0 4-3	0-0 F8			3 0 0 0 1 0 2												
14 Ernie Banks, R (1, 6) OBP: 0.326, SLG: 0.400	0-0 G5-4-3 1-2f			0-0 F8		4-0 BB		0-0 F8		3 0 0 0 1 0 1												
Ralph Kiner, R (1, 7) OBP: 0.421, SLG: 0.585		0-0 6-3		0-0 FC4 1B		0-0 F6		0-0 4-3		4 0 1 0 0 0 1												
Randy Jackson, R (1, 5) OBP: 0.372, SLG: 0.513		0-0 5-3		0-0 FC4 1-2f		0-0 F9		0-0 1B		4 0 1 0 0 0 2												
Hank Sauer, R (1, 9) OBP: 0.396, SLG: 0.638		0-3 K			0-0 FC5-4 1B		4-0 E BB G3 BB	0-0 5-3		3 1 1 0 1 1 1												
Steve Bilko, R (1, 3) OBP: 0.333, SLG: 0.357			0-3 K		0-0 FC5-4 1B 1-2f		4-0 G3 E 1-2 BB	0-0 F2		3 1 0 0 1 1 1												
El Tappe, R (1, 2) OBP: 0.282, SLG: 0.284			0-0 F8		0-0 1B		0-0 E6 G3	0-3 K		2 0 1 0 0 0 0												
Frank Baumholtz, L (7, PH) OBP: 0.352, SLG: 0.414					1-2 1B		1-2 2-3 3-H			1 0 0 0 0 0 2												
Hal Jeffcoat, R (7, 1) OBP: 0.375, SLG: 0.769					0-0 1B		0-0 F9			0 0 0 0 0 0 0												
Bill Serena, R (9, PH) OBP: 0.359, SLG: 0.448								4-0 BB		1 0 0 0 0 1 0												
Bob Rush, R (1, 1) OBP: 0.364, SLG: 0.424										1 0 1 0 0 0 0												
Hal Rice, L (5, PH) OBP: 0.295, SLG: 0.270										1 0 0 0 0 0 2												
Dave Cole, R (5, 1)										0 0 0 0 0 0 0												
Joe Garagiola, L (7, PH) OBP: 0.412, SLG: 0.383										1 0 0 1 1 0 2												
Warren Hacker, R (9, PR) OBP: 0.211, SLG: 0.167										0 0 0 0 0 0 0												
Inning Stats	R: 0 E: 0 K: 0 S: 2	H: 0 LOB: 0 BB: 1 P: 6	R: 0 E: 0 K: 1 S: 5	H: 0 LOB: 0 BB: 0 P: 5	R: 0 E: 0 K: 2 S: 8	H: 1 LOB: 1 BB: 0 P: 8	R: 0 E: 0 K: 0 S: 4	H: 1 LOB: 1 BB: 0 P: 4	R: 1 E: 0 K: 0 S: 5	H: 3 LOB: 2 BB: 0 P: 5	R: 0 E: 0 K: 0 S: 3	H: 0 LOB: 1 BB: 1 P: 7	R: 1 E: 1 K: 0 S: 4	H: 0 LOB: 2 BB: 2 P: 12	R: 0 E: 0 K: 0 S: 4	H: 1 LOB: 1 BB: 0 P: 4	R: 0 E: 0 K: 1 S: 5	H: 0 LOB: 1 BB: 1 P: 9	1B: 6 2B: 0 3B: 0 HR: 0	SF: 0 SAC: 0 DP: 1 HBP: 0	WP: 0 PB: 0 SB: 0 CS: 0	PA: 37
PITCHER	IP WLS BF H R ER SO BB IBB HBP BLK WP HR S P ERA WHIP																					
Jim Hearn, R (1, 1) ERA: 4.58	7.0 W 29 5 2 2 3 4 0 0 0 0 0 0 31 47 2.57 1.286																					
Mary Grissom, R (8, 1) ERA: 1.51	2.0 S 8 1 0 0 1 1 0 0 0 0 0 0 9 13 0.00 1.000																					

Chicago Cubs @ New York Giants
Polo Grounds, New York, NY
Fri Jun 25 1954, 3:33 AM EDT
Att. 12,125 - Unknown

livebaseballscorecards.com

AB	32
R	2
H	6
RBI	2
BB	5
SO	4
LOB	18



Batter	1	2	3	4	5	6	7	8	9	AB R H RBI BB SO LOB	TOP									
Bob Talbot, R (1, 8) OBP: 0.272, SLG: 0.349 Frank Baumholtz, L (9, PH) OBP: 0.349, SLG: 0.412	0-0 5-3		0-0 1B 1B		0-0 4-3		0-0 FC5 2-3f		0-0 F7	4 0 1 0 0 0 2 1 0 0 0 0 0 2										
Gene Baker, R (1, 4) OBP: 0.324, SLG: 0.399	0-0 6-3		0-0 BB 1-2 1B		0-0 F8			0-0 1B HR 1B	0-0 F9	5 1 2 0 0 0 2										
Randy Jackson, R (1, 5) OBP: 0.380, SLG: 0.513	0-0 6-3		4-0 BB 1-2 BB		4-0 G5-4-3 BB			0-0 1-2 HR 1B	4-0 1-2 2-3 BB	2 1 1 0 3 0 0										
Ralph Kiner, R (1, 7) OBP: 0.418, SLG: 0.576		0-0 F2	4-0 1-2 2-3 BB		0-0 F9			0-3 K	0-3 K	4 0 0 0 1 2 6										
Hank Sauer, R (1, 9) OBP: 0.394, SLG: 0.645		0-0 F8	0-3 K		0-0 G5-4-3 1-2f			0-0 1-H 2-H HR		4 1 1 3 0 1 4										
14 Ernie Banks, R (1, 6) OBP: 0.329, SLG: 0.397		4-0 BB		0-0 F7			1-0 G6-3 HBP	0-3 K2-3		2 0 0 0 1 1 0										
Steve Bilko, R (1, 3) OBP: 0.309, SLG: 0.326		0-0 1-3		0-0 6-3			0-0 G6-3 1-2f	0-0 F8		4 0 0 0 0 0 2										
Walker Cooper, R (1, 2) OBP: 0.369, SLG: 0.491 Warren Hacker, R (9, PR) OBP: 0.211, SLG: 0.167			0-0 HR		0-0 L5		0-0 FC5 1B 1B		0-0 BB BB 1B	4 1 3 1 0 0 0 0 0 0 0 0 0 0										
Johnny Klippstein, R (1, 1) OBP: 0.130, SLG: 0.136 Eddie Miksis, R (5, PH) OBP: 0.227, SLG: 0.254 Jim Davis, S (5, 1) Bill Serena, R (7, PH) OBP: 0.375, SLG: 0.467 Dave Cole, R (7, 1) Hal Rice, L (9, PH) OBP: 0.302, SLG: 0.270			0-0 6-3		0-0 6-3		0-0 1-2 1B		4-0 BB BB	1 0 0 0 0 0 0 1 0 0 0 0 0 0 0 0 0 0 0 0 0 1 0 1 0 0 0 0 0 0 0 0 0 0 0 0 0 0 0 0 1 0 0										
Inning Stats	R: 0 E: 0 K: 0 S: 3	H: 0 LOB: 0 BB: 0 P: 3	R: 0 E: 0 K: 0 S: 3	H: 0 LOB: 1 BB: 1 P: 7	R: 1 E: 0 K: 1 S: 7	H: 3 LOB: 3 BB: 2 P: 15	R: 0 E: 0 K: 0 S: 3	H: 0 LOB: 0 BB: 0 P: 3	R: 0 E: 0 K: 0 S: 2	H: 0 LOB: 0 BB: 1 P: 6	R: 0 E: 0 K: 0 S: 4	H: 2 LOB: 2 BB: 0 P: 5	R: 3 E: 0 K: 2 S: 10	H: 3 LOB: 0 BB: 0 P: 10	R: 0 E: 0 K: 1 S: 6	H: 1 LOB: 3 BB: 2 P: 14	1B: 7 2B: 0 3B: 0 HR: 2	SF: 0 SAC: 0 DP: 2 HBP: 1	WP: 0 PB: 0 SB: 0 CS: 0	PA: 40
PITCHER	IP WLS BF H R ER SO BB IBB HBP BLK WP HR S P ERA WHIP																			
Johnny Antonelli, L (1, 1) ERA: 2.26	7.0 W 30 7 3 3 1 4 0 1 0 0 1 27 44 3.86 1.571																			
Hoyt Wilhelm, R (8, 1) ERA: 2.15	1.0 6 2 1 1 2 1 0 0 0 0 1 9 13 9.00 3.000																			
Marv Grissom, R (9, 1) ERA: 1.48	1.0 S 4 0 0 0 1 1 0 0 0 0 0 5 9 0.00 1.000																			

Chicago Cubs @ New York Giants
Polo Grounds, New York, NY
Sat Jun 26 1954, 3:33 AM EDT
Att. 7,705 - Unknown

livebaseballscorecards.com

AB	33
R	4
H	9
RBI	4
BB	6
SO	4
LOB	18



Batter	1	2	3	4	5	6	7	8	9	AB	R	H	RBI	BB	SO	LOB
Davey Williams, R (1, 4) OBP: 0.270, SLG: 0.317	0-0 4-3 1B 2B		4-0 WP S 6-3 BB	0-0 F9			0-0 E6 L4-3			3	2	1	0	1	0	0
Alvin Dark, R (1, 6) OBP: 0.321, SLG: 0.408	0-0 4-3 2-3		0-0 6-3 1-H	0-0 1B			0-0 L4-3 1-2			4	0	1	1	0	0	2
Whitey Lockman, L (1, 3) OBP: 0.306, SLG: 0.398	0-0 6-3		0-0 L4	0-0 4-3			0-0 L4			4	0	0	0	0	0	2
Hank Thompson, L (1, 5) OBP: 0.413, SLG: 0.516 Billy Gardner, R (8, PR) OBP: 0.279, SLG: 0.344 (9, 5)	4-0 1B BB		0-0 3-1			0-0 L6-3 1B		4-0 BB		2	0	1	0	2	0	0
Don Mueller, L (1, 9) OBP: 0.376, SLG: 0.435	0-0 1-2 3-H 1B			0-0 2B HR 1B		0-0 L6-3 1-2		0-3 K		4	1	2	1	0	1	2
Willie Mays, R (1, 8) OBP: 0.389, SLG: 0.695	0-3 K			0-0 1-3 HR 2B		0-3 K		0-0 F9		4	1	1	0	0	2	3
Bill Taylor, L (1, 7) OBP: 0.297, SLG: 0.364 Monte Irvin, R (9, 7) OBP: 0.347, SLG: 0.420		0-0 5-3		4-0 HR IBB		0-3 K		0-0 4-3		3	1	0	0	1	1	1
Wes Westrum, R (1, 2) OBP: 0.308, SLG: 0.352		0-0 L5		0-0 1-H 2-H 3-H HR		0-0 F7				3	1	1	4	0	0	0
Johnny Antonelli, L (1, 1) OBP: 0.204, SLG: 0.234 Hoyt Wilhelm, R (8, 1) Mary Grissom, R (9, 1) OBP: 0.056, SLG: 0.056		0-0 P6		0-0 4-3		0-0 F2				3	0	0	0	0	0	0

Inning Stats	R: 1	H: 2	E: 0	K: 1	S: 7	LOB: 2	BB: 1	P: 11	R: 0	H: 0	E: 0	K: 0	S: 3	LOB: 0	BB: 0	P: 3	R: 1	H: 0	E: 0	K: 0	S: 3	LOB: 0	BB: 1	P: 7	R: 4	H: 4	E: 0	K: 0	S: 7	LOB: 1	BB: 1	P: 11	R: 0	H: 1	E: 0	K: 1	S: 5	LOB: 0	BB: 0	P: 5	R: 0	H: 0	E: 0	K: 1	S: 5	LOB: 0	BB: 0	P: 5	R: 0	H: 0	E: 1	K: 0	S: 3	LOB: 0	BB: 0	P: 3	R: 0	H: 0	E: 0	K: 1	S: 5	LOB: 1	BB: 1	P: 9
--------------	------	------	------	------	------	--------	-------	-------	------	------	------	------	------	--------	-------	------	------	------	------	------	------	--------	-------	------	------	------	------	------	------	--------	-------	-------	------	------	------	------	------	--------	-------	------	------	------	------	------	------	--------	-------	------	------	------	------	------	------	--------	-------	------	------	------	------	------	------	--------	-------	------

PITCHER	IP	WLS	BF	H	R	ER	SO	BB	IBB	HBP	BLK	WP	HR	S	P	ERA	WHIP
Johnny Klippstein, R (1, 1) ERA: 7.13	4.0	L	21	6	6	6	1	2	1	0	0	1	1	20	32	13.50	2.000
Jim Davis, L (5, 1) ERA: 4.56	2.0		6	1	0	0	2	0	0	0	0	0	0	10	10	0.00	0.500
Dave Cole, R (7, 1) ERA: 2.25	2.0		7	0	0	0	1	1	0	0	0	0	0	8	12	0.00	0.500

BOTTOM

Chicago Cubs @ New York Giants
Polo Grounds, New York, NY
Sat Jun 26 1954, 3:33 AM EDT
Att. 7,705 - Unknown

AB	30
R	6
H	7
RBI	6
BB	4
SO	4
LOB	10



PITCHER	IP	WLS	BF	H	R	ER	SO	BB	IBB	HBP	BLK	WP	HR	S	P	ERA	WHIP
Johnny Klippstein, R (1, 1) ERA: 7.13	4.0	L	21	6	6	6	1	2	1	0	0	1	1	20	32	13.50	2.000
Jim Davis, L (5, 1) ERA: 4.56	2.0		6	1	0	0	2	0	0	0	0	0	0	10	10	0.00	0.500
Dave Cole, R (7, 1) ERA: 2.25	2.0		7	0	0	0	1	1	0	0	0	0	0	8	12	0.00	0.500

BOTTOM

Chicago Cubs @ New York Giants
Polo Grounds, New York, NY
Sun Jun 27 1954, 3:33 AM EDT
Att: 11,947 - Unknown

livebaseballscorecards.com

AB 34
R 3
H 5
RBI 3
BB 2
SO 3
LOB 9



AB R H RBI BB SO LOB

4 1 0 0 0 0 0

4 0 0 0 0 0 1

4 1 1 2 0 0 0

3 0 0 0 1 0 0

4 0 2 0 0 0 1

4 1 1 0 0 1 2

3 0 0 0 0 0 2

0 0 0 0 1 0 0

3 0 0 0 0 1 1

1 0 0 0 0 1 2

2 0 0 0 0 0 0

1 0 0 0 0 0 0

0 0 0 0 0 0 0

1 0 1 1 0 0 0

1B: 2 SF: 0
2B: 1 SAC: 0
3B: 1 DP: 0
HR: 1 HBP: 0

WP: 0 PA: 36
PB: 0
SB: 2
CS: 0

Batter	1	2	3	4	5	6	7	8	9	10
Davey Williams, R (1, 4) OBP: 0.266, SLG: 0.311	0-0 6-3		0-0 1-3			0-0 F9			0-0 E5 HR	
Alvin Dark, R (1, 6) OBP: 0.317, SLG: 0.402	0-0 5-3			0-0 F6			0-0 L5		0-0 F6	
Whitey Lockman, L (1, 3) OBP: 0.305, SLG: 0.407	0-0 F9			0-0 F8			0-0 F2		0-0 HR	
Hank Thompson, L (1, 5) OBP: 0.410, SLG: 0.508		0-0 4-3		0-0 F3			0-0 3-1		4-0 BB	
Don Mueller, L (1, 9) OBP: 0.378, SLG: 0.444		0-0 3B			0-0 3-1			0-0 G3 1B	0-0 G3	
Willie Mays, R (1, 8) OBP: 0.387, SLG: 0.692		0-3 K			0-0 F8			0-0 F3		0-0 S 1B 2B
Bill Taylor, L (1, 7) OBP: 0.275, SLG: 0.333		0-0 F9			0-0 G3			0-0 G3		4-0 1B S IBB
Monte Irvin, R (10, 7) OBP: 0.350, SLG: 0.420										
Wes Westrum, R (1, 2) OBP: 0.299, SLG: 0.341			0-3 K			0-0 F7			0-0 5-3	0-3 K
Hoot Evers, R (10, PH) OBP: 0.067, SLG: 0.267										
Ruben Gomez, R (1, 1) OBP: 0.229, SLG: 0.229				0-0 F8					0-0 F6	0-0 1B
Dusty Rhodes, L (9, PH) OBP: 0.417, SLG: 0.545										
Hoyt Wilhelm, R (10, 1) OBP: 0.182, SLG: 0.469										

Inning Stats	R: 0	H: 0	E: 0	K: 0	S: 3	R: 0	H: 1	E: 0	K: 1	S: 6	R: 0	H: 0	E: 0	K: 1	S: 5	R: 0	H: 0	E: 0	K: 0	S: 3	R: 0	H: 0	E: 0	K: 0	S: 3	R: 0	H: 0	E: 0	K: 0	S: 3	R: 0	H: 1	E: 1	K: 0	S: 4	R: 2	H: 1	E: 1	K: 0	S: 5	R: 1	H: 2	E: 0	K: 1	S: 5	1B: 2	SF: 0	2B: 1	SAC: 0	3B: 1	DP: 0	HR: 1	HBP: 0	WP: 0	PA: 36
--------------	------	------	------	------	------	------	------	------	------	------	------	------	------	------	------	------	------	------	------	------	------	------	------	------	------	------	------	------	------	------	------	------	------	------	------	------	------	------	------	------	------	------	------	------	------	-------	-------	-------	--------	-------	-------	-------	--------	-------	--------

PITCHER	IP	WLS	BF	H	R	ER	SO	BB	IBB	HBP	BLK	WP	HR	S	P	ERA	WHIP
Warren Hacker, R (1, 1) ERA: 3.78	8.2		31	3	2	0	2	1	0	0	0	0	1	34	38	0.00	0.462
Jim Davis, L (9, 1) ERA: 4.53	0.1		1	0	0	0	0	0	0	0	0	0	0	1	1	0.00	0.000
Hal Jeffcoat, R (10, 1) ERA: 6.49	0.1	L	4	2	1	1	1	0	1	0	0	0	0	5	9	27.00	6.000

Batter	1	2	3	4	5	6	7	8	9	AB R H RBI BB SO LOB	TOP											
Bob Talbot, R (1, 8) OBP: 0.263, SLG: 0.331	0-0 F			0-0 G		4-0 SH BB		0-0 G		3 0 0 0 1 0 0	Chicago Cubs @ Milwaukee Braves Milwaukee County Stadium, Milwaukee, WI Tue Jun 29 1954, 4:33 AM EDT Att. 38,284 - Unknown livebaseballscorecards.com											
Gene Baker, R (1, 4) OBP: 0.321, SLG: 0.390	0-0 P			0-0 CS 1B		0-0 SH		0-0 F	3 0 1 0 0 0 0													
Hal Rice, L (1, 9) OBP: 0.297, SLG: 0.266	0-3 K			0-3 K		0-0		0-0	4 0 1 0 0 2 3													
Hank Sauer, R (1, 7) OBP: 0.389, SLG: 0.627		0-0 F		0-3 K		0-0		0-3 K	4 0 0 0 0 2 3													
Randy Jackson, R (1, 5) OBP: 0.380, SLG: 0.528		0-0 F		0-0 2B 1B		0-3 K		0-0 F	4 0 1 0 0 1 1													
Dee Fondy, L (1, 3) OBP: 0.289, SLG: 0.420		0-0 G		0-0 2B		0-0 G		0-0	3 0 1 0 0 0 0													
14 Ernie Banks, R (1, 6) OBP: 0.331, SLG: 0.397			0-0 G	4-0 G6-4-3 BB		0-0 F		0-0	2 0 0 0 1 0 0													
Walker Cooper, R (1, 2) OBP: 0.375, SLG: 0.476			0-0 F	0-0 G6-4-3		0-0 F		0-0	3 0 0 0 0 0 3													
Paul Minner, L (1, 1) OBP: 0.227, SLG: 0.425 Johnny Klippstein, R (6, 1) OBP: 0.130, SLG: 0.136 Bill Tremel, R (7, 1) Frank Baumholtz, L (8, PH) OBP: 0.347, SLG: 0.409 Jim Brosnan, R (8, 1) OBP: 0.250, SLG: 0.250			0-0 G	0-0 SH 2B		0-0 F		0-0 F	2 0 1 0 0 0 0 0 0 0 0 0 0 0 0 0 0 0 0 0 0 1 0 0 0 0 0 0 0 0 0 0 0 0 0													
Inning Stats	R: 0 E: 0 K: 1 S: 5	H: 0 LOB: 0 BB: 0 P: 5	R: 0 E: 0 K: 0 S: 3	H: 0 LOB: 0 BB: 0 P: 3	R: 0 E: 0 K: 0 S: 3	H: 0 LOB: 0 BB: 0 P: 3	R: 0 E: 0 K: 1 S: 5	H: 1 LOB: 0 BB: 0 P: 5	R: 0 E: 0 K: 1 S: 6	H: 2 LOB: 2 BB: 1 P: 10	R: 0 E: 0 K: 0 S: 4	H: 1 LOB: 2 BB: 1 P: 8	R: 0 E: 0 K: 1 S: 5	H: 0 LOB: 0 BB: 0 P: 5	R: 0 E: 0 K: 0 S: 3	H: 0 LOB: 0 BB: 0 P: 3	R: 0 E: 0 K: 1 S: 6	H: 1 LOB: 1 BB: 0 P: 6	1B: 3 2B: 2 3B: 0 HR: 0	SF: 0 SAC: 1 DP: 1 HBP: 0	WP: 0 PB: 0 SB: 0 CS: 1	PA: 32
PITCHER Jim Wilson, R (1, 1) ERA: 2.22	IP 9.0 WLS W BF 32 H 5 R 0 ER 0 SO 5 BB 2 IBB 0 HBP 0 BLK 0 WP 0 HR 0 S 40 P 48 ERA 0.00 WHIP 0.778											PITCHER	IP WLS BF H R ER SO BB IBB HBP BLK WP HR S P ERA WHIP									

AB	29
R	0
H	5
RBI	0
BB	2
SO	5
LOB	10



Batter	1	2	3	4	5	6	7	8	9	AB R H RBI BB SO LOB	TOP									
Bob Talbot, R OBP: 0.273, SLG: 0.339 (1, 8) X	0-0 G4-6-3 1B			0-0 F8		0-0 FC6-4		BB 1B		5 1 3 2 0 0 1										
Gene Baker, R OBP: 0.323, SLG: 0.387 (1, 4) X	0-0 F9			0-0 5-3			0-0 BB 2B 1B	BB 1B		4 2 1 0 1 0 3										
Hal Rice, L OBP: 0.293, SLG: 0.263 (1, 9) X	0-0 G4-6-3 1-2f			0-0 F2			0-0 P5	0-0 1B E 1B	0-0 F9	5 1 1 1 0 0 2										
Hank Sauer, R OBP: 0.390, SLG: 0.620 (1, 7)		0-0 F2			0-0 F9		4-0 BB BB BB 2B	0-0 BB E BB 1B	0-3 K	4 2 1 1 1 1 0										
Randy Jackson, R OBP: 0.380, SLG: 0.528 (1, 5)		0-0 F2			0-0 6-3		0-0 BB 1B 2B	0-0 BB BB 1B	4-0 BB	4 2 1 2 1 0 1										
Dee Fondy, L OBP: 0.291, SLG: 0.417 (1, 3)		0-0 G3			0-3 K		0-0 BB BB BB 1B	4-0 BB BB 1B	0-0 P5	4 1 1 1 1 1 1										
14 Ernie Banks, R OBP: 0.326, SLG: 0.391 (1, 6)			0-3 K			0-0 5-3	0-0 F8	0-0 F2		4 0 0 0 0 1 4										
Joe Garagiola, L OBP: 0.407, SLG: 0.378 (1, 2)			0-0 L9			0-0 4-3	0-0 BB 1B	0-3 K		4 0 1 0 0 1 3										
Bob Rush, R OBP: 0.361, SLG: 0.400 (1, 1)			0-3 K			4-0 BB FC6-4	0-0 BB 4-3	4-0 BB 1B		2 0 0 0 1 1 2										
Bill Tremel, R (7, 1)								1-2 2-3 3-H		0 0 0 1 1 0 0										
Jim Davis, S (9, 1)										0 0 0 0 0 0 0										
Hal Jeffcoat, R OBP: 0.375, SLG: 0.769 (9, 1)										0 0 0 0 0 0 0										
Inning Stats	R: 0 E: 0 K: 0 S: 3	H: 1 LOB: 0 BB: 0 P: 3	R: 0 E: 0 K: 0 S: 3	H: 0 LOB: 0 BB: 0 P: 3	R: 0 E: 0 K: 2 S: 7	H: 0 LOB: 0 BB: 0 P: 7	R: 0 E: 0 K: 0 S: 3	H: 0 LOB: 0 BB: 0 P: 3	R: 0 E: 0 K: 1 S: 5	H: 0 LOB: 0 BB: 0 P: 5	R: 3 E: 0 K: 0 S: 7	H: 4 LOB: 2 BB: 1 P: 11	R: 6 E: 1 K: 1 S: 10	H: 4 LOB: 2 BB: 3 P: 22	R: 0 E: 0 K: 1 S: 5	H: 0 LOB: 1 BB: 1 P: 9	1B: 8 2B: 1 3B: 0 HR: 0	SF: 0 SAC: 0 DP: 1 HBP: 0	WP: 0 PB: 0 SB: 0 CS: 0	PA: 42
PITCHER	IP WLS BF H R ER SO BB IBB HBP BLK WP HR S P ERA WHIP																			
Lew Burdette, R (1, 1) ERA: 2.45	6.2 L 26 5 3 3 3 2 0 0 0 0 0 0 30 38 4.05 1.050																			
Ernie Johnson, R (7, 1) ERA: 3.52	0.1 1 0 0 0 0 0 0 0 0 0 0 0 1 1 0.00 0.000																			
Dave Jolly, R (8, 1) ERA: 1.34	0.0 4 3 4 2 0 1 0 0 0 0 0 0 3 7 ∞ ∞																			
Bob Buhl, R (8, 1) ERA: 5.77	0.2 6 1 2 0 1 2 0 0 0 0 0 0 6 14 0.00 4.500																			
Phil Paine, R (8, 1) ERA: 4.22	1.1 5 0 0 0 1 1 0 0 0 0 0 0 6 10 0.00 0.750																			

Chicago Cubs @ Milwaukee Braves
Milwaukee County Stadium, Milwaukee, WI

Wed Jun 30 1954, 4:33 AM EDT
Att: 25,074 - Unknown

AB	36
R	9
H	9
RBI	8
BB	6
SO	5
LOB	17



WP	0	PA	42
PB	0		
SB	0		
CS	0		

1B	8	SF	0	WP	0	PA	42
2B	1	SAC	0	PB	0		
3B	0	DP	1	SB	0		
HR	0	HBP	0	CS	0		

Batter	1	2	3	4	5	6	7	8	9	AB R H RBI BB SO LOB	TOP											
Wally Moon, L (1, 8) OBP: 0.395, SLG: 0.473	0-0 		0-0 		0-0 		0-0 	0-0 		5 1 3 0 0 0 0												
Red Schoendienst, S (1, 4) OBP: 0.371, SLG: 0.486	0-0 		0-0 		0-0 		0-0 		0-0 	5 1 1 2 0 0 3												
Stan Musial, L (1, 9) OBP: 0.438, SLG: 0.689	0-0 		0-0 		0-0 		0-0 		0-0 	5 0 0 0 0 0 5												
Ray Jablonski, R (1, 5) OBP: 0.383, SLG: 0.500		4-0 		0-0 	0-0 		0-0 		0-0 	4 0 1 1 1 0 1												
Rip Repulski, R (1, 7) OBP: 0.341, SLG: 0.505		0-0 		0-0 	0-3 		0-0 		0-0 	4 0 0 0 0 1 4												
Joe Cunningham, L (1, 3) OBP: 0.538, SLG: 1.273		4-0 		0-0 	0-3 				0-0 	3 1 1 0 1 1 2												
Alex Grammas, R (1, 6) OBP: 0.279, SLG: 0.277		0-0 		0-0 			0-0 		0-0 	3 0 0 0 0 0 2												
Solly Hemus, L (8, PH) OBP: 0.466, SLG: 0.472		0-0 		0-0 			0-0 		0-0 	1 1 1 0 0 0 0												
Bill Sarni, R (1, 2) OBP: 0.389, SLG: 0.525			0-0 		0-0 		0-0 		0-0 	3 1 1 0 0 1 0												
Joe Frazier, L (8, PH) OBP: 0.368, SLG: 0.404							0-0 		0-0 	0 0 0 1 0 0 0												
Sal Yvars, R (8, 2) OBP: 0.375, SLG: 0.545									0-0 	0 0 0 0 0 0 0												
Vic Raschi, R (1, 1) OBP: 0.205, SLG: 0.146			0-0 		0-0 		0-0 		0-0 	1 0 1 0 0 0 0												
Cot Deal, S (4, 1) OBP: 0.200, SLG: 0.444							0-0 		0-0 	1 1 0 0 1 0 0												
Peanuts Lowrey, R (8, PH) OBP: 0.194, SLG: 0.250									0-0 	1 0 0 1 0 0 0												
Brooks Lawrence, R (8, 1) OBP: 0.200, SLG: 0.111									0-0 	0 0 0 0 0 0 0												
Inning Stats	R: 0 E: 0 K: 0 S: 3	H: 0 LOB: 0 BB: 0 P: 3	R: 0 E: 0 K: 0 S: 2	H: 0 LOB: 1 BB: 2 P: 10	R: 0 E: 0 K: 0 S: 5	H: 2 LOB: 2 BB: 0 P: 5	R: 0 E: 1 K: 0 S: 4	H: 0 LOB: 1 BB: 0 P: 4	R: 4 E: 2 K: 2 S: 11	H: 3 LOB: 1 BB: 1 P: 15	R: 0 E: 0 K: 1 S: 5	H: 0 LOB: 0 BB: 0 P: 5	R: 0 E: 0 K: 0 S: 5	H: 2 LOB: 2 BB: 0 P: 5	R: 2 E: 0 K: 0 S: 5	H: 2 LOB: 0 BB: 0 P: 5	R: 0 E: 0 K: 0 S: 3	H: 0 LOB: 0 BB: 0 P: 3	1B: 8 2B: 1 3B: 0 HR: 0	SF: 1 SAC: 0 DP: 1 HBP: 0	WP: 1 PB: 0 SB: 0 CS: 0	PA: 40
PITCHER	IP WLS BF H R ER SO BB IBB HBP BLK WP HR S P ERA WHIP																					
Howie Pollet, L (1, 1) ERA: 3.56	7.0 W 34 9 6 5 3 3 0 0 0 1 0 37 49 6.43 1.714																					
Bill Tremel, R (8, 1) ERA: 7.71	2.0 S 6 0 0 0 0 0 0 0 0 0 0 0 6 6 0.00 0.000																					

St. Louis Cardinals @ Chicago Cubs
Wrigley Field, Chicago, IL
Fri Jul 02 1954, 3:33 AM CDT
Att. 5,900 - Unknown

livebaseballscorecards.com

AB	36
R	6
H	9
RBI	5
BB	3
SO	3
LOB	17



Batter	1	2	3	4	5	6	7	8	9
Bob Talbot, R OBP: 0.277, SLG: 0.341 (1, 8)	F8		1B HR 1B	F8		FC6-4 BB 1-2f		SH1-3 1B	
Gene Baker, R OBP: 0.326, SLG: 0.388 (1, 4)	6-3		SF9		FC3-4 1-3 1B	BB BB BB 1-2 BB		SH1-3	
Dee Fondy, L OBP: 0.293, SLG: 0.428 (1, 3)	HR		1-2 HR 1B		1-3 1-2	P6		4-3	
Ralph Kiner, R OBP: 0.410, SLG: 0.561 Hal Jeffcoat, R OBP: 0.375, SLG: 0.769 Hal Rice, L OBP: 0.291, SLG: 0.260 (1, 7) (7, PR) (8, 9)	F9		P3		FC3-4 2B 2-3		SH1-3 14 2B 1B	6-3	
Randy Jackson, R OBP: 0.383, SLG: 0.545 (1, 5)		F8	1-1 2-H HR		1-3 2B		SH1-3		
Hank Sauer, R OBP: 0.395, SLG: 0.619 (1, 9) (8, 7)		K	1B		4-0 IBB		14 2B IBB		
14 Ernie Banks, R OBP: 0.325, SLG: 0.392 (1, 6)		L3	F8		P6		1-3 2-H 2B		
Walker Cooper, R OBP: 0.382, SLG: 0.500 (1, 2)			1B 3B	L8		K	G4-6-3 IBB		
Howie Pollet, L OBP: 0.250, SLG: 0.211 Bill Tremel, R (8, 1)			1B SF9 1B 3-H	P6		FC6-4 1B	G4-6-3 1-2f		

AB	R	H	RBI	BB	SO	LOB
5	1	2	0	0	0	1
2	0	1	1	1	0	0
5	2	2	1	0	0	4
4	0	1	0	0	0	3
0	1	0	0	0	0	0
1	0	0	0	0	0	1
3	1	2	3	0	0	0
2	0	1	0	2	1	0
4	0	1	1	0	0	4
3	1	1	0	1	1	0
4	1	2	1	0	0	3
0	0	0	0	0	0	0

BOTTOM

St. Louis Cardinals @ Chicago Cubs
Wrigley Field, Chicago, IL
Fri Jul 02 1954, 3:33 AM CDT
Att. 5,900 - Unknown

livebaseballscorecards.com


AB	33
R	7
H	13
RBI	7
BB	4
SO	2
LOB	16



Inning	1	2	3	4	5	6	7	8	9
R	1	0	5	0	0	0	1	0	0
H	1	0	6	0	2	1	2	1	1
E	0	0	0	0	0	0	0	0	0
K	0	1	0	0	0	1	0	0	0
S	4	5	9	3	5	6	4	4	4
LOB	0	0	1	0	3	2	3	1	0
BB	0	0	0	0	1	1	2	0	0
SO	0	0	0	0	0	0	0	0	0

PITCHER	IP	WLS	BF	H	R	ER	SO	BB	IBB	HBP	BLK	WP	HR	S	P	ERA	WHIP
Vic Raschi, R ERA: 4.42 (1, 1)	3.0	L	16	7	6	6	1	0	0	0	0	0	2	18	18	18.00	2.333
Cot Deal, R ERA: 7.93 (4, 1)	4.0		20	5	1	1	1	1	3	0	0	0	0	18	34	2.25	1.500
Brooks Lawrence, R ERA: 2.18 (8, 1)	1.0		4	1	0	0	0	0	0	0	0	0	0	4	4	0.00	1.000

WP	PA	ERA	WHIP
0	40		
0			
0			
0			

Batter	1	2	3	4	5	6	7	8	9	AB R H RBI BB SO LOB	TOP							
Solly Hemus, L (1, 6) OBP: 0.466, SLG: 0.472										0 0 0 0 0 0 0 0	St. Louis Cardinals @ Chicago Cubs Wrigley Field, Chicago, IL Sat Jul 03 1954, 3:33 AM CDT Att. 7,410 - Unknown livebaseballscorecards.com							
Wally Moon, L (1, 8) OBP: 0.395, SLG: 0.473										0 0 0 0 0 0 0 0								
Red Schoendienst, S (1, 4) OBP: 0.371, SLG: 0.486										0 0 0 0 0 0 0 0								
Stan Musial, L (1, 9) OBP: 0.438, SLG: 0.689										0 0 0 0 0 0 0 0								
Ray Jablonski, R (1, 5) OBP: 0.383, SLG: 0.500										0 0 0 0 0 0 0 0								
Joe Cunningham, L (1, 3) OBP: 0.538, SLG: 1.273										0 0 0 0 0 0 0 0								
Rip Repulski, R (1, 7) OBP: 0.341, SLG: 0.505										0 0 0 0 0 0 0 0								
Bill Sarni, R (1, 2) OBP: 0.389, SLG: 0.525										0 0 0 0 0 0 0 0								
Ralph Beard, R (1, 1)	0 0 0 0 0 0 0 0	AB 0 R 0 H 0 RBI 0 BB 0 SO 0 LOB 0 																
Inning Stats										1B: 0 SF: 0 2B: 0 SAC: 0 3B: 0 DP: 0 HR: 0 HBP: 0 WP: 0 PA: 0 PB: 0 SB: 0 CS: 0								
PITCHER Warren Hacker, R (1, 1) ERA: 3.78	IP	WLS	BF	H	R	ER	SO	BB	IBB	HBP	BLK	WP	HR	S	P	ERA	WHIP	PITCHER IP WLS BF H R ER SO BB IBB HBP BLK WP HR S P ERA WHIP
	0.0	W	0	0	0	0	0	0	0	0	0	0	0	0	0	∞	∞	

Batter	1	2	3	4	5	6	7	8	9	AB R H RBI BB SO LOB	BOTTOM
--------	---	---	---	---	---	---	---	---	---	----------------------	--------

Bob Talbot, R (1, 8) <small>OBP: 0.277, SLG: 0.341</small>										0 0 0 0 0 0 0 0
Gene Baker, R (1, 4) <small>OBP: 0.326, SLG: 0.388</small>										0 0 0 0 0 0 0 0
Dee Fondy, L (1, 3) <small>OBP: 0.293, SLG: 0.428</small>										0 0 0 0 0 0 0 0
Ralph Kiner, R (1, 7) <small>OBP: 0.410, SLG: 0.561</small>										0 0 0 0 0 0 0 0
Randy Jackson, R (1, 5) <small>OBP: 0.383, SLG: 0.545</small>										0 0 0 0 0 0 0 0
Hank Sauer, R (1, 9) <small>OBP: 0.395, SLG: 0.619</small>										0 0 0 0 0 0 0 0
14 Ernie Banks, R (1, 6) <small>OBP: 0.325, SLG: 0.392</small>										0 0 0 0 0 0 0 0
Walker Cooper, R (1, 2) <small>OBP: 0.382, SLG: 0.500</small>										0 0 0 0 0 0 0 0
Warren Hacker, R (1, 1) <small>OBP: 0.174, SLG: 0.136</small>	0 0 0 0 0 0 0 0									

St. Louis Cardinals @ Chicago Cubs
 Wrigley Field, Chicago, IL
 Sat Jul 03 1954, 3:33 AM CDT
 Att. 7,410 - Unknown

AB	0
R	0
H	0
RBI	0
BB	0
SO	0
LOB	0



Inning Stats	1B: 0	SF: 0	WP: 0	PA: 0
	2B: 0	SAC: 0	PB: 0	
	3B: 0	DP: 0	SB: 0	
	HR: 0	HBP: 0	CS: 0	

PITCHER Ralph Beard, R (1, 1) <small>ERA: 9.0</small>	PITCHER <small>IP WLS BF H R ER SO BB IBB HBP BLK WP HR S P ERA WHIP</small>
---	--

livebaseballscorecards.com

Batter	1	2	3	4	5	6	7	8	9	AB R H RBI BB SO LOB	TOP												
Solly Hemus, L (1, 6) OBP: 0.465, SLG: 0.463	0-0 3-1		0-0 F9		4-0 FC6-4 BB		4-0 BB 1B BB		0-3 K	3 0 0 0 2 1 1	St. Louis Cardinals @ Chicago Cubs Wrigley Field, Chicago, IL Sun Jul 04 1954, 3:33 AM CDT Unknown livebaseballscorecards.com												
Wally Moon, L (1, 8) OBP: 0.393, SLG: 0.468	0-0 F7		0-0 L8		0-0 FC6-4 1-2f		0-0 1-2 BB 1B	0-0 E 1B 1B	5 0 2 0 0 0 2														
Red Schoendienst, S (1, 4) OBP: 0.372, SLG: 0.483	0-0 E 1B		0-0 F9		0-0 F8		4-0 1-2 2-3 BB	0-0 E9 1-3 1B	4 0 2 0 1 0 2														
Stan Musial, L (1, 9) OBP: 0.433, SLG: 0.679	0-0 E4 1-2			0-0 1B 2B		0-0 P4	0-0 L8	0-0 P6	5 1 1 0 0 0 6														
Ray Jablonski, R (1, 5) OBP: 0.377, SLG: 0.500	0-0 F8			0-0 5-3		0-0 P6		0-0 HR	4 1 1 1 0 0 3														
Rip Repulski, R (1, 7) OBP: 0.340, SLG: 0.503		0-0 5-3		0-0 S 1B 2-H		0-0 P5			4 0 2 1 0 0 0														
Joe Cunningham, L (1, 3) OBP: 0.333, SLG: 0.737		0-0 5-3		0-0 F8 1-2		0-0 F8		0-0 4-3	4 0 0 0 0 0 2														
Bill Sarni, R (1, 2) OBP: 0.377, SLG: 0.512		0-0 5-3		0-0 F9		0-0 F8	0-0 6-3		4 0 0 0 0 0 1														
Joe Presko, R (1, 1) OBP: 0.083, SLG: 0.083 Peanuts Lowrey, R (7, PH) OBP: 0.189, SLG: 0.242 Al Brazle, L (7, 1) Sal Yvars, R (9, PH) OBP: 0.366, SLG: 0.529			0-0 1B		0-0 4-3		0-0 F7	0-0 F5	2 0 1 0 0 0 0 1 0 0 0 0 0 0 0 0 0 0 0 0 0 1 0 0 0 0 0 0														
Inning Stats	R: 0 E: 1 K: 0 S: 5	H: 1 LOB: 2 BB: 0 P: 5	R: 0 E: 0 K: 0 S: 3	H: 0 LOB: 0 BB: 0 P: 3	R: 0 E: 0 K: 0 S: 4	H: 1 LOB: 1 BB: 0 P: 4	R: 1 E: 0 K: 0 S: 5	H: 2 LOB: 1 BB: 0 P: 5	R: 0 E: 0 K: 0 S: 3	H: 0 LOB: 1 BB: 1 P: 7	R: 0 E: 0 K: 0 S: 4	H: 1 LOB: 1 BB: 0 P: 4	R: 0 E: 0 K: 0 S: 4	H: 1 LOB: 3 BB: 2 P: 12	R: 1 E: 0 K: 0 S: 4	H: 1 LOB: 0 BB: 0 P: 4	R: 0 E: 1 K: 1 S: 7	H: 2 LOB: 2 BB: 0 P: 7	1B: 6 2B: 2 3B: 0 HR: 1	SF: 0 SAC: 0 DP: 0 HBP: 0	WP: 0 PB: 0 SB: 1 CS: 0	PA: 40	
PITCHER Paul Minner, L (1, 1) ERA: 3.69	IP 9.0	WLS W	BF 40	H 9	R 2	ER 2	SO 1	BB 3	IBB 0	HBP 0	BLK 0	WP 0	HR 1	S 39	P 51	ERA 2.00	WHIP 1.333					ERA 2.00	WHIP 1.333



Batter	1	2	3	4	5	6	7	8	9	AB	R	H	RBI	BB	SO	LOB	TOP								
Wally Moon, L OBP: 0.390, SLG: 0.464 (1, 8) X	0-0 E 1B	0-0 F7		0-0 3-4-1	0-0 F8			0-0 3-1 2-3		5	0	1	0	0	0	5									
Solly Hemus, L OBP: 0.466, SLG: 0.465 (1, 6) X	0-0 E4 G6-3 1-2		0-0 4-3		0-0 1B 2B 1B	0-0 FC6-4 1B		0-0 BB		4	1	2	0	0	0	1									
Alex Grammas, R OBP: 0.282, SLG: 0.277 (7, 6)										0	0	0	0	1	0	0									
Red Schoendienst, S OBP: 0.373, SLG: 0.480 (1, 4) X	0-0 F7		4-0 1B SF8 BB		0-0 2B SF8 1B	0-0 F7		0-0 F7		4	2	1	0	1	0	5									
Stan Musial, L OBP: 0.432, SLG: 0.678 (1, 9) X	0-0 G6-3 1-2f		0-0 1-3 1B		0-0 SF8 WP 2B	0-0 FC6-4 CS			0-0 4-3	5	1	2	1	0	0	3									
Ray Jablonski, R OBP: 0.375, SLG: 0.497 (1, 5) X		4-0 FC6-4 1B BB	0-0 SF8		0-0 SF8	0-0 CS	0-0 1-3		0-0 F8	2	1	0	2	1	0	0									
Joe Cunningham, L OBP: 0.423, SLG: 0.739 (1, 3) X		0-0 FC6-4 1B	0-0 F8		0-0 1B 2B BB		0-0 G6-4-3 1B		0-0 1B	4	1	3	0	1	0	1									
Rip Repulski, R OBP: 0.337, SLG: 0.498 (1, 7) X		0-0 FC6-4 FC3-6 1B 1-2f 2-3		0-0 5-3	0-0 2B 1B		0-0 G6-4-3		0-0 F3	5	1	1	0	0	0	4									
Sal Yvars, R OBP: 0.378, SLG: 0.526 (1, 2) X		0-0 FC3-6 1B 1-2 3-H		0-3 K2-3	0-0 P3			0-0 3-1 SH2-4 1B		4	0	2	1	0	1	2									
Royce Lint, L OBP: 0.400, SLG: 0.286 (1, 1) X		0-0 FC3-6 1-2f 2-3		4-0 BB	0-0 1-H 2-H 2B			0-0 SH2-4		2	0	1	2	1	0	2									
Inning Stats	R: 0 E: 1 K: 0 S: 4	H: 1 LOB: 1 BB: 0 P: 4	R: 1 E: 0 K: 0 S: 5	H: 2 LOB: 2 BB: 1 P: 9	R: 1 E: 0 K: 0 S: 4	H: 1 LOB: 1 BB: 1 P: 8	R: 0 E: 0 K: 1 S: 5	H: 0 LOB: 1 BB: 1 P: 9	R: 5 E: 0 K: 0 S: 8	H: 5 LOB: 1 BB: 1 P: 12	R: 0 E: 0 K: 0 S: 3	H: 1 LOB: 0 BB: 0 P: 3	R: 0 E: 0 K: 0 S: 3	H: 1 LOB: 0 BB: 0 P: 3	R: 0 E: 0 K: 0 S: 4	H: 1 LOB: 2 BB: 1 P: 8	R: 0 E: 0 K: 0 S: 4	H: 1 LOB: 1 BB: 0 P: 4	1B: 11 2B: 2 3B: 0 HR: 0	SF: 2 SAC: 1 DP: 2 HBP: 0	WP: 1 PB: 0 SB: 0 CS: 1	PA: 44			
PITCHER	IP	WLS	BF	H	R	ER	SO	BB	IBB	HBP	BLK	WP	HR	S	P	ERA	WHIP								
Johnny Klippstein, R ERA: 7.44 (1, 1)	4.0	L	22	7	5	5	1	3	0	0	0	0	0	21	33	11.25	2.500								
Jim Brosnan, R ERA: 8.51 (5, 1)	3.0		12	4	2	2	0	1	0	0	0	1	0	11	15	6.00	1.667								
Dave Cole, R ERA: 1.5 (8, 1)	2.0		9	2	0	0	0	1	0	0	0	0	0	8	12	0.00	1.500								

St. Louis Cardinals @ Chicago Cubs
Wrigley Field, Chicago, IL
Sun Jul 04 1954, 3:38 AM CDT
Att: 25,453 - Unknown

livebaseballscorecards.com

AB	35
R	7
H	13
RBI	6
BB	5
SO	1
LOB	23



Chicago Cubs @ Cincinnati Redlegs
Crosley Field, Cincinnati, OH
Mon Jul 05 1954, 3:33 AM EDT
Unknown

livebaseballscorecards.com



WP: 0 PA: 46
PB: 0
SB: 0
CS: 0

AB 34
R 6
H 12
RBI 6
BB 8
SO 6
LOB 26

Batter	1	2	3	4	5	6	7	8	9	10	AB	R	H	RBI	BB	SO	LOB
Bobby Adams, R OBP: 0.371, SLG: 0.353 (1, 5)	4-0 BB		x 0-0 F6		x 0-0 G4-6-3 1B		x 0-0 4-3		B 4-0 SH BB	x 0-0 1B	4	0	2	1	2	0	1
Roy McMillan, R OBP: 0.298, SLG: 0.302 (1, 6)	0-3 K		x 0-0		x 0-0 G4-6-3		B 4-0 G1-6-3 BB		x 0-0 SH		3	0	1	0	1	1	3
Gus Bell, L OBP: 0.373, SLG: 0.523 (1, 8)	x 0-0 F8		x 0-0 F9		B 4-0 1B BB		x 0-0 G1-6-3		x 0-0 4-3		4	1	0	1	1	0	6
Ted Kluszewski, L OBP: 0.394, SLG: 0.607 (1, 3)	x 0-0 F3			x 0-0 HR		x 0-0 2B BB		x 0-0 FC3-6		1-2 2-3 3-H 4-0	4	1	3	1	1	0	1
Jim Greengrass, R OBP: 0.311, SLG: 0.473 (1, 7)		S 0-3 K		x 0-0 F8		x 0-0 FC5-2 1B		x 0-0 FC3-6		x 0-0 F8	5	1	1	1	0	1	4
Johnny Temple, R OBP: 0.394, SLG: 0.356 (1, 4)		x 0-0 F6 1B		x 0-0 6-3		B 4-0 FC5-2 BB		x 0-0 FC5-4		0-3 K	4	1	1	0	1	1	4
Wally Post, R OBP: 0.281, SLG: 0.434 (1, 9)		x 0-0 F6		S 0-3 K		x 0-0 FC5-2		x 0-0		B 4-0 SH1-3 SH BB	4	1	1	1	1	1	4
Andy Seminick, R OBP: 0.359, SLG: 0.393 (1, 2)			x 0-0 5-3		x 0-0 1B		x 0-0 SF7		S 0-3 K		2	0	1	0	0	0	0
Lloyd Merriman, L OBP: 0.313, SLG: 0.340 (6, PH)										x 0-0 SH	0	0	0	1	0	0	0
Jackie Collum, L OBP: 0.143, SLG: 0.286 (7, 1)										1B SH1-3	0	0	0	0	0	0	0
Bob Borkowski, R OBP: 0.246, SLG: 0.345 (8, PH)										1-2	1	0	0	0	0	1	1
Frank Smith, R (9, 1)											0	0	0	0	0	0	0
Art Fowler, R OBP: 0.206, SLG: 0.156 (1, 1)			x 0-0		x 0-0 1B		S 0-3 K		B 4-0 SH BB	x 0-0 SH1-3	2	0	2	0	0	0	0
Ed Bailey, L OBP: 0.363, SLG: 0.414 (6, PH)										1-2 2-3	1	0	0	0	1	1	2
Nino Escalera, L OBP: 0.263, SLG: 0.200 (9, PR)											0	1	0	0	0	0	0
Hobie Landrith, L OBP: 0.364, SLG: 0.455 (10, 2)											0	0	0	0	0	0	0

Inning Stats	R: 0	H: 0	E: 0	K: 1	S: 5	R: 0	H: 1	E: 0	K: 1	S: 5	R: 0	H: 2	E: 0	K: 0	S: 5	R: 1	H: 1	E: 0	K: 1	S: 6	R: 0	H: 3	E: 0	K: 0	S: 4	R: 2	H: 2	E: 0	K: 1	S: 7	R: 0	H: 0	E: 0	K: 0	S: 2	R: 1	H: 2	E: 0	K: 1	S: 7	R: 1	H: 0	E: 0	K: 1	S: 6	R: 1	H: 1	E: 0	K: 0	S: 3	1B: 8	SF: 1	2B: 3	SAC: 3	3B: 0	DP: 2	HR: 1	HBP: 0	WP: 0	PA: 46
--------------	------	------	------	------	------	------	------	------	------	------	------	------	------	------	------	------	------	------	------	------	------	------	------	------	------	------	------	------	------	------	------	------	------	------	------	------	------	------	------	------	------	------	------	------	------	------	------	------	------	------	-------	-------	-------	--------	-------	-------	-------	--------	-------	--------

PITCHER	IP	WLS	BF	H	R	ER	SO	BB	IBB	HBP	BLK	WP	HR	S	P	ERA	WHIP
Jim Davis, L ERA: 4.61 (1, 1)	5.0		23	9	3	3	3	2	0	0	0	0	1	27	35	5.40	2.200
Jim Brosnan, R ERA: 8.23 (6, 1)	3.0		13	2	2	2	2	3	0	0	0	0	0	14	26	6.00	1.667
Bill Tremel, R ERA: 7.71 (9, 1)	0.0		1	0	0	0	0	1	0	0	0	0	0	4	∞	∞	
Warren Hacker, R ERA: 3.52 (9, 1)	1.1	L	9	1	1	1	1	1	1	0	0	0	0	9	17	6.75	1.500

Batter	1	2	3	4	5	6	7	8	9	AB R H RBI BB SO LOB	TOP											
Bob Talbot, R (1, 8) <small>OBP: 0.280, SLG: 0.339</small> Walker Cooper, R (9, PH) <small>OBP: 0.365, SLG: 0.467</small> Eddie Miksis, R (9, PR) <small>OBP: 0.227, SLG: 0.254</small>	0-0 F6		0-3 K			H 1-0 PB WP 1B HBP	0-0 FC5-4		0-0 1B	3 1 0 0 0 1 1 1 0 1 1 0 0 0 0 0 0 0 0 0 0												
Gene Baker, R (1, 4) <small>OBP: 0.332, SLG: 0.408</small>	0-0 1B			0-3 K		0-0 L6		0-0 5-3	0-0 F8	5 0 1 0 0 1 3												
Dee Fondy, L (1, 3) <small>OBP: 0.298, SLG: 0.419</small>	0-0 1B			0-3 K		0-0 1B		0-0 F7		4 0 2 1 0 1 0												
Ralph Kiner, R (1, 7) <small>OBP: 0.411, SLG: 0.550</small>	0-0 G5-4-3			0-0 5-3		0-0 F7		0-0 F9		4 0 0 0 0 0 3												
Randy Jackson, R (1, 5) <small>OBP: 0.376, SLG: 0.553</small>			0-3 K		0-0 6-3		0-0 E6		0-0 1B	4 2 1 0 0 1 0												
Hank Sauer, R (1, 9) <small>OBP: 0.402, SLG: 0.606</small>			0-0 1B		0-0 F7		0-0 1B		0-0 1B	4 2 3 1 0 0 0												
14 Ernie Banks, R (1, 6) <small>OBP: 0.333, SLG: 0.399</small>			0-0 G6-4-3		0-0 6-3		0-0 E9		0-0 2B	4 1 1 1 0 0 2												
Clyde McCullough, R (1, 2) <small>OBP: 0.360, SLG: 0.625</small>			0-0 4-3		0-0 6-3		0-0 G6-3		0-0 4-3	4 1 1 1 0 0 3												
Bob Rush, R (1, 1) <small>OBP: 0.351, SLG: 0.389</small> Hal Rice, L (6, PH) <small>OBP: 0.288, SLG: 0.257</small> Bill Tremel, R (6, 1) Frank Baumholtz, L (7, PH) <small>OBP: 0.351, SLG: 0.413</small> Jim Brosnan, R (7, 1) <small>OBP: 0.143, SLG: 0.143</small> Bill Searles, R (9, PH) <small>OBP: 0.357, SLG: 0.438</small>			0-3 K		0-0 F5		0-0 FC5-4		0-3 K	1 0 0 0 0 1 0 1 0 0 0 0 0 1 0 0 0 0 0 0 0 1 0 1 1 0 0 0 0 0 0 0 0 0 0 1 0 0 0 0 1 1												
Inning Stats	R: 0 E: 0 K: 0 S: 4	H: 2 LOB: 1 BB: 0 P: 4	R: 0 E: 0 K: 1 S: 5	H: 1 LOB: 0 BB: 0 P: 5	R: 0 E: 0 K: 2 S: 7	H: 0 LOB: 0 BB: 0 P: 7	R: 0 E: 0 K: 2 S: 7	H: 0 LOB: 0 BB: 0 P: 7	R: 0 E: 0 K: 0 S: 3	H: 0 LOB: 0 BB: 0 P: 3	R: 2 E: 0 K: 0 S: 5	H: 2 LOB: 1 BB: 0 P: 6	R: 2 E: 2 K: 0 S: 6	H: 2 LOB: 1 BB: 0 P: 6	R: 0 E: 0 K: 0 S: 3	H: 0 LOB: 0 BB: 0 P: 3	R: 3 E: 0 K: 1 S: 9	H: 4 LOB: 1 BB: 0 P: 9	1B: 9 2B: 2 3B: 0 HR: 0	SF: 0 SAC: 0 DP: 3 HBP: 1	WP: 1 PB: 1 SB: 0 CS: 0	PA: 38
PITCHER	IP WLS BF H R ER SO BB IBB HBP BLK WP HR S P ERA WHIP																					
Karl Drews, R (1, 1) <small>ERA: 7.12</small> Corky Valentine, R (9, 1) <small>ERA: 4.93</small>	8.0 W 34 10 7 5 5 0 0 1 0 1 0 43 44 5.62 1.250																					
	1.0 S 4 1 0 0 1 0 0 0 0 0 0 6 6 0.00 1.000																					

Chicago Cubs @ Cincinnati Redlegs
Crosley Field, Cincinnati, OH
Mon Jul 05 1954, 3:38 AM EDT
Att: 14,089 - Unknown

livebaseballscorecards.com

AB	37
R	7
H	11
RBI	6
BB	0
SO	6
LOB	14




BOTTOM

Chicago Cubs @ Cincinnati Redlegs
Crosley Field, Cincinnati, OH

Mon Jul 05 1954, 3:38 AM EDT
Att. 14,089 - Unknown

livebaseballscores.com

AB	33
R	8
H	10
RBI	7
BB	4
SO	3
LOB	14



WP	2	PA	38
PB	0	SB	1
CS	0		

AB	R	H	RBI	BB	SO	LOB
5	2	2	0	0	0	1
4	2	1	0	1	1	2
3	1	1	1	0	0	1
4	2	2	2	0	0	1
4	0	2	1	0	0	1
4	0	1	2	0	1	2
4	0	0	0	0	1	2
2	1	1	1	2	0	0
3	0	0	0	1	0	4
0	0	0	0	0	0	0
1B	5	SF	0			
2B	3	SAC	1			
3B	1	DP	0			
HR	1	HBP	0			

Batter	1	2	3	4	5	6	7	8	9							
Bobby Adams, R OBP: 0.372, SLG: 0.363 (1, 5)	0-0 F4		0-0 1B 1B 2B	0-0 F9 WP 2B		0-0 5-3		0-0 F7								
Roy McMillan, R OBP: 0.300, SLG: 0.301 (1, 6)	0-3 K		0-0 1B 3B 1B 2-3	0-0 F9			4-0 WP SH1-3 1B BB	0-0 F1								
Gus Bell, L OBP: 0.373, SLG: 0.521 (1, 8)	0-0 4-3		0-0 1-2 3B 1B 3-H	0-0 F9			0-0 SH1-3 1-2									
Ted Kluszewski, L OBP: 0.395, SLG: 0.613 (1, 3)		0-0 2B G3 1B	0-0 1-H 2-H 1B 3B	0-0 3-1			0-0 F3									
Jim Greengrass, R OBP: 0.314, SLG: 0.477 (1, 7)		0-0 G3 1-3 2B	0-0 6-3		0-0 F8		0-0 2-H 1B									
Johnny Temple, R OBP: 0.392, SLG: 0.355 (1, 4)		0-0 G3	0-0 4-3 S 1B		0-3 K		0-0 F4									
Wally Post, R OBP: 0.276, SLG: 0.427 (1, 9)		0-3 K	0-0 4-3 1-3		0-0 F8			0-0 6-3								
Hobie Landrith, L OBP: 0.396, SLG: 0.543 (1, 2)		4-0 IBB	4-0 IBB			0-0 F3		0-0 HR								
Karl Drews, R OBP: 0.364, SLG: 0.125 (1, 1)		0-0 4-3	0-0 4-3			0-0 F5		4-0 BB								
Corky Valentine, R OBP: 0.152, SLG: 0.182 (9, 1)																
Inning Stats	R: 0 E: 0 K: 1 S: 5	H: 0 LOB: 0 BB: 0 P: 5	R: 1 E: 0 K: 1 S: 7	H: 2 LOB: 2 BB: 1 P: 11	R: 4 E: 0 K: 0 S: 8	H: 5 LOB: 2 BB: 1 P: 12	R: 1 E: 0 K: 0 S: 4	H: 1 LOB: 0 BB: 0 P: 4	R: 0 E: 0 K: 1 S: 5	H: 0 LOB: 0 BB: 0 P: 5	R: 0 E: 0 K: 0 S: 3	H: 0 LOB: 0 BB: 0 P: 3	R: 1 E: 0 K: 0 S: 4	H: 1 LOB: 1 BB: 1 P: 8	R: 1 E: 0 K: 0 S: 4	H: 1 LOB: 1 BB: 1 P: 8
PITCHER	IP WLS L	BF H R	ER SO BB	IBB HBP BLK	WP HR S	P ERA WHIP	PITCHER	IP WLS L	BF H R	ER SO BB	IBB HBP BLK	WP HR S	P ERA WHIP			
Bob Rush, R ERA: 5.08 (1, 1)	5.0	25	6	3	0	37	10.80	1.600								
Bill Tremel, R ERA: 7.2 (6, 1)	1.0	3	0	0	0	3	0.00	0.000								
Jim Brosnan, R ERA: 8.28 (7, 1)	2.0	10	2	0	2	16	9.00	2.000								

Batter	1	2	3	4	5	6	7	8	9	AB R H RBI BB SO LOB	TOP											
Bill Bruton, L (1, 8) <small>OBP: 0.336, SLG: 0.314</small>	4-0 	0-0 	4-0 	0-0 		0-0 			0-0 	4 1 0 0 2 0 1												
Johnny Logan, R (1, 6) <small>OBP: 0.333, SLG: 0.399</small> Roy Smalley, R (5, 6) <small>OBP: 0.364, SLG: 0.600</small>	0-0 	4-0 	0-0 		0-0 	0-0 			0-0 	3 2 1 0 1 0 1 2 0 1 0 0 0 1												
Hank Aaron, R (1, 7) <small>OBP: 0.337, SLG: 0.481</small>	4-0 	0-0 	0-0 		0-0 		0-0 		0-0 	5 3 1 0 1 0 2												
Eddie Mathews, L (1, 5) <small>OBP: 0.389, SLG: 0.537</small>	4-0 	4-0 	0-0 		0-0 		0-0 			3 3 1 1 2 0 0												
Joe Adcock, R (1, 3) <small>OBP: 0.376, SLG: 0.528</small> Jim Pendleton, R (6, PH) <small>OBP: 0.202, SLG: 0.242</small>	4-0 	4-0 	0-0 			0-0 		0-3 		1 2 1 5 2 0 0 2 0 0 0 0 1 0												
George Metkovich, L (1, 9) <small>OBP: 0.368, SLG: 0.344</small>	0-0 	0-0 	0-0 			4-0 		0-0 		3 1 1 3 1 0 0												
Danny O'Connell, R (1, 4) <small>OBP: 0.318, SLG: 0.342</small>	0-0 	0-0 	0-0 			0-0 		0-0 		5 1 3 2 0 0 1												
Del Crandall, R (1, 2) <small>OBP: 0.300, SLG: 0.392</small> Sam Calderone, R (6, 2) <small>OBP: 0.400, SLG: 0.429</small>	0-3 	4-0 		0-0 		0-0 		0-0 		3 1 1 3 1 1 2 1 0 0 0 0 0 1												
Gene Conley, R (1, 1) <small>OBP: 0.136, SLG: 0.159</small>	0-0 	0-3 		0-0 		0-0 		0-3 		5 0 1 0 0 2 6												
Inning Stats	R: 4 E: 0 K: 1 S: 7	H: 2 LOB: 2 BB: 4 P: 23	R: 3 E: 1 K: 1 S: 7	H: 1 LOB: 3 BB: 4 P: 23	R: 4 E: 0 K: 0 S: 6	H: 4 LOB: 0 BB: 1 P: 10	R: 0 E: 0 K: 0 S: 3	H: 0 LOB: 0 BB: 0 P: 3	R: 0 E: 0 K: 0 S: 3	H: 0 LOB: 0 BB: 0 P: 3	R: 3 E: 1 K: 0 S: 6	H: 2 LOB: 1 BB: 1 P: 10	R: 0 E: 0 K: 1 S: 5	H: 0 LOB: 0 BB: 0 P: 5	R: 0 E: 0 K: 1 S: 6	H: 1 LOB: 1 BB: 0 P: 6	R: 0 E: 0 K: 0 S: 3	H: 1 LOB: 0 BB: 0 P: 3	1B: 9 2B: 0 3B: 0 HR: 2	SF: 1 SAC: 0 DP: 1 HBP: 0	WP: 1 PB: 0 SB: 0 CS: 1	PA: 48
PITCHER	IP WLS BF H R ER SO BB IBB HBP BLK WP HR S P ERA WHIP																					
Dave Cole, R (1, 1) <small>ERA: 7.11</small> Johnny Klippstein, R (1, 1) <small>ERA: 7.31</small>	0.1 L 4 0 3 3 0 3 0 0 0 1 0 1 13 81.00 9.000																					
	8.2 44 11 11 7 4 6 1 0 0 0 2 45 73 7.27 1.962																					

Milwaukee Braves @ Chicago Cubs
 Wrigley Field, Chicago, IL
 Tue Jul 06 1954, 3:33 AM CDT
 Att. 7,358 - Unknown

livebaseballscorecards.com

AB	37
R	14
H	11
RBI	14
BB	10
SO	4
LOB	15



Batter	1	2	3	4	5	6	7	8	9	AB R H RBI BB SO LOB
Bob Talbot, R OBP: 0.284, SLG: 0.338 (1, 8) X	0-0 BB 1B	4-0 FC6 1-2 BB		0-0 6-3			0-0 SH1-3 1-2		0-0 6-3	3 1 1 0 1 0 0
Gene Baker, R OBP: 0.329, SLG: 0.404 (1, 4) X	0-0 F9	0-0 FC6 1-2f		0-0 5-3			0-3 K		0-0 FC6-4 1B	5 0 1 0 0 1 4
Ralph Kiner, R OBP: 0.414, SLG: 0.564 (1, 7) B B B	4-0 FC5 1-2 BB		0-0 HR		0-0 F6		0-0 2B		0-0 FC6-4 1-2f	4 1 2 2 1 0 1
Randy Jackson, R OBP: 0.375, SLG: 0.549 (1, 5) X	0-0 FC5 1-2 2-H 1B		0-0 F9		0-0 5-3		0-3 K			4 0 1 1 0 1 1
Hank Sauer, R OBP: 0.397, SLG: 0.596 (1, 9) X	0-0 FC5 1-2 2-3f		0-0 5-3		0-0 F7			0-0 F5		4 0 0 0 0 0 2
Steve Bilko, R OBP: 0.302, SLG: 0.333 (1, 3) X	0-0 4-3		0-0 14 E 2B		0-3 K			0-0 14 1B 1B		4 0 2 0 0 1 2
14 Ernie Banks, R OBP: 0.332, SLG: 0.397 (1, 6) X		0-0 L7	0-0 E6 2-3		0-0 P6			0-0 G4-6-3 1-2 1B		4 0 1 0 0 0 1
El Tappe, R OBP: 0.281, SLG: 0.265 (1, 2) B B B B		4-0 BB BB	0-0 5-3		0-0 P3			0-0 G4-6-3 1-2f		3 0 0 0 1 0 4
Dave Cole, R (1, 1) Johnny Klippstein, R (1, 1) Hal Rice, L (9, PH) OBP: 0.286, SLG: 0.255		0-3 K		0-3 K			0-0 SH1-3 2B 1B		0-0 F2	0 0 0 0 0 0 0 3 1 1 0 0 2 1 1 0 0 0 0 0 0


Inning Stats	R: 1	H: 2	E: 0	LOB: 2	K: 0	BB: 1	S: 5	R: 0	H: 0	E: 0	LOB: 2	K: 1	BB: 2	S: 5	R: 1	H: 2	E: 1	LOB: 2	K: 0	BB: 0	S: 6	R: 0	H: 0	E: 0	LOB: 0	K: 1	BB: 0	S: 5	R: 0	H: 0	E: 0	LOB: 0	K: 0	BB: 0	S: 3	R: 0	H: 0	E: 0	LOB: 0	K: 1	BB: 0	S: 5	R: 1	H: 2	E: 0	LOB: 1	K: 2	BB: 0	S: 9	R: 0	H: 2	E: 0	LOB: 1	K: 0	BB: 0	S: 4	R: 0	H: 1	E: 0	LOB: 1	K: 0	BB: 0	S: 4	R: 0	H: 1	E: 0	LOB: 1	K: 0	BB: 0	S: 4	1B: 6	SF: 0	2B: 2	SAC: 1	3B: 0	DP: 1	HR: 1	HBP: 0	WP: 0	PA: 39
--------------	------	------	------	--------	------	-------	------	------	------	------	--------	------	-------	------	------	------	------	--------	------	-------	------	------	------	------	--------	------	-------	------	------	------	------	--------	------	-------	------	------	------	------	--------	------	-------	------	------	------	------	--------	------	-------	------	------	------	------	--------	------	-------	------	------	------	------	--------	------	-------	------	------	------	------	--------	------	-------	------	-------	-------	-------	--------	-------	-------	-------	--------	-------	--------

PITCHER	IP	WLS	BF	H	R	ER	SO	BB	IBB	HBP	BLK	WP	HR	S	P	ERA	WHIP
Gene Conley, R (1, 1) ERA: 2.36	9.0	W	39	9	3	3	5	3	0	0	0	0	1	46	58	3.00	1.333

BOTTOM

Milwaukee Braves @ Chicago Cubs
Wrigley Field, Chicago, IL
Tue Jul 06 1954, 3:33 AM CDT
Att. 7,358 - Unknown

AB 35
R 3
H 9
RBI 3
BB 3
SO 5
LOB 16



PITCHER	IP	WLS	BF	H	R	ER	SO	BB	IBB	HBP	BLK	WP	HR	S	P	ERA	WHIP
---------	----	-----	----	---	---	----	----	----	-----	-----	-----	----	----	---	---	-----	------

Batter	1	2	3	4	5	6	7	8	9	AB R H RBI BB SO LOB	TOP
Bill Bruton, L (1, 8) OBP: 0.335, SLG: 0.313	0-0 1B 1B		0-0 F9			0-3 K		0-0 4-3		4 0 1 0 0 1 0	
Johnny Logan, R (1, 6) OBP: 0.332, SLG: 0.397	0-0 F3		0-0 FC6-4 1B			0-0 F8		0-0 5-3		4 0 1 0 0 0 1	
Hank Aaron, R (1, 7) OBP: 0.336, SLG: 0.478	0-0 G3-6-3 1-3 1B		0-0 FC6-4 1-2f			0-0 F8		0-0 F8		4 0 1 0 0 0 1	
Eddie Mathews, L (1, 5) OBP: 0.384, SLG: 0.528	0-0 G3-6-3 1-2f			0-0 G6-3			0-0 1-3		0-0 4-3	4 0 0 0 0 0 2	
Danny O'Connell, R (1, 4) OBP: 0.318, SLG: 0.341		0-0 4-3		0-3 K			0-0 2B 1B			3 1 1 0 0 1 0	
Jim Pendleton, R (1, 9) OBP: 0.216, SLG: 0.265		0-0 FC3-6 1B		0-0 F8			0-0 1-H 2B			3 0 2 1 0 0 0	
George Metkovich, L (1, 3) OBP: 0.341, SLG: 0.314		0-0 FC3-6 FC5-4 1-2f			0-0 4-3		0-0 L3			3 0 0 0 0 0 1	
Del Crandall, R (1, 2) OBP: 0.296, SLG: 0.385		0-0 FC5-4 1-2f			0-0 F2			0-0 5-3		3 0 0 0 0 0 1	
Chet Nichols, S (1, 1) OBP: 0.125, SLG: 0.125			0-0 1-3		0-0 B1-3			0-0 1-3		3 0 0 0 0 0 0	
Inning Stats	R: 0 H: 2 E: 0 LOB: 1 K: 0 BB: 0 S: 4 P: 4	R: 0 H: 1 E: 0 LOB: 1 K: 0 BB: 0 S: 4 P: 4	R: 0 H: 1 E: 0 LOB: 1 K: 0 BB: 0 S: 4 P: 4	R: 0 H: 0 E: 0 LOB: 0 K: 1 BB: 0 S: 5 P: 5	R: 0 H: 0 E: 0 LOB: 0 K: 0 BB: 0 S: 3 P: 3	R: 0 H: 0 E: 0 LOB: 0 K: 1 BB: 0 S: 5 P: 5	R: 1 H: 2 E: 0 LOB: 0 K: 0 BB: 0 S: 4 P: 4	R: 0 H: 0 E: 0 LOB: 0 K: 0 BB: 0 S: 3 P: 3	R: 0 H: 0 E: 0 LOB: 0 K: 0 BB: 0 S: 3 P: 3	1B: 5 SF: 0 2B: 1 SAC: 0 3B: 0 DP: 1 HR: 0 HBP: 0	WP: 0 PA: 31 PB: 0 SB: 0 CS: 0
PITCHER Howie Pollet, L (1, 1) ERA: 3.3 Bill Tremel, R (8, 1) ERA: 6.35	IP WLS BF H R ER SO BB IBB HBP BLK WP HR S P ERA WHIP										
	7.0 L 25 6 1 1 2 0 0 0 0 0 0 0 0 29 29 1.29 0.857										
	2.0 6 0 0 0 0 0 0 0 0 0 0 0 0 6 6 0.00 0.000										

Milwaukee Braves @ Chicago Cubs
Wrigley Field, Chicago, IL
Wed Jul 07 1954, 3:33 AM CDT
Att. 4,833 - Unknown

livebaseballscorecards.com

AB	31
R	1
H	6
RBI	1
BB	0
SO	2
LOB	6



Batter	1	2	3	4	5	6	7	8	9	10	11	AB R H RBI BB SO LOB	TOP					
Bob Talbot, R OBP: 0.285, SLG: 0.332 (1, 8)	 HR 1B		 P6		 P5		 F8		 4-3		 2B 1B	6 2 2 0 0 0 3						
Gene Baker, R OBP: 0.342, SLG: 0.440 (1, 4)	 HR 1-H		 1B		 K		 1-H 1B		 BB		 1-H 2B	5 2 4 4 1 1 1						
Dee Fondy, L OBP: 0.310, SLG: 0.424 (1, 3)	 1B		 F9		 FC 1B		 G3		 K		 3-H 1B	6 0 3 1 0 1 4						
Randy Jackson, R OBP: 0.372, SLG: 0.541 (1, 5)	 F		 P4		 FC 1-2f 3B		 F8		 F8		 1-2 1B	6 1 1 0 0 0 3						
Ralph Kiner, R OBP: 0.405, SLG: 0.547 Hal Rice, L OBP: 0.286, SLG: 0.255 (1, 7)	 F			 P6		 K		 G3		 1B	 P2	6 0 1 0 0 1 4 0 0 0 0 0 0 0						
Hank Sauer, R OBP: 0.395, SLG: 0.589 (1, 9)	 F			 K		 1-H 3B		 BB		 F9		4 0 1 1 1 1 2						
14 Ernie Banks, R OBP: 0.331, SLG: 0.389 (1, 6)		 F		 5-3		 P2		 P4		 4-3		5 0 0 0 0 0 3						
Walker Cooper, R OBP: 0.400, SLG: 0.537 Hal Jeffcoat, R OBP: 0.375, SLG: 0.769 El Tappe, R OBP: 0.266, SLG: 0.250 (1, 2)		 G3			 2B		 S 1B BB		 6-3		 3-1	2 0 1 0 1 0 0 0 1 0 0 0 0 0 2 0 0 0 0 0 0						
Paul Minner, L OBP: 0.224, SLG: 0.386 Jim Davis, S OBP: 0.238, SLG: 0.059 (1, 1)		 F			 P4		 P5		 4-3 BB		 K	2 0 0 0 0 0 1 2 0 0 0 1 1 1						
Inning Stats	R: 2 H: 3 E: 0 LOB: 1 K: 0 BB: 0 S: 6 P: 6	R: 0 H: 0 E: 0 LOB: 0 K: 0 BB: 0 S: 3 P: 3	R: 0 H: 1 E: 0 LOB: 1 K: 0 BB: 0 S: 4 P: 4	R: 0 H: 0 E: 0 LOB: 0 K: 1 BB: 0 S: 5 P: 5	R: 0 H: 1 E: 0 LOB: 1 K: 1 BB: 0 S: 6 P: 6	R: 1 H: 2 E: 0 LOB: 1 K: 1 BB: 0 S: 7 P: 7	R: 1 H: 1 E: 0 LOB: 1 K: 0 BB: 1 S: 4 P: 8	R: 0 H: 0 E: 0 LOB: 1 K: 0 BB: 1 S: 3 P: 7	R: 0 H: 0 E: 0 LOB: 2 K: 1 BB: 2 S: 5 P: 13	R: 0 H: 1 E: 0 LOB: 1 K: 0 BB: 0 S: 4 P: 4	R: 2 H: 4 E: 0 LOB: 2 K: 1 BB: 0 S: 9 P: 9	1B: 9 SF: 0 2B: 2 SAC: 0 3B: 1 DP: 0 HR: 1 HBP: 0	WP: 0 PA: 50 PB: 0 SB: 1 CS: 0					
PITCHER	IP WLS BF H R ER SO BB IBB HBP BLK WP HR S P ERA WHIP																	
Royce Lint, L ERA: 4.01 (1, 1)	6.0	25	7	3	3	3	0	0	0	0	0	0	0	1	31	31	4.50	1.167
Joe Presko, R ERA: 6.75 (7, 1)	1.0	5	1	1	1	0	1	0	0	0	0	0	0	4	8	9.00	2.000	
Brooks Lawrence, R ERA: 3.9 (8, 1)	1.2	8	0	0	0	0	3	0	0	0	0	0	0	5	17	0.00	1.800	
Al Brazle, L ERA: 4.34 (9, 1)	2.1	L	12	5	2	2	2	0	0	0	0	0	0	16	16	7.71	2.143	

Chicago Cubs @ St. Louis Cardinals
Sportsman's Park, St. Louis, MO
Fri Jul 09 1954: 4:33 AM EDT
Att. 12,495 - Unknown

livebaseballscorecards.com

AB	46
R	6
H	13
RBI	6
BB	4
SO	5
LOB	22



Batter	1	2	3	4	5	6	7	8	9	10	11	AB R H RBI BB SO LOB
Wally Moon, L (1, 8) OBP: 0.389, SLG: 0.458	0-0 G4-3 1B		0-3 K			0-0 F8	0-3 K			0-0 4-3		5 0 1 0 0 2 3
Red Schoendienst, S (1, 4) OBP: 0.377, SLG: 0.481	0-0 G4-3 1-2f		0-0 F9			0-0 1B 1-2 E 1B				0-0 F9		5 1 2 0 0 0 2
Stan Musial, L (1, 9) OBP: 0.427, SLG: 0.658	0-0 F3			0-0 6-3 1B		0-0 1B 1-2 2-H FC6-4 1B				0-0 F9		5 0 2 1 0 0 1
Ray Jablonski, R (1, 5) OBP: 0.371, SLG: 0.486		0-0 1B		0-0 6-3 1-2		0-0 FC6-4 1B 1-2f 2-H				0-0 P2		5 1 1 0 0 0 3
Rip Repulski, R (1, 7) OBP: 0.322, SLG: 0.478		0-0 P3		0-0 F8		0-0 1B 2-H				0-0 5-3		5 0 1 1 0 0 2
Joe Cunningham, L (1, 3) OBP: 0.358, SLG: 0.553					0-3 K	0-0 F7				0-0 F7		5 0 0 0 0 1 2
Sal Yvars, R (1, 2) OBP: 0.346, SLG: 0.467		0-0 F9			0-0 1-3					0-0 G 1B		2 0 0 0 0 0 1
Bill Sarni, R (7, PH) OBP: 0.373, SLG: 0.514										HR		2 1 2 1 0 0 0
Alex Grammas, R (1, 6) OBP: 0.291, SLG: 0.284			0-0 F8		0-0 5-3					0-0 P2		4 0 0 0 0 1 1
Royce Lint, L (1, 1) OBP: 0.456, SLG: 0.286			4-0 BB			0-0 1B 1B				0-0 P2		0 0 0 0 1 0 0
Pearlous Lowrey, R (6, PH) OBP: 0.267, SLG: 0.278												1 1 1 0 0 0 0
Joe Friskic, R (7, PH) OBP: 0.083, SLG: 0.083												0 0 0 0 0 0 0
Solly Hiemius, L (7, PH) OBP: 0.462, SLG: 0.477												1 0 0 0 0 0 1
Brooks Lawrence, R (8, 1) OBP: 0.231, SLG: 0.187												0 0 0 0 0 0 0
Al Brazier, L (8, 1)												1 0 0 0 0 0 0

Inning Stats	R: 0	H: 1	R: 0	H: 1	R: 0	H: 0	R: 0	H: 0	R: 3	H: 4	R: 0	H: 1	R: 0	H: 1	R: 1	H: 1	R: 0	H: 0	R: 0	H: 0	R: 0	H: 0	1B: 8	SF: 0	WP: 0	PA: 42	
	E: 0	LOB: 0	E: 0	LOB: 1	E: 0	LOB: 0	E: 0	LOB: 0	E: 1	LOB: 1	E: 0	LOB: 1	E: 0	LOB: 0	E: 0	LOB: 0	E: 0	LOB: 0	E: 0	LOB: 0	E: 0	LOB: 0	2B: 1	SAC: 0	PB: 0		
	K: 0	BB: 0	K: 0	BB: 1	K: 1	BB: 1	K: 0	BB: 0	K: 0	BB: 0	K: 2	BB: 0	K: 0	BB: 0	K: 0	BB: 0	K: 0	BB: 0	K: 0	BB: 0	K: 0	BB: 0	3B: 0	DP: 1	SB: 0		
	S: 3	P: 3	S: 4	P: 4	S: 5	P: 9	S: 3	P: 3	S: 5	P: 5	S: 7	P: 7	S: 4	P: 4	S: 4	P: 4	S: 3	P: 3	S: 3	P: 3	S: 3	P: 3	HR: 1	HBP: 0	CS: 0		
PITCHER	IP	WLS	BF	H	R	ER	SO	BB	IBB	HBP	BLK	WP	HR	S	P	ERA	WHIP										
Paul Minner, L (1, 1) ERA: 3.66	5.2		23	7	3	2	2	1	0	0	0	0	0	26	30	3.18	1.412										
Jim Davis, L (6, 1) ERA: 4.1	5.1	W	19	3	1	1	2	0	0	0	0	0	1	23	23	1.69	0.562										


BOTTOM

Chicago Cubs @ St. Louis Cardinals
Sportsman's Park, St. Louis, MO
Fri Jul 09 1954, 4:33 AM EDT
Att. 12,495 - Unknown

livebaseballscores.com

AB	41
R	4
H	10
RBI	3
BB	1
SO	4
LOB	16



Batter	1	2	3	4	5	6	7	8	9	AB R H RBI BB SO LOB	TOP																													
Bob Talbot, R (1, 8) OBP: 0.285, SLG: 0.332											0 0 0 0 0 0 0 0	<p style="text-align: center;">Chicago Cubs @ St. Louis Cardinals Sportsman's Park, St. Louis, MO</p> <p style="text-align: center;">Sat Jul 10 1954, 4:33 AM EDT Att. 11,340 - Unknown</p> <p style="text-align: right;">livebaseballscorecards.com</p> <table border="0"> <tr><td>AB</td><td>0</td></tr> <tr><td>R</td><td>0</td></tr> <tr><td>H</td><td>0</td></tr> <tr><td>RBI</td><td>0</td></tr> <tr><td>BB</td><td>0</td></tr> <tr><td>SO</td><td>0</td></tr> <tr><td>LOB</td><td>0</td></tr> </table> 	AB	0	R	0	H	0	RBI	0	BB	0	SO	0	LOB	0														
AB											0																													
R											0																													
H											0																													
RBI											0																													
BB											0																													
SO											0																													
LOB											0																													
Gene Baker, R (1, 4) OBP: 0.342, SLG: 0.440	0 0 0 0 0 0 0 0																																							
Dee Fondy, L (1, 3) OBP: 0.310, SLG: 0.424	0 0 0 0 0 0 0 0																																							
Randy Jackson, R (1, 5) OBP: 0.372, SLG: 0.541	0 0 0 0 0 0 0 0																																							
Ralph Kiner, R (1, 7) OBP: 0.405, SLG: 0.547	0 0 0 0 0 0 0 0																																							
Hank Sauer, R (1, 9) OBP: 0.395, SLG: 0.589	0 0 0 0 0 0 0 0																																							
14 Ernie Banks, R (1, 6) OBP: 0.331, SLG: 0.389	0 0 0 0 0 0 0 0																																							
Clyde McCullough, R (1, 2) OBP: 0.346, SLG: 0.600	0 0 0 0 0 0 0 0																																							
Bob Rush, R (1, 1) OBP: 0.351, SLG: 0.389	0 0 0 0 0 0 0 0	<table border="0"> <tr><td>WP: 0</td><td>PA: 0</td></tr> <tr><td>PB: 0</td><td></td></tr> <tr><td>SB: 0</td><td></td></tr> <tr><td>CS: 0</td><td></td></tr> </table>	WP: 0	PA: 0	PB: 0		SB: 0		CS: 0																															
WP: 0	PA: 0																																							
PB: 0																																								
SB: 0																																								
CS: 0																																								
Inning Stats											1B: 0 SF: 0 2B: 0 SAC: 0 3B: 0 DP: 0 HR: 0 HBP: 0																													
PITCHER Vic Raschi, R (1, 1) ERA: 4.85	IP	WLS	BF	H	R	ER	SO	BB	IBB	HBP	BLK	WP	HR	S	P	ERA	WHIP	0.0	0	0	0	0	0	0	0	0	0	0	∞	∞										
PITCHER	IP	WLS	BF	H	R	ER	SO	BB	IBB	HBP	BLK	WP	HR	S	P	ERA	WHIP																							

Batter	1	2	3	4	5	6	7	8	9	AB R H RBI BB SO LOB	TOP							
Bob Talbot, R (1, 8) OBP: 0.284, SLG: 0.330											0 0 0 0 0 0 0 0	Chicago Cubs @ St. Louis Cardinals Sportsman's Park, St. Louis, MO Sun Jul 11 1954, 4:33 AM EDT Att. 13,443 - Unknown livebaseballscorecards.com						
Gene Baker, R (1, 4) OBP: 0.341, SLG: 0.437											0 0 0 0 0 0 0 0							
Steve Bilko, R (1, 3) OBP: 0.299, SLG: 0.328											0 0 0 0 0 0 0 0							
Randy Jackson, R (1, 5) OBP: 0.368, SLG: 0.534											0 0 0 0 0 0 0 0							
Ralph Kiner, R (1, 7) OBP: 0.403, SLG: 0.541											0 0 0 0 0 0 0 0							
Hank Sauer, R (1, 9) OBP: 0.394, SLG: 0.584											0 0 0 0 0 0 0 0							
14 Ernie Banks, R (1, 6) OBP: 0.328, SLG: 0.385											0 0 0 0 0 0 0 0							
Walker Cooper, R (1, 2) OBP: 0.400, SLG: 0.537											0 0 0 0 0 0 0 0							
Howie Pollet, L (1, 1) OBP: 0.227, SLG: 0.190	0 0 0 0 0 0 0 0	AB 0 R 0 H 0 RBI 0 BB 0 SO 0 LOB 0																
Inning Stats											1B: 0 SF: 0 2B: 0 SAC: 0 3B: 0 DP: 0 HR: 0 HBP: 0	WP: 0 PA: 0 PB: 0 SB: 0 CS: 0						
PITCHER Gerry Staley, R (1, 1) ERA: 5.09	IP	WLS	BF	H	R	ER	SO	BB	IBB	HBP	BLK	WP	HR	S	P	ERA	WHIP	PITCHER IP WLS BF H R ER SO BB IBB HBP BLK WP HR S P ERA WHIP

Batter	1	2	3	4	5	6	7	8	9	AB R H RBI BB SO LOB	TOP	
Gair Allie, R OBP: 0.308, SLG: 0.290 (1, 6) X	0-0 2B SF9 2B	0-0 1-3		0-0 2-H 1B			0-0 P2		0-0 P2	5 1 2 0 0 0 1		
Vic Janowicz, R OBP: 0.250, SLG: 0.250 (1, 5) X	0-0 6-3		0-0 G3		0-3 K		0-0 3-1 1B		0-3 K	5 1 1 0 0 2 1		
Preston Ward, L OBP: 0.343, SLG: 0.366 (1, 3) X	0-0 2-3 2B		0-0 F8		0-0 1-3		0-0 3-1		0-0 1-2	4 0 1 0 0 0 1		
Frank Thomas, R OBP: 0.369, SLG: 0.484 (1, 8) B B B B	4-0 FC6 BB		0-0 1B 1B		0-0 2B		0-0 2-H 1B		0-0 2-H 1B	3 0 3 1 1 0 0		
Sid Gordon, R OBP: 0.396, SLG: 0.356 (1, 7) X	0-0 SF9		0-0 1-2 1B		0-0 1-3		0-0 F7		0-0 F7	3 0 1 1 0 0 2		
Jack Shepard, R OBP: 0.346, SLG: 0.333 (1, 2) X	0-0 3-H FC6 1-2f		0-0 F8		0-0 5-3		0-0 FC3-4 1B		0-0 FC3-4 1B	4 0 1 0 0 0 4		
Dick Cole, R OBP: 0.356, SLG: 0.376 (1, 4) X		0-0 1-3		0-0 6-3		0-0 1B 1B		0-0 FC3-4 G1-4-3	0-0 FC3-4 G1-4-3	4 0 1 0 0 0 1		
Dick Hall, R OBP: 0.330, SLG: 0.347 (1, 9) X		0-0 1B		0-0 F7		0-0 1-2 1B		0-0 G1-4-3	0-0 G1-4-3	4 0 2 0 0 0 1		
Max Surkont, R OBP: 0.268, SLG: 0.216 Paul LaPalme, L OBP: 0.231, SLG: 0.385 Eddie Pellagrini, R OBP: 0.274, SLG: 0.246 (9, PH)		0-3 K		0-0 1B 2B		0-0 G4-6-3		0-0 5-3	0-0 5-3	3 0 1 0 0 1 3 0 0 0 0 0 0 0 1 0 0 0 0 0 0		
Inning Stats	R: 1 H: 2 E: 0 LOB: 2 K: 0 BB: 1 S: 5 P: 9	R: 0 H: 1 E: 0 LOB: 1 K: 1 BB: 0 S: 6 P: 6	R: 0 H: 2 E: 0 LOB: 2 K: 0 BB: 0 S: 5 P: 5	R: 0 H: 2 E: 0 LOB: 2 K: 0 BB: 0 S: 4 P: 4	R: 0 H: 1 E: 0 LOB: 1 K: 1 BB: 0 S: 6 P: 6	R: 0 H: 2 E: 0 LOB: 1 K: 0 BB: 0 S: 4 P: 4	R: 1 H: 2 E: 0 LOB: 1 K: 0 BB: 0 S: 5 P: 5	R: 0 H: 1 E: 0 LOB: 0 K: 0 BB: 0 S: 3 P: 3	R: 0 H: 0 E: 0 LOB: 0 K: 1 BB: 0 S: 5 P: 5	1B: 9 SF: 1 2B: 4 SAC: 0 3B: 0 DP: 2 HR: 0 HBP: 0	WP: 0 PA: 38 PB: 0 SB: 0 CS: 0	
PITCHER Paul Minner, L ERA: 3.54 (1, 1)	IP WLS BF H R ER SO BB IBB HBP BLK WP HR S P ERA WHIP											PITCHER IP WLS BF H R ER SO BB IBB HBP BLK WP HR S P ERA WHIP
	9.0 W 38 13 2 2 3 1 0 0 0 0 0 0 43 47 2.00 1.556											

Pittsburgh Pirates @ Chicago Cubs
Wrigley Field, Chicago, IL
Thu Jul 15 1954, 3:33 AM CDT
Unknown

livebaseballscorecards.com

AB 36
R 2
H 13
RBI 2
BB 1
SO 3
LOB 14




Batter	1	2	3	4	5	6	7	8	9	AB	R	H	RBI	BB	SO	LOB
Bob Talbot, R OBP: 0.289, SLG: 0.330 (1, 8)	4-0 BB		0-0 F9			0-0 1B		0-0 4-3		4	1	2	1	1	0	0
Gene Baker, R OBP: 0.336, SLG: 0.428 (1, 4)	0-0 F9			0-0 4-3	0-0 F9	0-0 1B		0-3 K		5	0	1	1	0	1	3
Dee Fondy, L OBP: 0.308, SLG: 0.419 (1, 3)	0-0 F7			0-3 K	0-0 P6	0-0 1B		0-3 K		5	0	1	0	0	2	4
Randy Jackson, R OBP: 0.373, SLG: 0.536 (1, 5)	0-0 P3			0-0 5-3		0-0 1B				4	1	1	0	0	0	3
Ralph Kiner, R OBP: 0.401, SLG: 0.533 Hal Rice, L OBP: 0.283, SLG: 0.252 (1, 7) (8, 9)		0-3 K			4-0 14 PB 14 HR 1B BB	0-0 P2	0-0 6-3			3	1	0	0	1	1	1
Hank Sauer, R OBP: 0.396, SLG: 0.593 (1, 9) (8, 7)		0-0 F7			0-0 14 PB 14 HR 1B	0-0 1B	0-0 HR			0	0	0	0	0	0	0
14 Ernie Banks, R OBP: 0.329, SLG: 0.392 (1, 6)		0-0 F7			0-0 HR	4-0 1B SF8 IBB	0-0 F8			4	3	3	1	0	0	0
Clyde McCullough, R OBP: 0.364, SLG: 0.581 (1, 2)			0-0 F8		4-0 1B SH1-3 BB	0-0 SF8 E 1B	0-0 F8			3	1	1	2	1	0	0
Paul Minner, L OBP: 0.212, SLG: 0.370 (1, 1)			0-0 4-3		0-0 SH1-3	0-0 SF8	0-0 P6			2	0	0	1	0	0	0

Inning Stats	R: 0	H: 0	E: 0	K: 0	S: 3	LOB: 1	BB: 1	P: 7	R: 0	H: 0	E: 0	K: 1	S: 5	LOB: 0	BB: 0	P: 5	R: 0	H: 0	E: 0	K: 0	S: 3	LOB: 0	BB: 0	P: 3	R: 3	H: 3	E: 0	K: 0	S: 6	LOB: 2	BB: 2	P: 14	R: 5	H: 6	E: 1	K: 0	S: 9	LOB: 2	BB: 1	P: 13	R: 1	H: 1	E: 0	K: 0	S: 4	LOB: 0	BB: 0	P: 4	R: 0	H: 0	E: 1	K: 2	S: 8	LOB: 1	BB: 0	P: 8
PITCHER	IP	WLS	BF	H	R	ER	SO	BB	IBB	HBP	BLK	WP	HR	S	P	ERA	WHIP																																							
Max Surkont, R ERA: 4.43 Paul LaPalme, L ERA: 5.79	(1, 1) (6, 1)	5.2 2.1	L	29 10	8 2	8 1	8 2	2 0	3 0	1 0	0 0	0 0	0 0	29 14	45 14	12.71 3.86	1.941 0.857																																							

BOTTOM


Pittsburgh Pirates @ Chicago Cubs
Wrigley Field, Chicago, IL
Thu Jul 15 1954, 3:33 AM CDT
Unknown


AB	33
R	9
H	10
RBI	9
BB	4
SO	4
LOB	11



WP: 0	PA: 39
PB: 1	CS: 0
SB: 0	

WP	HR	S	P	ERA	WHIP
0	1	2	2	3.86	0.857

Batter	1	2	3	4	5	6	7	8	9	AB R H RBI BB SO LOB	TOP							
Gair Allie, R (1, 6) OBP: 0.303, SLG: 0.286										0 0 0 0 0 0 0 0	Pittsburgh Pirates @ Chicago Cubs Wrigley Field, Chicago, IL Fri Jul 16 1954, 3:33 AM CDT Att. 4,586 - Unknown livebaseballscorecards.com							
Bob Skinner, L (1, 3) OBP: 0.338, SLG: 0.407										0 0 0 0 0 0 0 0								
Preston Ward, L (1, 9) OBP: 0.341, SLG: 0.364										0 0 0 0 0 0 0 0								
Frank Thomas, R (1, 8) OBP: 0.370, SLG: 0.483										0 0 0 0 0 0 0 0								
Jerry Lynch, L (1, 7) OBP: 0.261, SLG: 0.338										0 0 0 0 0 0 0 0								
Jack Shepard, R (1, 2) OBP: 0.336, SLG: 0.322										0 0 0 0 0 0 0 0								
Dick Cole, R (1, 4) OBP: 0.352, SLG: 0.371										0 0 0 0 0 0 0 0								
Vic Janowicz, R (1, 5) OBP: 0.233, SLG: 0.231										0 0 0 0 0 0 0 0								
Jake Thies, R (1, 1)	0 0 0 0 0 0 0 0																	
Inning Stats	1B: 0 SF: 0 2B: 0 SAC: 0 3B: 0 DP: 0 HR: 0 HBP: 0		WP: 0 PA: 0 PB: 0 SB: 0 CS: 0															
PITCHER Bob Rush, R (1, 1) ERA: 4.79	IP	WLS	BF	H	R	ER	SO	BB	IBB	HBP	BLK	WP	HR	S	P	ERA	WHIP	PITCHER IP WLS BF H R ER SO BB IBB HBP BLK WP HR S P ERA WHIP

Batter	1	2	3	4	5	6	7	8	9	AB R H RBI BB SO LOB	TOP							
Gair Allie, R (1, 6) OBP: 0.302, SLG: 0.282										0 0 0 0 0 0 0 0	Pittsburgh Pirates @ Chicago Cubs Wrigley Field, Chicago, IL Sat Jul 17 1954, 3:33 AM CDT Unknown livebaseballscorecards.com							
Vic Janowicz, R (1, 5) OBP: 0.217, SLG: 0.214										0 0 0 0 0 0 0 0								
Bob Skinner, L (1, 3) OBP: 0.340, SLG: 0.413										0 0 0 0 0 0 0 0								
Frank Thomas, R (1, 8) OBP: 0.369, SLG: 0.478										0 0 0 0 0 0 0 0								
Sid Gordon, R (1, 9) OBP: 0.402, SLG: 0.360										0 0 0 0 0 0 0 0								
Jack Shepard, R (1, 2) OBP: 0.338, SLG: 0.319										0 0 0 0 0 0 0 0								
Dick Cole, R (1, 4) OBP: 0.347, SLG: 0.367										0 0 0 0 0 0 0 0								
Dick Hall, R (1, 7) OBP: 0.325, SLG: 0.341										0 0 0 0 0 0 0 0								
Vern Law, R (1, 1) OBP: 0.300, SLG: 0.407	0 0 0 0 0 0 0 0	AB 0 R 0 H 0 RBI 0 BB 0 SO 0 LOB 0 																
Inning Stats										1B: 0 SF: 0 2B: 0 SAC: 0 3B: 0 DP: 0 HR: 0 HBP: 0 WP: 0 PA: 0 PB: 0 SB: 0 CS: 0								
PITCHER Jim Davis, L (1, 1) ERA: 3.97	IP	WLS	BF	H	R	ER	SO	BB	IBB	HBP	BLK	WP	HR	S	P	ERA	WHIP	PITCHER IP WLS BF H R ER SO BB IBB HBP BLK WP HR S P ERA WHIP

Batter	1	2	3	4	5	6	7	8	9	AB R H RBI BB SO LOB	TOP							
Gair Allie, R (1, 6) OBP: 0.305, SLG: 0.295										0 0 0 0 0 0 0 0	Pittsburgh Pirates @ Chicago Cubs Wrigley Field, Chicago, IL Sat Jul 17 1954, 3:38 AM CDT Att. 10,842 - Unknown livebaseballscorecards.com							
Bob Skinner, L (1, 3) OBP: 0.339, SLG: 0.410										0 0 0 0 0 0 0 0								
Preston Ward, L (1, 9) OBP: 0.343, SLG: 0.365										0 0 0 0 0 0 0 0								
Frank Thomas, R (1, 8) OBP: 0.368, SLG: 0.484										0 0 0 0 0 0 0 0								
Jerry Lynch, L (1, 7) OBP: 0.266, SLG: 0.347										0 0 0 0 0 0 0 0								
Jack Shepard, R (1, 2) OBP: 0.341, SLG: 0.331										0 0 0 0 0 0 0 0								
Eddie Pellagrini, R (1, 4) OBP: 0.270, SLG: 0.241										0 0 0 0 0 0 0 0								
Vic Janowicz, R (1, 5) OBP: 0.204, SLG: 0.200										0 0 0 0 0 0 0 0								
Bob Purkey, R (1, 1) OBP: 0.200, SLG: 0.222	0 0 0 0 0 0 0 0	AB 0 R 0 H 0 RBI 0 BB 0 SO 0 LOB 0																
Inning Stats	1B: 0 SF: 0 2B: 0 SAC: 0 3B: 0 DP: 0 HR: 0 HBP: 0		WP: 0 PA: 0 PB: 0 SB: 0 CS: 0															
PITCHER Johnny Klippstein, R (1, 1) ERA: 7.31	IP	WLS	BF	H	R	ER	SO	BB	IBB	HBP	BLK	WP	HR	S	P	ERA	WHIP	PITCHER IP WLS BF H R ER SO BB IBB HBP BLK WP HR S P ERA WHIP

Batter	1	2	3	4	5	6	7	8	9	AB R H RBI BB SO LOB
Jim Gilliam, S (1, 4) OBP: 0.346, SLG: 0.426	0-1 F6		0-1 F8		0-1 4-3 WP BB 1B	4-1 E 2B BB	2-1 F7		0-0 F4	5 2 1 0 1 0 0
Pee Wee Reese, R (1, 6) OBP: 0.388, SLG: 0.453	2-1 1B		0-1 BB 1B		3-2 1-3 1-2	0-0 F6		1-1 B5-3	2-1 F9	6 0 2 0 0 0 2
Duke Snider, L (1, 8) OBP: 0.439, SLG: 0.677	3-1 F7		4-2 1-2 BB		3-2 4-3 2-3	0-1 E6 2B 1B		0-0 HR		4 2 2 1 1 0 2
Gil Hodges, R (1, 3) OBP: 0.383, SLG: 0.592	2-1 F8		0-3 K		4-1 BB 1B BB	4-0 2B FC3-2 IBB		4-1 2B BB		2 2 0 0 3 1 3
Jackie Robinson, R (1, 5) OBP: 0.412, SLG: 0.513		4-1 HR BB	1-0 F8		4-1 1-2 1B BB	0-1 1-3 2-H 3-H 2B		0-0 F9		2 2 1 2 2 0 2 1 0 0 0 0 0 1
Billy Cox, R (6, PR) OBP: 0.305, SLG: 0.331										
Walt Moryn, L (1, 7) OBP: 0.408, SLG: 0.533		0-3 K		1-2 3-1	4-2 1-2 1B BB	2-2 FC3-2		1-0 1-H HR 2B		4 2 1 2 1 1 3
Carl Furillo, R (1, 9) OBP: 0.349, SLG: 0.407		2-1 L9		1-3 K	3-2 1-2 2-3 3-H 1B 1B	0-1 4-3		0-1 2-H HR		5 1 2 4 0 1 3
Roy Campanella, R (1, 2) OBP: 0.275, SLG: 0.446		0-0 1-H HR		3-2 1B	0-2 1-2 2-H 1B		1-2 F2	3-2 5-3		5 1 3 3 0 0 0
Russ Meyer, S (1, 1) OBP: 0.103, SLG: 0.037		2-3 K		2-2 4-3	0-0 5-3		1-3 K	0-2 F3		5 0 0 0 0 2 3

Inning Stats	R: 0 E: 0 K: 0 S: 8	H: 1 LOB: 1 BB: 0 P: 15	R: 2 E: 0 K: 2 S: 10	H: 1 LOB: 0 BB: 1 P: 18	R: 0 E: 0 K: 1 S: 11	H: 1 LOB: 2 BB: 0 P: 20	R: 4 E: 0 K: 0 S: 21	H: 3 LOB: 2 BB: 3 P: 42	R: 2 E: 1 K: 0 S: 11	H: 2 LOB: 2 BB: 2 P: 21	R: 0 E: 0 K: 1 S: 8	H: 0 LOB: 0 BB: 0 P: 12	R: 4 E: 0 K: 0 S: 11	H: 3 LOB: 0 BB: 1 P: 20	R: 0 E: 0 K: 0 S: 6	H: 0 LOB: 0 BB: 0 P: 8	1B: 7 2B: 2 3B: 0 HR: 3	SF: 0 SAC: 0 DP: 0 HBP: 0	WP: 1 PB: 0 SB: 0 CS: 0	PA: 47
--------------	------------------------------	----------------------------------	-------------------------------	----------------------------------	-------------------------------	----------------------------------	-------------------------------	----------------------------------	-------------------------------	----------------------------------	------------------------------	----------------------------------	-------------------------------	----------------------------------	------------------------------	---------------------------------	----------------------------------	------------------------------------	----------------------------------	--------


PITCHER	IP	WLS	BF	H	R	ER	SO	BB	IBB	HBP	BLK	WP	HR	S	P	ERA	WHIP
Dave Cole, R (1, 1) ERA: 9.0	4.2	L	24	5	6	6	4	5	0	0	0	1	1	56	101	11.57	2.143
Bill Tremel, R (5, 1) ERA: 4.45	1.1		10	4	2	2	0	1	1	0	0	0	0	18	31	13.50	3.750
Jim Brosnan, R (7, 1) ERA: 9.45	3.0		13	3	4	4	1	1	0	0	0	0	2	25	40	12.00	1.333

TOP

Brooklyn Dodgers @ Chicago Cubs
Wrigley Field, Chicago, IL

Sun Jul 18 1954, 3:33 AM CDT
Att: 19,455 - Unknown

AB	39
R	12
H	12
RBI	12
BB	8
SO	5
LOB	19



livebaseballscorecards.com

Batter	1	2	3	4	5	6	7	8	9	AB R H RBI BB SO LOB	TOP
Jim Gilliam, S (1, 4) OBP: 0.345, SLG: 0.423 FBBB	4-2 G6-3 BB		2-1 1-3		1-2 F2		0-0 L3 1-2			3 0 0 0 1 0 1	
Pee Wee Reese, R (1, 6) OBP: 0.384, SLG: 0.447 BFCB	3-2 G6-3 1-2f		2-1 F3		0-1 1-3			1-2 F6		4 0 0 0 0 0 1	
Duke Snider, L (1, 8) OBP: 0.439, SLG: 0.686 CB	1-1 HR		0-0 F7		1-2 2B			1-0 F8		4 1 2 1 0 0 0	
Gil Hodges, R (1, 3) OBP: 0.379, SLG: 0.585 B	1-0 F7			1-1 E5 1B SF8	2-2 L7			2-3 K		4 1 0 0 0 1 1	
Walt Moryn, L (1, 7) OBP: 0.415, SLG: 0.531 X		0-0 BB 1B		1-0 HR 1B		2-1 F8		2-3 K		4 1 2 0 0 1 0	
Carl Furillo, R (1, 9) OBP: 0.348, SLG: 0.404 BB		4-0 BB 1-2 BB		2-2 SF8		0-2 F8		0-0 F9		2 0 0 1 1 0 0	
Roy Campanella, R (1, 2) OBP: 0.274, SLG: 0.455 C		2-3 K		1-2 HR 1-H		0-2 F8		0-0 F4		4 1 1 2 0 1 2	
Don Hoak, R (1, 5) OBP: 0.313, SLG: 0.411 X		0-2 F4		0-0 F9		1-0 L8				3 0 0 0 0 0 2	
Bob Milliken, R (1, 1) OBP: 0.176, SLG: 0.176 Clem Labine, R (1, 1) Jackie Robinson, R (7, PH) OBP: 0.410, SLG: 0.511 Erv Palica, R (7, PR) OBP: 0.333, SLG: 0.250 Ben Wade, R (7, 1)		2-3 K		1-0 F7		2-2 E6 L3				0 0 0 0 0 0 0 2 0 0 0 0 1 2 1 0	
Inning Stats	R: 1 H: 1 E: 0 LOB: 0 K: 0 BB: 1 S: 8 P: 17	R: 0 H: 1 E: 0 LOB: 2 K: 2 BB: 1 S: 10 P: 18	R: 0 H: 0 E: 0 LOB: 0 K: 0 BB: 0 S: 5 P: 9	R: 3 H: 2 E: 1 LOB: 0 K: 0 BB: 0 S: 14 P: 20	R: 0 H: 1 E: 0 LOB: 1 K: 0 BB: 0 S: 11 P: 15	R: 0 H: 0 E: 0 LOB: 0 K: 0 BB: 0 S: 8 P: 10	R: 0 H: 0 E: 1 LOB: 1 K: 0 BB: 0 S: 6 P: 9	R: 0 H: 0 E: 0 LOB: 0 K: 1 BB: 0 S: 7 P: 11	R: 0 H: 0 E: 0 LOB: 0 K: 1 BB: 0 S: 5 P: 7	1B: 2 SF: 1 2B: 2 SAC: 0 3B: 0 DP: 2 HR: 2 HBP: 0	WP: 0 PA: 34 PB: 0 SB: 0 CS: 0
PITCHER Warren Hacker, R (1, 1) ERA: 3.7	IP WLS BF H R ER SO BB IBB HBP BLK WP HR S P ERA WHIP 9.0 W 34 5 4 3 4 2 0 0 0 0 2 74 116 3.00 0.778										

Brooklyn Dodgers @ Chicago Cubs
 Wrigley Field, Chicago, IL
 Mon Jul 19 1954, 3:33 AM CDT
 Att: 13,173 - Unknown

livebaseballscorecards.com

AB 31
R 4
H 5
RBI 4
BB 2
SO 4
LOB 9



Batter	1	2	3	4	5	6	7	8	9	10	AB R H RBI BB SO LOB	TOP
Jim Gilliam, S <small>(1, 7) X</small> <small>OBP: 0.341, SLG: 0.417</small> <small>(10, 9)</small>	0-0 5-3 <small>BBB X</small>	3-1 F3			0-1 4-3 <small>C X</small>		2-2 1-3 <small>B B F F X</small>			0-0 L7 <small>X</small>	5 0 0 0 0 0 1	Brooklyn Dodgers @ Chicago Cubs Wrigley Field, Chicago, IL Tue Jul 20 1954, 3:33 AM CDT Att: 9,525 - Unknown
Pee Wee Reese, R <small>(1, 6) C B X</small> <small>OBP: 0.384, SLG: 0.450</small>	1-1 1B 1B		3-2 6-3 <small>B B C B X</small>		2-2 4-3 <small>B B C B X</small>		2-1 6-3 <small>C B B X</small>		0-1 2B <small>C X</small>	5 1 2 0 0 0 0		
Duke Snider, L <small>(1, 8) B B X</small> <small>OBP: 0.439, SLG: 0.681</small>	2-0 F8		0-0 F9 <small>X</small>		4-1 FC6-4 BB <small>B B B B</small>		1-0 E9 6-3 1B <small>B X</small>		2-3 K <small>B B S F S</small>	4 1 1 0 1 1 2		
Gil Hodges, R <small>(1, 3) B C X</small> <small>OBP: 0.379, SLG: 0.582</small>	1-2 1B 1B <small>1-3</small>		0-1 E 1B <small>X</small>		1-2 FC6-4 <small>1-2f</small> <small>B B B B X</small>		3-1 6-3 <small>F B B B X</small>		1-3 K <small>C F B S</small>	5 0 2 1 0 1 2		
Carl Furillo, R <small>(1, 9) C B X</small> <small>OBP: 0.347, SLG: 0.403</small> <small>(10, 7)</small>	2-2 1B <small>1-3</small> <small>3-H</small>		1-2 E5 <small>X</small>		0-0 F8 <small>X</small>		1-0 6-3 <small>B X</small>		1-0 6-3 <small>3-H</small>	4 0 1 1 0 0 1		
Roy Campanella, R <small>(1, 2) B B X</small> <small>OBP: 0.270, SLG: 0.448</small>	3-3 K <small>S B C C</small>		1-2 F4 <small>X</small>		0-0 F9 <small>X</small>		1-0 F8 <small>B X</small>		1-0 F8 <small>B X</small>	4 0 0 0 0 1 4		
Billy Cox, R <small>(1, 4) B C X</small> <small>OBP: 0.303, SLG: 0.330</small>		1-2 4-3 <small>B B C X</small>		1-1 L7 <small>F B X</small>		1-2 1B <small>B C F X</small>		1-1 F4 <small>C B X</small>		4 0 1 0 0 0 0		
Don Hoak, R <small>(1, 5) B C X</small> <small>OBP: 0.311, SLG: 0.407</small>		3-2 FC1-6 1B <small>X C C C</small>		3-2 L6 <small>B B B B X</small>		2-2 5-3 <small>F B B X</small>		0-0 L8 <small>X</small>		4 0 1 0 0 0 1		
Erv Palica, R <small>(1, 1) C B X</small> <small>OBP: 0.273, SLG: 0.200</small> Don Zimmer, R <small>(7, PH) C B X</small> <small>OBP: 0.259, SLG: 0.280</small> Pete Wojey, R <small>(7, 1) C B X</small> <small>OBP: 0.259, SLG: 0.280</small> Jim Hughes, R <small>(10, 1) C B X</small> <small>OBP: 0.143, SLG: 0.143</small>	0-0 FC1-6 <small>1-2f</small>		1-3 K <small>C B C B X</small>		0-0 5-3 <small>X</small>		1-3 K <small>B B S F S</small>		1-3 K <small>C F F S</small>	2 0 0 0 0 1 1 1 0 0 0 0 0 0 1 0 0 0 0 1 0 0 0 0 0 0 0 0		
Inning Stats	R: 1 H: 3 E: 0 LOB: 2 K: 1 BB: 0 S: 13 P: 22	R: 0 H: 1 E: 0 LOB: 1 K: 0 BB: 0 S: 9 P: 16	R: 0 H: 1 E: 1 LOB: 2 K: 0 BB: 0 S: 12 P: 17	R: 0 H: 0 E: 0 LOB: 0 K: 1 BB: 0 S: 9 P: 14	R: 0 H: 0 E: 0 LOB: 1 K: 0 BB: 1 S: 10 P: 17	R: 0 H: 1 E: 0 LOB: 1 K: 0 BB: 0 S: 8 P: 11	R: 0 H: 0 E: 0 LOB: 0 K: 0 BB: 0 S: 7 P: 11	R: 1 H: 1 E: 1 LOB: 0 K: 0 BB: 0 S: 5 P: 11	R: 0 H: 0 E: 0 LOB: 0 K: 1 BB: 0 S: 7 P: 9	R: 0 H: 1 E: 0 LOB: 1 K: 2 BB: 0 S: 9 P: 12	1B: 7 SF: 0 2B: 1 SAC: 0 3B: 0 DP: 0 HR: 0 HBP: 0	
PITCHER Paul Minner, L <small>(1, 1) ERA: 3.35</small>	IP 10.0 WLS W BF 40 H 8 R 2 ER 1 SO 5 BB 1 IBB 0 HBP 0 BLK 0 WP 0 HR 0 S 89 P 140 ERA 0.90 WHIP 0.900					PITCHER	IP WLS BF H R ER SO BB IBB HBP BLK WP HR S P ERA WHIP					

AB	39
R	2
H	8
RBI	2
BB	1
SO	5
LOB	12



Batter	1	2	3	4	5	6	7	8	9	10	AB	R	H	RBI	BB	SO	LOB
Bob Talbot, R OBP: 0.287, SLG: 0.322 (1, 8)	F5		4-3		F9		CS 1B			L8	5	0	1	0	0	0	0
Gene Baker, R OBP: 0.343, SLG: 0.460 (1, 4)	3B 2B		1B S 1B		1B S 1B		CS 1-2	1-1 1-3		E 2B	5	3	4	0	0	0	0
Dee Fondy, L OBP: 0.320, SLG: 0.412 (1, 3)	F7		1B S		F7			FC6-4 1B		E IBB	4	0	2	0	1	0	2
Randy Jackson, R OBP: 0.364, SLG: 0.520 (1, 5)	2-H 3B		1-3 K		F9			FC6-4 1-2f		F8	5	0	1	1	0	1	6
Ralph Kiner, R OBP: 0.400, SLG: 0.525 (1, 7)	F6		1-3 K				F4	F9		E1	5	0	0	0	0	1	4
Hank Sauer, R OBP: 0.398, SLG: 0.602 (1, 9)		0-0 F6		2-1 2B		0-0 F8			2-2 F9		4	0	1	0	0	0	0
14 Ernie Banks, R OBP: 0.336, SLG: 0.414 (1, 6)		1-0 F3		3-2 F9		2-1 F9			0-1 5-3		4	0	0	0	0	0	1
El Tappe, R OBP: 0.269, SLG: 0.250 (1, 2)		0-0 1B		1-3 K			2-2 F7		4-2 BB		3	0	1	0	1	1	1
Paul Minner, L OBP: 0.196, SLG: 0.340 (1, 1)		1-2 4-3		1-2 L7			2-3 K		1-1 6-3		4	0	0	0	0	1	3

Inning Stats	R: 1	H: 2	E: 0	K: 0	S: 9	R: 0	H: 1	E: 0	K: 0	S: 7	R: 1	H: 2	E: 0	K: 2	S: 15	R: 0	H: 1	E: 0	K: 1	S: 11	R: 0	H: 1	E: 0	K: 0	S: 8	R: 0	H: 0	E: 0	K: 0	S: 4	R: 0	H: 1	E: 0	K: 1	S: 8	R: 0	H: 1	E: 0	K: 0	S: 15	R: 0	H: 0	E: 0	K: 0	S: 12	R: 1	H: 1	E: 1	K: 0	S: 7	1B: 6	2B: 3	3B: 1	HR: 0	SF: 0	SAC: 0	DP: 0	HBP: 0	WP: 0	PA: 42
--------------	------	------	------	------	------	------	------	------	------	------	------	------	------	------	-------	------	------	------	------	-------	------	------	------	------	------	------	------	------	------	------	------	------	------	------	------	------	------	------	------	-------	------	------	------	------	-------	------	------	------	------	------	-------	-------	-------	-------	-------	--------	-------	--------	-------	--------

PITCHER	IP	WLS	BF	H	R	ER	SO	BB	IBB	HBP	BLK	WP	HR	S	P	ERA	WHIP
Erv Palica, R ERA: 4.11 (1, 1)	6.0		25	7	2	2	3	0	0	0	0	0	0	54	85	3.00	1.167
Pete Wojey, R ERA: 3.09 (7, 1)	3.1	L	14	3	1	0	1	1	1	0	0	0	0	37	61	0.00	1.200
Jim Hughes, R ERA: 3.22 (10, 1)	0.1		2	0	0	0	0	0	0	0	0	0	0	5	7	0.00	0.000


PITCHER	IP	WLS	BF	H	R	ER	SO	BB	IBB	HBP	BLK	WP	HR	S	P	ERA	WHIP
---------	----	-----	----	---	---	----	----	----	-----	-----	-----	----	----	---	---	-----	------

BOTTOM

Brooklyn Dodgers @ Chicago Cubs
 Wrigley Field, Chicago, IL
 Tue Jul 20 1954, 3:33 AM CDT
 Att. 9,525 - Unknown

livebaseballscorecards.com

AB	39
R	3
H	10
RBI	1
BB	2
SO	4
LOB	17



Batter	1	2	3	4	5	6	7	8	9	AB R H RBI BB SO LOB	TOP	
Whitey Lockman, L (1, 3) OBP: 0.320, SLG: 0.407	0-0 FC6-4 1B		0-0 4-3			0-0 4-3		0-0 6-3		4 0 1 0 0 0 1		
Alvin Dark, R (1, 6) OBP: 0.316, SLG: 0.426	0-0 FC6-4 1-2f			0-0 1B 2B		0-0 F9		0-0 1-3		4 1 1 0 0 0 2		
Hank Thompson, L (1, 5) OBP: 0.380, SLG: 0.456	0-0 1-3 1-2			0-0 F8		0-0 4-3			0-0 SH1-3 1B	4 1 1 0 0 0 2		
Monte Irvin, R (1, 7) OBP: 0.382, SLG: 0.492	0-0 4-3			0-0 S 1B 2-H			0-0 1B 1B		0-0 SH1-3	3 0 2 1 0 0 1		
Don Mueller, L (1, 9) OBP: 0.361, SLG: 0.439		0-3 K		0-0 F8 1-2			0-0 1B G6-4-3 1B		0-0 6-3	4 0 1 0 0 1 2		
Dusty Rhodes, L (1, 8) OBP: 0.500, SLG: 0.773		0-0 E3		0-0 F8			0-0 F2		4-0 1B IBB	3 0 0 0 1 0 3 0 0 0 0 0 0 0		
Hoot Evers, R (9, 8) OBP: 0.053, SLG: 0.211												
Davey Williams, R (1, 4) OBP: 0.299, SLG: 0.345		0-0 G3-6				0-0 F9			0-0 1B	3 0 0 0 0 0 3		
Bill Taylor, L (9, PH) OBP: 0.277, SLG: 0.310							0-0 G6-4-3			1 0 1 1 0 0 0		
Billy Gardner, R (9, 4) OBP: 0.260, SLG: 0.319		0-0 1-2f					0-0 1-2f		0-0 1-2 2-H	0 0 0 0 0 0 0		
Wes Westrum, R (1, 2) OBP: 0.315, SLG: 0.348			0-0 F7			0-0 6-3		4-0 SH3 BB	0-0 L3	3 0 0 0 1 0 2		
Sal Maglie, R (1, 1) OBP: 0.156, SLG: 0.095			0-0 G3			0-0 3-1		0-0 SH3		2 0 0 0 0 0 0		
Inning Stats	R: 0 E: 0 K: 0 S: 4 H: 1 LOB: 1 BB: 0 P: 4	R: 0 E: 1 K: 1 S: 5 H: 0 LOB: 0 BB: 0 P: 5	R: 0 E: 0 K: 0 S: 3 H: 0 LOB: 0 BB: 0 P: 3	R: 1 E: 0 K: 0 S: 5 H: 2 LOB: 1 BB: 0 P: 5	R: 0 E: 0 K: 0 S: 3 H: 0 LOB: 0 BB: 0 P: 3	R: 0 E: 0 K: 0 S: 3 H: 0 LOB: 0 BB: 0 P: 3	R: 0 E: 0 K: 0 S: 4 H: 2 LOB: 1 BB: 0 P: 4	R: 0 E: 0 K: 0 S: 3 H: 0 LOB: 1 BB: 1 P: 7	R: 1 E: 0 K: 0 S: 5 H: 2 LOB: 2 BB: 1 P: 9	1B: 6 2B: 1 3B: 0 HR: 0 SF: 0 SAC: 2 DP: 2 HBP: 0	WP: 0 PB: 0 SB: 1 CS: 0 PA: 35	
PITCHER Bob Rush, R (1, 1) ERA: 4.41	IP: 9.0 WLS: L BF: 35 H: 7 R: 2 ER: 2 SO: 1 BB: 1 IBB: 1 HBP: 0 BLK: 0 WP: 0 HR: 0 S: 35 P: 43 ERA: 2.00 WHIP: 0.889											PITCHER IP: WLS: BF: H: R: ER: SO: BB: IBB: HBP: BLK: WP: HR: S: P: ERA: WHIP

New York Giants @ Chicago Cubs
 Wrigley Field, Chicago, IL
 Wed Jul 21 1954, 3:33 AM CDT
 Att: 12,190 - Unknown

livebaseballscorecards.com

AB	31
R	2
H	7
RBI	2
BB	2
SO	1
LOB	16



Batter	1	2	3	4	5	6	7	8	9	AB R H RBI BB SO LOB	TOP									
Whitey Lockman, L (1, 8) OBP: 0.320, SLG: 0.407	0-0 1-3	0-3 K			0-0 F8		0-0 E8		0-0 E7	5 0 2 1 0 1 2										
Alvin Dark, R (1, 6) OBP: 0.314, SLG: 0.424	0-0 F4		0-0 G5-4-3 1B			0-0 5-3	0-0 F4		0-0 5-3	5 0 1 0 0 0 2										
Don Mueller, L (1, 9) OBP: 0.359, SLG: 0.436	0-0 F5		0-0 F9			0-0 F8		0-0 1B G3 1B	0-0 F7	5 1 1 0 0 0 2										
Monte Irvin, R (1, 7) OBP: 0.386, SLG: 0.494		0-0 E 1B	0-0 G5-4-3 1-2f			4-0 BB BB		0-0 1-3 G3 1B		3 1 2 0 1 0 1										
Bobby Hofman, R (1, 3) OBP: 0.234, SLG: 0.444		0-0 F3 1-H		0-0 F7		4-0 BB BB		0-3 K		3 0 0 0 1 1 2										
Hank Thompson, L (1, 5) OBP: 0.378, SLG: 0.451		4-0 2B BB		0-0 F7		0-0 3-1		0-0 G3		3 1 0 1 1 0 3										
Davey Williams, R (1, 4) OBP: 0.298, SLG: 0.347		0-0 4-3 1-H 2B		0-0 F7			0-0 E4 FC4	0-0 6-3		4 0 1 1 0 0 1										
Wes Westrum, R (1, 2) OBP: 0.315, SLG: 0.343		4-0 4-3 BB			0-0 5-3		0-0 FC4 SH1-4 E		0-0 G3	2 1 0 0 1 0 1 1 0 0 0 0 0 0										
Bill Taylor, L (9, PH) OBP: 0.271, SLG: 0.302																				
Jim Hearn, R (1, 1) OBP: 0.206, SLG: 0.258		0-0 4-3			0-0 5-3		0-0 SH1-4		0-0 E3 1B	2 0 0 0 0 0 2 0 1 1 0 0 0 0 0										
Mary Grissom, R (7, 1) OBP: 0.095, SLG: 0.095																				
Al Corwin, R (7, 1)																				
Ramon Monzant, R (8, 1)																				
Dusty Rhodes, L (9, PH) OBP: 0.490, SLG: 0.756		1-2 2-3																		
Inning Stats	R: 0 E: 0 K: 0 S: 3	H: 0 LOB: 0 BB: 0 P: 3	R: 2 E: 1 K: 1 S: 7	H: 2 LOB: 2 BB: 2 P: 15	R: 0 E: 0 K: 0 S: 3	H: 1 LOB: 0 BB: 0 P: 3	R: 0 E: 0 K: 0 S: 3	H: 0 LOB: 0 BB: 0 P: 3	R: 0 E: 0 K: 0 S: 3	H: 0 LOB: 2 BB: 2 P: 11	R: 1 E: 2 K: 0 S: 5	H: 1 LOB: 1 BB: 0 P: 5	R: 1 E: 0 K: 1 S: 7	H: 2 LOB: 1 BB: 0 P: 7	R: 1 E: 2 K: 0 S: 5	H: 1 LOB: 1 BB: 0 P: 5	1B: 6 2B: 1 3B: 0 HR: 0	SF: 0 SAC: 1 DP: 1 HBP: 0	WP: 0 PB: 0 SB: 0 CS: 0	PA: 39
PITCHER	IP WLS BF H R ER SO BB IBB HBP BLK WP HR S P ERA WHIP																			
Jim Davis, L (1, 1) ERA: 3.74	7.0 W 29 4 3 1 1 4 0 0 0 0 0 0 27 43 1.29 1.143																			
Bill Tremel, R (8, 1) ERA: 4.45	2.0 S 10 3 2 1 1 0 0 0 0 0 0 0 12 12 4.50 1.500																			

New York Giants @ Chicago Cubs
Wrigley Field, Chicago, IL
Thu Jul 22 1954, 3:33 AM CDT
Att. 16,438 - Unknown

livebaseballscores.com

AB	34
R	5
H	7
RBI	3
BB	4
SO	2
LOB	16



BOTTOM

New York Giants @ Chicago Cubs
Wrigley Field, Chicago, IL
Thu Jul 22 1954, 3:33 AM CDT
Att. 16,438 - Unknown

livebaseballscores.com

AB 38
R 13
H 14
RBI 12
BB 4
SO 3
LOB 16



WP: 3 PA: 43
PB: 0
SB: 0
CS: 1

AB R H RBI BB SO LOB
3 0 1 0 0 0 0
1 0 0 0 0 1 2
1 1 1 2 0 0 0

5 1 1 3 0 0 3

4 3 1 0 1 0 0

5 3 4 5 0 0 0

4 0 1 0 0 0 1
1 0 1 1 0 0 0

5 1 2 1 0 0 2

3 1 1 0 1 0 2

1 0 0 0 1 0 2
2 1 0 0 0 1 3

2 0 0 0 0 1 1
1 2 1 0 1 0 0

1B: 10 SF: 0
2B: 0 SAC: 1
3B: 1 DP: 0
HR: 3 HBP: 0

Batter	1	2	3	4	5	6	7	8	9
Bob Talbot, R (1, 8) Steve Bilko, R (7, PH) Walker Cooper, R (8, 2)	0-0 F4		0-0 F6		0-0 CS 1B		0-3 K	0-0 1B 1B	
Gene Baker, R (1, 4)	0-0 6-3		0-0 F8		0-0 F5		0-0 IHR	0-0 F8	
Dee Fondy, L (1, 3)	4-0 HR BB		0-0 F3			0-0 F7	0-0 E1 HR	0-0 E2 1B 1B	
Randy Jackson, R (1, 5)	0-0 HR			0-0 WP 1B		0-0 F6	0-0 HR	0-0 1B 1B	
Ralph Kiner, R (1, 7) Bill Tremel, R (8, 1)	0-0 F8			0-0 F8		0-0 1B	0-0 6-3	0-0 1B 1B	
Hank Sauer, R (1, 9) (8, 7)		0-0 5-3		0-0 F7		0-0 F5		0-0 1B 1B	
14 Ernie Banks, R (1, 6)		0-0 F4		4-0 BB			0-0 FC1-2 3B	0-0 SH 1B	
El Tappe, R (1, 2) Hal Rice, L (7, PH)		4-0 WP BB		0-0 6-3			0-0 FC1-2 WP BB IHR	0-3 K	
Jim Davis, S (1, 1) Frank Baumholtz, L (7, PH)		0-0 4-3			0-3 K		4-0 WP BB	0-0 1B 1B	

Inning Stats	R: 2	H: 1	E: 0	LOB: 0	K: 0	S: 4	P: 8	R: 0	H: 0	E: 0	LOB: 1	K: 0	BB: 1	S: 3	P: 7	R: 0	H: 0	E: 0	LOB: 0	K: 0	BB: 0	S: 3	P: 3	R: 0	H: 1	E: 0	LOB: 2	K: 0	BB: 1	S: 4	P: 8	R: 0	H: 1	E: 0	LOB: 0	K: 1	BB: 0	S: 5	P: 5	R: 0	H: 1	E: 0	LOB: 1	K: 0	BB: 0	S: 4	P: 4	R: 5	H: 3	E: 1	LOB: 0	K: 1	BB: 1	S: 9	P: 13	R: 6	H: 7	E: 1	LOB: 2	K: 1	BB: 0	S: 13	P: 13
--------------	------	------	------	--------	------	------	------	------	------	------	--------	------	-------	------	------	------	------	------	--------	------	-------	------	------	------	------	------	--------	------	-------	------	------	------	------	------	--------	------	-------	------	------	------	------	------	--------	------	-------	------	------	------	------	------	--------	------	-------	------	-------	------	------	------	--------	------	-------	-------	-------

PITCHER	IP	WLS	BF	H	R	ER	SO	BB	IBB	HBP	BLK	WP	HR	S	P	ERA	WHIP
Jim Hearn, R (1, 1) ERA: 4.06	6.1	L	27	5	4	4	1	4	0	0	0	2	1	25	41	5.68	1.421
Mary Grissom, R (7, 1) ERA: 2.04	0.1		4	2	3	1	1	0	0	0	0	1	1	6	6	27.00	6.000
Al Corwin, R (7, 1) ERA: 3.46	1.0		9	5	6	2	1	0	0	0	0	0	0	11	11	18.00	5.000
Ramon Monzant, R (8, 1) ERA: 4.7	0.1		3	2	0	0	0	0	0	0	0	0	0	3	3	0.00	6.000

Batter	1	2	3	4	5	6	7	8	9	AB R H RBI BB SO LOB	TOP																								
Richie Ashburn, L (1, 8) OBP: 0.438, SLG: 0.368	0-0 F1		0-0 4-3		0-0 S 1B			0-3 K		4 0 1 0 0 1 1																									
Earl Torgeson, L (1, 3) OBP: 0.401, SLG: 0.409	0-0 F3			4-0 BB 1B	4-0 BB 1-2 BB			0-0 F9		2 1 0 0 2 0 0																									
Bobby Morgan, R (1, 6) OBP: 0.388, SLG: 0.440	0-0 F9			0-0 F9	0-0 1-3			0-0 F3		4 0 0 0 0 0 3																									
Granny Hamner, R (1, 4) OBP: 0.380, SLG: 0.510		0-0 F5		0-0 4-3		0-0 P4		0-3 K		4 0 0 0 0 1 1																									
Del Ennis, R (1, 9) OBP: 0.302, SLG: 0.438		0-0 CS 2B		4-0 BB 1B		0-0 5-3		0-0 P4		3 0 1 0 1 0 0																									
Danny Schell, R (1, 7) OBP: 0.291, SLG: 0.415		0-3 K 2-3		0-0 BB 1-2 2-H 1B		0-0 P6		0-0 HR		4 1 2 2 0 1 1																									
Willie Jones, R (1, 5) OBP: 0.324, SLG: 0.376			0-0 F8	0-0 F9		0-0 G6-3 1B		0-0 F7		4 0 1 0 0 0 2																									
Gus Niarhos, R (1, 2) OBP: 0.333, SLG: 0.333			0-0 1B		0-0 F9	0-3 K				3 0 1 0 0 1 1																									
Herm Wehmeier, R (1, 1)			0-0 F9		0-0 6-3		0-0 G6-3			2 0 0 0 0 0 1																									
Mel Clark, R (7, PH) OBP: 0.303, SLG: 0.328										1 0 0 0 0 0 1																									
Steve Ridzik, R (7, 1) OBP: 0.200, SLG: 0.333										0 0 0 0 0 0 0																									
Ron Mrozinski, R (7, 1)										0 0 0 0 0 0 0																									
Inning Stats	R: 0 E: 0 K: 0 S: 3	H: 0 LOB: 0 BB: 0 P: 3	R: 0 E: 0 K: 1 S: 5	H: 1 LOB: 1 BB: 0 P: 5	R: 0 E: 0 K: 0 S: 4	H: 1 LOB: 1 BB: 0 P: 4	R: 1 E: 0 K: 0 S: 4	H: 1 LOB: 2 BB: 2 P: 12	R: 0 E: 0 K: 0 S: 4	H: 1 LOB: 2 BB: 1 P: 8	R: 0 E: 0 K: 1 S: 5	H: 0 LOB: 0 BB: 0 P: 3	R: 0 E: 0 K: 1 S: 5	H: 1 LOB: 0 BB: 0 P: 5	R: 0 E: 0 K: 1 S: 5	H: 0 LOB: 0 BB: 0 P: 5	R: 1 E: 0 K: 1 S: 6	H: 1 LOB: 0 BB: 0 P: 6	1B: 4 2B: 2 3B: 0 HR: 1	SF: 0 SAC: 0 DP: 2 HBP: 0	WP: 0 PB: 0 SB: 1 CS: 1	PA: 34													
PITCHER Howie Pollet, L (1, 1) ERA: 3.22	IP 9.0	WLS W	BF 34	H 6	R 2	ER 2	SO 4	BB 3	IBB 0	HBP 0	BLK 0	WP 0	HR 1	S 39	P 51	ERA 2.00	WHIP 1.000	PITCHER	IP 9.0	WLS W	BF 34	H 6	R 2	ER 2	SO 4	BB 3	IBB 0	HBP 0	BLK 0	WP 0	HR 1	S 39	P 51	ERA 2.00	WHIP 1.000

Philadelphia Phillies @ Chicago Cubs
Wrigley Field, Chicago, IL
Fri Jul 23 1954, 3:33 AM CDT
Unknown

livebaseballscorecards.com

AB	31
R	2
H	6
RBI	2
BB	3
SO	4
LOB	11



Batter	1	2	3	4	5	6	7	8	9
Frank Baumholtz, L (1, 8) OBP: 0.360, SLG: 0.421	0-0 4-3		0-3 K			4-0 G3 1B	0-0 FC4-2 2B		
Gene Baker, R (1, 4) OBP: 0.341, SLG: 0.460	0-0 6-3			0-0 1-3		0-0 G3	4-0 FC4-2 BB		
Dee Fondy, L (1, 3) OBP: 0.324, SLG: 0.411	4-0 BB			0-0 G4-3 1B		0-0 E 1B	0-0 FC4-2		
Randy Jackson, R (1, 5) OBP: 0.365, SLG: 0.532	0-3 K			0-0 G4-3		0-0 E9 1B	0-0 F9		
Ralph Kiner, R (1, 7) OBP: 0.395, SLG: 0.515		0-0 F8			0-0 G6-4-3 1B	0-0 4-3		0-0 FC6-4 1B	
Hank Sauer, R (1, 9) OBP: 0.393, SLG: 0.592		0-0 F8			0-0 F8		0-3 K	0-0 P4	
14 Ernie Banks, R (1, 6) OBP: 0.337, SLG: 0.414		0-0 F9			0-0 G6-4-3		0-0 E 1B	0-0 F7	
Walker Cooper, R (1, 2) OBP: 0.410, SLG: 0.569			0-3 K			0-0 P6	0-0 E 2B 1B	0-0 FC6-4	
Howie Pollet, L (1, 1) OBP: 0.269, SLG: 0.280			0-0 1-3			0-0 G3 1B 2B	0-0 E4 2B FC4-2		

Inning Stats	R: 0	H: 0	E: 0	K: 1	S: 5	LOB: 1	BB: 1	P: 9
	R: 0	H: 0	E: 0	K: 0	S: 3	LOB: 0	BB: 0	P: 3
	R: 0	H: 0	E: 0	K: 2	S: 7	LOB: 0	BB: 0	P: 7
	R: 0	H: 1	E: 0	K: 0	S: 3	LOB: 0	BB: 0	P: 3
	R: 0	H: 1	E: 0	K: 0	S: 3	LOB: 0	BB: 0	P: 3
	R: 3	H: 3	E: 1	K: 0	S: 6	LOB: 1	BB: 1	P: 10
	R: 2	H: 3	E: 1	K: 1	S: 9	LOB: 3	BB: 1	P: 13
	R: 0	H: 1	E: 0	K: 0	S: 4	LOB: 1	BB: 0	P: 4

PITCHER	IP	WLS	BF	H	R	ER	SO	BB	IBB	HBP	BLK	WP	HR	S	P	ERA	WHIP
Herm Wehmeier, R (1, 1) ERA: 5.31	6.0	L	23	5	3	2	3	2	0	0	0	0	0	27	35	3.00	1.167
Steve Ridzik, R (7, 1) ERA: 3.8	0.1		5	3	2	1	1	0	0	0	0	0	0	7	7	27.00	9.000
Ron Mrozinski, L (7, 1) ERA: 4.86	1.2		7	1	0	0	0	1	0	0	0	0	0	6	10	0.00	1.200

AB R H RBI BB SO LOB

3	1	1	1	1	1	0
3	0	0	0	1	0	2
3	1	2	2	1	0	3
4	0	1	0	0	1	5
4	0	2	0	0	0	1
4	0	0	0	0	1	2
4	1	1	0	0	0	2
4	1	1	0	0	1	1
3	1	1	0	0	0	1

AB	R	H	RBI	BB	SO	LOB
32	5	9	3	3	4	17

WP	PA
0	35

Philadelphia Phillies @ Chicago Cubs
Wrigley Field, Chicago, IL
Fri Jul 23 1954, 3:33 AM CDT
Unknown

livebaseballscorecards.com



Batter	1	2	3	4	5	6	7	8	9	10	11	12	13	AB R H RBI BB SO LOB	TOP										
Richie Ashburn, L (1, 8) OBP: 0.436, SLG: 0.365	0-0 F7		0-0 6-3			0-0 F9		1-0 FC1-5 1B HBP	0-0 F7			0-0 CS 1B		5 1 1 0 0 0 1	Philadelphia Phillies @ Chicago Cubs Wrigley Field, Chicago, IL Fri Jul 23 1954, 3:38 AM CDT Att: 8,563 - Unknown										
Earl Torgeson, L (1, 3) OBP: 0.397, SLG: 0.404	0-0 F7			0-0 F8		0-0 1B 1B		0-0 FC1-5 1B E		0-0 F3		0-0 F8		6 1 1 0 0 0 3											
Smoky Burgess, L (1, 2) OBP: 0.436, SLG: 0.510	0-0 F8			0-0 F8		0-0 1B		0-0 E 1B		0-0 4-3			0-0 F3	6 0 2 1 0 0 0											
Granny Hamner, R (1, 4) OBP: 0.379, SLG: 0.519		0-0 HR		0-0 F6		0-0 F7		0-0 FC1		0-0 F6			0-0 BB 1B 2B	6 2 2 1 0 0 3											
Del Ennis, R (1, 9) OBP: 0.302, SLG: 0.432		0-3 K			0-0 6-3		0-0 F3	0-0 F8			4-0 FC6-5 SH3-4 BB		4-0 BB 1B BB	4 1 0 0 2 1 2											
Bobby Morgan, R (1, 6) OBP: 0.389, SLG: 0.434		0-3 K			4-0 BB		0-3 K	0-0 F6			0-0 SH3-4		4-0 5-3 1B BB	3 0 0 0 2 2 2											
Danny Schell, R (1, 7) OBP: 0.299, SLG: 0.419		0-0 6-3			0-3 K		0-0 1B		0-0 FC3-6 1B		0-0 FC6-5		0-0 5-3 1B	6 0 3 2 0 1 2											
Willie Jones, R (1, 5) OBP: 0.319, SLG: 0.369			0-3 K		0-0 F4		0-0 F3		0-0 FC3-6 FC4		0-0 P3		0-0 5-3	6 0 0 0 0 1 6											
Bob Miller, R (1, 1) OBP: 0.250, SLG: 0.297			0-3 K			0-3 K		0-0 FC1-5 HBP 1B	0-0 FC4			0-0 F2	0-0 F9	2 0 0 0 0 2 0											
Floyd Baker, L (8, PH) OBP: 0.250, SLG: 0.304														1 0 1 0 0 0 0											
Robin Roberts, S (8, 1) OBP: 0.145, SLG: 0.127														3 0 0 0 0 0 3											
Inning Stats	R: 0 E: 0 K: 0 S: 3	H: 0 LOB: 0 BB: 0 P: 3	R: 1 E: 0 K: 2 S: 8	H: 1 LOB: 0 BB: 0 P: 8	R: 0 E: 0 K: 2 S: 7	H: 0 LOB: 0 BB: 0 P: 7	R: 0 E: 0 K: 1 S: 5	H: 0 LOB: 1 BB: 1 P: 9	R: 0 E: 0 K: 1 S: 6	H: 1 LOB: 1 BB: 0 P: 6	R: 2 E: 1 K: 0 S: 6	H: 2 LOB: 2 BB: 0 P: 7	R: 0 E: 0 K: 0 S: 4	H: 1 LOB: 1 BB: 0 P: 4		R: 0 E: 0 K: 0 S: 3	H: 0 LOB: 0 BB: 0 P: 3	R: 0 E: 0 K: 0 S: 3	H: 1 LOB: 1 BB: 1 P: 7	R: 0 E: 0 K: 0 S: 5	H: 1 LOB: 2 BB: 2 P: 13	1B: 8 2B: 1 3B: 0 HR: 1	SF: 0 SAC: 1 DP: 0 HBP: 1	WP: 0 PB: 0 SB: 0 CS: 1	PA: 54
PITCHER	IP WLS BF H R ER SO BB IBB HBP BLK WP HR S P ERA WHIP															IP WLS BF H R ER SO BB IBB HBP BLK WP HR S P ERA WHIP									
Warren Hacker, R (1, 1) ERA: 3.59	8.0																								
Bill Tremel, R (9, 1) ERA: 4.33	5.0																								

AB	48
R	5
H	10
RBI	4
BB	4
SO	7
LOB	22



livebaseballscorecards.com

Batter	1	2	3	4	5	6	7	8	9	10	11	12	13
Frank Baumholtz, L (1, 8) OBP: 0.365, SLG: 0.424	0-0 F8		0-0 1B		0-0 1B			0-0 F6		0-3 K		0-0 1B	
Gene Baker, R (1, 4) OBP: 0.338, SLG: 0.457	0-0 1-3		0-0 F7		0-0 G1-2-3			0-0 1B 2B		0-3 K		0-0 F7	
Dee Fondy, L (1, 3) OBP: 0.325, SLG: 0.410	0-0 P6			0-0 F7 1B		0-3 K		0-0 2H 1B		0-0 F8		0-0 F7	
Randy Jackson, R (1, 5) OBP: 0.359, SLG: 0.523		0-0 6-3		0-0 F7		0-0 F9		0-0 E6			0-0 F9		0-0 5-3
Ralph Kiner, R (1, 7) OBP: 0.392, SLG: 0.509		0-0 F7		0-0 1B		0-0 F3		0-3 K		0-3 K		0-0 F4	
Hank Sauer, R (1, 9) OBP: 0.396, SLG: 0.603		0-0 1-3			0-0 FC1-5 2B		0-0 HR	0-3 K		4-0 BB			
14 Ernie Banks, R (1, 6) OBP: 0.335, SLG: 0.411			0-0 FC1-6 1B		0-0 E6 1B FC1-5 1B		0-0 F7		0-0 F8		0-0 F4		
El Tappe, R (1, 2) OBP: 0.257, SLG: 0.231			0-0 FC1-6 1B		0-0 FC1-5 1B 1B		0-0 4-3		0-0 1-3			0-0 6-3	
Warren Hacker, R (1, 1) OBP: 0.220, SLG: 0.250			0-0 F3		0-0 1-2 2-3 1B 1B		0-0 4-3		0-0 F6			0-0 1-3	
Bill Tremel, R (9, 1) OBP: 0.333, SLG: 0.250													

AB	R	H	RBI	BB	SO	LOB
6	0	3	1	0	1	0
6	1	1	0	0	1	6
6	0	2	1	0	1	0
6	0	0	0	0	0	2
6	0	1	0	0	2	2
4	1	2	1	1	1	2
5	1	1	0	0	0	2
5	0	0	0	0	0	3
3	0	1	0	0	0	1
2	0	0	0	0	0	0


WP	PA
0	50
0	0
0	0
0	0
0	0
0	0

Inning Stats	R	H	E	K	S	LOB	BB	IBB	HBP	BLK	WP	HR	S	P	ERA	WHIP
Bob Miller, R (1, 1) ERA: 4.6	0	0	0	0	3	0	0	0	0	0	0	1	29	29	1.29	1.143
Robin Roberts, R (8, 1) ERA: 2.64	0	0	0	0	6	0	0	0	0	0	0	0	32	36	1.50	0.667

Philadelphia Phillies @ Chicago Cubs
Wrigley Field, Chicago, IL
Fri Jul 23 1954, 3:38 AM CDT
Att. 8,563 - Unknown

livebaseballscorecards.com

AB	49
R	3
H	11
RBI	3
BB	1
SO	6
LOB	18



Batter	1	2	3	4	5	6	7	8	9	AB R H RBI BB SO LOB	TOP	
Richie Ashburn, L OBP: 0.434, SLG: 0.362 (1, 8) X	0-0 P6		4-0 G4-6-3 BB		0-0 FC6			0-3 K		3 0 0 0 1 1 1		
Earl Torgeson, L OBP: 0.396, SLG: 0.401 (1, 3) B B B	4-0 G3-6 BB		0-0 G4-6-3			0-0 4-3		0-0 F7		3 0 0 0 1 0 1		
Smoky Burgess, L OBP: 0.437, SLG: 0.505 (1, 2) X	0-0 G3-6			4-0 1B BB		0-0 3-1		4-0 BB		2 0 0 0 2 0 1		
Granny Hamner, R OBP: 0.378, SLG: 0.516 (1, 4) X		0-0 P6		0-0 F6		0-0 BB 1B		0-0 5-3		4 0 1 0 0 0 2		
Del Ennis, R OBP: 0.304, SLG: 0.431 (1, 9) X		0-0 L6		0-0 G6-4-3 1B		4-0 BB		0-0 6-3		3 0 1 0 1 0 0		
Danny Schell, R OBP: 0.304, SLG: 0.428 (1, 7) X		0-0 1B 1B		0-0 G6-4-3		0-0 F8		0-0 2B		4 0 2 0 0 0 4		
Bobby Morgan, R OBP: 0.387, SLG: 0.430 (1, 6) X		0-0 1B			0-3 K		0-3 K	0-3 K		4 0 1 0 0 3 1		
Willie Jones, R OBP: 0.315, SLG: 0.365 (1, 5) X		0-0 F8			0-0 6-3		0-3 K	0-0 F8		4 0 0 0 0 1 3		
Curt Simmons, L OBP: 0.203, SLG: 0.161 (1, 1) X			0-0 2-3		4-0 FC6 BB		0-3 K			2 0 0 0 1 1 0		
Inning Stats	R: 0 H: 0 E: 0 LOB: 0 K: 0 BB: 1 S: 2 P: 6	R: 0 H: 2 E: 0 LOB: 2 K: 0 BB: 0 S: 5 P: 5	R: 0 H: 0 E: 0 LOB: 0 K: 0 BB: 1 S: 2 P: 6	R: 0 H: 1 E: 0 LOB: 1 K: 0 BB: 1 S: 3 P: 7	R: 0 H: 0 E: 0 LOB: 1 K: 1 BB: 1 S: 5 P: 9	R: 0 H: 1 E: 0 LOB: 2 K: 0 BB: 1 S: 4 P: 8	R: 0 H: 0 E: 0 LOB: 0 K: 3 BB: 0 S: 9 P: 9	R: 0 H: 0 E: 0 LOB: 1 K: 1 BB: 1 S: 5 P: 9	R: 0 H: 1 E: 0 LOB: 1 K: 1 BB: 0 S: 6 P: 6	1B: 4 SF: 0 2B: 1 SAC: 0 3B: 0 DP: 3 HR: 0 HBP: 0	WP: 0 PA: 35 PB: 0 SB: 0 CS: 0	
PITCHER Dave Cole, R ERA: 4.95 (1, 1)	IP WLS BF H R ER SO BB IBB HBP BLK WP HR S P ERA WHIP	9.0 W 35 5 0 0 6 6 0 0 0 0 0 0 41 65 0.00 1.222										

Philadelphia Phillies @ Chicago Cubs
Wrigley Field, Chicago, IL
Sat Jul 24 1954, 3:33 AM CDT
Att. 10,246 - Unknown

AB	29
R	0
H	5
RBI	0
BB	6
SO	6
LOB	13



Batter	1	2	3	4	5	6	7	8	9	AB	R	H	RBI	BB	SO	LOB
Frank Baumholtz, L (1, 8) OBP: 0.362, SLG: 0.420	0-0 F7	0-0 E6			0-3 K2-3		0-0 1B			4	0	1	1	0	1	0
Gene Baker, R (1, 4) OBP: 0.337, SLG: 0.455	0-0 1B 3B 1B	0-3 K			0-0 6-3		0-0 F3			4	1	1	0	0	1	4
Dee Fondy, L (1, 3) OBP: 0.321, SLG: 0.405	0-3 K		0-0 B3			0-0 4-3	0-0 P4			4	0	0	0	0	1	4
Randy Jackson, R (1, 5) OBP: 0.361, SLG: 0.523	0-0 1-2 3B 1B		0-0 P3			0-0 G3		0-0 BB SH5-3 1B		4	1	2	0	0	0	0
Ralph Kiner, R (1, 7) OBP: 0.391, SLG: 0.513	0-0 1-2 2-H 3B		0-3 K			0-0 F9		0-0 SH5-3 1-2		3	0	1	2	0	1	0
Hank Sauer, R (1, 9) OBP: 0.397, SLG: 0.599	0-0 F8			0-0 5-3			4-0 14 E FC4-2 BB	4-0 BB BB		2	0	0	0	2	0	1
14 Ernie Banks, R (1, 6) OBP: 0.334, SLG: 0.410		0-0 F8		0-3 K2-3			0-0 FC4-2 1B 1B	0-0 F7		4	1	1	0	0	1	2
Walker Cooper, R (1, 2) OBP: 0.421, SLG: 0.596		0-0 HR		0-0 F2			4-0 1B FC4-2 BB	4-0 1-2 2-3 BB		2	1	1	1	2	0	0
Dave Cole, R (1, 1)		0-0 6-3			0-0 6-3		0-0 FC4-2 1B	0-0 4-3		4	0	0	0	0	0	6

Inning Stats	R: 2	H: 3	E: 0	LOB: 1	K: 1	BB: 0	S: 8	P: 8	R: 1	H: 1	E: 1	LOB: 1	K: 1	BB: 0	S: 7	P: 7	R: 0	H: 0	E: 0	LOB: 0	K: 1	BB: 0	S: 5	P: 5	R: 0	H: 0	E: 0	LOB: 0	K: 1	BB: 0	S: 5	P: 5	R: 0	H: 0	E: 0	LOB: 0	K: 1	BB: 0	S: 5	P: 5	R: 0	H: 0	E: 0	LOB: 0	K: 0	BB: 0	S: 3	P: 3	R: 1	H: 2	E: 1	LOB: 3	K: 0	BB: 2	S: 5	P: 13	R: 0	H: 1	E: 0	LOB: 3	K: 0	BB: 2	S: 4	P: 12
PITCHER Curt Simmons, L (1, 1) ERA: 2.66	IP	WLS	BF	H	R	ER	SO	BB	IBB	HBP	BLK	WP	HR	S	P	ERA	WHIP	IP	WLS	BF	H	R	ER	SO	BB	IBB	HBP	BLK	WP	HR	S	P	ERA	WHIP	IP	WLS	BF	H	R	ER	SO	BB	IBB	HBP	BLK	WP	HR	S	P	ERA	WHIP													

Philadelphia Phillies @ Chicago Cubs
Wrigley Field, Chicago, IL
Sat Jul 24 1954, 3:33 AM CDT
Att. 10,246 - Unknown

AB	31
R	4
H	7
RBI	4
BB	4
SO	5
LOB	17

WP: 0	PA: 36
PB: 0	CS: 0
SB: 0	
CS: 0	

livebaseballscorecards.com

Batter	1	2	3	4	5	6	7	8	9	AB R H RBI BB SO LOB	TOP											
Richie Ashburn, L (1, 8) OBP: 0.435, SLG: 0.364	4-0 1B G5-4-3 BB		0-0 5-3			0-0 2B		0-0 E3		3 1 1 0 1 0 0												
Bobby Morgan, R (1, 6) OBP: 0.388, SLG: 0.436	0-0 1-3 1B G5-4-3			0-0 L4-6 2B		0-0 F7		0-0 F4		4 0 2 0 0 0 2												
Del Ennis, R (1, 9) OBP: 0.304, SLG: 0.429	0-0 G5-4-3 1-2f 3-H			0-0 P3		0-0 5-3			0-0 1B	4 0 1 0 0 0 3												
Granny Hamner, R (1, 4) OBP: 0.374, SLG: 0.510	0-0 F6			0-0 L4-6 2-3		0-0 F9			0-0 F8	4 0 0 0 0 0 2												
Danny Schell, R (1, 7) OBP: 0.303, SLG: 0.419		0-3 K			0-0 F7		4-0 FC4-6 BB		0-3 K	3 0 0 0 1 2 1												
Earl Torgeson, L (1, 3) OBP: 0.392, SLG: 0.396		0-0 F3			0-0 F9		0-0 FC4-6 1-2f		0-3 K	4 0 0 0 0 1 2												
Willie Jones, R (1, 5) OBP: 0.315, SLG: 0.363		0-0 F7			4-0 BB		0-0 F3			2 0 0 0 1 0 1												
Gus Niarhos, R (1, 2) OBP: 0.200, SLG: 0.200			0-0 F2		0-0 6-3			0-0 F7		2 0 0 0 0 0 1												
Stan Lopata, R (8, PH) OBP: 0.375, SLG: 0.490										1 0 0 0 0 0 0												
Smoky Burgess, L (8, 2) OBP: 0.437, SLG: 0.505										0 0 0 0 0 0 0												
Steve Ridzik, R (1, 1) OBP: 0.176, SLG: 0.294			0-0 F7			0-0 4-3			0-0 6-3	2 0 0 0 0 0 0												
Jim Konstanty, R (7, 1)										0 0 0 0 0 0 0												
Mel Clark, R (8, PH) OBP: 0.301, SLG: 0.326										1 0 0 0 0 0 0												
Ron Mrozinski, R (8, 1)										0 0 0 0 0 0 0												
Inning Stats	R: 1 E: 0 K: 0 S: 3	H: 1 LOB: 0 BB: 1 P: 7	R: 0 E: 0 K: 1 S: 5	H: 0 LOB: 0 BB: 0 P: 5	R: 0 E: 0 K: 0 S: 3	H: 0 LOB: 0 BB: 0 P: 3	R: 0 E: 0 K: 0 S: 3	H: 1 LOB: 0 BB: 0 P: 3	R: 0 E: 0 K: 0 S: 3	H: 0 LOB: 1 BB: 1 P: 7	R: 0 E: 0 K: 0 S: 4	H: 1 LOB: 1 BB: 0 P: 4	R: 0 E: 0 K: 0 S: 3	H: 0 LOB: 1 BB: 1 P: 7	R: 0 E: 1 K: 0 S: 4	H: 0 LOB: 1 BB: 0 P: 4	R: 0 E: 0 K: 2 S: 8	H: 1 LOB: 1 BB: 0 P: 8	1B: 2 2B: 3 3B: 0 HR: 0	SF: 0 SAC: 0 DP: 2 HBP: 0	WP: 0 PB: 0 SB: 0 CS: 0	PA: 33
PITCHER Paul Minner, L (1, 1) ERA: 3.21	IP: 9.0 WLS: W BF: 33 H: 4 R: 1 ER: 1 SO: 3 BB: 3 IBB: 0 HBP: 0 BLK: 0 WP: 0 HR: 0 S: 36 P: 48 ERA: 1.00 WHIP: 0.778											PITCHER	IP: 9.0 WLS: W BF: 33 H: 4 R: 1 ER: 1 SO: 3 BB: 3 IBB: 0 HBP: 0 BLK: 0 WP: 0 HR: 0 S: 36 P: 48 ERA: 1.00 WHIP: 0.778									

Philadelphia Phillies @ Chicago Cubs
Wrigley Field, Chicago, IL
Sun Jul 25 1954, 3:33 AM CDT
Unknown

livebaseballscorecards.com

AB	30
R	1
H	4
RBI	0
BB	3
SO	3
LOB	12



Batter	1	2	3	4	5	6	7	8	9
Frank Baumholtz, L OBP: 0.363, SLG: 0.416 (1, 8) X	0-0 F7 1B		4-0 BB 1B		0-0 E6 FC1-6	0-0 F7		0-0 1B FC6-2 1B	
Gene Baker, R OBP: 0.341, SLG: 0.466 (1, 4) X	0-0 HR		0-0 F9		0-0 FC1-6 4-3		0-0 FC4-6 1B	0-0 PB FC6-2 1B	
Dee Fondy, L OBP: 0.322, SLG: 0.403 (1, 3) B B B	4-0 1B BB		0-0 1B		0-0 4-3		0-0 FC4-6 2B 3B	0-0 FC6-2	
Randy Jackson, R OBP: 0.361, SLG: 0.524 (1, 5) X	0-0 G6-4-3 1B		0-3 K		0-0 1-3		0-0 3B 2B	0-3 K	
Ralph Kiner, R OBP: 0.393, SLG: 0.527 (1, 7) X	0-0 G6-4-3 1-2f			0-0 HR		0-0 6-3	0-0 3B 2-H 3-H		
Hank Sauer, R OBP: 0.395, SLG: 0.595 (1, 9) X		0-0 F7		0-3 K		0-0 14 1B 1B	0-0 5-3		
14 Ernie Banks, R OBP: 0.333, SLG: 0.408 (1, 6) X		0-0 F9		0-0 6-3		0-0 1B 1B	0-0 F8		
Walker Cooper, R OBP: 0.416, SLG: 0.579 (1, 2) S S S		0-3 K		4-0 BB		0-3 K		0-0 F7	
Paul Minner, L OBP: 0.217, SLG: 0.340 (1, 1) X			0-0 4-3		0-0 F8		0-0 1B 1-2 2-H	4-0 1B BB	

Inning Stats	R: 1 E: 0 K: 0 S: 4	H: 2 LOB: 1 BB: 1 P: 8	R: 0 E: 0 K: 1 S: 5	H: 0 LOB: 0 BB: 0 P: 5	R: 0 E: 0 K: 1 S: 6	H: 1 LOB: 2 BB: 1 P: 10	R: 1 E: 0 K: 1 S: 6	H: 1 LOB: 1 BB: 1 P: 10	R: 0 E: 1 K: 0 S: 4	H: 0 LOB: 1 BB: 0 P: 4	R: 1 E: 0 K: 1 S: 8	H: 3 LOB: 2 BB: 0 P: 8	R: 2 E: 0 K: 0 S: 6	H: 3 LOB: 1 BB: 0 P: 6	R: 1 E: 0 K: 1 S: 7	H: 2 LOB: 2 BB: 1 P: 11
--------------	------------------------------	---------------------------------	------------------------------	---------------------------------	------------------------------	----------------------------------	------------------------------	----------------------------------	------------------------------	---------------------------------	------------------------------	---------------------------------	------------------------------	---------------------------------	------------------------------	----------------------------------

PITCHER	IP	WLS	BF	H	R	ER	SO	BB	IBB	HBP	BLK	WP	HR	S	P	ERA	WHIP
Steve Ridzik, R ERA: 4.21 (1, 1)	6.1	L	32	10	5	5	4	3	0	0	0	0	2	37	49	7.11	2.053
Jim Konstanty, R ERA: 3.98 (7, 1)	0.2		2	0	0	0	0	0	0	0	0	0	0	2	2	0.00	0.000
Ron Mrozinski, L ERA: 5.09 (8, 1)	1.0		6	2	1	1	1	1	0	0	0	0	0	7	11	9.00	3.000

BOTTOM

Philadelphia Phillies @ Chicago Cubs
Wrigley Field, Chicago, IL
Sun Jul 25 1954, 3:33 AM CDT
Unknown

AB	R	H	RBI	BB	SO	LOB
4	0	1	0	1	0	2
5	1	3	2	0	0	2
4	1	1	0	1	0	4
5	1	2	0	0	2	5
4	1	2	3	0	0	2
4	1	1	0	0	1	1
4	0	1	0	0	0	1
3	0	0	0	1	2	2
3	1	1	1	1	0	1

AB	36
R	6
H	12
RBI	6
BB	4
SO	5
LOB	20



1B:	8	SF:	0	WP:	0	PA:	40
2B:	1	SAC:	0	PB:	1	SB:	0
3B:	1	DP:	1	CS:	0		
HR:	2	HBP:	0				

WP	HR	S	P	ERA	WHIP
0	2	11			

BOTTOM

Philadelphia Phillies @ Chicago Cubs
Wrigley Field, Chicago, IL
Sun Jul 25 1954, 3:38 AM CDT
Att. 23,353 - Unknown

livebaseballscorecards.com

AB	29
R	2
H	5
RBI	2
BB	3
SO	3
LOB	9



WP:	1	PA:	33
PB:	0	SB:	0
CS:	0		

AB R H RBI BB SO LOB

4	1	1	0	0	0	0
3	1	0	0	1	0	0
4	0	1	1	0	0	0
3	0	0	0	1	0	0
4	0	0	0	0	1	3
2	0	1	0	1	0	0
1	0	1	1	0	0	0
2	0	1	0	0	0	1
2	0	0	0	0	1	1
1	0	0	0	0	0	2
2	0	0	0	0	1	0
1	0	0	0	0	0	2
0	0	0	0	0	0	0

Batter	1	2	3	4	5	6	7	8	9
Frank Baumholtz, L OBP: 0.361, SLG: 0.412 (1, 8) (9, 9)	0-0 1-3 ①		0-0 F7 ③			0-0 F9 ②			0-0 BB 2B 1B
Gene Baker, R OBP: 0.340, SLG: 0.462 (1, 4)	0-0 3-1 ②			0-0 F9 ①		0-0 F9 ③			4-0 BB 2B 1B BB
Dee Fondy, L OBP: 0.322, SLG: 0.404 (1, 3)	0-0 F6 ③			0-0 F7 ②			0-0 F4 ①		0-0 1B 2B 1-3 2-H
Randy Jackson, R OBP: 0.360, SLG: 0.519 (1, 5)		0-0 F7 ①		0-0 5-3 ③		0-0 F7 ②			4-0 BB 1B BB
Ralph Kiner, R OBP: 0.389, SLG: 0.521 (1, 7)					0-3 K ①		0-0 F8 ③		0-0 P4 ①
Hank Sauer, R OBP: 0.397, SLG: 0.597 Bob Talbot, R OBP: 0.290, SLG: 0.321 (8, PR) (9, 8)					0-0 F6 ②			4-0 BB 14 SH1-4	0-0 1B 1-2 2-3 3-H
14 Ernie Banks, R OBP: 0.334, SLG: 0.408 (1, 6)					0-0 WP 1B			0-0 SH1-4 ①	
El Tappe, R OBP: 0.252, SLG: 0.226 Walker Cooper, R OBP: 0.413, SLG: 0.574 (8, PH) (9, 2)			0-3 K ①		0-0 1-3 ③			0-0 5-3 ②	
Bob Rush, R OBP: 0.367, SLG: 0.417 Hal Rice, L OBP: 0.268, SLG: 0.236 Jim Davis, S OBP: 0.269, SLG: 0.050 (1, 1) (8, PH) (9, 1)			0-0 5-3 ②		0-3 K ①		0-3 K ①	0-0 F9 ③	

Inning Stats	R: 0	H: 0	E: 0	K: 0	S: 3	R: 0	H: 1	E: 0	K: 0	S: 4	R: 0	H: 0	E: 0	K: 1	S: 5	R: 0	H: 0	E: 0	K: 0	S: 3	R: 0	H: 1	E: 0	K: 1	S: 6	R: 0	H: 0	E: 0	K: 1	S: 5	R: 0	H: 0	E: 0	K: 0	S: 3	R: 0	H: 0	E: 0	K: 0	S: 3	R: 2	H: 3	E: 0	K: 0	S: 4	R: 0	H: 3	E: 0	K: 0	S: 4	1B: 3	SF: 0	2B: 2	SAC: 1	3B: 0	DP: 0	HR: 0	HBP: 0	WP: 1	PA: 33
--------------	------	------	------	------	------	------	------	------	------	------	------	------	------	------	------	------	------	------	------	------	------	------	------	------	------	------	------	------	------	------	------	------	------	------	------	------	------	------	------	------	------	------	------	------	------	------	------	------	------	------	-------	-------	-------	--------	-------	-------	-------	--------	-------	--------

PITCHER	IP	WLS	BF	H	R	ER	SO	BB	IBB	HBP	BLK	WP	HR	S	P	ERA	WHIP
Bob Greenwood, R ERA: 3.38 (1, 1)	8.0	L	30	4	2	2	3	2	0	0	0	1	0	34	42	2.25	0.750
Herm Wehmeier, R ERA: 5.29 (9, 1)	0.1		3	1	0	0	0	1	0	0	0	0	0	2	6	0.00	6.000

Batter	1	2	3	4	5	6	7	8	9	AB	R	H	RBI	BB	SO	LOB
Don Hoak, R OBP: 0.317, SLG: 0.408 (1, 5)	0-0 G1		0-1 2B 1B	0-0 4-3		0-0 1-3				4	1	1	0	0	0	0
Pee Wee Reese, R OBP: 0.390, SLG: 0.464 (1, 6)	1-1 F8		0-0 F8 1B 2B	2-2 2B			1-1 4-3			4	1	2	1	0	0	0
Duke Snider, L OBP: 0.448, SLG: 0.692 (1, 8)	3-1 1B		1-0 F8 2-3	2-1 F9			3-1 HR			4	1	2	1	0	0	2
Gil Hodges, R OBP: 0.377, SLG: 0.579 (1, 3)	1-2 F4		0-1 HR 1B	0-1 F8			1-3 K			4	1	1	1	0	1	2
Sandy Amoros, L OBP: 0.241, SLG: 0.359 (1, 7) (9, 9)		0-0 3-1	2-1 F8		2-1 3-1		4-2 CS BB			3	0	0	0	1	0	1
Jackie Robinson, R OBP: 0.422, SLG: 0.528 (1, 4)		0-2 E7 1B	1-1 HR		2-2 1-3		1-0 CS	4-1 FC1-6 BB		3	2	2	2	1	0	0
Carl Furillo, R OBP: 0.353, SLG: 0.408 (1, 9) (9, 7)		0-1 1B	4-2 2B HBP		0-0 6-3			0-0 FC1-6 G6-4-3		3	1	1	1	0	0	1
Roy Campanella, R OBP: 0.270, SLG: 0.425 (1, 2)		2-3 K	1-0 2B			1-3 K		1-1 G6-4-3		4	0	1	1	0	2	2
Don Newcombe, L OBP: 0.385, SLG: 0.324 (1, 1)		0-0 G3	2-2 1-4-3			1-0 F8				2	0	0	0	0	0	2
Bob Milliken, R OBP: 0.176, SLG: 0.176 (5, 1)										0	0	0	0	0	0	0
George Shuba, L OBP: 0.262, SLG: 0.309 (6, PH)										1	0	0	0	0	0	0
Billy Loes, R OBP: 0.167, SLG: 0.167 (7, 1)										0	0	0	0	0	0	0


Inning Stats	R: 0	H: 1	E: 0	LOB: 1	K: 0	BB: 0	S: 8	R: 1	H: 2	E: 1	LOB: 1	K: 1	BB: 0	S: 10	R: 5	H: 5	E: 0	LOB: 1	K: 0	BB: 0	S: 16	R: 0	H: 1	E: 0	LOB: 1	K: 0	BB: 0	S: 8	R: 0	H: 0	E: 0	LOB: 0	K: 0	BB: 0	S: 6	R: 0	H: 0	E: 0	LOB: 0	K: 1	BB: 0	S: 6	R: 1	H: 1	E: 0	LOB: 0	K: 1	BB: 1	S: 10	R: 0	H: 0	E: 0	LOB: 0	K: 0	BB: 1	S: 4	H: 0	LOB: 0	K: 0	BB: 1	S: 9
--------------	------	------	------	--------	------	-------	------	------	------	------	--------	------	-------	-------	------	------	------	--------	------	-------	-------	------	------	------	--------	------	-------	------	------	------	------	--------	------	-------	------	------	------	------	--------	------	-------	------	------	------	------	--------	------	-------	-------	------	------	------	--------	------	-------	------	------	--------	------	-------	------

PITCHER	IP	WLS	BF	H	R	ER	SO	BB	IBB	HBP	BLK	WP	HR	S	P	ERA	WHIP
Warren Hacker, R ERA: 3.82 (1, 1)	2.2	L	15	7	5	4	1	0	0	0	0	0	1	28	39	13.50	2.625
Johnny Klippstein, R ERA: 6.85 (3, 1)	3.1		13	2	1	1	1	0	0	1	0	0	0	26	43	2.70	0.600
Bill Tremel, R ERA: 4.34 (7, 1)	2.0		7	1	1	1	1	2	0	0	0	0	1	14	29	4.50	1.500

BOTTOM

Chicago Cubs @ Brooklyn Dodgers
Ebbets Field, Brooklyn, NY
 Tue Jul 27 1954, 3:33 AM EDT
 Att. 7,728 - Unknown

AB	32
R	7
H	10
RBI	7
BB	2
SO	3
LOB	10



WP	HR	S	P	ERA	WHIP
0	0	0	0	0	0
0	0	0	0	0	0
0	0	0	0	0	0
0	0	0	0	0	0

Batter	1	2	3	4	5	6	7	8	9	AB R H RBI BB SO LOB	TOP		
Frank Baumholtz, L (1, 8) OBP: 0.355, SLG: 0.405	2-2 F8		1-0 4-3		1-2 4-3			0-0 B2		4 0 0 0 0 0 2			
Gene Baker, R (1, 4) OBP: 0.334, SLG: 0.462	2-2 F8		1-2 L7			1-1 6-3		3-3 K		4 0 0 0 0 1 1			
Dee Fondy, L (1, 3) OBP: 0.323, SLG: 0.405	2-2 F4			0-1 B1		2-1 2B		0-0 F5		4 0 1 0 0 0 0			
Randy Jackson, R (1, 5) OBP: 0.355, SLG: 0.511		1-0 F8		2-3 K		0-0 6-3		0-0 L5		4 0 0 0 0 1 1			
Ralph Kiner, R (1, 7) OBP: 0.391, SLG: 0.538		2-1 2B		1-2 HR		1-2 F3		1-2 1B 2B		4 1 3 1 0 0 1			
Hank Sauer, R (1, 9) OBP: 0.397, SLG: 0.601		1-3 K		1-0 5-3			0-0 1B		0-0 2-3 1B	4 0 2 0 0 1 1 0 0 0 0 0 0 0			
Bob Talbot, R (9, PR) OBP: 0.290, SLG: 0.321													
14 Ernie Banks, R (1, 6) OBP: 0.328, SLG: 0.399		2-3 K			0-2 F9		0-0 P5		1-3 K	4 0 0 0 0 2 4			
Ei Tappe, R (1, 2) OBP: 0.265, SLG: 0.234			4-2 SH3-4 BB		1-2 1B		2-3 K		0-3 K	1 0 1 0 1 0 0 1 0 0 0 0 1 1 1 0 0 0 0 1 2			
Hal Rice, L (7, PH) OBP: 0.264, SLG: 0.232													
Clyde McCullough, R (7, 2) OBP: 0.325, SLG: 0.500													
Dave Cole, R (1, 1) OBP: 0.341, SLG: 0.412			1-0 SH3-4		0-3 K		1-3 K			1 0 0 0 0 1 1 1 0 0 0 0 1 1 0 0 0 0 0 0 0			
Hal Jeffcoat, R (7, 1) OBP: 0.353, SLG: 0.714													
Inning Stats	R: 0 H: 0 E: 0 LOB: 0 K: 0 BB: 0 S: 10 P: 16	R: 0 H: 1 E: 0 LOB: 1 K: 2 BB: 0 S: 11 P: 17	R: 0 H: 0 E: 0 LOB: 1 K: 2 BB: 1 S: 9 P: 16	R: 1 H: 1 E: 0 LOB: 0 K: 1 BB: 0 S: 10 P: 14	R: 0 H: 1 E: 0 LOB: 1 K: 1 BB: 0 S: 12 P: 14	R: 0 H: 1 E: 0 LOB: 1 K: 2 BB: 0 S: 8 P: 12	R: 0 H: 1 E: 0 LOB: 1 K: 2 BB: 0 S: 8 P: 11	R: 0 H: 0 E: 0 LOB: 0 K: 1 BB: 0 S: 5 P: 8	R: 0 H: 2 E: 0 LOB: 2 K: 2 BB: 0 S: 14 P: 16	1B: 3 SF: 0 2B: 3 SAC: 1 3B: 0 DP: 0 HR: 1 HBP: 0	WP: 0 PA: 35 PB: 0 SB: 0 CS: 0		
PITCHER	IP WLS BF H R ER SO BB IBB HBP BLK WP HR S P ERA WHIP											PITCHER	IP WLS BF H R ER SO BB IBB HBP BLK WP HR S P ERA WHIP
Russ Meyer, R (1, 1) ERA: 3.71	8.1 W 33 7 1 1 7 1 0 0 0 0 0 1 80 116 1.08 0.960												
Jim Hughes, R (9, 1) ERA: 3.19	0.2 S 2 0 0 0 2 0 0 0 0 0 0 0 7 8 0.00 0.000												

Chicago Cubs @ Brooklyn Dodgers
 Ebbets Field, Brooklyn, NY
 Wed Jul 28 1954, 3:33 AM EDT
 Att: 11,185 - Unknown

livebaseballscorecards.com

AB	33
R	1
H	7
RBI	1
BB	1
SO	9
LOB	15



Batter	1	2	3	4	5	6	7	8	9	AB	R	H	RBI	BB	SO	LOB	TOP
Frank Baumholtz, L (1, 8) <small>OBP: 0.357, SLG: 0.418</small> Bob Talbot, R (6, 8) <small>OBP: 0.289, SLG: 0.319</small>	3-2 4-3		0-0 SF8 3B	0-0 FC6-4 1B		1-2 4-3		0-1 FC6-4 1-2f		4	1	2	0	0	0	0	
Gene Baker, R (1, 4) <small>OBP: 0.338, SLG: 0.465</small>	0-0 5-3		4-2 E BB	0-1 FC6-4 1-2f		1-0 2B			1-0 WP SH1-4 1B	4	0	2	0	1	0	1	
Dee Fondy, L (1, 3) <small>OBP: 0.319, SLG: 0.402</small>	2-1 4-3		2-2 SF8 1-3 3-H		0-0 F9	0-1 F8			0-0 SH1-4 1-2	3	0	0	1	0	0	1	
Randy Jackson, R (1, 5) <small>OBP: 0.354, SLG: 0.507</small>		0-1 F4	1-2 F7		0-0 14 BB 5-3 1B		1-3 K		1-0 F9	5	0	1	0	0	1	2	
Ralph Kiner, R (1, 7) <small>OBP: 0.391, SLG: 0.533</small>		4-2 HR BB		4-1 14 HR BB BB	1-1 5-3		0-2 F2		1-1 F6 2-3	3	2	0	0	2	0	2	
Hank Sauer, R (1, 9) <small>OBP: 0.401, SLG: 0.610</small>		1-2 1-H HR		4-0 14 HR BB BB	4-2 14 BB BB		2-3 K			2	2	1	2	2	1	0	
14 Ernie Banks, R (1, 6) <small>OBP: 0.332, SLG: 0.410</small>		0-1 F7		1-2 1-H 2-H HR	1-2 1-H 2-H HR BB	4-0 1-2 2-3 BB		1-2 FC1-6-5 SH1-4 1B		3	1	2	3	1	0	0	
El Tappe, R (1, 2) <small>OBP: 0.258, SLG: 0.227</small>		0-0 G3		2-2 4-3	2-2 F2			1-1 SH1-4		3	0	0	0	0	0	3	
Bob Rush, R (1, 1) <small>OBP: 0.340, SLG: 0.385</small> Jim Davis, S (9, 1) <small>OBP: 0.269, SLG: 0.050</small> Bill Tremel, R (9, 1) <small>OBP: 0.333, SLG: 0.250</small> Hal Jeffcoat, R (9, 1) <small>OBP: 0.353, SLG: 0.714</small>			2-3 K	0-1 G3		1-1 6-3		3-2 FC1-6-5-4 FC6-4 2-3		4	0	0	0	0	1	1	
Inning Stats	R: 0 E: 0 K: 0 S: 7 H: 0 LOB: 0 BB: 0 P: 12	R: 2 E: 0 K: 0 S: 10 H: 1 LOB: 0 BB: 1 P: 15	R: 1 E: 1 K: 1 S: 13 H: 1 LOB: 1 BB: 1 P: 22	R: 3 E: 0 K: 0 S: 12 H: 2 LOB: 1 BB: 2 P: 23	R: 0 E: 0 K: 0 S: 10 H: 1 LOB: 3 BB: 2 P: 21	R: 0 E: 0 K: 0 S: 8 H: 1 LOB: 1 BB: 0 P: 11	R: 0 E: 0 K: 2 S: 9 H: 0 LOB: 0 BB: 0 P: 12	R: 0 E: 0 K: 0 S: 12 H: 1 LOB: 1 BB: 0 P: 17	R: 0 E: 0 K: 0 S: 5 H: 1 LOB: 1 BB: 0 P: 8	1B: 4 2B: 1 3B: 1 HR: 2 SF: 1 SAC: 2 DP: 0 HBP: 0	WP: 1 PA: 41 PB: 0 SB: 0 CS: 0						
PITCHER	IP WLS BF H R ER SO BB IBB HBP BLK WP HR S P ERA WHIP	IP WLS BF H R ER SO BB IBB HBP BLK WP HR S P ERA WHIP	IP WLS BF H R ER SO BB IBB HBP BLK WP HR S P ERA WHIP	IP WLS BF H R ER SO BB IBB HBP BLK WP HR S P ERA WHIP	IP WLS BF H R ER SO BB IBB HBP BLK WP HR S P ERA WHIP	IP WLS BF H R ER SO BB IBB HBP BLK WP HR S P ERA WHIP	IP WLS BF H R ER SO BB IBB HBP BLK WP HR S P ERA WHIP	IP WLS BF H R ER SO BB IBB HBP BLK WP HR S P ERA WHIP	IP WLS BF H R ER SO BB IBB HBP BLK WP HR S P ERA WHIP	IP WLS BF H R ER SO BB IBB HBP BLK WP HR S P ERA WHIP							
Erv Palica, R (1, 1) <small>ERA: 4.2</small> Clem Labine, R (4, 1) <small>ERA: 3.41</small> Bob Milliken, R (5, 1) <small>ERA: 4.02</small> Billy Loes, R (7, 1) <small>ERA: 4.83</small> Jim Hughes, R (9, 1) <small>ERA: 3.13</small>	3.0 L 15 2 5 5 1 4 0 0 0 0 1 31 58 15.00 2.000	1.0 5 2 1 1 0 0 0 0 0 0 0 1 11 14 9.00 2.000	2.0 10 2 0 0 0 2 0 0 0 0 0 0 18 32 0.00 2.000	2.0 7 1 0 0 2 0 0 0 0 0 0 0 21 29 0.00 0.500	1.0 4 1 0 0 0 0 0 0 0 0 0 1 5 8 0.00 1.000												

Chicago Cubs @ Brooklyn Dodgers
 Ebbets Field, Brooklyn, NY
 Thu Jul 29 1954, 3:33 AM EDT
 Att. 4,986 - Unknown

livebaseballscorecards.com

AB	32
R	6
H	8
RBI	6
BB	6
SO	3
LOB	11



Batter	1	2	3	4	5	6	7	8	9	AB	R	H	RBI	BB	SO	LOB
Don Hoak, R OBP: 0.315, SLG: 0.398 (1, 5)	1-3 K	2-1 4-3		4-2 FC6-4 1-2 2-3 BB		2-2 4-3		2-1 E6		4	0	0	0	1	1	2
Pee Wee Reese, R OBP: 0.389, SLG: 0.458 (1, 6)	2-2 L8		2-2 4-3	0-1 FC6-4 1-2f		3-2 5-3		0-1 F8		5	0	0	0	0	0	5
Duke Snider, L OBP: 0.446, SLG: 0.684 (1, 8)	0-0 E5 2B		0-2 G3		0-1 2B		0-2 4-3		4-2 BB 1B FC4-6 BB	4	3	1	0	1	0	0
Gil Hodges, R OBP: 0.379, SLG: 0.583 (1, 3)	4-2 2B BB		1-2 HR		2-1 F8		2-2 1B		3-2 FC4-6 BB 1-2 1B	4	1	3	1	1	0	1
Sandy Amoros, L OBP: 0.284, SLG: 0.412 (1, 7) Don Zimmer, R OBP: 0.250, SLG: 0.269 (9, PH)	2-2 2B		2-2 F8		0-0 1B 2B		1-1 F5		1-3 K	4	1	2	2	0	0	1
Jackie Robinson, R OBP: 0.416, SLG: 0.514 (1, 4)	2-2 F6			1-0 F9	0-1 5-3		2-2 6-3		4-1 FC4-6 1-2 2-3 BB	4	0	0	0	1	0	4
Carl Furillo, R OBP: 0.355, SLG: 0.407 (1, 9)		0-0 4-3		1-0 BB FC3 1B	0-0 1B			2-2 E 1-3 1B	1-0 FC4-6 BB	5	0	3	2	0	0	2
Roy Campanella, R OBP: 0.269, SLG: 0.428 (1, 2)		1-1 F3		1-1 FC3 BB	3-0 F6			1-2 1-3	4-0 BB	4	0	0	0	1	0	3
Erv Palica, R Walt Morin, L Edo Wilkerson, R Jim Gilliam, S Billy Loew, R Billy Cox, R Jim Hughes, R George Schindler, L		1-1 1B		2-3 K		2-1 F3		2-2 5-3	2-2 F3	1	0	1	0	0	0	0

Inning Stats	R: 1	H: 1	LOB: 2	BB: 1	P: 27	R: 0	H: 1	LOB: 1	BB: 0	P: 11	R: 1	H: 1	LOB: 0	BB: 0	P: 17	R: 2	H: 3	LOB: 1	BB: 0	P: 14	R: 0	H: 0	LOB: 0	BB: 0	P: 16	R: 0	H: 1	LOB: 1	BB: 0	P: 16	R: 0	H: 1	LOB: 2	BB: 0	P: 20	R: 1	H: 1	LOB: 3	BB: 3	P: 32	1B: 6	SF: 0	2B: 3	SAC: 0	3B: 0	DP: 0	HR: 1	HBP: 0	WP: 0	PA: 45
--------------	------	------	--------	-------	-------	------	------	--------	-------	-------	------	------	--------	-------	-------	------	------	--------	-------	-------	------	------	--------	-------	-------	------	------	--------	-------	-------	------	------	--------	-------	-------	------	------	--------	-------	-------	-------	-------	-------	--------	-------	-------	-------	--------	-------	--------

PITCHER	IP	WLS	BF	H	R	ER	SO	BB	IBB	HBP	BLK	WP	HR	S	P	ERA	WHIP
Bob Rush, R ERA: 4.24 (1, 1)	8.0		40	10	5	4	2	3	0	0	0	0	0	94	154	4.50	1.625
Jim Davis, L ERA: 3.68 (9, 1)	0.1		1	0	0	0	1	0	0	0	0	0	0	3	4	0.00	0.000
Bill Tremel, R ERA: 4.3 (9, 1)	0.1		3	0	0	0	0	2	0	0	0	0	0	2	11	0.00	6.000
Hal Jeffcoat, R ERA: 5.77 (9, 1)	0.1	S	1	0	0	0	0	0	0	0	0	0	0	3	5	0.00	0.000

BOTTOM


Chicago Cubs @ Brooklyn Dodgers
Ebbets Field, Brooklyn, NY

Thu Jul 29 1954, 3:33 AM EDT
Att. 4,986 - Unknown

AB	40
R	5
H	10
RBI	5
BB	5
SO	3
LOB	26

livebaseballscorecards.com

B

Batter	1	2	3	4	5	6	7	8	9	AB R H RBI BB SO LOB	TOP														
Frank Baumholtz, L (1, 9) OBP: 0.367, SLG: 0.435										0 0 0 0 0 0 0 0	<p style="text-align: center;">Chicago Cubs @ Pittsburgh Pirates Forbes Field, Pittsburgh, PA Sun Aug 01 1954, 3:33 AM EDT Unknown</p> <p style="text-align: right;">livebaseballscorecards.com</p> <table border="0"> <tr><td>AB</td><td>0</td></tr> <tr><td>R</td><td>0</td></tr> <tr><td>H</td><td>0</td></tr> <tr><td>RBI</td><td>0</td></tr> <tr><td>BB</td><td>0</td></tr> <tr><td>SO</td><td>0</td></tr> <tr><td>LOB</td><td>0</td></tr> </table> 	AB	0	R	0	H	0	RBI	0	BB	0	SO	0	LOB	0
AB										0															
R										0															
H										0															
RBI										0															
BB										0															
SO										0															
LOB										0															
Eddie Miksis, R (1, 4) OBP: 0.229, SLG: 0.254	0 0 0 0 0 0 0 0																								
Dee Fondy, L (1, 3) OBP: 0.322, SLG: 0.401	0 0 0 0 0 0 0 0																								
Ralph Kiner, R (1, 7) OBP: 0.389, SLG: 0.523	0 0 0 0 0 0 0 0																								
Walker Cooper, R (1, 2) OBP: 0.422, SLG: 0.569	0 0 0 0 0 0 0 0																								
14 Ernie Banks, R (1, 6) OBP: 0.333, SLG: 0.406	0 0 0 0 0 0 0 0																								
Bill Serena, R (1, 5) OBP: 0.328, SLG: 0.413	0 0 0 0 0 0 0 0																								
Bob Talbot, R (1, 8) OBP: 0.286, SLG: 0.316	0 0 0 0 0 0 0 0																								
Jim Davis, S (1, 1) OBP: 0.269, SLG: 0.050	0 0 0 0 0 0 0 0	1B: 0 SF: 0 2B: 0 SAC: 0 3B: 0 DP: 0 HR: 0 HBP: 0 WP: 0 PA: 0 PB: 0 SB: 0 CS: 0																							
Inning Stats																									
PITCHER Dick Littlefield, L (1, 1) ERA: 3.29	IP	WLS	BF	H	R	ER	SO	BB	IBB	HBP	BLK	WP	HR	S	P	ERA	WHIP	PITCHER IP WLS BF H R ER SO BB IBB HBP BLK WP HR S P ERA WHIP							
	0.0	W	0	0	0	0	0	0	0	0	0	0	0	0	0	∞	∞								

Batter	1	2	3	4	5	6	7	8	9	AB R H RBI BB SO LOB	TOP											
Frank Baumholtz, L (1, 8) OBP: 0.377, SLG: 0.442	0-0 1-3		0-0 F6		4-0 BB	0-0 F9		0-0 3B 1B	0-0 2B	5 1 2 2 1 0 2												
Eddie Miksis, R (1, 4) OBP: 0.225, SLG: 0.260	0-3 K			0-0 E5 14 BB BB	0-0 F7		0-0 2B 2B	0-0 3B 1B	0-0 6-3	6 3 2 0 0 1 2												
Dee Fondy, L (1, 3) OBP: 0.320, SLG: 0.405	0-0 4-3			0-0 F4	0-0 F7		0-0 3-1 2B	0-0 1B 3B		5 2 2 3 0 0 2												
Ralph Kiner, R (1, 7) OBP: 0.390, SLG: 0.521		0-0 F2		0-0 F2		0-0 14 HR 2B	0-0 3-1	0-0 1B		5 1 2 1 0 0 2												
Hal Rice, L (1, 9) OBP: 0.279, SLG: 0.233		0-0 F9		4-0 BB 14 BB BB		0-0 F4	0-0 14 1B	0-3 K		4 0 1 1 1 1 2												
14 Ernie Banks, R (1, 6) OBP: 0.335, SLG: 0.413		0-0 CS 1B		4-0 BB 1-2 2-3 BB		0-0 HR	0-0 4-1		0-0 E7 1B 1B	4 2 3 2 1 0 1												
Bill Serena, R (1, 5) OBP: 0.343, SLG: 0.453	0-0 CS		0-0 6-3	4-0 BB 1-2 2-3 BB		0-0 HR		0-0 F9	0-0 2B 1B	4 2 2 3 1 0 0												
Clyde McCullough, R (1, 2) OBP: 0.326, SLG: 0.523			0-0 2B	0-0 F4		0-0 F9		0-0 F9 1B 2B	0-0 F6	5 1 2 0 0 0 4												
Dave Cole, R (1, 1) OBP: 0.083, SLG: 0.083			0-3 K		0-0 F3	0-0 1B		0-0 F9	0-0 4-3	5 0 1 0 0 1 3												
Inning Stats	R: 0 E: 0 K: 1 S: 5	H: 0 LOB: 0 BB: 0 P: 5	R: 0 E: 0 K: 0 S: 3	H: 1 LOB: 0 BB: 0 P: 3	R: 0 E: 0 K: 1 S: 6	H: 1 LOB: 1 BB: 0 P: 6	R: 1 E: 1 K: 0 S: 4	H: 0 LOB: 3 BB: 3 P: 16	R: 0 E: 0 K: 0 S: 3	H: 0 LOB: 1 BB: 1 P: 7	R: 3 E: 0 K: 0 S: 7	H: 4 LOB: 1 BB: 0 P: 7	R: 2 E: 0 K: 0 S: 5	H: 3 LOB: 0 BB: 0 P: 5	R: 4 E: 0 K: 1 S: 10	H: 5 LOB: 1 BB: 0 P: 10	R: 2 E: 1 K: 0 S: 6	H: 3 LOB: 1 BB: 0 P: 6	1B: 8 2B: 7 3B: 1 HR: 2	SF: 0 SAC: 0 DP: 1 HBP: 0	WP: 0 PB: 0 SB: 0 CS: 1	PA: 48
PITCHER	IP WLS BF H R ER SO BB IBB HBP BLK WP HR S P ERA WHIP																					
Laurin Pepper, R (1, 1) ERA: 5.87	5.1 L 25 5 4 3 2 4 0 0 0 0 0 2 25 41 5.06 1.688																					
Bob Purkey, R (6, 1) ERA: 4.72	2.2 16 9 6 6 1 0 0 0 0 0 0 0 18 18 20.25 3.375																					
Johnny Hetki, R (9, 1) ERA: 6.11	1.0 6 3 2 2 0 0 0 0 0 0 0 0 6 6 18.00 3.000																					

Chicago Cubs @ Pittsburgh Pirates
 Forbes Field, Pittsburgh, PA
 Sun Aug 01 1954, 3:38 AM EDT
 Att. 7,281 - Unknown

livebaseballscorecards.com

AB 43
 R 12
 H 17
 RBI 12
 BB 4
 SO 3
 LOB 18



Batter	1	2	3	4	5	6	7	8	9	AB R H RBI BB SO LOB	TOP											
Frank Baumholtz, L (1, 8) OBP: 0.369, SLG: 0.434	0-0 F8	0-0 SF8			0-0 F9		0-3 K2-3		0-0 G4-6-3	4 0 0 1 0 1 1												
Eddie Miksis, R (1, 4) OBP: 0.226, SLG: 0.259	0-0 6-3	0-0 F8			0-0 4-3 1B		0-0 6-3			4 0 1 0 0 0 2												
Dee Fondy, L (1, 3) OBP: 0.320, SLG: 0.403	0-0 1B			0-0 F7	0-0 4-3 1-2		0-3 K			4 0 1 0 0 1 1												
Ralph Kiner, R (1, 7) OBP: 0.393, SLG: 0.521	0-0 1-3 1B		4-0 BB	4-0 BB	4-0 BB		0-0 6-3			2 0 1 0 2 0 0												
Hal Rice, L (1, 9) OBP: 0.271, SLG: 0.226	0-0 3-1		0-0 F9	0-3 K	0-3 K		0-0 6-3			4 0 0 0 0 1 5												
14 Ernie Banks, R (1, 6) OBP: 0.339, SLG: 0.415		4-0 BB HBP SF8 BB	0-0 F6		0-0 1B		0-0 1B			3 1 2 0 1 0 1												
Bill Serena, R (1, 5) OBP: 0.324, SLG: 0.421		0-0 F4		0-0 6-3	0-3 K		0-3 K			4 0 0 0 0 2 3												
Clyde McCullough, R (1, 2) OBP: 0.320, SLG: 0.489		1-0 BB HBP		0-0 5-3	0-0 F3		0-0 E5			3 0 0 0 0 0 1												
Bob Rush, R (1, 1) OBP: 0.339, SLG: 0.370		4-0 BB		0-3 K	0-0 F9		0-3 K			2 0 0 0 1 1 1												
Bill Tremel, R (8, 1) OBP: 0.333, SLG: 0.250										0 0 0 0 0 0 0												
Steve Bilko, R (9, PH) OBP: 0.291, SLG: 0.333		1-2 2-3 BB								1 0 0 0 0 1 1												
Inning Stats	R: 0 E: 0 K: 0 S: 5	H: 2 LOB: 2 BB: 0 P: 5	R: 1 E: 0 K: 0 S: 3	H: 0 LOB: 2 BB: 2 P: 12	R: 0 E: 0 K: 0 S: 3	H: 0 LOB: 1 BB: 1 P: 7	R: 0 E: 0 K: 1 S: 5	H: 0 LOB: 0 BB: 0 P: 5	R: 0 E: 0 K: 1 S: 6	H: 1 LOB: 2 BB: 1 P: 10	R: 0 E: 0 K: 1 S: 6	H: 1 LOB: 1 BB: 0 P: 6	R: 0 E: 0 K: 2 S: 7	H: 0 LOB: 0 BB: 0 P: 7	R: 0 E: 0 K: 1 S: 6	H: 1 LOB: 1 BB: 0 P: 6	R: 0 E: 1 K: 1 S: 5	H: 0 LOB: 0 BB: 0 P: 5	1B: 5 2B: 0 3B: 0 HR: 0	SF: 1 SAC: 0 DP: 1 HBP: 1	WP: 0 PB: 0 SB: 0 CS: 0	PA: 37
PITCHER Ruben Gomez, R (1, 1) ERA: 3.06	IP: 9.0 WLS: W BF: 37 H: 5 R: 1 ER: 1 SO: 7 BB: 4 IBB: 0 HBP: 1 BLK: 0 WP: 0 HR: 0 S: 46 P: 63 ERA: 1.00 WHIP: 1.000																					

Chicago Cubs @ New York Giants
Polo Grounds, New York, NY
Tue Aug 03 1954, 3:33 AM EDT
Att. 7,968 - Unknown

livebaseballscorecards.com

AB 31
R 1
H 5
RBI 1
BB 4
SO 7
LOB 16



Batter	1	2	3	4	5	6	7	8	9	10	11	AB R H RBI BB SO LOB	TOP
Frank Baumholtz, L (1, 8) OBP: 0.372, SLG: 0.445 (5, 9)	0-0 1B 1B	0-0 1-H 3B		0-3 K		0-0 3-1			0-0 FC4-6 1B		0-0 4-3	6 1 3 1 0 1 3	
Eddie Miksis, R (1, 4) OBP: 0.222, SLG: 0.253	0-0 1B 14 1B 1B	0-0 6-3		0-0 FC6-4			0-0 F9		0-0 FC4-6		0-0 4-3	6 1 1 0 0 0 6	
Dee Fondy, L (1, 3) OBP: 0.316, SLG: 0.398	0-0 F7	0-3 K			0-0 F8		0-0 G3		0-3 K			5 0 0 0 0 2 4	
Ralph Kiner, R (1, 7) OBP: 0.396, SLG: 0.523	0-0 F6		0-0 1B 2B		0-0 1B 1B		4-0 BB		0-0 F9			4 0 2 0 1 0 2	
Hal Rice, L (1, 9) OBP: 0.281, SLG: 0.238 Steve Bilko, R (5, PH) OBP: 0.300, SLG: 0.343 Bob Talbot, R (5, 8) OBP: 0.285, SLG: 0.311	0-0 14 1B 1B		0-0 G4-3 1B		0-0 1-2 1B		0-0 F8		0-0 5-3			2 0 2 1 0 0 0 1 0 1 0 0 0 0 2 0 0 0 0 0 1	
14 Ernie Banks, R (1, 6) OBP: 0.337, SLG: 0.413	0-0 1-2 3-H 1B		0-3 K		0-0 F9			0-0 5-3		0-0 F8		5 0 1 1 0 1 4	
Bill Serena, R (1, 5) OBP: 0.303, SLG: 0.387	0-0 F9		0-0 G4-3		0-0 F9			0-0 1-3			0-0 F6	5 0 0 0 0 0 6	
Walker Cooper, R (1, 2) OBP: 0.417, SLG: 0.552 Gene Baker, R (11, PR) OBP: 0.336, SLG: 0.463 El Tappe, R (11, 2) OBP: 0.252, SLG: 0.216		0-0 3B 1B		0-0 6-3		0-0 6-3		0-3 K			0-0 4-3 SH 1B	5 1 2 0 0 1 0 0 0 0 0 0 0 0 0 0 0 0 0 0 0	
Paul Minner, L (1, 1) OBP: 0.238, SLG: 0.345 Johnny Klippstein, R (4, 1) OBP: 0.161, SLG: 0.200		0-0 F7		4-0 FC6-4 BB		0-3 K			0-0 F8		0-0 SH 4-3	1 0 0 0 1 0 1 2 0 0 0 0 1 0	
Inning Stats	R: 2 H: 4 E: 0 LOB: 2 K: 0 BB: 0 S: 7 P: 7	R: 1 H: 2 E: 0 LOB: 1 K: 1 BB: 0 S: 7 P: 7	R: 0 H: 2 E: 0 LOB: 1 K: 1 BB: 0 S: 6 P: 6	R: 0 H: 0 E: 0 LOB: 1 K: 1 BB: 1 S: 5 P: 9	R: 0 H: 2 E: 0 LOB: 2 K: 0 BB: 0 S: 5 P: 5	R: 0 H: 0 E: 0 LOB: 0 K: 1 BB: 0 S: 5 P: 5	R: 0 H: 0 E: 0 LOB: 1 K: 0 BB: 1 S: 3 P: 7	R: 0 H: 0 E: 0 LOB: 0 K: 1 BB: 0 S: 5 P: 5	R: 0 H: 1 E: 0 LOB: 1 K: 1 BB: 0 S: 6 P: 6	R: 0 H: 0 E: 0 LOB: 0 K: 0 BB: 0 S: 3 P: 3	R: 0 H: 1 E: 0 LOB: 3 K: 0 BB: 0 S: 5 P: 5	1B: 10 SF: 0 2B: 1 SAC: 1 3B: 1 DP: 1 HR: 0 HBP: 0	WP: 0 PA: 47 PB: 0 SB: 0 CS: 0
PITCHER	IP WLS BF H R ER SO BB IBB HBP BLK WP HR S P ERA WHIP												
Sal Maglie, R (1, 1) ERA: 3.49	1.1 10 6 3 3 0 0 0 0 0 0 0 10 10 20.25 4.500												
Al Worthington, R (2, 1) ERA:	1.2 6 2 0 0 2 0 0 0 0 0 0 10 10 0.00 1.200												
Windy McCall, L (4, 1) ERA: 3.07	1.0 4 0 0 0 1 1 0 0 0 0 0 5 9 0.00 1.000												
Don Liddle, L (5, 1) ERA: 2.88	7.0 W 27 4 0 0 3 1 0 0 0 0 0 32 36 0.00 0.714												

Chicago Cubs @ New York Giants
Polo Grounds, New York, NY
Wed Aug 04 1954, 3:33 AM EDT
Att: 7,932 - Unknown

livebaseballscorecards.com

AB	44
R	3
H	12
RBI	3
BB	2
SO	6
LOB	27



BOTTOM

Chicago Cubs @ New York Giants
Polo Grounds, New York, NY

Wed Aug 04 1954, 3:33 AM EDT
Att: 7,932 - Unknown

livebaseballscores.com

AB	41
R	4
H	12
RBI	4
BB	5
SO	2
LOB	20



WP:	0	PA:	48
PB:	0		
SB:	0		
CS:	0		

AB	R	H	RBI	BB	SO	LOB
5	0	1	0	1	0	0
6	0	1	0	0	0	5
5	1	3	1	1	0	1
4	1	1	0	0	0	4
4	0	1	1	1	0	0
5	1	1	1	0	2	3
5	0	2	0	0	0	3
4	1	2	1	1	0	1
0	0	0	0	0	0	0
0	0	0	0	0	0	0
1	0	0	0	0	0	1
0	0	0	0	0	0	0
1	0	0	0	0	0	2
1	0	0	0	1	0	0

Batter	1	2	3	4	5	6	7	8	9	10	11
Whitey Lockman, L OBP: 0.332, SLG: 0.409	4-3		F7		F3		G1-2-3 1B		G3		1B IBB
Alvin Dark, R OBP: 0.316, SLG: 0.418	F7			F9	FC5-4 1B		G1-2-3		F9		F7
Hank Thompson, L OBP: 0.385, SLG: 0.482	4-3			1B 1B	F8		IBB			SH3-4 1B	1-2 2-H 1B
Monte Irvin, R OBP: 0.376, SLG: 0.469		6-3		1B FC6-4 1B	FC5-4		F7			SH3-4 1-2	
Don Mueller, L OBP: 0.359, SLG: 0.437		6-3		FC6-4 1B		4-3		F9		FC6-4 IBB	
Willie Mays, R OBP: 0.392, SLG: 0.678				FC6-4 1B		K		K		F8	
Davey Williams, R OBP: 0.294, SLG: 0.332				1B 1B		5-3		1B		FC6-4	
Wes Westrum, R OBP: 0.325, SLG: 0.345								E5 1B BB		F8	
Sal Maglie, R OBP: 0.163, SLG: 0.109											SH1-4 1B 1B
Al Worthington, R OBP: 0.274, SLG: 0.421											SH1-4
Foster Castleman, R OBP: 0.296, SLG: 0.174											
Windy McCall, L											
Bobby Hofman, R											
Don Liddle, L											

Inning	R	H	E	K	S
1	0	0	0	0	3
2	0	1	0	0	4
3	0	0	0	0	2
4	3	5	0	0	8
5	0	1	0	0	4
6	0	0	0	1	5
7	0	1	1	0	12
8	0	1	0	0	6
9	0	0	0	0	3
10	0	1	0	0	8
11	1	2	0	1	8

PITCHER	IP	WLS	BF	H	R	ER	SO	BB	IBB	HBP	BLK	WP	HR	S	P	ERA	WHIP
Paul Minner, L ERA: 3.54	3.2		17	6	3	3	0	1	0	0	0	0	0	16	20	7.36	1.909
Johnny Klippstein, R ERA: 6.26	7.0	L	31	6	1	1	2	1	3	0	0	0	0	31	47	1.29	1.000

PITCHER	IP	WLS	BF	H	R	ER	SO	BB	IBB	HBP	BLK	WP	HR	S	P	ERA	WHIP
Paul Minner, L ERA: 3.54	3.2		17	6	3	3	0	1	0	0	0	0	0	16	20	7.36	1.909
Johnny Klippstein, R ERA: 6.26	7.0	L	31	6	1	1	2	1	3	0	0	0	0	31	47	1.29	1.000

PITCHER	IP	WLS	BF	H	R	ER	SO	BB	IBB	HBP	BLK	WP	HR	S	P	ERA	WHIP
Paul Minner, L ERA: 3.54	3.2		17	6	3	3	0	1	0	0	0	0	0	16	20	7.36	1.909
Johnny Klippstein, R ERA: 6.26	7.0	L	31	6	1	1	2	1	3	0	0	0	0	31	47	1.29	1.000

PITCHER	IP	WLS	BF	H	R	ER	SO	BB	IBB	HBP	BLK	WP	HR	S	P	ERA	WHIP
Paul Minner, L ERA: 3.54	3.2		17	6	3	3	0	1	0	0	0	0	0	16	20	7.36	1.909
Johnny Klippstein, R ERA: 6.26	7.0	L	31	6	1	1	2	1	3	0	0	0	0	31	47	1.29	1.000

PITCHER	IP	WLS	BF	H	R	ER	SO	BB	IBB	HBP	BLK	WP	HR	S	P	ERA	WHIP
Paul Minner, L ERA: 3.54	3.2		17	6	3	3	0	1	0	0	0	0	0	16	20	7.36	1.909
Johnny Klippstein, R ERA: 6.26	7.0	L	31	6	1	1	2	1	3	0	0	0	0	31	47	1.29	1.000

PITCHER	IP	WLS	BF	H	R	ER	SO	BB	IBB	HBP	BLK	WP	HR	S	P	ERA	WHIP
Paul Minner, L ERA: 3.54	3.2		17	6	3	3	0	1	0	0	0	0	0	16	20	7.36	1.909
Johnny Klippstein, R ERA: 6.26	7.0	L	31	6	1	1	2	1	3	0	0	0	0	31	47	1.29	1.000

PITCHER	IP	WLS	BF	H	R	ER	SO	BB	IBB	HBP	BLK	WP	HR	S	P	ERA	WHIP
Paul Minner, L ERA: 3.54	3.2		17	6	3	3	0	1	0	0	0	0	0	16	20	7.36	1.909
Johnny Klippstein, R ERA: 6.26	7.0	L	31	6	1	1	2	1	3	0	0	0	0	31	47	1.29	1.000

PITCHER	IP	WLS	BF	H	R	ER	SO	BB	IBB	HBP	BLK	WP	HR	S	P	ERA	WHIP
Paul Minner, L ERA: 3.54	3.2		17	6	3	3	0	1	0	0	0	0	0	16	20	7.36	1.909
Johnny Klippstein, R ERA: 6.26	7.0	L	31	6	1	1	2	1	3	0	0	0	0	31	47	1.29	1.000

PITCHER	IP	WLS	BF	H	R	ER	SO	BB	IBB	HBP	BLK	WP	HR	S	P	ERA	WHIP
Paul Minner, L ERA: 3.54	3.2		17	6	3	3	0	1	0	0	0	0	0	16	20	7.36	1.909
Johnny Klippstein, R ERA: 6.26	7.0	L	31	6	1	1	2	1	3	0	0	0	0	31	47	1.29	1.000

PITCHER	IP	WLS	BF	H	R	ER	SO	BB	IBB	HBP	BLK	WP	HR	S	P	ERA	WHIP
Paul Minner, L ERA: 3.54	3.2		17	6	3	3	0	1	0	0	0	0	0	16	20	7.36	1.909
Johnny Klippstein, R ERA: 6.26	7.0	L	31	6	1	1	2	1	3	0	0	0	0	31	47	1.29	1.000

Batter	1	2	3	4	5	6	7	8	9	AB R H RBI BB SO LOB	TOP		
Frank Baumholtz, L (1, 8) OBP: 0.369, SLG: 0.453 Bob Talbot, R (8, 8) OBP: 0.285, SLG: 0.311	0-3 K		0-0 F9		0-0 HR	0-0 4-3		0-0 F6		5 1 1 1 0 1 2 0 0 0 0 0 0 0			
Gene Baker, R (1, 4) OBP: 0.334, SLG: 0.462	0-0 F2		0-0 F9		0-0 F8		0-0 F7		0-0 1B 2B	5 0 1 0 0 0 0			
Dee Fondy, L (1, 3) OBP: 0.319, SLG: 0.403	0-0 1B			0-0 1B 14 1B 2B	0-0 S 1B		0-0 1-3		0-0 F5	5 1 3 0 0 0 1			
Ralph Kiner, R (1, 7) OBP: 0.398, SLG: 0.523	0-0 F7			0-0 14 FC 1B	4-0 1-2 BB		0-0 6-3		0-0 1B 2-H 1B	4 1 2 0 1 0 1			
Hank Sauer, R (1, 9) OBP: 0.401, SLG: 0.618		0-0 14 S 1B		0-0 14 FC 1B E	0-0 F8			0-0 F5	0-0 1-3 1B	5 1 2 0 0 0 4			
14 Ernie Banks, R (1, 6) OBP: 0.338, SLG: 0.420	0-3 K		0-0 1-2	0-0 14 FC 1B E	0-0 F8			0-0 HR	0-0 F2	5 1 2 3 0 1 5			
Eddie Miksis, R (1, 5) OBP: 0.234, SLG: 0.297		0-0 5-3		0-0 G4-6-3 1-2 2-H 3-H 1B	0-0 F8					4 1 2 1 0 0 3			
Walker Cooper, R (1, 2) OBP: 0.405, SLG: 0.535		0-3 K		0-0 G4-6-3 1-2 2-3	0-0 1B			0-0 HR		4 0 0 0 0 2 2			
Warren Hacker, R (1, 1) OBP: 0.213, SLG: 0.239 Hal Rice, L (6, PH) OBP: 0.279, SLG: 0.236 Hal Jeffcoat, R (6, 1) OBP: 0.368, SLG: 0.688 Jim Davis, S (8, 1) OBP: 0.286, SLG: 0.048			0-0 4-3	0-0 F8	0-0 F8		0-0 F5	0-0 K	0-0 1B	2 0 0 0 0 0 1 1 0 0 0 0 0 1 1 0 1 0 0 0 0 0 0 0 0 0 0 0			
Inning Stats	R: 0 H: 1 E: 0 LOB: 1 K: 1 BB: 0 S: 6 P: 6	R: 0 H: 1 E: 0 LOB: 1 K: 2 BB: 0 S: 8 P: 8	R: 0 H: 0 E: 0 LOB: 0 K: 0 BB: 0 S: 3 P: 3	R: 3 H: 3 E: 1 LOB: 1 K: 0 BB: 0 S: 7 P: 7	R: 1 H: 2 E: 0 LOB: 2 K: 0 BB: 1 S: 5 P: 9	R: 0 H: 1 E: 0 LOB: 1 K: 0 BB: 0 S: 4 P: 4	R: 0 H: 0 E: 0 LOB: 0 K: 0 BB: 0 S: 3 P: 3	R: 2 H: 3 E: 0 LOB: 1 K: 1 BB: 0 S: 8 P: 8	R: 0 H: 3 E: 0 LOB: 2 K: 0 BB: 0 S: 5 P: 5	1B: 9 SF: 0 2B: 2 SAC: 0 3B: 0 DP: 1 HR: 3 HBP: 0	WP: 0 PA: 42 PB: 0 SB: 2 CS: 0		
PITCHER	IP WLS BF H R ER SO BB IBB HBP BLK WP HR S P ERA WHIP											PITCHER	IP WLS BF H R ER SO BB IBB HBP BLK WP HR S P ERA WHIP
Jim Hearn, R (1, 1) ERA: 4.0	7.1 L 34 10 6 5 3 1 0 0 0 0 0 3 39 43 6.14 1.500												
Mary Grissom, R (8, 1) ERA: 2.2	1.2 8 4 0 0 1 0 0 0 0 0 0 0 10 10 0.00 2.400												

Chicago Cubs @ New York Giants
Polo Grounds, New York, NY
Thu Aug 05 1954, 3:33 AM EDT
Att. 5,563 - Unknown

livebaseballscorecards.com

AB	41
R	6
H	14
RBI	5
BB	1
SO	4
LOB	20



Batter	1	2	3	4	5	6	7	8	9	AB	R	H	RBI	BB	SO	LOB
Whitey Lockman, L (1, 3) OBP: 0.329, SLG: 0.405	0-0 G3		0-0 F9		0-0 1-3		0-0 3-1			4	0	0	0	0	0	1
Alvin Dark, R (1, 6) OBP: 0.317, SLG: 0.425	0-0 F5		0-0 1-3		HR			SH3-4 BB		4	1	2	1	0	0	0
Hank Thompson, L (1, 5) OBP: 0.386, SLG: 0.480 (9, 7)	0-0 1B			3-1	K			SH3-4 BB		3	0	1	0	1	1	0
Dusty Rhodes, L (1, 7) OBP: 0.440, SLG: 0.803 Bobby Hofman, R (8, PH) OBP: 0.274, SLG: 0.421 (9, 5)	0-0 F9			0-0 G3		1-0 G4-6-3 HBP		SH3-4		2	0	0	0	0	0	1
Don Mueller, L (1, 9) OBP: 0.355, SLG: 0.433		0-0 F5		0-0 F3		G4-6-3		F6		4	0	0	0	0	0	3
Willie Mays, R (1, 8) OBP: 0.391, SLG: 0.676		0-0 F9			1B	F4		F7		4	1	1	0	0	0	2
Davey Williams, R (1, 4) OBP: 0.299, SLG: 0.337		0-0 1B			HR		6-3		G6-4-3 1B	4	1	3	1	0	0	0
Wes Westrum, R (1, 2) OBP: 0.323, SLG: 0.344 Bill Taylor, L (5, PH) OBP: 0.259, SLG: 0.347 Ray Katt, R (6, 2) OBP: 0.317, SLG: 0.419		0-3 K			HR		6-3		K	1	0	0	0	0	1	1
Jim Hearn, R (1, 1) OBP: 0.163, SLG: 0.200 Marv Grissom, R (8, 1) OBP: 0.167, SLG: 0.130 Monte Irvin, R (9, PH) OBP: 0.375, SLG: 0.467			0-3 K		K		E4		G6-4-3	3	0	0	0	0	2	0

Inning Stats	R: 0	H: 1	E: 0	LOB: 1	K: 0	BB: 0	S: 4	R: 0	H: 1	E: 0	LOB: 1	K: 1	BB: 0	S: 6	R: 0	H: 0	E: 0	LOB: 0	K: 1	BB: 0	S: 5	R: 0	H: 0	E: 0	LOB: 0	K: 0	BB: 0	S: 3	R: 4	H: 4	E: 0	LOB: 0	K: 2	BB: 0	S: 11	R: 0	H: 0	E: 0	LOB: 0	K: 0	BB: 0	S: 2	R: 0	H: 0	E: 1	LOB: 1	K: 0	BB: 0	S: 4	R: 0	H: 1	E: 0	LOB: 2	K: 0	BB: 1	S: 4	R: 0	H: 1	E: 0	LOB: 0	K: 1	BB: 0	S: 5	1B: 5	SF: 0	3B: 0	DP: 2	HR: 2	HBP: 1	WP: 0	PA: 36
--------------	------	------	------	--------	------	-------	------	------	------	------	--------	------	-------	------	------	------	------	--------	------	-------	------	------	------	------	--------	------	-------	------	------	------	------	--------	------	-------	-------	------	------	------	--------	------	-------	------	------	------	------	--------	------	-------	------	------	------	------	--------	------	-------	------	------	------	------	--------	------	-------	------	-------	-------	-------	-------	-------	--------	-------	--------

PITCHER	IP	WLS	BF	H	R	ER	SO	BB	IBB	HBP	BLK	WP	HR	S	P	ERA	WHIP
Warren Hacker, R (1, 1) ERA: 4.05	5.0		21	6	4	4	4	0	0	0	0	0	2	29	29	7.20	1.200
Hal Jeffcoat, R (6, 1) ERA: 5.46	2.0	W	9	1	0	0	0	1	0	1	0	0	0	7	12	0.00	1.000
Jim Davis, L (8, 1) ERA: 3.51	2.0	S	6	1	0	0	1	0	0	0	0	0	0	8	8	0.00	0.500

BOTTOM

Chicago Cubs @ New York Giants
Polo Grounds, New York, NY
Thu Aug 05 1954, 3:33 AM EDT
Att. 5,563 - Unknown

livebaseballscorecards.com

AB	33
R	4
H	8
RBI	4
BB	1
SO	5
LOB	10



Batter	1	2	3	4	5	6	7	8	9	AB R H RBI BB SO LOB	TOP																								
Bob Talbot, R OBP: 0.283, SLG: 0.313 (1, 8) X	0-0 5-3 ①		X 0-0 F8 ②		X 0-0 2B ①		X 0-0 1-3 ③		X 0-3 K ③	5 0 1 0 0 1 1																									
Eddie Miksis, R OBP: 0.235, SLG: 0.305 Bill Serena, R OBP: 0.303, SLG: 0.387 (1, 5) X (8, 5)	0-0 F7 ②		X 0-0 F6 ③		X 0-0 5-3 ②			X 0-0 F9 1B 2B		4 1 1 0 0 0 1 0 0 0 0 0 0 0																									
Gene Baker, R OBP: 0.333, SLG: 0.460 (1, 4) X	0-0 5-3 ③			X 0-0 1B SF8 1B		X 0-0 F8 ③		X 0-0 F9 2-3		4 1 1 0 0 0 1																									
Ralph Kiner, R OBP: 0.399, SLG: 0.523 (1, 7)		X 0-0 F7 ①		X 0-0 14 1B SF8 1B		X 0-0 F7 ①		X 0-0 FC1-5 1B 1B		4 1 2 1 0 0 0																									
Hank Sauer, R OBP: 0.400, SLG: 0.615 (1, 9)		X 0-0 5-3 ②		X 0-0 SF8 1-2 3-H		X 0-0 L8 ②		X 0-0 FC1-5 1B 1-2		3 0 1 1 0 0 0																									
14 Ernie Banks, R OBP: 0.341, SLG: 0.424 (1, 6)		X 0-0 2B		X 0-0 WP E 1B 2-H		B B B B 4-0		S S S S 0-3 K ②		3 1 2 1 1 1 2																									
Steve Bilko, R OBP: 0.286, SLG: 0.324 (1, 3)		X 0-0 4-3 ③		S S S S 0-3 K ②		X 0-0 4-3 ③		X 0-0 FC1-5 1-2 2-3f		4 0 0 0 0 1 5																									
Clyde McCullough, R OBP: 0.315, SLG: 0.460 (1, 2)			B B B B 4-0	X 0-0 E9 BB			X 0-0 F7 ①		X 0-0 F9 ①	3 0 0 0 1 0 0																									
Howie Pollet, L OBP: 0.310, SLG: 0.321 Bob Zick, L (1, 1) (2, 1)			X 0-0 F9 ①	X 0-0 6-3 ③			X 0-0 F8 ②		X 0-0 F2 ②	0 0 0 0 0 0 0 2 0 0 0 0 0 2 1 0 0 0 0 0 0 1 0 0 0 0 0 0																									
Walker Cooper, R OBP: 0.403, SLG: 0.531 Hal Jeffcoat, R OBP: 0.350, SLG: 0.647 (7, PH) (7, 1)																																			
Inning Stats	R: 0 E: 0 K: 0 S: 3	H: 0 LOB: 0 BB: 0 P: 3	R: 0 E: 0 K: 0 S: 4	H: 1 LOB: 1 BB: 0 P: 4	R: 0 E: 0 K: 0 S: 3	H: 0 LOB: 1 BB: 1 P: 7	R: 3 E: 1 K: 1 S: 9	H: 3 LOB: 1 BB: 0 P: 9	R: 0 E: 0 K: 0 S: 3	H: 1 LOB: 0 BB: 0 P: 3	R: 0 E: 0 K: 0 S: 3	H: 0 LOB: 1 BB: 1 P: 7	R: 0 E: 0 K: 0 S: 3	H: 0 LOB: 0 BB: 0 P: 3	R: 1 E: 0 K: 1 S: 8	H: 3 LOB: 2 BB: 0 P: 8	R: 0 E: 0 K: 1 S: 5	H: 0 LOB: 0 BB: 0 P: 5	1B: 5 2B: 3 3B: 0 HR: 0	SF: 1 SAC: 0 DP: 0 HBP: 0	WP: 1 PB: 0 SB: 0 CS: 0	PA: 37													
PITCHER Curt Simmons, L ERA: 2.63 (1, 1)	IP 9.0	WLS W	BF 37	H 8	R 4	ER 3	SO 3	BB 2	IBB 0	HBP 0	BLK 0	WP 1	HR 0	S 41	P 49	ERA 3.00	WHIP 1.111																		
											PITCHER	IP	WLS	BF	H	R	ER	SO	BB	IBB	HBP	BLK	WP	HR	S	P	ERA	WHIP							

Chicago Cubs @ Philadelphia Phillies
 Connie Mack Stadium, Philadelphia, PA

Fri Aug 06 1954, 3:33 AM EDT
 Att. 7,060 - Unknown

livebaseballscorecards.com

AB	34
R	4
H	8
RBI	3
BB	2
SO	3
LOB	12



Batter	1	2	3	4	5	6	7	8	9	AB R H RBI BB SO LOB
Richie Ashburn, L OBP: 0.430, SLG: 0.373 (1, 8) X	0-0 6-3 X	0-0 4-3 X		4-0 E S 2B BB X	0-0 3B 1-H 2-H X			4-0 E SH3-4 BB X		3 1 1 2 2 0 0
Bobby Morgan, R OBP: 0.373, SLG: 0.442 (1, 6) X	0-0 F6 X	0-0 1B 2B X		0-0 1B 2B 1-H X	0-0 L6 X			0-0 SH3-4 1-2 X		4 1 2 1 0 0 1
Stan Lopata, R OBP: 0.384, SLG: 0.523 (1, 2) B B B B	4-0 2B BB X	0-0 4-3 X		0-3 K S S S X		0-0 5-3 X		4-0 FC6-4 BB 2-3 X		3 1 0 0 2 1 2
Granny Hamner, R OBP: 0.380, SLG: 0.505 (1, 4) X	0-0 1-H 2B 2B X	0-0 2-H 1B X		0-0 1B 2-3 X		0-0 6-3 X		0-0 F2 X		5 1 3 2 0 0 2
Del Ennis, R OBP: 0.306, SLG: 0.438 (1, 9) X	0-0 BB 2B 2-H X	0-0 F7 X		0-0 F7 X		0-0 F2 X		0-0 FC6-4 1-2f X		5 1 1 1 0 0 5
Danny Schell, R OBP: 0.325, SLG: 0.456 (1, 7) B B B B	4-0 BB BB BB X		0-0 L5 X		0-0 1B FC6-2 1B X		0-0 FC1-4 1B X			3 0 2 0 1 0 0
Earl Torgeson, L OBP: 0.386, SLG: 0.384 (1, 3) B B B B	4-0 BB 1-2 2-3 BB X		4-0 G6-4-3 BB X		0-0 FC6-2 3B 1B 1-3 X		0-3 K X			2 1 1 0 2 1 1
Willie Jones, R OBP: 0.326, SLG: 0.388 (1, 5) B B B B	4-0 1-2 2-3 3-H BB X		0-0 G6-4-3 1-2f X		0-0 F9 X		0-0 FC1-4 1-2f X			3 0 0 1 1 0 4
Curt Simmons, L OBP: 0.214, SLG: 0.179 (1, 1) X	0-0 F7 X			0-0 4-3 X	0-0 FC6-2 3B 1-2 3-H X		0-0 6-3 X			4 1 0 0 0 0 6

Inning Stats	R: 3 E: 0 K: 0 S: 5	H: 2 LOB: 3 BB: 4 P: 21	R: 1 E: 0 K: 0 S: 5	H: 2 LOB: 1 BB: 0 P: 5	R: 0 E: 0 K: 0 S: 2	H: 0 LOB: 0 BB: 1 P: 6	R: 1 E: 0 K: 1 S: 7	H: 2 LOB: 2 BB: 1 P: 11	R: 2 E: 0 K: 0 S: 6	H: 3 LOB: 1 BB: 0 P: 6	R: 0 E: 0 K: 0 S: 3	H: 0 LOB: 0 BB: 0 P: 3	R: 0 E: 1 K: 1 S: 6	H: 1 LOB: 1 BB: 0 P: 6	R: 0 E: 1 K: 0 S: 3	H: 0 LOB: 2 BB: 2 P: 11
1B: 5 2B: 4 3B: 1 HR: 0	SF: 0 SAC: 1 DP: 1 HBP: 0	WP: 0 PB: 0 SB: 1 CS: 0	PA: 41													

PITCHER	IP	WLS	BF	H	R	ER	SO	BB	IBB	HBP	BLK	WP	HR	S	P	ERA	WHIP
Howie Pollet, L ERA: 3.81 (1, 1)	1.2	L	13	4	4	4	0	4	0	0	0	0	0	9	25	21.60	4.800
Bob Zick, R ERA: 5.79 (2, 1)	4.1		19	5	3	3	1	2	0	0	0	0	0	19	27	6.23	1.615
Hal Jeffcoat, R ERA: 5.29 (7, 1)	2.0		9	1	0	0	1	2	0	0	0	0	0	9	17	0.00	1.500

BOTTOM

Chicago Cubs @ Philadelphia Phillies
 Connie Mack Stadium, Philadelphia, PA
 Fri Aug 06 1954, 3:33 AM EDT
 Att. 7,060 - Unknown

livebaseballscorecards.com

AB	32
R	7
H	10
RBI	7
BB	8
SO	2
LOB	21



Batter	1	2	3	4	5	6	7	8	9	AB R H RBI BB SO LOB	TOP											
Frank Baumholtz, L (1, 8) OBP: 0.365, SLG: 0.447	0-0 F7		0-0 F6	0-0 1-3		0-0 FC4-6 1B		0-0 F2		5 0 1 0 0 0 2												
Gene Baker, R (1, 4) OBP: 0.334, SLG: 0.459	0-0 1B		0-0 1B 2B	0-0 6-3		0-0 FC4-6		0-0 1-3		5 1 2 0 0 0 4												
Dee Fondy, L (1, 3) OBP: 0.318, SLG: 0.400	0-0 F6		0-0 1B 2B 14 SF8	0-0 4-3		0-0 G3-2-5-2		0-0 F8		5 1 1 0 0 0 5												
Ralph Kiner, R (1, 7) OBP: 0.399, SLG: 0.523	0-0 F8		0-0 1B 2B 14 SF8		4-0 1B WP BB		0-0 F9	0-3 K		4 0 1 1 1 1 1												
Hank Sauer, R (1, 9) OBP: 0.399, SLG: 0.610		0-0 5-3	4-0 IBB		0-0 5-3		0-0 1-3			3 0 0 0 1 0 1												
14 Ernie Banks, R (1, 6) OBP: 0.345, SLG: 0.427		0-0 BB 1B	0-0 SF8		0-0 HBP 1B		4-0 BB			2 0 2 1 1 0 0												
Bill Serena, R (1, 5) OBP: 0.316, SLG: 0.381		4-0 BB	0-3 K		1-0 HBP		0-0 F4			1 0 0 0 1 1 2												
Clyde McCullough, R (6, 5) OBP: 0.309, SLG: 0.451		1-2 BB			1-2 HBP					1 0 0 0 0 0 1	AB 33											
Walker Cooper, R (1, 2) OBP: 0.399, SLG: 0.530		0-3 K		0-0 1B 2B		0-0 G6-4-3		0-0 F7		4 0 1 0 0 1 5	R 2											
Dave Cole, R (1, 1) OBP: 0.200, SLG: 0.143		0-0 1-3		0-0 1B		4-0 FC4-6 1B BB		0-0 F4		2 0 1 0 1 0 2	H 9											
Johnny Klippstein, R (6, 1) OBP: 0.161, SLG: 0.200										0 0 0 0 0 0 0	RBI 2											
Hal Rice, L (8, PH) OBP: 0.277, SLG: 0.234										1 0 0 0 0 0 0	BB 5											
Jim Davis, S (8, 1) OBP: 0.286, SLG: 0.048										0 0 0 0 0 0 0	SO 3											
Inning Stats	R: 0 E: 0 K: 0 S: 4	H: 1 LOB: 1 BB: 0 P: 4	R: 0 E: 0 K: 1 S: 6	H: 1 LOB: 2 BB: 1 P: 10	R: 2 E: 0 K: 1 S: 8	H: 3 LOB: 2 BB: 1 P: 12	R: 0 E: 0 K: 0 S: 5	H: 2 LOB: 2 BB: 0 P: 5	R: 0 E: 0 K: 0 S: 3	H: 1 LOB: 2 BB: 1 P: 8	R: 0 E: 0 K: 0 S: 3	H: 1 LOB: 1 BB: 1 P: 7	R: 0 E: 0 K: 0 S: 3	H: 0 LOB: 1 BB: 1 P: 7	R: 0 E: 0 K: 1 S: 5	H: 0 LOB: 0 BB: 0 P: 5	R: 0 E: 0 K: 1 S: 5	H: 0 LOB: 0 BB: 0 P: 5	1B: 7 2B: 3 3B: 0 HR: 0	SF: 1 SAC: 0 DP: 2 HBP: 1	WP: 1 PB: 0 SB: 0 CS: 0	PA: 40
PITCHER	IP WLS BF H R ER SO BB IBB HBP BLK WP HR S P ERA WHIP																					
Bob Miller, R (1, 1) ERA: 4.76	5.0 W 28 9 2 2 2 3 1 1 0 1 0 27 44 3.60 2.400																					
Murry Dickson, R (6, 1) ERA: 3.77	4.0 S 12 0 0 0 1 1 0 0 0 0 0 13 17 0.00 0.250																					

Chicago Cubs @ Philadelphia Phillies
 Connie Mack Stadium, Philadelphia, PA
 Sat Aug 07 1954, 3:33 AM EDT
 Att. 3,807 - Unknown

livebaseballscorecards.com



Batter	1	2	3	4	5	6	7	8	9
Richie Ashburn, L OBP: 0.433, SLG: 0.375 (1, 8)	0-0 3-1		0-0 1B		0-0 2B 1B	4-0 PO BB			
Earl Torgeson, L OBP: 0.387, SLG: 0.388 (1, 3)	0-0 FC6-4 1B		0-3 K		0-0 4-3 SF8 2B	0-0 PO 1-2	0-0 G3		
Smoky Burgess, L OBP: 0.429, SLG: 0.504 (1, 2)	0-0 FC6-4 1-2f			0-0 2B 3B	0-0 4-3 2-3		0-0 4-3		
Granny Hamner, R OBP: 0.379, SLG: 0.506 (1, 4)	0-0 F9			0-0 G3 HR 2B	0-0 SF8 3-H		0-0 6-3		
Del Ennis, R OBP: 0.303, SLG: 0.433 (1, 9)		0-3 K		0-0 G3 2-3	0-0 F7 3-H		0-0 6-3		
Danny Schell, R OBP: 0.333, SLG: 0.480 (1, 7)		4-0 CS BB		0-0 HR 3-H		0-0 HR 2B	0-0 5-3		
Bobby Morgan, R OBP: 0.377, SLG: 0.467 (1, 6)		0-3 K 1-2		4-0 BB		0-0 HR 2-H	0-0 HR		
Willie Jones, R OBP: 0.323, SLG: 0.384 (1, 5)			0-0 F2	0-0 F8		0-0 L7	0-0 F8		
Bob Miller, R OBP: 0.227, SLG: 0.268 (1, 1)			0-0 6-3	0-0 L6		0-0 F9			
Murry Dickson, R OBP: 0.204, SLG: 0.226 (6, 1)									

Inning Stats	R: 0	H: 1	E: 0	K: 0	S: 4	LOB: 1	BB: 0	P: 4
	R: 0	H: 0	E: 0	K: 2	S: 6	LOB: 1	BB: 1	P: 10
	R: 0	H: 1	E: 0	K: 1	S: 6	LOB: 1	BB: 0	P: 6
	R: 3	H: 3	E: 0	K: 0	S: 6	LOB: 1	BB: 1	P: 10
	R: 2	H: 2	E: 0	K: 0	S: 5	LOB: 0	BB: 0	P: 5
	R: 2	H: 2	E: 0	K: 0	S: 4	LOB: 0	BB: 1	P: 8
	R: 0	H: 0	E: 0	K: 0	S: 3	LOB: 0	BB: 0	P: 3
	R: 1	H: 1	E: 0	K: 0	S: 4	LOB: 0	BB: 0	P: 4

PITCHER	IP	WLS	BF	H	R	ER	SO	BB	IBB	HBP	BLK	WP	HR	S	P	ERA	WHIP
Dave Cole, R ERA: 4.73 (1, 1)	5.0	L	25	9	7	7	3	2	0	0	0	0	2	29	37	12.60	2.200
Johnny Klippstein, R ERA: 6.14 (6, 1)	2.0		6	0	0	0	0	1	0	0	0	0	0	5	9	0.00	0.500
Jim Davis, L ERA: 3.57 (8, 1)	1.0		4	1	1	1	0	0	0	0	0	0	1	4	4	9.00	1.000

BOTTOM


Chicago Cubs @ Philadelphia Phillies
Connie Mack Stadium, Philadelphia, PA

Sat Aug 07 1954, 3:33 AM EDT
 Att. 3,807 - Unknown

AB	R	H	RBI	BB	SO	LOB
3	1	2	0	1	0	0
4	1	2	1	0	1	1
4	1	1	0	0	0	2
3	1	1	2	0	0	1
4	0	0	0	0	1	1
3	2	2	2	1	0	0
3	2	2	3	1	1	1
4	0	0	0	0	0	1
2	0	0	0	0	0	1
1	0	0	0	0	0	0

AB	31
R	8
H	10
RBI	8
BB	3
SO	3
LOB	8

WP: 0 PA: 36
 PB: 0
 SB: 0
 CS: 1



Batter	1	2	3	4	5	6	7	8	9	AB R H RBI BB SO LOB	TOP																												
Frank Baumholtz, L (1, 8) OBP: 0.366, SLG: 0.446	0-0 F4	0-0 1B 1-2 2-H			0-0 F8		0-0 6-3		0-0 BB 1B	5 0 2 1 0 0 0																													
Gene Baker, R (1, 4) OBP: 0.338, SLG: 0.462	0-0 1B 2B	0-0 1B 1-3 2-H			0-0 F8		0-0 F8		4-0 BB BB BB BB 1-2 BB	4 1 2 1 1 0 0																													
Dee Fondy, L (1, 3) OBP: 0.319, SLG: 0.403	0-0 F8	0-0 F2			0-0 1B		0-0 2B		0-0 F8	5 0 2 0 0 0 4																													
Ralph Kiner, R (1, 7) OBP: 0.397, SLG: 0.520	0-0 2-H 1B		0-0 F7		0-0 F4		0-3 K			4 0 1 1 0 1 2																													
Hank Sauer, R (1, 9) OBP: 0.395, SLG: 0.603	0-0 F2		0-0 F2			0-0 F7		0-0 F7		4 0 0 0 0 0 1																													
14 Ernie Banks, R (1, 6) OBP: 0.346, SLG: 0.428		0-0 1B 1B	0-3 K			0-0 WP 1B 1B		0-0 F8		4 1 2 0 0 1 0																													
Walker Cooper, R (1, 2) OBP: 0.395, SLG: 0.522		0-0 1B 1-2 1B 1B		0-0 F5		0-0 F6		0-3 K		4 1 1 0 0 1 1																													
Clyde McCullough, R (1, 5) OBP: 0.322, SLG: 0.455		0-0 1B 1-2 2-H 1B 1B		0-0 F8		0-0 WP 1B		0-0 4-3		4 1 2 1 0 0 0																													
Paul Minner, L (1, 1) OBP: 0.234, SLG: 0.339		0-3 K		0-3 K		0-0 F4		0-0 F9		1 0 0 0 0 1 2																													
Hal Jeffcoat, R (3, 1) OBP: 0.318, SLG: 0.579										2 0 0 0 0 1 2																													
Bob Zick, L (8, 1)										0 0 0 0 0 0 0																													
Hal Rice, L (9, PH) OBP: 0.275, SLG: 0.233										1 0 0 0 0 0 0																													
Inning Stats	R: 1 E: 0 K: 0 S: 5	H: 2 LOB: 1 BB: 0 P: 5	R: 3 E: 0 K: 1 S: 9	H: 5 LOB: 1 BB: 0 P: 9	R: 0 E: 0 K: 1 S: 5	H: 0 LOB: 0 BB: 0 P: 5	R: 0 E: 0 K: 1 S: 5	H: 0 LOB: 0 BB: 0 P: 5	R: 0 E: 0 K: 0 S: 5	H: 2 LOB: 2 BB: 0 P: 5	R: 0 E: 0 K: 1 S: 6	H: 1 LOB: 1 BB: 0 P: 6	R: 0 E: 0 K: 1 S: 5	H: 0 LOB: 0 BB: 0 P: 5	R: 0 E: 0 K: 0 S: 4	H: 1 LOB: 2 BB: 1 P: 8	1B: 10 2B: 2 3B: 0 HR: 0	SF: 0 SAC: 0 DP: 0 HBP: 0	WP: 1 PB: 0 SB: 0 CS: 0	PA: 39																			
PITCHER Robin Roberts, R (1, 1) ERA: 2.62	IP 9.0	WLS W	BF 39	H 12	R 4	ER 4	SO 5	BB 1	IBB 0	HBP 0	BLK 0	WP 1	HR 0	S 48	P 52	ERA 4.00	WHIP 1.444					PITCHER	IP 9.0	WLS W	BF 39	H 12	R 4	ER 4	SO 5	BB 1	IBB 0	HBP 0	BLK 0	WP 1	HR 0	S 48	P 52	ERA 4.00	WHIP 1.444

Chicago Cubs @ Philadelphia Phillies
 Connie Mack Stadium, Philadelphia, PA
 Sun Aug 08 1954, 3:33 AM EDT
 Unknown

livebaseballscorecards.com

AB	38
R	4
H	12
RBI	4
BB	1
SO	5
LOB	12



Batter	1	2	3	4	5	6	7	8	9
Richie Ashburn, L (1, 8) OBP: 0.434, SLG: 0.381	0-0 6-3		0-0 1B 2B		0-0 1B 1B	0-0 4-3		0-0 1B 1B	
Bobby Morgan, R (1, 6) OBP: 0.381, SLG: 0.469	0-0 F2		0-0 1B 1B		0-0 1B 1B		0-0 P1	0-0 1B 1B	
Stan Lopata, R (1, 2) OBP: 0.384, SLG: 0.517	0-0 F3		0-0 1B 1B		0-0 F8		4-0 1B BB	0-0 G5-4-3 1B	
Granny Hamner, R (1, 4) OBP: 0.382, SLG: 0.508		4-0 HR BB	0-0 1B		0-0 1B 1B		0-0 6-3		
Del Ennis, R (1, 9) OBP: 0.308, SLG: 0.445		0-0 HR	0-0 G5-4-3		0-0 1B		0-0 1B 1B		
Danny Schell, R (1, 7) OBP: 0.332, SLG: 0.475		0-0 4-3		0-0 5-3		0-0 G5-3		0-0 1B	
Earl Torgeson, L (1, 3) OBP: 0.384, SLG: 0.384		0-0 1-3		0-0 4-3		0-0 4-3		0-0 F8	
Willie Jones, R (1, 5) OBP: 0.324, SLG: 0.391		0-3 K		0-0 1B		0-0 3B		0-0 F5	
Robin Roberts, S (1, 1) OBP: 0.154, SLG: 0.153			0-0 F2		0-0 F7		0-0 F3	0-0 1B 1B	

Inning Stats	R: 0 E: 0 K: 0 S: 3	H: 0 LOB: 0 BB: 0 P: 3	R: 2 E: 0 K: 1 S: 6	H: 1 LOB: 0 BB: 1 P: 10	R: 2 E: 0 K: 0 S: 6	H: 4 LOB: 1 BB: 0 P: 6	R: 0 E: 0 K: 0 S: 4	H: 1 LOB: 1 BB: 0 P: 4	R: 2 E: 0 K: 0 S: 6	H: 4 LOB: 1 BB: 0 P: 6	R: 0 E: 0 K: 0 S: 4	H: 1 LOB: 1 BB: 0 P: 4	R: 1 E: 0 K: 0 S: 5	H: 2 LOB: 2 BB: 1 P: 9	R: 1 E: 0 K: 0 S: 5	H: 3 LOB: 1 BB: 0 P: 5
1B: 13 2B: 1 3B: 1 HR: 1	SF: 0 SAC: 0 DP: 3 HBP: 0	WP: 0 PB: 0 SB: 1 CS: 0	1B: 13 2B: 1 3B: 1 HR: 1	SF: 0 SAC: 0 DP: 3 HBP: 0	WP: 0 PB: 0 SB: 1 CS: 0	1B: 13 2B: 1 3B: 1 HR: 1	SF: 0 SAC: 0 DP: 3 HBP: 0	WP: 0 PB: 0 SB: 1 CS: 0	1B: 13 2B: 1 3B: 1 HR: 1	SF: 0 SAC: 0 DP: 3 HBP: 0	WP: 0 PB: 0 SB: 1 CS: 0	1B: 13 2B: 1 3B: 1 HR: 1	SF: 0 SAC: 0 DP: 3 HBP: 0	WP: 0 PB: 0 SB: 1 CS: 0	1B: 13 2B: 1 3B: 1 HR: 1	

PITCHER	IP	WLS	BF	H	R	ER	SO	BB	IBB	HBP	BLK	WP	HR	S	P	ERA	WHIP
Paul Minner, L (1, 1) ERA: 3.72	2.1		12	4	4	4	1	1	0	0	0	0	1	13	17	15.43	2.143
Hal Jeffcoat, R (3, 1) ERA: 5.43	5.0	L	26	12	4	4	0	1	0	0	0	0	0	25	29	7.20	2.600
Bob Zick, R (8, 1) ERA: 5.4	0.2		1	0	0	0	0	0	0	0	0	0	0	1	1	0.00	0.000


BOTTOM

Chicago Cubs @ Philadelphia Phillies
Connie Mack Stadium, Philadelphia, PA

Sun Aug 08 1954, 3:33 AM EDT
 Unknown

livebaseballscorecards.com

AB	37
R	8
H	16
RBI	8
BB	2
SO	1
LOB	13



WP	HR	S	P	ERA	WHIP
0	1	3	1	0.00	0.000

Batter	1	2	3	4	5	6	7	8	9	AB R H RBI BB SO LOB	TOP											
Frank Baumholtz, L (1, 8) OBP: 0.364, SLG: 0.443	0-0 F5		0-0 1B		0-0 4-3			0-0 F8		4 0 1 0 0 0 0												
Gene Baker, R (1, 4) OBP: 0.339, SLG: 0.471	0-0 2B 1B		0-3 K			0-0 5-3		0-0 HR		4 2 2 1 0 1 1												
Dee Fondy, L (1, 3) OBP: 0.316, SLG: 0.399	0-3 K		0-0 F6			0-3 K		0-0 4-3		4 0 0 0 0 2 2												
Ralph Kiner, R (1, 7) OBP: 0.398, SLG: 0.525	0-0 1-H 2B		0-0 F8			0-0 2B		0-3 K		4 0 2 1 0 1 1												
Hank Sauer, R (1, 9) OBP: 0.391, SLG: 0.596	0-0 G3			0-0 F6		0-0 F9		0-0 F7		4 0 0 0 0 0 2												
14 Ernie Banks, R (1, 6) OBP: 0.346, SLG: 0.431		0-0 F6		0-0 F6		0-0 F8		0-0 3B		4 0 1 0 0 0 0												
Clyde McCullough, R (1, 5) OBP: 0.302, SLG: 0.424		0-0 F8		0-0 F9		0-0 1-3		0-0 1-3		4 0 0 0 0 0 1												
El Tappe, R (1, 2) OBP: 0.246, SLG: 0.210		0-0 6-3			0-0 F9		0-0 F9			3 0 0 0 0 0 0												
Bob Rush, R (1, 1) OBP: 0.345, SLG: 0.429			0-0 HR		0-3 K			0-3 K		2 1 1 1 0 1 0												
Jim Davis, S (7, 1) OBP: 0.286, SLG: 0.048										0 0 0 0 0 0 0												
Hal Rice, L (8, PH) OBP: 0.273, SLG: 0.231										1 0 0 0 0 1 0												
Warren Hacker, R (8, 1) OBP: 0.213, SLG: 0.239										0 0 0 0 0 0 0												
Bill Tremel, R (8, 1) OBP: 0.333, SLG: 0.250										0 0 0 0 0 0 0												
Inning Stats	R: 1 E: 0 K: 1 S: 7	H: 2 LOB: 1 BB: 0 P: 7	R: 0 E: 0 K: 0 S: 3	H: 0 LOB: 0 BB: 0 P: 3	R: 1 E: 0 K: 1 S: 7	H: 2 LOB: 1 BB: 0 P: 7	R: 0 E: 0 K: 0 S: 3	H: 0 LOB: 0 BB: 0 P: 3	R: 0 E: 0 K: 1 S: 5	H: 0 LOB: 0 BB: 0 P: 5	R: 0 E: 0 K: 1 S: 6	H: 1 LOB: 1 BB: 0 P: 6	R: 0 E: 0 K: 0 S: 3	H: 0 LOB: 0 BB: 0 P: 3	R: 1 E: 0 K: 1 S: 6	H: 1 LOB: 0 BB: 0 P: 6	R: 0 E: 0 K: 1 S: 6	H: 1 LOB: 1 BB: 0 P: 6	1B: 2 2B: 2 3B: 1 HR: 2	SF: 0 SAC: 0 DP: 0 HBP: 0	WP: 0 PB: 0 SB: 0 CS: 0	PA: 34
PITCHER Herm Wehmeier, R (1, 1) ERA: 5.16	IP: 9.0 WLS: W BF: 34 H: 7 R: 3 ER: 3 SO: 6 BB: 0 IBB: 0 HBP: 0 BLK: 0 WP: 0 HR: 2 S: 46 P: 46 ERA: 3.00 WHIP: 0.778											PITCHER	IP: 9.0 WLS: W BF: 34 H: 7 R: 3 ER: 3 SO: 6 BB: 0 IBB: 0 HBP: 0 BLK: 0 WP: 0 HR: 2 S: 46 P: 46 ERA: 3.00 WHIP: 0.778									

Chicago Cubs @ Philadelphia Phillies
 Connie Mack Stadium, Philadelphia, PA
 Sun Aug 08 1954, 3:38 AM EDT
 Att: 10,400 - Unknown

livebaseballscorecards.com

AB	34
R	3
H	7
RBI	3
BB	0
SO	6
LOB	7



Batter	1	2	3	4	5	6	7	8	9
Richie Ashburn, L OBP: 0.436, SLG: 0.380 (1, 8) BB	4-0 1B BB		0-0 F8			0-0 E9 2B 1B	0-3 K	4-0 BB	
Earl Torgeson, L OBP: 0.381, SLG: 0.384 (1, 3) X	0-0 F8		0-0 F8			0-0 2B 2B	0-3 K	0-0 4-3	
Smoky Burgess, L OBP: 0.434, SLG: 0.526 (1, 2) X	0-0 1B 1-2 1B		0-0 F7			0-0 4-3 1B 2B		0-0 HR	
Granny Hamner, R OBP: 0.381, SLG: 0.510 (1, 4) X	0-0 F8			0-0 F9		0-0 4-3		0-0 3B 3B	
Del Ennis, R OBP: 0.309, SLG: 0.445 (1, 9) X	0-0 1B 1-2 2-H			0-3 K		0-0 G1-4-3 1B		0-0 F3	
Danny Schell, R OBP: 0.330, SLG: 0.481 (1, 7) S	0-3 K			0-3 K		0-0 G1-4-3		0-0 SF7 3B	
Bobby Morgan, R OBP: 0.379, SLG: 0.468 (1, 6) X		0-0 F8			0-0 F8		0-0 S BB 1B	0-0 SF7	
Willie Jones, R OBP: 0.326, SLG: 0.390 (1, 5) X		0-0 F8			0-0 6-3		4-0 S BB	0-0 3B 1B	
Herm Wehmeier, R OBP: 0.061, SLG: 0.094 (1, 1) S		0-3 K			0-3 K		0-3 K	0-0 1-H 3B	

Inning Stats	R: 1 E: 0 K: 1 S: 7	H: 2 LOB: 2 BB: 1 P: 11	R: 0 E: 0 K: 1 S: 5	H: 0 LOB: 0 BB: 0 P: 5	R: 0 E: 0 K: 0 S: 3	H: 0 LOB: 0 BB: 0 P: 3	R: 0 E: 0 K: 2 S: 7	H: 0 LOB: 0 BB: 0 P: 7	R: 0 E: 0 K: 1 S: 5	H: 0 LOB: 0 BB: 0 P: 5	R: 3 E: 1 K: 0 S: 6	H: 4 LOB: 0 BB: 0 P: 6	R: 0 E: 0 K: 3 S: 10	H: 1 LOB: 2 BB: 1 P: 14	R: 4 E: 0 K: 0 S: 8	H: 5 LOB: 2 BB: 1 P: 12
1B: 6	SF: 1	3B: 3	SAC: 0	HR: 1	DP: 1	HR: 1	HBP: 0	1B: 6	SF: 1	3B: 3	SAC: 0	HR: 1	DP: 1	HR: 1	HBP: 0	


BOTTOM

Chicago Cubs @ Philadelphia Phillies
Connie Mack Stadium, Philadelphia, PA

Sun Aug 08 1954, 3:38 AM EDT
 Att. 10,400 - Unknown

livebaseballscorecards.com

AB	34
R	8
H	12
RBI	8
BB	3
SO	8
LOB	16



PITCHER	IP	WLS	BF	H	R	ER	SO	BB	IBB	HBP	BLK	WP	HR	S	P	ERA	WHIP
Bob Rush, R ERA: 4.48 (1, 1)	6.1	L	27	7	4	4	6	2	0	0	0	0	0	37	45	5.68	1.421
Jim Davis, L ERA: 3.55 (7, 1)	0.2		2	0	0	0	2	0	0	0	0	0	0	6	6	0.00	0.000
Warren Hacker, R ERA: 4.25 (8, 1)	0.1		4	3	3	3	0	0	0	0	0	0	1	4	4	81.00	9.000
Bill Tremel, R ERA: 4.35 (8, 1)	0.2		5	2	1	1	0	1	0	0	0	0	0	4	8	13.50	4.500

Batter	1	2	3	4	5	6	7	8	9	AB R H RBI BB SO LOB	TOP	
Frank Baumholtz, L (1, 8) OBP: 0.363, SLG: 0.452	0-0 HR		0-0 F8			0-0 F7		0-0 1-3		4 1 1 1 0 0 0		
Gene Baker, R (1, 4) OBP: 0.336, SLG: 0.466	0-0 F8			0-0 F8		0-0 6-3		0-3 K		4 0 0 0 0 1 0		
Dee Fondy, L (1, 3) OBP: 0.315, SLG: 0.398	0-0 F6			0-0 4-3		0-0 F5		0-0 1B		4 0 1 0 0 0 0		
Ralph Kiner, R (1, 7) OBP: 0.397, SLG: 0.521	0-3 K			0-0 F7			4-0 14 FC1-5 1B BB	0-3 K		3 0 0 0 1 2 1		
Hank Sauer, R (1, 9) OBP: 0.392, SLG: 0.595 Bob Talbot, R (9, PR) OBP: 0.283, SLG: 0.313		0-0 F6			0-3 K		0-0 14 FC1-5 1B	0-0 1B		4 0 2 0 0 1 0 0 0 0 0 0 0 0		
14 Ernie Banks, R (1, 6) OBP: 0.343, SLG: 0.427		0-3 K			0-0 F4		0-0 FC1-5	0-0 F8		4 0 0 0 0 1 3		
Vern Morgan, L (1, 5) OBP: 0.250, SLG: 0.500		0-0 3-1			0-0 2B		0-0 E5	0-0 F7		4 0 1 0 0 0 3		
Joe Garagiola, L (1, 2) OBP: 0.398, SLG: 0.363			0-0 G3		4-0 IBB		0-3 K	0-0 P6		3 0 0 0 1 1 4		
Howie Pollet, L (1, 1) OBP: 0.290, SLG: 0.300 Hal Rice, L (7, PH) OBP: 0.272, SLG: 0.229 Johnny Klippstein, R (7, 1) OBP: 0.161, SLG: 0.200			0-0 1-3		0-0 F8		0-0 F2			2 0 0 0 0 0 2 1 0 0 0 0 0 3 0 0 0 0 0 0 0		
Inning Stats	R: 1 H: 1 E: 0 LOB: 0 K: 1 BB: 0 S: 6 P: 6	R: 0 H: 0 E: 0 LOB: 0 K: 1 BB: 0 S: 5 P: 5	R: 0 H: 0 E: 0 LOB: 0 K: 0 BB: 0 S: 3 P: 3	R: 0 H: 0 E: 0 LOB: 0 K: 0 BB: 0 S: 3 P: 3	R: 0 H: 1 E: 0 LOB: 2 K: 1 BB: 1 S: 6 P: 10	R: 0 H: 0 E: 0 LOB: 0 K: 0 BB: 0 S: 3 P: 3	R: 0 H: 1 E: 1 LOB: 3 K: 1 BB: 1 S: 7 P: 11	R: 0 H: 1 E: 0 LOB: 1 K: 2 BB: 0 S: 8 P: 8	R: 0 H: 1 E: 0 LOB: 1 K: 0 BB: 0 S: 4 P: 4	1B: 3 SF: 0 2B: 1 SAC: 0 3B: 0 DP: 0 HR: 1 HBP: 0	WP: 0 PA: 35 PB: 0 SB: 0 CS: 0	
PITCHER Corky Valentine, R (1, 1) ERA: 4.43	IP WLS BF H R ER SO BB IBB HBP BLK WP HR S P ERA WHIP	9.0 W 35 5 1 1 6 1 1 0 0 0 1 45 53 1.00 0.667										

Chicago Cubs @ Cincinnati Redlegs
Crosley Field, Cincinnati, OH
Tue Aug 10 1954, 3:33 AM EDT
Att. 8,286 - Unknown

livebaseballscorecards.com

AB	33
R	1
H	5
RBI	1
BB	2
SO	6
LOB	16



Batter	1	2	3	4	5	6	7	8	9
Bobby Adams, R OBP: 0.355, SLG: 0.345 (1, 5) x	0-0 6-3 ①			x 0-0 6-3 ① x	0-0 L4 ③			0-3 K ①	
Roy McMillan, R OBP: 0.302, SLG: 0.319 (1, 6) x	0-0 F6			4-0 BB		x 0-0 FC1-5 2B		0-0 3-1 ②	
Gus Bell, L OBP: 0.355, SLG: 0.503 (1, 8) x	0-0 1-3 ③			x 0-0 F6 ②		x 0-0 FC1-5 1B 2-3		0-0 6-3 ③	
Ted Kluszewski, L OBP: 0.391, SLG: 0.589 (1, 3)		x 0-0 F4 ①		0-3 K ③		x 0-0 P5 ②			
Jim Greengrass, R OBP: 0.309, SLG: 0.462 (1, 7)		x 0-0 6-3 ②			x 0-0 1B FC 2B	x 0-0 1-3 1B			
Johnny Temple, R OBP: 0.376, SLG: 0.345 (1, 4)		x 0-0 F9 ③			x 0-0 3-1 FC 6-3 1B 2-3	x 0-0 F9 ③			
Wally Post, R OBP: 0.284, SLG: 0.404 (1, 9)			x 0-0 G4-6-3 1B		x 0-0 FC 3-1 1-2 3-H		0-3 K ①		
Andy Seminick, R OBP: 0.361, SLG: 0.417 (1, 2)			x 0-0 G4-6-3 1-2f		x 0-0 3-1 1-2 2-3		4-0 B1-4 BB		
Corky Valentine, R OBP: 0.170, SLG: 0.234 (1, 1)			0-3 K ③		x 0-0 6-3 3-H		0-0 B1-4 1-2f		


Inning Stats	R: 0	H: 0	E: 0	K: 0	S: 3	LOB: 0	BB: 0	P: 3
	R: 0	H: 0	E: 0	K: 0	S: 3	LOB: 0	BB: 0	P: 3
	R: 0	H: 1	E: 0	K: 1	S: 5	LOB: 0	BB: 0	P: 5
	R: 0	H: 0	E: 0	K: 1	S: 5	LOB: 1	BB: 1	P: 9
	R: 2	H: 2	E: 0	K: 0	S: 6	LOB: 1	BB: 0	P: 6
	R: 0	H: 2	E: 0	K: 0	S: 5	LOB: 2	BB: 0	P: 5
	R: 0	H: 0	E: 0	K: 1	S: 4	LOB: 0	BB: 1	P: 8
	R: 0	H: 0	E: 0	K: 1	S: 5	LOB: 0	BB: 0	P: 5

PITCHER	IP	WLS	BF	H	R	ER	SO	BB	IBB	HBP	BLK	WP	HR	S	P	ERA	WHIP
Howie Pollet, L ERA: 3.75 (1, 1)	6.0	L	24	5	2	2	2	1	0	0	0	0	0	27	31	3.00	1.000
Johnny Klippstein, R ERA: 6.03 (7, 1)	2.0		6	0	0	0	2	1	0	0	0	0	0	9	13	0.00	0.500

BOTTOM

AB	R	H	RBI	BB	SO	LOB
4	0	0	0	0	1	1
3	0	1	0	1	0	0
4	0	0	0	0	0	2
3	0	0	0	0	1	2
3	1	2	0	0	0	0
3	1	1	0	0	0	2
3	0	1	1	0	1	1
2	0	0	0	1	0	3
3	0	0	1	0	1	2

AB	28
R	2
H	5
RBI	2
BB	2
SO	4
LOB	13



WP	PA	CS
0	30	0

Chicago Cubs @ Cincinnati Redlegs
Crosley Field, Cincinnati, OH
Tue Aug 10 1954, 3:33 AM EDT
Att. 8,286 - Unknown

livebaseballscorecards.com

Batter	1	2	3	4	5	6	7	8	9	AB R H RBI BB SO LOB	TOP									
Frank Baumholtz, L (1, 8) OBP: 0.357, SLG: 0.445	0-0 4-3		0-0 F7			0-0 F8			0-3 K	4 0 0 0 0 1 0	Chicago Cubs @ Cincinnati Redlegs Crosley Field, Cincinnati, OH Wed Aug 11 1954, 3:33 AM EDT Att. 7,247 - Unknown livebaseballscorecards.com									
Gene Baker, R (1, 4) OBP: 0.335, SLG: 0.463	0-0 F6		0-0 1-3			0-3 K			0-0 1B SF7 1B	4 1 1 0 0 1 0										
Dee Fondy, L (1, 3) OBP: 0.317, SLG: 0.399	0-0 F9				0-0 L8-3 1B				0-0 1B 1B	4 0 2 0 0 0 0										
Ralph Kiner, R (1, 7) OBP: 0.396, SLG: 0.518		0-0 F8		0-0 L8-3 1-2		0-0 F8			0-0 1B 1B	4 0 1 0 0 0 1										
Hank Sauer, R (1, 9) OBP: 0.393, SLG: 0.596		0-0 1B 14 1B		0-3 K		0-0 1B 14 FC5-4 1B			0-0 SF7	3 0 2 1 0 1 0										
14 Ernie Banks, R (1, 6) OBP: 0.340, SLG: 0.423		0-0 E5 1B 1-2			0-0 F5		0-0 FC5-4 1-2f		0-0 F8 3-H	4 0 0 0 0 0 4										
Vern Morgan, L (1, 5) OBP: 0.429, SLG: 0.571		0-0 1B 1-3 2-3			0-0 4-3				0-0 G6-4-3 1B	3 0 2 0 0 0 0										
Joe Garagiola, L (1, 2) OBP: 0.389, SLG: 0.352		0-3 K			0-0 P4				0-0 F9	3 0 0 0 0 1 3										
Warren Hacker, R (1, 1) OBP: 0.204, SLG: 0.229			0-0 F8			0-0 4-3			0-0 G6-4-3 1-2f	2 0 0 0 0 0 0										
Jim Davis, S (6, 1) OBP: 0.286, SLG: 0.048										0 0 0 0 0 0 0										
Steve Bilko, R (8, PH) OBP: 0.282, SLG: 0.320										1 0 0 0 0 0 1										
Bob Zick, L (8, 1)										0 0 0 0 0 0 0										
Inning Stats	R: 0 E: 0 K: 0 S: 3	H: 0 LOB: 0 BB: 0 P: 3	R: 0 E: 1 K: 1 S: 7	H: 2 LOB: 2 BB: 0 P: 7	R: 0 E: 0 K: 0 S: 3	H: 0 LOB: 0 BB: 0 P: 3	R: 0 E: 0 K: 1 S: 5	H: 1 LOB: 0 BB: 0 P: 5	R: 0 E: 0 K: 0 S: 3	H: 0 LOB: 0 BB: 0 P: 3	R: 0 E: 0 K: 0 S: 4	H: 1 LOB: 1 BB: 0 P: 4	R: 0 E: 0 K: 0 S: 3	H: 1 LOB: 0 BB: 0 P: 3	R: 1 E: 0 K: 1 S: 8	H: 3 LOB: 2 BB: 0 P: 8	1B: 8 2B: 1 3B: 0 HR: 0	SF: 1 SAC: 0 DP: 2 HBP: 0	WP: 0 PB: 0 SB: 0 CS: 0	PA: 33
PITCHER Art Fowler, R (1, 1) ERA: 3.27	IP: 9.0 WLS: W BF: 33 H: 8 R: 1 ER: 1 SO: 4 BB: 0 IBB: 0 HBP: 0 BLK: 0 WP: 0 HR: 0 S: 41 P: 41 ERA: 1.00 WHIP: 0.889																			



Batter	1	2	3	4	5	6	7	8	9
Bobby Adams, R OBP: 0.353, SLG: 0.342 (1, 5)	0-3 K		0-0 6-3		0-0 F9	0-0 6-3		0-0 1B 4-1 1B	
Roy McMillan, R OBP: 0.306, SLG: 0.321 (1, 6)	0-0 P4		0-0 1B		0-0 F8		4-0 FC6-4 E BB	0-0 4-1 1-3 1B	
Gus Bell, L OBP: 0.354, SLG: 0.499 (1, 8)	0-0 G3		0-0 F9		0-0 F7		4-0 FC6-4 BB	0-0 4-1 1-3 3-H	
Ted Kluszewski, L OBP: 0.391, SLG: 0.601 (1, 3)		0-0 HR	0-0 4-3		0-0 HR		0-0 P6	0-0 F2	
Jim Greengrass, R OBP: 0.311, SLG: 0.476 (1, 7)		0-0 F9		0-0 HR		0-0 HR	0-0 FC6-4 E 1B		
Johnny Temple, R OBP: 0.375, SLG: 0.342 (1, 4)		4-0 F2 BB		0-0 F7		0-0 4-3	0-0 E3 1B		
Wally Post, R OBP: 0.284, SLG: 0.402 (1, 9)		0-0 F2		0-0 F8		0-0 E5 SH1-3 BB	0-0 1-2 2-H 1B		
Ed Bailey, L OBP: 0.354, SLG: 0.436 (1, 2)		4-0 IBB		0-0 HR		4-0 SH1-3 BB	0-0 P4		
Art Fowler, R OBP: 0.216, SLG: 0.111 (1, 1)	0-3 K		0-3 K		0-3 K		0-0 SH1-3	0-0 1-3	

Inning Stats	R: 0 E: 0 K: 1 S: 5	H: 0 LOB: 0 BB: 0 P: 5	R: 1 E: 0 K: 1 S: 6	H: 1 LOB: 2 BB: 2 P: 14	R: 0 E: 0 K: 0 S: 4	H: 1 LOB: 1 BB: 0 P: 4	R: 2 E: 0 K: 1 S: 7	H: 2 LOB: 0 BB: 0 P: 7	R: 0 E: 0 K: 0 S: 3	H: 0 LOB: 0 BB: 0 P: 3	R: 2 E: 1 K: 0 S: 6	H: 2 LOB: 2 BB: 1 P: 10	R: 2 E: 1 K: 0 S: 5	H: 1 LOB: 2 BB: 2 P: 13	R: 1 E: 0 K: 0 S: 5	H: 2 LOB: 1 BB: 0 P: 5
1B: 4 2B: 0 3B: 0 HR: 5	SF: 0 SAC: 1 DP: 0 HBP: 0	WP: 0 PB: 0 SB: 0 CS: 0	PA: 40													

PITCHER	IP	WLS	BF	H	R	ER	SO	BB	IBB	HBP	BLK	WP	HR	S	P	ERA	WHIP
Warren Hacker, R ERA: 4.43 (1, 1)	5.0	L	23	6	5	5	3	1	1	0	0	0	5	27	35	9.00	1.400
Jim Davis, L ERA: 3.47 (6, 1)	2.0		12	1	2	0	0	3	0	0	0	0	0	9	21	0.00	2.000
Bob Zick, R ERA: 5.73 (8, 1)	1.0		5	2	1	1	0	0	0	0	0	0	0	5	5	9.00	2.000

BOTTOM

Chicago Cubs @ Cincinnati Redlegs
Crosley Field, Cincinnati, OH
Wed Aug 11 1954, 3:33 AM EDT
Att. 7,247 - Unknown

livebaseballscorecards.com

AB	34
R	8
H	9
RBI	7
BB	5
SO	3
LOB	16



Batter	1	2	3	4	5	6	7	8	9	AB R H RBI BB SO LOB	TOP			
Frank Baumholtz, L (1, 8) OBP: 0.354, SLG: 0.448	0-0 F7		0-0 F8		0-0 3B		0-0 F7		0-0 F8	5 0 1 0 0 0 2				
Gene Baker, R (1, 4) OBP: 0.338, SLG: 0.465	0-0 CS 1B		0-0 FC5-4 1-2f		0-0 F7		0-0 1-2 1B		0-0 1B	5 0 3 0 0 0 2				
Dee Fondy, L (1, 3) OBP: 0.314, SLG: 0.394	0-3 K 1-2			0-3 K		0-3 K	0-0 1-3		0-0 F2	5 0 0 0 0 3 4				
Ralph Kiner, R (1, 7) OBP: 0.394, SLG: 0.514		0-0 5-3		0-0 14 HR 1B		0-0 F7		0-0 E5 1B 1B	0-0 F8	5 2 1 0 0 0 1				
Hank Sauer, R (1, 9) OBP: 0.392, SLG: 0.592		0-0 5-3		0-0 F7		0-0 5-3		0-0 1B SF9 1B		4 1 1 0 0 0 1				
14 Ernie Banks, R (1, 6) OBP: 0.343, SLG: 0.431		0-0 1B		0-0 1-H HR			4-0 1B E BB		L5	3 2 2 2 1 0 2				
Vern Morgan, L (1, 5) OBP: 0.455, SLG: 0.545		0-0 F7		0-0 3-1			0-0 1-3 1B 1B		0-0 1-3 2-H 1B	4 1 2 1 0 0 1				
Walker Cooper, R (1, 2) OBP: 0.394, SLG: 0.518			0-0 F3		0-0 G4-6-3 1B		0-0 E4 1B		0-0 SF9	3 0 1 1 0 0 1				
Dave Cole, R (7, PR) OBP: 0.200, SLG: 0.143							0-0 3-H 1B			0 0 0 0 0 0 0				
Joe Garagiola, L (7, 2) OBP: 0.386, SLG: 0.352							0-0 1-3 2-H 1B		0-0 F7	0 0 0 1 0 0 0				
Paul Minner, L (1, 1) OBP: 0.242, SLG: 0.345			0-0 FC5-4 1B		0-0 G4-6-3 1B		0-0 1-3 2-H 1B		0-0 F7	2 0 1 0 0 0 1				
Hal Rice, L (7, PH) OBP: 0.276, SLG: 0.235										1 0 1 1 0 0 0				
Hal Jeffcoat, R (7, 1) OBP: 0.316, SLG: 0.579										0 0 0 0 0 0 0				
Steve Bilko, R (8, PH) OBP: 0.279, SLG: 0.316										1 0 0 0 0 0 1				
Bill Tremel, R (8, 1) OBP: 0.333, SLG: 0.250										0 0 0 0 0 0 0				
Jim Davis, S (8, 1) OBP: 0.286, SLG: 0.048										0 0 0 0 0 0 0				
Inning Stats	R: 0 H: 1 E: 0 LOB: 0 K: 1 BB: 0 S: 5 P: 5	R: 0 H: 1 E: 0 LOB: 1 K: 0 BB: 0 S: 4 P: 4	R: 0 H: 1 E: 0 LOB: 1 K: 0 BB: 0 S: 4 P: 4	R: 2 H: 2 E: 0 LOB: 0 K: 1 BB: 0 S: 7 P: 7	R: 0 H: 2 E: 0 LOB: 1 K: 0 BB: 0 S: 4 P: 4	R: 0 H: 0 E: 0 LOB: 0 K: 1 BB: 0 S: 5 P: 5	R: 2 H: 3 E: 1 LOB: 2 K: 0 BB: 1 S: 6 P: 10	R: 2 H: 2 E: 1 LOB: 1 K: 0 BB: 0 S: 6 P: 6	R: 0 H: 1 E: 0 LOB: 1 K: 0 BB: 0 S: 4 P: 4	1B: 11 SF: 1 2B: 0 SAC: 0 3B: 1 DP: 1 HR: 1 HBP: 0	WP: 0 PA: 40 PB: 0 SB: 0 CS: 1			
PITCHER	IP WLS BF H R ER SO BB IBB HBP BLK WP HR S P ERA WHIP												PITCHER	IP WLS BF H R ER SO BB IBB HBP BLK WP HR S P ERA WHIP
Bud Podbielan, R (1, 1) ERA: 4.1	7.1 W 34 12 6 3 3 1 0 0 0 0 0 1 39 43 3.68 1.773													
Howie Judson, R (8, 1) ERA: 3.16	1.2 S 6 1 0 0 0 0 0 0 0 0 0 0 6 6 0.00 0.600													

Chicago Cubs @ Cincinnati Redlegs
Crosley Field, Cincinnati, OH
Thu Aug 12 1954, 3:33 AM EDT
Att. 3,933 - Unknown

livebaseballscorecards.com

AB	38
R	6
H	13
RBI	6
BB	1
SO	3
LOB	16



BOTTOM

Chicago Cubs @ Cincinnati Redlegs
Crosley Field, Cincinnati, OH
Thu Aug 12 1954, 3:33 AM EDT
Att. 3,933 - Unknown

livebaseballscorecards.com

AB	33
R	8
H	9
RBI	8
BB	5
SO	4
LOB	12



WP:	0	PA:	38
PB:	0		
SB:	0		
CS:	0		

AB	4	R	1	H	1	RBI	0	BB	0	SO	0	LOB	1
	0	0	0	0	0	0	0	0	0	0	0	0	0
	1	0	1	1	0	0	0	0	0	0	0	0	0
	0	0	0	0	0	0	0	0	0	0	0	0	0

	5	0	0	0	0	0	1	4					
--	---	---	---	---	---	---	---	---	--	--	--	--	--

	3	1	0	0	1	1	0						
--	---	---	---	---	---	---	---	--	--	--	--	--	--

	4	1	2	3	0	0	0						
--	---	---	---	---	---	---	---	--	--	--	--	--	--

	3	2	1	1	1	0	1						
--	---	---	---	---	---	---	---	--	--	--	--	--	--

	2	1	1	0	2	0	0						
--	---	---	---	---	---	---	---	--	--	--	--	--	--

	4	1	2	3	0	2	2						
	0	1	0	0	0	0	0						

	3	0	1	0	1	0	1						
--	---	---	---	---	---	---	---	--	--	--	--	--	--

	3	0	0	0	0	0	1						
	1	0	0	0	0	0	2						

1B:	2	SF:	0
2B:	3	SAC:	0
3B:	1	DP:	0
HR:	3	HBP:	0

WP	0	PA	38
ERA		WHIP	

Batter	1	2	3	4	5	6	7	8	9
Bobby Adams, R (1, 5) OBP: 0.351, SLG: 0.344 Lloyd Merriman, L (8, PH) OBP: 0.344, SLG: 0.306 Bob Borkowski, R (8, PH) OBP: 0.328, SLG: 0.430 Chuck Harmon, R (9, 5) OBP: 0.275, SLG: 0.301	0-0 F6		0-0 F9		0-0 F8		0-0 4-3 3B 2B	0-0 1-2 3-H 1B	
Roy McMillan, R (1, 6) OBP: 0.302, SLG: 0.317	0-0 F7		0-0 4-3		0-0 5-3		0-0 4-3 2-3	0-3 K	
Gus Bell, L (1, 8) OBP: 0.353, SLG: 0.496	0-0 F7			0-0 F7		0-3 K	4-0 3B BB		
Ted Kluszewski, L (1, 3) OBP: 0.392, SLG: 0.612		0-0 HR		0-0 F7		0-0 3-1	0-0 1-H 3-H 3B		
Jim Greengrass, R (1, 7) OBP: 0.313, SLG: 0.482		0-0 F8		0-0 HR		4-0 HR BB	0-0 L3		
Johnny Temple, R (1, 4) OBP: 0.378, SLG: 0.346		4-0 BB		0-0 2B		4-0 HR BB		0-0 E6 2B	
Wally Post, R (1, 9) OBP: 0.287, SLG: 0.416 Nino Escalera, L (8, PR) OBP: 0.243, SLG: 0.212		0-3 K		0-3 K		0-0 HR		0-0 FC3-6 1B 2B	
Andy Seminick, R (1, 2) OBP: 0.364, SLG: 0.416		0-0 F7			0-0 FC5-6 1B	0-0 5-3		4-0 FC3-6 BB	
Bud Podbielan, R (1, 1) OBP: 0.237, SLG: 0.171 Howie Judson, R (8, 1) OBP: 0.130, SLG: 0.091			0-0 5-3		0-0 FC5-6 1-2		0-0 4-3	0-0 FC3-6 1B	

Inning Stats	R: 0	H: 0	E: 0	K: 0	S: 3	R: 1	H: 1	E: 0	K: 1	S: 6	R: 0	H: 0	E: 0	K: 0	S: 3	R: 1	H: 2	E: 0	K: 1	S: 7	R: 0	H: 1	E: 0	K: 0	S: 4	R: 3	H: 1	E: 0	K: 1	S: 6	R: 2	H: 2	E: 0	K: 0	S: 5	R: 1	H: 2	E: 1	K: 1	S: 7
--------------	------	------	------	------	------	------	------	------	------	------	------	------	------	------	------	------	------	------	------	------	------	------	------	------	------	------	------	------	------	------	------	------	------	------	------	------	------	------	------	------

PITCHER	IP	WLS	BF	H	R	ER	SO	BB	IBB	HBP	BLK	WP	HR	S	P	ERA	WHIP
Paul Minner, L (1, 1) ERA: 3.86	6.0	L	26	5	5	5	3	3	0	0	0	0	3	29	41	7.50	1.333
Hal Jeffcoat, R (7, 1) ERA: 5.6	1.0		6	2	2	2	0	1	0	0	0	0	0	5	9	18.00	3.000
Bill Tremel, R (8, 1) ERA: 4.5	0.2		4	1	1	1	0	1	0	0	0	0	0	3	7	13.50	3.000
Jim Davis, L (8, 1) ERA: 3.46	0.1		2	1	0	0	1	0	0	0	0	0	0	4	4	0.00	3.000

Batter	1	2	3	4	5	6	7	8	9	AB R H RBI BB SO LOB	TOP																
Frank Baumholtz, L (1, 8) OBP: 0.356, SLG: 0.449	0-0 G6-3 1B HR 1B		0-3 K			0-0 4-3		0-0 1-2 G6-3 1B		4 1 2 0 0 1 0																	
Gene Baker, R (1, 4) OBP: 0.340, SLG: 0.466	0-0 G6-3 1B		0-0 F8			0-0 S 1B		0-0 1-2 G6-3		4 0 2 0 0 0 2																	
Dee Fondy, L (1, 3) OBP: 0.311, SLG: 0.391	0-0 G6-3 1-2f 2-3		0-0 F9			0-0 F7 1-2		0-0 G4-3		4 0 0 0 0 0 3																	
Ralph Kiner, R (1, 7) OBP: 0.393, SLG: 0.519	0-0 HR				0-0 G5-3		0-0 G6-3		0-3 K	4 1 1 2 0 1 1																	
Hank Sauer, R (1, 9) OBP: 0.388, SLG: 0.585	0-0 G6-3				0-0 F7		0-0 G6-3		0-0 F8	4 0 0 0 0 0 0																	
14 Ernie Banks, R (1, 6) OBP: 0.343, SLG: 0.433		0-0 S 2B			0-0 F8		0-0 F8			3 0 1 0 0 0 0																	
Vern Morgan, L (1, 5) OBP: 0.357, SLG: 0.429		0-0 P6 2-3			0-0 G3-1		0-0 G6-3			3 0 0 0 0 0 1																	
Joe Garagiola, L (1, 2) OBP: 0.393, SLG: 0.349		4-0 G5-4-3 BB			4-0 G3-6-4 BB		0-0 G6-3			1 0 0 0 2 0 0																	
Dave Cole, R (1, 1) OBP: 0.222, SLG: 0.176		0-0 G5-4-3			0-0 G3-6-4		0-0 1B			3 0 1 0 0 0 3																	
Hal Jeffcoat, R (8, 1) OBP: 0.318, SLG: 0.579										0 0 0 0 0 0 0																	
Jim Davis, S (8, 1) OBP: 0.286, SLG: 0.048										0 0 0 0 0 0 0																	
Inning Stats	R: 2 H: 3 E: 0 LOB: 0 K: 0 BB: 0 S: 5 P: 5	R: 0 H: 1 E: 0 LOB: 1 K: 0 BB: 1 S: 3 P: 7	R: 0 H: 0 E: 0 LOB: 0 K: 1 BB: 0 S: 5 P: 5	R: 0 H: 0 E: 0 LOB: 0 K: 0 BB: 0 S: 3 P: 3	R: 0 H: 0 E: 0 LOB: 0 K: 0 BB: 1 S: 2 P: 6	R: 0 H: 1 E: 0 LOB: 1 K: 0 BB: 0 S: 4 P: 4	R: 0 H: 0 E: 0 LOB: 0 K: 0 BB: 0 S: 3 P: 3	R: 0 H: 2 E: 0 LOB: 1 K: 0 BB: 0 S: 4 P: 4	R: 0 H: 0 E: 0 LOB: 0 K: 1 BB: 0 S: 5 P: 5	1B: 5 SF: 0 2B: 1 SAC: 0 3B: 0 DP: 4 HR: 1 HBP: 0	WP: 0 PA: 32 PB: 0 SB: 2 CS: 0																
PITCHER	IP WLS BF H R ER SO BB IBB HBP BLK WP HR S P ERA WHIP											PITCHER	IP WLS BF H R ER SO BB IBB HBP BLK WP HR S P ERA WHIP														
Lew Burdette, R (1, 1) ERA: 2.89	8.0	29	7	2	2	1	2	0	0	0	0	0	1	29	37	2.25	1.125										
Dave Jolly, R (9, 1) ERA: 1.9	1.0	W	3	0	0	0	1	0	0	0	0	0	0	5	5	0.00	0.000										

Chicago Cubs @ Milwaukee Braves
Milwaukee County Stadium, Milwaukee, WI

Fri Aug 13 1954, 4:33 AM EDT
Att: 42,820 - Unknown

livebaseballscorecards.com

AB	30
R	2
H	7
RBI	2
BB	2
SO	2
LOB	10



Batter	1	2	3	4	5	6	7	8	9	AB	R	H	RBI	BB	SO	LOB
Bill Bruton, L OBP: 0.349, SLG: 0.375 (1, 8)	0-0 G4-3	0-3 K			0-0 G4-3			0-0 FC3-8 1B		4	0	1	0	0	1	1
Danny O'Connell, R OBP: 0.317, SLG: 0.356 (1, 4)	4-0 BB SF8 BB		0-3 K			0-0 1B		0-0 FC3-6		3	1	1	0	1	1	2
Eddie Mathews, L OBP: 0.414, SLG: 0.591 (1, 5)	4-0 BB 1-2 BB		0-0 F7			0-3 K		0-0 SF8		2	0	0	1	1	1	1
Hank Aaron, R OBP: 0.319, SLG: 0.449 (1, 7)	4-0 BB 1-2 2-3 BB		0-0 F7			0-0 F8		0-0 G6-3		3	0	0	0	1	0	2
Joe Adcock, R OBP: 0.373, SLG: 0.545 (1, 3)	0-0 SF8			0-0 G5-3		0-0 F8			0-0 SH3 HR 1B	3	1	1	1	0	0	1
Andy Pafko, R OBP: 0.341, SLG: 0.459 (1, 9)	0-0 G6-3			0-0 F8			0-0 4-3-6 1B		0-0 SH3	3	0	1	0	0	0	2
Johnny Logan, R OBP: 0.340, SLG: 0.377 (1, 6)		0-0 FC3-4 1B		0-0 G6-3			0-0 4-3-6 1B		4-0 HR BB	3	1	1	0	1	0	1
Del Crandall, R OBP: 0.314, SLG: 0.432 (1, 2)			0-0 F7		0-0 F7		0-0 G6-3		0-0 HR	4	1	1	3	0	0	1
Lew Burdette, R OBP: 0.148, SLG: 0.123 (1, 1)		0-0 FC3-4			0-0 G1-6-3			4-0 FC3-6 1B SF8 BB		2	0	0	0	0	0	1
Bobby Thomson, R OBP: 0.600, SLG: 0.500 (8, PH)										0	0	0	0	1	0	0
Jim Pendleton, R OBP: 0.226, SLG: 0.267 (8, PR)										0	1	0	0	0	0	0
Dave Jolly, R OBP: 0.417, SLG: 0.565 (9, 1)										0	0	0	0	0	0	0

Inning Stats	R: 1	H: 0	E: 0	K: 0	S: 3	H: 0	LOB: 2	BB: 3	P: 15	R: 0	H: 1	E: 0	K: 1	S: 6	H: 0	LOB: 0	BB: 0	P: 6	R: 0	H: 0	E: 0	K: 1	S: 5	H: 0	LOB: 0	BB: 0	P: 5	R: 0	H: 1	E: 0	K: 1	S: 3	H: 1	LOB: 1	BB: 0	P: 6	R: 0	H: 1	E: 0	K: 0	S: 3	H: 1	LOB: 0	BB: 0	P: 3	R: 1	H: 1	E: 0	K: 0	S: 4	H: 1	LOB: 1	BB: 1	P: 8	R: 3	H: 2	E: 0	K: 0	S: 3	H: 2	LOB: 0	BB: 1	P: 7	1B: 5	SF: 2	2B: 1	SAC: 1	3B: 0	DP: 1	HR: 1	HBP: 0	WP: 0	PA: 35
--------------	------	------	------	------	------	------	--------	-------	-------	------	------	------	------	------	------	--------	-------	------	------	------	------	------	------	------	--------	-------	------	------	------	------	------	------	------	--------	-------	------	------	------	------	------	------	------	--------	-------	------	------	------	------	------	------	------	--------	-------	------	------	------	------	------	------	------	--------	-------	------	-------	-------	-------	--------	-------	-------	-------	--------	-------	--------

PITCHER	IP	WLS	BF	H	R	ER	SO	BB	IBB	HBP	BLK	WP	HR	S	P	ERA	WHIP
Dave Cole, R ERA: 4.4 (1, 1)	7.0		28	4	2	2	3	4	0	0	0	0	0	30	46	2.57	1.143
Hal Jeffcoat, R ERA: 5.58 (8, 1)	0.1		1	0	0	0	0	0	0	0	0	0	0	1	1	0.00	0.000
Jim Davis, L ERA: 3.71 (8, 1)	1.0	L	6	2	3	3	0	1	0	0	0	0	1	5	9	27.00	3.000

BOTTOM

Chicago Cubs @ Milwaukee Braves
Milwaukee County Stadium, Milwaukee, WI

Fri Aug 13 1954, 4:33 AM EDT
Att. 42,820 - Unknown

livebaseballscores.com

AB	27
R	5
H	6
RBI	5
BB	5
SO	3
LOB	12



Batter	1	2	3	4	5	6	7	8	9	AB R H RBI BB SO LOB	TOP
Bob Talbot, R (1, 8) OBP: 0.279, SLG: 0.309	0-0 F8		0-0 F9			0-0 F7		0-0 P3		4 0 0 0 0 0 0	Chicago Cubs @ Milwaukee Braves Milwaukee County Stadium, Milwaukee, WI Sat Aug 14 1954, 4:33 AM EDT Att: 44,159 - Unknown livebaseballscorecards.com
Gene Baker, R (1, 4) OBP: 0.336, SLG: 0.461	0-0 F8		0-0 F9			0-0 F9		0-3 K	4 0 0 0 0 1 0		
14 Ernie Banks, R (1, 6) OBP: 0.342, SLG: 0.431	0-0 F8			0-0 BB		0-0 F8		0-0 F8	4 0 1 0 0 0 0		
Ralph Kiner, R (1, 7) OBP: 0.396, SLG: 0.526		0-0 P6		4-0 BB		0-0 HR		4-0 BB	2 1 1 1 2 0 0		
Hank Sauer, R (1, 9) OBP: 0.387, SLG: 0.582		0-0 BB		0-0 BB		0-3 K		0-0 F7	4 0 1 0 0 1 3		
Steve Bilko, R (1, 3) OBP: 0.281, SLG: 0.308		4-0 BB		0-0 F8		0-0 F9			2 0 0 0 1 0 1		
Walker Cooper, R (1, 2) OBP: 0.387, SLG: 0.507		0-0 P6			0-0 5-3		0-0 6-3		3 0 0 0 0 0 2		
Vern Morgan, L (1, 5) OBP: 0.294, SLG: 0.353		0-0 P2			0-0 4-3		0-0 P6		3 0 0 0 0 0 2		
Bob Rush, R (1, 1) OBP: 0.333, SLG: 0.414			0-3 K			0-3 K		0-0 6-3	2 0 0 0 0 2 0		
Eddie Miksis, R (8, PH) OBP: 0.232, SLG: 0.302									1 0 0 0 0 0 0		
Warren Hacker, R (8, 1) OBP: 0.204, SLG: 0.229									0 0 0 0 0 0 0		
Inning Stats	R: 0 H: 0 E: 0 LOB: 0 K: 0 BB: 0 S: 3 P: 3	R: 0 H: 1 E: 0 LOB: 2 K: 0 BB: 1 S: 4 P: 8	R: 0 H: 0 E: 0 LOB: 0 K: 1 BB: 0 S: 5 P: 5	R: 0 H: 1 E: 0 LOB: 1 K: 0 BB: 1 S: 3 P: 7	R: 0 H: 0 E: 0 LOB: 0 K: 1 BB: 0 S: 5 P: 5	R: 0 H: 0 E: 0 LOB: 0 K: 0 BB: 0 S: 3 P: 3	R: 1 H: 1 E: 0 LOB: 0 K: 1 BB: 0 S: 6 P: 6	R: 0 H: 0 E: 0 LOB: 0 K: 0 BB: 0 S: 3 P: 3	R: 0 H: 0 E: 0 LOB: 1 K: 1 BB: 1 S: 5 P: 9	1B: 2 SF: 0 2B: 0 SAC: 0 3B: 0 DP: 1 HR: 1 HBP: 0	WP: 0 PA: 32 PB: 0 SB: 0 CS: 0
PITCHER Chet Nichols, L (1, 1) ERA: 3.52	IP WLS BF H R ER SO BB IBB HBP BLK WP HR S P ERA WHIP										
	9.0 W 32 3 1 1 4 3 0 0 0 0 1 37 49 1.00 0.667										



Batter	1	2	3	4	5	6	7	8	9	AB	R	H	RBI	BB	SO	LOB
Bill Bruton, L (1, 8) OBP: 0.348, SLG: 0.376	0-0 6-3		0-0 1B 2B		0-0 P5		0-0 4-3			4	1	1	0	0	0	0
Danny O'Connell, R (1, 4) OBP: 0.321, SLG: 0.362	0-0 F9		0-0 1B 1B 2-H			0-0 FC1-6 1B		0-0 1B 2B		4	1	3	1	0	0	0
Eddie Mathews, L (1, 5) OBP: 0.415, SLG: 0.590	0-3 K2-3		0-0 FC6-4 1B 1-2			0-0 FC1-6 1B WP 1-2f		0-0 SH1-4 1B 2-H		4	1	2	1	0	1	1
Hank Aaron, R (1, 7) OBP: 0.319, SLG: 0.449		0-0 SH2-4 1B	0-0 FC6-4 1-2f			0-0 F9		0-0 SH1-4 1-2		3	0	1	0	0	0	3
Joe Adcock, R (1, 3) OBP: 0.373, SLG: 0.543		0-0 SH2-4 1-2		0-0 P6		0-0 WP 1B 1-3		0-0 5-3		3	0	1	0	0	0	1
Andy Pafko, R (1, 9) OBP: 0.341, SLG: 0.455		0-0 F9		0-0 P6		4-0 BB 1-2 3-H		0-0 F7		3	0	0	0	1	0	2
Johnny Logan, R (1, 6) OBP: 0.338, SLG: 0.375		0-3 K		0-0 P5		0-0 1-3				3	0	0	0	0	1	3
Del Crandall, R (1, 2) OBP: 0.311, SLG: 0.428			0-0 4-3		0-0 1-6-3		0-0 6-3			3	0	0	0	0	0	0
Chet Nichols, S (1, 1) OBP: 0.100, SLG: 0.100			0-0 6-3		0-3 K		0-3 K			3	0	0	0	0	2	0

Inning Stats	R: 0	H: 0	E: 0	K: 1	S: 5	R: 0	H: 1	E: 0	K: 1	S: 6	R: 1	H: 3	E: 0	K: 0	S: 6	R: 0	H: 0	E: 0	K: 0	S: 3	R: 0	H: 0	E: 0	K: 1	S: 5	R: 1	H: 2	E: 0	K: 0	S: 5	R: 0	H: 0	E: 0	K: 1	S: 5	R: 1	H: 2	E: 0	K: 0	S: 5	R: 0	H: 0	E: 0	K: 1	S: 5	R: 1	H: 2	E: 0	K: 0	S: 5
	LOB: 0	BB: 0	P: 5	LOB: 1	BB: 0	P: 6	LOB: 2	BB: 0	P: 6	LOB: 0	BB: 0	P: 3	LOB: 0	BB: 0	P: 5	LOB: 2	BB: 1	P: 9	LOB: 0	BB: 0	P: 5	LOB: 0	BB: 0	P: 5	LOB: 1	BB: 0	P: 5	LOB: 0	BB: 0	P: 5	LOB: 0	BB: 0	P: 5	LOB: 1	BB: 0	P: 5	LOB: 0	BB: 0	P: 5	LOB: 0	BB: 0	P: 5	LOB: 0	BB: 0	P: 5					

PITCHER	IP	WLS	BF	H	R	ER	SO	BB	IBB	HBP	BLK	WP	HR	S	P	ERA	WHIP
Bob Rush, R (1, 1) ERA: 4.4	7.0	L	28	6	2	2	4	1	0	0	0	1	0	35	39	2.57	1.000
Warren Hacker, R (8, 1) ERA: 4.47	1.0		5	2	1	1	0	0	0	0	0	0	0	5	5	9.00	2.000

BOTTOM

Chicago Cubs @ Milwaukee Braves
Milwaukee County Stadium, Milwaukee, WI
 Sat Aug 14 1954, 4:33 AM EDT
 Att. 44,159 - Unknown

livebaseballscores.com

AB	30
R	3
H	8
RBI	2
BB	1
SO	4
LOB	10



WP: 1	PA: 33
PB: 0	
SB: 0	
CS: 0	

Batter	1	2	3	4	5	6	7	8	9	AB R H RBI BB SO LOB	TOP													
Frank Baumholtz, L (1, 8) OBP: 0.355, SLG: 0.444	4-0 BB 2-3		0-0 F8		0-0 F8			0-0 P5		3 0 0 0 1 0 1	Chicago Cubs @ Milwaukee Braves Milwaukee County Stadium, Milwaukee, WI Sun Aug 15 1954, 4:33 AM EDT Att: 42,609 - Unknown livebaseballscorecards.com													
Gene Baker, R (1, 4) OBP: 0.338, SLG: 0.464	0-0 2-3 1-2		0-0 1B			0-0 6-3		0-0 2B 4-3		4 0 2 0 0 0 1														
Vern Morgan, L (1, 5) OBP: 0.238, SLG: 0.286	0-0 P5		0-3 K			0-3 K		0-0 2B 4-3		4 0 0 0 0 2 3														
Ralph Kiner, R (1, 7) OBP: 0.394, SLG: 0.522	0-3 K2-3			0-0 F8		4-0 2B 14 WP BB		0-3 K		3 1 0 0 1 2 2														
Hank Sauer, R (1, 9) OBP: 0.390, SLG: 0.586		0-0 1B		0-0 14 CS 1B		0-0 14 WP 2B		0-0 F8		4 0 3 0 0 0 0														
14 Ernie Banks, R (1, 6) OBP: 0.340, SLG: 0.427		0-0 F8		0-0 P5 1-2		0-0 F9 2-3 3-H		0-0 5-3		4 0 0 0 0 0 3														
Dee Fondy, L (1, 3) OBP: 0.310, SLG: 0.389		0-0 F7			0-0 F7		0-0 4-3		0-0 1B	4 0 1 0 0 0 1														
Joe Garagiola, L (1, 2) OBP: 0.388, SLG: 0.345		0-0 F8			0-0 3-1 1B		0-0 F8		0-0 F8	4 0 1 0 0 0 2														
Johnny Klippstein, R (1, 1) OBP: 0.147, SLG: 0.182			0-0 P2		0-0 3-1		0-0 G1			3 0 0 0 0 0 1														
Inning Stats	R: 0 E: 0 K: 1 S: 5	H: 0 LOB: 1 BB: 1 P: 9	R: 0 E: 0 K: 0 S: 4	H: 1 LOB: 1 BB: 0 P: 4	R: 0 E: 0 K: 1 S: 6	H: 1 LOB: 1 BB: 0 P: 6	R: 0 E: 0 K: 0 S: 3	H: 1 LOB: 0 BB: 0 P: 3	R: 0 E: 0 K: 0 S: 4	H: 0 LOB: 0 BB: 0 P: 4	R: 1 E: 0 K: 1 S: 6	H: 1 LOB: 1 BB: 1 P: 10	R: 0 E: 0 K: 0 S: 3	H: 0 LOB: 0 BB: 0 P: 3	R: 0 E: 0 K: 1 S: 6	H: 1 LOB: 1 BB: 0 P: 6	R: 0 E: 0 K: 0 S: 4	H: 1 LOB: 1 BB: 0 P: 4	R: 0 E: 0 K: 0 S: 4	H: 1 LOB: 1 BB: 0 P: 4	1B: 5 2B: 2 3B: 0 HR: 0	SF: 0 SAC: 0 DP: 0 HBP: 0	WP: 1 PB: 0 SB: 0 CS: 1	PA: 35
PITCHER Gene Conley, R (1, 1) ERA: 2.99	IP: 9.0 WLS: W BF: 35 H: 7 R: 1 ER: 1 SO: 4 BB: 2 IBB: 0 HBP: 0 BLK: 0 WP: 1 HR: 0 S: 41 P: 49 ERA: 1.00 WHIP: 1.000											PITCHER	IP: 9.0 WLS: W BF: 35 H: 7 R: 1 ER: 1 SO: 4 BB: 2 IBB: 0 HBP: 0 BLK: 0 WP: 1 HR: 0 S: 41 P: 49 ERA: 1.00 WHIP: 1.000											

AB	33
R	1
H	7
RBI	0
BB	2
SO	4
LOB	14



Batter	1	2	3	4	5	6	7	8	9	AB	R	H	RBI	BB	SO	LOB
Bill Bruton, L OBP: 0.347, SLG: 0.375 (1, 8)	0-0 5-3		0-0 S E 1B		0-0 5-3		0-0 F7			4	1	1	0	0	0	0
Danny O'Connell, R OBP: 0.318, SLG: 0.358 (1, 4)	0-3 K		0-0 E5 1-H		0-0 4-3		0-0 F8			4	0	0	0	0	1	0
Eddie Mathews, L OBP: 0.414, SLG: 0.585 (1, 5)	0-0 F8		4-0 BB BB		0-0 F8		0-0 F7			3	0	0	0	1	0	0
Hank Aaron, R OBP: 0.318, SLG: 0.447 (1, 7)		0-0 F7	0-0 F7		0-0 F9			0-0 G5-4-3 1B		4	0	1	0	0	0	2
Joe Adcock, R OBP: 0.376, SLG: 0.548 (1, 3)		0-3 K		0-0 1B 2B		0-0 5-3 1B		0-0 1-2 G5-4-3 1B		4	1	3	0	0	1	0
Andy Pafko, R OBP: 0.342, SLG: 0.461 (1, 9)		0-0 3B		0-0 F9		0-0 1-2 5-3 1B		0-0 1-2f 2-3 G5-4-3		4	0	2	0	0	0	3
Johnny Logan, R OBP: 0.337, SLG: 0.374 (1, 6)		0-0 F9		0-0 2-H 1B		0-0 5-3		0-0 F7		4	0	1	1	0	0	4
Del Crandall, R OBP: 0.311, SLG: 0.425 (1, 2)			0-0 5-3	0-0 F7		4-0 BB BB				2	0	0	0	1	0	1
Gene Conley, R OBP: 0.182, SLG: 0.197 (1, 1)			0-0 5-3	0-3 K		0-0 4-3				3	0	0	0	0	1	4

Inning Stats	R: 0	H: 0	E: 0	K: 1	S: 5	LOB: 0	BB: 0	P: 5
	R: 0	H: 1	E: 0	K: 1	S: 6	LOB: 1	BB: 0	P: 6
	R: 1	H: 1	E: 1	K: 0	S: 5	LOB: 2	BB: 1	P: 9
	R: 1	H: 2	E: 0	K: 1	S: 7	LOB: 1	BB: 0	P: 7
	R: 0	H: 0	E: 0	K: 0	S: 3	LOB: 0	BB: 0	P: 3
	R: 0	H: 2	E: 0	K: 0	S: 5	LOB: 3	BB: 1	P: 9
	R: 0	H: 0	E: 0	K: 0	S: 3	LOB: 0	BB: 0	P: 3
	R: 0	H: 2	E: 0	K: 0	S: 4	LOB: 1	BB: 0	P: 4

PITCHER	IP	WLS	BF	H	R	ER	SO	BB	IBB	HBP	BLK	WP	HR	S	P	ERA	WHIP
Johnny Klippstein, R ERA: 5.68 (1, 1)	8.0	L	34	8	2	1	3	2	0	0	0	0	0	38	46	1.12	1.250

BOTTOM

Chicago Cubs @ Milwaukee Braves
Milwaukee County Stadium, Milwaukee, WI

Sun Aug 15 1954, 4:33 AM EDT
Att. 42,609 - Unknown

AB	32
R	2
H	8
RBI	1
BB	2
SO	3
LOB	14



WP	HR	S	P	ERA	WHIP
0	0	1	1	5.68	1.250

Batter	1	2	3	4	5	6	7	8	9	AB R H RBI BB SO LOB	TOP	
Chuck Harmon, R (1, 5) <small>OBP: 0.270, SLG: 0.292</small>	0-0 1-6-3		0-3 K2-3			0-0 6-3		0-0 F8		4 0 0 0 0 1 2	Cincinnati Redlegs @ Chicago Cubs Wrigley Field, Chicago, IL Tue Aug 17 1954, 3:33 AM CDT Unknown	
Roy McMillan, R (1, 6) <small>OBP: 0.307, SLG: 0.329</small>	0-0 F4			0-0 5-3		0-0 L9		0-0 1B	4 0 1 0 0 0 0			
Gus Bell, L (1, 8) <small>OBP: 0.350, SLG: 0.490</small>	0-3 K			0-3 K		0-0 4-3		0-0 F6	4 0 0 0 0 2 2			
Ted Kluszewski, L (1, 3) <small>OBP: 0.399, SLG: 0.629</small>		0-0 3-1		0-0 3-1		0-0 1B		0-0 F8	4 0 1 0 0 0 0			
Jim Greengrass, R (1, 7) <small>OBP: 0.314, SLG: 0.482</small>		0-3 K			0-0 F4		0-3 K	0-0 L4	4 0 0 0 0 2 1			
Johnny Temple, R (1, 4) <small>OBP: 0.386, SLG: 0.357</small>		0-0 F8			0-0 1B		0-0 FC5-6-4	0-0 F7	4 0 1 0 0 0 1			
Wally Post, R (1, 9) <small>OBP: 0.284, SLG: 0.423</small>			0-0 5-3		0-3 K		0-3 K		3 0 0 0 0 2 2			
Andy Seminick, R (1, 2) <small>OBP: 0.353, SLG: 0.405</small>			0-0 2B		0-0 1B		0-0 F3		3 0 2 0 0 0 0			
Corky Valentine, R (1, 1) <small>OBP: 0.163, SLG: 0.224</small> Jackie Collum, L (6, 1) <small>OBP: 0.143, SLG: 0.286</small> Rocky Bridges, R (8, PH) <small>OBP: 0.367, SLG: 0.302</small> Fred Baczewski, L (8, 1) <small>OBP: 0.108, SLG: 0.083</small>			0-3 K		0-0 1-3		4-0 1B BB		2 0 0 0 0 1 3 0 0 0 0 0 0 0 0 0 0 0 1 0 0 0 0 0 0 0 0 0			
Inning Stats	R: 0 H: 0 E: 0 LOB: 0 K: 1 BB: 0 S: 5 P: 5	R: 0 H: 0 E: 0 LOB: 0 K: 1 BB: 0 S: 5 P: 5	R: 0 H: 1 E: 0 LOB: 1 K: 2 BB: 0 S: 8 P: 8	R: 0 H: 0 E: 0 LOB: 0 K: 1 BB: 0 S: 5 P: 5	R: 0 H: 2 E: 0 LOB: 2 K: 1 BB: 0 S: 7 P: 7	R: 0 H: 0 E: 0 LOB: 0 K: 0 BB: 0 S: 3 P: 3	R: 0 H: 1 E: 0 LOB: 1 K: 2 BB: 0 S: 8 P: 8	R: 0 H: 1 E: 0 LOB: 2 K: 0 BB: 1 S: 4 P: 8	R: 0 H: 0 E: 0 LOB: 0 K: 0 BB: 0 S: 3 P: 3	1B: 4 SF: 0 2B: 1 SAC: 0 3B: 0 DP: 0 HR: 0 HBP: 0	WP: 0 PA: 33 PB: 0 SB: 0 CS: 0	
PITCHER Howie Pollet, L (1, 1) <small>ERA: 3.4</small>	IP 9.0 WLS W BF 33 H 5 R 0 ER 0 SO 8 BB 1 IBB 0 HBP 0 BLK 0 WP 0 HR 0 S 48 P 52 ERA 0.00 WHIP 0.667											PITCHER IP WLS BF H R ER SO BB IBB HBP BLK WP HR S P ERA WHIP

AB	32
R	0
H	5
RBI	0
BB	1
SO	8
LOB	11



Batter	1	2	3	4	5	6	7	8	9	AB R H RBI BB SO LOB
Frank Baumholtz, L (1, 8) OBP: 0.353, SLG: 0.441 (8, 7)	0-0 SH2-3 1B		0-0 3-1		0-0 4-3	0-0 4-3				4 0 1 0 0 0 0
Gene Baker, R (1, 4) OBP: 0.340, SLG: 0.465	0-0 SH2-3 1-2 1B		0-0 1B		0-0 4-3		0-0 FC5-6 1B			3 0 2 0 0 0 0
Vern Morgan, L (1, 5) OBP: 0.280, SLG: 0.320	0-0 2-H 1B		0-0 1-2 1B		0-0 6-3		0-0 FC5-6 FC5-4 1-2f			4 0 2 0 0 0 1
Ralph Kiner, R (1, 7) OBP: 0.393, SLG: 0.527 Bob Talbot, R (8, 8) OBP: 0.279, SLG: 0.309	0-0 F8		0-3 K			0-0 HR	0-0 F8			4 1 1 1 0 1 4 0 0 0 0 0 0 0
Hank Sauer, R (1, 9) OBP: 0.391, SLG: 0.596		0-0 HR	0-0 L7			0-0 14 2B 1B 2B	0-0 FC5-4 1-2f			4 2 2 1 0 0 3
14 Ernie Banks, R (1, 6) OBP: 0.341, SLG: 0.430		0-0 CS 1B		0-0 4-3		0-0 1B 2B 2B	0-0 4-3			4 1 2 0 0 0 0
Dee Fondy, L (1, 3) OBP: 0.312, SLG: 0.390		0-0 F7 1-2		0-0 G3 BLK 1B		0-0 2B 1B	0-0 L6			4 1 2 1 0 0 1
Joe Garagiola, L (1, 2) OBP: 0.390, SLG: 0.348 Walker Cooper, R (6, PH) OBP: 0.394, SLG: 0.521 (7, 2)		0-0 1B		0-0 G3 1-3		0-0 K2-6-2 1-H 3-H 2B	0-0 1B			2 0 1 0 0 0 1 2 0 2 2 0 0 0
Howie Pollet, L (1, 1) OBP: 0.257, SLG: 0.265		0-0 F7		0-0 4-3		0-3 K2-6-2 2-2	0-0 F4			4 0 0 0 0 1 4

Inning Stats	R: 0	H: 2	E: 0	K: 0	S: 4	R: 1	H: 3	E: 0	K: 0	S: 5	R: 0	H: 2	E: 0	K: 1	S: 7	R: 0	H: 1	E: 0	K: 0	S: 4	R: 0	H: 0	E: 0	K: 0	S: 3	R: 4	H: 5	E: 0	K: 1	S: 9	R: 0	H: 1	E: 0	K: 0	S: 4	R: 0	H: 1	E: 0	K: 0	S: 4	1B: 10	SF: 0	2B: 4	SAC: 1	3B: 0	DP: 1	HR: 2	HBP: 0	WP: 0	PA: 36
--------------	------	------	------	------	------	------	------	------	------	------	------	------	------	------	------	------	------	------	------	------	------	------	------	------	------	------	------	------	------	------	------	------	------	------	------	------	------	------	------	------	--------	-------	-------	--------	-------	-------	-------	--------	-------	--------

PITCHER	IP	WLS	BF	H	R	ER	SO	BB	IBB	HBP	BLK	WP	HR	S	P	ERA	WHIP
Corky Valentine, R (1, 1) ERA: 4.52	5.0	L	25	12	5	5	1	0	0	0	1	0	2	27	27	9.00	2.400
Jackie Collum, L (6, 1) ERA: 3.93	2.0		7	2	0	0	1	0	0	0	0	0	0	9	9	0.00	1.000
Fred Baczewski, L (8, 1) ERA: 4.68	1.0		4	1	0	0	0	0	0	0	0	0	0	4	4	0.00	1.000

BOTTOM

Cincinnati Redlegs @ Chicago Cubs
 Wrigley Field, Chicago, IL
 Tue Aug 17 1954, 3:33 AM CDT
 Unknown

livebaseballscorecards.com

AB	35
R	5
H	15
RBI	5
BB	0
SO	2
LOB	14



Batter	1	2	3	4	5	6	7	8	9	AB R H RBI BB SO LOB	TOP																													
Bobby Adams, R (1, 5) OBP: 0.357, SLG: 0.358	0-0 1B		0-0 SF8 3B			0-0 G6-4-3 1B		0-0 1-2 1B		4 1 4 0 0 0 0	Cincinnati Redlegs @ Chicago Cubs Wrigley Field, Chicago, IL Tue Aug 17 1954, 3:38 AM CDT Att: 10,362 - Unknown livebaseballscorecards.com																													
Roy McMillan, R (1, 6) OBP: 0.305, SLG: 0.327	0-0 F3		0-0 SF8			0-0 G6-4-3 1-2f		0-0 F5		3 0 0 1 0 0 4																														
Gus Bell, L (1, 8) OBP: 0.351, SLG: 0.493	0-0 1-2 1B		3-H 0-3 K			0-0 L7		0-0 2B		4 0 2 0 0 1 0																														
Ted Kluszewski, L (1, 3) OBP: 0.396, SLG: 0.623	0-0 F3				0-0 F9		0-0 F4		0-0 L9	4 0 0 0 0 0 3																														
Jim Greengrass, R (1, 7) OBP: 0.311, SLG: 0.477	0-0 F3				0-0 F9		0-0 6-3		0-0 4-3	4 0 0 0 0 0 3																														
Johnny Temple, R (1, 4) OBP: 0.382, SLG: 0.353		0-0 4-3			0-0 F8		0-0 L9		0-0 F9	4 0 0 0 0 0 1																														
Wally Post, R (1, 9) OBP: 0.282, SLG: 0.419		0-3 K			0-3 K			0-0 4-3		3 0 0 0 0 2 0																														
Ed Bailey, L (1, 2) OBP: 0.349, SLG: 0.419		0-0 4-3			0-0 F8			4-0 1B BB		2 0 0 0 1 0 0																														
Bud Podbielan, R (1, 1) OBP: 0.231, SLG: 0.167 Moe Savransky, L (4, 1) OBP: 0.667, SLG: 0.500 Nino Escalera, L (5, PH) OBP: 0.240, SLG: 0.209 Joe Nuxhall, L (5, 1) OBP: 0.314, SLG: 0.400 Chuck Harmon, R (8, PH) OBP: 0.289, SLG: 0.290 Jackie Collum, L (8, 1) OBP: 0.143, SLG: 0.286			0-0 F6		0-0 6-3			0-3 K		1 0 0 0 0 0 0 0 0 0 0 0 0 0 1 0 0 0 0 0 0 0 0 0 0 0 0 0 1 0 0 0 0 1 1 0 0 0 0 0 0 0																														
Inning Stats	R: 0 E: 0 K: 0 S: 5	H: 2 LOB: 2 BB: 0 P: 5	R: 0 E: 0 K: 1 S: 5	H: 0 LOB: 0 BB: 0 P: 5	R: 1 E: 0 K: 1 S: 6	H: 1 LOB: 0 BB: 0 P: 6	R: 0 E: 0 K: 0 S: 3	H: 0 LOB: 0 BB: 0 P: 3	R: 0 E: 0 K: 0 S: 5	H: 0 LOB: 0 BB: 0 P: 5	R: 0 E: 0 K: 0 S: 3	H: 1 LOB: 0 BB: 0 P: 3	R: 0 E: 0 K: 0 S: 3	H: 0 LOB: 0 BB: 0 P: 3	R: 0 E: 0 K: 1 S: 6	H: 1 LOB: 2 BB: 1 P: 10	R: 0 E: 0 K: 0 S: 4	H: 1 LOB: 1 BB: 0 P: 4	1B: 4 2B: 1 3B: 1 HR: 0	SF: 1 SAC: 0 DP: 1 HBP: 0	WP: 0 PB: 0 SB: 0 CS: 0	PA: 33																		
PITCHER Paul Minner, L (1, 1) ERA: 3.71	IP 9.0	WLS W	BF 33	H 6	R 1	ER 1	SO 4	BB 1	IBB 0	HBP 0	BLK 0	WP 0	HR 0	S 40	P 44	ERA 1.00	WHIP 0.778						PITCHER	IP	WLS	BF	H	R	ER	SO	BB	IBB	HBP	BLK	WP	HR	S	P	ERA	WHIP



Batter	1	2	3	4	5	6	7	8	9	AB	R	H	RBI	BB	SO	LOB	TOP	
Bobby Adams, R (1, 5) OBP: 0.359, SLG: 0.360 Rocky Bridges, R (7, 5) OBP: 0.360, SLG: 0.295	0-0 SF9 2B 1B		0-0 6-3		0-0 1B 1B	0-0 6-3		0-0 5-3 2-3		4	2	2	0	0	0	1		
Roy McMillan, R (1, 6) OBP: 0.303, SLG: 0.325	0-0 F8		0-3 K		0-0 1B S 1B		0-0 6-3	0-0 6-3		5	1	1	0	0	1	2		
Gus Bell, L (1, 8) OBP: 0.355, SLG: 0.497	0-0 1B 2B		0-0 F9		0-0 S 1B		4-0 2B 1B BB		0-0 FC5 1B 1B	4	2	3	1	1	0	0		
Ted Kluszewski, L (1, 3) OBP: 0.396, SLG: 0.623	0-0 SF9			4-0 2B FC6-4-2 BB	0-3 K		0-0 1B 2B		0-0 F8	3	1	1	1	1	1	2		
Jim Greengrass, R (1, 7) OBP: 0.314, SLG: 0.481	0-0 1B			0-0 2B	0-0 3-1		0-0 FC4-6 1B		0-3 K	5	0	3	3	0	1	2		
Johnny Temple, R (1, 4) OBP: 0.380, SLG: 0.351	0-0 L8			0-0 FC6-4-2		0-0 6-3	0-0 FC4-6		0-0 1B	5	0	1	0	0	0	4		
Wally Post, R (1, 9) OBP: 0.281, SLG: 0.414		0-0 6-3		0-0 F6		4-0 1B SF9 BB	0-0 5-3		0-0 FC5	4	1	0	0	1	0	5		
Andy Seminick, R (1, 2) OBP: 0.356, SLG: 0.407		0-0 F3		0-0 F5				0-0 5-3 SH2-4 1B		4	0	2	0	0	0	2		
Karl Drews, R (1, 1) OBP: 0.211, SLG: 0.067		0-3 K			0-0 5-3	0-0 SF9		0-0 SH2-4		2	0	0	1	0	1	0		
Inning Stats	R: 2 E: 0 K: 0 S: 6 H: 3 LOB: 1 BB: 0 P: 6	R: 0 E: 0 K: 1 S: 5 H: 0 LOB: 0 BB: 0 P: 5	R: 0 E: 0 K: 1 S: 5 H: 0 LOB: 0 BB: 0 P: 5	R: 0 E: 0 K: 1 S: 4 H: 1 LOB: 2 BB: 1 P: 8	R: 2 E: 0 K: 1 S: 8 H: 3 LOB: 1 BB: 0 P: 8	R: 1 E: 0 K: 0 S: 4 H: 1 LOB: 1 BB: 1 P: 8	R: 2 E: 0 K: 0 S: 5 H: 2 LOB: 1 BB: 1 P: 9	R: 0 E: 0 K: 1 S: 7 H: 1 LOB: 1 BB: 0 P: 4	R: 0 E: 0 K: 1 S: 7 H: 2 LOB: 2 BB: 0 P: 7	1B: 10 2B: 3 3B: 0 HR: 0 SF: 2 SAC: 1 DP: 0 HBP: 0	WP: 0 PB: 0 SB: 2 CS: 0 PA: 43							
PITCHER	IP	WLS	BF	H	R	ER	SO	BB	IBB	HBP	BLK	WP	HR	S	P	ERA	WHIP	
Jim Davis, L (1, 1) ERA: 3.88	5.0	L	23	7	4	4	3	1	0	0	0	0	0	28	32	7.20	1.600	
Hal Jeffcoat, R (6, 1) ERA: 5.72	3.0		15	4	3	3	0	2	0	0	0	0	0	13	21	9.00	2.000	
Bob Zick, R (9, 1) ERA: 5.25	1.0		5	2	0	0	1	0	0	0	0	0	0	7	7	0.00	2.000	

Cincinnati Redlegs @ Chicago Cubs
 Wrigley Field, Chicago, IL
 Thu Aug 19 1954, 3:33 AM CDT
 Unknown

livebaseballscorecards.com

AB	37
R	7
H	13
RBI	6
BB	3
SO	4
LOB	19



Batter	1	2	3	4	5	6	7	8	9	AB R H RBI BB SO LOB
Frank Baumholtz, L (1, 8) OBP: 0.351, SLG: 0.433	4-0 SH1-4 1B BB		0-0 1B		0-0 1-3			0-0 G3-6-3 1-2f		3 0 1 0 1 0 1
Gene Baker, R (1, 4) OBP: 0.339, SLG: 0.460	0-0 SH1-4 1B		0-3 K			0-0 4-3			0-0 5-3	4 0 1 0 0 1 1
Vern Morgan, L (1, 5) OBP: 0.219, SLG: 0.250	0-0 SH1-4 1-2 2-3		0-0 F9			0-0 1-3			0-0 F9	3 0 0 0 0 0 1
Ralph Kiner, R (1, 7) OBP: 0.394, SLG: 0.524	0-3 K			0-0 4-3		0-0 6-3			0-0 14 FC5 1B 1B	4 0 1 0 0 1 2
Hank Sauer, R (1, 9) OBP: 0.391, SLG: 0.590	0-3 K			0-0 14 FC5-3 1B			0-0 L5		0-0 1-2 1B	4 0 2 0 0 1 2
14 Ernie Banks, R (1, 6) OBP: 0.340, SLG: 0.430		0-0 F4		0-0 FC5-3 1-2f		0-0 F4		0-0 FC5 2-3f		4 0 0 0 0 0 3
Dee Fondy, L (1, 3) OBP: 0.312, SLG: 0.389		0-3 K		0-0 6-3		0-0 6-3				3 0 0 0 0 1 1
Joe Garagiola, L (1, 2) OBP: 0.389, SLG: 0.348		0-3 K			0-0 4-3			0-0 G3-6-3 1B		3 0 1 0 0 1 0
Jim Davis, S (1, 1) OBP: 0.276, SLG: 0.045			0-0 4-3		0-3 K			0-0 L6		1 0 0 0 0 0 0
Hal Rice, L (5, PH) OBP: 0.275, SLG: 0.233										1 0 0 0 0 1 0
Hal Jeffcoat, R (6, 1) OBP: 0.318, SLG: 0.579										0 0 0 0 0 0 0
Eddie Miksis, R (8, PH) OBP: 0.230, SLG: 0.299										1 0 0 0 0 0 1
Bob Zick, L (9, 1)										0 0 0 0 0 0 0

Inning Stats	R: 0 E: 0 K: 2 S: 8	H: 1 LOB: 2 BB: 1 P: 12	R: 0 E: 0 K: 2 S: 7	H: 0 LOB: 0 BB: 0 P: 7	R: 0 E: 0 K: 1 S: 6	H: 1 LOB: 1 BB: 0 P: 6	R: 0 E: 0 K: 0 S: 4	H: 1 LOB: 1 BB: 0 P: 4	R: 0 E: 0 K: 1 S: 5	H: 0 LOB: 0 BB: 0 P: 5	R: 0 E: 0 K: 0 S: 3	H: 0 LOB: 0 BB: 0 P: 3	R: 0 E: 0 K: 0 S: 3	H: 1 LOB: 0 BB: 0 P: 3	R: 0 E: 0 K: 0 S: 5	H: 2 LOB: 2 BB: 0 P: 5	1B: 6 2B: 0 3B: 0 HR: 0	SF: 0 SAC: 1 DP: 1 HBP: 0	WP: 0 PB: 0 SB: 0 CS: 0	PA: 33
PITCHER Karl Drews, R (1, 1) ERA: 5.87	IP 9.0 WLS W BF 33 H 6 R 0 ER 0 SO 6 BB 1 IBB 0 HBP 0 BLK 0 WP 0 HR 0 S 44 P 48 ERA 0.00 WHIP 0.778																			

BOTTOM

Cincinnati Redlegs @ Chicago Cubs
Wrigley Field, Chicago, IL
Thu Aug 19 1954, 3:33 AM CDT
Unknown

livebaseballscorecards.com

AB	31
R	0
H	6
RBI	0
BB	1
SO	6
LOB	12



Batter	1	2	3	4	5	6	7	8	9	AB R H RBI BB SO LOB	TOP									
Bobby Adams, R (1, 5) OBP: 0.362, SLG: 0.378	0-3 K	0-0 3B		0-0 3B			0-0 1B	0-3 K		5 1 3 2 0 2 0										
Roy McMillan, R (1, 6) OBP: 0.302, SLG: 0.322	0-3 K	4-0 BB		0-3 K			0-0 F2		0-0 6-3	4 0 0 0 1 2 2										
Gus Bell, L (1, 8) OBP: 0.356, SLG: 0.496	0-0 HR	4-3					0-0 F8		0-0 5-3	5 1 2 0 0 0 3										
Ted Kluszewski, L (1, 3) OBP: 0.396, SLG: 0.628	0-0 HR		0-3 K				0-0 F4	1-2 1B	0-0 4-3	5 2 2 2 0 1 1										
Jim Greengrass, R (1, 7) OBP: 0.313, SLG: 0.479	0-0 L8		0-0 6-3				0-0 F6	1-2 2-H 1B		4 0 1 1 0 0 1										
Johnny Temple, R (1, 4) OBP: 0.381, SLG: 0.353		0-0 F8	0-0 1B				0-0 F8	1-2 2-H 1B		4 0 2 1 0 0 1										
Wally Post, R (1, 9) OBP: 0.280, SLG: 0.412		0-0 BB 3B 1B	0-3 K				0-0 F3	0-0 F3		4 1 1 0 0 1 3										
Ed Bailey, L (1, 2) OBP: 0.342, SLG: 0.409		0-0 F8		0-0 F6			0-0 F7	0-0 F5		4 0 0 0 0 0 1										
Art Fowler, R (1, 1) OBP: 0.211, SLG: 0.100		4-0 BB 3B	0-3 K				0-3 K	0-3 K		3 1 0 0 1 3 0										
Inning Stats	R: 2 E: 0 K: 2 S: 9	H: 2 LOB: 0 BB: 0 P: 9	R: 2 E: 0 K: 0 S: 5	H: 2 LOB: 2 BB: 2 P: 13	R: 0 E: 0 K: 2 S: 8	H: 1 LOB: 1 BB: 0 P: 8	R: 0 E: 0 K: 2 S: 8	H: 1 LOB: 1 BB: 0 P: 8	R: 0 E: 0 K: 1 S: 5	H: 0 LOB: 0 BB: 0 P: 5	R: 2 E: 0 K: 0 S: 7	H: 4 LOB: 2 BB: 0 P: 7	R: 0 E: 0 K: 2 S: 7	H: 0 LOB: 0 BB: 0 P: 7	R: 0 E: 0 K: 0 S: 3	H: 0 LOB: 0 BB: 0 P: 3	1B: 8 2B: 0 3B: 2 HR: 1	SF: 0 SAC: 0 DP: 0 HBP: 0	WP: 0 PB: 0 SB: 0 CS: 0	PA: 40
PITCHER	IP WLS BF H R ER SO BB IBB HBP BLK WP HR S P ERA WHIP																			
Dave Cole, R (1, 1) ERA: 4.99	1.2 L 11 4 4 4 2 2 0 0 0 0 0 1 13 21 21.60 3.600																			
Warren Hacker, R (2, 1) ERA: 4.43	5.0 22 7 2 2 5 0 0 0 0 0 0 0 32 32 3.60 1.400																			
Johnny Klippstein, R (7, 1) ERA: 5.67	0.1 1 0 0 0 0 0 0 0 0 0 0 0 1 1 0.00 0.000																			
Bill Tremel, R (8, 1) ERA: 4.29	2.0 6 0 0 0 2 0 0 0 0 0 0 0 10 10 0.00 0.000																			

Cincinnati Redlegs @ Chicago Cubs
Wrigley Field, Chicago, IL
 Thu Aug 19 1954, 3:38 AM CDT
 Att. 8,790 - Unknown

livebaseballscorecards.com

AB	38
R	6
H	11
RBI	6
BB	2
SO	9
LOB	12



Batter	1	2	3	4	5	6	7	8	9	AB R H RBI BB SO LOB	TOP													
Bill Bruton, L (1, 8) OBP: 0.342, SLG: 0.367	0-0 1B SF7 1B		0-0 P4		0-0 F7		0-0 G3			4 1 1 0 0 0 1														
Danny O'Connell, R (1, 4) OBP: 0.323, SLG: 0.359	0-0 1-3 G4-6-3 1B		0-0 FC1-4 E 1B		0-0 1-3			0-0 1B		4 0 3 0 0 0 0														
Eddie Mathews, L (1, 5) OBP: 0.409, SLG: 0.571	0-0 SF7		0-0 E3 FC1-4 1-2		0-0 F7			0-0 F7		3 0 0 1 0 0 2														
Hank Aaron, R (1, 7) OBP: 0.319, SLG: 0.441	0-0 G4-6-3 1-2f		0-0 FC1-4 1-2f 2-3		0-0 4-3			0-0 F7		4 0 0 0 0 0 4														
Joe Adcock, R (1, 3) OBP: 0.370, SLG: 0.541		0-0 F7	0-3 K		0-3 K			0-0 1-3		4 0 0 0 0 2 3														
Andy Pafko, R (1, 9) OBP: 0.343, SLG: 0.455		0-0 F9		0-0 FC6-4 1B		0-3 K		0-0 P3		4 0 1 0 0 1 0														
Johnny Logan, R (1, 6) OBP: 0.337, SLG: 0.369		0-0 1B 1B		0-0 F7			0-0 F9	0-0 P3		4 0 1 0 0 0 1														
Del Crandall, R (1, 2) OBP: 0.307, SLG: 0.415		0-0 1-3 1B		0-0 FC6-4 1-2f			0-0 G3	0-0 1B		4 0 2 0 0 0 1														
Gene Conley, R (1, 1) OBP: 0.176, SLG: 0.191		0-0 6-3		0-0 P6			0-0 1B	0-0 P4		2 0 0 0 0 0 3														
Bobby Thomson, R (7, PH) OBP: 0.538, SLG: 0.455										1 0 1 0 0 0 0														
Ernie Johnson, R (7, 1) OBP: 0.286, SLG: 0.286										0 0 0 0 0 0 0														
George Metkovich, L (9, PH) OBP: 0.353, SLG: 0.352										1 0 0 0 0 0 1														
Inning Stats	R: 1 E: 0 K: 0 S: 4	H: 2 LOB: 0 BB: 0 P: 4	R: 0 E: 0 K: 0 S: 5	H: 2 LOB: 2 BB: 0 P: 5	R: 0 E: 1 K: 1 S: 7	H: 1 LOB: 2 BB: 0 P: 7	R: 0 E: 0 K: 0 S: 4	H: 1 LOB: 1 BB: 0 P: 4	R: 0 E: 0 K: 2 S: 7	H: 0 LOB: 0 BB: 0 P: 7	R: 0 E: 0 K: 0 S: 3	H: 0 LOB: 0 BB: 0 P: 3	R: 0 E: 0 K: 0 S: 4	H: 1 LOB: 1 BB: 0 P: 4	R: 0 E: 0 K: 0 S: 4	H: 1 LOB: 1 BB: 0 P: 4	R: 0 E: 0 K: 0 S: 4	H: 1 LOB: 1 BB: 0 P: 4	R: 0 E: 0 K: 0 S: 4	H: 1 LOB: 1 BB: 0 P: 4	1B: 9 2B: 0 3B: 0 HR: 0	SF: 1 SAC: 0 DP: 1 HBP: 0	WP: 0 PB: 0 SB: 0 CS: 0	PA: 36
PITCHER Bob Rush, R (1, 1) ERA: 4.23	IP: 9.0 WLS: W BF: 36 H: 9 R: 1 ER: 1 SO: 3 BB: 0 IBB: 0 HBP: 0 BLK: 0 WP: 0 HR: 0 S: 42 P: 42 ERA: 1.00 WHIP: 1.000											PITCHER	IP: 9.0 WLS: W BF: 36 H: 9 R: 1 ER: 1 SO: 3 BB: 0 IBB: 0 HBP: 0 BLK: 0 WP: 0 HR: 0 S: 42 P: 42 ERA: 1.00 WHIP: 1.000											

Milwaukee Braves @ Chicago Cubs
Wrigley Field, Chicago, IL
Fri Aug 20 1954, 3:33 AM CDT
Att: 13,088 - Unknown

livebaseballscorecards.com

AB	35
R	1
H	9
RBI	1
BB	0
SO	3
LOB	16



Batter	1	2	3	4	5	6	7	8	9
Bob Talbot, R OBP: 0.288, SLG: 0.321 (1, 8)	0-0 FC5-4 1B 1B	0-0 F7			0-0 1B FC5-4 4-3 1B		0-0 2B		
Gene Baker, R OBP: 0.337, SLG: 0.458 (1, 4)	0-0 FC5-4 1-2 1B		0-3 K		0-0 4-3		0-0 L4-6 2B		
Vern Morgan, L OBP: 0.250, SLG: 0.275 (1, 5)	0-3 K		0-0 G6-4-3 1B		0-0 FC5-4 2-3 1B		0-0 L4-6 2-3		
Ralph Kiner, R OBP: 0.390, SLG: 0.517 (1, 7)	0-0 FC5-4 14 BB 1B		0-0 G6-4-3		0-0 FC5-4 1-2f		0-0 F7		
Hank Sauer, R OBP: 0.391, SLG: 0.586 (1, 9)	0-0 14 BB 1-2 3-H 1B		0-3 K		0-0 FC5-4 1-2f		0-0 1B		
14 Ernie Banks, R OBP: 0.341, SLG: 0.437 (1, 6)	4-0 1-2 2-3 BB		0-0 2B		0-0 F7		0-0 F8		
Dee Fondy, L OBP: 0.311, SLG: 0.388 (1, 3)	0-0 G3		4-0 FC6-4 BB		0-3 K		0-0 G3		
Joe Garagiola, L OBP: 0.388, SLG: 0.347 (1, 2)		0-0 G6-4-3 1B		0-0 F5		0-0 F9			
Bob Rush, R OBP: 0.317, SLG: 0.393 (1, 1)		0-0 G6-4-3		0-0 FC6-4		0-0 F4			

AB	R	H	RBI	BB	SO	LOB
4	3	3	0	0	0	0
4	0	2	1	0	1	1
4	0	2	0	0	1	3
4	0	0	1	0	0	4
4	0	2	1	0	1	1
3	0	1	0	1	0	1
3	0	0	0	1	1	4
3	0	1	0	0	0	2
3	0	0	0	0	0	3

BOTTOM

Milwaukee Braves @ Chicago Cubs
 Wrigley Field, Chicago, IL
 Fri Aug 20 1954, 3:33 AM CDT
 Att. 13,088 - Unknown

livebaseballscorecards.com

AB	32
R	3
H	11
RBI	3
BB	2
SO	4
LOB	19



1B: 8	SF: 0
2B: 4	SAC: 0
3B: 0	DP: 3
HR: 0	HBP: 0

WP: 0	PA: 34
PB: 0	
SB: 0	
CS: 0	

Inning	R	H	E	K	S	P	BB	IBB	HBP	BLK	WP	HR	S	P	ERA	WHIP
1	1	3	0	1	3	12	0	0	0	0	0	0	32	40	3.00	1.667
2	0	1	0	0	3	3	0	0	0	0	0	0	8	8	4.50	1.500

PITCHER	IP	WLS	BF	H	R	ER	SO	BB	IBB	HBP	BLK	WP	HR	S	P	ERA	WHIP
Gene Conley, R ERA: 2.99 (1, 1)	6.0	L	26	8	2	2	4	2	0	0	0	0	0	32	40	3.00	1.667
Ernie Johnson, R ERA: 2.76 (7, 1)	2.0		8	3	1	1	0	0	0	0	0	0	8	8	4.50	1.500	

Batter	1	2	3	4	5	6	7	8	9	AB R H RBI BB SO LOB	TOP
Bill Bruton, L (1, 8) OBP: 0.342, SLG: 0.366	0-0 		0-3 			0-0 	0-0 			4 1 1 0 0 1 2	Milwaukee Braves @ Chicago Cubs Wrigley Field, Chicago, IL Sat Aug 21 1954, 3:33 AM CDT Att: 18,394 - Unknown
Danny O'Connell, R (1, 4) OBP: 0.323, SLG: 0.357	0-3 			0-0 		4-0 		0-0 		3 0 0 0 1 1 0	
Eddie Mathews, L (1, 5) OBP: 0.405, SLG: 0.566	0-0 			0-0 		0-0 		0-0 		3 0 0 1 0 0 0	
Hank Aaron, R (1, 7) OBP: 0.318, SLG: 0.439		0-0 		0-0 		0-0 		4-0 		2 0 0 1 1 0 0	
Joe Adcock, R (1, 3) OBP: 0.371, SLG: 0.541					0-0 	0-3 		0-0 		4 0 2 0 0 1 3	
Andy Pafko, R (1, 9) OBP: 0.342, SLG: 0.453					0-3 	0-3 		0-0 		4 0 1 0 0 1 1	
Johnny Logan, R (1, 6) OBP: 0.336, SLG: 0.368			0-0 		0-0 		0-0 		0-0 	4 0 1 0 0 0 3	
Del Crandall, R (1, 2) OBP: 0.312, SLG: 0.418			0-3 			4-0 	4-0 		0-0 	2 1 1 0 2 1 0	
Chet Nichols, S (1, 1) OBP: 0.100, SLG: 0.100 Bob Buhl, R (1, 1) OBP: 0.107, SLG: 0.038 Jack Dittmer, L (6, PH) OBP: 0.231, SLG: 0.244 Ernie Johnson, R (6, 1) OBP: 0.286, SLG: 0.286 Bobby Thomson, R (7, PH) OBP: 0.500, SLG: 0.417 Dave Jolly, R (7, 1) OBP: 0.417, SLG: 0.565 Jim Fenableton, R (9, PH) OBP: 0.224, SLG: 0.284			0-3 		0-0 	0-3 		0-3 	0 0 0 0 0 0 0 1 0 0 0 0 1 0 1 0 0 0 0 0 1 0 0 0 0 0 0 0 1 0 0 0 0 1 2 0 0 0 0 0 0 0 1 0 0 0 0 1 1		
Inning Stats	R: 0 H: 0 E: 0 LOB: 0 K: 1 BB: 0 S: 5 P: 5	R: 0 H: 2 E: 0 LOB: 1 K: 0 BB: 0 S: 4 P: 4	R: 0 H: 0 E: 0 LOB: 0 K: 3 BB: 0 S: 9 P: 9	R: 0 H: 0 E: 0 LOB: 0 K: 0 BB: 0 S: 3 P: 3	R: 0 H: 1 E: 0 LOB: 0 K: 1 BB: 0 S: 5 P: 5	R: 2 H: 1 E: 1 LOB: 2 K: 1 BB: 2 S: 7 P: 15	R: 0 H: 1 E: 0 LOB: 2 K: 1 BB: 1 S: 6 P: 10	R: 0 H: 0 E: 0 LOB: 1 K: 0 BB: 1 S: 3 P: 7	R: 0 H: 1 E: 0 LOB: 1 K: 1 BB: 0 S: 6 P: 6	1B: 5 SF: 2 2B: 1 SAC: 0 3B: 0 DP: 2 HR: 0 HBP: 0	WP: 0 PA: 36 PB: 0 SB: 0 CS: 0
PITCHER Johnny Klippstein, R (1, 1) ERA: 5.33	IP WLS BF H R ER SO BB IBB HBP BLK WP HR S P ERA WHIP 9.0 W 36 6 2 1 8 4 0 0 0 0 0 0 48 64 1.00 1.111										

livebaseballscorecards.com

AB	30
R	2
H	6
RBI	2
BB	4
SO	8
LOB	13



Batter	1	2	3	4	5	6	7	8	9	AB	R	H	RBI	BB	SO	LOB
Bob Talbot, R OBP: 0.284, SLG: 0.316 (1, 8)	0-0 F8	0-0 P6		0-0 F8			0-0 F2			4	0	0	0	0	0	2
Gene Baker, R OBP: 0.339, SLG: 0.458 (1, 4)	0-0 FC6-4 1B	0-0 1-2 1B			0-0 F6		0-0 6-3			4	0	2	0	0	0	0
Ralph Kiner, R OBP: 0.388, SLG: 0.513 (1, 7)	0-0 FC6-4 14 3B 1-2f	0-0 PO 2-3	4-0 14 FC6-4 BB		0-0 6-3		0-0 F8			3	1	0	0	1	0	1
Hank Sauer, R OBP: 0.391, SLG: 0.593 (1, 9)	0-0 1-2 14 3B 1B		0-0 P6		0-0 HR		0-0 F8			4	2	2	1	0	0	1
14 Ernie Banks, R OBP: 0.340, SLG: 0.439 (1, 6)	0-0 1-H 2-H HR 3B		0-0 FC6-4 1-2f		0-0 F2		0-0 F2			4	1	1	2	0	0	1
Steve Bilko, R OBP: 0.290, SLG: 0.354 Dee Fondy, L OBP: 0.311, SLG: 0.388 (1, 3) (8, PR) (9, 3)	0-0 3-H HR		0-3 K		0-0 P6		0-0 1B			4	1	2	2	0	1	1
Walker Cooper, R OBP: 0.385, SLG: 0.507 (1, 2)	0-0 F3		0-0 E6		0-3 K		0-0 F7			4	0	0	0	0	1	1
Vern Morgan, L OBP: 0.279, SLG: 0.302 (1, 5)		0-0 FC3-6 1B		0-0 F8		0-0 1B				3	0	2	0	0	0	1
Johnny Klippstein, R OBP: 0.135, SLG: 0.167 (1, 1)		0-0 FC3-6 PO 1B 1-2f		0-3 K		0-3 K				3	0	0	0	0	2	3

Inning Stats	R: 4	H: 4	E: 0	LOB: 0	K: 0	S: 7	P: 7	R: 0	H: 2	E: 0	LOB: 1	K: 0	S: 4	P: 4	R: 0	H: 0	E: 1	LOB: 1	K: 1	S: 6	R: 1	H: 1	E: 0	LOB: 0	K: 0	S: 4	P: 4	R: 0	H: 1	E: 0	LOB: 1	K: 2	S: 8	R: 0	H: 0	E: 0	LOB: 0	K: 0	S: 3	R: 0	H: 1	E: 0	LOB: 1	K: 0	S: 4	P: 4
--------------	------	------	------	--------	------	------	------	------	------	------	--------	------	------	------	------	------	------	--------	------	------	------	------	------	--------	------	------	------	------	------	------	--------	------	------	------	------	------	--------	------	------	------	------	------	--------	------	------	------

PITCHER	IP	WLS	BF	H	R	ER	SO	BB	IBB	HBP	BLK	WP	HR	S	P	ERA	WHIP
Chet Nichols, L ERA: 3.83 (1, 1)	0.2	L	6	4	4	4	0	0	0	0	0	0	1	6	6	54.00	6.000
Bob Buhl, R ERA: 4.21 (1, 1)	4.1		17	3	1	1	2	1	0	0	0	0	1	20	24	2.08	0.923
Ernie Johnson, R ERA: 2.71 (6, 1)	1.0		4	1	0	0	2	0	0	0	0	0	0	8	8	0.00	1.000
Dave Jolly, R ERA: 1.92 (7, 1)	2.0		7	1	0	0	0	0	0	0	0	0	0	7	7	0.00	0.500

BOTTOM

Milwaukee Braves @ Chicago Cubs
 Wrigley Field, Chicago, IL
 Sat Aug 21 1954, 3:33 AM CDT
 Att. 18,394 - Unknown

AB	33
R	5
H	9
RBI	5
BB	1
SO	4
LOB	11



WP: 0	PA: 35
PB: 0	
SB: 0	
CS: 0	

PITCHER	IP	WLS	BF	H	R	ER	SO	BB	IBB	HBP	BLK	WP	HR	S	P	ERA	WHIP
---------	----	-----	----	---	---	----	----	----	-----	-----	-----	----	----	---	---	-----	------

Batter	1	2	3	4	5	6	7	8	9	AB R H RBI BB SO LOB	TOP																									
Bill Bruton, L (1, 8) OBP: 0.342, SLG: 0.367	0-0 1B 2B		4-0 1B BB	0-0 4-3			0-0 F9	0-0 4-3		4 2 1 0 1 0 0																										
Danny O'Connell, R (1, 4) OBP: 0.325, SLG: 0.357	4-0 1B SF9 BB		0-0 5-3			0-0 6-3	0-0 HR 1B		4-0 FC5-4 BB	3 2 1 0 2 0 1																										
Eddie Mathews, L (1, 5) OBP: 0.409, SLG: 0.567	0-0 1-4 1B		4-0 1B E BB			1-0 FC1-4 HBP	0-0 HR		0-0 F8	1 1 1 1 1 0 0 2 1 1 2 0 0 1																										
Bobby Thomson, R (5, PR) OBP: 0.500, SLG: 0.643	1-3 2-H 1B		0-0 E 1B BB			0-0 FC1-4	4-0 E SF8 BB		0-0 FC5-4	2 1 1 2 0 0 1 1 2 0 0 1 0 1																										
Hank Aaron, R (1, 7) OBP: 0.318, SLG: 0.439	0-0 SF9		0-0 1B 1B			0-0 FC1-4	0-0 E SF8 BB		0-0 FC5-4	1 2 0 0 1 0 1																										
Roy Smalley, R (5, 4) OBP: 0.400, SLG: 0.538	0-0 3-H P3		0-0 1B WP			0-0 5-3	0-0 E5 SF8 1B		0-0 HR	5 3 2 2 0 0 3																										
Joe Adcock, R (1, 3) OBP: 0.371, SLG: 0.546	0-0 P3		0-0 1B WP			0-0 5-3	0-0 E5 SF8 1B		0-0 HR	5 3 2 2 0 0 3																										
Andy Pafo, R (1, 9) OBP: 0.341, SLG: 0.451	0-0 1-4	0-3 K	0-0 2-3 3-H 1B			0-0 3-1	0-0 SF8		0-0 F7	4 0 1 3 0 1 0																										
Johnny Logan, R (1, 6) OBP: 0.335, SLG: 0.367		0-0 5-3	0-0 F7			0-0 FC6-4 1B	0-0 P3			4 0 1 0 0 0 1																										
Del Crandall, R (1, 2) OBP: 0.311, SLG: 0.416		0-0 1-3		0-0 6-3		0-0 FC6-4		0-0 B1-6-4 1B		4 0 1 0 0 0 1																										
Jim Wilson, R (1, 1) OBP: 0.231, SLG: 0.270			0-0 1-3	0-3 K2-3		0-0 4-3		0-0 B1-6-4		1 0 0 0 0 0 0																										
Dave Jolly, R (3, 1) OBP: 0.400, SLG: 0.542										1 0 0 0 0 1 0																										
Lew Burdette, R (5, 1) OBP: 0.159, SLG: 0.136										0 0 0 0 0 0 0																										
George Metkovich, L (6, PH) OBP: 0.349, SLG: 0.347										1 0 0 0 0 0 1																										
Gene Conley, R (6, 1) OBP: 0.174, SLG: 0.188										1 0 0 0 0 0 1																										
Inning Stats	R: 2 E: 0 K: 0 S: 4	H: 2 LOB: 1 BB: 1 P: 8	R: 0 E: 0 K: 1 S: 5	H: 0 LOB: 0 BB: 0 P: 5	R: 4 E: 1 K: 0 S: 6	H: 2 LOB: 1 BB: 2 P: 14	R: 0 E: 0 K: 1 S: 5	H: 0 LOB: 0 BB: 0 P: 5	R: 0 E: 0 K: 0 S: 3	H: 1 LOB: 1 BB: 0 P: 4	R: 4 E: 1 K: 0 S: 6	H: 3 LOB: 0 BB: 1 P: 10	R: 0 E: 0 K: 0 S: 3	H: 1 LOB: 0 BB: 0 P: 3	R: 2 E: 0 K: 0 S: 4	H: 1 LOB: 0 BB: 1 P: 8	1B: 7 2B: 1 3B: 0 HR: 2	SF: 2 SAC: 0 DP: 1 HBP: 1	WP: 1 PB: 0 SB: 0 CS: 0	PA: 42																
PITCHER	IP WLS BF H R ER SO BB IBB HBP BLK WP HR S P ERA WHIP																																			
Dave Cole, R (1, 1) ERA: 5.23	3.0		17	4	6	3	1	3	0	0	0	1	0	15	27	9.00	2.333																			
Hal Jeffcoat, R (4, 1) ERA: 5.7	5.0	L	21	5	4	3	1	1	0	1	0	0	1	21	26	5.40	1.200																			
Bill Tremel, R (9, 1) ERA: 4.6	1.0		5	1	2	2	0	1	0	0	0	0	1	4	8	18.00	2.000																			

Milwaukee Braves @ Chicago Cubs
Wrigley Field, Chicago, IL
Sun Aug 22 1954, 3:33 AM CDT
Att: 30,003 - Unknown

livebaseballscorecards.com

AB 34
R 12
H 10
RBI 10
BB 5
SO 2
LOB 11



Batter	1	2	3	4	5	6	7	8	9	AB	R	H	RBI	BB	SO	LOB
Bob Talbot, R OBP: 0.286, SLG: 0.318 (1, 8)	F7		E6 BB 1B 2B	1B	F9			BB 1B		5	1	2	0	0	0	1
Gene Baker, R OBP: 0.339, SLG: 0.456 (1, 4)	K		BB 2B 1B	F8		F9		G4-6-3 BB		4	1	1	0	1	1	1
Vern Morgan, L OBP: 0.292, SLG: 0.298 (1, 5)	K		BB 2B BB	1-2 2-3 1B		1-3		G4-6-3 1-2f		4	1	1	0	1	1	2
Ralph Kiner, R OBP: 0.387, SLG: 0.512 (1, 7)		K	6-4-5-6 1-H 2-H 3-H 2B	K		K		F3		5	0	1	3	0	3	2
Hank Sauer, R OBP: 0.389, SLG: 0.588 (1, 9)		2B 1B	6-4-5-6 2-3f		6-3		K			5	0	1	0	0	1	1
14 Ernie Banks, R OBP: 0.342, SLG: 0.454 (1, 6)	F7		HR	HR		1B 1B				5	2	3	2	0	0	1
Dee Fondy, L OBP: 0.316, SLG: 0.394 (1, 3)		1-3 2B	4-3 BB 1B		4-3 3B 1B		G4-6-3 1B			3	1	3	0	1	0	0
Joe Garagiola, L OBP: 0.384, SLG: 0.339 (1, 2)		FC6-4 IBB	L9		4-3		G4-6-3 1-2f			3	0	0	0	1	0	4
Dave Cole, R OBP: 0.211, SLG: 0.167 Hal Jeffcoat, R OBP: 0.333, SLG: 0.667 Hal Rice, L OBP: 0.277, SLG: 0.237 Bill Tremel, R OBP: 0.333, SLG: 0.250 (1, 1) (4, 1) (8, PH) (9, 1)	FC6-4 1-2f			P5		3B		F9		1	0	0	0	0	0	3
										2	0	1	1	0	0	0
										1	0	0	0	0	0	0
										0	0	0	0	0	0	0

Inning Stats	R: 0	H: 0	E: 0	K: 2	S: 7	H: 0	LOB: 0	BB: 0	P: 7	R: 0	H: 2	E: 0	K: 1	S: 7	R: 4	H: 3	E: 1	K: 0	S: 6	R: 0	H: 2	E: 0	K: 1	S: 7	R: 2	H: 3	E: 0	K: 0	S: 6	R: 0	H: 0	E: 0	K: 1	S: 5	R: 0	H: 2	E: 0	K: 1	S: 6	R: 0	H: 1	E: 0	K: 0	S: 3	R: 0	H: 0	E: 0	K: 0	S: 3	1B: 8	2B: 3	3B: 1	HR: 2	SF: 0	SAC: 0	DP: 3	HBP: 0	WP: 0	PA: 42
--------------	------	------	------	------	------	------	--------	-------	------	------	------	------	------	------	------	------	------	------	------	------	------	------	------	------	------	------	------	------	------	------	------	------	------	------	------	------	------	------	------	------	------	------	------	------	------	------	------	------	------	-------	-------	-------	-------	-------	--------	-------	--------	-------	--------

PITCHER	IP	WLS	BF	H	R	ER	SO	BB	IBB	HBP	BLK	WP	HR	S	P	ERA	WHIP
Jim Wilson, R ERA: 3.07 (1, 1)	2.2		15	5	4	2	3	1	1	0	0	0	1	19	27	6.75	2.250
Dave Jolly, R ERA: 2.08 (3, 1)	2.0		12	5	2	2	1	1	0	0	0	0	1	13	17	9.00	3.000
Lew Burdette, R ERA: 2.8 (5, 1)	0.1		1	0	0	0	0	0	0	0	0	0	0	1	1	0.00	0.000
Gene Conley, R ERA: 2.92 (6, 1)	4.0	W	14	3	0	0	2	1	0	0	0	0	0	17	21	0.00	1.000

BOTTOM

Milwaukee Braves @ Chicago Cubs
 Wrigley Field, Chicago, IL
 Sun Aug 22 1954, 3:33 AM CDT
 Att. 30,003 - Unknown

AB	38
R	6
H	13
RBI	6
BB	4
SO	6
LOB	15



Batter	1	2	3	4	5	6	7	8	9	AB R H RBI BB SO LOB	TOP	
Davey Williams, R OBP: 0.287, SLG: 0.325 (1, 4) X	0-0 F9 ①		0-0 6-3 ①		0-0 F3 ①		0-0 1B ①		0-0 FC6-4 1B ① 2-H	5 0 2 1 0 0 0	New York Giants @ Chicago Cubs Wrigley Field, Chicago, IL Tue Aug 24 1954, 3:33 AM CDT Att. 8,725 - Unknown livebaseballscorecards.com	
Don Mueller, L OBP: 0.353, SLG: 0.442 (1, 9) X	0-0 2B 1B		0-0 1-3 ②		0-0 4-3 3B ②		0-0 F8 ②		0-0 FC6-4 ③ 1-2f	5 2 2 0 0 0 1		
Alvin Dark, R OBP: 0.328, SLG: 0.455 (1, 6) X	0-0 F7 ②		0-0 3B 1B		0-0 4-3 ②		0-0 5-3 ③			4 1 1 1 0 0 1		
Willie Mays, R OBP: 0.397, SLG: 0.676 (1, 8) X	0-0 1-H 2B		0-0 1-H 3B		0-0 3-H 2B 3B		0-0 F9 ①			4 1 3 2 0 0 0		
Bobby Hofman, R OBP: 0.297, SLG: 0.494 (1, 3) X	0-0 5-3 ③		0-0 F5 ③		0-0 3-H 2B ③		0-0 F7 ②			4 0 1 1 0 0 2		
Monte Irvin, R OBP: 0.372, SLG: 0.444 (1, 7) X		0-0 2B		0-0 5-3 ①	0-0 5-3 ③		0-0 F3 ③			4 0 1 0 0 0 1		
Ray Katt, R OBP: 0.318, SLG: 0.463 (1, 2) X		0-3 K ①		0-0 5-3 ②		0-0 3-1 ①		0-0 SH1-4 1B 1B		4 1 1 0 0 1 1		
Billy Gardner, R OBP: 0.270, SLG: 0.310 (1, 5) X		0-3 K ②		0-0 E6		0-0 F2 ②		0-0 F1 ①		4 0 0 0 0 1 2		
Ruben Gomez, R OBP: 0.203, SLG: 0.254 (1, 1) X		0-0 6-3 ③		0-0 F7 ③		0-0 F9 ③		0-0 SH1-4 ② 1-2		3 0 0 0 0 0 2		
Inning Stats	R: 1 H: 2 E: 0 LOB: 1 K: 0 BB: 0 S: 5 P: 5	R: 0 H: 1 E: 0 LOB: 1 K: 2 BB: 0 S: 8 P: 8	R: 1 H: 2 E: 0 LOB: 1 K: 0 BB: 0 S: 5 P: 5	R: 0 H: 0 E: 1 LOB: 1 K: 0 BB: 0 S: 4 P: 4	R: 2 H: 3 E: 0 LOB: 1 K: 0 BB: 0 S: 6 P: 6	R: 0 H: 0 E: 0 LOB: 0 K: 0 BB: 0 S: 3 P: 3	R: 0 H: 1 E: 0 LOB: 0 K: 0 BB: 0 S: 3 P: 3	R: 0 H: 0 E: 0 LOB: 0 K: 0 BB: 0 S: 3 P: 3	R: 1 H: 2 E: 0 LOB: 1 K: 0 BB: 0 S: 5 P: 5	1B: 5 SF: 0 2B: 3 SAC: 1 3B: 3 DP: 0 HR: 0 HBP: 0	WP: 0 PA: 38 PB: 0 SB: 0 CS: 0	
PITCHER Paul Minner, L (1, 1) ERA: 3.77	IP WLS BF H R ER SO BB IBB HBP BLK WP HR S P ERA WHIP	9.0 L 38 11 5 5 2 0 0 0 0 0 0 0 42 42 5.00 1.222										

New York Giants @ Chicago Cubs
Wrigley Field, Chicago, IL
Tue Aug 24 1954, 3:33 AM CDT
Att. 8,725 - Unknown

AB	37
R	5
H	11
RBI	5
BB	0
SO	2
LOB	10



Batter	1	2	3	4	5	6	7	8	9
Bob Talbot, R OBP: 0.292, SLG: 0.326 (1, 8)	0-0 G6-4-3 1B		0-0 G6-4-3 1B		0-0 2B		0-0 4-3		
Gene Baker, R OBP: 0.338, SLG: 0.451 (1, 4)	0-0 F9		4-0 G6-4-3 BB		0-0 F7			0-0 E 1B 1B	
Randy Jackson, R OBP: 0.354, SLG: 0.503 (1, 5)	0-0 G6-4-3 1-2f		0-0 G6-4-3 1-2f 2-3 3-H			0-0 1-3		0-0 E1 E 1B	
Hank Sauer, R OBP: 0.387, SLG: 0.580 (1, 9)		0-0 1-3	0-0 F4		0-0 F5		0-0 F6		
14 Ernie Banks, R OBP: 0.345, SLG: 0.457 (1, 6)		0-0 4-3 2B		0-0 F7		0-0 S 1B		0-0 F9	
Ralph Kiner, R OBP: 0.385, SLG: 0.507 (1, 7)		0-0 4-3 2-3		4-0 G5-4-3 BB		0-3 K 1-2		0-0 E4 2-H 3-H 1B	
Steve Bilko, R OBP: 0.292, SLG: 0.345 (1, 3)		0-3 K		0-0 G5-4-3 1-2f			4-0 FC1-6 BB	0-0 F9	
Dee Fondy, L OBP: 0.313, SLG: 0.390 (8, PH) (9, 3)									
Walker Cooper, R OBP: 0.384, SLG: 0.500 (1, 2)			4-0 1B BB BB		0-0 F8		0-0 FC1-6 SH1-3 1-2f		
Howie Pollet, L OBP: 0.270, SLG: 0.278 (1, 1)			0-0 BB 1B 1-2 G6-4-3 1B		0-0 F4		0-0 SH1-3 1-2		
Warren Hacker, R OBP: 0.235, SLG: 0.260 (8, 1)									

Inning Stats	R: 0 E: 0 K: 0 S: 3	H: 1 LOB: 0 BB: 0 P: 3	R: 0 E: 0 K: 1 S: 6	H: 1 LOB: 1 BB: 0 P: 6	R: 2 E: 0 K: 0 S: 4	H: 2 LOB: 1 BB: 2 P: 12	R: 0 E: 0 K: 0 S: 2	H: 0 LOB: 0 BB: 1 P: 6	R: 0 E: 0 K: 0 S: 4	H: 1 LOB: 1 BB: 0 P: 4	R: 0 E: 0 K: 1 S: 6	H: 1 LOB: 1 BB: 0 P: 6	R: 0 E: 0 K: 0 S: 3	H: 0 LOB: 1 BB: 1 P: 7	R: 2 E: 2 K: 0 S: 6	H: 3 LOB: 1 BB: 0 P: 6
1B: 7 2B: 2 3B: 0 HR: 0	SF: 0 SAC: 1 DP: 3 HBP: 0	WP: 0 PA: 34														


PITCHER	IP	WLS	BF	H	R	ER	SO	BB	IBB	HBP	BLK	WP	HR	S	P	ERA	WHIP
Don Liddle, L ERA: 2.72 (1, 1)	2.0		11	4	2	2	1	2	0	0	0	0	0	11	19	9.00	3.000
Hoyt Wilhelm, R ERA: 2.67 (3, 1)	4.0		13	2	0	0	1	1	0	0	0	0	0	14	18	0.00	0.750
Mary Grissom, R ERA: 2.52 (7, 1)	2.0	L	10	3	2	1	0	1	0	0	0	0	0	9	13	4.50	2.000

BOTTOM

New York Giants @ Chicago Cubs
Wrigley Field, Chicago, IL
Thu Aug 26 1954, 3:33 AM CDT
Unknown

livebaseballscorecards.com

AB	29
R	4
H	9
RBI	2
BB	4
SO	2
LOB	17



Batter	1	2	3	4	5	6	7	8	9	AB R H RBI BB SO LOB	TOP											
Whitey Lockman, L (1, 3) OBP: 0.319, SLG: 0.386	0-0 SH3-4 WP 1B		0-0 4-3		0-3 K			0-0 4-3		4 1 1 0 0 1 2												
Alvin Dark, R (1, 6) OBP: 0.324, SLG: 0.449	0-0 SH3-4 1-3		0-0 4-3		0-0 5-3			0-0 6-3		3 0 0 0 0 0 2												
Don Mueller, L (1, 9) OBP: 0.356, SLG: 0.444	0-0 5-3			0-0 BB 1B		0-0 G3		0-0 2B 1B		4 1 2 0 0 0 1												
Dusty Rhodes, L (1, 7) OBP: 0.432, SLG: 0.786	0-0 1B			4-0 BB F9-4-6 BB		0-0 4-3		0-0 1-H 2B		3 0 2 2 1 0 0 0 0 0 0 0 0 0												
Monte Irvin, R (8, 7) OBP: 0.371, SLG: 0.442	0-0 3-H 1B			0-3 K		0-0 F6		0-3 K		4 0 1 0 0 2 3												
Willie Mays, R (1, 8) OBP: 0.400, SLG: 0.684		0-0 CS 1B		0-0 F8 1-2		0-0 F9-4-6 1-2		0-0 4-3		4 0 0 0 0 0 3												
Hank Thompson, L (1, 5) OBP: 0.372, SLG: 0.455				0-0 F9-4-6 1-2				0-0 3-1		4 0 0 0 0 0 3												
Davey Williams, R (1, 4) OBP: 0.288, SLG: 0.327		4-0 BB			0-0 FC1-5 2B		0-0 6-3		0-0 6-3	3 0 1 0 1 0 0												
Wes Westrum, R (1, 2) OBP: 0.324, SLG: 0.332		0-0 F7			1-0 FC1-5 HBP		4-0 BB		0-0 F6	2 0 0 0 1 0 1												
Johnny Antonelli, L (1, 1) OBP: 0.176, SLG: 0.220			0-0 G3		0-0 FC1-5 1-2 2-3f		0-3 K			3 0 0 0 0 1 3												
Inning Stats	R: 1 E: 0 K: 0 S: 4	H: 2 LOB: 1 BB: 0 P: 4	R: 0 E: 0 K: 0 S: 3	H: 1 LOB: 1 BB: 1 P: 7	R: 0 E: 0 K: 0 S: 3	H: 0 LOB: 0 BB: 0 P: 3	R: 0 E: 0 K: 1 S: 5	H: 1 LOB: 1 BB: 1 P: 9	R: 0 E: 0 K: 1 S: 6	H: 1 LOB: 2 BB: 0 P: 7	R: 0 E: 0 K: 0 S: 3	H: 0 LOB: 0 BB: 0 P: 3	R: 0 E: 0 K: 1 S: 5	H: 0 LOB: 1 BB: 1 P: 9	R: 1 E: 0 K: 1 S: 7	H: 2 LOB: 1 BB: 0 P: 7	R: 0 E: 0 K: 0 S: 3	H: 0 LOB: 0 BB: 0 P: 3	1B: 5 2B: 3 3B: 0 HR: 0	SF: 0 SAC: 1 DP: 1 HBP: 1	WP: 1 PB: 0 SB: 0 CS: 1	PA: 35
PITCHER Bob Rush, R (1, 1) ERA: 4.12	IP: 9.0 WLS: L BF: 35 H: 7 R: 2 ER: 2 SO: 4 BB: 3 IBB: 0 HBP: 1 BLK: 0 WP: 1 HR: 0 S: 39 P: 52 ERA: 2.00 WHIP: 1.111											PITCHER	IP: 9.0 WLS: L BF: 35 H: 7 R: 2 ER: 2 SO: 4 BB: 3 IBB: 0 HBP: 1 BLK: 0 WP: 1 HR: 0 S: 39 P: 52 ERA: 2.00 WHIP: 1.111									

New York Giants @ Chicago Cubs
Wrigley Field, Chicago, IL
 Thu Aug 26 1954, 3:38 AM CDT
 Att. 9,392 - Unknown

livebaseballscorecards.com

AB	30
R	2
H	7
RBI	2
BB	3
SO	4
LOB	15



Batter	1	2	3	4	5	6	7	8	9	10	11	12	AB	R	H	RBI	BB	SO	LOB	BOTTOM							
Bob Talbot, R (1, 8) OBP: 0.288, SLG: 0.322 Hal Rice, L (8, PH) OBP: 0.282, SLG: 0.237 Jim Davis, S (9, 1) OBP: 0.267, SLG: 0.043 Walker Cooper, R (12, PH) OBP: 0.382, SLG: 0.497 Warren Hacker, R (12, PR) OBP: 0.235, SLG: 0.260	0-0 4-3		0-0 F4			0-3 K		4-0 FC3-6 BB		0-3 K		0-0 E6 1B	3	0	0	0	0	1	0								
Gene Baker, R (1, 4) OBP: 0.335, SLG: 0.448	0-0 4-3		0-0 1-3			0-0 4-3		0-0 FC3-6 1-2f			0-0 FC1-5 2B	0-0 1B	6	0	2	1	0	0	1								
Randy Jackson, R (1, 5) OBP: 0.354, SLG: 0.497	0-3 K			0-0 F4			4-0 14 PB SH3-4 1B BB	0-3 K			0-0 FC1-5 14 1B 2-3		4	1	0	0	1	2	2								
Hank Sauer, R (1, 9) OBP: 0.385, SLG: 0.573		0-0 4-3		0-3 K			0-0 SH3-4 1-2		0-0 F7		0-0 F4		4	0	0	0	0	1	1								
14 Ernie Banks, R (1, 6) OBP: 0.347, SLG: 0.463		0-0 5-3 E 1B		0-0 5-3			0-3 K 2-3		0-0 HR		0-0 1B		5	2	3	1	0	1	1								
Ralph Kiner, R (1, 7) OBP: 0.384, SLG: 0.509		0-0 5-3 1-2		0-3 K			4-0 1B IBB		0-0 F8		0-0 6-3		4	0	0	0	1	1	3								
Dee Fondy, L (1, 3) OBP: 0.314, SLG: 0.390		0-0 E3 2-H 1B		0-0 F5			0-0 FC6 1B		0-0 4-3			0-0 G3	5	0	2	1	0	0	0								
Joe Garagiola, L (1, 2) OBP: 0.371, SLG: 0.333		0-0 6-3		0-3 K			0-0 FC6 1-2f			0-0 F7		0-0 F5	5	0	0	0	0	1	3								
Johnny Klippstein, R (1, 1) OBP: 0.128, SLG: 0.158 Bill Tremel, R (8, 1) OBP: 0.333, SLG: 0.250 Vern Morgan, L (8, PH) OBP: 0.286, SLG: 0.292 Hal Jeffcoat, R (9, 8) OBP: 0.346, SLG: 0.652		0-0 F4		0-0 6-3			0-0 K		0-3 K		0-0 K	0-0 E 1B 1B	2	0	0	0	0	0	0								
Inning Stats	R: 0 E: 0 K: 1 S: 5	H: 0 LOB: 0 BB: 0 P: 5	R: 1 E: 1 K: 0 S: 5	H: 2 LOB: 1 BB: 0 P: 5	R: 0 E: 0 K: 0 S: 3	H: 0 LOB: 0 BB: 0 P: 3	R: 0 E: 0 K: 1 S: 5	H: 0 LOB: 0 BB: 0 P: 5	R: 0 E: 0 K: 2 S: 7	H: 0 LOB: 0 BB: 0 P: 7	R: 1 E: 0 K: 1 S: 6	H: 1 LOB: 2 BB: 2 P: 14	R: 0 E: 0 K: 2 S: 7	H: 0 LOB: 1 BB: 1 P: 11	R: 1 E: 0 K: 0 S: 4	H: 1 LOB: 0 BB: 0 P: 4	R: 0 E: 0 K: 2 S: 7	H: 0 LOB: 0 BB: 0 P: 7	R: 0 E: 0 K: 0 S: 5	H: 2 LOB: 2 BB: 0 P: 5	R: 1 E: 1 K: 0 S: 5	H: 2 LOB: 2 BB: 0 P: 5	1B: 6 2B: 1 3B: 0 HR: 1	SF: 0 SAC: 1 DP: 0 HBP: 0	WP: 0 PA: 47		
PITCHER Murry Dickson, R (1, 1) ERA: 3.58	IP	WLS	BF	H	R	ER	SO	BB	IBB	HBP	BLK	WP	HR	S	P	ERA	WHIP										
	11.2	L	47	8	4	2	10	2	1	0	0	0	1	64	76	1.54	0.857										
	PITCHER IP WLS BF H R ER SO BB IBB HBP BLK WP HR S P ERA WHIP																										

Philadelphia Phillies @ Chicago Cubs
 Wrigley Field, Chicago, IL
 Fri Aug 27 1954, 3:33 AM CDT
 Att. 5,790 - Unknown

livebaseballscorecards.com

AB	43
R	4
H	8
RBI	3
BB	3
SO	10
LOB	12



Batter	1	2	3	4	5	6	7	8	9	AB R H RBI BB SO LOB	TOP											
Curt Roberts, R (1, 4) OBP: 0.298, SLG: 0.310	0-0 5-3	0-0 5-3		0-0 1-3			0-0 FC1-4 FC5-6		0-3 K	5 0 0 0 0 1 3	Pittsburgh Pirates @ Chicago Cubs Wrigley Field, Chicago, IL Sun Aug 29 1954, 3:33 AM CDT Unknown livebaseballscorecards.com											
Gair Allie, R (1, 5) OBP: 0.313, SLG: 0.287	0-0 1B 1B		4-0 SH1-3 1B BB		0-3 K	0-0 FC5-6	0-0 FC5-6	0-0 1-2 1B	4 1 2 0 1 1 1													
Preston Ward, L (1, 3) OBP: 0.342, SLG: 0.410	0-0 F9		0-0 SH1-3 1-2		0-3 K	0-3 K	0-3 K	0-0 G3	4 0 0 0 0 2 4													
Frank Thomas, R (1, 8) OBP: 0.376, SLG: 0.522	0-0 1-2 1B		4-0 1B SF9 BB		0-0 F9		4-0 G4-6-3 BB		2 1 1 0 2 0 0													
Sid Gordon, R (1, 9) OBP: 0.407, SLG: 0.420	0-0 F7		0-0 1-3 2-H 1B		0-0 HR		0-0 G4-6-3	0-0 G4-6-3	4 1 2 2 0 0 3													
Jack Shepard, R (1, 2) OBP: 0.365, SLG: 0.402		0-0 E SF8 2B	0-0 SF9 3-H		0-0 L4-3 1B		0-0 E4	0-0 E4	3 1 3 1 0 0 0													
Dick Cole, R (1, 6) OBP: 0.322, SLG: 0.342		0-0 E1 2-3	0-0 4-3		0-0 L4-3		0-0 1-3		4 0 0 0 0 0 4													
Dick Hall, R (1, 7) OBP: 0.323, SLG: 0.338 Jerry Lynch, L (9, PH) OBP: 0.299, SLG: 0.410		0-0 SF8 3-H		0-3 K		0-0 P4		0-0 1B 1B	2 0 0 1 0 1 0 1 0 1 0 0 0 0													
Dick Littlefield, L (1, 1) OBP: 0.214, SLG: 0.275 Vern Law, R (8, 1) OBP: 0.326, SLG: 0.429 Toby Atwell, L (9, PH) OBP: 0.394, SLG: 0.377		0-0 F6		0-0 1-3		0-0 FC1-4 1B		0-3 K	3 0 1 0 0 0 1 0 0 0 0 0 0 0 1 0 0 0 0 1 1													
Inning Stats	R: 0 E: 0 K: 0 S: 5	H: 2 LOB: 2 BB: 0 P: 5	R: 1 E: 1 K: 0 S: 5	H: 1 LOB: 1 BB: 0 P: 5	R: 2 E: 0 K: 0 S: 4	H: 1 LOB: 1 BB: 2 P: 12	R: 0 E: 0 K: 1 S: 5	H: 0 LOB: 0 BB: 0 P: 5	R: 0 E: 0 K: 2 S: 7	H: 0 LOB: 0 BB: 0 P: 7		R: 1 E: 0 K: 0 S: 4	H: 2 LOB: 0 BB: 0 P: 4	R: 0 E: 0 K: 1 S: 6	H: 1 LOB: 1 BB: 0 P: 6	R: 0 E: 1 K: 0 S: 3	H: 1 LOB: 1 BB: 1 P: 7	R: 0 E: 0 K: 2 S: 9	H: 2 LOB: 2 BB: 0 P: 9	1B: 8 2B: 2 3B: 0 HR: 1	SF: 2 SAC: 1 DP: 2 HBP: 0	WP: 0 PB: 0 SB: 0 CS: 0
PITCHER	IP WLS BF H R ER SO BB IBB HBP BLK WP HR S P ERA WHIP																					
Paul Minner, L (1, 1) ERA: 3.82 Hal Jeffcoat, R (8, 1) ERA: 5.56	7.0 30 7 4 4 4 2 0 0 0 0 1 36 44 5.14 1.286																					



Batter	1	2	3	4	5	6	7	8	9	AB R H RBI BB SO LOB	TOP
Curt Roberts, R (1, 4) OBP: 0.299, SLG: 0.311	4-0 SH5-4 BB SF7 BB		0-0 6-3		0-0 1B			0-0 5-3		3 1 1 0 1 0 0	
Gair Allie, R (1, 5) OBP: 0.312, SLG: 0.285	4-0 SH5-4 BB 1-2		0-3 K		0-0 F8			0-0 6-3		3 0 0 0 1 1 1	
Preston Ward, L (1, 3) OBP: 0.342, SLG: 0.409	0-0 SH5-4 1-2 2-3		0-0 F9		0-0 G6-4-3 1B			0-3 K		3 0 1 0 0 1 0	
Frank Thomas, R (1, 8) OBP: 0.375, SLG: 0.519	4-0 FC5-4 BB			0-0 3-1		0-0 G6-4-3 1-2f		0-0 5-3		3 0 0 0 1 0 1	
Sid Gordon, R (1, 9) OBP: 0.408, SLG: 0.421	0-0 SF7 3-H			0-0 K 1B		4-0 BB		0-0 F7		2 0 1 1 1 0 0	
Jack Shepard, R (1, 2) OBP: 0.359, SLG: 0.394	0-0 FC5-4 1-2f		0-3 K L4-3 1-2		0-3 K		0-3 K	0-0 6-3		4 0 0 0 0 2 4	
Dick Cole, R (1, 6) OBP: 0.322, SLG: 0.342		0-0 F7		0-0 L4-3 1-1		0-0 G6-4-3 1B				3 0 1 0 0 0 2	
Dick Hall, R (1, 7) OBP: 0.320, SLG: 0.335		0-3 K			0-0 F8		0-0 G6-4-3 1-2f			3 0 0 0 0 1 1	
Johnny Hetki, R (1, 1) OBP: 0.143, SLG: 0.143		0-0 F8			0-0 6-3		0-0 F6			2 0 0 0 0 0 0	
Eddie Pellagrini, R (7, PH) OBP: 0.291, SLG: 0.272										1 0 0 0 0 0 0	
Bob Friend, R (7, 1) OBP: 0.333, SLG: 0.325										0 0 0 0 0 0 0	
Inning Stats	R: 1 H: 0 E: 0 LOB: 2 K: 0 BB: 3 S: 3 P: 15	R: 0 H: 0 E: 0 LOB: 0 K: 1 BB: 0 S: 5 P: 5	R: 0 H: 0 E: 0 LOB: 0 K: 1 BB: 0 S: 5 P: 5	R: 0 H: 1 E: 1 LOB: 1 K: 1 BB: 0 S: 6 P: 6	R: 0 H: 1 E: 0 LOB: 1 K: 0 BB: 0 S: 4 P: 4	R: 0 H: 1 E: 0 LOB: 1 K: 1 BB: 1 S: 5 P: 9	R: 0 H: 1 E: 0 LOB: 0 K: 0 BB: 0 S: 3 P: 3	R: 0 H: 0 E: 0 LOB: 0 K: 1 BB: 0 S: 5 P: 5	R: 0 H: 0 E: 0 LOB: 0 K: 0 BB: 0 S: 3 P: 3	1B: 4 SF: 1 2B: 1 SAC: 1 3B: 0 DP: 3 HR: 0 HBP: 0	WP: 0 PA: 33 PB: 0 SB: 0 CS: 0
PITCHER Jim Davis, L (1, 1) ERA: 3.51	IP WLS BF H R ER SO BB IBB HBP BLK WP HR S P ERA WHIP	9.0 W 33 4 1 1 5 4 0 0 0 0 0 0 39 55 1.00 0.889									
PITCHER	IP WLS BF H R ER SO BB IBB HBP BLK WP HR S P ERA WHIP										

Pittsburgh Pirates @ Chicago Cubs
Wrigley Field, Chicago, IL
 Sun Aug 29 1954, 3:38 AM CDT
 Att: 15,318 - Unknown

AB	27
R	1
H	4
RBI	1
BB	4
SO	5
LOB	9



livebaseballscorecards.com

Batter	1	2	3	4	5	6	7	8	9	AB	R	H	RBI	BB	SO	LOB
Bob Talbot, R OBP: 0.287, SLG: 0.319 (1, 8) X	0-0 WP 1B		0-3 K ①		0-0 6-3 ③		0-0 F9 ②			4	0	1	0	0	1	2
Gene Baker, R OBP: 0.331, SLG: 0.442 (1, 4) X	0-0 1-3 ① 1-2		0-0 F7 ②			0-0 1B 1B	0-0 FC6-4 ③ 1-2f			4	1	1	0	0	0	2
Randy Jackson, R OBP: 0.351, SLG: 0.495 (1, 5) X	0-0 F4 ②		0-0 F7 ③			0-0 1B SF7 1B		0-0 F7 ①		4	1	1	0	0	0	1
Hank Sauer, R OBP: 0.382, SLG: 0.565 (1, 9) X	0-0 F4 ③			0-0 F8 ①		0-0 1B 1-3 1B		0-0 6-3 ②		4	0	1	1	0	0	1
14 Ernie Banks, R OBP: 0.344, SLG: 0.462 (1, 6) X		0-0 F6 ①		0-0 F8 ②		0-0 P3 ①		0-0 6-3 ③		4	0	0	0	0	0	2
Ralph Kiner, R OBP: 0.382, SLG: 0.502 (1, 7) X		0-0 5-3 ②		0-0 6-3 ③		0-0 SF7 ②				2	0	0	1	0	0	0
Dee Fondy, L OBP: 0.321, SLG: 0.397 (1, 3) X		0-0 HR 1B			0-0 S 1B	0-0 1-3 1B				3	1	3	0	0	0	0
Joe Garagiola, L OBP: 0.376, SLG: 0.358 (1, 2) X		0-0 HR 1-H		0-0 F8 ①			0-0 FC6-4 1B			3	1	2	2	0	0	1
Jim Davis, S OBP: 0.242, SLG: 0.038 (1, 1) S		0-3 K ③		0-3 K ②			0-3 K ①			3	0	0	0	0	3	2
Inning Stats	R: 0 H: 1 E: 0 LOB: 1 K: 0 BB: 0 S: 4 P: 4	R: 2 H: 2 E: 0 LOB: 0 K: 1 BB: 0 S: 7 P: 7	R: 0 H: 0 E: 0 LOB: 0 K: 1 BB: 0 S: 5 P: 5	R: 0 H: 0 E: 0 LOB: 0 K: 0 BB: 0 S: 3 P: 3	R: 0 H: 1 E: 0 LOB: 1 K: 1 BB: 0 S: 6 P: 6	R: 2 H: 4 E: 0 LOB: 2 K: 0 BB: 0 S: 6 P: 6	R: 0 H: 1 E: 0 LOB: 1 K: 1 BB: 0 S: 6 P: 6	R: 0 H: 0 E: 0 LOB: 0 K: 0 BB: 0 S: 3 P: 3		1B: 8 SF: 1 2B: 0 SAC: 0 3B: 0 DP: 0 HR: 1 HBP: 0	WP: 1 PA: 32 PB: 0 SB: 1 CS: 0					
PITCHER Johnny Hetki, R ERA: 5.45 (1, 1) Bob Friend, R ERA: 5.43 (7, 1)	IP WLS BF H R ER SO BB IBB HBP BLK WP HR S P ERA WHIP 6.0 L 25 8 4 4 3 0 0 0 0 1 1 31 31 6.00 1.333 2.0 7 1 0 0 1 0 0 0 0 0 0 9 9 0.00 0.500															

BOTTOM

Pittsburgh Pirates @ Chicago Cubs
Wrigley Field, Chicago, IL
 Sun Aug 29 1954, 3:38 AM CDT
 Att. 15,318 - Unknown

livebaseballscorecards.com

AB	31
R	4
H	9
RBI	4
BB	0
SO	4
LOB	11



Batter	1	2	3	4	5	6	7	8	9	AB R H RBI BB SO LOB	TOP								
Curt Roberts, R (1, 4) OBP: 0.299, SLG: 0.311										0 0 0 0 0 0 0 0	Pittsburgh Pirates @ Chicago Cubs Wrigley Field, Chicago, IL Tue Aug 31 1954, 3:33 AM CDT Unknown livebaseballscorecards.com								
Gair Allie, R (1, 5) OBP: 0.312, SLG: 0.285										0 0 0 0 0 0 0 0									
Preston Ward, L (1, 3) OBP: 0.342, SLG: 0.409										0 0 0 0 0 0 0 0									
Frank Thomas, R (1, 8) OBP: 0.375, SLG: 0.519										0 0 0 0 0 0 0 0									
Sid Gordon, R (1, 9) OBP: 0.408, SLG: 0.421										0 0 0 0 0 0 0 0									
Jack Shepard, R (1, 2) OBP: 0.359, SLG: 0.394										0 0 0 0 0 0 0 0									
Dick Cole, R (1, 6) OBP: 0.322, SLG: 0.342										0 0 0 0 0 0 0 0									
Dick Hall, R (1, 7) OBP: 0.320, SLG: 0.335										0 0 0 0 0 0 0 0									
Laurin Pepper, R (1, 1) OBP: 0.286, SLG: 0.308										0 0 0 0 0 0 0 0	AB 0 R 0 H 0 RBI 0 BB 0 SO 0 LOB 0								
Inning Stats										1B: 0 SF: 0 2B: 0 SAC: 0 3B: 0 DP: 0 HR: 0 HBP: 0	WP: 0 PA: 0 PB: 0 SB: 0 CS: 0								
PITCHER (1, 1) Howie Pollet, L ERA: 3.32	IP	WLS	BF	H	R	ER	SO	BB	IBB	HBP	BLK	WP	HR	S	P	ERA	WHIP	PITCHER IP WLS BF H R ER SO BB IBB HBP BLK WP HR S P ERA WHIP	
	0.0	W	0	0	0	0	0	0	0	0	0	0	0	0	0	∞	∞		



Batter	1	2	3	4	5	6	7	8	9	AB R H RBI BB SO LOB	TOP
Jim Gilliam, S (1, 4) OBP: 0.352, SLG: 0.410	0-1 4-3		0-0 F9	2-2 F7			2-1 4-3		2-1 F9	5 0 1 0 0 0 1	
Pee Wee Reese, R (1, 6) OBP: 0.397, SLG: 0.451	1-2 BB HBP		0-2 2B SF7		0-0 SF8		2-3 K		1-0 F9	4 2 2 1 0 1 1	
Duke Snider, L (1, 8) OBP: 0.435, SLG: 0.660	4-0 1-2 BB		1-2 1-3 2B		0-1 G3			1-0 6-3		3 1 1 0 1 0 1	
Gil Hodges, R (1, 3) OBP: 0.382, SLG: 0.580	0-0 F7		2-2 SF7		0-0 SF8			2-2 1B 1B		2 0 1 2 0 0 2	
Sandy Amoros, L (1, 7) OBP: 0.330, SLG: 0.478	1-0 G3		2-1 1B 2B		1-2 L3			1-3 K		4 1 1 1 0 1 3	
Carl Furillo, R (1, 9) OBP: 0.360, SLG: 0.437		0-0 1-3	2-2 FC6-4 1B		3-1 4-3			0-0 FC4 1B		4 0 2 1 0 0 0	
Jackie Robinson, R (1, 5) OBP: 0.415, SLG: 0.522		0-0 F4	1-1 FC6-4		2-0 4-3			0-0 FC4		4 0 0 0 0 0 3	
Rube Walker, L (1, 2) OBP: 0.293, SLG: 0.348		1-0 4-3		0-1 6-3		0-1 F9		1-1 G3		4 0 0 0 0 0 0	
Johnny Podres, L (1, 1) OBP: 0.396, SLG: 0.458			1-1 F9 1B		0-0 3-1		2-2 G3		2-2 F8	2 1 1 0 0 0 0	
Clem Labine, R (6, 1) OBP: 0.161, SLG: 0.037										0 0 0 0 0 0 0	
Don Hoak, R (7, PH) OBP: 0.324, SLG: 0.406										1 0 0 0 0 0 0	
Bob Darnell, R (7, 1)										0 0 0 0 0 0 0	
Walt Moryn, L (9, PH) OBP: 0.352, SLG: 0.475										1 0 0 0 0 0 0	
Inning Stats	R: 0 H: 0 E: 0 LOB: 2 K: 0 BB: 1 S: 6 P: 12	R: 0 H: 0 E: 0 LOB: 0 K: 0 BB: 0 S: 3 P: 4	R: 4 H: 5 E: 0 LOB: 1 K: 0 BB: 0 S: 19 P: 28	R: 0 H: 0 E: 0 LOB: 0 K: 0 BB: 0 S: 6 P: 8	R: 1 H: 1 E: 0 LOB: 0 K: 0 BB: 0 S: 8 P: 9	R: 0 H: 0 E: 0 LOB: 0 K: 0 BB: 0 S: 5 P: 10	R: 0 H: 0 E: 0 LOB: 0 K: 1 BB: 0 S: 8 P: 14	R: 0 H: 2 E: 0 LOB: 2 K: 1 BB: 0 S: 12 P: 16	R: 0 H: 1 E: 0 LOB: 1 K: 0 BB: 0 S: 8 P: 14	1B: 5 SF: 2 2B: 3 SAC: 0 3B: 1 DP: 0 HR: 0 HBP: 1	WP: 0 PA: 38 PB: 0 SB: 0 CS: 0
PITCHER Warren Hacker, R (1, 1) ERA: 4.5	IP: 2.2 WLS: 14 H: 4 R: 4 ER: 4 SO: 0 BB: 1 IBB: 0 HBP: 1 BLK: 0 WP: 0 HR: 0 S: 23 P: 36 ERA: 13.50 WHIP: 1.875	IP: 6.1 WLS: 24 H: 5 R: 1 ER: 1 SO: 2 BB: 0 IBB: 0 HBP: 0 BLK: 0 WP: 0 HR: 0 S: 52 P: 79 ERA: 1.42 WHIP: 0.789									

Brooklyn Dodgers @ Chicago Cubs
 Wrigley Field, Chicago, IL
 Wed Sep 01 1954, 3:33 AM CDT
 Att: 14,786 - Unknown

livebaseballscorecards.com

AB	34
R	5
H	9
RBI	5
BB	1
SO	2
LOB	11



Batter	1	2	3	4	5	6	7	8	9	AB R H RBI BB SO LOB	TOP		
Jim Gilliam, S (1, 4) OBP: 0.354, SLG: 0.415 FC BB X	0-2 1B 3B		2-1 CS 1B	4-2 2B SF8 BB	3-1 4-3 ③			1-1 L8		4 2 2 0 1 0 1			
Pee Wee Reese, R (1, 6) OBP: 0.399, SLG: 0.459 Don Zimmer, R (9, 6) OBP: 0.242, SLG: 0.233 CC BB X	2-2 G4-6-3 1B		2-3 1-2	2-0 SF8 2B		2-3 1-2		1-1 PB 3B		5 1 3 3 0 2 1 0 0 0 0 0 0 0			
Duke Snider, L (1, 8) OBP: 0.437, SLG: 0.662 X	0-0 G4-6-3 1-2f		2-1 HR 2B	2-1 SF8 2B		4-1 G6-4-3 BB		0-1 FC6-4 1B		3 1 2 1 1 0 1			
Gil Hodges, R (1, 3) OBP: 0.384, SLG: 0.585 BB BB BB	4-0 BB		2-2 HR 2B	2-2 HR 2B		2-1 G6-4-3 1-2f		2-1 FC6-4 1B		3 1 1 2 2 0 2			
Sandy Amoros, L (1, 7) OBP: 0.327, SLG: 0.471 BB CC BB X	3-2 G3		0-0 SF9 1B	0-0 L9		1-2 3-1		1-2 F9		5 1 1 0 0 0 3			
Carl Furillo, R (1, 9) OBP: 0.362, SLG: 0.437 BB BB X		2-0 6-3		0-1 SF9 BB FC1 1B	4-1 6-3 1B BB		3-1 6-3		0-0 1B		4 2 2 0 1 0 0		
Jackie Robinson, R (1, 5) OBP: 0.417, SLG: 0.520 CC X		0-1 F9		4-1 BB FC1 2B BB	3-1 6-3		4-1 BB		1-0 G4-6-3 1B		3 1 1 0 2 0 1		
Rube Walker, L (1, 2) OBP: 0.290, SLG: 0.345 CC BB BB X		2-2 L8		0-0 SF9	3-1 4-3		2-0 4-3		0-0 G4-6-3 1-2f		4 0 1 2 0 0 3		
Russ Meyer, S (1, 1) OBP: 0.152, SLG: 0.049 CC BB X			1-1 L4	1-2 FC1 BB 2B	1-3 K			1-3 K		4 1 0 1 0 2 2			
Inning Stats	R: 1 H: 2 E: 0 LOB: 1 K: 0 BB: 1 S: 11 P: 20	R: 0 H: 0 E: 0 LOB: 0 K: 0 BB: 0 S: 6 P: 10	R: 0 H: 1 E: 0 LOB: 0 K: 1 BB: 0 S: 7 P: 12	R: 7 H: 5 E: 0 LOB: 2 K: 0 BB: 3 S: 23 P: 46	R: 1 H: 1 E: 0 LOB: 1 K: 1 BB: 1 S: 10 P: 24	R: 0 H: 0 E: 0 LOB: 0 K: 1 BB: 1 S: 6 P: 14	R: 0 H: 0 E: 0 LOB: 1 K: 0 BB: 1 S: 7 P: 17	R: 1 H: 2 E: 0 LOB: 1 K: 1 BB: 0 S: 11 P: 16	R: 0 H: 2 E: 0 LOB: 1 K: 0 BB: 0 S: 6 P: 8	1B: 8 SF: 2 2B: 2 SAC: 0 3B: 2 DP: 3 HR: 1 HBP: 0	WP: 0 PA: 44 PB: 1 SB: 0 CS: 1		
PITCHER	IP WLS BF H R ER SO BB IBB HBP BLK WP HR S P ERA WHIP											PITCHER	IP WLS BF H R ER SO BB IBB HBP BLK WP HR S P ERA WHIP
Dave Cole, R (1, 1) ERA: 5.25	3.0 L 14 6 4 4 1 1 0 0 0 0 0 1 31 56 12.00 2.333												
Johnny Klippstein, R (4, 1) ERA: 5.48	0.2 8 2 4 4 0 3 0 0 0 0 0 0 13 28 54.00 7.500												
Bob Zick, R (4, 1) ERA: 5.4	1.1 6 1 1 1 1 1 0 0 0 0 0 0 13 28 6.75 1.500												
Bill Tremel, R (6, 1) ERA: 4.34	2.0 7 0 0 0 1 2 0 0 0 0 0 0 13 31 0.00 1.000												
Warren Hacker, R (8, 1) ERA: 4.44	2.0 9 4 1 0 1 0 0 0 0 0 0 0 17 24 0.00 2.000												

Brooklyn Dodgers @ Chicago Cubs
 Wrigley Field, Chicago, IL
 Thu Sep 02 1954, 3:33 AM CDT
 Att. 12,367 - Unknown

AB	35
R	10
H	13
RBI	9
BB	7
SO	4
LOB	14



Batter	1	2	3	4	5	6	7	8	9	AB R H RBI BB SO LOB
Bob Talbot, R OBP: 0.289, SLG: 0.330 (1, 8)	0-1 F9		1-3 K		0-0 SH5-3		2-1 F8		0-0 F3	4 0 0 0 0 1 3
Gene Baker, R OBP: 0.329, SLG: 0.435 (1, 4)	0-0 E1 1B		1-1 F9		0-0 6-3		0-0 1-2 1B		1-1 1-3 1-2	5 0 2 0 0 0 3
Randy Jackson, R OBP: 0.347, SLG: 0.483 (1, 5)	3-3 K		2-2 1-3 1B		2-3 K		1-3 K			4 0 1 0 0 3 4
Hank Sauer, R OBP: 0.383, SLG: 0.570 (1, 9)	4-0 14 FC6-4 BB			2-3 K		0-0 1B		0-0 F9		3 0 1 0 1 1 0
14 Ernie Banks, R OBP: 0.341, SLG: 0.454 (1, 6)	0-0 FC6-4 1-2f			0-0 L5-3 1B		3-3 K		0-0 F5		4 0 1 0 0 1 3
Ralph Kiner, R OBP: 0.382, SLG: 0.501 (1, 7)		1-0 6-3		2-2 L5-3 1-2		1-2 F8		3-2 1B		4 0 1 0 0 0 2
Dee Fondy, L OBP: 0.325, SLG: 0.400 (1, 3)		2-2 F8			0-0 HR 1B	0-0 4-3		1-3 K		4 1 1 0 0 1 2
Joe Garagiola, L OBP: 0.384, SLG: 0.397 (1, 2)		3-1 G3			2-1 HR		0-0 1B 1B		3-2 1B	4 1 3 2 0 0 0
Dave Cole, R OBP: 0.281, SLG: 0.199 Johnny Klippstein, R OBP: 0.128, SLG: 0.158 Bob Zick, L OBP: 0.300, SLG: 0.306 Vern Morgan, L OBP: 0.250, SLG: 0.250 Bill Tremel, R OBP: 0.280, SLG: 0.235 Hal Rice, L OBP: 0.250, SLG: 0.275 Warren Hacker, R OBP: 0.250, SLG: 0.275 Frank Baumholtz, L OBP: 0.348, SLG: 0.429			4-2 1B BB		1-0 6-3 SH5-3 1B		0-3 K		3-2 F8	0 0 0 0 0 1 0 0 0 0 0 0 0 0 0 0 0 0 0 0 0 0 0 0 1 0 1 0 0 0 0 0 0 0 0 0 0 0 0 0 1 0 0 0 0 0 1 1 0 0 0 0 0 0 0 0 1 0 0 0 0 0 0 1

Inning Stats	R: 0 E: 1 K: 1 S: 7	H: 1 LOB: 2 BB: 1 P: 14	R: 0 E: 0 K: 0 S: 6	H: 0 LOB: 0 BB: 0 P: 12	R: 0 E: 0 K: 1 S: 10	H: 1 LOB: 2 BB: 1 P: 18	R: 0 E: 0 K: 1 S: 10	H: 1 LOB: 0 BB: 0 P: 14	R: 2 E: 0 K: 1 S: 9	H: 3 LOB: 1 BB: 0 P: 14	R: 0 E: 0 K: 1 S: 8	H: 1 LOB: 1 BB: 0 P: 12	R: 0 E: 0 K: 2 S: 11	H: 2 LOB: 2 BB: 0 P: 14	R: 0 E: 0 K: 1 S: 8	H: 1 LOB: 1 BB: 0 P: 12	R: 0 E: 0 K: 0 S: 9	H: 1 LOB: 1 BB: 0 P: 16	1B: 10 2B: 1 3B: 0 HR: 1	SF: 0 SAC: 1 DP: 1 HBP: 0	WP: 0 PB: 0 SB: 0 CS: 0	PA: 38
PITCHER Russ Meyer, R ERA: 3.93 (1, 1)	IP 9.0 WLS W BF 38 H 11 R 2 ER 2 SO 8 BB 2 IBB 0 HBP 0 BLK 0 WP 0 HR 1 S 78 P 126 ERA 2.00 WHIP 1.444																					

BOTTOM

Brooklyn Dodgers @ Chicago Cubs
Wrigley Field, Chicago, IL
Thu Sep 02 1954, 3:33 AM CDT
Att. 12,367 - Unknown

livebaseballscorecards.com

AB	35
R	2
H	11
RBI	2
BB	2
SO	8
LOB	19



Batter	1	2	3	4	5	6	7	8	9	AB R H RBI BB SO LOB	TOP							
Bob Talbot, R (1, 8) OBP: 0.289, SLG: 0.330											0 0 0 0 0 0 0 0	Chicago Cubs @ St. Louis Cardinals Sportsman's Park, St. Louis, MO Fri Sep 03 1954, 4:33 AM EDT Att. 7,684 - Unknown						
Gene Baker, R (1, 4) OBP: 0.329, SLG: 0.435											0 0 0 0 0 0 0 0							
Randy Jackson, R (1, 5) OBP: 0.347, SLG: 0.483											0 0 0 0 0 0 0 0							
Hank Sauer, R (1, 9) OBP: 0.383, SLG: 0.570											0 0 0 0 0 0 0 0							
14 Ernie Banks, R (1, 6) OBP: 0.341, SLG: 0.454											0 0 0 0 0 0 0 0							
Ralph Kiner, R (1, 7) OBP: 0.382, SLG: 0.501											0 0 0 0 0 0 0 0							
Dee Fondy, L (1, 3) OBP: 0.325, SLG: 0.400											0 0 0 0 0 0 0 0							
Joe Garagiola, L (1, 2) OBP: 0.384, SLG: 0.397											0 0 0 0 0 0 0 0							
Paul Minner, L (1, 1) OBP: 0.230, SLG: 0.308	0 0 0 0 0 0 0 0	AB 0 R 0 H 0 RBI 0 BB 0 SO 0 LOB 0																
Inning Stats											1B: 0 SF: 0 2B: 0 SAC: 0 3B: 0 DP: 0 HR: 0 HBP: 0	WP: 0 PA: 0 PB: 0 SB: 0 CS: 0						
PITCHER Gordon Jones, R (1, 1) ERA: 1.29	IP	WLS	BF	H	R	ER	SO	BB	IBB	HBP	BLK	WP	HR	S	P	ERA	WHIP	PITCHER IP WLS BF H R ER SO BB IBB HBP BLK WP HR S P ERA WHIP

livebaseballscorecards.com



Batter	1	2	3	4	5	6	7	8	9	AB R H RBI BB SO LOB	TOP																
Bob Talbot, R OBP: 0.290, SLG: 0.331 (1, 8) X	0-0 HR 2B	0-0 G5-4-3 1-2f		0-0 F4			0-0 1B 1B		1-0 2B HBP	4 1 2 0 0 0 3																	
Gene Baker, R OBP: 0.329, SLG: 0.437 (1, 4) S S S	0-3 K		0-0 6-3		0-0 6-3		0-0 1B G4-6-3		0-0 2B 1-3 2-H	5 0 2 2 0 1 1																	
Randy Jackson, R OBP: 0.350, SLG: 0.482 (1, 5) B B B	4-0 HR BB		0-0 FC6-4 WP 1B		0-0 F9		0-0 1B G4-6-3 1-2f		0-0 F8	4 2 1 0 1 0 4																	
Hank Sauer, R OBP: 0.384, SLG: 0.576 (1, 9) X	0-0 HR 1-H 2-H		4-0 FC6-4 1B BB		0-0 F7			0-0 5-3		3 1 1 3 1 0 0																	
14 Ernie Banks, R OBP: 0.336, SLG: 0.447 (1, 6) X	0-0 F8		0-0 FC6-4 WP 1-2f 2-3			0-0 1-3		0-0 F3		4 0 0 0 0 0 2																	
Ralph Kiner, R OBP: 0.379, SLG: 0.495 (1, 7) X	0-0 6-3		0-0 3-1 1-2 3-H			0-0 3-1		0-0 P5		4 0 0 0 0 0 1																	
Dee Fondy, L OBP: 0.328, SLG: 0.405 (1, 3) X		0-0 F3		0-0 FC4-5 2B		0-0 1-3			0-0 2B 2B	4 1 2 0 0 0 0																	
Joe Garagiola, L OBP: 0.391, SLG: 0.401 (1, 2) X		0-0 1B 1B		0-0 FC4-5 2-3			4-0 FC1-6 BB		0-0 F7	2 0 1 0 1 0 1 0 0 0 0 0 0 0 1 0 0 0 0 0 1																	
Bob Zick, L (7, PR)																											
Clyde McCullough, R OBP: 0.284, SLG: 0.429 (7, 2) X		0-0 1B 1B		0-3 K			0-0 FC1-6 1B 1-2f 1B		0-3 K	2 0 1 0 0 1 1 2 1 0 0 0 1 2 0 0 0 0 0 0 0																	
Bob Rush, R OBP: 0.338, SLG: 0.471 (1, 1) X																											
Jim Davis, S OBP: 0.229, SLG: 0.036 (6, 1)																											
Hal Jeffcoat, R OBP: 0.300, SLG: 0.556 (9, 1) X																											
Inning Stats	R: 3 E: 0 K: 1 S: 7	H: 2 LOB: 0 BB: 1 P: 11	R: 0 E: 0 K: 0 S: 4	H: 2 LOB: 1 BB: 0 P: 4	R: 1 E: 0 K: 0 S: 4	H: 1 LOB: 1 BB: 1 P: 8	R: 0 E: 0 K: 1 S: 6	H: 1 LOB: 1 BB: 0 P: 6	R: 0 E: 0 K: 0 S: 3	H: 0 LOB: 0 BB: 0 P: 3	R: 0 E: 0 K: 0 S: 3	H: 0 LOB: 0 BB: 0 P: 3	R: 1 E: 0 K: 0 S: 4	H: 2 LOB: 2 BB: 1 P: 8	R: 0 E: 0 K: 0 S: 3	H: 0 LOB: 0 BB: 0 P: 3	R: 1 E: 0 K: 1 S: 7	H: 2 LOB: 2 BB: 0 P: 8	1B: 5 2B: 4 3B: 0 HR: 1	SF: 0 SAC: 0 DP: 2 HBP: 1	WP: 1 PB: 0 SB: 0 CS: 0	PA: 39					
PITCHER	IP WLS BF H R ER SO BB IBB HBP BLK WP HR S P ERA WHIP																										
Vic Raschi, R ERA: 4.7 (1, 1)	2.1		13	5	4	4	1	2	0	0	0	0	1	13	21	15.43	3.000										
Gerry Staley, R ERA: 5.41 (3, 1)	3.2		12	1	0	0	1	0	0	0	0	1	0	14	14	0.00	0.273										
Joe Presko, R ERA: 6.53 (7, 1)	0.1	L	4	2	1	1	0	1	0	0	0	0	0	3	7	27.00	9.000										
Ben Wade, R ERA: 7.61 (7, 1)	2.2		10	2	1	1	1	0	0	1	0	0	0	11	12	3.38	0.750										

Chicago Cubs @ St. Louis Cardinals
 Sportsman's Park, St. Louis, MO
 Sat Sep 04 1954, 4:33 AM EDT
 Att: 10,025 - Unknown

livebaseballscorecards.com

AB	35
R	6
H	10
RBI	5
BB	3
SO	3
LOB	16



BOTTOM

Chicago Cubs @ St. Louis Cardinals
Sportsman's Park, St. Louis, MO
Sat Sep 04 1954, 4:33 AM EDT
Att. 10,025 - Unknown

livebaseballscorecards.com

AB	33
R	5
H	8
RBI	5
BB	3
SO	4
LOB	17



WP	2	PA	40
PB	2		
SB	0		
CS	0		

AB R H RBI BB SO LOB

3	0	1	2	1	0	1
5	0	1	1	0	0	2
4	0	0	0	1	0	2
4	1	0	0	0	1	4
4	0	1	0	0	0	2
4	1	2	0	0	2	1
3	0	0	1	0	1	3
1	2	1	0	1	0	0
1	0	1	1	0	0	0
0	0	0	0	0	0	0
0	0	0	0	0	0	0
0	0	0	0	0	0	0
0	0	0	0	0	0	0
1	0	1	0	0	0	0
0	1	0	0	0	0	0

Batter	1	2	3	4	5	6	7	8	9
Wally Moon, L OBP: 0.382, SLG: 0.450 (1, 8)	4-0 BB 4-3		0-0 SF7 3-H		0-0 1B 2-H		0-0 4-3		0-0 4-3 2-3
Solly Hemus, L OBP: 0.444, SLG: 0.434 (1, 4)	0-0 P3		0-0 F3		0-0 P4		0-0 P2		0-0 PB WP 1B 3-H
Stan Musial, L OBP: 0.432, SLG: 0.625 (1, 9)	0-0 4-3 1-2			0-0 F8	0-0 P2		0-0 3-1		4-0 BB 1-3
Ray Jablonski, R OBP: 0.353, SLG: 0.439 (1, 5)	0-3 K2-3			0-0 E4 1B		1-0 1B 4-3 SF7 HBP		0-0 F8	0-0 4-3
Joe Cunningham, L OBP: 0.378, SLG: 0.452 (1, 3)		0-0 1-3		0-0 P4		0-0 4-3		0-0 PB 1B	
Rip Repulski, R OBP: 0.324, SLG: 0.449 (1, 7)		0-3 K		0-0 1B 1-2		0-0 SF7 1B 2-3		0-3 K 1-2	
Bill Sarni, R OBP: 0.340, SLG: 0.458 (1, 2)		0-0 P6		0-0 P6		0-0 SF7 1-2 3-H		0-3 K	
Alex Grammas, R OBP: 0.304, SLG: 0.306 (1, 6)			0-0 SH3-1 SF7 2B		4-0 WP 1-3 1B	0-0 BB 2-H		0-0 4-3	
Joe Frazier, L OBP: 0.406, SLG: 0.537 (6, PH)									
Dick Schofield, S OBP: 0.143, SLG: 0.429 (6, PR)									
Peanuts Lowrey, R OBP: 0.242, SLG: 0.214 (9, PH)									
Vic Raschi, R OBP: 0.188, SLG: 0.148 (3, 1)			0-0 SH3-1		0-0 1-3	0-0 6-3		0-0 4-3 1B 2B	
Gerry Staley, R OBP: 0.231, SLG: 0.171 (6, PH)									
Red Schoendienst, S OBP: 0.367, SLG: 0.432 (7, 1)									
Joe Presko, R OBP: 0.250, SLG: 0.250 (7, 1)									
Ben Wade, R OBP: 0.289, SLG: 0.357 (9, PH)									
Del Rice, R OBP: 0.241, SLG: 0.304 (9, PR)									
Harvey Haddix, L OBP: 0.241, SLG: 0.304 (9, PR)									

Inning Stats	R: 0	H: 0	E: 0	K: 1	S: 5	LOB: 1	BB: 1	P: 9	R: 0	H: 0	E: 0	K: 1	S: 5	LOB: 0	BB: 0	P: 5	R: 1	H: 1	E: 0	K: 0	S: 4	LOB: 0	BB: 0	P: 4	R: 0	H: 1	E: 1	K: 0	S: 5	LOB: 2	BB: 0	P: 5	R: 1	H: 1	E: 0	K: 0	S: 4	LOB: 1	BB: 1	P: 8	R: 2	H: 2	E: 0	K: 0	S: 5	LOB: 1	BB: 0	P: 6	R: 0	H: 0	E: 0	K: 0	S: 3	LOB: 0	BB: 0	P: 3	R: 0	H: 1	E: 0	K: 2	S: 8	LOB: 1	BB: 0	P: 8	R: 1	H: 2	E: 0	K: 0	S: 5	LOB: 3	BB: 1	P: 9	1B: 6	SF: 2	2B: 2	SAC: 1	3B: 0	DP: 0	HR: 0	HBP: 1	WP: 2	PA: 40
--------------	------	------	------	------	------	--------	-------	------	------	------	------	------	------	--------	-------	------	------	------	------	------	------	--------	-------	------	------	------	------	------	------	--------	-------	------	------	------	------	------	------	--------	-------	------	------	------	------	------	------	--------	-------	------	------	------	------	------	------	--------	-------	------	------	------	------	------	------	--------	-------	------	------	------	------	------	------	--------	-------	------	-------	-------	-------	--------	-------	-------	-------	--------	-------	--------

PITCHER	IP	WLS	BF	H	R	ER	SO	BB	IBB	HBP	BLK	WP	HR	S	P	ERA	WHIP
Bob Rush, R ERA: 4.12 (1, 1)	5.2		26	5	4	4	2	2	0	1	0	1	0	27	36	6.35	1.235
Jim Davis, L ERA: 3.48 (6, 1)	3.0	W	13	3	1	1	2	1	0	0	0	1	0	16	20	3.00	1.333
Hal Jeffcoat, R ERA: 5.26 (9, 1)	0.1	S	1	0	0	0	0	0	0	0	0	0	0	1	1	0.00	0.000

Batter	1	2	3	4	5	6	7	8	9	AB R H RBI BB SO LOB	TOP	
Bob Talbot, R (1, 8) OBP: 0.291, SLG: 0.330 Frank Baumholtz, L (7, PH) OBP: 0.347, SLG: 0.427 Hal Jeffcoat, R (7, 8) OBP: 0.300, SLG: 0.556	4-0 		0-3 		0-0 		0-0 			2 0 0 0 1 1 2 1 0 0 0 0 0 1 0 0 0 0 0 0 0	Chicago Cubs @ St. Louis Cardinals Sportsman's Park, St. Louis, MO Sun Sep 05 1954, 4:33 AM EDT Att. 10,007 - Unknown - 104 F	
Gene Baker, R (1, 4) OBP: 0.330, SLG: 0.436	0-0 		4-0 			0-0 		0-3 		3 0 1 0 1 1 1		
Randy Jackson, R (1, 5) OBP: 0.347, SLG: 0.478	0-0 		0-0 			0-0 		0-0 		4 0 0 0 0 0 4		
Hank Sauer, R (1, 9) OBP: 0.383, SLG: 0.580		0-3 		0-0 		0-0 		0-3 		4 1 1 1 0 2 1		
14 Ernie Banks, R (1, 6) OBP: 0.334, SLG: 0.444		0-0 		0-0 		0-0 		0-0 		4 0 0 0 0 0 1		
Ralph Kiner, R (1, 7) OBP: 0.378, SLG: 0.499		0-0 		0-0 		0-0 		0-0 		4 1 1 1 0 0 0		
Dee Fondy, L (1, 3) OBP: 0.327, SLG: 0.404			0-0 		0-0 		0-0 		0-0 			4 0 1 0 0 0 0
Joe Garagiola, L (1, 2) OBP: 0.401, SLG: 0.409			0-0 		4-0 		0-0 					2 0 2 0 1 0 0
Howie Pollet, L (1, 1) OBP: 0.302, SLG: 0.333 Warren Hacker, R (3, 1) OBP: 0.245, SLG: 0.269 Hal Rice, L (7, PH) OBP: 0.278, SLG: 0.234 Bill Tremel, R (7, 1) OBP: 0.333, SLG: 0.250	0-0 		0-0 		0-0 	0-0 	0-3 			1 0 0 0 0 0 2 1 0 0 0 0 0 1 1 0 0 0 0 1 1 0 0 0 0 0 0 0		
Inning Stats	R: 0 H: 0 E: 0 LOB: 0 K: 0 BB: 1 S: 2 P: 6	R: 0 H: 0 E: 0 LOB: 0 K: 1 BB: 0 S: 5 P: 5	R: 0 H: 2 E: 0 LOB: 3 K: 1 BB: 1 S: 7 P: 11	R: 1 H: 1 E: 0 LOB: 0 K: 0 BB: 0 S: 4 P: 4	R: 0 H: 0 E: 0 LOB: 0 K: 0 BB: 1 S: 2 P: 6	R: 0 H: 1 E: 1 LOB: 1 K: 0 BB: 0 S: 4 P: 4	R: 1 H: 2 E: 0 LOB: 1 K: 1 BB: 0 S: 7 P: 7	R: 0 H: 0 E: 0 LOB: 0 K: 2 BB: 0 S: 7 P: 7	R: 0 H: 0 E: 0 LOB: 0 K: 0 BB: 0 S: 3 P: 3	1B: 4 SF: 0 2B: 0 SAC: 0 3B: 0 DP: 2 HR: 2 HBP: 0	WP: 0 PA: 34 PB: 0 SB: 0 CS: 0	
PITCHER Brooks Lawrence, R (1, 1) ERA: 3.8	IP WLS BF H R ER SO BB IBB HBP BLK WP HR S P ERA WHIP 9.0 W 34 6 2 2 5 3 0 0 0 0 0 2 41 53 2.00 1.000											

livebaseballscorecards.com

AB	31
R	2
H	6
RBI	2
BB	3
SO	5
LOB	14



Batter	1	2	3	4	5	6	7	8	9	AB	R	H	RBI	BB	SO	LOB
Wally Moon, L OBP: 0.380, SLG: 0.448 (1, 8)	0-3 K	0-0 3-1		0-0 F7		0-0 E4		0-0 1B		5	0	1	0	0	1	2
Solly Hemus, L OBP: 0.444, SLG: 0.439 (1, 4)	0-0 6-3		0-0 1-3	0-0 F8		0-0 2B		0-0 1B		5	1	2	0	0	0	0
Stan Musial, L OBP: 0.431, SLG: 0.622 (1, 9)	0-0 4-3		0-0 1B SF7 1B		0-0 3-1	4-0 IBB		0-0 P6		4	1	1	0	1	0	0
Ray Jablonski, R OBP: 0.353, SLG: 0.438 (1, 5)		4-0 E 1B 1B BB	0-0 BB 1B 1-3	0-0 BB 1B 1-3	0-0 5-3	0-0 P5		0-0 5-3		4	1	1	0	1	0	2
Rip Repulski, R OBP: 0.325, SLG: 0.450 (1, 7)		0-0 E6 1B 1B 5-3 1B	0-0 SF7	0-0 SF7	0-0 1B		0-0 5-3			3	1	2	1	0	0	0
Del Rice, R OBP: 0.295, SLG: 0.361 (1, 2)		0-0 1B 1-2 1B 1B	0-0 BB 1-2 1B	0-0 BB 1-2 1B	0-0 6-3		0-0 P2			4	0	2	0	0	0	1
Joe Cunningham, L OBP: 0.387, SLG: 0.457 (1, 3)		0-0 5-3 BB 1-1 2-3 3-H 1B	4-0 BB 1-2 2-3 BB	4-0 BB 1-2 2-3 BB		4-0 3B BB		4-0 BB 1B		2	1	2	1	2	0	0
Alex Grammas, R OBP: 0.309, SLG: 0.313 (1, 6)		4-0 5-3 BB 1-2 BB	0-0 F8	0-0 F8		0-0 E 3B		4-0 BB 1-2 BB		2	1	1	1	2	0	3
Brooks Lawrence, R OBP: 0.239, SLG: 0.186 (1, 1)		0-0 5-3		0-0 4-3		0-0 4-3		0-0 6-3		4	0	0	1	0	0	5

Inning Stats	R: 0	H: 0	E: 0	K: 1	S: 5	R: 2	H: 3	E: 1	K: 0	S: 5	R: 1	H: 3	E: 0	K: 0	S: 6	R: 0	H: 0	E: 0	K: 0	S: 3	R: 0	H: 1	E: 0	K: 0	S: 4	R: 2	H: 2	E: 1	K: 0	S: 5	R: 0	H: 1	E: 0	K: 0	S: 4	R: 1	H: 2	E: 0	K: 0	S: 4
	LOB: 0	BB: 0	P: 5	ER: 3	LOB: 2	BB: 2	P: 13	LOB: 0	BB: 1	P: 10	LOB: 0	BB: 0	P: 3	LOB: 2	BB: 2	P: 13	LOB: 2	BB: 1	P: 8	LOB: 0	BB: 0	P: 4	LOB: 2	BB: 1	P: 8	LOB: 0	BB: 0	P: 4	LOB: 0	BB: 0	P: 4	LOB: 0	BB: 0	P: 4	LOB: 0	BB: 0	P: 4	LOB: 0	BB: 0	P: 4

PITCHER	IP	WLS	BF	H	R	ER	SO	BB	IBB	HBP	BLK	WP	HR	S	P	ERA	WHIP
Howie Pollet, L ERA: 3.38 (1, 1)	2.2	L	16	6	3	3	1	3	0	0	0	0	0	15	27	10.12	3.375
Warren Hacker, R ERA: 4.46 (3, 1)	3.1		15	3	2	2	0	1	1	0	0	0	0	13	21	5.40	1.200
Bill Tremel, R ERA: 4.31 (7, 1)	2.0		9	3	1	1	0	1	0	0	0	1	0	8	12	4.50	2.000

BOTTOM


Chicago Cubs @ St. Louis Cardinals
Sportsman's Park, St. Louis, MO

Sun Sep 05 1954, 4:33 AM EDT
Att. 10,007 - Unknown - 104 F

AB	33
R	6
H	12
RBI	4
BB	6
SO	1
LOB	13

livebaseballscorecards.com

1B: 10	SF: 1	WP: 1	PA: 40
2B: 1	SAC: 0	PB: 0	
3B: 1	DP: 0	SB: 0	
HR: 0	HBP: 0	CS: 1	



Batter	1	2	3	4	5	6	7	8	9	AB R H RBI BB SO LOB	TOP											
Bob Talbot, R (1, 8) OBP: 0.293, SLG: 0.331	0-0 F7			0-0 FC6-4 1B		0-0 FC3-6		0-0 1B		4 0 2 1 0 0 1	Chicago Cubs @ Milwaukee Braves Milwaukee County Stadium, Milwaukee, WI Mon Sep 06 1954, 4:33 AM EDT Unknown livebaseballscorecards.com											
Gene Baker, R (1, 4) OBP: 0.329, SLG: 0.435	0-0 F8			0-0 FC6-4 1-2f		0-0 F8		0-0 1B		4 0 1 1 0 0 2												
Dee Fondy, L (1, 3) Steve Bilko, R (7, 3) OBP: 0.325, SLG: 0.402 OBP: 0.271, SLG: 0.309	0-0 G3			0-3 K		0-3 K		0-3 K		3 0 0 0 0 2 1 1 0 0 0 0 1 2												
Hank Sauer, R (1, 7) Al Lary, R (9, PR) OBP: 0.382, SLG: 0.577		0-3 K		0-0 F9		0-0 F5		0-0 FC5-4 14 1B		4 0 1 0 0 1 1 0 0 0 0 0 0 0												
14 Ernie Banks, R (1, 6) OBP: 0.333, SLG: 0.442		0-0 5-3			0-0 F8		0-0 F6		0-0 FC5-4 1B	4 0 1 0 0 0 0												
Randy Jackson, R (1, 5) OBP: 0.345, SLG: 0.473		0-0 F7			0-0 F8			0-0 F8	0-0 FC5-4 1-2 2-3	4 0 0 0 0 0 2												
Hal Rice, L (1, 9) OBP: 0.272, SLG: 0.227			0-0 G3		0-3 K2-3			0-0 F4	0-0 F2	4 0 0 0 0 1 1												
Joe Garagiola, L (1, 2) OBP: 0.400, SLG: 0.408			0-0 F9			0-0 4-3		0-0 1B BLK 1B		3 1 1 0 0 0 0												
Johnny Klippstein, R (1, 1) Bob Zick, L (6, 1) OBP: 0.146, SLG: 0.175 OBP: 0.250, SLG: 0.250			0-0 G3			0-0 FC3-6 1B		0-0 1B 1B		2 0 1 0 0 0 0 1 1 1 0 0 0 0												
Inning Stats	R: 0 E: 0 K: 0 S: 3	H: 0 LOB: 0 BB: 0 P: 3	R: 0 E: 0 K: 1 S: 5	H: 0 LOB: 0 BB: 0 P: 5	R: 0 E: 0 K: 0 S: 3	H: 0 LOB: 0 BB: 0 P: 3	R: 0 E: 0 K: 1 S: 6	H: 1 LOB: 1 BB: 0 P: 6	R: 0 E: 0 K: 1 S: 5	H: 0 LOB: 0 BB: 0 P: 5	R: 0 E: 0 K: 0 S: 4	H: 1 LOB: 1 BB: 0 P: 4	R: 0 E: 0 K: 1 S: 5	H: 0 LOB: 0 BB: 0 P: 5	R: 2 E: 0 K: 1 S: 9	H: 4 LOB: 2 BB: 0 P: 9	R: 0 E: 0 K: 0 S: 4	H: 2 LOB: 1 BB: 0 P: 4	1B: 8 2B: 1 3B: 0 HR: 0	SF: 0 SAC: 0 DP: 1 HBP: 0	WP: 0 PB: 0 SB: 0 CS: 0	PA: 34
PITCHER Ernie Johnson, R (1, 1) ERA: 2.88	IP 9.0	WLS W	BF 34	H 8	R 2	ER 2	SO 5	BB 0	IBB 0	HBP 0	BLK 1	WP 0	HR 0	S 44	P 44	ERA 2.00	WHIP 0.889					

AB	34
R	2
H	8
RBI	2
BB	0
SO	5
LOB	10



Batter	1	2	3	4	5	6	7	8	9
Bill Bruton, L (1, 8) OBP: 0.344, SLG: 0.367	0-0 5-3	0-0 F7		0-0 F6		0-0 1B 1B	0-0 G3		
Eddie Mathews, L (1, 5) OBP: 0.415, SLG: 0.592 Danny O'Connell, R (8, PR) OBP: 0.324, SLG: 0.358	0-0 S E 2B		0-0 HR		0-0 F9 1B SF9 1B	0-0 E 1B HR 1B		0-0 1B 1B	
Joe Adcock, R (1, 3) OBP: 0.367, SLG: 0.521	4-0 S S BB		0-0 5-3		0-0 F9 1B	0-3 K		0-0 G4-6-3 1B 1B	
Bobby Thomson, R (1, 7) OBP: 0.386, SLG: 0.460 Jim Pendleton, R (8, 7) OBP: 0.233, SLG: 0.272	0-3 K		4-0 FC6-4 BB		0-0 F9	0-0 F4		0-0 G4-6-3 1B	
Andy Patko, R (1, 9) OBP: 0.329, SLG: 0.428 George Metkovich, L (8, 9) OBP: 0.340, SLG: 0.329	0-0 F3		0-0 F4		0-0 SF9	0-0 E5 HR 1B		0-0 G4-6-3	
Del Crandall, R (1, 2) OBP: 0.316, SLG: 0.456 Sam Calderone, R (8, 2) OBP: 0.448, SLG: 0.480		0-0 F8	0-0 FC6-4		0-0 F7	0-0 HR		0-0 1B	
Johnny Logan, R (1, 6) OBP: 0.337, SLG: 0.368 Roy Smalley, R (9, 6) OBP: 0.303, SLG: 0.321		0-0 SH2-4 1B		0-0 F2		0-0 1B 1B		0-0 F7	
Jack Dittmer, L (1, 4) OBP: 0.317, SLG: 0.444		0-0 SH2-4 1B		0-0 SH3-4 1B		0-0 1B 1B	0-0 G3		
Ernie Johnson, R (1, 1) OBP: 0.300, SLG: 0.300		0-0 SH2-4		0-0 SH3-4		0-0 1B 1B	0-0 F4		

AB	R	H	RBI	BB	SO	LOB
5	1	1	1	0	0	3
5	4	5	2	0	0	0
0	1	0	0	0	0	0
4	2	2	0	1	1	2
3	0	0	0	1	1	4
1	0	1	1	0	0	0
3	1	1	2	0	0	1
1	0	0	0	0	0	2
4	1	1	3	0	0	2
1	0	1	1	0	0	0
5	1	2	0	0	0	1
0	0	0	0	0	0	0
4	1	3	0	0	0	0
2	1	1	1	0	0	0

AB	R	H	RBI	BB	SO	LOB
38	13	18	11	2	2	15


WP	HR	S	P	ERA	WHIP
0	1	19	19	21.00	3.000

Inning Stats		R	H	ER	SO	BB	IBB	HBP	BLK	WP	HR	S	P	ERA	WHIP
R: 2	H: 1	0	2	0	2	0	0	0	0	0	1	26	34	7.20	2.200
E: 0	LOB: 0	0	LOB: 2	0	1	0	0	0	0	0	1	19	19	21.00	3.000
K: 1	BB: 1	0	BB: 0	0	0	0	0	0	0	0	1	19	19	21.00	3.000
S: 6	P: 10	5	P: 5	4	8	4	5	5	5	5	5	5	5	5	5

Chicago Cubs @ Milwaukee Braves
Milwaukee County Stadium, Milwaukee, WI
 Mon Sep 06 1954, 4:33 AM EDT
 Unknown

livebaseballscorecards.com



Batter	1	2	3	4	5	6	7	8	9	AB R H RBI BB SO LOB	TOP	
Bob Talbot, R (1, 8) OBP: 0.293, SLG: 0.331 Joe Garagiola, L (9, PH) OBP: 0.403, SLG: 0.412 Eddie Miksis, R (9, PR) OBP: 0.225, SLG: 0.293	0-0 F7		0-0 FC4-6		0-0 G3		0-0 1B		0-0 1B	4 0 1 0 0 0 3 1 0 1 0 0 0 0 0 0 0 0 0 0 0	Chicago Cubs @ Milwaukee Braves Milwaukee County Stadium, Milwaukee, WI Mon Sep 06 1954, 4:38 AM EDT Att: 43,207 - Unknown AB 37 R 1 H 12 RBI 1 BB 0 SO 1 LOB 20 	
Gene Baker, R (1, 4) OBP: 0.328, SLG: 0.432	0-0 5-3		0-0 G6-4-3		0-0 1B	0-0 1B	0-0 F9		0-0 G4-6-3	5 0 1 0 0 0 5		
Randy Jackson, R (1, 5) OBP: 0.344, SLG: 0.471	0-0 1B			0-0 5-3		0-0 F9		0-0 F9		4 0 1 0 0 0 1		
Hank Sauer, R (1, 7) OBP: 0.381, SLG: 0.575	0-0 F5			0-0 F8		0-0 1B		0-0 F7		4 0 1 0 0 0 1		
14 Ernie Banks, R (1, 6) OBP: 0.333, SLG: 0.441		0-0 5-3		0-3 K		0-0 F9		0-0 1B		4 0 1 0 0 1 2		
Hal Rice, L (1, 9) OBP: 0.265, SLG: 0.221		0-0 F8			0-0 F8	0-0 F3		0-0 4-3		4 0 0 0 0 0 3		
Steve Bilko, R (1, 3) OBP: 0.288, SLG: 0.347		0-0 FC5-4 1B			0-0 E6 FC1-4 1B		0-0 2B		0-0 1B SF8 2B	4 1 3 0 0 0 0		
Clyde McCullough, R (1, 2) OBP: 0.295, SLG: 0.432		0-0 FC5-4			0-0 FC1-4 1B		0-0 6-3		0-0 1B 1B	4 0 2 0 0 0 2		
Dave Cole, R (1, 1) OBP: 0.280, SLG: 0.217 Frank Baumholtz, L (7, PH) OBP: 0.346, SLG: 0.425 Hal Jeffcoat, R (7, 1) OBP: 0.300, SLG: 0.556 Vern Morgan, L (9, PH) OBP: 0.294, SLG: 0.306			0-0 FC4-6 1B		0-0 FC1-4		0-0 F7		0-0 SF8	2 0 1 0 0 0 2 1 0 0 0 0 0 1 0 0 0 0 0 0 0 0 0 0 1 0 0 0		
Inning Stats	R: 0 H: 1 E: 0 LOB: 1 K: 0 BB: 0 S: 4 P: 4	R: 0 H: 1 E: 0 LOB: 1 K: 0 BB: 0 S: 4 P: 4	R: 0 H: 1 E: 0 LOB: 0 K: 0 BB: 0 S: 3 P: 3	R: 0 H: 0 E: 0 LOB: 0 K: 1 BB: 0 S: 5 P: 5	R: 0 H: 1 E: 1 LOB: 2 K: 0 BB: 0 S: 5 P: 5	R: 0 H: 2 E: 0 LOB: 2 K: 0 BB: 0 S: 5 P: 5	R: 0 H: 2 E: 0 LOB: 2 K: 0 BB: 0 S: 5 P: 5	R: 0 H: 1 E: 0 LOB: 1 K: 0 BB: 0 S: 4 P: 4	R: 1 H: 3 E: 0 LOB: 2 K: 0 BB: 0 S: 5 P: 5	1B: 10 SF: 1 2B: 2 SAC: 0 3B: 0 DP: 2 HR: 0 HBP: 0	WP: 0 PA: 38 PB: 0 SB: 0 CS: 0	
PITCHER Lew Burdette, R (1, 1) ERA: 2.74	IP WLS BF H R ER SO BB IBB HBP BLK WP HR S P ERA WHIP	9.0 W 38 12 1 1 1 0 0 0 0 0 0 0 40 40 1.00 1.333										

livebaseballscorecards.com

Batter	1	2	3	4	5	6	7	8	9	AB R H RBI BB SO LOB
Davey Williams, R (1, 4) OBP: 0.287, SLG: 0.323	0-0 F8 ①		0-0 HR 1B		0-0 1B 1B			0-0 6-3 ①	4-0 1B BB	4 1 2 0 1 0 0
Alvin Dark, R (1, 6) OBP: 0.332, SLG: 0.462	0-0 F3 ②		0-0 F6 ②		0-0 1B 1-3			0-0 HR	0-3 K ②	5 1 2 1 0 1 4
Hank Thompson, L (1, 5) OBP: 0.368, SLG: 0.496	0-0 F9 ③		0-0 HR 1-H		0-3 K ③			0-0 4-3 ②	0-0 1B 1-2 2-3 3-H	5 1 2 3 0 1 2
Willie Mays, R (1, 8) OBP: 0.406, SLG: 0.678		0-3 K ①	0-0 F8 ③			0-0 F7 ①		0-0 HR 1B		4 1 1 0 0 1 0
Monte Irvin, R (1, 7) OBP: 0.374, SLG: 0.459		0-0 1B 2B		0-0 5-3 ①		0-0 F6 ②		0-0 HR 1-H		4 2 2 2 0 0 0
Bobby Hofman, R (1, 3) OBP: 0.292, SLG: 0.440		0-0 1B 2-H		0-0 F6 ②		0-0 5-3 ③		0-3 K ③		4 0 1 1 0 1 0
Don Mueller, L (1, 9) OBP: 0.354, SLG: 0.432		0-0 F4 ②		0-0 1B		0-0 F6 ①			0-0 SH1-4 1B 2B	4 1 2 0 0 0 1
Wes Westrum, R (1, 2) OBP: 0.320, SLG: 0.317		0-0 F9 ③			0-0 F6 ①		0-0 F7 ②		4-0 1B SH1-4 IBB	2 0 0 0 0 0 1
Ray Katt, R (7, PH) OBP: 0.323, SLG: 0.442										1 0 0 0 1 0 0
Billy Gardner, R (9, PR) OBP: 0.266, SLG: 0.295										0 0 0 0 0 0 0
Sal Maglie, R (1, 1) OBP: 0.186, SLG: 0.119			0-0 6-3 ①			0-3 K ②			0-0 SH1-4 ①	0 0 0 0 0 0 0
George Spencer, R (2, 1)									1-2 2-3	2 0 0 0 0 0 1 0
Hoyt Wilhelm, R (7, 1) OBP: 0.056, SLG: 0.056										0 0 0 0 0 0 0 0
Foster Castleman, R (7, PH) OBP: 0.250, SLG: 0.250										1 0 0 0 0 0 0 0
Marv Grissom, R (8, 1) OBP: 0.172, SLG: 0.111										0 0 0 0 0 0 0 0
Whitey Lockman, L (9, PH) OBP: 0.322, SLG: 0.383										0 0 0 0 0 0 0 0

Inning Stats	R: 0	H: 0	E: 0	K: 0	S: 3	P: 3	R: 1	H: 2	E: 0	K: 1	S: 7	R: 2	H: 2	E: 0	K: 0	S: 5	R: 0	H: 1	E: 0	K: 0	S: 3	R: 0	H: 2	E: 0	K: 2	S: 9	R: 0	H: 0	E: 0	K: 0	S: 3	R: 0	H: 0	E: 0	K: 0	S: 3	R: 3	H: 3	E: 0	K: 1	S: 8	R: 1	H: 2	E: 0	K: 1	S: 6	1B: 7	2B: 2	3B: 0	HR: 3	SF: 0	SAC: 1	DP: 0	HBP: 0	WP: 0	PB: 0	SB: 0	CS: 0	PA: 39									
PITCHER	IP	WLS	BF	H	R	ER	SO	BB	IBB	HBP	BLK	WP	HR	S	P	ERA	WHIP																			IP	WLS	BF	H	R	ER	SO	BB	IBB	HBP	BLK	WP	HR	S	P	ERA	WHIP																
Paul Minner, L (1, 1) ERA: 3.93	7.2		32	10	6	6	3	0	0	0	0	0	3	38	38	7.04	1.304																																																			
Jim Davis, L (8, 1) ERA: 3.53	1.0	L	7	2	1	1	2	1	1	0	0	0	0	9	17	9.00	3.000																																																			

BOTTOM

Chicago Cubs @ New York Giants
 Polo Grounds, New York, NY
 Thu Sep 09 1954, 3:33 AM EDT
 Unknown

livebaseballscorecards.com

AB	36
R	7
H	12
RBI	7
BB	2
SO	5
LOB	8



Batter	1	2	3	4	5	6	7	8	9	AB R H RBI BB SO LOB	TOP									
Bob Talbot, R (1, 8) OBP: 0.296, SLG: 0.332	0-3 K		0-0 F8		0-0 4-3			0-0 1B		4 0 1 0 0 1 0										
Gene Baker, R (1, 4) OBP: 0.328, SLG: 0.429	0-0 6-3		4-0 BB		0-3 K			0-3 K		3 0 0 0 1 2 1										
Randy Jackson, R (1, 5) OBP: 0.337, SLG: 0.462	0-0 F7		0-3 K			0-0 1-3		0-3 K		4 0 0 0 0 2 2										
Hank Sauer, R (1, 9) OBP: 0.377, SLG: 0.565		0-0 6-3		0-0 F4		0-0 F8		0-0 F8		4 0 0 0 0 0 0										
14 Ernie Banks, R (1, 6) OBP: 0.331, SLG: 0.438		0-0 1B		0-0 S 1B 1B		0-0 F8		0-0 E5 BB 1B		4 2 2 0 0 0 0										
Ralph Kiner, R (1, 7) OBP: 0.375, SLG: 0.495		0-3 K		0-3 K 1-2		0-0 1-3		0-0 F3		4 0 0 0 0 2 3										
Steve Bilko, R (1, 3) OBP: 0.289, SLG: 0.347		0-0 F2		0-0 1B		0-3 K		4-0 1B BB		3 0 1 1 0 1 1										
Dee Fondy, L (9, PH) OBP: 0.327, SLG: 0.403				2-H 1B				1-2 BB		0 0 0 0 1 0 0										
Clyde McCullough, R (1, 2) OBP: 0.305, SLG: 0.474			0-0 HR		0-0 F2		0-0 F6	0-0 1-3 2-H 1B		4 1 2 2 0 0 1										
Bob Rush, R (1, 1) OBP: 0.324, SLG: 0.451			0-0 1-3		0-3 K			0-3 K		3 0 0 0 0 2 0										
Jim Davis, S (8, 1) OBP: 0.229, SLG: 0.036										0 0 0 0 0 0 0										
Hal Jeffcoat, R (8, 1) OBP: 0.300, SLG: 0.556										0 0 0 0 0 0 0										
Inning Stats	R: 0 E: 0 K: 1 S: 5	H: 0 LOB: 0 BB: 0 P: 5	R: 0 E: 0 K: 1 S: 6	H: 1 LOB: 1 BB: 0 P: 6	R: 1 E: 0 K: 1 S: 6	H: 1 LOB: 1 BB: 1 P: 10	R: 1 E: 0 K: 1 S: 7	H: 2 LOB: 1 BB: 0 P: 7	R: 0 E: 0 K: 2 S: 7	H: 0 LOB: 0 BB: 0 P: 7	R: 0 E: 0 K: 1 S: 5	H: 0 LOB: 0 BB: 0 P: 5	R: 0 E: 0 K: 3 S: 10	H: 1 LOB: 1 BB: 0 P: 10	R: 1 E: 1 K: 0 S: 4	H: 1 LOB: 2 BB: 1 P: 8	1B: 5 2B: 0 3B: 0 HR: 1	SF: 0 SAC: 0 DP: 0 HBP: 0	WP: 0 PB: 0 SB: 1 CS: 0	PA: 35
PITCHER	IP WLS BF H R ER SO BB IBB HBP BLK WP HR S P ERA WHIP																			
Johnny Antonelli, L (1, 1) ERA: 2.31	8.0 L 30 5 2 2 10 1 0 0 0 0 1 49 53 2.25 0.750																			
Mary Grissom, R (9, 1) ERA: 2.48	1.0 5 1 1 0 0 1 0 0 0 0 0 4 8 0.00 2.000																			

Chicago Cubs @ New York Giants
Polo Grounds, New York, NY
Thu Sep 09 1954, 3:38 AM EDT
Att. 14,580 - Unknown

livebaseballscorecards.com

AB	33
R	3
H	6
RBI	3
BB	2
SO	10
LOB	8



Batter	1	2	3	4	5	6	7	8	9	AB R H RBI BB SO LOB	TOP								
Bob Talbot, R (1, 8) OBP: 0.293, SLG: 0.328	0-0 1-3			0-0 6-3		0-0 1-3		0-0 F9	0-0 4 0 0 0 0 0 0										
Gene Baker, R (1, 4) OBP: 0.326, SLG: 0.426	0-0 F9			0-0 4-3		0-0 L8		0-0 6-3	4 0 0 0 0 0 0 0										
Frank Baumholtz, L (1, 7) OBP: 0.342, SLG: 0.421	0-0 1-3			0-3 K			0-0 F6		3 0 0 0 0 0 1 0										
Randy Jackson, R (1, 5) OBP: 0.335, SLG: 0.459		0-0 6-3			0-0 E9 1B		0-0 6-3		3 0 0 0 0 0 0 0										
14 Ernie Banks, R (1, 6) OBP: 0.329, SLG: 0.436		0-0 F8			0-0 5-3		0-0 F7		3 0 0 0 0 0 0 1										
Dee Fondy, L (1, 3) OBP: 0.327, SLG: 0.403		0-0 P1			0-0 FC1-6 2-3 1B		0-0 L7		3 0 1 0 0 0 0 0										
Hal Rice, L (1, 9) OBP: 0.270, SLG: 0.225			0-0 F2		0-0 FC1-6 1-2f		0-0 G4-6-3 1B		3 0 1 0 0 0 0 2										
Jim Fanning, R (1, 2)			0-0 F4		0-0 F8		0-0 G4-6-3 1-2f		3 0 0 0 0 0 0 3										
Jim Davis, S (1, 1) OBP: 0.229, SLG: 0.036			0-0 6-3		0-3 K			0-0 L3	0 0 0 0 0 0 0 0										
Dave Cole, R (1, 1) OBP: 0.259, SLG: 0.200									2 0 0 0 0 0 1 0										
Vern Morgan, L (9, PH) OBP: 0.288, SLG: 0.300									1 0 0 0 0 0 0 0										
Inning Stats	R: 0 E: 0 K: 0 S: 3	H: 0 LOB: 0 BB: 0 P: 3	R: 0 E: 0 K: 0 S: 3	H: 0 LOB: 0 BB: 0 P: 3	R: 0 E: 0 K: 1 S: 5	H: 0 LOB: 0 BB: 0 P: 5	R: 0 E: 1 K: 0 S: 5	H: 1 LOB: 2 BB: 0 P: 5	R: 0 E: 0 K: 1 S: 5	H: 0 LOB: 0 BB: 0 P: 5	R: 0 E: 0 K: 0 S: 3	H: 1 LOB: 0 BB: 0 P: 3	R: 0 E: 0 K: 0 S: 3	H: 0 LOB: 0 BB: 0 P: 3	1B: 2 2B: 0 3B: 0 HR: 0	SF: 0 SAC: 0 DP: 1 HBP: 0	WP: 0 PB: 0 SB: 0 CS: 0	PA: 29	
PITCHER Herm Wehmeier, R (1, 1) ERA: 4.69	IP 9.0 WLS W BF 29 H 2 R 0 ER 0 SO 2 BB 0 IBB 0 HBP 0 BLK 0 WP 0 HR 0 S 33 P 33 ERA 0.00 WHIP 0.222																		

Chicago Cubs @ Philadelphia Phillies
 Connie Mack Stadium, Philadelphia, PA
 Sat Sep 11 1954, 3:33 AM EDT
 Unknown

livebaseballscorecards.com

AB	29
R	0
H	2
RBI	0
BB	0
SO	2
LOB	6



Batter	1	2	3	4	5	6	7	8	9	AB	R	H	RBI	BB	SO	LOB
Richie Ashburn, L OBP: 0.445, SLG: 0.378 (1, 8)	4-0 1B 2B BB	0-0 4-3		0-0 FC5-4 1B		0-0 1B		0-0 L7		4	1	2	0	1	0	0
Mel Clark, R OBP: 0.283, SLG: 0.314 (1, 7)	0-0 1-3 2B 1B	0-0 6-3		0-0 L6		0-3 K		0-0 F8		5	1	1	0	0	1	3
Stan Lopata, R OBP: 0.372, SLG: 0.509 (1, 2)	0-0 WP 1B 2B		0-0 F3	0-0 FC5-4 1-2f		0-0 F7				4	1	1	2	0	0	3
Granny Hamner, R OBP: 0.364, SLG: 0.493 (1, 4)	0-0 L5 2-3		0-0 6-3		0-0 SH1-4 2B	0-0 F8				4	0	1	0	0	0	2
Del Ennis, R OBP: 0.321, SLG: 0.459 (1, 9)	0-0 1-3 1B		4-0 1B BB		4-0 SH1-4 BB		0-0 F8			2	0	1	1	2	0	0
Bobby Morgan, R OBP: 0.377, SLG: 0.455 (1, 6)	0-0 1-3 1-2		0-0 1-3 1B		0-0 SH1-4 1-2 2-3	0-0 1B				3	0	2	0	0	0	1
Willie Jones, R OBP: 0.344, SLG: 0.409 (1, 5)	4-0 BB		0-0 5-3		0-0 F7	0-0 F8				3	0	0	0	1	0	5
Johnny Wyrostek, L OBP: 0.314, SLG: 0.362 (1, 3)	0-0 F8			4-0 1B SH1-4 BB	4-0 IBB		0-0 F6			2	0	0	0	2	0	3
Herm Wehmeier, R OBP: 0.123, SLG: 0.127 (1, 1)		0-0 6-3		0-0 SH1-4 1-2	0-0 G3		0-3 K			3	0	0	0	0	1	3

Inning Stats	R: 3	H: 3	LOB: 2	K: 0	S: 6	P: 14	R: 0	H: 0	LOB: 0	K: 0	S: 3	P: 3	R: 0	H: 1	LOB: 2	K: 0	S: 4	P: 8	R: 0	H: 1	LOB: 3	K: 0	S: 4	P: 12	R: 0	H: 1	LOB: 1	K: 1	S: 6	P: 6	R: 0	H: 1	LOB: 1	K: 0	S: 4	P: 4	R: 0	H: 0	LOB: 0	K: 1	S: 5	P: 5			
1B: 6	SF: 0	2B: 2	SAC: 2	3B: 0	DP: 0	HR: 0	HBP: 0	WP: 1	PA: 38	PB: 0	SB: 0	CS: 0																																	

PITCHER	IP	WLS	BF	H	R	ER	SO	BB	IBB	HBP	BLK	WP	HR	S	P	ERA	WHIP
Jim Davis, L ERA: 3.74 (1, 1)	0.1	L	5	3	3	3	0	1	0	0	0	1	0	4	8	81.00	12.000
Dave Cole, R ERA: 4.9 (1, 1)	7.2		33	5	0	0	2	4	1	0	0	0	0	32	52	0.00	1.174

BOTTOM

Chicago Cubs @ Philadelphia Phillies
Connie Mack Stadium, Philadelphia, PA
 Sat Sep 11 1954, 3:33 AM EDT
 Unknown

AB	30
R	3
H	8
RBI	3
BB	6
SO	2
LOB	20



PITCHER	IP	WLS	BF	H	R	ER	SO	BB	IBB	HBP	BLK	WP	HR	S	P	ERA	WHIP
Jim Davis, L ERA: 3.74 (1, 1)	0.1	L	5	3	3	3	0	1	0	0	0	1	0	4	8	81.00	12.000
Dave Cole, R ERA: 4.9 (1, 1)	7.2		33	5	0	0	2	4	1	0	0	0	0	32	52	0.00	1.174

Batter	1	2	3	4	5	6	7	8	9	AB R H RBI BB SO LOB	TOP							
Bob Talbot, R (1, 8) <small>OBP: 0.293, SLG: 0.328</small>										0 0 0 0 0 0 0 0	Chicago Cubs @ Philadelphia Phillies Connie Mack Stadium, Philadelphia, PA Sat Sep 11 1954, 3:38 AM EDT Att. 1,642 - Unknown livebaseballscorecards.com							
Gene Baker, R (1, 4) <small>OBP: 0.326, SLG: 0.426</small>										0 0 0 0 0 0 0 0								
Dee Fondy, L (1, 3) <small>OBP: 0.327, SLG: 0.403</small>										0 0 0 0 0 0 0 0								
Hank Sauer, R (1, 9) <small>OBP: 0.377, SLG: 0.565</small>										0 0 0 0 0 0 0 0								
14 Ernie Banks, R (1, 6) <small>OBP: 0.329, SLG: 0.436</small>										0 0 0 0 0 0 0 0								
Ralph Kiner, R (1, 7) <small>OBP: 0.375, SLG: 0.495</small>										0 0 0 0 0 0 0 0								
Randy Jackson, R (1, 5) <small>OBP: 0.335, SLG: 0.459</small>										0 0 0 0 0 0 0 0								
Walker Cooper, R (1, 2) <small>OBP: 0.403, SLG: 0.536</small>										0 0 0 0 0 0 0 0								
Howie Pollet, L (1, 1) <small>OBP: 0.302, SLG: 0.333</small>	0 0 0 0 0 0 0 0	AB 0 R 0 H 0 RBI 0 BB 0 SO 0 LOB 0																
Inning Stats										1B: 0 SF: 0 2B: 0 SAC: 0 3B: 0 DP: 0 HR: 0 HBP: 0	WP: 0 PA: 0 PB: 0 SB: 0 CS: 0							
PITCHER Bob Miller, R (1, 1) <small>ERA: 4.72</small>	IP	WLS	BF	H	R	ER	SO	BB	IBB	HBP	BLK	WP	HR	S	P	ERA	WHIP	PITCHER IP WLS BF H R ER SO BB IBB HBP BLK WP HR S P ERA WHIP
	0.0	W	0	0	0	0	0	0	0	0	0	0	0	0	0	∞	∞	

Batter	1	2	3	4	5	6	7	8	9	AB R H RBI BB SO LOB	TOP											
Bob Talbot, R (1, 8) <small>OBP: 0.287, SLG: 0.321</small> Hal Rice, L (9, PH) <small>OBP: 0.269, SLG: 0.224</small>	1-2 3-1		1-1 F7		0-1 B4-3			3-2 F2	1-3 K	4 0 0 0 0 0 2 1 0 0 0 0 1 0												
Gene Baker, R (1, 4) <small>OBP: 0.327, SLG: 0.423</small>	1-0 HBP		1-2 FC5 1B		2-2 F4			1-1 1B 1B		3 1 1 0 0 0 2												
Dee Fondy, L (1, 3) <small>OBP: 0.330, SLG: 0.406</small>	1-3 K		2-1 1B		1-3 K			1-0 14 FC5-4 1B 1-2 1B		4 0 2 1 0 2 1												
Hank Sauer, R (1, 9) <small>OBP: 0.379, SLG: 0.564</small>	2-3 K		2-2 1-3 2-H 1B		2-2 F6			1-1 14 FC5-4 1B 1-2 2-H		4 0 1 1 0 1 3												
14 Ernie Banks, R (1, 6) <small>OBP: 0.327, SLG: 0.433</small>		0-0 F8		2-0 F6		1-0 F9		1-1 FC5-4 BB 1-2 2-3		4 0 0 0 0 0 2												
Ralph Kiner, R (1, 7) <small>OBP: 0.375, SLG: 0.491</small>		2-2 F8		1-1 5-3		0-0 F6		4-1 BB 1-2 BB		3 0 0 0 1 0 0												
Vern Morgan, L (1, 5) <small>OBP: 0.281, SLG: 0.309</small>		1-0 5-3		0-0 2B			0-3 K2-3	0-2 G3		4 0 1 0 0 1 3												
Clyde McCullough, R (1, 2) <small>OBP: 0.302, SLG: 0.457</small>			2-2 E5 FC5 E		4-1 BB		1-2 6-3		0-1 6-3	3 0 0 0 1 0 0												
Hal Jeffcoat, R (1, 1) <small>OBP: 0.273, SLG: 0.500</small> Frank Baumholtz, L (9, PH) <small>OBP: 0.341, SLG: 0.419</small>			0-1 E3 1B FC5		0-1 1-3		3-2 F7		1-2 4-3	3 1 0 0 0 0 3 1 0 0 0 0 0 0												
Inning Stats	R: 0 E: 0 K: 2 S: 9	H: 0 LOB: 1 BB: 0 P: 14	R: 0 E: 0 K: 0 S: 5	H: 0 LOB: 0 BB: 0 P: 8	R: 1 E: 2 K: 0 S: 17	H: 1 LOB: 2 BB: 0 P: 25	R: 0 E: 0 K: 0 S: 7	H: 1 LOB: 2 BB: 1 P: 14	R: 0 E: 0 K: 1 S: 8	H: 0 LOB: 0 BB: 0 P: 11	R: 0 E: 0 K: 1 S: 5	H: 0 LOB: 0 BB: 0 P: 8	R: 0 E: 0 K: 1 S: 11	H: 0 LOB: 0 BB: 0 P: 15	R: 1 E: 0 K: 0 S: 14	H: 3 LOB: 3 BB: 1 P: 25	R: 0 E: 0 K: 1 S: 8	H: 0 LOB: 0 BB: 0 P: 10	1B: 4 2B: 1 3B: 0 HR: 0	SF: 0 SAC: 0 DP: 0 HBP: 1	WP: 0 PB: 0 SB: 0 CS: 0	PA: 37
PITCHER Carl Erskine, R (1, 1) <small>ERA: 3.91</small>	IP: 9.0 WLS: W BF: 37 H: 5 R: 2 ER: 1 SO: 5 BB: 2 IBB: 0 HBP: 1 BLK: 0 WP: 0 HR: 0 S: 84 P: 130 ERA: 1.00 WHIP: 0.778																				PITCHER IP: WLS: BF: H: R: ER: SO: BB: IBB: HBP: BLK: WP: HR: S: P: ERA: WHIP	

Chicago Cubs @ Brooklyn Dodgers
 Ebbets Field, Brooklyn, NY
 Sun Sep 12 1954, 3:33 AM EDT
 Unknown

livebaseballscorecards.com

AB	34
R	2
H	5
RBI	2
BB	2
SO	5
LOB	16



Batter	1	2	3	4	5	6	7	8	9	10	11	12	13	14	AB R H RBI BB SO LOB	TOP																
Bob Talbot, R OBP: 0.283, SLG: 0.316 (1, 8)	3-2 6-3		0-1 F9		0-2 1-3		1-0 F7		1-1 4-3			0-1 6-3			6 0 0 0 0 0 4	Chicago Cubs @ Brooklyn Dodgers Ebbets Field, Brooklyn, NY Sun Sep 12 1954, 3:38 AM EDT Att. 17,497 - Unknown																
Gene Baker, R OBP: 0.330, SLG: 0.424 (1, 4)	4-2 G3 WP BB			3-2 G4-6-3 1B		1-1 BB 14 2B 1B	3-3 K		0-0 5-3			2-2 1B			5 1 3 0 1 1 0																	
Dee Fondy, L OBP: 0.328, SLG: 0.404 (1, 3)	3-2 G3			0-0 G4-6-3 1-2f		0-0 BB 14 2B 1B	1-3 K		2-2 1-3			1-3 K			6 1 1 0 0 2 3																	
Hank Sauer, R OBP: 0.378, SLG: 0.560 (1, 9)	2-2 1-3			1-2 F9		4-1 14 2B 1-2 2-3 G4-6-3 BB		0-0 F4		3-2 1B			1-3 K		5 1 1 0 1 1 1																	
14 Ernie Banks, R OBP: 0.327, SLG: 0.435 (1, 6)		1-1 1-3			0-0 1B	0-0 G4-6-3 1-3 2-H 2-3 3-H 2B		0-0 6-3		2-0 5-3			1-1 F2		6 0 2 2 0 0 1																	
Ralph Kiner, R OBP: 0.375, SLG: 0.488 (1, 7)		3-2 F5			1-1 1B	4-0 G4-6-3 1B IBB		0-3 K					2-3 K		5 0 1 0 1 3 0																	
Vern Morgan, L OBP: 0.254, SLG: 0.279 (1, 5)		1-3 K			2-2 F3	1-1 G4-6-3 1-2f 2-3 3-H 1B		0-0 6-3					0-1 G3		6 0 0 0 0 2 4																	
Jim Fanning, R OBP: 0.222, SLG: 0.125 (1, 2)			2-3 K		0-0 1B	4-1 BB		0-0 F8					2-1 F4		5 0 1 0 1 1 0																	
Johnny Klippstein, R OBP: 0.156, SLG: 0.163 Warren Hacker, R OBP: 0.250, SLG: 0.273 (6, 1)			2-2 5-3		2-3 K	0-0 4-3		2-1 1B				0-1 4-3		1-1 1-3	3 0 0 0 0 1 5 3 0 1 0 0 0 0																	
Inning Stats	R: 0 E: 0 K: 0 S: 14	H: 0 LOB: 1 BB: 1 P: 26	R: 0 E: 0 K: 1 S: 8	H: 0 LOB: 0 BB: 0 P: 13	R: 0 E: 0 K: 1 S: 12	H: 0 LOB: 0 BB: 0 P: 16	R: 0 E: 0 K: 0 S: 7	H: 1 LOB: 0 BB: 0 P: 11	R: 0 E: 0 K: 1 S: 13	H: 3 LOB: 3 BB: 0 P: 18	R: 3 E: 0 K: 0 S: 9	H: 3 LOB: 2 BB: 3 P: 23	R: 0 E: 0 K: 2 S: 8	H: 0 LOB: 0 BB: 0 P: 13	R: 0 E: 0 K: 1 S: 5	H: 0 LOB: 0 BB: 0 P: 5	R: 0 E: 0 K: 0 S: 6	H: 1 LOB: 1 BB: 0 P: 9	R: 0 E: 0 K: 0 S: 8	H: 1 LOB: 1 BB: 0 P: 15	R: 0 E: 0 K: 1 S: 8	H: 0 LOB: 0 BB: 0 P: 12	R: 0 E: 0 K: 2 S: 10	H: 1 LOB: 1 BB: 0 P: 13	R: 0 E: 0 K: 2 S: 8	H: 0 LOB: 0 BB: 0 P: 12	R: 0 E: 0 K: 1 S: 6	H: 0 LOB: 0 BB: 0 P: 9	1B: 8 2B: 2 3B: 0 HR: 0	SF: 0 SAC: 0 DP: 2 HBP: 0	WP: 1 PB: 0 SB: 0 CS: 0	PA: 54
PITCHER	IP WLS BF H R ER SO BB IBB HBP BLK WP HR S P ERA WHIP																															
Russ Meyer, R ERA: 4.14 (1, 1)	5.0	23	7	3	3	3	2	0	0	0	1	0	0	59	94	5.40	1.800															
Jim Hughes, R ERA: 3.25 (6, 1)	1.0	4	0	0	0	0	1	1	0	0	0	0	0	4	13	0.00	1.000															
Billy Loes, R ERA: 3.93 (7, 1)	8.0	27	3	0	0	8	0	0	0	0	0	0	0	59	88	0.00	0.375															

livebaseballscorecards.com

AB	50
R	3
H	10
RBI	2
BB	4
SO	11
LOB	18



Batter	1	2	3	4	5	6	7	8	9	AB	R	H	RBI	BB	SO	LOB	TOP											
Bob Talbot, R (1, 8) OBP: 0.283, SLG: 0.316											0	0	0	0	0	0	0											
Gene Baker, R (1, 4) OBP: 0.330, SLG: 0.424											0	0	0	0	0	0	0	0										
Dee Fondy, L (1, 3) OBP: 0.328, SLG: 0.404											0	0	0	0	0	0	0	0										
Hank Sauer, R (1, 9) OBP: 0.378, SLG: 0.560											0	0	0	0	0	0	0	0										
14 Ernie Banks, R (1, 6) OBP: 0.327, SLG: 0.435											0	0	0	0	0	0	0	0										
Ralph Kiner, R (1, 7) OBP: 0.375, SLG: 0.488											0	0	0	0	0	0	0	0										
Randy Jackson, R (1, 5) OBP: 0.333, SLG: 0.455											0	0	0	0	0	0	0	0										
Jim Fanning, R (1, 2) OBP: 0.222, SLG: 0.125											0	0	0	0	0	0	0	0										
Bob Rush, R (1, 1) OBP: 0.324, SLG: 0.451	0	0	0	0	0	0	0	0																				
Inning Stats											1B: 0	SF: 0	WP: 0	PA: 0														
											2B: 0	SAC: 0	PB: 0															
											3B: 0	DP: 0	SB: 0															
											HR: 0	HBP: 0	CS: 0															
PITCHER Jake Thies, R (1, 1) ERA: 4.08	IP	WLS	BF	H	R	ER	SO	BB	IBB	HBP	BLK	WP	HR	S	P	ERA	WHIP											
	0.0	L	0	0	0	0	0	0	0	0	0	0	0	0	0	∞	∞											
											PITCHER	IP	WLS	BF	H	R	ER	SO	BB	IBB	HBP	BLK	WP	HR	S	P	ERA	WHIP

Chicago Cubs @ Pittsburgh Pirates
 Forbes Field, Pittsburgh, PA
 Tue Sep 14 1954, 3:33 AM EDT
 Unknown

AB 0
R 0
H 0
RBI 0
BB 0
SO 0
LOB 0



WP: 0 PA: 0
 PB: 0
 SB: 0
 CS: 0

livebaseballscorecards.com

Batter	1	2	3	4	5	6	7	8	9	AB R H RBI BB SO LOB	BOTTOM
--------	---	---	---	---	---	---	---	---	---	----------------------	--------

Curt Roberts, R (1, 4) OBP: 0.307, SLG: 0.308										0 0 0 0 0 0 0	<p>Chicago Cubs @ Pittsburgh Pirates Forbes Field, Pittsburgh, PA Tue Sep 14 1954, 3:33 AM EDT Unknown</p> <p>livebaseballscorecards.com</p>
Bob Skinner, L (1, 3) OBP: 0.318, SLG: 0.369										0 0 0 0 0 0 0	
Preston Ward, L (1, 9) OBP: 0.341, SLG: 0.393										0 0 0 0 0 0 0	
Frank Thomas, R (1, 8) OBP: 0.365, SLG: 0.507										0 0 0 0 0 0 0	
Jerry Lynch, L (1, 7) OBP: 0.304, SLG: 0.395										0 0 0 0 0 0 0	
Jack Shepard, R (1, 2) OBP: 0.365, SLG: 0.394										0 0 0 0 0 0 0	
Dick Cole, R (1, 6) OBP: 0.329, SLG: 0.349										0 0 0 0 0 0 0	
Gair Allie, R (1, 5) OBP: 0.298, SLG: 0.270										0 0 0 0 0 0 0	
Jake Thies, R (1, 1) OBP: 0.176, SLG: 0.034										0 0 0 0 0 0 0	

Inning Stats	1B: 0	SF: 0	WP: 0	PA: 0
	2B: 0	SAC: 0	PB: 0	
	3B: 0	DP: 0	SB: 0	
	HR: 0	HBP: 0	CS: 0	

PITCHER Bob Rush, R (1, 1) ERA: 3.97	IP 0.0 WLS W BF 0 H 0 R 0 ER 0 SO 0 BB 0 IBB 0 HBP 0 BLK 0 WP 0 HR 0 S 0 P 0 ERA ∞ WHIP ∞	PITCHER IP WLS BF H R ER SO BB IBB HBP BLK WP HR S P ERA WHIP
--	--	--

Batter	1	2	3	4	5	6	7	8	9	AB R H RBI BB SO LOB	TOP							
Bob Talbot, R (1, 8) <small>OBP: 0.282, SLG: 0.314</small>										0 0 0 0 0 0 0 0	Chicago Cubs @ Pittsburgh Pirates Forbes Field, Pittsburgh, PA Tue Sep 14 1954, 3:38 AM EDT Att. 2,361 - Unknown livebaseballscorecards.com							
Gene Baker, R (1, 4) <small>OBP: 0.331, SLG: 0.423</small>										0 0 0 0 0 0 0 0								
Dee Fondy, L (1, 3) <small>OBP: 0.329, SLG: 0.406</small>										0 0 0 0 0 0 0 0								
Hank Sauer, R (1, 9) <small>OBP: 0.382, SLG: 0.562</small>										0 0 0 0 0 0 0 0								
14 Ernie Banks, R (1, 6) <small>OBP: 0.330, SLG: 0.438</small>										0 0 0 0 0 0 0 0								
Ralph Kiner, R (1, 7) <small>OBP: 0.377, SLG: 0.491</small>										0 0 0 0 0 0 0 0								
Randy Jackson, R (1, 5) <small>OBP: 0.331, SLG: 0.452</small>										0 0 0 0 0 0 0 0								
Jim Fanning, R (1, 2) <small>OBP: 0.231, SLG: 0.167</small>										0 0 0 0 0 0 0 0								
Paul Minner, L (1, 1) <small>OBP: 0.247, SLG: 0.310</small>	0 0 0 0 0 0 0 0	AB 0 R 0 H 0 RBI 0 BB 0 SO 0 LOB 0																
Inning Stats										1B: 0 SF: 0 2B: 0 SAC: 0 3B: 0 DP: 0 HR: 0 HBP: 0	UBS							
PITCHER Bob Friend, R (1, 1) <small>ERA: 5.3</small>	IP	WLS	BF	H	R	ER	SO	BB	IBB	HBP	BLK	WP	HR	S	P	ERA	WHIP	PITCHER IP WLS BF H R ER SO BB IBB HBP BLK WP HR S P ERA WHIP

Batter	1	2	3	4	5	6	7	8	9	AB R H RBI BB SO LOB	TOP											
Bob Talbot, R (1, 8) OBP: 0.279, SLG: 0.311	0-0 F8		0-0 6-3			0-0 L3		0-0 F8		4 0 0 0 0 0 0												
Gene Baker, R (1, 4) OBP: 0.332, SLG: 0.425	0-0 3B		0-0 1-3			0-0 F7		4-0 1B BB		3 0 1 0 1 0 0												
Dee Fondy, L (1, 3) OBP: 0.326, SLG: 0.401	0-0 G3		0-0 F8			0-3 K		0-0 1-2 1B		4 0 1 0 0 1 1												
Hank Sauer, R (1, 9) OBP: 0.378, SLG: 0.561	0-0 F7		0-0 6-3			0-0 HR		0-3 K		4 1 1 1 0 1 3												
14 Ernie Banks, R (1, 6) OBP: 0.331, SLG: 0.437		0-0 1B 1B	0-0 1B			0-0 F4		0-0 F8		4 0 2 0 0 0 2												
Ralph Kiner, R (1, 7) OBP: 0.374, SLG: 0.487		0-3 K	0-0 5-3			0-0 F5		0-0 F7		4 0 0 0 0 1 3												
Randy Jackson, R (1, 5) OBP: 0.331, SLG: 0.450		0-0 1-2 1B	0-0 K			0-0 F8		0-0 F4		3 0 1 0 0 0 0												
Walker Cooper, R (1, 2) OBP: 0.389, SLG: 0.514		0-3 K	0-0 F9			0-0 F7		0-0 L5		3 0 0 0 0 1 2												
Howie Pollet, L (1, 1) OBP: 0.292, SLG: 0.319		0-0 F8	0-3 K			0-0 F7				2 0 0 0 0 1 2												
Vern Morgan, L (8, PH) OBP: 0.246, SLG: 0.270										1 0 0 0 0 0 0												
Warren Hacker, R (8, 1) OBP: 0.250, SLG: 0.273										0 0 0 0 0 0 0												
Inning Stats	R: 0 E: 0 K: 0 S: 4	H: 1 LOB: 1 BB: 0 P: 4	R: 0 E: 0 K: 2 S: 9	H: 2 LOB: 2 BB: 0 P: 9	R: 0 E: 0 K: 0 S: 3	H: 0 LOB: 0 BB: 0 P: 3	R: 0 E: 0 K: 0 S: 3	H: 1 LOB: 0 BB: 0 P: 3	R: 0 E: 0 K: 1 S: 5	H: 0 LOB: 0 BB: 0 P: 5	R: 0 E: 0 K: 1 S: 5	H: 0 LOB: 0 BB: 0 P: 5	R: 1 E: 0 K: 0 S: 4	H: 1 LOB: 0 BB: 0 P: 4	R: 0 E: 0 K: 0 S: 3	H: 0 LOB: 0 BB: 0 P: 3	R: 0 E: 0 K: 1 S: 6	H: 1 LOB: 2 BB: 1 P: 10	1B: 4 2B: 0 3B: 1 HR: 1	SF: 0 SAC: 0 DP: 0 HBP: 0	WP: 0 PB: 0 SB: 0 CS: 0	PA: 33
PITCHER Corky Valentine, R (1, 1) ERA: 4.49	IP: 9.0 WLS: W BF: 33 H: 6 R: 1 ER: 1 SO: 5 BB: 1 IBB: 0 HBP: 0 BLK: 0 WP: 0 HR: 1 S: 42 P: 46 ERA: 1.00 WHIP: 0.778																					
PITCHER	IP	WLS	BF	H	R	ER	SO	BB	IBB	HBP	BLK	WP	HR	S	P	ERA	WHIP					

Chicago Cubs @ Cincinnati Redlegs
Crosley Field, Cincinnati, OH
Sat Sep 18 1954, 3:33 AM EDT
Att. 4,084 - Unknown

livebaseballscorecards.com

AB	32
R	1
H	6
RBI	1
BB	1
SO	5
LOB	13



Batter	1	2	3	4	5	6	7	8	9	AB	R	H	RBI	BB	SO	LOB
Bobby Adams, R OBP: 0.366, SLG: 0.391 (1, 5)	4-0 1B 1B BB		4-0 SH3-4 1B BB		0-0 6-3		0-3 K			2	2	0	0	2	1	0
Roy McMillan, R OBP: 0.303, SLG: 0.313 (1, 6)	0-0 F3		0-0 SH3-4 1-2		0-0 1B		0-0 F9			3	0	1	0	0	0	1
Gus Bell, L OBP: 0.346, SLG: 0.466 (1, 8)	0-0 1B 1-2 SF9 1B		0-0 BB 1B 2-H		0-0 F6		0-0 F9		0-0 1B 3B	4	2	3	1	0	0	1
Ted Kluszewski, L OBP: 0.409, SLG: 0.660 (1, 3)	0-0 1-3 2-H 1B		4-0 G6-4-3 1-2 BB		0-0 F9		0-0 FC6-4 BB		4-0 FC6-4 BB	2	0	1	1	2	0	1
Bob Borkowski, R OBP: 0.308, SLG: 0.396 (1, 7)	0-0 SF9		0-0 G6-4-3 1-2f		0-0 6-3		0-0 FC6-4 1B 1-2f		0-0 FC6-4 1B	3	0	0	1	0	0	4
Wally Post, R OBP: 0.289, SLG: 0.431 (1, 9)	0-3 K2-3		0-0 F7		0-0 HR		0-0 P6		0-0 P6	4	1	1	1	0	1	3
Johnny Temple, R OBP: 0.390, SLG: 0.370 (1, 4)		0-0 F8	0-0 2B		0-0 F8		0-0 1B 1-2 3-H		0-0 1B 1-2 3-H	4	0	2	1	0	0	0
Andy Seminick, R OBP: 0.368, SLG: 0.412 (1, 2)		0-0 6-3	0-0 F8		0-0 5-3		0-3 K		0-3 K	4	0	0	0	0	1	3
Corky Valentine, R OBP: 0.159, SLG: 0.194 (1, 1)		0-0 5-3	0-3 K		0-0 6-3					3	0	0	0	0	1	1

Inning Stats	R: 2	H: 2	E: 0	K: 1	S: 7	LOB: 1	BB: 1	P: 11	R: 0	H: 0	E: 0	K: 0	S: 3	LOB: 0	BB: 0	P: 3	R: 1	H: 1	E: 0	K: 0	S: 3	LOB: 1	BB: 2	P: 11	R: 0	H: 1	E: 0	K: 1	S: 6	LOB: 0	BB: 0	P: 6	R: 0	H: 1	E: 0	K: 0	S: 4	LOB: 1	BB: 0	P: 4	R: 1	H: 1	E: 0	K: 0	S: 4	LOB: 0	BB: 0	P: 4	R: 0	H: 0	E: 0	K: 1	S: 5	LOB: 0	BB: 0	P: 5	R: 1	H: 2	E: 0	K: 1	S: 7	LOB: 2	BB: 1	P: 11
Howie Pollet, L ERA: 3.58 (1, 1)	IP	WLS	BF	H	R	ER	SO	BB	IBB	HBP	BLK	WP	HR	S	P	ERA	WHIP																																															
Warren Hacker, R ERA: 4.25 (8, 1)	1.0	6	2	1	1	1	1	0	0	0	0	0	0	7	11	9.00	3.000																																															


BOTTOM

Chicago Cubs @ Cincinnati Redlegs
Crosley Field, Cincinnati, OH

Sat Sep 18 1954, 3:33 AM EDT
Att. 4,084 - Unknown

livebaseballscorecards.com

AB	29
R	5
H	8
RBI	5
BB	4
SO	4
LOB	14



WP: 0	PA: 35
PB: 0	
SB: 0	
CS: 0	

Batter	1	2	3	4	5	6	7	8	9	10	AB R H RBI BB SO LOB	TOP													
Frank Baumholtz, L (1, 8) OBP: 0.341, SLG: 0.421 Bob Talbot, R (9, 8) OBP: 0.279, SLG: 0.311	0-0 1B 1B		0-0 F8	0-0 2B 1-H 2-H			0-0 F8		0-0 F8		5 1 2 2 0 0 0 0 0 0 0 0 0 0														
Gene Baker, R (1, 4) OBP: 0.332, SLG: 0.427	0-0 1B 1B		0-0 4-3	0-0 F8			0-0 1-3		0-0 4-3 2B		5 0 2 0 0 0 1														
Dee Fondy, L (1, 3) OBP: 0.328, SLG: 0.403	0-0 1B 1-2 2-H		0-0 1B			0-0 F3	0-0 HR 1B		0-0 4-3 2-3		5 1 3 1 0 0 1														
Hank Sauer, R (1, 9) OBP: 0.377, SLG: 0.563	0-0 F2		0-0 F9			0-0 6-3	0-0 HR		0-0 F5		5 1 1 2 0 0 4														
14 Ernie Banks, R (1, 6) OBP: 0.331, SLG: 0.437	0-0 F8			0-0 BB 1B 1B		0-0 F8	0-0 F7			0-0 1B 1B	5 1 2 0 0 0 2														
Ralph Kiner, R (1, 7) OBP: 0.374, SLG: 0.488	0-3 K		0-3 K			0-0 2B		0-0 1B		0-0 F6	5 0 2 0 0 2 4														
Randy Jackson, R (1, 5) OBP: 0.332, SLG: 0.448		0-3 K		4-0 1B 2B BB		0-0 6-3		0-3 K		0-0 G6-4-3 1B	4 1 1 0 1 2 2														
Jim Fanning, R (1, 2) OBP: 0.200, SLG: 0.158		0-0 E5 G1-6-3		0-0 2B 1B 1-2 2-H		0-0 F6		0-0 F5		0-0 G6-4-3 1-2f	5 1 1 1 0 0 4														
Dave Cole, R (1, 1) OBP: 0.259, SLG: 0.200 Hal Jeffcoat, R (1, 1) OBP: 0.265, SLG: 0.484 Hal Rice, L (4, PH) OBP: 0.267, SLG: 0.222 Jim Davis, S (4, 1) OBP: 0.216, SLG: 0.033 Bill Tremel, R (9, 1) OBP: 0.333, SLG: 0.250		0-0 G1-6-3		0-0 F5		0-3 K		0-3 K			0 0 0 0 0 0 0 1 0 0 0 0 0 1 1 0 0 0 0 0 2 2 0 0 0 0 2 2 0 0 0 0 0 0 0														
Inning Stats	R: 1 E: 0 K: 1 S: 8	H: 3 LOB: 2 BB: 0 P: 8	R: 0 E: 1 K: 1 S: 5	H: 0 LOB: 0 BB: 0 P: 5	R: 0 E: 0 K: 0 S: 4	H: 1 LOB: 1 BB: 0 P: 4	R: 3 E: 0 K: 1 S: 8	H: 3 LOB: 1 BB: 1 P: 12	R: 0 E: 0 K: 0 S: 3	H: 0 LOB: 0 BB: 0 P: 3	R: 0 E: 0 K: 1 S: 6	H: 1 LOB: 1 BB: 0 P: 6	R: 2 E: 0 K: 0 S: 5	H: 2 LOB: 0 BB: 0 P: 5	R: 0 E: 0 K: 2 S: 8	H: 1 LOB: 1 BB: 0 P: 8	R: 0 E: 0 K: 0 S: 4	H: 1 LOB: 1 BB: 0 P: 4	R: 0 E: 0 K: 0 S: 4	H: 2 LOB: 1 BB: 0 P: 4	1B: 10 2B: 3 3B: 0 HR: 1	SF: 0 SAC: 0 DP: 2 HBP: 0	WP: 0 PB: 0 SB: 0 CS: 0	PA: 44	
PITCHER	IP WLS BF H R ER SO BB IBB HBP BLK WP HR S P ERA WHIP																								
Art Fowler, R (1, 1) ERA: 3.85	3.2																								
Jackie Collum, L (4, 1) ERA: 3.74	0.1	1	0	0	0	0	0	0	0	0	0	0	0	0	0	0	0	0	0	0	0	0	0	0	0
Frank Smith, R (5, 1) ERA: 2.61	4.0	16	4	2	2	3	0	0	0	0	0	1	22	22	4.50	1.000									
Howie Judson, R (9, 1) ERA: 3.97	1.0	4	1	0	0	0	0	0	0	0	0	0	4	4	0.00	1.000									
Karl Drews, R (10, 1) ERA: 5.83	1.0	W 4	2	0	0	0	0	0	0	0	0	0	4	4	0.00	2.000									

Chicago Cubs @ Cincinnati Redlegs
Crosley Field, Cincinnati, OH
Sun Sep 19 1954, 3:33 AM EDT
Att. 12,480 - Unknown

livebaseballscorecards.com

AB 43
R 6
H 14
RBI 6
BB 1
SO 6
LOB 23



BOTTOM

Chicago Cubs @ Cincinnati Redlegs
Crosley Field, Cincinnati, OH
Sun Sep 19 1954, 3:33 AM EDT
Att: 12,480 - Unknown

livebaseballscorecards.com

AB	34
R	7
H	9
RBI	6
BB	6
SO	0
LOB	22



WP	2	PA	47
PB	0		
SB	1		
CS	0		

AB R H RBI BB SO LOB

4	0	0	0	0	0	2
0	0	0	0	0	0	0
0	1	0	0	1	0	0
0	0	0	0	0	0	0
0	0	0	0	0	0	0

2	2	1	1	1	0	0
---	---	---	---	---	---	---

3	1	2	1	1	0	1
---	---	---	---	---	---	---

3	1	1	2	2	0	2
---	---	---	---	---	---	---

4	0	1	0	1	0	2
---	---	---	---	---	---	---

5	0	1	2	0	0	6
---	---	---	---	---	---	---

5	0	1	0	0	0	5
---	---	---	---	---	---	---

5	0	1	0	0	0	4
0	1	0	0	0	0	0

1	1	1	0	0	0	0
0	0	0	0	0	0	0
1	0	0	0	0	0	0
0	0	0	0	0	0	0
1	0	0	0	0	0	0

1B	7	SF	1
2B	2	SAC	5
3B	0	DP	1
HR	0	HBP	1

Batter 1 2 3 4 5 6 7 8 9 10

Bobby Adams, R (1, 5) OBP: 0.362, SLG: 0.387	6-3	F6		F3		1-3		SH1-4 HBP 1B BB	SH1-4
---	-----	----	--	----	--	-----	--	--------------------------	-------

Roy McMillan, R (1, 6) OBP: 0.305, SLG: 0.313	WP BB WP BB	SH1-3		F4		G6-3 1B		SH1-4 HBP 1B	SF8
--	----------------------	-------	--	----	--	------------	--	--------------------	-----

Gus Bell, L (1, 8) OBP: 0.348, SLG: 0.469	WP 1B WP BB					2B		SH1-4	
--	----------------------	--	--	--	--	----	--	-------	--

Ted Kluszewski, L (1, 3) OBP: 0.410, SLG: 0.658	WP 1B WP BB	1-3		4-3		E BB		1B 1B	
--	----------------------	-----	--	-----	--	---------	--	----------	--

Lloyd Merriman, L (1, 7) OBP: 0.408, SLG: 0.369	1B BB			F5		E4		1B	
--	----------	--	--	----	--	----	--	----	--

Wally Post, R (1, 9) OBP: 0.288, SLG: 0.428	1B			F3		F5		F7	
--	----	--	--	----	--	----	--	----	--

Johnny Temple, R (1, 4) OBP: 0.388, SLG: 0.371	F9			4-3		SH1-3 2B		F8	F4
---	----	--	--	-----	--	-------------	--	----	----

Andy Seminick, R (1, 2) OBP: 0.365, SLG: 0.407	F8			F9		F4		5-3	
---	----	--	--	----	--	----	--	-----	--

Nino Escalera, L (10, PR) OBP: 0.234, SLG: 0.203									SH1-4 SH SF8 1B
---	--	--	--	--	--	--	--	--	--------------------------

Art Fowler, R (1, 1) OBP: 0.224, SLG: 0.103									SH
--	--	--	--	--	--	--	--	--	----

Inning Stats	R: 3 E: 0 K: 0 S: 4	H: 1 LOB: 2 BB: 4 P: 20	R: 1 E: 0 K: 0 S: 5	H: 2 LOB: 1 BB: 0 P: 5	R: 0 E: 1 K: 0 S: 4	H: 0 LOB: 1 BB: 0 P: 4	R: 0 E: 0 K: 0 S: 3	H: 0 LOB: 0 BB: 0 P: 3	R: 0 E: 0 K: 0 S: 4	H: 1 LOB: 1 BB: 0 P: 4	R: 0 E: 1 K: 0 S: 4	H: 1 LOB: 2 BB: 1 P: 8	R: 0 E: 0 K: 0 S: 3	H: 0 LOB: 0 BB: 0 P: 3	R: 2 E: 0 K: 0 S: 5	H: 2 LOB: 2 BB: 1 P: 10	R: 1 E: 1 K: 0 S: 4	H: 1 LOB: 2 BB: 0 P: 4	1B: 7 2B: 2 3B: 0 HR: 0	SF: 1 SAC: 5 DP: 1 HBP: 1	WP: 2 PA: 47
---------------------	------------------------------	----------------------------------	------------------------------	---------------------------------	------------------------------	---------------------------------	------------------------------	---------------------------------	------------------------------	---------------------------------	------------------------------	---------------------------------	------------------------------	---------------------------------	------------------------------	----------------------------------	------------------------------	---------------------------------	----------------------------------	------------------------------------	-----------------

PITCHER	IP	WLS	BF	H	R	ER	SO	BB	IBB	HBP	BLK	WP	HR	S	P	ERA	WHIP
Dave Cole, R (1, 1) ERA: 5.23	0.1		4	0	3	3	0	3	0	0	0	1	0	1	13	81.00	9.000
Hal Jeffcoat, R (1, 1) ERA: 5.02	2.2		13	3	1	1	0	1	0	0	0	1	0	12	16	3.38	1.500
Jim Davis, L (4, 1) ERA: 3.72	5.1		24	5	2	2	0	2	0	1	0	0	0	21	30	3.38	1.312
Bill Tremel, R (9, 1) ERA: 4.26	1.1	L	6	1	1	0	0	0	0	0	0	0	0	6	6	0.00	0.750

PITCHER	IP	WLS	BF	H	R	ER	SO	BB	IBB	HBP	BLK	WP	HR	S	P	ERA	WHIP
----------------	----	-----	----	---	---	----	----	----	-----	-----	-----	----	----	---	---	-----	------

BOTTOM

St. Louis Cardinals @ Chicago Cubs
Wrigley Field, Chicago, IL
Mon Sep 20 1954, 3:33 AM CDT
Att. 1,746 - Unknown

livebaseballscorecards.com

AB 34
R 2
H 7
RBI 1
BB 2
SO 3
LOB 11



WP: 0 PA: 39
PB: 0
SB: 0
CS: 0

AB R H RBI BB SO LOB

5	0	0	0	0	0	2
5	0	1	0	0	0	0
5	0	1	0	0	0	1
3	1	1	0	0	1	0
4	0	1	0	0	1	3
3	0	1	0	0	0	0
2	1	1	1	1	0	0
3	0	1	0	0	0	1
1	0	0	0	0	1	2
0	0	0	0	0	0	0
3	0	0	0	1	0	2
0	0	0	0	0	0	0
0	0	0	0	0	0	0

1B: 4 SF: 1
2B: 2 SAC: 1
3B: 1 DP: 1
HR: 0 HBP: 1

Batter	1	2	3	4	5	6	7	8	9	10
Frank Baumholtz, L (1, 8) OBP: 0.335, SLG: 0.414	0-0 4-3		0-0 1-3			0-0 3-1	0-0 G1-6-3			0-0
Gene Baker, R (1, 4) OBP: 0.331, SLG: 0.426	0-0 P4		0-0 2B			0-0 P6		0-0		0-0
Dee Fondy, L (1, 3) OBP: 0.327, SLG: 0.403	0-0 3-1		0-0 P4			0-0 2B		0-0		0-0
Hank Sauer, R (1, 9) OBP: 0.378, SLG: 0.562		0-0 1B SF8 1B		0-0 P6		1-0 HBP		0-3 K		
14 Ernie Banks, R (1, 6) OBP: 0.331, SLG: 0.436		0-0 F7		0-3 K		0-0 F7			0-0 SH 1B	
Ralph Kiner, R (1, 7) OBP: 0.374, SLG: 0.487		0-0 1-3 1B		0-0 5-3			0-0 F8		0-0 SH	
Randy Jackson, R (1, 5) OBP: 0.333, SLG: 0.453		0-0 SF8			0-0 6-3		0-0 E3 3B		4-0 BB	
Jim Fanning, R (1, 2) OBP: 0.217, SLG: 0.182		0-0 3-H F8			0-0 6-3		0-0 BB 1B		0-3 K	
Vern Morgan, L (9, PH) OBP: 0.242, SLG: 0.266										
Clyde McCullough, R (10, 2) OBP: 0.302, SLG: 0.457										
Paul Minner, L (1, 1) OBP: 0.241, SLG: 0.289			0-0 4-3		0-0 4-3		4-0 G1-6-3 BB		0-0	
Hal Jeffcoat, R (10, 1) OBP: 0.265, SLG: 0.484										
Bill Tremel, R (10, 1) OBP: 0.333, SLG: 0.250										

Inning Stats	R: 0	H: 0	E: 0	K: 0	S: 3	R: 1	H: 2	E: 0	K: 0	S: 5	R: 0	H: 1	E: 0	K: 0	S: 4	R: 0	H: 0	E: 0	K: 1	S: 5	R: 0	H: 0	E: 0	K: 0	S: 3	R: 1	H: 2	E: 1	K: 0	S: 4	R: 0	H: 0	E: 0	K: 1	S: 5	R: 0	H: 1	E: 0	K: 0	S: 4	R: 0	H: 0	E: 0	K: 0	S: 5	R: 0	H: 2	E: 0	K: 0	S: 4	R: 1	H: 2	E: 1	K: 0	S: 4	R: 0	H: 0	E: 0	K: 1	S: 5	R: 0	H: 1	E: 0	K: 0	S: 6	R: 0	H: 0	E: 0	K: 0	S: 3	R: 0	H: 0	E: 0	K: 0	S: 3	R: 0	H: 1	E: 0	K: 1	S: 10	R: 0	H: 0	E: 0	K: 0	S: 3	R: 0	H: 0	E: 0	K: 0	S: 3
--------------	------	------	------	------	------	------	------	------	------	------	------	------	------	------	------	------	------	------	------	------	------	------	------	------	------	------	------	------	------	------	------	------	------	------	------	------	------	------	------	------	------	------	------	------	------	------	------	------	------	------	------	------	------	------	------	------	------	------	------	------	------	------	------	------	------	------	------	------	------	------	------	------	------	------	------	------	------	------	------	-------	------	------	------	------	------	------	------	------	------	------

PITCHER Tom Poholsky, R (1, 1)
ERA: 3.18

IP 10.0 WLS 39 BF 7 R 2 ER 2 SO 3 BB 2 IBB 0 HBP 1 BLK 0 WP 0 HR 0 S 42 P 51 ERA 1.80 WHIP 0.900

PITCHER

IP WLS BF H R ER SO BB IBB HBP BLK WP HR S P ERA WHIP

Batter	1	2	3	4	5	6	7	8	9	10	AB R H RBI BB SO LOB	TOP												
Wally Moon, L OBP: 0.376, SLG: 0.439 (1, 8) X	0-0 F6		0-0 5-3		0-0 2B 1B		0-0 4-3		0-3 K		5 1 1 0 0 1 0	St. Louis Cardinals @ Chicago Cubs Wrigley Field, Chicago, IL Tue Sep 21 1954, 3:33 AM CDT Unknown												
Joe Cunningham, L OBP: 0.386, SLG: 0.464 (1, 3) X	0-0 2B		0-0 F2		0-0 WP 1-H 2B		0-0 FC4-6 1B		0-0 4-3		5 0 3 1 0 0 0													
Stan Musial, L OBP: 0.430, SLG: 0.616 (1, 9) X	0-0 F6		4-0 BB		4-0 WP BB		0-0 FC4-6 1-2f		4-0 WP BB		2 0 0 0 3 0 2													
Ray Jablonski, R OBP: 0.346, SLG: 0.419 Solly Hemus, L OBP: 0.447, SLG: 0.427 (1, 5) S (7, 5) S	0-3 K		0-3 K		0-0 5-3 1-2 2-3		0-0 6-3		0-0 F9 1-2		4 0 0 0 0 2 5 1 0 0 0 0 0 1													
Red Schoendienst, S OBP: 0.362, SLG: 0.428 (1, 4) X		0-0 WP 1B 1B		4-0 G1-4-3 BB		0-0 4-3		0-0 2B		0-0 F5	4 1 2 0 1 0 0													
Rip Repulski, R OBP: 0.334, SLG: 0.454 (1, 7) X		0-0 F7 1-H SF9 1B		0-0 G1-4-3 1-2f		0-0 F8		0-0 5-3		0-0 G5-4-3 1B	5 1 2 1 0 0 2													
Bill Sarni, R OBP: 0.337, SLG: 0.445 (1, 2) X		0-0 F7 1-3		0-0 5-3		0-0 1B 1B		0-0 F8		0-0 G5-4-3 1-2f	5 0 1 0 0 0 3													
Alex Grammas, R OBP: 0.335, SLG: 0.346 (1, 6) X		0-0 SF9 3-H			0-0 6-3		0-0 1-2 1B		4-0 FC6 BB		2 0 1 1 1 0 0													
Vic Raschi, R OBP: 0.179, SLG: 0.141 Joe Frazier, L OBP: 0.390, SLG: 0.512 Al Brazle, L (8, 1) Gerry Staley, R OBP: 0.225, SLG: 0.167 (8, 1)		0-0 4-3			0-0 1-3		0-0 F8		0-0 FC6 1-2f		3 0 0 0 0 0 2 1 0 0 0 0 0 2 0 0 0 0 0 0 0 0 0 0 0 0 0 0													
Inning Stats	R: 0 E: 0 K: 1 S: 6	H: 1 LOB: 1 BB: 0 P: 6	R: 2 E: 0 K: 0 S: 5	H: 2 LOB: 0 BB: 0 P: 5	R: 0 E: 0 K: 1 S: 5	H: 0 LOB: 1 BB: 1 P: 9	R: 0 E: 0 K: 0 S: 2	H: 0 LOB: 0 BB: 1 P: 6	R: 1 E: 0 K: 0 S: 5	H: 2 LOB: 2 BB: 1 P: 9	R: 0 E: 0 K: 0 S: 5		H: 2 LOB: 2 BB: 0 P: 5	R: 0 E: 0 K: 0 S: 4	H: 1 LOB: 1 BB: 0 P: 4	R: 0 E: 0 K: 0 S: 4	H: 1 LOB: 2 BB: 1 P: 8	R: 0 E: 0 K: 1 S: 5	H: 0 LOB: 1 BB: 1 P: 9	R: 0 E: 0 K: 0 S: 3	H: 1 LOB: 0 BB: 0 P: 3	1B: 7 2B: 3 3B: 0 HR: 0	SF: 1 SAC: 0 DP: 2 HBP: 0	WP: 3 PB: 0 SB: 1 CS: 0
PITCHER Bob Rush, R ERA: 3.84 (1, 1)	IP 10.0	WLS W	BF 43	H 10	R 3	ER 3	SO 3	BB 5	IBB 0	HBP 0	BLK 0	WP 3	HR 0	S 44	P 64	ERA 2.70	WHIP 1.500							

livebaseballscorecards.com

AB 37
R 3
H 10
RBI 3
BB 5
SO 3
LOB 17



Batter	1	2	3	4	5	6	7	8	9	10	AB R H RBI BB SO LOB
Frank Baumholtz, L (1, 8) OBP: 0.340, SLG: 0.417	0-0 BB 14 FC6-4-5-2-1-6 1B		0-0 F8			0-0 G5-4-3 1B		0-0 4-3		0-0 E4 1B	5 2 3 0 0 0 0
Gene Baker, R (1, 4) OBP: 0.333, SLG: 0.430	0-0 14 FC6-4-5-2-1-6 1B		0-0 6-3			0-0 G5-4-3 1-2f 1B		0-0 4-3 2B		0-0 2-H 1B	5 0 3 1 0 0 1
Dee Fondy, L (1, 3) OBP: 0.328, SLG: 0.403	4-0 14 FC6-4-5-2-1-6 1B		0-3 K			0-0 HR 1B		0-0 4-3 2-3 1B			3 1 1 0 1 1 1
Hank Sauer, R (1, 9) OBP: 0.379, SLG: 0.566	0-0 F2			0-0 F7		0-0 HR		4-0 BB			3 1 1 2 1 0 3
14 Ernie Banks, R (1, 6) OBP: 0.329, SLG: 0.433	0-0 FC6-4-5-2-1-6 1-2 2-3 3-H			0-0 F3		0-0 F8		0-0 5-3			4 0 0 1 0 0 4
Ralph Kiner, R (1, 7) OBP: 0.372, SLG: 0.483		0-3 K		0-0 F3			0-0 F7		0-0 F7		4 0 0 0 0 1 0
Randy Jackson, R (1, 5) OBP: 0.335, SLG: 0.456		0-0 1B			0-0 F8		0-0 2B		0-3 K		4 0 2 0 0 1 0
Jim Fanning, R (1, 2) OBP: 0.185, SLG: 0.154		0-3 K			0-0 F2		0-0 1-3		0-3 K		4 0 0 0 0 2 2
Bob Rush, R (1, 1) OBP: 0.305, SLG: 0.430		0-3 K			0-3 K		0-0 F9			0-0 5-3	4 0 0 0 0 2 2

Inning Stats	R: 1 E: 0 K: 0 S: 4	H: 2 LOB: 1 BB: 1 P: 8	R: 0 E: 0 K: 3 S: 10	H: 1 LOB: 1 BB: 0 P: 10	R: 0 E: 0 K: 1 S: 5	H: 0 LOB: 0 BB: 0 P: 5	R: 0 E: 0 K: 0 S: 3	H: 0 LOB: 0 BB: 0 P: 3	R: 0 E: 0 K: 1 S: 5	H: 0 LOB: 0 BB: 0 P: 5	R: 2 E: 0 K: 0 S: 5	H: 3 LOB: 0 BB: 0 P: 5	R: 0 E: 0 K: 0 S: 4	H: 1 LOB: 1 BB: 0 P: 4	R: 0 E: 0 K: 0 S: 4	H: 1 LOB: 2 BB: 1 P: 8	R: 0 E: 0 K: 2 S: 7	H: 0 LOB: 0 BB: 0 P: 7	R: 1 E: 1 K: 0 S: 3	H: 2 LOB: 1 BB: 0 P: 3	1B: 7 2B: 3 3B: 0 HR: 1	SF: 0 SAC: 0 DP: 2 HBP: 0	WP: 0 PB: 0 SB: 0 CS: 0	PA: 38
--------------	------------------------------	---------------------------------	-------------------------------	----------------------------------	------------------------------	---------------------------------	------------------------------	---------------------------------	------------------------------	---------------------------------	------------------------------	---------------------------------	------------------------------	---------------------------------	------------------------------	---------------------------------	------------------------------	---------------------------------	------------------------------	---------------------------------	----------------------------------	------------------------------------	----------------------------------	--------

PITCHER	IP	WLS	BF	H	R	ER	SO	BB	IBB	HBP	BLK	WP	HR	S	P	ERA	WHIP
Vic Raschi, R (1, 1) ERA: 4.73	7.0		27	7	3	3	5	1	0	0	0	0	1	36	40	3.86	1.143
Al Brazle, L (8, 1) ERA: 4.2	0.2		3	1	0	0	0	0	0	0	0	0	0	3	3	0.00	1.500
Gerry Staley, R (8, 1) ERA: 5.26	1.2	L	8	2	1	0	2	1	0	0	0	0	0	11	15	0.00	1.800


PITCHER	IP	WLS	BF	H	R	ER	SO	BB	IBB	HBP	BLK	WP	HR	S	P	ERA	WHIP
---------	----	-----	----	---	---	----	----	----	-----	-----	-----	----	----	---	---	-----	------

BOTTOM

St. Louis Cardinals @ Chicago Cubs
 Wrigley Field, Chicago, IL
 Tue Sep 21 1954, 3:33 AM CDT
 Unknown

livebaseballscorecards.com

AB	36
R	4
H	10
RBI	4
BB	2
SO	7
LOB	13



Batter	1	2	3	4	5	6	7	8	9	AB	R	H	RBI	BB	SO	LOB
Bob Talbot, R (1, 8) OBP: 0.277, SLG: 0.308	0-0 F7		0-0 6-3		0-0 FC3-6					3	0	0	0	0	0	1
Gene Baker, R (1, 4) OBP: 0.333, SLG: 0.429	0-0 F9		0-0 FC5-4 1B		0-0 5-3					3	0	1	0	0	0	1
Randy Jackson, R (1, 5) OBP: 0.333, SLG: 0.453	0-3 K		0-0 FC5-4		0-0 5-3					3	0	0	0	0	1	1
Hank Sauer, R (1, 9) OBP: 0.377, SLG: 0.563		0-0 6-3		0-0 5-3		0-0 F9				3	0	0	0	0	0	0
14 Ernie Banks, R (1, 6) OBP: 0.327, SLG: 0.431		0-0 6-3		0-0 F8		0-3 K				3	0	0	0	0	1	0
Ralph Kiner, R (1, 7) OBP: 0.374, SLG: 0.491		0-0 HR 1B		0-0 HR						2	2	2	1	0	0	0
Steve Bilko, R (1, 3) OBP: 0.293, SLG: 0.379		0-0 HR 1-H		0-0 F4						2	1	1	2	0	0	0
Jim Fanning, R (1, 2) OBP: 0.207, SLG: 0.179		0-3 K			0-0 FC3-6 1B					2	0	1	0	0	1	0
Johnny Klippstein, R (1, 1) OBP: 0.130, SLG: 0.156			0-3 K		0-3 K					2	0	0	0	0	2	1
Jim Davis, S (7, 1) OBP: 0.216, SLG: 0.033										0	0	0	0	0	0	0


Inning Stats	R: 0	H: 0	E: 0	K: 1	S: 5	R: 2	H: 2	E: 0	K: 1	S: 7	R: 0	H: 1	E: 0	K: 1	S: 6	R: 1	H: 1	E: 0	K: 0	S: 4	R: 0	H: 1	E: 0	K: 1	S: 6	R: 0	H: 0	E: 0	K: 1	S: 5	
PITCHER Harvey Haddix, L (1, 1) ERA: 3.7	IP: 6.0	WLS: L	BF: 23	H: 5	R: 3	ER: 3	SO: 5	BB: 0	IBB: 0	HBP: 0	BLK: 0	WP: 0	HR: 2	S: 33	P: 33	ERA: 4.50	WHIP: 0.833														
PITCHER	IP	WLS	BF	H	R	ER	SO	BB	IBB	HBP	BLK	WP	HR	S	P	ERA	WHIP														

BOTTOM


St. Louis Cardinals @ Chicago Cubs
 Wrigley Field, Chicago, IL
 Tue Sep 21 1954, 3:38 AM CDT
 Att. 2,119 - Unknown

livebaseballscorecards.com

AB	23
R	3
H	5
RBI	3
BB	0
SO	5
LOB	4



WP: 0	PA: 23
PB: 0	
SB: 0	
CS: 0	

Batter	1	2	3	4	5	6	7	8	9	AB	R	H	RBI	BB	SO	LOB	TOP	
Wally Moon, L (1, 8) OBP: 0.374, SLG: 0.436										0	0	0	0	0	0	0	St. Louis Cardinals @ Chicago Cubs Wrigley Field, Chicago, IL Wed Sep 22 1954, 3:33 AM CDT Att. 1,785 - Unknown livebaseballscorecards.com	
Joe Cunningham, L (1, 3) OBP: 0.383, SLG: 0.460										0	0	0	0	0	0	0		
Stan Musial, L (1, 9) OBP: 0.428, SLG: 0.613										0	0	0	0	0	0	0		
Rip Repulski, R (1, 7) OBP: 0.334, SLG: 0.459										0	0	0	0	0	0	0		
Red Schoendienst, S (1, 4) OBP: 0.365, SLG: 0.429										0	0	0	0	0	0	0		
Ray Jablonski, R (1, 5) OBP: 0.346, SLG: 0.419										0	0	0	0	0	0	0		
Bill Sarni, R (1, 2) OBP: 0.337, SLG: 0.445										0	0	0	0	0	0	0		
Alex Grammas, R (1, 6) OBP: 0.337, SLG: 0.345										0	0	0	0	0	0	0		
Brooks Lawrence, R (1, 1) OBP: 0.264, SLG: 0.204										0	0	0	0	0	0	0		
Inning Stats																		1B: 0 SF: 0 2B: 0 SAC: 0 3B: 0 DP: 0 HR: 0 HBP: 0
PITCHER Dave Cole, R (1, 1) ERA: 5.23	IP	WLS	BF	H	R	ER	SO	BB	IBB	HBP	BLK	WP	HR	S	P	ERA	WHIP	PITCHER IP WLS BF H R ER SO BB IBB HBP BLK WP HR S P ERA WHIP

AB 0
R 0
H 0
RBI 0
BB 0
SO 0
LOB 0

WP: 0 PA: 0
 PB: 0
 SB: 0
 CS: 0

Batter	1	2	3	4	5	6	7	8	9	AB R H RBI BB SO LOB	TOP									
Bobby Adams, R (1, 5) OBP: 0.360, SLG: 0.386	4-0 BB 1B BB	0-0 6-3		0-0 FC5-4 1-2f			0-0 F8		0-0 5-3	4 1 0 0 1 0 2										
Roy McMillan, R (1, 6) OBP: 0.306, SLG: 0.312	4-0 1B 1-2 BB		0-3 K		0-0 F9		0-0 F6			3 1 0 0 1 1 0										
Gus Bell, L (1, 8) OBP: 0.350, SLG: 0.465	0-0 1B 1-2 2-H 1B		0-0 4-3		0-0 F8		0-0 6-3			4 0 1 1 0 0 0										
Ted Kluszewski, L (1, 3) OBP: 0.405, SLG: 0.644	0-0 1B 1-3 2-H 1B		4-0 BB BB		0-0 3-1			0-0 4-3		3 0 1 1 1 0 0										
Wally Post, R (1, 9) OBP: 0.301, SLG: 0.438	0-0 6-3 1-2		4-0 1-2 BB		0-0 5-3			0-0 5-3		3 0 0 0 1 0 1										
Lloyd Merriman, L (1, 7) OBP: 0.404, SLG: 0.360	4-0 BB		0-0 G3		0-0 5-3			0-0 F6		3 0 0 0 1 0 2										
Johnny Temple, R (1, 4) OBP: 0.385, SLG: 0.369	0-3 K		0-0 1-3		0-0 S 1B			0-0 F7		4 0 1 0 0 1 2										
Andy Seminick, R (1, 2) OBP: 0.365, SLG: 0.392		0-0 F5		0-3 K		4-0 1-2 BB		4-0 BB		2 0 0 0 2 1 0										
Nino Escalera, L (9, PR) OBP: 0.234, SLG: 0.203										0 0 0 0 0 0 0										
Art Fowler, R (1, 1) OBP: 0.229, SLG: 0.100		0-3 K		4-0 FC5-4 BB		0-0 F3		0-0 F2		2 0 0 0 1 1 2										
Howie Judson, R (8, 1) OBP: 0.120, SLG: 0.083										0 0 0 0 0 0 0										
Bob Borkowski, R (9, PH) OBP: 0.300, SLG: 0.373										1 0 0 0 0 0 1										
Inning Stats	R: 2 E: 0 K: 1 S: 6	H: 2 LOB: 2 BB: 3 P: 18	R: 0 E: 0 K: 1 S: 5	H: 0 LOB: 0 BB: 0 P: 5	R: 0 E: 0 K: 1 S: 5	H: 0 LOB: 2 BB: 2 P: 13	R: 0 E: 0 K: 1 S: 5	H: 0 LOB: 1 BB: 1 P: 9	R: 0 E: 0 K: 0 S: 3	H: 1 LOB: 2 BB: 1 P: 8	R: 0 E: 0 K: 0 S: 3	H: 0 LOB: 0 BB: 0 P: 3	R: 0 E: 0 K: 0 S: 3	H: 0 LOB: 0 BB: 0 P: 3	R: 0 E: 0 K: 0 S: 3	H: 0 LOB: 1 BB: 1 P: 7	1B: 3 2B: 0 3B: 0 HR: 0	SF: 0 SAC: 0 DP: 0 HBP: 0	WP: 0 PB: 0 SB: 1 CS: 0	PA: 37
PITCHER	IP WLS BF H R ER SO BB IBB HBP BLK WP HR S P ERA WHIP																			
Al Lary, R (1, 1) ERA: 3.0	6.0 27 3 2 2 4 7 0 0 0 0 0 0 28 56 3.00 1.667																			
Jim Davis, L (7, 1) ERA: 3.6	3.0 10 0 0 0 0 1 0 0 0 0 0 0 9 13 0.00 0.333																			

Cincinnati Redlegs @ Chicago Cubs
Wrigley Field, Chicago, IL
 Sat Sep 25 1954, 3:33 AM CDT
 Att. 4,823 - Unknown

livebaseballscorecards.com

AB 29
R 2
H 3
RBI 2
BB 8
SO 4
LOB 10



Batter	1	2	3	4	5	6	7	8	9
Frank Baumholtz, L OBP: 0.340, SLG: 0.416 (1, 8) (9, 9)	0-0 F9		0-0 F5		0-0 F8		0-0 E9 1-H 1B		
Gene Baker, R OBP: 0.332, SLG: 0.426 (1, 4) (9, 9)	0-0 L8			0-0 F9	0-0 F8		0-0 F4		
Dee Fondy, L OBP: 0.326, SLG: 0.400 (1, 3) (9, 9)	0-0 F6			0-0 HR 1B		0-3 K		0-0 F6	
Hank Sauer, R OBP: 0.377, SLG: 0.566 Bob Talbot, R OBP: 0.277, SLG: 0.308 (1, 9) (8, PR) (9, 8)		0-0 5-3		0-0 HR 1B		0-0 1B		0-0 WP 14 1-3 BB 1B	
14 Ernie Banks, R OBP: 0.326, SLG: 0.427 (1, 6) (9, 9)		0-0 G6-4-3 1B		0-0 5-3		0-0 F4		0-0 1-3	
Ralph Kiner, R OBP: 0.372, SLG: 0.486 (1, 7) (9, 9)		0-0 G6-4-3 1-2f		0-0 1B		0-0 F4		4-0 BB BB BB 2-3 BB	
Randy Jackson, R OBP: 0.334, SLG: 0.450 (1, 5) (9, 9)			0-0 1B	0-0 F4			0-0 5-3	4-0 BB 1-2 BB	
Jim Fanning, R OBP: 0.200, SLG: 0.176 Clyde McCullough, R OBP: 0.310, SLG: 0.457 (1, 2) (8, PH) (9, 2)			0-0 F9		0-0 F8		0-3 K	4-0 1-2 2-3 3-H BB	
Al Lary, R OBP: 0.500, SLG: 0.500 Jim Davis, S OBP: 0.231, SLG: 0.063 (1, 1) (7, 1)			0-3 K		0-0 1B		0-0 E 1B	0-3 K	

Inning Stats	R: 0	H: 0	E: 0	K: 0	S: 3	R: 0	H: 1	E: 0	K: 0	S: 3	R: 0	H: 1	E: 0	K: 1	S: 6	R: 2	H: 3	E: 0	K: 0	S: 6	R: 0	H: 1	E: 0	K: 0	S: 4	R: 0	H: 1	E: 0	K: 1	S: 6	R: 1	H: 2	E: 1	K: 1	S: 7	R: 1	H: 1	E: 0	K: 1	S: 6
	LOB: 0	BB: 0	P: 3	LOB: 0	BB: 0	P: 3	LOB: 1	BB: 0	P: 3	LOB: 1	BB: 0	LOB: 1	BB: 0	P: 4	LOB: 1	BB: 0	LOB: 1	BB: 0	P: 6	LOB: 1	BB: 0	LOB: 1	BB: 0	P: 4	LOB: 1	BB: 0	LOB: 1	BB: 0	P: 6	LOB: 1	BB: 0	LOB: 1	BB: 0	P: 7	LOB: 3	BB: 3	P: 18			

PITCHER	IP	WLS	BF	H	R	ER	SO	BB	IBB	HBP	BLK	WP	HR	S	P	ERA	WHIP
Art Fowler, R ERA: 3.83 (1, 1)	7.2	L	34	10	4	3	3	2	0	0	0	1	1	38	46	3.52	1.565
Howie Judson, R ERA: 3.95 (8, 1)	0.1		2	0	0	0	1	1	0	0	0	0	0	3	7	0.00	3.000

PITCHER	IP	WLS	BF	H	R	ER	SO	BB	IBB	HBP	BLK	WP	HR	S	P	ERA	WHIP

BOTTOM

AB	R	H	RBI	BB	SO	LOB
4	0	1	0	0	0	2
4	0	0	0	0	0	2
4	1	1	0	0	1	0
4	1	3	2	0	0	0
0	1	0	0	0	0	0
4	0	1	0	0	0	2
3	0	1	0	1	0	2
3	0	1	0	1	0	1
3	0	0	0	0	1	1
0	0	0	1	1	0	0
2	0	1	0	0	1	1
2	1	1	0	0	1	3

AB	33
R	4
H	10
RBI	3
BB	3
SO	4
LOB	14



WP	PA
1	36

Cincinnati Redlegs @ Chicago Cubs
 Wrigley Field, Chicago, IL
 Sat Sep 25 1954, 3:33 AM CDT
 Att. 4,823 - Unknown

livebaseballscorecards.com

Batter	1	2	3	4	5	6	7	8	9	AB R H RBI BB SO LOB	TOP
Bobby Adams, R (1, 5) OBP: 0.362, SLG: 0.387	0-0 FC5-4 SH 1B		0-0 2B SF9 1B		4-0 4-3 SH3-4 BB		0-0 1-3		0-0 F8	4 2 2 0 1 0 0	Cincinnati Redlegs @ Chicago Cubs Wrigley Field, Chicago, IL Sun Sep 26 1954, 3:33 AM CST Att. 9,204 - Unknown
Roy McMillan, R (1, 6) OBP: 0.307, SLG: 0.313	0-0 SH FC5-4 1-2		0-3 K		0-0 SH3-4		0-0 G3 1B			2 0 1 0 0 1 1	
Gus Bell, L (1, 8) OBP: 0.349, SLG: 0.465	0-0 FC5-4 1B 1-2f 2-3		0-0 2B		0-0 4-3		0-0 G3 1-2			4 0 1 0 0 0 4	
Ted Kluszewski, L (1, 3) OBP: 0.406, SLG: 0.642	0-0 1-2 3-H 1B		4-0 FC6-4 BB		0-0 4-3		0-0 3-1			3 0 1 1 1 0 2	
Wally Post, R (1, 9) OBP: 0.298, SLG: 0.435	0-0 F8		0-0 SF9		0-0 6-3		0-0 5-3			3 0 0 1 0 0 2	
Bob Borkowski, R (1, 7) OBP: 0.299, SLG: 0.370	0-0 6-3		0-0 FC6-4 1-2f		0-0 1-3		0-0 G4-6-3 1B			4 0 1 0 0 0 4	
Johnny Temple, R (1, 4) OBP: 0.384, SLG: 0.366		0-0 F3		0-0 F8		4-0 E S BB		0-0 G4-6-3 1-2f		3 0 0 0 1 0 1	
Andy Seminick, R (1, 2) OBP: 0.362, SLG: 0.389		0-0 6-3		0-0 1-3		0-0 E1 FC6 1-3		0-3 K	2 0 0 0 0 0 0		
Ed Bailey, L (5, 2) OBP: 0.327, SLG: 0.388									2 0 0 0 0 1 1		
Joe Nuxhall, L (1, 1) OBP: 0.274, SLG: 0.346		0-3 K		0-3 K		0-0 FC6 1-2f		0-0 3-1	3 0 0 0 0 2 2		
Frank Smith, R (7, 1) OBP: 0.357, SLG: 0.200									0 0 0 0 0 0 0		
Lloyd Merriman, L (9, PH) OBP: 0.401, SLG: 0.357									1 0 0 0 0 0 0		
Inning Stats	R: 1 H: 2 E: 1 LOB: 2 K: 0 BB: 0 S: 6 P: 6	R: 0 H: 0 E: 0 LOB: 0 K: 1 BB: 0 S: 5 P: 5	R: 1 H: 2 E: 0 LOB: 2 K: 1 BB: 1 S: 7 P: 11	R: 0 H: 0 E: 0 LOB: 0 K: 1 BB: 0 S: 5 P: 5	R: 0 H: 0 E: 0 LOB: 1 K: 0 BB: 1 S: 3 P: 7	R: 0 H: 0 E: 1 LOB: 2 K: 0 BB: 1 S: 4 P: 8	R: 0 H: 1 E: 0 LOB: 1 K: 0 BB: 0 S: 4 P: 4	R: 0 H: 1 E: 0 LOB: 0 K: 0 BB: 0 S: 3 P: 3	R: 0 H: 0 E: 0 LOB: 0 K: 1 BB: 0 S: 5 P: 5	1B: 5 SF: 1 2B: 1 SAC: 2 3B: 0 DP: 1 HR: 0 HBP: 0	WP: 0 PA: 37 PB: 0 SB: 1 CS: 0
PITCHER Bob Rush, R (1, 1) ERA: 3.77	IP WLS BF H R ER SO BB IBB HBP BLK WP HR S P ERA WHIP										
	9.0 W 37 6 2 2 4 3 0 0 0 0 0 0 42 54 2.00 1.000										

livebaseballscorecards.com

AB	31
R	2
H	6
RBI	2
BB	3
SO	4
LOB	17



Batter	1	2	3	4	5	6	7	8	9	AB R H RBI BB SO LOB
Bob Talbot, R OBP: 0.274, SLG: 0.305 (1, 8) x	0-0 F7 ① SUS	0-3 K ②			x 0-0 F7 ①		x 0-0 F3 ①			4 0 0 0 0 1 2
Gene Baker, R OBP: 0.333, SLG: 0.425 (1, 4) x	0-0 F4 ② x	0-0 F9 ③			B B B B 4-0 BB		x 0-0 FC1-6-5 1B			3 0 1 0 1 0 2
Randy Jackson, R OBP: 0.333, SLG: 0.450 (1, 5) x	0-0 2B		x 0-0 5-3 ①		S S 0-3 K ②		x 0-0 FC1-6-5 1B WP 1-2f			4 1 1 0 0 1 2
Hank Sauer, R OBP: 0.376, SLG: 0.563 (1, 9) x	0-0 F4 ③		S S 0-3 K ②		x 0-0 F7 ③		x 0-0 14 BB 1B 1-H			4 0 1 1 0 1 2
14 Ernie Banks, R OBP: 0.327, SLG: 0.427 (1, 6) x		x 0-0 FC1-4 1B	x 0-0 F9 ③		x 0-0 F7 ① B B B B		x 4-0 1-2 BB			3 0 1 0 1 0 0
Ralph Kiner, R OBP: 0.371, SLG: 0.487 (1, 7) x		x 0-0 FC1-4 1B BB 1-2f 1B		x 0-0 F8 ①	x 0-0 HR 2B		x 0-0 F8 ③			4 2 1 0 0 0 3
Steve Bilko, R OBP: 0.317, SLG: 0.434 (1, 3) x		B B B B 4-0 1B 1-2 1B BB		x 0-0 2B	x 0-0 HR 2B		x 0-0 G5-6-4 1B			3 2 3 2 1 0 0
Jim Fanning, R OBP: 0.205, SLG: 0.184 (1, 2) x		x 0-0 1B 1-2 2-3 1B		x 0-0 F8 ②	x 0-0 F7 ②		x 0-0 G5-6-4 ① ② 1-2f			4 0 1 0 0 0 2
Bob Rush, R OBP: 0.302, SLG: 0.422 (1, 1) x		x 0-0 1B 1-2 2-H 3-H		x 0-0 6-3 ③	x 0-0 5-3 ③		x 0-0 G3 ③			4 0 1 2 0 0 1

Inning Stats	R: 0	H: 1	E: 0	LOB: 1	K: 0	BB: 0	S: 4	P: 4	R: 2	H: 3	E: 0	LOB: 2	K: 1	BB: 1	S: 8	P: 12	R: 0	H: 0	E: 0	LOB: 0	K: 1	BB: 0	S: 5	P: 5	R: 0	H: 1	E: 0	LOB: 1	K: 0	BB: 0	S: 4	P: 4	R: 0	H: 0	E: 0	LOB: 1	K: 1	BB: 1	S: 5	P: 9	R: 2	H: 2	E: 0	LOB: 0	K: 0	BB: 0	S: 5	P: 5	R: 1	H: 2	E: 0	LOB: 2	K: 0	BB: 1	S: 5	P: 9	R: 0	H: 1	E: 0	LOB: 0	K: 0	BB: 0	S: 3	P: 3	1B: 6	SF: 0	2B: 3	SAC: 0	3B: 0	DP: 1	HR: 1	HBP: 0	WP: 1	PA: 36
--------------	------	------	------	--------	------	-------	------	------	------	------	------	--------	------	-------	------	-------	------	------	------	--------	------	-------	------	------	------	------	------	--------	------	-------	------	------	------	------	------	--------	------	-------	------	------	------	------	------	--------	------	-------	------	------	------	------	------	--------	------	-------	------	------	------	------	------	--------	------	-------	------	------	-------	-------	-------	--------	-------	-------	-------	--------	-------	--------

PITCHER	IP	WLS	BF	H	R	ER	SO	BB	IBB	HBP	BLK	WP	HR	S	P	ERA	WHIP
Joe Nuxhall, L ERA: 3.89 (1, 1)	6.2	L	32	9	5	5	3	3	0	0	0	1	1	35	47	6.75	1.800
Frank Smith, R ERA: 2.67 (7, 1)	1.1		4	1	0	0	0	0	0	0	0	0	0	4	4	0.00	0.750

BOTTOM

Cincinnati Redlegs @ Chicago Cubs
Wrigley Field, Chicago, IL
Sun Sep 26 1954, 3:33 AM CST
Att. 9,204 - Unknown

livebaseballscorecards.com

AB	33
R	5
H	10
RBI	5
BB	3
SO	3
LOB	14

