Chicago Cubs - 1957

Batter	1	2	3	4	5	6	7	8	9	AB	R	H	RBI	BB	SO	LOB
Danny O'Connell, R (1, 4) OBP: 0.400, SLG: 0.400	F9		CS 1-2	FC4-6 E 1B		6-3	1B 1B		4-3 2-3	5	0	2	0	0	0	1
Hank Aaron, R (1, 9) OBP: 0.400, SLG: 0.400	F3			E5 FC4-6 1-2		3B 1B	1-3 1B		F9	5	1	2	0	0	0	2
Eddie Mathews, L (1, 5) OBP: 0.250, SLG: 0.750	K			FC4-6 1-2f 2-3		1B 3B 1-H	P6			4	1	1	1	0	1	4
Joe Adcock, R (1, 3) OBP: 0.333, SLG: 0.333 Frank Torre, L (7, 3)		F8		K		HR 1B 3-H		BB		3 0	1 0	1 0	1 0	0 1	1 0	2 0
Bobby Thomson, R (1, 7)		5-3		F9		K		B5		4	0	0	0	0	1	4
Johnny Logan, R (1, 6) OBP: 0.500, SLG: 1.250		F8			FC6-4 1B	HR 1-H		P4		4	1	2	2	0	0	1
Bill Bruton, L (1, 8)			G3		FC6-4 S 1-2f	G3		K		4	0	0	0	0	1	2
Del Crandall, R (1, 2)			CS BB		P4		K		4-3 SH3-4 BB	2	0	0	0	2	1	1
Warren Spahn, L (1, 1)			F7		K 1-2		F9		SH3-4 1-2	3	0	0	0	0	1	2
Inning Stats	R: 0 E: 0 K: 1 S: 5 H: 0 LOB: 0 BB: 0 P: 5	R: 0 E: 0 K: 0 S: 3 H: 0 LOB: 0 BB: 0 P: 3	R: 0 E: 0 K: 0 S: 2 H: 0 LOB: 0 BB: 1 P: 6	R: 0 E: 1 K: 1 S: 7 H: 1 LOB: 2 BB: 0 P: 7	R: 0 E: 0 K: 1 S: 6 H: 1 LOB: 1 BB: 0 P: 6	R: 4 E: 0 K: 1 S: 9 H: 4 LOB: 0 BB: 0 P: 9	R: 0 E: 0 K: 1 S: 7 H: 2 LOB: 2 BB: 0 P: 7	R: 0 E: 0 K: 1 S: 5 H: 0 LOB: 1 BB: 1 P: 9	R: 0 E: 0 K: 0 S: 3 H: 0 LOB: 1 BB: 1 P: 7	1B: 6 2B: 0 3B: 1 HR: 1	SF: 0 SAC: 1 DP: 0 HBP: 0						

PITCHER		IP	WLS	BF	H	R	ER	SO	BB	IBB	HBP	BLK	WP	HR	S	P	ERA	WHIP
Bob Rush, R ERA: 5.4	(1, 1)	6.2	L	29	8	4	4	5	1	0	0	0	0	1	38	42	5.40	1.350
Dick Drott, R ERA:	(7, 1)	1.1		5	0	0	0	1	1	0	0	0	0	0	6	10	0.00	0.750
Vito Valentinetti, R ERA:	(9, 1)	1.0		4	0	0	0	0	1	0	0	0	0	0	3	7	0.00	1.000

PITCHER	IP	WLS	BF	H	R	ER	SO	BB	IBB	HBP	BLK	WP	HR	S	P	ERA	WHIP

TOP

Milwaukee Braves @ Chicago Cubs

Wrigley Field, Chicago, IL

Tue Apr 16 1957, 3:33 AM CST

Att. 23,674 - Unknown

livebaseballscorecards.com

AB	34
R	4
H	8
RBI	4
BB	3
SO	6
LOB	19

1B: 6	SF: 0	WP: 0	PA: 39
2B: 0	SAC: 1	PB: 0	
3B: 1	DP: 0	SB: 1	
HR: 1	HBP: 0	CS: 1	

Batter	1	2	3	4	5	6	7	8	9	AB	R	H	RBI	BB	SO	LOB
Dee Fondy, L (1, 3)	K		FC3-6 1-2f		3-1 2-3			K		4	0	0	0	0	2	2
Casey Wise, S (1, 4)	L8		P4		6-3			F9		4	0	0	0	0	0	2
Bob Will, L (1, 8)	L7			K		4-3			F7	4	0	0	0	0	1	0
14 Ernie Banks, R (1, 6)		BB		6-3		F9			F8	3	0	0	0	1	0	0
Gene Baker, R (1, 5) OBP: 0.250, SLG: 0.250		F7		1B		6-3			P6	4	0	1	0	0	0	1
Jim Bolger, R (1, 7)		F8		1-3			6-3			3	0	0	0	0	0	2
Walt Moryn, L (1, 9)		F9			F8		F7			3	0	0	0	0	0	1
Cal Neeman, R (1, 2) OBP: 0.333, SLG: 0.333			L5		2B 1B		K			3	1	1	0	0	1	0
Bob Rush, R (1, 1) OBP: 1.000, SLG: 1.500			FC3-6 1B		3-1 1-H 2B			K		2	0	2	1	0	0	0
Dick Drott, R (7, 1)										0	0	0	0	0	0	0
Jim Fanning, R (8, PH)										1	0	0	0	0	1	0
Vito Valentinetti, R (9, 1)										0	0	0	0	0	0	0
Inning Stats	R: 0 E: 0 K: 1 S: 5 H: 0 LOB: 0 BB: 0 P: 5	R: 0 E: 0 K: 0 S: 3 H: 0 LOB: 1 BB: 1 P: 7	R: 0 E: 0 K: 0 S: 4 H: 1 LOB: 1 BB: 0 P: 4	R: 0 E: 0 K: 1 S: 6 H: 1 LOB: 1 BB: 0 P: 6	R: 1 E: 0 K: 0 S: 5 H: 2 LOB: 1 BB: 0 P: 5	R: 0 E: 0 K: 0 S: 3 H: 0 LOB: 0 BB: 0 P: 3	R: 0 E: 0 K: 1 S: 5 H: 0 LOB: 0 BB: 0 P: 5	R: 0 E: 0 K: 2 S: 7 H: 0 LOB: 0 BB: 0 P: 7	R: 0 E: 0 K: 0 S: 3 H: 0 LOB: 0 BB: 0 P: 3	1B: 3 2B: 1 3B: 0 HR: 0	SF: 0 SAC: 0 DP: 0 HBP: 0						

PITCHER	IP	WLS	BF	H	R	ER	SO	BB	IBB	HBP	BLK	WP	HR	S	P	ERA	WHIP
Warren Spahn, L (1, 1) ERA: 1.0	9.0	W	32	4	1	1	5	1	0	0	0	0	0	41	45	1.00	0.556

PITCHER	IP	WLS	BF	H	R	ER	SO	BB	IBB	HBP	BLK	WP	HR	S	P	ERA	WHIP

BOTTOM

Milwaukee Braves @ Chicago Cubs

Wrigley Field, Chicago, IL

Tue Apr 16 1957, 3:33 AM CST

Att. 23,674 - Unknown

livebaseballscorecards.com

AB	31
R	1
H	4
RBI	1
BB	1
SO	5
LOB	8

Chicago Cubs @ St. Louis Cardinals

Sportsman's Park, St. Louis, MO

Thu Apr 18 1957, 4:33 AM EST

Att. 17,255 - Unknown

TOP

Batter	1	2	3	4	5	6	7	8	9	AB	R	H	RBI	BB	SO	LOB
Dee Fondy, L (1, 3) OBP: 0.300, SLG: 0.500	SSS 0-3 ① K	x 0-0 1-2 1B		x 0-0 ② P6	x 0-0 ③ F7			x 0-0 14 E SH E 1B	x 0-0 3B	6	1	3	0	0	1	2
Bob Will, L (1, 8) OBP: 0.111, SLG: 0.111	x 0-0 ② P3	x 0-0 ③ F7		x 0-0 1B		SSS 0-3 ① K		x 0-0 SH E 14 E 1-2 3B	SSS 0-3 ② K	5	1	1	0	0	2	3
14 Ernie Banks, R (1, 6) OBP: 0.400, SLG: 0.500	BBBB 4-0 S BB		x 0-0 1B 1B 2B	x 0-0 ③ P4		x 0-0 6-3 PB 2B		x 0-0 FC2 E 3B 1-2 2-3	x 0-0 ③ 5-3	5	3	2	0	1	0	4
Walt Moryn, L (1, 9) OBP: 0.125, SLG: 0.125	x 0-0 ③ F9 1-2		x 0-0 1B 1B FC4-2 2-3 1B		SSS 0-3 ① K	x 0-0 ② 6-3 2-3		x 0-0 E4 3B 1-2 2-3 3-H		5	1	1	0	0	1	4
Gene Baker, R (1, 5) OBP: 0.556, SLG: 0.875		BBBB 4-0 WP 1B BB	x 0-0 FC4-2 1B G1-2-3 1-2 3-H 1B		x 0-0 G3 1B 2B	x 0-0 ③ F8 3-H		x 0-0 FC1-5 3B 1-H 2-H 3-H		4	2	3	4	1	0	0
Jim Bolger, R (1, 7) OBP: 0.250, SLG: 0.143		x 0-0 ① 6-3 1-2	x 0-0 FC4-2 1-2 2-3 1B		H 1-0 1B G3 E HBP		x 0-0 ① 5-3	x 0-0 ① 6-3		4	1	1	0	0	0	2
Casey Wise, S (1, 4) OBP: 0.222, SLG: 0.222		x 0-0 PB 1B 2-H 1B	x 0-0 ① FC4-2 1-2 2-3 3-H		x 0-0 ② G3 1-2 2-3		x 0-0 1B	x 0-0 ② FC1-5 3-H		5	1	2	1	0	0	6
Cal Neeman, R (1, 2) OBP: 0.250, SLG: 0.143		x 0-0 ② P6 1-2	x 0-0 ② ③ G1-2-3 3-Hf		4-0 E IBB		x 0-0 ② F9	x 0-0 ③ L3		4	0	0	0	1	0	6
Moe Drabowsky, R (1, 1) OBP: 0.400, SLG: 0.400		x 0-0 1B 2-H 1B		x 0-0 ① 5-3	x 0-0 E1 1-2 2-H 3-H 1B		SSS 0-3 ③ K		x 0-0 ① F5	5	0	2	2	0	1	1
Inning Stats	R: 0 E: 0 K: 1 S: 5 H: 0 LOB: 1 BB: 1 P: 9	R: 2 E: 0 K: 0 S: 6 H: 3 LOB: 2 BB: 1 P: 10	R: 1 E: 0 K: 0 S: 6 H: 4 LOB: 2 BB: 0 P: 6	R: 0 E: 0 K: 0 S: 4 H: 1 LOB: 1 BB: 0 P: 4	R: 2 E: 1 K: 1 S: 7 H: 2 LOB: 2 BB: 1 P: 12	R: 1 E: 0 K: 1 S: 6 H: 1 LOB: 0 BB: 0 P: 6	R: 0 E: 0 K: 1 S: 6 H: 1 LOB: 1 BB: 0 P: 6	R: 4 E: 3 K: 0 S: 8 H: 2 LOB: 1 BB: 0 P: 8	R: 0 E: 0 K: 1 S: 6 H: 1 LOB: 1 BB: 0 P: 6	1B: 10 2B: 3 3B: 2 HR: 0	SF: 0 SAC: 1 DP: 1 HBP: 1						

	AB	43
	R	10
	H	15
	RBI	7
	BB	3
	SO	5
	LOB	28

WP: 1 PB: 2 SB: 2 CS: 0 PA: 48

livebaseballscorecards.com

PITCHER		IP	WLS	BF	H	R	ER	SO	BB	IBB	HBP	BLK	WP	HR	S	P	ERA	WHIP
Murry Dickson, R ERA: 13.5	(1, 1)	2.0	L	14	6	3	3	1	2	0	0	0	1	0	14	22	13.50	4.000
Willard Schmidt, R ERA: 3.0	(3, 1)	3.0		14	4	2	1	1	0	1	1	0	0	0	14	19	3.00	1.333
Bob Smith, L ERA:	(6, 1)	2.0		13	4	5	0	2	0	0	0	0	0	0	17	17	0.00	2.000
Larry Jackson, R ERA:	(8, 1)	1.0		3	0	0	0	0	0	0	0	0	0	0	3	3	0.00	0.000
Hoyt Wilhelm, R ERA:	(9, 1)	1.0		4	1	0	0	1	0	0	0	0	0	0	6	6	0.00	1.000

PITCHER	IP	WLS	BF	H	R	ER	SO	BB	IBB	HBP	BLK	WP	HR	S	P	ERA	WHIP

Batter	1	2	3	4	5	6	7	8	9	AB	R	H	RBI	BB	SO	LOB
Don Blasingame, L (1, 4) OBP: 0.200, SLG: 0.200	4-3		P2		FC1-6 FC1-4 1-2f			F8		4	0	0	0	0	0	1
Alvin Dark, R (1, 6) OBP: 0.500, SLG: 0.500	BB BB		L4		FC1-4 1-2f			L3		3	0	0	0	1	0	1
Stan Musial, L (1, 3) OBP: 0.667, SLG: 0.857	1-2 BB			F5		F8			6-3	3	0	0	0	1	0	0
Del Ennis, R (1, 9) OBP: 0.333, SLG: 0.375	F7			K		G1-4-3 BB			4-3	3	0	0	0	1	1	2
Ken Boyer, R (1, 5)	1-3			5-3		G1-4-3 1-2f			K	4	0	0	0	0	1	3
Wally Moon, L (1, 7) OBP: 0.250, SLG: 0.750		F7			F7		K			3	0	0	0	0	1	0
Hal Smith, R (1, 2) OBP: 0.500, SLG: 0.500		G6-4-3 1B			2B 1B		1-3			3	1	2	0	0	0	0
Bobby Gene Smith, R (1, 8) OBP: 0.375, SLG: 0.875		G6-4-3 1-2f			1-3 1B 2B		L7			3	1	1	0	0	0	1
Murry Dickson, R (1, 1) Willard Schmidt, R (3, 1) Joe Cunningham, L (5, PH) OBP: 1.000, SLG: 1.000 Bob Smith, R (6, 1) Larry Jackson, R (8, 1) Eddie Kasko, R (8, PH) Hoyt Wilhelm, R (9, 1)			K		FC1-6 2-H 3-H 1B			F8		0 1 1 0 0 0 1 0	0 0 0 0 0 0 0 0	0 0 1 0 0 0 0 0	0 1 2 0 0 0 0 0	0 0 0 1 0 0 0 0	0 0 0 0 0 0 0 0	0 0 0 0 0 0 0 0
Inning Stats	R: 0 E: 0 K: 0 S: 3 H: 0 LOB: 2 BB: 2 P: 11	R: 0 E: 0 K: 0 S: 3 H: 1 LOB: 0 BB: 0 P: 3	R: 0 E: 0 K: 1 S: 5 H: 0 LOB: 0 BB: 0 P: 5	R: 0 E: 0 K: 1 S: 5 H: 0 LOB: 0 BB: 0 P: 5	R: 2 E: 0 K: 0 S: 6 H: 3 LOB: 1 BB: 0 P: 6	R: 0 E: 0 K: 0 S: 2 H: 0 LOB: 0 BB: 1 P: 6	R: 0 E: 0 K: 1 S: 5 H: 0 LOB: 0 BB: 0 P: 5	R: 0 E: 0 K: 0 S: 3 H: 0 LOB: 0 BB: 0 P: 3	R: 0 E: 0 K: 1 S: 5 H: 0 LOB: 0 BB: 0 P: 5	1B: 3 2B: 1 3B: 0 HR: 0	SF: 0 SAC: 0 DP: 2 HBP: 0					

PITCHER	IP	WLS	BF	H	R	ER	SO	BB	IBB	HBP	BLK	WP	HR	S	P	ERA	WHIP
Moe Drabowsky, R (1, 1) ERA: 2.0	9.0	W	32	4	2	2	4	3	0	0	0	0	0	37	49	2.00	0.778

PITCHER	IP	WLS	BF	H	R	ER	SO	BB	IBB	HBP	BLK	WP	HR	S	P	ERA	WHIP

BOTTOM

Chicago Cubs @ St. Louis Cardinals

Sportsman's Park, St. Louis, MO

Thu Apr 18 1957, 4:33 AM EST

Att. 17,255 - Unknown

livebaseballscorecards.com

AB	29
R	2
H	4
RBI	2
BB	3
SO	4
LOB	8

Batter	1	2	3	4	5	6	7	8	9	10	11	AB	R	H	RBI	BB	SO	LOB
Casey Wise, S (1, 4) OBP: 0.267, SLG: 0.333	L7		1B 2B	K			5-3		F7		1-3 2-H 1B	6	1	2	1	0	1	2
Dee Fondy, L (1, 3) OBP: 0.313, SLG: 0.438	3-1		1B 14 HBP G1-2-3 2-H 1B		CS 14 BB 1B		K2-3			3-1	F7	6	0	2	1	0	1	2
14 Ernie Banks, R (1, 6) OBP: 0.467, SLG: 0.455	BB 2B 1B		H 1-0 G1-2-3 1B 1-2 HBP		BBBB 4-0 CS 1-2 BB		4-3			L4		3	1	1	0	1	0	0
Walt Moryn, L (1, 9) OBP: 0.231, SLG: 0.167	BBBB 4-0 1-2 2B BB		G1-2-3 1-2 2-3 1B		SSS 0-3 K 1-2 2-3			F7		F8		4	1	1	0	1	1	2
Gene Baker, R (1, 5) OBP: 0.500, SLG: 0.750	1-H 2-H 2B		G1-2-3 1-2 2-3 3-Hf		BBBB 4-0 BB			F7			5-3	4	0	1	2	1	0	3
Bob Lennon, L (1, 8) Vito Valentinetti, R (11, 1) Dick Littlefield, L (11, 1)	K		K		4-3			4-3			2-3	5 0 0	0 0 0	0 0 0	0 0 0	0 0 0	2 0 0	5 0 0
Jim Bolger, R (1, 7) OBP: 0.231, SLG: 0.167		F7		K		P6			F8		1B 1B	5	1	1	0	0	1	0
Cal Neeman, R (1, 2) OBP: 0.333, SLG: 0.364 Jerry Kindall, R (9, PR) Charles Silvera, R (9, 2) OBP: 1.000, SLG: 1.000		3-1		FC3-4 1B		K			2B		1B 1-2 1B	4 0 1	0 0 1	2 0 1	0 0 0	0 0 0	1 0 0	0 0 0
Don Kaiser, R (1, 1) Bob Speake, L (9, PH) Jackie Collum, L (9, 1) Bobby Del Greco, R (11, PH) OBP: 1.000, SLG: 1.000 (11, 8)		5-3		FC3-4 1-2f		K			K		1-2 2-H 1B	3 1 0 1	0 0 0 0	0 0 0 1	0 0 0 1	0 0 0 1	1 1 0 0	1 1 0 0
Inning Stats	R: 2 E: 0 K: 1 S: 7 H: 2 LOB: 1 BB: 1 P: 11	R: 0 E: 0 K: 0 S: 3 H: 0 LOB: 0 BB: 0 P: 3	R: 1 E: 0 K: 1 S: 7 H: 3 LOB: 2 BB: 0 P: 8	R: 0 E: 0 K: 2 S: 8 H: 1 LOB: 1 BB: 0 P: 8	R: 0 E: 0 K: 1 S: 5 H: 1 LOB: 2 BB: 2 P: 13	R: 0 E: 0 K: 2 S: 7 H: 0 LOB: 0 BB: 0 P: 7	R: 0 E: 0 K: 1 S: 5 H: 0 LOB: 0 BB: 0 P: 5	R: 0 E: 0 K: 0 S: 3 H: 0 LOB: 0 BB: 0 P: 3	R: 0 E: 0 K: 1 S: 6 H: 1 LOB: 1 BB: 0 P: 6	R: 0 E: 0 K: 0 S: 3 H: 0 LOB: 0 BB: 0 P: 3	R: 2 E: 0 K: 0 S: 7 H: 4 LOB: 2 BB: 0 P: 7	1B: 9 2B: 3 3B: 0 HR: 0 SF: 0 SAC: 0 DP: 1 HBP: 1						

PITCHER		IP	WLS	BF	H	R	ER	SO	BB	IBB	HBP	BLK	WP	HR	S	P	ERA	WHIP
Herm Wehmeier, R ERA: 5.73	(1, 1)	2.0		13	5	3	3	1	1	0	1	0	0	0	13	18	13.50	3.000
Tom Cheney, R ERA:	(3, 1)	4.0		14	2	0	0	6	2	0	0	0	0	0	24	32	0.00	1.000
Larry Jackson, R ERA: 3.18	(7, 1)	4.2	L	19	5	2	2	2	0	0	0	0	0	0	23	23	3.86	1.071
Hoyt Wilhelm, R ERA:	(11, 1)	0.1		1	0	0	0	0	0	0	0	0	0	0	1	1	0.00	0.000

PITCHER	IP	WLS	BF	H	R	ER	SO	BB	IBB	HBP	BLK	WP	HR	S	P	ERA	WHIP

TOP

Chicago Cubs @ St. Louis Cardinals

Sportsman's Park, St. Louis, MO

Sun Apr 21 1957, 4:33 AM EST

Unknown

livebaseballscorecards.com

AB	43
R	5
H	12
RBI	5
BB	3
SO	9
LOB	16

Chicago Cubs @ St. Louis Cardinals

Sportsman's Park, St. Louis, MO

Sun Apr 21 1957, 4:33 AM EST

Unknown

livebaseballscorecards.com

BOTTOM

Batter	1	2	3	4	5	6	7	8	9	10	11	AB	R	H	RBI	BB	SO	LOB
Don Blasingame, L (1, 4) OBP: 0.267, SLG: 0.333	6-3		K			1B 2B (1-3)		1B		F9		5	1	2	0	0	1	1
Alvin Dark, R (1, 6) OBP: 0.467, SLG: 0.538	1B 2B			P3		1B 1B (2-H, 3-H)		4-3			K	5	1	2	2	0	1	1
Stan Musial, L (1, 3) OBP: 0.643, SLG: 0.750	G1-4-3 1B (2-H)			F2		G6-4-3 1B (1-3)			L9		BB 1B	5	0	3	1	0	0	0
Del Ennis, R (1, 9) OBP: 0.308, SLG: 0.273	G1-4-3 (1-2f)			P6		G6-4-3 (1-2f)			BB		BB (1-2)	3	0	0	0	1	0	3
Chuck Harmon, R (9, PR) (10, 9)												0	0	0	0	0	0	0
Joe Cunningham, L (11, PH) OBP: 1.000, SLG: 1.000												0	0	0	0	1	0	0
Wally Moon, L (1, 7) OBP: 0.154, SLG: 0.462		3-1			K		L3		F8		F8	5	0	0	0	0	1	3
Ken Boyer, R (1, 5) OBP: 0.143, SLG: 0.083		G6-4-3 1B			P5		6-3		L7		F9	5	0	1	0	0	0	3
Hal Smith, R (1, 2) OBP: 0.444, SLG: 0.444	G6-4-3 (1-2f)				G3		F2			G3		1	0	0	0	0	0	1
Hobie Landrith, L (3, 2)												3	0	0	0	0	0	0
Bobby Gene Smith, R (1, 8) OBP: 0.333, SLG: 0.667			6-3			2B 1B 1B		P4			K	4	1	1	0	0	1	0
Herm Wehmeier, R (1, 1)												0	0	0	0	0	0	0
Tom Cheney, R (3, 1)			6-3			F8		4-3		1B		1	0	0	0	0	0	0
Jim King, L (6, PH)												1	0	0	0	0	0	1
Larry Jackson, R (7, 1) OBP: 0.500, SLG: 0.500												2	0	1	0	0	0	0
Hoyt Wilhelm, R (11, 1)												0	0	0	0	0	0	0
Inning Stats	R: 1 E: 0 K: 0 S: 4 H: 2 LOB: 0 BB: 0 P: 4	R: 0 E: 0 K: 0 S: 3 H: 1 LOB: 0 BB: 0 P: 3	R: 0 E: 0 K: 1 S: 5 H: 0 LOB: 0 BB: 0 P: 5	R: 0 E: 0 K: 0 S: 3 H: 0 LOB: 0 BB: 0 P: 3	R: 0 E: 0 K: 1 S: 5 H: 0 LOB: 0 BB: 0 P: 5	R: 2 E: 0 K: 0 S: 6 H: 4 LOB: 1 BB: 0 P: 6	R: 0 E: 0 K: 0 S: 3 H: 0 LOB: 0 BB: 0 P: 3	R: 0 E: 0 K: 0 S: 4 H: 1 LOB: 1 BB: 0 P: 4	R: 0 E: 0 K: 0 S: 3 H: 0 LOB: 1 BB: 1 P: 7	R: 0 E: 0 K: 1 S: 6 H: 1 LOB: 1 BB: 0 P: 6	R: 0 E: 0 K: 1 S: 6 H: 1 LOB: 2 BB: 1 P: 10	1B: 8 2B: 2 3B: 0 HR: 0	SF: 0 SAC: 0 DP: 3 HBP: 0	WP: 0 PB: 0 SB: 0 CS: 0	PA: 42			

	AB	40
	R	3
	H	10
	RBI	3
	BB	2
	SO	4
	LOB	13

PITCHER	IP	WLS	BF	H	R	ER	SO	BB	IBB	HBP	BLK	WP	HR	S	P	ERA	WHIP
Don Kaiser, R (1, 1) ERA: 3.38	8.0		29	8	3	3	2	0	0	0	0	0	0	33	33	3.38	1.000
Jackie Collum, L (9, 1) ERA:	2.0	W	8	1	0	0	1	1	0	0	0	0	0	9	13	0.00	1.000
Vito Valentinetti, R (11, 1) ERA:	0.1		3	1	0	0	1	1	0	0	0	0	0	4	8	0.00	6.000
Dick Littlefield, L (11, 1) ERA:	0.2	S	2	0	0	0	0	0	0	0	0	0	0	2	2	0.00	0.000

PITCHER	IP	WLS	BF	H	R	ER	SO	BB	IBB	HBP	BLK	WP	HR	S	P	ERA	WHIP

Chicago Cubs @ St. Louis Cardinals

Sportsman's Park, St. Louis, MO

Sun Apr 21 1957, 4:38 AM EST

Att. 10,215 - Unknown

TOP

livebaseballscorecards.com

Batter	1	2	3	4	5	6	7	8	9	AB	R	H	RBI	BB	SO	LOB
Casey Wise, S (1, 4) OBP: 0.211, SLG: 0.263	F7		K			F5	4-3			4	0	0	0	0	1	0
Dee Fondy, L (1, 3) OBP: 0.300, SLG: 0.400	K			14 G6-4-3 1B		K		K		4	0	1	0	0	3	0
14 Ernie Banks, R (1, 6) OBP: 0.368, SLG: 0.333	F7			G6-4-3 1-2f		E9 1B		F2		4	1	0	0	0	0	1
Walt Moryn, L (1, 9) OBP: 0.294, SLG: 0.250		K		1B		1B 3-H		K		4	0	2	1	0	2	0
Gene Baker, R (1, 5) OBP: 0.444, SLG: 0.600		F8		F8		F7			BB BB	3	0	0	0	1	0	2
Bob Lennon, L (1, 8) OBP: 0.222, SLG: 0.250		BB			K		HR 2B		K	3	1	1	0	1	2	1
Bob Speake, L (1, 7) OBP: 0.400, SLG: 1.000		F7			P5		HR 2-H		BB 1-2	3	1	1	2	1	0	1
Cal Neeman, R (1, 2) OBP: 0.313, SLG: 0.400			K		2B		F7		K	4	0	1	0	0	2	2
Dick Drott, R (1, 1)			F8		K		F7		F9	1	0	0	0	0	0	0
Ed Winceniak, R (5, PH)										1	0	0	0	0	1	1
Dave Hillman, R (5, 1)										0	0	0	0	0	0	0
Ed Mickelson, R (7, PH)										1	0	0	0	0	0	0
Jim Brosnan, R (7, 1)										0	0	0	0	0	0	0
Bobby Del Greco, R (9, PH) OBP: 0.500, SLG: 0.500										1	0	0	0	0	0	2
Inning Stats	R: 0 E: 0 K: 1 S: 5 H: 0 LOB: 0 BB: 0 P: 5	R: 0 E: 0 K: 1 S: 5 H: 0 LOB: 1 BB: 1 P: 9	R: 0 E: 0 K: 2 S: 7 H: 0 LOB: 0 BB: 0 P: 7	R: 0 E: 0 K: 0 S: 4 H: 2 LOB: 1 BB: 0 P: 4	R: 0 E: 0 K: 2 S: 8 H: 1 LOB: 1 BB: 0 P: 8	R: 1 E: 1 K: 1 S: 7 H: 1 LOB: 1 BB: 0 P: 7	R: 2 E: 0 K: 0 S: 5 H: 2 LOB: 0 BB: 0 P: 5	R: 0 E: 0 K: 2 S: 7 H: 0 LOB: 0 BB: 0 P: 7	R: 0 E: 0 K: 2 S: 7 H: 0 LOB: 2 BB: 2 P: 15	1B: 3 2B: 2 3B: 0 HR: 1	SF: 0 SAC: 0 DP: 1 HBP: 0						

	AB	33
	R	3
	H	6
	RBI	3
	BB	3
	SO	11
	LOB	10

WP: 0 PB: 0 SB: 0 CS: 0 PA: 36

PITCHER	IP	WLS	BF	H	R	ER	SO	BB	IBB	HBP	BLK	WP	HR	S	P	ERA	WHIP
Sam Jones, R (1, 1) ERA: 2.0	9.0	W	36	6	3	2	11	3	0	0	0	0	1	55	67	2.00	1.000

PITCHER	IP	WLS	BF	H	R	ER	SO	BB	IBB	HBP	BLK	WP	HR	S	P	ERA	WHIP

BOTTOM

Chicago Cubs @ St. Louis Cardinals

Sportsman's Park, St. Louis, MO

Sun Apr 21 1957, 4:38 AM EST

Att. 10,215 - Unknown

Batter	1	2	3	4	5	6	7	8	9	AB	R	H	RBI	BB	SO	LOB
Don Blasingame, L (1, 4) OBP: 0.200, SLG: 0.263	F2	FC6-4 FC6 1-2f 3-H		SF8 3-H		6-3		1-3		4	0	0	2	0	0	1
Alvin Dark, R (1, 6) OBP: 0.474, SLG: 0.529 Eddie Kasko, R (7, 6)	1B	FC6 1-2f		6-3		1B		BB		4 0	0 0	2 0	0 0	0 1	0 0	1 0
Stan Musial, L (1, 3) OBP: 0.500, SLG: 0.563 Joe Cunningham, L (7, 3) OBP: 0.667, SLG: 0.500	F3		F8		F5 SSS	K		4-3		4 1	0 0	0 0	0 0	0 0	1 0	2 1
Del Ennis, R (1, 9) OBP: 0.353, SLG: 0.533 Chuck Harmon, R (7, PR) (8, 9)	F9		HR		L7		1B FC1-4 1B			4 0	1 1	2 0	1 0	0 0	0 0	1 0
Wally Moon, L (1, 7) OBP: 0.353, SLG: 0.588		1B E E 1B	CS 1B		BB 1B 1B		FC1-4 1-3 1B			4	1	4	0	0	0	0
Ken Boyer, R (1, 5) OBP: 0.222, SLG: 0.133		E6 E E 1-2	BB 1-2		BB 1-2 1B		FC1-4 1-2f 3-H			3	1	1	1	1	0	2
Hobie Landrith, L (1, 2) OBP: 0.286, SLG: 0.167		E5 FC6-4 1-H 2-H 1B	K		BB 1-2 2-3		K			3	1	1	0	1	2	3
Bobby Gene Smith, R (1, 8) OBP: 0.313, SLG: 0.625	K			SH1-4 SF8 2B	K		1-3			4	1	1	0	0	2	6
Sam Jones, R (1, 1)	FC6-4 BB			SH1-4 2-3		F7		K		2	0	0	0	1	1	0
Inning Stats	R: 0 E: 0 K: 0 S: 4 H: 1 LOB: 1 BB: 0 P: 4	R: 3 E: 2 K: 1 S: 8 H: 2 LOB: 1 BB: 1 P: 12	R: 1 E: 0 K: 1 S: 6 H: 2 LOB: 1 BB: 1 P: 10	R: 1 E: 0 K: 0 S: 4 H: 1 LOB: 0 BB: 0 P: 4	R: 0 E: 0 K: 1 S: 7 H: 2 LOB: 3 BB: 1 P: 11	R: 0 E: 0 K: 1 S: 6 H: 1 LOB: 1 BB: 0 P: 6	R: 1 E: 1 K: 1 S: 7 H: 2 LOB: 2 BB: 0 P: 7	R: 0 E: 0 K: 1 S: 5 H: 0 LOB: 1 BB: 1 P: 9		1B: 9 2B: 1 3B: 0 HR: 1 SF: 1 SAC: 1 DP: 0 HBP: 0				WP: 0 PB: 0 SB: 0 CS: 1 PA: 39		

livebaseballscorecards.com

	AB	33
	R	6
	H	11
	RBI	4
	BB	4
	SO	6
	LOB	17

PITCHER		IP	WLS	BF	H	R	ER	SO	BB	IBB	HBP	BLK	WP	HR	S	P	ERA	WHIP
Dick Drott, R ERA: 3.38	(1, 1)	4.0	L	20	6	5	2	2	2	0	0	0	0	1	22	30	4.50	2.000
Dave Hillman, R ERA:	(5, 1)	2.0		10	3	0	0	2	1	0	0	0	0	0	13	17	0.00	2.000
Jim Brosnan, R ERA: 4.5	(7, 1)	2.0		9	2	1	1	2	1	0	0	0	0	0	12	16	4.50	1.500

PITCHER	IP	WLS	BF	H	R	ER	SO	BB	IBB	HBP	BLK	WP	HR	S	P	ERA	WHIP

Batter	1	2	3	4	5	6	7	8	9	AB	R	H	RBI	BB	SO	LOB
Casey Wise, S (1, 4) OBP: 0.250, SLG: 0.261	0-0 2B 1B		4-0 G4-6-3 BB		0-0 F8 ②		0-0 E5 G3		0-0 1-3 ②	4	1	1	0	1	0	2
Dee Fondy, L (1, 3) OBP: 0.280, SLG: 0.400	0-0 FC6-4 1-H 2B		0-0 G4-6-3 ① ② 1-2f		0-0 F7 ③		0-0 G3 ② 2-3		0-0 F8 ③	5	0	1	1	0	0	4
14 Ernie Banks, R (1, 6) OBP: 0.304, SLG: 0.263	0-0 F8 ①		0-0 6-3 ③			0-0 P6 ①	0-0 F7 ③			4	0	0	0	0	0	2
Walt Moryn, L (1, 9) OBP: 0.333, SLG: 0.222	4-0 FC6-4 BB			0-0 4-3 ①		4-0 1B 2B BB		0-0 F2 ①		2	1	0	0	2	0	0
Gene Baker, R (1, 5) OBP: 0.364, SLG: 0.474	0-0 FC6-4 ② 1-2f 2-3			0-0 F9 ②		0-0 F7 ②		0-0 P6 ②		4	0	0	0	0	0	3
Bob Speake, L (1, 7) OBP: 0.556, SLG: 1.286	0-3 K ③			4-0 BB		0-0 2B 1-2 1B		0-0 HR		3	2	2	1	1	1	2
Bobby Del Greco, R (1, 8) OBP: 0.333, SLG: 0.500		0-0 F7 ①		0-3 K ③		0-0 2B 1-H 2-H		0-0 6-3 ③		4	0	1	2	0	1	1
Cal Neeman, R (1, 2) OBP: 0.300, SLG: 0.421		0-3 K ②			0-0 P5 ①	0-0 5-3 ③			0-0 2B	4	0	1	0	0	1	1
Bob Rush, R (1, 1) OBP: 0.667, SLG: 1.000 Ed Winceniak, R (5, PH) OBP: 0.500, SLG: 1.000 Tom Poholsky, R (5, 1) Jim Bolger, R (7, PH) OBP: 0.214, SLG: 0.154 Turk Lown, R (7, 1) Bob Lennon, L (9, PH) OBP: 0.200, SLG: 0.222		0-3 K ③			0-0 2B		0-3 K ①		0-0 P6 ①	1 1 0 1 0 1	0 0 0 0 0 0	0 1 0 0 0 0	0 0 0 0 0 0	1 0 0 0 0 0	0 0 0 1 0 0	0 0 0 0 0 1
Inning Stats	R: 1 E: 0 K: 1 S: 7 H: 2 LOB: 2 BB: 1 P: 11	R: 0 E: 0 K: 2 S: 7 H: 0 LOB: 0 BB: 0 P: 7	R: 0 E: 0 K: 0 S: 2 H: 0 LOB: 0 BB: 1 P: 6	R: 0 E: 0 K: 1 S: 5 H: 0 LOB: 1 BB: 1 P: 9	R: 0 E: 0 K: 0 S: 4 H: 1 LOB: 1 BB: 0 P: 4	R: 2 E: 0 K: 0 S: 5 H: 2 LOB: 1 BB: 1 P: 9	R: 0 E: 1 K: 1 S: 6 H: 0 LOB: 1 BB: 0 P: 6	R: 1 E: 0 K: 0 S: 4 H: 1 LOB: 0 BB: 0 P: 4	R: 0 E: 0 K: 0 S: 4 H: 1 LOB: 1 BB: 0 P: 4	1B: 2 2B: 4 3B: 0 HR: 1 SF: 0 SAC: 0 DP: 1 HBP: 0						

TOP

Chicago Cubs @ Milwaukee Braves

Milwaukee County Stadium, Milwaukee, WI

Mon Apr 22 1957, 4:33 AM EST

Att. 12,229 - Overcast

livebaseballscorecards.com

AB	34
R	4
H	7
RBI	4
BB	4
SO	5
LOB	16

PITCHER		IP	WLS	BF	H	R	ER	SO	BB	IBB	HBP	BLK	WP	HR	S	P	ERA	WHIP
Bob Buhl, R ERA: 3.86	(1, 1)	7.0	W	30	5	3	3	5	4	0	0	0	0	0	36	52	3.86	1.286
Gene Conley, R ERA: 4.5	(8, 1)	2.0	S	8	2	1	1	0	0	0	0	0	0	1	8	8	4.50	1.000

PITCHER	IP	WLS	BF	H	R	ER	SO	BB	IBB	HBP	BLK	WP	HR	S	P	ERA	WHIP

Batter	1	2	3	4	5	6	7	8	9	AB	R	H	RBI	BB	SO	LOB
Danny O'Connell, R (1, 4) OBP: 0.348, SLG: 0.409	BBBB 4-0 BB E FC5-2 BB	SSS 0-3 ② K		x 0-0 ① ② B1-6 2-3f	x 0-0 ② F9			x 0-0 PO 2B		4	0	1	0	1	1	4
Hank Aaron, R (1, 9) OBP: 0.435, SLG: 0.750	x 0-0 E8 FC5-2 BB 1-2 BB	x 0-0 HR		x 0-0 1-H 1B 2B	x 0-0 ③ FC6 1-2f			x 0-0 ① F5		5	3	2	2	0	0	4
Eddie Mathews, L (1, 5) OBP: 0.381, SLG: 0.412	x 0-0 ① P4	x 0-0 ③ G3		x 0-0 2-H HR 1B		x 0-0 ① 2B		x 0-0 ② P4		5	1	2	1	0	0	3
Joe Adcock, R (1, 3) OBP: 0.389, SLG: 0.500	BBBB 4-0 BB FC5-2 1B 1-2 2-3 BB		x 0-0 ① 6-3	x 0-0 1-H HR		x 0-0 ② 4-3		BBBB 4-0 BB		3	2	1	2	2	0	0
Bobby Thomson, R (1, 7) OBP: 0.105, SLG: 0.167	x 0-0 ② FC5-2 BB 1B 1-2 2-3 3-Hf		x 0-0 ② P6	x 0-0 E5		x 0-0 ③ 5-3		0-0 ③ PO 2-3		4	1	0	0	0	0	3
Johnny Logan, R (1, 6) OBP: 0.263, SLG: 0.389	BBBB 4-0 1B 1-2 2-3 3-H BB		x 0-0 ③ P6	SSS 0-3 ③ K			x 0-0 ① 4-3			3	0	0	1	1	1	1
Bill Bruton, L (1, 8) OBP: 0.368, SLG: 0.333	x 0-0 1-3 2-H 3-H 1B			BBBB 4-0 SH SH BB	x 0-0 1B 1B		x 0-0 FC6 1B			3	1	3	2	1	0	0
Del Crandall, R (1, 2) OBP: 0.529, SLG: 0.733	x 0-0 ③ L9			x 0-0 SH B1-6 SH 1-2	x 0-0 FC6 1-2 1B		x 0-0 ② F8			3	0	1	0	0	0	3
Bob Buhl, R (1, 1) Wes Covington, L (7, PH) Gene Conley, R (8, 1)		x 0-0 ① 4-3		x 0-0 SH 2B 1-2 2-H	SSS 0-3 ① K		x 0-0 ③ FC6 1-2f			2 1 0	1 0 0	0 0 0	0 0 0	0 0 0	1 0 0	2 1 0
Inning Stats	R: 3 H: 1 E: 1 LOB: 2 K: 0 BB: 3 S: 5 P: 17	R: 1 H: 1 E: 0 LOB: 0 K: 1 BB: 0 S: 6 P: 6	R: 0 H: 0 E: 0 LOB: 0 K: 0 BB: 0 S: 3 P: 3	R: 5 H: 3 E: 2 LOB: 1 K: 1 BB: 1 S: 10 P: 14	R: 0 H: 2 E: 0 LOB: 2 K: 1 BB: 0 S: 7 P: 7	R: 0 H: 1 E: 0 LOB: 0 K: 0 BB: 0 S: 3 P: 3	R: 0 H: 1 E: 0 LOB: 1 K: 0 BB: 0 S: 4 P: 4	R: 0 H: 1 E: 0 LOB: 1 K: 0 BB: 1 S: 3 P: 7		1B: 5 SF: 0 2B: 4 SAC: 2 3B: 0 DP: 1 HR: 2 HBP: 0						

PITCHER		IP	WLS	BF	H	R	ER	SO	BB	IBB	HBP	BLK	WP	HR	S	P	ERA	WHIP
Bob Rush, R ERA: 8.44	(1, 1)	4.0	L	24	5	9	6	2	4	0	0	0	0	2	24	40	13.50	2.250
Tom Poholsky, R ERA:	(5, 1)	2.0		8	3	0	0	1	0	0	0	0	0	0	10	10	0.00	1.500
Turk Lown, R ERA:	(7, 1)	2.0		8	2	0	0	0	1	0	0	0	0	0	7	11	0.00	1.500

PITCHER	IP	WLS	BF	H	R	ER	SO	BB	IBB	HBP	BLK	WP	HR	S	P	ERA	WHIP

BOTTOM

Chicago Cubs @ Milwaukee Braves

Milwaukee County Stadium, Milwaukee, WI

Mon Apr 22 1957, 4:33 AM EST

Att. 12,229 - Overcast

livebaseballscorecards.com

AB	33
R	9
H	10
RBI	8
BB	5
SO	3
LOB	21

Batter	1	2	3	4	5	6	7	8	9	10	AB	R	H	RBI	BB	SO	LOB
Casey Wise, S (1, 4) OBP: 0.241, SLG: 0.250	4-3		K		FC6-4 1B (2-H)		G4-6-3 (1-2f)			K	5	0	1	1	0	2	1
Dee Fondy, L (1, 3) OBP: 0.267, SLG: 0.400	14 CS 2B		4-3		FC6-4 (1-2f)			F7		P3	5	0	1	0	0	0	1
14 Ernie Banks, R (1, 6) OBP: 0.296, SLG: 0.261	2-3 1B			F2		P6		F8			4	0	1	0	0	0	0
Walt Moryn, L (1, 9) OBP: 0.320, SLG: 0.273	4-3			K		1B 2B		F7			4	1	1	0	0	1	1
Gene Baker, R (1, 5) OBP: 0.423, SLG: 0.500		G3-6-3 BB		FC6-4 1B		5-3 1B (2-H)			F5		3	0	2	1	1	0	0
Bob Speake, L (1, 7) OBP: 0.385, SLG: 0.818		G3-6-3 (1-2f)		FC6-4 (1-2f)		5-3 (2-3)			4-3		4	0	0	0	0	0	3
Bobby Del Greco, R (1, 8) OBP: 0.300, SLG: 0.333		BB			K	5-3			F8		3	0	0	0	1	1	1
Cal Neeman, R (1, 2) OBP: 0.292, SLG: 0.522		1-3			E6 SH1-3 1B		F9			HR	4	2	1	1	0	0	1
Elmer Singleton, R (1, 1) Vito Valentinetti, R (5, 1) Dick Littlefield, L (7, 1) OBP: 1.000, SLG: 1.000 Turk Lown, R (10, 1)			4-3		SH1-3 (1-2)		BB G4-6-3			1B	1 0 1 0	0 0 0 0	0 0 1 0	0 0 0 0	0 1 0 0	0 0 0 0	0 0 0 0
Inning Stats	R: 0 H: 2 E: 0 LOB: 1 K: 0 BB: 0 S: 4 P: 4	R: 0 H: 0 E: 0 LOB: 1 K: 0 BB: 2 S: 2 P: 10	R: 0 H: 0 E: 0 LOB: 0 K: 1 BB: 0 S: 5 P: 5	R: 0 H: 1 E: 0 LOB: 1 K: 1 BB: 0 S: 6 P: 6	R: 1 H: 1 E: 1 LOB: 1 K: 1 BB: 0 S: 7 P: 7	R: 1 H: 2 E: 0 LOB: 1 K: 0 BB: 0 S: 5 P: 5	R: 0 H: 0 E: 0 LOB: 0 K: 0 BB: 1 S: 2 P: 6	R: 0 H: 0 E: 0 LOB: 0 K: 0 BB: 0 S: 3 P: 3	R: 0 H: 0 E: 0 LOB: 0 K: 0 BB: 0 S: 3 P: 3	R: 1 H: 2 E: 0 LOB: 0 K: 1 BB: 0 S: 6 P: 6	1B: 5 SF: 0 2B: 2 SAC: 1 3B: 0 DP: 2 HR: 1 HBP: 0						

PITCHER	IP	WLS	BF	H	R	ER	SO	BB	IBB	HBP	BLK	WP	HR	S	P	ERA	WHIP
Lew Burdette, R (1, 1) ERA: 0.95	10.0	L	38	8	3	2	4	3	0	0	0	0	1	43	55	1.80	1.100

PITCHER	IP	WLS	BF	H	R	ER	SO	BB	IBB	HBP	BLK	WP	HR	S	P	ERA	WHIP

TOP

Chicago Cubs @ Milwaukee Braves

Milwaukee County Stadium, Milwaukee, WI

Tue Apr 23 1957, 4:33 AM EST
Att. 15,742 - Unknown

livebaseballscorecards.com

AB	34
R	3
H	8
RBI	3
BB	3
SO	4
LOB	8

WP: 0 PA: 38
PB: 0
SB: 0
CS: 1

Batter	1	2	3	4	5	6	7	8	9	10	AB	R	H	RBI	BB	SO	LOB
Danny O'Connell, R (1, 4) OBP: 0.321, SLG: 0.346	F8	5-3			K		BB		P6		4	0	0	0	1	1	1
Hank Aaron, R (1, 9) OBP: 0.429, SLG: 0.720	1-3		4-3, 1B, 2B		4-3, 1B		F8		F8		5	1	2	0	0	0	2
Eddie Mathews, L (1, 5) OBP: 0.385, SLG: 0.381	1B, BB		4-3 2-3		4-3 1-2		F5			PB, BB, 1B	4	0	1	0	1	0	4
Joe Adcock, R (1, 3) OBP: 0.391, SLG: 0.450	1-2, 1B		K		L4			1B, BB		K	4	0	1	0	1	2	3
Bobby Thomson, R (1, 7) OBP: 0.167, SLG: 0.182	6-3		3-H, 1B			6-3		K		1-2, PB, BB	4	0	1	1	1	1	3
Johnny Logan, R (1, 6) OBP: 0.250, SLG: 0.391		1B, 2B	6-3			F9		P4		F7 1-2 2-3	5	1	1	0	0	0	4
Bill Bruton, L (1, 8) OBP: 0.458, SLG: 0.409		2-H, 1B		FC6-4, 1B		F9		1-2, 1B		IBB	4	0	3	1	1	0	0
Del Crandall, R (1, 2) OBP: 0.455, SLG: 0.579	6-3			FC6-4, G4-6-3 1-2f			FC3-6, BB	F8		P3	4	0	0	0	1	0	7
Lew Burdette, R (1, 1) OBP: 0.167, SLG: 0.333		K		G4-6-3 1-2f			FC3-6, BB 1-2f		K		4	0	0	0	0	2	3
Inning Stats	R: 0 H: 1 E: 0 LOB: 2 K: 0 BB: 1 S: 4 P: 8	R: 1 H: 2 E: 0 LOB: 1 K: 1 BB: 0 S: 7 P: 7	R: 1 H: 2 E: 0 LOB: 1 K: 1 BB: 0 S: 7 P: 7	R: 0 H: 1 E: 0 LOB: 0 K: 0 BB: 0 S: 3 P: 3	R: 0 H: 1 E: 0 LOB: 1 K: 1 BB: 0 S: 6 P: 6	R: 0 H: 0 E: 0 LOB: 0 K: 0 BB: 0 S: 3 P: 3	R: 0 H: 0 E: 0 LOB: 2 K: 0 BB: 2 S: 3 P: 11	R: 0 H: 1 E: 0 LOB: 2 K: 1 BB: 1 S: 6 P: 10	R: 0 H: 0 E: 0 LOB: 0 K: 1 BB: 0 S: 5 P: 5	R: 0 H: 1 E: 0 LOB: 3 K: 1 BB: 2 S: 6 P: 14	1B: 7 SF: 0 2B: 2 SAC: 0 3B: 0 DP: 1 HR: 0 HBP: 0						

PITCHER		IP	WLS	BF	H	R	ER	SO	BB	IBB	HBP	BLK	WP	HR	S	P	ERA	WHIP
Elmer Singleton, R ERA: 3.86	(1, 1)	4.2		21	7	2	2	3	1	0	0	0	0	0	26	30	3.86	1.714
Vito Valentinetti, R ERA:	(5, 1)	2.0		8	0	0	0	0	2	0	0	0	0	0	6	14	0.00	1.000
Dick Littlefield, L ERA:	(7, 1)	2.1	W	10	2	0	0	2	1	0	0	0	0	0	13	17	0.00	1.286
Turk Lown, R ERA:	(10, 1)	1.0	S	5	0	0	0	1	1	1	0	0	0	0	5	13	0.00	1.000

PITCHER	IP	WLS	BF	H	R	ER	SO	BB	IBB	HBP	BLK	WP	HR	S	P	ERA	WHIP

BOTTOM

Chicago Cubs @ Milwaukee Braves

Milwaukee County Stadium, Milwaukee, WI

Tue Apr 23 1957, 4:33 AM EST
Att. 15,742 - Unknown

livebaseballscorecards.com

AB	38
R	2
H	9
RBI	2
BB	6
SO	6
LOB	27

WP: 0 PA: 44
PB: 1
SB: 0
CS: 0

Batter	1	2	3	4	5	6	7	8	9	AB	R	H	RBI	BB	SO	LOB
Casey Wise, S (1, 4) OBP: 0.212, SLG: 0.219	F8		6-3		6-3		F9			4	0	0	0	0	0	1
Bobby Del Greco, R (1, 8) OBP: 0.500, SLG: 0.455	14 FC1-4 1B		14 F8 1B			BBBB 4-0 14 FC4 BB		BBBB 4-0 14 HR BB		2	1	2	0	2	0	0
14 Ernie Banks, R (1, 6) OBP: 0.290, SLG: 0.370	FC1-4 1-2f		F8 1-2			FC4 2B F3 1-2f		1-H HR		4	2	1	2	0	0	3
Gene Baker, R (1, 5) OBP: 0.400, SLG: 0.500	F8		F8			F3 1-3 2B		F9		4	0	1	0	0	0	2
Ed Mickelson, R (1, 3)		F9		SSS K		F3 2-3 3-H		F6		4	0	0	1	0	1	1
Jim Bolger, R (1, 7) OBP: 0.222, SLG: 0.353		HR		F8		F8		SSS K		4	1	1	1	0	1	1
Walt Moryn, L (1, 9) OBP: 0.310, SLG: 0.240		F4		F9			H HBP		SSS K	3	0	0	0	0	1	0
Cal Neeman, R (1, 2) OBP: 0.286, SLG: 0.593		HR			SSS K		F7		L5	4	1	1	1	0	1	1
Moe Drabowsky, R (1, 1) OBP: 0.286, SLG: 0.286		SSS K			F2		F7		SSS K	2	0	0	0	0	1	0
Jackie Collum, L (5, 1)										0	0	0	0	0	0	0
Jim Brosnan, R (5, 1)										0	0	0	0	0	0	0
Jim Fanning, R (7, PH)										1	0	0	0	0	0	1
Vito Valentinetti, R (7, 1)										0	0	0	0	0	0	0
Ed Winceniak, R (9, PH) OBP: 0.333, SLG: 0.667										1	0	0	0	0	1	0
Inning Stats	R: 0 E: 0 K: 0 S: 4 H: 1 LOB: 1 BB: 0 P: 4	R: 2 E: 0 K: 1 S: 7 H: 2 LOB: 0 BB: 0 P: 7	R: 0 E: 0 K: 0 S: 4 H: 1 LOB: 1 BB: 0 P: 4	R: 0 E: 0 K: 1 S: 5 H: 0 LOB: 0 BB: 0 P: 5	R: 0 E: 0 K: 1 S: 5 H: 0 LOB: 0 BB: 0 P: 5	R: 1 E: 0 K: 0 S: 4 H: 1 LOB: 1 BB: 1 P: 8	R: 0 E: 0 K: 0 S: 3 H: 0 LOB: 1 BB: 0 P: 4	R: 2 E: 0 K: 1 S: 6 H: 1 LOB: 0 BB: 1 P: 10	R: 0 E: 0 K: 2 S: 7 H: 0 LOB: 0 BB: 0 P: 7	1B: 2 2B: 1 3B: 0 HR: 3 SF: 0 SAC: 0 DP: 0 HBP: 1							

TOP

Chicago Cubs @ Cincinnati Redlegs

Crosley Field, Cincinnati, OH

Wed Apr 24 1957, 3:33 AM EST

Att. 7,212 - Unknown

livebaseballscorecards.com

AB	33
R	5
H	6
RBI	5
BB	2
SO	6
LOB	10

WP: 0 PB: 0 SB: 0 CS: 0 PA: 36

PITCHER		IP	WLS	BF	H	R	ER	SO	BB	IBB	HBP	BLK	WP	HR	S	P	ERA	WHIP
Joe Nuxhall, L ERA: 5.79	(1, 1)	7.0	W	30	6	5	5	3	2	0	1	0	0	3	33	42	6.43	1.143
Don Gross, L ERA:	(8, 1)	2.0	S	6	0	0	0	3	0	0	0	0	0	0	12	12	0.00	0.000

PITCHER		IP	WLS	BF	H	R	ER	SO	BB	IBB	HBP	BLK	WP	HR	S	P	ERA	WHIP

Batter	1	2	3	4	5	6	7	8	9	AB	R	H	RBI	BB	SO	LOB
Alex Grammas, R (1, 4)	4-3		F2		G3 BB 1B BB	G3-6 BB		K		2	0	0	0	0	0	1
Jerry Lynch, L (5, PH) OBP: 0.500, SLG: 0.333										0	1	0	1	1	0	0
Rocky Bridges, R (6, 4) OBP: 0.667, SLG: 0.500										1	0	0	0	1	1	0
Bob Thurman, L (1, 7) OBP: 0.500, SLG: 1.600	4-3			HR	G3 1B BB	G3-6 1-2f		K		3	2	1	2	1	0	1
Pete Whisenant, R (7, 7) OBP: 0.200, SLG: 0.400										1	0	0	0	0	1	0
Gus Bell, L (1, 8) OBP: 0.267, SLG: 0.310	K			G4-6-3 1B	G3	6-3				4	0	1	1	0	1	2
Wally Post, R (1, 9) OBP: 0.379, SLG: 0.519		K		K	BB 1B BB IBB		F9 1B 2B			3	2	1	0	1	2	1
George Crowe, L (1, 3) OBP: 0.240, SLG: 0.542		K		G4-6-3 1-2f	BB BB BB 1-2 2-H 3-H 1B		F9 2-3			4	1	1	2	0	1	2
Ed Bailey, L (1, 2) OBP: 0.517, SLG: 0.583		K			F8 BB		3-H 1B			3	0	1	1	1	1	0
Don Hoak, R (1, 5) OBP: 0.542, SLG: 0.556			1-4-3 1B		BB		K			2	1	1	1	2	1	1
Roy McMillan, R (1, 6) OBP: 0.240, SLG: 0.050			1-4-3 1-2		BB		F8			2	1	0	1	2	0	2
Joe Nuxhall, L (1, 1) OBP: 0.400, SLG: 0.500			K		BB G3 1-2 2-3 BB			1-3		2	1	0	0	1	2	4
Don Gross, L (8, 1)					K					1	0	0	0	0	0	0
Inning Stats	R: 0 E: 0 K: 1 S: 5 H: 0 LOB: 0 BB: 0 P: 5	R: 0 E: 0 K: 3 S: 9 H: 0 LOB: 0 BB: 0 P: 9	R: 0 E: 0 K: 1 S: 6 H: 1 LOB: 1 BB: 0 P: 6	R: 1 E: 0 K: 1 S: 6 H: 2 LOB: 0 BB: 0 P: 6	R: 7 E: 0 K: 1 S: 6 H: 1 LOB: 3 BB: 9 P: 42	R: 0 E: 0 K: 0 S: 2 H: 0 LOB: 0 BB: 1 P: 6	R: 1 E: 0 K: 1 S: 7 H: 2 LOB: 1 BB: 0 P: 7	R: 0 E: 0 K: 2 S: 7 H: 0 LOB: 0 BB: 0 P: 7		1B: 4 2B: 1 3B: 0 HR: 1	SF: 0 SAC: 0 DP: 2 HBP: 0						

BOTTOM

Chicago Cubs @ Cincinnati Redlegs

Crosley Field, Cincinnati, OH

Wed Apr 24 1957, 3:33 AM EST

Att. 7,212 - Unknown

livebaseballscorecards.com

AB	28
R	9
H	6
RBI	9
BB	10
SO	10
LOB	14

WP: 0 PB: 0 SB: 0 CS: 0 PA: 38

PITCHER		IP	WLS	BF	H	R	ER	SO	BB	IBB	HBP	BLK	WP	HR	S	P	ERA	WHIP
Moe Drabowsky, R (1, 1) ERA: 4.73		4.1	L	19	3	5	5	6	4	0	0	0	0	1	27	43	10.38	1.615
Jackie Collum, L (5, 1) ERA: 11.57		0.1		5	1	1	1	0	2	1	0	0	0	0	2	14	27.00	9.000
Jim Brosnan, R (5, 1) ERA: 2.7		1.1		6	0	2	2	1	3	0	0	0	0	0	5	17	13.50	2.250
Vito Valentinetti, R (7, 1) ERA: 1.69		2.0		8	2	1	1	3	0	0	0	0	0	0	14	14	4.50	1.000

PITCHER	IP	WLS	BF	H	R	ER	SO	BB	IBB	HBP	BLK	WP	HR	S	P	ERA	WHIP

Batter	1	2	3	4	5	6	7	8	9	AB	R	H	RBI	BB	SO	LOB
Casey Wise, S (1, 4) OBP: 0.216, SLG: 0.222	F7			F8		F8		1B 14 6-3 1B		4	1	1	0	0	0	1
Dee Fondy, L (1, 3) OBP: 0.324, SLG: 0.441	B1-3			1B 1B		14 FC5-4 1B 1-2		1-3 1B		4	0	3	0	0	0	0
14 Ernie Banks, R (1, 6) OBP: 0.257, SLG: 0.323	F5			F8		FC5-4 1B 1B 1-2f 2-3		6-3 3-H		4	1	0	1	0	0	3
Walt Moryn, L (1, 9) OBP: 0.333, SLG: 0.276		F5		1-3 1B		1B 1-2 3-H		F8		4	0	2	1	0	0	0
Gene Baker, R (1, 5) OBP: 0.412, SLG: 0.483		6-3			B B B B BB	1-2 2-H 1B			5-3	3	0	1	1	1	0	0
Bob Speake, L (1, 7) OBP: 0.353, SLG: 0.667		F8			F9	F8			G6-4-3 1B	4	0	1	0	0	0	3
Bobby Del Greco, R (1, 8) OBP: 0.389, SLG: 0.333			S S S K		S S S K		F8		G6-4-3 1-2f	4	0	0	0	0	2	2
Cal Neeman, R (1, 2) OBP: 0.258, SLG: 0.533			6-3		F7		F4			3	0	0	0	0	0	1
Dick Drott, R (1, 1) OBP: 0.333, SLG: 0.333			6-3			14 FC5-4 1B 1B	F7			2	1	1	0	0	0	0
Dave Hillman, R (6, 1)										0	0	0	0	0	0	0
Ed Winceniak, R (7, PH) OBP: 0.250, SLG: 0.500										1	0	0	0	0	0	0
Jackie Collum, L (7, 1)										0	0	0	0	0	0	0

TOP

Chicago Cubs @ Cincinnati Redlegs

Crosley Field, Cincinnati, OH

Thu Apr 25 1957, 3:33 AM EST

Att. 3,458 - Unknown

livebaseballscorecards.com

AB	33
R	3
H	9
RBI	3
BB	1
SO	2
LOB	10

Inning Stats	1	2	3	4	5	6	7	8	9
	R: 0 E: 0 K: 0 S: 3	R: 0 E: 0 K: 0 S: 3	R: 0 E: 0 K: 1 S: 5	R: 0 E: 0 K: 0 S: 4	R: 0 E: 0 K: 1 S: 5	R: 2 E: 0 K: 0 S: 7	R: 0 E: 0 K: 0 S: 3	R: 1 E: 0 K: 0 S: 4	R: 0 E: 0 K: 0 S: 3
	H: 0 LOB: 0 BB: 0 P: 3	H: 0 LOB: 0 BB: 0 P: 3	H: 0 LOB: 0 BB: 0 P: 5	H: 2 LOB: 2 BB: 0 P: 4	H: 0 LOB: 1 BB: 1 P: 9	H: 4 LOB: 2 BB: 0 P: 7	H: 0 LOB: 0 BB: 0 P: 3	H: 2 LOB: 0 BB: 0 P: 4	H: 1 LOB: 0 BB: 0 P: 3

1B: 9	SF: 0
2B: 0	SAC: 0
3B: 0	DP: 1
HR: 0	HBP: 0

WP: 0	PA: 34
PB: 0	
SB: 0	
CS: 0	

PITCHER	IP	WLS	BF	H	R	ER	SO	BB	IBB	HBP	BLK	WP	HR	S	P	ERA	WHIP
Brooks Lawrence, R (1, 1) ERA: 7.5	9.0	W	34	9	3	3	2	1	0	0	0	0	0	37	41	3.00	1.111

PITCHER	IP	WLS	BF	H	R	ER	SO	BB	IBB	HBP	BLK	WP	HR	S	P	ERA	WHIP

BOTTOM

Chicago Cubs @ Cincinnati Redlegs

Crosley Field, Cincinnati, OH

Thu Apr 25 1957, 3:33 AM EST

Att. 3,458 - Unknown

Batter	1	2	3	4	5	6	7	8	9	AB	R	H	RBI	BB	SO	LOB
Alex Grammas, R (1, 4) Jerry Lynch, L (4, PH) OBP: 0.400, SLG: 0.250 Rocky Bridges, R (5, 4) OBP: 0.667, SLG: 0.500 Ted Kluszewski, L (6, PH) OBP: 0.111, SLG: 0.222 Johnny Temple, R (6, PR) OBP: 0.423, SLG: 0.409 (7, 4)	F8	SF8 3-H		F7		E3 FC2 1-2 2-3 3-H		F5		1 1 0 1 1	0 0 0 0 0	0 0 0 1 0	1 0 0 1 0	0 0 0 0 0	0 0 0 0 0	0 1 0 2 1
Bob Thurman, L (1, 7) OBP: 0.300, SLG: 0.889 Pete Whisenant, R (9, 7) OBP: 0.200, SLG: 0.400	E6 E	F7			G3	FC2 1-2 2-3 3-Hf				4 0	1 0	0 0	0 0	0 0	0 0	4 0
Gus Bell, L (1, 8) OBP: 0.265, SLG: 0.303	E4 G6-4-3 2-H		WP 1B		4-3	F8				4	0	1	0	0	0	3
Wally Post, R (1, 9) OBP: 0.333, SLG: 0.452	G6-4-3 1-2f		F7		K		K			4	0	0	0	0	2	2
George Crowe, L (1, 3) OBP: 0.276, SLG: 0.536		2B 2B 1B	F8			1B E 1B	G3			4	2	2	0	0	0	1
Ed Bailey, L (1, 2) OBP: 0.515, SLG: 0.607		1-3 2B 2B	F8 1-2			SH5-4 E E 1-3 1B	4-3			4	2	2	0	0	0	1
Don Hoak, R (1, 5) OBP: 0.571, SLG: 0.600		SH1-4 SF8 2-H 3-H 2B		FC4-6 BB		E6 E SH5-4 FC2 1-2 3-H		SH1-3 BB		2	1	1	3	2	0	1
Roy McMillan, R (1, 6) OBP: 0.259, SLG: 0.048		SH1-4 HBP		FC4-6 SH1-4 1-2f		SH5-4 1-2 2-3		SH1-3 1-2		1	0	0	0	0	0	1
Brooks Lawrence, R (1, 1)		SH1-4 1-2 2-3		SH1-4 1-2		FC2 E BB		F8		1	0	0	0	1	0	1
Inning Stats	R: 1 E: 2 K: 0 S: 4 H: 0 LOB: 0 BB: 0 P: 4	R: 3 E: 0 K: 0 S: 6 H: 3 LOB: 1 BB: 0 P: 7	R: 0 E: 0 K: 0 S: 4 H: 1 LOB: 1 BB: 0 P: 4	R: 0 E: 0 K: 0 S: 3 H: 0 LOB: 1 BB: 1 P: 7	R: 0 E: 0 K: 1 S: 5 H: 0 LOB: 0 BB: 0 P: 5	R: 2 E: 2 K: 0 S: 7 H: 2 LOB: 3 BB: 1 P: 11	R: 0 E: 0 K: 1 S: 5 H: 0 LOB: 0 BB: 0 P: 5	R: 0 E: 0 K: 0 S: 3 H: 0 LOB: 1 BB: 1 P: 7		1B: 4 2B: 2 3B: 0 HR: 0 SF: 1 SAC: 4 DP: 1 HBP: 1						

PITCHER		IP	WLS	BF	H	R	ER	SO	BB	IBB	HBP	BLK	WP	HR	S	P	ERA	WHIP
Dick Drott, R ERA: 5.06	(1, 1)	5.1	L	27	6	6	4	1	2	0	1	0	1	0	26	35	6.75	1.500
Dave Hillman, R ERA:	(6, 1)	0.2		3	0	0	0	0	0	0	0	0	0	0	3	3	0.00	0.000
Jackie Collum, L ERA: 6.23	(7, 1)	2.0		7	0	0	0	1	1	0	0	0	0	0	8	12	0.00	0.500

PITCHER	IP	WLS	BF	H	R	ER	SO	BB	IBB	HBP	BLK	WP	HR	S	P	ERA	WHIP

livebaseballscorecards.com

AB	28
R	6
H	6
RBI	5
BB	3
SO	2
LOB	18

1B: 4 SF: 1
2B: 2 SAC: 4
3B: 0 DP: 1
HR: 0 HBP: 1

WP: 1 PA: 37
PB: 0
SB: 0
CS: 0

Batter	1	2	3	4	5	6	7	8	9	AB	R	H	RBI	BB	SO	LOB
Don Blasingame, L (1, 4) OBP: 0.308, SLG: 0.265	0-0 5-3 1B 1B		0-0 F2 ②		0-0 SH5-4 ① 1-2 2-3		0-0 4-3 ② 1-2			3	1	1	0	0	0	2
Alvin Dark, R (1, 6) OBP: 0.462, SLG: 0.486	0-0 5-3 ① 1-2		0-0 F2 ③		0-0 6-3 ② 2-3 3-H		0-0 WP 2-H 1B			4	0	1	2	0	0	3
Stan Musial, L (1, 3) OBP: 0.611, SLG: 0.719	0-0 G1-4-3 2-H 1B			0-0 5-3 2B 1B	0-0 HR 3-H		0-0 F7 ③ 1-2			4	2	3	3	0	0	1
Del Ennis, R (1, 9) OBP: 0.229, SLG: 0.406	0-0 G1-4-3 ② ③ 1-2f			0-0 5-3 ① 1-2	0-0 P4 ③			S S S 0-3 K ①		4	0	0	0	0	1	2
Wally Moon, L (1, 7) OBP: 0.343, SLG: 0.515		0-0 P3 ①		S S S 0-3 K ②		0-0 F8 ①		0-0 4-3 ②		4	0	0	0	0	1	1
Ken Boyer, R (1, 5) OBP: 0.333, SLG: 0.419		S S S 0-3 K ②		0-0 2-H 2B		0-0 6-3 ②		0-0 5-3 ③		4	0	1	1	0	1	0
Walker Cooper, R (1, 2) OBP: 0.333, SLG: 0.778		S S S 0-3 K ③		0-0 1-3 ③		0-0 L5 ③			S S S 0-3 K ①	4	0	0	0	0	2	1
Bobby Gene Smith, R (1, 8) OBP: 0.364, SLG: 0.464			0-0 PB 1B	B B B B 4-0 SH5-4 SH 6-3 BB			0-0 4-3 1B 1B		0-0 L8 ②	3	2	2	0	1	0	0
Lindy McDaniel, R (1, 1)			S S S 0-3 K ① 1-2		0-0 SH 6-3 SH5-4 1-2 HR		S S S 0-3 K ①		0-0 6-3 ③	3	1	0	0	0	2	2
Inning Stats	R: 1 E: 0 K: 0 S: 4 H: 2 LOB: 0 BB: 0 P: 4	R: 0 E: 0 K: 2 S: 7 H: 0 LOB: 0 BB: 0 P: 7	R: 0 E: 0 K: 1 S: 6 H: 1 LOB: 1 BB: 0 P: 6	R: 1 E: 0 K: 1 S: 7 H: 2 LOB: 1 BB: 0 P: 7	R: 3 E: 0 K: 0 S: 5 H: 1 LOB: 0 BB: 1 P: 9	R: 0 E: 0 K: 0 S: 3 H: 0 LOB: 0 BB: 0 P: 3	R: 1 E: 0 K: 1 S: 7 H: 2 LOB: 1 BB: 0 P: 7	R: 0 E: 0 K: 1 S: 5 H: 0 LOB: 0 BB: 0 P: 5	R: 0 E: 0 K: 1 S: 5 H: 0 LOB: 0 BB: 0 P: 5	1B: 6 2B: 1 3B: 0 HR: 1 SF: 0 SAC: 2 DP: 1 HBP: 0							

TOP

St. Louis Cardinals @ Chicago Cubs

Wrigley Field, Chicago, IL

Sun Apr 28 1957, 3:33 AM CDT

Unknown

livebaseballscorecards.com

AB	33
R	6
H	8
RBI	6
BB	1
SO	7
LOB	12

WP: 1 PB: 1 SB: 0 CS: 0 PA: 36

PITCHER		IP	WLS	BF	H	R	ER	SO	BB	IBB	HBP	BLK	WP	HR	S	P	ERA	WHIP
Bob Rush, R ERA: 8.62	(1, 1)	5.0	L	22	6	5	5	4	1	0	0	0	0	1	29	33	9.00	1.400
Jim Brosnan, R ERA: 3.38	(6, 1)	2.0		8	2	1	1	1	0	0	0	0	1	0	10	10	4.50	1.000
Jackie Collum, L ERA: 4.26	(8, 1)	2.0		6	0	0	0	2	0	0	0	0	0	0	10	10	0.00	0.000

PITCHER	IP	WLS	BF	H	R	ER	SO	BB	IBB	HBP	BLK	WP	HR	S	P	ERA	WHIP

BOTTOM

St. Louis Cardinals @ Chicago Cubs

Wrigley Field, Chicago, IL

Sun Apr 28 1957, 3:33 AM CDT

Unknown

Batter	1	2	3	4	5	6	7	8	9	AB	R	H	RBI	BB	SO	LOB
Casey Wise, S (1, 4) OBP: 0.195, SLG: 0.200	1-3		3-1		6-3		F4			4	0	0	0	0	0	1
Dee Fondy, L (1, 3) OBP: 0.289, SLG: 0.395	F7		6-3		G3			G3		4	0	0	0	0	0	0
Gene Baker, R (1, 5) OBP: 0.368, SLG: 0.424	5-3		6-3			5-3		F7		4	0	0	0	0	0	0
Walt Moryn, L (1, 9) OBP: 0.324, SLG: 0.250		K		1-3 WP HBP		F8		4-3		3	1	0	0	0	1	0
14 Ernie Banks, R (1, 6) OBP: 0.256, SLG: 0.294		K		F7		BB			5-3	3	0	0	0	1	1	1
Bob Speake, L (1, 7) OBP: 0.333, SLG: 0.556		2B WP BB		1-3		F8			F8	3	1	0	0	1	0	2
Bobby Del Greco, R (1, 8) OBP: 0.500, SLG: 0.471		WP 2B		E S BB			BB		1B	2	0	2	0	2	0	0
Cal Neeman, R (1, 2) OBP: 0.286, SLG: 0.515		WP IBB		1-3			P6		1-2 1B	3	0	1	0	1	0	2
Bob Rush, R (1, 1) OBP: 0.500, SLG: 0.750 Ed Winceniak, R (5, PH) OBP: 0.200, SLG: 0.400 Jim Brosnan, R (6, 1) Bob Lennon, L (7, PH) OBP: 0.182, SLG: 0.200 Jackie Collum, L (8, 1) Jim Bolger, R (9, PH) OBP: 0.211, SLG: 0.333		P6			5-3		K		F9	1 1 0 1 0 1	0 0 0 0 0 0	0 0 0 0 0 0	0 0 0 0 0 0	0 0 0 1 0 1	0 0 0 1 0 0	2 0 0 1 0 2
Inning Stats	R: 0 E: 0 K: 0 S: 3 H: 0 LOB: 0 BB: 0 P: 3	R: 1 E: 0 K: 2 S: 8 H: 1 LOB: 2 BB: 2 P: 16	R: 0 E: 0 K: 0 S: 3 H: 0 LOB: 0 BB: 0 P: 3	R: 1 E: 0 K: 0 S: 3 H: 0 LOB: 1 BB: 1 P: 8	R: 0 E: 0 K: 0 S: 3 H: 0 LOB: 0 BB: 0 P: 3	R: 0 E: 0 K: 0 S: 3 H: 0 LOB: 1 BB: 1 P: 7	R: 0 E: 0 K: 1 S: 5 H: 0 LOB: 1 BB: 1 P: 9	R: 0 E: 0 K: 0 S: 3 H: 0 LOB: 0 BB: 0 P: 3	R: 0 E: 0 K: 0 S: 5 H: 2 LOB: 2 BB: 0 P: 5	1B: 2 2B: 1 3B: 0 HR: 0	SF: 0 SAC: 0 DP: 0 HBP: 1			WP: 2 PB: 0 SB: 1 CS: 0		PA: 36	

livebaseballscorecards.com

AB	30
R	2
H	3
RBI	0
BB	5
SO	3
LOB	11

PITCHER		IP	WLS	BF	H	R	ER	SO	BB	IBB	HBP	BLK	WP	HR	S	P	ERA	WHIP
Lindy McDaniel, R ERA: 2.7	(1, 1)	9.0	W	36	3	2	1	3	4	1	1	0	2	0	36	57	1.00	0.778

PITCHER	IP	WLS	BF	H	R	ER	SO	BB	IBB	HBP	BLK	WP	HR	S	P	ERA	WHIP

Batter	1	2	3	4	5	6	7	8	9	AB	R	H	RBI	BB	SO	LOB
Don Blasingame, L (1, 4) OBP: 0.326, SLG: 0.289	P4		F9		1B 2-H			2B 1B 1-2		4	1	2	1	0	0	0
Alvin Dark, R (1, 6) OBP: 0.442, SLG: 0.487	6-3			F2		6-3		SF9 L9 2B 1-H 2-H		4	1	1	2	0	0	0
Stan Musial, L (1, 3) OBP: 0.550, SLG: 0.639	F7			1-3		2-3		L9 2-3		4	0	0	0	0	0	1
Joe Cunningham, L (8, 3) OBP: 0.400, SLG: 0.250										0	0	0	0	0	0	0
Del Ennis, R (1, 9) OBP: 0.256, SLG: 0.457		4-3		2B		1B 2B		SF9 3-H		3	0	2	1	0	0	0
Chuck Harmon, R (8, 9)										0	0	0	0	0	0	0
Wally Moon, L (1, 7) OBP: 0.359, SLG: 0.528		F7		BB B B B		2B 1-H		K S S S		3	0	1	0	1	1	0
Ken Boyer, R (1, 5) OBP: 0.325, SLG: 0.400		1B		1-3			6-3		F9	4	0	1	0	0	0	2
Hobie Landrith, L (1, 2) OBP: 0.158, SLG: 0.111		P4			4-3		P4		F7	4	0	0	0	0	0	1
Bobby Gene Smith, R (1, 8) OBP: 0.351, SLG: 0.438			4-3		1B SH1-4		F9		P3	4	1	1	0	0	0	0
Tom Cheney, R (1, 1)			4-3		SH1-4 1-2			1B 2B 1B		1	0	0	0	0	0	0
Herm Wehmeier, R (5, 1) OBP: 0.125, SLG: 0.143										1	1	1	0	0	0	0
Inning Stats	R: 0 E: 0 K: 0 S: 3 H: 0 LOB: 0 BB: 0 P: 3	R: 0 E: 0 K: 0 S: 4 H: 1 LOB: 1 BB: 0 P: 4	R: 0 E: 0 K: 0 S: 3 H: 0 LOB: 0 BB: 0 P: 3	R: 0 E: 0 K: 0 S: 4 H: 1 LOB: 2 BB: 1 P: 8	R: 1 E: 0 K: 0 S: 4 H: 2 LOB: 1 BB: 0 P: 4	R: 0 E: 0 K: 0 S: 4 H: 2 LOB: 2 BB: 0 P: 4	R: 0 E: 0 K: 0 S: 3 H: 0 LOB: 0 BB: 0 P: 3	R: 3 E: 0 K: 1 S: 8 H: 3 LOB: 0 BB: 0 P: 8	R: 0 E: 0 K: 0 S: 3 H: 0 LOB: 0 BB: 0 P: 3	1B: 6 2B: 3 3B: 0 HR: 0	SF: 1 SAC: 1 DP: 0 HBP: 0						

St. Louis Cardinals @ Chicago Cubs

Wrigley Field, Chicago, IL

Sun Apr 28 1957, 3:38 AM CDT

Att. 11,671 - Unknown

TOP

livebaseballscorecards.com

AB	32
R	4
H	9
RBI	4
BB	1
SO	1
LOB	4

WP: 0 PB: 0 SB: 0 CS: 0 PA: 35

PITCHER	IP	WLS	BF	H	R	ER	SO	BB	IBB	HBP	BLK	WP	HR	S	P	ERA	WHIP
Tom Poholsky, R (1, 1) ERA: 1.0	7.0	L	26	6	1	1	0	1	0	0	0	0	0	25	29	1.29	1.000
Dick Littlefield, L (8, 1) ERA: 5.4	2.0		9	3	3	3	1	0	0	0	0	0	0	11	11	13.50	1.500

PITCHER	IP	WLS	BF	H	R	ER	SO	BB	IBB	HBP	BLK	WP	HR	S	P	ERA	WHIP

Batter	1	2	3	4	5	6	7	8	9	AB	R	H	RBI	BB	SO	LOB
Bobby Del Greco, R (1, 8) OBP: 0.480, SLG: 0.421	S S S 0-3 ① K		B B B B 4-0 1-2 BB		x 0-0 ① SH5-4 1-2 2-3			x 0-0 ① P4		2	0	0	0	1	1	0
Dee Fondy, L (1, 3) OBP: 0.262, SLG: 0.357	x 0-0 ② 1-3		x 0-0 ③ F8		x 0-0 ② P4			S S S 0-3 ② K		4	0	0	0	0	1	4
Bob Speake, L (1, 7) OBP: 0.320, SLG: 0.500	x 0-0 ③ F9			x 0-0 CS 1B	x 0-0 ③ 6-3			x 0-0 ③ F3		4	0	1	0	0	0	2
14 Ernie Banks, R (1, 6) OBP: 0.256, SLG: 0.270		B B B B 4-0 B3-6-4 BB		x 0-0 ① 2-4		x 0-0 ① 3-1			x 0-0 ① F3	3	0	0	0	1	0	1
Gene Baker, R (1, 5) OBP: 0.357, SLG: 0.389		S S S 0-3 ① K		B B B B 4-0 ② 1-2 BB BB		x 0-0 ② 5-3			x 0-0 ② P6	3	0	0	0	1	1	1
Walt Moryn, L (1, 9) OBP: 0.317, SLG: 0.229		x 0-0 ② ③ B3-6-4 1-2f		B B B B 4-0 1-2 BB		x 0-0 ③ F8			x 0-0 ③ P6	3	0	0	0	1	0	1
Cal Neeman, R (1, 2) OBP: 0.263, SLG: 0.472			x 0-0 ① P4	S S S 0-3 ③ K			x 0-0 ① F7			3	0	0	0	0	1	2
Casey Wise, S (1, 4) OBP: 0.227, SLG: 0.214			B B B B 4-0 BB BB		x 0-0 SH5-4 BB 1B		x 0-0 ② 6-3			2	0	1	0	1	0	0
Tom Poholsky, R (1, 1) Jim Bolger, R (7, PH) OBP: 0.200, SLG: 0.316 Dick Littlefield, L (8, 1) OBP: 1.000, SLG: 1.000			x 0-0 ② P1		B B B B 4-0 SH5-4 1-2 BB		x 0-0 ③ 1-3			1 1 0	0 0 0	0 0 0	0 0 0	1 0 0	0 0 0	1 0 0
Inning Stats	R: 0 H: 0 E: 0 LOB: 0 K: 1 BB: 0 S: 5 P: 5	R: 0 H: 0 E: 0 LOB: 0 K: 1 BB: 1 S: 4 P: 8	R: 0 H: 0 E: 0 LOB: 2 K: 0 BB: 2 S: 3 P: 11	R: 0 H: 1 E: 0 LOB: 2 K: 1 BB: 2 S: 5 P: 13	R: 0 H: 1 E: 0 LOB: 2 K: 0 BB: 1 S: 4 P: 8	R: 0 H: 0 E: 0 LOB: 0 K: 0 BB: 0 S: 3 P: 3	R: 0 H: 0 E: 0 LOB: 0 K: 0 BB: 0 S: 3 P: 3	R: 0 H: 0 E: 0 LOB: 0 K: 1 BB: 0 S: 5 P: 5	R: 0 H: 0 E: 0 LOB: 0 K: 0 BB: 0 S: 3 P: 3	1B: 2 SF: 0 2B: 0 SAC: 1 3B: 0 DP: 1 HR: 0 HBP: 0						WP: 0 PA: 33 PB: 0 SB: 0 CS: 1	

PITCHER		IP	WLS	BF	H	R	ER	SO	BB	IBB	HBP	BLK	WP	HR	S	P	ERA	WHIP
Tom Cheney, R	(1, 1)	4.0		18	2	0	0	3	6	0	0	0	0	0	18	42	0.00	2.000
ERA:																		
Herm Wehmeier, R	(5, 1)	5.0	W	15	0	0	0	1	0	0	0	0	0	0	17	17	0.00	0.000
ERA: 5.85																		

PITCHER	IP	WLS	BF	H	R	ER	SO	BB	IBB	HBP	BLK	WP	HR	S	P	ERA	WHIP

BOTTOM

St. Louis Cardinals @ Chicago Cubs

Wrigley Field, Chicago, IL

Sun Apr 28 1957, 3:38 AM CDT

Att. 11,671 - Unknown

St.

livebaseballscorecards.com

AB	26
R	0
H	2
RBI	0
BB	6
SO	4
LOB	12

Batter	1	2	3	4	5	6	7	8	9	10	AB	R	H	RBI	BB	SO	LOB
Dee Fondy, L (1, 3) OBP: 0.277, SLG: 0.383	C L X 0-2 F2 ①		S X 0-1 FC6 1-2f ②		X 0-0 F9 ③		S B F B F F X 2-2 14 1B HR 2B		X 0-0 FC1-6 1B		5	1	2	0	0	0	1
Bob Speake, L (1, 7) OBP: 0.300, SLG: 0.423	B B F F X 2-2 4-3 ②		F B B F X 2-2 4-3 ③			B C X 1-1 F2 ①	B B B B 4-0 14 1B HR BB		B B X 2-0 FC1-6 S 1-2f ①		4	1	0	0	1	0	2
14 Ernie Banks, R (1, 6) OBP: 0.250, SLG: 0.262	B X 1-0 6-3 ③			B B B C X 3-1 F8 ①		X 0-0 F7 ②	B C X 1-1 1-2 2-3 HR 1B		B B S S S 2-3 K ②		5	1	1	0	0	1	1
Walt Moryn, L (1, 9) OBP: 0.370, SLG: 0.410		C C F F X 0-2 G3 2B		B X 1-0 HR 2B		B B B B 4-0 HBP HR BB	B F X 1-1 1-H 2-H 3-H HR		S S B S 1-3 K 1-2 ③		4	3	3	4	1	1	1
Gene Baker, R (1, 5) OBP: 0.362, SLG: 0.450		C F X 0-2 5-3 ①		B B X 2-0 2-H HR		B C S H 2-2 1-2 HR HBP	X 0-0 F7 ②			B C B S 2-3 K ①	4	2	1	2	0	1	1
Bob Lennon, L (1, 8) OBP: 0.267, SLG: 0.500 Turk Lown, R (7, 1) Jackie Collum, L (7, 1) Vito Valentinetti, R (8, 1) Dick Littlefield, L (9, 1) OBP: 1.000, SLG: 1.000 Dave Hillman, R (9, 1)	C X 0-1 G3 2-3 ②		C F B X 1-2 G5-4-3 1B			B C X 1-1 1-H 2-H HR	X 0-0 5-3 ③			B C B F X 2-2 3-1 ②	4 0 0 0 0 1	1 0 0 0 0 0	2 0 0 0 0 0	3 0 0 0 0 0	0 0 0 0 0 0	0 0 0 0 0 0	1 0 0 0 0 0
Cal Neeman, R (1, 2) OBP: 0.256, SLG: 0.439	C B F B X 2-2 F7 ③		B F B X 2-1 1-2f G5-4-3 ② ③			C B S B B X 3-2 1B		B C C S 1-3 K ①		C C B B F S 2-3 K ③	5	0	1	0	0	2	2
Casey Wise, S (1, 4) OBP: 0.217, SLG: 0.205 Jim Bolger, R (6, PH) OBP: 0.190, SLG: 0.300 Ed Winceniak, R (6, 4) OBP: 0.167, SLG: 0.333			C X 0-1 B5-3 ①		C F B B C 2-3 K ①	S F S 0-3 K ③		B C S X 1-2 F3 ②			2 1 1	0 0 0	0 0 0	0 0 0	0 1 0	1 1 0	0 1 0
Moe Drabowsky, R (1, 1) OBP: 0.375, SLG: 0.286 Jim Brosnan, R (3, 1) Bobby Del Greco, R (7, PH) OBP: 0.444, SLG: 0.381 (7, 8)			S S B B F B B 4-2 FC6 BB		C S X 0-2 6-3 ②		F C C 0-3 K ①	B B C B X 3-1 F2 ③			0 1 2	0 0 0	0 0 0	0 0 0	1 0 0	0 0 0	0 0 0
Inning Stats	R: 0 E: 0 K: 0 S: 7 H: 0 LOB: 0 BB: 0 P: 10	R: 0 E: 0 K: 0 S: 13 H: 1 LOB: 1 BB: 0 P: 15	R: 0 E: 0 K: 0 S: 10 H: 0 LOB: 1 BB: 1 P: 16	R: 2 E: 0 K: 0 S: 9 H: 3 LOB: 0 BB: 0 P: 18	R: 0 E: 0 K: 1 S: 7 H: 0 LOB: 0 BB: 0 P: 9	R: 3 E: 0 K: 1 S: 13 H: 2 LOB: 1 BB: 1 P: 24	R: 4 E: 0 K: 1 S: 14 H: 3 LOB: 0 BB: 1 P: 22	R: 0 E: 0 K: 1 S: 8 H: 0 LOB: 0 BB: 0 P: 13	R: 0 E: 0 K: 2 S: 8 H: 1 LOB: 1 BB: 0 P: 13	R: 0 E: 0 K: 2 S: 10 H: 0 LOB: 0 BB: 0 P: 16	1B: 4 2B: 3 3B: 0 HR: 3	SF: 0 SAC: 0 DP: 1 HBP: 1					

PITCHER		IP	WLS	BF	H	R	ER	SO	BB	IBB	HBP	BLK	WP	HR	S	P	ERA	WHIP
Sal Maglie, R ERA: 3.07	(1, 1)	5.2		25	6	5	5	1	2	0	1	0	0	2	56	89	7.94	1.412
Rene Valdez, R ERA: 3.68	(6, 1)	0.2		4	1	2	2	2	1	0	0	0	0	0	11	17	27.00	3.000
Clem Labine, R ERA: 2.84	(7, 1)	0.2		4	2	2	2	0	0	0	0	0	0	1	6	8	27.00	3.000
Sandy Koufax, L ERA: 3.0	(8, 1)	2.0		7	1	0	0	3	0	0	0	0	0	0	16	26	0.00	0.500
Don Bessent, R ERA: 6.0	(10, 1)	1.0	W	3	0	0	0	2	0	0	0	0	0	0	10	16	0.00	0.000

PITCHER	IP	WLS	BF	H	R	ER	SO	BB	IBB	HBP	BLK	WP	HR	S	P	ERA	WHIP

TOP

Chicago Cubs @ Brooklyn Dodgers

Ebbets Field, Brooklyn, NY

Tue Apr 30 1957, 7:05 PM EDT

Att. 7,478 - Unknown

livebaseballscorecards.com

AB	39
R	9
H	10
RBI	9
BB	3
SO	8
LOB	10

WP: 0	PA: 43		
PB: 0			
SB: 1			
CS: 0			

Batter	1	2	3	4	5	6	7	8	9	10	AB	R	H	RBI	BB	SO	LOB
Jim Gilliam, S (1, 4) OBP: 0.453, SLG: 0.457	B B C B C X 3-2 6-3 ①		B C B B C B 4-2 1B 1B BB	C B B B B 4-1 G4-6-3 1B BB	C B B S B H 4-2 HBP		B B X 2-0 F5 ②		C B B B C B 4-2 E S BB		2	1	0	0	3	0	1
Gino Cimoli, R (1, 7) OBP: 0.300, SLG: 0.375	C B B F B X 3-2 F9 ②		C X 0-1 BB 1B 1-3 1B	X 0-0 G4-6-3 1-2 1B	C F B B B F X 3-2 5-3 ③		S B S X 1-2 1-2 1B		L B L B B X 3-2 F3 ① 1-3		6	1	3	0	0	0	4
Duke Snider, L (1, 8) OBP: 0.292, SLG: 0.512	B B S B B B 4-1 BB		S B B C B B 4-2 1B HR 1-2 BB	C X 0-1 G4-6-3 ① ② 1-2f 2-3		B B C C B X 3-2 1-3 ①	F B S B F F S 2-3 K ③		S S S 0-3 K ②		4	1	0	0	2	2	5
Carl Furillo, R (1, 9) OBP: 0.362, SLG: 0.548	B B X 2-0 5-3 ③		B X 1-0 HR 1-2 2-H 3-H 1B	X 0-0 6-3 ③		F C B S 1-3 K ②		F B B S X 2-2 5-3 ①	I I I I 4-0 IBB IBB		5	1	1	2	1	1	2
Gil Hodges, R (1, 3) OBP: 0.500, SLG: 0.800		C X 0-1 F9 ①	B B F B X 3-1 1-H 2-H HR		B C X 1-1 1B 2B	B B B 4-0 BB		B B B C B 4-1 BB 1B BB	I I I I 4-0 1-2 IBB		3	2	2	3	3	0	0
Charlie Neal, R (1, 5) OBP: 0.313, SLG: 0.154		C X 0-1 F9 ②	C B B X 2-1 5-3 ①		X 0-0 F9 ①	S B S F S 1-3 K ③		F B B B F B 4-2 1-2 BB	B X 1-0 5-3 ③		5	0	0	0	1	1	5
Roy Campanella, R (1, 2) OBP: 0.317, SLG: 0.432		B X 1-0 1B 1B	B X 1-0 HR		I I I I 4-0 1B IBB		B X 1-0 HR	S X 0-1 F3 ②	B C F B C 2-3 K ①		5	2	3	2	1	1	2
Don Zimmer, R (1, 6) OBP: 0.364, SLG: 0.537		F S B X 1-2 1-2 1B	X 0-0 B1-6-4 1B		B C X 1-1 1-3 2-H 1B		C C S 0-3 K ①	S S B X 1-2 1-2 2-H 1B		F C F X 0-2 HR	6	1	5	2	0	1	0
Sal Maglie, R (1, 1) Rene Valdez, R (6, 1) Clem Labine, R (7, 1) Elmer Valo, L (7, PH) Carl Erskine, R (7, PR) Sandy Koufax, R (8, 1) Sandy Amoros, L (9, PH) OBP: 1.000, SLG: 2.500 Don Bessent, R (10, 1)		X 0-0 F4 ③	L X 0-1 B1-6-4 ② ③ 1-2f		B S L C 1-3 K ②		B C F B B B 4-2 1B BB		B C B X 2-1 HR		3 0 0 0 0 1 5 0 0 0 0 0 0 0 0 0 0 0 0 0 0 0 0 0 1 0 0 0 0 0 0 0 0 0 0 0 0 0 0 0 0 1 1 1 1 0 0 0 0 0 0 0 0 0 0						
Inning Stats	R: 0 H: 0 E: 0 LOB: 1 K: 0 BB: 1 S: 8 P: 20	R: 0 H: 2 E: 0 LOB: 2 K: 0 BB: 0 S: 9 P: 11	R: 6 H: 5 E: 0 LOB: 0 K: 0 BB: 2 S: 15 P: 30	R: 0 H: 1 E: 0 LOB: 1 K: 0 BB: 1 S: 5 P: 9	R: 1 H: 2 E: 0 LOB: 3 K: 1 BB: 1 S: 14 P: 28	R: 0 H: 0 E: 0 LOB: 1 K: 2 BB: 1 S: 10 P: 19	R: 1 H: 2 E: 0 LOB: 2 K: 2 BB: 1 S: 15 P: 25	R: 0 H: 1 E: 0 LOB: 2 K: 0 BB: 2 S: 11 P: 22	R: 1 H: 1 E: 0 LOB: 3 K: 1 BB: 3 S: 11 P: 29	R: 1 H: 1 E: 0 LOB: 0 K: 1 BB: 0 S: 7 P: 9	1B: 9 SF: 0 2B: 1 SAC: 0 3B: 0 DP: 2 HR: 5 HBP: 1						

PITCHER		IP	WLS	BF	H	R	ER	SO	BB	IBB	HBP	BLK	WP	HR	S	P	ERA	WHIP
Moe Drabowsky, R ERA: 7.47	(1, 1)	2.1		17	7	6	6	0	3	0	0	0	0	2	30	59	23.14	4.286
Jim Brosnan, R ERA: 3.0	(3, 1)	3.2		16	3	1	1	3	2	1	1	0	0	0	31	58	2.46	1.364
Turk Lown, R ERA: 2.45	(7, 1)	0.2		5	2	1	1	1	1	0	0	0	0	1	10	18	13.50	4.500
Jackie Collum, L ERA: 3.86	(7, 1)	0.2		4	0	0	0	1	2	0	0	0	0	0	11	23	0.00	3.000
Vito Valentinetti, R ERA: 2.84	(8, 1)	1.0		5	2	1	1	0	1	0	0	0	0	1	12	22	9.00	3.000

PITCHER		IP	WLS	BF	H	R	ER	SO	BB	IBB	HBP	BLK	WP	HR	S	P	ERA	WHIP
Dick Littlefield, L ERA: 5.06	(9, 1)	0.1		1	0	0	0	1	0	0	0	0	0	0	3	3	0.00	0.000
Dave Hillman, R ERA: 2.7	(9, 1)	0.2	L	5	1	1	1	1	0	2	0	0	0	1	8	19	13.50	1.500

BOTTOM

Chicago Cubs @ Brooklyn Dodgers

Ebbets Field, Brooklyn, NY

Tue Apr 30 1957, 7:05 PM EDT

Att. 7,478 - Unknown

livebaseballscorecards.com

AB	40
R	10
H	15
RBI	10
BB	12
SO	7
LOB	24

WP: 0 PA: 53
PB: 0
SB: 1
CS: 0

Batter	1	2	3	4	5	6	7	8	9	AB	R	H	RBI	BB	SO	LOB
Dee Fondy, L (1, 3) OBP: 0.314, SLG: 0.412	C B S X 1-2 14 E E 1B		B F F S 1-3 ② K		B B X 2-0 1-3 1B		C B B F X 2-2 1B			4	1	3	0	0	1	0
Bob Speake, L (1, 7) OBP: 0.265, SLG: 0.367	B X 1-0 ① F7		C S B X 1-2 ③ 4-3		X 0-0 ③ F9		B F S C 1-3 ③ K			4	0	0	0	0	1	4
14 Ernie Banks, R (1, 6) OBP: 0.250, SLG: 0.326	C B C T X 1-2 E7 PB 1-2			B X 1-0 ① F2		B C B B X 3-1 HR		B C X 1-1 ① 6-3		4	1	1	1	0	0	1
Walt Moryn, L (1, 9) OBP: 0.360, SLG: 0.381	C B B B S S 3-3 ② K 1-2 2-H			B F X 1-1 ② F7		B B B B 4-0 BB		B B C B S X 3-2 E3 G5-4-3		3	0	0	0	1	1	1
Gene Baker, R (1, 5) OBP: 0.353, SLG: 0.432	S T C 0-3 ③ K			X 0-0 1B		C B B B C F X 3-2 ① F4		S X 0-1 ②③ G5-4-3 1-2f		4	0	1	0	0	1	3
Bob Lennon, L (1, 8) OBP: 0.211, SLG: 0.389		X 0-0 ① 1-3		F X 0-1 ③ 4-3		X 0-0 ② F8			S F F B X 1-2 ① 3-1	4	0	0	0	0	0	2
Cal Neeman, R (1, 2) OBP: 0.277, SLG: 0.444		C B B X 2-1 ② F3			C B B X 2-1 FC5-4 1B	C X 0-1 ③ F8			C F X 0-2 G1-4-3 1B	4	0	2	0	0	0	1
Casey Wise, S (1, 4) OBP: 0.200, SLG: 0.188		C B B C F X 2-2 ③ L6			B F F X 1-2 ① FC5-4 1B 1-2f		C B F X 1-2 ① 2-3		B B C B C F X 3-2 ②③ G1-4-3 1-2f	4	0	0	0	0	0	2
Don Kaiser, R (1, 1)			X 0-0 ① 6-3		B C L X 1-2 ② F8		B B C B C S 3-3 ② K			0	0	0	0	0	0	0
Ed Mickelson, R (3, PH)										1	0	0	0	0	0	0
Bob Rush, R (3, 1) OBP: 0.400, SLG: 0.600										1	0	0	0	0	0	1
Jim Bolger, R (7, PH) OBP: 0.182, SLG: 0.286										1	0	0	0	0	1	0
Turk Lown, R (7, 1)										0	0	0	0	0	0	0
Inning Stats	R: 1 E: 1 K: 2 S: 14 H: 1 LOB: 1 BB: 0 P: 20	R: 0 E: 0 K: 0 S: 7 H: 0 LOB: 0 BB: 0 P: 11	R: 0 E: 0 K: 1 S: 7 H: 0 LOB: 0 BB: 0 P: 9	R: 0 E: 0 K: 0 S: 6 H: 1 LOB: 1 BB: 0 P: 8	R: 0 E: 0 K: 0 S: 10 H: 2 LOB: 2 BB: 0 P: 16	R: 1 E: 0 K: 0 S: 9 H: 1 LOB: 1 BB: 1 P: 19	R: 0 E: 0 K: 2 S: 12 H: 1 LOB: 1 BB: 0 P: 19	R: 0 E: 1 K: 0 S: 7 H: 0 LOB: 0 BB: 0 P: 11	R: 0 E: 0 K: 0 S: 11 H: 1 LOB: 0 BB: 0 P: 15	1B: 6 2B: 0 3B: 0 HR: 1 SF: 0 SAC: 0 DP: 2 HBP: 0						

PITCHER	IP	WLS	BF	H	R	ER	SO	BB	IBB	HBP	BLK	WP	HR	S	P	ERA	WHIP
Don Drysdale, R (1, 1) ERA: 2.7	9.0	W	35	7	2	1	5	1	0	0	0	0	1	83	128	1.00	0.889

PITCHER	IP	WLS	BF	H	R	ER	SO	BB	IBB	HBP	BLK	WP	HR	S	P	ERA	WHIP

TOP

Chicago Cubs @ Brooklyn Dodgers

Ebbets Field, Brooklyn, NY

Wed May 01 1957, 3:33 AM EDT

Att. 3,214 - Unknown

livebaseballscorecards.com

AB	34
R	2
H	7
RBI	1
BB	1
SO	5
LOB	15

PA: 35

WP: 0
PB: 1
SB: 0
CS: 0

BOTTOM

Chicago Cubs @ Brooklyn Dodgers

Ebbets Field, Brooklyn, NY

Wed May 01 1957, 3:33 AM EDT

Att. 3,214 - Unknown

livebaseballscorecards.com

Batter	1	2	3	4	5	6	7	8	9	AB	R	H	RBI	BB	SO	LOB
Jim Gilliam, S (1, 4) OBP: 0.439, SLG: 0.440	4-3	E 1B 1-3		FC3-6 CS 1-2f		3-1				4	1	1	0	0	0	1
Gino Cimoli, R (1, 7) OBP: 0.315, SLG: 0.385	5-3	E1 1-H 3-H		CS 1-2	1B 2B 1B		K			4	2	2	1	0	1	0
Duke Snider, L (1, 8) OBP: 0.327, SLG: 0.523	E BB 1B BB	L6-3 2-H			1-3 2B 1B		K			3	2	2	1	1	1	0
Carl Furillo, R (1, 9) OBP: 0.373, SLG: 0.523	E 1B 1-2 BB	L6-3 1-2			F3		PB BB			2	1	0	0	2	0	3
Gil Hodges, R (1, 3) OBP: 0.481, SLG: 0.773	E5 1B 1-2 2-3		F9		1-H 3-H 2B		F8 1-2			4	0	1	2	0	0	3
Roy Campanella, R (1, 2) OBP: 0.311, SLG: 0.415	1B 1-2 2-H 3-H		6-3		F3			L7		4	0	1	2	0	0	1
Don Zimmer, R (1, 6) OBP: 0.333, SLG: 0.489	K		1-3		K			4-3		4	0	0	0	0	2	3
Charlie Neal, R (1, 5) OBP: 0.350, SLG: 0.235		1B S 1B 1B		FC3-6 1B		5-3		6-3		4	1	2	0	0	0	0
Don Drysdale, R (1, 1)		F3		FC3-6 FC3-6 1-2f		F9				3	0	0	0	0	0	2
Inning Stats	R: 2 E: 1 K: 1 S: 17 H: 1 LOB: 2 BB: 2 P: 32	R: 3 E: 1 K: 0 S: 8 H: 4 LOB: 0 BB: 0 P: 10	R: 0 E: 0 K: 0 S: 6 H: 0 LOB: 0 BB: 0 P: 11	R: 0 E: 0 K: 0 S: 7 H: 1 LOB: 0 BB: 0 P: 10	R: 2 E: 0 K: 1 S: 13 H: 3 LOB: 1 BB: 0 P: 22	R: 0 E: 0 K: 0 S: 5 H: 0 LOB: 0 BB: 0 P: 7	R: 0 E: 0 K: 2 S: 9 H: 0 LOB: 1 BB: 1 P: 21	R: 0 E: 0 K: 0 S: 7 H: 0 LOB: 0 BB: 0 P: 11		1B: 8 2B: 2 3B: 0 HR: 0 SF: 0 SAC: 0 DP: 1 HBP: 0				WP: 0 PB: 1 SB: 1 CS: 1 PA: 36		

	AB	32
	R	7
	H	9
	RBI	6
	BB	3
	SO	4
	LOB	13

PITCHER		IP	WLS	BF	H	R	ER	SO	BB	IBB	HBP	BLK	WP	HR	S	P	ERA	WHIP
Don Kaiser, R ERA: 4.5	(1, 1)	2.0	L	13	5	5	2	1	2	0	0	0	0	0	25	42	9.00	3.500
Bob Rush, R ERA: 7.78	(3, 1)	4.0		15	4	2	2	1	0	0	0	0	0	0	31	50	4.50	1.000
Turk Lown, R ERA: 1.59	(7, 1)	2.0		7	0	0	0	2	1	0	0	0	0	0	16	32	0.00	0.500

PITCHER	IP	WLS	BF	H	R	ER	SO	BB	IBB	HBP	BLK	WP	HR	S	P	ERA	WHIP

Batter	1	2	3	4	5	6	7	8	9	AB	R	H	RBI	BB	SO	LOB
Ed Winceniak, R (1, 6) OBP: 0.100, SLG: 0.200	K			K		F8		P4		4	0	0	0	0	2	1
Bob Speake, L (1, 7) OBP: 0.237, SLG: 0.324	K			F2			G3		1-3	4	0	0	0	0	1	0
14 Ernie Banks, R (1, 5) OBP: 0.232, SLG: 0.300	P8			P6			E6 3B		F7	4	1	0	0	0	0	0
Dale Long, L (1, 3) OBP: 0.323, SLG: 0.385		F5			HR		L5		1B	4	1	2	1	0	0	1
Lee Walls, R (1, 8) OBP: 0.250, SLG: 0.308		K			K		2-H 3B		K	4	0	1	1	0	3	1
Walt Moryn, L (1, 9) OBP: 0.340, SLG: 0.356		P6			F8		G3			3	0	0	0	0	0	1
Cal Neeman, R (1, 2) OBP: 0.260, SLG: 0.417			K		K			K		3	0	0	0	0	3	0
Casey Wise, S (1, 4) OBP: 0.208, SLG: 0.180			K			K		BB		2	0	0	0	1	2	0
Dick Drott, R (1, 1) OBP: 0.200, SLG: 0.200 Bob Lennon, L (8, PH) OBP: 0.200, SLG: 0.368 Vito Valentinetti, R (8, 1)			F7			K		K		2 1 0	0 0 0	0 0 0	0 0 0	0 1 0	1 1 0	0 1 0
Inning Stats	R: 0 E: 0 K: 2 S: 7 H: 0 LOB: 0 BB: 0 P: 7	R: 0 E: 0 K: 1 S: 5 H: 0 LOB: 0 BB: 0 P: 5	R: 0 E: 0 K: 2 S: 7 H: 0 LOB: 0 BB: 0 P: 7	R: 0 E: 0 K: 1 S: 5 H: 0 LOB: 0 BB: 0 P: 5	R: 1 E: 0 K: 2 S: 8 H: 1 LOB: 0 BB: 0 P: 8	R: 0 E: 0 K: 2 S: 7 H: 0 LOB: 0 BB: 0 P: 7	R: 1 E: 1 K: 0 S: 5 H: 1 LOB: 1 BB: 0 P: 5	R: 0 E: 0 K: 2 S: 7 H: 0 LOB: 1 BB: 1 P: 11	R: 0 E: 0 K: 1 S: 6 H: 1 LOB: 1 BB: 0 P: 6	1B: 1 2B: 0 3B: 1 HR: 1 SF: 0 SAC: 0 DP: 0 HBP: 0				WP: 0 PB: 0 SB: 0 CS: 0	PA: 32	

PITCHER	IP	WLS	BF	H	R	ER	SO	BB	IBB	HBP	BLK	WP	HR	S	P	ERA	WHIP
Robin Roberts, R (1, 1) ERA: 3.53	9.0	W	32	3	2	1	13	1	0	0	0	0	1	57	61	1.00	0.444

PITCHER	IP	WLS	BF	H	R	ER	SO	BB	IBB	HBP	BLK	WP	HR	S	P	ERA	WHIP

TOP

Chicago Cubs @ Philadelphia Phillies

Connie Mack Stadium, Philadelphia, PA

Thu May 02 1957, 7:05 PM EDT

Att. 4,591 - Unknown

livebaseballscorecards.com

AB	31
R	2
H	3
RBI	2
BB	1
SO	13
LOB	5

BOTTOM

Chicago Cubs @ Philadelphia Phillies

Connie Mack Stadium, Philadelphia, PA

Thu May 02 1957, 7:05 PM EDT

Att. 4,591 - Unknown

livebaseballscorecards.com

Batter	1	2	3	4	5	6	7	8	9	AB	R	H	RBI	BB	SO	LOB
Richie Ashburn, L (1, 8) OBP: 0.296, SLG: 0.242	P4		G1-2-3 1-2 2-3 3-H 1B			1B 2B 1B	F9			4	1	2	1	0	0	0
Ted Kazanski, R (1, 4) OBP: 0.370, SLG: 0.436	K		G1-2-3 1-2 2-3 3-Hf			F5	5-3			4	0	0	0	0	1	4
Harry Anderson, L (1, 7) OBP: 0.360, SLG: 0.391	K		F9			1-2 2B 1B		G3		4	1	1	0	0	1	2
Ed Bouchee, L (1, 3) OBP: 0.379, SLG: 0.552		F8		K		2B 1-H 2-H SF8 2B		F7		4	1	1	2	0	1	0
Willie Jones, R (1, 5) OBP: 0.365, SLG: 0.556		F2		1-3		2-3 2B		5-3		4	0	1	0	0	0	0
Stan Lopata, R (1, 2) OBP: 0.304, SLG: 0.311		K		K		BB				2	0	0	0	1	2	0
Bob Bowman, R (1, 9) OBP: 0.431, SLG: 0.600			SH 1B 1B		5-3	SF8 3-H				2	1	1	1	0	0	0
Chico Fernandez, R (1, 6) OBP: 0.404, SLG: 0.480			1B SH 1-2 G1-2-3 1B		F7	K				3	0	1	0	0	1	2
Robin Roberts, S (1, 1) OBP: 0.167, SLG: 0.182			SH G1-2-3 1B 1-2 2-3		F8		F7			2	0	0	0	0	0	0
Inning Stats	R: 0 E: 0 K: 2 S: 7 H: 0 LOB: 0 BB: 0 P: 7	R: 0 E: 0 K: 1 S: 5 H: 0 LOB: 0 BB: 0 P: 5	R: 1 E: 0 K: 0 S: 6 H: 3 LOB: 2 BB: 0 P: 6	R: 0 E: 0 K: 2 S: 7 H: 0 LOB: 0 BB: 0 P: 7	R: 0 E: 0 K: 0 S: 3 H: 0 LOB: 0 BB: 0 P: 3	R: 3 E: 0 K: 1 S: 9 H: 4 LOB: 2 BB: 1 P: 13	R: 0 E: 0 K: 0 S: 3 H: 0 LOB: 0 BB: 0 P: 3	R: 0 E: 0 K: 0 S: 3 H: 0 LOB: 0 BB: 0 P: 3		1B: 5 2B: 2 3B: 0 HR: 0 SF: 1 SAC: 1 DP: 1 HBP: 0				WP: 0 PB: 0 SB: 0 CS: 0 PA: 32	

	AB	29
	R	4
	H	7
	RBI	4
	BB	1
	SO	6
	LOB	8

PITCHER		IP	WLS	BF	H	R	ER	SO	BB	IBB	HBP	BLK	WP	HR	S	P	ERA	WHIP
Dick Drott, R ERA: 5.09	(1, 1)	7.0	L	29	7	4	4	6	1	0	0	0	0	0	40	44	5.14	1.143
Vito Valentinetti, R ERA: 2.45	(8, 1)	1.0		3	0	0	0	0	0	0	0	0	0	0	3	3	0.00	0.000

PITCHER	IP	WLS	BF	H	R	ER	SO	BB	IBB	HBP	BLK	WP	HR	S	P	ERA	WHIP

Chicago Cubs @ Philadelphia Phillies

Connie Mack Stadium, Philadelphia, PA

Fri May 03 1957, 7:05 PM EDT

Att. 6,160 - Unknown

TOP

livebaseballscorecards.com

Batter	1	2	3	4	5	6	7	8	9	AB	R	H	RBI	BB	SO	LOB
Ed Winceniak, R (1, 6) OBP: 0.200, SLG: 0.333	F8		2-H 2B		4-3	1-H 2-H 3-H 1B 1B		1-3		5	0	2	3	0	0	0
Bobby Del Greco, R (1, 8) OBP: 0.438, SLG: 0.385	F9		K		F2	1-2 1B		FC5 14 1B 1B		5	0	2	0	0	1	1
14 Ernie Banks, R (1, 5) OBP: 0.246, SLG: 0.296	K		BB		6-3	F8		1-2 1B		4	0	1	0	1	1	2
Dale Long, L (1, 3) OBP: 0.333, SLG: 0.419		PB 1B	K			F9	E 2B	2-3f FC5		5	1	2	0	0	1	4
Lee Walls, R (1, 7) OBP: 0.273, SLG: 0.300		K		K		1B BB BB	E L9-2 1B		K	4	1	1	0	1	3	1
Walt Moryn, L (1, 9) OBP: 0.362, SLG: 0.380		F8		FC5 1B 1B		BB BB 1-3 PB 1B	E3 1-3 2-H 1B		F8	5	1	3	1	0	0	1
Cal Neeman, R (1, 2) OBP: 0.255, SLG: 0.385		F9 1-2	K			PB BB 1-2 1B BB	L9-2 3-H		F8	4	1	0	0	1	1	4
Casey Wise, S (1, 4) OBP: 0.246, SLG: 0.208			SH3-4 2B 1B	1-2 1B		1-2 2-3 3-H PB 1B BB	6-3			3	2	2	1	1	0	1
Tom Poholsky, R (1, 1)			SH3-4 1-2	FC5 2-3f		K		K		1	0	0	0	0	0	2
Dave Hillman, R (5, 1)										0	0	0	0	0	0	0
Bob Speake, L (6, PH) OBP: 0.231, SLG: 0.314										1	0	0	0	0	1	3
Jackie Collum, L (6, 1)										0	0	0	0	0	0	0
Vito Valentinetti, R (7, 1)										0	0	0	0	0	0	0
Dick Littlefield, L (7, 1) OBP: 1.000, SLG: 1.000										0	0	0	0	0	0	0
Bob Lennon, L (8, PH) OBP: 0.190, SLG: 0.350										1	0	0	0	0	1	0
Turk Lown, R (8, 1)										0	0	0	0	0	0	0
Inning Stats	R: 0 E: 0 K: 1 S: 5 H: 0 LOB: 0 BB: 0 P: 5	R: 0 E: 0 K: 1 S: 6 H: 1 LOB: 1 BB: 0 P: 6	R: 1 E: 0 K: 2 S: 9 H: 2 LOB: 2 BB: 1 P: 13	R: 0 E: 0 K: 2 S: 9 H: 2 LOB: 2 BB: 0 P: 9	R: 0 E: 0 K: 0 S: 3 H: 0 LOB: 0 BB: 0 P: 3	R: 4 E: 0 K: 1 S: 8 H: 3 LOB: 2 BB: 3 P: 20	R: 1 E: 1 K: 0 S: 5 H: 3 LOB: 1 BB: 0 P: 5	R: 0 E: 0 K: 1 S: 7 H: 2 LOB: 2 BB: 0 P: 7	R: 0 E: 0 K: 1 S: 5 H: 0 LOB: 0 BB: 0 P: 5	1B: 11 2B: 3 3B: 0 HR: 0	SF: 0 SAC: 1 DP: 1 HBP: 0						

AB	38
R	6
H	13
RBI	5
BB	4
SO	9
LOB	19

WP: 0 PB: 2 SB: 0 CS: 0 PA: 43

PITCHER		IP	WLS	BF	H	R	ER	SO	BB	IBB	HBP	BLK	WP	HR	S	P	ERA	WHIP
Don Cardwell, R ERA: 3.86	(1, 1)	5.2		28	7	5	5	7	4	0	0	0	0	0	38	54	7.94	1.941
Bob Miller, R ERA: 1.84	(6, 1)	0.1		5	4	1	1	0	0	0	0	0	0	0	5	5	27.00	12.000
Turk Farrell, R ERA: 2.77	(7, 1)	1.0	W	2	0	0	0	0	0	0	0	0	0	0	2	2	0.00	0.000
Jim Hearn, R ERA: 3.27	(8, 1)	2.0	S	8	2	0	0	2	0	0	0	0	0	0	12	12	0.00	1.000

Batter	1	2	3	4	5	6	7	8	9	AB	R	H	RBI	BB	SO	LOB
Richie Ashburn, L (1, 8) OBP: 0.303, SLG: 0.258	6-3	L7		F7		2B	BB			4	0	1	1	1	0	2
Ted Kazanski, R (1, 4) OBP: 0.392, SLG: 0.442	FC4-6 BB		1B E 1B		IHR 1B	5-3	F8			4	2	2	0	1	0	4
Harry Anderson, L (1, 7) OBP: 0.367, SLG: 0.481	FC4-6 1B 1-2f		K		1-H IHR	F7		S 1B BB		4	2	1	2	1	1	3
Ed Bouchee, L (1, 3) OBP: 0.423, SLG: 0.629	1-3 1B		E 1B 1-2 E 1B		HR		1B SH 9-2 BB	G1-4-3 1-H 1B		4	2	4	2	1	0	0
Willie Jones, R (1, 5) OBP: 0.373, SLG: 0.544		E4 FC1-6	CS E 1-2 2-3 1B		FC5-4 BB		SH 9-2 1B 1-2 BB	G1-4-3 1-2f		3	1	1	0	1	0	1
Stan Lopata, R (1, 2) OBP: 0.295, SLG: 0.300		FC1-6 1B E 2-3	E4 1-2 2-H 3-H		FC5-4 1-2f		BB 9-2 BB 1-2 2-3 1B	5-3		5	2	1	1	0	0	3
Bob Bowman, R (1, 9) OBP: 0.419, SLG: 0.574		E9 1-H 1B	K 2-3		K		9-2 1-2 2-3 3-Hf			4	0	1	0	0	2	6
Chico Fernandez, R (1, 6) OBP: 0.400, SLG: 0.462 Solly Hemus, L (7, PH) OBP: 0.391, SLG: 0.421 John Kennedy, R (7, PR) Roy Smalley, R (8, 6)		BB		K	L5		BB BB IBB			2 0 0 0	0 0 0 0	0 0 0 0	0 0 0 0	1 1 0 0	1 0 0 0	1 0 0 0
Don Cardwell, R (1, 1) Bob Miller, R (6, 1) Turk Farrell, R (7, 1) Glen Gorbous, L (7, PH) OBP: 1.000, SLG: 2.000 Jim Hearn, R (8, 1)		F2		6-3		K	BB 1-2 2-3 3-H			2 1 0 0 0	0 0 0 0 0	0 0 0 1 0	0 0 0 1 0	0 1 0 1 0	0 0 0 0 0	2 0 0 0 0
Inning Stats	R: 0 E: 0 K: 0 S: 3 H: 1 LOB: 2 BB: 1 P: 7	R: 1 E: 2 K: 0 S: 5 H: 1 LOB: 2 BB: 1 P: 9	R: 2 E: 1 K: 2 S: 10 H: 3 LOB: 2 BB: 0 P: 10	R: 0 E: 0 K: 1 S: 5 H: 0 LOB: 0 BB: 0 P: 5	R: 3 E: 1 K: 1 S: 8 H: 3 LOB: 1 BB: 1 P: 12	R: 0 E: 0 K: 1 S: 6 H: 1 LOB: 1 BB: 0 P: 6	R: 2 E: 0 K: 0 S: 4 H: 1 LOB: 3 BB: 4 P: 20	R: 1 E: 0 K: 0 S: 3 H: 1 LOB: 0 BB: 1 P: 7		1B: 8 2B: 3 3B: 0 HR: 2 SF: 0 SAC: 1 DP: 3 HBP: 0						

PITCHER		IP	WLS	BF	H	R	ER	SO	BB	IBB	HBP	BLK	WP	HR	S	P	ERA	WHIP
Tom Poholsky, R ERA: 2.77	(1, 1)	4.0		23	8	6	3	3	3	0	0	0	0	1	26	38	6.75	2.750
Dave Hillman, R ERA: 2.08	(5, 1)	1.0		3	0	0	0	1	0	0	0	0	0	0	5	5	0.00	0.000
Jackie Collum, L ERA: 5.63	(6, 1)	1.0	L	7	2	2	2	1	1	0	0	0	0	0	8	12	18.00	3.000
Vito Valentinetti, R ERA: 2.25	(7, 1)	0.2		3	0	0	0	0	1	1	0	0	0	0	1	9	0.00	1.500
Dick Littlefield, L ERA: 4.76	(7, 1)	0.1		2	0	0	0	0	1	0	0	0	0	0	1	5	0.00	3.000

PITCHER		IP	WLS	BF	H	R	ER	SO	BB	IBB	HBP	BLK	WP	HR	S	P	ERA	WHIP
Turk Lown, R ERA: 2.7	(8, 1)	1.0		4	1	1	1	0	1	0	0	0	0	0	3	7	9.00	2.000

BOTTOM

Chicago Cubs @ Philadelphia Phillies

Connie Mack Stadium, Philadelphia, PA

Fri May 03 1957, 7:05 PM EDT

Att. 6,160 - Unknown

livebaseballscorecards.com

AB	33
R	9
H	11
RBI	7
BB	8
SO	5
LOB	22

WP: 0 PA: 42
PB: 0
SB: 1
CS: 1

Batter	1	2	3	4	5	6	7	8	9	AB	R	H	RBI	BB	SO	LOB
Ed Winceniak, R (1, 6) OBP: 0.167, SLG: 0.278	S S S 0-3 ① K		x 0-0 ① SH3-4 1-2		x 0-0 ② 1-3			x 0-0 ① L7		3	0	0	0	0	1	0
Bobby Del Greco, R (1, 8) OBP: 0.417, SLG: 0.345	S S S 0-3 ② K		S S S 0-3 ② K		x 0-0 ③ 4-3			B B B B 4-0 14 FC6-4 BB		3	0	0	0	1	2	1
14 Ernie Banks, R (1, 5) OBP: 0.231, SLG: 0.276	S S S 0-3 ③ K		x 0-0 ③ F9			x 0-0 ① P3		x 0-0 ② FC6-4 1-2f		4	0	0	0	0	1	2
Dale Long, L (1, 3) OBP: 0.350, SLG: 0.500		S S S 0-3 ① K		x 0-0 HR		B B B 4-0 BB		x 0-0 ③ 5-3		3	1	1	1	1	1	1
Lee Walls, R (1, 7) OBP: 0.297, SLG: 0.303		B B B B 4-0 BB BB		x 0-0 ① 5-3		x 0-0 ② F7			x 0-0 2B 1B	3	1	1	0	1	0	1
Walt Moryn, L (1, 9) OBP: 0.371, SLG: 0.377		B B B B 4-0 1-2 BB		x 0-0 WP 1B		S S S 0-3 ③ K			x 0-0 ① P6	3	0	1	0	1	1	2
Casey Wise, S (1, 4) OBP: 0.246, SLG: 0.228		S S S 0-3 ② K		S S S 0-3 ② K			x 0-0 ① P6		x 0-0 1-H 2B	4	0	1	1	0	2	3
Charles Silvera, R (1, 2) OBP: 0.333, SLG: 0.333		x 0-0 ③ F5		x 0-0 ③ F5 1-2			S S S 0-3 ② K		S S S 0-3 ② K	2	0	0	0	0	0	3
Jim Bolger, R (7, PH) OBP: 0.174, SLG: 0.273										1	0	0	0	0	1	0
Cal Neeman, R (7, 2) OBP: 0.250, SLG: 0.377										1	0	0	0	0	1	1
Jim Brosnan, R (1, 1)			B B B B 4-0 SH3-4 BB		x 0-0 ① 4-3		x 0-0 ③ L3		x 0-0 ③ 4-3	0	0	0	0	1	0	0
Bob Speake, L (5, PH) OBP: 0.225, SLG: 0.306										1	0	0	0	0	0	0
Dick Littlefield, L (5, 1) OBP: 1.000, SLG: 1.000										0	0	0	0	0	0	0
Ed Mickelson, R (7, PH)										1	0	0	0	0	0	0
Jackie Collum, L (7, 1)										0	0	0	0	0	0	0
Jim Fanning, R (9, PH)										1	0	0	0	0	0	1
Inning Stats	R: 0 E: 0 K: 3 S: 9 H: 0 LOB: 0 BB: 0 P: 9	R: 0 E: 0 K: 2 S: 7 H: 0 LOB: 2 BB: 2 P: 15	R: 0 E: 0 K: 1 S: 5 H: 0 LOB: 1 BB: 1 P: 9	R: 1 E: 0 K: 1 S: 7 H: 2 LOB: 1 BB: 0 P: 7	R: 0 E: 0 K: 0 S: 3 H: 0 LOB: 0 BB: 0 P: 3	R: 0 E: 0 K: 1 S: 5 H: 0 LOB: 1 BB: 1 P: 9	R: 0 E: 0 K: 1 S: 5 H: 0 LOB: 0 BB: 0 P: 5	R: 0 E: 0 K: 0 S: 3 H: 0 LOB: 1 BB: 1 P: 7	R: 1 E: 0 K: 1 S: 7 H: 2 LOB: 1 BB: 0 P: 7	1B: 2 2B: 1 3B: 0 HR: 1 SF: 0 SAC: 1 DP: 0 HBP: 0						

PITCHER	IP	WLS	BF	H	R	ER	SO	BB	IBB	HBP	BLK	WP	HR	S	P	ERA	WHIP
Jack Sanford, R (1, 1) ERA: 3.27	9.0	W	36	4	2	2	10	5	0	0	0	1	1	51	71	2.00	1.000

PITCHER	IP	WLS	BF	H	R	ER	SO	BB	IBB	HBP	BLK	WP	HR	S	P	ERA	WHIP

TOP

Chicago Cubs @ Philadelphia Phillies

Connie Mack Stadium, Philadelphia, PA

Sat May 04 1957, 3:33 AM EDT

Att. 3,283 - Unknown

livebaseballscorecards.com

AB	30
R	2
H	4
RBI	2
BB	5
SO	10
LOB	15

WP: 1 PB: 0 SB: 0 CS: 0 PA: 36

BOTTOM

Chicago Cubs @ Philadelphia Phillies

Connie Mack Stadium, Philadelphia, PA

Sat May 04 1957, 3:33 AM EDT

Att. 3,283 - Unknown

livebaseballscorecards.com

Batter	1	2	3	4	5	6	7	8	9	AB	R	H	RBI	BB	SO	LOB
Richie Ashburn, L (1, 8) OBP: 0.309, SLG: 0.268	1B		1B E 2B 1B	6-3		1-3		F5		5	1	2	0	0	0	0
Ted Kazanski, R (1, 4) OBP: 0.375, SLG: 0.404	L8		1-3 1-2	5-3		4-3		BBBB BB		4	0	0	0	1	0	2
Harry Anderson, L (1, 7) OBP: 0.343, SLG: 0.438	P6		BB 2B 1B 2-3	4-3			F8	F9		5	1	1	0	0	0	2
Ed Bouchee, L (1, 3) OBP: 0.440, SLG: 0.625	1-2 1B		BBBB 2B BB 1-2		BBBB G6-4-3 BB		3-1			2	1	1	0	2	0	0
Willie Jones, R (1, 5) OBP: 0.380, SLG: 0.574	F7		BB 1B 2B 1-3 2-H 3-H		G6-4-3 1-2f		1B 2B			4	2	2	2	0	0	3
Stan Lopata, R (1, 2) OBP: 0.323, SLG: 0.308		F8	IIII BB 1B IBB		BBBB BB BB		HBP 1B 2-H			2	0	1	1	2	0	0
Bob Bowman, R (1, 9) OBP: 0.439, SLG: 0.571		1B	F3		BBBB 1-2 BB		H 1-2 HBP			2	0	1	0	1	0	3
Chico Fernandez, R (1, 6) OBP: 0.391, SLG: 0.436		F8	BBBB 1B 1-2 2-3 3-H BB		P6		F8			3	0	0	1	1	0	5
Jack Sanford, R (1, 1) OBP: 0.182, SLG: 0.182		P3	1-3 2-H 3-H 1B			F2		SSS K		4	0	1	1	0	1	1
Inning Stats	R: 0 H: 2 E: 0 LOB: 2 K: 0 BB: 0 S: 5 P: 5	R: 0 H: 1 E: 0 LOB: 1 K: 0 BB: 0 S: 4 P: 4	R: 4 H: 4 E: 1 LOB: 3 K: 0 BB: 3 S: 6 P: 18	R: 0 H: 0 E: 0 LOB: 0 K: 0 BB: 0 S: 3 P: 3	R: 0 H: 0 E: 0 LOB: 2 K: 0 BB: 3 S: 2 P: 14	R: 0 H: 0 E: 0 LOB: 0 K: 0 BB: 0 S: 3 P: 3	R: 1 H: 2 E: 0 LOB: 2 K: 0 BB: 0 S: 5 P: 6	R: 0 H: 0 E: 0 LOB: 1 K: 1 BB: 1 S: 5 P: 9		1B: 7 SF: 0 2B: 2 SAC: 0 3B: 0 DP: 1 HR: 0 HBP: 1						

	AB	31
	R	5
	H	9
	RBI	5
	BB	7
	SO	1
	LOB	16

WP: 0 PA: 39
PB: 0
SB: 0
CS: 0

PITCHER		IP	WLS	BF	H	R	ER	SO	BB	IBB	HBP	BLK	WP	HR	S	P	ERA	WHIP
Jim Brosnan, R ERA: 4.85	(1, 1)	4.0	L	21	7	4	4	0	2	1	0	0	0	0	18	30	9.00	2.250
Dick Littlefield, L ERA: 3.52	(5, 1)	2.0		8	0	0	0	0	3	0	0	0	0	0	5	17	0.00	1.500
Jackie Collum, L ERA: 5.4	(7, 1)	2.0		10	2	1	1	1	1	0	1	0	0	0	10	15	4.50	1.500

PITCHER	IP	WLS	BF	H	R	ER	SO	BB	IBB	HBP	BLK	WP	HR	S	P	ERA	WHIP

Batter	1	2	3	4	5	6	7	8	9	AB	R	H	RBI	BB	SO	LOB
Casey Wise, S (1, 4) OBP: 0.246, SLG: 0.228										0	0	0	0	0	0	0
14 Ernie Banks, R (1, 5) OBP: 0.231, SLG: 0.276										0	0	0	0	0	0	0
Lee Walls, R (1, 8) OBP: 0.297, SLG: 0.303										0	0	0	0	0	0	0
Dale Long, L (1, 3) OBP: 0.350, SLG: 0.500										0	0	0	0	0	0	0
Walt Moryn, L (1, 9) OBP: 0.371, SLG: 0.377										0	0	0	0	0	0	0
Jim Bolger, R (1, 7) OBP: 0.174, SLG: 0.273										0	0	0	0	0	0	0
Ed Winceniak, R (1, 6) OBP: 0.167, SLG: 0.278										0	0	0	0	0	0	0
Cal Neeman, R (1, 2) OBP: 0.250, SLG: 0.377										0	0	0	0	0	0	0
Bob Rush, R (1, 1) OBP: 0.400, SLG: 0.600										0	0	0	0	0	0	0
Inning Stats										1B: 0 2B: 0 3B: 0 HR: 0		SF: 0 SAC: 0 DP: 0 HBP: 0				

Chicago Cubs @ New York Giants

Polo Grounds, New York, NY

Sun May 05 1957, 3:33 AM EDT

Unknown

TOP

livebaseballscorecards.com

AB	0
R	0
H	0
RBI	0
BB	0
SO	0
LOB	0

WP: 0 PA: 0
PB: 0
SB: 0
CS: 0

PITCHER	IP	WLS	BF	H	R	ER	SO	BB	IBB	HBP	BLK	WP	HR	S	P	ERA	WHIP
Curt Barclay, R (1, 1) ERA: 5.4	0.0		0	0	0	0	0	0	0	0	0	0	0	0	0	∞	∞

PITCHER	IP	WLS	BF	H	R	ER	SO	BB	IBB	HBP	BLK	WP	HR	S	P	ERA	WHIP

Batter	1	2	3	4	5	6	7	8	9	AB	R	H	RBI	BB	SO	LOB
Red Schoendienst, S (1, 4) OBP: 0.364, SLG: 0.472										0	0	0	0	0	0	0
Dusty Rhodes, L (1, 9) OBP: 0.294, SLG: 0.424										0	0	0	0	0	0	0
Willie Mays, R (1, 8) OBP: 0.440, SLG: 0.492										0	0	0	0	0	0	0
Hank Sauer, R (1, 7) OBP: 0.294, SLG: 0.569										0	0	0	0	0	0	0
Gail Harris, L (1, 3) OBP: 0.380, SLG: 0.492										0	0	0	0	0	0	0
Ray Jablonski, R (1, 5) OBP: 0.400, SLG: 0.250										0	0	0	0	0	0	0
Ray Katt, R (1, 2) OBP: 0.333, SLG: 0.333										0	0	0	0	0	0	0
Daryl Spencer, R (1, 6) OBP: 0.311, SLG: 0.350										0	0	0	0	0	0	0
Curt Barclay, R (1, 1)										0	0	0	0	0	0	0
Inning Stats										1B: 0 2B: 0 3B: 0 HR: 0		SF: 0 SAC: 0 DP: 0 HBP: 0				

BOTTOM

Chicago Cubs @ New York Giants

Polo Grounds, New York, NY

Sun May 05 1957, 3:33 AM EDT

Unknown

livebaseballscorecards.com

AB	**0**
R	**0**
H	**0**
RBI	**0**
BB	**0**
SO	**0**
LOB	**0**

WP: 0 PA: 0
PB: 0
SB: 0
CS: 0

PITCHER	IP	WLS	BF	H	R	ER	SO	BB	IBB	HBP	BLK	WP	HR	S	P	ERA	WHIP
Bob Rush, R (1, 1) ERA: 7.78	0.0		0	0	0	0	0	0	0	0	0	0	0	0	0	∞	∞

PITCHER	IP	WLS	BF	H	R	ER	SO	BB	IBB	HBP	BLK	WP	HR	S	P	ERA	WHIP

Batter	1	2	3	4	5	6	7	8	9	AB	R	H	RBI	BB	SO	LOB
Casey Wise, S (1, 4) OBP: 0.254, SLG: 0.258	F9		BB, SF8		3B		F3		F9	4	2	1	0	1	0	2
Bobby Del Greco, R (1, 8) OBP: 0.439, SLG: 0.323	K		BB		BB		F8			2	0	0	0	2	1	0
14 Ernie Banks, R (1, 5) OBP: 0.297, SLG: 0.302	1B		BB		1B			F4		3	0	2	1	1	0	0
Lee Walls, R (1, 7) OBP: 0.304, SLG: 0.366	F4		SF8		FC5-4			5-3		3	0	0	1	0	0	3
Jim Bolger, R (1, 9) OBP: 0.219, SLG: 0.333		1B	F8		G4-3			F8		4	0	1	0	0	0	4
Ed Winceniak, R (1, 6) OBP: 0.222, SLG: 0.296		1B	K			F7			1B	4	0	2	0	0	1	2
Dale Long, L (1, 3) OBP: 0.333, SLG: 0.425		F6		3-1		G3			1B	3	0	0	0	0	0	2
Jerry Kindall, R (9, PH) OBP: 1.000, SLG: 1.000										1	0	1	0	0	0	0
Charles Silvera, R (1, 2) OBP: 0.167, SLG: 0.167		F3		6-3		P3			K	3	0	0	0	0	0	2
Ed Mickelson, R (9, PH)										1	0	0	0	0	1	2
Moe Drabowsky, R (1, 1) OBP: 0.333, SLG: 0.250		K		K			5-3		F9	1	0	0	0	0	1	2
Dave Hillman, R (3, 1)										1	0	0	0	0	1	0
Jim Fanning, R (7, PH)										1	0	0	0	0	0	0
Turk Lown, R (7, 1)										0	0	0	0	0	0	0
Cal Neeman, R (9, PH) OBP: 0.242, SLG: 0.356										1	0	0	0	0	0	2
Inning Stats	R: 0 H: 1 E: 0 LOB: 1 K: 1 BB: 0 S: 6 P: 6	R: 0 H: 2 E: 0 LOB: 2 K: 1 BB: 0 S: 7 P: 7	R: 1 H: 0 E: 0 LOB: 2 K: 1 BB: 3 S: 5 P: 17	R: 0 H: 0 E: 0 LOB: 0 K: 1 BB: 0 S: 5 P: 5	R: 1 H: 2 E: 0 LOB: 1 K: 0 BB: 1 S: 4 P: 8	R: 0 H: 0 E: 0 LOB: 0 K: 0 BB: 0 S: 3 P: 3	R: 0 H: 0 E: 0 LOB: 0 K: 0 BB: 0 S: 3 P: 3	R: 0 H: 0 E: 0 LOB: 0 K: 0 BB: 0 S: 3 P: 3	R: 0 H: 2 E: 0 LOB: 2 K: 1 BB: 0 S: 7 P: 7	1B: 6 SF: 1 2B: 0 SAC: 0 3B: 1 DP: 1 HR: 0 HBP: 0						

PITCHER	IP	WLS	BF	H	R	ER	SO	BB	IBB	HBP	BLK	WP	HR	S	P	ERA	WHIP
Joe Margoneri, L (1, 1) ERA: 2.37	9.0	W	37	7	2	2	5	4	0	0	0	0	0	43	59	2.00	1.222

PITCHER	IP	WLS	BF	H	R	ER	SO	BB	IBB	HBP	BLK	WP	HR	S	P	ERA	WHIP

Chicago Cubs @ New York Giants

Polo Grounds, New York, NY

Sun May 05 1957, 3:38 AM EDT

Att. 9,765 - Unknown

TOP

livebaseballscorecards.com

AB	32
R	2
H	7
RBI	2
BB	4
SO	5
LOB	21

WP: 0	PA: 37
PB: 0	
SB: 0	
CS: 0	

Chicago Cubs @ New York Giants

Polo Grounds, New York, NY

Sun May 05 1957, 3:38 AM EDT

Att. 9,765 - Unknown

livebaseballscorecards.com

BOTTOM

Batter	1	2	3	4	5	6	7	8	9	AB	R	H	RBI	BB	SO	LOB
Red Schoendienst, S (1, 4) OBP: 0.372, SLG: 0.469	F2		WP, 1B, BB — 1B	1-3		1-2 — 1B				4	1	2	0	0	0	0
Don Mueller, L (1, 9) OBP: 0.255, SLG: 0.265	FC3-4, BB		BB, WP — 1-2 BB — 1B	G3		G3				3	1	1	0	1	0	2
Willie Mays, R (1, 8) OBP: 0.405, SLG: 0.441	FC3-4 — 1-2f		K	F4			5-3			4	1	0	0	0	1	2
Hank Sauer, R (1, 7) OBP: 0.289, SLG: 0.528	K		K		CS, 1B		F6			3	0	1	0	0	2	2
Whitey Lockman, L (5, PR) (6, 7) OBP: 0.333, SLG: 0.381										1	0	0	0	0	0	0
Gail Harris, L (1, 3) OBP: 0.363, SLG: 0.451		G3	BB, BB — 1-2 2-3 HBP		K — 1-2		F2			3	1	0	0	0	1	1
Ozzie Virgil, R (1, 5) OBP: 0.292, SLG: 0.444		1-3	BB, BB — 1-2 2-3 3-H BB		PO — 1B			6-3		3	0	1	1	1	0	0
Ray Katt, R (1, 2) OBP: 0.400, SLG: 0.250		HR — 1B	BB — 1-2 2-3 3-H BB		PO — 1-2	F9		6-3		3	1	1	1	1	0	0
Daryl Spencer, R (1, 6) OBP: 0.333, SLG: 0.422		1-H HR	1-2 2-3 3-H BB			E5, FC1-6		F2		3	1	1	3	1	0	0
Joe Margoneri, L (1, 1)		F3	4-3			FC1-6 — 1B — 1-2f				3	0	0	0	0	0	4
Inning Stats	R: 1 E: 1 K: 1 S: 5 — H: 0 LOB: 0 BB: 1 P: 9	R: 2 E: 0 K: 0 S: 5 — H: 2 LOB: 0 BB: 0 P: 5	R: 3 E: 0 K: 2 S: 9 — H: 2 LOB: 3 BB: 3 P: 22	R: 0 E: 0 K: 0 S: 3 — H: 0 LOB: 0 BB: 0 P: 3	R: 0 E: 0 K: 1 S: 5 — H: 2 LOB: 1 BB: 0 P: 5	R: 0 E: 1 K: 0 S: 5 — H: 1 LOB: 2 BB: 0 P: 5	R: 0 E: 0 K: 0 S: 3 — H: 0 LOB: 0 BB: 0 P: 3	R: 0 E: 0 K: 0 S: 3 — H: 0 LOB: 0 BB: 0 P: 3		1B: 6 2B: 1 3B: 0 HR: 1 — SF: 0 SAC: 0 DP: 1 HBP: 1						WP: 1 PB: 0 SB: 0 CS: 1 — PA: 36	

	AB	30
	R	6
	H	7
	RBI	5
	BB	4
	SO	4
	LOB	11

PITCHER		IP	WLS	BF	H	R	ER	SO	BB	IBB	HBP	BLK	WP	HR	S	P	ERA	WHIP
Moe Drabowsky, R (1, 1) ERA: 8.84		2.2	L	15	4	6	5	3	2	0	1	0	1	1	18	27	16.88	2.250
Dave Hillman, R (3, 1) ERA: 1.17		3.1		14	3	0	0	1	2	0	0	0	0	0	14	22	0.00	1.500
Turk Lown, R (7, 1) ERA: 2.08		2.0		6	0	0	0	0	0	0	0	0	0	0	6	6	0.00	0.000

PITCHER	IP	WLS	BF	H	R	ER	SO	BB	IBB	HBP	BLK	WP	HR	S	P	ERA	WHIP

Batter	1	2	3	4	5	6	7	8	9	AB	R	H	RBI	BB	SO	LOB
Jerry Kindall, R (1, 6) OBP: 0.833, SLG: 0.750	BBBB 4-0 5-3 BB		x 0-0 1B		x 0-0 14 2B 1B 1B	BBBB 4-0 14 FC1-6 1-2 3-H BB		x 0-0 ③ P3		3	1	2	0	2	0	0
14 Ernie Banks, R (1, 5) OBP: 0.304, SLG: 0.324	x 0-0 ① F5		x 0-0 ③ F2		x 0-0 1B 1-3 2B	x 0-0 ② FC1-6 1-2f 2-3			x 0-0 SH1-4 1B	5	1	2	0	0	0	4
Lee Walls, R (1, 8) (9, 7) OBP: 0.320, SLG: 0.364	x 0-0 ② 5-3 1-2			BBBB 4-0 G4-6-3 BB BB	x 0-0 ③ 2-H 3-H 1B	x 0-0 ③ L7			x 0-0 ① SH1-4 1-2	3	0	1	2	1	0	3
Dale Long, L (1, 3) OBP: 0.358, SLG: 0.419	x 0-0 ③ F7			BBBB 4-0 G4-6-3 1-2 BB		x 0-0 E BB 1B 1B	BBBB 4-0 G3 BB		x 0-0 ② F5	3	1	1	0	2	0	2
Walt Moryn, L (1, 9) Bobby Del Greco, R (9, 8) OBP: 0.366, SLG: 0.350 OBP: 0.439, SLG: 0.323		SSS 0-3 ① K		x 0-0 ① ② G4-6-3 1-2f 2-3		BBBB 4-0 E 1-2 1B BB	x 0-0 ① G3 1-2		x 0-0 ③ 6-3	4 0	1 0	0 0	0 0	1 0	1 0	4 0
Jim Bolger, R (1, 7) (9, 9) OBP: 0.222, SLG: 0.303		SSS 0-3 ② K		BBBB 4-0 BB		x 0-0 E5 BB 1B SF8 1-2 2-3	x 0-0 ② 5-3			3	1	0	0	1	1	3
Ed Winceniak, R (1, 4) OBP: 0.226, SLG: 0.290		x 0-0 ③ 6-3		x 0-0 ③ 5-3		x 0-0 SF8 BB WP 1B 1-2 2-H 3-H	x 0-0 ③ 1-3			4	1	1	2	0	0	3
Cal Neeman, R (1, 2) OBP: 0.242, SLG: 0.339			x 0-0 ① F3		x 0-0 ① P4	BBBB 4-0 14 FC1-6 WP BB 1-2 2-3		x 0-0 ① 4-3		3	0	0	0	1	0	0
Don Kaiser, R (1, 1)			x 0-0 ② 6-3		x 0-0 ② F7	x 0-0 ① SF8 2-3 3-H		SSS 0-3 ② K		3	0	0	1	0	1	0
Inning Stats	R: 0 E: 0 K: 0 S: 3 H: 0 LOB: 1 BB: 1 P: 7	R: 0 E: 0 K: 2 S: 7 H: 0 LOB: 0 BB: 0 P: 7	R: 0 E: 0 K: 0 S: 4 H: 1 LOB: 1 BB: 0 P: 4	R: 0 E: 0 K: 0 S: 2 H: 0 LOB: 2 BB: 3 P: 14	R: 2 E: 0 K: 0 S: 5 H: 3 LOB: 1 BB: 0 P: 5	R: 4 E: 1 K: 0 S: 6 H: 2 LOB: 2 BB: 3 P: 18	R: 0 E: 0 K: 0 S: 3 H: 0 LOB: 1 BB: 1 P: 7	R: 0 E: 0 K: 1 S: 5 H: 0 LOB: 0 BB: 0 P: 5	R: 0 E: 0 K: 0 S: 4 H: 1 LOB: 1 BB: 0 P: 4	1B: 6 2B: 1 3B: 0 HR: 0 SF: 1 SAC: 1 DP: 1 HBP: 0						

TOP

Chicago Cubs @ New York Giants

Polo Grounds, New York, NY

Mon May 06 1957, 3:33 AM EDT

Att. 1,504 - Unknown

livebaseballscorecards.com

AB	31
R	6
H	7
RBI	5
BB	8
SO	3
LOB	19

WP: 1 PB: 0 SB: 0 CS: 0 PA: 41

PITCHER		IP	WLS	BF	H	R	ER	SO	BB	IBB	HBP	BLK	WP	HR	S	P	ERA	WHIP
Ruben Gomez, R ERA: 2.51	(1, 1)	5.1	L	28	6	6	5	2	7	0	0	0	1	0	25	53	8.44	2.438
Steve Ridzik, R ERA: 2.35	(6, 1)	1.2		6	0	0	0	0	1	0	0	0	0	0	5	9	0.00	0.600
Al Worthington, R ERA: 10.67	(8, 1)	2.0		7	1	0	0	1	0	0	0	0	0	0	9	9	0.00	0.500

PITCHER	IP	WLS	BF	H	R	ER	SO	BB	IBB	HBP	BLK	WP	HR	S	P	ERA	WHIP

Batter	1	2	3	4	5	6	7	8	9	AB	R	H	RBI	BB	SO	LOB
Red Schoendienst, S (1, 4) OBP: 0.352, SLG: 0.442	K		F2		1-6-3			F9	1-3	5	0	0	0	0	1	3
Don Mueller, L (1, 9) OBP: 0.273, SLG: 0.283	4-3		FC6-4 1B			4-3		FC6-4 1B		4	0	2	0	0	0	0
Willie Mays, R (1, 8) OBP: 0.386, SLG: 0.417	F8		FC6-4			P3		FC6-4		4	0	0	0	0	0	3
Hank Sauer, R (1, 7) OBP: 0.288, SLG: 0.507		BB G3		6-3		K		6-3		3	0	0	0	1	1	1
Gail Harris, L (1, 3) OBP: 0.357, SLG: 0.440		G3		F7			BB E 1B		G3	4	1	1	0	0	0	1
Ozzie Virgil, R (1, 5) OBP: 0.308, SLG: 0.438		6-3		FC6-4 1B			K		1B SF8 BB	3	1	1	0	1	1	2
Daryl Spencer, R (1, 6) OBP: 0.345, SLG: 0.417		6-3		FC6-4			BB FC3-6		E 1B	3	0	1	0	1	0	2
Wes Westrum, R (1, 2) OBP: 0.308, SLG: 0.206 Dusty Rhodes, L (7, PH) OBP: 0.256, SLG: 0.368 Ray Katt, R (8, 2) OBP: 0.364, SLG: 0.250			FC1-4 1B		F8		FC3-6		SF8	2 1 0	0 0 0	1 0 0	0 0 1	0 0 0	0 0 0	0 1 0
Ruben Gomez, R (1, 1) OBP: 0.250, SLG: 0.182 Steve Ridzik, R (6, 1) Bill Taylor, L (7, PH) Al Worthington, R (8, 1) OBP: 0.333, SLG: 0.333 Whitey Lockman, L (9, PH) OBP: 0.320, SLG: 0.364			FC1-4 1B		P6		6-3		E6	2 0 1 0 1	0 0 0 0 0	0 0 0 0 0	0 0 0 0 0	0 0 0 0 0	0 0 0 0 0	1 0 1 0 1
Inning Stats	R: 0 H: 0 E: 0 LOB: 0 K: 1 BB: 0 S: 5 P: 5	R: 0 H: 0 E: 0 LOB: 1 K: 0 BB: 1 S: 3 P: 7	R: 0 H: 2 E: 0 LOB: 2 K: 0 BB: 0 S: 5 P: 5	R: 0 H: 1 E: 0 LOB: 1 K: 0 BB: 0 S: 4 P: 4	R: 0 H: 0 E: 0 LOB: 0 K: 0 BB: 0 S: 3 P: 3	R: 0 H: 0 E: 0 LOB: 0 K: 1 BB: 0 S: 5 P: 5	R: 1 H: 1 E: 1 LOB: 1 K: 1 BB: 1 S: 6 P: 10	R: 0 H: 1 E: 0 LOB: 1 K: 0 BB: 0 S: 4 P: 4	R: 1 H: 1 E: 1 LOB: 2 K: 0 BB: 1 S: 5 P: 9	1B: 6 2B: 0 3B: 0 HR: 0	SF: 1 SAC: 0 DP: 0 HBP: 0			WP: 0 PB: 0 SB: 0 CS: 0	PA: 37		

PITCHER	IP	WLS	BF	H	R	ER	SO	BB	IBB	HBP	BLK	WP	HR	S	P	ERA	WHIP
Don Kaiser, R (1, 1) ERA: 2.84	9.0	W	37	6	2	1	3	3	0	0	0	0	0	40	52	1.00	1.000

PITCHER	IP	WLS	BF	H	R	ER	SO	BB	IBB	HBP	BLK	WP	HR	S	P	ERA	WHIP

BOTTOM

Chicago Cubs @ New York Giants

Polo Grounds, New York, NY

Mon May 06 1957, 3:33 AM EDT

Att. 1,504 - Unknown

livebaseballscorecards.com

AB	33
R	2
H	6
RBI	1
BB	3
SO	3
LOB	16

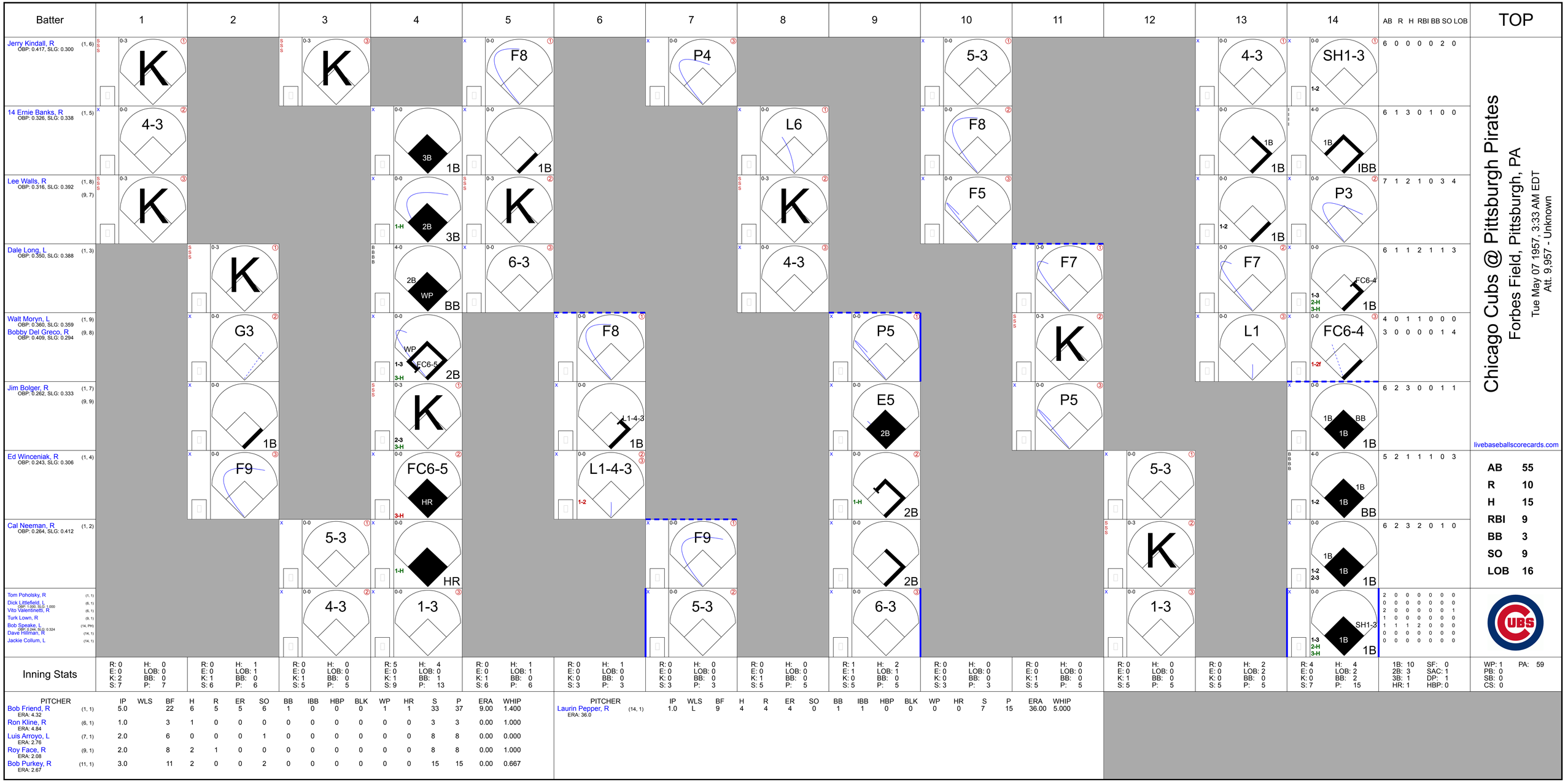
Batter
1
2
3
4
5
6
7
8
9
10
11
12
13
14
AB R H RBI BB SO LOB
TOP
Jerry Kindall, R (1, 6) OBP: 0.417, SLG: 0.300
14 Ernie Banks, R (1, 5) OBP: 0.326, SLG: 0.338
Lee Walls, R (1, 8) (9, 7) OBP: 0.316, SLG: 0.392
Dale Long, L (1, 3) OBP: 0.350, SLG: 0.388
Walt Moryn, L (1, 9) OBP: 0.360, SLG: 0.359
Bobby Del Greco, R (9, 8) OBP: 0.409, SLG: 0.294
Jim Bolger, R (1, 7) (9, 9) OBP: 0.262, SLG: 0.333
Ed Winceniak, R (1, 4) OBP: 0.243, SLG: 0.306
Cal Neeman, R (1, 2) OBP: 0.264, SLG: 0.412
Tom Poholsky, R (1, 1)
Dick Littlefield, L (6, 1) OBP: 1.000, SLG: 1.000
Vito Valentinetti, R (6, 1)
Turk Lown, R (9, 1)
Bob Speake, L (14, PH) OBP: 0.244, SLG: 0.324
Dave Hillman, R (14, 1)
Jackie Collum, L (14, 1)
Chicago Cubs @ Pittsburgh Pirates
Forbes Field, Pittsburgh, PA
Tue May 07 1957, 3:33 AM EDT
Att. 9,957 - Unknown
livebaseballscorecards.com
AB 55
R 10
H 15
RBI 9
BB 3
SO 9
LOB 16
Inning Stats
PITCHER IP WLS BF H R ER SO BB IBB HBP BLK WP HR S P ERA WHIP
Bob Friend, R (1, 1) ERA: 4.32 5.0 22 6 5 5 6 1 0 0 0 1 1 33 37 9.00 1.400
Ron Kline, R (6, 1) ERA: 4.84 1.0 3 1 0 0 0 0 0 0 0 0 0 3 3 0.00 1.000
Luis Arroyo, L (7, 1) ERA: 2.76 2.0 6 0 0 0 1 0 0 0 0 0 0 8 8 0.00 0.000
Roy Face, R (9, 1) ERA: 2.08 2.0 8 2 1 0 0 0 0 0 0 0 0 8 8 0.00 1.000
Bob Purkey, R (11, 1) ERA: 2.67 3.0 11 2 0 0 2 0 0 0 0 0 0 15 15 0.00 0.667
PITCHER IP WLS BF H R ER SO BB IBB HBP BLK WP HR S P ERA WHIP
Laurin Pepper, R (14, 1) ERA: 36.0 1.0 L 9 4 4 4 0 1 1 0 0 0 0 7 15 36.00 5.000
1B: 10 SF: 0
2B: 3 SAC: 1
3B: 1 DP: 1
HR: 1 HBP: 0
WP: 1 PA: 59
PB: 0
SB: 0
CS: 0

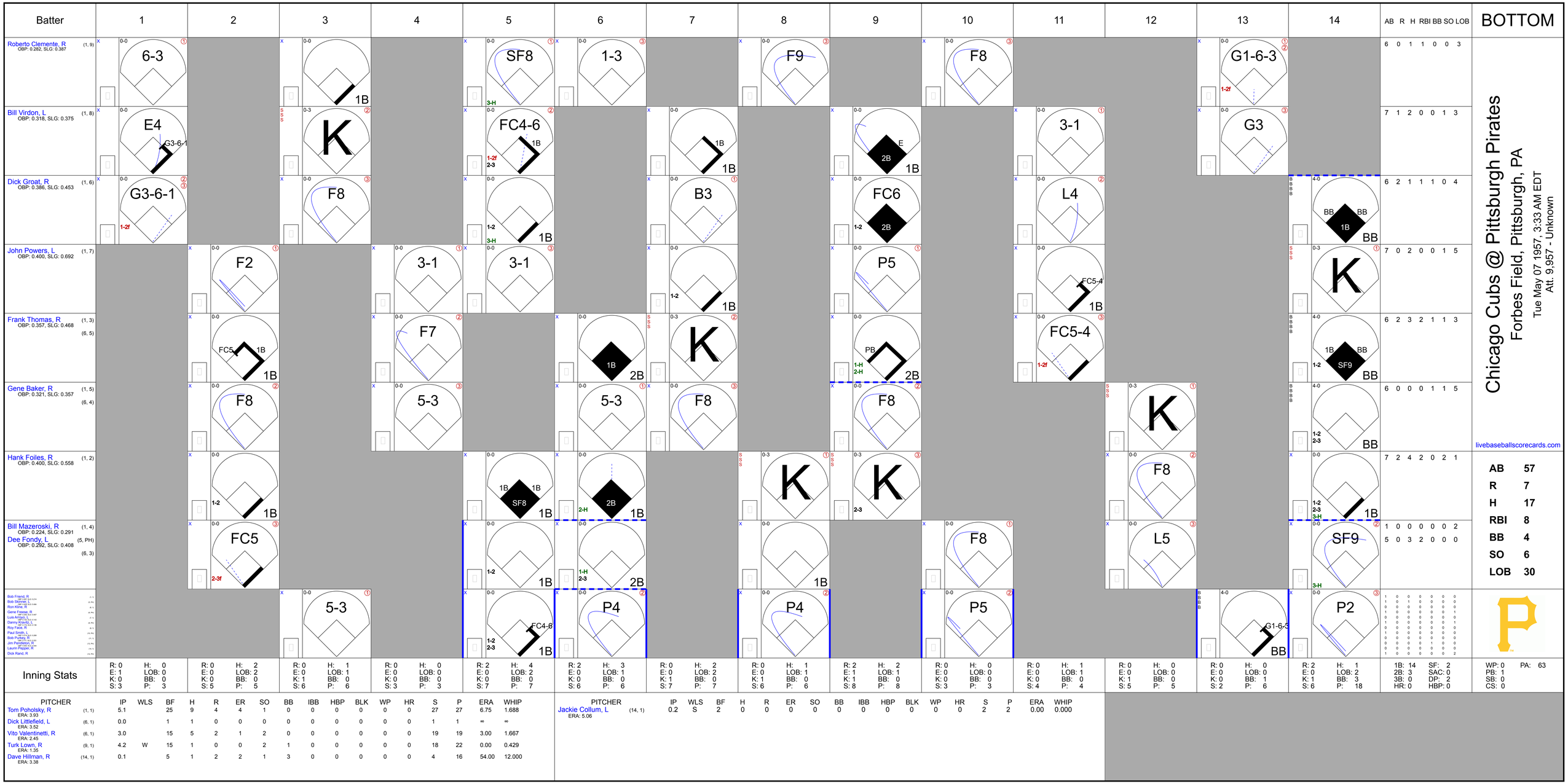
Batter
1
2
3
4
5
6
7
8
9
10
11
12
13
14
AB R H RBI BB SO LOB
BOTTOM
Roberto Clemente, R (1, 9) OBP: 0.282, SLG: 0.387
6-3
E4 G3-6-1
1B
K
SF8 3-H
FC4-6 1-2f 2-3 1B
1-3
F9
1B 1B
F8
G1-6-3 1-2f
6 0 1 1 0 0 3
Bill Virdon, L (1, 8) OBP: 0.318, SLG: 0.375
3-1
G3
2B E 1B
7 1 2 0 0 1 3
Dick Groat, R (1, 6) OBP: 0.386, SLG: 0.453
G3-6-1 1-2f
F8
1-2 3-H 1B
B3
FC6 1-2 2B
L4
BB BB 1B BB
6 2 1 1 1 0 4
John Powers, L (1, 7) OBP: 0.400, SLG: 0.692
F2
3-1
3-1
1-2 1B
P5
FC5-4 1B
K
7 0 2 0 0 1 5
Frank Thomas, R (1, 3) (6, 5) OBP: 0.357, SLG: 0.468
FC5 1B 1B
F7
1B 2B
K
PB 1-H 2-H 2B
FC5-4 1-2f
1B BB SF9 1-2 BB
6 2 3 2 1 1 3
Gene Baker, R (1, 5) (6, 4) OBP: 0.321, SLG: 0.357
F8
5-3
5-3
F8
F8
K
1-2 2-3 BB
6 0 0 0 1 1 5
Hank Foiles, R (1, 2) OBP: 0.400, SLG: 0.558
1-2 1B
1B SF8 1B
2-H 2B 1B
K
K 2-3
F8
1-2 2-3 3-H 1B
7 2 4 2 0 2 1
Bill Mazeroski, R (1, 4) OBP: 0.224, SLG: 0.291
Dee Fondy, L (5, PH) OBP: 0.292, SLG: 0.408 (6, 3)
FC5 2-3f
1-2 1B
1-H 2-3 2B
1B
F8
L5
SF9 3-H
1 0 0 0 0 0 2
5 0 3 2 0 0 0
Bob Friend, R
Bob Skinner, L
Ron Kline, R
Gene Freese, R
Luis Arroyo, L
Danny Kravitz, L
Roy Face, R
Paul Smith, L
Bob Purkey, R
Jim Pendleton, R
Laurin Pepper, H
Dick Rand, R
5-3
1-2 2-3 FC4-6 1B
P4
P4
P5
G1-6-3 BB
P2
Inning Stats
R: 0 E: 1 K: 0 S: 3 H: 0 LOB: 0 BB: 0 P: 3
R: 0 E: 0 K: 0 S: 5 H: 2 LOB: 2 BB: 0 P: 5
R: 0 E: 0 K: 1 S: 6 H: 1 LOB: 1 BB: 0 P: 6
R: 0 E: 0 K: 0 S: 3 H: 0 LOB: 0 BB: 0 P: 3
R: 2 E: 0 K: 0 S: 7 H: 4 LOB: 2 BB: 0 P: 7
R: 2 E: 0 K: 0 S: 6 H: 3 LOB: 1 BB: 0 P: 6
R: 0 E: 0 K: 1 S: 7 H: 2 LOB: 2 BB: 0 P: 7
R: 0 E: 0 K: 1 S: 6 H: 1 LOB: 1 BB: 0 P: 6
R: 2 E: 1 K: 1 S: 8 H: 2 LOB: 1 BB: 0 P: 8
R: 0 E: 0 K: 0 S: 3 H: 0 LOB: 0 BB: 0 P: 3
R: 0 E: 0 K: 0 S: 4 H: 1 LOB: 1 BB: 0 P: 4
R: 0 E: 0 K: 1 S: 5 H: 0 LOB: 0 BB: 0 P: 5
R: 0 E: 0 K: 0 S: 2 H: 0 LOB: 0 BB: 1 P: 6
R: 2 E: 0 K: 1 S: 6 H: 1 LOB: 2 BB: 3 P: 18
1B: 14 2B: 3 3B: 0 HR: 0
SF: 2 SAC: 0 DP: 2 HBP: 0
WP: 0 PB: 1 SB: 0 CS: 0
PA: 63
PITCHER IP WLS BF H R ER SO BB IBB HBP BLK WP HR S P ERA WHIP
Tom Poholsky, R (1, 1) ERA: 3.93 5.1 25 9 4 4 1 0 0 0 0 0 0 27 27 6.75 1.688
Dick Littlefield, L (6, 1) ERA: 3.52 0.0 1 1 0 0 0 0 0 0 0 0 0 1 1 ∞ ∞
Vito Valentinetti, R (6, 1) ERA: 2.45 3.0 15 5 2 1 2 0 0 0 0 0 0 19 19 3.00 1.667
Turk Lown, R (9, 1) ERA: 1.35 4.2 W 15 1 0 0 2 1 0 0 0 0 0 18 22 0.00 0.429
Dave Hillman, R (14, 1) ERA: 3.38 0.1 5 1 2 2 1 3 0 0 0 0 0 4 16 54.00 12.000
PITCHER IP WLS BF H R ER SO BB IBB HBP BLK WP HR S P ERA WHIP
Jackie Collum, L (14, 1) ERA: 5.06 0.2 S 2 0 0 0 0 0 0 0 0 0 0 2 2 0.00 0.000
Chicago Cubs @ Pittsburgh Pirates
Forbes Field, Pittsburgh, PA
Tue May 07 1957, 3:33 AM EDT
Att. 9,957 - Unknown
livebaseballscorecards.com
AB 57
R 7
H 17
RBI 8
BB 4
SO 6
LOB 30

Batter	1	2	3	4	5	6	7	8	9	AB	R	H	RBI	BB	SO	LOB
Casey Wise, S (1, 4) OBP: 0.254, SLG: 0.258										0	0	0	0	0	0	0
14 Ernie Banks, R (1, 6) OBP: 0.326, SLG: 0.338										0	0	0	0	0	0	0
Lee Walls, R (1, 8) OBP: 0.316, SLG: 0.392										0	0	0	0	0	0	0
Dale Long, L (1, 3) OBP: 0.350, SLG: 0.388										0	0	0	0	0	0	0
Dee Fondy, L (1, 3) OBP: 0.292, SLG: 0.408										0	0	0	0	0	0	0
Jim Bolger, R (1, 7) OBP: 0.262, SLG: 0.333										0	0	0	0	0	0	0
Ed Winceniak, R (1, 5) OBP: 0.243, SLG: 0.306										0	0	0	0	0	0	0
Gene Baker, R (1, 4) OBP: 0.321, SLG: 0.357										0	0	0	0	0	0	0
Dick Drott, R (1, 1) OBP: 0.167, SLG: 0.167										0	0	0	0	0	0	0
Inning Stats										1B: 0 2B: 0 3B: 0 HR: 0			SF: 0 SAC: 0 DP: 0 HBP: 0			

TOP

Chicago Cubs @ Pittsburgh Pirates

Forbes Field, Pittsburgh, PA

Wed May 08 1957, 7:05 PM EDT

Att. 7,896 - Unknown

livebaseballscorecards.com

AB	0
R	0
H	0
RBI	0
BB	0
SO	0
LOB	0

WP: 0 PA: 0
PB: 0
SB: 0
CS: 0

PITCHER	IP	WLS	BF	H	R	ER	SO	BB	IBB	HBP	BLK	WP	HR	S	P	ERA	WHIP
Vern Law, R (1, 1) ERA:	0.0	L	0	0	0	0	0	0	0	0	0	0	0	0	0	∞	∞

PITCHER	IP	WLS	BF	H	R	ER	SO	BB	IBB	HBP	BLK	WP	HR	S	P	ERA	WHIP

Batter	1	2	3	4	5	6	7	8	9	AB	R	H	RBI	BB	SO	LOB
Roberto Clemente, R (1, 9) OBP: 0.282, SLG: 0.387										0	0	0	0	0	0	0
Bill Virdon, L (1, 8) OBP: 0.318, SLG: 0.375										0	0	0	0	0	0	0
Dick Groat, R (1, 6) OBP: 0.386, SLG: 0.453										0	0	0	0	0	0	0
Frank Thomas, R (1, 5) OBP: 0.357, SLG: 0.468										0	0	0	0	0	0	0
Dee Fondy, L (1, 3) OBP: 0.292, SLG: 0.408										0	0	0	0	0	0	0
John Powers, L (1, 7) OBP: 0.400, SLG: 0.692										0	0	0	0	0	0	0
Hank Foiles, R (1, 2) OBP: 0.400, SLG: 0.558										0	0	0	0	0	0	0
Gene Baker, R (1, 4) OBP: 0.321, SLG: 0.357										0	0	0	0	0	0	0
Vern Law, R (1, 1)										0	0	0	0	0	0	0
Inning Stats										1B: 0 2B: 0 3B: 0 HR: 0		SF: 0 SAC: 0 DP: 0 HBP: 0				

BOTTOM

Chicago Cubs @ Pittsburgh Pirates

Forbes Field, Pittsburgh, PA

Wed May 08 1957, 7:05 PM EDT

Att. 7,896 - Unknown

livebaseballscorecards.com

AB	**0**
R	**0**
H	**0**
RBI	**0**
BB	**0**
SO	**0**
LOB	**0**

WP: 0 PA: 0
PB: 0
SB: 0
CS: 0

PITCHER	IP	WLS	BF	H	R	ER	SO	BB	IBB	HBP	BLK	WP	HR	S	P	ERA	WHIP
Dick Drott, R (1, 1) ERA: 4.15	0.0	W	0	0	0	0	0	0	0	0	0	0	0	0	0	∞	∞

PITCHER	IP	WLS	BF	H	R	ER	SO	BB	IBB	HBP	BLK	WP	HR	S	P	ERA	WHIP

Cincinnati Redlegs @ Chicago Cubs

Wrigley Field, Chicago, IL

Sat May 11 1957, 3:33 AM CDT

Att. 5,298 - Unknown

TOP

livebaseballscorecards.com

Batter	1	2	3	4	5	6	7	8	9	AB	R	H	RBI	BB	SO	LOB
Johnny Temple, R (1, 4) OBP: 0.469, SLG: 0.429	x 0-0 K SF9 2B		x 0-0 G3-6-3 1B		x 0-0 ① F9		x 0-0 1-2 1B 1B		x 0-0 ① F8	5	1	3	0	0	0	0
Jerry Lynch, L (1, 9) OBP: 0.333, SLG: 0.300 Tom Acker, R (7, 1)	SSS 0-3 K 1B 2-3		x 0-0 ① F6		x 0-0 FC5-4 1B		x 0-0 1-2 2-3 1B		H 1-0 G4-6-3 HBP	4	0	2	0	0	1	2
										0	0	0	0	0	0	0
Gus Bell, L (1, 8) OBP: 0.299, SLG: 0.382	x 0-0 ① SF9 3-H		x 0-0 ②③ G3-6-3 1-2f		x 0-0 ② F7		x 0-0 ① F4		x 0-0 ②③ G4-6-3 1-2f	4	0	0	1	0	0	6
Frank Robinson, R (1, 7) OBP: 0.411, SLG: 0.580	x 0-0 1-2 1B			x 0-0 BB SF9 2B	x 0-0 ③ FC5-4 1-2f		x 0-0 ② SF7 3-H			3	1	2	1	0	0	1
George Crowe, L (1, 3) OBP: 0.333, SLG: 0.630	x 0-0 ② F7			x 0-0 ① F8		x 0-0 ① F3	x 0-0 ③ 4-3			4	0	0	0	0	0	5
Ed Bailey, L (1, 2) OBP: 0.484, SLG: 0.465	x 0-0 ③ 4-3			BBBB 4-0 BB BB		x 0-0 HR		BBBB 4-0 FC6-4 BB		2	1	1	1	2	0	2
Don Hoak, R (1, 5) OBP: 0.517, SLG: 0.632		x 0-0 ① 5-3		BBBB 4-0 1-2 2-3 BB		x 0-0 ② 5-3		x 0-0 ① FC6-4 CS 1-2f		3	0	0	0	1	0	1
Roy McMillan, R (1, 6) OBP: 0.360, SLG: 0.290		x 0-0 ② F3		x 0-0 ② SF9 3-H		x 0-0 ③ G3		SSS 0-3 ②③ K 1-2		3	0	0	1	0	1	1
Brooks Lawrence, R (1, 1) OBP: 0.231, SLG: 0.167 Bob Thurman, L (7, PH) OBP: 0.391, SLG: 0.800 (7, 9) Wally Post, R (9, 9) OBP: 0.287, SLG: 0.350		x 0-0 ③ 6-3		x 0-0 ③ F4			BBBB 4-0 1B 1B SF7 BB		x 0-0 HR	2	0	0	0	0	0	2
										1	2	1	1	1	0	0
										0	0	0	0	0	0	0
Inning Stats	R: 1 E: 1 K: 1 S: 8 H: 2 LOB: 2 BB: 0 P: 8	R: 0 E: 0 K: 0 S: 3 H: 0 LOB: 0 BB: 0 P: 3	R: 0 E: 0 K: 0 S: 3 H: 1 LOB: 0 BB: 0 P: 3	R: 1 E: 0 K: 0 S: 4 H: 1 LOB: 2 BB: 2 P: 12	R: 0 E: 0 K: 0 S: 4 H: 1 LOB: 1 BB: 0 P: 4	R: 1 E: 0 K: 0 S: 4 H: 1 LOB: 0 BB: 0 P: 4	R: 1 E: 0 K: 0 S: 5 H: 2 LOB: 2 BB: 1 P: 9	R: 0 E: 0 K: 1 S: 4 H: 0 LOB: 1 BB: 1 P: 8	R: 1 E: 0 K: 0 S: 3 H: 1 LOB: 0 BB: 0 P: 4	1B: 5 2B: 3 3B: 0 HR: 2		SF: 3 SAC: 0 DP: 3 HBP: 1				

	AB	31
	R	5
	H	9
	RBI	5
	BB	4
	SO	2
	LOB	20

PITCHER	IP	WLS	BF	H	R	ER	SO	BB	IBB	HBP	BLK	WP	HR	S	P	ERA	WHIP
Bob Rush, R (1, 1) ERA: 5.97	9.0	L	39	9	5	5	2	4	0	1	0	0	2	38	55	5.00	1.444

PITCHER	IP	WLS	BF	H	R	ER	SO	BB	IBB	HBP	BLK	WP	HR	S	P	ERA	WHIP

WP: 0 PB: 0 SB: 0 CS: 1 PA: 39

Batter	1	2	3	4	5	6	7	8	9	AB	R	H	RBI	BB	SO	LOB
Casey Wise, S (1, 4) OBP: 0.275, SLG: 0.284	K		5-3		1-3		2B			4	0	1	0	0	1	1
14 Ernie Banks, R (1, 6) OBP: 0.316, SLG: 0.325	6-3		K			K	K			4	0	0	0	0	3	1
Lee Walls, R (1, 8) OBP: 0.288, SLG: 0.350	4-3		K			F4		4-3		4	0	0	0	0	1	0
Dale Long, L (1, 3) OBP: 0.362, SLG: 0.466		HR		4-3		HR 1B		F7		4	2	2	1	0	0	0
Walt Moryn, L (1, 9) OBP: 0.373, SLG: 0.366		F3		G6-4-3 BB		1-2 HR		K		3	1	1	0	1	1	0
Jim Bolger, R (1, 7) OBP: 0.280, SLG: 0.413		6-3		G6-4-3 1-2f		1-H 2-H HR			K	4	1	1	3	0	1	1
Ed Winceniak, R (1, 5) OBP: 0.222, SLG: 0.273		BB 1B			5-3	5-3			K	4	0	1	0	0	1	0
Cal Neeman, R (1, 2) OBP: 0.278, SLG: 0.405 Bob Speake, L (9, PH) OBP: 0.262, SLG: 0.342		1-2 BB			1B		F7		1B	2 1	0 0	1 1	0 0	1 0	0 0	0 0
Bob Rush, R (1, 1) OBP: 0.182, SLG: 0.273 Bob Lennon, L (9, PH) OBP: 0.182, SLG: 0.333		F8			F9		K		K	3 1	0 0	0 0	0 0	0 0	1 1	3 1
Inning Stats	R: 0 E: 0 K: 1 S: 5 H: 0 LOB: 0 BB: 0 P: 5	R: 1 E: 0 K: 0 S: 5 H: 2 LOB: 2 BB: 1 P: 9	R: 0 E: 0 K: 2 S: 7 H: 0 LOB: 0 BB: 0 P: 7	R: 0 E: 0 K: 0 S: 2 H: 0 LOB: 0 BB: 1 P: 6	R: 0 E: 0 K: 0 S: 4 H: 1 LOB: 1 BB: 0 P: 4	R: 3 E: 0 K: 1 S: 8 H: 3 LOB: 0 BB: 0 P: 8	R: 0 E: 0 K: 2 S: 8 H: 1 LOB: 1 BB: 0 P: 8	R: 0 E: 0 K: 1 S: 5 H: 0 LOB: 0 BB: 0 P: 5	R: 0 E: 0 K: 3 S: 10 H: 1 LOB: 1 BB: 0 P: 10	1B: 5 2B: 1 3B: 0 HR: 2 SF: 0 SAC: 0 DP: 1 HBP: 0	WP: 0 PB: 0 SB: 0 CS: 0 PA: 36					

PITCHER	IP	WLS	BF	H	R	ER	SO	BB	IBB	HBP	BLK	WP	HR	S	P	ERA	WHIP
Brooks Lawrence, R (1, 1) ERA: 3.83	6.0		25	6	4	4	4	2	0	0	0	0	2	31	39	6.00	1.333
Tom Acker, R (7, 1) ERA: 3.63	3.0	W	11	2	0	0	6	0	0	0	0	0	0	23	23	0.00	0.667

PITCHER	IP	WLS	BF	H	R	ER	SO	BB	IBB	HBP	BLK	WP	HR	S	P	ERA	WHIP

Cincinnati Redlegs @ Chicago Cubs

Wrigley Field, Chicago, IL

Sat May 11 1957, 3:33 AM CDT

Att. 5,298 - Unknown

BOTTOM

livebaseballscorecards.com

AB	34
R	4
H	8
RBI	4
BB	2
SO	10
LOB	7

Batter	1	2	3	4	5	6	7	8	9	AB	R	H	RBI	BB	SO	LOB
Johnny Temple, R (1, 4) OBP: 0.480, SLG: 0.438	0-0 1B 1B	0-0 ③ L8			0-0 ② SH1 1-2		0-0 HR 1B		BBB 4-0 G5-4-3 BB	3	2	2	0	1	0	0
Wally Post, R (1, 9) OBP: 0.293, SLG: 0.388	0-0 1B FC5-4 1-2 1B		0-0 ① F2		0-0 ③ F2		0-0 1-H HR		0-0 ①② G5-4-3 1-2f	5	2	2	2	0	0	2
Gus Bell, L (1, 8) OBP: 0.304, SLG: 0.383	0-0 FC5-4 1-3 2-H 1B		0-0 ② 4-3			SSS 0-3 ① K	0-0 ③ F9		0-0 2B 1B	5	1	2	1	0	1	0
Frank Robinson, R (1, 7) OBP: 0.432, SLG: 0.605 Pete Whisenant, R (9, 7) OBP: 0.261, SLG: 0.524	0-0 ① FC5-4 1-2f 3-H 1B		0-0 ③ E1 1B			0-0 2B 1B		0-0 BB 1B 1B	0-0 1-H 2B	5 0	2 0	4 0	2 0	0 0	0 0	1 0
George Crowe, L (1, 3) OBP: 0.339, SLG: 0.627	0-0 FC4-6 2-H 1B			0-0 ① F9		0-0 1-3 2B		0-0 ① F4	0-0 ③ F5	5	0	2	1	0	0	2
Ed Bailey, L (1, 2) OBP: 0.474, SLG: 0.446	0-0 ② FC4-6 FC6-4 1-2f			0-0 ② 5-3		SSS 0-3 ② K		BBBB 4-0 1-3 1B 1-2 BB		3	0	0	0	1	1	3
Don Hoak, R (1, 5) OBP: 0.505, SLG: 0.611	0-0 ③ FC6-4 1-2f			0-0 ③ 6-3		0-0 ③ F3		0-0 1-3 1-2 2-H 1B		4	0	1	1	0	0	3
Roy McMillan, R (1, 6) OBP: 0.346, SLG: 0.277 Bob Thurman, L (8, PH) OBP: 0.375, SLG: 0.762 Alex Grammas, R (8, 6)		SSS 0-3 ① K			SSS 0-3 ① K		0-0 ① 6-3	0-0 ② 1-3 1-2 2-3		3 1 0	0 0 0	0 0 0	0 0 0	0 0 0	2 0 0	0 2 0
Hal Jeffcoat, R (1, 1) OBP: 0.333, SLG: 0.313 Art Fowler, R (6, 1) Jerry Lynch, L (7, PH) OBP: 0.318, SLG: 0.286 Raul Sanchez, R (7, 1)	0-0 ② F8				BBBB 4-0 SH1 BB		0-0 ② 4-3	0-0 ③ F7		1 0 1 1	0 0 0 0	0 0 0 0	1 0 0 0	0 0 0 0	0 0 0 0	0 0 0 2
Inning Stats	R: 3 H: 4 E: 1 LOB: 1 K: 0 BB: 0 S: 7 P: 7	R: 0 H: 0 E: 0 LOB: 0 K: 1 BB: 0 S: 5 P: 5	R: 0 H: 1 E: 1 LOB: 1 K: 0 BB: 0 S: 3 P: 3	R: 0 H: 0 E: 0 LOB: 0 K: 0 BB: 0 S: 3 P: 3	R: 0 H: 0 E: 0 LOB: 1 K: 1 BB: 1 S: 5 P: 9	R: 0 H: 2 E: 0 LOB: 2 K: 2 BB: 0 S: 9 P: 9	R: 2 H: 2 E: 0 LOB: 0 K: 0 BB: 0 S: 5 P: 5	R: 1 H: 2 E: 0 LOB: 2 K: 0 BB: 1 S: 5 P: 9	R: 1 H: 2 E: 0 LOB: 1 K: 0 BB: 1 S: 4 P: 8	1B: 10 2B: 2 3B: 0 HR: 1	SF: 0 SAC: 1 DP: 1 HBP: 0				WP: 0 PB: 0 SB: 0 CS: 0	PA: 41	

PITCHER		IP	WLS	BF	H	R	ER	SO	BB	IBB	HBP	BLK	WP	HR	S	P	ERA	WHIP
Don Kaiser, R ERA: 3.72	(1, 1)	0.1		5	4	3	2	0	0	0	0	0	0	0	5	5	54.00	12.000
Dick Littlefield, L ERA: 2.08	(1, 1)	5.1		19	3	0	0	4	1	0	0	0	0	0	26	30	0.00	0.750
Elmer Singleton, R ERA: 7.11	(6, 1)	1.2	L	10	4	3	3	0	1	0	0	0	0	1	9	13	16.20	3.000
Turk Lown, R ERA: 1.8	(8, 1)	1.2		7	2	1	1	0	1	0	0	0	0	0	6	10	5.40	1.800

PITCHER	IP	WLS	BF	H	R	ER	SO	BB	IBB	HBP	BLK	WP	HR	S	P	ERA	WHIP

TOP

Cincinnati Redlegs @ Chicago Cubs

Wrigley Field, Chicago, IL

Sun May 12 1957, 3:33 AM CDT

Unknown

livebaseballscorecards.com

AB	37
R	7
H	13
RBI	7
BB	3
SO	4
LOB	15



Batter	1	2	3	4	5	6	7	8	9	AB	R	H	RBI	BB	SO	LOB
Casey Wise, S (1, 4) OBP: 0.282, SLG: 0.291	14 G5-4-3 1B		K		14 1B 1B		6-3		K	5	1	2	0	0	2	0
14 Ernie Banks, R (1, 6) OBP: 0.330, SLG: 0.341	G5-4-3 1-2f			2B HR 1B	1B 1-2 1B		1B 1B		F7	5	1	3	0	0	0	1
Lee Walls, R (1, 8) OBP: 0.314, SLG: 0.391	K			HR 1-3 2B	L4-3 1-2 2-H 1B		G6-3 1-2 1B			4	1	3	1	0	1	0
Walt Moryn, L (1, 9) OBP: 0.368, SLG: 0.400		F7		HR 2-H 3-H	L4-3 1-2		G6-3 1-2f			4	1	1	3	0	0	4
Bob Speake, L (1, 3) OBP: 0.261, SLG: 0.333		1B 1B		G3		4-3		6-3		4	0	1	0	0	0	0
Jim Bolger, R (1, 7) OBP: 0.278, SLG: 0.400		G1-6-3 1-2 1B		F8		5-3		1-4-3		4	0	1	0	0	0	0
Ed Winceniak, R (1, 5) OBP: 0.265, SLG: 0.362		G1-6-3 1-2f		FC6-4 1B		HR		BB		3	1	2	1	1	0	2
Cal Neeman, R (1, 2) OBP: 0.277, SLG: 0.423			1-3	FC6-4 1-2f		3B		F7		4	0	1	0	0	0	2
Don Kaiser, R (1, 1)			4-3		L8	K			K	0	0	0	0	0	0	0
Dick Littlefield, L (1, 1) OBP: 0.333, SLG: 0.333										2	0	0	0	0	0	0
Elmer Singleton, R (6, 1)										1	0	0	0	0	1	1
Turk Lown, R (8, 1)										0	0	0	0	0	0	0
Bobby Del Greco, R (9, PH) OBP: 0.391, SLG: 0.278										1	0	0	0	0	1	0
Inning Stats	R: 0 E: 0 K: 1 S: 5 H: 1 LOB: 0 BB: 0 P: 5	R: 0 E: 0 K: 0 S: 4 H: 2 LOB: 1 BB: 0 P: 4	R: 0 E: 0 K: 1 S: 5 H: 0 LOB: 0 BB: 0 P: 5	R: 3 E: 0 K: 0 S: 7 H: 4 LOB: 1 BB: 0 P: 7	R: 1 E: 0 K: 0 S: 5 H: 3 LOB: 1 BB: 0 P: 5	R: 1 E: 0 K: 1 S: 7 H: 2 LOB: 1 BB: 0 P: 7	R: 0 E: 0 K: 0 S: 4 H: 2 LOB: 1 BB: 0 P: 4	R: 0 E: 0 K: 0 S: 3 H: 0 LOB: 1 BB: 1 P: 7	R: 0 E: 0 K: 2 S: 7 H: 0 LOB: 0 BB: 0 P: 7	1B: 10 2B: 2 3B: 1 HR: 2		SF: 0 SAC: 0 DP: 4 HBP: 0		WP: 0 PB: 0 SB: 0 CS: 0	PA: 38	

Cincinnati Redlegs @ Chicago Cubs

Wrigley Field, Chicago, IL

Sun May 12 1957, 3:33 AM CDT

Unknown

BOTTOM

livebaseballscorecards.com

AB	37
R	5
H	14
RBI	5
BB	1
SO	5
LOB	10

PITCHER		IP	WLS	BF	H	R	ER	SO	BB	IBB	HBP	BLK	WP	HR	S	P	ERA	WHIP
Hal Jeffcoat, R ERA: 2.75	(1, 1)	5.2		26	12	5	5	2	0	0	0	0	0	2	30	30	7.94	2.118
Art Fowler, R ERA: 9.72	(6, 1)	0.1		1	0	0	0	1	0	0	0	0	0	0	3	3	0.00	0.000
Raul Sanchez, R ERA: 0.82	(7, 1)	3.0	W	11	2	0	0	2	1	0	0	0	0	0	14	18	0.00	1.000

PITCHER	IP	WLS	BF	H	R	ER	SO	BB	IBB	HBP	BLK	WP	HR	S	P	ERA	WHIP

Batter	1	2	3	4	5	6	7	8	9	AB	R	H	RBI	BB	SO	LOB
Johnny Temple, R (1, 4) OBP: 0.462, SLG: 0.422	F8		F3		SF7 3-H			SH3-4 1-2	FC 1B 1-2 3-H	3	0	0	2	0	0	2
Jerry Lynch, L (1, 9) OBP: 0.320, SLG: 0.292	4-3		1-2 1B		6-3			2-3 SF7 1B 1B	K 2-3	3	0	1	0	0	0	0
Wally Post, R (5, 9) OBP: 0.298, SLG: 0.391										2	1	1	0	0	1	2
Gus Bell, L (1, 8) OBP: 0.299, SLG: 0.378	4-3		F5			4-3		SF7 1-2 3-H	1B	4	0	1	1	0	0	2
Frank Robinson, R (1, 7) OBP: 0.430, SLG: 0.626		HR		F3		6-3		2-H 1B	K	5	1	2	2	0	1	2
George Crowe, L (1, 3) OBP: 0.333, SLG: 0.603		G5-4-3 1B		F4		4-3		4-3		4	0	1	0	0	0	1
Ed Bailey, L (1, 2) OBP: 0.475, SLG: 0.442		F7		BB			K		2B 1B	3	1	1	0	1	1	1
Don Hoak, R (1, 5) OBP: 0.495, SLG: 0.605		G5-4-3 1-2f		K			1-3		1B E 1-3 2B	4	1	1	0	0	1	2
Roy McMillan, R (1, 6) OBP: 0.354, SLG: 0.304			F3		SH3-4 SF7 2B		4-3		E FC 2-3 3-H 1B	4	1	2	1	0	0	0
Bobby Henrich, R (9, PR)										0	1	0	0	0	0	0
Alex Grammas, R (9, 6)										0	0	0	0	0	0	0
Don Gross, L (1, 1) OBP: 0.200, SLG: 0.125			1B 1B		SH3-4 2-3			1B SF7 SH3-4 BB	E6 CS FC 1-3 3-H	2	1	1	1	1	0	1
Inning Stats	R: 0 E: 0 K: 0 S: 3 H: 0 LOB: 0 BB: 0 P: 3	R: 1 E: 0 K: 0 S: 4 H: 2 LOB: 0 BB: 0 P: 4	R: 0 E: 0 K: 0 S: 5 H: 2 LOB: 2 BB: 0 P: 5	R: 0 E: 0 K: 1 S: 5 H: 0 LOB: 1 BB: 1 P: 9	R: 1 E: 0 K: 0 S: 4 H: 1 LOB: 0 BB: 0 P: 4	R: 0 E: 0 K: 0 S: 3 H: 0 LOB: 0 BB: 0 P: 3	R: 0 E: 0 K: 1 S: 5 H: 0 LOB: 0 BB: 0 P: 5	R: 2 E: 0 K: 0 S: 5 H: 2 LOB: 1 BB: 1 P: 9	R: 3 E: 1 K: 2 S: 12 H: 4 LOB: 2 BB: 0 P: 12	1B: 8 2B: 3 3B: 0 HR: 1 SF: 2 SAC: 2 DP: 2 HBP: 0						WP: 0 PB: 0 SB: 0 CS: 1 PA: 40	

PITCHER		IP	WLS	BF	H	R	ER	SO	BB	IBB	HBP	BLK	WP	HR	S	P	ERA	WHIP
Tom Poholsky, R ERA: 3.86	(1, 1)	5.0	L	20	5	2	2	1	1	0	0	0	0	1	21	25	3.60	1.200
Moe Drabowsky, R ERA: 8.44	(6, 1)	3.0		12	2	2	2	1	1	0	0	0	0	0	13	17	6.00	1.000
Jackie Collum, L ERA: 6.75	(9, 1)	0.0		2	2	2	2	0	0	0	0	0	0	0	2	2	∞	∞
Vito Valentinetti, R ERA: 2.25	(9, 1)	1.0		6	2	1	0	2	0	0	0	0	0	0	10	10	0.00	2.000

PITCHER	IP	WLS	BF	H	R	ER	SO	BB	IBB	HBP	BLK	WP	HR	S	P	ERA	WHIP

TOP

Cincinnati Redlegs @ Chicago Cubs

Wrigley Field, Chicago, IL

Sun May 12 1957, 3:38 AM CDT

Att. 12,129 - Unknown

livebaseballscorecards.com

AB	34
R	7
H	11
RBI	7
BB	2
SO	4
LOB	13



Batter	1	2	3	4	5	6	7	8	9	AB	R	H	RBI	BB	SO	LOB
Casey Wise, S (1, 4) OBP: 0.281, SLG: 0.280	F7		BBBB 4-0 FC6-4 1-2 BB			5-3		F8		3	0	0	0	1	0	0
Ed Mickelson, R (1, 3)	F4		0-0 FC6-4 1-2f			SSS 0-3 K		SSS 0-3 K		4	0	0	0	0	2	2
14 Ernie Banks, R (1, 6) OBP: 0.317, SLG: 0.326	F8			1-3		3-1			F4	4	0	0	0	0	0	0
Lee Walls, R (1, 8) OBP: 0.311, SLG: 0.412		5-3		6-3			E4 3B		F9	4	1	1	0	0	0	0
Walt Moryn, L (1, 9) OBP: 0.374, SLG: 0.430		F6		2B			SSS 0-3 K		2B	4	0	2	0	0	1	0
Jim Bolger, R (1, 7) OBP: 0.259, SLG: 0.370		F6		F3			F7		F8	4	0	0	0	0	0	2
Ed Winceniak, R (1, 5) OBP: 0.269, SLG: 0.360			F2		F9		FC5-4 1B			3	0	1	0	0	0	0
Cal Neeman, R (1, 2) OBP: 0.267, SLG: 0.407			3-1		F3		FC5-4 1-2f			3	0	0	0	0	0	1
Tom Poholsky, R (1, 1)			E6 BB		SSS 0-3 K			F9		1	0	0	0	0	0	0
Bobby Del Greco, R (5, PH)										1	0	0	0	0	1	0
Moe Drabowsky, R (6, 1) OBP: 0.333, SLG: 0.250										0	0	0	0	0	0	0
Jerry Kindall, R (8, PH) OBP: 0.385, SLG: 0.273										1	0	0	0	0	0	0
Jackie Collum, L (9, 1)										0	0	0	0	0	0	0
Vito Valentinetti, R (9, 1)										0	0	0	0	0	0	0
Inning Stats	R: 0 E: 0 K: 0 S: 3 H: 0 LOB: 0 BB: 0 P: 3	R: 0 E: 0 K: 0 S: 3 H: 0 LOB: 0 BB: 0 P: 3	R: 0 E: 1 K: 0 S: 4 H: 0 LOB: 2 BB: 1 P: 8	R: 0 E: 0 K: 0 S: 4 H: 1 LOB: 1 BB: 0 P: 4	R: 0 E: 0 K: 1 S: 5 H: 0 LOB: 0 BB: 0 P: 5	R: 0 E: 0 K: 1 S: 5 H: 0 LOB: 0 BB: 0 P: 5	R: 1 E: 1 K: 1 S: 7 H: 2 LOB: 1 BB: 0 P: 7	R: 0 E: 0 K: 1 S: 5 H: 0 LOB: 0 BB: 0 P: 5	R: 0 E: 0 K: 0 S: 4 H: 1 LOB: 1 BB: 0 P: 4	1B: 1 2B: 2 3B: 1 HR: 0	SF: 0 SAC: 0 DP: 0 HBP: 0						

PITCHER	IP	WLS	BF	H	R	ER	SO	BB	IBB	HBP	BLK	WP	HR	S	P	ERA	WHIP
Don Gross, L (1, 1) ERA: 2.12	9.0	W	33	4	1	1	4	1	0	0	0	0	0	40	44	1.00	0.556

PITCHER	IP	WLS	BF	H	R	ER	SO	BB	IBB	HBP	BLK	WP	HR	S	P	ERA	WHIP

BOTTOM

Cincinnati Redlegs @ Chicago Cubs

Wrigley Field, Chicago, IL

Sun May 12 1957, 3:38 AM CDT

Att. 12,129 - Unknown

livebaseballscorecards.com

AB	32
R	1
H	4
RBI	0
BB	1
SO	4
LOB	5

WP: 0 PB: 0 SB: 0 CS: 0 PA: 33

Batter	1	2	3	4	5	6	7	8	9	AB	R	H	RBI	BB	SO	LOB
Jim Gilliam, S (1, 4) OBP: 0.312, SLG: 0.310	B C B X 2-1 ① 1-3		C B F B X 2-2 ③ F3		B F B B B 4-1 S BB			B B F X 2-1 ① 6-3		3	0	0	0	1	0	0
Pee Wee Reese, R (1, 6) OBP: 0.282, SLG: 0.176	B X 1-0 ② 6-3			B B B C B 4-1 S 2B BB	B B X 2-0 ③ 6-3 1-2			F L F B C 1-3 ② K		3	1	0	0	1	1	1
Duke Snider, L (1, 8) OBP: 0.355, SLG: 0.538	B C B S B S 3-3 ③ K			X 0-0 ① F9		B F F X 1-2 HR		C S X 0-2 FC5 1B 1B		4	1	2	1	0	1	1
Carl Furillo, R (1, 9) OBP: 0.368, SLG: 0.469		B B C B B 4-1 BB		C F B B B F X 3-2 1B 1-H FC4-6 2B		B F F F X 1-2 ① F6		X 0-0 1-2 1B		3	1	2	1	1	0	0
Gil Hodges, R (1, 3) OBP: 0.404, SLG: 0.541		B C B F C 2-3 ① K		B C C X 2-1 FC4-6 2-3 1B		S B B S C 2-3 ② K		B C X 1-1 ③ FC5 2-3f		4	0	1	0	0	2	3
Sandy Amoros, L (1, 7) OBP: 0.471, SLG: 0.375		F B C B F F C 2-3 ② K		B C X 1-1 ② FC4-6 FC6-4 1-2f 3-H		C X 0-1 ③ 4-3			X 0-0 ① 4-3	4	0	0	1	0	1	2
Don Zimmer, R (1, 5) OBP: 0.305, SLG: 0.434		C B S F S 1-3 ③ K		C X 0-1 ③ FC6-4 1-2f			C X 0-1 ① F4		B F B B X 3-1 ② 5-3	4	0	0	0	0	1	2
Rube Walker, L (1, 2) OBP: 0.320, SLG: 0.391			C C S 0-3 ① K		B B X 2-0 ① L6		X 0-0 ② L8		C C F B F B X 2-2 ③ 1-3	4	0	0	0	0	1	0
Sandy Koufax, R (1, 1)			C B C S 1-3 ② K		C C C 0-3 ② K		S B F F B C 2-3 ③ K			3	0	0	0	0	3	0
Inning Stats	R: 0 H: 0 E: 0 LOB: 0 K: 1 BB: 0 S: 6 P: 12	R: 0 H: 0 E: 0 LOB: 1 K: 3 BB: 1 S: 13 P: 22	R: 0 H: 0 E: 0 LOB: 0 K: 2 BB: 0 S: 9 P: 12	R: 2 H: 2 E: 0 LOB: 1 K: 0 BB: 1 S: 12 P: 22	R: 0 H: 0 E: 0 LOB: 1 K: 1 BB: 1 S: 6 P: 14	R: 1 H: 1 E: 0 LOB: 0 K: 1 BB: 0 S: 12 P: 16	R: 0 H: 0 E: 0 LOB: 0 K: 1 BB: 0 S: 7 P: 9	R: 0 H: 2 E: 0 LOB: 2 K: 1 BB: 0 S: 12 P: 16	R: 0 H: 0 E: 0 LOB: 0 K: 0 BB: 0 S: 8 P: 13	1B: 3 SF: 0 2B: 1 SAC: 0 3B: 0 DP: 0 HR: 1 HBP: 0						

TOP

Brooklyn Dodgers @ Chicago Cubs

Wrigley Field, Chicago, IL

Thu May 16 1957, 3:33 AM CDT

Att. 3,105 - Unknown

livebaseballscorecards.com

AB	32
R	3
H	5
RBI	3
BB	3
SO	10
LOB	9

PITCHER		IP	WLS	BF	H	R	ER	SO	BB	IBB	HBP	BLK	WP	HR	S	P	ERA	WHIP
Moe Drabowsky, R ERA: 7.57	(1, 1)	6.0	L	24	3	3	3	8	3	0	0	0	0	1	58	98	4.50	1.000
Turk Lown, R ERA: 1.42	(7, 1)	3.0		11	2	0	0	2	0	0	0	0	0	0	27	38	0.00	0.667

PITCHER	IP	WLS	BF	H	R	ER	SO	BB	IBB	HBP	BLK	WP	HR	S	P	ERA	WHIP

Batter	1	2	3	4	5	6	7	8	9	AB	R	H	RBI	BB	SO	LOB
Bobby Morgan, R (1, 4) OBP: 0.400, SLG: 0.333	C X 0-1 F8 ①		F B B X 2-1 F3 ②		B B B C C B 4-2 14 BB E 1-2 BB		B C X 1-1 F9 ①		L X 0-1 1-2 1B	4	0	1	0	1	0	1
Bobby Del Greco, R (1, 8) OBP: 0.360, SLG: 0.250 Jim Fanning, R (5, PH) OBP: 0.167, SLG: 0.167 Elmer Singleton, R (5, PR) Walt Moryn, L (6, 9) OBP: 0.367, SLG: 0.412	B F B S F S 2-3 K ②		F B B S S 2-3 K ③		B C F X 1-2 E6 14 BB 1-2 2-3		F C B S 1-3 K ②		B X 1-0 F5 ②	2 1 0 2	0 0 0 0	0 0 0 0	0 0 0 1	0 0 0 0	2 0 0 1	1 2 0 2
14 Ernie Banks, R (1, 5) OBP: 0.316, SLG: 0.310	C B B F S 2-3 K ③			C S B S 1-3 K ①	B B B B 4-0 1-2 2-3 3-H BB		B C F C 1-3 K ③		S S F X 0-2 F6 ③	4	0	0	1	1	3	2
Lee Walls, R (1, 7) OBP: 0.313, SLG: 0.408 (6, 8)		X 0-0 2B		B F B B F F B 4-2 BB	B C S X 1-2 F8 ③			B C B C B X 3-2 E7 1B SF7		3	1	1	0	1	0	3
Jim Bolger, R (1, 9) OBP: 0.284, SLG: 0.419 (6, 7)		S B S S 1-3 K ①		C B B B B X 3-1 F7 ②		B C X 1-1 BB 1B		C X 0-1 G4-6-3 2-3 1B		4	0	2	0	0	1	2
Jack Littrell, R (1, 6)		F B S X 1-2 F2 ②		C X 0-1 F4 ③		B C S S 1-3 K ①		B C F B F F X 2-2 SF7 ① 3-H		3	0	0	1	0	1	3
Dale Long, L (1, 3) OBP: 0.372, SLG: 0.484		C S S 0-3 K ③			S F B S 1-3 K ①	B S F B F B B 4-2 FC6-4 1-2 BB		B B C X 2-1 G4-6-3 ② ③ 1-2f		3	0	0	0	1	2	2
Cal Neeman, R (1, 2) OBP: 0.284, SLG: 0.432			C B B B B 4-1 FC3-6 BB		B B B B C B 4-1 E BB 14 BB BB	S S X 0-2 FC6-4 ② 1-2f			C S B B S 2-3 K ①	2	1	0	0	2	1	2
Moe Drabowsky, R (1, 1) OBP: 0.273, SLG: 0.200 Jerry Kindall, R (6, PH) OBP: 0.357, SLG: 0.250 Turk Lown, R (7, 1) Casey Wise, S (9, PH) OBP: 0.289, SLG: 0.280			L L X 0-2 FC3-6 ① 1-2f		C B B B S C 2-3 K ②	C B B S S 2-3 K ③			B B B B 4-0 1B BB	2 1 0 0	0 0 0 0	0 0 0 0	0 0 0 1	0 0 0 0	1 1 0 0	2 2 0 0
Inning Stats	R: 0 E: 0 K: 2 S: 9 H: 0 LOB: 0 BB: 0 P: 13	R: 0 E: 0 K: 2 S: 10 H: 1 LOB: 1 BB: 0 P: 12	R: 0 E: 0 K: 1 S: 9 H: 0 LOB: 1 BB: 1 P: 17	R: 0 E: 0 K: 1 S: 10 H: 0 LOB: 1 BB: 1 P: 18	R: 1 E: 1 K: 2 S: 15 H: 0 LOB: 3 BB: 3 P: 32	R: 0 E: 0 K: 2 S: 14 H: 1 LOB: 2 BB: 1 P: 22	R: 0 E: 0 K: 2 S: 8 H: 0 LOB: 0 BB: 0 P: 11	R: 1 E: 1 K: 0 S: 13 H: 1 LOB: 0 BB: 0 P: 20	R: 0 E: 0 K: 1 S: 10 H: 1 LOB: 2 BB: 1 P: 17	1B: 3 2B: 1 3B: 0 HR: 0	SF: 1 SAC: 0 DP: 1 HBP: 0	WP: 0 PB: 0 SB: 0 CS: 0	PA: 39				

PITCHER	IP	WLS	BF	H	R	ER	SO	BB	IBB	HBP	BLK	WP	HR	S	P	ERA	WHIP
Sandy Koufax, L (1, 1) ERA: 1.33	9.0	W	39	4	2	0	13	7	0	0	0	0	0	98	162	0.00	1.222

PITCHER	IP	WLS	BF	H	R	ER	SO	BB	IBB	HBP	BLK	WP	HR	S	P	ERA	WHIP

BOTTOM

Brooklyn Dodgers @ Chicago Cubs

Wrigley Field, Chicago, IL

Thu May 16 1957, 3:33 AM CDT

Att. 3,105 - Unknown

livebaseballscorecards.com

AB	31
R	2
H	4
RBI	2
BB	7
SO	13
LOB	24

Batter	1	2	3	4	5	6	7	8	9	AB	R	H	RBI	BB	SO	LOB
Red Schoendienst, S (1, 4) OBP: 0.342, SLG: 0.417	x 0-0 ① P6		x 0-0 ② F9		x 0-0 3-H 1B		x 0-0 ③ 1-3		x 0-0 ③ F8	5	0	1	1	0	0	0
Whitey Lockman, L (1, 3) (8, 7) OBP: 0.352, SLG: 0.371	x 0-0 ② 4-3		x 0-0 2B		x 0-0 ③ G3			x 0-0 ① B1-3		4	0	1	0	0	0	1
Willie Mays, R (1, 8) OBP: 0.412, SLG: 0.526	x 0-0 ③ L8		S S S 0-3 ③ K			x 0-0 5-3 S 1B		x 0-0 HR		4	2	2	1	0	1	1
Hank Sauer, R (1, 7) OBP: 0.310, SLG: 0.490 Steve Ridzik, R (8, PR) Gail Harris, L (8, 3) OBP: 0.350, SLG: 0.400		B B B B 4-0 4-3 BB		x 0-0 ① 6-3		x 0-0 ① 5-3 1-3		x 0-0 FC5 2B		3 0 0	0 0 0	1 0 0	0 0 0	1 0 0	0 0 0	1 0 0
Dusty Rhodes, L (1, 9) OBP: 0.247, SLG: 0.386		x 0-0 ① 4-3 1-2		x 0-0 ② 6-3		S S S 0-3 ② K		B B B B 4-0 BB		3	0	0	0	1	1	2
Ray Katt, R (1, 2) OBP: 0.407, SLG: 0.440		S S S 0-3 ② K		x 0-0 ③ F8		B B B 4-0 S BB		x 0-0 ② F7		3	0	0	0	1	1	3
Daryl Spencer, R (1, 6) OBP: 0.358, SLG: 0.419		B B B 4-0 BB			x 0-0 ① 5-3	x 0-0 ③ P5 1-2 3-H		x 0-0 ③ FC5 2-3f		3	0	0	0	1	0	3
Foster Castleman, R (1, 5) OBP: 0.222, SLG: 0.324		S S S 0-3 ③ K			B B B B 4-0 6-3 PB 1B BB		S S S 0-3 ① K		x 0-0 ① F7	3	1	0	0	1	2	2
Stu Miller, R (1, 1) Sandy Consuegra, R (9, 1)			S S S 0-3 ① K		x 0-0 ② 6-3 1-3		x 0-0 ② 6-3		x 0-0 ② F7	4 0	0 0	0 0	0 0	0 0	1 0	1 0
Inning Stats	R: 0 E: 0 K: 0 S: 3 H: 0 LOB: 0 BB: 0 P: 3	R: 0 E: 0 K: 2 S: 7 H: 0 LOB: 2 BB: 2 P: 15	R: 0 E: 0 K: 2 S: 8 H: 1 LOB: 1 BB: 0 P: 8	R: 0 E: 0 K: 0 S: 3 H: 0 LOB: 0 BB: 0 P: 3	R: 1 E: 0 K: 0 S: 4 H: 1 LOB: 1 BB: 1 P: 8	R: 1 E: 0 K: 1 S: 6 H: 1 LOB: 1 BB: 1 P: 10	R: 0 E: 0 K: 1 S: 5 H: 0 LOB: 0 BB: 0 P: 5	R: 1 E: 0 K: 0 S: 5 H: 2 LOB: 2 BB: 1 P: 9	R: 0 E: 0 K: 0 S: 3 H: 0 LOB: 0 BB: 0 P: 3	1B: 2 2B: 2 3B: 0 HR: 1	SF: 0 SAC: 0 DP: 0 HBP: 0						

PITCHER	IP	WLS	BF	H	R	ER	SO	BB	IBB	HBP	BLK	WP	HR	S	P	ERA	WHIP
Dick Drott, R (1, 1) ERA: 3.95	8.0		34	5	3	3	6	5	0	0	0	0	1	41	61	3.38	1.250
Turk Lown, R (9, 1) ERA: 1.35	1.0	W	3	0	0	0	0	0	0	0	0	0	0	3	3	0.00	0.000

PITCHER	IP	WLS	BF	H	R	ER	SO	BB	IBB	HBP	BLK	WP	HR	S	P	ERA	WHIP

TOP

New York Giants @ Chicago Cubs

Wrigley Field, Chicago, IL

Tue May 21 1957, 3:33 AM CDT

Att. 1,967 - Unknown

livebaseballscorecards.com

AB	32
R	3
H	5
RBI	2
BB	5
SO	6
LOB	14

WP: 0	PA: 37		
PB: 1			
SB: 2			
CS: 0			

Batter	1	2	3	4	5	6	7	8	9	AB	R	H	RBI	BB	SO	LOB
Bobby Morgan, R (1, 4) OBP: 0.429, SLG: 0.273	BBBB 4-0 14 HR BB		x 0-0 ① 6-3		x 0-0 ③ 5-3			BBBB 4-0 BB		2	1	0	0	2	0	1
14 Ernie Banks, R (1, 5) OBP: 0.314, SLG: 0.337	x 0-0 1-H HR		x 0-0 ② F7			x 0-0 ① 1-3		x 0-0 ③ F7		4	1	1	2	0	0	1
Lee Walls, R (1, 8) OBP: 0.299, SLG: 0.388	SSS 0-3 ① K		SSS 0-3 ③ K			SSS 0-3 ② K			x 0-0 ① 6-3	4	0	0	0	0	3	0
Dale Long, L (1, 3) OBP: 0.366, SLG: 0.463	x 0-0 ② G2-3			x 0-0 ① P2		x 0-0 ③ 3-1			BBBB 4-0 FC4-6 BB	3	0	0	0	1	0	0
Walt Moryn, L (1, 9) OBP: 0.353, SLG: 0.393	x 0-0 E3 FC6-4			SSS 0-3 ② K			x 0-0 ① L4		x 0-0 ② FC4-6 1-2f 1B	4	1	0	0	0	1	1
Jim Bolger, R (1, 7) OBP: 0.268, SLG: 0.394	x 0-0 ③ FC6-4 1-2f			x 0-0 ③ P3			x 0-0 ② F7		x 0-0 E5 1B 1B	4	1	0	0	0	0	2
Jack Littrell, R (1, 6) OBP: 0.231, SLG: 0.182		SSS 0-3 ① K			x 0-0 SH1-3 1B		SSS 0-3 ③ K		x 0-0 1-3 2-H 1B	4	0	2	1	0	2	0
Cal Neeman, R (1, 2) OBP: 0.286, SLG: 0.429		x 0-0 ② 6-3			x 0-0 ① SH1-3 1-2			x 0-0 ① 1-3	x 0-0 1-2 3-H 1B	3	0	1	1	0	0	0
Dick Drott, R (1, 1) OBP: 0.231, SLG: 0.231 Bob Speake, L (8, PH) OBP: 0.255, SLG: 0.326 Turk Lown, R (9, 1)		x 0-0 ③ L7			x 0-0 ② 5-3			SSS 0-3 ② K		2 1 0	0 0 0	0 0 0	0 0 0	0 1 0	0 0 0	1 0 0
Inning Stats	R: 2 E: 1 K: 1 S: 7 H: 1 LOB: 1 BB: 1 P: 11	R: 0 E: 0 K: 1 S: 5 H: 0 LOB: 0 BB: 0 P: 5	R: 0 E: 0 K: 1 S: 5 H: 0 LOB: 0 BB: 0 P: 5	R: 0 E: 0 K: 1 S: 5 H: 0 LOB: 0 BB: 0 P: 5	R: 0 E: 0 K: 0 S: 4 H: 1 LOB: 1 BB: 0 P: 4	R: 0 E: 0 K: 1 S: 5 H: 0 LOB: 0 BB: 0 P: 5	R: 0 E: 0 K: 1 S: 5 H: 0 LOB: 0 BB: 0 P: 5	R: 0 E: 0 K: 1 S: 5 H: 0 LOB: 1 BB: 1 P: 9	R: 2 E: 2 K: 0 S: 5 H: 2 LOB: 2 BB: 1 P: 9	1B: 3 2B: 0 3B: 0 HR: 1	SF: 0 SAC: 1 DP: 0 HBP: 0						

PITCHER		IP	WLS	BF	H	R	ER	SO	BB	IBB	HBP	BLK	WP	HR	S	P	ERA	WHIP
Stu Miller, R ERA: 2.04	(1, 1)	8.2	L	34	3	4	2	7	3	0	0	0	0	1	45	57	2.08	0.692
Sandy Consuegra, R ERA: 1.8	(9, 1)	0.0		1	1	0	0	0	0	0	0	0	0	0	1	1	∞	∞

PITCHER	IP	WLS	BF	H	R	ER	SO	BB	IBB	HBP	BLK	WP	HR	S	P	ERA	WHIP

BOTTOM

New York Giants @ Chicago Cubs

Wrigley Field, Chicago, IL

Tue May 21 1957, 3:33 AM CDT

Att. 1,967 - Unknown

livebaseballscorecards.com

AB	31
R	4
H	4
RBI	4
BB	3
SO	7
LOB	6

1B: 3	SF: 0	WP: 0	PA: 35
2B: 0	SAC: 1	PB: 0	
3B: 0	DP: 0	SB: 0	
HR: 1	HBP: 0	CS: 0	

Batter	1	2	3	4	5	6	7	8	9	AB	R	H	RBI	BB	SO	LOB
Red Schoendienst, S (1, 4) OBP: 0.342, SLG: 0.417										0	0	0	0	0	0	0
Whitey Lockman, L (1, 7) OBP: 0.352, SLG: 0.371										0	0	0	0	0	0	0
Willie Mays, R (1, 8) OBP: 0.412, SLG: 0.526										0	0	0	0	0	0	0
Gail Harris, L (1, 3) OBP: 0.350, SLG: 0.400										0	0	0	0	0	0	0
Don Mueller, L (1, 9) OBP: 0.247, SLG: 0.234										0	0	0	0	0	0	0
Ray Katt, R (1, 2) OBP: 0.407, SLG: 0.440										0	0	0	0	0	0	0
Ray Jablonski, R (1, 5) OBP: 0.294, SLG: 0.143										0	0	0	0	0	0	0
Daryl Spencer, R (1, 6) OBP: 0.358, SLG: 0.419										0	0	0	0	0	0	0
Ruben Gomez, R (1, 1) OBP: 0.174, SLG: 0.136										0	0	0	0	0	0	0
Inning Stats										1B: 0 2B: 0 3B: 0 HR: 0		SF: 0 SAC: 0 DP: 0 HBP: 0				

New York Giants @ Chicago Cubs

Wrigley Field, Chicago, IL

Wed May 22 1957, 3:33 AM CDT

Att. 5,731 - Unknown

TOP

livebaseballscorecards.com

AB	0
R	0
H	0
RBI	0
BB	0
SO	0
LOB	0

WP: 0 PA: 0
PB: 0
SB: 0
CS: 0

PITCHER	IP	WLS	BF	H	R	ER	SO	BB	IBB	HBP	BLK	WP	HR	S	P	ERA	WHIP
Bob Rush, R (1, 1) ERA: 5.97	0.0	L	0	0	0	0	0	0	0	0	0	0	0	0	0	∞	∞

PITCHER	IP	WLS	BF	H	R	ER	SO	BB	IBB	HBP	BLK	WP	HR	S	P	ERA	WHIP

Batter	1	2	3	4	5	6	7	8	9	AB	R	H	RBI	BB	SO	LOB
Bobby Morgan, R (1, 4) OBP: 0.429, SLG: 0.273										0	0	0	0	0	0	0
14 Ernie Banks, R (1, 5) OBP: 0.314, SLG: 0.337										0	0	0	0	0	0	0
Lee Walls, R (1, 8) OBP: 0.299, SLG: 0.388										0	0	0	0	0	0	0
Dale Long, L (1, 3) OBP: 0.366, SLG: 0.463										0	0	0	0	0	0	0
Walt Moryn, L (1, 9) OBP: 0.353, SLG: 0.393										0	0	0	0	0	0	0
Jim Bolger, R (1, 7) OBP: 0.268, SLG: 0.394										0	0	0	0	0	0	0
Jack Littrell, R (1, 6) OBP: 0.231, SLG: 0.182										0	0	0	0	0	0	0
Cal Neeman, R (1, 2) OBP: 0.286, SLG: 0.429										0	0	0	0	0	0	0
Bob Rush, R (1, 1) OBP: 0.182, SLG: 0.273										0	0	0	0	0	0	0
Inning Stats										1B: 0 2B: 0 3B: 0 HR: 0		SF: 0 SAC: 0 DP: 0 HBP: 0		WP: 0 PB: 0 SB: 0 CS: 0		PA: 0

New York Giants @ Chicago Cubs

Wrigley Field, Chicago, IL

Wed May 22 1957, 3:33 AM CDT

Att. 5,731 - Unknown

BOTTOM

livebaseballscorecards.com

AB	0
R	0
H	0
RBI	0
BB	0
SO	0
LOB	0

PITCHER	IP	WLS	BF	H	R	ER	SO	BB	IBB	HBP	BLK	WP	HR	S	P	ERA	WHIP
Ruben Gomez, R (1, 1) ERA: 2.3	0.0		0	0	0	0	0	0	0	0	0	0	0	0	0	∞	∞

PITCHER	IP	WLS	BF	H	R	ER	SO	BB	IBB	HBP	BLK	WP	HR	S	P	ERA	WHIP

Milwaukee Braves @ Chicago Cubs

Wrigley Field, Chicago, IL

Fri May 24 1957, 3:33 AM CDT

Att. 6,487 - Unknown

TOP

livebaseballscorecards.com

Batter	1	2	3	4	5	6	7	8	9	AB	R	H	RBI	BB	SO	LOB
Danny O'Connell, R (1, 4) OBP: 0.322, SLG: 0.333	4-3	L9			1-3	F5		K		3	0	0	0	0	0	1
Carl Sawatski, L (6, PH)										1	0	0	0	0	0	3
Red Murff, R (6, 1)										0	0	0	0	0	0	0
Bobby Thomson, R (8, PH) OBP: 0.200, SLG: 0.258										1	0	0	0	0	1	2
Dave Jolly, R (8, 1)										0	0	0	0	0	0	0
Hank Aaron, R (1, 9) OBP: 0.389, SLG: 0.676	F9		F8		1-3, 1B		P3		6-3	5	0	1	0	0	0	0
Eddie Mathews, L (1, 5) OBP: 0.400, SLG: 0.546	2B, BB		BB, 1B		1-3 1-2		1B		1B	4	1	3	0	1	0	1
Joe Adcock, R (1, 3) OBP: 0.333, SLG: 0.535	1-H, 2B		K		6-3		F7		K	5	0	1	1	0	2	4
Chuck Tanner, L (1, 7) OBP: 0.263, SLG: 0.302	BB		1-2, BB			5-3	F7		4-3	3	0	0	0	2	0	2
Johnny Logan, R (1, 6) OBP: 0.311, SLG: 0.397	K		F3			HBP, 1B, BB		P6		3	0	0	0	1	1	4
Bill Bruton, L (1, 8) OBP: 0.325, SLG: 0.379		K		1-3		P6		1B, 2B		4	0	1	0	0	1	1
Del Crandall, R (1, 2) OBP: 0.364, SLG: 0.412		6-3		F8		1-2, HBP, 1B		5-3		4	0	1	0	0	0	1
Warren Spahn, L (1, 1) OBP: 0.143, SLG: 0.143		1B		F8		1-2 2-3, HBP		2-3, 1B		2	0	1	0	0	0	0
Frank Torre, L (6, PH) OBP: 0.391, SLG: 0.600										0	0	0	0	0	0	0
Dick Cole, R (6, PR) OBP: 0.667, SLG: 0.500										1	0	1	0	0	0	0
(6, 4)																

	AB	36
	R	1
	H	9
	RBI	1
	BB	4
	SO	5
	LOB	19

Inning Stats	1	2	3	4	5	6	7	8	9			
	R: 1 H: 1 E: 0 LOB: 2 K: 1 BB: 2 S: 6 P: 14	R: 0 H: 1 E: 0 LOB: 1 K: 1 BB: 0 S: 6 P: 6	R: 0 H: 1 E: 0 LOB: 2 K: 1 BB: 1 S: 6 P: 10	R: 0 H: 0 E: 0 LOB: 0 K: 0 BB: 0 S: 3 P: 3	R: 0 H: 1 E: 0 LOB: 1 K: 0 BB: 0 S: 4 P: 4	R: 0 H: 1 E: 0 LOB: 3 K: 0 BB: 1 S: 4 P: 9	R: 0 H: 1 E: 0 LOB: 1 K: 0 BB: 0 S: 4 P: 4	R: 0 H: 2 E: 0 LOB: 2 K: 1 BB: 0 S: 7 P: 7	R: 0 H: 1 E: 0 LOB: 1 K: 1 BB: 0 S: 6 P: 6	1B: 7 SF: 0 2B: 2 SAC: 0 3B: 0 DP: 0 HR: 0 HBP: 1	WP: 0 PA: 41 PB: 0 SB: 0 CS: 0	

PITCHER	IP	WLS	BF	H	R	ER	SO	BB	IBB	HBP	BLK	WP	HR	S	P	ERA	WHIP
Moe Drabowsky, R (1, 1) ERA: 5.94	9.0	W	41	9	1	1	5	4	0	1	0	0	0	46	63	1.00	1.444

PITCHER	IP	WLS	BF	H	R	ER	SO	BB	IBB	HBP	BLK	WP	HR	S	P	ERA	WHIP

BOTTOM

Milwaukee Braves @ Chicago Cubs

Wrigley Field, Chicago, IL

Fri May 24 1957, 3:33 AM CDT

Att. 6,487 - Unknown

livebaseballscorecards.com

Batter	1	2	3	4	5	6	7	8	9	AB	R	H	RBI	BB	SO	LOB
Bobby Morgan, R (1, 4) OBP: 0.478, SLG: 0.421	SH4-3 2B		BBBB 4-0 CS BB		0-0 14 G5-4-3 1B		SSS 0-3 ① K			3	0	2	0	1	1	0
Lee Walls, R (1, 8) OBP: 0.284, SLG: 0.356	0-0 ① SH4-3 2-3		SSS 0-3 ①② K 1-2		SSS 0-3 ① K		x 0-0 ② P3			3	0	0	0	0	2	2
14 Ernie Banks, R (1, 5) OBP: 0.315, SLG: 0.324	0-0 ② F8		BBBB 4-0 BB		x 0-0 ②③ G5-4-3 1-2f		SSS 0-3 ③ K			3	0	0	0	1	1	2
Dale Long, L (1, 3) OBP: 0.356, SLG: 0.500	0-0 ③ F7		x 0-0 ③ F8			x 0-0 1B 2B		x 0-0 ① F8		4	1	1	0	0	0	2
Jim Bolger, R (1, 7) OBP: 0.278, SLG: 0.389		x 0-0 ① 3-1		x 0-0 3B 1B		x 0-0 2-H 1B 1B		x 0-0 ② P6		4	2	2	1	0	0	0
Frank Ernaga, R (1, 9) OBP: 0.750, SLG: 2.333		x 0-0 HR		x 0-0 1-H SF7 3B		x 0-0 ① P6		BBBB 4-0 BB		3	2	2	2	1	0	1
Cal Neeman, R (1, 2) OBP: 0.292, SLG: 0.439		x 0-0 ② F7		x 0-0 ① SF7 3-H		x 0-0 FC1-6 2-H 1B		x 0-0 ③ F8		3	0	1	2	0	0	1
Jack Littrell, R (1, 6) OBP: 0.200, SLG: 0.222		x 0-0 2B		SSS 0-3 ② K		x 0-0 ② FC1-6 1-2f				3	0	1	0	0	1	1
Moe Drabowsky, R (1, 1) OBP: 0.214, SLG: 0.154		SSS 0-3 ③ K		x 0-0 ③ F8		SSS 0-3 ③ K				3	0	0	0	0	2	2
Inning Stats	R: 0 H: 1 E: 0 LOB: 1 K: 0 BB: 0 S: 4 P: 4	R: 1 H: 2 E: 0 LOB: 1 K: 1 BB: 0 S: 7 P: 7	R: 0 H: 0 E: 0 LOB: 1 K: 1 BB: 2 S: 4 P: 12	R: 2 H: 2 E: 0 LOB: 0 K: 1 BB: 0 S: 7 P: 7	R: 0 H: 1 E: 0 LOB: 0 K: 1 BB: 0 S: 5 P: 5	R: 2 H: 3 E: 0 LOB: 1 K: 1 BB: 0 S: 8 P: 8	R: 0 H: 0 E: 0 LOB: 0 K: 2 BB: 0 S: 7 P: 7	R: 0 H: 0 E: 0 LOB: 1 K: 0 BB: 1 S: 3 P: 7		1B: 4 SF: 1 2B: 4 SAC: 1 3B: 1 DP: 2 HR: 1 HBP: 0						

	AB	29
	R	5
	H	9
	RBI	5
	BB	3
	SO	7
	LOB	11

WP: 0 PA: 34
PB: 0
SB: 0
CS: 1

PITCHER		IP	WLS	BF	H	R	ER	SO	BB	IBB	HBP	BLK	WP	HR	S	P	ERA	WHIP
Warren Spahn, L ERA: 3.79	(1, 1)	5.0	L	21	6	3	3	4	2	0	0	0	0	1	27	35	5.40	1.600
Red Murff, R ERA: 4.57	(6, 1)	2.0		9	3	2	2	3	0	0	0	0	0	0	15	15	9.00	1.500
Dave Jolly, R ERA:	(8, 1)	1.0		4	0	0	0	0	1	0	0	0	0	0	3	7	0.00	1.000

PITCHER	IP	WLS	BF	H	R	ER	SO	BB	IBB	HBP	BLK	WP	HR	S	P	ERA	WHIP

Batter	1	2	3	4	5	6	7	8	9	AB	R	H	RBI	BB	SO	LOB
Bill Bruton, L (1, 8) OBP: 0.333, SLG: 0.397	BBBB 4-0 1B BB		x 0-0 1B		x 0-0 ② F8		SSS 0-3 ① K	x 0-0 1-H SF8 3B	SSS 0-3 ③ K2-3	5	1	2	1	1	2	3
Dick Cole, R (1, 4) OBP: 0.400, SLG: 0.250	x 0-0 ① F9		x 0-0 ③ 1-3		x 0-0 1-2 2-H 1B		x 0-0 1B 2B 1B	x 0-0 BB BB 1B		2	0	0	0	0	0	2
Johnny Logan, R (5, PH) OBP: 0.326, SLG: 0.411 (5, 6)										3	1	3	1	0	0	0
Eddie Mathews, L (1, 5) OBP: 0.400, SLG: 0.537	x 0-0 1-2 G6-4-3 1B			x 0-0 ① G3	x 0-0 ③ G3		SSS 0-3 ② K	BBBB 4-0 BB 1-2 BB		4	0	1	0	1	1	3
Hank Aaron, R (1, 9) OBP: 0.389, SLG: 0.679	x 0-0 ② ③ G6-4-3 1-2f			x 0-0 ② 4-3		x 0-0 BB 2B	x 0-0 2B 1-2 1B	x 0-0 ② SF8 3-H		4	0	2	1	0	0	2
Joe Adcock, R (1, 3) OBP: 0.360, SLG: 0.581		x 0-0 G6-4-3 1B		x 0-0 HR		BBBB 4-0 1B BB	x 0-0 1-3 2-H 2B	BBBB 4-0 1-2 2-3 FC6-4 BB		3	2	3	2	2	0	0
Felix Mantilla, R (1, 6) (5, 4)		x 0-0 ① ② G6-4-3 1-2f		x 0-0 ③ 6-3		BBBB 4-0 ① 1B 1-2 2-3 G3 BB	4-0 IBB	x 0-0 ③ FC6-4 1-2f		3	1	0	0	2	0	4
Chuck Tanner, L (1, 7) OBP: 0.267, SLG: 0.304		x 0-0 ③ 6-3			x 0-0 ① 1-3	x 0-0 1-3 2-H G3 1B	x 0-0 ③ F9		x 0-0 6-3 SH1-4 1B	3	0	1	1	0	0	0
Bobby Thomson, R (7, PH) OBP: 0.208, SLG: 0.265 (7, 7)										2	0	1	0	0	0	3
Del Rice, R (1, 2) OBP: 0.385, SLG: 0.111			SSS 0-3 ① K		BBBB 4-0 BB 1B BB	x 0-0 ② G3 1-2 3-H		x 0-0 ① P3	x 0-0 ① SH1-4 1-2	1	0	0	0	1	1	0
Lew Burdette, R (5, PR) OBP: 0.174, SLG: 0.273										0	1	0	0	0	0	0
Carl Sawatski, L (5, 2)										1	0	0	1	0	0	1
Ernie Johnson, R (6, 1) OBP: 0.200, SLG: 0.200										1	0	0	0	0	0	0
Warren Spahn, L (9, 1) OBP: 0.143, SLG: 0.143										0	0	0	0	0	0	0
Bob Buhl, R (1, 1)			SSS 0-3 ② K		BBBB 4-0 1B 1-2 BB	SSS 0-3 ③ K		x 0-0 3B 1B	x 0-0 ② 6-3 2-3	0	0	0	0	0	0	0
Taylor Phillips, L (2, 1) OBP: 0.143, SLG: 0.143										1	0	0	0	0	1	0
Ray Crone, R (4, 1) OBP: 0.667, SLG: 0.500										0	0	0	0	0	0	0
Andy Pafko, R (5, PH) OBP: 0.286, SLG: 0.167										0	0	0	0	1	0	0
Dave Jolly, R (5, 1)										0	0	0	0	0	0	0
Frank Torre, L (6, PH) OBP: 0.391, SLG: 0.600										0	0	0	0	0	0	0
Del Crandall, R (6, PH) OBP: 0.363, SLG: 0.410										0	0	0	0	0	0	0
(6, 2)										3	1	1	0	0	1	2
Inning Stats	R: 0 E: 0 K: 0 S: 3 H: 1 LOB: 1 BB: 1 P: 7	R: 0 E: 0 K: 0 S: 3 H: 1 LOB: 0 BB: 0 P: 3	R: 0 E: 0 K: 2 S: 8 H: 1 LOB: 1 BB: 0 P: 8	R: 1 E: 0 K: 0 S: 4 H: 1 LOB: 0 BB: 0 P: 4	R: 1 E: 0 K: 0 S: 4 H: 1 LOB: 2 BB: 2 P: 12	R: 2 E: 0 K: 1 S: 6 H: 2 LOB: 1 BB: 2 P: 14	R: 1 E: 0 K: 2 S: 10 H: 3 LOB: 3 BB: 1 P: 14	R: 2 E: 0 K: 0 S: 6 H: 3 LOB: 3 BB: 2 P: 14	R: 0 E: 0 K: 1 S: 6 H: 1 LOB: 1 BB: 0 P: 6	1B: 10 2B: 2 3B: 1 HR: 1	SF: 1 SAC: 1 DP: 2 HBP: 0					

TOP

Milwaukee Braves @ Chicago Cubs

Wrigley Field, Chicago, IL

Sat May 25 1957, 3:33 AM CDT

Att. 6,553 - Unknown

livebaseballscorecards.com

AB	36
R	7
H	14
RBI	7
BB	8
SO	6
LOB	20

WP: 0 PB: 0 SB: 0 CS: 0 PA: 46

PITCHER		IP	WLS	BF	H	R	ER	SO	BB	IBB	HBP	BLK	WP	HR	S	P	ERA	WHIP
Don Kaiser, R ERA: 4.07	(1, 1)	5.0		23	6	4	4	2	4	0	0	0	0	1	23	39	7.20	2.000
Don Elston, R ERA: 5.4	(6, 1)	0.2		3	1	0	0	0	1	0	0	0	0	0	2	6	0.00	3.000
Dick Littlefield, L ERA: 2.57	(6, 1)	1.0		7	3	1	1	3	0	1	0	0	0	0	12	16	9.00	3.000
Turk Lown, R ERA: 2.08	(7, 1)	0.2	L	6	3	2	2	0	1	0	0	0	0	0	5	9	27.00	6.000
Jim Brosnan, R ERA: 4.2	(8, 1)	0.2		3	0	0	0	0	1	0	0	0	0	0	2	6	0.00	1.500

PITCHER		IP	WLS	BF	H	R	ER	SO	BB	IBB	HBP	BLK	WP	HR	S	P	ERA	WHIP
Tom Poholsky, R ERA: 3.7	(9, 1)	1.0		4	1	0	0	1	0	0	0	0	0	0	6	6	0.00	1.000

Batter	1	2	3	4	5	6	7	8	9	AB	R	H	RBI	BB	SO	LOB
Bobby Morgan, R (1, 4) OBP: 0.536, SLG: 0.522	E 1B 1B	1-2 1B		1-2 2-3 BB		S 14 L6-5 2B			6-3 ①	4	1	3	0	1	0	0
Bob Speake, L (1, 7) OBP: 0.302, SLG: 0.438	E5 14 SF8 1-H 1B	F8 ②		1-3 2-H 3-H 2B		2-3 BB			HR	4	2	3	3	1	0	2
14 Ernie Banks, R (1, 5) OBP: 0.303, SLG: 0.313	SF8 ① 3-H	F9 ③		F2 ②		L6-5 ②③ 3-H			K ②	4	0	0	1	0	1	6
Dale Long, L (1, 3) OBP: 0.368, SLG: 0.494	BB 1B		L4-3 BB	F8 ③			1-3 ①		BB	3	0	1	0	2	0	2
Walt Moryn, L (1, 9) OBP: 0.355, SLG: 0.379 Lee Walls, R (9, PH) OBP: 0.281, SLG: 0.352	G6-4-3 1-2 BB		F3 ①		F8 ①		P6 ②		6-3 ③	3 1	0 0	0 0	0 0	1 0	0 0	1 1
Jim Bolger, R (1, 8) OBP: 0.277, SLG: 0.373	G6-4-3 ②③ 1-2f		L4-3 ②③ 1-2		HBP		K ③			3	0	0	0	0	1	3
Cal Neeman, R (1, 2) OBP: 0.309, SLG: 0.475		HR		BB BB 2B BB	F9 ②			G3-6 1B		3	2	2	1	1	0	1
Jack Littrell, R (1, 6) OBP: 0.208, SLG: 0.227		1B 1B		F8 ① 1-2f	F9 ③			G3-6 ①② 1-2f		4	0	1	0	0	0	3
Don Kaiser, R (1, 1) Don Elston, R (6, 1) Dick Littlefield, L (6, 1) OBP: 0.250, SLG: 0.250 Turk Lown, R (7, 1) Jim Brosnan, R (8, 1) Frank Ernaga, R (8, PH) OBP: 0.600, SLG: 1.750 Tom Poholsky, R (9, 1)	B1 ①			BB 2B 1-2 BB		4-3 ①		6-3 ③		1 0 1 0 0 0 1 0	1 0 0 0 0 0 0 0	0 0 0 0 0 0 0 0	0 0 0 0 0 0 0 0	1 0 0 0 0 0 0 0	0 0 0 0 0 0 0 0	1 0 0 0 0 0 0 0
Inning Stats	R: 2 E: 1 K: 0 S: 5 H: 3 LOB: 1 BB: 1 P: 9	R: 1 E: 0 K: 0 S: 6 H: 3 LOB: 2 BB: 0 P: 6	R: 0 E: 0 K: 0 S: 2 H: 0 LOB: 0 BB: 1 P: 6	R: 2 E: 0 K: 0 S: 4 H: 1 LOB: 2 BB: 3 P: 16	R: 0 E: 0 K: 0 S: 3 H: 0 LOB: 1 BB: 0 P: 4	R: 0 E: 0 K: 0 S: 3 H: 1 LOB: 1 BB: 1 P: 7	R: 0 E: 0 K: 1 S: 5 H: 0 LOB: 0 BB: 0 P: 5	R: 0 E: 0 K: 0 S: 3 H: 1 LOB: 0 BB: 0 P: 3	R: 1 E: 0 K: 1 S: 6 H: 1 LOB: 1 BB: 1 P: 10	1B: 6 2B: 4 3B: 0 HR: 2	SF: 1 SAC: 0 DP: 4 HBP: 1					

BOTTOM

Milwaukee Braves @ Chicago Cubs

Wrigley Field, Chicago, IL

Sat May 25 1957, 3:33 AM CDT

Att. 6,553 - Unknown

livebaseballscorecards.com

AB	32
R	6
H	10
RBI	5
BB	7
SO	2
LOB	20

WP: 0 PB: 0 SB: 1 CS: 0 PA: 41

PITCHER		IP	WLS	BF	H	R	ER	SO	BB	IBB	HBP	BLK	WP	HR	S	P	ERA	WHIP
Bob Buhl, R ERA: 4.68	(1, 1)	1.1		10	6	3	2	0	1	0	0	0	0	1	9	13	13.50	5.250
Taylor Phillips, L ERA: 4.26	(2, 1)	2.0		10	1	2	2	0	4	0	0	0	0	0	6	22	9.00	2.500
Ray Crone, R ERA: 6.23	(4, 1)	0.2		2	0	0	0	0	0	0	0	0	0	0	2	2	0.00	0.000
Dave Jolly, R ERA:	(5, 1)	1.0		4	0	0	0	0	0	0	1	0	0	0	3	4	0.00	0.000
Ernie Johnson, R ERA: 0.55	(6, 1)	3.2	W	14	3	1	1	2	2	0	0	0	0	1	16	24	2.46	1.364

PITCHER		IP	WLS	BF	H	R	ER	SO	BB	IBB	HBP	BLK	WP	HR	S	P	ERA	WHIP
Warren Spahn, L ERA: 3.77	(9, 1)	0.1	S	1	0	0	0	0	0	0	0	0	0	0	1	1	0.00	0.000

Batter	1	2	3	4	5	6	7	8	9	AB	R	H	RBI	BB	SO	LOB
Bill Bruton, L (1, 8) OBP: 0.321, SLG: 0.381	SSS 0-3 ① K		SSS 0-3 ② K			x 0-0 ① 1-3		x 0-0 E1 4-3 4-3 3-H	SSS 0-3 ③ K	5	1	0	0	0	3	1
Dick Cole, R (1, 4) OBP: 0.250, SLG: 0.143 Frank Torre, L (8, PH) OBP: 0.375, SLG: 0.571 Red Murff, R (8, 1)	x 0-0 ② F7		x 0-0 ③ 5-3			SSS 0-3 ② K		x 0-0 ① 4-3 2-3		3 1 0	0 0 0	0 0 0	0 0 0	0 0 0	1 0 0	0 1 0
Eddie Mathews, L (1, 5) OBP: 0.403, SLG: 0.535	x 0-0 E9 1B			SSS 0-3 ① K		x 0-0 1B		x 0-0 ② 4-3 3-H		4	0	2	1	0	1	0
Hank Aaron, R (1, 9) OBP: 0.379, SLG: 0.660	SSS 0-3 ③ K			SSS 0-3 ② K		x 0-0 ③ F7		SSS 0-3 ③ K		4	0	0	0	0	3	2
Joe Adcock, R (1, 3) OBP: 0.349, SLG: 0.562		SSS 0-3 ① K		x 0-0 ③ F8			x 0-0 ① L6		x 0-0 ① 1-3	4	0	0	0	0	1	0
Felix Mantilla, R (1, 6) (8, 4)		SSS 0-3 ② K			x 0-0 ① F8		x 0-0 E6		x 0-0 ② F3	4	0	0	0	0	1	0
Chuck Tanner, L (1, 7) OBP: 0.297, SLG: 0.390		x 0-0 HR			BBB 4-0 BB		SSS 0-3 ② K		x 0-0 2B HR	3	2	2	1	1	1	1
Del Crandall, R (1, 2) OBP: 0.359, SLG: 0.433		x 0-0 ③ F7			SSS 0-3 ② K		SSS 0-3 ③ K		x 0-0 2-H HR	4	1	1	2	0	2	2
Gene Conley, R (1, 1) OBP: 0.364, SLG: 0.545 Taylor Phillips, L (3, 1) OBP: 0.125, SLG: 0.125 Johnny Logan, R (8, PH) OBP: 0.336, SLG: 0.437 (8, 6)			SSS 0-3 ① K		SSS 0-3 ③ K			x 0-0 E 3B	x 0-0 1B	1 1 2	0 0 1	0 0 2	0 0 0	0 0 0	1 1 0	0 1 0
Inning Stats	R: 0 E: 1 K: 2 S: 8 H: 1 LOB: 1 BB: 0 P: 8	R: 1 E: 0 K: 2 S: 8 H: 1 LOB: 0 BB: 0 P: 8	R: 0 E: 0 K: 2 S: 7 H: 0 LOB: 0 BB: 0 P: 7	R: 0 E: 0 K: 2 S: 7 H: 0 LOB: 0 BB: 0 P: 7	R: 0 E: 0 K: 2 S: 7 H: 0 LOB: 1 BB: 1 P: 11	R: 0 E: 0 K: 1 S: 6 H: 1 LOB: 1 BB: 0 P: 6	R: 0 E: 1 K: 2 S: 8 H: 0 LOB: 1 BB: 0 P: 8	R: 2 E: 1 K: 1 S: 7 H: 1 LOB: 0 BB: 0 P: 7	R: 2 E: 0 K: 1 S: 8 H: 3 LOB: 1 BB: 0 P: 8	1B: 3 2B: 1 3B: 1 HR: 2 SF: 0 SAC: 0 DP: 0 HBP: 0						

PITCHER	IP	WLS	BF	H	R	ER	SO	BB	IBB	HBP	BLK	WP	HR	S	P	ERA	WHIP
Dick Drott, R (1, 1) ERA: 3.96	9.0	W	37	7	5	4	15	1	0	0	0	0	2	66	70	4.00	0.889

PITCHER	IP	WLS	BF	H	R	ER	SO	BB	IBB	HBP	BLK	WP	HR	S	P	ERA	WHIP

TOP

Milwaukee Braves @ Chicago Cubs

Wrigley Field, Chicago, IL

Sun May 26 1957, 3:33 AM CDT

Unknown

livebaseballscorecards.com

AB	36
R	5
H	7
RBI	4
BB	1
SO	15
LOB	8

Milwaukee Braves @ Chicago Cubs

Wrigley Field, Chicago, IL

Sun May 26 1957, 3:33 AM CDT

Unknown

livebaseballscorecards.com

BOTTOM

Batter	1	2	3	4	5	6	7	8	9	AB	R	H	RBI	BB	SO	LOB
Bobby Morgan, R (1, 4) OBP: 0.515, SLG: 0.462	BBBB 4-0 14 2B SF8 BB	BBBB 4-0 14 PO BB			x 0-0 ① P6		x 0-0 ② F8	x 0-0 ③ F8		3	1	0	0	2	0	2
14 Ernie Banks, R (1, 5) OBP: 0.316, SLG: 0.361	x 0-0 ① 1-3 2B	0-0 ③ PO 1-2	x 0-0 8-4 BB 1B		x 0-0 ② F2		x 0-0 1-H HR			4	1	3	2	0	0	0
Bob Speake, L (1, 7) OBP: 0.316, SLG: 0.440	x 0-0 ② SF8 3-H		BBBB 4-0 1-2 BB		x 0-0 ③ L3		x 0-0 E6 1B			2	1	1	1	1	0	0
Dale Long, L (1, 3) OBP: 0.384, SLG: 0.525	x 0-0 HR 2B		x 0-0 ① ② 8-4 2-3f			BBBB 4-0 SH1-4 BB	x 0-0 1B 2B			3	2	2	0	1	0	2
Walt Moryn, L (1, 9) OBP: 0.363, SLG: 0.418 Lee Walls, R (8, 9) OBP: 0.281, SLG: 0.352	x 0-0 2-H HR		SSS 0-3 ③ K			x 0-0 ① SH1-4 1-2	x 0-0 2-H 1B			3 0	1 0	2 0	3 0	0 0	1 0	1 0
Jim Bolger, R (1, 8) OBP: 0.276, SLG: 0.367	x 0-0 FC6-4 1B			x 0-0 ① 5-3		SSS 0-3 ② K	x 0-0 ③ 4-3			4	0	1	0	0	1	2
Cal Neeman, R (1, 2) OBP: 0.307, SLG: 0.467	x 0-0 ③ FC6-4 1-2f			x 0-0 FC6-4 1B		x 0-0 ③ F9		x 0-0 ① 2-3		4	0	1	0	0	0	2
Jack Littrell, R (1, 6) OBP: 0.214, SLG: 0.231		x 0-0 ① F9		x 0-0 ② FC6-4 1-2f			x 0-0 14 HR 1B	SSS 0-3 ② K		4	1	1	0	0	1	1
Dick Drott, R (1, 1) OBP: 0.235, SLG: 0.235		x 0-0 ② 5-3		SSS 0-3 ③ K			x 0-0 ① B2	x 0-0 1B		4	0	1	0	0	1	2
Inning Stats	R: 3 H: 4 E: 0 LOB: 1 K: 0 BB: 1 S: 6 P: 10	R: 0 H: 0 E: 0 LOB: 0 K: 0 BB: 1 S: 2 P: 6	R: 0 H: 1 E: 0 LOB: 1 K: 1 BB: 1 S: 5 P: 9	R: 0 H: 1 E: 0 LOB: 1 K: 1 BB: 0 S: 6 P: 6	R: 0 H: 0 E: 0 LOB: 0 K: 0 BB: 0 S: 3 P: 3	R: 0 H: 0 E: 0 LOB: 1 K: 1 BB: 1 S: 5 P: 9	R: 4 H: 5 E: 1 LOB: 1 K: 0 BB: 0 S: 8 P: 8	R: 0 H: 1 E: 0 LOB: 1 K: 1 BB: 0 S: 6 P: 6		1B: 7 SF: 1 2B: 4 SAC: 1 3B: 0 DP: 1 HR: 2 HBP: 0						

	AB	31
	R	7
	H	12
	RBI	6
	BB	4
	SO	4
	LOB	12

WP: 0 PA: 38
PB: 0
SB: 0
CS: 0

PITCHER		IP	WLS	BF	H	R	ER	SO	BB	IBB	HBP	BLK	WP	HR	S	P	ERA	WHIP
Gene Conley, R ERA: 4.03	(1, 1)	2.0	L	12	5	3	3	0	3	0	0	0	0	1	9	21	13.50	4.000
Taylor Phillips, L ERA: 4.88	(3, 1)	5.0		21	6	4	4	3	1	0	0	0	0	1	26	30	7.20	1.400
Red Murff, R ERA: 4.37	(8, 1)	1.0		4	1	0	0	1	0	0	0	0	0	0	6	6	0.00	1.000

PITCHER	IP	WLS	BF	H	R	ER	SO	BB	IBB	HBP	BLK	WP	HR	S	P	ERA	WHIP

Milwaukee Braves @ Chicago Cubs

Wrigley Field, Chicago, IL

Sun May 26 1957, 3:38 AM CDT

Att. 32,127 - Unknown

TOP

livebaseballscorecards.com

Batter	1	2	3	4	5	6	7	8	9	AB	R	H	RBI	BB	SO	LOB
Danny O'Connell, R (1, 4) OBP: 0.324, SLG: 0.331	S S S 0-3 ① K		x 0-0 ② 4-3			x 0-0 2B 1B	B B B B 4-0 BB		x 0-0 ③ F7	4	1	1	0	1	1	0
Hank Aaron, R (1, 9) OBP: 0.376, SLG: 0.655	x 0-0 ② F9		x 0-0 ③ 6-3			x 0-0 1-H 2B	x 0-0 ③ F8			4	0	1	1	0	0	2
Eddie Mathews, L (1, 5) OBP: 0.405, SLG: 0.557	x 0-0 HR			x 0-0 3-1 S 1B		x 0-0 ① P3		x 0-0 ① F8		4	1	2	1	0	0	1
Frank Torre, L (1, 3) OBP: 0.357, SLG: 0.520	x 0-0 ③ 4-3			x 0-0 ① P5 1-2		x 0-0 ② 1-3		x 0-0 3B 1B		4	1	1	0	0	0	2
Chuck Tanner, L (1, 7) OBP: 0.284, SLG: 0.371		x 0-0 ① P5		x 0-0 ② 3-1 2-3		x 0-0 ③ F8		x 0-0 ② F9		3	0	0	0	0	0	2
Andy Pafko, R (8, PH) (8, 7) OBP: 0.267, SLG: 0.154										1	0	0	0	0	0	1
Johnny Logan, R (1, 6) OBP: 0.333, SLG: 0.446		x 0-0 ② F7		x 0-0 ③ 6-3			x 0-0 ① P6	x 0-0 1-H 3B		4	0	1	1	0	0	1
Bobby Thomson, R (1, 8) OBP: 0.211, SLG: 0.264		x 0-0 1B			x 0-0 ① F8		x 0-0 ② P3	S S S 0-3 ③ K		4	0	1	0	0	1	1
Del Rice, R (1, 2) OBP: 0.353, SLG: 0.385		x 0-0 ③ 5-3			x 0-0 ② P4		x 0-0 HR		x 0-0 ① F9	4	1	1	1	0	0	1
Juan Pizarro, L (1, 1) OBP: 0.250, SLG: 0.500			S S S 0-3 ① K		x 0-0 ③ 4-3		x 0-0 E9 1B		S S S 0-3 ② K	4	0	1	0	0	2	0
Ray Crone, R (9, 1) OBP: 0.667, SLG: 0.500										0	0	0	0	0	0	0
Inning Stats	R: 1 E: 0 K: 1 S: 6 H: 1 LOB: 0 BB: 0 P: 6	R: 0 E: 0 K: 0 S: 4 H: 1 LOB: 1 BB: 0 P: 4	R: 0 E: 0 K: 1 S: 5 H: 0 LOB: 0 BB: 0 P: 5	R: 0 E: 0 K: 0 S: 4 H: 1 LOB: 1 BB: 0 P: 4	R: 0 E: 0 K: 0 S: 3 H: 0 LOB: 0 BB: 0 P: 3	R: 1 E: 0 K: 0 S: 5 H: 2 LOB: 1 BB: 0 P: 5	R: 1 E: 1 K: 0 S: 5 H: 2 LOB: 2 BB: 1 P: 9	R: 1 E: 0 K: 1 S: 7 H: 2 LOB: 1 BB: 0 P: 7	R: 0 E: 0 K: 1 S: 5 H: 0 LOB: 0 BB: 0 P: 5	1B: 5 2B: 1 3B: 1 HR: 2	SF: 0 SAC: 0 DP: 0 HBP: 0						

AB	36
R	4
H	9
RBI	4
BB	1
SO	4
LOB	11

WP: 0 PB: 0 SB: 1 CS: 0 PA: 37

PITCHER		IP	WLS	BF	H	R	ER	SO	BB	IBB	HBP	BLK	WP	HR	S	P	ERA	WHIP
Elmer Singleton, R ERA: 5.84	(1, 1)	4.0		15	3	1	1	2	0	0	0	0	0	1	19	19	2.25	0.750
Don Elston, R ERA: 6.23	(5, 1)	2.2		13	4	2	2	0	1	0	0	0	0	1	12	16	6.75	1.875
Jim Brosnan, R ERA: 4.11	(7, 1)	0.1		1	0	0	0	0	0	0	0	0	0	0	1	1	0.00	0.000
Dick Littlefield, L ERA: 2.81	(8, 1)	2.0	W	8	2	1	1	2	0	0	0	0	0	0	12	12	4.50	1.000

PITCHER	IP	WLS	BF	H	R	ER	SO	BB	IBB	HBP	BLK	WP	HR	S	P	ERA	WHIP

BOTTOM

Milwaukee Braves @ Chicago Cubs

Wrigley Field, Chicago, IL

Sun May 26 1957, 3:38 AM CDT

Att. 32,127 - Unknown

Batter	1	2	3	4	5	6	7	8	9	AB	R	H	RBI	BB	SO	LOB
Bobby Morgan, R (1, 4) OBP: 0.526, SLG: 0.500	F9		BB, BB, BB		P6		WP, 2B		1B, 14 1B, 1-2, 1B	4	1	2	0	1	0	0
Lee Walls, R (1, 8) OBP: 0.287, SLG: 0.348	K		BB, 1-2, BB		5-3		5-3, 2-3		14 1B, 1-3, 2-H, 1B	4	0	1	1	1	1	1
14 Ernie Banks, R (1, 5) OBP: 0.312, SLG: 0.355	K		P4		F9		K		1-2, 3-H, 1B	5	0	1	1	0	2	3
Dale Long, L (1, 3) OBP: 0.388, SLG: 0.512		4-3	BB, 1-2, 2-3			FC4-6, BB		4-3		2	0	0	0	2	0	0
Jim Bolger, R (1, 7) OBP: 0.264, SLG: 0.349		F8	F9			K		G3		4	0	0	0	0	1	4
Frank Ernaga, R (1, 9) OBP: 0.667, SLG: 1.857		BB	4-3, 2B			FC4-6, 1-2f, HR		HR		3	2	2	1	1	0	1
Cal Neeman, R (1, 2) OBP: 0.314, SLG: 0.491		1-2, BB	K			1-H, HR		L4		3	1	1	2	1	1	1
Jack Littrell, R (1, 6) OBP: 0.188, SLG: 0.200		K	4-3, 2-3			K			K	4	0	0	0	0	3	3
Elmer Singleton, R (1, 1)			4-3		F9		F8		1B, 1B, BB	1	0	0	0	0	0	0
Jim Fanning, R (4, PH) OBP: 0.143, SLG: 0.143										1	0	0	0	0	0	1
Don Elston, R (5, 1)										0	0	0	0	0	0	0
Jim Brosnan, R (7, 1)										0	0	0	0	0	0	0
Casey Wise, S (7, PH) OBP: 0.286, SLG: 0.277										1	0	0	0	0	0	0
Dick Littlefield, L (8, 1) OBP: 0.250, SLG: 0.250										0	0	0	0	0	0	0
Bob Speake, L (9, PH) OBP: 0.328, SLG: 0.440										0	1	0	0	1	0	0
Inning Stats	R: 0 E: 0 K: 2 S: 7 H: 0 LOB: 0 BB: 0 P: 7	R: 0 E: 0 K: 1 S: 5 H: 0 LOB: 2 BB: 2 P: 13	R: 0 E: 0 K: 0 S: 3 H: 0 LOB: 3 BB: 3 P: 15	R: 0 E: 0 K: 1 S: 6 H: 1 LOB: 1 BB: 0 P: 6	R: 0 E: 0 K: 0 S: 3 H: 0 LOB: 0 BB: 0 P: 3	R: 2 E: 0 K: 2 S: 8 H: 1 LOB: 0 BB: 1 P: 12	R: 0 E: 0 K: 1 S: 6 H: 1 LOB: 1 BB: 0 P: 6	R: 1 E: 0 K: 0 S: 4 H: 1 LOB: 0 BB: 0 P: 4	R: 2 E: 0 K: 1 S: 6 H: 3 LOB: 2 BB: 1 P: 10	1B: 3 2B: 2 3B: 0 HR: 2 SF: 0 SAC: 0 DP: 0 HBP: 0						

PITCHER		IP	WLS	BF	H	R	ER	SO	BB	IBB	HBP	BLK	WP	HR	S	P	ERA	WHIP
Juan Pizarro, L ERA: 3.41	(1, 1)	8.1	L	38	6	5	5	8	7	0	0	0	1	2	47	75	5.40	1.560
Ray Crone, R ERA: 6.23	(9, 1)	0.0		1	1	0	0	0	0	0	0	0	0	0	1	1	∞	∞

PITCHER	IP	WLS	BF	H	R	ER	SO	BB	IBB	HBP	BLK	WP	HR	S	P	ERA	WHIP

AB	32
R	5
H	7
RBI	5
BB	7
SO	8
LOB	14

WP: 1 PB: 0 SB: 0 CS: 0 PA: 39

livebaseballscorecards.com

Chicago Cubs @ St. Louis Cardinals

Sportsman's Park, St. Louis, MO

Mon May 27 1957, 4:33 AM EDT

Att. 9,127 - Unknown

TOP

livebaseballscorecards.com

Batter	1	2	3	4	5	6	7	8	9	AB	R	H	RBI	BB	SO	LOB
Bobby Morgan, R (1, 4) OBP: 0.488, SLG: 0.457	G4-6-3 14 BB 1B		1-4-3		5-3			5-3	5-3	5	0	1	0	0	0	1
14 Ernie Banks, R (1, 5) OBP: 0.324, SLG: 0.370	B B B B 1-2 G4-6-3 BB		S S S K		2B			1B		3	0	2	0	1	1	0
Bob Speake, L (1, 7) OBP: 0.306, SLG: 0.407	G4-6-3 1-2f 2-3		P4		4-3			F8		4	0	0	0	0	0	4
Dale Long, L (1, 3) OBP: 0.393, SLG: 0.512	4-3			1B FC2 1B		4-3		1-3 1B		4	1	2	0	0	0	1
Walt Moryn, L (1, 9) OBP: 0.376, SLG: 0.426		B B B B FC6-4 1B BB		CS 1-3 1B		G6-4-3 1B		F8		3	0	2	0	1	0	2
Jim Bolger, R (1, 8) OBP: 0.253, SLG: 0.333		S S S K		FC2 5-3 3-H		G6-4-3 1-2f			S S S K	4	0	0	1	0	2	3
Cal Neeman, R (1, 2) OBP: 0.320, SLG: 0.500		FC6-4 1-2 1B		5-3 1-3 2-3			P4		3B 2B	4	1	2	0	0	0	2
Jack Littrell, R (1, 6) OBP: 0.167, SLG: 0.176		FC6-4 1-2f 2-3		F8			4-3		P6	4	0	0	0	0	0	4
Bob Rush, R (1, 1) OBP: 0.188, SLG: 0.250 Tom Poholsky, R (6, 1) Frank Ernaga, R (9, PH) OBP: 0.700, SLG: 2.000		1-3			S S S K		6-3		2-H 3B	2 1 1	0 0 0	0 0 1	0 0 1	0 0 0	1 0 0	2 0 0
Inning Stats	R: 0 E: 0 K: 0 S: 3 H: 1 LOB: 1 BB: 1 P: 7	R: 0 E: 0 K: 1 S: 6 H: 1 LOB: 2 BB: 1 P: 10	R: 0 E: 0 K: 1 S: 5 H: 0 LOB: 0 BB: 0 P: 5	R: 1 E: 0 K: 0 S: 5 H: 2 LOB: 1 BB: 0 P: 5	R: 0 E: 0 K: 1 S: 6 H: 1 LOB: 1 BB: 0 P: 6	R: 0 E: 0 K: 0 S: 3 H: 1 LOB: 0 BB: 0 P: 3	R: 0 E: 0 K: 0 S: 3 H: 0 LOB: 0 BB: 0 P: 3	R: 0 E: 0 K: 0 S: 5 H: 2 LOB: 2 BB: 0 P: 5	R: 1 E: 0 K: 1 S: 7 H: 2 LOB: 1 BB: 0 P: 7	1B: 7 2B: 2 3B: 1 HR: 0 SF: 0 SAC: 0 DP: 2 HBP: 0						

	AB	35
	R	2
	H	10
	RBI	2
	BB	2
	SO	4
	LOB	19

WP: 0 PB: 0 SB: 0 CS: 1 PA: 37

PITCHER	IP	WLS	BF	H	R	ER	SO	BB	IBB	HBP	BLK	WP	HR	S	P	ERA	WHIP
Lindy McDaniel, R (1, 1) ERA: 2.93	9.0	W	37	10	2	2	4	2	0	0	0	0	0	43	51	2.00	1.333

PITCHER	IP	WLS	BF	H	R	ER	SO	BB	IBB	HBP	BLK	WP	HR	S	P	ERA	WHIP

Batter	1	2	3	4	5	6	7	8	9	AB	R	H	RBI	BB	SO	LOB
Don Blasingame, L (1, 4) OBP: 0.353, SLG: 0.320	P3		4-1		S, 1B, 3-H, 1B	BBBB, FC6-4, 1-2, BB		6-3		4	1	1	1	1	0	0
Alvin Dark, R (1, 6) OBP: 0.346, SLG: 0.372	F8		6-3		HR, 1-H, 1B	FC6-4, 1-2f		E6, 1B		5	1	1	1	0	0	3
Stan Musial, L (1, 3) OBP: 0.424, SLG: 0.650	4-3			P5	HR, 1-H		BB, 2B	1-2, 1B		5	1	3	2	0	0	0
Wally Moon, L (1, 7) OBP: 0.366, SLG: 0.634		4-3, SF9, 2B		BBBB, S, BB	4-3		F7	3-1		4	1	1	0	1	0	3
Ken Boyer, R (1, 8) OBP: 0.314, SLG: 0.410		4-3, 2-3		SSS, K, 1-2		BBBB, S, 1B, BB	5-3			3	1	0	0	1	1	3
Joe Cunningham, L (1, 9) OBP: 0.410, SLG: 0.452		SF9, 3-H		4-3		L8, 1-2	BB, IBB			2	0	0	1	1	0	2
Hal Smith, R (1, 2) OBP: 0.343, SLG: 0.430		1B			FC1-6, 1B	F5	1-2, 2-3, BB			3	0	2	0	1	0	1
Eddie Kasko, R (1, 5) OBP: 0.389, SLG: 0.375		G3			FC1-6, E, S, 1-2f, 1B	1B, IBB	G3			3	1	0	0	1	0	5
Lindy McDaniel, R (1, 1) OBP: 0.235, SLG: 0.471			SSS, K		SSS, K, 1-3	1-3, 2-H, BB, 1B		4-3		4	0	1	1	0	2	1
Inning Stats	R: 0 E: 0 K: 0 S: 3 H: 0 LOB: 0 BB: 0 P: 3	R: 1 E: 0 K: 0 S: 5 H: 2 LOB: 1 BB: 0 P: 5	R: 0 E: 0 K: 1 S: 5 H: 0 LOB: 0 BB: 0 P: 5	R: 0 E: 0 K: 1 S: 5 H: 0 LOB: 1 BB: 1 P: 9	R: 4 E: 0 K: 1 S: 9 H: 4 LOB: 0 BB: 0 P: 9	R: 1 E: 0 K: 0 S: 4 H: 1 LOB: 3 BB: 3 P: 16	R: 0 E: 0 K: 0 S: 4 H: 1 LOB: 3 BB: 2 P: 12	R: 0 E: 1 K: 0 S: 5 H: 1 LOB: 2 BB: 0 P: 5		1B: 6 2B: 2 3B: 0 HR: 1 SF: 1 SAC: 0 DP: 0 HBP: 0						

PITCHER		IP	WLS	BF	H	R	ER	SO	BB	IBB	HBP	BLK	WP	HR	S	P	ERA	WHIP
Bob Rush, R ERA: 5.96	(1, 1)	5.2	L	28	7	6	6	3	3	1	0	0	0	1	30	46	9.53	1.765
Tom Poholsky, R ERA: 3.38	(6, 1)	2.1		12	2	0	0	0	1	1	0	0	0	0	10	18	0.00	1.286

PITCHER	IP	WLS	BF	H	R	ER	SO	BB	IBB	HBP	BLK	WP	HR	S	P	ERA	WHIP

BOTTOM

Chicago Cubs @ St. Louis Cardinals

Sportsman's Park, St. Louis, MO

Mon May 27 1957, 4:33 AM EDT

Att. 9,127 - Unknown

livebaseballscorecards.com

AB	33
R	6
H	9
RBI	6
BB	6
SO	3
LOB	18

Batter	1	2	3	4	5	6	7	8	9	AB	R	H	RBI	BB	SO	LOB
Bobby Morgan, R (1, 4) OBP: 0.447, SLG: 0.410	F9			5-3		5-3			P4	4	0	0	0	0	0	0
Bob Speake, L (1, 8) OBP: 0.303, SLG: 0.397	P4			3-1			F2		1B	4	0	1	0	0	0	0
14 Ernie Banks, R (1, 5) OBP: 0.322, SLG: 0.382	L6			3B			K		L7	4	0	1	0	0	1	1
Dale Long, L (1, 3) OBP: 0.387, SLG: 0.500		3-1		4-3			4-3		1-3 1B	4	0	1	0	0	0	1
Walt Moryn, L (1, 9) OBP: 0.364, SLG: 0.410		K			F8			K	K	4	0	0	0	0	3	2
Frank Ernaga, R (1, 7) OBP: 0.615, SLG: 1.545		K			F9			2B 6-3 1B		3	1	1	0	0	1	0
Cal Neeman, R (1, 2) OBP: 0.320, SLG: 0.504			F9		L5			1-3 2B		3	0	1	0	0	0	0
Jack Littrell, R (1, 6) OBP: 0.158, SLG: 0.167 Lee Walls, R (8, PH) OBP: 0.284, SLG: 0.344 Casey Wise, S (8, 6) OBP: 0.286, SLG: 0.277			K			6-3		6-3 3-H		2 1 0	0 0 0	0 0 0	0 1 0	0 0 0	1 0 0	0 1 0
Moe Drabowsky, R (1, 1) OBP: 0.188, SLG: 0.133 Dick Littlefield, L (7, 1) OBP: 0.250, SLG: 0.250 Jim Bolger, R (8, PH) OBP: 0.250, SLG: 0.330 Jim Brosnan, R (8, 1)			K			K		1-4-3		2 0 1 0	0 0 0 0	0 0 0 0	0 0 0 0	0 0 0 0	2 0 0 0	0 0 1 0
Inning Stats	R: 0 H: 0 E: 0 LOB: 0 K: 0 BB: 0 S: 3 P: 3	R: 0 H: 0 E: 0 LOB: 0 K: 2 BB: 0 S: 7 P: 7	R: 0 H: 0 E: 0 LOB: 0 K: 2 BB: 0 S: 7 P: 7	R: 0 H: 1 E: 0 LOB: 1 K: 0 BB: 0 S: 4 P: 4	R: 0 H: 0 E: 0 LOB: 0 K: 0 BB: 0 S: 3 P: 3	R: 0 H: 0 E: 0 LOB: 0 K: 1 BB: 0 S: 5 P: 5	R: 0 H: 0 E: 0 LOB: 0 K: 1 BB: 0 S: 5 P: 5	R: 1 H: 2 E: 0 LOB: 1 K: 1 BB: 0 S: 7 P: 7	R: 0 H: 2 E: 0 LOB: 2 K: 1 BB: 0 S: 7 P: 7	1B: 3 SF: 0 2B: 1 SAC: 0 3B: 1 DP: 0 HR: 0 HBP: 0						

PITCHER		IP	WLS	BF	H	R	ER	SO	BB	IBB	HBP	BLK	WP	HR	S	P	ERA	WHIP
Larry Jackson, R ERA: 2.3	(1, 1)	9.0	W	32	5	1	1	8	0	0	0	0	0	0	48	48	1.00	0.556

PITCHER		IP	WLS	BF	H	R	ER	SO	BB	IBB	HBP	BLK	WP	HR	S	P	ERA	WHIP

TOP

Chicago Cubs @ St. Louis Cardinals

Sportsman's Park, St. Louis, MO

Tue May 28 1957, 8:05 PM EDT

Att. 8,956 - Unknown

livebaseballscorecards.com

AB	32
R	1
H	5
RBI	1
BB	0
SO	8
LOB	6

WP: 0 PA: 32
PB: 0
SB: 0
CS: 0

Batter	1	2	3	4	5	6	7	8	9	AB	R	H	RBI	BB	SO	LOB
Don Blasingame, L (1, 4) OBP: 0.363, SLG: 0.327	0-0 FC4-6 1B		0-0 CS 1B		0-0 P6 ③		BBBB 4-0 1B 1-2 2-3 BB			3	1	2	0	1	0	1
Alvin Dark, R (1, 6) OBP: 0.356, SLG: 0.383	0-0 FC4-6 1-3 1B		0-0 CS ③ 1-2	0-0 1B		0-0 1-3 ①	0-0 1-3 2-H 3-H 1B			4	0	3	2	0	0	0
Stan Musial, L (1, 3) OBP: 0.420, SLG: 0.637	0-0 FC4-6 G3-6-3 ① 1-2f 3-H			0-0 F8 ①		BBBB 4-0 BB	0-0 G3 ③			3	0	0	1	1	0	4
Wally Moon, L (1, 7) OBP: 0.363, SLG: 0.623	0-0 G3-6-3 ② ③ 1-2f			0-0 F7 ②		0-0 F9 ②		0-0 4-3 E 1B		4	1	1	0	0	0	3
Ken Boyer, R (1, 8) OBP: 0.306, SLG: 0.399		0-0 5-3 ①		0-0 4-3 ③		0-0 5-3 ③		0-0 4-3 ① 1-2		4	0	0	0	0	0	3
Joe Cunningham, L (1, 9) OBP: 0.419, SLG: 0.543		0-0 4-3 ②			0-0 HR		0-0 G3 ①	0-0 E6 2-H 1B		4	1	2	1	0	0	0
Hal Smith, R (1, 2) OBP: 0.350, SLG: 0.421		0-0 1-3 ③			0-0 6-3 ①		BBBB 4-0 BB 1B 1B BB	BBBB 4-0 FC4-6 BB		2	1	0	0	2	0	0
Eddie Kasko, R (1, 5) OBP: 0.375, SLG: 0.361			0-0 5-3 ①		0-0 5-3 ②		0-0 BB 1B 1-2 1B	SSS 0-3 K ②		4	1	1	0	0	1	2
Larry Jackson, R (1, 1) OBP: 0.333, SLG: 0.231			0-0 F8 ②		BBBB 4-0 BB		0-0 F8 ②	0-0 FC4-6 ③ 1-2f		3	0	0	0	1	0	4
Inning Stats	R: 1 H: 2 E: 0 LOB: 0 K: 0 BB: 0 S: 4 P: 4	R: 0 H: 0 E: 0 LOB: 0 K: 0 BB: 0 S: 3 P: 3	R: 0 H: 1 E: 0 LOB: 0 K: 0 BB: 0 S: 3 P: 3	R: 0 H: 1 E: 0 LOB: 1 K: 0 BB: 0 S: 4 P: 4	R: 1 H: 1 E: 0 LOB: 1 K: 0 BB: 1 S: 4 P: 8	R: 0 H: 0 E: 0 LOB: 1 K: 0 BB: 1 S: 3 P: 7	R: 2 H: 2 E: 0 LOB: 2 K: 0 BB: 2 S: 5 P: 13	R: 1 H: 2 E: 1 LOB: 2 K: 1 BB: 1 S: 7 P: 11		1B: 8 SF: 0 2B: 0 SAC: 0 3B: 0 DP: 1 HR: 1 HBP: 0						

BOTTOM

Chicago Cubs @ St. Louis Cardinals

Sportsman's Park, St. Louis, MO

Tue May 28 1957, 8:05 PM EDT

Att. 8,956 - Unknown

livebaseballscorecards.com

AB	31
R	5
H	9
RBI	4
BB	5
SO	1
LOB	17

WP: 0 PA: 37
PB: 0
SB: 0
CS: 1

PITCHER		IP	WLS	BF	H	R	ER	SO	BB	IBB	HBP	BLK	WP	HR	S	P	ERA	WHIP
Moe Drabowsky, R ERA: 5.86	(1, 1)	6.2	L	29	7	4	4	0	4	0	0	0	0	1	25	41	5.40	1.650
Dick Littlefield, L ERA: 2.76	(7, 1)	0.1		1	0	0	0	0	0	0	0	0	0	0	1	1	0.00	0.000
Jim Brosnan, R ERA: 3.86	(8, 1)	1.0		6	2	1	0	1	1	0	0	0	0	0	7	11	0.00	3.000

PITCHER		IP	WLS	BF	H	R	ER	SO	BB	IBB	HBP	BLK	WP	HR	S	P	ERA	WHIP

Batter	1	2	3	4	5	6	7	8	9	AB	R	H	RBI	BB	SO	LOB
Bobby Morgan, R (1, 4) OBP: 0.412, SLG: 0.372	x 0-0 ① 5-3		x 0-0 ③ F7			S S S 0-3 ③ K		x 0-0 ② F8		4	0	0	0	0	1	0
Bob Speake, L (1, 7) OBP: 0.286, SLG: 0.371	S S S 0-3 ② K			x 0-0 ① F9			x 0-0 ① 3-1	x 0-0 ③ P5		4	0	0	0	0	1	0
14 Ernie Banks, R (1, 5) OBP: 0.327, SLG: 0.407	x 0-0 FC4-6 1B			x 0-0 ② 5-3			x 0-0 HR		x 0-0 ① P4	4	1	2	1	0	0	0
Dale Long, L (1, 3) OBP: 0.374, SLG: 0.479	x 0-0 ③ FC4-6 1-2f			x 0-0 ③ P5			x 0-0 ② F9		x 0-0 ② F5	4	0	0	0	0	0	1
Walt Moryn, L (1, 9) OBP: 0.360, SLG: 0.404		S S S 0-3 ① K			S S S 0-3 ① K		x 0-0 BB 1B 1B		x 0-0 ③ F9	4	1	1	0	0	2	0
Lee Walls, R (1, 8) OBP: 0.286, SLG: 0.337		S S S 0-3 ② K			x 0-0 ② L6		B B B B 4-0 1B 1-2 BB			2	0	0	0	1	1	0
Cal Neeman, R (1, 2) OBP: 0.320, SLG: 0.500		S S S 0-3 ③ K			S S S 0-3 ③ K		x 0-0 FC6-4 1B 1-2 2-H			3	0	1	1	0	2	0
Jack Littrell, R (1, 6) OBP: 0.146, SLG: 0.154			x 0-0 ① P6			x 0-0 ① 6-3	x 0-0 ③ FC6-4 1-2f			3	0	0	0	0	0	2
Don Kaiser, R (1, 1)			x 0-0 ② F7			x 0-0 ② 6-3		S S S 0-3 ① K		1	0	0	0	0	0	0
Casey Wise, S (6, PH) OBP: 0.283, SLG: 0.274										1	0	0	0	0	0	0
Don Elston, R (6, 1)										0	0	0	0	0	0	0
Frank Ernaga, R (8, PH) OBP: 0.571, SLG: 1.417										1	0	0	0	0	1	0
Turk Lown, R (8, 1)										0	0	0	0	0	0	0
Inning Stats	R: 0 E: 0 K: 1 S: 6 H: 1 LOB: 1 BB: 0 P: 6	R: 0 E: 0 K: 3 S: 9 H: 0 LOB: 0 BB: 0 P: 9	R: 0 E: 0 K: 0 S: 3 H: 0 LOB: 0 BB: 0 P: 3	R: 0 E: 0 K: 0 S: 3 H: 0 LOB: 0 BB: 0 P: 3	R: 0 E: 0 K: 2 S: 7 H: 0 LOB: 0 BB: 0 P: 7	R: 0 E: 0 K: 1 S: 5 H: 0 LOB: 0 BB: 0 P: 5	R: 2 E: 0 K: 0 S: 6 H: 3 LOB: 2 BB: 1 P: 10	R: 0 E: 0 K: 1 S: 5 H: 0 LOB: 0 BB: 0 P: 5	R: 0 E: 0 K: 0 S: 3 H: 0 LOB: 0 BB: 0 P: 3	1B: 3 2B: 0 3B: 0 HR: 1	SF: 0 SAC: 0 DP: 0 HBP: 0						

TOP

Chicago Cubs @ Milwaukee Braves

Milwaukee County Stadium, Milwaukee, WI

Wed May 29 1957, 4:33 AM EDT
Att. 10,937 - Unknown

livebaseballscorecards.com

AB	31
R	2
H	4
RBI	2
BB	1
SO	8
LOB	3

WP: 0 PB: 0 SB: 0 CS: 0 PA: 32

PITCHER	IP	WLS	BF	H	R	ER	SO	BB	IBB	HBP	BLK	WP	HR	S	P	ERA	WHIP
Bob Buhl, R (1, 1) ERA: 4.1	9.0	W	32	4	2	2	8	1	0	0	0	0	1	47	51	2.00	0.556
PITCHER	IP	WLS	BF	H	R	ER	SO	BB	IBB	HBP	BLK	WP	HR	S	P	ERA	WHIP

Batter	1	2	3	4	5	6	7	8	9	AB	R	H	RBI	BB	SO	LOB
Danny O'Connell, R (1, 4) OBP: 0.321, SLG: 0.317	L3		SH1-4 1-2		E7 1-3 E 1B		F7	K		4	1	1	0	0	1	1
Felix Mantilla, R (1, 5) OBP: 0.263, SLG: 0.235	WP 1B		6-3		E9 4-3 2-H 3-H 1B		1B 2B			4	1	3	1	0	0	1
Hank Aaron, R (1, 9) OBP: 0.373, SLG: 0.648	F7 1-2		4-3		4-3 2-3		BB 2-H 1B			4	0	1	1	0	0	3
Frank Torre, L (1, 3) OBP: 0.350, SLG: 0.429	FC6-4 BB			4-3	1-3		BB 1-2			2	0	0	0	2	0	1
Bobby Thomson, R (1, 7) OBP: 0.214, SLG: 0.288	FC6-4 1-2f			1B 1B 1B	L6		F8			4	1	1	0	0	0	5
Johnny Logan, R (1, 6) OBP: 0.322, SLG: 0.426		6-3		1B SF9-3-6 1-2 1B		K		K		4	1	1	0	0	2	0
Bill Bruton, L (1, 8) OBP: 0.345, SLG: 0.409		F9 2B		SF9-3-6 1-3 2-H 1B		4-3		1B FC3-6 BB		3	1	2	1	1	0	0
Del Rice, R (1, 2) OBP: 0.333, SLG: 0.375		F9 2-3		SF9-3-6 1-2 3-H		K		FC3-6 1-3 1B		3	0	1	1	0	1	1
Bob Buhl, R (1, 1) OBP: 0.167, SLG: 0.167			SH1-4 1B		E 1B 1B 1B		K	FC3-6 1-2f 3-H		4	1	2	1	0	1	1
Inning Stats	R: 0 E: 0 K: 0 S: 4 H: 1 LOB: 2 BB: 1 P: 8	R: 0 E: 0 K: 0 S: 3 H: 1 LOB: 0 BB: 0 P: 3	R: 0 E: 0 K: 0 S: 4 H: 1 LOB: 1 BB: 0 P: 4	R: 2 E: 0 K: 0 S: 5 H: 3 LOB: 0 BB: 0 P: 5	R: 2 E: 2 K: 0 S: 6 H: 3 LOB: 1 BB: 0 P: 6	R: 0 E: 0 K: 2 S: 7 H: 0 LOB: 0 BB: 0 P: 7	R: 1 E: 0 K: 1 S: 7 H: 2 LOB: 2 BB: 1 P: 11	R: 1 E: 0 K: 2 S: 8 H: 1 LOB: 1 BB: 1 P: 12		1B: 10 2B: 3 3B: 0 HR: 0	SF: 1 SAC: 1 DP: 1 HBP: 0					

BOTTOM

Chicago Cubs @ Milwaukee Braves

Milwaukee County Stadium, Milwaukee, WI

Wed May 29 1957, 4:33 AM EDT

Att. 10,937 - Unknown

livebaseballscorecards.com

AB	32
R	6
H	12
RBI	5
BB	3
SO	5
LOB	13

WP: 1 PB: 0 SB: 0 CS: 0 PA: 37

PITCHER		IP	WLS	BF	H	R	ER	SO	BB	IBB	HBP	BLK	WP	HR	S	P	ERA	WHIP
Don Kaiser, R ERA: 4.3	(1, 1)	5.0	L	23	9	4	3	0	1	0	0	0	1	0	22	26	5.40	2.000
Don Elston, R ERA: 5.68	(6, 1)	2.0		9	2	1	1	3	1	0	0	0	0	0	14	18	4.50	1.500
Turk Lown, R ERA: 2.38	(8, 1)	1.0		5	1	1	1	2	1	0	0	0	0	0	8	12	9.00	2.000

PITCHER	IP	WLS	BF	H	R	ER	SO	BB	IBB	HBP	BLK	WP	HR	S	P	ERA	WHIP

Chicago Cubs @ Milwaukee Braves

Milwaukee County Stadium, Milwaukee, WI

Thu May 30 1957, 4:33 AM EDT

Unknown

TOP

livebaseballscorecards.com

Batter	1	2	3	4	5	6	7	8	9	AB	R	H	RBI	BB	SO	LOB
Bobby Morgan, R (1, 4) OBP: 0.429, SLG: 0.383	FC6 1B		1B		K		1B 1-2 BB		F9	4	0	2	0	1	1	1
Bob Speake, L (1, 7) OBP: 0.284, SLG: 0.364	K		4-3		4-3		1-3 2-H 1B			4	0	1	1	0	1	2
14 Ernie Banks, R (1, 5) OBP: 0.325, SLG: 0.403	F7			1B 1B 1B		K	F7			4	1	1	0	0	1	3
Dale Long, L (1, 3) OBP: 0.370, SLG: 0.469	FC6 1-2f			K		FC4-6 1B		4-3		4	0	1	0	0	1	2
Walt Moryn, L (1, 9) OBP: 0.349, SLG: 0.389		F6		F8		FC4-6 FC5-4 1-2f		F8		4	0	0	0	0	0	2
Lee Walls, R (1, 8) OBP: 0.284, SLG: 0.333		4-3		1B 1-3 1B		FC5-4 1-2f		6-3		4	0	1	0	0	0	1
Cal Neeman, R (1, 2) OBP: 0.318, SLG: 0.492		5-3		FC5-4 1-3 3-H 1B			F7		F4	4	0	1	1	0	0	0
Jack Littrell, R (1, 6) OBP: 0.133, SLG: 0.140			6-3	FC5-4 1-2f			F9		F6	4	0	0	0	0	0	2
Dick Drott, R (1, 1) OBP: 0.211, SLG: 0.211 Frank Ernaga, R (7, PH) OBP: 0.600, SLG: 1.417 Jim Brosnan, R (7, 1) Jim Bolger, R (9, PH) OBP: 0.258, SLG: 0.337			6-3		K		BB 1B BB		1B	2 0 0 1	0 1 0 0	0 0 0 1	0 0 0 0	0 1 0 0	1 0 0 0	0 0 0 0
Inning Stats	R: 0 E: 0 K: 1 S: 6 H: 1 LOB: 1 BB: 0 P: 6	R: 0 E: 0 K: 0 S: 3 H: 0 LOB: 0 BB: 0 P: 3	R: 0 E: 0 K: 0 S: 4 H: 1 LOB: 1 BB: 0 P: 4	R: 1 E: 0 K: 1 S: 8 H: 3 LOB: 2 BB: 0 P: 8	R: 0 E: 0 K: 2 S: 7 H: 0 LOB: 0 BB: 0 P: 7	R: 0 E: 0 K: 1 S: 6 H: 1 LOB: 1 BB: 0 P: 6	R: 1 E: 0 K: 0 S: 4 H: 1 LOB: 2 BB: 2 P: 12	R: 0 E: 0 K: 0 S: 3 H: 0 LOB: 0 BB: 0 P: 3	R: 0 E: 0 K: 0 S: 4 H: 1 LOB: 1 BB: 0 P: 4	1B: 8 2B: 0 3B: 0 HR: 0	SF: 0 SAC: 0 DP: 0 HBP: 0					WP: 0 PB: 0 SB: 0 CS: 0	PA: 37

	AB	35
	R	2
	H	8
	RBI	2
	BB	2
	SO	5
	LOB	13

PITCHER	IP	WLS	BF	H	R	ER	SO	BB	IBB	HBP	BLK	WP	HR	S	P	ERA	WHIP
Ray Crone, R (1, 1) ERA: 4.94	9.0	W	37	8	2	2	5	2	0	0	0	0	0	45	53	2.00	1.111

PITCHER	IP	WLS	BF	H	R	ER	SO	BB	IBB	HBP	BLK	WP	HR	S	P	ERA	WHIP

Batter	1	2	3	4	5	6	7	8	9	AB	R	H	RBI	BB	SO	LOB
Danny O'Connell, R (1, 4) OBP: 0.325, SLG: 0.317	B B B B 4-0 BB		x 0-0 2B 1B	x 0-0 ③ F8		x 0-0 ③ 1-6-3				3	1	1	0	1	0	3
Felix Mantilla, R (1, 5) OBP: 0.261, SLG: 0.286	S S S 0-3 ① K		x 0-0 PB 1-H 1B 2B		x 0-0 ① 6-3		x 0-0 ① 5-3			4	1	1	1	0	1	1
Hank Aaron, R (1, 9) OBP: 0.370, SLG: 0.638	S S S 0-3 ② K		S S S 0-3 ② K		x 0-0 4-3 1B		x 0-0 ② 5-3			4	0	1	0	0	2	2
Frank Torre, L (1, 3) OBP: 0.341, SLG: 0.395	x 0-0 ③ F5		B B B B 4-0 PB 1B BB		x 0-0 ② 4-3 1-2		x 0-0 ③ 4-3			3	0	0	0	1	0	2
Bobby Thomson, R (1, 7) OBP: 0.227, SLG: 0.289		B B B B 4-0 S BB	x 0-0 ③ 1-H 2-H 1B		x 0-0 ③ 4-3			x 0-0 ① 5-3		3	0	1	1	1	0	1
Johnny Logan, R (1, 6) OBP: 0.321, SLG: 0.417		x 0-0 ① F8		B B B 4-0 1B BB		x 0-0 ① 6-3		x 0-0 ② 6-3		3	0	0	0	1	0	1
Bill Bruton, L (1, 8) OBP: 0.349, SLG: 0.430		x 0-0 ② F7	x 0-0 ① F7			x 0-0 HR		B B B B 4-0 HR BB		3	2	1	1	1	0	2
Del Rice, R (1, 2) OBP: 0.360, SLG: 0.550		x 0-0 ③ 5-3 1-2	x 0-0 1-2 1B			S S S 0-3 ② K		x 0-0 1-H HR		4	1	2	2	0	1	1
Ray Crone, R (1, 1) OBP: 0.429, SLG: 0.200			S S S 0-3 ① K	S S S 0-3 ② K		B B B B 4-0 BB		x 0-0 ③ F9		3	0	0	0	1	2	2
Inning Stats	R: 0 E: 0 K: 2 S: 7 H: 0 LOB: 1 BB: 1 P: 11	R: 0 E: 0 K: 0 S: 3 H: 0 LOB: 1 BB: 1 P: 7	R: 2 E: 0 K: 2 S: 9 H: 3 LOB: 2 BB: 1 P: 13	R: 0 E: 0 K: 1 S: 6 H: 1 LOB: 2 BB: 1 P: 10	R: 0 E: 0 K: 0 S: 4 H: 1 LOB: 1 BB: 0 P: 4	R: 1 E: 0 K: 1 S: 6 H: 1 LOB: 1 BB: 1 P: 10	R: 0 E: 0 K: 0 S: 3 H: 0 LOB: 0 BB: 0 P: 3	R: 2 E: 0 K: 0 S: 4 H: 1 LOB: 0 BB: 1 P: 8		1B: 4 2B: 1 3B: 0 HR: 2	SF: 0 SAC: 0 DP: 0 HBP: 0					

PITCHER		IP	WLS	BF	H	R	ER	SO	BB	IBB	HBP	BLK	WP	HR	S	P	ERA	WHIP
Dick Drott, R ERA: 4.01	(1, 1)	6.0	L	28	6	3	3	6	5	0	0	0	0	1	35	55	4.50	1.833
Jim Brosnan, R ERA: 4.42	(7, 1)	2.0		8	1	2	2	0	1	0	0	0	0	1	7	11	9.00	1.000

PITCHER	IP	WLS	BF	H	R	ER	SO	BB	IBB	HBP	BLK	WP	HR	S	P	ERA	WHIP

Chicago Cubs @ Milwaukee Braves

Milwaukee County Stadium, Milwaukee, WI

Thu May 30 1957, 4:33 AM EDT

Unknown

BOTTOM

livebaseballscorecards.com

AB	30
R	5
H	7
RBI	5
BB	6
SO	6
LOB	15

WP: 0 PB: 1 SB: 1 CS: 0 PA: 36

Batter	1	2	3	4	5	6	7	8	9	AB	R	H	RBI	BB	SO	LOB
Bobby Morgan, R (1, 4) OBP: 0.393, SLG: 0.346	6-3	FC6-4 1-2f			K		F2		K	5	0	0	0	0	2	3
Jim Bolger, R (1, 7) OBP: 0.277, SLG: 0.348	E8 BB		14 FC6-4 1B		14 2B 1B 1B		6-3			3	1	2	0	1	0	0
14 Ernie Banks, R (1, 5) OBP: 0.323, SLG: 0.406	F8		FC6-4 4-3 1-2f		1B 1-3 2B		F2			4	1	1	0	0	0	2
Dale Long, L (1, 3) OBP: 0.366, SLG: 0.455	E8 1-H		4-3 1-2		1B BB			P6		3	0	0	0	1	0	2
Frank Ernaga, R (1, 9) OBP: 0.588, SLG: 1.308 Walt Moryn, L (5, PH) OBP: 0.351, SLG: 0.391 (5, 9)		2B 1B BB	F4		G5-4-3 1-3 2-H 3-H 1B			F8		1 2	1 0	0 1	0 2	1 0	0 0	1 0
Lee Walls, R (1, 8) OBP: 0.283, SLG: 0.330		F9		SH1-4 1B 1B	G5-4-3 1-2f			F3		4	1	1	0	0	0	3
Jack Littrell, R (1, 6) OBP: 0.125, SLG: 0.130		F4		SH1-4 1-2		P3			F7	3	0	0	0	0	0	1
Charles Silvera, R (1, 2) OBP: 0.375, SLG: 0.500 Cal Neeman, R (4, 2) OBP: 0.321, SLG: 0.492		1B 1-3 2B		2-H 1B		F7			SH1-4 1B	2 2	0 0	2 1	1 0	0 0	0 0	0 0
Tom Poholsky, R (1, 1) OBP: 0.222, SLG: 0.125 Don Elston, R (5, 1) Dick Littlefield, L (9, 1) OBP: 0.250, SLG: 0.250 Turk Lown, R (9, 1)		FC6-4 2-3 3-H 1B		6-3		K			SH1-4 1-2	2 1 0 0	0 0 0 0	1 0 0 0	1 0 0 0	0 0 0 0	0 1 0 0	0 0 0 0
Inning Stats	R: 0 E: 1 K: 0 S: 3 H: 0 LOB: 1 BB: 1 P: 7	R: 1 E: 0 K: 0 S: 5 H: 2 LOB: 2 BB: 1 P: 9	R: 0 E: 0 K: 0 S: 4 H: 1 LOB: 1 BB: 0 P: 4	R: 1 E: 0 K: 0 S: 4 H: 2 LOB: 0 BB: 0 P: 4	R: 2 E: 0 K: 1 S: 7 H: 3 LOB: 1 BB: 1 P: 11	R: 0 E: 0 K: 1 S: 5 H: 0 LOB: 0 BB: 0 P: 5	R: 0 E: 0 K: 0 S: 3 H: 0 LOB: 0 BB: 0 P: 3	R: 0 E: 0 K: 0 S: 3 H: 0 LOB: 0 BB: 0 P: 3	R: 0 E: 0 K: 1 S: 6 H: 1 LOB: 1 BB: 0 P: 6	1B: 7 2B: 2 3B: 0 HR: 0 SF: 0 SAC: 2 DP: 1 HBP: 0						

PITCHER	IP	WLS	BF	H	R	ER	SO	BB	IBB	HBP	BLK	WP	HR	S	P	ERA	WHIP
Taylor Phillips, L (1, 1) ERA: 4.91	1.2	L	9	2	1	1	0	2	0	0	0	0	0	7	15	5.40	2.400
Red Murff, R (2, 1) ERA: 4.85	3.1		15	6	3	3	1	1	0	0	0	0	0	16	20	8.10	2.100
Gene Conley, R (6, 1) ERA: 3.77	2.0		6	0	0	0	1	0	0	0	0	0	0	8	8	0.00	0.000
Dave Jolly, R (8, 1) ERA:	2.0		7	1	0	0	1	0	0	0	0	0	0	9	9	0.00	0.500

PITCHER	IP	WLS	BF	H	R	ER	SO	BB	IBB	HBP	BLK	WP	HR	S	P	ERA	WHIP

TOP

Chicago Cubs @ Milwaukee Braves

Milwaukee County Stadium, Milwaukee, WI

Thu May 30 1957, 4:38 AM EDT

Att. 35,930 - Unknown

livebaseballscorecards.com

AB	32
R	4
H	9
RBI	4
BB	3
SO	3
LOB	12

WP: 0 PA: 37
PB: 0
SB: 0
CS: 0

Batter	1	2	3	4	5	6	7	8	9	AB	R	H	RBI	BB	SO	LOB
Danny O'Connell, R (1, 4) OBP: 0.323, SLG: 0.315	F8		6-3		1B 2-H 1B		6-3		BB 1-2	4	0	1	1	0	0	0
Eddie Mathews, L (9, PH) OBP: 0.392, SLG: 0.537										0	0	0	0	0	0	0
Joe Adcock, R (9, PH) OBP: 0.354, SLG: 0.562										0	0	0	0	1	0	0
Juan Pizarro, L (9, PR) OBP: 0.250, SLG: 0.500										0	0	0	0	0	0	0
Felix Mantilla, R (1, 5) OBP: 0.286, SLG: 0.280	FC6-4 BB		F8		1B 1-2		4-3		K	4	0	1	0	1	1	3
Hank Aaron, R (1, 9) OBP: 0.367, SLG: 0.629	FC6-4 1B PB 1-2f			K	F9			L1-3 1B		4	0	1	0	0	1	3
Frank Torre, L (1, 3) OBP: 0.354, SLG: 0.390	FC6-4 1-3 1B			L3		HBP 1B BB		F9		3	0	1	0	1	0	1
Bobby Thomson, R (1, 7) OBP: 0.239, SLG: 0.326	FC6-4 1-2f			HR		G5-3 1B 1-2 HBP		L1-3 1-2		3	1	1	1	0	0	3
Johnny Logan, R (1, 6) OBP: 0.313, SLG: 0.405		F8		L5		K			F8	4	0	0	0	0	1	2
Bill Bruton, L (1, 8) OBP: 0.346, SLG: 0.424		F7			5-3	1-2 2-3 1B			4-1	4	0	1	0	0	0	0
Del Crandall, R (1, 2) OBP: 0.344, SLG: 0.435		F6			5-3	G5-3 2-3f			1B	4	0	1	0	0	0	3
Taylor Phillips, L (1, 1) OBP: 0.125, SLG: 0.125			6-3		1B 2B		K		BB 1-3	0	0	0	0	0	0	0
Red Murff, R (2, 1)										1	0	0	0	0	0	0
Andy Pafko, R (5, PH) OBP: 0.250, SLG: 0.222										1	1	1	0	0	0	0
Gene Conley, R (6, 1) OBP: 0.364, SLG: 0.545										0	0	0	0	0	0	0
Dick Cole, R (7, PH) OBP: 0.222, SLG: 0.125										1	0	0	0	0	1	0
Dave Jolly, R (8, 1)										0	0	0	0	0	0	0
Chuck Tanner, L (9, PH) OBP: 0.301, SLG: 0.382										1	0	1	0	0	0	0
Inning Stats	R: 0 E: 0 K: 0 S: 4 H: 1 LOB: 2 BB: 1 P: 8	R: 0 E: 0 K: 0 S: 3 H: 0 LOB: 0 BB: 0 P: 3	R: 0 E: 0 K: 0 S: 3 H: 0 LOB: 0 BB: 0 P: 3	R: 1 E: 0 K: 1 S: 6 H: 1 LOB: 0 BB: 0 P: 6	R: 1 E: 0 K: 0 S: 6 H: 3 LOB: 2 BB: 0 P: 6	R: 0 E: 0 K: 1 S: 5 H: 1 LOB: 2 BB: 1 P: 10	R: 0 E: 0 K: 1 S: 5 H: 0 LOB: 0 BB: 0 P: 5	R: 0 E: 0 K: 0 S: 3 H: 1 LOB: 0 BB: 0 P: 3	R: 0 E: 0 K: 1 S: 7 H: 2 LOB: 3 BB: 1 P: 11	1B: 7 2B: 2 3B: 0 HR: 1 SF: 0 SAC: 0 DP: 2 HBP: 1	WP: 0 PB: 1 SB: 0 CS: 0 PA: 38					

PITCHER	IP	WLS	BF	H	R	ER	SO	BB	IBB	HBP	BLK	WP	HR	S	P	ERA	WHIP
Tom Poholsky, R (1, 1) ERA: 3.45	4.2		20	5	2	2	1	1	0	0	0	0	1	21	25	3.86	1.286
Don Elston, R (5, 1) ERA: 3.48	4.0	W	16	4	0	0	2	1	0	1	0	0	0	18	23	0.00	1.250
Dick Littlefield, L (9, 1) ERA: 2.76	0.0		1	0	0	0	0	1	0	0	0	0	0	0	4	∞	∞
Turk Lown, R (9, 1) ERA: 2.35	0.1	S	1	0	0	0	1	0	0	0	0	0	0	3	3	0.00	0.000

PITCHER	IP	WLS	BF	H	R	ER	SO	BB	IBB	HBP	BLK	WP	HR	S	P	ERA	WHIP

BOTTOM

Chicago Cubs @ Milwaukee Braves

Milwaukee County Stadium, Milwaukee, WI

Thu May 30 1957, 4:38 AM EDT

Att. 35,930 - Unknown

livebaseballscorecards.com

AB	34
R	2
H	9
RBI	2
BB	3
SO	4
LOB	15

Chicago Cubs @ Cincinnati Redlegs

Crosley Field, Cincinnati, OH

Sat Jun 01 1957, 3:33 AM EDT

Att. 9,320 - Unknown

TOP

Batter	1	2	3	4	5	6	7	8	9	AB	R	H	RBI	BB	SO	LOB
Bobby Morgan, R (1, 4) OBP: 0.369, SLG: 0.321	F4	F6		F3		F7			F9	4	0	0	0	0	0	6
Casey Wise, S (8, 4) OBP: 0.280, SLG: 0.271										1	0	0	0	0	0	1
Jim Bolger, R (1, 7) OBP: 0.274, SLG: 0.333	HBP	F5		FC1-6-4 1-2f			F4		F5	4	0	0	0	0	0	6
14 Ernie Banks, R (1, 5) OBP: 0.319, SLG: 0.412	F7		F7		SF8 3B		F6		F1	5	1	1	0	0	0	2
Dale Long, L (1, 3) OBP: 0.354, SLG: 0.442	F5		K		SF8 3-H		4-3			3	0	0	1	0	1	1
Walt Moryn, L (1, 9) OBP: 0.363, SLG: 0.398		BB 1-3 1B E	1B		F7			FC6-4 1B		3	1	2	0	1	0	0
Lee Walls, R (1, 8) OBP: 0.282, SLG: 0.327		1B E 1-3 1-2	F9		4-3			K		4	0	1	0	0	1	2
Cal Neeman, R (1, 2) OBP: 0.312, SLG: 0.477		1-3 1-2 2-3		F7		F3		F2		4	0	0	0	0	0	3
Jack Littrell, R (1, 6) OBP: 0.154, SLG: 0.143		FC6 BB 2-3 3-H		1B		BB		FC6-4 1-2f		3	0	1	0	1	0	2
Dick Littlefield, L (1, 1) OBP: 0.500, SLG: 0.400		BB 1-2		FC1-6-4 1B 1-2		F5			BB	1	0	1	0	1	0	0
Jim Brosnan, R (5, 1)										0	0	0	0	0	0	0
Tom Poholsky, R (5, 1) OBP: 0.200, SLG: 0.111										1	0	0	0	0	0	1
Don Kaiser, R (6, 1)										0	0	0	0	0	0	0
Frank Ernaga, R (9, PH) OBP: 0.611, SLG: 1.308										0	0	0	0	1	0	0
Inning Stats	R: 0 E: 0 K: 0 S: 3 H: 0 LOB: 1 BB: 0 P: 4	R: 1 E: 1 K: 0 S: 5 H: 1 LOB: 3 BB: 2 P: 13	R: 0 E: 0 K: 1 S: 6 H: 1 LOB: 1 BB: 0 P: 6	R: 0 E: 0 K: 0 S: 5 H: 2 LOB: 2 BB: 0 P: 5	R: 1 E: 0 K: 0 S: 4 H: 1 LOB: 0 BB: 0 P: 4	R: 0 E: 0 K: 0 S: 3 H: 0 LOB: 1 BB: 1 P: 7	R: 0 E: 0 K: 0 S: 3 H: 0 LOB: 0 BB: 0 P: 3	R: 0 E: 0 K: 1 S: 6 H: 1 LOB: 1 BB: 0 P: 6	R: 0 E: 0 K: 0 S: 3 H: 0 LOB: 1 BB: 1 P: 7	1B: 5 2B: 0 3B: 1 HR: 0 SF: 1 SAC: 0 DP: 0 HBP: 1						

PITCHER	IP	WLS	BF	H	R	ER	SO	BB	IBB	HBP	BLK	WP	HR	S	P	ERA	WHIP
Hal Jeffcoat, R (1, 1) ERA: 3.0	7.0	W	31	5	2	1	1	3	0	1	0	0	0	29	42	1.29	1.143
Joe Nuxhall, L (8, 1) ERA: 7.56	2.0	S	8	1	0	0	1	1	0	0	0	0	0	9	13	0.00	1.000

PITCHER	IP	WLS	BF	H	R	ER	SO	BB	IBB	HBP	BLK	WP	HR	S	P	ERA	WHIP

AB	33
R	2
H	6
RBI	1
BB	4
SO	2
LOB	24

WP: 0 PA: 39
PB: 0
SB: 0
CS: 0

livebaseballscorecards.com

BOTTOM

Chicago Cubs @ Cincinnati Redlegs

Crosley Field, Cincinnati, OH

Sat Jun 01 1957, 3:33 AM EDT

Att. 9,320 - Unknown

livebaseballscorecards.com

Batter	1	2	3	4	5	6	7	8	9	AB	R	H	RBI	BB	SO	LOB
Johnny Temple, R (1, 4) OBP: 0.455, SLG: 0.413	FC4-6 1B		E1 2B SF8	5-3 HR BB	1B 1B BB	HR 1B; 1-H 2-H 2B		FC6-4 1-3 1B		5	4	4	2	2	0	0
Wally Post, R (1, 9) OBP: 0.324, SLG: 0.459	F8		1-3 1B 2B	5-3 1-2	1-2 2-H 1B HR	1-H HR; 6-3		FC6-4 1-2f		7	3	3	3	0	0	5
Gus Bell, L (1, 8) OBP: 0.333, SLG: 0.457 Joe Nuxhall, L (8, 1) OBP: 0.250, SLG: 0.286	FC4-6 HBP 1-2f		F6	2-H HR	1-2 2-H HR 1B	2B 2B 1B	F7			6 0	3 0	3 0	3 0	0 0	0 0	3 0
Frank Robinson, R (1, 7) (8, 8) OBP: 0.399, SLG: 0.589	1-2 HBP		1B IBB	F5	1-H 2-H HR	F7	HR			4	2	2	4	1	0	1
George Crowe, L (1, 3) OBP: 0.336, SLG: 0.529	K		SF8 3-H	E1 HR; F8		1-3 2B 2B	6-3			5	2	1	1	0	1	2
Ed Bailey, L (1, 2) OBP: 0.478, SLG: 0.617 Jerry Lynch, L (9, 2) OBP: 0.250, SLG: 0.226		CS BB	1-2 2-H 1B	1-H HR; 1B 2B 1B		2B IBB	K			4 0	3 0	3 0	3 0	2 0	1 0	0 0
Don Hoak, R (1, 5) OBP: 0.446, SLG: 0.550		FC6-4 1-2 BB	F8	HR; 2B 1B		1-H 2-H 3-H 2B 2B		FC4-6 1B		5	2	4	4	1	0	2
Roy McMillan, R (1, 6) OBP: 0.345, SLG: 0.320 Bobby Henrich, R (6, PH) (7, 6)	FC6-4 1-2f			6-3	1B SH5-4 BB; 2B	2B BB		FC4-6 1B 1-2f		3 1	1 1	1 0	1 0	1 1	0 0	1 1
Hal Jeffcoat, R (1, 1) OBP: 0.310, SLG: 0.500 Pete Whisenant, R (8, 7) OBP: 0.267, SLG: 0.481	K			HR	SH5-4; K	K		K		4 1	1 0	1 0	1 0	0 1	3 1	5 1
Inning Stats	R: 0 E: 0 K: 1 S: 6 H: 1 LOB: 2 BB: 0 P: 7	R: 0 E: 0 K: 1 S: 4 H: 0 LOB: 1 BB: 2 P: 12	R: 2 E: 1 K: 0 S: 6 H: 2 LOB: 2 BB: 1 P: 10	R: 3 E: 0 K: 0 S: 5 H: 2 LOB: 0 BB: 1 P: 9	R: 9 E: 1 K: 1 S: 14 H: 8 LOB: 2 BB: 2 P: 22	R: 7 E: 0 K: 1 S: 11 H: 6 LOB: 1 BB: 2 P: 19	R: 1 E: 0 K: 1 S: 6 H: 1 LOB: 0 BB: 0 P: 6	R: 0 E: 0 K: 1 S: 7 H: 2 LOB: 2 BB: 0 P: 7		1B: 10 2B: 5 3B: 0 HR: 7	SF: 1 SAC: 1 DP: 0 HBP: 1					

AB	45
R	22
H	22
RBI	22
BB	8
SO	6
LOB	21

PITCHER		IP	WLS	BF	H	R	ER	SO	BB	IBB	HBP	BLK	WP	HR	S	P	ERA	WHIP
Dick Littlefield, L ERA: 4.43	(1, 1)	4.0	L	25	7	8	5	2	3	1	1	0	0	4	24	41	11.25	2.500
Jim Brosnan, R ERA: 6.27	(5, 1)	0.1		5	2	2	2	0	2	0	0	0	0	0	3	11	54.00	12.000
Tom Poholsky, R ERA: 5.29	(5, 1)	1.0		13	9	10	9	1	0	1	0	0	0	2	14	18	81.00	9.000
Don Kaiser, R ERA: 4.5	(6, 1)	2.2		13	4	2	2	3	1	0	0	0	0	1	18	22	6.75	1.875

PITCHER	IP	WLS	BF	H	R	ER	SO	BB	IBB	HBP	BLK	WP	HR	S	P	ERA	WHIP

Batter	1	2	3	4	5	6	7	8	9	AB	R	H	RBI	BB	SO	LOB
Bobby Morgan, R (1, 4) OBP: 0.371, SLG: 0.317	F5	E, 1-2, 1B		BB, 1B		F5			F8	4	0	1	0	1	0	1
Bob Speake, L (1, 7) OBP: 0.291, SLG: 0.366	1B	E5, 1-2, 2-3		14 FC6-4, 1-2, 1B			B3		F9	5	0	2	0	0	0	2
14 Ernie Banks, R (1, 5) OBP: 0.310, SLG: 0.401	K	SF7, 3-H		FC6-4, 1-2f			L4		F7	4	0	0	1	0	1	3
Frank Ernaga, R (1, 9) OBP: 0.500, SLG: 1.000	5-3	K			F9		K			4	0	0	0	0	2	3
Lee Walls, R (1, 8) OBP: 0.281, SLG: 0.324		1B, 2B, 1B	F9		F4			5-3		4	1	1	0	0	0	0
Dale Long, L (1, 3) OBP: 0.359, SLG: 0.439		2B, 1B, 1-2, 1B	K		F5			BB, 1B		3	1	1	0	1	1	0
Cal Neeman, R (1, 2) OBP: 0.317, SLG: 0.477		K	F9			1B		1-2, 1B		4	0	2	0	0	1	2
Jack Littrell, R (1, 6) OBP: 0.161, SLG: 0.170		1B, 1-3, 2-H, 2B		K2-3		K		F9		4	1	1	1	0	2	3
Moe Drabowsky, R (1, 1) OBP: 0.222, SLG: 0.176		E, 1B, 14 SF7, 2-H, 3-H, 1B		1-3		F5		K		2	1	1	2	0	0	0
Don Elston, R (4, 1)										0	0	0	0	0	0	0
Walt Moryn, L (6, PH) OBP: 0.360, SLG: 0.395										1	0	0	0	0	0	1
Dick Littlefield, L (6, 1) OBP: 0.500, SLG: 0.400										0	0	0	0	0	0	0
Jim Bolger, R (8, PH) OBP: 0.271, SLG: 0.330										1	0	0	0	0	1	2
Turk Lown, R (8, 1)										0	0	0	0	0	0	0
Inning Stats	R: 0 E: 0 K: 1 S: 6 H: 1 LOB: 1 BB: 0 P: 6	R: 4 E: 1 K: 2 S: 13 H: 5 LOB: 2 BB: 0 P: 13	R: 0 E: 0 K: 1 S: 5 H: 0 LOB: 0 BB: 0 P: 5	R: 0 E: 0 K: 1 S: 6 H: 1 LOB: 2 BB: 1 P: 10	R: 0 E: 0 K: 0 S: 3 H: 0 LOB: 0 BB: 0 P: 3	R: 0 E: 0 K: 1 S: 6 H: 1 LOB: 1 BB: 0 P: 6	R: 0 E: 0 K: 1 S: 5 H: 0 LOB: 0 BB: 0 P: 5	R: 0 E: 0 K: 1 S: 6 H: 1 LOB: 2 BB: 1 P: 10	R: 0 E: 0 K: 0 S: 3 H: 0 LOB: 0 BB: 0 P: 3	1B: 8 2B: 1 3B: 0 HR: 0 SF: 1 SAC: 0 DP: 0 HBP: 0						

PITCHER		IP	WLS	BF	H	R	ER	SO	BB	IBB	HBP	BLK	WP	HR	S	P	ERA	WHIP
Don Gross, L ERA: 2.18	(1, 1)	1.1		11	6	4	3	2	0	0	0	0	0	0	15	15	20.25	4.500
Warren Hacker, R ERA: 5.24	(2, 1)	0.2		2	0	0	0	1	0	0	0	0	0	0	4	4	0.00	0.000
Art Fowler, R ERA: 4.62	(3, 1)	2.0		8	1	0	0	2	1	0	0	0	0	0	11	15	0.00	1.000
Hersh Freeman, R ERA: 5.06	(5, 1)	5.0	W	18	2	0	0	3	1	0	0	0	0	0	23	27	0.00	0.600

PITCHER	IP	WLS	BF	H	R	ER	SO	BB	IBB	HBP	BLK	WP	HR	S	P	ERA	WHIP

TOP

Chicago Cubs @ Cincinnati Redlegs

Crosley Field, Cincinnati, OH

Sun Jun 02 1957, 3:33 AM EDT

Unknown

livebaseballscorecards.com

AB	36
R	4
H	9
RBI	4
BB	2
SO	8
LOB	17

WP: 0	PA: 39
PB: 0	
SB: 0	
CS: 0	

Batter	1	2	3	4	5	6	7	8	9	AB	R	H	RBI	BB	SO	LOB
Johnny Temple, R (1, 4) OBP: 0.454, SLG: 0.409	6-3	FC5 2-3f		HR 1-2 2-3 BB	FC4-6 1B		F4			4	1	1	0	1	0	2
Bob Thurman, L (1, 9) OBP: 0.400, SLG: 0.881	1B		K	HR 1-H 2-H 3-H	FC4-6 1-2f		1-3			5	1	2	4	0	1	1
Gus Bell, L (1, 8) OBP: 0.330, SLG: 0.450	F7		HBP 1B	F8	K			F5		5	0	1	0	0	1	2
Frank Robinson, R (1, 7) OBP: 0.404, SLG: 0.585	F8		1-2 HBP	2B BB HBP		E 1B		K		3	1	1	0	0	1	1
George Crowe, L (1, 3) OBP: 0.344, SLG: 0.557		HR	F9	BB 1-3 2B		K 1-3		BB		4	1	2	1	1	1	3
Ed Bailey, L (1, 2) OBP: 0.476, SLG: 0.603		F7	3-1	BB IBB		BB		F8		3	0	0	0	2	0	3
Don Hoak, R (1, 5) OBP: 0.442, SLG: 0.538		F8		5-3 1-2 3-H BB		F2				3	0	0	1	1	0	2
Roy McMillan, R (1, 6) OBP: 0.349, SLG: 0.328		FC5 BB HBP		BB HR 2B K		L9				3	1	1	0	0	1	5
Don Gross, L (1, 1) OBP: 0.150, SLG: 0.111 Warren Hacker, R (2, 1) OBP: 0.250, SLG: 0.143 Jerry Lynch, L (2, PH) OBP: 0.273, SLG: 0.226 Art Fowler, R (3, 1) Art Schult, R (4, PH) OBP: 0.300, SLG: 0.345 Hersh Freeman, R (5, 1)		1-2 BB		HR BB HBP	K		F3			0 0 0 0 0 2	0 0 0 0 1 0	0 0 0 0 0 0	0 0 0 0 0 0	0 0 0 0 0 0	0 0 1 0 0 1	0 0 0 0 0 0
Inning Stats	R: 0 E: 0 K: 0 S: 4 H: 1 LOB: 1 BB: 0 P: 4	R: 1 E: 0 K: 0 S: 4 H: 1 LOB: 2 BB: 1 P: 9	R: 0 E: 0 K: 1 S: 6 H: 1 LOB: 2 BB: 0 P: 7	R: 5 E: 0 K: 1 S: 8 H: 3 LOB: 3 BB: 3 P: 22	R: 0 E: 0 K: 2 S: 8 H: 1 LOB: 1 BB: 0 P: 8	R: 0 E: 1 K: 1 S: 6 H: 1 LOB: 2 BB: 1 P: 10	R: 0 E: 0 K: 0 S: 3 H: 0 LOB: 0 BB: 0 P: 3	R: 0 E: 0 K: 1 S: 5 H: 0 LOB: 1 BB: 1 P: 9		1B: 4 2B: 2 3B: 0 HR: 2 SF: 0 SAC: 0 DP: 0 HBP: 4						

PITCHER		IP	WLS	BF	H	R	ER	SO	BB	IBB	HBP	BLK	WP	HR	S	P	ERA	WHIP
Moe Drabowsky, R ERA: 6.56	(1, 1)	3.2	L	25	6	6	6	1	3	1	4	0	0	2	19	39	14.73	2.455
Don Elston, R ERA: 3.09	(4, 1)	1.1		5	1	0	0	3	0	0	0	0	0	0	11	11	0.00	0.750
Dick Littlefield, L ERA: 4.03	(6, 1)	2.0		8	1	0	0	1	1	0	0	0	0	0	9	13	0.00	1.000
Turk Lown, R ERA: 2.25	(8, 1)	1.0		4	0	0	0	1	1	0	0	0	0	0	5	9	0.00	1.000

PITCHER	IP	WLS	BF	H	R	ER	SO	BB	IBB	HBP	BLK	WP	HR	S	P	ERA	WHIP

BOTTOM

Chicago Cubs @ Cincinnati Redlegs

Crosley Field, Cincinnati, OH

Sun Jun 02 1957, 3:33 AM EDT

Unknown

livebaseballscorecards.com

AB	32
R	6
H	8
RBI	6
BB	6
SO	6
LOB	19

WP: 0 PA: 42
PB: 0
SB: 0
CS: 0

Batter	1	2	3	4	5	6	7	8	9	AB	R	H	RBI	BB	SO	LOB
Bobby Morgan, R (1, 4) OBP: 0.387, SLG: 0.344	BBBB 4-0 2B BB	x 0-0 F8 ③		x 0-0 F7 ②		x 0-0 WP 1-3 2B		x 0-0 14 FC5-4 1B		4	1	2	0	1	0	1
Bob Speake, L (1, 7) OBP: 0.321, SLG: 0.392	x 0-0 1-H 2B		BBBB 4-0 1B 2B BB	x 0-0 14 E 14 S 1B		BBBB 4-0 WP BB		x 0-0 F8 ②		3	1	2	1	2	0	1
14 Ernie Banks, R (1, 5) OBP: 0.301, SLG: 0.391	x 0-0 F6 ①		x 0-0 F7 ①	x 0-0 F6 ③ 1-3		x 0-0 SF8 ② 3-H		x 0-0 FC5-4 ③ 1-2f		4	0	0	1	0	0	4
Walt Moryn, L (1, 9) OBP: 0.362, SLG: 0.390	BBBB 4-0 BB		x 0-0 2B SF9 1-2 1B		SSS 0-3 K ①	SSS 0-3 K ③ 1-2 2-3			x 0-0 F7 ①	4	1	1	0	1	2	3
Dale Long, L (1, 3) OBP: 0.360, SLG: 0.441	SSS 0-3 K ②		x 0-0 SF9 1-3 2-H 2B		BBBB 4-0 FC6-4 BB		x 0-0 F8 ①		x 0-0 F7 ②	4	0	1	1	1	1	2
Lee Walls, R (1, 8) OBP: 0.286, SLG: 0.322	x 0-0 1-3 ③		IIII 4-0 FC6-4 IBB		x 0-0 F8 ②		x 0-0 S 1B		x 0-0 F8 ③	4	0	1	0	1	0	3
Cal Neeman, R (1, 2) OBP: 0.308, SLG: 0.467		x 0-0 F8 ①	x 0-0 SF9 ② 2-3 3-H		x 0-0 FC6-4 ③ 1-2f		SSS 0-3 K ② 1-3			3	0	0	1	0	1	2
Jack Littrell, R (1, 6) OBP: 0.167, SLG: 0.175		x 0-0 1B	x 0-0 FC6-4 ③ 1-2f			x 0-0 6-3 ①	x 0-0 6-3 ③			4	0	1	0	0	0	3
Bob Rush, R (1, 1) OBP: 0.211, SLG: 0.222 Jerry Kindall, R (6, PR) OBP: 0.357, SLG: 0.250 Don Elston, R (6, 1)		SSS 0-3 K ②	SSS 0-3 K ①			BBBB 4-0 2B 14 SF8 BB		SSS 0-3 K ①		2 0 1	0 1 0	0 0 0	0 0 0	1 0 0	2 0 1	1 0 0
Inning Stats	R: 1 E: 0 K: 1 S: 6 H: 1 LOB: 2 BB: 2 P: 14	R: 0 E: 0 K: 1 S: 6 H: 1 LOB: 1 BB: 0 P: 6	R: 2 E: 0 K: 0 S: 5 H: 2 LOB: 2 BB: 2 P: 13	R: 0 E: 0 K: 1 S: 6 H: 1 LOB: 1 BB: 0 P: 6	R: 0 E: 0 K: 1 S: 5 H: 0 LOB: 1 BB: 1 P: 9	R: 1 E: 0 K: 1 S: 6 H: 1 LOB: 2 BB: 2 P: 14	R: 0 E: 0 K: 1 S: 6 H: 1 LOB: 1 BB: 0 P: 6	R: 0 E: 0 K: 1 S: 6 H: 1 LOB: 1 BB: 0 P: 6	R: 0 E: 0 K: 0 S: 3 H: 0 LOB: 0 BB: 0 P: 3	1B: 5 2B: 3 3B: 0 HR: 0 SF: 2 SAC: 0 DP: 0 HBP: 0						

TOP

Chicago Cubs @ Cincinnati Redlegs

Crosley Field, Cincinnati, OH

Sun Jun 02 1957, 3:38 AM EDT

Att. 26,664 - Unknown

livebaseballscorecards.com

AB	33
R	4
H	8
RBI	4
BB	7
SO	7
LOB	20

WP: 1 PB: 0 SB: 3 CS: 0 PA: 42

PITCHER		IP	WLS	BF	H	R	ER	SO	BB	IBB	HBP	BLK	WP	HR	S	P	ERA	WHIP
Johnny Klippstein, R ERA: 6.38	(1, 1)	5.1	L	29	6	4	4	4	6	1	0	0	0	0	30	58	6.75	2.250
Brooks Lawrence, R ERA: 4.46	(6, 1)	0.2		2	0	0	0	1	0	0	0	0	1	0	4	4	0.00	0.000
Raul Sanchez, R ERA: 4.15	(7, 1)	2.0		8	2	0	0	2	0	0	0	0	0	0	12	12	0.00	1.000
Joe Nuxhall, L ERA: 7.27	(9, 1)	1.0		3	0	0	0	0	0	0	0	0	0	0	3	3	0.00	0.000

PITCHER	IP	WLS	BF	H	R	ER	SO	BB	IBB	HBP	BLK	WP	HR	S	P	ERA	WHIP

BOTTOM

Chicago Cubs @ Cincinnati Redlegs

Crosley Field, Cincinnati, OH

Sun Jun 02 1957, 3:38 AM EDT

Att. 26,664 - Unknown

livebaseballscorecards.com

Batter	1	2	3	4	5	6	7	8	9	AB	R	H	RBI	BB	SO	LOB
Johnny Temple, R (1, 4) OBP: 0.452, SLG: 0.404 Ed Bailey, L (8, PH) OBP: 0.479, SLG: 0.603 Bobby Henrich, R (8, PR) (9, 6)	4-3		1-3			BBBB 4-0 FC4-6 BB		BBBB 4-0 1B 1-2 BB		2	0	0	0	1	0	0
										0	0	0	0	1	0	0
										0	0	0	0	0	0	0
Bob Thurman, L (1, 9) OBP: 0.388, SLG: 0.826 Joe Nuxhall, L (9, 1) OBP: 0.250, SLG: 0.286	F8			F8		FC4-6 1-2f		1B 1-2 2-H		4	0	1	1	0	0	1
										0	0	0	0	0	0	0
Gus Bell, L (1, 8) OBP: 0.323, SLG: 0.440	F8			F6		F9		4-3		4	0	0	0	0	0	3
Frank Robinson, R (1, 7) OBP: 0.401, SLG: 0.577		2B SF7 1B		F5			F6		6-3	4	1	1	0	0	0	0
George Crowe, L (1, 3) OBP: 0.342, SLG: 0.556		FC6-5 1-3 2B			F8		F5		G3	4	0	1	0	0	0	0
Smoky Burgess, L (1, 2) OBP: 0.344, SLG: 0.458		SF7 3-H			4-3		F8		BBBB 4-0 BB	2	0	0	1	1	0	0
Don Hoak, R (1, 5) OBP: 0.438, SLG: 0.527		FC6-5 CS 2-3			BBBB 4-0 BB			F3	5-3	3	0	0	0	1	0	2
Roy McMillan, R (1, 6) OBP: 0.344, SLG: 0.323 Art Schult, R (8, PH) OBP: 0.290, SLG: 0.333 Alex Grammas, R (9, 4) OBP: 0.333, SLG: 0.167		CS 1-2	SSS K		F5			6-3		2	0	0	0	0	1	1
										1	0	0	0	0	0	0
										0	0	0	0	0	0	0
Johnny Klippstein, R (1, 1) OBP: 0.071, SLG: 0.071 Brooks Lawrence, R (6, 1) OBP: 0.174, SLG: 0.182 Jerry Lynch, L (6, PH) OBP: 0.265, SLG: 0.219 Raul Sanchez, R (7, 1) OBP: 0.333, SLG: 0.333 Wally Post, R (8, PH) OBP: 0.327, SLG: 0.459 (9, 9)			F8			SSS 0-3 K		BBBB 4-0 BB 1B BB		1	0	0	0	0	0	0
										0	0	0	0	0	0	0
										1	0	0	0	0	1	0
										0	0	0	0	0	0	0
										0	1	0	0	1	0	0
Inning Stats	R: 0 E: 0 K: 0 S: 3 H: 0 LOB: 0 BB: 0 P: 3	R: 1 E: 0 K: 0 S: 4 H: 2 LOB: 0 BB: 0 P: 4	R: 0 E: 0 K: 1 S: 5 H: 0 LOB: 0 BB: 0 P: 5	R: 0 E: 0 K: 0 S: 3 H: 0 LOB: 0 BB: 0 P: 3	R: 0 E: 0 K: 0 S: 3 H: 0 LOB: 1 BB: 1 P: 7	R: 0 E: 0 K: 1 S: 5 H: 0 LOB: 1 BB: 1 P: 9	R: 0 E: 0 K: 0 S: 3 H: 0 LOB: 0 BB: 0 P: 3	R: 1 E: 0 K: 0 S: 4 H: 1 LOB: 2 BB: 2 P: 12	R: 0 E: 0 K: 0 S: 3 H: 0 LOB: 1 BB: 1 P: 7	1B: 2 2B: 1 3B: 0 HR: 0	SF: 1 SAC: 0 DP: 0 HBP: 0					

	AB	28
	R	2
	H	3
	RBI	2
	BB	5
	SO	2
	LOB	7

PITCHER		IP	WLS	BF	H	R	ER	SO	BB	IBB	HBP	BLK	WP	HR	S	P	ERA	WHIP
Bob Rush, R ERA: 5.57	(1, 1)	5.0	W	17	2	1	1	1	1	0	0	0	0	0	18	22	1.80	0.600
Don Elston, R ERA: 2.87	(6, 1)	4.0	S	17	1	1	1	1	4	0	0	0	0	0	15	31	2.25	1.250

PITCHER	IP	WLS	BF	H	R	ER	SO	BB	IBB	HBP	BLK	WP	HR	S	P	ERA	WHIP

Chicago Cubs @ Brooklyn Dodgers

Ebbets Field, Brooklyn, NY

Tue Jun 04 1957, 7:05 PM EDT

Att. 9,300 - Unknown

TOP

livebaseballscorecards.com

Batter	1	2	3	4	5	6	7	8	9	AB	R	H	RBI	BB	SO	LOB
Bobby Morgan, R (1, 4) OBP: 0.388, SLG: 0.338	C S F S 0-3 ① K		C X 0-1 ③ F7			C B F B B B 4-2 HR BB		C X 0-1 14 HR S 1B	F B S X 1-2 ② F4	4	2	1	0	1	1	2
Bob Speake, L (1, 7) OBP: 0.337, SLG: 0.429	B B B B 4-0 BB			C B B B C F X 3-2 ① F9		B C F B B X 3-2 1-H HR		B B B C B 4-1 1-2 14 HR BB	C F B B S 2-3 ③ K	3	2	1	2	2	1	2
14 Ernie Banks, R (1, 5) OBP: 0.300, SLG: 0.406	L S B S 1-3 ② K			F S S 0-3 ② K		B B C X 2-1 ① F8		X 0-0 1-H 2-H HR		4	1	1	3	0	2	1
Lee Walls, R (1, 8) OBP: 0.285, SLG: 0.314	F B S B X 2-2 ③ F4			B B C B B 4-1 WP BB		B C B X 2-1 ② 6-3		X 0-0 ② L6		3	0	0	0	1	0	1
Frank Ernaga, R (1, 9) OBP: 0.462, SLG: 0.905		B C B C S 2-3 ① K		C B C B B S 3-3 ③ K 1-2		C B C B B C S 3-3 ③ K		X 0-0 2B		4	0	1	0	0	3	1
Dale Long, L (1, 3) OBP: 0.357, SLG: 0.430		C B S B B F C 3-3 ② K			B B C B B 4-1 BB		C B X 1-1 ① F2	B C X 1-1 ③ G3		3	0	0	0	1	1	1
Cal Neeman, R (1, 2) OBP: 0.300, SLG: 0.453		C B S F S 1-3 ③ K			B C B S X 2-2 ① F8		C S B C 1-3 ② K		B S B B X 3-1 ① F8	4	0	0	0	0	2	1
Jack Littrell, R (1, 6) OBP: 0.159, SLG: 0.167 Jim Bolger, R (9, PH) OBP: 0.278, SLG: 0.337			C B B S S S 2-3 ① K		C X 0-1 ② F7		B B C X 2-1 ③ 5-3		C B F X 1-2 1B 1B	3 1	0 0	0 1	0 0	0 0	1 0	1 0
Dick Drott, R (1, 1) OBP: 0.200, SLG: 0.200 Jim Brosnan, R (3, 1) Jerry Kindall, R (8, PH) OBP: 0.333, SLG: 0.231 Tom Poholsky, R (8, 1) OBP: 0.200, SLG: 0.111 Walt Moryn, L (9, PH) OBP: 0.366, SLG: 0.395 Casey Wise, S (9, PR) OBP: 0.280, SLG: 0.271			F B X 1-1 ② F7		C B F B C 2-3 ③ K			C C B F S 1-3 ① K	C C B F F B B X 3-2 1-2 1B	1 1 1 0 1 0	0 0 0 0 0 0	0 0 0 0 1 0	0 0 0 0 0 0	0 1 0 0 0 0	0 1 1 0 0 0	0 1 0 0 0 0
Inning Stats	R: 0 E: 0 K: 2 S: 10 H: 0 LOB: 1 BB: 1 P: 17	R: 0 E: 0 K: 3 S: 11 H: 0 LOB: 0 BB: 0 P: 17	R: 0 E: 0 K: 1 S: 7 H: 0 LOB: 0 BB: 0 P: 10	R: 0 E: 0 K: 2 S: 11 H: 0 LOB: 1 BB: 1 P: 21	R: 0 E: 0 K: 1 S: 9 H: 0 LOB: 1 BB: 1 P: 17	R: 2 E: 0 K: 1 S: 12 H: 1 LOB: 0 BB: 1 P: 26	R: 0 E: 0 K: 1 S: 7 H: 0 LOB: 0 BB: 0 P: 11	R: 3 E: 0 K: 1 S: 12 H: 3 LOB: 1 BB: 1 P: 18	R: 0 E: 0 K: 1 S: 16 H: 2 LOB: 2 BB: 0 P: 26	1B: 3 2B: 1 3B: 0 HR: 2	SF: 0 SAC: 0 DP: 0 HBP: 0				WP: 1 PB: 0 SB: 1 CS: 0	PA: 38	

	AB	33
	R	5
	H	6
	RBI	5
	BB	5
	SO	13
	LOB	11

PITCHER		IP	WLS	BF	H	R	ER	SO	BB	IBB	HBP	BLK	WP	HR	S	P	ERA	WHIP
Sandy Koufax, L ERA: 2.9	(1, 1)	7.2	W	32	4	5	5	12	5	0	0	0	1	2	77	134	5.87	1.174
Clem Labine, R ERA: 1.67	(8, 1)	1.1	S	6	2	0	0	1	0	0	0	0	0	0	18	29	0.00	1.500

PITCHER		IP	WLS	BF	H	R	ER	SO	BB	IBB	HBP	BLK	WP	HR	S	P	ERA	WHIP

Chicago Cubs @ Brooklyn Dodgers

Ebbets Field, Brooklyn, NY

Tue Jun 04 1957, 7:05 PM EDT

Att. 9,300 - Unknown

livebaseballscorecards.com

BOTTOM

Batter	1	2	3	4	5	6	7	8	9	AB	R	H	RBI	BB	SO	LOB
Sandy Amoros, L (1, 7)	B B C X 2-1 F5 ①	C B F B B B 4-2 BB		C B B C X 2-2 4-3 ①		B X 1-0 F8 ①		C C B S 1-3 K2-3 ③		4	0	0	0	1	1	0
Carl Furillo, R (9, 9) OBP: 0.377, SLG: 0.481										0	0	0	0	0	0	0
Jim Gilliam, S (1, 4) OBP: 0.310, SLG: 0.335	C B B B B 4-1 S E BB BB	B X 1-0 G3 ③		B C B F X 2-2 4-3 ②		X 0-0 WP 1B				3	1	1	0	1	0	1
Duke Snider, L (1, 8) OBP: 0.343, SLG: 0.516	B B B B B 4-0 S 2B 1-2 BB		X 0-0 HR	C B C F B F S 2-3 K ③		C F B B B F F B 4-2 FC5-4 ② 1-2 BB				2	2	1	1	2	1	0
Gino Cimoli, R (1, 9) (9, 7) OBP: 0.359, SLG: 0.511	B B B C C F S 3-3 K ②		B B B C F B 4-2 2B 1B BB		B F B X 3-1 L7 ①	B F X 1-1 FC5-4 ③ 1-2f				3	1	0	0	1	1	3
Gil Hodges, R (1, 3) OBP: 0.427, SLG: 0.583	C B B B B B 4-1 2B 1-3 2-H BB		S X 0-1 1B 1-3 2B		C B X 1-1 HR		C B B C X 2-2 6-3 ①			3	3	2	1	1	0	0
Roy Campanella, R (1, 2) OBP: 0.306, SLG: 0.491	C B B B X 3-1 1-H 3-H 2B	H 1-0 G5-4-3 1B HBP		B C B S X 2-2 BB 1B		B C B C S 2-3 K ②				1	0	1	2	0	0	0
Carl Erskine, R (3, PR)										0	0	0	0	0	0	0
Joe Pignatano, R (4, 2) OBP: 0.500, SLG: 0.500										2	0	1	0	0	1	0
Charlie Neal, R (1, 5) OBP: 0.370, SLG: 0.349	B C S S 1-3 K ③		F F X 0-2 G5-4-3 1-2 2-H 3-H 1B		B B B B 4-0 1-2 BB	X 0-0 4-3 ③				3	0	1	2	1	1	1
Don Zimmer, R (1, 6) OBP: 0.259, SLG: 0.329		F F B C 1-3 K ①	S X 0-1 G5-4-3 ① ② 1-2f 2-3		B F X 1-1 F8 ②			X 0-0 4-3 ①		4	0	0	0	0	1	4
Sandy Koufax, R (1, 1)		C B S S 1-3 K ②	B B C B C C 3-3 K ③		F B X 1-1 L4 ③			X 0-0 5-3 ②		3	0	0	0	0	2	4
Clem Labine, R (8, 1) OBP: 0.091, SLG: 0.091										1	0	0	0	0	0	0
Inning Stats	R: 3 E: 0 K: 2 S: 13 H: 1 LOB: 1 BB: 3 P: 34	R: 0 E: 0 K: 2 S: 9 H: 0 LOB: 1 BB: 1 P: 16	R: 3 E: 0 K: 1 S: 13 H: 3 LOB: 2 BB: 1 P: 21	R: 0 E: 0 K: 1 S: 11 H: 0 LOB: 0 BB: 0 P: 17	R: 1 E: 0 K: 0 S: 11 H: 2 LOB: 2 BB: 1 P: 23	R: 0 E: 0 K: 0 S: 8 H: 1 LOB: 1 BB: 1 P: 14	R: 0 E: 0 K: 1 S: 7 H: 0 LOB: 0 BB: 0 P: 11	R: 0 E: 0 K: 1 S: 5 H: 0 LOB: 0 BB: 0 P: 6		1B: 3 2B: 2 3B: 0 HR: 2	SF: 0 SAC: 0 DP: 1 HBP: 1					

	AB	29
	R	7
	H	7
	RBI	6
	BB	7
	SO	8
	LOB	13

WP: 1 PB: 0 SB: 3 CS: 0 PA: 37

PITCHER		IP	WLS	BF	H	R	ER	SO	BB	IBB	HBP	BLK	WP	HR	S	P	ERA	WHIP
Dick Drott, R	(1, 1)	2.0	L	16	4	6	6	4	5	0	1	0	0	1	30	63	27.00	4.500
ERA: 4.77																		
Jim Brosnan, R	(3, 1)	5.0		18	3	1	1	3	2	0	0	0	1	1	42	73	1.80	1.000
ERA: 5.32																		
Tom Poholsky, R	(8, 1)	1.0		3	0	0	0	1	0	0	0	0	0	0	5	6	0.00	0.000
ERA: 5.13																		

PITCHER	IP	WLS	BF	H	R	ER	SO	BB	IBB	HBP	BLK	WP	HR	S	P	ERA	WHIP

Batter	1	2	3	4	5	6	7	8	9	AB	R	H	RBI	BB	SO	LOB
Bobby Morgan, R (1, 4) OBP: 0.369, SLG: 0.319	C X 0-1 ① 6-3		X 0-0 ③ F2			B S F C 1-3 ① K		F B B S S 2-3 ③ K		4	0	0	0	0	2	0
Bob Speake, L (1, 7) OBP: 0.333, SLG: 0.420	X 0-0 L4-6, 14 1B 1B			B X 1-0 ① 5-3		S B C B X 2-2 ② F7			C X 0-1 ① F8	4	0	1	0	0	0	0
14 Ernie Banks, R (1, 5) OBP: 0.310, SLG: 0.411	B C B X 2-1 1-2 1B			X 0-0 ② F8		X 0-0 1B			B B B C C F B 4-2 E BB	3	0	2	0	1	0	0
Walt Moryn, L (1, 9) OBP: 0.356, SLG: 0.383	X 0-0 ② ③ L4-6 2-3			B F B B F S 3-3 ③ K		X 0-0 ③ F7			F S F B B B B F X 3-2 ② L6 1-2	4	0	0	0	0	1	4
Dale Long, L (1, 3) OBP: 0.354, SLG: 0.424		F S B F B X 2-2 ① 6-3			B B B C C X 3-2 ① 1B		X 0-0 ① F2		B C B S X 2-2 ③ 6-3	4	0	1	0	0	0	1
Lee Walls, R (1, 8) OBP: 0.278, SLG: 0.306		B B C X 2-1 ② F8			B X 1-0 ② 5-3		F C B C 1-3 ② K			3	0	0	0	0	1	0
Cal Neeman, R (1, 2) OBP: 0.301, SLG: 0.451		B F X 1-1 ③ 6-3			X 0-0 WP 1B		C S C 0-3 ③ K			3	0	1	0	0	1	0
Jack Littrell, R (1, 6) OBP: 0.167, SLG: 0.161			C F F B S 1-3 ① K		B B I I 4-0 1-2 IBB			S C F S 0-3 ① K		2	0	0	0	1	2	0
Don Kaiser, R (1, 1) Jim Bolger, R (8, PH) OBP: 0.275, SLG: 0.333 Dick Littlefield, L (8, 1) OBP: 0.500, SLG: 0.400 Don Elston, R (8, 1) Turk Lown, R (8, 1)			C B B S F S 2-3 ② K		C B C X 1-2 ③ 4-3			B S F S 1-3 ② K		2	0	0	0	0	1	2
										1	0	0	0	0	1	0
										0	0	0	0	0	0	0
										0	0	0	0	0	0	0
										0	0	0	0	0	0	0
Inning Stats	R: 0 E: 0 K: 0 S: 6 H: 2 LOB: 1 BB: 0 P: 8	R: 0 E: 0 K: 0 S: 8 H: 0 LOB: 0 BB: 0 P: 13	R: 0 E: 0 K: 2 S: 9 H: 0 LOB: 0 BB: 0 P: 12	R: 0 E: 0 K: 1 S: 5 H: 0 LOB: 0 BB: 0 P: 9	R: 0 E: 0 K: 0 S: 8 H: 2 LOB: 2 BB: 1 P: 17	R: 0 E: 0 K: 1 S: 8 H: 1 LOB: 1 BB: 0 P: 11	R: 0 E: 0 K: 2 S: 7 H: 0 LOB: 0 BB: 0 P: 8	R: 0 E: 0 K: 3 S: 10 H: 0 LOB: 0 BB: 0 P: 13	R: 0 E: 1 K: 0 S: 13 H: 0 LOB: 1 BB: 1 P: 22	1B: 5 2B: 1 3B: 0 HR: 0	SF: 0 SAC: 0 DP: 1 HBP: 0					

TOP

Chicago Cubs @ Brooklyn Dodgers

Roosevelt Stadium, St. Louis, MO

Wed Jun 05 1957, 3:33 AM EDT

Att. 9,712 - Unknown

livebaseballscorecards.com

AB	30
R	0
H	5
RBI	0
BB	2
SO	9
LOB	7

WP: 1 PB: 0 SB: 0 CS: 0 PA: 32

PITCHER	IP	WLS	BF	H	R	ER	SO	BB	IBB	HBP	BLK	WP	HR	S	P	ERA	WHIP
Don Drysdale, R (1, 1) ERA: 2.13	9.0	W	32	5	0	0	9	1	1	0	0	1	0	74	113	0.00	0.667

Batter	1	2	3	4	5	6	7	8	9	AB	R	H	RBI	BB	SO	LOB
Sandy Amoros, L (1, 7) OBP: 0.425, SLG: 0.431	S C C 0-3 ① K		B X 1-0 ③ 4-3			X 0-0 ① F8		C S B X 1-2 ② 4-3		4	0	0	0	0	1	0
Jim Gilliam, S (1, 4) OBP: 0.319, SLG: 0.337	L B F B B B 4-2 G1-6-3 BB			B L X 1-1 ① 4-3		B C B B F B 4-2 1B SF9 BB		C B B C X 2-2 3B 1B		2	2	1	0	2	0	0
Duke Snider, L (1, 8) OBP: 0.351, SLG: 0.534	C B X 1-1 ② ③ G1-6-3 1-2f			X 0-0 CS 1B		X 0-0 1-3 1B		F B F B F X 2-2 1-H 1B 3B		4	1	3	1	0	0	1
Gino Cimoli, R (1, 9) OBP: 0.362, SLG: 0.514		B S B S X 2-2 FC8-4 1B 1B		C C F B C 1-3 ② K		F X 0-1 ② SF9 3-H		S S F B F B X 2-2 1B 1B 1B 3-H		3	1	2	2	0	1	1
Gil Hodges, R (1, 3) OBP: 0.434, SLG: 0.593		B B C F X 2-2 FC8-4 1B 1-2		C B 1-1 ③ CS 1-2	B B F L F B X 3-2 2B	C F B X 1-2 ③ F8		C B C F X 1-2 WP 1B 1B 1-2		4	0	3	0	0	0	1
Roy Campanella, R (1, 2) OBP: 0.304, SLG: 0.482		B B F X 2-1 ① FC8-4 G4-6-3 1-2f 2-3			B C F S 1-3 ① K		B X 1-0 ① 6-3	C B B B S X 3-2 WP 1B 1-2 2-H		4	0	1	1	0	1	3
Charlie Neal, R (1, 5) OBP: 0.364, SLG: 0.343		B B X 2-0 ② ③ G4-6-3 1-2f			X 0-0 FC5-4 1B		C B F B X 2-2 E6 G1-4-3	C B B B C F S 3-3 ③ K 1-2 2-3		4	0	1	0	0	1	4
Don Zimmer, R (1, 6) OBP: 0.254, SLG: 0.323			X 0-0 ① L8		X 0-0 ② F9		S F B X 1-2 ② ③ G1-4-3 1-2f			3	0	0	0	0	0	3
Don Drysdale, R (1, 1)			B F F C 1-3 ② K		S X 0-1 ③ FC5-4 1-2f			C F F X 0-2 ① F8		3	0	0	0	0	1	2
Inning Stats	R: 0 E: 0 K: 1 S: 7 H: 0 LOB: 0 BB: 1 P: 12	R: 0 E: 0 K: 0 S: 9 H: 2 LOB: 1 BB: 0 P: 17	R: 0 E: 0 K: 1 S: 5 H: 0 LOB: 0 BB: 0 P: 7	R: 0 E: 0 K: 1 S: 8 H: 1 LOB: 0 BB: 0 P: 11	R: 0 E: 0 K: 1 S: 11 H: 2 LOB: 2 BB: 0 P: 15	R: 1 E: 0 K: 0 S: 9 H: 1 LOB: 1 BB: 1 P: 14	R: 0 E: 1 K: 0 S: 7 H: 0 LOB: 0 BB: 0 P: 11	R: 3 E: 0 K: 1 S: 30 H: 5 LOB: 2 BB: 0 P: 44		1B: 9 2B: 1 3B: 1 HR: 0	SF: 1 SAC: 0 DP: 3 HBP: 0					

Chicago Cubs @ Brooklyn Dodgers

Roosevelt Stadium, St. Louis, MO

Wed Jun 05 1957, 3:33 AM EDT

Att. 9,712 - Unknown

BOTTOM

livebaseballscorecards.com

AB	31
R	4
H	11
RBI	4
BB	2
SO	5
LOB	15

WP: 1 PB: 0 SB: 0 CS: 1 PA: 35

PITCHER		IP	WLS	BF	H	R	ER	SO	BB	IBB	HBP	BLK	WP	HR	S	P	ERA	WHIP
Don Kaiser, R ERA: 3.92	(1, 1)	7.0	L	26	6	1	1	4	2	0	0	0	0	0	56	87	1.29	1.143
Dick Littlefield, L ERA: 4.7	(8, 1)	0.2		4	2	2	2	0	0	0	0	0	0	0	14	19	27.00	3.000
Don Elston, R ERA: 3.45	(8, 1)	0.0		3	3	1	1	0	0	0	0	0	0	0	12	18	∞	∞
Turk Lown, R ERA: 2.22	(8, 1)	0.1		1	0	0	0	1	0	0	0	0	1	0	4	7	0.00	0.000

PITCHER		IP	WLS	BF	H	R	ER	SO	BB	IBB	HBP	BLK	WP	HR	S	P	ERA	WHIP

Batter	1	2	3	4	5	6	7	8	9	AB	R	H	RBI	BB	SO	LOB
Bobby Morgan, R (1, 4) OBP: 0.364, SLG: 0.307	B B B B 4-0 14 F8 1B BB		S S S 0-3 ① K		S S S 0-3 ③ K			x 0-0 ③ F7		3	0	0	0	1	2	1
Bob Speake, L (1, 7) OBP: 0.340, SLG: 0.424	x 0-0 G6-4-3 1-2 1B		S S S 0-3 ② K			x 0-0 ① F2			x 0-0 E9 FC1-5 1B	4	0	2	0	0	1	0
14 Ernie Banks, R (1, 5) OBP: 0.309, SLG: 0.404	x 0-0 ① F8 2-3		x 0-0 ③ 5-3			S S S 0-3 ② K			B B B B 4-0 FC1-5 BB	3	0	0	0	1	1	2
Walt Moryn, L (1, 9) OBP: 0.347, SLG: 0.371	x 0-0 ② ③ G6-4-3 1-2f			x 0-0 ① 6-3		x 0-0 ③ F7			x 0-0 ① FC1-5 1-2 2-3f	4	0	0	0	0	0	4
Dale Long, L (1, 3) OBP: 0.351, SLG: 0.418		x 0-0 S BB 1B		x 0-0 ② F5			x 0-0 ① F7		x 0-0 ② P4	4	0	1	0	0	0	2
Lee Walls, R (1, 8) OBP: 0.277, SLG: 0.298		B B B B 4-0 S 1-2 BB		x 0-0 ③ F8			S S S 0-3 ② K		S S S 0-3 ③ K	3	0	0	0	1	2	2
Cal Neeman, R (1, 2) OBP: 0.295, SLG: 0.441		S S S 0-3 ① K			S S S 0-3 ① K		x 0-0 ③ F2			3	0	0	0	0	2	2
Jack Littrell, R (1, 6) OBP: 0.162, SLG: 0.156 Frank Ernaga, R (8, PH) OBP: 0.444, SLG: 0.864 Turk Lown, R (8, 1)		S S S 0-3 ② K 1-2 2-3			S S S 0-3 ② K			S S S 0-3 ① K		2 1 0	0 0 0	0 0 0	0 0 0	0 0 0	2 1 0	2 0 0
Dave Hillman, R (1, 1) Jim Bolger, R (8, PH) OBP: 0.273, SLG: 0.330 Casey Wise, S (8, 6) OBP: 0.280, SLG: 0.271		S S S 0-3 ③ K			B B B B 4-0 BB			S S S 0-3 ② K		1 1 0	0 0 0	0 0 0	0 0 0	1 0 0	1 0 0	2 0 0
Inning Stats	R: 0 E: 0 K: 0 S: 3 H: 1 LOB: 1 BB: 1 P: 7	R: 0 E: 0 K: 3 S: 10 H: 1 LOB: 2 BB: 1 P: 14	R: 0 E: 0 K: 2 S: 7 H: 0 LOB: 0 BB: 0 P: 7	R: 0 E: 0 K: 0 S: 3 H: 0 LOB: 0 BB: 0 P: 3	R: 0 E: 0 K: 3 S: 9 H: 0 LOB: 1 BB: 1 P: 13	R: 0 E: 0 K: 1 S: 5 H: 0 LOB: 0 BB: 0 P: 5	R: 0 E: 0 K: 1 S: 5 H: 0 LOB: 0 BB: 0 P: 5	R: 0 E: 0 K: 2 S: 7 H: 0 LOB: 0 BB: 0 P: 7	R: 0 E: 1 K: 1 S: 6 H: 1 LOB: 2 BB: 1 P: 10	1B: 3 2B: 0 3B: 0 HR: 0 SF: 0 SAC: 0 DP: 1 HBP: 0						

PITCHER	IP	WLS	BF	H	R	ER	SO	BB	IBB	HBP	BLK	WP	HR	S	P	ERA	WHIP
Jack Sanford, R (1, 1) ERA: 2.64	9.0	W	33	3	0	0	13	4	0	0	0	0	0	55	71	0.00	0.778

PITCHER	IP	WLS	BF	H	R	ER	SO	BB	IBB	HBP	BLK	WP	HR	S	P	ERA	WHIP

TOP

Chicago Cubs @ Philadelphia Phillies

Connie Mack Stadium, Philadelphia, PA

Fri Jun 07 1957, 7:05 PM EDT

Att. 12,845 - Unknown

livebaseballscorecards.com

AB	29
R	0
H	3
RBI	0
BB	4
SO	13
LOB	17

WP: 0 PA: 33
PB: 0
SB: 2
CS: 0

Chicago Cubs @ Philadelphia Phillies

Connie Mack Stadium, Philadelphia, PA

Fri Jun 07 1957, 7:05 PM EDT

Att. 12,845 - Unknown

livebaseballscorecards.com

Batter	1	2	3	4	5	6	7	8	9	AB	R	H	RBI	BB	SO	LOB
Richie Ashburn, L (1, 8) OBP: 0.326, SLG: 0.320	BBBB 4-0 BB		x 0-0 F9 ②		x 0-0 E 1B		x 0-0 L9 ②			3	0	1	0	1	0	0
Granny Hamner, R (1, 4) OBP: 0.294, SLG: 0.372	SSS 0-3 K ①		x 0-0 E6		x 0-0 E7 G1-6-3 1-2		SSS 0-3 K ③			4	0	0	0	0	2	2
Stan Lopata, R (1, 2) OBP: 0.367, SLG: 0.438	x 0-0 P4 ②		x 0-0 F7 ③		SSS 0-3 K ①			BBBB 4-0 BB		3	0	0	0	1	1	4
Ed Bouchee, L (1, 3) OBP: 0.358, SLG: 0.484	x 0-0 4-3 ③			x 0-0 FC1-6 2B	x 0-0 G1-6-3 ②③ 1-2f			x 0-0 F5 ①		4	0	1	0	0	0	4
Willie Jones, R (1, 5) OBP: 0.340, SLG: 0.423		x 0-0 F3 ①		x 0-0 FC1-6 ① 2B SF7 2-3		SSS 0-3 K ①		SSS 0-3 K ②		4	1	0	0	0	2	2
Rip Repulski, R (1, 7) OBP: 0.269, SLG: 0.426		x 0-0 G1 ②		x 0-0 2B 1-3		x 0-0 P6 ②		x 0-0 F9 ③		4	0	1	0	0	0	1
Bob Bowman, R (1, 9) OBP: 0.373, SLG: 0.448		BBBB 4-0 BB		BBBB 4-0 BB		x 0-0 1B				1	0	1	0	2	0	0
Chico Fernandez, R (1, 6) OBP: 0.299, SLG: 0.331		x 0-0 6-3 ③		x 0-0 SF7 ② 3-H		x 0-0 F8 ③				2	0	0	1	0	0	2
Jack Sanford, R (1, 1) OBP: 0.120, SLG: 0.160			SSS 0-3 K ①	x 0-0 P9 ③			x 0-0 F2 ①			3	0	0	0	0	1	2
Inning Stats	R: 0 H: 0 E: 0 LOB: 1 K: 1 BB: 1 S: 5 P: 9	R: 0 H: 0 E: 0 LOB: 1 K: 0 BB: 1 S: 3 P: 7	R: 0 H: 0 E: 1 LOB: 1 K: 1 BB: 0 S: 6 P: 6	R: 1 H: 2 E: 0 LOB: 2 K: 0 BB: 1 S: 5 P: 9	R: 0 H: 1 E: 1 LOB: 1 K: 1 BB: 0 S: 6 P: 6	R: 0 H: 1 E: 0 LOB: 1 K: 1 BB: 0 S: 6 P: 6	R: 0 H: 0 E: 0 LOB: 0 K: 1 BB: 0 S: 5 P: 5	R: 0 H: 0 E: 0 LOB: 1 K: 1 BB: 1 S: 5 P: 9		1B: 2 SF: 1 2B: 2 SAC: 0 3B: 0 DP: 1 HR: 0 HBP: 0						

BOTTOM	
AB	28
R	1
H	4
RBI	1
BB	4
SO	6
LOB	17
WP: 0	PA: 33
PB: 0	
SB: 0	
CS: 0	

PITCHER		IP	WLS	BF	H	R	ER	SO	BB	IBB	HBP	BLK	WP	HR	S	P	ERA	WHIP
Dave Hillman, R ERA: 2.4	(1, 1)	7.0	L	29	4	1	1	5	3	0	0	0	0	0	36	48	1.29	1.000
Turk Lown, R ERA: 2.13	(8, 1)	1.0		4	0	0	0	1	1	0	0	0	0	0	5	9	0.00	1.000

PITCHER	IP	WLS	BF	H	R	ER	SO	BB	IBB	HBP	BLK	WP	HR	S	P	ERA	WHIP

Chicago Cubs @ Philadelphia Phillies

Connie Mack Stadium, Philadelphia, PA

Sun Jun 09 1957, 3:33 AM EDT

Unknown

TOP

livebaseballscorecards.com

Batter	1	2	3	4	5	6	7	8	9	AB	R	H	RBI	BB	SO	LOB
Bobby Morgan, R (1, 4) OBP: 0.359, SLG: 0.304	S S S 0-3 K ①		S S S 0-3 K ③			S S S 0-3 K ③		x 0-0 14 HR S 1B		4	1	1	0	0	3	0
Bob Speake, L (1, 7) OBP: 0.347, SLG: 0.414 Lee Walls, R (9, 8) OBP: 0.277, SLG: 0.298	x 0-0 3-1 ②			S S S 0-3 K ①			B B B B 4-0 14 BB 1B BB	B B B B 4-0 14 HR 1-2 BB		2 0	2 0	0 0	0 0	2 0	1 0	0 0
14 Ernie Banks, R (1, 5) OBP: 0.313, SLG: 0.420	S S S 0-3 K ③			x 0-0 P4 ②			B B B B 4-0 1B 1-2 2B BB	x 0-0 1-H 2-H HR		3	2	1	3	1	1	0
Dale Long, L (1, 3) OBP: 0.349, SLG: 0.413		x 0-0 6-3 ①		x 0-0 L8 ③			x 0-0 1-3 2-H 2B 1B	x 0-0 F8 ③		4	1	1	1	0	0	0
Walt Moryn, L (1, 9) OBP: 0.351, SLG: 0.382 Jim Bolger, R (9, 9) OBP: 0.273, SLG: 0.330		x 0-0 1B			x 0-0 F7 ①		x 0-0 ① 1-H 3-H 2B		x 0-0 E8 SF8	4 0	1 0	2 0	2 0	0 0	0 0	0 0
Chuck Tanner, L (1, 8) OBP: 0.282, SLG: 0.361 (9, 7)		x 0-0 F9 ②			x 0-0 F8 ②		x 0-0 P6 ②		x 0-0 ① SF8 3-H	3	0	0	1	0	0	1
Cal Neeman, R (1, 2) OBP: 0.288, SLG: 0.430		x 0-0 F7 ③			x 0-0 F8 ③		x 0-0 ③ 6-3		x 0-0 ② 5-3	4	0	0	0	0	0	1
Jack Littrell, R (1, 6) OBP: 0.153, SLG: 0.147			S S S 0-3 K ①			S S S 0-3 K ①		x 0-0 ① F9	x 0-0 ③ F3	4	0	0	0	0	2	0
Dick Drott, R (1, 1) OBP: 0.174, SLG: 0.174 Turk Lown, R (9, 1)			x 0-0 6-3 ②			x 0-0 6-3 ②		x 0-0 F2 ②		3 0	0 0	0 0	0 0	0 0	0 0	0 0
Inning Stats	R: 0 E: 0 K: 2 S: 7 H: 0 LOB: 0 BB: 0 P: 7	R: 0 E: 0 K: 0 S: 4 H: 1 LOB: 1 BB: 0 P: 4	R: 0 E: 0 K: 2 S: 7 H: 0 LOB: 0 BB: 0 P: 7	R: 0 E: 0 K: 1 S: 5 H: 0 LOB: 0 BB: 0 P: 5	R: 0 E: 0 K: 0 S: 3 H: 0 LOB: 0 BB: 0 P: 3	R: 0 E: 0 K: 2 S: 7 H: 0 LOB: 0 BB: 0 P: 7	R: 3 E: 0 K: 0 S: 4 H: 2 LOB: 0 BB: 2 P: 12	R: 3 E: 0 K: 0 S: 5 H: 2 LOB: 0 BB: 1 P: 9	R: 1 E: 1 K: 0 S: 4 H: 0 LOB: 0 BB: 0 P: 4	1B: 3 2B: 1 3B: 0 HR: 1	SF: 1 SAC: 0 DP: 0 HBP: 0						

	AB	31
	R	7
	H	5
	RBI	7
	BB	3
	SO	7
	LOB	2

WP: 0 PB: 0 SB: 1 CS: 0 PA: 35

PITCHER		IP	WLS	BF	H	R	ER	SO	BB	IBB	HBP	BLK	WP	HR	S	P	ERA	WHIP
Don Cardwell, R ERA: 4.02	(1, 1)	6.0		22	2	3	3	7	2	0	0	0	0	0	34	42	4.50	0.667
Robin Roberts, R ERA: 3.65	(7, 1)	3.0	L	13	3	4	3	0	1	0	0	0	0	1	12	16	9.00	1.333

PITCHER	IP	WLS	BF	H	R	ER	SO	BB	IBB	HBP	BLK	WP	HR	S	P	ERA	WHIP

BOTTOM

Chicago Cubs @ Philadelphia Phillies

Connie Mack Stadium, Philadelphia, PA

Sun Jun 09 1957, 3:33 AM EDT

Unknown

livebaseballscorecards.com

Batter	1	2	3	4	5	6	7	8	9	AB	R	H	RBI	BB	SO	LOB
Richie Ashburn, L (1, 8) OBP: 0.328, SLG: 0.327	4-3		L9, 1B 1-H 2-H 2B	1-3			L5 3-H		1-2 1B	5	1	2	2	0	0	2
Granny Hamner, R (1, 4) OBP: 0.284, SLG: 0.358	P6		L9 2-3		6-3		5-3		K	5	0	0	0	0	1	4
Stan Lopata, R (1, 2) OBP: 0.368, SLG: 0.442	2B		S, BB 3-H 1B		K			F2	K	5	0	2	1	0	2	2
Ed Bouchee, L (1, 3) OBP: 0.361, SLG: 0.482	K		BB 1-2 BB		K			1B BB 1B		3	0	1	0	1	2	1
Willie Jones, R (1, 5) OBP: 0.343, SLG: 0.418		P3	BB 1-2 2-3			K		1B 1-2 BB		2	0	0	0	2	1	0
Rip Repulski, R (1, 7) OBP: 0.268, SLG: 0.421		K	P4			P4		G6-4-3 1-2 2-3 1B		4	0	1	0	0	1	3
Bob Bowman, R (1, 9) OBP: 0.364, SLG: 0.436		F8	F9			F2		G6-4-3 1-2f		4	0	0	0	0	0	6
Chico Fernandez, R (1, 6) OBP: 0.304, SLG: 0.347			2B 2B	K			1B L5 2B		F9	4	1	2	0	0	1	0
Don Cardwell, R (1, 1) OBP: 0.190, SLG: 0.200 Robin Roberts, S (7, 1) OBP: 0.273, SLG: 0.323 Solly Hemus, L (9, PH) OBP: 0.394, SLG: 0.320			HBP 2B	K			2-3 1B		BB 1B	1 1 0	1 0 0	0 1 0	0 0 0	0 0 1	1 0 0	0 0 0
Inning Stats	R: 0 E: 0 K: 1 S: 6 H: 1 LOB: 1 BB: 0 P: 6	R: 0 E: 0 K: 1 S: 5 H: 0 LOB: 0 BB: 0 P: 5	R: 3 E: 0 K: 0 S: 6 H: 3 LOB: 3 BB: 2 P: 15	R: 0 E: 0 K: 2 S: 7 H: 0 LOB: 0 BB: 0 P: 7	R: 0 E: 0 K: 2 S: 7 H: 0 LOB: 0 BB: 0 P: 7	R: 0 E: 0 K: 1 S: 5 H: 0 LOB: 0 BB: 0 P: 5	R: 0 E: 0 K: 0 S: 4 H: 2 LOB: 1 BB: 0 P: 4	R: 0 E: 0 K: 0 S: 4 H: 2 LOB: 2 BB: 1 P: 8	R: 0 E: 0 K: 2 S: 8 H: 1 LOB: 2 BB: 1 P: 12	1B: 5 2B: 5 3B: 0 HR: 0 SF: 0 SAC: 0 DP: 2 HBP: 1			WP: 0 PB: 0 SB: 1 CS: 0	PA: 39		

	AB	34
	R	3
	H	9
	RBI	3
	BB	4
	SO	9
	LOB	18

PITCHER		IP	WLS	BF	H	R	ER	SO	BB	IBB	HBP	BLK	WP	HR	S	P	ERA	WHIP
Dick Drott, R ERA: 4.59	(1, 1)	8.1	W	37	9	3	3	7	4	0	1	0	0	0	46	63	3.24	1.560
Turk Lown, R ERA: 2.08	(9, 1)	0.2	S	2	0	0	0	2	0	0	0	0	0	0	6	6	0.00	0.000

PITCHER	IP	WLS	BF	H	R	ER	SO	BB	IBB	HBP	BLK	WP	HR	S	P	ERA	WHIP

Chicago Cubs @ Philadelphia Phillies

Connie Mack Stadium, Philadelphia, PA

Sun Jun 09 1957, 3:38 AM EDT

Att. 17,375 - Unknown

TOP

livebaseballscorecards.com

Batter	1	2	3	4	5	6	7	8	9	AB	R	H	RBI	BB	SO	LOB
Bobby Morgan, R (1, 4) OBP: 0.351, SLG: 0.310	K	K			K		2B		F2	5	0	1	0	0	3	2
Lee Walls, R (1, 8) OBP: 0.282, SLG: 0.297	1B		P3		F8		6-3		BB	4	0	1	0	1	0	1
14 Ernie Banks, R (1, 5) OBP: 0.310, SLG: 0.410	F8		K		F8		IBB		P4	4	0	0	0	1	1	2
Walt Moryn, L (1, 9) OBP: 0.340, SLG: 0.369	F8		K			E3 BB	K		F7	5	0	0	0	0	2	4
Frank Ernaga, R (1, 7) OBP: 0.484, SLG: 0.833 Chuck Tanner, L (8, PR) OBP: 0.282, SLG: 0.361 (8, 7)		K		HR 1B		BB		1B BB		2 0	1 1	1 0	0 0	2 0	1 0	0 0
Cal Neeman, R (1, 2) OBP: 0.293, SLG: 0.451		P4		1-H HR		K		1B		4	1	2	2	0	1	2
Dale Long, L (1, 3) OBP: 0.346, SLG: 0.403		BB 1B BB		F7		K		F8		3	1	0	0	1	1	4
Jack Littrell, R (1, 6) OBP: 0.171, SLG: 0.155		1B 1-2 BB		F9		F8		G6-4-3 1-2 2-H 1B		3	0	1	1	1	0	2
Moe Drabowsky, R (1, 1) OBP: 0.227, SLG: 0.190		1-3 2-H 1B		F8			K	G6-4-3 1-2f		4	0	1	1	0	1	2
Inning Stats	R: 0 E: 0 K: 1 S: 6 H: 1 LOB: 1 BB: 0 P: 6	R: 1 E: 0 K: 2 S: 8 H: 1 LOB: 2 BB: 2 P: 16	R: 0 E: 0 K: 2 S: 7 H: 0 LOB: 0 BB: 0 P: 7	R: 2 E: 0 K: 0 S: 5 H: 2 LOB: 0 BB: 0 P: 5	R: 0 E: 0 K: 1 S: 5 H: 0 LOB: 0 BB: 0 P: 5	R: 0 E: 1 K: 2 S: 8 H: 0 LOB: 2 BB: 1 P: 12	R: 0 E: 0 K: 2 S: 8 H: 1 LOB: 2 BB: 1 P: 12	R: 1 E: 0 K: 0 S: 4 H: 2 LOB: 2 BB: 1 P: 8	R: 0 E: 0 K: 0 S: 3 H: 0 LOB: 1 BB: 1 P: 7	1B: 5 2B: 1 3B: 0 HR: 1 SF: 0 SAC: 0 DP: 1 HBP: 0	WP: 0 PB: 0 SB: 0 CS: 0 PA: 40					

	AB	34
	R	4
	H	7
	RBI	4
	BB	6
	SO	10
	LOB	19

PITCHER		IP	WLS	BF	H	R	ER	SO	BB	IBB	HBP	BLK	WP	HR	S	P	ERA	WHIP
Harvey Haddix, L ERA: 4.52	(1, 1)	7.1		35	7	4	4	10	4	1	0	0	0	1	50	70	4.91	1.500
Bob Miller, R ERA: 2.61	(8, 1)	0.2		1	0	0	0	0	0	0	0	0	0	0	1	1	0.00	0.000
Turk Farrell, R ERA: 2.53	(9, 1)	1.0		4	0	0	0	0	1	0	0	0	0	0	3	7	0.00	1.000

PITCHER	IP	WLS	BF	H	R	ER	SO	BB	IBB	HBP	BLK	WP	HR	S	P	ERA	WHIP

BOTTOM

Chicago Cubs @ Philadelphia Phillies

Connie Mack Stadium, Philadelphia, PA

Sun Jun 09 1957, 3:38 AM EDT

Att. 17,375 - Unknown

livebaseballscorecards.com

Batter	1	2	3	4	5	6	7	8	9	AB	R	H	RBI	BB	SO	LOB
Richie Ashburn, L (1, 8) OBP: 0.329, SLG: 0.325	B B B B 4-0 1B SF9 BB	x 0-0 ③ F2		x 0-0 ③ L7		x 0-0 ② 4-3 1-2		x 0-0 E8 1-H 2-H 1B		4	1	1	1	1	0	6
Granny Hamner, R (1, 4) OBP: 0.281, SLG: 0.353	x 0-0 1-3 1B		x 0-0 ① L9		S S S 0-3 ① K	x 0-0 6-3		x 0-0 ③ 1-3		5	0	1	0	0	1	2
Harry Anderson, L (1, 7) OBP: 0.321, SLG: 0.396	x 0-0 ① SF9 3-H		x 0-0 ② 6-3		x 0-0 ② F8		x 0-0 ① F7		x 0-0 ① 4-3	4	0	0	1	0	0	0
Ed Bouchee, L (1, 3) OBP: 0.357, SLG: 0.474	x 0-0 ② F7		x 0-0 ③ 4-3		x 0-0 E 1B 1B		S S S 0-3 ② K		x 0-0 ② F8	5	1	1	0	0	1	1
Stan Lopata, R (1, 2) OBP: 0.369, SLG: 0.441	S S S 0-3 ③ K			x 0-0 HBP BB 1B	x 0-0 E 1-2 1B		x 0-0 ③ F9		x 0-0 ③ F3	5	0	2	0	0	1	1
Willie Jones, R (1, 5) OBP: 0.347, SLG: 0.422		x 0-0 1B 2B		B B B B 4-0 HBP 1-2 BB	x 0-0 E3 1-3 2-H			x 0-0 ① 1-3		3	0	1	0	1	0	1
Bob Bowman, R (1, 9) OBP: 0.367, SLG: 0.434		S S S 0-3 ① K		H 1-0 1-2 2-3 HBP	x 0-0 ③ P6			x 0-0 HBP 1B 1B		3	1	1	0	0	1	3
Chico Fernandez, R (1, 6) OBP: 0.303, SLG: 0.345		S S S 0-3 ② K		x 0-0 ① F3		x 0-0 4-3 1B		x 0-0 ② F5		4	0	1	0	0	1	5
Harvey Haddix, L (1, 1) OBP: 0.292, SLG: 0.318 Bob Miller, R (8, 1) OBP: 0.400, SLG: 0.714 Marv Blaylock, L (8, PH) OBP: 0.538, SLG: 0.625 Turk Farrell, R (9, 1) OBP: 0.200, SLG: 0.800		x 0-0 2-3 1B		S S S 0-3 ② K		x 0-0 ① B1		H 1-0 1B 1-2 E HBP		3 0 0 0	0 0 1 0	1 0 0 0	0 0 0 0	0 0 0 0	1 0 0 0	4 0 0 0

	AB	36
	R	4
	H	9
	RBI	2
	BB	2
	SO	6
	LOB	23

Inning Stats										
	R: 1 E: 0 K: 1 S: 6	H: 1 LOB: 1 BB: 1 P: 10	R: 0 E: 0 K: 2 S: 9	H: 2 LOB: 2 BB: 0 P: 9	R: 0 E: 0 K: 0 S: 3	H: 0 LOB: 0 BB: 0 P: 3	R: 0 E: 0 K: 1 S: 6	H: 1 LOB: 3 BB: 1 P: 11	R: 1 E: 1 K: 1 S: 8	H: 2 LOB: 2 BB: 0 P: 8
	R: 0 E: 0 K: 0 S: 4	H: 1 LOB: 1 BB: 0 P: 4	R: 0 E: 0 K: 1 S: 5	H: 0 LOB: 0 BB: 0 P: 5	R: 2 E: 1 K: 0 S: 5	H: 2 LOB: 1 BB: 0 P: 6	R: 0 E: 0 K: 0 S: 3	H: 0 LOB: 0 BB: 0 P: 3	1B: 8 2B: 1 3B: 0 HR: 0	SF: 1 SAC: 0 DP: 0 HBP: 2

	WP: 0	PA: 41
	PB: 0	
	SB: 0	
	CS: 0	

PITCHER	IP	WLS	BF	H	R	ER	SO	BB	IBB	HBP	BLK	WP	HR	S	P	ERA	WHIP
Moe Drabowsky, R (1, 1) ERA: 5.82	9.0		41	9	4	2	6	2	0	2	0	0	0	49	59	2.00	1.222

PITCHER	IP	WLS	BF	H	R	ER	SO	BB	IBB	HBP	BLK	WP	HR	S	P	ERA	WHIP

Chicago Cubs @ New York Giants

Polo Grounds, New York, NY

Tue Jun 11 1957, 3:33 AM EDT

Att. 4,440 - Unknown

TOP

livebaseballscorecards.com

Batter	1	2	3	4	5	6	7	8	9	AB	R	H	RBI	BB	SO	LOB
Bobby Morgan, R (1, 4) OBP: 0.343, SLG: 0.295	5-3			BBBB 14 FC BB	SSS K		x F9		x 5-3	4	0	0	0	1	1	4
Bob Speake, L (1, 3) OBP: 0.333, SLG: 0.396	SSS K			SSS K		x 4-3		SSS K		4	0	0	0	0	3	1
14 Ernie Banks, R (1, 5) OBP: 0.313, SLG: 0.418	x F3			x FC 1-2f		x FC6 2B		x 1B 1B		4	0	2	0	0	0	1
Walt Moryn, L (1, 9) OBP: 0.344, SLG: 0.368		SSS K		x F8		BBBB FC6 BB		x 1-2 1B		3	0	1	0	1	1	1
Chuck Tanner, L (1, 7) OBP: 0.293, SLG: 0.360		x G4-6-3 1B			BBB 1B 2B BB	x FC6 FC6-4 1-2f 2-3		SSS K		3	1	1	0	1	1	4
Lee Walls, R (1, 8) OBP: 0.281, SLG: 0.295		x G4-6-3 1-2f			x 2B 1-2 1B	x FC6-4 1-2f		x F7		4	0	1	0	0	0	5
Cal Neeman, R (1, 2) OBP: 0.292, SLG: 0.452			x F3		x 1-3 2-H 2B		x F2		x 4-3	4	0	1	1	0	0	0
Jack Littrell, R (1, 6) OBP: 0.165, SLG: 0.149 Casey Wise, S (9, PH) OBP: 0.287, SLG: 0.271			x 1-3		x F3		x 4-3		BBBB 4-3 BB	3	0	0	0	0	0	2
										0	0	0	0	1	0	0
Don Kaiser, R (1, 1) Jim Bolger, R (5, PH) OBP: 0.270, SLG: 0.327 Tom Poholsky, R (5, 1) OBP: 0.200, SLG: 0.111 Jim Fanning, R (7, PH) OBP: 0.125, SLG: 0.125 Jerry Kindall, R (7, PR) OBP: 0.333, SLG: 0.231 Don Elston, R (7, 1) Jim Brosnan, R (7, 1) Frank Ernaga, R (9, PH) OBP: 0.469, SLG: 0.800			x 1-3		x F8		x E6		x 4-3 1-2	1	0	0	0	0	0	0
										1	0	0	0	0	0	2
										0	0	0	0	0	0	0
										1	0	0	0	0	0	0
										0	0	0	0	0	0	0
										0	0	0	0	0	0	0
										0	0	0	0	0	0	0
										1	0	0	0	0	0	1
Inning Stats	R: 0 E: 0 K: 1 S: 5 H: 0 LOB: 0 BB: 0 P: 5	R: 0 E: 0 K: 1 S: 5 H: 1 LOB: 0 BB: 0 P: 5	R: 0 E: 0 K: 0 S: 3 H: 0 LOB: 0 BB: 0 P: 3	R: 0 E: 0 K: 1 S: 5 H: 0 LOB: 1 BB: 1 P: 9	R: 1 E: 0 K: 1 S: 7 H: 2 LOB: 2 BB: 1 P: 11	R: 0 E: 0 K: 0 S: 4 H: 1 LOB: 2 BB: 1 P: 8	R: 0 E: 1 K: 0 S: 4 H: 0 LOB: 1 BB: 0 P: 4	R: 0 E: 0 K: 2 S: 9 H: 2 LOB: 2 BB: 0 P: 9	R: 0 E: 0 K: 0 S: 3 H: 0 LOB: 1 BB: 1 P: 7	1B: 4 2B: 2 3B: 0 HR: 0 SF: 0 SAC: 0 DP: 1 HBP: 0						

	AB	33
	R	1
	H	6
	RBI	1
	BB	4
	SO	6
	LOB	21

WP: 0 PB: 0 SB: 0 CS: 0 PA: 37

PITCHER	IP	WLS	BF	H	R	ER	SO	BB	IBB	HBP	BLK	WP	HR	S	P	ERA	WHIP
Ruben Gomez, R (1, 1) ERA: 2.44	9.0	W	37	6	1	1	6	4	0	0	0	0	0	45	61	1.00	1.111

PITCHER	IP	WLS	BF	H	R	ER	SO	BB	IBB	HBP	BLK	WP	HR	S	P	ERA	WHIP

Chicago Cubs @ New York Giants

Polo Grounds, New York, NY

Tue Jun 11 1957, 3:33 AM EDT

Att. 4,440 - Unknown

livebaseballscorecards.com

BOTTOM

Batter	1	2	3	4	5	6	7	8	9	AB	R	H	RBI	BB	SO	LOB
Whitey Lockman, L (1, 3) OBP: 0.374, SLG: 0.417	BBBB 4-0 3B 1B BB		x 0-0 ① 4-3		x 0-0 ② FC5-4 1-2f		x 0-0 ② SF8 3-H			2	1	0	1	1	0	1
Red Schoendienst, S (1, 4) OBP: 0.335, SLG: 0.466	x 0-0 1-2 3B 1B		x 0-0 E6		x 0-0 ③ F5		x 0-0 1-2 2-H 1B			4	1	2	1	0	0	1
Willie Mays, R (1, 8) OBP: 0.415, SLG: 0.590	x 0-0 1-H 2-H 6-3 3B		x 0-0 ② F3			x 0-0 ① 5-3	SSS 0-3 ③ K			4	1	1	2	0	1	3
Hank Sauer, R (1, 7) OBP: 0.308, SLG: 0.487	x 0-0 ① 6-3 3-H		x 0-0 ③ F9			x 0-0 ② 5-3		SSS 0-3 ① K		4	0	0	1	0	1	1
Don Mueller, L (1, 9) OBP: 0.259, SLG: 0.303	x 0-0 ② 4-3			x 0-0 ① F3		x 0-0 ③ F9		x 0-0 ② F9		4	0	0	0	0	0	0
Ray Jablonski, R (1, 5) OBP: 0.316, SLG: 0.340 Ozzie Virgil, R (7, PR) OBP: 0.303, SLG: 0.341 (8, 5)	x 0-0 ③ 6-3			x 0-0 CS 1B			BBBB 4-0 SH3-4 HBP SF8 BB	x 0-0 1B		2 1	0 1	1 1	0 1	1 0	0 0	0 0
Ray Katt, R (1, 2) OBP: 0.331, SLG: 0.342		x 0-0 ① 5-3		x 0-0 ②③ 6-3 1-2			H 1-0 1-2 SH3-4 1B HBP	x 0-0 ③ 6-3		3	1	0	0	0	0	2
Daryl Spencer, R (1, 6) OBP: 0.350, SLG: 0.408		x 0-0 ② F6			x 0-0 ① F9		x 0-0 ① SH3-4 1-2 2-3			2	0	0	0	0	0	0
Ruben Gomez, R (1, 1) OBP: 0.289, SLG: 0.250		x 0-0 ③ 4-3			x 0-0 FC5-4 1B		BBBB 4-0 1B BB			2	0	1	0	1	0	0
Inning Stats	R: 3 H: 2 E: 0 LOB: 0 K: 0 BB: 1 S: 5 P: 9	R: 0 H: 0 E: 0 LOB: 0 K: 0 BB: 0 S: 3 P: 3	R: 0 H: 0 E: 1 LOB: 1 K: 0 BB: 0 S: 4 P: 4	R: 0 H: 1 E: 0 LOB: 0 K: 0 BB: 0 S: 3 P: 3	R: 0 H: 1 E: 0 LOB: 1 K: 0 BB: 0 S: 4 P: 4	R: 0 H: 0 E: 0 LOB: 0 K: 0 BB: 0 S: 3 P: 3	R: 2 H: 1 E: 0 LOB: 2 K: 1 BB: 2 S: 6 P: 15	R: 0 H: 1 E: 0 LOB: 1 K: 1 BB: 0 S: 6 P: 6		1B: 5 SF: 1 2B: 0 SAC: 1 3B: 1 DP: 0 HR: 0 HBP: 1				WP: 0 PA: 34 PB: 0 SB: 0 CS: 1		

	AB	28
	R	5
	H	6
	RBI	5
	BB	3
	SO	2
	LOB	8

PITCHER		IP	WLS	BF	H	R	ER	SO	BB	IBB	HBP	BLK	WP	HR	S	P	ERA	WHIP
Don Kaiser, R ERA: 4.19	(1, 1)	4.0	L	16	3	3	3	0	1	0	0	0	0	0	15	19	6.75	1.000
Tom Poholsky, R ERA: 4.84	(5, 1)	2.0		7	1	0	0	0	0	0	0	0	0	0	7	7	0.00	0.500
Don Elston, R ERA: 4.41	(7, 1)	0.2		6	1	2	2	0	2	0	1	0	0	0	3	12	27.00	4.500
Jim Brosnan, R ERA: 5.04	(7, 1)	1.1		5	1	0	0	2	0	0	0	0	0	0	9	9	0.00	0.750

PITCHER	IP	WLS	BF	H	R	ER	SO	BB	IBB	HBP	BLK	WP	HR	S	P	ERA	WHIP

Batter	1	2	3	4	5	6	7	8	9	AB	R	H	RBI	BB	SO	LOB
Bobby Morgan, R (1, 4) OBP: 0.343, SLG: 0.295										0	0	0	0	0	0	0
Bob Speake, L (1, 3) OBP: 0.333, SLG: 0.396										0	0	0	0	0	0	0
14 Ernie Banks, R (1, 5) OBP: 0.313, SLG: 0.418										0	0	0	0	0	0	0
Walt Moryn, L (1, 9) OBP: 0.344, SLG: 0.368										0	0	0	0	0	0	0
Chuck Tanner, L (1, 7) OBP: 0.293, SLG: 0.360										0	0	0	0	0	0	0
Lee Walls, R (1, 8) OBP: 0.281, SLG: 0.295										0	0	0	0	0	0	0
Cal Neeman, R (1, 2) OBP: 0.292, SLG: 0.452										0	0	0	0	0	0	0
Casey Wise, S (1, 6) OBP: 0.287, SLG: 0.271										0	0	0	0	0	0	0
Bob Rush, R (1, 1) OBP: 0.211, SLG: 0.222										0	0	0	0	0	0	0
Inning Stats										1B: 0 2B: 0 3B: 0 HR: 0		SF: 0 SAC: 0 DP: 0 HBP: 0		WP: 0 PB: 0 SB: 0 CS: 0		PA: 0

TOP

Chicago Cubs @ New York Giants

Polo Grounds, New York, NY

Wed Jun 12 1957, 3:33 AM EDT

Att. 2,203 - Unknown

livebaseballscorecards.com

AB	0
R	0
H	0
RBI	0
BB	0
SO	0
LOB	0

PITCHER	IP	WLS	BF	H	R	ER	SO	BB	IBB	HBP	BLK	WP	HR	S	P	ERA	WHIP
Curt Barclay, R (1, 1) ERA: 2.84	0.0		0	0	0	0	0	0	0	0	0	0	0	0	0	∞	∞

PITCHER	IP	WLS	BF	H	R	ER	SO	BB	IBB	HBP	BLK	WP	HR	S	P	ERA	WHIP

Batter	1	2	3	4	5	6	7	8	9	AB	R	H	RBI	BB	SO	LOB
Whitey Lockman, L (1, 7) OBP: 0.374, SLG: 0.417										0	0	0	0	0	0	0
Red Schoendienst, S (1, 4) OBP: 0.335, SLG: 0.466										0	0	0	0	0	0	0
Willie Mays, R (1, 8) OBP: 0.415, SLG: 0.590										0	0	0	0	0	0	0
Ray Jablonski, R (1, 5) OBP: 0.316, SLG: 0.340										0	0	0	0	0	0	0
Gail Harris, L (1, 3) OBP: 0.328, SLG: 0.379										0	0	0	0	0	0	0
Don Mueller, L (1, 9) OBP: 0.259, SLG: 0.303										0	0	0	0	0	0	0
Ray Katt, R (1, 2) OBP: 0.331, SLG: 0.342										0	0	0	0	0	0	0
Daryl Spencer, R (1, 6) OBP: 0.350, SLG: 0.408										0	0	0	0	0	0	0
Curt Barclay, R (1, 1) OBP: 0.095, SLG: 0.095										0	0	0	0	0	0	0
Inning Stats										1B: 0 2B: 0 3B: 0 HR: 0		SF: 0 SAC: 0 DP: 0 HBP: 0				

BOTTOM

Chicago Cubs @ New York Giants

Polo Grounds, New York, NY

Wed Jun 12 1957, 3:33 AM EDT
Att. 2,203 - Unknown

livebaseballscorecards.com

AB	**0**
R	**0**
H	**0**
RBI	**0**
BB	**0**
SO	**0**
LOB	**0**

WP: 0 PA: 0
PB: 0
SB: 0
CS: 0

PITCHER	IP	WLS	BF	H	R	ER	SO	BB	IBB	HBP	BLK	WP	HR	S	P	ERA	WHIP
Bob Rush, R (1, 1) ERA: 5.57	0.0		0	0	0	0	0	0	0	0	0	0	0	0	0	∞	∞

PITCHER	IP	WLS	BF	H	R	ER	SO	BB	IBB	HBP	BLK	WP	HR	S	P	ERA	WHIP

Batter	1	2	3	4	5	6	7	8	9	AB	R	H	RBI	BB	SO	LOB
Bobby Morgan, R (1, 4) OBP: 0.330, SLG: 0.283										0	0	0	0	0	0	0
Bob Speake, L (1, 3) OBP: 0.330, SLG: 0.389										0	0	0	0	0	0	0
14 Ernie Banks, R (1, 5) OBP: 0.312, SLG: 0.414										0	0	0	0	0	0	0
Walt Moryn, L (1, 9) OBP: 0.347, SLG: 0.378										0	0	0	0	0	0	0
Jim Bolger, R (1, 7) OBP: 0.277, SLG: 0.333										0	0	0	0	0	0	0
Lee Walls, R (1, 8) OBP: 0.273, SLG: 0.287										0	0	0	0	0	0	0
Cal Neeman, R (1, 2) OBP: 0.291, SLG: 0.447										0	0	0	0	0	0	0
Casey Wise, S (1, 6) OBP: 0.276, SLG: 0.258										0	0	0	0	0	0	0
Dave Hillman, R (1, 1)										0	0	0	0	0	0	0
Inning Stats										1B: 0 2B: 0 3B: 0 HR: 0		SF: 0 SAC: 0 DP: 0 HBP: 0		WP: 0 PB: 0 SB: 0 CS: 0		PA: 0

TOP

Chicago Cubs @ New York Giants

Polo Grounds, New York, NY

Thu Jun 13 1957, 3:33 AM EDT

Att. 1,875 - Unknown

livebaseballscorecards.com

AB	0
R	0
H	0
RBI	0
BB	0
SO	0
LOB	0

PITCHER	IP	WLS	BF	H	R	ER	SO	BB	IBB	HBP	BLK	WP	HR	S	P	ERA	WHIP
Pete Burnside, L (1, 1) ERA: 8.89	0.0		0	0	0	0	0	0	0	0	0	0	0	0	0	∞	∞

PITCHER	IP	WLS	BF	H	R	ER	SO	BB	IBB	HBP	BLK	WP	HR	S	P	ERA	WHIP

Batter	1	2	3	4	5	6	7	8	9	AB	R	H	RBI	BB	SO	LOB
Whitey Lockman, L (1, 3) OBP: 0.365, SLG: 0.405										0	0	0	0	0	0	0
Red Schoendienst, S (1, 4) OBP: 0.333, SLG: 0.463										0	0	0	0	0	0	0
Willie Mays, R (1, 8) OBP: 0.416, SLG: 0.601										0	0	0	0	0	0	0
Ray Jablonski, R (1, 5) OBP: 0.317, SLG: 0.340										0	0	0	0	0	0	0
Don Mueller, L (1, 9) OBP: 0.260, SLG: 0.303										0	0	0	0	0	0	0
Daryl Spencer, R (1, 6) OBP: 0.355, SLG: 0.406										0	0	0	0	0	0	0
Ozzie Virgil, R (1, 7) OBP: 0.301, SLG: 0.339										0	0	0	0	0	0	0
Valmy Thomas, R (1, 2) OBP: 0.190, SLG: 0.333										0	0	0	0	0	0	0
Pete Burnside, R (1, 1)										0	0	0	0	0	0	0
Inning Stats										1B: 0 2B: 0 3B: 0 HR: 0		SF: 0 SAC: 0 DP: 0 HBP: 0				

BOTTOM

Chicago Cubs @ New York Giants

Polo Grounds, New York, NY

Thu Jun 13 1957, 3:33 AM EDT

Att. 1,875 - Unknown

livebaseballscorecards.com

AB	**0**
R	**0**
H	**0**
RBI	**0**
BB	**0**
SO	**0**
LOB	**0**

WP: 0 PA: 0
PB: 0
SB: 0
CS: 0

PITCHER	IP	WLS	BF	H	R	ER	SO	BB	IBB	HBP	BLK	WP	HR	S	P	ERA	WHIP
Dave Hillman, R (1, 1) ERA: 2.4	0.0	L	0	0	0	0	0	0	0	0	0	0	0	0	0	∞	∞

PITCHER	IP	WLS	BF	H	R	ER	SO	BB	IBB	HBP	BLK	WP	HR	S	P	ERA	WHIP

Batter	1	2	3	4	5	6	7	8	9	AB	R	H	RBI	BB	SO	LOB
Bobby Morgan, R (1, 4) OBP: 0.333, SLG: 0.299										0	0	0	0	0	0	0
Bob Speake, L (1, 3) OBP: 0.345, SLG: 0.392										0	0	0	0	0	0	0
Dee Fondy, L (1, 3) OBP: 0.384, SLG: 0.432										0	0	0	0	0	0	0
14 Ernie Banks, R (1, 5) OBP: 0.306, SLG: 0.405										0	0	0	0	0	0	0
Walt Moryn, L (1, 9) OBP: 0.339, SLG: 0.368										0	0	0	0	0	0	0
Jim Bolger, R (1, 8) OBP: 0.284, SLG: 0.340										0	0	0	0	0	0	0
Cal Neeman, R (1, 2) OBP: 0.284, SLG: 0.436										0	0	0	0	0	0	0
Jack Littrell, R (1, 6) OBP: 0.165, SLG: 0.149										0	0	0	0	0	0	0
Dick Drott, R (1, 1) OBP: 0.174, SLG: 0.174										0	0	0	0	0	0	0
Inning Stats										1B: 0 2B: 0 3B: 0 HR: 0				SF: 0 SAC: 0 DP: 0 HBP: 0		

TOP

Chicago Cubs @ Pittsburgh Pirates

Forbes Field, Pittsburgh, PA

Fri Jun 14 1957, 7:05 PM EDT

Att. 17,088 - Unknown

livebaseballscorecards.com

AB	0
R	0
H	0
RBI	0
BB	0
SO	0
LOB	0

PITCHER	IP	WLS	BF	H	R	ER	SO	BB	IBB	HBP	BLK	WP	HR	S	P	ERA	WHIP
Ron Kline, R (1, 1) ERA: 4.02	0.0	L	0	0	0	0	0	0	0	0	0	0	0	0	0	∞	∞

PITCHER	IP	WLS	BF	H	R	ER	SO	BB	IBB	HBP	BLK	WP	HR	S	P	ERA	WHIP

WP: 0 PA: 0
PB: 0
SB: 0
CS: 0

Batter	1	2	3	4	5	6	7	8	9	AB	R	H	RBI	BB	SO	LOB
Roberto Clemente, R (1, 9) OBP: 0.284, SLG: 0.365										0	0	0	0	0	0	0
Gene Baker, R (1, 6) OBP: 0.354, SLG: 0.443										0	0	0	0	0	0	0
Dee Fondy, L (1, 3) OBP: 0.384, SLG: 0.432										0	0	0	0	0	0	0
Frank Thomas, R (1, 7) OBP: 0.386, SLG: 0.502										0	0	0	0	0	0	0
Bill Virdon, L (1, 8) OBP: 0.303, SLG: 0.337										0	0	0	0	0	0	0
Gene Freese, R (1, 5) OBP: 0.293, SLG: 0.328										0	0	0	0	0	0	0
Bill Mazeroski, R (1, 4) OBP: 0.260, SLG: 0.331										0	0	0	0	0	0	0
Dick Rand, R (1, 2) OBP: 0.292, SLG: 0.195										0	0	0	0	0	0	0
Ron Kline, R (1, 1) OBP: 0.083, SLG: 0.043										0	0	0	0	0	0	0
Inning Stats										1B: 0 2B: 0 3B: 0 HR: 0		SF: 0 SAC: 0 DP: 0 HBP: 0		WP: 0 PB: 0 SB: 0 CS: 0		PA: 0

BOTTOM

Chicago Cubs @ Pittsburgh Pirates

Forbes Field, Pittsburgh, PA

Fri Jun 14 1957, 7:05 PM EDT

Att. 17,088 - Unknown

livebaseballscorecards.com

	AB	0
	R	0
	H	0
	RBI	0
	BB	0
	SO	0
	LOB	0

PITCHER		IP	WLS	BF	H	R	ER	SO	BB	IBB	HBP	BLK	WP	HR	S	P	ERA	WHIP
Dick Drott, R ERA: 4.59	(1, 1)	0.0	W	0	0	0	0	0	0	0	0	0	0	0	0	0	∞	∞

PITCHER	IP	WLS	BF	H	R	ER	SO	BB	IBB	HBP	BLK	WP	HR	S	P	ERA	WHIP

Batter	1	2	3	4	5	6	7	8	9	AB	R	H	RBI	BB	SO	LOB
Bobby Morgan, R (1, 4) OBP: 0.320, SLG: 0.296	5-3		FC1-5 1-2 2-3f		2B 1B	1-H 1B 2B		6-3		5	2	2	1	0	0	3
Bob Speake, L (1, 3) OBP: 0.350, SLG: 0.402	F9		F8		1-H 2B	2-H 1B		4-3		5	0	2	2	0	0	3
Chuck Tanner, L (1, 7) OBP: 0.309, SLG: 0.389	4-3		G3		F8	4-3			3-1	5	0	0	0	0	0	4
14 Ernie Banks, R (1, 5) OBP: 0.320, SLG: 0.448		F9		1B 2B	F9		2B		S S S K	5	1	2	0	0	1	1
Walt Moryn, L (1, 9) OBP: 0.359, SLG: 0.388 Lee Walls, R (9, 9) OBP: 0.273, SLG: 0.286		FC6-4 1B		2B 2B 2-H 1B	4-0 IBB		G3		P4	4 0	1 0	2 0	1 0	1 0	0 0	1 0
Jim Bolger, R (1, 8) OBP: 0.288, SLG: 0.357 Bob Will, L (9, 8) OBP: 0.111, SLG: 0.111		S S S K		2B 1-3 P4 2B	4-3		5-3			4 0	0 0	1 0	0 0	0 0	1 0	4 0
Jim Fanning, R (1, 2) OBP: 0.167, SLG: 0.250		FC6-4 1-2f		2-3 3-H 2B		F8	5-3			4	0	1	1	0	0	2
Jack Littrell, R (1, 6) OBP: 0.205, SLG: 0.198			FC1-5 1B 1B	F3		B B B B 4-0 2B BB		B B B B 4-0 1-4-3 BB		2	1	1	0	2	0	2
Moe Drabowsky, R (1, 1) OBP: 0.231, SLG: 0.200			FC1-5 1-2 1B	P4 3-H		S S S 0-3 K		0-0 1-4-3 1-2		4	0	1	0	0	1	4
Inning Stats	R: 0 E: 0 K: 0 S: 3 H: 0 LOB: 0 BB: 0 P: 3	R: 0 E: 0 K: 1 S: 6 H: 1 LOB: 1 BB: 0 P: 6	R: 0 E: 0 K: 0 S: 5 H: 2 LOB: 2 BB: 0 P: 5	R: 2 E: 0 K: 0 S: 6 H: 4 LOB: 2 BB: 0 P: 6	R: 1 E: 0 K: 0 S: 5 H: 2 LOB: 2 BB: 1 P: 9	R: 2 E: 0 K: 1 S: 7 H: 2 LOB: 1 BB: 1 P: 11	R: 0 E: 0 K: 0 S: 4 H: 1 LOB: 1 BB: 0 P: 4	R: 0 E: 0 K: 0 S: 3 H: 0 LOB: 1 BB: 1 P: 7	R: 0 E: 0 K: 1 S: 5 H: 0 LOB: 0 BB: 0 P: 5	1B: 6 2B: 6 3B: 0 HR: 0	SF: 0 SAC: 0 DP: 0 HBP: 0					

PITCHER	IP	WLS	BF	H	R	ER	SO	BB	IBB	HBP	BLK	WP	HR	S	P	ERA	WHIP
Vern Law, R (1, 1) ERA: 3.19	3.0	L	15	6	2	2	1	0	0	0	0	0	0	17	17	6.00	2.000
Nelson King, R (4, 1) ERA: 3.77	2.0		9	3	1	1	0	0	1	0	0	0	0	8	12	4.50	1.500
Bob Smith, L (6, 1) ERA: 6.38	3.0		14	3	2	2	1	2	0	0	0	0	0	14	22	6.00	1.667
Red Swanson, R (9, 1) ERA: 3.48	1.0		3	0	0	0	1	0	0	0	0	0	0	5	5	0.00	0.000

PITCHER	IP	WLS	BF	H	R	ER	SO	BB	IBB	HBP	BLK	WP	HR	S	P	ERA	WHIP

TOP

Chicago Cubs @ Pittsburgh Pirates

Forbes Field, Pittsburgh, PA

Sat Jun 15 1957, 3:33 AM EDT

Att. 7,495 - Unknown

livebaseballscorecards.com

AB	38
R	5
H	12
RBI	5
BB	3
SO	3
LOB	24

BOTTOM

Chicago Cubs @ Pittsburgh Pirates

Forbes Field, Pittsburgh, PA

Sat Jun 15 1957, 3:33 AM EDT

Att. 7,495 - Unknown

livebaseballscorecards.com

Batter	1	2	3	4	5	6	7	8	9	AB	R	H	RBI	BB	SO	LOB
Roberto Clemente, R (1, 9) OBP: 0.282, SLG: 0.356	1B 1B		5-3 ①		F3 ③			P6 ②		4	1	1	0	0	0	0
Bob Skinner, L (1, 7) OBP: 0.407, SLG: 0.412	G4-6-3 1-2 1B		3-1 ②			4-3 ①		BB		3	0	1	0	1	0	0
Dee Fondy, L (1, 3) OBP: 0.396, SLG: 0.443	1-2 2-H 1B		1B			4-3 ②		K ③		4	0	2	1	0	1	1
Frank Thomas, R (1, 5) OBP: 0.376, SLG: 0.490	G4-6-3 ①② 1- 2-3		CS ③ 1-	F7 ①		2B			F9 ①	4	0	1	0	0	0	2
Bill Virdon, L (1, 8) OBP: 0.300, SLG: 0.347	F7 ③			2B		F5 ③			F9 ②	4	0	1	0	0	0	2
Bill Mazeroski, R (1, 4) OBP: 0.271, SLG: 0.341		E5 1B		L7 ②			P4 ①		F9 ③	4	0	1	0	0	0	1
Johnny O'Brien, R (1, 6) OBP: 0.389, SLG: 0.471		K ①		6-3 ③			4-3 ②			3	0	0	0	0	1	2
Dick Rand, R (1, 2) OBP: 0.278, SLG: 0.191 Roman Mejias, R (5, PH) OBP: 0.343, SLG: 0.406 Hank Foiles, R (6, 2) OBP: 0.338, SLG: 0.429		F8 ②			K ①		F8 ③			1 1 1	0 0 0	0 0 0	0 0 0	0 0 0	0 1 0	1 0 0
Vern Law, R (1, 1) OBP: 0.412, SLG: 0.588 Nelson King, R (4, 1) Gene Freese, R (5, PH) OBP: 0.295, SLG: 0.328 Bob Smith, R (6, 1) Luis Arroyo, L (8, PH) OBP: 0.250, SLG: 0.211 Red Swanson, R (9, 1)		K ③			6-3 ②			K ①		1 0 1 0 1 0	0 0 0 0 0 0	0 0 0 0 0 0	0 0 0 0 0 0	1 0 0 0 0 0	1 0 0 0 1 0	1 0 0 0 0 0

	AB	32
	R	1
	H	7
	RBI	1
	BB	1
	SO	5
	LOB	10

Inning Stats	1	2	3	4	5	6	7	8	9
	R: 1 H: 3 E: 0 LOB: 1 K: 0 BB: 0 S: 5 P: 5	R: 0 H: 1 E: 1 LOB: 1 K: 2 BB: 0 S: 8 P: 8	R: 0 H: 1 E: 0 LOB: 0 K: 0 BB: 0 S: 3 P: 3	R: 0 H: 1 E: 0 LOB: 1 K: 0 BB: 0 S: 4 P: 4	R: 0 H: 0 E: 0 LOB: 0 K: 1 BB: 0 S: 5 P: 5	R: 0 H: 1 E: 0 LOB: 1 K: 0 BB: 0 S: 4 P: 4	R: 0 H: 0 E: 0 LOB: 0 K: 0 BB: 0 S: 3 P: 3	R: 0 H: 0 E: 0 LOB: 1 K: 2 BB: 1 S: 7 P: 11	R: 0 H: 0 E: 0 LOB: 0 K: 0 BB: 0 S: 3 P: 3

	1B: 5	SF: 0	WP: 0	PA: 34
	2B: 2	SAC: 0	PB: 0	
	3B: 0	DP: 1	SB: 0	
	HR: 0	HBP: 0	CS: 1	

PITCHER	IP	WLS	BF	H	R	ER	SO	BB	IBB	HBP	BLK	WP	HR	S	P	ERA	WHIP
Moe Drabowsky, R (1, 1) ERA: 5.15	9.0	W	33	7	1	1	5	1	0	0	0	0	0	42	46	1.00	0.889

PITCHER	IP	WLS	BF	H	R	ER	SO	BB	IBB	HBP	BLK	WP	HR	S	P	ERA	WHIP

Batter	1	2	3	4	5	6	7	8	9	AB	R	H	RBI	BB	SO	LOB
Bobby Morgan, R (1, 4) OBP: 0.315, SLG: 0.292	F8		5-3	K		K		1B		5	0	1	0	0	2	4
Bob Speake, L (1, 3) OBP: 0.344, SLG: 0.393	1B		F7		F8		G3	F9		5	0	1	0	0	0	2
Lee Walls, R (1, 7) (9, 9) OBP: 0.270, SLG: 0.283	P6		14 WP 1B		5-3		P5		K	5	0	1	0	0	1	1
14 Ernie Banks, R (1, 5) OBP: 0.321, SLG: 0.462	P4		K 1-2		HR		HR 1B		L1-3	5	2	2	1	0	1	2
Walt Moryn, L (1, 9) OBP: 0.360, SLG: 0.406		1B 1B	K		F7		1-H HR		F7	5	1	2	2	0	1	0
Chuck Tanner, L (9, 7) OBP: 0.309, SLG: 0.389										0	0	0	0	0	0	0
Jim Bolger, R (1, 8) OBP: 0.287, SLG: 0.378		P4	HR			F8	4-3			4	1	1	1	0	0	1
Bob Will, L (7, 8) OBP: 0.111, SLG: 0.111										0	0	0	0	0	0	0
Jim Fanning, R (1, 2) OBP: 0.250, SLG: 0.313		1-2 1B	FC1-5 1B 1B			E6		P2		4	0	2	0	0	0	0
Jack Littrell, R (1, 6) OBP: 0.217, SLG: 0.212		K	FC1-5 1-2 1B			1B 1B		K		4	0	2	0	0	2	2
Don Kaiser, R (1, 1) OBP: 0.176, SLG: 0.133		K	FC1-5 1-2 2-3f			1-2 1B		1B 1B		4	0	2	0	0	1	4
Turk Lown, R (8, 1)										0	0	0	0	0	0	0
Inning Stats	R: 0 E: 0 K: 0 S: 4 H: 1 LOB: 1 BB: 0 P: 4	R: 0 E: 0 K: 2 S: 9 H: 2 LOB: 2 BB: 0 P: 9	R: 0 E: 0 K: 1 S: 6 H: 1 LOB: 1 BB: 0 P: 6	R: 1 E: 0 K: 2 S: 10 H: 3 LOB: 2 BB: 0 P: 10	R: 1 E: 0 K: 0 S: 4 H: 1 LOB: 0 BB: 0 P: 4	R: 0 E: 1 K: 1 S: 7 H: 2 LOB: 2 BB: 0 P: 7	R: 2 E: 0 K: 0 S: 5 H: 2 LOB: 0 BB: 0 P: 5	R: 0 E: 0 K: 1 S: 7 H: 2 LOB: 2 BB: 0 P: 7	R: 0 E: 0 K: 1 S: 5 H: 0 LOB: 0 BB: 0 P: 5	1B: 11 2B: 0 3B: 0 HR: 3	SF: 0 SAC: 0 DP: 0 HBP: 0			WP: 1 PB: 0 SB: 0 CS: 0	PA: 41		

PITCHER		IP	WLS	BF	H	R	ER	SO	BB	IBB	HBP	BLK	WP	HR	S	P	ERA	WHIP
Luis Arroyo, L ERA: 3.71	(1, 1)	5.0	L	23	8	2	2	5	0	0	0	0	1	2	33	33	3.60	1.600
Roy Face, R ERA: 2.53	(6, 1)	2.0		10	4	2	2	1	0	0	0	0	0	1	12	12	9.00	2.000
Ron Kline, R ERA: 3.99	(8, 1)	2.0		8	2	0	0	2	0	0	0	0	0	0	12	12	0.00	1.000

PITCHER	IP	WLS	BF	H	R	ER	SO	BB	IBB	HBP	BLK	WP	HR	S	P	ERA	WHIP

TOP

Chicago Cubs @ Pittsburgh Pirates

Forbes Field, Pittsburgh, PA

Sun Jun 16 1957, 3:33 AM EDT

Unknown

livebaseballscorecards.com

AB	41
R	4
H	14
RBI	4
BB	0
SO	8
LOB	16

BOTTOM

Chicago Cubs @ Pittsburgh Pirates

Forbes Field, Pittsburgh, PA

Sun Jun 16 1957, 3:33 AM EDT

Unknown

livebaseballscorecards.com

Batter	1	2	3	4	5	6	7	8	9	AB	R	H	RBI	BB	SO	LOB
Roberto Clemente, R (1, 9) OBP: 0.290, SLG: 0.368	L6		2-3 1B		1-2 2-H 1B			2B		4	0	3	1	0	0	0
Gene Freese, R (1, 5) OBP: 0.287, SLG: 0.319	L7		L5		FC5 2-3f			6-3		4	0	0	0	0	0	5
Dee Fondy, L (1, 3) OBP: 0.389, SLG: 0.434	1-3			4-3		4-3		K		4	0	0	0	0	1	1
Frank Thomas, R (1, 7) OBP: 0.369, SLG: 0.481		6-3		E6 G3-6		P4		P4		4	0	0	0	0	0	1
Bill Virdon, L (1, 8) OBP: 0.295, SLG: 0.340		4-3		G3-6 1-2f		1-3			F8	4	0	0	0	0	0	1
Bill Mazeroski, R (1, 4) OBP: 0.271, SLG: 0.338		L7			1B		6-3		K	4	0	1	0	0	1	0
Johnny O'Brien, R (1, 6) OBP: 0.364, SLG: 0.429			1-3		BB 1B 1B		4-3		P6	4	1	1	0	0	0	0
Dick Rand, R (1, 2) OBP: 0.316, SLG: 0.245			1B 2B		BBBB FC5 1B 1-2 BB		1B			2	0	2	0	1	0	0
Luis Arroyo, L (1, 1) OBP: 0.238, SLG: 0.200			K		P6		4-3			1	0	0	0	0	1	1
Bob Skinner, L (5, PH) OBP: 0.402, SLG: 0.406										1	0	0	0	0	0	2
Roy Face, R (6, 1) OBP: 0.143, SLG: 0.143										0	0	0	0	0	0	0
Roman Mejias, R (7, PH) OBP: 0.333, SLG: 0.394										1	0	0	0	0	0	1
Ron Kline, R (8, 1) OBP: 0.083, SLG: 0.043										0	0	0	0	0	0	0
Inning Stats	R: 0 E: 0 K: 0 S: 3 H: 0 LOB: 0 BB: 0 P: 3	R: 0 E: 0 K: 0 S: 3 H: 0 LOB: 0 BB: 0 P: 3	R: 0 E: 0 K: 1 S: 7 H: 2 LOB: 2 BB: 0 P: 7	R: 0 E: 1 K: 0 S: 3 H: 0 LOB: 0 BB: 0 P: 3	R: 1 E: 0 K: 0 S: 5 H: 3 LOB: 2 BB: 1 P: 9	R: 0 E: 0 K: 0 S: 3 H: 0 LOB: 0 BB: 0 P: 3	R: 0 E: 0 K: 0 S: 4 H: 1 LOB: 1 BB: 0 P: 4	R: 0 E: 0 K: 1 S: 6 H: 1 LOB: 1 BB: 0 P: 6	R: 0 E: 0 K: 1 S: 5 H: 0 LOB: 0 BB: 0 P: 5	1B: 5 2B: 2 3B: 0 HR: 0	SF: 0 SAC: 0 DP: 1 HBP: 0						

AB	33
R	1
H	7
RBI	1
BB	1
SO	3
LOB	12

WP: 0 PB: 0 SB: 0 CS: 0 PA: 34

PITCHER		IP	WLS	BF	H	R	ER	SO	BB	IBB	HBP	BLK	WP	HR	S	P	ERA	WHIP
Don Kaiser, R ERA: 3.78	(1, 1)	7.0	W	28	7	1	1	1	1	0	0	0	0	0	29	33	1.29	1.143
Turk Lown, R ERA: 1.76	(8, 1)	2.0	S	6	0	0	0	2	0	0	0	0	0	0	10	10	0.00	0.000

PITCHER	IP	WLS	BF	H	R	ER	SO	BB	IBB	HBP	BLK	WP	HR	S	P	ERA	WHIP

Batter	1	2	3	4	5	6	7	8	9	AB	R	H	RBI	BB	SO	LOB
Richie Ashburn, L (1, 8) OBP: 0.354, SLG: 0.339	F9		1-3 1B		BB HR BB		BB		P6	3	1	1	0	2	0	0
Granny Hamner, R (1, 4) OBP: 0.272, SLG: 0.344	6-3		6-3		1-2 2-3 HR BB		F8 1-1		F3	4	1	0	0	1	0	2
Ed Bouchee, L (1, 3) OBP: 0.351, SLG: 0.452	K			3-1	K		F8			4	0	0	0	0	2	4
Harry Anderson, L (1, 7) OBP: 0.339, SLG: 0.412 Chuck Harmon, R (7, 7) OBP: 0.286, SLG: 0.500		E8		1B HR 1B	1-H 2-H 3-H HR		1-3			4 0	2 0	2 0	4 0	0 0	0 0	1 0
Willie Jones, R (1, 5) OBP: 0.352, SLG: 0.414		F3		1-2 HR 1B	P6			1-3		4	1	1	0	0	0	1
Rip Repulski, R (1, 9) OBP: 0.266, SLG: 0.433		P6		1-H 2-H HR	F8			1B		4	1	2	3	0	0	1
Stan Lopata, R (1, 2) OBP: 0.339, SLG: 0.399		F8		F7		P5		P3		4	0	0	0	0	0	2
Roy Smalley, R (1, 6)			K	L7		P7		F7		4	0	0	0	0	1	1
Jack Sanford, R (1, 1) OBP: 0.194, SLG: 0.290 Jim Hearn, R (5, 1)			1B WP 1B		BB HR 2B	K			6-3	2 2	1 0	2 0	0 0	0 0	0 1	0 0
Inning Stats	R: 0 E: 0 K: 1 S: 5 H: 0 LOB: 0 BB: 0 P: 5	R: 0 E: 1 K: 0 S: 4 H: 0 LOB: 1 BB: 0 P: 4	R: 0 E: 0 K: 1 S: 6 H: 2 LOB: 1 BB: 0 P: 6	R: 3 E: 0 K: 0 S: 6 H: 3 LOB: 0 BB: 0 P: 6	R: 4 E: 0 K: 1 S: 7 H: 2 LOB: 0 BB: 2 P: 15	R: 0 E: 0 K: 1 S: 5 H: 0 LOB: 0 BB: 0 P: 5	R: 0 E: 1 K: 0 S: 3 H: 0 LOB: 1 BB: 1 P: 7	R: 0 E: 0 K: 0 S: 4 H: 1 LOB: 1 BB: 0 P: 4	R: 0 E: 0 K: 0 S: 3 H: 0 LOB: 0 BB: 0 P: 3	1B: 5 2B: 1 3B: 0 HR: 2 SF: 0 SAC: 0 DP: 0 HBP: 0						

TOP

Philadelphia Phillies @ Chicago Cubs

Wrigley Field, Chicago, IL

Tue Jun 18 1957, 3:33 AM CDT

Att. 6,092 - Unknown

livebaseballscorecards.com

AB	35
R	7
H	8
RBI	7
BB	3
SO	4
LOB	12

WP: 1 PB: 0 SB: 0 CS: 0 PA: 38

PITCHER		IP	WLS	BF	H	R	ER	SO	BB	IBB	HBP	BLK	WP	HR	S	P	ERA	WHIP
Dave Hillman, R ERA: 6.64	(1, 1)	4.0	L	20	6	6	6	2	2	0	0	0	1	1	22	30	13.50	2.000
Dick Littlefield, L ERA: 4.88	(5, 1)	1.0		4	1	1	1	1	0	0	0	0	0	1	6	6	9.00	1.000
Don Elston, R ERA: 3.48	(6, 1)	3.0		11	1	0	0	1	1	0	0	0	0	0	12	16	0.00	0.667
Turk Lown, R ERA: 1.71	(9, 1)	1.0		3	0	0	0	0	0	0	0	0	0	0	3	3	0.00	0.000

PITCHER		IP	WLS	BF	H	R	ER	SO	BB	IBB	HBP	BLK	WP	HR	S	P	ERA	WHIP

BOTTOM

Philadelphia Phillies @ Chicago Cubs

Wrigley Field, Chicago, IL

Tue Jun 18 1957, 3:33 AM CDT

Att. 6,092 - Unknown

Batter	1	2	3	4	5	6	7	8	9	AB	R	H	RBI	BB	SO	LOB
Bobby Morgan, R (1, 4) (6, 5) OBP: 0.321, SLG: 0.320	K		FC4-6, 1B		2B, BB		HR		F5	4	2	2	1	1	1	0
Bob Speake, L (1, 3) OBP: 0.328, SLG: 0.372	6-3		FC4-6, CS		K		6-3			4	0	0	0	0	1	4
Chuck Tanner, L (1, 7) OBP: 0.305, SLG: 0.388	1B		CS	K	2B		K			4	0	2	3	0	2	0
14 Ernie Banks, R (1, 5) OBP: 0.330, SLG: 0.480	F3			2B, 1B	HR			S, 1B		2	1	1	0	0	0	1
Jim Bolger, R (5, PH) OBP: 0.290, SLG: 0.405										1	1	1	1	0	0	0
Don Elston, R (6, 1)										0	0	0	0	0	0	0
Lee Walls, R (8, PH) OBP: 0.280, SLG: 0.293										1	0	1	0	0	0	0
Turk Lown, R (9, 1)										0	0	0	0	0	0	0
Walt Moryn, L (1, 9) OBP: 0.361, SLG: 0.407		BB		2B	3-1			F9		3	0	1	1	1	0	1
Bob Will, L (1, 8) OBP: 0.118, SLG: 0.118		K		K	F7			K		4	0	0	0	0	3	3
Jim Fanning, R (1, 2) OBP: 0.182, SLG: 0.227		K		6-3	5-3			K		4	0	0	0	0	2	3
Jack Littrell, R (1, 6) OBP: 0.216, SLG: 0.233		L8			2B, 3B	K			K	3	1	1	0	0	1	1
Dale Long, L (9, PH) OBP: 0.340, SLG: 0.394										1	0	0	0	0	1	0
Dave Hillman, R (1, 1)			K		BB, 2B		6-3		K	1	0	0	0	0	1	0
Dick Littlefield, L (5, 1) OBP: 0.500, SLG: 0.400										0	0	0	0	0	0	0
Casey Wise, S (5, PH) OBP: 0.279, SLG: 0.255										2	1	0	0	1	1	0
(6, 4)																

livebaseballscorecards.com

AB	34
R	6
H	9
RBI	6
BB	3
SO	13
LOB	13

Inning Stats	1	2	3	4	5	6	7	8	9
	R: 0 E: 0 K: 1 S: 6	R: 0 E: 0 K: 2 S: 7	R: 0 E: 0 K: 1 S: 5	R: 1 E: 0 K: 2 S: 9	R: 4 E: 0 K: 1 S: 7	R: 0 E: 0 K: 1 S: 5	R: 1 E: 0 K: 1 S: 6	R: 0 E: 0 K: 2 S: 8	R: 0 E: 0 K: 2 S: 7
	H: 1 LOB: 1 BB: 0 P: 6	H: 0 LOB: 1 BB: 1 P: 11	H: 1 LOB: 0 BB: 0 P: 5	H: 2 LOB: 1 BB: 0 P: 9	H: 3 LOB: 0 BB: 2 P: 15	H: 0 LOB: 0 BB: 0 P: 5	H: 1 LOB: 0 BB: 0 P: 6	H: 1 LOB: 1 BB: 0 P: 8	H: 0 LOB: 0 BB: 0 P: 7

1B: 4	SF: 0
2B: 2	SAC: 0
3B: 1	DP: 0
HR: 2	HBP: 0

WP: 0	PA: 38
PB: 0	
SB: 1	
CS: 1	

PITCHER		IP	WLS	BF	H	R	ER	SO	BB	IBB	HBP	BLK	WP	HR	S	P	ERA	WHIP
Jack Sanford, R ERA: 2.88	(1, 1)	4.2		22	7	5	5	7	3	0	0	0	0	1	33	45	9.64	2.143
Jim Hearn, R ERA: 3.72	(5, 1)	4.1	W	15	2	1	1	6	0	0	0	0	0	1	27	27	2.08	0.462

PITCHER	IP	WLS	BF	H	R	ER	SO	BB	IBB	HBP	BLK	WP	HR	S	P	ERA	WHIP

Batter	1	2	3	4	5	6	7	8	9	AB	R	H	RBI	BB	SO	LOB
Richie Ashburn, L (1, 8) OBP: 0.353, SLG: 0.335	4-3		F8			P6			BB	3	0	0	0	1	0	0
Granny Hamner, R (1, 4) OBP: 0.271, SLG: 0.341	F9		6-3			6-3			1B	4	0	1	0	0	0	0
Ed Bouchee, L (1, 3) OBP: 0.349, SLG: 0.452	2B			F7			F9		F8	4	0	1	0	0	0	2
Harry Anderson, L (1, 7) OBP: 0.328, SLG: 0.396	K			P5			P6		P5	4	0	0	0	0	1	3
Willie Jones, R (1, 5) OBP: 0.346, SLG: 0.406		F9		K			L8		K	4	0	0	0	0	2	2
Rip Repulski, R (1, 9) OBP: 0.267, SLG: 0.431		6-3			F5			1B		3	0	1	0	0	0	0
Stan Lopata, R (1, 2) OBP: 0.339, SLG: 0.395		BB			K			P6		2	0	0	0	1	1	1
Roy Smalley, R (1, 6)		K			P8			K		2	0	0	0	0	1	1
Solly Hemus, L (8, PH) OBP: 0.419, SLG: 0.394										1	0	0	0	0	1	1
Ted Kazanski, R (8, 6) OBP: 0.306, SLG: 0.333										0	0	0	0	0	0	0
Don Cardwell, R (1, 1) OBP: 0.167, SLG: 0.174			K			1-3		K		1	0	0	0	0	1	0
Harvey Haddix, L (6, PH) OBP: 0.259, SLG: 0.280										1	0	0	0	0	0	0
Saul Rogovin, R (6, 1)										0	0	0	0	0	0	0
Marv Blaylock, L (8, PH) OBP: 0.421, SLG: 0.429										1	0	0	0	0	1	1
Seth Morehead, L (8, 1)										0	0	0	0	0	0	0
Inning Stats	R: 0 E: 0 K: 1 S: 6 H: 1 LOB: 1 BB: 0 P: 6	R: 0 E: 0 K: 1 S: 5 H: 0 LOB: 1 BB: 1 P: 9	R: 0 E: 0 K: 1 S: 5 H: 0 LOB: 0 BB: 0 P: 5	R: 0 E: 0 K: 1 S: 5 H: 0 LOB: 0 BB: 0 P: 5	R: 0 E: 0 K: 1 S: 5 H: 0 LOB: 0 BB: 0 P: 5	R: 0 E: 0 K: 0 S: 3 H: 0 LOB: 0 BB: 0 P: 3	R: 0 E: 0 K: 0 S: 3 H: 0 LOB: 0 BB: 0 P: 3	R: 0 E: 0 K: 2 S: 8 H: 1 LOB: 1 BB: 0 P: 8	R: 0 E: 0 K: 1 S: 6 H: 1 LOB: 2 BB: 1 P: 10	1B: 2 2B: 1 3B: 0 HR: 0 SF: 0 SAC: 0 DP: 0 HBP: 0	WP: 0 PB: 0 SB: 0 CS: 0 PA: 32					

PITCHER		IP	WLS	BF	H	R	ER	SO	BB	IBB	HBP	BLK	WP	HR	S	P	ERA	WHIP
Dick Drott, R ERA: 4.22	(1, 1)	9.0	W	32	3	0	0	8	2	0	0	0	0	0	46	54	0.00	0.556

PITCHER	IP	WLS	BF	H	R	ER	SO	BB	IBB	HBP	BLK	WP	HR	S	P	ERA	WHIP

TOP

Philadelphia Phillies @ Chicago Cubs

Wrigley Field, Chicago, IL

Wed Jun 19 1957, 3:33 AM CDT

Unknown

livebaseballscorecards.com

AB	30
R	0
H	3
RBI	0
BB	2
SO	8
LOB	11

Batter	1	2	3	4	5	6	7	8	9	AB	R	H	RBI	BB	SO	LOB
Bobby Morgan, R (1, 4) (9, 5) OBP: 0.317, SLG: 0.315	4-3		HR 1B 1B		L7		P6	K2-3		5	1	1	0	0	1	3
Bob Speake, L (1, 3) OBP: 0.326, SLG: 0.368	L8		1-2 HR 1B		K		5-3			4	1	1	0	0	1	0
Chuck Tanner, L (1, 8) (9, 7) OBP: 0.303, SLG: 0.412	F8		1-H 2-H HR			3-1	F7			4	1	1	3	0	0	0
14 Ernie Banks, R (1, 5) OBP: 0.338, SLG: 0.498 Casey Wise, S (9, 4) OBP: 0.279, SLG: 0.255		HR	BB			E1 3B 1B		K		3 0	2 0	2 0	1 0	1 0	1 0	0 0
Walt Moryn, L (1, 9) OBP: 0.364, SLG: 0.406 Bob Will, L (8, PR) (9, 8) OBP: 0.118, SLG: 0.118		F8	K			3B IBB		E 1B 1B		3 0	1 1	1 0	0 0	1 0	1 0	1 0
Lee Walls, R (1, 7) (9, 9) OBP: 0.279, SLG: 0.305	P4			4-3		1-H 2-H SF7 3B		E9 1B 1-2 1B		4	2	1	2	0	0	1
Cal Neeman, R (1, 2) OBP: 0.273, SLG: 0.417	5-3			F9		3-H SF7		E 1B 1-3 2-H 1B		3	0	1	2	0	0	0
Jack Littrell, R (1, 6) OBP: 0.228, SLG: 0.245			K	F3		FC6-4 1B		E9 1-3 3-H 1B		4	0	2	1	0	1	0
Dick Drott, R (1, 1) OBP: 0.161, SLG: 0.161			4-3		5-3	1-2f FC6-4		F3		4	0	0	0	0	0	4
Inning Stats	R: 0 E: 0 K: 0 S: 3 H: 0 LOB: 0 BB: 0 P: 3	R: 1 E: 0 K: 0 S: 4 H: 1 LOB: 0 BB: 0 P: 4	R: 3 E: 0 K: 2 S: 10 H: 3 LOB: 1 BB: 1 P: 14	R: 0 E: 0 K: 0 S: 3 H: 0 LOB: 0 BB: 0 P: 3	R: 0 E: 0 K: 1 S: 5 H: 0 LOB: 0 BB: 0 P: 5	R: 3 E: 1 K: 0 S: 6 H: 3 LOB: 1 BB: 1 P: 10	R: 0 E: 0 K: 0 S: 3 H: 0 LOB: 0 BB: 0 P: 3	R: 2 E: 2 K: 2 S: 11 H: 3 LOB: 3 BB: 0 P: 11		1B: 7 2B: 0 3B: 1 HR: 2	SF: 1 SAC: 0 DP: 0 HBP: 0						

PITCHER	IP	WLS	BF	H	R	ER	SO	BB	IBB	HBP	BLK	WP	HR	S	P	ERA	WHIP
Don Cardwell, R (1, 1) ERA: 4.32	5.0	L	20	4	4	4	3	1	0	0	0	0	2	25	29	7.20	1.000
Saul Rogovin, R (6, 1) ERA: 9.0	2.0		10	3	3	3	0	0	1	0	0	0	0	9	13	13.50	1.500
Seth Morehead, L (8, 1) ERA: 6.59	1.0		7	3	2	1	2	0	0	0	0	0	0	11	11	9.00	3.000

PITCHER	IP	WLS	BF	H	R	ER	SO	BB	IBB	HBP	BLK	WP	HR	S	P	ERA	WHIP

BOTTOM

Philadelphia Phillies @ Chicago Cubs

Wrigley Field, Chicago, IL

Wed Jun 19 1957, 3:33 AM CDT

Unknown

livebaseballscorecards.com

AB	34
R	9
H	10
RBI	9
BB	2
SO	5
LOB	9

WP: 0 PB: 0 SB: 0 CS: 0 PA: 37

Batter	1	2	3	4	5	6	7	8	9	AB	R	H	RBI	BB	SO	LOB
Richie Ashburn, L (1, 8) OBP: 0.355, SLG: 0.335	BBBB 4-0 CS 1B BB		x 0-0 F7 ②			x 0-0 G3 ①		x 0-0 E6 1-3 1B 1B		3	1	1	0	1	0	0
Solly Hemus, L (1, 4) OBP: 0.426, SLG: 0.405 Chico Fernandez, R (8, 6) OBP: 0.298, SLG: 0.335	x 0-0 1-2 1B		x 0-0 3-1 ③			x 0-0 L8 ②		x 0-0 ② 2-H 3-H 1B		4 0	0 0	2 0	2 0	0 0	0 0	0 0
Ed Bouchee, L (1, 3) OBP: 0.348, SLG: 0.446	SSS 0-3 K ①			SSS 0-3 K ①		BBBB 4-0 BB		SSS 0-3 K ③		3	0	0	0	1	3	2
Harry Anderson, L (1, 7) OBP: 0.326, SLG: 0.385 Chuck Harmon, R (9, PR) OBP: 0.286, SLG: 0.500	SSS 0-3 K ②③ 2-3			x 0-0 F7 ②		x 0-0 F9 ③			BBBB 4-0 SH5-4 BB BB	3 0	0 0	0 0	0 0	1 0	1 0	3 0
Willie Jones, R (1, 5) OBP: 0.349, SLG: 0.405		SSS 0-3 K ①		x 0-0 3-1 ③			x 0-0 G6-4-3 1B		BBBB 4-0 SH5-4 1-2 BB	3	0	1	0	1	1	0
Rip Repulski, R (1, 9) OBP: 0.269, SLG: 0.447 Bob Bowman, R (8, 9) OBP: 0.345, SLG: 0.399		SSS 0-3 K ②			x 0-0 HR		x 0-0 F8 ①		x 0-0 SH5-4 ① 1-2 2-3	3 0	1 0	1 0	1 0	0 0	1 0	1 0
Granny Hamner, R (1, 6) OBP: 0.276, SLG: 0.341 (8, 4)		x 0-0 1B			x 0-0 1-3 ①		x 0-0 ②③ G6-4-3 1-2f		IIII 4-0 IBB	3	0	1	0	1	0	1
Joe Lonnett, R (1, 2) OBP: 0.185, SLG: 0.222		SSS 0-3 K ③			SSS 0-3 K ②			x 0-0 F5 ①	SSS 0-3 K ②	4	0	0	0	0	3	4
Robin Roberts, S (1, 1) OBP: 0.237, SLG: 0.278 Stan Lopata, R (8, PH) OBP: 0.342, SLG: 0.395 Bob Miller, R (8, 1) OBP: 0.400, SLG: 0.714 Don Cardwell, R (8, 1) OBP: 0.167, SLG: 0.174 Marv Blaylock, L (9, PH) OBP: 0.400, SLG: 0.400			x 0-0 F7 ①		x 0-0 6-3 ③			BBBB 4-0 E 1B 1B BB	SSS 0-3 K ③	2 0 0 0 1	0 1 0 0 0	0 0 0 0 0	0 0 0 0 0	0 1 0 0 1	0 0 0 0 3	0 0 0 0 3
Inning Stats	R: 0 E: 0 K: 2 S: 7 H: 1 LOB: 2 BB: 1 P: 11	R: 0 E: 0 K: 3 S: 10 H: 1 LOB: 1 BB: 0 P: 10	R: 0 E: 0 K: 0 S: 3 H: 0 LOB: 0 BB: 0 P: 3	R: 0 E: 0 K: 1 S: 5 H: 0 LOB: 0 BB: 0 P: 5	R: 1 E: 0 K: 1 S: 6 H: 1 LOB: 0 BB: 0 P: 6	R: 0 E: 0 K: 0 S: 3 H: 0 LOB: 1 BB: 1 P: 7	R: 0 E: 0 K: 0 S: 3 H: 1 LOB: 0 BB: 0 P: 3	R: 2 E: 1 K: 1 S: 6 H: 2 LOB: 0 BB: 1 P: 10	R: 0 E: 0 K: 2 S: 7 H: 0 LOB: 3 BB: 3 P: 19	1B: 5 2B: 1 3B: 0 HR: 1 SF: 0 SAC: 1 DP: 2 HBP: 0						

PITCHER		IP	WLS	BF	H	R	ER	SO	BB	IBB	HBP	BLK	WP	HR	S	P	ERA	WHIP
Moe Drabowsky, R ERA: 4.71	(1, 1)	8.0	W	31	6	3	1	8	4	0	0	0	0	1	43	59	1.12	1.250
Turk Lown, R ERA: 1.65	(9, 1)	1.0	S	5	0	0	0	2	1	1	0	0	0	0	7	15	0.00	1.000

PITCHER	IP	WLS	BF	H	R	ER	SO	BB	IBB	HBP	BLK	WP	HR	S	P	ERA	WHIP

TOP

Philadelphia Phillies @ Chicago Cubs

Wrigley Field, Chicago, IL

Wed Jun 19 1957, 3:38 AM CDT

Att. 10,939 - Unknown

livebaseballscorecards.com

AB	29
R	3
H	6
RBI	3
BB	6
SO	10
LOB	14

WP: 0	PB: 0	SB: 0	CS: 1	PA:	36

BOTTOM

Philadelphia Phillies @ Chicago Cubs

Wrigley Field, Chicago, IL

Wed Jun 19 1957, 3:38 AM CDT

Att. 10,939 - Unknown

livebaseballscorecards.com

Batter	1	2	3	4	5	6	7	8	9	AB	R	H	RBI	BB	SO	LOB
Bobby Morgan, R (1, 4) OBP: 0.308, SLG: 0.305	5-3		5-3		F9		F9			4	0	0	0	0	0	3
Bob Speake, L (1, 3) OBP: 0.324, SLG: 0.372	L9			2B		L4		P6		4	0	1	0	0	0	0
Chuck Tanner, L (1, 8) (9, 7) OBP: 0.310, SLG: 0.415	1B			1-3		HR 1B		4-3		4	1	2	0	0	0	1
14 Ernie Banks, R (1, 5) OBP: 0.336, SLG: 0.507	K			P4		K		HR		4	1	1	1	0	2	3
Walt Moryn, L (1, 9) OBP: 0.366, SLG: 0.441		5-3		P4		1-H HR		HR		4	2	2	3	0	0	1
Bob Will, L (9, 8) OBP: 0.118, SLG: 0.118										0	0	0	0	0	0	0
Lee Walls, R (1, 7) (9, 9) OBP: 0.278, SLG: 0.303		CS 1B			K	K		K		4	0	1	0	0	3	0
Jim Fanning, R (1, 2) OBP: 0.200, SLG: 0.240		P4			1B 1B		P6			3	0	1	0	0	0	1
Jack Littrell, R (1, 6) OBP: 0.221, SLG: 0.237		1-2 CS	5-3		K		L8			3	0	0	0	0	1	1
Moe Drabowsky, R (1, 1) OBP: 0.276, SLG: 0.222			P6		1-2 1B		BB			2	0	1	0	1	0	0
Turk Lown, R (9, 1)										0	0	0	0	0	0	0
Inning Stats	R: 0 E: 0 K: 1 S: 6 H: 1 LOB: 1 BB: 0 P: 6	R: 0 E: 0 K: 0 S: 3 H: 1 LOB: 0 BB: 0 P: 3	R: 0 E: 0 K: 0 S: 3 H: 0 LOB: 0 BB: 0 P: 3	R: 0 E: 0 K: 0 S: 4 H: 1 LOB: 1 BB: 0 P: 4	R: 0 E: 0 K: 2 S: 9 H: 2 LOB: 2 BB: 0 P: 9	R: 2 E: 0 K: 2 S: 9 H: 2 LOB: 0 BB: 0 P: 9	R: 0 E: 0 K: 0 S: 3 H: 0 LOB: 1 BB: 1 P: 7	R: 2 E: 0 K: 1 S: 7 H: 2 LOB: 0 BB: 0 P: 7		1B: 5 2B: 1 3B: 0 HR: 3	SF: 0 SAC: 0 DP: 0 HBP: 0						

	AB	32
	R	4
	H	9
	RBI	4
	BB	1
	SO	6
	LOB	10

WP: 0 PB: 0 SB: 0 CS: 1 PA: 34

PITCHER		IP	WLS	BF	H	R	ER	SO	BB	IBB	HBP	BLK	WP	HR	S	P	ERA	WHIP
Robin Roberts, R ERA: 3.71	(1, 1)	7.0		28	7	2	2	5	1	0	0	0	0	1	37	41	2.57	1.143
Bob Miller, R ERA: 3.25	(8, 1)	0.2	L	4	2	2	2	0	0	0	0	0	0	2	4	4	27.00	3.000
Don Cardwell, R ERA: 4.31	(8, 1)	0.1		1	0	0	0	1	0	0	0	0	0	0	3	3	0.00	0.000

PITCHER	IP	WLS	BF	H	R	ER	SO	BB	IBB	HBP	BLK	WP	HR	S	P	ERA	WHIP

Batter	1	2	3	4	5	6	7	8	9	AB	R	H	RBI	BB	SO	LOB
Richie Ashburn, L (1, 8) OBP: 0.359, SLG: 0.337	x 0-0 BB 1B 1B		x 0-0 1B G6-4-3 1B	x 0-0 ③ F8		B B B B 4-0 1-2 3B BB		x 0-0 FC3 G5-4-3 1-2		4	2	2	0	1	0	2
Granny Hamner, R (1, 6) (9, 4) OBP: 0.285, SLG: 0.360	x 0-0 BB 1-2 1B		x 0-0 G6-4-3 1-3 1B		x 0-0 ① 5-3	x 0-0 1-H 2-H 3-H 3B		S S S 0-3 ① K		5	0	3	3	0	1	2
Solly Hemus, L (1, 4) OBP: 0.423, SLG: 0.375 Chuck Harmon, R (9, 7) OBP: 0.286, SLG: 0.500	B B B B 4-0 G5-4-3 1-2 2-3 BB		x 0-0 ① ② G6-4-3 1-2f 3-H		x 0-0 ② 4-3	B B B B 4-0 BB		x 0-0 ② ③ G5-4-3 1-2f		3 0	0 0	0 0	0 0	2 0	0 0	3 0
Harry Anderson, L (1, 7) OBP: 0.313, SLG: 0.368 Chico Fernandez, R (9, 6) OBP: 0.298, SLG: 0.335	S S S 0-3 ① K		x 0-0 ③ G3		x 0-0 ③ 6-3	S S S 0-3 ③ K			x 0-0 ① 3-1	5 0	0 0	0 0	0 0	0 0	2 0	5 0
Rip Repulski, R (1, 9) OBP: 0.272, SLG: 0.443	x 0-0 ② ③ G5-4-3 1-2f			B B B B 4-0 E BB		x 0-0 ① L8	x 0-0 G6-4-3 1B		x 0-0 ② 6-3	4	1	1	0	1	0	3
Willie Jones, R (1, 5) OBP: 0.346, SLG: 0.405		x 0-0 ① 6-3		x 0-0 ① P4		x 0-0 1B 2B	x 0-0 ① ② G6-4-3 1-2f		S S S 0-3 ③ K	5	1	1	0	0	1	2
Ed Bouchee, L (1, 3) OBP: 0.346, SLG: 0.441		x 0-0 ② 4-1		x 0-0 ② F8		x 0-0 ② F7	B B B B 4-0 BB			3	0	0	0	1	0	2
Stan Lopata, R (1, 2) OBP: 0.345, SLG: 0.394		x 0-0 E7 1B		x 0-0 E8 1-H 1B		4-0 1B 3B IBB	S S S 0-3 ③ K			3	2	1	0	1	1	1
Harvey Haddix, L (1, 1) OBP: 0.323, SLG: 0.345		x 0-0 ③ 3-1		x 0-0 2-H 1B		x 0-0 BB 1-3 2-H 3B 1B		x 0-0 FC3 1B		4	1	3	2	0	0	1
Inning Stats	R: 0 E: 0 K: 1 S: 6 H: 2 LOB: 2 BB: 1 P: 10	R: 0 E: 1 K: 0 S: 4 H: 1 LOB: 1 BB: 0 P: 4	R: 1 E: 0 K: 0 S: 4 H: 2 LOB: 0 BB: 0 P: 4	R: 2 E: 1 K: 0 S: 5 H: 1 LOB: 1 BB: 1 P: 9	R: 0 E: 0 K: 0 S: 3 H: 0 LOB: 0 BB: 0 P: 3	R: 4 E: 0 K: 1 S: 8 H: 3 LOB: 2 BB: 3 P: 20	R: 0 E: 0 K: 1 S: 5 H: 1 LOB: 1 BB: 1 P: 9	R: 0 E: 0 K: 1 S: 6 H: 1 LOB: 1 BB: 0 P: 6	R: 0 E: 0 K: 1 S: 5 H: 0 LOB: 0 BB: 0 P: 5	1B: 9 2B: 1 3B: 1 HR: 0	SF: 0 SAC: 0 DP: 4 HBP: 0						

TOP

Philadelphia Phillies @ Chicago Cubs

Wrigley Field, Chicago, IL

Thu Jun 20 1957, 3:33 AM CDT

Att. 5,210 - Unknown

livebaseballscorecards.com

AB	36
R	7
H	11
RBI	5
BB	6
SO	5
LOB	21

PITCHER		IP	WLS	BF	H	R	ER	SO	BB	IBB	HBP	BLK	WP	HR	S	P	ERA	WHIP
Don Kaiser, R ERA: 4.04	(1, 1)	5.2	L	27	8	6	4	1	2	1	0	0	0	0	26	38	6.35	1.765
Dick Littlefield, L ERA: 4.97	(6, 1)	1.1		8	2	1	1	2	3	0	0	0	0	0	9	21	6.75	3.750
Jim Brosnan, R ERA: 4.29	(8, 1)	2.0		7	1	0	0	2	0	0	0	0	0	0	11	11	0.00	0.500

PITCHER		IP	WLS	BF	H	R	ER	SO	BB	IBB	HBP	BLK	WP	HR	S	P	ERA	WHIP

Batter	1	2	3	4	5	6	7	8	9	AB	R	H	RBI	BB	SO	LOB
Bobby Morgan, R (1, 4) OBP: 0.307, SLG: 0.299	L9	BB			6-3		F2			3	0	0	0	1	0	0
Bob Speake, L (1, 3) OBP: 0.322, SLG: 0.383	1B 3B	K			G3		4-3			4	1	1	0	0	1	3
Lee Walls, R (1, 7) OBP: 0.277, SLG: 0.302	14 FC6-4 1B 3-H		P4			K		P5		4	0	1	1	0	1	0
14 Ernie Banks, R (1, 5) OBP: 0.335, SLG: 0.516	FC6-4 1-2f		F2			HR		F2		4	1	1	1	0	0	1
Walt Moryn, L (1, 9) OBP: 0.359, SLG: 0.432	4-3		P3			P6		L7		4	0	0	0	0	0	1
Jim Bolger, R (1, 8) OBP: 0.296, SLG: 0.408		2B 1B		5-3		1B 1B			6-3	4	0	2	0	0	0	0
Cal Neeman, R (1, 2) OBP: 0.277, SLG: 0.425		1-3 2B		K		1-3 1B			E6 WP	4	0	2	0	0	1	0
Jack Littrell, R (1, 6) OBP: 0.215, SLG: 0.230 Casey Wise, S (9, PH) OBP: 0.276, SLG: 0.253		P3		F9		L7			K 1-2	3 1	0 0	0 0	0 0	0 1	0 1	4 1
Don Kaiser, R (1, 1) OBP: 0.158, SLG: 0.118 Dick Littlefield, L (6, 1) OBP: 0.500, SLG: 0.400 Jerry Kindall, R (7, PH) OBP: 0.294, SLG: 0.200 Jim Brosnan, R (8, 1) OBP: 0.500, SLG: 0.600 Jim Fanning, R (9, PH) OBP: 0.192, SLG: 0.231		K			K		K		F8	2 0 1 0 1	0 0 0 0 0	0 0 0 0 0	0 0 0 0 0	0 0 0 0 0	2 0 1 0 0	2 0 0 0 1
Inning Stats	R: 1 H: 2 E: 0 LOB: 1 K: 0 BB: 0 S: 5 P: 5	R: 0 H: 2 E: 0 LOB: 3 K: 2 BB: 1 S: 9 P: 13	R: 0 H: 0 E: 0 LOB: 0 K: 0 BB: 0 S: 3 P: 3	R: 0 H: 0 E: 0 LOB: 0 K: 1 BB: 0 S: 5 P: 5	R: 0 H: 0 E: 0 LOB: 0 K: 1 BB: 0 S: 5 P: 5	R: 1 H: 3 E: 0 LOB: 2 K: 1 BB: 0 S: 8 P: 8	R: 0 H: 0 E: 0 LOB: 0 K: 1 BB: 0 S: 5 P: 5	R: 0 H: 0 E: 0 LOB: 0 K: 0 BB: 0 S: 3 P: 3	R: 0 H: 0 E: 1 LOB: 1 K: 1 BB: 0 S: 6 P: 6	1B: 4 SF: 0 2B: 1 SAC: 0 3B: 1 DP: 0 HR: 1 HBP: 0						WP: 1 PA: 36 PB: 0 SB: 0 CS: 0	

PITCHER	IP	WLS	BF	H	R	ER	SO	BB	IBB	HBP	BLK	WP	HR	S	P	ERA	WHIP
Harvey Haddix, L (1, 1) ERA: 4.3	9.0	W	36	7	2	2	7	1	0	0	0	1	1	49	53	2.00	0.889

PITCHER	IP	WLS	BF	H	R	ER	SO	BB	IBB	HBP	BLK	WP	HR	S	P	ERA	WHIP

BOTTOM

Philadelphia Phillies @ Chicago Cubs

Wrigley Field, Chicago, IL

Thu Jun 20 1957, 3:33 AM CDT

Att. 5,210 - Unknown

livebaseballscorecards.com

AB	35
R	2
H	7
RBI	2
BB	1
SO	7
LOB	13

Batter	1	2	3	4	5	6	7	8	9	10	AB	R	H	RBI	BB	SO	LOB
Whitey Lockman, L (1, 3) OBP: 0.351, SLG: 0.393	G3		1B F9 SF8 1B	G3 1-2			4-3	4-3		4-3	6	1	1	0	0	0	1
Danny O'Connell, R (1, 5) OBP: 0.325, SLG: 0.340	1B		F9 1-2	G3			BB 1B 1B 1B		1B G4-6-3 1B	HR	6	3	4	1	0	0	2
Willie Mays, R (1, 8) OBP: 0.411, SLG: 0.570	K		SF8 S WP 2-3 1B		P6		P4		G4-6-3 HR 1-3 1B	5-3	6	2	2	0	0	1	2
Bobby Thomson, R (1, 7) OBP: 0.302, SLG: 0.399	F9		WP 1-2 IBB		F9		BB 1B 1-2 1B		G4-6-3 BB	HR	4	2	2	1	2	0	1
Daryl Spencer, R (1, 4) OBP: 0.357, SLG: 0.395		4-3	SF8 2-3 3-H		G3		1B 1-2 2-3 BB		G4-6-3 1-2f 2-3 3-H	K	4	0	0	1	1	1	2
Don Mueller, L (1, 9) OBP: 0.275, SLG: 0.329		3B 2B	1-2 3-H IBB			L6	1-3 2-H 3-H 1B		IBB HR IBB		3	2	2	2	2	0	0
Ray Katt, R (1, 2) OBP: 0.315, SLG: 0.325		K	F8			FC5-4 1B	P4		HR 1-2 IBB		4	0	1	0	0	1	5
Wes Westrum, R (7, 2) OBP: 0.339, SLG: 0.292											0	0	0	0	0	0	0
Dusty Rhodes, L (9, PH) OBP: 0.292, SLG: 0.316											0	1	0	0	1	0	0
Valmy Thomas, R (9, 2) OBP: 0.172, SLG: 0.310											0	0	0	0	0	0	0
Andre Rodgers, R (1, 6) OBP: 0.361, SLG: 0.459		2-H 3B		G3 1B		FC5-4 1-2f		4-3		1-H 2-H 3-H HR	5	1	3	5	0	0	1
Ray Crone, R (1, 1) OBP: 0.211, SLG: 0.176		K		K		K		L5		K	3	0	0	0	0	3	3
Jim Davis, S (6, 1) OBP: 0.500, SLG: 0.500											0	0	0	0	0	0	0
Al Worthington, R (7, 1) OBP: 0.125, SLG: 0.087											0	0	0	0	0	0	0
Gail Harris, L (8, PH) OBP: 0.314, SLG: 0.376											1	0	0	0	0	0	0
Marv Grissom, R (8, 1)											1	0	0	0	0	1	0
Stu Miller, R (9, 1)											0	0	0	0	0	0	0
Inning Stats	R: 0 E: 0 K: 1 S: 6 H: 1 LOB: 1 BB: 0 P: 6	R: 1 E: 0 K: 2 S: 9 H: 2 LOB: 1 BB: 0 P: 9	R: 2 E: 0 K: 0 S: 5 H: 2 LOB: 2 BB: 2 P: 13	R: 0 E: 0 K: 1 S: 6 H: 1 LOB: 1 BB: 0 P: 6	R: 0 E: 0 K: 0 S: 3 H: 0 LOB: 0 BB: 0 P: 3	R: 0 E: 0 K: 1 S: 6 H: 1 LOB: 1 BB: 0 P: 6	R: 2 E: 0 K: 0 S: 6 H: 3 LOB: 2 BB: 1 P: 10	R: 0 E: 0 K: 0 S: 3 H: 0 LOB: 0 BB: 0 P: 3	R: 5 E: 0 K: 1 S: 7 H: 3 LOB: 0 BB: 3 P: 19	R: 2 E: 0 K: 1 S: 7 H: 2 LOB: 0 BB: 0 P: 7	1B: 10 2B: 1 3B: 1 HR: 3	SF: 1 SAC: 0 DP: 1 HBP: 0						

PITCHER	IP	WLS	BF	H	R	ER	SO	BB	IBB	HBP	BLK	WP	HR	S	P	ERA	WHIP
Bob Rush, R (1, 1) ERA: 5.25	6.2		33	10	5	5	5	1	2	0	0	1	0	40	52	6.75	1.650
Turk Lown, R (7, 1) ERA: 1.64	0.1		1	0	0	0	0	0	0	0	0	0	0	1	1	0.00	0.000
Don Elston, R (8, 1) ERA: 5.16	2.0		11	3	5	5	1	1	2	0	0	0	1	10	22	22.50	2.000
Jim Brosnan, R (10, 1) ERA: 4.29	0.0		0	0	0	0	0	0	0	0	0	0	0	0	0	∞	∞
Dave Hillman, R (10, 1) ERA: 7.17	1.0	L	5	2	2	2	1	0	0	0	0	0	2	7	7	18.00	2.000

PITCHER	IP	WLS	BF	H	R	ER	SO	BB	IBB	HBP	BLK	WP	HR	S	P	ERA	WHIP

TOP

New York Giants @ Chicago Cubs

Wrigley Field, Chicago, IL

Fri Jun 21 1957, 3:33 AM CDT

Att. 6,442 - Unknown

livebaseballscorecards.com

AB	43
R	12
H	15
RBI	10
BB	6
SO	7
LOB	17

WP: 1 PA: 50
PB: 0
SB: 1
CS: 0

Batter	1	2	3	4	5	6	7	8	9	10	AB	R	H	RBI	BB	SO	LOB
Bob Will, L (1, 8) OBP: 0.182, SLG: 0.190	FC5-4 1B			6-3		PB 14 1B 1B	SF9 3-H		K 1-2 2-3 3-H		4	1	2	1	0	1	2
Bobby Morgan, R (1, 4) OBP: 0.303, SLG: 0.292	FC5-4 6-3 1-2f			2B HR BB		K 1-2	K		SF7 3-H		3	1	0	1	1	2	3
Chuck Tanner, L (1, 7) OBP: 0.314, SLG: 0.418	6-3 1-2			HR 1-3 2B		14 1B BB		L6	E4 2-H		4	1	1	0	1	0	2
14 Ernie Banks, R (1, 5) OBP: 0.332, SLG: 0.509		F7		F8		BB 1-2 2-H 1B		K	F8		5	0	1	1	0	1	3
Walt Moryn, L (1, 9) OBP: 0.370, SLG: 0.452		G6-3 1B		HR 2-H 3-H		1B 1-2 BB		F8		G4-3 BB	3	1	2	3	2	0	0
Dale Long, L (1, 3) OBP: 0.341, SLG: 0.394		G6-3 1-2f		4-3		1-2 1B			1B 1B 1B	K	5	1	2	0	0	1	2
Cal Neeman, R (1, 2) OBP: 0.278, SLG: 0.423			F9		F2		3B 1B		BB 1B 1-3 WP 1B	G4-3 1-2f	3	0	1	0	0	0	0
Jerry Kindall, R (7, PR) OBP: 0.294, SLG: 0.200											0	1	0	0	0	0	0
Don Elston, R (8, 1)											0	0	0	0	0	0	0
Jim Bolger, R (9, PH) OBP: 0.301, SLG: 0.413											1	1	1	0	0	0	0
Charles Silvera, R (10, 2) OBP: 0.333, SLG: 0.444											1	0	0	0	0	0	1
Jack Littrell, R (1, 6) OBP: 0.216, SLG: 0.231			5-3		K2-3		F2		WP SF7 BB 1-2 3-H 1B		4	1	1	1	0	1	1
Bob Rush, R (1, 1) OBP: 0.160, SLG: 0.167			F9		P4		SF9 1-H 3B		E WP 1-2 2-3 BB		2	0	0	0	0	0	0
Turk Lown, R (7, 1)											0	0	0	0	0	0	0
Bob Speake, L (7, PH) OBP: 0.327, SLG: 0.403											1	1	1	1	0	0	0
Jim Fanning, R (8, 2) OBP: 0.222, SLG: 0.231											0	0	0	0	1	0	0
Lee Walls, R (9, PR) OBP: 0.277, SLG: 0.302											0	1	0	0	0	0	0
Jim Brosnan, R (10, 1) OBP: 0.500, SLG: 0.600											0	0	0	0	0	0	0
Dave Hillman, R (10, 1)											0	0	0	0	0	0	0
Inning Stats	R: 0 E: 0 K: 0 S: 3 / H: 1 LOB: 0 BB: 0 P: 3	R: 0 E: 0 K: 0 S: 3 / H: 1 LOB: 0 BB: 0 P: 3	R: 0 E: 0 K: 0 S: 3 / H: 0 LOB: 0 BB: 0 P: 3	R: 3 E: 0 K: 0 S: 5 / H: 2 LOB: 0 BB: 1 P: 9	R: 0 E: 0 K: 1 S: 5 / H: 0 LOB: 0 BB: 0 P: 5	R: 1 E: 0 K: 1 S: 6 / H: 3 LOB: 2 BB: 2 P: 14	R: 2 E: 0 K: 1 S: 7 / H: 2 LOB: 1 BB: 0 P: 7	R: 0 E: 0 K: 1 S: 5 / H: 0 LOB: 0 BB: 0 P: 5	R: 4 E: 1 K: 1 S: 9 / H: 3 LOB: 1 BB: 1 P: 13	R: 0 E: 0 K: 1 S: 4 / H: 0 LOB: 0 BB: 1 P: 8	1B: 9 2B: 1 3B: 1 HR: 1 / SF: 2 SAC: 0 DP: 2 HBP: 0						

PITCHER	IP	WLS	BF	H	R	ER	SO	BB	IBB	HBP	BLK	WP	HR	S	P	ERA	WHIP
Ray Crone, R (1, 1) ERA: 4.39	5.2		23	6	4	4	2	3	0	0	0	0	1	24	36	6.35	1.588
Jim Davis, L (6, 1) ERA: 4.57	0.1		1	1	0	0	0	0	0	0	0	0	0	1	1	0.00	3.000
Al Worthington, R (7, 1) ERA: 3.8	1.0		5	2	2	2	1	0	0	0	0	0	0	7	7	18.00	2.000
Marv Grissom, R (8, 1) ERA: 3.71	1.0		7	3	4	3	1	1	0	0	0	0	0	8	12	27.00	4.000
Stu Miller, R (9, 1) ERA: 4.03	2.0	W	7	0	0	0	2	1	0	0	0	1	0	10	14	0.00	0.500

PITCHER	IP	WLS	BF	H	R	ER	SO	BB	IBB	HBP	BLK	WP	HR	S	P	ERA	WHIP

BOTTOM

New York Giants @ Chicago Cubs

Wrigley Field, Chicago, IL

Fri Jun 21 1957, 3:33 AM CDT

Att. 6,442 - Unknown

livebaseballscorecards.com

AB	36
R	10
H	12
RBI	8
BB	5
SO	6
LOB	14

WP: 1 PA: 43
PB: 1
SB: 0
CS: 0

Batter	1	2	3	4	5	6	7	8	9	AB	R	H	RBI	BB	SO	LOB
Whitey Lockman, L (1, 3) OBP: 0.356, SLG: 0.409	E 3B	1-3 2-H 1B			L3					3	1	2	1	0	0	0
Danny O'Connell, R (1, 5) OBP: 0.325, SLG: 0.340	G3	L4			FC6-4 1B					3	0	1	0	0	0	3
Willie Mays, R (1, 8) OBP: 0.410, SLG: 0.567	E8 1B 3-H 1B		F9		FC6-4 1-2f					3	1	1	1	0	0	1
Bobby Thomson, R (1, 7) OBP: 0.303, SLG: 0.398	G6-4-3 2-H 1B		SSS K			L4				3	0	1	1	0	1	0
Daryl Spencer, R (1, 4) OBP: 0.353, SLG: 0.389	G6-4-3 1-2f		SSS K			E5 1B SF7				3	1	0	0	0	1	1
Don Mueller, L (1, 9) OBP: 0.276, SLG: 0.329		1-3		4-3		1-3 1B				3	0	1	0	0	0	0
Andre Rodgers, R (1, 6) OBP: 0.349, SLG: 0.447		6-3		4-3		SF7 3-H				2	0	0	1	0	0	0
Ray Katt, R (1, 2) OBP: 0.315, SLG: 0.326		BB 1B 1B		SSS K		F8				3	1	1	0	0	1	1
Ruben Gomez, R (1, 1) OBP: 0.326, SLG: 0.256		4-0 1B 1-2 BB			F2					0	0	0	0	1	0	0
Al Worthington, R (3, 1) OBP: 0.125, SLG: 0.087										0	0	0	0	0	0	0
Gail Harris, L (5, PH) OBP: 0.312, SLG: 0.373										1	0	0	0	0	0	0
Jim Davis, S (5, 1) OBP: 0.500, SLG: 0.500										0	0	0	0	0	0	0
Ramon Monzant, R (5, 1)										0	0	0	0	0	0	0
Inning Stats	R: 2 E: 1 K: 0 S: 5 H: 3 LOB: 0 BB: 0 P: 5	R: 1 E: 0 K: 0 S: 5 H: 2 LOB: 2 BB: 1 P: 9	R: 0 E: 0 K: 2 S: 7 H: 0 LOB: 0 BB: 0 P: 7	R: 0 E: 0 K: 1 S: 5 H: 0 LOB: 0 BB: 0 P: 5	R: 0 E: 0 K: 0 S: 4 H: 1 LOB: 1 BB: 0 P: 4	R: 1 E: 1 K: 0 S: 5 H: 1 LOB: 1 BB: 0 P: 5				1B: 6 2B: 0 3B: 1 HR: 0 SF: 1 SAC: 0 DP: 1 HBP: 0						

PITCHER	IP	WLS	BF	H	R	ER	SO	BB	IBB	HBP	BLK	WP	HR	S	P	ERA	WHIP
Tom Poholsky, R (1, 1) ERA: 4.79	6.0	W	26	7	4	3	3	1	0	0	0	0	0	31	35	4.50	1.333

PITCHER	IP	WLS	BF	H	R	ER	SO	BB	IBB	HBP	BLK	WP	HR	S	P	ERA	WHIP

TOP

New York Giants @ Chicago Cubs

Wrigley Field, Chicago, IL

Sat Jun 22 1957, 3:33 AM CDT

Att. 12,118 - Unknown

livebaseballscorecards.com

AB	24
R	4
H	7
RBI	4
BB	1
SO	3
LOB	6

WP: 0 PA: 26
PB: 0
SB: 0
CS: 0

Batter	1	2	3	4	5	6	7	8	9	AB	R	H	RBI	BB	SO	LOB
Bobby Morgan, R (1, 4) OBP: 0.302, SLG: 0.291	L5		1B HR 1B	P3	K					4	1	1	0	0	1	4
Lee Walls, R (1, 7) OBP: 0.288, SLG: 0.319	14 FC6-4 1B 1B		1-3 HR 1B	E6 1-H 2-H 2B	G4-3 1-2f					4	2	3	2	0	0	2
Chuck Tanner, L (1, 8) OBP: 0.320, SLG: 0.447	14 FC6-4 1-2 1B		1-H 3-H HR	K		G3				4	1	2	3	0	1	1
14 Ernie Banks, R (1, 5) OBP: 0.327, SLG: 0.500	FC6-4 S 1-2f 2-3 1B		K	F2		F7				4	1	0	0	0	1	3
Walt Moryn, L (1, 9) OBP: 0.381, SLG: 0.474	1-H 3-H 1B		4-3 1B		2B WP 2B	HR 2B				4	2	4	2	0	0	0
Dale Long, L (1, 3) OBP: 0.345, SLG: 0.426	4-3		4-3 1-2		WP 1B 2-3 2B	2-H HR				4	2	2	2	0	0	2
Cal Neeman, R (1, 2) OBP: 0.278, SLG: 0.419		K	P3		PB 1B 2-H 3-H 1B	4-3				4	1	1	1	0	1	1
Jack Littrell, R (1, 6) OBP: 0.228, SLG: 0.243		K		E E 1B	1B 1-H 1B					3	1	2	1	0	1	0
Tom Poholsky, R (1, 1) OBP: 0.231, SLG: 0.167		1-3		E5 1-2 E	G4-3 1-2 1B					3	1	1	0	0	0	1
Inning Stats	R: 2 H: 3 E: 0 LOB: 1 K: 0 BB: 0 S: 6 P: 6	R: 0 H: 0 E: 0 LOB: 0 K: 2 BB: 0 S: 7 P: 7	R: 3 H: 4 E: 0 LOB: 1 K: 1 BB: 0 S: 9 P: 9	R: 2 H: 2 E: 2 LOB: 1 K: 1 BB: 0 S: 8 P: 8	R: 3 H: 5 E: 0 LOB: 1 K: 1 BB: 0 S: 9 P: 9	R: 2 H: 2 E: 0 LOB: 0 K: 0 BB: 0 S: 5 P: 5				1B: 10 SF: 0 2B: 4 SAC: 0 3B: 0 DP: 1 HR: 2 HBP: 0						

PITCHER	IP	WLS	BF	H	R	ER	SO	BB	IBB	HBP	BLK	WP	HR	S	P	ERA	WHIP
Ruben Gomez, R (1, 1) ERA: 3.1	2.0	L	12	6	5	5	2	0	0	0	0	0	1	16	16	22.50	3.000
Al Worthington, R (3, 1) ERA: 3.81	2.0		10	3	2	1	2	0	0	0	0	0	0	14	14	4.50	1.500
Jim Davis, L (5, 1) ERA: 5.82	0.0		4	4	3	3	0	0	0	0	0	1	0	4	4	∞	∞
Ramon Monzant, R (5, 1) ERA: 9.0	2.0		8	3	2	2	1	0	0	0	0	0	1	10	10	9.00	1.500

PITCHER	IP	WLS	BF	H	R	ER	SO	BB	IBB	HBP	BLK	WP	HR	S	P	ERA	WHIP

BOTTOM

New York Giants @ Chicago Cubs

Wrigley Field, Chicago, IL

Sat Jun 22 1957, 3:33 AM CDT

Att. 12,118 - Unknown

livebaseballscorecards.com

AB	34
R	12
H	16
RBI	11
BB	0
SO	5
LOB	14

WP: 1 PA: 34
PB: 1
SB: 1
CS: 0

New York Giants @ Chicago Cubs

Wrigley Field, Chicago, IL

Sun Jun 23 1957, 3:33 AM CDT

Unknown

TOP

livebaseballscorecards.com

Batter	1	2	3	4	5	6	7	8	9	AB	R	H	RBI	BB	SO	LOB
Whitey Lockman, L (1, 3) OBP: 0.352, SLG: 0.403	4-3	P5 1-2		2B 1B 1-3		4-3		G3		5	1	1	0	0	0	2
Danny O'Connell, R (1, 5) (8, 4) OBP: 0.326, SLG: 0.343	BB 1B BB	4-3		2B 2-H 3-H 2B		4-3			F9	4	2	1	2	1	0	1
Willie Mays, R (1, 8) OBP: 0.414, SLG: 0.574	BB 1B 1-2 BB		6-3 SF8 2B	1B 2-H 2B			K		4-3	4	2	2	1	1	1	0
Bobby Thomson, R (1, 7) OBP: 0.305, SLG: 0.398	BB 1-2 2-H 1B		6-3 2-3	1B 2-H			K		4-3	5	0	2	2	0	1	1
Don Mueller, L (1, 9) OBP: 0.270, SLG: 0.324	F8		SF8 3-H	F9			F8			3	0	0	1	0	0	3
Daryl Spencer, R (1, 4) (8, 6) OBP: 0.355, SLG: 0.386	BB 1-2 2-3 BB		K		K			SH5-4 2B BB		2	1	0	0	2	2	0
Ray Katt, R (1, 2) OBP: 0.309, SLG: 0.318	K			F8	K			SH5-4 1-2		3	0	0	0	0	2	3
Andre Rodgers, R (1, 6) OBP: 0.348, SLG: 0.436		P4		1B 2B BB	K			2B 2-H		2	1	0	0	1	1	0
Ray Jablonski, R (8, PH) OBP: 0.310, SLG: 0.443										1	0	1	1	0	0	0
Ozzie Virgil, R (8, PR) (8, 5) OBP: 0.303, SLG: 0.347										0	0	0	0	0	0	0
Johnny Antonelli, L (1, 1) OBP: 0.310, SLG: 0.333		WP BB		K		K		3-1		2	0	0	0	1	2	1
Marv Grissom, R (7, 1)										0	0	0	0	0	0	0
Dusty Rhodes, L (8, PH) OBP: 0.290, SLG: 0.314										1	0	0	0	0	0	1
Stu Miller, R (8, 1)										0	0	0	0	0	0	0
Inning Stats	R: 1 E: 0 K: 1 S: 6 H: 1 LOB: 3 BB: 3 P: 18	R: 0 E: 0 K: 0 S: 3 H: 0 LOB: 1 BB: 1 P: 7	R: 1 E: 0 K: 1 S: 6 H: 1 LOB: 0 BB: 0 P: 6	R: 4 E: 0 K: 1 S: 9 H: 4 LOB: 1 BB: 1 P: 13	R: 0 E: 0 K: 3 S: 9 H: 0 LOB: 0 BB: 0 P: 9	R: 0 E: 0 K: 1 S: 5 H: 0 LOB: 0 BB: 0 P: 5	R: 0 E: 0 K: 2 S: 7 H: 0 LOB: 0 BB: 0 P: 7	R: 1 E: 0 K: 0 S: 4 H: 1 LOB: 1 BB: 1 P: 8	R: 0 E: 0 K: 0 S: 3 H: 0 LOB: 0 BB: 0 P: 3	1B: 3 2B: 4 3B: 0 HR: 0 SF: 1 SAC: 1 DP: 0 HBP: 0						

	AB	32
	R	7
	H	7
	RBI	7
	BB	6
	SO	9
	LOB	12

WP: 1 PA: 40
PB: 0
SB: 0
CS: 0

PITCHER		IP	WLS	BF	H	R	ER	SO	BB	IBB	HBP	BLK	WP	HR	S	P	ERA	WHIP
Dick Drott, R ERA: 4.65	(1, 1)	3.2	L	21	5	6	6	3	5	0	0	0	1	0	22	42	14.73	2.727
Don Elston, R ERA: 4.5	(4, 1)	3.1		11	1	0	0	6	0	0	0	0	0	0	23	23	0.00	0.300
Turk Lown, R ERA: 1.8	(8, 1)	2.0		8	1	1	1	0	1	0	0	0	0	0	7	11	4.50	1.000

PITCHER	IP	WLS	BF	H	R	ER	SO	BB	IBB	HBP	BLK	WP	HR	S	P	ERA	WHIP

Batter	1	2	3	4	5	6	7	8	9	AB	R	H	RBI	BB	SO	LOB
Bobby Morgan, R (1, 4) OBP: 0.296, SLG: 0.285	6-3		K		F8		1B		F3	3	0	0	0	0	1	0
Dale Long, L (7, PH) OBP: 0.349, SLG: 0.430										1	0	1	1	0	0	0
Casey Wise, S (7, PR) OBP: 0.274, SLG: 0.250 (8, 4)										1	0	0	0	0	0	0
Bob Speake, L (1, 3) OBP: 0.323, SLG: 0.396	1B		F9		4-3		P5		F3	5	0	1	0	0	0	3
Lee Walls, R (1, 7) OBP: 0.287, SLG: 0.317	F7		K			F8	1B			4	0	1	2	0	1	1
14 Ernie Banks, R (1, 5) OBP: 0.329, SLG: 0.500	P4			HR		1B	K			4	1	2	0	0	1	3
Walt Moryn, L (1, 9) OBP: 0.379, SLG: 0.485		K		HR		K	1-3			4	1	1	2	0	2	3
Jim Bolger, R (1, 8) OBP: 0.293, SLG: 0.400		E4		F8		F7		K		4	0	0	0	0	1	1
Cal Neeman, R (1, 2) OBP: 0.282, SLG: 0.421		1B		5-3			1B	6-3		4	1	2	0	0	0	0
Jack Littrell, R (1, 6) OBP: 0.237, SLG: 0.245		BB		F3			1B	K		3	1	1	0	1	1	0
Dick Drott, R (1, 1) OBP: 0.156, SLG: 0.156		G1-2-3			5-3				L5	1	0	0	0	0	0	3
Don Elston, R (4, 1)										1	0	0	0	0	0	0
Jim Fanning, R (7, PH) OBP: 0.222, SLG: 0.231										0	0	0	0	0	0	0
Chuck Tanner, L (7, PH) OBP: 0.325, SLG: 0.452										1	1	1	0	0	0	0
Turk Lown, R (8, 1)										0	0	0	0	0	0	0
Bob Will, L (9, PH) OBP: 0.174, SLG: 0.182										1	0	0	0	0	0	0
Inning Stats	R: 0 E: 0 K: 0 S: 4 H: 1 LOB: 1 BB: 0 P: 4	R: 0 E: 1 K: 1 S: 6 H: 1 LOB: 2 BB: 1 P: 10	R: 0 E: 0 K: 2 S: 7 H: 0 LOB: 0 BB: 0 P: 7	R: 2 E: 0 K: 0 S: 5 H: 2 LOB: 0 BB: 0 P: 5	R: 0 E: 0 K: 0 S: 3 H: 0 LOB: 0 BB: 0 P: 3	R: 0 E: 0 K: 1 S: 6 H: 1 LOB: 1 BB: 0 P: 6	R: 3 E: 0 K: 1 S: 10 H: 5 LOB: 2 BB: 0 P: 10	R: 0 E: 0 K: 2 S: 7 H: 0 LOB: 0 BB: 0 P: 7	R: 0 E: 0 K: 0 S: 3 H: 0 LOB: 0 BB: 0 P: 3	1B: 9 2B: 0 3B: 0 HR: 1 SF: 0 SAC: 0 DP: 1 HBP: 0	WP: 0 PB: 0 SB: 0 CS: 0 PA: 38					

PITCHER		IP	WLS	BF	H	R	ER	SO	BB	IBB	HBP	BLK	WP	HR	S	P	ERA	WHIP
Johnny Antonelli, L ERA: 4.79	(1, 1)	6.0	W	26	7	4	4	4	1	0	0	0	0	1	33	37	6.00	1.333
Marv Grissom, R ERA: 3.86	(7, 1)	1.0		6	3	1	1	1	0	0	0	0	0	0	8	8	9.00	3.000
Stu Miller, R ERA: 3.88	(8, 1)	2.0	S	6	0	0	0	2	0	0	0	0	0	0	10	10	0.00	0.000

PITCHER	IP	WLS	BF	H	R	ER	SO	BB	IBB	HBP	BLK	WP	HR	S	P	ERA	WHIP

BOTTOM

New York Giants @ Chicago Cubs

Wrigley Field, Chicago, IL

Sun Jun 23 1957, 3:33 AM CDT

Unknown

livebaseballscorecards.com

AB	37
R	5
H	10
RBI	5
BB	1
SO	7
LOB	14

Batter	1	2	3	4	5	6	7	8	9	AB	R	H	RBI	BB	SO	LOB
Whitey Lockman, L (1, 3) OBP: 0.353, SLG: 0.400	B B B B 4-0 1B BB	x 0-0 ③ F8		x 0-0 ① F2		x 0-0 CS 1B		x 0-0 ③ F7		4	0	1	0	1	0	2
Danny O'Connell, R (1, 4) OBP: 0.328, SLG: 0.349	x 0-0 1-3 1B		x 0-0 3B 2B	S S S 0-3 ② K		x 0-0 ②③ F7 1-2			x 0-0 ① L4	5	1	2	0	0	1	1
Willie Mays, R (1, 8) OBP: 0.413, SLG: 0.577	x 0-0 ① F3		x 0-0 2B 2-H 3B	B B B B 4-0 1B BB			S S S 0-3 ① K		x 0-0 ② F9	4	1	1	1	1	1	2
Bobby Thomson, R (1, 7) OBP: 0.313, SLG: 0.406	S S S 0-3 ② K		x 0-0 E 3-H 2B	x 0-0 1-2 1B			S S S 0-3 ② K		B B B B 4-0 BB	4	1	2	1	1	2	2
Don Mueller, L (1, 9) OBP: 0.262, SLG: 0.314	x 0-0 ③ 6-3		x 0-0 ① F7	x 0-0 ③ 4-3			x 0-0 E4		x 0-0 ③ G3	5	0	0	0	0	0	6
Daryl Spencer, R (1, 6) OBP: 0.358, SLG: 0.385		B B B B 4-0 G4-6-3 BB	x 0-0 E9 2-H 1B		x 0-0 ① P6		x 0-0 ③ F9			3	1	1	1	1	0	1
Ozzie Virgil, R (1, 5) OBP: 0.302, SLG: 0.345		x 0-0 ①② G4-6-3 1-2f	x 0-0 2-H 1B		x 0-0 ② 6-3			S S S 0-3 ① K		4	0	1	1	0	1	1
Valmy Thomas, R (1, 2) OBP: 0.212, SLG: 0.333		x 0-0 2B 1B	x 0-0 ② L6		x 0-0 ③ 5-3			x 0-0 1B		4	1	2	0	0	0	1
Curt Barclay, R (1, 1) OBP: 0.148, SLG: 0.154		x 0-0 1-H 2B	x 0-0 ③ G3			x 0-0 ① F9		S S S 0-3 ② K		4	0	1	1	0	1	2
Inning Stats	R: 0 H: 1 E: 0 LOB: 2 K: 1 BB: 1 S: 6 P: 10	R: 1 H: 2 E: 0 LOB: 1 K: 0 BB: 1 S: 4 P: 8	R: 4 H: 5 E: 1 LOB: 1 K: 0 BB: 0 S: 8 P: 8	R: 0 H: 1 E: 0 LOB: 2 K: 1 BB: 1 S: 6 P: 10	R: 0 H: 0 E: 0 LOB: 0 K: 0 BB: 0 S: 3 P: 3	R: 0 H: 1 E: 0 LOB: 0 K: 0 BB: 0 S: 3 P: 3	R: 0 H: 0 E: 1 LOB: 1 K: 2 BB: 0 S: 8 P: 8	R: 0 H: 1 E: 0 LOB: 1 K: 2 BB: 0 S: 8 P: 8	R: 0 H: 0 E: 0 LOB: 1 K: 0 BB: 1 S: 3 P: 7	1B: 7 SF: 0 2B: 3 SAC: 0 3B: 1 DP: 1 HR: 0 HBP: 0						

TOP

New York Giants @ Chicago Cubs

Wrigley Field, Chicago, IL

Sun Jun 23 1957, 3:38 AM CDT

Att. 26,732 - Unknown

livebaseballscorecards.com

AB	37
R	5
H	11
RBI	5
BB	4
SO	6
LOB	18

WP: 0 PA: 41
PB: 0
SB: 0
CS: 1

PITCHER		IP	WLS	BF	H	R	ER	SO	BB	IBB	HBP	BLK	WP	HR	S	P	ERA	WHIP
Moe Drabowsky, R ERA: 5.0	(1, 1)	3.0	L	18	8	5	4	1	2	0	0	0	0	0	18	26	12.00	3.333
Dave Hillman, R ERA: 6.56	(4, 1)	2.0		8	1	0	0	1	1	0	0	0	0	0	9	13	0.00	1.000
Don Elston, R ERA: 4.03	(6, 1)	3.0		11	2	0	0	4	0	0	0	0	0	0	19	19	0.00	0.667
Turk Lown, R ERA: 1.75	(9, 1)	1.0		4	0	0	0	0	1	0	0	0	0	0	3	7	0.00	1.000

PITCHER		IP	WLS	BF	H	R	ER	SO	BB	IBB	HBP	BLK	WP	HR	S	P	ERA	WHIP

Batter	1	2	3	4	5	6	7	8	9	AB	R	H	RBI	BB	SO	LOB
Bobby Morgan, R (1, 4) OBP: 0.295, SLG: 0.284	G4-6-3 E 1B		FC6-4 1-2f			6-3		K		4	0	1	0	0	1	2
Lee Walls, R (1, 7) OBP: 0.286, SLG: 0.333	E1 G4-6-3 1-2		K			HR		K		4	1	1	1	0	2	3
Chuck Tanner, L (1, 8) OBP: 0.315, SLG: 0.437	G4-6-3 1-2f 2-3		3-1			K		G3		4	0	0	0	0	1	4
14 Ernie Banks, R (1, 5) OBP: 0.332, SLG: 0.498	BB			G6-4-3 1B		5-3			P4	3	0	1	0	1	0	0
Walt Moryn, L (1, 9) OBP: 0.381, SLG: 0.485	K			G6-4-3 1-2f			G4-6-3 BB 1B		WP 1B	4	0	2	0	0	1	3
Dale Long, L (1, 3) OBP: 0.347, SLG: 0.421		4-3		K			BB 1-2 G4-6-3		F9 1-2	3	0	0	0	1	1	1
Jim Fanning, R (1, 2) OBP: 0.200, SLG: 0.207 Bob Speake, L (9, PH) OBP: 0.327, SLG: 0.396		F9			4-3		G4-6-3 1-2f 2-3		BB	3 0	0 0	0 0	0 0	0 1	0 0	2 0
Jack Littrell, R (1, 6) OBP: 0.231, SLG: 0.239 Cal Neeman, R (9, PH) OBP: 0.281, SLG: 0.419		K			F9		F8		K	3 1	0 0	0 0	0 0	0 0	1 1	1 2
Moe Drabowsky, R (1, 1) OBP: 0.275, SLG: 0.222 Jim Bolger, R (3, PH) OBP: 0.286, SLG: 0.405 Dave Hillman, R (4, 1) Bob Will, L (5, PH) OBP: 0.167, SLG: 0.174 Don Elston, R (6, 1) Jerry Kindall, R (8, PH) OBP: 0.333, SLG: 0.250 Turk Lown, R (9, 1)			FC6-4 1B		3-1			1B		0 1 0 1 0 0 1 0	0 0 0 0 0 0 0 0	0 1 0 0 0 0 1 0	0 0 0 0 0 0 0 0	0 0 0 0 0 0 0 0	0 0 0 0 0 0 0 0	0 0 0 0 0 0 0 0
Inning Stats	R: 0 E: 1 K: 1 S: 6 H: 1 LOB: 2 BB: 1 P: 10	R: 0 E: 0 K: 1 S: 5 H: 0 LOB: 0 BB: 0 P: 5	R: 0 E: 0 K: 1 S: 6 H: 1 LOB: 1 BB: 0 P: 6	R: 0 E: 0 K: 1 S: 5 H: 1 LOB: 0 BB: 0 P: 5	R: 0 E: 0 K: 0 S: 3 H: 0 LOB: 0 BB: 0 P: 3	R: 1 E: 0 K: 1 S: 6 H: 1 LOB: 0 BB: 0 P: 6	R: 0 E: 0 K: 0 S: 3 H: 1 LOB: 1 BB: 1 P: 7	R: 0 E: 0 K: 2 S: 8 H: 1 LOB: 1 BB: 0 P: 8	R: 0 E: 0 K: 1 S: 6 H: 1 LOB: 2 BB: 1 P: 10	1B: 6 2B: 0 3B: 0 HR: 1	SF: 0 SAC: 0 DP: 3 HBP: 0			WP: 1 PB: 0 SB: 0 CS: 0		PA: 35	

PITCHER		IP	WLS	BF	H	R	ER	SO	BB	IBB	HBP	BLK	WP	HR	S	P	ERA	WHIP
Curt Barclay, R ERA: 2.8	(1, 1)	9.0	W	35	7	1	1	8	3	0	0	0	1	1	48	60	1.00	1.111

PITCHER	IP	WLS	BF	H	R	ER	SO	BB	IBB	HBP	BLK	WP	HR	S	P	ERA	WHIP

BOTTOM

New York Giants @ Chicago Cubs

Wrigley Field, Chicago, IL

Sun Jun 23 1957, 3:38 AM CDT

Att. 26,732 - Unknown

livebaseballscorecards.com

AB	32
R	1
H	7
RBI	1
BB	3
SO	8
LOB	18

Batter	1	2	3	4	5	6	7	8	9	AB	R	H	RBI	BB	SO	LOB
Roman Mejias, R (1, 9) OBP: 0.302, SLG: 0.347										0	0	0	0	0	0	0
Bill Virdon, L (1, 8) OBP: 0.286, SLG: 0.372										0	0	0	0	0	0	0
Dick Groat, R (1, 6) OBP: 0.368, SLG: 0.424										0	0	0	0	0	0	0
Frank Thomas, R (1, 3) OBP: 0.348, SLG: 0.453										0	0	0	0	0	0	0
Gene Baker, R (1, 5) OBP: 0.349, SLG: 0.439										0	0	0	0	0	0	0
Bill Mazeroski, R (1, 4) OBP: 0.317, SLG: 0.398										0	0	0	0	0	0	0
Jim Pendleton, R (1, 7) OBP: 0.412, SLG: 0.296										0	0	0	0	0	0	0
Hank Foiles, R (1, 2) OBP: 0.368, SLG: 0.472										0	0	0	0	0	0	0
Bob Friend, R (1, 1) OBP: 0.139, SLG: 0.143										0	0	0	0	0	0	0
Inning Stats										1B: 0 2B: 0 3B: 0 HR: 0			SF: 0 SAC: 0 DP: 0 HBP: 0			

TOP

Pittsburgh Pirates @ Chicago Cubs

Wrigley Field, Chicago, IL

Tue Jun 25 1957, 3:33 AM CDT

Att. 5,002 - Unknown

livebaseballscorecards.com

AB	0
R	0
H	0
RBI	0
BB	0
SO	0
LOB	0

WP: 0 PA: 0
PB: 0
SB: 0
CS: 0

PITCHER	IP	WLS	BF	H	R	ER	SO	BB	IBB	HBP	BLK	WP	HR	S	P	ERA	WHIP
Don Kaiser, R (1, 1) ERA: 4.04	0.0		0	0	0	0	0	0	0	0	0	0	0	0	0	∞	∞

PITCHER	IP	WLS	BF	H	R	ER	SO	BB	IBB	HBP	BLK	WP	HR	S	P	ERA	WHIP

Batter	1	2	3	4	5	6	7	8	9	AB	R	H	RBI	BB	SO	LOB
Bobby Morgan, R (1, 4) OBP: 0.295, SLG: 0.284										0	0	0	0	0	0	0
Lee Walls, R (1, 8) OBP: 0.286, SLG: 0.333										0	0	0	0	0	0	0
Chuck Tanner, L (1, 7) OBP: 0.315, SLG: 0.437										0	0	0	0	0	0	0
14 Ernie Banks, R (1, 5) OBP: 0.332, SLG: 0.498										0	0	0	0	0	0	0
Walt Moryn, L (1, 9) OBP: 0.381, SLG: 0.485										0	0	0	0	0	0	0
Dale Long, L (1, 3) OBP: 0.347, SLG: 0.421										0	0	0	0	0	0	0
Cal Neeman, R (1, 2) OBP: 0.281, SLG: 0.419										0	0	0	0	0	0	0
Jack Littrell, R (1, 6) OBP: 0.231, SLG: 0.239										0	0	0	0	0	0	0
Don Kaiser, R (1, 1) OBP: 0.158, SLG: 0.118										0	0	0	0	0	0	0
Inning Stats										1B: 0 2B: 0 3B: 0 HR: 0		SF: 0 SAC: 0 DP: 0 HBP: 0				

BOTTOM

Pittsburgh Pirates @ Chicago Cubs

Wrigley Field, Chicago, IL

Tue Jun 25 1957, 3:33 AM CDT

Att. 5,002 - Unknown

livebaseballscorecards.com

AB	**0**
R	**0**
H	**0**
RBI	**0**
BB	**0**
SO	**0**
LOB	**0**

WP: 0 PA: 0
PB: 0
SB: 0
CS: 0

PITCHER	IP	WLS	BF	H	R	ER	SO	BB	IBB	HBP	BLK	WP	HR	S	P	ERA	WHIP
Bob Friend, R (1, 1) ERA: 3.67	0.0	L	0	0	0	0	0	0	0	0	0	0	0	0	0	∞	∞

PITCHER	IP	WLS	BF	H	R	ER	SO	BB	IBB	HBP	BLK	WP	HR	S	P	ERA	WHIP

Batter	1	2	3	4	5	6	7	8	9	AB	R	H	RBI	BB	SO	LOB
Bill Mazeroski, R (1, 4) OBP: 0.326, SLG: 0.402										0	0	0	0	0	0	0
Bill Virdon, L (1, 8) OBP: 0.292, SLG: 0.377										0	0	0	0	0	0	0
Dee Fondy, L (1, 3) OBP: 0.384, SLG: 0.426										0	0	0	0	0	0	0
Frank Thomas, R (1, 7) OBP: 0.350, SLG: 0.453										0	0	0	0	0	0	0
Dick Groat, R (1, 6) OBP: 0.363, SLG: 0.423										0	0	0	0	0	0	0
Gene Baker, R (1, 5) OBP: 0.347, SLG: 0.433										0	0	0	0	0	0	0
Roman Mejias, R (1, 9) OBP: 0.281, SLG: 0.321										0	0	0	0	0	0	0
Dick Rand, R (1, 2) OBP: 0.282, SLG: 0.254										0	0	0	0	0	0	0
Vern Law, R (1, 1) OBP: 0.381, SLG: 0.524										0	0	0	0	0	0	0
Inning Stats										1B: 0 2B: 0 3B: 0 HR: 0		SF: 0 SAC: 0 DP: 0 HBP: 0				

Pittsburgh Pirates @ Chicago Cubs

Wrigley Field, Chicago, IL

Wed Jun 26 1957, 3:33 AM CDT

Unknown

livebaseballscorecards.com

AB	0
R	0
H	0
RBI	0
BB	0
SO	0
LOB	0

WP: 0 PA: 0
PB: 0
SB: 0
CS: 0

PITCHER	IP	WLS	BF	H	R	ER	SO	BB	IBB	HBP	BLK	WP	HR	S	P	ERA	WHIP
Tom Poholsky, R (1, 1) ERA: 4.79	0.0	L	0	0	0	0	0	0	0	0	0	0	0	0	0	∞	∞

PITCHER	IP	WLS	BF	H	R	ER	SO	BB	IBB	HBP	BLK	WP	HR	S	P	ERA	WHIP

Batter	1	2	3	4	5	6	7	8	9	AB	R	H	RBI	BB	SO	LOB
Bobby Morgan, R (1, 4) OBP: 0.294, SLG: 0.283										0	0	0	0	0	0	0
Lee Walls, R (1, 8) OBP: 0.286, SLG: 0.328										0	0	0	0	0	0	0
Dee Fondy, L (1, 3) OBP: 0.384, SLG: 0.426										0	0	0	0	0	0	0
14 Ernie Banks, R (1, 5) OBP: 0.327, SLG: 0.489										0	0	0	0	0	0	0
Walt Moryn, L (1, 9) OBP: 0.379, SLG: 0.495										0	0	0	0	0	0	0
Dale Long, L (1, 3) OBP: 0.362, SLG: 0.453										0	0	0	0	0	0	0
Cal Neeman, R (1, 2) OBP: 0.280, SLG: 0.415										0	0	0	0	0	0	0
Jack Littrell, R (1, 6) OBP: 0.240, SLG: 0.274										0	0	0	0	0	0	0
Tom Poholsky, R (1, 1) OBP: 0.231, SLG: 0.167										0	0	0	0	0	0	0
Inning Stats										1B: 0 2B: 0 3B: 0 HR: 0		SF: 0 SAC: 0 DP: 0 HBP: 0		WP: 0 PB: 0 SB: 0 CS: 0		PA: 0

BOTTOM

Pittsburgh Pirates @ Chicago Cubs

Wrigley Field, Chicago, IL

Wed Jun 26 1957, 3:33 AM CDT

Unknown

livebaseballscorecards.com

AB	**0**
R	**0**
H	**0**
RBI	**0**
BB	**0**
SO	**0**
LOB	**0**

PITCHER	IP	WLS	BF	H	R	ER	SO	BB	IBB	HBP	BLK	WP	HR	S	P	ERA	WHIP
Vern Law, R (1, 1) ERA: 3.2	0.0	W	0	0	0	0	0	0	0	0	0	0	0	0	0	∞	∞

PITCHER	IP	WLS	BF	H	R	ER	SO	BB	IBB	HBP	BLK	WP	HR	S	P	ERA	WHIP

Batter	1	2	3	4	5	6	7	8	9	AB	R	H	RBI	BB	SO	LOB
Bill Mazeroski, R (1, 4) OBP: 0.326, SLG: 0.417										0	0	0	0	0	0	0
Bill Virdon, L (1, 8) OBP: 0.293, SLG: 0.385										0	0	0	0	0	0	0
Dee Fondy, L (1, 3) OBP: 0.396, SLG: 0.444										0	0	0	0	0	0	0
Frank Thomas, R (1, 7) OBP: 0.353, SLG: 0.473										0	0	0	0	0	0	0
Dick Groat, R (1, 6) OBP: 0.358, SLG: 0.416										0	0	0	0	0	0	0
Gene Baker, R (1, 5) OBP: 0.347, SLG: 0.427										0	0	0	0	0	0	0
Roman Mejias, R (1, 9) OBP: 0.317, SLG: 0.441										0	0	0	0	0	0	0
Hank Foiles, R (1, 2) OBP: 0.371, SLG: 0.473										0	0	0	0	0	0	0
Joe Trimble, R (1, 1)										0	0	0	0	0	0	0
Inning Stats										1B: 0 2B: 0 3B: 0 HR: 0		SF: 0 SAC: 0 DP: 0 HBP: 0		WP: 0 PB: 0 SB: 0 CS: 0		PA: 0

TOP

Pittsburgh Pirates @ Chicago Cubs

Wrigley Field, Chicago, IL

Wed Jun 26 1957, 3:38 AM CDT

Att. 7,460 - Unknown

livebaseballscorecards.com

AB	0
R	0
H	0
RBI	0
BB	0
SO	0
LOB	0

PITCHER	IP	WLS	BF	H	R	ER	SO	BB	IBB	HBP	BLK	WP	HR	S	P	ERA	WHIP
Moe Drabowsky, R (1, 1) ERA: 5.0	0.0		0	0	0	0	0	0	0	0	0	0	0	0	0	∞	∞

PITCHER	IP	WLS	BF	H	R	ER	SO	BB	IBB	HBP	BLK	WP	HR	S	P	ERA	WHIP

Batter	1	2	3	4	5	6	7	8	9	AB	R	H	RBI	BB	SO	LOB
Bob Will, L (1, 8) OBP: 0.160, SLG: 0.167										0	0	0	0	0	0	0
Bobby Morgan, R (1, 4) OBP: 0.289, SLG: 0.277										0	0	0	0	0	0	0
Dee Fondy, L (1, 3) OBP: 0.396, SLG: 0.444										0	0	0	0	0	0	0
14 Ernie Banks, R (1, 5) OBP: 0.326, SLG: 0.494										0	0	0	0	0	0	0
Walt Moryn, L (1, 9) OBP: 0.381, SLG: 0.493										0	0	0	0	0	0	0
Dale Long, L (1, 3) OBP: 0.365, SLG: 0.454										0	0	0	0	0	0	0
Jim Fanning, R (1, 2) OBP: 0.200, SLG: 0.207										0	0	0	0	0	0	0
Jack Littrell, R (1, 6) OBP: 0.234, SLG: 0.267										0	0	0	0	0	0	0
Moe Drabowsky, R (1, 1) OBP: 0.276, SLG: 0.222										0	0	0	0	0	0	0
Inning Stats										1B: 0 2B: 0 3B: 0 HR: 0		SF: 0 SAC: 0 DP: 0 HBP: 0				

BOTTOM

Pittsburgh Pirates @ Chicago Cubs

Wrigley Field, Chicago, IL

Wed Jun 26 1957, 3:38 AM CDT

Att. 7,460 - Unknown

livebaseballscorecards.com

AB	**0**
R	**0**
H	**0**
RBI	**0**
BB	**0**
SO	**0**
LOB	**0**

WP: 0 PA: 0
PB: 0
SB: 0
CS: 0

PITCHER	IP	WLS	BF	H	R	ER	SO	BB	IBB	HBP	BLK	WP	HR	S	P	ERA	WHIP
Joe Trimble, R (1, 1) ERA:	0.0		0	0	0	0	0	0	0	0	0	0	0	0	0	∞	∞

PITCHER	IP	WLS	BF	H	R	ER	SO	BB	IBB	HBP	BLK	WP	HR	S	P	ERA	WHIP

Batter	1	2	3	4	5	6	7	8	9	AB	R	H	RBI	BB	SO	LOB
Jim Gilliam, S (1, 4) OBP: 0.309, SLG: 0.320	C S B F X 1-2 L8		B X 1-0 F7		X 0-0 F9		X 0-0 1-3			4	0	0	0	0	0	1
Pee Wee Reese, R (1, 5) OBP: 0.294, SLG: 0.262	C B B B B 4-1 1B BB		F X 0-1 L9			C B X 1-1 F8		X 0-0 F9		3	0	0	0	1	0	0
Duke Snider, L (1, 8) OBP: 0.345, SLG: 0.527	B B C S B X 3-2 F7			X 0-0 4-1		B B B C B 4-1 FC5 4-3 BB		B C B B X 3-1 F9		3	0	0	0	1	0	1
Gil Hodges, R (1, 3) OBP: 0.415, SLG: 0.541	C B B B F X 3-2 1-3 1B			C F B X 2-2 F9		B B X 2-0 4-3 1-2		C C B C 1-3 K		4	0	1	0	0	1	1
Gino Cimoli, R (1, 7) OBP: 0.351, SLG: 0.474	B S B B F B X 3-2 F7			C F B B F B X 3-2 F8		B B B B F B 4-1 BB			F C B S 1-3 K	3	0	0	0	1	1	2
Carl Furillo, R (1, 9) OBP: 0.329, SLG: 0.409		C B X 1-1 4-3			B F X 1-1 HR 1B	C F B B B F X 2-2 FC5 2-3f			C B X 1-1 1-6-3	4	1	1	0	0	0	2
Charlie Neal, R (1, 6) OBP: 0.365, SLG: 0.390		S C B B B X 3-2 4-3			F C B S 1-3 K		C X 0-1 4-3 2B		B B X 2-0 1B	4	0	2	0	0	1	1
Roy Campanella, R (1, 2) OBP: 0.326, SLG: 0.500		S B X 1-1 F9			C B X 1-1 1-H HR		C B L C 1-3 K		B X 1-0 L7	4	1	1	2	0	1	2
Carl Erskine, R (1, 1) OBP: 0.167, SLG: 0.167			F M B X 1-2 F9		C X 0-1 1-4-3		B C X 1-1 4-3 2-3			2	0	0	0	0	0	0
Sandy Amoros, L (7, PH) OBP: 0.426, SLG: 0.400										1	0	0	0	0	0	1
Clem Labine, R (7, 1) OBP: 0.077, SLG: 0.077										0	0	0	0	0	0	0
Inning Stats	R: 0 E: 0 K: 0 S: 14 H: 1 LOB: 2 BB: 1 P: 28	R: 0 E: 0 K: 0 S: 7 H: 0 LOB: 0 BB: 0 P: 12	R: 0 E: 0 K: 0 S: 6 H: 0 LOB: 0 BB: 0 P: 8	R: 0 E: 0 K: 0 S: 8 H: 0 LOB: 0 BB: 0 P: 13	R: 2 E: 0 K: 1 S: 10 H: 2 LOB: 0 BB: 0 P: 13	R: 0 E: 0 K: 0 S: 9 H: 0 LOB: 2 BB: 2 P: 22	R: 0 E: 0 K: 1 S: 8 H: 1 LOB: 1 BB: 0 P: 10	R: 0 E: 0 K: 1 S: 6 H: 0 LOB: 0 BB: 0 P: 10	R: 0 E: 0 K: 1 S: 7 H: 1 LOB: 1 BB: 0 P: 12	1B: 3 2B: 1 3B: 0 HR: 1	SF: 0 SAC: 0 DP: 0 HBP: 0					

PITCHER		IP	WLS	BF	H	R	ER	SO	BB	IBB	HBP	BLK	WP	HR	S	P	ERA	WHIP
Bob Rush, R ERA: 5.01	(1, 1)	7.0	L	28	4	2	2	2	3	0	0	0	0	1	62	106	2.57	1.000
Jim Brosnan, R ERA: 5.03	(8, 1)	2.0		7	1	0	0	2	0	0	0	0	0	0	13	22	0.00	0.500

PITCHER IP WLS BF H R ER SO BB IBB HBP BLK WP HR S P ERA WHIP

TOP

Brooklyn Dodgers @ Chicago Cubs

Wrigley Field, Chicago, IL

Sat Jun 29 1957, 3:33 AM CDT

Att. 16,653 - Unknown

livebaseballscorecards.com

AB	32
R	2
H	5
RBI	2
BB	3
SO	4
LOB	11

1B: 3 SF: 0
2B: 1 SAC: 0
3B: 0 DP: 0
HR: 1 HBP: 0

WP: 0 PA: 35
PB: 0
SB: 0
CS: 0

Brooklyn Dodgers @ Chicago Cubs

Wrigley Field, Chicago, IL

Sat Jun 29 1957, 3:33 AM CDT

Att. 16,653 - Unknown

BOTTOM

Batter	1	2	3	4	5	6	7	8	9	AB	R	H	RBI	BB	SO	LOB
Bobby Morgan, R (1, 4) OBP: 0.298, SLG: 0.308	BBBCFB 4-2 BB		CX 0-1 1B		CX 0-1 1-3 2-H 2B		FFBFS 1-3 ③ K			3	0	2	1	1	1	0
Bob Speake, L (1, 3) OBP: 0.331, SLG: 0.407	BBSSS 2-3 ① K		BSCBX 2-2 ③ 4-3		SFBFFBS 2-3 ② K			X 0-0 ① 6-3		4	0	0	0	0	2	4
Chuck Tanner, L (1, 7) OBP: 0.331, SLG: 0.460	CBSX 1-2 ② F7			BCBX 2-1 14 G5-4-3 1B	X 0-0 ③ F5			BCX 1-1 ② 1-3		4	0	1	0	0	0	3
14 Ernie Banks, R (1, 5) OBP: 0.325, SLG: 0.498	CSS 0-3 ③ K			BBBCCX 3-2 ①② G5-4-3 1-2f		X 0-0 FC5-4 1B		CCS 0-3 ③ K		4	0	1	0	0	2	2
Walt Moryn, L (1, 9) OBP: 0.377, SLG: 0.479		CBSFS 1-3 ① K		SBX 1-1 FC4-6 1B		FBBFS 2-3 ① K			X 0-0 1B SH2-4 1B	4	0	2	0	0	2	1
Bob Will, L (1, 8) OBP: 0.263, SLG: 0.278		CFBBBX 3-2 G6-4-3 1B		FX 0-1 ③ FC4-6 1-2f		FCX 0-2 ② FC5-4 S 1-2f			X 0-0 ① SH2-4 1-2	3	0	1	0	0	0	2
Cal Neeman, R (1, 2) OBP: 0.282, SLG: 0.409 Casey Wise, S (9, PR) OBP: 0.271, SLG: 0.247		BX 1-0 ②③ G6-4-3 1-2f			CSBX 1-2 SH 2B 1B	BBFFFX 2-2 ③ F8 1-2			CFFBX 1-2 G4-6-3 2-3 1B	4 0	1 0	2 0	0 0	0 0	0 0	2 0
Jack Littrell, R (1, 6) OBP: 0.231, SLG: 0.262 Jim Bolger, R (7, PH) OBP: 0.303, SLG: 0.407 Jerry Kindall, R (8, 6) OBP: 0.318, SLG: 0.250 Dale Long, L (9, PH) OBP: 0.361, SLG: 0.440			CX 0-1 ① F9		X 0-0 ① L7		FCX 0-2 G5-4-3 1B		BFCFBX 2-2 ②③ G4-6-3 1-2f	2 1 0 1	0 0 0 0	0 1 0 0	0 0 0 0	0 0 0 0	0 0 0 0	1 0 0 2
Bob Rush, R (1, 1) OBP: 0.154, SLG: 0.160 Lee Walls, R (7, PH) OBP: 0.289, SLG: 0.326 Jim Brosnan, R (8, 1) OBP: 0.429, SLG: 0.500			BSBFS 2-3 ② K		BCX 1-1 SH 2B 1-2		CBBBBX 3-2 ①② G5-4-3 1-2f			1 1 0	0 0 0	0 0 0	0 0 0	0 0 0	1 0 0	0 1 0
Inning Stats	R: 0 H: 0 E: 0 LOB: 1 K: 2 BB: 1 S: 11 P: 18	R: 0 H: 1 E: 0 LOB: 0 K: 1 BB: 0 S: 8 P: 13	R: 0 H: 1 E: 0 LOB: 1 K: 1 BB: 0 S: 10 P: 14	R: 0 H: 2 E: 0 LOB: 1 K: 0 BB: 0 S: 9 P: 15	R: 1 H: 2 E: 1 LOB: 2 K: 1 BB: 0 S: 14 P: 18	R: 0 H: 1 E: 0 LOB: 1 K: 1 BB: 0 S: 11 P: 15	R: 0 H: 1 E: 0 LOB: 0 K: 1 BB: 0 S: 10 P: 14	R: 0 H: 0 E: 0 LOB: 0 K: 1 BB: 0 S: 6 P: 7	R: 0 H: 2 E: 0 LOB: 2 K: 0 BB: 0 S: 10 P: 13	1B: 9 SF: 0 2B: 1 SAC: 2 3B: 0 DP: 4 HR: 0 HBP: 0						

livebaseballscorecards.com

AB	32
R	1
H	10
RBI	1
BB	1
SO	8
LOB	18

WP: 0 PA: 35
PB: 0
SB: 1
CS: 0

PITCHER		IP	WLS	BF	H	R	ER	SO	BB	IBB	HBP	BLK	WP	HR	S	P	ERA	WHIP
Carl Erskine, R ERA: 2.6	(1, 1)	6.0	W	25	7	1	1	6	1	0	0	0	0	0	63	93	1.50	1.333
Clem Labine, R ERA: 2.77	(7, 1)	3.0	S	10	3	0	0	2	0	0	0	0	0	0	26	34	0.00	1.000

Batter	1	2	3	4	5	6	7	8	9	10	11	AB	R	H	RBI	BB	SO	LOB
Jim Gilliam, S (1, 4) OBP: 0.310, SLG: 0.322	B C B F X 2-2 CS 1B	B B B C X 3-2 ③ 3-1			S B B B C X 3-2 ② FC6-4 1B 1-2f 1B		F C F B X 1-2 ① G3		B C X 1-1 1B			5	1	2	0	0	0	3
Pee Wee Reese, R (1, 5) OBP: 0.292, SLG: 0.260	B B B C F F S 3-3 ① ② K 1-2	C B X 1-1 ① F2	C X 0-1 1B 1-2 1B		C B B S F B X 3-2 ② 4-3	C X 1-1 ③ F9					5	0	1	0	0	1	2
Duke Snider, L (1, 8) OBP: 0.346, SLG: 0.529	B B C B X 3-1 2B	B B C F S 2-3 ② K	B X 1-0 1-3 2-H 1B		F F B F C 1-3 ③ K			B C C S 1-3 ① K			5	0	2	1	0	3	0
Gil Hodges, R (1, 3) OBP: 0.407, SLG: 0.530	C C C 0-3 ③ K	B C F S 1-3 ③ K	F S S 0-3 ③ K			S X 0-1 ① 5-3		B C B S S 2-3 ② K			5	0	0	0	0	4	3
Gino Cimoli, R (1, 9) OBP: 0.352, SLG: 0.477 (8, 7)	F B B B X 3-1 6-3 1B 2B	C B S S 1-3 ① K	X 0-0 G3 1B 1B			B F B S F F S 2-3 ② K		B S B C B S 3-3 ③ K			5	1	2	0	0	3	0
Sandy Amoros, L (1, 7) OBP: 0.429, SLG: 0.397 Carl Furillo, R (8, 9) OBP: 0.328, SLG: 0.407	C F B B X 2-2 ① 6-3 2-3	S C B X 1-2 ② F8				X 0-0 G3 1-2 1B		B B B B 4-0 BB			C F X 0-2 ① F9	3 1	0 0	1 0	0 0	1 0	0 0	1 0
Charlie Neal, R (1, 6) OBP: 0.360, SLG: 0.380	B B B B 4-0 1B BB	C F B S 1-3 ③ K				B X 1-0 ① F7		B F S F F B B C 3-3 ③ K			S C X 0-2 ② ③ L9	4	0	0	0	1	2	3
Rube Walker, L (1, 2) OBP: 0.298, SLG: 0.376	C X 0-1 1-3 3-H 1B		B C X 1-1 ① 4-3			C B X 1-1 ② G3 1-2 2-3			X 0-0 ① F8		C F F B S 1-3 ③ K	5	0	1	1	0	1	2
Don Newcombe, L (1, 1) OBP: 0.362, SLG: 0.327 Clem Labine, R (9, 1) OBP: 0.077, SLG: 0.077 Don Bessent, R (10, 1)	C F F S 0-3 ② K		C X 0-1 FC6-4 1B		B B F F B X 3-2 ③ 3-1				B C B F B S 3-3 ② K			4 0 0	0 0 0	1 0 0	0 0 0	0 0 0	2 0 0	4 0 0
Inning Stats	R: 0 H: 2 E: 0 LOB: 1 K: 2 BB: 0 S: 12 P: 20	R: 1 H: 2 E: 0 LOB: 2 K: 1 BB: 1 S: 14 P: 26	R: 0 H: 0 E: 0 LOB: 0 K: 2 BB: 0 S: 8 P: 12	R: 0 H: 0 E: 0 LOB: 0 K: 2 BB: 0 S: 10 P: 13	R: 1 H: 3 E: 0 LOB: 2 K: 1 BB: 0 S: 13 P: 18	R: 0 H: 2 E: 0 LOB: 2 K: 0 BB: 0 S: 8 P: 13	R: 0 H: 0 E: 0 LOB: 0 K: 1 BB: 0 S: 12 P: 17	R: 0 H: 0 E: 0 LOB: 1 K: 2 BB: 1 S: 13 P: 22	R: 0 H: 1 E: 0 LOB: 1 K: 1 BB: 0 S: 8 P: 13	R: 0 H: 0 E: 0 LOB: 0 K: 3 BB: 0 S: 9 P: 15	R: 0 H: 0 E: 0 LOB: 0 K: 1 BB: 0 S: 10 P: 11						

PITCHER		IP	WLS	BF	H	R	ER	SO	BB	IBB	HBP	BLK	WP	HR	S	P	ERA	WHIP
Don Elston, R ERA: 3.46	(1, 1)	8.0		34	9	2	2	11	2	0	0	0	0	0	90	141	2.25	1.375
Dick Littlefield, L ERA: 5.64	(9, 1)	2.0		7	1	0	0	4	0	0	0	0	0	0	17	28	0.00	0.500
Turk Lown, R ERA: 1.74	(11, 1)	1.0	W	3	0	0	0	1	0	0	0	0	0	0	10	11	0.00	0.000

PITCHER	IP	WLS	BF	H	R	ER	SO	BB	IBB	HBP	BLK	WP	HR	S	P	ERA	WHIP

TOP

Brooklyn Dodgers @ Chicago Cubs

Wrigley Field, Chicago, IL

Sun Jun 30 1957, 3:33 AM CDT

Unknown

livebaseballscorecards.com

AB	42
R	2
H	10
RBI	2
BB	2
SO	16
LOB	18

1B: 8	SF: 0	WP: 0	PA: 44
2B: 3	SAC: 0	PB: 0	
3B: 0	DP: 1	SB: 0	
HR: 0	HBP: 0	CS: 1	

Brooklyn Dodgers @ Chicago Cubs

Wrigley Field, Chicago, IL

Sun Jun 30 1957, 3:33 AM CDT

Unknown

livebaseballscorecards.com

BOTTOM

Batter	1	2	3	4	5	6	7	8	9	10	11	AB	R	H	RBI	BB	SO	LOB
Bob Will, L (1, 8) OBP: 0.233, SLG: 0.244	C F C 0-3 ① K		S F C 0-3 ③ K			S F B B X 2-2 ① L7		F X 0-1 ③ F4		B X 1-0 ② F8		5	0	0	0	0	2	1
Bobby Morgan, R (1, 4) OBP: 0.306, SLG: 0.312	X 0-0 1B			X 0-0 ① F7		B C F B F S 2-3 ② K			F X 0-1 1B 2B 1B	B B B B 4-0 BB		4	1	2	0	1	1	0
Chuck Tanner, L (1, 7) OBP: 0.327, SLG: 0.451	B B X 2-0 ② F7			C X 0-1 ② F8		C F X 0-2 ③ F9			F F F X 0-2 2B 14 G6-4-3 1-2 1B	C S B F B X 2-2 ③ 4-3		5	1	1	0	0	0	3
Walt Moryn, L (1, 9) OBP: 0.378, SLG: 0.480	C X 0-1 ③ F8			B F B B B 4-1 BB			B X 1-0 ① F6		L F B F B F B F X 3-2 14 G6-4-3 1-3 2-H 2B		B B C X 2-1 ① F4	4	0	1	1	1	0	1
Bob Speake, L (1, 3) OBP: 0.339, SLG: 0.412		F F B X 1-2 ① F5		X 0-0 ③ 4-3			B S S F F X 1-2 2B		I I I I 4-0 14 G6-4-3 IBB		B B B C B 4-1 14 2B BB	3	1	1	0	2	0	1
14 Ernie Banks, R (1, 5) OBP: 0.326, SLG: 0.500		X 0-0 ② F5			C X 0-1 1B		B S S F X 1-2 ② F6		B C X 1-1 ① ② G6-4-3 1-2f 2-3 3-H		B X 1-0 1-H 2B	5	0	2	1	0	0	3
Cal Neeman, R (1, 2) OBP: 0.277, SLG: 0.401		B B S F S 2-3 ③ K			S S S 0-3 ① K		B B F X 2-1 ③ 6-3		B X 1-0 ③ F8			4	0	0	0	0	2	3
Jack Littrell, R (1, 6) OBP: 0.228, SLG: 0.258 Lee Walls, R (8, PH) OBP: 0.288, SLG: 0.324 Dick Littlefield, L (9, 1) OBP: 0.429, SLG: 0.333 Jim Bolger, R (10, PH) OBP: 0.308, SLG: 0.412 Turk Lown, R (11, 1)			B C S F X 1-2 ① 5-3		S F B S 1-3 ② K			C X 0-1 ① F8		X 0-0 SH5-4 1B		2 1 0 1 0	0 0 0 0 0	0 0 0 1 0	0 0 0 0 0	0 0 0 0 0	1 0 0 0 0	1 0 0 0 0
Don Elston, R (1, 1) Dale Long, L (8, PH) OBP: 0.359, SLG: 0.438 Jerry Kindall, R (9, 6) OBP: 0.318, SLG: 0.250			C X 0-1 ② F4		B C X 1-1 ③ 1-3			S F X 0-2 ② F8		B X 1-0 ① SH5-4 1-2		2 1 0	0 0 0	0 0 0	0 0 0	0 0 0	0 0 0	1 0 0
Inning Stats	R: 0 H: 1 E: 0 LOB: 1 K: 1 BB: 0 S: 8 P: 10	R: 0 H: 0 E: 0 LOB: 0 K: 1 BB: 0 S: 7 P: 10	R: 0 H: 0 E: 0 LOB: 0 K: 1 BB: 0 S: 9 P: 10	R: 0 H: 0 E: 0 LOB: 0 K: 0 BB: 1 S: 5 P: 9	R: 0 H: 1 E: 0 LOB: 1 K: 2 BB: 0 S: 10 P: 12	R: 0 H: 0 E: 0 LOB: 0 K: 1 BB: 0 S: 10 P: 14	R: 0 H: 1 E: 0 LOB: 1 K: 0 BB: 0 S: 12 P: 17	R: 0 H: 0 E: 0 LOB: 0 K: 0 BB: 0 S: 7 P: 7	R: 2 H: 3 E: 0 LOB: 1 K: 0 BB: 1 S: 15 P: 24	R: 0 H: 1 E: 0 LOB: 2 K: 0 BB: 1 S: 7 P: 15	R: 1 H: 1 E: 0 LOB: 1 K: 0 BB: 1 S: 4 P: 11						

1B: 5	SF: 0	WP: 0	PA: 42
2B: 3	SAC: 1	PB: 0	
3B: 0	DP: 1	SB: 0	
HR: 0	HBP: 0	CS: 0	

PITCHER		IP	WLS	BF	H	R	ER	SO	BB	IBB	HBP	BLK	WP	HR	S	P	ERA	WHIP
Don Newcombe, R ERA: 3.16	(1, 1)	8.0		31	6	2	2	6	1	0	0	0	0	0	80	104	2.25	0.875
Clem Labine, R ERA: 2.73	(9, 1)	1.0		3	0	0	0	0	0	1	0	0	0	0	3	9	0.00	0.000
Don Bessent, R ERA: 5.14	(10, 1)	1.1	L	8	2	1	1	0	2	0	0	0	0	0	11	26	6.75	3.000

PITCHER	IP	WLS	BF	H	R	ER	SO	BB	IBB	HBP	BLK	WP	HR	S	P	ERA	WHIP

AB	37
R	3
H	8
RBI	2
BB	4
SO	6
LOB	14

Brooklyn Dodgers @ Chicago Cubs

Wrigley Field, Chicago, IL

Sun Jun 30 1957, 7:05 PM CDT

Att. 29,208 - Unknown

TOP

livebaseballscorecards.com

Batter	1	2	3	4	5	6	7	8	9	AB	R	H	RBI	BB	SO	LOB
Jim Gilliam, S (1, 4) OBP: 0.314, SLG: 0.321	BCBFBB 4-2 PB PB BB	BBBCB 4-1 1-2 2-3 BB		X 0-0 ② FC4-6 1-2f		BCCC 1-3 ② K		X 0-0 1-3 2-H 1B 1B	BCX 1-1 ② FC4-6 1-2f 2-3	4	1	1	1	2	1	3
Sandy Amoros, L (1, 7) OBP: 0.412, SLG: 0.378 Carl Furillo, R (8, PH) OBP: 0.329, SLG: 0.405 (8, 9)	CBCFS 1-3 ① K 1-2	BCSBC 2-3 ③ K		X 0-0 ③ F9		CX 0-1 ③ F5		1B 4-0 1B IBB	BBX 2-0 ③ 1-3	4 1	0 0	0 0	0 0	0 1	2 0	5 2
Duke Snider, L (1, 8) OBP: 0.347, SLG: 0.528	CBBBB 4-1 2-3 BB	SBBFX 2-2 ① L7			BCBBCS 3-3 ① K		BFFBX 2-2 4-3 2B	BBSSFS 2-3 ② K		4	0	1	0	1	2	3
Gino Cimoli, R (1, 9) OBP: 0.356, SLG: 0.480 (8, 7)	BX 1-0 ② F6	CBX 1-1 1B 1B			CX 0-1 1B 1B 1B		FFX 0-2 ① 4-3 2-3	SBX 1-1 1-2 2-H 3-H 1B		5	1	3	2	0	0	3
Gil Hodges, R (1, 3) OBP: 0.407, SLG: 0.526	BFFBS 2-3 ③ K	FFBFBS 2-3 ② K			X 0-0 1B 1-2 1B		BBBCB 4-1 G4-6-3 BB	BBX 2-0 ③ F8		4	0	1	0	1	2	5
Charlie Neal, R (1, 6) OBP: 0.367, SLG: 0.406		BCSBFX 2-2 ① 4-3	BBX 1-0 1-3 1B		CSX 0-2 1-3 2-H 1B		X 0-0 ② ③ G4-6-3 1-2f		SX 0-1 HR	5	1	3	2	0	0	2
Roy Campanella, R (1, 2) OBP: 0.323, SLG: 0.491		FBFS 1-3 ② K	FFBBX 2-2 ③ F3		FBFBX 2-2 ② F4			BFX 1-1 ① F8	CBX 1-1 FC4-6 BB 1B	5	0	1	0	0	1	4
Don Zimmer, R (1, 5) OBP: 0.258, SLG: 0.328 Pee Wee Reese, R (8, 5) OBP: 0.296, SLG: 0.260	SBBBFFBB 4-2 BB BB BB			CSC 0-3 ① K	X 0-0 ③ F7			X 0-0 1B 1B 1B	BBBB 4-0 1-2 FC4-6 BB	3 0	1 0	1 0	0 0	1 1	1 0	2 0
Danny McDevitt, L (1, 1) OBP: 0.231, SLG: 0.167	BBBBB 4-0 1-2 BB BB			BCCCX 1-2 FC4-6 1B		CBBSS 2-3 ① K		X 0-0 1B 1-2 1B 1B	MLC 0-3 ① K	4	1	2	0	1	2	2
Inning Stats	R: 0 E: 0 K: 2 S: 11 H: 0 LOB: 2 BB: 2 P: 23	R: 0 E: 0 K: 2 S: 14 H: 0 LOB: 3 BB: 3 P: 31	R: 0 E: 0 K: 1 S: 13 H: 2 LOB: 2 BB: 0 P: 21	R: 0 E: 0 K: 1 S: 8 H: 1 LOB: 1 BB: 0 P: 9	R: 1 E: 0 K: 1 S: 13 H: 3 LOB: 2 BB: 0 P: 18	R: 0 E: 0 K: 2 S: 8 H: 0 LOB: 0 BB: 0 P: 11	R: 0 E: 0 K: 0 S: 8 H: 1 LOB: 1 BB: 1 P: 14	R: 3 E: 0 K: 1 S: 12 H: 4 LOB: 2 BB: 1 P: 22	R: 1 E: 0 K: 1 S: 10 H: 2 LOB: 2 BB: 1 P: 18	1B: 11 2B: 1 3B: 0 HR: 1	SF: 0 SAC: 0 DP: 1 HBP: 0						

	AB	39
	R	5
	H	13
	RBI	5
	BB	8
	SO	11
	LOB	31

PITCHER		IP	WLS	BF	H	R	ER	SO	BB	IBB	HBP	BLK	WP	HR	S	P	ERA	WHIP
Moe Drabowsky, R ERA: 5.04	(1, 1)	7.1	L	37	10	4	4	9	6	0	0	0	0	0	80	133	4.91	2.182
Dick Littlefield, L ERA: 5.58	(8, 1)	0.1		2	0	0	0	1	0	1	0	0	0	0	4	10	0.00	0.000
Turk Lown, R ERA: 1.94	(8, 1)	0.1		5	3	1	1	0	1	0	0	0	0	1	7	15	27.00	12.000
Jim Brosnan, R ERA: 4.91	(9, 1)	1.0		3	0	0	0	1	0	0	0	0	0	0	6	9	0.00	0.000

PITCHER	IP	WLS	BF	H	R	ER	SO	BB	IBB	HBP	BLK	WP	HR	S	P	ERA	WHIP

Batter	1	2	3	4	5	6	7	8	9	AB	R	H	RBI	BB	SO	LOB
Bobby Morgan, R (1, 4) OBP: 0.310, SLG: 0.318	C X 0-1 4-3 9-2 2B		C X 0-1 ③ F9			B F B B C B 4-2 BLK 1B SF8 BB		L F B S 1-3 ① K		3	1	1	0	1	1	1
Bob Speake, L (1, 3) OBP: 0.343, SLG: 0.411	F B F B B X 3-2 ① 4-3 2-3			B F C B H 3-2 F9 WP HBP		C X 0-1 BLK 1-2 1B		S S S 0-3 ② K		3	0	1	0	0	1	1
Lee Walls, R (1, 7) OBP: 0.282, SLG: 0.319	S B B B F X 3-2 ② ③ 9-2 3-Hf			L B B X 2-1 ① F9 1-3		F X 0-1 ① SF8 1-2 2-H		B B C X 2-1 ③ F8		3	0	0	1	0	0	2
14 Ernie Banks, R (1, 5) OBP: 0.325, SLG: 0.494		S B X 1-1 ① 1-3		C B X 1-1 ② F6		B B I I 4-0 IBB			C X 0-1 ① F5	3	0	0	0	1	0	1
Walt Moryn, L (1, 9) OBP: 0.375, SLG: 0.480		S S S B 1-3 ② K		S B X 1-1 ③ 4-3		S B S S S 1-3 ② K			S S S X 0-2 2B	4	0	1	0	0	2	3
Jim Bolger, R (1, 8) OBP: 0.300, SLG: 0.400		C B B B X 2-1 ③ 5-3			B X 1-0 ① F8	F F X 0-2 ③ F5			C B F S 1-3 ② K	4	0	0	0	0	1	3
Jim Fanning, R (1, 2) OBP: 0.211, SLG: 0.216			B F X 1-1 ① 6-3		X 0-0 1B		B F B F X 2-2 ① 6-3		F S X 0-2 ③ F8	4	0	1	0	0	0	1
Jack Littrell, R (1, 6) OBP: 0.230, SLG: 0.260			B B C S X 2-2 SH3-4 1B		F B X 1-1 ② F9		B B B B C X 3-1 ② 5-3			3	0	1	0	0	0	1
Moe Drabowsky, R (1, 1) OBP: 0.273, SLG: 0.200 Dick Littlefield, L (8, 1) OBP: 0.429, SLG: 0.333 Turk Lown, R (8, 1) Jim Brosnan, R (9, 1) OBP: 0.429, SLG: 0.500			C X 0-1 ② SH3-4 1-2		B C X 1-1 ③ F8		C S S 0-3 ③ K			2 0 0 0	0 0 0 0	0 0 0 0	0 0 0 0	0 0 0 0	1 0 0 0	1 0 0 0
Inning Stats	R: 0 H: 1 E: 0 LOB: 0 K: 0 BB: 0 S: 8 P: 14	R: 0 H: 0 E: 0 LOB: 0 K: 1 BB: 0 S: 7 P: 11	R: 0 H: 1 E: 0 LOB: 1 K: 0 BB: 0 S: 9 P: 12	R: 0 H: 0 E: 0 LOB: 1 K: 0 BB: 0 S: 8 P: 15	R: 0 H: 1 E: 0 LOB: 1 K: 0 BB: 0 S: 6 P: 9	R: 1 H: 1 E: 0 LOB: 2 K: 1 BB: 2 S: 12 P: 21	R: 0 H: 0 E: 0 LOB: 0 K: 1 BB: 0 S: 8 P: 13	R: 0 H: 0 E: 0 LOB: 0 K: 2 BB: 0 S: 8 P: 11	R: 0 H: 1 E: 0 LOB: 1 K: 1 BB: 0 S: 11 P: 12	1B: 3 SF: 1 2B: 3 SAC: 1 3B: 0 DP: 1 HR: 0 HBP: 1						WP: 1 PA: 34 PB: 0 SB: 0 CS: 0

PITCHER	IP	WLS	BF	H	R	ER	SO	BB	IBB	HBP	BLK	WP	HR	S	P	ERA	WHIP
Danny McDevitt, L (1, 1) ERA: 1.06	9.0	W	34	5	1	1	6	1	1	1	1	1	0	77	118	1.00	0.667

PITCHER	IP	WLS	BF	H	R	ER	SO	BB	IBB	HBP	BLK	WP	HR	S	P	ERA	WHIP

BOTTOM

Brooklyn Dodgers @ Chicago Cubs

Wrigley Field, Chicago, IL

Sun Jun 30 1957, 7:05 PM CDT

Att. 29,208 - Unknown

livebaseballscorecards.com

AB	29
R	1
H	5
RBI	1
BB	2
SO	6
LOB	14

Batter	1	2	3	4	5	6	7	8	9	AB	R	H	RBI	BB	SO	LOB
Johnny Temple, R (1, 4) OBP: 0.405, SLG: 0.348	S S S 0-3 ① K		x 0-0 ② F4			x 0-0 WP 1B		x 0-0 ① F3		4	0	1	0	0	1	2
Bob Thurman, L (1, 9) OBP: 0.289, SLG: 0.541	x 0-0 ② F9		S S S 0-3 ③ K			x 0-0 ① F7		S S S 0-3 ② K		4	0	0	0	0	2	3
Gus Bell, L (1, 8) OBP: 0.320, SLG: 0.411	S S S 0-3 ③ K			x 0-0 ① F8		x 0-0 ② 3-1 1-2		x 0-0 ③ F7		4	0	0	0	0	1	1
George Crowe, L (1, 3) OBP: 0.317, SLG: 0.526		S S S 0-3 ① K		x 0-0 ② F5		x 0-0 ③ F7			x 0-0 ① F3	4	0	0	0	0	1	1
Frank Robinson, R (1, 7) OBP: 0.380, SLG: 0.524		x 0-0 ② F9		x 0-0 ③ F8			x 0-0 ① F8		x 0-0 L3 1B	4	0	1	0	0	0	0
Smoky Burgess, L (1, 2) OBP: 0.366, SLG: 0.633		x 0-0 ③ F8			x 0-0 ① F8		B B B B 4-0 BB BB		x 0-0 ②③ L3 1-2	3	0	0	0	1	0	1
Don Hoak, R (1, 5) OBP: 0.378, SLG: 0.529			x 0-0 1B 1B		S S S 0-3 ② K		S S S 0-3 ② K			3	0	1	0	0	2	1
Roy McMillan, R (1, 6) OBP: 0.346, SLG: 0.300			x 0-0 ① F8		B B B B 4-0 BB		B B B B 4-0 1-2 BB			1	0	0	0	2	0	1
Joe Nuxhall, L (1, 1) OBP: 0.300, SLG: 0.278			x 0-0 1-2 1B		S S S 0-3 ③ K		x 0-0 ③ 4-3			1	0	1	0	0	0	0
Jerry Lynch, L (5, PH) OBP: 0.273, SLG: 0.286										1	0	0	0	0	1	1
Art Fowler, R (5, 1)										0	0	0	0	0	0	0
Ted Kluszewski, L (7, PH) OBP: 0.250, SLG: 0.386										1	0	0	0	0	0	2
Raul Sanchez, R (7, 1) OBP: 0.333, SLG: 0.333										0	0	0	0	0	0	0
Inning Stats	R: 0 E: 0 K: 2 S: 7 H: 0 LOB: 0 BB: 0 P: 7	R: 0 E: 0 K: 1 S: 5 H: 0 LOB: 0 BB: 0 P: 5	R: 0 E: 0 K: 1 S: 7 H: 2 LOB: 2 BB: 0 P: 7	R: 0 E: 0 K: 0 S: 3 H: 0 LOB: 0 BB: 0 P: 3	R: 0 E: 0 K: 2 S: 7 H: 0 LOB: 1 BB: 1 P: 11	R: 0 E: 0 K: 0 S: 4 H: 1 LOB: 1 BB: 0 P: 4	R: 0 E: 0 K: 1 S: 5 H: 0 LOB: 2 BB: 2 P: 13	R: 0 E: 0 K: 1 S: 5 H: 0 LOB: 0 BB: 0 P: 5	R: 0 E: 0 K: 0 S: 3 H: 1 LOB: 0 BB: 0 P: 3	1B: 4 2B: 1 3B: 0 HR: 0 SF: 0 SAC: 0 DP: 1 HBP: 0						

PITCHER	IP	WLS	BF	H	R	ER	SO	BB	IBB	HBP	BLK	WP	HR	S	P	ERA	WHIP
Dick Drott, R (1, 1) ERA: 4.15	9.0	W	33	4	0	0	8	3	0	0	0	1	0	46	58	0.00	0.778

PITCHER	IP	WLS	BF	H	R	ER	SO	BB	IBB	HBP	BLK	WP	HR	S	P	ERA	WHIP

TOP

Cincinnati Redlegs @ Chicago Cubs

Wrigley Field, Chicago, IL

Mon Jul 01 1957, 3:33 AM CDT

Att. 8,082 - Unknown

livebaseballscorecards.com

AB	30
R	0
H	4
RBI	0
BB	3
SO	8
LOB	13

WP: 1 PA: 33
PB: 0
SB: 0
CS: 0

Cincinnati Redlegs @ Chicago Cubs

Wrigley Field, Chicago, IL

Mon Jul 01 1957, 3:33 AM CDT

Att. 8,082 - Unknown

BOTTOM

Batter	1	2	3	4	5	6	7	8	9	AB	R	H	RBI	BB	SO	LOB
Bobby Morgan, R (1, 4) OBP: 0.313, SLG: 0.328	E8 2B 1B	K			F9		L4-6 2B			4	1	2	0	0	1	0
Jerry Kindall, R (1, 6) OBP: 0.308, SLG: 0.292	14 2B 2-H 2B		K		4-3		K			4	1	1	1	0	2	1
Lee Walls, R (1, 7) OBP: 0.277, SLG: 0.312	6-3		K		K		L4-6 2-3			4	0	0	0	0	2	2
Walt Moryn, L (1, 9) OBP: 0.381, SLG: 0.502 Bob Will, L (8, PR) OBP: 0.233, SLG: 0.244 (9, 8)	K		HR			2B 1B		14 1B 2B		4 0	2 1	3 0	1 0	0 0	1 0	1 0
14 Ernie Banks, R (1, 5) OBP: 0.328, SLG: 0.498	3B 2-H 2B		F8			F9		G6-4-3 2-H 1B		4	1	2	2	0	0	1
Jim Bolger, R (1, 8) OBP: 0.299, SLG: 0.410 (9, 9)	3B 2-H			F7		K		G6-4-3 1-2f		4	0	1	1	0	1	3
Cal Neeman, R (1, 2) OBP: 0.281, SLG: 0.405	6-3			HBP		2B 1-H		K		3	0	1	1	0	1	2
Dale Long, L (1, 3) OBP: 0.359, SLG: 0.432		K		K		BB				2	0	0	0	1	2	1
Dick Drott, R (1, 1) OBP: 0.139, SLG: 0.139		6-3		F3		K				3	0	0	0	0	1	3
Inning Stats	R: 3 H: 4 E: 1 LOB: 1 K: 1 BB: 0 S: 9 P: 9	R: 0 H: 0 E: 0 LOB: 0 K: 2 BB: 0 S: 7 P: 7	R: 1 H: 1 E: 0 LOB: 0 K: 2 BB: 0 S: 8 P: 8	R: 0 H: 0 E: 0 LOB: 1 K: 1 BB: 0 S: 5 P: 6	R: 0 H: 0 E: 0 LOB: 0 K: 1 BB: 0 S: 5 P: 5	R: 1 H: 2 E: 0 LOB: 2 K: 2 BB: 1 S: 9 P: 13	R: 0 H: 1 E: 0 LOB: 0 K: 1 BB: 0 S: 5 P: 5	R: 1 H: 2 E: 0 LOB: 1 K: 1 BB: 0 S: 6 P: 6		1B: 3 SF: 0 2B: 6 SAC: 0 3B: 1 DP: 2 HR: 1 HBP: 1						

livebaseballscorecards.com

	AB	32
	R	6
	H	10
	RBI	6
	BB	1
	SO	11
	LOB	14

WP: 0 PB: 0 SB: 0 CS: 0 PA: 34

PITCHER		IP	WLS	BF	H	R	ER	SO	BB	IBB	HBP	BLK	WP	HR	S	P	ERA	WHIP
Joe Nuxhall, L ERA: 6.22	(1, 1)	4.0	L	18	5	4	4	6	0	0	1	0	0	1	29	30	9.00	1.250
Art Fowler, R ERA: 5.63	(5, 1)	2.0		9	2	1	1	3	1	0	0	0	0	0	14	18	4.50	1.500
Raul Sanchez, R ERA: 2.81	(7, 1)	2.0		7	3	1	1	2	0	0	0	0	0	0	11	11	4.50	1.500

PITCHER	IP	WLS	BF	H	R	ER	SO	BB	IBB	HBP	BLK	WP	HR	S	P	ERA	WHIP

Cincinnati Redlegs @ Chicago Cubs

Wrigley Field, Chicago, IL

Tue Jul 02 1957, 3:33 AM CDT

Att. 10,358 - Unknown

TOP

livebaseballscorecards.com

Batter	1	2	3	4	5	6	7	8	9	10	AB	R	H	RBI	BB	SO	LOB
Johnny Temple, R (1, 4) OBP: 0.407, SLG: 0.347	FC6-4 1B	HR BB		F9		K			K	1-2 2-3 3-H BB	4	1	1	1	2	2	3
Wally Post, R (1, 9) OBP: 0.288, SLG: 0.445	FC6-4 1-2f	1-H 2-H 3-H HR		K			F4		F8	FC5 2-3f	6	1	1	4	0	1	6
Gus Bell, L (1, 8) OBP: 0.318, SLG: 0.407	F8	F2			1B		F8		F8		5	0	1	0	0	0	1
George Crowe, L (1, 3) OBP: 0.323, SLG: 0.536 Pete Whisenant, R (10, PR) OBP: 0.239, SLG: 0.452 (10, 7)	F3		CS 1B		F8		2B			2B 2B	5 0	0 1	3 0	0 0	0 0	0 0	2 0
Frank Robinson, R (1, 7) OBP: 0.377, SLG: 0.517 (10, 3)		6-3 1B G3 BB	1-2	F9		K	F2			K	4	1	0	0	1	2	4
Ed Bailey, L (1, 2) OBP: 0.427, SLG: 0.514		G3 6-3 1-2 HR 1B	F7		K			HR		2B FC4-2 BB	4	2	2	1	1	1	1
Don Hoak, R (1, 5) OBP: 0.378, SLG: 0.531		6-3 1-2 2-3		K		6-3 1B		K		FC4-2 1-3 2-H BB 2B	5	1	2	1	0	2	2
Roy McMillan, R (1, 6) OBP: 0.350, SLG: 0.307 Smoky Burgess, L (8, PH) OBP: 0.361, SLG: 0.623 Alex Grammas, R (8, 6) OBP: 0.357, SLG: 0.375		G3 HR IBB		1B 2B		6-3 1-2		F8		BB FC4-2 BB	2 1 0	1 0 0	1 0 0	0 0 0	1 0 1	0 0 0	1 0 0
Don Gross, L (1, 1) OBP: 0.133, SLG: 0.107 Hersh Freeman, R (3, 1) OBP: 0.125, SLG: 0.125 Brooks Lawrence, R (7, 1) OBP: 0.171, SLG: 0.154 Ted Kluszewski, L (8, PH) OBP: 0.244, SLG: 0.378 Raul Sanchez, R (8, 1) OBP: 0.250, SLG: 0.250		G3 1-2 2-3 3-H		2-3 1B		F8		F5		FC4-2 FC5 BB 1-2 2-3 3-Hf	1 2 0 1 1	0 0 0 0 0	0 1 0 0 0	1 0 0 0 0	0 0 0 0 0	0 0 0 0 0	2 1 0 0 3

Inning Stats																								
	R: 0	H: 1	R: 5	H: 2	R: 0	H: 1	R: 0	H: 2	R: 0	H: 1	R: 0	H: 1	R: 0	H: 1	R: 1	H: 1	R: 0	H: 0	R: 2	H: 2	1B: 6	SF: 0	WP: 0	PA: 47
	E: 0	LOB: 1	E: 0	LOB: 0	E: 0	LOB: 0	E: 0	LOB: 2	E: 0	LOB: 1	K: 1	LOB: 1	K: 0	LOB: 1	K: 1	LOB: 0	K: 1	LOB: 0	E: 0	LOB: 3	2B: 5	SAC: 0	PB: 0	
	K: 0	BB: 1	K: 0	BB: 3	K: 1	BB: 0	K: 2	BB: 0	K: 1	BB: 0	K: 6	BB: 1	K: 0	BB: 0	K: 6	BB: 0	K: 1	BB: 0	K: 1	BB: 3	3B: 0	DP: 1	SB: 0	
	S: 4	P: 4	S: 5	P: 17	S: 5	P: 5	S: 9	P: 9	S: 6	P: 6	S: 6	P: 6	S: 4	P: 4	S: 6	P: 6	S: 5	P: 5	S: 7	P: 19	HR: 2	HBP: 0	CS: 1	

PITCHER		IP	WLS	BF	H	R	ER	SO	BB	IBB	HBP	BLK	WP	HR	S	P	ERA	WHIP
Don Kaiser, R ERA: 4.83	(1, 1)	1.2		11	3	5	5	0	2	1	0	0	0	1	8	20	27.00	3.000
Dick Littlefield, L ERA: 5.52	(2, 1)	0.1		1	0	0	0	0	0	0	0	0	0	0	1	1	0.00	0.000
Dave Hillman, R ERA: 4.42	(3, 1)	6.0		24	7	1	1	6	0	0	0	0	0	1	36	36	1.50	1.167
Jim Brosnan, R ERA: 5.18	(9, 1)	1.1	L	8	2	2	2	2	2	0	0	0	0	0	10	18	13.50	3.000
Turk Lown, R ERA: 1.91	(10, 1)	0.2		3	0	0	0	0	1	0	0	0	0	0	2	6	0.00	1.500

PITCHER		IP	WLS	BF	H	R	ER	SO	BB	IBB	HBP	BLK	WP	HR	S	P	ERA	WHIP

AB	41
R	8
H	12
RBI	8
BB	6
SO	8
LOB	26



Batter	1	2	3	4	5	6	7	8	9	10	AB	R	H	RBI	BB	SO	LOB
Bobby Morgan, R (1, 4) OBP: 0.306, SLG: 0.319	5-3	F9		K		F3		F3			5	0	0	0	0	1	4
Jerry Kindall, R (1, 6) OBP: 0.323, SLG: 0.310	6-3		HR 1B	3B 1B			5-3	F7			5	2	2	0	0	0	1
Lee Walls, R (1, 7) OBP: 0.289, SLG: 0.356	2B		HR	3B			1B 14 FC6-4 1B		F9		5	2	4	4	0	0	0
Walt Moryn, L (1, 9) OBP: 0.382, SLG: 0.498	14 FC6-4 BB		F7	K			14 FC6-4 1B		K		4	0	1	0	1	2	1
14 Ernie Banks, R (1, 5) OBP: 0.326, SLG: 0.504	FC6-4		HR		6-3		FC6-4 1B		F8		5	1	1	2	0	0	3
Jim Bolger, R (1, 8) OBP: 0.296, SLG: 0.403		F7	F8		F9		1B			F4	5	0	1	0	0	0	0
Cal Neeman, R (1, 2) OBP: 0.280, SLG: 0.402		BB 1B	K		F3		K			3-1	4	0	1	0	0	2	2
Chuck Tanner, L (10, PH) OBP: 0.325, SLG: 0.448											1	0	0	0	0	0	0
Dale Long, L (1, 3) OBP: 0.365, SLG: 0.434		BB		1B 3B 1B		F7		FC1-6 1B		F9	4	1	2	0	1	0	0
Don Kaiser, R (1, 1) OBP: 0.158, SLG: 0.118		K		K		K		FC1-6			0	0	0	0	0	0	0
Dick Littlefield, L (2, 1)											0	0	0	0	0	0	0
Jim Fanning, R (2, PH) OBP: 0.429, SLG: 0.333											1	0	0	0	0	1	2
Dave Hillman, R (3, 1) OBP: 0.205, SLG: 0.211											2	0	0	0	0	2	1
Bob Will, L (8, PH) OBP: 0.227, SLG: 0.238											1	0	0	0	0	0	1
Jim Brosnan, R (9, 1) OBP: 0.429, SLG: 0.500											0	0	0	0	0	0	0
Turk Lown, R (10, 1)											0	0	0	0	0	0	0
Inning Stats	R: 0 E: 0 K: 0 S: 4 H: 1 LOB: 2 BB: 1 P: 8	R: 0 E: 0 K: 1 S: 6 H: 1 LOB: 2 BB: 1 P: 10	R: 3 E: 0 K: 1 S: 8 H: 3 LOB: 0 BB: 0 P: 8	R: 2 E: 0 K: 3 S: 12 H: 3 LOB: 1 BB: 0 P: 12	R: 0 E: 0 K: 0 S: 3 H: 0 LOB: 0 BB: 0 P: 3	R: 0 E: 0 K: 1 S: 5 H: 0 LOB: 0 BB: 0 P: 5	R: 1 E: 0 K: 1 S: 8 H: 3 LOB: 2 BB: 0 P: 8	R: 0 E: 0 K: 0 S: 4 H: 1 LOB: 1 BB: 0 P: 4	R: 0 E: 0 K: 1 S: 5 H: 0 LOB: 0 BB: 0 P: 5	R: 0 E: 0 K: 0 S: 3 H: 0 LOB: 0 BB: 0 P: 3	1B: 8 2B: 1 3B: 1 HR: 2 SF: 0 SAC: 0 DP: 0 HBP: 0	WP: 0 PB: 0 SB: 0 CS: 0 PA: 44					

PITCHER		IP	WLS	BF	H	R	ER	SO	BB	IBB	HBP	BLK	WP	HR	S	P	ERA	WHIP
Don Gross, L ERA: 3.68	(1, 1)	2.1		14	5	3	3	1	2	0	0	0	0	2	14	22	11.57	3.000
Hersh Freeman, R ERA: 4.81	(3, 1)	4.1		19	6	3	3	5	0	0	0	0	0	0	29	29	6.23	1.385
Brooks Lawrence, R ERA: 3.27	(7, 1)	0.1		1	0	0	0	1	0	0	0	0	0	0	3	3	0.00	0.000
Raul Sanchez, R ERA: 2.57	(8, 1)	3.0	W	10	1	0	0	1	0	0	0	0	0	0	12	12	0.00	0.333

PITCHER	IP	WLS	BF	H	R	ER	SO	BB	IBB	HBP	BLK	WP	HR	S	P	ERA	WHIP

BOTTOM

Cincinnati Redlegs @ Chicago Cubs

Wrigley Field, Chicago, IL

Tue Jul 02 1957, 3:33 AM CDT

Att. 10,358 - Unknown

livebaseballscorecards.com

AB	42
R	6
H	12
RBI	6
BB	2
SO	8
LOB	15

Batter	1	2	3	4	5	6	7	8	9	AB	R	H	RBI	BB	SO	LOB
Don Blasingame, L (1, 4) OBP: 0.362, SLG: 0.365	1-3		4-3 1-3		1-3 1-3 1B		3-1 1B 1B 1B		F8	5	1	2	0	0	0	1
Alvin Dark, R (1, 6) OBP: 0.343, SLG: 0.371	1B FC4-6 1B		1B 3-H 1B		1-3 1-2		3-1 1-2 1B 1B		4-3 2B	5	2	4	1	0	0	2
Stan Musial, L (1, 3) OBP: 0.416, SLG: 0.640	FC4-6 1-3 1B		K		FC6-4 IBB		3-1 1-2 2-3		4-3 2-3	4	0	1	0	1	1	4
Joe Cunningham, L (1, 9) OBP: 0.466, SLG: 0.561 Bobby Gene Smith, R (8, 9) OBP: 0.273, SLG: 0.300	FC4-6 1-2f 3-H		1-2 1B		SF7 3-H		1B BB		F8	2 1	0 0	1 0	2 0	1 0	0 0	1 1
Del Ennis, R (1, 7) OBP: 0.320, SLG: 0.466	L6		P3		FC6-4 1-2f		FC5-4 1-3 2-H 3-H 1B			4	0	1	2	0	0	5
Ken Boyer, R (1, 8) OBP: 0.307, SLG: 0.375		F7		1B		F7	FC5-4 1-2f			4	0	1	0	0	0	2
Hobie Landrith, L (1, 2) OBP: 0.270, SLG: 0.290 Hal Smith, R (9, 2) OBP: 0.335, SLG: 0.402		F8		F8		F8		5-3		4 0	0 0	0 0	0 0	0 0	0 0	0 0
Eddie Kasko, R (1, 5) OBP: 0.320, SLG: 0.323		F9		L4		F7		F8		4	0	0	0	0	0	0
Larry Jackson, R (1, 1) OBP: 0.263, SLG: 0.229 Hoyt Wilhelm, R (9, 1)			4-3 WP 1B 1B		1B SF7 1B		6-3	4-3		4 0	2 0	2 0	0 0	0 0	0 0	0 0
Inning Stats	R: 1 E: 0 K: 0 S: 5 H: 2 LOB: 1 BB: 0 P: 5	R: 0 E: 0 K: 0 S: 3 H: 0 LOB: 0 BB: 0 P: 3	R: 1 E: 0 K: 1 S: 8 H: 3 LOB: 2 BB: 0 P: 8	R: 0 E: 0 K: 0 S: 3 H: 1 LOB: 0 BB: 0 P: 3	R: 1 E: 0 K: 0 S: 5 H: 2 LOB: 2 BB: 1 P: 9	R: 0 E: 0 K: 0 S: 3 H: 0 LOB: 0 BB: 0 P: 3	R: 2 E: 0 K: 0 S: 6 H: 3 LOB: 2 BB: 1 P: 10	R: 0 E: 0 K: 0 S: 3 H: 0 LOB: 0 BB: 0 P: 3	R: 0 E: 0 K: 0 S: 4 H: 1 LOB: 1 BB: 0 P: 4	1B: 11 2B: 1 3B: 0 HR: 0 SF: 1 SAC: 0 DP: 0 HBP: 0						

TOP

St. Louis Cardinals @ Chicago Cubs

Wrigley Field, Chicago, IL

Wed Jul 03 1957, 7:05 PM CDT

Att. 8,930 - Unknown

livebaseballscorecards.com

AB	37
R	5
H	12
RBI	5
BB	2
SO	1
LOB	16

PITCHER		IP	WLS	BF	H	R	ER	SO	BB	IBB	HBP	BLK	WP	HR	S	P	ERA	WHIP
Tom Poholsky, R ERA: 5.54	(1, 1)	6.2	L	32	11	5	5	1	1	1	0	0	1	0	32	40	6.75	1.800
Jim Brosnan, R ERA: 5.02	(7, 1)	1.1		4	0	0	0	0	0	0	0	0	0	0	4	4	0.00	0.000
Dick Littlefield, L ERA: 5.34	(9, 1)	1.0		4	1	0	0	0	0	0	0	0	0	0	4	4	0.00	1.000

PITCHER	IP	WLS	BF	H	R	ER	SO	BB	IBB	HBP	BLK	WP	HR	S	P	ERA	WHIP

BOTTOM

St. Louis Cardinals @ Chicago Cubs

Wrigley Field, Chicago, IL

Wed Jul 03 1957, 7:05 PM CDT

Att. 8,930 - Unknown

Batter	1	2	3	4	5	6	7	8	9	AB	R	H	RBI	BB	SO	LOB
Jerry Kindall, R (1, 5) OBP: 0.324, SLG: 0.313	F8		L7		FC6-4 1B			K		3	0	1	0	0	0	0
Bob Speake, L (8, PH) OBP: 0.341, SLG: 0.408										1	0	0	0	0	1	0
Dick Littlefield, L (9, 1) OBP: 0.429, SLG: 0.333										0	0	0	0	0	0	0
Lee Walls, R (1, 7) OBP: 0.293, SLG: 0.359	G4-6-3 1B			G4-6-3 1B	FC6-4 1-2f			1-3		4	0	2	0	0	0	1
Chuck Tanner, L (1, 8) OBP: 0.323, SLG: 0.450	G4-6-3 1-2f			G4-6-3 1-2f		F3			1B 2B	4	1	1	0	0	0	2
Walt Moryn, L (1, 9) OBP: 0.383, SLG: 0.511		F7		HR		6-3			FC4-6 1B 2-H	4	1	2	2	0	0	0
14 Ernie Banks, R (1, 6) OBP: 0.328, SLG: 0.500		BB		HR BB		G3			K	2	1	0	0	2	1	1
Dale Long, L (1, 3) OBP: 0.363, SLG: 0.447		F8		1-H HR			P6		FC4-6 1-2f	4	1	1	2	0	0	2
Cal Neeman, R (1, 2) OBP: 0.277, SLG: 0.396		K		K			K		6-3	3	0	0	0	0	3	1
Jim Bolger, R (9, PH) OBP: 0.294, SLG: 0.400										1	0	0	0	0	0	1
Bobby Morgan, R (1, 4) OBP: 0.301, SLG: 0.314			F8		P6		5-3			3	0	0	0	0	0	0
Tom Poholsky, R (1, 1) OBP: 0.200, SLG: 0.143			P4		K			4-3		2	0	0	0	0	1	0
Jim Brosnan, R (7, 1) OBP: 0.429, SLG: 0.500										0	0	0	0	0	0	0
Bob Will, L (8, PH) OBP: 0.222, SLG: 0.233										1	0	0	0	0	0	0
Jack Littrell, R (9, 5) OBP: 0.230, SLG: 0.260										0	0	0	0	0	0	0

Inning Stats	1	2	3	4	5	6	7	8	9
	R: 0 H: 1 E: 0 LOB: 0 K: 0 BB: 0 S: 3 P: 3	R: 0 H: 0 E: 0 LOB: 1 K: 1 BB: 1 S: 5 P: 9	R: 0 H: 0 E: 0 LOB: 0 K: 0 BB: 0 S: 3 P: 3	R: 3 H: 3 E: 0 LOB: 0 K: 1 BB: 1 S: 7 P: 11	R: 0 H: 1 E: 0 LOB: 1 K: 1 BB: 0 S: 6 P: 6	R: 0 H: 0 E: 0 LOB: 0 K: 0 BB: 0 S: 3 P: 3	R: 0 H: 0 E: 0 LOB: 0 K: 1 BB: 0 S: 5 P: 5	R: 0 H: 0 E: 0 LOB: 0 K: 1 BB: 0 S: 5 P: 5	R: 1 H: 2 E: 1 LOB: 1 K: 1 BB: 0 S: 7 P: 7

	AB	32
	R	4
	H	7
	RBI	4
	BB	2
	SO	6
	LOB	8

1B: 4 SF: 0 WP: 0 PA: 34
2B: 1 SAC: 0 PB: 0
3B: 0 DP: 2 SB: 0
HR: 2 HBP: 0 CS: 0

livebaseballscorecards.com

PITCHER		IP	WLS	BF	H	R	ER	SO	BB	IBB	HBP	BLK	WP	HR	S	P	ERA	WHIP
Larry Jackson, R ERA: 2.76	(1, 1)	8.0	W	31	7	4	4	5	2	0	0	0	0	2	39	47	4.50	1.125
Hoyt Wilhelm, R ERA: 3.82	(9, 1)	1.0	S	3	0	0	0	1	0	0	0	0	0	0	5	5	0.00	0.000

PITCHER	IP	WLS	BF	H	R	ER	SO	BB	IBB	HBP	BLK	WP	HR	S	P	ERA	WHIP

St. Louis Cardinals @ Chicago Cubs

Wrigley Field, Chicago, IL

Thu Jul 04 1957, 3:33 AM CDT

Unknown

TOP

livebaseballscorecards.com

Batter	1	2	3	4	5	6	7	8	9	AB	R	H	RBI	BB	SO	LOB
Don Blasingame, L (1, 4) OBP: 0.357, SLG: 0.359	F7	4-3		F9		K		F9		5	0	0	0	0	1	5
Dick Schofield, S (1, 6) OBP: 0.333, SLG: 0.231	2B 1B		K		FC4-6 1B	K		1-3 1B		5	1	3	0	0	2	2
Stan Musial, L (1, 3) OBP: 0.418, SLG: 0.652	1-H 2B		BB		FC4-6 1-2f		HR	F5		4	1	2	2	1	0	3
Joe Cunningham, L (1, 9) OBP: 0.473, SLG: 0.559 Walker Cooper, R (7, PH) OBP: 0.367, SLG: 0.607 Bobby Gene Smith, R (7, 9) OBP: 0.271, SLG: 0.298	HR 1B		1-2 BB		F8		K		F8	2 1 1	1 0 0	1 0 0	0 0 0	1 0 0	0 1 0	1 0 0
Del Ennis, R (1, 7) OBP: 0.318, SLG: 0.473	1-H HR		K		K		P6		5-3	5	1	1	2	0	2	3
Ken Boyer, R (1, 8) OBP: 0.313, SLG: 0.391	K		K			1B 1B 1B	1B		HR	5	2	3	1	0	2	2
Hal Smith, R (1, 2) OBP: 0.336, SLG: 0.399		1-3 BB		F8		1B FC6-2 1-3 1B	F7		F8	4	0	1	0	1	0	1
Eddie Kasko, R (1, 5) OBP: 0.324, SLG: 0.327		1-3 1-2		S 1B		FC6-2 1-3 3-H 1B		6-3		4	0	2	1	0	0	1
Lindy McDaniel, R (1, 1) OBP: 0.182, SLG: 0.273 Wally Moon, L (8, PH) OBP: 0.322, SLG: 0.515 Hoyt Wilhelm, R (8, 1)		K 1-2		K 1-2		FC6-2 1-2 3-H		1B BB		3 0 0	0 0 0	0 0 0	0 0 0	0 1 0	2 0 0	4 0 0
Inning Stats	R: 3 E: 0 K: 1 S: 8 H: 4 LOB: 0 BB: 0 P: 8	R: 0 E: 0 K: 1 S: 5 H: 0 LOB: 1 BB: 1 P: 9	R: 0 E: 0 K: 3 S: 9 H: 0 LOB: 2 BB: 2 P: 17	R: 0 E: 0 K: 1 S: 6 H: 1 LOB: 1 BB: 0 P: 6	R: 0 E: 0 K: 1 S: 6 H: 1 LOB: 1 BB: 0 P: 6	R: 1 E: 0 K: 2 S: 10 H: 3 LOB: 2 BB: 0 P: 10	R: 1 E: 0 K: 1 S: 7 H: 2 LOB: 1 BB: 0 P: 7	R: 0 E: 0 K: 0 S: 4 H: 1 LOB: 2 BB: 1 P: 8	R: 1 E: 0 K: 0 S: 4 H: 1 LOB: 0 BB: 0 P: 4	1B: 9 2B: 1 3B: 0 HR: 3 SF: 0 SAC: 0 DP: 0 HBP: 0						

AB	39
R	6
H	13
RBI	6
BB	4
SO	10
LOB	22

WP: 0 PB: 0 SB: 1 CS: 0 PA: 43

PITCHER		IP	WLS	BF	H	R	ER	SO	BB	IBB	HBP	BLK	WP	HR	S	P	ERA	WHIP
Bob Rush, R ERA: 5.14	(1, 1)	5.0		26	9	4	4	7	3	0	0	0	0	1	37	49	7.20	2.400
Dick Littlefield, L ERA: 5.29	(6, 1)	2.0		8	2	1	1	3	0	0	0	0	0	1	14	14	4.50	1.000
Don Kaiser, R ERA: 4.77	(8, 1)	0.2		4	1	0	0	0	1	0	0	0	0	0	3	7	0.00	3.000
Turk Lown, R ERA: 2.06	(8, 1)	1.1	W	5	1	1	1	0	0	0	0	0	0	1	5	5	6.75	0.750

PITCHER	IP	WLS	BF	H	R	ER	SO	BB	IBB	HBP	BLK	WP	HR	S	P	ERA	WHIP

Batter	1	2	3	4	5	6	7	8	9	AB	R	H	RBI	BB	SO	LOB
Jerry Kindall, R (1, 5) OBP: 0.289, SLG: 0.278 Jim Bolger, R (9, PH) OBP: 0.298, SLG: 0.404	4-3	FC6-4 1-2f			F8		P5		1B 3-H	4 1	0 0	0 1	0 1	0 0	0 0	2 0
Lee Walls, R (1, 7) OBP: 0.297, SLG: 0.358	FC3-6 14 2B 1B BB	5-3			K		2B 1B			3	2	1	0	1	1	1
Chuck Tanner, L (1, 8) OBP: 0.327, SLG: 0.458	FC3-6 1-2 1B	F9				4-3	1-H 2B			4	0	2	1	0	0	0
Walt Moryn, L (1, 9) OBP: 0.381, SLG: 0.506	FC3-6 14 2B 1-2f 2-3	6-3				1B		P4		4	1	1	0	0	0	2
14 Ernie Banks, R (1, 6) OBP: 0.330, SLG: 0.502	WP 1-H 3-H 2B			K		F8		L9-3 HBP		3	0	1	2	0	1	1
Dale Long, L (1, 3) OBP: 0.356, SLG: 0.437	K 2-3			4-3		4-3		L9-3 1-2		4	0	0	0	0	1	3
Cal Neeman, R (1, 2) OBP: 0.276, SLG: 0.394		4-3		K			F8		SH3-4 3B 1B	4	1	1	0	0	1	0
Bobby Morgan, R (1, 4) OBP: 0.302, SLG: 0.314		K			K		HR 1B		SH3-4 1-2	3	1	1	0	0	2	0
Bob Rush, R (1, 1) OBP: 0.214, SLG: 0.192 Dick Littlefield, L (6, 1) OBP: 0.429, SLG: 0.333 Bob Will, L (7, PH) OBP: 0.239, SLG: 0.318 Don Kaiser, R (8, 1) OBP: 0.158, SLG: 0.118 Turk Lown, R (8, 1) Bob Speake, L (9, PH) OBP: 0.345, SLG: 0.425		FC6-4 1B			BB		1-H HR		2-H 1B 3B	1 0 1 0 0 1	0 0 1 0 0 1	1 0 1 0 0 1	0 0 2 0 0 1	1 0 0 0 0 0	0 0 0 0 0 0	0 0 0 0 0 0
Inning Stats	R: 2 E: 0 K: 1 S: 7 H: 2 LOB: 1 BB: 1 P: 11	R: 0 E: 0 K: 1 S: 6 H: 1 LOB: 1 BB: 0 P: 6	R: 0 E: 0 K: 0 S: 3 H: 0 LOB: 0 BB: 0 P: 3	R: 0 E: 0 K: 2 S: 7 H: 0 LOB: 0 BB: 0 P: 7	R: 0 E: 0 K: 2 S: 7 H: 0 LOB: 1 BB: 1 P: 11	R: 0 E: 0 K: 0 S: 4 H: 1 LOB: 1 BB: 0 P: 4	R: 3 E: 0 K: 0 S: 6 H: 4 LOB: 1 BB: 0 P: 6	R: 0 E: 0 K: 0 S: 2 H: 0 LOB: 0 BB: 0 P: 3	R: 2 E: 0 K: 0 S: 4 H: 3 LOB: 1 BB: 0 P: 4	1B: 7 2B: 3 3B: 1 HR: 1 SF: 0 SAC: 1 DP: 1 HBP: 1						

PITCHER		IP	WLS	BF	H	R	ER	SO	BB	IBB	HBP	BLK	WP	HR	S	P	ERA	WHIP
Lindy McDaniel, R ERA: 3.06	(1, 1)	7.0		30	8	5	5	6	2	0	0	0	1	1	40	48	6.43	1.429
Hoyt Wilhelm, R ERA: 4.15	(8, 1)	1.1	L	7	3	2	2	0	0	0	1	0	0	0	6	7	13.50	2.250

PITCHER	IP	WLS	BF	H	R	ER	SO	BB	IBB	HBP	BLK	WP	HR	S	P	ERA	WHIP

BOTTOM

St. Louis Cardinals @ Chicago Cubs

Wrigley Field, Chicago, IL

Thu Jul 04 1957, 3:33 AM CDT

Unknown

livebaseballscorecards.com

AB	33
R	7
H	11
RBI	7
BB	2
SO	6
LOB	9

Batter	1	2	3	4	5	6	7	8	9	AB	R	H	RBI	BB	SO	LOB
Don Blasingame, L (1, 4) OBP: 0.354, SLG: 0.355	P5	F7		1-3		BB 1-2		4-3		4	0	0	0	1	0	4
Dick Schofield, S (1, 6) OBP: 0.300, SLG: 0.222	BB 1B		G3		4-3	P6			4-3	5	0	1	0	0	0	2
Stan Musial, L (1, 3) OBP: 0.412, SLG: 0.640	P6		3-1		6-3	P6			1-3	5	0	0	0	0	0	3
Joe Cunningham, L (1, 9) OBP: 0.479, SLG: 0.569	BB 1-2		3-1		WP 2B		F8		CS 1B	4	1	2	0	1	0	0
Del Ennis, R (1, 7) OBP: 0.321, SLG: 0.481	4-3			1B 3B	K 2-H		1B		CS 1-2	4	1	2	0	0	1	2
Ken Boyer, R (1, 8) OBP: 0.312, SLG: 0.389		F8		6-3	E FC5 BLK 1B		P6			4	1	1	0	0	0	2
Hobie Landrith, L (1, 2) OBP: 0.282, SLG: 0.292		2B BB		SH3-1 1B 3-H	FC5 BLK 1-3 1B		4-3			3	1	1	1	1	0	2
Eddie Kasko, R (1, 5) OBP: 0.328, SLG: 0.337		1-3 2B		SH3-1 1-2 1B	K 1-2 3-H			P3		4	0	2	0	0	1	1
Sam Jones, R (1, 1) OBP: 0.250, SLG: 0.192		K		SH3-1 1-2 2-3	BB 2-H 1B			4-3		3	0	1	1	0	1	2
Inning Stats	R: 0 E: 0 K: 0 S: 4 H: 1 LOB: 2 BB: 1 P: 8	R: 0 E: 0 K: 1 S: 6 H: 1 LOB: 2 BB: 1 P: 10	R: 0 E: 0 K: 0 S: 3 H: 0 LOB: 0 BB: 0 P: 3	R: 1 E: 0 K: 0 S: 6 H: 3 LOB: 2 BB: 0 P: 6	R: 1 E: 0 K: 1 S: 6 H: 1 LOB: 0 BB: 0 P: 6	R: 2 E: 1 K: 1 S: 8 H: 2 LOB: 2 BB: 1 P: 12	R: 0 E: 0 K: 0 S: 4 H: 1 LOB: 1 BB: 0 P: 4	R: 0 E: 0 K: 0 S: 3 H: 0 LOB: 0 BB: 0 P: 3	R: 0 E: 0 K: 0 S: 3 H: 1 LOB: 0 BB: 0 P: 3	1B: 7 2B: 2 3B: 1 HR: 0 SF: 0 SAC: 1 DP: 0 HBP: 0						

PITCHER		IP	WLS	BF	H	R	ER	SO	BB	IBB	HBP	BLK	WP	HR	S	P	ERA	WHIP
Moe Drabowsky, R ERA: 5.04	(1, 1)	5.1	L	27	8	4	3	3	2	0	0	1	1	0	31	39	5.06	1.875
Dick Littlefield, L ERA: 5.19	(6, 1)	0.2		3	0	0	0	0	1	0	0	0	0	0	2	6	0.00	1.500
Dave Hillman, R ERA: 4.1	(7, 1)	3.0		10	2	0	0	0	0	0	0	0	0	0	10	10	0.00	0.667

PITCHER	IP	WLS	BF	H	R	ER	SO	BB	IBB	HBP	BLK	WP	HR	S	P	ERA	WHIP

TOP

St. Louis Cardinals @ Chicago Cubs

Wrigley Field, Chicago, IL

Thu Jul 04 1957, 7:05 PM CDT

Att. 28,501 - Unknown

livebaseballscorecards.com

AB	36
R	4
H	10
RBI	2
BB	3
SO	3
LOB	18

WP: 2	PA: 41		
PB: 0			
SB: 0			
CS: 1			

Batter	1	2	3	4	5	6	7	8	9	AB	R	H	RBI	BB	SO	LOB
Bob Will, L (1, 8) OBP: 0.235, SLG: 0.306	FC1-6 1B	6-3			5-3		F8		3-1	5	0	1	0	0	0	5
Jerry Kindall, R (1, 5) OBP: 0.262, SLG: 0.250	FC1-6 P6 1-2f		6-3		5-3		K			4	0	0	0	0	1	2
Chuck Tanner, L (1, 7) OBP: 0.325, SLG: 0.449	P6 1-2		F9		HBP		3-1			3	0	0	0	0	0	1
Walt Moryn, L (1, 9) OBP: 0.380, SLG: 0.506		14 1B 2B	3-1		F9			1-3		4	1	1	0	0	0	2
Dale Long, L (1, 3) OBP: 0.358, SLG: 0.472		K		HR		HR		F7		4	2	2	2	0	1	1
14 Ernie Banks, R (1, 6) OBP: 0.329, SLG: 0.498		BB E 2-H 1B		K		K		1-3		4	0	1	1	0	2	0
Bobby Morgan, R (1, 4) OBP: 0.306, SLG: 0.311		E6 BB 1-2		K		BB			SH1-4 BB	2	0	0	0	2	1	1
Charles Silvera, R (1, 2) OBP: 0.273, SLG: 0.364 Bob Speake, L (6, PH) OBP: 0.343, SLG: 0.422 Jim Fanning, R (7, 2) OBP: 0.205, SLG: 0.211		F8		F8		K			SH1-4 1-2	2 1 0	0 0 0	0 0 0	0 0 0	0 1 0	0 1 0	2 1 0
Moe Drabowsky, R (1, 1) OBP: 0.314, SLG: 0.258 Dick Littlefield, L (6, 1) OBP: 0.429, SLG: 0.333 Jim Bolger, R (6, PH) OBP: 0.296, SLG: 0.401 Dave Hillman, R (7, 1) Lee Walls, R (9, PH) OBP: 0.295, SLG: 0.356		BB 1-2 2-3			2B	P4			K	1 0 1 0 1	0 0 0 0 0	1 0 0 0 0	0 0 0 0 0	1 0 0 0 0	0 0 0 0 1	0 0 1 0 1
Inning Stats	R: 0 E: 0 K: 0 S: 3 H: 1 LOB: 0 BB: 0 P: 3	R: 1 E: 1 K: 1 S: 8 H: 2 LOB: 3 BB: 1 P: 12	R: 0 E: 0 K: 0 S: 3 H: 0 LOB: 0 BB: 0 P: 3	R: 1 E: 0 K: 2 S: 8 H: 1 LOB: 0 BB: 0 P: 8	R: 0 E: 0 K: 0 S: 4 H: 1 LOB: 2 BB: 0 P: 5	R: 1 E: 0 K: 2 S: 8 H: 1 LOB: 1 BB: 1 P: 12	R: 0 E: 0 K: 1 S: 5 H: 0 LOB: 0 BB: 0 P: 5	R: 0 E: 0 K: 0 S: 3 H: 0 LOB: 0 BB: 0 P: 3	R: 0 E: 0 K: 1 S: 5 H: 0 LOB: 1 BB: 1 P: 9	1B: 2 2B: 2 3B: 0 HR: 2 SF: 0 SAC: 1 DP: 0 HBP: 1						

PITCHER	IP	WLS	BF	H	R	ER	SO	BB	IBB	HBP	BLK	WP	HR	S	P	ERA	WHIP
Sam Jones, R (1, 1) ERA: 3.62	9.0	W	37	6	3	3	7	3	0	1	0	0	2	47	60	3.00	1.000

PITCHER	IP	WLS	BF	H	R	ER	SO	BB	IBB	HBP	BLK	WP	HR	S	P	ERA	WHIP

BOTTOM

St. Louis Cardinals @ Chicago Cubs

Wrigley Field, Chicago, IL

Thu Jul 04 1957, 7:05 PM CDT

Att. 28,501 - Unknown

livebaseballscorecards.com

AB	32
R	3
H	6
RBI	3
BB	3
SO	7
LOB	17

Batter	1	2	3	4	5	6	7	8	9	AB	R	H	RBI	BB	SO	LOB
Jerry Kindall, R (1, 5) OBP: 0.277, SLG: 0.333	FC3-6 E 1B 1B	2-H HR			6-3	K		K		5	2	2	2	0	2	2
Lee Walls, R (1, 7) (9, 9) OBP: 0.302, SLG: 0.367	K	K			1B WP 1B 1B		F7 2B		4-3 SH1 1B	5	1	3	0	0	2	1
Chuck Tanner, L (1, 8) (9, 7) OBP: 0.324, SLG: 0.444	E8 FC3-6 1-2	K			1B 4-3 1-3 1B		F7 2-3		SH1 1-2	4	1	1	0	0	1	2
Walt Moryn, L (1, 9) OBP: 0.376, SLG: 0.500	FC3-6 1B 1-2f 2-3		F8		4-3 1-3 3-H 1B		P6		4-3 2-3	5	0	1	1	0	0	4
Bob Will, L (9, 8) OBP: 0.235, SLG: 0.306										0	0	0	0	0	0	0
Dale Long, L (1, 3) OBP: 0.355, SLG: 0.464	1-3 3-H 1B		F8		4-3 1-2 3-H		F9		F5	5	0	1	2	0	0	3
14 Ernie Banks, R (1, 6) OBP: 0.328, SLG: 0.493	F7		K		5-3			BB 2B		3	1	0	0	1	1	3
Bobby Morgan, R (1, 4) OBP: 0.314, SLG: 0.321		BB 1B 1-3		1-3		1B 6-3 1B		1-H 2B		3	1	2	1	1	0	0
Cal Neeman, R (1, 2) OBP: 0.276, SLG: 0.391		1-3 HR 1-3 1B		P5		6-3 1-2		F5		4	1	1	0	0	0	2
Don Elston, R (1, 1) OBP: 0.091, SLG: 0.091		1-3 1-2 3-H		K		1B 2-3		F3		4	0	1	1	0	1	2
Turk Lown, R (9, 1)										0	0	0	0	0	0	0
Inning Stats	R: 1 E: 1 K: 1 S: 8 H: 2 LOB: 2 BB: 0 P: 8	R: 3 E: 0 K: 2 S: 9 H: 2 LOB: 0 BB: 1 P: 13	R: 0 E: 0 K: 1 S: 5 H: 0 LOB: 0 BB: 0 P: 5	R: 0 E: 0 K: 1 S: 5 H: 0 LOB: 0 BB: 0 P: 5	R: 2 E: 0 K: 0 S: 6 H: 3 LOB: 1 BB: 0 P: 6	R: 0 E: 0 K: 1 S: 6 H: 2 LOB: 1 BB: 0 P: 6	R: 0 E: 0 K: 0 S: 4 H: 1 LOB: 1 BB: 0 P: 4	R: 1 E: 0 K: 1 S: 6 H: 1 LOB: 1 BB: 1 P: 10	R: 0 E: 0 K: 0 S: 4 H: 1 LOB: 1 BB: 0 P: 4	1B: 9 2B: 2 3B: 0 HR: 1 SF: 0 SAC: 1 DP: 0 HBP: 0							

PITCHER	IP	WLS	BF	H	R	ER	SO	BB	IBB	HBP	BLK	WP	HR	S	P	ERA	WHIP
Bob Buhl, R (1, 1) ERA: 3.16	1.1	L	10	4	4	3	1	1	0	0	0	0	1	11	15	20.25	3.750
Bob Trowbridge, R (2, 1) ERA: 4.27	3.2		14	3	2	2	4	0	0	0	0	1	0	22	22	4.91	0.818
Dave Jolly, R (6, 1) ERA: 3.54	3.0		13	4	1	1	2	1	0	0	0	0	0	16	20	3.00	1.667
Ernie Johnson, R (9, 1) ERA: 3.0	1.0		4	1	0	0	0	0	0	0	0	0	0	4	4	0.00	1.000

PITCHER	IP	WLS	BF	H	R	ER	SO	BB	IBB	HBP	BLK	WP	HR	S	P	ERA	WHIP

TOP

Chicago Cubs @ Milwaukee Braves

Milwaukee County Stadium, Milwaukee, WI

Fri Jul 05 1957, 8:05 PM EDT

Att. 37,964 - Unknown

livebaseballscorecards.com

AB	38
R	7
H	12
RBI	7
BB	2
SO	7
LOB	19

WP: 1 PB: 0 SB: 0 CS: 0 PA: 41

BOTTOM

Chicago Cubs @ Milwaukee Braves

Milwaukee County Stadium, Milwaukee, WI

Fri Jul 05 1957, 8:05 PM EDT

Att. 37,964 - Unknown

Batter	1	2	3	4	5	6	7	8	9	AB	R	H	RBI	BB	SO	LOB
Bill Bruton, L (1, 8) OBP: 0.318, SLG: 0.441	G4-6-3 1B 1B		G3			P5		5-3		4	0	1	0	0	0	0
Red Schoendienst, S (1, 4) OBP: 0.335, SLG: 0.462	1-2 G4-6-3 1B			SSS K		F8		1B		4	0	2	0	0	1	0
Eddie Mathews, L (1, 5) OBP: 0.388, SLG: 0.556	G4-6-3 1-2f 2-3			4-3		1B 2B		P5		4	1	1	0	0	0	3
Hank Aaron, R (1, 9) OBP: 0.382, SLG: 0.659	F3			SSS K		2-H 1B			HR	4	1	2	2	0	1	1
Wes Covington, L (1, 7) OBP: 0.300, SLG: 0.522		P4			SF8 3B	P4			BBBB 4-0 G4-6-3 BB	3	1	1	0	1	0	1
Frank Torre, L (1, 3) OBP: 0.338, SLG: 0.406		4-3			SF8 3-H		4-3		G4-6-3 1-2f	3	0	0	1	0	0	1
Johnny Logan, R (1, 6) OBP: 0.320, SLG: 0.379		5-3			HR		BBBB 4-0 G4-6-3 BB		1B	3	1	2	1	1	0	0
Del Rice, R (1, 2) OBP: 0.275, SLG: 0.377 Felix Mantilla, R (7, PH) OBP: 0.293, SLG: 0.373 Del Crandall, R (8, 2) OBP: 0.338, SLG: 0.447			SSS K		SSS K		G4-6-3 1-2f		F8	2 1 1	0 0 0	0 0 0	0 0 0	0 0 0	2 0 0	0 1 1
Bob Buhl, R (1, 1) OBP: 0.114, SLG: 0.061 Bob Trowbridge, R (2, 1) OBP: 0.063, SLG: 0.063 Andy Pafko, R (5, PH) OBP: 0.301, SLG: 0.296 Dave Jolly, R (6, 1) OBP: 0.600, SLG: 0.600 John DeMerit, R (8, PH) OBP: 0.167, SLG: 0.167 Ernie Johnson, R (9, 1) OBP: 0.300, SLG: 0.600		4-3			6-3			SSS K		0 1 1 0 1 0	0 0 0 0 0 0	0 0 0 0 0 0	0 0 0 0 0 0	0 0 0 0 1 0	0 0 0 0 0 0	0 0 0 0 0 0
Inning Stats	R: 0 E: 0 K: 0 S: 4 H: 2 LOB: 1 BB: 0 P: 4	R: 0 E: 0 K: 0 S: 3 H: 0 LOB: 0 BB: 0 P: 3	R: 0 E: 0 K: 1 S: 5 H: 0 LOB: 0 BB: 0 P: 5	R: 0 E: 0 K: 2 S: 7 H: 0 LOB: 0 BB: 0 P: 7	R: 2 E: 0 K: 1 S: 7 H: 2 LOB: 0 BB: 0 P: 7	R: 1 E: 0 K: 0 S: 5 H: 2 LOB: 1 BB: 0 P: 5	R: 0 E: 0 K: 0 S: 2 H: 0 LOB: 0 BB: 1 P: 6	R: 0 E: 0 K: 1 S: 6 H: 1 LOB: 1 BB: 0 P: 6	R: 1 E: 0 K: 0 S: 4 H: 2 LOB: 1 BB: 1 P: 8	1B: 5 2B: 1 3B: 1 HR: 2	SF: 1 SAC: 0 DP: 3 HBP: 0						

	AB	32
	R	4
	H	9
	RBI	4
	BB	2
	SO	5
	LOB	8

WP: 0 PB: 0 SB: 0 CS: 0 PA: 35

livebaseballscorecards.com

PITCHER		IP	WLS	BF	H	R	ER	SO	BB	IBB	HBP	BLK	WP	HR	S	P	ERA	WHIP
Don Elston, R ERA: 3.64	(1, 1)	8.0	W	32	8	4	4	5	2	0	0	0	0	2	40	48	4.50	1.250
Turk Lown, R ERA: 2.01	(9, 1)	1.0	S	3	1	0	0	0	0	0	0	0	0	0	3	3	0.00	1.000

PITCHER	IP	WLS	BF	H	R	ER	SO	BB	IBB	HBP	BLK	WP	HR	S	P	ERA	WHIP

Batter	1	2	3	4	5	6	7	8	9	AB	R	H	RBI	BB	SO	LOB
Bobby Morgan, R (1, 4) OBP: 0.313, SLG: 0.322	1-3		FC6-4 1B		F9		SF9 1-2 2-3 3-H			3	0	1	1	0	0	0
Jerry Kindall, R (1, 5) OBP: 0.255, SLG: 0.306	5-3		FC6-4 FC5-4 1-2f			K	FC5-2 3-H			4	0	0	0	0	1	3
Lee Walls, R (1, 7) OBP: 0.301, SLG: 0.365	K		FC5-4 1-2f			1B		K		4	0	1	0	0	2	1
Walt Moryn, L (1, 9) OBP: 0.375, SLG: 0.494		14 2B BB	4-3			F9		F7		3	1	0	0	1	0	2
14 Ernie Banks, R (1, 6) OBP: 0.327, SLG: 0.493		1B 1-H 4-3 2B		5-3		F8		P3		4	1	1	1	0	0	1
Jim Bolger, R (1, 8) OBP: 0.295, SLG: 0.397		2-3 4-3 2-3 1B		F8			6-3		F8	4	0	1	0	0	0	0
Cal Neeman, R (1, 2) OBP: 0.275, SLG: 0.389		4-3 1-2 3-H		K			1B SF9 1B		K	4	1	1	1	0	2	1
Dale Long, L (1, 3) OBP: 0.357, SLG: 0.465		2-3 2-3			F7		E BB 1-3 FC5-2 1B		FC6-4 1B	4	0	2	0	0	0	1
Dick Drott, R (1, 1) OBP: 0.154, SLG: 0.132 Dick Littlefield, L (7, 1) OBP: 0.375, SLG: 0.286 Turk Lown, R (9, 1)		F8			6-3		E 1-2 BB		FC6-4 1-2f	2 1 0	0 0 0	0 0 0	0 0 0	1 0 0	0 0 0	1 1 0

TOP

Chicago Cubs @ Milwaukee Braves

Milwaukee County Stadium, Milwaukee, WI

Sat Jul 06 1957, 8:05 PM EDT

Att. 43,053 - Unknown

livebaseballscorecards.com

AB	33
R	3
H	7
RBI	3
BB	2
SO	5
LOB	11

Inning Stats	1	2	3	4	5	6	7	8	9	1B: 6	SF: 1	WP: 0	PA: 36
R	0	2	0	0	0	0	1	0	0	2B: 1	SAC: 0	PB: 0	
E	0	0	0	0	0	1	1	0	0	3B: 0	DP: 0	SB: 0	
K	1	0	0	1	0	0	0	1	1	HR: 0	HBP: 0	CS: 0	
S	5	5	4	5	3	6	5	5	6				
H	0	2	1	0	0	1	2	0	1				
LOB	0	1	1	0	0	1	2	0	1				
BB	0	1	0	0	0	0	1	0	0				
P	5	9	4	5	3	6	9	5	6				

PITCHER		IP	WLS	BF	H	R	ER	SO	BB	IBB	HBP	BLK	WP	HR	S	P	ERA	WHIP
Warren Spahn, L	(1, 1)	7.0	L	29	6	3	3	3	2	0	0	0	0	0	33	41	3.86	1.143
ERA: 3.3																		
Don McMahon, R	(8, 1)	2.0		7	1	0	0	2	0	0	0	0	0	0	11	11	0.00	0.500
ERA:																		

PITCHER	IP	WLS	BF	H	R	ER	SO	BB	IBB	HBP	BLK	WP	HR	S	P	ERA	WHIP

BOTTOM

Batter	1	2	3	4	5	6	7	8	9	AB	R	H	RBI	BB	SO	LOB
Bill Bruton, L (1, 8) OBP: 0.320, SLG: 0.440	P4		HBP		1B		P5		K	3	0	1	0	0	0	0
Del Rice, R (9, PH) OBP: 0.271, SLG: 0.371										1	0	0	0	0	1	0
Red Schoendienst, S (1, 4) OBP: 0.336, SLG: 0.460	4-3		P4		F8		BB		BB	4	0	1	0	1	0	4
Eddie Mathews, L (1, 5) OBP: 0.392, SLG: 0.556	F3			FC6-4	1B		F8		BB	4	0	2	1	1	0	1
Hank Aaron, R (1, 9) OBP: 0.382, SLG: 0.655		G3-6-3		FC6-4	K		FC6-4		P6	5	0	2	0	0	1	5
Wes Covington, L (1, 7) OBP: 0.288, SLG: 0.500		G3-6-3		F8		F8	FC6-4		F8	3	0	0	0	0	0	2
Felix Mantilla, R (7, PH) OBP: 0.289, SLG: 0.368										1	0	0	0	0	0	2
Don McMahon, R (8, 1)										0	0	0	0	0	0	0
Carl Sawatski, L (9, PH) OBP: 0.392, SLG: 0.644										1	0	0	0	0	0	2
Frank Torre, L (1, 3) OBP: 0.341, SLG: 0.404		1-3		BB		E4		SH1-4		3	0	1	0	1	0	0
John DeMerit, R (8, PR) OBP: 0.167, SLG: 0.167										0	0	0	0	0	0	0
Dick Cole, R (9, 3) OBP: 0.214, SLG: 0.083										0	0	0	0	0	0	0
Johnny Logan, R (1, 6) OBP: 0.317, SLG: 0.375			F8	K		F7		SH1-4		3	0	0	0	0	1	3
Del Crandall, R (1, 2) OBP: 0.336, SLG: 0.440		F2			1B 1B	K		5-3		3	1	0	0	1	1	3
Warren Spahn, L (1, 1) OBP: 0.200, SLG: 0.256			HBP	K			HR	F9		1	0	0	0	1	1	1
Andy Pafko, R (7, PH) OBP: 0.307, SLG: 0.342										2	1	1	1	0	0	2
(8, 7)																
Inning Stats	R: 0 E: 0 K: 0 S: 3 H: 0 LOB: 0 BB: 0 P: 3	R: 0 E: 0 K: 0 S: 3 H: 1 LOB: 0 BB: 0 P: 3	R: 0 E: 0 K: 0 S: 3 H: 0 LOB: 2 BB: 1 P: 8	R: 0 E: 0 K: 1 S: 6 H: 1 LOB: 2 BB: 1 P: 10	R: 1 E: 0 K: 2 S: 9 H: 2 LOB: 2 BB: 1 P: 13	R: 0 E: 1 K: 1 S: 6 H: 0 LOB: 1 BB: 0 P: 6	R: 1 E: 0 K: 0 S: 5 H: 2 LOB: 2 BB: 1 P: 9	R: 0 E: 0 K: 0 S: 4 H: 1 LOB: 2 BB: 0 P: 4	R: 0 E: 0 K: 1 S: 6 H: 1 LOB: 2 BB: 1 P: 10	1B: 7 2B: 0 3B: 0 HR: 1 SF: 0 SAC: 1 DP: 1 HBP: 1	WP: 0 PB: 0 SB: 0 CS: 0 PA: 41					

PITCHER		IP	WLS	BF	H	R	ER	SO	BB	IBB	HBP	BLK	WP	HR	S	P	ERA	WHIP
Dick Drott, R ERA: 4.07	(1, 1)	6.2	W	31	6	2	2	4	4	0	1	0	0	1	34	51	2.70	1.500
Dick Littlefield, L ERA: 4.95	(7, 1)	1.2		8	2	0	0	1	1	0	0	0	0	0	9	13	0.00	1.800
Turk Lown, R ERA: 1.99	(9, 1)	0.2	S	2	0	0	0	0	0	0	0	0	0	0	2	2	0.00	0.000

PITCHER	IP	WLS	BF	H	R	ER	SO	BB	IBB	HBP	BLK	WP	HR	S	P	ERA	WHIP

Chicago Cubs @ Milwaukee Braves

Milwaukee County Stadium, Milwaukee, WI

Sat Jul 06 1957, 8:05 PM EDT

Att. 43,053 - Unknown

livebaseballscorecards.com

AB	34
R	2
H	8
RBI	2
BB	5
SO	5
LOB	25

Chicago Cubs @ Milwaukee Braves

Milwaukee County Stadium, Milwaukee, WI

Sun Jul 07 1957, 4:33 AM EDT

Att. 33,616 - Unknown

TOP

livebaseballscorecards.com

Batter	1	2	3	4	5	6	7	8	9	AB	R	H	RBI	BB	SO	LOB
Jerry Kindall, R (1, 5) OBP: 0.255, SLG: 0.302	F7		FC5-4 1B		F7			K		4	0	1	0	0	1	0
Lee Walls, R (1, 7) OBP: 0.296, SLG: 0.358	5-3		FC5-4 L3 1-2f		F9			5-3		4	0	0	0	0	0	1
Chuck Tanner, L (1, 8) OBP: 0.316, SLG: 0.433	F7		L3 1-2		K			5-3		4	0	0	0	0	1	1
Walt Moryn, L (1, 9) OBP: 0.373, SLG: 0.502		K		HR		F5			F9	4	1	1	1	0	1	0
Dale Long, L (1, 3) OBP: 0.356, SLG: 0.461		K		G3 1B		P6			P6	4	0	1	0	0	1	0
14 Ernie Banks, R (1, 6) OBP: 0.326, SLG: 0.493		1B 2B		P6		6-3			F8	4	1	1	0	0	0	1
Bobby Morgan, R (1, 4) OBP: 0.313, SLG: 0.322		1B 1B 2-H		G3 1-2			P4			3	0	1	1	0	0	1
Cal Neeman, R (1, 2) OBP: 0.280, SLG: 0.390		1-2 1B		IBB			F7			2	0	1	0	1	0	0
Dave Hillman, R (1, 1)		K		K			5-3			1	0	0	0	0	1	2
Bob Speake, L (4, PH) OBP: 0.341, SLG: 0.419										1	0	0	0	0	1	2
Jim Brosnan, R (4, 1) OBP: 0.429, SLG: 0.500										0	0	0	0	0	0	0
Bob Will, L (7, PH) OBP: 0.231, SLG: 0.300										1	0	0	0	0	0	0
Tom Poholsky, R (7, 1) OBP: 0.200, SLG: 0.143										0	0	0	0	0	0	0
Moe Drabowsky, R (8, 1) OBP: 0.314, SLG: 0.258										0	0	0	0	0	0	0

Inning Stats	1	2	3	4	5	6	7	8	9
R:	0	1	0	1	0	0	0	0	0
E:	0	0	0	0	0	0	0	0	0
K:	0	3	0	1	1	0	3	1	0
S:	3	12	3	7	5	3	3	5	3
H:	0	3	1	2	0	0	0	0	0
LOB:	0	2	0	2	0	0	0	0	0
BB:	0	0	0	1	0	0	0	0	0
P:	3	12	3	11	5	3	3	5	3

1B:	4
2B:	2
3B:	0
HR:	1
SF:	0
SAC:	0
DP:	1
HBP:	0
WP:	0
PB:	0
SB:	0
CS:	0
PA:	33

AB	32
R	2
H	6
RBI	2
BB	1
SO	6
LOB	8

PITCHER	IP	WLS	BF	H	R	ER	SO	BB	IBB	HBP	BLK	WP	HR	S	P	ERA	WHIP
Lew Burdette, R (1, 1) ERA: 3.85	9.0	W	33	6	2	2	6	0	1	0	0	0	1	44	48	2.00	0.667

PITCHER	IP	WLS	BF	H	R	ER	SO	BB	IBB	HBP	BLK	WP	HR	S	P	ERA	WHIP

Chicago Cubs @ Milwaukee Braves

Milwaukee County Stadium, Milwaukee, WI

Sun Jul 07 1957, 4:33 AM EDT

Att. 33,616 - Unknown

livebaseballscorecards.com

Batter	1	2	3	4	5	6	7	8	9	AB	R	H	RBI	BB	SO	LOB
Bill Bruton, L (1, 8) OBP: 0.322, SLG: 0.445	4-3	3B		BB			6-3			3	0	1	0	1	0	0
Red Schoendienst, S (1, 4) OBP: 0.335, SLG: 0.460	2-3	F7		6-3			1B 2B			4	1	1	0	0	0	2
Eddie Mathews, L (1, 5) OBP: 0.393, SLG: 0.553	1B 3B BB		F2		P6		2B 1B			3	1	1	1	1	0	0
Hank Aaron, R (1, 9) OBP: 0.386, SLG: 0.659	1-3 3B 1B		E 1B		1-3		1-H 2B			4	1	3	0	0	0	0
Wes Covington, L (1, 7) OBP: 0.299, SLG: 0.527	1-H 3-H 3B 3B		F8		K			SH1-4 1B		4	1	2	2	0	1	1
Frank Torre, L (1, 3) OBP: 0.341, SLG: 0.416	3-H 3B		E4 1-2			F8		SH1-4 1-2		3	0	1	1	0	0	1
Johnny Logan, R (1, 6) OBP: 0.313, SLG: 0.369	F7		1-3			F9		F8		4	0	0	0	0	0	4
Carl Sawatski, L (1, 2) OBP: 0.382, SLG: 0.604		4-3		K		4-3		IBB		3	0	0	0	1	1	0
Lew Burdette, R (1, 1) OBP: 0.125, SLG: 0.158		5-3		K			K	6-3		4	0	0	0	0	2	2
Inning Stats	R: 3 E: 0 K: 0 S: 6 H: 3 LOB: 1 BB: 1 P: 10	R: 0 E: 0 K: 0 S: 4 H: 1 LOB: 1 BB: 0 P: 4	R: 0 E: 1 K: 0 S: 5 H: 1 LOB: 2 BB: 0 P: 5	R: 0 E: 0 K: 2 S: 7 H: 0 LOB: 1 BB: 1 P: 11	R: 0 E: 0 K: 1 S: 5 H: 0 LOB: 0 BB: 0 P: 5	R: 0 E: 0 K: 0 S: 3 H: 0 LOB: 0 BB: 0 P: 3	R: 1 E: 0 K: 1 S: 7 H: 3 LOB: 2 BB: 0 P: 7	R: 0 E: 0 K: 0 S: 4 H: 1 LOB: 2 BB: 1 P: 8		1B: 4 2B: 2 3B: 3 HR: 0	SF: 0 SAC: 1 DP: 0 HBP: 0					

BOTTOM	
AB	32
R	4
H	9
RBI	4
BB	3
SO	4
LOB	10

WP: 0 PB: 0 SB: 1 CS: 0 PA: 36

PITCHER		IP	WLS	BF	H	R	ER	SO	BB	IBB	HBP	BLK	WP	HR	S	P	ERA	WHIP
Dave Hillman, R ERA: 4.43	(1, 1)	3.0	L	16	5	3	3	0	1	0	0	0	0	0	15	19	9.00	2.000
Jim Brosnan, R ERA: 4.7	(4, 1)	3.0		10	0	0	0	3	1	0	0	0	0	0	15	19	0.00	0.333
Tom Poholsky, R ERA: 5.61	(7, 1)	1.0		6	4	1	1	1	0	0	0	0	0	0	8	8	9.00	4.000
Moe Drabowsky, R ERA: 4.99	(8, 1)	1.0		4	0	0	0	0	0	1	0	0	0	0	3	7	0.00	0.000

PITCHER		IP	WLS	BF	H	R	ER	SO	BB	IBB	HBP	BLK	WP	HR	S	P	ERA	WHIP

Batter	1	2	3	4	5	6	7	8	9	10	11	AB	R	H	RBI	BB	SO	LOB
Bobby Morgan, R (1, 4) OBP: 0.310, SLG: 0.324	F8		6-3			F8 2B		6-3		FC6-4 1-2f		5	0	1	0	0	0	1
Jerry Kindall, R (1, 5) OBP: 0.250, SLG: 0.310	K			P5		F8 2-3		2B			K	5	0	1	0	0	2	1
Lee Walls, R (1, 7) OBP: 0.294, SLG: 0.355	5-3			4-1 1B		6-3		L9			5-3	5	0	1	0	0	0	2
Walt Moryn, L (1, 9) OBP: 0.366, SLG: 0.492		L7		4-1 1-2			F9		K		4-3	5	0	0	0	0	1	1
14 Ernie Banks, R (1, 6) OBP: 0.325, SLG: 0.490		5-3		F3			1B		K			4	0	1	0	0	1	1
Jim Bolger, R (1, 8) OBP: 0.306, SLG: 0.406		1B			CS 1B		1-2 1B		P6			4	0	3	0	0	0	0
Cal Neeman, R (1, 2) OBP: 0.276, SLG: 0.383		P9			L8		P6			6-3		4	0	0	0	0	0	4
Dale Long, L (1, 3) OBP: 0.349, SLG: 0.451			F8		K 1-2		P4			P5		4	0	0	0	0	1	3
Bob Rush, R (1, 1) OBP: 0.219, SLG: 0.200 Turk Lown, R (11, 1)			K			K		K		FC6-4 1B		4 0	0 0	1 0	0 0	0 0	3 0	0 0
Inning Stats	R: 0 E: 0 K: 1 S: 5 H: 0 LOB: 0 BB: 0 P: 5	R: 0 E: 0 K: 0 S: 4 H: 1 LOB: 1 BB: 0 P: 4	R: 0 E: 0 K: 1 S: 5 H: 0 LOB: 0 BB: 0 P: 5	R: 0 E: 0 K: 0 S: 4 H: 1 LOB: 1 BB: 0 P: 4	R: 0 E: 0 K: 1 S: 5 H: 1 LOB: 1 BB: 0 P: 5	R: 0 E: 0 K: 1 S: 6 H: 1 LOB: 1 BB: 0 P: 6	R: 0 E: 0 K: 0 S: 5 H: 2 LOB: 2 BB: 0 P: 5	R: 0 E: 0 K: 1 S: 6 H: 1 LOB: 1 BB: 0 P: 6	R: 0 E: 0 K: 2 S: 7 H: 0 LOB: 0 BB: 0 P: 7	R: 0 E: 0 K: 0 S: 4 H: 1 LOB: 1 BB: 0 P: 4	R: 0 E: 0 K: 1 S: 5 H: 0 LOB: 0 BB: 0 P: 5							

PITCHER	IP	WLS	BF	H	R	ER	SO	BB	IBB	HBP	BLK	WP	HR	S	P	ERA	WHIP
Harvey Haddix, L (1, 1) ERA: 3.89	11.0	W	40	8	0	0	8	0	0	0	0	0	0	56	56	0.00	0.727

PITCHER	IP	WLS	BF	H	R	ER	SO	BB	IBB	HBP	BLK	WP	HR	S	P	ERA	WHIP

TOP

Chicago Cubs @ Philadelphia Phillies

Connie Mack Stadium, Philadelphia, PA

Thu Jul 11 1957, 7:05 PM EDT

Unknown

livebaseballscorecards.com

AB	40
R	0
H	8
RBI	0
BB	0
SO	8
LOB	13

1B: 6	SF: 0	WP: 0	PA: 40
2B: 3	SAC: 0	PB: 0	
3B: 0	DP: 1	SB: 0	
HR: 0	HBP: 0	CS: 1	

Batter	1	2	3	4	5	6	7	8	9	10	11	AB	R	H	RBI	BB	SO	LOB
Richie Ashburn, L (1, 8) OBP: 0.369, SLG: 0.329	L8		K			E4 G3		6-3			1B 1B	5	0	1	0	0	1	2
Granny Hamner, R (1, 4) OBP: 0.263, SLG: 0.335	6-3			P3		G3		F2			1B	5	0	1	1	0	0	2
Ed Bouchee, L (1, 3) OBP: 0.376, SLG: 0.481	F7			BB		BB			4-3			2	0	0	0	2	0	0
Rip Repulski, R (1, 9) OBP: 0.307, SLG: 0.482		5-3		P3		F8			F8			4	0	0	0	0	0	3
Harry Anderson, L (1, 7) OBP: 0.333, SLG: 0.413		K		P6			4-3		P3			4	0	0	0	0	1	1
Stan Lopata, R (1, 2) OBP: 0.343, SLG: 0.416		K			F9		6-3			SH4-3 2B		4	0	1	0	0	1	0
Joe Lonnett, R (11, 2) OBP: 0.277, SLG: 0.293												0	0	0	0	0	0	0
Willie Jones, R (1, 5) OBP: 0.333, SLG: 0.368			4-3		4-3		4-3				SH4-3	3	0	0	0	0	0	0
Chico Fernandez, R (1, 6) OBP: 0.299, SLG: 0.328			S BB		E3 CS			S SH2-4 1B			FC6-5-6	3	0	1	0	1	0	1
Harvey Haddix, L (1, 1) OBP: 0.311, SLG: 0.326			P3		CS	F7		SH2-4			1B 1B	3	0	1	0	0	0	1
Chuck Harmon, R (11, PR) OBP: 0.375, SLG: 0.467												0	1	0	0	0	0	0
Inning Stats	R: 0 E: 0 K: 0 S: 3 H: 0 LOB: 0 BB: 0 P: 3	R: 0 E: 0 K: 2 S: 7 H: 0 LOB: 0 BB: 0 P: 7	R: 0 E: 0 K: 1 S: 5 H: 0 LOB: 1 BB: 1 P: 9	R: 0 E: 0 K: 0 S: 3 H: 0 LOB: 1 BB: 1 P: 7	R: 0 E: 1 K: 0 S: 3 H: 0 LOB: 0 BB: 0 P: 3	R: 0 E: 1 K: 0 S: 4 H: 0 LOB: 2 BB: 1 P: 8	R: 0 E: 0 K: 0 S: 3 H: 0 LOB: 0 BB: 0 P: 3	R: 0 E: 0 K: 0 S: 4 H: 1 LOB: 1 BB: 0 P: 4	R: 0 E: 0 K: 0 S: 3 H: 0 LOB: 0 BB: 0 P: 3	R: 0 E: 0 K: 0 S: 3 H: 1 LOB: 0 BB: 0 P: 3	R: 1 E: 0 K: 0 S: 3 H: 3 LOB: 2 BB: 0 P: 3	1B: 4 2B: 2 3B: 0 HR: 0	SF: 0 SAC: 2 DP: 1 HBP: 0					

PITCHER	IP	WLS	BF	H	R	ER	SO	BB	IBB	HBP	BLK	WP	HR	S	P	ERA	WHIP
Bob Rush, R (1, 1) ERA: 4.69	10.0	L	37	4	1	1	3	3	0	0	0	0	0	40	52	0.90	0.700
Turk Lown, R (11, 1) ERA: 1.99	0.0		1	1	0	0	0	0	0	0	0	0	0	1	1	∞	∞

PITCHER	IP	WLS	BF	H	R	ER	SO	BB	IBB	HBP	BLK	WP	HR	S	P	ERA	WHIP

BOTTOM

Chicago Cubs @ Philadelphia Phillies

Connie Mack Stadium, Philadelphia, PA

Thu Jul 11 1957, 7:05 PM EDT

Unknown

livebaseballscorecards.com

AB	33
R	1
H	5
RBI	1
BB	3
SO	3
LOB	10

WP: 0 PB: 0 SB: 3 CS: 1 PA: 39

Batter	1	2	3	4	5	6	7	8	9	AB	R	H	RBI	BB	SO	LOB
Jerry Kindall, R (1, 5) OBP: 0.234, SLG: 0.290	6-3			L7			F8		F8	4	0	0	0	0	0	1
Lee Walls, R (1, 7) OBP: 0.289, SLG: 0.348	4-3			6-3			F9		K	4	0	0	0	0	1	1
Chuck Tanner, L (1, 8) OBP: 0.315, SLG: 0.429	K			L8			F8		1B 2-H 1B	4	0	1	1	0	1	0
Walt Moryn, L (1, 9) OBP: 0.365, SLG: 0.489		3-1			4-3			L8	1-2 1B	4	0	1	0	0	0	0
Dale Long, L (1, 3) OBP: 0.348, SLG: 0.447		K			F7			BB 1B	K	4	0	1	0	0	2	2
14 Ernie Banks, R (1, 6) OBP: 0.322, SLG: 0.485		K			K			F7		3	0	0	0	0	2	1
Bobby Morgan, R (1, 4) OBP: 0.311, SLG: 0.321			4-3			F2		BBBB 4-0 1-2 BB		2	0	0	0	1	0	0
Charles Silvera, R (1, 2) OBP: 0.231, SLG: 0.308			K			P6		K		2	0	0	0	0	1	0
Bob Speake, L (8, PH) OBP: 0.339, SLG: 0.417										1	0	0	0	0	1	2
Jim Fanning, R (8, 2) OBP: 0.205, SLG: 0.211										0	0	0	0	0	0	0
Don Elston, R (1, 1) OBP: 0.077, SLG: 0.077			5-3			F8				2	0	0	0	0	0	0
Bob Will, L (9, PH) OBP: 0.245, SLG: 0.333									1B 2B	1	1	1	0	0	0	0
Inning Stats	R: 0 H: 0 E: 0 LOB: 0 K: 1 BB: 0 S: 5 P: 5	R: 0 H: 0 E: 0 LOB: 0 K: 2 BB: 0 S: 7 P: 7	R: 0 H: 0 E: 0 LOB: 0 K: 1 BB: 0 S: 5 P: 5	R: 0 H: 0 E: 0 LOB: 0 K: 0 BB: 0 S: 3 P: 3	R: 0 H: 0 E: 0 LOB: 0 K: 1 BB: 0 S: 5 P: 5	R: 0 H: 0 E: 0 LOB: 0 K: 0 BB: 0 S: 3 P: 3	R: 0 H: 0 E: 0 LOB: 0 K: 0 BB: 0 S: 3 P: 3	R: 0 H: 1 E: 0 LOB: 2 K: 1 BB: 1 S: 6 P: 10	R: 1 H: 3 E: 0 LOB: 2 K: 2 BB: 0 S: 10 P: 10	1B: 3 SF: 0 2B: 1 SAC: 0 3B: 0 DP: 0 HR: 0 HBP: 0						

PITCHER	IP	WLS	BF	H	R	ER	SO	BB	IBB	HBP	BLK	WP	HR	S	P	ERA	WHIP
Jack Sanford, R (1, 1) ERA: 3.03	9.0	W	32	4	1	1	8	1	0	0	0	0	0	47	51	1.00	0.556

PITCHER	IP	WLS	BF	H	R	ER	SO	BB	IBB	HBP	BLK	WP	HR	S	P	ERA	WHIP

TOP

Chicago Cubs @ Philadelphia Phillies

Connie Mack Stadium, Philadelphia, PA

Thu Jul 11 1957, 7:05 PM EDT

Att. 25,897 - Unknown

livebaseballscorecards.com

AB	31
R	1
H	4
RBI	1
BB	1
SO	8
LOB	7

PA: 32

WP: 0 PB: 0 SB: 0 CS: 0

Chicago Cubs @ Philadelphia Phillies

Connie Mack Stadium, Philadelphia, PA

Thu Jul 11 1957, 7:05 PM EDT

Att. 25,897 - Unknown

livebaseballscorecards.com

BOTTOM

Batter	1	2	3	4	5	6	7	8	9	AB	R	H	RBI	BB	SO	LOB
Richie Ashburn, L (1, 8) OBP: 0.371, SLG: 0.331	6-3		SH1-4 2B 1B		G3		BB 1B			4	1	2	0	0	0	0
Granny Hamner, R (1, 4) OBP: 0.264, SLG: 0.332	F8		SH1-4 1-2		6-3		BBBB 4-0 1-2 BB			2	0	0	0	1	0	0
Ed Bouchee, L (1, 3) OBP: 0.378, SLG: 0.479	1B		H 1-0 2B HBP		3-1		1-3			3	1	1	0	0	0	2
Rip Repulski, R (1, 9) OBP: 0.302, SLG: 0.474	SSS 0-3 K		P4			SSS 0-3 K		6-3		4	0	0	0	0	2	3
Harry Anderson, L (1, 7) OBP: 0.332, SLG: 0.415		F8	1-H 2-H 2B			G3		F8		4	0	1	2	0	0	0
Willie Jones, R (1, 5) OBP: 0.332, SLG: 0.364		G3		F2		F8		BBBB 4-0 BB		3	0	0	0	1	0	0
Joe Lonnett, R (1, 2) OBP: 0.290, SLG: 0.344		BBBB 4-0 1B BB		P6			HR	SSS 0-3 K		3	1	1	1	1	1	1
Chico Fernandez, R (1, 6) OBP: 0.303, SLG: 0.336		1-2 1B		2B			L4			3	0	2	0	0	0	0
Jack Sanford, R (1, 1) OBP: 0.178, SLG: 0.244		SSS 0-3 K		1-3			SSS 0-3 K			3	0	0	0	0	2	3

	AB	29
	R	3
	H	7
	RBI	3
	BB	3
	SO	5
	LOB	9

Inning Stats										
	R: 0	H: 1	R: 0	H: 1	R: 2	H: 2	R: 0	H: 1	R: 0	H: 0
	E: 0	LOB: 1	E: 0	LOB: 2	E: 0	LOB: 1	E: 0	LOB: 1	E: 0	LOB: 0
	K: 1	BB: 0	K: 1	BB: 1	K: 0	BB: 0	K: 0	BB: 0	K: 0	BB: 0
	S: 6	P: 6	S: 6	P: 10	S: 4	P: 5	S: 4	P: 4	S: 3	P: 3
	R: 0	H: 0	R: 1	H: 2	R: 0	H: 0				
	E: 0	LOB: 0	E: 0	LOB: 2	E: 0	LOB: 1				
	K: 1	BB: 0	K: 1	BB: 1	K: 1	BB: 0				
	S: 5	P: 5	S: 7	P: 11	S: 5	P: 9				

	1B: 4	SF: 0	WP: 0	PA: 34
	2B: 2	SAC: 1	PB: 0	
	3B: 0	DP: 0	SB: 0	
	HR: 1	HBP: 1	CS: 0	

PITCHER		IP	WLS	BF	H	R	ER	SO	BB	IBB	HBP	BLK	WP	HR	S	P	ERA	WHIP
Don Elston, R ERA: 3.6	(1, 1)	8.0	L	34	7	3	3	5	3	0	1	0	0	1	40	53	3.38	1.250

PITCHER	IP	WLS	BF	H	R	ER	SO	BB	IBB	HBP	BLK	WP	HR	S	P	ERA	WHIP

Chicago Cubs @ Philadelphia Phillies

Connie Mack Stadium, Philadelphia, PA

Fri Jul 12 1957, 7:05 PM EDT

Att. 11,526 - Unknown

TOP

livebaseballscorecards.com

Batter	1	2	3	4	5	6	7	8	9	AB	R	H	RBI	BB	SO	LOB
Jerry Kindall, R (1, 5) OBP: 0.261, SLG: 0.403	HR		1B		L8		K		HR	5	2	3	3	0	1	0
Lee Walls, R (1, 7) OBP: 0.283, SLG: 0.341	F8		K 1-2		1-3		5-3		4-3	5	0	0	0	0	1	1
Chuck Tanner, L (1, 8) OBP: 0.311, SLG: 0.422	4-3		4-3		K			F8	1B	5	0	1	0	0	1	1
Walt Moryn, L (1, 9) OBP: 0.369, SLG: 0.491	1B		F9			BB 1B		14 HR 1B	F9	5	1	3	0	0	0	2
Dale Long, L (1, 3) OBP: 0.346, SLG: 0.443	L4			14 1B 1B		F8		P6		4	0	1	0	0	0	3
14 Ernie Banks, R (1, 6) OBP: 0.327, SLG: 0.502		F9 2B		1-3 1B		F9		1-H HR		4	1	3	2	0	0	1
Cal Neeman, R (1, 2) OBP: 0.276, SLG: 0.380		F9 2-3		5-3		4-0 1-2 BB		K		2	0	0	0	1	0	3
Bobby Adams, R (6, PR) (6, 4)										1	0	0	0	0	1	0
Bobby Morgan, R (1, 4) OBP: 0.308, SLG: 0.318		K		K					F5	2	0	0	0	0	2	3
Bob Speake, L (6, PH) OBP: 0.337, SLG: 0.414						L9				1	0	0	0	0	0	2
Charles Silvera, R (6, 2) OBP: 0.214, SLG: 0.286										1	0	0	0	0	0	0
Moe Drabowsky, R (1, 1) OBP: 0.297, SLG: 0.242		K		K			K		HR 2B	2	0	0	0	0	2	3
Bob Will, L (7, PH) OBP: 0.241, SLG: 0.327										1	0	0	0	0	1	0
Jim Brosnan, R (7, 1) OBP: 0.500, SLG: 0.714										1	1	1	0	0	0	0
Inning Stats	R: 1 E: 0 K: 0 S: 5 H: 2 LOB: 1 BB: 0 P: 5	R: 0 E: 0 K: 2 S: 8 H: 1 LOB: 1 BB: 0 P: 8	R: 0 E: 0 K: 1 S: 6 H: 1 LOB: 1 BB: 0 P: 6	R: 0 E: 0 K: 2 S: 9 H: 2 LOB: 2 BB: 0 P: 9	R: 0 E: 0 K: 1 S: 5 H: 0 LOB: 0 BB: 0 P: 5	R: 0 E: 0 K: 0 S: 4 H: 1 LOB: 2 BB: 1 P: 8	R: 0 E: 0 K: 2 S: 7 H: 0 LOB: 0 BB: 0 P: 7	R: 2 E: 0 K: 1 S: 7 H: 2 LOB: 0 BB: 0 P: 7	R: 2 E: 0 K: 0 S: 6 H: 3 LOB: 1 BB: 0 P: 6	1B: 7 2B: 2 3B: 0 HR: 3 SF: 0 SAC: 0 DP: 0 HBP: 0	WP: 0 PB: 0 SB: 1 CS: 0 PA: 40					

PITCHER	IP	WLS	BF	H	R	ER	SO	BB	IBB	HBP	BLK	WP	HR	S	P	ERA	WHIP
Robin Roberts, R (1, 1) ERA: 4.3	8.1	L	37	11	5	5	9	1	0	0	0	0	3	54	58	5.40	1.440
Turk Farrell, R (9, 1) ERA: 2.96	0.2		3	1	0	0	0	0	0	0	0	0	0	3	3	0.00	1.500

PITCHER	IP	WLS	BF	H	R	ER	SO	BB	IBB	HBP	BLK	WP	HR	S	P	ERA	WHIP

AB	39
R	5
H	12
RBI	5
BB	1
SO	9
LOB	19

Batter	1	2	3	4	5	6	7	8	9	AB	R	H	RBI	BB	SO	LOB
Richie Ashburn, L (1, 8) OBP: 0.374, SLG: 0.335	BB, 1B, 1B		4-3, SH5-3, 1B, 1B		F7 ②		1B, 1B		F8 ①	5	2	3	0	0	0	1
Granny Hamner, R (1, 4) OBP: 0.271, SLG: 0.340	BBBB, 1B, 1-2, BB		SH5-3 ①, 1-2		PB, 2B		1-2, 1B		P3 ②	3	0	2	0	1	0	1
Ed Bouchee, L (1, 3) OBP: 0.375, SLG: 0.475	S, 1-3, 2-H, 1B		4-3 ②, 2-3		L7 ③, 2-3		SSS, K ③		SSS, K ③	5	0	1	1	0	2	5
Rip Repulski, R (1, 9) (8, 7) OBP: 0.305, SLG: 0.475	F5 ①		3-H, 1B			1B	SSS, K ①			4	0	2	1	0	1	2
Harry Anderson, L (1, 7) OBP: 0.332, SLG: 0.410 Bob Bowman, R (8, 9) OBP: 0.341, SLG: 0.379	G6-4-3, 1-2, IBB		SSS, K ③			F7 ①		1B		2 1	0 0	0 1	0 0	1 0	1 0	2 0
Willie Jones, R (1, 5) OBP: 0.328, SLG: 0.359	G6-4-3 ②③, 1-2f			F5 ①		SSS, K ②		F8 ②		4	0	0	0	0	1	5
Joe Lonnett, R (1, 2) OBP: 0.288, SLG: 0.338		L7 ①		4-3 ②	4-3 ③			1-3, 1B		4	0	1	0	0	0	1
Chico Fernandez, R (1, 6) OBP: 0.299, SLG: 0.331		4-3 ②		F9 ③			F9 ①	F8 ③		4	0	0	0	0	0	2
Robin Roberts, S (1, 1) OBP: 0.250, SLG: 0.250 Turk Farrell, R (9, 1) OBP: 0.167, SLG: 0.667 Solly Hemus, L (9, PH) OBP: 0.426, SLG: 0.333		SSS, K ③			4-3 ①		P4 ②		BBBB, BB	3 0 0	0 0 0	0 0 0	0 0 0	0 0 1	1 0 0	0 0 0
Inning Stats	R: 1 E: 0 K: 0 S: 4 H: 2 LOB: 2 BB: 2 P: 12	R: 0 E: 0 K: 1 S: 5 H: 0 LOB: 0 BB: 0 P: 5	R: 1 E: 0 K: 1 S: 7 H: 2 LOB: 1 BB: 0 P: 7	R: 0 E: 0 K: 0 S: 3 H: 0 LOB: 0 BB: 0 P: 3	R: 0 E: 0 K: 0 S: 4 H: 1 LOB: 1 BB: 0 P: 4	R: 0 E: 0 K: 1 S: 6 H: 1 LOB: 1 BB: 0 P: 6	R: 0 E: 0 K: 1 S: 7 H: 2 LOB: 2 BB: 0 P: 7	R: 0 E: 0 K: 1 S: 7 H: 2 LOB: 2 BB: 0 P: 7	R: 0 E: 0 K: 1 S: 5 H: 0 LOB: 1 BB: 1 P: 9	1B: 9 2B: 1 3B: 0 HR: 0	SF: 0 SAC: 1 DP: 1 HBP: 0					

PITCHER		IP	WLS	BF	H	R	ER	SO	BB	IBB	HBP	BLK	WP	HR	S	P	ERA	WHIP
Moe Drabowsky, R ERA: 4.88	(1, 1)	6.0		25	6	2	2	3	1	1	0	0	0	0	29	37	3.00	1.167
Jim Brosnan, R ERA: 4.41	(7, 1)	3.0	W	14	4	0	0	3	1	0	0	0	0	0	19	23	0.00	1.667

PITCHER	IP	WLS	BF	H	R	ER	SO	BB	IBB	HBP	BLK	WP	HR	S	P	ERA	WHIP

BOTTOM

Chicago Cubs @ Philadelphia Phillies

Connie Mack Stadium, Philadelphia, PA

Fri Jul 12 1957, 7:05 PM EDT

Att. 11,526 - Unknown

livebaseballscorecards.com

AB	35
R	2
H	10
RBI	2
BB	3
SO	6
LOB	19

Batter	1	2	3	4	5	6	7	8	9	AB	R	H	RBI	BB	SO	LOB
Lee Walls, R (1, 7) OBP: 0.279, SLG: 0.335	1-3		K		6-3			K		4	0	0	0	0	2	0
Chuck Tanner, L (1, 8) OBP: 0.305, SLG: 0.412	F2		F7		F6			L4		4	0	0	0	0	0	0
14 Ernie Banks, R (1, 6) OBP: 0.326, SLG: 0.498	1B		F2			F5		L4		4	0	1	0	0	0	0
Walt Moryn, L (1, 9) OBP: 0.370, SLG: 0.491	F8			P5		G3-6-1 1B			2B FC6-2 1B	4	0	2	0	0	0	1
Dale Long, L (1, 3) OBP: 0.349, SLG: 0.454		4-3		2B 2B		G3-6-1 1-2f			1-3 2B	4	1	2	0	0	0	1
Jerry Kindall, R (1, 5) OBP: 0.260, SLG: 0.437		5-3		L8			HR		FC6-2 3-H	4	1	1	1	0	0	3
Cal Neeman, R (1, 2) OBP: 0.281, SLG: 0.385 Bob Speake, L (9, PH) OBP: 0.335, SLG: 0.411	BBB 4-0 BB BB			2-H 2B			6-3	SSS	K	2 1	0 0	1 0	1 0	1 0	0 1	0 2
Bobby Morgan, R (1, 4) OBP: 0.308, SLG: 0.315 Jim Bolger, R (9, PH) OBP: 0.304, SLG: 0.404	BBB 4-0 1-2 BB			F2			F8		6-3	2 1	0 0	0 0	0 0	1 0	0 0	1 2
Dick Drott, R (1, 1) OBP: 0.146, SLG: 0.125 Tom Poholsky, R (6, 1) OBP: 0.200, SLG: 0.143 Bob Will, L (7, PH) OBP: 0.236, SLG: 0.321 Dick Littlefield, L (7, 1) OBP: 0.375, SLG: 0.286		F7			F2		F8			2 0 1 0	0 0 0 0	0 0 0 0	0 0 0 0	0 0 0 0	0 0 0 0	2 0 0 0
Inning Stats	R: 0 E: 0 K: 0 S: 4 H: 1 LOB: 1 BB: 0 P: 4	R: 0 E: 0 K: 0 S: 3 H: 0 LOB: 2 BB: 2 P: 11	R: 0 E: 0 K: 1 S: 5 H: 0 LOB: 0 BB: 0 P: 5	R: 1 E: 0 K: 0 S: 5 H: 2 LOB: 1 BB: 0 P: 5	R: 0 E: 0 K: 0 S: 3 H: 0 LOB: 0 BB: 0 P: 3	R: 0 E: 0 K: 0 S: 3 H: 1 LOB: 0 BB: 0 P: 3	R: 1 E: 0 K: 0 S: 4 H: 1 LOB: 0 BB: 0 P: 4	R: 0 E: 0 K: 1 S: 5 H: 0 LOB: 0 BB: 0 P: 5	R: 0 E: 0 K: 1 S: 7 H: 2 LOB: 2 BB: 0 P: 7	1B: 3 2B: 3 3B: 0 HR: 1 SF: 0 SAC: 0 DP: 1 HBP: 0						

PITCHER	IP	WLS	BF	H	R	ER	SO	BB	IBB	HBP	BLK	WP	HR	S	P	ERA	WHIP
Warren Hacker, R (1, 1) ERA: 4.23	8.0	W	32	7	2	2	2	2	0	0	0	0	1	34	42	2.25	1.125
Turk Farrell, R (9, 1) ERA: 2.89	1.0	S	3	0	0	0	1	0	0	0	0	0	0	5	5	0.00	0.000

PITCHER	IP	WLS	BF	H	R	ER	SO	BB	IBB	HBP	BLK	WP	HR	S	P	ERA	WHIP

TOP

Chicago Cubs @ Philadelphia Phillies

Connie Mack Stadium, Philadelphia, PA

Sat Jul 13 1957, 3:33 AM EDT

Att. 4,541 - Unknown

livebaseballscorecards.com

AB	33
R	2
H	7
RBI	2
BB	2
SO	3
LOB	12

WP: 0 PB: 0 SB: 0 CS: 0 PA: 35

Batter	1	2	3	4	5	6	7	8	9	AB	R	H	RBI	BB	SO	LOB
Richie Ashburn, L (1, 8) OBP: 0.374, SLG: 0.334	L9	G6-3 1-2 1B		P2 2-3		FC4-6 1-2f		BB 1-2		4	0	1	0	1	0	3
Granny Hamner, R (1, 4) OBP: 0.266, SLG: 0.333	5-3	G6-3 1-2f			F9	F9		4-3		5	0	0	0	0	0	5
Ed Bouchee, L (1, 3) OBP: 0.377, SLG: 0.472	1B 1B BB		4-3		IHR BB		F9			2	2	0	0	2	0	0
Rip Repulski, R (1, 9) OBP: 0.311, SLG: 0.477	1B 1B 1-2 1B		1B BB		L7		FC6-4 1B			3	1	2	0	1	0	1
Harry Anderson, L (1, 7) OBP: 0.340, SLG: 0.435	1B 1-3 2-H 1B		G1-4-6-3 1-3 1B		1-H IHR		F7			4	1	3	3	0	0	1
Willie Jones, R (1, 5) OBP: 0.327, SLG: 0.358	1-3 3-H 1B		G1-4-6-3 1-2f		K		FC6-4 1-2f			4	0	1	1	0	1	3
Joe Lonnett, R (1, 2) OBP: 0.286, SLG: 0.377	K			F9		HR		1-3		4	1	1	1	0	1	2
Chico Fernandez, R (1, 6) OBP: 0.302, SLG: 0.333		L7		CS 1B		K		S 1B		4	0	2	0	0	1	0
Warren Hacker, R (1, 1) OBP: 0.313, SLG: 0.267 Turk Farrell, R (9, 1) OBP: 0.167, SLG: 0.667		1B 1B		1-2 1B		FC4-6 1B		K		4 0	0 0	3 0	0 0	0 0	1 0	1 0
Inning Stats	R: 2 E: 0 K: 1 S: 8 H: 3 LOB: 2 BB: 1 P: 12	R: 0 E: 0 K: 0 S: 4 H: 2 LOB: 1 BB: 0 P: 4	R: 0 E: 0 K: 0 S: 3 H: 1 LOB: 1 BB: 1 P: 7	R: 0 E: 0 K: 0 S: 4 H: 2 LOB: 1 BB: 0 P: 4	R: 2 E: 0 K: 1 S: 6 H: 1 LOB: 0 BB: 1 P: 10	R: 1 E: 0 K: 1 S: 7 H: 2 LOB: 1 BB: 0 P: 7	R: 0 E: 0 K: 0 S: 4 H: 1 LOB: 1 BB: 0 P: 4	R: 0 E: 0 K: 1 S: 6 H: 1 LOB: 2 BB: 1 P: 10		1B: 11 2B: 0 3B: 0 HR: 2 SF: 0 SAC: 0 DP: 2 HBP: 0						

PITCHER		IP	WLS	BF	H	R	ER	SO	BB	IBB	HBP	BLK	WP	HR	S	P	ERA	WHIP
Dick Drott, R ERA: 4.27	(1, 1)	5.1	L	27	11	5	5	3	3	0	0	0	0	1	30	42	8.44	2.625
Tom Poholsky, R ERA: 5.54	(6, 1)	0.2		2	0	0	0	0	0	0	0	0	0	0	2	2	0.00	0.000
Dick Littlefield, L ERA: 4.7	(7, 1)	2.0		9	2	0	0	1	1	0	0	0	0	0	10	14	0.00	1.500

PITCHER	IP	WLS	BF	H	R	ER	SO	BB	IBB	HBP	BLK	WP	HR	S	P	ERA	WHIP

BOTTOM

Chicago Cubs @ Philadelphia Phillies

Connie Mack Stadium, Philadelphia, PA

Sat Jul 13 1957, 3:33 AM EDT

Att. 4,541 - Unknown

livebaseballscorecards.com

AB	34
R	5
H	13
RBI	5
BB	4
SO	4
LOB	16

WP: 0	PB: 0	SB: 1	CS: 1
PA: 38			

Batter	1	2	3	4	5	6	7	8	9	AB	R	H	RBI	BB	SO	LOB
Lee Walls, R (1, 7) OBP: 0.279, SLG: 0.335										0	0	0	0	0	0	0
Chuck Tanner, L (1, 8) OBP: 0.305, SLG: 0.412										0	0	0	0	0	0	0
14 Ernie Banks, R (1, 6) OBP: 0.326, SLG: 0.498										0	0	0	0	0	0	0
Walt Moryn, L (1, 9) OBP: 0.370, SLG: 0.491										0	0	0	0	0	0	0
Dale Long, L (1, 3) OBP: 0.349, SLG: 0.454										0	0	0	0	0	0	0
Jerry Kindall, R (1, 5) OBP: 0.260, SLG: 0.437										0	0	0	0	0	0	0
Cal Neeman, R (1, 2) OBP: 0.281, SLG: 0.385										0	0	0	0	0	0	0
Bobby Morgan, R (1, 4) OBP: 0.308, SLG: 0.315										0	0	0	0	0	0	0
Dave Hillman, R (1, 1)										0	0	0	0	0	0	0
Inning Stats										1B: 0 2B: 0 3B: 0 HR: 0			SF: 0 SAC: 0 DP: 0 HBP: 0			

TOP

Chicago Cubs @ New York Giants

Polo Grounds, New York, NY

Sun Jul 14 1957, 3:33 AM EDT

Att. 5,727 - Unknown

livebaseballscorecards.com

AB	**0**
R	**0**
H	**0**
RBI	**0**
BB	**0**
SO	**0**
LOB	**0**

WP: 0 PA: 0
PB: 0
SB: 0
CS: 0

PITCHER	IP	WLS	BF	H	R	ER	SO	BB	IBB	HBP	BLK	WP	HR	S	P	ERA	WHIP
Ray Crone, R (1, 1) ERA: 4.68	0.0		0	0	0	0	0	0	0	0	0	0	0	0	0	∞	∞

PITCHER	IP	WLS	BF	H	R	ER	SO	BB	IBB	HBP	BLK	WP	HR	S	P	ERA	WHIP

Batter	1	2	3	4	5	6	7	8	9	AB	R	H	RBI	BB	SO	LOB
Whitey Lockman, L (1, 3) OBP: 0.336, SLG: 0.370										0	0	0	0	0	0	0
Danny O'Connell, R (1, 5) OBP: 0.331, SLG: 0.362										0	0	0	0	0	0	0
Willie Mays, R (1, 8) OBP: 0.394, SLG: 0.570										0	0	0	0	0	0	0
Bobby Thomson, R (1, 7) OBP: 0.302, SLG: 0.397										0	0	0	0	0	0	0
Daryl Spencer, R (1, 4) OBP: 0.351, SLG: 0.414										0	0	0	0	0	0	0
Don Mueller, L (1, 9) OBP: 0.249, SLG: 0.292										0	0	0	0	0	0	0
Eddie Bressoud, R (1, 6) OBP: 0.435, SLG: 0.696										0	0	0	0	0	0	0
Valmy Thomas, R (1, 2) OBP: 0.274, SLG: 0.433										0	0	0	0	0	0	0
Ray Crone, R (1, 1) OBP: 0.154, SLG: 0.125										0	0	0	0	0	0	0
Inning Stats										1B: 0 2B: 0 3B: 0 HR: 0		SF: 0 SAC: 0 DP: 0 HBP: 0				

PITCHER		IP	WLS	BF	H	R	ER	SO	BB	IBB	HBP	BLK	WP	HR	S	P	ERA	WHIP
Dave Hillman, R ERA: 4.43	(1, 1)	0.0		0	0	0	0	0	0	0	0	0	0	0	0	0	∞	∞

PITCHER	IP	WLS	BF	H	R	ER	SO	BB	IBB	HBP	BLK	WP	HR	S	P	ERA	WHIP

BOTTOM

Chicago Cubs @ New York Giants

Polo Grounds, New York, NY

Sun Jul 14 1957, 3:33 AM EDT

Att. 5,727 - Unknown

livebaseballscorecards.com

AB	**0**
R	**0**
H	**0**
RBI	**0**
BB	**0**
SO	**0**
LOB	**0**

WP: 0 PA: 0
PB: 0
SB: 0
CS: 0

Chicago Cubs @ New York Giants

Polo Grounds, New York, NY

Mon Jul 15 1957, 3:33 AM EDT

Att. 2,675 - Unknown

TOP

livebaseballscorecards.com

Batter	1	2	3	4	5	6	7	8	9	AB	R	H	RBI	BB	SO	LOB
Jerry Kindall, R (1, 5) OBP: 0.238, SLG: 0.390	F5		1-3	K			F9		1-3	5	0	0	0	0	1	2
Bob Speake, L (1, 3) OBP: 0.337, SLG: 0.429	E4 G6-4-3		1B 1B		F8		F9			4	1	1	0	0	0	1
Jim Bolger, R (1, 8) OBP: 0.301, SLG: 0.398	G6-4-3 1-2f		1B 14 3B 1-3		6-3			F9		4	1	1	0	0	0	1
Walt Moryn, L (1, 9) OBP: 0.381, SLG: 0.502		K	14 3B 1-3 3-H		K			2B		4	1	2	1	0	2	0
14 Ernie Banks, R (1, 6) OBP: 0.324, SLG: 0.497		K	3B 1-H 3-H			F4		P6		4	0	1	2	0	1	1
Lee Walls, R (1, 7) OBP: 0.281, SLG: 0.329		1B	F8			F8		BB		3	0	1	0	0	0	1
Chuck Tanner, L (8, PH) (8, 7) OBP: 0.309, SLG: 0.410										0	0	0	0	1	0	0
Bobby Morgan, R (1, 4) OBP: 0.310, SLG: 0.317		1-2 1B		6-3 1B		F9		K		3	0	2	0	0	0	0
Dale Long, L (8, PH) OBP: 0.355, SLG: 0.464										1	0	0	0	0	1	2
Jack Littrell, R (8, 4) OBP: 0.230, SLG: 0.260										0	0	0	0	0	0	0
Charles Silvera, R (1, 2) OBP: 0.235, SLG: 0.294		K		6-3 1-2			1B		4-3	3	0	1	0	0	1	3
Dave Hillman, R (7, PR)										0	0	0	0	0	0	0
Dick Littlefield, L (7, 1) OBP: 0.375, SLG: 0.286										0	0	0	0	0	0	0
Bob Will, L (9, PH) OBP: 0.228, SLG: 0.309										1	0	0	0	0	0	0
Don Elston, R (1, 1) OBP: 0.071, SLG: 0.071			5-3	K			1-2 1B		1-4-3	1	0	0	0	0	0	0
Tom Poholsky, R (3, 1) OBP: 0.188, SLG: 0.133										1	0	0	0	0	1	1
Bobby Adams, R (7, PH) OBP: 0.333, SLG: 0.333										1	0	1	0	0	0	0
Cal Neeman, R (7, 2) OBP: 0.275, SLG: 0.378										1	0	0	0	0	0	0

	AB	36
	R	3
	H	10
	RBI	3
	BB	1
	SO	7
	LOB	12

Inning Stats	1	2	3	4	5	6	7	8	9
	R: 0 E: 1 K: 0 S: 3	H: 0 LOB: 0 BB: 0 P: 3	R: 0 E: 0 K: 3 S: 11	H: 2 LOB: 2 BB: 0 P: 11	R: 3 E: 0 K: 0 S: 7	H: 4 LOB: 1 BB: 0 P: 7	R: 0 E: 0 K: 2 S: 8	H: 1 LOB: 1 BB: 0 P: 8	R: 0 E: 0 K: 1 S: 5	H: 0 LOB: 0 BB: 0 P: 5
	R: 0 E: 0 K: 0 S: 3	H: 0 LOB: 0 BB: 0 P: 3	R: 0 E: 0 K: 0 S: 4	H: 2 LOB: 1 BB: 0 P: 4	R: 0 E: 0 K: 1 S: 6	H: 1 LOB: 2 BB: 1 P: 10	R: 0 E: 0 K: 0 S: 3	H: 0 LOB: 0 BB: 0 P: 3		

| | | | | | | | | | |

Chicago Cubs @ New York Giants

Polo Grounds, New York, NY

Mon Jul 15 1957, 3:33 AM EDT

Att. 2,675 - Unknown

BOTTOM

Batter	1	2	3	4	5	6	7	8	9	AB	R	H	RBI	BB	SO	LOB
Whitey Lockman, L (1, 3) OBP: 0.334, SLG: 0.393	F8		4-3 HR 2B (1-3)		6-3		3-1			4	1	1	0	0	0	0
Danny O'Connell, R (1, 5) OBP: 0.327, SLG: 0.357	4-3		4-3 (2-3 3-H)		5-3		F9			4	0	0	1	0	0	1
Willie Mays, R (1, 8) OBP: 0.397, SLG: 0.589	F5		HR (3-H)		BB CS S			SH1-3 SF8 2B		3	2	2	2	1	0	0
Bobby Thomson, R (1, 7) OBP: 0.312, SLG: 0.412		F8	1B		CS (1-3)	P3		SH1-3 (2-3)		3	0	1	0	0	0	0
Daryl Spencer, R (1, 4) OBP: 0.351, SLG: 0.417		1B	P3			E5		SF8 (3-H)		3	0	1	1	0	0	1
Don Mueller, L (1, 9) OBP: 0.252, SLG: 0.304		HR	1-3			FC6-4 IBB		F8		3	1	1	1	1	0	0
Eddie Bressoud, R (1, 6) OBP: 0.355, SLG: 0.567		6-3	5-3			F7				3	0	0	0	0	0	2
Valmy Thomas, R (1, 2) OBP: 0.269, SLG: 0.415			P3 1B			FC6-4 (1-2f)				3	0	1	0	0	0	2
Johnny Antonelli, L (1, 1) OBP: 0.279, SLG: 0.250			BB 2B 4-3				F8			2	1	0	0	1	0	1
Al Worthington, R (8, 1) OBP: 0.120, SLG: 0.083										0	0	0	0	0	0	0
Inning Stats	R: 0 E: 0 K: 0 S: 3 H: 0 LOB: 0 BB: 0 P: 3	R: 1 E: 0 K: 0 S: 4 H: 2 LOB: 0 BB: 0 P: 4	R: 3 E: 0 K: 0 S: 6 H: 3 LOB: 1 BB: 1 P: 10	R: 0 E: 0 K: 0 S: 4 H: 1 LOB: 1 BB: 0 P: 4	R: 0 E: 0 K: 0 S: 2 H: 0 LOB: 0 BB: 1 P: 6	R: 0 E: 1 K: 0 S: 4 H: 0 LOB: 2 BB: 1 P: 8	R: 0 E: 0 K: 0 S: 3 H: 0 LOB: 0 BB: 0 P: 3	R: 1 E: 0 K: 0 S: 4 H: 1 LOB: 0 BB: 0 P: 4		1B: 3 2B: 2 3B: 0 HR: 2		SF: 1 SAC: 1 DP: 0 HBP: 0		WP: 0 PB: 0 SB: 1 CS: 1		PA: 34	

livebaseballscorecards.com

AB	28
R	5
H	7
RBI	5
BB	3
SO	0
LOB	7

PITCHER		IP	WLS	BF	H	R	ER	SO	BB	IBB	HBP	BLK	WP	HR	S	P	ERA	WHIP
Don Elston, R (1, 1) ERA: 4.06		2.2	L	13	5	4	4	0	1	0	0	0	0	2	12	16	13.50	2.250
Tom Poholsky, R (3, 1) ERA: 5.2		3.1		13	1	0	0	0	1	1	0	0	0	0	11	19	0.00	0.600
Dick Littlefield, L (7, 1) ERA: 4.69		2.0		7	1	1	1	0	0	0	0	0	0	0	7	7	4.50	0.500

PITCHER	IP	WLS	BF	H	R	ER	SO	BB	IBB	HBP	BLK	WP	HR	S	P	ERA	WHIP

Chicago Cubs @ Pittsburgh Pirates

Forbes Field, Pittsburgh, PA

Mon Jul 15 1957, Postponed

Att. 18,525 - Unknown

TOP

livebaseballscorecards.com

Batter	1	2	3	4	5	6	7	8	9	AB	R	H	RBI	BB	SO	LOB
Bobby Morgan, R (1, 4) OBP: 0.311, SLG: 0.288	G3 1B 1B		K		5-3		FC1-6 1B E 1-2f FC3-6		4-3	5	2	1	0	0	1	1
Bob Speake, L (1, 3) OBP: 0.338, SLG: 0.385	L9		G3		P2		FC3-6 1-3 1B		F8	5	0	1	0	0	0	1
Chuck Tanner, L (1, 7) OBP: 0.297, SLG: 0.372	G3 1-2		P4			F8	FC3-6 14 E 1-2f 3-H			4	0	0	1	0	0	2
14 Ernie Banks, R (1, 5) (7, 6) OBP: 0.329, SLG: 0.480	1B HBP			HR		E FC1 1B	E5 1-2			3	2	2	1	0	0	1
Walt Moryn, L (1, 9) OBP: 0.358, SLG: 0.402	1-2 2-H 1B			F9		E3 WP E 1-3	P5			4	0	1	1	0	0	3
Bob Will, L (1, 8) OBP: 0.154, SLG: 0.154	P6			1B		FC1 WP 1-2 3-H		G3		4	0	1	1	0	0	3
Cal Neeman, R (1, 2) OBP: 0.273, SLG: 0.419		F8		F7		K 1-2 2-3		F8		2	0	0	0	0	0	1
Dale Long, L (6, PH) OBP: 0.342, SLG: 0.397										1	0	0	0	0	1	2
Casey Wise, S (6, 6) OBP: 0.277, SLG: 0.261										0	0	0	0	0	0	0
Jerry Kindall, R (7, 5) OBP: 0.313, SLG: 0.214										1	0	0	0	0	0	0
Jack Littrell, R (1, 6) OBP: 0.213, SLG: 0.207		K		F8		K		K		2	0	0	0	0	1	1
Jim Fanning, R (6, PH) (6, 2) OBP: 0.222, SLG: 0.278										2	0	0	0	0	2	2
Bob Rush, R (1, 1) OBP: 0.174, SLG: 0.182										2	0	0	0	0	0	0
Lee Walls, R (7, PH) OBP: 0.275, SLG: 0.288										1	0	1	0	0	0	0
Jim Brosnan, R (7, 1) OBP: 0.500, SLG: 0.600										0	0	0	0	0	0	0
Jim Bolger, R (9, PH) OBP: 0.285, SLG: 0.375		G3			5-3		FC1-6 1B		4-3	1	0	0	0	0	0	0
Inning Stats	R: 1 H: 2 E: 0 LOB: 2 K: 0 BB: 0 S: 5 P: 6	R: 0 H: 0 E: 0 LOB: 0 K: 1 BB: 0 S: 5 P: 5	R: 0 H: 0 E: 0 LOB: 0 K: 1 BB: 0 S: 5 P: 5	R: 1 H: 2 E: 0 LOB: 1 K: 0 BB: 0 S: 5 P: 5	R: 0 H: 0 E: 0 LOB: 0 K: 0 BB: 0 S: 3 P: 3	R: 1 H: 1 E: 2 LOB: 2 K: 2 BB: 0 S: 10 P: 10	R: 1 H: 2 E: 2 LOB: 2 K: 0 BB: 0 S: 6 P: 6	R: 0 H: 0 E: 0 LOB: 0 K: 1 BB: 0 S: 5 P: 5	R: 0 H: 0 E: 0 LOB: 0 K: 0 BB: 0 S: 3 P: 3	1B: 6 SF: 0 2B: 0 SAC: 0 3B: 0 DP: 0 HR: 1 HBP: 1						

AB	37
R	4
H	7
RBI	4
BB	0
SO	5
LOB	17

WP: 1 PA: 38
PB: 0
SB: 0
CS: 0

PITCHER		IP	WLS	BF	H	R	ER	SO	BB	IBB	HBP	BLK	WP	HR	S	P	ERA	WHIP
Bob Purkey, R ERA: 2.05	(1, 1)	5.1		24	5	3	2	2	0	0	1	0	0	1	27	28	3.38	0.938
Luis Arroyo, L ERA: 3.69	(6, 1)	0.1		1	0	0	0	1	0	0	0	0	1	0	3	3	0.00	0.000
Vern Law, R ERA: 3.0	(6, 1)	3.1	W	13	2	1	0	2	0	0	0	0	0	0	17	17	0.00	0.600

PITCHER		IP	WLS	BF	H	R	ER	SO	BB	IBB	HBP	BLK	WP	HR	S	P	ERA	WHIP

Chicago Cubs @ Pittsburgh Pirates

Forbes Field, Pittsburgh, PA

Mon Jul 15 1957, Postponed

Att. 18,525 - Unknown

livebaseballscorecards.com

Batter	1	2	3	4	5	6	7	8	9	AB	R	H	RBI	BB	SO	LOB
Roberto Clemente, R (1, 9) OBP: 0.293, SLG: 0.371	0-0 1B 1B 1B	0-0 4-3 ③		S S S 0-3 K ③		S S S 0-3 K ③				1	1	1	0	0	0	0
Roman Mejias, R (2, 9) OBP: 0.308, SLG: 0.361										3	0	0	0	0	2	3
Gene Freese, R (1, 5) OBP: 0.292, SLG: 0.324	0-0 WP 1B 1B 1-3 1B		0-0 6-3 ①		0-0 SH5-3 SF8 1B		0-0 P5 ①			4	2	2	0	0	0	0
Dee Fondy, L (1, 3) OBP: 0.393, SLG: 0.437	0-0 1-2 3-H 1B		0-0 1B		0-0 SH5-3 ① 1-2		0-0 F9 ②			3	0	2	1	0	0	0
Frank Thomas, R (1, 7) OBP: 0.376, SLG: 0.502	0-0 L3 1-3 2-H 1B		0-0 1B 1-3 1B		0-0 SF8 ② 2-H		0-0 HR			3	1	3	3	0	0	0
Bill Virdon, L (1, 8) OBP: 0.289, SLG: 0.335	0-0 ① ② L3 1-1		0-0 SF8 ② 3-H		0-0 P5 ③		0-0 L7 ③			3	0	0	1	0	0	2
Bill Mazeroski, R (1, 4) OBP: 0.270, SLG: 0.336	0-0 F7 ③		0-0 1-2 1B			0-0 6-3 ①		S S S 0-3 K ①		4	0	1	0	0	1	1
Johnny O'Brien, R (1, 6) OBP: 0.320, SLG: 0.375		0-0 6-3 ①	0-0 F9 ③			0-0 P6 ②		0-0 6-3 ②		3	0	0	0	0	0	2
Dick Groat, R (8, 6) OBP: 0.374, SLG: 0.442										1	0	0	0	0	0	0
Hank Foiles, R (1, 2) OBP: 0.346, SLG: 0.438		0-0 2B		0-0 5-3 ①		B B B B 4-0 1B BB		0-0 6-3 ③		2	0	1	0	1	0	0
Dick Rand, R (8, 2) OBP: 0.310, SLG: 0.240										1	0	0	0	0	0	0
Bob Purkey, R (1, 1) OBP: 0.143, SLG: 0.158		0-0 4-3 ②		0-0 4-3 ②		0-0 1-2 1B				2	0	0	0	0	0	1
Luis Arroyo, L (6, 1) OBP: 0.238, SLG: 0.200										0	0	0	0	0	0	0
Vern Law, R (6, 1) OBP: 0.444, SLG: 0.611										1	0	1	0	0	0	0
Inning Stats	R: 2 H: 4 E: 0 LOB: 1 K: 0 BB: 0 S: 6 P: 6	R: 0 H: 1 E: 0 LOB: 1 K: 0 BB: 0 S: 4 P: 4	R: 1 H: 3 E: 0 LOB: 2 K: 0 BB: 0 S: 6 P: 6	R: 0 H: 0 E: 0 LOB: 0 K: 1 BB: 0 S: 5 P: 5	R: 1 H: 1 E: 0 LOB: 0 K: 0 BB: 0 S: 4 P: 4	R: 0 H: 1 E: 0 LOB: 2 K: 1 BB: 1 S: 6 P: 10	R: 1 H: 1 E: 0 LOB: 0 K: 0 BB: 0 S: 4 P: 4	R: 0 H: 0 E: 0 LOB: 0 K: 1 BB: 0 S: 5 P: 5		1B: 9 SF: 2 2B: 2 SAC: 1 3B: 0 DP: 1 HR: 1 HBP: 0						

AB	31
R	4
H	11
RBI	5
BB	1
SO	3
LOB	9

WP: 1 PA: 35
PB: 0
SB: 0
CS: 0

PITCHER		IP	WLS	BF	H	R	ER	SO	BB	IBB	HBP	BLK	WP	HR	S	P	ERA	WHIP
Bob Rush, R ERA: 5.1	(1, 1)	6.0		28	10	4	4	2	1	0	0	0	1	0	31	35	6.00	1.833
Jim Brosnan, R ERA: 4.54	(7, 1)	2.0	L	7	1	1	1	1	0	0	0	0	0	1	9	9	4.50	0.500

PITCHER	IP	WLS	BF	H	R	ER	SO	BB	IBB	HBP	BLK	WP	HR	S	P	ERA	WHIP

Batter	1	2	3	4	5	6	7	8	9	AB	R	H	RBI	BB	SO	LOB
Dee Fondy, L (1, 3) OBP: 0.370, SLG: 0.400										0	0	0	0	0	0	0
Bob Speake, L (1, 8) OBP: 0.337, SLG: 0.429										0	0	0	0	0	0	0
Chuck Tanner, L (1, 7) OBP: 0.309, SLG: 0.410										0	0	0	0	0	0	0
Walt Moryn, L (1, 9) OBP: 0.381, SLG: 0.502										0	0	0	0	0	0	0
14 Ernie Banks, R (1, 6) OBP: 0.324, SLG: 0.497										0	0	0	0	0	0	0
Dale Long, L (1, 3) OBP: 0.355, SLG: 0.464										0	0	0	0	0	0	0
Gene Baker, R (1, 5) OBP: 0.334, SLG: 0.394										0	0	0	0	0	0	0
Bobby Morgan, R (1, 4) OBP: 0.310, SLG: 0.317										0	0	0	0	0	0	0
Bob Rush, R (1, 1) OBP: 0.219, SLG: 0.200										0	0	0	0	0	0	0
Inning Stats										1B: 0 2B: 0 3B: 0 HR: 0		SF: 0 SAC: 0 DP: 0 HBP: 0				

TOP

Chicago Cubs @ Pittsburgh Pirates

Forbes Field, Pittsburgh, PA

Tue Jul 16 1957, 3:33 AM EDT

Att. 11,300 - Unknown

livebaseballscorecards.com

AB	0
R	0
H	0
RBI	0
BB	0
SO	0
LOB	0

WP: 0 PA: 0
PB: 0
SB: 0
CS: 0

PITCHER	IP	WLS	BF	H	R	ER	SO	BB	IBB	HBP	BLK	WP	HR	S	P	ERA	WHIP
Bob Friend, R (1, 1) ERA: 3.8	0.0	W	0	0	0	0	0	0	0	0	0	0	0	0	0	∞	∞

PITCHER	IP	WLS	BF	H	R	ER	SO	BB	IBB	HBP	BLK	WP	HR	S	P	ERA	WHIP

Batter	1	2	3	4	5	6	7	8	9	AB	R	H	RBI	BB	SO	LOB
Dee Fondy, L (1, 3) OBP: 0.370, SLG: 0.400										0	0	0	0	0	0	0
Bob Skinner, L (1, 7) OBP: 0.404, SLG: 0.508										0	0	0	0	0	0	0
Dick Groat, R (1, 6) OBP: 0.347, SLG: 0.438										0	0	0	0	0	0	0
Bill Virdon, L (1, 8) OBP: 0.294, SLG: 0.395										0	0	0	0	0	0	0
Frank Thomas, R (1, 9) OBP: 0.361, SLG: 0.483										0	0	0	0	0	0	0
Bill Mazeroski, R (1, 4) OBP: 0.335, SLG: 0.449										0	0	0	0	0	0	0
Gene Baker, R (1, 5) OBP: 0.334, SLG: 0.394										0	0	0	0	0	0	0
Dick Rand, R (1, 2) OBP: 0.310, SLG: 0.307										0	0	0	0	0	0	0
Bob Friend, R (1, 1) OBP: 0.143, SLG: 0.128										0	0	0	0	0	0	0
Inning Stats										1B: 0 2B: 0 3B: 0 HR: 0		SF: 0 SAC: 0 DP: 0 HBP: 0		WP: 0 PB: 0 SB: 0 CS: 0		PA: 0

PITCHER	IP	WLS	BF	H	R	ER	SO	BB	IBB	HBP	BLK	WP	HR	S	P	ERA	WHIP
Bob Rush, R (1, 1) ERA: 4.69	0.0	L	0	0	0	0	0	0	0	0	0	0	0	0	0	∞	∞

PITCHER	IP	WLS	BF	H	R	ER	SO	BB	IBB	HBP	BLK	WP	HR	S	P	ERA	WHIP

BOTTOM

Chicago Cubs @ Pittsburgh Pirates

Forbes Field, Pittsburgh, PA

Tue Jul 16 1957, 3:33 AM EDT

Att. 11,300 - Unknown

livebaseballscorecards.com

AB	**0**
R	**0**
H	**0**
RBI	**0**
BB	**0**
SO	**0**
LOB	**0**

Batter	1	2	3	4	5	6	7	8	9	AB	R	H	RBI	BB	SO	LOB
Dee Fondy, L (1, 3) OBP: 0.368, SLG: 0.398										0	0	0	0	0	0	0
Bob Speake, L (1, 3) OBP: 0.335, SLG: 0.431										0	0	0	0	0	0	0
14 Ernie Banks, R (1, 6) OBP: 0.326, SLG: 0.500										0	0	0	0	0	0	0
Walt Moryn, L (1, 9) OBP: 0.379, SLG: 0.502										0	0	0	0	0	0	0
Chuck Tanner, L (1, 7) OBP: 0.308, SLG: 0.406										0	0	0	0	0	0	0
Jerry Kindall, R (1, 5) OBP: 0.250, SLG: 0.388										0	0	0	0	0	0	0
Gene Baker, R (1, 5) OBP: 0.334, SLG: 0.400										0	0	0	0	0	0	0
Bobby Morgan, R (1, 4) OBP: 0.307, SLG: 0.313										0	0	0	0	0	0	0
Moe Drabowsky, R (1, 1) OBP: 0.297, SLG: 0.242										0	0	0	0	0	0	0
Inning Stats										1B: 0 2B: 0 3B: 0 HR: 0			SF: 0 SAC: 0 DP: 0 HBP: 0			

TOP

Chicago Cubs @ Pittsburgh Pirates

Forbes Field, Pittsburgh, PA

Wed Jul 17 1957, 7:05 PM EDT

Att. 8,534 - Unknown

livebaseballscorecards.com

AB	0
R	0
H	0
RBI	0
BB	0
SO	0
LOB	0

WP: 0 PA: 0
PB: 0
SB: 0
CS: 0

PITCHER	IP	WLS	BF	H	R	ER	SO	BB	IBB	HBP	BLK	WP	HR	S	P	ERA	WHIP
Ron Kline, R (1, 1) ERA: 4.54	0.0	L	0	0	0	0	0	0	0	0	0	0	0	0	0	∞	∞

PITCHER	IP	WLS	BF	H	R	ER	SO	BB	IBB	HBP	BLK	WP	HR	S	P	ERA	WHIP

Batter	1	2	3	4	5	6	7	8	9	AB	R	H	RBI	BB	SO	LOB
Dee Fondy, L (1, 3) OBP: 0.368, SLG: 0.398										0	0	0	0	0	0	0
Bob Skinner, L (1, 7) OBP: 0.400, SLG: 0.500										0	0	0	0	0	0	0
Dick Groat, R (1, 6) OBP: 0.353, SLG: 0.451										0	0	0	0	0	0	0
Bill Virdon, L (1, 8) OBP: 0.294, SLG: 0.393										0	0	0	0	0	0	0
Frank Thomas, R (1, 9) OBP: 0.363, SLG: 0.487										0	0	0	0	0	0	0
Bill Mazeroski, R (1, 4) OBP: 0.330, SLG: 0.443										0	0	0	0	0	0	0
Gene Baker, R (1, 5) OBP: 0.334, SLG: 0.400										0	0	0	0	0	0	0
Hardy Peterson, R (1, 2)										0	0	0	0	0	0	0
Ron Kline, R (1, 1) OBP: 0.118, SLG: 0.091										0	0	0	0	0	0	0
Inning Stats										1B: 0 2B: 0 3B: 0 HR: 0		SF: 0 SAC: 0 DP: 0 HBP: 0		WP: 0 PB: 0 SB: 0 CS: 0		PA: 0

BOTTOM

Chicago Cubs @ Pittsburgh Pirates

Forbes Field, Pittsburgh, PA

Wed Jul 17 1957, 7:05 PM EDT

Att. 8,534 - Unknown

livebaseballscorecards.com

AB	**0**
R	**0**
H	**0**
RBI	**0**
BB	**0**
SO	**0**
LOB	**0**

PITCHER	IP	WLS	BF	H	R	ER	SO	BB	IBB	HBP	BLK	WP	HR	S	P	ERA	WHIP
Moe Drabowsky, R (1, 1) ERA: 4.88	0.0	W	0	0	0	0	0	0	0	0	0	0	0	0	0	∞	∞

PITCHER	IP	WLS	BF	H	R	ER	SO	BB	IBB	HBP	BLK	WP	HR	S	P	ERA	WHIP

Chicago Cubs @ Pittsburgh Pirates

Forbes Field, Pittsburgh, PA

Thu Jul 18 1957, 3:33 AM EDT

Att. 3,877 - Unknown

livebaseballscorecards.com

Batter	1	2	3	4	5	6	7	8	9	AB	R	H	RBI	BB	SO	LOB
Bob Will, L (1, 8) OBP: 0.279, SLG: 0.354	1-3		FC6-4 1B		K		2B 1B 3-H		14 1B	5	1	3	1	0	1	1
Bob Speake, L (1, 3) OBP: 0.340, SLG: 0.437	4-3		FC6-4 1-2f			1B SF7 BB	1-H 2B		F2	4	1	1	1	1	0	2
14 Ernie Banks, R (1, 6) OBP: 0.331, SLG: 0.517	5-3			HR		F8	5-3		1-3 1B	5	1	2	1	0	0	2
Walt Moryn, L (1, 9) OBP: 0.378, SLG: 0.495		1B 7-2 BB		F7		1-3 1B		F8	F8	4	0	1	0	1	0	2
Lee Walls, R (9, 9) OBP: 0.282, SLG: 0.328										0	0	0	0	0	0	0
Chuck Tanner, L (1, 7) OBP: 0.311, SLG: 0.420		1-3 1B		F9		SF7 3-H		HR		3	1	2	2	0	0	0
Jerry Kindall, R (1, 5) OBP: 0.240, SLG: 0.366		F9		6-3		K		F6		4	0	0	0	0	1	3
Cal Neeman, R (1, 2) OBP: 0.283, SLG: 0.378		7-2 3-Hf			FC3-6 1B		4-3 SH1-4 1B	E6		4	1	2	0	0	0	2
Bobby Morgan, R (1, 4) OBP: 0.301, SLG: 0.306			F4		FC3-6 1-2f		SH1-4 1-2	F8		3	0	0	0	0	0	2
Dick Drott, R (1, 1) OBP: 0.136, SLG: 0.116			6-3		6-3 1-2		4-3 2-3		K	3	0	0	0	0	0	2
Turk Lown, R (7, 1)										1	0	0	0	0	1	0
Dick Littlefield, L (9, 1) OBP: 0.333, SLG: 0.250										0	0	0	0	0	0	0
Jim Brosnan, R (9, 1) OBP: 0.500, SLG: 0.714										0	0	0	0	0	0	0
Inning Stats	R: 0 E: 0 K: 0 S: 3 H: 0 LOB: 0 BB: 0 P: 3	R: 0 E: 0 K: 0 S: 3 H: 1 LOB: 1 BB: 1 P: 7	R: 0 E: 0 K: 0 S: 4 H: 1 LOB: 1 BB: 0 P: 4	R: 1 E: 0 K: 0 S: 4 H: 1 LOB: 0 BB: 0 P: 4	R: 0 E: 0 K: 1 S: 6 H: 1 LOB: 1 BB: 0 P: 6	R: 1 E: 0 K: 1 S: 6 H: 1 LOB: 1 BB: 1 P: 10	R: 2 E: 0 K: 0 S: 6 H: 3 LOB: 1 BB: 0 P: 6	R: 1 E: 1 K: 0 S: 5 H: 1 LOB: 1 BB: 0 P: 5	R: 0 E: 0 K: 1 S: 7 H: 2 LOB: 2 BB: 0 P: 7	1B: 8 2B: 2 3B: 0 HR: 2 SF: 1 SAC: 1 DP: 1 HBP: 0						

TOP

AB	36
R	5
H	11
RBI	5
BB	2
SO	3
LOB	16

WP: 0 PA: 40
PB: 0
SB: 1
CS: 0

PITCHER		IP	WLS	BF	H	R	ER	SO	BB	IBB	HBP	BLK	WP	HR	S	P	ERA	WHIP
Bob Purkey, R ERA: 3.07	(1, 1)	7.0		30	8	4	4	2	2	0	0	0	0	1	32	40	5.14	1.429
Luis Arroyo, L ERA: 4.32	(8, 1)	2.0	W	10	3	1	1	1	0	0	0	0	0	1	12	12	4.50	1.500

PITCHER	IP	WLS	BF	H	R	ER	SO	BB	IBB	HBP	BLK	WP	HR	S	P	ERA	WHIP

Batter	1	2	3	4	5	6	7	8	9	AB	R	H	RBI	BB	SO	LOB
Dee Fondy, L (1, 3) OBP: 0.363, SLG: 0.393	K	4-3			1B		F6		SF8 3-H	4	0	1	1	0	1	3
Bob Skinner, L (1, 7) OBP: 0.413, SLG: 0.493	F9		F7		1B 1-2 BB		G4-6-3 1-2 1B		3B 1-2 BB	3	1	1	0	2	0	0
Dick Groat, R (1, 6) OBP: 0.357, SLG: 0.459	BB		F4		1B 1-2 2-H		G4-6-3 1-2f		1B 1-H 2-H 3B	4	1	2	3	1	0	2
Bill Virdon, L (1, 8) OBP: 0.298, SLG: 0.394 Jim Pendleton, R (9, PH) OBP: 0.415, SLG: 0.409	F8		F4		F8			1B	IBB	4 0	0 0	1 0	0 0	0 1	0 0	3 0
Frank Thomas, R (1, 9) OBP: 0.367, SLG: 0.487		1B SF7 1B		B2-6-4 1B		1B		F3	1B 1-2 IBB	4	1	3	0	1	0	1
Bill Mazeroski, R (1, 4) OBP: 0.330, SLG: 0.443		F2		B2-6-4 1-2f		F2		F8	1B 1-2 2-3 3-H	5	0	1	1	0	0	4
Gene Baker, R (1, 5) OBP: 0.329, SLG: 0.393		1B 1-3		F9		F7		4-3		4	0	1	0	0	0	2
Dick Rand, R (1, 2) OBP: 0.298, SLG: 0.297 Roman Mejias, R (9, PH) OBP: 0.345, SLG: 0.455 Johnny O'Brien, R (9, PR) OBP: 0.333, SLG: 0.360		SF7 3-H			K	F9			1B SF8 1B	2 1 0	0 0 1	0 1 0	1 0 0	0 0 0	1 0 0	1 0 0
Bob Purkey, R (1, 1) OBP: 0.200, SLG: 0.194 Paul Smith, L (7, PH) OBP: 0.289, SLG: 0.295 Luis Arroyo, L (8, 1) OBP: 0.214, SLG: 0.185 Gene Freese, R (9, PH) OBP: 0.314, SLG: 0.353		1B 1-3			K		1B BB		BB 3B 1-3 1B	2 0 0 1	0 0 0 1	1 0 0 1	0 0 0 0	0 1 0 0	1 0 0 0	0 0 0 0
Inning Stats	R: 0 E: 0 K: 1 S: 5 H: 0 LOB: 1 BB: 1 P: 9	R: 1 E: 0 K: 0 S: 6 H: 3 LOB: 2 BB: 0 P: 6	R: 0 E: 0 K: 0 S: 3 H: 0 LOB: 0 BB: 0 P: 3	R: 0 E: 0 K: 0 S: 3 H: 1 LOB: 0 BB: 0 P: 3	R: 1 E: 0 K: 2 S: 9 H: 2 LOB: 2 BB: 1 P: 13	R: 0 E: 0 K: 0 S: 4 H: 1 LOB: 1 BB: 0 P: 4	R: 0 E: 0 K: 0 S: 3 H: 1 LOB: 1 BB: 1 P: 7	R: 0 E: 0 K: 0 S: 4 H: 1 LOB: 1 BB: 0 P: 4	R: 4 E: 0 K: 0 S: 5 H: 4 LOB: 3 BB: 3 P: 17	1B: 12 2B: 0 3B: 1 HR: 0	SF: 2 SAC: 0 DP: 2 HBP: 0						

PITCHER		IP	WLS	BF	H	R	ER	SO	BB	IBB	HBP	BLK	WP	HR	S	P	ERA	WHIP
Dick Drott, R ERA: 4.19	(1, 1)	6.1		29	8	2	2	3	3	0	0	0	0	0	32	44	2.84	1.737
Turk Lown, R ERA: 2.81	(7, 1)	2.0	L	10	4	4	4	0	1	0	0	0	0	0	9	13	18.00	2.500
Dick Littlefield, L ERA: 4.36	(9, 1)	0.0		1	0	0	0	0	0	1	0	0	0	0	0	4	∞	∞
Jim Brosnan, R ERA: 4.65	(9, 1)	0.0		2	1	0	0	0	0	1	0	0	0	0	1	5	∞	∞

PITCHER	IP	WLS	BF	H	R	ER	SO	BB	IBB	HBP	BLK	WP	HR	S	P	ERA	WHIP

BOTTOM

Chicago Cubs @ Pittsburgh Pirates

Forbes Field, Pittsburgh, PA

Thu Jul 18 1957, 3:33 AM EDT

Att. 3,877 - Unknown

livebaseballscorecards.com

AB	34
R	5
H	13
RBI	6
BB	6
SO	3
LOB	16

WP: 0 PA: 42
PB: 0
SB: 0
CS: 0

Batter	1	2	3	4	5	6	7	8	9	10	AB	R	H	RBI	BB	SO	LOB
Bob Will, L (1, 8) OBP: 0.264, SLG: 0.333	C S S 0-3 ① K	C B F S 1-3 ③ K	F F B F B C 2-3 ① K	C B X 1-1 ③ 3-1							4	0	0	0	0	3	0
Jerry Kindall, R (1, 5) OBP: 0.240, SLG: 0.361	S B B B C F C 2-3 ② K	C B B S S S 2-3 ① K	S S S 0-3 ② K	B B X 2-0 G6-3 1B							4	0	1	0	0	3	0
14 Ernie Banks, R (1, 6) OBP: 0.328, SLG: 0.511	F B S X 1-2 ③ F8	C S S 0-3 ② K	B X 1-0 ③ F2	B F L X 1-2 ① F5							4	0	0	0	0	1	1
Walt Moryn, L (1, 9) OBP: 0.373, SLG: 0.488	F C X 0-2 ① 4-3	X 0-0 ③ F7	C F S 0-3 ① K	B B B C C X 3-1 ② ③ G6-3 1-2f							4	0	0	0	0	1	1
Lee Walls, R (1, 7) OBP: 0.286, SLG: 0.355	B C C C 1-3 ② K	X 0-0 ① 6-3	B S B B B S F X 3-2 HR	X 0-0 HR							4	2	2	2	0	1	0
Bob Speake, L (1, 3) OBP: 0.333, SLG: 0.427	C B X 1-1 ③ F3	B F X 1-1 ② F6	B X 1-0 ② F6	B C S S 1-3 ① K							4	0	0	0	0	1	0
Cal Neeman, R (1, 2) OBP: 0.282, SLG: 0.374	B F F B S 2-3 ① K	B C B B B 4-1 BB BB	F S S 0-3 ③ K	B F B C B C 3-3 ② K							3	0	0	0	1	3	0
Bobby Morgan, R (1, 4) OBP: 0.308, SLG: 0.320	C B B S B F X 3-2 HR	C B B B B 4-1 1-2 BB	B F B C B S 3-3 ① K	B B S B B 4-1 BB							2	1	1	1	2	1	0
Don Elston, R (1, 1) OBP: 0.056, SLG: 0.056 Dick Littlefield, L (10, 1) OBP: 0.333, SLG: 0.250 Turk Lown, R (10, 1)	B F X 1-1 ② 6-3	B L F B B B X 3-2 ③ G3	C S B B B X 2-2 ② F8	C B B L C 2-3 ③ K							4 0 0	0 0 0	0 0 0	0 0 0	0 0 0	1 0 0	3 0 0

TOP

Chicago Cubs @ Brooklyn Dodgers
Ebbets Field, Brooklyn, NY
Fri Jul 19 1957, 7:05 PM EDT
Unknown

livebaseballscorecards.com

AB	33
R	3
H	4
RBI	3
BB	3
SO	15
LOB	5

Inning Stats	1	2	3	4	5	6	7	8	9	10
	R: 0 E: 0 K: 2 S: 10	R: 0 E: 0 K: 1 S: 8	R: 1 E: 0 K: 2 S: 12	R: 0 E: 0 K: 2 S: 7	R: 0 E: 0 K: 0 S: 8	R: 0 E: 0 K: 2 S: 8	R: 1 E: 0 K: 2 S: 11	R: 0 E: 0 K: 1 S: 8	R: 0 E: 0 K: 0 S: 6	R: 1 E: 0 K: 3 S: 11
	H: 0 LOB: 0 BB: 0 P: 13	H: 0 LOB: 0 BB: 0 P: 10	H: 1 LOB: 0 BB: 0 P: 19	H: 0 LOB: 0 BB: 0 P: 9	H: 0 LOB: 2 BB: 2 P: 20	H: 0 LOB: 0 BB: 0 P: 11	H: 1 LOB: 0 BB: 0 P: 15	H: 0 LOB: 0 BB: 0 P: 14	H: 1 LOB: 0 BB: 0 P: 12	H: 1 LOB: 1 BB: 1 P: 21

PITCHER		IP	WLS	BF	H	R	ER	SO	BB	IBB	HBP	BLK	WP	HR	S	P	ERA	WHIP	PITCHER	IP	WLS	BF	H	R	ER	SO	BB	IBB	HBP	BLK	WP	HR	S	P	ERA	WHIP
Sandy Koufax, L ERA: 2.73	(1, 1)	7.0		25	2	2	2	11	2	0	0	0	0	2	64	97	2.57	0.571																	
Don Bessent, R ERA: 4.5	(8, 1)	2.0		6	1	0	0	1	0	0	0	0	0	0	14	26	0.00	0.500																	
Clem Labine, R ERA: 3.31	(10, 1)	1.0	W	5	1	1	1	3	1	0	0	0	0	1	11	21	9.00	2.000																	

1B: 1	SF: 0	WP: 0	PA: 36
2B: 0	SAC: 0	PB: 0	
3B: 0	DP: 1	SB: 0	
HR: 3	HBP: 0	CS: 0	

Batter	1	2	3	4	5	6	7	8	9	10	AB	R	H	RBI	BB	SO	LOB
Charlie Neal, R (1, 6) OBP: 0.359, SLG: 0.401	C B B F X 2-2 E 1B 1B		F C B B X 2-2 ① F7		B X 1-0 ③ F8			F X 0-1 ① 4-3	B C F B B S 3-3 ③ K		5	1	1	0	0	1	1
Jim Gilliam, S (1, 4) OBP: 0.335, SLG: 0.345	C C B 1 X SAFE 1-2 ① F7 1-2		B F S X 1-2 ② F9			F X 0-1 ① 3-1		F B B S B B 4-2 1B 1B BB		C B B X 2-1 ① F8	4	1	0	0	1	0	1
Duke Snider, L (1, 8) OBP: 0.366, SLG: 0.579	C S B F B B B 4-2 1B BB		B B C B S B 4-2 CS BB			C B X 1-1 FC6-4 1B		F X 0-1 1B 1-2 1B		F X 0-1 HR	3	1	3	1	2	0	0
Gil Hodges, R (1, 3) OBP: 0.374, SLG: 0.498	C F B X 1-2 ② F9		B S F B 2-2 ③ CS 1-2	B F B X 2-1 ① F2		S S X 0-2 ② FC6-4 1-2f		F F B B S 2-3 ② K		B X 1-0 FC3-6 BB HR 1B	5	1	1	0	0	1	5
Sandy Amoros, L (1, 7) OBP: 0.446, SLG: 0.455	C X 0-1 1-2 2-H 1B			F F B B X 2-2 ② 6-3		C F B X 1-2 ③ F9		C B X 1-1 1-3 2-H 1B		B B B B 4-0 FC3-6 1-2 BB	4	0	2	2	1	0	1
Gino Cimoli, R (1, 9) OBP: 0.349, SLG: 0.438	F S X 0-2 ③ F8			S S S B B B 4-2 BB		B B X 2-0 ① F9	M F F C 0-3 ③ K			C B B X 2-1 ② FC3-6 DI HR 1-2f 2-3	4	1	0	0	1	1	6
Roy Campanella, R (1, 2) OBP: 0.308, SLG: 0.439 John Roseboro, L (7, PR) OBP: 0.182, SLG: 0.286 (8, 2)		C B C F F X 1-2 ① 6-3		X 0-0 ③ F8		X 0-0 4-3 1B			X 0-0 SH5-3 1B	C C B F F X 1-2 1-H 3-H HR	3	0	1	0	0	0	1
											2	1	2	3	0	0	0
Randy Jackson, R (1, 5) OBP: 0.234, SLG: 0.209		F B B X 2-1 ② 6-3			X 0-0 ① L8	C B B X 2-1 ② 4-3 1-2			P B L X 2-1 ① SH5-3 1-2		3	0	0	0	0	0	1
Sandy Koufax, R (1, 1) Carl Furillo, R (7, PH) OBP: 0.328, SLG: 0.419 Don Bessent, R (8, 1) Pee Wee Reese, R (9, PH) OBP: 0.302, SLG: 0.262 Clem Labine, R (10, 1) OBP: 0.077, SLG: 0.077		S B C S 1-3 ③ K			B C C B S 2-3 ② K		C F B F B X 2-2 ③ 6-3		C F B X 1-2 ② 6-3		2	0	0	0	0	2	0
											1	0	0	0	0	0	2
											0	0	0	0	0	0	0
											1	0	0	0	0	0	1
											0	0	0	0	0	0	0
Inning Stats	R: 1 H: 2 E: 1 LOB: 2 K: 0 BB: 1 S: 17 P: 25	R: 0 H: 0 E: 0 LOB: 0 K: 1 BB: 0 S: 10 P: 14	R: 0 H: 0 E: 0 LOB: 0 K: 0 BB: 1 S: 10 P: 19	R: 0 H: 0 E: 0 LOB: 1 K: 0 BB: 1 S: 8 P: 16	R: 0 H: 0 E: 0 LOB: 0 K: 1 BB: 0 S: 5 P: 8	R: 0 H: 1 E: 0 LOB: 1 K: 0 BB: 0 S: 10 P: 12	R: 0 H: 1 E: 0 LOB: 2 K: 0 BB: 0 S: 8 P: 14	R: 1 H: 2 E: 0 LOB: 2 K: 2 BB: 1 S: 15 P: 22	R: 0 H: 1 E: 0 LOB: 1 K: 1 BB: 0 S: 10 P: 15	R: 4 H: 3 E: 0 LOB: 0 K: 0 BB: 1 S: 12 P: 22	1B: 8 SF: 0 2B: 0 SAC: 1 3B: 0 DP: 0 HR: 2 HBP: 0						

PITCHER		IP	WLS	BF	H	R	ER	SO	BB	IBB	HBP	BLK	WP	HR	S	P	ERA	WHIP
Don Elston, R ERA: 4.03	(1, 1)	9.1	L	40	9	4	4	5	4	0	0	0	0	1	98	153	3.86	1.393
Dick Littlefield, L ERA: 4.57	(10, 1)	0.0		1	0	0	0	0	1	0	0	0	0	0	0	4	∞	∞
Turk Lown, R ERA: 2.96	(10, 1)	0.1		2	1	2	2	0	0	0	0	0	0	1	7	10	54.00	3.000

PITCHER	IP	WLS	BF	H	R	ER	SO	BB	IBB	HBP	BLK	WP	HR	S	P	ERA	WHIP

BOTTOM

Chicago Cubs @ Brooklyn Dodgers

Ebbets Field, Brooklyn, NY

Fri Jul 19 1957, 7:05 PM EDT

Unknown

livebaseballscorecards.com

AB	37
R	6
H	10
RBI	6
BB	5
SO	5
LOB	19

WP: 0 PA: 44
PB: 0
SB: 0
CS: 1

Batter	1	2	3	4	5	6	7	8	9	AB	R	H	RBI	BB	SO	LOB
Bob Will, L (1, 8) OBP: 0.260, SLG: 0.324	B B F F C 2-3 ① K		X 0-0 ③ F3		C B X 1-1 ③ 4-3		B B C X 2-1 ③ 14 BB 1B		C B B C F F X 2-2 ③ F9	5	0	1	0	0	1	2
Bob Speake, L (1, 3) OBP: 0.332, SLG: 0.440	C C B X 1-2 ② 4-3			S B S B X 2-2 ① 3-1		B F S X 1-2 HR	C F S 0-3 ② K			4	1	1	1	0	1	1
14 Ernie Banks, R (1, 6) OBP: 0.330, SLG: 0.518	C X 0-1 ③ F8			B B X 2-0 HR		C C X 0-2 ① 5-3	B B B F B 4-1 1-2 BB			3	1	1	1	1	0	0
Walt Moryn, L (1, 9) OBP: 0.372, SLG: 0.489		B X 1-0 ① 3-1		X 0-0 ② F6		B C B X 2-1 2B 2B	B S B F F B S 3-3 ③ K			4	1	1	0	0	1	2
Lee Walls, R (1, 7) OBP: 0.285, SLG: 0.357		B X 1-0 ② F8		F B B B X 2-1 2B		B B C C S 2-3 ② K		B X 1-0 ① 5-3		4	0	1	0	0	1	1
Jerry Kindall, R (1, 5) OBP: 0.235, SLG: 0.354		C X 0-1 ③ F5		X 0-0 ③ F7		C B B X 1-2 2-H 2B		S F B F S 1-3 ② K		2	0	0	0	0	0	1
Chuck Tanner, L (6, PH) OBP: 0.314, SLG: 0.428										1	0	1	1	0	0	0
Cal Neeman, R (6, 2) OBP: 0.281, SLG: 0.373										1	0	0	0	0	1	0
Bobby Morgan, R (1, 4) OBP: 0.307, SLG: 0.316			F F B F X 1-2 ① F5		F B C B S 2-3 ① K	B B B 4-0 BB		B S X 1-1 ③ 6-3		3	0	0	0	1	1	0
Charles Silvera, R (1, 2) OBP: 0.263, SLG: 0.278			B C B B B 4-1 FC5-4 BB		C F B X 1-2 ② 4-3	B C F X 1-2 ③ 3-1			C F S 0-3 ① K	1	0	0	0	1	0	0
Dale Long, L (6, PH) OBP: 0.354, SLG: 0.458										1	0	0	0	0	0	2
Jack Littrell, R (6, 5) OBP: 0.227, SLG: 0.256										1	0	0	0	0	1	0
Tom Poholsky, R (1, 1) OBP: 0.222, SLG: 0.125			F S B F X 1-2 ② FC5-4 1-2f		B B B C C F B 4-2 BB	F X 0-1 ① 5-3		B X 1-0 ② 6-3		1	0	0	0	1	0	1
Bobby Adams, R (7, PH) OBP: 0.200, SLG: 0.200										1	0	0	0	0	0	0
Don Kaiser, R (7, 1) OBP: 0.150, SLG: 0.111										0	0	0	0	0	0	0
Jim Bolger, R (9, PH) OBP: 0.298, SLG: 0.393										1	0	0	0	0	0	0
Inning Stats	R: 0 E: 0 K: 1 S: 8 H: 0 LOB: 0 BB: 0 P: 11	R: 0 E: 0 K: 0 S: 4 H: 0 LOB: 0 BB: 0 P: 6	R: 0 E: 0 K: 0 S: 10 H: 0 LOB: 1 BB: 1 P: 16	R: 1 E: 0 K: 0 S: 8 H: 2 LOB: 1 BB: 0 P: 14	R: 0 E: 0 K: 1 S: 11 H: 0 LOB: 1 BB: 1 P: 19	R: 2 E: 0 K: 1 S: 17 H: 3 LOB: 2 BB: 1 P: 28	R: 0 E: 0 K: 2 S: 12 H: 1 LOB: 2 BB: 1 P: 21	R: 0 E: 0 K: 1 S: 7 H: 0 LOB: 0 BB: 0 P: 10	R: 0 E: 0 K: 1 S: 9 H: 0 LOB: 0 BB: 0 P: 12	1B: 1 2B: 3 3B: 0 HR: 2 SF: 0 SAC: 0 DP: 0 HBP: 0						

PITCHER		IP	WLS	BF	H	R	ER	SO	BB	IBB	HBP	BLK	WP	HR	S	P	ERA	WHIP
Sal Maglie, R ERA: 2.45	(1, 1)	6.0	W	26	5	3	3	3	3	0	0	0	0	2	58	94	4.50	1.333
Ed Roebuck, R ERA: 4.39	(7, 1)	3.0	S	11	1	0	0	4	1	0	0	0	0	0	28	43	0.00	0.667

PITCHER	IP	WLS	BF	H	R	ER	SO	BB	IBB	HBP	BLK	WP	HR	S	P	ERA	WHIP

TOP

Chicago Cubs @ Brooklyn Dodgers

Ebbets Field, Brooklyn, NY

Fri Jul 19 1957, 7:05 PM EDT

Att. 28,724 - Unknown

livebaseballscorecards.com

AB	33
R	3
H	6
RBI	3
BB	4
SO	7
LOB	10

PA: 37

WP: 0
PB: 0
SB: 0
CS: 0

Chicago Cubs @ Brooklyn Dodgers

Ebbets Field, Brooklyn, NY

Fri Jul 19 1957, 7:05 PM EDT

Att. 28,724 - Unknown

livebaseballscorecards.com

BOTTOM

Batter	1	2	3	4	5	6	7	8	9	AB	R	H	RBI	BB	SO	LOB
Charlie Neal, R (1, 6) OBP: 0.357, SLG: 0.398	0-0 ① 5-3	2-2 ③ FC4 1-2f		1-0 S 2-H 1B		0-3 ② K				4	0	1	1	0	1	3
Jim Gilliam, S (1, 4) OBP: 0.337, SLG: 0.349	1-0 BB 1B 1B		1-2 ① 5-3	3-2 ③ 4-3 1-2		2-0 ③ 1-H 2-H 2B				4	1	2	1	0	0	1
Duke Snider, L (1, 8) OBP: 0.367, SLG: 0.586	4-1 1B 1-2 BB		1-0 HR		0-1 ① 4-3		1-3 ① K			3	1	1	1	1	1	0
Gil Hodges, R (1, 3) OBP: 0.373, SLG: 0.495	1-0 L4-6 1-3 2-H 1B		2-2 ② F8		1-1 ② 6-3		0-0 ② 5-3			4	0	1	1	0	0	0
Sandy Amoros, L (1, 7) OBP: 0.448, SLG: 0.446	4-0 IBB		4-2 BB		1-2 ③ 4-3		1-3 ③ K			2	0	0	0	2	1	0
Gino Cimoli, R (1, 9) OBP: 0.345, SLG: 0.432	1-0 ②③ L4-6 2-3		0-0 ③ 6-3			0-0 ① 4-3		2-2 ① F8		4	0	0	0	0	0	4
John Roseboro, L (1, 2) OBP: 0.269, SLG: 0.348		4-1 FC4 BB		4-2 FC4-6 BB		1-2 1B 2B		0-0 ② 1-3		2	1	1	0	2	0	0
Pee Wee Reese, R (1, 5) OBP: 0.301, SLG: 0.257		2-0 ① F8		1-0 ① FC4-6 SH3-4 1-2f 1B		4-0 1B 2B BB		0-0 ③ 6-3		3	2	0	0	1	0	2
Sal Maglie, R (1, 1) OBP: 0.056, SLG: 0.056 Randy Jackson, R (6, PH) OBP: 0.250, SLG: 0.227 Ed Roebuck, R (7, 1) OBP: 0.222, SLG: 0.125		1-3 ② K		0-0 ② SH3-4 1-2		2-1 1-2 2-H 2B 1B				1 1 0	0 0 0	0 1 0	0 1 0	0 0 0	1 0 0	1 0 0
Inning Stats	R: 1 H: 2 E: 0 LOB: 2 K: 0 BB: 2 S: 5 P: 16	R: 0 H: 0 E: 0 LOB: 1 K: 1 BB: 1 S: 8 P: 17	R: 1 H: 1 E: 0 LOB: 1 K: 0 BB: 1 S: 11 P: 19	R: 1 H: 1 E: 0 LOB: 1 K: 0 BB: 1 S: 8 P: 17	R: 0 H: 0 E: 0 LOB: 0 K: 0 BB: 0 S: 7 P: 9	R: 2 H: 3 E: 0 LOB: 2 K: 1 BB: 1 S: 10 P: 19	R: 0 H: 0 E: 0 LOB: 0 K: 2 BB: 0 S: 7 P: 9	R: 0 H: 0 E: 0 LOB: 0 K: 0 BB: 0 S: 5 P: 7		1B: 4 SF: 0 2B: 3 SAC: 1 3B: 0 DP: 1 HR: 1 HBP: 0					WP: 0 PA: 35 PB: 0 SB: 1 CS: 0	

	AB	28
	R	5
	H	7
	RBI	5
	BB	6
	SO	4
	LOB	11

PITCHER		IP	WLS	BF	H	R	ER	SO	BB	IBB	HBP	BLK	WP	HR	S	P	ERA	WHIP
Tom Poholsky, R ERA: 5.43	(1, 1)	6.0	L	29	7	5	5	2	5	1	0	0	0	1	49	97	7.50	2.000
Don Kaiser, R ERA: 4.66	(7, 1)	2.0		6	0	0	0	2	0	0	0	0	0	0	12	16	0.00	0.000

PITCHER	IP	WLS	BF	H	R	ER	SO	BB	IBB	HBP	BLK	WP	HR	S	P	ERA	WHIP

Chicago Cubs @ Brooklyn Dodgers

Ebbets Field, Brooklyn, NY

Sat Jul 20 1957, 3:33 AM EDT

Att. 6,758 - Unknown

TOP

livebaseballscorecards.com

Batter	1	2	3	4	5	6	7	8	9	AB	R	H	RBI	BB	SO	LOB
Bob Will, L (1, 8) OBP: 0.247, SLG: 0.308	C X 0-1 ① 1-3	B B X 2-0 ② F7		C B F S 1-3 ③ K			F F F F X 0-2 ① ② G5-3 1-2 2-3f		F F B C 1-3 ① K	4	0	0	0	0	1	5
Jim Fanning, R (7, 2) OBP: 0.200, SLG: 0.205										1	0	0	0	0	1	0
Bob Speake, L (1, 3) (7, 8) OBP: 0.329, SLG: 0.433	B C B F B X 3-2 14 2B G3 1B	S B B X 2-1 ③ 4-3			C B C B X 2-2 ① 3-1		B X 1-0 E4 14 HR 2-3		B X 1-0 ② 4-3	5	2	1	0	0	0	3
14 Ernie Banks, R (1, 6) OBP: 0.333, SLG: 0.540	B F C F X 1-2 G3 1-3 2B		B B F F S 2-3 ① K		F C S 0-3 ② K		B C F X 1-2 1-H 3-H HR		C B X 1-1 HR	5	2	3	4	0	2	0
Walt Moryn, L (1, 9) OBP: 0.372, SLG: 0.487	C B B F B X 3-2 ② G3 2-3 3-H		X 0-0 FC1-4-6 1B		S B B X 2-1 ③ F8		C X 0-1 1B 1B		B B X 2-0 ③ 3-1	5	0	2	1	0	0	1
Lee Walls, R (1, 7) (7, 5) OBP: 0.288, SLG: 0.357	B B B B 4-0 BB	X 0-0 ② FC1-4-6 1-2f				F X 0-1 ① F8	B B C S X 2-2 FC6-4 1-2 1B			3	0	1	0	1	0	1
Jerry Kindall, R (1, 5) OBP: 0.229, SLG: 0.343	S F B S 1-3 ③ K	X 0-0 ③ P5				F B S B C 2-3 ② K	X 0-0 ③ FC6-4 1-2f			3	0	0	0	0	2	3
Bobby Adams, R (7, PH) OBP: 0.167, SLG: 0.167										1	0	0	0	0	0	2
Dick Drott, R (7, 1) OBP: 0.136, SLG: 0.116										0	0	0	0	0	0	0
Turk Lown, R (8, 1)										0	0	0	0	0	0	0
Bobby Morgan, R (1, 4) OBP: 0.306, SLG: 0.324		S C X 0-2 ① F7		B C L B X 2-2 3B		B F F B B F X 3-2 ③ 1-3		C F B B B C 2-3 ① K		4	0	1	0	0	1	0
Charles Silvera, R (1, 2) OBP: 0.286, SLG: 0.300	B X 1-0 1B WP 1B		C S X 0-2 ① 1-3				F F X 0-2 G5-3 BB 1B	X 0-0 ② 4-3		2	0	1	0	0	0	1
Chuck Tanner, L (7, PH) OBP: 0.316, SLG: 0.429										2	0	1	0	0	0	0
(7, 7)																
Dave Hillman, R (1, 1)	B X 1-0 1-3 1B		B S F S 1-3 ② K				F B B B B 4-1 E 14 G5-3 1-2 HR BB	B C S B S 2-3 ③ K		0	0	0	0	0	0	0
Don Kaiser, R (1, 1) OBP: 0.150, SLG: 0.111										0	0	0	0	0	0	0
Jim Bolger, R (2, PH) OBP: 0.302, SLG: 0.396										1	0	1	0	0	0	0
Jim Brosnan, R (2, 1) OBP: 0.444, SLG: 0.625										1	0	0	0	0	1	1
Dale Long, L (7, PH) OBP: 0.355, SLG: 0.456										1	1	0	0	1	1	0
(7, 3)																

	AB	38
	R	5
	H	11
	RBI	5
	BB	2
	SO	9
	LOB	17

Inning Stats	1	2	3	4	5	6	7	8	9
	R: 1 E: 0 K: 1 S: 15	H: 2 LOB: 2 BB: 1 P: 27	R: 0 E: 0 K: 0 S: 8	H: 2 LOB: 2 BB: 0 P: 14	R: 0 E: 0 K: 1 S: 6	H: 1 LOB: 1 BB: 0 P: 8	R: 0 E: 0 K: 2 S: 12	H: 1 LOB: 1 BB: 0 P: 16	R: 0 E: 0 K: 1 S: 8	H: 0 LOB: 0 BB: 0 P: 12	R: 0 E: 0 K: 1 S: 9	H: 0 LOB: 0 BB: 0 P: 14	R: 3 E: 1 K: 0 S: 19	H: 4 LOB: 2 BB: 1 P: 27	R: 0 E: 0 K: 2 S: 7	H: 0 LOB: 0 BB: 0 P: 11	R: 1 E: 0 K: 1 S: 7	H: 1 LOB: 0 BB: 0 P: 12

	1B: 7	SF: 0	WP: 1	PA: 40
	2B: 1	SAC: 0	PB: 0	
	3B: 1	DP: 1	SB: 0	
	HR: 2	HBP: 0	CS: 0	

PITCHER		IP	WLS	BF	H	R	ER	SO	BB	IBB	HBP	BLK	WP	HR	S	P	ERA	WHIP
Don Drysdale, R ERA: 3.01	(1, 1)	6.2	W	31	9	4	1	6	2	0	0	0	1	1	73	112	1.35	1.650
Clem Labine, R ERA: 3.33	(7, 1)	2.1	S	9	2	1	1	3	0	0	0	0	0	1	18	29	3.86	0.857

PITCHER	IP	WLS	BF	H	R	ER	SO	BB	IBB	HBP	BLK	WP	HR	S	P	ERA	WHIP

Chicago Cubs @ Brooklyn Dodgers

Ebbets Field, Brooklyn, NY

Sat Jul 20 1957, 3:33 AM EDT

Att. 6,758 - Unknown

livebaseballscorecards.com

BOTTOM

Batter	1	2	3	4	5	6	7	8	9	AB	R	H	RBI	BB	SO	LOB
Charlie Neal, R (1, 6) OBP: 0.355, SLG: 0.393	5-3	BB			K	F9				3	0	0	0	1	1	0
Jim Gilliam, S (1, 4) OBP: 0.333, SLG: 0.345	3-1	K 1-2			F7	F5				4	0	0	0	0	1	1
Duke Snider, L (1, 8) OBP: 0.371, SLG: 0.595	1B 2B BB	F9			BB			HR		2	2	1	1	2	0	1
Gil Hodges, R (1, 3) OBP: 0.374, SLG: 0.494	2B E 1B 1-2		F3		F4			SH1-3 1B BB		3	2	1	0	1	0	1
Sandy Amoros, L (1, 7) OBP: 0.452, SLG: 0.456	E 2B 1-3 2-H		CS BB			F2		SH1-3 1-2		2	1	1	1	1	0	0
Gino Cimoli, R (1, 9) OBP: 0.346, SLG: 0.434	E8 1B 2B 2-H 3-H		F4			K		1B BB		3	1	1	2	1	1	1
Randy Jackson, R (1, 5) OBP: 0.288, SLG: 0.333	1B 3-H		CS 1-2	K		HR		1-2 2-H 1B		4	1	3	3	0	1	0
John Roseboro, L (1, 2) OBP: 0.259, SLG: 0.333	1-3			6-3		6-3		F4		1	0	0	0	0	0	1
Roy Campanella, R (4, 2) OBP: 0.305, SLG: 0.433										3	0	0	0	0	0	2
Don Drysdale, R (1, 1) OBP: 0.163, SLG: 0.268		K		K			K	K		2	0	0	0	0	2	0
Clem Labine, R (7, 1) OBP: 0.067, SLG: 0.067										2	0	0	0	0	2	2

Inning Stats	1	2	3	4	5	6	7	8	9
	R: 4 H: 4 E: 1 LOB: 1 K: 0 BB: 1 S: 14 P: 26	R: 0 H: 0 E: 0 LOB: 1 K: 2 BB: 1 S: 10 P: 16	R: 0 H: 0 E: 0 LOB: 0 K: 0 BB: 1 S: 8 P: 15	R: 0 H: 0 E: 0 LOB: 0 K: 2 BB: 0 S: 7 P: 9	R: 0 H: 0 E: 0 LOB: 1 K: 1 BB: 1 S: 8 P: 16	R: 1 H: 1 E: 0 LOB: 0 K: 1 BB: 0 S: 9 P: 15	R: 0 H: 0 E: 0 LOB: 0 K: 1 BB: 0 S: 6 P: 8	R: 2 H: 2 E: 0 LOB: 2 K: 1 BB: 2 S: 16 P: 28	

	AB	R	H	RBI	BB	SO	LOB
	29	7	7	7	6	8	9

	1B	SF	WP	PA
	3	0	0	37
	2B	2	SAC	1
	3B	0	DP	0
	HR	2	HBP	0
			SB	1
			CS	1

PITCHER		IP	WLS	BF	H	R	ER	SO	BB	IBB	HBP	BLK	WP	HR	S	P	ERA	WHIP
Dave Hillman, R ERA: 4.84	(1, 1)	0.2	L	4	1	2	2	0	1	0	0	0	0	0	7	14	27.00	3.000
Don Kaiser, R ERA: 4.91	(1, 1)	0.1		4	3	2	2	0	0	0	0	0	0	0	7	12	54.00	9.000
Jim Brosnan, R ERA: 4.39	(2, 1)	5.0		18	1	1	1	6	3	0	0	0	0	1	42	71	1.80	0.800
Dick Drott, R ERA: 4.29	(7, 1)	1.1		8	2	2	2	1	2	0	0	0	0	1	16	28	13.50	3.000
Turk Lown, R ERA: 2.92	(8, 1)	0.2		2	0	0	0	1	0	0	0	0	0	0	6	8	0.00	0.000

PITCHER		IP	WLS	BF	H	R	ER	SO	BB	IBB	HBP	BLK	WP	HR	S	P	ERA	WHIP

Chicago Cubs @ Brooklyn Dodgers

Ebbets Field, Brooklyn, NY

Sun Jul 21 1957, 3:33 AM EDT

Unknown

TOP

livebaseballscorecards.com

Batter	1	2	3	4	5	6	7	8	9	AB	R	H	RBI	BB	SO	LOB
Bobby Adams, R (1, 5) OBP: 0.200, SLG: 0.300	2-3		HR 2B	F8		F8		FC 1-2 2-3		5	1	1	0	0	0	3
Bob Speake, L (1, 3) OBP: 0.326, SLG: 0.424	G3		F7	G3		14 1B 14 1B BB		K		4	0	0	0	1	1	3
14 Ernie Banks, R (1, 6) OBP: 0.332, SLG: 0.535	F6		F7		F2	1-H 2-H 1B		L5		5	0	1	1	0	0	3
Walt Moryn, L (1, 9) OBP: 0.370, SLG: 0.492		3-1	2-H HR		4-3		F4		K	5	1	1	2	0	1	0
Chuck Tanner, L (1, 8) OBP: 0.322, SLG: 0.448		G3	BB 1B 1B		HR		5-3		1B	5	1	3	1	0	0	0
Lee Walls, R (1, 7) OBP: 0.297, SLG: 0.375		BB 1B BB	1-2 BB 1B		HR		1B		F9	4	1	3	1	1	0	1
Cal Neeman, R (1, 2) OBP: 0.287, SLG: 0.375		BB 1-2 1B	1-2 2-3 BB		4-3		5-3		1-2 1B	4	0	2	0	1	0	1
Bobby Morgan, R (1, 4) OBP: 0.311, SLG: 0.328		FC6-4 1-2 2-3 BB	K			14 1B 2B		FC 1B BB	K	3	1	1	0	2	2	5
Moe Drabowsky, R (1, 1) OBP: 0.286, SLG: 0.237 Turk Lown, R (7, 1) OBP: 0.200, SLG: 0.200 Dick Littlefield, L (9, 1) OBP: 0.333, SLG: 0.250 Don Elston, R (9, 1) OBP: 0.056, SLG: 0.056		FC6-4 1-2f		K2-3		K		FC 1-2 1B		3 1 0 0	0 0 0 0	0 1 0 0	0 0 0 0	0 0 0 0	2 0 0 0	4 0 0 0

Inning Stats																		
	R: 0 E: 0 K: 0 S: 9	H: 0 LOB: 0 BB: 0 P: 12	R: 0 E: 0 K: 0 S: 11	H: 1 LOB: 3 BB: 2 P: 24	R: 2 E: 0 K: 1 S: 18	H: 4 LOB: 3 BB: 1 P: 30	R: 0 E: 0 K: 1 S: 7	H: 0 LOB: 0 BB: 0 P: 9	R: 2 E: 0 K: 0 S: 13	H: 2 LOB: 0 BB: 0 P: 20	R: 1 E: 0 K: 1 S: 11	H: 2 LOB: 2 BB: 1 P: 22	R: 0 E: 0 K: 0 S: 9	H: 1 LOB: 1 BB: 0 P: 13	R: 0 E: 0 K: 1 S: 11	H: 1 LOB: 2 BB: 1 P: 20	R: 0 E: 0 K: 2 S: 14	H: 2 LOB: 2 BB: 0 P: 23

1B: 8 2B: 2 3B: 0 HR: 3	SF: 0 SAC: 1 DP: 0 HBP: 0	WP: 0 PB: 0 SB: 0 CS: 0	PA: 44
---	---	---	---

PITCHER		IP	WLS	BF	H	R	ER	SO	BB	IBB	HBP	BLK	WP	HR	S	P	ERA	WHIP
Carl Erskine, R ERA: 3.65	(1, 1)	5.0	L	25	7	4	4	2	3	0	0	0	0	3	58	95	7.20	2.000
Roger Craig, R ERA: 4.79	(6, 1)	1.0		5	2	1	1	1	1	0	0	0	0	0	11	22	9.00	3.000
Danny McDevitt, L ERA: 1.89	(7, 1)	1.0		6	2	0	0	0	1	0	0	0	0	0	13	24	0.00	3.000
Ed Roebuck, R ERA: 4.35	(8, 1)	0.1		1	0	0	0	0	0	0	0	0	0	0	1	1	0.00	0.000
Sandy Koufax, L ERA: 2.7	(8, 1)	0.2		2	0	0	0	1	0	0	0	0	0	0	6	8	0.00	0.000

PITCHER		IP	WLS	BF	H	R	ER	SO	BB	IBB	HBP	BLK	WP	HR	S	P	ERA	WHIP
Don Bessent, R ERA: 4.37	(9, 1)	1.0		5	2	0	0	2	0	0	0	0	0	0	14	23	0.00	2.000

AB	39
R	5
H	13
RBI	5
BB	5
SO	6
LOB	20

BOTTOM

Chicago Cubs @ Brooklyn Dodgers

Ebbets Field, Brooklyn, NY

Sun Jul 21 1957, 3:33 AM EDT

Unknown

livebaseballscorecards.com

Batter	1	2	3	4	5	6	7	8	9	AB	R	H	RBI	BB	SO	LOB
Charlie Neal, R (1, 6) OBP: 0.360, SLG: 0.410	1-1 HR		3-1 ② F6		0-2 BB 1B 1-2 1B	0-0 1-2 2-H 1B		0-2 ② 6-3		5	2	3	2	0	0	0
Jim Gilliam, S (1, 4) OBP: 0.332, SLG: 0.342	4-2 CS BB		3-2 ③ 4-3		1-2 ② F9	0-2 ③ 1-3		1-3 ③ K		4	0	0	0	1	1	4
Duke Snider, L (1, 8) John Roseboro, L (9, PR) OBP: 0.374, SLG: 0.593 OBP: 0.259, SLG: 0.333	0-0 ① F9			0-0 G3 E 1B	4-1 1B 1-2 2-3 BB		0-3 ① K		4-1 SH5-3 BB	3 0	0 0	1 0	0 0	2 0	1 0	1 0
Gil Hodges, R (1, 3) OBP: 0.375, SLG: 0.494	2-3 ②③ K 1-2			0-1 FC4 G3 1-2	2-2 1-2 2-H 3-H 1B		1-1 BB 1B 1B		0-0 ① SH5-3 1-2	4	0	2	2	0	1	2
Sandy Amoros, L (1, 7) OBP: 0.444, SLG: 0.441		2-1 ① F7		3-2 ① F6	3-1 ③ F4		4-2 BB 1B 1-2 BB		0-1 ② F9	4	0	0	0	1	0	6
Gino Cimoli, R (1, 9) OBP: 0.347, SLG: 0.434		1-3 ② K		0-0 ② G3 1-2 2-3		1-1 1B 1B 1B	1-1 ② BB 1-2 2-H 1B		3-2 ③ F5	5	1	2	0	0	1	4
Randy Jackson, R (1, 5) OBP: 0.321, SLG: 0.353		2-2 1B		1-0 ③ F3		0-1 1B 1-2 1B	4-0 FC6-4 1-2 2-3 BB			3	0	2	0	1	0	2
Roy Campanella, R (1, 2) OBP: 0.300, SLG: 0.425		2-3 ③ K			1-3 ① K	1-0 ① B3	2-2 ③ FC6-4 1-2f			4	0	0	0	0	2	6
Carl Erskine, R (1, 1) OPP: 0.385, SLG: 0.583 Carl Furillo, R (5, PH) OPP: 0.231, SLG: 0.419 Roger Craig, R (6, 1) OPP: 0.182, SLG: 0.133 Elmer Valo (6, PH) OPP: 0.250, SLG: 0.458 Danny McDevitt, L (7, 1) OPP: 0.000, SLG: 0.133 Ed Roebuck, R (8, 1) OPP: 0.222, SLG: 0.125 Sandy Koufax, R (8, 1) Pee Wee Reese, R (8, PH) OPP: 0.286, SLG: 0.238 Don Bessent, R (9, 1)			1-0 ① F4		4-1 BB 1B 1B BB	1-2 ② F7		2-2 ① L7		1 0 0 1 0 0 0 0 0 1 0	0 1 0 0 0 0 0 0 0 0 0	0 0 0 0 0 0 0 0 0 0 0	0 0 0 0 0 0 0 0 0 0 0	0 1 0 0 0 0 0 0 0 0 0	0 0 0 0 0 0 0 0 0 0 0	0 0 0 2 0 0 0 0 0 0 0
Inning Stats	R: 1 H: 1 E: 0 LOB: 0 K: 1 BB: 1 S: 11 P: 18	R: 0 H: 1 E: 0 LOB: 1 K: 2 BB: 0 S: 13 P: 20	R: 0 H: 0 E: 0 LOB: 0 K: 0 BB: 0 S: 6 P: 13	R: 0 H: 1 E: 1 LOB: 2 K: 0 BB: 0 S: 8 P: 12	R: 2 H: 2 E: 0 LOB: 2 K: 1 BB: 2 S: 16 P: 31	R: 1 H: 3 E: 0 LOB: 2 K: 0 BB: 0 S: 12 P: 15	R: 0 H: 2 E: 0 LOB: 3 K: 1 BB: 2 S: 13 P: 25	R: 0 H: 0 E: 0 LOB: 0 K: 1 BB: 0 S: 10 P: 13	R: 0 H: 0 E: 0 LOB: 2 K: 0 BB: 1 S: 10 P: 17	1B: 9 SF: 0 2B: 0 SAC: 1 3B: 0 DP: 0 HR: 1 HBP: 0						

AB	35
R	4
H	10
RBI	4
BB	6
SO	6
LOB	27

WP: 0 PA: 42
PB: 0
SB: 0
CS: 1

PITCHER		IP	WLS	BF	H	R	ER	SO	BB	IBB	HBP	BLK	WP	HR	S	P	ERA	WHIP
Moe Drabowsky, R ERA: 4.89	(1, 1)	6.2	W	33	10	4	4	5	4	0	0	0	0	1	76	125	5.40	2.100
Turk Lown, R ERA: 2.83	(7, 1)	1.2		7	0	0	0	1	2	0	0	0	0	0	15	28	0.00	1.200
Dick Littlefield, L ERA: 4.53	(9, 1)	0.1		1	0	0	0	0	0	0	0	0	0	0	2	2	0.00	0.000
Don Elston, R ERA: 4.01	(9, 1)	0.1	S	1	0	0	0	0	0	0	0	0	0	0	6	9	0.00	0.000

PITCHER	IP	WLS	BF	H	R	ER	SO	BB	IBB	HBP	BLK	WP	HR	S	P	ERA	WHIP

Batter	1	2	3	4	5	6	7	8	9	AB	R	H	RBI	BB	SO	LOB
Bobby Morgan, R (1, 4) OBP: 0.310, SLG: 0.324	B B B C F X 3-2 ① F8		B F B B B 4-1 HR BB		F F C 0-3 ③ K			X 0-0 ① 5-3		3	1	0	0	1	1	0
Bob Speake, L (1, 3) OBP: 0.338, SLG: 0.446	B B B B C B 4-1 BB		F F B B B X 3-2 1-H HR			F C B X 1-2 1B		B B F B B 4-1 14 1B BB		2	1	2	2	2	0	0
14 Ernie Banks, R (1, 5) OBP: 0.333, SLG: 0.538	F B F S 1-3 ② K		B B B C C X 3-1 ② 2B			B B B C C X 3-1 ① F3		B X 1-0 1-2 1B		4	0	2	0	0	1	2
Walt Moryn, L (1, 9) OBP: 0.366, SLG: 0.486	B X 1-0 ③ L6		B B B C F X 3-2 ③ 1-4-3			X 0-0 ② F7		X 0-0 ② F4		4	0	0	0	0	0	4
Chuck Tanner, L (1, 8) OBP: 0.321, SLG: 0.449		X 0-0 ① 2B		X 0-0 ① G3		B C B F X 2-2 ③ L8		F F B B X 2-2 ③ 3-1		4	0	1	0	0	0	3
Lee Walls, R (1, 7) OBP: 0.293, SLG: 0.369		L B F S 1-3 ① K		B B X 2-0 ② F8			F M B B X 2-2 ① L5		C X 0-1 ① F3	4	0	0	0	0	1	1
Jack Littrell, R (1, 6) OBP: 0.222, SLG: 0.250 Bobby Adams, R (9, PH) OBP: 0.182, SLG: 0.273		B F F C 1-3 ② K		B S S S B X 2-2 ③ 6-3			S B X 1-1 ② F8		B F F S 1-3 ② K	3 1	0 0	0 0	0 0	0 0	1 1	1 0
Charles Silvera, R (1, 2) OBP: 0.292, SLG: 0.273 Dale Long, L (9, PH) OBP: 0.358, SLG: 0.463		C C B B F F C 2-3 ③ K			C B X 1-1 ① 6-3		B B B C B 4-1 BB		C C C X 1-2 2B	2 1	0 0	0 1	0 0	1 0	1 0	1 0
Bob Rush, R (1, 1) OBP: 0.222, SLG: 0.206 Jim Brosnan, R (4, 1) OBP: 0.444, SLG: 0.625 Bob Will, L (5, PH) OBP: 0.244, SLG: 0.304 Tom Poholsky, R (5, 1) OBP: 0.222, SLG: 0.125 Jim Bolger, R (7, PH) OBP: 0.300, SLG: 0.394 Don Kaiser, R (7, 1) OBP: 0.150, SLG: 0.111 Cal Neeman, R (9, PH) OBP: 0.286, SLG: 0.373			C B C S 1-3 ① K		X 0-0 ② 6-3		C B B C F X 2-2 ③ 1-3		X 0-0 ③ F8	1 0 1 0 1 0 1 0	0 0 0 0 0 0 0 0	0 0 0 0 0 0 0 0	0 0 0 0 0 0 0 0	1 0 0 0 0 0 0 0	0 0 0 0 0 0 0 0	0 0 0 0 1 0 0 1
Inning Stats	R: 0 E: 0 K: 1 S: 8 H: 0 LOB: 1 BB: 1 P: 17	R: 0 E: 0 K: 3 S: 12 H: 1 LOB: 1 BB: 0 P: 16	R: 2 E: 0 K: 1 S: 12 H: 2 LOB: 0 BB: 1 P: 26	R: 0 E: 0 K: 0 S: 5 H: 0 LOB: 0 BB: 0 P: 9	R: 0 E: 0 K: 1 S: 6 H: 0 LOB: 0 BB: 0 P: 7	R: 0 E: 0 K: 0 S: 9 H: 1 LOB: 1 BB: 0 P: 15	R: 0 E: 0 K: 0 S: 10 H: 0 LOB: 1 BB: 1 P: 19	R: 0 E: 0 K: 0 S: 7 H: 1 LOB: 2 BB: 1 P: 14	R: 0 E: 0 K: 1 S: 9 H: 1 LOB: 1 BB: 0 P: 11	1B: 2 2B: 3 3B: 0 HR: 1 SF: 0 SAC: 0 DP: 0 HBP: 0						

PITCHER		IP	WLS	BF	H	R	ER	SO	BB	IBB	HBP	BLK	WP	HR	S	P	ERA	WHIP
Don Newcombe, R ERA: 3.17	(1, 1)	4.0		16	3	2	2	5	2	0	0	0	0	1	37	68	4.50	1.250
Clem Labine, R ERA: 3.11	(5, 1)	5.0	W	20	3	0	0	2	2	0	0	0	0	0	41	66	0.00	1.000

PITCHER	IP	WLS	BF	H	R	ER	SO	BB	IBB	HBP	BLK	WP	HR	S	P	ERA	WHIP

TOP

Chicago Cubs @ Brooklyn Dodgers

Ebbets Field, Brooklyn, NY

Sun Jul 21 1957, 3:38 AM EDT

Att. 13,303 - Unknown

livebaseballscorecards.com

AB	32
R	2
H	6
RBI	2
BB	4
SO	7
LOB	14

WP: 0 PA: 36
PB: 0
SB: 0
CS: 0

Batter	1	2	3	4	5	6	7	8	9	AB	R	H	RBI	BB	SO	LOB
Charlie Neal, R (1, 6) OBP: 0.365, SLG: 0.416	K		F3	1B BB SF7 1-2 2-3 BB	1-2 1B		2B			4	1	2	0	1	1	0
Jim Gilliam, S (1, 4) OBP: 0.333, SLG: 0.343	2B		F9	1B 1-2 2-3 3-H BB	3-1		K			4	0	1	1	1	1	3
Sandy Amoros, L (1, 7) OBP: 0.455, SLG: 0.455	BB		BB	FC6-4 1-2 2-3 3-H 1B		G3		2B		3	0	2	1	2	0	0
Gil Hodges, R (1, 3) OBP: 0.373, SLG: 0.497	F7		F9	SF7 3-H		SF8 3B		F2		4	1	1	1	0	0	4
Randy Jackson, R (1, 5) OBP: 0.295, SLG: 0.327	F8			F7 FC6-4 1-2		SF8 3-H		6-3		4	0	0	1	0	0	5
Gino Cimoli, R (1, 8) OBP: 0.351, SLG: 0.435		5-3 HBP		1B BB 1B 1B	6-3 1B	1B		4-3		4	1	2	0	0	0	1
Rube Walker, L (1, 2) OBP: 0.270, SLG: 0.330		K		1B 1-2 BB	F8 1B	6-3				3	1	0	0	1	1	2
Carl Furillo, R (1, 9) OBP: 0.333, SLG: 0.425		5-3 1-3		BB 1B BB 1-2 2-3 1B	1B 2B		4-3			4	2	2	0	0	0	1
Don Newcombe, L (1, 1) OBP: 0.324, SLG: 0.288		K		BB BB 1B 1-2 2-H 3-H 1B	1B 2-H 1B		K			1	0	0	0	0	1	1
Duke Snider, L (4, PH) OBP: 0.376, SLG: 0.594										1	1	1	2	0	0	0
Clem Labine, R (5, 1) OBP: 0.118, SLG: 0.118										2	0	1	1	0	1	0
Inning Stats	R: 0 E: 0 K: 1 S: 13 H: 1 LOB: 2 BB: 1 P: 24	R: 0 E: 0 K: 2 S: 13 H: 0 LOB: 1 BB: 0 P: 18	R: 0 E: 0 K: 0 S: 8 H: 0 LOB: 1 BB: 1 P: 15	R: 5 E: 0 K: 0 S: 13 H: 4 LOB: 2 BB: 3 P: 32	R: 1 E: 0 K: 0 S: 13 H: 3 LOB: 2 BB: 0 P: 21	R: 1 E: 0 K: 0 S: 10 H: 2 LOB: 1 BB: 0 P: 12	R: 0 E: 0 K: 2 S: 9 H: 1 LOB: 1 BB: 0 P: 11	R: 0 E: 0 K: 0 S: 8 H: 1 LOB: 1 BB: 0 P: 11		1B: 7 2B: 4 3B: 1 HR: 0 SF: 2 SAC: 0 DP: 0 HBP: 1						

BOTTOM

Chicago Cubs @ Brooklyn Dodgers

Ebbets Field, Brooklyn, NY

Sun Jul 21 1957, 3:38 AM EDT

Att. 13,303 - Unknown

livebaseballscorecards.com

AB	34
R	7
H	12
RBI	7
BB	5
SO	5
LOB	17

PITCHER		IP	WLS	BF	H	R	ER	SO	BB	IBB	HBP	BLK	WP	HR	S	P	ERA	WHIP
Bob Rush, R ERA: 5.06	(1, 1)	3.1	L	20	4	5	5	3	5	0	1	0	0	0	44	81	13.50	2.700
Jim Brosnan, R ERA: 4.34	(4, 1)	0.2		3	1	0	0	0	0	0	0	0	0	0	3	8	0.00	1.500
Tom Poholsky, R ERA: 5.54	(5, 1)	2.0		11	5	2	2	0	0	0	0	0	0	0	23	33	9.00	2.500
Don Kaiser, R ERA: 4.76	(7, 1)	2.0		8	2	0	0	2	0	0	0	0	0	0	17	22	0.00	1.000

PITCHER	IP	WLS	BF	H	R	ER	SO	BB	IBB	HBP	BLK	WP	HR	S	P	ERA	WHIP

Batter	1	2	3	4	5	6	7	8	9	AB	R	H	RBI	BB	SO	LOB
Whitey Lockman, L (1, 3) OBP: 0.333, SLG: 0.379	P5		E 1B			F9		1B		4	0	2	0	0	0	0
Danny O'Connell, R (1, 5) OBP: 0.326, SLG: 0.361	S BB		K 1-2			1B		F8		3	0	1	0	1	1	2
Willie Mays, R (1, 8) OBP: 0.403, SLG: 0.592	K 1-2			4-3		K			6-3	4	0	0	0	0	2	2
Bobby Thomson, R (1, 7) OBP: 0.302, SLG: 0.433	K			K			4-3		P3	4	0	0	0	0	2	1
Daryl Spencer, R (1, 4) OBP: 0.344, SLG: 0.424		K		K			1B		K	4	0	1	0	0	3	0
Don Mueller, L (1, 9) OBP: 0.257, SLG: 0.300		F8			F3		F9			3	0	0	0	0	0	1
Eddie Bressoud, R (1, 6) OBP: 0.328, SLG: 0.559		K			K		F9			3	0	0	0	0	2	1
Ray Katt, R (1, 2) OBP: 0.298, SLG: 0.314 Dusty Rhodes, L (8, PH) OBP: 0.267, SLG: 0.306 Wes Westrum, R (8, 2) OBP: 0.307, SLG: 0.273		K			1-3			K		2	0	0	0	0	1	0
										1	0	0	0	0	1	0
										0	0	0	0	0	0	0
Ramon Monzant, R (1, 1) Stu Miller, R (4, 1) OBP: 0.042, SLG: 0.042 Gail Harris, L (6, PH) OBP: 0.311, SLG: 0.403 Al Worthington, R (6, 1) OBP: 0.120, SLG: 0.083 Hank Sauer, R (8, PH) OBP: 0.314, SLG: 0.454 Mike McCormick, L (8, 1)			K			K		P4		1	0	0	0	0	1	0
										0	0	0	0	0	0	0
										1	0	0	0	0	1	0
										0	0	0	0	0	0	0
										1	0	0	0	0	0	0
										0	0	0	0	0	0	0

Inning Stats	1	2	3	4	5	6	7	8	9
R:	0	0	0	0	0	0	0	0	0
E:	0	0	1	0	0	0	0	0	0
K:	2	2	3	2	1	2	0	1	1
S:	7	7	10	7	5	8	4	6	5
H:	0	0	1	0	0	1	1	1	0
LOB:	1	0	1	0	0	1	1	1	0
BB:	1	0	0	0	0	0	0	0	0
P:	11	7	10	7	5	8	4	6	5

PITCHER	IP	WLS	BF	H	R	ER	SO	BB	IBB	HBP	BLK	WP	HR	S	P	ERA	WHIP
Dick Drott, R (1, 1) ERA: 4.0	9.0	W	32	4	0	0	14	1	0	0	0	0	0	59	63	0.00	0.556

PITCHER	IP	WLS	BF	H	R	ER	SO	BB	IBB	HBP	BLK	WP	HR	S	P	ERA	WHIP

TOP

New York Giants @ Chicago Cubs

Wrigley Field, Chicago, IL

Tue Jul 23 1957, 3:33 AM CDT

Att. 9,589 - Unknown

livebaseballscorecards.com

AB	31
R	0
H	4
RBI	0
BB	1
SO	14
LOB	7

1B:	4
2B:	0
3B:	0
HR:	0
SF:	0
SAC:	0
DP:	0
HBP:	0

WP:	0
PB:	0
SB:	1
CS:	0
PA:	32

Batter	1	2	3	4	5	6	7	8	9	AB	R	H	RBI	BB	SO	LOB
Bobby Adams, R (1, 5) OBP: 0.133, SLG: 0.200	S S S 0-3 ① K		x 0-0 ③ L8		x 0-0 ① F9		x 0-0 ② 1-3			4	0	0	0	0	1	1
Bob Speake, L (1, 3) OBP: 0.341, SLG: 0.462	x 0-0 ② F9			x 0-0 14 1B 2B 1B	x 0-0 HR		x 0-0 ③ F9			4	2	2	1	0	0	0
14 Ernie Banks, R (1, 6) OBP: 0.332, SLG: 0.534	x 0-0 ③ 5-3			x 0-0 1-3 2B 1B	x 0-0 ② 5-3			x 0-0 ① F8		4	1	1	0	0	0	0
Walt Moryn, L (1, 9) OBP: 0.367, SLG: 0.489		x 0-0 G5-4-3 1B		x 0-0 1-H 3-H E 2B	x 0-0 ③ G3			x 0-0 ② 4-3		4	1	2	2	0	0	0
Chuck Tanner, L (1, 8) OBP: 0.320, SLG: 0.450 Bob Will, L (9, 8) OBP: 0.244, SLG: 0.304		x 0-0 ① P5		S S S 0-3 ① K		x 0-0 E 2B		x 0-0 ③ 4-3		4 0	0 0	1 0	0 0	0 0	1 0	2 0
Lee Walls, R (1, 7) OBP: 0.294, SLG: 0.369		x 0-0 ② ③ G5-4-3 1-2f		x 0-0 E6 2-H 1B		x 0-0 ① P6 2-3				3	0	1	0	0	0	2
Cal Neeman, R (1, 2) OBP: 0.286, SLG: 0.376			x 0-0 2B	x 0-0 ② 5-3		x 0-0 ② 4-3				3	0	1	0	0	0	2
Bobby Morgan, R (1, 4) OBP: 0.311, SLG: 0.321			S S S 0-3 ① K	B B B 4-0 BB		S S S 0-3 ③ K				2	0	0	0	1	2	2
Dick Drott, R (1, 1) OBP: 0.128, SLG: 0.109			x 0-0 ② F7	S S S 0-3 ③ K			S S S 0-3 ① K			3	0	0	0	0	2	3
Inning Stats	R: 0 E: 0 K: 1 S: 5 H: 0 LOB: 0 BB: 0 P: 5	R: 0 E: 0 K: 0 S: 3 H: 1 LOB: 0 BB: 0 P: 3	R: 0 E: 0 K: 1 S: 6 H: 1 LOB: 1 BB: 0 P: 6	R: 3 E: 1 K: 2 S: 11 H: 4 LOB: 2 BB: 1 P: 15	R: 1 E: 0 K: 0 S: 4 H: 1 LOB: 0 BB: 0 P: 4	R: 0 E: 1 K: 1 S: 6 H: 1 LOB: 1 BB: 0 P: 6	R: 0 E: 0 K: 1 S: 5 H: 0 LOB: 0 BB: 0 P: 5	R: 0 E: 0 K: 0 S: 3 H: 0 LOB: 0 BB: 0 P: 3		1B: 4 2B: 3 3B: 0 HR: 1	SF: 0 SAC: 0 DP: 1 HBP: 0						

PITCHER		IP	WLS	BF	H	R	ER	SO	BB	IBB	HBP	BLK	WP	HR	S	P	ERA	WHIP
Ramon Monzant, R ERA: 5.06	(1, 1)	3.1	L	15	6	3	2	3	0	0	0	0	0	0	21	21	5.40	1.800
Stu Miller, R ERA: 3.5	(4, 1)	1.2		7	1	1	1	1	1	0	0	0	0	1	8	12	5.40	1.200
Al Worthington, R ERA: 4.33	(6, 1)	2.0		7	1	0	0	2	0	0	0	0	0	0	11	11	0.00	0.500
Mike McCormick, L ERA: 3.76	(8, 1)	1.0		3	0	0	0	0	0	0	0	0	0	0	3	3	0.00	0.000

PITCHER	IP	WLS	BF	H	R	ER	SO	BB	IBB	HBP	BLK	WP	HR	S	P	ERA	WHIP

BOTTOM

New York Giants @ Chicago Cubs

Wrigley Field, Chicago, IL

Tue Jul 23 1957, 3:33 AM CDT

Att. 9,589 - Unknown

livebaseballscorecards.com

AB	31
R	4
H	8
RBI	3
BB	1
SO	6
LOB	12

1B: 4 SF: 0 WP: 0 PA: 32
2B: 3 SAC: 0 PB: 0
3B: 0 DP: 1 SB: 0
HR: 1 HBP: 0 CS: 0

Batter	1	2	3	4	5	6	7	8	9	AB	R	H	RBI	BB	SO	LOB
Danny O'Connell, R (1, 5) OBP: 0.323, SLG: 0.358	F8		4-3			F7		SH3-4 1-2		3	0	0	0	0	0	0
Don Mueller, L (1, 9) OBP: 0.261, SLG: 0.304	1B			F8		FC4 1B		F8		4	0	2	0	0	0	2
Willie Mays, R (1, 8) OBP: 0.401, SLG: 0.588	F8			F4		FC4 1-2f 2B		S 2-3 1B		4	1	1	0	0	0	2
Bobby Thomson, R (1, 7) OBP: 0.300, SLG: 0.430 Dusty Rhodes, L (6, PH) OBP: 0.276, SLG: 0.318 (6, 7)	K			K		2-H 2B		BBB 1-2 BB		2 1	0 0	0 1	0 1	0 1	2 0	1 0
Daryl Spencer, R (1, 4) OBP: 0.340, SLG: 0.418		F8			F3	F8		L4		4	0	0	0	0	0	4
Gail Harris, L (1, 3) OBP: 0.310, SLG: 0.399		F4			BB 1B		3-1		F3	4	0	1	0	0	0	0
Eddie Bressoud, R (1, 6) OBP: 0.323, SLG: 0.540		F5			K		F9		1B	4	0	1	0	0	1	1
Wes Westrum, R (1, 2) OBP: 0.308, SLG: 0.265 Whitey Lockman, L (9, PH) OBP: 0.332, SLG: 0.378			F9		BBB 1-2 FC6-4 BB		F4		F7	2 1	0 0	0 0	0 0	1 0	0 0	0 1
Johnny Antonelli, L (1, 1) OBP: 0.245, SLG: 0.214 Hank Sauer, R (8, PH) OBP: 0.318, SLG: 0.457 Ozzie Virgil, R (8, PR) OBP: 0.283, SLG: 0.313 Marv Grissom, R (8, 1) OBP: 0.125, SLG: 0.250 Ray Jablonski, R (9, PH) OBP: 0.322, SLG: 0.468			K		FC6-4 1-2f			1B SH3-4 1B	K	2 1 0 0 1	0 0 0 0 0	0 1 0 0 0	0 0 0 0 0	1 0 0 0 1	2 0 0 0 1	2 0 0 0 1

TOP

New York Giants @ Chicago Cubs

Wrigley Field, Chicago, IL

Wed Jul 24 1957, 3:33 AM CDT

Att. 8,908 - Unknown

livebaseballscorecards.com

	AB	R	H	RBI	BB	SO	LOB
	33	1	7	1	2	5	14

Inning Stats	1	2	3	4	5	6	7	8	9
	R: 0 E: 0 K: 1 S: 6	R: 0 E: 0 K: 0 S: 3	R: 0 E: 0 K: 1 S: 5	R: 0 E: 0 K: 1 S: 5	R: 0 E: 0 K: 1 S: 6	R: 1 E: 1 K: 0 S: 5	R: 0 E: 0 K: 0 S: 3	R: 0 E: 0 K: 0 S: 5	R: 0 E: 0 K: 1 S: 6
	H: 1 LOB: 1 BB: 0 P: 6	H: 0 LOB: 0 BB: 0 P: 3	H: 0 LOB: 0 BB: 0 P: 5	H: 0 LOB: 0 BB: 0 P: 5	H: 1 LOB: 2 BB: 1 P: 10	H: 2 LOB: 1 BB: 0 P: 5	H: 0 LOB: 0 BB: 0 P: 3	H: 2 LOB: 3 BB: 1 P: 9	H: 1 LOB: 1 BB: 0 P: 6

1B: 6 SF: 0
2B: 1 SAC: 1
3B: 0 DP: 0
HR: 0 HBP: 0

WP: 0 PA: 36
PB: 0
SB: 1
CS: 0

PITCHER	IP	WLS	BF	H	R	ER	SO	BB	IBB	HBP	BLK	WP	HR	S	P	ERA	WHIP
Don Elston, R (1, 1) ERA: 3.54	9.0	W	36	7	1	0	5	2	0	0	0	0	0	44	52	0.00	1.000

PITCHER	IP	WLS	BF	H	R	ER	SO	BB	IBB	HBP	BLK	WP	HR	S	P	ERA	WHIP

Batter	1	2	3	4	5	6	7	8	9	AB	R	H	RBI	BB	SO	LOB
Bobby Adams, R (1, 5) OBP: 0.158, SLG: 0.263	5-3		F4		BB SF7 2B		6-3			4	1	1	0	0	0	0
Bob Speake, L (1, 3) OBP: 0.344, SLG: 0.460	4-3		14 2B 1B		BBB 4-0 BB		3-1			3	0	1	0	1	0	0
14 Ernie Banks, R (1, 6) OBP: 0.332, SLG: 0.534	3-1		1-3 2B		F9		SSS 0-3 K			4	0	1	0	0	1	2
Walt Moryn, L (1, 9) OBP: 0.372, SLG: 0.491 Bob Will, L (8, PR) (9, 8) OBP: 0.244, SLG: 0.304		SSS 0-3 K			BBBB 4-0 1-2 2-3 BB			FC3-6 1B		3 0	1 0	2 0	0 0	1 0	1 0	2 0
Jim Bolger, R (1, 8) (9, 9) OBP: 0.304, SLG: 0.399		FC1-5 1B 1-2 1B		FC6-4 1B	SF7 3-H			FC3-6 1-3 1-2f		3	0	2	1	0	0	1
Lee Walls, R (1, 7) OBP: 0.293, SLG: 0.367		FC1-5 1-2 2-3 1B		FC6-4 BB 1-2f	F7			1-3 1-2		4	0	1	0	0	0	4
Cal Neeman, R (1, 2) OBP: 0.282, SLG: 0.371		FC1-5 FC6-4 1-2 2-3f 3-H		F9		6-3		F5		4	0	0	1	0	0	5
Bobby Morgan, R (1, 4) OBP: 0.311, SLG: 0.319		FC6-4 PO 1-2f		BBBB 4-0 1-2 BB		6-3				2	0	0	0	1	0	2
Don Elston, R (1, 1) OBP: 0.048, SLG: 0.048		PO 1-2	6-3	6-3		4-3				3	0	0	0	0	0	2
Inning Stats	R: 0 H: 0 E: 0 LOB: 0 K: 0 BB: 0 S: 3 P: 3	R: 1 H: 3 E: 0 LOB: 1 K: 0 BB: 0 S: 5 P: 5	R: 0 H: 2 E: 0 LOB: 2 K: 1 BB: 0 S: 7 P: 7	R: 0 H: 1 E: 0 LOB: 2 K: 0 BB: 1 S: 4 P: 8	R: 1 H: 1 E: 0 LOB: 2 K: 0 BB: 2 S: 4 P: 12	R: 0 H: 0 E: 0 LOB: 0 K: 0 BB: 0 S: 3 P: 3	R: 0 H: 0 E: 0 LOB: 0 K: 1 BB: 0 S: 5 P: 5	R: 0 H: 1 E: 0 LOB: 2 K: 0 BB: 0 S: 4 P: 4		1B: 6 SF: 1 2B: 2 SAC: 0 3B: 0 DP: 0 HR: 0 HBP: 0						

PITCHER		IP	WLS	BF	H	R	ER	SO	BB	IBB	HBP	BLK	WP	HR	S	P	ERA	WHIP
Johnny Antonelli, L ERA: 3.97	(1, 1)	7.0	L	30	7	2	2	2	3	0	0	0	0	0	31	43	2.57	1.429
Marv Grissom, R ERA: 3.16	(8, 1)	1.0		4	1	0	0	0	0	0	0	0	0	0	4	4	0.00	1.000

PITCHER	IP	WLS	BF	H	R	ER	SO	BB	IBB	HBP	BLK	WP	HR	S	P	ERA	WHIP

BOTTOM

New York Giants @ Chicago Cubs

Wrigley Field, Chicago, IL

Wed Jul 24 1957, 3:33 AM CDT

Att. 8,908 - Unknown

livebaseballscorecards.com

AB	30
R	2
H	8
RBI	2
BB	3
SO	2
LOB	18

Batter	1	2	3	4	5	6	7	8	9	AB	R	H	RBI	BB	SO	LOB
Whitey Lockman, L (1, 3) OBP: 0.330, SLG: 0.375	BB 1B BB 1B	4-3			B1-3		FC6-4 (1-2f, 2-3)		6-3	5	1	1	0	0	0	2
Don Mueller, L (1, 9) OBP: 0.260, SLG: 0.302	BB BB SF8 (1-2) 1B		K		F8		FC6-4 (1-2f, 3-H)		K2-3	5	1	1	1	0	2	1
Willie Mays, R (1, 8) OBP: 0.399, SLG: 0.583	BBBB S BB (1-2, 2-3) BB	4-3				F7	P4			3	0	0	0	1	0	1
Hank Sauer, R (1, 7) OBP: 0.330, SLG: 0.466 Bobby Thomson, R (8, PR) (8, 7) OBP: 0.300, SLG: 0.430	BBBB S (1-2, 2-3, 3-H) BB	1B				BB 1B		E7 HR 1B		3 0	0 1	3 0	1 0	1 0	0 0	0 0
Ray Jablonski, R (1, 5) OBP: 0.319, SLG: 0.456 Danny O'Connell, R (8, 5) OBP: 0.323, SLG: 0.358	SF8 (3-H)	F9				BBBB (1-2) BB		1-6-3		2 0	0 0	0 0	1 0	1 0	0 0	2 0
Daryl Spencer, R (1, 4) OBP: 0.339, SLG: 0.425	F2 (1-2, 2-3)			4-3		F4		HR (2-H)		4	1	1	2	0	0	4
Eddie Bressoud, R (1, 6) OBP: 0.304, SLG: 0.507	SSS K			4-3		F8		F9		4	0	0	0	0	1	5
Wes Westrum, R (1, 2) OBP: 0.309, SLG: 0.257 Ozzie Virgil, R (7, PR) OBP: 0.283, SLG: 0.313 Valmy Thomas, R (7, 2) OBP: 0.260, SLG: 0.387		SSS K		6-3			BBBB FC6-4 SH FC6-4 BB	6-3		2 0 1	0 1 0	0 0 0	0 0 0	1 0 0	1 0 0	0 0 1
Mike McCormick, L (1, 1) Marv Grissom, R (9, 1) OBP: 0.125, SLG: 0.250		1-3			6-3		SH (1-2) FC6-4		3-1	3 0	0 0	0 0	0 0	0 0	0 0	0 0
Inning Stats	R: 2 E: 0 K: 1 S: 7 H: 2 LOB: 2 BB: 2 P: 15	R: 0 E: 0 K: 1 S: 5 H: 0 LOB: 0 BB: 0 P: 5	R: 0 E: 0 K: 1 S: 6 H: 1 LOB: 1 BB: 0 P: 6	R: 0 E: 0 K: 0 S: 3 H: 0 LOB: 0 BB: 0 P: 3	R: 0 E: 0 K: 0 S: 3 H: 0 LOB: 0 BB: 0 P: 3	R: 0 E: 0 K: 0 S: 4 H: 1 LOB: 2 BB: 1 P: 8	R: 1 E: 1 K: 0 S: 4 H: 0 LOB: 1 BB: 1 P: 8	R: 2 E: 1 K: 0 S: 5 H: 2 LOB: 1 BB: 0 P: 5	R: 0 E: 0 K: 1 S: 5 H: 0 LOB: 0 BB: 0 P: 5	1B: 5 2B: 0 3B: 0 HR: 1	SF: 1 SAC: 1 DP: 0 HBP: 0						

TOP

New York Giants @ Chicago Cubs

Wrigley Field, Chicago, IL

Thu Jul 25 1957, 3:33 AM CDT

Att. 7,557 - Unknown

livebaseballscorecards.com

AB	32
R	5
H	6
RBI	5
BB	4
SO	4
LOB	16

WP: 0 PB: 0 SB: 2 CS: 0 PA: 38

PITCHER		IP	WLS	BF	H	R	ER	SO	BB	IBB	HBP	BLK	WP	HR	S	P	ERA	WHIP
Moe Drabowsky, R ERA: 4.76	(1, 1)	7.0	L	30	4	3	2	3	4	0	0	0	0	0	32	48	2.57	1.143
Turk Lown, R ERA: 3.05	(8, 1)	2.0		8	2	2	2	1	0	0	0	0	0	1	10	10	9.00	1.000

PITCHER	IP	WLS	BF	H	R	ER	SO	BB	IBB	HBP	BLK	WP	HR	S	P	ERA	WHIP

Batter	1	2	3	4	5	6	7	8	9	AB	R	H	RBI	BB	SO	LOB
Bobby Adams, R (1, 5) OBP: 0.174, SLG: 0.227 Dale Long, L (9, PH) OBP: 0.357, SLG: 0.461	BBBB 4-0 HBP 1B BB	x 0-0 ③ 6-3			x 0-0 ① F8		x 0-0 ② 5-3		x 0-0 ② F9	3 1	1 0	0 0	0 0	1 0	0 0	0 2
Bob Speake, L (1, 3) OBP: 0.341, SLG: 0.454	SSS 0-3 ① K		x 0-0 ① 4-3		x 0-0 1B 1B		x 0-0 ③ G3		x 0-0 ③ F2	5	0	1	0	0	1	3
14 Ernie Banks, R (1, 6) OBP: 0.331, SLG: 0.531	SSS 0-3 ② K		x 0-0 BB 1B		x 0-0 ② F6			x 0-0 ① 6-3		4	0	1	0	0	1	2
Walt Moryn, L (1, 9) OBP: 0.378, SLG: 0.494	H 1-0 1B 1-2 E HBP		BBBB 4-0 1-2 BB		x 0-0 1-2 1B			x 0-0 E 1B		2	1	2	0	1	0	0
Jim Bolger, R (1, 8) OBP: 0.303, SLG: 0.395	x 0-0 E 1-2 2-H 1B		x 0-0 ② P6		x 0-0 ③ 3-1			x 0-0 ② 5-3 1-2		4	0	1	1	0	0	5
Lee Walls, R (1, 7) OBP: 0.289, SLG: 0.362	x 0-0 E6 FC5-4 1-2 2-H		SSS 0-3 ③ K			x 0-0 ① 5-3		x 0-0 ③ 5-3		4	0	0	0	0	1	4
Cal Neeman, R (1, 2) OBP: 0.285, SLG: 0.371	x 0-0 ③ FC5-4 1-2f			x 0-0 ① F9		x 0-0 G5-4-3 1B			BBBB 4-0 E BB	3	0	1	0	1	0	2
Bobby Morgan, R (1, 4) OBP: 0.307, SLG: 0.313		SSS 0-3 ① K2-3		x 0-0 ② 4-3		x 0-0 ② ③ G5-4-3 1-2f			x 0-0 1-2 E5	4	0	0	0	0	1	2
Moe Drabowsky, R (1, 1) OBP: 0.273, SLG: 0.225 Jerry Kindall, R (7, PH) OBP: 0.226, SLG: 0.340 Turk Lown, R (8, 1) OBP: 0.200, SLG: 0.200 Chuck Tanner, L (9, PH) OBP: 0.318, SLG: 0.448		SSS 0-3 ② K		SSS 0-3 ③ K			SSS 0-3 ① K		x 0-0 ① L7	2 1 0 1	0 0 0 0	0 0 0 0	0 0 0 0	0 0 0 0	2 1 0 0	0 0 0 2
Inning Stats	R: 2 H: 1 E: 1 LOB: 2 K: 2 BB: 1 S: 9 P: 14	R: 0 H: 0 E: 0 LOB: 0 K: 2 BB: 0 S: 7 P: 7	R: 0 H: 1 E: 0 LOB: 2 K: 1 BB: 1 S: 6 P: 10	R: 0 H: 0 E: 0 LOB: 0 K: 1 BB: 0 S: 5 P: 5	R: 0 H: 2 E: 0 LOB: 2 K: 0 BB: 0 S: 5 P: 5	R: 0 H: 1 E: 0 LOB: 0 K: 0 BB: 0 S: 3 P: 3	R: 0 H: 0 E: 0 LOB: 0 K: 1 BB: 0 S: 5 P: 5	R: 0 H: 1 E: 1 LOB: 1 K: 0 BB: 0 S: 4 P: 4	R: 0 H: 0 E: 1 LOB: 2 K: 0 BB: 1 S: 4 P: 8	1B: 6 2B: 0 3B: 0 HR: 0	SF: 0 SAC: 0 DP: 1 HBP: 1			WP: 0 PB: 0 SB: 0 CS: 0	PA: 38		

PITCHER	IP	WLS	BF	H	R	ER	SO	BB	IBB	HBP	BLK	WP	HR	S	P	ERA	WHIP
Mike McCormick, L (1, 1) ERA: 3.12	8.1	W	36	6	2	1	7	3	0	1	0	0	0	46	59	1.08	1.080
Marv Grissom, R (9, 1) ERA: 3.12	0.2	S	2	0	0	0	0	0	0	0	0	0	0	2	2	0.00	0.000

PITCHER	IP	WLS	BF	H	R	ER	SO	BB	IBB	HBP	BLK	WP	HR	S	P	ERA	WHIP

BOTTOM

New York Giants @ Chicago Cubs

Wrigley Field, Chicago, IL

Thu Jul 25 1957, 3:33 AM CDT

Att. 7,557 - Unknown

livebaseballscorecards.com

AB	34
R	2
H	6
RBI	1
BB	3
SO	7
LOB	22

Batter	1	2	3	4	5	6	7	8	9	10	AB	R	H	RBI	BB	SO	LOB
Richie Ashburn, L (1, 8) OBP: 0.385, SLG: 0.353	B3		4-3		F7		G3		1B		5	0	1	0	0	0	3
Chuck Harmon, R (1, 9) OBP: 0.293, SLG: 0.400	4-3		6-3		E6 CS			F7	4-3		5	0	0	0	0	0	3
Ed Bouchee, L (1, 3) OBP: 0.397, SLG: 0.507	1B		IBB		L8 1-2			2B 1B		E 2B	4	1	3	0	1	0	1
Stan Lopata, R (1, 2) OBP: 0.348, SLG: 0.442 Rip Repulski, R (10, PR) OBP: 0.291, SLG: 0.443 Joe Lonnett, R (10, 2) OBP: 0.279, SLG: 0.347	K		2-1 3-H	K		CS 1B		F8		E1 1B 2-H	5 0 0	0 1 0	1 0 0	0 0 0	0 0 0	2 0 0	2 0 0
Harry Anderson, L (1, 7) OBP: 0.353, SLG: 0.455		F7		1B 1B		K 1-2		1-3 2B		1B 3-H	5	1	3	1	0	1	1
Solly Hemus, L (1, 4) OBP: 0.379, SLG: 0.303 Granny Hamner, R (10, PH) OBP: 0.265, SLG: 0.328 (10, 4)		F8		1B 1-3 1B		3-1		IBB		F2	3 1	0 0	1 0	0 0	1 0	0 0	0 2
Willie Jones, R (1, 5) OBP: 0.319, SLG: 0.348		F8		1-3 3-H 1B			6-3	P5		F8	5	0	1	1	0	0	5
Roy Smalley, R (1, 6) OBP: 0.214, SLG: 0.346 Marv Blaylock, L (9, PH) OBP: 0.300, SLG: 0.250 Chico Fernandez, R (9, 6) OBP: 0.297, SLG: 0.337			E 2-1 1B	K			F9		G3	L9	3 1 1	0 0 0	1 0 0	0 0 0	0 0 0	1 0 0	2 0 2
Warren Hacker, R (1, 1) OBP: 0.300, SLG: 0.222 Turk Farrell, R (10, 1) OBP: 0.167, SLG: 0.667			SH 1-3	L6			BB		F9		2 0	0 0	0 0	0 0	1 0	0 0	2 0
Inning Stats	R: 0 E: 0 K: 1 S: 6 H: 1 LOB: 1 BB: 0 P: 6	R: 0 E: 0 K: 0 S: 3 H: 0 LOB: 0 BB: 0 P: 3	R: 0 E: 1 K: 0 S: 4 H: 1 LOB: 3 BB: 1 P: 8	R: 1 E: 0 K: 2 S: 10 H: 3 LOB: 2 BB: 0 P: 10	R: 0 E: 1 K: 0 S: 3 H: 0 LOB: 0 BB: 0 P: 3	R: 0 E: 0 K: 1 S: 5 H: 1 LOB: 0 BB: 0 P: 5	R: 0 E: 0 K: 0 S: 3 H: 0 LOB: 1 BB: 1 P: 7	R: 0 E: 0 K: 0 S: 5 H: 2 LOB: 3 BB: 1 P: 9	R: 0 E: 0 K: 0 S: 4 H: 1 LOB: 1 BB: 0 P: 4	R: 2 E: 1 K: 0 S: 6 H: 2 LOB: 2 BB: 0 P: 6	1B: 9 2B: 3 3B: 0 HR: 0 SF: 0 SAC: 1 DP: 1 HBP: 0						

WP: 0 PB: 0 SB: 0 CS: 2 PA: 44

PITCHER		IP	WLS	BF	H	R	ER	SO	BB	IBB	HBP	BLK	WP	HR	S	P	ERA	WHIP
Bob Rush, R ERA: 4.74	(1, 1)	9.0	L	40	10	2	1	4	1	2	0	0	0	0	44	56	1.00	1.222
Turk Lown, R ERA: 3.05	(10, 1)	0.0		1	0	0	0	0	0	0	0	0	0	0	1	1	∞	∞
Dick Littlefield, L ERA: 4.43	(10, 1)	1.0		4	1	1	0	0	0	0	0	0	0	0	4	4	0.00	1.000

PITCHER	IP	WLS	BF	H	R	ER	SO	BB	IBB	HBP	BLK	WP	HR	S	P	ERA	WHIP

TOP

Philadelphia Phillies @ Chicago Cubs

Wrigley Field, Chicago, IL

Fri Jul 26 1957, 3:33 AM CDT

Att. 8,957 - Unknown

livebaseballscorecards.com

AB	40
R	3
H	11
RBI	2
BB	3
SO	4
LOB	23

Batter	1	2	3	4	5	6	7	8	9	10	AB	R	H	RBI	BB	SO	LOB
Jerry Kindall, R (1, 4) OBP: 0.216, SLG: 0.324	F7			K		F7			K	L9	5	0	0	0	0	2	2
Bob Speake, L (1, 3) OBP: 0.338, SLG: 0.445	K			F9		F3			G3	BB 1-2 2-3	4	0	0	0	1	1	0
14 Ernie Banks, R (1, 6) OBP: 0.332, SLG: 0.533	K			3B		F5			1B BB	L9	4	0	1	0	1	1	3
Walt Moryn, L (1, 9) OBP: 0.377, SLG: 0.491		F7		P6			P6		IBB 1B 1-3		4	0	1	0	0	0	1
Chuck Tanner, L (1, 8) OBP: 0.322, SLG: 0.443		F7			1B SF8 BB		F8		FC4-6 IBB 1-2		2	1	0	0	2	0	0
Jim Bolger, R (1, 5) OBP: 0.302, SLG: 0.392		F9			1B 1-3		F9		FC4-6 1-2f		4	0	1	0	0	0	3
Lee Walls, R (1, 7) OBP: 0.289, SLG: 0.361			K	SF8 3-H				P5		BB 1B 1B	3	0	1	1	0	1	0
Cal Neeman, R (1, 2) OBP: 0.286, SLG: 0.368			G4-6-3 BB	F9				K		L9	2	0	0	0	1	1	1
Bob Will, L (10, PH) OBP: 0.241, SLG: 0.300											1	0	0	0	0	0	1
Bob Rush, R (1, 1) OBP: 0.205, SLG: 0.189			G4-6-3 1-2f	K				K		BB 1B 1-2	3	0	0	0	0	2	2
Turk Lown, R (10, 1) OBP: 0.200, SLG: 0.200											0	0	0	0	0	0	0
Dick Littlefield, L (10, 1) OBP: 0.333, SLG: 0.250											0	0	0	0	0	0	0
Dale Long, L (10, PH) OBP: 0.359, SLG: 0.464											1	0	1	0	0	0	0
Bobby Adams, R (10, PR) OBP: 0.174, SLG: 0.227											0	0	0	0	0	0	0
Inning Stats	R: 0 H: 0 E: 0 LOB: 0 K: 2 BB: 0 S: 7 P: 7	R: 0 H: 0 E: 0 LOB: 0 K: 0 BB: 0 S: 3 P: 3	R: 0 H: 0 E: 0 LOB: 0 K: 1 BB: 1 S: 4 P: 8	R: 0 H: 1 E: 0 LOB: 1 K: 1 BB: 0 S: 6 P: 6	R: 1 H: 1 E: 0 LOB: 1 K: 1 BB: 1 S: 6 P: 10	R: 0 H: 0 E: 0 LOB: 0 K: 0 BB: 0 S: 3 P: 3	R: 0 H: 0 E: 0 LOB: 0 K: 0 BB: 0 S: 3 P: 3	R: 0 H: 0 E: 0 LOB: 0 K: 2 BB: 0 S: 7 P: 7	R: 0 H: 1 E: 0 LOB: 3 K: 1 BB: 2 S: 6 P: 14	R: 0 H: 2 E: 0 LOB: 3 K: 0 BB: 1 S: 5 P: 9	1B: 4 SF: 1 2B: 0 SAC: 0 3B: 1 DP: 1 HR: 0 HBP: 0						

PITCHER		IP	WLS	BF	H	R	ER	SO	BB	IBB	HBP	BLK	WP	HR	S	P	ERA	WHIP
Warren Hacker, R ERA: 4.18	(1, 1)	9.1	W	35	4	1	1	8	3	1	0	0	0	0	47	63	0.96	0.750
Turk Farrell, R ERA: 2.63	(10, 1)	0.2	S	4	1	0	0	0	1	0	0	0	0	0	3	7	0.00	3.000

PITCHER	IP	WLS	BF	H	R	ER	SO	BB	IBB	HBP	BLK	WP	HR	S	P	ERA	WHIP

BOTTOM

Philadelphia Phillies @ Chicago Cubs

Wrigley Field, Chicago, IL

Fri Jul 26 1957, 3:33 AM CDT

Att. 8,957 - Unknown

livebaseballscorecards.com

AB	33
R	1
H	5
RBI	1
BB	5
SO	8
LOB	13

WP: 0 PA: 39
PB: 0
SB: 0
CS: 0

Batter	1	2	3	4	5	6	7	8	9	AB	R	H	RBI	BB	SO	LOB
Richie Ashburn, L (1, 8) OBP: 0.381, SLG: 0.348	1-3		P3	G3		F8			K	5	0	0	0	0	1	5
Solly Hemus, L (1, 4) OBP: 0.374, SLG: 0.300	4-3		BB 1B 2-H		4-3		1-3			4	0	1	1	0	0	0
Ed Bouchee, L (1, 3) OBP: 0.393, SLG: 0.501	4-3		P5		K		K			4	0	0	0	0	2	1
Stan Lopata, R (1, 2) OBP: 0.353, SLG: 0.441		2B BB	1-2 BB		BB		6-3			1	0	0	0	3	0	0
Harry Anderson, L (1, 7) OBP: 0.348, SLG: 0.447		F7	F9		L7			F9		4	0	0	0	0	0	4
Rip Repulski, R (1, 9) OBP: 0.293, SLG: 0.447		1-3 2B		1-4-3		SH5-4 1B		F8		4	0	2	0	0	0	0
Willie Jones, R (1, 5) OBP: 0.321, SLG: 0.350		6-3		4-3 1B		1-2 SH5-4 1B		K		4	0	2	0	0	1	2
Chico Fernandez, R (1, 6) OBP: 0.295, SLG: 0.334 Marv Blaylock, L (9, PH) OBP: 0.290, SLG: 0.240		6-3		4-3 1-2		SH5-4 1-2 2-3			P5	2 1	0 0	0 0	0 0	0 0	0 0	3 0
Harvey Haddix, L (1, 1) OBP: 0.320, SLG: 0.340 Jack Meyer, R (7, 1) Bob Bowman, R (9, PH) OBP: 0.330, SLG: 0.358		1B 2B	BB		K				P4	2 0 1	1 0 0	1 0 0	0 0 0	1 0 0	1 0 0	2 0 0
Inning Stats	R: 0 E: 0 K: 0 S: 3 H: 0 LOB: 0 BB: 0 P: 3	R: 0 E: 0 K: 0 S: 4 H: 1 LOB: 2 BB: 1 P: 8	R: 1 E: 0 K: 0 S: 5 H: 2 LOB: 2 BB: 1 P: 9	R: 0 E: 0 K: 0 S: 4 H: 1 LOB: 2 BB: 1 P: 8	R: 0 E: 0 K: 1 S: 5 H: 0 LOB: 1 BB: 1 P: 9	R: 0 E: 0 K: 1 S: 7 H: 2 LOB: 2 BB: 0 P: 7	R: 0 E: 0 K: 1 S: 5 H: 0 LOB: 0 BB: 0 P: 5	R: 0 E: 0 K: 1 S: 5 H: 0 LOB: 0 BB: 0 P: 5	R: 0 E: 0 K: 1 S: 5 H: 0 LOB: 0 BB: 0 P: 5	1B: 4 2B: 2 3B: 0 HR: 0 SF: 0 SAC: 1 DP: 0 HBP: 0						

PITCHER	IP	WLS	BF	H	R	ER	SO	BB	IBB	HBP	BLK	WP	HR	S	P	ERA	WHIP
Jim Brosnan, R (1, 1) ERA: 3.88	9.0	W	37	6	1	1	5	4	0	0	0	0	0	43	59	1.00	1.111

PITCHER	IP	WLS	BF	H	R	ER	SO	BB	IBB	HBP	BLK	WP	HR	S	P	ERA	WHIP

TOP

Philadelphia Phillies @ Chicago Cubs

Wrigley Field, Chicago, IL

Sat Jul 27 1957, 3:33 AM CDT

Att. 11,323 - Unknown

livebaseballscorecards.com

AB	32
R	1
H	6
RBI	1
BB	4
SO	5
LOB	17

WP: 0 PA: 37
PB: 0
SB: 0
CS: 0

BOTTOM

Philadelphia Phillies @ Chicago Cubs

Wrigley Field, Chicago, IL

Sat Jul 27 1957, 3:33 AM CDT

Att. 11,323 - Unknown

Batter	1	2	3	4	5	6	7	8	9	AB	R	H	RBI	BB	SO	LOB
Bobby Adams, R (1, 5) OBP: 0.192, SLG: 0.240 Dale Long, L (7, PH) OBP: 0.362, SLG: 0.464 Bob Will, L (7, PR) OBP: 0.241, SLG: 0.300 (8, 8)	5-3		K		2-H 1B		1-2 2-3 1B BB			3 0 0	0 0 0	1 0 0	1 0 0	0 1 0	1 0 0	0 0 0
Bob Speake, L (1, 3) OBP: 0.344, SLG: 0.465	HR			FC4-6 14 1B FC5-4 1B	K		1-2 2-3 3-H 1B			4	2	3	2	0	1	1
14 Ernie Banks, R (1, 6) OBP: 0.331, SLG: 0.530	P4			1-2 FC4-6 1B		K	F5			4	0	1	0	0	1	3
Jim Bolger, R (1, 9) OBP: 0.296, SLG: 0.384	6-3			1-2f FC4-6 FC5-4 2-3		L8	3-1			4	0	0	0	0	0	5
Lee Walls, R (1, 7) OBP: 0.288, SLG: 0.357		5-3		1-2f FC5-4 3-H		4-3		2B BB		3	1	0	1	1	0	1
Chuck Tanner, L (1, 8) OBP: 0.317, SLG: 0.437 Bobby Morgan, R (8, 5) OBP: 0.309, SLG: 0.320		K	4-3				K	1-H 2B		3 1	0 0	0 1	0 1	0 0	2 0	1 0
Jerry Kindall, R (1, 4) OBP: 0.217, SLG: 0.348		K			K		HR	L7		4	1	1	1	0	2	1
Cal Neeman, R (1, 2) OBP: 0.289, SLG: 0.370			K		1B SH3-4 1B		BB SH 1B 1B	P6		4	2	2	0	0	1	1
Jim Brosnan, R (1, 1) OBP: 0.364, SLG: 0.500			K		SH3-4 1-2		SH 1B BB 1-2	1-3		2	0	0	0	0	1	1
Inning Stats	R: 1 H: 1 E: 0 LOB: 0 K: 0 BB: 0 S: 4 P: 4	R: 0 H: 0 E: 0 LOB: 0 K: 2 BB: 0 S: 7 P: 7	R: 0 H: 0 E: 0 LOB: 0 K: 3 BB: 0 S: 9 P: 9	R: 1 H: 2 E: 0 LOB: 1 K: 0 BB: 0 S: 5 P: 5	R: 1 H: 2 E: 0 LOB: 1 K: 2 BB: 0 S: 9 P: 9	R: 0 H: 0 E: 0 LOB: 0 K: 1 BB: 0 S: 5 P: 5	R: 2 H: 3 E: 0 LOB: 3 K: 1 BB: 1 S: 9 P: 13	R: 1 H: 1 E: 0 LOB: 1 K: 0 BB: 1 S: 4 P: 8		1B: 6 SF: 0 2B: 1 SAC: 2 3B: 0 DP: 0 HR: 2 HBP: 0						

livebaseballscorecards.com

AB	32
R	6
H	9
RBI	6
BB	2
SO	9
LOB	14

PITCHER		IP	WLS	BF	H	R	ER	SO	BB	IBB	HBP	BLK	WP	HR	S	P	ERA	WHIP
Harvey Haddix, L ERA: 4.45	(1, 1)	6.1	L	27	7	5	5	9	0	0	0	0	0	2	45	45	7.11	1.105
Jack Meyer, R ERA: 9.24	(7, 1)	1.2		9	2	1	1	0	2	0	0	0	0	0	7	15	5.40	2.400

PITCHER	IP	WLS	BF	H	R	ER	SO	BB	IBB	HBP	BLK	WP	HR	S	P	ERA	WHIP

Batter	1	2	3	4	5	6	7	8	9	AB	R	H	RBI	BB	SO	LOB
Richie Ashburn, L (1, 8) OBP: 0.381, SLG: 0.350	4-3		F7		F9			2B	BB	4	1	1	0	1	0	2
Granny Hamner, R (1, 4) OBP: 0.264, SLG: 0.327	1-3		F8			6-3		1B	SF9-2-1-3	4	1	1	2	0	0	1
Ed Bouchee, L (1, 3) OBP: 0.394, SLG: 0.500	BB			G1		L7		1B		3	0	1	0	1	0	0
Stan Lopata, R (1, 2) OBP: 0.352, SLG: 0.438	K			5-3		K		1B		4	0	1	1	0	2	1
Harry Anderson, L (1, 7) OBP: 0.346, SLG: 0.443		2-3		1B			F8	P4		4	0	1	0	0	0	2
Rip Repulski, R (1, 9) OBP: 0.293, SLG: 0.444		5-3		F9			FC6	K		4	0	1	0	0	1	3
Willie Jones, R (1, 5) OBP: 0.320, SLG: 0.347		5-3			F7		F9	E SF9-2-1-3	BB	3	1	0	0	1	0	1
Chico Fernandez, R (1, 6) OBP: 0.301, SLG: 0.340			1B		1B		FC6	E9		4	0	3	0	0	0	1
Curt Simmons, L (1, 1) OBP: 0.302, SLG: 0.280			F7		L8			F9	K	2	0	0	0	0	0	2
Solly Hemus, L (8, PH) OBP: 0.370, SLG: 0.296										1	0	0	0	0	0	0
Turk Farrell, R (8, 1) OBP: 0.143, SLG: 0.571										1	0	0	0	0	1	2
Inning Stats	R: 0 E: 0 K: 1 S: 5 H: 0 LOB: 1 BB: 1 P: 9	R: 0 E: 0 K: 0 S: 3 H: 0 LOB: 0 BB: 0 P: 3	R: 0 E: 0 K: 0 S: 4 H: 1 LOB: 1 BB: 0 P: 4	R: 0 E: 0 K: 0 S: 4 H: 1 LOB: 1 BB: 0 P: 4	R: 0 E: 0 K: 0 S: 4 H: 1 LOB: 1 BB: 0 P: 4	R: 0 E: 0 K: 1 S: 5 H: 0 LOB: 0 BB: 0 P: 5	R: 0 E: 0 K: 0 S: 4 H: 1 LOB: 1 BB: 0 P: 4	R: 2 E: 0 K: 1 S: 9 H: 4 LOB: 2 BB: 0 P: 9	R: 1 E: 1 K: 1 S: 5 H: 1 LOB: 1 BB: 2 P: 13	1B: 8 2B: 2 3B: 0 HR: 0 SF: 1 SAC: 0 DP: 1 HBP: 0						

TOP

Philadelphia Phillies @ Chicago Cubs

Wrigley Field, Chicago, IL

Sun Jul 28 1957, 3:33 AM CDT

Unknown

livebaseballscorecards.com

AB	34
R	3
H	9
RBI	3
BB	3
SO	4
LOB	15

WP: 0 PB: 0 SB: 0 CS: 0 PA: 38

PITCHER		IP	WLS	BF	H	R	ER	SO	BB	IBB	HBP	BLK	WP	HR	S	P	ERA	WHIP
Tom Poholsky, R ERA: 5.22	(1, 1)	7.1	L	31	8	2	2	2	1	0	0	0	0	0	34	38	2.46	1.227
Dick Littlefield, L ERA: 4.4	(8, 1)	0.1		1	0	0	0	0	0	0	0	0	0	0	1	1	0.00	0.000
Turk Lown, R ERA: 3.14	(8, 1)	1.1		6	1	1	1	2	2	0	0	0	0	0	8	16	6.75	2.250

PITCHER	IP	WLS	BF	H	R	ER	SO	BB	IBB	HBP	BLK	WP	HR	S	P	ERA	WHIP

BOTTOM

Philadelphia Phillies @ Chicago Cubs

Wrigley Field, Chicago, IL

Sun Jul 28 1957, 3:33 AM CDT

Unknown

Batter	1	2	3	4	5	6	7	8	9	AB	R	H	RBI	BB	SO	LOB
Bobby Adams, R (1, 5) OBP: 0.258, SLG: 0.400	4-3 2B		FC6-4 1-2f		3B			FC3-6 1B	P4	5	0	3	0	0	0	3
Bob Speake, L (1, 3) OBP: 0.337, SLG: 0.454	4-3 2-3		G3		K			FC3-6 1B 1-2f	K	5	0	0	0	0	2	6
14 Ernie Banks, R (1, 6) OBP: 0.333, SLG: 0.529	BB G4-3			1B 1B FC6-4 1B	L9			K		3	1	1	0	1	1	2
Jim Bolger, R (1, 9) OBP: 0.295, SLG: 0.381	G4-3 1-2f			F3		L7		1-3 1B		4	0	1	0	0	0	3
Lee Walls, R (1, 7) OBP: 0.288, SLG: 0.356		K		1B 1-2 1B		L7		F3		4	0	1	0	0	1	2
Chuck Tanner, L (1, 8) OBP: 0.316, SLG: 0.434		F8		FC6-4 1-2 2-3 1B		6-3			P6	4	0	1	0	0	0	0
Jerry Kindall, R (1, 4) OBP: 0.218, SLG: 0.345		6-3		FC6-4 1-2f 3-H			F8		BB 1B	4	1	1	1	0	0	2
Charles Silvera, R (1, 2) OBP: 0.259, SLG: 0.240			E4 FC6-4	4-3			4-3		BBBB E 1B 1-2 BB	3	0	0	0	0	0	2
Bob Will, L (9, PH) OBP: 0.250, SLG: 0.300										0	0	0	0	1	0	0
Tom Poholsky, R (1, 1) OBP: 0.190, SLG: 0.105			FC6-4 1-2f FC6-4		5-3		4-3		E8 1-3 2-H 1B	3	0	0	0	0	0	1
Dick Littlefield, L (8, 1) OBP: 0.333, SLG: 0.250										0	0	0	0	0	0	0
Turk Lown, R (8, 1) OBP: 0.200, SLG: 0.200										0	0	0	0	0	0	0
Dale Long, L (9, PH) OBP: 0.364, SLG: 0.466										1	0	1	1	0	0	0
Bobby Morgan, R (9, PR) OBP: 0.309, SLG: 0.320										0	0	0	0	0	0	0
Inning Stats	R: 0 H: 1 E: 0 LOB: 1 K: 0 BB: 1 S: 3 P: 7	R: 0 H: 0 E: 0 LOB: 0 K: 1 BB: 0 S: 5 P: 5	R: 0 H: 0 E: 1 LOB: 1 K: 0 BB: 0 S: 4 P: 4	R: 1 H: 3 E: 0 LOB: 2 K: 0 BB: 0 S: 6 P: 6	R: 0 H: 1 E: 0 LOB: 1 K: 1 BB: 0 S: 6 P: 6	R: 0 H: 0 E: 0 LOB: 0 K: 0 BB: 0 S: 3 P: 3	R: 0 H: 0 E: 0 LOB: 0 K: 0 BB: 0 S: 3 P: 3	R: 0 H: 2 E: 0 LOB: 2 K: 1 BB: 0 S: 7 P: 7	R: 1 H: 2 E: 1 LOB: 2 K: 1 BB: 1 S: 7 P: 11	1B: 7 SF: 0 2B: 1 SAC: 0 3B: 1 DP: 1 HR: 0 HBP: 0						

livebaseballscorecards.com

AB	36
R	2
H	9
RBI	2
BB	2
SO	4
LOB	21

WP: 0 PA: 38
PB: 0
SB: 0
CS: 0

PITCHER		IP	WLS	BF	H	R	ER	SO	BB	IBB	HBP	BLK	WP	HR	S	P	ERA	WHIP
Curt Simmons, L ERA: 3.28	(1, 1)	7.0	W	27	5	1	1	2	1	0	0	0	0	0	30	34	1.29	0.857
Turk Farrell, R ERA: 2.7	(8, 1)	2.0	S	11	4	1	1	2	1	0	0	0	0	0	14	18	4.50	2.500

PITCHER	IP	WLS	BF	H	R	ER	SO	BB	IBB	HBP	BLK	WP	HR	S	P	ERA	WHIP

Batter	1	2	3	4	5	6	7	8	9	AB	R	H	RBI	BB	SO	LOB
Richie Ashburn, L (1, 8) OBP: 0.381, SLG: 0.351	4-3		2B		F7		2B HR IBB		E7 S SH1-4 3B	4	2	1	0	1	0	0
Granny Hamner, R (1, 4) OBP: 0.264, SLG: 0.329	F7		P3			P4	HR 2B 1-3 2-H 3-H		SH1-4 1-2	4	1	1	2	0	0	1
Ed Bouchee, L (1, 3) OBP: 0.399, SLG: 0.510	1B		K			BB	2-H 3-H HR		FC5-4 BB 2-3	3	1	2	3	2	1	1
Harry Anderson, L (1, 7) OBP: 0.344, SLG: 0.438	P5			FC4-6 1B		F8	K		FC5-4 S 3B 1-2f	5	1	1	0	0	1	4
Rip Repulski, R (1, 9) OBP: 0.294, SLG: 0.448 Bob Bowman, R (9, 9) OBP: 0.330, SLG: 0.358		S 5-4-3 BB	K			P6		K	3B 1-H 3-H	4 0	0 0	1 0	2 0	1 0	2 0	2 0
Willie Jones, R (1, 5) OBP: 0.319, SLG: 0.345		5-4-3 1-2		FC4-6 1-2f			SH 2B 1B	F7	F7	5	1	1	0	0	0	3
Joe Lonnett, R (1, 2) OBP: 0.281, SLG: 0.340		K 2-3		F7			SH 2B 1-3	1B BB		2	1	0	0	1	1	2
Chico Fernandez, R (1, 6) OBP: 0.300, SLG: 0.339		K			P4		K	1-3 1B		4	0	1	0	0	2	3
Jack Sanford, R (1, 1) OBP: 0.158, SLG: 0.228			P4		K		K	P4		4	0	0	0	0	2	4
Inning Stats	R: 0 E: 0 K: 0 S: 4 H: 1 LOB: 1 BB: 0 P: 4	R: 0 E: 0 K: 2 S: 7 H: 0 LOB: 1 BB: 1 P: 11	R: 0 E: 0 K: 1 S: 6 H: 1 LOB: 1 BB: 0 P: 6	R: 0 E: 0 K: 1 S: 6 H: 1 LOB: 1 BB: 0 P: 6	R: 0 E: 0 K: 1 S: 5 H: 0 LOB: 0 BB: 0 P: 5	R: 0 E: 0 K: 0 S: 3 H: 0 LOB: 1 BB: 1 P: 7	R: 5 E: 1 K: 3 S: 13 H: 3 LOB: 0 BB: 1 P: 17	R: 0 E: 0 K: 1 S: 6 H: 1 LOB: 2 BB: 1 P: 10	R: 2 E: 1 K: 0 S: 5 H: 1 LOB: 1 BB: 1 P: 9	1B: 4 2B: 2 3B: 1 HR: 1 SF: 0 SAC: 2 DP: 0 HBP: 0						

TOP

Philadelphia Phillies @ Chicago Cubs

Wrigley Field, Chicago, IL

Sun Jul 28 1957, 3:38 AM CDT

Att. 20,512 - Unknown

livebaseballscorecards.com

AB	35
R	7
H	8
RBI	7
BB	5
SO	9
LOB	20

WP: 0 PB: 0 SB: 3 CS: 0 PA: 42

PITCHER		IP	WLS	BF	H	R	ER	SO	BB	IBB	HBP	BLK	WP	HR	S	P	ERA	WHIP
Dick Drott, R ERA: 3.81	(1, 1)	6.2	L	30	6	5	0	7	2	1	0	0	0	1	41	53	0.00	1.200
Dick Littlefield, L ERA: 4.37	(7, 1)	0.1		1	0	0	0	1	0	0	0	0	0	0	3	3	0.00	0.000
Turk Lown, R ERA: 3.03	(8, 1)	2.0		11	2	2	0	1	2	0	0	0	0	0	11	19	0.00	2.000

PITCHER	IP	WLS	BF	H	R	ER	SO	BB	IBB	HBP	BLK	WP	HR	S	P	ERA	WHIP

Batter	1	2	3	4	5	6	7	8	9	AB	R	H	RBI	BB	SO	LOB
Bob Will, L (1, 8) OBP: 0.239, SLG: 0.286	5-3		L8		F5			1-3		4	0	0	0	0	0	2
Bob Speake, L (1, 3) OBP: 0.332, SLG: 0.446	L9		K		P4			F8		4	0	0	0	0	1	2
Chuck Tanner, L (1, 7) OBP: 0.311, SLG: 0.426	3-1		P6			F7		F8		4	0	0	0	0	0	0
14 Ernie Banks, R (1, 6) OBP: 0.339, SLG: 0.541		BBBB, 4-0, 1B, 1B, FC5-2, BB		SH1-3, 1B		S, 1B			HR	3	1	3	1	1	0	0
Jim Bolger, R (1, 5) OBP: 0.296, SLG: 0.380		FC5-2, 1B, 1B, 1-2		SH1-3, 1-2		F9			6-3	3	0	1	0	0	0	1
Lee Walls, R (1, 9) OBP: 0.287, SLG: 0.354		FC5-2, 1-2, 2-3, 1B		L7		6-3, 1-2			6-3	4	0	1	0	0	0	2
Jerry Kindall, R (1, 4) OBP: 0.220, SLG: 0.342		P6		F7			6-3		1B	4	0	1	0	0	0	4
Cal Neeman, R (1, 2) OBP: 0.290, SLG: 0.368		FC5-2, 1-2, 2-3, 3-Hf			SH1-4, HBP		F8		F3	1	0	0	0	0	0	3
Dave Hillman, R (5, PR)										0	0	0	0	0	0	0
Charles Silvera, R (6, 2) OBP: 0.259, SLG: 0.240										0	0	0	0	0	0	0
Bobby Adams, R (7, PH) OBP: 0.250, SLG: 0.387										1	0	0	0	0	0	0
Jim Fanning, R (8, 2) OBP: 0.195, SLG: 0.200										1	0	0	0	0	0	1
Dick Drott, R (1, 1) OBP: 0.125, SLG: 0.106		5-3			SH1-4, 1-2		F2			1	0	0	0	0	0	3
Dick Littlefield, L (7, 1) OBP: 0.333, SLG: 0.250										0	0	0	0	0	0	0
Dale Long, L (7, PH) OBP: 0.363, SLG: 0.464										1	0	0	0	0	0	0
Turk Lown, R (8, 1) OBP: 0.200, SLG: 0.200										0	0	0	0	0	0	0
Inning Stats	R: 0 E: 0 K: 0 S: 3 H: 0 LOB: 0 BB: 0 P: 3	R: 0 E: 0 K: 0 S: 5 H: 2 LOB: 3 BB: 1 P: 9	R: 0 E: 0 K: 1 S: 5 H: 0 LOB: 0 BB: 0 P: 5	R: 0 E: 0 K: 0 S: 4 H: 1 LOB: 1 BB: 0 P: 4	R: 0 E: 0 K: 0 S: 3 H: 0 LOB: 2 BB: 0 P: 4	R: 0 E: 0 K: 0 S: 4 H: 1 LOB: 1 BB: 0 P: 4	R: 0 E: 0 K: 0 S: 3 H: 0 LOB: 0 BB: 0 P: 3	R: 0 E: 0 K: 0 S: 3 H: 0 LOB: 0 BB: 0 P: 3	R: 1 E: 0 K: 0 S: 5 H: 2 LOB: 1 BB: 0 P: 5	1B: 5 2B: 0 3B: 0 HR: 1 SF: 0 SAC: 2 DP: 0 HBP: 1						

PITCHER	IP	WLS	BF	H	R	ER	SO	BB	IBB	HBP	BLK	WP	HR	S	P	ERA	WHIP
Jack Sanford, R (1, 1) ERA: 2.99	9.0	W	35	6	1	1	1	1	0	1	0	0	1	35	40	1.00	0.778

PITCHER	IP	WLS	BF	H	R	ER	SO	BB	IBB	HBP	BLK	WP	HR	S	P	ERA	WHIP

BOTTOM

Philadelphia Phillies @ Chicago Cubs

Wrigley Field, Chicago, IL

Sun Jul 28 1957, 3:38 AM CDT

Att. 20,512 - Unknown

livebaseballscorecards.com

AB	31
R	1
H	6
RBI	1
BB	1
SO	1
LOB	18

WP: 0 PB: 0 SB: 1 CS: 0 PA: 35

Batter	1	2	3	4	5	6	7	8	9	AB	R	H	RBI	BB	SO	LOB
Richie Ashburn, L (1, 8) OBP: 0.380, SLG: 0.348	6-3	BBBB 1-2 BB			4-3		F7		F9	4	0	0	0	1	0	1
Granny Hamner, R (1, 4) OBP: 0.266, SLG: 0.328	1B SF9 1B	4-3			6-3	BBBB 1B 1B BB			4-3	4	2	1	0	1	0	2
Ed Bouchee, L (1, 3) OBP: 0.402, SLG: 0.511	1-3 1B		3-1			BBBB 1B 1B BB	1-3 2-H 1B			3	1	2	1	1	0	0
Harry Anderson, L (1, 7) OBP: 0.350, SLG: 0.445	SF9 3-H		CS 1B			1B 1-3 SF8 1B	G5-4-3 1-2 3-H 1B			3	1	3	2	0	0	0
Rip Repulski, R (1, 9) OBP: 0.294, SLG: 0.446	5-3		F7 1-2			1-3 3-H 1B	G5-4-3 1-2f			4	0	1	1	0	0	4
Willie Jones, R (1, 5) OBP: 0.315, SLG: 0.342		P5		F9		SF8 3-H		L9		3	0	0	1	0	0	0
Joe Lonnett, R (1, 2) OBP: 0.280, SLG: 0.365		HR		4-3		SSS K		6-3		4	1	1	1	0	1	1
Chico Fernandez, R (1, 6) OBP: 0.300, SLG: 0.338		S 1B		F7		4-3		5-3		4	0	1	0	0	0	1
Robin Roberts, S (1, 1) OBP: 0.246, SLG: 0.268		P4			3-1		1B 2B		F5	4	1	1	0	0	0	1
Inning Stats	R: 1 E: 0 K: 0 S: 5 H: 2 LOB: 1 BB: 0 P: 5	R: 1 E: 0 K: 0 S: 5 H: 2 LOB: 2 BB: 1 P: 9	R: 0 E: 0 K: 0 S: 3 H: 1 LOB: 0 BB: 0 P: 3	R: 0 E: 0 K: 0 S: 3 H: 0 LOB: 0 BB: 0 P: 3	R: 0 E: 0 K: 0 S: 3 H: 0 LOB: 0 BB: 0 P: 3	R: 2 E: 0 K: 1 S: 7 H: 2 LOB: 1 BB: 1 P: 11	R: 2 E: 0 K: 0 S: 5 H: 3 LOB: 1 BB: 1 P: 9	R: 0 E: 0 K: 0 S: 3 H: 0 LOB: 0 BB: 0 P: 3	R: 0 E: 0 K: 0 S: 3 H: 0 LOB: 0 BB: 0 P: 3	1B: 8 2B: 1 3B: 0 HR: 1	SF: 2 SAC: 0 DP: 1 HBP: 0						

TOP

Philadelphia Phillies @ Chicago Cubs

Wrigley Field, Chicago, IL

Mon Jul 29 1957, 3:33 AM CDT

Att. 3,637 - Unknown

livebaseballscorecards.com

AB	33
R	6
H	10
RBI	6
BB	3
SO	1
LOB	10

WP: 0 PB: 0 SB: 1 CS: 1 PA: 38

PITCHER		IP	WLS	BF	H	R	ER	SO	BB	IBB	HBP	BLK	WP	HR	S	P	ERA	WHIP
Don Elston, R ERA: 3.72	(1, 1)	6.0	L	26	7	4	4	1	2	0	0	0	0	1	26	34	6.00	1.500
Dick Littlefield, L ERA: 4.56	(7, 1)	2.0		9	3	2	2	0	1	0	0	0	0	0	8	12	9.00	2.000
Turk Lown, R ERA: 2.98	(9, 1)	1.0		3	0	0	0	0	0	0	0	0	0	0	3	3	0.00	0.000

PITCHER	IP	WLS	BF	H	R	ER	SO	BB	IBB	HBP	BLK	WP	HR	S	P	ERA	WHIP

BOTTOM

Philadelphia Phillies @ Chicago Cubs

Wrigley Field, Chicago, IL

Mon Jul 29 1957, 3:33 AM CDT

Att. 3,637 - Unknown

Batter	1	2	3	4	5	6	7	8	9	AB	R	H	RBI	BB	SO	LOB
Bobby Adams, R (1, 5) OBP: 0.250, SLG: 0.400	G3 2B		FC4-6 L3 1-2f			K		E6 1-2		4	0	1	0	0	1	2
Bob Speake, L (1, 3) OBP: 0.331, SLG: 0.442	G3 2-3		L3 1-2			1B		3-1		4	0	1	0	0	0	4
14 Ernie Banks, R (1, 6) OBP: 0.336, SLG: 0.535	K			K		5-3			K	4	0	0	0	0	3	2
Walt Moryn, L (1, 9) OBP: 0.378, SLG: 0.488	BB			K			P6		1B BB	2	0	0	0	2	1	0
Chuck Tanner, L (1, 8) OBP: 0.310, SLG: 0.423	F9			1-3			F8		FC6-4 1B 1-2	4	0	1	0	0	0	2
Lee Walls, R (1, 7) OBP: 0.283, SLG: 0.349		F2			L8		F8		FC6-4 1-2f	4	0	0	0	0	0	2
Bobby Morgan, R (1, 4) OBP: 0.305, SLG: 0.315		F8			5-3			P6	P5	4	0	0	0	0	0	2
Charles Silvera, R (1, 2) OBP: 0.241, SLG: 0.222		F8			6-3			P6		2	0	0	0	0	0	0
Jim Bolger, R (8, PH) OBP: 0.294, SLG: 0.378										1	0	0	0	0	0	0
Jim Fanning, R (9, 2) OBP: 0.195, SLG: 0.200										0	0	0	0	0	0	0
Don Elston, R (1, 1) OBP: 0.091, SLG: 0.091			FC4-6 1B			K		BB		1	0	1	0	0	0	0
Bob Will, L (6, PH) OBP: 0.236, SLG: 0.282										1	0	0	0	0	1	0
Dick Littlefield, L (7, 1) OBP: 0.333, SLG: 0.250										0	0	0	0	0	0	0
Dale Long, L (8, PH) OBP: 0.365, SLG: 0.464										0	0	0	0	1	0	0
Turk Lown, R (9, 1) OBP: 0.200, SLG: 0.200										0	0	0	0	0	0	0
Inning Stats	R: 0 E: 0 K: 1 S: 6 H: 1 LOB: 2 BB: 1 P: 10	R: 0 E: 0 K: 0 S: 3 H: 0 LOB: 0 BB: 0 P: 3	R: 0 E: 0 K: 0 S: 3 H: 1 LOB: 0 BB: 0 P: 3	R: 0 E: 0 K: 2 S: 7 H: 0 LOB: 0 BB: 0 P: 7	R: 0 E: 0 K: 0 S: 3 H: 0 LOB: 0 BB: 0 P: 3	R: 0 E: 0 K: 2 S: 8 H: 1 LOB: 1 BB: 0 P: 8	R: 0 E: 0 K: 0 S: 3 H: 0 LOB: 0 BB: 0 P: 3	R: 0 E: 1 K: 0 S: 4 H: 0 LOB: 2 BB: 1 P: 8	R: 0 E: 0 K: 1 S: 6 H: 1 LOB: 2 BB: 1 P: 10	1B: 3 2B: 2 3B: 0 HR: 0	SF: 0 SAC: 0 DP: 1 HBP: 0					

	AB	31
	R	0
	H	4
	RBI	0
	BB	3
	SO	6
	LOB	14

WP: 0 PB: 0 SB: 0 CS: 0 PA: 34

PITCHER	IP	WLS	BF	H	R	ER	SO	BB	IBB	HBP	BLK	WP	HR	S	P	ERA	WHIP
Robin Roberts, R (1, 1) ERA: 4.03	9.0	W	34	4	0	0	6	3	0	0	0	0	0	43	55	0.00	0.778

PITCHER	IP	WLS	BF	H	R	ER	SO	BB	IBB	HBP	BLK	WP	HR	S	P	ERA	WHIP

livebaseballscorecards.com

Batter	1	2	3	4	5	6	7	8	9	AB	R	H	RBI	BB	SO	LOB
Charlie Neal, R (1, 6) OBP: 0.342, SLG: 0.384	C B B F B F S 3-3 ① K		F C B H 2-2 CS HBP		S B B S B S 3-3 ② K		F B X 1-1 ③ 1-3			3	0	0	0	0	2	1
Jim Gilliam, S (1, 4) OBP: 0.319, SLG: 0.330	X 0-0 2B		B P C S B C 3-3 ② ③ K 1-2		C B F B B X 3-2 1B			B C F B F X 2-2 ① L5		4	0	2	0	0	1	1
Duke Snider, L (1, 8) OBP: 0.369, SLG: 0.569 Gino Cimoli, R (9, 8) OBP: 0.345, SLG: 0.422	B C B F C 2-3 ② K			B X 1-0 SH 1B SF7 1B	B X 1-0 ③ L7			L B B B S F S 3-3 ② K		4 0	1 0	1 0	0 0	0 0	2 0	2 0
Gil Hodges, R (1, 3) OBP: 0.377, SLG: 0.500	B B B C B 4-1 BB			F B L B B F X 3-2 F8 SH 1-2 1B		B C B C S 2-3 ① K		X 0-0 ③ F4		3	0	1	0	1	1	0
Sandy Amoros, L (1, 7) OBP: 0.440, SLG: 0.441	C C X 0-2 ③ 4-3			B B F X 2-1 SH 1-2 2-3		B X 1-0 ② 4-3			B S S X 1-2 ① 3-1	3	0	0	0	0	0	2
Carl Furillo, R (1, 9) OBP: 0.329, SLG: 0.437		C F B C 1-3 ① K		F B F X 1-2 ① SF7 3-H		X 0-0 ③ F5			B X 1-0 ② F8	3	0	0	1	0	1	0
Roy Campanella, R (1, 2) OBP: 0.297, SLG: 0.407		B C B B C B 4-2 L3-6 WP BB		X 0-0 ② F8 2-3			B B X 2-0 ① 6-3		X 0-0 ③ F2	3	0	0	0	1	0	2
Pee Wee Reese, R (1, 5) OBP: 0.305, SLG: 0.265		B B B C X 3-1 ② ③ L3-6 1-3		B M B F F C 2-3 ③ K			B C X 1-1 1B			3	0	1	0	0	1	3
Sal Maglie, R (1, 1) OBP: 0.043, SLG: 0.043 Clem Labine, R (8, 1) OBP: 0.118, SLG: 0.118			S B B C S 2-3 ① K		S S B F C 1-3 ① K		L L L 0-3 ② K			3 0	0 0	0 0	0 0	0 0	3 0	1 0
Inning Stats	R: 0 E: 0 K: 2 S: 12 H: 1 LOB: 2 BB: 1 P: 21	R: 0 E: 0 K: 1 S: 7 H: 0 LOB: 0 BB: 1 P: 15	R: 0 E: 0 K: 2 S: 9 H: 0 LOB: 0 BB: 0 P: 15	R: 1 E: 1 K: 1 S: 15 H: 2 LOB: 2 BB: 0 P: 24	R: 0 E: 0 K: 2 S: 11 H: 1 LOB: 1 BB: 0 P: 19	R: 0 E: 0 K: 1 S: 5 H: 0 LOB: 0 BB: 0 P: 8	R: 0 E: 0 K: 1 S: 8 H: 1 LOB: 1 BB: 0 P: 12	R: 0 E: 0 K: 1 S: 9 H: 0 LOB: 0 BB: 0 P: 14	R: 0 E: 0 K: 0 S: 5 H: 0 LOB: 0 BB: 0 P: 7	1B: 4 2B: 2 3B: 0 HR: 0 SF: 1 SAC: 1 DP: 1 HBP: 1						

PITCHER		IP	WLS	BF	H	R	ER	SO	BB	IBB	HBP	BLK	WP	HR	S	P	ERA	WHIP
Moe Drabowsky, R ERA: 4.53	(1, 1)	8.0	L	31	5	1	1	11	2	0	1	0	1	0	76	128	1.12	0.875
Dick Drott, R ERA: 3.78	(9, 1)	1.0		3	0	0	0	0	0	0	0	0	0	0	5	7	0.00	0.000

PITCHER	IP	WLS	BF	H	R	ER	SO	BB	IBB	HBP	BLK	WP	HR	S	P	ERA	WHIP

Brooklyn Dodgers @ Chicago Cubs

Wrigley Field, Chicago, IL

Tue Jul 30 1957, 3:33 AM CDT

Unknown

TOP

livebaseballscorecards.com

AB	29
R	1
H	5
RBI	1
BB	2
SO	11
LOB	12

Batter	1	2	3	4	5	6	7	8	9	AB	R	H	RBI	BB	SO	LOB
Jerry Kindall, R (1, 4) OBP: 0.220, SLG: 0.339	5-3		F2			SH1-4 2B 1B		K		4	0	1	0	0	1	2
Lee Walls, R (1, 7) OBP: 0.284, SLG: 0.349	CS 1B			F8		SH1-4 1-2		6-3		3	0	1	0	0	0	1
Dick Drott, R (9, 1) OBP: 0.125, SLG: 0.106										0	0	0	0	0	0	0
Bob Speake, L (1, 3) OBP: 0.329, SLG: 0.443	K			3-1		2-1 ② 2-H 2B			K	4	0	1	0	0	2	1
Walt Moryn, L (1, 9) OBP: 0.374, SLG: 0.482	CS 1-2	F8		K		F6			E6 G6-4-3	4	0	0	0	0	1	1
Chuck Tanner, L (1, 8) OBP: 0.305, SLG: 0.416 (9, 7)		F6			E6 14 1B 1B		6-3		G6-4-3 1-2f	4	0	0	0	0	0	1
14 Ernie Banks, R (1, 5) OBP: 0.336, SLG: 0.533 (6, 6)		K			1-2 1B 1-2		L7			3	0	1	0	0	1	0
Cal Neeman, R (1, 2) OBP: 0.287, SLG: 0.365			F9		B5		F5			3	0	0	0	0	0	2
Jack Littrell, R (1, 6) OBP: 0.221, SLG: 0.248			F7		L9					1	0	0	0	0	0	0
Dale Long, L (5, PH) OBP: 0.364, SLG: 0.462										1	0	0	0	0	0	2
Bobby Morgan, R (6, 5) OBP: 0.307, SLG: 0.315								SH1-4 BB		0	0	0	0	1	0	0
Moe Drabowsky, R (1, 1) OBP: 0.304, SLG: 0.262										2	0	2	0	0	0	0
Bob Will, L (8, PH) OBP: 0.236, SLG: 0.282 (9, 8)				1B	1-2 2-H 1B			SH1-4 1-2		0	0	0	0	0	0	0
Inning Stats	R: 0 E: 0 K: 1 S: 10 H: 1 LOB: 0 BB: 0 P: 17	R: 0 E: 0 K: 1 S: 8 H: 0 LOB: 0 BB: 0 P: 12	R: 0 E: 0 K: 0 S: 10 H: 1 LOB: 1 BB: 0 P: 16	R: 0 E: 0 K: 1 S: 6 H: 0 LOB: 0 BB: 0 P: 8	R: 0 E: 1 K: 0 S: 11 H: 2 LOB: 2 BB: 0 P: 16	R: 0 E: 0 K: 0 S: 7 H: 2 LOB: 1 BB: 0 P: 11	R: 0 E: 0 K: 0 S: 7 H: 0 LOB: 0 BB: 0 P: 11	R: 0 E: 0 K: 1 S: 10 H: 0 LOB: 1 BB: 1 P: 21	R: 0 E: 1 K: 1 S: 6 H: 0 LOB: 0 BB: 0 P: 10	1B: 5 2B: 1 3B: 0 HR: 0	SF: 0 SAC: 2 DP: 1 HBP: 0					

PITCHER		IP	WLS	BF	H	R	ER	SO	BB	IBB	HBP	BLK	WP	HR	S	P	ERA	WHIP
Sal Maglie, R ERA: 2.23	(1, 1)	7.1	W	27	6	0	0	3	1	0	0	0	0	0	63	102	0.00	0.955
Clem Labine, R ERA: 2.88	(8, 1)	1.2	S	5	0	0	0	2	0	0	0	0	0	0	12	20	0.00	0.000

PITCHER	IP	WLS	BF	H	R	ER	SO	BB	IBB	HBP	BLK	WP	HR	S	P	ERA	WHIP

BOTTOM

Brooklyn Dodgers @ Chicago Cubs

Wrigley Field, Chicago, IL

Tue Jul 30 1957, 3:33 AM CDT

Unknown

livebaseballscorecards.com

AB	29
R	0
H	6
RBI	0
BB	1
SO	5
LOB	10

WP: 0 PA: 33
PB: 0
SB: 0
CS: 1

Brooklyn Dodgers @ Chicago Cubs

Wrigley Field, Chicago, IL

Tue Jul 30 1957, 3:38 AM CDT

Att. 15,576 - Unknown

livebaseballscorecards.com

Batter	1	2	3	4	5	6	7	8	9	AB	R	H	RBI	BB	SO	LOB
Jim Gilliam, S (1, 4) OBP: 0.318, SLG: 0.327	6-3		F8		BB		F8		6-3	4	0	0	0	1	0	2
Pee Wee Reese, R (1, 5) OBP: 0.304, SLG: 0.265	1B		E6		F5			6-3		4	0	1	0	0	0	1
Duke Snider, L (1, 8) OBP: 0.370, SLG: 0.568	1B		6-3		4-3			G6-4-3		4	0	2	0	0	0	2
Gil Hodges, R (1, 3) OBP: 0.376, SLG: 0.497	F6			4-3		FC5-4		G6-4-3		4	0	1	0	0	0	3
Sandy Amoros, L (1, 7) OBP: 0.441, SLG: 0.463	F4			HR		K			HR	4	2	2	1	0	1	3
Carl Furillo, R (1, 9) OBP: 0.327, SLG: 0.432		F7		6-3		F9			SH1-4	3	0	0	0	1	0	2
Gino Cimoli, R (9, PR) OBP: 0.345, SLG: 0.422									BB	0	0	0	0	0	0	0
Charlie Neal, R (1, 6) OBP: 0.342, SLG: 0.395		5-3		HR		FC5-4			SH1-4	3	1	1	2	0	0	1
Rube Walker, L (1, 2) OBP: 0.262, SLG: 0.309		K		4-3			F3		BB	3	0	0	0	1	1	0
Bob Kennedy, R (9, PR) OBP: 0.125, SLG: 0.125										0	0	0	0	0	0	0
Don Newcombe, L (1, 1) OBP: 0.315, SLG: 0.281			6-3		4-3		4-3		F8	2	0	0	0	0	0	0
Elmer Valo, L (7, PH) OBP: 0.429, SLG: 0.493										1	0	0	0	0	0	0
Sandy Koufax, R (7, 1)										0	0	0	0	0	0	0
Randy Jackson, R (9, PH) OBP: 0.291, SLG: 0.306										1	0	0	0	0	0	2
Inning Stats	R: 0 E: 0 K: 0 S: 14 H: 2 LOB: 2 BB: 0 P: 22	R: 0 E: 0 K: 1 S: 9 H: 0 LOB: 0 BB: 0 P: 14	R: 0 E: 1 K: 0 S: 11 H: 0 LOB: 1 BB: 0 P: 20	R: 2 E: 0 K: 0 S: 9 H: 2 LOB: 0 BB: 0 P: 15	R: 0 E: 0 K: 0 S: 9 H: 0 LOB: 1 BB: 1 P: 17	R: 0 E: 0 K: 1 S: 7 H: 1 LOB: 1 BB: 0 P: 14	R: 0 E: 0 K: 0 S: 4 H: 0 LOB: 0 BB: 0 P: 4	R: 0 E: 0 K: 0 S: 6 H: 1 LOB: 0 BB: 0 P: 6	R: 1 E: 0 K: 0 S: 13 H: 1 LOB: 2 BB: 2 P: 28	1B: 5 2B: 0 3B: 0 HR: 2 SF: 0 SAC: 1 DP: 1 HBP: 0						

TOP	
AB	33
R	3
H	7
RBI	3
BB	3
SO	2
LOB	16

WP: 0 PA: 37
PB: 1
SB: 1
CS: 0

PITCHER		IP	WLS	BF	H	R	ER	SO	BB	IBB	HBP	BLK	WP	HR	S	P	ERA	WHIP
Dave Hillman, R ERA: 4.63	(1, 1)	8.0	W	32	7	3	3	2	1	0	0	0	0	2	71	114	3.38	1.000
Dick Drott, R ERA: 3.77	(9, 1)	0.1		3	0	0	0	0	2	0	0	0	0	0	7	17	0.00	6.000
Don Elston, R ERA: 3.69	(9, 1)	0.2	S	2	0	0	0	0	0	0	0	0	0	0	4	9	0.00	0.000

PITCHER		IP	WLS	BF	H	R	ER	SO	BB	IBB	HBP	BLK	WP	HR	S	P	ERA	WHIP

BOTTOM

Brooklyn Dodgers @ Chicago Cubs

Wrigley Field, Chicago, IL

Tue Jul 30 1957, 3:38 AM CDT

Att. 15,576 - Unknown

livebaseballscorecards.com

Batter	1	2	3	4	5	6	7	8	9	AB	R	H	RBI	BB	SO	LOB
Jerry Kindall, R (1, 4) OBP: 0.221, SLG: 0.336	F2		SH3-4, 1B		G3		L4-3			4	1	1	0	0	0	1
Lee Walls, R (1, 7) OBP: 0.284, SLG: 0.359	F4		SH3-4		HR			K		3	1	1	1	0	1	0
Bob Speake, L (1, 3) OBP: 0.332, SLG: 0.457	CS, 1B		F4		F9			HR		4	1	2	1	0	0	1
Walt Moryn, L (1, 9) OBP: 0.373, SLG: 0.480	CS	6-3	1B		G3			F7		4	0	1	1	0	0	0
Bob Will, L (9, 8) OBP: 0.236, SLG: 0.282										0	0	0	0	0	0	0
Chuck Tanner, L (1, 8) OBP: 0.309, SLG: 0.419		1B, 2B	1B			F7		6-3		3	1	2	0	0	0	0
Jim Bolger, R (8, PH) OBP: 0.293, SLG: 0.376										1	0	0	0	0	0	0
(9, 9)																
14 Ernie Banks, R (1, 5) OBP: 0.333, SLG: 0.529		F3	F7			6-3				3	0	0	0	0	0	3
Jim Fanning, R (1, 2) OBP: 0.205, SLG: 0.209	2B, 1B			L7		F8				3	0	1	0	0	0	0
Jack Littrell, R (1, 6) OBP: 0.223, SLG: 0.257		2B	F8				K			3	0	1	1	0	1	0
Dave Hillman, R (1, 1)							BB, L4-3			2	0	0	0	1	1	2
Dick Drott, R (9, 1) OBP: 0.125, SLG: 0.106		F8	K							0	0	0	0	0	0	0
Don Elston, R (9, 1) OBP: 0.091, SLG: 0.091										0	0	0	0	0	0	0
Inning Stats	R: 0 E: 0 K: 0 S: 9 H: 1 LOB: 0 BB: 0 P: 16	R: 1 E: 0 K: 0 S: 12 H: 3 LOB: 2 BB: 0 P: 16	R: 1 E: 0 K: 0 S: 13 H: 3 LOB: 2 BB: 0 P: 18	R: 0 E: 0 K: 1 S: 8 H: 0 LOB: 0 BB: 0 P: 11	R: 1 E: 0 K: 0 S: 11 H: 1 LOB: 0 BB: 0 P: 14	R: 0 E: 0 K: 0 S: 6 H: 0 LOB: 0 BB: 0 P: 7	R: 0 E: 0 K: 1 S: 8 H: 0 LOB: 0 BB: 1 P: 15	R: 1 E: 0 K: 1 S: 10 H: 1 LOB: 0 BB: 0 P: 14		1B: 6 2B: 2 3B: 0 HR: 2 SF: 0 SAC: 1 DP: 1 HBP: 0						

	AB	30
	R	4
	H	9
	RBI	4
	BB	1
	SO	3
	LOB	7

WP: 0 PA: 33
PB: 0
SB: 0
CS: 1

PITCHER		IP	WLS	BF	H	R	ER	SO	BB	IBB	HBP	BLK	WP	HR	S	P	ERA	WHIP
Don Newcombe, R ERA: 3.19	(1, 1)	6.0	L	25	8	3	3	1	0	0	0	0	0	1	59	82	4.50	1.333
Sandy Koufax, L ERA: 3.33	(7, 1)	2.0		7	1	1	1	2	1	0	0	0	0	1	18	29	4.50	1.000

PITCHER	IP	WLS	BF	H	R	ER	SO	BB	IBB	HBP	BLK	WP	HR	S	P	ERA	WHIP

Batter	1	2	3	4	5	6	7	8	9	AB	R	H	RBI	BB	SO	LOB
Jim Gilliam, S (1, 4) OBP: 0.316, SLG: 0.325	F5		FC4-6 S 1-2f		F7		G3 1-2		E6 1-3 1B	5	0	1	1	0	0	3
Pee Wee Reese, R (1, 5) OBP: 0.297, SLG: 0.258	F8		K 1-2		F4			5-3	F4 3-H	5	0	0	0	0	1	5
Duke Snider, L (1, 8) OBP: 0.374, SLG: 0.586	BB		K			HR		HR		3	2	2	2	1	1	1
Gil Hodges, R (1, 3) OBP: 0.372, SLG: 0.492	F9			4-3		6-3		K		4	0	0	0	0	1	1
Sandy Amoros, L (1, 7) OBP: 0.437, SLG: 0.458		6-3		F8		4-3 1B		3-1		4	0	1	0	0	0	0
Carl Furillo, R (1, 9) OBP: 0.326, SLG: 0.429		4-3		1B		4-3 1-2			K	4	0	1	0	0	1	1
Charlie Neal, R (1, 6) OBP: 0.341, SLG: 0.393		1B		K		F8			K	4	0	1	0	0	2	2
Roy Campanella, R (1, 2) OBP: 0.300, SLG: 0.406		L8		SH3 BB			L9		1B 1B	3	1	1	0	1	0	1
Don Drysdale, R (1, 1) OBP: 0.182, SLG: 0.268			FC4-6 BB		SH3 1-2		CS 1B		E 1-3 1B	0	0	0	0	1	0	0
Gino Cimoli, R (7, PH) OBP: 0.346, SLG: 0.424										1	0	1	0	0	0	0
Ed Roebuck, R (7, 1) OBP: 0.222, SLG: 0.125										0	0	0	0	0	0	0
Elmer Valo, L (9, PH) OBP: 0.435, SLG: 0.500										1	0	1	0	0	0	0
Johnny Podres, L (9, PR) OBP: 0.143, SLG: 0.100										0	0	0	0	0	0	0
Clem Labine, R (9, 1) OBP: 0.118, SLG: 0.118										0	0	0	0	0	0	0
Inning Stats	R: 0 E: 0 K: 0 S: 12 H: 0 LOB: 1 BB: 1 P: 21	R: 0 E: 0 K: 0 S: 8 H: 1 LOB: 1 BB: 0 P: 9	R: 0 E: 0 K: 2 S: 14 H: 0 LOB: 1 BB: 1 P: 24	R: 0 E: 0 K: 1 S: 11 H: 1 LOB: 1 BB: 0 P: 17	R: 0 E: 0 K: 0 S: 9 H: 0 LOB: 1 BB: 1 P: 15	R: 1 E: 0 K: 0 S: 12 H: 2 LOB: 1 BB: 0 P: 20	R: 0 E: 0 K: 0 S: 7 H: 1 LOB: 0 BB: 0 P: 11	R: 1 E: 0 K: 1 S: 9 H: 1 LOB: 0 BB: 0 P: 16	R: 1 E: 1 K: 2 S: 15 H: 3 LOB: 3 BB: 0 P: 21	1B: 7 2B: 0 3B: 0 HR: 2 SF: 0 SAC: 1 DP: 0 HBP: 0						

PITCHER		IP	WLS	BF	H	R	ER	SO	BB	IBB	HBP	BLK	WP	HR	S	P	ERA	WHIP
Bob Rush, R ERA: 4.62	(1, 1)	8.2	L	37	9	3	3	6	3	0	0	0	0	2	95	151	3.12	1.385
Turk Lown, R ERA: 2.97	(9, 1)	0.1		1	0	0	0	0	0	0	0	0	0	0	2	3	0.00	0.000

PITCHER	IP	WLS	BF	H	R	ER	SO	BB	IBB	HBP	BLK	WP	HR	S	P	ERA	WHIP

Brooklyn Dodgers @ Chicago Cubs

Wrigley Field, Chicago, IL

Wed Jul 31 1957, 3:33 AM CDT

Unknown

TOP

livebaseballscorecards.com

AB	34
R	3
H	9
RBI	3
BB	3
SO	6
LOB	14

1B: 7	SF: 0
2B: 0	SAC: 1
3B: 0	DP: 0
HR: 2	HBP: 0

WP: 0	PA: 38
PB: 0	
SB: 1	
CS: 1	

Brooklyn Dodgers @ Chicago Cubs

Wrigley Field, Chicago, IL

Wed Jul 31 1957, 3:33 AM CDT

Unknown

BOTTOM

livebaseballscorecards.com

Batter	1	2	3	4	5	6	7	8	9	AB	R	H	RBI	BB	SO	LOB
Jerry Kindall, R (1, 4) OBP: 0.215, SLG: 0.326	K		5-3		K			B3		4	0	0	0	0	2	0
Lee Walls, R (1, 7) OBP: 0.284, SLG: 0.358	1-3		6-3			L6-3 1B		F7		4	0	1	0	0	0	0
Bob Speake, L (1, 3) OBP: 0.327, SLG: 0.450	3-1			3-1		B1		K		4	0	0	0	0	1	1
Walt Moryn, L (1, 9) OBP: 0.372, SLG: 0.480		F7		1B 2B		L6-3 1-2			4-3	4	1	1	0	0	0	1
Chuck Tanner, L (1, 8) OBP: 0.316, SLG: 0.424 Bobby Adams, R (9, PR) OBP: 0.250, SLG: 0.400		F8		L6-4 2-H 1B			14 CS 1B		1B	4 0	0 0	3 0	1 0	0 0	0 0	0 0
14 Ernie Banks, R (1, 5) OBP: 0.335, SLG: 0.530	2B 2B			IBB			F6 1-2		F6	3	1	1	0	1	0	2
Cal Neeman, R (1, 2) OBP: 0.291, SLG: 0.371 Dale Long, L (9, PH) OBP: 0.362, SLG: 0.460	2-H 2B			L6-4 2-3			1B		4-3	3 1	0 0	2 0	1 0	0 0	0 0	2 1
Jack Littrell, R (1, 6) OBP: 0.225, SLG: 0.259	K				K		1-2 1B			3	0	1	0	0	2	1
Bob Rush, R (1, 1) OBP: 0.190, SLG: 0.175 Turk Lown, R (9, 1) OBP: 0.200, SLG: 0.200			6-3		K		1-3			3 0	0 0	0 0	0 0	0 0	1 0	2 0
Inning Stats	R: 0 E: 0 K: 1 S: 6 H: 0 LOB: 0 BB: 0 P: 8	R: 1 E: 0 K: 1 S: 19 H: 2 LOB: 1 BB: 0 P: 24	R: 0 E: 0 K: 0 S: 4 H: 0 LOB: 0 BB: 0 P: 9	R: 1 E: 0 K: 0 S: 6 H: 2 LOB: 1 BB: 1 P: 16	R: 0 E: 0 K: 3 S: 10 H: 0 LOB: 0 BB: 0 P: 14	R: 0 E: 0 K: 0 S: 4 H: 1 LOB: 0 BB: 0 P: 5	R: 0 E: 0 K: 0 S: 10 H: 3 LOB: 2 BB: 0 P: 14	R: 0 E: 0 K: 1 S: 7 H: 0 LOB: 0 BB: 0 P: 10	R: 0 E: 0 K: 0 S: 9 H: 1 LOB: 1 BB: 0 P: 14	1B: 6 2B: 5 3B: 0 HR: 0 SF: 0 SAC: 0 DP: 2 HBP: 0						

	AB	33
	R	2
	H	9
	RBI	2
	BB	1
	SO	6
	LOB	10

WP: 0 PB: 0 SB: 0 CS: 1 PA: 34

PITCHER		IP	WLS	BF	H	R	ER	SO	BB	IBB	HBP	BLK	WP	HR	S	P	ERA	WHIP
Don Drysdale, R ERA: 3.01	(1, 1)	6.0		22	5	2	2	5	0	1	0	0	0	0	49	76	3.00	0.833
Ed Roebuck, R ERA: 4.15	(7, 1)	2.0	W	8	3	0	0	1	0	0	0	0	0	0	17	24	0.00	1.500
Clem Labine, R ERA: 2.84	(9, 1)	1.0	S	4	1	0	0	0	0	0	0	0	0	0	9	14	0.00	1.000

PITCHER	IP	WLS	BF	H	R	ER	SO	BB	IBB	HBP	BLK	WP	HR	S	P	ERA	WHIP

Brooklyn Dodgers @ Chicago Cubs

Wrigley Field, Chicago, IL

Wed Jul 31 1957, 3:38 AM CDT

Att. 17,163 - Unknown

livebaseballscorecards.com

Batter	1	2	3	4	5	6	7	8	9	AB	R	H	RBI	BB	SO	LOB
Jim Gilliam, S (1, 4) OBP: 0.313, SLG: 0.321	1-3		5-3		G3			FC1-6	K	5	0	0	0	0	1	4
Carl Furillo, R (1, 9) OBP: 0.325, SLG: 0.426	6-3		L8			L5				4	0	1	0	0	0	0
Duke Snider, L (1, 8) OBP: 0.375, SLG: 0.583	FC5-4 BB			F6		G6-3 BB		K		2	0	0	0	2	1	2
Gil Hodges, R (1, 3) OBP: 0.368, SLG: 0.486	FC5-4			5-3		G6-3		F8		4	0	0	0	0	0	4
Sandy Amoros, L (1, 7) OBP: 0.433, SLG: 0.459		6-3		2B			K		F5	4	0	1	0	0	1	0
Roy Campanella, R (1, 2) OBP: 0.299, SLG: 0.401 Pee Wee Reese, R (9, PR) OBP: 0.297, SLG: 0.258 (9, 5)		3-1		F3			5-3		1B E BB	3 0	0 1	0 0	0 0	1 0	0 0	1 0
Charlie Neal, R (1, 6) OBP: 0.350, SLG: 0.401		FC6-4 1B			S 1B		1B		E 1B 1B	4	1	4	0	0	0	0
Don Zimmer, R (1, 5) OBP: 0.255, SLG: 0.319 Randy Jackson, R (9, PH) OBP: 0.300, SLG: 0.306 Johnny Podres, L (9, PR) OBP: 0.143, SLG: 0.100 Clem Labine, R (9, 1) OBP: 0.118, SLG: 0.118		FC6-4			F4		5-3		CS 1B BB	3 0 0 0	0 0 0 0	0 0 0 0	0 0 0 0	0 1 0 0	0 0 0 0	3 0 0 0
Roger Craig, R (1, 1) OBP: 0.111, SLG: 0.111 Elmer Valo, L (8, PH) OBP: 0.441, SLG: 0.500 Bob Kennedy, R (8, PR) OBP: 0.125, SLG: 0.125 Ed Roebuck, R (8, 1) OBP: 0.222, SLG: 0.125 Rube Walker, L (9, PH) OBP: 0.268, SLG: 0.315 (9, 2)			K		K			FC1-6 BB		2 0 0 0 1	0 0 0 0 0	0 0 0 0 1	0 0 0 0 0	0 1 0 0 0	2 0 0 0 0	1 0 0 0 0
Inning Stats	R: 0 H: 0 E: 0 LOB: 1 K: 0 BB: 1 S: 8 P: 13	R: 0 H: 1 E: 0 LOB: 1 K: 0 BB: 0 S: 6 P: 10	R: 0 H: 0 E: 0 LOB: 0 K: 1 BB: 0 S: 7 P: 10	R: 0 H: 1 E: 0 LOB: 1 K: 0 BB: 0 S: 6 P: 8	R: 0 H: 1 E: 0 LOB: 1 K: 1 BB: 0 S: 10 P: 17	R: 0 H: 0 E: 0 LOB: 0 K: 0 BB: 1 S: 4 P: 9	R: 0 H: 1 E: 0 LOB: 1 K: 1 BB: 0 S: 10 P: 16	R: 0 H: 1 E: 0 LOB: 2 K: 1 BB: 1 S: 14 P: 26	R: 2 H: 2 E: 1 LOB: 2 K: 1 BB: 2 S: 10 P: 22	1B: 6 SF: 0 2B: 2 SAC: 0 3B: 0 DP: 2 HR: 0 HBP: 0						

PITCHER		IP	WLS	BF	H	R	ER	SO	BB	IBB	HBP	BLK	WP	HR	S	P	ERA	WHIP
Jim Brosnan, R ERA: 3.5	(1, 1)	7.0		27	4	0	0	3	3	0	0	0	0	0	53	89	0.00	1.000
Turk Lown, R ERA: 2.95	(8, 1)	0.1		2	1	0	0	0	0	0	0	0	0	0	4	8	0.00	3.000
Dick Littlefield, L ERA: 4.53	(8, 1)	0.1		1	0	0	0	1	0	0	0	0	0	0	4	5	0.00	0.000
Don Elston, R ERA: 3.76	(8, 1)	0.2	L	6	2	2	1	0	2	0	0	0	0	0	11	23	13.50	6.000
Bob Anderson, R ERA:	(9, 1)	0.2		1	0	0	0	1	0	0	0	0	0	0	3	6	0.00	0.000

PITCHER	IP	WLS	BF	H	R	ER	SO	BB	IBB	HBP	BLK	WP	HR	S	P	ERA	WHIP

TOP	
AB	32
R	2
H	7
RBI	1
BB	5
SO	5
LOB	15

WP: 0 PA: 37
PB: 0
SB: 1
CS: 1

Batter	1	2	3	4	5	6	7	8	9	AB	R	H	RBI	BB	SO	LOB
Jerry Kindall, R (1, 4) OBP: 0.210, SLG: 0.319	C B F S 1-3 K ①		B B X 2-0 F7 ③			L B X 1-1 F2 ①			X 0-0 4-3 ②	3	0	0	0	0	1	2
Dale Long, L (9, PH) OBP: 0.361, SLG: 0.458										1	0	0	0	0	0	0
Lee Walls, R (1, 7) OBP: 0.280, SLG: 0.353	C C C F X 1-2 F8 ②			F B X 1-1 L8 ①		S B F F X 1-2 F8 ②			C X 0-1 L8 ③	4	0	0	0	0	0	2
Bob Speake, L (1, 3) OBP: 0.323, SLG: 0.444	F B C F B F F B X 3-2 G3 ③			B C B X 2-1 L3 ②		B 2 SAFE 1-0 PO ③ 2-3	B B C B X 3-1 F8 ①			3	0	0	0	0	0	0
Walt Moryn, L (1, 9) OBP: 0.369, SLG: 0.476		B X 1-0 F6 ①		X 0-0 4-3 ③			B F C B F F X 2-2 F9 ②			3	0	0	0	0	0	0
Chuck Tanner, L (1, 8) OBP: 0.316, SLG: 0.423		B F B B F X 3-2 F7 ②			B C X 1-1 CS 1B		X 0-0 6-3 ③			3	0	1	0	0	0	0
14 Ernie Banks, R (1, 5) OBP: 0.335, SLG: 0.536		X 0-0 HR			C X 0-1 F6 ①			F B X 1-1 5-3 ①		3	1	1	1	0	0	1
Jim Fanning, R (1, 2) OBP: 0.191, SLG: 0.196	B C S B F F F B X 3-2 6-3 ③				S C B S 2-2 K ②③ 1-2			F B F X 1-2 F5 ②		3	0	0	0	0	1	1
Jack Littrell, R (1, 6) OBP: 0.227, SLG: 0.260			B S B S S F S 2-3 K ①			B C X 1-1 PO E 1B		B F F X 1-2 6-3 ③		3	0	1	0	0	1	0
Jim Brosnan, R (1, 1) OBP: 0.308, SLG: 0.417 Turk Lown, R (8, 1) OBP: 0.200, SLG: 0.200 Dick Littlefield, L (8, 1) OBP: 0.333, SLG: 0.250 Don Elston, R (8, 1) OBP: 0.091, SLG: 0.091 Bob Anderson, R (9, 1) Bob Will, L (9, PH) OBP: 0.233, SLG: 0.279			X 0-0 5-3 ②			L X 0-1 FC3 1-2			B C B B C C C 3-3 K ①	2 0 0 0 0 1	0 0 0 0 0 0	0 0 0 0 0 0	0 0 0 0 0 0	0 0 0 0 0 0	0 0 0 0 0 1	1 0 0 0 0 0
Inning Stats	R: 0 H: 0 E: 0 LOB: 0 K: 1 BB: 0 S: 13 P: 18	R: 1 H: 1 E: 0 LOB: 0 K: 0 BB: 0 S: 11 P: 18	R: 0 H: 0 E: 0 LOB: 0 K: 1 BB: 0 S: 6 P: 10	R: 0 H: 0 E: 0 LOB: 0 K: 0 BB: 0 S: 5 P: 8	R: 0 H: 1 E: 0 LOB: 0 K: 1 BB: 0 S: 7 P: 9	R: 0 H: 1 E: 1 LOB: 1 K: 0 BB: 0 S: 10 P: 14	R: 0 H: 0 E: 0 LOB: 0 K: 0 BB: 0 S: 8 P: 13	R: 0 H: 0 E: 0 LOB: 0 K: 0 BB: 0 S: 8 P: 11	R: 0 H: 0 E: 0 LOB: 0 K: 1 BB: 0 S: 6 P: 9	1B: 2 2B: 0 3B: 0 HR: 1	SF: 0 SAC: 0 DP: 0 HBP: 0					

PITCHER	IP	WLS	BF	H	R	ER	SO	BB	IBB	HBP	BLK	WP	HR	S	P	ERA	WHIP
Roger Craig, R (1, 1) ERA: 4.33	7.0		23	3	1	1	3	0	0	0	0	0	1	60	90	1.29	0.429
Ed Roebuck, R (8, 1) ERA: 4.06	1.0	W	3	0	0	0	0	0	0	0	0	0	0	8	11	0.00	0.000
Clem Labine, R (9, 1) ERA: 2.81	1.0	S	3	0	0	0	1	0	0	0	0	0	0	6	9	0.00	0.000

PITCHER	IP	WLS	BF	H	R	ER	SO	BB	IBB	HBP	BLK	WP	HR	S	P	ERA	WHIP

BOTTOM

Brooklyn Dodgers @ Chicago Cubs

Wrigley Field, Chicago, IL

Wed Jul 31 1957, 3:38 AM CDT

Att. 17,163 - Unknown

livebaseballscorecards.com

AB	29
R	1
H	3
RBI	1
BB	0
SO	4
LOB	7

WP: 0 PA: 30
PB: 0
SB: 0
CS: 1

Batter	1	2	3	4	5	6	7	8	9	AB	R	H	RBI	BB	SO	LOB
Jim Gilliam, S (1, 4) OBP: 0.313, SLG: 0.321	E4 1B 4-3 SF8	F7 ②	F6 ③		HR 1B 1-2 2-H	E9 1B 2-H		FC4-6 ② 1-2f		6	2	2	2	0	0	5
Carl Furillo, R (1, 9) OBP: 0.325, SLG: 0.424	4-3 ① 1-2	FC5 ③ 2-3f		SH BB FC6-2 1B	HR 1-2 2-3	K		F3 ③		6	1	2	0	0	1	5
Duke Snider, L (1, 8) OBP: 0.379, SLG: 0.583 Gino Cimoli, R (7, PH) OBP: 0.347, SLG: 0.424 (7, 8)	1B 2-3 1B		1B 1B 1B	FC6-2 SH 1-2 BB	F3 ②		E 1B 1B		F5 ① 1B	3 2	1 1	2 1	0 0	1 0	0 0	3 0
Gil Hodges, R (1, 3) OBP: 0.369, SLG: 0.495	SF8 ② 3-H	K ①	SH G5-3 FC6-2 1-2 2-3		1-H 2-H 3-H HR	E1 1-H 1B		5-3 ②		4	1	2	5	0	1	1
Sandy Amoros, L (1, 7) OBP: 0.435, SLG: 0.460	1B 1-2 1B	1B 1-3 1B	FC6-2 ① 1-2 2-3 3-Hf	K ③		F5 ①		1B		6	1	3	0	0	1	5
Randy Jackson, R (1, 5) OBP: 0.302, SLG: 0.308	1-3 ③	WP 1B 1-3 3-H 1B	G5-3 ②③ 2-3f			E4 1B SF8 1B	1-3 ②	K ③		6	2	2	1	0	1	7
Charlie Neal, R (1, 6) OBP: 0.354, SLG: 0.401 Pee Wee Reese, R (3, PR) OBP: 0.300, SLG: 0.258 (3, 6) Don Zimmer, R (5, PR) OBP: 0.257, SLG: 0.321 (5, 6)		FC5 1B HBP	1B 1-2 HBP		E 1B BB	SH3 E 2-3 1B	K ③			0 0 2	0 0 2	0 0 1	0 0 0	0 1 0	0 0 1	0 0 1
Roy Campanella, R (1, 2) OBP: 0.305, SLG: 0.407		1-2 1-2 1B	1-2 2-H 3-H 1B		F9 ① 1-2	SF8 ① 3-H		FC4-6 1B		4	0	3	3	0	0	1
Sandy Koufax, R (1, 1)	K ①	K ②			E1 1B 1B 1-2 HR	SH3 1-2		K ①		4	1	0	0	0	3	6
Inning Stats	R: 1 H: 2 E: 1 LOB: 2 K: 0 BB: 0 S: 14 P: 22	R: 0 H: 1 E: 0 LOB: 2 K: 1 BB: 0 S: 14 P: 19	R: 3 H: 4 E: 0 LOB: 2 K: 2 BB: 0 S: 21 P: 32	R: 0 H: 1 E: 1 LOB: 2 K: 0 BB: 1 S: 7 P: 12	R: 5 H: 3 E: 1 LOB: 1 K: 1 BB: 1 S: 15 P: 24	R: 2 H: 3 E: 2 LOB: 1 K: 1 BB: 0 S: 15 P: 24	R: 1 H: 2 E: 1 LOB: 1 K: 1 BB: 0 S: 12 P: 16	R: 0 H: 1 E: 0 LOB: 1 K: 1 BB: 0 S: 12 P: 15	R: 0 H: 1 E: 0 LOB: 1 K: 1 BB: 0 S: 9 P: 13	1B: 17 SF: 2 2B: 0 SAC: 2 3B: 0 DP: 1 HR: 1 HBP: 2						

TOP

Brooklyn Dodgers @ Chicago Cubs

Wrigley Field, Chicago, IL

Thu Aug 01 1957, 3:33 AM CDT

Att. 8,075 - Unknown

livebaseballscorecards.com

AB	43
R	12
H	18
RBI	11
BB	2
SO	8
LOB	34

PITCHER		IP	WLS	BF	H	R	ER	SO	BB	IBB	HBP	BLK	WP	HR	S	P	ERA	WHIP
Tom Poholsky, R ERA: 5.42	(1, 1)	2.1	L	17	7	4	3	2	0	0	2	0	1	0	42	62	11.57	3.000
Bob Anderson, R ERA:	(3, 1)	2.0		12	3	4	0	1	2	0	0	0	0	0	21	34	0.00	2.500
Dick Littlefield, L ERA: 4.83	(5, 1)	2.2		14	6	4	3	3	0	0	0	0	0	1	35	53	10.12	2.250
Turk Lown, R ERA: 2.86	(8, 1)	2.0		8	2	0	0	2	0	0	0	0	0	0	21	28	0.00	1.000

PITCHER	IP	WLS	BF	H	R	ER	SO	BB	IBB	HBP	BLK	WP	HR	S	P	ERA	WHIP

WP: 1 PA: 51
PB: 0
SB: 0
CS: 0

Brooklyn Dodgers @ Chicago Cubs

Wrigley Field, Chicago, IL

Thu Aug 01 1957, 3:33 AM CDT

Att. 8,075 - Unknown

BOTTOM

Batter	1	2	3	4	5	6	7	8	9	AB	R	H	RBI	BB	SO	LOB
Jerry Kindall, R (1, 4) OBP: 0.204, SLG: 0.309	C B C C 1-3 ① K		X 0-0 ② F4		S S B S 1-3 ① K			C S S 0-3 ① K		4	0	0	0	0	3	0
Bob Speake, L (1, 3) OBP: 0.322, SLG: 0.441	C B B X 2-1 1B 1B		B B C B X 3-1 ③ F5		B B B C C X 3-2 ② 4-3			C B B S X 2-2 ② F9		4	0	1	0	0	0	0
Lee Walls, R (1, 7) OBP: 0.283, SLG: 0.353	B F B X 2-1 1-2 1B			B B B C C B 4-2 14 HR 1B BB	B C F F B B F X 3-2 ③ F9			B C B X 2-1 ③ F8		3	1	1	0	1	0	0
Walt Moryn, L (1, 9) OBP: 0.370, SLG: 0.474	S S B S 1-3 ② K			F B X 1-1 14 HR 1-2 1B		B B B B 4-0 G5-4-3 BB			B C C B S 2-3 ① K	3	1	1	0	1	2	2
14 Ernie Banks, R (1, 5) OBP: 0.334, SLG: 0.541	X 0-0 ③ F2			B X 1-0 1-H 2-H HR		B B B B C C F X 3-2 ① F7			C F X 0-2 ② 5-3	4	1	1	3	0	0	3
Jim Bolger, R (1, 8) OBP: 0.292, SLG: 0.371		B X 1-0 ① 4-3		B F X 1-1 ① 6-3		C X 0-1 ② ③ G5-4-3 1-2f			B B B C B 4-1 FC5-4 BB	3	0	0	0	1	0	1
Cal Neeman, R (1, 2) OBP: 0.287, SLG: 0.366		C S B B S 2-3 ② K		C B S C 1-3 ② K			B C F F S 1-3 ① K		C F B X 1-2 ③ FC5-4 1-2f	4	0	0	0	0	3	1
Jack Littrell, R (1, 6) OBP: 0.229, SLG: 0.257		C B C T B T F F S 2-3 ③ K		B F B F B B 4-2 BB			F X 0-1 ② F2			2	0	0	0	1	1	0
Tom Poholsky, R (1, 1) OBP: 0.190, SLG: 0.105			B F B T S 2-3 ① K	B B S C S 2-3 ③ K			B B C F F X 2-2 4-3			0	0	0	0	0	0	0
Bob Anderson, R (3, 1)										2	0	0	0	0	2	1
Dick Littlefield, L (5, 1) OBP: 0.333, SLG: 0.250										0	0	0	0	0	0	0
Bobby Adams, R (7, PH) OBP: 0.243, SLG: 0.389										1	0	0	0	0	0	0
Turk Lown, R (8, 1) OBP: 0.200, SLG: 0.200										0	0	0	0	0	0	0
Inning Stats	R: 0 E: 0 K: 2 S: 11 H: 2 LOB: 2 BB: 0 P: 17	R: 0 E: 0 K: 2 S: 11 H: 0 LOB: 0 BB: 0 P: 16	R: 0 E: 0 K: 1 S: 6 H: 0 LOB: 0 BB: 0 P: 11	R: 3 E: 0 K: 2 S: 15 H: 2 LOB: 1 BB: 2 P: 29	R: 0 E: 0 K: 1 S: 11 H: 0 LOB: 0 BB: 0 P: 18	R: 0 E: 0 K: 0 S: 6 H: 0 LOB: 0 BB: 1 P: 13	R: 0 E: 0 K: 1 S: 10 H: 0 LOB: 0 BB: 0 P: 13	R: 0 E: 0 K: 1 S: 8 H: 0 LOB: 0 BB: 0 P: 12	R: 0 E: 0 K: 1 S: 10 H: 0 LOB: 1 BB: 1 P: 17	1B: 3 2B: 0 3B: 0 HR: 1 SF: 0 SAC: 0 DP: 1 HBP: 0							

PITCHER	IP	WLS	BF	H	R	ER	SO	BB	IBB	HBP	BLK	WP	HR	S	P	ERA	WHIP
Sandy Koufax, L (1, 1) ERA: 3.29	9.0	W	34	4	3	3	11	4	0	0	0	0	1	88	146	3.00	0.889

PITCHER	IP	WLS	BF	H	R	ER	SO	BB	IBB	HBP	BLK	WP	HR	S	P	ERA	WHIP

AB	30
R	3
H	4
RBI	3
BB	4
SO	11
LOB	8

WP: 0 PB: 0 SB: 0 CS: 0 PA: 34

livebaseballscorecards.com

Batter	1	2	3	4	5	6	7	8	9	10	11	AB	R	H	RBI	BB	SO	LOB
Roberto Clemente, R (1, 8) OBP: 0.276, SLG: 0.352	4-3		5-3			1B E 1B	FC4-6 1-2			5-3		5	1	2	0	0	0	0
Dee Fondy, L (1, 3) OBP: 0.359, SLG: 0.384	K		4-3			1-2	FC4-6 1-2f			FC4-6		0	0	0	0	0	0	0
Roman Mejias, R (7, PH) OBP: 0.318, SLG: 0.416 (7, 9)										1B		2	0	1	0	0	0	2
Dick Groat, R (1, 6) OBP: 0.358, SLG: 0.453	5-3			BB 1B		F4		K		FC4-6 1-2f		5	0	1	0	0	1	3
Bob Skinner, L (1, 7) OBP: 0.420, SLG: 0.526		BB 1B		BBB CS 1-2 BB		E4 1-2 2-H 1B		K		4-3		4	0	2	0	1	1	1
Frank Thomas, R (1, 9) OBP: 0.345, SLG: 0.468 (7, 3)		BBB 1-2 BB		SSS K 1-2		F3		K			6-3	4	0	0	0	1	2	3
Gene Freese, R (1, 5) OBP: 0.322, SLG: 0.390		SSS K			FC6-4 1B		BBB 4-3 SH1-4 1B BB		FC4-6 1B		F5	4	1	2	0	1	1	2
Bill Mazeroski, R (1, 4) OBP: 0.310, SLG: 0.398		F9			FC6-4 1-2f G4-3		SH1-4 1-2		FC4-6 1-2f		6-3	4	0	0	0	0	0	4
Hardy Peterson, R (1, 2) OBP: 0.296, SLG: 0.280		SSS K			G4-3 1-2f		4-3 2-3		F3			2	0	0	0	0	1	3
Paul Smith, L (7, PH) OBP: 0.286, SLG: 0.284												1	0	0	0	0	0	1
Dick Rand, R (7, 2) OBP: 0.291, SLG: 0.289												0	0	0	0	0	0	0
Gene Baker, R (9, PH) OBP: 0.327, SLG: 0.378												0	0	0	0	0	0	0
Hank Foiles, R (9, 2) OBP: 0.355, SLG: 0.437												0	0	0	0	0	0	0
Bob Purkey, R (1, 1) OBP: 0.163, SLG: 0.154			SSS K			SSS K	3-H 1B 1B		SSS K			2	0	0	0	0	2	0
Bill Virdon, L (7, PH) OBP: 0.298, SLG: 0.397												1	0	1	1	0	0	0
Buddy Pritchard, R (7, PR) OBP: 0.111, SLG: 0.111												0	0	0	0	0	0	0
Roy Face, R (7, 1) OBP: 0.167, SLG: 0.167												0	0	0	0	0	0	0
Luis Arroyo, L (7, 1) OBP: 0.200, SLG: 0.172												1	0	0	0	0	1	1
Inning Stats	R: 0 E: 0 K: 1 S: 5 H: 0 LOB: 0 BB: 0 P: 5	R: 0 E: 0 K: 2 S: 8 H: 1 LOB: 2 BB: 1 P: 12	R: 0 E: 0 K: 1 S: 5 H: 0 LOB: 0 BB: 0 P: 5	R: 0 E: 0 K: 1 S: 4 H: 1 LOB: 0 BB: 1 P: 8	R: 0 E: 0 K: 0 S: 3 H: 1 LOB: 0 BB: 0 P: 3	R: 1 E: 1 K: 1 S: 8 H: 3 LOB: 2 BB: 0 P: 8	R: 1 E: 0 K: 0 S: 5 H: 2 LOB: 2 BB: 1 P: 9	R: 0 E: 0 K: 3 S: 9 H: 0 LOB: 0 BB: 0 P: 9	R: 0 E: 0 K: 1 S: 6 H: 1 LOB: 1 BB: 0 P: 6	R: 0 E: 0 K: 0 S: 4 H: 1 LOB: 1 BB: 0 P: 4	R: 0 E: 0 K: 0 S: 3 H: 0 LOB: 0 BB: 0 P: 3	1B: 10 2B: 0 3B: 0 HR: 0	SF: 0 SAC: 1 DP: 1 HBP: 0		WP: 0 PB: 0 SB: 0 CS: 1	PA: 43		

PITCHER		IP	WLS	BF	H	R	ER	SO	BB	IBB	HBP	BLK	WP	HR	S	P	ERA	WHIP
Don Elston, R ERA: 3.59	(1, 1)	6.2		28	8	2	1	6	3	0	0	0	0	0	37	49	1.35	1.650
Dick Littlefield, L ERA: 4.8	(7, 1)	0.1		1	0	0	0	0	0	0	0	0	0	0	1	1	0.00	0.000
Jim Brosnan, R ERA: 3.41	(8, 1)	2.0		7	1	0	0	4	0	0	0	0	0	0	15	15	0.00	0.500
Dave Hillman, R ERA: 4.35	(10, 1)	2.0	W	7	1	0	0	0	0	0	0	0	0	0	7	7	0.00	0.500

PITCHER	IP	WLS	BF	H	R	ER	SO	BB	IBB	HBP	BLK	WP	HR	S	P	ERA	WHIP

TOP

Pittsburgh Pirates @ Chicago Cubs

Wrigley Field, Chicago, IL

Sun Aug 04 1957, 3:38 AM CDT

Att. 14,757 - Unknown

livebaseballscorecards.com

AB	35
R	2
H	9
RBI	1
BB	3
SO	9
LOB	20

Pittsburgh Pirates @ Chicago Cubs

Wrigley Field, Chicago, IL

Sun Aug 04 1957, 3:38 AM CDT

Att. 14,757 - Unknown

livebaseballscorecards.com

BOTTOM

Batter	1	2	3	4	5	6	7	8	9	10	11	AB	R	H	RBI	BB	SO	LOB
Bobby Adams, R (1, 5) OBP: 0.229, SLG: 0.362 Bob Speake, L (7, PH) OBP: 0.324, SLG: 0.445 Bobby Morgan, R (8, 5) OBP: 0.306, SLG: 0.314	F7		4-3			6-3	F8		K2-3			3 1 1	0 0 0	0 0 0	0 0 0	0 0 0	0 0 1	1 3 0
Lee Walls, R (1, 7) OBP: 0.282, SLG: 0.349	F2			SH1-4 1B		E 1B 1B 1B	FC5-2 2-3 3-H			K		5	1	2	0	0	1	3
Chuck Tanner, L (1, 8) OBP: 0.312, SLG: 0.414	4-3			SH1-4 1-2		E 1-2 1B 1B		F7		K		4	1	1	0	0	1	0
Walt Moryn, L (1, 9) OBP: 0.371, SLG: 0.477		F7		F7		E5 1B 1-2 2-3		WP 1B		1B		5	0	2	0	0	0	3
Dale Long, L (1, 3) OBP: 0.369, SLG: 0.458		F2		6-3		1-2 2-H 3-H 1B		F7 1-2		3-1		5	0	1	2	0	0	3
14 Ernie Banks, R (1, 6) OBP: 0.331, SLG: 0.528		F9			5-3	F7		4-0 IBB			BBBB FC6-4 BB	3	0	0	0	2	0	2
Cal Neeman, R (1, 2) OBP: 0.288, SLG: 0.373			F7		F5		1B FC FC5-2 1B	F6			F4	5	0	1	0	0	0	3
Jerry Kindall, R (1, 4) OBP: 0.190, SLG: 0.287			F9		F4		FC FC5-2 1B 1-2		K		FC6-4 1-2f 2B	5	1	0	0	0	1	2
Don Elston, R (1, 1) OBP: 0.125, SLG: 0.125 Dick Littlefield, L (7, 1) OBP: 0.333, SLG: 0.250 Jim Bolger, R (7, PH) OBP: 0.295, SLG: 0.374 Jim Brosnan, R (8, 1) OBP: 0.308, SLG: 0.417 Jim Fanning, R (9, PH) OBP: 0.188, SLG: 0.191 Dave Hillman, R (10, 1) OBP: 0.234, SLG: 0.268 Jack Littrell, R (11, PH)	1B					1-3	1-2 2-3 1B		K2-3		1-H 2B	2 0 0 1 0 1 0	0 0 0 0 0 0 0	1 0 1 0 0 0 0	0 0 0 0 0 1 0	0 0 0 0 0 0 0	0 0 0 0 0 0 0	0 0 0 0 0 0 0
Inning Stats	R: 0 E: 0 K: 0 S: 3 H: 0 LOB: 0 BB: 0 P: 3	R: 0 E: 0 K: 0 S: 3 H: 0 LOB: 0 BB: 0 P: 3	R: 0 E: 0 K: 0 S: 4 H: 1 LOB: 1 BB: 0 P: 4	R: 0 E: 0 K: 0 S: 4 H: 1 LOB: 1 BB: 0 P: 4	R: 0 E: 0 K: 0 S: 3 H: 0 LOB: 0 BB: 0 P: 3	R: 2 E: 1 K: 0 S: 7 H: 3 LOB: 2 BB: 0 P: 7	R: 0 E: 0 K: 0 S: 5 H: 2 LOB: 1 BB: 0 P: 5	R: 0 E: 0 K: 0 S: 4 H: 1 LOB: 2 BB: 1 P: 8	R: 0 E: 0 K: 3 S: 9 H: 0 LOB: 0 BB: 0 P: 9	R: 0 E: 0 K: 2 S: 8 H: 1 LOB: 1 BB: 0 P: 8	R: 1 E: 0 K: 0 S: 3 H: 1 LOB: 1 BB: 1 P: 7	1B: 9 2B: 1 3B: 0 HR: 0	SF: 0 SAC: 1 DP: 1 HBP: 0	WP: 1 PB: 0 SB: 0 CS: 0	PA: 45			

	AB	42
	R	3
	H	10
	RBI	3
	BB	2
	SO	5
	LOB	20

PITCHER		IP	WLS	BF	H	R	ER	SO	BB	IBB	HBP	BLK	WP	HR	S	P	ERA	WHIP
Bob Purkey, R ERA: 3.21	(1, 1)	6.0		24	5	2	0	0	0	0	0	0	0	0	24	24	0.00	0.833
Roy Face, R ERA: 2.99	(7, 1)	0.0		3	2	0	0	0	0	0	0	0	0	0	3	3	∞	∞
Luis Arroyo, L ERA: 4.07	(7, 1)	4.2	L	18	3	1	1	5	1	1	0	0	1	0	26	34	1.93	0.857

PITCHER	IP	WLS	BF	H	R	ER	SO	BB	IBB	HBP	BLK	WP	HR	S	P	ERA	WHIP

Chicago Cubs @ St. Louis Cardinals

Sportsman's Park, St. Louis, MO

Tue Aug 06 1957, 8:05 PM EDT

Att. 16,498 - Unknown

TOP

livebaseballscorecards.com

Batter	1	2	3	4	5	6	7	8	9	AB	R	H	RBI	BB	SO	LOB
Bobby Adams, R (1, 5) OBP: 0.245, SLG: 0.385	SH1-3 BB SF8 1B	E6 CS			K		5-3	1-3 2B		5	1	2	0	0	1	1
Bob Speake, L (1, 8) OBP: 0.329, SLG: 0.458	SF8 SH1-3 WP 1-2 BB	CS 1-2	3-4-3 BB		K		HR 2-H	SF7 3-H		2	2	1	3	2	1	0
Chuck Tanner, L (1, 7) OBP: 0.311, SLG: 0.412	SH1-3 1-2 2-3		3-4-3 1-2			F8	1B 1B 1B	6-3		4	1	1	0	0	0	2
Walt Moryn, L (1, 9) OBP: 0.371, SLG: 0.476	SF8 2-3 3-H		K			1-3 14 1B BB	1B 1-3 1B		4-3	3	1	1	1	1	1	1
Dale Long, L (1, 3) OBP: 0.373, SLG: 0.458	14 1B 3-H 1B		3-1			1-3 1-2	1-2 3-H 1B		14 1B FC1-2 BB	4	0	2	1	1	0	2
14 Ernie Banks, R (1, 6) OBP: 0.334, SLG: 0.528	1-2 1B			P4		FC4-6 2-H 1B	F8		FC1-2 1-3 1B	5	0	3	1	0	0	2
Cal Neeman, R (1, 2) OBP: 0.290, SLG: 0.381	K			4-3		FC4-6 1-2f		HR	FC1-2 IBB	4	1	1	1	1	1	3
Bobby Morgan, R (1, 4) OBP: 0.304, SLG: 0.316		5-3		K			HR 2B	5-3	FC1-2 1-2 2-3 3-Hf	5	1	1	0	0	1	3
Bob Rush, R (1, 1) OBP: 0.191, SLG: 0.178		4-3			K		K	2B SF7 1B	K	5	1	1	0	0	3	4
Inning Stats	R: 2 E: 0 K: 1 S: 8 H: 3 LOB: 2 BB: 1 P: 12	R: 0 E: 1 K: 0 S: 3 H: 0 LOB: 0 BB: 0 P: 3	R: 0 E: 0 K: 1 S: 5 H: 0 LOB: 1 BB: 1 P: 9	R: 0 E: 0 K: 1 S: 5 H: 0 LOB: 0 BB: 0 P: 5	R: 0 E: 0 K: 3 S: 9 H: 0 LOB: 0 BB: 0 P: 9	R: 1 E: 0 K: 0 S: 4 H: 1 LOB: 1 BB: 1 P: 8	R: 3 E: 0 K: 1 S: 10 H: 5 LOB: 2 BB: 0 P: 10	R: 2 E: 0 K: 0 S: 6 H: 3 LOB: 1 BB: 0 P: 6	R: 0 E: 0 K: 1 S: 6 H: 1 LOB: 3 BB: 2 P: 14	1B: 9 2B: 2 3B: 0 HR: 2 SF: 2 SAC: 1 DP: 0 HBP: 0							

	AB	37
	R	8
	H	13
	RBI	7
	BB	5
	SO	8
	LOB	18

WP: 1 PB: 0 SB: 0 CS: 1 PA: 46

PITCHER		IP	WLS	BF	H	R	ER	SO	BB	IBB	HBP	BLK	WP	HR	S	P	ERA	WHIP
Sam Jones, R ERA: 3.06	(1, 1)	6.2	L	32	9	6	6	7	3	0	0	0	1	1	43	55	8.10	1.800
Lloyd Merritt, R ERA: 3.12	(7, 1)	0.1		1	0	0	0	0	0	0	0	0	0	0	1	1	0.00	0.000
Willard Schmidt, R ERA: 3.64	(8, 1)	2.0		12	4	2	2	1	1	1	0	0	0	1	12	20	9.00	2.500

PITCHER	IP	WLS	BF	H	R	ER	SO	BB	IBB	HBP	BLK	WP	HR	S	P	ERA	WHIP

BOTTOM

Chicago Cubs @ St. Louis Cardinals

Sportsman's Park, St. Louis, MO

Tue Aug 06 1957, 8:05 PM EDT

Att. 16,498 - Unknown

livebaseballscorecards.com

Batter	1	2	3	4	5	6	7	8	9	AB	R	H	RBI	BB	SO	LOB
Don Blasingame, L (1, 4) OBP: 0.347, SLG: 0.377	1B		L5		4-3		4-3			4	0	1	0	0	0	3
Alvin Dark, R (1, 6) OBP: 0.338, SLG: 0.393	CS 1-3 1B		4-3			4-3		3-1 1B		4	0	2	0	0	0	0
Stan Musial, L (1, 3) OBP: 0.399, SLG: 0.606	P4 1-2			HR		1-3		3-1 1-2		4	1	1	1	0	0	3
Wally Moon, L (1, 9) OBP: 0.354, SLG: 0.514	BB			1-3		3-1		F9		3	0	0	0	1	0	1
Del Ennis, R (1, 7) OBP: 0.316, SLG: 0.465	F8			4-3			G3 WP 2B	5-3		4	1	1	0	0	0	3
Ken Boyer, R (1, 8) OBP: 0.317, SLG: 0.398		F9		F8			WP G3 BB		L5	3	0	0	0	1	0	0
Hobie Landrith, L (1, 2) OBP: 0.327, SLG: 0.364		P6			F7		G3 1-2 2-3		2B	4	0	1	0	0	0	2
Eddie Kasko, R (1, 5) OBP: 0.323, SLG: 0.346		5-3			E4		WP		6-3	3	0	0	0	1	0	1
Sam Jones, R (1, 1) OBP: 0.217, SLG: 0.209			F8		K		P5 1-2 2-3 3-H		K	2	0	0	0	0	1	1
Lloyd Merritt, R (7, 1)										0	0	0	0	0	0	0
Joe Cunningham, L (7, PH) OBP: 0.467, SLG: 0.585										1	0	0	0	0	0	2
Willard Schmidt, R (8, 1) OBP: 0.250, SLG: 0.226										0	0	0	0	0	0	0
Bobby Gene Smith, R (9, PH) OBP: 0.275, SLG: 0.333										1	0	0	0	0	1	1
Inning Stats	R: 0 E: 0 K: 0 S: 4 H: 2 LOB: 2 BB: 1 P: 8	R: 0 E: 0 K: 0 S: 3 H: 0 LOB: 0 BB: 0 P: 3	R: 0 E: 0 K: 0 S: 3 H: 0 LOB: 0 BB: 0 P: 3	R: 1 E: 0 K: 0 S: 4 H: 1 LOB: 0 BB: 0 P: 4	R: 0 E: 1 K: 1 S: 6 H: 0 LOB: 1 BB: 0 P: 6	R: 0 E: 0 K: 0 S: 3 H: 0 LOB: 0 BB: 0 P: 3	R: 1 E: 0 K: 0 S: 4 H: 1 LOB: 2 BB: 2 P: 12	R: 0 E: 0 K: 0 S: 4 H: 1 LOB: 1 BB: 0 P: 4	R: 0 E: 0 K: 1 S: 6 H: 1 LOB: 1 BB: 0 P: 6	1B: 3 2B: 2 3B: 0 HR: 1 SF: 0 SAC: 0 DP: 0 HBP: 0	WP: 1 PB: 0 SB: 0 CS: 1 PA: 36					

	AB	33
	R	2
	H	6
	RBI	1
	BB	3
	SO	2
	LOB	17

PITCHER	IP	WLS	BF	H	R	ER	SO	BB	IBB	HBP	BLK	WP	HR	S	P	ERA	WHIP
Bob Rush, R (1, 1) ERA: 4.44	9.0	W	36	6	2	2	2	3	0	0	0	1	1	37	49	2.00	1.000

PITCHER	IP	WLS	BF	H	R	ER	SO	BB	IBB	HBP	BLK	WP	HR	S	P	ERA	WHIP

Batter	1	2	3	4	5	6	7	8	9	AB	R	H	RBI	BB	SO	LOB
Bobby Adams, R (1, 5) OBP: 0.241, SLG: 0.386	4-3		5-3			5-3		1-3	1-3 2B 3-H	5	0	1	1	0	0	0
Bob Speake, L (1, 8) OBP: 0.330, SLG: 0.469	K			HR		1B E E 1B		F2	4-3	5	2	2	1	0	1	2
Chuck Tanner, L (1, 7) OBP: 0.310, SLG: 0.407	F8			4-3		F5		BBBB BB		3	0	0	0	1	0	1
Walt Moryn, L (1, 9) OBP: 0.370, SLG: 0.481		HR		SSS K		E4 E 1-2		4-3		4	1	1	1	0	1	2
Dale Long, L (1, 3) OBP: 0.375, SLG: 0.471		F7		F5		E2 1-3 2-H 1B			HR	4	1	2	1	0	0	0
14 Ernie Banks, R (1, 6) OBP: 0.333, SLG: 0.526		5-3			P6	F8			E S 2B 1B	4	1	1	0	0	0	2
Cal Neeman, R (1, 2) OBP: 0.286, SLG: 0.377		SSS K			1-3		6-3		SSS K 1-2	4	0	0	0	0	2	1
Bobby Morgan, R (1, 4) OBP: 0.304, SLG: 0.315			F7		1B		5-3		E6 2B 2-3	4	0	1	0	0	0	1
Dick Drott, R (1, 1) OBP: 0.111, SLG: 0.094 Dick Littlefield, L (8, 1) OBP: 0.300, SLG: 0.222			SSS K		SSS K		SSS K		SSS K	3 1	0 0	0 0	0 0	0 0	3 1	1 2
Inning Stats	R: 0 E: 0 K: 1 S: 5 H: 0 LOB: 0 BB: 0 P: 5	R: 1 E: 0 K: 1 S: 6 H: 1 LOB: 0 BB: 0 P: 6	R: 0 E: 0 K: 1 S: 5 H: 0 LOB: 0 BB: 0 P: 5	R: 1 E: 0 K: 1 S: 6 H: 1 LOB: 0 BB: 0 P: 6	R: 0 E: 0 K: 1 S: 6 H: 1 LOB: 1 BB: 0 P: 6	R: 1 E: 2 K: 0 S: 6 H: 2 LOB: 2 BB: 0 P: 6	R: 0 E: 0 K: 1 S: 5 H: 0 LOB: 0 BB: 0 P: 5	R: 0 E: 0 K: 0 S: 3 H: 0 LOB: 1 BB: 1 P: 7	R: 2 E: 1 K: 2 S: 11 H: 3 LOB: 2 BB: 0 P: 11	1B: 4 2B: 1 3B: 0 HR: 3 SF: 0 SAC: 0 DP: 0 HBP: 0						

PITCHER	IP	WLS	BF	H	R	ER	SO	BB	IBB	HBP	BLK	WP	HR	S	P	ERA	WHIP
Herm Wehmeier, R (1, 1) ERA: 4.2	5.2	L	23	5	3	2	5	0	0	0	0	0	2	33	33	3.18	0.882
Billy Muffett, R (6, 1) ERA:	1.1		4	0	0	0	1	0	0	0	0	0	0	6	6	0.00	0.000
Hoyt Wilhelm, R (8, 1) ERA: 4.31	2.0		11	3	2	1	2	1	0	0	0	0	1	14	18	4.50	2.000

PITCHER	IP	WLS	BF	H	R	ER	SO	BB	IBB	HBP	BLK	WP	HR	S	P	ERA	WHIP

TOP

Chicago Cubs @ St. Louis Cardinals

Sportsman's Park, St. Louis, MO

Wed Aug 07 1957, 8:05 PM EDT

Att. 15,422 - Unknown

livebaseballscorecards.com

AB	37
R	5
H	8
RBI	4
BB	1
SO	8
LOB	12

PA: 38

WP: 0
PB: 0
SB: 1
CS: 0

BOTTOM

Batter	1	2	3	4	5	6	7	8	9	AB	R	H	RBI	BB	SO	LOB
Don Blasingame, L (1, 4) OBP: 0.345, SLG: 0.374	0-0 4-3		BBBB 4-0 1B, 1-2, BB		0-0 1-3		0-0 F8		0-0 F5	4	0	0	0	1	0	1
Alvin Dark, R (1, 6) OBP: 0.337, SLG: 0.391	0-0 P6		0-0 F8		0-0 1B		0-0 F9		0-0 6-3	5	0	1	0	0	0	3
Stan Musial, L (1, 3) OBP: 0.400, SLG: 0.604	BBBB 4-0 BB		0-0 1-3, 2-H, 1B		0-0 F7			0-0 1-3		3	0	1	1	1	0	1
Wally Moon, L (1, 9) OBP: 0.353, SLG: 0.510	0-0 F8		0-0 4-3			0-0 4-3		BBBB 4-0 BB, 1B, BB		3	0	0	0	1	0	3
Del Ennis, R (1, 7) OBP: 0.318, SLG: 0.464		0-0 6-3		SSS 0-3 K		BBBB 4-0 WP, BB		0-0 BB, 1-2, 1B		3	0	1	0	1	1	0
Ken Boyer, R (1, 8) OBP: 0.316, SLG: 0.395		SSS 0-3 K		0-0 F5		0-0 F2, 1-2		BBBB 4-0 G4-6-3, 1-2, 2-3, BB		3	0	0	0	1	1	1
Hobie Landrith, L (1, 2) OBP: 0.333, SLG: 0.366 Walker Cooper, R (8, PH) OBP: 0.316, SLG: 0.486 Hal Smith, R (9, 2) OBP: 0.309, SLG: 0.352		0-0 L7		0-0 FC6-4, 1B		BBBB 4-0 FC5-4, BB		0-0 G4-6-3, 1-2f		2 1 0	0 0 0	1 0 0	0 0 0	1 0 0	0 0 0	0 3 0
Eddie Kasko, R (1, 5) OBP: 0.319, SLG: 0.341			0-0 1-3	0-0 FC6-4, 1-2f		0-0 FC5-4, 1-2f			0-0 4-3	4	0	0	0	0	0	3
Herm Wehmeier, R (1, 1) OBP: 0.229, SLG: 0.294 Billy Muffett, R (6, 1) Dick Schofield, S (7, PH) OBP: 0.257, SLG: 0.161 Hoyt Wilhelm, R (8, 1) Bobby Gene Smith, R (9, PH) OBP: 0.280, SLG: 0.333			0-0 BB, 1B, 1B	SSS 0-3 K			SSS 0-3 K		BBBB 4-0 BB	2 0 1 0 0	1 0 0 0 0	1 0 0 0 0	0 0 0 0 0	0 0 1 0 1	1 0 0 0 0	0 0 0 0 0
Inning Stats	R: 0 H: 0 E: 0 LOB: 1 K: 0 BB: 1 S: 3 P: 7	R: 0 H: 0 E: 0 LOB: 0 K: 1 BB: 0 S: 5 P: 5	R: 1 H: 2 E: 0 LOB: 2 K: 0 BB: 1 S: 5 P: 9	R: 0 H: 1 E: 0 LOB: 1 K: 1 BB: 0 S: 6 P: 6	R: 0 H: 1 E: 0 LOB: 1 K: 1 BB: 0 S: 6 P: 6	R: 0 H: 0 E: 0 LOB: 2 K: 0 BB: 2 S: 3 P: 11	R: 0 H: 0 E: 0 LOB: 0 K: 1 BB: 0 S: 5 P: 5	R: 0 H: 1 E: 0 LOB: 2 K: 0 BB: 2 S: 3 P: 11	R: 0 H: 0 E: 0 LOB: 1 K: 0 BB: 1 S: 3 P: 7	1B: 5 SF: 0 2B: 0 SAC: 0 3B: 0 DP: 1 HR: 0 HBP: 0						

PITCHER		IP	WLS	BF	H	R	ER	SO	BB	IBB	HBP	BLK	WP	HR	S	P	ERA	WHIP
Dick Drott, R ERA: 3.71	(1, 1)	7.1	W	33	5	1	1	4	6	0	0	0	1	0	35	59	1.23	1.500
Dick Littlefield, L ERA: 4.64	(8, 1)	1.2	S	5	0	0	0	0	1	0	0	0	0	0	4	8	0.00	0.600

PITCHER	IP	WLS	BF	H	R	ER	SO	BB	IBB	HBP	BLK	WP	HR	S	P	ERA	WHIP

Chicago Cubs @ St. Louis Cardinals

Sportsman's Park, St. Louis, MO

Wed Aug 07 1957, 8:05 PM EDT

Att. 15,422 - Unknown

livebaseballscorecards.com

AB	31
R	1
H	5
RBI	1
BB	7
SO	4
LOB	15

WP: 1 PA: 38
PB: 0
SB: 0
CS: 0

Batter	1	2	3	4	5	6	7	8	9	AB	R	H	RBI	BB	SO	LOB
Bobby Adams, R (1, 5) OBP: 0.242, SLG: 0.377	F9		K		SH2-3 2-3		FC4 1-3 2-H 1B		F3	4	0	1	1	0	1	1
Bob Speake, L (1, 8) OBP: 0.325, SLG: 0.461	K		F9		K		F4			4	0	0	0	0	2	3
Jim Bolger, R (1, 7) OBP: 0.290, SLG: 0.366	5-3		P5			6-3	FC4 1-2f			4	0	0	0	0	0	2
Walt Moryn, L (1, 9) OBP: 0.371, SLG: 0.481		SH1-3 6-3 14 1B 1B		G3		L9		14 FC6-4 1B		4	1	2	0	0	0	0
14 Ernie Banks, R (1, 6) OBP: 0.333, SLG: 0.523		E SH1-3 1-2 1B		F9		F9		FC6-4 CS 1-2f		4	1	1	0	0	0	1
Dale Long, L (1, 3) OBP: 0.375, SLG: 0.467		SH1-3 1-2 2-3		BB			K	F8 1-2		2	0	0	0	1	1	1
Cal Neeman, R (1, 2) OBP: 0.286, SLG: 0.375		6-3 3-H		F8			BB 1B 1B		F8	4	1	1	1	0	0	2
Bobby Morgan, R (1, 4) OBP: 0.309, SLG: 0.316		E7 2-H			SH2-3 SH1-4 1B		1B 1B 1-2 BB		SH1-4 BB	2	1	1	0	2	0	0
Moe Drabowsky, R (1, 1) OBP: 0.294, SLG: 0.255 Dave Hillman, R (7, 1)		P6			SH1-4 1-2		1B 1-2 2-H 1B		SH1-4 1-2	2 0	0 0	1 0	1 0	0 0	0 0	1 0
Inning Stats	R: 0 E: 0 K: 1 S: 5 H: 0 LOB: 0 BB: 0 P: 5	R: 2 E: 1 K: 0 S: 6 H: 2 LOB: 1 BB: 0 P: 6	R: 0 E: 0 K: 1 S: 5 H: 0 LOB: 0 BB: 0 P: 5	R: 0 E: 0 K: 0 S: 3 H: 0 LOB: 1 BB: 1 P: 7	R: 0 E: 0 K: 1 S: 6 H: 1 LOB: 1 BB: 0 P: 6	R: 0 E: 0 K: 0 S: 3 H: 0 LOB: 0 BB: 0 P: 3	R: 2 E: 0 K: 1 S: 8 H: 3 LOB: 2 BB: 1 P: 12	R: 0 E: 0 K: 0 S: 3 H: 1 LOB: 0 BB: 0 P: 3	R: 0 E: 0 K: 0 S: 3 H: 0 LOB: 1 BB: 1 P: 7	1B: 7 2B: 0 3B: 0 HR: 0 SF: 0 SAC: 4 DP: 0 HBP: 0						

PITCHER		IP	WLS	BF	H	R	ER	SO	BB	IBB	HBP	BLK	WP	HR	S	P	ERA	WHIP
Vinegar Bend Mizell, L ERA: 4.59	(1, 1)	7.0	L	30	6	4	3	4	2	0	0	0	0	0	36	44	3.86	1.143
Larry Jackson, R ERA: 3.34	(8, 1)	2.0		7	1	0	0	0	1	0	0	0	0	0	6	10	0.00	1.000

PITCHER	IP	WLS	BF	H	R	ER	SO	BB	IBB	HBP	BLK	WP	HR	S	P	ERA	WHIP

TOP

Chicago Cubs @ St. Louis Cardinals

Sportsman's Park, St. Louis, MO

Thu Aug 08 1957, 8:05 PM EDT

Att. 11,069 - Unknown

livebaseballscorecards.com

AB	30
R	4
H	7
RBI	3
BB	3
SO	4
LOB	11

WP: 0	PA: 37
PB: 0	
SB: 0	
CS: 1	

Batter	1	2	3	4	5	6	7	8	9	AB	R	H	RBI	BB	SO	LOB
Don Blasingame, L (1, 4) OBP: 0.346, SLG: 0.375	5-3		F8		2-3 1B		1-2 3-H 1B			4	0	2	1	0	0	0
Alvin Dark, R (1, 6) OBP: 0.334, SLG: 0.387	6-3		4-3		F9		5-3			4	0	0	0	0	0	4
Stan Musial, L (1, 3) OBP: 0.401, SLG: 0.603	4-3		6-3			G6-4-3 1B		F8 1B		4	0	2	0	0	0	0
Wally Moon, L (1, 9) OBP: 0.352, SLG: 0.506		BBBB HR BB		F8		SSS K		F9		3	1	0	0	1	1	2
Del Ennis, R (1, 7) OBP: 0.317, SLG: 0.470		1-H HR		F8		G6-4-3 1-2f		1-2 F8		4	1	1	2	0	0	2
Ken Boyer, R (1, 8) OBP: 0.313, SLG: 0.392		F7		F8			E5 G4-6-3	F9		4	0	0	0	0	0	1
Hobie Landrith, L (1, 2) OBP: 0.325, SLG: 0.356		F8			1-3		G4-6-3 1-2f		SSS K	4	0	0	0	0	1	1
Eddie Kasko, R (1, 5) OBP: 0.324, SLG: 0.344		1B			1B S 1B		BBBB 1B 1B BB		1-3	3	1	2	0	1	0	0
Vinegar Bend Mizell, R (1, 1) OBP: 0.111, SLG: 0.080 Joe Cunningham, L (7, PH) OBP: 0.470, SLG: 0.588 Larry Jackson, R (8, 1) OBP: 0.260, SLG: 0.217 Bobby Gene Smith, R (9, PH) OBP: 0.278, SLG: 0.331		F3			SSS K 1-2		1-3 1B		SSS K	2 1 0 1	0 0 0 0	0 1 0 0	0 0 0 0	0 0 0 0	1 0 0 0	2 0 0 0
Inning Stats	R: 0 H: 0 E: 0 LOB: 0 K: 0 BB: 0 S: 3 P: 3	R: 2 H: 2 E: 0 LOB: 1 K: 0 BB: 1 S: 5 P: 9	R: 0 H: 0 E: 0 LOB: 0 K: 0 BB: 0 S: 3 P: 3	R: 0 H: 0 E: 0 LOB: 0 K: 0 BB: 0 S: 3 P: 3	R: 0 H: 2 E: 0 LOB: 2 K: 1 BB: 0 S: 7 P: 7	R: 0 H: 1 E: 0 LOB: 0 K: 1 BB: 0 S: 5 P: 5	R: 1 H: 2 E: 1 LOB: 2 K: 0 BB: 1 S: 5 P: 9	R: 0 H: 1 E: 0 LOB: 1 K: 0 BB: 0 S: 4 P: 4	R: 0 H: 0 E: 0 LOB: 0 K: 2 BB: 0 S: 7 P: 7	1B: 7 SF: 0 2B: 0 SAC: 0 3B: 0 DP: 2 HR: 1 HBP: 0						WP: 0 PA: 36 PB: 0 SB: 1 CS: 0	

PITCHER		IP	WLS	BF	H	R	ER	SO	BB	IBB	HBP	BLK	WP	HR	S	P	ERA	WHIP
Moe Drabowsky, R ERA: 4.23	(1, 1)	6.2	W	28	7	3	3	2	2	0	0	0	0	1	30	38	4.05	1.350
Dave Hillman, R ERA: 4.19	(7, 1)	2.1	S	8	1	0	0	2	0	0	0	0	0	0	12	12	0.00	0.429

PITCHER	IP	WLS	BF	H	R	ER	SO	BB	IBB	HBP	BLK	WP	HR	S	P	ERA	WHIP

BOTTOM

Chicago Cubs @ St. Louis Cardinals

Sportsman's Park, St. Louis, MO

Thu Aug 08 1957, 8:05 PM EDT

Att. 11,069 - Unknown

livebaseballscorecards.com

AB	34
R	3
H	8
RBI	3
BB	2
SO	4
LOB	12

Batter	1	2	3	4	5	6	7	8	9	AB	R	H	RBI	BB	SO	LOB
Bobby Adams, R (1, 5) OBP: 0.239, SLG: 0.364	1-3	4-3		F9			1-2 HR 1B		G3	5	1	1	0	0	0	1
Bob Speake, L (1, 8) OBP: 0.327, SLG: 0.475	1B 2B		F9	F3			1-H 2-H HR		4-3	5	2	2	3	0	0	0
Chuck Tanner, L (1, 7) OBP: 0.315, SLG: 0.422	2-H HR 1B		HR		F9		1B		4-3	5	2	3	2	0	0	0
Walt Moryn, L (1, 9) OBP: 0.370, SLG: 0.479	F8		2B 1B		1-3		K			4	0	1	0	0	1	2
Dale Long, L (1, 3) OBP: 0.376, SLG: 0.484	1-H HR		1-3 2B		4-3		K			4	1	2	2	0	1	1
14 Ernie Banks, R (1, 6) OBP: 0.332, SLG: 0.519	K		FC5-4 IBB			F8	K			3	0	0	0	1	2	1
Cal Neeman, R (1, 2) OBP: 0.282, SLG: 0.370		5-3	K			F9		F9		4	0	0	0	0	1	3
Bobby Morgan, R (1, 4) OBP: 0.305, SLG: 0.311		4-3	FC5-4 1-2f			4-3		1-3		4	0	0	0	0	0	3
Jim Brosnan, R (1, 1) OBP: 0.333, SLG: 0.500		2B		F9			1B HR 1B		4-3	2	0	1	0	0	0	0
Bob Anderson, R (4, 1)										0	0	0	0	0	0	0
Jim Bolger, R (7, PH) OBP: 0.293, SLG: 0.369										1	1	1	0	0	0	0
Turk Lown, R (7, 1) OBP: 0.167, SLG: 0.167										1	0	0	0	0	0	0
Dick Littlefield, L (8, 1) OBP: 0.300, SLG: 0.222										0	0	0	0	0	0	0
Inning Stats	R: 3 E: 0 K: 1 S: 8 H: 3 LOB: 0 BB: 0 P: 8	R: 0 E: 0 K: 0 S: 4 H: 1 LOB: 1 BB: 0 P: 4	R: 1 E: 0 K: 1 S: 8 H: 3 LOB: 3 BB: 1 P: 12	R: 0 E: 0 K: 0 S: 3 H: 0 LOB: 0 BB: 0 P: 3	R: 0 E: 0 K: 0 S: 3 H: 0 LOB: 0 BB: 0 P: 3	R: 0 E: 0 K: 0 S: 3 H: 0 LOB: 0 BB: 0 P: 3	R: 3 E: 0 K: 3 S: 13 H: 4 LOB: 1 BB: 0 P: 13	R: 0 E: 0 K: 0 S: 3 H: 0 LOB: 0 BB: 0 P: 3	R: 0 E: 0 K: 0 S: 3 H: 0 LOB: 0 BB: 0 P: 3	1B: 5 2B: 3 3B: 0 HR: 3 SF: 0 SAC: 0 DP: 0 HBP: 0	WP: 0 PB: 0 SB: 0 CS: 0 PA: 39					

PITCHER		IP	WLS	BF	H	R	ER	SO	BB	IBB	HBP	BLK	WP	HR	S	P	ERA	WHIP
Vicente Amor, R ERA: 4.67	(1, 1)	2.1		13	6	4	4	1	0	0	0	0	0	2	15	15	15.43	2.571
Don Gross, L ERA: 3.93	(3, 1)	3.2		16	4	3	3	1	0	1	0	0	0	1	17	21	7.36	1.091
Johnny Klippstein, R ERA: 5.15	(7, 1)	2.0	W	7	1	0	0	3	0	0	0	0	0	0	13	13	0.00	0.500
Hersh Freeman, R ERA: 4.78	(9, 1)	1.0	S	3	0	0	0	0	0	0	0	0	0	0	3	3	0.00	0.000

PITCHER	IP	WLS	BF	H	R	ER	SO	BB	IBB	HBP	BLK	WP	HR	S	P	ERA	WHIP

TOP

Chicago Cubs @ Cincinnati Redlegs

Crosley Field, Cincinnati, OH

Fri Aug 09 1957, 3:33 AM EDT

Unknown

livebaseballscorecards.com

AB	38
R	7
H	11
RBI	7
BB	1
SO	5
LOB	11

Batter	1	2	3	4	5	6	7	8	9	AB	R	H	RBI	BB	SO	LOB
Johnny Temple, R (1, 4) OBP: 0.397, SLG: 0.360	F9		HR 1B	G6-4-3 1-2f 2-3 3-H			BB 1B	HR BB		4	2	2	0	1	0	2
Smoky Burgess, L (1, 2) OBP: 0.390, SLG: 0.661	F6		F8	1-3			F9	1-H 2-H HR		5	1	1	3	0	0	3
Frank Robinson, R (1, 7) OBP: 0.381, SLG: 0.526	HR 1B		1-H HR		G4-6-3 1B		1-2 BB	K		4	2	3	2	1	1	0
George Crowe, L (1, 3) OBP: 0.333, SLG: 0.577	1-H HR		F8		G4-6-3 1-2f		F3			4	1	1	2	0	0	3
Joe Taylor, R (1, 9) OBP: 0.381, SLG: 0.500	1B		2B		K		F4			4	0	2	0	0	1	2
Gus Bell, L (1, 8) OBP: 0.324, SLG: 0.417	K		F7			F8		5-3		4	0	0	0	0	1	2
Don Hoak, R (1, 5) OBP: 0.380, SLG: 0.503		K		SH G6-4-3 2B		F9		2B BB		3	2	1	0	1	1	0
Roy McMillan, R (1, 6) OBP: 0.354, SLG: 0.319		L7		G6-4-3 SH BB		BB		L7		1	0	0	0	2	0	0
Ted Kluszewski, L (8, PH) OBP: 0.311, SLG: 0.545										1	0	0	0	0	0	1
Alex Grammas, R (9, 6) OBP: 0.299, SLG: 0.279										0	0	0	0	0	0	0
Vicente Amor, R (1, 1) OBP: 0.200, SLG: 0.200										1	0	0	0	0	1	0
Don Gross, L (3, 1) OBP: 0.118, SLG: 0.094										1	0	0	0	0	1	1
Johnny Klippstein, R (7, 1) OBP: 0.065, SLG: 0.033										0	0	0	0	0	0	0
Wally Post, R (8, PH) OBP: 0.291, SLG: 0.449										1	1	1	1	0	0	0
Hersh Freeman, R (9, 1) OBP: 0.222, SLG: 0.333		K		SH G6-4-3 1-2 2-3		K		1-H HR 2B		0	0	0	0	0	0	0
Inning Stats	R: 2 E: 0 K: 1 S: 8 H: 3 LOB: 1 BB: 0 P: 8	R: 0 E: 0 K: 2 S: 7 H: 0 LOB: 0 BB: 0 P: 7	R: 2 E: 0 K: 0 S: 6 H: 3 LOB: 1 BB: 0 P: 6	R: 1 E: 0 K: 0 S: 4 H: 1 LOB: 1 BB: 1 P: 8	R: 0 E: 0 K: 1 S: 5 H: 1 LOB: 0 BB: 0 P: 5	R: 0 E: 0 K: 1 S: 5 H: 0 LOB: 1 BB: 1 P: 9	R: 0 E: 0 K: 0 S: 4 H: 1 LOB: 2 BB: 1 P: 8	R: 4 E: 0 K: 1 S: 7 H: 2 LOB: 0 BB: 2 P: 15		1B: 5 2B: 3 3B: 0 HR: 3 SF: 0 SAC: 1 DP: 2 HBP: 0						

PITCHER		IP	WLS	BF	H	R	ER	SO	BB	IBB	HBP	BLK	WP	HR	S	P	ERA	WHIP
Jim Brosnan, R ERA: 3.86	(1, 1)	3.0		17	7	5	5	3	1	0	0	0	0	2	22	26	15.00	2.667
Bob Anderson, R ERA:	(4, 1)	3.0		10	1	0	0	2	1	0	0	0	0	0	13	17	0.00	0.667
Turk Lown, R ERA: 2.94	(7, 1)	1.1		7	1	1	1	0	2	0	0	0	0	0	5	13	6.75	2.250
Dick Littlefield, L ERA: 5.09	(8, 1)	0.2	L	5	2	3	3	1	1	0	0	0	0	1	6	10	40.50	4.500

PITCHER	IP	WLS	BF	H	R	ER	SO	BB	IBB	HBP	BLK	WP	HR	S	P	ERA	WHIP

BOTTOM

Chicago Cubs @ Cincinnati Redlegs

Crosley Field, Cincinnati, OH

Fri Aug 09 1957, 3:33 AM EDT

Unknown

livebaseballscorecards.com

AB	33
R	9
H	11
RBI	8
BB	5
SO	6
LOB	14



WP: 0	PB: 0	SB: 0	CS: 0
PA: 39			

Chicago Cubs @ Cincinnati Redlegs

Crosley Field, Cincinnati, OH

Fri Aug 09 1957, 3:38 AM EDT

Att. 20,915 - Unknown

TOP

livebaseballscorecards.com

Batter	1	2	3	4	5	6	7	8	9	AB	R	H	RBI	BB	SO	LOB
Bobby Adams, R (1, 5) OBP: 0.236, SLG: 0.352	G3		F8		K				F9	5	0	1	0	0	1	2
Bob Speake, L (1, 8) OBP: 0.321, SLG: 0.468	K		F9			4-3	4-3		SF8	4	0	0	1	0	1	3
Chuck Tanner, L (1, 7) OBP: 0.324, SLG: 0.433	1B		1B			1-3		2B	1B	5	2	4	0	0	0	0
Walt Moryn, L (1, 9) OBP: 0.370, SLG: 0.478	1B		F8			G3		F7-4 1B	F6	5	0	2	0	0	0	3
Dale Long, L (1, 3) OBP: 0.378, SLG: 0.484	14 FC5-4 1B			L8			3-1	1B		4	0	2	2	0	0	0
14 Ernie Banks, R (1, 6) OBP: 0.329, SLG: 0.514	FC5-4			6-3			K	F6		4	0	0	0	0	1	4
Bobby Morgan, R (1, 4) OBP: 0.306, SLG: 0.309		F8		F2			BB	F7-4		2	0	0	0	1	0	0
Jerry Kindall, R (7, PR) OBP: 0.188, SLG: 0.285 (7, 4)							1B			1	1	0	0	0	0	2
Jim Fanning, R (1, 2) OBP: 0.180, SLG: 0.184		F4			L9		1B			2	0	0	0	0	0	0
Bob Will, L (7, PH) OBP: 0.242, SLG: 0.287									SF8 2B	1	0	1	0	0	0	0
Cal Neeman, R (7, 2) OBP: 0.284, SLG: 0.375							1B			1	1	1	0	0	0	0
Don Elston, R (1, 1) OBP: 0.115, SLG: 0.115		4-3			6-3					2	0	0	0	0	0	0
Jim Bolger, R (7, PH) OBP: 0.296, SLG: 0.373										1	0	1	1	0	0	0
Bob Anderson, R (7, 1)										0	0	0	0	0	0	0
Tom Poholsky, R (8, 1) OBP: 0.190, SLG: 0.105										0	0	0	0	0	0	0
Lee Walls, R (9, PH) OBP: 0.284, SLG: 0.351							1B		1B	1	0	1	0	0	0	0
Inning Stats	R: 1 E: 0 K: 1 S: 8 H: 3 LOB: 2 BB: 0 P: 8	R: 0 E: 0 K: 0 S: 3 H: 0 LOB: 0 BB: 0 P: 3	R: 0 E: 0 K: 0 S: 4 H: 1 LOB: 1 BB: 0 P: 4	R: 0 E: 0 K: 0 S: 3 H: 0 LOB: 0 BB: 0 P: 3	R: 0 E: 0 K: 1 S: 5 H: 0 LOB: 0 BB: 0 P: 5	R: 0 E: 0 K: 0 S: 3 H: 0 LOB: 0 BB: 0 P: 3	R: 1 E: 0 K: 1 S: 8 H: 3 LOB: 3 BB: 1 P: 12	R: 1 E: 0 K: 0 S: 5 H: 3 LOB: 1 BB: 0 P: 5	R: 1 E: 0 K: 0 S: 6 H: 3 LOB: 2 BB: 0 P: 6	1B: 11 2B: 3 3B: 0 HR: 0	SF: 1 SAC: 0 DP: 1 HBP: 0						

AB	38
R	4
H	13
RBI	4
BB	1
SO	3
LOB	14

WP: 0 PB: 0 SB: 0 CS: 0 PA: 40

PITCHER		IP	WLS	BF	H	R	ER	SO	BB	IBB	HBP	BLK	WP	HR	S	P	ERA	WHIP
Art Fowler, R ERA: 5.04	(1, 1)	6.2		27	6	2	2	3	1	0	0	0	0	0	32	36	2.70	1.050
Tom Acker, R ERA: 4.12	(7, 1)	0.1		4	3	1	1	0	0	0	0	0	0	0	4	4	27.00	9.000
Joe Nuxhall, L ERA: 4.72	(8, 1)	1.0	W	4	2	1	1	0	0	0	0	0	0	0	4	4	9.00	2.000
Hersh Freeman, R ERA: 4.73	(9, 1)	0.2		4	2	0	0	0	0	0	0	0	0	0	4	4	0.00	3.000
Brooks Lawrence, R ERA: 3.7	(9, 1)	0.1	S	1	0	0	0	0	0	0	0	0	0	0	1	1	0.00	0.000

PITCHER	IP	WLS	BF	H	R	ER	SO	BB	IBB	HBP	BLK	WP	HR	S	P	ERA	WHIP

Batter	1	2	3	4	5	6	7	8	9	AB	R	H	RBI	BB	SO	LOB
Johnny Temple, R (1, 4) OBP: 0.396, SLG: 0.358	F2		FC1-6			HR, HBP	2B, BB	F9		2	0	0	0	0	0	1
Alex Grammas, R (6, PR) (7, 4) OBP: 0.304, SLG: 0.274										1	1	0	0	1	0	1
Smoky Burgess, L (1, 2) OBP: 0.393, SLG: 0.688	F2		F9			1-H HR	1-H 2B			4	1	2	2	0	0	1
Frank Robinson, R (1, 7) OBP: 0.382, SLG: 0.527	1B, BB		K			K		1B, 2B		3	1	1	0	1	2	2
Ted Kluszewski, L (1, 3) OBP: 0.309, SLG: 0.533	1-3 1B			F5		F9		6-3		4	0	1	0	0	0	2
Joe Taylor, R (1, 9) OBP: 0.400, SLG: 0.478	F9			F7		BB		1B, 1-3, 2-H 1B		3	1	1	1	1	0	2
Wally Post, R (9, 9) OBP: 0.291, SLG: 0.449										0	0	0	0	0	0	0
Gus Bell, L (1, 8) OBP: 0.327, SLG: 0.419		FC5-4 1B		L3		1-2 BB		1-3, 1-3 E 1B		3	1	2	0	1	0	0
Don Hoak, R (1, 5) OBP: 0.376, SLG: 0.497		FC5-4, 1-2f CS			5-3	F9		1-3, 1-2, 3-H		4	0	0	1	0	0	4
Roy McMillan, R (1, 6) OBP: 0.355, SLG: 0.319		F7, 1-2			CS, BB		K	E1, E, 2-H 1B		3	1	1	1	1	1	1
Art Fowler, R (1, 1) OBP: 0.263, SLG: 0.176			FC1-6 1B		K, 1-2		K	E4, 2-H 1B		2	0	1	0	0	1	1
Tom Acker, R (7, 1) OBP: 0.267, SLG: 0.083										1	0	0	0	0	1	0
Joe Nuxhall, L (8, 1) OBP: 0.256, SLG: 0.244										1	0	1	1	0	0	0
Hersh Freeman, R (9, 1) OBP: 0.222, SLG: 0.333										0	0	0	0	0	0	0
Brooks Lawrence, R (9, 1) OBP: 0.217, SLG: 0.196										0	0	0	0	0	0	0
Inning Stats	R: 0 E: 0 K: 0 S: 4 H: 1 LOB: 2 BB: 1 P: 8	R: 0 E: 0 K: 0 S: 3 H: 1 LOB: 0 BB: 0 P: 3	R: 0 E: 0 K: 1 S: 6 H: 1 LOB: 1 BB: 0 P: 6	R: 0 E: 0 K: 0 S: 3 H: 0 LOB: 0 BB: 0 P: 3	R: 0 E: 0 K: 1 S: 4 H: 0 LOB: 1 BB: 1 P: 8	R: 2 E: 0 K: 1 S: 6 H: 1 LOB: 2 BB: 2 P: 15	R: 0 E: 0 K: 2 S: 7 H: 1 LOB: 2 BB: 1 P: 11	R: 4 E: 2 K: 0 S: 8 H: 5 LOB: 1 BB: 0 P: 8		1B: 7 2B: 3 3B: 0 HR: 1 SF: 0 SAC: 0 DP: 1 HBP: 1						

PITCHER		IP	WLS	BF	H	R	ER	SO	BB	IBB	HBP	BLK	WP	HR	S	P	ERA	WHIP
Don Elston, R ERA: 3.55	(1, 1)	6.0		25	4	2	2	3	4	0	1	0	0	1	26	43	3.00	1.333
Bob Anderson, R ERA: 3.86	(7, 1)	1.1	L	8	4	3	3	2	1	0	0	0	0	0	11	15	20.25	3.750
Tom Poholsky, R ERA: 5.38	(8, 1)	0.2		4	2	1	0	0	0	0	0	0	0	0	4	4	0.00	3.000

PITCHER	IP	WLS	BF	H	R	ER	SO	BB	IBB	HBP	BLK	WP	HR	S	P	ERA	WHIP

BOTTOM

Chicago Cubs @ Cincinnati Redlegs

Crosley Field, Cincinnati, OH

Fri Aug 09 1957, 3:38 AM EDT

Att. 20,915 - Unknown

livebaseballscorecards.com

AB	31
R	6
H	10
RBI	6
BB	5
SO	5
LOB	15



WP: 0 PA: 37
PB: 0
SB: 0
CS: 2

Batter	1	2	3	4	5	6	7	8	9	AB	R	H	RBI	BB	SO	LOB
Bobby Adams, R (1, 5) OBP: 0.240, SLG: 0.351	F4		1B		4-3		F7			3	0	1	0	0	0	0
Bob Will, L (7, PH) OBP: 0.239, SLG: 0.284										1	0	0	0	0	0	2
Tom Poholsky, R (7, 1) OBP: 0.190, SLG: 0.105										0	0	0	0	0	0	0
Bob Speake, L (1, 8) OBP: 0.323, SLG: 0.469	G3		1-3 1B			G3		G3-6-3 1B		4	0	2	0	0	0	0
Chuck Tanner, L (1, 7) OBP: 0.319, SLG: 0.426	3-1		F7			E4 G4-6-3		F7		4	0	0	0	0	0	3
Walt Moryn, L (1, 9) OBP: 0.371, SLG: 0.486		FC3-6 1B		HR		G4-6-3 1-2f		G3-6-3 1-2f		4	1	2	1	0	0	2
Dale Long, L (1, 3) OBP: 0.376, SLG: 0.481		FC3-6 G5-3 14 1B 1-2f		3-1			14 2B FC5-2 1B		4-3	4	0	1	0	0	0	1
14 Ernie Banks, R (1, 6) OBP: 0.330, SLG: 0.517		1-2 1B		F8			1-3 E 2B		F8	4	1	2	0	0	0	0
Cal Neeman, R (1, 2) OBP: 0.284, SLG: 0.374		G5-3 2-3f		6-3			FC5-2 E 3-H		1B	4	0	1	0	0	0	4
Bobby Morgan, R (1, 4) OBP: 0.302, SLG: 0.305			5-3		F9		S S S K		F8	4	0	0	0	0	1	3
Dave Hillman, R (1, 1)			1-3		S S S K		E6 1-2 2-H			1	0	0	0	0	0	0
Bob Anderson, R (3, 1)										1	0	0	0	0	1	0
Jim Bolger, R (7, PH) OBP: 0.295, SLG: 0.371 (7, 5)										1	0	0	0	0	0	1
Inning Stats	R: 0 E: 0 K: 0 S: 3 H: 0 LOB: 0 BB: 0 P: 3	R: 0 E: 0 K: 0 S: 4 H: 2 LOB: 1 BB: 0 P: 4	R: 0 E: 0 K: 0 S: 5 H: 2 LOB: 2 BB: 0 P: 5	R: 1 E: 0 K: 0 S: 4 H: 1 LOB: 0 BB: 0 P: 4	R: 0 E: 0 K: 1 S: 5 H: 0 LOB: 0 BB: 0 P: 5	R: 0 E: 1 K: 0 S: 3 H: 0 LOB: 0 BB: 0 P: 3	R: 1 E: 1 K: 1 S: 8 H: 2 LOB: 2 BB: 0 P: 8	R: 0 E: 0 K: 0 S: 3 H: 1 LOB: 0 BB: 0 P: 3	R: 0 E: 0 K: 0 S: 4 H: 1 LOB: 1 BB: 0 P: 4	1B: 7 2B: 1 3B: 0 HR: 1	SF: 0 SAC: 0 DP: 3 HBP: 0						

TOP

Chicago Cubs @ Cincinnati Redlegs

Crosley Field, Cincinnati, OH

Sat Aug 10 1957, 3:33 AM EDT

Att. 6,686 - Unknown

livebaseballscorecards.com

AB	35
R	2
H	9
RBI	1
BB	0
SO	2
LOB	16

WP: 0 PB: 0 SB: 0 CS: 0 PA: 35

PITCHER	IP	WLS	BF	H	R	ER	SO	BB	IBB	HBP	BLK	WP	HR	S	P	ERA	WHIP
Hal Jeffcoat, R (1, 1) ERA: 4.0	9.0	W	35	9	2	1	2	0	0	0	0	0	1	39	39	1.00	1.000

PITCHER	IP	WLS	BF	H	R	ER	SO	BB	IBB	HBP	BLK	WP	HR	S	P	ERA	WHIP

Batter	1	2	3	4	5	6	7	8	9	AB	R	H	RBI	BB	SO	LOB
Alex Grammas, R (1, 4) OBP: 0.311, SLG: 0.284	5-3	1-3 3-H 1B		F9		L7		1B		5	0	2	1	0	0	1
Smoky Burgess, L (1, 2) OBP: 0.386, SLG: 0.667	4-3	3-1		4-3		BBBB 4-0 BLK BB		F8		4	0	0	0	1	0	3
Frank Robinson, R (1, 7) OBP: 0.383, SLG: 0.534	HR		1B 2B 1B	F9		F3 1-2 2-3				4	2	2	1	0	0	2
George Crowe, L (1, 3) OBP: 0.335, SLG: 0.585	F4		2B 1-2 G6-4-3 1B		SSS 0-3 K		HR			4	2	2	1	0	1	0
Joe Taylor, R (1, 9) OBP: 0.414, SLG: 0.519		BB BB FC6-4 1B	G6-4-3 1-3 2-H 1B 2B		F8		1-3			4	2	2	1	0	0	0
Gus Bell, L (1, 8) OBP: 0.331, SLG: 0.419		BBBB 4-0 FC6-4 BB 1-2 1B BB	I I I 4-0 G6-4-3 IBB		0-0 1B		F8			2	1	1	0	2	0	0
Don Hoak, R (1, 5) OBP: 0.375, SLG: 0.493		BBBB 4-0 FC6-4 1-2 2-3 BB	0-0 G6-4-3 1-2f 2-3 3-H		L6		F9			3	0	0	0	1	0	3
Roy McMillan, R (1, 6) OBP: 0.357, SLG: 0.319		FC6-4 1B 1-2f 2-3 3-H	1B			BBBB 4-0 BLK SH1-4 BB		F9		3	0	1	2	1	0	2
Hal Jeffcoat, R (1, 1) OBP: 0.224, SLG: 0.407		SSS 0-3 K	L8			SH1-4 1-2		F8		3	0	0	0	0	1	3
Inning Stats	R: 1 E: 0 K: 0 S: 4 H: 1 LOB: 0 BB: 0 P: 4	R: 2 E: 0 K: 1 S: 7 H: 2 LOB: 2 BB: 2 P: 15	R: 3 E: 0 K: 0 S: 6 H: 4 LOB: 1 BB: 1 P: 10	R: 0 E: 0 K: 0 S: 3 H: 0 LOB: 0 BB: 0 P: 3	R: 0 E: 0 K: 1 S: 6 H: 1 LOB: 1 BB: 0 P: 6	R: 0 E: 0 K: 0 S: 3 H: 0 LOB: 2 BB: 2 P: 11	R: 1 E: 0 K: 0 S: 4 H: 1 LOB: 0 BB: 0 P: 4	R: 0 E: 0 K: 0 S: 4 H: 1 LOB: 1 BB: 0 P: 4		1B: 7 2B: 1 3B: 0 HR: 2 SF: 0 SAC: 1 DP: 1 HBP: 0				WP: 0 PB: 0 SB: 0 CS: 0 PA: 38		

PITCHER		IP	WLS	BF	H	R	ER	SO	BB	IBB	HBP	BLK	WP	HR	S	P	ERA	WHIP
Dave Hillman, R ERA: 4.9	(1, 1)	2.0	L	14	6	6	6	1	2	0	0	0	0	1	14	22	27.00	4.000
Bob Anderson, R ERA: 2.45	(3, 1)	4.0		16	2	0	0	1	2	1	0	1	0	0	15	27	0.00	1.000
Tom Poholsky, R ERA: 5.35	(7, 1)	2.0		8	2	1	1	0	0	0	0	0	0	1	8	8	4.50	1.000

PITCHER	IP	WLS	BF	H	R	ER	SO	BB	IBB	HBP	BLK	WP	HR	S	P	ERA	WHIP

BOTTOM

Chicago Cubs @ Cincinnati Redlegs

Crosley Field, Cincinnati, OH

Sat Aug 10 1957, 3:33 AM EDT

Att. 6,686 - Unknown

livebaseballscorecards.com

AB	32
R	7
H	10
RBI	6
BB	5
SO	2
LOB	14

Batter	1	2	3	4	5	6	7	8	9	AB	R	H	RBI	BB	SO	LOB
Don Blasingame, L (1, 4) OBP: 0.342, SLG: 0.367	F8		F2		BB 1B 1B		F9		P2	5	0	1	0	0	0	3
Alvin Dark, R (1, 6) OBP: 0.333, SLG: 0.382	6-3		K		BB 1-2 1B			BBBB FC3-6 BB	2-3 1B	4	0	2	0	1	1	2
Stan Musial, L (1, 3) OBP: 0.402, SLG: 0.592	G3			1B 1B	BBBB FC5-4 1-2 2-3 BB			FC3-6 FC4-6 1-2f	F2	4	0	1	0	1	0	3
Wally Moon, L (1, 9) OBP: 0.347, SLG: 0.495		F7		F7	FC5-4 1-2f			FC4-6 1-2f		4	0	0	0	0	0	5
Del Ennis, R (1, 7) OBP: 0.321, SLG: 0.469		P4		1-2 1B		P2		5-3		4	0	1	0	0	0	1
Ken Boyer, R (1, 8) OBP: 0.317, SLG: 0.398		SSS K		L9		SSS K			1B 2B 1B	4	1	1	0	0	2	2
Hobie Landrith, L (1, 2) OBP: 0.330, SLG: 0.354			BBBB 1B BB	L7		P5			1-3 2B 1B	3	1	1	0	1	0	2
Eddie Kasko, R (1, 5) OBP: 0.321, SLG: 0.339			1-3 1B		F9		L6		P3	4	0	1	0	0	0	2
Herm Wehmeier, R (1, 1) OBP: 0.216, SLG: 0.278			SSS K		P3		3-1		1B 1-H 3-H 2B	2	0	0	0	0	1	2
Dick Schofield, S (7, PH) OBP: 0.263, SLG: 0.176										1	0	0	0	0	0	0
Willard Schmidt, R (7, 1) OBP: 0.242, SLG: 0.219										0	0	0	0	0	0	0
Hoyt Wilhelm, R (8, 1)										0	0	0	0	0	0	0
Joe Cunningham, L (9, PH) OBP: 0.463, SLG: 0.577										1	0	1	2	0	0	0
Inning Stats	R: 0 E: 0 K: 0 S: 3 H: 0 LOB: 0 BB: 0 P: 3	R: 0 E: 0 K: 1 S: 5 H: 0 LOB: 0 BB: 0 P: 5	R: 0 E: 0 K: 2 S: 8 H: 1 LOB: 2 BB: 1 P: 12	R: 0 E: 0 K: 0 S: 5 H: 2 LOB: 2 BB: 0 P: 5	R: 0 E: 0 K: 0 S: 5 H: 2 LOB: 3 BB: 1 P: 9	R: 0 E: 0 K: 1 S: 5 H: 0 LOB: 0 BB: 0 P: 5	R: 0 E: 0 K: 0 S: 3 H: 0 LOB: 0 BB: 0 P: 3	R: 0 E: 0 K: 0 S: 3 H: 0 LOB: 1 BB: 1 P: 7	R: 2 E: 0 K: 0 S: 7 H: 4 LOB: 2 BB: 0 P: 7	1B: 8 2B: 1 3B: 0 HR: 0 SF: 0 SAC: 0 DP: 0 HBP: 0						

PITCHER		IP	WLS	BF	H	R	ER	SO	BB	IBB	HBP	BLK	WP	HR	S	P	ERA	WHIP
Bob Rush, R ERA: 4.31	(1, 1)	8.1	W	36	8	2	2	4	3	0	0	0	0	0	41	53	2.16	1.320
Dick Littlefield, L ERA: 5.03	(9, 1)	0.2	S	3	1	0	0	0	0	0	0	0	0	0	3	3	0.00	1.500

PITCHER	IP	WLS	BF	H	R	ER	SO	BB	IBB	HBP	BLK	WP	HR	S	P	ERA	WHIP

St. Louis Cardinals @ Chicago Cubs

Wrigley Field, Chicago, IL

Tue Aug 13 1957, 3:33 AM CDT

Att. 11,039 - Unknown

TOP

livebaseballscorecards.com

AB	36
R	2
H	9
RBI	2
BB	3
SO	4
LOB	22

WP: 0	PA: 39
PB: 0	
SB: 0	
CS: 0	

Batter	1	2	3	4	5	6	7	8	9	AB	R	H	RBI	BB	SO	LOB
Bobby Adams, R (1, 5) OBP: 0.263, SLG: 0.367	1B		1B 2-3		F7		1B 2-H	K		5	1	3	1	0	1	1
Bob Speake, L (1, 8) OBP: 0.319, SLG: 0.462	K		K		F9		K			4	0	0	0	0	3	4
Chuck Tanner, L (1, 7) OBP: 0.325, SLG: 0.435	F8		G6-3 1-2 3-H			1B	1B 2-H			4	1	3	2	0	0	1
Walt Moryn, L (1, 9) OBP: 0.370, SLG: 0.483	F7		G6-3 1-2f			F8	1-3			4	0	1	0	0	0	4
Dale Long, L (1, 3) OBP: 0.375, SLG: 0.477		3-1		P5		2-H	F8			4	0	1	1	0	0	2
14 Ernie Banks, R (1, 6) OBP: 0.330, SLG: 0.521		5-3		F7		L7		HR		4	1	1	1	0	0	1
Cal Neeman, R (1, 2) OBP: 0.287, SLG: 0.375		F7		1B		L7		SH5-4		4	0	2	0	0	0	1
Bobby Morgan, R (1, 4) OBP: 0.301, SLG: 0.301			BB	K			K	F7		3	1	0	0	1	2	2
Bob Rush, R (1, 1) OBP: 0.220, SLG: 0.250 Dick Littlefield, L (9, 1) OBP: 0.300, SLG: 0.222			1B 1-H	K			2B	SH5-4 1-2		3 0	2 0	2 0	1 0	0 0	1 0	0 0
Inning Stats	R: 0 E: 0 K: 1 S: 6 H: 1 LOB: 1 BB: 0 P: 6	R: 0 E: 0 K: 0 S: 3 H: 0 LOB: 0 BB: 0 P: 3	R: 2 E: 0 K: 1 S: 7 H: 3 LOB: 1 BB: 1 P: 11	R: 0 E: 0 K: 1 S: 6 H: 1 LOB: 1 BB: 0 P: 6	R: 0 E: 0 K: 1 S: 5 H: 0 LOB: 0 BB: 0 P: 5	R: 1 E: 0 K: 0 S: 5 H: 2 LOB: 1 BB: 0 P: 5	R: 2 E: 0 K: 2 S: 11 H: 4 LOB: 2 BB: 0 P: 11	R: 1 E: 0 K: 1 S: 7 H: 2 LOB: 1 BB: 0 P: 7		1B: 9 2B: 3 3B: 0 HR: 1 SF: 0 SAC: 1 DP: 1 HBP: 0						

PITCHER		IP	WLS	BF	H	R	ER	SO	BB	IBB	HBP	BLK	WP	HR	S	P	ERA	WHIP
Herm Wehmeier, R ERA: 4.3	(1, 1)	6.0	L	25	7	3	3	4	1	0	0	0	0	0	32	36	4.50	1.333
Willard Schmidt, R ERA: 4.18	(7, 1)	1.0		9	6	3	3	2	0	0	0	0	0	1	13	13	27.00	6.000
Hoyt Wilhelm, R ERA: 4.32	(8, 1)	1.0		3	0	0	0	1	0	0	0	0	0	0	5	5	0.00	0.000

PITCHER	IP	WLS	BF	H	R	ER	SO	BB	IBB	HBP	BLK	WP	HR	S	P	ERA	WHIP

BOTTOM

St. Louis Cardinals @ Chicago Cubs

Wrigley Field, Chicago, IL

Tue Aug 13 1957, 3:33 AM CDT

Att. 11,039 - Unknown

St.

livebaseballscorecards.com

AB	35
R	6
H	13
RBI	6
BB	1
SO	7
LOB	16

WP: 0	PB: 0	SB: 0	CS: 0
PA: 37			

Batter	1	2	3	4	5	6	7	8	9	AB	R	H	RBI	BB	SO	LOB
Don Blasingame, L (1, 4) OBP: 0.343, SLG: 0.368	F8		6-3 1B		1B 1B 1-2		4-3			4	0	2	0	0	0	1
Eddie Kasko, R (1, 5) OBP: 0.324, SLG: 0.341	FC4-6 1B		6-3 1-2		1-2 2-3 1B			P5		4	0	2	0	0	0	1
Stan Musial, L (1, 3) OBP: 0.401, SLG: 0.588	FC4-6 1-2f		4-3		F7			BBBB 4-0 G4-3 BB		3	0	0	0	1	0	5
Del Ennis, R (1, 7) OBP: 0.318, SLG: 0.464	F9			F9		P6		G4-3 1-2f		4	0	0	0	0	0	2
Joe Cunningham, L (1, 9) OBP: 0.464, SLG: 0.571		BB 1B		6-3		F8			BBBB 2B BLK BB	3	1	1	0	1	0	0
Alvin Dark, R (1, 6) OBP: 0.332, SLG: 0.383		F7		4-3		SSS K			BLK 1-3 2B	4	0	1	0	0	1	1
Hobie Landrith, L (1, 2) OBP: 0.333, SLG: 0.350		BBBB 4-0 G6-4-3 1-2 BB			BBBB 4-0 1B 1B BB		4-3		SSS K 2-3 3-H	2	0	0	0	2	1	1
Bobby Gene Smith, R (1, 8) OBP: 0.268, SLG: 0.318 Wally Moon, L (9, PH) OBP: 0.346, SLG: 0.493		G6-4-3 1-2f			F9		SSS K		SSS K	3 1	0 0	0 0	0 0	0 0	1 1	3 1
Vinegar Bend Mizell, R (1, 1) OBP: 0.103, SLG: 0.074 Dick Schofield, S (7, PH) OBP: 0.282, SLG: 0.176 Billy Muffett, R (7, 1) Ken Boyer, R (9, PH) OBP: 0.316, SLG: 0.397			SSS K		F8		BBBB 4-0 BB		SSS K	2 0 0 1	0 0 0 0	0 0 0 0	0 0 0 0	0 1 0 0	1 0 0 1	1 0 0 1
Inning Stats	R: 0 H: 1 E: 0 LOB: 1 K: 0 BB: 0 S: 4 P: 4	R: 0 H: 1 E: 0 LOB: 1 K: 0 BB: 1 S: 3 P: 7	R: 0 H: 1 E: 0 LOB: 1 K: 1 BB: 0 S: 6 P: 6	R: 0 H: 0 E: 0 LOB: 0 K: 0 BB: 0 S: 3 P: 3	R: 0 H: 2 E: 0 LOB: 3 K: 0 BB: 1 S: 5 P: 9	R: 0 H: 0 E: 0 LOB: 0 K: 1 BB: 0 S: 5 P: 5	R: 0 H: 0 E: 0 LOB: 1 K: 1 BB: 1 S: 5 P: 9	R: 0 H: 0 E: 0 LOB: 0 K: 0 BB: 1 S: 2 P: 6	R: 1 H: 1 E: 0 LOB: 1 K: 3 BB: 1 S: 10 P: 14	1B: 5 SF: 0 2B: 1 SAC: 0 3B: 0 DP: 2 HR: 0 HBP: 0						

St. Louis Cardinals @ Chicago Cubs

Wrigley Field, Chicago, IL

Wed Aug 14 1957, 3:33 AM CDT

Att. 10,523 - Unknown

TOP

livebaseballscorecards.com

AB	31
R	1
H	6
RBI	0
BB	5
SO	6
LOB	17

WP: 0 PB: 0 SB: 0 CS: 0 PA: 36

PITCHER	IP	WLS	BF	H	R	ER	SO	BB	IBB	HBP	BLK	WP	HR	S	P	ERA	WHIP
Dick Drott, R (1, 1) ERA: 3.56	9.0	W	36	6	1	1	6	5	0	0	1	0	0	43	63	1.00	1.222

PITCHER	IP	WLS	BF	H	R	ER	SO	BB	IBB	HBP	BLK	WP	HR	S	P	ERA	WHIP

Batter	1	2	3	4	5	6	7	8	9	AB	R	H	RBI	BB	SO	LOB
Bobby Adams, R (1, 5) OBP: 0.253, SLG: 0.354	F7		P6		FC6-4 1-2f		SH3-4 1-2			3	0	0	0	0	0	2
Bob Speake, L (1, 8) OBP: 0.315, SLG: 0.455	K		F8			P6	4-3 2-3			4	0	0	0	0	1	1
Lee Walls, R (1, 7) OBP: 0.284, SLG: 0.350	F9			1-3		F9	1B 3-H			4	0	1	1	0	0	0
Walt Moryn, L (1, 9) OBP: 0.369, SLG: 0.489		4-3		P6		HR	L6			4	1	1	1	0	0	1
14 Ernie Banks, R (1, 6) OBP: 0.329, SLG: 0.525		K		5-3		HR		F7		4	1	1	1	0	1	0
Dale Long, L (1, 3) OBP: 0.376, SLG: 0.481		1B 1B			1-3	2B		K		4	0	2	0	0	1	0
Cal Neeman, R (1, 2) OBP: 0.294, SLG: 0.381		1-3 1B			BB 1B	IBB		1B		3	0	3	0	1	0	0
Bobby Morgan, R (1, 4) OBP: 0.301, SLG: 0.298		6-3			FC6-4 1-2 BB	F9		K		3	0	0	0	1	1	5
Dick Drott, R (1, 1) OBP: 0.123, SLG: 0.107			P4		K		4-3 SH3-4 1B 1B			3	1	1	0	0	1	2
Inning Stats	R: 0 H: 0 E: 0 LOB: 0 K: 1 BB: 0 S: 5 P: 5	R: 0 H: 2 E: 0 LOB: 2 K: 1 BB: 0 S: 7 P: 7	R: 0 H: 0 E: 0 LOB: 0 K: 0 BB: 0 S: 3 P: 3	R: 0 H: 0 E: 0 LOB: 0 K: 0 BB: 0 S: 3 P: 3	R: 0 H: 1 E: 0 LOB: 2 K: 1 BB: 1 S: 6 P: 10	R: 2 H: 3 E: 0 LOB: 2 K: 0 BB: 1 S: 6 P: 10	R: 1 H: 2 E: 0 LOB: 1 K: 0 BB: 0 S: 5 P: 5	R: 0 H: 1 E: 0 LOB: 1 K: 2 BB: 0 S: 8 P: 8		1B: 6 SF: 0 2B: 1 SAC: 1 3B: 0 DP: 0 HR: 2 HBP: 0						

BOTTOM

St. Louis Cardinals @ Chicago Cubs

Wrigley Field, Chicago, IL

Wed Aug 14 1957, 3:33 AM CDT

Att. 10,523 - Unknown

livebaseballscorecards.com

AB	32
R	3
H	9
RBI	3
BB	2
SO	5
LOB	11

WP: 0 PB: 0 SB: 0 CS: 0 PA: 35

PITCHER		IP	WLS	BF	H	R	ER	SO	BB	IBB	HBP	BLK	WP	HR	S	P	ERA	WHIP
Vinegar Bend Mizell, L ERA: 4.39	(1, 1)	6.0	L	26	6	2	2	3	1	1	0	0	0	2	30	38	3.00	1.167
Billy Muffett, R ERA: 0.82	(7, 1)	2.0		9	3	1	1	2	0	0	0	0	0	0	13	13	4.50	1.500

PITCHER	IP	WLS	BF	H	R	ER	SO	BB	IBB	HBP	BLK	WP	HR	S	P	ERA	WHIP

Batter	1	2	3	4	5	6	7	8	9	AB	R	H	RBI	BB	SO	LOB
Don Blasingame, L (1, 4) OBP: 0.342, SLG: 0.365	5-3		P3	BB			F7		F8	4	0	0	0	1	0	0
Eddie Kasko, R (1, 5) OBP: 0.323, SLG: 0.338	6-3		2B BB	P6			F8			3	1	0	0	1	0	1
Stan Musial, L (1, 3) OBP: 0.404, SLG: 0.592	BB 1B		1B 1-H 2B		PB 1B		F7			4	0	3	1	0	0	0
Del Ennis, R (1, 7) OBP: 0.318, SLG: 0.460	1-2 BB		K		F7 1-2			6-3		3	0	0	0	1	1	2
Joe Cunningham, L (1, 9) OBP: 0.459, SLG: 0.559	F7		1B BB		F7			K		3	0	0	0	1	1	3
Alvin Dark, R (1, 6) OBP: 0.333, SLG: 0.384		K	1-2 2-3 1B		F2			1B		4	0	2	0	0	1	1
Hobie Landrith, L (1, 2) OBP: 0.326, SLG: 0.341		4-3	3-1			K		4-3		4	0	0	0	0	1	4
Bobby Gene Smith, R (1, 8) OBP: 0.269, SLG: 0.318 Dick Schofield, S (9, PH) OBP: 0.275, SLG: 0.171	1B			P5		K			F7	3 1	0 0	1 0	0 0	0 0	1 0	0 0
Sam Jones, R (1, 1) OBP: 0.204, SLG: 0.196 Wally Moon, L (9, PH) OBP: 0.345, SLG: 0.492	K			F2		K			1-3	3 1	0 0	0 0	0 0	0 0	2 0	1 0
Inning Stats	R: 0 H: 1 E: 0 LOB: 2 K: 0 BB: 1 S: 4 P: 8	R: 0 H: 1 E: 0 LOB: 1 K: 2 BB: 0 S: 8 P: 8	R: 1 H: 2 E: 0 LOB: 3 K: 1 BB: 2 S: 7 P: 15	R: 0 H: 0 E: 0 LOB: 1 K: 0 BB: 1 S: 3 P: 7	R: 0 H: 1 E: 0 LOB: 1 K: 0 BB: 0 S: 4 P: 4	R: 0 H: 0 E: 0 LOB: 0 K: 3 BB: 0 S: 9 P: 9	R: 0 H: 0 E: 0 LOB: 0 K: 0 BB: 0 S: 3 P: 3	R: 0 H: 1 E: 0 LOB: 1 K: 1 BB: 0 S: 6 P: 6	R: 0 H: 0 E: 0 LOB: 0 K: 0 BB: 0 S: 3 P: 3	1B: 5 SF: 0 2B: 1 SAC: 0 3B: 0 DP: 0 HR: 0 HBP: 0						

TOP

St. Louis Cardinals @ Chicago Cubs

Wrigley Field, Chicago, IL

Thu Aug 15 1957, 3:33 AM CDT

Att. 7,429 - Unknown

livebaseballscorecards.com

AB	33
R	1
H	6
RBI	1
BB	4
SO	7
LOB	12

WP: 0 PB: 1 SB: 0 CS: 0 PA: 37

PITCHER	IP	WLS	BF	H	R	ER	SO	BB	IBB	HBP	BLK	WP	HR	S	P	ERA	WHIP
Moe Drabowsky, R (1, 1) ERA: 4.05	9.0	W	37	6	1	1	7	4	0	0	0	0	0	47	63	1.00	1.111

Batter	1	2	3	4	5	6	7	8	9	AB	R	H	RBI	BB	SO	LOB
Bobby Adams, R (1, 5) OBP: 0.264, SLG: 0.360	F5	1B 1-2 2-3 1B		1-2 1B		F2				4	0	2	0	0	0	0
Bob Speake, L (1, 8) OBP: 0.314, SLG: 0.452	K	1-3 2-H 3-H 1B		K			K			4	0	1	2	0	3	2
Chuck Tanner, L (1, 7) OBP: 0.328, SLG: 0.446	1B	P5		G3			HR			4	1	2	1	0	0	4
Walt Moryn, L (1, 9) OBP: 0.368, SLG: 0.489	F7		F8		G5-3 2B		K			4	0	1	0	0	1	1
Dale Long, L (1, 3) OBP: 0.375, SLG: 0.489		HR	K		6-3		F5			4	1	1	1	0	1	1
14 Ernie Banks, R (1, 6) OBP: 0.333, SLG: 0.524		1B HBP 1B BB	BB		IBB			5-3		1	1	0	0	3	0	0
Cal Neeman, R (1, 2) OBP: 0.296, SLG: 0.381 Jim Fanning, R (2, PR) OBP: 0.170, SLG: 0.173 (3, 2)	1B 1B HBP 1-2	K		G5-3 2-3f				E7 5-3		0 0 0 0 0 0 0 3 1 0 0 0 1 3						
Bobby Morgan, R (1, 4) OBP: 0.300, SLG: 0.295	K		FC1-6 BB			F8		5-3 1-2		3	0	0	0	1	1	3
Moe Drabowsky, R (1, 1) OBP: 0.273, SLG: 0.235	K		FC1-6 1B 1-2f			F8		L6		4	0	0	0	0	1	4
Inning Stats	R: 0 H: 1 E: 0 LOB: 1 K: 1 BB: 0 S: 6 P: 6	R: 3 H: 3 E: 0 LOB: 2 K: 2 BB: 1 S: 10 P: 15	R: 0 H: 0 E: 0 LOB: 1 K: 2 BB: 1 S: 7 P: 11	R: 0 H: 1 E: 0 LOB: 2 K: 1 BB: 1 S: 6 P: 10	R: 0 H: 1 E: 0 LOB: 1 K: 0 BB: 1 S: 3 P: 7	R: 0 H: 0 E: 0 LOB: 0 K: 0 BB: 0 S: 3 P: 3	R: 1 H: 1 E: 0 LOB: 0 K: 2 BB: 0 S: 8 P: 8	R: 0 H: 0 E: 1 LOB: 1 K: 0 BB: 0 S: 4 P: 4		1B: 4 SF: 0 2B: 1 SAC: 0 3B: 0 DP: 1 HR: 2 HBP: 1						

PITCHER	IP	WLS	BF	H	R	ER	SO	BB	IBB	HBP	BLK	WP	HR	S	P	ERA	WHIP
Sam Jones, R (1, 1) ERA: 3.33	8.0	L	36	7	4	4	8	3	1	1	0	0	2	47	64	4.50	1.250

PITCHER	IP	WLS	BF	H	R	ER	SO	BB	IBB	HBP	BLK	WP	HR	S	P	ERA	WHIP

St. Louis Cardinals @ Chicago Cubs

Wrigley Field, Chicago, IL

Thu Aug 15 1957, 3:33 AM CDT

Att. 7,429 - Unknown

BOTTOM

livebaseballscorecards.com

AB	31
R	4
H	7
RBI	4
BB	4
SO	8
LOB	18

Batter	1	2	3	4	5	6	7	8	9	10	11	12	AB	R	H	RBI	BB	SO	LOB
Johnny Temple, R (1, 4) OBP: 0.395, SLG: 0.355	F3		F9		G4-6-3 BB		5-3		F9		E BB		4	0	0	0	2	0	0
Smoky Burgess, L (1, 2) Bobby Henrich, R (11, PR) OBP: 0.250, SLG: 0.167 Ed Bailey, L (11, 2) OBP: 0.402, SLG: 0.490	K		F7		G4-6-3 1-2f		F8			F9	E4 1-2		6 0 0	0 0 0	0 0 0	0 0 0	0 0 0	1 0 0	3 0 0
Frank Robinson, R (1, 7) OBP: 0.386, SLG: 0.532	PO HBP		F9			1B 1B	HR			BB E BB	K		4	2	2	1	1	1	2
George Crowe, L (1, 3) OBP: 0.334, SLG: 0.588	PO 1-2	F8		G5-4-3 BB		K	F7			K		K	5	0	0	0	1	3	2
Joe Taylor, R (1, 9) OBP: 0.375, SLG: 0.489		1B 1B		G5-4-3 1-2f		WP 1B 1-2		K		E3 BB 1-2		1B	6	2	3	0	0	1	2
Gus Bell, L (1, 8) OBP: 0.331, SLG: 0.421		FC5-4 1B 1-2		F7		WP 1B 1-2 2-H		F8		FC6-4 BB 1-2 2-3		F7	5	1	2	1	1	0	1
Don Hoak, R (1, 5) OBP: 0.378, SLG: 0.494		FC5-4 1-2 2-H 1B			F2	K 1-2 2-3		F3		FC6-4 1-2f		1B 1-2	6	0	2	1	0	1	5
Roy McMillan, R (1, 6) OBP: 0.355, SLG: 0.321 Ted Kluszewski, L (12, PH) OBP: 0.296, SLG: 0.510 Alex Grammas, R (12, 6) OBP: 0.333, SLG: 0.301		FC5-4 1-2f 2-3			3B 2B	2-H 3-H 1B			K		1-3	F7	5 1 0	1 0 0	2 0 0	2 0 0	0 0 0	1 0 0	2 2 0
Art Fowler, R (1, 1) OBP: 0.263, SLG: 0.176 Jerry Lynch, L (2, PH) OBP: 0.274, SLG: 0.318 Don Gross, L (2, 1) OBP: 0.132, SLG: 0.167		F4			2-H 3B	F7			G3		K		0 1 4	0 0 0	0 0 1	0 0 1	0 0 0	0 0 1	0 2 1
Inning Stats	R: 0 E: 0 K: 1 S: 4 H: 0 LOB: 0 BB: 0 P: 5	R: 1 E: 0 K: 0 S: 6 H: 3 LOB: 2 BB: 0 P: 6	R: 0 E: 0 K: 0 S: 3 H: 0 LOB: 0 BB: 0 P: 3	R: 0 E: 0 K: 0 S: 2 H: 0 LOB: 0 BB: 1 P: 6	R: 1 E: 0 K: 0 S: 4 H: 2 LOB: 1 BB: 1 P: 8	R: 3 E: 0 K: 2 S: 11 H: 4 LOB: 1 BB: 0 P: 11	R: 1 E: 0 K: 0 S: 4 H: 1 LOB: 0 BB: 0 P: 4	R: 0 E: 0 K: 1 S: 5 H: 0 LOB: 0 BB: 0 P: 5	R: 0 E: 0 K: 1 S: 5 H: 0 LOB: 0 BB: 0 P: 5	R: 0 E: 1 K: 1 S: 6 H: 0 LOB: 3 BB: 2 P: 14	R: 0 E: 1 K: 2 S: 8 H: 0 LOB: 2 BB: 1 P: 12	R: 0 E: 0 K: 1 S: 7 H: 2 LOB: 2 BB: 0 P: 7	1B: 9 2B: 1 3B: 1 HR: 1	SF: 0 SAC: 0 DP: 2 HBP: 1					

PITCHER	IP	WLS	BF	H	R	ER	SO	BB	IBB	HBP	BLK	WP	HR	S	P	ERA	WHIP
Don Elston, R (1, 1) ERA: 3.83	7.0		31	10	6	6	3	2	0	1	0	1	1	34	43	7.71	1.714
Jim Brosnan, R (8, 1) ERA: 3.62	5.0	W	22	2	0	0	6	3	0	0	0	0	0	31	43	0.00	1.000

PITCHER	IP	WLS	BF	H	R	ER	SO	BB	IBB	HBP	BLK	WP	HR	S	P	ERA	WHIP

TOP

Cincinnati Redlegs @ Chicago Cubs

Wrigley Field, Chicago, IL

Fri Aug 16 1957, 3:33 AM CDT

Att. 9,659 - Unknown

livebaseballscorecards.com

AB	47
R	6
H	12
RBI	6
BB	5
SO	9
LOB	22

1B: 9 SF: 0
2B: 1 SAC: 0
3B: 1 DP: 2
HR: 1 HBP: 1

WP: 1 PA: 54
PB: 0
SB: 0
CS: 0

Batter	1	2	3	4	5	6	7	8	9	10	11	12	AB	R	H	RBI	BB	SO	LOB
Bobby Adams, R (1, 5) OBP: 0.290, SLG: 0.374	1B	F4			SH1-3		1B		HBP		G6-4-3		5	1	3	1	0	0	1
Bob Speake, L (1, 8) OBP: 0.313, SLG: 0.448	1B	K			SH1-3		E4		K			G3	5	1	1	0	0	2	2
Chuck Tanner, L (1, 7) OBP: 0.328, SLG: 0.442	F7		BB		4-3		F8		F9			HR	5	1	1	0	1	0	6
Walt Moryn, L (1, 9) OBP: 0.370, SLG: 0.496	14 HR		F5		3-1			FC5-4		3-1		HR	6	2	3	3	0	0	2
Dale Long, L (1, 3) OBP: 0.372, SLG: 0.484	14 HR		4-3			F8		L1		1-3			5	1	1	1	0	0	2
14 Ernie Banks, R (1, 6) OBP: 0.333, SLG: 0.529	HR		K			L8		FC5-4		BB			4	1	1	3	1	1	2
Bobby Morgan, R (1, 4) OBP: 0.296, SLG: 0.290	F7			6-3		F7		F7		5-3			5	0	0	0	0	0	2
Jim Fanning, R (1, 2) OBP: 0.164, SLG: 0.167 Lee Walls, R (7, PH) OBP: 0.286, SLG: 0.350 Jim Brosnan, R (8, 1) OBP: 0.294, SLG: 0.438	1-6-3			F3			SH1-4		F8		F8		2 0 2	0 1 0	0 0 0	0 1 0	0 0 0	0 0 0	0 0 0
Don Elston, R (1, 1) OBP: 0.107, SLG: 0.107 Jerry Kindall, R (7, PH) OBP: 0.188, SLG: 0.285 Charles Silvera, R (8, 2) OBP: 0.241, SLG: 0.222 Jim Bolger, R (9, PH) OBP: 0.298, SLG: 0.374 Cal Neeman, R (10, 2) OBP: 0.298, SLG: 0.383		6-3		F3			SH1-4		HBP		G6-4-3		2 0 0 1 1	0 0 0 0 0	0 0 0 1 0	0 0 0 0 0	0 0 0 0 0	0 0 0 0 0	0 0 0 0 0
Inning Stats	R: 5 H: 5 E: 0 LOB: 0 K: 0 BB: 0 S: 8 P: 8	R: 0 H: 0 E: 0 LOB: 0 K: 1 BB: 0 S: 5 P: 5	R: 0 H: 0 E: 0 LOB: 1 K: 0 BB: 1 S: 5 P: 9	R: 0 H: 0 E: 0 LOB: 0 K: 0 BB: 0 S: 3 P: 3	R: 0 H: 1 E: 0 LOB: 1 K: 0 BB: 0 S: 4 P: 4	R: 0 H: 0 E: 0 LOB: 0 K: 0 BB: 0 S: 3 P: 3	R: 1 H: 1 E: 1 LOB: 1 K: 0 BB: 1 S: 4 P: 8	R: 0 H: 1 E: 0 LOB: 1 K: 0 BB: 0 S: 4 P: 4	R: 0 H: 1 E: 1 LOB: 2 K: 1 BB: 0 S: 6 P: 7	R: 0 H: 0 E: 0 LOB: 1 K: 0 BB: 1 S: 3 P: 7	R: 0 H: 1 E: 0 LOB: 0 K: 0 BB: 0 S: 3 P: 3	R: 2 H: 2 E: 0 LOB: 0 K: 0 BB: 0 S: 3 P: 3	1B: 10 SF: 0 2B: 0 SAC: 2 3B: 0 DP: 1 HR: 2 HBP: 1						

PITCHER	IP	WLS	BF	H	R	ER	SO	BB	IBB	HBP	BLK	WP	HR	S	P	ERA	WHIP
Art Fowler, R (1, 1) ERA: 5.53	1.0		8	5	5	5	0	0	0	0	0	0	1	8	8	45.00	5.000
Don Gross, L (2, 1) ERA: 3.97	10.1	L	41	7	3	3	3	3	0	1	0	0	1	43	56	2.61	0.968

PITCHER	IP	WLS	BF	H	R	ER	SO	BB	IBB	HBP	BLK	WP	HR	S	P	ERA	WHIP

BOTTOM

Cincinnati Redlegs @ Chicago Cubs

Wrigley Field, Chicago, IL

Fri Aug 16 1957, 3:33 AM CDT

Att. 9,659 - Unknown

livebaseballscorecards.com

AB	43
R	8
H	12
RBI	8
BB	3
SO	3
LOB	17

WP: 0 PA: 49
PB: 1
SB: 1
CS: 0

Cincinnati Redlegs @ Chicago Cubs

Wrigley Field, Chicago, IL

Sat Aug 17 1957, 3:33 AM CDT

Att. 14,181 - Unknown

TOP

livebaseballscorecards.com

Batter	1	2	3	4	5	6	7	8	9	AB	R	H	RBI	BB	SO	LOB
Johnny Temple, R (1, 4) OBP: 0.399, SLG: 0.357	B B B B 4-0 CS BB		x 0-0 1-3 1-2 1B		x 0-0 ② 6-3 1-2		x 0-0 1-2 1B		B B B B 4-0 BB	3	0	2	0	2	0	1
Ed Bailey, L (1, 2) OBP: 0.397, SLG: 0.482	S S S 0-3 ① ② K 1-2		x 0-0 ② 1-3 1-2 2-3		x 0-0 ③ 4-3		S S S 0-3 ③ K		x 0-0 ③ 4-3	5	0	0	0	0	2	7
Frank Robinson, R (1, 7) OBP: 0.389, SLG: 0.539	x 0-0 HR		B B B B 4-0 BB			x 0-0 ① F7		B B B B 4-0 F7-3 BB		2	1	1	1	2	0	0
George Crowe, L (1, 3) OBP: 0.333, SLG: 0.585	x 0-0 ③ 3-1		x 0-0 ③ F8			x 0-0 1B		x 0-0 ① ② F7-3 1-2		4	0	1	0	0	0	4
Joe Taylor, R (1, 9) OBP: 0.365, SLG: 0.458 Bobby Henrich, R (8, PR) OBP: 0.250, SLG: 0.167 Wally Post, R (8, 9) OBP: 0.290, SLG: 0.445		x 0-0 ① G3		S S S 0-3 ① K		x 0-0 ② F5		B B B B 4-0 1B BB		3 0 0	0 0 0	0 0 0	0 0 0	1 0 0	1 0 0	1 0 0
Gus Bell, L (1, 8) OBP: 0.331, SLG: 0.420		x 0-0 ② F8		x 0-0 ② F8		x 0-0 ③ F4		x 0-0 1-2 1B		4	0	1	0	0	0	1
Don Hoak, R (1, 5) OBP: 0.377, SLG: 0.491		x 0-0 ③ F8		S S S 0-3 ③ K			x 0-0 1B 1B	x 0-0 ③ F8		4	0	1	0	0	1	2
Roy McMillan, R (1, 6) OBP: 0.355, SLG: 0.319 Ted Kluszewski, L (9, PH) OBP: 0.293, SLG: 0.505			x 0-0 ① 5-3	B B B B 4-0 6-3 BB			S S S 0-3 ① K		x 0-0 ① L8	2 1	0 0	0 0	0 0	1 0	1 0	1 0
Hal Jeffcoat, R (1, 1) OBP: 0.230, SLG: 0.393 Smoky Burgess, L (9, PH) OBP: 0.360, SLG: 0.604			B B B B 4-0 1-3 1B BB	S S S 0-3 ① K			x 0-0 ② F8		x 0-0 ② F8	2 1	0 0	0 0	0 0	1 0	1 0	2 0
Inning Stats	R: 1 E: 0 K: 1 S: 5 H: 1 LOB: 0 BB: 1 P: 9	R: 0 E: 0 K: 0 S: 3 H: 0 LOB: 0 BB: 0 P: 3	R: 0 E: 0 K: 0 S: 4 H: 1 LOB: 3 BB: 2 P: 12	R: 0 E: 0 K: 2 S: 7 H: 0 LOB: 0 BB: 0 P: 7	R: 0 E: 0 K: 1 S: 5 H: 0 LOB: 1 BB: 1 P: 9	R: 0 E: 0 K: 0 S: 4 H: 1 LOB: 1 BB: 0 P: 4	R: 0 E: 0 K: 2 S: 9 H: 2 LOB: 2 BB: 0 P: 9	R: 0 E: 0 K: 0 S: 3 H: 1 LOB: 2 BB: 2 P: 11	R: 0 E: 0 K: 0 S: 3 H: 0 LOB: 1 BB: 1 P: 7	1B: 5 2B: 2 3B: 0 HR: 1 SF: 0 SAC: 0 DP: 2 HBP: 0						

	AB	31
	R	1
	H	6
	RBI	1
	BB	7
	SO	6
	LOB	19

WP: 0 PA: 38
PB: 0
SB: 0
CS: 1

PITCHER		IP	WLS	BF	H	R	ER	SO	BB	IBB	HBP	BLK	WP	HR	S	P	ERA	WHIP
Dave Hillman, R ERA: 4.5	(1, 1)	7.2		33	6	1	1	6	6	0	0	0	0	1	39	63	1.17	1.565
Turk Lown, R ERA: 2.88	(8, 1)	1.1	W	5	0	0	0	0	1	0	0	0	0	0	4	8	0.00	0.750

PITCHER	IP	WLS	BF	H	R	ER	SO	BB	IBB	HBP	BLK	WP	HR	S	P	ERA	WHIP

Batter	1	2	3	4	5	6	7	8	9	AB	R	H	RBI	BB	SO	LOB
Bobby Adams, R (1, 5) OBP: 0.278, SLG: 0.358	6-3	6-3			6-3		1-6-3			4	0	0	0	0	0	1
Bob Speake, L (1, 8) OBP: 0.315, SLG: 0.447	4-3 1B 1B		K		F5			1-3 1B 14 SF8 HBP		3	2	1	0	0	1	1
Chuck Tanner, L (1, 7) OBP: 0.327, SLG: 0.439	4-3 1-2		F8			F7		1-3 1-2 1B		4	0	1	0	0	0	1
Walt Moryn, L (1, 9) OBP: 0.369, SLG: 0.494	E 1B 2-H 1B		G3			F9		1-3 1-2 2-3		4	0	1	1	0	0	2
Dale Long, L (1, 3) OBP: 0.377, SLG: 0.486	E4 14 BB 1-3 1B			G3		14 1B 1B		IBB		3	0	2	0	1	0	0
14 Ernie Banks, R (1, 6) OBP: 0.337, SLG: 0.531	BBBB 1-2 BB			CS 1B		1-2 1B		SF8 3-H		2	0	2	1	1	0	0
Cal Neeman, R (1, 2) OBP: 0.295, SLG: 0.378	F9			SSS 1-2		F7		F7		4	0	0	0	0	1	8
Bobby Morgan, R (1, 4) OBP: 0.296, SLG: 0.288		5-3			E3 SH3-4		BBBB 1-3 BB			2	0	0	0	1	0	0
Dave Hillman, R (1, 1) Turk Lown, R (8, 1) OBP: 0.167, SLG: 0.167		1-3			SH3-4 1-2		1-3 1-2			2 0	0 0	0 0	0 0	0 0	0 0	1 0
Inning Stats	R: 1 H: 3 E: 1 LOB: 3 K: 0 BB: 1 S: 6 P: 10	R: 0 H: 0 E: 0 LOB: 0 K: 0 BB: 0 S: 3 P: 3	R: 0 H: 0 E: 0 LOB: 0 K: 1 BB: 0 S: 5 P: 5	R: 0 H: 1 E: 0 LOB: 1 K: 1 BB: 0 S: 5 P: 5	R: 0 H: 0 E: 1 LOB: 1 K: 0 BB: 0 S: 4 P: 4	R: 0 H: 2 E: 0 LOB: 2 K: 0 BB: 0 S: 5 P: 5	R: 0 H: 0 E: 0 LOB: 0 K: 0 BB: 1 S: 2 P: 6	R: 1 H: 1 E: 0 LOB: 2 K: 0 BB: 1 S: 4 P: 9		1B: 7 SF: 1 2B: 1 SAC: 1 3B: 0 DP: 1 HR: 0 HBP: 1						

PITCHER	IP	WLS	BF	H	R	ER	SO	BB	IBB	HBP	BLK	WP	HR	S	P	ERA	WHIP
Hal Jeffcoat, R (1, 1) ERA: 4.13	8.0	L	34	7	2	2	2	2	1	1	0	0	0	34	47	2.25	1.125

PITCHER	IP	WLS	BF	H	R	ER	SO	BB	IBB	HBP	BLK	WP	HR	S	P	ERA	WHIP

BOTTOM

Cincinnati Redlegs @ Chicago Cubs

Wrigley Field, Chicago, IL

Sat Aug 17 1957, 3:33 AM CDT

Att. 14,181 - Unknown

livebaseballscorecards.com

AB	28
R	2
H	7
RBI	2
BB	3
SO	2
LOB	14

Batter	1	2	3	4	5	6	7	8	9	AB	R	H	RBI	BB	SO	LOB
Johnny Temple, R (1, 4) OBP: 0.402, SLG: 0.360	6-3 1B		F8 ①		G3-6 1B		1-2 1B			4	0	3	0	0	0	1
Smoky Burgess, L (1, 2) OBP: 0.358, SLG: 0.601	6-3 ① 1-2		E9 1-H 2B 2B		G3-6 ②③ 1-2f		3-1 ③			4	1	1	1	0	0	4
Frank Robinson, R (1, 7) OBP: 0.386, SLG: 0.534	K ②		G3 ②			6-3 ①		K ①		4	0	0	0	0	2	2
Ted Kluszewski, L (1, 3) OBP: 0.291, SLG: 0.505	4-3 ③		3-H 2B			4-3 ②		6-3 ②		4	0	1	1	0	0	1
Joe Taylor, R (1, 9) OBP: 0.357, SLG: 0.462		1-3 ①	4-3 ③			2B		F5 ③		4	0	1	0	0	0	1
Gus Bell, L (1, 8) OBP: 0.330, SLG: 0.420		2B		F7 ①		4-1 ③			1-3 ①	4	0	1	0	0	0	1
Don Hoak, R (1, 5) OBP: 0.374, SLG: 0.486		4-3 ②		5-3 ②			1-3 ①		F9 ②	4	0	0	0	0	0	1
Roy McMillan, R (1, 6) OBP: 0.351, SLG: 0.315		F9 ③		K ③			5-3 ②		F5 ③	4	0	0	0	0	1	1
Joe Nuxhall, L (1, 1) OBP: 0.255, SLG: 0.227 Johnny Klippstein, R (5, 1) OBP: 0.085, SLG: 0.033 Jerry Lynch, L (7, PH) OBP: 0.280, SLG: 0.324 Raul Sanchez, R (7, 1) OBP: 0.286, SLG: 0.429			BB		K ①		1B 1B			1 0 1 0	1 0 0 0	0 0 1 0	0 0 0 0	1 0 0 0	1 0 0 0	0 0 0 0

TOP

Cincinnati Redlegs @ Chicago Cubs

Wrigley Field, Chicago, IL

Sun Aug 18 1957, 3:33 AM CDT

Att. 27,100 - Unknown

livebaseballscorecards.com

AB	34
R	2
H	8
RBI	2
BB	1
SO	4
LOB	12



Inning Stats	1	2	3	4	5	6	7	8	9
	R: 0 H: 1 E: 0 LOB: 1 K: 1 BB: 0 S: 6 P: 6	R: 0 H: 1 E: 0 LOB: 1 K: 0 BB: 0 S: 4 P: 4	R: 2 H: 2 E: 1 LOB: 1 K: 0 BB: 1 S: 5 P: 9	R: 0 H: 0 E: 0 LOB: 0 K: 1 BB: 0 S: 5 P: 5	R: 0 H: 1 E: 0 LOB: 0 K: 1 BB: 0 S: 5 P: 5	R: 0 H: 1 E: 0 LOB: 1 K: 0 BB: 0 S: 4 P: 4	R: 0 H: 2 E: 0 LOB: 2 K: 0 BB: 0 S: 5 P: 5	R: 0 H: 0 E: 0 LOB: 0 K: 1 BB: 0 S: 5 P: 5	R: 0 H: 0 E: 0 LOB: 0 K: 0 BB: 0 S: 3 P: 3

| | | |

Batter	1	2	3	4	5	6	7	8	9	AB	R	H	RBI	BB	SO	LOB
Bobby Adams, R (1, 5) OBP: 0.277, SLG: 0.347	K		K		E 2B BB	K		F5		3	1	0	0	1	3	3
Chuck Tanner, L (8, PH) OBP: 0.326, SLG: 0.438										1	0	0	0	0	0	0
Jack Littrell, R (9, 5) OBP: 0.234, SLG: 0.268										0	0	0	0	0	0	0
Bob Speake, L (1, 8) OBP: 0.314, SLG: 0.444	F2		K		E8 1-2 2B	S 2-H 1B				4	1	1	1	0	1	3
Lee Walls, R (1, 7) OBP: 0.288, SLG: 0.355	5-3			1B 14 2B 1B	14 HR 1-H 2-H 2B	6-3 1-2				4	2	2	2	0	0	1
Walt Moryn, L (1, 9) OBP: 0.368, SLG: 0.492		F8		14 2B 6-3 1-2 1B	4-3		4-3			4	1	1	0	0	0	1
14 Ernie Banks, R (1, 6) OBP: 0.338, SLG: 0.540		F4		1-3 2-H 2B	2-H HR		F8			4	1	2	3	0	0	0
Dale Long, L (1, 3) OBP: 0.375, SLG: 0.482		K		K	FC5-4 1B		K			4	0	1	0	0	3	2
Cal Neeman, R (1, 2) OBP: 0.297, SLG: 0.388			BB 1B	6-3 3-H	FC5-4 1-2f			HR		4	1	2	2	0	0	2
Bobby Morgan, R (1, 4) OBP: 0.295, SLG: 0.285			F4	4-3		SH1-4 1B BB		F8		3	1	0	0	1	0	2
Bob Rush, R (1, 1) OBP: 0.226, SLG: 0.240			BB 1-2		3-4-1	SH1-4 1-2		5-3		2	0	0	0	1	0	0
Inning Stats	R: 0 E: 0 K: 1 S: 5 H: 0 LOB: 0 BB: 0 P: 5	R: 0 E: 0 K: 1 S: 5 H: 0 LOB: 0 BB: 0 P: 5	R: 0 E: 0 K: 2 S: 8 H: 1 LOB: 2 BB: 1 P: 12	R: 2 E: 0 K: 1 S: 8 H: 3 LOB: 1 BB: 0 P: 8	R: 4 E: 1 K: 0 S: 7 H: 3 LOB: 1 BB: 1 P: 11	R: 1 E: 0 K: 1 S: 6 H: 1 LOB: 1 BB: 1 P: 10	R: 0 E: 0 K: 1 S: 5 H: 0 LOB: 0 BB: 0 P: 5	R: 1 E: 0 K: 0 S: 4 H: 1 LOB: 0 BB: 0 P: 4		1B: 5 2B: 2 3B: 0 HR: 2 SF: 0 SAC: 1 DP: 0 HBP: 0						

BOTTOM

Cincinnati Redlegs @ Chicago Cubs

Wrigley Field, Chicago, IL

Sun Aug 18 1957, 3:33 AM CDT

Att. 27,100 - Unknown

livebaseballscorecards.com

AB	33
R	8
H	9
RBI	8
BB	3
SO	7
LOB	14

WP: 0 PB: 0 SB: 1 CS: 0 PA: 37

PITCHER		IP	WLS	BF	H	R	ER	SO	BB	IBB	HBP	BLK	WP	HR	S	P	ERA	WHIP
Joe Nuxhall, L ERA: 4.97	(1, 1)	4.2	L	23	6	6	3	5	2	0	0	0	0	1	31	39	5.79	1.714
Johnny Klippstein, R ERA: 5.37	(5, 1)	1.1		7	2	1	1	1	1	0	0	0	0	0	8	12	6.75	2.250
Raul Sanchez, R ERA: 3.6	(7, 1)	2.0		7	1	1	1	1	0	0	0	0	0	1	9	9	4.50	0.500

PITCHER	IP	WLS	BF	H	R	ER	SO	BB	IBB	HBP	BLK	WP	HR	S	P	ERA	WHIP

Batter	1	2	3	4	5	6	7	8	9	10	AB	R	H	RBI	BB	SO	LOB
Bobby Adams, R (1, 5) OBP: 0.276, SLG: 0.343	5-3 1B		K			F8			4-1		4	0	1	0	0	1	0
Bob Speake, L (1, 8) OBP: 0.310, SLG: 0.438	F8		P6			L8			B3		4	0	0	0	0	0	1
Lee Walls, R (1, 7) OBP: 0.288, SLG: 0.353	5-3 1-2			6-3		5-3			BB 1B		4	0	1	0	0	0	1
Walt Moryn, L (1, 9) OBP: 0.369, SLG: 0.498	K			HR			K		BB 1-2		3	1	1	1	1	2	1
14 Ernie Banks, R (1, 6) OBP: 0.337, SLG: 0.536		4-3 BB		P6			P3		F8		3	0	0	0	1	0	2
Dale Long, L (1, 3) OBP: 0.370, SLG: 0.476		4-3 1-2		L7			K			6-3	4	0	0	0	0	1	1
Cal Neeman, R (1, 2) OBP: 0.294, SLG: 0.384		K			1-3			F9		K	4	0	0	0	0	2	1
Bobby Morgan, R (1, 4) OBP: 0.292, SLG: 0.281		L7			F8			K		6-3	4	0	0	0	0	1	1
Moe Drabowsky, R (1, 1) OBP: 0.259, SLG: 0.222			P4		K			5-3			3	0	0	0	0	1	0
Inning Stats	R: 0 H: 1 E: 0 LOB: 1 K: 1 BB: 0 S: 6 P: 6	R: 0 H: 0 E: 0 LOB: 1 K: 1 BB: 1 S: 5 P: 9	R: 0 H: 0 E: 0 LOB: 0 K: 1 BB: 0 S: 5 P: 5	R: 1 H: 1 E: 0 LOB: 0 K: 0 BB: 0 S: 4 P: 4	R: 0 H: 0 E: 0 LOB: 0 K: 1 BB: 0 S: 5 P: 5	R: 0 H: 0 E: 0 LOB: 0 K: 0 BB: 0 S: 3 P: 3	R: 0 H: 0 E: 0 LOB: 0 K: 2 BB: 0 S: 7 P: 7	R: 0 H: 0 E: 0 LOB: 0 K: 1 BB: 0 S: 5 P: 5	R: 0 H: 1 E: 0 LOB: 2 K: 0 BB: 1 S: 4 P: 8	R: 0 H: 0 E: 0 LOB: 0 K: 1 BB: 0 S: 5 P: 5	1B: 2 SF: 0 2B: 0 SAC: 0 3B: 0 DP: 0 HR: 1 HBP: 0						WP: 0 PA: 35 PB: 0 SB: 0 CS: 0

PITCHER		IP	WLS	BF	H	R	ER	SO	BB	IBB	HBP	BLK	WP	HR	S	P	ERA	WHIP
Curt Simmons, L ERA: 3.24	(1, 1)	8.0		27	2	1	1	7	1	0	0	0	0	0	40	44	1.12	0.375
Turk Farrell, R ERA: 3.0	(9, 1)	2.0	W	8	1	0	0	1	1	0	0	0	0	0	9	13	0.00	1.000

PITCHER	IP	WLS	BF	H	R	ER	SO	BB	IBB	HBP	BLK	WP	HR	S	P	ERA	WHIP

TOP

Chicago Cubs @ Philadelphia Phillies

Connie Mack Stadium, Philadelphia, PA

Tue Aug 20 1957, 7:05 PM EDT

Unknown

livebaseballscorecards.com

AB	33
R	1
H	3
RBI	1
BB	2
SO	8
LOB	8

Batter	1	2	3	4	5	6	7	8	9	10	AB	R	H	RBI	BB	SO	LOB
Richie Ashburn, L (1, 8) OBP: 0.374, SLG: 0.347	F7		1B			P6		E9 1-H 1B			4	0	2	0	0	0	0
Granny Hamner, R (1, 4) OBP: 0.259, SLG: 0.323	5-3		L7			P6		6-3			4	0	0	0	0	0	2
Ed Bouchee, L (1, 3) OBP: 0.388, SLG: 0.475	2B			4-3		K			4-3		4	0	1	0	0	1	0
Harry Anderson, L (1, 7) OBP: 0.332, SLG: 0.443	F7			P6			K		K		4	0	0	0	0	2	1
Rip Repulski, R (1, 9) OBP: 0.300, SLG: 0.442		6-3		5-3			6-3		K		4	0	0	0	0	1	0
Stan Lopata, R (1, 2) OBP: 0.339, SLG: 0.455		4-3	G3 1B				4-3		HR		4	1	2	1	0	0	0
Willie Jones, R (1, 5) OBP: 0.313, SLG: 0.330		6-3	G3 1-2					FC1-6 1B			3	0	1	0	0	0	1
Chico Fernandez, R (1, 6) OBP: 0.290, SLG: 0.324			K					FC1-6 1B 1-2f E			3	1	0	0	0	2	2
Curt Simmons, L (1, 1) OBP: 0.295, SLG: 0.263			5-3					P5			2	0	0	0	0	0	1
Ron Northey, L (8, PH) OBP: 0.385, SLG: 0.289											1	0	0	0	0	0	1
Turk Farrell, R (9, 1) OBP: 0.143, SLG: 0.571											0	0	0	0	0	0	0
Inning Stats	R: 0 H: 1 E: 0 LOB: 1 K: 0 BB: 0 S: 4 P: 4	R: 0 H: 0 E: 0 LOB: 0 K: 0 BB: 0 S: 3 P: 3	R: 0 H: 1 E: 0 LOB: 1 K: 1 BB: 0 S: 6 P: 6	R: 0 H: 0 E: 0 LOB: 0 K: 0 BB: 0 S: 3 P: 3	R: 0 H: 1 E: 0 LOB: 1 K: 1 BB: 0 S: 6 P: 6	R: 0 H: 0 E: 0 LOB: 0 K: 1 BB: 0 S: 5 P: 5	R: 0 H: 0 E: 0 LOB: 0 K: 1 BB: 0 S: 5 P: 5	R: 1 H: 2 E: 1 LOB: 1 K: 0 BB: 0 S: 5 P: 5	R: 0 H: 0 E: 0 LOB: 0 K: 2 BB: 0 S: 7 P: 7	R: 1 H: 1 E: 0 LOB: 0 K: 0 BB: 0 S: 1 P: 1	1B: 4 SF: 0 2B: 1 SAC: 0 3B: 0 DP: 0 HR: 1 HBP: 0						

PITCHER	IP	WLS	BF	H	R	ER	SO	BB	IBB	HBP	BLK	WP	HR	S	P	ERA	WHIP
Moe Drabowsky, R (1, 1) ERA: 3.88	9.0	L	33	6	2	1	6	0	0	0	0	0	1	45	45	1.00	0.667

PITCHER	IP	WLS	BF	H	R	ER	SO	BB	IBB	HBP	BLK	WP	HR	S	P	ERA	WHIP

BOTTOM

Chicago Cubs @ Philadelphia Phillies

Connie Mack Stadium, Philadelphia, PA

Tue Aug 20 1957, 7:05 PM EDT

Unknown

livebaseballscorecards.com

AB	33
R	2
H	6
RBI	1
BB	0
SO	6
LOB	8

WP: 0 PA: 33
PB: 0
SB: 0
CS: 0

Chicago Cubs @ Philadelphia Phillies

Connie Mack Stadium, Philadelphia, PA

Tue Aug 20 1957, 7:05 PM EDT

Att. 15,129 - Unknown

TOP

livebaseballscorecards.com

Batter	1	2	3	4	5	6	7	8	9	AB	R	H	RBI	BB	SO	LOB
Bobby Morgan, R (1, 5) OBP: 0.291, SLG: 0.281	K		1B 2-H 1B		1-3		F9			4	0	1	1	0	1	0
Bob Speake, L (1, 8) OBP: 0.313, SLG: 0.446	P3		1-3 1B		1B 3B		F9			4	1	2	0	0	0	0
Chuck Tanner, L (1, 7) OBP: 0.322, SLG: 0.432	F8			P6	L3			L8		4	0	0	0	0	0	1
Walt Moryn, L (1, 9) OBP: 0.370, SLG: 0.496		F7		14 HR BB	3-H 1B			G3		3	1	1	1	1	0	0
Dale Long, L (1, 3) OBP: 0.366, SLG: 0.469		P6		K	K			K		4	0	0	0	0	3	2
14 Ernie Banks, R (1, 6) OBP: 0.337, SLG: 0.540		F7		1-H HR		F3			P3	4	1	1	2	0	0	0
Jerry Kindall, R (1, 4) OBP: 0.196, SLG: 0.305			K	HR		K			G6-4-3 BB	3	1	1	1	1	2	0
Cal Neeman, R (1, 2) OBP: 0.294, SLG: 0.382			6-3	1B		K			G6-4-3 1-2f	4	0	1	0	0	1	1
Jim Brosnan, R (1, 1) OBP: 0.316, SLG: 0.500							F8			2	1	1	0	0	0	1
Don Elston, R (4, 1) OBP: 0.103, SLG: 0.103			1B 2B	F7						1	0	0	0	0	0	0
Inning Stats	R: 0 E: 0 K: 1 S: 5 H: 0 LOB: 0 BB: 0 P: 5	R: 0 E: 0 K: 0 S: 3 H: 0 LOB: 0 BB: 0 P: 3	R: 1 E: 0 K: 1 S: 7 H: 3 LOB: 2 BB: 0 P: 7	R: 3 E: 0 K: 1 S: 8 H: 3 LOB: 1 BB: 1 P: 12	R: 1 E: 0 K: 1 S: 7 H: 2 LOB: 1 BB: 0 P: 7	R: 0 E: 0 K: 2 S: 7 H: 0 LOB: 0 BB: 0 P: 7	R: 0 E: 0 K: 0 S: 3 H: 0 LOB: 0 BB: 0 P: 3	R: 0 E: 0 K: 1 S: 5 H: 0 LOB: 0 BB: 0 P: 5	R: 0 E: 0 K: 0 S: 2 H: 0 LOB: 0 BB: 1 P: 6	1B: 4 2B: 1 3B: 1 HR: 2 SF: 0 SAC: 0 DP: 1 HBP: 0	WP: 0 PB: 0 SB: 0 CS: 0 PA: 35					

	AB	33
	R	5
	H	8
	RBI	5
	BB	2
	SO	7
	LOB	5

PITCHER		IP	WLS	BF	H	R	ER	SO	BB	IBB	HBP	BLK	WP	HR	S	P	ERA	WHIP
Robin Roberts, R ERA: 4.17	(1, 1)	4.2	L	22	8	5	5	3	1	0	0	0	0	2	27	31	9.64	1.929
Jim Hearn, R ERA: 3.2	(5, 1)	0.1		1	0	0	0	1	0	0	0	0	0	0	3	3	0.00	0.000
Seth Morehead, L ERA: 4.58	(6, 1)	2.0		6	0	0	0	2	0	0	0	0	0	0	10	10	0.00	0.000
Warren Hacker, R ERA: 4.5	(8, 1)	2.0		6	0	0	0	1	1	0	0	0	0	0	7	11	0.00	0.500

PITCHER	IP	WLS	BF	H	R	ER	SO	BB	IBB	HBP	BLK	WP	HR	S	P	ERA	WHIP

BOTTOM

Chicago Cubs @ Philadelphia Phillies

Connie Mack Stadium, Philadelphia, PA

Tue Aug 20 1957, 7:05 PM EDT

Att. 15,129 - Unknown

Batter	1	2	3	4	5	6	7	8	9	AB	R	H	RBI	BB	SO	LOB
Richie Ashburn, L (1, 8) OBP: 0.375, SLG: 0.348	F3		F2		E4 S 1B			G6-4-3 1B		4	0	2	0	0	0	0
Chico Fernandez, R (1, 6) OBP: 0.288, SLG: 0.321	F9		5-3		P4 2-3			K		3	0	0	0	0	0	1
Harvey Haddix, L (8, PH) OBP: 0.283, SLG: 0.298										1	0	0	0	0	1	1
Roy Smalley, R (9, 6) OBP: 0.226, SLG: 0.345										0	0	0	0	0	0	0
Ed Bouchee, L (1, 3) OBP: 0.389, SLG: 0.476	1B 2B		BB		6-3			G6-4-3 1-2f		3	1	1	0	1	0	2
Harry Anderson, L (1, 7) OBP: 0.331, SLG: 0.440	1B 2-H 1B		G3			4-3			F5	4	0	1	1	0	0	1
Rip Repulski, R (1, 9) OBP: 0.300, SLG: 0.440	1-3 1B			K		K			5-3	4	0	1	0	0	2	0
Granny Hamner, R (1, 4) OBP: 0.259, SLG: 0.330	4-3			HR		P4			F8	4	1	1	1	0	0	2
Willie Jones, R (1, 5) OBP: 0.311, SLG: 0.328		5-3		5-3			F5			3	0	0	0	0	0	0
Joe Lonnett, R (1, 2) OBP: 0.255, SLG: 0.320		5-3		K			K			3	0	0	0	0	2	0
Robin Roberts, S (1, 1) OBP: 0.221, SLG: 0.238		K			P6		1-3			1	0	0	0	0	1	0
Jim Hearn, R (5, 1)										0	0	0	0	0	0	0
Solly Hemus, L (5, PH) OBP: 0.325, SLG: 0.253										1	0	0	0	0	0	0
Seth Morehead, L (6, 1)										0	0	0	0	0	0	0
Chuck Harmon, R (7, PH) OBP: 0.275, SLG: 0.347										1	0	0	0	0	0	0
Warren Hacker, R (8, 1) OBP: 0.280, SLG: 0.217										0	0	0	0	0	0	0
Inning Stats	R: 1 E: 0 K: 0 S: 6 H: 3 LOB: 2 BB: 0 P: 6		R: 0 E: 0 K: 1 S: 5 H: 0 LOB: 0 BB: 0 P: 5		R: 0 E: 0 K: 0 S: 3 H: 0 LOB: 1 BB: 1 P: 7		R: 1 E: 0 K: 2 S: 8 H: 1 LOB: 0 BB: 0 P: 8		R: 0 E: 1 K: 0 S: 4 H: 1 LOB: 1 BB: 0 P: 4	R: 0 E: 0 K: 1 S: 5 H: 0 LOB: 0 BB: 0 P: 5		R: 0 E: 0 K: 1 S: 5 H: 0 LOB: 0 BB: 0 P: 5		R: 0 E: 0 K: 1 S: 5 H: 1 LOB: 0 BB: 0 P: 5		R: 0 E: 0 K: 0 S: 3 H: 0 LOB: 0 BB: 0 P: 3						

	AB	32
	R	2
	H	6
	RBI	2
	BB	1
	SO	6
	LOB	7

1B: 4	SF: 0	WP: 0	PA: 33
2B: 1	SAC: 0	PB: 0	
3B: 0	DP: 1	SB: 1	
HR: 1	HBP: 0	CS: 0	

PITCHER		IP	WLS	BF	H	R	ER	SO	BB	IBB	HBP	BLK	WP	HR	S	P	ERA	WHIP
Jim Brosnan, R ERA: 3.69	(1, 1)	3.1		15	4	2	2	2	1	0	0	0	0	1	18	22	5.40	1.500
Don Elston, R ERA: 3.63	(4, 1)	5.2	W	18	2	0	0	4	0	0	0	0	0	0	26	26	0.00	0.353

PITCHER	IP	WLS	BF	H	R	ER	SO	BB	IBB	HBP	BLK	WP	HR	S	P	ERA	WHIP

livebaseballscorecards.com

Batter	1	2	3	4	5	6	7	8	9	AB	R	H	RBI	BB	SO	LOB
Bobby Adams, R (1, 5) OBP: 0.264, SLG: 0.327	F6		FC6-4 1-2f		K			5-3	E6 FC4-6	5	0	0	0	0	1	3
Bob Speake, L (1, 8) OBP: 0.314, SLG: 0.443	K		1-3			1-3 BB		PB 2B 1B	FC4-6 1-2f	4	1	1	0	1	1	2
Chuck Tanner, L (1, 7) OBP: 0.317, SLG: 0.426	F8			F8		1-3 1-2		6-3 1-2		4	0	0	0	0	0	2
Walt Moryn, L (1, 9) OBP: 0.369, SLG: 0.496		F9		1-6-3		E6		1B 2-H 2B		4	1	1	1	0	0	1
Dale Long, L (1, 3) OBP: 0.368, SLG: 0.469		14 1B 1B		4-3		F9		14 1B 2-H 1B		4	0	2	1	0	0	2
14 Ernie Banks, R (1, 6) OBP: 0.338, SLG: 0.540		1-3 1B			1-3	4-3		1-2 1B		4	0	2	0	0	0	2
Cal Neeman, R (1, 2) OBP: 0.293, SLG: 0.381		4-3			K			G6-4-3 1B	F8	4	0	1	0	0	1	3
Bobby Morgan, R (1, 4) OBP: 0.291, SLG: 0.281			F8		1B 1B				F5	4	0	1	0	0	0	1
Dick Drott, R (1, 1) OBP: 0.121, SLG: 0.105 Bob Will, L (5, PH) OBP: 0.247, SLG: 0.292 Bob Anderson, R (5, 1) Jim Bolger, R (7, PH) OBP: 0.297, SLG: 0.372 Tom Poholsky, R (7, 1) OBP: 0.190, SLG: 0.105 Lee Walls, R (9, PH) OBP: 0.287, SLG: 0.352			E5 FC6-4		1-2 1B		G6-4-3 1-2f		K	1 1 0 1 0 1	0 0 0 0 0 0	0 1 0 0 0 0	0 0 0 0 0 0	0 0 0 0 0 1	0 0 0 0 0 0	0 0 0 1 0 0
Inning Stats	R: 0 E: 0 K: 1 S: 5 H: 0 LOB: 0 BB: 0 P: 5	R: 0 E: 0 K: 0 S: 4 H: 2 LOB: 1 BB: 0 P: 4	R: 0 E: 1 K: 0 S: 4 H: 0 LOB: 1 BB: 0 P: 4	R: 0 E: 0 K: 0 S: 3 H: 0 LOB: 0 BB: 0 P: 3	R: 0 E: 0 K: 2 S: 9 H: 2 LOB: 2 BB: 0 P: 9	R: 0 E: 1 K: 0 S: 4 H: 0 LOB: 2 BB: 1 P: 8	R: 0 E: 0 K: 0 S: 3 H: 1 LOB: 0 BB: 0 P: 3	R: 2 E: 0 K: 0 S: 7 H: 4 LOB: 2 BB: 0 P: 7	R: 0 E: 1 K: 1 S: 6 H: 0 LOB: 1 BB: 0 P: 6	1B: 8 2B: 1 3B: 0 HR: 0 SF: 0 SAC: 0 DP: 1 HBP: 0						

PITCHER		IP	WLS	BF	H	R	ER	SO	BB	IBB	HBP	BLK	WP	HR	S	P	ERA	WHIP
Ray Crone, R ERA: 4.28	(1, 1)	7.2	W	31	7	2	2	3	1	0	0	0	0	0	36	40	2.35	1.043
Jim Constable, L ERA: 6.3	(8, 1)	0.0		1	1	0	0	0	0	0	0	0	0	0	1	1	∞	∞
Marv Grissom, R ERA: 2.86	(8, 1)	1.1	S	6	1	0	0	1	0	0	0	0	0	0	8	8	0.00	0.750

PITCHER	IP	WLS	BF	H	R	ER	SO	BB	IBB	HBP	BLK	WP	HR	S	P	ERA	WHIP

TOP

Chicago Cubs @ New York Giants

Polo Grounds, New York, NY

Thu Aug 22 1957, 3:33 AM EDT

Att. 2,614 - Unknown

livebaseballscorecards.com

AB	37
R	2
H	9
RBI	2
BB	1
SO	4
LOB	17

WP: 0 PA: 38
PB: 1
SB: 0
CS: 0

Batter	1	2	3	4	5	6	7	8	9	AB	R	H	RBI	BB	SO	LOB
Danny O'Connell, R (1, 4) OBP: 0.320, SLG: 0.357	x 0-0 WP HR 1B	BBB 4-0 BB		x 0-0 2B		x 0-0 F9 ②		x 0-0 1-2 1B		4	1	3	0	1	0	0
Don Mueller, L (1, 9) OBP: 0.267, SLG: 0.293	x 0-0 F9 ① 1-2	x 0-0 F2 ③		x 0-0 F1 ③		x 0-0 6-3 ③		SSS 0-3 K ③		5	0	0	0	0	1	6
Willie Mays, R (1, 8) OBP: 0.411, SLG: 0.631	x 0-0 2-H HR		x 0-0 2B		x 0-0 6-3 ①		x 0-0 PB WP 2B			4	2	3	2	0	0	0
Ray Jablonski, R (1, 5) OBP: 0.338, SLG: 0.429 Ozzie Virgil, R (5, PR) (6, 5) OBP: 0.278, SLG: 0.296	SSS 0-3 K ②		x 0-0 F8 ①		x 0-0 HR 2B		x 0-0 F9 ① 2-H			3 1	0 1	1 0	0 0	0 0	1 0	1 0
Hank Sauer, R (1, 7) OBP: 0.352, SLG: 0.528 Bobby Thomson, R (8, 7) OBP: 0.300, SLG: 0.431	x 0-0 F8 ③		x 0-0 L5 ②		x 0-0 2-H HR		x 0-0 5-3 ②			4 0	1 0	1 0	2 0	0 0	0 0	1 0
Daryl Spencer, R (1, 6) OBP: 0.337, SLG: 0.421		x 0-0 S BB 4-3 1B	BBB 4-0 BB		x 0-0 E5 FC6-4		x 0-0 F8 ③			3	1	1	0	1	0	1
Whitey Lockman, L (1, 3) OBP: 0.308, SLG: 0.344		BBB 4-0 S 1-2 BB	x 0-0 F9 ③		x 0-0 FC6-4 ② 1-2f			x 0-0 F7 ①		3	0	0	0	1	0	4
Valmy Thomas, R (1, 2) OBP: 0.281, SLG: 0.397		x 0-0 4-3 ① 1-2 2-H		x 0-0 F3 ①	x 0-0 1-3 ③			SSS 0-3 K ②		4	0	0	1	0	1	3
Ray Crone, R (1, 1) OBP: 0.128, SLG: 0.091 Jim Constable, S (8, 1) Marv Grissom, R (8, 1) OBP: 0.300, SLG: 0.333		SSS 0-3 K ②		SSS 0-3 K ②		x 0-0 1-3 ①		x 0-0 1B 1B		3 0 1	0 0 0	0 0 1	0 0 0	0 0 0	2 0 0	1 0 0
Inning Stats	R: 2 E: 0 K: 1 S: 7 H: 2 LOB: 0 BB: 0 P: 7	R: 1 E: 0 K: 1 S: 6 H: 1 LOB: 2 BB: 2 P: 14	R: 0 E: 0 K: 0 S: 4 H: 1 LOB: 2 BB: 1 P: 8	R: 0 E: 0 K: 1 S: 6 H: 1 LOB: 1 BB: 0 P: 6	R: 2 E: 1 K: 0 S: 6 H: 2 LOB: 2 BB: 0 P: 6	R: 0 E: 0 K: 0 S: 3 H: 0 LOB: 0 BB: 0 P: 3	R: 1 E: 0 K: 0 S: 4 H: 1 LOB: 0 BB: 0 P: 4	R: 0 E: 0 K: 2 S: 9 H: 2 LOB: 2 BB: 0 P: 9		1B: 4 2B: 4 3B: 0 HR: 2	SF: 0 SAC: 0 DP: 0 HBP: 0					

PITCHER		IP	WLS	BF	H	R	ER	SO	BB	IBB	HBP	BLK	WP	HR	S	P	ERA	WHIP
Dick Drott, R ERA: 3.64	(1, 1)	4.0	L	20	5	3	3	3	3	0	0	0	1	1	23	35	6.75	2.000
Bob Anderson, R ERA: 3.46	(5, 1)	2.0		9	2	2	2	0	0	0	0	0	0	1	9	9	9.00	1.000
Tom Poholsky, R ERA: 5.21	(7, 1)	2.0		9	3	1	0	2	0	0	0	0	1	0	13	13	0.00	1.500

PITCHER	IP	WLS	BF	H	R	ER	SO	BB	IBB	HBP	BLK	WP	HR	S	P	ERA	WHIP

BOTTOM

Chicago Cubs @ New York Giants

Polo Grounds, New York, NY

Thu Aug 22 1957, 3:33 AM EDT

Att. 2,614 - Unknown

livebaseballscorecards.com

AB	35
R	6
H	10
RBI	5
BB	3
SO	5
LOB	17

1B: 4	SF: 0	WP: 2	PA: 38
2B: 4	SAC: 0	PB: 1	
3B: 0	DP: 0	SB: 2	
HR: 2	HBP: 0	CS: 0	

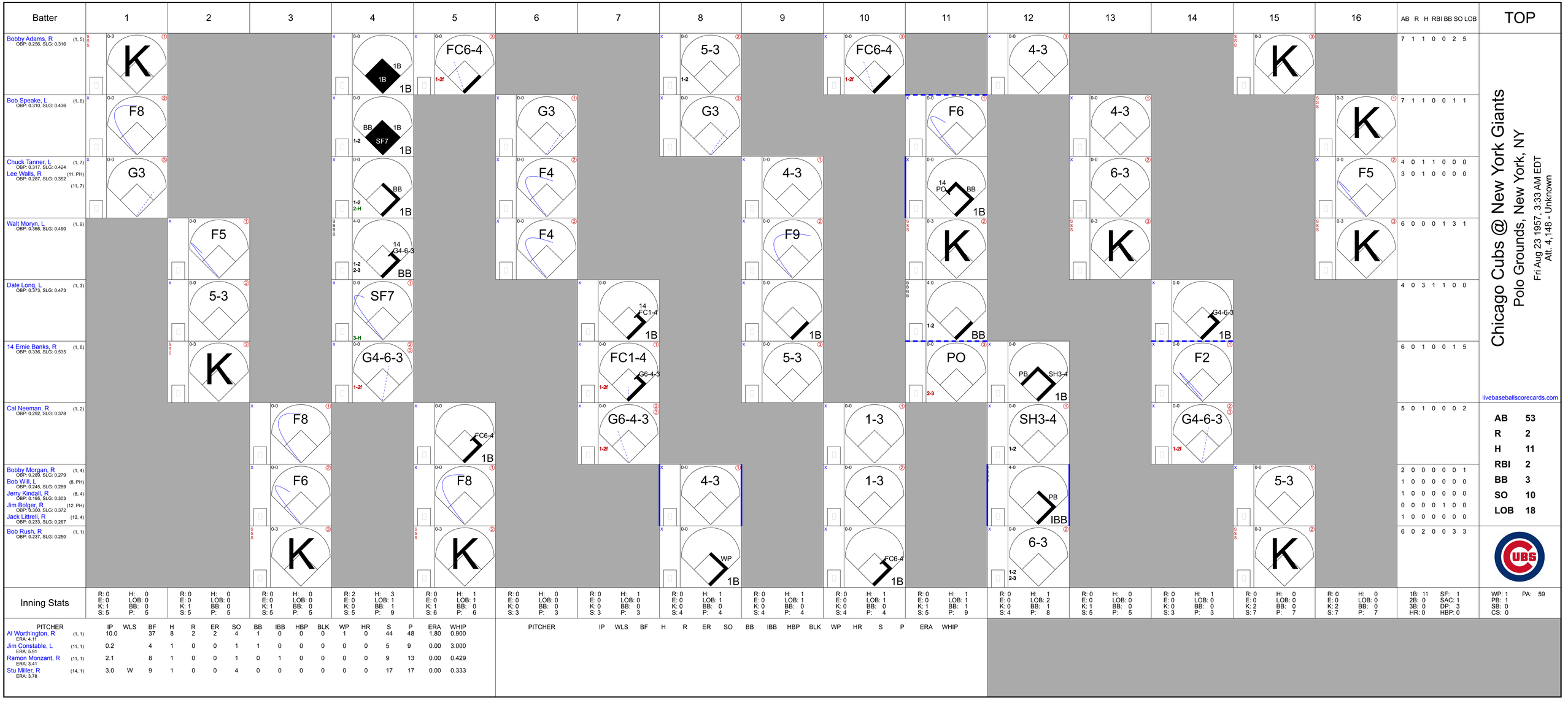
Batter
1
2
3
4
5
6
7
8
9
10
11
12
13
14
15
16
AB R H RBI BB SO LOB
TOP
Bobby Adams, R (1, 5) OBP: 0.256, SLG: 0.316
K
FC6-4
5-3
FC6-4
4-3
K
7 1 1 0 0 2 5
Bob Speake, L (1, 8) OBP: 0.310, SLG: 0.436
F8
1B
SF7
G3
G3
F6
4-3
K
7 1 1 0 0 1 1
Chuck Tanner, L (1, 7) OBP: 0.317, SLG: 0.424
Lee Walls, R (11, PH) OBP: 0.287, SLG: 0.352 (11, 7)
G3
BB
F4
4-3
14 PO BB
6-3
F5
4 0 1 1 0 0 0
3 0 1 0 0 0 0
Walt Moryn, L (1, 9) OBP: 0.366, SLG: 0.490
F5
14 G4-6-3
BB
F4
F9
K
K
K
6 0 0 0 1 3 1
Dale Long, L (1, 3) OBP: 0.373, SLG: 0.473
5-3
SF7
14 FC1-4
1B
1B
BB
G4-6-3
1B
4 0 3 1 1 0 0
14 Ernie Banks, R (1, 6) OBP: 0.336, SLG: 0.535
K
G4-6-3
FC1-4
G6-4-3
5-3
PO
PB SH3-4
1B
F2
6 0 1 0 0 1 5
livebaseballscorecards.com
Cal Neeman, R (1, 2) OBP: 0.292, SLG: 0.378
F8
FC6-4
1B
G6-4-3
1-3
SH3-4
G4-6-3
5 0 1 0 0 0 2
Bobby Morgan, R (1, 4) OBP: 0.289, SLG: 0.279
Bob Will, L (8, PH) OBP: 0.245, SLG: 0.289
Jerry Kindall, R (8, 4) OBP: 0.195, SLG: 0.303
Jim Bolger, R (12, PH) OBP: 0.300, SLG: 0.372
Jack Littrell, R (12, 4) OBP: 0.233, SLG: 0.267
F6
F8
4-3
1-3
PB IBB
5-3
2 0 0 0 0 0 1
1 0 0 0 0 0 0
1 0 0 0 0 0 0
0 0 0 0 1 0 0
1 0 0 0 0 0 0
Bob Rush, R (1, 1) OBP: 0.237, SLG: 0.250
K
K
WP
1B
FC6-4
1B
6-3
K
6 0 2 0 0 3 3
AB 53
R 2
H 11
RBI 2
BB 3
SO 10
LOB 18
Inning Stats
R: 0 E: 0 K: 1 S: 5
H: 0 LOB: 0 BB: 0 P: 5
R: 0 E: 0 K: 1 S: 5
H: 0 LOB: 0 BB: 0 P: 5
R: 0 E: 0 K: 1 S: 5
H: 0 LOB: 0 BB: 0 P: 5
R: 2 E: 0 K: 0 S: 5
H: 3 LOB: 1 BB: 1 P: 9
R: 0 E: 0 K: 1 S: 6
H: 1 LOB: 1 BB: 0 P: 6
R: 0 E: 0 K: 0 S: 3
H: 0 LOB: 0 BB: 0 P: 3
R: 0 E: 0 K: 0 S: 3
H: 1 LOB: 0 BB: 0 P: 3
R: 0 E: 0 K: 0 S: 4
H: 1 LOB: 1 BB: 0 P: 4
R: 0 E: 0 K: 0 S: 4
H: 1 LOB: 1 BB: 0 P: 4
R: 0 E: 0 K: 0 S: 4
H: 1 LOB: 1 BB: 0 P: 4
R: 0 E: 0 K: 1 S: 5
H: 1 LOB: 1 BB: 1 P: 9
R: 0 E: 0 K: 0 S: 4
H: 1 LOB: 2 BB: 1 P: 8
R: 0 E: 0 K: 1 S: 5
H: 0 LOB: 0 BB: 0 P: 5
R: 0 E: 0 K: 0 S: 3
H: 1 LOB: 0 BB: 0 P: 3
R: 0 E: 0 K: 2 S: 7
H: 0 LOB: 0 BB: 0 P: 7
R: 0 E: 0 K: 2 S: 7
H: 0 LOB: 0 BB: 0 P: 7
1B: 11 2B: 0 3B: 0 HR: 0
SF: 1 SAC: 1 DP: 3 HBP: 0
WP: 1 PB: 1 SB: 0 CS: 0
PA: 59
Chicago Cubs @ New York Giants
Polo Grounds, New York, NY
Fri Aug 23 1957, 3:33 AM EDT
Att. 4,148 - Unknown
PITCHER IP WLS BF H R ER SO BB IBB HBP BLK WP HR S P ERA WHIP
Al Worthington, R (1, 1) ERA: 4.11 10.0 37 8 2 2 4 1 0 0 0 1 0 44 48 1.80 0.900
Jim Constable, L (11, 1) ERA: 5.91 0.2 4 1 0 0 1 1 0 0 0 0 0 5 9 0.00 3.000
Ramon Monzant, R (11, 1) ERA: 3.41 2.1 8 1 0 0 1 0 1 0 0 0 0 9 13 0.00 0.429
Stu Miller, R (14, 1) ERA: 3.78 3.0 W 9 1 0 0 4 0 0 0 0 0 0 17 17 0.00 0.333
PITCHER IP WLS BF H R ER SO BB IBB HBP BLK WP HR S P ERA WHIP

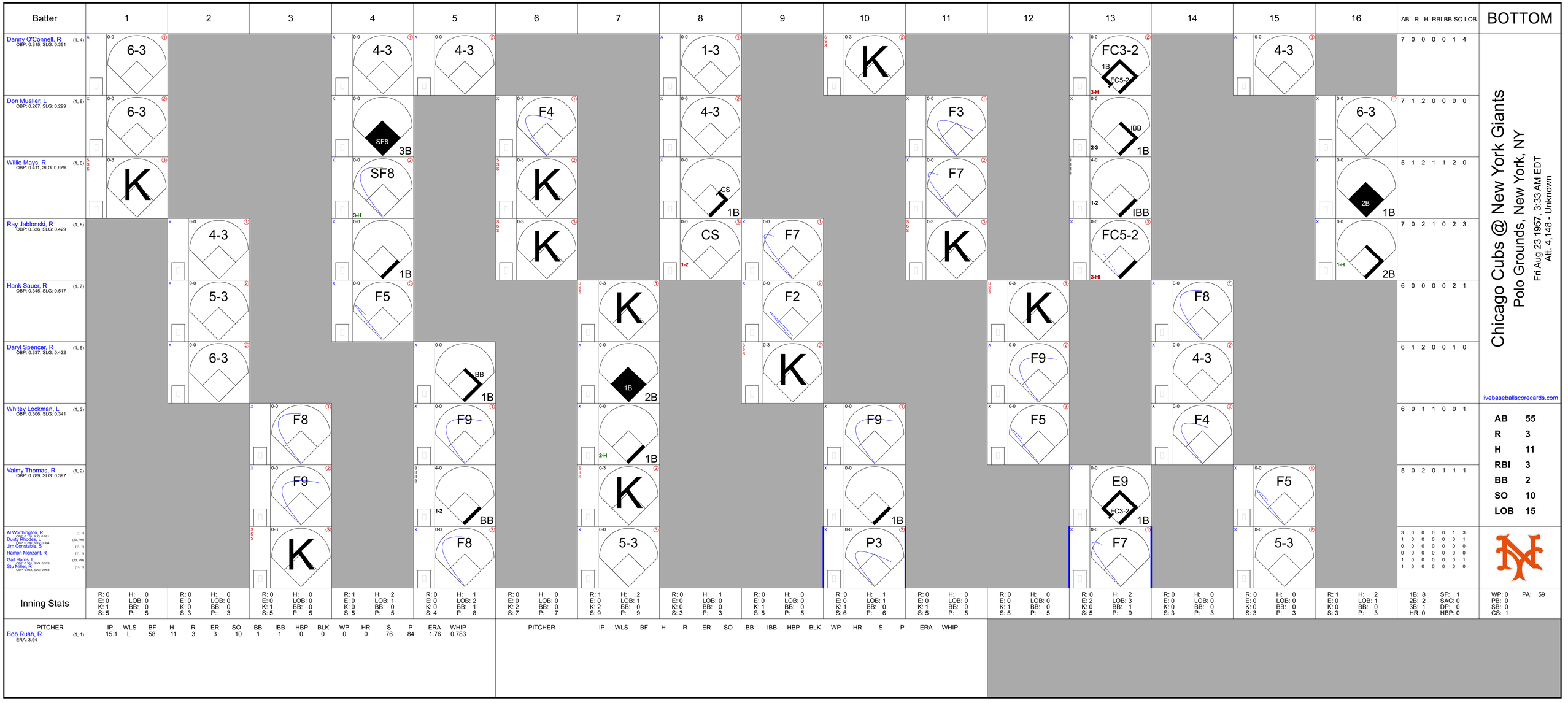
Batter
1
2
3
4
5
6
7
8
9
10
11
12
13
14
15
16
AB R H RBI BB SO LOB
BOTTOM
Danny O'Connell, R (1, 4) OBP: 0.315, SLG: 0.351
6-3
6-3
4-3
4-3
1-3
K
FC3-2
4-3
6-3
7 0 0 0 0 1 4
Don Mueller, L (1, 9) OBP: 0.267, SLG: 0.299
6-3
SF8 3B
F4
4-3
F3
IBB 1B
7 1 2 0 0 0 0
Willie Mays, R (1, 8) OBP: 0.411, SLG: 0.629
K
SF8
K
CS 1B
F7
IBB
6-3
2B 1B
5 1 2 1 1 2 0
Ray Jablonski, R (1, 5) OBP: 0.336, SLG: 0.429
4-3
1B
CS
F7
K
FC5-2
2B
7 0 2 1 0 2 3
Hank Sauer, R (1, 7) OBP: 0.345, SLG: 0.517
5-3
F5
K
F2
K
F8
6 0 0 0 0 2 1
Daryl Spencer, R (1, 6) OBP: 0.337, SLG: 0.422
6-3
BB 1B
1B 2B
K
F9
4-3
6 1 2 0 0 1 0
Whitey Lockman, L (1, 3) OBP: 0.306, SLG: 0.341
F8
F9
2-H 1B
F9
F5
F4
6 0 1 1 0 0 1
Valmy Thomas, R (1, 2) OBP: 0.289, SLG: 0.397
F9
1-2 BB
K
1B
E9 FC3-2 1B
F5
5 0 2 0 1 1 1
Al Worthington, R (1, 1) OBP: 0.176, SLG: 0.000
Dusty Rhodes, L (10, PH) OBP: 0.280, SLG: 0.304
Jim Constable, S (11, 1)
Ramon Monzant, R (11, 1)
Gail Harris, L (13, PH) OBP: 0.360, SLG: 0.375
Stu Miller, R (14, 1) OBP: 0.063, SLG: 0.063
K
F8
5-3
P3
F7
5-3
3 0 0 0 0 1 3
1 0 0 0 0 0 1
0 0 0 0 0 0 0
0 0 0 0 0 0 0
1 0 0 0 0 0 1
1 0 0 0 0 0 0
Inning Stats
R: 0 H: 0 E: 0 LOB: 0 K: 1 BB: 0 S: 5 P: 5
R: 0 H: 0 E: 0 LOB: 0 K: 0 BB: 0 S: 3 P: 3
R: 0 H: 0 E: 0 LOB: 0 K: 1 BB: 0 S: 5 P: 5
R: 1 H: 2 E: 0 LOB: 1 K: 0 BB: 0 S: 5 P: 5
R: 0 H: 1 E: 0 LOB: 2 K: 0 BB: 1 S: 4 P: 8
R: 0 H: 0 E: 0 LOB: 0 K: 2 BB: 0 S: 7 P: 7
R: 1 H: 2 E: 0 LOB: 1 K: 2 BB: 0 S: 9 P: 9
R: 0 H: 1 E: 0 LOB: 0 K: 0 BB: 0 S: 3 P: 3
R: 0 H: 0 E: 0 LOB: 0 K: 1 BB: 0 S: 5 P: 5
R: 0 H: 1 E: 0 LOB: 1 K: 1 BB: 0 S: 6 P: 6
R: 0 H: 0 E: 0 LOB: 0 K: 1 BB: 0 S: 5 P: 5
R: 0 H: 0 E: 0 LOB: 0 K: 1 BB: 0 S: 5 P: 5
R: 0 H: 2 E: 2 LOB: 3 K: 0 BB: 1 S: 5 P: 9
R: 0 H: 0 E: 0 LOB: 0 K: 0 BB: 0 S: 3 P: 3
R: 0 H: 0 E: 0 LOB: 0 K: 0 BB: 0 S: 3 P: 3
R: 1 H: 2 E: 0 LOB: 1 K: 0 BB: 0 S: 3 P: 3
1B: 8 2B: 2 3B: 1 HR: 0
SF: 1 SAC: 0 DP: 0 HBP: 0
WP: 0 PB: 0 SB: 0 CS: 1
PA: 59
PITCHER IP WLS BF H R ER SO BB IBB HBP BLK WP HR S P ERA WHIP
Bob Rush, R (1, 1) ERA: 3.94
15.1 L 58 11 3 3 10 1 1 0 0 0 0 76 84 1.76 0.783
PITCHER IP WLS BF H R ER SO BB IBB HBP BLK WP HR S P ERA WHIP
Chicago Cubs @ New York Giants
Polo Grounds, New York, NY
Fri Aug 23 1957, 3:33 AM EDT
Att. 4,148 - Unknown
livebaseballscorecards.com
AB 55
R 3
H 11
RBI 3
BB 2
SO 10
LOB 15

Chicago Cubs @ New York Giants

Polo Grounds, New York, NY

Sat Aug 24 1957, 3:33 AM EDT

Att. 4,389 - Unknown

TOP

livebaseballscorecards.com

Batter	1	2	3	4	5	6	7	8	9	AB	R	H	RBI	BB	SO	LOB
Bobby Morgan, R (1, 5) OBP: 0.291, SLG: 0.281	F7		1B E 1B	F7			1-3		HR	5	2	2	0	0	0	1
Bob Speake, L (1, 8) OBP: 0.312, SLG: 0.445	F9		E 1-2 1B		G3		F9		1-H HR	5	1	2	2	0	0	0
Lee Walls, R (1, 7) OBP: 0.292, SLG: 0.357	BB		E1 1-3 2-H 1B		4-3		6-3		2B	4	0	2	0	1	0	0
Walt Moryn, L (1, 9) OBP: 0.364, SLG: 0.486	F9		K		1B			F8	4-3	5	0	1	0	0	1	4
14 Ernie Banks, R (1, 6) OBP: 0.338, SLG: 0.541		FC5 1B	G5-4-3 IBB		F9			HR	4-3	4	1	2	1	1	0	2
Dale Long, L (1, 3) OBP: 0.371, SLG: 0.468		F8	G5-4-3 1-2f			4-3		BB 5-3		3	0	0	0	1	0	4
Cal Neeman, R (1, 2) OBP: 0.292, SLG: 0.377		FC5 1-2 1B	K2-3		K			5-3 1-2		4	0	1	0	0	2	1
Jerry Kindall, R (1, 4) OBP: 0.196, SLG: 0.302		FC5 1-2 2-3f	K		1B			5-3		4	0	1	0	0	1	3
Dave Hillman, R (1, 1)		K	BB			4-3			4-3	3	0	0	0	1	1	3

	AB	37
	R	4
	H	11
	RBI	3
	BB	4
	SO	5
	LOB	18

Inning Stats										
	R: 0 E: 0 K: 0 S: 3	H: 0 LOB: 1 BB: 1 P: 7	R: 0 E: 0 K: 1 S: 7	H: 2 LOB: 2 BB: 0 P: 7	R: 1 E: 1 K: 1 S: 7	H: 3 LOB: 2 BB: 1 P: 11	R: 0 E: 0 K: 2 S: 7	H: 0 LOB: 1 BB: 1 P: 11	R: 0 E: 0 K: 0 S: 4	H: 1 LOB: 1 BB: 0 P: 4
	R: 0 E: 0 K: 1 S: 6	H: 1 LOB: 1 BB: 0 P: 6	R: 0 E: 0 K: 0 S: 3	H: 0 LOB: 0 BB: 0 P: 3	R: 1 E: 0 K: 0 S: 4	H: 1 LOB: 1 BB: 1 P: 8	R: 2 E: 0 K: 0 S: 6	H: 3 LOB: 1 BB: 0 P: 6	1B: 8 2B: 1 3B: 0 HR: 2	SF: 0 SAC: 0 DP: 1 HBP: 0
	WP: 0 PB: 0 SB: 0 CS: 0	PA: 41								

PITCHER		IP	WLS	BF	H	R	ER	SO	BB	IBB	HBP	BLK	WP	HR	S	P	ERA	WHIP
Johnny Antonelli, L ERA: 3.54	(1, 1)	8.1	L	38	10	4	3	5	3	1	0	0	0	2	44	60	3.24	1.560
Marv Grissom, R ERA: 2.84	(9, 1)	0.2		3	1	0	0	0	0	0	0	0	0	0	3	3	0.00	1.500

PITCHER	IP	WLS	BF	H	R	ER	SO	BB	IBB	HBP	BLK	WP	HR	S	P	ERA	WHIP

Chicago Cubs @ New York Giants

Polo Grounds, New York, NY

Sat Aug 24 1957, 3:33 AM EDT

Att. 4,389 - Unknown

livebaseballscorecards.com

BOTTOM

Batter	1	2	3	4	5	6	7	8	9	AB	R	H	RBI	BB	SO	LOB
Danny O'Connell, R (1, 4) OBP: 0.315, SLG: 0.350	4-3 2B 1B		4-3			6-3		K		4	1	1	0	0	1	0
Don Mueller, L (1, 9) OBP: 0.267, SLG: 0.298	4-3 1-2		L8			BB 1B		F8		4	0	1	0	0	0	1
Willie Mays, R (1, 8) OBP: 0.411, SLG: 0.632	F9			SF9 3B		F7		1B		4	1	2	0	0	0	2
Ray Jablonski, R (1, 5) OBP: 0.339, SLG: 0.434	2-H 2B			SF9 3-H		BB 1-2		F5		2	0	1	2	1	0	1
Daryl Spencer, R (1, 6) OBP: 0.336, SLG: 0.421	4-3			F8		3-1			1B	4	0	1	0	0	0	3
Whitey Lockman, L (1, 3) OBP: 0.303, SLG: 0.337		6-3		4-3			4-3		F5	4	0	0	0	0	0	1
Bobby Thomson, R (1, 7) OBP: 0.298, SLG: 0.427 Hank Sauer, R (9, PH) OBP: 0.344, SLG: 0.516		6-3	K			F3		K		3 1	0 0	0 0	0 0	0 0	1 1	0 1
Valmy Thomas, R (1, 2) OBP: 0.290, SLG: 0.396 Gail Harris, L (9, PH) OBP: 0.300, SLG: 0.373		L9	F4			1B			4-3	3 1	0 0	1 0	0 0	0 0	0 0	0 1
Johnny Antonelli, L (1, 1) OBP: 0.246, SLG: 0.283 Marv Grissom, R (9, 1) OBP: 0.300, SLG: 0.333			3-1	F5			L4			3 0	0 0	0 0	0 0	0 0	0 0	1 0

	AB	33
	R	2
	H	7
	RBI	2
	BB	1
	SO	3
	LOB	11

Inning Stats	1	2	3	4	5	6	7	8	9
	R: 1 H: 2 E: 0 LOB: 1 K: 0 BB: 0 S: 5 P: 5	R: 0 H: 0 E: 0 LOB: 0 K: 0 BB: 0 S: 3 P: 3	R: 0 H: 0 E: 0 LOB: 0 K: 0 BB: 0 S: 3 P: 3	R: 1 H: 1 E: 0 LOB: 0 K: 0 BB: 0 S: 4 P: 4	R: 0 H: 0 E: 0 LOB: 0 K: 1 BB: 0 S: 5 P: 5	R: 0 H: 1 E: 0 LOB: 2 K: 0 BB: 1 S: 4 P: 8	R: 0 H: 1 E: 0 LOB: 1 K: 0 BB: 0 S: 4 P: 4	R: 0 H: 1 E: 0 LOB: 1 K: 1 BB: 0 S: 6 P: 6	R: 0 H: 1 E: 0 LOB: 1 K: 1 BB: 0 S: 6 P: 6

1B: 5	SF: 1	WP: 0	PA: 35
2B: 1	SAC: 0	PB: 0	
3B: 1	DP: 0	SB: 0	
HR: 0	HBP: 0	CS: 0	

PITCHER	IP	WLS	BF	H	R	ER	SO	BB	IBB	HBP	BLK	WP	HR	S	P	ERA	WHIP
Dave Hillman, R (1, 1) ERA: 4.22	9.0	W	35	7	2	2	3	1	0	0	0	0	0	40	44	2.00	0.889

PITCHER	IP	WLS	BF	H	R	ER	SO	BB	IBB	HBP	BLK	WP	HR	S	P	ERA	WHIP

Batter	1	2	3	4	5	6	7	8	9	AB	R	H	RBI	BB	SO	LOB
Bobby Morgan, R (1, 5) OBP: 0.288, SLG: 0.277	4-3		F8			F8		6-3		4	0	0	0	0	0	0
Bob Speake, L (1, 8) OBP: 0.311, SLG: 0.443	F9		S 1B			4-3		F2		4	0	1	0	0	0	0
Chuck Tanner, L (1, 7) OBP: 0.316, SLG: 0.420	HBP		6-3 1-2			F4			4-3	3	0	0	0	0	0	1
Walt Moryn, L (1, 9) OBP: 0.363, SLG: 0.483	F7			F5			F9		BBBB 14 FC4-6 1B BB	3	0	0	0	1	0	1
Dale Long, L (1, 3) OBP: 0.376, SLG: 0.472		1B		5-3			14 FC5-4 1B		14 FC4-6 1-2 1B	4	0	3	0	0	0	0
14 Ernie Banks, R (1, 6) OBP: 0.336, SLG: 0.536		F8		L5			FC5-4 BB 1-2f		FC4-6 1-2f 2-3	4	0	0	0	0	0	4
Cal Neeman, R (1, 2) OBP: 0.291, SLG: 0.374		F8			F7		BBBB 4-0 1-2 BB		F8	3	0	0	0	1	0	3
Jerry Kindall, R (1, 4) OBP: 0.194, SLG: 0.298 Bob Will, L (7, PH) OBP: 0.242, SLG: 0.286 Jack Littrell, R (7, 4) OBP: 0.233, SLG: 0.267		SSS 0-3 K			1-3		F7			2 1 0	0 0 0	0 0 0	0 0 0	0 0 0	1 0 0	1 2 0
Moe Drabowsky, R (1, 1) OBP: 0.250, SLG: 0.214 Lee Walls, R (8, PH) OBP: 0.291, SLG: 0.356 Bob Anderson, R (8, 1)			SSS 0-3 K		F3			F7		2 1 0	0 0 0	0 0 0	0 0 0	1 0 0	0 0 0	0 0 0
Inning Stats	R: 0 E: 0 K: 0 S: 3 H: 0 LOB: 1 BB: 0 P: 4	R: 0 E: 0 K: 1 S: 6 H: 1 LOB: 1 BB: 0 P: 6	R: 0 E: 0 K: 1 S: 6 H: 1 LOB: 1 BB: 0 P: 6	R: 0 E: 0 K: 0 S: 3 H: 0 LOB: 0 BB: 0 P: 3	R: 0 E: 0 K: 0 S: 3 H: 0 LOB: 0 BB: 0 P: 3	R: 0 E: 0 K: 0 S: 3 H: 0 LOB: 0 BB: 0 P: 3	R: 0 E: 0 K: 0 S: 4 H: 1 LOB: 2 BB: 1 P: 8	R: 0 E: 0 K: 0 S: 3 H: 0 LOB: 0 BB: 0 P: 3	R: 0 E: 0 K: 0 S: 4 H: 1 LOB: 2 BB: 1 P: 8	1B: 4 2B: 0 3B: 0 HR: 0 SF: 0 SAC: 0 DP: 0 HBP: 1						

TOP

Chicago Cubs @ Pittsburgh Pirates

Forbes Field, Pittsburgh, PA

Sun Aug 25 1957, 3:33 AM EDT

Unknown

livebaseballscorecards.com

AB	31
R	0
H	4
RBI	0
BB	2
SO	2
LOB	12

PITCHER		IP	WLS	BF	H	R	ER	SO	BB	IBB	HBP	BLK	WP	HR	S	P	ERA	WHIP
Vern Law, R ERA: 2.71	(1, 1)	9.0	W	34	4	0	0	2	2	0	1	0	0	0	35	44	0.00	0.667

PITCHER		IP	WLS	BF	H	R	ER	SO	BB	IBB	HBP	BLK	WP	HR	S	P	ERA	WHIP

Batter	1	2	3	4	5	6	7	8	9	AB	R	H	RBI	BB	SO	LOB
Roberto Clemente, R (1, 9) OBP: 0.284, SLG: 0.358	S S S 0-3 K ①		x 0-0 G3 ③		x 0-0 1B 1B 1B		S S S 0-3 K ②			4	1	1	0	0	2	0
Bill Virdon, L (1, 8) OBP: 0.289, SLG: 0.383	x 0-0 F7 ②			x 0-0 1B 1B 1B	x 0-0 F6 ②		x 0-0 F4 ③			4	1	1	0	0	0	1
Dick Groat, R (1, 6) OBP: 0.363, SLG: 0.455	x 0-0 F8 ③			x 0-0 1B 1B 1-2 1B	x 0-0 1B 1-H 1B			x 0-0 1-3 ①		4	1	2	1	0	0	0
Bob Skinner, L (1, 7) OBP: 0.398, SLG: 0.485		S S S 0-3 K ①		x 0-0 SH1-4 1B 1-2 2-H 1B	x 0-0 FC6-4 1-2 1B			x 0-0 4-3 ②		4	0	2	1	0	1	0
Frank Thomas, R (1, 3) OBP: 0.350, SLG: 0.472		x 0-0 L8 ②		x 0-0 SH1-4 1-2 2-H 1B	x 0-0 FC6-4 ③ 1-2f			x 0-0 1B		4	0	2	1	0	0	2
Gene Freese, R (1, 5) OBP: 0.319, SLG: 0.391		x 0-0 1B		x 0-0 SH1-4 ① 1-2 2-3		x 0-0 5-3 ①		x 0-0 6-3 ③		3	0	1	0	0	0	1
Bill Mazeroski, R (1, 4) OBP: 0.329, SLG: 0.423		x 0-0 F6 ③		4-0 G6-4-3 IBB		S S S 0-3 K ②				2	0	0	0	1	1	1
Hardy Peterson, R (1, 2) OBP: 0.378, SLG: 0.424			S S S 0-3 K ①	x 0-0 G6-4-3 ② ③ 1-2f		S S S 0-3 K ③				3	0	0	0	0	2	3
Vern Law, R (1, 1) OBP: 0.206, SLG: 0.242			S S S 0-3 K ②		S S S 0-3 K ①		S S S 0-3 K ①			3	0	0	0	0	3	0
Inning Stats	R: 0 H: 0 E: 0 LOB: 0 K: 1 BB: 0 S: 5 P: 5	R: 0 H: 1 E: 0 LOB: 1 K: 1 BB: 0 S: 6 P: 6	R: 0 H: 0 E: 0 LOB: 0 K: 2 BB: 0 S: 7 P: 7	R: 2 H: 4 E: 0 LOB: 2 K: 0 BB: 1 S: 6 P: 10	R: 1 H: 3 E: 0 LOB: 2 K: 1 BB: 0 S: 8 P: 8	R: 0 H: 0 E: 0 LOB: 0 K: 2 BB: 0 S: 7 P: 7	R: 0 H: 0 E: 0 LOB: 0 K: 2 BB: 0 S: 7 P: 7	R: 0 H: 1 E: 0 LOB: 1 K: 0 BB: 0 S: 4 P: 4		1B: 9 SF: 0 2B: 0 SAC: 1 3B: 0 DP: 1 HR: 0 HBP: 0						WP: 0 PA: 33 PB: 0 SB: 0 CS: 0

PITCHER		IP	WLS	BF	H	R	ER	SO	BB	IBB	HBP	BLK	WP	HR	S	P	ERA	WHIP
Moe Drabowsky, R ERA: 3.88	(1, 1)	7.0	L	29	8	3	3	9	0	1	0	0	0	0	46	50	3.86	1.143
Bob Anderson, R ERA: 3.21	(8, 1)	1.0		4	1	0	0	0	0	0	0	0	0	0	4	4	0.00	1.000

PITCHER	IP	WLS	BF	H	R	ER	SO	BB	IBB	HBP	BLK	WP	HR	S	P	ERA	WHIP

BOTTOM

Chicago Cubs @ Pittsburgh Pirates

Forbes Field, Pittsburgh, PA

Sun Aug 25 1957, 3:33 AM EDT

Unknown

livebaseballscorecards.com

AB	31
R	3
H	9
RBI	3
BB	1
SO	9
LOB	8

Batter	1	2	3	4	5	6	7	8	9	AB	R	H	RBI	BB	SO	LOB
Bobby Adams, R (1, 5) OBP: 0.281, SLG: 0.328	H 1-0 E HBP	x 0-0 2-3 3-H 1B		x 0-0 1B 1-2 2-3 1B	B B B 4-0 1-2 BB		x 0-0 ③ F4		x 0-0 ③ 6-3	2	0	2	1	1	0	0
Jerry Kindall, R (5, PR) OBP: 0.192, SLG: 0.294 (5, 4)										2	0	0	0	0	0	2
Bob Speake, L (1, 8) OBP: 0.309, SLG: 0.439	x 0-0 ① F9 1-2	x 0-0 ③ G3		x 0-0 1-2 2-3 3-H 1B	x 0-0 ② F9			x 0-0 ① F2		5	0	1	1	0	0	5
Chuck Tanner, L (1, 7) OBP: 0.314, SLG: 0.414	x 0-0 ② F4		B B B B 4-0 14 FC6-4 BB	x 0-0 ② F7	x 0-0 ③ 4-3			x 0-0 ② 6-3		4	0	0	0	1	0	6
Walt Moryn, L (1, 9) OBP: 0.361, SLG: 0.480	x 0-0 ③ F7		x 0-0 ① F2	x 0-0 ③ 4-3		x 0-0 ① F5		x 0-0 2B 1B		5	1	1	0	0	0	5
Dale Long, L (1, 3) OBP: 0.379, SLG: 0.477		x 0-0 14 1B 1B 1B	x 0-0 ② F8		x 0-0 14 1B 14 PB 2B 1B	x 0-0 ② F7		x 0-0 ③ 1-H 2B		5	2	3	1	0	0	1
14 Ernie Banks, R (1, 6) OBP: 0.337, SLG: 0.535		x 0-0 SH1-3 1B 1-2 1B 1B	x 0-0 ③ FC6-4 1-2f		x 0-0 1-3 2B 1B	S S S 0-3 ③ K			x 0-0 ① F7	5	2	2	0	0	1	1
Cal Neeman, R (1, 2) OBP: 0.293, SLG: 0.377		S S S 0-3 ① K		x 0-0 1B HBP 1B 1B	x 0-0 1-H 3-H 1B 2B		S S S 0-3 ① K		x 0-0 ② F6	5	2	2	2	0	2	2
Bobby Morgan, R (1, 4) OBP: 0.292, SLG: 0.285 (5, 5)		x 0-0 1B SH1-3 1-2 2-H 1B		x 0-0 ① P8	x 0-0 ① 6-3		x 0-0 1B		x 0-0 1B 2B	5	1	3	1	0	0	2
Don Elston, R (1, 1) OBP: 0.161, SLG: 0.133		x 0-0 ② SH1-3 1-2 2-3		H 1-0 1B 1B 1-2 HBP	x 0-0 BB 2-H 1B		x 0-0 ② F9		x 0-0 2-H 1B	1	0	1	1	0	0	0
Turk Lown, R (6, 1) OBP: 0.250, SLG: 0.250										2	0	1	1	0	0	1
Inning Stats	R: 0 E: 1 K: 0 S: 3 H: 0 LOB: 1 BB: 0 P: 4	R: 2 E: 0 K: 1 S: 9 H: 4 LOB: 2 BB: 0 P: 9	R: 0 E: 0 K: 0 S: 3 H: 0 LOB: 1 BB: 1 P: 7	R: 1 E: 0 K: 0 S: 6 H: 3 LOB: 3 BB: 0 P: 7	R: 3 E: 0 K: 0 S: 7 H: 4 LOB: 2 BB: 1 P: 11	R: 0 E: 0 K: 1 S: 5 H: 0 LOB: 0 BB: 0 P: 5	R: 0 E: 0 K: 1 S: 6 H: 1 LOB: 1 BB: 0 P: 6	R: 1 E: 0 K: 0 S: 4 H: 2 LOB: 1 BB: 0 P: 4	R: 1 E: 0 K: 0 S: 5 H: 2 LOB: 1 BB: 0 P: 5	1B: 13 2B: 3 3B: 0 HR: 0	SF: 0 SAC: 1 DP: 0 HBP: 2						

TOP

Chicago Cubs @ Pittsburgh Pirates

Forbes Field, Pittsburgh, PA

Sun Aug 25 1957, 3:38 AM EDT

Att. 11,770 - Unknown

livebaseballscorecards.com

AB	41
R	8
H	16
RBI	8
BB	2
SO	3
LOB	25

WP: 0 PB: 1 SB: 0 CS: 0 PA: 46

PITCHER		IP	WLS	BF	H	R	ER	SO	BB	IBB	HBP	BLK	WP	HR	S	P	ERA	WHIP
Whammy Douglas, R ERA: 2.79	(1, 1)	3.0	L	15	4	2	2	1	1	0	1	0	0	0	15	20	6.00	1.667
Bob Purkey, R ERA: 3.55	(4, 1)	0.1		5	3	1	1	0	0	0	1	0	0	0	4	5	27.00	9.000
Luis Arroyo, L ERA: 4.42	(4, 1)	0.2		5	3	3	3	0	0	0	0	0	0	0	5	5	40.50	4.500
Red Swanson, R ERA: 3.6	(5, 1)	1.0		5	1	0	0	0	1	0	0	0	0	0	4	8	0.00	2.000
Bob Smith, L ERA: 5.35	(6, 1)	3.0		11	3	1	1	2	0	0	0	0	0	0	15	15	3.00	1.000

PITCHER		IP	WLS	BF	H	R	ER	SO	BB	IBB	HBP	BLK	WP	HR	S	P	ERA	WHIP
Nelson King, R ERA: 3.59	(9, 1)	1.0		5	2	1	1	0	0	0	0	0	0	0	5	5	9.00	2.000

Batter	1	2	3	4	5	6	7	8	9	AB	R	H	RBI	BB	SO	LOB
Roberto Clemente, R (1, 9) OBP: 0.283, SLG: 0.357	L3 1B		L6			4-3		1-4-3		4	0	1	0	0	0	1
Bill Virdon, L (1, 8) OBP: 0.287, SLG: 0.380	L3 1-2		G3			K		4-3		4	0	0	0	0	1	2
Dick Groat, R (1, 6) OBP: 0.362, SLG: 0.456	2B			F3		1-3			F7	4	0	1	0	0	0	0
Bob Skinner, L (1, 7) OBP: 0.396, SLG: 0.492	G3			HR			F9		4-3	4	1	1	1	0	0	1
Frank Thomas, R (1, 3) OBP: 0.350, SLG: 0.476		K		F9			HR		L5	4	1	1	1	0	1	0
Gene Freese, R (1, 5) OBP: 0.323, SLG: 0.392		K		1B			FC1-6 BB			2	0	1	0	1	1	0
Bill Mazeroski, R (1, 4) OBP: 0.326, SLG: 0.420		1-3			L9		FC1-6 1-2f			3	0	0	0	0	0	1
Dick Rand, R (1, 2) OBP: 0.298, SLG: 0.297			4-3 1B		1-3		K			3	0	1	0	0	1	1
Whammy Douglas, R (1, 1) Paul Smith, L (3, PH) OBP: 0.286, SLG: 0.316 Bob Purkey, R (4, 1) OBP: 0.174, SLG: 0.214 Luis Arroyo, L (4, 1) OBP: 0.204, SLG: 0.172 Red Swanson, R (5, 1) Buddy Pritchard, R (5, PH) OBP: 0.100, SLG: 0.100 Bob Smith, R (6, 1) Gene Baker, R (6, PH) OBP: 0.333, SLG: 0.368 Nelson King, R (9, 1)			4-3 1-2		K			F8		0 1 0 0 0 1 0 0 1 0	0 0 0 0 0 0 0 0 0 0	0 0 0 0 0 0 0 0 0 0	0 0 0 0 0 0 0 0 0 0	0 0 0 0 0 0 0 0 0 0	0 0 0 0 0 0 0 0 0 0	0 1 0 0 0 0 0 0 0 0
Inning Stats	R: 0 E: 0 K: 0 S: 4 H: 2 LOB: 1 BB: 0 P: 4	R: 0 E: 0 K: 2 S: 7 H: 0 LOB: 0 BB: 0 P: 7	R: 0 E: 0 K: 0 S: 4 H: 1 LOB: 1 BB: 0 P: 4	R: 1 E: 0 K: 0 S: 4 H: 2 LOB: 1 BB: 0 P: 4	R: 0 E: 0 K: 1 S: 5 H: 0 LOB: 0 BB: 0 P: 5	R: 0 E: 0 K: 1 S: 5 H: 0 LOB: 0 BB: 0 P: 5	R: 1 E: 0 K: 1 S: 6 H: 1 LOB: 1 BB: 1 P: 10	R: 0 E: 0 K: 0 S: 3 H: 0 LOB: 0 BB: 0 P: 3	R: 0 E: 0 K: 0 S: 3 H: 0 LOB: 0 BB: 0 P: 3	1B: 3 2B: 2 3B: 0 HR: 2 SF: 0 SAC: 0 DP: 1 HBP: 0						WP: 0 PB: 0 SB: 0 CS: 0 PA: 32

PITCHER		IP	WLS	BF	H	R	ER	SO	BB	IBB	HBP	BLK	WP	HR	S	P	ERA	WHIP
Don Elston, R ERA: 3.55	(1, 1)	5.0	W	18	5	1	1	3	0	0	0	0	0	1	24	24	1.80	1.000
Turk Lown, R ERA: 2.84	(6, 1)	4.0	S	14	1	1	1	2	1	0	0	0	0	1	17	21	2.25	0.500

PITCHER	IP	WLS	BF	H	R	ER	SO	BB	IBB	HBP	BLK	WP	HR	S	P	ERA	WHIP

BOTTOM

Chicago Cubs @ Pittsburgh Pirates

Forbes Field, Pittsburgh, PA

Sun Aug 25 1957, 3:38 AM EDT

Att. 11,770 - Unknown

livebaseballscorecards.com

AB	31
R	2
H	6
RBI	2
BB	1
SO	5
LOB	7

Chicago Cubs @ Brooklyn Dodgers

Ebbets Field, Brooklyn, NY

Tue Aug 27 1957, 7:05 PM EDT

Att. 7,283 - Unknown

TOP

livebaseballscorecards.com

Batter	1	2	3	4	5	6	7	8	9	AB	R	H	RBI	BB	SO	LOB
Bobby Morgan, R (1, 5) OBP: 0.295, SLG: 0.285	5-3	BB	K	1B		F7			F7	4	0	1	2	2	0	1
Bob Speake, L (1, 8) (4, 3) OBP: 0.304, SLG: 0.431	K	F9	K	G3		4-3			F2	6	0	0	0	0	2	7
Chuck Tanner, L (1, 7) OBP: 0.318, SLG: 0.420	1B	1-2 1B		FC6-4 1B	F6		4-3			5	1	3	0	0	0	0
Walt Moryn, L (1, 9) OBP: 0.360, SLG: 0.475	1B 14 HR BB	K		FC6-4 HBP 14 2B	L3		K			4	2	0	0	1	2	3
Dale Long, L (1, 3) OBP: 0.381, SLG: 0.478	14 HR 1B		K	14 2B HBP	14 BB 1B		F8			2	1	1	1	0	1	0
Jim Bolger, R (4, PR) (4, 8) OBP: 0.302, SLG: 0.373										2	1	1	0	0	0	0
14 Ernie Banks, R (1, 6) OBP: 0.341, SLG: 0.544	HR		BB 1B FC5-2 BB	1B 2B	BB			F8		3	2	2	5	2	0	0
Cal Neeman, R (1, 2) OBP: 0.296, SLG: 0.378	FC5-4 BB		FC5-2 BB 1B	BB 1B	F3			F9		4	2	2	1	1	0	2
Jerry Kindall, R (1, 4) OBP: 0.203, SLG: 0.291	FC5-4		BB FC5-2 BB	1B BB		SH1-4 BB		F8		2	0	0	0	3	0	1
Dick Drott, R (1, 1) OBP: 0.113, SLG: 0.098		F8	FC5-2 BB	K		SH1-4			K	4	0	0	0	0	2	5
Turk Lown, R (9, 1) OBP: 0.250, SLG: 0.250										0	0	0	0	0	0	0

Inning Stats	1	2	3	4	5	6	7	8	9
	R: 4 E: 0 K: 1 S: 21	H: 3 LOB: 1 BB: 2 P: 37	R: 0 E: 0 K: 1 S: 12	H: 1 LOB: 2 BB: 1 P: 19	R: 1 E: 0 K: 2 S: 15	H: 1 LOB: 3 BB: 3 P: 28	R: 4 E: 0 K: 1 S: 22	H: 4 LOB: 2 BB: 1 P: 41	R: 0 E: 0 K: 0 S: 7	H: 1 LOB: 2 BB: 1 P: 15	R: 0 E: 0 K: 0 S: 5	H: 0 LOB: 1 BB: 1 P: 11	R: 0 E: 0 K: 1 S: 6	H: 0 LOB: 0 BB: 0 P: 9	R: 0 E: 0 K: 0 S: 7	H: 0 LOB: 0 BB: 0 P: 10	R: 0 E: 0 K: 1 S: 9	H: 0 LOB: 0 BB: 0 P: 13

	AB	36
	R	9
	H	10
	RBI	9
	BB	9
	SO	7
	LOB	19

	1B: 7	SF: 0	WP: 0	PA: 47
	2B: 2	SAC: 1	PB: 0	
	3B: 0	DP: 0	SB: 0	
	HR: 1	HBP: 1	CS: 0	

PITCHER		IP	WLS	BF	H	R	ER	SO	BB	IBB	HBP	BLK	WP	HR	S	P	ERA	WHIP
Don Newcombe, R ERA: 3.4	(1, 1)	1.2	L	12	4	4	4	1	3	0	0	0	0	1	30	52	21.60	4.200
Danny McDevitt, L ERA: 2.97	(2, 1)	1.2		12	3	5	5	3	3	0	1	0	0	0	27	46	27.00	3.600
Don Bessent, R ERA: 5.14	(4, 1)	2.2		14	3	0	0	1	3	0	0	0	0	0	25	53	0.00	2.250
Carl Erskine, R ERA: 4.87	(7, 1)	2.0		6	0	0	0	1	0	0	0	0	0	0	13	19	0.00	0.000
Roger Craig, R ERA: 4.65	(9, 1)	1.0		3	0	0	0	1	0	0	0	0	0	0	9	13	0.00	0.000

PITCHER	IP	WLS	BF	H	R	ER	SO	BB	IBB	HBP	BLK	WP	HR	S	P	ERA	WHIP

Batter	1	2	3	4	5	6	7	8	9	AB	R	H	RBI	BB	SO	LOB
Jim Gilliam, S (1, 4) OBP: 0.323, SLG: 0.319	F8	F8			FC3-6 BB	1-2 2-3 BB		FC5-4 1-2f		3	0	0	0	2	0	3
Gino Cimoli, R (1, 7) OBP: 0.349, SLG: 0.424	5-3 3B		K		K	K		K		5	1	1	0	0	4	6
Duke Snider, L (1, 8) OBP: 0.376, SLG: 0.604	5-3 3-H		5-3		FC3-6 BB 1-2f 2-3		F6		HR 1B	5	1	1	1	0	0	2
Gil Hodges, R (1, 3) OBP: 0.369, SLG: 0.520	K		L9		BB 1-2		F4		HR 1-H	4	1	1	2	1	1	0
Carl Furillo, R (1, 9) OBP: 0.346, SLG: 0.433		4-3 WP 2B		1B	5-3		BB HBP		F6	4	1	2	0	0	0	3
Charlie Neal, R (1, 6) OBP: 0.356, SLG: 0.409		4-3 2-3		F8	4-3		4-3 1-2 BB		4-3	4	0	0	0	1	0	2
Roy Campanella, R (1, 2) OBP: 0.309, SLG: 0.405		WP BB		F3	BB BB 1B		F7		F6	4	0	1	0	1	0	3
Pee Wee Reese, R (1, 5) OBP: 0.301, SLG: 0.257		1-2 3-H BB		1-3	K			6-3		1	0	0	0	1	0	1
Randy Jackson, R (6, 5) OBP: 0.246, SLG: 0.246										2	0	0	0	0	1	1
Don Newcombe, L (1, 1) OBP: 0.313, SLG: 0.282		K			E4 FC3-6	BB 1-2 BB		FC5-4 BB		0	0	0	0	0	0	0
Danny McDevitt, L (2, 1) OBP: 0.219, SLG: 0.167										1	0	0	0	0	1	2
Don Bessent, R (4, 1) OBP: 0.250, SLG: 0.250										1	0	0	0	0	0	0
Sandy Amoros, L (6, PH) OBP: 0.406, SLG: 0.410										0	0	0	0	1	0	0
Carl Erskine, R (7, 1) OBP: 0.083, SLG: 0.083										0	0	0	0	0	0	0
Elmer Valo, L (8, PH) OBP: 0.395, SLG: 0.442										0	0	0	0	1	0	0
John Roseboro, L (8, PR) OBP: 0.283, SLG: 0.255										0	0	0	0	0	0	0
Roger Craig, R (9, 1) OBP: 0.174, SLG: 0.136										0	0	0	0	0	0	0
Inning Stats	R: 1 E: 0 K: 1 S: 11 H: 1 LOB: 0 BB: 0 P: 19	R: 1 E: 0 K: 1 S: 10 H: 1 LOB: 2 BB: 2 P: 21	R: 0 E: 0 K: 1 S: 8 H: 0 LOB: 0 BB: 0 P: 15	R: 0 E: 0 K: 0 S: 7 H: 1 LOB: 1 BB: 0 P: 8	R: 0 E: 1 K: 1 S: 11 H: 0 LOB: 3 BB: 2 P: 23	R: 0 E: 0 K: 2 S: 13 H: 1 LOB: 3 BB: 2 P: 28	R: 0 E: 0 K: 0 S: 10 H: 0 LOB: 2 BB: 1 P: 18	R: 0 E: 0 K: 1 S: 11 H: 0 LOB: 1 BB: 1 P: 20	R: 2 E: 0 K: 0 S: 9 H: 2 LOB: 0 BB: 0 P: 12	1B: 3 2B: 1 3B: 1 HR: 1	SF: 0 SAC: 0 DP: 0 HBP: 1						

PITCHER		IP	WLS	BF	H	R	ER	SO	BB	IBB	HBP	BLK	WP	HR	S	P	ERA	WHIP
Dick Drott, R ERA: 3.67	(1, 1)	8.0	W	40	6	4	4	7	8	0	1	0	1	1	84	155	4.50	1.750
Turk Lown, R ERA: 2.8	(9, 1)	1.0	S	3	0	0	0	0	0	0	0	0	0	0	6	9	0.00	0.000

PITCHER	IP	WLS	BF	H	R	ER	SO	BB	IBB	HBP	BLK	WP	HR	S	P	ERA	WHIP

BOTTOM

Chicago Cubs @ Brooklyn Dodgers

Ebbets Field, Brooklyn, NY

Tue Aug 27 1957, 7:05 PM EDT

Att. 7,283 - Unknown

livebaseballscorecards.com

AB	34
R	4
H	6
RBI	3
BB	8
SO	7
LOB	23

WP: 1 PA: 43
PB: 0
SB: 0
CS: 0

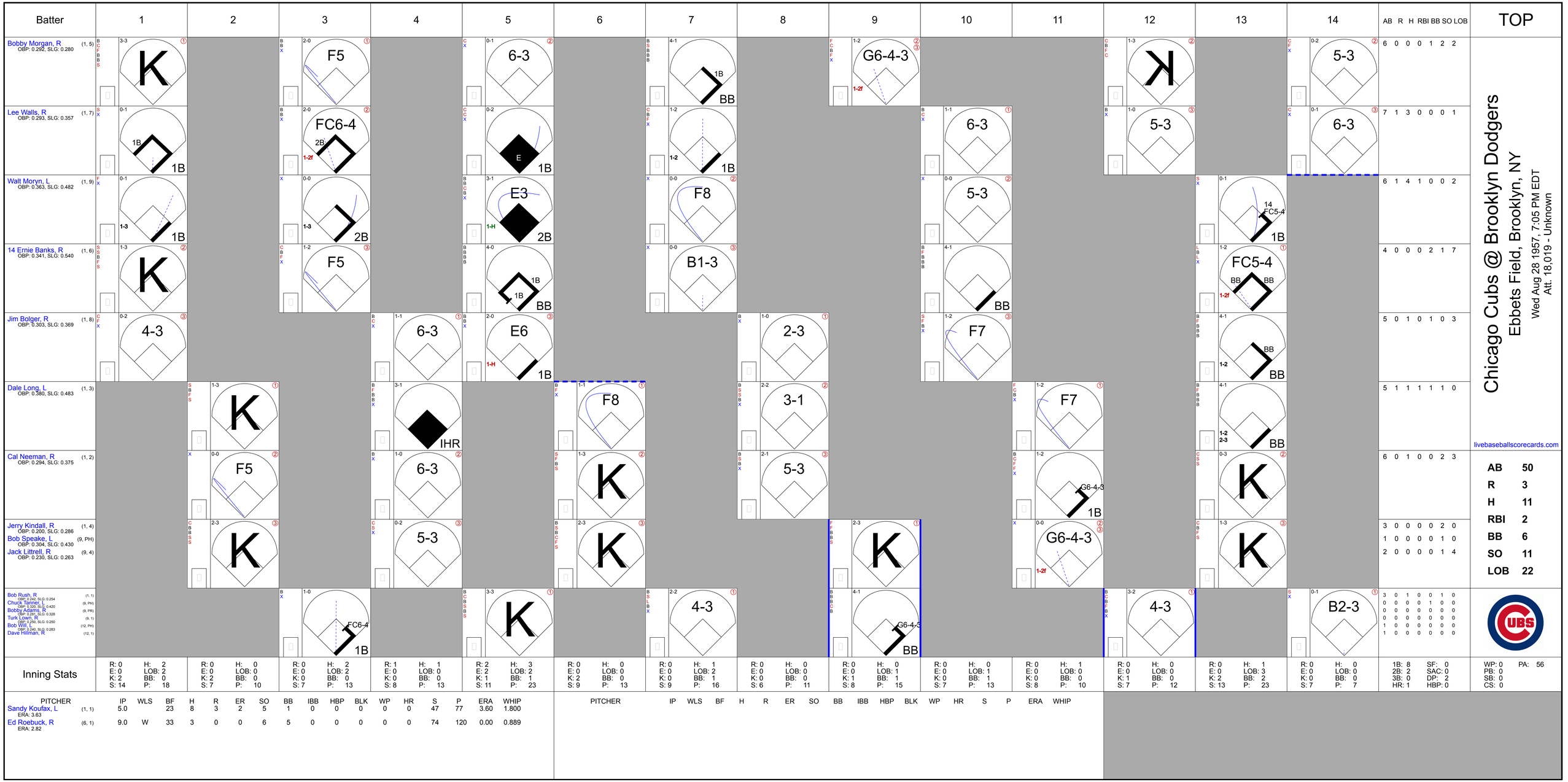
Batter
1
2
3
4
5
6
7
8
9
10
11
12
13
14
AB R H RBI BB SO LOB
TOP
Bobby Morgan, R (1, 5) OBP: 0.292, SLG: 0.280
Lee Walls, R (1, 7) OBP: 0.293, SLG: 0.357
Walt Moryn, L (1, 9) OBP: 0.363, SLG: 0.482
14 Ernie Banks, R (1, 6) OBP: 0.341, SLG: 0.540
Jim Bolger, R (1, 8) OBP: 0.303, SLG: 0.369
Dale Long, L (1, 3) OBP: 0.380, SLG: 0.483
Cal Neeman, R (1, 2) OBP: 0.294, SLG: 0.375
Jerry Kindall, R (1, 4) OBP: 0.200, SLG: 0.286
Bob Speake, L (9, PH) OBP: 0.304, SLG: 0.430
Jack Littrell, R (9, 4) OBP: 0.230, SLG: 0.263
Bob Rush, R (1, 1) OBP: 0.242, SLG: 0.254
Chuck Tanner, L (9, PH) OBP: 0.320, SLG: 0.420
Bobby Adams, R (9, PR) OBP: 0.328, SLG: 0.328
Turk Lown, R (9, 1) OBP: 0.250, SLG: 0.250
Bob Will, L (12, PH) OBP: 0.240, SLG: 0.283
Dave Hillman, R (12, 1)
Inning Stats
PITCHER IP WLS BF H R ER SO BB IBB HBP BLK WP HR S P ERA WHIP
Sandy Koufax, L (1, 1) ERA: 3.63
Ed Roebuck, R (6, 1) ERA: 2.82
1B: 8 SF: 0
2B: 2 SAC: 0
3B: 0 DP: 2
HR: 1 HBP: 0
WP: 0 PA: 56
PB: 0
SB: 0
CS: 0
Chicago Cubs @ Brooklyn Dodgers
Ebbets Field, Brooklyn, NY
Wed Aug 28 1957, 7:05 PM EDT
Att. 18,019 - Unknown
livebaseballscorecards.com
AB 50
R 3
H 11
RBI 2
BB 6
SO 11
LOB 22

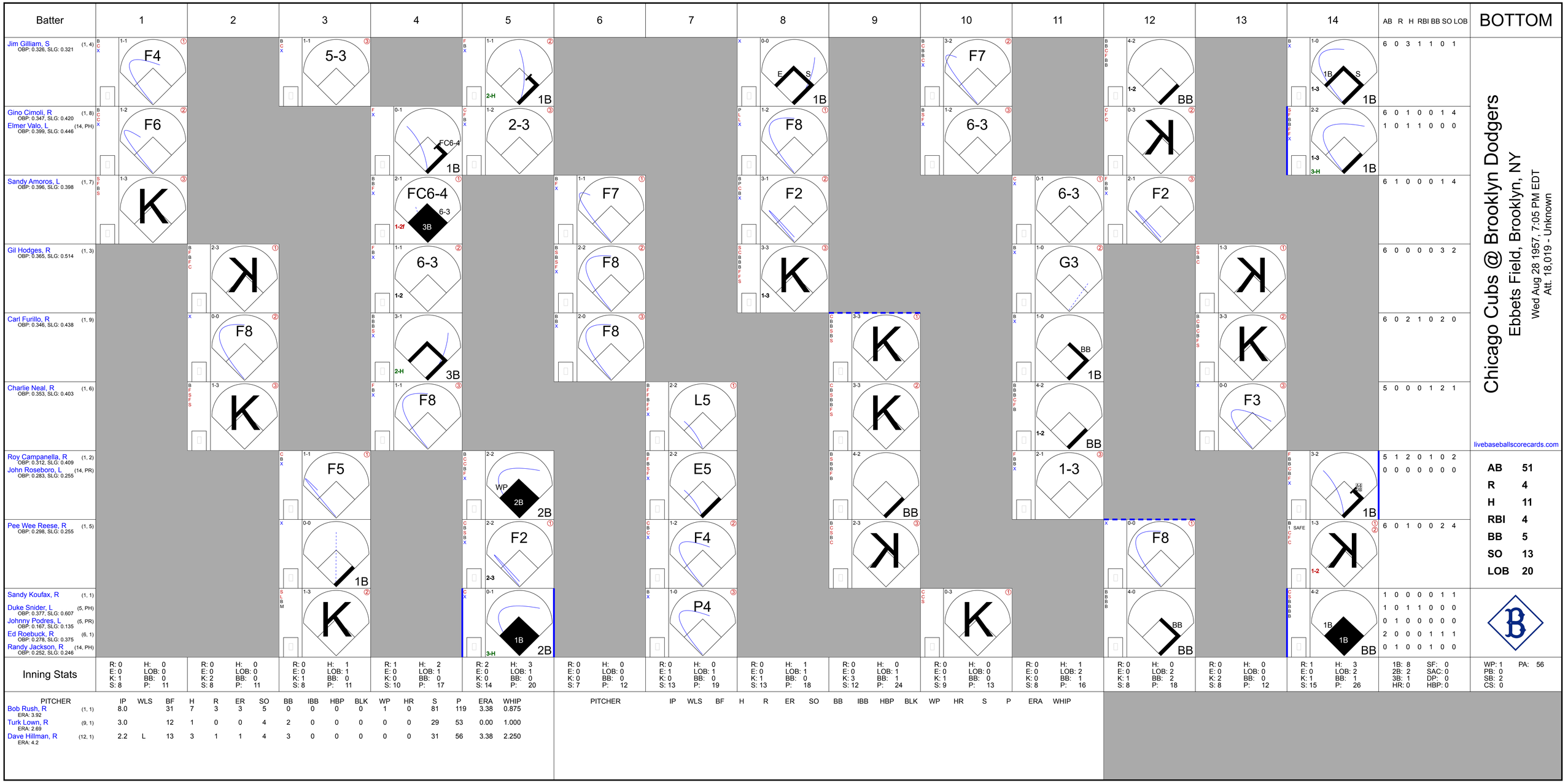
Batter
1
2
3
4
5
6
7
8
9
10
11
12
13
14
AB R H RBI BB SO LOB
BOTTOM
Jim Gilliam, S (1, 4) OBP: 0.326, SLG: 0.321
F4
5-3
1B
Gino Cimoli, R (1, 8) OBP: 0.347, SLG: 0.420
Elmer Valo, L (14, PH) OBP: 0.399, SLG: 0.446
F6
FC6-4
2-3
F8
6-3
BB
Sandy Amoros, L (1, 7) OBP: 0.396, SLG: 0.398
K
FC6-4
6-3
3B
F7
F2
6-3
F2
Gil Hodges, R (1, 3) OBP: 0.365, SLG: 0.514
6-3
F8
G3
1-3
F3
Carl Furillo, R (1, 9) OBP: 0.346, SLG: 0.438
F8
3B
F8
K
BB
1B
K
Charlie Neal, R (1, 6) OBP: 0.353, SLG: 0.403
K
F8
L5
K
4-2
BB
F3
Roy Campanella, R (1, 2) OBP: 0.312, SLG: 0.409
John Roseboro, L (14, PR) OBP: 0.283, SLG: 0.255
F5
WP
2B
E5
1-3
1B
Pee Wee Reese, R (1, 5) OBP: 0.298, SLG: 0.255
1B
F2
2-3
F4
K
F8
1B
K
Sandy Koufax, R (1, 1)
Duke Snider, L (5, PH) OBP: 0.377, SLG: 0.607
Johnny Podres, L (5, PR) OBP: 0.167, SLG: 0.135
Ed Roebuck, R (6, 1) OBP: 0.278, SLG: 0.375
Randy Jackson, R (14, PH) OBP: 0.252, SLG: 0.246
K
1B
2B
3-H
P4
K
BB
1B
BB
Inning Stats
R: 0 E: 0 K: 1 S: 8 H: 0 LOB: 0 BB: 0 P: 11
R: 0 E: 0 K: 2 S: 8 H: 0 LOB: 0 BB: 0 P: 11
R: 0 E: 0 K: 1 S: 8 H: 1 LOB: 1 BB: 0 P: 11
R: 1 E: 0 K: 0 S: 10 H: 2 LOB: 1 BB: 0 P: 17
R: 2 E: 0 K: 0 S: 14 H: 3 LOB: 1 BB: 0 P: 20
R: 0 E: 0 K: 0 S: 7 H: 0 LOB: 0 BB: 0 P: 12
R: 0 E: 1 K: 0 S: 13 H: 0 LOB: 1 BB: 0 P: 19
R: 0 E: 0 K: 1 S: 13 H: 1 LOB: 1 BB: 0 P: 18
R: 0 E: 0 K: 3 S: 12 H: 0 LOB: 1 BB: 1 P: 24
R: 0 E: 0 K: 1 S: 9 H: 0 LOB: 0 BB: 0 P: 13
R: 0 E: 0 K: 0 S: 8 H: 1 LOB: 2 BB: 1 P: 16
R: 0 E: 0 K: 1 S: 8 H: 0 LOB: 2 BB: 2 P: 18
R: 0 E: 0 K: 2 S: 8 H: 0 LOB: 0 BB: 0 P: 12
R: 1 E: 0 K: 1 S: 15 H: 3 LOB: 2 BB: 1 P: 26
1B: 8 2B: 2 3B: 1 HR: 0
SF: 0 SAC: 0 DP: 0 HBP: 0
WP: 1 PB: 0 SB: 2 CS: 0
PA: 56
PITCHER IP WLS BF H R ER SO BB IBB HBP BLK WP HR S P ERA WHIP
Bob Rush, R (1, 1) ERA: 3.92 8.0 31 7 3 3 5 0 0 0 0 1 0 81 119 3.38 0.875
Turk Lown, R (9, 1) ERA: 2.69 3.0 12 1 0 0 4 2 0 0 0 0 0 29 53 0.00 1.000
Dave Hillman, R (12, 1) ERA: 4.2 2.2 L 13 3 1 1 4 3 0 0 0 0 0 31 56 3.38 2.250
PITCHER IP WLS BF H R ER SO BB IBB HBP BLK WP HR S P ERA WHIP
Jim Gilliam, S 6 0 3 1 1 0 1
Gino Cimoli, R 6 0 1 0 0 1 4
Elmer Valo, L 1 0 1 1 0 0 0
Sandy Amoros, L 6 1 0 0 0 1 4
Gil Hodges, R 6 0 0 0 0 3 2
Carl Furillo, R 6 0 2 1 0 2 0
Charlie Neal, R 5 0 0 0 1 2 1
Roy Campanella, R 5 1 2 0 1 0 2
John Roseboro, L 0 0 0 0 0 0 0
Pee Wee Reese, R 6 0 1 0 0 2 4
Sandy Koufax, R 1 0 0 0 0 1 1
Duke Snider, L 1 0 1 1 0 0 0
Johnny Podres, L 0 1 0 0 0 0 0
Ed Roebuck, R 2 0 0 0 1 1 1
Randy Jackson, R 0 1 0 0 1 0 0
Chicago Cubs @ Brooklyn Dodgers
Ebbets Field, Brooklyn, NY
Wed Aug 28 1957, 7:05 PM EDT
Att. 18,019 - Unknown
livebaseballscorecards.com
AB 51
R 4
H 11
RBI 4
BB 5
SO 13
LOB 20

Batter	1	2	3	4	5	6	7	8	9	AB	R	H	RBI	BB	SO	LOB
Ken Boyer, R (1, 8) OBP: 0.322, SLG: 0.414	x 0-0 CS 1B		SSS 0-3 ③ K			SSS 0-3 ③ K		x 0-0 1-2 1B		4	0	2	0	0	2	0
Don Blasingame, L (1, 4) OBP: 0.340, SLG: 0.363	x 0-0 ① F5			x 0-0 ① 1-3			BBB 4-0 1B 1B BB	x 0-0 ② F9		3	1	0	0	1	0	3
Joe Cunningham, L (1, 3) OBP: 0.444, SLG: 0.511	x 0-0 ②③ 4-3 1-2			x 0-0 ② G3			x 0-0 1B 1-3 1B	x 0-0 ③ F7		4	0	1	0	0	0	3
Wally Moon, L (1, 9) OBP: 0.366, SLG: 0.507		x 0-0 ① F8		SSS 0-3 ③ K			x 0-0 1-3 3-H 1B		x 0-0 1B SH3-4 SF8 1B	4	1	2	1	0	1	0
Walker Cooper, R (1, 2) OBP: 0.308, SLG: 0.483		x 0-0 2B			BBB 4-0 G4-3 BB		SSS 0-3 ① K		x 0-0 ① SH3-4 1-2	2	0	1	0	1	1	2
Alvin Dark, R (1, 6) OBP: 0.327, SLG: 0.381		SSS 0-3 ② K			x 0-0 ①② G4-3 1-2f		III 4-0 G6-4-3 IBB		x 0-0 2-3 1B	3	0	1	0	1	1	2
Del Ennis, R (1, 7) OBP: 0.314, SLG: 0.452 Eddie Miksis, R (9, 7) OBP: 0.310, SLG: 0.297		x 0-0 ③ 4-3			SSS 0-3 ③ K		x 0-0 ②③ G6-4-3 1-2f		x 0-0 ② SF8 3-H	3	0	0	1	0	1	4
										0	0	0	0	0	0	0
Eddie Kasko, R (1, 5) OBP: 0.307, SLG: 0.324			x 0-0 ① 5-3			SSS 0-3 ① K		x 0-0 ① F4	x 0-0 ③ P6	4	0	0	0	0	1	1
Vinegar Bend Mizell, R (1, 1) OBP: 0.128, SLG: 0.083			SSS 0-3 ② K			SSS 0-3 ② K		BBB 4-0 1B BB		2	0	0	0	1	2	0
Inning Stats	R: 0 H: 1 E: 0 LOB: 0 K: 0 BB: 0 S: 3 P: 3	R: 0 H: 1 E: 0 LOB: 1 K: 1 BB: 0 S: 6 P: 6	R: 0 H: 0 E: 0 LOB: 0 K: 2 BB: 0 S: 7 P: 7	R: 0 H: 0 E: 0 LOB: 0 K: 1 BB: 0 S: 5 P: 5	R: 0 H: 0 E: 0 LOB: 0 K: 1 BB: 1 S: 4 P: 8	R: 0 H: 0 E: 0 LOB: 0 K: 3 BB: 0 S: 9 P: 9	R: 1 H: 2 E: 0 LOB: 2 K: 1 BB: 2 S: 6 P: 14	R: 0 H: 1 E: 0 LOB: 2 K: 0 BB: 1 S: 4 P: 8	R: 1 H: 2 E: 0 LOB: 1 K: 0 BB: 0 S: 5 P: 5	1B: 6 SF: 1 2B: 1 SAC: 1 3B: 0 DP: 2 HR: 0 HBP: 0						

PITCHER	IP	WLS	BF	H	R	ER	SO	BB	IBB	HBP	BLK	WP	HR	S	P	ERA	WHIP
Moe Drabowsky, R (1, 1) ERA: 3.79	9.0	L	35	7	2	2	9	3	1	0	0	0	0	49	65	2.00	1.111

PITCHER	IP	WLS	BF	H	R	ER	SO	BB	IBB	HBP	BLK	WP	HR	S	P	ERA	WHIP

TOP

St. Louis Cardinals @ Chicago Cubs

Wrigley Field, Chicago, IL

Fri Aug 30 1957, 3:33 AM CDT

Att. 9,338 - Unknown

livebaseballscorecards.com

AB	29
R	2
H	7
RBI	2
BB	4
SO	9
LOB	15

WP: 0	PA: 35																	
PB: 0																		
SB: 0																		
CS: 1																		

Batter	1	2	3	4	5	6	7	8	9	AB	R	H	RBI	BB	SO	LOB
Bobby Adams, R (1, 5) OBP: 0.288, SLG: 0.328	BBBB 4-0 G4-6-3 BB		x 0-0 CS 1B			S S S 0-3 ① K		x 0-0 ① 1-3		3	0	1	0	1	1	0
Lee Walls, R (1, 7) OBP: 0.293, SLG: 0.356	x 0-0 ①② G4-6-3 1-2f		x 0-0 ②③ 4-3 1-2			x 0-0 ② 5-3		x 0-0 1B		4	0	1	0	0	0	2
Walt Moryn, L (1, 9) OBP: 0.361, SLG: 0.478	x 0-0 ③ 4-3			x 0-0 ① P4		x 0-0 ③ 4-3		x 0-0 ② F9		4	0	0	0	0	0	1
14 Ernie Banks, R (1, 6) OBP: 0.338, SLG: 0.535		x 0-0 ① F9		x 0-0 ② F8			x 0-0 ① F3	x 0-0 ③ P6		4	0	0	0	0	0	1
Jim Bolger, R (1, 8) OBP: 0.315, SLG: 0.381		x 0-0 E6 1B		x 0-0 1B			x 0-0 1B 1B 1B		x 0-0 WP 1B	4	1	4	0	0	0	0
Dale Long, L (1, 3) OBP: 0.376, SLG: 0.477		S S S 0-3 ② K		S S S 0-3 ③ K			S S S 0-3 ② K		S S S 0-3 ① K 1-2	4	0	0	0	0	4	4
Cal Neeman, R (1, 2) OBP: 0.296, SLG: 0.375		BBBB 4-0 BB			S S S 0-3 ① K		x 0-0 1B 1-2 1B		S S S 0-3 ② K	3	0	1	0	1	2	1
Bobby Morgan, R (1, 4) OBP: 0.292, SLG: 0.279		S S S 0-3 ③ K			x 0-0 ② F8		x 0-0 1-2 2-H 1B		x 0-0 ③ F8	4	0	1	1	0	1	3
Moe Drabowsky, R (1, 1) OBP: 0.238, SLG: 0.203			S S S 0-3 ① K		S S S 0-3 ③ K		S S S 0-3 ③ K			3	0	0	0	0	3	2
Inning Stats	R: 0 E: 0 K: 0 S: 2 H: 0 LOB: 0 BB: 1 P: 6	R: 0 E: 1 K: 2 S: 8 H: 1 LOB: 2 BB: 1 P: 12	R: 0 E: 0 K: 1 S: 5 H: 1 LOB: 0 BB: 0 P: 5	R: 0 E: 0 K: 1 S: 6 H: 1 LOB: 1 BB: 0 P: 6	R: 0 E: 0 K: 2 S: 7 H: 0 LOB: 0 BB: 0 P: 7	R: 0 E: 0 K: 1 S: 5 H: 0 LOB: 0 BB: 0 P: 5	R: 1 E: 0 K: 2 S: 10 H: 3 LOB: 2 BB: 0 P: 10	R: 0 E: 0 K: 0 S: 4 H: 1 LOB: 1 BB: 0 P: 4	R: 0 E: 0 K: 2 S: 8 H: 1 LOB: 1 BB: 0 P: 8	1B: 8 2B: 0 3B: 0 HR: 0	SF: 0 SAC: 0 DP: 1 HBP: 0						

PITCHER	IP	WLS	BF	H	R	ER	SO	BB	IBB	HBP	BLK	WP	HR	S	P	ERA	WHIP
Vinegar Bend Mizell, L (1, 1) ERA: 3.72	9.0	W	35	8	1	1	11	2	0	0	0	1	0	55	63	1.00	1.111

PITCHER	IP	WLS	BF	H	R	ER	SO	BB	IBB	HBP	BLK	WP	HR	S	P	ERA	WHIP

BOTTOM

St. Louis Cardinals @ Chicago Cubs

Wrigley Field, Chicago, IL

Fri Aug 30 1957, 3:33 AM CDT

Att. 9,338 - Unknown

St.

livebaseballscorecards.com

AB	33
R	1
H	8
RBI	1
BB	2
SO	11
LOB	14

WP: 1	PA: 35		
PB: 0			
SB: 0			
CS: 1			

Batter	1	2	3	4	5	6	7	8	9	AB	R	H	RBI	BB	SO	LOB
Ken Boyer, R (1, 8) OBP: 0.323, SLG: 0.413	P4		K		K		CS 1B		BB BB 1-2 BB	4	0	1	0	1	2	0
Don Blasingame, L (1, 4) OBP: 0.341, SLG: 0.362	6-3		1-3		S 1B 1B		G3 1-2		BB 1-2 2-3 BB	4	1	1	0	1	0	1
Joe Cunningham, L (1, 3) OBP: 0.447, SLG: 0.505	BB		F9		1B 1-2 BB		P4		BB 1-2 2-3 3-H BB	2	0	0	1	3	0	0
Wally Moon, L (1, 9) (9, 7) OBP: 0.365, SLG: 0.504	L8			G3	1-3 2-H 1B			F7	K	5	0	1	1	0	1	4
Walker Cooper, R (1, 2) OBP: 0.290, SLG: 0.453		1-3		1-3	P3			F7		4	0	0	0	0	0	2
Alvin Dark, R (1, 6) OBP: 0.327, SLG: 0.382		K		2B 2B		4-3		1-3		4	1	1	0	0	1	0
Del Ennis, R (1, 7) OBP: 0.318, SLG: 0.456 Bobby Gene Smith, R (9, PR) OBP: 0.261, SLG: 0.307 (9, 9)		BB 1B		2-H 2B		K			BB FC3-6 BB	3 0	0 0	2 0	1 0	1 0	1 0	0 0
Eddie Kasko, R (1, 5) OBP: 0.309, SLG: 0.327		BB 1-2 BB		L6		2B			FC3-6 BB BB 1-2f BB	3	1	1	0	1	0	2
Herm Wehmeier, R (1, 1) OBP: 0.188, SLG: 0.234 Billy Muffett, R (9, 1)		K			K	K			F3	4 0	0 0	0 0	0 0	0 0	3 0	4 0
Inning Stats	R: 0 E: 0 K: 0 S: 3 H: 0 LOB: 1 BB: 1 P: 7	R: 0 E: 0 K: 2 S: 8 H: 1 LOB: 2 BB: 1 P: 12	R: 0 E: 0 K: 1 S: 5 H: 0 LOB: 0 BB: 0 P: 5	R: 1 E: 0 K: 0 S: 5 H: 2 LOB: 1 BB: 0 P: 5	R: 1 E: 0 K: 2 S: 9 H: 2 LOB: 2 BB: 1 P: 13	R: 0 E: 0 K: 2 S: 8 H: 1 LOB: 1 BB: 0 P: 8	R: 0 E: 0 K: 0 S: 3 H: 1 LOB: 0 BB: 0 P: 3	R: 0 E: 0 K: 0 S: 3 H: 0 LOB: 0 BB: 0 P: 3	R: 1 E: 0 K: 1 S: 5 H: 0 LOB: 3 BB: 4 P: 21	1B: 4 2B: 3 3B: 0 HR: 0	SF: 0 SAC: 0 DP: 0 HBP: 0						

PITCHER	IP	WLS	BF	H	R	ER	SO	BB	IBB	HBP	BLK	WP	HR	S	P	ERA	WHIP
Don Elston, R (1, 1) ERA: 3.47	8.0		33	7	2	2	7	3	0	0	0	0	0	44	56	2.25	1.250
Turk Lown, R (9, 1) ERA: 2.78	0.2	L	4	0	1	1	0	2	0	0	0	0	0	2	10	13.50	3.000
Dick Littlefield, L (9, 1) ERA: 5.0	0.1		3	0	0	0	1	2	0	0	0	0	0	3	11	0.00	6.000

PITCHER	IP	WLS	BF	H	R	ER	SO	BB	IBB	HBP	BLK	WP	HR	S	P	ERA	WHIP

TOP

St. Louis Cardinals @ Chicago Cubs

Wrigley Field, Chicago, IL

Sat Aug 31 1957, 3:33 AM CDT

Att. 13,437 - Unknown

livebaseballscorecards.com

AB	33
R	3
H	7
RBI	3
BB	7
SO	8
LOB	13

WP: 0	PB: 0	SB: 1	CS: 1
PA: 40			

St. Louis Cardinals @ Chicago Cubs

Wrigley Field, Chicago, IL

Sat Aug 31 1957, 3:33 AM CDT

Att. 13,437 - Unknown

BOTTOM

Batter	1	2	3	4	5	6	7	8	9	AB	R	H	RBI	BB	SO	LOB
Bobby Adams, R (1, 5) OBP: 0.302, SLG: 0.355	F7		HR			BB		BB		2	1	1	2	2	0	0
Bob Speake, L (1, 8) OBP: 0.300, SLG: 0.425	F8		F8			4-3		3-1		4	0	0	0	0	0	3
Chuck Tanner, L (1, 7) OBP: 0.320, SLG: 0.418	F9			K		3-1			14 PB 4-3 1B	4	0	1	0	0	1	1
Walt Moryn, L (1, 9) OBP: 0.358, SLG: 0.474		G3		F9			L3		F2	4	0	0	0	0	0	1
Dale Long, L (1, 3) OBP: 0.372, SLG: 0.471		F8		F9			F8		4-3	4	0	0	0	0	0	1
14 Ernie Banks, R (1, 6) OBP: 0.338, SLG: 0.532		F9			F7		6-3		BB	3	0	0	0	1	0	0
Cal Neeman, R (1, 2) OBP: 0.296, SLG: 0.373			HR 1B		P6			F7	K	4	1	1	0	0	1	2
Bobby Morgan, R (1, 4) OBP: 0.290, SLG: 0.278			K		F8			F8		2	0	0	0	0	1	1
Jim Bolger, R (8, PH) OBP: 0.313, SLG: 0.379										1	0	0	0	0	0	0
Jerry Kindall, R (9, 4) OBP: 0.200, SLG: 0.286										0	0	0	0	0	0	0
Don Elston, R (1, 1) OBP: 0.152, SLG: 0.125			K			K		E7 1B		2	0	0	0	0	2	1
Bob Will, L (8, PH) OBP: 0.247, SLG: 0.290										1	0	1	0	0	0	0
Turk Lown, R (9, 1) OBP: 0.250, SLG: 0.250										0	0	0	0	0	0	0
Dick Littlefield, L (9, 1) OBP: 0.300, SLG: 0.222										0	0	0	0	0	0	0
Inning Stats	R: 0 E: 0 K: 0 S: 3 H: 0 LOB: 0 BB: 0 P: 3	R: 0 E: 0 K: 0 S: 3 H: 0 LOB: 0 BB: 0 P: 3	R: 2 E: 0 K: 2 S: 9 H: 2 LOB: 0 BB: 0 P: 9	R: 0 E: 0 K: 1 S: 5 H: 0 LOB: 0 BB: 0 P: 5	R: 0 E: 0 K: 0 S: 3 H: 0 LOB: 0 BB: 0 P: 3	R: 0 E: 0 K: 1 S: 5 H: 0 LOB: 1 BB: 1 P: 9	R: 0 E: 0 K: 0 S: 3 H: 0 LOB: 0 BB: 0 P: 3	R: 0 E: 1 K: 0 S: 4 H: 1 LOB: 2 BB: 1 P: 8	R: 0 E: 0 K: 1 S: 6 H: 1 LOB: 2 BB: 1 P: 10	1B: 3 2B: 0 3B: 0 HR: 1 SF: 0 SAC: 0 DP: 0 HBP: 0						

PITCHER	IP	WLS	BF	H	R	ER	SO	BB	IBB	HBP	BLK	WP	HR	S	P	ERA	WHIP
Herm Wehmeier, R (1, 1) ERA: 4.19	8.0	W	29	3	2	2	4	2	0	0	0	0	1	35	43	2.25	0.625
Billy Muffett, R (9, 1) ERA: 1.33	1.0	S	5	1	0	0	1	1	0	0	0	0	0	6	10	0.00	2.000

PITCHER	IP	WLS	BF	H	R	ER	SO	BB	IBB	HBP	BLK	WP	HR	S	P	ERA	WHIP

AB	31
R	2
H	4
RBI	2
BB	3
SO	5
LOB	10

WP: 0 PB: 1 SB: 0 CS: 0 PA: 34

livebaseballscorecards.com

TOP

St. Louis Cardinals @ Chicago Cubs

Wrigley Field, Chicago, IL

Sun Sep 01 1957, 3:33 AM CDT

Att. 17,438 - Unknown

livebaseballscorecards.com

Batter	1	2	3	4	5	6	7	8	9	10	AB	R	H	RBI	BB	SO	LOB
Ken Boyer, R (1, 8) OBP: 0.322, SLG: 0.411 Bobby Gene Smith, R (10, 8) OBP: 0.261, SLG: 0.307	F8			BB, BB, SF9, 1B		F8	F7		K		5 0	1 0	1 0	0 0	0 0	1 0	4 0
Don Blasingame, L (1, 4) OBP: 0.343, SLG: 0.362	F8			BBBB, SF9, BB, 1-2, FC6-4, BB		BBBB, 1B, BB		L9		F8, 1B, 1B	3	2	1	0	2	0	0
Joe Cunningham, L (1, 3) OBP: 0.450, SLG: 0.503	4-3			BBBB, FC6-4, 1-2, 2-3, BB		1-3, 1B		BBBB, S, BB		F8, 1-2	3	0	1	0	2	0	1
Wally Moon, L (1, 9) OBP: 0.363, SLG: 0.501 (8, 7)		P5		SF9, 2-3, 3-H		L4		K, 1-2		2-H, 1B	4	0	1	2	0	1	3
Del Ennis, R (1, 7) OBP: 0.316, SLG: 0.452 Irv Noren, L (8, PH) OBP: 0.264, SLG: 0.296 (8, 9)		K		FC6-4, 1-2f, 3-H		1-3		F5		K	3 2	0 0	0 0	1 0	0 0	1 1	3 1
Alvin Dark, R (1, 6) OBP: 0.324, SLG: 0.379		4-3		1-3			F8		4-3		4	0	0	0	0	0	1
Hobie Landrith, L (1, 2) OBP: 0.322, SLG: 0.328 Dick Schofield, S (9, PR) OBP: 0.268, SLG: 0.167 Hal Smith, R (9, 2) OBP: 0.308, SLG: 0.337			P5		F8		1B, 1B		BBBB, BB, BB		3 0 0	0 0 0	1 0 0	0 0 0	1 0 0	0 0 0	0 0 0
Eddie Kasko, R (1, 5) OBP: 0.311, SLG: 0.327			L6		5-3		1-2, 1B		BBBB, 1-2, BB		3	0	1	0	1	0	0
Sam Jones, R (1, 1) OBP: 0.190, SLG: 0.182 Billy Muffett, R (7, 1) Walker Cooper, R (9, PH) OBP: 0.286, SLG: 0.446 Lindy McDaniel, R (9, 1) OBP: 0.266, SLG: 0.375 Vinegar Bend Mizell, R (10, 1) OBP: 0.128, SLG: 0.083 Lloyd Merritt, R (10, 1)			K		K		K		K		3 0 1 0 0 0 0	0 0 0 0 0 0 0	0 0 0 0 0 0 0	0 0 0 0 0 0 0	3 0 1 0 0 0 0	2 0 2 0 0 0 0	

Inning Stats	1	2	3	4	5	6	7	8	9	10
	R: 0 E: 0 K: 0 S: 3	H: 0 LOB: 0 BB: 0 P: 3	R: 0 E: 0 K: 1 S: 5	H: 0 LOB: 0 BB: 0 P: 5	R: 0 E: 0 K: 1 S: 5	H: 0 LOB: 0 BB: 0 P: 5	R: 2 E: 1 K: 0 S: 4	H: 1 LOB: 1 BB: 2 P: 12	R: 0 E: 0 K: 1 S: 5	H: 0 LOB: 0 BB: 0 P: 5
	R: 0 E: 0 K: 0 S: 4	H: 1 LOB: 2 BB: 1 P: 8	R: 0 E: 0 K: 1 S: 7	H: 2 LOB: 2 BB: 0 P: 7	R: 0 E: 0 K: 1 S: 5	H: 0 LOB: 1 BB: 1 P: 9	R: 0 E: 0 K: 2 S: 7	H: 0 LOB: 2 BB: 2 P: 15	R: 1 E: 0 K: 1 S: 6	H: 2 LOB: 0 BB: 0 P: 6

1B: 6	SF: 1	WP: 0	PA: 41
2B: 0	SAC: 0	PB: 0	
3B: 0	DP: 0	SB: 1	
HR: 0	HBP: 0	CS: 0	

PITCHER		IP	WLS	BF	H	R	ER	SO	BB	IBB	HBP	BLK	WP	HR	S	P	ERA	WHIP
Dick Drott, R ERA: 3.61	(1, 1)	8.1		34	4	2	2	5	5	0	0	0	0	0	39	59	2.16	1.080
Turk Lown, R ERA: 2.87	(9, 1)	1.0	L	5	1	1	1	2	1	0	0	0	0	0	8	12	9.00	2.000
Dick Littlefield, L ERA: 4.94	(10, 1)	0.2		2	1	0	0	1	0	0	0	0	0	0	4	4	0.00	1.500

PITCHER		IP	WLS	BF	H	R	ER	SO	BB	IBB	HBP	BLK	WP	HR	S	P	ERA	WHIP

AB	34
R	3
H	6
RBI	3
BB	6
SO	8
LOB	17

Batter	1	2	3	4	5	6	7	8	9	10	AB	R	H	RBI	BB	SO	LOB
Bobby Adams, R (1, 5) OBP: 0.308, SLG: 0.350	F8		SH2-4 1-2		FC6-4 BB		G1-4-3 1-2f		FC6 BB		2	0	0	0	2	0	2
Bob Speake, L (1, 8) OBP: 0.299, SLG: 0.422	K		K		K			1B SF7 1B	FC6 WP 1-2f		5	1	1	0	0	3	3
Chuck Tanner, L (1, 7) OBP: 0.321, SLG: 0.416	L7		BB		FC6-4 1-2f			1-3 1B 1B	1-3		4	1	1	0	1	0	2
Walt Moryn, L (1, 9) OBP: 0.354, SLG: 0.470		4-3	K			F8		SF7 3-H		F8	4	0	0	1	0	1	2
Dale Long, L (1, 3) OBP: 0.371, SLG: 0.468 Lee Walls, R (10, PH) OBP: 0.295, SLG: 0.358		F8		K		K		1B 1-2		1B	4 1	0 0	1 1	0 0	0 0	2 0	0 0
14 Ernie Banks, R (1, 6) OBP: 0.338, SLG: 0.530		BB		1B		6-3		F9		F7	4	0	1	0	1	0	3
Cal Neeman, R (1, 2) OBP: 0.300, SLG: 0.379		1-3 1B		L7			2B	1-3 2-H 1B		F9	5	0	3	1	0	0	2
Bobby Morgan, R (1, 4) OBP: 0.289, SLG: 0.276 Bob Will, L (7, PH) OBP: 0.255, SLG: 0.290 Jerry Kindall, R (8, 4) OBP: 0.200, SLG: 0.286 Jim Bolger, R (8, PH) OBP: 0.312, SLG: 0.377 Jack Littrell, R (9, 4) OBP: 0.230, SLG: 0.263		L5		5-3			FC3-5 BB	K			2 0 0 1 0	0 0 0 0 0	0 0 0 0 0	0 1 0 0 0	0 0 0 1 0	0 0 0 2 0	3 0 0 2 0
Dick Drott, R (1, 1) OBP: 0.123, SLG: 0.109 Turk Lown, R (9, 1) OBP: 0.222, SLG: 0.222 Dick Littlefield, L (10, 1) OBP: 0.300, SLG: 0.222			SH2-4 1B		K		FC3-5 G1-4-3 1-2f		1-3		3 1 0	0 0 0	1 0 0	0 0 0	0 0 0	1 0 0	2 0 0
Inning Stats	R: 0 H: 0 E: 0 LOB: 0 K: 1 BB: 0 S: 5 P: 5	R: 0 H: 1 E: 0 LOB: 2 K: 0 BB: 1 S: 4 P: 8	R: 0 H: 1 E: 0 LOB: 2 K: 2 BB: 1 S: 8 P: 12	R: 0 H: 1 E: 0 LOB: 1 K: 1 BB: 0 S: 6 P: 6	R: 0 H: 0 E: 0 LOB: 1 K: 2 BB: 1 S: 7 P: 11	R: 0 H: 0 E: 0 LOB: 0 K: 1 BB: 0 S: 5 P: 5	R: 0 H: 1 E: 0 LOB: 1 K: 0 BB: 1 S: 3 P: 7	R: 2 H: 4 E: 0 LOB: 2 K: 1 BB: 0 S: 9 P: 9	R: 0 H: 0 E: 0 LOB: 1 K: 0 BB: 1 S: 3 P: 7	R: 0 H: 1 E: 0 LOB: 1 K: 0 BB: 0 S: 4 P: 4	1B: 8 SF: 1 2B: 1 SAC: 1 3B: 0 DP: 1 HR: 0 HBP: 0						

PITCHER		IP	WLS	BF	H	R	ER	SO	BB	IBB	HBP	BLK	WP	HR	S	P	ERA	WHIP
Sam Jones, R ERA: 3.34	(1, 1)	6.0		26	4	0	0	7	4	0	0	0	0	0	36	52	0.00	1.333
Billy Muffett, R ERA: 2.01	(7, 1)	2.0		9	4	2	2	1	0	0	0	0	0	0	11	11	9.00	2.000
Lindy McDaniel, R ERA: 3.63	(9, 1)	1.0	W	4	0	0	0	0	1	0	0	0	1	0	3	7	0.00	1.000
Vinegar Bend Mizell, L ERA: 3.7	(10, 1)	0.2		3	1	0	0	0	0	0	0	0	0	0	3	3	0.00	1.500
Lloyd Merritt, R ERA: 3.2	(10, 1)	0.1	S	1	0	0	0	0	0	0	0	0	0	0	1	1	0.00	0.000

PITCHER	IP	WLS	BF	H	R	ER	SO	BB	IBB	HBP	BLK	WP	HR	S	P	ERA	WHIP

BOTTOM

St. Louis Cardinals @ Chicago Cubs

Wrigley Field, Chicago, IL

Sun Sep 01 1957, 3:33 AM CDT

Att. 17,438 - Unknown

livebaseballscorecards.com

AB	36
R	2
H	9
RBI	2
BB	5
SO	8
LOB	21

WP: 2 PA: 43
PB: 0
SB: 0
CS: 0

Milwaukee Braves @ Chicago Cubs

Wrigley Field, Chicago, IL

Mon Sep 02 1957, 3:33 AM CDT

Unknown

TOP

livebaseballscorecards.com

Batter	1	2	3	4	5	6	7	8	9	AB	R	H	RBI	BB	SO	LOB
Red Schoendienst, S (1, 4) OBP: 0.354, SLG: 0.478 Mel Roach, R (8, PH) (8, 4)	E 2B F8		BB HBP 1B 1B	1B 1B BB		1-3	F8 1-2	G3		5 1	3 0	2 0	0 0	1 0	0 0	2 2
Frank Torre, L (1, 3) OBP: 0.352, SLG: 0.427	E4 PB 1B 2-H	3B 1B	1-0 BB 1-2 1B HBP	0-0 BB 1-3 1B 1B		B B B B 4-0 1B E BB	0-0 2-3 1B		HR 3B	5	6	4	0	1	0	0
Eddie Mathews, L (1, 5) OBP: 0.387, SLG: 0.551	F2	SF7 1-H 3B	B B B 4-0 1B 1-2 2-3 HR BB	B B B 4-0 1B 1-2 BB		1-2 E 1B	F8		HR 3-H	5	4	3	3	2	0	3
Hank Aaron, R (1, 8) OBP: 0.375, SLG: 0.606	B B B 4-0 1B 2B 2-3 BB	F9	1-2 HR 2-H 3-H 1B	0-0 5-3 1-3 2-H 3-H 1B		E4 1-H 2-H 1B 2B		E6 2B	5-3	6	4	3	6	1	0	1
Wes Covington, L (1, 7) OBP: 0.322, SLG: 0.559	2B 1B 1-2 3-H 1B	SF7 3-H	1-H 2-H HR	P6		3-H 1B		S S S K	S S S K	6	2	3	6	0	2	3
Bob Hazle, L (1, 9) OBP: 0.543, SLG: 0.790	1B 1B 1-3 2-H 2B	1B	2B	G3	P4			2-H 1B 2B	F5	7	2	4	2	0	0	1
Felix Mantilla, R (1, 6) OBP: 0.331, SLG: 0.423	1B 2-3 3-H 1B	P6	F2	6-3 3B			WP 1B 1B	6-3		6	2	3	1	0	0	3
Del Crandall, R (1, 2) OBP: 0.305, SLG: 0.413	2-H 3-H 1B		F8	F5	6-3 3-H		5-3 1-2	1B 2-H 1B		6	0	2	3	0	0	2
Lew Burdette, R (1, 1) OBP: 0.169, SLG: 0.257 Ernie Johnson, R (3, 1) OBP: 0.353, SLG: 0.588	P4		5-3	S S S K		6-3	1B WP 2-H 1B	1-2 1B		2 4	0 0	0 2	0 1	0 0	0 1	1 0

Inning Stats																						
	R: 6	E: 1	K: 0	S: 9	H: 5	LOB: 1	BB: 1	P: 13	R: 2	E: 0	K: 0	S: 6	H: 3	LOB: 1	BB: 0	P: 6	R: 5	E: 0	K: 0	S: 7	H: 4	LOB: 1	BB: 1	P: 12
	R: 2	E: 0	K: 1	S: 7	H: 2	LOB: 2	BB: 2	P: 15	R: 0	E: 0	K: 0	S: 3	H: 1	LOB: 1	BB: 0	P: 3	R: 3	E: 1	K: 0	S: 6	H: 3	LOB: 1	BB: 1	P: 10
	R: 1	E: 0	K: 0	S: 6	H: 3	LOB: 2	BB: 0	P: 6	R: 2	E: 1	K: 1	S: 9	H: 3	LOB: 2	BB: 0	P: 9	R: 2	E: 0	K: 1	S: 7	H: 2	LOB: 0	BB: 0	P: 7

	1B: 16	2B: 5	3B: 3	HR: 2	SF: 1	SAC: 0	DP: 0	HBP: 1	WP: 2	PB: 1	SB: 0	CS: 0	PA: 60

	AB	53
	R	23
	H	26
	RBI	22
	BB	5
	SO	3
	LOB	18

PITCHER		IP	WLS	BF	H	R	ER	SO	BB	IBB	HBP	BLK	WP	HR	S	P	ERA	WHIP
Bob Rush, R ERA: 4.17	(1, 1)	0.1	L	7	4	6	5	0	1	0	0	0	0	0	6	10	135.00	15.000
Bob Anderson, R ERA: 6.61	(1, 1)	2.1		16	7	7	7	0	1	0	1	0	0	1	14	19	27.00	3.429
Tom Poholsky, R ERA: 5.19	(3, 1)	0.1		2	1	0	0	0	0	0	0	0	0	0	2	2	0.00	3.000
Turk Lown, R ERA: 3.36	(4, 1)	5.0		30	12	8	6	2	3	0	0	0	2	0	31	43	10.80	3.000
Elmer Singleton, R ERA: 6.75	(9, 1)	1.0		5	2	2	2	1	0	0	0	0	0	1	7	7	18.00	2.000

PITCHER		IP	WLS	BF	H	R	ER	SO	BB	IBB	HBP	BLK	WP	HR	S	P	ERA	WHIP

Batter	1	2	3	4	5	6	7	8	9	AB	R	H	RBI	BB	SO	LOB
Bobby Adams, R (1, 5) OBP: 0.312, SLG: 0.359	1-3		E 1B 1B	K		F9		1B 2B 1-H		5	2	2	1	0	1	1
Bob Speake, L (1, 8) OBP: 0.300, SLG: 0.430	HR		E6 14 1B 1-3	E9 1B		K		P6		5	2	2	1	0	1	3
Chuck Tanner, L (1, 7) OBP: 0.322, SLG: 0.414	4-3		F7	K		BB 1-2		FC4-6 1B 2-H		4	0	1	1	1	1	3
Walt Moryn, L (1, 9) OBP: 0.353, SLG: 0.467	4-3		14 1B 1B 1-2 3-H	K		P5		FC4-6 14 FC5 1B 1-2f		5	1	1	1	0	1	4
Dale Long, L (1, 3) OBP: 0.371, SLG: 0.467		14 HR 1B	F7		4-3		3-1	1B 1-2		5	1	2	0	0	0	2
14 Ernie Banks, R (1, 6) OBP: 0.341, SLG: 0.542		HR 1-H	1B 2B 1B 1-3 2-H		HR		P4	FC5 2-3f		5	3	3	4	0	0	2
Cal Neeman, R (1, 2) OBP: 0.301, SLG: 0.379		4-3	2B 1B 1-3 3-H		K		1B	P6		5	0	2	1	0	1	0
Jerry Kindall, R (1, 4) OBP: 0.200, SLG: 0.289		F7	2B 1-3 3-H		5-3		F8	F8		5	0	1	1	0	0	1
Bob Rush, R (1, 1) OBP: 0.242, SLG: 0.254 Bob Anderson, R (1, 1) Tom Poholsky, R (3, 1) OBP: 0.190, SLG: 0.105 Jim Bolger, R (3, PH) OBP: 0.311, SLG: 0.376 Turk Lown, R (4, 1) OBP: 0.300, SLG: 0.222 Bob Will, L (8, PH) OBP: 0.263, SLG: 0.290 Elmer Singleton, R (9, 1) Lee Walls, R (9, PH) OBP: 0.294, SLG: 0.357		4-3	K			BB		2B BB	K	0 1 0 1 0 0 0 1	0 0 0 0 0 0 1 0	0 0 0 0 0 0 0 0	0 0 0 0 1 1 0 0	0 0 0 0 0 0 0 0	0 0 0 1 0 0 0 1	0 0 0 2 0 0 0 0
Inning Stats	R: 1 E: 0 K: 0 S: 4 H: 1 LOB: 0 BB: 0 P: 4	R: 2 E: 0 K: 0 S: 5 H: 2 LOB: 0 BB: 0 P: 5	R: 4 E: 1 K: 1 S: 11 H: 5 LOB: 2 BB: 0 P: 11	R: 0 E: 1 K: 3 S: 10 H: 1 LOB: 1 BB: 0 P: 10	R: 1 E: 0 K: 1 S: 6 H: 1 LOB: 0 BB: 0 P: 6	R: 0 E: 0 K: 1 S: 5 H: 0 LOB: 2 BB: 2 P: 13	R: 0 E: 0 K: 0 S: 4 H: 1 LOB: 1 BB: 0 P: 4	R: 2 E: 0 K: 0 S: 6 H: 3 LOB: 2 BB: 1 P: 10	R: 0 E: 0 K: 1 S: 5 H: 0 LOB: 0 BB: 0 P: 5	1B: 9 2B: 2 3B: 0 HR: 3 SF: 0 SAC: 0 DP: 0 HBP: 0						

PITCHER		IP	WLS	BF	H	R	ER	SO	BB	IBB	HBP	BLK	WP	HR	S	P	ERA	WHIP
Lew Burdette, R ERA: 3.88	(1, 1)	2.2		16	7	7	4	0	0	0	0	0	0	2	16	16	13.50	2.625
Ernie Johnson, R ERA: 4.07	(3, 1)	6.1	W	29	7	3	3	7	3	0	0	0	0	1	40	52	4.26	1.579

PITCHER	IP	WLS	BF	H	R	ER	SO	BB	IBB	HBP	BLK	WP	HR	S	P	ERA	WHIP

BOTTOM

Milwaukee Braves @ Chicago Cubs

Wrigley Field, Chicago, IL

Mon Sep 02 1957, 3:33 AM CDT

Unknown

livebaseballscorecards.com

AB	42
R	10
H	14
RBI	10
BB	3
SO	7
LOB	18

PA: 45

WP: 0
PB: 0
SB: 0
CS: 0

Batter	1	2	3	4	5	6	7	8	9	AB	R	H	RBI	BB	SO	LOB
Red Schoendienst, S (1, 4) OBP: 0.353, SLG: 0.475	F8		E4, SF8, 1-3 1B		BBB, 4-0, 1-2 BB		F8		G1, 1-2	4	1	0	0	1	0	2
Frank Torre, L (1, 3) OBP: 0.347, SLG: 0.422	6-3		SF8, 1-2, 3-H		F2			L5	P6	4	0	0	1	0	0	3
Eddie Mathews, L (1, 5) OBP: 0.388, SLG: 0.551	F8		2-H 1B		4-3			1B 3B 1B		4	1	2	1	0	0	2
Hank Aaron, R (1, 8) OBP: 0.374, SLG: 0.603		6-3	F4			4-3		1-3 3B 1B		4	1	1	0	0	0	1
Wes Covington, L (1, 7) OBP: 0.328, SLG: 0.570		E1		FC4-6, 1B		F9, 1B		1-H FC4-2 3-H 3B		4	0	3	2	0	0	0
Bob Hazle, L (1, 9) OBP: 0.521, SLG: 0.753		SSS, K		FC4-6, G1-6-3, 1-2f		F9, 1-2		FC4-2, 3-H		4	0	0	0	0	1	4
Felix Mantilla, R (1, 6) OBP: 0.323, SLG: 0.411		F8		G1-6-3, 1-2f		6-3		F9		4	0	0	0	0	0	4
Del Rice, R (1, 2) OBP: 0.305, SLG: 0.398			6-3		BB 1B		F2		SSS, K	4	0	1	0	0	1	0
Bob Trowbridge, R (1, 1) OBP: 0.121, SLG: 0.094			E, SF8 1B		SSS, K		SSS, K		BBBB, G1 BB	3	1	1	0	1	2	1
Inning Stats	R: 0 E: 0 K: 0 S: 3 H: 0 LOB: 0 BB: 0 P: 3	R: 0 E: 1 K: 1 S: 6 H: 0 LOB: 1 BB: 0 P: 6	R: 2 E: 1 K: 0 S: 6 H: 2 LOB: 1 BB: 0 P: 6	R: 0 E: 0 K: 0 S: 3 H: 1 LOB: 0 BB: 0 P: 3	R: 0 E: 0 K: 1 S: 6 H: 1 LOB: 2 BB: 1 P: 10	R: 0 E: 0 K: 0 S: 4 H: 1 LOB: 1 BB: 0 P: 4	R: 0 E: 0 K: 1 S: 5 H: 0 LOB: 0 BB: 0 P: 5	R: 2 E: 0 K: 0 S: 6 H: 3 LOB: 1 BB: 0 P: 6	R: 0 E: 0 K: 1 S: 5 H: 0 LOB: 1 BB: 1 P: 9	1B: 7 2B: 0 3B: 1 HR: 0 SF: 1 SAC: 0 DP: 1 HBP: 0						

PITCHER		IP	WLS	BF	H	R	ER	SO	BB	IBB	HBP	BLK	WP	HR	S	P	ERA	WHIP
Dave Hillman, R ERA: 3.91	(1, 1)	6.0	L	25	5	2	0	2	1	0	0	0	0	0	28	32	0.00	1.000
Bob Rush, R ERA: 4.23	(7, 1)	2.0		9	3	2	2	1	0	0	0	0	0	0	11	11	9.00	1.500
Moe Drabowsky, R ERA: 3.77	(9, 1)	1.0		4	0	0	0	1	1	0	0	0	0	0	5	9	0.00	1.000

PITCHER	IP	WLS	BF	H	R	ER	SO	BB	IBB	HBP	BLK	WP	HR	S	P	ERA	WHIP

TOP

Milwaukee Braves @ Chicago Cubs

Wrigley Field, Chicago, IL

Mon Sep 02 1957, 3:38 AM CDT

Att. 34,239 - Unknown

livebaseballscorecards.com

AB	35
R	4
H	8
RBI	4
BB	2
SO	4
LOB	17

WP: 0	PA: 38		
PB: 0			
SB: 0			
CS: 0			

Batter	1	2	3	4	5	6	7	8	9	AB	R	H	RBI	BB	SO	LOB
Bobby Adams, R (1, 5) OBP: 0.303, SLG: 0.348	P3		K			5-3			4-3	4	0	0	0	0	1	1
Bob Speake, L (1, 8) OBP: 0.300, SLG: 0.431	4-3			K		K			2B	4	0	1	0	0	2	0
Chuck Tanner, L (1, 7) OBP: 0.318, SLG: 0.409	P4			K			F8		P6	4	0	0	0	0	1	1
Walt Moryn, L (1, 9) OBP: 0.352, SLG: 0.465		3-1		1B			F7		F2	4	0	1	0	0	0	1
Dale Long, L (1, 3) OBP: 0.369, SLG: 0.463		4-3		L3			3-1			3	0	0	0	0	0	1
14 Ernie Banks, R (1, 6) OBP: 0.341, SLG: 0.540		F3			P3			BB		2	0	0	0	1	0	0
Cal Neeman, R (1, 2) OBP: 0.301, SLG: 0.381			2B		K			K		3	0	1	0	0	2	1
Jerry Kindall, R (1, 4) OBP: 0.197, SLG: 0.284			F9		K			K		3	0	0	0	0	2	2
Dave Hillman, R (1, 1) Bob Will, L (6, PH) OBP: 0.260, SLG: 0.287 Bob Rush, R (7, 1) OBP: 0.242, SLG: 0.254 Jim Bolger, R (8, PH) OBP: 0.309, SLG: 0.374 Moe Drabowsky, R (9, 1) OBP: 0.238, SLG: 0.203			K			5-3		F8		1 1 0 1 0	0 0 0 0 0	0 0 0 0 0	0 0 0 0 0	0 0 0 0 0	1 0 0 0 0	1 0 0 1 0
Inning Stats	R: 0 E: 0 K: 0 S: 3 H: 0 LOB: 0 BB: 0 P: 3	R: 0 E: 0 K: 0 S: 3 H: 0 LOB: 0 BB: 0 P: 3	R: 0 E: 0 K: 2 S: 8 H: 1 LOB: 1 BB: 0 P: 8	R: 0 E: 0 K: 2 S: 8 H: 1 LOB: 1 BB: 0 P: 8	R: 0 E: 0 K: 2 S: 7 H: 0 LOB: 0 BB: 0 P: 7	R: 0 E: 0 K: 1 S: 5 H: 0 LOB: 0 BB: 0 P: 5	R: 0 E: 0 K: 0 S: 3 H: 0 LOB: 0 BB: 0 P: 3	R: 0 E: 0 K: 2 S: 7 H: 0 LOB: 1 BB: 1 P: 11	R: 0 E: 0 K: 0 S: 4 H: 1 LOB: 1 BB: 0 P: 4	1B: 1 2B: 2 3B: 0 HR: 0 SF: 0 SAC: 0 DP: 0 HBP: 0						

PITCHER	IP	WLS	BF	H	R	ER	SO	BB	IBB	HBP	BLK	WP	HR	S	P	ERA	WHIP
Bob Trowbridge, R (1, 1) ERA: 3.68	9.0	W	31	3	0	0	9	1	0	0	0	0	0	48	52	0.00	0.444

PITCHER	IP	WLS	BF	H	R	ER	SO	BB	IBB	HBP	BLK	WP	HR	S	P	ERA	WHIP

BOTTOM

Milwaukee Braves @ Chicago Cubs

Wrigley Field, Chicago, IL

Mon Sep 02 1957, 3:38 AM CDT

Att. 34,239 - Unknown

livebaseballscorecards.com

AB	30
R	0
H	3
RBI	0
BB	1
SO	9
LOB	9

WP: 0 PA: 31
PB: 0
SB: 0
CS: 0

Batter	1	2	3	4	5	6	7	8	9	AB	R	H	RBI	BB	SO	LOB
Red Schoendienst, S (1, 4) OBP: 0.355, SLG: 0.476	F9 2B		P4		BBBB 4-0 BB		BBBB 4-0 WP 1B BB	0-0 ① 1-3		3	1	1	0	2	0	0
Nippy Jones, R (1, 3) OBP: 0.264, SLG: 0.357	0-0 ① F9 2-3		0-0 1B		0-0 ② F8		BBBB 4-0 1B E BB 1-3	0-0 1B HR 1B		4	2	2	0	1	0	2
Eddie Mathews, L (1, 5) OBP: 0.388, SLG: 0.549	SSS 0-3 ② K		SSS 0-3 ③ K		0-0 ③ G3		0-0 E 1B 1B 1-3 3-H	0-0 HR 1B 1-3		5	2	2	1	0	2	3
Hank Aaron, R (1, 8) OBP: 0.376, SLG: 0.609	SSS 0-3 ③ K			0-0 BB 1B		0-0 5-3 1B	0-0 E5 1B 1B 1-3 3-H	0-0 1-H HR 3-H		5	2	3	4	0	1	2
Andy Pafko, R (1, 9) OBP: 0.306, SLG: 0.379		0-0 ① P4		BBBB 4-0 1-2 BB		0-0 ① 5-3 1-2	0-0 ② P3	0-0 ② L4		4	0	0	0	1	0	3
Felix Mantilla, R (1, 6) OBP: 0.325, SLG: 0.407		SSS 0-3 ② K		SSS 0-3 ① K		BBBB 4-0 BB	0-0 1B 1B 2-3 3-H	0-0 ③ F8		4	1	1	1	1	2	2
Wes Covington, L (1, 7) OBP: 0.330, SLG: 0.565		BBBB 4-0 BB		0-0 ② P4		0-0 ② F9	0-0 1B 1-3 3-H 1B		0-0 ① 1-3	4	0	1	1	1	0	4
Del Crandall, R (1, 2) OBP: 0.304, SLG: 0.410		0-0 ③ P5		SSS 0-3 ③ K		0-0 ③ F7	0-0 1-2 3-H 1B		0-0 ② F3	5	0	1	1	0	1	5
Warren Spahn, L (1, 1) OBP: 0.181, SLG: 0.278			0-0 ① 4-3		SSS 0-3 ① K		0-0 F9 0-3 K		SSS 0-3 ③ K	5	0	0	0	0	3	2
Inning Stats	R: 0 E: 0 K: 2 S: 8 H: 1 LOB: 1 BB: 0 P: 8	R: 0 E: 0 K: 1 S: 5 H: 0 LOB: 1 BB: 1 P: 9	R: 0 E: 0 K: 1 S: 6 H: 1 LOB: 1 BB: 0 P: 6	R: 0 E: 0 K: 2 S: 8 H: 1 LOB: 2 BB: 1 P: 12	R: 0 E: 0 K: 1 S: 5 H: 0 LOB: 1 BB: 1 P: 9	R: 0 E: 0 K: 0 S: 4 H: 1 LOB: 2 BB: 1 P: 8	R: 5 E: 1 K: 1 S: 10 H: 4 LOB: 2 BB: 2 P: 18	R: 3 E: 0 K: 0 S: 6 H: 3 LOB: 0 BB: 0 P: 6	R: 0 E: 0 K: 1 S: 5 H: 0 LOB: 0 BB: 0 P: 5	1B: 9 2B: 1 3B: 0 HR: 1 SF: 0 SAC: 0 DP: 0 HBP: 0						

PITCHER		IP	WLS	BF	H	R	ER	SO	BB	IBB	HBP	BLK	WP	HR	S	P	ERA	WHIP
Dick Littlefield, L ERA: 5.03	(1, 1)	8.0	L	42	11	8	5	8	6	0	0	0	1	1	52	76	5.62	2.125
Tom Poholsky, R ERA: 5.13	(9, 1)	1.0		3	0	0	0	1	0	0	0	0	0	0	5	5	0.00	0.000

PITCHER	IP	WLS	BF	H	R	ER	SO	BB	IBB	HBP	BLK	WP	HR	S	P	ERA	WHIP

TOP

Milwaukee Braves @ Chicago Cubs

Wrigley Field, Chicago, IL

Tue Sep 03 1957, 3:33 AM CDT

Att. 7,490 - Unknown

livebaseballscorecards.com

AB	39
R	8
H	11
RBI	8
BB	6
SO	9
LOB	23

WP: 2	PA: 45					
PB: 0						
SB: 0						
CS: 0						

Batter	1	2	3	4	5	6	7	8	9	AB	R	H	RBI	BB	SO	LOB
Bobby Adams, R (1, 5) OBP: 0.301, SLG: 0.353	4-3			F9		2B		P6		4	0	1	0	0	0	1
Lee Walls, R (1, 7) OBP: 0.294, SLG: 0.356	5-3			G3		FC1-6-5 2-3			1B	4	0	1	0	0	0	1
Walt Moryn, L (1, 9) OBP: 0.353, SLG: 0.466	F6			14 1B		K			1-2 1B	4	0	2	0	0	1	1
14 Ernie Banks, R (1, 6) OBP: 0.340, SLG: 0.538		K		1-2 1B			P4		K	4	0	1	0	0	2	2
Jim Bolger, R (1, 8) OBP: 0.304, SLG: 0.367		6-3		F8			3-1		P4	4	0	0	0	0	0	4
Dale Long, L (1, 3) OBP: 0.367, SLG: 0.459		F2			BBBB G6-4-3 BB		P5		4-3	3	0	0	0	1	0	2
Cal Neeman, R (1, 2) OBP: 0.301, SLG: 0.381			4-3		G6-4-3 1-2f			1B		3	0	1	0	0	0	1
Bobby Morgan, R (1, 4) OBP: 0.287, SLG: 0.274			F8		6-3			K		3	0	0	0	0	1	1
Dick Littlefield, L (1, 1) OBP: 0.250, SLG: 0.182 Jerry Kindall, R (8, PH) OBP: 0.196, SLG: 0.282 Tom Poholsky, R (9, 1) OBP: 0.190, SLG: 0.105			K			F7		P4		2 1 0	0 0 0	0 0 0	0 0 0	0 0 0	1 0 0	0 1 0
Inning Stats	R: 0 E: 0 K: 0 S: 3 H: 0 LOB: 0 BB: 0 P: 3	R: 0 E: 0 K: 1 S: 5 H: 0 LOB: 0 BB: 0 P: 5	R: 0 E: 0 K: 1 S: 5 H: 0 LOB: 0 BB: 0 P: 5	R: 0 E: 0 K: 0 S: 5 H: 2 LOB: 2 BB: 0 P: 5	R: 0 E: 0 K: 0 S: 2 H: 0 LOB: 0 BB: 1 P: 6	R: 0 E: 0 K: 1 S: 6 H: 1 LOB: 1 BB: 0 P: 6	R: 0 E: 0 K: 0 S: 3 H: 0 LOB: 0 BB: 0 P: 3	R: 0 E: 0 K: 1 S: 6 H: 1 LOB: 1 BB: 0 P: 6	R: 0 E: 0 K: 1 S: 7 H: 2 LOB: 2 BB: 0 P: 7	1B: 5 2B: 1 3B: 0 HR: 0 SF: 0 SAC: 0 DP: 1 HBP: 0						

PITCHER	IP	WLS	BF	H	R	ER	SO	BB	IBB	HBP	BLK	WP	HR	S	P	ERA	WHIP
Warren Spahn, L (1, 1) ERA: 2.79	9.0	W	33	6	0	0	5	1	0	0	0	0	0	42	46	0.00	0.778

PITCHER	IP	WLS	BF	H	R	ER	SO	BB	IBB	HBP	BLK	WP	HR	S	P	ERA	WHIP

BOTTOM

Milwaukee Braves @ Chicago Cubs

Wrigley Field, Chicago, IL

Tue Sep 03 1957, 3:33 AM CDT

Att. 7,490 - Unknown

livebaseballscorecards.com

AB	32
R	0
H	6
RBI	0
BB	1
SO	5
LOB	14

PA: 33

Batter	1	2	3	4	5	6	7	8	9	AB	R	H	RBI	BB	SO	LOB
Johnny Temple, R (1, 4) OBP: 0.390, SLG: 0.345	2-3			F9			3B		6-3	4	0	1	0	0	0	1
Bob Thurman, L (1, 7) OBP: 0.291, SLG: 0.534	3-1			F8			K			3	0	0	0	0	1	1
Frank Robinson, R (1, 8) OBP: 0.373, SLG: 0.510	K			4-3			6-3			3	0	0	0	0	1	1
Ted Kluszewski, L (1, 3) OBP: 0.308, SLG: 0.500		1-3			4-3		K			3	0	0	0	0	1	1
Wally Post, R (1, 9) OBP: 0.287, SLG: 0.442		F9			F9			F9		3	0	0	0	0	0	0
Ed Bailey, L (1, 2) OBP: 0.387, SLG: 0.469		F4			4-3			G3		3	0	0	0	0	0	0
Don Hoak, R (1, 5) OBP: 0.377, SLG: 0.484			5-3			K		F6		3	0	0	0	0	1	0
Roy McMillan, R (1, 6) OBP: 0.364, SLG: 0.330 Jerry Lynch, L (9, PH) OBP: 0.283, SLG: 0.327 Alex Grammas, R (9, PR) OBP: 0.329, SLG: 0.297			K			F9			G4-6-3 1B	2 1 0	0 0 0	0 1 0	0 0 0	0 0 0	1 0 0	0 0 0
Bud Podbielan, R (1, 1) Smoky Burgess, L (9, PH) OBP: 0.369, SLG: 0.599			6-3			6-3			G4-6-3 1-2f	2 1	0 0	0 0	0 0	0 0	0 0	0 1
Inning Stats	R: 0 E: 0 K: 1 S: 5 H: 0 LOB: 0 BB: 0 P: 5	R: 0 E: 0 K: 0 S: 3 H: 0 LOB: 0 BB: 0 P: 3	R: 0 E: 0 K: 1 S: 5 H: 0 LOB: 0 BB: 0 P: 5	R: 0 E: 0 K: 0 S: 3 H: 0 LOB: 0 BB: 0 P: 3	R: 0 E: 0 K: 0 S: 3 H: 0 LOB: 0 BB: 0 P: 3	R: 0 E: 0 K: 1 S: 5 H: 0 LOB: 0 BB: 0 P: 5	R: 0 E: 0 K: 2 S: 8 H: 1 LOB: 1 BB: 0 P: 8	R: 0 E: 0 K: 0 S: 3 H: 0 LOB: 0 BB: 0 P: 3	R: 0 E: 0 K: 0 S: 3 H: 1 LOB: 1 BB: 0 P: 3	1B: 1 2B: 0 3B: 1 HR: 0	SF: 0 SAC: 0 DP: 1 HBP: 0					

TOP

Cincinnati Redlegs @ Chicago Cubs

Wrigley Field, Chicago, IL

Wed Sep 04 1957, 3:33 AM CDT

Unknown

livebaseballscorecards.com

AB	28
R	0
H	2
RBI	0
BB	0
SO	5
LOB	5

WP: 0 PA: 28
PB: 0
SB: 0
CS: 0

PITCHER	IP	WLS	BF	H	R	ER	SO	BB	IBB	HBP	BLK	WP	HR	S	P	ERA	WHIP
Moe Drabowsky, R (1, 1) ERA: 3.59	9.0	W	28	2	0	0	5	0	0	0	0	0	0	38	38	0.00	0.222

PITCHER	IP	WLS	BF	H	R	ER	SO	BB	IBB	HBP	BLK	WP	HR	S	P	ERA	WHIP

Batter	1	2	3	4	5	6	7	8	9	AB	R	H	RBI	BB	SO	LOB
Bobby Adams, R (1, 5) OBP: 0.297, SLG: 0.348	F6			F8		SH3-4 1-2				2	0	0	0	0	0	0
Bob Speake, L (1, 8) OBP: 0.300, SLG: 0.430	F9			CS 1B		F8				3	0	1	0	0	0	1
Chuck Tanner, L (1, 7) OBP: 0.315, SLG: 0.405	4-3			F7 1-2		4-3				3	0	0	0	0	0	2
14 Ernie Banks, R (1, 6) OBP: 0.340, SLG: 0.543		F7			HR		F9			3	1	1	1	0	0	0
Walt Moryn, L (1, 9) OBP: 0.353, SLG: 0.465		F3			FC6-4 1B		K			3	0	1	0	0	1	0
Dale Long, L (1, 3) OBP: 0.365, SLG: 0.455		K			F9		K			3	0	0	0	0	2	1
Cal Neeman, R (1, 2) OBP: 0.299, SLG: 0.378			F7		FC6-4 FC5-4 1-2f			K		3	0	0	0	0	1	1
Bobby Morgan, R (1, 4) OBP: 0.285, SLG: 0.271			K2-3		FC5-4 1-2f			4-3		3	0	0	0	0	1	1
Moe Drabowsky, R (1, 1) OBP: 0.242, SLG: 0.197			K			SH3-4 BB		K		2	0	0	0	1	2	0
Inning Stats	R: 0 E: 0 K: 0 S: 3 H: 0 LOB: 0 BB: 0 P: 3	R: 0 E: 0 K: 1 S: 5 H: 0 LOB: 0 BB: 0 P: 5	R: 0 E: 0 K: 2 S: 7 H: 0 LOB: 0 BB: 0 P: 7	R: 0 E: 0 K: 0 S: 3 H: 1 LOB: 0 BB: 0 P: 3	R: 1 E: 0 K: 0 S: 5 H: 2 LOB: 1 BB: 0 P: 5	R: 0 E: 0 K: 0 S: 3 H: 0 LOB: 1 BB: 1 P: 7	R: 0 E: 0 K: 2 S: 7 H: 0 LOB: 0 BB: 0 P: 7	R: 0 E: 0 K: 2 S: 7 H: 0 LOB: 0 BB: 0 P: 7		1B: 2 2B: 0 3B: 0 HR: 1 SF: 0 SAC: 1 DP: 0 HBP: 0						

PITCHER	IP	WLS	BF	H	R	ER	SO	BB	IBB	HBP	BLK	WP	HR	S	P	ERA	WHIP
Bud Podbielan, R (1, 1) ERA: 3.6	8.0	L	27	3	1	1	7	1	0	0	0	0	1	40	44	1.12	0.500

PITCHER	IP	WLS	BF	H	R	ER	SO	BB	IBB	HBP	BLK	WP	HR	S	P	ERA	WHIP

BOTTOM

Cincinnati Redlegs @ Chicago Cubs

Wrigley Field, Chicago, IL

Wed Sep 04 1957, 3:33 AM CDT

Unknown

livebaseballscorecards.com

AB	25
R	1
H	3
RBI	1
BB	1
SO	7
LOB	6

Batter	1	2	3	4	5	6	7	8	9	AB	R	H	RBI	BB	SO	LOB
Johnny Temple, R (1, 4) OBP: 0.388, SLG: 0.344	SH1-3 1B G3 1B	9-2 3-Hf			F8	F4		4-3		5	1	1	0	0	0	3
Bob Thurman, L (1, 7) OBP: 0.301, SLG: 0.551	G3 SH1-3 E 1-2 1B		6-3		2B 3B	K			G6-4-3 1B	5	2	3	0	0	1	0
Frank Robinson, R (1, 8) OBP: 0.374, SLG: 0.512	SH1-3 1-2 2-3		CS 1B		2B 2B 3-H		4-3		G6-4-3 1-2f	4	1	2	1	0	0	1
George Crowe, L (1, 3) OBP: 0.324, SLG: 0.538	G3 2-3 3-H		F8 1-2		BB 2B 2B		K		F8	4	1	0	1	1	1	2
Jerry Lynch, L (1, 9) OBP: 0.281, SLG: 0.325 Wally Post, R (1, PR) OBP: 0.288, SLG: 0.444 (1, 9)	E6 3-H			F9	2B 1-3 2-H 2B		F9			1 3	0 1	0 1	0 1	0 0	0 0	0 0
Smoky Burgess, L (1, 2) OBP: 0.367, SLG: 0.589	F8			F9	2B IBB			F6		3	0	0	0	1	0	1
Don Hoak, R (1, 5) OBP: 0.380, SLG: 0.487		K		E BB	1-3 2-H 3-H 2B			S 1B 1B		3	1	2	2	1	1	0
Roy McMillan, R (1, 6) OBP: 0.366, SLG: 0.332		1B 9-2 1B		1-3 1-2	6-3			1B E 1-H 1B		4	0	2	1	0	0	3
Joe Nuxhall, L (1, 1) OBP: 0.305, SLG: 0.309		1-3 1B			F9	4-3		E5 1-3 1B		4	0	2	0	0	0	0
Inning Stats	R: 2 E: 1 K: 0 S: 6 H: 2 LOB: 1 BB: 0 P: 6	R: 0 E: 0 K: 1 S: 6 H: 2 LOB: 1 BB: 0 P: 6	R: 0 E: 0 K: 0 S: 3 H: 1 LOB: 0 BB: 0 P: 3	R: 0 E: 1 K: 0 S: 3 H: 0 LOB: 1 BB: 1 P: 7	R: 4 E: 0 K: 0 S: 7 H: 4 LOB: 2 BB: 2 P: 15	R: 0 E: 0 K: 1 S: 5 H: 0 LOB: 0 BB: 0 P: 5	R: 0 E: 0 K: 1 S: 5 H: 0 LOB: 0 BB: 0 P: 5	R: 1 E: 1 K: 0 S: 5 H: 3 LOB: 1 BB: 0 P: 5	R: 0 E: 0 K: 0 S: 3 H: 1 LOB: 0 BB: 0 P: 3	1B: 9 2B: 4 3B: 1 HR: 0	SF: 0 SAC: 1 DP: 2 HBP: 0						

TOP

Cincinnati Redlegs @ Chicago Cubs

Wrigley Field, Chicago, IL

Wed Sep 04 1957, 3:38 AM CDT

Att. 3,500 - Unknown

livebaseballscorecards.com

AB	36
R	7
H	13
RBI	6
BB	3
SO	3
LOB	10

WP: 0 PB: 0 SB: 1 CS: 1 PA: 40

PITCHER		IP	WLS	BF	H	R	ER	SO	BB	IBB	HBP	BLK	WP	HR	S	P	ERA	WHIP
Don Elston, R ERA: 3.69	(1, 1)	4.2	L	24	8	6	5	1	2	1	0	0	0	0	23	35	9.64	2.143
Dave Hillman, R ERA: 3.86	(5, 1)	1.1		5	1	0	0	1	0	0	0	0	0	0	7	7	0.00	0.750
Tom Poholsky, R ERA: 5.05	(7, 1)	3.0		11	4	1	1	1	0	0	0	0	0	0	13	13	3.00	1.333

PITCHER	IP	WLS	BF	H	R	ER	SO	BB	IBB	HBP	BLK	WP	HR	S	P	ERA	WHIP

Batter	1	2	3	4	5	6	7	8	9	AB	R	H	RBI	BB	SO	LOB
Bobby Adams, R (1, 5) OBP: 0.294, SLG: 0.343	F7		CS 1B		F5		K		F3	5	0	1	0	0	1	0
Lee Walls, R (1, 7) OBP: 0.296, SLG: 0.354	6-3		BB		K		BB			2	0	0	0	2	1	0
Walt Moryn, L (1, 9) OBP: 0.352, SLG: 0.462	3-1		K		BB		F9			3	0	0	0	1	1	2
14 Ernie Banks, R (1, 6) OBP: 0.339, SLG: 0.540		F8 1B 1B		F8	F8		K			4	1	1	0	0	1	2
Jim Bolger, R (1, 8) OBP: 0.303, SLG: 0.365		F9	1B E 1B			F8		6-3		4	1	1	0	0	0	1
Dale Long, L (1, 3) OBP: 0.368, SLG: 0.458		1B 1-2 1B		E8 FC5-4 1-H 1B		E 1B 1B		F2		4	0	3	0	0	0	0
Cal Neeman, R (1, 2) OBP: 0.299, SLG: 0.377		F8 2-3		FC5-4 HBP 1-2f		E 1-2 1B		6-3		4	0	1	0	0	0	3
Bobby Morgan, R (1, 4) OBP: 0.289, SLG: 0.275		1-3 3-H 1B		1-2 HBP		K 1-2 2-3			G5-4-3 1B	3	0	2	1	0	1	2
Don Elston, R (1, 1) Dave Hillman, R (5, 1) Jack Littrell, R (6, PH) OBP: 0.228, SLG: 0.261 Tom Poholsky, R (7, 1) OBP: 0.190, SLG: 0.105 Jerry Kindall, R (9, PH) OBP: 0.195, SLG: 0.281			6-3	F9		K			G5-4-3 1-2f	2 0 1 0 1	0 0 0 0 0	0 0 0 0 0	0 0 0 0 0	0 0 1 0 0	0 0 2 0 1	2 0 2 0 1
Inning Stats	R: 0 E: 0 K: 0 S: 3 H: 0 LOB: 0 BB: 0 P: 3	R: 1 E: 0 K: 0 S: 5 H: 3 LOB: 2 BB: 0 P: 5	R: 0 E: 0 K: 1 S: 5 H: 1 LOB: 1 BB: 1 P: 9	R: 1 E: 1 K: 0 S: 5 H: 2 LOB: 2 BB: 0 P: 6	R: 0 E: 0 K: 1 S: 5 H: 0 LOB: 1 BB: 1 P: 9	R: 0 E: 1 K: 2 S: 9 H: 2 LOB: 2 BB: 0 P: 9	R: 0 E: 0 K: 2 S: 7 H: 0 LOB: 1 BB: 1 P: 11	R: 0 E: 0 K: 0 S: 3 H: 0 LOB: 0 BB: 0 P: 3	R: 0 E: 0 K: 0 S: 3 H: 1 LOB: 0 BB: 0 P: 3	1B: 9 2B: 0 3B: 0 HR: 0	SF: 0 SAC: 0 DP: 1 HBP: 1						

PITCHER	IP	WLS	BF	H	R	ER	SO	BB	IBB	HBP	BLK	WP	HR	S	P	ERA	WHIP
Joe Nuxhall, L (1, 1) ERA: 4.7	9.0	W	37	9	2	1	6	3	0	1	0	0	0	45	58	1.00	1.333

PITCHER	IP	WLS	BF	H	R	ER	SO	BB	IBB	HBP	BLK	WP	HR	S	P	ERA	WHIP

BOTTOM

Cincinnati Redlegs @ Chicago Cubs

Wrigley Field, Chicago, IL

Wed Sep 04 1957, 3:38 AM CDT

Att. 3,500 - Unknown

livebaseballscorecards.com

AB	33
R	2
H	9
RBI	1
BB	3
SO	6
LOB	15

WP: 0 PB: 0 SB: 0 CS: 1 PA: 37

Cincinnati Redlegs @ Chicago Cubs

Wrigley Field, Chicago, IL

Thu Sep 05 1957, 3:33 AM CDT

Att. 2,141 - Unknown

TOP

livebaseballscorecards.com

Batter	1	2	3	4	5	6	7	8	9	AB	R	H	RBI	BB	SO	LOB
Johnny Temple, R (1, 4) OBP: 0.386, SLG: 0.341	G3		1-3		K			1-3 BB	F8	4	0	0	0	1	1	2
Bob Thurman, L (1, 7) OBP: 0.293, SLG: 0.535	K		G3		F4			1-3		4	0	0	0	0	1	1
Frank Robinson, R (1, 8) OBP: 0.374, SLG: 0.516	K		HR			F4		6-3		4	1	1	1	0	1	1
George Crowe, L (1, 3) OBP: 0.321, SLG: 0.533		F7	K			4-3		K		4	0	0	0	0	2	1
Wally Post, R (1, 9) OBP: 0.290, SLG: 0.443		S 1B 2B 1B		K		6-3			2B SF9 BB	3	2	1	0	1	1	0
Ed Bailey, L (1, 2) OBP: 0.391, SLG: 0.474		S 1-2 2B 1B		FC5-4 BB			4-3		SH3 1-3 2B	3	1	2	0	1	0	0
Don Hoak, R (1, 5) OBP: 0.383, SLG: 0.489		CS 1-H 2-H 2B		F8			BB		SH3 IBB	2	0	1	2	2	0	1
Roy McMillan, R (1, 6) OBP: 0.365, SLG: 0.337		2-3 3B		FC5-4 1-2f			F7		SF9 3-H	3	0	1	0	0	0	2
Smoky Burgess, L (9, PH) OBP: 0.365, SLG: 0.589										0	0	0	1	0	0	0
Alex Grammas, R (9, 6) OBP: 0.329, SLG: 0.297										0	0	0	0	0	0	0
Brooks Lawrence, R (1, 1) OBP: 0.208, SLG: 0.181		K			K		1-3		SH3 1-2 2-3	3	0	0	0	0	2	2
Inning Stats	R: 0 E: 0 K: 2 S: 7 H: 0 LOB: 0 BB: 0 P: 7	R: 2 E: 0 K: 1 S: 8 H: 4 LOB: 1 BB: 0 P: 8	R: 1 E: 0 K: 1 S: 6 H: 1 LOB: 0 BB: 0 P: 6	R: 0 E: 0 K: 1 S: 5 H: 0 LOB: 1 BB: 1 P: 9	R: 0 E: 0 K: 2 S: 7 H: 0 LOB: 0 BB: 0 P: 7	R: 0 E: 0 K: 0 S: 3 H: 0 LOB: 0 BB: 0 P: 3	R: 0 E: 0 K: 0 S: 3 H: 0 LOB: 1 BB: 1 P: 7	R: 0 E: 0 K: 1 S: 5 H: 0 LOB: 1 BB: 1 P: 9	R: 1 E: 0 K: 0 S: 4 H: 1 LOB: 2 BB: 2 P: 12	1B: 2 2B: 2 3B: 1 HR: 1 SF: 1 SAC: 1 DP: 0 HBP: 0						

	AB	30
	R	4
	H	6
	RBI	4
	BB	5
	SO	8
	LOB	10

WP: 0 PB: 0 SB: 2 CS: 1 PA: 37

PITCHER		IP	WLS	BF	H	R	ER	SO	BB	IBB	HBP	BLK	WP	HR	S	P	ERA	WHIP
Dick Drott, R ERA: 3.62	(1, 1)	7.0	L	27	5	3	3	7	2	0	0	0	0	1	39	47	3.86	1.000
Turk Lown, R ERA: 3.39	(8, 1)	2.0		10	1	1	1	1	2	1	0	0	0	0	9	21	4.50	1.500

PITCHER		IP	WLS	BF	H	R	ER	SO	BB	IBB	HBP	BLK	WP	HR	S	P	ERA	WHIP

Cincinnati Redlegs @ Chicago Cubs

Wrigley Field, Chicago, IL

Thu Sep 05 1957, 3:33 AM CDT

Att. 2,141 - Unknown

livebaseballscorecards.com

BOTTOM

Batter	1	2	3	4	5	6	7	8	9	AB	R	H	RBI	BB	SO	LOB
Bobby Adams, R (1, 5) OBP: 0.312, SLG: 0.366	BBBB 4-0 G4-6-3 BB		BBBB 4-0 1B BB		x 0-0 3-1 3B		x 0-0 1B			2	1	2	0	2	0	0
Bob Speake, L (1, 8) OBP: 0.299, SLG: 0.428	x 0-0 ①② G4-6-3 1-2f		x 0-0 1-2 1B		x 0-0 ② 3-1 3-H		x 0-0 ③ 4-3			4	0	1	1	0	0	2
Chuck Tanner, L (1, 7) OBP: 0.315, SLG: 0.404	x 0-0 1B		x 0-0 ③ F6		x 0-0 ③ 4-3			x 0-0 ① F8		4	0	1	0	0	0	2
14 Ernie Banks, R (1, 6) OBP: 0.340, SLG: 0.542	x 0-0 ③ F4			x 0-0 BB 1B		x 0-0 2B		x 0-0 ② F8		4	0	2	0	0	0	1
Dale Long, L (1, 3) OBP: 0.365, SLG: 0.453		x 0-0 ① F8		x 0-0 ① F8		x 0-0 ① 4-3		x 0-0 ③ 3-1		4	0	0	0	0	0	2
Jim Bolger, R (1, 9) OBP: 0.302, SLG: 0.363		x 0-0 ② F5		x 0-0 ② F7		x 0-0 ② F1			x 0-0 P5-3 1B	4	0	1	0	0	0	2
Bobby Morgan, R (1, 4) OBP: 0.289, SLG: 0.272	SSS 0-3 ③ K			BBBB 4-0 1-2 BB		x 0-0 ③ 5-3		x 0-0 ① F8		3	0	0	0	1	1	2
Charles Silvera, R (1, 2) OBP: 0.219, SLG: 0.200			x 0-0 ① F4	x 0-0 ③ 4-3			x 0-0 ① F5	x 0-0 ②③ P5-3 1-2f		3	0	0	0	0	0	2
Lee Walls, R (9, PH) OBP: 0.295, SLG: 0.353										1	0	0	0	0	0	1
Dick Drott, R (1, 1) OBP: 0.119, SLG: 0.106			SSS 0-3 ② K		x 0-0 ① 1-3		x 0-0 ② F7			2	0	0	0	0	1	0
Bob Will, L (7, PH) OBP: 0.257, SLG: 0.284										1	0	0	0	0	0	0
Turk Lown, R (8, 1) OBP: 0.300, SLG: 0.222										0	0	0	0	0	0	0

	AB	R	H	RBI	BB	SO	LOB
AB	**32**						
R	**1**						
H	**7**						
RBI	**1**						
BB	**3**						
SO	**2**						
LOB	**14**						

Inning Stats	1	2	3	4	5	6	7	8	9	1B	SF	WP	PA
	R: 0 H: 1 E: 0 LOB: 1 K: 0 BB: 1 S: 3 P: 7	R: 0 H: 0 E: 0 LOB: 0 K: 1 BB: 0 S: 5 P: 5	R: 0 H: 1 E: 0 LOB: 2 K: 1 BB: 1 S: 6 P: 10	R: 0 H: 1 E: 0 LOB: 2 K: 0 BB: 1 S: 4 P: 8	R: 1 H: 1 E: 0 LOB: 0 K: 0 BB: 0 S: 4 P: 4	R: 0 H: 1 E: 0 LOB: 1 K: 0 BB: 0 S: 4 P: 4	R: 0 H: 1 E: 0 LOB: 1 K: 0 BB: 0 S: 4 P: 4	R: 0 H: 0 E: 0 LOB: 0 K: 0 BB: 0 S: 3 P: 3	R: 0 H: 1 E: 0 LOB: 0 K: 0 BB: 0 S: 3 P: 3	1B: 5 2B: 2 3B: 1 HR: 0	SF: 0 SAC: 0 DP: 2 HBP: 0	WP: 0 PB: 0 SB: 0 CS: 0	PA: 35

PITCHER	IP	WLS	BF	H	R	ER	SO	BB	IBB	HBP	BLK	WP	HR	S	P	ERA	WHIP
Brooks Lawrence, R (1, 1) ERA: 3.63	9.0	W	35	7	1	1	2	3	0	0	0	0	0	36	48	1.00	1.111

PITCHER	IP	WLS	BF	H	R	ER	SO	BB	IBB	HBP	BLK	WP	HR	S	P	ERA	WHIP

Batter	1	2	3	4	5	6	7	8	9	AB	R	H	RBI	BB	SO	LOB
Bobby Adams, R (1, 5) OBP: 0.315, SLG: 0.367	K		1B		K		BB 1B 1-2	L4		5	1	2	0	0	2	1
Bob Speake, L (1, 8) OBP: 0.303, SLG: 0.430	1-3		4-3		HBP		1B 14 2B 1-2 2-3 BB	2B		3	1	1	0	1	0	1
Chuck Tanner, L (1, 7) OBP: 0.313, SLG: 0.401	F7			F9	F8		14 2B 1B 1-3 2-H 3-H	1-4-3		5	1	1	2	0	0	3
14 Ernie Banks, R (1, 6) OBP: 0.341, SLG: 0.542		6-3		P4		BB	1B 1-3 3-H 2B		5-3	4	1	1	1	1	0	0
Walt Moryn, L (1, 9) OBP: 0.353, SLG: 0.461 Jim Bolger, R (9, 9) OBP: 0.302, SLG: 0.363		K		BB 1B		F9	1B 2-H 3-H 1B		F8	5 0	0 0	2 0	2 0	0 0	1 0	1 0
Dale Long, L (1, 3) OBP: 0.368, SLG: 0.456		FC5 2B		BB 1-2		F9	1B 1-2		F8	4	0	2	0	1	0	1
Bobby Morgan, R (1, 4) OBP: 0.286, SLG: 0.269		FC5 2-3		F8		F5	K			4	0	0	0	0	1	6
Charles Silvera, R (1, 2) OBP: 0.222, SLG: 0.235			F7		2B		P4 K			4	0	1	0	0	1	2
Bob Rush, R (1, 1) OBP: 0.234, SLG: 0.246 Bob Will, L (7, PH) OBP: 0.255, SLG: 0.281 Dick Littlefield, L (7, 1) OBP: 0.250, SLG: 0.182 Don Elston, R (7, 1) OBP: 0.139, SLG: 0.114			G3		F9		E5 BB 1B 1B	P4		2 1 0 1	0 1 0 0	0 0 0 0	0 0 0 0	0 0 0 0	0 0 0 0	1 0 0 0
Inning Stats	R: 0 E: 0 K: 1 S: 5 H: 0 LOB: 0 BB: 0 P: 5	R: 0 E: 0 K: 1 S: 6 H: 1 LOB: 1 BB: 0 P: 6	R: 0 E: 0 K: 0 S: 4 H: 1 LOB: 1 BB: 0 P: 4	R: 0 E: 0 K: 0 S: 4 H: 1 LOB: 1 BB: 1 P: 8	R: 0 E: 0 K: 1 S: 6 H: 1 LOB: 2 BB: 0 P: 7	R: 0 E: 0 K: 0 S: 3 H: 0 LOB: 1 BB: 1 P: 7	R: 5 E: 1 K: 2 S: 13 H: 5 LOB: 2 BB: 1 P: 17	R: 0 E: 0 K: 0 S: 4 H: 1 LOB: 1 BB: 0 P: 4	R: 0 E: 0 K: 0 S: 3 H: 0 LOB: 0 BB: 0 P: 3	1B: 6 2B: 4 3B: 0 HR: 0 SF: 0 SAC: 0 DP: 0 HBP: 1						

PITCHER		IP	WLS	BF	H	R	ER	SO	BB	IBB	HBP	BLK	WP	HR	S	P	ERA	WHIP
Bob Trowbridge, R ERA: 3.8	(1, 1)	6.1	L	31	7	5	4	3	3	0	1	0	0	0	33	46	5.68	1.579
Taylor Phillips, L ERA: 5.35	(7, 1)	0.0		2	2	0	0	0	0	0	0	0	0	0	2	2	∞	∞
Don McMahon, R ERA: 1.89	(7, 1)	0.2		2	0	0	0	2	0	0	0	0	0	0	6	6	0.00	0.000
Ernie Johnson, R ERA: 3.92	(8, 1)	2.0		7	1	0	0	0	0	0	0	0	0	0	7	7	0.00	0.500

PITCHER	IP	WLS	BF	H	R	ER	SO	BB	IBB	HBP	BLK	WP	HR	S	P	ERA	WHIP

TOP

Chicago Cubs @ Milwaukee Braves

Milwaukee County Stadium, Milwaukee, WI

Fri Sep 06 1957, 8:05 PM EDT

Att. 29,392 - Unknown

livebaseballscorecards.com

AB	38
R	5
H	10
RBI	5
BB	3
SO	5
LOB	16

WP: 0 PB: 0 SB: 0 CS: 0 PA: 42

Chicago Cubs @ Milwaukee Braves

Milwaukee County Stadium, Milwaukee, WI

Fri Sep 06 1957, 8:05 PM EDT

Att. 29,392 - Unknown

BOTTOM

Batter	1	2	3	4	5	6	7	8	9	AB	R	H	RBI	BB	SO	LOB
Red Schoendienst, S (1, 4) OBP: 0.351, SLG: 0.470	F9 SF7 2B		G4-6-3 1B		FC4-6 1B 1-2f		F9		G3 2-3	5	1	2	0	0	0	3
Frank Torre, L (1, 3) OBP: 0.341, SLG: 0.413	F9 2-3		G4-6-3 1-2f		1-3 1B		1-H 2B		5-3	3	0	1	0	0	0	2
Nippy Jones, R (7, PH) (8, 3) OBP: 0.267, SLG: 0.370										2	0	1	1	0	0	1
Eddie Mathews, L (1, 5) OBP: 0.385, SLG: 0.550	SF7 3-H			FC4-6 1B	4-3		F9		4-3	4	0	1	1	0	0	4
Hank Aaron, R (1, 8) OBP: 0.375, SLG: 0.601	1B			FC4-6 1B PB 1-2f		6-3	BB			3	1	1	0	1	0	1
Wes Covington, L (1, 7) OBP: 0.323, SLG: 0.555	4-3			PB 1-3 1B		F9	K			3	0	1	0	0	0	1
Joe Adcock, R (7, PH) OBP: 0.339, SLG: 0.527										0	0	0	0	0	0	0
Carl Sawatski, L (7, PH) OBP: 0.320, SLG: 0.489										1	0	0	0	0	1	2
Ernie Johnson, R (8, 1) OBP: 0.353, SLG: 0.588										0	0	0	0	0	0	0
Bob Hazle, L (1, 9) OBP: 0.509, SLG: 0.734		K		K		HR		K		4	1	1	1	0	3	2
Felix Mantilla, R (1, 6) OBP: 0.316, SLG: 0.397		1-3		F5 1-2 3-H		1B		K		4	0	1	0	0	1	1
Del Rice, R (1, 2) OBP: 0.299, SLG: 0.410		K			K	5-3		K		4	0	0	0	0	3	1
Bob Trowbridge, R (1, 1) OBP: 0.143, SLG: 0.091			1-3		FC4-6 BB		2B BB		G3 2B	1	0	0	0	1	0	0
Taylor Phillips, L (7, 1) OBP: 0.100, SLG: 0.100										0	0	0	0	0	0	0
Don McMahon, R (7, 1) OBP: 0.429, SLG: 0.500										0	0	0	0	0	0	0
Andy Pafko, R (7, PH) (8, 7) OBP: 0.313, SLG: 0.388										1	1	1	0	1	0	0
Inning Stats	R: 1 E: 0 K: 0 S: 5 H: 2 LOB: 1 BB: 0 P: 5	R: 0 E: 0 K: 2 S: 7 H: 0 LOB: 0 BB: 0 P: 7	R: 0 E: 0 K: 0 S: 3 H: 1 LOB: 0 BB: 0 P: 3	R: 1 E: 0 K: 1 S: 7 H: 2 LOB: 1 BB: 0 P: 7	R: 0 E: 0 K: 1 S: 6 H: 1 LOB: 2 BB: 1 P: 10	R: 1 E: 0 K: 0 S: 5 H: 2 LOB: 1 BB: 0 P: 5	R: 1 E: 0 K: 1 S: 6 H: 1 LOB: 2 BB: 2 P: 14	R: 0 E: 0 K: 3 S: 9 H: 0 LOB: 0 BB: 0 P: 9	R: 0 E: 0 K: 0 S: 4 H: 1 LOB: 1 BB: 0 P: 4	1B: 6 2B: 3 3B: 0 HR: 1	SF: 1 SAC: 0 DP: 1 HBP: 0						

	AB	35
	R	4
	H	10
	RBI	3
	BB	3
	SO	8
	LOB	18

WP: 0 PB: 1 SB: 0 CS: 0 PA: 39

livebaseballscorecards.com

PITCHER	IP	WLS	BF	H	R	ER	SO	BB	IBB	HBP	BLK	WP	HR	S	P	ERA	WHIP
Bob Rush, R (1, 1) ERA: 4.18	6.0	W	26	8	3	2	4	1	0	0	0	0	1	33	37	3.00	1.500
Dick Littlefield, L (7, 1) ERA: 5.12	0.2		5	1	1	1	0	2	0	0	0	0	0	3	11	13.50	4.500
Don Elston, R (7, 1) ERA: 3.63	2.1	S	8	1	0	0	4	0	0	0	0	0	0	16	16	0.00	0.429

PITCHER	IP	WLS	BF	H	R	ER	SO	BB	IBB	HBP	BLK	WP	HR	S	P	ERA	WHIP

Batter	1	2	3	4	5	6	7	8	9	AB	R	H	RBI	BB	SO	LOB
Bobby Adams, R (1, 5) OBP: 0.307, SLG: 0.357	F9			E4		FC6-4 (1-2f)		FC4-6 (1-2f, 2-3)		4	0	0	0	0	0	3
Lee Walls, R (1, 7) OBP: 0.292, SLG: 0.349	K			P3		P4		FC6-4 (1-2f)		4	0	0	0	0	1	4
Walt Moryn, L (1, 9) OBP: 0.350, SLG: 0.457	K			F8		F7			K	4	0	0	0	0	2	2
14 Ernie Banks, R (1, 6) OBP: 0.340, SLG: 0.545		5-3		P6			P3		HR	4	1	1	1	0	0	1
Jim Bolger, R (1, 8) OBP: 0.298, SLG: 0.357		K			K		6-3		4-3	4	0	0	0	0	2	0
Dale Long, L (1, 3) OBP: 0.367, SLG: 0.462		4-3			HR		F8		3-1	4	1	1	1	0	0	0
Bobby Morgan, R (1, 4) OBP: 0.286, SLG: 0.270			5-3		G6-3			L5		3	0	1	0	0	0	0
Charles Silvera, R (1, 2) OBP: 0.231, SLG: 0.243			5-3		G6-3 (1-2f)			FC4-6 BB		3	0	1	0	0	0	1
Dave Hillman, R (1, 1)			K			FC6-4				1	0	0	0	0	1	0
Bob Speake, L (6, PH) OBP: 0.305, SLG: 0.431										1	0	1	0	0	0	0
Dick Littlefield, L (6, 1) OBP: 0.250, SLG: 0.182										0	0	0	0	0	0	0
Jack Littrell, R (8, PH) OBP: 0.233, SLG: 0.261										0	0	0	0	1	0	0
Jim Brosnan, R (8, 1) OBP: 0.316, SLG: 0.500								FC4-6 (1-2) BB		0	0	0	0	0	0	0
Inning Stats	R: 0 E: 0 K: 2 S: 7 H: 0 LOB: 0 BB: 0 P: 7	R: 0 E: 0 K: 1 S: 5 H: 0 LOB: 0 BB: 0 P: 5	R: 0 E: 0 K: 1 S: 5 H: 0 LOB: 0 BB: 0 P: 5	R: 0 E: 1 K: 0 S: 4 H: 0 LOB: 1 BB: 0 P: 4	R: 1 E: 0 K: 1 S: 6 H: 2 LOB: 0 BB: 0 P: 6	R: 0 E: 0 K: 0 S: 4 H: 1 LOB: 1 BB: 0 P: 4	R: 0 E: 0 K: 0 S: 3 H: 0 LOB: 0 BB: 0 P: 3	R: 0 E: 0 K: 0 S: 4 H: 1 LOB: 2 BB: 1 P: 8	R: 1 E: 0 K: 1 S: 6 H: 1 LOB: 0 BB: 0 P: 6	1B: 3 2B: 0 3B: 0 HR: 2 SF: 0 SAC: 0 DP: 1 HBP: 0						

PITCHER	IP	WLS	BF	H	R	ER	SO	BB	IBB	HBP	BLK	WP	HR	S	P	ERA	WHIP
Warren Spahn, L (1, 1) ERA: 2.76	9.0	W	33	5	2	2	6	1	0	0	0	0	2	44	48	2.00	0.667

PITCHER	IP	WLS	BF	H	R	ER	SO	BB	IBB	HBP	BLK	WP	HR	S	P	ERA	WHIP

Chicago Cubs @ Milwaukee Braves

Milwaukee County Stadium, Milwaukee, WI

Sat Sep 07 1957, 8:05 PM EDT

Att. 37,173 - Unknown

TOP

livebaseballscorecards.com

AB	32
R	2
H	5
RBI	2
BB	1
SO	6
LOB	11

WP: 0	PA: 33
PB: 0	
SB: 0	
CS: 0	

BOTTOM

Chicago Cubs @ Milwaukee Braves

Milwaukee County Stadium, Milwaukee, WI

Sat Sep 07 1957, 8:05 PM EDT

Att. 37,173 - Unknown

Batter	1	2	3	4	5	6	7	8	9	AB	R	H	RBI	BB	SO	LOB
Red Schoendienst, S (1, 4) OBP: 0.351, SLG: 0.469	BB, 1B		E9, 1-3 HR, 1B	F9		G6-4-3, 1-2f		F9		5	1	2	0	0	0	2
Frank Torre, L (1, 3) OBP: 0.339, SLG: 0.409	F8		L4	1B		F8		FC5, 2-3		5	0	1	0	0	0	3
Eddie Mathews, L (1, 5) OBP: 0.386, SLG: 0.549	BBBB, G6-3, 1-2, BB		1-3, 2-3	1B, 1-2			SSS, K			3	0	1	0	1	1	1
Hank Aaron, R (1, 8) OBP: 0.375, SLG: 0.599	G6-3, 1-2f		BBBB, HR, BB	SSS, K			HR, 1B			3	2	1	0	1	1	4
Wes Covington, L (1, 7) OBP: 0.329, SLG: 0.567		E, 1B	1-H, 3-H, HR		BBBB, FC5-4, BB		P6			3	1	2	3	1	0	1
Bob Hazle, L (1, 9) OBP: 0.514, SLG: 0.742 Andy Pafko, R (7, PH) OBP: 0.316, SLG: 0.408 (8, 9)	E9, 1-3, 1B	1B, 2B	F8			1-H, HR				3 1	1 1	2 1	0 2	0 0	0 0	1 0
Felix Mantilla, R (1, 6) OBP: 0.314, SLG: 0.394	F2	2-H, 1B	P6			F7				4	1	1	1	0	0	3
Del Crandall, R (1, 2) OBP: 0.303, SLG: 0.408	P4	2-H, 1B	FC5-4, 1-2f					FC5, SH2-4, 1B		4	0	2	1	0	0	3
Warren Spahn, L (1, 1) OBP: 0.186, SLG: 0.280	4-3		P4			G6-4-3, 1B		SH2-4, 1-2		3	0	1	0	0	0	2
Inning Stats	R: 0 E: 0 K: 0 S: 3 H: 1 LOB: 1 BB: 1 P: 7	R: 0 E: 1 K: 0 S: 5 H: 2 LOB: 2 BB: 0 P: 5	R: 5 E: 1 K: 0 S: 7 H: 5 LOB: 1 BB: 1 P: 11	R: 0 E: 0 K: 1 S: 7 H: 2 LOB: 2 BB: 0 P: 7	R: 0 E: 0 K: 0 S: 3 H: 0 LOB: 1 BB: 1 P: 7	R: 0 E: 0 K: 0 S: 3 H: 1 LOB: 0 BB: 0 P: 3	R: 2 E: 0 K: 1 S: 7 H: 2 LOB: 0 BB: 0 P: 7	R: 0 E: 0 K: 0 S: 4 H: 1 LOB: 1 BB: 0 P: 4		1B: 11 2B: 1 3B: 0 HR: 2	SF: 0 SAC: 1 DP: 2 HBP: 0						

livebaseballscorecards.com

AB	34
R	7
H	14
RBI	7
BB	3
SO	2
LOB	20

PITCHER		IP	WLS	BF	H	R	ER	SO	BB	IBB	HBP	BLK	WP	HR	S	P	ERA	WHIP
Dave Hillman, R ERA: 4.13	(1, 1)	5.0	L	26	10	5	5	1	3	0	0	0	0	1	25	37	9.00	2.600
Dick Littlefield, L ERA: 5.23	(6, 1)	2.0		8	3	2	2	1	0	0	0	0	0	1	10	10	9.00	1.500
Jim Brosnan, R ERA: 3.65	(8, 1)	1.0		4	1	0	0	0	0	0	0	0	0	0	4	4	0.00	1.000

PITCHER		IP	WLS	BF	H	R	ER	SO	BB	IBB	HBP	BLK	WP	HR	S	P	ERA	WHIP

Batter	1	2	3	4	5	6	7	8	9	10	AB	R	H	RBI	BB	SO	LOB
Bobby Adams, R (1, 5) OBP: 0.312, SLG: 0.353	4-3		BB	BB			K		BB	BB	2	0	0	0	2	1	0
Chuck Tanner, L (9, PH) OBP: 0.315, SLG: 0.401											0	0	0	0	1	0	0
Jerry Kindall, R (9, PR) OBP: 0.199, SLG: 0.281											0	0	0	1	1	0	0
(9, 4)																	
Bob Speake, L (1, 8) OBP: 0.300, SLG: 0.424	F7		4-3	K			1-3		L6	K	6	0	0	0	0	2	8
Eddie Haas, L (1, 7) OBP: 0.200, SLG: 0.200	K		K		14 G4-3		F8		F7		5	0	1	0	0	2	3
14 Ernie Banks, R (1, 6) OBP: 0.342, SLG: 0.544		1B 2B 1B	BB		G4-3		K			E S BB	3	2	1	0	2	1	1
Walt Moryn, L (1, 9) OBP: 0.349, SLG: 0.455		1-3 2B 1B	5-3		2-3			F8		K	5	1	1	0	0	1	3
Dale Long, L (1, 3) OBP: 0.374, SLG: 0.470		SH1-3 1-H 3-H 2B		1B 1B		FC3-6 BB		FC6-4 1B		E FC6-2 1-2 IBB	3	0	3	2	2	0	0
Bobby Morgan, R (1, 4) OBP: 0.287, SLG: 0.270		SH1-3 2-3		1B 1-3 1B		FC3-6 1-2f		FC6-4 1-2f		E2 FC6-2 1-3 2-H 1B	3	1	1	0	0	0	2
(9, 5)											1	1	1	1	0	0	0
Bob Will, L (10, PH) OBP: 0.262, SLG: 0.289											0	0	0	0	0	0	0
Jack Littrell, R (10, 5) OBP: 0.233, SLG: 0.261																	
Charles Silvera, R (1, 2) OBP: 0.250, SLG: 0.262		F3		FC3-6 2-H 1B		F7			BB 1B	FC6-2 BB BB 2-3 3-H	5	0	2	1	0	0	4
Moe Drabowsky, R (1, 1) OBP: 0.229, SLG: 0.185		F5		FC3-6 BB 1-2f		F8			K	BB 1-2 BB	4	0	0	0	0	1	4
Dick Drott, R (9, 1) OBP: 0.132, SLG: 0.106											0	0	0	0	1	0	0
Inning Stats	R: 0 E: 0 K: 1 S: 5 H: 0 LOB: 0 BB: 0 P: 5	R: 2 E: 0 K: 0 S: 6 H: 3 LOB: 1 BB: 0 P: 6	R: 0 E: 0 K: 1 S: 5 H: 0 LOB: 2 BB: 2 P: 13	R: 1 E: 0 K: 1 S: 7 H: 3 LOB: 2 BB: 1 P: 11	R: 0 E: 0 K: 0 S: 3 H: 1 LOB: 0 BB: 0 P: 3	R: 0 E: 0 K: 0 S: 3 H: 0 LOB: 1 BB: 1 P: 7	R: 0 E: 0 K: 1 S: 5 H: 0 LOB: 0 BB: 0 P: 5	R: 0 E: 0 K: 1 S: 6 H: 1 LOB: 1 BB: 0 P: 6	R: 0 E: 0 K: 1 S: 6 H: 1 LOB: 2 BB: 1 P: 10	R: 2 E: 1 K: 2 S: 8 H: 1 LOB: 3 BB: 4 P: 24	1B: 9 2B: 1 3B: 0 HR: 0	SF: 0 SAC: 1 DP: 1 HBP: 0						

PITCHER	IP	WLS	BF	H	R	ER	SO	BB	IBB	HBP	BLK	WP	HR	S	P	ERA	WHIP
Gene Conley, R (1, 1) ERA: 3.1	3.2		19	6	3	3	2	3	0	0	0	0	0	20	32	7.36	2.455
Taylor Phillips, L (4, 1) ERA: 5.32	0.1		1	0	0	0	1	0	0	0	0	0	0	3	3	0.00	0.000
Bob Buhl, R (5, 1) ERA: 2.93	3.0		10	1	0	0	1	1	0	0	0	0	0	11	15	0.00	0.667
Don McMahon, R (8, 1) ERA: 1.8	2.0		9	2	0	0	2	1	0	0	0	0	0	12	16	0.00	1.500
Ernie Johnson, R (10, 1) ERA: 4.19	0.2	L	7	1	2	2	1	3	1	0	0	0	0	5	21	27.00	6.000

PITCHER	IP	WLS	BF	H	R	ER	SO	BB	IBB	HBP	BLK	WP	HR	S	P	ERA	WHIP
Juan Pizarro, L (10, 1) ERA: 4.63	0.1		1	0	0	0	1	0	0	0	0	0	0	3	3	0.00	0.000

TOP

Chicago Cubs @ Milwaukee Braves

Milwaukee County Stadium, Milwaukee, WI

Sun Sep 08 1957, 4:33 AM EDT
Att. 35,969 - Unknown

livebaseballscorecards.com

AB	37
R	5
H	10
RBI	5
BB	9
SO	8
LOB	25

1B: 9 SF: 0
2B: 1 SAC: 1
3B: 0 DP: 1
HR: 0 HBP: 0

WP: 0 PA: 47
PB: 0
SB: 1
CS: 0

Batter	1	2	3	4	5	6	7	8	9	10	AB	R	H	RBI	BB	SO	LOB
Red Schoendienst, S (1, 4) OBP: 0.353, SLG: 0.469	4-0 1B BB		0-0 ① 4-3		4-0 FC4-6 SF9 BB		0-0 ② F7		0-0 G6-4-3 2-H 1B		3	1	1	1	2	0	0
Frank Torre, L (1, 3) OBP: 0.340, SLG: 0.412 John DeMerit, R (7, PR) OBP: 0.172, SLG: 0.172 Don McMahon, R (8, 1) OBP: 0.429, SLG: 0.500 Andy Pafko, R (9, PH) OBP: 0.315, SLG: 0.405 Ernie Johnson, R (10, 1) OBP: 0.353, SLG: 0.588 Juan Pizarro, L (10, 1) OBP: 0.270, SLG: 0.371	0-0 ① F7		0-0 ② F8		4-0 FC4-6 1-2 BB		0-0 2B		0-0 ① ② G6-4-3 1-2f		3 0 0 1 0 0	0 0 0 0 0 0	1 0 0 0 0 0	0 0 0 0 0 0	1 0 0 0 0 0	0 0 0 0 0 0	1 0 0 2 0 0
Eddie Mathews, L (1, 5) OBP: 0.390, SLG: 0.553	0-0 BB 1-3 1B		0-0 3B		0-0 ① FC4-6 1-2f 2-3		4-0 BB		4-0 1B BB		3	0	2	0	2	0	2
Hank Aaron, R (1, 8) OBP: 0.374, SLG: 0.597	0-0 ② P4		0-0 ③ F8		0-0 ② SF9 3-H		0-0 ③ P3		0-0 1-2 1B		4	0	1	1	0	0	5
Wes Covington, L (1, 7) OBP: 0.330, SLG: 0.574	4-0 1-2 BB			0-0 HR	0-0 ③ G3			0-0 ① F3	0-0 ③ 3-1		4	1	1	1	1	0	3
Bob Hazle, L (1, 9) OBP: 0.500, SLG: 0.716	0-3 ③ K			0-0 ① G3		0-0 ① 3-1		0-0 ② 6-3		0-0 FC5-4 1B	5	0	1	0	0	1	3
Felix Mantilla, R (1, 6) OBP: 0.311, SLG: 0.388		0-0 ① 6-3		0-0 E6		0-0 ② P6		0-0 1B		0-0 ① FC5-4 FC6-4 1-2f	5	0	1	0	0	0	1
Del Crandall, R (1, 2) OBP: 0.299, SLG: 0.402		0-0 ② 5-3		0-0 ② P4		0-3 ③ K		0-0 ③ 5-3		0-0 ② F9	5	0	0	0	0	1	3
Gene Conley, R (1, 1) OBP: 0.222, SLG: 0.250 Taylor Phillips, L (4, 1) OBP: 0.100, SLG: 0.100 Carl Sawatski, L (4, PH) OBP: 0.317, SLG: 0.484 Bob Buhl, R (5, 1) OBP: 0.182, SLG: 0.100 Harry Hanebrink, L (7, PH) Nippy Jones, R (8, 3) OBP: 0.276, SLG: 0.392 Lew Burdette, R (9, PR) OBP: 0.167, SLG: 0.253 Joe Adcock, R (10, 3) OBP: 0.337, SLG: 0.524		0-0 ③ F8		0-0 ③ P4			0-0 ① 4-3		0-0 1B 2B	0-0 ③ FC6-4 1-2f	1 0 1 0 1 1 0 1	0 0 0 0 0 0 1 0	0 0 0 0 0 0 0 1	0 0 1 0 0 0 0 0	0 0 0 0 0 0 0 1	0 0 1 0 0 0 0 0	0 0 1 0 0 0 0 1
Inning Stats	R: 0 H: 1 E: 0 LOB: 3 K: 1 BB: 2 S: 6 P: 14	R: 0 H: 0 E: 0 LOB: 0 K: 0 BB: 0 S: 3 P: 3	R: 0 H: 1 E: 0 LOB: 1 K: 0 BB: 0 S: 4 P: 4	R: 1 H: 1 E: 1 LOB: 1 K: 0 BB: 0 S: 5 P: 5	R: 1 H: 0 E: 0 LOB: 1 K: 0 BB: 2 S: 3 P: 11	R: 0 H: 0 E: 0 LOB: 0 K: 1 BB: 0 S: 5 P: 5	R: 0 H: 1 E: 0 LOB: 2 K: 0 BB: 1 S: 4 P: 8	R: 0 H: 1 E: 0 LOB: 1 K: 0 BB: 0 S: 4 P: 4	R: 1 H: 3 E: 0 LOB: 2 K: 0 BB: 1 S: 5 P: 9	R: 0 H: 1 E: 0 LOB: 1 K: 0 BB: 0 S: 4 P: 4	1B: 5 SF: 1 2B: 2 SAC: 0 3B: 1 DP: 1 HR: 1 HBP: 0						

PITCHER		IP	WLS	BF	H	R	ER	SO	BB	IBB	HBP	BLK	WP	HR	S	P	ERA	WHIP
Moe Drabowsky, R ERA: 3.58	(1, 1)	8.0		36	6	3	3	2	5	0	0	0	0	1	35	55	3.38	1.375
Dick Drott, R ERA: 3.58	(9, 1)	2.0	W	9	3	0	0	0	1	0	0	0	0	0	8	12	0.00	2.000

PITCHER		IP	WLS	BF	H	R	ER	SO	BB	IBB	HBP	BLK	WP	HR	S	P	ERA	WHIP

BOTTOM

Chicago Cubs @ Milwaukee Braves

Milwaukee County Stadium, Milwaukee, WI

Sun Sep 08 1957, 4:33 AM EDT
Att. 35,969 - Unknown

livebaseballscorecards.com

AB	38
R	3
H	9
RBI	3
BB	6
SO	2
LOB	22

WP: 0 PA: 45
PB: 0
SB: 0
CS: 0

Brooklyn Dodgers @ Chicago Cubs

Wrigley Field, Chicago, IL

Tue Sep 10 1957, 3:33 AM CDT

Att. 3,489 - Unknown

TOP

Batter	1	2	3	4	5	6	7	8	9	AB	R	H	RBI	BB	SO	LOB
Jim Gilliam, S (1, 4) OBP: 0.321, SLG: 0.320	F9	F8			6-3		FC3-6 1-2f		G3 1-2 2-3 3-H	5	0	0	1	0	0	6
Pee Wee Reese, R (1, 5) OBP: 0.307, SLG: 0.258	K	F8			L3 BB		4-3		BB	3	0	0	0	2	1	1
Duke Snider, L (1, 8) OBP: 0.378, SLG: 0.602	1B	K			L3 1-2			L4	F2	5	0	1	0	0	1	4
Gil Hodges, R (1, 3) OBP: 0.366, SLG: 0.518	L8	1B				1B 2B		F3		4	1	2	0	0	0	1
Carl Furillo, R (1, 9) OBP: 0.355, SLG: 0.464		6-3	K			F8		6-3		4	0	0	0	0	1	2
Gino Cimoli, R (1, 7) OBP: 0.344, SLG: 0.413		F9		6-3		G5-4-3 2-H 1B			BB BB G3 1B	4	1	2	1	0	0	0
Charlie Neal, R (1, 6) OBP: 0.362, SLG: 0.411		BB 1B BB		FC6-4 1B		G5-4-3 1-2f			F8	3	0	1	0	1	0	2
Roy Campanella, R (1, 2) OBP: 0.312, SLG: 0.403 Joe Pignatano, R (9, PR) OBP: 0.500, SLG: 0.500		BB 1-2 1B		K			5-3		G3 BB 1-2 BB	3 0	0 0	1 0	0 0	1 0	1 0	1 0
Sandy Koufax, R (1, 1) Jim Gentile, L (2, PH) Don Bessent, R (2, 1) OBP: 0.250, SLG: 0.250 Fred Kipp, L (3, 1) Sandy Amoros, L (7, PH) OBP: 0.398, SLG: 0.392 Jackie Collum, L (7, 1) Elmer Valo, L (9, PH) OBP: 0.398, SLG: 0.446		1-2 2-3 BB		FC6-4 1-2f			FC3-6 BB		G3 1-2 2-3 BB	0 0 0 1 0 0 0	0 0 0 0 0 0 0	0 0 0 0 0 0 0	0 0 0 0 1 0 0	0 1 0 0 0 0 0	0 0 0 0 0 0 0	0 0 0 1 0 0 0
Inning Stats	R: 0 E: 0 K: 1 S: 10 H: 1 LOB: 1 BB: 0 P: 16	R: 0 E: 0 K: 0 S: 13 H: 1 LOB: 3 BB: 2 P: 26	R: 0 E: 0 K: 2 S: 10 H: 1 LOB: 1 BB: 0 P: 13	R: 0 E: 0 K: 1 S: 9 H: 1 LOB: 1 BB: 0 P: 13	R: 0 E: 0 K: 0 S: 5 H: 0 LOB: 0 BB: 1 P: 11	R: 1 E: 0 K: 0 S: 6 H: 2 LOB: 0 BB: 0 P: 7	R: 0 E: 0 K: 0 S: 7 H: 0 LOB: 1 BB: 1 P: 13	R: 0 E: 0 K: 0 S: 3 H: 0 LOB: 0 BB: 0 P: 4	R: 1 E: 0 K: 0 S: 12 H: 1 LOB: 3 BB: 3 P: 29	1B: 6 2B: 2 3B: 0 HR: 0 SF: 0 SAC: 0 DP: 2 HBP: 0						

livebaseballscorecards.com

AB	32
R	2
H	7
RBI	2
BB	7
SO	4
LOB	18

WP: 0 PB: 0 SB: 0 CS: 0 PA: 39

PITCHER	IP	WLS	BF	H	R	ER	SO	BB	IBB	HBP	BLK	WP	HR	S	P	ERA	WHIP
Dick Drott, R (1, 1) ERA: 3.51	9.0	W	39	7	2	2	4	7	0	0	0	0	0	75	132	2.00	1.556

PITCHER	IP	WLS	BF	H	R	ER	SO	BB	IBB	HBP	BLK	WP	HR	S	P	ERA	WHIP

Brooklyn Dodgers @ Chicago Cubs

Wrigley Field, Chicago, IL

Tue Sep 10 1957, 3:33 AM CDT

Att. 3,489 - Unknown

livebaseballscorecards.com

BOTTOM

Batter	1	2	3	4	5	6	7	8	9	AB	R	H	RBI	BB	SO	LOB
Bobby Adams, R (1, 5) OBP: 0.314, SLG: 0.346	BCBBB 4-1 1B BB	CBFX 1-2 FC1-4 BB 1-2f 2-3 ②		X 0-0 6-3 ①		FBBBFX 3-2 F9 ②		BBCCBB 4-2 1B BB		3	0	0	0	2	0	2
Lee Walls, R (1, 7) OBP: 0.293, SLG: 0.348	BCX 1-1 F7 ①	FBBBBB 4-1 1-2 BB		CFX 0-2 E5 14 1B		BX 1-0 14 HR 1B 1B		BBCFS 2-3 K ②		4	1	1	0	1	1	2
Walt Moryn, L (1, 9) OBP: 0.351, SLG: 0.456	SBSX 1-2 14 BB 1-3 1B ② 1B	BBBCTX 3-2 F7 ③		BFBFS 2-3 K ②		X 0-0 14 HR 1-2 1B		CBX 1-1 1-3 1B		5	2	3	0	0	1	4
14 Ernie Banks, R (1, 6) OBP: 0.346, SLG: 0.557	BBCBB 4-1 1B 1-2 2B BB		BBCX 2-1 HR	BCBFFX 2-2 1-2 1B		BBX 2-0 1-H 2-H HR		BCFX 1-2 4-3 ③		4	3	3	4	1	0	2
Jim Bolger, R (1, 8) OBP: 0.301, SLG: 0.360	X 0-0 1-2 2-H 2B 1B		BSBSSX 2-2 FC2-6 1B	FBFBX 2-2 F8 ③		X 0-0 5-3 ③				4	1	2	1	0	0	2
Dale Long, L (1, 3) OBP: 0.373, SLG: 0.470	BBCCFX 2-2 1-H 2-H PO 2B		X 0-0 FC2-6 HR 1-2f ①		FCBS 1-3 K ①		SBX 1-1 F8 ①			4	1	1	2	0	1	1
Bobby Morgan, R (1, 4) OBP: 0.289, SLG: 0.284	BCM 3 SAFE 1-2 PO 3-H ③	BFBX 2-1 FC1-4 2B	CSBX 1-2 1-H HR		BX 1-0 1-3 ②		CBBFX 2-2 5-3 ②			4	1	2	2	0	0	0
Charles Silvera, R (1, 2) OBP: 0.271, SLG: 0.267		BBBB 4-0 FC1-4 BB	CBBX 2-1 G6-4-3 1B		CX 0-1 5-3 ③		CBFFX 1-2 6-3 ③			3	0	1	0	1	0	0
Dick Drott, R (1, 1) OBP: 0.125, SLG: 0.100		BCBMBC 3-3 K ①	FBCBBX 3-2 G6-4-3 ②③ 1-2f			CFC 0-3 K ①		SCX 0-2 6-3 ①		4	0	0	0	0	2	3
Inning Stats	R: 3 E: 0 K: 0 S: 13 H: 3 LOB: 0 BB: 2 P: 26	R: 0 E: 0 K: 1 S: 12 H: 1 LOB: 3 BB: 2 P: 29	R: 3 E: 0 K: 0 S: 14 H: 4 LOB: 0 BB: 0 P: 24	R: 0 E: 1 K: 1 S: 14 H: 1 LOB: 2 BB: 0 P: 20	R: 0 E: 0 K: 1 S: 6 H: 0 LOB: 0 BB: 0 P: 8	R: 3 E: 0 K: 1 S: 10 H: 3 LOB: 0 BB: 0 P: 16	R: 0 E: 0 K: 0 S: 9 H: 0 LOB: 0 BB: 0 P: 13	R: 0 E: 0 K: 1 S: 13 H: 1 LOB: 2 BB: 1 P: 21		1B: 8 2B: 2 3B: 0 HR: 3	SF: 0 SAC: 0 DP: 1 HBP: 0			WP: 0 PB: 0 SB: 0 CS: 0	PA: 41	

	AB	35
	R	9
	H	13
	RBI	9
	BB	5
	SO	5
	LOB	16

PITCHER		IP	WLS	BF	H	R	ER	SO	BB	IBB	HBP	BLK	WP	HR	S	P	ERA	WHIP
Sandy Koufax, L ERA: 3.78	(1, 1)	1.0	L	6	3	3	3	0	2	0	0	0	0	0	13	26	27.00	5.000
Don Bessent, R ERA: 5.73	(2, 1)	1.0		8	3	2	2	1	2	0	0	0	0	1	17	38	18.00	5.000
Fred Kipp, L ERA: 9.0	(3, 1)	4.0		18	6	4	4	3	0	0	0	0	0	2	39	59	9.00	1.500
Jackie Collum, L ERA: 5.68	(7, 1)	2.0		8	1	0	0	1	1	0	0	0	0	0	22	34	0.00	1.000

PITCHER		IP	WLS	BF	H	R	ER	SO	BB	IBB	HBP	BLK	WP	HR	S	P	ERA	WHIP

Batter	1	2	3	4	5	6	7	8	9	AB	R	H	RBI	BB	SO	LOB
Jim Gilliam, S (1, 4) OBP: 0.320, SLG: 0.319	F3		SH1-3 1-2 2-3	4-3	1B 1-2			4-3		4	0	1	0	0	0	2
Pee Wee Reese, R (1, 5) OBP: 0.308, SLG: 0.256	F8		SF9 2-3 3-H	1B 1B BB	F2			BB BB		2	1	0	1	2	0	2
Duke Snider, L (1, 8) OBP: 0.380, SLG: 0.600	F7		1B 1B BB	1B 1-3 2-H 3-H 1B	K			BB 1-2		3	1	1	2	2	1	0
Gil Hodges, R (1, 3) OBP: 0.367, SLG: 0.516	F7		1B 1-H 3-H	1B BB	K			F8		4	0	1	1	1	1	2
Carl Furillo, R (1, 9) OBP: 0.361, SLG: 0.469	1B		1B F9 1-2 2-H 3-H	6-3			1B WP 1B	1B	5	2	4	2	0	0	0
Gino Cimoli, R (1, 7) OBP: 0.344, SLG: 0.413	K		1B 1-3 2B K	6-3			1B 1-3	1B	5	1	2	0	0	2	3
Charlie Neal, R (1, 6) OBP: 0.360, SLG: 0.409	1-3		F9 3-H	6-3		F8	F8 1-3 3-H	1B	5	0	1	2	0	0	2
Roy Campanella, R (1, 2) OBP: 0.313, SLG: 0.403		SH1-3 SF9 1B 1B	2B 1-3 1B 1B	G3		F8	F8 2-3	5	2	2	0	0	0	1
Johnny Podres, L (1, 1) OBP: 0.212, SLG: 0.219		SF9 SH1-3 1-2 1B 1B	1B 1-3 3-H 1B 2B	1B 1B		F8	F7	5	2	3	1	0	0	1
Inning Stats	R: 0 E: 0 K: 0 S: 7 H: 0 LOB: 0 BB: 0 P: 10	R: 0 E: 0 K: 1 S: 8 H: 1 LOB: 1 BB: 0 P: 14	R: 2 E: 0 K: 0 S: 11 H: 3 LOB: 2 BB: 1 P: 24	R: 6 E: 0 K: 1 S: 22 H: 6 LOB: 2 BB: 2 P: 39	R: 0 E: 0 K: 0 S: 6 H: 2 LOB: 2 BB: 0 P: 6	R: 0 E: 0 K: 2 S: 9 H: 0 LOB: 0 BB: 0 P: 16	R: 0 E: 0 K: 0 S: 6 H: 0 LOB: 0 BB: 0 P: 7	R: 0 E: 0 K: 0 S: 11 H: 0 LOB: 2 BB: 2 P: 24	R: 1 E: 0 K: 0 S: 9 H: 3 LOB: 1 BB: 0 P: 14	1B: 14 2B: 1 3B: 0 HR: 0 SF: 1 SAC: 1 DP: 0 HBP: 0						

PITCHER		IP	WLS	BF	H	R	ER	SO	BB	IBB	HBP	BLK	WP	HR	S	P	ERA	WHIP
Bob Rush, R ERA: 4.4	(1, 1)	3.1	L	18	8	6	6	1	1	0	0	0	0	0	37	62	16.20	2.700
John Briggs, R ERA: 54.0	(4, 1)	0.1		5	2	2	2	0	2	0	0	0	0	0	8	19	54.00	12.000
Jim Brosnan, R ERA: 3.59	(4, 1)	1.1		6	2	0	0	1	0	0	0	0	0	0	9	12	0.00	1.500
Tom Poholsky, R ERA: 4.93	(6, 1)	2.0		6	0	0	0	2	0	0	0	0	0	0	15	23	0.00	0.000
Turk Lown, R ERA: 3.42	(8, 1)	2.0		10	3	1	1	0	2	0	0	0	1	0	20	38	4.50	2.500

PITCHER	IP	WLS	BF	H	R	ER	SO	BB	IBB	HBP	BLK	WP	HR	S	P	ERA	WHIP

Brooklyn Dodgers @ Chicago Cubs

Wrigley Field, Chicago, IL

Wed Sep 11 1957, 3:33 AM CDT

Att. 3,461 - Unknown

TOP

livebaseballscorecards.com

AB	38
R	9
H	15
RBI	9
BB	5
SO	4
LOB	13

WP: 1	PA: 45		
PB: 0			
SB: 0			
CS: 0			

Brooklyn Dodgers @ Chicago Cubs

Wrigley Field, Chicago, IL

Wed Sep 11 1957, 3:33 AM CDT

Att. 3,461 - Unknown

livebaseballscorecards.com

Batter	1	2	3	4	5	6	7	8	9	AB	R	H	RBI	BB	SO	LOB
Bobby Adams, R (1, 5) OBP: 0.313, SLG: 0.344	F9		FC5-4 1B		F7			4-3		4	0	1	0	0	0	2
Lee Walls, R (1, 7) OBP: 0.290, SLG: 0.344	F9		FC5-4 1-2f		FC5-4 1-2f			6-3		4	0	0	0	0	0	3
Walt Moryn, L (1, 9) OBP: 0.348, SLG: 0.453	4-3		K			4-3		K		4	0	0	0	0	2	1
14 Ernie Banks, R (1, 6) OBP: 0.347, SLG: 0.561		HR		F8		1B BB			5-3	3	1	1	1	1	0	0
Jim Bolger, R (1, 8) OBP: 0.300, SLG: 0.358		L8		F7		1-3 1B			5-3	4	0	1	0	0	0	0
Dale Long, L (1, 3) OBP: 0.372, SLG: 0.468		G3		F7		5-3			FC5-4 1B	4	0	1	0	0	0	1
Bobby Morgan, R (1, 4) OBP: 0.288, SLG: 0.283		1B		F3		5-3			FC5-4 1-2f	4	0	1	0	0	0	1
Charles Silvera, R (1, 2) OBP: 0.275, SLG: 0.292		1-3		2B		L4				3	0	1	0	0	0	1
Bob Rush, R (1, 1) OBP: 0.231, SLG: 0.242 John Briggs, R (4, 1) Jim Brosnan, R (4, 1) OBP: 0.316, SLG: 0.500 Frank Ernaga, R (5, PH) OBP: 0.485, SLG: 0.800 Tom Poholsky, R (6, 1) OBP: 0.190, SLG: 0.105 Jerry Kindall, R (7, PH) OBP: 0.196, SLG: 0.279 Turk Lown, R (8, 1) OBP: 0.300, SLG: 0.222			4-3		BB		L9			1 0 0 0 0 1 0	0 0 0 0 0 0 0	0 0 0 0 1 0 0	0 0 0 0 0 0 0	0 0 0 0 0 0 0	0 0 0 0 0 0 0	0 0 0 0 0 0 0
Inning Stats	R: 0 E: 0 K: 0 S: 4 H: 0 LOB: 0 BB: 0 P: 6	R: 1 E: 0 K: 0 S: 15 H: 2 LOB: 1 BB: 0 P: 19	R: 0 E: 0 K: 1 S: 9 H: 1 LOB: 1 BB: 0 P: 15	R: 0 E: 0 K: 0 S: 3 H: 0 LOB: 0 BB: 0 P: 3	R: 0 E: 0 K: 0 S: 10 H: 1 LOB: 2 BB: 1 P: 19	R: 0 E: 0 K: 0 S: 8 H: 1 LOB: 1 BB: 1 P: 16	R: 0 E: 0 K: 0 S: 9 H: 0 LOB: 0 BB: 0 P: 12	R: 0 E: 0 K: 1 S: 10 H: 0 LOB: 0 BB: 0 P: 15	R: 0 E: 0 K: 0 S: 10 H: 1 LOB: 1 BB: 0 P: 19	1B: 4 2B: 1 3B: 0 HR: 1	SF: 0 SAC: 0 DP: 0 HBP: 0						

PITCHER	IP	WLS	BF	H	R	ER	SO	BB	IBB	HBP	BLK	WP	HR	S	P	ERA	WHIP
Johnny Podres, L (1, 1) ERA: 2.67	9.0	W	34	6	1	1	2	2	0	0	0	0	1	78	124	1.00	0.889

PITCHER	IP	WLS	BF	H	R	ER	SO	BB	IBB	HBP	BLK	WP	HR	S	P	ERA	WHIP

AB	32
R	1
H	6
RBI	1
BB	2
SO	2
LOB	9

WP: 0 PB: 0 SB: 0 CS: 0 PA: 34

Batter	1	2	3	4	5	6	7	8	9	AB	R	H	RBI	BB	SO	LOB
Roberto Clemente, R (1, 9) OBP: 0.284, SLG: 0.346										0	0	0	0	0	0	0
Bill Virdon, L (1, 8) OBP: 0.293, SLG: 0.384										0	0	0	0	0	0	0
Dick Groat, R (1, 6) OBP: 0.353, SLG: 0.452										0	0	0	0	0	0	0
Bob Skinner, L (1, 7) OBP: 0.375, SLG: 0.456										0	0	0	0	0	0	0
Frank Thomas, R (1, 3) OBP: 0.336, SLG: 0.451										0	0	0	0	0	0	0
Gene Freese, R (1, 5) OBP: 0.330, SLG: 0.420										0	0	0	0	0	0	0
Bill Mazeroski, R (1, 4) OBP: 0.327, SLG: 0.417										0	0	0	0	0	0	0
Hank Foiles, R (1, 2) OBP: 0.341, SLG: 0.417										0	0	0	0	0	0	0
Bob Friend, R (1, 1) OBP: 0.185, SLG: 0.147										0	0	0	0	0	0	0
Inning Stats										1B: 0 2B: 0 3B: 0 HR: 0		SF: 0 SAC: 0 DP: 0 HBP: 0				

TOP

Pittsburgh Pirates @ Chicago Cubs

Wrigley Field, Chicago, IL

Fri Sep 13 1957, 3:33 AM CDT

Unknown

livebaseballscorecards.com

AB	**0**
R	**0**
H	**0**
RBI	**0**
BB	**0**
SO	**0**
LOB	**0**

WP: 0 PA: 0
PB: 0
SB: 0
CS: 0

PITCHER	IP	WLS	BF	H	R	ER	SO	BB	IBB	HBP	BLK	WP	HR	S	P	ERA	WHIP
Don Elston, R (1, 1) ERA: 3.63	0.0	L	0	0	0	0	0	0	0	0	0	0	0	0	0	∞	∞

PITCHER	IP	WLS	BF	H	R	ER	SO	BB	IBB	HBP	BLK	WP	HR	S	P	ERA	WHIP

Batter	1	2	3	4	5	6	7	8	9	AB	R	H	RBI	BB	SO	LOB
Bobby Adams, R (1, 5) OBP: 0.313, SLG: 0.344										0	0	0	0	0	0	0
Bob Speake, L (1, 8) OBP: 0.300, SLG: 0.424										0	0	0	0	0	0	0
Chuck Tanner, L (1, 7) OBP: 0.315, SLG: 0.401										0	0	0	0	0	0	0
14 Ernie Banks, R (1, 6) OBP: 0.347, SLG: 0.561										0	0	0	0	0	0	0
Walt Moryn, L (1, 9) OBP: 0.348, SLG: 0.453										0	0	0	0	0	0	0
Dale Long, L (1, 3) OBP: 0.372, SLG: 0.468										0	0	0	0	0	0	0
Bobby Morgan, R (1, 4) OBP: 0.288, SLG: 0.283										0	0	0	0	0	0	0
Charles Silvera, R (1, 2) OBP: 0.275, SLG: 0.292										0	0	0	0	0	0	0
Don Elston, R (1, 1) OBP: 0.139, SLG: 0.114										0	0	0	0	0	0	0
Inning Stats										1B: 0 2B: 0 3B: 0 HR: 0		SF: 0 SAC: 0 DP: 0 HBP: 0		WP: 0 PB: 0 SB: 0 CS: 0		PA: 0

BOTTOM

Pittsburgh Pirates @ Chicago Cubs

Wrigley Field, Chicago, IL

Fri Sep 13 1957, 3:33 AM CDT

Unknown

livebaseballscorecards.com

AB	0
R	0
H	0
RBI	0
BB	0
SO	0
LOB	0

PITCHER	IP	WLS	BF	H	R	ER	SO	BB	IBB	HBP	BLK	WP	HR	S	P	ERA	WHIP
Bob Friend, R (1, 1) ERA: 3.53	0.0	W	0	0	0	0	0	0	0	0	0	0	0	0	0	∞	∞

PITCHER	IP	WLS	BF	H	R	ER	SO	BB	IBB	HBP	BLK	WP	HR	S	P	ERA	WHIP

Batter	1	2	3	4	5	6	7	8	9	AB	R	H	RBI	BB	SO	LOB
Paul Smith, L (1, 9) OBP: 0.312, SLG: 0.333	B B B B 4-0 3B BB		x 0-0 ① 1-3		S S S 0-3 ③ K			x 0-0 3-6 1B		3	1	1	0	1	1	0
Bill Virdon, L (1, 8) OBP: 0.295, SLG: 0.391	x 0-0 1-H 3B		S S S 0-3 ② K			x 0-0 ① 4-1		x 0-0 ② ③ 3-6 1-2f		4	0	1	1	0	1	1
Dick Groat, R (1, 6) OBP: 0.350, SLG: 0.447	x 0-0 ① F3		x 0-0 ③ E9			x 0-0 ② 4-3			x 0-0 PB SH3-4 1B 1B	4	1	1	0	0	0	1
Bob Skinner, L (1, 7) OBP: 0.372, SLG: 0.463	x 0-0 ② 4-3			S S S 0-3 ① K		x 0-0 E6 S			x 0-0 ① SH3-4 1-2	3	0	0	0	0	1	1
Frank Thomas, R (1, 3) OBP: 0.333, SLG: 0.445	x 0-0 ③ F3			x 0-0 ② 6-3		x 0-0 ③ 1-3 1-2			S S S 0-3 ② K 2-3	4	0	0	0	0	1	3
Gene Freese, R (1, 5) OBP: 0.328, SLG: 0.416		x 0-0 ① F5		x 0-0 1B			x 0-0 ① F8		x 0-0 ③ 3-H 1B	4	0	2	1	0	0	0
Bill Mazeroski, R (1, 4) OBP: 0.328, SLG: 0.416		x 0-0 1B		x 0-0 ③ F9			S S S 0-3 ② K			3	0	1	0	0	1	1
Hardy Peterson, R (1, 2) OBP: 0.414, SLG: 0.520		x 0-0 ② F6			S S S 0-3 ① K		x 0-0 ③ 5-3			3	0	0	0	0	1	1
Bob Smith, R (1, 1) Roy Face, R (9, 1) OBP: 0.125, SLG: 0.125		S S S 0-3 ③ K			S S S 0-3 ② K			x 0-0 ① 5-3		3 0	0 0	0 0	0 0	0 0	2 0	1 0
Inning Stats	R: 1 H: 1 E: 0 LOB: 1 K: 0 BB: 1 S: 4 P: 8	R: 0 H: 1 E: 0 LOB: 1 K: 1 BB: 0 S: 6 P: 6	R: 0 H: 0 E: 1 LOB: 1 K: 1 BB: 0 S: 5 P: 5	R: 0 H: 1 E: 0 LOB: 1 K: 1 BB: 0 S: 6 P: 6	R: 0 H: 0 E: 0 LOB: 0 K: 3 BB: 0 S: 9 P: 9	R: 0 H: 0 E: 1 LOB: 1 K: 0 BB: 0 S: 4 P: 4	R: 0 H: 0 E: 0 LOB: 0 K: 1 BB: 0 S: 5 P: 5	R: 0 H: 1 E: 0 LOB: 0 K: 0 BB: 0 S: 3 P: 3	R: 1 H: 2 E: 0 LOB: 1 K: 1 BB: 0 S: 6 P: 6	1B: 5 SF: 0 2B: 1 SAC: 1 3B: 1 DP: 1 HR: 0 HBP: 0						

PITCHER		IP	WLS	BF	H	R	ER	SO	BB	IBB	HBP	BLK	WP	HR	S	P	ERA	WHIP
Moe Drabowsky, R ERA: 3.51	(1, 1)	9.0	L	33	6	2	2	8	1	0	0	0	0	0	48	52	2.00	0.778

PITCHER	IP	WLS	BF	H	R	ER	SO	BB	IBB	HBP	BLK	WP	HR	S	P	ERA	WHIP

TOP

Pittsburgh Pirates @ Chicago Cubs

Wrigley Field, Chicago, IL

Fri Sep 13 1957, 3:38 AM CDT

Att. 2,197 - Unknown

livebaseballscorecards.com

AB	31
R	2
H	6
RBI	2
BB	1
SO	8
LOB	9

BOTTOM

Pittsburgh Pirates @ Chicago Cubs

Wrigley Field, Chicago, IL

Fri Sep 13 1957, 3:38 AM CDT

Att. 2,197 - Unknown

livebaseballscorecards.com

Batter	1	2	3	4	5	6	7	8	9	AB	R	H	RBI	BB	SO	LOB
Bobby Adams, R (1, 5) OBP: 0.310, SLG: 0.339 Eddie Haas, L (9, PH) OBP: 0.143, SLG: 0.143	F4		F8		1B		K		4-3	4 1	0 0	1 0	0 0	0 0	1 0	0 1
Lee Walls, R (1, 7) OBP: 0.292, SLG: 0.343	1B BB		5-3		F2		6-3			3	0	0	0	1	0	2
Walt Moryn, L (1, 9) OBP: 0.349, SLG: 0.450	FC6-4 1B		K		4-1			4-3		4	0	1	0	0	1	2
14 Ernie Banks, R (1, 6) OBP: 0.346, SLG: 0.558	F4			6-3		E FC6-4 2B		F6		4	1	1	0	0	0	2
Jim Bolger, R (1, 8) OBP: 0.298, SLG: 0.355	FC6-4			5-3		6-3		FC4-6 1B		4	0	1	0	0	0	3
Dale Long, L (1, 3) OBP: 0.372, SLG: 0.463		K		BB		E6 FC6-4		FC4-6		3	0	0	0	1	1	2
Bobby Morgan, R (1, 4) OBP: 0.290, SLG: 0.283 Bob Speake, L (9, PH) OBP: 0.302, SLG: 0.421		BB		1-3		FC6-4 FC6-4			SH3-4 BB	2 0	0 0	0 0	1 0	1 1	0 0	2 0
Charles Silvera, R (1, 2) OBP: 0.268, SLG: 0.269 Bob Will, L (9, PH) OBP: 0.260, SLG: 0.286		K			FC1-6 BB	FC6-4			SH3-4	2 0	0 0	0 0	0 0	1 0	1 0	2 0
Moe Drabowsky, R (1, 1) OBP: 0.219, SLG: 0.176 Chuck Tanner, L (9, PH) OBP: 0.311, SLG: 0.395		K			FC1-6 1B		K		K	3 1	0 0	0 0	0 0	0 1	2 1	2 1
Inning Stats	R: 0 H: 1 E: 0 LOB: 2 K: 0 BB: 1 S: 4 P: 8		R: 0 H: 0 E: 0 LOB: 1 K: 3 BB: 1 S: 9 P: 13	R: 0 H: 0 E: 0 LOB: 0 K: 1 BB: 0 S: 5 P: 5	R: 0 H: 0 E: 0 LOB: 1 K: 0 BB: 1 S: 3 P: 7	R: 0 H: 1 E: 0 LOB: 2 K: 0 BB: 1 S: 4 P: 8	R: 1 H: 1 E: 1 LOB: 1 K: 0 BB: 0 S: 5 P: 5	R: 0 H: 0 E: 0 LOB: 0 K: 2 BB: 0 S: 7 P: 7	R: 0 H: 1 E: 0 LOB: 1 K: 0 BB: 0 S: 4 P: 4	R: 0 H: 0 E: 0 LOB: 1 K: 1 BB: 1 S: 5 P: 9	1B: 3 SF: 0 2B: 1 SAC: 1 3B: 0 DP: 0 HR: 0 HBP: 0			WP: 0 PA: 37 PB: 0 SB: 0 CS: 0			

	AB	31
	R	1
	H	4
	RBI	1
	BB	5
	SO	7
	LOB	19

PITCHER	IP	WLS	BF	H	R	ER	SO	BB	IBB	HBP	BLK	WP	HR	S	P	ERA	WHIP
Bob Smith, L (1, 1) ERA: 3.51	8.0	W	33	4	1	0	6	4	0	0	0	0	0	41	57	0.00	1.000
Roy Face, R (9, 1) ERA: 3.18	1.0	S	4	0	0	0	1	1	0	0	0	0	0	5	9	0.00	1.000

PITCHER	IP	WLS	BF	H	R	ER	SO	BB	IBB	HBP	BLK	WP	HR	S	P	ERA	WHIP

Batter	1	2	3	4	5	6	7	8	9	AB	R	H	RBI	BB	SO	LOB
Paul Smith, L (1, 9) OBP: 0.303, SLG: 0.323	F8		P6			F9		4-3		4	0	0	0	0	0	0
Bill Virdon, L (1, 8) OBP: 0.293, SLG: 0.388	5-3			P3		3-1		1-3		4	0	0	0	0	0	0
Gene Baker, R (1, 6) OBP: 0.318, SLG: 0.358	5-3			1B		6-3			BB	0	1	0	0	0	0	0
Bob Skinner, L (1, 7) OBP: 0.371, SLG: 0.460		3-1		F9			BLK 1B		B1	4	0	1	0	0	0	2
Frank Thomas, R (1, 3) OBP: 0.332, SLG: 0.449		P6		P4			F2 1-2		1-H HR	4	1	1	2	0	0	2
Gene Freese, R (1, 5) OBP: 0.330, SLG: 0.418		2B			P3		BB		K	3	0	1	0	1	1	0
Bill Mazeroski, R (1, 4) OBP: 0.326, SLG: 0.413		4-3			E8 1B		F5		F7	4	1	0	0	0	0	3
Danny Kravitz, L (1, 2) OBP: 0.194, SLG: 0.138			F7		2-H 1B		F2			3	0	1	1	0	0	2
Eddie O'Brien, R (1, 1)			1-3		6-3			6-3		3	0	0	0	0	0	0
Inning Stats	R: 0 E: 0 K: 0 S: 3 H: 0 LOB: 0 BB: 0 P: 3	R: 0 E: 0 K: 0 S: 4 H: 1 LOB: 1 BB: 0 P: 4	R: 0 E: 0 K: 0 S: 3 H: 0 LOB: 0 BB: 0 P: 3	R: 0 E: 0 K: 0 S: 4 H: 1 LOB: 1 BB: 0 P: 4	R: 1 E: 1 K: 0 S: 4 H: 1 LOB: 0 BB: 0 P: 4	R: 0 E: 0 K: 0 S: 3 H: 0 LOB: 0 BB: 0 P: 3	R: 0 E: 0 K: 0 S: 4 H: 1 LOB: 2 BB: 1 P: 8	R: 0 E: 0 K: 0 S: 3 H: 0 LOB: 0 BB: 0 P: 3	R: 2 E: 0 K: 1 S: 6 H: 1 LOB: 0 BB: 1 P: 10	1B: 3 2B: 1 3B: 0 HR: 1	SF: 0 SAC: 0 DP: 0 HBP: 0			WP: 0 PB: 0 SB: 0 CS: 0	PA: 34		

PITCHER		IP	WLS	BF	H	R	ER	SO	BB	IBB	HBP	BLK	WP	HR	S	P	ERA	WHIP
Dick Drott, R ERA: 3.39	(1, 1)	7.0		26	4	1	0	0	1	0	0	1	0	0	25	29	0.00	0.714
Jim Brosnan, R ERA: 3.71	(8, 1)	2.0	L	8	1	2	2	1	1	0	0	0	0	1	9	13	9.00	1.000

PITCHER	IP	WLS	BF	H	R	ER	SO	BB	IBB	HBP	BLK	WP	HR	S	P	ERA	WHIP

TOP

Pittsburgh Pirates @ Chicago Cubs

Wrigley Field, Chicago, IL

Sat Sep 14 1957, 3:33 AM CDT

Unknown

livebaseballscorecards.com

AB	29
R	3
H	4
RBI	3
BB	1
SO	1
LOB	9

Batter	1	2	3	4	5	6	7	8	9	AB	R	H	RBI	BB	SO	LOB
Bob Speake, L (1, 8) OBP: 0.301, SLG: 0.418	S S S 0-3 ① K			x 0-0 ① F8		B B B B 4-0 14 BB 1B FC3-2 BB		x 0-0 ① F9		3	0	0	0	1	1	0
Bobby Adams, R (1, 5) OBP: 0.319, SLG: 0.354	x 0-0 ② 6-3			x 0-0 2B		x 0-0 FC3-2 14 BB 1-2 1B		x 0-0 14 1B E 1B		4	1	3	0	0	0	0
14 Ernie Banks, R (1, 6) OBP: 0.349, SLG: 0.558	x 0-0 ③ P6			B B B B 4-0 BB		B B B B 4-0 FC3-2 1-2 2-3 BB		x 0-0 E 1-3 1B		2	0	1	0	2	0	0
Dale Long, L (1, 3) OBP: 0.368, SLG: 0.458		x 0-0 ① P3		x 0-0 ② P5		x 0-0 ① FC3-2 1-2 2-3 3-Hf		x 0-0 E6 1-3 3-H		4	0	0	1	0	0	6
Walt Moryn, L (1, 9) OBP: 0.346, SLG: 0.447		x 0-0 ② P5		x 0-0 ③ P4		S S S 0-3 ② K		x 0-0 ② F3		4	0	0	0	0	1	7
Eddie Haas, L (1, 7) OBP: 0.182, SLG: 0.182		S S S 0-3 ③ K			x 0-0 G1-6-3 1B	x 0-0 ③ F9		x 0-0 ③ F8		4	0	1	0	0	1	5
Bobby Morgan, R (1, 4) OBP: 0.288, SLG: 0.281 Lee Walls, R (9, PH) OBP: 0.291, SLG: 0.342			x 0-0 ① 5-3		x 0-0 ① ② G1-6-3 1-2f		x 0-0 ① F7		S S S 0-3 ① K	3 1	0 0	0 0	0 0	0 1	0 0	1 0
Jim Fanning, R (1, 2) OBP: 0.169, SLG: 0.172 Chuck Tanner, L (9, PH) OBP: 0.310, SLG: 0.394			S S S 0-3 ② K		x 0-0 1B		x 0-0 ② 1-3		x 0-0 ② F3	3 1	0 0	1 0	0 0	0 0	1 0	0 0
Dick Drott, R (1, 1) OBP: 0.122, SLG: 0.097 Bob Will, L (7, PH) OBP: 0.257, SLG: 0.283 Jim Brosnan, R (8, 1) OBP: 0.316, SLG: 0.500 Jim Bolger, R (9, PH) OBP: 0.297, SLG: 0.353			S S S 0-3 ③ K		S S S 0-3 ③ K		S S S 0-3 ③ K		x 0-0 ③ F7	2 1 0 1	0 0 0 0	0 0 0 0	0 0 0 0	0 0 0 0	2 1 0 0	1 0 0 0
Inning Stats	R: 0 H: 0 E: 0 LOB: 0 K: 1 BB: 0 S: 5 P: 5	R: 0 H: 0 E: 0 LOB: 0 K: 1 BB: 0 S: 5 P: 5	R: 0 H: 0 E: 0 LOB: 0 K: 2 BB: 0 S: 7 P: 7	R: 0 H: 1 E: 0 LOB: 2 K: 0 BB: 1 S: 4 P: 8	R: 0 H: 2 E: 0 LOB: 1 K: 1 BB: 0 S: 6 P: 6	R: 0 H: 1 E: 0 LOB: 3 K: 1 BB: 2 S: 6 P: 14	R: 0 H: 0 E: 0 LOB: 0 K: 1 BB: 0 S: 5 P: 5	R: 1 H: 2 E: 1 LOB: 2 K: 0 BB: 0 S: 6 P: 6	R: 0 H: 0 E: 0 LOB: 0 K: 1 BB: 0 S: 5 P: 5	1B: 5 2B: 1 3B: 0 HR: 0	SF: 0 SAC: 0 DP: 1 HBP: 0					WP: 0 PB: 0 SB: 0 CS: 0	PA: 36

PITCHER	IP	WLS	BF	H	R	ER	SO	BB	IBB	HBP	BLK	WP	HR	S	P	ERA	WHIP
Eddie O'Brien, R (1, 1) ERA: 1.0	9.0	W	36	6	1	1	8	3	0	0	0	0	0	49	61	1.00	1.000

PITCHER	IP	WLS	BF	H	R	ER	SO	BB	IBB	HBP	BLK	WP	HR	S	P	ERA	WHIP

BOTTOM

Pittsburgh Pirates @ Chicago Cubs

Wrigley Field, Chicago, IL

Sat Sep 14 1957, 3:33 AM CDT

Unknown

livebaseballscorecards.com

AB	33
R	1
H	6
RBI	1
BB	3
SO	8
LOB	20

Batter	1	2	3	4	5	6	7	8	9	AB	R	H	RBI	BB	SO	LOB
Paul Smith, L (1, 9) OBP: 0.308, SLG: 0.328	x 0-0 CS 1B		x 0-0 ③ F6			x 0-0 WP 1B 1B		S S S 0-3 ① K		4	1	2	0	0	1	0
Bill Virdon, L (1, 8) OBP: 0.293, SLG: 0.386	S S S 0-3 ① ② K 1-2			x 0-0 ① 6-3		x 0-0 ② F8		B B B B 4-0 1B BB		3	0	0	0	1	1	2
Gene Baker, R (1, 6) OBP: 0.318, SLG: 0.357	x 0-0 ③ F9			x 0-0 ② F2		x 0-0 1-H 1B		S S S 0-3 ② K		0	1	0	0	0	0	0
Bob Skinner, L (1, 7) OBP: 0.372, SLG: 0.464		x 0-0 ① F3		x 0-0 ③ F8		x 0-0 1-H 2B 2B		x 0-0 1-2 1B		4	1	2	1	0	0	0
Frank Thomas, R (1, 3) OBP: 0.335, SLG: 0.452		B B B B 4-0 BB			x 0-0 1B 1B	x 0-0 2-H 2B		S S S 0-3 ③ K		3	0	2	1	1	1	2
Gene Freese, R (1, 5) OBP: 0.329, SLG: 0.416		x 0-0 ② F9			x 0-0 G5-4-3 1-2 1B	x 0-0 ③ F5			x 0-0 ① 5-3	4	0	1	0	0	0	2
Bill Mazeroski, R (1, 4) OBP: 0.323, SLG: 0.409		x 0-0 ③ F8			S S S 0-3 ① K		x 0-0 ① 6-3		x 0-0 ② 4-3	4	0	0	0	0	1	3
Hardy Peterson, R (1, 2) OBP: 0.410, SLG: 0.500 John Powers, L (9, PH) OBP: 0.370, SLG: 0.522			B B B B 4-0 G6-4-3 BB		x 0-0 ② ③ G5-4-3 1-2f		x 0-0 ② F7		x 0-0 ③ F3	2 1	0 0	0 0	0 0	1 0	0 0	2 0
Whammy Douglas, R (1, 1) OBP: 0.063, SLG: 0.063 Dee Fondy, L (6, PH) OBP: 0.360, SLG: 0.395 Johnny O'Brien, R (6, 1) OBP: 0.333, SLG: 0.364 Roberto Clemente, R (7, PH) OBP: 0.280, SLG: 0.341 Bob Purkey, R (7, 1) OBP: 0.170, SLG: 0.209			x 0-0 ① ② G6-4-3 1-2f			x 0-0 ① F1	x 0-0 ③ 4-3			1 0 0 1 0	0 0 0 0 0	0 0 0 0 0	0 0 0 0 0	0 0 0 0 0	0 0 0 0 0	1 0 0 0 0

TOP

Pittsburgh Pirates @ Chicago Cubs

Wrigley Field, Chicago, IL

Sat Sep 14 1957, 3:38 AM CDT

Att. 6,170 - Unknown

livebaseballscorecards.com

AB	27
R	3
H	7
RBI	2
BB	3
SO	4
LOB	12

Inning Stats	1	2	3	4	5	6	7	8	9
	R: 0 E: 0 K: 1 S: 5	H: 1 LOB: 0 BB: 0 P: 5	R: 0 E: 0 K: 0 S: 3	H: 0 LOB: 1 BB: 1 P: 7	R: 0 E: 0 K: 0 S: 2	H: 0 LOB: 0 BB: 1 P: 6	R: 0 E: 0 K: 0 S: 3	H: 0 LOB: 0 BB: 0 P: 3	R: 0 E: 0 K: 1 S: 6	H: 2 LOB: 1 BB: 0 P: 6
	R: 3 E: 0 K: 0 S: 7	H: 4 LOB: 1 BB: 0 P: 7	R: 0 E: 0 K: 0 S: 3	H: 0 LOB: 0 BB: 0 P: 3	R: 0 E: 0 K: 3 S: 10	H: 1 LOB: 2 BB: 1 P: 14	R: 0 E: 0 K: 0 S: 3	H: 0 LOB: 0 BB: 0 P: 3		

| | | |

Pittsburgh Pirates @ Chicago Cubs

Wrigley Field, Chicago, IL

Sat Sep 14 1957, 3:38 AM CDT

Att. 6,170 - Unknown

livebaseballscorecards.com

BOTTOM

Batter	1	2	3	4	5	6	7	8	9	AB	R	H	RBI	BB	SO	LOB
Bob Speake, L (1, 8) OBP: 0.298, SLG: 0.413	3-1		F4		FC4-6 CS 1-2f		F3			4	0	0	0	0	1	
Bobby Adams, R (1, 5) OBP: 0.318, SLG: 0.348	F1			6-3	CS 1-2	BBBB 4-0 14 BB HR BB	4-3			3	1	0	0	1	0	0
14 Ernie Banks, R (1, 6) OBP: 0.353, SLG: 0.577	HR			HR		BBBB 4-0 1-2 HR BB		HR		3	4	3	3	1	0	0
Dale Long, L (1, 3) OBP: 0.372, SLG: 0.467	F4			BB 1B		0-0 1-H 2-H HR		BBBB 4-0 2B BB		3	2	2	3	1	0	0
Walt Moryn, L (1, 9) OBP: 0.347, SLG: 0.448		4-3		BBBB 4-0 1-2 BB		F3		0-0 1-H 2B		3	0	1	1	1	0	0
Eddie Haas, L (1, 7) OBP: 0.143, SLG: 0.143		6-3		F6		F7		F3		3	0	0	0	0	0	2
Lee Walls, R (8, 7) OBP: 0.290, SLG: 0.341										1	0	0	0	0	0	1
Bobby Morgan, R (1, 4) OBP: 0.287, SLG: 0.281		F9		F8		1B		5-3		4	0	1	0	0	0	3
Jim Fanning, R (1, 2) OBP: 0.175, SLG: 0.164			1-3		BBBB 4-0 FC4-6 BB	F9		F8		3	0	0	0	1	0	2
Dave Hillman, R (1, 1)			SSS 0-3 K		F3		F4			2	0	0	0	0	1	1
Jim Brosnan, R (6, 1) OBP: 0.300, SLG: 0.474										1	0	0	0	0	0	0
Turk Lown, R (8, 1) OBP: 0.300, SLG: 0.222										0	0	0	0	0	0	0
Inning Stats	R: 1 H: 1 E: 0 LOB: 0 K: 0 BB: 0 S: 4 P: 4	R: 0 H: 0 E: 0 LOB: 0 K: 0 BB: 0 S: 3 P: 3	R: 0 H: 0 E: 0 LOB: 0 K: 1 BB: 0 S: 5 P: 5	R: 1 H: 2 E: 0 LOB: 2 K: 0 BB: 1 S: 5 P: 9	R: 0 H: 0 E: 0 LOB: 0 K: 0 BB: 1 S: 2 P: 6	R: 3 H: 2 E: 0 LOB: 1 K: 0 BB: 2 S: 5 P: 13	R: 0 H: 0 E: 0 LOB: 0 K: 0 BB: 0 S: 3 P: 3	R: 2 H: 2 E: 0 LOB: 1 K: 0 BB: 1 S: 5 P: 9		1B: 2 SF: 0 2B: 1 SAC: 0 3B: 0 DP: 0 HR: 4 HBP: 0						WP: 0 PA: 36 PB: 0 SB: 0 CS: 1

	AB	30
	R	7
	H	7
	RBI	7
	BB	5
	SO	1
	LOB	10

PITCHER	IP	WLS	BF	H	R	ER	SO	BB	IBB	HBP	BLK	WP	HR	S	P	ERA	WHIP
Whammy Douglas, R (1, 1) ERA: 2.89	5.0		19	3	2	2	1	2	0	0	0	0	2	19	27	3.60	1.000
Johnny O'Brien, R (6, 1) ERA: 6.38	1.0	L	7	2	3	3	0	2	0	0	0	0	1	5	13	27.00	4.000
Bob Purkey, R (7, 1) ERA: 3.88	2.0		9	2	2	2	0	1	0	0	0	0	1	8	12	9.00	1.500

PITCHER	IP	WLS	BF	H	R	ER	SO	BB	IBB	HBP	BLK	WP	HR	S	P	ERA	WHIP

Batter	1	2	3	4	5	6	7	8	9	AB	R	H	RBI	BB	SO	LOB
Danny O'Connell, R (1, 4) OBP: 0.327, SLG: 0.372	BB 1B		K	P3				K		4	0	1	0	0	2	2
Don Mueller, L (1, 9) OBP: 0.285, SLG: 0.323	F9		1-3 1-2	F5				FC4-6 2-H 1B		4	0	1	1	0	0	2
Willie Mays, R (1, 8) OBP: 0.414, SLG: 0.635	1-2 BB		F4			K		1-2 FC4-6 1B		3	0	1	0	1	1	1
Ray Jablonski, R (1, 5) OBP: 0.339, SLG: 0.442	F8			HR		6-3		1-2f 2-3 FC4-6 BB		4	1	1	1	0	0	4
Hank Sauer, R (1, 7) OBP: 0.343, SLG: 0.511	K			1B		F7		1-2 BB		3	0	1	0	1	1	2
Whitey Lockman, L (1, 3) OBP: 0.315, SLG: 0.339		1-3		F6			G6-4-3 1B	G3		4	0	1	0	0	0	4
Daryl Spencer, R (1, 6) OBP: 0.321, SLG: 0.392		4-3		F9			G6-4-3 1-2f		F5	4	0	0	0	0	0	2
Valmy Thomas, R (1, 2) OBP: 0.295, SLG: 0.404		P3		F6			K		F6	4	0	0	0	0	1	1
Ray Crone, R (1, 1) OBP: 0.143, SLG: 0.078			1-3 BB		1-4-3			1B 2B	6-3	0	0	0	0	1	0	0
Al Worthington, R (3, 1) OBP: 0.150, SLG: 0.105										1	0	0	0	0	0	0
Dusty Rhodes, L (8, PH) OBP: 0.280, SLG: 0.309										1	1	1	0	0	0	0
Ramon Monzant, R (8, 1) OBP: 0.222, SLG: 0.250										0	0	0	0	0	0	0
Gail Harris, L (9, PH) OBP: 0.298, SLG: 0.368										1	0	0	0	0	0	0
Inning Stats	R: 0 E: 0 K: 1 S: 6 H: 1 LOB: 2 BB: 1 P: 10	R: 0 E: 0 K: 0 S: 3 H: 0 LOB: 0 BB: 0 P: 3	R: 0 E: 0 K: 1 S: 5 H: 0 LOB: 1 BB: 1 P: 9	R: 1 E: 0 K: 0 S: 5 H: 2 LOB: 1 BB: 0 P: 5	R: 0 E: 0 K: 0 S: 3 H: 0 LOB: 0 BB: 0 P: 3	R: 0 E: 0 K: 1 S: 5 H: 0 LOB: 0 BB: 0 P: 5	R: 0 E: 0 K: 1 S: 5 H: 1 LOB: 0 BB: 0 P: 5	R: 1 E: 0 K: 1 S: 8 H: 3 LOB: 3 BB: 1 P: 12	R: 0 E: 0 K: 0 S: 3 H: 0 LOB: 0 BB: 0 P: 3	1B: 5 2B: 1 3B: 0 HR: 1 SF: 0 SAC: 0 DP: 1 HBP: 0						

PITCHER	IP	WLS	BF	H	R	ER	SO	BB	IBB	HBP	BLK	WP	HR	S	P	ERA	WHIP
Bob Rush, R (1, 1) ERA: 4.29	9.0	W	36	7	2	2	5	3	0	0	0	0	1	43	55	2.00	1.111

PITCHER	IP	WLS	BF	H	R	ER	SO	BB	IBB	HBP	BLK	WP	HR	S	P	ERA	WHIP

New York Giants @ Chicago Cubs

Wrigley Field, Chicago, IL

Sun Sep 15 1957, 3:33 AM CDT

Unknown

TOP

livebaseballscorecards.com

AB	33
R	2
H	7
RBI	2
BB	3
SO	5
LOB	18

New York Giants @ Chicago Cubs

Wrigley Field, Chicago, IL

Sun Sep 15 1957, 3:33 AM CDT

Unknown

livebaseballscorecards.com

BOTTOM

Batter	1	2	3	4	5	6	7	8	9	AB	R	H	RBI	BB	SO	LOB
Bob Speake, L (1, 8) OBP: 0.300, SLG: 0.422	1-3		3-1	CS 1B			HR			4	1	2	1	0	0	0
Bobby Adams, R (1, 5) OBP: 0.312, SLG: 0.341	1-3		1-3	CS 1-2	3-1		5-3			4	0	0	0	0	0	0
14 Ernie Banks, R (1, 6) OBP: 0.354, SLG: 0.576	F8		BB 1B 2B BB		F7		1B 1B			3	1	1	0	1	0	0
Dale Long, L (1, 3) OBP: 0.375, SLG: 0.478		F7	BB 2B 1B 1-2		HR		1-2 1B			4	2	3	1	0	0	0
Walt Moryn, L (1, 9) OBP: 0.347, SLG: 0.446		3-1	2B BB 1-2 2-3		4-3		K			3	0	0	0	1	1	2
Chuck Tanner, L (1, 7) OBP: 0.315, SLG: 0.399		2B 1B	1-3 2-H 3-H 2B			BB PO SH1-4		K		3	1	2	2	1	1	0
Bobby Morgan, R (1, 4) OBP: 0.288, SLG: 0.284		1-H 1B 2B	K			SH1-4 1-2		F6		3	1	1	1	0	1	2
Jim Fanning, R (1, 2) OBP: 0.179, SLG: 0.169		2-H 1B		5-3		F8		F7		4	0	1	1	0	0	1
Bob Rush, R (1, 1) OBP: 0.221, SLG: 0.231		1-3		K		PO 2-3	K			3	0	0	0	0	2	1
Inning Stats	R: 0 H: 0 E: 0 LOB: 0 K: 0 BB: 0 S: 3 P: 3	R: 2 H: 3 E: 0 LOB: 1 K: 0 BB: 0 S: 6 P: 6	R: 2 H: 2 E: 0 LOB: 2 K: 1 BB: 2 S: 7 P: 15	R: 0 H: 1 E: 0 LOB: 0 K: 1 BB: 0 S: 5 P: 5	R: 1 H: 1 E: 0 LOB: 0 K: 0 BB: 0 S: 4 P: 4	R: 0 H: 0 E: 0 LOB: 0 K: 0 BB: 1 S: 2 P: 6	R: 1 H: 3 E: 0 LOB: 2 K: 2 BB: 0 S: 10 P: 10	R: 0 H: 0 E: 0 LOB: 0 K: 1 BB: 0 S: 5 P: 5		1B: 6 SF: 0 2B: 2 SAC: 1 3B: 0 DP: 0 HR: 2 HBP: 0						

	AB	31
	R	6
	H	10
	RBI	6
	BB	3
	SO	5
	LOB	6

WP: 0 PA: 37
PB: 0
SB: 0
CS: 1

PITCHER		IP	WLS	BF	H	R	ER	SO	BB	IBB	HBP	BLK	WP	HR	S	P	ERA	WHIP
Ray Crone, R ERA: 4.29	(1, 1)	2.2	L	15	5	4	4	0	2	0	0	0	0	0	13	21	13.50	2.625
Al Worthington, R ERA: 4.27	(3, 1)	4.1		17	5	2	2	4	1	0	0	0	0	2	24	28	4.15	1.385
Ramon Monzant, R ERA: 4.46	(8, 1)	1.0		3	0	0	0	1	0	0	0	0	0	0	5	5	0.00	0.000

PITCHER	IP	WLS	BF	H	R	ER	SO	BB	IBB	HBP	BLK	WP	HR	S	P	ERA	WHIP

Batter	1	2	3	4	5	6	7	8	9	AB	R	H	RBI	BB	SO	LOB
Danny O'Connell, R (1, 4) OBP: 0.328, SLG: 0.375 Dusty Rhodes, L (9, PH) OBP: 0.278, SLG: 0.307	F7		2B 2B		S HR 1B		K		6-3	4 1	2 0	2 0	0 0	0 0	1 0	0 0
Willie Mays, R (1, 8) OBP: 0.416, SLG: 0.643	HR		2-H 2B		F9 1-2		CS S 1B			4	1	3	2	0	0	1
Ray Jablonski, R (1, 5) OBP: 0.344, SLG: 0.443	FC3-6 1B		5-3		B B B B HR BB		B B B B 1-2 BB			2	1	1	0	2	0	1
Hank Sauer, R (1, 7) OBP: 0.342, SLG: 0.517	FC3-6 1-2f		5-3		1-H 2-H HR		CS 2-3	F9		4	1	1	3	0	0	2
Daryl Spencer, R (1, 6) OBP: 0.318, SLG: 0.389	F8		1-3		F8			F8		4	0	0	0	0	0	2
Bobby Thomson, R (1, 9) OBP: 0.298, SLG: 0.418		WP 1B		3-1		6-3		F9		4	0	1	0	0	0	0
Gail Harris, L (1, 3) OBP: 0.297, SLG: 0.380		F9 1-2		1-3		G3			HR	4	1	1	1	0	0	1
Ray Katt, R (1, 2) OBP: 0.290, SLG: 0.296 Whitey Lockman, L (9, PH) OBP: 0.314, SLG: 0.339		K		K		K			1-3	3 1	0 0	0 0	0 0	0 0	3 0	1 0
Mike McCormick, L (1, 1) OBP: 0.227, SLG: 0.238 Stu Miller, R (5, 1) OBP: 0.057, SLG: 0.057 Don Mueller, L (9, PH) OBP: 0.284, SLG: 0.322		K			1-3		K		F2	2 1 1	0 0 0	0 0 0	0 0 0	0 0 0	1 1 0	1 0 0
Inning Stats	R: 1 E: 0 K: 0 S: 5 H: 2 LOB: 1 BB: 0 P: 5	R: 0 E: 0 K: 2 S: 8 H: 1 LOB: 1 BB: 0 P: 8	R: 1 E: 0 K: 0 S: 5 H: 2 LOB: 1 BB: 0 P: 5	R: 0 E: 0 K: 1 S: 5 H: 0 LOB: 0 BB: 0 P: 5	R: 3 E: 0 K: 0 S: 5 H: 2 LOB: 0 BB: 1 P: 9	R: 0 E: 0 K: 1 S: 5 H: 0 LOB: 0 BB: 0 P: 5	R: 0 E: 0 K: 2 S: 7 H: 1 LOB: 1 BB: 1 P: 11	R: 0 E: 0 K: 0 S: 3 H: 0 LOB: 0 BB: 0 P: 3	R: 1 E: 0 K: 0 S: 4 H: 1 LOB: 0 BB: 0 P: 4	1B: 4 2B: 2 3B: 0 HR: 3	SF: 0 SAC: 0 DP: 0 HBP: 0			WP: 1 PB: 0 SB: 2 CS: 1	PA: 38	

TOP

New York Giants @ Chicago Cubs

Wrigley Field, Chicago, IL

Sun Sep 15 1957, 3:38 AM CDT

Att. 9,294 - Unknown

livebaseballscorecards.com

AB	35
R	6
H	9
RBI	6
BB	2
SO	6
LOB	9

PITCHER		IP	WLS	BF	H	R	ER	SO	BB	IBB	HBP	BLK	WP	HR	S	P	ERA	WHIP
Ed Mayer, L ERA: 9.0	(1, 1)	5.0		23	7	5	5	3	1	0	0	0	1	2	28	32	9.00	1.600
Don Elston, R ERA: 3.59	(6, 1)	2.0	W	7	1	0	0	3	1	0	0	0	0	0	12	16	0.00	1.000
Turk Lown, R ERA: 3.4	(8, 1)	2.0	S	7	1	1	1	0	0	0	0	0	0	1	7	7	4.50	0.500

PITCHER	IP	WLS	BF	H	R	ER	SO	BB	IBB	HBP	BLK	WP	HR	S	P	ERA	WHIP

Batter	1	2	3	4	5	6	7	8	9	AB	R	H	RBI	BB	SO	LOB
Lee Walls, R (1, 7) OBP: 0.287, SLG: 0.337	S S S 0-3 K ①		S S S 0-3 K ②	S S S 0-3 K ③		x 0-0 F7 ①		x 0-0 6-3 ①		5	0	0	0	0	3	1
Bobby Adams, R (1, 5) OBP: 0.314, SLG: 0.342 Jack Littrell, R (9, 5) OBP: 0.233, SLG: 0.261	x 0-0 F9 ②		x 0-0 14 BB 1B 1B		x 0-0 WP 14 BB 1B 1B	x 0-0 F9 ②		x 0-0 4-3 ②		5 0	2 0	2 0	0 0	0 0	0 0	0 0
14 Ernie Banks, R (1, 6) OBP: 0.354, SLG: 0.573	x 0-0 F9 ③		B B B B 4-0 1B 1B 1-2 BB		B B B B 4-0 1B WP 6-3 1-2 BB	S S S 0-3 K ③		x 0-0 6-3 ③		3	2	0	0	2	1	0
Frank Ernaga, R (1, 9) OBP: 0.514, SLG: 0.808 Walt Moryn, L (5, PH) (6, 9) OBP: 0.349, SLG: 0.447		B B B B 4-0 1B 2B BB	x 0-0 1B 1-2 2-H 1B		B B B B 4-0 6-3 1B 1-2 2-3 BB		x 0-0 E8 1B 1B 1B			1 1	1 1	1 1	1 0	1 1	0 0	0 0
Jim Bolger, R (1, 8) OBP: 0.304, SLG: 0.359	x 0-0 1-2 2B 1B		x 0-0 1-2 2-H 1B		S S S 0-3 K ①		x 0-0 3-4 2-3 1B 1B			4	1	3	1	0	1	3
Dale Long, L (1, 3) OBP: 0.374, SLG: 0.477 Bob Speake, L (3, 3) OBP: 0.300, SLG: 0.421	S S S 0-3 K ①	x 0-0 F4 ③			x 0-0 6-3 1-2 2-3 3-H 1B		x 0-0 3-4 ① 1-2			1 3	0 0	0 1	0 1	0 0	1 0	2 4
Bobby Morgan, R (1, 4) OBP: 0.286, SLG: 0.282 Chuck Tanner, L (5, PH) OBP: 0.314, SLG: 0.398 Jerry Kindall, R (6, 4) OBP: 0.196, SLG: 0.276	S S S 0-3 K ②			x 0-0 F5 ①	x 0-0 6-3 ② 1-2 2-3 3-H		x 0-0 2-3 ②			2 1 1	0 0 0	0 0 0	0 1 0	0 0 0	1 0 0	2 2 2
Jim Fanning, R (1, 2) OBP: 0.211, SLG: 0.194	x 0-0 1-H 2-H 2B ③			x 0-0 F6 ②	4-0 IBB		B B B B 4-0 1B 1B BB			2	0	1	1	2	0	0
Ed Mayer, L (1, 1) OBP: 0.500, SLG: 0.500 Bob Will, L (5, PH) OBP: 0.255, SLG: 0.280 Don Elston, R (6, 1) OBP: 0.132, SLG: 0.108 Eddie Haas, L (7, PH) OBP: 0.200, SLG: 0.200 Turk Lown, R (8, 1) OBP: 0.300, SLG: 0.222			x 0-0 4-3 ①	x 0-0 1B	x 0-0 P3 ③		x 0-0 1-H 2-H 3-H 1B ③			2 1 0 1 0	0 0 0 0 0	1 0 0 2 0	0 0 0 0 0	0 0 0 0 0	0 3 0 0 0	0 0 0 0 0
Inning Stats	R: 0 E: 0 K: 1 S: 5 H: 0 LOB: 0 BB: 0 P: 5	R: 1 E: 0 K: 2 S: 8 H: 2 LOB: 2 BB: 1 P: 12	R: 2 E: 0 K: 1 S: 8 H: 3 LOB: 2 BB: 1 P: 12	R: 0 E: 0 K: 1 S: 6 H: 1 LOB: 1 BB: 0 P: 6	R: 2 E: 0 K: 1 S: 7 H: 2 LOB: 3 BB: 3 P: 19	R: 0 E: 0 K: 1 S: 5 H: 0 LOB: 0 BB: 0 P: 5	R: 2 E: 1 K: 0 S: 5 H: 3 LOB: 2 BB: 1 P: 9	R: 0 E: 0 K: 0 S: 3 H: 0 LOB: 0 BB: 0 P: 3		1B: 10 2B: 1 3B: 0 HR: 0	SF: 0 SAC: 0 DP: 0 HBP: 0			WP: 1 PB: 0 SB: 0 CS: 0	PA: 39	

PITCHER		IP	WLS	BF	H	R	ER	SO	BB	IBB	HBP	BLK	WP	HR	S	P	ERA	WHIP
Mike McCormick, L ERA: 3.75	(1, 1)	4.0		21	7	5	5	5	3	0	0	0	0	0	28	40	11.25	2.500
Stu Miller, R ERA: 3.65	(5, 1)	4.0	L	18	4	2	2	2	2	1	0	0	1	0	19	31	4.50	1.500

PITCHER	IP	WLS	BF	H	R	ER	SO	BB	IBB	HBP	BLK	WP	HR	S	P	ERA	WHIP

BOTTOM

New York Giants @ Chicago Cubs

Wrigley Field, Chicago, IL

Sun Sep 15 1957, 3:38 AM CDT

Att. 9,294 - Unknown

livebaseballscorecards.com

AB	33
R	7
H	11
RBI	7
BB	6
SO	7
LOB	19

Philadelphia Phillies @ Chicago Cubs

Wrigley Field, Chicago, IL

Tue Sep 17 1957, 3:33 AM CDT

Att. 1,727 - Unknown

livebaseballscorecards.com

Batter	1	2	3	4	5	6	7	8	9	AB	R	H	RBI	BB	SO	LOB
Richie Ashburn, L (1, 8) OBP: 0.393, SLG: 0.364	BBBB; 4-0; BB, 1B; BB	x; 0-0; 2-H; 1B		x; 0-0; 1-2; 1B			x; 0-0; ②; P1		x; 0-0; ③; 5-3	4	0	2	1	1	0	2
Rip Repulski, R (1, 9) OBP: 0.293, SLG: 0.442	x; 0-0; 1-2; BB, 1B	x; 0-0; ③; F2		x; 0-0; ③; FC5; 2-3f			x; 0-0; ③; F8			4	0	1	0	0	0	3
Ed Bouchee, L (1, 3) OBP: 0.390, SLG: 0.471	x; 0-0; ①; L7		SSS; 0-3; ①; K		x; 0-0; ①; 4-3			x; 0-0; ①; 4-3		4	0	0	0	0	1	2
Harry Anderson, L (1, 7) OBP: 0.342, SLG: 0.464	x; 0-0; ②; F5		x; 0-0; 3B		SSS; 0-3; ②; K			x; 0-0; ②; 4-3		4	0	1	0	0	1	2
Stan Lopata, R (1, 2) OBP: 0.332, SLG: 0.433	BBBB; 4-0; 1-2, 2-3; FC4-6, BB		SSS; 0-3; ②; K		x; 0-0; ③; F2			x; 0-0; ③; F9		3	0	0	0	1	1	1
Granny Hamner, R (1, 4) OBP: 0.269, SLG: 0.334 Solly Hemus, L (6, 4) OBP: 0.303, SLG: 0.233	x; 0-0; ③; FC4-6; 1-2f		x; 0-0; ③; L9			SSS; 0-3; ①; K			x; 0-0; ①; F8	3 1	0 0	0 0	0 0	0 0	1 0	4 0
Ted Kazanski, R (1, 5) OBP: 0.333, SLG: 0.379		x; 0-0; ①; 5-3		x; 0-0; ①; 5-3		x; 0-0; ②; F7			x; 0-0; 1B	4	0	1	0	0	0	0
Chico Fernandez, R (1, 6) OBP: 0.305, SLG: 0.335		x; 0-0; SH1-6-4, 1B		BBBB; 4-0; FC5, 1B, BB		x; 0-0; ③; F8			x; 0-0; 1-2; 1B	3	1	2	0	1	0	0
Jack Sanford, R (1, 1) OBP: 0.179, SLG: 0.226 Warren Hacker, R (6, 1) OBP: 0.290, SLG: 0.276 Willie Jones, R (7, PH) OBP: 0.312, SLG: 0.325 Seth Morehead, L (7, 1) Ron Northey, L (9, PH) OBP: 0.409, SLG: 0.320		x; 0-0; ②; SH1-6-4; 1-2		SSS; 0-3; ②; K			SSS; 0-3; ①; K		x; 0-0; ②; L7	1 0 1 0 1	0 0 0 0 0	0 0 0 0 0	0 0 0 0 0	0 0 0 0 0	1 0 1 0 0	1 0 0 0 2
Inning Stats	R: 0 E: 0 K: 0 S: 4 H: 1 LOB: 3 BB: 2 P: 12	R: 1 E: 0 K: 0 S: 5 H: 2 LOB: 1 BB: 0 P: 5	R: 0 E: 0 K: 2 S: 8 H: 1 LOB: 1 BB: 0 P: 8	R: 0 E: 0 K: 1 S: 6 H: 1 LOB: 2 BB: 1 P: 10	R: 0 E: 0 K: 1 S: 5 H: 0 LOB: 0 BB: 0 P: 5	R: 0 E: 0 K: 1 S: 5 H: 0 LOB: 0 BB: 0 P: 5	R: 0 E: 0 K: 1 S: 5 H: 0 LOB: 0 BB: 0 P: 5	R: 0 E: 0 K: 0 S: 3 H: 0 LOB: 0 BB: 0 P: 3	R: 0 E: 0 K: 0 S: 5 H: 2 LOB: 2 BB: 0 P: 5	1B: 6 2B: 0 3B: 1 HR: 0	SF: 0 SAC: 1 DP: 0 HBP: 0			WP: 0 PB: 0 SB: 0 CS: 0		PA: 37	

	AB	33
	R	1
	H	7
	RBI	1
	BB	3
	SO	6
	LOB	17

PITCHER	IP	WLS	BF	H	R	ER	SO	BB	IBB	HBP	BLK	WP	HR	S	P	ERA	WHIP
Moe Drabowsky, R (1, 1) ERA: 3.41	9.0	W	37	7	1	1	6	3	0	0	0	0	0	46	58	1.00	1.111

PITCHER	IP	WLS	BF	H	R	ER	SO	BB	IBB	HBP	BLK	WP	HR	S	P	ERA	WHIP

Batter	1	2	3	4	5	6	7	8	9	AB	R	H	RBI	BB	SO	LOB
Casey Wise, S (1, 4) OBP: 0.268, SLG: 0.238	1-3		F8		BB	F2		F9		4	0	0	0	1	0	3
Bob Speake, L (1, 3) OBP: 0.300, SLG: 0.419	1B		L9		P4	1-3				4	0	1	0	0	0	1
14 Ernie Banks, R (1, 6) OBP: 0.357, SLG: 0.579	BB		HR		1B	L7				3	1	2	1	1	0	0
Walt Moryn, L (1, 9) OBP: 0.347, SLG: 0.443	L5-4		L3		G3	K				4	0	0	0	0	1	4
Chuck Tanner, L (1, 7) OBP: 0.316, SLG: 0.397		BB	3-1		FC6-4 1B			F8		3	1	1	0	1	0	0
Jim Bolger, R (1, 8) OBP: 0.303, SLG: 0.362		K	6-3		FC6-4 1B			E8 1B		4	2	1	0	0	1	2
Bobby Morgan, R (1, 5) OBP: 0.288, SLG: 0.292		HR	6-3		L8			HBP 1B		4	1	2	3	0	0	1
Jim Fanning, R (1, 2) OBP: 0.227, SLG: 0.200		K			P3	2B 1B		HBP		3	1	1	1	0	1	0
Moe Drabowsky, R (1, 1) OBP: 0.234, SLG: 0.250		P5			HR	2B		K		4	1	2	2	0	1	2
Inning Stats	R: 0 E: 0 K: 0 S: 3 H: 1 LOB: 1 BB: 1 P: 7	R: 2 E: 0 K: 2 S: 8 H: 1 LOB: 0 BB: 1 P: 12	R: 1 E: 0 K: 0 S: 4 H: 1 LOB: 0 BB: 0 P: 4	R: 0 E: 0 K: 0 S: 3 H: 0 LOB: 0 BB: 0 P: 3	R: 1 E: 0 K: 0 S: 5 H: 2 LOB: 2 BB: 1 P: 9	R: 2 E: 1 K: 0 S: 6 H: 3 LOB: 1 BB: 0 P: 6	R: 0 E: 0 K: 1 S: 5 H: 0 LOB: 0 BB: 0 P: 5	R: 1 E: 1 K: 1 S: 7 H: 2 LOB: 2 BB: 0 P: 8		1B: 5 2B: 3 3B: 0 HR: 3 SF: 0 SAC: 0 DP: 1 HBP: 1						

PITCHER		IP	WLS	BF	H	R	ER	SO	BB	IBB	HBP	BLK	WP	HR	S	P	ERA	WHIP
Jack Sanford, R ERA: 3.15	(1, 1)	5.2	L	27	8	6	6	2	3	0	0	0	0	3	28	40	9.53	1.941
Warren Hacker, R ERA: 4.89	(6, 1)	0.1		1	0	0	0	0	0	0	0	0	0	0	1	1	0.00	0.000
Seth Morehead, L ERA: 4.35	(7, 1)	2.0		9	2	1	1	2	0	0	1	0	0	0	12	13	4.50	1.000

PITCHER	IP	WLS	BF	H	R	ER	SO	BB	IBB	HBP	BLK	WP	HR	S	P	ERA	WHIP

BOTTOM

Philadelphia Phillies @ Chicago Cubs

Wrigley Field, Chicago, IL

Tue Sep 17 1957, 3:33 AM CDT

Att. 1,727 - Unknown

livebaseballscorecards.com

AB	33
R	7
H	10
RBI	7
BB	3
SO	4
LOB	13

Philadelphia Phillies @ Chicago Cubs

Wrigley Field, Chicago, IL

Wed Sep 18 1957, 3:33 AM CDT

Att. 2,094 - Unknown

livebaseballscorecards.com

TOP

Batter	1	2	3	4	5	6	7	8	9	AB	R	H	RBI	BB	SO	LOB
Richie Ashburn, L (1, 8) OBP: 0.394, SLG: 0.365	6-3			BB		G6-4-3 1B		5-3	G5-3 1B 1-2 2-H	4	0	2	1	1	0	0
Chico Fernandez, R (1, 6) OBP: 0.306, SLG: 0.335	L9			1-2 1B		G6-4-3 1-2f		1B HR BB	G5-3 1-2f	4	1	1	0	1	0	3
Ed Bouchee, L (1, 3) OBP: 0.390, SLG: 0.470	2-3			F7		BB		1-3 HR 1B		3	1	1	0	1	0	2
Harry Anderson, L (1, 7) OBP: 0.341, SLG: 0.469		F9		F7		F7		1-H 3-H HR		4	1	1	3	0	0	3
Rip Repulski, R (1, 9) OBP: 0.291, SLG: 0.438		P4		F5			K	F8		4	0	0	0	0	1	2
Willie Jones, R (1, 5) OBP: 0.311, SLG: 0.327		1-3			P6		1B 2B	K		4	0	1	0	0	1	0
Ted Kazanski, R (1, 4) OBP: 0.331, SLG: 0.376			F8		P4		2-3 1B		P3	4	0	1	0	0	0	0
Joe Lonnett, R (1, 2) OBP: 0.270, SLG: 0.313 Bob Bowman, R (9, PH) OBP: 0.342, SLG: 0.388			K		1B		K		BB 1B BB	3 0	0 1	1 0	0 0	0 1	2 0	2 0
Robin Roberts, S (1, 1) OBP: 0.195, SLG: 0.208 Ron Northey, L (7, PH) OBP: 0.403, SLG: 0.314 Tom Qualters, R (7, 1) Turk Farrell, R (8, 1) OBP: 0.111, SLG: 0.444 Solly Hemus, L (9, PH) OBP: 0.309, SLG: 0.233			F7		G3		K		1B 1-2 BB	2 1 0 0 0	0 0 0 0 0	0 0 0 0 0	0 0 0 0 0	0 0 0 0 0	0 1 0 0 0	1 2 0 0 0
Inning Stats	R: 0 E: 0 K: 0 S: 3 H: 0 LOB: 0 BB: 0 P: 3	R: 0 E: 0 K: 0 S: 3 H: 0 LOB: 0 BB: 0 P: 3	R: 0 E: 0 K: 1 S: 5 H: 0 LOB: 0 BB: 0 P: 5	R: 0 E: 0 K: 0 S: 4 H: 1 LOB: 2 BB: 1 P: 8	R: 0 E: 0 K: 0 S: 4 H: 1 LOB: 1 BB: 0 P: 4	R: 0 E: 0 K: 0 S: 3 H: 1 LOB: 1 BB: 1 P: 7	R: 0 E: 0 K: 3 S: 11 H: 2 LOB: 2 BB: 0 P: 11	R: 3 E: 0 K: 1 S: 7 H: 2 LOB: 0 BB: 1 P: 11	R: 1 E: 0 K: 0 S: 3 H: 1 LOB: 1 BB: 2 P: 11	1B: 6 2B: 1 3B: 0 HR: 1 SF: 0 SAC: 0 DP: 2 HBP: 0						

	AB	33
	R	4
	H	8
	RBI	4
	BB	5
	SO	5
	LOB	15

WP: 0 PB: 0 SB: 0 CS: 0 PA: 38

PITCHER		IP	WLS	BF	H	R	ER	SO	BB	IBB	HBP	BLK	WP	HR	S	P	ERA	WHIP
Dick Drott, R ERA: 3.43	(1, 1)	8.1	W	37	8	4	4	5	5	0	0	0	0	1	42	62	4.32	1.560
Don Elston, R ERA: 3.57	(9, 1)	0.2	S	1	0	0	0	0	0	0	0	0	0	0	1	1	0.00	0.000

PITCHER		IP	WLS	BF	H	R	ER	SO	BB	IBB	HBP	BLK	WP	HR	S	P	ERA	WHIP

Philadelphia Phillies @ Chicago Cubs

Wrigley Field, Chicago, IL

Wed Sep 18 1957, 3:33 AM CDT

Att. 2,094 - Unknown

BOTTOM

Batter	1	2	3	4	5	6	7	8	9	AB	R	H	RBI	BB	SO	LOB
Casey Wise, S (1, 4) OBP: 0.261, SLG: 0.231	6-3		F7		SH1-3 (1-2)		4-3			3	0	0	0	0	0	0
Bob Speake, L (1, 3) OBP: 0.300, SLG: 0.418	F8			14 HR 1B	L9		1-3			4	1	1	0	0	0	1
14 Ernie Banks, R (1, 6) OBP: 0.359, SLG: 0.589	L8			1-H HR	2-H 2B			2B 2B		4	2	3	3	0	0	0
Walt Moryn, L (1, 9) OBP: 0.349, SLG: 0.452		F9		HR	IBB			G6-4-3 1B 2-H 2B		3	2	2	2	1	0	0
Chuck Tanner, L (1, 7) OBP: 0.320, SLG: 0.402		1B		2B	P6			G6-4-3 IBB		3	0	2	0	1	0	2
Jim Bolger, R (1, 8) OBP: 0.299, SLG: 0.356		L8		P3		3-1		G6-4-3 1-2f 2-3		4	0	0	0	0	0	4
Bobby Morgan, R (1, 5) OBP: 0.288, SLG: 0.291		K		5-3		L8		1B 3-H		4	0	1	1	0	1	2
Jim Fanning, R (1, 2) OBP: 0.215, SLG: 0.189			6-3	1-3		6-3		4-3		4	0	0	0	0	0	2
Dick Drott, R (1, 1) OBP: 0.130, SLG: 0.107 Don Elston, R (9, 1) OBP: 0.132, SLG: 0.108			F7		SH1-3 14 2B 1B		K			3 0	1 0	1 0	0 0	0 0	1 0	0 0
Inning Stats	R: 0 H: 0 E: 0 LOB: 0 K: 0 BB: 0 S: 3 P: 3	R: 0 H: 1 E: 0 LOB: 1 K: 1 BB: 0 S: 6 P: 6	R: 0 H: 0 E: 0 LOB: 0 K: 0 BB: 0 S: 3 P: 3	R: 3 H: 4 E: 0 LOB: 1 K: 0 BB: 0 S: 7 P: 7	R: 1 H: 2 E: 0 LOB: 2 K: 0 BB: 1 S: 5 P: 9	R: 0 H: 0 E: 0 LOB: 0 K: 0 BB: 0 S: 3 P: 3	R: 0 H: 0 E: 0 LOB: 0 K: 1 BB: 0 S: 5 P: 5	R: 2 H: 3 E: 0 LOB: 1 K: 0 BB: 1 S: 5 P: 9		1B: 4 SF: 0 2B: 4 SAC: 1 3B: 0 DP: 1 HR: 2 HBP: 0						

livebaseballscorecards.com

	AB	32
	R	6
	H	10
	RBI	6
	BB	2
	SO	2
	LOB	11

WP: 0 PB: 0 SB: 0 CS: 0 PA: 35

PITCHER		IP	WLS	BF	H	R	ER	SO	BB	IBB	HBP	BLK	WP	HR	S	P	ERA	WHIP
Robin Roberts, R ERA: 3.95	(1, 1)	6.0	L	26	7	4	4	1	0	1	0	0	0	2	27	31	6.00	1.167
Tom Qualters, R ERA: 9.53	(7, 1)	1.0		5	2	2	2	1	0	0	0	0	0	0	7	7	18.00	2.000
Turk Farrell, R ERA: 2.43	(8, 1)	1.0		4	1	0	0	0	0	1	0	0	0	0	3	7	0.00	1.000

PITCHER	IP	WLS	BF	H	R	ER	SO	BB	IBB	HBP	BLK	WP	HR	S	P	ERA	WHIP

Batter	1	2	3	4	5	6	7	8	9	AB	R	H	RBI	BB	SO	LOB
Red Schoendienst, S (1, 4) OBP: 0.347, SLG: 0.455	P6		BB, BB, 1-2, 1B		F8		FC6, 1B, 1-2, 3-H, 1B		F7							
Johnny Logan, R (1, 6) OBP: 0.329, SLG: 0.414	K		BB, 1-2, 2-3, BB		1B		1B, E, 1-3, 2-H, 1B		F8							
Eddie Mathews, L (1, 5) OBP: 0.392, SLG: 0.549	P4		BB, 1-2, 2-3, 3-H, BB		P4		E, HBP, 1-3, 3-H, 1B		2B, 1B, 1B							
Hank Aaron, R (1, 8) OBP: 0.374, SLG: 0.594		6-3	F8			F9	E8, HBP, 1-3, 3-H, 1B		1B, SF8, 1-3, 2B							
Wes Covington, L (1, 7) OBP: 0.335, SLG: 0.548		F7		HR		6-3	HBP, IBB		P6							
Joe Adcock, R (1, 3) OBP: 0.344, SLG: 0.526		K		G5-4-3, 1B		K	1-2, 2-3, 3-H, HBP		WP, 1B, 2-3, 3-H, 1B							
Frank Torre, L (6, 3) OBP: 0.338, SLG: 0.396																
Bob Hazle, L (1, 9) OBP: 0.477, SLG: 0.661			BB, 1B, BB, 1B	F7			1B, FC6, 2B		SF8, 3-H							
Andy Pafko, R (7, 9) OBP: 0.315, SLG: 0.423							P4									
Del Crandall, R (1, 2) OBP: 0.307, SLG: 0.404			K	G5-4-3, 1-2f			S, E, 1B, 2-3, 1B		WP, 1-2, 1B							
Warren Spahn, L (1, 1) OBP: 0.179, SLG: 0.256			P4		F9		F8		5-3, 1-2, 2-3							
Don McMahon, R (7, 1) OBP: 0.333, SLG: 0.375							K		K							

TOP

Milwaukee Braves @ Chicago Cubs

Wrigley Field, Chicago, IL

Fri Sep 20 1957, 3:33 AM CDT

Att. 4,032 - Unknown

livebaseballscorecards.com

AB	40
R	9
H	14
RBI	9
BB	3
SO	6
LOB	21

Inning Stats	1	2	3	4	5	6	7	8	9
	R: 0 E: 0 K: 1 S: 5	H: 0 LOB: 0 BB: 0 P: 5	R: 0 E: 0 K: 1 S: 5	H: 0 LOB: 0 BB: 0 P: 5	R: 1 E: 0 K: 1 S: 7	H: 2 LOB: 3 BB: 2 P: 15	R: 1 E: 0 K: 0 S: 4	H: 2 LOB: 0 BB: 0 P: 4	R: 0 E: 0 K: 0 S: 4	H: 1 LOB: 1 BB: 0 P: 4
	R: 0 E: 0 K: 1 S: 5	H: 0 LOB: 0 BB: 0 P: 5	R: 5 E: 2 K: 1 S: 11	H: 5 LOB: 3 BB: 1 P: 16	R: 0 E: 0 K: 1 S: 5	H: 0 LOB: 0 BB: 0 P: 5	R: 2 E: 0 K: 0 S: 7	H: 4 LOB: 2 BB: 0 P: 7	1B: 11 2B: 2 3B: 0 HR: 1	SF: 1 SAC: 0 DP: 1 HBP: 1

WP: 1 PA: 45
PB: 0
SB: 1
CS: 0

PITCHER		IP	WLS	BF	H	R	ER	SO	BB	IBB	HBP	BLK	WP	HR	S	P	ERA	WHIP
Bob Rush, R ERA: 4.38	(1, 1)	6.1	L	29	8	6	5	5	2	0	0	0	0	1	37	45	7.11	1.579
Dick Littlefield, L ERA: 5.37	(7, 1)	0.0		1	1	0	0	0	0	0	0	0	0	0	1	1	∞	∞
Turk Lown, R ERA: 3.4	(7, 1)	0.0		2	1	0	0	0	0	1	0	0	0	0	1	5	∞	∞
Ed Mayer, L ERA: 7.94	(7, 1)	0.2		3	0	1	1	0	0	0	1	0	0	0	2	3	13.50	0.000
Glen Hobbie, R ERA: 9.0	(8, 1)	2.0		10	4	2	2	1	0	0	0	0	1	0	12	12	9.00	2.000

PITCHER	IP	WLS	BF	H	R	ER	SO	BB	IBB	HBP	BLK	WP	HR	S	P	ERA	WHIP

Batter	1	2	3	4	5	6	7	8	9	AB	R	H	RBI	BB	SO	LOB
Johnny Goryl, R (1, 5) OBP: 0.400, SLG: 0.250	S S S 0-3 K ①			x 0-0 6-3 ①		B B B B 4-0 14 FC5-4 BB 2B BB	S S S 0-3 K ②		x 0-0 E8 1-H 1B	4	1	1	0	1	2	2
Bob Speake, L (1, 8) OBP: 0.300, SLG: 0.416 Chuck Tanner, L (7, PH) OBP: 0.319, SLG: 0.401 Glen Hobbie, R (8, 1) Lee Walls, R (9, PH) OBP: 0.286, SLG: 0.336	x 0-0 4-3 ②			x 0-0 L4 ②		B B B B 4-0 1-2 14 FC5-4 BB	S S S 0-3 K ③		x 0-0 F9 ②	2 1 0 1	0 0 0 0	0 0 0 0	0 0 0 0	1 0 0 0	0 1 0 0	0 2 0 1
14 Ernie Banks, R (1, 6) OBP: 0.358, SLG: 0.585	S S S 0-3 K ③			x 0-0 E9 1B		x 0-0 FC5-4 2B 1-2f 2-3 ①		B B B B 4-0 FC4-6 1B BB	S S S 0-3 K ③	4	1	0	0	1	2	3
Dale Long, L (1, 3) OBP: 0.376, SLG: 0.476		x 0-0 F8 ①		B B B B 4-0 1B BB		S S S 0-3 K ②		x 0-0 FC4-6 1-2 1B		3	0	1	0	1	1	2
Frank Ernaga, R (1, 7) OBP: 0.513, SLG: 0.800		S S S 0-3 K ②		x 0-0 1-2 2-H 1B		x 0-0 1-3 3-H 2B		S S S 0-3 K ①		4	0	2	2	0	2	2
Walt Moryn, L (1, 9) OBP: 0.347, SLG: 0.449		x 0-0 F5 ③		x 0-0 F8 ③		x 0-0 G3 ③		x 0-0 FC4-6 1-2f 2-3 ②		4	0	0	0	0	0	6
Bobby Morgan, R (1, 4) OBP: 0.287, SLG: 0.290 Casey Wise, S (7, 4) OBP: 0.259, SLG: 0.229 Eddie Haas, L (8, PH) OBP: 0.188, SLG: 0.188 Jerry Kindall, R (9, 4) OBP: 0.196, SLG: 0.276			x 0-0 6-3 ①		x 0-0 6-3 ①		x 0-0 F8 ①	S S S 0-3 K ③		2 1 1 0	0 0 0 0	0 0 0 0	0 0 0 0	0 0 0 0	0 0 1 0	0 0 2 0
Jim Fanning, R (1, 2) OBP: 0.220, SLG: 0.195 Jim Bolger, R (9, PH) OBP: 0.301, SLG: 0.358			x 0-0 5-3 ②		x 0-0 6-3 ②		x 0-0 BB 1B		x 0-0 E 1B 1B	3 1	0 1	1 1	0 0	0 0	0 0	0 0
Bob Rush, R (1, 1) OBP: 0.214, SLG: 0.224 Dick Littlefield, L (7, 1) OBP: 0.250, SLG: 0.182 Turk Lown, R (7, 1) OBP: 0.300, SLG: 0.222 Ed Mayer, L (7, 1) OBP: 0.500, SLG: 0.500 Bobby Adams, R (7, PH) OBP: 0.317, SLG: 0.342 Bob Will, L (7, PR) OBP: 0.252, SLG: 0.277 (8, 8)			x 0-0 6-3 ③		x 0-0 1-3 ③		B B B B 4-0 1-2 BB		S S S 0-3 K ①	2 0 0 0 0 1	0 0 0 0 0 0	0 0 0 0 0 0	0 0 0 0 1 0	0 0 0 0 0 1	0 0 0 0 0 1	0 0 0 0 0 1
Inning Stats	R: 0 H: 0 E: 0 LOB: 0 K: 2 BB: 0 S: 7 P: 7	R: 0 H: 0 E: 0 LOB: 0 K: 1 BB: 0 S: 5 P: 5	R: 0 H: 0 E: 0 LOB: 0 K: 0 BB: 0 S: 3 P: 3	R: 1 H: 1 E: 1 LOB: 2 K: 0 BB: 1 S: 5 P: 9	R: 0 H: 0 E: 0 LOB: 0 K: 0 BB: 0 S: 3 P: 3	R: 1 H: 1 E: 0 LOB: 2 K: 1 BB: 2 S: 6 P: 14	R: 0 H: 1 E: 0 LOB: 2 K: 2 BB: 1 S: 8 P: 12	R: 0 H: 1 E: 0 LOB: 2 K: 2 BB: 1 S: 8 P: 12	R: 1 H: 2 E: 1 LOB: 1 K: 2 BB: 0 S: 9 P: 9	1B: 5 2B: 1 3B: 0 HR: 0	SF: 0 SAC: 0 DP: 0 HBP: 0			WP: 0 PB: 0 SB: 0 CS: 0	PA: 39		

PITCHER	IP	WLS	BF	H	R	ER	SO	BB	IBB	HBP	BLK	WP	HR	S	P	ERA	WHIP
Warren Spahn, L (1, 1) ERA: 2.71	6.1	W	27	3	2	1	4	4	0	0	0	0	0	31	47	1.42	1.105
Don McMahon, R (7, 1) ERA: 1.65	2.2	S	12	3	1	0	6	1	0	0	0	0	0	23	27	0.00	1.500

PITCHER	IP	WLS	BF	H	R	ER	SO	BB	IBB	HBP	BLK	WP	HR	S	P	ERA	WHIP

BOTTOM

Milwaukee Braves @ Chicago Cubs

Wrigley Field, Chicago, IL

Fri Sep 20 1957, 3:33 AM CDT

Att. 4,032 - Unknown

livebaseballscorecards.com

AB	34
R	3
H	6
RBI	2
BB	5
SO	10
LOB	21

Batter	1	2	3	4	5	6	7	8	9	AB	R	H	RBI	BB	SO	LOB
Red Schoendienst, S (1, 4) OBP: 0.347, SLG: 0.458	4-3 3B		F7 ②		F7 ③			BB 1B 1B		4	2	2	0	0	0	0
Johnny Logan, R (1, 6) OBP: 0.328, SLG: 0.412	K ①		F7 ③			L3 1B		F8 ②		4	0	1	0	0	1	2
Eddie Mathews, L (1, 5) OBP: 0.391, SLG: 0.546	4-3 ② 3-H			F7 ①		L3 ①② 1-2		BBBB 1B 1-2 BB		3	0	0	1	1	0	1
Hank Aaron, R (1, 8) OBP: 0.375, SLG: 0.593	P6 ③			L6 ②		1B 1B		1-2 2-H 1B		4	0	2	1	0	0	0
Wes Covington, L (1, 7) OBP: 0.337, SLG: 0.545		4-3 ①		BBBB HR BB		PO 1-2 1B		4-3 ③		3	1	1	0	1	0	2
Joe Adcock, R (1, 3) OBP: 0.349, SLG: 0.560		HR		1-H HR		PO ③ 1-2	SSS K ①		4-3 ①	3	2	2	3	0	1	0
Frank Torre, L (7, 3) OBP: 0.337, SLG: 0.395										1	0	0	0	0	0	0
Bob Hazle, L (1, 9) OBP: 0.467, SLG: 0.644		F7 ②		P4 ③			F9 ②		F7 ②	3	0	0	0	0	0	0
Andy Pafko, R (7, 9) OBP: 0.314, SLG: 0.421										1	0	0	0	0	0	0
Del Rice, R (1, 2) OBP: 0.301, SLG: 0.443		1-3 ③			SSS K ①		SSS K ③		HR	4	1	1	1	0	2	0
Bob Buhl, R (1, 1) OBP: 0.160, SLG: 0.087			4-3 ①		SSS K ②			SSS K ①	SSS K2-3 ③	4	0	0	0	0	3	0
Inning Stats	R: 1 E: 0 K: 1 S: 6 H: 1 LOB: 0 BB: 0 P: 6	R: 1 E: 0 K: 0 S: 4 H: 1 LOB: 0 BB: 0 P: 4	R: 0 E: 0 K: 0 S: 3 H: 0 LOB: 0 BB: 0 P: 3	R: 2 E: 0 K: 0 S: 4 H: 1 LOB: 0 BB: 1 P: 8	R: 0 E: 0 K: 2 S: 7 H: 0 LOB: 0 BB: 0 P: 7	R: 0 E: 0 K: 0 S: 4 H: 3 LOB: 1 BB: 0 P: 4	R: 0 E: 0 K: 2 S: 7 H: 0 LOB: 0 BB: 0 P: 7	R: 1 E: 0 K: 1 S: 7 H: 2 LOB: 2 BB: 1 P: 11	R: 1 E: 0 K: 1 S: 6 H: 1 LOB: 0 BB: 0 P: 6	1B: 5 2B: 1 3B: 1 HR: 3	SF: 0 SAC: 0 DP: 1 HBP: 0						

TOP

Milwaukee Braves @ Chicago Cubs

Wrigley Field, Chicago, IL

Sat Sep 21 1957, 3:33 AM CDT

Att. 15,025 - Unknown

livebaseballscorecards.com

AB	34
R	6
H	9
RBI	6
BB	2
SO	7
LOB	5

PITCHER		IP	WLS	BF	H	R	ER	SO	BB	IBB	HBP	BLK	WP	HR	S	P	ERA	WHIP
Moe Drabowsky, R ERA: 3.48	(1, 1)	6.0	L	23	6	4	4	3	1	0	0	0	0	2	28	32	6.00	1.167
Don Elston, R ERA: 3.62	(7, 1)	3.0		13	3	2	2	4	1	0	0	0	0	1	20	24	6.00	1.333

PITCHER	IP	WLS	BF	H	R	ER	SO	BB	IBB	HBP	BLK	WP	HR	S	P	ERA	WHIP

Batter	1	2	3	4	5	6	7	8	9	AB	R	H	RBI	BB	SO	LOB
Johnny Goryl, R (1, 5) OBP: 0.333, SLG: 0.375	FC3-6 2B		4-3	6-3 1-2 2-3			1-3			4	0	1	0	0	0	2
Chuck Tanner, L (1, 7) OBP: 0.319, SLG: 0.398	F7		4-3		F8		BBBB 4-0 14 G6-4-3 BB			3	0	0	0	1	0	1
14 Ernie Banks, R (1, 6) OBP: 0.359, SLG: 0.583	BBBB 4-0 FC3-6 BB		BBBB 4-0 HR BB		6-3		G6-4-3 1-2f			2	1	0	0	2	0	1
Dale Long, L (1, 3) OBP: 0.377, SLG: 0.486	FC3-6 1-2f 2-3		1-H HR		2B			F8		4	1	2	2	0	0	2
Walt Moryn, L (1, 9) OBP: 0.346, SLG: 0.447	L6		5-3		L8			G5-4-3 1B		4	0	1	0	0	0	3
Jim Bolger, R (1, 8) OBP: 0.300, SLG: 0.354		BBBB 4-0 G6-3 BB		P4		5-3		G5-4-3 1-2f		3	0	0	0	1	0	1
Bobby Morgan, R (1, 4) OBP: 0.287, SLG: 0.293 Bob Will, L (9, PH) OBP: 0.250, SLG: 0.275		G6-3 1-2f	SSS 0-3 K			2B			4-3	3 1	0 0	1 0	0 0	1 0	1 0	1 0
Jim Fanning, R (1, 2) OBP: 0.235, SLG: 0.213 Eddie Haas, L (9, PH) OBP: 0.176, SLG: 0.176				WP 1B 1B		6-3			F9	3 1	0 0	2 0	0 0	0 0	0 0	1 0
Moe Drabowsky, R (1, 1) OBP: 0.241, SLG: 0.257 Bob Speake, L (6, PH) OBP: 0.299, SLG: 0.415 Don Elston, R (7, 1) OBP: 0.132, SLG: 0.108 Frank Ernaga, R (9, PH) OBP: 0.500, SLG: 0.774		SSS 0-3 K		1-2 WP 1B		G3			G1	2 1 0 1	0 0 0 0	1 0 0 0	0 0 0 0	1 0 0 0	1 1 0 0	1 1 0 0
Inning Stats	R: 0 E: 0 K: 0 S: 4 H: 1 LOB: 2 BB: 1 P: 8	R: 0 E: 0 K: 1 S: 5 H: 1 LOB: 1 BB: 1 P: 9	R: 2 E: 0 K: 0 S: 4 H: 1 LOB: 0 BB: 1 P: 8	R: 0 E: 0 K: 1 S: 7 H: 2 LOB: 2 BB: 0 P: 7	R: 0 E: 0 K: 0 S: 4 H: 1 LOB: 1 BB: 0 P: 4	R: 0 E: 0 K: 0 S: 4 H: 1 LOB: 1 BB: 0 P: 4	R: 0 E: 0 K: 0 S: 2 H: 0 LOB: 0 BB: 1 P: 6	R: 0 E: 0 K: 0 S: 3 H: 1 LOB: 0 BB: 0 P: 3	R: 0 E: 0 K: 0 S: 3 H: 0 LOB: 0 BB: 0 P: 3	1B: 4 2B: 3 3B: 0 HR: 1	SF: 0 SAC: 0 DP: 3 HBP: 0					WP: 1 PB: 0 SB: 0 CS: 0	PA: 36

PITCHER	IP	WLS	BF	H	R	ER	SO	BB	IBB	HBP	BLK	WP	HR	S	P	ERA	WHIP
Bob Buhl, R (1, 1) ERA: 2.75	9.0	W	36	8	2	2	2	4	0	0	0	1	1	36	52	2.00	1.333

PITCHER	IP	WLS	BF	H	R	ER	SO	BB	IBB	HBP	BLK	WP	HR	S	P	ERA	WHIP

BOTTOM

Milwaukee Braves @ Chicago Cubs

Wrigley Field, Chicago, IL

Sat Sep 21 1957, 3:33 AM CDT

Att. 15,025 - Unknown

livebaseballscorecards.com

AB	32
R	2
H	8
RBI	2
BB	4
SO	2
LOB	14

Batter	1	2	3	4	5	6	7	8	9	10	AB	R	H	RBI	BB	SO	LOB
Red Schoendienst, S (1, 4) OBP: 0.349, SLG: 0.458	CS 1B		P4	4-3		P4		BB 1-2		1B 1-2	5	0	2	0	1	0	3
Johnny Logan, R (1, 6) OBP: 0.326, SLG: 0.411	K 1-2		G5-4-3 1-2f		6-3		1-4-3 2B	L1-5 3-H		F9	6	0	1	0	0	1	7
Eddie Mathews, L (1, 5) OBP: 0.392, SLG: 0.550	5-3			K	BB G6-4-3-2-3		3-1		HR	1B 1-3 2-H	5	1	2	2	1	1	1
Hank Aaron, R (1, 8) OBP: 0.376, SLG: 0.596		BB 4-3		HR	G6-4-3-2-3 1-2f		1-4-3 2-3		BB 8-6-3	F9	4	1	1	1	2	0	4
Wes Covington, L (1, 7) OBP: 0.341, SLG: 0.554		4-3 1-2		BB 1B 1B		HR	BB		8-6-3 1-2f		4	2	2	1	1	0	2
Joe Adcock, R (1, 3) OBP: 0.355, SLG: 0.556		BB		1B 1-2 2B BB		SH1-4 4-3 1B	K		K		3	2	1	0	2	2	2
Bob Hazle, L (1, 9) OBP: 0.479, SLG: 0.675		F9		2B 1-2 2-H 1B		4-3 SH1-4 1-2 1B		1B L1-5 1B		HR	5	2	4	2	0	0	2
Andy Pafko, R (10, 9) OBP: 0.314, SLG: 0.421											0	0	0	0	0	0	0
Del Crandall, R (1, 2) OBP: 0.306, SLG: 0.405		F7		1-H 2-H 2B		SH1-4 1-2 2-3		F8		6-3	4	0	1	2	0	0	3
Bob Trowbridge, R (1, 1) OBP: 0.346, SLG: 0.500 Taylor Phillips, L (1, 1) OBP: 0.385, SLG: 0.700 Harry Hanebrink, L (3, PH) OBP: 0.333, SLG: 0.500 Juan Pizarro, L (0, 1) OBP: 0.263, SLG: 0.381 Carl Sawatski, L (0, PH) OBP: 0.400, SLG: 0.600 Ernie Johnson, R (0, 1) OBP: 0.353, SLG: 0.588 Frank Torre, L (0, PH) OBP: 0.333, SLG: 0.347 John DeMerit, R (0, PR) OBP: 0.333, SLG: 0.372 Don McMahon, R (0, 1) OBP: 0.400, SLG: 0.375 Joey Jay, S (10, 1)		G5-4-3 1B		F7		4-3 2-3 3-H		BB 1-3 1B		1B 1B BB	0 0 0 0 0 0 0 0 0 0 0 0 0 0 1 0 1 0 0 0 0 1 0 0 0 0 0 1 1 0 0 1 0 0 1 0 0 0 0 0 0 0 1 0 1 0 0 0 0 0 0 0 0 0 0 0 0 1 0 0 1 0 0 0 0 0 0 0 0 0						
Inning Stats	R: 0 E: 0 K: 1 S: 5 H: 1 LOB: 0 BB: 0 P: 5	R: 0 E: 0 K: 0 S: 3 H: 0 LOB: 2 BB: 2 P: 11	R: 0 E: 0 K: 0 S: 3 H: 1 LOB: 0 BB: 0 P: 3	R: 4 E: 0 K: 1 S: 9 H: 4 LOB: 1 BB: 1 P: 13	R: 0 E: 0 K: 0 S: 2 H: 0 LOB: 0 BB: 1 P: 6	R: 2 E: 0 K: 0 S: 6 H: 3 LOB: 1 BB: 0 P: 6	R: 0 E: 0 K: 1 S: 6 H: 1 LOB: 2 BB: 1 P: 10	R: 0 E: 0 K: 0 S: 4 H: 2 LOB: 2 BB: 1 P: 8	R: 1 E: 0 K: 1 S: 5 H: 1 LOB: 0 BB: 1 P: 9	R: 2 E: 0 K: 0 S: 6 H: 3 LOB: 2 BB: 1 P: 10	1B: 10 2B: 4 3B: 0 HR: 4 SF: 0 SAC: 1 DP: 4 HBP: 0						

PITCHER		IP	WLS	BF	H	R	ER	SO	BB	IBB	HBP	BLK	WP	HR	S	P	ERA	WHIP
Dick Drott, R ERA: 3.59	(1, 1)	5.0		24	8	6	6	2	4	0	0	0	0	2	24	40	10.80	2.400
Jim Brosnan, R ERA: 3.56	(6, 1)	2.1		13	4	0	0	1	2	0	0	0	0	0	13	21	0.00	2.571
Turk Lown, R ERA: 3.62	(8, 1)	2.0	L	8	2	3	3	1	2	0	0	0	0	2	8	16	13.50	2.000
Don Elston, R ERA: 3.61	(10, 1)	0.1		2	1	0	0	0	0	0	0	0	0	0	2	2	0.00	3.000
Dick Littlefield, L ERA: 5.35	(10, 1)	0.1		2	1	0	0	0	0	0	0	0	0	0	2	2	0.00	3.000

PITCHER	IP	WLS	BF	H	R	ER	SO	BB	IBB	HBP	BLK	WP	HR	S	P	ERA	WHIP

TOP

Milwaukee Braves @ Chicago Cubs

Wrigley Field, Chicago, IL

Sun Sep 22 1957, 3:33 AM CDT

Att. 25,561 - Unknown

livebaseballscorecards.com

AB	40
R	9
H	16
RBI	9
BB	8
SO	4
LOB	26

WP: 0 PB: 0 SB: 0 CS: 1 PA: 49

Batter	1	2	3	4	5	6	7	8	9	10	AB	R	H	RBI	BB	SO	LOB
Johnny Goryl, R (1, 5) OBP: 0.333, SLG: 0.357	0-0 BB 14 1B 1B 1B	0-0 ② 4-3			0-0 1B E 1B	0-0 ① P6		0-0 ② 4-3		0-0 ② FC1-6 FC6 1-2f 2-3	6	2	2	0	0	0	2
Bob Will, L (1, 8) OBP: 0.254, SLG: 0.278	0-0 ① F9	0-0 E6			0-0 E 1-3 2B 1B	0-0 14 FC5-4 1B		S S S 0-3 ③ K		0-0 ③ FC6 1-2f	6	1	2	0	0	1	3
14 Ernie Banks, R (1, 6) OBP: 0.359, SLG: 0.580	0-0 BB 1-2 1B 1B	0-0 ③ F9			4-0 E 2B IBB	0-0 ② FC5-4 FC6 1-2f			S S S 0-3 ① K		4	2	1	0	1	1	2
Dale Long, L (1, 3) OBP: 0.375, SLG: 0.481	B B B B 4-0 1B 1-2 2-3 1B BB		0-0 ① G3		S S S 0-3 ① K	0-0 ③ FC6 1-2f			S S S 0-3 ② K		4	1	0	0	1	2	4
Walt Moryn, L (1, 9) OBP: 0.348, SLG: 0.448	0-0 1B 1-3 2-H 3-H 1B 1B		0-0 ② 5-3		0-0 E6 2B 1-2 2-3 3-H		0-0 1B		B B B B 4-0 BB		4	1	2	3	1	0	2
Chuck Tanner, L (1, 7) OBP: 0.320, SLG: 0.401	0-0 1B 1-2 3-H 1B		0-0 ③ 5-3		0-0 1-3 2-H 3-H 2B		0-0 ① F7		0-0 ③ 4-3		5	0	2	3	0	0	2
Bobby Morgan, R (1, 4) OBP: 0.289, SLG: 0.293 Jim Bolger, R (10, PH) OBP: 0.303, SLG: 0.354	0-0 G6-4-3 1-2 2-H 1B		S S S 0-3 ① K		I I I 4-0 IBB		0-0 ② F8			B B B B 4-0 FC1-6 BB BB	3	0	1	1	1	1	1
											0	0	0	0	1	0	0
Jim Fanning, R (1, 2) OBP: 0.225, SLG: 0.202 Eddie Haas, L (10, PH) OBP: 0.167, SLG: 0.167	0-0 ② ③ G6-4-3 1-2f		S S S 0-0 ② F8		S S S 0-3 ② K		0-0 ③ F7			S S S 0-3 ① K	4	0	0	0	0	1	6
											1	0	0	0	0	1	1
Dick Drott, R (1, 1) OBP: 0.125, SLG: 0.103 Jim Brosnan, R (6, 1) OBP: 0.300, SLG: 0.474 Turk Lown, R (8, 1) OBP: 0.273, SLG: 0.200 Don Elston, R (10, 1) OBP: 0.132, SLG: 0.108 Dick Littlefield, L (10, 1) OBP: 0.250, SLG: 0.182 Bob Speake, L (10, PH) OBP: 0.301, SLG: 0.415		0-0 ① F7		S S S 0-0 ③ F8	S S S 0-3 ③ K			0-0 ① F8		B B B B B 4-0 FC1-6 1-2 BB	3 0 1 0 0 0	0 0 0 0 0 0	0 0 0 0 0 1	0 0 0 0 0 0	1 0 0 0 0 0	0 0 0 0 0 0	3 0 0 0 0 0
Inning Stats	R: 4 H: 5 E: 0 LOB: 1 K: 0 BB: 1 S: 7 P: 11	R: 0 H: 0 E: 1 LOB: 1 K: 0 BB: 0 S: 4 P: 4	R: 0 H: 0 E: 0 LOB: 0 K: 0 BB: 0 S: 3 P: 3	R: 0 H: 0 E: 0 LOB: 0 K: 1 BB: 0 S: 5 P: 5	R: 3 H: 3 E: 1 LOB: 3 K: 3 BB: 2 S: 13 P: 21	R: 0 H: 1 E: 0 LOB: 1 K: 0 BB: 0 S: 4 P: 4	R: 0 H: 1 E: 0 LOB: 1 K: 0 BB: 0 S: 4 P: 4	R: 0 H: 0 E: 0 LOB: 0 K: 1 BB: 0 S: 5 P: 5	R: 0 H: 0 E: 0 LOB: 1 K: 2 BB: 1 S: 7 P: 11	R: 0 H: 0 E: 0 LOB: 2 K: 1 BB: 2 S: 5 P: 13	1B: 9 2B: 1 3B: 0 HR: 0	SF: 0 SAC: 0 DP: 1 HBP: 0					

PITCHER		IP	WLS	BF	H	R	ER	SO	BB	IBB	HBP	BLK	WP	HR	S	P	ERA	WHIP
Bob Trowbridge, R ERA: 3.67	(1, 1)	0.1		5	3	4	4	0	1	0	0	0	0	0	4	8	108.00	12.000
Taylor Phillips, L ERA: 5.2	(1, 1)	1.2		7	2	0	0	0	0	0	0	0	0	0	7	7	0.00	1.200
Juan Pizarro, L ERA: 4.67	(3, 1)	3.0		15	3	3	2	4	0	2	0	0	0	0	21	29	6.00	1.000
Ernie Johnson, R ERA: 3.92	(6, 1)	2.0		8	2	0	0	0	0	0	0	0	0	0	8	8	0.00	1.000
Don McMahon, R ERA: 1.57	(8, 1)	2.1	W	10	0	0	0	4	3	0	0	0	0	0	15	27	0.00	1.286

PITCHER		IP	WLS	BF	H	R	ER	SO	BB	IBB	HBP	BLK	WP	HR	S	P	ERA	WHIP
Joey Jay, R ERA:	(10, 1)	0.2	S	2	0	0	0	0	0	0	0	0	0	0	2	2	0.00	0.000

BOTTOM

Milwaukee Braves @ Chicago Cubs

Wrigley Field, Chicago, IL

Sun Sep 22 1957, 3:33 AM CDT

Att. 25,561 - Unknown

livebaseballscorecards.com

AB	41
R	7
H	10
RBI	7
BB	6
SO	8
LOB	26

WP: 0 PA: 47
PB: 0
SB: 0
CS: 0

Batter	1	2	3	4	5	6	7	8	9	AB	R	H	RBI	BB	SO	LOB
Johnny Goryl, R (1, 5) OBP: 0.263, SLG: 0.278	6-3		6-3		F8			K		4	0	0	0	0	1	0
Chuck Tanner, L (1, 7) OBP: 0.319, SLG: 0.399	G3		6-3		4-3			1B		4	0	1	0	0	0	0
14 Ernie Banks, R (1, 6) OBP: 0.359, SLG: 0.578	F9		6-3			G1-6-3 1B		F6		4	0	1	0	0	0	1
Dale Long, L (1, 3) OBP: 0.374, SLG: 0.486		HR		L8		G1-6-3 1-2f		F7		4	1	1	1	0	0	2
Walt Moryn, L (1, 9) OBP: 0.348, SLG: 0.448		F2		1B 2B		4-3			3-1	4	1	1	0	0	0	0
Bob Speake, L (1, 8) OBP: 0.300, SLG: 0.413		1B S 1B		F8			F8		F9	4	1	1	0	0	0	1
Gordon Massa, L (1, 2) OBP: 0.500, SLG: 0.500		K		2-H 1B			1B		F3	4	0	2	1	0	1	1
Bobby Morgan, R (1, 4) OBP: 0.289, SLG: 0.293		S 1-3 1B		1-3			K			3	0	1	0	0	1	2
Don Kaiser, R (1, 1) OBP: 0.143, SLG: 0.105		G3 1-2 3-H			4-3		4-3			1	0	0	0	0	0	1
Bob Will, L (5, PH) OBP: 0.252, SLG: 0.275										1	0	0	0	0	0	0
John Briggs, R (5, 1)										0	0	0	0	0	0	0
Eddie Haas, L (7, PH) OBP: 0.158, SLG: 0.158										1	0	0	0	0	0	1
Ed Mayer, L (7, 1) OBP: 0.500, SLG: 0.500										0	0	0	0	0	0	0
Inning Stats	R: 0 E: 0 K: 0 S: 3 H: 0 LOB: 0 BB: 0 P: 3	R: 2 E: 0 K: 1 S: 8 H: 3 LOB: 1 BB: 0 P: 8	R: 0 E: 0 K: 0 S: 3 H: 0 LOB: 0 BB: 0 P: 3	R: 1 E: 0 K: 0 S: 5 H: 2 LOB: 1 BB: 0 P: 5	R: 0 E: 0 K: 0 S: 3 H: 0 LOB: 0 BB: 0 P: 3	R: 0 E: 0 K: 0 S: 3 H: 1 LOB: 0 BB: 0 P: 3	R: 0 E: 0 K: 1 S: 6 H: 1 LOB: 1 BB: 0 P: 6	R: 0 E: 0 K: 1 S: 6 H: 1 LOB: 1 BB: 0 P: 6	R: 0 E: 0 K: 0 S: 3 H: 0 LOB: 0 BB: 0 P: 3	1B: 6 2B: 1 3B: 0 HR: 1	SF: 0 SAC: 0 DP: 1 HBP: 0			WP: 0 PB: 0 SB: 2 CS: 0	PA: 34		

PITCHER	IP	WLS	BF	H	R	ER	SO	BB	IBB	HBP	BLK	WP	HR	S	P	ERA	WHIP
Hal Jeffcoat, R (1, 1) ERA: 4.52	9.0	W	34	8	3	3	3	0	0	0	0	0	1	40	40	3.00	0.889

PITCHER	IP	WLS	BF	H	R	ER	SO	BB	IBB	HBP	BLK	WP	HR	S	P	ERA	WHIP

Chicago Cubs @ Cincinnati Redlegs

Crosley Field, Cincinnati, OH

Tue Sep 24 1957, 7:05 PM EDT

Unknown

TOP

livebaseballscorecards.com

AB	34
R	3
H	8
RBI	2
BB	0
SO	3
LOB	9

BOTTOM

Chicago Cubs @ Cincinnati Redlegs

Crosley Field, Cincinnati, OH

Tue Sep 24 1957, 7:05 PM EDT

Unknown

livebaseballscorecards.com

Batter	1	2	3	4	5	6	7	8	9	AB	R	H	RBI	BB	SO	LOB
Johnny Temple, R (1, 4) OBP: 0.386, SLG: 0.341	G3 WP 2B	BBB 1-2 2-3 BB		1-3 1B 1B		FC4 1-2f				3	1	2	0	1	0	1
Bob Thurman, L (1, 7) OBP: 0.302, SLG: 0.525	G3 2-3	3-1		1-2 3-H 1B			FC4-2 3B			3	0	1	1	0	0	4
Pete Whisenant, R (7, PH) (8, 7) (9, 8) OBP: 0.239, SLG: 0.453										1	0	1	0	0	0	0
Frank Robinson, R (1, 8) (9, 3) OBP: 0.381, SLG: 0.532	BBBB G1-6-3 3-H BB		F8	SSS K			4-3			3	0	0	0	1	1	3
Ted Kluszewski, L (1, 3) OBP: 0.303, SLG: 0.468	G1-6-3 1-2f		F9		4-3		FC4-2 FC5-4 3-H			4	0	0	0	0	0	2
Joe Taylor, R (9, 7) OBP: 0.301, SLG: 0.454										0	0	0	0	0	0	0
Wally Post, R (1, 9) OBP: 0.289, SLG: 0.429		1B 2B	HR		F3		FC5-4 1-2f			4	2	2	1	0	0	1
Ed Bailey, L (1, 2) OBP: 0.380, SLG: 0.466		BB 5-3 2-H 1B	SSS K		F7			F8		4	0	1	1	0	1	0
Don Hoak, R (1, 5) OBP: 0.383, SLG: 0.488		5-3 1-2		F8		L7		BBBB S BB		3	0	0	0	1	0	1
Roy McMillan, R (1, 6) OBP: 0.369, SLG: 0.352		F8		F6		BBBB FC4 BB		F8 1-2		3	0	0	0	1	0	2
Hal Jeffcoat, R (1, 1) OBP: 0.267, SLG: 0.449		BBBB BB BB		1B PB 1B 1B		F6		F9		3	1	1	0	1	0	2
Inning Stats	R: 1 E: 0 K: 0 S: 3 H: 1 LOB: 0 BB: 1 P: 7	R: 1 E: 0 K: 0 S: 5 H: 2 LOB: 3 BB: 2 P: 13	R: 1 E: 0 K: 1 S: 6 H: 1 LOB: 0 BB: 0 P: 6	R: 1 E: 0 K: 1 S: 8 H: 3 LOB: 2 BB: 0 P: 8	R: 0 E: 0 K: 0 S: 3 H: 0 LOB: 0 BB: 0 P: 3	R: 0 E: 0 K: 0 S: 3 H: 0 LOB: 1 BB: 1 P: 7	R: 0 E: 0 K: 0 S: 4 H: 1 LOB: 1 BB: 0 P: 4	R: 0 E: 0 K: 0 S: 3 H: 0 LOB: 1 BB: 1 P: 7		1B: 4 2B: 2 3B: 1 HR: 1	SF: 0 SAC: 0 DP: 1 HBP: 0						

	AB	31
	R	4
	H	8
	RBI	3
	BB	5
	SO	2
	LOB	16

WP: 1 PB: 1 SB: 1 CS: 0 PA: 36

PITCHER		IP	WLS	BF	H	R	ER	SO	BB	IBB	HBP	BLK	WP	HR	S	P	ERA	WHIP
Don Kaiser, R ERA: 5.0	(1, 1)	4.0	L	21	7	4	4	2	3	0	0	0	1	1	22	34	9.00	2.500
John Briggs, R ERA: 7.71	(5, 1)	2.0		7	0	0	0	0	1	0	0	0	0	0	6	10	0.00	0.500
Ed Mayer, L ERA: 5.87	(7, 1)	2.0		8	1	0	0	0	1	0	0	0	0	0	7	11	0.00	1.000

PITCHER	IP	WLS	BF	H	R	ER	SO	BB	IBB	HBP	BLK	WP	HR	S	P	ERA	WHIP

Batter	1	2	3	4	5	6	7	8	9	AB	R	H	RBI	BB	SO	LOB
Johnny Goryl, R (1, 5) OBP: 0.280, SLG: 0.304	S S S 0-3 ① K		x 0-0 14 FC6-4 BB 2B	H 1-0 1-2 2B HBP		S S S 0-3 ① K	x 0-0 ② FC6-4 1-2f 2-3		x 0-0 ③ 4-3	5	2	1	0	0	2	4
Chuck Tanner, L (1, 7) OBP: 0.325, SLG: 0.404	x 0-0 E7 14 HR 1B		B B B B 4-0 14 FC6-4 BB	x 0-0 1-H 2-H 1B 2B		B B B B 4-0 1-2 2B BB	x 0-0 ③ 5-3			3	3	2	2	2	0	2
14 Ernie Banks, R (1, 6) OBP: 0.357, SLG: 0.580	x 0-0 2-H HR		x 0-0 ① FC6-4 BB BB 1-2f 2-3	S S S 0-3 ② K2-3		x 0-0 ② F8		x 0-0 ① F7		5	1	1	2	0	1	5
Dale Long, L (1, 3) OBP: 0.374, SLG: 0.488	S S S 0-3 ② K		S S S 0-3 ② K	x 0-0 FC4-6 2-H 1B		x 0-0 1-H 2-H 2B		x 0-0 ② F6		5	0	2	3	0	2	2
Walt Moryn, L (1, 9) OBP: 0.348, SLG: 0.447	S S S 0-3 ③ K		B B B B 4-0 BB 1-2 BB	x 0-0 ③ FC4-6 1-2f		x 0-0 ③ F8		x 0-0 1B		4	0	1	0	1	1	2
Bob Speake, L (1, 8) OBP: 0.301, SLG: 0.414		x 0-0 ① F2	B B B B 4-0 FC6-4 1-2 2-3 3-H BB		x 0-0 ① F8		x 0-0 BB SF7 2B	x 0-0 ③ F8		4	1	1	1	1	0	1
Bobby Morgan, R (1, 4) OBP: 0.288, SLG: 0.292		x 0-0 ② F2	x 0-0 ③ FC6-4 1-2f		S S S 0-3 ② K	x 0-0 FC6-4 BB 1B			x 0-0 ① L6	5	0	1	0	0	1	3
Jim Fanning, R (1, 2) OBP: 0.228, SLG: 0.207 Gordon Massa, L (7, PH) OBP: 0.667, SLG: 0.800 (7, 2)		x 0-0 1B	S S S 0-3 ① K	S S S 0-3 ③ K		B B B B 4-0 1-2 2-3 FC6-4 BB			x 0-0 2B	3 1	0 0	1 1	0 0	0 1	2 0	0 0
Dave Hillman, R (1, 1) Glen Hobbie, R (1, 1) John Briggs, R (4, 1) Lee Walls, R (6, PH) OBP: 0.288, SLG: 0.338 Turk Lown, R (6, 1) OBP: 0.273, SLG: 0.200 Eddie Haas, L (7, PH) OBP: 0.150, SLG: 0.158 Jim Brosnan, R (7, 1) OBP: 0.300, SLG: 0.474 Bob Will, L (9, PH) OBP: 0.250, SLG: 0.273		x 0-0 ③ 1-4-3		x 0-0 E4 HBP 2B		x 0-0 BB 2B 1B	x 0-0 ① SF7 3-H		x 0-0 ② 3-1	0 2 0 1 0 0 0 0 1	0 1 0 1 0 0 0 0 0	0 0 0 1 0 0 0 0 0	0 0 0 0 0 0 0 0 0	0 0 0 0 0 0 0 0 0	0 0 0 0 0 0 0 0 0	0 1 0 0 0 0 0 0 1
Inning Stats	R: 2 E: 1 K: 3 S: 11 H: 2 LOB: 0 BB: 0 P: 11	R: 0 E: 0 K: 0 S: 4 H: 1 LOB: 1 BB: 0 P: 4	R: 1 E: 0 K: 1 S: 6 H: 1 LOB: 3 BB: 3 P: 18	R: 3 E: 1 K: 2 S: 10 H: 2 LOB: 1 BB: 0 P: 11	R: 0 E: 0 K: 2 S: 7 H: 0 LOB: 0 BB: 0 P: 7	R: 2 E: 0 K: 1 S: 7 H: 2 LOB: 1 BB: 1 P: 11	R: 1 E: 0 K: 0 S: 5 H: 2 LOB: 2 BB: 1 P: 9	R: 0 E: 0 K: 0 S: 4 H: 1 LOB: 1 BB: 0 P: 4	R: 0 E: 0 K: 0 S: 4 H: 1 LOB: 1 BB: 0 P: 4	1B: 6 2B: 5 3B: 0 HR: 1	SF: 1 SAC: 0 DP: 0 HBP: 1			WP: 0 PB: 0 SB: 0 CS: 0	PA: 46	

TOP

Chicago Cubs @ Cincinnati Redlegs

Crosley Field, Cincinnati, OH

Tue Sep 24 1957, 7:05 PM EDT

Att. 5,200 - Unknown

livebaseballscorecards.com

AB	39
R	9
H	12
RBI	9
BB	5
SO	9
LOB	21

PITCHER		IP	WLS	BF	H	R	ER	SO	BB	IBB	HBP	BLK	WP	HR	S	P	ERA	WHIP
Bud Podbielan, R ERA: 6.19	(1, 1)	2.2		15	4	3	3	4	3	0	0	0	0	1	20	32	10.12	2.625
Tom Acker, R ERA: 4.97	(3, 1)	1.0		7	2	3	1	2	0	0	1	0	0	0	10	11	9.00	2.000
Don Gross, L ERA: 4.31	(4, 1)	2.1	W	12	4	3	3	3	1	0	0	0	0	0	17	21	11.57	2.143
Brooks Lawrence, R ERA: 3.54	(7, 1)	3.0	S	12	2	0	0	0	1	0	0	0	0	0	11	15	0.00	1.000

PITCHER	IP	WLS	BF	H	R	ER	SO	BB	IBB	HBP	BLK	WP	HR	S	P	ERA	WHIP

BOTTOM

Chicago Cubs @ Cincinnati Redlegs

Crosley Field, Cincinnati, OH

Tue Sep 24 1957, 7:05 PM EDT

Att. 5,200 - Unknown

livebaseballscorecards.com

Batter	1	2	3	4	5	6	7	8	9	AB	R	H	RBI	BB	SO	LOB
Johnny Temple, R (1, 4) OBP: 0.388, SLG: 0.342	0-0 3B 1B	0-3 ① K		4-0 2B PB BB	0-0 HR 1B 3-H	0-0 ③ 6-3				4	3	2	1	1	1	2
Bob Thurman, L (1, 7) OBP: 0.315, SLG: 0.564	0-0 1B 3B 1-H	4-0 BB 1B BB		0-0 PB SF8 2B 1-3	0-0 HR 1-H		0-3 ① K			4	4	3	3	1	1	0
Pete Whisenant, R (8, 7) OBP: 0.239, SLG: 0.453										0	0	0	0	0	0	0
Frank Robinson, R (1, 8) OBP: 0.381, SLG: 0.531	0-0 ① F3	4-0 1B BB 1-2		0-0 ① SF8 2-H 3-H	0-0 1B		0-0 ② F8			3	0	1	1	1	0	1
George Crowe, L (1, 3) OBP: 0.317, SLG: 0.512	0-0 2B BB 1B 3-H	0-0 1B 1-2 2-H		0-0 ② 4-3	0-0 ③ F9		0-0 ③ 5-3			5	1	2	2	0	0	1
Wally Post, R (1, 9) OBP: 0.290, SLG: 0.437	0-0 ② L5	0-3 ② K		0-0 HR		0-0 5-3 1B 2B		0-3 ① K		5	2	2	1	0	2	3
Ed Bailey, L (1, 2) OBP: 0.378, SLG: 0.465	0-0 BB 2B 1-3	0-0 ③ F7		0-3 ③ K		0-0 ① 5-3 2-3		0-3 ② K		5	0	1	0	0	2	3
Don Hoak, R (1, 5) OBP: 0.382, SLG: 0.484	4-0 BB BB		0-0 ① F8		0-0 ① F8		0-3 ② K	0-0 ③ 1-3		4	0	0	0	1	1	1
Roy McMillan, R (1, 6) OBP: 0.372, SLG: 0.356	4-0 FC5-4 BB 1-2 2-3 3-H		0-0 ② F9		0-0 6-3 1B 2B	0-0 1B 1B 3-H				3	1	2	2	1	0	0
Bud Podbielan, R (1, 1)	0-0 ③ FC5-4 1-2f		0-0 ③ 3-1		0-0 ② 6-3 2-3	0-0 1B 1-3				1	0	0	0	0	0	3
Tom Acker, R (3, 1) OBP: 0.217, SLG: 0.053										1	0	0	0	0	0	0
Don Gross, L (4, 1) OBP: 0.125, SLG: 0.152										2	0	1	0	0	0	1
Brooks Lawrence, R (7, 1) OBP: 0.227, SLG: 0.195										0	0	0	0	0	0	0
Inning Stats	R: 3 E: 0 K: 0 S: 7 H: 4 LOB: 3 BB: 2 P: 15	R: 1 E: 0 K: 2 S: 8 H: 1 LOB: 2 BB: 2 P: 16	R: 0 E: 0 K: 0 S: 3 H: 0 LOB: 0 BB: 0 P: 3	R: 3 E: 0 K: 1 S: 7 H: 2 LOB: 0 BB: 1 P: 11	R: 3 E: 0 K: 0 S: 7 H: 4 LOB: 1 BB: 0 P: 7	R: 1 E: 0 K: 1 S: 8 H: 3 LOB: 2 BB: 0 P: 8	R: 0 E: 0 K: 1 S: 5 H: 0 LOB: 0 BB: 0 P: 5	R: 0 E: 0 K: 2 S: 7 H: 0 LOB: 0 BB: 0 P: 7		1B: 7 2B: 4 3B: 1 HR: 2		SF: 1 SAC: 0 DP: 0 HBP: 0		WP: 0 PB: 1 SB: 0 CS: 0		PA: 43

	AB	37
	R	11
	H	14
	RBI	10
	BB	5
	SO	7
	LOB	15



PITCHER		IP	WLS	BF	H	R	ER	SO	BB	IBB	HBP	BLK	WP	HR	S	P	ERA	WHIP
Dave Hillman, R ERA: 4.4	(1, 1)	0.2		6	4	3	3	0	0	0	0	0	0	0	6	6	40.50	6.000
Glen Hobbie, R ERA: 10.38	(1, 1)	2.1		14	2	3	3	2	5	0	0	0	0	0	13	33	11.57	3.000
John Briggs, R ERA: 12.46	(4, 1)	2.0	L	11	5	4	4	1	0	0	0	0	0	2	13	13	18.00	2.500
Turk Lown, R ERA: 3.68	(6, 1)	1.0		6	3	1	1	1	0	0	0	0	0	0	8	8	9.00	3.000
Jim Brosnan, R ERA: 3.48	(7, 1)	2.0		6	0	0	0	3	0	0	0	0	0	0	12	12	0.00	0.000

PITCHER	IP	WLS	BF	H	R	ER	SO	BB	IBB	HBP	BLK	WP	HR	S	P	ERA	WHIP

Batter	1	2	3	4	5	6	7	8	9	AB	R	H	RBI	BB	SO	LOB
Johnny Goryl, R (1, 5) OBP: 0.323, SLG: 0.296	F9		BB WP BB		L5 3-H		1-2 1B		F9	4	1	1	0	2	0	2
Chuck Tanner, L (1, 7) OBP: 0.328, SLG: 0.405	F8		1B BB			WP BB 1B	4-3			4	1	2	0	1	0	2
14 Ernie Banks, R (1, 6) OBP: 0.357, SLG: 0.578	K		SH1-3 K			F8		F9 BB 1B		4	0	1	0	0	2	4
Dale Long, L (1, 3) OBP: 0.376, SLG: 0.490		2B 1B	2-H 3-H 2B 2B	F5		WP 1-2 BB		L9		4	2	2	2	1	0	1
Walt Moryn, L (1, 9) OBP: 0.350, SLG: 0.451		SH5-3 1-H 2B	E 2-H 1B 2B	K		K 1-2 2-3		1-2 BB		4	1	2	2	1	2	2
Bob Speake, L (1, 8) OBP: 0.300, SLG: 0.410		SH5-3 BB	E3 1B 2-3 SF7	K		3-1		F9 2-3		4	1	0	0	1	1	5
Gordon Massa, L (1, 2) OBP: 0.600, SLG: 0.625 Frank Ernaga, R (8, PH) OBP: 0.488, SLG: 0.750 Jim Fanning, R (8, 2) OBP: 0.228, SLG: 0.207	K	SF7 BB WP 1-3 3-H 1B		E4 FC4-6 1B L5		1B BB	K		3 1 0	1 0 0	1 0 0	1 0 0	1 0 0	1 1 0	2 2 0
Bobby Morgan, R (1, 4) OBP: 0.290, SLG: 0.293	SH5-3 1-2 2-3	WP SF7 1-2 BB		FC4-6 1-2 1B			K		F9	3	0	1	0	1	1	1
Moe Drabowsky, R (1, 1) OBP: 0.226, SLG: 0.244 Don Elston, R (9, 1) OBP: 0.132, SLG: 0.108	K	SF7 1-2 2-3 3-H		FC4-6 1-2f 2-3		F9			K	4 0	0 0	0 0	1 0	0 0	2 0	5 0
Inning Stats	R: 0 E: 0 K: 1 S: 5 H: 0 LOB: 0 BB: 0 P: 5	R: 1 E: 0 K: 2 S: 9 H: 2 LOB: 2 BB: 1 P: 13	R: 6 E: 1 K: 1 S: 10 H: 4 LOB: 3 BB: 4 P: 26	R: 0 E: 0 K: 2 S: 7 H: 0 LOB: 0 BB: 0 P: 7	R: 0 E: 1 K: 0 S: 4 H: 1 LOB: 1 BB: 0 P: 4	R: 0 E: 0 K: 1 S: 6 H: 1 LOB: 2 BB: 1 P: 10	R: 0 E: 0 K: 1 S: 6 H: 1 LOB: 2 BB: 1 P: 10	R: 0 E: 0 K: 1 S: 6 H: 1 LOB: 2 BB: 1 P: 10	R: 0 E: 0 K: 1 S: 5 H: 0 LOB: 0 BB: 0 P: 5	1B: 7 2B: 3 3B: 0 HR: 0 SF: 1 SAC: 2 DP: 0 HBP: 0						

PITCHER	IP	WLS	BF	H	R	ER	SO	BB	IBB	HBP	BLK	WP	HR	S	P	ERA	WHIP
Jay Hook, R (1, 1) ERA: 9.0	2.2	L	19	6	7	5	3	4	0	0	0	0	0	21	37	16.88	3.750
Claude Osteen, L (3, 1) ERA: 2.25	2.1		9	1	0	0	3	1	0	0	0	1	0	14	18	0.00	0.857
Dave Skaugstad, L (6, 1) ERA:	4.0		18	3	0	0	4	3	0	0	0	1	0	23	35	0.00	1.500

PITCHER	IP	WLS	BF	H	R	ER	SO	BB	IBB	HBP	BLK	WP	HR	S	P	ERA	WHIP

TOP

Chicago Cubs @ Cincinnati Redlegs

Crosley Field, Cincinnati, OH

Wed Sep 25 1957, 3:33 AM EDT

Att. 4,596 - Unknown

livebaseballscorecards.com

AB	35
R	7
H	10
RBI	6
BB	8
SO	10
LOB	26

WP: 2 PB: 0 SB: 0 CS: 0 PA: 46

BOTTOM

Chicago Cubs @ Cincinnati Redlegs

Crosley Field, Cincinnati, OH

Wed Sep 25 1957, 3:33 AM EDT

Att. 4,596 - Unknown

Batter	1	2	3	4	5	6	7	8	9	AB	R	H	RBI	BB	SO	LOB
Johnny Temple, R (1, 4) OBP: 0.387, SLG: 0.341	S S S 0-3 K ①		x 0-0 SH3 ② 1-2 2-3		x 0-0 1B 1B		x 0-0 F9 ③		x 0-0 4-3 ③	4	0	1	0	0	1	0
Bob Thurman, L (1, 7) OBP: 0.313, SLG: 0.557	S S S 0-3 K ②		x 0-0 F5 ③		x 0-0 1-2 1B			x 0-0 F7 ①		4	0	1	0	0	1	2
Frank Robinson, R (1, 8) OBP: 0.380, SLG: 0.534	S S S 0-3 K ③			S S S 0-3 K ①	S S S 0-3 K ③			x 0-0 HR		4	1	1	1	0	3	2
George Crowe, L (1, 3) OBP: 0.315, SLG: 0.508		x 0-0 F6 ①		x 0-0 4-3 ②		x 0-0 F9 ①		x 0-0 F8 ②		4	0	0	0	0	0	0
Wally Post, R (1, 9) OBP: 0.287, SLG: 0.433		x 0-0 5-3 ②		x 0-0 6-3 ③		S S S 0-3 K ②		x 0-0 6-3 ③		4	0	0	0	0	1	0
Ed Bailey, L (1, 2) OBP: 0.377, SLG: 0.463 Dave Skaugstad, L (6, 1) Jerry Lynch, L (9, PH) OBP: 0.292, SLG: 0.407		x 0-0 G3 ③			x 0-0 F5 ① B B B B	4-0 BB			x 0-0 HR	2 0 1	0 0 1	0 0 1	0 0 1	0 1 0	0 0 0	0 0 0
Don Hoak, R (1, 5) OBP: 0.382, SLG: 0.486 Curt Flood, R (5, PR) OBP: 0.333, SLG: 1.333 (6, 5)			x 0-0 F8 ①		x 0-0 3B 2B	x 0-0 F8 ③			x 0-0 HR	2 2	0 2	1 1	0 1	0 0	0 0	0 1
Roy McMillan, R (1, 6) OBP: 0.373, SLG: 0.361 Bobby Henrich, R (8, 6) OBP: 0.222, SLG: 0.143 Smoky Burgess, L (9, PH) OBP: 0.352, SLG: 0.567			B B B B 4-0 SH3 E BB		x 0-0 F7 2-H 3B		x 0-0 F3 ①		S S S 0-3 K ①	2 0 1	1 0 0	1 0 0	1 0 0	1 0 1	0 0 0	0 0 0
Jay Hook, L (1, 1) Claude Osteen, L (3, 1) Dutch Dotterer, R (5, PH) (6, 2)			x 0-0 FC4 SH3 1-2		x 0-0 F7 ② 3-H		x 0-0 F9 ②		S S S 0-3 K ②	0 1 3	0 0 0	0 0 1	0 0 1	0 0 0	0 0 1	0 1 1
Inning Stats	R: 0 E: 0 K: 3 S: 9 H: 0 LOB: 0 BB: 0 P: 9	R: 0 E: 0 K: 0 S: 3 H: 0 LOB: 0 BB: 0 P: 3	R: 0 E: 1 K: 0 S: 4 H: 0 LOB: 2 BB: 1 P: 8	R: 0 E: 0 K: 1 S: 5 H: 0 LOB: 0 BB: 0 P: 5	R: 2 E: 0 K: 1 S: 9 H: 4 LOB: 2 BB: 0 P: 9	R: 0 E: 0 K: 1 S: 5 H: 0 LOB: 1 BB: 1 P: 9	R: 0 E: 0 K: 0 S: 3 H: 0 LOB: 0 BB: 0 P: 3	R: 1 E: 0 K: 0 S: 4 H: 1 LOB: 0 BB: 0 P: 4	R: 2 E: 0 K: 2 S: 9 H: 2 LOB: 0 BB: 0 P: 9	1B: 2 2B: 1 3B: 1 HR: 3	SF: 0 SAC: 1 DP: 0 HBP: 0						

	AB	34
	R	5
	H	7
	RBI	5
	BB	2
	SO	8
	LOB	7



livebaseballscorecards.com

WP: 0 PB: 0 SB: 0 CS: 0 PA: 37

PITCHER		IP	WLS	BF	H	R	ER	SO	BB	IBB	HBP	BLK	WP	HR	S	P	ERA	WHIP
Moe Drabowsky, R ERA: 3.55	(1, 1)	8.0	W	34	7	5	5	6	2	0	0	0	0	3	44	52	5.62	1.125
Don Elston, R ERA: 3.59	(9, 1)	1.0	S	3	0	0	0	2	0	0	0	0	0	0	7	7	0.00	0.000

PITCHER	IP	WLS	BF	H	R	ER	SO	BB	IBB	HBP	BLK	WP	HR	S	P	ERA	WHIP

Batter	1	2	3	4	5	6	7	8	9	AB	R	H	RBI	BB	SO	LOB
Johnny Goryl, R (1, 5) OBP: 0.306, SLG: 0.281	E6 14 5-3 BB G3		K		CS 1B		6-3		K	5	1	1	0	0	2	0
Chuck Tanner, L (1, 7) OBP: 0.332, SLG: 0.407	BB G3 14 5-3 1-2		14 F8 2B		F7 1-2		BB		4-3	3	0	1	0	2	0	1
14 Ernie Banks, R (1, 6) OBP: 0.354, SLG: 0.573	5-3 1-2 2-3		F8 2-3		F7		F8		F3	5	0	0	0	0	0	4
Dale Long, L (1, 3) OBP: 0.377, SLG: 0.489	BB G3		K			F7		G3 1B 1B		3	1	1	0	1	1	1
Walt Moryn, L (1, 9) OBP: 0.350, SLG: 0.449 Jim Bolger, R (9, 9) OBP: 0.303, SLG: 0.354	G3 1-2 2-3 3-H			E3 4-3		BB 1B		G3 1-2		4 0	0 0	1 0	1 0	0 0	0 0	3 0
Bob Speake, L (1, 8) OBP: 0.300, SLG: 0.407	K			4-3 1-2		P4		BB 1B 2B		3	1	0	0	1	1	4
Gordon Massa, L (1, 2) OBP: 0.571, SLG: 0.545 Jim Woods, R (8, PR) Jim Fanning, R (8, 2) OBP: 0.228, SLG: 0.207		4-3		4-3		BB 1-2		1B 2B K2 1-3 2-H		3 0 0	0 0 0	1 0 0	1 0 0	1 0 0	0 0 0	1 0 0
Bobby Morgan, R (1, 4) OBP: 0.290, SLG: 0.291 Eddie Haas, L (8, PH) OBP: 0.190, SLG: 0.250 Casey Wise, S (8, 4) OBP: 0.259, SLG: 0.229		6-3		BB	K			2B 1-3 3-H		2 1 0	0 0 0	0 1 0	0 1 0	1 0 0	1 0 0	2 0 0
Dick Drott, R (1, 1) OBP: 0.122, SLG: 0.100 Bob Will, L (7, PH) OBP: 0.248, SLG: 0.270 Jim Brosnan, R (7, 1) OBP: 0.286, SLG: 0.450		F2		5-3			4-3	K2 3-Hf		2 1 1	0 0 0	0 0 0	0 0 0	0 0 1	0 0 1	2 0 3
Inning Stats	R: 1 E: 1 K: 1 S: 6 H: 0 LOB: 2 BB: 2 P: 14	R: 0 E: 0 K: 0 S: 3 H: 0 LOB: 0 BB: 0 P: 3	R: 0 E: 0 K: 2 S: 8 H: 1 LOB: 1 BB: 0 P: 8	R: 0 E: 1 K: 0 S: 4 H: 0 LOB: 2 BB: 1 P: 8	R: 0 E: 0 K: 0 S: 3 H: 1 LOB: 0 BB: 0 P: 3	R: 0 E: 0 K: 1 S: 6 H: 1 LOB: 2 BB: 1 P: 10	R: 0 E: 0 K: 0 S: 3 H: 0 LOB: 1 BB: 1 P: 7	R: 2 E: 0 K: 1 S: 7 H: 3 LOB: 3 BB: 1 P: 11	R: 0 E: 0 K: 1 S: 5 H: 0 LOB: 0 BB: 0 P: 5	1B: 4 2B: 3 3B: 0 HR: 0 SF: 0 SAC: 0 DP: 1 HBP: 0						

PITCHER	IP	WLS	BF	H	R	ER	SO	BB	IBB	HBP	BLK	WP	HR	S	P	ERA	WHIP
Lynn Lovenguth, R (1, 1) ERA: 2.0	8.0	L	36	6	3	2	5	6	0	0	0	0	0	40	64	2.25	1.500
Bob Kuzava, L (9, 1) ERA: 8.1	1.0		3	0	0	0	1	0	0	0	0	0	0	5	5	0.00	0.000

PITCHER	IP	WLS	BF	H	R	ER	SO	BB	IBB	HBP	BLK	WP	HR	S	P	ERA	WHIP

TOP

Chicago Cubs @ St. Louis Cardinals

Sportsman's Park, St. Louis, MO

Fri Sep 27 1957, 8:05 PM EDT

Att. 8,756 - Unknown

livebaseballscorecards.com

AB	33
R	3
H	6
RBI	3
BB	6
SO	6
LOB	21

WP: 0	PA: 39					
PB: 0						
SB: 0						
CS: 1						

BOTTOM

Chicago Cubs @ St. Louis Cardinals

Sportsman's Park, St. Louis, MO

Fri Sep 27 1957, 8:05 PM EDT

Att. 8,756 - Unknown

Batter	1	2	3	4	5	6	7	8	9	AB	R	H	RBI	BB	SO	LOB
Don Blasingame, L (1, 4) OBP: 0.346, SLG: 0.371	4-3		4-3		2B 1-3 2-H			F8		4	0	1	1	0	0	1
Eddie Kasko, R (1, 5) OBP: 0.315, SLG: 0.331	K		F8		P3			K		3	0	0	0	0	1	2
Wally Moon, L (8, PH) OBP: 0.368, SLG: 0.510										1	0	0	0	0	1	1
Bob Kuzava, S (9, 1)										0	0	0	0	0	0	0
Jim King, L (1, 8) OBP: 0.367, SLG: 0.269	BB			F8		G6-4-3 1B		6-3		3	0	1	0	1	0	1
Gene Green, R (1, 9) OBP: 0.143, SLG: 0.143	6-3			G4-6-3 1B		G6-4-3 1-2f			6-3	4	0	1	0	0	0	2
Don Lassetter, R (1, 7) OBP: 0.200, SLG: 0.600		1B 3B		G4-6-3 1-2f		K			P6	4	1	1	0	0	1	1
Tom Alston, L (1, 3) OBP: 0.333, SLG: 0.333		G3-6-3 3-H 1B			4-3		K		K	4	0	1	1	0	2	0
Hal Smith, R (1, 2) OBP: 0.306, SLG: 0.344		L8			BB 1B 2B		6-3			2	1	0	0	1	0	1
Dick Schofield, S (1, 6) OBP: 0.273, SLG: 0.184		G3-6-3 1-2f			1B 2B 1-2		F7			3	0	1	0	0	0	1
Lynn Lovenguth, L (1, 1)			6-3		P6			BB		2	0	0	0	0	0	2
Joe Cunningham, L (8, PH) OBP: 0.437, SLG: 0.479										0	0	0	0	1	0	0
Ken Boyer, R (9, 5) OBP: 0.318, SLG: 0.414										0	0	0	0	0	0	0
Inning Stats	R: 0 E: 0 K: 1 S: 5 H: 0 LOB: 1 BB: 1 P: 9	R: 1 E: 0 K: 0 S: 4 H: 2 LOB: 0 BB: 0 P: 4	R: 0 E: 0 K: 0 S: 3 H: 0 LOB: 0 BB: 0 P: 3	R: 0 E: 0 K: 0 S: 3 H: 1 LOB: 0 BB: 0 P: 3	R: 1 E: 0 K: 0 S: 5 H: 2 LOB: 2 BB: 1 P: 9	R: 0 E: 0 K: 1 S: 5 H: 1 LOB: 0 BB: 0 P: 5	R: 0 E: 0 K: 1 S: 5 H: 0 LOB: 0 BB: 0 P: 5	R: 0 E: 0 K: 1 S: 5 H: 0 LOB: 1 BB: 1 P: 9	R: 0 E: 0 K: 1 S: 5 H: 0 LOB: 0 BB: 0 P: 5	1B: 4 2B: 1 3B: 1 HR: 0 SF: 0 SAC: 0 DP: 3 HBP: 0						

	AB	30
	R	2
	H	6
	RBI	2
	BB	3
	SO	5
	LOB	12

WP: 0 PB: 0 SB: 0 CS: 0 PA: 33

livebaseballscorecards.com

PITCHER		IP	WLS	BF	H	R	ER	SO	BB	IBB	HBP	BLK	WP	HR	S	P	ERA	WHIP
Dick Drott, R ERA: 3.58	(1, 1)	6.0		23	6	2	2	2	2	0	0	0	0	0	25	33	3.00	1.333
Jim Brosnan, R ERA: 3.38	(7, 1)	3.0	W	10	0	0	0	3	1	0	0	0	0	0	15	19	0.00	0.333

PITCHER	IP	WLS	BF	H	R	ER	SO	BB	IBB	HBP	BLK	WP	HR	S	P	ERA	WHIP

Chicago Cubs @ St. Louis Cardinals

Sportsman's Park, St. Louis, MO

Sat Sep 28 1957, 8:05 PM EDT

Att. 8,482 - Unknown

TOP

livebaseballscorecards.com

Batter	1	2	3	4	5	6	7	8	9	AB	R	H	RBI	BB	SO	LOB
Johnny Goryl, R (1, 5) OBP: 0.308, SLG: 0.265	BBBB 4-0 14 G5-4-3 BB		SSS 0-3 ② K		X 0-0 ③ F9		X 0-0 ③ P4	X 0-0 ③ L4		2	0	0	0	1	1	3
Chuck Tanner, L (7, PH) OBP: 0.331, SLG: 0.406										1	0	0	0	0	0	2
Casey Wise, S (7, 4) OBP: 0.256, SLG: 0.226										1	0	0	0	0	0	2
Bob Speake, L (1, 3) OBP: 0.299, SLG: 0.404	X 0-0 ① P5		X 0-0 ③ F5			X 0-0 ① 4-3		X 0-0 1B 14 BB BB 1B	X 0-0 ① 4-3	5	1	1	0	0	0	2
14 Ernie Banks, R (1, 6) OBP: 0.354, SLG: 0.570	X 0-0 ② ③ G5-4-3 1-2f			X 0-0 ① F7		SSS 0-3 ② K		BBBB 4-0 BB 1B 1B 1-2 BB	X 0-0 1B	4	1	1	0	1	1	1
Frank Ernaga, R (1, 9) OBP: 0.455, SLG: 0.686		SSS 0-3 ① K		X 0-0 ② 6-3		SSS 0-3 ③ K		X 0-0 1B BB 1-2 2-3	X 0-0 ② F2	3	0	0	0	0	2	0
Gordon Massa, L (7, 2) OBP: 0.600, SLG: 0.583										1	0	1	0	0	0	0
Jim Woods, R (8, PR)										0	1	0	0	0	0	0
Charles Silvera, R (8, 2) OBP: 0.263, SLG: 0.264										1	0	0	0	0	0	1
Jim Bolger, R (1, 8) OBP: 0.301, SLG: 0.349		X 0-0 ② F8		SSS 0-3 ③ K			BBBB 4-0 BB BB FC3-6 BB	X 0-0 ① P6	X 0-0 ③ F8	4	1	0	0	1	1	4
Lee Walls, R (1, 7) OBP: 0.290, SLG: 0.338		X 0-0 FC6-4 1B			X 0-0 ① 5-3		BBBB 4-0 FC3-6 BB 1-2 BB	X 0-0 ② P4		3	0	1	0	1	0	3
Bobby Morgan, R (1, 4) OBP: 0.291, SLG: 0.290		X 0-0 ③ FC6-4 1-2f			BBB 4-0 1B BB		SSS 0-3 ① K	BBBB 4-0 1B 2B BB 1-2 2-3 3-H		2	0	0	0	1	1	3
(7, 5)										0	1	0	1	1	0	0
Bobby Adams, R (8, PH) OBP: 0.320, SLG: 0.342																
(8, 5)																
Jim Fanning, R (1, 2) OBP: 0.223, SLG: 0.202			X 0-0 ① F5		SSS 0-3 ② K		BBBB 4-0 FC3-6 BB 1-2 2-3	X 0-0 1B 2B 1-2 2-H 3-H		2	0	0	0	0	1	1
Eddie Haas, L (7, PH) OBP: 0.227, SLG: 0.250										0	0	0	0	1	0	0
Dave Hillman, R (7, 1)										0	0	0	0	0	0	0
Bob Will, L (8, PH) OBP: 0.254, SLG: 0.277										1	1	1	2	0	0	0
Turk Lown, R (8, 1) OBP: 0.273, SLG: 0.200										0	0	0	0	0	0	0
Don Elston, R (8, 1) OBP: 0.132, SLG: 0.108										0	0	0	0	0	0	0
Bob Rush, R (1, 1) OBP: 0.236, SLG: 0.246			X 0-0 1B		X 0-0 1-2 1B		X 0-0 ② FC3-6 1-2f 2-3 3-H	X 0-0 2B 1-H 2-H		2	0	2	0	0	0	0
Walt Moryn, L (7, PH) OBP: 0.350, SLG: 0.451										2	0	1	3	0	0	2
(7, 9)																

AB	34
R	6
H	8
RBI	6
BB	7
SO	7
LOB	24

Inning Stats	1	2	3	4	5	6	7	8	9
	R: 0 E: 0 K: 0 S: 2	H: 0 LOB: 0 BB: 1 P: 6	R: 0 E: 0 K: 1 S: 6	H: 1 LOB: 1 BB: 0 P: 6	R: 0 E: 0 K: 1 S: 6	H: 1 LOB: 1 BB: 0 P: 6	R: 0 E: 0 K: 1 S: 5	H: 0 LOB: 0 BB: 0 P: 5	R: 0 E: 0 K: 1 S: 6	H: 1 LOB: 2 BB: 1 P: 10	R: 0 E: 0 K: 2 S: 7	H: 0 LOB: 0 BB: 0 P: 7	R: 1 E: 0 K: 1 S: 5	H: 0 LOB: 2 BB: 3 P: 17	R: 5 E: 0 K: 0 S: 7	H: 4 LOB: 2 BB: 2 P: 15	R: 0 E: 0 K: 0 S: 4	H: 1 LOB: 1 BB: 0 P: 4

| | | | | | | | | | | | | | | | |

Batter	1	2	3	4	5	6	7	8	9	AB	R	H	RBI	BB	SO	LOB
Don Blasingame, L (1, 4) OBP: 0.344, SLG: 0.368	F8	K		5-3			3-1	L3		5	0	0	0	0	1	2
Eddie Kasko, R (1, 5) OBP: 0.318, SLG: 0.334	1B SF7 1B	P6			4-3 S 1B		6-3		E G3 1B	5	1	3	0	0	0	0
Jim King, L (1, 8) OBP: 0.371, SLG: 0.290	1B 2B 1B 1-3	F9			4-3 1-3		1B 1B		G3 1-2	5	1	2	0	0	0	2
Gene Green, R (1, 9) OBP: 0.167, SLG: 0.182	SF7 3-H		K		5-3		1-2 1B		E6 FC4-6 2-3	4	0	1	1	0	1	2
Don Lassetter, R (1, 7) OBP: 0.200, SLG: 0.400	2B BB 1B 1-3		6-3		L7		K		K	5	1	1	0	0	2	5
Tom Alston, L (1, 3) OBP: 0.429, SLG: 0.462	BB 2B 1-3 3-H		4-3			1B		2B 4-3 BB	FC4-6 1-2f	4	1	2	1	1	0	2
Hal Smith, R (1, 2) OBP: 0.311, SLG: 0.350	BB BB			E5 3-1 1B		F8		4-3 2B 1-3		3	0	2	0	1	0	1
Dick Schofield, S (1, 6) OBP: 0.271, SLG: 0.173	BB 1-2 2-3 3-H			3-1 2-3		F8		K		3	0	0	1	1	1	4
Morrie Martin, L (1, 1) Irv Noren, L (6, PH) OBP: 0.296, SLG: 0.360 Lloyd Merritt, R (7, 1) Willard Schmidt, R (8, 1) OBP: 0.235, SLG: 0.212 Wally Moon, L (8, PH) OBP: 0.368, SLG: 0.509 Bob Miller, R (9, 1)	K			6-3		K		4-3 2-3 3-H		2 1 0 0 1 0	0 0 0 0 0 0	0 0 0 0 1 0	0 0 0 0 0 0	0 1 0 0 0 0	1 0 0 0 0 0	4 1 0 0 1 0
Inning Stats	R: 3 E: 0 K: 1 S: 9 H: 4 LOB: 3 BB: 2 P: 17	R: 0 E: 0 K: 1 S: 5 H: 0 LOB: 0 BB: 0 P: 5	R: 0 E: 0 K: 1 S: 5 H: 0 LOB: 0 BB: 0 P: 5	R: 0 E: 1 K: 0 S: 4 H: 1 LOB: 1 BB: 0 P: 4	R: 0 E: 0 K: 0 S: 4 H: 1 LOB: 1 BB: 0 P: 4	R: 0 E: 0 K: 1 S: 6 H: 1 LOB: 1 BB: 0 P: 6	R: 0 E: 0 K: 1 S: 7 H: 2 LOB: 2 BB: 0 P: 7	R: 1 E: 0 K: 1 S: 6 H: 1 LOB: 1 BB: 1 P: 10	R: 0 E: 1 K: 1 S: 7 H: 1 LOB: 2 BB: 0 P: 7	1B: 9 2B: 2 3B: 0 HR: 0 SF: 1 SAC: 0 DP: 0 HBP: 0	WP: 0 PB: 0 SB: 1 CS: 0 PA: 42					

PITCHER		IP	WLS	BF	H	R	ER	SO	BB	IBB	HBP	BLK	WP	HR	S	P	ERA	WHIP
Bob Rush, R ERA: 4.38	(1, 1)	6.0		27	7	3	3	4	2	0	0	0	0	0	33	41	4.50	1.500
Dave Hillman, R ERA: 4.35	(7, 1)	1.0	W	5	2	0	0	1	0	0	0	0	0	0	7	7	0.00	2.000
Turk Lown, R ERA: 3.77	(8, 1)	0.0		2	1	1	1	0	1	0	0	0	0	0	1	5	∞	∞
Don Elston, R ERA: 3.54	(8, 1)	2.0	S	8	1	0	0	2	0	0	0	0	0	0	12	12	0.00	0.500

PITCHER		IP	WLS	BF	H	R	ER	SO	BB	IBB	HBP	BLK	WP	HR	S	P	ERA	WHIP

BOTTOM

Chicago Cubs @ St. Louis Cardinals

Sportsman's Park, St. Louis, MO

Sat Sep 28 1957, 8:05 PM EDT

Att. 8,482 - Unknown

livebaseballscorecards.com

AB	38
R	4
H	11
RBI	4
BB	3
SO	7
LOB	24

Batter	1	2	3	4	5	6	7	8	9	AB	R	H	RBI	BB	SO	LOB
Johnny Goryl, R (1, 5) OBP: 0.318, SLG: 0.263	B B B B 4-0 G4-6-3 BB	x 0-0 ② 1-2 2-3 3-H 1B	x 0-0 ③ P3 1-2 2-3			S S S 0-3 ① K		x 0-0 ① F2		4	0	1	1	1	1	2
Chuck Tanner, L (1, 7) OBP: 0.329, SLG: 0.408	x 0-0 ① ② G4-6-3 1-2f	x 0-0 14 2B 2-H 3-H 3B		x 0-0 ① L7		x 0-0 ② L1		x 0-0 ② 4-3		5	1	1	2	0	0	1
14 Ernie Banks, R (1, 6) OBP: 0.359, SLG: 0.579	x 0-0 1B 1B	x 0-0 3-H 2B		x 0-0 2B		x 0-0 HR 2B		x 0-0 1B		5	1	5	1	0	0	0
Dale Long, L (1, 3) OBP: 0.380, SLG: 0.496	x 0-0 1-3 1B	x 0-0 ③ 4-3		B B B 4-0 G4-6-3 BB		x 0-0 2-H HR		x 0-0 ③ F7		4	1	2	2	1	0	2
Walt Moryn, L (1, 9) OBP: 0.349, SLG: 0.448 Bob Will, L (9, 8) OBP: 0.254, SLG: 0.277	x 0-0 ③ F4		B B B B 4-0 6-3 WP 1B BB	x 0-0 ② ③ G4-6-3 1-2f		x 0-0 ③ 6-3			x 0-0 ① F8	4 0	1 0	0 0	0 0	1 0	0 0	4 0
Eddie Haas, L (1, 8) OBP: 0.231, SLG: 0.250 Jim Bolger, R (9, PH) OBP: 0.303, SLG: 0.352 (9, 9)		x 0-0 BB BB 1B 1B	x 0-0 ① F9 1-2		x 0-0 ① F5		x 0-0 ① P6		x 0-0 1B 1B	4 1	1 0	1 1	0 0	0 0	0 0	1 0
Gordon Massa, L (1, 2) OBP: 0.579, SLG: 0.533 Cal Neeman, R (9, PH) OBP: 0.298, SLG: 0.376 Jim Fanning, R (9, 2) OBP: 0.223, SLG: 0.202		B B B 4-0 1B BB 1-2 3B BB	x 0-0 ② 6-3 2-3		x 0-0 5-3 1B		S S S 0-3 ② K		S S S 0-3 ② K	3 1 0	1 0 0	1 0 0	0 0 0	1 1 0	1 1 0	1 1 0
Bobby Morgan, R (1, 4) OBP: 0.294, SLG: 0.299		x 0-0 ① F7	B B B B 4-0 WP 1B BB		x 0-0 ② 5-3 1-2		x 0-0 HR		x 0-0 1-3 1B	4	1	2	1	1	0	3
Moe Drabowsky, R (1, 1) OBP: 0.236, SLG: 0.244		B B B B 4-0 1B 1-2 2-3 3B BB	x 0-0 WP 1-2 3-H 1B		x 0-0 ③ L7		x 0-0 ③ 1-3		x 0-0 ③ F7	4	1	1	1	1	0	3
Inning Stats	R: 0 E: 0 K: 0 S: 4 H: 2 LOB: 2 BB: 1 P: 8	R: 4 E: 0 K: 0 S: 6 H: 4 LOB: 1 BB: 2 P: 14	R: 1 E: 0 K: 0 S: 4 H: 1 LOB: 2 BB: 2 P: 12	R: 0 E: 0 K: 0 S: 3 H: 1 LOB: 1 BB: 1 P: 7	R: 0 E: 0 K: 0 S: 4 H: 1 LOB: 1 BB: 0 P: 4	R: 2 E: 0 K: 1 S: 7 H: 2 LOB: 0 BB: 0 P: 7	R: 1 E: 0 K: 1 S: 6 H: 1 LOB: 0 BB: 0 P: 6	R: 0 E: 0 K: 0 S: 4 H: 1 LOB: 1 BB: 0 P: 4	R: 0 E: 0 K: 1 S: 7 H: 2 LOB: 2 BB: 0 P: 7	1B: 9 2B: 3 3B: 1 HR: 2 SF: 0 SAC: 0 DP: 2 HBP: 0						

PITCHER		IP	WLS	BF	H	R	ER	SO	BB	IBB	HBP	BLK	WP	HR	S	P	ERA	WHIP
Frank Barnes, R ERA: 4.5	(1, 1)	3.0	L	19	7	5	5	0	5	0	0	0	2	0	14	34	15.00	4.000
Willard Schmidt, R ERA: 4.78	(4, 1)	2.0		8	2	0	0	0	1	0	0	0	0	0	7	11	0.00	1.500
Bob Miller, R ERA: 7.0	(6, 1)	3.0		13	4	3	3	2	0	0	0	0	0	2	17	17	9.00	1.333
Bob Kuzava, L ERA: 6.23	(9, 1)	1.0		5	2	0	0	1	0	0	0	0	0	0	7	7	0.00	2.000

PITCHER	IP	WLS	BF	H	R	ER	SO	BB	IBB	HBP	BLK	WP	HR	S	P	ERA	WHIP

TOP

Chicago Cubs @ St. Louis Cardinals

Sportsman's Park, St. Louis, MO

Sun Sep 29 1957, 8:05 PM EDT

Att. 14,002 - Unknown

livebaseballscorecards.com

AB	39
R	8
H	15
RBI	8
BB	6
SO	3
LOB	18

WP: 2 PA: 45
PB: 0
SB: 0
CS: 0

Chicago Cubs @ St. Louis Cardinals

Sportsman's Park, St. Louis, MO

Sun Sep 29 1957, 8:05 PM EDT

Att. 14,002 - Unknown

livebaseballscorecards.com

BOTTOM

Batter	1	2	3	4	5	6	7	8	9	AB	R	H	RBI	BB	SO	LOB
Don Blasingame, L (1, 4) OBP: 0.343, SLG: 0.368	K		L3			3-1		BB, 1B		4	1	1	0	0	1	0
Eddie Kasko, R (1, 5) OBP: 0.319, SLG: 0.334	4-3			4-1		4-3		BB, 1B, FC3-6		3	1	1	0	1	0	0
Jim King, L (1, 8) OBP: 0.385, SLG: 0.314	4-3			BB		4-3		FC3-6		4	0	2	2	0	0	1
Gene Green, R (1, 9) OBP: 0.188, SLG: 0.267		WP		K		1-3		FC3-6, G5-4-3		4	0	1	1	0	1	3
Don Lassetter, R (1, 7) OBP: 0.214, SLG: 0.308		F4		BB			F5	G5-4-3		3	0	0	0	1	0	2
Tom Alston, L (1, 3) OBP: 0.333, SLG: 0.353		K		F9			6-3		G3	4	0	0	0	0	1	3
Hal Smith, R (1, 2) OBP: 0.314, SLG: 0.351		K			FC1-4-6		1B		5-3	4	0	2	0	0	1	1
Dick Schofield, S (1, 6) OBP: 0.254, SLG: 0.161			4-3		FC1-4-6, G4-6-3		K		6-3	4	0	0	0	0	1	2
Frank Barnes, R (1, 1)			G3		G4-6-3			BB, 1B		0	0	0	0	0	0	0
Wally Moon, L (3, PH) OBP: 0.367, SLG: 0.508										1	0	0	0	0	0	0
Willard Schmidt, R (4, 1) OBP: 0.235, SLG: 0.212										0	0	0	0	0	0	0
Irv Noren, L (5, PH) OBP: 0.295, SLG: 0.358										1	0	0	0	0	0	1
Bob Miller, R (6, 1)										0	0	0	0	0	0	0
Joe Cunningham, L (8, PH) OBP: 0.438, SLG: 0.479										0	1	0	0	1	0	0
Bob Kuzava, S (9, 1)										0	0	0	0	0	0	0

Inning Stats	1	2	3	4	5	6	7	8	9
	R: 0 H: 0 E: 0 LOB: 0 K: 1 BB: 0 S: 5 P: 5	R: 0 H: 1 E: 0 LOB: 1 K: 2 BB: 0 S: 8 P: 8	R: 0 H: 0 E: 0 LOB: 0 K: 0 BB: 0 S: 3 P: 3	R: 0 H: 1 E: 0 LOB: 2 K: 1 BB: 1 S: 6 P: 10	R: 0 H: 1 E: 0 LOB: 0 K: 0 BB: 0 S: 3 P: 3	R: 0 H: 1 E: 0 LOB: 1 K: 0 BB: 0 S: 4 P: 4	R: 0 H: 1 E: 0 LOB: 1 K: 1 BB: 0 S: 6 P: 6	R: 3 H: 2 E: 0 LOB: 0 K: 0 BB: 2 S: 4 P: 12	R: 0 H: 0 E: 0 LOB: 0 K: 0 BB: 0 S: 3 P: 3

1B: 6 SF: 0 WP: 1 PA: 35
2B: 1 SAC: 0 PB: 0
3B: 0 DP: 2 SB: 0
HR: 0 HBP: 0 CS: 0

	AB	32
	R	3
	H	7
	RBI	3
	BB	3
	SO	5
	LOB	13

PITCHER	IP	WLS	BF	H	R	ER	SO	BB	IBB	HBP	BLK	WP	HR	S	P	ERA	WHIP
Moe Drabowsky, R (1, 1) ERA: 3.53	9.0	W	35	7	3	3	5	3	0	0	0	1	0	42	54	3.00	1.111

PITCHER	IP	WLS	BF	H	R	ER	SO	BB	IBB	HBP	BLK	WP	HR	S	P	ERA	WHIP