

Chicago Cubs - 1958

Batter	1	2	3	4	5	6	7	8	9	AB	R	H	RBI	BB	SO	LOB	TOP				
Tony Taylor, R OBP: 0.400, SLG: 0.500 (1, 4)										4	2	1	0	1	0	1					
Lee Walls, R OBP: 0.250, SLG: 0.250 (1, 9)										4	1	1	0	0	1	1					
14 Ernie Banks, R OBP: 0.500, SLG: 0.500 (1, 6)										4	0	2	1	0	0	0					
Walt Moryn, L OBP: 0.667, SLG: 0.667 (1, 7)										3	0	2	1	0	0	0					
Bobby Thomson, R (1, 8)										3	0	0	0	1	0	2					
Dale Long, L OBP: 0.500, SLG: 0.500 (1, 3)										2	0	1	1	1	0	0					
Johnny Goryl, R (1, 5)										3	0	0	0	0	1	4					
Cal Neeman, R OBP: 0.500, SLG: 1.250 (1, 2)										4	1	2	1	0	1	1					
Jim Brosnan, R (1, 1)										3	0	0	0	0	1	1					
Dolan Nichols, R (7, 1)										0	0	0	0	0	0	0					
Ed Mayer, L (7, 1)										0	0	0	0	0	0	0					
Don Elston, R OBP: 1.000, SLG: 1.000 (7, 1)										1	0	1	0	0	0	0					
Inning Stats	R: 1 E: 0 K: 1 S: 7	H: 3 LOB: 1 BB: 0 P: 7	R: 0 E: 0 K: 1 S: 6	H: 2 LOB: 1 BB: 0 P: 6	R: 2 E: 0 K: 1 S: 7	H: 2 LOB: 2 BB: 2 P: 15	R: 0 E: 0 K: 0 S: 3	H: 0 LOB: 0 BB: 0 P: 3	R: 0 E: 0 K: 1 S: 5	H: 0 LOB: 1 BB: 0 P: 6	R: 0 E: 0 K: 0 S: 3	H: 0 LOB: 0 BB: 0 P: 3	R: 0 E: 0 K: 0 S: 3	H: 1 LOB: 0 BB: 0 P: 3	R: 1 E: 0 K: 0 S: 4	H: 2 LOB: 1 BB: 1 P: 8	1B: 8 2B: 1 3B: 0 HR: 1	SF: 1 SAC: 1 DP: 3 HBP: 1	WP: 0 PB: 0 SB: 0 CS: 0	PA: 37	
PITCHER	IP WLS BF H R ER SO BB IBB HBP BLK WP HR S P ERA WHIP	IP WLS BF H R ER SO BB IBB HBP BLK WP HR S P ERA WHIP	IP WLS BF H R ER SO BB IBB HBP BLK WP HR S P ERA WHIP	IP WLS BF H R ER SO BB IBB HBP BLK WP HR S P ERA WHIP	IP WLS BF H R ER SO BB IBB HBP BLK WP HR S P ERA WHIP	IP WLS BF H R ER SO BB IBB HBP BLK WP HR S P ERA WHIP	IP WLS BF H R ER SO BB IBB HBP BLK WP HR S P ERA WHIP	IP WLS BF H R ER SO BB IBB HBP BLK WP HR S P ERA WHIP	IP WLS BF H R ER SO BB IBB HBP BLK WP HR S P ERA WHIP	IP WLS BF H R ER SO BB IBB HBP BLK WP HR S P ERA WHIP	IP WLS BF H R ER SO BB IBB HBP BLK WP HR S P ERA WHIP	IP WLS BF H R ER SO BB IBB HBP BLK WP HR S P ERA WHIP	IP WLS BF H R ER SO BB IBB HBP BLK WP HR S P ERA WHIP	IP WLS BF H R ER SO BB IBB HBP BLK WP HR S P ERA WHIP	IP WLS BF H R ER SO BB IBB HBP BLK WP HR S P ERA WHIP	IP WLS BF H R ER SO BB IBB HBP BLK WP HR S P ERA WHIP	IP WLS BF H R ER SO BB IBB HBP BLK WP HR S P ERA WHIP	IP WLS BF H R ER SO BB IBB HBP BLK WP HR S P ERA WHIP	IP WLS BF H R ER SO BB IBB HBP BLK WP HR S P ERA WHIP	IP WLS BF H R ER SO BB IBB HBP BLK WP HR S P ERA WHIP	IP WLS BF H R ER SO BB IBB HBP BLK WP HR S P ERA WHIP

Chicago Cubs @ St. Louis Cardinals
Sportsman's Park, St. Louis, MO
Tue Apr 15 1958, 4:33 AM EST
Att: 26,246 - Unknown

AB 31
R 4
H 10
RBI 4
BB 3
SO 4
LOB 10



Batter	1	2	3	4	5	6	7	8	9	AB	R	H	RBI	BB	SO	LOB	BOTTOM					
Don Blasingame, L OBP: 0.600, SLG: 0.500 (1, 4)										4	0	2	0	1	0	0						
Alvin Dark, R (1, 6)										2	0	0	0	1	2	3						
Eddie Kasko, R (6, 6)										1	0	0	0	1	1	2						
Stan Musial, L OBP: 0.200, SLG: 0.200 (1, 3)										5	0	1	0	0	2	4						
Del Ennis, R OBP: 0.200, SLG: 0.200 (1, 7)										5	0	1	0	0	1	6						
Ken Boyer, R OBP: 0.200, SLG: 0.200 (1, 5)										5	0	1	0	0	0	4						
Wally Moon, L (1, 9)										1	0	0	0	3	0	3						
Bobby Gene Smith, R (1, 8)										4	0	0	0	0	0	5						
Hobie Landrith, L OBP: 0.750, SLG: 0.500 (1, 2)										2	0	1	0	2	0	2						
Inning Stats	R: 0 E: 0 K: 2 S: 7	H: 0 LOB: 0 BB: 0 P: 7	R: 0 E: 0 K: 0 S: 4	H: 1 LOB: 2 BB: 1 P: 8	R: 0 E: 0 K: 1 S: 5	H: 0 LOB: 1 BB: 1 P: 9	R: 0 E: 0 K: 0 S: 3	H: 1 LOB: 1 BB: 1 P: 7	R: 0 E: 0 K: 1 S: 7	H: 2 LOB: 3 BB: 1 P: 11	R: 0 E: 0 K: 0 S: 3	H: 0 LOB: 2 BB: 2 P: 11	R: 0 E: 0 K: 1 S: 7	H: 2 LOB: 3 BB: 1 P: 11	R: 0 E: 0 K: 1 S: 6	H: 1 LOB: 2 BB: 1 P: 10	R: 0 E: 0 K: 0 S: 3	H: 0 LOB: 0 BB: 0 P: 3	1B: 6 2B: 1 3B: 0 HR: 0	SF: 0 SAC: 0 DP: 1 HBP: 0	WP: 0 PB: 0 SB: 0 CS: 0	PA: 41
PITCHER	IP WLS BF H R ER SO BB IBB HBP BLK WP HR S P ERA WHIP	IP WLS BF H R ER SO BB IBB HBP BLK WP HR S P ERA WHIP	IP WLS BF H R ER SO BB IBB HBP BLK WP HR S P ERA WHIP	IP WLS BF H R ER SO BB IBB HBP BLK WP HR S P ERA WHIP	IP WLS BF H R ER SO BB IBB HBP BLK WP HR S P ERA WHIP	IP WLS BF H R ER SO BB IBB HBP BLK WP HR S P ERA WHIP	IP WLS BF H R ER SO BB IBB HBP BLK WP HR S P ERA WHIP	IP WLS BF H R ER SO BB IBB HBP BLK WP HR S P ERA WHIP	IP WLS BF H R ER SO BB IBB HBP BLK WP HR S P ERA WHIP	IP WLS BF H R ER SO BB IBB HBP BLK WP HR S P ERA WHIP	IP WLS BF H R ER SO BB IBB HBP BLK WP HR S P ERA WHIP	IP WLS BF H R ER SO BB IBB HBP BLK WP HR S P ERA WHIP	IP WLS BF H R ER SO BB IBB HBP BLK WP HR S P ERA WHIP	IP WLS BF H R ER SO BB IBB HBP BLK WP HR S P ERA WHIP	IP WLS BF H R ER SO BB IBB HBP BLK WP HR S P ERA WHIP	IP WLS BF H R ER SO BB IBB HBP BLK WP HR S P ERA WHIP	IP WLS BF H R ER SO BB IBB HBP BLK WP HR S P ERA WHIP	IP WLS BF H R ER SO BB IBB HBP BLK WP HR S P ERA WHIP	IP WLS BF H R ER SO BB IBB HBP BLK WP HR S P ERA WHIP	IP WLS BF H R ER SO BB IBB HBP BLK WP HR S P ERA WHIP	IP WLS BF H R ER SO BB IBB HBP BLK WP HR S P ERA WHIP	

Chicago Cubs @ St. Louis Cardinals
Sportsman's Park, St. Louis, MO
Tue Apr 15 1958, 4:33 AM EST
Att: 26,246 - Unknown

AB 33
R 0
H 7
RBI 0
BB 8
SO 6
LOB 32



Batter	1	2	3	4	5	6	7	8	9	AB	R	H	RBI	BB	SO	LOB	TOP		
Tony Taylor, R (1,4) OBP: 0.400, SLG: 0.375	0-3 K	0-0 FC6-4 1B		4-0 BB			0-3 K		0-0 F9	4	0	1	2	1	2	0			
Lee Walls, R (1,9) OBP: 0.222, SLG: 0.222	0-0 4-3	0-0 FC6-4		0-0 F8			0-0 1B		0-3 K	5	0	1	0	0	1	3			
14 Ernie Banks, R (1,6) OBP: 0.333, SLG: 0.444	0-0 2B		0-0 5-3				0-0 F8		0-0 F2	5	0	1	0	0	0	1			
Walt Moryn, L (1,7) OBP: 0.429, SLG: 0.429	0-3 K		0-0 L9				0-0 6-3		0-0 1B SF8	4	1	1	0	0	1	1			
Bobby Thomson, R (1,8) OBP: 0.500, SLG: 0.429		0-0 SH1-3 1B 1B		0-0 1B			0-0 F8		0-0 FC1-4 1B	4	1	3	0	0	0	0			
Dale Long, L (1,3) OBP: 0.375, SLG: 0.250		4-0 SH1-3 1B 1B		0-0 G3			0-0 L8		0-0 SF8	2	1	0	1	1	0	1			
Johnny Goryl, R (1,5) OBP: 0.286, SLG: 0.667		0-0 SH1-3		0-0 HR			0-0 F3		0-0 FC1-4	3	1	1	1	0	0	1			
Cal Neeman, R (1,2) OBP: 0.500, SLG: 0.857		4-0 1B IBB		0-0 G5-4-3 1B			0-0 6-3		0-0 E6	3	0	1	0	1	0	1			
Glen Hobbie, R (1,1) Dave Hillman, R (6,1) Ed Mayer, L (8,1)	0-3 K		0-0 G5-4-3				0-3 K		0-0 G3	2	0	0	0	0	1	4			
			0-0 G5-4-3							2	0	0	0	0	1	2			
			0-0 G5-4-3							0	0	0	0	0	0	0			
Inning Stats	R: 0 E: 0 K: 2 S: 8	H: 1 LOB: 1 BB: 0 P: 8	R: 2 E: 0 K: 1 S: 7	H: 2 LOB: 2 BB: 2 P: 15	R: 0 E: 0 K: 0 S: 4	H: 1 LOB: 1 BB: 0 P: 4	R: 1 E: 0 K: 0 S: 4	H: 2 LOB: 1 BB: 1 P: 8	R: 0 E: 0 K: 0 S: 3	H: 0 LOB: 0 BB: 0 P: 3	R: 0 E: 0 K: 0 S: 3	H: 0 LOB: 0 BB: 0 P: 3	R: 0 E: 1 K: 0 S: 6	H: 2 LOB: 2 BB: 0 P: 6	R: 0 E: 0 K: 1 S: 5	H: 0 LOB: 0 BB: 0 P: 5	1B: 7 2B: 1 3B: 0 HR: 1	SF: 1 SAC: 1 DP: 1 HBP: 0	WP: 0 PA: 39 PB: 0 SB: 0 CS: 0
PITCHER	IP WLS BF H R ER SO BB IBB HBP BLK WP HR S P ERA WHIP																		
Lindy McDaniel, R (1,1) ERA: 3.86	7.0 L 30 7 3 3 5 2 1 0 0 0 1 37 49 3.86 1.286																		
Billy Muffett, R (8,1) ERA: 4.5	2.0 9 2 1 1 1 0 0 0 0 0 0 11 11 4.50 1.000																		

Chicago Cubs @ St. Louis Cardinals
Sportsman's Park, St. Louis, MO
Thu Apr 17 1958, 4:33 AM EST
Att: 11,500 - Unknown

AB	34
R	4
H	9
RBI	4
BB	3
SO	6
LOB	14



Batter	1	2	3	4	5	6	7	8	9	AB	R	H	RBI	BB	SO	LOB	BOTTOM				
Don Blasingame, L (1,4) OBP: 0.400, SLG: 0.333	0-3 K		0-0 1B		0-0 1-3		0-0 4-1		0-0 FC1-6 FC5-4	5	0	1	0	0	1	3					
Alvin Dark, R (1,6) OBP: 0.250, SLG: 0.143	0-0 4-3		0-0 F9		0-0 1B		0-0 3-1		0-0 FC5-4	5	0	1	1	0	0	3					
Stan Musial, L (1,3) OBP: 0.333, SLG: 0.667	0-0 F5			0-0 HR	0-3 K			0-0 FC1-5 1B		4	1	2	1	0	1	1					
Del Ennis, R (1,7) OBP: 0.333, SLG: 0.143		0-0 P4		0-0 6-3		4-0 G4-6-3 BB		4-0 FC1-5 1B BB		2	1	0	0	2	0	0					
Ken Boyer, R (1,5) OBP: 0.111, SLG: 0.111		0-0 1-3		0-3 K		0-0 G4-6-3		0-0 FC1-5 1B		4	0	0	0	0	1	3					
Wally Moon, L (1,9) OBP: 0.875, SLG: 0.500		4-0 FC6 BB		4-0 BB		4-0 BB		0-0 G6-4-3 1B		1	0	1	1	3	0	0					
Hobie Landrith, L (1,2) OBP: 0.429, SLG: 0.200 Hal Smith, R (8, PH) (9, 2)		0-0 FC6		0-0 6-3		0-0 4-3		0-0 G6-4-3		3	0	0	0	0	0	3					
										1	0	0	0	0	2						
Bobby Gene Smith, R (1,8) OBP: 0.250, SLG: 0.143			0-0 6-3		4-0 1-3 1B BB		0-0 4-1 1B		0-3 K	3	1	1	0	1	1	0					
Lindy McDaniel, R (1,1) Joe Cunningham, L (7, PH) Billy Muffett, R (8,1) Gene Green, R (8, PH) Dick Schofield, S (9, PR)			0-0 F9		0-3 K		0-0 P6		4-0 FC1-6 BB	2	0	0	0	0	1	1					
										1	0	0	0	0	1						
										0	0	0	0	0	0						
										0	0	0	0	1	0						
										0	0	0	0	0	0						
Inning Stats	R: 0 E: 0 K: 1 S: 5	H: 0 LOB: 0 BB: 0 P: 5	R: 0 E: 0 K: 0 S: 3	H: 0 LOB: 1 BB: 1 P: 7	R: 0 E: 0 K: 0 S: 4	H: 1 LOB: 1 BB: 0 P: 4	R: 1 E: 0 K: 1 S: 6	H: 1 LOB: 1 BB: 1 P: 10	R: 1 E: 0 K: 2 S: 8	H: 1 LOB: 1 BB: 1 P: 12	R: 0 E: 0 K: 0 S: 2	H: 0 LOB: 1 BB: 2 P: 10	R: 0 E: 0 K: 0 S: 4	H: 1 LOB: 1 BB: 0 P: 4	R: 1 E: 0 K: 0 S: 4	H: 2 LOB: 1 BB: 1 P: 8	R: 0 E: 0 K: 1 S: 5	H: 0 LOB: 1 BB: 1 P: 9	1B: 5 2B: 0 3B: 0 HR: 1	SF: 0 SAC: 0 DP: 2 HBP: 0	WP: 0 PA: 38 PB: 0 SB: 0 CS: 0
PITCHER	IP WLS BF H R ER SO BB IBB HBP BLK WP HR S P ERA WHIP																				
Glen Hobbie, R (1,1) ERA: 3.18	5.2 W 24 3 2 2 4 5 0 0 0 0 0 1 27 47 3.18 1.412																				
Dave Hillman, R (6,1) ERA: 5.4	1.2 9 3 1 1 0 1 0 0 0 0 0 0 8 12 5.40 2.400																				
Ed Mayer, L (8,1) ERA:	1.2 S 5 0 0 0 1 1 0 0 0 0 0 0 6 10 0.00 0.600																				

Chicago Cubs @ St. Louis Cardinals
Sportsman's Park, St. Louis, MO
Thu Apr 17 1958, 4:33 AM EST
Att: 11,500 - Unknown

AB	31
R	3
H	6
RBI	3
BB	7
SO	5
LOB	17



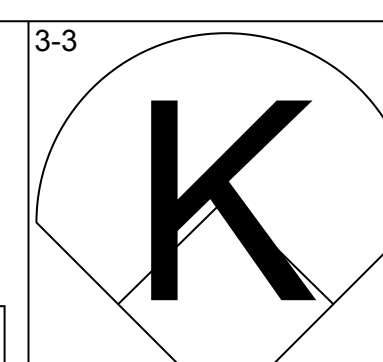
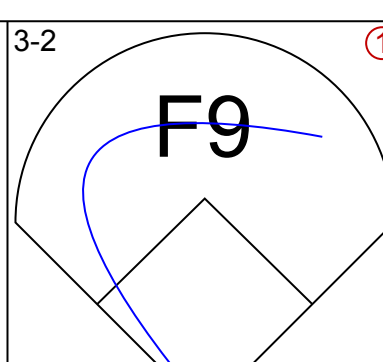
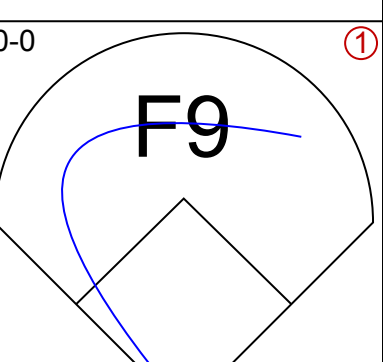
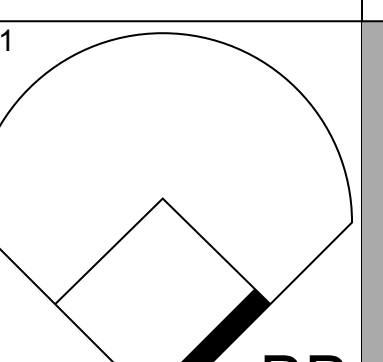
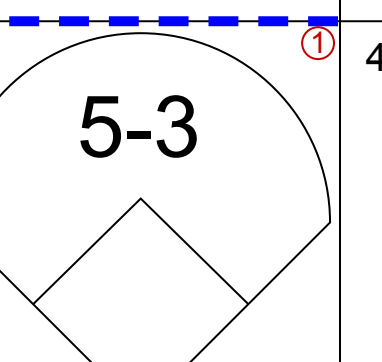
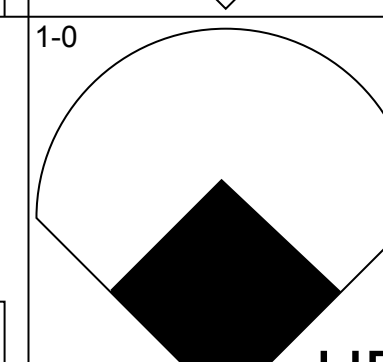
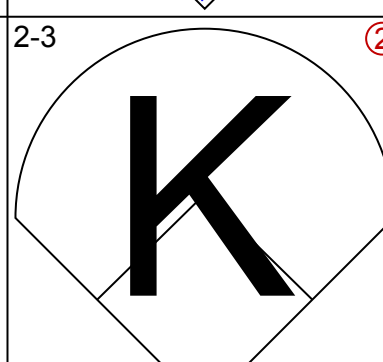
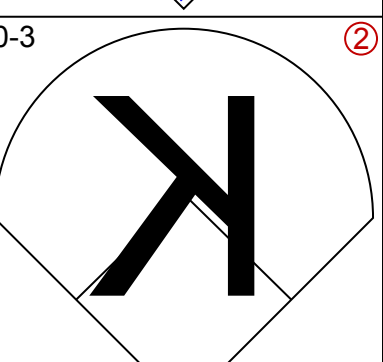
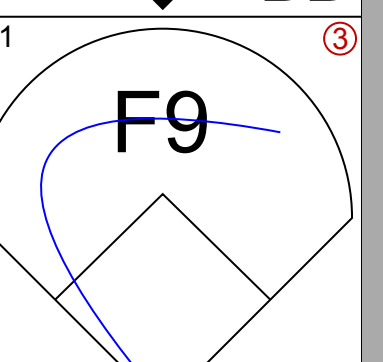
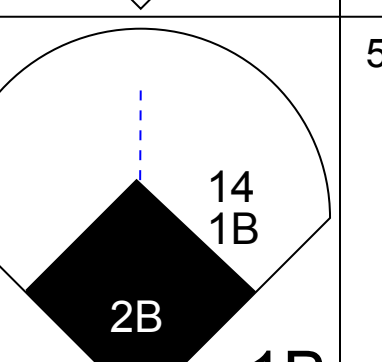
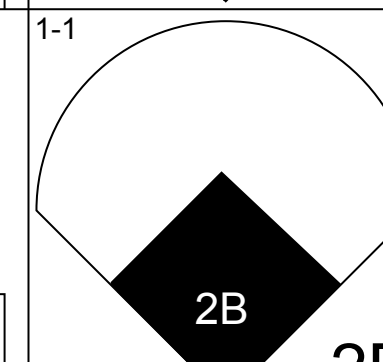
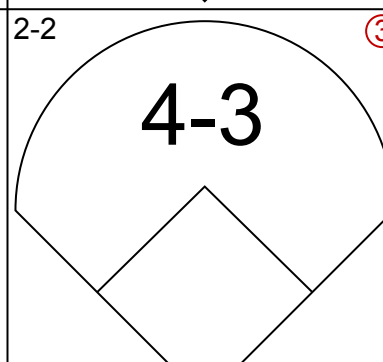
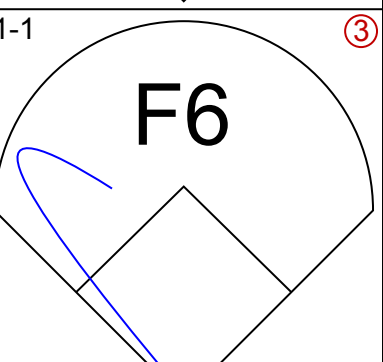

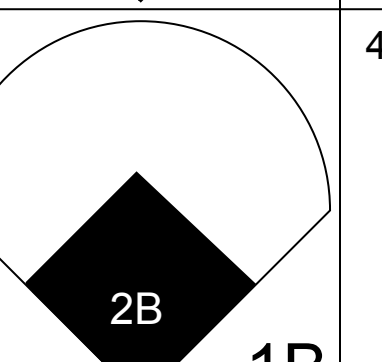
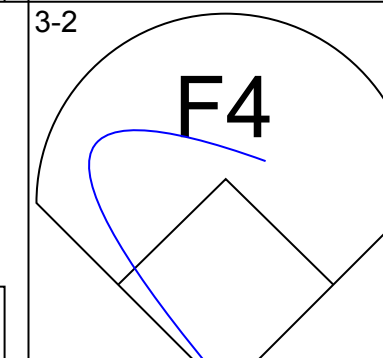
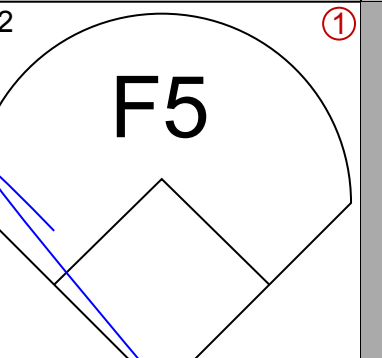
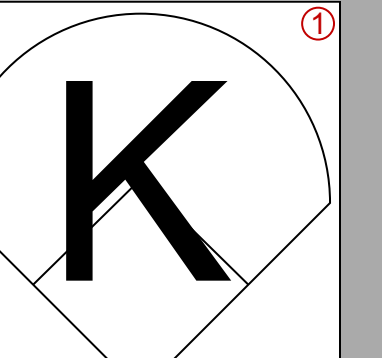
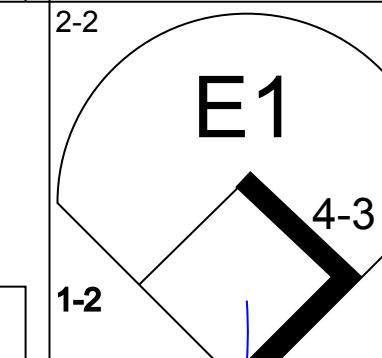
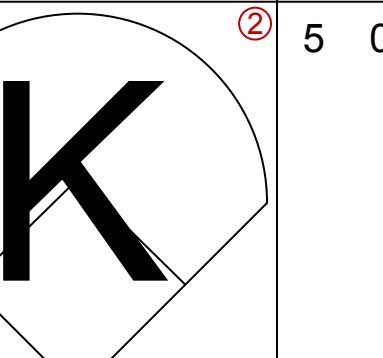
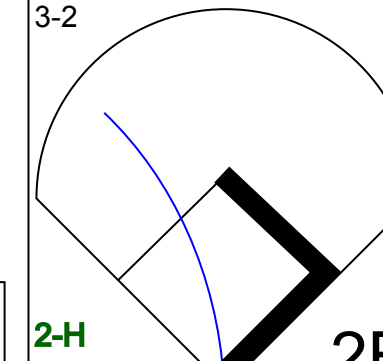
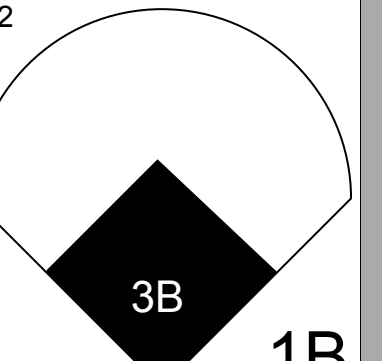
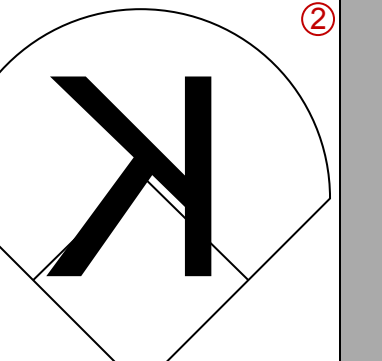
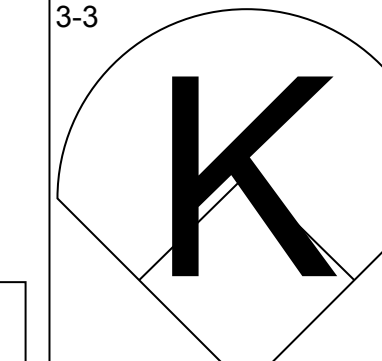
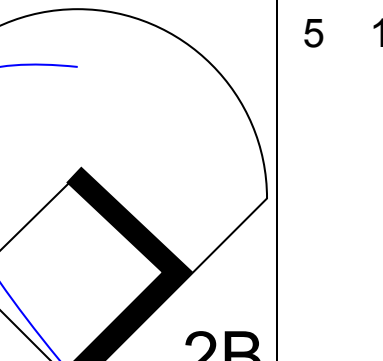
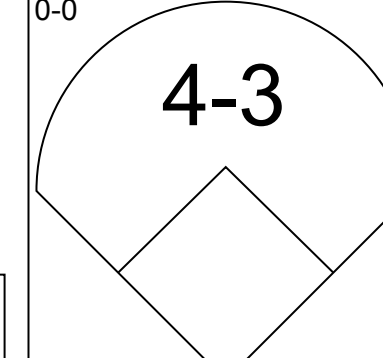
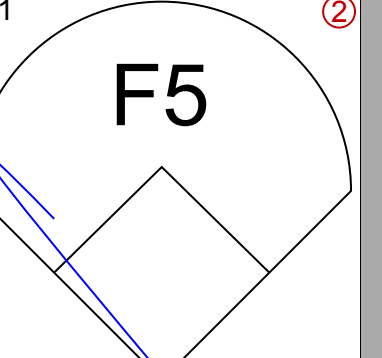
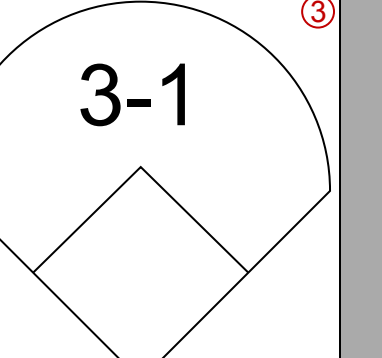
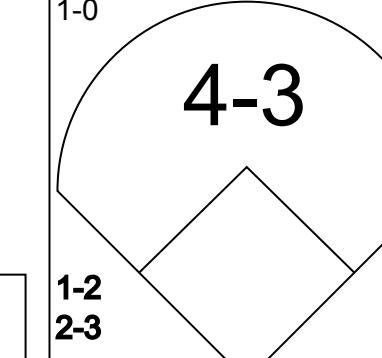
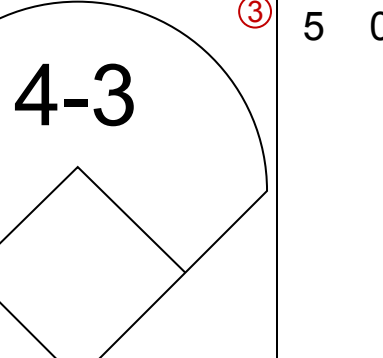
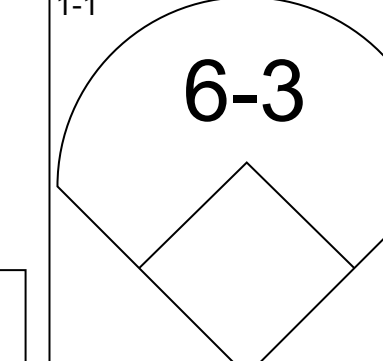
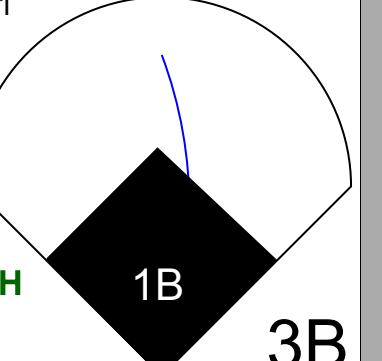
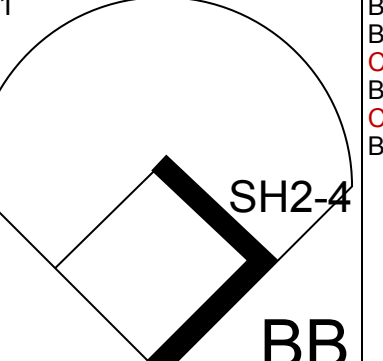
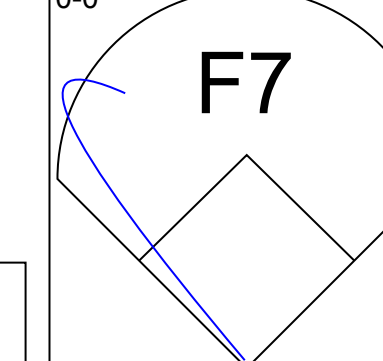
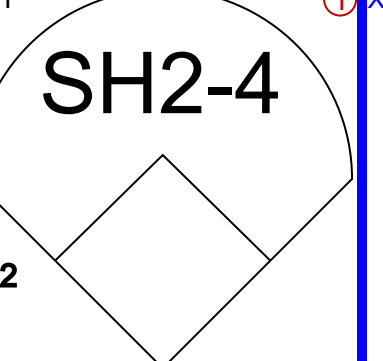
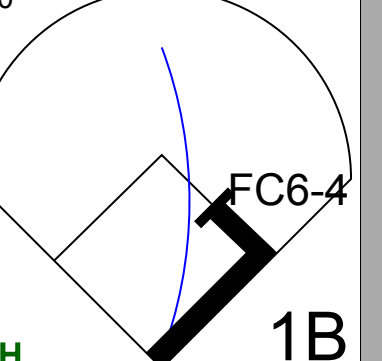
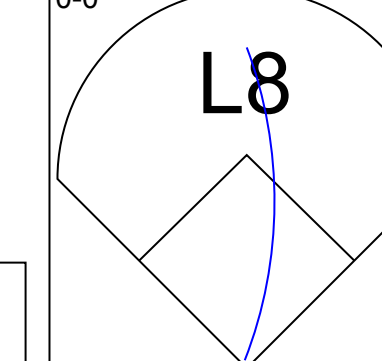
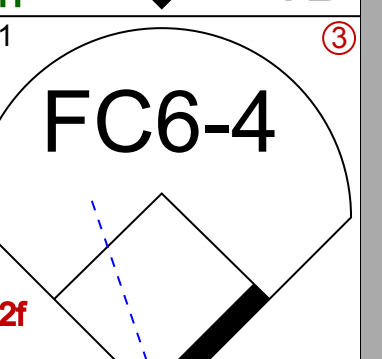
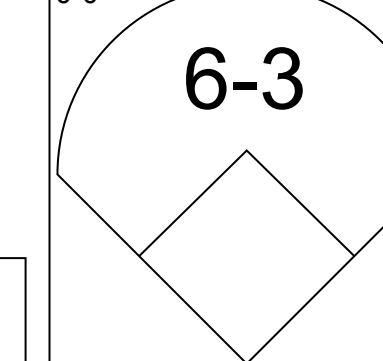
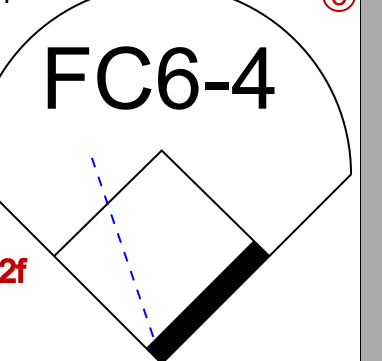
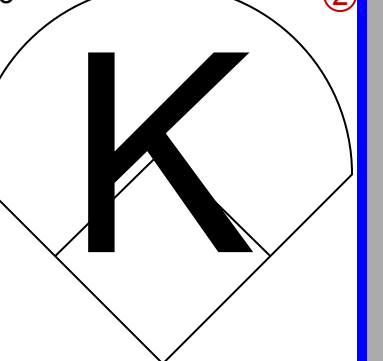
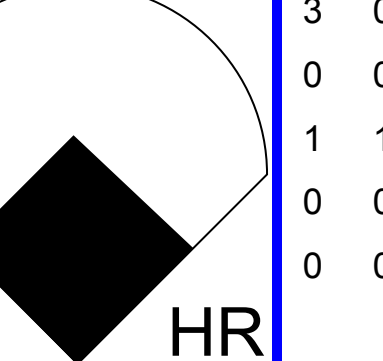
Batter	1	2	3	4	5	6	7	8	9	AB	R	H	RBI	BB	SO	LOB	TOP										
Don Blasingame, L (1,4) OBP: 0.500, SLG: 0.400	1-3	4-0		FC5-4		1-3		1-2		2	0	0	1	3	0	1	St. Louis Cardinals @ Chicago Cubs Wrigley Field, Chicago, IL Sat Apr 19 1958, 3:33 AM CST Att: 17,993 - Unknown										
Alvin Dark, R (1,6) OBP: 0.222, SLG: 0.125	G3	2B	1B	FC5-4		5-3		F7		5	1	1	0	0	1	8											
Stan Musial, L (1,3) OBP: 0.421, SLG: 0.789	G3			HR		4-3		L4		5	1	2	1	0	0	1											
Del Ennis, R (1,7) OBP: 0.368, SLG: 0.375	2H	2B		FC4-6		F4		6-3		4	0	2	1	1	0	0											
Ken Boyer, R (1,5) OBP: 0.167, SLG: 0.278	F8			FC4-6				FC5-4		5	1	2	0	0	0	4											
Gene Green, R (1,9)								HBP	BB	3	0	0	0	0	2	2											
Wally Moon, L (8,9) OBP: 0.643, SLG: 0.167		K		K		L8		BB	HBP	1	0	0	0	1	0	1											
Hal Smith, R (1,2)						5-3		BB	HBP	1	0	0	0	2	0	0											
Irv Noren, L (8,8) OBP: 0.667, SLG: 1.000	FC3-5	1B		FC1-6				1-2	2-3	0	0	0	0	0	0	0											
Bobby Gene Smith, R (1,8) OBP: 0.287, SLG: 0.214				FC1-6		E5		K		3	0	1	0	0	0	1											
Hobie Landrith, L (8,2) OBP: 0.333, SLG: 0.111	BB	FC3-5		SH1-4				K		1	0	0	0	0	1	3											
Vinegar Bend Mizell, R (1,1)				SH1-4				K		1	0	0	0	0	0	2											
Joe Cunningham, L (8,8)										1	0	0	0	0	1	3											
Larry Jackson, R (8,1)										0	0	0	0	0	0	0											
Billy Muffett, R (8,1)										0	0	0	0	0	0	0											
Inning Stats	R: 1 E: 0 K: 0 S: 5	H: 2 LOB: 1 BB: 0 P: 5	R: 0 E: 0 K: 2 S: 8	H: 1 LOB: 3 BB: 2 P: 16	R: 1 E: 0 K: 1 S: 5	H: 1 LOB: 0 BB: 1 P: 9	R: 0 E: 0 K: 0 S: 3	H: 0 LOB: 2 BB: 2 P: 11	R: 0 E: 1 K: 0 S: 4	H: 1 LOB: 1 BB: 0 P: 4	R: 0 E: 0 K: 0 S: 3	H: 0 LOB: 0 BB: 0 P: 3	R: 1 E: 0 K: 2 S: 8	H: 1 LOB: 2 BB: 2 P: 17	R: 0 E: 0 K: 0 S: 4	H: 2 LOB: 1 BB: 0 P: 4	1B: 5 2B: 1 3B: 1 HR: 1	SF: 0 SAC: 2 DP: 1 HBP: 1	WP: 0 PB: 0 SB: 0 CS: 0	PA: 42							
PITCHER	IP	WLS	BF	H	R	ER	SO	BB	IBB	HBP	BLK	WP	HR	S	P	ERA	WHIP										
Taylor Phillips, L (1,1) ERA: 3.6	5.0		24	5	2	2	3	5	0	0	0	0	1	25	45	3.60	2.000										
Dolan Nichols, R (8,1) ERA:	2.0		7	0	0	0	0	0	0	0	0	0	0	7	7	0.00	0.000										
Turk Lown, R (8,1) ERA:	0.0		2	1	1	0	0	1	0	0	0	0	0	1	5	∞	∞										
Don Elston, R (8,1) ERA:	0.1		2	0	0	0	1	0	0	1	0	0	0	3	4	0.00	0.000										
Ed Mayer, L (8,1) ERA:	1.2	W	7	2	0	0	1	1	0	0	0	0	0	8	12	0.00	1.800										

Batter	1	2	3	4	5	6	7	8	9	AB	R	H	RBI	BB	SO	LOB	BOTTOM										
Tony Taylor, R (1,4) OBP: 0.421, SLG: 0.333	6-3		L1-3		E4		6-3	6-3		4	0	1	0	1	0	2	St. Louis Cardinals @ Chicago Cubs Wrigley Field, Chicago, IL Sat Apr 19 1958, 3:33 AM CST Att: 17,993 - Unknown										
Lee Walls, R (1,9) OBP: 0.222, SLG: 0.222	5-3		L1-3		F8			14 BB	HR	4	1	1	0	0	0	2											
14 Ernie Banks, R (1,6) OBP: 0.500, SLG: 0.733	BB				HR			HR	BB	3	2	3	1	1	0	0											
Walt Moryn, L (1,7) OBP: 0.438, SLG: 0.786	1-2		F8		F8			HR	HR	3	1	1	3	1	0	1											
Bobby Thomson, R (1,8) OBP: 0.412, SLG: 0.286	F8				5-3		6-3	HR	1B	4	1	1	0	0	0	2											
Dale Long, L (1,3) OBP: 0.312, SLG: 0.583			4-3		G1-4-3		F4	HR	HR	3	1	1	2	1	0	0											
Johnny Goryl, R (1,5) OBP: 0.467, SLG: 0.923					G1-4-3					4	0	2	0	0	0	1											
Cal Neeman, R (1,2) OBP: 0.375, SLG: 0.533			F9		F9		K	F9		4	0	0	0	0	1	2											
Taylor Phillips, L (1,1)										1	0	0	0	0	1	1											
Frank Erna, R (5,8)										1	0	0	0	0	0	0											
Dolan Nichols, R (8,1)										0	0	0	0	0	0	0											
Jim Bolger, R (7,8) OBP: 0.100, SLG: 2.000										0	1	1	0	0	0	0											
Turk Lown, R (8,1)										0	0	0	0	0	0	0											
Don Elston, R (8,1)										0	0	0	0	0	0	0											
Ed Mayer, L (8,1) ERA: 9.0										1	0	0	0	0	1												
Inning Stats	R: 0 E: 0 K: 0 S: 4	H: 1 LOB: 2 BB: 1 P: 8	R: 0 E: 0 K: 1 S: 6	H: 1 LOB: 0 BB: 0 P: 6	R: 0 E: 0 K: 0 S: 3	H: 1 LOB: 1 BB: 1 P: 7	R: 0 E: 0 K: 0 S: 2	H: 0 LOB: 0 BB: 1 P: 6	R: 0 E: 1 K: 0 S: 4	H: 1 LOB: 1 BB: 0 P: 4	R: 1 E: 0 K: 0 S: 4	H: 1 LOB: 0 BB: 0 P: 4	R: 0 E: 0 K: 1 S: 6	H: 1 LOB: 1 BB: 0 P: 6	R: 5 E: 0 K: 0 S: 8	H: 5 LOB: 1 BB: 1 P: 12	1B: 6 2B: 3 3B: 0 HR: 3	SF: 0 SAC: 0 DP: 2 HBP: 0	WP: 0 PB: 0 SB: 0 CS: 0	PA: 37							
PITCHER	IP	WLS	BF	H	R	ER	SO	BB	IBB	HBP	BLK	WP	HR	S	P	ERA	WHIP										
Vinegar Bend Mizell, L (1,1) ERA: 3.6	7.0		28	6	1	1	2	3	0	0	0	0	1	29	41	1.29	1.286										
Larry Jackson, R (8,1) ERA: 13.5	0.0	L	3	2	3	3	0	1	0	0	0	0	1	2	6	∞	∞										
Billy Muffett, R (8,1) ERA: 9.0	1.0		6	3	2	2	0	0	0	0	0	0	1	6	6	18.00	3.000										

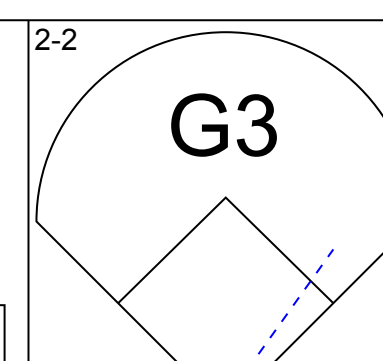
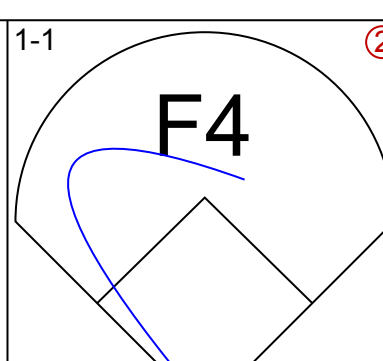

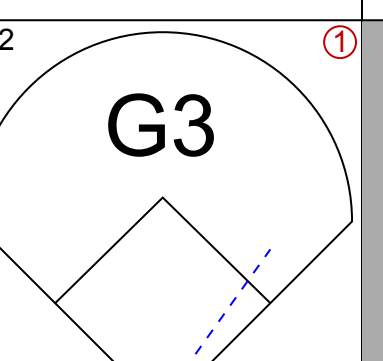
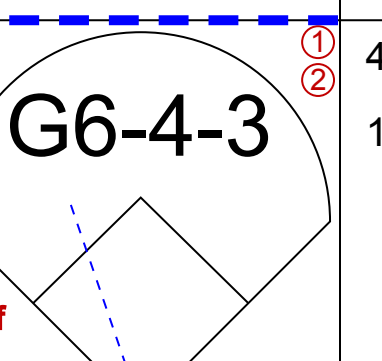
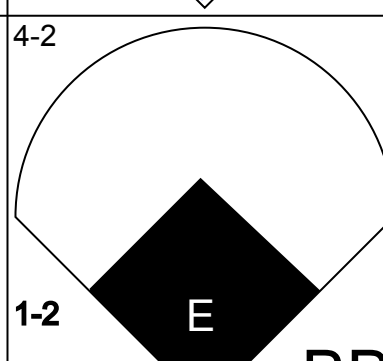

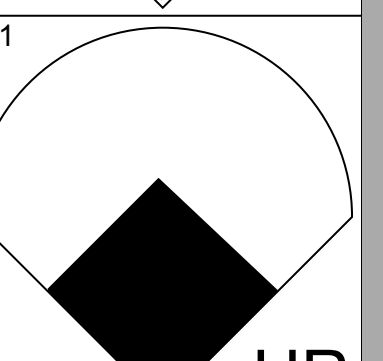
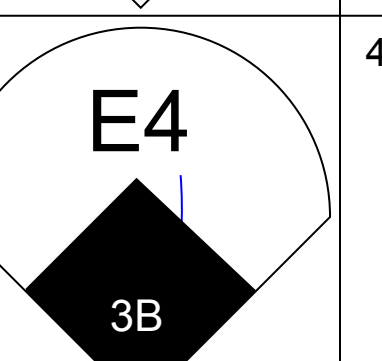
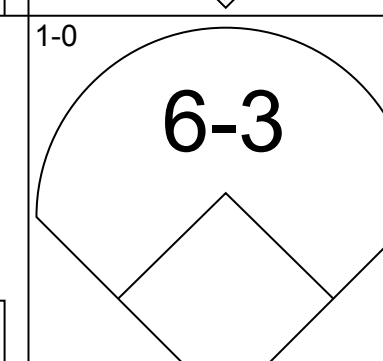
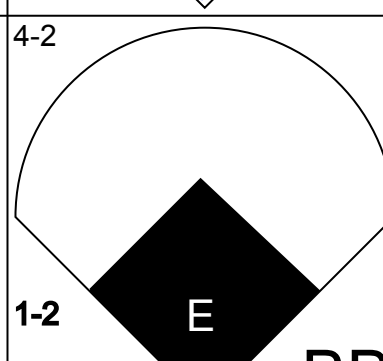

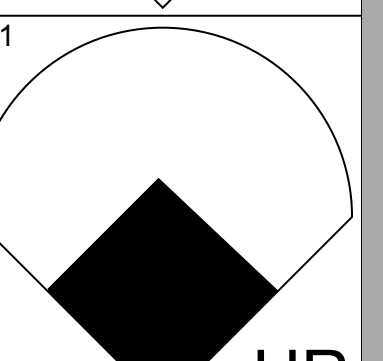
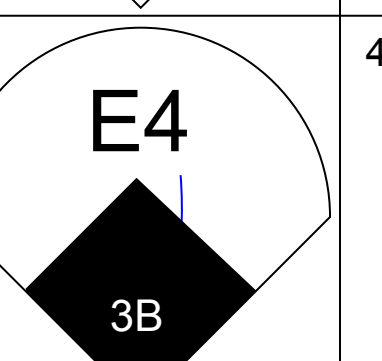
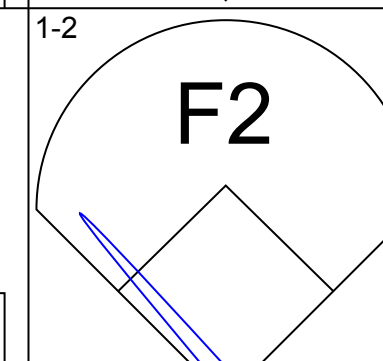
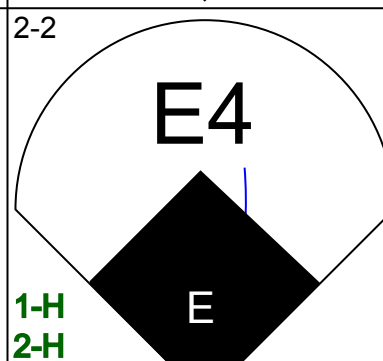
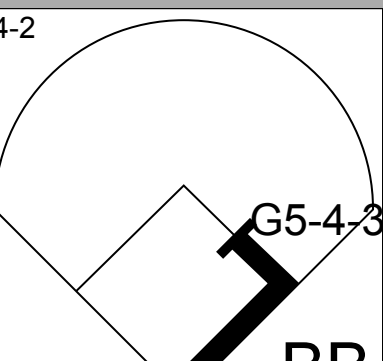
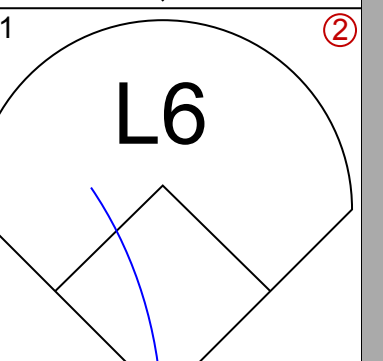
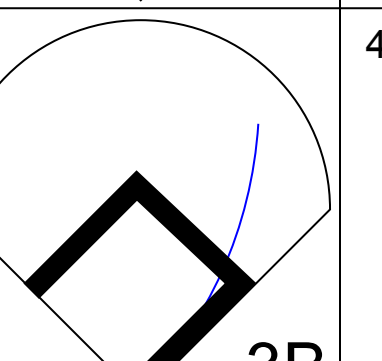
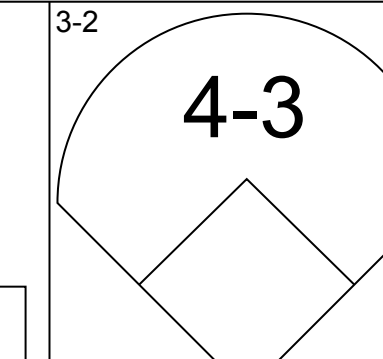
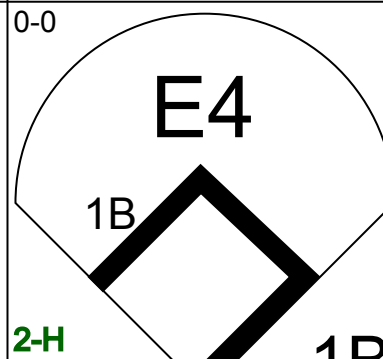
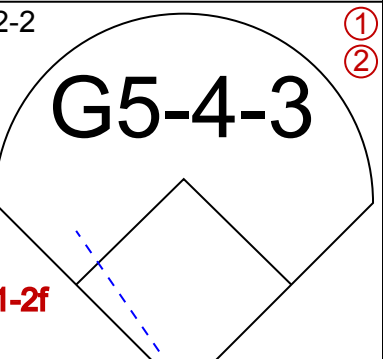
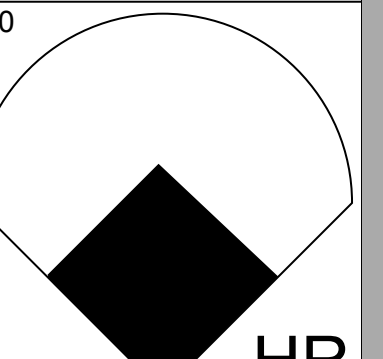
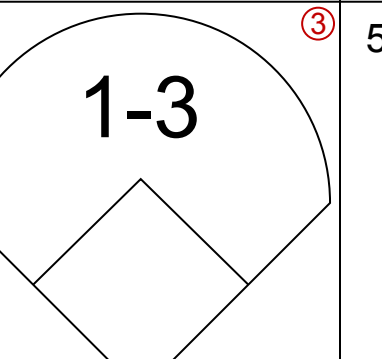
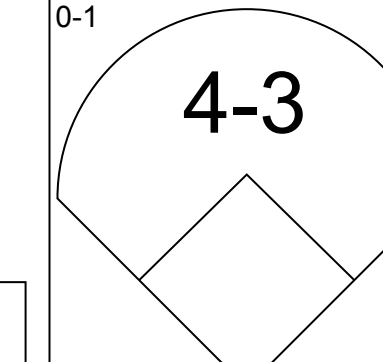
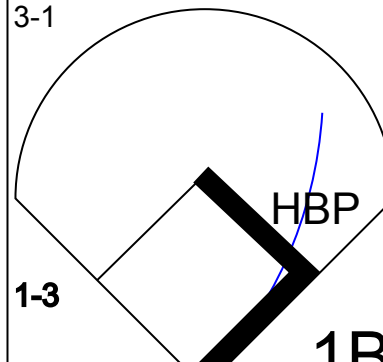
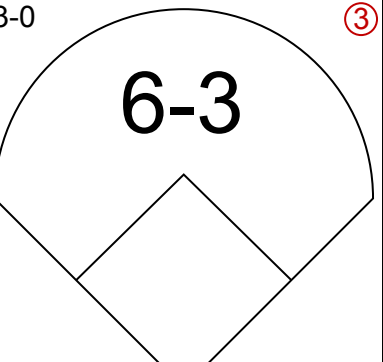
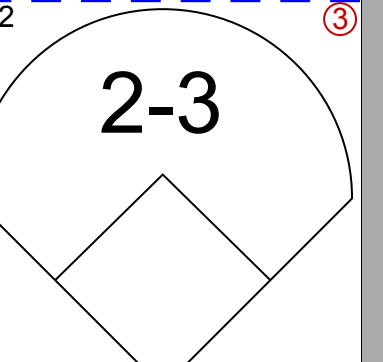
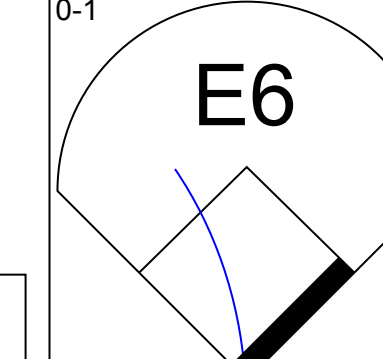
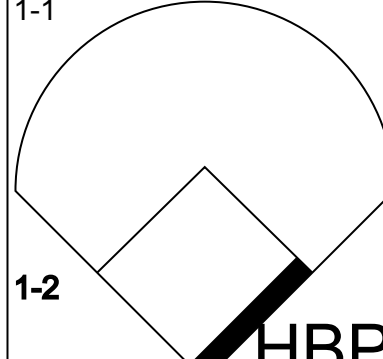




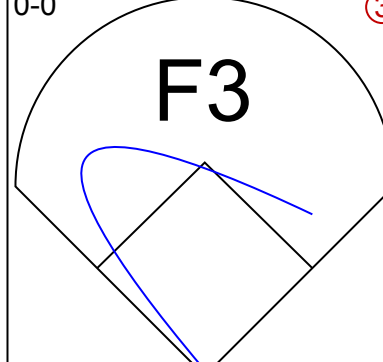



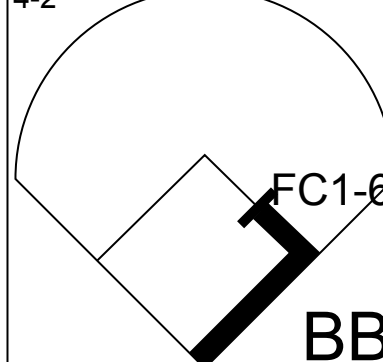



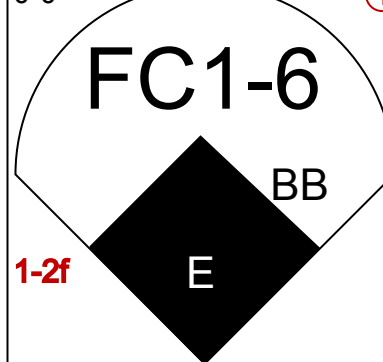


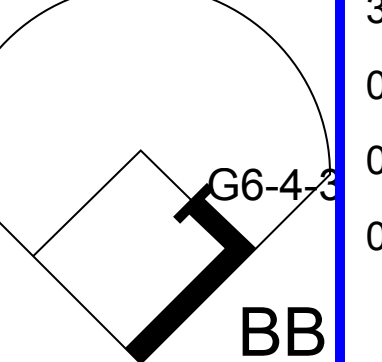
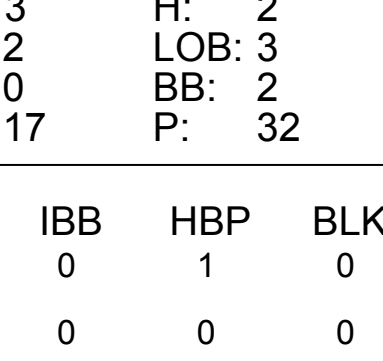
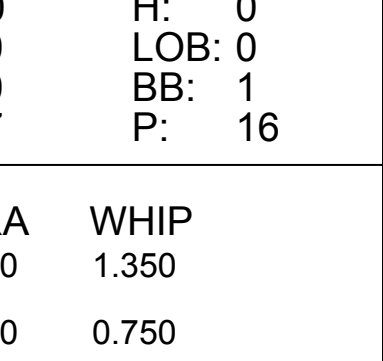

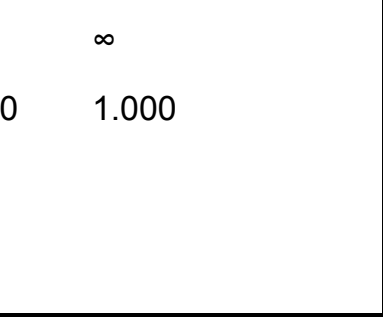
AB	32
R	3
H	8
RBI	3
BB	7
SO	5
LOB	26



Batter	1	2	3	4	5	6	7	8	9	AB	R	H	RBI	BB	SO	LOB	TOP
Dick Schofield, S OBP: 0.428, SLG: 0.800	4-0 HR BB		0-0 3-1		0-3 K	4-0 2B BB			0-0 F8	3	2	0	0	2	1	0	
Don Blasingame, L OBP: 0.520, SLG: 0.600	0-0 P4		0-0 SF7 3B		0-0 HR 1B	0-0 1-H 2B			0-0 4-3	5	2	3	1	0	0	1	
Stan Musial, L OBP: 0.458, SLG: 1.000	0-0 1-H HR		4-0 SF7 1B BB		0-0 1-H HR			0-3 K	4	3	2	4	1	1	0		
Irv Noren, L OBP: 0.667, SLG: 1.000 Bobby Gene Smith, R OBP: 0.250, SLG: 0.200	0-0 G4-6-3 1B		0-0 SF7 1-2 3-H		4-0 BB 1B BB			0-0 6-3	1	1	1	1	1	0	0		
Wally Moon, L OBP: 0.611, SLG: 0.222	0-0 G4-6-3 1-2		0-0 FC6 1B		4-0 1B PB BB			0-0 F7	3	1	1	1	1	0	1		
Joe Cunningham, L OBP: 0.125, SLG: 0.125		0-0 4-3	0-0 FC6 1-2		0-0 1-3 2-H 1B			0-0 5-3	4	0	1	1	0	0	1		
Ken Boyer, R OBP: 0.136, SLG: 0.227		0-0 L8		0-3 K	0-3 K			0-0 5-3	4	0	0	0	0	2	1		AB 32
Hal Smith, R OBP: 0.125, SLG: 0.125		4-0 BB		0-0 6-3	0-0 6-3			0-0 F7	3	0	0	0	1	0	1		R 9
Herm Wehmeier, R OBP: 0.125, SLG: 0.125		0-0 F9		0-0 5-3		0-3 K		0-3 K	1	0	0	0	0	0	1		H 8
Morrie Martin, L OBP: 0.125, SLG: 0.125										2	0	0	0	0	1		RBI 8
Phil Clark, R OBP: 0.125, SLG: 0.125										1	0	0	0	0	1		BB 6
										2	0	0	0	0	1		SO 6
										1	0	0	0	0	1		LOB 6
										2	0	0	0	0	1		
										1	0	0	0	0	1		
										2	0	0	0	0	1		
										1	0	0	0	0	1		
										2	0	0	0	0	1		
										1	0	0	0	0	1		
										2	0	0	0	0	1		
										1	0	0	0	0	1		
										2	0	0	0	0	1		
										1	0	0	0	0	1		
										2	0	0	0	0	1		
										1	0	0	0	0	1		
										2	0	0	0	0	1		
										1	0	0	0	0	1		
										2	0	0	0	0	1		
										1	0	0	0	0	1		
										2	0	0	0	0	1		
										1	0	0	0	0	1		
										2	0	0	0	0	1		
										1	0	0	0	0	1		
										2	0	0	0	0	1		
										1	0	0	0	0	1		
										2	0	0	0	0	1		
										1	0	0	0	0	1		
										2	0	0	0	0	1		
										1	0	0	0	0	1		
										2	0	0	0	0	1		
										1	0	0	0	0	1		
										2	0	0	0	0	1		
										1	0	0	0	0	1		
										2	0	0	0	0	1		
										1	0	0	0	0	1		
										2	0	0	0	0	1		
										1	0	0	0	0	1		
										2	0	0	0	0	1		
										1	0	0	0	0	1		
										2	0	0	0	0	1		
										1	0	0	0	0	1		
										2	0	0	0	0	1		
										1	0	0	0	0	1		
										2	0	0	0	0	1		
										1	0	0	0	0	1		
										2	0	0	0	0	1		
										1	0	0	0	0	1		
										2	0	0	0	0	1		
										1	0	0	0	0	1		
										2	0	0	0	0	1		
										1	0	0	0	0	1		
										2	0	0	0	0	1		
										1	0	0	0	0	1		
										2	0	0	0	0	1		
										1	0	0	0	0	1		
										2	0	0	0	0	1		
										1	0	0	0	0	1		
										2	0	0	0	0	1		
										1	0	0	0	0	1		
										2	0	0	0	0	1		
										1	0	0	0	0	1		
										2	0	0	0	0	1		
										1	0	0	0	0	1		
										2	0	0	0	0	1		
										1	0	0	0	0	1		
										2	0	0	0	0	1		
										1	0	0	0	0	1		
										2	0	0	0	0	1		
										1	0	0	0	0	1		
										2	0	0	0	0	1		
										1	0	0	0	0	1		
										2	0	0	0	0	1		
										1	0	0	0	0	1		
										2	0	0	0	0	1		
										1	0	0	0	0	1		
										2	0	0	0	0	1		
										1	0	0	0	0	1		
										2	0	0	0	0	1		
										1	0	0	0	0	1		
										2	0	0	0	0	1		
										1	0	0	0	0	1		
										2	0	0	0	0	1		
										1	0	0	0	0	1		
										2	0	0	0	0	1		
										1	0	0	0	0	1		
										2	0	0	0	0	1		
										1	0	0	0	0	1		
										2	0	0	0	0	1		
										1	0	0	0	0	1		
										2	0	0	0	0	1		
										1	0	0	0	0	1		
										2	0	0	0	0	1		
										1	0	0	0	0	1		
										2	0	0	0	0	1		
										1	0	0	0	0	1		

Batter	1	2	3	4	5	6	7	8	9	AB	R	H	RBI	BB	SO	LOB	TOP							
Tony Taylor, R OBP: 0.333, SLG: 0.250 (1,4)										4	0	0	0	1	1	0	Chicago Cubs @ Los Angeles Dodgers Los Angeles Memorial Coliseum, Los Angeles, CA Wed Apr 23 1958, 9:05 PM EST Att: 24,368 - Unknown							
Lee Walls, R OBP: 0.258, SLG: 0.367 (1,9)										5	2	2	1	0	2	2								
14 Ernie Banks, R OBP: 0.484, SLG: 0.852 (1,6)										4	2	2	0	1	0	0								
Walt Moryn, L OBP: 0.379, SLG: 0.500 (1,7)										5	0	0	0	0	2	4								
Bobby Thomson, R OBP: 0.433, SLG: 0.462 (1,8)										5	1	3	3	0	2	2								
Dale Long, L OBP: 0.276, SLG: 0.304 (1,3)										5	0	0	0	0	0	5								
Johnny Goryl, R OBP: 0.423, SLG: 0.864 (1,5)										2	1	1	1	2	0	0								
El Tappe, R OBP: 0.500, SLG: 0.333 (8, PH)										2	0	1	1	0	0	0								
Jim Bolger, R OBP: 0.333, SLG: 0.667 (8, PH)										1	0	0	0	0	0	3								
Cal Neeman, R OBP: 0.350, SLG: 0.474 (8, 2)										0	0	0	0	0	0	0								
Dick Drott, R OBP: 0.429, SLG: 0.429 (1,1)										3	0	0	0	0	1	2								
Don Elston, R OBP: 1.000, SLG: 1.000 (7,1)										0	0	0	0	0	0	0								
Chuck Tanner, L OBP: 0.333, SLG: 1.333 (9, PH)										1	1	1	1	0	0	0								
Freddy Rodriguez, R OBP: 0.350, SLG: 0.474 (9,1)										0	0	0	0	0	0	0								
Dolan Nichols, R OBP: 0.350, SLG: 0.474 (9,1)										0	0	0	0	0	0	0								
Inning Stats	R: 2 E: 0 K: 1 S: 13	H: 3 LOB: 1 BB: 0 P: 24	R: 0 E: 0 K: 0 S: 4	H: 0 LOB: 0 BB: 0 P: 5	R: 0 E: 0 K: 1 S: 10	H: 0 LOB: 1 BB: 0 P: 17	R: 2 E: 0 K: 0 S: 13	H: 3 LOB: 1 BB: 0 P: 15	R: 0 E: 0 K: 1 S: 6	H: 0 LOB: 0 BB: 0 P: 7	R: 0 E: 0 K: 2 S: 7	H: 0 LOB: 0 BB: 0 P: 11	R: 0 E: 0 K: 1 S: 10	H: 0 LOB: 2 BB: 2 P: 20	R: 0 E: 1 K: 1 S: 11	H: 0 LOB: 3 BB: 2 P: 24	R: 3 E: 0 K: 1 S: 20	H: 4 LOB: 1 BB: 0 P: 33	1B: 4 2B: 3 3B: 1 HR: 2	SF: 0 SAC: 1 DP: 0 HBP: 0	WP: 0 PB: 0 SB: 0 CS: 0	PA: 42		
PITCHER	IP WLS BF H R ER SO BB IBB HBP BLK WP HR S P ERA WHIP	8.0 36 7 5 5 7 4 0 0 0 0 2 78 129 5.62 1.375	1.0 L 6 3 2 2 1 0 0 0 0 0 0 16 27 18.00 3.000																					



Batter	1	2	3	4	5	6	7	8	9	AB	R	H	RBI	BB	SO	LOB	BOTTOM						
Jim Gilliam, S OBP: 0.346, SLG: 0.200 (1,7)										4	0	0	0	0	0	2	Chicago Cubs @ Los Angeles Dodgers Los Angeles Memorial Coliseum, Los Angeles, CA Wed Apr 23 1958, 9:05 PM EST Att: 24,368 - Unknown						
Randy Jackson, R OBP: 0.417, SLG: 0.600 (9, PH)										4	3	1	1	1	0	2							
Pee Wee Reese, R OBP: 0.417, SLG: 0.600 (1,6)										4	3	1	1	1	0	2							
Charlie Neal, R OBP: 0.389, SLG: 0.464 (1,4)										4	1	1	1	1	0	0							
Gil Hodges, R OBP: 0.361, SLG: 0.414 (1,3)										5	1	2	1	0	0	3							
Dick Gray, R OBP: 0.486, SLG: 0.690 (1,5)										4	0	1	0	0	0	0							
Gino Cimoli, R OBP: 0.303, SLG: 0.433 (1,8)										3	0	1	0	0	0	0							
Carl Furillo, R OBP: 0.318, SLG: 0.412 (1,9)										3	0	0	0	1	0	5							
John Roseboro, L OBP: 0.471, SLG: 0.308 (1,2)										3	0	0	0	1	0	2							
Carl Erskine, R OBP: 0.143, SLG: 0.143 (1,1)										3	1	1	0	0	0	2							
Clem Labine, R OBP: 0.697, SLG: 1.500 (9, PH)										0	0	0	0	0	0	0							
Elmer Valo, L OBP: 0.167, SLG: 0.182 (9, PR)										0	0	0	0	0	0	0							
Inning Stats	R: 0 E: 0 K: 0 S: 8	H: 0 LOB: 0 BB: 0 P: 12	R: 0 E: 1 K: 0 S: 11	H: 0 LOB: 1 BB: 0 P: 16	R: 3 E: 2 K: 0 S: 17	H: 2 LOB: 3 BB: 2 P: 32	R: 0 E: 0 K: 0 S: 6	H: 1 LOB: 1 BB: 0 P: 11	R: 0 E: 0 K: 0 S: 7	H: 0 LOB: 0 BB: 1 P: 16	R: 0 E: 0 K: 0 S: 13	H: 0 LOB: 1 BB: 1 P: 22	R: 2 E: 0 K: 0 S: 11	H: 2 LOB: 0 BB: 0 P: 17	R: 0 E: 0 K: 0 S: 4	H: 1 LOB: 0 BB: 0 P: 4	R: 1 E: 1 K: 0 S: 12	H: 1 LOB: 2 BB: 1 P: 21	1B: 4 2B: 0 3B: 1 HR: 2	SF: 0 SAC: 0 DP: 3 HBP: 1	WP: 0 PB: 0 SB: 0 CS: 0	PA: 40	
PITCHER	IP WLS BF H R ER SO BB IBB HBP BLK WP HR S P ERA WHIP	6.2 31 5 5 2 0 4 0 1 0 0 2 70 122 2.70 1.350	1.1 W 4 1 0 0 0 0 0 0 0 0 0 7 8 0.00 0.750	0.0 1 0 1 0 0 1 0 0 0 0 0 2 6 * *	1.0 S 4 1 0 0 0 0 0 0 0 0 0 10 15 0.00 1.000																		



Batter	1	2	3	4	5	6	7	8	9	AB	R	H	RBI	BB	SO	LOB	TOP					
Tony Taylor, R OBP: 0.359, SLG: 0.250 (1, 4)										4	2	1	1	2	1	5	Chicago Cubs @ Los Angeles Dodgers Los Angeles Memorial Coliseum, Los Angeles, CA Thu Apr 24 1958, 6:33 AM EST Att: 10,194 - Unknown					
Lee Walls, R OBP: 0.297, SLG: 0.639 (1, 9)										6	3	3	8	0	0	2						
14 Ernie Banks, R OBP: 0.472, SLG: 0.767 (1, 6)										3	2	0	0	1	0	0						
Walt Moryn, L OBP: 0.382, SLG: 0.500 (1, 7)										4	2	1	0	1	0	0						
Bobby Thomson, R OBP: 0.457, SLG: 0.552 (1, 8)										3	1	1	1	2	1	2						
Dale Long, L OBP: 0.294, SLG: 0.269 (1, 3)										3	1	0	1	2	0	3						
Johnny Goryl, R OBP: 0.452, SLG: 0.800 (1, 5)										3	2	1	1	1	0	1						
El Tappe, R OBP: 0.444, SLG: 0.375 (1, 2)										5	1	2	2	0	0	3						
Gene Fodge, R (1, 1)										3	1	0	0	1	1	3						
Inning Stats	R: 2 E: 0 K: 1 S: 15	H: 1 LOB: 0 BB: 1 P: 26	R: 0 E: 0 K: 1 S: 9	H: 0 LOB: 2 BB: 1 P: 18	R: 2 E: 0 K: 0 S: 7	H: 0 LOB: 1 BB: 2 P: 19	R: 0 E: 0 K: 1 S: 10	H: 1 LOB: 1 BB: 0 P: 14	R: 7 E: 0 K: 0 S: 14	H: 4 LOB: 0 BB: 3 P: 30	R: 0 E: 0 K: 0 S: 4	H: 0 LOB: 0 BB: 1 P: 11	R: 3 E: 0 K: 0 S: 12	H: 1 LOB: 0 BB: 2 P: 21	R: 1 E: 0 K: 0 S: 9	H: 1 LOB: 0 BB: 0 P: 14	R: 0 E: 0 K: 0 S: 9	H: 1 LOB: 1 BB: 0 P: 15	1B: 4 2B: 1 3B: 0 HR: 4	SF: 0 SAC: 1 DP: 1 HBP: 2	WP: 2 PB: 0 SB: 1 CS: 0	PA: 47
PITCHER	IP WLS BF H R ER SO BB IBB HBP BLK WP HR S P ERA WHIP																					
Don Drysdale, R ERA: 12.27 (1, 1)	2.1 L 14 1 4 4 2 4 0 2 0 0 1 27 57 15.43 2.143																					
Roger Craig, R ERA: 23.63 (3, 1)	2.2 16 5 7 7 1 2 1 0 0 1 1 28 50 23.62 2.625																					
Ron Negray, R ERA: 8.22 (6, 1)	3.0 13 2 4 4 0 3 0 0 0 0 2 25 46 12.00 1.667																					
Sandy Koufax, L ERA: (9, 1)	1.0 4 1 0 0 0 0 0 0 0 1 0 9 15 0.00 1.000																					

Batter	1	2	3	4	5	6	7	8	9	AB	R	H	RBI	BB	SO	LOB	BOTTOM					
Pee Wee Reese, R OBP: 0.395, SLG: 0.563 (1, 6)										2	0	0	0	0	0	0	Chicago Cubs @ Los Angeles Dodgers Los Angeles Memorial Coliseum, Los Angeles, CA Thu Apr 24 1958, 6:33 AM EST Att: 10,194 - Unknown					
Don Zimmer, R OBP: 0.400, SLG: 1.000 (6, 6)										3	0	0	0	0	2							
Gino Cimoli, R OBP: 0.276, SLG: 0.394 (1, 8)										3	0	1	0	0	0	1						
Jim Gilliam, S OBP: 0.370, SLG: 0.238 (8, 7)										1	0	1	0	0	0	0						
Duke Snider, L OBP: 0.355, SLG: 0.385 (1, 7)										3	0	1	0	0	0	1						
Don Demeter, R (7, 7)										1	0	0	0	0	0	1						
Gil Hodges, R OBP: 0.350, SLG: 0.394 (1, 3)										4	0	1	0	0	2	2						
Charlie Neal, R OBP: 0.400, SLG: 0.563 (1, 4)										4	1	2	1	0	0	2						
Randy Jackson, R OBP: 0.125, SLG: 0.125 (1, 5)										4	0	1	0	0	1	0						
Carl Furillo, R OBP: 0.308, SLG: 0.381 (1, 9)										4	0	1	0	0	0	2						
John Roseboro, L OBP: 0.429, SLG: 0.294 (1, 2)										4	0	1	0	0	0	2						
Don Drysdale, R (1, 1)										0	0	0	0	0	0	0						
Roger Craig, R (3, 1)										1	0	0	0	0	0	0						
Norm Larker, L (5, PH)										1	0	0	0	0	0	1						
Ron Negray, R (8, 1)										0	0	0	0	0	0	0						
Elmer Valo, L OBP: 0.190, SLG: 1.000 (9, 1)										1	0	0	0	0	0	0						
Sandy Koufax, R (9, PH)										0	0	0	0	0	0	0						
Rube Walker, L OBP: 0.250, SLG: 0.250 (9, PH)										1	0	0	0	0	0	1						
Inning Stats	R: 0 E: 0 K: 1 S: 10	H: 1 LOB: 1 BB: 0 P: 16	R: 0 E: 0 K: 0 S: 13	H: 2 LOB: 0 BB: 0 P: 20	R: 0 E: 1 K: 0 S: 6	H: 0 LOB: 0 BB: 0 P: 11	R: 0 E: 0 K: 0 S: 7	H: 0 LOB: 0 BB: 0 P: 9	R: 0 E: 0 K: 0 S: 8	H: 1 LOB: 1 BB: 0 P: 15	R: 0 E: 0 K: 1 S: 11	H: 1 LOB: 0 BB: 0 P: 15	R: 1 E: 0 K: 0 S: 10	H: 1 LOB: 0 BB: 0 P: 12	R: 1 E: 0 K: 0 S: 11	H: 3 LOB: 2 BB: 0 P: 19	R: 0 E: 0 K: 1 S: 9	H: 1 LOB: 1 BB: 0 P: 12	1B: 8 2B: 0 3B: 0 HR: 2	SF: 0 SAC: 0 DP: 2 HBP: 0	WP: 0 PB: 0 SB: 0 CS: 0	PA: 36
PITCHER	IP WLS BF H R ER SO BB IBB HBP BLK WP HR S P ERA WHIP																					
Gene Fodge, R ERA: 1.64 (1, 1)	9.0 W 36 10 2 2 3 0 0 0 0 0 2 85 129 2.00 1.111																					



Batter	1	2	3	4	5	6	7	8	9	AB	R	H	RBI	BB	SO	LOB	TOP		
Tony Taylor, R (1, 4) OBP: 0.348, SLG: 0.229	HBP		F8			4-3		6-3		3	0	0	0	0	0	0	Chicago Cubs @ San Francisco Giants Seals Stadium, San Francisco, CA Fri Apr 25 1958, 9:05 PM EST Att: 16,870 - Unknown		
Lee Walls, R (1, 9) OBP: 0.293, SLG: 0.600	F7			F2				F8		4	0	1	0	0	0	1			
14 Ernie Banks, R (1, 6) OBP: 0.425, SLG: 0.676	F8			K				K		4	0	0	0	0	3	2			
Walt Moryn, L (1, 7) OBP: 0.368, SLG: 0.469	K							F9		4	0	1	0	0	1	2			
Bobby Thomson, R (1, 8) OBP: 0.410, SLG: 0.485		F5		F9				4-3		4	0	0	0	0	0	1			
Dale Long, L (1, 3) OBP: 0.270, SLG: 0.241		4-3				F5		F2		3	0	0	0	0	0	0			
Johnny Goryl, R (1, 5) OBP: 0.471, SLG: 0.821			K							3	0	2	0	0	1	0			
El Tappe, R (1, 2) OBP: 0.364, SLG: 0.300				4-3						2	0	0	0	0	0	1			
Chuck Tanner, L (7, PH) OBP: 0.250, SLG: 1.000						6-3				1	0	0	0	0	0	1			
Cal Neeman, R (7, 2) OBP: 0.350, SLG: 0.474								F9		0	0	0	0	0	0	0			
Jim Brosnan, R (1, 1) OBP: 0.250, SLG: 0.500				6-3						2	0	0	0	0	1	1			
Jim Bolger, R (8, PH) OBP: 1.000, SLG: 1.000						K				1	0	0	0	0	1	0			
Don Elston, R (8, 1) OBP: 1.000, SLG: 1.000								K		0	0	0	0	0	0	0			
Inning Stats	R: 0 E: 0 K: 1 S: 5	H: 0 LOB: 1 BB: 0 P: 6	R: 0 E: 0 K: 1 S: 5	H: 0 LOB: 0 BB: 0 P: 5	R: 0 E: 0 K: 0 S: 3	H: 0 LOB: 0 BB: 0 P: 3	R: 0 E: 0 K: 1 S: 6	H: 1 LOB: 1 BB: 0 P: 6	R: 0 E: 0 K: 1 S: 6	H: 1 LOB: 1 BB: 0 P: 6	R: 0 E: 0 K: 0 S: 4	H: 1 LOB: 1 BB: 0 P: 4	R: 0 E: 0 K: 1 S: 5	H: 0 LOB: 0 BB: 0 P: 5	R: 0 E: 0 K: 1 S: 5	H: 0 LOB: 0 BB: 0 P: 5	1B: 3 2B: 1 3B: 0 HR: 0	SF: 0 SAC: 0 DP: 0 HBP: 1	WP: 0 PA: 32 PB: 0 SB: 0 CS: 0
PITCHER Ramon Monzant, R (1, 1) ERA: 2.61	IP: 9.0 WLS: W BF: 32 H: 4 R: 0 ER: 0 SO: 7 BB: 0 IBB: 0 HBP: 1 BLK: 0 WP: 0 HR: 0 S: 45 P: 46 ERA: 0.00 WHIP: 0.444															PITCHER			

Batter	1	2	3	4	5	6	7	8	9	AB	R	H	RBI	BB	SO	LOB	BOTTOM		
Jim Davenport, R (1, 5) OBP: 0.396, SLG: 0.419	4-3		F2			6-3		F8		4	0	0	0	0	0	1	Chicago Cubs @ San Francisco Giants Seals Stadium, San Francisco, CA Fri Apr 25 1958, 9:05 PM EST Att: 16,870 - Unknown		
Danny O'Connell, R (1, 4) OBP: 0.486, SLG: 0.571	3-1		4-3			F9		5-3		4	0	0	0	0	1				
Willie Mays, R (1, 8) OBP: 0.447, SLG: 0.488	6-3			K				1B SF8		3	1	1	0	0	1	0			
Hank Sauer, R (1, 7) OBP: 0.481, SLG: 1.083		6-3			F7					3	0	1	0	0	0	0			
Whitey Lockman, L (7, PR) OBP: 0.750, SLG: 1.000								FC5 3-1		0	0	0	0	0	0	0			
Orlando Cepeda, R (1, 3) OBP: 0.341, SLG: 0.600								SF8		2	0	1	1	0	1	0			
Daryl Spencer, R (1, 6) OBP: 0.444, SLG: 0.676		G1-4-3								3	0	0	0	0	0	2			
Willie Kirkland, L (1, 9) OBP: 0.250, SLG: 0.439			K							2	0	0	0	1	1	0			
Bob Schmidt, R (1, 2) OBP: 0.421, SLG: 0.765										3	1	1	0	0	0	2			
Ramon Monzant, R (1, 1) OBP: 0.250, SLG: 0.250										3	0	1	1	0	2	0			
Inning Stats	R: 0 E: 0 K: 0 S: 3	H: 0 LOB: 0 BB: 0 P: 3	R: 0 E: 0 K: 0 S: 3	H: 1 LOB: 0 BB: 0 P: 3	R: 1 E: 0 K: 1 S: 7	H: 2 LOB: 1 BB: 0 P: 7	R: 0 E: 0 K: 2 S: 7	H: 0 LOB: 0 BB: 0 P: 7	R: 0 E: 0 K: 0 S: 3	H: 0 LOB: 0 BB: 0 P: 3	R: 0 E: 0 K: 1 S: 5	H: 0 LOB: 0 BB: 0 P: 5	R: 1 E: 0 K: 0 S: 5	H: 2 LOB: 2 BB: 1 P: 9	R: 0 E: 0 K: 1 S: 5	H: 0 LOB: 0 BB: 0 P: 5	1B: 4 2B: 0 3B: 1 HR: 0	SF: 1 SAC: 0 DP: 1 HBP: 0	WP: 0 PA: 29 PB: 0 SB: 0 CS: 0
PITCHER Jim Brosnan, R (1, 1) ERA: 3.38	IP: 7.0 WLS: L BF: 26 H: 5 R: 2 ER: 2 SO: 4 BB: 0 IBB: 1 HBP: 0 BLK: 0 WP: 0 HR: 0 S: 33 P: 37 ERA: 2.57 WHIP: 0.714															PITCHER			
Don Elston, R (8, 1) ERA:	IP: 1.0 WLS: L BF: 3 H: 0 R: 0 ER: 0 SO: 1 BB: 0 IBB: 0 HBP: 0 BLK: 0 WP: 0 HR: 0 S: 5 P: 5 ERA: 0.00 WHIP: 0.000															PITCHER			




Batter	1	2	3	4	5	6	7	8	9	AB	R	H	RBI	BB	SO	LOB	TOP					
Tony Taylor, R OBP: 0.340, SLG: 0.231 (1,4)										4	0	1	0	0	0	3	Chicago Cubs @ San Francisco Giants Seals Stadium, San Francisco, CA Sat Apr 26 1958, 6:33 AM EST Att: 19,284 - Unknown					
Lee Walls, R OBP: 0.289, SLG: 0.636 (1,9)										4	1	1	1	0	0	5						
14 Ernie Banks, R OBP: 0.409, SLG: 0.658 (1,6)										4	0	1	0	0	1	3						
Walt Moryn, L OBP: 0.381, SLG: 0.441 (1,7)										2	0	0	0	1	1	1						
Bobby Thomson, R OBP: 0.372, SLG: 0.432 (1,8)										4	0	0	0	0	0	3						
Dale Long, L OBP: 0.244, SLG: 0.212 (1,3)										4	0	0	0	0	1	1						
Johnny Goryl, R OBP: 0.447, SLG: 0.750 (1,5)										4	0	1	0	0	0	1						
El Tappe, R OBP: 0.385, SLG: 0.333 (1,2)										2	0	1	0	0	0	0						
Jim Bolger, R OBP: 0.400, SLG: 0.500 (7, PH)										0	0	0	0	1	0	0						
Cal Neeman, R OBP: 0.333, SLG: 0.450 (7,2)										1	0	0	0	0	1	0						
Glen Hobbie, R OBP: 0.250, SLG: 0.250 (1,1)										2	0	1	0	0	1	2						
Frank Ernaga, R (7, PH)										1	0	0	0	0	0	1						
Dolan Nichols, R (7,1)										0	0	0	0	0	0	0						
Ed Mayer, L (8,1)										0	0	0	0	0	0	0						
Inning Stats	R: 0 E: 0 K: 0 S: 3	H: 1 LOB: 0 BB: 0 P: 3	R: 0 E: 0 K: 1 S: 5	H: 0 LOB: 1 BB: 0 P: 6	R: 0 E: 0 K: 0 S: 5	H: 1 LOB: 2 BB: 0 P: 5	R: 0 E: 0 K: 1 S: 5	H: 0 LOB: 0 BB: 0 P: 5	R: 0 E: 0 K: 1 S: 7	H: 2 LOB: 2 BB: 0 P: 7	R: 0 E: 0 K: 1 S: 4	H: 0 LOB: 0 BB: 1 P: 8	R: 0 E: 0 K: 0 S: 3	H: 0 LOB: 1 BB: 1 P: 7	R: 1 E: 0 K: 0 S: 5	H: 2 LOB: 1 BB: 0 P: 5	R: 0 E: 0 K: 1 S: 5	H: 0 LOB: 0 BB: 0 P: 5	1B: 4 2B: 1 3B: 0 HR: 1	SF: 0 SAC: 0 DP: 2 HBP: 1	WP: 0 PB: 0 SB: 0 CS: 0	PA: 35
PITCHER Johnny Antonelli, L ERA: 3.92 (1,1)	IP: 9.0 WLS: W BF: 35 H: 6 R: 1 ER: 1 SO: 5 BB: 2 IBB: 0 HBP: 1 BLK: 0 WP: 0 HR: 1 S: 42 P: 51 ERA: 1.00 WHIP: 0.889															PITCHER (1,1)	IP: 9.0 WLS: W BF: 35 H: 6 R: 1 ER: 1 SO: 5 BB: 2 IBB: 0 HBP: 1 BLK: 0 WP: 0 HR: 1 S: 42 P: 51 ERA: 1.00 WHIP: 0.889					

AB	32
R	1
H	6
RBI	1
BB	2
SO	5
LOB	20



Batter	1	2	3	4	5	6	7	8	9	AB	R	H	RBI	BB	SO	LOB	BOTTOM					
Jim Davenport, R OBP: 0.385, SLG: 0.391 (1,5)										3	0	0	0	1	0	1	Chicago Cubs @ San Francisco Giants Seals Stadium, San Francisco, CA Sat Apr 26 1958, 6:33 AM EST Att: 19,284 - Unknown					
Danny O'Connell, R OBP: 0.439, SLG: 0.500 (1,4)										4	0	0	0	0	0	4						
Willie Mays, R OBP: 0.471, SLG: 0.617 (1,8)										4	3	3	1	0	0	0						
Hank Sauer, R OBP: 0.484, SLG: 1.000 (1,7)										3	0	1	1	1	0	1						
Whitey Lockman, L OBP: 0.750, SLG: 1.000 (9,7)										0	0	0	0	0	0	0						
Orlando Cepeda, R OBP: 0.313, SLG: 0.545 (1,3)										4	0	0	0	0	1	3						
Daryl Spencer, R OBP: 0.448, SLG: 0.683 (1,6)										4	0	2	1	0	1	2						
Willie Kirkland, L OBP: 0.229, SLG: 0.490 (1,9)										4	0	0	0	0	1	4						
Bob Schmidt, R OBP: 0.364, SLG: 0.650 (1,2)										3	0	0	0	0	0	0						
Johnny Antonelli, L OBP: 0.333, SLG: 0.333 (1,1)										3	0	2	0	0	0	0						
Inning Stats	R: 0 E: 0 K: 0 S: 3	H: 0 LOB: 0 BB: 0 P: 3	R: 0 E: 0 K: 0 S: 3	H: 0 LOB: 1 BB: 1 P: 7	R: 0 E: 1 K: 0 S: 4	H: 1 LOB: 1 BB: 0 P: 4	R: 1 E: 0 K: 2 S: 9	H: 2 LOB: 1 BB: 0 P: 9	R: 0 E: 0 K: 0 S: 4	H: 0 LOB: 1 BB: 0 P: 4	R: 1 E: 0 K: 1 S: 7	H: 2 LOB: 1 BB: 0 P: 7	R: 0 E: 0 K: 0 S: 3	H: 1 LOB: 1 BB: 1 P: 7	R: 1 E: 0 K: 0 S: 5	H: 2 LOB: 1 BB: 0 P: 5	R: 1 E: 0 K: 0 S: 5	H: 2 LOB: 1 BB: 0 P: 5	1B: 4 2B: 3 3B: 0 HR: 1	SF: 0 SAC: 0 DP: 1 HBP: 0	WP: 0 PB: 0 SB: 0 CS: 1	PA: 34
PITCHER Glen Hobbie, R ERA: 4.05 (1,1)	IP: 6.0 WLS: L BF: 25 H: 5 R: 2 ER: 2 SO: 3 BB: 1 IBB: 0 HBP: 0 BLK: 0 WP: 0 HR: 1 S: 30 P: 34 ERA: 3.00 WHIP: 1.000															PITCHER (1,1)	IP: 6.0 WLS: L BF: 25 H: 5 R: 2 ER: 2 SO: 3 BB: 1 IBB: 0 HBP: 0 BLK: 0 WP: 0 HR: 1 S: 30 P: 34 ERA: 3.00 WHIP: 1.000					
Dolan Nichols, R ERA: 1.04 (7,1)	1.2 L 8 3 1 1 0 1 0 0 0 0 0 7 11 5.40 2.400																					
Ed Mayer, L ERA: (8,1)	0.1 1 0 0 0 0 0 0 0 0 0 0 1 1 0.00 0.000																					



Batter	1	2	3	4	5	6	7	8	9	AB	R	H	RBI	BB	SO	LOB	TOP					
Red Schoendienst, S OBP: 0.415, SLG: 0.326	4-3		1B		BB	G6-4-3		SH1-3	5-3	3	0	1	0	2	0	1	Milwaukee Braves @ Chicago Cubs Wrigley Field, Chicago, IL Tue Apr 29 1958, 3:33 AM CDT Att: 4,790 - Unknown					
Bob Hazle, L OBP: 0.298, SLG: 0.154 Andy Pafko, R OBP: 0.227, SLG: 0.211	F1		F8		BB	G6-4-3		HR		2	0	0	0	0	0	1						
Eddie Mathews, L OBP: 0.321, SLG: 0.660	K			4-3	F7		BB	HR		4	1	1	2	1	1	3						
Hank Aaron, R OBP: 0.340, SLG: 0.592		F8		2B	F8		F7	F7		5	1	1	0	0	0	4						
Joe Adcock, R OBP: 0.412, SLG: 0.690 Felix Mantilla, R OBP: 0.400, SLG: 0.353		FC4-6		6-3		1B	BB	F4		2	0	1	0	1	0	1						
Frank Torre, L OBP: 0.400, SLG: 0.353		BB				2B	BB			0	1	0	0	0	0	0						
Harry Hanebrink, L OBP: 0.188, SLG: 0.345		FC4-6				BB	BB			1	0	0	0	0	0	0						
Johnny Logan, R OBP: 0.306, SLG: 0.391				2B	F8		F9			4	1	1	1	1	0	3						
Del Crandall, R OBP: 0.324, SLG: 0.314						BB	BB			4	1	1	0	1	0	4						
Warren Spahn, L OBP: 0.333, SLG: 0.429					F8		BB			4	1	1	0	1	0	4						
Del Crandall, R OBP: 0.324, SLG: 0.314					F7		E5			5	1	1	1	0	0	4						
Warren Spahn, L OBP: 0.333, SLG: 0.429					5-3		SH1-3			4	1	3	3	0	0	0						
																						
Inning Stats	R: 0 E: 0 K: 1 S: 5	H: 0 LOB: 0 BB: 0 P: 5	R: 0 E: 0 K: 0 S: 3	H: 0 LOB: 1 BB: 1 P: 7	R: 0 E: 0 K: 0 S: 4	H: 1 LOB: 1 BB: 0 P: 4	R: 1 E: 0 K: 0 S: 5	H: 2 LOB: 1 BB: 0 P: 5	R: 0 E: 1 K: 0 S: 4	H: 0 LOB: 3 BB: 2 P: 12	R: 3 E: 0 K: 0 S: 5	H: 3 LOB: 1 BB: 2 P: 13	R: 0 E: 0 K: 0 S: 3	H: 0 LOB: 3 BB: 3 P: 15	R: 3 E: 0 K: 0 S: 6	H: 3 LOB: 0 BB: 0 P: 6	R: 1 E: 0 K: 0 S: 5	H: 2 LOB: 1 BB: 0 P: 5	1B: 3 2B: 7 3B: 0 HR: 1	SF: 0 SAC: 2 DP: 1 HBP: 0	WP: 0 PB: 1 SB: 0 CS: 0	PA: 46
PITCHER	IP WLS BF H R ER SO BB IBB HBP BLK WP HR S P ERA WHIP																ERA WHIP					
Gene Fodge, R ERA: 1.76	(1, 1) 4.1 19 3 1 1 1 2 0 0 0 0 0 0 19 27 2.08 1.154																9.00 2.000					
Ed Mayer, L ERA: 4.15	(5, 1) 0.2 L 5 1 2 2 0 2 0 0 0 0 0 0 3 11 27.00 4.500																					
Dolan Nichols, R ERA: 1.86	(6, 1) 1.0 5 2 1 1 0 1 0 0 0 0 0 0 4 8 9.00 3.000																					
Taylor Phillips, L ERA: 6.43	(7, 1) 0.2 5 0 0 0 0 3 0 0 0 0 0 0 2 14 0.00 4.500																					
Dave Hillman, R ERA: 12.0	(7, 1) 1.1 7 3 3 3 0 0 0 0 0 0 0 1 7 20.25 2.250																					

Batter	1	2	3	4	5	6	7	8	9	AB	R	H	RBI	BB	SO	LOB	BOTTOM					
Tony Taylor, R OBP: 0.315, SLG: 0.217	4-3			1-3		1-3		1-3		4	0	0	0	0	0	0	Milwaukee Braves @ Chicago Cubs Wrigley Field, Chicago, IL Tue Apr 29 1958, 3:33 AM CDT Att: 4,790 - Unknown					
Lee Walls, R OBP: 0.340, SLG: 0.750	K			CS		HR		HR		4	2	3	2	0	1	0						
14 Ernie Banks, R OBP: 0.365, SLG: 0.587	F4			1B		HR				4	0	0	0	0	1	1						
Walt Moryn, L OBP: 0.380, SLG: 0.429		K			F6		G5-4-3			4	1	2	0	0	1	0						
Bobby Thomson, R OBP: 0.353, SLG: 0.467		4-3			1B		G5-4-3			4	1	1	0	0	0	2						
Dale Long, L OBP: 0.286, SLG: 0.390		K					FC6-4			4	0	2	1	0	2	1						
Johnny Goryl, R OBP: 0.391, SLG: 0.625				K			FC6-4			4	0	1	1	0	1	2						
El Tappe, R OBP: 0.375, SLG: 0.286 Frank Emaga, R OBP: 0.333, SLG: 0.450										2	0	0	0	0	0	1						
Cal Neeman, R OBP: 0.333, SLG: 0.450										1	0	0	0	0	0	0						
Gene Fodge, R Ed Mayer, L Dolan Nichols, R Bobby Adams, R Taylor Phillips, L Dave Hillman, R Jim Bolger, R Freddie Rodriguez, R					F9					0	0	0	0	0	0	0						
Inning Stats	R: 0 E: 0 K: 1 S: 5	H: 0 LOB: 0 BB: 0 P: 5	R: 0 E: 0 K: 2 S: 7	H: 0 LOB: 0 BB: 0 P: 7	R: 0 E: 0 K: 1 S: 5	H: 0 LOB: 0 BB: 0 P: 5	R: 0 E: 0 K: 1 S: 5	H: 1 LOB: 1 BB: 0 P: 5	R: 1 E: 0 K: 1 S: 7	H: 2 LOB: 1 BB: 0 P: 7	R: 1 E: 0 K: 1 S: 6	H: 1 LOB: 0 BB: 0 P: 6	R: 0 E: 0 K: 0 S: 4	H: 2 LOB: 1 BB: 0 P: 4	R: 0 E: 0 K: 1 S: 5	H: 0 LOB: 0 BB: 0 P: 5	R: 2 E: 0 K: 0 S: 6	H: 3 LOB: 1 BB: 0 P: 6	1B: 5 2B: 3 3B: 0 HR: 2	SF: 0 SAC: 0 DP: 2 HBP: 0	WP: 0 PB: 0 SB: 0 CS: 1	PA: 34
PITCHER	IP WLS BF H R ER SO BB IBB HBP BLK WP HR S P ERA WHIP																ERA WHIP					
Warren Spahn, L ERA: 2.0	(1, 1) 9.0 W 34 9 4 4 8 0 0 0 0 0 0 2 50 4.00 1.000																					



Batter	1	2	3	4	5	6	7	8	9	AB	R	H	RBI	BB	SO	LOB	TOP			
Red Schoendienst, S OBP: 0.404, SLG: 0.340	F9		4-3 1-3 FC3-2-5 2B		F8			1-3		4	0	1	0	0	0	1	Milwaukee Braves @ Chicago Cubs Wrigley Field, Chicago, IL Wed Apr 30 1958, 3:33 AM CDT Att: 7,914 - Unknown			
Bob Hazle, L OBP: 0.280, SLG: 0.143 Carl Sawatski, L Humberto Robinson, R	4-3		4-3			5-3		K		3	0	0	1	0	0	1				
Eddie Mathews, L OBP: 0.316, SLG: 0.623			FC3-2-5 2-3 3-H 0-0			6-3		F7		3	0	0	0	1	0	2				
Hank Aaron, R OBP: 0.316, SLG: 0.547	F8		4-3			F9			L6	4	0	0	0	0	0	2				
Joe Adcock, R OBP: 0.368, SLG: 0.606			K			6-3		K		4	0	0	0	0	2	0				
Harry Hanebrink, L OBP: 0.222, SLG: 0.344			G5-3 1B			4-3		E6		3	1	1	0	1	0	0				
Johnny Logan, R OBP: 0.302, SLG: 0.380			1B			5-3		F9		4	0	1	0	0	0	1				
Del Rice, R OBP: 0.267, SLG: 0.286			G5-3 2-3f			F7		F8		3	0	0	0	1	0	3				
Bob Buhl, R Casey Wise, S Joey Jay, S Carl Willey, R Frank Torre, L Andy Palko, R			2B 4-3 1B			F7			F5	1	1	1	0	0	0	0				
Inning Stats	R: 0 E: 0 K: 0 S: 3	H: 0 LOB: 1 BB: 1 P: 7	R: 0 E: 0 K: 1 S: 6	H: 2 LOB: 1 BB: 0 P: 6	R: 1 E: 0 K: 0 S: 5	H: 2 LOB: 1 BB: 0 P: 5	R: 0 E: 0 K: 0 S: 3	H: 0 LOB: 0 BB: 0 P: 3	R: 0 E: 0 K: 1 S: 6	H: 0 LOB: 0 BB: 0 P: 3	R: 0 E: 1 K: 1 S: 6	H: 0 LOB: 1 BB: 0 P: 6	R: 0 E: 0 K: 1 S: 6	H: 1 LOB: 1 BB: 0 P: 6	R: 1 E: 1 K: 0 S: 4	H: 0 LOB: 2 BB: 2 P: 12		1B: 3 2B: 2 3B: 0 HR: 0	SF: 0 SAC: 0 DP: 1 HBP: 0	WP: 0 PB: 0 SB: 0 CS: 0
PITCHER Jim Brosnan, R ERA: 2.52	IP: 9.0 WLS: W BF: 36 H: 5 R: 2 ER: 1 SO: 3 BB: 3 IBB: 0 HBP: 0 BLK: 0 WP: 0 HR: 0 S: 39 P: 51 ERA: 1.00 WHIP: 0.889																			

Batter	1	2	3	4	5	6	7	8	9	AB	R	H	RBI	BB	SO	LOB	BOTTOM			
Tony Taylor, R OBP: 0.288, SLG: 0.196	1-6-3		6-3		2-3	K		1-3		5	0	0	0	0	1	4	Milwaukee Braves @ Chicago Cubs Wrigley Field, Chicago, IL Wed Apr 30 1958, 3:33 AM CDT Att: 7,914 - Unknown			
Lee Walls, R OBP: 0.351, SLG: 0.782	F8		14 HR BB		4-3			HR		3	2	1	1	1	0	1				
14 Ernie Banks, R OBP: 0.393, SLG: 0.714	F8		1-H HR			2B FC4-2 BB		HR		3	2	2	3	1	0	0				
Walt Moryn, L OBP: 0.370, SLG: 0.435			E1 FC4-6		1-3	FC4-2 2B		F7		4	1	1	0	0	0	0				
Dale Long, L OBP: 0.302, SLG: 0.372			FC4-6 1-2f		F8	FC4-2 2B		BB		2	1	0	0	2	0	1				
Johnny Goyl, R OBP: 0.360, SLG: 0.568			G6-4-3 1-2f		F8	FC4-2 2B		K		4	0	0	0	0	1	5				
Bobby Thomson, R OBP: 0.364, SLG: 0.490			HR PB 1B		G3	1-3 2-H 2-3 3-H		K		4	1	2	2	0	1	1				
Sammy Taylor, L OBP: 0.750, SLG: 1.250			HR			2-3 BB		F8		2	1	1	2	2	0	0				
Jim Brosnan, R			K		K	K		5-3		4	0	0	0	0	3	4				
Inning Stats	R: 0 E: 0 K: 0 S: 3	H: 0 LOB: 0 BB: 0 P: 3	R: 0 E: 1 K: 0 S: 3	H: 0 LOB: 0 BB: 0 P: 3	R: 4 E: 0 K: 1 S: 8	H: 3 LOB: 0 BB: 1 P: 12	R: 0 E: 0 K: 0 S: 3	H: 0 LOB: 0 BB: 0 P: 3	R: 0 E: 0 K: 1 S: 5	H: 0 LOB: 1 BB: 1 P: 9	R: 2 E: 0 K: 2 S: 9	H: 2 LOB: 3 BB: 3 P: 21	R: 2 E: 0 K: 2 S: 9	H: 2 LOB: 1 BB: 1 P: 13	R: 0 E: 0 K: 0 S: 3	H: 0 LOB: 0 BB: 0 P: 3		1B: 1 2B: 2 3B: 0 HR: 4	SF: 0 SAC: 0 DP: 1 HBP: 0	WP: 0 PB: 1 SB: 0 CS: 0
PITCHER Bob Buhl, R Joey Jay, R Carl Willey, R Humberto Robinson, R	IP: 4.0 WLS: L BF: 16 H: 4 R: 4 ER: 4 SO: 3 BB: 2 IBB: 2 HBP: 0 BLK: 0 WP: 0 HR: 2 S: 16 P: 32 ERA: 18.00 WHIP: 3.000																			



Batter	1	2	3	4	5	6	7	8	9	AB	R	H	RBI	BB	SO	LOB	TOP					
Red Schoendienst, S OBP: 0.387, SLG: 0.327	1-3		4-3		G3		1B	F8		5	0	1	1	0	0	4						
Frank Torre, L OBP: 0.500, SLG: 0.545									3-1	4	0	3	1	1	0	0						
Eddie Mathews, L OBP: 0.323, SLG: 0.596	G3-6-1									4	0	1	0	1	1	2						
Hank Aaron, R OBP: 0.290, SLG: 0.500		1-3		F9		E1	K		F9	5	0	0	0	0	1	6						
Harry Hanebrink, L OBP: 0.225, SLG: 0.314		F8		G4-6-3						3	0	0	0	0	0	5						
Andy Pafo, R OBP: 0.222, SLG: 0.250						K	L5-4		K	4	0	1	0	0	2	3						
Johnny Logan, R OBP: 0.316, SLG: 0.377										3	1	1	0	1	0	1						
Del Crandall, R OBP: 0.341, SLG: 0.333			F3							4	1	2	0	0	0	1						
Lew Burdette, R Casey Wise, S Don McMahon, R Joe Adcock, R Felix Mantilla, R Bob Trowbridge, R										2	0	0	0	0	1	2						
Inning Stats	R: 0 E: 0 K: 0 S: 3	H: 1 LOB: 0 BB: 0 P: 3	R: 0 E: 0 K: 0 S: 4	H: 1 LOB: 1 BB: 0 P: 4	R: 0 E: 0 K: 1 S: 5	H: 0 LOB: 0 BB: 0 P: 5	R: 0 E: 0 K: 0 S: 3	H: 1 LOB: 1 BB: 0 P: 7	R: 0 E: 0 K: 1 S: 7	H: 2 LOB: 2 BB: 0 P: 7	R: 0 E: 1 K: 1 S: 6	H: 1 LOB: 2 BB: 0 P: 7	R: 2 E: 1 K: 1 S: 8	H: 2 LOB: 3 BB: 2 P: 16	R: 0 E: 0 K: 1 S: 6	H: 1 LOB: 2 BB: 1 P: 10	R: 0 E: 0 K: 0 S: 3	H: 0 LOB: 0 BB: 0 P: 3	1B: 7 2B: 3 3B: 0 HR: 0	SF: 0 SAC: 0 DP: 3 HBP: 1	WP: 0 PB: 0 SB: 0 CS: 0	PA: 40
PITCHER	IP	WLS	BF	H	R	ER	SO	BB	IBB	HBP	BLK	WP	HR	S	P	ERA	WHIP					
Glen Hobbie, R ERA: 3.2	6.1		29	8	2	1	3	2	0	1	0	0	0	32	41	1.42	1.579					
Ed Mayer, L ERA: 4.15	0.0		1	0	0	0	0	1	0	0	0	0	0	0	4	∞	∞					
Don Elston, R ERA:	1.2		7	1	0	0	2	1	0	0	0	0	0	10	14	0.00	1.200					
Moe Drabowsky, R ERA:	1.0	W	3	0	0	0	0	0	0	0	0	0	0	3	3	0.00	0.000					

Milwaukee Braves @ Chicago Cubs
Wrigley Field, Chicago, IL
Thu May 01 1958, 3:33 AM CDT
Att: 8,998 - Unknown

AB 35
R 2
H 9
RBI 2
BB 4
SO 5
LOB 26



Batter	1	2	3	4	5	6	7	8	9	AB	R	H	RBI	BB	SO	LOB	BOTTOM					
Tony Taylor, R OBP: 0.286, SLG: 0.200			4-3			K		K		4	0	1	0	0	2	0						
Lee Walls, R OBP: 0.393, SLG: 0.845										3	2	3	1	0	0	0						
14 Ernie Banks, R OBP: 0.383, SLG: 0.679										4	0	1	0	0	1	3						
Walt Moryn, L OBP: 0.362, SLG: 0.420										4	0	1	0	0	0	4						
Dale Long, L OBP: 0.316, SLG: 0.356										2	0	0	1	2	0	1						
Johnny Gonyl, R OBP: 0.352, SLG: 0.604										4	1	1	1	0	0	3						
Bobby Thomson, R OBP: 0.345, SLG: 0.462										3	0	0	0	0	0	1						
Sammy Taylor, L OBP: 0.545, SLG: 0.714										3	0	0	0	0	0	1						
Glen Hobbie, R OBP: 0.167, SLG: 0.167										2	0	0	0	0	1	0						
Ed Mayer, L										0	0	0	0	0	0	0						
Don Elston, R OBP: 1.000, SLG: 1.000										0	0	0	0	0	0	0						
Chuck Tanner, L OBP: 0.333, SLG: 0.800										1	0	0	0	0	0	0						
Moe Drabowsky, R ERA: 4.76										0	0	0	0	0	0	0						
Inning Stats	R: 0 E: 0 K: 0 S: 3	H: 1 LOB: 1 BB: 0 P: 4	R: 0 E: 0 K: 0 S: 2	H: 0 LOB: 0 BB: 1 P: 6	R: 0 E: 0 K: 0 S: 3	H: 0 LOB: 0 BB: 0 P: 3	R: 1 E: 0 K: 0 S: 5	H: 2 LOB: 1 BB: 0 P: 5	R: 0 E: 0 K: 1 S: 5	H: 0 LOB: 0 BB: 0 P: 5	R: 1 E: 0 K: 2 S: 8	H: 1 LOB: 0 BB: 0 P: 8	R: 0 E: 0 K: 0 S: 3	H: 0 LOB: 1 BB: 1 P: 7	R: 0 E: 0 K: 1 S: 7	H: 2 LOB: 2 BB: 0 P: 7	R: 1 E: 0 K: 0 S: 2	H: 1 LOB: 0 BB: 0 P: 2	1B: 5 2B: 0 3B: 0 HR: 2	SF: 0 SAC: 0 DP: 2 HBP: 1	WP: 0 PB: 0 SB: 1 CS: 0	PA: 33
PITCHER	IP	WLS	BF	H	R	ER	SO	BB	IBB	HBP	BLK	WP	HR	S	P	ERA	WHIP					
Lew Burdette, R ERA: 3.12	6.0		22	4	2	2	3	1	0	1	0	0	0	26	31	3.00	0.833					
Don McMahon, R ERA:	1.0		4	0	0	0	0	1	0	0	0	0	0	3	7	0.00	1.000					
Bob Trowbridge, R ERA: 4.76	1.1	L	7	3	1	1	1	0	0	0	0	0	1	9	9	6.75	2.250					

Milwaukee Braves @ Chicago Cubs
Wrigley Field, Chicago, IL
Thu May 01 1958, 3:33 AM CDT
Att: 8,998 - Unknown

AB 30
R 3
H 7
RBI 3
BB 2
SO 4
LOB 13



Batter	1	2	3	4	5	6	7	8	9	AB	R	H	RBI	BB	SO	LOB	TOP			
Red Schoendienst, S OBP: 0.389, SLG: 0.539	F9 1B 2B		6-3		SF9 1B BB	G1-6-3			F8	4	2	1	0	1	0	2				
Johnny Logan, R OBP: 0.323, SLG: 0.357	F9			F7	1B BB		G5-4-3 BB BB		F4	3	0	0	0	2	0	1				
Eddie Mathews, L OBP: 0.358, SLG: 0.610				2B SF9 1B	SF9		G5-4-3 BB			2	1	2	2	2	0	0				
Hank Aaron, R OBP: 0.313, SLG: 0.516	K			SF9 HR 2B	1B		G5-4-3			4	1	2	1	1	1	2				
Frank Torre, L OBP: 0.419, SLG: 0.462		F9		SF9	L6				G3	4	0	0	1	0	0	5				
Wes Covington, L OBP: 0.500, SLG: 2.000										2	1	1	2	0	1	0				
Mel Roach, R OBP: 0.500, SLG: 0.875	K									2	1	1	0	0	0	0				
Harry Hanebrink, L OBP: 0.214, SLG: 0.297										2	0	0	0	0	0	0				
Andy Pafko, R OBP: 0.241, SLG: 0.240	P3				P6					1	0	0	0	1	0	0				
Carl Sawatski, L OBP: 0.333, SLG: 0.200										3	0	1	0	1	1	2				
Lew Burdette, R OBP: 0.111, SLG: 0.111										0	0	0	0	0	0	0				
Del Rice, R OBP: 0.267, SLG: 0.286										0	0	0	0	0	0	0				
Gene Conley, R OBP: 0.250, SLG: 0.250										3	1	1	1	0	1	1				
Ernie Johnson, R										0	0	0	0	0	0	0				
Carl Willey, R										0	0	0	0	0	0	0				
Joe Adcock, R OBP: 0.375, SLG: 0.588										1	0	0	0	0	1	1				
Dick Littlefield, L										0	0	0	0	0	0	0				
Inning Stats	R: 1 E: 0 K: 1 S: 6	H: 2 LOB: 0 BB: 0 P: 6	R: 0 E: 0 K: 1 S: 5	H: 0 LOB: 0 BB: 0 P: 5	R: 0 E: 0 K: 1 S: 5	H: 0 LOB: 0 BB: 0 P: 5	R: 3 E: 0 K: 0 S: 6	H: 3 LOB: 0 BB: 0 P: 6	R: 2 E: 0 K: 0 S: 5	H: 2 LOB: 2 BB: 2 P: 13	R: 1 E: 1 K: 1 S: 6	H: 2 LOB: 1 BB: 1 P: 10	R: 0 E: 0 K: 0 S: 2	H: 0 LOB: 1 BB: 2 P: 10	R: 0 E: 0 K: 1 S: 5	H: 0 LOB: 2 BB: 2 P: 11	1B: 6 2B: 2 3B: 0 HR: 1	SF: 2 SAC: 0 DP: 2 HBP: 0	WP: 1 PB: 0 SB: 0 CS: 0	PA: 41
PITCHER	IP WLS BF H R ER SO BB IBB HBP BLK WP HR S P ERA WHIP																			
Dick Drott, R ERA: 5.68	(1, 1) 5.0 23 7 6 6 3 2 0 0 0 0 1 1 27 35 10.80 1.800																			
Ed Mayer, L ERA: 4.25	(6, 1) 2.0 9 2 1 1 1 3 0 0 0 0 0 0 8 20 4.50 2.500																			
Turk Lown, R ERA: 4.5	(8, 1) 1.0 4 0 0 0 0 1 0 0 0 0 0 0 5 9 0.00 1.000																			
Don Elston, R ERA:	(9, 1) 1.0 W 5 0 0 0 0 2 0 0 0 0 0 0 3 11 0.00 2.000																			

Milwaukee Braves @ Chicago Cubs
Wrigley Field, Chicago, IL
Fri May 02 1958, 3:33 AM CDT
Att: 5,751 - Unknown

AB 31
R 7
H 9
RBI 7
BB 8
SO 5
LOB 14





Batter	1	2	3	4	5	6	7	8	9	AB	R	H	RBI	BB	SO	LOB	BOTTOM					
Tony Taylor, R OBP: 0.279, SLG: 0.200	K		E3 CS		G4-6-3		E 14 1B 1B		K	5	1	1	0	0	2	3						
Lee Walls, R OBP: 0.379, SLG: 0.794	F8		P4			5-3	E5 14 1B 1B		6-3	5	1	1	0	0	0	3						
14 Ernie Banks, R OBP: 0.385, SLG: 0.655	P4			HBP 1B		P5	1B WP 1B		K	5	1	2	1	0	1	0						
Walt Moryn, L OBP: 0.381, SLG: 0.537		F7		FC6-4 HBP			F9			4	2	2	2	0	0	2						
Dale Long, L OBP: 0.328, SLG: 0.367				P5		L6	WP 1B			4	0	2	1	0	0	2						
Johnny Goyl, R OBP: 0.382, SLG: 0.580					F9		5-3			2	0	0	0	2	0	2						
Bobby Thomson, R OBP: 0.339, SLG: 0.446					FC6-4					4	1	1	0	0	1	6						
Sammy Taylor, L OBP: 0.571, SLG: 0.700										3	1	2	0	0	1	2						
Bobby Adams, R										0	0	0	0	1	0	0						
El Tappe, R OBP: 0.375, SLG: 0.286										0	0	0	0	0	0	0						
Dick Drott, R OBP: 0.500, SLG: 0.500										1	0	1	0	0	0	0						
Chuck Ebbetts, L OBP: 0.286, SLG: 0.687										1	0	0	0	0	0	0						
Ed Mayer, L										0	0	0	0	0	0	0						
Jim Bolger, R OBP: 0.345, SLG: 1.000										1	1	1	3	0	0	0						
Turk Lown, R										0	0	0	0	0	0	0						
Frank Ernaga, R										1	0	0	0	0	1	1						
Don Elston, R OBP: 1.000, SLG: 1.000										0	0	0	0	0	0	0						
Inning Stats	R: 0 E: 0 K: 1 S: 5	H: 0 LOB: 0 BB: 0 P: 5	R: 0 E: 0 K: 2 S: 8	H: 1 LOB: 2 BB: 1 P: 12	R: 0 E: 1 K: 0 S: 3	H: 1 LOB: 0 BB: 0 P: 3	R: 0 E: 0 K: 0 S: 4	H: 1 LOB: 2 BB: 0 P: 5	R: 0 E: 0 K: 0 S: 3	H: 1 LOB: 0 BB: 0 P: 3	R: 1 E: 0 K: 0 S: 4	H: 1 LOB: 0 BB: 0 P: 4	R: 0 E: 0 K: 0 S: 10	H: 7 LOB: 2 BB: 1 P: 14	R: 0 E: 0 K: 2 S: 7	H: 0 LOB: 1 BB: 1 P: 11	R: 1 E: 0 K: 1 S: 4	H: 1 LOB: 0 BB: 0 P: 4	1B: 10 2B: 0 3B: 0 HR: 3	SF: 0 SAC: 0 DP: 1 HBP: 1	WP: 1 PB: 0 SB: 0 CS: 1	PA: 40
PITCHER	IP WLS BF H R ER SO BB IBB HBP BLK WP HR S P ERA WHIP																					
Gene Conley, R ERA: 3.38	(1, 1) 6.1 28 9 5 5 3 1 0 0 0 0 1 0 4 8 7.11 1.579																					
Ernie Johnson, R ERA: 54.0	(7, 1) 0.1 5 3 2 2 0 1 0 0 0 0 1 0 4 8 54.00 12.000																					
Carl Willey, R ERA:	(7, 1) 0.1 1 0 0 0 0 0 0 0 0 0 0 0 1 1 0.00 0.000																					
Dick Littlefield, L ERA: 6.75	(8, 1) 1.1 L 6 1 1 1 3 1 0 0 0 0 0 1 11 15 6.75 1.500																					

Milwaukee Braves @ Chicago Cubs
Wrigley Field, Chicago, IL
Fri May 02 1958, 3:33 AM CDT
Att: 5,751 - Unknown

AB 36
R 8
H 13
RBI 7
BB 3
SO 6
LOB 22



Batter	1	2	3	4	5	6	7	8	9	AB	R	H	RBI	BB	SO	LOB	TOP				
Red Schoendienst, S OBP: 0.375, SLG: 0.328	1-3		F8		5-3		G5-4-3		BB 1B	5	0	1	0	0	0	3	Milwaukee Braves @ Chicago Cubs Wrigley Field, Chicago, IL Sat May 03 1958, 3:33 AM CDT Att: 21,342 - Unknown AB 36 R 4 H 9 RBI 4 BB 4 SO 7 LOB 17 				
Johnny Logan, R OBP: 0.343, SLG: 0.367	4-3 BB		1-2 HR 1B		5-3			4-3	BB 1B	4	1	2	1	1	0	0					
Eddie Mathews, L OBP: 0.361, SLG: 0.635	4-3		1-2 HR			K		F9	FC6-4 BB	4	1	1	3	1	1	1					
Hank Aaron, R OBP: 0.319, SLG: 0.522	F8		4-3					BB 1B	FC6-4	5	0	2	0	0	0	4					
Joe Adcock, R OBP: 0.364, SLG: 0.541 Frank Torre, L OBP: 0.419, SLG: 0.462		K		6-3		5-3		BB 1B		3	0	0	0	1	1	1					
Wes Covington, L OBP: 0.167, SLG: 0.667 Andy Paiko, R OBP: 0.241, SLG: 0.240		K		E1 FC5-4		F9		L9		4	0	0	0	0	1	3					
Mel Roach, R OBP: 0.417, SLG: 0.667 Bob Hazle, L OBP: 0.280, SLG: 0.143			F7	FC5-4			BB 1B		P3	4	0	1	0	0	0	1					
Del Rice, R OBP: 0.316, SLG: 0.333 Felix Mantilla, R OBP: 0.333, SLG: 0.200 Carl Sawatski, L OBP: 0.333, SLG: 0.200				HR 1B	L8		K		1B 1B	4	1	2	0	0	1	2					
Bob Rush, R OBP: 0.357, SLG: 0.333 Lew Burdette, R OBP: 0.100, SLG: 0.100				K			G5-4-3 BB		K	2	0	0	0	0	2	1					
Inning Stats	R: 0 E: 0 K: 0 S: 3	H: 0 LOB: 1 BB: 1 P: 7	R: 0 E: 0 K: 2 S: 7	H: 0 LOB: 0 BB: 0 P: 7	R: 3 E: 0 K: 1 S: 8	H: 3 LOB: 0 BB: 0 P: 8	R: 0 E: 1 K: 0 S: 4	H: 0 LOB: 1 BB: 0 P: 4	R: 0 E: 0 K: 1 S: 5	H: 1 LOB: 1 BB: 0 P: 6	R: 0 E: 0 K: 1 S: 5	H: 1 LOB: 1 BB: 1 P: 9	R: 0 E: 0 K: 0 S: 4	H: 1 LOB: 2 BB: 1 P: 8	R: 1 E: 0 K: 1 S: 8	H: 3 LOB: 3 BB: 1 P: 12		1B: 7 2B: 1 3B: 0 HR: 1	SF: 0 SAC: 0 DP: 1 HBP: 0	WP: 0 PB: 0 SB: 0 CS: 0	PA: 40
PITCHER	IP WLS BF H R ER SO BB IBB HBP BLK WP HR S P ERA WHIP																				
Taylor Phillips, L ERA: 5.14	7.0		28	5	3	3	6	2	0	0	0	0	0	1	38	46		3.86	1.000		
Moe Drabowsky, R ERA: 3.39	1.2	L	11	4	1	1	1	2	0	0	0	0	0	0	11	19		5.40	3.600		
Dolan Nichols, R ERA: 1.8	0.1		1	0	0	0	0	0	0	0	0	0	0	0	1	1		0.00	0.000		

Batter	1	2	3	4	5	6	7	8	9	AB	R	H	RBI	BB	SO	LOB	BOTTOM				
Tony Taylor, R OBP: 0.276, SLG: 0.203 Jim Bolger, R OBP: 0.375, SLG: 0.857	K		FC5-4 FC6-4				K		1-3	4	0	1	0	0	2	1	Milwaukee Braves @ Chicago Cubs Wrigley Field, Chicago, IL Sat May 03 1958, 3:33 AM CDT Att: 21,342 - Unknown AB 32 R 3 H 9 RBI 3 BB 3 SO 4 LOB 15 				
Lee Walls, R OBP: 0.386, SLG: 0.769	14 G3-6 BB		FC6-4					E9 SH5-4 14 1B		2	0	0	0	2	0	1					
14 Ernie Banks, R OBP: 0.391, SLG: 0.694	G3-6				F8			SH5-4 1B		4	1	2	1	0	0	3					
Walt Moryn, L OBP: 0.394, SLG: 0.596		F8		SF8 3B				SH5-4 1B		3	2	2	0	0	0	0					
Dale Long, L OBP: 0.338, SLG: 0.373		F7		SF8			G1-6-3 1B	FC4-6		2	0	1	2	1	0	0					
Johnny Gonyl, R OBP: 0.371, SLG: 0.574			FC5-4 1B		G6-3 1B		G1-6-3	K		4	0	2	0	0	1	4					
Bobby Thomson, R OBP: 0.318, SLG: 0.417			FC5-4		G6-3		5-3	FC4-6		4	0	0	0	0	0	5					
Sammy Taylor, L OBP: 0.500, SLG: 0.571					G3			F7	L5	4	0	1	0	0	0	0					
Taylor Phillips, L OBP: 0.250, SLG: 0.571 Moe Drabowsky, R OBP: 0.371, SLG: 0.574 Dolan Nichols, R OBP: 0.371, SLG: 0.574 Bobby Adams, R OBP: 0.371, SLG: 0.574			FC3-6 1B		FC3-6		4-3	6-3	K	2	0	0	0	0	0	1					
Inning Stats	R: 0 E: 0 K: 1 S: 4	H: 0 LOB: 0 BB: 1 P: 8	R: 0 E: 0 K: 0 S: 4	H: 1 LOB: 1 BB: 0 P: 4	R: 0 E: 0 K: 0 S: 4	H: 1 LOB: 1 BB: 0 P: 4	R: 2 E: 0 K: 0 S: 5	H: 3 LOB: 0 BB: 0 P: 5	R: 0 E: 0 K: 0 S: 4	H: 1 LOB: 2 BB: 0 P: 4	R: 0 E: 0 K: 1 S: 5	H: 0 LOB: 0 BB: 0 P: 5	R: 0 E: 1 K: 1 S: 7	H: 1 LOB: 3 BB: 1 P: 11	R: 0 E: 0 K: 1 S: 5	H: 0 LOB: 0 BB: 0 P: 5		1B: 6 2B: 1 3B: 1 HR: 1	SF: 1 SAC: 1 DP: 3 HBP: 0	WP: 0 PB: 0 SB: 1 CS: 0	PA: 37
PITCHER	IP WLS BF H R ER SO BB IBB HBP BLK WP HR S P ERA WHIP																				
Bob Rush, R ERA: 2.25	5.0		23	8	3	3	1	0	0	0	0	0	0	0	23	31		5.40	2.000		
Bob Trowbridge, R ERA: 4.05	1.0		2	0	0	0	0	0	0	0	0	0	0	2	2	0.00		0.000			
Lew Burdette, R ERA: 2.79	3.0	W	12	1	0	0	3	0	1	0	0	0	0	0	17	21		0.00	0.333		

Batter	1	2	3	4	5	6	7	8	9	AB	R	H	RBI	BB	SO	LOB	TOP										
Johnny Temple, R OBP: 0.525, SLG: 0.531 (1, 4)	0-0 6-3		0-0 6-3							4	0	1	0	1	1	2											
Vada Pinson, L OBP: 0.316, SLG: 0.340 (1, 9)	0-0 1-3			0-0 1-3						4	1	0	0	1	1	3											
Frank Robinson, R OBP: 0.377, SLG: 0.473 (1, 7)	0-0 1B			0-0 F6						5	1	3	0	0	1	1											
George Crowe, L OBP: 0.417, SLG: 0.548 Dee Fondy, L OBP: 0.697, SLG: 1.000 (8, PR) (8, 3)	0-0 6-3			4-0 BB						3	0	1	1	1	0	3											
Don Hoak, R OBP: 0.456, SLG: 0.615 (1, 5)		0-0 CS 1B		0-0 F8						3	0	1	1	1	0	2											
Gus Bell, L OBP: 0.222, SLG: 0.294 (1, 8)	0-0 1-3				0-0 F6					4	0	0	0	0	0	4											
Ed Bailey, L OBP: 0.234, SLG: 0.205 Smoky Burgess, L OBP: 0.375, SLG: 0.167 (8, PH) (8, 2)	0-3 K				0-0 F9					3	1	0	0	0	1	1											
Roy McMillan, R OBP: 0.234, SLG: 0.100 Bob Thurman, L OBP: 0.500, SLG: 0.400 Hal Jeffcoat, R OBP: 1.000, SLG: 1.000 (9, PH) (9, 1)			0-0 6-3		0-0 F7					2	0	0	0	1	0	0											
Bob Purkey, R OBP: 0.083, SLG: 0.167 Jerry Lynch, L OBP: 0.250, SLG: 0.250 Charlie Rabe, L (7, PH) Pete Whisenant, R OBP: 0.125, SLG: 0.250 Alex Grammas, R (9, 6)	0-3 K					0-0 K				2	0	0	0	0	2	0											
Inning Stats	R: 0 E: 0 K: 0 S: 4	H: 1 LOB: 1 BB: 0 P: 4	R: 0 E: 0 K: 1 S: 5	H: 1 LOB: 0 BB: 0 P: 5	R: 0 E: 0 K: 1 S: 5	H: 0 LOB: 1 BB: 1 P: 7	R: 0 E: 0 K: 0 S: 3	H: 0 LOB: 0 BB: 0 P: 3	R: 0 E: 0 K: 1 S: 6	H: 1 LOB: 2 BB: 1 P: 10	R: 1 E: 0 K: 1 S: 6	H: 1 LOB: 2 BB: 2 P: 14	R: 2 E: 0 K: 0 S: 5	H: 2 LOB: 2 BB: 1 P: 9	R: 1 E: 0 K: 2 S: 9	H: 2 LOB: 1 BB: 0 P: 9	1B: 7 2B: 1 3B: 0 HR: 0	SF: 0 SAC: 0 DP: 0 HBP: 0	WP: 0 PB: 0 SB: 1 CS: 1	PA: 39							
PITCHER	IP	WLS	BF	H	R	ER	SO	BB	IBB	HBP	BLK	WP	HR	S	P	ERA	WHIP										
Jim Brosnan, R ERA: 2.81 Don Elston, R ERA: 0.82	(1, 1) (8, 1)	7.0 W	31 8	6 2	3 1	3 1	4 2	5 0	0 0	0 0	0 1	0 0	0 0	34 12	54 12	3.86 4.50	1.571 1.000										

Cincinnati Redlegs @ Chicago Cubs
Wrigley Field, Chicago, IL
Sun May 04 1958, 3:33 AM CDT
Unknown

AB 34
R 4
H 8
RBI 3
BB 5
SO 6
LOB 19



Batter	1	2	3	4	5	6	7	8	9	AB	R	H	RBI	BB	SO	LOB	BOTTOM										
Tony Taylor, R OBP: 0.273, SLG: 0.203 (1, 4)	0-0 4-3			0-0 5-3						5	0	1	1	0	0	1											
Lee Walls, R OBP: 0.400, SLG: 0.786 (1, 9)	0-0 FC1-6 1B			0-0 1-3						5	0	3	1	0	0	0											
14 Ernie Banks, R OBP: 0.392, SLG: 0.672 (1, 6)	0-0 FC1-6 1-2			0-0 FC5-2 1B						5	1	2	0	0	1	2											
Walt Moryn, L OBP: 0.408, SLG: 0.645 (1, 7)	0-0 F4			0-0 FC5-2 2B						5	0	3	1	0	0	2											
Dale Long, L OBP: 0.333, SLG: 0.352 (1, 3)		0-0 4-3		4-0 FC5-2 IBB						3	0	0	0	1	0	2											
Johnny Gonyl, R OBP: 0.364, SLG: 0.552 (1, 5)		0-0 E8 1B		0-0 FC5-2 1-2 2-3 3-H						4	1	1	0	0	0	4											
Bobby Thomson, R OBP: 0.329, SLG: 0.422 (1, 8)		0-0 2B 1-3 2H		0-0 F8						4	2	2	1	0	1	3											
Sammy Taylor, L OBP: 0.455, SLG: 0.471 (1, 2)		0-0 1-3			0-0 F5					3	1	0	0	1	1	1											
Jim Brosnan, R OBP: 0.083, SLG: 0.167 Don Elston, R OBP: 0.500, SLG: 0.500 (8, 1)		0-0 2B 2H			0-0 4-3					3	0	1	1	0	0	2											
Inning Stats	R: 0 E: 0 K: 0 S: 4	H: 1 LOB: 1 BB: 0 P: 4	R: 2 E: 1 K: 0 S: 6	H: 3 LOB: 1 BB: 0 P: 6	R: 0 E: 0 K: 0 S: 5	H: 2 LOB: 3 BB: 1 P: 9	R: 0 E: 0 K: 0 S: 3	H: 0 LOB: 0 BB: 0 P: 3	R: 0 E: 0 K: 0 S: 4	H: 1 LOB: 1 BB: 0 P: 4	R: 2 E: 0 K: 0 S: 5	H: 3 LOB: 2 BB: 1 P: 9	R: 0 E: 0 K: 1 S: 6	H: 1 LOB: 1 BB: 0 P: 6	R: 0 E: 0 K: 2 S: 7	H: 0 LOB: 0 BB: 0 P: 7	R: 1 E: 0 K: 0 S: 4	H: 2 LOB: 1 BB: 0 P: 4	1B: 7 2B: 6 3B: 0 HR: 0	SF: 0 SAC: 0 DP: 0 HBP: 0	WP: 0 PB: 0 SB: 1 CS: 0	PA: 40					
PITCHER	IP	WLS	BF	H	R	ER	SO	BB	IBB	HBP	BLK	WP	HR	S	P	ERA	WHIP										
Bob Purkey, R ERA: 1.95 Charlie Rabe, L ERA: 1.93 Hal Jeffcoat, R ERA: 1.29	(1, 1) (7, 1) (9, 1)	6.0 7	29 7	10 1	4 0	4 0	3 3	0 0	0 0	0 0	0 0	0 0	0 0	13 4	13 4	0.00 13.50	0.500 3.000										

Cincinnati Redlegs @ Chicago Cubs
Wrigley Field, Chicago, IL
Sun May 04 1958, 3:33 AM CDT
Unknown


AB 38
R 5
H 13
RBI 5
BB 2
SO 3
LOB 17



Batter	1	2	3	4	5	6	7	8	9	10	11	12	13	14	AB	R	H	RBI	BB	SO	LOB	TOP			
Johny Temple, R OBP: 0.507, SLG: 0.519			1-3		K			F9		2B			FC1-6		5	0	1	0	1	1	2				
Vada Pinson, L OBP: 0.317, SLG: 0.327			4-3			K		FC4-6		F7			F8		5	1	1	0	1	1	2				
Bob Thurman, L OBP: 0.417, SLG: 0.300			6-3			F6		FC4-6					4-3		5	1	1	0	1	0	1				
George Crowe, L OBP: 0.381, SLG: 0.486					K			1-3					4-3		6	0	1	1	0	1	3				
Don Hoak, R OBP: 0.444, SLG: 0.603					F7			FC1-5		2B			1-3		6	0	2	1	0	0	0				
Smoky Burgess, L OBP: 0.357, SLG: 0.182					F3			FC1-5		BB			F3		5	0	1	0	1	0	2				
Alex Grammas, R (14, PR)								FC1-5		BB			4-3		0	1	0	0	0	0	0				
Gus Bell, L OBP: 0.217, SLG: 0.281			F7			K		FC1-5		1-2, 2-3f			F5		6	0	1	0	0	2					
Roy McMillan, R OBP: 0.212, SLG: 0.089			F9			5-3		K		F4			6-3		5	0	0	0	0	1	2				
Steve Bilko, R OBP: 0.348, SLG: 0.700								K		K					1	0	1	1	0	0	0				
Ed Bailey, L OBP: 0.298, SLG: 0.205								K							0	0	0	0	0	0	0				
Harvey Haddix, L (1, 1)			F4					K		K					3	0	0	0	1	2	2				
Jerry Lynch, L OBP: 0.400, SLG: 0.400													FC1-6		1	0	1	0	0	0	0				
Dee Fondy, L OBP: 0.697, SLG: 1.000															0	0	0	0	0	0	0				
Willard Schmidt, R (13, 1)															1	0	0	0	0	1	2				
Inning Stats	R: 2 E: 0 K: 0 S: 5	H: 4 LOB: 1 BB: 1 P: 8	R: 0 E: 0 K: 0 S: 3	H: 0 LOB: 0 BB: 0 P: 3	R: 0 E: 0 K: 0 S: 3	H: 0 LOB: 0 BB: 0 P: 3	R: 0 E: 0 K: 1 S: 5	H: 0 LOB: 0 BB: 0 P: 5	R: 0 E: 0 K: 1 S: 8	H: 1 LOB: 2 BB: 1 P: 12	R: 0 E: 0 K: 0 S: 3	H: 0 LOB: 1 BB: 1 P: 7	R: 0 E: 0 K: 1 S: 5	H: 0 LOB: 0 BB: 0 P: 5	R: 0 E: 0 K: 0 S: 3	H: 0 LOB: 0 BB: 0 P: 3	R: 0 E: 0 K: 0 S: 4	H: 1 LOB: 2 BB: 1 P: 8	R: 1 E: 0 K: 1 S: 7	H: 3 LOB: 2 BB: 0 P: 7	1B: 7 2B: 4 3B: 0 HR: 0	SF: 0 SAC: 0 DP: 1 HBP: 0	WP: 0 PB: 0 SB: 0 CS: 0	PA: 54	
PITCHER	IP	WLS	BF	H	R	ER	SO	BB	IBB	HBP	BLK	WP	HR	S	P	ERA	WHIP								
Gene Fodge, R ERA: 2.87	(1, 1)	0.1	5	4	2	0	0	0	0	0	0	0	0	4	8	54.00	15.000								
Ed Mayer, L ERA: 2.25	(1, 1)	5.2	17	0	0	0	4	1	0	0	0	0	0	24	28	0.00	0.176								
Dick Drott, R ERA: 5.47	(7, 1)	1.0	5	1	0	0	2	1	0	0	0	0	0	8	12	0.00	2.000								
Dolan Nichols, R ERA: 1.59	(8, 1)	7.0	L	27	5	1	1	3	2	0	0	0	0	31	39	1.29	1.000								

Cincinnati Redlegs @ Chicago Cubs
Wrigley Field, Chicago, IL
Sun May 04 1958, 3:38 AM CDT
Att: 12,341 - Unknown


AB 49
R 3
H 10
RBI 3
BB 5
SO 9
LOB 18



Batter	1	2	3	4	5	6	7	8	9	10	11	12	13	14	AB	R	H	RBI	BB	SO	LOB	BOTTOM				
Tony Taylor, R OBP: 0.253, SLG: 0.187	K		6-3			FC4-3	K			6-3			5-3		6	1	0	0	0	2	3					
Lee Walls, R OBP: 0.407, SLG: 0.776			F7			FC1-5		FC1-5		5-3			5-3		6	1	3	0	0	0	0					
14 Ernie Banks, R OBP: 0.400, SLG: 0.694					6-3			FC1-5		2B					5	0	2	2	1	1	1					
Walt Moryn, L OBP: 0.390, SLG: 0.597	K				F7	K		FC1-5		IBB			F5		5	0	0	0	1	2	4					
Dale Long, L OBP: 0.333, SLG: 0.328			L5-4			F8		K		G3					4	0	0	0	2	1	5					
Johnny Goryl, R OBP: 0.347, SLG: 0.516	K				5-3			4-3					4-3		6	0	1	0	0	1	4					
Bobby Thomson, R OBP: 0.329, SLG: 0.406					F6			5-3		1B					5	0	1	0	0	0	1					
El Tappe, R OBP: 0.222, SLG: 0.222					5-3					F7					4	0	0	0	1	0	3					
Sammy Taylor, L OBP: 0.435, SLG: 0.444										F3			G6-4-3		1	0	0	0	0	0	0					
Gene Fodge, R OBP: 0.333, SLG: 0.328															0	0	0	0	0	0	0					
Ed Mayer, L OBP: 0.333, SLG: 0.328															1	0	0	0	0	0	0					
Bobby Thomson, R OBP: 0.329, SLG: 0.406															1	0	1	0	0	0	0					
Dick Drott, R OBP: 0.407, SLG: 0.776															0	0	0	0	0	0	0					
Jim Sauer, R OBP: 0.333, SLG: 0.328															1	0	0	0	0	0	2					
Dolan Nichols, R OBP: 0.407, SLG: 0.776															2	0	0	0	0	1	0					
Chuck Turner, L OBP: 0.222, SLG: 0.222															1	0	0	0	0	0	0					
Inning Stats	R: 0 E: 0 K: 2 S: 8	H: 1 LOB: 1 BB: 0 P: 8	R: 0 E: 0 K: 1 S: 5	H: 1 LOB: 1 BB: 1 P: 9	R: 0 E: 0 K: 0 S: 3	H: 0 LOB: 0 BB: 0 P: 3	R: 0 E: 0 K: 0 S: 3	H: 0 LOB: 0 BB: 0 P: 3	R: 0 E: 0 K: 1 S: 8	H: 3 LOB: 1 BB: 0 P: 8	R: 0 E: 0 K: 1 S: 6	H: 1 LOB: 2 BB: 1 P: 10	R: 0 E: 0 K: 1 S: 6	H: 1 LOB: 2 BB: 1 P: 10	R: 0 E: 0 K: 0 S: 3	H: 0 LOB: 0 BB: 0 P: 3	R: 0 E: 0 K: 0 S: 5	H: 0 LOB: 0 BB: 0 P: 5	R: 0 E: 0 K: 1 S: 5	H: 0 LOB: 1 BB: 1 P: 9	R: 0 E: 0 K: 0 S: 3	H: 0 LOB: 0 BB: 0 P: 3	1B: 5 2B: 3 3B: 1 HR: 0	SF: 0 SAC: 0 DP: 2 HBP: 1	WP: 0 PB: 0 SB: 0 CS: 0	PA: 54
PITCHER	IP	WLS	BF	H	R	ER	SO	BB	IBB	HBP	BLK	WP	HR	S	P	ERA	WHIP									
Harvey Haddix, L ERA: 3.29	(1, 1)	12.0	47	8	2	2	7	1	0	0	0	0	0	56	73	1.50	0.750									
Willard Schmidt, R ERA: 1.59	(13, 1)	2.0	W	7	0	0	0	1	1	0	0	0	0	8	12	0.00	0.500									

Cincinnati Redlegs @ Chicago Cubs
Wrigley Field, Chicago, IL
Sun May 04 1958, 3:38 AM CDT
Att: 12,341 - Unknown

AB 48
R 2
H 8
RBI 2
BB 5
SO 8
LOB 23



Batter	1	2	3	4	5	6	7	8	9	AB	R	H	RBI	BB	SO	LOB	TOP					
Johnny Temple, R (1,4) OBP: 0.493, SLG: 0.491	0-0 6-3	0-0 F9			0-0 5-3			4-0 BB 1-2 BB		3	0	0	0	1	0	2						
Vada Pinson, L (1,9) OBP: 0.303, SLG: 0.310	0-0 1-3		0-0 1-3			0-3 K		4-0 BB 1-2 2-3 BB		3	0	0	0	0	1	0						
Steve Bilko, R (8,PH) OBP: 0.375, SLG: 0.700										0	0	0	0	1	0	0						
Harvey Haddix, L (8,FR) Alex Grammas, R (8,6)										0	0	0	0	0	0	0						
Frank Robinson, R (1,7) OBP: 0.369, SLG: 0.458	0-0 S BB 1B		0-0 6-3			0-3 K		0-3 K		4	0	1	0	0	2	3						
George Crowe, L (1,3) OBP: 0.370, SLG: 0.450	4-0 S BB 1-2		0-0 F6			0-0 F7		0-0 F7		3	0	0	0	1	0	3						
Don Hoak, R (1,5) OBP: 0.433, SLG: 0.581	0-0 F7			0-3 K				0-0 G4-6-3 1B		4	0	1	0	0	2	2						
Smoky Burgess, L (1,2)		0-0 F7		0-0 1-3				0-0 G4-6-3 1-2		4	0	1	0	0	0	1						
Gus Bell, L (1,8) OBP: 0.219, SLG: 0.267		4-0 FC3-6 1B BB		0-0 4-3				0-0 4-3		3	0	0	0	1	0	1						
Roy McMillan, R (1,6) OBP: 0.222, SLG: 0.106			0-0 FC3-6 1B		0-0 5-3			0-0 E4 BB BB		2	0	1	0	0	0	0						
Jerry Lynch, L (8,PH) OBP: 0.286, SLG: 0.286								0-0 G3		2	0	0	0	0	0	1						
Joe Nuxhall, L (1,1) OBP: 0.256, SLG: 0.250			0-0 FC3-6		0-3 K			0-3 K		0	0	0	0	0	0	0						
Bob Thurman, L (2,PH) OBP: 0.385, SLG: 0.270										1	0	0	0	0	0	2						
Hersh Freeman, R (2,1)										1	0	0	0	0	1	0						
Willard Schmidt, R (7,1)										0	0	0	0	0	0	0						
Dee Fondy, L (8,PH) OBP: 0.291, SLG: 0.607										1	0	0	0	0	1	1						
Bill Wight, L (8,1)										0	0	0	0	0	0	0						
Inning Stats	R: 0 E: 0 K: 0 S: 4	H: 1 LOB: 2 BB: 1 P: 8	R: 0 E: 0 K: 0 S: 4	H: 1 LOB: 2 BB: 1 P: 8	R: 0 E: 0 K: 1 S: 3	H: 0 LOB: 0 BB: 0 P: 3	R: 0 E: 0 K: 1 S: 5	H: 0 LOB: 0 BB: 0 P: 5	R: 0 E: 0 K: 1 S: 5	H: 0 LOB: 0 BB: 0 P: 5	R: 0 E: 0 K: 2 S: 7	H: 1 LOB: 0 BB: 0 P: 7	R: 0 E: 0 K: 0 S: 3	H: 1 LOB: 0 BB: 0 P: 3	R: 0 E: 1 K: 2 S: 8	H: 0 LOB: 3 BB: 2 P: 16	R: 0 E: 0 K: 1 S: 6	H: 1 LOB: 1 BB: 0 P: 6	1B: 4 2B: 0 3B: 0 HR: 0	SF: 0 SAC: 0 DP: 1 HBP: 0	WP: 0 PB: 0 SB: 2 CS: 0	PA: 35
PITCHER Glen Hobbie, R (1,1) ERA: 2.2	IP: 9.0 WLS: W BF: 35 H: 4 R: 0 ER: 0 SO: 7 BB: 4 IBB: 0 HBP: 0 BLK: 0 WP: 0 HR: 0 S: 45 P: 61 ERA: 0.00 WHIP: 0.889															PITCHER	IP: WLS: BF: H: R: ER: SO: BB: IBB: HBP: BLK: WP: HR: S: P: ERA: WHIP:					

Cincinnati Redlegs @ Chicago Cubs
Wrigley Field, Chicago, IL
Tue May 06 1958, 3:33 AM CDT
Att: 2,631 - Unknown

AB 31
R 0
H 4
RBI 0
BB 4
SO 7
LOB 16



Batter	1	2	3	4	5	6	7	8	9	AB	R	H	RBI	BB	SO	LOB	BOTTOM			
Tony Taylor, R (1,4) OBP: 0.241, SLG: 0.177	0-0 3-1		0-0 6-3		0-0 6-3			0-3 K		4	0	0	0	0	1	0				
Lee Walls, R (1,9) OBP: 0.424, SLG: 0.769	4-0 14 2B FC1-2-5-2-3 BB		0-3 K			0-0 1B		4-0 14 FC5-4 BB		2	0	1	0	2	1	0				
14 Ernie Banks, R (1,6) OBP: 0.393, SLG: 0.684	0-0 HR 1-3 2B		0-0 F5			0-0 F9		0-0 FC5-4 1B E		4	2	1	0	0	0	2				
Walt Moryn, L (1,7) OBP: 0.383, SLG: 0.577	0-0 FC1-2-5-2-6 HR			0-0 F9		0-3 K		0-0 E7 1B		4	1	1	0	0	1	3				
Bobby Thomson, R (1,8) OBP: 0.325, SLG: 0.438	0-0 HR			0-3 K				0-3 1-3 K		4	1	1	3	0	2	2				
Johnny Goyl, R (1,5) OBP: 0.347, SLG: 0.500	0-3 K			4-0 FC6 BB				0-0 1-3		2	0	0	0	1	1	0				
Dale Long, L (1,3) OBP: 0.333, SLG: 0.317		0-0 5-3		0-0 FC6				4-0 G5-3 1B BB		2	0	0	0	1	0	1				
El Tappe, R (1,2) OBP: 0.333, SLG: 0.238		0-0 5-3			0-0 3-1			0-0 1-2 1B		3	0	1	0	0	0	0				
Glen Hobbie, R (1,1) OBP: 0.111, SLG: 0.111			0-3 K		0-3 K			0-0 G5-3		3	0	0	0	0	2	2				
Inning Stats	R: 3 E: 1 K: 1 S: 7	H: 2 LOB: 1 BB: 1 P: 11	R: 0 E: 0 K: 1 S: 5	H: 0 LOB: 0 BB: 0 P: 5	R: 0 E: 0 K: 1 S: 5	H: 0 LOB: 0 BB: 0 P: 5	R: 0 E: 0 K: 1 S: 5	H: 0 LOB: 1 BB: 1 P: 9	R: 0 E: 0 K: 1 S: 6	H: 1 LOB: 0 BB: 0 P: 6	R: 0 E: 0 K: 0 S: 3	H: 1 LOB: 1 BB: 1 P: 7	R: 1 E: 1 K: 2 S: 8	H: 1 LOB: 1 BB: 1 P: 12	R: 1 E: 1 K: 2 S: 8	H: 1 LOB: 1 BB: 1 P: 12	1B: 3 2B: 1 3B: 0 HR: 1	SF: 0 SAC: 0 DP: 1 HBP: 0	WP: 0 PB: 0 SB: 0 CS: 0	PA: 32
PITCHER Joe Nuxhall, L (1,1) ERA: 7.56	IP: 1.0 WLS: L BF: 6 H: 2 R: 3 ER: 3 SO: 3 BB: 1 IBB: 0 HBP: 0 BLK: 0 WP: 0 HR: 1 S: 7 P: 11 ERA: 27.00 WHIP: 3.000															PITCHER	IP: WLS: BF: H: R: ER: SO: BB: IBB: HBP: BLK: WP: HR: S: P: ERA: WHIP:			
Hersh Freeman, R (2,1) ERA: 3.52	5.1 2 0 0 5 2 0 0 0 0 0 28 36 0.00 0.750																			
Willard Schmidt, R (7,1) ERA: 1.5	0.2 1 0 0 0 0 0 0 0 0 0 1 1 0.00 0.000																			
Bill Wight, L (8,1) ERA: 10.8	1.0 5 1 1 0 2 1 0 0 0 0 0 8 12 0.00 2.000																			

Cincinnati Redlegs @ Chicago Cubs
Wrigley Field, Chicago, IL
Tue May 06 1958, 3:33 AM CDT
Att: 2,631 - Unknown

AB 28
R 4
H 5
RBI 3
BB 4
SO 8
LOB 10



Batter	1	2	3	4	5	6	7	8	9	AB	R	H	RBI	BB	SO	LOB	TOP			
Johnny Temple, R (1.4) OBP: 0.500, SLG: 0.492	5-3		BB				SH1-3			2	0	1	0	1	0	0	Cincinnati Redlegs @ Chicago Cubs Wrigley Field, Chicago, IL Wed May 07 1958, 3:33 AM CDT Att: 4,861 - Unknown			
Pete Whisenant, R (1.9) OBP: 0.333, SLG: 0.545	WP		BB			F4				3	1	2	0	1	0	1				
Frank Robinson, R (1.7) OBP: 0.362, SLG: 0.435	5-3		BB			FC6-4				3	0	0	0	1	1	6				
Steve Bilko, R (1.3) OBP: 0.321, SLG: 0.583	6-3		BB			FC6-4				4	0	0	0	0	1	5				
Don Hoak, R (1.5) OBP: 0.423, SLG: 0.561	6-3					5-3				4	0	1	0	0	0	0				
Gus Bell, L (1.8) OBP: 0.206, SLG: 0.250	F8					F9				4	0	0	0	0	0	1				
Dutch Dotterer, R (1.2)	K					F8				4	0	0	0	0	1	1				
Roy McMillan, R (1.6) OBP: 0.207, SLG: 0.098			K			6-3				4	0	0	0	0	1	1				
Brooks Lawrence, R (1.1) OBP: 0.222, SLG: 0.125						F9				2	0	1	0	0	0	0				
Bill Wight, L (6.1)			BB			F9				0	0	0	0	0	0	0				
Smoky Burgess, L (7. PH) OBP: 0.358, SLG: 0.200			BB							0	0	0	0	1	0	0				
Johnny Klippstein, R (7.1)			BB							0	0	0	0	0	0	0				
Jerry Lynch, L (9. PH) OBP: 0.250, SLG: 0.250			BB							1	0	0	0	0	0	0				
Inning Stats	R: 1 E: 0 K: 0 S: 4	H: 1 LOB: 0 BB: 0 P: 4	R: 0 E: 0 K: 1 S: 5	H: 0 LOB: 0 BB: 0 P: 5	R: 0 E: 0 K: 3 S: 10	H: 1 LOB: 3 BB: 2 P: 18	R: 0 E: 0 K: 0 S: 4	H: 1 LOB: 1 BB: 0 P: 4	R: 0 E: 0 K: 0 S: 3	H: 0 LOB: 0 BB: 0 P: 3	R: 0 E: 0 K: 0 S: 4	H: 1 LOB: 2 BB: 1 P: 8	R: 0 E: 0 K: 0 S: 3	H: 0 LOB: 0 BB: 0 P: 3	R: 0 E: 0 K: 0 S: 3	H: 0 LOB: 0 BB: 0 P: 3	1B: 4 2B: 0 3B: 1 HR: 0	SF: 0 SAC: 1 DP: 0 HBP: 0	WP: 1 PB: 0 SB: 0 CS: 0	PA: 36
PITCHER Taylor Phillips, L (1.1) ERA: 3.52	IP: 9.0 WLS: W BF: 36 H: 5 R: 1 ER: 1 SO: 4	BB: 4 IBB: 0 HBP: 0 BLK: 0	WP: 1 HR: 0 S: 40 P: 56	ERA: 1.00 WHIP: 1.000	PITCHER															

Batter	1	2	3	4	5	6	7	8	9	AB	R	H	RBI	BB	SO	LOB	BOTTOM			
Tony Taylor, R (1.4) OBP: 0.253, SLG: 0.173	G6-4-3		BB				K			2	1	0	0	2	2	0	Cincinnati Redlegs @ Chicago Cubs Wrigley Field, Chicago, IL Wed May 07 1958, 3:33 AM CDT Att: 4,861 - Unknown			
Lee Walls, R (1.9) OBP: 0.427, SLG: 0.753	G6-4-3		BB				5-3			3	0	1	0	1	0	1				
14 Ernie Banks, R (1.6) OBP: 0.375, SLG: 0.658	G6-4-3		SF9				F9			3	0	0	1	0	1	3				
Walt Moryn, L (1.7) OBP: 0.376, SLG: 0.573	K		1-3							4	1	1	0	0	1	1				
Dale Long, L (1.3) OBP: 0.366, SLG: 0.381			1B				2B			3	3	3	0	1	0	0				
Bobby Thomson, R (1.8) OBP: 0.333, SLG: 0.455			1-3				1-4-3			4	0	2	1	0	0	2				
Johnny Goryl, R (1.5) OBP: 0.367, SLG: 0.507			G3				G4-6-3			3	0	2	2	1	1	1				
Sammy Taylor, L (1.2) OBP: 0.407, SLG: 0.381			G3				G4-6-3			3	0	0	0	1	0	5				
Taylor Phillips, L (1.1)			K				1-3			4	0	0	0	0	3	3				
Inning Stats	R: 0 E: 0 K: 1 S: 5	H: 1 LOB: 1 BB: 1 P: 9	R: 1 E: 0 K: 1 S: 7	H: 2 LOB: 1 BB: 0 P: 7	R: 1 E: 0 K: 0 S: 3	H: 0 LOB: 0 BB: 1 P: 7	R: 0 E: 0 K: 0 S: 3	H: 1 LOB: 1 BB: 1 P: 7	R: 0 E: 0 K: 1 S: 5	H: 0 LOB: 0 BB: 0 P: 5	R: 2 E: 0 K: 0 S: 5	H: 3 LOB: 1 BB: 1 P: 9	R: 0 E: 0 K: 3 S: 9	H: 0 LOB: 1 BB: 1 P: 13	R: 1 E: 1 K: 2 S: 9	H: 2 LOB: 2 BB: 1 P: 13		1B: 5 2B: 5 3B: 0 HR: 0	SF: 1 SAC: 0 DP: 3 HBP: 0	WP: 0 PB: 1 SB: 2 CS: 0
PITCHER Brooks Lawrence, R (1.1) ERA: 4.63	IP: 5.1 WLS: L BF: 25 H: 7 R: 4 ER: 4 SO: 3	BB: 3 IBB: 0 HBP: 0 BLK: 0	WP: 0 HR: 0 S: 27 P: 43	ERA: 6.75 WHIP: 1.875	PITCHER															
Bill Wight, L (6.1) ERA: 7.71	IP: 0.2 WLS: 1 BF: 0 H: 0 R: 0 ER: 0 SO: 0	BB: 0 IBB: 0 HBP: 0 BLK: 0	WP: 0 HR: 0 S: 1 P: 1	ERA: 0.00 WHIP: 0.000	PITCHER															
Johnny Klippstein, R (7.1) ERA: 3.16	IP: 2.0 WLS: 10 BF: 2 H: 1 R: 1 ER: 0 SO: 5	BB: 1 IBB: 1 HBP: 0 BLK: 0	WP: 0 HR: 0 S: 18 P: 26	ERA: 0.00 WHIP: 1.500	PITCHER															



Batter	1	2	3	4	5	6	7	8	9	AB	R	H	RBI	BB	SO	LOB	TOP												
Johnny Temple, R OBP: 0.500, SLG: 0.483	(1,4) 4-0 S HBP 2B BB	(0,3) 0-3 K	(0,0) 0-0 F4	(0,0) 0-0 BB	(0,0) 0-0 F4	(0,0) 0-0 BB	(0,0) 0-0 BB	(0,0) 0-0 BB	(0,0) 0-0 E4 1B	1	1	0	0	1	1	0													
Alex Grammas, R OBP: 0.333, SLG: 0.333	(2,4) (8,6)									2	0	1	0	0	0	0													
Dee Fondy, L OBP: 0.500, SLG: 0.500	(9,7) (9,7)									1	1	0	0	1	0	1													
Vada Pinson, L OBP: 0.304, SLG: 0.300	(1,9) (7,PH)									2	0	0	0	0	1	1													
Steve Bilko, R OBP: 0.345, SLG: 0.583	(7,PH)									0	0	0	0	1	0	0													
Joe Nuxhall, L OBP: 0.250, SLG: 0.250	(7,1) (9,PH)									0	0	0	0	0	0	0													
Jerry Lynch, L OBP: 0.300, SLG: 0.300	(9,9)									2	1	1	1	0	0	1													
Frank Robinson, R OBP: 0.365, SLG: 0.424	(1,7) (9,5)									4	1	1	1	0	0	4													
George Crowe, L OBP: 0.392, SLG: 0.489	(1,3) (9,7)									5	1	3	2	0	0	3													
Don Hoak, R OBP: 0.434, SLG: 0.571	(1,5) (9,6)									4	1	2	1	1	0	1													
Ed Bailey, L OBP: 0.327, SLG: 0.214	(1,2) (9,PR)									3	0	1	1	1	0	4													
Harvey Haddix, L	(9,PR)									0	1	0	0	0	0	0													
Hal Jeffcoat, R OBP: 1.000, SLG: 1.000	(9,1)									0	0	0	0	0	0	0													
Gus Bell, L OBP: 0.205, SLG: 0.246	(1,8) (9,7)									5	1	1	1	0	1	5													
Roy McMillan, R OBP: 0.197, SLG: 0.093	(1,6) (8,PH)									3	0	0	0	0	0	0													
Bob Thurman, L OBP: 0.337, SLG: 0.250	(8,PH)									1	0	0	0	0	0	2													
Fred Hatfield, L OBP: 0.222, SLG: 0.125	(8,4) (9,PH)									0	0	0	0	0	0	0													
Smoky Burgess, L OBP: 0.400, SLG: 0.438	(9,PH) (9,2)									1	1	1	3	0	0	0													
Tom Acker, R	(1,1)									2	0	0	0	0	0	2													
Willard Schmidt, R	(5,1)									0	0	0	0	0	0	0													
Bill Wight, L	(5,1)									0	0	0	0	0	0	0													
Pete Whisenant, R OBP: 0.400, SLG: 0.500	(7,PH) (9,4)									1	1	0	0	2	1	1													
Inning Stats	R: 2 E: 0 K: 1 S: 6	H: 1 LOB: 2 BB: 2 P: 15	R: 0 E: 0 K: 2 S: 7	H: 0 LOB: 0 BB: 0 P: 7	R: 0 E: 0 K: 0 S: 2	H: 0 LOB: 0 BB: 0 P: 3	R: 0 E: 0 K: 0 S: 2	H: 0 LOB: 0 BB: 0 P: 3	R: 0 E: 0 K: 1 S: 5	H: 2 LOB: 2 BB: 0 P: 7	R: 0 E: 0 K: 0 S: 4	H: 1 LOB: 3 BB: 2 P: 12	R: 0 E: 0 K: 0 S: 4	H: 1 LOB: 2 BB: 1 P: 8	R: 8 E: 1 K: 1 S: 12	H: 6 LOB: 2 BB: 2 P: 20	1B: 8 2B: 2 3B: 0 HR: 1	SF: 0 SAC: 0 DP: 1 HBP: 3	WP: 0 PB: 0 SB: 3 CS: 1	PA: 48									
PITCHER	IP WLS BF H R ER SO BB IBB HBP BLK WP HR S P ERA WHIP	IP WLS BF H R ER SO BB IBB HBP BLK WP HR S P ERA WHIP																											
Dick Drott, R ERA: 5.72	(1,1) 2.0 11 1 2 2 3 2 0 2 0 0 0 0 13 23 9.00 1.500	Ed Mayer, L ERA: 1.62	(3,1) 4.2 18 3 0 0 2 2 0 1 0 0 0 0 19 28 0.00 1.071	Don Elston, R ERA: 2.92	(7,1) 1.1 10 3 4 3 0 2 0 0 0 0 0 0 8 16 20.25 3.750	Dolan Nichols, R ERA: 3.12	(9,1) 0.1 L 4 3 1 1 0 0 0 0 0 0 0 0 4 4 27.00 9.000	Freddy Rodriguez, R ERA: 5.14	(9,1) 0.1 3 1 3 3 1 1 0 0 0 0 0 1 4 8 81.00 6.000	Dave Hillman, R ERA: 10.8	(9,1) 0.1 1 0 0 0 0 0 0 0 0 0 0 0 1 1 10.80 10.800																		

Cincinnati Redlegs @ Chicago Cubs
Wrigley Field, Chicago, IL
Thu May 08 1958, 3:33 AM CDT
Att: 5,936 - Unknown

AB	37
R	10
H	11
RBI	10
BB	7
SO	6
LOB	23



Batter	1	2	3	4	5	6	7	8	9	AB	R	H	RBI	BB	SO	LOB	BOTTOM												
Tony Taylor, R OBP: 0.271, SLG: 0.190	(1,4) 0-0 14 FC6-4 SF7 1B	(0,0) 0-0 SF9								3	2	1	0	0	0														
Lee Walls, R OBP: 0.426, SLG: 0.729	(1,9) 0-0 14 FC6-4 1B	(0,3) 0-3 K								4	0	1	0	1	3	3													
14 Ernie Banks, R OBP: 0.366, SLG: 0.631	(1,6) 0-0 FC6-4 2B	(0,0) 0-0 F7								5	0	1	2	0	0	5													
Walt Moryn, L OBP: 0.378, SLG: 0.603	(1,7) 0-0 SF7									3	1	1	2	1	2	2													
Dale Long, L OBP: 0.379, SLG: 0.471	(1,3) 0-0 1-3 2B									5	2	3	1	0	0	1													
Bobby Thomson, R OBP: 0.326, SLG: 0.432	(1,8) 0-3 K									4	0	0	0	1	1	4													
Johnny Goryl, R OBP: 0.381, SLG: 0.521	(1,5)									4	2	2	1	1	2	1													
Sammy Taylor, L OBP: 0.375, SLG: 0.346	(1,2)									5	0	1	0	0	1	4													
Dick Drott, R ERA: 5.45	(1,1) 4.0 23 9 4 4 4 2 0 1 0 0 0 0 4 9 13.50 4.500	Ed Mayer, L ERA: 2.20	(3,1) 0.2 6 2 1 1 0 1 0 1 0 0 0 1 9 13 20.25 2.250	Don Elston, R ERA: 3.33	(7,1) 2.0 W 6 0 0 0 2 0 0 0 0 0 0 0 10 10 0.00 0.000	Dolan Nichols, R ERA: 3.33	(9,1) 1.0 S 3 0 0 0 1 0 0 0 0 0 0 5 5 0.00 0.000	Freddy Rodriguez, R ERA: 5.14	(9,1) 1.0 S 3 0 0 0 1 0 0 0 0 0 0 5 5 0.00 0.000	Dave Hillman, R ERA: 10.8	(9,1) 0.1 1 0 0 0 0 0 0 0 0 0 0 0 1 1 10.80 10.800																		
PITCHER	IP WLS BF H R ER SO BB IBB HBP BLK WP HR S P ERA WHIP	IP WLS BF H R ER SO BB IBB HBP BLK WP HR S P ERA WHIP																											
Tom Acker, R ERA: 3.96	(1,1) 4.0 23 9 4 4 4 2 0 1 0 0 0 0 4 9 13.50 4.500	Willard Schmidt, R ERA: 5.4	(5,1) 0.2 6 2 1 1 0 1 0 1 0 0 0 1 9 13 20.25 2.250	Bill Wight, L ERA: 7.36	(5,1) 1.1 6 2 3 3 2 1 0 0 0 0 0 1 9 13 20.25 2.250	Joe Nuxhall, L ERA: 6.1	(7,1) 2.0 W 6 0 0 0 2 0 0 0 0 0 0 0 10 10 0.00 0.000	Hal Jeffcoat, R ERA: 1.13	(9,1) 1.0 S 3 0 0 0 1 0 0 0 0 0 0 5 5 0.00 0.000	Dave Hillman, R ERA: 10.8	(9,1) 0.1 1 0 0 0 0 0 0 0 0 0 0 0 1 1 10.80 10.800																		
Inning Stats	R: 1 E: 0 K: 1 S: 8	H: 3 LOB: 2 BB: 0 P: 8	R: 1 E: 0 K: 1 S: 8	H: 3 LOB: 0 BB: 0 P: 8	R: 0 E: 0 K: 1 S: 5	H: 0 LOB: 2 BB: 2 P: 13	R: 0 E: 0 K: 1 S: 6	H: 1 LOB: 1 BB: 0 P: 6	R: 5 E: 0 K: 1 S: 10	H: 5 LOB: 2 BB: 1 P: 15	R: 1 E: 0 K: 1 S: 5	H: 1 LOB: 0 BB: 1 P: 9	R: 0 E: 0 K: 1 S: 5	H: 0 LOB: 0 BB: 0 P: 5	R: 0 E: 0 K: 1 S: 5	H: 0 LOB: 0 BB: 0 P: 5	R: 0 E: 0 K: 1 S: 5	H: 0 LOB: 0 BB: 0 P: 5	1B: 8 2B: 3 3B: 0 HR: 2	SF: 2 SAC: 0 DP: 1 HBP: 1	WP: 0 PB: 0 SB: 1 CS: 0	PA: 44							

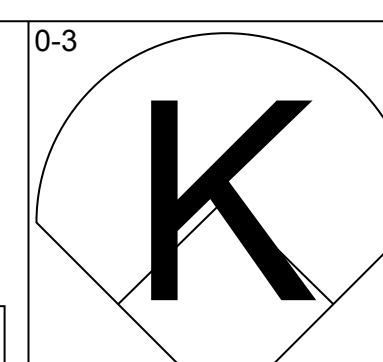
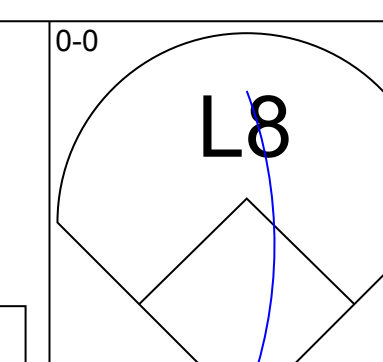
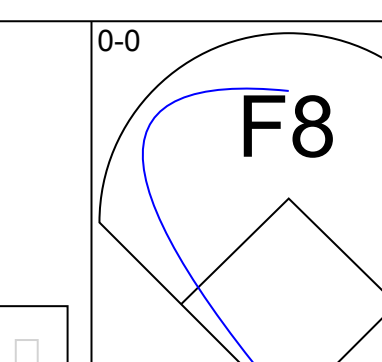
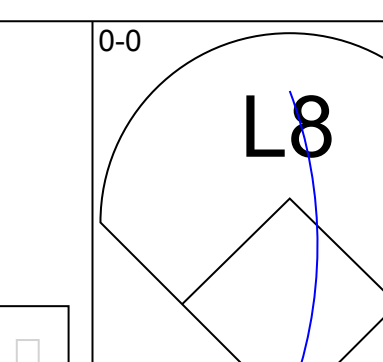
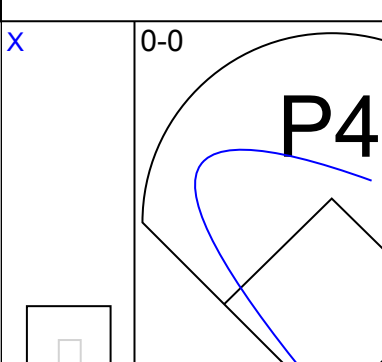
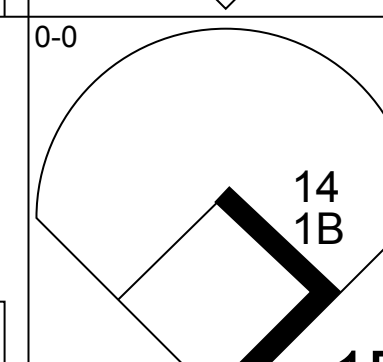
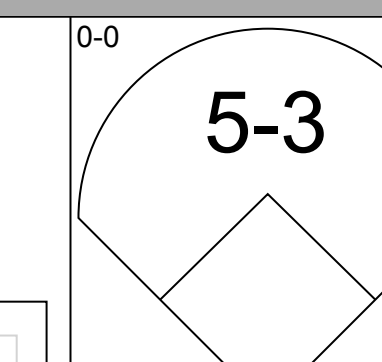
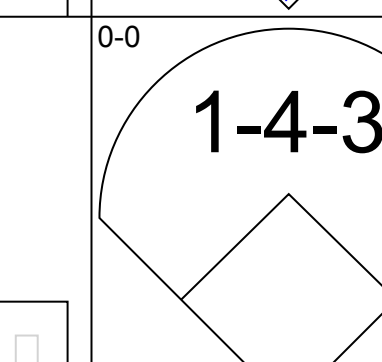
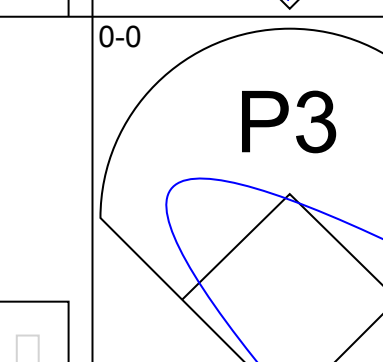
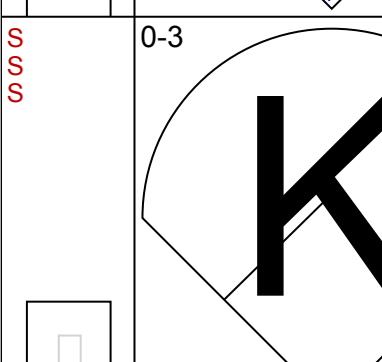
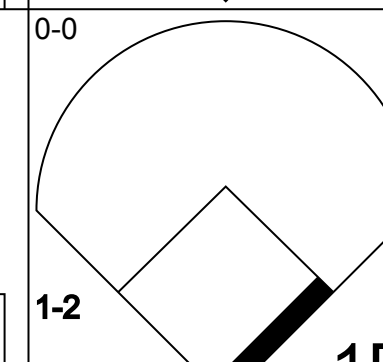
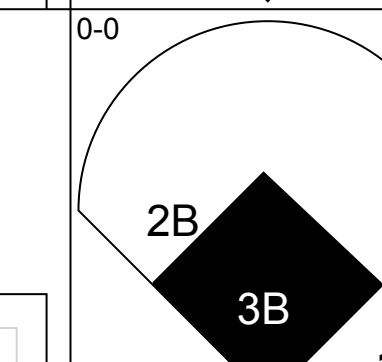
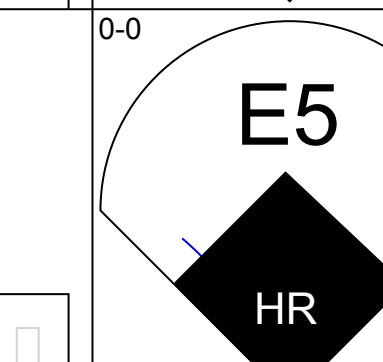
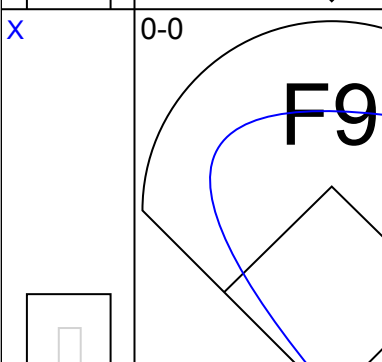
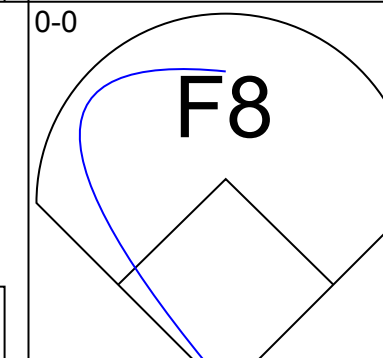
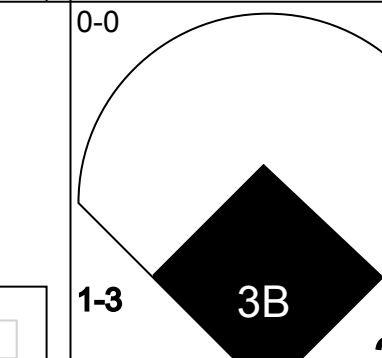
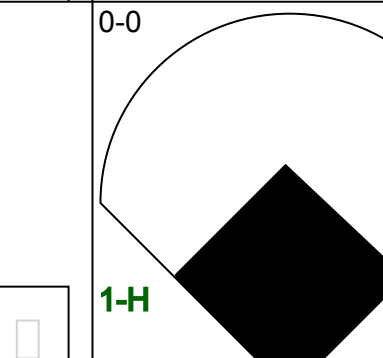
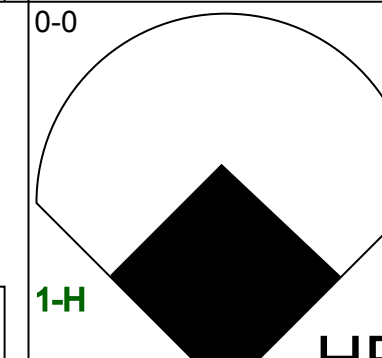
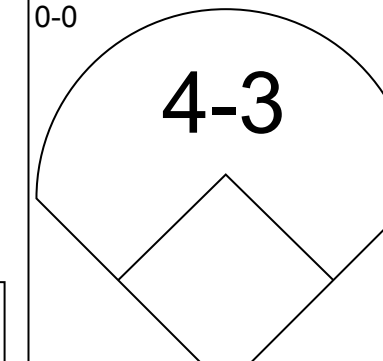
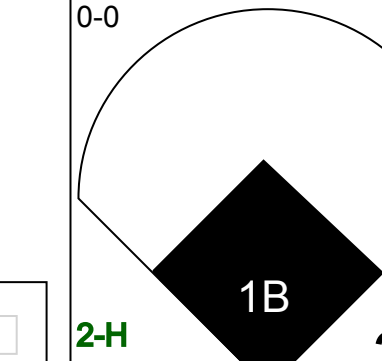
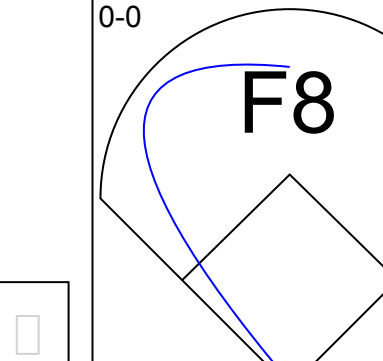
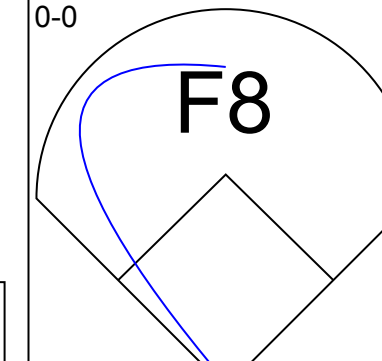
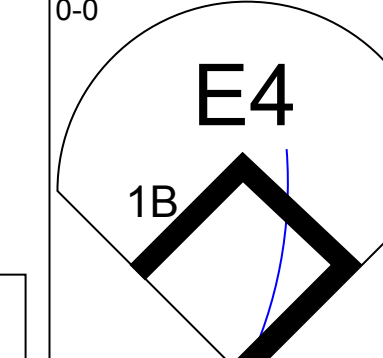


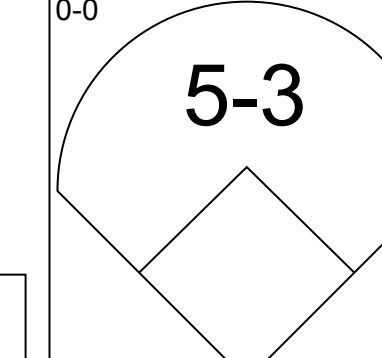
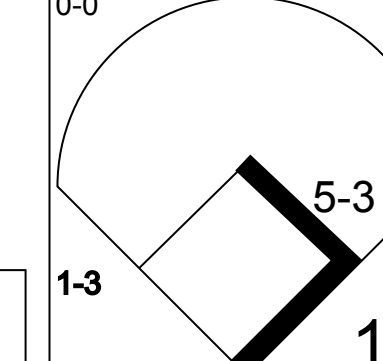

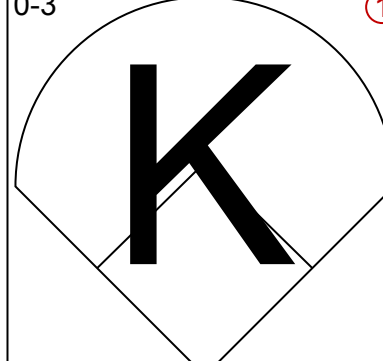
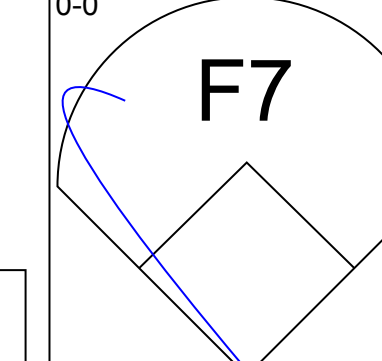
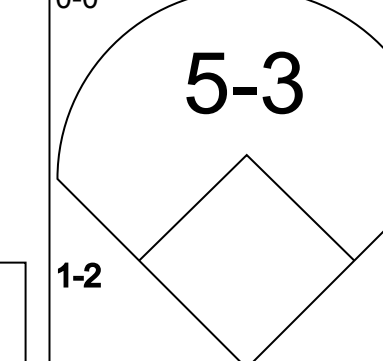

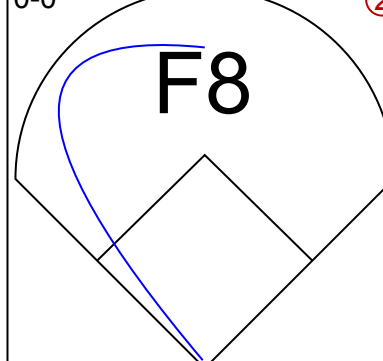
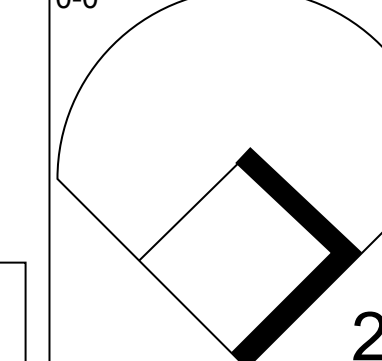
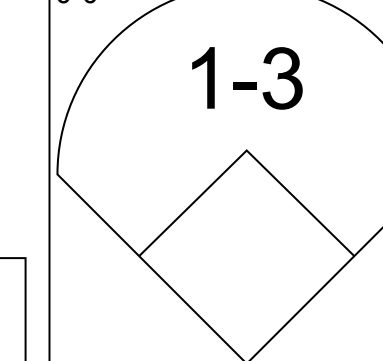

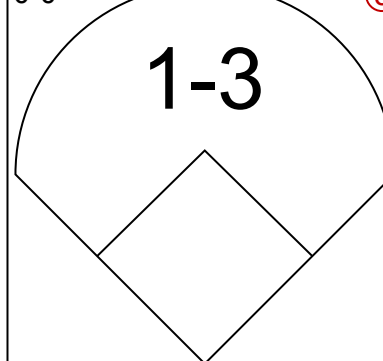
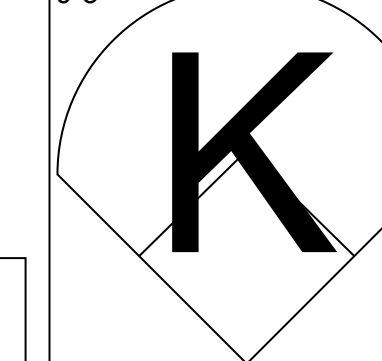
Cincinnati Redlegs @ Chicago Cubs
Wrigley Field, Chicago, IL
Thu May 08 1958, 3:33 AM CDT
Att: 5,936 - Unknown

AB	37
R	8
H	13
RBI	8
BB	4
SO	9
LOB	20



Batter	1	2	3	4	5	6	7	8	9	AB	R	H	RBI	BB	SO	LOB	TOP					
Tony Taylor, R (1.4) OBP: 0.270, SLG: 0.184										3	0	0	0	1	0	0	Chicago Cubs @ St. Louis Cardinals Sportsman's Park, St. Louis, MO Fri May 09 1958, 4:33 AM EDT Att: 10,643 - Unknown livebaseballscores.com AB 30 R 2 H 7 RBI 2 BB 3 SO 7 LOB 12 					
Lee Walls, R (1.9) OBP: 0.418, SLG: 0.708										4	0	1	0	0	1	1						
14 Ernie Banks, R (1.6) OBP: 0.371, SLG: 0.644										3	0	1	0	1	0	1						
Walt Moryn, L (1.7) OBP: 0.372, SLG: 0.585										4	0	1	0	0	1	2						
Dale Long, L (1.3) OBP: 0.374, SLG: 0.458										4	1	1	0	0	0	2						
Bobby Thomson, R (1.8) OBP: 0.333, SLG: 0.429										3	0	1	0	1	1	1						
Johnny Goryl, R (1.5) OBP: 0.366, SLG: 0.500										3	0	0	0	0	1	3						
Sammy Taylor, L (1.2) OBP: 0.400, SLG: 0.483										3	1	2	2	0	1	0						
Moe Drabowsky, R (1.1) OBP: 0.571, SLG: 0.250										1	0	0	0	0	1	0						
Paul Smith, L (5, PH) OBP: 0.200, SLG: 0.444										1	0	0	0	0	1	2						
Gene Fodge, R (5, 1) OBP: 0.200, SLG: 0.444										0	0	0	0	0	0	0						
Chuck Tanner, L (7, PH) OBP: 0.200, SLG: 0.444										1	0	0	0	0	0	0						
Dolan Nichols, R (7, 1)										0	0	0	0	0	0	0						
Inning Stats	R: 0 E: 0 K: 0 S: 1	H: 0 LOB: 0 BB: 2 P: 9	R: 0 E: 0 K: 0 S: 3	H: 1 LOB: 1 BB: 1 P: 7	R: 0 E: 0 K: 2 S: 7	H: 0 LOB: 0 BB: 0 P: 7	R: 0 E: 0 K: 1 S: 6	H: 1 LOB: 1 BB: 0 P: 6	R: 0 E: 0 K: 1 S: 6	H: 2 LOB: 1 BB: 0 P: 6	R: 0 E: 0 K: 1 S: 6	H: 1 LOB: 1 BB: 0 P: 6	R: 2 E: 0 K: 2 S: 9	H: 2 LOB: 0 BB: 0 P: 9	R: 0 E: 0 K: 0 S: 3	H: 0 LOB: 0 BB: 0 P: 3	R: 0 E: 0 K: 0 S: 3	H: 0 LOB: 0 BB: 0 P: 3	1B: 5 2B: 1 3B: 1 HR: 1	SF: 0 SAC: 0 DP: 2 HBP: 0	WP: 0 PB: 0 SB: 1 CS: 1	PA: 35
PITCHER Sam Jones, R (1.1) ERA: 5.28	IP: 9.0 WLS: W BF: 33 H: 7 R: 2 ER: 2 SO: 7 BB: 3 IBB: 0 HBP: 0 BLK: 0 WP: 0 HR: 1 S: 44 P: 56 ERA: 2.00 WHIP: 1.111															PITCHER	IP: WLS: BF: H: R: ER: SO: BB: IBB: HBP: BLK: WP: HR: S: P: ERA: WHIP:					

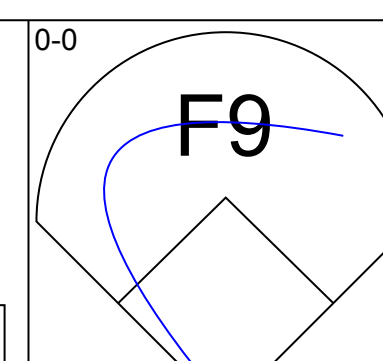
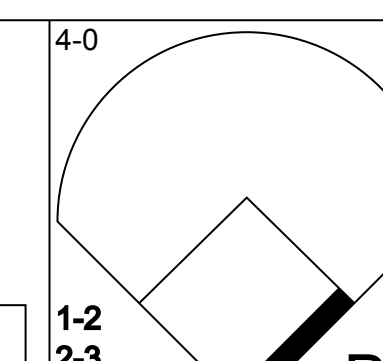
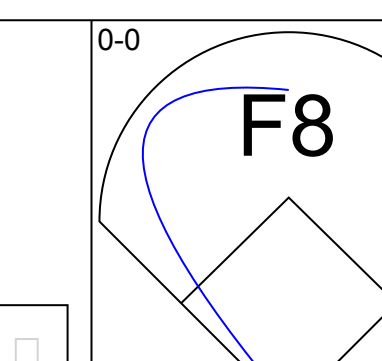
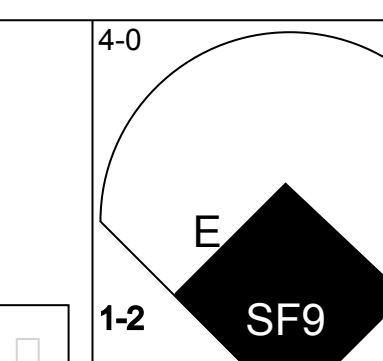
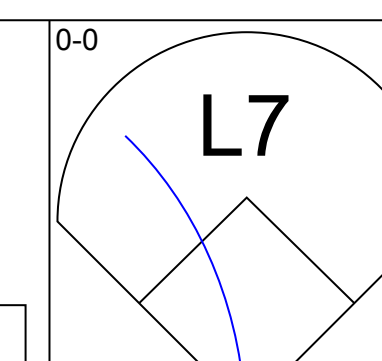
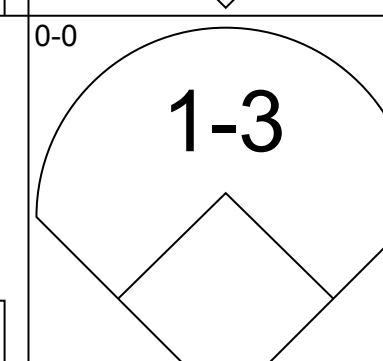
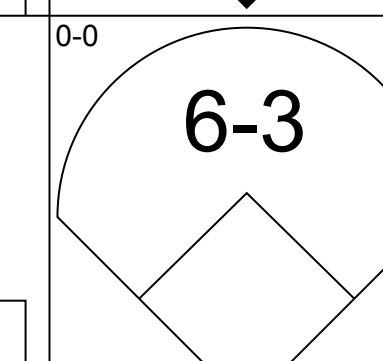
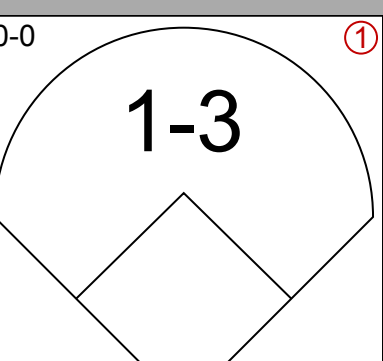
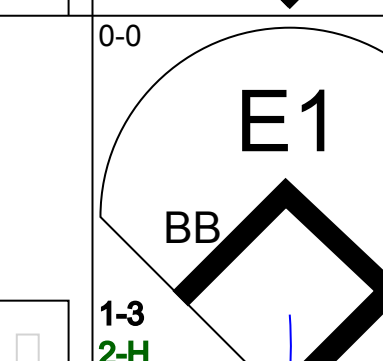
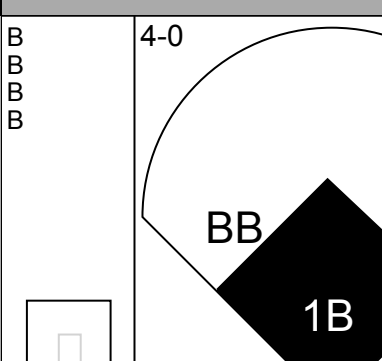
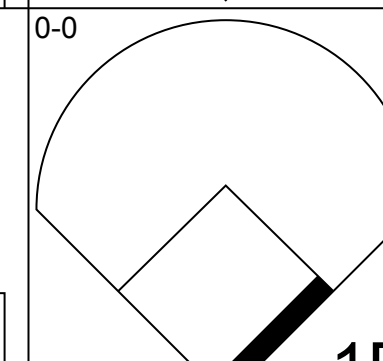
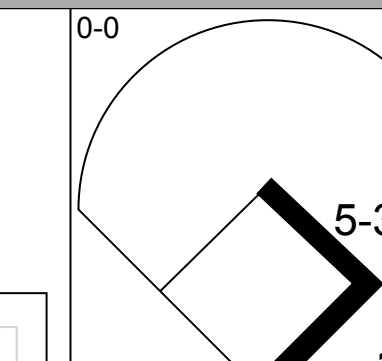
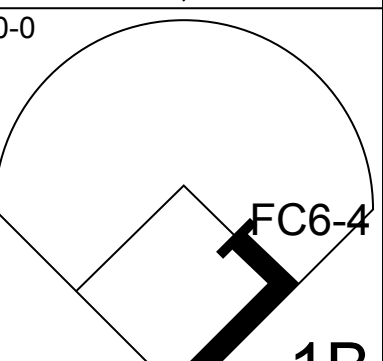
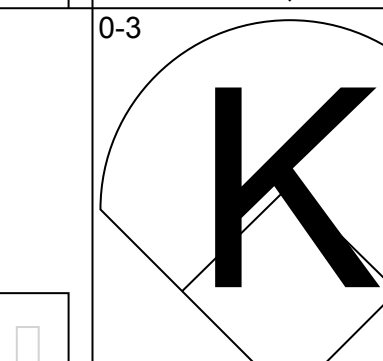
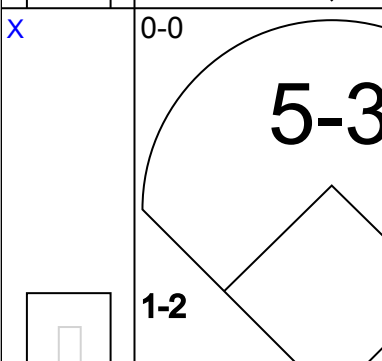
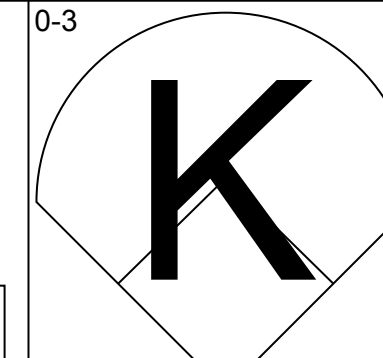
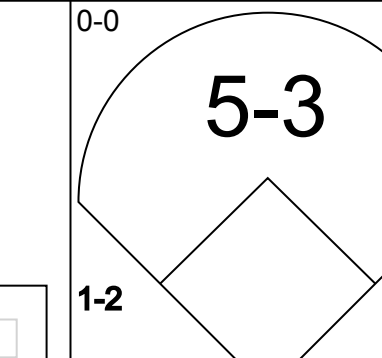
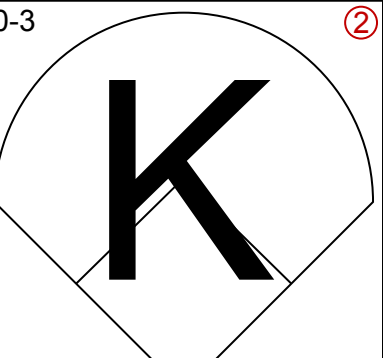
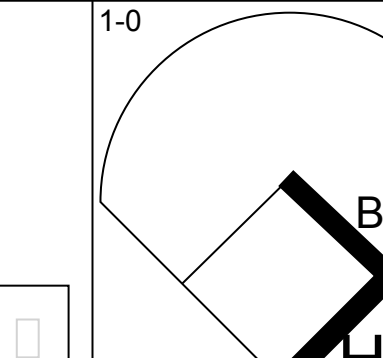
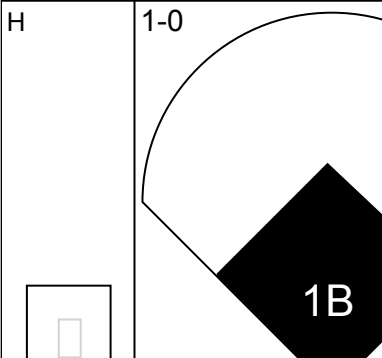
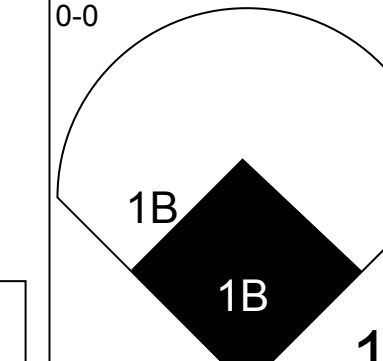
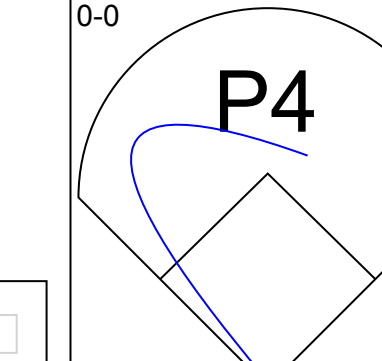
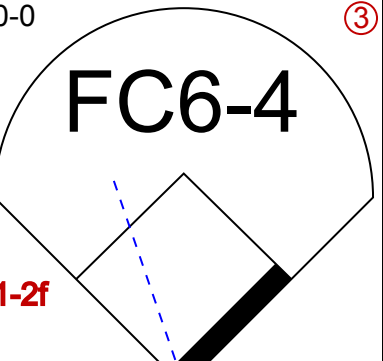
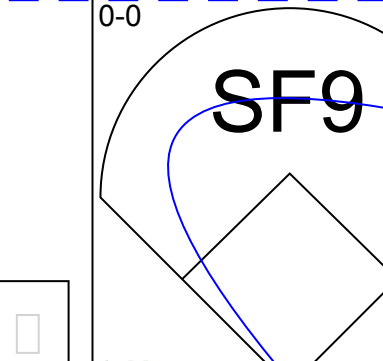
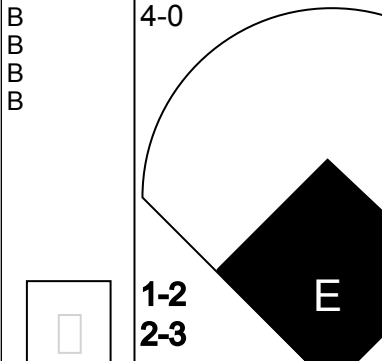

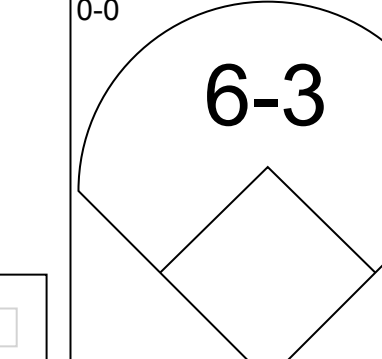
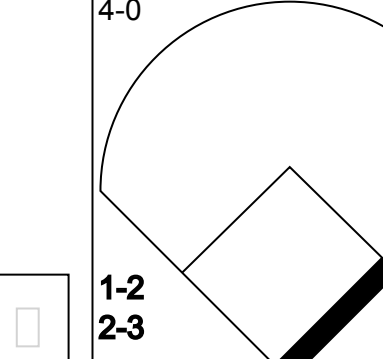

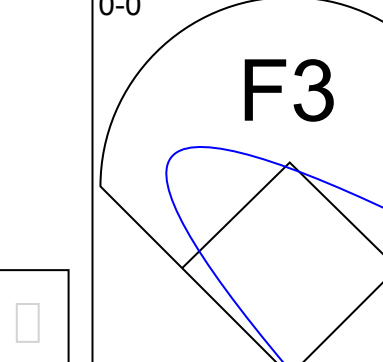
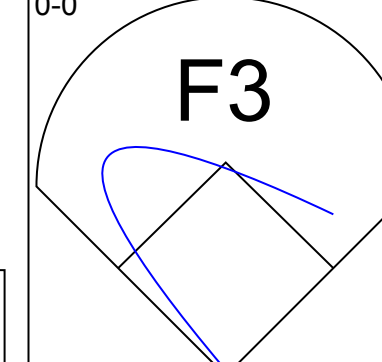
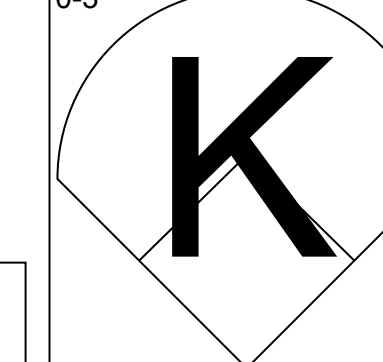
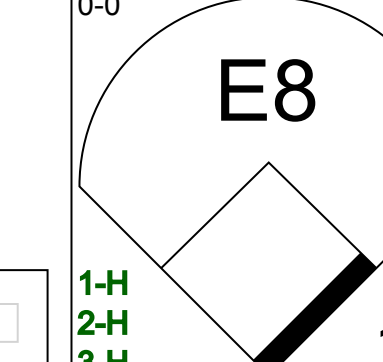

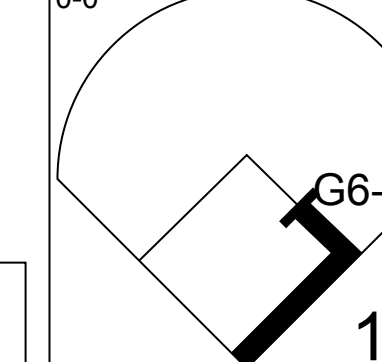
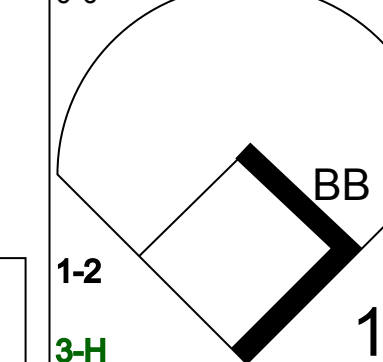
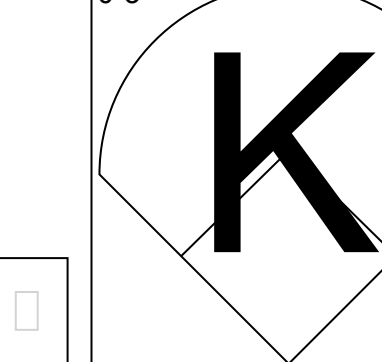
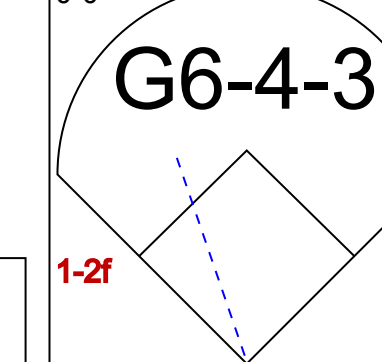
Batter	1	2	3	4	5	6	7	8	9	AB	R	H	RBI	BB	SO	LOB	BOTTOM			
Dick Schofield, S (1.6) OBP: 0.444, SLG: 0.393										2	1	0	0	2	0	0	Chicago Cubs @ St. Louis Cardinals Sportsman's Park, St. Louis, MO Fri May 09 1958, 4:33 AM EDT Att: 10,643 - Unknown livebaseballscores.com AB 26 R 3 H 4 RBI 3 BB 4 SO 4 LOB 9 			
Don Blasingame, L (1.4) OBP: 0.400, SLG: 0.380										3	0	0	0	1	2	1				
Stan Musial, L (1.3) OBP: 0.560, SLG: 0.806										4	0	0	0	0	0	2				
Del Ennis, R (1.7) OBP: 0.373, SLG: 0.470										3	0	0	0	0	1	2				
Joe Cunningham, L (1.9) OBP: 0.389, SLG: 0.214										2	1	1	1	1	0	0				
Wally Moon, L (1.8) OBP: 0.500, SLG: 0.417										3	1	2	1	0	0	2				
Ken Boyer, R (1.5) OBP: 0.236, SLG: 0.236										3	0	0	0	0	0	1				
Hal Smith, R (1.2) OBP: 0.304, SLG: 0.158										3	0	1	1	0	0	0				
Sam Jones, R (1.1) OBP: 0.273, SLG: 0.200										3	0	0	0	0	1	1				
Inning Stats	R: 1 E: 0 K: 1 S: 6	H: 1 LOB: 2 BB: 2 P: 14	R: 0 E: 0 K: 1 S: 5	H: 0 LOB: 0 BB: 0 P: 5	R: 0 E: 0 K: 1 S: 5	H: 0 LOB: 0 BB: 0 P: 5	R: 2 E: 0 K: 0 S: 5	H: 2 LOB: 1 BB: 1 P: 9	R: 0 E: 0 K: 1 S: 5	H: 0 LOB: 0 BB: 0 P: 5	R: 0 E: 0 K: 0 S: 3	H: 1 LOB: 0 BB: 0 P: 3	R: 0 E: 0 K: 0 S: 3	H: 0 LOB: 0 BB: 0 P: 3	R: 0 E: 0 K: 0 S: 2	H: 0 LOB: 1 BB: 1 P: 6		1B: 3 2B: 1 3B: 1 HR: 0	SF: 0 SAC: 0 DP: 1 HBP: 0	WP: 0 PB: 0 SB: 0 CS: 0
PITCHER Moe Drabowsky, R (1.1) ERA: 5.4	IP: 4.0 WLS: L BF: 18 H: 3 R: 3 ER: 3 SO: 3 BB: 3 IBB: 0 HBP: 0 BLK: 0 WP: 0 HR: 0 S: 21 P: 33 ERA: 6.75 WHIP: 1.500															PITCHER	IP: WLS: BF: H: R: ER: SO: BB: IBB: HBP: BLK: WP: HR: S: P: ERA: WHIP:			
Gene Fodge, R (5, 1) ERA: 2.55	2.0 6 1 0 0 1 0 0 0 0 0 0 8 8 0.00 0.500																			
Dolan Nichols, R (7, 1) ERA: 2.79	2.0 6 0 0 0 0 1 0 0 0 0 0 5 9 0.00 0.500																			

Batter	1	2	3	4	5	6	7	8	9	AB	R	H	RBI	BB	SO	LOB	TOP					
Tony Taylor, R OBP: 0.255, SLG: 0.167 (1, 4)										5	0	0	0	0	1	2						
Lee Walls, R OBP: 0.393, SLG: 0.634 (1, 9)										5	0	1	0	0	1	0						
14 Ernie Banks, R OBP: 0.360, SLG: 0.590 (1, 6)										5	2	2	0	0	0	0						
Walt Moryn, L OBP: 0.374, SLG: 0.602 (1, 7)										4	2	2	2	0	0	2						
Dale Long, L OBP: 0.392, SLG: 0.506 (1, 3)										4	1	2	2	0	0	2						
Sammy Taylor, L OBP: 0.376, SLG: 0.405 (1, 2)										4	0	1	1	0	0	1						
Bobby Thomson, R OBP: 0.358, SLG: 0.448 (1, 8)										3	0	1	0	1	1	0						
Johnny Goryl, R OBP: 0.364, SLG: 0.471 (1, 5)										4	0	1	0	0	0	4						
Taylor Phillips, L (1, 1)										3	0	0	0	0	0	2						
Don Elston, R OBP: 0.333, SLG: 0.333 (7, 1)										0	0	0	0	0	0	0						
Ed Mayer, L OBP: 0.200, SLG: 0.200 (7, 1)										1	0	0	0	0	1	1						
Gene Fodge, R (9, 1)										0	0	0	0	0	0	0						
Inning Stats	R: 0 E: 0 K: 1 S: 7	H: 2 LOB: 2 BB: 0 P: 7	R: 0 E: 1 K: 0 S: 5	H: 1 LOB: 2 BB: 0 P: 5	R: 3 E: 0 K: 0 S: 6	H: 4 LOB: 1 BB: 1 P: 10	R: 0 E: 0 K: 0 S: 3	H: 0 LOB: 0 BB: 0 P: 3	R: 0 E: 0 K: 1 S: 4	H: 1 LOB: 1 BB: 0 P: 4	R: 0 E: 0 K: 0 S: 5	H: 0 LOB: 0 BB: 0 P: 5	R: 2 E: 1 K: 0 S: 5	H: 1 LOB: 0 BB: 0 P: 5	R: 0 E: 0 K: 1 S: 6	H: 1 LOB: 1 BB: 0 P: 6	R: 0 E: 0 K: 1 S: 5	H: 0 LOB: 0 BB: 0 P: 5	1B: 6 2B: 2 3B: 1 HR: 1	SF: 0 SAC: 0 DP: 1 HBP: 0	WP: 0 PB: 0 SB: 0 CS: 0	PA: 39
PITCHER	IP WLS BF H R ER SO BB IBB HBP BLK WP HR S P ERA WHIP																					
Lindy McDaniel, R ERA: 5.14 (1, 1)	7.0	32	9	5	3	2	1	0	0	0	0	0	0	1	35	39	3.86	1.429				
Phil Paine, R ERA: (8, 1)	2.0	W	7	1	0	0	2	0	0	0	0	0	0	0	11	11	0.00	0.500				

Chicago Cubs @ St. Louis Cardinals
Sportsman's Park, St. Louis, MO
Sun May 11 1958, 8:05 PM EDT
Att: 23,416 - Unknown

AB	38
R	5
H	10
RBI	5
BB	1
SO	4
LOB	14



Batter	1	2	3	4	5	6	7	8	9	AB	R	H	RBI	BB	SO	LOB	BOTTOM					
Dick Schofield, S OBP: 0.449, SLG: 0.395 (1, 6)										3	1	0	0	2	0	1						
Don Blasingame, L OBP: 0.388, SLG: 0.346 (1, 4)										4	1	0	0	1	0	4						
Stan Musial, L OBP: 0.561, SLG: 0.795 (1, 3)										5	0	3	0	0	1	3						
Del Ennis, R OBP: 0.364, SLG: 0.442 (1, 7)										3	0	0	0	0	2	3						
Eddie Kasko, R OBP: 0.200, SLG: 0.143 (7, PR)										0	0	0	0	0	0	0						
Irv Noren, L OBP: 0.333, SLG: 0.294 (8, 7)										0	1	0	0	0	0	0						
Ken Boyer, R OBP: 0.267, SLG: 0.290 (1, 5)										3	2	1	1	1	0	2						
Gene Green, R OBP: 0.313, SLG: 0.489 (1, 9)										3	0	0	0	0	0	2						
Wally Moon, L OBP: 0.455, SLG: 0.344 (7, PH)										1	0	0	0	1	1	3						
Curt Flood, R OBP: 0.333, SLG: 0.368 (7, PH)										3	0	1	0	0	0	0						
Joe Cunningham, L OBP: 0.235, SLG: 0.222 (7, PH)										1	0	0	0	0	0	0						
Ray Katt, R OBP: 0.225, SLG: 0.323 (7, PH)										0	0	0	0	0	0	0						
Phil Paine, R (8, 1)										0	0	0	0	0	0	0						
Benny Valenzuela, R OBP: 0.275, SLG: 0.330 (8, PH)										1	0	1	2	0	0	0						
Hobie Landridg, L OBP: 0.316, SLG: 0.133 (8, PH)										1	0	1	2	0	0	0						
Hal Smith, R OBP: 0.333, SLG: 0.167 (1, 2)										3	0	1	0	1	1	2						
Lindy McDaniel, R OBP: 0.091, SLG: 0.091 (1, 1)										2	0	1	1	0	1	1						
Alvin Dark, R OBP: 0.290, SLG: 0.317 (7, PH)										2	1	1	0	0	0	1						
Inning Stats	R: 0 E: 0 K: 1 S: 6	H: 1 LOB: 1 BB: 0 P: 6	R: 1 E: 1 K: 1 S: 8	H: 3 LOB: 3 BB: 1 P: 12	R: 0 E: 0 K: 0 S: 4	H: 1 LOB: 1 BB: 0 P: 4	R: 0 E: 0 K: 1 S: 5	H: 0 LOB: 1 BB: 1 P: 9	R: 0 E: 0 K: 1 S: 6	H: 1 LOB: 1 BB: 0 P: 6	R: 0 E: 0 K: 0 S: 3	H: 0 LOB: 0 BB: 0 P: 3	R: 2 E: 1 K: 1 S: 7	H: 1 LOB: 3 BB: 2 P: 16	R: 0 E: 0 K: 0 S: 3	H: 1 LOB: 0 BB: 0 P: 3	R: 3 E: 1 K: 1 S: 5	H: 1 LOB: 1 BB: 2 P: 14	1B: 9 2B: 0 3B: 0 HR: 0	SF: 1 SAC: 0 DP: 1 HBP: 2	WP: 0 PB: 0 SB: 0 CS: 0	PA: 43
PITCHER	IP WLS BF H R ER SO BB IBB HBP BLK WP HR S P ERA WHIP																					
Taylor Phillips, L ERA: 3.07 (1, 1)	6.1	31	7	3	1	5	3	0	1	0	0	0	0	0	37	50	1.42	1.579				
Don Elston, R ERA: 2.7 (7, 1)	0.1	2	0	0	0	0	1	0	0	0	0	0	0	1	5	0.00	3.000					
Ed Mayer, L ERA: 2.79 (7, 1)	2.0	L	9	1	3	2	1	2	0	1	0	0	0	8	17	9.00	1.500					
Gene Fodge, R ERA: 2.55 (9, 1)	0.0	1	1	0	0	0	0	0	0	0	0	0	0	1	1	∞	∞					

Chicago Cubs @ St. Louis Cardinals
Sportsman's Park, St. Louis, MO
Sun May 11 1958, 8:05 PM EDT
Att: 23,416 - Unknown

AB	34
R	6
H	9
RBI	4
BB	6
SO	6
LOB	25



Batter	1	2	3	4	5	6	7	8	9	AB	R	H	RBI	BB	SO	LOB	TOP								
Dick Schofield, S OBP: 0.407, SLG: 0.349 (1, 6)	1-3	F9		1-3	E6		1-3			5	0	0	0	0	0	5									
Don Blasingame, L OBP: 0.365, SLG: 0.326 (1, 4)	5-3		4-3	F7	G4-6-3			F7		5	0	0	0	0	0	4									
Stan Musial, L OBP: 0.553, SLG: 0.782 (1, 3)				1-3	1-3			4-3		4	0	1	0	1	0	0									
Joe Cunningham, L OBP: 0.464, SLG: 0.364 (8, PR)			1-3		1B					4	1	3	0	1	0	1									
Curt Flood, R OBP: 0.333, SLG: 0.368 (8, 8)					1B			CS		0	0	0	0	0	0	0									
Wally Moon, L OBP: 0.429, SLG: 0.324 (1, 8)	3-1		6-3		1B			CS	4-3	5	1	1	0	0	0	4									
Irv Noren, L OBP: 0.423, SLG: 0.350 (1, 7)				P6	E					3	1	2	1	2	0	0									
Ken Boyer, R OBP: 0.282, SLG: 0.286 (5, 1)					E					1	2	0	0	2	1	1	AB								
Phil Paine, R (5, 1)									SH1-6-4	1	0	0	0	0	0	2	R								
Larry Jackson, R (9, 1)										0	0	0	0	0	0	0	H								
Hal Smith, R OBP: 0.314, SLG: 0.172 (1, 2)										5	1	1	1	0	0	3	RBI								
Frank Barnes, R (1, 1)										1	0	0	0	0	0	2	BB								
Gene Green, R OBP: 0.327, SLG: 0.522 (4, PH)										1	0	1	2	0	0	0	SO								
Bob Mabe, R (4, 1)										0	0	0	0	0	0	0	LOB								
Alvin Dark, R OBP: 0.297, SLG: 0.323 (5, 5)										2	0	1	1	0	0	0									
Inning Stats	R: 0 E: 0 K: 0 S: 4	H: 1 LOB: 2 BB: 1 P: 8	R: 0 E: 1 K: 1 S: 6	H: 1 LOB: 2 BB: 1 P: 10	R: 0 E: 0 K: 0 S: 3	H: 0 LOB: 1 BB: 1 P: 7	R: 2 E: 1 K: 0 S: 5	H: 1 LOB: 1 BB: 1 P: 9	R: 4 E: 2 K: 0 S: 8	H: 4 LOB: 2 BB: 1 P: 12	R: 0 E: 0 K: 0 S: 4	H: 1 LOB: 2 BB: 1 P: 8	R: 0 E: 0 K: 0 S: 3	H: 0 LOB: 0 BB: 0 P: 3	R: 0 E: 0 K: 0 S: 3	H: 1 LOB: 1 BB: 0 P: 4	R: 0 E: 0 K: 0 S: 4	H: 1 LOB: 1 BB: 0 P: 4	1B: 7 2B: 3 3B: 0 HR: 0	SF: 0 SAC: 1 DP: 1 HBP: 0	WP: 0 PB: 0 SB: 0 CS: 1	PA: 45			
PITCHER	IP	WLS	BF	H	R	ER	SO	BB	IBB	HBP	BLK	WP	HR	S	P	ERA	WHIP								
Glen Hobbie, R ERA: 3.5 (1, 1)	4.1	L	24	6	5	4	1	4	0	0	0	0	0	22	38	8.31	2.308								
Hersh Freeman, R ERA: 2.51 (5, 1)	2.2		13	2	1	0	0	1	1	0	0	0	0	11	19	0.00	1.125								
Dolan Nichols, R ERA: 2.84 (8, 1)	2.0		7	2	0	0	0	0	0	0	0	0	0	7	7	0.00	1.000								

St. Louis Cardinals @ Chicago Cubs
Wrigley Field, Chicago, IL
Mon May 12 1958, 3:33 AM CDT
Att: 5,083 - Unknown

AB 37
R 6
H 10
RBI 5
BB 6
SO 1
LOB 22



Batter	1	2	3	4	5	6	7	8	9	AB	R	H	RBI	BB	SO	LOB	BOTTOM								
Tony Taylor, R OBP: 0.265, SLG: 0.173 (1, 4)				1-3			4-3		FC4-6	2	2	1	0	1	0	0									
Chuck Tanner, L OBP: 0.167, SLG: 0.364 (7, PH)										1	0	0	0	0	0	0									
Bobby Adams, R OBP: 0.300, SLG: 0.125 (8, 5)										0	0	0	0	0	0	0									
Frank Emaga, R OBP: 0.167, SLG: 0.167 (9, PH)										1	0	0	0	0	0	2									
Lee Walls, R OBP: 0.388, SLG: 0.619 (1, 9)										4	0	1	1	0	0	1									
14 Ernie Banks, R OBP: 0.365, SLG: 0.612 (1, 6)										3	1	1	2	1	0	1									
Walt Moryn, L OBP: 0.369, SLG: 0.598 (1, 7)										4	0	1	0	0	0	2									
Dale Long, L OBP: 0.387, SLG: 0.488 (1, 3)										3	0	0	0	1	0	3									
Sammy Taylor, L OBP: 0.397, SLG: 0.390 (1, 2)										4	0	1	0	0	1	1									
Cal Neeman, R OBP: 0.292, SLG: 0.391 (9, PR)										0	0	0	0	0	0	0									
Bobby Thomson, R OBP: 0.355, SLG: 0.440 (1, 8)										4	0	1	0	0	1	0									
Johnny Goryl, R OBP: 0.369, SLG: 0.489 (8, 4)										3	1	1	0	1	0	2									
Glen Hobbie, R OBP: 0.167, SLG: 0.100 (1, 1)										1	0	0	1	0	1	1									
Hersh Freeman, R (5, 1)										0	0	0	0	0	0	0									
Paul Smith, L OBP: 0.500, SLG: 0.167 (7, PH)										1	0	0	0	0	1	0									
Dolan Nichols, R (8, 1)										0	0	0	0	0	0	0									
Jim Bolger, R OBP: 0.417, SLG: 0.818 (9, PH)										1	0	0	0	0	1	2									
Inning Stats	R: 1 E: 0 K: 0 S: 5	H: 2 LOB: 1 BB: 0 P: 5	R: 0 E: 0 K: 2 S: 7	H: 0 LOB: 1 BB: 1 P: 11	R: 2 E: 0 K: 1 S: 6	H: 1 LOB: 1 BB: 2 P: 14	R: 0 E: 0 K: 0 S: 4	H: 1 LOB: 0 BB: 0 P: 4	R: 0 E: 0 K: 0 S: 3	H: 0 LOB: 1 BB: 1 P: 7	R: 0 E: 0 K: 0 S: 3	H: 0 LOB: 0 BB: 0 P: 3	R: 0 E: 0 K: 1 S: 5	H: 0 LOB: 0 BB: 0 P: 5	R: 0 E: 0 K: 0 S: 3	H: 1 LOB: 2 BB: 0 P: 3	R: 0 E: 0 K: 1 S: 7	H: 2 LOB: 2 BB: 0 P: 7	1B: 4 2B: 1 3B: 1 HR: 1	SF: 1 SAC: 0 DP: 0 HBP: 0	WP: 0 PB: 0 SB: 1 CS: 1	PA: 37			
PITCHER	IP	WLS	BF	H	R	ER	SO	BB	IBB	HBP	BLK	WP	HR	S	P	ERA	WHIP								
Frank Barnes, R ERA: 5.0 (1, 1)	3.0		15	3	3	3	3	3	0	0	0	0	0	4	4	9.00	2.000								
Bob Mabe, R ERA: 3.12 (4, 1)	1.0		4	1	1	1	0	0	0	0	0	0	0	4	4	9.00	1.000								
Phil Paine, R ERA: (5, 1)	4.0	W	15	3	0	0	1	1	0	0	0	0	0	16	20	0.00	1.000								
Larry Jackson, R ERA: 4.15 (9, 1)	1.0	S	3	0	0	0	1	0	0	0	0	0	0	5	5	0.00	0.000								

St. Louis Cardinals @ Chicago Cubs
Wrigley Field, Chicago, IL
Mon May 12 1958, 3:33 AM CDT
Att: 5,083 - Unknown

AB 32
R 4
H 7
RBI 4
BB 4
SO 5
LOB 15



Batter	1	2	3	4	5	6	7	8	9	AB	R	H	RBI	BB	SO	LOB	TOP
Dick Schofield, S OBP: 0.424, SLG: 0.333 (1, 6)	4-3		E 1B			1B FC4-6		FC6-4		2	2	0	0	3	0	1	St. Louis Cardinals @ Chicago Cubs Wrigley Field, Chicago, IL Tue May 13 1958, 3:33 AM CDT Att: 5,692 - Unknown
Don Blasingame, L OBP: 0.361, SLG: 0.319 (1, 4)	F7		E4 1B	F2		FC4-6 2B		6-3		5	1	1	1	0	0	3	
Joe Cunningham, L OBP: 0.455, SLG: 0.320 (1, 3)	1B		E7 1B		1-3	FC4-6 1B		P5		3	0	0	0	2	0	3	
Irv Noren, L OBP: 0.452, SLG: 0.375 (1, 7)	1B					FC4-6 2B		P5		4	0	2	2	0	0	2	
Wally Moon, L OBP: 0.415, SLG: 0.341 (1, 8)	1-3		P5			HBP				4	0	1	1	0	0	6	
Curt Flood, R OBP: 0.364, SLG: 0.450 (7, 8)	1-3				F8			2B		1	0	1	0	0	0	0	
Ken Boyer, R OBP: 0.289, SLG: 0.284 (1, 5)		G6-4-3 1B	K		F3			6-3		4	0	1	0	1	1	4	
Gene Green, R OBP: 0.315, SLG: 0.510 (1, 9)		G6-4-3	L8			2B		6-3		5	1	1	0	0	0	6	
Hal Smith, R OBP: 0.308, SLG: 0.212 (1, 2)				F9		6-3		1-3		4	0	1	0	0	0	1	
Sam Jones, R OBP: 0.231, SLG: 0.167 (1, 1)										2	0	0	0	0	1	1	
Stan Musial, L OBP: 0.558, SLG: 0.795 (6, PH)	K			F9		1B		FC6-4		1	0	1	1	0	0	0	
Frank Barnes, R OBP: 0.364, SLG: 0.450 (6, PR)	K					2B				0	1	0	0	0	0	0	
Billy Muffett, R OBP: 0.364, SLG: 0.450 (6, 1)										0	0	0	0	1	0	0	
Inning Stats	R: 0 E: 0 K: 1 S: 4	H: 1 LOB: 2 BB: 1 P: 8	R: 0 E: 0 K: 1 S: 6	H: 2 LOB: 1 BB: 0 P: 6	R: 1 E: 2 K: 1 S: 8	H: 1 LOB: 3 BB: 1 P: 12	R: 0 E: 0 K: 0 S: 3	H: 0 LOB: 1 BB: 1 P: 7	R: 0 E: 0 K: 0 S: 3	H: 0 LOB: 0 BB: 0 P: 3	R: 0 E: 0 K: 0 S: 3	H: 0 LOB: 1 BB: 1 P: 7	R: 0 E: 0 K: 0 S: 3	H: 1 LOB: 1 BB: 1 P: 7	1B: 4 2B: 5 3B: 0 HR: 0	SF: 0 SAC: 0 DP: 2 HBP: 1	WP: 0 PA: 43 PB: 0 SB: 0 CS: 0
PITCHER	IP WLS BF H R ER SO BB IBB HBP BLK WP HR S P ERA WHIP	7.0 L 35 8 5 4 2 4 1 1 0 0 0 0 33 54 5.14 1.714	2.0 8 1 0 0 0 2 0 0 0 0 0 0 6 14 0.00 1.500														

Batter	1	2	3	4	5	6	7	8	9	AB	R	H	RBI	BB	SO	LOB	BOTTOM				
Tony Taylor, R OBP: 0.265, SLG: 0.176 (1, 4)	6-3		5-3					F8		4	0	1	0	0	0	0	St. Louis Cardinals @ Chicago Cubs Wrigley Field, Chicago, IL Tue May 13 1958, 3:33 AM CDT Att: 5,692 - Unknown				
Lee Walls, R OBP: 0.392, SLG: 0.657 (1, 9)	14 WP 14 SF9 2B		HR		SF8			F7		3	2	2	2	0	0	0					
14 Ernie Banks, R OBP: 0.353, SLG: 0.594 (1, 6)	SF9		K		1-3			6-3		3	0	0	1	0	1	2					
Walt Moryn, L OBP: 0.365, SLG: 0.584 (1, 7)	K			4-3				F8		4	0	1	0	0	1	0					
Dale Long, L OBP: 0.373, SLG: 0.466 (1, 3)		F8		K		G1-6-3 1B		6-3		4	0	0	0	0	1	1					
Sammy Taylor, L OBP: 0.396, SLG: 0.409 (1, 2)				F8		FC5-4 1B				3	0	2	0	1	0	0					
Bobby Thomson, R OBP: 0.351, SLG: 0.427 (1, 8)		K				1B 1B SF8		F7		3	1	0	0	1	1	3					
Johnny Goryl, R OBP: 0.368, SLG: 0.484 (1, 5)										3	0	1	0	0	1	1					
Chuck Tanner, L OBP: 0.154, SLG: 0.333 (9, PH)	L7							K		1	0	0	0	0	1	1					
Moe Drabowsky, R OBP: 0.455, SLG: 0.143 (7, PH)				K						2	0	0	0	0	1	2					
Paul Smith, L OBP: 0.154, SLG: 0.333 (8, 1)								4-3		1	0	0	0	0	0	0					
Taylor Phillips, L ERA: 7.63 (6, 1)										0	0	0	0	0	0	0					
Inning Stats	R: 1 E: 0 K: 1 S: 6	H: 1 LOB: 0 BB: 0 P: 6	R: 0 E: 0 K: 1 S: 6	H: 1 LOB: 0 BB: 0 P: 6	R: 1 E: 0 K: 2 S: 8	H: 1 LOB: 0 BB: 0 P: 8	R: 0 E: 0 K: 1 S: 5	H: 0 LOB: 0 BB: 0 P: 5	R: 1 E: 0 K: 0 S: 5	H: 2 LOB: 2 BB: 1 P: 9	R: 0 E: 0 K: 0 S: 4	H: 2 LOB: 1 BB: 0 P: 4	R: 0 E: 0 K: 1 S: 5	H: 0 LOB: 0 BB: 0 P: 5	R: 0 E: 0 K: 0 S: 3	H: 0 LOB: 0 BB: 0 P: 3		R: 0 E: 0 K: 1 S: 5	H: 0 LOB: 1 BB: 1 P: 9	1B: 5 2B: 1 3B: 0 HR: 1	SF: 2 SAC: 0 DP: 1 HBP: 0
PITCHER	IP WLS BF H R ER SO BB IBB HBP BLK WP HR S P ERA WHIP	5.0 W 21 5 3 3 5 1 0 0 0 0 1 1 30 34 5.40 1.200	4.0 S 14 2 0 0 2 1 0 0 0 0 0 0 17 21 0.00 0.750																		

AB	35
R	5
H	9
RBI	5
BB	7
SO	2
LOB	27



Batter	1	2	3	4	5	6	7	8	9	AB	R	H	RBI	BB	SO	LOB	TOP						
Jim Gilliam, S OBP: 0.387, SLG: 0.393 (1, 7)	0-0 6-3		1-3 K			1-2 L8		3-2 3-1		4	0	0	1	0	1	2	Los Angeles Dodgers @ Chicago Cubs Wrigley Field, Chicago, IL Wed May 14 1958, 3:33 AM CDT Att: 5,637 - Unknown livebaseballscores.com						
Pee Wee Reese, R OBP: 0.397, SLG: 0.548 (1, 6)	2-0 F4			1-1 F3		1-1 HR		1-2 3-H 6-3		4	1	1	2	0	0	2							
Duke Snider, L OBP: 0.341, SLG: 0.310 (1, 8)	4-2 BB			2-2 1-3		1-0 4-3			4-1 SH1-3 BB	2	0	0	0	2	0	0							
Gil Hodges, R OBP: 0.336, SLG: 0.398 (1, 3)	1-1 F5			3-2 5-3			1-2 F4		0-1 SH1-3	3	0	0	0	0	0	1							
Charlie Neal, R OBP: 0.361, SLG: 0.522 (1, 4)		0-0 6-3			0-0 5-3		2-1 G6-4-3 1B		2-3 K	4	0	1	0	0	1	1							
Gino Cimoli, R OBP: 0.307, SLG: 0.421 (1, 9)	1-0 L5-4 1B			1-3 K		2-2 G6-4-3 1-2f		2-1 F8		4	0	1	0	0	1	2							
Randy Jackson, R OBP: 0.314, SLG: 0.394 (1, 5)	1-1 L5-4 1-2			0-1 6-3			3-3 K			3	0	0	0	0	1	1							
John Roseboro, L OBP: 0.439, SLG: 0.424 (1, 2)			2-1 4-3			2-1 HR 1B		1-1 3-1 3B		3	2	2	0	0	0	0							
Carl Erskine, R Norm Lanier, L Don Bessent, R Johnny Podres, L Ed Roebuck, R Elmer Valo, L Fred Kipp, L Don Newcombe, L (1, 1) (5, PH) (5, 1) (7, 1) (5, PH) (5, PH) (5, PH) (8, 1)			1-2 F2			0-0 F4		4-1 3-1 BB		1	0	0	0	0	0	0							
Inning Stats	R: 0 E: 0 K: 0 S: 8	H: 0 LOB: 1 BB: 1 P: 15	R: 0 E: 0 K: 0 S: 4	H: 1 LOB: 0 BB: 0 P: 6	R: 0 E: 0 K: 1 S: 8	H: 0 LOB: 0 BB: 0 P: 12	R: 0 E: 0 K: 0 S: 10	H: 0 LOB: 0 BB: 0 P: 16	R: 0 E: 0 K: 1 S: 6	H: 0 LOB: 0 BB: 0 P: 7	R: 2 E: 0 K: 0 S: 9	H: 2 LOB: 0 BB: 0 P: 14	R: 0 E: 0 K: 0 S: 8	H: 1 LOB: 0 BB: 0 P: 13	R: 1 E: 0 K: 1 S: 10	H: 1 LOB: 2 BB: 1 P: 22		R: 0 E: 0 K: 1 S: 8	H: 0 LOB: 1 BB: 1 P: 16	1B: 3 2B: 1 3B: 1 HR: 1	SF: 0 SAC: 1 DP: 2 HBP: 0	WP: 0 PB: 0 SB: 0 CS: 0	PA: 33
PITCHER Jim Brosnan, R ERA: 2.63 (1, 1)	IP: 9.0 WLS: W BF: 33 H: 5 R: 3 ER: 3 SO: 4 BB: 3 IBB: 0 HBP: 0 BLK: 0 WP: 0 HR: 1 S: 71 P: 121 ERA: 3.00 WHIP: 0.889											PITCHER	IP: 9.0 WLS: W BF: 33 H: 5 R: 3 ER: 3 SO: 4 BB: 3 IBB: 0 HBP: 0 BLK: 0 WP: 0 HR: 1 S: 71 P: 121 ERA: 3.00 WHIP: 0.889										

Batter	1	2	3	4	5	6	7	8	9	AB	R	H	RBI	BB	SO	LOB	BOTTOM						
Tony Taylor, R OBP: 0.270, SLG: 0.196 (1, 4)	0-0 SH1-3 2B		2-2 S 2B 1B		0-0 G3		0-0 5-3	1-2 F9		5	1	2	0	0	0	0	Los Angeles Dodgers @ Chicago Cubs Wrigley Field, Chicago, IL Wed May 14 1958, 3:33 AM CDT Att: 5,637 - Unknown livebaseballscores.com						
Lee Walls, R OBP: 0.407, SLG: 0.703 (1, 9)	2-0 SH1-3		2-0 14 1B 2B		2-1 WP 14 6-3 1B		3-1 HR			3	3	3	2	0	0	0							
14 Ernie Banks, R OBP: 0.366, SLG: 0.593 (1, 6)	4-1 BB		0-1 2H 1B		1-2 6-3		4-1 1B 2B BB			2	1	1	1	2	0	1							
Walt Moryn, L OBP: 0.373, SLG: 0.583 Jim Bolger, R OBP: 0.462, SLG: 0.833 (7, PH) (8, 7)	4-2 G4-6-3 BB		3-2 F5		3-2 F5		1-2 2B 1B			2	0	1	1	1	0	1							
Dale Long, L OBP: 0.368, SLG: 0.467 (1, 3)	0-0 G4-6-3 1-2f		3-2 4-3		0-0 F7		1-3 2B 1B			4	1	1	2	0	0	5							
Sammy Taylor, L OBP: 0.404, SLG: 0.417 (1, 2)		2-3 K		0-1 G5-4-3 1B		1-0 L7		0-0 G6-4-3 1B		4	0	2	1	0	1	0							
Bobby Thomson, R OBP: 0.356, SLG: 0.425 (1, 8)		3-2 4-3		0-1 G5-4-3 1B		4-1 1B BB		0-0 G6-4-3		3	0	1	0	1	0	1							
Johnny Goryl, R OBP: 0.364, SLG: 0.474 (1, 5)		1-3 K		2-2 G5-4-3 1-2f 2-3		1-1 G5-4-3 1B		1-0 6-3		4	0	1	0	0	1	2							
Jim Brosnan, R OBP: 0.111, SLG: 0.167 (1, 1)			1-1 1-3		0-0 6-3		2-1 G5-4-3		1-1 F9	4	0	0	0	0	0	3							
Inning Stats	R: 0 E: 0 K: 0 S: 6	H: 1 LOB: 2 BB: 2 P: 16	R: 0 E: 0 K: 2 S: 11	H: 0 LOB: 0 BB: 0 P: 17	R: 2 E: 0 K: 0 S: 14	H: 3 LOB: 1 BB: 0 P: 25	R: 0 E: 0 K: 0 S: 8	H: 2 LOB: 1 BB: 0 P: 10	R: 1 E: 0 K: 0 S: 10	H: 2 LOB: 1 BB: 0 P: 16	R: 0 E: 0 K: 0 S: 6	H: 1 LOB: 1 BB: 1 P: 14	R: 4 E: 0 K: 0 S: 13	H: 4 LOB: 0 BB: 1 P: 23	R: 0 E: 0 K: 0 S: 6	H: 0 LOB: 0 BB: 0 P: 9		1B: 9 2B: 3 3B: 0 HR: 1	SF: 0 SAC: 1 DP: 4 HBP: 0	WP: 1 PB: 0 SB: 1 CS: 0	PA: 37		
PITCHER Carl Erskine, R ERA: 6.34 Don Bessent, R ERA: 1.96 Johnny Podres, L ERA: 3.72 Ed Roebuck, R ERA: 4.26 Don Newcombe, R ERA: 7.62 (1, 1) (6, 1) (7, 1) (7, 1) (8, 1)	IP: 5.0 WLS: L BF: 23 H: 8 R: 3 ER: 3 SO: 2 BB: 2 IBB: 0 HBP: 0 BLK: 0 WP: 1 HR: 0 S: 49 P: 84 ERA: 5.40 WHIP: 2.000											PITCHER	IP: 5.0 WLS: L BF: 23 H: 8 R: 3 ER: 3 SO: 2 BB: 2 IBB: 0 HBP: 0 BLK: 0 WP: 1 HR: 0 S: 49 P: 84 ERA: 5.40 WHIP: 2.000										

Batter	1	2	3	4	5	6	7	8	9	10	11	AB	R	H	RBI	BB	SO	LOB	TOP					
Jim Gilliam, S OBP: 0.387, SLG: 0.404 (1, 7)	2-1 BB 1B	0-0 2H 2B		0-1 F6		0-1 F8		1-0 F8			0-0 SH FC4 1B SF7	5	1	2	1	0	0	1						
Pee Wee Reese, R OBP: 0.364, SLG: 0.511 (1, 5)	2-3 K	4-2 BB		1-0 F2		1-0 1-3			1-0 F3		2-1 FC4 1B	5	0	1	0	1	1	2						
Norm Larker, L OBP: 0.289, SLG: 0.273 Gil Hodges, R OBP: 0.336, SLG: 0.398 (1, 3)	4-1 BB	1-3 K		0-1 F5			3-2 FC1-6 1B		3-1 1B		3-1 FC4	5	0	2	1	1	1	4						
Elmer Valo, L OBP: 0.333, SLG: 0.421 Carl Furillo, R OBP: 0.364, SLG: 0.544 (11, PH)	2-0 F4		2-2 G3		1-2 F9		0-1 FC1-6 BB		2-2 F6		1-0 SF7	5	0	0	0	0	0	4						
Charlie Neal, R OBP: 0.360, SLG: 0.500 (1, 4)	0-0 F2		4-2 1B BB		1-0 F7		4-1 1-2 BB		0-1 6-3		0-0 F9	4	0	0	0	2	0	5						
Gino Cimoli, R OBP: 0.368, SLG: 0.410 (1, 8)		1-0 1-3	2-1 BB 1B		4-0 E BB		1-3 K		0-0 F9		0-1 F8	5	0	1	0	1	1	4						
Don Zimmer, R OBP: 0.338, SLG: 0.370 (1, 6)		0-0 2B 1B	4-2 1-2 BB		3-3 SAFE K		2-2 F2		0-0 6-3			4	1	1	0	1	1	3						
John Roseboro, L OBP: 0.413, SLG: 0.421 (1, 2)		1-1 1H 2B	2-3 K		2-0 G3		1-0 F9		3-1 F9			5	1	1	1	0	1	3						
Clem Labine, R Duke Snider, L OBP: 0.349, SLG: 0.310 Joe Pignatano, R OBP: 0.290, SLG: 0.190 Ed Roebuck, R OBP: 1.000, SLG: 1.000 (1, 1)		0-3 K	1-3 K		4-2 BB		1-3 K		4-1 1B SH FC4 BB			3	0	0	0	1	3	4						
Inning Stats	R: 0 E: 0 K: 1 S: 8	H: 1 LOB: 2 BB: 1 P: 18	R: 2 E: 0 K: 2 S: 15	H: 3 LOB: 2 BB: 1 P: 22	R: 0 E: 0 K: 2 S: 22	H: 1 LOB: 3 BB: 2 P: 37	R: 0 E: 0 K: 0 S: 5	H: 0 LOB: 0 BB: 0 P: 6	R: 0 E: 0 K: 1 S: 10	H: 0 LOB: 1 BB: 1 P: 19	R: 0 E: 0 K: 1 S: 13	H: 1 LOB: 2 BB: 1 P: 23	R: 0 E: 0 K: 1 S: 5	H: 0 LOB: 0 BB: 0 P: 8	R: 0 E: 0 K: 0 S: 8	H: 1 LOB: 1 BB: 0 P: 14	R: 0 E: 0 K: 0 S: 4	H: 0 LOB: 0 BB: 0 P: 7	R: 2 E: 0 K: 0 S: 10	H: 1 LOB: 2 BB: 1 P: 20	1B: 6 2B: 2 3B: 0 HR: 0	SF: 1 SAC: 1 DP: 0 HBP: 0	WP: 0 PB: 0 SB: 0 CS: 0	PA: 51
PITCHER	IP ERA WLS BF H R ER SO BB IBB HBP BLK WP HR S P ERA WHIP	8.0 4.95 2.0 11 2 2 2 0 1 0 0 0 0 0 0 18 36 9.00 1.500	0.1 3.65 0.1 1 0 0 0 0 0 0 0 0 0 0 0 1 2 0.00 0.000	0.2 2.57 2 0 0 0 0 0 0 0 0 0 0 0 0 3 3 0.00 0.000	PITCHER																			

Los Angeles Dodgers @ Chicago Cubs
Wrigley Field, Chicago, IL
Thu May 15 1958, 3:33 AM CDT
Att: 5,526 - Unknown

AB	41
R	4
H	8
RBI	4
BB	8
SO	8
LOB	30



Batter	1	2	3	4	5	6	7	8	9	10	11	AB	R	H	RBI	BB	SO	LOB	BOTTOM							
Tony Taylor, R OBP: 0.264, SLG: 0.191 Jim Bolger, R OBP: 0.467, SLG: 0.786 (10, 8)	1-0 G3		1-2 F9			0-2 6-3			1-1 SH3-4 14 1B		2-0 L9	3	0	0	0	0	0	0								
Lee Walls, R OBP: 0.409, SLG: 0.696 (1, 9)	2-2 14 G4-6-3 1B			1-1 F8		2-0 5-3			0-1 SH3-4		0-0 1B	4	0	2	0	0	0	0								
14 Ernie Banks, R OBP: 0.367, SLG: 0.584 (1, 6)	0-1 G4-6-3 1-2			3-2 1B G3 1B		1-1 F7			1-2 CI 1B		0-0 F8	5	0	2	1	0	0	2								
Walt Moryn, L OBP: 0.366, SLG: 0.565 (1, 7)		1-1 FC3-6 1B		3-1 G3		1-2 G3			0-0 F8		0-0 F7	5	0	1	0	0	0	3								
Dale Long, L OBP: 0.368, SLG: 0.463 (1, 3)		3-1 FC3-6 1B		1-2 1B		2-3 1B			1-0 CI FC6-4			3	1	1	0	0	0	1								
Sammy Taylor, L OBP: 0.393, SLG: 0.404 (1, 2)		0-0 CS 1B		1-0 4-3					1-0 FC6-4			4	0	1	1	0	0	4								
Bobby Thomson, R OBP: 0.344, SLG: 0.409 (10, 5)		2-3 K			0-0 6-3				0-0 4-3		2-2 1-4-3	4	0	0	0	0	1	1								
Johnny Goryl, R OBP: 0.357, SLG: 0.464 Paul Smith, L OBP: 0.417, SLG: 0.125 Bobby Adams, R OBP: 0.273, SLG: 0.111 (10, 4)			2-1 5-3		1-0 6-3			2-1 4-3		3-3 K		2	0	0	0	0	0	0								
Dick Drott, R OBP: 0.462, SLG: 0.482 Chuck Tanner, L OBP: 0.143, SLG: 0.308 Hersh Freeman, R OBP: 0.200, SLG: 0.200 Ed Mayer, L OBP: 0.200, SLG: 0.200 Don Elston, R OBP: 0.333, SLG: 0.333 (11, 1)			1-3 K		2-3 K			2-1 6-3		3-2 1-3		2	0	0	0	0	0	2								
Inning Stats	R: 0 E: 0 K: 0 S: 7	H: 1 LOB: 0 BB: 0 P: 10	R: 1 E: 1 K: 1 S: 8	H: 2 LOB: 0 BB: 0 P: 14	R: 0 E: 0 K: 1 S: 8	H: 0 LOB: 0 BB: 0 P: 12	R: 0 E: 0 K: 0 S: 12	H: 2 LOB: 2 BB: 0 P: 21	R: 0 E: 0 K: 1 S: 5	H: 0 LOB: 0 BB: 0 P: 8	R: 0 E: 0 K: 0 S: 6	H: 0 LOB: 0 BB: 0 P: 9	R: 0 E: 0 K: 0 S: 9	H: 0 LOB: 0 BB: 0 P: 13	R: 0 E: 0 K: 0 S: 5	H: 0 LOB: 0 BB: 0 P: 9	R: 1 E: 1 K: 0 S: 10	H: 2 LOB: 2 BB: 0 P: 14	R: 0 E: 0 K: 1 S: 9	H: 0 LOB: 0 BB: 0 P: 17	R: 0 E: 0 K: 0 S: 4	H: 1 LOB: 1 BB: 0 P: 6	1B: 8 2B: 0 3B: 0 HR: 0	SF: 0 SAC: 1 DP: 1 HBP: 0	WP: 0 PB: 0 SB: 0 CS: 1	PA: 40
PITCHER	IP ERA WLS BF H R ER SO BB IBB HBP BLK WP HR S P ERA WHIP	10.0 5.33 1.0 4 1 0 0 0 0 0 0 0 0 0 4 6 0.00 1.000	PITCHER																							

Los Angeles Dodgers @ Chicago Cubs
Wrigley Field, Chicago, IL
Thu May 15 1958, 3:33 AM CDT
Att: 5,526 - Unknown

AB	38
R	2
H	8
RBI	2
BB	0
SO	4
LOB	11



Batter	1	2	3	4	5	6	7	8	9	AB	R	H	RBI	BB	SO	LOB	TOP		
Jim Davenport, R (1.5) OBP: 0.368, SLG: 0.437	0-0 4-3		0-0 F9			4-0 HR BB	0-0 SH1-3		0-0 F9	3	1	0	0	1	0	2			
Danny O'Connell, R (1.4) OBP: 0.353, SLG: 0.342	4-0 BB		0-3 K			0-0 HR 1B	0-0 F7			3	1	1	0	1	1	2			
Willie Mays, R (1.8) OBP: 0.470, SLG: 0.809	0-0 G4-6-3 1-2			0-0 1-3		0-0 HR	0-0 FC5			4	1	1	3	0	0	2			
Orlando Cepeda, R (1.3) OBP: 0.344, SLG: 0.619		0-0 F6		0-3 K		0-0 1B 2B		0-3 K		4	1	1	0	0	2	0			
Daryl Spencer, R (1.6) OBP: 0.414, SLG: 0.675		0-0 F8		0-0 6-3		0-0 F8 WP 1B		0-3 K		4	1	1	1	0	1	0			
Hank Sauer, R (1.7) OBP: 0.400, SLG: 0.597		0-0 2B			0-0 4-3	0-0 F8		0-3 K		4	0	1	0	0	1	1			
Don Taussig, R (8.7) OBP: 0.333, SLG: 0.267						2-3				0	0	0	0	0	0	0			
Bob Schmidt, R (1.2) OBP: 0.393, SLG: 0.589		0-3 K			0-0 FC4-6 1B	0-3 K			0-3 K	4	0	1	0	0	3	1			
Willie Kirkland, L (1.9) OBP: 0.287, SLG: 0.365			0-0 F2		0-0 FC4-6 1-2	0-0 6-3			0-0 G3	4	0	0	0	0	0	1			
Ramon Monzant, R (1.1) OBP: 0.353, SLG: 0.353					0-3 K		0-0 FC5 SH1-3 1B		0-0 2B	3	0	2	0	0	1	1			
Stu Miller, R (7.1)										0	0	0	0	0	0	0			
Al Worthington, R (8.1)										0	0	0	0	0	0	0			
Jim Constable, S (8.1) OBP: 1.000, SLG: 2.000										1	0	1	0	0	0	0			
Ray Crone, R (9.1)										0	0	0	0	0	0	0			
Inning Stats	R: 0 E: 0 K: 0 S: 2	H: 0 LOB: 0 BB: 1 P: 6	R: 0 E: 0 K: 1 S: 6	H: 1 LOB: 1 BB: 0 P: 6	R: 0 E: 0 K: 1 S: 6	H: 1 LOB: 0 BB: 0 P: 5	R: 0 E: 0 K: 1 S: 5	H: 1 LOB: 1 BB: 0 P: 6	R: 5 E: 0 K: 0 S: 9	H: 4 LOB: 0 BB: 1 P: 13	R: 0 E: 0 K: 3 S: 4	H: 1 LOB: 0 BB: 0 P: 4	R: 0 E: 0 K: 3 S: 9	H: 0 LOB: 0 BB: 0 P: 9	R: 0 E: 0 K: 1 S: 6	H: 1 LOB: 1 BB: 0 P: 6	1B: 5 2B: 3 3B: 0 HR: 1	SF: 0 SAC: 1 DP: 1 HBP: 0	WP: 1 PA: 37 PB: 0 SB: 0 CS: 0
PITCHER	IP WLS BF H R ER SO BB IBB HBP BLK WP HR S P ERA WHIP	IP WLS BF H R ER SO BB IBB HBP BLK WP HR S P ERA WHIP																	
Taylor Phillips, L (1.1) ERA: 3.47	5.0	22	6	4	4	4	2	0	0	0	0	0	0	0	0	0	0	7.20	1.600
Dolan Nichols, R (6.1) ERA: 2.99	2.0	8	2	1	1	1	0	0	0	0	0	1	0	10	10	10	4.50	1.000	
Don Elston, R (8.1) ERA: 2.25	2.0	W	7	1	0	0	4	0	0	0	0	0	0	15	15	15	0.00	0.500	

San Francisco Giants @ Chicago Cubs
Wrigley Field, Chicago, IL
Fri May 16 1958, 3:33 AM CDT
Att: 5,676 - Unknown

AB 34
R 5
H 9
RBI 4
BB 2
SO 9
LOB 10



Batter	1	2	3	4	5	6	7	8	9	AB	R	H	RBI	BB	SO	LOB	BOTTOM		
Tony Taylor, R (1.4) OBP: 0.266, SLG: 0.188	1-0 5-3 2B		0-0 F9		0-0 6-3		0-0 1-2 1B		0-0 1B 2B	2	1	0	0	0	0	0			
Paul Smith, L (7.7) OBP: 0.462, SLG: 0.222							0-0 3H 1B		0-0 3H 2B	1	0	1	1	0	0	0			
Don Elston, R (8.1) OBP: 0.333, SLG: 0.333										0	0	0	0	0	0	0			
Bobby Adams, R (9.7) OBP: 0.333, SLG: 0.300										1	1	1	1	0	0	0			
Lee Walls, R (1.9) OBP: 0.409, SLG: 0.683	0-0 5-3 1-2		0-0 1B			0-0 F9	0-0 1-3		0-0 2H 1B	5	0	2	1	0	0	3			
14 Ernie Banks, R (1.6) OBP: 0.364, SLG: 0.569	0-3 K		0-0 F8			0-0 F7		4-0 F9-4 1B BB		3	0	0	0	1	1	2			
Dale Long, L (1.3) OBP: 0.380, SLG: 0.515	0-0 2H 2B			0-0 HR		0-0 F7		0-0 1B 1B		4	1	3	2	0	0	0			
Jim Bolger, R (1.8) OBP: 0.421, SLG: 0.647	0-3 K			0-0 4-3			4-0 1B BB	0-0 F9-4		3	1	0	0	1	1	3			
Walt Moryn, L (1.7) OBP: 0.362, SLG: 0.554		0-0 F8		0-0 F4		0-0 F8		0-0 1-3 1B		4	0	1	0	0	0	1			
Sammy Taylor, L (1.2) OBP: 0.375, SLG: 0.382		0-0 F7		0-0 1-3		0-0 F8		0-0 F8		3	0	0	0	0	0	1			
Cal Neeman, R (6.7) OBP: 0.280, SLG: 0.375								0-0 F8		1	0	0	0	0	0	2			
Bobby Thomson, R (1.5) OBP: 0.349, SLG: 0.412		0-0 1-3			0-0 4-3		0-0 1B 1B		0-0 F8 BLK 2B 1B	4	2	2	0	0	0	0			
Taylor Phillips, L (1.1)			0-0 1-3			0-0 K		0-0 1B 1B		2	0	0	0	0	1	0			
Dolan Nichols, R (6.1)								0-0 1B 1B		0	0	0	0	0	0	0			
Chuck Tanner, L (7.7) OBP: 0.200, SLG: 0.357								1-3 2H 1B		1	0	1	1	0	0	0			
Johnny Goryl, R (8.4) OBP: 0.354, SLG: 0.459									1-3	1	0	0	0	0	0	1			
Inning Stats	R: 1 E: 0 K: 2 S: 8	H: 1 LOB: 1 BB: 0 P: 9	R: 0 E: 0 K: 0 S: 3	H: 0 LOB: 0 BB: 0 P: 3	R: 0 E: 0 K: 0 S: 4	H: 1 LOB: 1 BB: 0 P: 4	R: 1 E: 0 K: 0 S: 4	H: 1 LOB: 0 BB: 0 P: 4	R: 0 E: 0 K: 0 S: 3	H: 0 LOB: 0 BB: 0 P: 3	R: 2 E: 0 K: 0 S: 6	H: 3 LOB: 2 BB: 1 P: 10	R: 0 E: 0 K: 0 S: 4	H: 2 LOB: 2 BB: 1 P: 8	R: 2 E: 0 K: 0 S: 4	H: 3 LOB: 1 BB: 0 P: 4	1B: 8 2B: 3 3B: 0 HR: 1	SF: 0 SAC: 0 DP: 1 HBP: 1	WP: 0 PA: 38 PB: 0 SB: 0 CS: 0
PITCHER	IP WLS BF H R ER SO BB IBB HBP BLK WP HR S P ERA WHIP	IP WLS BF H R ER SO BB IBB HBP BLK WP HR S P ERA WHIP																	
Ramon Monzant, R (1.1) ERA: 4.4	0.1	3	1	0	0	0	1	0	0	0	0	2	6	0.00	6.000				
Stu Miller, R (7.1) ERA: 1.99	0.1	2	1	0	0	0	0	0	0	0	0	2	2	0.00	1.500				
Al Worthington, R (8.1) ERA: 4.24	0.1	2	1	1	1	1	0	0	0	0	0	2	2	27.00	3.000				
Jim Constable, L (8.1) ERA: 3.86	0.1	L	3	2	1	1	0	0	0	0	0	3	3	27.00	6.000				
Ray Crone, R (9.1) ERA: 6.55																			

San Francisco Giants @ Chicago Cubs
Wrigley Field, Chicago, IL
Fri May 16 1958, 3:33 AM CDT
Att: 5,676 - Unknown

AB 35
R 6
H 11
RBI 6
BB 2
SO 3
LOB 13



Batter	1	2	3	4	5	6	7	8	9	AB	R	H	RBI	BB	SO	LOB	TOP								
Jim Davenport, R OBP: 0.363, SLG: 0.420 (1, 5)	F9	F4		FC6-4-5 1B		SH2-4	3B BB		1B	4	2	1	0	1	0	3	San Francisco Giants @ Chicago Cubs Wrigley Field, Chicago, IL Sun May 18 1958, 3:33 AM CDT Unknown								
Willie Kirkland, L OBP: 0.305, SLG: 0.383 (1, 9)	F7		1B BB	HBP 1B		BB BB	1-H 2-H 3B		F9	4	0	2	3	2	0	1									
Willie Mays, R OBP: 0.472, SLG: 0.805 (1, 8)	1-3		F4	HBP 1B		G4-6-3 BB	K			4	0	1	0	1	1	2									
Orlando Cepeda, R OBP: 0.348, SLG: 0.648 (1, 3)		F3	K	FC6 HBP 1B		G4-6-3 BB		SH5-3 1B		4	0	1	0	0	1	4									
Daryl Spencer, R OBP: 0.401, SLG: 0.667 (1, 6)		K	1B	FC6			K	SH5-3		4	0	1	0	0	2	3									
Hank Sauer, R OBP: 0.427, SLG: 0.598 Don Taussig, R OBP: 0.324, SLG: 0.258 (1, 7) (7, 7)	E 2B 1B			IBB		G5-4-3 BB	1B BB	F7		1	2	1	0	3	0	0									
Bob Schmidt, R OBP: 0.376, SLG: 0.549 (1, 2)	E5 2B		K		G5-4-3 BB		2B FC1-2 1B	F6		5	1	1	0	0	1	6									
Danny O'Connell, R OBP: 0.372, SLG: 0.375 (1, 4)							FC1-2 2B	5-3		4	1	2	3	1	1	0									
Johnny Antonelli, L OBP: 0.368, SLG: 0.444 (1, 1)				SH1-4 BB		BB SH2-4 1B	FC1-2 BB 3B	K		3	1	1	0	1	1	1									
Inning Stats	R: 0 E: 0 K: 0 S: 3	H: 0 LOB: 0 BB: 0 P: 3	R: 2 E: 1 K: 1 S: 8	H: 2 LOB: 2 BB: 1 P: 12	R: 0 E: 0 K: 2 S: 8	H: 1 LOB: 3 BB: 2 P: 16	R: 1 E: 0 K: 0 S: 5	H: 2 LOB: 3 BB: 1 P: 10	R: 0 E: 0 K: 1 S: 4	H: 0 LOB: 0 BB: 1 P: 8	R: 0 E: 0 K: 0 S: 3	H: 1 LOB: 2 BB: 2 P: 11	R: 4 E: 0 K: 2 S: 10	H: 3 LOB: 1 BB: 2 P: 18	R: 0 E: 0 K: 0 S: 4	H: 1 LOB: 1 BB: 0 P: 4		R: 0 E: 0 K: 1 S: 6	H: 1 LOB: 1 BB: 0 P: 6	1B: 8 2B: 2 3B: 1 HR: 0	SF: 0 SAC: 3 DP: 2 HBP: 1	WP: 0 PB: 0 SB: 0 CS: 0	PA: 47		
PITCHER	IP	WLS	BF	H	R	ER	SO	BB	IBB	HBP	BLK	WP	HR	S	P	ERA	WHIP								
Moe Drabowsky, R ERA: 4.12 Freddy Rodriguez, R ERA: 8.59 Dolan Nichols, R ERA: 3.21 Dave Hillman, R ERA: 7.71 Gene Fodge, R ERA: 2.61 (1, 1) (7, 1) (7, 1) (7, 1) (8, 1)	6.0	L	31	6	3	1	4	6	1	1	0	0	0	31	60	1.50	2.000								

Batter	1	2	3	4	5	6	7	8	9	AB	R	H	RBI	BB	SO	LOB	BOTTOM								
Tony Taylor, R OBP: 0.261, SLG: 0.186 (1, 4)	F9		K			F8		G6-4-3 1B		4	0	1	0	0	1	1	San Francisco Giants @ Chicago Cubs Wrigley Field, Chicago, IL Sun May 18 1958, 3:33 AM CDT Unknown								
Lee Walls, R OBP: 0.393, SLG: 0.654 (1, 9)	F8		F7			SF8		G6-4-3 1-2		3	0	0	1	0	0	1									
14 Ernie Banks, R OBP: 0.350, SLG: 0.540 (1, 6)	5-3			K			1B	F8		4	0	1	0	0	1	0									
Dale Long, L OBP: 0.372, SLG: 0.491 (1, 3)				4-3		4-3			K	3	0	0	0	1	1	1									
Bobby Thomson, R OBP: 0.351, SLG: 0.434 (1, 8)		FC6-4 E 1-2		6-3			HR		K	4	1	1	1	0	1	1									
Walt Moryn, L OBP: 0.363, SLG: 0.542 (1, 7)					F4		1-3		K	3	0	0	0	1	1	0									
Johnny Goryl, R OBP: 0.339, SLG: 0.437 (1, 5)					F7		1-3			3	0	0	0	0	0	2									
Cal Neeman, R OBP: 0.286, SLG: 0.481 (1, 2)					G3		HR			3	1	1	1	0	1	2									
Moe Drabowsky, R Bobby Adams, R Freddy Rodriguez, R Dolan Nichols, R Dave Hillman, R El Tagge, R Gene Fodge, R (1, 1) (6, PH) (7, 1) (7, 1) (7, 1) (7, PH) (8, 1)									K	1	0	0	0	0	0	0									
Inning Stats	R: 0 E: 0 K: 0 S: 3	H: 0 LOB: 0 BB: 0 P: 3	R: 0 E: 1 K: 1 S: 5	H: 0 LOB: 2 BB: 2 P: 13	R: 0 E: 0 K: 2 S: 7	H: 0 LOB: 0 BB: 0 P: 7	R: 0 E: 0 K: 1 S: 5	H: 0 LOB: 0 BB: 0 P: 5	R: 0 E: 0 K: 0 S: 3	H: 0 LOB: 0 BB: 0 P: 3	R: 1 E: 0 K: 0 S: 5	H: 2 LOB: 1 BB: 0 P: 5	R: 2 E: 0 K: 1 S: 7	H: 2 LOB: 0 BB: 0 P: 7	R: 0 E: 0 K: 0 S: 3	H: 1 LOB: 0 BB: 0 P: 3		R: 0 E: 0 K: 3 S: 9	H: 0 LOB: 0 BB: 0 P: 9	1B: 2 2B: 0 3B: 1 HR: 2	SF: 1 SAC: 0 DP: 1 HBP: 0	WP: 0 PB: 0 SB: 0 CS: 0	PA: 33		
PITCHER	IP	WLS	BF	H	R	ER	SO	BB	IBB	HBP	BLK	WP	HR	S	P	ERA	WHIP								
Johnny Antonelli, L ERA: 3.12 (1, 1)	9.0	W	33	5	3	3	8	2	0	0	0	0	2	47	55	3.00	0.778								



Batter	1	2	3	4	5	6	7	8	9	AB R H RBI BB SO LOB	TOP										
Jim Davenport, R (1.5) OBP: 0.372, SLG: 0.444										5 1 3 1 0 2 1	San Francisco Giants @ Chicago Cubs Wrigley Field, Chicago, IL Sun May 18 1958, 3:38 AM CDT Att: 33,224 - Unknown										
Willie Kirkland, L (1.9) OBP: 0.318, SLG: 0.388										4 0 2 1 1 1 0											
Willie Mays, R (1.8) OBP: 0.469, SLG: 0.797										5 0 2 0 0 0 3											
Orlando Cepeda, R (1.3) OBP: 0.338, SLG: 0.627										4 0 0 0 0 1 6											
Daryl Spencer, R (1.6) OBP: 0.390, SLG: 0.646										4 0 0 0 0 0 6											
Jim King, L (1.7) OBP: 0.341, SLG: 0.351										3 1 0 0 1 1 0											
Don Taussig, R (8.7) OBP: 0.324, SLG: 0.258										0 0 0 0 0 0 0											
Danny O'Connell, R (1.4) OBP: 0.388, SLG: 0.429										4 2 3 1 0 0 0											
Valmy Thomas, R (1.2) OBP: 0.300, SLG: 0.240										3 0 1 1 0 1 2											
Stu Miller, R (1.1)										4 0 0 0 0 2 3											
Inning Stats	R: 0 E: 0 K: 0 S: 5	H: 2 LOB: 2 BB: 0 P: 5	R: 1 E: 0 K: 2 S: 8	H: 1 LOB: 0 BB: 0 P: 8	R: 0 E: 0 K: 0 S: 4	H: 2 LOB: 2 BB: 1 P: 8	R: 3 E: 0 K: 1 S: 8	H: 3 LOB: 1 BB: 1 P: 12	R: 0 E: 0 K: 1 S: 5	H: 0 LOB: 0 BB: 0 P: 5	R: 0 E: 0 K: 1 S: 6	H: 1 LOB: 1 BB: 0 P: 6	R: 0 E: 0 K: 1 S: 6	H: 1 LOB: 1 BB: 0 P: 6	R: 0 E: 0 K: 1 S: 6	H: 1 LOB: 1 BB: 0 P: 6	R: 0 E: 0 K: 1 S: 5	H: 0 LOB: 0 BB: 0 P: 5	1B: 5 2B: 5 3B: 1 HR: 0	SF: 1 SAC: 0 DP: 1 HBP: 0	WP: 0 PA: 39 PB: 1 SB: 2 CS: 0
PITCHER	IP WLS BF H R ER SO BB IBB HBP BLK WP HR S P ERA WHIP											IP WLS BF H R ER SO BB IBB HBP BLK WP HR S P ERA WHIP									
Jim Brosnan, R (1.1) ERA: 3.14	3.2 L 20 8 4 4 3 2 0 0 0 0 0 0 24 32 9.82 2.727																				
Dave Hillman, R (4.1) ERA: 6.0	1.1 4 0 0 0 1 0 0 0 0 0 0 0 6 6 0.00 0.000																				
Dick Drott, R (6.1) ERA: 4.58	3.0 12 3 0 0 3 0 0 0 0 0 0 0 18 18 0.00 1.000																				
Don Elston, R (9.1) ERA: 2.12	1.0 3 0 0 0 1 0 0 0 0 0 0 0 5 5 0.00 0.000																				

Batter	1	2	3	4	5	6	7	8	9	AB R H RBI BB SO LOB	BOTTOM								
Tony Taylor, R (1.4) OBP: 0.255, SLG: 0.182										3 0 0 0 0 1 0	San Francisco Giants @ Chicago Cubs Wrigley Field, Chicago, IL Sun May 18 1958, 3:38 AM CDT Att: 33,224 - Unknown								
Jim Bolger, R (8.8) OBP: 0.417, SLG: 0.571										1 0 0 0 0 1 0									
Lee Walls, R (1.9) OBP: 0.389, SLG: 0.638										3 0 0 0 1 1 0									
14 Ernie Banks, R (1.6) OBP: 0.347, SLG: 0.528										3 0 0 0 1 0 1									
Dale Long, L (1.3) OBP: 0.361, SLG: 0.473										4 0 0 0 0 0 3									
Walt Moryn, L (1.7) OBP: 0.367, SLG: 0.537										3 0 1 0 1 0 0									
Bobby Thomson, R (1.8) OBP: 0.341, SLG: 0.421										4 0 0 0 0 1 2									
Sammy Taylor, L (1.2) OBP: 0.375, SLG: 0.361										2 0 1 0 2 0 0									
Johnny Goryl, R (1.5) OBP: 0.336, SLG: 0.430										4 0 1 0 0 0 2									
Jim Brosnan, R (1.1) OBP: 0.105, SLG: 0.158										1 0 0 0 0 0 3									
Dave Hillman, R (4.1) OBP: 0.295, SLG: 0.462										0 0 0 0 0 0 0									
Chuck Tanner, L (5.9) OBP: 0.295, SLG: 0.333										1 0 0 0 0 1 0									
Dick Drott, R (8.1) OBP: 0.402, SLG: 0.462										0 0 0 0 0 0 0									
Paul Smith, L (8.9) OBP: 0.402, SLG: 0.182										1 0 0 0 0 0 0									
Don Elston, R (9.1) OBP: 0.333, SLG: 0.333										0 0 0 0 0 0 0									
Inning Stats	R: 0 E: 0 K: 0 S: 3	H: 0 LOB: 0 BB: 0 P: 3	R: 0 E: 0 K: 0 S: 5	H: 2 LOB: 3 BB: 1 P: 9	R: 0 E: 0 K: 1 S: 5	H: 0 LOB: 1 BB: 1 P: 9	R: 0 E: 0 K: 0 S: 3	H: 0 LOB: 1 BB: 1 P: 7	R: 0 E: 0 K: 2 S: 7	H: 0 LOB: 0 BB: 0 P: 7	R: 0 E: 0 K: 0 S: 3	H: 0 LOB: 0 BB: 0 P: 3	R: 0 E: 0 K: 1 S: 5	H: 0 LOB: 2 BB: 1 P: 10	R: 0 E: 0 K: 1 S: 3	H: 1 LOB: 1 BB: 1 P: 7	1B: 3 2B: 0 3B: 0 HR: 0	SF: 0 SAC: 0 DP: 1 HBP: 0	WP: 0 PA: 35 PB: 0 SB: 0 CS: 0
PITCHER	IP WLS BF H R ER SO BB IBB HBP BLK WP HR S P ERA WHIP											IP WLS BF H R ER SO BB IBB HBP BLK WP HR S P ERA WHIP							
Stu Miller, R (1.1) ERA: 0.96	9.0 W 35 3 0 0 5 5 0 0 0 0 0 0 40 60 0.00 0.889																		



Batter	1	2	3	4	5	6	7	8	9	AB	R	H	RBI	BB	SO	LOB	TOP				
Tony Taylor, R OBP: 0.254, SLG: 0.183	F9		G4-6-3		F9		E5		1B	5	0	1	1	0	0	4					
Alvin Dark, R OBP: 0.310, SLG: 0.333	F7			6-3		P8	6-3		1B	5	0	1	0	0	0	1					
14 Ernie Banks, R OBP: 0.342, SLG: 0.515	6-3			F8				F4	F6	5	0	1	0	0	0	3					
Walt Moryn, L OBP: 0.364, SLG: 0.528		P8			1B		L9		F6	4	0	1	0	0	0	1					
Lee Walls, R OBP: 0.378, SLG: 0.619		F6		K			L4		K	4	0	0	0	0	2	2					
Dale Long, L OBP: 0.382, SLG: 0.465		6-3			K				F7	4	1	1	0	0	1	0					
Bobby Thomson, R OBP: 0.345, SLG: 0.431			F8				K		1B	4	1	2	0	0	1	1					
Sammy Taylor, L OBP: 0.382, SLG: 0.369			1B		L9				K	4	0	2	0	0	1	2					
Dick Oyst, R Ed Mayer, L Dave Hillman, R Paul Strick, L Hersh Freeman, R Chuck Stange, R Gene Fodge, R Jim Boggs, R Duke Holladay, R Bobby Adams, R			G4-6-3				FC3-4		1B	0	0	0	0	0	0	0					
Inning Stats	R: 0 E: 0 K: 0 S: 3	H: 0 LOB: 0 BB: 0 P: 3	R: 0 E: 0 K: 0 S: 3	H: 0 LOB: 0 BB: 0 P: 3	R: 0 E: 0 K: 0 S: 4	H: 2 LOB: 1 BB: 0 P: 4	R: 0 E: 0 K: 1 S: 6	H: 1 LOB: 1 BB: 0 P: 6	R: 0 E: 0 K: 1 S: 6	H: 1 LOB: 2 BB: 1 P: 10	R: 0 E: 0 K: 0 S: 4	H: 1 LOB: 1 BB: 0 P: 4	R: 2 E: 1 K: 1 S: 8	H: 2 LOB: 1 BB: 0 P: 8	R: 0 E: 0 K: 1 S: 5	H: 0 LOB: 0 BB: 0 P: 5	R: 1 E: 0 K: 1 S: 9	H: 4 LOB: 3 BB: 0 P: 9	1B: 10 2B: 1 3B: 0 HR: 0	SF: 0 SAC: 0 DP: 1 HBP: 0	WP: 0 PA: 39
PITCHER Bob Friend, R ERA: 3.84	IP: 9.0 WLS: W BF: 39 H: 11 R: 3 ER: 1 SO: 5 BB: 1 IBB: 0 HBP: 0 BLK: 0 WP: 0 HR: 0 S: 48 P: 52 ERA: 1.00 WHIP: 1.333															PITCHER					

Chicago Cubs @ Pittsburgh Pirates
Forbes Field, Pittsburgh, PA
Tue May 20 1958, 7:05 PM EDT
Att: 15,848 - Unknown

AB	38
R	3
H	11
RBI	1
BB	1
SO	5
LOB	16



Batter	1	2	3	4	5	6	7	8	9	AB	R	H	RBI	BB	SO	LOB	BOTTOM		
Bill Virdon, L OBP: 0.344, SLG: 0.386	FC6-4 WP BB	1B BB			F7	F7		F7		4	3	1	2	2	0	4			
Bob Skinner, L OBP: 0.380, SLG: 0.469		1B BB		HR						2	2	1	1	2	0	0			
Roman Mejias, R OBP: 0.281, SLG: 0.613	FC6-4 BB	1B BB	4-3		1B WP		5-3			1	0	0	0	0	0	0			
Dick Groat, R OBP: 0.291, SLG: 0.418	FC6-4 WP BB	SF8			5-3		6-3			4	1	1	1	0	0	3			
Ted Kluszewski, L OBP: 0.351, SLG: 0.418	K	1B			5-3		4-3			5	1	3	3	0	1	2			
Frank Thomas, R OBP: 0.357, SLG: 0.697	WP BB	1B			L6			F7		4	1	2	3	1	0	1			
Roberto Clemente, R OBP: 0.341, SLG: 0.424	F6	F8			F4		6-3		4-3	5	0	0	0	0	0	4			
Bill Mazerowski, R OBP: 0.344, SLG: 0.526					F7		2B		E5	5	2	2	0	0	0	2			
Hank Foiles, R OBP: 0.337, SLG: 0.310		BB SH BB	K					E6		4	1	2	0	1	1	1			
Bob Friend, R OBP: 0.111, SLG: 0.040		SH BB SF8	4-3		K		1-3			4	1	1	1	0	1	3			
Inning Stats	R: 1 E: 0 K: 1 S: 5	H: 0 LOB: 2 BB: 3 P: 17	R: 5 E: 0 K: 0 S: 7	H: 3 LOB: 3 BB: 3 P: 19	R: 1 E: 0 K: 1 S: 6	H: 1 LOB: 0 BB: 0 P: 6	R: 3 E: 0 K: 1 S: 9	H: 4 LOB: 1 BB: 0 P: 9	R: 1 E: 0 K: 0 S: 5	H: 2 LOB: 1 BB: 0 P: 5	R: 0 E: 0 K: 0 S: 5	H: 2 LOB: 0 BB: 0 P: 5	R: 0 E: 0 K: 0 S: 3	H: 0 LOB: 0 BB: 0 P: 3	R: 1 E: 2 K: 0 S: 6	H: 1 LOB: 2 BB: 0 P: 6	1B: 6 2B: 5 3B: 0 HR: 2	SF: 1 SAC: 1 DP: 0 HBP: 0	WP: 2 PA: 46
PITCHER Dick Drott, R ERA: 5.58 Ed Mayer, L ERA: 3.2 Dave Hillman, R ERA: 5.14 Hersh Freeman, R ERA: 6.88 Gene Fodge, R ERA: 2.79	IP: 1.0 WLS: L BF: 10 H: 5 R: 5 ER: 5 SO: 1 BB: 5 IBB: 0 HBP: 0 BLK: 0 WP: 0 HR: 0 S: 27 P: 27 ERA: 45.00 WHIP: 6.000															PITCHER Dolan Nichols, R ERA: 3.0			

Chicago Cubs @ Pittsburgh Pirates
Forbes Field, Pittsburgh, PA
Tue May 20 1958, 7:05 PM EDT
Att: 15,848 - Unknown

AB	38
R	12
H	13
RBI	11
BB	6
SO	3
LOB	20



Batter	1	2	3	4	5	6	7	8	9	AB	R	H	RBI	BB	SO	LOB	TOP					
Johnny Goryl, R OBP: 0.346, SLG: 0.415 (1,4)	FC6-4 BB PB 1B		4-3		4-0 3B BB	0-3 K		P4	FC6-4	5	2	1	0	1	1	2	Chicago Cubs @ Philadelphia Phillies Connie Mack Stadium, Philadelphia, PA Fri May 23 1958, 7:05 PM EDT Att: 10,664 - Unknown					
Alvin Dark, R OBP: 0.372, SLG: 0.400 (1,5)	FC6-4 BB		14 FC6-4 1B		14 HR 3B	G3 14 1B		14 FC6-4 1B		3	1	3	3	2	0	0						
14 Ernie Banks, R OBP: 0.348, SLG: 0.562 (1,6)	K		FC6-4 1-2		HR	G3 1B		FC6-4 1-2 2-H		5	1	2	2	0	1	4						
Walt Moryn, L OBP: 0.363, SLG: 0.522 (1,7)	FC6-4 PB 1-2 2-3			4-3	1B 2B BB	G3		G3		4	1	0	0	1	0	5						
Lee Walls, R OBP: 0.377, SLG: 0.612 (1,9)	1-4-3			3-1	2B 1B	K			HR	5	2	1	0	1	3							
Dale Long, L OBP: 0.388, SLG: 0.452 (1,3)		4-3		6-3	2B IBB		G3		1B 3B	4	1	1	0	1	0	0						
Bobby Thomson, R OBP: 0.340, SLG: 0.424 (1,8)							5-3		P4	5	0	3	2	0	0	1						
El Tappe, R OBP: 0.300, SLG: 0.222 (1,2)							5-3		FC6-4 1B	5	1	1	1	0	0	4						
Glen Hobbie, R OBP: 0.167, SLG: 0.125 (1,1)			K		E6 BB BB	K		14 E 1B	F9	5	2	1	0	0	2	4						
Inning Stats	R: 1 E: 0 K: 1 S: 6	H: 1 LOB: 1 BB: 1 P: 10	R: 0 E: 0 K: 0 S: 3	H: 1 LOB: 0 BB: 0 P: 3	R: 0 E: 0 K: 1 S: 6	H: 1 LOB: 1 BB: 0 P: 6	R: 0 E: 0 K: 0 S: 3	H: 0 LOB: 0 BB: 0 P: 3	R: 7 E: 1 K: 1 S: 11	H: 5 LOB: 2 BB: 3 P: 23	R: 0 E: 0 K: 2 S: 8	H: 1 LOB: 2 BB: 1 P: 12	R: 0 E: 0 K: 0 S: 3	H: 0 LOB: 0 BB: 0 P: 3	R: 1 E: 1 K: 0 S: 5	H: 2 LOB: 1 BB: 0 P: 5	R: 2 E: 0 K: 0 S: 6	H: 3 LOB: 1 BB: 0 P: 6	1B: 9 2B: 1 3B: 2 HR: 2	SF: 0 SAC: 0 DP: 1 HBP: 0	WP: 0 PB: 1 SB: 0 CS: 0	PA: 46
PITCHER	IP WLS BF H R ER SO BB IBB HBP BLK WP HR S P ERA WHIP																					
Ray Semproch, R ERA: 3.33 (1,1)	4.1 L 21 6 6 4 2 2 0 0 0 0 0 1 23 31 8.31 1.846																					
Bob Miller, R ERA: 11.42 (5,1)	0.0 4 2 2 2 0 1 1 0 0 0 0 0 2 10 ∞ ∞																					
Seth Morehead, L ERA: 4.5 (5,1)	0.2 2 0 0 0 1 0 0 0 0 0 0 0 4 4 0.00 0.000																					
Johnny Gray, R ERA: 3.24 (6,1)	2.0 8 1 0 0 2 1 0 0 0 0 0 0 11 15 0.00 1.000																					
Warren Hacker, R ERA: 8.99 (8,1)	2.0 11 5 3 2 0 0 0 0 0 0 0 1 11 11 9.00 2.500																					

Batter	1	2	3	4	5	6	7	8	9	AB	R	H	RBI	BB	SO	LOB	BOTTOM					
Richie Ashburn, L OBP: 0.434, SLG: 0.413 (1,8)	2-3		3B		1B BB		F7		1B BB	3	0	1	0	2	0	1	Chicago Cubs @ Philadelphia Phillies Connie Mack Stadium, Philadelphia, PA Fri May 23 1958, 7:05 PM EDT Att: 10,664 - Unknown					
Chuck Essegian, R OBP: 0.345, SLG: 0.446 (1,7)	FC5-4 1B		1-6-3		1B		6-3		1B	5	0	3	2	0	0	2						
Harry Anderson, L OBP: 0.347, SLG: 0.426 (1,3)	K			F8	4-3			1B 2B	F8	5	1	1	0	0	1	5						
Rip Repulski, R OBP: 0.338, SLG: 0.639 (1,9)	FC5-4 1-2			K		4-3 SF8 2B		P4		4	1	1	0	0	1	2						
Granny Hamner, R OBP: 0.336, SLG: 0.426 (1,4)		K		6-3		4-3		2B 1B		4	0	1	1	0	1	1						
Stan Lopata, R OBP: 0.379, SLG: 0.429 (1,2)		5-3			P5	SF8		K		3	0	0	1	0	1	1						
Willie Jones, R OBP: 0.407, SLG: 0.578 (1,5)		5-3			F7	K		F7		4	0	0	0	0	1	1						
Chico Fernandez, R OBP: 0.258, SLG: 0.196 (1,6)			F8		BB 1B BB		1-3		4-3	2	1	0	0	1	0	0						
Dave Philley, S OBP: 0.261, SLG: 0.323 (9, PH)					BB 1B BB					1	0	0	0	0	0	0						
Ray Semproch, R ERA: 3.33 (1,1)	R: 0 E: 0 K: 1 S: 6	H: 1 LOB: 0 BB: 0 P: 6	R: 0 E: 0 K: 1 S: 5	H: 0 LOB: 0 BB: 0 P: 5	R: 0 E: 0 K: 0 S: 4	H: 1 LOB: 1 BB: 0 P: 4	R: 0 E: 0 K: 1 S: 5	H: 0 LOB: 0 BB: 0 P: 5	R: 2 E: 0 K: 0 S: 5	H: 2 LOB: 2 BB: 2 P: 13	R: 1 E: 0 K: 1 S: 6	H: 1 LOB: 0 BB: 0 P: 6	R: 0 E: 0 K: 0 S: 4	H: 1 LOB: 1 BB: 0 P: 4	R: 1 E: 0 K: 1 S: 7	H: 2 LOB: 1 BB: 0 P: 7	R: 0 E: 0 K: 0 S: 4	H: 2 LOB: 2 BB: 1 P: 8	1B: 5 2B: 4 3B: 1 HR: 0	SF: 1 SAC: 0 DP: 0 HBP: 0	WP: 0 PB: 0 SB: 0 CS: 0	PA: 39
PITCHER	IP WLS BF H R ER SO BB IBB HBP BLK WP HR S P ERA WHIP																					
Glen Hobbie, R ERA: 3.96 (1,1)	9.0 W 39 10 4 4 5 3 0 0 0 0 0 0 46 58 4.00 1.444																					

AB	41
R	11
H	14
RBI	9
BB	5
SO	5
LOB	23



AB	35
R	4
H	10
RBI	4
BB	3
SO	5
LOB	13



Batter	1	2	3	4	5	6	7	8	9	AB	R	H	RBI	BB	SO	LOB	TOP					
Johnny Goryl, R (1,4) OBP: 0.338, SLG: 0.405 Paul Smith, L (9, PH) OBP: 0.412, SLG: 0.231	F3		F9	FC5-4			SH1-4		6-3	3	0	0	0	0	0	2						
Alvin Dark, R (1,5) OBP: 0.374, SLG: 0.412	4-3		14 3B			F9	L7		1B	5	1	2	1	0	0	1						
14 Ernie Banks, R (1,6) OBP: 0.349, SLG: 0.576	5-3		2B			F7			K	5	1	2	2	0	1	1						
Walt Moryn, L (1,7) OBP: 0.370, SLG: 0.518			3B			F7			G3	3	0	1	1	2	0	1						
Lee Walls, R (1,9) OBP: 0.373, SLG: 0.603			1B						F8	4	0	1	0	0	0	3						
Bobby Thomson, R (1,8) OBP: 0.338, SLG: 0.415			1B							3	0	0	0	1	1	3						
Dale Long, L (1,3) OBP: 0.355, SLG: 0.445			5-3						BB	4	0	1	0	0	1	2						
Cal Neeman, R (1,2) OBP: 0.290, SLG: 0.467 Chuck Tanner, L (8, PH) OBP: 0.263, SLG: 0.313 El Tappe, R (8, 2) OBP: 0.300, SLG: 0.222			K						K	3	0	1	0	0	1	1						
Dick Drott, R (1,1) OBP: 0.400, SLG: 0.400 Bobby Adams, R (7, PH) OBP: 0.300, SLG: 0.714 Don Elston, R (7, 1) OBP: 0.200, SLG: 0.200			P4						P2	1	0	0	0	0	0	0						
			E4						4-3	2	1	0	0	0	0	1						
			2B						1B	1	1	1	0	0	0	0						
										1	0	0	0	0	0	1						
Inning Stats	R: 0 E: 0 K: 0 S: 3	H: 0 LOB: 0 BB: 0 P: 3	R: 0 E: 0 K: 1 S: 5	H: 0 LOB: 1 BB: 1 P: 9	R: 3 E: 1 K: 0 S: 8	H: 4 LOB: 2 BB: 0 P: 8	R: 0 E: 0 K: 0 S: 4	H: 1 LOB: 1 BB: 0 P: 4	R: 0 E: 0 K: 1 S: 6	H: 0 LOB: 0 BB: 0 P: 3	R: 0 E: 0 K: 1 S: 6	H: 1 LOB: 1 BB: 0 P: 6	R: 1 E: 0 K: 0 S: 5	H: 2 LOB: 2 BB: 1 P: 9	R: 0 E: 0 K: 1 S: 5	H: 0 LOB: 1 BB: 1 P: 9	R: 0 E: 0 K: 1 S: 6	H: 1 LOB: 1 BB: 0 P: 6	1B: 6 2B: 2 3B: 1 HR: 0	SF: 0 SAC: 1 DP: 0 HBP: 0	WP: 0 PB: 0 SB: 1 CS: 0	PA: 40
PITCHER	IP WLS BF H R ER SO BB IBB HBP BLK WP HR S P ERA WHIP																					
Curt Simmons, L (1,1) ERA: 2.95	6.2	31	8	4	1	2	2	0	0	0	0	0	0	33	41	1.35	1.500					
Turk Farrell, R (7,1) ERA: 0.42	2.1	W	9	1	0	0	2	1	0	0	0	0	0	12	16	0.00	0.857					

Chicago Cubs @ Philadelphia Phillies
 Connie Mack Stadium, Philadelphia, PA
 Sat May 24 1958, 3:33 AM EDT
 Att: 5,210 - Unknown

AB	36
R	4
H	9
RBI	4
BB	3
SO	4
LOB	17




Batter	1	2	3	4	5	6	7	8	9	AB	R	H	RBI	BB	SO	LOB	BOTTOM					
Richie Ashburn, L (1,8) OBP: 0.439, SLG: 0.414	K						SH1-4			2	1	1	0	1	1	0						
Chuck Essegian, R (1,7) OBP: 0.341, SLG: 0.474	K						K			4	1	1	2	0	2	3						
Harry Anderson, L (1,3) OBP: 0.368, SLG: 0.459										1	1	1	1	3	0	0						
Rip Repulski, R (1,9) OBP: 0.321, SLG: 0.605	F9						G3			4	0	0	0	0	1	6						
Granny Hamner, R (1,4) OBP: 0.340, SLG: 0.444							P6			4	2	2	0	0	0	0						
Stan Lopata, R (1,2) OBP: 0.383, SLG: 0.426							L7			3	0	1	0	1	1	1						
Willie Jones, R (1,5) OBP: 0.397, SLG: 0.563							P5			3	0	1	2	0	1	1						
Chico Fernandez, R (1,6) OBP: 0.258, SLG: 0.198										4	0	1	0	0	1	1						
Curt Simmons, L (1,1) OBP: 0.200, SLG: 0.240										2	0	0	0	0	1	0						
Turk Farrell, R (7,1) OBP: 0.333, SLG: 0.200										1	0	0	0	1	1	1						
Inning Stats	R: 1 E: 0 K: 2 S: 8	H: 1 LOB: 0 BB: 0 P: 8	R: 1 E: 0 K: 1 S: 6	H: 1 LOB: 0 BB: 0 P: 6	R: 0 E: 0 K: 1 S: 6	H: 1 LOB: 2 BB: 1 P: 10	R: 0 E: 0 K: 1 S: 4	H: 0 LOB: 1 BB: 1 P: 8	R: 2 E: 0 K: 1 S: 6	H: 1 LOB: 2 BB: 2 P: 14	R: 0 E: 0 K: 0 S: 3	H: 0 LOB: 0 BB: 0 P: 3	R: 0 E: 0 K: 2 S: 9	H: 1 LOB: 3 BB: 2 P: 17	R: 1 E: 0 K: 1 S: 7	H: 3 LOB: 1 BB: 0 P: 7	R: 1 E: 0 K: 1 S: 7	H: 3 LOB: 1 BB: 0 P: 7	1B: 5 2B: 1 3B: 1 HR: 2	SF: 1 SAC: 1 DP: 1 HBP: 0	WP: 0 PB: 0 SB: 2 CS: 1	PA: 36
PITCHER	IP WLS BF H R ER SO BB IBB HBP BLK WP HR S P ERA WHIP																					
Dick Drott, R (1,1) ERA: 5.63	6.0	25	4	4	4	6	4	0	0	0	0	0	2	33	49	6.00	1.333					
Don Elston, R (7,1) ERA: 2.18	2.0	L	11	4	1	1	3	1	1	0	0	0	0	16	24	4.50	2.500					

Chicago Cubs @ Philadelphia Phillies
 Connie Mack Stadium, Philadelphia, PA
 Sat May 24 1958, 3:33 AM EDT
 Att: 5,210 - Unknown

AB	28
R	5
H	8
RBI	5
BB	6
SO	9
LOB	13



Batter	1	2	3	4	5	6	7	8	9	AB	R	H	RBI	BB	SO	LOB	TOP			
Johnny Goryl, R (1,4) OBP: 0.333, SLG: 0.411	K		F9		F4		K		4-3	3	0	0	0	0	1	1	Chicago Cubs @ Milwaukee Braves Milwaukee County Stadium, Milwaukee, WI Sun May 25 1958, 4:38 AM EDT Att: 40,962 - Unknown			
Paul Smith, L (7,PH) OBP: 0.389, SLG: 0.214										1	0	0	0	0	1	2				
Tony Taylor, R (7,4) OBP: 0.255, SLG: 0.186										1	0	0	0	0	0	0				
Alvin Dark, R (1,5) OBP: 0.366, SLG: 0.411	1-3		6-3			4-3			4-3	5	0	1	2	0	0	0				
14 Ernie Banks, R (1,6) OBP: 0.350, SLG: 0.558										3	0	0	0	1	0	1				
Walt Moryn, L (1,7) OBP: 0.365, SLG: 0.503	K									4	0	2	0	0	1	1				
Lee Walls, R (1,9) OBP: 0.385, SLG: 0.596										2	0	1	0	1	1	0				
Dale Long, L (1,3) OBP: 0.356, SLG: 0.437										4	0	1	0	0	2	5				
Sammy Taylor, L (1,2) OBP: 0.366, SLG: 0.338										4	0	0	0	0	2	3				
Bobby Thomson, R (1,8) OBP: 0.327, SLG: 0.400										4	1	1	0	0	1	3				
Gene Fodge, R (1,1) Bobby Adams, R (5,PH) Ed Mayer, L (5,1) Chuck Taylor, L (7,PH) Hersh Freeman, R (7,1) Jim Bolger, R (5,PH)										1	0	0	0	0	0	0				
										1	0	1	0	0	0	0				
Inning Stats	R: 0 E: 0 K: 2 S: 7	H: 0 LOB: 1 BB: 1 P: 11	R: 0 E: 0 K: 3 S: 10	H: 1 LOB: 1 BB: 0 P: 10	R: 0 E: 0 K: 0 S: 3	H: 0 LOB: 0 BB: 0 P: 3	R: 0 E: 0 K: 1 S: 5	H: 1 LOB: 1 BB: 0 P: 9	R: 0 E: 0 K: 0 S: 6	H: 2 LOB: 2 BB: 0 P: 5	R: 2 E: 0 K: 1 S: 8	H: 3 LOB: 1 BB: 0 P: 8	R: 0 E: 0 K: 1 S: 6	H: 1 LOB: 2 BB: 0 P: 7	R: 0 E: 0 K: 0 S: 3	H: 0 LOB: 0 BB: 0 P: 3	1B: 6 2B: 2 3B: 0 HR: 0	SF: 0 SAC: 0 DP: 0 HBP: 1	WP: 0 PB: 0 SB: 1 CS: 0	PA: 38
PITCHER Bob Rush, R (1,1) ERA: 1.93	IP: 9.0 WLS: W BF: 38 H: 8 R: 2 ER: 2 SO: 9 BB: 2 IBB: 0 HBP: 1 BLK: 0 WP: 0 HR: 0 S: 53 P: 62 ERA: 2.00 WHIP: 1.111															PITCHER				

Batter	1	2	3	4	5	6	7	8	9	AB	R	H	RBI	BB	SO	LOB	BOTTOM			
Red Schoendienst, S (1,4) OBP: 0.380, SLG: 0.357	F4									4	0	2	0	0	0	1	Chicago Cubs @ Milwaukee Braves Milwaukee County Stadium, Milwaukee, WI Sun May 25 1958, 4:38 AM EDT Att: 40,962 - Unknown			
Bill Bruton, L (1,8) OBP: 0.250, SLG: 0.250										4	0	1	0	0	2	2				
Eddie Mathews, L (1,5) OBP: 0.368, SLG: 0.552										4	1	1	0	0	1	1				
Hank Aaron, R (1,9) OBP: 0.311, SLG: 0.431										4	1	1	0	0	1	2				
Frank Torre, L (1,3) OBP: 0.395, SLG: 0.449										4	2	2	2	0	0	0				
Wes Covington, L (1,7) OBP: 0.375, SLG: 0.644										4	1	1	2	0	0	1				
Johnny Logan, R (1,6) OBP: 0.327, SLG: 0.410										4	0	0	0	0	0	1				
Del Rice, R (1,2) OBP: 0.289, SLG: 0.378										3	0	1	1	0	0	0				
Bob Rush, R (1,1) OBP: 0.133, SLG: 0.077										3	0	1	0	0	0	1				
Inning Stats	R: 0 E: 0 K: 1 S: 6	H: 1 LOB: 0 BB: 0 P: 6	R: 0 E: 0 K: 0 S: 3	H: 0 LOB: 0 BB: 0 P: 3	R: 0 E: 0 K: 0 S: 4	H: 1 LOB: 1 BB: 0 P: 4	R: 4 E: 1 K: 0 S: 8	H: 4 LOB: 1 BB: 0 P: 8	R: 0 E: 0 K: 2 S: 7	H: 0 LOB: 0 BB: 0 P: 7	R: 1 E: 0 K: 0 S: 5	H: 2 LOB: 1 BB: 0 P: 5	R: 0 E: 0 K: 1 S: 6	H: 2 LOB: 1 BB: 0 P: 6	R: 0 E: 0 K: 0 S: 3	H: 0 LOB: 0 BB: 0 P: 3		1B: 6 2B: 3 3B: 0 HR: 1	SF: 0 SAC: 0 DP: 0 HBP: 0	WP: 0 PB: 0 SB: 0 CS: 0
PITCHER Gene Fodge, R (1,1) ERA: 3.38 Ed Mayer, L (5,1) ERA: 3.32 Hersh Freeman, R (7,1) ERA: 6.16	IP: 4.0 WLS: L BF: 19 H: 6 R: 4 ER: 4 SO: 3 BB: 0 IBB: 0 HBP: 0 BLK: 0 WP: 0 HR: 1 S: 21 P: 21 ERA: 6.75 WHIP: 1.500															PITCHER				

Batter	1	2	3	4	5	6	7	8	9	AB	R	H	RBI	BB	SO	LOB	TOP										
Johnny Goryl, R (1,4) OBP: 0.331, SLG: 0.406 Jim Bolger, R (9, PH) OBP: 0.370, SLG: 0.500	F3		F3		FC6-4		K		1-3	4	0	1	0	0	1	1	Chicago Cubs @ Milwaukee Braves Milwaukee County Stadium, Milwaukee, WI Mon May 26 1958, 8:05 PM EDT Att: 16,217 - Unknown										
Alvin Dark, R (1,5) OBP: 0.362, SLG: 0.404	3-1					6-3	F7			4	0	1	0	0	0	0											
14 Ernie Banks, R (1,6) OBP: 0.348, SLG: 0.563	F9		F3			1B	3B	K		4	1	1	0	0	1	2											
Walt Moryn, L (1,7) OBP: 0.374, SLG: 0.510		1B		G5-4-3		FC6-4		F8		4	0	3	1	0	0	0											
Lee Walls, R (1,9) OBP: 0.379, SLG: 0.585 Chuck Tanner, L (6,9) OBP: 0.333, SLG: 0.444	F9		G5-4-3		FC6-4	1B				3	1	0	0	0	0	3											
Dale Long, L (1,3) OBP: 0.365, SLG: 0.442 Paul Smith, L (8,3) OBP: 0.389, SLG: 0.214		G4-6-3		4-3		2B	1B			3	1	2	0	1	0	0											
Sammy Taylor, L (1,2) OBP: 0.361, SLG: 0.345	G4-6-3				F8			5-3		4	0	1	2	0	0	4											
Bobby Thomson, R (1,8) OBP: 0.326, SLG: 0.396			F6			F7			F9	4	0	1	0	0	0	1											
Moe Drabowsky, R (1,1) OBP: 0.182, SLG: 0.182 Bobby Adams, R (9, PH) OBP: 0.500, SLG: 0.688			F5		FC6-4		5-3		K	3	0	0	0	0	0	1											
										1	0	0	0	0	1	0											
Inning Stats	R: 0 E: 0 K: 0 S: 3	H: 0 LOB: 0 BB: 0 P: 3	R: 0 E: 0 K: 0 S: 4	H: 2 LOB: 1 BB: 0 P: 4	R: 0 E: 0 K: 0 S: 5	H: 2 LOB: 2 BB: 0 P: 5	R: 0 E: 0 K: 0 S: 3	H: 1 LOB: 0 BB: 0 P: 3	R: 0 E: 0 K: 0 S: 4	H: 1 LOB: 1 BB: 0 P: 4	R: 3 E: 0 K: 0 S: 7	H: 4 LOB: 1 BB: 0 P: 7	R: 0 E: 0 K: 1 S: 5	H: 0 LOB: 0 BB: 0 P: 5	R: 0 E: 0 K: 1 S: 6	H: 1 LOB: 2 BB: 1 P: 10	R: 0 E: 0 K: 1 S: 5	H: 0 LOB: 0 BB: 0 P: 5	1B: 9 2B: 1 3B: 1 HR: 0	SF: 0 SAC: 0 DP: 2 HBP: 0	WP: 0 PB: 0 SB: 0 CS: 0	PA: 37					
PITCHER	IP	WLS	BF	H	R	ER	SO	BB	IBB	HBP	BLK	WP	HR	S	P	ERA	WHIP										
Lew Burdette, R (1,1) ERA: 3.88 Don McMahon, R (6,1) ERA: 1.15	5.2		25	10	3	3	0	0	0	0	0	0	0	25	25	4.76	1.765										
	3.1	W	12	1	0	0	3	1	0	0	0	0	0	17	21	0.00	0.600										

AB	36
R	3
H	11
RBI	3
BB	1
SO	3
LOB	12





Batter	1	2	3	4	5	6	7	8	9	AB	R	H	RBI	BB	SO	LOB	BOTTOM										
Red Schoendienst, S (1,4) OBP: 0.377, SLG: 0.349	4-3		3-1		4-3					3	0	0	0	1	0	0	Chicago Cubs @ Milwaukee Braves Milwaukee County Stadium, Milwaukee, WI Mon May 26 1958, 8:05 PM EDT Att: 16,217 - Unknown										
Bill Bruton, L (1,8) OBP: 0.250, SLG: 0.250	3-1			BB	F7		F3			4	1	1	0	0	0	2											
Eddie Mathews, L (1,5) OBP: 0.372, SLG: 0.570	F9			HR		K		HR		3	2	1	1	1	1	0											
Hank Aaron, R (1,9) OBP: 0.310, SLG: 0.426		1-3		F8		F9		1B	1B	4	0	1	0	0	0	2											
Frank Torre, L (1,3) OBP: 0.412, SLG: 0.500			4-3		HR		F1			3	1	2	3	1	0	1											
Wes Covington, L (1,7) OBP: 0.382, SLG: 0.635 Andy Pafko, R (8, FR) OBP: 0.241, SLG: 0.320		4-3		HR		BB				4	0	2	0	0	1	2											
			4-3			K				0	0	0	0	0	0	0											
Johnny Logan, R (1,6) OBP: 0.318, SLG: 0.399		6-3		1B		K			F8	4	0	0	0	0	1	4											
Del Crandall, R (1,2) OBP: 0.323, SLG: 0.489			F4		F6			F6		4	0	1	0	0	0	3											
Lew Burdette, R (1,1) OBP: 0.273, SLG: 0.273 Don McMahon, R (6,1) ERA: 4.37		4-3				K		1-3		2	0	0	0	0	1	0											
										1	0	0	0	0	0	1											
Inning Stats	R: 0 E: 0 K: 0 S: 3	H: 1 LOB: 1 BB: 0 P: 4	R: 0 E: 0 K: 0 S: 3	H: 0 LOB: 0 BB: 0 P: 3	R: 3 E: 0 K: 0 S: 6	H: 3 LOB: 1 BB: 1 P: 10	R: 0 E: 0 K: 1 S: 5	H: 0 LOB: 0 BB: 0 P: 5	R: 0 E: 0 K: 2 S: 7	H: 0 LOB: 1 BB: 1 P: 11	R: 0 E: 0 K: 1 S: 6	H: 1 LOB: 2 BB: 1 P: 10	R: 1 E: 0 K: 0 S: 6	H: 3 LOB: 2 BB: 0 P: 6	R: 0 E: 0 K: 0 S: 6	H: 0 LOB: 0 BB: 0 P: 6	1B: 5 2B: 1 3B: 0 HR: 2	SF: 0 SAC: 0 DP: 0 HBP: 0	WP: 0 PB: 0 SB: 0 CS: 0	PA: 35							
PITCHER	IP	WLS	BF	H	R	ER	SO	BB	IBB	HBP	BLK	WP	HR	S	P	ERA	WHIP										
Moe Drabowsky, R (1,1) ERA: 4.37	8.0	L	35	8	4	4	4	3	0	0	0	0	2	40	52	4.50	1.375										



Batter	1	2	3	4	5	6	7	8	9	AB	R	H	RBI	BB	SO	LOB	TOP										
Paul Smith, L (1, 3) OBP: 0.296, SLG: 0.174	K			F7	FC6-4		E7	F8		5	0	0	0	0	1	4	Chicago Cubs @ Cincinnati Redlegs Crosley Field, Cincinnati, OH Wed May 28, 1958, 7:05 PM EDT Att: 7,347 - Unknown										
Lee Walls, R (1, 9) OBP: 0.366, SLG: 0.560	5-3			F5		K	FC5		5	0	0	0	0	1	1												
Alvin Dark, R (1, 5) OBP: 0.351, SLG: 0.389	1-3			6-3		14 HR	FC5-6		5	1	1	0	0	1	2												
14 Ernie Banks, R (1, 6) OBP: 0.347, SLG: 0.586		F3				HR		K		5	2	2	3	0	1	1											
Walt Moryn, L (1, 7) OBP: 0.374, SLG: 0.516		1-3			2B	1B	F4		2	1	0	0	2	0	0												
Sammy Taylor, L (1, 2) OBP: 0.343, SLG: 0.326		F7			F7	1B		FC1		4	1	1	0	0	2												
Bobby Thomson, R (1, 8) OBP: 0.330, SLG: 0.405			4-3		1B			K		4	1	2	0	0	1	2											
Johnny Goryl, R (1, 4) OBP: 0.325, SLG: 0.397			5-3		F5				1	0	0	0	0	0	0												
Chuck Tanner, L (5, PH) OBP: 0.346, SLG: 0.435									1	0	0	0	0	0	2												
Tony Taylor, R (5, 4) OBP: 0.265, SLG: 0.192									1	0	1	1	1	0	0												
Dick Drott, R (1, 1) OBP: 0.368, SLG: 0.368			1-3					K		4	0	1	2	0	2	5											
Inning Stats	R: 0 E: 0 K: 1 S: 5	H: 0 LOB: 0 BB: 0 P: 5	R: 0 E: 0 K: 0 S: 3	H: 0 LOB: 0 BB: 0 P: 3	R: 0 E: 0 K: 0 S: 3	H: 0 LOB: 0 BB: 0 P: 3	R: 0 E: 0 K: 0 S: 3	H: 0 LOB: 0 BB: 0 P: 3	R: 3 E: 0 K: 2 S: 12	H: 5 LOB: 2 BB: 0 P: 12	R: 0 E: 2 K: 1 S: 6	H: 0 LOB: 1 BB: 0 P: 6	R: 0 E: 1 K: 2 S: 8	H: 0 LOB: 2 BB: 2 P: 16	R: 0 E: 0 K: 1 S: 5	H: 0 LOB: 0 BB: 0 P: 5	1B: 5 2B: 1 3B: 0 HR: 2	SF: 0 SAC: 0 DP: 1 HBP: 0	WP: 0 PB: 0 SB: 0 CS: 0	PA: 40							
PITCHER	IP	WLS	BF	H	R	ER	SO	BB	IBB	HBP	BLK	WP	HR	S	P	ERA	WHIP										
Bob Purkey, R (1, 1) ERA: 3.69	5.0		19	3	3	3	1	1	0	0	0	0	1	20	24	5.40	0.800										
Johnny Klippstein, R (6, 1) ERA: 5.4	0.2	L	3	3	3	1	0	0	0	0	0	0	1	8	8	40.50	6.000										
Turk Lowm, R (6, 1) ERA: 5.75	1.1		6	1	0	0	2	0	0	0	0	0	0	10	10	0.00	0.750										
Willard Schmidt, R (8, 1) ERA: 4.22	2.0		9	0	0	0	3	2	0	0	0	0	0	13	21	0.00	1.000										

Batter	1	2	3	4	5	6	7	8	9	AB	R	H	RBI	BB	SO	LOB	BOTTOM										
Johnny Temple, R (1, 4) OBP: 0.412, SLG: 0.392	F9									4	0	3	2	0	0	0	Chicago Cubs @ Cincinnati Redlegs Crosley Field, Cincinnati, OH Wed May 28, 1958, 7:05 PM EDT Att: 7,347 - Unknown										
Frank Robinson, R (1, 7) OBP: 0.349, SLG: 0.420			2B							1	0	0	0	0	0	0											
Bob Thurman, L (2, 7) OBP: 0.308, SLG: 0.391	F9		K							3	0	0	0	0	3	2											
Jerry Lynch, L (1, 9) OBP: 0.317, SLG: 0.488	K			4-3						4	0	0	0	0	2	1											
George Crowe, L (1, 3) OBP: 0.393, SLG: 0.495		F4			F5					4	0	0	0	0	1	1											
Don Hoak, R (1, 5) OBP: 0.349, SLG: 0.449		F7			F2					4	0	0	0	0	0	0											
Ed Bailey, L (1, 2) OBP: 0.309, SLG: 0.376		3-1								3	1	1	0	1	0	0											
Gus Bell, L (1, 8) OBP: 0.287, SLG: 0.338					HR					4	2	2	1	0	0	1											
Roy McMillan, R (1, 6) OBP: 0.224, SLG: 0.138					5-3					1	1	0	0	1	0	0											
Dee Fondy, L (7, PH) OBP: 0.342, SLG: 0.486										0	0	0	1	0	0	0											
Alex Grammas, R (8, 6) OBP: 0.261, SLG: 0.348										0	0	0	0	0	0	0											
Bob Purkey, R (1, 1) OBP: 0.287, SLG: 0.130										1	0	0	0	0	0	0											
Smoky Burgess, L (5, PH) OBP: 0.418, SLG: 0.592										1	0	0	0	0	0	2											
Johnny Klippstein, R (8, 1) OBP: 0.266, SLG: 0.290										0	0	0	0	0	0	0											
Turk Lowm, R (8, 1) OBP: 0.321, SLG: 0.477										0	0	0	0	0	0	0											
Steve Bilko, R (7, PH) OBP: 0.321, SLG: 0.477										1	0	0	0	0	1	1											
Willard Schmidt, R (8, 1) ERA: 4.22										0	0	0	0	0	0	0											
Inning Stats	R: 0 E: 0 K: 1 S: 5	H: 0 LOB: 0 BB: 0 P: 5	R: 0 E: 0 K: 0 S: 3	H: 0 LOB: 0 BB: 0 P: 3	R: 1 E: 0 K: 1 S: 7	H: 2 LOB: 1 BB: 0 P: 7	R: 0 E: 0 K: 0 S: 3	H: 0 LOB: 0 BB: 0 P: 3	R: 2 E: 0 K: 0 S: 4	H: 2 LOB: 1 BB: 1 P: 8	R: 0 E: 0 K: 3 S: 9	H: 0 LOB: 0 BB: 0 P: 9	R: 1 E: 0 K: 1 S: 6	H: 1 LOB: 1 BB: 1 P: 10	R: 0 E: 0 K: 1 S: 6	H: 1 LOB: 0 BB: 0 P: 6	R: 0 E: 0 K: 0 S: 3	H: 0 LOB: 0 BB: 0 P: 3	1B: 3 2B: 2 3B: 0 HR: 1	SF: 1 SAC: 0 DP: 0 HBP: 0	WP: 0 PB: 0 SB: 0 CS: 0	PA: 34					
PITCHER	IP	WLS	BF	H	R	ER	SO	BB	IBB	HBP	BLK	WP	HR	S	P	ERA	WHIP										
Dick Drott, R (1, 1) ERA: 5.37	9.0	W	34	6	4	4	7	2	0	0	0	0	1	46	54	4.00	0.889										



Batter	1	2	3	4	5	6	7	8	9	AB	R	H	RBI	BB	SO	LOB	TOP			
Jim Gilliam, S OBP: 0.388, SLG: 0.438 (1, 7)	2-1 FC3-6 1B		1-1 6-3		1-2 F7		0-2 G3			4	0	1	0	0	0	0	Los Angeles Dodgers @ Chicago Cubs Wrigley Field, Chicago, IL Fri May 30 1958, 3:33 AM CDT Unknown			
John Roseboro, L OBP: 0.356, SLG: 0.506 (1, 2)	0-0 FC3-6 E		3-1 F9		1-1 F9		1-1 F7			4	1	0	0	0	0	1				
Duke Snider, L OBP: 0.308, SLG: 0.287 (1, 8)	2-0 FC6 FC6-4		2-2 1B		0-0 F7			2-1 4-3		4	0	1	0	0	0	1				
Carl Furillo, R OBP: 0.318, SLG: 0.463 (1, 9)	0-1 FC6-4 CS		1-1 F8			0-2 L5		0-0 6-3		4	0	0	0	0	0	2				
Gil Hodges, R OBP: 0.337, SLG: 0.400 (1, 3)	0-2 CS	0-0 6-3		3-2 HR		0-0 1-3		1-3 K		4	1	1	1	0	1	0				
Dick Gray, R OBP: 0.373, SLG: 0.568 (1, 5)		1-1 BB 1B		0-1 4-3 2B		1-1 S 1B		2-3 K		4	0	3	0	0	1	0				
Charlie Neal, R OBP: 0.323, SLG: 0.430 (1, 4)		1-3 K		1-0 4-3		4-2 BB 1B		2-1 4-3		3	0	0	0	1	1	2				
Don Zimmer, R OBP: 0.344, SLG: 0.383 (1, 6)		4-1 BB 1B		1-2 6-3		2-3 K		0-0 BB 2B		3	0	1	0	1	1	3				
Johnny Podres, L OBP: 0.174, SLG: 0.182 (1, 1)		1-0 4-3		1-1 F8			1-0 G3		0-3 K	4	0	0	0	0	1	4				
Ed Roebuck, R OBP: 1.000, SLG: 1.000 (9, 1)										0	0	0	0	0	0	0				
Inning Stats	R: 1 E: 1 K: 0 S: 8	H: 1 LOB: 0 BB: 0 P: 12	R: 0 E: 0 K: 1 S: 8	H: 1 LOB: 2 BB: 1 P: 15	R: 0 E: 0 K: 0 S: 9	H: 1 LOB: 1 BB: 0 P: 16	R: 1 E: 0 K: 0 S: 11	H: 2 LOB: 1 BB: 0 P: 17	R: 0 E: 0 K: 1 S: 6	H: 1 LOB: 2 BB: 1 P: 18	R: 0 E: 0 K: 0 S: 6	H: 0 LOB: 0 BB: 0 P: 8	R: 0 E: 0 K: 1 S: 7	H: 0 LOB: 0 BB: 0 P: 10	R: 0 E: 0 K: 2 S: 9	H: 1 LOB: 1 BB: 0 P: 13	1B: 4 2B: 2 3B: 0 HR: 1	SF: 0 SAC: 0 DP: 0 HBP: 0	WP: 0 PB: 0 SB: 1 CS: 1	PA: 37
PITCHER	IP WLS BF H R ER SO BB IBB HBP BLK WP HR S P ERA WHIP																			
Moe Drabowsky, R ERA: 3.77 (1, 1)	8.0	32	6	2	1	3	2	0	0	0	0	0	0	0	0	0	1.12	1.000		
Don Elston, R ERA: 1.9 (9, 1)	1.0	W 4	1	0	0	2	0	0	0	0	0	0	0	0	9	13	0.00	1.000		

Batter	1	2	3	4	5	6	7	8	9	AB	R	H	RBI	BB	SO	LOB	BOTTOM			
Bobby Adams, R OBP: 0.391, SLG: 0.524 (1, 3)	0-1 5-3		0-1 F9			0-0 6-3			1-1 L9	4	0	0	0	0	0	0	Los Angeles Dodgers @ Chicago Cubs Wrigley Field, Chicago, IL Fri May 30 1958, 3:33 AM CDT Unknown			
Lee Walls, R OBP: 0.374, SLG: 0.581 (1, 9)	1-0 5-3			0-0 G6-3 1B		3-2 BB 1B		2-1 HR		4	1	3	1	0	0	0				
Alvin Dark, R OBP: 0.347, SLG: 0.384 (1, 5)	0-0 FC5-4 1B			0-1 G6-3 1-2		0-1 4-3		0-3 K		4	0	1	0	0	1	2				
14 Ernie Banks, R OBP: 0.356, SLG: 0.593 (1, 6)	0-1 FC5-4 1-2			1-1 BB 2B		3-1 G1-6-3 1B		4-0 BB 2B		3	1	2	0	1	0	1				
Walt Moryn, L OBP: 0.371, SLG: 0.516 (1, 7)		2-2 G3		2-1 F4		1-0 G1-6-3 1-2		2-0 1B 2B		4	1	1	1	0	0	2				
Bobby Thomson, R OBP: 0.324, SLG: 0.398 (1, 8)		0-0 L8			1-2 1-3		2-2 5-3		4-0 1B IBB	3	0	0	0	0	0	0				
Chuck Tanner, L OBP: 0.370, SLG: 0.435 (9, PH)										0	0	0	0	1	0	0				
Cal Neeman, R OBP: 0.294, SLG: 0.438 (1, 2)		1-0 4-3				0-3 K		4-2 BB		2	0	0	0	1	1	0				
Sammy Taylor, L OBP: 0.349, SLG: 0.333 (9, PH)										1	0	1	1	0	0	0				
Tony Taylor, R OBP: 0.262, SLG: 0.189 (1, 4)			2-3 K		2-2 4-3			0-0 F8		2	0	0	0	0	1	0				
Jim Bolger, R OBP: 0.345, SLG: 0.462 (9, PH)										1	0	0	0	0	0	1				
Don Elston, R OBP: 0.167, SLG: 0.167 (9, 1)										0	0	0	0	0	0	0				
Moe Drabowsky, R OBP: 0.154, SLG: 0.154 (1, 1)			1-3 K			1-2 5-3		2-1 G6-4-3		2	0	0	0	0	1	0				
Johnny Goryl, R OBP: 0.323, SLG: 0.394 (9, 4)										1	0	0	0	0	0	1				
Inning Stats	R: 0 E: 0 K: 0 S: 6	H: 1 LOB: 1 BB: 0 P: 7	R: 0 E: 0 K: 0 S: 6	H: 0 LOB: 0 BB: 0 P: 9	R: 0 E: 0 K: 2 S: 10	H: 0 LOB: 0 BB: 0 P: 13	R: 0 E: 0 K: 0 S: 7	H: 2 LOB: 1 BB: 0 P: 10	R: 0 E: 0 K: 1 S: 9	H: 1 LOB: 1 BB: 0 P: 13	R: 0 E: 0 K: 0 S: 7	H: 1 LOB: 0 BB: 0 P: 13	R: 0 E: 0 K: 0 S: 5	H: 0 LOB: 0 BB: 1 P: 11	R: 3 E: 0 K: 1 S: 15	H: 3 LOB: 2 BB: 2 P: 29	1B: 5 2B: 2 3B: 0 HR: 1	SF: 0 SAC: 0 DP: 3 HBP: 0	WP: 0 PB: 0 SB: 0 CS: 0	PA: 34
PITCHER	IP WLS BF H R ER SO BB IBB HBP BLK WP HR S P ERA WHIP																			
Johnny Podres, L ERA: 3.79 (1, 1)	8.2	L 32	7	3	3	4	2	0	0	0	0	0	0	0	0	0	3.12	1.038		
Ed Roebuck, R ERA: 2.74 (9, 1)	0.0	2	1	0	0	0	0	1	0	0	0	0	0	4	9	∞	∞			



Batter	1	2	3	4	5	6	7	8	9	AB	R	H	RBI	BB	SO	LOB	TOP					
Jim Gilliam, S OBP: 0.388, SLG: 0.432	F8	F5		1B BB	CS	SH3-4 1B	FC6			4	1	1	0	1	0	1	Los Angeles Dodgers @ Chicago Cubs Wrigley Field, Chicago, IL Fri May 30 1958, 3:38 AM CDT Att: 37,799 - Unknown					
Gino Cimoli, R OBP: 0.307, SLG: 0.406	1B HR BB	5-3		1B		SH3-4		F9		3	1	1	0	1	0	0						
Carl Furillo, R OBP: 0.321, SLG: 0.480	1B HR	E4 3B		K		1-3		K		5	2	2	0	0	2	3						
Gil Hodges, R OBP: 0.351, SLG: 0.436	1B HR	S 1B		F3				1B		4	1	3	3	1	0	2						
Dick Gray, R OBP: 0.375, SLG: 0.570	1B 2B	F9		FC6-4 1B		F8		F9		5	1	2	1	0	0	4						
Charlie Neal, R OBP: 0.331, SLG: 0.446	1B BB		K	FC6-4 1B			SF9 3B	SH3-4 1B		4	1	2	0	1	1	2						
Don Zimmer, R OBP: 0.349, SLG: 0.412	F8		HR		CS 1B	F4		SH3-4		4	1	2	1	0	0	3						
Joe Pignatano, R OBP: 0.281, SLG: 0.185			5-3				SF9	F4		3	0	1	1	0	1	1						
Rube Walker, L OBP: 0.222, SLG: 0.256										0	0	0	1	0	0	0						
Pee Wee Reese, R OBP: 0.319, SLG: 0.410										1	0	0	0	0	0	1						
John Roseboro, L OBP: 0.356, SLG: 0.506	1B									0	0	0	0	0	0	0						
Don Newcombe, L OBP: 0.426, SLG: 0.250			3-1			F7		4-3		2	0	0	0	0	1	2						
Don Drysdale, R OBP: 0.291, SLG: 0.273										1	0	0	0	0	0	1						
Don Bessent, R OBP: 0.287, SLG: 0.273										0	0	0	0	0	0	0						
Duke Snider, L OBP: 0.315, SLG: 0.297										0	0	0	0	0	0	0						
Carl Erskine, R OBP: 0.295, SLG: 0.256										0	0	0	0	0	0	0						
Ed Roebuck, R OBP: 0.292, SLG: 0.200										0	0	0	0	0	0	0						
Randy Jackson, R OBP: 0.282, SLG: 0.210										1	0	0	0	0	0	0						
Sandy Koufax, R OBP: 0.100, SLG: 0.100										0	0	0	0	0	0	1						
Inning Stats	R: 4 E: 0 K: 1 S: 17	H: 4 LOB: 2 BB: 2 P: 31	R: 1 E: 1 K: 0 S: 15	H: 2 LOB: 1 BB: 0 P: 26	R: 1 E: 0 K: 1 S: 10	H: 1 LOB: 0 BB: 0 P: 14	R: 1 E: 0 K: 1 S: 12	H: 2 LOB: 2 BB: 1 P: 19	R: 0 E: 0 K: 1 S: 11	H: 1 LOB: 0 BB: 0 P: 18	R: 0 E: 0 K: 0 S: 9	H: 1 LOB: 2 BB: 1 P: 18	R: 1 E: 0 K: 0 S: 11	H: 1 LOB: 1 BB: 1 P: 18	R: 0 E: 0 K: 1 S: 7	H: 1 LOB: 1 BB: 0 P: 12	R: 0 E: 0 K: 0 S: 10	H: 1 LOB: 1 BB: 0 P: 18	1B: 8 2B: 2 3B: 2 HR: 2	SF: 1 SAC: 2 DP: 0 HBP: 0	WP: 0 PB: 0 SB: 1 CS: 1	PA: 46
PITCHER	IP WLS BF H R ER SO BB IBB HBP BLK WP HR S P ERA WHIP	IP WLS BF H R ER SO BB IBB HBP BLK WP HR S P ERA WHIP															IP WLS BF H R ER SO BB IBB HBP BLK WP HR S P ERA WHIP					
Taylor Phillips, L ERA: 3.14	3.0	18	7	6	6	2	2	0	0	0	0	0	0	0	0	2	42	71	18.00	3.000		
Dave Hillman, R ERA: 5.63	1.0	6	2	1	1	1	1	0	0	0	0	0	0	0	0	12	19	9.00	3.000			
Dolan Nichols, R ERA: 2.81	2.0	8	2	0	0	1	0	1	0	0	0	0	0	0	20	36	0.00	1.000				
Gene Fodge, R ERA: 3.41	2.1	11	3	1	1	1	1	0	0	0	0	0	0	23	38	3.86	1.714					
Ed Mayer, L ERA: 3.64	0.2	W	2	0	0	0	0	0	0	0	0	0	0	5	10	0.00	0.000					

Batter	1	2	3	4	5	6	7	8	9	AB	R	H	RBI	BB	SO	LOB	BOTTOM					
Bobby Adams, R OBP: 0.393, SLG: 0.500	K		K	F6		FC6-4 1B		BLK 1B		5	0	2	1	0	2	4	Los Angeles Dodgers @ Chicago Cubs Wrigley Field, Chicago, IL Fri May 30 1958, 3:38 AM CDT Att: 37,799 - Unknown					
Lee Walls, R OBP: 0.369, SLG: 0.576	4-3		1B 2B		K	FC6-4		K		5	0	1	1	0	2	2						
Alvin Dark, R OBP: 0.333, SLG: 0.368	F9		F9		F9		G3	6-3		5	0	0	0	0	0	3						
14 Ernie Banks, R OBP: 0.357, SLG: 0.605		K		HR	3-1		F9		2-2 HR 1B	5	2	2	1	0	1	0						
Walt Moryn, L OBP: 0.377, SLG: 0.572	F6			HR		F5		HR	1-H HR	5	3	3	4	0	0	0						
Chuck Tanner, L OBP: 0.355, SLG: 0.519	4-3			4-3		6-3		HR		4	1	1	1	0	0	0						
Sammy Taylor, L OBP: 0.370, SLG: 0.381			2B 1B	1B	1B		2B 1B	3B		4	2	4	0	0	0	0						
Tony Taylor, R OBP: 0.268, SLG: 0.193			K		1B		2B BB	6-3		3	1	1	0	1	1	2						
Taylor Phillips, L OBP: 0.100, SLG: 0.053										0	0	0	0	0	0	0						
Paul Smith, L OBP: 0.321, SLG: 0.174										0	0	0	0	0	0	0						
Dave Hillman, R OBP: 0.287, SLG: 0.444										0	0	0	0	0	0	0						
Jim Bolger, R OBP: 0.287, SLG: 0.444										0	0	0	0	0	0	0						
Dolan Nichols, R OBP: 0.287, SLG: 0.444										0	0	0	0	0	0	0						
Bobby Thomson, R OBP: 0.328, SLG: 0.462										1	1	2	0	0	0	0						
Gene Fodge, R OBP: 0.282, SLG: 0.210										1	0	0	0	0	0	0						
Ed Mayer, L ERA: 3.64										0	0	0	0	0	0	0						
Inning Stats	R: 0 E: 0 K: 1 S: 8	H: 0 LOB: 0 BB: 0 P: 11	R: 0 E: 0 K: 1 S: 7	H: 0 LOB: 0 BB: 0 P: 8	R: 1 E: 0 K: 2 S: 17	H: 2 LOB: 1 BB: 0 P: 24	R: 2 E: 0 K: 1 S: 13	H: 4 LOB: 2 BB: 0 P: 17	R: 0 E: 0 K: 1 S: 6	H: 0 LOB: 0 BB: 0 P: 8	R: 3 E: 0 K: 0 S: 17	H: 3 LOB: 1 BB: 1 P: 31	R: 2 E: 0 K: 0 S: 15	H: 3 LOB: 1 BB: 0 P: 25	R: 0 E: 0 K: 1 S: 9	H: 1 LOB: 1 BB: 0 P: 14	R: 2 E: 0 K: 0 S: 5	H: 2 LOB: 0 BB: 0 P: 8	1B: 7 2B: 2 3B: 1 HR: 5	SF: 0 SAC: 0 DP: 0 HBP: 0	WP: 0 PB: 0 SB: 0 CS: 0	PA: 41
PITCHER	IP WLS BF H R ER SO BB IBB HBP BLK WP HR S P ERA WHIP	IP WLS BF H R ER SO BB IBB HBP BLK WP HR S P ERA WHIP															IP WLS BF H R ER SO BB IBB HBP BLK WP HR S P ERA WHIP					
Don Newcombe, R ERA: 8.63	3.1	17	6	3	3	4	1	0	0	0	0	0	0	0	27	43	11.57	2.100				
Don Drysdale, R ERA: 6.65	2.1	11	3	3	3	2	1	0	0	0	0	0	0	24	39	9.00	2.000					
Don Bessent, R ERA: 2.89	0.1	1	0	0	0	0	0	0	0	0	0	0	0	1	3	0.00	0.000					
Ed Roebuck, R ERA: 3.24	2.0	10	4	2	2	1	0	0	0	1	0	2	24	39	9.00	2.000						
Sandy Koufax, L ERA: 3.41	0.0	L	2	2	2	0	0	0	0	0	0	1	5	8	∞	∞						




Batter	1	2	3	4	5	6	7	8	9	AB	R	H	RBI	BB	SO	LOB	TOP										
Jim Gilliam, S OBP: 0.389, SLG: 0.423 (1, 7)										3	0	0	0	2	1	0	Los Angeles Dodgers @ Chicago Cubs Wrigley Field, Chicago, IL Sun Jun 01 1958, 3:33 AM CDT Att: 3,674 - Unknown										
John Roseboro, L OBP: 0.357, SLG: 0.488 (1, 2)										2	0	0	0	1	0	2											
Elmer Valo, L OBP: 0.293, SLG: 0.324 (1, 9) Gino Cimoli, R OBP: 0.307, SLG: 0.406 (7, 8)										3	0	2	0	1	0	0											
Gil Hodges, R OBP: 0.339, SLG: 0.418 (1, 3)										4	0	0	0	0	1	6											
Dick Gray, R OBP: 0.361, SLG: 0.568 (1, 5)										4	0	0	0	0	2	4											
Carl Furillo, R OBP: 0.331, SLG: 0.481 (1, 8) (7, 9)										4	1	1	0	0	0	0											
Charlie Neal, R OBP: 0.331, SLG: 0.435 (1, 4)										4	0	0	0	0	0	1											
Don Zimmer, R OBP: 0.350, SLG: 0.429 (1, 6)										4	0	1	1	0	1	0											
Stan Williams, R (1, 1)										3	0	0	0	0	2	1											
Inning Stats	R: 0 H: 0 E: 0 K: 2 S: 10	H: 0 LOB: 2 BB: 2 P: 24	R: 0 H: 0 E: 1 K: 0 S: 5	H: 0 LOB: 1 BB: 0 P: 6	R: 0 H: 1 E: 0 K: 1 S: 11	H: 1 LOB: 2 BB: 1 P: 17	R: 1 H: 2 E: 0 K: 0 S: 12	H: 2 LOB: 2 BB: 1 P: 23	R: 0 H: 0 E: 0 K: 1 S: 7	H: 0 LOB: 0 BB: 0 P: 10	R: 0 H: 0 E: 1 K: 0 S: 12	H: 1 LOB: 2 BB: 0 P: 20	R: 0 H: 0 E: 0 K: 0 S: 6	H: 0 LOB: 0 BB: 0 P: 9	R: 0 H: 0 E: 0 K: 2 S: 7	H: 0 LOB: 0 BB: 0 P: 9		R: 0 H: 0 E: 0 K: 0 S: 7	H: 0 LOB: 0 BB: 0 P: 9	1B: 3 2B: 1 3B: 0 HR: 0	SF: 0 SAC: 2 DP: 0 HBP: 0	WP: 0 PA: 37 PB: 0 SB: 0 CS: 0					
PITCHER	IP	WLS	BF	H	R	ER	SO	BB	IBB	HBP	BLK	WP	HR	S	P	ERA	WHIP										
Dick Drott, R (1, 1) ERA: 4.83	8.0	L	34	4	1	1	5	4	0	0	0	0	0	70	116	1.12	1.000										
Hersh Freeman, R (9, 1) ERA: 5.66	1.0		3	0	0	0	2	0	0	0	0	0	0	7	9	0.00	0.000										


Batter	1	2	3	4	5	6	7	8	9	AB	R	H	RBI	BB	SO	LOB	BOTTOM										
Bobby Adams, R OBP: 0.351, SLG: 0.429 (1, 3)										4	0	0	0	0	0	1	Los Angeles Dodgers @ Chicago Cubs Wrigley Field, Chicago, IL Sun Jun 01 1958, 3:33 AM CDT Att: 3,674 - Unknown										
Lee Walls, R OBP: 0.358, SLG: 0.551 (1, 9)										3	0	0	0	0	0	1											
Alvin Dark, R OBP: 0.341, SLG: 0.373 (1, 5)										4	0	1	0	0	0	2											
14 Ernie Banks, R OBP: 0.357, SLG: 0.616 (1, 6)										3	0	0	0	0	1	1											
Walt Moryn, L OBP: 0.377, SLG: 0.558 (1, 7)										3	0	0	0	0	0	0											
Sammy Taylor, L OBP: 0.362, SLG: 0.369 (1, 2)										3	0	0	0	0	2	0											
Bobby Thomson, R OBP: 0.332, SLG: 0.410 (1, 8)										2	0	0	0	1	0	0											
Tony Taylor, R OBP: 0.258, SLG: 0.184 (1, 4) Paul Smith, L OBP: 0.345, SLG: 0.174 (8, PH) Johnny Goryl, R OBP: 0.327, SLG: 0.394 (9, 4)										2	0	0	0	0	0	1											
Dick Drott, R OBP: 0.381, SLG: 0.381 (1, 1) Chuck Tanner, L OBP: 0.333, SLG: 0.483 (8, PH) Hersh Freeman, R (9, 1)										2	0	1	0	0	0	0											
Inning Stats	R: 0 H: 1 E: 0 K: 0 S: 10	H: 0 LOB: 1 BB: 0 P: 17	R: 0 H: 0 E: 0 K: 0 S: 7	H: 0 LOB: 1 BB: 1 P: 13	R: 0 H: 1 E: 0 K: 0 S: 5	H: 1 LOB: 1 BB: 0 P: 7	R: 0 H: 0 E: 0 K: 1 S: 6	H: 0 LOB: 0 BB: 0 P: 10	R: 0 H: 0 E: 0 K: 1 S: 4	H: 0 LOB: 0 BB: 0 P: 8	R: 0 H: 0 E: 0 K: 0 S: 8	H: 0 LOB: 0 BB: 0 P: 12	R: 0 H: 0 E: 0 K: 2 S: 8	H: 0 LOB: 0 BB: 0 P: 14	R: 0 H: 0 E: 0 K: 0 S: 5	H: 0 LOB: 0 BB: 1 P: 11		R: 0 H: 0 E: 0 K: 0 S: 5	H: 0 LOB: 0 BB: 0 P: 6	1B: 2 2B: 0 3B: 0 HR: 0	SF: 0 SAC: 0 DP: 2 HBP: 1	WP: 0 PA: 30 PB: 0 SB: 0 CS: 0					
PITCHER	IP	WLS	BF	H	R	ER	SO	BB	IBB	HBP	BLK	WP	HR	S	P	ERA	WHIP										
Stan Williams, R (1, 1) ERA: 2.25	9.0	W	30	2	0	0	3	2	0	1	0	0	0	58	98	0.00	0.444										

AB	31
R	1
H	4
RBI	1
BB	4
SO	7
LOB	14

AB	27
R	0
H	2
RBI	0
BB	2
SO	3
LOB	7



Batter	1	2	3	4	5	6	7	8	9	AB	R	H	RBI	BB	SO	LOB	TOP			
Richie Ashburn, L OBP: 0.453, SLG: 0.478 (1, 8)	0-0 4-3		0-0 1B		0-0 L9		0-0 WP 1B		0-0 BB FC5-4 1B	5	1	3	0	0	0	0	Philadelphia Phillies @ Chicago Cubs Wrigley Field, Chicago, IL Tue Jun 03 1958, 3:33 AM CDT Att: 5,071 - Unknown 			
Chico Fernandez, R OBP: 0.288, SLG: 0.252 Solly Hemus, L OBP: 0.444, SLG: 0.486 (7, 4)	0-0 5-3		0-3 K		0-0 6-3		0-0 1-3		0-0 BB E 1B	4	0	0	0	0	1	3				
Willie Jones, R OBP: 0.402, SLG: 0.481 (1, 5)	0-0 1B		4-0 IBB		4-0 BB		0-0 F3		4-0 FC5-4 BB	2	0	1	0	3	0	1				
Chuck Essegian, R OBP: 0.331, SLG: 0.477 (1, 7)	0-0 F9		0-3 K		0-0 F7				0-0 E5 1B	5	2	0	1	0	1	6				
Stan Lopata, R OBP: 0.377, SLG: 0.398 (1, 2)		4-0 BB	0-3 K		0-0 6-3				4-0 1B BB	3	0	0	0	2	1	4				
Wally Post, R OBP: 0.347, SLG: 0.360 (1, 9)		0-3 K		0-0 6-3		0-0 L7			0-0 F8	5	0	1	1	0	1	3				
Harry Anderson, L OBP: 0.370, SLG: 0.433 (1, 3)		0-3 K		0-0 4-3		0-0 1B			0-3 K	5	0	1	0	0	3	4				
Ted Kazanski, R OBP: 0.301, SLG: 0.314 (7, 6)		0-0 4-3		4-0 BB		0-0 F4			0-0 1-3 2-H 1B	3	0	1	1	1	0	2				
Curt Simmons, L OBP: 0.231, SLG: 0.269 (3, 1) Johnny Gray, R OBP: 0.257, SLG: 0.304 (4, 1) Warren Hacker, R OBP: 0.324, SLG: 0.538 (7, 1) Seth Morehead, L OBP: 0.205, SLG: 0.259 (8, 1) Joe Lonnett, R OBP: 0.205, SLG: 0.259 (8, 1) Jim Hearn, R OBP: 0.205, SLG: 0.259 (8, 1)			0-0 1B		0-3 K		0-0 4-3		0-3 K	1	0	1	0	0	0	0				
Inning Stats	R: 0 E: 0 K: 0 S: 4	H: 1 LOB: 1 BB: 0 P: 4	R: 0 E: 0 K: 2 S: 7	H: 0 LOB: 1 BB: 1 P: 11	R: 0 E: 0 K: 3 S: 11	H: 2 LOB: 3 BB: 1 P: 15	R: 0 E: 0 K: 1 S: 5	H: 0 LOB: 1 BB: 1 P: 9	R: 0 E: 0 K: 0 S: 3	H: 1 LOB: 1 BB: 0 P: 4	R: 0 E: 0 K: 0 S: 4	H: 1 LOB: 1 BB: 0 P: 4	R: 1 E: 0 K: 2 S: 9	H: 1 LOB: 2 BB: 1 P: 13	R: 3 E: 1 K: 1 S: 8	H: 3 LOB: 1 BB: 1 P: 12		1B: 9 2B: 0 3B: 0 HR: 0	SF: 0 SAC: 0 DP: 0 HBP: 0	WP: 1 PB: 0 SB: 0 CS: 0
PITCHER Taylor Phillips, L ERA: 2.85 (1, 1)	IP: 9.0 WLS: W BF: 43 H: 9 R: 4 ER: 1 SO: 9 BB: 5 IBB: 1 HBP: 0 BLK: 0 WP: 1 HR: 0 S: 55 P: 79 ERA: 1.00 WHIP: 1.556															PITCHER				

Batter	1	2	3	4	5	6	7	8	9	AB	R	H	RBI	BB	SO	LOB	BOTTOM			
Johnny Goryl, R OBP: 0.329, SLG: 0.394 (6, 5)	0-0 BB 14 1B		0-0 1B		0-0 6-3		0-0 4-3		0-0 4-3	5	2	2	0	0	0	2	Philadelphia Phillies @ Chicago Cubs Wrigley Field, Chicago, IL Tue Jun 03 1958, 3:33 AM CDT Att: 5,071 - Unknown 			
Bobby Adams, R OBP: 0.357, SLG: 0.410 (6, 3)	4-0 1B BB		0-0 2B 1B		0-0 F8		0-0 F8		0-0 F9	4	1	1	0	1	0	0				
Lee Walls, R OBP: 0.364, SLG: 0.558 (1, 9)	0-0 F9		0-0 1B 2B		0-0 1-3		0-0 4-3 SF8 14 1B		0-0 14 HR 1B	5	3	3	1	0	0	2				
14 Ernie Banks, R OBP: 0.373, SLG: 0.640 (1, 6)	0-0 FC6-4 1B		4-0 1B IBB		0-0 E7 1B		0-0 HR 1B		0-0 HR 1B	4	3	4	3	1	0	0				
Walt Moryn, L OBP: 0.373, SLG: 0.548 (1, 7)	0-3 K		0-0 1B SF7 1B		0-3 K		0-0 4-3		0-0 F2	5	1	1	1	0	2	5				
Bobby Thomson, R OBP: 0.335, SLG: 0.409 (1, 8)	0-0 FC6-4		0-0 SH3-4 1B		0-0 6-3		4-0 HR IBB			3	1	1	2	1	0	2				
Dale Long, L OBP: 0.371, SLG: 0.439 Tony Taylor, R OBP: 0.256, SLG: 0.184 (6, 4)		0-3 K	0-0 SH3-4 BB		4-0 G4-6-3 BB		0-0 SF8			1	0	0	0	2	1	0				
Cal Neeman, R OBP: 0.282, SLG: 0.500 (1, 2)		0-0 4-3	0-0 SF7		0-0 G4-6-3		0-0 HR			3	1	1	4	0	0	1				
Taylor Phillips, L OBP: 0.087, SLG: 0.045 (1, 1)		0-3 K	0-0 SH3-4		0-0 6-3		0-3 K			3	0	0	0	0	2	0				
Inning Stats	R: 1 E: 0 K: 1 S: 7	H: 2 LOB: 2 BB: 1 P: 11	R: 0 E: 0 K: 2 S: 7	H: 0 LOB: 0 BB: 0 P: 7	R: 5 E: 0 K: 0 S: 8	H: 5 LOB: 2 BB: 2 P: 16	R: 0 E: 1 K: 1 S: 6	H: 1 LOB: 1 BB: 0 P: 6	R: 0 E: 0 K: 0 S: 2	H: 0 LOB: 0 BB: 1 P: 6	R: 0 E: 0 K: 0 S: 3	H: 0 LOB: 0 BB: 0 P: 3	R: 4 E: 0 K: 1 S: 8	H: 3 LOB: 0 BB: 1 P: 12	R: 2 E: 0 K: 0 S: 5	H: 2 LOB: 0 BB: 0 P: 5		1B: 10 2B: 1 3B: 0 HR: 2	SF: 2 SAC: 1 DP: 1 HBP: 0	WP: 0 PB: 0 SB: 0 CS: 0
PITCHER Curt Simmons, L ERA: 4.28 (1, 1) Johnny Gray, R ERA: 3.18 (3, 1) Warren Hacker, R ERA: 6.39 (4, 1) Seth Morehead, L ERA: 9.82 (7, 1) Jim Hearn, R ERA: 6.17 (8, 1)	IP: 2.0 WLS: L BF: 15 H: 7 R: 6 ER: 6 SO: 3 BB: 1 IBB: 0 HBP: 0 BLK: 0 WP: 0 HR: 0 S: 19 P: 27 ERA: 27.00 WHIP: 4.000															PITCHER				

Batter	1	2	3	4	5	6	7	8	9	AB	R	H	RBI	BB	SO	LOB	TOP					
Richie Ashburn, L OBP: 0.454, SLG: 0.472 Bob Bowman, R OBP: 0.342, SLG: 0.541	4-0 BB		FC6 FC4-6 1-2f			4-0 HR BB	0-3 K		0-0 FC3-6 1B	2	1	0	0	2	1	1	Philadelphia Phillies @ Chicago Cubs Wrigley Field, Chicago, IL Wed Jun 04 1958, 3:33 AM CDT Att: 5,289 - Unknown					
Solly Hemus, L OBP: 0.420, SLG: 0.524	0-0 F8		FC4-6 1-2f			0-0 HR	4-3		0-0 FC3-6 FC6 1-2f	5	1	1	2	0	0	3						
Harry Anderson, L OBP: 0.365, SLG: 0.425	0-0 F8		L6			0-0 HR	4-3		0-0 F7	5	1	1	0	0	0	3						
Rip Repuski, R OBP: 0.288, SLG: 0.558	0-0 6-3					0-0 2B 1B	0-0 HR		0-0 FC6 1-2f	5	1	2	2	0	0	2						
Willie Jones, R OBP: 0.396, SLG: 0.469		0-0 4-3				0-0 P5	5-3		0-0 2B 1B	4	1	1	0	0	0	1						
Stan Lopata, R OBP: 0.386, SLG: 0.417		0-0 FC6-4 1B				0-0 2B	1B		0-0 F8	4	0	3	0	0	0	1						
Wally Post, R OBP: 0.343, SLG: 0.366		0-0 P4				0-3 K	L7		0-0 1-H 2B	4	0	1	1	0	1	4						
Ted Kazanski, R OBP: 0.291, SLG: 0.302		0-0 FC6-4 1-2f				0-0 6-3			0-0 F8	4	0	0	0	0	0	4						
Robin Roberts, S ERA: 3.98			4-0 FC6 BB			0-3 K	6-3		0-3 K	0	0	0	0	0	0	0						
Inning Stats	R: 0 E: 0 K: 0 S: 3	H: 0 LOB: 1 BB: 1 P: 7	R: 0 E: 0 K: 0 S: 4	H: 1 LOB: 1 BB: 0 P: 4	R: 0 E: 0 K: 0 S: 3	H: 0 LOB: 1 BB: 1 P: 7	R: 0 E: 0 K: 1 S: 7	H: 2 LOB: 2 BB: 0 P: 7	R: 4 E: 0 K: 1 S: 9	H: 4 LOB: 1 BB: 1 P: 13	R: 0 E: 0 K: 1 S: 5	H: 0 LOB: 0 BB: 0 P: 5	R: 0 E: 0 K: 0 S: 3	H: 0 LOB: 0 BB: 0 P: 3	R: 1 E: 0 K: 1 S: 7	H: 2 LOB: 1 BB: 0 P: 7		R: 0 E: 0 K: 0 S: 4	H: 1 LOB: 1 BB: 0 P: 4	1B: 6 2B: 2 3B: 0 HR: 2	SF: 0 SAC: 0 DP: 0 HBP: 0	WP: 0 PB: 0 SB: 0 CS: 0
PITCHER Moe Drabowsky, R ERA: 3.98	IP: 9.0 WLS: W BF: 40 H: 10 R: 5 ER: 5 SO: 4 BB: 3 IBB: 0 HBP: 0 BLK: 0 WP: 0 HR: 2 S: 45 P: 57 ERA: 5.00 WHIP: 1.444															PITCHER						

AB 37
R 5
H 10
RBI 5
BB 3
SO 4
LOB 20



Batter	1	2	3	4	5	6	7	8	9	AB	R	H	RBI	BB	SO	LOB	BOTTOM			
Johnny Goryl, R OBP: 0.317, SLG: 0.378	0-0 G3	0-0 G4-3 1-2f	0-0 F9			0-0 6-3	0-0 F3		0-0 6-3	6	0	0	0	0	0	5	Philadelphia Phillies @ Chicago Cubs Wrigley Field, Chicago, IL Wed Jun 04 1958, 3:33 AM CDT Att: 5,289 - Unknown			
Bobby Adams, R OBP: 0.354, SLG: 0.400 Tony Taylor, R OBP: 0.256, SLG: 0.184	0-0 4-3		0-0 14 HR 1B	0-3 K	0-0 5-3	0-0 1-2 1B		0-0 L9	6	1	2	0	0	1	0	0				
Lee Walls, R OBP: 0.367, SLG: 0.582	0-0 HR		0-0 6-3 1-2	0-0 6-3	0-0 14 E 3B	0-0 P5		0-0 14 HR 1B	6	3	3	1	0	0	3					
14 Ernie Banks, R OBP: 0.381, SLG: 0.670	0-0 2B 1B		0-0 2H HR	1-0 1B HBP	0-0 1B 1B	0-0 E6 1B 1B	0-0 P5	0-0 1-H HR	5	4	3	4	0	0	0					
Walt Moryn, L OBP: 0.386, SLG: 0.556	0-0 1-3 2B		0-0 E4 2B 1B	4-0 1B 2B BB	0-0 1B 1B	0-0 1B 1B	4-0 5-3 BB	4-0 BB	3	2	2	0	3	0	0					
Dale Long, L OBP: 0.381, SLG: 0.444	0-0 F8		0-0 2B 1B	0-0 2B 1B	0-0 1-3 2H 1B	0-0 1-2 2H 1B	4-0 5-3 BB	0-0 P5	5	1	3	2	1	0	3					
Sammy Taylor, L OBP: 0.364, SLG: 0.389		0-0 F7	0-0 FC6-4 1-H 2H 2B	0-0 1-3 3H 2B	0-0 6-3		0-0 5-3		5	0	2	3	0	0	4					
Bobby Thomson, R OBP: 0.347, SLG: 0.410		0-0 1B 1B	0-0 FC6-4 1B IBB	4-0 1B IBB		0-0 L7	4-0 IBB		2	0	1	0	3	0	0					
Moe Drabowsky, R OBP: 0.222, SLG: 0.222		0-0 G4-3 1B	0-0 FC6-4 1-2f	0-0 F7		0-0 1B	0-0 F8		5	0	2	0	0	0	8					
Inning Stats	R: 1 E: 0 K: 0 S: 6	H: 3 LOB: 2 BB: 0 P: 6	R: 0 E: 0 K: 0 S: 4	H: 2 LOB: 1 BB: 0 P: 4	R: 4 E: 1 K: 0 S: 8	H: 4 LOB: 2 BB: 1 P: 12	R: 2 E: 0 K: 1 S: 7	H: 2 LOB: 3 BB: 2 P: 16	R: 2 E: 1 K: 0 S: 7	H: 3 LOB: 2 BB: 0 P: 7	R: 0 E: 0 K: 0 S: 5	H: 2 LOB: 0 BB: 0 P: 5	R: 0 E: 0 K: 0 S: 3	H: 0 LOB: 3 BB: 3 P: 15	R: 2 E: 0 K: 0 S: 5	H: 2 LOB: 1 BB: 1 P: 9		1B: 11 2B: 3 3B: 1 HR: 3	SF: 0 SAC: 0 DP: 1 HBP: 1	WP: 0 PB: 0 SB: 0 CS: 0
PITCHER Robin Roberts, R ERA: 3.28 Jack Meyer, R ERA: 3.52 Warren Hacker, R ERA: 6.08 Jim Hearn, R ERA: 6.0 Johnny Gray, R ERA: 2.7	IP: 2.1 WLS: L BF: 16 H: 9 R: 5 ER: 4 SO: 4 BB: 1 IBB: 0 HBP: 0 BLK: 0 WP: 0 HR: 2 S: 16 P: 16 ERA: 15.43 WHIP: 3.857															PITCHER Bob Miller, R ERA: 12.71				

AB 43
R 11
H 18
RBI 10
BB 7
SO 1
LOB 23



Batter	1	2	3	4	5	6	7	8	9	AB	R	H	RBI	BB	SO	LOB	TOP								
Richie Ashburn, L OBP: 0.453, SLG: 0.470 (1, 8)	6-3	F7						3-1		5	1	2	0	0	0	2									
Solly Hemus, L OBP: 0.436, SLG: 0.556 (1, 4)	1-3 BB								K	3	1	1	0	1	1	1									
Harry Anderson, L OBP: 0.360, SLG: 0.424 (1, 3)	1-3								K	5	2	1	3	0	1	2									
Rip Repuski, R OBP: 0.284, SLG: 0.541 Bob Bowman, R OBP: 0.342, SLG: 0.541 (9, 7)	K								L8	5	0	1	0	0	1	3									
Stan Lopata, R OBP: 0.389, SLG: 0.443 (1, 2)										4	2	2	2	0	0	2									
Willie Jones, R OBP: 0.400, SLG: 0.471 (1, 5)										4	0	2	0	0	1	0									
Wally Post, R OBP: 0.349, SLG: 0.371 (1, 9)										4	0	2	1	0	1	0									
Ted Kazanski, R OBP: 0.281, SLG: 0.291 (1, 6)										4	0	0	0	0	2	4									
Jack Sanford, R OBP: 0.240, SLG: 0.217 Ray Semproch, R OBP: 0.350, SLG: 0.100 Dave Philley, S OBP: 0.263, SLG: 0.300 Turk Farrell, R OBP: 0.300, SLG: 0.222 (7, 1)	L8									2	0	0	0	0	0	2									
Inning Stats	R: 0 E: 0 K: 1 S: 5	H: 0 LOB: 1 BB: 1 P: 9	R: 1 E: 0 K: 1 S: 8	H: 3 LOB: 2 BB: 0 P: 8	R: 0 E: 0 K: 0 S: 4	H: 1 LOB: 1 BB: 0 P: 4	R: 0 E: 0 K: 1 S: 5	H: 0 LOB: 0 BB: 0 P: 5	R: 0 E: 0 K: 0 S: 3	H: 1 LOB: 0 BB: 0 P: 3	R: 1 E: 0 K: 0 S: 6	H: 3 LOB: 2 BB: 0 P: 6	R: 5 E: 0 K: 1 S: 8	H: 3 LOB: 0 BB: 1 P: 13	R: 0 E: 0 K: 1 S: 5	H: 0 LOB: 0 BB: 0 P: 5	R: 0 E: 0 K: 2 S: 7	H: 0 LOB: 0 BB: 0 P: 7	1B: 8 2B: 1 3B: 1 HR: 1	SF: 0 SAC: 0 DP: 1 HBP: 1	WP: 0 PB: 0 SB: 1 CS: 1	PA: 40			
PITCHER	IP	WLS	BF	H	R	ER	SO	BB	IBB	HBP	BLK	WP	HR	S	P	ERA	WHIP								
Glen Hobbie, R ERA: 4.71 (1, 1)	6.0		28	9	4	3	3	2	0	0	0	0	0	32	40	4.50	1.833								
Ed Mayer, L ERA: 3.8 (7, 1)	0.0	2	1	1	1	0	0	0	0	1	0	0	0	1	2	∞	∞								
Don Elston, R ERA: 2.28 (7, 1)	3.0	L	10	1	2	2	4	0	0	0	0	0	1	18	18	6.00	0.333								

Philadelphia Phillies @ Chicago Cubs
Wrigley Field, Chicago, IL
Thu Jun 05 1958, 3:33 AM CDT
Att: 3,046 - Unknown

AB	37
R	7
H	11
RBI	6
BB	2
SO	7
LOB	16



Batter	1	2	3	4	5	6	7	8	9	AB	R	H	RBI	BB	SO	LOB	BOTTOM								
Bobby Adams, R OBP: 0.365, SLG: 0.429 (1, 4)	G4-3 1B								SH3-4	4	1	2	0	0	1	1									
Alvin Dark, R OBP: 0.326, SLG: 0.362 (1, 5)	G4-3 1-2								K	4	0	0	1	0	1	4									
Lee Walls, R OBP: 0.368, SLG: 0.573 (1, 9)	G3									3	1	0	0	2	0	0									
14 Ernie Banks, R OBP: 0.377, SLG: 0.658 (1, 6)									P3	5	1	1	1	0	2	2									
Walt Moryn, L OBP: 0.383, SLG: 0.549 (1, 7)										4	1	1	0	0	1	0									
Dale Long, L OBP: 0.389, SLG: 0.449 (1, 3)										3	1	2	1	1	1	0									
Sammy Taylor, L OBP: 0.350, SLG: 0.402 (1, 2)										4	0	1	2	0	3	3									
Bobby Thomson, R OBP: 0.345, SLG: 0.403 (1, 8)										3	0	0	0	1	1	1									
Glen Hobbie, R OBP: 0.217, SLG: 0.190 Ed Mayer, L OBP: 0.200, SLG: 0.200 Don Elston, R OBP: 0.167, SLG: 0.167 Chuck Tanner, L OBP: 0.353, SLG: 0.500 Tony Taylor, R OBP: 0.256, SLG: 0.184 (9, PH)										3	1	2	0	0	1	3									
Inning Stats	R: 0 E: 0 K: 0 S: 3	H: 1 LOB: 0 BB: 0 P: 3	R: 0 E: 0 K: 3 S: 11	H: 1 LOB: 3 BB: 1 P: 15	R: 0 E: 0 K: 0 S: 3	H: 0 LOB: 0 BB: 0 P: 3	R: 0 E: 0 K: 2 S: 7	H: 0 LOB: 1 BB: 1 P: 11	R: 6 E: 0 K: 0 S: 9	H: 6 LOB: 1 BB: 1 P: 13	R: 0 E: 0 K: 1 S: 5	H: 1 LOB: 0 BB: 0 P: 5	R: 0 E: 0 K: 1 S: 5	H: 0 LOB: 0 BB: 0 P: 5	R: 0 E: 0 K: 3 S: 9	H: 0 LOB: 0 BB: 0 P: 9	R: 0 E: 0 K: 1 S: 6	H: 1 LOB: 2 BB: 1 P: 10	1B: 8 2B: 1 3B: 1 HR: 0	SF: 1 SAC: 1 DP: 2 HBP: 0	WP: 1 PB: 1 SB: 2 CS: 0	PA: 40			
PITCHER	IP	WLS	BF	H	R	ER	SO	BB	IBB	HBP	BLK	WP	HR	S	P	ERA	WHIP								
Jack Sanford, R ERA: 4.5 (1, 1)	4.2		24	7	0	6	5	2	1	0	0	0	0	31	43	11.57	1.929								
Ray Semproch, R ERA: 4.04 (5, 1)	1.1	W	5	2	0	0	1	0	0	0	0	0	0	7	7	0.00	1.500								
Turk Farrell, R ERA: 1.38 (7, 1)	3.0	S	11	1	0	0	5	1	0	0	0	0	0	20	24	0.00	0.667								

Philadelphia Phillies @ Chicago Cubs
Wrigley Field, Chicago, IL
Thu Jun 05 1958, 3:33 AM CDT
Att: 3,046 - Unknown

AB	34
R	6
H	10
RBI	5
BB	4
SO	11
LOB	14



Batter	1	2	3	4	5	6	7	8	9	AB	R	H	RBI	BB	SO	LOB	TOP			
Bill Virdon, L OBP: 0.342, SLG: 0.374 (1, 8)	0-0 8-4 2B		0-0 F8			0-3 K		0-0 1B		4	0	2	0	0	1	0	Pittsburgh Pirates @ Chicago Cubs Wrigley Field, Chicago, IL Fri Jun 06 1958, 3:33 AM CDT Att: 4,567 - Unknown			
Bob Skinner, L OBP: 0.405, SLG: 0.463 (1, 7)	4-0 2B BB		0-3 K			0-0 1B		0-0 F8		3	1	1	0	1	1	1				
Dick Groat, R OBP: 0.346, SLG: 0.445 (1, 6)	0-0 8-4 2-3F		0-3 K			0-0 F9			0-0 6-3	4	0	0	0	0	1	3				
Ted Kluszewski, L OBP: 0.340, SLG: 0.395 (1, 3)	0-0 1-H 2B				0-0 F8			0-0 F7		4	0	1	1	0	0	1				
Frank Thomas, R OBP: 0.346, SLG: 0.628 (1, 5)	0-3 K				0-3 K				0-3 K	4	0	0	0	0	3	1				
Roberto Clemente, R OBP: 0.333, SLG: 0.387 (1, 9)		4-0 S BB			0-3 K			4-0 G6-4-3 BB		1	0	0	0	2	1	0				
Bill Mazerowski, R OBP: 0.341, SLG: 0.486 (1, 4)					0-0 F8			0-0 G6-4-3 1-2F		3	0	0	0	0	0	2				
Hank Foiles, R OBP: 0.322, SLG: 0.283 (8, PH)						0-3 K2-3				2	0	0	0	0	1	1				
Roman Mejias, R OBP: 0.273, SLG: 0.512 (8, PH)										1	0	0	0	0	1	0				
Bob Smith, R OBP: 0.143, SLG: 0.167 (8, 1)										0	0	0	0	0	0	0				
Vern Law, R OBP: 0.320, SLG: 0.524 Bob Porterfield, R (4, 1)										1	0	0	0	0	0	1				
Danny Kravitz, L OBP: 0.353, SLG: 0.362 (8, 2)										1	0	0	0	0	1	0				
										1	0	0	0	0	0	0				
Inning Stats	R: 1 E: 0 K: 1 S: 6	H: 2 LOB: 1 BB: 1 P: 10	R: 0 E: 0 K: 0 S: 3	H: 0 LOB: 1 BB: 1 P: 7	R: 0 E: 0 K: 2 S: 7	H: 0 LOB: 0 BB: 0 P: 7	R: 0 E: 0 K: 2 S: 7	H: 0 LOB: 0 BB: 0 P: 7	R: 0 E: 0 K: 1 S: 6	H: 1 LOB: 1 BB: 0 P: 6	R: 0 E: 0 K: 0 S: 2	H: 0 LOB: 0 BB: 1 P: 6	R: 0 E: 0 K: 1 S: 6	H: 1 LOB: 1 BB: 0 P: 6	R: 0 E: 0 K: 1 S: 5	H: 0 LOB: 0 BB: 0 P: 5	1B: 2 2B: 3 3B: 0 HR: 0	SF: 0 SAC: 0 DP: 2 HBP: 0	WP: 0 PB: 0 SB: 1 CS: 0	PA: 32
PITCHER Dick Drott, R ERA: 4.35 (1, 1)	IP: 9.0 WLS: W BF: 32 H: 4 R: 1 ER: 1 SO: 10 BB: 3 IBB: 0 HBP: 0 BLK: 0 WP: 0 HR: 0 S: 49 P: 61 ERA: 1.00 WHIP: 0.778															PITCHER				

AB	29
R	1
H	4
RBI	1
BB	3
SO	10
LOB	10



Batter	1	2	3	4	5	6	7	8	9	AB	R	H	RBI	BB	SO	LOB	BOTTOM			
Bobby Adams, R OBP: 0.357, SLG: 0.453 Tony Taylor, R OBP: 0.256, SLG: 0.184 (1, 4)	0-0 6-3 3B		0-3 K		0-0 F9					4	1	1	1	0	1	1	Pittsburgh Pirates @ Chicago Cubs Wrigley Field, Chicago, IL Fri Jun 06 1958, 3:33 AM CDT Att: 4,567 - Unknown			
Alvin Dark, R OBP: 0.319, SLG: 0.351 (1, 5)	0-0 6-3		0-0 G3		0-0 5-3					4	0	0	1	0	1	1				
Lee Walls, R OBP: 0.366, SLG: 0.567 (1, 9)	0-3 K									4	0	1	0	0	1	0				
14 Ernie Banks, R OBP: 0.379, SLG: 0.670 (1, 6)	0-0 2B		0-3 K							4	1	2	0	0	2	1				
Walt Moryn, L OBP: 0.381, SLG: 0.543 (1, 7)	0-3 K2-3									4	1	1	0	0	2	2				
Dale Long, L OBP: 0.386, SLG: 0.444 (1, 3)										4	1	1	1	0	0	0				
Sammy Taylor, L OBP: 0.364, SLG: 0.405 (1, 2)										4	2	2	1	0	1	1				
Bobby Thomson, R OBP: 0.350, SLG: 0.407 (1, 8)										1	0	1	2	1	0	0				
Dick Drott, R OBP: 0.333, SLG: 0.333 (1, 1)										3	0	0	0	0	1	3				
Inning Stats	R: 1 E: 0 K: 2 S: 9	H: 2 LOB: 0 BB: 0 P: 9	R: 1 E: 0 K: 0 S: 4	H: 1 LOB: 0 BB: 0 P: 4	R: 0 E: 0 K: 2 S: 8	H: 1 LOB: 1 BB: 0 P: 8	R: 3 E: 0 K: 1 S: 9	H: 4 LOB: 1 BB: 0 P: 9	R: 0 E: 0 K: 2 S: 7	H: 0 LOB: 0 BB: 0 P: 7	R: 0 E: 0 K: 1 S: 5	H: 0 LOB: 1 BB: 1 P: 9	R: 0 E: 0 K: 1 S: 5	H: 0 LOB: 0 BB: 0 P: 5	R: 1 E: 0 K: 0 S: 4	H: 1 LOB: 0 BB: 0 P: 4	1B: 6 2B: 1 3B: 2 HR: 0	SF: 1 SAC: 0 DP: 1 HBP: 0	WP: 0 PB: 0 SB: 1 CS: 0	PA: 34
PITCHER Vern Law, R ERA: 5.19 Bob Porterfield, R ERA: 4.83 Bob Smith, L ERA: 4.81 (1, 1)	IP: 3.0 WLS: L BF: 17 H: 8 R: 5 ER: 4 SO: 4 BB: 0 IBB: 0 HBP: 0 BLK: 0 WP: 0 HR: 0 S: 25 P: 25 ERA: 12.00 WHIP: 2.667															PITCHER				

AB	32
R	6
H	9
RBI	6
BB	1
SO	9
LOB	9



Batter	1	2	3	4	5	6	7	8	9	AB	R	H	RBI	BB	SO	LOB	TOP			
Bill Virdon, L OBP: 0.332, SLG: 0.377 (1, 8)										4	0	0	0	0	0	0				
Bob Skinner, L OBP: 0.393, SLG: 0.452 (1, 7)										4	0	0	0	0	1	1				
Dick Groat, R OBP: 0.338, SLG: 0.433 (1, 6)										3	0	0	0	0	0	0				
Ted Kluszewski, L OBP: 0.343, SLG: 0.392 (1, 3)										3	0	1	0	0	0	0				
Frank Thomas, R OBP: 0.357, SLG: 0.655 (1, 5)										2	0	0	0	1	1	0				
Roberto Clemente, R OBP: 0.330, SLG: 0.381 (1, 9)										3	0	0	0	0	0	2				
Bill Mazerowski, R OBP: 0.326, SLG: 0.464 (1, 4)										3	0	0	0	0	0	2				
Hank Foiles, R OBP: 0.315, SLG: 0.269 (1, 2)										3	0	0	0	0	1	0				
Ron Kline, R OBP: 0.133, SLG: 0.074 (1, 1)										2	0	0	0	0	2	0				
Bob Smith, R OBP: 0.143, SLG: 0.167 (8, 1)										0	0	0	0	0	0	0				
John Powers, L OBP: 0.333, SLG: 0.276 (9, PH)										1	0	0	0	0	0	0				
Inning Stats	R: 0 E: 0 K: 0 S: 3	H: 0 LOB: 0 BB: 0 P: 3	R: 0 E: 0 K: 0 S: 3	H: 1 LOB: 1 BB: 1 P: 7	R: 0 E: 0 K: 1 S: 5	H: 0 LOB: 0 BB: 0 P: 5	R: 0 E: 0 K: 0 S: 3	H: 0 LOB: 0 BB: 0 P: 3	R: 0 E: 1 K: 1 S: 6	H: 0 LOB: 1 BB: 0 P: 6	R: 0 E: 0 K: 1 S: 5	H: 0 LOB: 0 BB: 0 P: 5	R: 0 E: 0 K: 1 S: 5	H: 0 LOB: 0 BB: 0 P: 5	R: 0 E: 0 K: 1 S: 5	H: 0 LOB: 0 BB: 0 P: 5	1B: 1 2B: 0 3B: 0 HR: 0	SF: 0 SAC: 0 DP: 2 HBP: 0	WP: 0 PB: 0 SB: 0 CS: 0	PA: 29
PITCHER Moe Drabowsky, R ERA: 3.39 (1, 1)	IP: 9.0 WLS: W BF: 29 H: 1 R: 0 ER: 0 SO: 5 BB: 1 IBB: 0 HBP: 0 BLK: 0 WP: 0 HR: 0 S: 38 P: 42 ERA: 0.00 WHIP: 0.222															PITCHER				

Pittsburgh Pirates @ Chicago Cubs
Wrigley Field, Chicago, IL
Sun Jun 08 1958, 3:33 AM CDT
Att: 15,670 - Unknown

AB	28
R	0
H	1
RBI	0
BB	1
SO	5
LOB	5



Batter	1	2	3	4	5	6	7	8	9	AB	R	H	RBI	BB	SO	LOB	BOTTOM			
Bobby Adams, R OBP: 0.354, SLG: 0.484 (1, 4)										4	0	1	0	0	1	2				
Alvin Dark, R OBP: 0.313, SLG: 0.338 (1, 5)										3	0	0	0	1	1	1				
Lee Walls, R OBP: 0.361, SLG: 0.548 (1, 9)										3	0	0	0	1	1	1				
14 Ernie Banks, R OBP: 0.381, SLG: 0.671 (1, 6)										3	2	1	1	1	0	3				
Walt Moryn, L OBP: 0.388, SLG: 0.554 (1, 7)										4	1	3	2	0	0	2				
Dale Long, L OBP: 0.383, SLG: 0.469 (1, 3)										4	1	1	0	0	1	4				
Sammy Taylor, L OBP: 0.363, SLG: 0.410 (1, 2)										4	0	0	0	0	1	1				
Bobby Thomson, R OBP: 0.354, SLG: 0.426 (1, 8)										3	0	1	0	0	2	0				
Moe Drabowsky, R OBP: 0.227, SLG: 0.227 (1, 1)										4	0	1	0	0	0	3				
Inning Stats	R: 0 E: 0 K: 1 S: 6	H: 1 LOB: 1 BB: 0 P: 6	R: 0 E: 0 K: 2 S: 7	H: 1 LOB: 0 BB: 0 P: 7	R: 0 E: 0 K: 1 S: 5	H: 0 LOB: 0 BB: 0 P: 5	R: 1 E: 0 K: 0 S: 5	H: 2 LOB: 1 BB: 0 P: 5	R: 0 E: 0 K: 0 S: 4	H: 1 LOB: 1 BB: 0 P: 4	R: 0 E: 0 K: 0 S: 3	H: 0 LOB: 2 BB: 2 P: 11	R: 0 E: 0 K: 2 S: 8	H: 1 LOB: 1 BB: 0 P: 8	R: 3 E: 1 K: 1 S: 8	H: 2 LOB: 2 BB: 1 P: 13	1B: 3 2B: 3 3B: 1 HR: 2	SF: 0 SAC: 0 DP: 1 HBP: 1	WP: 1 PB: 0 SB: 0 CS: 0	PA: 36
PITCHER Ron Kline, R ERA: 3.66 (1, 1)	IP: 7.2 WLS: L BF: 33 H: 8 R: 4 ER: 3 SO: 7 BB: 3 IBB: 0 HBP: 0 BLK: 0 WP: 0 HR: 2 S: 44 P: 56 ERA: 3.52 WHIP: 1.435															PITCHER				
Bob Smith, L ERA: 4.65 (8, 1)	0.1 L BF: 3 H: 0 R: 0 ER: 0 SO: 0 BB: 0 IBB: 0 HBP: 1 BLK: 0 WP: 1 HR: 0 S: 2 P: 3 ERA: 0.00 WHIP: 0.000															PITCHER				

Pittsburgh Pirates @ Chicago Cubs
Wrigley Field, Chicago, IL
Sun Jun 08 1958, 3:33 AM CDT
Att: 15,670 - Unknown

AB	32
R	4
H	8
RBI	3
BB	3
SO	7
LOB	17



Batter	1	2	3	4	5	6	7	8	9	AB	R	H	RBI	BB	SO	LOB	TOP					
Felix Mantilla, R (1,4) OBP: 0.326, SLG: 0.429 Bob Trowbridge, R (8,1) OBP: 0.333, SLG: 0.333	F7		6-3	6-3		4-3		K		5	1	1	0	0	1	2	Milwaukee Braves @ Chicago Cubs Wrigley Field, Chicago, IL Tue Jun 10 1958, 3:33 AM CDT Att: 9,287 - Unknown					
Bill Bruton, L (1,8) OBP: 0.287, SLG: 0.302	1-3		1B	K		4-1		5-3		5	1	1	0	0	1	2						
Eddie Mathews, L (1,5) OBP: 0.376, SLG: 0.517	F5		HR	1B						5	1	4	2	0	0	0						
Hank Aaron, R (1,9) OBP: 0.321, SLG: 0.480		G3	HR	6-3						5	2	2	3	0	0	3						
Frank Torre, L (1,3) OBP: 0.397, SLG: 0.447	G3		SH1-3							4	0	2	0	1	0	1						
Johnny Logan, R (1,6) OBP: 0.316, SLG: 0.392	SF8		SH1-3							2	0	0	1	0	2	3						
Harry Hanebrink, L (1,7) OBP: 0.262, SLG: 0.316	1B		F8							4	0	1	0	0	0	4						
Del Crandall, R (1,2) OBP: 0.345, SLG: 0.544	1B		F5							4	0	1	0	0	0	2						
Warren Spahn, L (1,1) OBP: 0.417, SLG: 0.500 Mel Roach, R (8,PH) OBP: 0.444, SLG: 0.560	F8			1B		4-3				3	1	1	0	0	0	2						
Inning Stats	R: 0 E: 0 K: 0 S: 3	H: 0 LOB: 0 BB: 0 P: 3	R: 1 E: 0 K: 0 S: 6	H: 3 LOB: 2 BB: 0 P: 6	R: 4 E: 0 K: 0 S: 7	H: 4 LOB: 1 BB: 1 P: 11	R: 1 E: 0 K: 1 S: 7	H: 2 LOB: 1 BB: 0 P: 7	R: 0 E: 0 K: 0 S: 6	H: 1 LOB: 1 BB: 0 P: 6	R: 0 E: 0 K: 0 S: 3	H: 0 LOB: 0 BB: 0 P: 3	R: 0 E: 0 K: 1 S: 7	H: 2 LOB: 2 BB: 0 P: 7	R: 0 E: 0 K: 1 S: 5	H: 0 LOB: 1 BB: 1 P: 9		R: 0 E: 0 K: 0 S: 3	H: 1 LOB: 0 BB: 0 P: 3	1B: 10 2B: 2 3B: 0 HR: 1	SF: 1 SAC: 1 DP: 1 HBP: 0	WP: 0 PB: 0 SB: 0 CS: 0
PITCHER	IP	WLS	BF	H	R	ER	SO	BB	IBB	HBP	BLK	WP	HR	S	P	ERA	WHIP					
Dick Drott, R (1,1) ERA: 4.84 Glen Hobbie, R (3,1) ERA: 4.39	2.0	L	13	7	5	5	0	0	0	0	0	0	1	13	13	22.50	3.500					
	7.0	W	28	6	1	1	4	2	0	0	0	0	0	34	42	1.29	1.143					

AB 37
R 6
H 13
RBI 6
BB 2
SO 4
LOB 19




Batter	1	2	3	4	5	6	7	8	9	AB	R	H	RBI	BB	SO	LOB	BOTTOM					
Bobby Adams, R (1,4) OBP: 0.333, SLG: 0.455 Tony Taylor, R (7,4) OBP: 0.255, SLG: 0.183	F9		6-3	FC4-6		F9		6-3		4	0	0	0	0	0	1	Milwaukee Braves @ Chicago Cubs Wrigley Field, Chicago, IL Tue Jun 10 1958, 3:33 AM CDT Att: 9,287 - Unknown					
Alvin Dark, R (1,5) OBP: 0.323, SLG: 0.342	6-3		1B	F9						4	1	2	0	1	0	1						
Lee Walls, R (1,9) OBP: 0.361, SLG: 0.549			14 HR	1B						5	2	2	0	0	0	4						
14 Ernie Banks, R (1,6) OBP: 0.379, SLG: 0.678	F5		HR							4	1	1	3	0	0	2						
Bobby Thomson, R (1,8) OBP: 0.356, SLG: 0.459			F9							4	2	2	3	0	0	0						
Walt Moryn, L (1,7) OBP: 0.381, SLG: 0.543	K		1-3							4	0	0	0	0	1	0						
Dale Long, L (1,3) OBP: 0.391, SLG: 0.491	6-3			HR						3	2	2	1	1	0	0						
Cal Neeman, R (1,2) OBP: 0.340, SLG: 0.561				4-3						3	1	2	2	1	0	0						
Dick Drott, R (1,1) OBP: 0.320, SLG: 0.320 Glen Hobbie, R (3,1) OBP: 0.231, SLG: 0.208	5-3			FC4-6						1	0	0	0	0	0	1						
Inning Stats	R: 0 E: 0 K: 0 S: 4	H: 1 LOB: 1 BB: 0 P: 4	R: 1 E: 0 K: 1 S: 6	H: 1 LOB: 1 BB: 1 P: 10	R: 3 E: 0 K: 0 S: 6	H: 3 LOB: 0 BB: 0 P: 6	R: 1 E: 0 K: 0 S: 5	H: 2 LOB: 1 BB: 0 P: 5	R: 0 E: 0 K: 0 S: 3	H: 0 LOB: 0 BB: 0 P: 3	R: 2 E: 0 K: 0 S: 4	H: 1 LOB: 1 BB: 1 P: 8	R: 2 E: 0 K: 0 S: 5	H: 2 LOB: 0 BB: 0 P: 5	R: 0 E: 0 K: 1 S: 7	H: 2 LOB: 3 BB: 1 P: 11		R: 0 E: 0 K: 0 S: 3	H: 0 LOB: 0 BB: 0 P: 3	1B: 6 2B: 1 3B: 0 HR: 5	SF: 0 SAC: 0 DP: 0 HBP: 0	WP: 0 PB: 0 SB: 0 CS: 0
PITCHER	IP	WLS	BF	H	R	ER	SO	BB	IBB	HBP	BLK	WP	HR	S	P	ERA	WHIP					
Warren Spahn, L (1,1) ERA: 3.13 Bob Trowbridge, R (8,1) ERA: 3.04	7.0	L	33	10	9	9	1	2	0	0	0	0	5	33	41	11.57	1.714					
	1.0		6	2	0	0	1	1	0	0	0	0	0	7	11	0.00	3.000					



Batter	1	2	3	4	5	6	7	8	9	AB	R	H	RBI	BB	SO	LOB	TOP								
Johnny Temple, R OBP: 0.390, SLG: 0.402 (1, 4) (2, 3) (2, 4)										4	1	1	0	1	0	2	<p>Cincinnati Redlegs @ Chicago Cubs Wrigley Field, Chicago, IL Sat Jun 14 1958, 3:33 AM CDT Att: 16,203 - Unknown</p>								
Jerry Lynch, L OBP: 0.277, SLG: 0.432 Eddie Miksis, R OBP: 0.308, SLG: 0.250 (1, 9) (7, PH) (7, 9)										3	0	0	0	0	1	3									
Smoky Burgess, L OBP: 0.361, SLG: 0.444 (9, PH)										1	0	0	0	0	0	1									
Frank Robinson, R OBP: 0.342, SLG: 0.420 (1, 7)										2	1	1	0	2	0	1									
George Crowe, L OBP: 0.386, SLG: 0.491 (1, 3) (2, 4) (2, 3)										4	0	0	0	0	3	7									
Don Hoak, R OBP: 0.374, SLG: 0.456 (1, 5)										4	0	1	2	0	0	2									
Ed Bailey, L OBP: 0.308, SLG: 0.374 (1, 2)										3	0	1	1	1	1	0									
Gus Bell, L OBP: 0.283, SLG: 0.346 (1, 8)										4	0	1	0	0	0	3									
Roy McMillan, R OBP: 0.254, SLG: 0.200 Steve Bilko, R OBP: 0.337, SLG: 0.518 (1, 6) (9, PH)										3	0	0	0	0	0	2									
Bob Purkey, R OBP: 0.176, SLG: 0.273 Pete Whisenant, R OBP: 0.357, SLG: 0.393 Dee Fondy, L OBP: 0.349, SLG: 0.475 (1, 1) (9, PH) (9, PR)										2	1	1	0	1	1	1									
Inning Stats	R: 0 E: 1 K: 0 S: 4	H: 1 LOB: 2 BB: 1 P: 8	R: 0 E: 0 K: 1 S: 6	H: 1 LOB: 1 BB: 0 P: 6	R: 0 E: 0 K: 2 S: 8	H: 1 LOB: 1 BB: 0 P: 8	R: 0 E: 0 K: 0 S: 3	H: 0 LOB: 1 BB: 1 P: 7	R: 3 E: 0 K: 1 S: 7	H: 2 LOB: 2 BB: 3 P: 19	R: 0 E: 0 K: 0 S: 3	H: 1 LOB: 0 BB: 0 P: 3	R: 0 E: 0 K: 1 S: 4	H: 0 LOB: 0 BB: 1 P: 8	R: 0 E: 0 K: 1 S: 5	H: 0 LOB: 0 BB: 0 P: 5	R: 0 E: 0 K: 1 S: 6	H: 1 LOB: 1 BB: 0 P: 6	1B: 5 2B: 3 3B: 0 HR: 0	SF: 0 SAC: 0 DP: 2 HBP: 0	WP: 0 PB: 0 SB: 0 CS: 1	PA: 38			
PITCHER	IP	WLS	BF	H	R	ER	SO	BB	IBB	HBP	BLK	WP	HR	S	P	ERA	WHIP								
John Briggs, R ERA: 5.79 Bill Henry, L ERA:	(1, 1) (5, 1)	4.2 W	24 14	5 2	3 0	3 0	4 3	5 1	0 0	0 0	0 0	0 0	0 0	27 19	47 23	5.79 0.00	2.143 0.692								

Batter	1	2	3	4	5	6	7	8	9	AB	R	H	RBI	BB	SO	LOB	BOTTOM								
Tony Taylor, R OBP: 0.260, SLG: 0.190 (1, 4)										3	1	1	0	1	0	0	<p>Cincinnati Redlegs @ Chicago Cubs Wrigley Field, Chicago, IL Sat Jun 14 1958, 3:33 AM CDT Att: 16,203 - Unknown</p>								
Alvin Dark, R OBP: 0.325, SLG: 0.344 (1, 5)										4	0	0	0	0	0	2									
Lee Walls, R OBP: 0.375, SLG: 0.568 (1, 9)										4	2	4	1	0	0	0									
14 Ernie Banks, R OBP: 0.379, SLG: 0.668 (1, 6)										3	0	0	0	0	0	4									
Walt Moryn, L OBP: 0.384, SLG: 0.550 (1, 7)										4	1	1	2	0	0	2									
Dale Long, L OBP: 0.393, SLG: 0.494 (1, 3)										4	0	2	1	0	0	0									
Sammy Taylor, L OBP: 0.349, SLG: 0.391 El Tappe, R OBP: 0.290, SLG: 0.214 (1, 2) (7, 2)										3	0	1	0	0	0	1									
Bobby Thomson, R OBP: 0.352, SLG: 0.463 (1, 8)										3	0	1	0	0	1	1									
John Briggs, R Bill Henry, L (1, 1) (5, 1)										1	0	0	0	0	0	1									
Inning Stats	R: 3 E: 0 K: 0 S: 7	H: 4 LOB: 1 BB: 0 P: 7	R: 0 E: 0 K: 0 S: 3	H: 1 LOB: 0 BB: 0 P: 3	R: 0 E: 0 K: 1 S: 4	H: 1 LOB: 0 BB: 0 P: 4	R: 0 E: 0 K: 1 S: 5	H: 0 LOB: 0 BB: 0 P: 5	R: 0 E: 0 K: 0 S: 4	H: 1 LOB: 2 BB: 1 P: 8	R: 0 E: 0 K: 0 S: 4	H: 1 LOB: 1 BB: 0 P: 4	R: 0 E: 0 K: 0 S: 3	H: 0 LOB: 0 BB: 0 P: 3	R: 1 E: 0 K: 0 S: 5	H: 2 LOB: 1 BB: 0 P: 5		1B: 8 2B: 2 3B: 0 HR: 1	SF: 0 SAC: 1 DP: 1 HBP: 0	WP: 0 PB: 0 SB: 1 CS: 0	PA: 34				
PITCHER	IP	WLS	BF	H	R	ER	SO	BB	IBB	HBP	BLK	WP	HR	S	P	ERA	WHIP								
Bob Purkey, R ERA: 3.2	(1, 1)	8.0 L	34 34	10 10	4 4	4 4	1 1	1 0	0 0	0 0	0 0	0 0	1 1	35 35	39 39	4.50 4.50	1.375 1.375								

AB	32
R	3
H	7
RBI	3
BB	6
SO	7
LOB	22



Batter	1	2	3	4	5	6	7	8	9	AB R H RBI BB SO LOB	TOP									
Johnny Temple, R (1,4) OBP: 0.390, SLG: 0.399	0-0 2B	4-0 1B		0-0 4-3		0-0 6-3			0-3 K	4 1 1 0 1 1 1	Cincinnati Redlegs @ Chicago Cubs Wrigley Field, Chicago, IL Sun Jun 15 1958, 3:38 AM CDT Att: 26,622 - Unknown									
Jerry Lynch, L (1,9) OBP: 0.273, SLG: 0.435 Eddie Miksis, R (9,9) OBP: 0.357, SLG: 0.308	0-0 1B	0-0 SF9		0-0 F4		0-0 F8			0-3 K	4 1 1 2 0 1 0 0 0 0 0 0 0 0										
Bob Thurman, L (1,7) Pete Whisenant, R (9,7)	0-0 6-3	0-0 S		0-0 4-3		0-0 F7			0-0 F6	5 0 1 1 0 0 1 0 0 0 0 0 0 0										
George Crowe, L (1,3) Dee Fondy, L (7, PR) OBP: 0.333, SLG: 0.492 OBP: 0.349, SLG: 0.475	0-3 K	0-0 4-3			0-0 4-1					4 0 1 0 0 1 3 0 0 0 0 0 0 0										
Don Hoak, R (1,5) OBP: 0.382, SLG: 0.457	0-0 1B			0-0 G3-6-1		0-0 5-3			4-0 IBB	2 0 1 1 2 0 0										
Ed Bailey, L (1,2) OBP: 0.300, SLG: 0.361	0-3 K			0-0 G3-6-1		0-0 4-3			0-0 F9	4 0 0 0 0 1 4										
Gus Bell, L (1,8) OBP: 0.282, SLG: 0.342				0-0 F7		0-3 K			0-3 K	4 0 1 0 0 2 0										
Roy McMillan, R (1,6) OBP: 0.268, SLG: 0.213				4-0 BB		0-0 3-1			0-0 4-3	2 1 1 0 2 0 0										
Willard Schmidt, R (1,1) Tom Acker, R (1,1) Johnny Klippstein, R (5,1) OBP: 0.125, SLG: 0.125				4-0 1B		0-0 3-1			0-3 K	0 0 0 0 0 0 0 1 1 0 0 1 0 2 2 0 0 0 0 1 1										
Inning Stats	R: 2 E: 0 K: 2 S: 10	H: 3 LOB: 1 BB: 0 P: 10	R: 2 E: 0 K: 0 S: 4	H: 1 LOB: 2 BB: 3 P: 16	R: 0 E: 0 K: 0 S: 3	H: 1 LOB: 2 BB: 2 P: 11	R: 0 E: 0 K: 0 S: 3	H: 0 LOB: 0 BB: 0 P: 3	R: 0 E: 0 K: 1 S: 6	H: 1 LOB: 1 BB: 0 P: 6		R: 0 E: 0 K: 0 S: 4	H: 1 LOB: 2 BB: 1 P: 8	R: 0 E: 0 K: 2 S: 7	H: 0 LOB: 0 BB: 0 P: 7	R: 0 E: 0 K: 2 S: 7	H: 0 LOB: 0 BB: 0 P: 7	1B: 4 2B: 3 3B: 0 HR: 0	SF: 1 SAC: 0 DP: 1 HBP: 0	WP: 0 PB: 0 SB: 1 CS: 0
PITCHER	IP WLS BF H R ER SO BB IBB HBP BLK WP HR S P ERA WHIP											IP WLS BF H R ER SO BB IBB HBP BLK WP HR S P ERA WHIP								
Dick Drott, R (1,1) ERA: 5.1	2.0 L 13 4 4 4 2 3 0 0 0 0 0 0 14 26 18.00 3.500																			
Glen Hobbie, R (3,1) ERA: 4.11	4.0 15 2 0 0 1 2 0 0 0 0 0 0 15 23 0.00 1.000																			
Bill Henry, L (7,1) ERA:	2.0 8 1 0 0 2 0 1 0 0 0 0 0 11 15 0.00 0.500																			
Don Elston, R (9,1) ERA: 3.38	1.0 3 0 0 0 2 0 0 0 0 0 0 0 7 7 0.00 0.000																			

Batter	1	2	3	4	5	6	7	8	9	AB R H RBI BB SO LOB	BOTTOM											
Tony Taylor, R (1,4) OBP: 0.260, SLG: 0.205 Bobby Adams, R (9, PH) OBP: 0.333, SLG: 0.449	0-0 F7	0-3 K			0-0 1B	0-3 K			0-0 3-1	4 1 1 0 0 2 2 1 0 0 0 0 0 0	Cincinnati Redlegs @ Chicago Cubs Wrigley Field, Chicago, IL Sun Jun 15 1958, 3:38 AM CDT Att: 26,622 - Unknown											
Alvin Dark, R (1,5) OBP: 0.337, SLG: 0.361	0-0 14 E	0-0 FC6-4			0-0 HBP	0-0 F8			0-0 14 FC6-4	5 1 4 1 0 0 0												
Lee Walls, R (1,9) OBP: 0.373, SLG: 0.564	4-0 14 E	0-0 FC6-4			1-0 HBP	0-0 F8			0-0 F8	3 0 0 0 1 0 3												
14 Ernie Banks, R (1,6) OBP: 0.374, SLG: 0.655	0-0 E6				0-0 F8	0-0 F8			0-0 FC6-4	5 0 0 0 0 0 4												
Walt Moryn, L (1,7) OBP: 0.375, SLG: 0.532	4-0 BB				0-0 F8	0-0 F5			0-0 F7	3 0 0 0 1 0 2												
Dale Long, L (1,3) OBP: 0.384, SLG: 0.478	0-3 K				0-0 F7	0-0 F7			0-0 6-3	4 0 0 0 0 1 5												
Sammy Taylor, L (1,2) OBP: 0.347, SLG: 0.382	0-3 K				0-0 F7	0-3 K			4-0 1B	3 0 0 0 1 2 3												
Bobby Thomson, R (1,8) OBP: 0.357, SLG: 0.464		4-0 1B			0-0 6-3	4-0 BB			0-0 1B	2 0 1 0 2 0 0												
Dick Drott, R (1,1) FOOTER: Johnson, L (2, PH) Glen Hobbie, R (3,1) Chuck Tanner, R (6, PH) Bill Henry, L (7,1) Jim Bolger, R (8, PH) Don Elston, R (9,1) OBP: 0.320, SLG: 0.330 OBP: 1.96 ERA: 4.0		0-3 K			0-0 6-3	0-0 F8			0-3 K	0 0 0 0 0 0 0 1 0 0 0 0 1 1 1 0 0 0 0 0 0 1 0 0 0 0 0 1 0 0 0 0 0 0 0 1 0 0 0 0 1 2 0 0 0 0 0 0 0												
Inning Stats	R: 1 E: 1 K: 2 S: 9	H: 1 LOB: 3 BB: 2 P: 17	R: 0 E: 0 K: 2 S: 8	H: 1 LOB: 2 BB: 1 P: 12	R: 0 E: 0 K: 0 S: 3	H: 0 LOB: 0 BB: 0 P: 3	R: 0 E: 0 K: 0 S: 3	H: 0 LOB: 0 BB: 0 P: 3	R: 1 E: 0 K: 0 S: 5	H: 2 LOB: 2 BB: 0 P: 6		R: 0 E: 0 K: 2 S: 7	H: 0 LOB: 1 BB: 1 P: 11	R: 0 E: 0 K: 0 S: 3	H: 0 LOB: 0 BB: 0 P: 3	R: 0 E: 0 K: 1 S: 6	H: 1 LOB: 2 BB: 1 P: 10	R: 0 E: 0 K: 0 S: 4	H: 1 LOB: 1 BB: 0 P: 4	1B: 5 2B: 1 3B: 0 HR: 0	SF: 0 SAC: 0 DP: 0 HBP: 1	WP: 0 PB: 0 SB: 0 CS: 0
PITCHER	IP WLS BF H R ER SO BB IBB HBP BLK WP HR S P ERA WHIP											IP WLS BF H R ER SO BB IBB HBP BLK WP HR S P ERA WHIP										
Willard Schmidt, R (1,1) ERA: 1.96	0.1 5 1 1 0 0 2 0 0 0 0 0 0 3 11 0.00 9.000																					
Tom Acker, R (1,1) ERA: 4.0	3.2 16 3 1 1 4 1 0 1 0 0 0 0 22 27 2.46 1.091																					
Johnny Klippstein, R (5,1) ERA: 4.91	5.0 W 19 2 0 0 3 2 0 0 0 0 0 0 23 31 0.00 0.800																					



Batter	1	2	3	4	5	6	7	8	9	AB	R	H	RBI	BB	SO	LOB	TOP					
Tony Taylor, R OBP: 0.265, SLG: 0.212 (1,4)										4	2	2	0	0	2	0	Chicago Cubs @ Milwaukee Braves Milwaukee County Stadium, Milwaukee, WI Tue Jun 17 1958, 8:05 PM EDT Att: 28,143 - Unknown					
Alvin Dark, R OBP: 0.352, SLG: 0.378 (1,5)										3	0	3	0	0	0	0						
Lee Walls, R OBP: 0.375, SLG: 0.563 (1,9)										4	0	2	1	0	0	3						
14 Ernie Banks, R OBP: 0.372, SLG: 0.649 (1,6)										4	0	1	1	0	1	4						
Walt Moryn, L OBP: 0.370, SLG: 0.523 (1,7)										4	0	0	0	0	0	4						
Dale Long, L OBP: 0.377, SLG: 0.468 (1,3)										4	0	0	0	0	0	0						
Sammy Taylor, L OBP: 0.356, SLG: 0.371 (1,2)										4	0	0	0	0	0	0						
Bobby Thomson, R OBP: 0.360, SLG: 0.477 (1,8)										3	1	1	1	1	0	0						
Moe Drabowsky, R OBP: 0.185, SLG: 0.185 (1,1)										2	0	0	0	0	1	1						
Glen Hobbie, R OBP: 0.214, SLG: 0.192 (5,1)										1	0	0	0	0	0	0						
Chuck Tanner, L OBP: 0.308, SLG: 0.429 (9, PH)										1	0	0	0	0	0	0						
Inning Stats	R: 1 E: 0 K: 0 S: 5	H: 3 LOB: 1 BB: 0 P: 5	R: 0 E: 0 K: 1 S: 5	H: 0 LOB: 1 BB: 1 P: 9	R: 0 E: 0 K: 1 S: 7	H: 2 LOB: 2 BB: 0 P: 7	R: 0 E: 0 K: 0 S: 3	H: 0 LOB: 0 BB: 0 P: 3	R: 0 E: 0 K: 1 S: 6	H: 1 LOB: 1 BB: 0 P: 6	R: 0 E: 0 K: 1 S: 5	H: 0 LOB: 0 BB: 0 P: 5	R: 0 E: 0 K: 0 S: 3	H: 0 LOB: 0 BB: 0 P: 3	R: 1 E: 0 K: 0 S: 4	H: 2 LOB: 1 BB: 0 P: 5	R: 1 E: 0 K: 0 S: 4	H: 1 LOB: 0 BB: 0 P: 4	1B: 7 2B: 1 3B: 0 HR: 1	SF: 0 SAC: 0 DP: 2 HBP: 1	WP: 0 PB: 0 SB: 0 CS: 0	PA: 36
PITCHER Lew Burdette, R ERA: 4.28 (1,1)	IP: 9.0 WLS: W BF: 36 H: 9 R: 3 ER: 3 SO: 4 BB: 1 IBB: 0 HBP: 1 BLK: 0 WP: 0 HR: 1 S: 42 P: 47 ERA: 3.00 WHIP: 1.111															PITCHER Lew Burdette, R ERA: 4.28 (1,1)	IP: 9.0 WLS: W BF: 36 H: 9 R: 3 ER: 3 SO: 4 BB: 1 IBB: 0 HBP: 1 BLK: 0 WP: 0 HR: 1 S: 42 P: 47 ERA: 3.00 WHIP: 1.111					

AB	34
R	3
H	9
RBI	3
BB	1
SO	4
LOB	12



Batter	1	2	3	4	5	6	7	8	9	AB	R	H	RBI	BB	SO	LOB	BOTTOM			
Red Schoendienst, S OBP: 0.354, SLG: 0.322 (1,4)										4	1	1	0	0	0	0	Chicago Cubs @ Milwaukee Braves Milwaukee County Stadium, Milwaukee, WI Tue Jun 17 1958, 8:05 PM EDT Att: 28,143 - Unknown			
Bill Bruton, L OBP: 0.338, SLG: 0.377 (1,8)										4	1	1	0	0	1	1				
Eddie Mathews, L OBP: 0.363, SLG: 0.492 (1,5)										3	1	1	0	1	1	0				
Hank Aaron, R OBP: 0.318, SLG: 0.466 (1,9)										4	1	0	0	0	1	4				
Frank Torre, L OBP: 0.420, SLG: 0.455 (1,3)										3	2	2	2	0	0	0				
Johnny Logan, R OBP: 0.345, SLG: 0.418 (1,6)										3	0	1	2	1	1	1				
Harry Hanebrink, L OBP: 0.260, SLG: 0.322 (1,7)										4	0	1	2	0	0	1				
Del Crandall, R OBP: 0.339, SLG: 0.510 (1,2)										3	0	0	0	1	1	2				
Lew Burdette, R OBP: 0.188, SLG: 0.188 (1,1)										3	0	0	0	0	1	2				
Inning Stats	R: 2 E: 0 K: 0 S: 5	H: 2 LOB: 1 BB: 1 P: 9	R: 0 E: 0 K: 1 S: 5	H: 0 LOB: 0 BB: 0 P: 5	R: 0 E: 0 K: 1 S: 5	H: 0 LOB: 0 BB: 0 P: 5	R: 1 E: 0 K: 0 S: 5	H: 2 LOB: 2 BB: 1 P: 9	R: 3 E: 0 K: 3 S: 12	H: 3 LOB: 2 BB: 1 P: 17	R: 0 E: 0 K: 0 S: 3	H: 0 LOB: 0 BB: 0 P: 3	R: 0 E: 0 K: 0 S: 3	H: 0 LOB: 0 BB: 0 P: 3	R: 0 E: 0 K: 1 S: 5	H: 0 LOB: 0 BB: 0 P: 5	1B: 5 2B: 2 3B: 0 HR: 0	SF: 0 SAC: 0 DP: 0 HBP: 1	WP: 0 PB: 0 SB: 0 CS: 0	PA: 35
PITCHER Moe Drabowsky, R ERA: 4.19 (1,1)	IP: 4.2 WLS: L BF: 25 H: 7 R: 6 ER: 6 SO: 4 BB: 2 IBB: 1 HBP: 1 BLK: 0 WP: 0 HR: 0 S: 29 P: 42 ERA: 11.57 WHIP: 1.929															PITCHER Glen Hobbie, R ERA: 3.94 (5,1)	IP: 3.1 WLS: L BF: 10 H: 0 R: 0 ER: 0 SO: 2 BB: 0 IBB: 0 HBP: 0 BLK: 0 WP: 0 HR: 0 S: 14 P: 14 ERA: 0.00 WHIP: 0.000			



Batter	1	2	3	4	5	6	7	8	9	AB	R	H	RBI	BB	SO	LOB	TOP					
Tony Taylor, R (1,4) OBP: 0.268, SLG: 0.241	0-0 1-4-3 14 S 2B	0-0 6-3			0-0 F9	0-0 F8			0-0 HR	5	2	2	1	0	0	4	Chicago Cubs @ Milwaukee Braves Milwaukee County Stadium, Milwaukee, WI Thu Jun 19 1958, 8:05 PM EDT Att: 21,491 - Unknown					
Alvin Dark, R (1,5) OBP: 0.353, SLG: 0.392	0-0 6-3		0-0 6-3		0-0 F9		0-0 HR	0-0 BB	4	1	1	1	1	0	1							
Lee Walls, R (1,9) OBP: 0.372, SLG: 0.556	0-0 1-4-3 2-3		0-0 F3		0-0 1B		0-0 F8	0-0 4-3 1-2	5	0	1	0	0	0	2							
14 Ernie Banks, R (1,6) OBP: 0.373, SLG: 0.642	4-0 BB		0-0 1B		0-0 F8		0-3 K	0-0 F9	4	0	1	0	1	1	2							
Bobby Thomson, R (1,8) OBP: 0.354, SLG: 0.468	0-3 K		0-0 5-3		0-0 5-3		0-0 6-3		4	0	0	0	0	1	2							
Walt Moryn, L (1,7) OBP: 0.375, SLG: 0.553		0-0 5-3 1B		0-0 HR	0-0 HR		0-0 F4		4	2	3	2	0	0	0							
Dale Long, L (1,3) OBP: 0.374, SLG: 0.464		0-0 5-3 1B		0-3 K	0-0 4-3		0-3 K		4	0	1	0	0	2	0							
Cal Neeman, R (1,2) OBP: 0.315, SLG: 0.500		0-0 5-3 1-2 2-3		0-0 6-3	0-0 BB 1B		0-3 K		4	0	1	0	0	1	2							
John Briggs, R (1,1) Bill Henry, L (4,1) Jim Bolger, R (6, PH) Glen Hobbie, R (6,1) OBP: 0.324, SLG: 0.400 OBP: 0.207, SLG: 0.185	0-3 K		0-3 K		4-0 BB		0-3 K		2	0	0	0	0	2	2							
Inning Stats	R: 1 E: 0 K: 1 S: 6	H: 1 LOB: 1 BB: 1 P: 10	R: 0 E: 0 K: 1 S: 7	H: 2 LOB: 2 BB: 0 P: 7	R: 0 E: 0 K: 0 S: 4	H: 1 LOB: 1 BB: 0 P: 4	R: 1 E: 0 K: 2 S: 8	H: 1 LOB: 1 BB: 0 P: 8	R: 0 E: 0 K: 0 S: 4	H: 1 LOB: 1 BB: 0 P: 4	R: 1 E: 0 K: 1 S: 6	H: 1 LOB: 0 BB: 0 P: 6	R: 0 E: 0 K: 2 S: 7	H: 0 LOB: 0 BB: 0 P: 7	R: 1 E: 0 K: 1 S: 6	H: 1 LOB: 1 BB: 1 P: 10		1B: 5 2B: 1 3B: 0 HR: 4	SF: 0 SAC: 0 DP: 0 HBP: 0	WP: 0 PB: 0 SB: 1 CS: 0	PA: 40	
PITCHER	IP WLS BF H R ER SO BB IBB HBP BLK WP HR S P ERA WHIP	8.1 L 38 10 5 5 8 3 0 0 0 0 4 51 63 5.40 1.560	0.2 2 0 0 0 0 0 0 0 0 0 0 0 2 2 0.00 0.000																			

AB	37
R	5
H	10
RBI	4
BB	3
SO	8
LOB	15




Batter	1	2	3	4	5	6	7	8	9	AB	R	H	RBI	BB	SO	LOB	BOTTOM					
Red Schoendienst, S (1,4) OBP: 0.355, SLG: 0.324	0-0 F3	0-0 1-3		0-0 2B 1B	0-0 F7			0-0 G3 1B		5	0	2	0	0	0	3	Chicago Cubs @ Milwaukee Braves Milwaukee County Stadium, Milwaukee, WI Thu Jun 19 1958, 8:05 PM EDT Att: 21,491 - Unknown					
Bill Bruton, L (1,8) OBP: 0.329, SLG: 0.354	4-0 BB BB		0-0 4-3	0-0 F5		0-0 4-3		0-0 F8		4	0	0	0	1	0	3						
Eddie Mathews, L (1,5) OBP: 0.364, SLG: 0.493	4-0 1-2 BB		0-0 3-1	0-0 1-3 2B		0-0 3-1		0-0 G3 1-2 2-3		4	0	1	0	1	0	2						
Hank Aaron, R (1,9) OBP: 0.324, SLG: 0.462	0-0 F8		4-0 BB	4-0 IBB		0-0 F9		1-0 HBP		2	0	0	0	2	0	2						
Frank Torre, L (1,3) OBP: 0.405, SLG: 0.437	0-0 F7		0-0 5-3	0-3 K		0-0 F9		0-0 F8		5	0	0	0	0	1	9						
Johnny Logan, R (1,6) OBP: 0.350, SLG: 0.419		0-0 F5		0-0 F8	0-0 3B 1B		0-0 1B	4-0 FC3-6 BB	4	1	2	0	1	0	0							
Harry Hanebrink, L (1,7) Andy Pafko, R (6, PH) OBP: 0.275, SLG: 0.330 OBP: 0.292, SLG: 0.354	4-0 1B BB		0-0 1B BB	0-0 2B 1B	1-1 3B		0-0 F2	0-0 FC3-6 1-2	1	1	1	0	1	0	0							
Del Rice, R (1,2) OBP: 0.308, SLG: 0.367		0-3 K		0-0 1-1 HR 2B	0-0 5-3		0-3 K	0-3 K	5	1	1	1	0	3	4							
Warren Spahn, L (1,1) Bob Trowbridge, R (9,1) Joe Adcock, R (9, PH) OBP: 0.444, SLG: 0.583 OBP: 0.333, SLG: 0.333 OBP: 0.345, SLG: 0.563	0-0 1-2 1B		0-0 1B HR	0-0 2B HR	0-3 K		0-0 G3 1B	0-0 F	4	1	3	2	0	1	1							
Inning Stats	R: 0 E: 0 K: 0 S: 3	H: 0 LOB: 2 BB: 2 P: 11	R: 0 E: 0 K: 1 S: 6	H: 1 LOB: 1 BB: 1 P: 10	R: 0 E: 0 K: 0 S: 3	H: 0 LOB: 1 BB: 1 P: 7	R: 3 E: 0 K: 1 S: 10	H: 5 LOB: 3 BB: 1 P: 14	R: 1 E: 0 K: 1 S: 7	H: 2 LOB: 1 BB: 0 P: 7	R: 0 E: 0 K: 0 S: 3	H: 0 LOB: 0 BB: 0 P: 3	R: 0 E: 0 K: 1 S: 6	H: 1 LOB: 1 BB: 0 P: 6	R: 0 E: 0 K: 0 S: 5	H: 2 LOB: 3 BB: 0 P: 6		R: 0 E: 0 K: 1 S: 5	H: 0 LOB: 1 BB: 1 P: 9	1B: 7 2B: 2 3B: 1 HR: 1	SF: 0 SAC: 0 DP: 0 HBP: 1	WP: 0 PB: 0 SB: 0 CS: 0
PITCHER	IP WLS BF H R ER SO BB IBB HBP BLK WP HR S P ERA WHIP	3.1 9 19 3 1 1 2 0 1 0 0 0 0 12 16 5.40 1.800	4.0 W 17 3 0 0 2 1 0 1 0 0 0 0 19 24 0.00 1.000																			

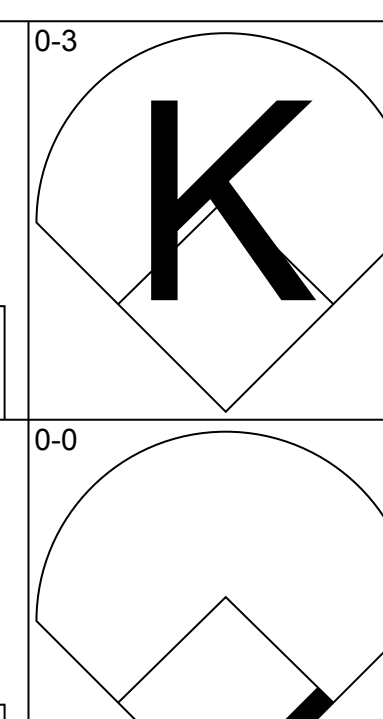
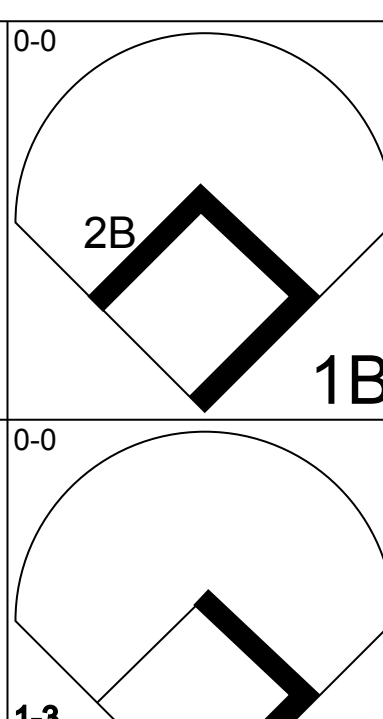
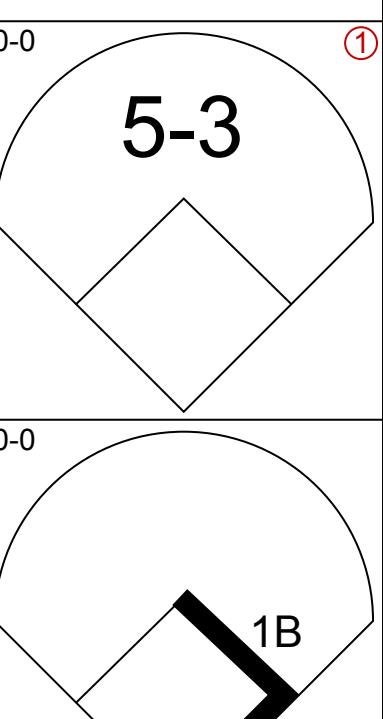
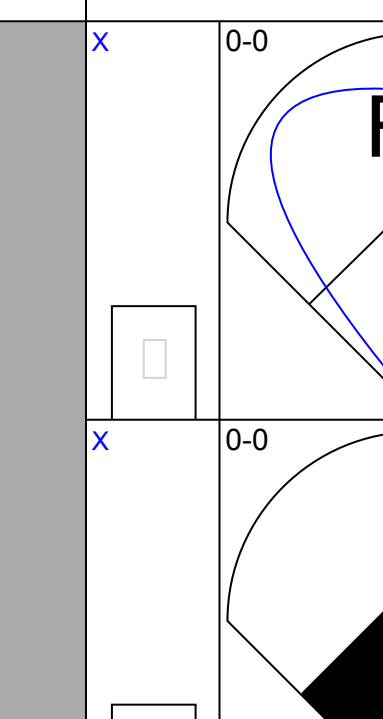
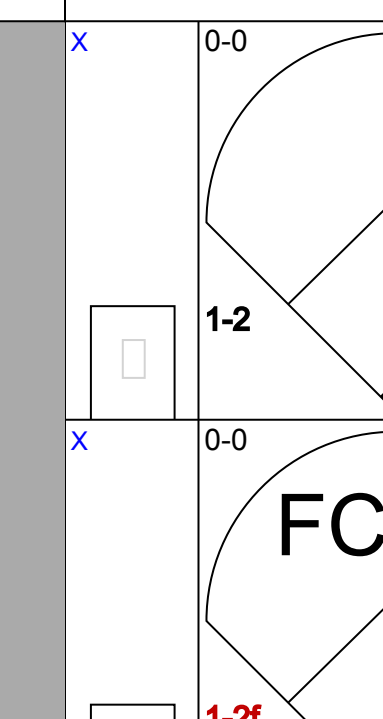
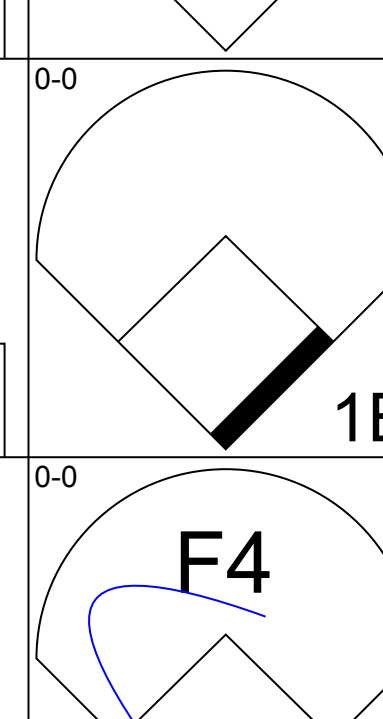
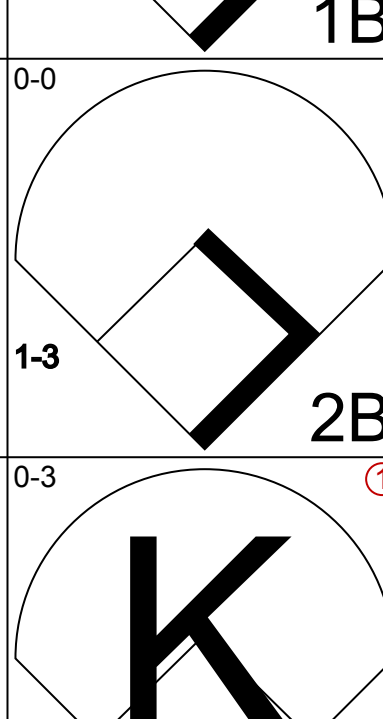
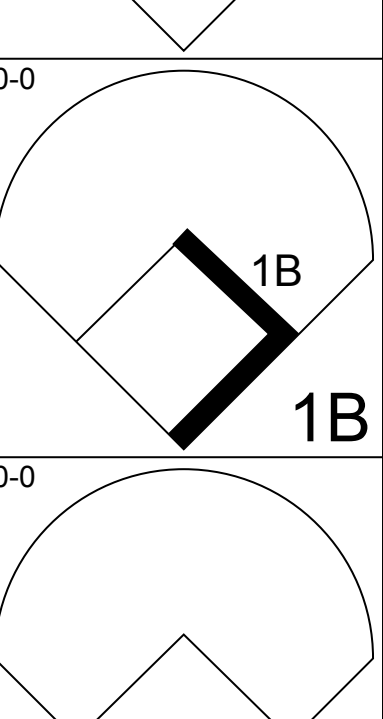
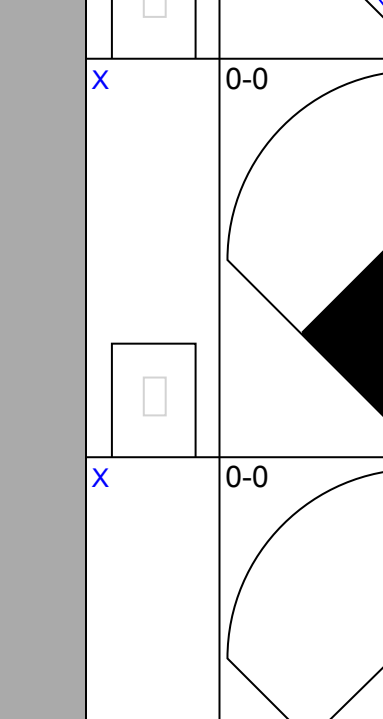
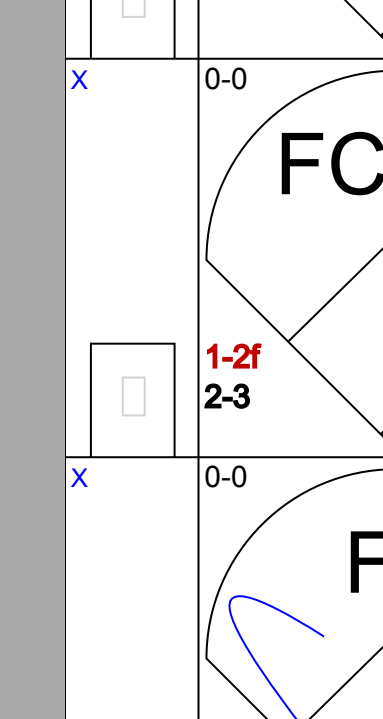
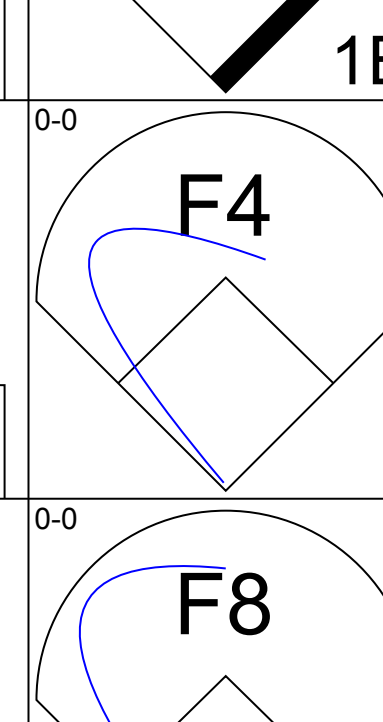
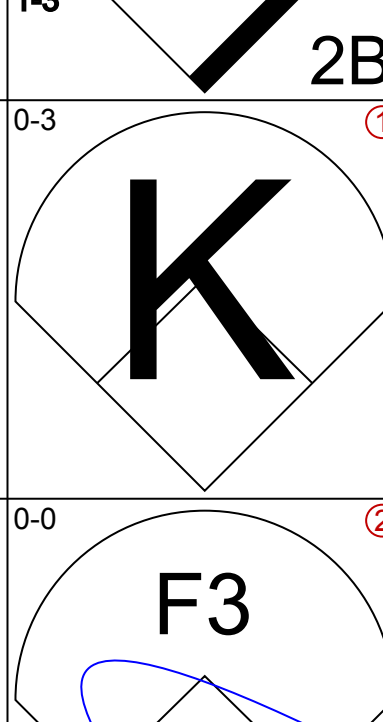
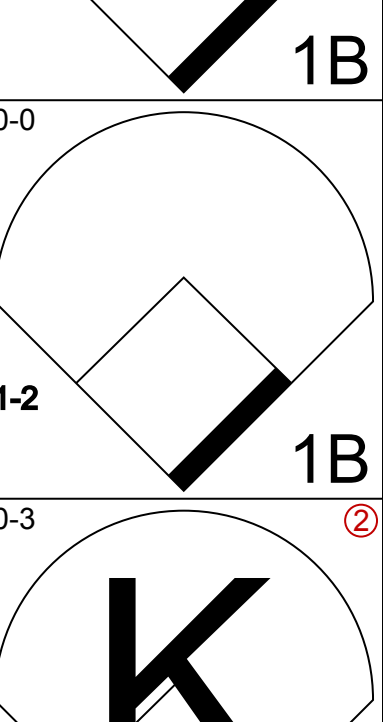
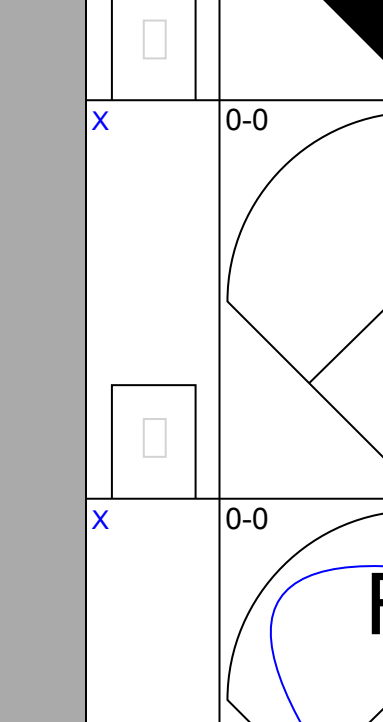
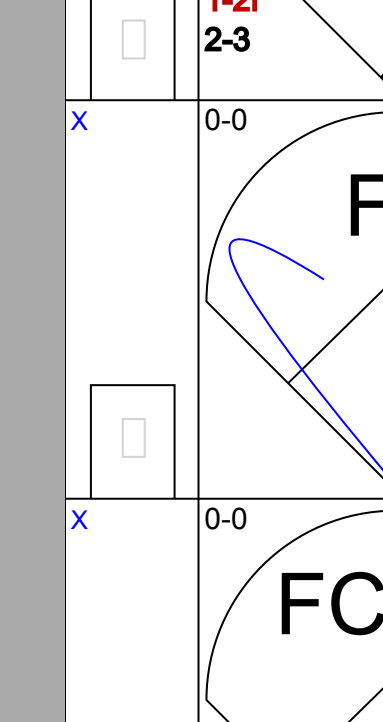
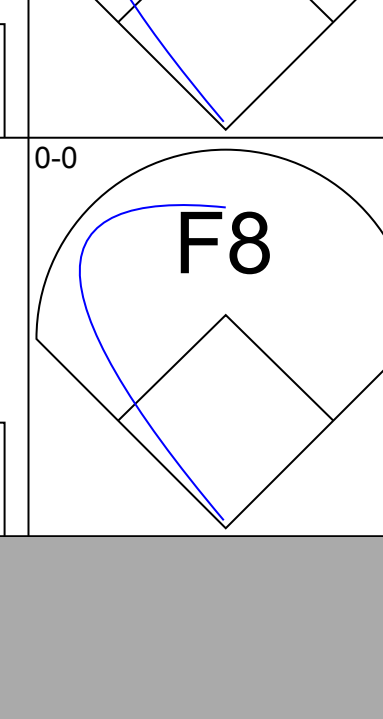
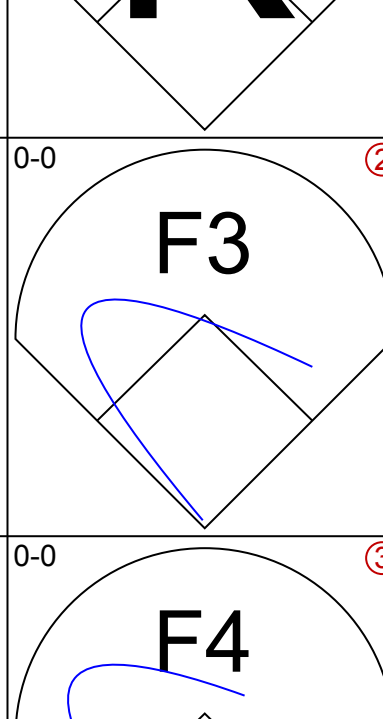
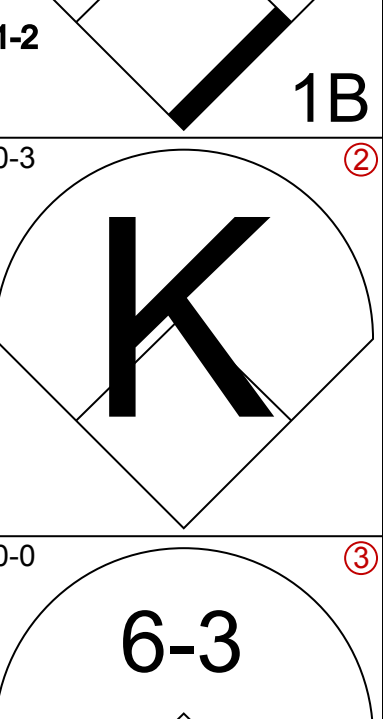
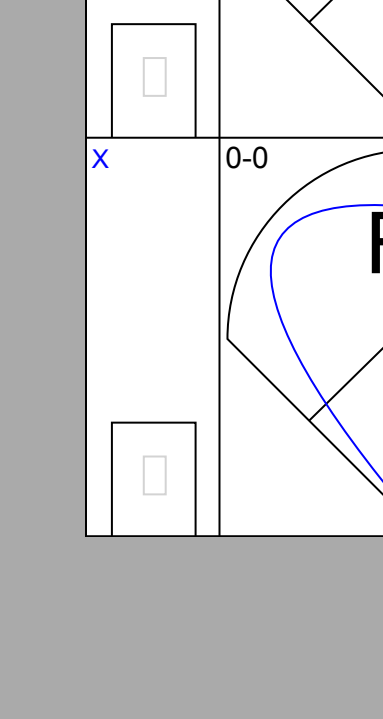
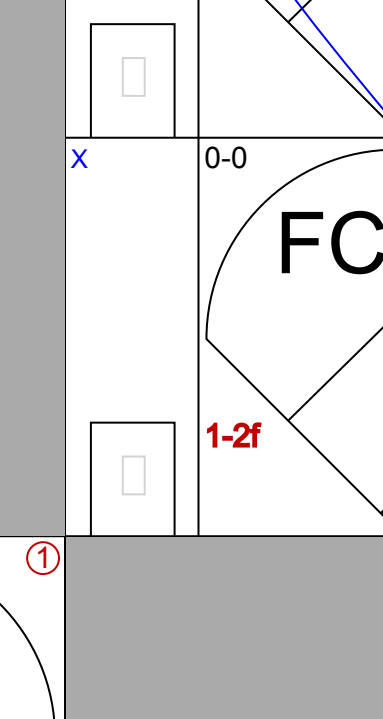
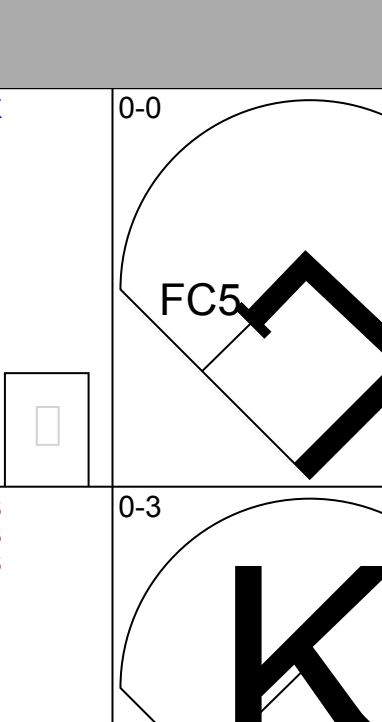
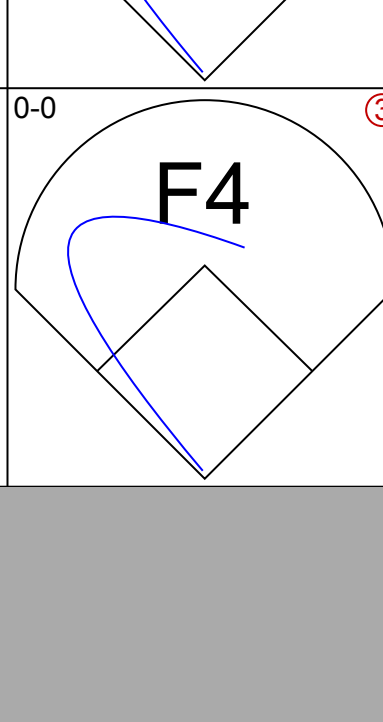
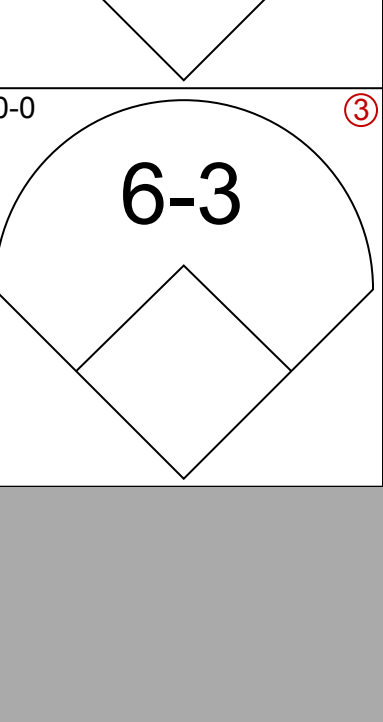
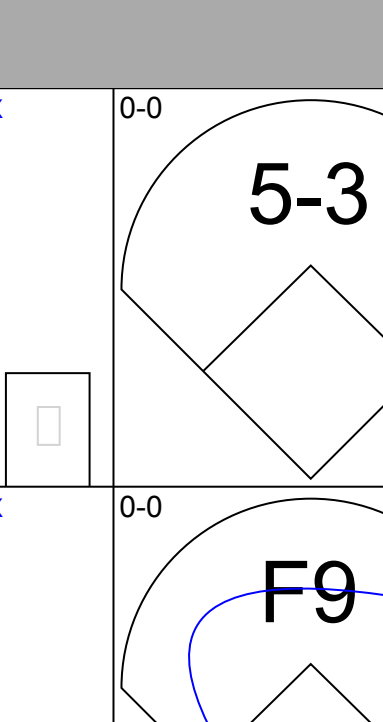

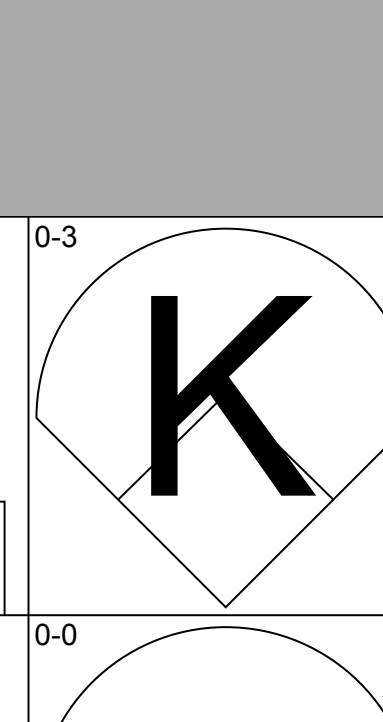
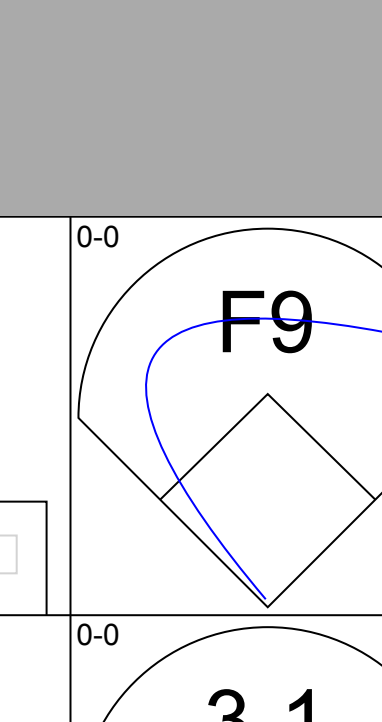
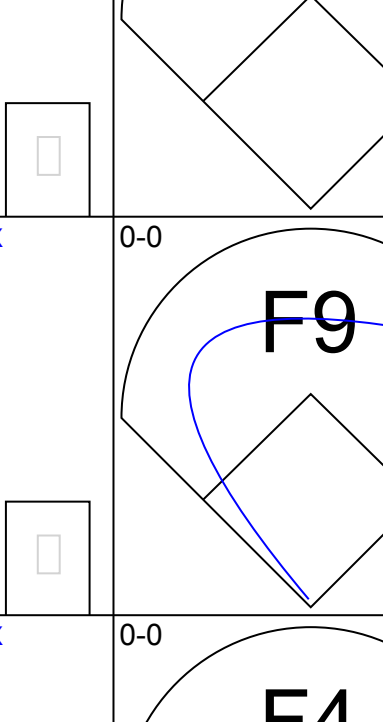

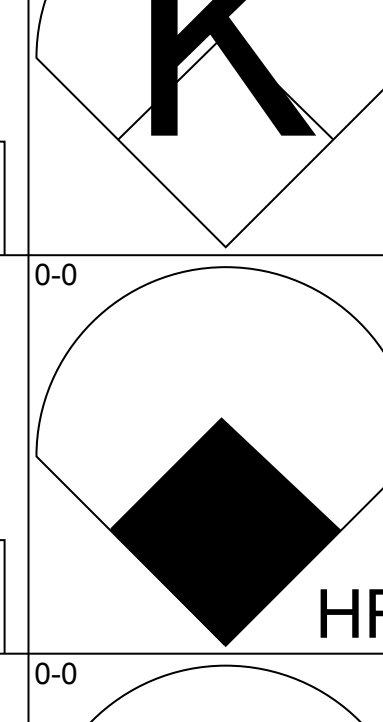
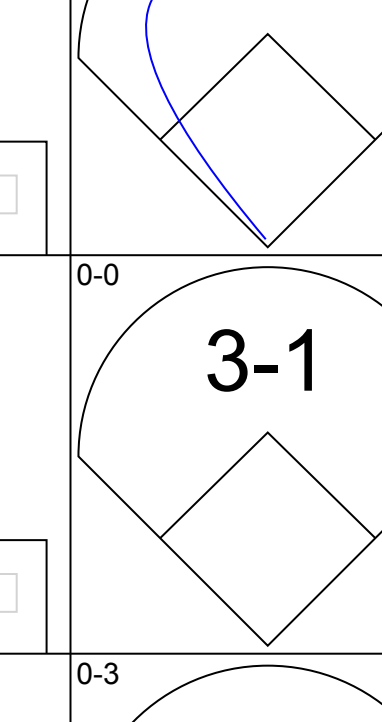
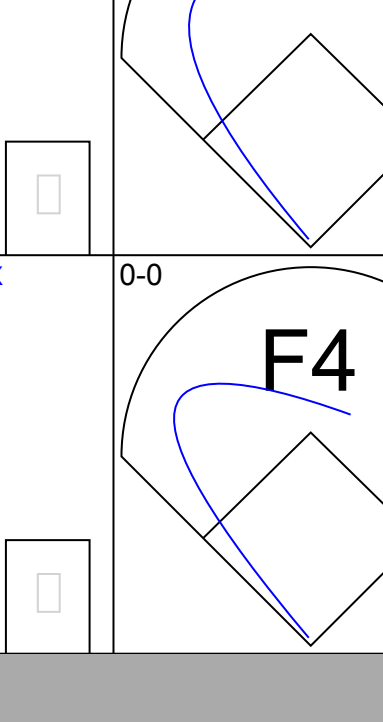
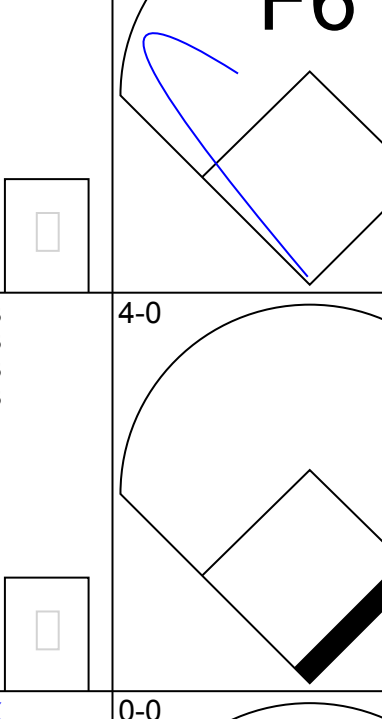
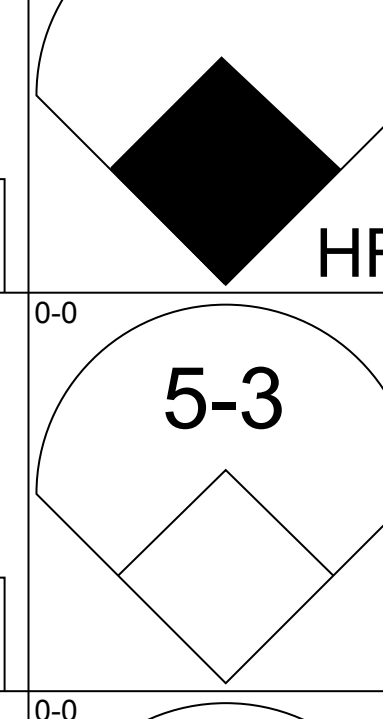
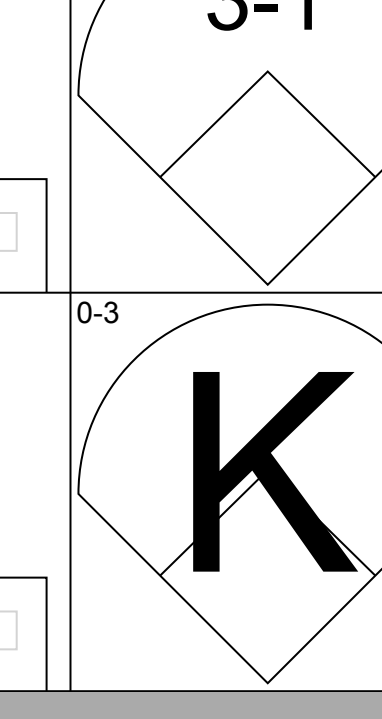
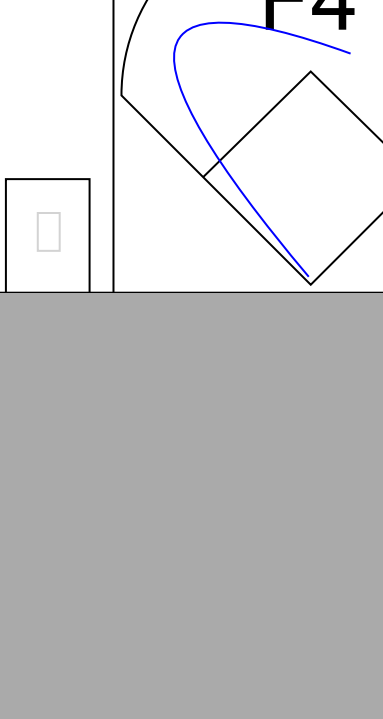
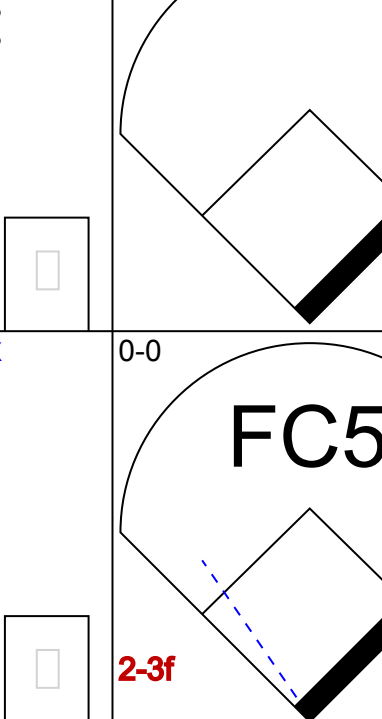
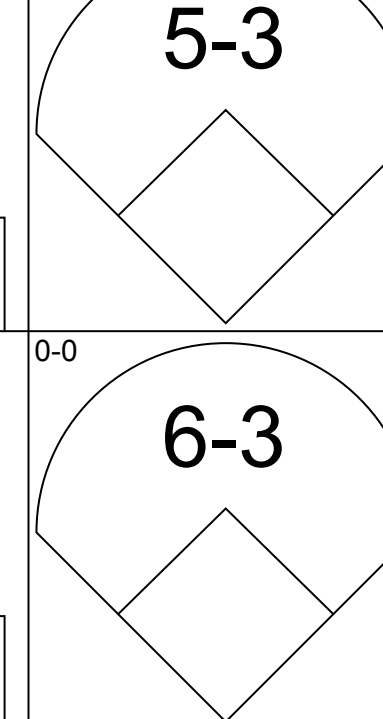

AB	38
R	4
H	11
RBI	4
BB	6
SO	5
LOB	27



Batter	1	2	3	4	5	6	7	8	9	AB	R	H	RBI	BB	SO	LOB	TOP					
Tony Taylor, R OBP: 0.281, SLG: 0.247 (1, 4)										4	1	2	1	2	0	3	Chicago Cubs @ Cincinnati Redlegs Crosley Field, Cincinnati, OH Fri Jun 20 1958, 7:05 PM EDT Att: 17,256 - Unknown					
Alvin Dark, R OBP: 0.365, SLG: 0.403 Johnny Goryl, R OBP: 0.315, SLG: 0.376 (7, 5)										5	1	4	3	0	0	2						
Lee Walls, R OBP: 0.372, SLG: 0.549 (1, 9)										3	1	0	1	1	1	5						
14 Ernie Banks, R OBP: 0.366, SLG: 0.629 (1, 6)										5	0	0	0	0	1	7						
Walt Moryn, L OBP: 0.376, SLG: 0.548 (1, 7)										2	1	0	1	2	1	1						
Dale Long, L OBP: 0.379, SLG: 0.469 (1, 3)										4	2	2	0	1	0	1						
Sammy Taylor, L OBP: 0.346, SLG: 0.375 (1, 2)										4	1	2	3	1	1	2						
Bobby Thomson, R OBP: 0.363, SLG: 0.471 (1, 8)										3	2	2	0	2	0	1						
Taylor Phillips, L OBP: 0.091, SLG: 0.032 (1, 1)										4	2	0	1	1	1	6						
Inning Stats	R: 7 E: 0 K: 0 S: 8	H: 5 LOB: 2 BB: 3 P: 21	R: 0 E: 0 K: 1 S: 5	H: 0 LOB: 0 BB: 0 P: 5	R: 0 E: 0 K: 0 S: 4	H: 1 LOB: 2 BB: 1 P: 8	R: 0 E: 0 K: 0 S: 3	H: 0 LOB: 1 BB: 1 P: 7	R: 2 E: 0 K: 1 S: 7	H: 2 LOB: 2 BB: 2 P: 15	R: 2 E: 0 K: 0 S: 4	H: 2 LOB: 0 BB: 1 P: 8	R: 0 E: 0 K: 1 S: 6	H: 1 LOB: 1 BB: 0 P: 6	R: 0 E: 0 K: 2 S: 8	H: 1 LOB: 3 BB: 2 P: 16	1B: 11 SF: 1 2B: 1 SAC: 0 3B: 0 DP: 1 HR: 0 HBP: 1	WP: 0 PA: 46 PB: 0 SB: 0 CS: 0				
PITCHER	IP WLS BF H R ER SO BB IBB HBP BLK WP HR S P ERA WHIP	IP WLS BF H R ER SO BB IBB HBP BLK WP HR S P ERA WHIP																				
Bob Purkey, R ERA: 3.82 Willard Schmidt, R ERA: 2.51 Turk Lown, R ERA: 5.17 Tom Acker, R ERA: 4.66 Brooks Lawrence, R ERA: 3.44	(1, 1) 0.2 L 9 3 7 7 0 2 1 1 0 0 0 5 18 94.50 7.500	(1, 1) 3.1 15 3 0 0 1 2 0 0 0 0 0 15 23 0.00 1.500	(5, 1) 0.1 5 2 2 1 0 2 0 0 0 0 0 3 11 27.00 12.000	(5, 1) 1.2 7 2 2 2 1 1 0 0 0 0 0 8 12 10.80 1.800	(7, 1) 1.0 4 1 0 0 1 0 0 0 0 0 0 6 6 0.00 1.000	(8, 1) 1.0 W 6 1 0 0 2 1 1 0 0 0 0 8 16 0.00 2.000																

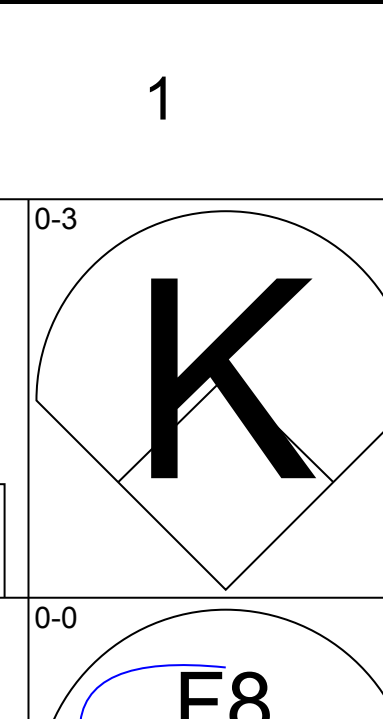
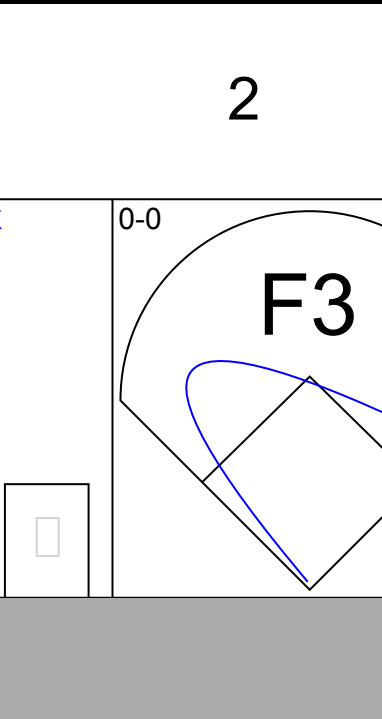
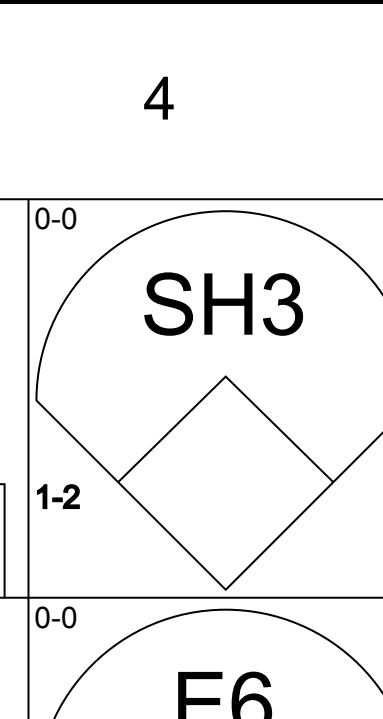
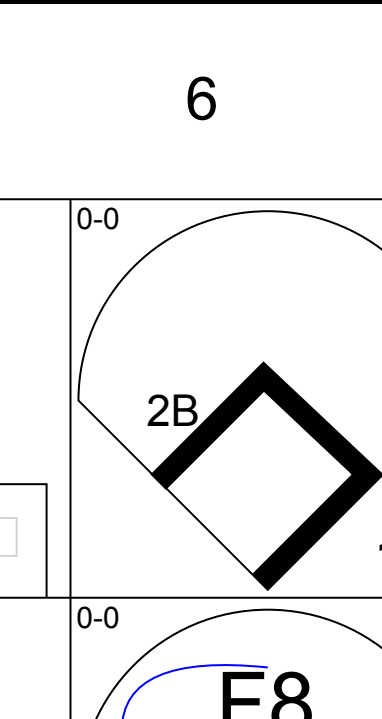
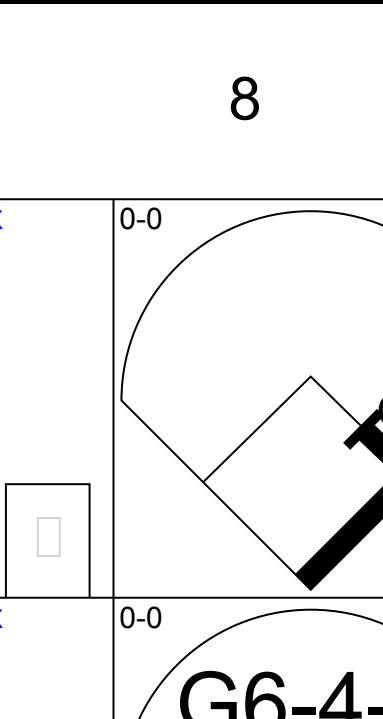
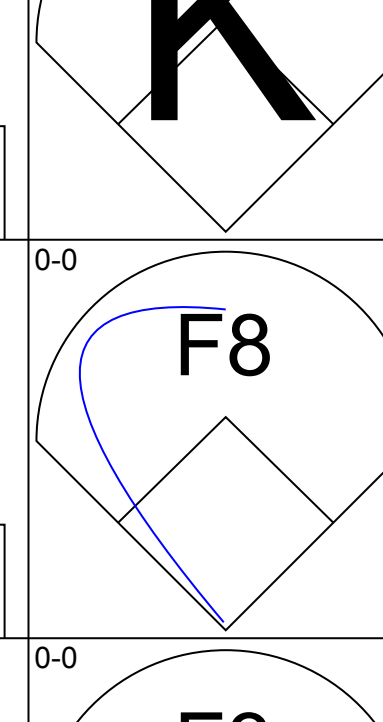
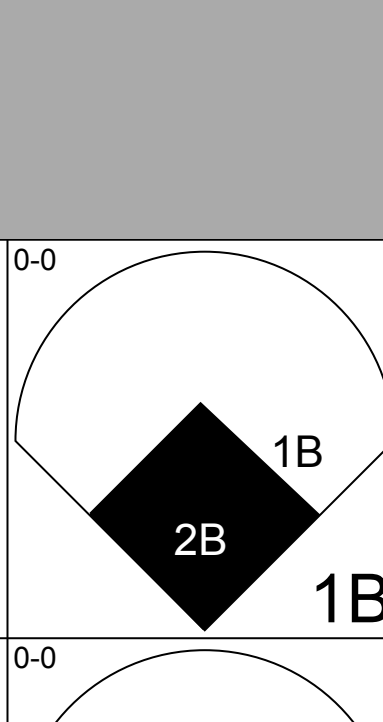
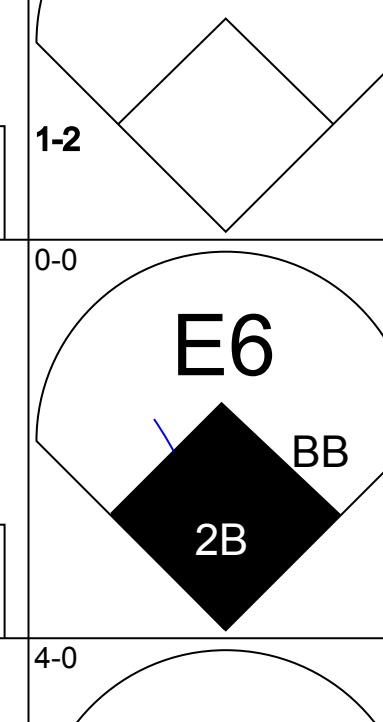
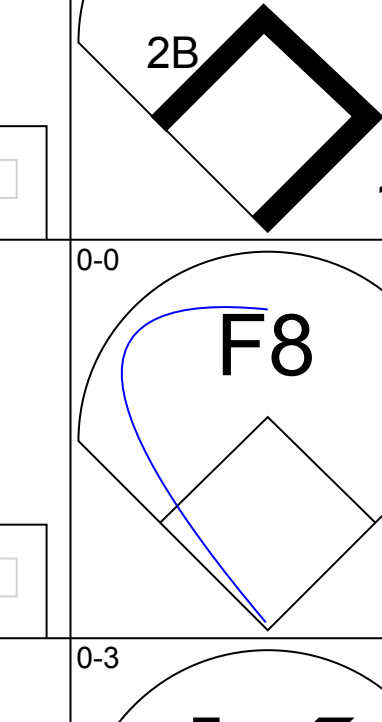
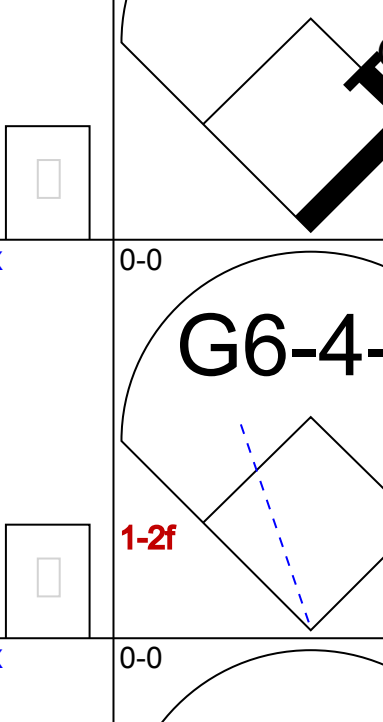
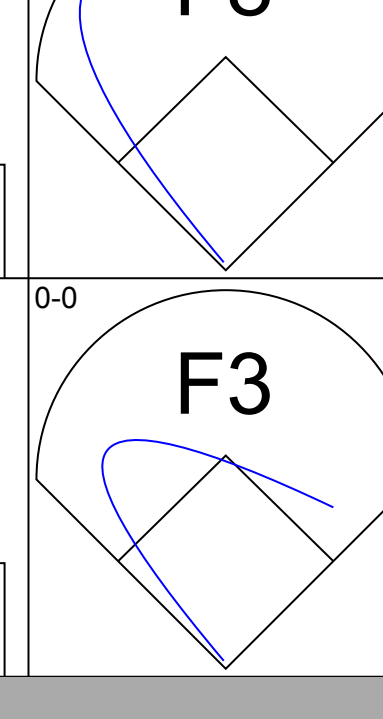
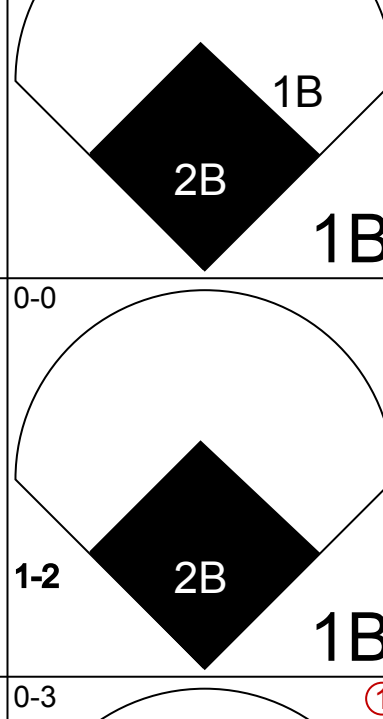
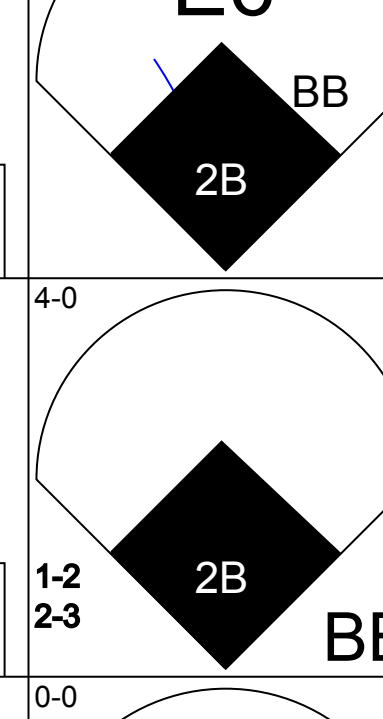
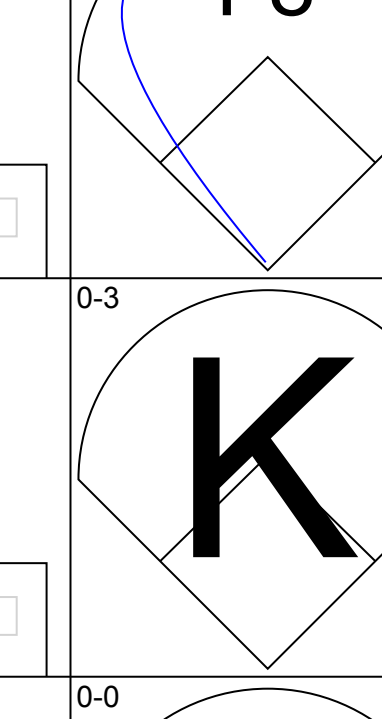
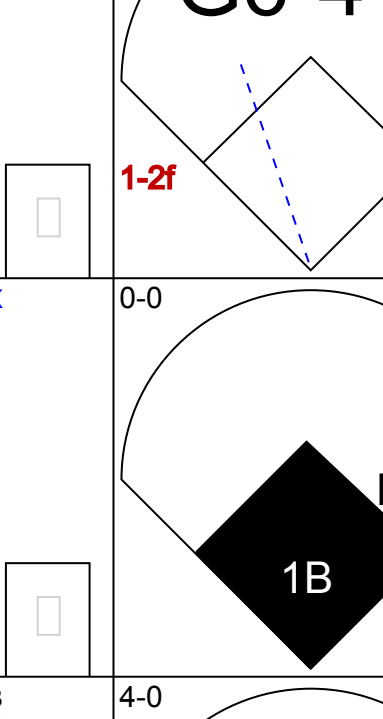
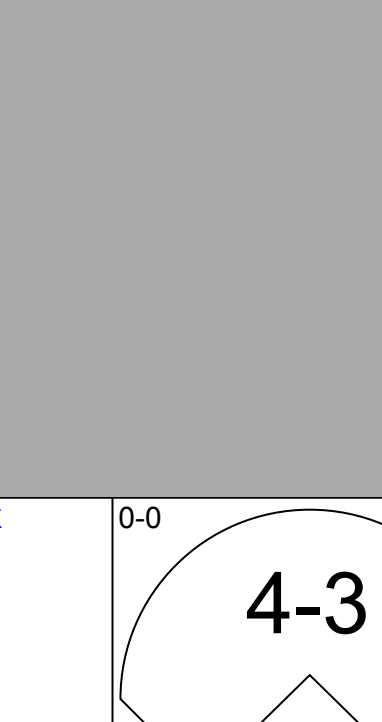
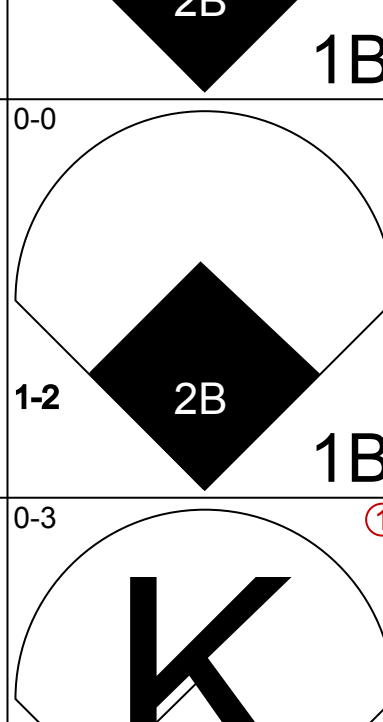
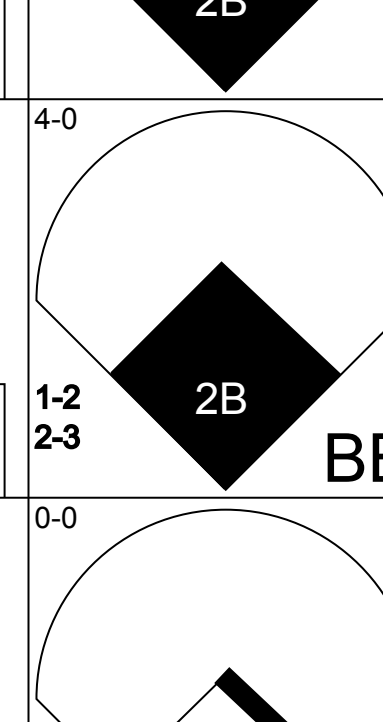
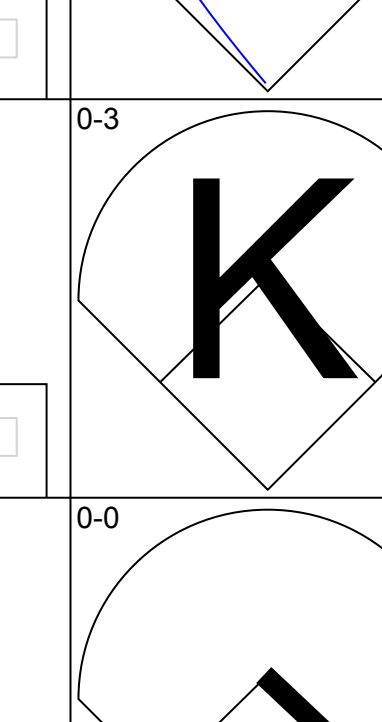
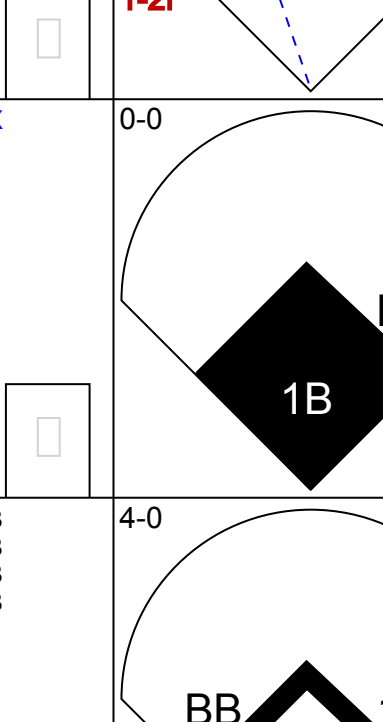
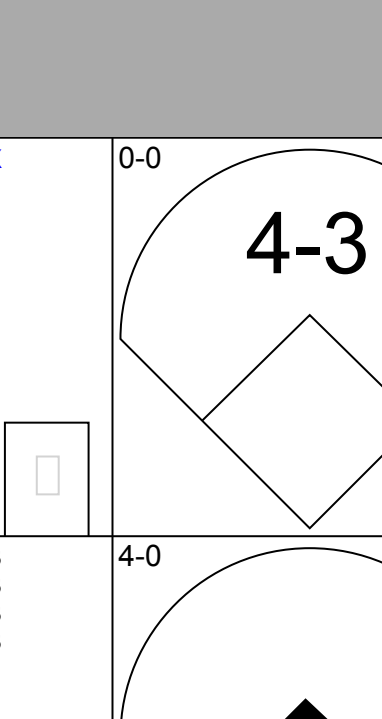
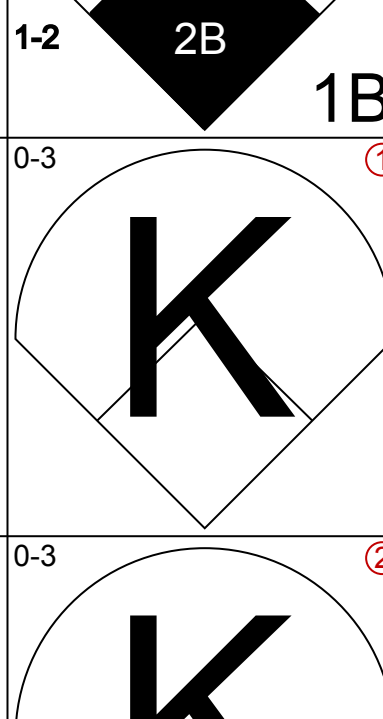
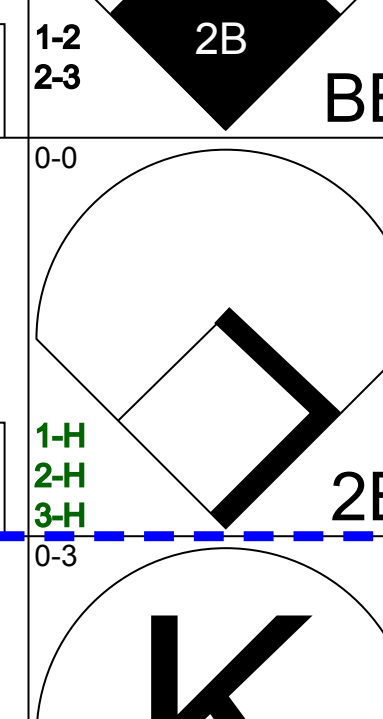
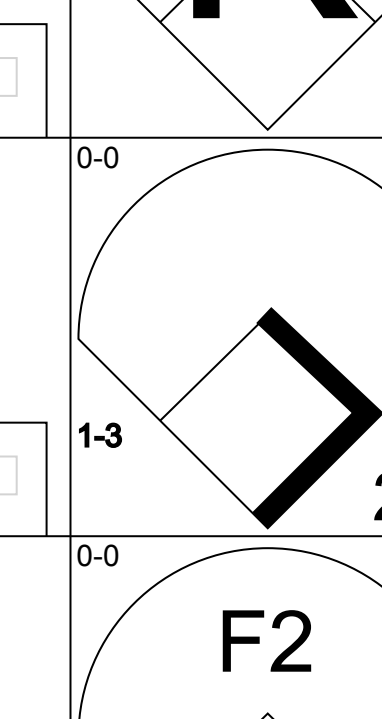
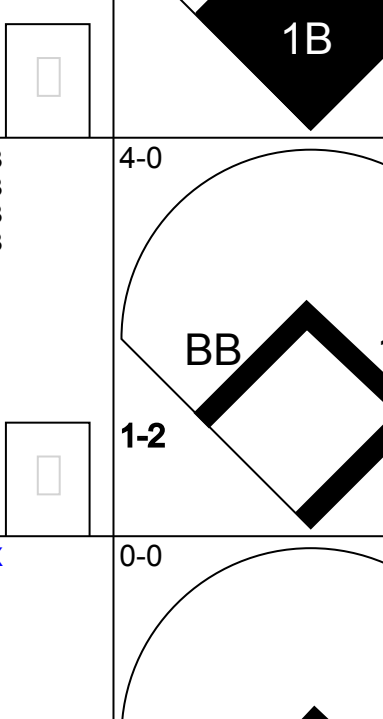
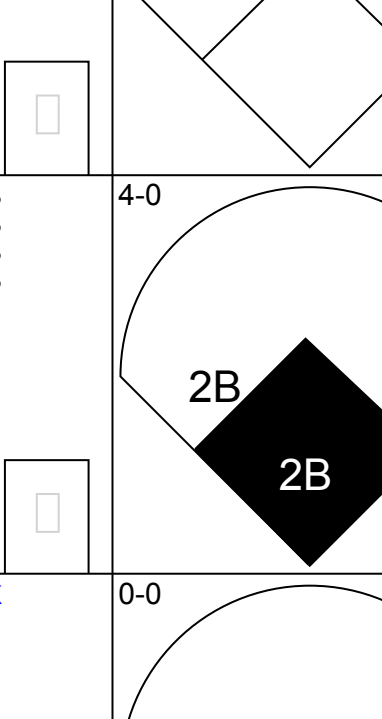
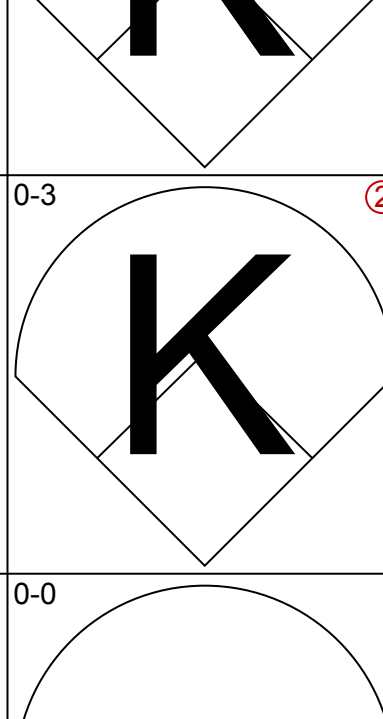
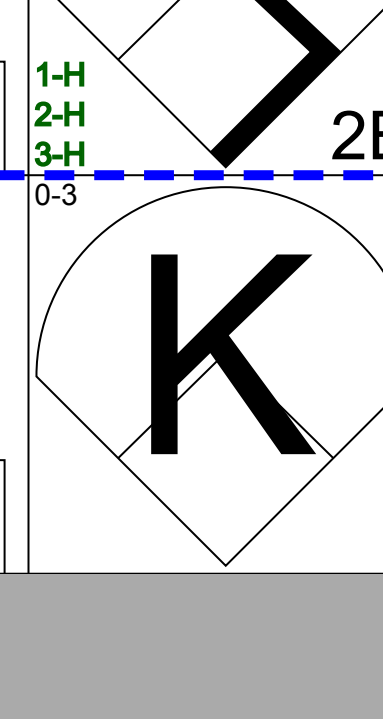
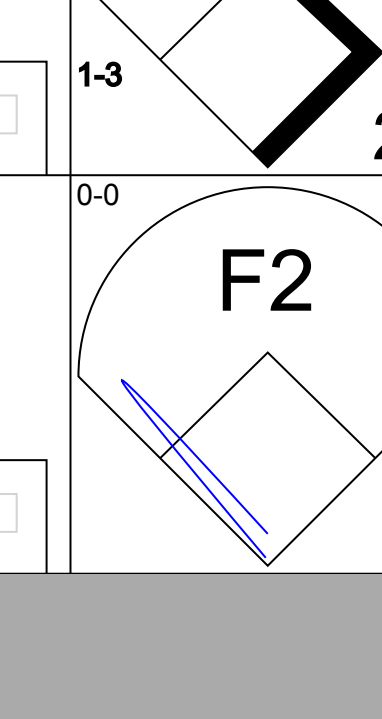
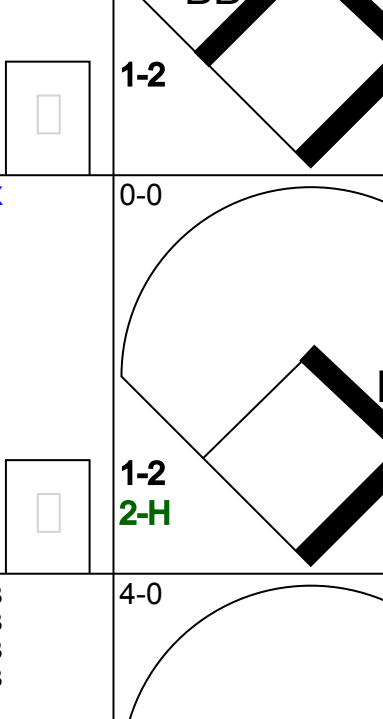
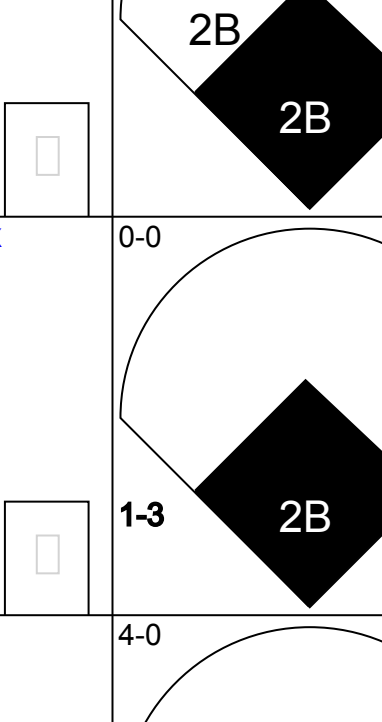
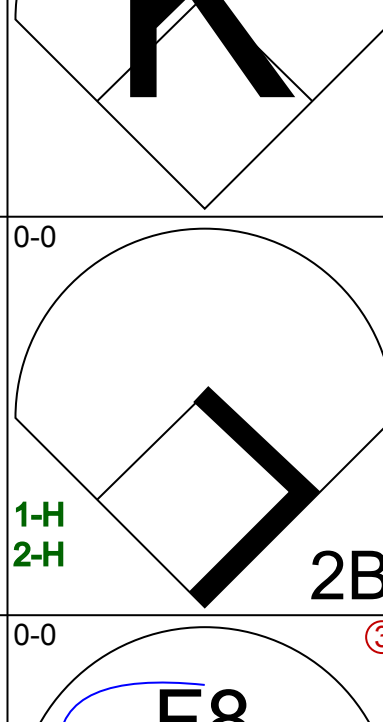
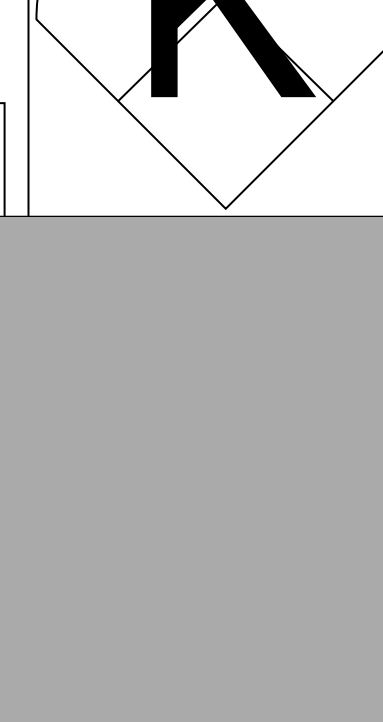
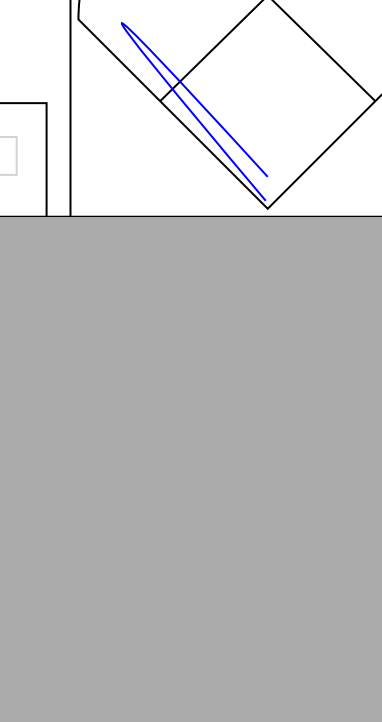
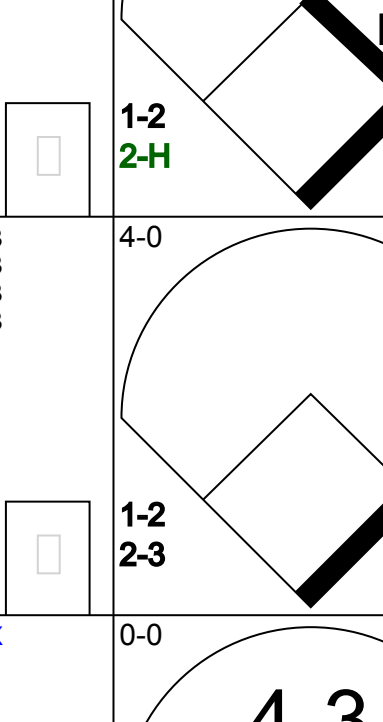
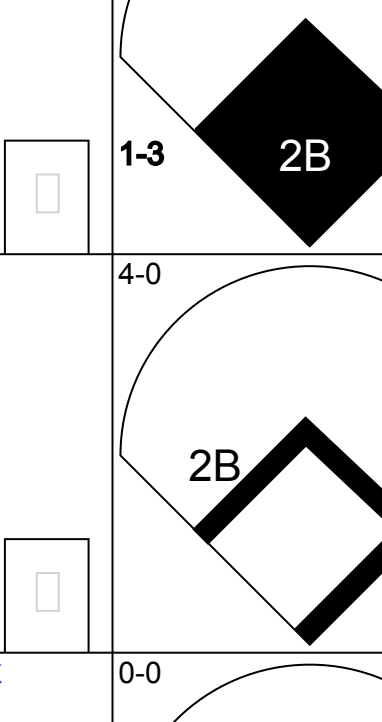


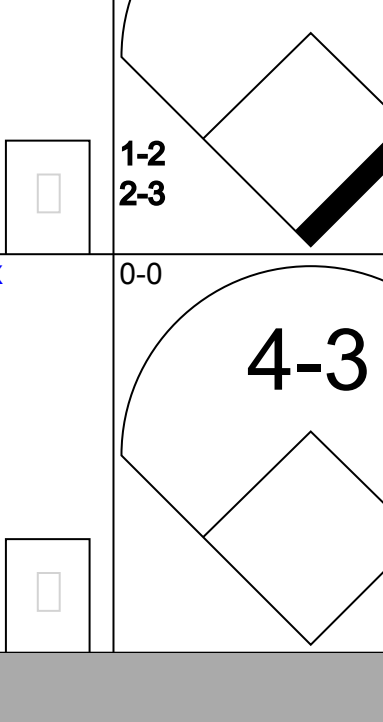
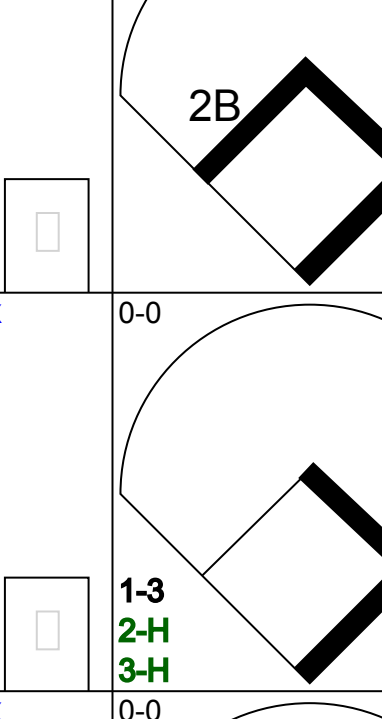
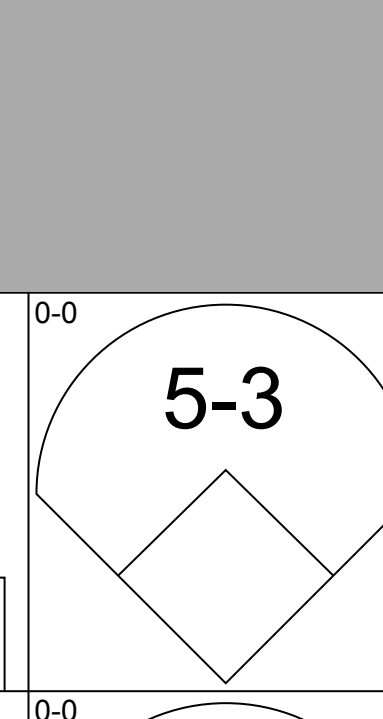

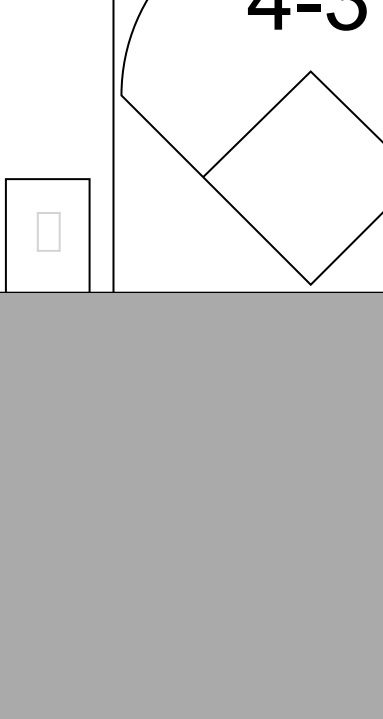
Batter	1	2	3	4	5	6	7	8	9	AB	R	H	RBI	BB	SO	LOB	BOTTOM	
Johnny Temple, R OBP: 0.395, SLG: 0.384 (1, 4)										4	0	0	0	1	0	3	Chicago Cubs @ Cincinnati Redlegs Crosley Field, Cincinnati, OH Fri Jun 20 1958, 7:05 PM EDT Att: 17,256 - Unknown	
Pete Whisenant, R OBP: 0.353, SLG: 0.461 (1, 9)										4	1	1	0	0	1	1		
Frank Robinson, R OBP: 0.338, SLG: 0.432 (1, 7)										4	2	3	3	0	0	0		
George Crowe, L OBP: 0.401, SLG: 0.489 (1, 3)										4	0	1	0	0	1	2		
Don Hoak, R OBP: 0.387, SLG: 0.455 (1, 5)										4	0	2	0	0	1	4		
Gus Bell, L OBP: 0.289, SLG: 0.372 (1, 8)										4	0	0	0	0	0	6		
Ed Bailey, L OBP: 0.307, SLG: 0.354 (1, 2)										4	0	2	0	0	0	0		
Alex Grammas, R OBP: 0.255, SLG: 0.233 Bob Thurman, L OBP: 0.315, SLG: 0.340 Roy McMillan, R OBP: 0.274, SLG: 0.229 (4, PH) (5, 6)										1	0	0	0	0	0	1		
Bob Purkey, R ERA: 3.82 Willard Schmidt, R ERA: 2.51 Turk Lown, R ERA: 5.17 Tom Acker, R ERA: 4.66 Brooks Lawrence, R ERA: 3.44 Joe Nuxhall, L ERA: 3.63	(1, 1) 8.0 W 37 12 3 3 4 1 0 0 0 0 2 44 48 3.38 1.625	(1, 1) 8.0 W 37 12 3 3 4 1 0 0 0 0 2 44 48 3.38 1.625																
Inning Stats	R: 0 E: 1 K: 2 S: 9	H: 1 LOB: 3 BB: 1 P: 13	R: 0 E: 0 K: 0 S: 4	H: 2 LOB: 1 BB: 0 P: 4	R: 0 E: 0 K: 1 S: 5	H: 0 LOB: 0 BB: 0 P: 5	R: 0 E: 0 K: 1 S: 7	H: 2 LOB: 2 BB: 0 P: 7	R: 2 E: 0 K: 0 S: 6	H: 3 LOB: 1 BB: 0 P: 6	R: 0 E: 0 K: 0 S: 4	H: 1 LOB: 1 BB: 0 P: 4	R: 1 E: 0 K: 0 S: 5	H: 2 LOB: 1 BB: 0 P: 5	R: 0 E: 0 K: 0 S: 4	H: 1 LOB: 1 BB: 0 P: 4	1B: 8 SF: 0 2B: 2 SAC: 0 3B: 0 DP: 1 HR: 2 HBP: 0	WP: 0 PA: 37 PB: 0 SB: 0 CS: 0
PITCHER	IP WLS BF H R ER SO BB IBB HBP BLK WP HR S P ERA WHIP	IP WLS BF H R ER SO BB IBB HBP BLK WP HR S P ERA WHIP																




Batter	1	2	3	4	5	6	7	8	9	AB	R	H	RBI	BB	SO	LOB	TOP				
Tony Taylor, R OBP: 0.284, SLG: 0.251 (1, 4)										5	0	2	0	0	1	0	Chicago Cubs @ Cincinnati Redlegs Crosley Field, Cincinnati, OH Sat Jun 21 1958, 3:33 AM EDT Att: 6,335 - Unknown				
Alvin Dark, R OBP: 0.376, SLG: 0.435 (1, 5)										5	1	4	1	0	0	2					
Lee Walls, R OBP: 0.373, SLG: 0.546 (1, 9)										5	0	2	0	0	1	5					
14 Ernie Banks, R OBP: 0.359, SLG: 0.617 (1, 6)										5	0	0	0	0	1	8					
Bobby Thomson, R OBP: 0.361, SLG: 0.471 (1, 8)										4	0	1	0	0	0	4					
Walt Moryn, L OBP: 0.370, SLG: 0.539 (1, 7)										4	0	0	0	0	2	1					
Dale Long, L OBP: 0.377, SLG: 0.480 (1, 3)										4	1	1	1	0	0	1					
Cal Neeman, R OBP: 0.328, SLG: 0.549 (1, 2)										3	1	1	1	1	1	0					
Dick Drott, R OBP: 0.296, SLG: 0.296 (1, 1)										2	0	0	0	0	0	2					
Don Elston, R OBP: 0.167, SLG: 0.167 (4, 1)										0	0	0	0	0	0	0					
Bobby Adams, R OBP: 0.329, SLG: 0.443 (7, PH)										1	0	0	0	0	0	0					
Dolan Nichols, R (7, 1)										0	0	0	0	0	0	0					
Jim Bolger, R OBP: 0.343, SLG: 0.419 (9, PH)										1	0	1	0	0	0	0					
Inning Stats	R: 0 E: 0 K: 1 S: 6	H: 1 LOB: 1 BB: 0 P: 6	R: 0 E: 0 K: 1 S: 6	H: 1 LOB: 2 BB: 1 P: 10	R: 0 E: 0 K: 1 S: 7	H: 2 LOB: 2 BB: 0 P: 7	R: 1 E: 0 K: 1 S: 6	H: 1 LOB: 0 BB: 0 P: 6	R: 0 E: 0 K: 1 S: 7	H: 2 LOB: 2 BB: 0 P: 7	R: 0 E: 0 K: 1 S: 5	H: 0 LOB: 0 BB: 0 P: 5	R: 1 E: 0 K: 0 S: 5	H: 2 LOB: 1 BB: 0 P: 5	R: 0 E: 0 K: 0 S: 3	H: 0 LOB: 0 BB: 0 P: 3	R: 1 E: 0 K: 0 S: 6	H: 3 LOB: 2 BB: 0 P: 6	1B: 7 2B: 2 3B: 0 HR: 3	SF: 0 SAC: 0 DP: 0 HBP: 0	WP: 0 PA: 40 PB: 0 SB: 0 CS: 0
PITCHER Harvey Haddix, L ERA: 3.59 (1, 1)	IP: 9.0 WLS: W BF: 40 H: 12 R: 3 ER: 3 SO: 6 BB: 1 IBB: 0 HBP: 0 BLK: 0 WP: 0 HR: 3 S: 51 P: 55 ERA: 3.00 WHIP: 1.444															PITCHER IP: WLS: BF: H: R: ER: SO: BB: IBB: HBP: BLK: WP: HR: S: P: ERA: WHIP					

AB	39
R	3
H	12
RBI	3
BB	1
SO	6
LOB	23



Batter	1	2	3	4	5	6	7	8	9	AB	R	H	RBI	BB	SO	LOB	BOTTOM		
Johnny Temple, R OBP: 0.397, SLG: 0.386 (1, 4)										4	0	2	0	0	1	2	Chicago Cubs @ Cincinnati Redlegs Crosley Field, Cincinnati, OH Sat Jun 21 1958, 3:33 AM EDT Att: 6,335 - Unknown		
Bob Thurman, L OBP: 0.316, SLG: 0.340 Eddie Miksis, R OBP: 0.278, SLG: 0.235 (1, 9) (5, 9)										3	2	1	0	0	0	1			
Frank Robinson, R OBP: 0.344, SLG: 0.433 (1, 7)										4	3	2	0	1	1				
George Crowe, L OBP: 0.408, SLG: 0.504 (1, 3)										4	0	2	3	1	1	2			
Don Hoak, R OBP: 0.387, SLG: 0.452 (1, 5)										4	1	1	1	1	2	5			
Ed Bailey, L OBP: 0.329, SLG: 0.388 (1, 2)										4	1	4	2	1	0	0			
Gus Bell, L OBP: 0.287, SLG: 0.365 (1, 8)										4	0	0	0	1	1	6			
Roy McMillan, R OBP: 0.273, SLG: 0.237 (1, 6)										4	0	1	2	0	0	1			
Harvey Haddix, L OBP: 0.353, SLG: 0.393 (1, 1)										4	2	2	1	0	0	3			
Inning Stats	R: 0 E: 0 K: 1 S: 5	H: 0 LOB: 0 BB: 0 P: 5	R: 2 E: 0 K: 0 S: 5	H: 2 LOB: 2 BB: 2 P: 13	R: 2 E: 0 K: 2 S: 10	H: 3 LOB: 1 BB: 0 P: 10	R: 3 E: 1 K: 1 S: 8	H: 2 LOB: 1 BB: 1 P: 12	R: 0 E: 0 K: 1 S: 5	H: 1 LOB: 0 BB: 0 P: 5	R: 1 E: 0 K: 1 S: 8	H: 3 LOB: 2 BB: 0 P: 8	R: 0 E: 0 K: 0 S: 4	H: 1 LOB: 1 BB: 0 P: 4	R: 1 E: 0 K: 0 S: 5	H: 3 LOB: 3 BB: 2 P: 13		1B: 9 2B: 5 3B: 0 HR: 1	SF: 0 SAC: 1 DP: 1 HBP: 0
PITCHER Dick Drott, R ERA: 5.31 Don Elston, R ERA: 3.41 Dolan Nichols, R ERA: 3.65 (1, 1) (4, 1) (7, 1)	IP: 3.2 WLS: L BF: 22 H: 7 R: 4 ER: 4 SO: 3 BB: 2 IBB: 0 HBP: 0 BLK: 0 WP: 0 HR: 0 S: 25 P: 37 ERA: 9.82 WHIP: 2.455															PITCHER IP: WLS: BF: H: R: ER: SO: BB: IBB: HBP: BLK: WP: HR: S: P: ERA: WHIP			



Batter	1	2	3	4	5	6	7	8	9	AB	R	H	RBI	BB	SO	LOB	TOP								
Tony Taylor, R OBP: 0.280, SLG: 0.250 (1, 4)	0-0 4-3		0-3 K			0-0 4-3		0-3 K		4	0	0	0	0	2	1	Chicago Cubs @ Philadelphia Phillies Connie Mack Stadium, Philadelphia, PA Tue Jun 24 1958, 7:05 PM EDT Att: 21,656 - Unknown								
Alvin Dark, R OBP: 0.374, SLG: 0.442 (1, 5)	0-0 4-3			0-0 6-3		0-0 E 1B		0-0 F7		4	1	1	0	0	0	0									
Lee Walls, R OBP: 0.373, SLG: 0.534 (1, 9)	0-0 F3			0-0 1B		0-0 SH5-3 1-H		0-0 F7		3	0	1	0	0	0	0									
14 Ernie Banks, R OBP: 0.361, SLG: 0.613 (1, 6)		0-0 F8		0-3 K		0-0 5-3			0-0 S 1B	4	0	1	0	0	1	1									
Walt Moryn, L OBP: 0.355, SLG: 0.512 (1, 7)		0-0 F5		0-0 L9			0-0 F8		0-3 K	4	0	0	0	0	1	2									
Dale Long, L OBP: 0.371, SLG: 0.464 (1, 3)		0-0 F7			0-0 F8		4-0 HR BB		0-0 P4	3	1	0	0	1	0	1									
Sammy Taylor, L OBP: 0.353, SLG: 0.424 (1, 2)			0-0 F8		0-0 4-3		0-0 1-H HR		0-3 K 1-2	4	1	1	2	0	1	1									
Bobby Thomson, R OBP: 0.373, SLG: 0.485 (1, 8)			0-0 1B		4-0 BB		0-3 K			2	0	1	0	1	1	0									
John Briggs, R (1, 1)			0-3 K		0-3 K		0-3 K			3	0	0	0	0	3	2									
Inning Stats	R: 0 E: 0 K: 0 S: 3	H: 0 LOB: 0 BB: 0 P: 3	R: 0 E: 0 K: 0 S: 3	H: 0 LOB: 0 BB: 0 P: 3	R: 0 E: 0 K: 2 S: 8	H: 1 LOB: 1 BB: 0 P: 8	R: 0 E: 0 K: 1 S: 6	H: 1 LOB: 1 BB: 0 P: 6	R: 0 E: 0 K: 1 S: 5	H: 0 LOB: 1 BB: 1 P: 9	R: 1 E: 1 K: 0 S: 4	H: 1 LOB: 0 BB: 0 P: 4	R: 2 E: 0 K: 2 S: 8	H: 1 LOB: 0 BB: 1 P: 12	R: 0 E: 0 K: 1 S: 5	H: 0 LOB: 0 BB: 0 P: 5	R: 0 E: 0 K: 2 S: 8	H: 1 LOB: 1 BB: 0 P: 8	1B: 4 2B: 0 3B: 0 HR: 1	SF: 0 SAC: 1 DP: 0 HBP: 0	WP: 0 PB: 0 SB: 1 CS: 0	PA: 34			
PITCHER	IP WLS BF H R ER SO BB IBB HBP BLK WP HR S P ERA WHIP	7.0 L 27 4 3 2 6 2 0 0 0 0 1 37 45 2.57 0.857	2.0 7 1 0 0 3 0 0 0 0 0 0 0 13 13 0.00 0.500																						

Batter	1	2	3	4	5	6	7	8	9	AB	R	H	RBI	BB	SO	LOB	BOTTOM								
Richie Ashburn, L OBP: 0.441, SLG: 0.444 (1, 8)	4-0 1B BB		0-0 S 1B	4-0 1-2 2-3 BB			0-0 F8		0-0 L9	3	0	1	0	2	0	1	Chicago Cubs @ Philadelphia Phillies Connie Mack Stadium, Philadelphia, PA Tue Jun 24 1958, 7:05 PM EDT Att: 21,656 - Unknown								
Solly Hemus, L OBP: 0.419, SLG: 0.462 (1, 4)	0-0 P6		0-0 F9	0-3 K		4-0 1B BB		0-3 K	4	0	0	0	1	2	6										
Harry Anderson, L OBP: 0.386, SLG: 0.507 (1, 3)	0-0 1-3 1B		4-0 1-2 BB		0-0 F5		0-0 1-2 1B			3	0	2	0	1	0	0									
Stan Lopata, R OBP: 0.392, SLG: 0.440 (1, 2)	0-3 K		0-0 P4		0-0 5-3		0-0 L7			4	0	0	0	0	1	6									
Willie Jones, R OBP: 0.372, SLG: 0.433 (1, 5)	0-0 F7		0-0 F7		0-3 K			0-0 5-3	4	0	0	0	0	1	4										
Wally Post, R OBP: 0.377, SLG: 0.401 (1, 9)		0-0 1B		0-0 FC5-4 1B		0-0 P4		0-0 F7	4	0	2	0	0	0	0										
Bob Bowman, R OBP: 0.384, SLG: 0.500 (1, 7)		0-0 FC6-4 1B		0-0 FC5-4 BB 1B 1-2		0-0 5-3		0-0 P6	4	0	1	0	0	0	1										
Chico Fernandez, R OBP: 0.236, SLG: 0.216 Dave Philleary, S OBP: 0.273, SLG: 0.300 (9, PH)		0-0 FC6-4 1-2		0-0 BB 1B 1-2		0-0 F9			3	0	1	0	0	0	0										
Jack Sanford, R OBP: 0.222, SLG: 0.235 Bobby Young, L (7, PH)		0-3 K		0-3 K			0-0 F4		0-0 1B	2	0	0	0	0	2	3									
Jack Meyer, R OBP: 0.333, SLG: 0.333 Carl Sawatski, L OBP: 0.371, SLG: 0.250 Curt Simmons, L OBP: 0.297, SLG: 0.306 (9, PR)										0	0	0	0	0	0	0									
Inning Stats	R: 0 E: 0 K: 1 S: 6	H: 1 LOB: 2 BB: 1 P: 10	R: 0 E: 1 K: 1 S: 6	H: 2 LOB: 1 BB: 0 P: 6	R: 0 E: 0 K: 0 S: 4	H: 1 LOB: 2 BB: 1 P: 8	R: 0 E: 0 K: 2 S: 9	H: 2 LOB: 3 BB: 1 P: 13	R: 0 E: 0 K: 1 S: 5	H: 0 LOB: 0 BB: 0 P: 5	R: 0 E: 0 K: 0 S: 3	H: 0 LOB: 0 BB: 0 P: 3	R: 0 E: 0 K: 0 S: 4	H: 1 LOB: 2 BB: 1 P: 8	R: 0 E: 0 K: 0 S: 3	H: 0 LOB: 0 BB: 0 P: 3	R: 0 E: 0 K: 1 S: 6	H: 1 LOB: 1 BB: 0 P: 6	1B: 8 2B: 0 3B: 0 HR: 0	SF: 0 SAC: 0 DP: 0 HBP: 0	WP: 0 PB: 0 SB: 1 CS: 0	PA: 38			
PITCHER	IP WLS BF H R ER SO BB IBB HBP BLK WP HR S P ERA WHIP	9.0 W 38 8 0 0 6 4 0 0 0 0 0 46 62 0.00 1.333																							

AB	31
R	3
H	5
RBI	2
BB	2
SO	9
LOB	8



AB	34
R	0
H	8
RBI	0
BB	4
SO	6
LOB	22



Batter	1	2	3	4	5	6	7	8	9	10	AB	R	H	RBI	BB	SO	LOB	TOP			
Tony Taylor, R OBP: 0.276, SLG: 0.246 Jim Bolger, R OBP: 0.324, SLG: 0.394 Johnny Goryl, R OBP: 0.318, SLG: 0.373	(1,4) X 0-0 F8		(1,4) X 0-0 P4			(1,4) X 0-0 5-3	(1,4) X 0-0 E3			(1,4) X 0-0 SH3-4 BB	3	0	0	0	0	0	1				
Alvin Dark, R OBP: 0.367, SLG: 0.433	(1,5) X 0-0 1-3			(1,5) X 0-0 5-3		(1,5) X 0-0 6-3	(1,5) X 0-0 F8			(1,5) X 0-0 SH3-4	4	0	0	0	0	0	1				
Lee Walls, R OBP: 0.370, SLG: 0.528	(1,9) S 0-3 K			(1,9) X 0-0 4-3		(1,9) X 0-0 14 FC6-4 1B		(1,9) X 0-0 L5		(1,9) X 0-0 F5	5	0	1	0	0	1	1				
14 Ernie Banks, R OBP: 0.355, SLG: 0.601		(1,6) X 0-0 F9		(1,6) X 0-0 6-3		(1,6) X 0-0 FC6-4 1-2		(1,6) X 0-0 K		(1,6) X 0-0 K	5	0	0	0	0	2	2				
Walt Moryn, L OBP: 0.353, SLG: 0.508	(1,7) X 0-0 L8				(1,7) X 0-0 G3		(1,7) X 0-0 P6			(1,7) X 0-0 1B	4	0	1	0	0	0	0				
Dale Long, L OBP: 0.373, SLG: 0.472	(1,3) X 0-0 F8				(1,3) X 0-0 2B 3B		(1,3) X 0-0 2B 1B BB			(1,3) X 0-0 G3	3	2	1	0	1	0	1				
Sammy Taylor, L OBP: 0.357, SLG: 0.439	(1,2) X 0-0		(1,2) X 0-0 4-3		(1,2) X 0-0 2B		(1,2) X 0-0 1B G3 2B			(1,2) X 0-0 F5	4	1	2	1	0	0	0				
Bobby Thomson, R OBP: 0.375, SLG: 0.483	(1,8) X 0-0		(1,8) X 0-0 SH1-4 BB		(1,8) X 0-0 5-3		(1,8) X 0-0 2B G3 1B			(1,8) X 0-0 F8	3	1	1	1	1	0	1				
Taylor Phillips, L OBP: 0.088, SLG: 0.031 Chuck Tanner, L OBP: 0.317, SLG: 0.432 Glen Hobbie, R OBP: 0.207, SLG: 0.185 Don Elston, R OBP: 0.143, SLG: 0.143	(1,1) X 0-0		(1,1) X 0-0 SH1-4		(1,1) X 0-0 K		(1,1) X 0-0 G3			(1,1) X 0-0 P3	1	0	0	0	0	1	1				
Inning Stats	R: 0 E: 0 K: 1 S: 5	H: 0 LOB: 0 BB: 0 P: 5	R: 0 E: 0 K: 0 S: 3	H: 0 LOB: 0 BB: 0 P: 3	R: 0 E: 0 K: 0 S: 3	H: 0 LOB: 1 BB: 1 P: 7	R: 0 E: 0 K: 0 S: 3	H: 0 LOB: 0 BB: 0 P: 3	R: 1 E: 0 K: 1 S: 7	H: 2 LOB: 1 BB: 0 P: 7	R: 0 E: 0 K: 0 S: 4	H: 1 LOB: 1 BB: 0 P: 4	R: 0 E: 1 K: 0 S: 6	H: 2 LOB: 1 BB: 1 P: 10	R: 0 E: 0 K: 1 S: 6	H: 1 LOB: 1 BB: 0 P: 6	R: 0 E: 0 K: 0 S: 3	H: 0 LOB: 0 BB: 0 P: 3	1B: 3 2B: 2 3B: 1 HR: 0	SF: 0 SAC: 2 DP: 0 HBP: 0	WP: 0 PA: 40 PB: 0 SB: 0 CS: 0
PITCHER	IP WLS BF H R ER SO ERA WHIP	IP WLS BF H R ER SO ERA WHIP	IP WLS BF H R ER SO ERA WHIP	IP WLS BF H R ER SO ERA WHIP	IP WLS BF H R ER SO ERA WHIP	IP WLS BF H R ER SO ERA WHIP	IP WLS BF H R ER SO ERA WHIP	IP WLS BF H R ER SO ERA WHIP	IP WLS BF H R ER SO ERA WHIP	IP WLS BF H R ER SO ERA WHIP	IP WLS BF H R ER SO ERA WHIP	IP WLS BF H R ER SO ERA WHIP	IP WLS BF H R ER SO ERA WHIP	IP WLS BF H R ER SO ERA WHIP	IP WLS BF H R ER SO ERA WHIP	IP WLS BF H R ER SO ERA WHIP	IP WLS BF H R ER SO ERA WHIP	IP WLS BF H R ER SO ERA WHIP	IP WLS BF H R ER SO ERA WHIP	IP WLS BF H R ER SO ERA WHIP	IP WLS BF H R ER SO ERA WHIP
Ray Semproch, R ERA: 3.52 Turk Farrell, R ERA: 1.1	(1,1) 6.1 (7,1) 3.2	WLS 26 BF 5 H 4 R 3 ER 2 SO 2	WLS 14 BF 1 H 0 R 0 ER 0 SO 2	WLS 0 BF 0 H 0 R 0 ER 0 SO 0	WLS 0 BF 0 H 0 R 0 ER 0 SO 0	WLS 0 BF 0 H 0 R 0 ER 0 SO 0	WLS 0 BF 0 H 0 R 0 ER 0 SO 0	WLS 0 BF 0 H 0 R 0 ER 0 SO 0	WLS 0 BF 0 H 0 R 0 ER 0 SO 0	WLS 0 BF 0 H 0 R 0 ER 0 SO 0	WLS 0 BF 0 H 0 R 0 ER 0 SO 0	WLS 0 BF 0 H 0 R 0 ER 0 SO 0	WLS 0 BF 0 H 0 R 0 ER 0 SO 0	WLS 0 BF 0 H 0 R 0 ER 0 SO 0	WLS 0 BF 0 H 0 R 0 ER 0 SO 0	WLS 0 BF 0 H 0 R 0 ER 0 SO 0	WLS 0 BF 0 H 0 R 0 ER 0 SO 0	WLS 0 BF 0 H 0 R 0 ER 0 SO 0	WLS 0 BF 0 H 0 R 0 ER 0 SO 0	WLS 0 BF 0 H 0 R 0 ER 0 SO 0	WLS 0 BF 0 H 0 R 0 ER 0 SO 0

Chicago Cubs @ Philadelphia Phillies
 Connie Mack Stadium, Philadelphia, PA
 Wed Jun 25 1958, 7:05 PM EDT
 Att. 11,796 - Unknown

AB 35
 R 4
 H 6
 RBI 3
 BB 3
 SO 4
 LOB 9



Batter	1	2	3	4	5	6	7	8	9	10	AB	R	H	RBI	BB	SO	LOB	BOTTOM			
Richie Ashburn, L OBP: 0.440, SLG: 0.443	(1,8) X 0-0 6-3		(1,8) X 0-0 F8		(1,8) X 0-0 K		(1,8) X 0-0 FC4-2 BB 1B			(1,8) X 0-0 SH1-4 1B	5	0	2	0	0	1	1				
Ted Kazanski, R OBP: 0.252, SLG: 0.265 Solly Hemus, L OBP: 0.424, SLG: 0.462 Bobby Young, L (8,4)	(1,4) X 0-0 6-3		(1,4) X 0-0 FC6-4 1-2		(1,4) X 0-0 F8		(1,4) X 0-0 FC4-2 BB 1-2 2-3			(1,4) X 0-0 SH1-4 1-2	3	0	0	0	0	0	1				
Willie Jones, R OBP: 0.368, SLG: 0.426	(1,5) S 0-3 K			(1,5) X 0-0 5-3		(1,5) X 0-0 L9 SF8 1B		(1,5) X 0-0 FC4-2 1-2 2-3 3-H		(1,5) X 0-0 F7	5	1	1	0	0	1	4				
Rip Repulski, R OBP: 0.301, SLG: 0.497	(1,7) X 0-0 1-3			(1,7) X 0-0 HR BB		(1,7) X 0-0 L9 1-3		(1,7) X 0-0 K		(1,7) X 0-0 K	4	1	0	0	1	2	5				
Stan Lopata, R OBP: 0.392, SLG: 0.454	(1,2) X 0-3 K			(1,2) X 0-0 HR		(1,2) X 0-0 WP BB		(1,2) X 0-0 K		(1,2) X 0-0 K	4	1	1	2	1	3	3				
Wally Post, R OBP: 0.372, SLG: 0.394	(1,9) X 0-0 5-3			(1,9) X 0-0 L9		(1,9) X 0-0 SF8 3-H		(1,9) X 0-0 P6		(1,9) X 0-0 FC4-6 BB	3	0	0	1	1	0	0				
Harry Anderson, L OBP: 0.391, SLG: 0.521	(1,3) X 0-0		(1,3) X 0-0 3B 2B		(1,3) X 0-0 3B		(1,3) X 0-0 P5 1-2 BB			(1,3) X 0-0 FC4-6 1-2 3B	4	2	2	0	1	0	1				
Chico Fernandez, R OBP: 0.244, SLG: 0.241	(1,6) X 0-0		(1,6) X 0-0 FC6-2 3B		(1,6) X 0-0 L5		(1,6) X 0-0 F9			(1,6) X 0-0 BB	4	0	2	2	1	0	3				
Ray Semproch, R OBP: 0.114, SLG: 0.143 Turk Farrell, R OBP: 0.286, SLG: 0.231	(1,1) X 0-0 (7,1) X 0-0		(1,1) X 0-0 FC6-2 3-H		(1,1) X 0-0 5-3		(1,1) X 0-0 BB FC4-2 1B			(1,1) X 0-0 K	2	0	0	0	0	0	1				
Inning Stats	R: 0 E: 0 K: 1 S: 5	H: 0 LOB: 0 BB: 0 P: 5	R: 0 E: 0 K: 1 S: 5	H: 0 LOB: 0 BB: 0 P: 5	R: 1 E: 0 K: 0 S: 5	H: 2 LOB: 1 BB: 0 P: 5	R: 2 E: 0 K: 0 S: 5	H: 2 LOB: 1 BB: 1 P: 9	R: 0 E: 0 K: 1 S: 5	H: 1 LOB: 2 BB: 2 P: 12	R: 0 E: 0 K: 2 S: 9	H: 2 LOB: 3 BB: 1 P: 13	R: 0 E: 0 K: 1 S: 5	H: 0 LOB: 1 BB: 1 P: 9	R: 0 E: 0 K: 1 S: 6	H: 1 LOB: 1 BB: 0 P: 6	R: 1 E: 0 K: 1 S: 5	H: 1 LOB: 1 BB: 1 P: 9	1B: 4 2B: 1 3B: 3 HR: 1	SF: 1 SAC: 1 DP: 0 HBP: 0	WP: 1 PA: 44 PB: 0 SB: 0 CS: 0
PITCHER	IP WLS BF H R ER SO ERA WHIP	IP WLS BF H R ER SO ERA WHIP	IP WLS BF H R ER SO ERA WHIP	IP WLS BF H R ER SO ERA WHIP	IP WLS BF H R ER SO ERA WHIP	IP WLS BF H R ER SO ERA WHIP	IP WLS BF H R ER SO ERA WHIP	IP WLS BF H R ER SO ERA WHIP	IP WLS BF H R ER SO ERA WHIP	IP WLS BF H R ER SO ERA WHIP	IP WLS BF H R ER SO ERA WHIP	IP WLS BF H R ER SO ERA WHIP	IP WLS BF H R ER SO ERA WHIP	IP WLS BF H R ER SO ERA WHIP	IP WLS BF H R ER SO ERA WHIP	IP WLS BF H R ER SO ERA WHIP	IP WLS BF H R ER SO ERA WHIP	IP WLS BF H R ER SO ERA WHIP	IP WLS BF H R ER SO ERA WHIP	IP WLS BF H R ER SO ERA WHIP	
Taylor Phillips, L ERA: 3.66 Glen Hobbie, R ERA: 3.93 Don Elston, R ERA: 3.29	(1,1) 6.0 (7,1) 0.0 (7,1) 3.2	WLS 26 BF 5 H 4 R 4 ER 4 SO 3	WLS 4 BF 2 H 0 R 0 ER 0 SO 0	WLS 0 BF 0 H 0 R 0 ER 0 SO 0	WLS 0 BF 0 H 0 R 0 ER 0 SO 0	WLS 0 BF 0 H 0 R 0 ER 0 SO 0	WLS 0 BF 0 H 0 R 0 ER 0 SO 0	WLS 0 BF 0 H 0 R 0 ER 0 SO 0	WLS 0 BF 0 H 0 R 0 ER 0 SO 0	WLS 0 BF 0 H 0 R 0 ER 0 SO 0	WLS 0 BF 0 H 0 R 0 ER 0 SO 0	WLS 0 BF 0 H 0 R 0 ER 0 SO 0	WLS 0 BF 0 H 0 R 0 ER 0 SO 0	WLS 0 BF 0 H 0 R 0 ER 0 SO 0	WLS 0 BF 0 H 0 R 0 ER 0 SO 0	WLS 0 BF 0 H 0 R 0 ER 0 SO 0	WLS 0 BF 0 H 0 R 0 ER 0 SO 0	WLS 0 BF 0 H 0 R 0 ER 0 SO 0	WLS 0 BF 0 H 0 R 0 ER 0 SO 0	WLS 0 BF 0 H 0 R 0 ER 0 SO 0	WLS 0 BF 0 H 0 R 0 ER 0 SO 0

Chicago Cubs @ Philadelphia Phillies
 Connie Mack Stadium, Philadelphia, PA
 Wed Jun 25 1958, 7:05 PM EDT
 Att. 11,796 - Unknown

AB 36
 R 5
 H 9
 RBI 5
 BB 6
 SO 8
 LOB 20



Batter	1	2	3	4	5	6	7	8	9	AB	R	H	RBI	BB	SO	LOB	TOP								
Tony Taylor, R (1,4) OBP: 0.281, SLG: 0.256	0-0 6-3		0-0 CS 1B		0-0 6-3		0-0 2B			4	0	2	0	0	0	1	Chicago Cubs @ Pittsburgh Pirates Forbes Field, Pittsburgh, PA Fri Jun 27 1958, 3:33 AM EDT Att: 17,026 - Unknown								
Alvin Dark, R (1,5) OBP: 0.370, SLG: 0.435	0-0 1-3		0-0 CS 1-2	0-0 FC1-6 1B		0-0 1B	0-3 K			4	0	2	0	0	1	1									
Lee Walls, R (1,9) OBP: 0.369, SLG: 0.524	0-0 1-3			0-0 FC1-6 14 FC5-4 1-2		0-0 14 2B 1B		0-0 F2		4	1	1	0	0	0	1									
14 Ernie Banks, R (1,6) OBP: 0.353, SLG: 0.600		0-0 F3		0-0 FC5-4 1-2		0-0 1B		0-0 6-3		4	1	1	0	0	0	1									
Walt Moryn, L (1,7) OBP: 0.355, SLG: 0.510		0-0 2B		0-0 F4		0-0 1B	4-0 2B		0-0 F9		3	0	1	0	1	0		1							
Dale Long, L (1,3) OBP: 0.371, SLG: 0.468		0-0 F7			0-0 6-3		0-0 1B		0-0 4-3		4	0	1	2	0	0		1							
Sammy Taylor, L (1,2) OBP: 0.354, SLG: 0.440		0-0 1-3			0-0 1B		0-0 6-3		0-0 4-3		4	1	1	0	0	0		2							
Bobby Thomson, R (1,8) OBP: 0.373, SLG: 0.477			0-3 K		0-0 6-3		0-0 F2		4-0 FC5-4 BB		3	0	0	0	1	1		1							
Moe Drabowsky, R (1,1) OBP: 0.182, SLG: 0.182			0-0 5-3			0-0 1B		0-3 K		4	0	1	1	0	1	1	livebaseballscores.com								
Bill Henry, L (9,1)					2-H				0-0 FC5-4 1-2		0	0	0	0	0	0									
Inning Stats	R: 0 E: 0 K: 0 S: 3	H: 0 LOB: 0 BB: 0 P: 3	R: 0 E: 0 K: 0 S: 4	H: 1 LOB: 1 BB: 0 P: 4	R: 0 E: 0 K: 1 S: 5	H: 1 LOB: 1 BB: 0 P: 5	R: 0 E: 0 K: 0 S: 4	H: 1 LOB: 1 BB: 0 P: 4	R: 1 E: 0 K: 0 S: 5	H: 2 LOB: 1 BB: 0 P: 5	R: 2 E: 0 K: 0 S: 5	H: 4 LOB: 1 BB: 1 P: 9	R: 0 E: 0 K: 2 S: 8	H: 1 LOB: 0 BB: 0 P: 8	R: 0 E: 0 K: 0 S: 3	H: 0 LOB: 0 BB: 0 P: 3	R: 0 E: 0 K: 0 S: 3	H: 0 LOB: 1 BB: 1 P: 7	1B: 6 2B: 4 3B: 0 HR: 0	SF: 0 SAC: 0 DP: 0 HBP: 0	WP: 0 PB: 0 SB: 0 CS: 1	PA: 37			
PITCHER	IP WLS BF H R ER SO BB IBB HBP BLK WP HR S P ERA WHIP	7.0 L 29 10 3 3 3 0 1 0 0 0 0 0 34 38 3.86 1.429	2.0 S 7 0 0 0 0 1 0 0 0 0 0 0 6 10 0.00 0.500																						

Batter	1	2	3	4	5	6	7	8	9	AB	R	H	RBI	BB	SO	LOB	BOTTOM							
Bill Virdon, L (1,8) OBP: 0.343, SLG: 0.387	0-0 F7		4-0 BB BB	0-0 F8			0-0 F5		0-0 L6-4 2-2	4	0	0	0	1	0	5	Chicago Cubs @ Pittsburgh Pirates Forbes Field, Pittsburgh, PA Fri Jun 27 1958, 3:33 AM EDT Att: 17,026 - Unknown							
Bob Skinner, L (1,7) OBP: 0.408, SLG: 0.467	0-0 F7		4-0 BB BB		4-0 G4-6-3 BB		0-3 K			2	0	0	0	2	1	1								
Bill Hall, L (8,2) OBP: 0.263, SLG: 0.235	0-0 F7		1-2 BB BB							0	0	0	0	0	0	0								
Dick Groat, R (1,6) OBP: 0.308, SLG: 0.391	1-0 BB HBP		0-0 F9		0-0 F7			0-0 F7		3	0	0	0	0	0	3								
John Powers, L (1,9) OBP: 0.356, SLG: 0.342	4-0 BB BB		4-0 BB BB		0-0 G4-6-3		0-0 G4-6-3		0-0 HR	2	1	1	1	2	0	1								
Frank Thomas, R (1,3) OBP: 0.352, SLG: 0.608	0-0 P4		0-0 F8			0-0 P3		0-0 F9		4	0	0	0	0	0	5								
Bill Mazeroski, R (1,4) OBP: 0.312, SLG: 0.429		0-0 F7			0-0 1B		0-0 6-3		0-0 6-3	4	0	1	0	0	0	0								
Gene Baker, R (1,5) OBP: 0.345, SLG: 0.320		0-0 F9		0-3 K		0-0 3-1			0-0 F5	4	0	0	0	0	1	1								
Hank Foiles, R (1,2) OBP: 0.297, SLG: 0.253		0-3 K			0-0 F3		0-0 P5		0-0 L6-4 1B	2	0	0	0	0	1	1								
Dick Schofield, S (7, PH) OBP: 0.329, SLG: 0.256									0-0 L6-4 1B	1	0	0	0	0	0	0								
Roy Face, R (8,1)									0-0 1B	0	0	0	0	0	0	0								
Ted Kluszewski, L (9, PH) OBP: 0.360, SLG: 0.416									0-0 1B	1	0	1	0	0	0	0								
Roman Mejias, R (9, PR) OBP: 0.266, SLG: 0.455									0-0 1B	0	0	0	0	0	0	0								
Bob Friend, R (1,1) OBP: 0.120, SLG: 0.106			0-3 K		0-0 1B				0-0 1B	2	0	1	0	0	1	0								
Roberto Clemente, R (7, PH) OBP: 0.336, SLG: 0.370					1-2 1B				1-2 1B	1	0	1	0	1	0	0								
Inning Stats	R: 0 E: 0 K: 0 S: 3	H: 0 LOB: 2 BB: 1 P: 8	R: 0 E: 0 K: 1 S: 5	H: 0 LOB: 0 BB: 0 P: 5	R: 0 E: 0 K: 1 S: 5	H: 2 LOB: 2 BB: 0 P: 7	R: 0 E: 0 K: 0 S: 2	H: 0 LOB: 0 BB: 1 P: 6	R: 0 E: 0 K: 0 S: 3	H: 0 LOB: 0 BB: 0 P: 3	R: 0 E: 0 K: 1 S: 5	H: 0 LOB: 1 BB: 1 P: 9	R: 1 E: 0 K: 0 S: 4	H: 1 LOB: 0 BB: 0 P: 4	R: 0 E: 0 K: 0 S: 4	H: 2 LOB: 1 BB: 0 P: 4	1B: 4 2B: 1 3B: 0 HR: 1	SF: 0 SAC: 0 DP: 2 HBP: 1	WP: 0 PB: 0 SB: 0 CS: 0	PA: 37				
PITCHER	IP WLS BF H R ER SO BB IBB HBP BLK WP HR S P ERA WHIP	8.1 W 36 5 1 1 4 6 0 1 0 0 0 1 62 1.08 1.320	0.2 S 1 0 0 0 0 0 0 0 0 0 0 1 1 0.00 0.000																					



Batter	1	2	3	4	5	6	7	8	9	AB	R	H	RBI	BB	SO	LOB	TOP								
Tony Taylor, R OBP: 0.276, SLG: 0.251 (1, 4)	K	FC5			F7		F7			4	0	0	0	0	1	2									
Alvin Dark, R OBP: 0.366, SLG: 0.429 (1, 5)	BB		L3		F9		K2-3			3	0	0	0	1	1	0									
Lee Walls, R OBP: 0.364, SLG: 0.516 (1, 9)	5-3		1-3		6-3			K		4	0	0	0	0	1	1									
14 Ernie Banks, R OBP: 0.355, SLG: 0.599 (1, 6)	5-3		6-3			1B SF7		FC1-6 1B		4	1	2	0	0	0	1									
Walt Moryn, L OBP: 0.356, SLG: 0.510 Chuck Tanner, L OBP: 0.326, SLG: 0.436 (1, 7) (4, 7)		1B SF7		K		1B BB		F7		2	1	1	0	0	1	0									
Dale Long, L OBP: 0.373, SLG: 0.471 (1, 3)		FC5 1B		1B SF6		SF7		FC1-6		3	1	2	1	0	0	1									
Sammy Taylor, L OBP: 0.356, SLG: 0.441 (1, 2)		SF7		SF6		G6-4-3 BB			4-3	2	0	1	1	1	0	0									
Bobby Thomson, R OBP: 0.371, SLG: 0.475 (1, 8)			SF6		G6-4-3			F8		3	0	1	1	0	0	2									
Dick Drott, R OBP: 0.276, SLG: 0.276 Bill Henry, L OBP: 0.207, SLG: 0.165 Glen Hobbie, R OBP: 0.207, SLG: 0.165 Footie Johnson, L OBP: 0.207, SLG: 0.165 Dave Hillman, R OBP: 0.207, SLG: 0.165 Jim Bolger, R OBP: 0.207, SLG: 0.165 (1, 1) (5, 1) (7, PH) (7, 1) (9, PH)		K		P6				F7		2	0	0	0	0	1	3									
Inning Stats	R: 0 E: 0 K: 1 S: 5	H: 0 LOB: 1 BB: 1 P: 9	R: 1 E: 0 K: 1 S: 8	H: 3 LOB: 2 BB: 0 P: 8	R: 0 E: 0 K: 0 S: 3	H: 0 LOB: 0 BB: 0 P: 3	R: 1 E: 0 K: 1 S: 7	H: 2 LOB: 1 BB: 0 P: 7	R: 0 E: 0 K: 0 S: 3	H: 0 LOB: 0 BB: 0 P: 3	R: 1 E: 0 K: 0 S: 4	H: 2 LOB: 1 BB: 1 P: 8	R: 0 E: 0 K: 1 S: 5	H: 0 LOB: 0 BB: 0 P: 5	R: 0 E: 0 K: 1 S: 6	H: 1 LOB: 1 BB: 0 P: 6	R: 0 E: 0 K: 0 S: 3	H: 0 LOB: 0 BB: 0 P: 3	1B: 8 2B: 0 3B: 0 HR: 0	SF: 3 SAC: 0 DP: 1 HBP: 0	WP: 0 PB: 0 SB: 0 CS: 0	PA: 36			
PITCHER	IP	WLS	BF	H	R	ER	SO	BB	IBB	HBP	BLK	WP	HR	S	P	ERA	WHIP								
Curt Raydon, R ERA: 2.94 Bob Porterfield, R ERA: 4.23 (1, 1) (6, 1)	5.1	W	25	7	3	3	3	2	0	0	0	0	0	29	37	5.06	1.688								

Chicago Cubs @ Pittsburgh Pirates
Forbes Field, Pittsburgh, PA
Sat Jun 28 1958, 3:33 AM EDT
Att: 8,413 - Unknown

AB	31
R	3
H	8
RBI	3
BB	2
SO	5
LOB	11



Batter	1	2	3	4	5	6	7	8	9	AB	R	H	RBI	BB	SO	LOB	BOTTOM								
Bill Virdon, L OBP: 0.347, SLG: 0.398 (1, 8)	SF9		F9		1B E	4-3		1B		5	2	3	0	0	0	0									
Bob Skinner, L OBP: 0.411, SLG: 0.471 Roman Mejias, R OBP: 0.259, SLG: 0.443 (1, 7) (5, FR) (6, 7)	SF9			1B SH1-3	E 2B	5-3		F9		2	1	2	3	0	0	0									
Dick Groat, R OBP: 0.305, SLG: 0.386 (1, 6)	1-3			SH1-3	E6			P6		3	0	0	0	0	0	1									
Ted Kluszewski, L OBP: 0.382, SLG: 0.423 R C Stevens, R OBP: 0.322, SLG: 0.588 (1, 3) (9, 3)	P6			BB				F8		4	0	2	1	0	0	0									
Frank Thomas, R OBP: 0.351, SLG: 0.601 (1, 5)		K		BB				5-3		3	0	0	0	1	2	3									
Roberto Clemente, R OBP: 0.335, SLG: 0.389 (1, 9)		K		SF8	L3			E4 F8 1B		3	1	1	1	0	1	3									
Bill Mazerowski, R OBP: 0.311, SLG: 0.424 (1, 4)		K		K				F8		3	0	0	0	1	2	3									
Hank Foiles, R OBP: 0.307, SLG: 0.268 (1, 2)				B3-4 BB				FC1-6 1B		3	1	2	1	1	0	3									
Curt Raydon, R Bob Porterfield, R (1, 1) (6, 1)			B3-4		1B BB			FC1-6		1	1	0	0	1	0	1									
Inning Stats	R: 1 E: 0 K: 0 S: 4	H: 1 LOB: 0 BB: 0 P: 4	R: 0 E: 0 K: 3 S: 9	H: 0 LOB: 0 BB: 0 P: 9	R: 0 E: 0 K: 0 S: 2	H: 0 LOB: 1 BB: 1 P: 6	R: 1 E: 0 K: 1 S: 7	H: 2 LOB: 2 BB: 1 P: 11	R: 4 E: 1 K: 1 S: 10	H: 4 LOB: 3 BB: 2 P: 18	R: 0 E: 0 K: 1 S: 5	H: 0 LOB: 0 BB: 0 P: 5	R: 0 E: 0 K: 0 S: 3	H: 0 LOB: 0 BB: 0 P: 3	R: 1 E: 1 K: 0 S: 6	H: 3 LOB: 2 BB: 0 P: 6	R: 0 E: 0 K: 0 S: 3	H: 0 LOB: 0 BB: 0 P: 3	1B: 7 2B: 3 3B: 1 HR: 0	SF: 2 SAC: 1 DP: 1 HBP: 0	WP: 0 PB: 0 SB: 0 CS: 0	PA: 38			
PITCHER	IP	WLS	BF	H	R	ER	SO	BB	IBB	HBP	BLK	WP	HR	S	P	ERA	WHIP								
Dick Drott, R ERA: 5.59 Bill Henry, L ERA: 1.04 Glen Hobbie, R ERA: 3.84 Dave Hillman, R ERA: 4.86 (1, 1) (5, 1) (5, 1) (7, 1)	4.0	L	19	5	5	5	4	3	0	0	0	0	0	3	3	11.25	2.000								

Chicago Cubs @ Pittsburgh Pirates
Forbes Field, Pittsburgh, PA
Sat Jun 28 1958, 3:33 AM EDT
Att: 8,413 - Unknown

AB	31
R	7
H	10
RBI	6
BB	4
SO	6
LOB	17



Batter	1	2	3	4	5	6	7	8	9	AB	R	H	RBI	BB	SO	LOB	TOP			
Tony Taylor, R OBP: 0.283, SLG: 0.256 (1, 4)										4	0	2	1	1	0	0				
Alvin Dark, R OBP: 0.373, SLG: 0.433 (1, 5)										5	1	3	1	0	0	1				
Walt Moryn, L OBP: 0.350, SLG: 0.500 (1, 7)										5	0	0	0	0	0	7				
14 Ernie Banks, R OBP: 0.357, SLG: 0.599 (1, 6)										3	0	1	0	1	1	1				
Dale Long, L OBP: 0.371, SLG: 0.464 (1, 3)										3	0	0	0	1	0	3				
Sammy Taylor, L OBP: 0.391, SLG: 0.442 (1, 2)										4	1	2	1	0	1	1				
Lee Walls, R OBP: 0.366, SLG: 0.514 (1, 9)										3	1	1	0	1	0	1				
Bobby Thomson, R OBP: 0.366, SLG: 0.467 (1, 8)										4	0	0	0	0	2	5				
Taylor Phillips, L OBP: 0.108, SLG: 0.057 Bill Henry, L OBP: 0.143, SLG: 0.425 Chuck Tanner, L OBP: 0.318, SLG: 0.425 Glen Hobbie, R OBP: 0.207, SLG: 0.185 (1, 1)										3	0	1	0	0	0	0				
Inning Stats	R: 0 E: 0 K: 1 S: 6	H: 1 LOB: 1 BB: 0 P: 6	R: 2 E: 0 K: 1 S: 8	H: 4 LOB: 3 BB: 2 P: 16	R: 0 E: 0 K: 0 S: 4	H: 1 LOB: 1 BB: 0 P: 4	R: 0 E: 0 K: 0 S: 3	H: 0 LOB: 0 BB: 0 P: 3	R: 1 E: 0 K: 0 S: 5	H: 2 LOB: 3 BB: 2 P: 13	R: 0 E: 0 K: 0 S: 4	H: 2 LOB: 1 BB: 0 P: 4	R: 0 E: 0 K: 1 S: 5	H: 0 LOB: 0 BB: 0 P: 5	R: 0 E: 0 K: 0 S: 3	H: 0 LOB: 0 BB: 0 P: 3	1B: 9 2B: 1 3B: 0 HR: 0	SF: 0 SAC: 0 DP: 1 HBP: 0	WP: 1 PB: 0 SB: 0 CS: 0	PA: 39
PITCHER	IP	WLS	BF	H	R	ER	SO	BB	IBB	HBP	BLK	WP	HR	S	P	ERA	WHIP			
Ron Kline, R ERA: 3.76 Bob Smith, L ERA: 4.23 Roy Face, R ERA: 3.57 (1, 1)	5.1		29	10	3	3	2	4	0	0	0	1	0	29	45	5.06	2.625			
(6, 1)	0.2		1	0	0	0	0	0	0	0	0	0	0	1	1	0.00	0.000			
(7, 1)	3.0	W	9	0	0	0	2	0	0	0	0	0	0	13	13	0.00	0.000			

Chicago Cubs @ Pittsburgh Pirates
Forbes Field, Pittsburgh, PA
Sun Jun 29 1958, 3:33 AM EDT
Unknown

AB	35
R	3
H	10
RBI	3
BB	4
SO	4
LOB	19

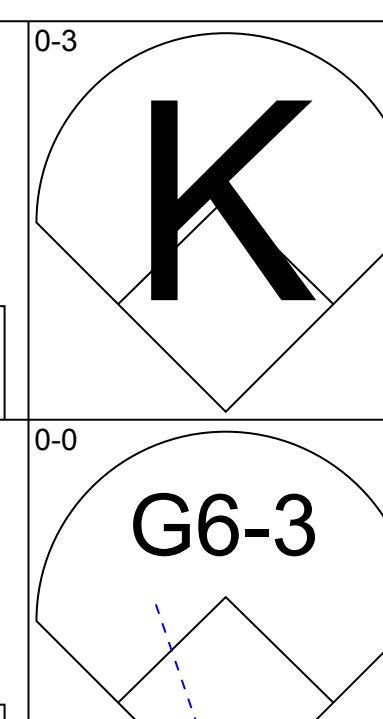
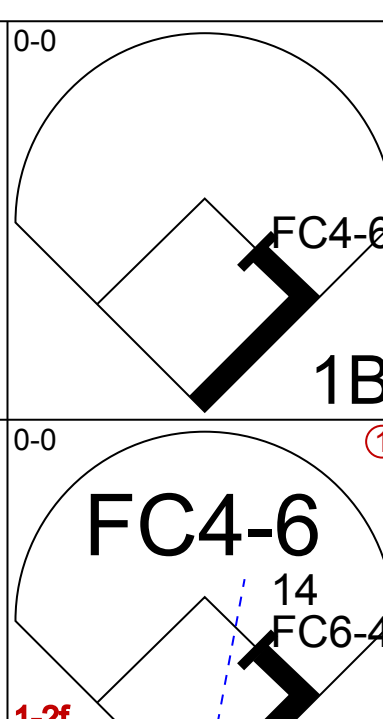
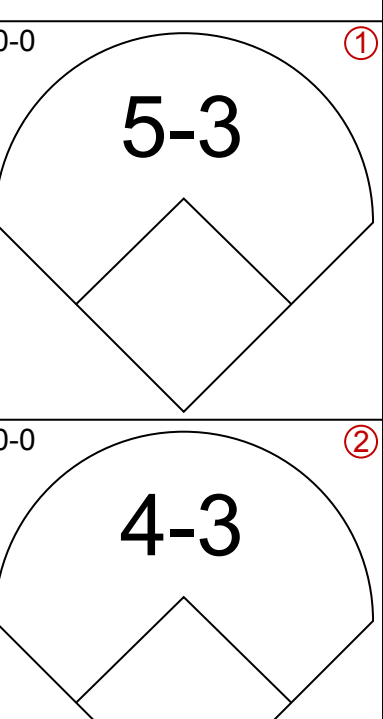
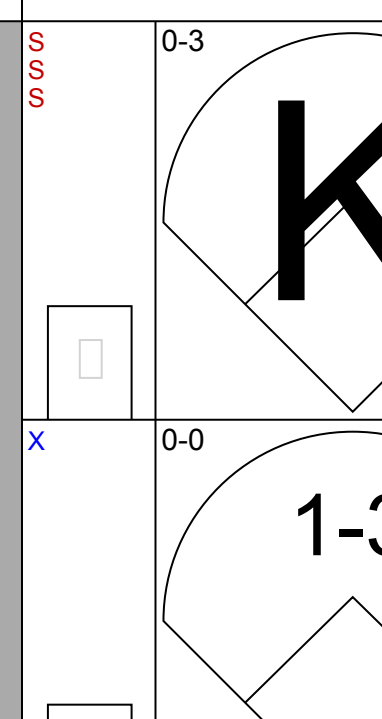
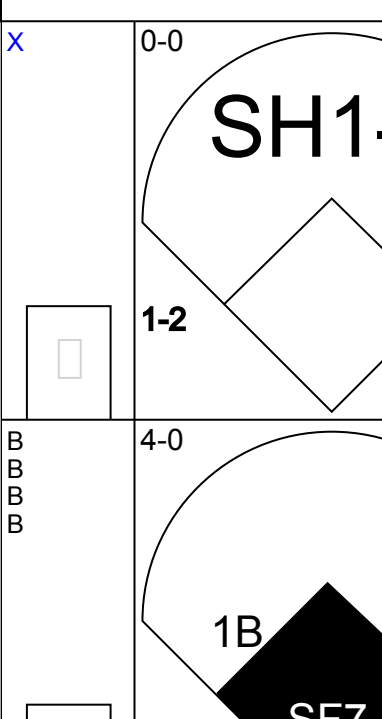
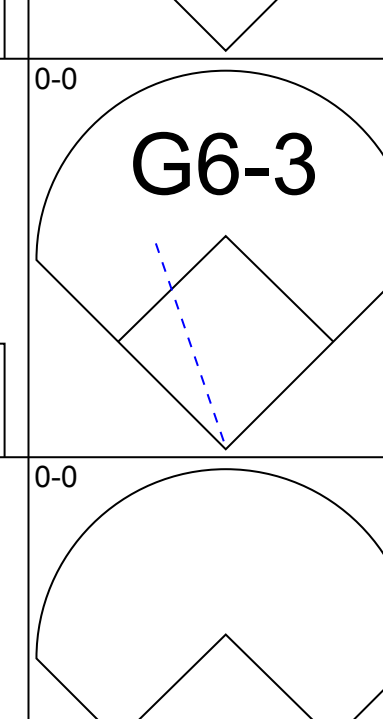
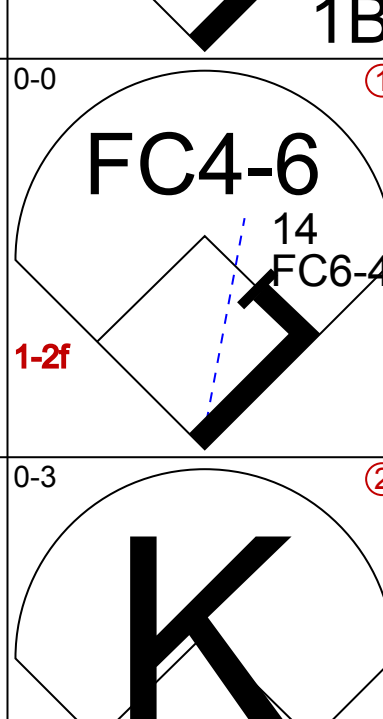
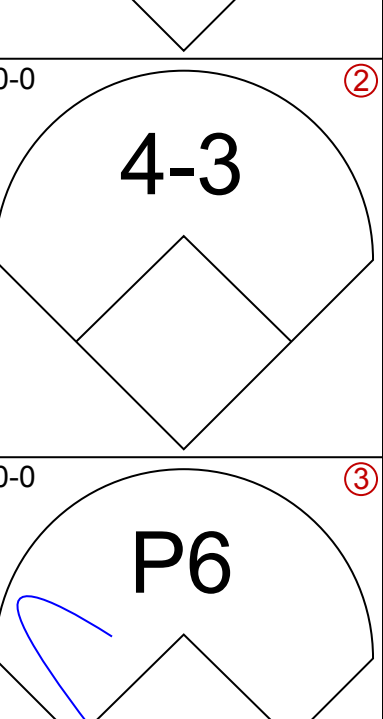
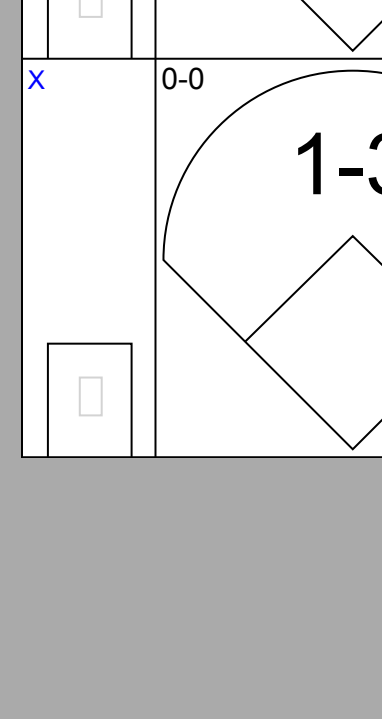
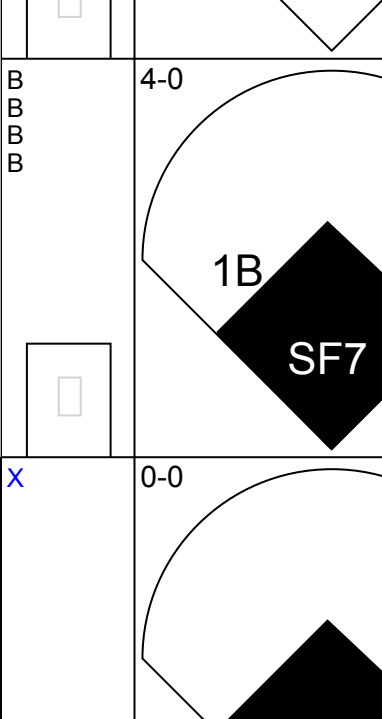
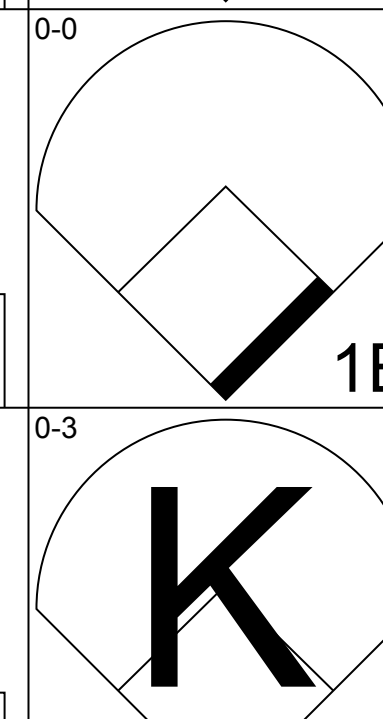
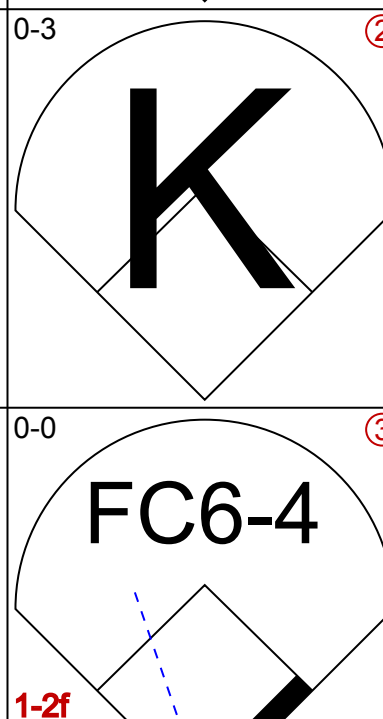
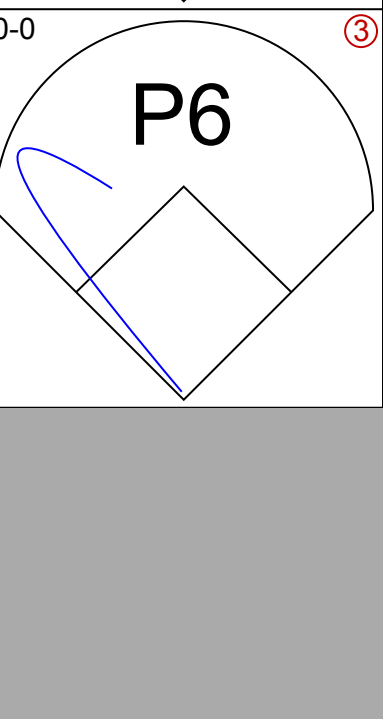
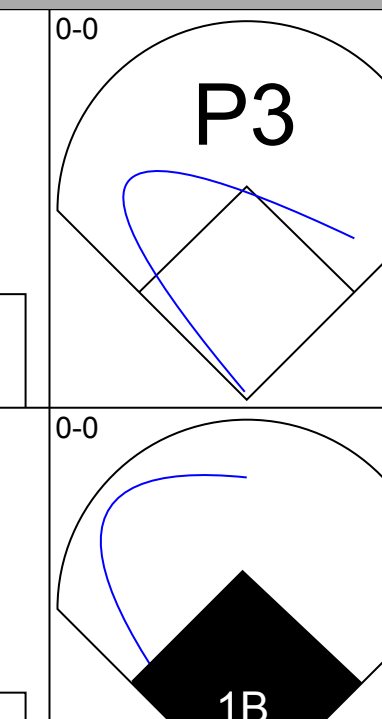
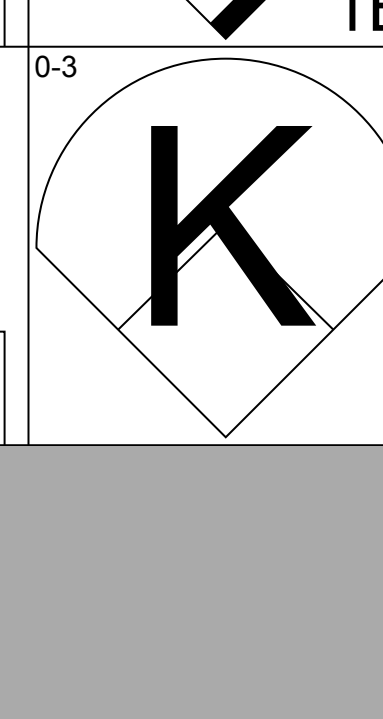
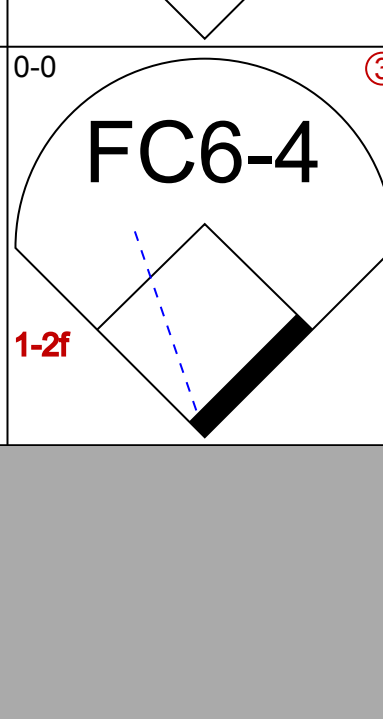
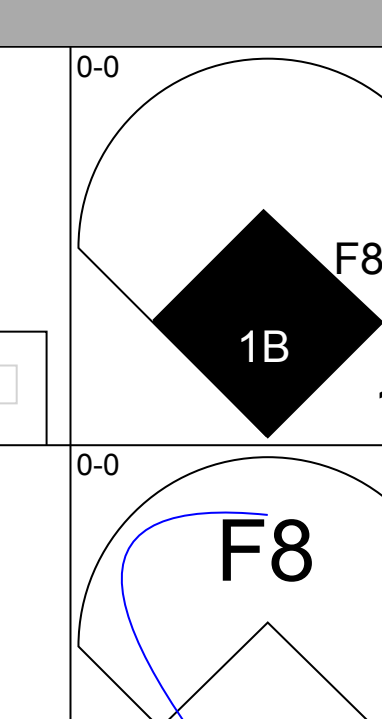
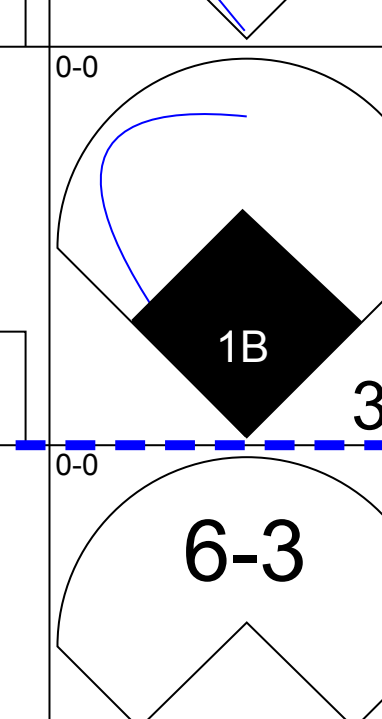
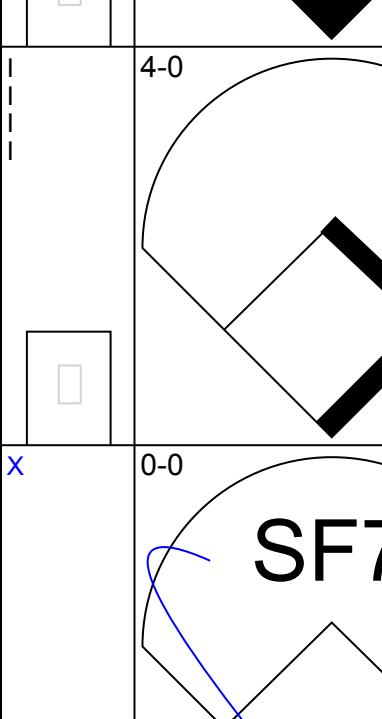
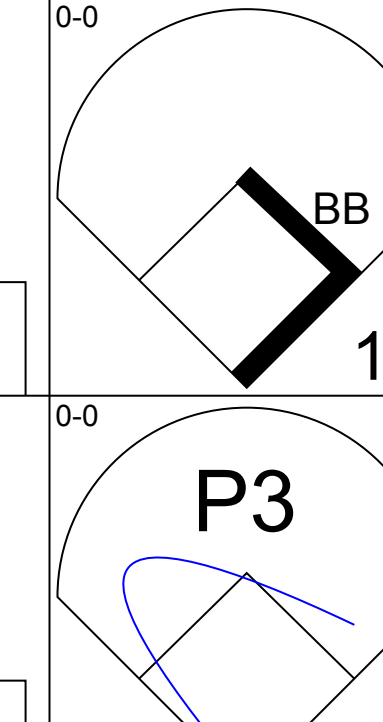
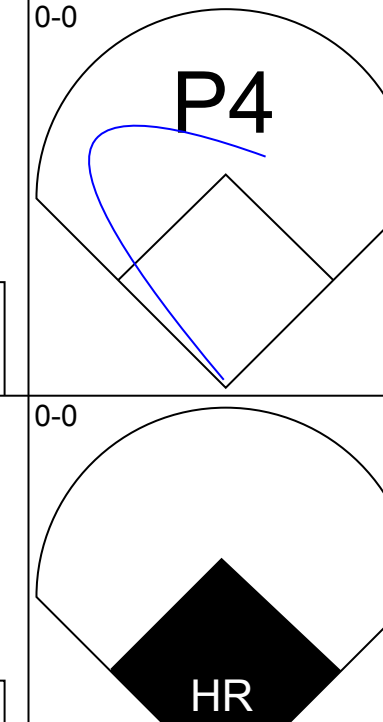
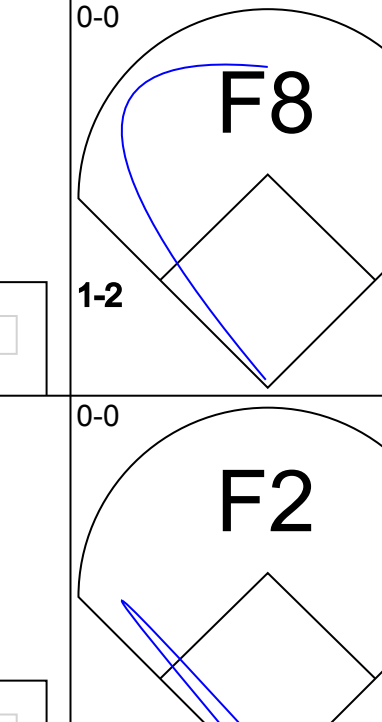
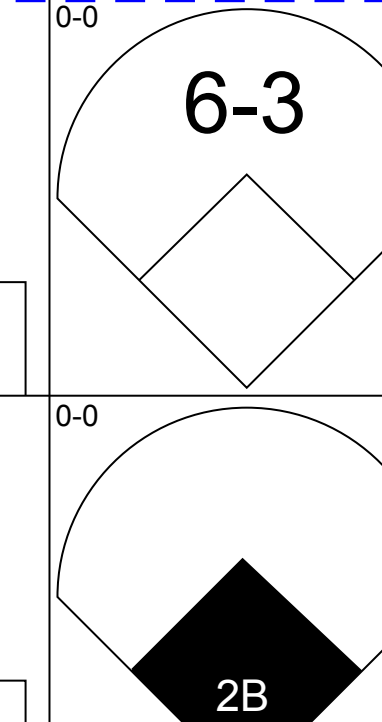
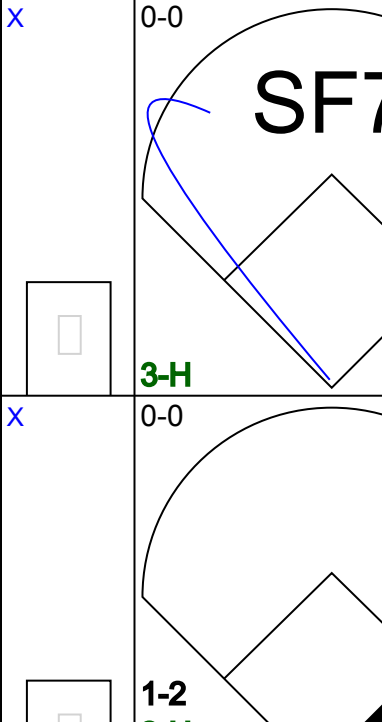
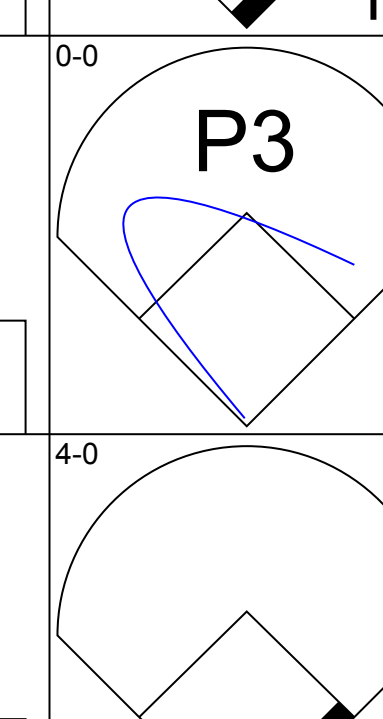
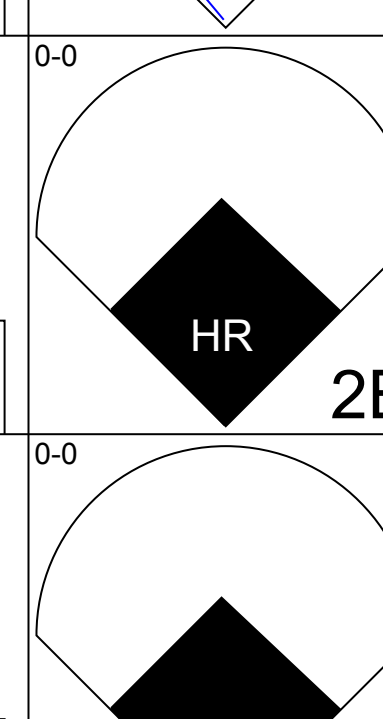
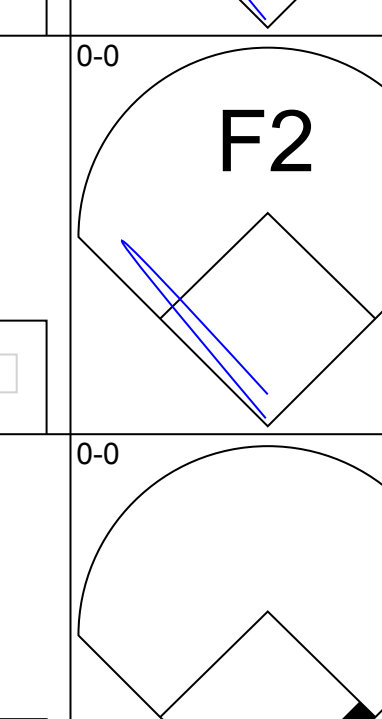
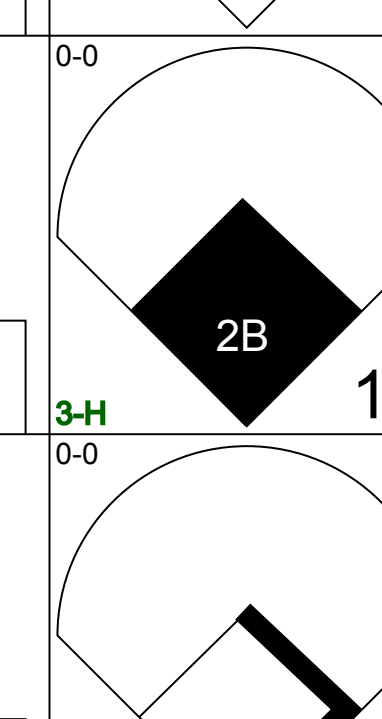
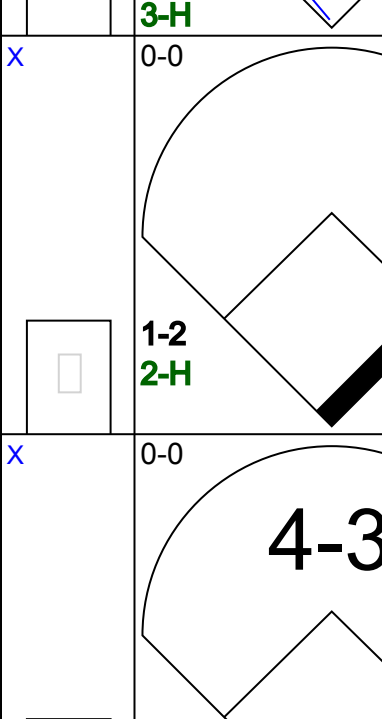
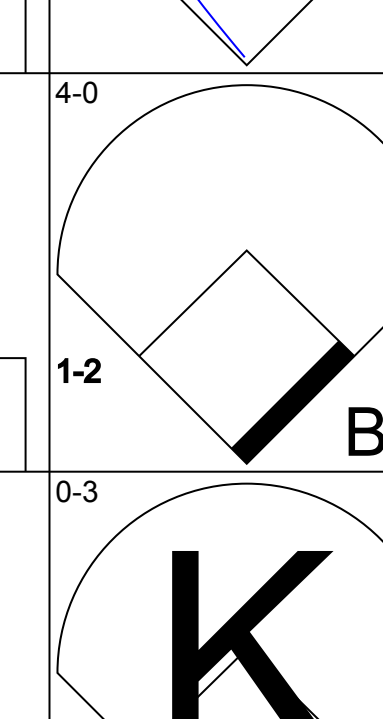
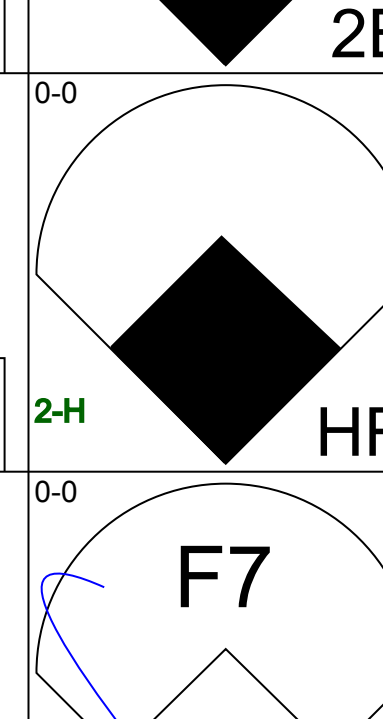
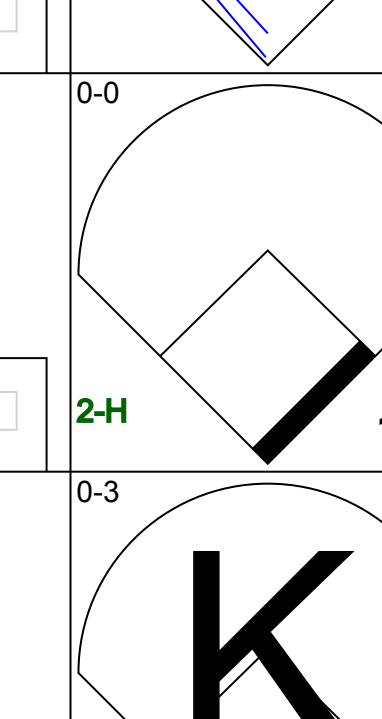
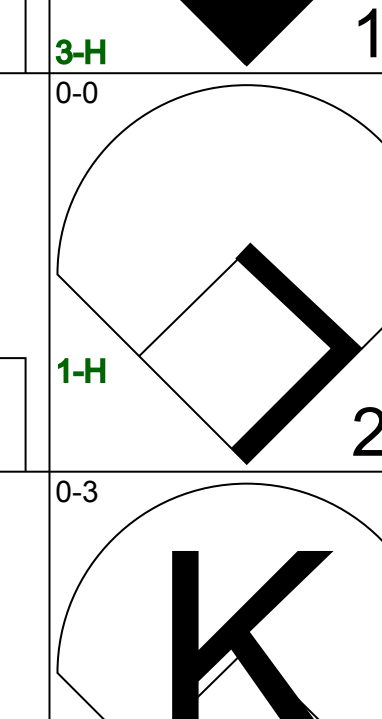
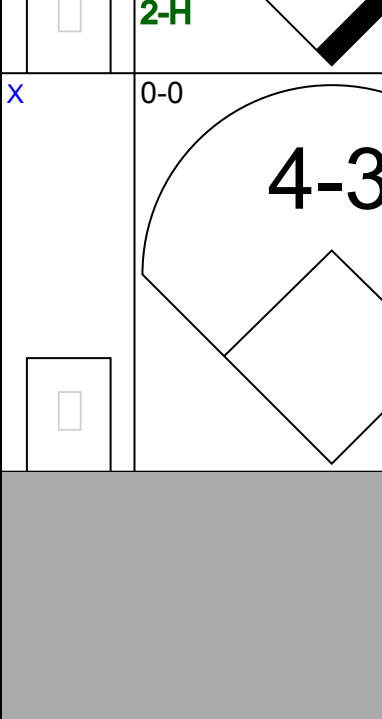

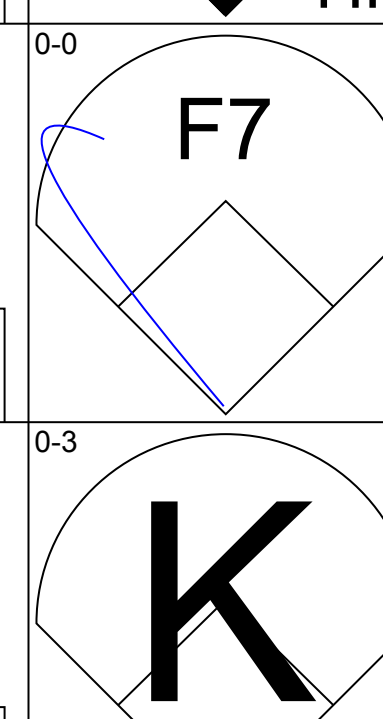
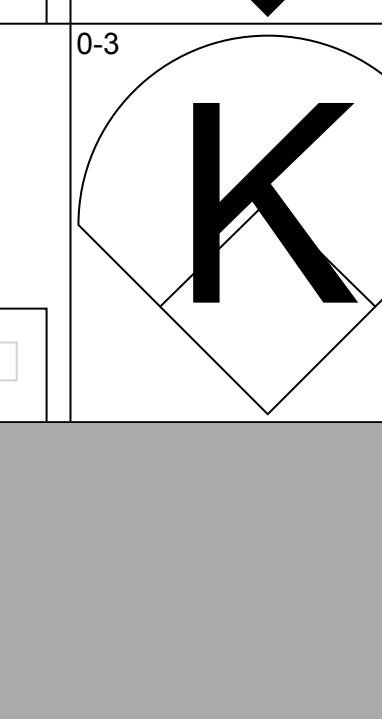
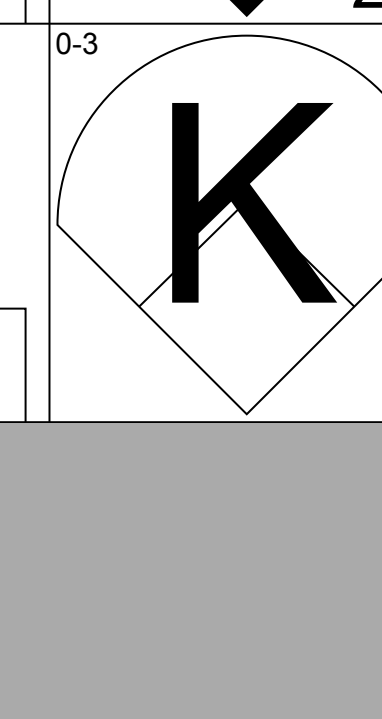

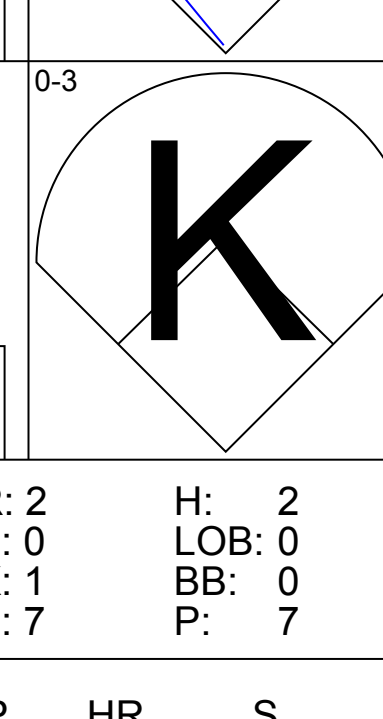
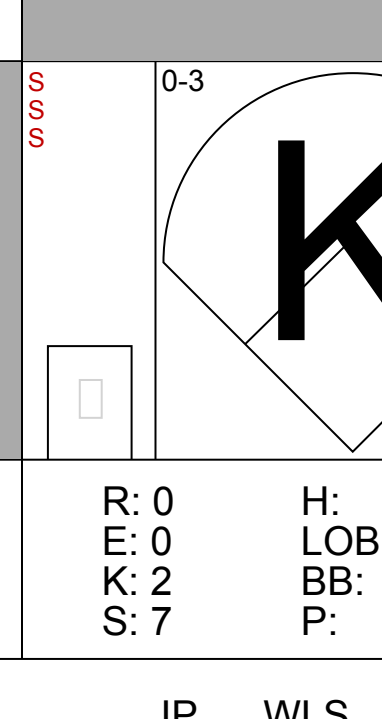
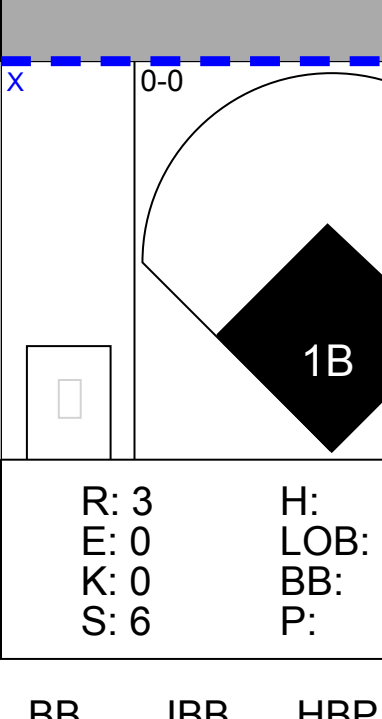
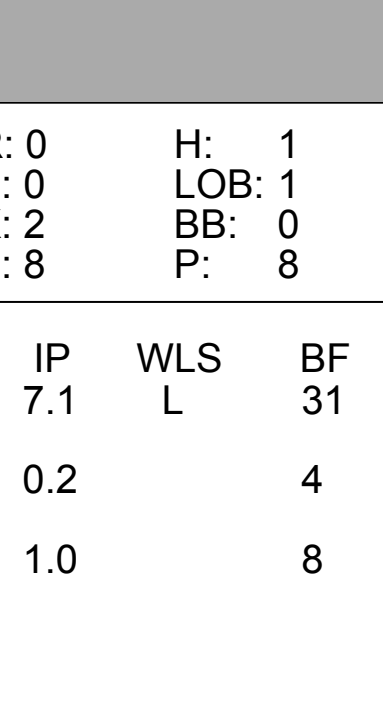
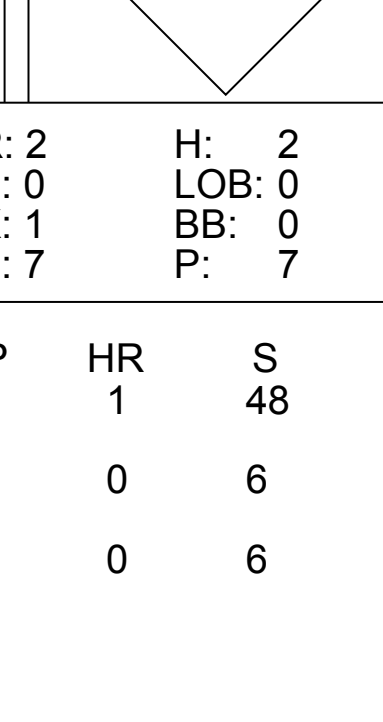


Batter	1	2	3	4	5	6	7	8	9	AB	R	H	RBI	BB	SO	LOB	BOTTOM			
Bill Virdon, L OBP: 0.346, SLG: 0.396 (1, 8)										4	0	1	1	0	1	2				
Bob Skinner, L OBP: 0.412, SLG: 0.472 Roman Mejias, R OBP: 0.259, SLG: 0.443 (1, 7)										4	0	2	1	0	1	0				
Dick Groat, R OBP: 0.304, SLG: 0.388 (1, 6)										4	0	1	0	0	0	2				
R C Stevens, R OBP: 0.319, SLG: 0.571 (1, 3)										4	0	1	0	0	0	0				
Frank Thomas, R OBP: 0.349, SLG: 0.607 (1, 5)										4	1	1	1	0	0	2				
Roberto Clemente, R OBP: 0.333, SLG: 0.367 (1, 9)										4	0	1	0	0	0	0				
Bill Mazerowski, R OBP: 0.318, SLG: 0.434 (1, 4)										3	2	2	0	1	0	1				
Hank Foiles, R OBP: 0.313, SLG: 0.272 (1, 2)										2	1	1	0	1	0	1				
Ron Kline, R OBP: 0.119, SLG: 0.077 Bob Smith, R OBP: 0.143, SLG: 0.167 Gene Baker, R OBP: 0.367, SLG: 0.385 Roy Face, R (1, 1)										2	0	0	0	0	2	2				
Inning Stats	R: 0 E: 0 K: 1 S: 7	H: 3 LOB: 2 BB: 0 P: 7	R: 2 E: 0 K: 1 S: 8	H: 3 LOB: 1 BB: 1 P: 12	R: 0 E: 0 K: 0 S: 3	H: 0 LOB: 0 BB: 0 P: 3	R: 0 E: 0 K: 1 S: 5	H: 1 LOB: 0 BB: 0 P: 5	R: 0 E: 0 K: 0 S: 3	H: 0 LOB: 0 BB: 0 P: 3	R: 2 E: 0 K: 0 S: 6	H: 3 LOB: 2 BB: 1 P: 10	R: 0 E: 0 K: 1 S: 5	H: 0 LOB: 0 BB: 0 P: 5	R: 0 E: 0 K: 0 S: 3	H: 1 LOB: 0 BB: 0 P: 3	1B: 7 2B: 2 3B: 1 HR: 1	SF: 0 SAC: 0 DP: 2 HBP: 0	WP: 0 PB: 0 SB: 0 CS: 0	PA: 34
PITCHER	IP	WLS	BF	H	R	ER	SO	BB	IBB	HBP	BLK	WP	HR	S	P	ERA	WHIP			
Taylor Phillips, L ERA: 3.81 Bill Henry, L ERA: 0.9 Glen Hobbie, R ERA: 3.8 (1, 1)	5.2	L	27	10	4	4	3	1	0	0	0	0	1	31	39	6.35	1.941			
(6, 1)	1.1		4	0	0	0	1	0	0	0	0	0	0	6	6	0.00	0.000			
(8, 1)	1.0		3	1	0	0	0	0	0	0	0	0	0	3	3	0.00	1.000			

Chicago Cubs @ Pittsburgh Pirates
Forbes Field, Pittsburgh, PA
Sun Jun 29 1958, 3:33 AM EDT
Unknown

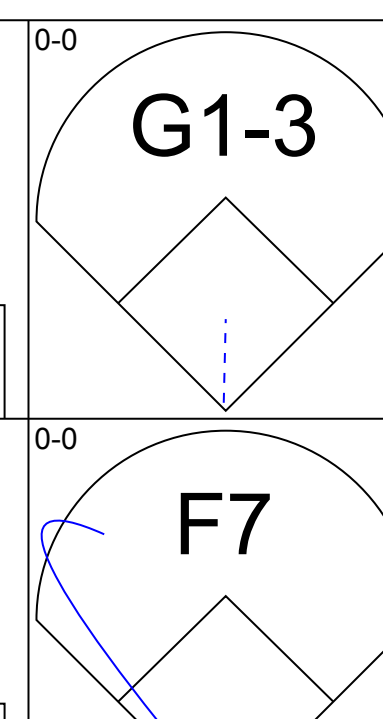
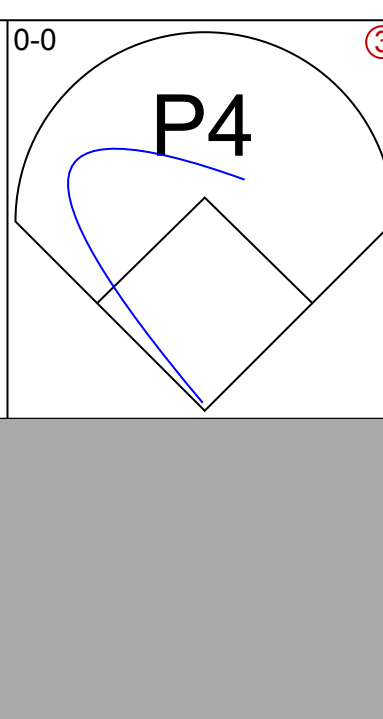
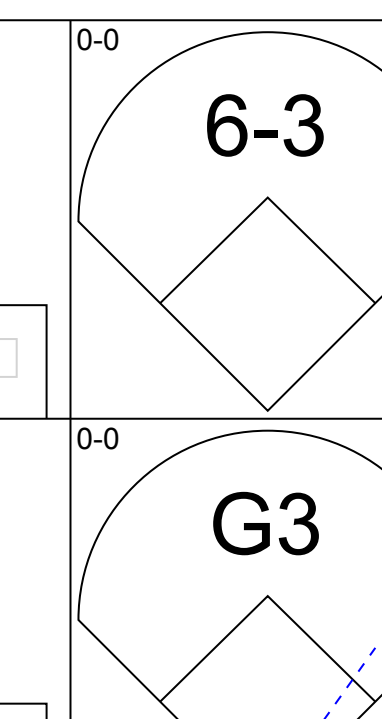
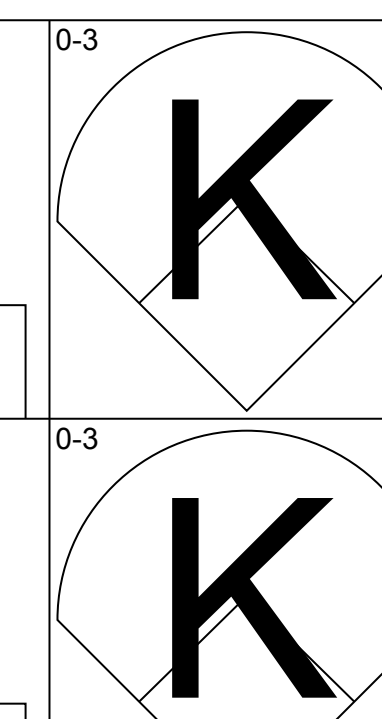
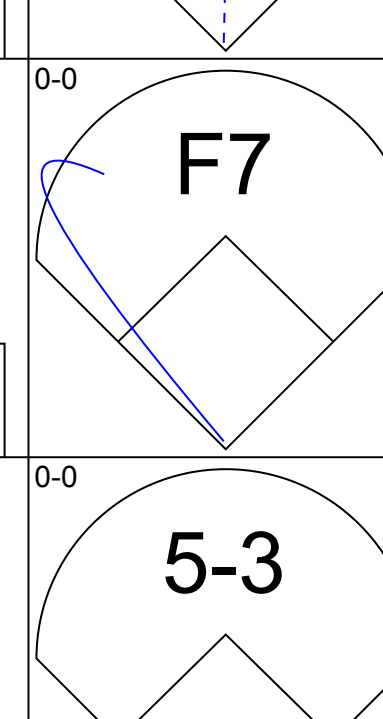
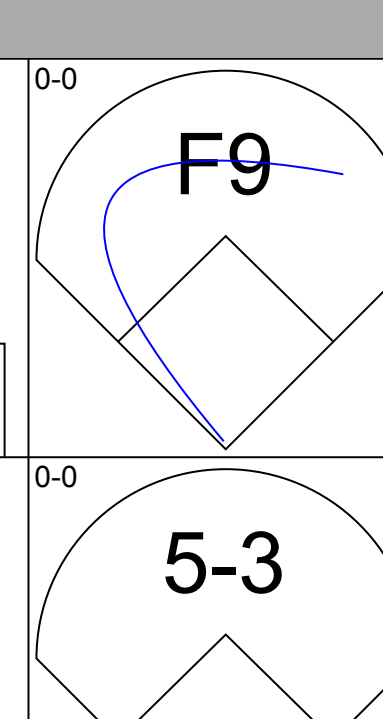
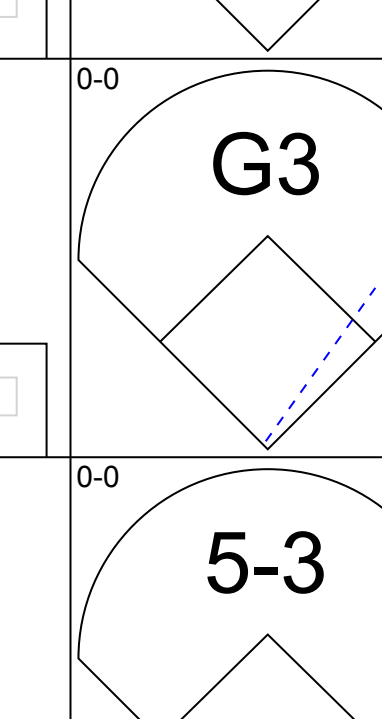
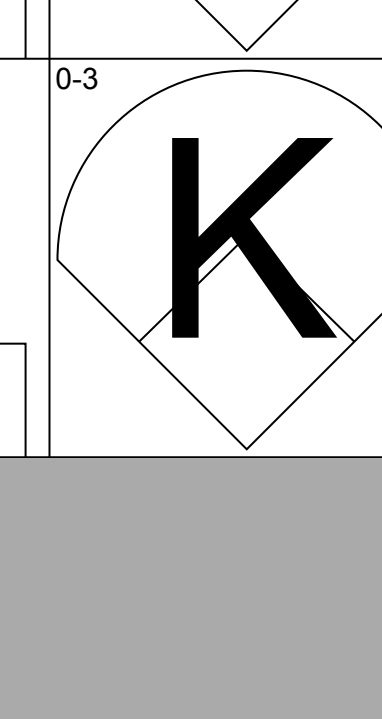
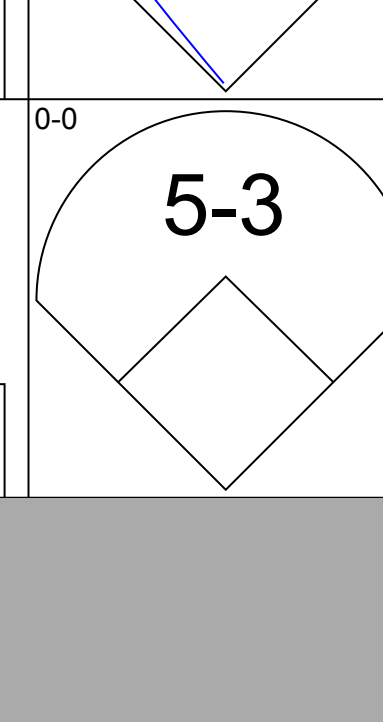
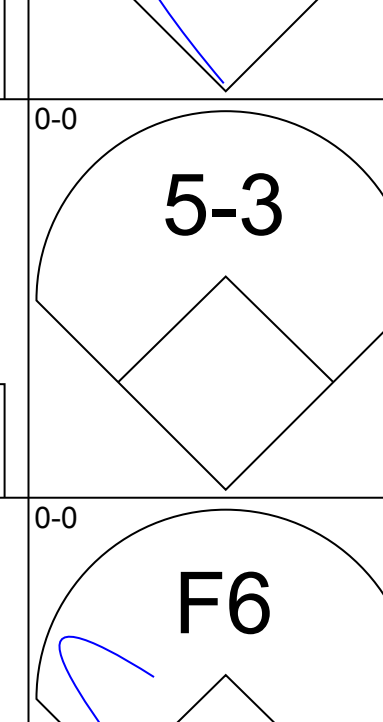
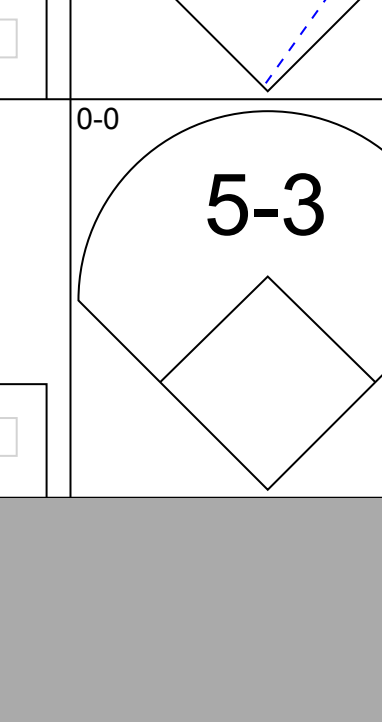
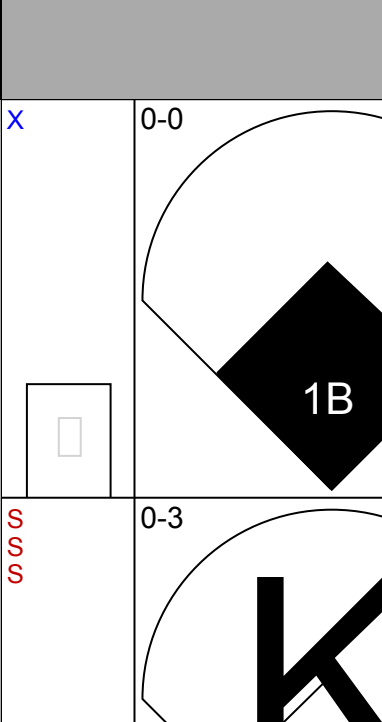
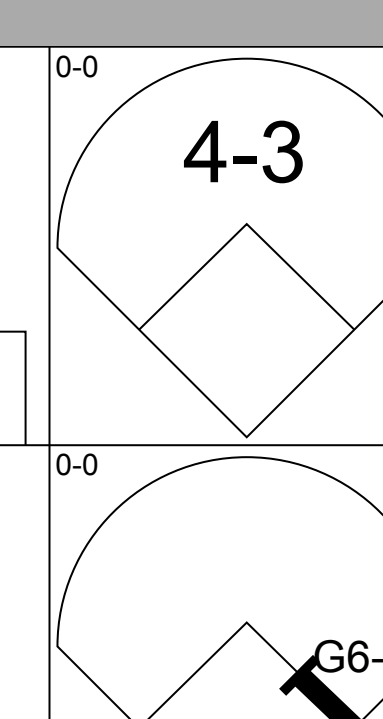
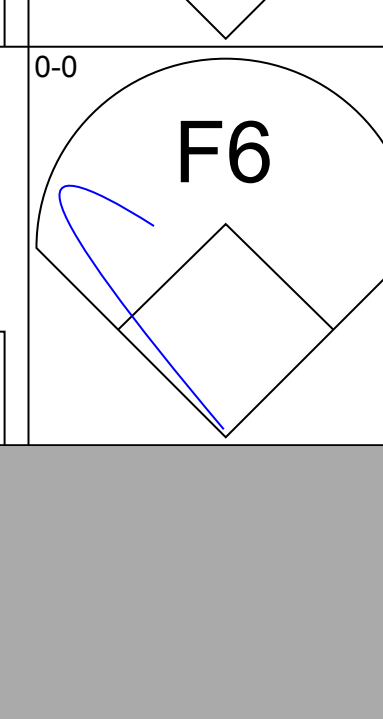
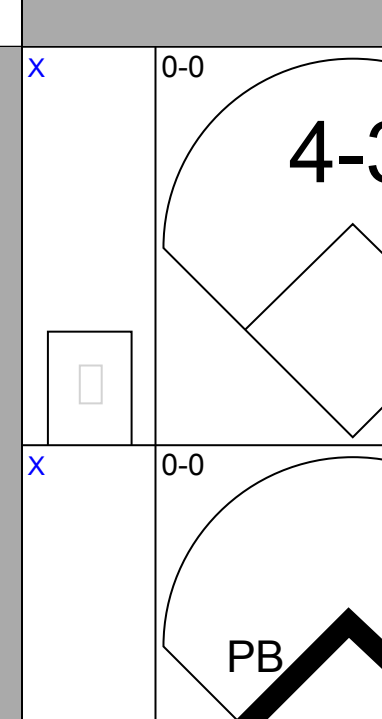
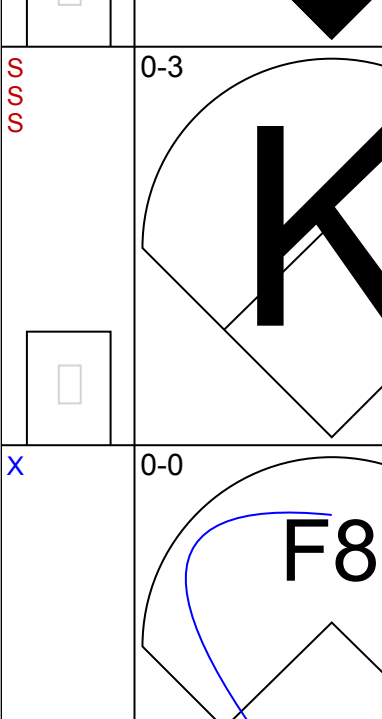
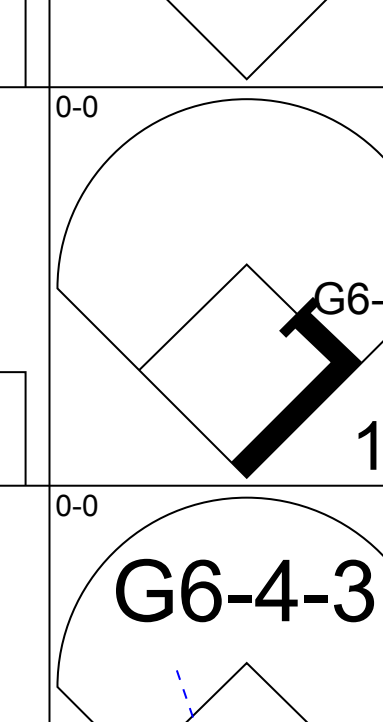
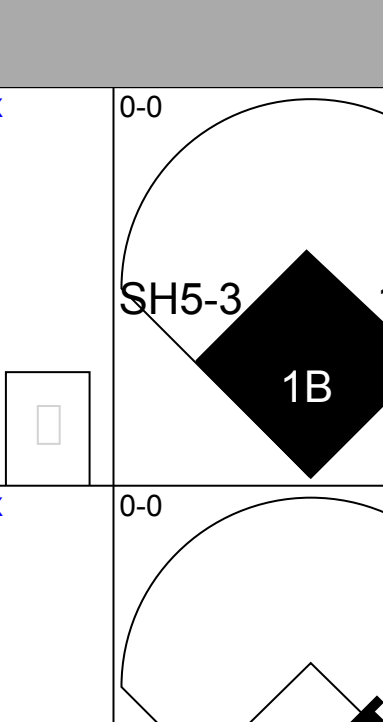
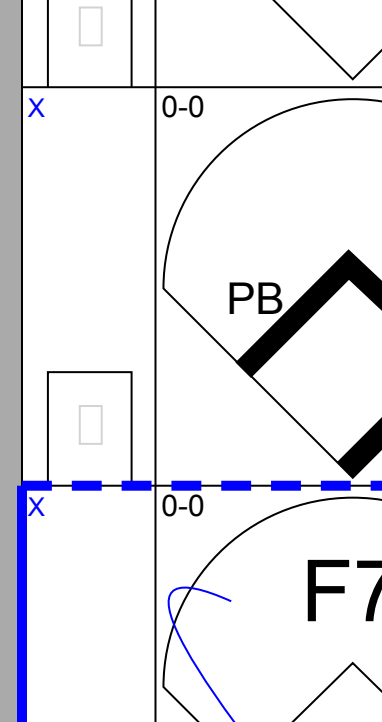
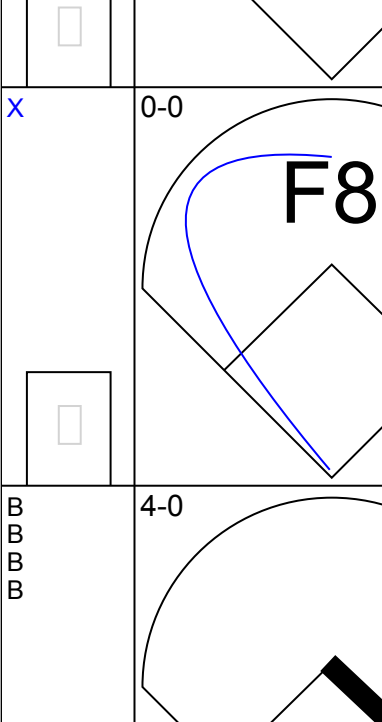
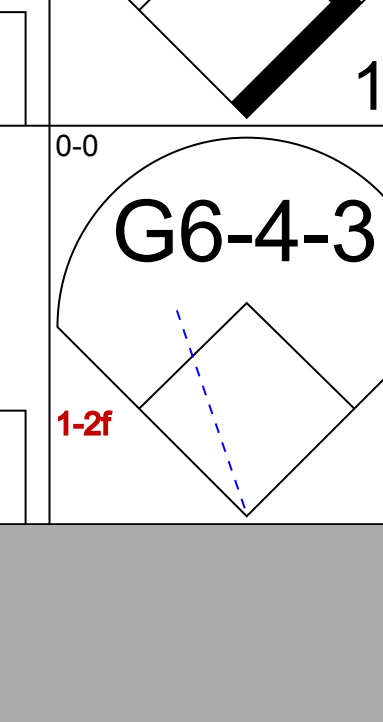
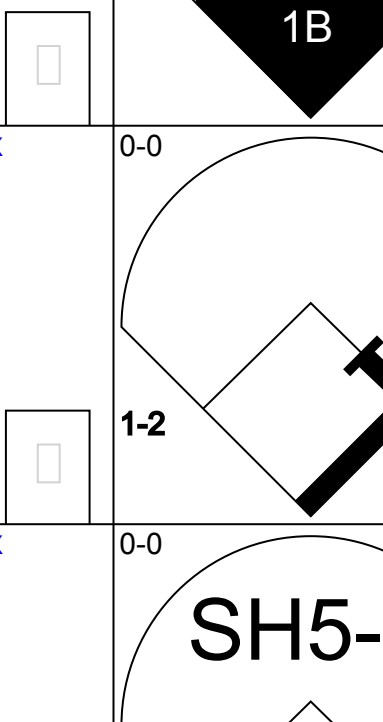
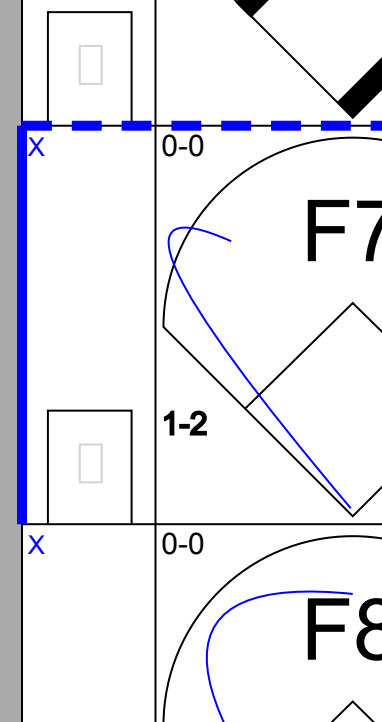
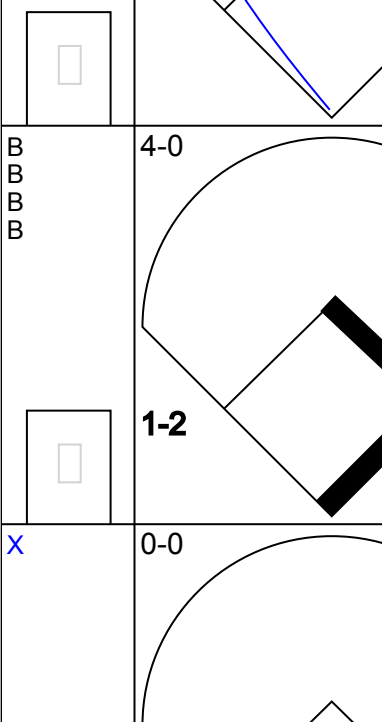
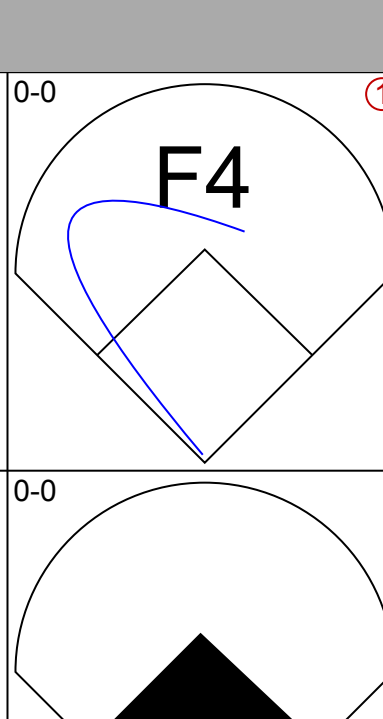
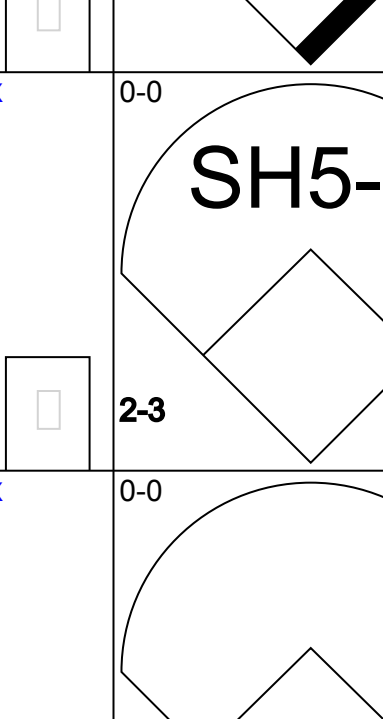
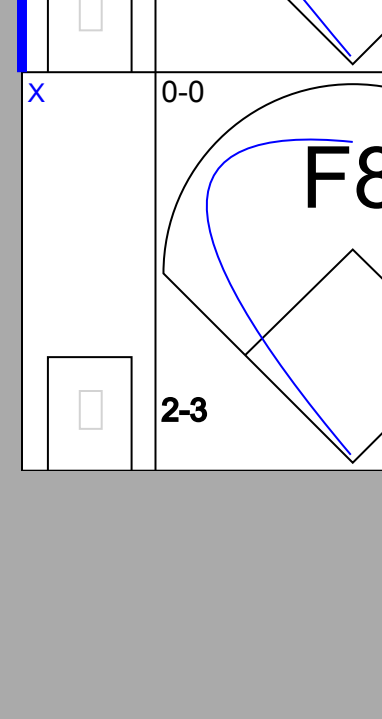
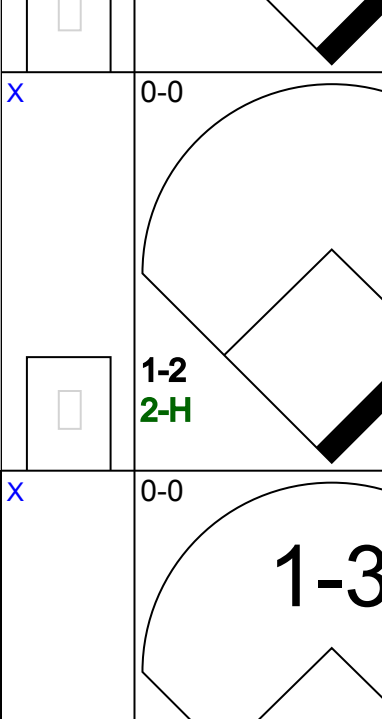
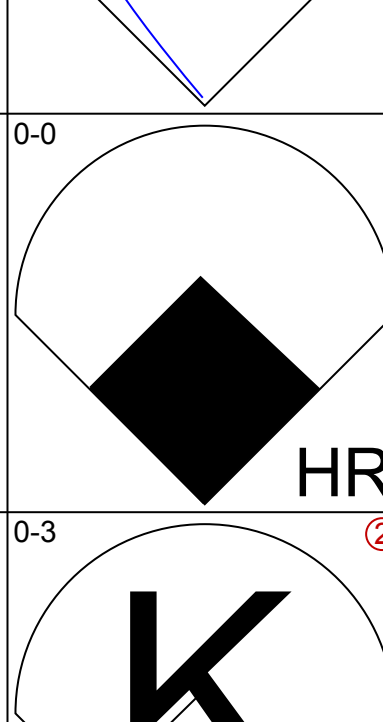
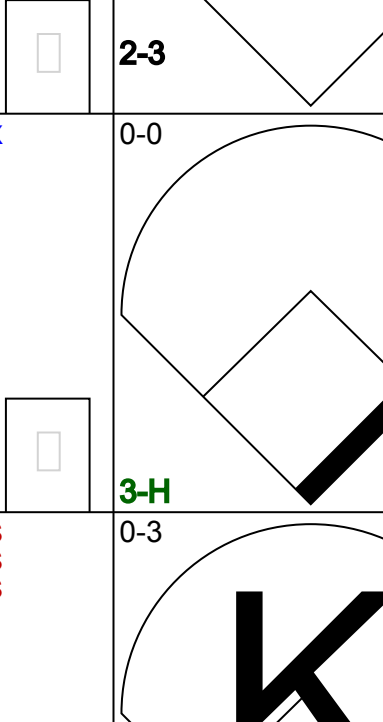
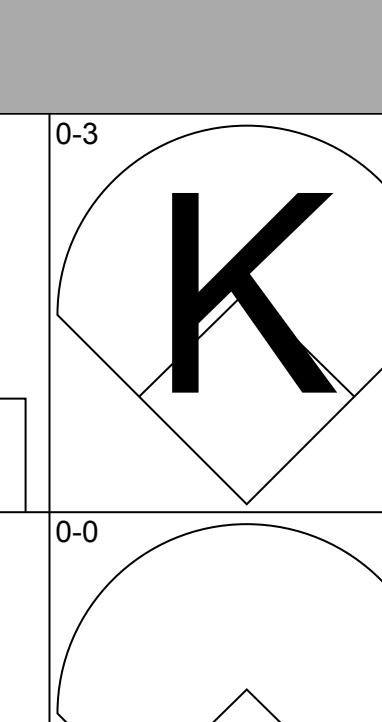
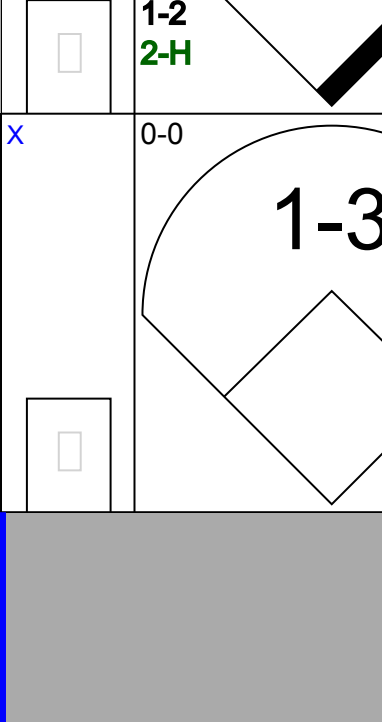
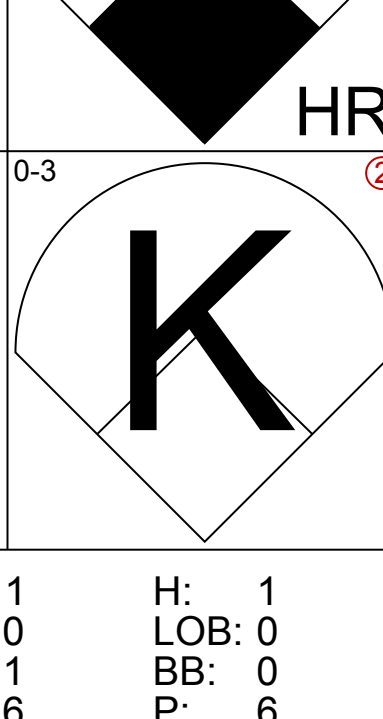
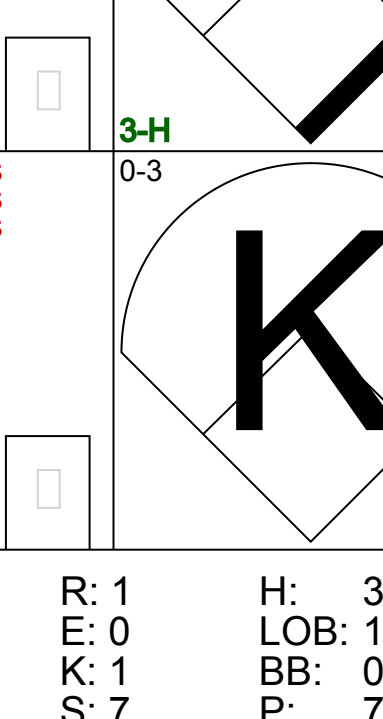
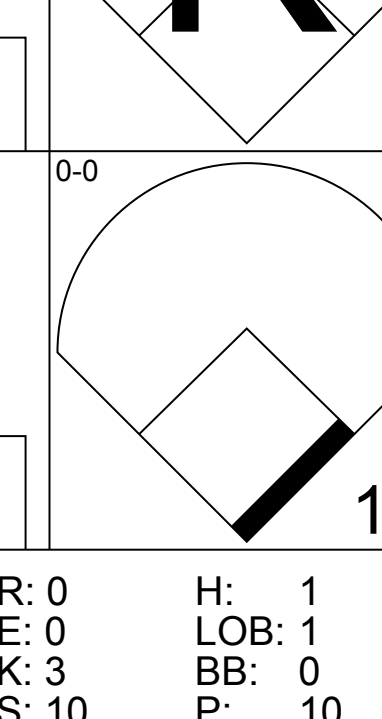
AB	32
R	4
H	11
RBI	4
BB	2
SO	4
LOB	10



Batter	1	2	3	4	5	6	7	8	9	AB	R	H	RBI	BB	SO	LOB	TOP					
Tony Taylor, R OBP: 0.282, SLG: 0.256 (1, 4)										4	0	1	0	0	2	0	Chicago Cubs @ Pittsburgh Pirates Forbes Field, Pittsburgh, PA Sun Jun 29 1958, 3:38 AM EDT Att: 28,968 - Unknown					
Alvin Dark, R OBP: 0.369, SLG: 0.425 (1, 5)										4	1	0	0	1	0	1						
Jim Bolger, R OBP: 0.326, SLG: 0.385 (1, 7)										5	1	2	1	0	1	1						
14 Ernie Banks, R OBP: 0.361, SLG: 0.605 (1, 6)										4	2	2	0	1	1	2						
Bobby Thomson, R OBP: 0.363, SLG: 0.464 (1, 8)										4	0	1	1	0	0	2						
Lee Walls, R OBP: 0.369, SLG: 0.519 (1, 9)										5	2	3	2	0	0	2						
Dale Long, L OBP: 0.379, SLG: 0.487 (1, 3)										4	1	3	4	1	0	2						
Cal Neeman, R OBP: 0.318, SLG: 0.491 (1, 2)										4	0	0	0	0	3	4						
John Briggs, R (1, 1)										3	0	0	0	0	3	2						
Bill Henry, L OBP: 0.333, SLG: 0.333 (7, 1)										1	1	1	0	0	0	0						
Inning Stats	R: 0 E: 0 K: 2 S: 8	H: 1 LOB: 1 BB: 0 P: 8	R: 0 E: 0 K: 2 S: 8	H: 1 LOB: 2 BB: 1 P: 12	R: 0 E: 0 K: 1 S: 6	H: 1 LOB: 1 BB: 0 P: 6	R: 2 E: 0 K: 1 S: 7	H: 2 LOB: 0 BB: 0 P: 7	R: 0 E: 0 K: 0 S: 3	H: 0 LOB: 0 BB: 0 P: 3	R: 1 E: 0 K: 1 S: 7	H: 2 LOB: 1 BB: 0 P: 7	R: 0 E: 0 K: 2 S: 7	H: 0 LOB: 0 BB: 0 P: 7	R: 2 E: 0 K: 1 S: 8	H: 3 LOB: 1 BB: 0 P: 8	R: 3 E: 0 K: 0 S: 6	H: 3 LOB: 2 BB: 2 P: 14	1B: 9 2B: 2 3B: 1 HR: 1	SF: 1 SAC: 1 DP: 0 HBP: 0	WP: 0 PB: 0 SB: 0 CS: 0	PA: 43
PITCHER	IP	WLS	BF	H	R	ER	SO	BB	IBB	HBP	BLK	WP	HR	S	P	ERA	WHIP					
Don Gross, L ERA: 2.78 (1, 1)	7.1	L	31	8	4	4	9	1	0	0	0	0	1	48	52	4.91	1.227					
Bob Porterfield, R ERA: 4.33 (8, 1)	0.2		4	2	1	1	1	0	0	0	0	0	0	6	6	13.50	3.000					
Ron Blackburn, R ERA: 3.06 (9, 1)	1.0		8	3	3	3	0	1	1	0	0	0	0	6	14	27.00	4.000					

AB	38
R	8
H	13
RBI	8
BB	3
SO	10
LOB	16



Batter	1	2	3	4	5	6	7	8	9	AB	R	H	RBI	BB	SO	LOB	BOTTOM				
Bill Virdon, L OBP: 0.341, SLG: 0.390 (1, 8)										4	0	0	0	0	1	1	Chicago Cubs @ Pittsburgh Pirates Forbes Field, Pittsburgh, PA Sun Jun 29 1958, 3:38 AM EDT Att: 28,968 - Unknown				
Bob Stinner, L OBP: 0.406, SLG: 0.464 (1, 7)										4	0	0	0	0	1	1					
Dick Groat, R OBP: 0.304, SLG: 0.386 (1, 6)										4	1	1	0	0	0	0					
Ted Kluszewski, L OBP: 0.376, SLG: 0.414 (1, 3)										4	0	0	0	0	1	1					
Frank Thomas, R OBP: 0.355, SLG: 0.609 (1, 5) (8, 9)										4	1	3	0	0	0	1					
Roberto Clemente, R OBP: 0.332, SLG: 0.366 (1, 9)										1	0	0	0	0	0	1					
John Powers, L OBP: 0.370, SLG: 0.359 (3, 9)										1	0	1	0	0	0	0					
Gene Baker, R OBP: 0.375, SLG: 0.370 (7, PH) (8, 5)										1	0	0	0	1	0	1					
Bill Mazerowski, R OBP: 0.318, SLG: 0.433 (1, 4)										3	0	1	1	0	0	1					
Hank Foiles, R OBP: 0.317, SLG: 0.297 (1, 2)										4	1	2	2	0	1	2					
Don Gross, L (1, 1)										2	0	0	0	0	2	1					
Bob Porterfield, R (8, 1)										0	0	0	0	0	0	0					
Roman Mejias, R OBP: 0.268, SLG: 0.450 (8, PH)										1	0	1	0	0	0	0					
Ron Blackburn, R OBP: 0.500, SLG: 1.000 (9, 1)										0	0	0	0	0	0	0					
Inning Stats	R: 0 E: 0 K: 0 S: 3	H: 0 LOB: 0 BB: 0 P: 3	R: 0 E: 0 K: 0 S: 3	H: 1 LOB: 0 BB: 0 P: 3	R: 1 E: 0 K: 1 S: 6	H: 1 LOB: 0 BB: 0 P: 6	R: 0 E: 0 K: 0 S: 3	H: 0 LOB: 0 BB: 0 P: 3	R: 1 E: 0 K: 1 S: 7	H: 3 LOB: 1 BB: 0 P: 7	R: 0 E: 0 K: 0 S: 3	H: 0 LOB: 0 BB: 0 P: 3	R: 0 E: 0 K: 3 S: 10	H: 1 LOB: 1 BB: 0 P: 10	R: 1 E: 0 K: 1 S: 7	H: 2 LOB: 2 BB: 1 P: 11	1B: 8 2B: 0 3B: 0 HR: 1	SF: 0 SAC: 1 DP: 1 HBP: 0	WP: 0 PB: 2 SB: 0 CS: 0	PA: 35	
PITCHER	IP	WLS	BF	H	R	ER	SO	BB	IBB	HBP	BLK	WP	HR	S	P	ERA	WHIP				
John Briggs, R ERA: 3.09 (1, 1)	6.1	W	23	6	2	2	2	0	0	0	0	0	0	19	27	2.84	0.947				
Bill Henry, L ERA: 1.42 (7, 1)	2.2	S	12	3	1	1	4	1	0	0	0	0	0	19	23	3.38	1.500				

AB	33
R	3
H	9
RBI	3
BB	1
SO	6
LOB	10



Batter	1	2	3	4	5	6	7	8	9	AB	R	H	RBI	BB	SO	LOB	TOP						
Felipe Alou, R OBP: 0.317, SLG: 0.467 (1, 9)										5	0	0	0	0	1	1	San Francisco Giants @ Chicago Cubs Wrigley Field, Chicago, IL Wed Jul 02 1958, 3:33 AM CDT Att: 14,181 - Unknown						
Daryl Spencer, R OBP: 0.363, SLG: 0.507 (1, 6)										4	0	1	1	0	1	0							
Willie Mays, R OBP: 0.417, SLG: 0.646 (1, 8)										4	1	1	1	0	0	1							
Orlando Cepeda, R OBP: 0.337, SLG: 0.536 (1, 3)										3	1	1	0	1	0	0							
Ray Jablonski, R OBP: 0.292, SLG: 0.500 Whitley Lockman, L OBP: 0.377, SLG: 0.362 (6, 7)										3	1	1	2	0	1	2							
Hank Sauer, R OBP: 0.370, SLG: 0.482 Jim Davenport, R OBP: 0.308, SLG: 0.386 (6, 5)										3	0	0	0	0	0	2							
Bob Schmidt, R OBP: 0.330, SLG: 0.516 (1, 2)										3	1	1	1	1	0	1							
Eddie Bressoud, R OBP: 0.314, SLG: 0.333 (1, 4)										3	1	1	0	1	0	0							
Stu Miller, R OBP: 0.200, SLG: 0.077 Johnny Antonelli, L OBP: 0.259, SLG: 0.234 (9, 1)										3	0	0	0	0	2	3							
Inning Stats	R: 0 E: 0 K: 0 S: 3	H: 0 LOB: 0 BB: 0 P: 3	R: 0 E: 2 K: 1 S: 6	H: 0 LOB: 1 BB: 0 P: 6	R: 1 E: 0 K: 1 S: 7	H: 2 LOB: 1 BB: 0 P: 7	R: 0 E: 0 K: 1 S: 5	H: 0 LOB: 3 BB: 3 P: 17	R: 0 E: 0 K: 1 S: 5	H: 0 LOB: 0 BB: 0 P: 5	R: 3 E: 0 K: 1 S: 8	H: 3 LOB: 0 BB: 0 P: 8	R: 1 E: 0 K: 0 S: 4	H: 1 LOB: 0 BB: 0 P: 4	R: 0 E: 0 K: 0 S: 3	H: 0 LOB: 0 BB: 0 P: 3		R: 0 E: 0 K: 0 S: 3	H: 0 LOB: 0 BB: 0 P: 3	1B: 2 2B: 0 3B: 1 HR: 3	SF: 0 SAC: 1 DP: 0 HBP: 0	WP: 1 PB: 0 SB: 2 CS: 0	PA: 37
PITCHER	IP	WLS	BF	H	R	ER	SO	BB	IBB	HBP	BLK	WP	HR	S	P	ERA	WHIP					ERA	WHIP
Dick Drott, R ERA: 5.65 Don Elston, R ERA: 3.14	(1, 1) 7.0	L 31	6 31	6 5	5 5	5 5	5 5	1 0	2 0	0 0	0 0	1 0	3 6	38 6	50 6	6.43 0.00	1.000 0.000					ERA	WHIP

Batter	1	2	3	4	5	6	7	8	9	AB	R	H	RBI	BB	SO	LOB	BOTTOM						
Tony Taylor, R OBP: 0.292, SLG: 0.305 (1, 4)										4	0	2	0	0	2	2	San Francisco Giants @ Chicago Cubs Wrigley Field, Chicago, IL Wed Jul 02 1958, 3:33 AM CDT Att: 14,181 - Unknown						
Alvin Dark, R OBP: 0.364, SLG: 0.417 (1, 5)										4	0	0	0	0	0	2							
Lee Walls, R OBP: 0.372, SLG: 0.536 (1, 9)										4	1	2	1	0	0	1							
14 Ernie Banks, R OBP: 0.360, SLG: 0.616 (1, 6)										4	0	0	0	0	0	2							
Walt Moryn, L OBP: 0.349, SLG: 0.500 (1, 7)										4	0	1	0	0	2	0							
Dale Long, L OBP: 0.375, SLG: 0.474 (1, 3)										3	1	0	0	1	1	1							
Sammy Taylor, L OBP: 0.360, SLG: 0.444 (1, 2)										4	0	2	1	0	1	0							
Bobby Thomson, R OBP: 0.369, SLG: 0.469 (1, 8)										4	0	2	0	0	1	1							
Dick Drott, R OBP: 0.290, SLG: 0.267 Chuck Tanner, L OBP: 0.311, SLG: 0.415 Don Elston, R OBP: 0.143, SLG: 0.143 Jim Bolger, R OBP: 0.327, SLG: 0.378 (9, PH)										1	0	0	0	1	0	0							
Inning Stats	R: 0 E: 0 K: 0 S: 4	H: 1 LOB: 1 BB: 0 P: 4	R: 1 E: 0 K: 3 S: 10	H: 1 LOB: 2 BB: 2 P: 18	R: 1 E: 0 K: 1 S: 6	H: 1 LOB: 0 BB: 0 P: 6	R: 0 E: 0 K: 1 S: 5	H: 0 LOB: 0 BB: 0 P: 5	R: 0 E: 0 K: 0 S: 3	H: 1 LOB: 0 BB: 0 P: 3	R: 0 E: 0 K: 1 S: 6	H: 1 LOB: 1 BB: 0 P: 6	R: 0 E: 0 K: 0 S: 3	H: 1 LOB: 0 BB: 0 P: 3	R: 0 E: 0 K: 1 S: 6	H: 1 LOB: 1 BB: 0 P: 6		R: 0 E: 0 K: 0 S: 5	H: 2 LOB: 2 BB: 0 P: 5	1B: 4 2B: 4 3B: 0 HR: 1	SF: 0 SAC: 0 DP: 1 HBP: 0	WP: 0 PB: 0 SB: 0 CS: 1	PA: 36
PITCHER	IP	WLS	BF	H	R	ER	SO	BB	IBB	HBP	BLK	WP	HR	S	P	ERA	WHIP					ERA	WHIP
Stu Miller, R ERA: 1.78 Johnny Antonelli, L ERA: 3.19	(1, 1) 8.2	W 35	S 1	9 0	2 0	2 0	7 0	2 0	0 0	0 0	0 0	0 0	1 1	47 1	55 1	2.08 0.00	1.269 0.000					ERA	WHIP

Batter	1	2	3	4	5	6	7	8	9	AB	R	H	RBI	BB	SO	LOB	TOP											
Tony Taylor, R OBP: 0.290, SLG: 0.302										5	0	1	0	0	1	4												
Alvin Dark, R OBP: 0.366, SLG: 0.416										3	0	1	0	1	0	1												
Lee Walls, R OBP: 0.367, SLG: 0.529										4	0	0	0	0	2	3												
14 Ernie Banks, R OBP: 0.359, SLG: 0.621										4	1	1	1	0	0	2												
Walt Moryn, L OBP: 0.361, SLG: 0.498										3	2	1	0	1	0	0												
Dale Long, L OBP: 0.374, SLG: 0.483										4	1	1	2	0	0	2												
Sammy Taylor, L OBP: 0.356, SLG: 0.437										3	0	0	0	1	0	1												
Bobby Thomson, R OBP: 0.374, SLG: 0.479										3	0	2	1	1	1	1												
Taylor Phillips, L OBP: 0.103, SLG: 0.054										2	0	0	0	0	0	2												
Glen Hobbie, R OBP: 0.194, SLG: 0.172										1	0	0	0	0	1	1												
Bill Henry, L OBP: 0.333, SLG: 0.333										0	0	0	0	0	0	0												
Don Elston, R OBP: 0.143, SLG: 0.143										0	0	0	0	0	0	0												
Inning Stats	R: 0 E: 0 K: 0 S: 4	H: 1 LOB: 1 BB: 0 P: 4	R: 1 E: 1 K: 0 S: 5	H: 1 LOB: 2 BB: 1 P: 9	R: 0 E: 0 K: 1 S: 5	H: 0 LOB: 0 BB: 0 P: 5	R: 2 E: 0 K: 1 S: 8	H: 3 LOB: 1 BB: 0 P: 8	R: 0 E: 0 K: 1 S: 5	H: 0 LOB: 1 BB: 1 P: 9	R: 0 E: 0 K: 0 S: 3	H: 0 LOB: 1 BB: 1 P: 7	R: 1 E: 0 K: 0 S: 4	H: 1 LOB: 0 BB: 0 P: 4	R: 0 E: 0 K: 1 S: 4	H: 0 LOB: 0 BB: 1 P: 8	1B: 3 2B: 2 3B: 0 HR: 2	SF: 0 SAC: 1 DP: 2 HBP: 0	WP: 0 PB: 0 SB: 0 CS: 0	PA: 37								
PITCHER	IP	WLS	BF	H	R	ER	SO	BB	IBB	HBP	BLK	WP	HR	S	P	ERA	WHIP											
Paul Giel, R ERA: 3.44	(1, 1)	8.0	L	35	7	4	3	4	4	0	0	0	0	2	39	55	3.38	1.375										
Mary Grissom, R ERA: 2.55	(9, 1)	1.0		2	0	0	0	1	0	0	0	0	0	0	4	4	0.00	0.000										

Chicago Cubs @ San Francisco Giants
Seals Stadium, San Francisco, CA
Thu Jul 03 1958, 6:33 AM EDT
Att: 9,477 - Unknown

AB 32
R 4
H 7
RBI 4
BB 4
SO 5
LOB 17

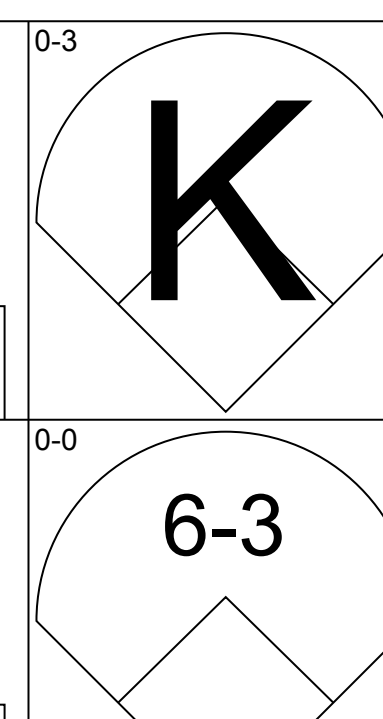
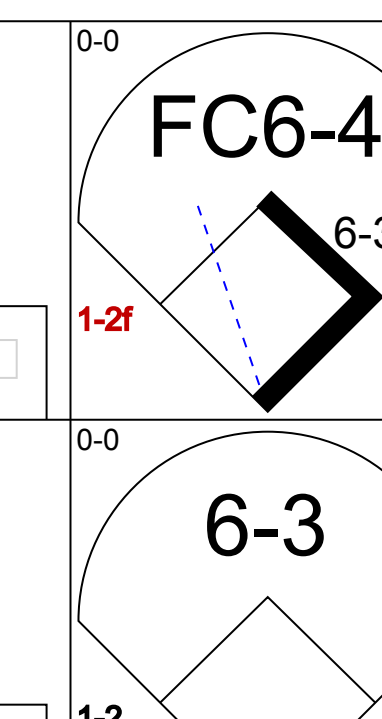
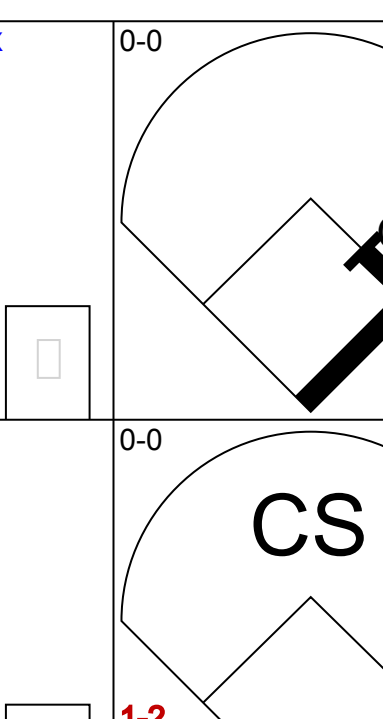
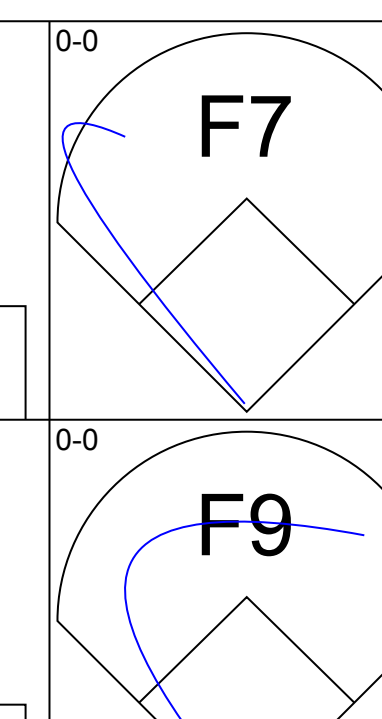
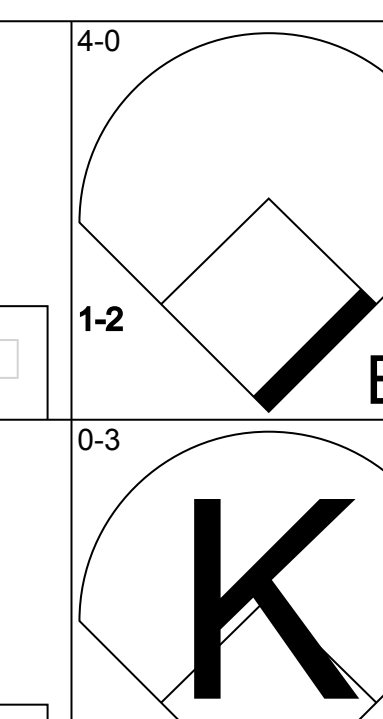
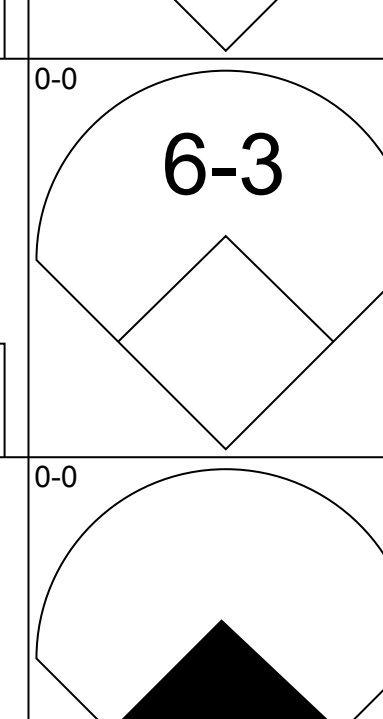
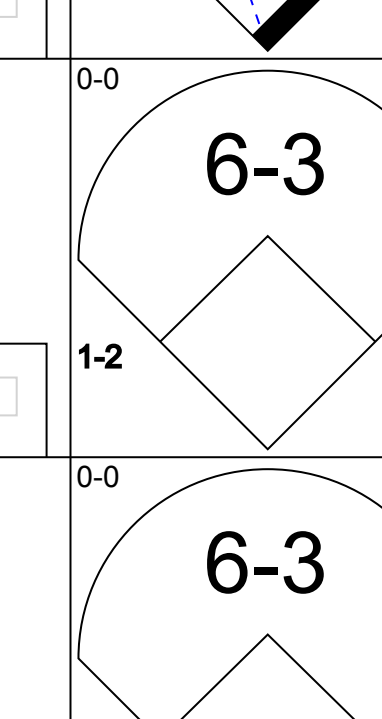
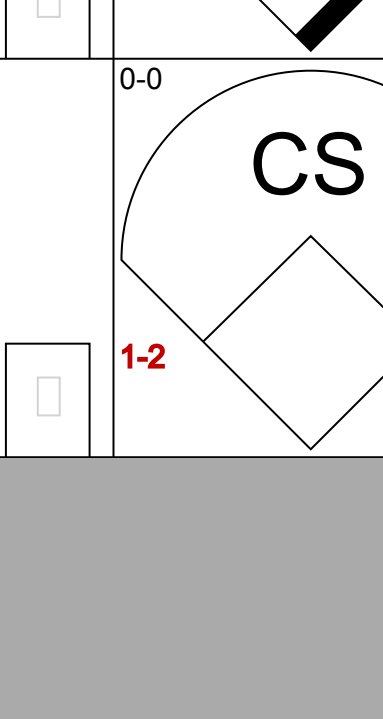
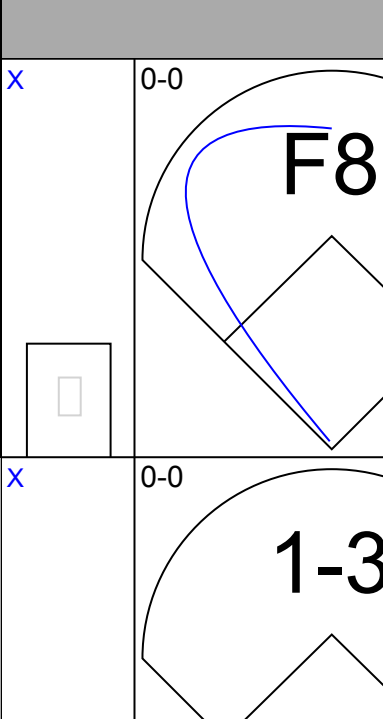
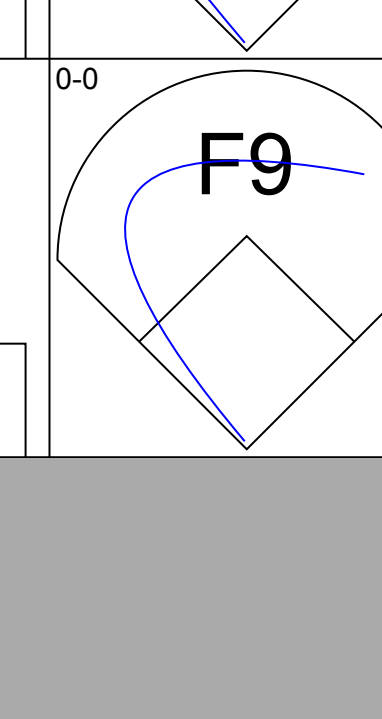
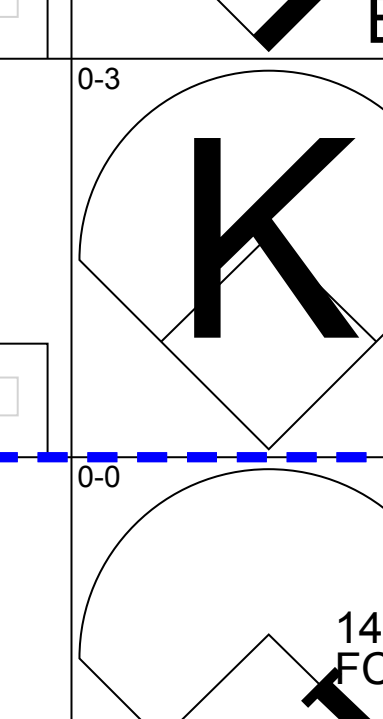
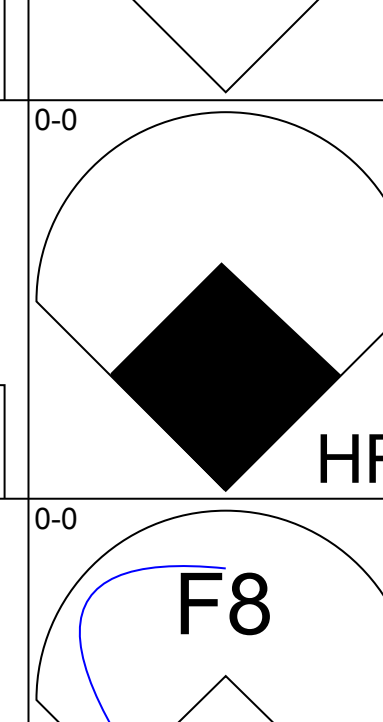
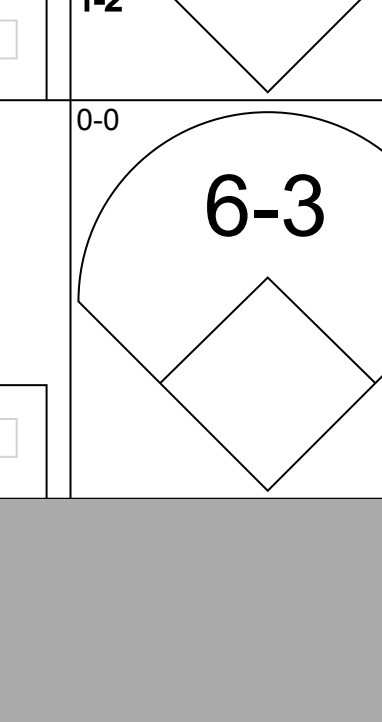
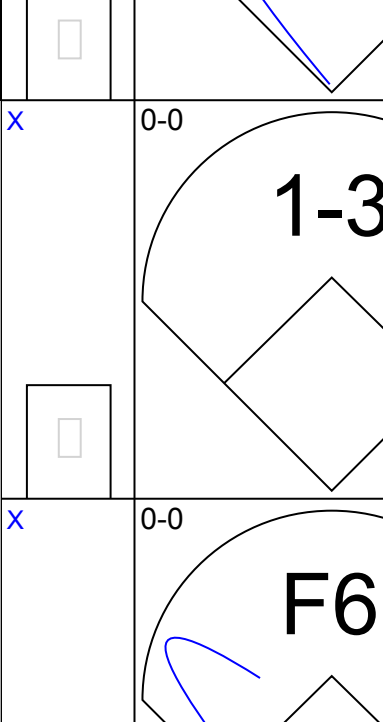
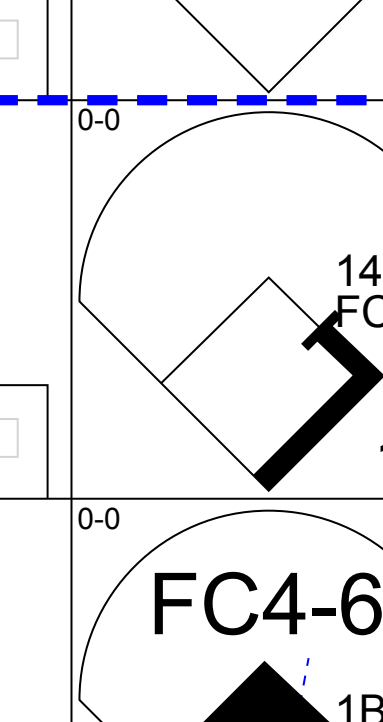
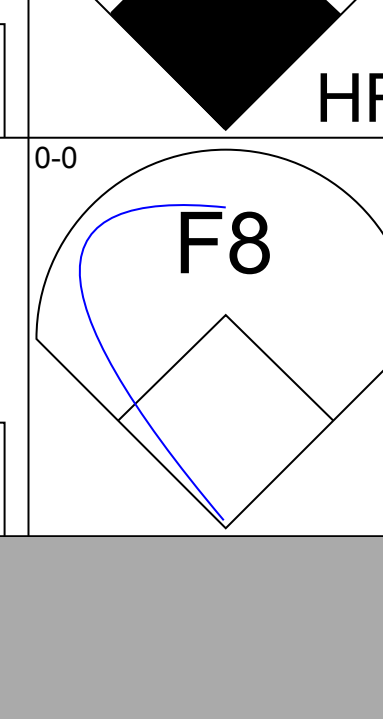
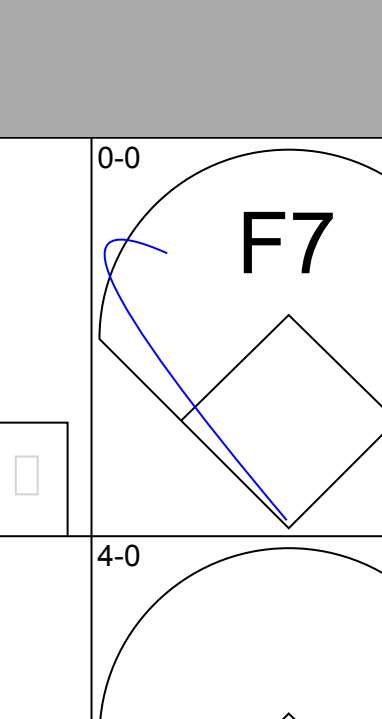
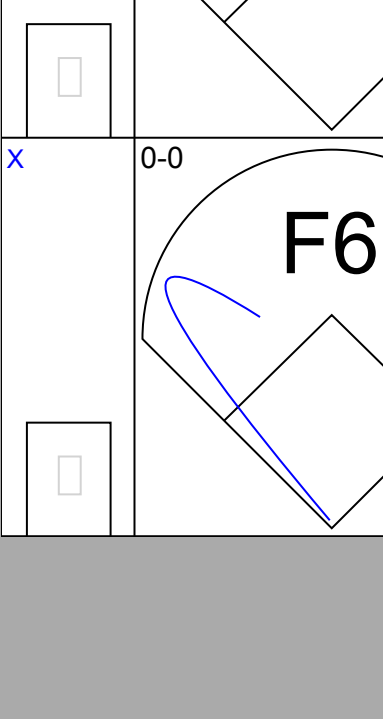
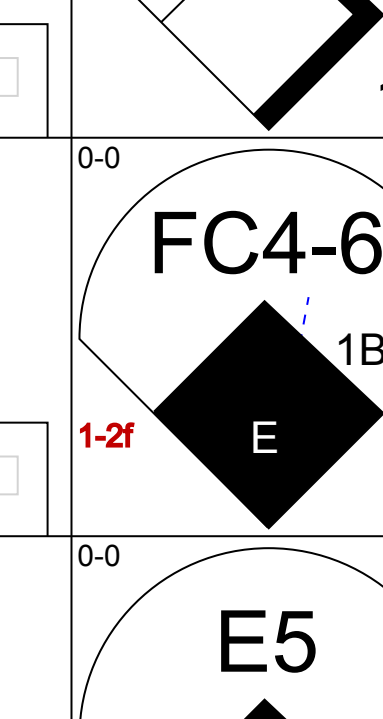
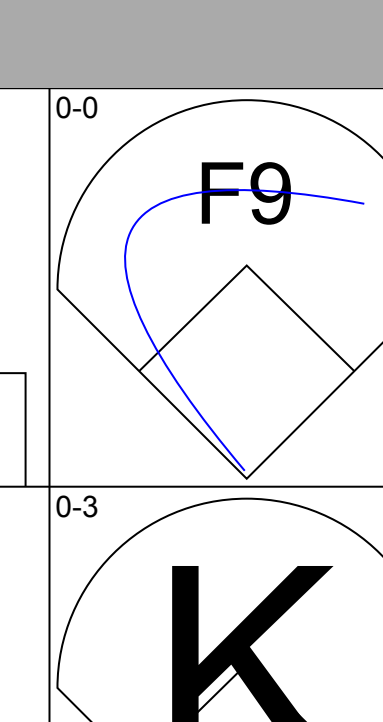
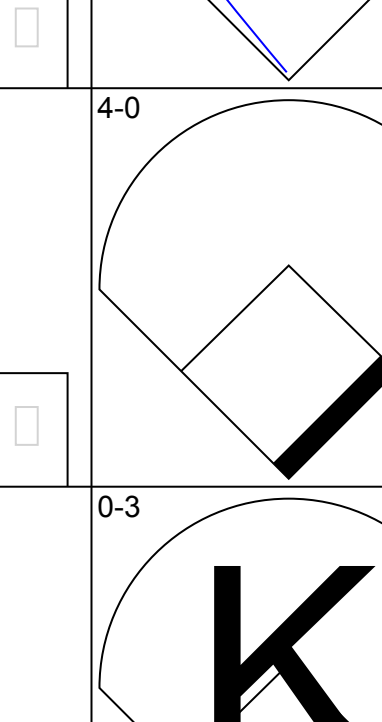
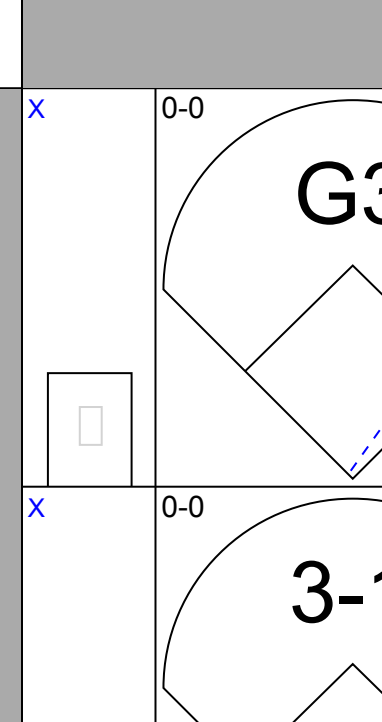
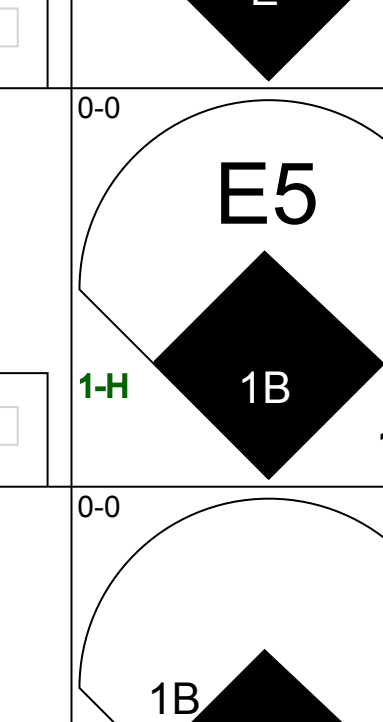

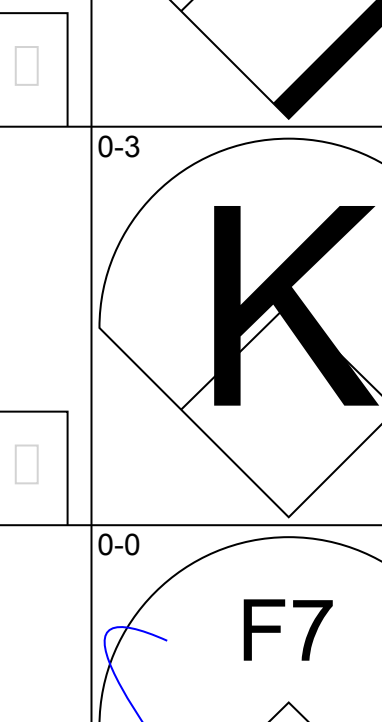
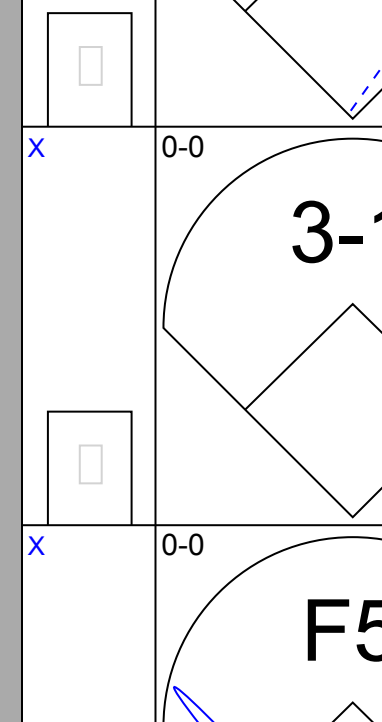
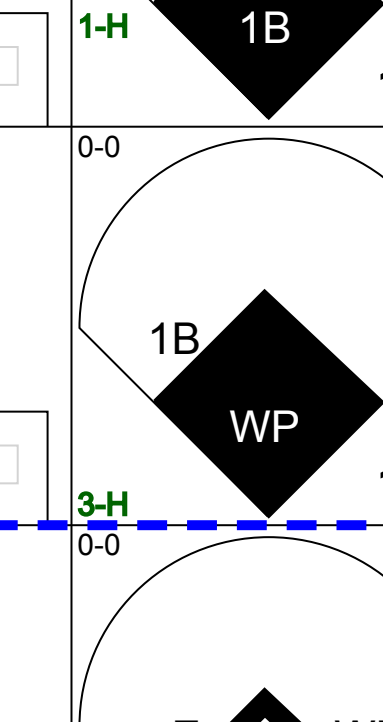
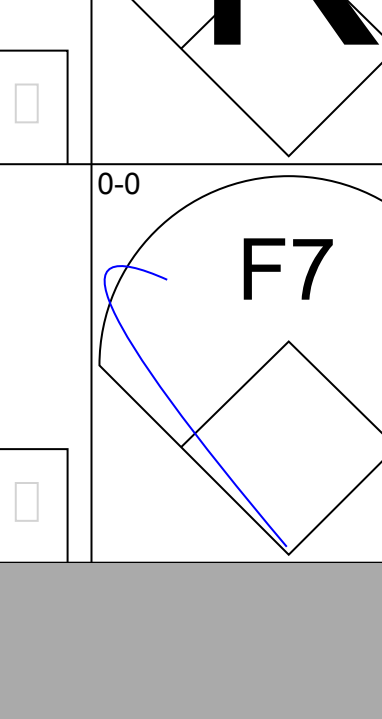
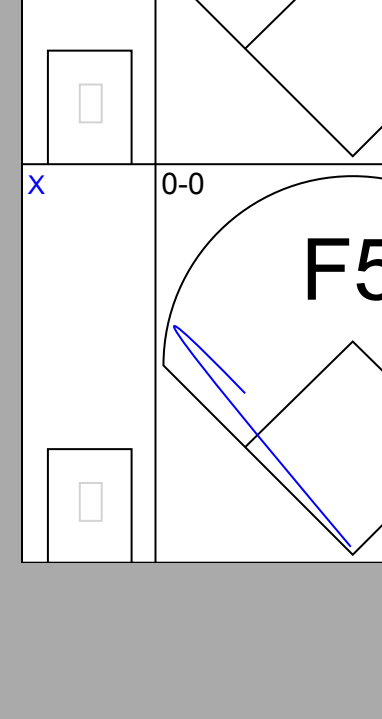
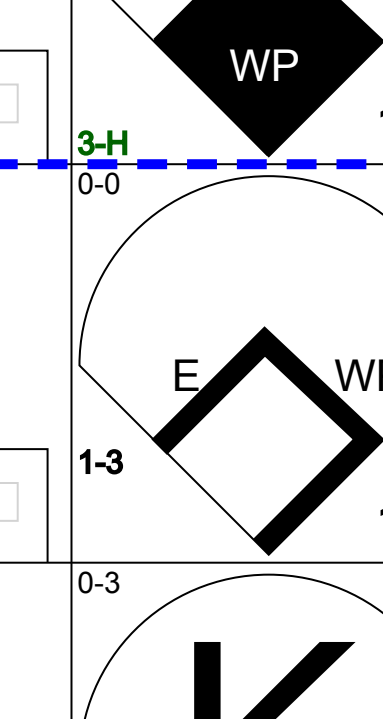
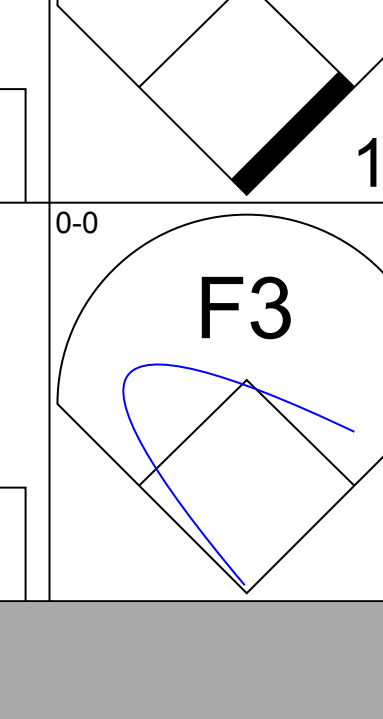
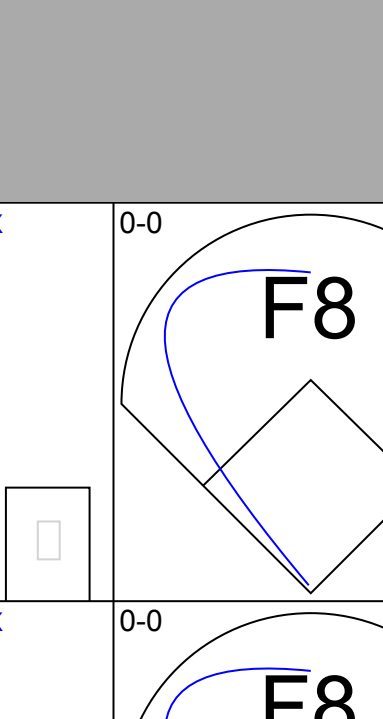
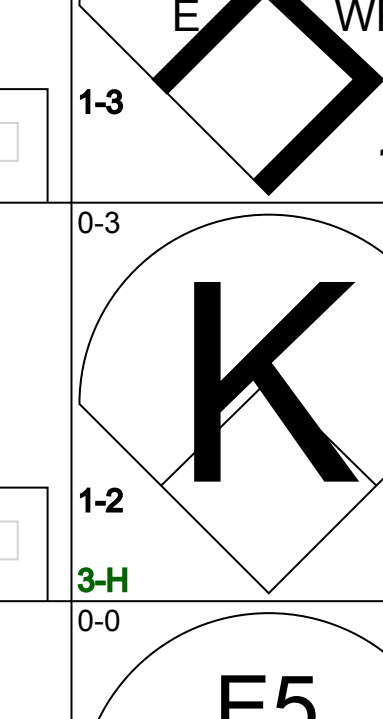
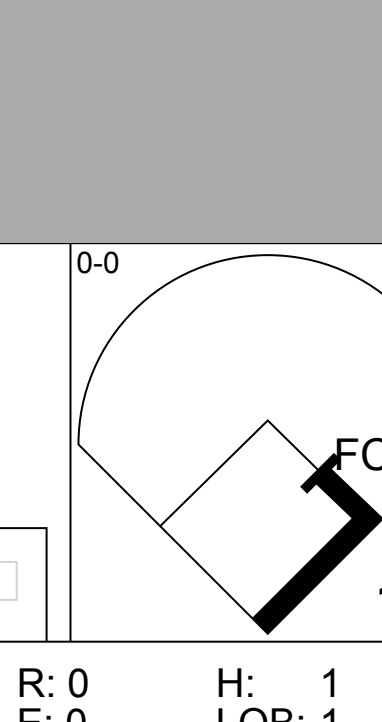
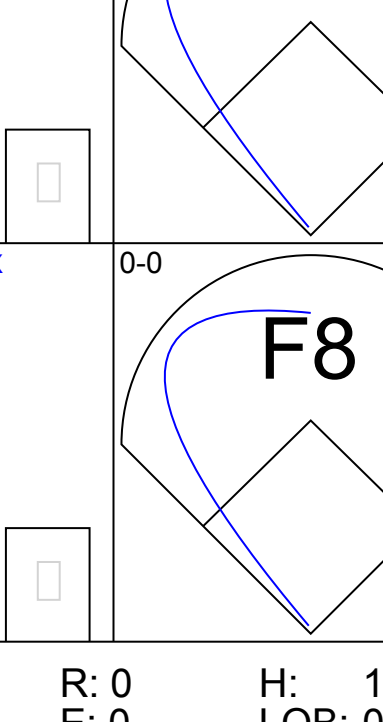
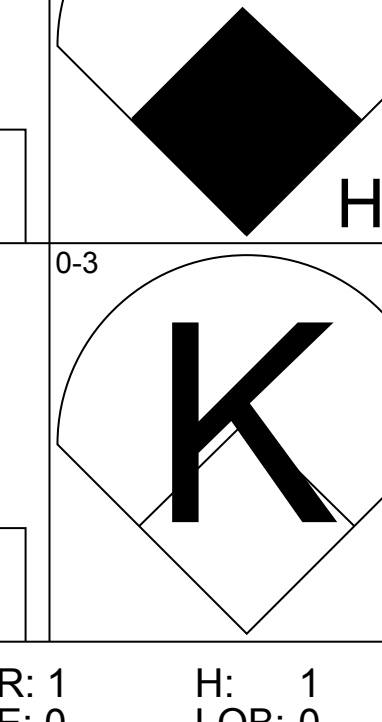
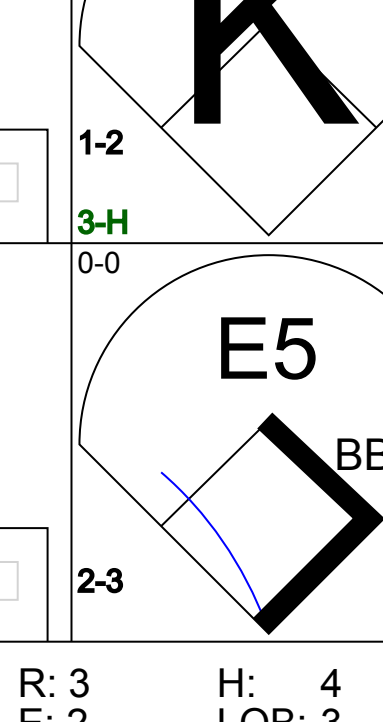


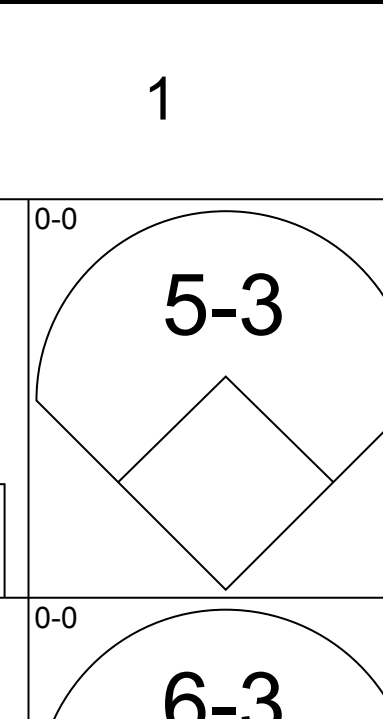
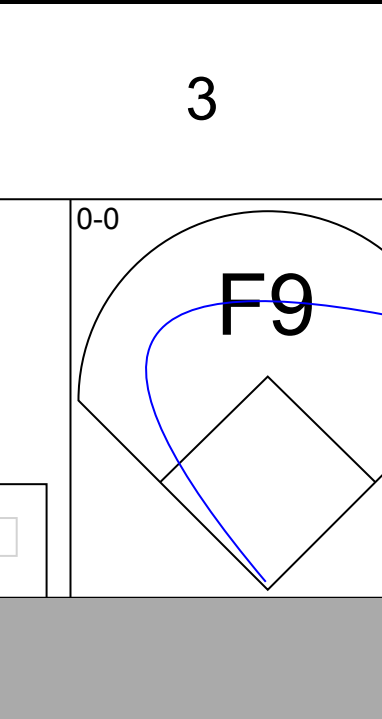
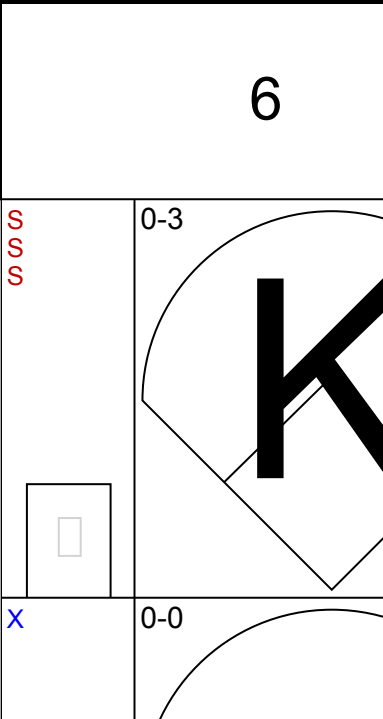
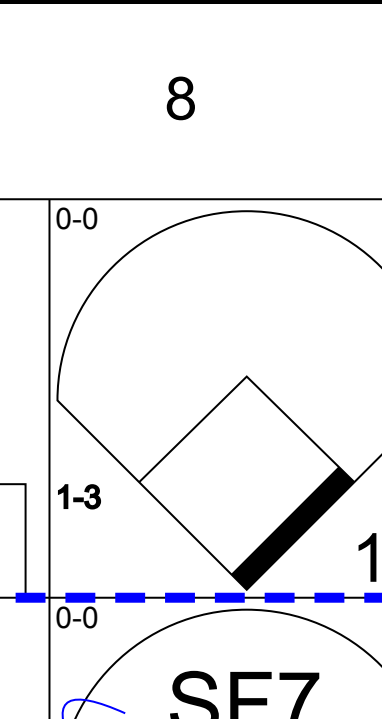
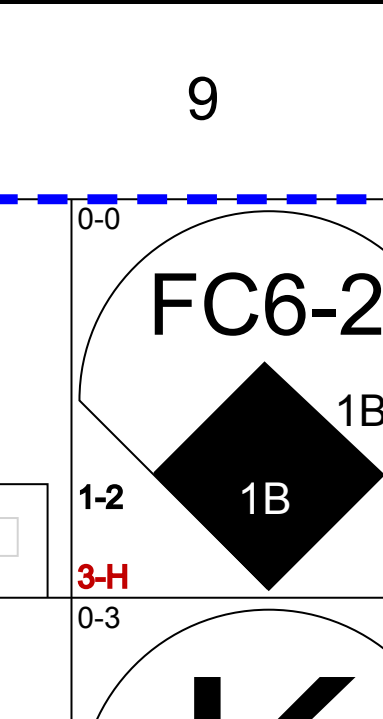
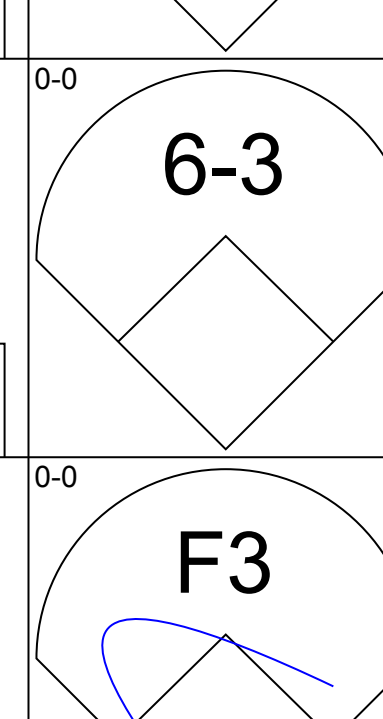
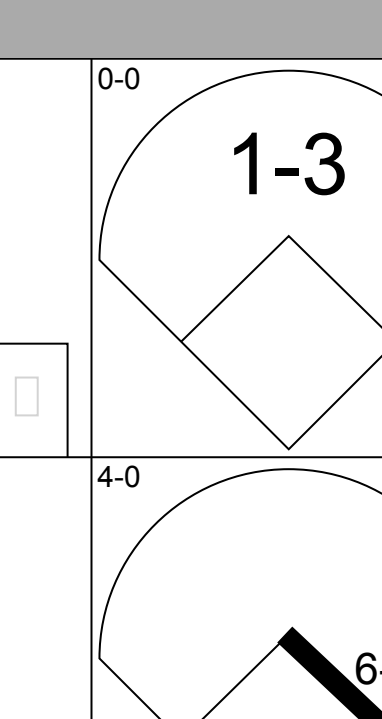
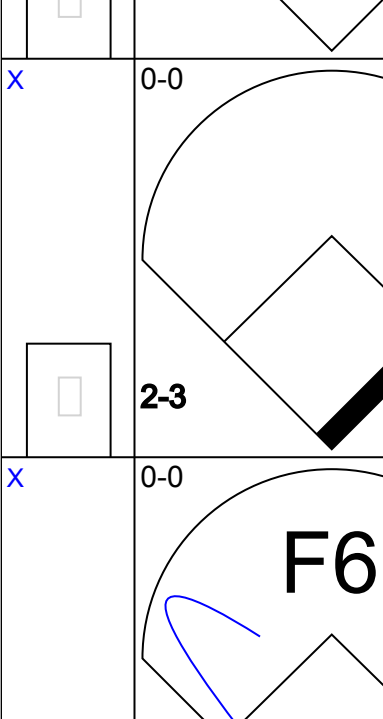
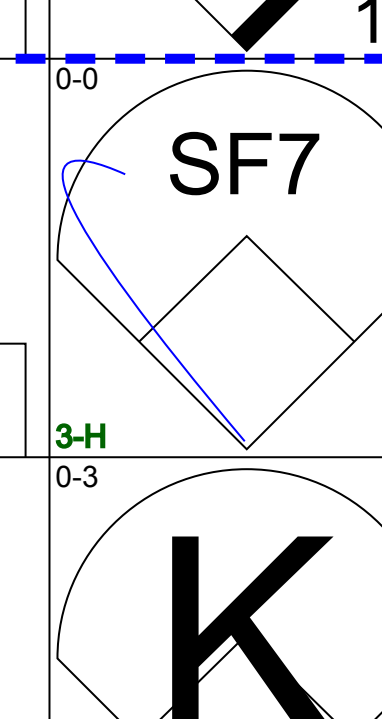
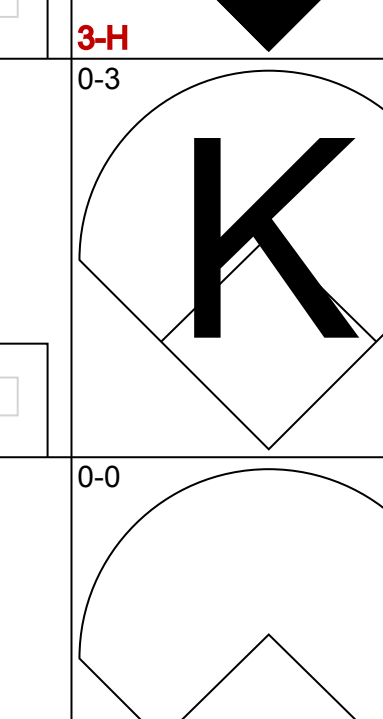
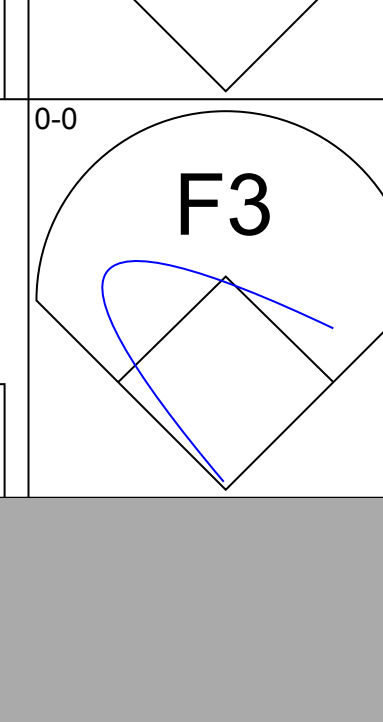
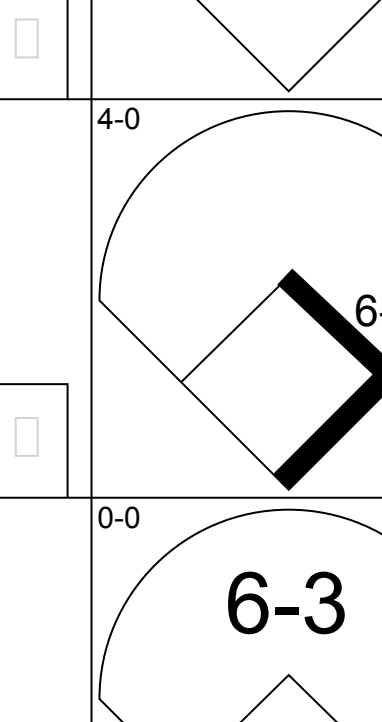
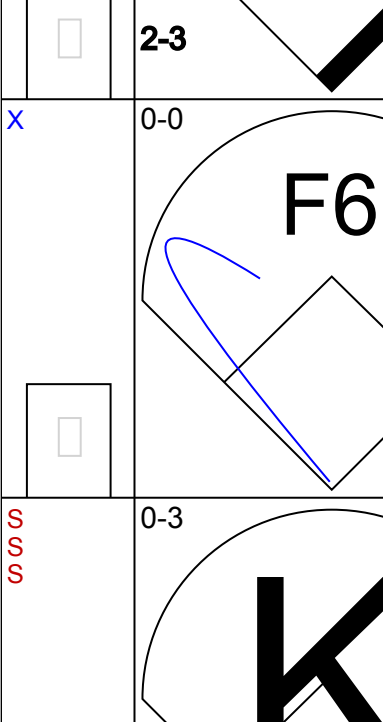
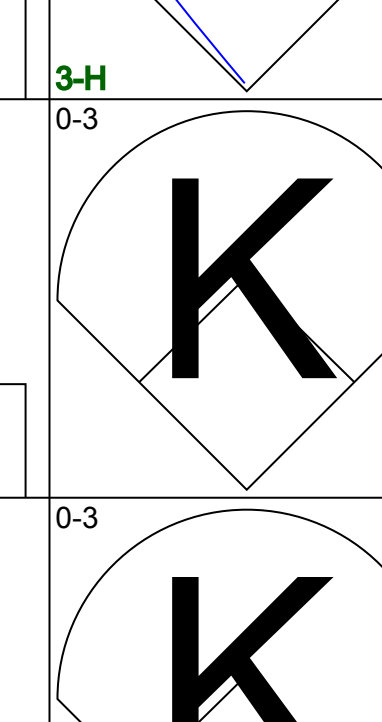
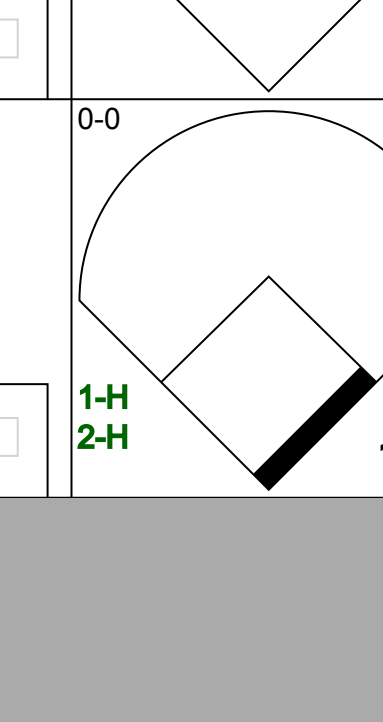
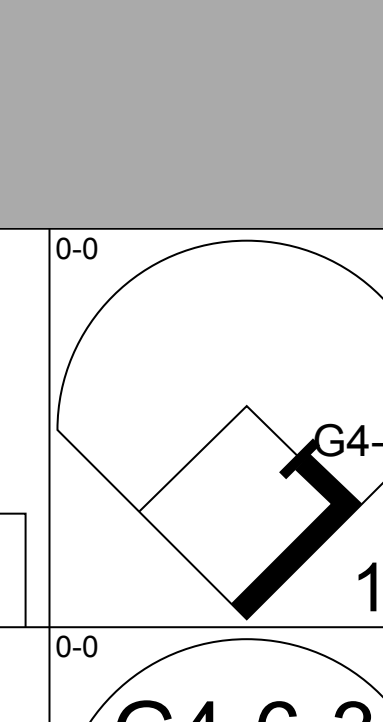
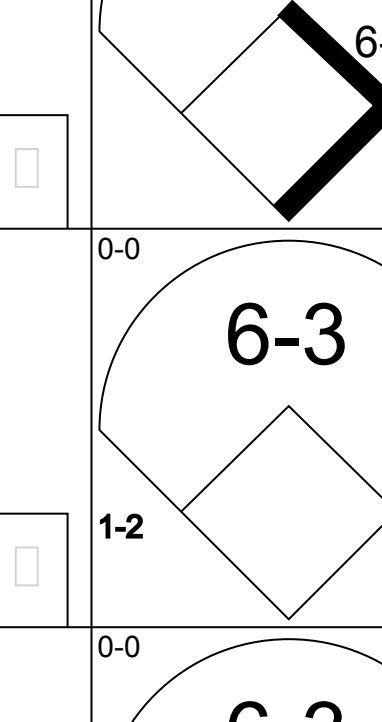
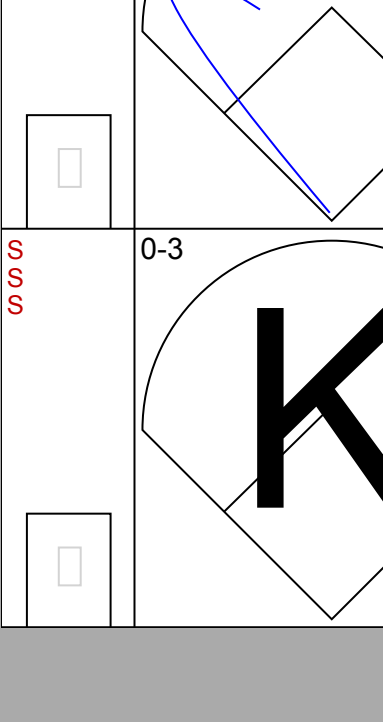
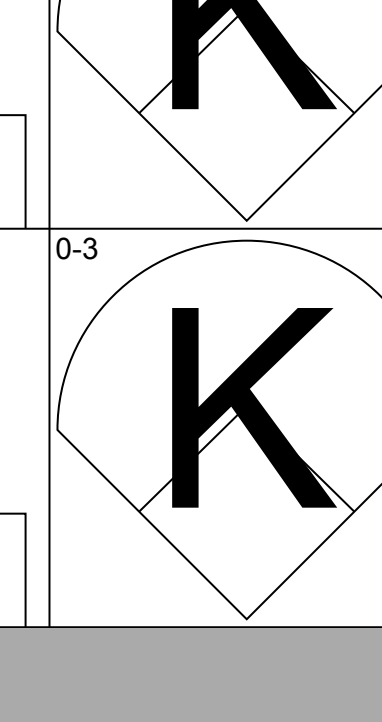
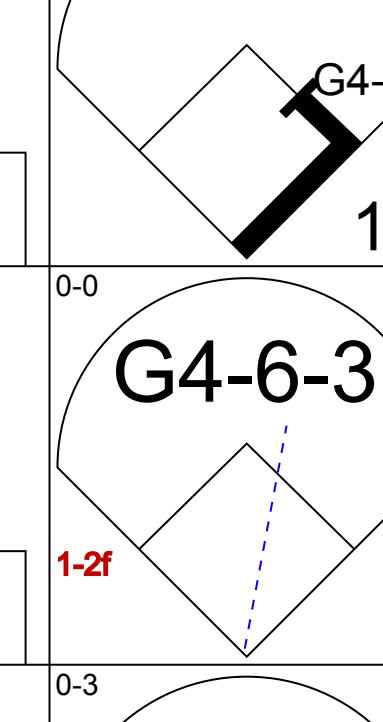
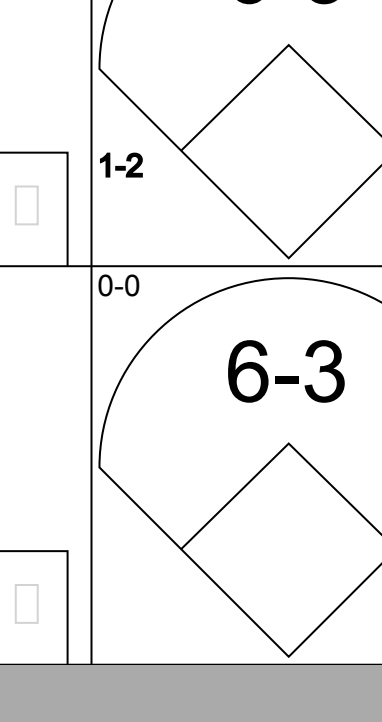
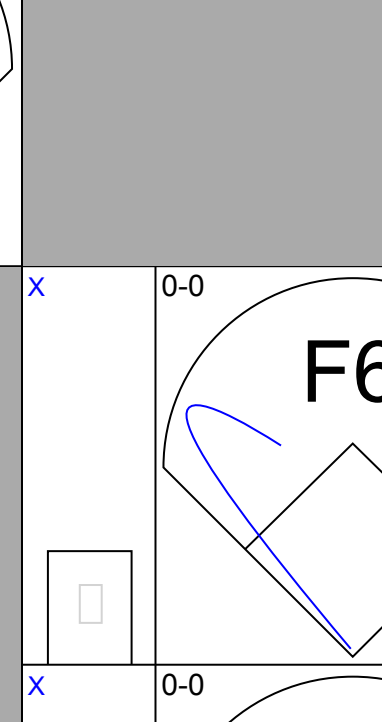
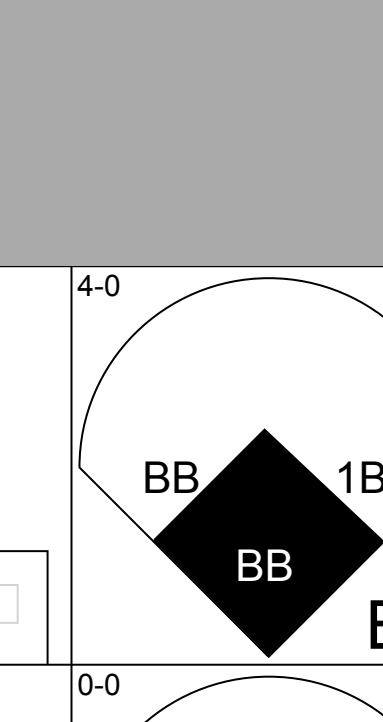

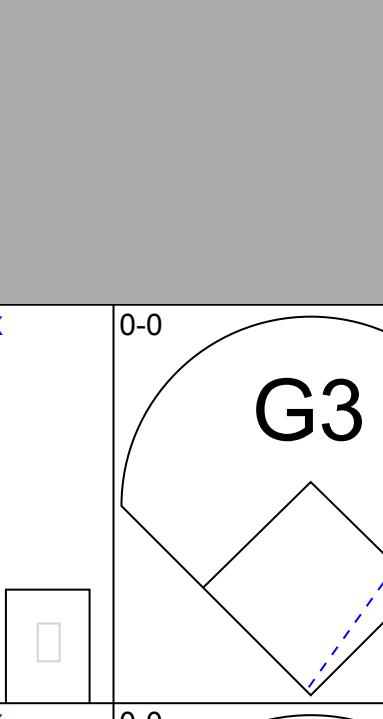
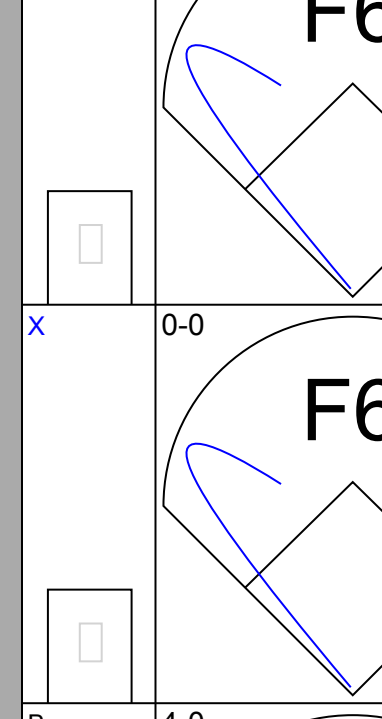
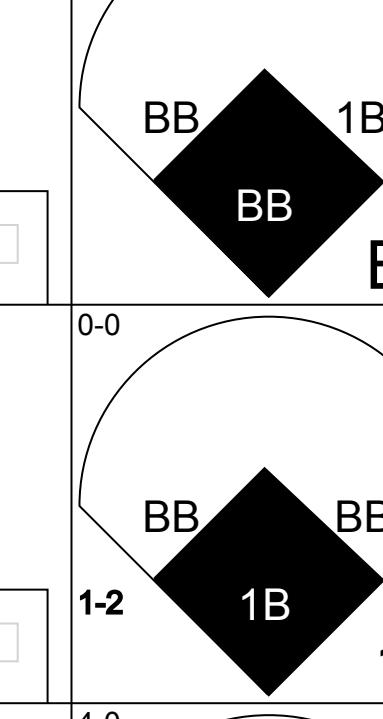
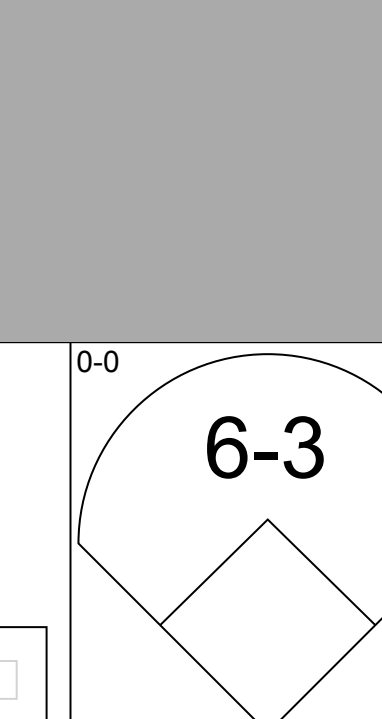
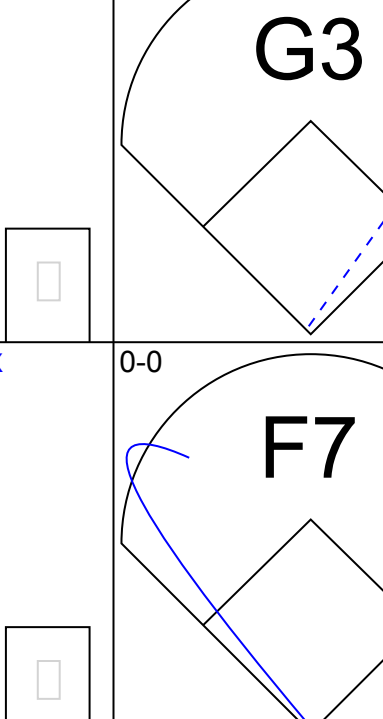
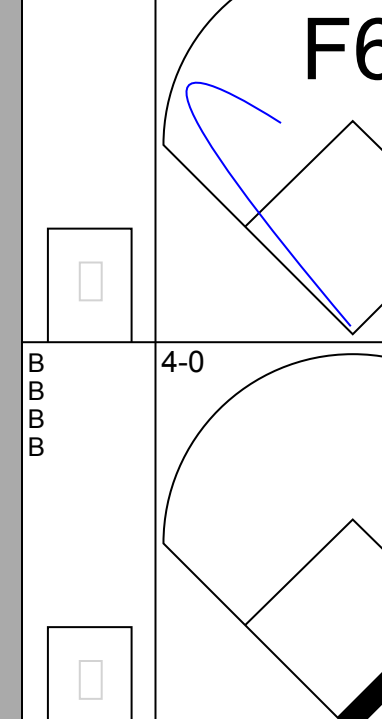
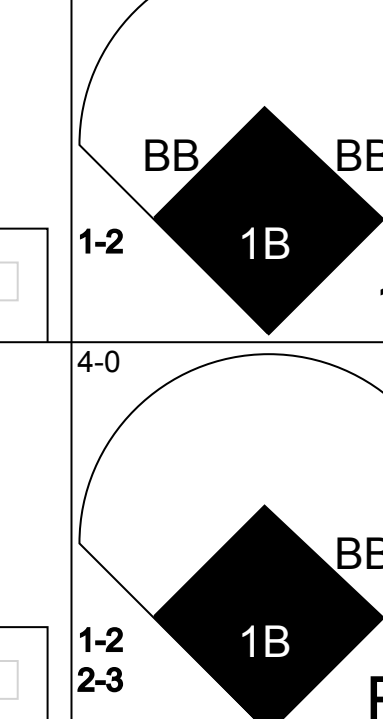
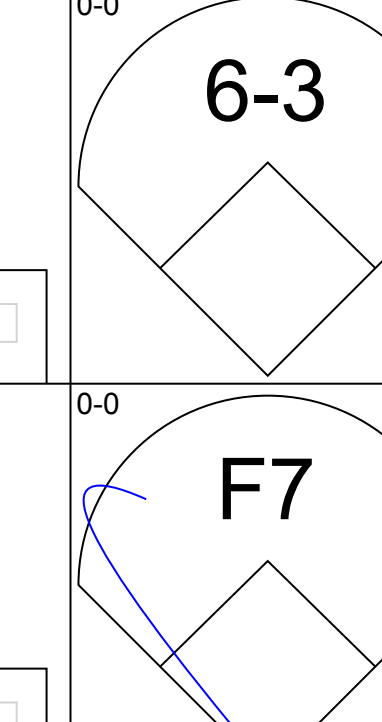
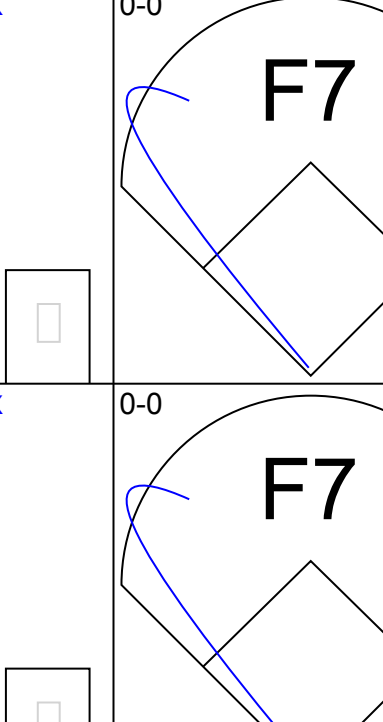
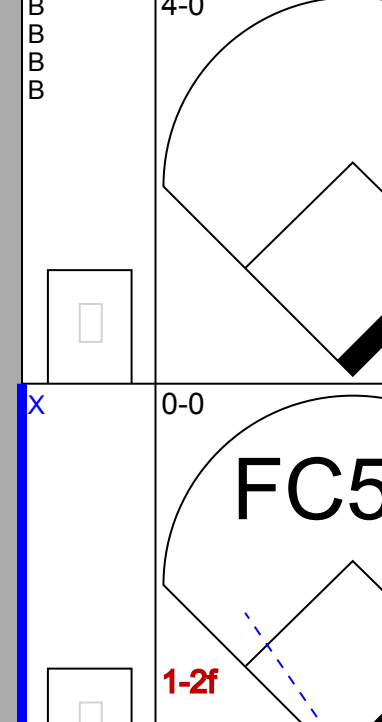
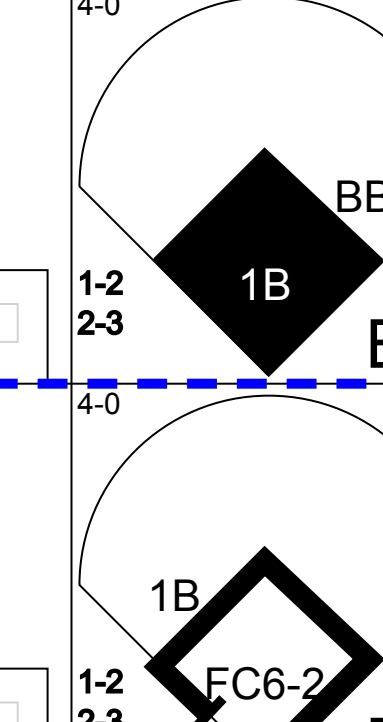
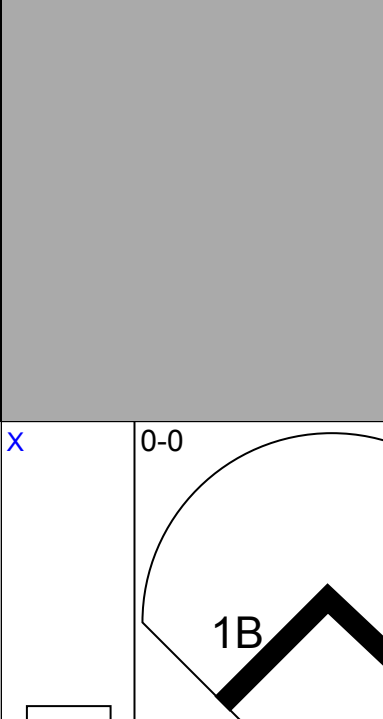
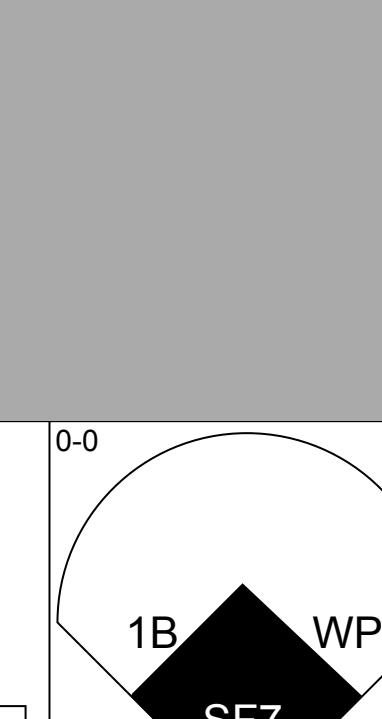
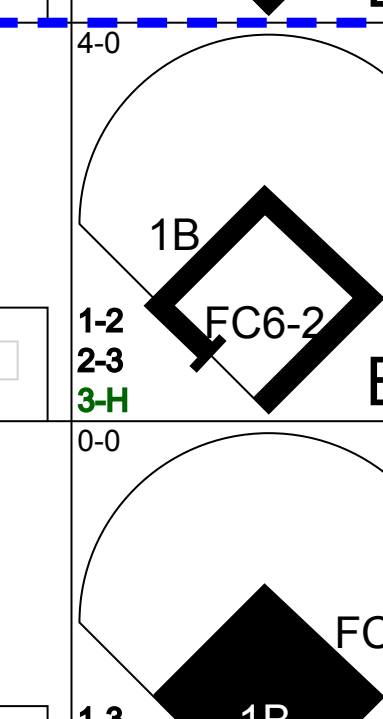
Batter	1	2	3	4	5	6	7	8	9	AB	R	H	RBI	BB	SO	LOB	BOTTOM										
Felipe Alou, R OBP: 0.333, SLG: 0.468										4	1	2	0	1	0	2											
Daryl Spencer, R OBP: 0.356, SLG: 0.498										5	0	0	0	0	1	6											
Willie Mays, R OBP: 0.415, SLG: 0.640										4	1	1	1	0	0	0											
Orlando Cepeda, R OBP: 0.335, SLG: 0.535										4	1	1	0	0	0	2											
Ray Jablonski, R OBP: 0.282, SLG: 0.483										4	0	0	0	0	1	3											
Hank Sauer, R OBP: 0.373, SLG: 0.483										4	0	2	1	0	2	1											
Bob Schmidt, R OBP: 0.333, SLG: 0.514										3	0	1	0	1	0	2											
Bob Speake, L OBP: 0.308, SLG: 0.391										0	0	0	0	0	0	0											
Eddie Bressoud, R OBP: 0.315, SLG: 0.333										3	0	1	0	0	1	1											
Leon Wagner, L OBP: 0.444, SLG: 0.462										1	0	1	0	0	0	0											
Ruben Gomez, R OBP: 0.237, SLG: 0.324										0	0	0	0	0	0	0											
Paul Giel, R OBP: 0.167, SLG: 0.091										2	0	1	0	0	0	0											
Marv Grissom, R	(9, 1)									0	0	0	0	0	0	0											
Jim Davenport, R OBP: 0.308, SLG: 0.386	(9, 5)									0	0	0	0	0	0	0											
Whitey Lockman, L OBP: 0.377, SLG: 0.362	(9, PH)									0	0	0	0	0	0	0											
Jim Finigan, R OBP: 0.310, SLG: 0.280	(9, PH)									1	0	0	0	0	0	2											
Inning Stats	R: 2 E: 1 K: 1 S: 8	H: 2 LOB: 1 BB: 0 P: 8	R: 0 E: 0 K: 1 S: 6	H: 1 LOB: 0 BB: 0 P: 6	R: 0 E: 0 K: 0 S: 3	H: 0 LOB: 0 BB: 0 P: 3	R: 0 E: 0 K: 0 S: 3	H: 1 LOB: 0 BB: 0 P: 3	R: 0 E: 0 K: 0 S: 4	H: 2 LOB: 1 BB: 0 P: 4	R: 1 E: 0 K: 0 S: 5	H: 2 LOB: 1 BB: 0 P: 5	R: 0 E: 0 K: 0 S: 4	H: 1 LOB: 1 BB: 0 P: 4	R: 0 E: 0 K: 1 S: 5	H: 0 LOB: 0 BB: 0 P: 5	R: 0 E: 0 K: 2 S: 8	H: 1 LOB: 3 BB: 2 P: 16	1B: 9 2B: 1 3B: 0 HR: 0	SF: 0 SAC: 1 DP: 1 HBP: 0	WP: 1 PB: 0 SB: 2 CS: 0	PA: 38					
PITCHER	IP	WLS	BF	H	R	ER	SO	BB	IBB	HBP	BLK	WP	HR	S	P	ERA	WHIP										
Taylor Phillips, L ERA: 3.74	(1, 1)	6.2		28	9	3	2	2	0	0	0	0	0	10	14	0.00	1.200										
Glen Hobbie, R ERA: 3.7	(7, 1)	1.2	W	7	1	0	0	2	1	0	0	0	0	1	1	0.00	0.000										
Bill Henry, L ERA: 1.38	(9, 1)	0.1		1	0	0	0	0	0	0	0	0	0	1	1	0.00	0.000										
Don Elston, R ERA: 3.12	(9, 1)	0.1	S	2	0	0	0	1	1	0	0	0	0	3	7	0.00	3.000										

Chicago Cubs @ San Francisco Giants
Seals Stadium, San Francisco, CA
Thu Jul 03 1958, 6:33 AM EDT
Att: 9,477 - Unknown

AB 35
R 3
H 10
RBI 2
BB 2
SO 5
LOB 19



Batter	1	2	3	4	5	6	7	8	9	AB	R	H	RBI	BB	SO	LOB	TOP				
Tony Taylor, R OBP: 0.292, SLG: 0.301 (1, 4)										4	0	1	0	1	1	1	<p>Chicago Cubs @ San Francisco Giants</p> <p>Seals Stadium, San Francisco, CA</p> <p>Fri Jul 04 1958, 6:33 AM EDT</p> <p>Unknown</p>				
Alvin Dark, R OBP: 0.355, SLG: 0.407 (1, 5)										5	0	0	0	0	1	4					
Lee Walls, R OBP: 0.369, SLG: 0.538 (1, 9)										4	1	2	1	0	0	1					
14 Ernie Banks, R OBP: 0.354, SLG: 0.613 (1, 6)										4	1	0	0	0	0	1					
Walt Moryn, L OBP: 0.353, SLG: 0.496 (1, 7)										3	1	1	0	1	0	0					
Dale Long, L OBP: 0.372, SLG: 0.479 (1, 3)										4	1	1	1	0	2	1					
Sammy Taylor, L OBP: 0.350, SLG: 0.438 El Tappe, R OBP: 0.290, SLG: 0.214 (1, 2) (9, 2)										4	0	2	0	0	0	1					
Bobby Thomson, R OBP: 0.372, SLG: 0.487 (1, 8)										4	1	1	1	0	1	2					
John Briggs, R OBP: 0.083, SLG: 0.083 Don Elston, R OBP: 0.125, SLG: 0.125 Glen Hobbie, R OBP: 0.194, SLG: 0.172 Dick Drott, R OBP: 0.290, SLG: 0.267 (1, 1) (8, 1) (9, 1) (9, 1)										3	0	1	0	0	1	0					
Inning Stats	R: 1 E: 0 K: 1 S: 6	H: 1 LOB: 0 BB: 0 P: 6	R: 0 E: 0 K: 1 S: 6	H: 1 LOB: 1 BB: 0 P: 6	R: 0 E: 0 K: 0 S: 4	H: 1 LOB: 1 BB: 0 P: 4	R: 0 E: 0 K: 1 S: 5	H: 0 LOB: 0 BB: 1 P: 9	R: 0 E: 0 K: 0 S: 3	H: 0 LOB: 0 BB: 0 P: 3	R: 0 E: 0 K: 0 S: 3	H: 0 LOB: 0 BB: 0 P: 3	R: 1 E: 0 K: 1 S: 6	H: 1 LOB: 0 BB: 0 P: 6	R: 3 E: 2 K: 2 S: 12	H: 4 LOB: 1 BB: 1 P: 16		1B: 7 2B: 0 3B: 0 HR: 2	SF: 0 SAC: 0 DP: 0 HBP: 0	WP: 1 PB: 0 SB: 0 CS: 1	PA: 39
PITCHER	IP	WLS	BF	H	R	ER	SO	BB	IBB	HBP	BLK	WP	HR	S	P	ERA		WHIP			
Al Worthington, R ERA: 2.54 Ramon Manzant, R ERA: 4.93 Mary Grissom, R ERA: 2.51	(1, 1) (9, 1) (9, 1)	8.0 0.1 0.2	29 4 5	5 3 1	2 3 0	2 3 0	4 0 2	1 0 1	0 0 0	0 0 0	0 0 0	0 0 1	2 4 8	36 4 12	40 4 12	2.25 81.00 0.00		0.750 9.000 3.000			

Batter	1	2	3	4	5	6	7	8	9	AB	R	H	RBI	BB	SO	LOB	BOTTOM				
Felipe Alou, R OBP: 0.326, SLG: 0.452 (1, 9)										5	1	1	0	0	1	4	<p>Chicago Cubs @ San Francisco Giants</p> <p>Seals Stadium, San Francisco, CA</p> <p>Fri Jul 04 1958, 6:33 AM EDT</p> <p>Unknown</p>				
Daryl Spencer, R OBP: 0.355, SLG: 0.495 (1, 6)										4	0	1	1	0	1	2					
Willie Mays, R OBP: 0.415, SLG: 0.635 (1, 8)										4	0	1	2	1	1	3					
Orlando Cepeda, R OBP: 0.334, SLG: 0.532 (1, 3)										4	0	1	0	0	2	4					
Ray Jablonski, R OBP: 0.276, SLG: 0.471 Jim Davenport, R OBP: 0.311, SLG: 0.386 (1, 5) (9, 5)										3	0	0	0	0	0	2					
Leon Wagner, L OBP: 0.319, SLG: 0.433 (1, 7)										4	1	1	0	0	1	0					
Bob Schmidt, R OBP: 0.336, SLG: 0.509 (1, 2)										2	1	0	0	2	0	0					
Eddie Bressoud, R OBP: 0.309, SLG: 0.327 Hank Sauer, R OBP: 0.371, SLG: 0.480 Danny O'Connell, R OBP: 0.371, SLG: 0.377 Bob Speake, L OBP: 0.321, SLG: 0.391 (1, 4) (7, PH) (8, 4) (9, PH)										2	0	0	0	0	0	0					
Al Worthington, R OBP: 0.207, SLG: 0.222 Whitley Lockman, L OBP: 0.389, SLG: 0.375 Ramon Manzant, R OBP: 0.250, SLG: 0.250 Mary Grissom, R (9, PH) Willie Kirkland, L OBP: 0.303, SLG: 0.388 (9, PH)										2	0	2	0	0	0	0					
Inning Stats	R: 0 E: 0 K: 0 S: 3	H: 0 LOB: 0 BB: 0 P: 3	R: 0 E: 0 K: 1 S: 5	H: 1 LOB: 0 BB: 0 P: 5	R: 0 E: 0 K: 0 S: 4	H: 1 LOB: 1 BB: 0 P: 4	R: 0 E: 0 K: 0 S: 3	H: 0 LOB: 1 BB: 1 P: 7	R: 0 E: 0 K: 2 S: 9	H: 2 LOB: 2 BB: 0 P: 9	R: 0 E: 0 K: 0 S: 3	H: 0 LOB: 1 BB: 1 P: 7	R: 1 E: 0 K: 2 S: 9	H: 2 LOB: 1 BB: 0 P: 9	R: 5 E: 0 K: 1 S: 7	H: 3 LOB: 1 BB: 3 P: 19		1B: 8 2B: 1 3B: 0 HR: 0	SF: 1 SAC: 0 DP: 1 HBP: 0	WP: 1 PB: 0 SB: 0 CS: 0	PA: 39
PITCHER	IP	WLS	BF	H	R	ER	SO	BB	IBB	HBP	BLK	WP	HR	S	P	ERA		WHIP			
John Briggs, R ERA: 2.67 Don Elston, R ERA: 3.65 Glen Hobbie, R ERA: 3.9 Dick Drott, R ERA: 5.61	(1, 1) (8, 1) (9, 1) (9, 1)	7.0 1.0 0.0 0.2	28 6 2 3	6 1 0 2	1 3 0 2	1 3 0 2	3 2 1 1	2 2 1 0	0 0 0 0	0 0 0 0	0 0 0 0	0 0 0 0	0 0 1 5	8 16 5 5	27.00 27.00 27.00	1.143 3.000 1.500					

AB 36
R 5
H 9
RBI 3
BB 2
SO 6
LOB 12



AB 33
R 6
H 9
RBI 6
BB 5
SO 6
LOB 16



Batter	1	2	3	4	5	6	7	8	9	AB	R	H	RBI	BB	SO	LOB	TOP																	
Tony Taylor, R OBP: 0.304, SLG: 0.314 (1,4)										3	1	1	0	2	1	0	Chicago Cubs @ Los Angeles Dodgers Los Angeles Memorial Coliseum, Los Angeles, CA Sat Jul 05 1958, 10:05 PM EDT Att: 31,940 - Unknown livebaseballscorecards.com																	
Alvin Dark, R OBP: 0.382, SLG: 0.418 (1,5)										5	1	2	2	0	0	1																		
Lee Walls, R OBP: 0.365, SLG: 0.529 (1,9)										4	1	1	0	0	0	1																		
14 Ernie Banks, R OBP: 0.354, SLG: 0.602 (1,6)										3	1	0	0	2	1	2																		
Bobby Thomson, R OBP: 0.374, SLG: 0.487 (1,8)										4	1	0	0	1	1	5																		
Jim Bolger, R OBP: 0.309, SLG: 0.340 (1,7)										2	0	0	0	0	0	0																		
Walt Moryn, L OBP: 0.356, SLG: 0.506 (6,7)										3	0	2	3	0	1	3																		
Dale Long, L OBP: 0.374, SLG: 0.480 (1,3)										5	1	2	1	0	1	1																		
Cal Neeman, R OBP: 0.325, SLG: 0.529 (1,2)										5	1	2	0	0	0	2																		
Moe Drabowsky, R OBP: 0.179, SLG: 0.205 (1,1)										3	0	0	0	0	1	1																		
Inning Stats	R: 0 E: 1 K: 2 S: 8	H: 0 LOB: 1 BB: 0 P: 8	R: 0 E: 0 K: 0 S: 5	H: 0 LOB: 0 BB: 0 P: 10	R: 0 E: 0 K: 0 S: 7	H: 0 LOB: 0 BB: 0 P: 11	R: 0 E: 1 K: 0 S: 5	H: 1 LOB: 1 BB: 0 P: 10	R: 0 E: 0 K: 2 S: 14	H: 2 LOB: 3 BB: 1 P: 23	R: 6 E: 0 K: 0 S: 22	H: 4 LOB: 1 BB: 3 P: 40	R: 0 E: 0 K: 0 S: 6	H: 0 LOB: 1 BB: 0 P: 12	R: 1 E: 0 K: 0 S: 13	H: 3 LOB: 2 BB: 0 P: 19	1B: 8 2B: 1 3B: 1 HR: 0	SF: 0 SAC: 2 DP: 0 HBP: 0	WP: 1 PB: 0 SB: 0 CS: 0	PA: 44														
PITCHER	IP WLS BF H R ER SO BB IBB HBP BLK WP HR S P ERA WHIP																																	
Sandy Koufax, L ERA: 3.54 (1,1)	1.2	6	0	0	0	2	0	0	0	0	0	0	0	0	12	15	0.00	0.000																
Johnny Klippstein, R ERA: 4.84 (2,1)	5.1	L	28	7	6	6	4	3	1	0	0	1	0	57	96	10.12	1.875																	
Stan Williams, R ERA: 3.5 (8,1)	2.0		10	3	1	1	0	1	0	0	0	0	0	0	19	31	4.50	2.000																

Batter	1	2	3	4	5	6	7	8	9	AB	R	H	RBI	BB	SO	LOB	BOTTOM																	
Jim Gilliam, S OBP: 0.349, SLG: 0.353 (1,5)										3	0	1	0	2	0	0	Chicago Cubs @ Los Angeles Dodgers Los Angeles Memorial Coliseum, Los Angeles, CA Sat Jul 05 1958, 10:05 PM EDT Att: 31,940 - Unknown livebaseballscorecards.com																	
Norm Larker, L OBP: 0.381, SLG: 0.479 (1,3)										3	0	1	1	1	0	1																		
Duke Snider, L OBP: 0.366, SLG: 0.419 (1,8)										5	0	0	0	0	1	6																		
Carl Furillo, R OBP: 0.352, SLG: 0.450 (1,9)										4	0	1	0	0	0	2																		
John Roseboro, L OBP: 0.340, SLG: 0.462 (1,2)										2	0	0	0	2	0	2																		
Don Zimmer, R OBP: 0.315, SLG: 0.391 (1,6)										3	0	1	0	0	2	2																		
Pee Wee Reese, R OBP: 0.330, SLG: 0.467 (7,6)										1	0	0	0	0	0	0																		
Gino Cimoli, R OBP: 0.294, SLG: 0.391 (1,7)										4	1	2	0	0	2	2																		
Charlie Neal, R OBP: 0.346, SLG: 0.471 (1,4)										3	0	0	0	1	1	4																		
Sandy Koufax, R OBP: 0.190, SLG: 0.190 (1,1)										0	0	0	0	0	0	0																		
Johnny Klippstein, R OBP: 0.357, SLG: 0.667 (2,1)										2	0	0	0	0	2	3																		
Elmer Valo, L OBP: 0.262, SLG: 0.300 (7,PH)										1	0	0	0	0	1	0																		
Stan Williams, R OBP: 0.330, SLG: 0.469 (8,PH)										1	0	1	0	0	0	0																		
Inning Stats	R: 0 E: 0 K: 1 S: 10	H: 2 LOB: 2 BB: 0 P: 19	R: 0 E: 0 K: 3 S: 15	H: 1 LOB: 1 BB: 0 P: 24	R: 0 E: 0 K: 0 S: 6	H: 0 LOB: 1 BB: 2 P: 18	R: 0 E: 0 K: 3 S: 13	H: 0 LOB: 2 BB: 2 P: 25	R: 0 E: 0 K: 0 S: 3	H: 1 LOB: 1 BB: 0 P: 17	R: 0 E: 0 K: 1 S: 10	H: 1 LOB: 2 BB: 0 P: 14	R: 0 E: 0 K: 0 S: 7	H: 0 LOB: 0 BB: 0 P: 12	R: 1 E: 0 K: 0 S: 16	H: 2 LOB: 2 BB: 1 P: 29	1B: 7 2B: 0 3B: 0 HR: 0	SF: 1 SAC: 0 DP: 1 HBP: 0	WP: 0 PB: 0 SB: 1 CS: 0	PA: 39														
PITCHER	IP WLS BF H R ER SO BB IBB HBP BLK WP HR S P ERA WHIP																																	
Moe Drabowsky, R ERA: 3.8 (1,1)	9.0	W	39	7	1	1	9	5	1	0	0	0	0	0	91	162	1.00	1.333																



Batter	1	2	3	4	5	6	7	8	9	AB	R	H	RBI	BB	SO	LOB	TOP								
Tony Taylor, R OBP: 0.306, SLG: 0.310 (1, 4)	4-2 1B 1-4-3 BB	1-0 5-3			1-2 F4	1-2 L5		4-0 BB		3	1	0	0	2	0	1									
Alvin Dark, R OBP: 0.366, SLG: 0.426 (1, 5)	0-2 14 1B 1-4-3		1-1 F9		2-1 F9		3-2 14 FC5-4 HBP 1B	0-0 PO 2-3	1-0 14 G5-3 2B	5	1	3	0	0	0	0									
Lee Walls, R OBP: 0.368, SLG: 0.531 (1, 9)	0-1 1-4-3		0-1 14 1B 2B		1-2 F6		1-1 14 FC5-4 HBP 1B		4-0 14 G5-3 BB	3	0	1	1	1	0	1									
14 Ernie Banks, R OBP: 0.357, SLG: 0.602 (1, 6)	1-2 1B 2H		0-2 1B		1-0 1B		0-0 FC5-4 CS 1B		1-1 14 G5-3 2B	5	1	3	1	0	0	4									
Walt Moryn, L OBP: 0.350, SLG: 0.496 (1, 7)	1-3 K		1-3 K		1-0 L9		3-3 K		3-2 F9	5	0	0	0	0	3	7									
Dale Long, L OBP: 0.376, SLG: 0.478 (1, 3)	3-2 1B		0-2 F5		4-1 1B 2B		0-3 K			3	1	1	0	1	1	2									
Bobby Thomson, R OBP: 0.373, SLG: 0.484 (1, 8)	2-3 K			2-3 K		0-2 2B 1B		1-1 E4 1B		4	2	1	1	0	2	2									
Cal Neeman, R OBP: 0.333, SLG: 0.542 (1, 2)		2-1 5-3		0-3 K		2-2 2B		2-2 FC4-6 1B		4	0	2	3	0	1	0									
Dick Drott, R OBP: 0.265, SLG: 0.242 (1, 1)		0-2 4-3		0-3 K		2-2 5-3		0-1 FC4-6 BB		3	0	0	0	0	1	1									
Don Elston, R OBP: 0.111, SLG: 0.111 (7, 1)										1	0	0	0	0	0	1									
Inning Stats	R: 2 E: 0 K: 2 S: 23	H: 3 LOB: 2 BB: 1 P: 34	R: 0 E: 0 K: 0 S: 6	H: 0 LOB: 0 BB: 0 P: 9	R: 0 E: 0 K: 1 S: 13	H: 2 LOB: 2 BB: 0 P: 15	R: 0 E: 0 K: 3 S: 9	H: 0 LOB: 0 BB: 0 P: 11	R: 0 E: 0 K: 0 S: 8	H: 0 LOB: 0 BB: 0 P: 12	R: 3 E: 0 K: 0 S: 16	H: 3 LOB: 1 BB: 1 P: 26	R: 0 E: 0 K: 1 S: 10	H: 1 LOB: 2 BB: 0 P: 17	R: 1 E: 1 K: 1 S: 10	H: 1 LOB: 1 BB: 1 P: 17	R: 0 E: 0 K: 0 S: 6	H: 1 LOB: 1 BB: 1 P: 15	1B: 8 2B: 4 3B: 0 HR: 0	SF: 0 SAC: 0 DP: 2 HBP: 1	WP: 0 PB: 0 SB: 0 CS: 1	PA: 42			
PITCHER	IP	WLS	BF	H	R	ER	SO	BB	IBB	HBP	BLK	WP	HR	S	P	ERA	WHIP								
Don Drysdale, R ERA: 5.8 (1, 1)	5.1	L	26	8	5	5	6	2	0	0	0	0	0	69	99	8.44	1.875								
Ed Roebuck, R ERA: 3.35 (6, 1)	1.0		5	1	0	0	0	0	0	1	0	0	0	12	18	0.00	1.000								
Johnny Podres, L ERA: 3.83 (7, 1)	0.2		1	0	0	0	1	0	0	0	0	0	0	4	7	0.00	0.000								
Clem Labine, R ERA: 4.61 (8, 1)	2.0		9	2	1	0	1	2	0	0	0	0	0	16	32	0.00	2.000								

Chicago Cubs @ Los Angeles Dodgers
Los Angeles Memorial Coliseum, Los Angeles, CA

Sun Jul 06 1958, 6:33 AM EDT
Att: 19,025 - Unknown

AB 36
R 6
H 11
RBI 6
BB 4
SO 8
LOB 19



Batter	1	2	3	4	5	6	7	8	9	AB	R	H	RBI	BB	SO	LOB	BOTTOM								
Jim Gilliam, S OBP: 0.347, SLG: 0.351 (1, 7)	2-1 5-3			2-3 K	1-0 L3		0-1 BB SF8 1B		0-1 E3	5	1	1	0	0	1	2									
Pee Wee Reese, R OBP: 0.333, SLG: 0.462 (1, 6)	3-2 F8			4-1 BB BB	1-1 4-3		4-2 SF8 BB		0-3 K	1	0	0	0	1	0	0									
Duke Snider, L OBP: 0.364, SLG: 0.417 (5, FH)							1-2 2-3 BB			1	0	0	0	0	2										
Elmer Valo, L OBP: 0.288, SLG: 0.296 (6, 7)										1	0	0	0	1	1										
Norm Larker, L OBP: 0.364, SLG: 0.461 (1, 3)	0-0 F6			4-0 FC5 BB		1-1 E4 BB	4-1 BB		3-2 4-3	3	0	0	1	2	0	1									
Carl Furillo, R OBP: 0.350, SLG: 0.445 (1, 9)		3-3 K		4-0 BB		3-3 K	4-1 SF8			2	0	0	1	1	2	1									
John Roseboro, L OBP: 0.338, SLG: 0.454 (1, 2)		1-0 F5		1-2 2-3 BB	2-1 F6		4-2 BB			3	0	0	0	1	1	5									
Randy Jackson, R OBP: 0.288, SLG: 0.275 (1, 5)		0-0 5-3		1-1 FC5		2-1 F5		1-2 F6		4	0	0	0	0	5										
Gino Cimoli, R OBP: 0.293, SLG: 0.383 (1, 8)			3-2 6-3		4-1 SH5-4 HBP BB	1-3 K		2-3 K		3	0	0	0	1	2	2									
Charlie Neal, R OBP: 0.344, SLG: 0.465 (1, 4)			1-0 6-3		2-1 SH5-4 HBP		2-2 6-3	1-1 6-3		3	0	0	0	0	0	0									
Don Drysdale, R OBP: 0.186, SLG: 0.346 (1, 1)			2-0 F5		0-0 SH5-4		4-2 BB 1B BB		1-2 4-3	1	0	0	0	0	0	0									
Ed Roebuck, R OBP: 0.209, SLG: 0.750 (6, 1)										0	0	0	0	0	0	0									
Johnny Podres, L OBP: 0.186, SLG: 0.139 (7, 1)										0	0	0	0	0	0	0									
Steve Bilko, R OBP: 0.186, SLG: 0.496 (7, 1)										0	0	0	0	0	0	0									
Bob Giallombardo, L OBP: 0.186, SLG: 0.496 (7, 1)										0	0	0	0	0	0	0									
Clem Labine, R OBP: 0.376, SLG: 0.478 (8, 1)										0	0	0	0	0	0	0									
Gil Hodges, R OBP: 0.376, SLG: 0.478 (9, 1)										0	0	0	0	0	0	0									
Inning Stats	R: 0 E: 0 K: 0 S: 6	H: 0 LOB: 0 BB: 0 P: 11	R: 0 E: 0 K: 1 S: 7	H: 0 LOB: 0 BB: 0 P: 11	R: 0 E: 0 K: 0 S: 5	H: 0 LOB: 0 BB: 0 P: 11	R: 0 E: 0 K: 1 S: 8	H: 0 LOB: 3 BB: 3 P: 25	R: 0 E: 0 K: 2 S: 14	H: 0 LOB: 2 BB: 1 P: 25	R: 2 E: 0 K: 1 S: 16	H: 1 LOB: 3 BB: 3 P: 35	R: 0 E: 0 K: 1 S: 8	H: 0 LOB: 0 BB: 0 P: 12	R: 0 E: 1 K: 1 S: 11	H: 0 LOB: 1 BB: 0 P: 15	1B: 1 2B: 0 3B: 0 HR: 0	SF: 1 SAC: 1 DP: 0 HBP: 1	WP: 0 PB: 0 SB: 0 CS: 0	PA: 39					
PITCHER	IP	WLS	BF	H	R	ER	SO	BB	IBB	HBP	BLK	WP	HR	S	P	ERA	WHIP								
Dick Drott, R ERA: 5.44 (1, 1)	6.1	W	30	1	2	2	4	8	0	1	0	0	0	23	36	0.00	1.421								
Don Elston, R ERA: 3.45 (7, 1)	2.2	S	9	0	0	0	3	0	0	0	0	0	0	23	36	0.00	0.000								

Chicago Cubs @ Los Angeles Dodgers
Los Angeles Memorial Coliseum, Los Angeles, CA

Sun Jul 06 1958, 6:33 AM EDT
Att: 19,025 - Unknown

AB 28
R 2
H 1
RBI 2
BB 8
SO 7
LOB 19

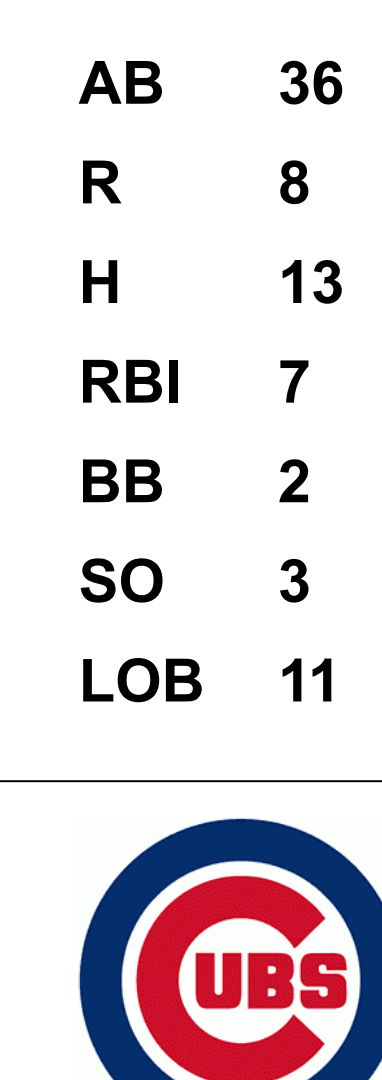


Batter	1	2	3	4	5	6	7	8	9	AB	R	H	RBI	BB	SO	LOB	TOP					
Bill Virdon, L OBP: 0.347, SLG: 0.428 (1, 8)	0-3 K		0-3 K			0-0 3-1		4-0 FC5-4 BB	0-0 HR 2B	4	1	2	1	2	0		Pittsburgh Pirates @ Chicago Cubs Wrigley Field, Chicago, IL Thu Jul 10 1958, 3:33 AM CDT Att: 35,000 - Unknown					
Gene Baker, R OBP: 0.327, SLG: 0.348 (1, 5)	0-0 P4		0-0 6-3			0-0 1-3		0-0 FC5-4 WP BB	0-0 F4	5	0	0	1	0	0	2						
Dick Stuart, R OBP: 0.200, SLG: 0.800 (1, 3)	0-0 5-3			0-3 K		0-0 F4		0-0 F7	0-0 HR	5	1	1	2	0	1	1						
Frank Thomas, R OBP: 0.346, SLG: 0.599 (1, 9)		0-0 HR		0-3 K			0-0 HR	4-0 WP BB	0-0 2B	4	2	3	2	1	1	0						
Bob Skinner, L OBP: 0.402, SLG: 0.454 (1, 7)	0-0 L8		0-0 F8			0-0 E3 1B		0-0 F9	0-0 L9	5	0	0	0	0	0	3						
Bill Mazerowski, R OBP: 0.310, SLG: 0.429 (1, 4)	0-0 F5				0-0 F7			0-0 6-3 1B	0-0 FC6-4 1B	4	0	2	0	0	0	0						
Dick Groat, R OBP: 0.299, SLG: 0.380 (1, 6)	0-0 FC6-4 1B				0-0 5-3 1B			0-0 6-3 1B	0-0 FC6-4 1B	4	1	2	0	0	0	3						
Hank Foiles, R OBP: 0.303, SLG: 0.277 (1, 2)	0-0 FC6-4				0-0 5-3			0-0 F5	0-0 BB 1B	2	0	0	0	0	0	2						
John Powers, L OBP: 0.333, SLG: 0.306 (7, PH)	0-0 FC6-4				0-0 5-3			0-0 F5	0-0 BB 1B	1	0	0	0	0	0	2						
Ron Blackburn, R OBP: 0.500, SLG: 1.000 (7, 1)	0-0 FC6-4				0-0 5-3			0-0 F5	0-0 BB 1B	0	0	0	0	0	0	0						
Roberto Clemente, R OBP: 0.324, SLG: 0.357 (9, PH)	0-0 FC6-4				0-0 5-3			0-0 F5	0-0 BB 1B	1	1	1	0	0	0	0						
Vern Law, R OBP: 0.317, SLG: 0.543 (1, 1)		0-3 K			0-0 F9			0-0 4-3	0-0 2B F4 BB	2	0	0	0	0	1	1						
Bob Porterfield, R OBP: 0.125, SLG: 0.143 (5, 1)										0	0	0	0	0	0	0						
Ted Kluszewski, L OBP: 0.360, SLG: 0.402 (7, PH)										1	0	0	0	0	0	2						
Bill Hall, L OBP: 0.286, SLG: 0.240 (7, 2)										0	1	0	0	1	0	0						
Inning Stats	R: 0 E: 0 K: 1 S: 5	H: 0 LOB: 0 BB: 0 P: 5	R: 1 E: 0 K: 0 S: 5	H: 2 LOB: 1 BB: 0 P: 5	R: 0 E: 0 K: 2 S: 7	H: 0 LOB: 0 BB: 0 P: 7	R: 0 E: 0 K: 2 S: 7	H: 0 LOB: 0 BB: 0 P: 7	R: 0 E: 0 K: 0 S: 4	H: 1 LOB: 1 BB: 0 P: 4	R: 0 E: 0 K: 0 S: 3	H: 0 LOB: 0 BB: 0 P: 3	R: 1 E: 1 K: 0 S: 6	H: 2 LOB: 2 BB: 0 P: 6	R: 0 E: 0 K: 0 S: 3	H: 0 LOB: 2 BB: 2 P: 11	R: 5 E: 0 K: 0 S: 8	H: 5 LOB: 1 BB: 1 P: 12	1B: 5 2B: 2 3B: 0 HR: 3	SF: 0 SAC: 0 DP: 0 HBP: 0	WP: 1 PB: 0 SB: 0 CS: 0	PA: 41
PITCHER	IP WLS BF H R ER SO BB IBB HBP BLK WP HR S P ERA WHIP																					
Taylor Phillips, L ERA: 3.69 (1, 1)	6.1 W 25 5 2 2 5 0 0 0 0 0 2 35 35 2.84 0.789																					
Glen Hobbie, R ERA: 4.2 (7, 1)	2.0 12 3 4 4 0 3 0 0 0 0 1 0 9 21 18.00 3.000																					
Don Elston, R ERA: 3.61 (9, 1)	0.1 3 2 1 1 0 0 0 0 0 0 0 1 3 27.00 6.000																					
Bill Henry, L ERA: 1.35 (9, 1)	0.1 S 1 0 0 0 0 0 0 0 0 0 0 0 1 0.00 0.000																					

AB 38
R 7
H 10
RBI 7
BB 3
SO 5
LOB 16



Batter	1	2	3	4	5	6	7	8	9	AB	R	H	RBI	BB	SO	LOB	BOTTOM			
Tony Taylor, R OBP: 0.315, SLG: 0.324 (1, 4)	0-0 5-3 1B 2B		0-0 F7		0-0 1B 14 1B 1B	0-0 1B		0-0 E 1B		5	2	4	0	0	0	0	Pittsburgh Pirates @ Chicago Cubs Wrigley Field, Chicago, IL Thu Jul 10 1958, 3:33 AM CDT Att: 35,000 - Unknown			
Alvin Dark, R OBP: 0.363, SLG: 0.421 (1, 5)	0-0 5-3		0-0 E9 HR		0-0 14 1B BB 1B	0-0 F9		0-0 4-3		5	2	1	0	0	0	3				
Lee Walls, R OBP: 0.372, SLG: 0.541 (1, 9)	0-0 1B		0-0 HR		0-0 14 1B BB 1B	0-0 6-3		0-0 6-3		3	2	2	3	1	0	0				
14 Ernie Banks, R OBP: 0.359, SLG: 0.601 (1, 6)	0-0 P4		0-0 1B		0-0 G4-6-3 BB	0-0 F3		0-0 F3		4	0	2	2	0	0	1				
Walt Moryn, L OBP: 0.349, SLG: 0.493 (1, 7)	0-0 1B		0-0 F8		0-0 G4-6-3 1B	0-0 3-1		0-0 3-1		4	0	1	0	0	0	2				
Dale Long, L OBP: 0.374, SLG: 0.473 (1, 3)	0-0 4-3		0-0 F5		0-0 G4-6-3 BB	0-0 4-3		0-0 4-3		3	0	0	0	1	0	3				
Sammy Taylor, L OBP: 0.360, SLG: 0.440 (1, 2)		0-0 G4-3 1B		0-0 F7	0-3 K			0-0 HR 1B		4	1	2	0	0	1	1				
Bobby Thomson, R OBP: 0.371, SLG: 0.491 (1, 8)	0-0 G4-3		0-0 6-3		0-0 F4			0-0 HR		4	1	1	2	0	0	1				
Taylor Phillips, L ERA: 5.28 (1, 1)	0-0 F7				0-3 K			0-0 K		3	0	0	0	0	1	0				
Glen Hobbie, R OBP: 0.188, SLG: 0.167 (7, 1)	0-0 F7				0-3 K			0-0 K		1	0	0	0	0	0	0				
Don Elston, R OBP: 0.111, SLG: 0.111 (9, 1)	0-0 F7				0-3 K			0-0 K		0	0	0	0	0	0	0				
Bill Henry, L OBP: 0.333, SLG: 0.333 (9, 1)	0-0 F7				0-3 K			0-0 K		0	0	0	0	0	0	0				
Inning Stats	R: 1 E: 0 K: 0 S: 6	H: 3 LOB: 2 BB: 0 P: 6	R: 0 E: 0 K: 0 S: 3	H: 1 LOB: 0 BB: 0 P: 3	R: 2 E: 1 K: 0 S: 6	H: 2 LOB: 1 BB: 0 P: 6	R: 0 E: 0 K: 0 S: 3	H: 0 LOB: 0 BB: 0 P: 3	R: 3 E: 0 K: 1 S: 7	H: 3 LOB: 1 BB: 2 P: 15	R: 0 E: 0 K: 1 S: 6	H: 1 LOB: 1 BB: 0 P: 6	R: 0 E: 0 K: 0 S: 3	H: 0 LOB: 0 BB: 0 P: 3	R: 2 E: 1 K: 1 S: 8	H: 3 LOB: 1 BB: 0 P: 8		1B: 10 2B: 1 3B: 0 HR: 2	SF: 0 SAC: 0 DP: 2 HBP: 0	WP: 0 PB: 0 SB: 0 CS: 0
PITCHER	IP WLS BF H R ER SO BB IBB HBP BLK WP HR S P ERA WHIP																			
Vern Law, R ERA: 5.28 (1, 1)	4.0 L 20 8 5 4 0 0 0 0 0 0 0 1 20 20 9.00 2.000																			
Bob Porterfield, R ERA: 4.4 (5, 1)	0.0 2 1 0 0 0 1 0 0 0 0 0 0 1 5 0.00 0.000																			
Bob Smith, L ERA: 4.04 (5, 1)	2.0 7 1 1 1 2 1 0 0 0 0 0 0 10 14 4.50 1.000																			
Ron Blackburn, R ERA: 3.38 (7, 1)	2.0 9 3 2 2 1 0 0 0 0 0 0 1 11 11 9.00 1.500																			



Batter	1	2	3	4	5	6	7	8	9	AB	R	H	RBI	BB	SO	LOB	TOP			
Bill Virdon, L OBP: 0.348, SLG: 0.424 (1, 8)	4-3			FC5 SH3-4 BB	HR BB		F7		F8	3	1	0	0	2	0	0	Pittsburgh Pirates @ Chicago Cubs Wrigley Field, Chicago, IL Fri Jul 11 1958, 3:33 AM CDT Att: 8,070 - Unknown			
Gene Baker, R OBP: 0.335, SLG: 0.347 (1, 5)	F7			SH3-4 1-2	HR BB		P3		FC 1B	3	1	1	0	1	0	0				
Dick Stuart, R OBP: 0.400, SLG: 1.000 (1, 3)	P4			FC5 BB	HR BB		HR BB		P6	3	2	1	4	2	0	1				
Frank Thomas, R OBP: 0.347, SLG: 0.604 (7, 7)		K		FC5 1-2 2-3	BB		HR		FC	4	1	1	2	1	1	3				
Bob Skinner, L OBP: 0.397, SLG: 0.448 Roberto Clemente, R OBP: 0.353, SLG: 0.355 (1, 7) (7, 9)	F7			K2-3	G3		K		4-3	4	0	0	0	0	2	3				
Bill Mazerowski, R OBP: 0.313, SLG: 0.430 (1, 4)	4-3									4	1	2	0	0	0	0				
Dick Groat, R OBP: 0.301, SLG: 0.382 (1, 6)				L9						4	0	2	0	0	0	1				
Bill Hall, L OBP: 0.250, SLG: 0.207 (1, 2)	4-3			FC3-6 1B	1B		K		F7	4	1	0	1	0	1	3				
Ron Kline, R OBP: 0.130, SLG: 0.071 (1, 1)	K			SH1-4 1-2 3-H	L4-3				None BB	2	0	0	0	1	1	1				
Inning Stats	R: 0 E: 0 K: 0 S: 3	H: 0 LOB: 0 BB: 0 P: 3	R: 0 E: 0 K: 1 S: 5	H: 0 LOB: 0 BB: 0 P: 5	R: 0 E: 0 K: 1 S: 5	H: 0 LOB: 0 BB: 2 P: 13	R: 5 E: 0 K: 0 S: 6	H: 3 LOB: 1 BB: 3 P: 18	R: 0 E: 0 K: 1 S: 6	H: 1 LOB: 0 BB: 1 P: 6	R: 2 E: 0 K: 1 S: 6	H: 1 LOB: 0 BB: 1 P: 10	R: 0 E: 0 K: 0 S: 3	H: 1 LOB: 2 BB: 1 P: 7	R: 0 E: 0 K: 0 S: 5	H: 1 LOB: 2 BB: 0 P: 5		1B: 5 2B: 0 3B: 0 HR: 2	SF: 0 SAC: 2 DP: 0 HBP: 0	WP: 0 PB: 0 SB: 0 CS: 0
PITCHER	IP WLS BF H R ER SO BB IBB HBP BLK WP HR S P ERA WHIP																			
Moe Drabowsky, R ERA: 4.05 (1, 1)	4.2 L 22 3 5 5 3 5 0 0 0 0 0 1 23 43 9.64 1.714																			
Dolan Nichols, R ERA: 3.52 (5, 1)	0.1 1 0 0 0 0 0 0 0 0 0 0 0 1 1 0.00 0.000																			
Bill Henry, L ERA: 2.2 (6, 1)	3.0 14 3 2 2 2 2 0 0 0 0 0 1 15 23 6.00 1.667																			
Glen Hobbie, R ERA: 4.15 (9, 1)	1.0 5 1 0 0 0 0 0 0 0 0 0 0 5 5 0.00 1.000																			

Batter	1	2	3	4	5	6	7	8	9	AB	R	H	RBI	BB	SO	LOB	BOTTOM					
Tony Taylor, R OBP: 0.314, SLG: 0.323 (1, 4)	6-3		K							4	0	1	0	0	1	0	Pittsburgh Pirates @ Chicago Cubs Wrigley Field, Chicago, IL Fri Jul 11 1958, 3:33 AM CDT Att: 8,070 - Unknown					
Alvin Dark, R OBP: 0.361, SLG: 0.419 (1, 5)	F7			1B					K	4	0	1	0	0	1	1						
Lee Walls, R OBP: 0.371, SLG: 0.538 (1, 9)	5-3									4	0	1	0	0	0	0						
14 Ernie Banks, R OBP: 0.358, SLG: 0.606 (1, 6)		K2-3		F8						4	1	1	1	0	1	1						
Walt Moryn, L OBP: 0.351, SLG: 0.500 (1, 7)		SF8 3B		K					P6	4	1	2	0	0	1	1						
Dale Long, L OBP: 0.370, SLG: 0.469 (1, 3)	SF8				4-3					2	0	0	1	0	0	1						
Sammy Taylor, L OBP: 0.353, SLG: 0.435 (1, 2)	F9									2	0	0	0	1	0	0						
Bobby Thomson, R OBP: 0.368, SLG: 0.486 (1, 8)			F9							3	0	0	0	0	2	1						
Moe Drabowsky, R ERA: 4.05 (1, 1)	9.0 W 32 6 2 2 6 1 0 0 0 0 0 1 43 47 2.00 0.778																					
Dolan Nichols, R ERA: 3.52 (5, 1)	0.1 W 1 0 0 0 0 0 0 0 0 0 0 0 1 1 0.00 0.000																					
Footer Johnson, L ERA: 3.52 (5, 1)	3.0 W 14 3 2 2 2 2 0 0 0 0 0 1 15 23 6.00 1.667																					
Bill Henry, L ERA: 2.2 (6, 1)	1.0 W 5 1 0 0 0 0 0 0 0 0 0 0 5 5 0.00 1.000																					
Chuck Tanner, L ERA: 2.2 (6, 1)	1.0 W 5 1 0 0 0 0 0 0 0 0 0 0 5 5 0.00 1.000																					
Glen Hobbie, R ERA: 4.15 (9, 1)	1.0 W 5 1 0 0 0 0 0 0 0 0 0 0 5 5 0.00 1.000																					
Inning Stats	R: 0 E: 0 K: 0 S: 3	H: 0 LOB: 0 BB: 0 P: 3	R: 1 E: 0 K: 1 S: 6	H: 1 LOB: 0 BB: 0 P: 6	R: 0 E: 0 K: 1 S: 5	H: 0 LOB: 0 BB: 0 P: 5	R: 0 E: 0 K: 1 S: 6	H: 2 LOB: 1 BB: 0 P: 6	R: 0 E: 0 K: 1 S: 5	H: 0 LOB: 1 BB: 1 P: 9	R: 0 E: 0 K: 0 S: 3	H: 0 LOB: 0 BB: 0 P: 3	R: 1 E: 0 K: 0 S: 4	H: 2 LOB: 2 BB: 0 P: 4	R: 0 E: 0 K: 2 S: 8	H: 1 LOB: 1 BB: 0 P: 8	R: 0 E: 0 K: 0 S: 3	H: 0 LOB: 0 BB: 0 P: 3	1B: 4 2B: 0 3B: 1 HR: 1	SF: 1 SAC: 0 DP: 1 HBP: 0	WP: 0 PB: 0 SB: 0 CS: 0	PA: 32
PITCHER	IP WLS BF H R ER SO BB IBB HBP BLK WP HR S P ERA WHIP																					
Ron Kline, R ERA: 3.78 (1, 1)	9.0 W 32 6 2 2 6 1 0 0 0 0 0 1 43 47 2.00 0.778																					



Batter	1	2	3	4	5	6	7	8	9	AB	R	H	RBI	BB	SO	LOB	TOP												
Richie Ashburn, L OBP: 0.420, SLG: 0.414 (1, 8)	4-0 1B BB	0-0 1B			0-0 1B 2B		0-0 1B		0-0 1B 1B	4	3	4	0	1	0	0	Philadelphia Phillies @ Chicago Cubs Wrigley Field, Chicago, IL Sat Jul 12 1958, 3:33 AM CDT Att: 17,114 - Unknown AB 40 R 12 H 16 RBI 12 BB 5 SO 5 LOB 23												
Solly Hemus, L OBP: 0.395, SLG: 0.452 (1, 4)	0-0 1B 1B	0-0 1B			F8		0-3 K		0-0 5-3	5	1	2	0	0	1	3													
Ed Bouchee, L OBP: 0.447, SLG: 0.486 (1, 3)	0-3 K	G4-6-3 1B			0-0 2H 1B			4-0 1B BB	0-0 2H 2B 1B	4	1	2	2	1	1	4													
Harry Anderson, L OBP: 0.392, SLG: 0.536 (1, 7)	0-0 2B 1B				0-0 K			0-0 1B 1B	4-0 2B 2B IBB	4	3	3	2	1	1	1													
Stan Lopata, R OBP: 0.396, SLG: 0.453 (1, 2)	F7				F9			4-0 1B BB	0-0 2B 2B	4	2	1	1	1	0	3													
Dave Philley, S OBP: 0.342, SLG: 0.407 (1, 9)	0-0 1B 2B				G5-4-3			0-0 FC8-6-2 1B	4-0 2B 6-3 IBB	4	2	1	1	1	1	4													
Ted Kazanski, R OBP: 0.280, SLG: 0.322 (1, 5)	0-0 1B				1-3			0-0 P5	0-0 P4	5	0	2	3	0	0	3													
Chico Fernandez, R OBP: 0.245, SLG: 0.250 (1, 6)	0-0 F9				6-3			0-0 5-3	0-0 6-3	5	0	1	3	0	0	2													
Ray Semproch, R OBP: 0.085, SLG: 0.106 (1, 1)					L9			0-0 6-3	0-0 F7	5	0	0	0	0	1	3													
Inning Stats	R: 4 E: 0 K: 1 S: 9	H: 4 LOB: 1 BB: 1 P: 13	R: 0 E: 0 K: 0 S: 4	H: 2 LOB: 1 BB: 0 P: 4	R: 0 E: 0 K: 0 S: 3	H: 1 LOB: 0 BB: 0 P: 3	R: 0 E: 0 K: 0 S: 3	H: 0 LOB: 0 BB: 0 P: 3	R: 1 E: 0 K: 1 S: 7	H: 2 LOB: 1 BB: 0 P: 7	R: 0 E: 0 K: 1 S: 5	H: 0 LOB: 0 BB: 0 P: 5	R: 0 E: 0 K: 1 S: 5	H: 1 LOB: 2 BB: 0 P: 5	R: 2 E: 0 K: 0 S: 5	H: 2 LOB: 2 BB: 2 P: 13	R: 5 E: 0 K: 1 S: 9	H: 4 LOB: 1 BB: 2 P: 17	1B: 12 2B: 4 3B: 0 HR: 0	SF: 0 SAC: 0 DP: 2 HBP: 0	WP: 0 PB: 0 SB: 0 CS: 0	PA: 45							
PITCHER	IP WLS BF H R ER SO BB IBB HBP BLK WP HR S P ERA WHIP	IP WLS BF H R ER SO BB IBB HBP BLK WP HR S P ERA WHIP																											
Dick Drott, R ERA: 5.72 (1, 1)	1.1 L	11 6	4 4	4 4	1 1	3 0	0 0	0 0	0 0	0 0	0 0	24 24	1.59 0.706																
Bill Henry, L ERA: 2.05 (2, 1)	5.2	18 4	1 1	1 3	0 0	0 0	0 0	0 0	0 0	0 0	24 24	1.59 0.706																	
Dolan Nichols, R ERA: 4.89 (8, 1)	1.1	12 5	6 6	6 0	2 1	0 0	0 0	0 0	0 0	0 0	9 21	40.50 5.250																	
Glen Hobbie, R ERA: 4.22 (9, 1)	0.2	4 1	1 1	1 1	0 0	1 0	0 0	0 0	0 0	0 0	5 9	13.50 1.500																	

Batter	1	2	3	4	5	6	7	8	9	AB	R	H	RBI	BB	SO	LOB	BOTTOM													
Tony Taylor, R OBP: 0.316, SLG: 0.321 (1, 4)	0-0 6-3	0-0 F9			0-0 1B				0-0 L9	4	0	1	0	1	0	3	Philadelphia Phillies @ Chicago Cubs Wrigley Field, Chicago, IL Sat Jul 12 1958, 3:33 AM CDT Att: 17,114 - Unknown AB 35 R 2 H 9 RBI 2 BB 2 SO 3 LOB 20													
Alvin Dark, R OBP: 0.360, SLG: 0.416 (1, 5)	0-0 2-3 14 HR				0-0 P6			0-0 F8		4	1	1	0	0	0	3														
Lee Walls, R OBP: 0.370, SLG: 0.534 (1, 9)	0-0 2-3				0-0 E4			0-0 P4		4	0	1	0	0	0	4														
14 Ernie Banks, R OBP: 0.359, SLG: 0.613 (1, 6)	0-0 2H HR				0-0 K			0-0 E8	0-0 F7	4	1	2	2	0	1	1														
Walt Moryn, L OBP: 0.350, SLG: 0.497 (1, 7)	0-0 F7				0-0 F2			0-0 P6	0-0 G4-6-3	4	0	1	0	0	0	2														
Dale Long, L OBP: 0.369, SLG: 0.466 (1, 3)					0-0 P5			0-0 G3	0-0 G4-6-3	4	0	1	0	0	0	2														
Sammy Taylor, L OBP: 0.356, SLG: 0.426 (1, 2)					0-0 P5			0-0 F7		4	0	0	0	0	0	2														
Bobby Thomson, R OBP: 0.369, SLG: 0.490 (1, 8)					0-0 K			0-0 5-3	0-0 1B	4	0	2	0	0	1	1														
Dick Drott, R OBP: 0.265, SLG: 0.242 (1, 1)								0-0 K		0	0	0	0	0	0	0														
Bill Henry, L OBP: 0.400, SLG: 0.250 (2, 1)								0-0 K		1	0	0	0	0	0	1														
Chuck Gurnea, R OBP: 0.296, SLG: 0.395 (7, PH)										1	0	0	0	0	0	1														
Dolan Nichols, R ERA: 4.89 (8, 1)										0	0	0	0	0	0	0														
Glen Hobbie, R OBP: 0.183, SLG: 0.167 (9, 1)										0	0	0	0	0	0	0														
Jim Bolger, R OBP: 0.304, SLG: 0.333 (9, PH)										1	0	0	0	0	0	1														
Inning Stats	R: 2 E: 0 K: 0 S: 5	H: 2 LOB: 0 BB: 0 P: 5	R: 0 E: 0 K: 1 S: 6	H: 1 LOB: 2 BB: 1 P: 10	R: 0 E: 1 K: 1 S: 6	H: 1 LOB: 1 BB: 0 P: 6	R: 0 E: 0 K: 0 S: 3	H: 0 LOB: 0 BB: 0 P: 3	R: 0 E: 0 K: 1 S: 6	H: 1 LOB: 1 BB: 0 P: 6	R: 0 E: 1 K: 0 S: 4	H: 1 LOB: 2 BB: 0 P: 4	R: 0 E: 0 K: 0 S: 4	H: 1 LOB: 2 BB: 1 P: 8	R: 0 E: 0 K: 0 S: 3	H: 1 LOB: 0 BB: 0 P: 3	R: 0 E: 0 K: 0 S: 4	H: 1 LOB: 1 BB: 0 P: 4	1B: 7 2B: 1 3B: 0 HR: 1	SF: 0 SAC: 0 DP: 1 HBP: 0	WP: 1 PB: 0 SB: 0 CS: 0	PA: 37								
PITCHER	IP WLS BF H R ER SO BB IBB HBP BLK WP HR S P ERA WHIP	IP WLS BF H R ER SO BB IBB HBP BLK WP HR S P ERA WHIP																												
Ray Semproch, R ERA: 3.08 (1, 1)	9.0 W	37 9	2 2	2 3	2 2	3 3	2 2	0 0	0 0	0 0	0 0	1 1	41 49	2.00 1.222																



Batter	1	2	3	4	5	6	7	8	9	AB	R	H	RBI	BB	SO	LOB	TOP					
Richie Ashburn, L OBP: 0.421, SLG: 0.418 (1, 8)	0-0 5-3		0-0 1-2 1B		0-0 1-H CS 2B			0-0 F9		4	0	2	1	0	0	1	Philadelphia Phillies @ Chicago Cubs Wrigley Field, Chicago, IL Sun Jul 13 1958, 3:33 AM CDT Unknown livebaseballscores.com					
Solly Hemus, L OBP: 0.390, SLG: 0.440 (1, 4)	0-0 4-3		0-0 F7		0-0 CS	0-0 6-3		0-0 4-1		4	0	0	0	0	0	3						
Ed Bouchee, L OBP: 0.451, SLG: 0.500 (1, 3)	0-3 K			0-0 E 2B		4-0 G4-6-3 BB		0-3 K		3	1	1	0	1	2	1						
Harry Anderson, L OBP: 0.391, SLG: 0.530 (1, 7)		0-0 F8		4-0 FC3-6 BB		0-0 G4-6-3		0-0 F7		3	0	0	0	1	0	1						
Carl Sawatski, L OBP: 0.321, SLG: 0.347 (1, 2)	0-3 K		0-0 FC3-6 G4-6-3		0-0 1-2 2-H		0-0 L9		0-0 3-1	4	0	0	0	0	1	1						
Dave Philley, S OBP: 0.331, SLG: 0.393 (1, 9)	0-0 4-3		0-0 G4-6-3		0-0 1-2		0-0 F8		0-0 4-3	4	0	0	0	0	0	1						
Ted Kazanski, R OBP: 0.286, SLG: 0.324 (7, 6)			0-0 G5-4-3 1B		0-3 K		4-0 BB			2	0	1	0	1	1	0						
Chico Fernandez, R OBP: 0.243, SLG: 0.248 (7, PH)			0-0 G5-4-3		0-0 6-3		0-0 F9			2	0	0	0	0	0	1						
Stan Lopata, R OBP: 0.394, SLG: 0.451 (7, 5)			0-0 1-2		0-0 6-3		0-0 F9			1	0	0	0	0	0	1						
Willie Jones, R OBP: 0.357, SLG: 0.416 (7, 5)			0-0 1-2		0-0 6-3		0-0 F9			0	0	0	0	0	0	0						
Jack Meyer, R OBP: 0.444, SLG: 0.444 (6, 1)			0-0 1B		0-0 2B		0-0 1B		0-0 4-1 1B	2	1	2	0	0	0	0						
Jim Hearn, R OBP: 0.222, SLG: 0.333 (8, PH)			0-0 1B		0-0 2B		0-0 1B			0	0	0	0	0	0	0						
Turk Farrell, R OBP: 0.278, SLG: 0.235 (8, 1)			0-0 1B		0-0 2B		0-0 1B			0	0	0	0	0	0	0						
Inning Stats	R: 0 E: 0 K: 1 S: 5	H: 0 LOB: 0 BB: 0 P: 5	R: 0 E: 0 K: 1 S: 5	H: 0 LOB: 0 BB: 0 P: 5	R: 0 E: 0 K: 0 S: 5	H: 3 LOB: 2 BB: 0 P: 5	R: 1 E: 1 K: 0 S: 3	H: 1 LOB: 0 BB: 1 P: 7	R: 1 E: 0 K: 1 S: 6	H: 2 LOB: 0 BB: 0 P: 6	R: 0 E: 0 K: 0 S: 2	H: 0 LOB: 1 BB: 1 P: 6	R: 0 E: 0 K: 0 S: 3	H: 0 LOB: 1 BB: 1 P: 7	R: 0 E: 0 K: 1 S: 6	H: 1 LOB: 0 BB: 0 P: 6	R: 0 E: 0 K: 0 S: 3	H: 0 LOB: 0 BB: 0 P: 3	1B: 5 2B: 2 3B: 0 HR: 0	SF: 0 SAC: 0 DP: 3 HBP: 0	WP: 0 PB: 0 SB: 0 CS: 1	PA: 34
PITCHER John Briggs, R ERA: 2.29 (1, 1)	IP: 9.0 WLS: W BF: 33 H: 7 R: 2 ER: 1 SO: 4 BB: 3 IBB: 0 HBP: 0 BLK: 0 WP: 0 HR: 0 S: 38 P: 50 ERA: 1.00 WHIP: 1.111																					

Batter	1	2	3	4	5	6	7	8	9	AB	R	H	RBI	BB	SO	LOB	BOTTOM			
Tony Taylor, R OBP: 0.315, SLG: 0.324 (1, 4)	0-0 P6		0-0 P4		0-0 1-H 2B		0-0 1-4-3			4	0	1	0	0	0	1	Philadelphia Phillies @ Chicago Cubs Wrigley Field, Chicago, IL Sun Jul 13 1958, 3:33 AM CDT Unknown livebaseballscores.com			
Alvin Dark, R OBP: 0.355, SLG: 0.410 (1, 5)	0-0 F8		0-0 5-3		0-0 F8		0-0 F8	0-0 F9		4	0	0	0	0	0	0				
Lee Walls, R OBP: 0.374, SLG: 0.546 (1, 9)	0-0 F9		0-0 HR		0-0 1B 1B		0-0 1B 1B	0-0 14 L6-3 1B		4	2	3	1	0	0	0				
14 Ernie Banks, R OBP: 0.355, SLG: 0.606 (1, 6)		0-0 F7		0-0 F7		0-0 F7		0-0 L6-3		4	0	0	0	0	0	2				
Sammy Taylor, L OBP: 0.355, SLG: 0.424 (1, 2)	0-3 K		0-3 K		0-0 1B 1B		0-0 1B			3	0	1	0	0	2	0				
Dale Long, L OBP: 0.372, SLG: 0.466 (1, 3)	0-0 F7		0-0 6-3 5-3 1B BB		4-0 6-3 5-3 1B BB		0-0 1-3 2-H 1B			2	1	1	1	1	0	0				
Chuck Tanner, L OBP: 0.280, SLG: 0.370 (1, 7)		0-3 K		0-0 5-3		0-0 1-2 K		0-0 K		3	0	0	0	0	2	3				
Bobby Thomson, R OBP: 0.369, SLG: 0.486 (1, 8)		4-0 BB		0-0 6-3		0-0 5-3		0-0 5-3		2	0	0	0	1	0	1				
John Briggs, R OBP: 0.133, SLG: 0.133 (1, 1)		0-0 B2		0-0 2B 1B		0-0 5-3		0-0 5-3		3	0	1	1	0	0	1				
Inning Stats	R: 0 E: 0 K: 0 S: 3	H: 0 LOB: 0 BB: 0 P: 3	R: 0 E: 0 K: 1 S: 5	H: 0 LOB: 0 BB: 0 P: 5	R: 0 E: 0 K: 1 S: 5	H: 0 LOB: 1 BB: 1 P: 9	R: 1 E: 0 K: 1 S: 6	H: 1 LOB: 0 BB: 0 P: 6	R: 1 E: 0 K: 0 S: 4	H: 2 LOB: 2 BB: 1 P: 8	R: 1 E: 0 K: 0 S: 8	H: 3 LOB: 2 BB: 0 P: 8	R: 0 E: 0 K: 0 S: 3	H: 0 LOB: 0 BB: 0 P: 3	R: 0 E: 0 K: 0 S: 3	H: 1 LOB: 0 BB: 0 P: 3		1B: 5 2B: 2 3B: 0 HR: 1	SF: 0 SAC: 0 DP: 1 HBP: 0	WP: 0 PB: 0 SB: 0 CS: 0
PITCHER Jack Meyer, R ERA: 2.74 (6, 1)	IP: 1.1 WLS: L BF: 4 H: 0 R: 0 ER: 0 SO: 1 BB: 0 IBB: 0 HBP: 0 BLK: 0 WP: 0 HR: 0 S: 6 P: 6 ERA: 0.00 WHIP: 0.000																			
Jim Hearn, R ERA: 5.49 (8, 1)	IP: 1.0 WLS: L BF: 3 H: 1 R: 0 ER: 0 SO: 0 BB: 0 IBB: 0 HBP: 0 BLK: 0 WP: 0 HR: 0 S: 3 P: 3 ERA: 0.00 WHIP: 1.000																			

Batter	1	2	3	4	5	6	7	8	9	AB	R	H	RBI	BB	SO	LOB	TOP	
Richie Ashburn, L OBP: 0.422, SLG: 0.419 (1, 8)										4	0	2	0	0	2	2	Philadelphia Phillies @ Chicago Cubs Wrigley Field, Chicago, IL Sun Jul 13 1958, 3:38 AM CDT Att: 30,415 - Unknown	
Solly Hemus, L OBP: 0.387, SLG: 0.436 (1, 4)										4	1	1	0	0	0	1		
Ed Bouchee, L OBP: 0.418, SLG: 0.455 (1, 3)										4	0	0	0	0	1	2		
Harry Anderson, L OBP: 0.389, SLG: 0.530 (1, 7)										4	0	1	1	0	0	0		
Stan Lopata, R OBP: 0.392, SLG: 0.448 (1, 2)										1	0	0	0	0	0	1		
Carl Sawatski, L OBP: 0.310, SLG: 0.333 (3, 2)										3	0	0	0	0	1	0		
Bob Bowman, R OBP: 0.333, SLG: 0.495 (1, 9)										3	0	1	0	0	0	0		
Ted Kazanski, R OBP: 0.281, SLG: 0.318 (8, 6)										3	0	0	0	0	0	1		
Chico Fernandez, R OBP: 0.245, SLG: 0.250 (8, PH)										2	0	1	0	0	0	0		
Bobby Young, L OBP: 0.200, SLG: 0.300 (8, PH)										1	0	0	0	0	0	0		
Willie Jones, R OBP: 0.357, SLG: 0.416 (8, 5)										0	0	0	0	0	0	0		
Curt Simmons, L OBP: 0.250, SLG: 0.256 (1, 1)										2	0	0	0	0	0	2		
Dave Philley, S OBP: 0.326, SLG: 0.389 (8, PH)										1	0	0	0	0	0	0		
Turk Farrell, R OBP: 0.276, SLG: 0.235 (8, 1)										0	0	0	0	0	0	0		
Inning Stats	R: 1 E: 0 K: 1 S: 7	H: 3 LOB: 1 BB: 0 P: 7	R: 0 E: 0 K: 1 S: 7	H: 2 LOB: 2 BB: 0 P: 7	R: 0 E: 0 K: 0 S: 3	H: 0 LOB: 0 BB: 0 P: 3	R: 0 E: 0 K: 1 S: 5	H: 0 LOB: 0 BB: 0 P: 5	R: 0 E: 0 K: 0 S: 3	H: 0 LOB: 0 BB: 0 P: 3	R: 0 E: 0 K: 0 S: 3	H: 1 LOB: 1 BB: 0 P: 4	R: 0 E: 0 K: 0 S: 3	H: 0 LOB: 0 BB: 0 P: 3	1B: 5 2B: 2 3B: 0 HR: 0	SF: 0 SAC: 0 DP: 1 HBP: 0	WP: 0 PB: 0 SB: 0 CS: 2	PA: 32
PITCHER Dave Hillman, R ERA: 2.86 (1, 1)	IP: 9.0 WLS: W BF: 32 H: 6 R: 1 ER: 1 SO: 4 BB: 0 IBB: 0 HBP: 0 BLK: 0 WP: 0 HR: 0 S: 40 P: 40 ERA: 1.00 WHIP: 0.667																	

Batter	1	2	3	4	5	6	7	8	9	AB	R	H	RBI	BB	SO	LOB	BOTTOM		
Tony Taylor, R OBP: 0.310, SLG: 0.319 (1, 4)										4	0	0	0	0	1	1	Philadelphia Phillies @ Chicago Cubs Wrigley Field, Chicago, IL Sun Jul 13 1958, 3:38 AM CDT Att: 30,415 - Unknown		
Alvin Dark, R OBP: 0.384, SLG: 0.419 (1, 5)										4	2	4	0	0	0	0			
Lee Walls, R OBP: 0.381, SLG: 0.552 (1, 9)										4	0	4	0	0	0	0			
14 Ernie Banks, R OBP: 0.354, SLG: 0.602 (1, 6)										2	0	0	1	0	0	4			
Bobby Thomson, R OBP: 0.364, SLG: 0.481 (1, 8)										3	0	0	1	0	0	3			
Jim Bolger, R OBP: 0.283, SLG: 0.309 (1, 7)										4	0	0	0	0	0	3			
Dale Long, L OBP: 0.370, SLG: 0.463 (1, 3)										4	0	1	0	0	0	0			
Cal Neeman, R OBP: 0.333, SLG: 0.533 (1, 2)										3	0	1	0	0	0	1			
Dave Hillman, R OBP: 0.091, SLG: 0.182 (1, 1)										3	0	0	0	0	1	2			
Inning Stats	R: 1 E: 0 K: 0 S: 5	H: 2 LOB: 2 BB: 0 P: 6	R: 0 E: 0 K: 1 S: 6	H: 1 LOB: 1 BB: 0 P: 6	R: 1 E: 0 K: 0 S: 5	H: 2 LOB: 1 BB: 0 P: 5	R: 0 E: 0 K: 0 S: 3	H: 0 LOB: 0 BB: 0 P: 3	R: 0 E: 0 K: 1 S: 6	H: 1 LOB: 1 BB: 0 P: 6	R: 0 E: 0 K: 0 S: 4	H: 2 LOB: 1 BB: 0 P: 4	R: 0 E: 0 K: 0 S: 3	H: 0 LOB: 0 BB: 0 P: 3	1B: 10 2B: 0 3B: 0 HR: 0	SF: 2 SAC: 0 DP: 1 HBP: 1		WP: 0 PB: 0 SB: 0 CS: 0	PA: 34
PITCHER Curt Simmons, L ERA: 4.65 (1, 1)	IP: 7.0 WLS: L BF: 31 H: 10 R: 2 ER: 2 SO: 2 BB: 0 IBB: 0 HBP: 1 BLK: 0 WP: 0 HR: 0 S: 35 P: 35 ERA: 2.57 WHIP: 1.429																		
Turk Farrell, R ERA: 1.04 (8, 1)	IP: 1.0 WLS: 3 BF: 3 H: 0 R: 0 ER: 0 SO: 0 BB: 0 IBB: 0 HBP: 0 BLK: 0 WP: 0 HR: 0 S: 3 P: 3 ERA: 0.00 WHIP: 0.000																		

Batter	1	2	3	4	5	6	7	8	9	10	11	AB	R	H	RBI	BB	SO	LOB	TOP					
Richie Ashburn, L OBP: 0.418, SLG: 0.414 (1, 8)	6-3	1-3		SF8	BB HBP			K			E6 E FC1-2 1B	4	0	0	1	0	1	0						
Chico Fernandez, R Solly Hemus, L OBP: 0.391, SLG: 0.439 (11, PH) (11, 4) (11, 5)	BB 1B	6-3		FC6-4	FC4-6 BB			P3			E7 FC1-2 E 1B	4	1	1	1	1	0	0	1					
Ed Bouchee, L OBP: 0.410, SLG: 0.417 (1, 3)	BB 1B 3B BB				F8 FC4-6			P5			E FC1-2 IBB	4	1	0	0	2	1	3						
Rip Repulski, R Harry Anderson, L OBP: 0.302, SLG: 0.486 OBP: 0.389, SLG: 0.528 (1, 7) (11, PH) (11, 7)	BB 3B 1B		6-3		2B 1B 1B			P6			FC1-2 FC5 E	5	2	2	1	0	0	0						
Bob Bowman, R OBP: 0.342, SLG: 0.520 (1, 9)	BB 3B BB			7-5-6 3B	1B 2B			F8			E5	5	2	2	1	1	0	2						
Willie Jones, R Bobby Young, L OBP: 0.356, SLG: 0.421 OBP: 0.200, SLG: 0.300 (1, 5) (11, 4)			7-5-6		1B 1B IBB			6-3			K	5	1	1	3	1	1	4						
Ted Kazanski, R OBP: 0.283, SLG: 0.315 (1, 4)	P4			1B SF8 BB	HBP 1B BB			F8			FC5	5	2	1	2	1	1	4						
Carl Sawatski, L OBP: 0.315, SLG: 0.329 (1, 2)				FC6-4 1B	K			K			4-3	4	0	1	0	1	2	2						
Don Cardwell, R Turk Farrell, R Ray Semproch, R OBP: 0.290, SLG: 0.250 OBP: 0.278, SLG: 0.235 OBP: 0.083, SLG: 0.104 (1, 1) (9, 1) (9, 1)	K			K	BB HBP 1B			6-3			K	4	0	1	1	0	2	4						
Inning Stats	R: 4 E: 0 K: 1 S: 8	H: 3 LOB: 2 BB: 3 P: 20	R: 0 E: 0 K: 1 S: 5	H: 0 LOB: 0 BB: 0 P: 5	R: 0 E: 0 K: 1 S: 3	H: 1 LOB: 0 BB: 0 P: 3	R: 1 E: 0 K: 1 S: 6	H: 1 LOB: 1 BB: 1 P: 10	R: 4 E: 0 K: 1 S: 9	H: 4 LOB: 3 BB: 2 P: 18	R: 0 E: 0 K: 0 S: 3	H: 0 LOB: 0 BB: 0 P: 3	R: 0 E: 0 K: 1 S: 5	H: 0 LOB: 0 BB: 0 P: 5	R: 0 E: 0 K: 0 S: 3	H: 0 LOB: 0 BB: 0 P: 3	R: 0 E: 0 K: 2 S: 7	H: 0 LOB: 0 BB: 0 P: 7	R: 1 E: 3 K: 1 S: 8	H: 1 LOB: 3 BB: 1 P: 12	1B: 7 2B: 2 3B: 2 HR: 0	SF: 1 SAC: 0 DP: 1 HBP: 1	WP: 0 PB: 0 SB: 0 CS: 0	PA: 52
PITCHER	Taylor Phillips, L ERA: 3.99 (1, 1)	IP: 0.1 WLS: 0 BF: 6 H: 3 R: 4 ER: 4 SO: 0 BB: 2 IBB: 0 HBP: 0 BLK: 0 WP: 0 HR: 0 S: 12 ERA: 108.00 WHIP: 15.000	Gene Fodge, R ERA: 4.42 (1, 1)	4.0 19 5 5 5 3 1 2 0 0 0 0 0 22 34 11.25 1.500	Dick Drott, R ERA: 5.7 (5, 1)	0.1 4 1 0 0 1 1 0 1 0 0 0 4 9 0.00 6.000	Bill Henry, L ERA: 1.78 (5, 1)	3.1 10 0 0 0 2 0 0 0 0 0 0 14 14 0.00 0.000	Don Elston, R ERA: 3.47 (9, 1)	2.0 6 0 0 0 2 0 0 0 0 0 0 10 10 0.00 0.000	PITCHER	Glen Hobbie, R ERA: 4.18 (11, 1)	IP: 1.0 WLS: 0 BF: 7 H: 1 R: 1 ER: 0 SO: 1 BB: 0 IBB: 1 HBP: 0 BLK: 0 WP: 0 HR: 0 S: 8 P: 12 ERA: 0.00 WHIP: 1.000											

Philadelphia Phillies @ Chicago Cubs
Wrigley Field, Chicago, IL
Mon Jul 14 1958, 3:33 AM CDT
Att: 5,610 - Unknown

AB 43
R 10
H 10
RBI 10
BB 7
SO 9
LOB 23



Batter	1	2	3	4	5	6	7	8	9	10	11	AB	R	H	RBI	BB	SO	LOB	BOTTOM
Tony Taylor, R OBP: 0.311, SLG: 0.317 (1, 4)	HR BB		6-3		K		5-3		2B 2B 1B	L7		5	2	1	0	1	1	1	
Alvin Dark, R Johnny Goryl, R OBP: 0.363, SLG: 0.418 OBP: 0.324, SLG: 0.405 (1, 5) (5, PR) (6, 5)	F8				FC1-5-6 14 1B		HR		2B 2B	5-3		3	0	1	0	0	0	2	
Lee Walls, R OBP: 0.383, SLG: 0.561 (1, 9)	HR				14 1B BB		K		14 2B 2B		K	5	2	2	4	1	3	1	
14 Ernie Banks, R OBP: 0.359, SLG: 0.605 (1, 6)	6-3			F9	1B		1B BB		4-3 1B 2B		1B 2B 1B	5	2	3	2	1	0	0	
Sammy Taylor, L OBP: 0.355, SLG: 0.421 (1, 2)	4-3			1-3	1-3		1B		4-3		2B 1B	6	1	2	0	0	0	3	
Walt Moryn, L OBP: 0.349, SLG: 0.507 (1, 7)				HR			F8		5-3		2B	6	1	2	3	0	1	3	
Dale Long, L OBP: 0.371, SLG: 0.460 (1, 3)			3-1		FC6-4 BB		4-3		F7		1B	4	0	1	1	1	0	0	
Bobby Thomson, R OBP: 0.362, SLG: 0.475 (1, 8)			1-3		FC6-4		BB		F8		6-3	4	0	0	0	1	0	2	
Taylor Phillips, L Gene Fodge, R Dick Drott, R Bill Henry, L Chico Fernandez, R Solly Hemus, L Don Elston, R Footie Johnson, L Glen Hobbie, R OBP: 0.290, SLG: 0.250 OBP: 0.278, SLG: 0.235 OBP: 0.083, SLG: 0.104 OBP: 0.363, SLG: 0.418 OBP: 0.324, SLG: 0.405 OBP: 0.383, SLG: 0.561 OBP: 0.359, SLG: 0.605 OBP: 0.355, SLG: 0.421 OBP: 0.349, SLG: 0.507 OBP: 0.371, SLG: 0.460 OBP: 0.362, SLG: 0.475 OBP: 0.290, SLG: 0.250 OBP: 0.278, SLG: 0.235 OBP: 0.083, SLG: 0.104 OBP: 0.363, SLG: 0.418 OBP: 0.324, SLG: 0.405 OBP: 0.383, SLG: 0.561 OBP: 0.359, SLG: 0.605 OBP: 0.355, SLG: 0.421 OBP: 0.349, SLG: 0.507 OBP: 0.371, SLG: 0.460 OBP: 0.362, SLG: 0.475 OBP: 0.290, SLG: 0.250 OBP: 0.278, SLG: 0.235 OBP: 0.083, SLG: 0.104 OBP: 0.363, SLG: 0.418 OBP: 0.324, SLG: 0.405 OBP: 0.383, SLG: 0.561 OBP: 0.359, SLG: 0.605 OBP: 0.355, SLG: 0.421 OBP: 0.349, SLG: 0.507 OBP: 0.371, SLG: 0.460 OBP: 0.362, SLG: 0.475 OBP: 0.290, SLG: 0.250 OBP: 0.278, SLG: 0.235 OBP: 0.083, SLG: 0.104 OBP: 0.363, SLG: 0.418 OBP: 0.324, SLG: 0.405 OBP: 0.383, SLG: 0.561 OBP: 0.359, SLG: 0.605 OBP: 0.355, SLG: 0.421 OBP: 0.349, SLG: 0.507 OBP: 0.371, SLG: 0.460 OBP: 0.362, SLG: 0.475 OBP: 0.290, SLG: 0.250 OBP: 0.278, SLG: 0.235 OBP: 0.083, SLG: 0.104 OBP: 0.363, SLG: 0.418 OBP: 0.324, SLG: 0.405 OBP: 0.383, SLG: 0.561 OBP: 0.359, SLG: 0.605 OBP: 0.355, SLG: 0.421 OBP: 0.349, SLG: 0.507 OBP: 0.371, SLG: 0.460 OBP: 0.362, SLG: 0.475 OBP: 0.290, SLG: 0.250 OBP: 0.278, SLG: 0.235 OBP: 0.083, SLG: 0.104 OBP: 0.363, SLG: 0.418 OBP: 0.324, SLG: 0.405 OBP: 0.383, SLG: 0.561 OBP: 0.359, SLG: 0.605 OBP: 0.355, SLG: 0.421 OBP: 0.349, SLG: 0.507 OBP: 0.371, SLG: 0.460 OBP: 0.362, SLG: 0.475 OBP: 0.290, SLG: 0.250 OBP: 0.278, SLG: 0.235 OBP: 0.083, SLG: 0.104 OBP: 0.363, SLG: 0.418 OBP: 0.324, SLG: 0.405 OBP: 0.383, SLG: 0.561 OBP: 0.359, SLG: 0.605 OBP: 0.355, SLG: 0.421 OBP: 0.349, SLG: 0.507 OBP: 0.371, SLG: 0.460 OBP: 0.362, SLG: 0.475 OBP: 0.290, SLG: 0.250 OBP: 0.278, SLG: 0.235 OBP: 0.083, SLG: 0.104 OBP: 0.363, SLG: 0.418 OBP: 0.324, SLG: 0.405 OBP: 0.383, SLG: 0.561 OBP: 0.359, SLG: 0.605 OBP: 0.355, SLG: 0.421 OBP: 0.349, SLG: 0.507 OBP: 0.371, SLG: 0.460 OBP: 0.362, SLG: 0.475 OBP: 0.290, SLG: 0.250 OBP: 0.278, SLG: 0.235 OBP: 0.083, SLG: 0.104 OBP: 0.363, SLG: 0.418 OBP: 0.324, SLG: 0.405 OBP: 0.383, SLG: 0.561 OBP: 0.359, SLG: 0.605 OBP: 0.355, SLG: 0.421 OBP: 0.349, SLG: 0.507 OBP: 0.371, SLG: 0.460 OBP: 0.362, SLG: 0.475 OBP: 0.290, SLG: 0.250 OBP: 0.278, SLG: 0.235 OBP: 0.083, SLG: 0.104 OBP: 0.363, SLG: 0.418 OBP: 0.324, SLG: 0.405 OBP: 0.383, SLG: 0.561 OBP: 0.359, SLG: 0.605 OBP: 0.355, SLG: 0.421 OBP: 0.349, SLG: 0.507 OBP: 0.371, SLG: 0.460 OBP: 0.362, SLG: 0.475 OBP: 0.290, SLG: 0.250 OBP: 0.278, SLG: 0.235 OBP: 0.083, SLG: 0.104 OBP: 0.363, SLG: 0.418 OBP: 0.324, SLG: 0.405 OBP: 0.383, SLG: 0.561 OBP: 0.359, SLG: 0.605 OBP: 0.355, SLG: 0.421 OBP: 0.349, SLG: 0.507 OBP: 0.371, SLG: 0.460 OBP: 0.362, SLG: 0.475 OBP: 0.290, SLG: 0.250 OBP: 0.278, SLG: 0.235 OBP: 0.083, SLG: 0.104 OBP: 0.363, SLG: 0.418 OBP: 0.324, SLG: 0.405 OBP: 0.383, SLG: 0.561 OBP: 0.359, SLG: 0.605 OBP: 0.355, SLG: 0.421 OBP: 0.349, SLG: 0.507 OBP: 0.371, SLG: 0.460 OBP: 0.362, SLG: 0.475 OBP: 0.290, SLG: 0.250 OBP: 0.278, SLG: 0.235 OBP: 0.083, SLG: 0.104 OBP: 0.363, SLG: 0.418 OBP: 0.324, SLG: 0.405 OBP: 0.383, SLG: 0.561 OBP: 0.359, SLG: 0.605 OBP: 0.355, SLG: 0.421 OBP: 0.349, SLG: 0.507 OBP: 0.371, SLG: 0.460 OBP: 0.362, SLG: 0.475 OBP: 0.290, SLG: 0.250 OBP: 0.278, SLG: 0.235 OBP: 0.083, SLG: 0.104 OBP: 0.363, SLG: 0.418 OBP: 0.324, SLG: 0.405 OBP: 0.383, SLG: 0.561 OBP: 0.359, SLG: 0.605 OBP: 0.355, SLG: 0.421 OBP: 0.349, SLG: 0.507 OBP: 0.371, SLG: 0.460 OBP: 0.362, SLG: 0.475 OBP: 0.290, SLG: 0.250 OBP: 0.278, SLG: 0.235 OBP: 0.083, SLG: 0.104 OBP: 0.363, SLG: 0.418 OBP: 0.324, SLG: 0.405 OBP: 0.383, SLG: 0.561 OBP: 0.359, SLG: 0.605 OBP: 0.355, SLG: 0.421 OBP: 0.349, SLG: 0.507 OBP: 0.371, SLG: 0.460 OBP: 0.362, SLG: 0.475 OBP: 0.290, SLG: 0.250 OBP: 0.278, SLG: 0.235 OBP: 0.083, SLG: 0.104 OBP: 0.363, SLG: 0.418 OBP: 0.324, SLG: 0.405 OBP: 0.383, SLG: 0.561 OBP: 0.359, SLG: 0.605 OBP: 0.355, SLG: 0.421 OBP: 0.349, SLG: 0.507 OBP: 0.371, SLG: 0.460 OBP: 0.362, SLG: 0.475 OBP: 0.290, SLG: 0.250 OBP: 0.278, SLG: 0.235 OBP: 0.083, SLG: 0.104 OBP: 0.363, SLG: 0.418 OBP: 0.324, SLG: 0.405 OBP: 0.383, SLG: 0.561 OBP: 0.359, SLG: 0.605 OBP: 0.355, SLG: 0.421 OBP: 0.349, SLG: 0.507 OBP: 0.371, SLG: 0.460 OBP: 0.362, SLG: 0.475 OBP: 0.290, SLG: 0.250 OBP: 0.278, SLG: 0.235 OBP: 0.083, SLG: 0.104 OBP: 0.363, SLG: 0.418 OBP: 0.324, SLG: 0.405 OBP: 0.383, SLG: 0.561 OBP: 0.359, SLG: 0.605 OBP: 0.355, SLG: 0.421 OBP: 0.349, SLG: 0.507 OBP: 0.371, SLG: 0.460 OBP: 0.362, SLG: 0.475 OBP: 0.290, SLG: 0.250 OBP: 0.278, SLG: 0.235 OBP: 0.083, SLG: 0.104 OBP: 0.363, SLG: 0.418 OBP: 0.324, SLG: 0.405 OBP: 0.383, SLG: 0.561 OBP: 0.359, SLG: 0.605 OBP: 0.355, SLG: 0.421 OBP: 0.349, SLG: 0.507 OBP: 0.371, SLG: 0.460 OBP: 0.362, SLG: 0.475 OBP: 0.290, SLG: 0.250 OBP: 0.278, SLG: 0.235 OBP: 0.083, SLG: 0.104 OBP: 0.363, SLG: 0.418 OBP: 0.324, SLG: 0.405 OBP: 0.383, SLG: 0.561 OBP: 0.359, SLG: 0.605 OBP: 0.355, SLG: 0.421 OBP: 0.349, SLG: 0.507 OBP: 0.371, SLG: 0.460 OBP: 0.362, SLG: 0.475 OBP: 0.290, SLG: 0.250 OBP: 0.278, SLG: 0.235 OBP: 0.083, SLG: 0.104 OBP: 0.363, SLG: 0.418 OBP: 0.324, SLG: 0.405 OBP: 0.383, SLG: 0.561 OBP: 0.359, SLG: 0.605 OBP: 0.355, SLG: 0.421 OBP: 0.349, SLG: 0.507 OBP: 0.371, SLG: 0.460 OBP: 0.362, SLG: 0.475 OBP: 0.290, SLG: 0.250 OBP: 0.278, SLG: 0.235 OBP: 0.083, SLG: 0.104 OBP: 0.363, SLG: 0.418 OBP: 0.324, SLG: 0.405 OBP: 0.383, SLG: 0.561 OBP: 0.359, SLG: 0.605 OBP: 0.355, SLG: 0.421 OBP: 0.349, SLG: 0.507 OBP: 0.371, SLG: 0.460 OBP: 0.362, SLG: 0.475 OBP: 0.290, SLG: 0.250 OBP: 0.278, SLG: 0.235 OBP: 0.083, SLG: 0.104 OBP: 0.363, SLG: 0.418 OBP: 0.324, SLG: 0.405 OBP: 0.383, SLG: 0.561 OBP: 0.359, SLG: 0.605 OBP: 0.355, SLG: 0.421 OBP: 0.349, SLG: 0.507 OBP: 0.371, SLG: 0.460 OBP: 0.362, SLG: 0.475 OBP: 0.290, SLG: 0.250 OBP: 0.278, SLG: 0.235 OBP: 0.083, SLG: 0.104 OBP: 0.363, SLG: 0.418 OBP: 0.324, SLG: 0.405 OBP: 0.383, SLG: 0.561 OBP: 0.359, SLG: 0.605 OBP: 0.355, SLG: 0.421 OBP: 0.349, SLG: 0.507 OBP: 0.371, SLG: 0.460 OBP: 0.362, SLG: 0.475 OBP: 0.290, SLG: 0.250 OBP: 0.278, SLG: 0.235 OBP: 0.083, SLG: 0.104 OBP: 0.363, SLG: 0.418 OBP: 0.324, SLG: 0.405 OBP: 0.383, SLG: 0.561 OBP: 0.359, SLG: 0.605 OBP: 0.355, SLG: 0.421 OBP: 0.349, SLG: 0.507 OBP: 0.371, SLG: 0.460 OBP: 0.362, SLG: 0.475 OBP: 0.290, SLG: 0.250 OBP: 0.278, SLG: 0.235 OBP: 0.083, SLG: 0.104 OBP: 0.363, SLG: 0.418 OBP: 0.324, SLG: 0.405 OBP: 0.383, SLG: 0.561 OBP: 0.359, SLG: 0.605 OBP: 0.355, SLG: 0.421 OBP: 0.349, SLG: 0.507 OBP: 0.371, SLG: 0.460 OBP: 0.362, SLG: 0.475 OBP: 0.290, SLG: 0.250 OBP: 0.278, SLG: 0.235 OBP: 0.083, SLG: 0.104 OBP: 0.363, SLG: 0.418 OBP: 0.324, SLG: 0.405 OBP: 0.383, SLG: 0.561 OBP: 0.359, SLG: 0.605 OBP: 0.355, SLG: 0.421 OBP: 0.349, SLG: 0.507 OBP: 0.371, SLG: 0.460 OBP: 0.362, SLG: 0.475 OBP: 0.290, SLG: 0.250 OBP: 0.278, SLG: 0.235 OBP: 0.083, SLG: 0.104 OBP: 0.363, SLG: 0.418 OBP: 0.324, SLG: 0.405 OBP: 0.383, SLG: 0.561 OBP: 0.359, SLG: 0.605 OBP: 0.355, SLG: 0.421 OBP: 0.349, SLG: 0.507 OBP: 0.371, SLG: 0.460 OBP: 0.362, SLG: 0.475 OBP: 0.290, SLG: 0.250 OBP: 0.278, SLG: 0.235 OBP: 0.083, SLG: 0.104 OBP: 0.363, SLG: 0.418 OBP: 0.324, SLG: 0.405 OBP: 0.383, SLG: 0.561 OBP: 0.359, SLG: 0.605 OBP: 0.355, SLG: 0.421 OBP: 0.349, SLG: 0.507 OBP: 0.371, SLG: 0.460 OBP: 0.362, SLG: 0.475 OBP: 0.290, SLG: 0.250 OBP: 0.278, SLG: 0.235 OBP: 0.083, SLG: 0.104 OBP: 0.363, SLG: 0.418 OBP: 0.324, SLG: 0.405 OBP: 0.383, SLG: 0.561 OBP: 0.359, SLG: 0.605 OBP: 0.355, SLG: 0.421 OBP: 0.349, SLG: 0.507 OBP: 0.371, SLG: 0.460 OBP: 0.362, SLG: 0.475 OBP: 0.290, SLG: 0.250 OBP: 0.278, SLG: 0.235 OBP: 0.083, SLG: 0.104 OBP: 0.363, SLG: 0.418 OBP: 0.324, SLG: 0.405 OBP: 0.383, SLG: 0.561 OBP:																			

Batter	1	2	3	4	5	6	7	8	9	AB	R	H	RBI	BB	SO	LOB	TOP					
Johnny Temple, R OBP: 0.399, SLG: 0.404	4-0 FC3-6 BB	0-0 F8		0-0 3B			0-0 5-3	0-0 F3		4	0	1	0	1	0	3	<p>Cincinnati Redlegs @ Chicago Cubs</p> <p>Wrigley Field, Chicago, IL</p> <p>Wed Jul 16 1958, 3:38 AM CDT</p> <p>Att: 30,412 - Unknown</p> <p>livebaseballscorecards.com</p>					
Gus Bell, L OBP: 0.302, SLG: 0.390	0-0 FC3-6 FC4-6 1-2	4-0 BB		0-0 4-3			0-0 3B 2B		0-0 4-3	4	1	1	0	1	0	2						
Frank Robinson, R OBP: 0.334, SLG: 0.434	0-0 FC4-6 3B 1-2	0-0 F8			0-0 G6-4-3 1B		0-0 3B 3B		0-0 6-3	5	2	2	1	0	0	4						
Walt Droppo, R OBP: 0.292, SLG: 0.392 George Crowe, L OBP: 0.371, SLG: 0.455	0-0 1-H 3B		0-0 4-3 2B		0-0 G6-4-3 1-2		0-0 3B 3B		0-3 K	3	0	2	1	0	0	1						
Don Hoak, R OBP: 0.353, SLG: 0.386	0-0 F7		0-0 4-3 2-3		0-0 K		0-3 K			4	0	0	0	0	2	3						
Pete Whisenant, R OBP: 0.298, SLG: 0.455 Bob Thurman, L OBP: 0.354, SLG: 0.415 Danny Morejon, R OBP: 0.276, SLG: 0.133		0-0 HR	0-0 F6		0-0 HR		0-0 6-3			3	2	2	2	0	0	1						
Ed Bailey, L OBP: 0.330, SLG: 0.396	4-0 BB 1B BB	0-0 F8		0-0 F8		0-0 F8		0-0 F5		3	0	0	0	1	0	1						
Alex Grammas, R OBP: 0.254, SLG: 0.258	0-3 K		0-0 E5 G4-3		0-0 3-1		0-0 4-3 2B			4	0	1	0	0	1	1						
Brooks Lawrence, R OBP: 0.244, SLG: 0.158 Willard Schmidt, R OBP: 0.111, SLG: 0.111 Tom Acker, R	0-0 BB 1B 1-2		0-0 G4-3 1-2		0-0 F4		0-0 4-3 2-3			4	0	1	0	0	0	2						
Inning Stats	R: 1 E: 0 K: 0 S: 4	H: 1 LOB: 1 BB: 1 P: 8	R: 1 E: 0 K: 1 S: 7	H: 2 LOB: 3 BB: 2 P: 15	R: 0 E: 0 K: 0 S: 4	H: 1 LOB: 1 BB: 0 P: 4	R: 0 E: 1 K: 0 S: 5	H: 1 LOB: 0 BB: 0 P: 5	R: 1 E: 0 K: 0 S: 4	H: 1 LOB: 0 BB: 0 P: 4	R: 2 E: 0 K: 1 S: 8	H: 3 LOB: 1 BB: 0 P: 8	R: 0 E: 0 K: 0 S: 4	H: 1 LOB: 0 BB: 0 P: 4	R: 0 E: 0 K: 1 S: 5	H: 0 LOB: 0 BB: 0 P: 5		1B: 2 2B: 3 3B: 4 HR: 2	SF: 0 SAC: 0 DP: 2 HBP: 0	WP: 0 PB: 0 SB: 0 CS: 0	PA: 40	
PITCHER	IP WLS BF H R ER SO BB IBB HBP BLK WP HR S P ERA WHIP	IP WLS BF H R ER SO BB IBB HBP BLK WP HR S P ERA WHIP	IP WLS BF H R ER SO BB IBB HBP BLK WP HR S P ERA WHIP	IP WLS BF H R ER SO BB IBB HBP BLK WP HR S P ERA WHIP	IP WLS BF H R ER SO BB IBB HBP BLK WP HR S P ERA WHIP	IP WLS BF H R ER SO BB IBB HBP BLK WP HR S P ERA WHIP	IP WLS BF H R ER SO BB IBB HBP BLK WP HR S P ERA WHIP	IP WLS BF H R ER SO BB IBB HBP BLK WP HR S P ERA WHIP	IP WLS BF H R ER SO BB IBB HBP BLK WP HR S P ERA WHIP	IP WLS BF H R ER SO BB IBB HBP BLK WP HR S P ERA WHIP	IP WLS BF H R ER SO BB IBB HBP BLK WP HR S P ERA WHIP	IP WLS BF H R ER SO BB IBB HBP BLK WP HR S P ERA WHIP	IP WLS BF H R ER SO BB IBB HBP BLK WP HR S P ERA WHIP	IP WLS BF H R ER SO BB IBB HBP BLK WP HR S P ERA WHIP	IP WLS BF H R ER SO BB IBB HBP BLK WP HR S P ERA WHIP	IP WLS BF H R ER SO BB IBB HBP BLK WP HR S P ERA WHIP	IP WLS BF H R ER SO BB IBB HBP BLK WP HR S P ERA WHIP	IP WLS BF H R ER SO BB IBB HBP BLK WP HR S P ERA WHIP	IP WLS BF H R ER SO BB IBB HBP BLK WP HR S P ERA WHIP	IP WLS BF H R ER SO BB IBB HBP BLK WP HR S P ERA WHIP	IP WLS BF H R ER SO BB IBB HBP BLK WP HR S P ERA WHIP	IP WLS BF H R ER SO BB IBB HBP BLK WP HR S P ERA WHIP


Batter	1	2	3	4	5	6	7	8	9	AB	R	H	RBI	BB	SO	LOB	BOTTOM					
Tony Taylor, R OBP: 0.308, SLG: 0.311	0-0 F7		0-0 1-3		4-0 5-3 BB		0-0 6-3	0-0 1-2 2-3 3-H 1B		4	0	1	1	1	0	0	<p>Cincinnati Redlegs @ Chicago Cubs</p> <p>Wrigley Field, Chicago, IL</p> <p>Wed Jul 16 1958, 3:38 AM CDT</p> <p>Att: 30,412 - Unknown</p> <p>livebaseballscorecards.com</p>					
Bobby Thomson, R OBP: 0.391, SLG: 0.472	4-0 FC1-4 BB		0-3 K		0-0 5-3 1-2		0-0 F3	0-3 K		4	0	0	0	1	2	4						
Lee Walls, R OBP: 0.382, SLG: 0.564	0-0 FC1-4 14 HR 1-2		0-0 1B		0-3 K		0-0 F5	0-0 F2		5	1	1	0	0	1	5						
14 Ernie Banks, R OBP: 0.360, SLG: 0.609	0-0 1-H HR		0-0 6-3		0-0 6-3		0-0 6-3		0-0 6-3	4	1	1	2	0	0	2						
Sammy Taylor, L OBP: 0.362, SLG: 0.425	4-0 BB		0-0 6-3		0-0 2B 1B		0-0 2B 1B	0-0 2B 1B		3	2	2	0	1	0	0						
Walt Moryn, L OBP: 0.351, SLG: 0.505	0-3 K		1-0 FC5 1B HBP		0-0 2B 2B		0-0 2B 1B BB	4-0 2B 1B BB		2	2	1	1	1	1	1						
Dale Long, L OBP: 0.375, SLG: 0.468		4-0 G6-4-3 BB		0-0 FC5 1B		0-0 2B 2B		0-0 1B 1B 2B		3	1	3	2	1	0	0						
Johnny Goryl, R OBP: 0.313, SLG: 0.390 Chuck Tanner, L OBP: 0.288, SLG: 0.362 Bobby Adams, R OBP: 0.320, SLG: 0.431	0-0 G6-4-3 1-2		0-0 FC5 1B 2-3		0-0 FC6-5-4 G1-6-3 2-3		0-0 1B 1B IBB	4-0 1B 1B IBB		3	0	0	0	0	0	4						
Marcelino Solis, L OBP: 0.111, SLG: 0.111 Bill Henry, L OBP: 0.500, SLG: 0.571	0-0 6-3		0-0 F6		0-0 G1-6-3 1-2		0-0 1B	1-2 2-3 3-H 1B		3	0	0	0	0	0	3						
Inning Stats	R: 2 E: 0 K: 1 S: 6	H: 1 LOB: 2 BB: 2 P: 14	R: 0 E: 0 K: 0 S: 2	H: 0 LOB: 0 BB: 1 P: 6	R: 0 E: 0 K: 1 S: 6	H: 1 LOB: 0 BB: 0 P: 6	R: 0 E: 0 K: 0 S: 4	H: 1 LOB: 2 BB: 0 P: 5	R: 0 E: 0 K: 0 S: 5	H: 3 LOB: 0 BB: 0 P: 5	R: 2 E: 0 K: 0 S: 3	H: 3 LOB: 0 BB: 0 P: 3	R: 0 E: 0 K: 0 S: 9	H: 4 LOB: 3 BB: 2 P: 17	R: 3 E: 0 K: 1 S: 9	H: 4 LOB: 3 BB: 2 P: 17		1B: 6 2B: 3 3B: 0 HR: 1	SF: 0 SAC: 0 DP: 2 HBP: 1	WP: 0 PB: 0 SB: 0 CS: 0	PA: 39	
PITCHER	IP WLS BF H R ER SO BB IBB HBP BLK WP HR S P ERA WHIP	IP WLS BF H R ER SO BB IBB HBP BLK WP HR S P ERA WHIP	IP WLS BF H R ER SO BB IBB HBP BLK WP HR S P ERA WHIP	IP WLS BF H R ER SO BB IBB HBP BLK WP HR S P ERA WHIP	IP WLS BF H R ER SO BB IBB HBP BLK WP HR S P ERA WHIP	IP WLS BF H R ER SO BB IBB HBP BLK WP HR S P ERA WHIP	IP WLS BF H R ER SO BB IBB HBP BLK WP HR S P ERA WHIP	IP WLS BF H R ER SO BB IBB HBP BLK WP HR S P ERA WHIP	IP WLS BF H R ER SO BB IBB HBP BLK WP HR S P ERA WHIP	IP WLS BF H R ER SO BB IBB HBP BLK WP HR S P ERA WHIP	IP WLS BF H R ER SO BB IBB HBP BLK WP HR S P ERA WHIP	IP WLS BF H R ER SO BB IBB HBP BLK WP HR S P ERA WHIP	IP WLS BF H R ER SO BB IBB HBP BLK WP HR S P ERA WHIP	IP WLS BF H R ER SO BB IBB HBP BLK WP HR S P ERA WHIP	IP WLS BF H R ER SO BB IBB HBP BLK WP HR S P ERA WHIP	IP WLS BF H R ER SO BB IBB HBP BLK WP HR S P ERA WHIP	IP WLS BF H R ER SO BB IBB HBP BLK WP HR S P ERA WHIP	IP WLS BF H R ER SO BB IBB HBP BLK WP HR S P ERA WHIP	IP WLS BF H R ER SO BB IBB HBP BLK WP HR S P ERA WHIP	IP WLS BF H R ER SO BB IBB HBP BLK WP HR S P ERA WHIP	IP WLS BF H R ER SO BB IBB HBP BLK WP HR S P ERA WHIP	IP WLS BF H R ER SO BB IBB HBP BLK WP HR S P ERA WHIP



Batter	1	2	3	4	5	6	7	8	9	AB	R	H	RBI	BB	SO	LOB	TOP						
Johnny Temple, R OBP: 0.397, SLG: 0.402 (1, 4)	F8		FC4-6 1B		F8			FC6-4		4	0	1	1	0	0	1	Cincinnati Redlegs @ Chicago Cubs Wrigley Field, Chicago, IL Thu Jul 17 1958, 3:33 AM CDT Att: 13,186 - Unknown						
Jerry Lynch, L OBP: 0.306, SLG: 0.461 Eddie Miksis, R OBP: 0.364, SLG: 0.222 (1, 9) (6, 9)	F2		FC4-6		F9			F2		3	0	0	0	0	0	2							
Gus Bell, L OBP: 0.302, SLG: 0.388 (1, 8)	F6		F6					F4		4	0	1	0	0	0	3							
Walt Dropo, R OBP: 0.291, SLG: 0.386 Dee Fondy, L OBP: 0.305, SLG: 0.393 (9, PR) (9, 3)		K	F6						FC1-6 1B	4	0	1	0	0	1	3							
Ed Bailey, L OBP: 0.329, SLG: 0.393 (1, 2)		HR 1B			5-3			FC1-6 BB		4	1	1	0	0	1	1							
Frank Robinson, R OBP: 0.337, SLG: 0.444 (1, 7)					4-3					3	1	1	2	1	0	0							
Don Hoak, R OBP: 0.349, SLG: 0.381 (1, 5)					4-3				BB	4	0	0	0	0	0	2							
Roy McMillan, R OBP: 0.285, SLG: 0.266 Smoky Burgess, L OBP: 0.365, SLG: 0.405 Alex Grammas, R OBP: 0.254, SLG: 0.258 (1, 6) (9, PH) (9, 6)					6-3			FC6-4 1B		3	1	1	0	0	0	0							
Joe Nuxhall, L OBP: 0.364, SLG: 0.387 (1, 1)			FC4-6 1B		K			SH FC6-4		2	0	1	0	0	1	0							
Inning Stats	R: 0 E: 0 K: 0 S: 3	H: 0 LOB: 0 BB: 0 P: 3	R: 2 E: 0 K: 1 S: 7	H: 2 LOB: 0 BB: 0 P: 7	R: 0 E: 0 K: 0 S: 5	H: 2 LOB: 2 BB: 0 P: 5	R: 0 E: 0 K: 0 S: 3	H: 0 LOB: 0 BB: 0 P: 3	R: 0 E: 0 K: 1 S: 5	H: 1 LOB: 0 BB: 0 P: 3	R: 0 E: 0 K: 0 S: 5	H: 0 LOB: 0 BB: 0 P: 5	R: 1 E: 1 K: 0 S: 5	H: 1 LOB: 1 BB: 0 P: 5	R: 0 E: 0 K: 0 S: 4	H: 1 LOB: 2 BB: 1 P: 8		1B: 6 2B: 0 3B: 0 HR: 1	SF: 0 SAC: 1 DP: 1 HBP: 0	WP: 0 PB: 0 SB: 1 CS: 0	PA: 35		
PITCHER	IP WLS BF H R ER SO BB IBB HBP BLK WP HR S P ERA WHIP	7.0 L 25 5 2 2 3 0 0 0 0 0 1 31 31 2.57 0.714	2.0 L 10 2 1 0 0 1 0 0 0 0 0 9 13 0.00 1.500																				

Batter	1	2	3	4	5	6	7	8	9	AB	R	H	RBI	BB	SO	LOB	BOTTOM						
Tony Taylor, R OBP: 0.313, SLG: 0.317 (1, 4)	14 1B WP 1B		1B		F8			1B 1B	K	5	1	3	0	0	1	1	Cincinnati Redlegs @ Chicago Cubs Wrigley Field, Chicago, IL Thu Jul 17 1958, 3:33 AM CDT Att: 13,186 - Unknown						
Bobby Adams, R OBP: 0.325, SLG: 0.434 (1, 5)	K		1B		6-3			14 F9 1B 4-3 1B		4	1	2	0	0	1	1							
Lee Walls, R OBP: 0.380, SLG: 0.560 (1, 9)	K		1B		F7			4-3 1B		4	0	1	1	0	2	3							
14 Ernie Banks, R OBP: 0.358, SLG: 0.605 (1, 6)	1B		F4					F9		4	0	1	0	0	0	4							
Bobby Thomson, R OBP: 0.357, SLG: 0.466 (1, 8)			F6		K			4-3		4	0	0	1	0	1	3							
Walt Moryn, L OBP: 0.348, SLG: 0.500 Jim Bolger, R OBP: 0.279, SLG: 0.304 (1, 7) (8, PH) (9, 7)			F6		F9			F8		3	0	0	0	0	0	0							
Dale Long, L OBP: 0.373, SLG: 0.463 (1, 3)			1B BB		F3			G3		3	0	0	0	1	0	0							
Cal Neeman, R OBP: 0.352, SLG: 0.568 (1, 2)			1B					F9		4	0	2	0	0	0	0							
Dave Hillman, R OBP: 0.077, SLG: 0.154 Alvin Dark, R OBP: 0.364, SLG: 0.422 Glen Hobbie, R OBP: 0.182, SLG: 0.161 Johnny Goryl, R OBP: 0.317, SLG: 0.394 Footer Johnson, L OBP: 0.317, SLG: 0.394 (1, 1) (7, PH) (8, 1) (9, PH) (9, PR)			K		K			F9		2	0	0	0	0	2	3							
Inning Stats	R: 0 E: 0 K: 2 S: 8	H: 2 LOB: 2 BB: 0 P: 8	R: 0 E: 0 K: 1 S: 6	H: 1 LOB: 2 BB: 1 P: 10	R: 0 E: 0 K: 2 S: 9	H: 2 LOB: 0 BB: 0 P: 9	R: 0 E: 0 K: 1 S: 6	H: 1 LOB: 1 BB: 0 P: 6	R: 0 E: 0 K: 0 S: 3	H: 0 LOB: 0 BB: 0 P: 3	R: 0 E: 0 K: 0 S: 3	H: 0 LOB: 0 BB: 0 P: 3	R: 0 E: 0 K: 0 S: 6	H: 3 LOB: 1 BB: 0 P: 6	R: 0 E: 0 K: 1 S: 6	H: 1 LOB: 1 BB: 0 P: 6		1B: 10 2B: 0 3B: 0 HR: 0	SF: 0 SAC: 0 DP: 0 HBP: 0	WP: 1 PB: 0 SB: 0 CS: 0	PA: 37		
PITCHER	IP WLS BF H R ER SO BB IBB HBP BLK WP HR S P ERA WHIP	9.0 W 37 10 2 2 7 1 0 0 0 1 0 50 54 2.00 1.222																					



Batter	1	2	3	4	5	6	7	8	9	AB	R	H	RBI	BB	SO	LOB	TOP					
Bill Bruton, L OBP: 0.327, SLG: 0.358 (1, 8)	0-3 K		0-0 F8		0-0 1B			0-0 5-3		4	0	1	1	0	1	1	Milwaukee Braves @ Chicago Cubs Wrigley Field, Chicago, IL Fri Jul 18, 1958, 3:33 AM CDT Att: 27,257 - Unknown					
Mel Roach, R OBP: 0.341, SLG: 0.383 (1, 4)	0-0 6-3			0-0 1B	0-0 P5			0-0 F7		4	0	1	0	0	0	1						
Harry Hanebrink, L OBP: 0.270, SLG: 0.333 (1, 5)	0-0 F8			0-0 F9		0-0 F8		0-0 4-1		4	0	0	0	0	0	1						
Hank Aaron, R OBP: 0.354, SLG: 0.520 (1, 9)		0-0 F8		0-0 F7		0-0 HR		0-0 FC6-4 1B		4	1	2	1	0	0	1						
Wes Covington, L OBP: 0.387, SLG: 0.685 (1, 7)		0-0 4-3		0-0 F9		0-0 F9		0-3 K		4	0	0	0	0	1	2						
Joe Adcock, R OBP: 0.314, SLG: 0.500 (1, 3)		0-0 P4			0-0 HR		0-0 F7		0-0 F3	4	1	1	1	0	0	1						
Johnny Logan, R OBP: 0.336, SLG: 0.420 (1, 6)			0-0 SH3-4 1B		0-0 F7		0-0 L1		0-0 FC6-4 1-2	4	0	1	0	0	0	1						
Del Crandall, R OBP: 0.356, SLG: 0.490 (1, 2)			0-0 L7		0-0 1B 2B		0-0 5-3			3	1	1	0	0	0	1						
Carl Willey, R OBP: 0.214, SLG: 0.214 (1, 1)			0-0 SH3-4 1-2		0-3 K		0-3 K			2	0	0	0	0	2	1						
Inning Stats	R: 0 E: 0 K: 1 S: 5	H: 0 LOB: 0 BB: 0 P: 5	R: 0 E: 0 K: 0 S: 3	H: 0 LOB: 0 BB: 0 P: 3	R: 0 E: 0 K: 0 S: 4	H: 1 LOB: 1 BB: 0 P: 4	R: 0 E: 0 K: 0 S: 4	H: 1 LOB: 1 BB: 0 P: 4	R: 2 E: 0 K: 1 S: 8	H: 3 LOB: 1 BB: 0 P: 8	R: 1 E: 0 K: 0 S: 4	H: 1 LOB: 0 BB: 0 P: 4	R: 0 E: 0 K: 1 S: 5	H: 0 LOB: 0 BB: 0 P: 5	R: 0 E: 0 K: 0 S: 3	H: 0 LOB: 0 BB: 0 P: 3	R: 0 E: 0 K: 1 S: 6	H: 1 LOB: 1 BB: 0 P: 6	1B: 4 2B: 1 3B: 0 HR: 2	SF: 0 SAC: 1 DP: 0 HBP: 0	WP: 0 PB: 0 SB: 0 CS: 0	PA: 34
PITCHER John Briggs, R ERA: 2.42 (1, 1)	IP: 9.0 WLS: W BF: 34 H: 7 R: 3 ER: 3 SO: 4 BB: 0 IBB: 0 HBP: 0 BLK: 0 WP: 0 HR: 2 S: 42 P: 42 ERA: 3.00 WHIP: 0.778															PITCHER						

Batter	1	2	3	4	5	6	7	8	9	AB	R	H	RBI	BB	SO	LOB	BOTTOM					
Tony Taylor, R OBP: 0.309, SLG: 0.312 (1, 4)	0-0 F9	0-0 G2		0-0 FC4-6 FC6-4 1-2			0-0 F9			4	0	0	0	0	0	2	Milwaukee Braves @ Chicago Cubs Wrigley Field, Chicago, IL Fri Jul 18, 1958, 3:33 AM CDT Att: 27,257 - Unknown					
Alvin Dark, R OBP: 0.369, SLG: 0.424 (1, 5)	4-0 2B BB		0-0 1B 14 HR	0-0 FC6-4 1-2			0-0 BB 1B			3	1	2	0	1	0	1						
Lee Walls, R OBP: 0.384, SLG: 0.564 (1, 9)	0-0 1-3 2B		0-0 1-2 1B 14 HR		0-0 F9		4-0 1-2 BB			3	1	2	0	1	0	0						
14 Ernie Banks, R OBP: 0.360, SLG: 0.611 (1, 6)	4-0 IBB		0-0 1-1 HR		0-0 F4		0-3 K			3	1	1	3	1	1	2						
Sammy Taylor, L OBP: 0.360, SLG: 0.426 (1, 2)	0-3 K		0-3 K		0-0 G3			0-0 HR 2B		4	1	1	0	0	2	3						
Walt Moryn, L OBP: 0.347, SLG: 0.507 (1, 7)	0-0 F2		0-3 K			0-0 4-3		0-0 2H HR		4	1	1	2	0	1	3						
Dale Long, L OBP: 0.369, SLG: 0.456 (1, 3)		0-0 F7	0-0 4-3			0-0 F7		0-0 F5		4	0	0	0	0	0	0						
Bobby Thomson, R OBP: 0.359, SLG: 0.468 (1, 8)		4-0 5-3 BB		0-0 FC5-4 2B		0-3 K		0-0 L6		3	0	1	0	1	1	0						
John Briggs, R OBP: 0.105, SLG: 0.105 (1, 1)		0-0 5-3 1-2		0-0 FC5-4 FC4-6 2-3			0-3 K	0-0 6-3		4	0	0	0	0	1	2						
Inning Stats	R: 0 E: 0 K: 1 S: 6	H: 1 LOB: 3 BB: 2 P: 14	R: 0 E: 0 K: 0 S: 3	H: 0 LOB: 1 BB: 1 P: 7	R: 3 E: 0 K: 2 S: 10	H: 3 LOB: 0 BB: 0 P: 10	R: 0 E: 0 K: 0 S: 4	H: 1 LOB: 0 BB: 0 P: 4	R: 0 E: 0 K: 0 S: 3	H: 0 LOB: 0 BB: 0 P: 3	R: 0 E: 0 K: 1 S: 5	H: 0 LOB: 0 BB: 0 P: 5	R: 0 E: 0 K: 2 S: 8	H: 1 LOB: 2 BB: 1 P: 12	R: 2 E: 0 K: 0 S: 5	H: 2 LOB: 0 BB: 0 P: 5	R: 0 E: 0 K: 0 S: 5	H: 0 LOB: 0 BB: 0 P: 5	1B: 3 2B: 3 3B: 0 HR: 2	SF: 0 SAC: 0 DP: 0 HBP: 0	WP: 0 PB: 0 SB: 0 CS: 0	PA: 36
PITCHER Carl Willey, R ERA: 3.38 (1, 1)	IP: 8.0 WLS: L BF: 36 H: 8 R: 5 ER: 5 SO: 6 BB: 3 IBB: 1 HBP: 0 BLK: 0 WP: 0 HR: 2 S: 44 P: 60 ERA: 5.62 WHIP: 1.375															PITCHER						

Batter	1	2	3	4	5	6	7	8	9	AB	R	H	RBI	BB	SO	LOB	TOP											
Casey Wise, S OBP: 0.111, SLG: 0.111										4	0	1	0	0	0	1	Milwaukee Braves @ Chicago Cubs Wrigley Field, Chicago, IL Sun Jul 20 1958, 3:33 AM CDT Att: 35,328 - Unknown											
Mel Roach, R OBP: 0.333, SLG: 0.382										4	1	1	0	0	1	2												
Felix Mantilla, R OBP: 0.286, SLG: 0.407										4	1	2	0	0	0	1												
Hank Aaron, R OBP: 0.355, SLG: 0.525										4	1	1	0	0	2	2												
Joe Adcock, R OBP: 0.313, SLG: 0.508 Frank Torre, L OBP: 0.404, SLG: 0.392										3	1	1	1	0	0	2												
Del Crandall, R OBP: 0.347, SLG: 0.478										3	0	0	1	0	0	2												
Johnny Logan, R OBP: 0.334, SLG: 0.414										3	0	1	1	1	0	0												
Andy Pafko, R OBP: 0.322, SLG: 0.321										2	0	0	0	2	0	0												
Warren Spahn, L OBP: 0.405, SLG: 0.493										4	0	0	0	0	0	4												
Inning Stats	R: 0 E: 0 K: 1 S: 5	H: 1 LOB: 0 BB: 0 P: 5	R: 1 E: 0 K: 0 S: 4	H: 1 LOB: 0 BB: 0 P: 4	R: 0 E: 0 K: 0 S: 3	H: 0 LOB: 1 BB: 1 P: 7	R: 1 E: 0 K: 0 S: 5	H: 3 LOB: 2 BB: 0 P: 5	R: 0 E: 0 K: 0 S: 3	H: 0 LOB: 0 BB: 0 P: 3	R: 0 E: 0 K: 0 S: 3	H: 0 LOB: 0 BB: 0 P: 3	R: 0 E: 0 K: 1 S: 8	H: 3 LOB: 3 BB: 2 P: 16	R: 2 E: 0 K: 1 S: 8	H: 3 LOB: 3 BB: 2 P: 16		1B: 7 2B: 0 3B: 0 HR: 1	SF: 1 SAC: 0 DP: 1 HBP: 0	WP: 1 PB: 0 SB: 0 CS: 0	PA: 36							
PITCHER	IP	WLS	BF	H	R	ER	SO	BB	IBB	HBP	BLK	WP	HR	S	P	ERA	WHIP											
Taylor Phillips, L ERA: 4.2	(1, 1)	8.0	L	30	7	4	4	2	1	0	0	0	1	33	37	4.50	1.000											
Don Elston, R ERA: 3.21	(9, 1)	0.2		4	1	0	0	1	0	1	0	0	1	0	5	9	0.00	1.500										
Bill Henry, L ERA: 1.61	(9, 1)	0.1		2	0	0	0	0	0	1	0	0	0	0	1	5	0.00	0.000										



Batter	1	2	3	4	5	6	7	8	9	AB	R	H	RBI	BB	SO	LOB	BOTTOM										
Tony Taylor, R OBP: 0.311, SLG: 0.311										4	0	1	0	0	1	0	Milwaukee Braves @ Chicago Cubs Wrigley Field, Chicago, IL Sun Jul 20 1958, 3:33 AM CDT Att: 35,328 - Unknown										
Alvin Dark, R OBP: 0.360, SLG: 0.413										4	0	0	0	0	1	1											
Lee Walls, R OBP: 0.376, SLG: 0.552										4	0	0	0	0	0	1											
14 Ernie Banks, R OBP: 0.358, SLG: 0.611										4	0	1	0	0	1	0											
Bobby Thomson, R OBP: 0.357, SLG: 0.462										3	0	1	0	0	2	0											
Walt Moryn, L OBP: 0.340, SLG: 0.495										3	0	0	0	0	3	2											
Dale Long, L OBP: 0.370, SLG: 0.474										3	1	1	1	0	1	2											
Cal Neeman, R OBP: 0.351, SLG: 0.595										3	1	1	1	0	0	0											
Taylor Phillips, L OBP: 0.087, SLG: 0.045 Don Elston, R OBP: 0.111, SLG: 0.111 Bill Henry, L OBP: 0.500, SLG: 0.571										3	0	0	0	0	2	0											
Inning Stats	R: 0 E: 0 K: 2 S: 7	H: 0 LOB: 0 BB: 0 P: 7	R: 0 E: 0 K: 2 S: 8	H: 1 LOB: 1 BB: 0 P: 8	R: 1 E: 0 K: 0 S: 5	H: 2 LOB: 1 BB: 0 P: 5	R: 0 E: 0 K: 1 S: 6	H: 1 LOB: 1 BB: 0 P: 6	R: 0 E: 0 K: 1 S: 5	H: 0 LOB: 0 BB: 0 P: 5	R: 0 E: 0 K: 0 S: 3	H: 0 LOB: 0 BB: 0 P: 3	R: 1 E: 0 K: 2 S: 8	H: 1 LOB: 0 BB: 0 P: 8	R: 0 E: 0 K: 1 S: 5	H: 0 LOB: 0 BB: 0 P: 5		R: 0 E: 0 K: 2 S: 7	H: 0 LOB: 0 BB: 0 P: 7	1B: 3 2B: 0 3B: 0 HR: 2	SF: 0 SAC: 1 DP: 0 HBP: 0	WP: 0 PB: 0 SB: 0 CS: 0	PA: 32				
PITCHER	IP	WLS	BF	H	R	ER	SO	BB	IBB	HBP	BLK	WP	HR	S	P	ERA	WHIP										
Warren Spahn, L ERA: 3.3	(1, 1)	9.0	W	32	5	2	2	11	0	0	0	0	2	54	54	2.00	0.556										



Batter	1	2	3	4	5	6	7	8	9	AB	R	H	RBI	BB	SO	LOB	TOP					
Tony Taylor, R OBP: 0.312, SLG: 0.316		FC6-4		1-3		6-3				5	0	2	0	0	0	5						
Alvin Dark, R OBP: 0.357, SLG: 0.409	F7		5-3		3-1		5-3			5	0	1	0	0	0	1						
Lee Walls, R OBP: 0.374, SLG: 0.547			E6		F7		5-3		F7	5	0	1	0	0	0	1						
14 Ernie Banks, R OBP: 0.354, SLG: 0.604	1-3		F7		6-3		K			4	0	0	0	0	1	2						
Bobby Thomson, R OBP: 0.353, SLG: 0.457		K	5-3			E5 BB 2B		5-3		4	1	0	0	0	1	1						
Jim Bolger, R OBP: 0.292, SLG: 0.333		G3 1B 2B				F7		K		4	1	2	0	0	1	1						
Dale Long, L OBP: 0.369, SLG: 0.469		G3		F9				F6		3	1	0	0	1	0	2						
Cal Neeman, R OBP: 0.367, SLG: 0.644				K						3	1	2	3	1	1	1						
Dick Drott, R OBP: 0.295, SLG: 0.265 Marcelino Solis, L OBP: 0.250, SLG: 0.250 Glen Hobbie, R OBP: 0.200, SLG: 0.182 Johnny Cooney, R OBP: 0.300, SLG: 0.397 Gene Fodge, R OBP: 0.325, SLG: 0.429						F3		6-3		1	0	1	1	0	0	0						
Inning Stats	R: 0 E: 0 K: 0 S: 4	H: 2 LOB: 1 BB: 0 P: 4	R: 1 E: 0 K: 1 S: 7	H: 2 LOB: 2 BB: 1 P: 11	R: 0 E: 1 K: 0 S: 4	H: 0 LOB: 1 BB: 0 P: 4	R: 0 E: 0 K: 1 S: 7	H: 2 LOB: 0 BB: 0 P: 7	R: 0 E: 0 K: 0 S: 3	H: 0 LOB: 0 BB: 0 P: 3	R: 2 E: 1 K: 0 S: 5	H: 1 LOB: 1 BB: 1 P: 9	R: 0 E: 0 K: 1 S: 5	H: 0 LOB: 0 BB: 0 P: 5	R: 0 E: 0 K: 1 S: 5	H: 0 LOB: 0 BB: 0 P: 5	R: 1 E: 0 K: 0 S: 5	H: 3 LOB: 1 BB: 0 P: 5	1B: 6 2B: 3 3B: 0 HR: 1	SF: 0 SAC: 0 DP: 0 HBP: 0	WP: 0 PB: 0 SB: 0 CS: 0	PA: 39
PITCHER Harvey Haddix, L ERA: 3.64	IP: 9.0 WLS: W BF: 39 H: 10 R: 4 ER: 3 SO: 4 BB: 2 IBB: 0 HBP: 0 BLK: 0 WP: 0 HR: 1 S: 45 P: 53 ERA: 3.00 WHIP: 1.333															PITCHER	IP: WLS: BF: H: R: ER: SO: BB: IBB: HBP: BLK: WP: HR: S: P: ERA: WHIP:					

Chicago Cubs @ Cincinnati Redlegs
Crosley Field, Cincinnati, OH
Mon Jul 21 1958, 7:05 PM EDT
Att: 4,724 - Unknown

AB 37
R 4
H 10
RBI 4
BB 2
SO 4
LOB 15



Batter	1	2	3	4	5	6	7	8	9	AB	R	H	RBI	BB	SO	LOB	BOTTOM			
Johnny Temple, R OBP: 0.406, SLG: 0.401	F9 CS BB			WP BB 2B 1B	SH1-3 BB					2	2	2	1	3	0	0				
Danny Morrison, R OBP: 0.318, SLG: 0.118	FC 1-2	1-3		WP 2B BB	SH1-3					2	2	0	0	2	0	4				
Bob Thurman, L OBP: 0.369, SLG: 0.448 Eddie Miksis, R OBP: 0.364, SLG: 0.222	F9 2-3		1B 5-3 HBP	2B FC6-4 HBP	K					3	3	1	3	0	1	3				
George Crowe, L OBP: 0.365, SLG: 0.465	F6		1B 5-3 1B	FC6-4 1B 2B	K		G3			5	1	2	2	0	1	3				
Ed Bailey, L OBP: 0.318, SLG: 0.377	CS 3H	F8	K	FC6-4 IBB		F5		L4		4	0	0	0	1	1	2				
Frank Robinson, R OBP: 0.336, SLG: 0.440		BB BB 1B	5-3	K		4-3		F3		5	1	1	1	0	1	4				
Alex Grammas, R OBP: 0.294, SLG: 0.267 Jerry Lynch, L OBP: 0.295, SLG: 0.438 Don Hoak, R OBP: 0.347, SLG: 0.379		BB BB BB	1B BB	FC6-4 1B		F9		E5 BB		0	0	0	0	2	0	0				
Roy McMillan, R OBP: 0.293, SLG: 0.270		K		1B 1-2 2-3	1B					4	0	3	1	1	1	2				
Harvey Haddix, L OBP: 0.320, SLG: 0.349			F7	F7		K		F8		4	0	0	0	1	1	8				
Inning Stats	R: 0 E: 0 K: 0 S: 3	H: 0 LOB: 1 BB: 1 P: 7	R: 1 E: 0 K: 1 S: 6	H: 1 LOB: 3 BB: 3 P: 18	R: 1 E: 0 K: 1 S: 7	H: 2 LOB: 1 BB: 1 P: 12	R: 4 E: 0 K: 1 S: 8	H: 3 LOB: 2 BB: 2 P: 17	R: 0 E: 0 K: 2 S: 7	H: 0 LOB: 1 BB: 1 P: 11	R: 0 E: 0 K: 0 S: 3	H: 0 LOB: 0 BB: 0 P: 3	R: 3 E: 0 K: 1 S: 7	H: 3 LOB: 1 BB: 1 P: 11	R: 0 E: 1 K: 0 S: 4	H: 0 LOB: 2 BB: 1 P: 8	1B: 7 2B: 1 3B: 0 HR: 1	SF: 0 SAC: 1 DP: 0 HBP: 2	WP: 1 PB: 0 SB: 0 CS: 2	PA: 46
PITCHER Dick Drott, R ERA: 5.7 Marcelino Solis, L ERA: 11.74 Glen Hobbie, R ERA: 3.61 Gene Fodge, R ERA: 4.76	IP: 1.2 WLS: L BF: 12 H: 4 R: 5 ER: 5 SO: 1 BB: 2 IBB: 0 HBP: 2 BLK: 0 WP: 1 HR: 0 S: 10 P: 20 ERA: 33.75 WHIP: 4.500															PITCHER	IP: WLS: BF: H: R: ER: SO: BB: IBB: HBP: BLK: WP: HR: S: P: ERA: WHIP:			

Chicago Cubs @ Cincinnati Redlegs
Crosley Field, Cincinnati, OH
Mon Jul 21 1958, 7:05 PM EDT
Att: 4,724 - Unknown

AB 32
R 9
H 9
RBI 9
BB 10
SO 6
LOB 28



Batter	1	2	3	4	5	6	7	8	9	10	AB	R	H	RBI	BB	SO	LOB	TOP										
Tony Taylor, R OBP: 0.313, SLG: 0.318 (1,4)											5	1	2	1	0	0	1	Chicago Cubs @ Cincinnati Redlegs Crosley Field, Cincinnati, OH Wed Jul 23 1958, 7:05 PM EDT Att: 8,953 - Unknown										
Alvin Dark, R OBP: 0.361, SLG: 0.414 (1,5)											4	0	2	1	1	0	3											
Lee Walls, R OBP: 0.374, SLG: 0.545 (1,9)											5	0	2	0	0	1	3											
14 Ernie Banks, R OBP: 0.352, SLG: 0.601 (1,6)											4	0	1	1	0	1	0											
Bobby Thomson, R OBP: 0.337, SLG: 0.466 (1,8)											4	1	2	1	1	0	1											
Jim Bolger, R OBP: 0.271, SLG: 0.308 (1,7)											5	0	0	0	0	2	3											
Dale Long, L OBP: 0.366, SLG: 0.465 Bobby Adams, R OBP: 0.317, SLG: 0.418 (9, PH) (9, 3)											3	0	0	0	0	0	3											
Cal Neeman, R OBP: 0.373, SLG: 0.629 (1,2)											2	2	0	0	2	1	2											
Dave Hillman, R OBP: 0.071, SLG: 0.143 Bill Henry, L OBP: 0.444, SLG: 0.500 Johnny Goryl, R OBP: 0.319, SLG: 0.401 Lou Jackson, L OBP: 0.111, SLG: 0.111 (9, PH) (9, PR) (9, 1)											1	0	0	0	0	1	0											
Inning Stats	R: 1 E: 0 K: 0 S: 5	H: 2 LOB: 1 BB: 0 P: 5	R: 0 E: 0 K: 2 S: 7	H: 0 LOB: 0 BB: 0 P: 7	R: 0 E: 0 K: 2 S: 7	H: 0 LOB: 1 BB: 1 P: 11	R: 0 E: 0 K: 0 S: 4	H: 1 LOB: 1 BB: 0 P: 4	R: 1 E: 0 K: 0 S: 4	H: 2 LOB: 2 BB: 1 P: 8	R: 0 E: 0 K: 1 S: 5	H: 1 LOB: 1 BB: 0 P: 6	R: 0 E: 0 K: 1 S: 5	H: 0 LOB: 0 BB: 0 P: 5	R: 2 E: 0 K: 0 S: 5	H: 2 LOB: 1 BB: 1 P: 9	R: 1 E: 0 K: 1 S: 6		H: 1 LOB: 0 BB: 0 P: 6	1B: 7 2B: 2 3B: 0 HR: 1	SF: 1 SAC: 1 DP: 0 HBP: 0	WP: 0 PB: 0 SB: 1 CS: 0	PA: 43					
PITCHER	IP 8.1	WLS 37	BF 9	H 4	R 4	ER 4	SO 6	BB 4	IBB 0	HBP 0	BLK 0	WP 0	HR 0	S 45	P 61	ERA 4.32	WHIP 1.560											
Joe Nuxhall, L ERA: 3.27 Hal Jeffcoat, R ERA: 3.56 (9, 1)	1.2	W	6	1	1	1	1	0	0	0	0	0	0	1	8	8	5.40	0.600										
PITCHER	IP 8.1	WLS 37	BF 9	H 4	R 4	ER 4	SO 6	BB 4	IBB 0	HBP 0	BLK 0	WP 0	HR 0	S 45	P 61	ERA 4.32	WHIP 1.560											
Hal Jeffcoat, R ERA: 3.56 (9, 1)	1.2	W	6	1	1	1	1	0	0	0	0	0	0	1	8	8	5.40	0.600										

Batter	1	2	3	4	5	6	7	8	9	10	AB	R	H	RBI	BB	SO	LOB	BOTTOM										
Johnny Temple, R OBP: 0.400, SLG: 0.395 (1,4)											5	0	0	0	0	0	0	Chicago Cubs @ Cincinnati Redlegs Crosley Field, Cincinnati, OH Wed Jul 23 1958, 7:05 PM EDT Att: 8,953 - Unknown										
Bob Thuman, L OBP: 0.368, SLG: 0.444 Pete Whisenant, R OBP: 0.283, SLG: 0.436 Jerry Lynch, L OBP: 0.293, SLG: 0.436 Ed Bailey, L OBP: 0.318, SLG: 0.377 (1, 9) (6, 9) (9, PH) (10, 2)											3	1	1	0	0	0	0											
Smoky Burgess, L OBP: 0.352, SLG: 0.387 Harvey Haddix, L OBP: 0.320, SLG: 0.349 Eddie Miksis, R OBP: 0.364, SLG: 0.222 (1, 2) (9, PR) (10, 9)											5	0	1	0	0	0	2											
George Crowe, L OBP: 0.366, SLG: 0.477 (1, 3)											5	1	2	2	0	0	2											
Don Hoak, R OBP: 0.345, SLG: 0.376 (1, 5)											5	1	1	0	0	0	2											
Gus Bell, L OBP: 0.309, SLG: 0.391 Dee Fondy, L OBP: 0.300, SLG: 0.386 (1, 8) (10, PR)											4	1	1	0	1	1	1											
Frank Robinson, R OBP: 0.337, SLG: 0.453 (1, 7)											5	1	2	4	0	0	1											
Roy McMillan, R OBP: 0.301, SLG: 0.275 (1, 6)											3	0	2	0	1	0	0											
Joe Nuxhall, L OBP: 0.324, SLG: 0.343 Hal Jeffcoat, R OBP: 0.667, SLG: 0.625 (1, 1) (9, 1)											4	0	0	0	0	0	5											
Inning Stats	R: 0 E: 0 K: 0 S: 4	H: 1 LOB: 1 BB: 0 P: 4	R: 0 E: 0 K: 0 S: 5	H: 2 LOB: 2 BB: 0 P: 5	R: 0 E: 1 K: 0 S: 5	H: 1 LOB: 2 BB: 0 P: 5	R: 0 E: 0 K: 0 S: 4	H: 1 LOB: 1 BB: 0 P: 4	R: 4 E: 2 K: 0 S: 8	H: 3 LOB: 2 BB: 1 P: 12	R: 0 E: 0 K: 0 S: 3	H: 0 LOB: 0 BB: 0 P: 3	R: 0 E: 0 K: 1 S: 5	H: 0 LOB: 0 BB: 0 P: 5	R: 0 E: 0 K: 0 S: 3	H: 0 LOB: 0 BB: 0 P: 3	R: 0 E: 0 K: 1 S: 6		H: 1 LOB: 1 BB: 0 P: 6	R: 2 E: 0 K: 0 S: 2	H: 1 LOB: 1 BB: 1 P: 6	1B: 7 2B: 1 3B: 0 HR: 2	SF: 0 SAC: 0 DP: 0 HBP: 0	WP: 0 PB: 0 SB: 0 CS: 0	PA: 43			
PITCHER	IP 4.2	WLS 25	BF 8	H 4	R 4	ER 0	SO 0	BB 0	IBB 0	HBP 0	BLK 0	WP 0	HR 1	S 25	P 25	ERA 0.00	WHIP 1.714											
Dave Hillman, R ERA: 2.53 Bill Henry, L ERA: 1.44 Don Elston, R ERA: 3.46 (5, 1) (9, 1)	3.1	L	11	0	0	0	1	0	0	0	0	0	0	0	12	16	0.00	0.000										
Don Elston, R ERA: 3.46 (9, 1)	1.1	L	7	2	2	2	1	1	0	0	0	0	0	1	8	12	13.50	2.250										

Batter	1	2	3	4	5	6	7	8	9	AB	R	H	RBI	BB	SO	LOB	TOP								
Tony Taylor, R OBP: 0.310, SLG: 0.314 (1, 4)	F4			F3		FC1-5 1B	F7			4	1	0	0	0	0	2	Chicago Cubs @ Cincinnati Redlegs Crosley Field, Cincinnati, OH Thu Jul 24 1958, 7:05 PM EDT Att: 8,723 - Unknown								
Alvin Dark, R OBP: 0.360, SLG: 0.411 (1, 5)	F3			6-3		1B 14 1B	F8			4	1	1	0	0	0	1									
Lee Walls, R OBP: 0.376, SLG: 0.543 (1, 9)	F9			K		1B 14 1B				3	0	1	1	1	1	0									
14 Ernie Banks, R OBP: 0.356, SLG: 0.605 (1, 6)		G6-3 1B				1B				4	0	3	1	0	0	1									
Walt Moryn, L OBP: 0.340, SLG: 0.492 Jim Bolger, R OBP: 0.282, SLG: 0.318 (8, PH) (8, 7)	F8			F8		1B 1-2 3-H 4-0				2	0	0	0	1	0	2									
Dale Long, L OBP: 0.363, SLG: 0.460 Bobby Adams, R OBP: 0.313, SLG: 0.413 (8, PH) (8, 3)	G6-3			6-3		BB	F5			3	0	0	0	0	0	5									
Sammy Taylor, L OBP: 0.356, SLG: 0.417 (1, 2)			1-3	4-3		F5				4	0	0	0	0	0	4									
Bobby Thomson, R OBP: 0.358, SLG: 0.467 (1, 8)			4-3	4-3		2B 1B				4	1	2	0	0	1	0									
John Briggs, R OBP: 0.136, SLG: 0.182 Bill Henry, L OBP: 0.444, SLG: 0.500 Lou Jackson, L (9, PH)			4-3	4-3		FC1-5 1-H 2B	K			3	0	1	1	0	1	1									
Inning Stats	R: 0 E: 0 K: 0 S: 3	H: 0 LOB: 0 BB: 0 P: 3	R: 0 E: 0 K: 0 S: 3	H: 1 LOB: 0 BB: 0 P: 3	R: 0 E: 0 K: 0 S: 3	H: 0 LOB: 0 BB: 0 P: 3	R: 0 E: 0 K: 1 S: 5	H: 0 LOB: 0 BB: 0 P: 5	R: 0 E: 0 K: 0 S: 4	H: 1 LOB: 1 BB: 0 P: 4	R: 3 E: 0 K: 0 S: 8	H: 5 LOB: 3 BB: 1 P: 12	R: 0 E: 0 K: 1 S: 6	H: 1 LOB: 1 BB: 0 P: 6	R: 0 E: 0 K: 0 S: 3	H: 1 LOB: 1 BB: 0 P: 7		R: 0 E: 0 K: 1 S: 5	H: 0 LOB: 0 BB: 0 P: 5	1B: 7 2B: 2 3B: 0 HR: 0	SF: 0 SAC: 0 DP: 2 HBP: 0	WP: 0 PB: 0 SB: 0 CS: 0	PA: 36		
PITCHER	IP	WLS	BF	H	R	ER	SO	BB	IBB	HBP	BLK	WP	HR	S	P	ERA	WHIP								
Brooks Lawrence, R ERA: 4.02 Alex Kellner, L ERA: 3.95 Tom Acker, R ERA: 4.76	5.1		22	7	3	3	1	0	0	0	0	0	0	24	24	5.06	1.312								

Batter	1	2	3	4	5	6	7	8	9	AB	R	H	RBI	BB	SO	LOB	BOTTOM								
Johnny Temple, R OBP: 0.402, SLG: 0.394 (1, 4)	G4-6-3 BB		F7			2B BB		SH1-4		1	0	0	0	2	0	0	Chicago Cubs @ Cincinnati Redlegs Crosley Field, Cincinnati, OH Thu Jul 24 1958, 7:05 PM EDT Att: 8,723 - Unknown								
Bob Thurman, L OBP: 0.358, SLG: 0.430 Walt Dropo, R OBP: 0.293, SLG: 0.393 Tom Acker, R (9, 1)	G4-6-3		4-3			F7		1-3		3	0	0	0	0	0	2									
Ed Bailey, L OBP: 0.321, SLG: 0.398 (1, 2)	F7		K			1-H 2B		HR		4	1	2	2	0	1	0									
George Crowe, L OBP: 0.364, SLG: 0.473 (1, 3)		6-3		F5		3-1		1B		4	0	1	0	0	0	1									
Frank Robinson, R OBP: 0.339, SLG: 0.463 (1, 7)		HR		F3		FC6 1B		F8		4	1	2	1	0	0	1									
Gus Bell, L OBP: 0.310, SLG: 0.391 (1, 8)		3B 1B		F9		B5				3	1	1	0	0	0	1									
Don Hoak, R OBP: 0.342, SLG: 0.372 (1, 5)		F8				F7		F2		3	0	0	0	0	0	2									
Roy McMillan, R OBP: 0.302, SLG: 0.286 (1, 6)		1-H 3B		F2		FC6				3	0	1	1	0	0	1									
Brooks Lawrence, R OBP: 0.229, SLG: 0.146 Alex Kellner, R OBP: 0.286, SLG: 0.300 Jerry Lynch, L OBP: 0.297, SLG: 0.439 Eddie Miksis, R OBP: 0.364, SLG: 0.222 (9, 9)		F8		K				SH1-4 HR 1B		2	0	0	0	0	1	1									
Inning Stats	R: 0 E: 0 K: 0 S: 2	H: 0 LOB: 1 BB: 1 P: 6	R: 2 E: 0 K: 0 S: 6	H: 3 LOB: 1 BB: 0 P: 6	R: 0 E: 0 K: 1 S: 5	H: 0 LOB: 0 BB: 0 P: 5	R: 0 E: 0 K: 0 S: 3	H: 0 LOB: 0 BB: 0 P: 3	R: 0 E: 0 K: 1 S: 5	H: 0 LOB: 0 BB: 0 P: 5	R: 0 E: 0 K: 0 S: 3	H: 1 LOB: 1 BB: 1 P: 7	R: 0 E: 0 K: 0 S: 4	H: 1 LOB: 1 BB: 0 P: 4	R: 2 E: 0 K: 0 S: 6	H: 3 LOB: 1 BB: 0 P: 6		1B: 4 2B: 1 3B: 1 HR: 2	SF: 0 SAC: 1 DP: 1 HBP: 0	WP: 0 PB: 0 SB: 0 CS: 0	PA: 32				
PITCHER	IP	WLS	BF	H	R	ER	SO	BB	IBB	HBP	BLK	WP	HR	S	P	ERA	WHIP								
John Briggs, R ERA: 2.59 Bill Henry, L ERA: 1.69	7.1		28	6	4	4	2	0	0	0	0	0	1	4	4	0.00	3.000								



Batter	1	2	3	4	5	6	7	8	9	AB	R	H	RBI	BB	SO	LOB	TOP			
Tony Taylor, R OBP: 0.306, SLG: 0.310 (1,4)	4-3		F9	FC6		G6-4-3 1B			3-1 1B	5	0	2	0	0	0	1				
Alvin Dark, R OBP: 0.361, SLG: 0.412 (1,5)	FC5-4 BB		E3 BB		K	G6-4-3 1B			3-1	4	0	0	0	1	1	4				
Lee Walls, R OBP: 0.367, SLG: 0.529 (1,9)	FC5-4 1B		F8		F9				F8	5	0	0	0	0	1	3				
14 Ernie Banks, R OBP: 0.360, SLG: 0.611 (1,6)			BB						K	4	0	2	0	1	2	1				
Bobby Thomson, R OBP: 0.359, SLG: 0.469 (1,8)	5-3		BB		F8					3	0	1	0	1	0	3				
Cal Neeman, R OBP: 0.388, SLG: 0.613 (1,2)		6-3	K			1B			F8	4	1	1	0	0	1	4				
Jim Bolger, R OBP: 0.280, SLG: 0.314 (1,7)					K	F8			6-3	4	0	1	0	0	1	1				
Dale Long, L OBP: 0.369, SLG: 0.472 (1,3)										2	0	1	0	1	1	1				
Johnny Goryl, R OBP: 0.317, SLG: 0.399 (6, PH)	K								F5	1	0	0	0	0	0	0				
Marcelino Solis, L OBP: 0.250, SLG: 0.250 (8, 1)					FC1-6 BB	1B				0	0	0	0	0	0	0				
Taylor Phillips, L OBP: 0.102, SLG: 0.064 (1, 1)										3	0	1	1	0	1	2				
Don Elston, R OBP: 0.111, SLG: 0.111 (6, 1)	K				FC1-6 FC6	1B			K	0	0	0	0	0	0	0				
Bobby Adams, R OBP: 0.310, SLG: 0.407 (8, 3)						1B				1	0	0	0	0	1	0				
Inning Stats	R: 0 E: 0 K: 0 S: 4	H: 1 LOB: 2 BB: 1 P: 8	R: 0 E: 0 K: 2 S: 8	H: 1 LOB: 1 BB: 0 P: 8	R: 0 E: 1 K: 1 S: 6	H: 0 LOB: 3 BB: 2 P: 14	R: 0 E: 0 K: 1 S: 5	H: 0 LOB: 1 BB: 1 P: 9	R: 0 E: 0 K: 1 S: 6	H: 1 LOB: 1 BB: 0 P: 6	R: 0 E: 0 K: 2 S: 8	H: 1 LOB: 1 BB: 0 P: 8	R: 0 E: 0 K: 1 S: 5	H: 0 LOB: 0 BB: 0 P: 5	R: 0 E: 0 K: 1 S: 6	H: 1 LOB: 1 BB: 0 P: 6	1B: 8 2B: 0 3B: 1 HR: 0	SF: 0 SAC: 0 DP: 1 HBP: 0	WP: 0 PB: 0 SB: 0 CS: 0	PA: 40
PITCHER Juan Pizarro, L ERA: 1.0 (1, 1)	IP: 9.0 WLS: W BF: 40 H: 9 R: 1 ER: 1 SO: 9 BB: 4 IBB: 0 HBP: 0 BLK: 0 WP: 0 HR: 0 S: 54 P: 70 ERA: 1.00 WHIP: 1.444															PITCHER				

Chicago Cubs @ Milwaukee Braves
Milwaukee County Stadium, Milwaukee, WI
Fri Jul 25 1958, 8:05 PM EDT
Att: 46,747 - Unknown

AB	36
R	1
H	9
RBI	1
BB	4
SO	9
LOB	20



Batter	1	2	3	4	5	6	7	8	9	AB	R	H	RBI	BB	SO	LOB	BOTTOM			
Casey Wise, S OBP: 0.056, SLG: 0.056 (1,4)	3-1		K		1-3	F8		F9		5	0	0	0	0	1	3				
Johnny Logan, R OBP: 0.326, SLG: 0.402 (1,6)	F8		F6		P4			F7		4	0	0	0	0	0	0				
Eddie Mathews, L OBP: 0.358, SLG: 0.477 (1,5)	BB 1B		FC5-4 BB		F9			G3		3	1	1	0	1	0	0				
Hank Aaron, R OBP: 0.366, SLG: 0.539 (1,9)	1B BB		FC5-4			2B		HR		3	2	2	1	1	0	1				
Joe Adcock, R OBP: 0.330, SLG: 0.541 (1,3)					4-3 2B	SH3 1B 2B		BB		3	1	3	2	1	0	0				
Felix Mantilla, R OBP: 0.280, SLG: 0.391 (1,8) (7,7)	F8				4-3	SH3		F2		3	0	0	0	0	0	4				
Harry Hanebrink, L OBP: 0.277, SLG: 0.325 (1,7)										1	0	0	0	0	0	0				
Del Crandall, R OBP: 0.343, SLG: 0.461 (6, PH)			F9			SH1-3 1B		P1		1	0	1	1	0	0	0				
Lew Burdette, R OBP: 0.276, SLG: 0.345 (6, PR)										0	0	0	0	0	0	0				
Bill Bruton, L OBP: 0.323, SLG: 0.342 (7, 8)					HBP					1	0	0	0	0	0	0				
Del Rice, R OBP: 0.290, SLG: 0.313 (1,2)			F7		K	SH1-3		6-3		3	0	0	0	0	1	2				
Juan Pizarro, L (1, 1)			K		F4	IBB				2	0	0	0	2	1	2				
Inning Stats	R: 1 E: 0 K: 0 S: 5	H: 2 LOB: 2 BB: 1 P: 9	R: 0 E: 0 K: 1 S: 5	H: 0 LOB: 0 BB: 0 P: 5	R: 0 E: 0 K: 1 S: 5	H: 0 LOB: 1 BB: 1 P: 9	R: 0 E: 0 K: 1 S: 6	H: 1 LOB: 2 BB: 0 P: 7	R: 0 E: 0 K: 0 S: 3	H: 0 LOB: 0 BB: 0 P: 3	R: 2 E: 0 K: 0 S: 6	H: 3 LOB: 2 BB: 1 P: 10	R: 1 E: 0 K: 0 S: 4	H: 1 LOB: 1 BB: 1 P: 8	R: 0 E: 0 K: 0 S: 3	H: 0 LOB: 1 BB: 1 P: 7	1B: 3 2B: 3 3B: 0 HR: 1	SF: 0 SAC: 2 DP: 0 HBP: 1	WP: 0 PB: 0 SB: 0 CS: 0	PA: 37
PITCHER Taylor Phillips, L ERA: 4.23 (1, 1)	IP: 5.1 WLS: L BF: 24 H: 5 R: 3 ER: 3 SO: 3 BB: 2 IBB: 0 HBP: 1 BLK: 0 WP: 0 HR: 0 S: 27 P: 36 ERA: 5.06 WHIP: 1.312															PITCHER				
Don Elston, R ERA: 3.51 (6, 1)	1.2 9 2 1 1 0 1 1 0 0 0 0 1 7 15 5.40 1.800																			
Marcelino Solis, L ERA: 10.38 (8, 1)	1.0 4 0 0 0 0 1 0 0 0 0 0 0 3 7 0.00 1.000																			

Chicago Cubs @ Milwaukee Braves
Milwaukee County Stadium, Milwaukee, WI
Fri Jul 25 1958, 8:05 PM EDT
Att: 46,747 - Unknown

AB	29
R	4
H	7
RBI	4
BB	5
SO	3
LOB	12



Batter	1	2	3	4	5	6	7	8	9	AB	R	H	RBI	BB	SO	LOB	TOP																		
Tony Taylor, R OBP: 0.310, SLG: 0.313										6	2	3	0	0	2	4																			
Alvin Dark, R OBP: 0.363, SLG: 0.414										6	1	3	0	0	0	1																			
Lee Walls, R OBP: 0.369, SLG: 0.528										6	1	3	1	0	0	4																			
14 Ernie Banks, R OBP: 0.362, SLG: 0.614										6	2	3	3	0	0	5																			
Walt Moryn, L OBP: 0.345, SLG: 0.495										5	0	1	0	0	0	4																			
Dale Long, L OBP: 0.373, SLG: 0.474										5	0	3	2	0	0	0																			
Sammy Taylor, L OBP: 0.355, SLG: 0.429										4	0	1	0	1	1	4																			
Bobby Thomson, R OBP: 0.359, SLG: 0.477										5	1	2	1	0	1	2																			
Dick Drott, R OBP: 0.278, SLG: 0.257										1	0	0	0	0	1	0																			
Marcelino Solis, L OBP: 0.250, SLG: 0.250										4	0	1	0	0	1	2																			
Inning Stats	R: 3 E: 0 K: 0 S: 7	H: 4 LOB: 1 BB: 0 P: 7	R: 1 E: 0 K: 1 S: 8	H: 3 LOB: 2 BB: 0 P: 8	R: 0 E: 0 K: 1 S: 6	H: 1 LOB: 1 BB: 0 P: 6	R: 1 E: 0 K: 1 S: 8	H: 2 LOB: 2 BB: 0 P: 8	R: 0 E: 0 K: 0 S: 4	H: 1 LOB: 1 BB: 0 P: 4	R: 0 E: 0 K: 1 S: 7	H: 2 LOB: 2 BB: 0 P: 7	R: 1 E: 0 K: 1 S: 8	H: 3 LOB: 2 BB: 0 P: 8	R: 1 E: 0 K: 1 S: 8	H: 3 LOB: 2 BB: 0 P: 8	1B: 17 2B: 1 3B: 1 HR: 1	SF: 0 SAC: 0 DP: 0 HBP: 0	WP: 0 PB: 0 CS: 0	PA: 49															
PITCHER	IP WLS BF H R ER SO BB IBB HBP BLK WP HR S P ERA WHIP																																		
Lew Burdette, R ERA: 3.53	(1, 1)	1.2	12	7	4	4	1	0	0	0	0	0	0	0	14	14	21.60	4.200																	
Gene Conley, R ERA: 4.19	(2, 1)	7.0	L	36	13	3	2	5	1	0	0	0	0	0	1	45	49	2.57	2.000																
Don McMahon, R ERA: 3.15	(9, 1)	0.1	1	0	0	0	0	0	0	0	0	0	0	0	0	1	1	0.00	0.000																

Chicago Cubs @ Milwaukee Braves
Milwaukee County Stadium, Milwaukee, WI
Sat Jul 26 1958, 4:33 AM EDT
Att: 31,450 - Unknown

AB	48
R	7
H	20
RBI	7
BB	1
SO	6
LOB	26





Batter	1	2	3	4	5	6	7	8	9	AB	R	H	RBI	BB	SO	LOB	BOTTOM																	
Casey Wise, S OBP: 0.045, SLG: 0.045										4	0	0	0	0	1	1																		
Bill Bruton, L OBP: 0.327, SLG: 0.352										4	2	2	0	0	0	1																		
Eddie Mathews, L OBP: 0.357, SLG: 0.472										3	1	0	0	1	0	1																		
Hank Aaron, R OBP: 0.365, SLG: 0.536										4	0	1	1	0	1	2																		
Wes Covington, L OBP: 0.375, SLG: 0.671										4	0	2	2	0	1	0																		
Joe Adcock, R OBP: 0.329, SLG: 0.535										4	0	1	0	0	0	3																		
Johnny Logan, R OBP: 0.327, SLG: 0.401										4	0	1	0	0	1	2																		
Del Crandall, R OBP: 0.342, SLG: 0.458										4	0	1	0	0	1	2																		
Lew Burdette, R OBP: 0.276, SLG: 0.345										0	0	0	0	0	0	0																		
Gene Conley, R OBP: 0.198, SLG: 0.375										3	1	1	1	0	0	1																		
Don McMahon, R OBP: 0.375, SLG: 0.167										0	0	0	0	0	0	0																		
Felix Mantilla, R OBP: 0.278, SLG: 0.388										1	0	0	0	0	0	1																		
Inning Stats	R: 2 E: 0 K: 1 S: 7	H: 2 LOB: 1 BB: 1 P: 11	R: 1 E: 0 K: 2 S: 8	H: 1 LOB: 0 BB: 0 P: 8	R: 1 E: 0 K: 0 S: 6	H: 3 LOB: 2 BB: 0 P: 6	R: 0 E: 0 K: 0 S: 4	H: 1 LOB: 1 BB: 0 P: 4	R: 0 E: 0 K: 1 S: 5	H: 0 LOB: 0 BB: 0 P: 5	R: 0 E: 0 K: 1 S: 5	H: 0 LOB: 0 BB: 0 P: 5	R: 0 E: 0 K: 0 S: 3	H: 0 LOB: 0 BB: 0 P: 3	R: 0 E: 0 K: 0 S: 3	H: 0 LOB: 0 BB: 0 P: 3	R: 0 E: 0 K: 0 S: 4	H: 2 LOB: 1 BB: 0 P: 4	1B: 7 2B: 1 3B: 0 HR: 1	SF: 0 SAC: 0 DP: 1 HBP: 0	WP: 2 PB: 0 CS: 0	PA: 36												
PITCHER	IP WLS BF H R ER SO BB IBB HBP BLK WP HR S P ERA WHIP																																	
Dick Drott, R ERA: 5.91	(1, 1)	2.1	13	5	4	4	3	1	0	0	0	0	0	0	18	22	15.43	2.571																
Marcelino Solis, L ERA: 5.87	(3, 1)	6.2	W	23	4	0	0	2	0	0	0	0	0	0	27	27	0.00	0.600																

Chicago Cubs @ Milwaukee Braves
Milwaukee County Stadium, Milwaukee, WI
Sat Jul 26 1958, 4:33 AM EDT
Att: 31,450 - Unknown

AB	35
R	4
H	9
RBI	4
BB	1
SO	5
LOB	14



Batter	1	2	3	4	5	6	7	8	9	AB	R	H	RBI	BB	SO	LOB	TOP																				
Tony Taylor, R OBP: 0.308, SLG: 0.311 (1, 4)	F7		G4-6-3 BB		K			K		3	0	0	0	1	2	0	Chicago Cubs @ Milwaukee Braves Milwaukee County Stadium, Milwaukee, WI Sun Jul 27 1958, 8:05 PM EDT Att: 36,433 - Unknown																				
Alvin Dark, R OBP: 0.359, SLG: 0.409 (1, 5)	G3		G4-6-3			6-3		F3		4	0	0	0	0	2																						
Lee Walls, R OBP: 0.374, SLG: 0.531 (1, 9)	FC6-4 BB			3-1 1B					1B E BB	2	1	2	0	2	0																						
14 Ernie Banks, R OBP: 0.359, SLG: 0.608 (1, 6)	FC6-4			K		F8		F7		4	0	0	0	1	4																						
Walt Moryn, L OBP: 0.341, SLG: 0.489 (1, 7)		F9		3-1		4-3		E4 1B		4	0	0	0	0	3																						
Dale Long, L OBP: 0.374, SLG: 0.475 (1, 3)	F7			1B			4-3		G6-3 1B	4	0	2	1	0	0																						
Sammy Taylor, L OBP: 0.350, SLG: 0.422 (1, 2)	F6			F7		G3		G6-3		4	0	0	0	0	4																						
Bobby Thomson, R OBP: 0.359, SLG: 0.475 (1, 8)			BB 1B		6-3		F7			3	0	1	0	0	0																						
Dave Hillman, R OBP: 0.063, SLG: 0.125 Bill Henry, L OBP: 0.400, SLG: 0.444 Lou Jackson, L (8, PH) Glen Hobbie, R OBP: 0.184, SLG: 0.167 (8, 1)	P2				K			K2-3		2	0	0	0	0	1	1																					
Inning Stats	R: 0 E: 0 K: 0 S: 3	H: 0 LOB: 1 BB: 1 P: 7	R: 0 E: 0 K: 0 S: 3	H: 0 LOB: 0 BB: 0 P: 3	R: 0 E: 0 K: 0 S: 3	H: 1 LOB: 1 BB: 1 P: 7	R: 1 E: 0 K: 1 S: 7	H: 2 LOB: 1 BB: 0 P: 7	R: 0 E: 0 K: 2 S: 4	H: 0 LOB: 0 BB: 0 P: 4	R: 0 E: 0 K: 0 S: 3	H: 0 LOB: 0 BB: 0 P: 3	R: 0 E: 0 K: 2 S: 7	H: 0 LOB: 0 BB: 0 P: 7	R: 0 E: 1 K: 0 S: 4	H: 1 LOB: 2 BB: 1 P: 8			1B: 5 2B: 0 3B: 0 HR: 0	SF: 0 SAC: 0 DP: 2 HBP: 0	WP: 0 PB: 0 SB: 0 CS: 0	PA: 34															
PITCHER	IP	WLS	BF	H	R	ER	SO	BB	IBB	HBP	BLK	WP	HR	S	P	ERA	WHIP	PITCHER		IP	WLS	BF	H	R	ER	SO	BB	IBB	HBP	BLK	WP	HR	S	P	ERA	WHIP	
Carl Willey, R ERA: 2.7 Don McMahon, R ERA: 3.1	(1, 1)	8.1	W	33	5	1	1	5	3	0	0	0	0	0	40	52	1.08	0.960			(9, 1)	0.2	S	1	0	0	0	0	0	0	0	0	0	0	0	0.00	0.000

Batter	1	2	3	4	5	6	7	8	9	AB	R	H	RBI	BB	SO	LOB	BOTTOM																			
Bill Bruton, L OBP: 0.331, SLG: 0.362 (1, 8)	1B		1B 2B		K	G3				4	1	2	0	0	1	1	Chicago Cubs @ Milwaukee Braves Milwaukee County Stadium, Milwaukee, WI Sun Jul 27 1958, 8:05 PM EDT Att: 36,433 - Unknown																			
Frank Torre, L OBP: 0.400, SLG: 0.385 (1, 3)	K		F3		E 1B		SH1-3 BB			3	1	1	0	1	1	2																				
Eddie Mathews, L OBP: 0.357, SLG: 0.471 (1, 5)	HR 1B		K		P4		SH1-3			3	1	1	0	0	1	2																				
Hank Aaron, R OBP: 0.369, SLG: 0.545 (1, 9)	HR		1B		E6 1B		FC6-4 IBB			3	1	2	3	1	0	1																				
Wes Covington, L OBP: 0.376, SLG: 0.661 (1, 7)	G4-3		F2		1B		K			4	0	1	1	0	1	3																				
Del Crandall, R OBP: 0.341, SLG: 0.458 (1, 2)		2B		F8	F8		FC6-4			4	0	1	0	0	0	4																				
Johnny Logan, R OBP: 0.326, SLG: 0.399 (1, 6)		F2		F8		FC6-4 1B		6-3		4	0	1	0	0	0	1																				
Felix Mantilla, R OBP: 0.277, SLG: 0.385 (1, 4)		P3		FC6-4 1B		FC6-4 E S		F7		4	0	1	0	0	0	2																				
Carl Willey, R OBP: 0.143, SLG: 0.143 Don McMahon, R OBP: 0.375, SLG: 0.167 (9, 1)		K		FC6-4		K		1-3		4	0	0	0	0	2	3																				
Inning Stats	R: 2 E: 0 K: 1 S: 7	H: 3 LOB: 0 BB: 0 P: 7	R: 0 E: 0 K: 1 S: 6	H: 1 LOB: 0 BB: 0 P: 6	R: 1 E: 0 K: 1 S: 7	H: 2 LOB: 1 BB: 0 P: 7	R: 0 E: 0 K: 0 S: 4	H: 1 LOB: 0 BB: 0 P: 4	R: 1 E: 1 K: 1 S: 8	H: 2 LOB: 2 BB: 0 P: 8	R: 0 E: 0 K: 1 S: 6	H: 1 LOB: 1 BB: 0 P: 6	R: 0 E: 0 K: 1 S: 5	H: 0 LOB: 2 BB: 2 P: 13	R: 0 E: 0 K: 0 S: 3	H: 0 LOB: 0 BB: 0 P: 3			1B: 7 2B: 2 3B: 0 HR: 1	SF: 0 SAC: 1 DP: 0 HBP: 0	WP: 0 PB: 0 SB: 1 CS: 0	PA: 36														
PITCHER	IP	WLS	BF	H	R	ER	SO	BB	IBB	HBP	BLK	WP	HR	S	P	ERA	WHIP	PITCHER		IP	WLS	BF	H	R	ER	SO	BB	IBB	HBP	BLK	WP	HR	S	P	ERA	WHIP
Dave Hillman, R ERA: 2.75 Bill Henry, L ERA: 1.47 Glen Hobbie, R ERA: 3.72	(1, 1)	6.0	L	29	10	4	3	5	1	0	0	0	0	0	5	9	0.00	0.000			(8, 1)	1.0	3	0	0	0	0	0	0	0	0	0	0	0	0.00	0.000

Batter	1	2	3	4	5	6	7	8	9	AB	R	H	RBI	BB	SO	LOB	TOP								
Tony Taylor, R OBP: 0.308, SLG: 0.310 (1, 4)										4	1	1	0	0	2	1	Chicago Cubs @ Pittsburgh Pirates Forbes Field, Pittsburgh, PA Tue Jul 29 1958, 7:05 PM EDT Att: 20,325 - Unknown								
Alvin Dark, R OBP: 0.356, SLG: 0.407 (1, 5)										4	0	1	0	0	0	2									
Lee Walls, R OBP: 0.376, SLG: 0.530 (1, 9)										4	1	2	1	0	0	1									
14 Ernie Banks, R OBP: 0.358, SLG: 0.612 (1, 6)										4	1	1	2	0	1	1									
Dale Long, L OBP: 0.375, SLG: 0.475 (1, 3)										4	1	2	0	0	0	1									
Walt Moryn, L OBP: 0.338, SLG: 0.483 (1, 7)										4	0	0	0	0	0	2									
Sammy Taylor, L OBP: 0.347, SLG: 0.418 Cal Neeman, R OBP: 0.370, SLG: 0.611 (6, PH) (6, 2)										2	0	0	0	0	0	1									
Bobby Thomson, R OBP: 0.360, SLG: 0.476 (1, 8)										4	0	2	1	0	0	1									
John Briggs, R OBP: 0.125, SLG: 0.167 Don Elston, R OBP: 0.111, SLG: 0.111 Bobby Adams, R OBP: 0.310, SLG: 0.407 Bill Henry, L OBP: 0.400, SLG: 0.444 (1, 1) (5, 1) (7, PH) (7, 1)										2	0	0	0	0	0	2									
										0	0	0	0	0	0	0									
										0	0	0	0	0	0	0									
Inning Stats	R: 1 E: 0 K: 1 S: 7	H: 2 LOB: 1 BB: 0 P: 7	R: 0 E: 0 K: 0 S: 3	H: 0 LOB: 0 BB: 0 P: 3	R: 0 E: 0 K: 1 S: 5	H: 0 LOB: 0 BB: 0 P: 5	R: 3 E: 0 K: 1 S: 9	H: 4 LOB: 1 BB: 0 P: 9	R: 0 E: 0 K: 1 S: 5	H: 1 LOB: 0 BB: 0 P: 5	R: 0 E: 0 K: 0 S: 4	H: 1 LOB: 1 BB: 0 P: 4	R: 0 E: 0 K: 1 S: 6	H: 1 LOB: 1 BB: 0 P: 6	R: 0 E: 0 K: 0 S: 3	H: 0 LOB: 0 BB: 0 P: 3	R: 0 E: 0 K: 0 S: 3	H: 1 LOB: 0 BB: 0 P: 3	1B: 9 2B: 0 3B: 0 HR: 1	SF: 0 SAC: 1 DP: 2 HBP: 0	WP: 0 PB: 2 SB: 0 CS: 0	PA: 35			
PITCHER	IP	WLS	BF	H	R	ER	SO	BB	IBB	HBP	BLK	WP	HR	S	P	ERA	WHIP								
Bob Friend, R ERA: 3.92 (1, 1)	5.0	W	21	7	4	4	4	0	0	0	0	0	1	29	29	7.20	1.400								
Bob Smith, L ERA: 3.73 (6, 1)	1.1		6	2	0	0	0	0	0	0	0	0	0	6	6	0.00	1.500								
Roy Face, R ERA: 2.67 (7, 1)	2.2	S	8	1	0	0	1	0	0	0	0	0	0	10	10	0.00	0.375								

AB	34
R	4
H	10
RBI	4
BB	0
SO	5
LOB	12



Batter	1	2	3	4	5	6	7	8	9	AB	R	H	RBI	BB	SO	LOB	BOTTOM								
Bill Virdon, L OBP: 0.341, SLG: 0.405 (1, 8)										3	0	1	0	2	1	3	Chicago Cubs @ Pittsburgh Pirates Forbes Field, Pittsburgh, PA Tue Jul 29 1958, 7:05 PM EDT Att: 20,325 - Unknown								
Roberto Clemente, R OBP: 0.328, SLG: 0.377 (1, 9)										5	1	0	0	0	1	6									
Dick Stuart, R OBP: 0.295, SLG: 0.573 (1, 3)										5	0	1	3	0	2	2									
Frank Thomas, R OBP: 0.348, SLG: 0.590 (1, 5)										3	0	0	0	1	0	1									
Bob Skinner, L OBP: 0.402, SLG: 0.488 Roman Mejias, R OBP: 0.256, SLG: 0.420 (1, 7) (8, 7)										2	1	0	0	2	0	1									
Bill Mazerowski, R OBP: 0.311, SLG: 0.427 (1, 4)										4	0	1	0	0	0	3									
Dick Groat, R OBP: 0.306, SLG: 0.384 (1, 6)										4	1	3	1	0	1	1									
Bill Hall, L OBP: 0.369, SLG: 0.386 (1, 2)										4	2	2	1	0	1	3									
Bob Friend, R OBP: 0.167, SLG: 0.143 John Powers, L OBP: 0.324, SLG: 0.300 Bob Smith, R OBP: 0.111, SLG: 0.125 Roy Face, R (1, 1) (5, PH) (6, 1) (7, 1)										0	0	0	0	0	0	0									
										1	1	1	0	0	0	0									
										1	0	0	0	0	1	1									
										1	0	0	0	0	0	0									
Inning Stats	R: 0 E: 0 K: 1 S: 4	H: 0 LOB: 0 BB: 1 P: 8	R: 0 E: 0 K: 1 S: 5	H: 0 LOB: 1 BB: 1 P: 9	R: 1 E: 1 K: 0 S: 5	H: 1 LOB: 1 BB: 0 P: 5	R: 0 E: 0 K: 0 S: 3	H: 0 LOB: 0 BB: 0 P: 3	R: 4 E: 1 K: 1 S: 10	H: 4 LOB: 2 BB: 1 P: 14	R: 0 E: 0 K: 1 S: 6	H: 1 LOB: 2 BB: 1 P: 10	R: 1 E: 0 K: 2 S: 9	H: 2 LOB: 2 BB: 1 P: 13	R: 0 E: 0 K: 1 S: 6	H: 1 LOB: 1 BB: 0 P: 6	1B: 8 2B: 0 3B: 1 HR: 0	SF: 0 SAC: 1 DP: 1 HBP: 0	WP: 0 PB: 1 SB: 0 CS: 0	PA: 39					
PITCHER	IP	WLS	BF	H	R	ER	SO	BB	IBB	HBP	BLK	WP	HR	S	P	ERA	WHIP								
John Briggs, R ERA: 3.0 (1, 1)	4.1	L	21	5	5	4	3	2	0	0	0	0	0	25	33	8.31	1.615								
Don Elston, R ERA: 3.4 (5, 1)	1.2		8	1	0	0	1	0	2	0	0	0	0	8	16	0.00	0.600								
Bill Henry, L ERA: 1.63 (7, 1)	2.0		10	3	1	1	3	1	0	0	0	0	0	15	19	4.50	2.000								

AB	33
R	6
H	9
RBI	5
BB	5
SO	7
LOB	21



Batter	1	2	3	4	5	6	7	8	9	AB	R	H	RBI	BB	SO	LOB	TOP		
Lou Jackson, L (1, 7) OBP: 0.200, SLG: 0.200 Walt Moryn, L (8, PH) OBP: 0.340, SLG: 0.485	0-0 CS 1B			0-3 K		0-3 K		0-0 FC6-4 1B		3	0	1	0	0	2	0	Chicago Cubs @ Pittsburgh Pirates Forbes Field, Pittsburgh, PA Wed Jul 30 1958, 7:05 PM EDT Att: 20,869 - Unknown		
Alvin Dark, R (1, 5) OBP: 0.355, SLG: 0.408	0-0 L9			0-0 FC5-4 1B		0-0 F8		0-0 FC6-4 1B		4	0	2	1	0	0	2			
Lee Walls, R (1, 9) OBP: 0.372, SLG: 0.525	0-0 F9			0-0 FC5-4 1B		0-0 F7		0-0 FC6-4 1B		4	0	0	0	0	0	4			
14 Ernie Banks, R (1, 6) OBP: 0.357, SLG: 0.608		0-3 K		0-0 BB 1B		0-3 K		0-3 K		4	0	1	0	0	3	3			
Dale Long, L (1, 3) OBP: 0.374, SLG: 0.470		0-0 4-3		0-0 BB 1B			0-3 K	0-0 4-3		3	0	0	0	1	1	2			
Sammy Taylor, L (1, 2) OBP: 0.343, SLG: 0.412		0-0 1-3		0-3 K			0-0 F5			3	0	0	0	0	1	3			
Bobby Thomson, R (1, 8) OBP: 0.360, SLG: 0.474			0-3 K		0-0 F4		0-0 1B			3	0	1	0	0	1	0			
Tony Taylor, R (1, 4) OBP: 0.307, SLG: 0.308 Footer Johnson, L (7, PH)			0-3 K		0-0 F8		0-0 F7			2	0	0	0	0	1	0			
Johnny Goryl, R (7, 4) OBP: 0.317, SLG: 0.399			0-3 K		0-0 F8		0-0 F7			1	0	0	0	0	0	1			
Taylor Phillips, L (1, 1) OBP: 0.098, SLG: 0.061 Dick Drott, R (7, 1) OBP: 0.278, SLG: 0.257 Chuck Tanner, L (8, PH) OBP: 0.296, SLG: 0.367			0-3 K		0-3 K			0-0 1B		2	0	0	0	0	2	0			
										0	0	0	0	0	0	0			
										1	1	1	0	0	0	0			
Inning Stats	R: 0 E: 0 K: 0 S: 3	H: 1 LOB: 0 BB: 0 P: 3	R: 0 E: 0 K: 1 S: 5	H: 0 LOB: 0 BB: 0 P: 5	R: 0 E: 0 K: 3 S: 9	H: 0 LOB: 0 BB: 0 P: 9	R: 0 E: 0 K: 2 S: 9	H: 2 LOB: 3 BB: 1 P: 13	R: 0 E: 0 K: 1 S: 5	H: 0 LOB: 0 BB: 0 P: 5	R: 0 E: 0 K: 2 S: 8	H: 0 LOB: 1 BB: 0 P: 8	R: 0 E: 0 K: 1 S: 6	H: 1 LOB: 1 BB: 0 P: 6	R: 1 E: 0 K: 1 S: 8	H: 3 LOB: 2 BB: 0 P: 8		1B: 7 2B: 0 3B: 0 HR: 0 SF: 0 SAC: 0 DP: 0 HBP: 0	WP: 1 PB: 0 SB: 0 CS: 1 PA: 32
PITCHER	IP WLS BF H R ER SO BB IBB HBP BLK WP HR S P ERA WHIP																		
George Witt, R (1, 1) ERA: 2.4	7.0 W 29 7 1 1 10 1 0 0 0 1 0 0 48 52 1.29 1.143																		
Bob Porterfield, R (8, 1) ERA: 3.79	1.0 S 3 0 0 0 1 0 0 0 0 0 0 0 5 5 0.00 0.000																		

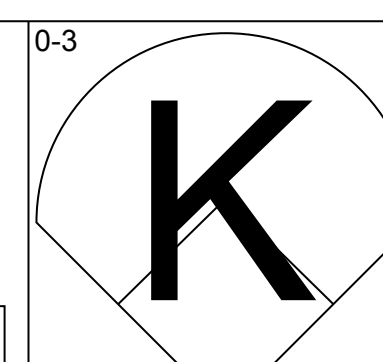
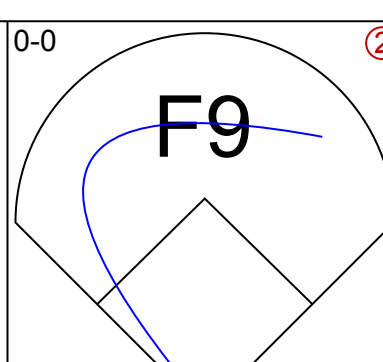
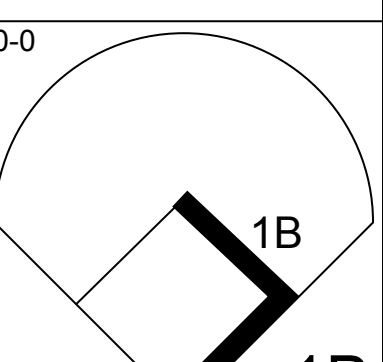
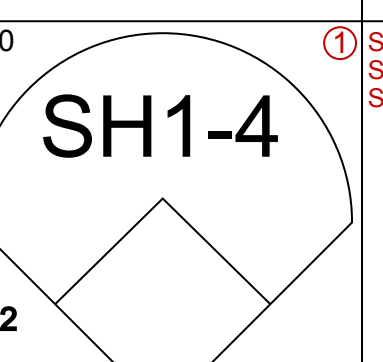
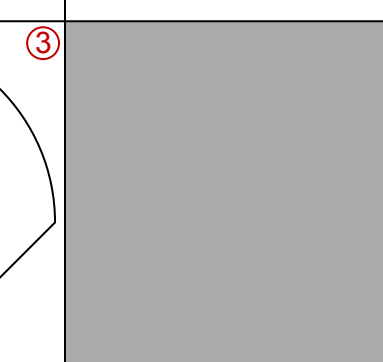
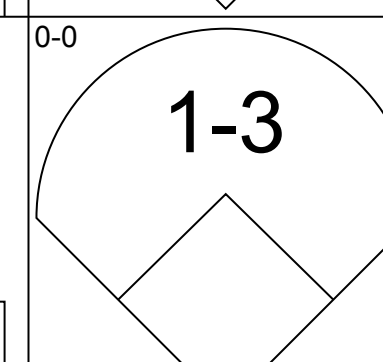
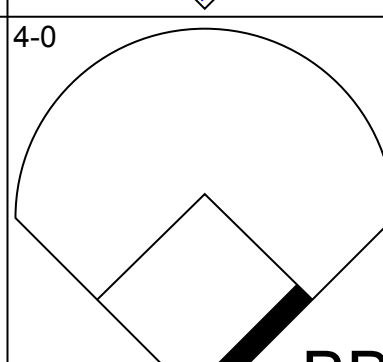
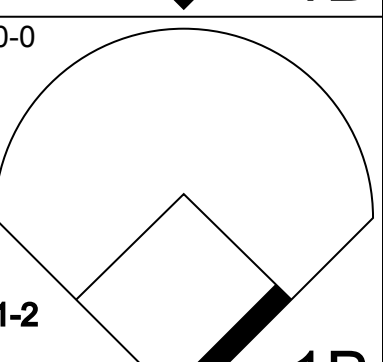
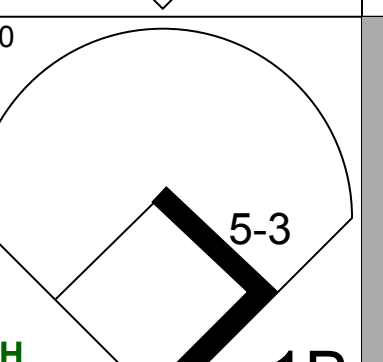

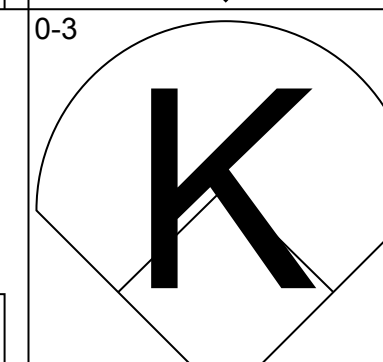
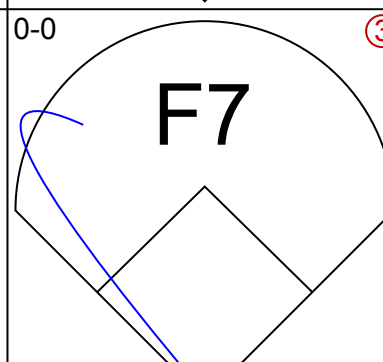
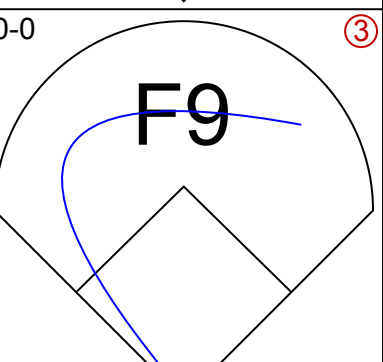
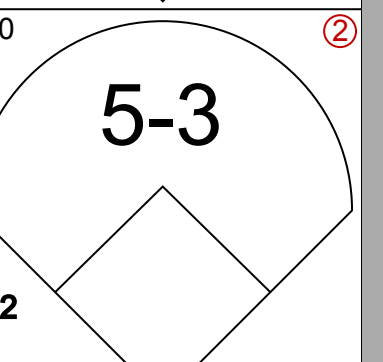
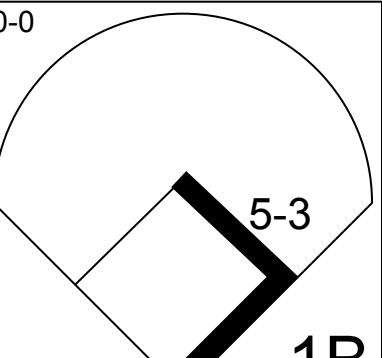
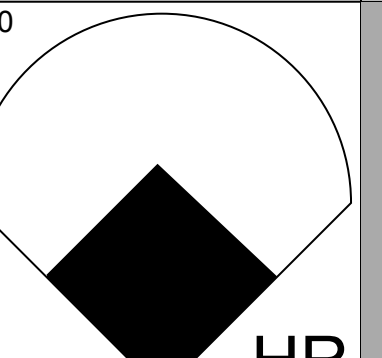
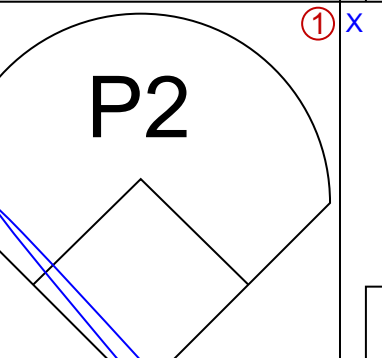
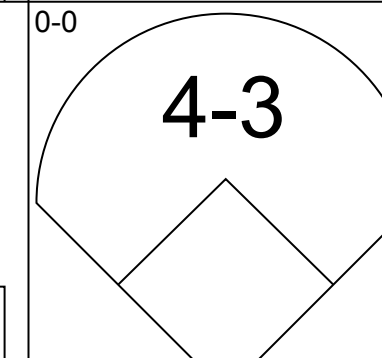







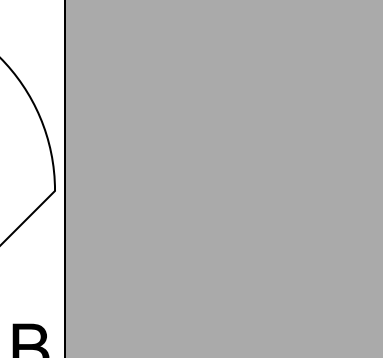


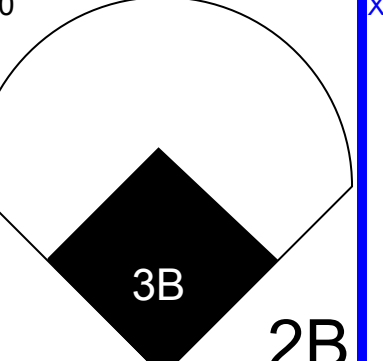


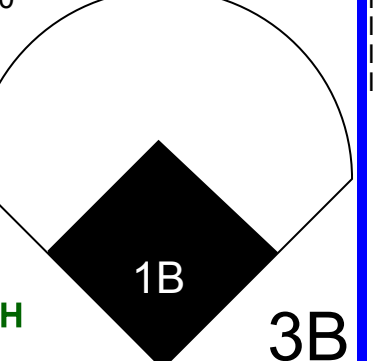
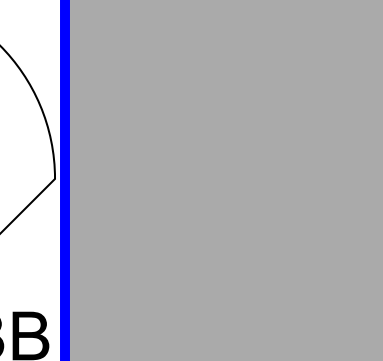
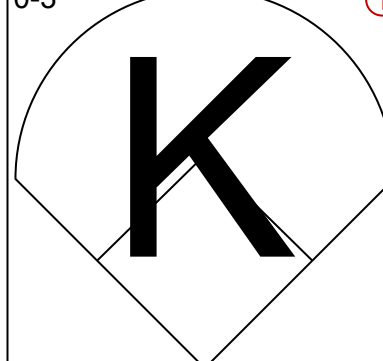
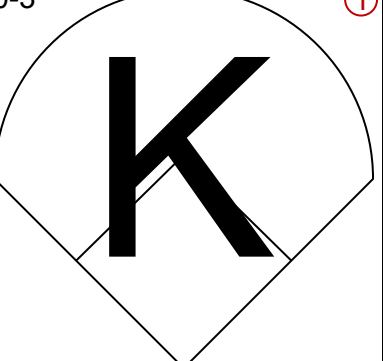
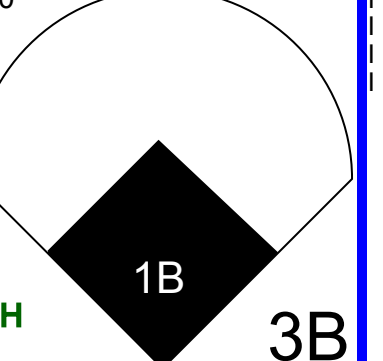
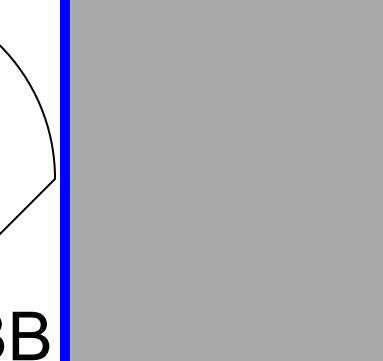
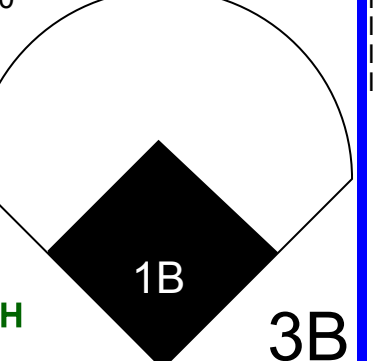
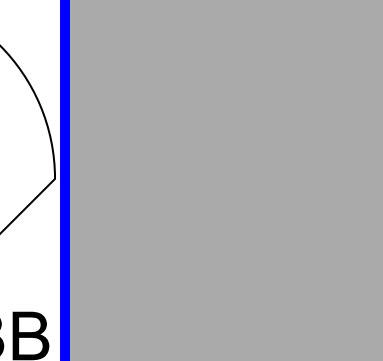
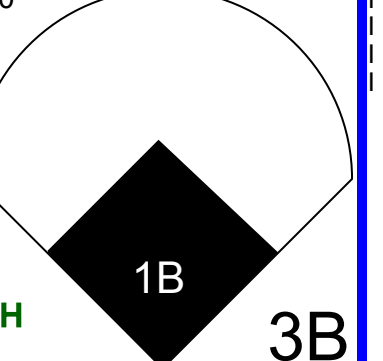
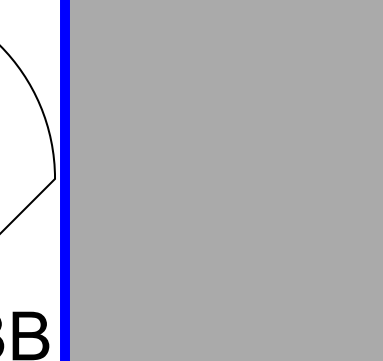
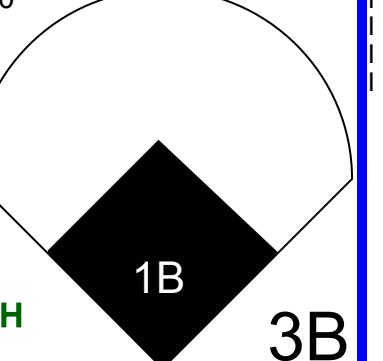
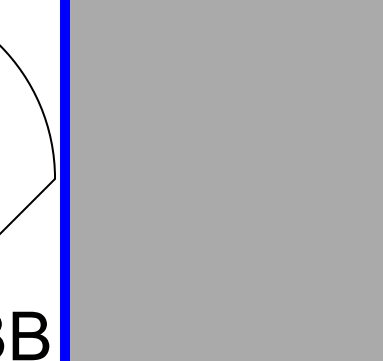
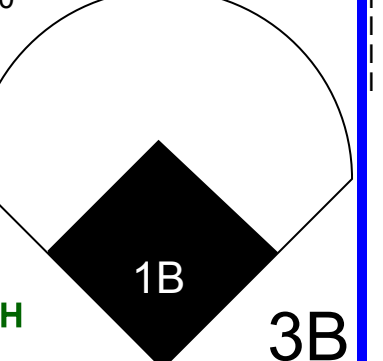
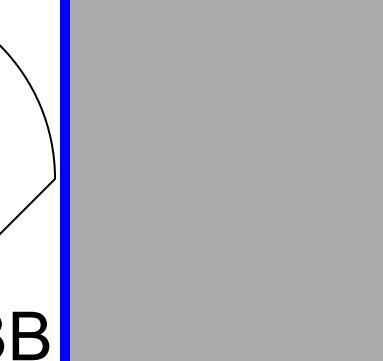
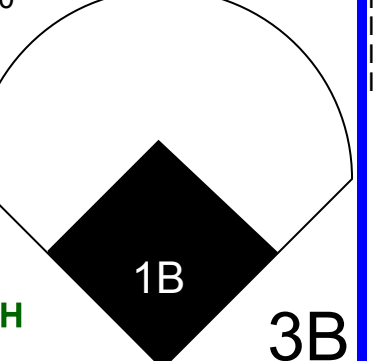
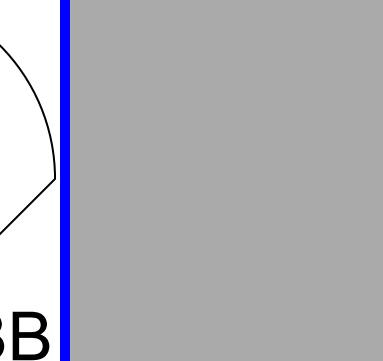
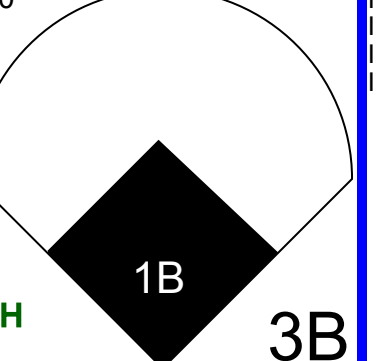
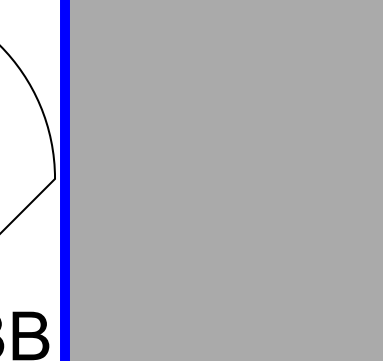
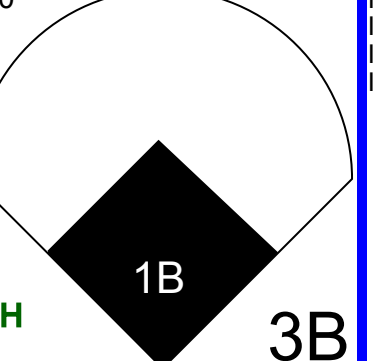
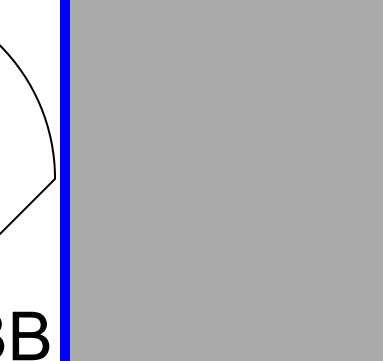
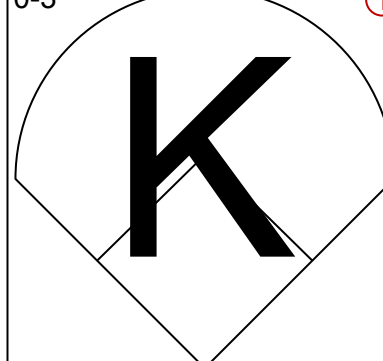
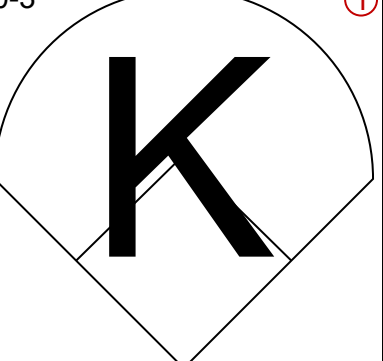
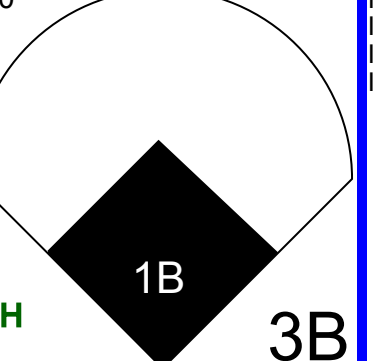
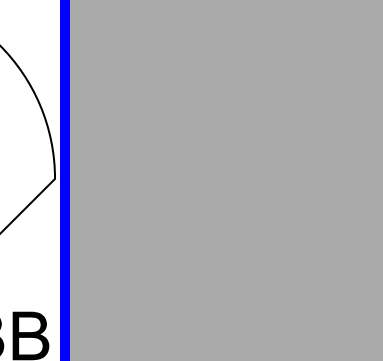
AB 31
R 1
H 7
RBI 1
BB 1
SO 11
LOB 15

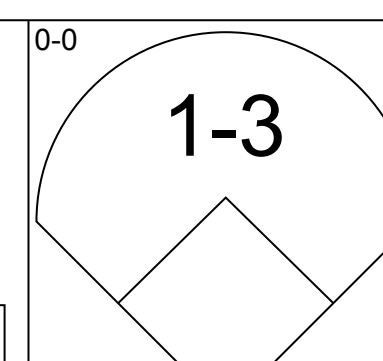
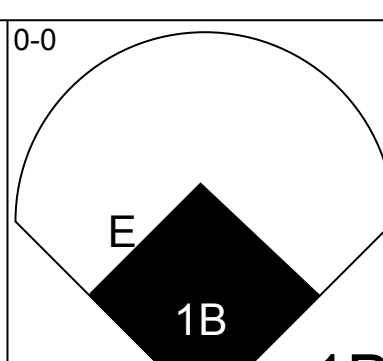
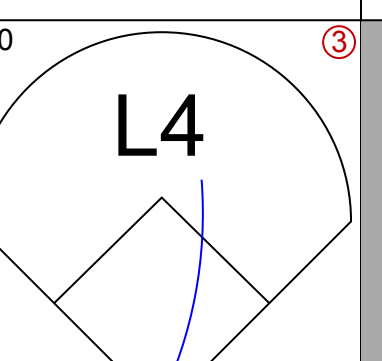
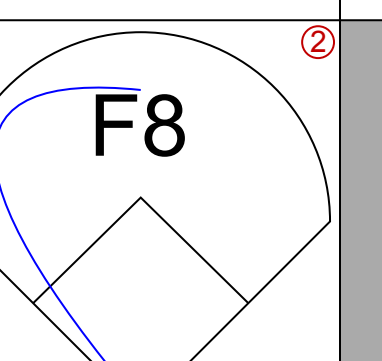
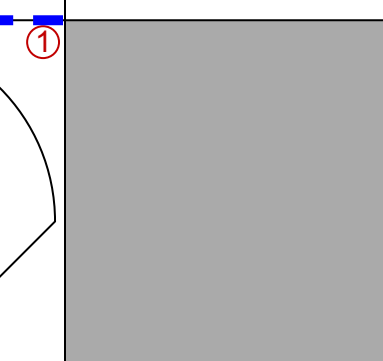
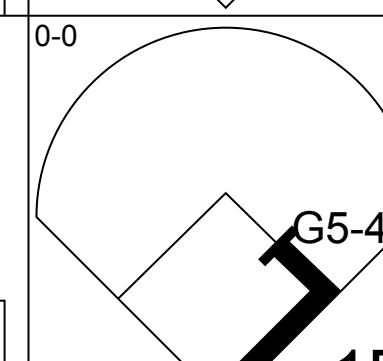
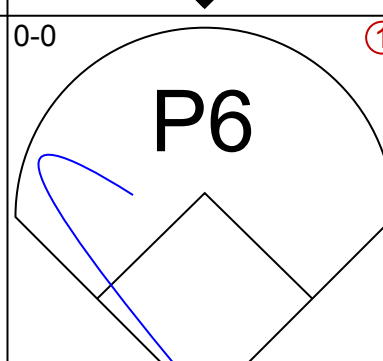
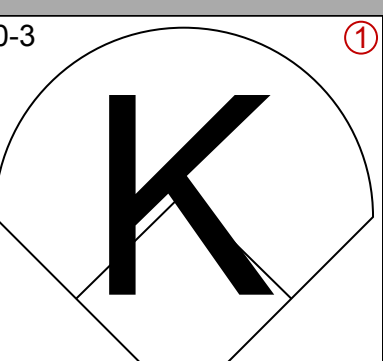
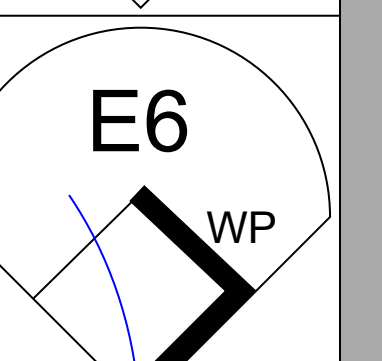
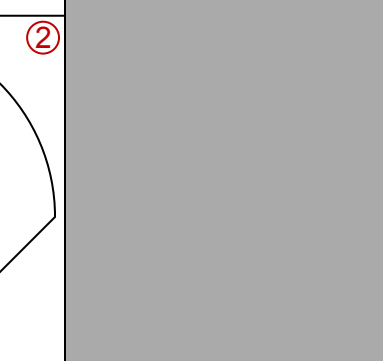
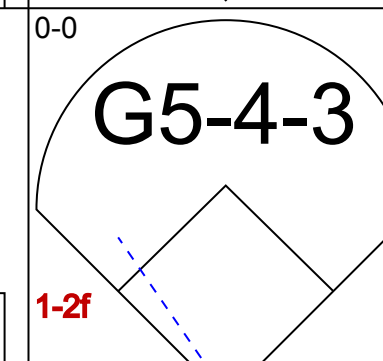
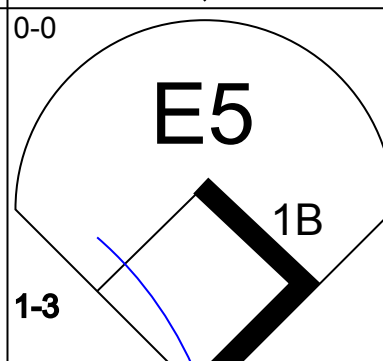
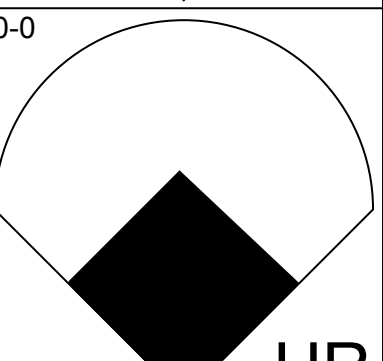
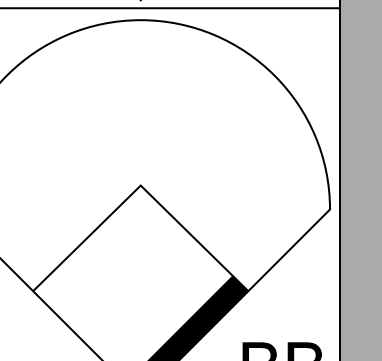
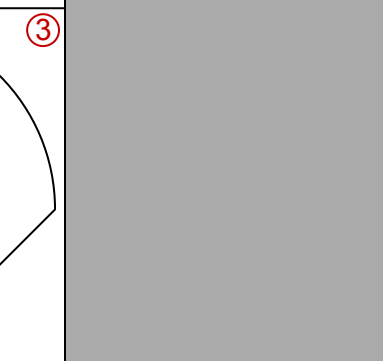
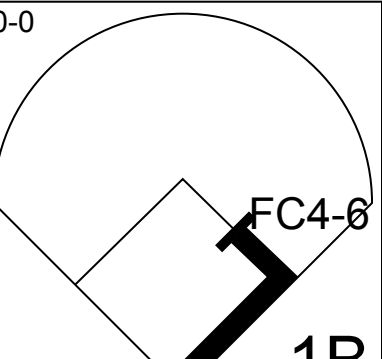
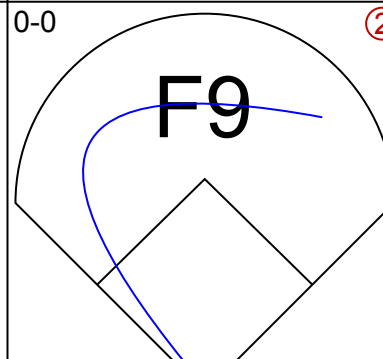
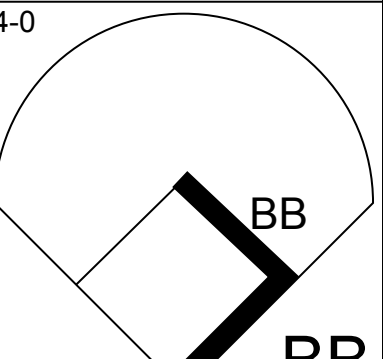
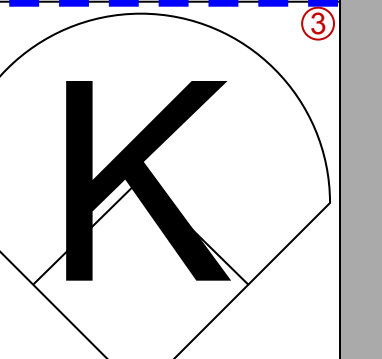
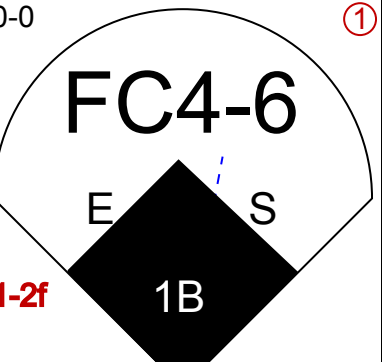
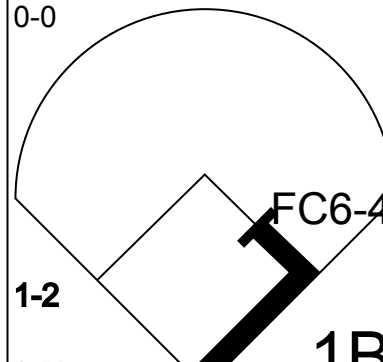
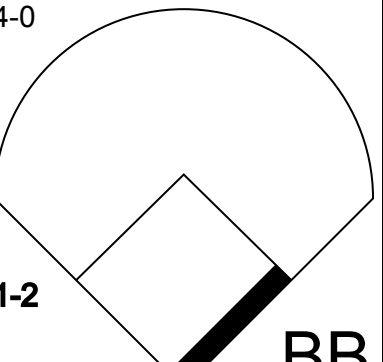
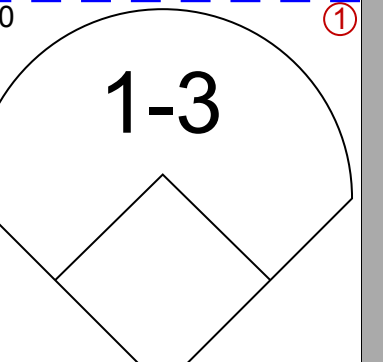
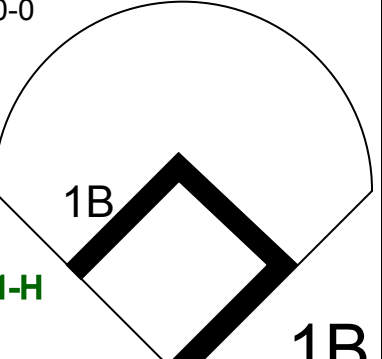
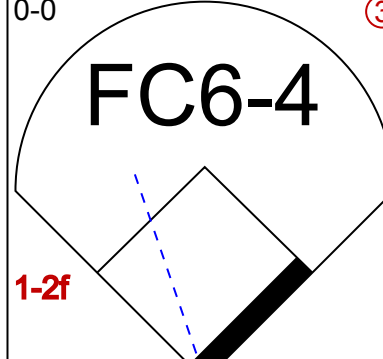
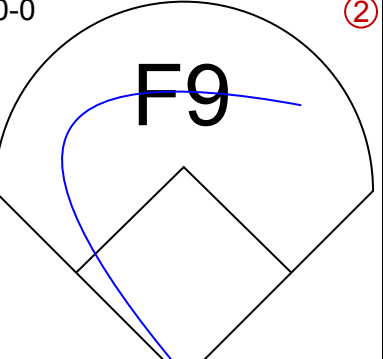
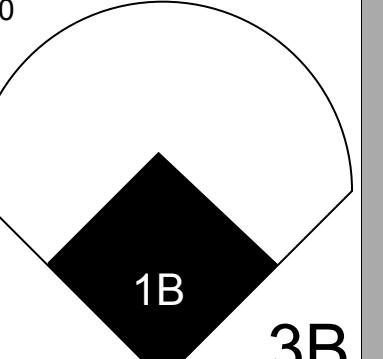
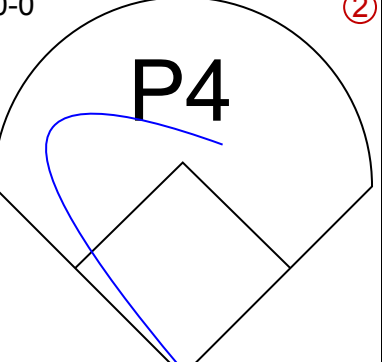
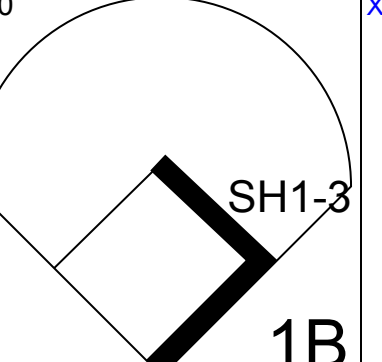
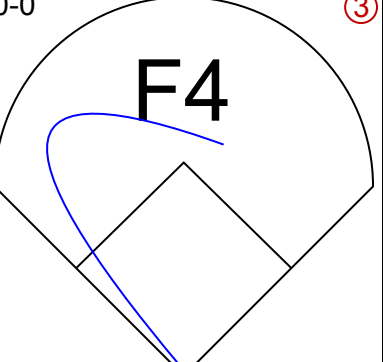
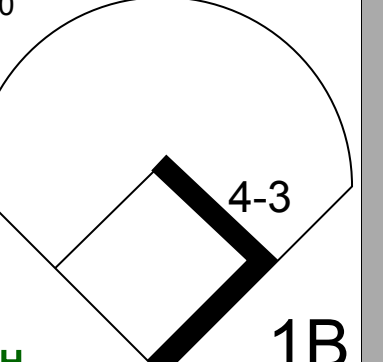
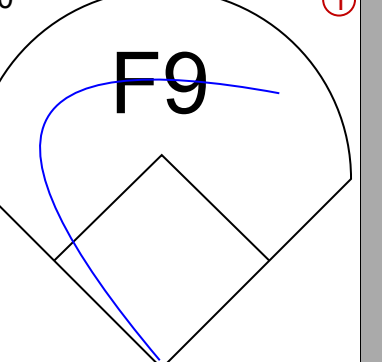
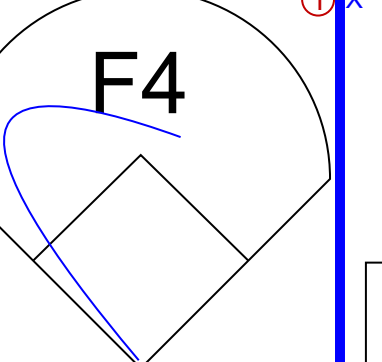

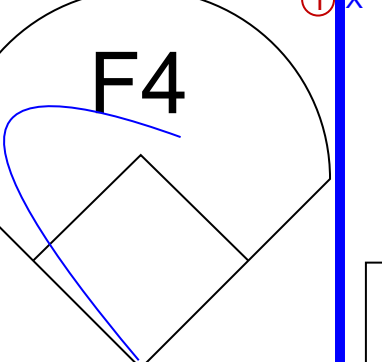

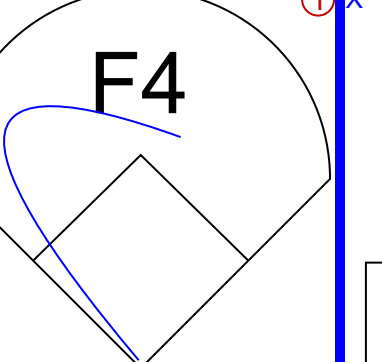




Batter	1	2	3	4	5	6	7	8	9	AB	R	H	RBI	BB	SO	LOB	BOTTOM	
Bill Virdon, L (1, 8) OBP: 0.338, SLG: 0.401	0-0 F6		0-0 F6		0-0 4-3		0-0 L3			4	0	0	0	0	0	1	Chicago Cubs @ Pittsburgh Pirates Forbes Field, Pittsburgh, PA Wed Jul 30 1958, 7:05 PM EDT Att: 20,869 - Unknown	
Roberto Clemente, R (1, 9) OBP: 0.330, SLG: 0.381	0-0 5-3		0-0 HBP 1B		0-0 5-3		0-0 1B 2B			4	2	2	0	0	0	0		
Dick Stuart, R (1, 3) OBP: 0.304, SLG: 0.565	0-3 K		1-0 1B HBP		0-3 K		0-0 1B			3	0	1	1	0	2	0		
Frank Thomas, R (1, 5) OBP: 0.350, SLG: 0.588		0-0 5-3	0-0 FC6-4 1B			1-0 FC6-4 HBP	0-3 K			3	0	1	2	0	1	1		
Bob Skinner, L (1, 7) OBP: 0.401, SLG: 0.491 Roman Mejias, R (8, 7) OBP: 0.256, SLG: 0.420		0-0 1B 3B	0-0 F8			0-0 F4	0-0 F3			4	1	1	0	0	0	4		
										0	0	0	0	0	0	0		
Bill Mazerowski, R (1, 4) OBP: 0.309, SLG: 0.423		0-3 K	0-0 FC6-4			0-0 FC6-4 HR				3	1	0	0	0	1	4		
Dick Groat, R (1, 6) OBP: 0.309, SLG: 0.384		0-0 FC6 1B		0-3 K		4-0 HR	0-0 IBB			2	1	1	1	1	1	0		
Hank Foiles, R (1, 2) OBP: 0.307, SLG: 0.332		0-0 FC6		0-0 5-3		0-0 HR				3	1	1	3	0	0	1		
George Witt, R (1, 1) OBP: 0.125, SLG: 0.125 Bob Porterfield, R (8, 1) ERA: 3.79			0-0 HBP 1B 1B		0-0 6-3		0-0 4-3			3	1	1	0	0	0	0		
										0	0	0	0	0	0	0		
Inning Stats	R: 0 E: 0 K: 1 S: 5	H: 0 LOB: 0 BB: 0 P: 5	R: 1 E: 0 K: 1 S: 7	H: 2 LOB: 1 BB: 0 P: 7	R: 2 E: 0 K: 0 S: 6	H: 3 LOB: 2 BB: 0 P: 7	R: 0 E: 0 K: 1 S: 5	H: 0 LOB: 0 BB: 0 P: 5	R: 3 E: 1 K: 0 S: 4	H: 1 LOB: 0 BB: 1 P: 9	R: 1 E: 0 K: 1 S: 7	H: 2 LOB: 1 BB: 0 P: 7	R: 1 E: 0 K: 1 S: 7	H: 3 LOB: 1 BB: 0 P: 7	1B: 5 2B: 1 3B: 1 HR: 1 SF: 0 SAC: 0 DP: 0 HBP: 2	WP: 0 PB: 0 SB: 0 CS: 0 PA: 32		
PITCHER	IP WLS BF H R ER SO BB IBB HBP BLK WP HR S P ERA WHIP																	
Taylor Phillips, L (1, 1) ERA: 4.49	6.1 L 29 7 7 0 1 0 0 0 0 0 0 1 34 40 9.95 1.105																	
Dick Drott, R (7, 1) ERA: 5.95	0.2 3 1 0 0 1 0 0 0 0 0 0 0 5 5 0.00 1.500																	


AB 29
R 7
H 8
RBI 7
BB 1
SO 5
LOB 11



Batter	1	2	3	4	5	6	7	8	9	AB	R	H	RBI	BB	SO	LOB	TOP																	
Tony Taylor, R OBP: 0.306, SLG: 0.307 (1, 4)										4	0	1	0	0	2	3	Chicago Cubs @ Pittsburgh Pirates Forbes Field, Pittsburgh, PA Thu Jul 31 1958, 7:05 PM EDT Att: 13,060 - Unknown																	
Alvin Dark, R OBP: 0.364, SLG: 0.410 (1, 5)										3	0	2	1	1	0	0																		
Lee Walls, R OBP: 0.369, SLG: 0.520 (1, 9)										4	0	0	0	0	1	5																		
14 Ernie Banks, R OBP: 0.358, SLG: 0.614 (1, 6)										4	1	2	1	0	0	1																		
Dale Long, L OBP: 0.370, SLG: 0.465 (1, 3)										4	0	0	0	0	1	1																		
Bobby Thomson, R OBP: 0.399, SLG: 0.472 (1, 8)										4	1	1	0	0	0	1																		
Lou Jackson, L OBP: 0.321, SLG: 0.375 (8, PH)										3	1	1	0	0	1	1																		
Jim Bolger, R OBP: 0.276, SLG: 0.310 (8, 7)										1	0	0	0	0	0	1																		
Cal Neeman, R OBP: 0.364, SLG: 0.598 (7, PH)										2	0	0	0	0	2	0																		
Walt Moryn, L OBP: 0.341, SLG: 0.492 (7, 1)										1	1	1	1	0	0	0																		
Glen Hobbie, R OBP: 0.184, SLG: 0.167 (8, PH)										0	0	0	0	0	0	0																		
Johnny Goryl, R OBP: 0.321, SLG: 0.399 (8, 1)										0	0	0	0	1	0	0																		
Bill Henry, L OBP: 0.400, SLG: 0.444 (8, 1)										0	0	0	0	0	0	0																		
Marcelino Solis, L OBP: 0.300, SLG: 0.400 (1, 1)										2	0	1	0	0	0	0																		
Dick Drott, R OBP: 0.278, SLG: 0.257 (5, 1)										0	0	0	0	0	0	0																		
Don Elston, R OBP: 0.111, SLG: 0.111 (7, PH)										0	0	0	0	0	0	0																		
Sammy Taylor, L OBP: 0.344, SLG: 0.413 (7, 2)										2	1	1	1	0	0	1																		
Inning Stats	R: 0 E: 0 K: 2 S: 7	H: 0 LOB: 0 BB: 0 P: 7	R: 0 E: 0 K: 2 S: 8	H: 1 LOB: 1 BB: 0 P: 8	R: 0 E: 0 K: 1 S: 6	H: 1 LOB: 2 BB: 1 P: 10	R: 1 E: 0 K: 0 S: 4	H: 1 LOB: 0 BB: 0 P: 4	R: 0 E: 0 K: 1 S: 7	H: 2 LOB: 2 BB: 0 P: 7	R: 0 E: 0 K: 0 S: 3	H: 0 LOB: 0 BB: 0 P: 3	R: 3 E: 0 K: 0 S: 7	H: 4 LOB: 1 BB: 0 P: 7	R: 1 E: 1 K: 1 S: 7	H: 1 LOB: 2 BB: 1 P: 11	1B: 6 2B: 2 3B: 1 HR: 1	SF: 0 SAC: 1 DP: 0 HBP: 0	WP: 1 PA: 37 PB: 0 SB: 0 CS: 0															
PITCHER	IP WLS BF H R ER SO BB IBB HBP BLK WP HR S P ERA WHIP																																	
Curt Raydon, R ERA: 3.08 (1, 1)	6.0	26	7	3	3	6	1	0	0	0	0	0	0	1	37	41	4.50	1.333																
Roy Face, R ERA: 2.77 (7, 1)	1.0	5	2	1	1	0	0	0	0	0	0	0	0	5	5	9.00	2.000																	
Don Gross, L ERA: 2.98 (8, 1)	1.0	L	6	1	1	0	1	0	1	0	0	1	0	7	11	0.00	1.000																	

Batter	1	2	3	4	5	6	7	8	9	AB	R	H	RBI	BB	SO	LOB	BOTTOM															
Bill Virdon, L OBP: 0.336, SLG: 0.398 (1, 8)										5	1	1	0	0	1	2	Chicago Cubs @ Pittsburgh Pirates Forbes Field, Pittsburgh, PA Thu Jul 31 1958, 7:05 PM EDT Att: 13,060 - Unknown															
Roberto Clemente, R OBP: 0.329, SLG: 0.379 (1, 9)										5	0	1	0	0	1	2																
Dick Stuart, R OBP: 0.309, SLG: 0.584 (1, 3)										4	1	1	1	1	1	2																
Frank Thomas, R OBP: 0.351, SLG: 0.586 (1, 5)										3	0	1	0	1	1	5																
Bob Skinner, L OBP: 0.402, SLG: 0.490 (1, 7)										3	1	1	1	1	0	1																
Bill Mazeroski, R OBP: 0.311, SLG: 0.430 (1, 4)										4	1	2	1	0	0	4																
Dick Groat, R OBP: 0.311, SLG: 0.386 (1, 6)										4	0	2	1	0	0	3																
Hank Foiles, R OBP: 0.307, SLG: 0.332 (7, PH)										3	0	1	0	0	0	1																
Ted Kluszewski, L OBP: 0.362, SLG: 0.400 (8, 2)										1	0	0	0	0	0	1																
Bill Hall, L OBP: 0.369, SLG: 0.386 (8, 2)										0	0	0	0	0	0	0																
Curt Raydon, R (1, 1)										1	0	0	0	1	1	2																
Roy Face, R (7, 1)										0	0	0	0	0	0	0																
John Powers, L OBP: 0.319, SLG: 0.295 (7, PH)										1	0	0	0	0	1	1																
Don Gross, L OBP: 0.143, SLG: 0.077 (8, 1)										0	0	0	0	0	0	0																
Inning Stats	R: 0 E: 0 K: 0 S: 3	H: 1 LOB: 0 BB: 0 P: 3	R: 1 E: 0 K: 1 S: 8	H: 3 LOB: 0 BB: 0 P: 8	R: 1 E: 1 K: 0 S: 6	H: 2 LOB: 2 BB: 0 P: 6	R: 0 E: 0 K: 0 S: 4	H: 1 LOB: 1 BB: 0 P: 4	R: 1 E: 0 K: 1 S: 6	H: 1 LOB: 2 BB: 2 P: 14	R: 0 E: 1 K: 1 S: 6	H: 0 LOB: 3 BB: 2 P: 14	R: 1 E: 0 K: 1 S: 7	H: 2 LOB: 1 BB: 0 P: 7	R: 0 E: 0 K: 2 S: 7	H: 0 LOB: 0 BB: 0 P: 7	1B: 8 2B: 0 3B: 1 HR: 1	SF: 0 SAC: 1 DP: 1 HBP: 0	WP: 1 PA: 39 PB: 0 SB: 1 CS: 0													
PITCHER	IP WLS BF H R ER SO BB IBB HBP BLK WP HR S P ERA WHIP																															
Marcelino Solis, L ERA: 5.49 (5, 1)	1.1	7	0	0	0	0	2	0	0	0	1	0	5	13	0.00	1.500																
Dick Drott, R ERA: 5.8 (6, 1)	0.1	1	0	0	0	1	0	0	0	0	0	0	3	3	0.00	0.000																
Don Elston, R ERA: 3.39 (7, 1)	1.0	W	5	2	1	1	0	0	0	0	0	0	7	7	9.00	2.000																
Glen Hobbie, R ERA: 3.76 (8, 1)	1.0	S	3	0	0	0	2	0	0	0	0	0	7	7	0.00	0.000																

Batter	1	2	3	4	5	6	7	8	9	AB	R	H	RBI	BB	SO	LOB	TOP					
Tony Taylor, R (1,4) OBP: 0.304, SLG: 0.304 Jim Bolger, R (9,PH) OBP: 0.273, SLG: 0.306	6-3		K			F9			F9	3	0	0	0	0	1	0	Chicago Cubs @ Philadelphia Phillies Connie Mack Stadium, Philadelphia, PA Fri Aug 01 1958, 7:05 PM EDT Att: 16,258 - Unknown AB 30 R 1 H 3 RBI 1 BB 0 SO 6 LOB 3 					
Alvin Dark, R (1,5) OBP: 0.363, SLG: 0.408	K				F7				L6	4	0	1	0	0	1	0						
Lou Jackson, L (1,9) OBP: 0.167, SLG: 0.250	G3				4-3				F7	4	0	0	0	0	0	1						
14 Ernie Banks, R (1,6) OBP: 0.356, SLG: 0.610		K			P4				F5	3	0	0	0	0	1	0						
Walt Moryn, L (1,7) OBP: 0.341, SLG: 0.494		FC5-4 2B			F7				K	3	0	1	0	0	1	0						
Dale Long, L (1,3) OBP: 0.370, SLG: 0.473		K			HR				4-1	3	1	1	1	0	1	1						
Sammy Taylor, L (1,2) Cal Neeman, R (8,2) OBP: 0.364, SLG: 0.598	FC5-4 2-3				K				F8	3	0	0	0	0	1	1						
Bobby Thomson, R (1,8) OBP: 0.356, SLG: 0.468			6-3		P3				4-3	3	0	0	0	0	0	0						
Dave Hillman, R (1,1) Bill Henry, L (6,1) Chuck Tanner, L (6,PH) Glen Hobbie, R (8,1) OBP: 0.056, SLG: 0.111 OBP: 0.400, SLG: 0.444 OBP: 0.291, SLG: 0.360 OBP: 0.184, SLG: 0.167			F8			5-3			4-3	2	0	0	0	0	0	0						
Inning Stats	R: 0 E: 0 K: 1 S: 5	H: 0 LOB: 0 BB: 0 P: 5	R: 0 E: 0 K: 2 S: 8	H: 1 LOB: 1 BB: 0 P: 8	R: 0 E: 0 K: 1 S: 5	H: 0 LOB: 0 BB: 0 P: 5	R: 0 E: 0 K: 0 S: 3	H: 0 LOB: 0 BB: 0 P: 3	R: 1 E: 0 K: 1 S: 6	H: 1 LOB: 0 BB: 0 P: 6	R: 0 E: 0 K: 1 S: 4	H: 1 LOB: 1 BB: 0 P: 4	R: 0 E: 0 K: 1 S: 5	H: 0 LOB: 0 BB: 0 P: 5	R: 0 E: 0 K: 0 S: 3	H: 0 LOB: 0 BB: 0 P: 3		R: 0 E: 0 K: 0 S: 3	H: 0 LOB: 0 BB: 0 P: 3	1B: 1 2B: 1 3B: 0 HR: 1	SF: 0 SAC: 0 DP: 0 HBP: 0	WP: 0 PB: 0 SB: 0 CS: 0
PITCHER Robin Roberts, R (1,1) ERA: 2.89	IP: 9.0 WLS: W BF: 30 H: 3 R: 1 ER: 1 SO: 6 BB: 0 IBB: 0 HBP: 0 BLK: 0 WP: 0 HR: 1 S: 42 P: 42 ERA: 1.00 WHIP: 0.333																					

Batter	1	2	3	4	5	6	7	8	9	AB	R	H	RBI	BB	SO	LOB	BOTTOM			
Richie Ashburn, L (1,8) OBP: 0.426, SLG: 0.429	F8		F3						6-3	4	0	1	0	0	0	1	Chicago Cubs @ Philadelphia Phillies Connie Mack Stadium, Philadelphia, PA Fri Aug 01 1958, 7:05 PM EDT Att: 16,258 - Unknown AB 29 R 3 H 6 RBI 3 BB 3 SO 3 LOB 14 			
Solly Hemus, L (1,4) OBP: 0.392, SLG: 0.442		2B SF8 BB	1-3			1B			F7	3	1	0	0	1	0	2				
Harry Anderson, L (1,7) OBP: 0.372, SLG: 0.509			K			1-3 SH1-4 1B			FC4-6 BB	3	1	2	0	1	1	1				
Willie Jones, R (1,5) OBP: 0.352, SLG: 0.431	SF8				P6	SH1-4			K	2	0	0	1	0	1	1				
Dave Philley, S (1,9) OBP: 0.344, SLG: 0.387	6-3					1-3			FC4-6 BB	3	0	1	0	1	0	2				
Ed Bouchee, L (1,3) OBP: 0.341, SLG: 0.333			P6		F8	3B 1B			FC4-6	4	1	1	1	0	0	3				
Chico Fernandez, R (1,6) OBP: 0.262, SLG: 0.287			P3		F6	3B 1B			4-3	4	0	1	1	0	0	3				
Carl Sawatski, L (1,2) OBP: 0.296, SLG: 0.317			P6			F2			K	3	0	0	0	0	1	1				
Robin Roberts, S (1,1) OBP: 0.286, SLG: 0.254			E3 1-3			F7			F8	3	0	0	0	0	0	0				
Inning Stats	R: 1 E: 0 K: 0 S: 4	H: 1 LOB: 1 BB: 1 P: 8	R: 0 E: 0 K: 0 S: 3	H: 0 LOB: 0 BB: 0 P: 3	R: 0 E: 1 K: 1 S: 6	H: 0 LOB: 1 BB: 0 P: 6	R: 0 E: 0 K: 0 S: 4	H: 1 LOB: 1 BB: 0 P: 4	R: 0 E: 0 K: 0 S: 4	H: 1 LOB: 1 BB: 0 P: 4	R: 2 E: 0 K: 1 S: 8	H: 3 LOB: 1 BB: 0 P: 8	R: 0 E: 0 K: 1 S: 3	H: 0 LOB: 2 BB: 2 P: 3	R: 0 E: 0 K: 1 S: 5	H: 0 LOB: 2 BB: 2 P: 13		1B: 3 2B: 2 3B: 1 HR: 0	SF: 1 SAC: 1 DP: 0 HBP: 0	WP: 0 PB: 0 SB: 0 CS: 0
PITCHER Dave Hillman, R (1,1) ERA: 2.95 Bill Henry, L (6,1) ERA: 1.54 Glen Hobbie, R (8,1) ERA: 3.73	IP: 5.2 WLS: L BF: 25 H: 6 R: 3 ER: 3 SO: 1 BB: 0 IBB: 0 HBP: 0 BLK: 0 WP: 0 HR: 0 S: 26 P: 30 ERA: 4.76 WHIP: 1.235																			

Batter	1	2	3	4	5	6	7	8	9	AB	R	H	RBI	BB	SO	LOB	TOP		
Tony Taylor, R OBP: 0.302, SLG: 0.300 (1, 4)	5-3		5-3		4-3		WP 1B		K	5	0	1	0	0	1	2			
Alvin Dark, R OBP: 0.355, SLG: 0.402 (1, 5)	P4-8		F3				K		1-3 BB	3	0	0	0	1	1	0			
Lee Walls, R OBP: 0.368, SLG: 0.516 (1, 9)	14 FC5-4 1B			5-3			F7		5-3	4	0	1	0	0	0	2			
14 Ernie Banks, R OBP: 0.352, SLG: 0.600 (1, 6)	FC5-4 1-2			K			1B		F7	4	0	1	0	0	1	1			
Walt Moryn, L OBP: 0.343, SLG: 0.499 (1, 7)			F8				F8		F8	3	0	0	0	1	0	1			
Dale Long, L OBP: 0.367, SLG: 0.472 (1, 3)			6-3 2B				F8		F8	4	0	1	0	0	1	1			
Bobby Thomson, R OBP: 0.359, SLG: 0.474 John Briggs, R OBP: 0.180, SLG: 0.200 Johnny Goryl, R OBP: 0.319, SLG: 0.396 (9, PH)	6-3 2-3						5-3 BB		6-3	2	0	0	0	1	0	1	AB R H RBI BB SO LOB		
Cal Neeman, R OBP: 0.356, SLG: 0.571 (1, 2)			K				F2		F7	4	1	1	0	0	1	2			
Taylor Phillips, L OBP: 0.298, SLG: 0.000 Glen Hobbie, R OBP: 0.194, SLG: 0.167 Chuck Barretto, L OBP: 0.298, SLG: 0.353 Marcelino Solis, L OBP: 0.275, SLG: 0.304 Lou Jackson, L OBP: 0.286, SLG: 0.538 (7, 8)			4-3				F7		1-H HR	1	0	0	0	0	0	0			
Inning Stats	R: 0 E: 0 K: 0 S: 4	H: 1 LOB: 1 BB: 0 P: 4	R: 0 E: 0 K: 1 S: 6	H: 1 LOB: 1 BB: 0 P: 6	R: 0 E: 0 K: 0 S: 3	H: 0 LOB: 0 BB: 0 P: 3	R: 0 E: 0 K: 2 S: 7	H: 0 LOB: 1 BB: 1 P: 11	R: 0 E: 0 K: 0 S: 3	H: 1 LOB: 1 BB: 0 P: 6	R: 2 E: 0 K: 0 S: 6	H: 3 LOB: 2 BB: 1 P: 10	R: 0 E: 0 K: 0 S: 3	H: 0 LOB: 0 BB: 0 P: 3	R: 0 E: 0 K: 1 S: 5	H: 0 LOB: 1 BB: 1 P: 9	1B: 4 2B: 1 3B: 0 HR: 1	SF: 0 SAC: 0 DP: 0 HBP: 0	WP: 2 PA: 37 PB: 0 SB: 0 CS: 0
PITCHER Ray Semproch, R ERA: 3.04 (1, 1)	IP: 9.0 WLS: W BF: 37 H: 6 R: 2 ER: 2 SO: 5 BB: 4 IBB: 0 HBP: 0 BLK: 0 WP: 1 HR: 1 S: 43 P: 59 ERA: 2.00 WHIP: 1.111															PITCHER			

Chicago Cubs @ Philadelphia Phillies
 Connie Mack Stadium, Philadelphia, PA
 Sun Aug 03 1958, 3:33 AM EDT
 Unknown

AB	33
R	2
H	6
RBI	2
BB	4
SO	5
LOB	11





Batter	1	2	3	4	5	6	7	8	9	AB	R	H	RBI	BB	SO	LOB	BOTTOM
Richie Ashburn, L OBP: 0.430, SLG: 0.433 (1, 8)	S 1B		4-3		6-3			E 1B		5	2	2	0	0	0	2	
Solly Hemus, L OBP: 0.390, SLG: 0.431 Ted Kazanski, R OBP: 0.308, SLG: 0.319 (7, 4)	1-H 1B		BB 2B		F7		6-3	1-H 1B		3	1	1	1	1	0	0	
Ed Bouchee, L OBP: 0.333, SLG: 0.319 (1, 3)	K		BB HBP 2B		K		4-3	1-2 K		4	1	0	0	1	3	2	
Willie Jones, R OBP: 0.355, SLG: 0.429 (1, 5)	F3		HBP BB 2B		HBP 1B		4-3	6-3		4	2	1	1	1	0	1	
Rip Repuski, R OBP: 0.306, SLG: 0.470 Bob Bowman, R OBP: 0.317, SLG: 0.481 (4, PR) (5, 9)	F9		BB HBP 1B		1B HBP		P4			1	1	0	0	1	0	1	
Harry Anderson, L OBP: 0.369, SLG: 0.500 (1, 7)			4-3		1-3 2-H 1B		G3			3	1	1	2	0	0	0	
Chico Fernandez, R OBP: 0.284, SLG: 0.301 (1, 6)	P3		K		FC6-4 1B					4	0	1	0	0	1	5	
Jim Hegan, R OBP: 0.263, SLG: 0.266 (1, 2)	FC5-4 1B		BB 1B		F9					2	0	1	1	2	0	0	
Ray Semproch, R OBP: 0.083, SLG: 0.100 (1, 1)	FC5-4 1-2		1-2 2-H 3-H 1B		F8		K			4	0	1	2	0	1	3	
Inning Stats	R: 1 E: 0 K: 1 S: 7	H: 2 LOB: 1 BB: 0 P: 7	R: 0 E: 0 K: 0 S: 4	H: 1 LOB: 1 BB: 0 P: 4	R: 5 E: 0 K: 1 S: 7	H: 2 LOB: 2 BB: 4 P: 24	R: 1 E: 0 K: 1 S: 6	H: 1 LOB: 2 BB: 1 P: 11	R: 0 E: 0 K: 0 S: 3	H: 0 LOB: 0 BB: 0 P: 3	R: 0 E: 0 K: 0 S: 6	H: 1 LOB: 2 BB: 1 P: 10	R: 1 E: 1 K: 1 S: 6	H: 2 LOB: 0 BB: 0 P: 6	1B: 7 2B: 3 3B: 0 HR: 0	SF: 0 SAC: 0 DP: 1 HBP: 2	WP: 0 PA: 40 PB: 0 SB: 1 CS: 1
PITCHER Taylor Phillips, L ERA: 4.79 Glen Hobbie, R ERA: 3.75 Marcelino Solis, L ERA: 4.81 John Briggs, R ERA: 3.43 (1, 1)	IP: 2.1 WLS: L BF: 15 H: 4 R: 6 ER: 6 SO: 1 BB: 2 IBB: 1 HBP: 1 BLK: 0 WP: 0 HR: 0 S: 13 P: 26 ERA: 23.14 WHIP: 2.571															PITCHER	

Chicago Cubs @ Philadelphia Phillies
 Connie Mack Stadium, Philadelphia, PA
 Sun Aug 03 1958, 3:33 AM EDT
 Unknown

AB	32
R	8
H	9
RBI	8
BB	6
SO	5
LOB	14



Batter	1	2	3	4	5	6	7	8	9	AB	R	H	RBI	BB	SO	LOB	TOP					
Tony Taylor, R OBP: 0.305, SLG: 0.310 (1,4)	4-3		14 SF8		1B 14 HR		1B E	B1		5	3	3	0	0	0	1	Chicago Cubs @ Philadelphia Phillies Sun Aug 03 1958, 3:38 AM EDT Att: 16,211 - Unknown Connie Mack Stadium, Philadelphia, PA 					
Alvin Dark, R OBP: 0.360, SLG: 0.402 (1,5)	F8		F2		1B 14 HR		1B 14 BB	F9		5	2	2	0	0	0	2						
14 Ernie Banks, R OBP: 0.352, SLG: 0.606 (1,6)	P6		SF8		HR		1B E	F9		3	2	1	4	1	0	1						
Walt Moryn, L OBP: 0.344, SLG: 0.500 (1,7)		4-3	K		1B		E3			5	2	2	0	0	1	2						
Lee Walls, R OBP: 0.371, SLG: 0.516 (1,9)		1B 2B			4-3		1B	E5		4	1	2	3	1	0	1						
Dale Long, L OBP: 0.365, SLG: 0.468 (1,3)		2B SF8			K		G4-6-3	8-6-4		5	1	1	0	0	2	4						
Lou Jackson, L OBP: 0.263, SLG: 0.500 (1,8)		1B			4-3		F8	L4		5	0	1	1	0	0	1						
Moe Thacker, R OBP: 0.250, SLG: 1.333 (1,2)		SF8			F8		6-3	HR		3	1	1	2	0	0	0						
Bob Anderson, R (1,1)		L9			K		3-1	CI		1	0	0	0	0	0	1						
Chuck Tanner, L (5, PH)										1	0	0	0	0	1	0						
Marcelino Solis, L (5, PH)										1	0	0	0	0	0	0						
Don Elston, R (9,1)										0	0	0	0	0	0	0						
Bill Henry, L (9,1)										0	0	0	0	0	0	0						
Inning Stats	R: 0 E: 0 K: 0 S: 3	H: 0 LOB: 0 BB: 0 P: 3	R: 2 E: 0 K: 0 S: 5	H: 2 LOB: 1 BB: 1 P: 9	R: 1 E: 0 K: 1 S: 6	H: 1 LOB: 0 BB: 0 P: 6	R: 0 E: 0 K: 1 S: 5	H: 0 LOB: 0 BB: 0 P: 5	R: 4 E: 0 K: 2 S: 12	H: 5 LOB: 1 BB: 0 P: 12	R: 0 E: 0 K: 0 S: 3	H: 0 LOB: 0 BB: 0 P: 3	R: 4 E: 1 K: 0 S: 6	H: 3 LOB: 1 BB: 1 P: 10	R: 1 E: 1 K: 0 S: 5	H: 1 LOB: 1 BB: 0 P: 5	R: 0 E: 1 K: 0 S: 4	H: 1 LOB: 1 BB: 0 P: 4	1B: 8 2B: 3 3B: 1 HR: 2	SF: 2 SAC: 0 DP: 2 HBP: 0	WP: 0 PB: 0 SB: 0 CS: 0	PA: 43
PITCHER	IP WLS BF H R ER SO BB IBB HBP BLK WP HR S P ERA WHIP																					
Jack Meyer, R (1,1)	4.2 L 21 6 6 6 3 1 0 0 0 0 0 1 26 30 11.57 1.500																					
Jim Heam, R (5,1)	1.1 6 2 1 1 1 0 0 0 0 0 0 0 8 8 6.75 1.500																					
Turk Farrell, R (7,1)	0.0 2 2 2 2 0 0 0 0 0 0 0 0 2 2 ∞ ∞																					
Bob Miller, R (7,1)	0.0 3 1 1 0 0 1 0 0 0 0 0 0 2 6 ∞ ∞																					
Seth Morehead, L (7,1)	3.0 11 2 2 2 0 0 0 0 0 0 0 1 11 11 6.00 0.667																					

Batter	1	2	3	4	5	6	7	8	9	AB	R	H	RBI	BB	SO	LOB	BOTTOM					
Richie Ashburn, L (1,8)	L9	4-3			2B		G4-6-3		1B E	3	1	2	0	2	0	0	Chicago Cubs @ Philadelphia Phillies Sun Aug 03 1958, 3:38 AM EDT Att: 16,211 - Unknown Connie Mack Stadium, Philadelphia, PA 					
Solly Hemus, L (1,4)	K	4-3			3-1		G4-6-3		E4	5	1	0	1	0	1	5						
Ed Bouchee, L (1,3)	1B	L8			P5		1B		BB	5	1	3	0	0	0	1						
Willie Jones, R (1,5)	1B 3B				E5		1-3		FC1-2	3	2	0	1	2	0	1						
Dave Philley, S (1,9)					L8		L3		F9	2	1	1	1	0	0	0						
Rip Repulski, R (5, PH)	3B				L3				FC1-2	2	1	0	1	1	0	1						
Harry Anderson, L (1,7)	HR				F8		K		FC1-2	5	1	1	2	0	2	3						
Chico Fernandez, R (1,6)	HR				CS		5-3		F7	4	1	2	4	1	0	0						
Carl Sawatski, L (1,2)	K				4-3		BB		K	4	0	0	0	1	2	3						
Jack Meyer, R (1,1)					2B		1B		1B E	2	0	1	0	0	0	0						
Jim Heam, R (5,1)										0	0	0	0	0	0	0						
Wally Post, R (5, PH)										1	0	0	0	0	0	1						
Turk Farrell, R (7,1)										0	0	0	0	0	0	0						
Bob Miller, R (7,1)										0	0	0	0	0	0	0						
Seth Morehead, L (7,1)										0	0	0	0	0	0	0						
Bob Bowman, R (9, PH)										1	1	1	0	0	0	0						
Inning Stats	R: 5 E: 0 K: 2 S: 11	H: 4 LOB: 0 BB: 1 P: 15	R: 0 E: 0 K: 0 S: 3	H: 0 LOB: 1 BB: 1 P: 7	R: 0 E: 0 K: 0 S: 3	H: 0 LOB: 0 BB: 0 P: 3	R: 0 E: 0 K: 0 S: 4	H: 2 LOB: 2 BB: 1 P: 8	R: 0 E: 1 K: 0 S: 3	H: 0 LOB: 0 BB: 0 P: 3	R: 0 E: 0 K: 1 S: 5	H: 0 LOB: 1 BB: 1 P: 9	R: 0 E: 0 K: 0 S: 3	H: 1 LOB: 1 BB: 1 P: 7	R: 0 E: 0 K: 1 S: 5	H: 0 LOB: 0 BB: 0 P: 5	R: 5 E: 1 K: 1 S: 10	H: 4 LOB: 2 BB: 2 P: 18	1B: 7 2B: 3 3B: 1 HR: 1	SF: 0 SAC: 0 DP: 2 HBP: 0	WP: 0 PB: 0 SB: 1 CS: 1	PA: 44
PITCHER	IP WLS BF H R ER SO BB IBB HBP BLK WP HR S P ERA WHIP																					
Bob Anderson, R (1,1)	4.0 W 19 4 4 2 2 2 0 0 0 0 0 0 21 29 4.15 1.385																					
Marcelino Solis, L (5,1)	4.1 W 19 4 4 2 2 2 0 0 0 0 0 0 21 29 4.15 1.385																					
Don Elston, R (9,1)	0.0 2 0 0 0 0 2 0 0 0 0 0 0 0 8 ∞ ∞																					
Bill Henry, L (9,1)	0.2 S 3 1 1 0 1 0 0 0 0 0 0 0 5 5 0.00 1.500																					

Batter	1	2	3	4	5	6	7	8	9	AB	R	H	RBI	BB	SO	LOB	TOP								
Eddie Bressoud, R (1, 4) OBP: 0.336, SLG: 0.371	4-0 WP 4-3 1B BB	0-0 2H 3H 2B		4-0 BB		0-0 F7		0-0 FC1-6 1B		3	1	2	3	2	0	0	San Francisco Giants @ Chicago Cubs Wrigley Field, Chicago, IL Mon Aug 04 1958, 3:33 AM CDT Att: 15,765 - Unknown								
Willie Kirkland, L (1, 9) OBP: 0.317, SLG: 0.409	0-0 F9	0-0 F7		0-0 4-3		0-3 K		0-0 FC1-6		5	0	0	0	0	1	6									
Willie Mays, R (1, 8) OBP: 0.402, SLG: 0.563	0-0 4-3 WP 1B		0-0 HR		0-0 S 1B 2B		0-0 F7	0-0 F3		5	2	3	1	0	0	2									
Leon Wagner, L (1, 7) OBP: 0.381, SLG: 0.486	0-0 4-3		0-0 3-1		0-3 K		4-0 6-3 BB		0-3 K	3	0	0	1	1	1	2									
Felipe Alou, R (7, 7) OBP: 0.292, SLG: 0.406	1-3 2H									1	0	0	0	0	1	0									
Orlando Cepeda, R (1, 3) OBP: 0.336, SLG: 0.515	0-3 K		0-0 1-3		0-0 F9		0-0 6-3		0-0 1-3	5	0	0	0	0	1	3									
Daryl Spencer, R (1, 6) OBP: 0.348, SLG: 0.434		4-0 SH1-3 E 2B BB	0-0 4-3		4-0 1B 2-3 BB		0-0 F7		4-0 FC5-4 BB	2	1	0	0	3	0	1									
Bob Schmidt, R (1, 2) OBP: 0.315, SLG: 0.457		0-0 FC4 SH1-3 2B		0-0 6-3		0-0 1-3 3H 1B		0-0 HBP 1B	0-0 FC5-4	5	2	2	1	0	0	2									
Jim Davenport, R (1, 5) OBP: 0.295, SLG: 0.362		0-0 SH1-3		0-0 SH3 1B		0-0 F8		0-3 K		3	0	1	0	0	1	3									
Mike McCormick, L (1, 1) OBP: 0.250, SLG: 0.238		0-3 K		0-0 SH3		0-0 F9		1-0 FC1-6 1B HBP		1	0	0	0	0	1	2									
Paul Giel, R (3, 1) OBP: 0.222, SLG: 0.125										1	0	0	0	0	0	0									
Mary Grissom, R (9, 1)										0	0	0	0	0	0	0									
Inning Stats	R: 1 E: 0 K: 1 S: 6	H: 1 LOB: 1 BB: 1 P: 10	R: 2 E: 1 K: 1 S: 7	H: 1 LOB: 1 BB: 1 P: 11	R: 1 E: 0 K: 0 S: 4	H: 1 LOB: 0 BB: 0 P: 4	R: 0 E: 0 K: 0 S: 4	H: 1 LOB: 2 BB: 1 P: 8	R: 1 E: 0 K: 1 S: 7	H: 2 LOB: 2 BB: 1 P: 11	R: 0 E: 0 K: 0 S: 5	H: 0 LOB: 0 BB: 0 P: 5	R: 0 E: 0 K: 0 S: 3	H: 0 LOB: 1 BB: 1 P: 7	R: 1 E: 0 K: 1 S: 7	H: 2 LOB: 2 BB: 0 P: 8	R: 0 E: 0 K: 1 S: 5	H: 0 LOB: 1 BB: 1 P: 9	1B: 5 2B: 2 3B: 0 HR: 1	SF: 0 SAC: 2 DP: 0 HBP: 1	WP: 1 PB: 0 SB: 1 CS: 0	PA: 43			
PITCHER	IP	WLS	BF	H	R	ER	SO	BB	IBB	HBP	BLK	WP	HR	S	P	ERA	WHIP								
Dick Drott, R (1, 1) ERA: 5.68	7.0	L	33	6	5	3	4	5	0	0	0	1	1	36	56	3.86	1.571								
Glen Hobbie, R (8, 1) ERA: 3.76	2.0		10	2	1	1	2	1	0	1	0	0	0	12	17	4.50	1.500								

Batter	1	2	3	4	5	6	7	8	9	AB	R	H	RBI	BB	SO	LOB	BOTTOM								
Tony Taylor, R (1, 4) OBP: 0.302, SLG: 0.307	0-0 6-3		0-0 E4 WP 1B	0-0 G4-6-3			0-3 K		0-0 G5-4-3	4	1	0	0	0	1	2	San Francisco Giants @ Chicago Cubs Wrigley Field, Chicago, IL Mon Aug 04 1958, 3:33 AM CDT Att: 15,765 - Unknown								
Cal Neeman, R (9, FH) OBP: 0.353, SLG: 0.566			1-2	1-2					1-2	1	0	0	0	0	1										
Alvin Dark, R (1, 5) OBP: 0.367, SLG: 0.407	0-0 14 1B		0-0 14 FC6-4 1B	4-0 CS BB			0-0 1B			3	0	3	2	1	0	0									
14 Ernie Banks, R (1, 6) OBP: 0.351, SLG: 0.602	0-0 G4-3 1B		0-0 FC6-4 1B 1B	0-3 K			0-0 F9			4	1	1	0	0	1	3									
Bobby Thomson, R (1, 8) OBP: 0.357, SLG: 0.471	0-0 G4-3		0-0 BB 1B	0-0 6-3				0-0 F8		4	1	1	0	0	0	3									
Lee Walls, R (1, 9) OBP: 0.372, SLG: 0.513		0-0 F4	4-0 1B BB	0-0 6-3				4-0 4-3 BLK BB		2	0	0	0	2	0	0									
Jim Bolger, R (1, 7) OBP: 0.276, SLG: 0.311		0-0 1-3	0-0 1B	0-0 F9				0-0 4-3		1	0	0	0	0	0	0									
Walt Moryn, L (3, FH) OBP: 0.343, SLG: 0.499			1-2 2H 3H 1B	0-0 F7				1-3 F8		3	0	1	2	0	0	1									
Dale Long, L (1, 3) OBP: 0.364, SLG: 0.465	0-0 F7		0-0 F7	0-0 1B				0-0 F8		4	0	1	0	0	0	3									
Moe Thacker, R (1, 2) OBP: 0.143, SLG: 0.667			0-0 F7	0-0 F8				0-0 G3		3	0	0	0	0	1	1									
Bobby Adams, R (9, FH) OBP: 0.305, SLG: 0.402				0-0 F8				0-0 G5-4-3		1	0	0	0	0	0	0									
Dick Drott, R (1, 1) OBP: 0.316, SLG: 0.278			0-0 WP E 1B	4-0 G4-6-3 BB				0-0 G5-4-3		1	1	1	0	1	0	0									
Lou Jackson, L (7, FH) OBP: 0.250, SLG: 0.474										1	0	0	0	0	1	0									
Glen Hobbie, R (8, 1) OBP: 0.184, SLG: 0.167										0	0	0	0	0	0	0									
Chuck Tanner, L (9, FH) OBP: 0.293, SLG: 0.358										1	0	1	0	0	0	0									
Inning Stats	R: 0 E: 0 K: 0 S: 4	H: 2 LOB: 1 BB: 0 P: 4	R: 0 E: 0 K: 0 S: 3	H: 0 LOB: 0 BB: 0 P: 3	R: 4 E: 1 K: 0 S: 8	H: 4 LOB: 2 BB: 1 P: 12	R: 0 E: 0 K: 0 S: 2	H: 0 LOB: 0 BB: 1 P: 6	R: 0 E: 0 K: 1 S: 4	H: 0 LOB: 0 BB: 1 P: 8	R: 0 E: 0 K: 1 S: 6	H: 1 LOB: 1 BB: 0 P: 6	R: 0 E: 0 K: 2 S: 8	H: 1 LOB: 1 BB: 0 P: 8	R: 0 E: 0 K: 0 S: 3	H: 0 LOB: 1 BB: 1 P: 7	R: 0 E: 0 K: 0 S: 3	H: 1 LOB: 0 BB: 0 P: 3	1B: 9 2B: 0 3B: 0 HR: 0	SF: 0 SAC: 0 DP: 3 HBP: 0	WP: 1 PB: 0 SB: 0 CS: 1	PA: 37			
PITCHER	IP	WLS	BF	H	R	ER	SO	BB	IBB	HBP	BLK	WP	HR	S	P	ERA	WHIP								
Mike McCormick, L (1, 1) ERA: 3.76	2.2		14	5	4	1	0	1	0	0	0	1	0	13	17	3.38	2.250								
Paul Giel, R (3, 1) ERA: 3.21	5.2	W	22	4	0	0	4	3	0	0	1	0	0	27	39	0.00	1.235								
Mary Grissom, R (9, 1) ERA: 3.46	0.2	S	1	0	0	0	0	0	0	0	0	0	0	1	1	0.00	0.000								



Batter	1	2	3	4	5	6	7	8	9	10	AB	R	H	RBI	BB	SO	LOB	TOP									
Eddie Bressoud, R (1.4) OBP: 0.328, SLG: 0.360 (10, 5)	6-3		K		K			K		F8	6	1	1	0	0	3	1	San Francisco Giants @ Chicago Cubs Wrigley Field, Chicago, IL Tue Aug 05 1958, 3:33 AM CDT Att: 14,713 - Unknown									
Willie Kirkland, L (1.9) OBP: 0.321, SLG: 0.410	G3		K			BB	1B	BB		1-3	4	2	1	1	2	1	0										
Willie Mays, R (1.8) OBP: 0.405, SLG: 0.563	HR									F5	5	2	3	1	1	0	2										
Leon Wagner, L (1.7) OBP: 0.390, SLG: 0.513	HR									F8	4	2	2	2	1	0	1										
Orlando Cepeda, R (1.3) OBP: 0.337, SLG: 0.519	6-3									F7	4	1	1	4	1	0	2										
Ray Jablonski, R (1.5) OBP: 0.283, SLG: 0.482			K								3	0	0	0	1	1	4										
Ruben Gomez, R (9, PR) OBP: 0.196, SLG: 0.287											0	1	0	0	0	0	0										
Johnny Antonelli, L (9, 1) OBP: 0.230, SLG: 0.271											0	0	0	0	0	0	0										
Bob Schmidt, R (1.2) OBP: 0.313, SLG: 0.454											2	0	0	0	0	0	2										
Bill White, L (6, PH) OBP: 0.400, SLG: 0.250	F8										1	0	1	0	0	0	0										
Valmy Thomas, R (6, 2) OBP: 0.343, SLG: 0.348											2	0	1	0	0	0	1										
Jim Davenport, R (1.6) OBP: 0.283, SLG: 0.359											2	0	0	0	0	1	0										
Hank Sauer, R (7, PH) OBP: 0.365, SLG: 0.455											1	0	0	0	0	0	0										
Daryl Spencer, R (7, 6) OBP: 0.350, SLG: 0.433	K										1	0	0	0	1	0	0										
Shu Miller, R Ramon Montzant, R Willie Mays, R Don Johnson, R Mary Grissom, R Bob Schmidt, R Marty Pate, R Felipe Alou, R Darryl Strawberry, R			5-3								2	0	0	0	0	0	1										
Inning Stats	R: 2 E: 0 K: 0 S: 4	H: 1 LOB: 0 BB: 1 P: 8	R: 0 E: 0 K: 2 S: 7	H: 0 LOB: 0 BB: 0 P: 7	R: 0 E: 0 K: 2 S: 7	H: 0 LOB: 0 BB: 0 P: 7	R: 0 E: 0 K: 2 S: 4	H: 1 LOB: 2 BB: 1 P: 8	R: 0 E: 0 K: 2 S: 7	H: 0 LOB: 0 BB: 0 P: 7	R: 1 E: 0 K: 0 S: 4	H: 2 LOB: 2 BB: 2 P: 12	R: 5 E: 0 K: 0 S: 8	H: 5 LOB: 1 BB: 1 P: 12	R: 0 E: 0 K: 1 S: 6	H: 1 LOB: 2 BB: 1 P: 10	R: 1 E: 0 K: 0 S: 4	H: 1 LOB: 2 BB: 1 P: 9	R: 0 E: 0 K: 0 S: 3	H: 0 LOB: 0 BB: 0 P: 3	1B: 7 2B: 2 3B: 0 HR: 2	SF: 0 SAC: 0 DP: 0 HBP: 1	WP: 1 PB: 0 SB: 0 CS: 0	PA: 48			
PITCHER	IP	WLS	BF	H	R	ER	SO	BB	IBB	HBP	BLK	WP	HR	S	P	ERA	WHIP										
Dave Hillman, R ERA: 3.48	(1.1)	6.2	30	7	6	6	6	4	0	0	0	0	1	2	2	∞	∞										
Bill Henry, L ERA: 1.77	(7, 1)	0.0	2	2	2	0	0	0	0	0	0	0	0	1	2	∞	∞										
Don Elston, R ERA: 3.3	(7, 1)	0.1	2	0	0	0	0	1	0	0	0	0	0	1	5	0.00	3.000										
Glen Hobbie, R ERA: 3.75	(8, 1)	3.0	W	14	2	1	1	1	1	0	0	1	0	13	22	3.00	1.000										

Batter	1	2	3	4	5	6	7	8	9	10	AB	R	H	RBI	BB	SO	LOB	BOTTOM										
Tony Taylor, R (1.4) OBP: 0.301, SLG: 0.305	K										5	1	1	1	0	2	3	San Francisco Giants @ Chicago Cubs Wrigley Field, Chicago, IL Tue Aug 05 1958, 3:33 AM CDT Att: 14,713 - Unknown										
Johnny Goryl, R (10, PH) OBP: 0.323, SLG: 0.400		FC6									1	1	1	0	0	0	0											
Alvin Dark, R (1.5) OBP: 0.369, SLG: 0.405	14 1B		6-3								4	1	1	0	2	0	1											
14 Ernie Banks, R (1.6) OBP: 0.355, SLG: 0.610	2B		F7								6	2	4	3	0	0	1											
Walt Moryn, L (1.7) OBP: 0.349, SLG: 0.507											4	0	3	2	1	0	0											
Jim Bolger, R (9, 7) OBP: 0.278, SLG: 0.311	2B										0	0	0	0	0	0	0											
Lee Walls, R (1.9) OBP: 0.368, SLG: 0.507	F7										5	0	0	0	0	1	5											
Date Long, L (1.3) OBP: 0.362, SLG: 0.461	F8										5	1	1	0	0	1	1											
Bobby Thomson, R (1.8) OBP: 0.358, SLG: 0.473											5	1	2	0	0	0	0											
Moe Thacker, R (1.2) OBP: 0.250, SLG: 0.800											4	2	1	1	1	2	1											
Dave Hillman, R OBP: 0.143, SLG: 0.238	(1.1)	5.1	27	9	8	8	5	1	1	0	0	0	0	0	0	0	0											
Bill Henry, L ERA: 5.03	(7, 1)	1.0	5	1	0	0	2	0	0	0	0	0	0	9	9	0.00	1.000											
Don Elston, R ERA: 12.27	(7, 1)	1.0	4	2	0	0	0	0	0	0	0	0	0	4	4	0.00	2.000											
Lou Jackson, L ERA: 3.4	(7, PH)	1.1	L	7	2	1	1	2	1	0	0	0	0	10	14	6.75	2.250											
Inning Stats	R: 2 E: 0 K: 1 S: 7	H: 2 LOB: 1 BB: 1 P: 11	R: 0 E: 0 K: 1 S: 6	H: 1 LOB: 1 BB: 0 P: 6	R: 0 E: 0 K: 1 S: 6	H: 1 LOB: 1 BB: 0 P: 6	R: 1 E: 0 K: 2 S: 8	H: 1 LOB: 0 BB: 0 P: 8	R: 1 E: 0 K: 0 S: 4	H: 1 LOB: 0 BB: 0 P: 4	R: 5 E: 0 K: 0 S: 8	H: 5 LOB: 2 BB: 2 P: 16	R: 0 E: 1 K: 2 S: 9	H: 1 LOB: 2 BB: 0 P: 9	R: 0 E: 0 K: 0 S: 4	H: 2 LOB: 1 BB: 0 P: 4	R: 0 E: 0 K: 1 S: 5	H: 0 LOB: 0 BB: 0 P: 5	R: 1 E: 0 K: 1 S: 5	H: 2 LOB: 2 BB: 1 P: 9	1B: 10 2B: 4 3B: 0 HR: 2	SF: 0 SAC: 0 DP: 1 HBP: 0	WP: 0 PB: 0 SB: 1 CS: 0	PA: 48				
PITCHER	IP	WLS	BF	H	R	ER	SO	BB	IBB	HBP	BLK	WP	HR	S	P	ERA	WHIP											
Stu Miller, R ERA: 2.77	(1.1)	5.1	27	9	8	8	5	1	1	0	0	0	0	2	35	43	13.50	1.875										
Ramon Montzant, R ERA: 5.03	(8, 1)	0.2	5	2	1	1	0	1	0	0	0	0	0	4	8	13.50	4.500											
Don Johnson, R ERA: 12.27	(7, 1)	1.0	5	1	0	0	2	0	0	0	0	0	0	9	9	0.00	1.000											
Mary Grissom, R ERA: 3.4	(8, 1)	1.0	4	2	0	0	0	0	0	0	0	0	0	4	4	0.00	2.000											
Johnny Antonelli, L ERA: 3.08	(8, 1)	1.1	L	7	2	1	1	2	1	0	0	0	0	10	14	6.75	2.250											

Batter	1	2	3	4	5	6	7	8	9	AB	R	H	RBI	BB	SO	LOB	TOP								
Jim Gilliam, S OBP: 0.352, SLG: 0.355 (1, 5)	3-2 4-3		0-0 F3		4-2 BB		1-1 E1 SH1-3 8-2 1B		0-0 2H 1B	4	0	2	1	1	0	0	Los Angeles Dodgers @ Chicago Cubs Wrigley Field, Chicago, IL Wed Aug 06 1958, 3:33 AM CDT Att: 10,699 - Unknown livebaseballscorecards.com								
Pee Wee Reese, R OBP: 0.348, SLG: 0.403 (1, 6)	0-0 1B SF7 1B		1-1 B5-3		2-2 F4		1-0 SH1-3		0-0 6-3	4	1	1	0	0	0	3									
John Roseboro, L OBP: 0.337, SLG: 0.465 (1, 2)	1-0 1-3 1B		1-2 F2		2-1 1B 2B		2-1 8-2			4	1	2	0	0	0	1									
Norm Larker, L OBP: 0.401, SLG: 0.483 Gino Cimoli, R OBP: 0.293, SLG: 0.373 (1, 7)	0-0 SF7		0-0 F9		1-0 2H HR 1B				1-1 1-3	2	1	1	2	0	0	0									
Carl Furillo, R OBP: 0.324, SLG: 0.420 (1, 9)	3-H 6-3		1-1 6-3		0-0 F7				1-0 G6-4-3 1B	4	0	1	0	0	0	2									
Charlie Neal, R OBP: 0.347, SLG: 0.479 (1, 4)		1-1 F3		0-0 F9		0-0 1-H HR			2-0 G6-4-3 1B 1-2	4	1	1	2	0	0	1									
Gil Hodges, R OBP: 0.320, SLG: 0.415 (1, 3)		3-1 1B		2-2 1B		4-2 FC6-4 BB			4-2 SH3-4 1B BB	2	1	2	0	2	0	0									
Don Demeter, R OBP: 0.105, SLG: 0.158 (1, 8)		0-0 F9		0-0 5-3		2-2 FC6-4			1-2 F6	4	0	0	0	0	0	4									
Stan Williams, R OBP: 0.029, SLG: 0.029 Clem Labine, R (6, 1)		0-3 K		1-3 K2-3		2-1 L9			0-0 SH3-4 1-2	3	0	0	0	0	2	3									
Inning Stats	R: 1 E: 0 K: 0 S: 7	H: 2 LOB: 1 BB: 0 P: 12	R: 0 E: 0 K: 1 S: 8	H: 1 LOB: 1 BB: 0 P: 12	R: 0 E: 0 K: 0 S: 6	H: 0 LOB: 0 BB: 0 P: 8	R: 0 E: 0 K: 0 S: 4	H: 0 LOB: 0 BB: 0 P: 5	R: 0 E: 0 K: 1 S: 14	H: 1 LOB: 2 BB: 1 P: 23	R: 3 E: 0 K: 0 S: 12	H: 3 LOB: 1 BB: 0 P: 23	R: 0 E: 1 K: 0 S: 5	H: 1 LOB: 0 BB: 0 P: 9	R: 0 E: 0 K: 0 S: 4	H: 1 LOB: 0 BB: 0 P: 8		R: 1 E: 0 K: 0 S: 8	H: 1 LOB: 1 BB: 1 P: 13	1B: 8 2B: 2 3B: 0 HR: 1	SF: 1 SAC: 2 DP: 2 HBP: 0	WP: 0 PB: 0 SB: 0 CS: 0	PA: 38		
PITCHER	IP WLS BF H R ER SO BB IBB HBP BLK WP HR S P ERA WHIP	7.0 L 30 8 4 4 2 2 0 0 0 0 1 56 92 5.14 1.429	2.0 S 8 2 1 1 0 1 0 0 0 0 0 12 21 4.50 1.500																						

Batter	1	2	3	4	5	6	7	8	9	AB	R	H	RBI	BB	SO	LOB	BOTTOM								
Tony Taylor, R OBP: 0.298, SLG: 0.302 (1, 4)	0-0 F8		0-3 K		1-0 FC4-6 1-2 2-3		1-1 5-3			4	0	0	0	0	1	3	Los Angeles Dodgers @ Chicago Cubs Wrigley Field, Chicago, IL Wed Aug 06 1958, 3:33 AM CDT Att: 10,699 - Unknown livebaseballscorecards.com								
Alvin Dark, R OBP: 0.365, SLG: 0.401 (1, 5)	0-0 5-3		2-2 4-3		1-0 5-3		2-1 F2			4	0	0	0	0	0	3									
14 Ernie Banks, R OBP: 0.352, SLG: 0.605 (1, 6)	0-2 5-3				0-1 F8		1-1 E6 BB FC6-4		2-1 L5	4	1	0	0	0	0	0									
Walt Moryn, L OBP: 0.348, SLG: 0.507 (1, 7)		1-0 G3		1-2 2B		0-0 F8			1-2 L4	4	0	1	0	0	0	1									
Lee Walls, R OBP: 0.369, SLG: 0.505 (1, 9)		4-2 G4-6-3 BB		0-0 5-3		4-2 FC6-4 BB			0-0 F8	2	0	0	0	2	0	1									
Dale Long, L OBP: 0.361, SLG: 0.457 (1, 3)		1-2 G4-6-3 1-2		1-2 F7		4-1 FC6-4 1-2 2-3 BB			2-1 6-3	3	0	0	0	1	0	2									
Bobby Thomson, R OBP: 0.357, SLG: 0.471 (1, 8)			0-0 F8		2-1 F8		0-0 FC6-4 1-2 2-3 3-H		2-1 G5-4-3 1B	4	0	1	1	0	0	2									
Moe Thacker, R OBP: 0.313, SLG: 0.714 (1, 2)			3-2 3B 1B		2-2 FC4-6 1B		3-2 L4		0-2 G5-4-3 1-2	4	1	2	0	0	0	3									
John Briggs, R OBP: 0.222, SLG: 0.333 Jim Bolger, R OBP: 0.275, SLG: 0.307 Bob Anderson, R (7, PH) (8, 1)			0-0 1-H 3B		3-1 FC4-6 1B		1-2 F8			2	0	2	1	0	0	0									
Inning Stats	R: 0 E: 0 K: 0 S: 5	H: 0 LOB: 0 BB: 0 P: 5	R: 0 E: 0 K: 0 S: 7	H: 0 LOB: 1 BB: 1 P: 13	R: 1 E: 0 K: 1 S: 14	H: 2 LOB: 1 BB: 0 P: 19	R: 0 E: 0 K: 0 S: 10	H: 1 LOB: 1 BB: 0 P: 12	R: 0 E: 0 K: 0 S: 11	H: 2 LOB: 2 BB: 0 P: 20	R: 1 E: 1 K: 0 S: 10	H: 0 LOB: 2 BB: 2 P: 22	R: 0 E: 0 K: 0 S: 7	H: 0 LOB: 0 BB: 0 P: 11	R: 0 E: 0 K: 0 S: 6	H: 0 LOB: 0 BB: 0 P: 9		R: 0 E: 0 K: 0 S: 7	H: 1 LOB: 0 BB: 0 P: 11	1B: 4 2B: 1 3B: 1 HR: 0	SF: 0 SAC: 0 DP: 2 HBP: 0	WP: 0 PB: 0 SB: 0 CS: 0	PA: 35		
PITCHER	IP WLS BF H R ER SO BB IBB HBP BLK WP HR S P ERA WHIP	5.1 W 24 5 2 1 1 3 0 0 0 0 0 24 38 0.00 0.273																							



Batter	1	2	3	4	5	6	7	8	9	AB	R	H	RBI	BB	SO	LOB	TOP			
Jim Gilliam, S OBP: 0.351, SLG: 0.357 (1, 5)	3-1 5-3		0-1 L9		0-0 1B 2B		1-2 F5			4	1	1	0	0	0	2	Los Angeles Dodgers @ Chicago Cubs Wrigley Field, Chicago, IL Thu Aug 07 1958, 3:33 AM CDT Att: 9,913 - Unknown livebaseballscorecards.com			
Pee Wee Reese, R OBP: 0.345, SLG: 0.399 (1, 6)	1-1 F8		2-0 FC6-4 1B		2-0 1B 1B		1-0 FC6-4 CS			4	1	1	0	0	0	2				
Charlie Neal, R OBP: 0.349, SLG: 0.479 (1, 4)	1-2 1B		3-1 FC6-4 1-2f 3-H 2-2		2-1 1B 1-3 2-H 1B		1-2 CS 1-2	1-3 K		4	0	2	2	0	1	1				
Carl Furillo, R OBP: 0.326, SLG: 0.419 (1, 9)	4-1 1-2 BB		3-1 3-1		0-0 2-3 3-H 3-2 1B			0-2 4-3		3	0	1	1	1	0	1				
Gil Hodges, R OBP: 0.320, SLG: 0.413 (1, 3)	2-1 F4			2-0 G6-4-3 1B				2-1 6-3		4	0	1	0	0	0	4				
Gino Cimoli, R OBP: 0.276, SLG: 0.366 (1, 7)		3-1 F5		1-1 G6-4-3 1-2f				0-0 3-1		4	0	0	0	0	0	1				
Don Demeter, R OBP: 0.087, SLG: 0.130 (1, 8)		0-1 F9		2-2 L7				1-0 5-3		4	0	0	0	0	0	0				
Joe Pignatano, R OBP: 0.277, SLG: 0.393 (1, 2)		3-2 6-3			1-0 6-3			3-2 6-3		4	0	0	0	0	0	0				
Sandy Koufax, R OBP: 0.167, SLG: 0.171 Johnny Klippstein, R OBP: 0.152, SLG: 0.155 (1, 1) (9, 1)			0-0 1B FC6-4 2B		2-1 6-3			4-0 FC6-4 BB		2	1	1	0	1	0	0				
Inning Stats	R: 0 E: 0 K: 0 S: 10	H: 1 LOB: 2 BB: 1 P: 21	R: 0 E: 0 K: 0 S: 7	H: 0 LOB: 0 BB: 0 P: 13	R: 1 E: 0 K: 0 S: 10	H: 2 LOB: 1 BB: 0 P: 17	R: 0 E: 0 K: 0 S: 6	H: 1 LOB: 0 BB: 0 P: 11	R: 2 E: 1 K: 0 S: 11	H: 3 LOB: 2 BB: 0 P: 21	R: 0 E: 0 K: 0 S: 8	H: 0 LOB: 0 BB: 1 P: 13	R: 0 E: 0 K: 1 S: 6	H: 0 LOB: 0 BB: 0 P: 11	R: 0 E: 0 K: 0 S: 3	H: 0 LOB: 0 BB: 0 P: 5	1B: 5 2B: 2 3B: 0 HR: 0	SF: 0 SAC: 0 DP: 1 HBP: 0	WP: 0 PA: 36 PB: 0 SB: 1 CS: 1	
PITCHER	IP WLS BF H R ER SO BB IBB HBP BLK WP HR S P ERA WHIP	4.2 L 22 7 3 1 0 1 0 0 0 0 0 41 77 1.93 1.714	3.1 10 0 0 0 1 1 0 0 0 0 0 25 43 0.00 0.300	1.0 3 0 0 0 0 0 0 0 0 0 0 3 5 0.00 0.000																

Batter	1	2	3	4	5	6	7	8	9	AB	R	H	RBI	BB	SO	LOB	BOTTOM		
Tony Taylor, R OBP: 0.296, SLG: 0.300 Johnny Goryl, R OBP: 0.319, SLG: 0.395 (1, 4) (6, FH) (7, 4)	3-2 F7		3-3 K			2-3 K		2-1 G5-4-3 1-2f		2	0	0	0	0	1	0	Los Angeles Dodgers @ Chicago Cubs Wrigley Field, Chicago, IL Thu Aug 07 1958, 3:33 AM CDT Att: 9,913 - Unknown livebaseballscorecards.com		
Alvin Dark, R OBP: 0.361, SLG: 0.396 (1, 5)	2-2 F9			1-1 F7		0-3 K			1-1 F6	4	0	0	0	0	1	1			
14 Ernie Banks, R OBP: 0.352, SLG: 0.600 (1, 6)	0-0 F4			1-2 F7		1-2 F8			4-1 L4-6 BB BB	3	0	0	0	1	0	1			
Bobby Thomson, R OBP: 0.358, SLG: 0.478 (1, 8)		3-1 HR		1-3 K			1-0 F3		4-2 BB 1-2 BB	3	1	1	1	1	1	0			
Lee Walls, R OBP: 0.368, SLG: 0.502 (1, 9)		2-3 K			0-0 1B		1-0 6-3		3-2 L4-6 2-3	4	0	1	0	0	1	2			
Jim Bolger, R OBP: 0.277, SLG: 0.321 (1, 7)		0-1 6-3			0-0 F3		1-0 2B			3	0	1	0	0	0	1			
Dale Long, L OBP: 0.358, SLG: 0.454 (1, 3)		2-2 L5			2-3 K		3-3 K			3	0	0	0	0	2	2			
Moe Thacker, R OBP: 0.278, SLG: 0.625 Bobby Adams, R OBP: 0.314, SLG: 0.402 Glen Hobbie, R OBP: 0.179, SLG: 0.162 (1, 2) (8, FH) (9, 1)			2-3 K		3-3 K			4-0 G5-4-3 BB		2	0	0	0	0	2	1			
Marcelino Solis, L OBP: 0.231, SLG: 0.308 Don Elston, R OBP: 0.273, SLG: 0.273 Cal Neeman, R OBP: 0.350, SLG: 0.561 (1, 1) (5, 1) (9, 2)			0-2 4-3			1-1 1B		2-3 K		1	0	0	0	0	0	0			
Inning Stats	R: 0 E: 0 K: 0 S: 7	H: 0 LOB: 0 BB: 0 P: 12	R: 1 E: 0 K: 1 S: 10	H: 1 LOB: 0 BB: 0 P: 17	R: 0 E: 0 K: 2 S: 9	H: 0 LOB: 0 BB: 0 P: 14	R: 0 E: 0 K: 1 S: 10	H: 0 LOB: 0 BB: 0 P: 13	R: 0 E: 0 K: 2 S: 13	H: 1 LOB: 1 BB: 0 P: 17	R: 0 E: 0 K: 1 S: 6	H: 1 LOB: 1 BB: 0 P: 12	R: 0 E: 0 K: 1 S: 5	H: 0 LOB: 0 BB: 1 P: 13	R: 0 E: 0 K: 0 S: 10	H: 0 LOB: 1 BB: 2 P: 22	1B: 2 2B: 2 3B: 0 HR: 1	SF: 0 SAC: 0 DP: 2 HBP: 0	WP: 0 PA: 32 PB: 0 SB: 0 CS: 0
PITCHER	IP WLS BF H R ER SO BB IBB HBP BLK WP HR S P ERA WHIP	8.1 W 31 4 1 1 0 3 0 0 0 0 0 73 125 1.08 0.840	0.2 S 1 0 0 0 0 0 0 0 0 0 0 5 8 0.00 0.000																



Batter	1	2	3	4	5	6	7	8	9	AB	R	H	RBI	BB	SO	LOB	TOP					
Don Blasingame, L (1,4) OBP: 0.397, SLG: 0.374	1-3		F8			1B SF8 1B	F6		1-3	5	1	1	0	0	0	0						
Gene Freese, R (1,6) OBP: 0.287, SLG: 0.333 Eddie Kasko, R (6,6) OBP: 0.277, SLG: 0.244	5-3			F2		SF8 HR 1B	1B		E6 BB	3	1	1	0	0	0	0						
Stan Musial, L (1,3) OBP: 0.431, SLG: 0.563 Joe Cunningham, L (7, PR) OBP: 0.442, SLG: 0.479	K				BB	SF8 HR IBB	1B		1-2 BB	2	1	1	0	2	1	0						
Ken Boyer, R (1,5) OBP: 0.345, SLG: 0.492		F2		F4		SF8	F4		L4	4	0	0	1	0	0	5						
Wally Moon, L (1,9) OBP: 0.349, SLG: 0.373		F9 2B		L9		HR IBB			3-4-1	3	1	1	0	1	0	1						
Del Ennis, R (1,7) OBP: 0.308, SLG: 0.382		F9			6-3	HR			FC6-4 BB	3	1	1	4	1	0	1						
Gene Green, R (1,2) OBP: 0.368, SLG: 0.441		G3			K	F7			FC6-4	4	0	0	0	0	1	2						
Curt Flood, R (1,8) OBP: 0.336, SLG: 0.414			K		K				K	4	1	1	1	0	3	1						
Vinegar Bend Mizell, R (1,1) OBP: 0.106, SLG: 0.106			F9			F9			K	4	0	0	0	0	2	0						
Inning Stats	R: 0 E: 0 K: 1 S: 5	H: 0 LOB: 0 BB: 0 P: 5	R: 0 E: 0 K: 0 S: 4	H: 1 LOB: 1 BB: 0 P: 4	R: 0 E: 0 K: 1 S: 5	H: 0 LOB: 0 BB: 0 P: 5	R: 0 E: 0 K: 0 S: 3	H: 0 LOB: 1 BB: 1 P: 7	R: 0 E: 0 K: 2 S: 7	H: 0 LOB: 0 BB: 0 P: 7	R: 0 E: 0 K: 0 S: 6	H: 3 LOB: 0 BB: 2 P: 14	R: 1 E: 0 K: 1 S: 8	H: 3 LOB: 2 BB: 0 P: 8	R: 0 E: 0 K: 1 S: 5	H: 0 LOB: 1 BB: 1 P: 9	R: 0 E: 1 K: 1 S: 6	H: 0 LOB: 2 BB: 1 P: 10	1B: 4 2B: 1 3B: 0 HR: 2	SF: 1 SAC: 0 DP: 0 HBP: 0	WP: 0 PB: 0 SB: 0 CS: 0	PA: 40
PITCHER	IP WLS BF H R ER SO BB IBB HBP BLK WP HR S P ERA WHIP																					
Dick Drott, R (1,1) ERA: 5.85	6.0 L 26 5 6 6 4 1 2 0 0 0 2 31 43 9.00 1.000																					
Don Elston, R (7,1) ERA: 3.09	1.0 5 2 0 0 1 0 0 0 0 0 0 7 7 0.00 2.000																					
Bob Anderson, R (8,1) ERA: 6.75	2.0 9 0 0 0 2 2 0 0 0 0 0 0 11 19 0.00 1.000																					

St. Louis Cardinals @ Chicago Cubs
Wrigley Field, Chicago, IL
Fri Aug 08 1958, 3:33 AM CDT
Att: 17,310 - Unknown

AB 34
R 6
H 7
RBI 6
BB 5
SO 7
LOB 10



Batter	1	2	3	4	5	6	7	8	9	AB	R	H	RBI	BB	SO	LOB	BOTTOM					
Johnny Goryl, R (1,4) OBP: 0.316, SLG: 0.390	F9		L8				F5		F4	5	0	1	0	0	0	1						
Alvin Dark, R (1,5) OBP: 0.356, SLG: 0.391	5-3		5-3		K				F7	5	0	0	0	0	1	2						
14 Ernie Banks, R (1,6) OBP: 0.353, SLG: 0.599		S 1B BB	F7			F7			4-3 E 1B	3	2	1	0	1	0	0						
Bobby Thomson, R (1,8) OBP: 0.360, SLG: 0.476		1H 1B	F2			BB BB			FC4 4-3 1B	3	1	1	1	1	0	1						
Lee Walls, R (1,9) OBP: 0.369, SLG: 0.503	1-3					BB BB			4-3	3	0	1	0	1	0	3						
Jim Bolger, R (1,7) OBP: 0.276, SLG: 0.317			1-3		F8		F4		1B	4	0	1	2	0	0	3						
Cal Neeman, R (1,2) OBP: 0.347, SLG: 0.545				K		K			L8	3	0	0	0	1	2	4						
Dale Long, L (1,3) OBP: 0.355, SLG: 0.448		L7			1-3		K		F7	4	0	0	0	0	1	1						
Dick Drott, R (1,1) OBP: 0.300, SLG: 0.283 Don Elston, R (7,1) OBP: 0.277, SLG: 0.273 Bobby Adams, R (7, PR) OBP: 0.316, SLG: 0.398 Bob Anderson, R (8,1) OBP: 0.319, SLG: 0.647 Moe Thacker, R (9, PR) OBP: 0.296, SLG: 0.320			K		K		L9		1B	2	0	0	0	0	2	1						
Inning Stats	R: 1 E: 0 K: 0 S: 4	H: 1 LOB: 1 BB: 1 P: 8	R: 0 E: 0 K: 1 S: 5	H: 0 LOB: 1 BB: 1 P: 9	R: 0 E: 0 K: 0 S: 3	H: 0 LOB: 0 BB: 0 P: 3	R: 0 E: 0 K: 1 S: 6	H: 1 LOB: 0 BB: 0 P: 6	R: 0 E: 0 K: 2 S: 8	H: 1 LOB: 1 BB: 0 P: 8	R: 0 E: 0 K: 1 S: 5	H: 0 LOB: 2 BB: 2 P: 13	R: 0 E: 0 K: 1 S: 5	H: 0 LOB: 0 BB: 0 P: 5	R: 2 E: 1 K: 0 S: 6	H: 2 LOB: 1 BB: 0 P: 6	R: 0 E: 0 K: 0 S: 4	H: 1 LOB: 1 BB: 0 P: 4	1B: 5 2B: 1 3B: 0 HR: 0	SF: 0 SAC: 0 DP: 0 HBP: 0	WP: 0 PB: 0 SB: 1 CS: 0	PA: 38
PITCHER	IP WLS BF H R ER SO BB IBB HBP BLK WP HR S P ERA WHIP																					
Vinegar Bend Mizell, L (1,1) ERA: 2.99	9.0 W 38 6 3 1 6 4 0 0 0 0 0 0 46 62 1.00 1.111																					

St. Louis Cardinals @ Chicago Cubs
Wrigley Field, Chicago, IL
Fri Aug 08 1958, 3:33 AM CDT
Att: 17,310 - Unknown

AB 34
R 3
H 6
RBI 3
BB 4
SO 6
LOB 16



Batter	1	2	3	4	5	6	7	8	9	10	AB	R	H	RBI	BB	SO	LOB	TOP	
Don Blasingame, L OBP: 0.356, SLG: 0.372 (1, 4)	1-3	F7		K		K		F8			5	0	1	1	0	1	4	St. Louis Cardinals @ Chicago Cubs Wrigley Field, Chicago, IL Sat Aug 09 1958, 3:33 AM CDT Att: 22,228 - Unknown	
Gene Freese, R OBP: 0.283, SLG: 0.326 (1, 6)				E5			L7	FC5			5	1	1	0	0	1	5		
Ruben Amaro, R OBP: 0.288, SLG: 0.292 (10, 6)	E 6-3 1B	K									0	0	0	0	0	0	0		
Stan Musial, L OBP: 0.426, SLG: 0.556 (1, 3)	6-3		F5	4-3			1-3		F7		5	0	0	0	0	0	3		
Irvin Noren, L OBP: 0.314, SLG: 0.317 (10, 7)											0	0	0	0	0	0	0		
Ken Boyer, R OBP: 0.348, SLG: 0.492 (1, 5)	E E BB		K			E6 S 1B			F3		4	0	2	0	1	1	0		
Wally Moon, L OBP: 0.348, SLG: 0.364 (1, 9) (8, 7) (10, 9)	E6 E 1-2 2-3				1-3		1-3			F8	4	0	0	0	1	0	4		
Del Ennis, R OBP: 0.307, SLG: 0.380 (1, 7)											4	0	1	0	0	0	4		
Eddie Kasko, R OBP: 0.277, SLG: 0.244 (8, PR)	E5		6-3		E5					4-3	0	0	0	0	0	0	0		
Phil Paine, R OBP: 0.288, SLG: 0.286 (8, 1)	FC1-6 1-2 2-3 3-H				G6-4-3			SH 1B			1	0	0	0	0	0	0		
Gene Green, R OBP: 0.365, SLG: 0.437 (1, 2)	FC1-6 1-2			L3	G6-4-3			FC5 SH 1B		4-3	5	0	1	0	0	0	5		
Curt Flood, R OBP: 0.341, SLG: 0.430 (1, 8)				FC1-5 SH3-4 1B BB		4-3		SH 1B			3	2	2	1	1	0	0		
Sal Maglie, R OBP: 0.130, SLG: 0.261 (1, 1)											2	0	0	0	0	0	1		
Joe Cunningham, L OBP: 0.439, SLG: 0.474 (8, PH) (8, 9) (10, 3)	FC1-5 2-3			SH3-4		F9		K		F4	2	0	0	0	0	1	3		
Inning Stats	R: 1 E: 2 K: 0 S: 6	H: 1 LOB: 3 BB: 1 P: 10	R: 0 E: 0 K: 1 S: 6	H: 1 LOB: 1 BB: 0 P: 6	R: 0 E: 0 K: 1 S: 5	H: 0 LOB: 1 BB: 1 P: 9	R: 1 E: 1 K: 0 S: 5	H: 1 LOB: 2 BB: 1 P: 9	R: 0 E: 2 K: 0 S: 4	H: 1 LOB: 1 BB: 0 P: 4	R: 0 E: 0 K: 0 S: 4	H: 2 LOB: 3 BB: 0 P: 8	R: 0 E: 0 K: 0 S: 3	H: 0 LOB: 0 BB: 0 P: 3	R: 1 E: 0 K: 0 S: 4	H: 1 LOB: 0 BB: 0 P: 4	1B: 6 2B: 1 3B: 0 HR: 1	SF: 0 SAC: 2 DP: 1 HBP: 0	WP: 0 PA: 45 PB: 0 SB: 3 CS: 0
PITCHER	IP 7.0	WLS 35	BF 7	H 2	R 2	ER 1	SO 3	BB 3	IBB 0	HBP 0	BLK 0	WP 0	HR 0	S 38	P 50	ERA 1.29	WHIP 1.429		
Glen Hobbie, R ERA: 3.59 (1, 1)																			
Bill Henry, L ERA: 1.85 (8, 1)																			

Batter	1	2	3	4	5	6	7	8	9	10	AB	R	H	RBI	BB	SO	LOB	BOTTOM					
Chuck Tanner, L OBP: 0.290, SLG: 0.368 (1, 9)	3-1							F8			4	0	1	0	0	0	1	St. Louis Cardinals @ Chicago Cubs Wrigley Field, Chicago, IL Sat Aug 09 1958, 3:33 AM CDT Att: 22,228 - Unknown					
Alvin Dark, R OBP: 0.358, SLG: 0.389 (1, 5)	14 HR HBP		4-3			L4		14 FC5-4 HBP			2	1	0	0	0	0	0						
14 Ernie Banks, R OBP: 0.352, SLG: 0.602 (1, 6)	1-H HR				L7		5-3	FC5-4 1-2			4	1	1	2	0	0	1						
Walt Moryn, L OBP: 0.348, SLG: 0.503 (1, 7)	F8										3	0	0	0	0	0	0						
Bobby Thomson, R OBP: 0.359, SLG: 0.475 (7, 8)							3-1				1	0	0	0	0	0	0						
Dale Long, L OBP: 0.354, SLG: 0.445 (1, 3)	F4										3	0	0	0	1	0	0						
Lou Jackson, L OBP: 0.240, SLG: 0.417 (1, 8) (7, 7)		K			F4						4	0	1	0	0	1	1						
Moe Thacker, R OBP: 0.273, SLG: 0.550 (1, 2)											3	0	0	0	0	1	1						
Lee Walls, R OBP: 0.368, SLG: 0.502 (10, PH)		G3				K		F6		F7	1	0	0	0	0	0	0						
Johnny Goryl, R OBP: 0.315, SLG: 0.386 (1, 4)			1-3					5-3		K	4	0	1	0	0	1	1						
Glen Hobbie, R OBP: 0.171, SLG: 0.154 (1, 1)											2	0	0	0	0	1	1						
Bill Henry, L OBP: 0.417, SLG: 0.455 (8, 1)					F7						1	0	0	0	0	0	0						
Jim Bolger, R OBP: 0.273, SLG: 0.313 (10, PH)						K		G3		F5	1	0	0	0	0	0	0						
Inning Stats	R: 2 E: 0 K: 0 S: 4	H: 1 LOB: 0 BB: 0 P: 5	R: 0 E: 0 K: 1 S: 5	H: 0 LOB: 0 BB: 0 P: 5	R: 0 E: 0 K: 0 S: 3	H: 1 LOB: 1 BB: 1 P: 3	R: 0 E: 0 K: 2 S: 8	H: 0 LOB: 0 BB: 0 P: 7	R: 0 E: 0 K: 2 S: 8	H: 1 LOB: 1 BB: 0 P: 8	R: 0 E: 0 K: 0 S: 3	H: 0 LOB: 0 BB: 0 P: 3	R: 0 E: 0 K: 0 S: 4	H: 1 LOB: 1 BB: 0 P: 4	R: 0 E: 0 K: 0 S: 3	H: 0 LOB: 0 BB: 0 P: 4	R: 0 E: 0 K: 0 S: 3	H: 0 LOB: 0 BB: 0 P: 3	R: 1 E: 0 K: 1 S: 5	H: 0 LOB: 0 BB: 0 P: 5	1B: 2 2B: 1 3B: 0 HR: 1	SF: 0 SAC: 0 DP: 0 HBP: 2	WP: 0 PA: 36 PB: 0 SB: 0 CS: 0
PITCHER	IP 7.0	WLS 26	BF 4	H 2	R 2	ER 2	SO 3	BB 1	IBB 0	HBP 1	BLK 0	WP 0	HR 1	S 30	P 35	ERA 2.57	WHIP 0.714						
Sal Maglie, R ERA: 3.91 (1, 1)																							
Phil Paine, R ERA: 1.99 (8, 1)																							

St. Louis Cardinals @ Chicago Cubs
 Wrigley Field, Chicago, IL
 Sat Aug 09 1958, 3:33 AM CDT
 Att: 22,228 - Unknown

AB	40
R	3
H	8
RBI	2
BB	3
SO	4
LOB	29



St. Louis Cardinals @ Chicago Cubs
 Wrigley Field, Chicago, IL
 Sat Aug 09 1958, 3:33 AM CDT
 Att: 22,228 - Unknown

AB	33
R	2
H	4
RBI	2
BB	1
SO	4
LOB	6



Batter	1	2	3	4	5	6	7	8	9	AB	R	H	RBI	BB	SO	LOB	TOP																
Don Blasingame, L (1.4) OBP: 0.356, SLG: 0.369	4-0 1B 2B F7 BB	0-0 4-3		0-3 K		0-0 4-3		4-0 FC6-4 BB	3 1 0 0 2 1 2																								
Gene Freese, R (1.6) OBP: 0.278, SLG: 0.319	0-0 F7		0-0 F7	0-0 6-3		0-0 FC5-4 BB 1B		0-0 FC6-4 1-2	5 0 1 0 0 0 3																								
Stan Musial, L (1.3) OBP: 0.431, SLG: 0.558	4-0 1B 2B BB		0-0 3B 2B		0-0 F7		4-0 FC5-4 BB 1-2	4-0 BB	2 2 1 0 3 0 0																								
Ken Boyer, R (1.5) OBP: 0.351, SLG: 0.499	0-0 2B 1-2 1B		0-0 1B 3B		0-0 1B		0-0 FC5-4 G4-6-3 1-2 2-3	0-0 F7	5 1 3 1 0 0 4																								
Wally Moon, L (1.9) OBP: 0.354, SLG: 0.380	0-0 1-3 2-H 3-H 2B		0-0 G5-3 1B		0-0 1B		0-0 G4-6-3 1-2		4 0 3 3 0 0 2																								
Del Ennis, R (1.7) OBP: 0.306, SLG: 0.378	0-3 K		0-0 1-2 1B		0-0 G5-4-3			0-0 F8	4 0 1 0 0 1 4																								
Curt Flood, R (1.8) OBP: 0.340, SLG: 0.425	0-0 L1		0-0 G5-3 2-3		4-0 G6-4-3 1B BB			0-0 F4	3 0 0 0 1 0 4																								
Hobie Landrith, L (1.2) OBP: 0.328, SLG: 0.283		0-0 6-3		4-0 5-3 BB		0-0 G6-4-3 1B		0-3 K	3 0 1 0 1 1 0																								
Billy Muffett, R (1.1) Eddie Kasko, R (4. PH) Bob Wade, R (4.1) Bill Wright, L (4.1) Gene Green, R (6. PH) Lindy McDaniel, R (6.1) Hal Smith, R (9. PH)	0-3 K		0-0 5-3		0-0 G6-4-3 1-2 2-3			0-0 6-3	1 0 0 0 0 1 0 1 0 0 0 0 0 1 0 0 0 0 0 0 0 0 0 0 0 0 0 0 1 0 0 0 0 0 2 0 0 0 0 0 0 0 1 0 0 0 0 0 0																								
Inning Stats	R: 2 E: 0 K: 1 S: 7	H: 2 LOB: 2 BB: 2 P: 15	R: 0 E: 0 K: 1 S: 5	H: 0 LOB: 0 BB: 0 P: 5	R: 2 E: 0 K: 0 S: 6	H: 4 LOB: 1 BB: 0 P: 6	R: 0 E: 0 K: 1 S: 5	H: 0 LOB: 1 BB: 1 P: 9	R: 0 E: 0 K: 0 S: 4	H: 2 LOB: 1 BB: 0 P: 4	R: 0 E: 0 K: 0 S: 3	H: 1 LOB: 1 BB: 1 P: 7	R: 0 E: 0 K: 1 S: 5	H: 0 LOB: 0 BB: 2 P: 5	R: 0 E: 1 K: 0 S: 3	H: 0 LOB: 2 BB: 2 P: 11	1B: 7 2B: 2 3B: 1 HR: 0	SF: 0 SAC: 0 DP: 4 HBP: 0	WP: 0 PA: 40 PB: 0 SB: 0 CS: 0														
PITCHER	IP WLS BF H R ER SO BB IBB HBP BLK WP HR S P ERA WHIP	IP WLS BF H R ER SO BB IBB HBP BLK WP HR S P ERA WHIP																															
John Briggs, R (1.1) ERA: 3.84	0.1	4	1	2	2	0	2	0	0	0	0	0	0	2	10	54.00	9.000																
Marcelino Solis, L (1.1) ERA: 3.86	8.2	W	36	9	2	2	4	5	0	0	0	0	0	39	59	2.08	1.615																

St. Louis Cardinals @ Chicago Cubs
Wrigley Field, Chicago, IL
Sun Aug 10 1958, 3:33 AM CDT
Unknown

AB 33
R 4
H 10
RBI 4
BB 7
SO 4
LOB 22



Batter	1	2	3	4	5	6	7	8	9	AB	R	H	RBI	BB	SO	LOB	BOTTOM																
Johnny Goryl, R (1.4) OBP: 0.317, SLG: 0.383	0-0 E5 1B HR	0-0 F8		4-0 FC6-4 14 1B BB	0-3 K		0-0 1B		4 2 1 0 1 1 2																								
Alvin Dark, R (1.5) OBP: 0.361, SLG: 0.390	0-0 HR 1B	0-0 L5		4-0 FC6-4 14 1B BB	0-0 4-3		0-0 HBP 1B		4 1 2 1 1 0 2																								
14 Ernie Banks, R (1.6) OBP: 0.352, SLG: 0.607	0-3 K		0-0 HR	0-0 FC6-4 1B 1-2 2-3 3-H		0-0 1B FC6-4 1B		0-0 F3	5 3 2 2 0 1 6																								
Walt Moryn, L (1.7) OBP: 0.349, SLG: 0.503	0-0 F8		0-0 F5	0-0 E 1B		0-0 FC6-4 1B		1-0 HBP	4 0 2 1 0 0 2																								
Jim Bolger, R (8.7) OBP: 0.275, SLG: 0.313	0-0 F8		0-0 F5	1-3 3-H 1B		1-3 FC6-4 1B		1-2 HBP	0 0 0 0 0 0 0																								
Bobby Thomson, R (1.8) OBP: 0.359, SLG: 0.482	0-0 1-1 2-H HR		0-3 K	0-0 E5 1B		0-0 FC6-4 E 1B		0-0 L8	5 1 2 5 0 1 4																								
Lee Walls, R (1.9) OBP: 0.369, SLG: 0.499	4-0 1B BB		0-0 F8	0-0 5-3		4-0 1-2 BB		0-0 F2	3 0 0 0 2 0 2																								
Dale Long, L (1.3) OBP: 0.354, SLG: 0.444	0-0 1-2 1B		0-0 FC1-4 1B	0-0 E3 F9 1B		0-0 F7 2-2		0-0 4-3	5 0 2 0 0 0 2																								
Cal Neeman, R (1.2) OBP: 0.336, SLG: 0.526	0-3 K		0-0 FC1-4 BB 1B	0-0 F9 2-3		0-0 5-3		0-0 2B	4 1 0 0 0 1 6																								
Moe Thacker, R (7.2) OBP: 0.304, SLG: 0.619	0-0 K		1-2 BB 1B	0-0 FC1-4 BB 1B		4-0 BB		0-0 F6	1 0 1 0 0 0 0																								
John Briggs, R (1.1) OBP: 0.222, SLG: 0.333			0-0 L5	0-0 BB 14 FC6-4 1B		4-0 BB		0-0 F6	0 0 0 0 0 0 0																								
Marcelino Solis, L (1.1) OBP: 0.278, SLG: 0.294			0-0 L5	0-0 BB 14 FC6-4 1B		4-0 BB		0-0 F6	4 1 1 0 1 0 1																								
Inning Stats	R: 3 E: 1 K: 2 S: 11	H: 3 LOB: 2 BB: 1 P: 15	R: 0 E: 0 K: 0 S: 3	H: 0 LOB: 0 BB: 0 P: 3	R: 1 E: 0 K: 1 S: 6	H: 1 LOB: 0 BB: 0 P: 6	R: 4 E: 1 K: 0 S: 7	H: 4 LOB: 2 BB: 2 P: 15	R: 0 E: 1 K: 1 S: 6	H: 0 LOB: 2 BB: 1 P: 10	R: 1 E: 1 K: 0 S: 5	H: 2 LOB: 2 BB: 1 P: 9	R: 0 E: 0 K: 0 S: 5	H: 2 LOB: 3 BB: 0 P: 6	R: 0 E: 0 K: 0 S: 4	H: 1 LOB: 1 BB: 0 P: 4	1B: 10 2B: 1 3B: 0 HR: 2	SF: 0 SAC: 0 DP: 0 HBP: 1	WP: 0 PA: 45 PB: 0 SB: 0 CS: 0														
PITCHER	IP WLS BF H R ER SO BB IBB HBP BLK WP HR S P ERA WHIP	IP WLS BF H R ER SO BB IBB HBP BLK WP HR S P ERA WHIP																															
Billy Muffett, R (1.1) ERA: 5.08	3.0	L	7	3	4	4	0	2	0	0	0	0	0	5	13	54.00	7.500																
Bob Mabe, R (4.1) ERA: 4.75	0.2	L	7	3	4	4	0	2	0	0	0	0	0	5	13	54.00	7.500																
Bill Wight, L (4.1) ERA: 4.33	1.1	7	1	0	0	0	1	1	0	0	0	0	0	8	12	0.00	1.500																
Lindy McDaniel, R (6.1) ERA: 5.79	3.0	16	5	1	1	0	0	1	0	1	0	0	0	14	19	3.00	2.000																

St. Louis Cardinals @ Chicago Cubs
Wrigley Field, Chicago, IL
Sun Aug 10 1958, 3:33 AM CDT
Unknown

AB 39
R 9
H 13
RBI 9
BB 5
SO 4
LOB 27



Batter	1	2	3	4	5	6	7	8	9	AB	R	H	RBI	BB	SO	LOB	TOP								
Don Blasingame, L (1,4) OBP: 0.355, SLG: 0.370	F7		F9	F9			F9		E4	5	0	1	0	0	0	1									
Gene Freese, R (1,6) OBP: 0.277, SLG: 0.337			E6		5-3		F7		K	4	2	1	0	0	0	2									
Ruben Amaro, R (7,6) OBP: 0.282, SLG: 0.288	1B		1B							1	0	0	0	0	1	1									
Joe Cunningham, L (1,3) OBP: 0.442, SLG: 0.475			1B		K				5-3	4	1	2	1	1	1	1									
Ken Boyer, R (1,5) OBP: 0.348, SLG: 0.494	K		FC5-2		K2-3		F9			4	1	0	0	0	2	6									
Wally Moon, L (1,9) OBP: 0.352, SLG: 0.376	F9		E2						F9	4	1	1	1	0	0	1									
Del Ennis, R (1,7) OBP: 0.309, SLG: 0.380		6-3	4-3							4	0	2	1	0	0	1									
Gene Green, R (1,2) OBP: 0.360, SLG: 0.430		1-5-3	F3							4	0	0	0	0	1	3									
Curt Flood, R (1,8) OBP: 0.336, SLG: 0.420	K				5-3					4	0	0	0	0	2	1									
Larry Jackson, R (1,1) OBP: 0.125, SLG: 0.125			E4		K				K2-3	4	1	1	0	0	2	0									
Inning Stats	R: 1 E: 0 K: 1 S: 7	H: 2 LOB: 1 BB: 0 P: 7	R: 0 E: 0 K: 1 S: 5	H: 0 LOB: 0 BB: 0 P: 5	R: 4 E: 3 K: 0 S: 7	H: 2 LOB: 1 BB: 1 P: 11	R: 0 E: 0 K: 1 S: 5	H: 0 LOB: 0 BB: 0 P: 5	R: 0 E: 0 K: 2 S: 7	H: 0 LOB: 0 BB: 0 P: 7	R: 0 E: 1 K: 1 S: 6	H: 1 LOB: 0 BB: 0 P: 6	R: 0 E: 0 K: 0 S: 5	H: 2 LOB: 2 BB: 0 P: 5	R: 0 E: 0 K: 1 S: 6	H: 1 LOB: 1 BB: 0 P: 6	R: 0 E: 1 K: 2 S: 8	H: 0 LOB: 1 BB: 0 P: 8	R: 0 E: 1 K: 2 S: 8	H: 0 LOB: 1 BB: 0 P: 8	1B: 6 2B: 1 3B: 1 HR: 0	SF: 0 SAC: 0 DP: 1 HBP: 0	WP: 0 PB: 0 SB: 1 CS: 0	PA: 39	
PITCHER	IP	WLS	BF	H	R	ER	SO	BB	IBB	HBP	BLK	WP	HR	S	P	ERA	WHIP								
Dave Hillman, R (1,1) ERA: 3.27	7.0	L	31	7	6	1	6	0	1	0	0	0	0	42	46	1.29	1.000								
Taylor Phillips, L (8,1) ERA: 4.73	2.0		8	1	0	0	3	0	0	0	1	0	0	14	14	0.00	0.500								

St. Louis Cardinals @ Chicago Cubs
Wrigley Field, Chicago, IL
Sun Aug 10 1958, 3:38 AM CDT
Att: 39,810 - Unknown

AB 38
R 6
H 8
RBI 3
BB 1
SO 9
LOB 17



Batter	1	2	3	4	5	6	7	8	9	AB	R	H	RBI	BB	SO	LOB	BOTTOM								
Johnny Goryl, R (1,4) OBP: 0.319, SLG: 0.384	F4		14 HR		E5				L7	5	1	2	0	0	0	1									
Alvin Dark, R (1,5) OBP: 0.360, SLG: 0.387	14 BB		F9		FC4-6		4-3			3	0	0	0	0	0	3									
14 Ernie Banks, R (1,6) OBP: 0.356, SLG: 0.614	1-2		1H		K				6-3	3	1	2	2	1	1	1									
Walt Moryn, L (1,7) OBP: 0.348, SLG: 0.500	L8		K2-3						F7	4	0	1	0	0	1	3									
Bobby Thomson, R (1,8) OBP: 0.358, SLG: 0.480	4-1				6-3		K		6-3	4	0	1	0	0	1	4									
Lee Walls, R (1,9) OBP: 0.366, SLG: 0.494		1-3			K		F9		F8	4	0	0	0	0	1	3									
Dale Long, L (1,3) OBP: 0.353, SLG: 0.445		G3			6-3		F8			4	0	1	0	0	0	2									
Moe Thacker, R (1,2) OBP: 0.280, SLG: 0.565					5-3					2	0	0	0	0	1	1									
Chuck Tanner, L (7, PH) OBP: 0.231, SLG: 0.362									F4	1	0	0	0	0	0	0									
Cal Neeman, R (8,2) OBP: 0.333, SLG: 0.522										1	0	0	0	0	0	1									
Dave Hillman, R (1,1) OBP: 0.130, SLG: 0.217										2	0	0	0	0	1	0									
Lou Jackson, L (7, PH) OBP: 0.096, SLG: 0.400										1	0	0	0	0	0	0									
Taylor Phillips, L (8,1) OBP: 0.096, SLG: 0.060										0	0	0	0	0	0	0									
Jim Bolger, R (8, PH) OBP: 0.270, SLG: 0.310										1	0	0	0	0	0	1									
Inning Stats	R: 0 E: 0 K: 0 S: 3	H: 0 LOB: 2 BB: 1 P: 8	R: 0 E: 0 K: 1 S: 5	H: 0 LOB: 0 BB: 0 P: 5	R: 2 E: 0 K: 2 S: 9	H: 2 LOB: 0 BB: 0 P: 9	R: 0 E: 0 K: 1 S: 6	H: 1 LOB: 1 BB: 0 P: 6	R: 0 E: 0 K: 1 S: 6	H: 0 LOB: 1 BB: 0 P: 6	R: 0 E: 0 K: 1 S: 6	H: 1 LOB: 1 BB: 0 P: 6	R: 0 E: 0 K: 0 S: 4	H: 1 LOB: 1 BB: 0 P: 4	R: 0 E: 0 K: 0 S: 4	H: 1 LOB: 1 BB: 0 P: 4	R: 0 E: 0 K: 0 S: 4	H: 1 LOB: 1 BB: 0 P: 4	R: 0 E: 0 K: 0 S: 4	H: 1 LOB: 1 BB: 0 P: 4	1B: 5 2B: 1 3B: 0 HR: 1	SF: 0 SAC: 0 DP: 0 HBP: 1	WP: 0 PB: 1 SB: 0 CS: 0	PA: 37	
PITCHER	IP	WLS	BF	H	R	ER	SO	BB	IBB	HBP	BLK	WP	HR	S	P	ERA	WHIP								
Larry Jackson, R (1,1) ERA: 3.58	9.0	W	37	7	2	2	6	1	0	1	0	0	1	47	52	2.00	0.889								

St. Louis Cardinals @ Chicago Cubs
Wrigley Field, Chicago, IL
Sun Aug 10 1958, 3:38 AM CDT
Att: 39,810 - Unknown

AB 35
R 2
H 7
RBI 2
BB 1
SO 6
LOB 20



Batter	1	2	3	4	5	6	7	8	9	AB	R	H	RBI	BB	SO	LOB	TOP										
Johnny Goryl, R OBP: 0.321, SLG: 0.384 (1, 4)										5	0	2	0	0	1	3	Chicago Cubs @ Los Angeles Dodgers Los Angeles Memorial Coliseum, Los Angeles, CA Tue Aug 12 1958, 10:05 PM EDT Att: 17,034 - Unknown										
Alvin Dark, R OBP: 0.360, SLG: 0.387 (1, 5)										5	1	2	0	0	0	1											
14 Ernie Banks, R OBP: 0.354, SLG: 0.609 (1, 6)										5	1	1	0	0	1	3											
Bobby Thomson, R OBP: 0.359, SLG: 0.479 (1, 8)										5	1	2	0	0	1	2											
Jim Bolger, R OBP: 0.277, SLG: 0.330 (1, 7)										4	2	1	2	1	0	3											
Lee Walls, R OBP: 0.368, SLG: 0.509 (1, 9)										5	3	3	3	0	0	1											
Cal Neeman, R OBP: 0.328, SLG: 0.504 (1, 2)										4	0	0	0	1	1	3											
Dale Long, L OBP: 0.364, SLG: 0.447 (1, 3)										5	1	2	1	0	0	0											
Dick Drott, R OBP: 0.295, SLG: 0.262 (1, 1)										4	0	1	1	0	2	2											
Don Elston, R OBP: 0.273, SLG: 0.273 (8, 1)										0	0	0	0	0	0	0											
Inning Stats	R: 0 E: 0 K: 0 S: 9	H: 3 LOB: 2 BB: 0 P: 15	R: 0 E: 0 K: 1 S: 8	H: 1 LOB: 2 BB: 1 P: 16	R: 5 E: 2 K: 1 S: 16	H: 3 LOB: 0 BB: 0 P: 27	R: 0 E: 0 K: 0 S: 6	H: 0 LOB: 0 BB: 0 P: 9	R: 0 E: 0 K: 0 S: 7	H: 1 LOB: 1 BB: 0 P: 13	R: 0 E: 0 K: 0 S: 12	H: 2 LOB: 2 BB: 0 P: 19	R: 3 E: 1 K: 2 S: 14	H: 3 LOB: 1 BB: 1 P: 26	R: 0 E: 0 K: 2 S: 9	H: 0 LOB: 0 BB: 0 P: 14	R: 1 E: 0 K: 0 S: 8	H: 1 LOB: 0 BB: 0 P: 13	1B: 10 2B: 1 3B: 1 HR: 2	SF: 0 SAC: 0 DP: 1 HBP: 0	WP: 1 PB: 0 SB: 0 CS: 0	PA: 44					
PITCHER	IP	WLS	BF	H	R	ER	SO	BB	IBB	HBP	BLK	WP	HR	S	P	ERA	WHIP										
Danny McDevitt, L ERA: 6.95 (1, 1)	2.0	L	14	6	4	2	1	1	0	0	0	1	0	23	41	9.00	3.500										
Babe Birner, R ERA: 3.12 (3, 1)	4.2		22	7	4	3	2	1	0	0	0	0	1	46	79	5.79	1.714										
Johnny Klippstein, R ERA: 4.95 (7, 1)	0.1		1	0	0	0	1	0	0	0	0	0	0	3	5	0.00	0.000										
Fred Klipp, L ERA: 5.45 (8, 1)	1.0		3	0	0	0	2	0	0	0	0	0	0	9	14	0.00	0.000										
Carl Erskine, R ERA: 5.16 (9, 1)	1.0		4	1	1	1	0	0	0	0	0	0	1	8	13	9.00	1.000										

AB	42
R	9
H	14
RBI	7
BB	2
SO	6
LOB	18



Batter	1	2	3	4	5	6	7	8	9	AB	R	H	RBI	BB	SO	LOB	BOTTOM										
Jim Gilliam, S OBP: 0.353, SLG: 0.356 (1, 5)										4	0	0	0	1	0	4	Chicago Cubs @ Los Angeles Dodgers Los Angeles Memorial Coliseum, Los Angeles, CA Tue Aug 12 1958, 10:05 PM EDT Att: 17,034 - Unknown										
Norm Larker, L OBP: 0.396, SLG: 0.466 (1, 7)										3	0	1	0	2	0	1											
Charlie Neal, R OBP: 0.345, SLG: 0.467 (1, 4)										5	0	1	0	0	3	4											
Carl Furillo, R OBP: 0.337, SLG: 0.435 (1, 9)										4	2	1	0	1	0	4											
John Roseboro, L OBP: 0.339, SLG: 0.464 (1, 2)										4	0	2	1	0	0	1											
Gil Hodges, R OBP: 0.328, SLG: 0.426 (1, 3)										4	1	1	2	1	1	3											
Don Zimmer, R OBP: 0.310, SLG: 0.419 (1, 6)										3	0	1	0	1	0	2											
Don Demeter, R OBP: 0.143, SLG: 0.171 (1, 8)										4	0	0	0	0	1	3											
Danny McDevitt, L ERA: 6.95 (1, 1)	2.0	L	14	6	4	2	1	1	0	0	0	1	0	23	41	9.00	3.500										
Babe Birner, R ERA: 3.12 (3, 1)	4.2		22	7	4	3	2	1	0	0	0	0	1	46	79	5.79	1.714										
Johnny Klippstein, R ERA: 4.95 (7, 1)	0.1		1	0	0	0	1	0	0	0	0	0	0	3	5	0.00	0.000										
Pee Wee Reese, R ERA: 3.12 (7, 9)	1.0		3	0	0	0	2	0	0	0	0	0	0	9	14	0.00	0.000										
Fred Klipp, L ERA: 5.45 (8, 1)	1.0		4	1	1	1	0	0	0	0	0	0	1	8	13	9.00	1.000										
Elmer Valo, L OBP: 0.302, SLG: 0.318 (8, 9)	1.0		4	1	1	1	0	0	0	0	0	0	1	8	13	9.00	1.000										
Carl Erskine, R ERA: 5.16 (9, 1)	1.0		4	1	1	1	0	0	0	0	0	0	1	8	13	9.00	1.000										
Inning Stats	R: 0 E: 0 K: 1 S: 8	H: 0 LOB: 0 BB: 1 P: 15	R: 0 E: 0 K: 1 S: 9	H: 0 LOB: 1 BB: 0 P: 14	R: 0 E: 1 K: 1 S: 13	H: 1 LOB: 2 BB: 0 P: 22	R: 2 E: 0 K: 1 S: 14	H: 3 LOB: 1 BB: 0 P: 23	R: 0 E: 0 K: 0 S: 9	H: 1 LOB: 1 BB: 0 P: 13	R: 0 E: 0 K: 0 S: 5	H: 1 LOB: 0 BB: 0 P: 8	R: 0 E: 0 K: 1 S: 13	H: 1 LOB: 3 BB: 2 P: 26	R: 0 E: 0 K: 0 S: 8	H: 0 LOB: 3 BB: 3 P: 20	R: 1 E: 0 K: 1 S: 16	H: 1 LOB: 1 BB: 1 P: 25	1B: 5 2B: 2 3B: 0 HR: 1	SF: 0 SAC: 0 DP: 1 HBP: 1	WP: 0 PB: 0 SB: 0 CS: 1	PA: 43					
PITCHER	IP	WLS	BF	H	R	ER	SO	BB	IBB	HBP	BLK	WP	HR	S	P	ERA	WHIP										
Dick Drott, R ERA: 5.65 (1, 1)	7.1	W	34	7	2	2	5	5	0	1	0	0	0	72	130	2.46	1.636										
Don Elston, R ERA: 3.14 (8, 1)	1.2	S	8	1	1	1	1	2	0	0	0	0	0	23	36	5.40	1.800										

AB	34
R	3
H	8
RBI	3
BB	7
SO	6
LOB	23



Batter	1	2	3	4	5	6	7	8	9	AB	R	H	RBI	BB	SO	LOB	TOP								
Johnny Goryl, R OBP: 0.323, SLG: 0.378 (1, 4)	4-1 BB G5-4-3		1-2 F9		1-2 F8		4-1 2B SF9 BB		2-3 K	3	1	0	0	2	1	0	Chicago Cubs @ Los Angeles Dodgers Los Angeles Memorial Coliseum, Los Angeles, CA Wed Aug 13 1958, 10:05 PM EDT Att: 14,296 - Unknown								
Alvin Dark, R OBP: 0.361, SLG: 0.390 (1, 5)	1-0 G5-4-3 1-2		0-1 F6		0-1 5-3		3-2 SF9 2B		0-1 14 BB 1B	5	0	2	0	0	0	1									
14 Ernie Banks, R OBP: 0.357, SLG: 0.614 (1, 6)	2-1 F8			2-2 F8		0-1 HR	4-0 FC6-4 IBB		4-2 1-2 BB	3	1	1	1	2	0	0									
Bobby Thomson, R OBP: 0.359, SLG: 0.478 (1, 8)		3-1 F3		0-0 6-3		2-2 1B WP 1B	0-0 SF9		0-0 F6	3	0	1	0	0	0	0									
Walt Moryn, L OBP: 0.346, SLG: 0.499 (7, PH) (7, 7)										1	0	0	1	0	0	2									
Jim Bolger, R OBP: 0.276, SLG: 0.326 (1, 7) (7, 8)		0-1 5-3		2-1 BB HR 1B		3-3 K	3-3 FC6-4			4	1	1	0	0	1	3									
Lee Walls, R OBP: 0.369, SLG: 0.507 (1, 9)		4-2 BB BB		4-1 1-2 HR BB		1-1 5-3		2-1 F9		2	1	0	0	2	0	1									
Cal Neeman, R OBP: 0.341, SLG: 0.533 (1, 2)		4-2 BB		0-2 1-H 2-H HR		2-0 1B		1-3 K		3	1	2	3	1	1	0									
Dale Long, L OBP: 0.352, SLG: 0.444 (1, 3)		2-3 K		0-0 4-3		3-1 F5		0-2 5-3		2	0	0	0	0	1	2									
Bobby Adams, R OBP: 0.303, SLG: 0.388 (6, PH) (6, 3)										2	0	0	0	0	0	2									
Glen Hobbie, R OBP: 0.163, SLG: 0.146 (1, 1)			1-3 K		1-3 K		1-1 F9		2-2 6-3	2	0	0	0	0	2	0									
Moe Thacker, R OBP: 0.269, SLG: 0.542 (7, PH) (7, 1)										1	0	0	0	0	0	0									
Bill Henry, L OBP: 0.417, SLG: 0.455 (7, 1)										0	0	0	0	0	0	0									
Chuck Tanner, L OBP: 0.281, SLG: 0.356 (9, PH) (9, 1)										1	0	0	0	0	0	0									
Don Elston, R OBP: 0.273, SLG: 0.273 (9, 1)										0	0	0	0	0	0	0									
Inning Stats	R: 0 E: 0 K: 0 S: 4	H: 0 LOB: 0 BB: 1 P: 11	R: 0 E: 0 K: 1 S: 12	H: 0 LOB: 2 BB: 2 P: 25	R: 0 E: 0 K: 1 S: 8	H: 0 LOB: 0 BB: 0 P: 10	R: 3 E: 0 K: 0 S: 11	H: 2 LOB: 0 BB: 1 P: 19	R: 0 E: 0 K: 1 S: 8	H: 0 LOB: 0 BB: 0 P: 10	R: 1 E: 0 K: 0 S: 16	H: 3 LOB: 2 BB: 0 P: 27	R: 1 E: 0 K: 0 S: 9	H: 1 LOB: 2 BB: 2 P: 22	R: 0 E: 0 K: 1 S: 8	H: 0 LOB: 0 BB: 0 P: 11	R: 0 E: 0 K: 1 S: 11	H: 1 LOB: 2 BB: 1 P: 19	1B: 4 2B: 1 3B: 0 HR: 2	SF: 1 SAC: 0 DP: 1 HBP: 0	WP: 1 PB: 0 SB: 0 CS: 0	PA: 40			
PITCHER	IP	WLS	BF	H	R	ER	SO	BB	IBB	HBP	BLK	WP	HR	S	P	ERA	WHIP								
Sandy Koufax, L ERA: 4.19 (1, 1)	6.1		28	5	5	5	4	5	0	0	0	1	2	62	110	7.11	1.579								
Clem Labine, R ERA: 4.23 (7, 1)	2.1		11	2	0	0	2	1	1	0	0	0	0	24	43	0.00	1.286								
Fred Kipp, L ERA: 5.42 (9, 1)	0.1	W	1	0	0	0	0	0	0	0	0	0	0	1	1	0.00	0.000								

AB	32
R	5
H	7
RBI	5
BB	7
SO	6
LOB	11



Batter	1	2	3	4	5	6	7	8	9	AB	R	H	RBI	BB	SO	LOB	BOTTOM								
Jim Gilliam, S OBP: 0.354, SLG: 0.358 (1, 5)	4-2 1B G6-3 BB		0-1 1B		0-0 L3		0-0 F8			3	2	1	0	1	0	0	Chicago Cubs @ Los Angeles Dodgers Los Angeles Memorial Coliseum, Los Angeles, CA Wed Aug 13 1958, 10:05 PM EDT Att: 14,296 - Unknown								
John Roseboro, L OBP: 0.342, SLG: 0.466 (1, 2)	3-2 BB		0-2 2B		3-1 F3			2-3 K		3	1	2	1	0	0	0									
Joe Pignatano, R OBP: 0.275, SLG: 0.380 (8, PH) (9, 2)	1-3 1B		2-H 2B		4-2 F3			1-3 K		1	0	0	0	0	1	0									
Norm Larker, L OBP: 0.400, SLG: 0.463 (1, 7)	1-2 G6-3		4-0 2B		4-2 BB			1-3 K		1	1	0	0	2	0	1									
Gino Cimoli, R OBP: 0.288, SLG: 0.368 (6, PH) (9, 7)	1-2 1-2 3-H		1-2 1B		1-2 BB			1-3 K		1	0	0	0	0	1	0									
Carl Furillo, R OBP: 0.339, SLG: 0.439 (1, 9)	0-0 6-3		0-0 1B		1-2 F9			0-1 1B		4	1	2	1	0	0	1									
Gil Hodges, R OBP: 0.327, SLG: 0.424 (1, 3)		1-2 F6		0-2 S 1B		0-0 5-3		3-2 F7		4	0	1	2	0	0	1									
Charlie Neal, R OBP: 0.342, SLG: 0.462 (1, 4)		3-1 6-3		2-1 L8		1-1 6-3		3-3 K		4	0	0	0	0	1	1									
Don Zimmer, R OBP: 0.310, SLG: 0.417 (1, 6)		3-2 1-3		0-0 5-3		2-3 K		1-0 2B		4	1	1	0	0	1	0									
Don Demeter, R OBP: 0.132, SLG: 0.158 (1, 8)			0-0 L6		0-2 F7		1-3 K		0-0 2B	3	0	0	0	0	1	0									
Elmer Valo, L OBP: 0.330, SLG: 0.337 (9, PH) (9, 1)									1-H 2B	1	0	1	1	0	0	0									
Sandy Koufax, R OBP: 0.158, SLG: 0.162 (1, 1)			2-3 K		3-3 K					2	0	0	0	0	2	0									
Clem Labine, R OBP: 0.143, SLG: 0.077 (7, 1)										1	0	0	0	0	1	0									
Fred Kipp, L OBP: 0.292, SLG: 0.304 (9, 1)										0	0	0	0	0	0	0									
Inning Stats	R: 1 E: 0 K: 0 S: 10	H: 1 LOB: 0 BB: 1 P: 18	R: 0 E: 0 K: 0 S: 8	H: 0 LOB: 0 BB: 0 P: 15	R: 4 E: 0 K: 1 S: 15	H: 4 LOB: 1 BB: 1 P: 23	R: 0 E: 0 K: 1 S: 7	H: 0 LOB: 0 BB: 0 P: 10	R: 0 E: 0 K: 0 S: 8	H: 0 LOB: 0 BB: 1 P: 16	R: 0 E: 0 K: 1 S: 6	H: 0 LOB: 0 BB: 0 P: 9	R: 0 E: 0 K: 2 S: 7	H: 0 LOB: 0 BB: 0 P: 11	R: 0 E: 0 K: 2 S: 12	H: 1 LOB: 1 BB: 0 P: 18	R: 1 E: 0 K: 1 S: 6	H: 2 LOB: 1 BB: 0 P: 10	1B: 5 2B: 3 3B: 0 HR: 0	SF: 0 SAC: 0 DP: 1 HBP: 0	WP: 0 PB: 0 SB: 2 CS: 0	PA: 35			
PITCHER	IP	WLS	BF	H	R	ER	SO	BB	IBB	HBP	BLK	WP	HR	S	P	ERA	WHIP								
Glen Hobbie, R ERA: 3.76 (1, 1)	6.0		25	5	5	5	3	3	0	0	0	0	0	54	91	7.50	1.333								
Bill Henry, L ERA: 1.78 (7, 1)	2.0		7	1	0	0	4	0	0	0	0	0	0	19	29	0.00	0.500								
Don Elston, R ERA: 3.26 (9, 1)	0.1	L	3	2	1	1	1	0	0	0	0	0	0	6	10	27.00	6.000								

AB	32
R	6
H	8
RBI	5
BB	3
SO	8
LOB	4



Batter	1	2	3	4	5	6	7	8	9	AB	R	H	RBI	BB	SO	LOB	TOP					
Johnny Goryl, R OBP: 0.320, SLG: 0.374 (1, 4)	F8	G4-6-3			F8		5-3		14 E 1B	5	0	1	0	0	0	2	Chicago Cubs @ Los Angeles Dodgers Los Angeles Memorial Coliseum, Los Angeles, CA Thu Aug 14 1958, 6:33 AM EDT Att: 6,195 - Unknown livebaseballscorecards.com					
Alvin Dark, R OBP: 0.355, SLG: 0.387 (1, 5)	6-3		F8		4-3		F8		14 E 1B	5	0	1	0	0	0	0						
14 Ernie Banks, R OBP: 0.359, SLG: 0.614 (1, 6)	1B		G1		1B		1B	F3	E6 FC6-4	5	0	3	0	0	0	2						
Walt Moryn, L OBP: 0.344, SLG: 0.500 (1, 7)	6-3		G1		F7			SF9 3B	F7	5	1	1	0	0	0	6						
Bobby Thomson, R OBP: 0.357, SLG: 0.475 (1, 8)		E FC5-4 1B	F6			K		SF9	FC6-4	4	1	1	1	0	1	4						
Lee Walls, R OBP: 0.370, SLG: 0.507 (1, 9)		FC5-4 E 1B		F8		6-3				4	1	2	0	0	0	0						
Dale Long, L OBP: 0.358, SLG: 0.450 (1, 3)		FC5-4 BB				FC6 BB				2	0	2	0	2	0	0						
Cal Neeman, R OBP: 0.336, SLG: 0.524 (6, PH)		FC5-4		F3		FC6				2	0	0	1	0	0	3						
Lou Jackson, L OBP: 0.222, SLG: 0.385 (6, PH)										1	0	0	0	0	0	1						
Moe Thacker, R OBP: 0.269, SLG: 0.542 (6, PH)										0	0	0	0	0	0	0						
Sammy Taylor, L OBP: 0.339, SLG: 0.406 (6, PH)										1	0	0	0	0	0	2						
John Briggs, R OBP: 0.207, SLG: 0.310 (1, 1)		E4		1-3						2	0	0	1	0	0	2						
Marcelino Solis, L OBP: 0.278, SLG: 0.294 (7, PH)										0	0	0	0	0	0	0						
Chuck Tanner, L OBP: 0.277, SLG: 0.350 (7, PH)										1	0	0	0	0	0	0						
Bob Anderson, R (7, 1)										0	0	0	0	0	0	0						
Jim Bolger, R OBP: 0.273, SLG: 0.323 (9, PH)										1	0	0	0	0	1	0						
Inning Stats	R: 0 E: 0 K: 0 S: 9	H: 1 LOB: 1 BB: 0 P: 12	R: 2 E: 2 K: 0 S: 11	H: 2 LOB: 1 BB: 1 P: 20	R: 0 E: 0 K: 0 S: 13	H: 1 LOB: 1 BB: 0 P: 18	R: 0 E: 0 K: 0 S: 8	H: 1 LOB: 1 BB: 0 P: 13	R: 0 E: 0 K: 0 S: 11	H: 1 LOB: 1 BB: 0 P: 14	R: 0 E: 0 K: 1 S: 9	H: 0 LOB: 1 BB: 1 P: 17	R: 0 E: 0 K: 0 S: 6	H: 0 LOB: 0 BB: 0 P: 8	R: 1 E: 0 K: 0 S: 13	H: 3 LOB: 2 BB: 0 P: 20	R: 0 E: 1 K: 1 S: 14	H: 2 LOB: 3 BB: 0 P: 23	1B: 9 2B: 1 3B: 1 HR: 0	SF: 1 SAC: 0 DP: 1 HBP: 0	WP: 0 PB: 0 SB: 0 CS: 0	PA: 41
PITCHER	IP WLS BF H R ER SO BB IBB HBP BLK WP HR S P ERA WHIP																					
Don Drysdale, R ERA: 4.88	(1, 1) 7.2 W 34 9 3 3 1 2 0 0 0 0 0 0 78 119 3.52 1.435																					
Johnny Klippstein, R ERA: 4.89	(8, 1) 0.2 5 2 0 0 1 0 0 0 0 0 0 0 13 20 0.00 3.000																					
Fred Kipp, L ERA: 5.4	(9, 1) 0.1 1 0 0 0 0 0 0 0 0 0 0 0 2 4 0.00 0.000																					
Clem Labine, R ERA: 4.21	(9, 1) 0.1 S 1 0 0 0 0 0 0 0 0 0 0 0 0 1 2 0.00 0.000																					

Batter	1	2	3	4	5	6	7	8	9	AB	R	H	RBI	BB	SO	LOB	BOTTOM			
Jim Gilliam, S OBP: 0.355, SLG: 0.358 (1, 5)	WP S BB		K	1-2 2-H 3-H 1B		E5 CS				3	0	1	2	1	1	0	Chicago Cubs @ Los Angeles Dodgers Los Angeles Memorial Coliseum, Los Angeles, CA Thu Aug 14 1958, 6:33 AM EDT Att: 6,195 - Unknown livebaseballscorecards.com			
John Roseboro, L OBP: 0.338, SLG: 0.459 (1, 2)	F7		4-3	4-3		CS		F7		4	0	0	0	0	0	3				
Duke Snider, L OBP: 0.366, SLG: 0.475 (1, 8)	1-3 1-2			HR		G6-4-3 1B		4-3		4	1	2	1	0	0	1				
Carl Furillo, R OBP: 0.335, SLG: 0.433 (1, 9)	F8		6-3			G6-4-3		5-3		4	0	0	0	0	0	2				
Norm Larker, L OBP: 0.404, SLG: 0.479 (7, 7)		BLK 3B		1B BB 1B		4-3				3	2	2	0	0	0	0				
Gino Cimoli, R OBP: 0.291, SLG: 0.371 (7, 7)										1	1	1	0	0	0	0				
Gil Hodges, R OBP: 0.328, SLG: 0.425 (1, 3)		K		F2		HR 1B		SF9 S 1B		4	1	2	0	0	1	2				
Charlie Neal, R OBP: 0.341, SLG: 0.458 (1, 4)		1-3		1B BB		L9		K		3	1	0	0	1	1	4				
Don Zimmer, R OBP: 0.309, SLG: 0.415 (1, 6)				F5		F9		SF9		2	0	0	1	1	0	3				
Don Drysdale, R OBP: 0.238, SLG: 0.561 (1, 1)										3	1	2	2	0	1	1				
Johnny Klippstein, R OBP: 0.252, SLG: 0.095 (8, 1)										1	0	0	0	0	1	1				
Fred Kipp, L OBP: 0.292, SLG: 0.304 (9, 1)										0	0	0	0	0	0	0				
Clem Labine, R OBP: 0.143, SLG: 0.077 (9, 1)										0	0	0	0	0	0	0				
Inning Stats	R: 0 E: 0 K: 0 S: 11	H: 0 LOB: 1 BB: 1 P: 20	R: 1 E: 0 K: 2 S: 12	H: 1 LOB: 1 BB: 1 P: 21	R: 1 E: 0 K: 1 S: 8	H: 1 LOB: 0 BB: 0 P: 12	R: 2 E: 0 K: 0 S: 8	H: 3 LOB: 2 BB: 1 P: 17	R: 0 E: 0 K: 0 S: 3	H: 1 LOB: 0 BB: 0 P: 5	R: 2 E: 1 K: 0 S: 9	H: 2 LOB: 0 BB: 0 P: 19	R: 0 E: 0 K: 0 S: 7	H: 0 LOB: 0 BB: 0 P: 12	R: 1 E: 0 K: 2 S: 12	H: 2 LOB: 1 BB: 0 P: 17	1B: 7 2B: 0 3B: 1 HR: 2	SF: 1 SAC: 0 DP: 1 HBP: 0	WP: 1 PB: 0 SB: 3 CS: 1	PA: 37
PITCHER	IP WLS BF H R ER SO BB IBB HBP BLK WP HR S P ERA WHIP																			
John Briggs, R ERA: 4.14	(1, 1) 3.2 L 19 5 4 4 3 3 0 0 0 0 0 0 1 38 69 9.82 2.182																			
Marcelino Solis, L ERA: 4.09	(4, 1) 2.1 9 3 2 2 0 0 0 0 0 0 0 1 13 25 7.71 1.286																			
Bob Anderson, R ERA: 6.3	(7, 1) 2.0 8 2 1 1 2 0 0 0 0 0 0 0 19 29 4.50 1.000																			



Batter	1	2	3	4	5	6	7	8	9	10	AB	R	H	RBI	BB	SO	LOB	TOP			
Tony Taylor, R OBP: 0.300, SLG: 0.304 (1.4)	K		F5			L6-3 1B		FC6-4 1B		S 1B 1B	5	1	3	0	0	1	0	Chicago Cubs @ San Francisco Giants Seals Stadium, San Francisco, CA Fri Aug 15 1958, 10:05 PM EDT Att. 17,036 - Unknown			
Alvin Dark, R OBP: 0.355, SLG: 0.382 (1.5)	K		5-3			L6-3 1-2		FC6-4 1-2f		F8	5	0	0	1	0	1	3				
Lee Walls, R OBP: 0.372, SLG: 0.507 (1.9)	14 1B 1B		6-3			HBP		F9 3-H		14 1B 1-H	4	0	2	1	0	0	1				
14 Ernie Banks, R OBP: 0.359, SLG: 0.612 (1.6)	1B			6-3		F8		F7		1B	5	0	2	0	0	0	1				
Walt Moryn, L OBP: 0.246, SLG: 0.500 Jim Bolger, R OBP: 0.270, SLG: 0.319 (1.7) (9.7)	K				G4-6-3 1B		F7	FC1-6 1B		K	4	0	2	0	0	1	2				
Dale Long, L OBP: 0.355, SLG: 0.445 (1.3)		4-3		G4-6-3 1-2f		F6		FC1-6 FC6-4			4	0	0	0	0	0	2				
Bobby Thomson, R OBP: 0.356, SLG: 0.472 (1.8)		FC6-4 BB				F7		K		FC6-4 1-2f	3	0	0	0	1	1	1				
Cal Neeman, R OBP: 0.333, SLG: 0.539 (1.2)		FC6-4 FC5-4		6-3				F8			4	1	1	1	0	0	1				
Dave Hillman, R OBP: 0.148, SLG: 0.222 (1.1)		FC5-4		K				1B FC6-4 1B		HR 6-3	4	1	1	0	0	1	1				
Inning Stats	R: 0 E: 0 K: 3 S: 11	H: 2 LOB: 2 BB: 0 P: 11	R: 0 E: 0 K: 0 S: 3	H: 0 LOB: 1 BB: 1 P: 7	R: 0 E: 0 K: 0 S: 3	H: 1 LOB: 0 BB: 0 P: 3	R: 0 E: 0 K: 1 S: 5	H: 0 LOB: 0 BB: 0 P: 5	R: 0 E: 0 K: 0 S: 3	H: 1 LOB: 1 BB: 0 P: 4	R: 0 E: 0 K: 1 S: 5	H: 0 LOB: 0 BB: 0 P: 5	R: 1 E: 0 K: 0 S: 5	H: 2 LOB: 1 BB: 0 P: 5	R: 0 E: 0 K: 0 S: 4	H: 1 LOB: 1 BB: 0 P: 4	R: 2 E: 0 K: 1 S: 9		H: 4 LOB: 2 BB: 0 P: 9	1B: 10 2B: 1 3B: 0 HR: 1	SF: 0 SAC: 0 DP: 2 HBP: 1
PITCHER	IP 9.2	WLS L	BF 39	H 10	R 3	ER 3	SO 5	BB 1	IBB 0	HBP 1	BLK 0	WP 0	HR 1	S 47	P 52	ERA 2.79	WHIP 1.138				
Stu Miller, R ERA: 2.72 Al Worthington, R ERA: 3.49 (1.1) (10.1)	0.1	2	1	0	0	1	0	0	0	0	0	0	0	0	4	4	0.00	3.000			

Chicago Cubs @ San Francisco Giants
Seals Stadium, San Francisco, CA
Fri Aug 15 1958, 10:05 PM EDT
Att. 17,036 - Unknown

AB	39
R	3
H	11
RBI	3
BB	1
SO	6
LOB	14



WP	0	PA	41
PB	0	SB	1
CS	0		

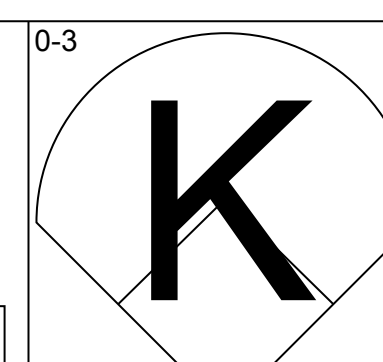
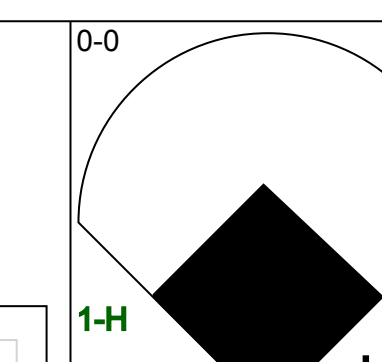
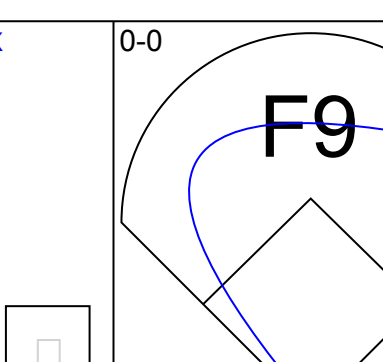
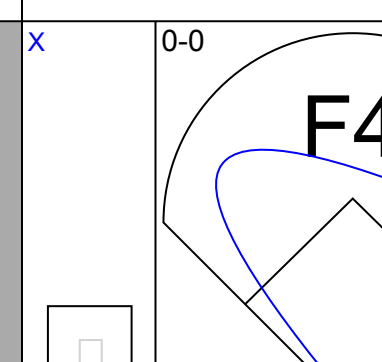
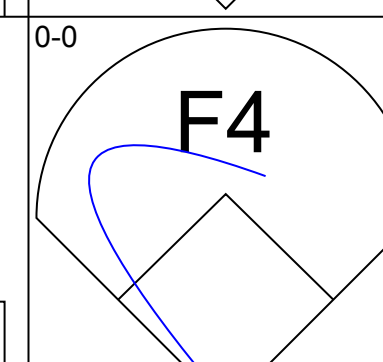
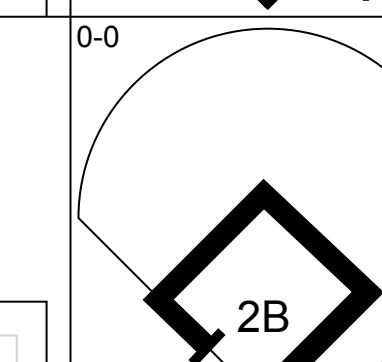
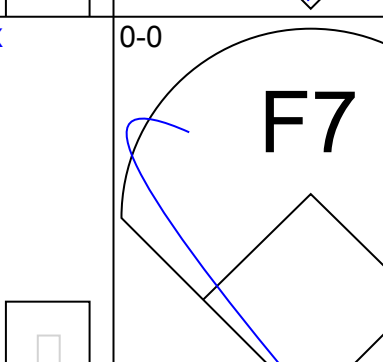
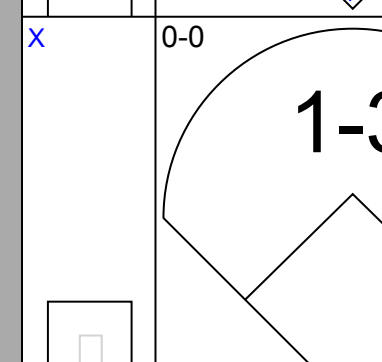
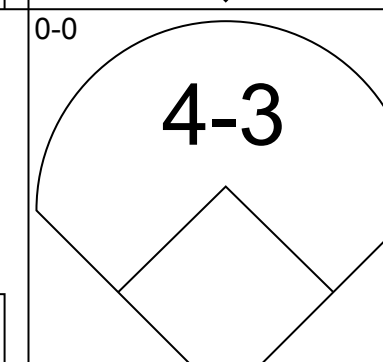
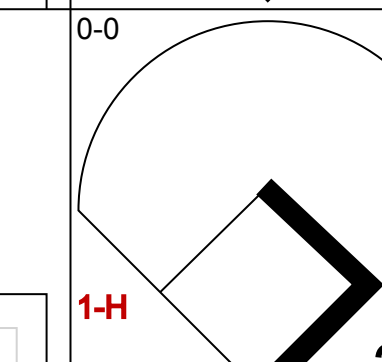

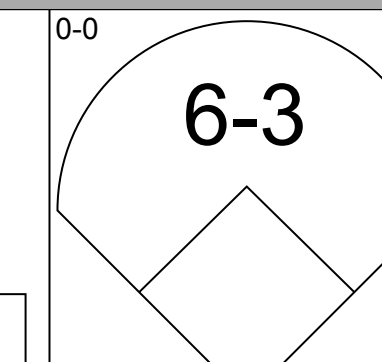
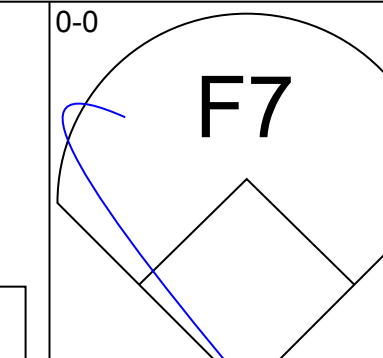
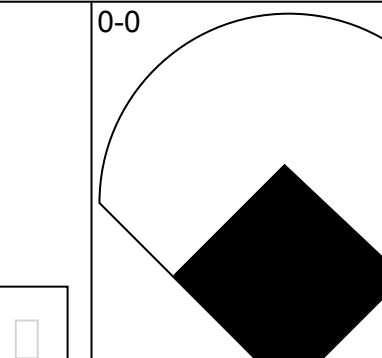
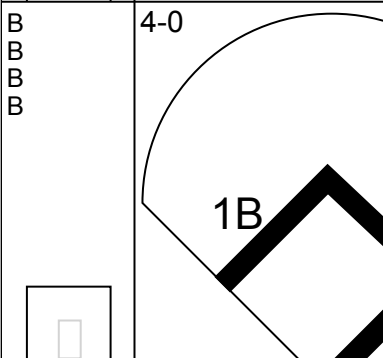
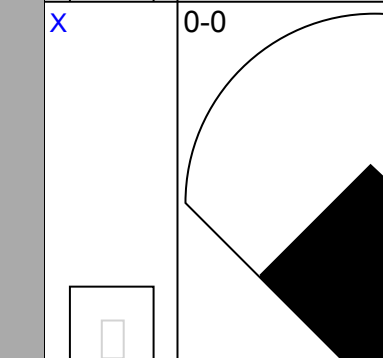
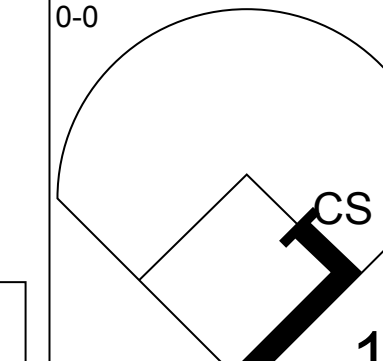
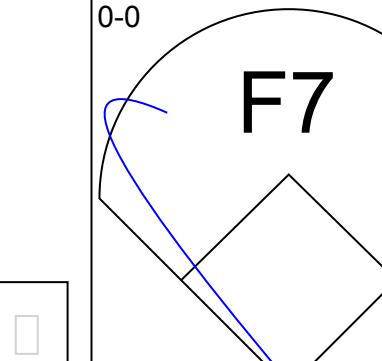
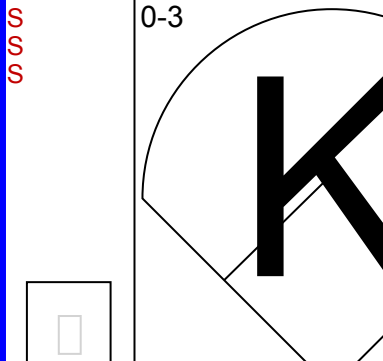
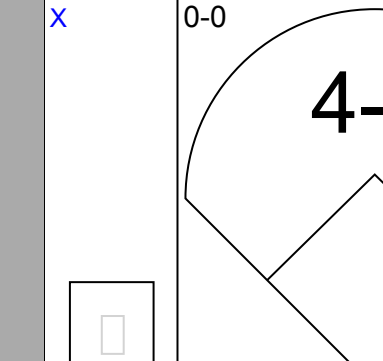
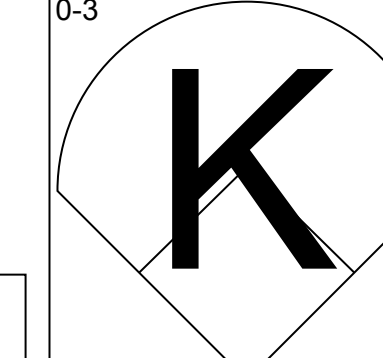
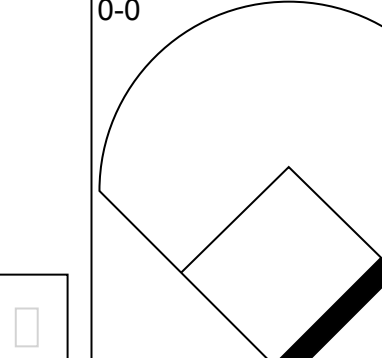
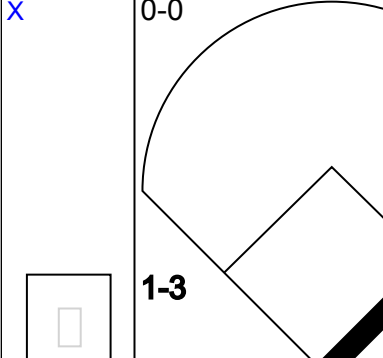
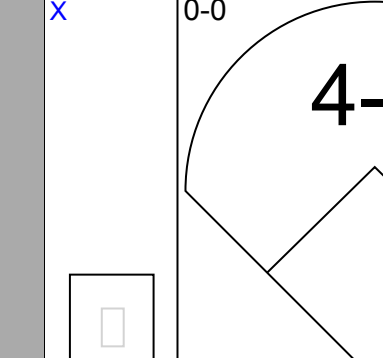

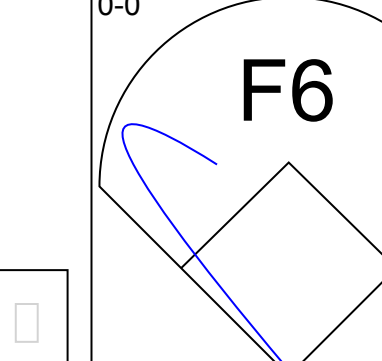
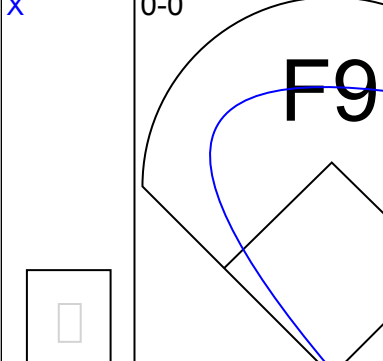


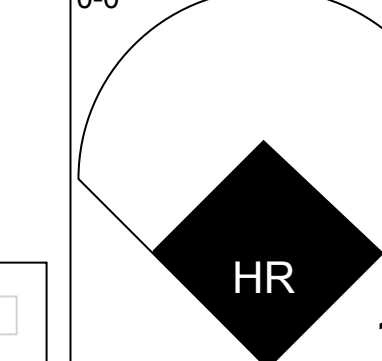
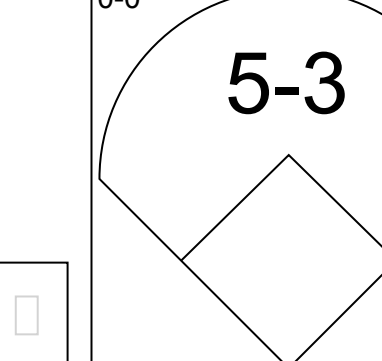


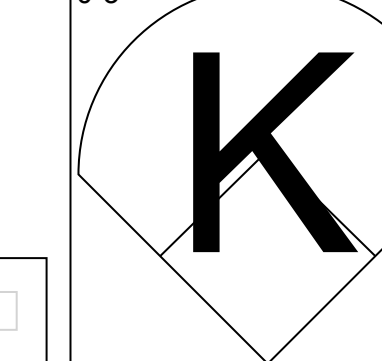

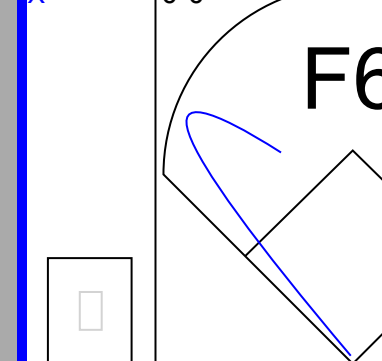
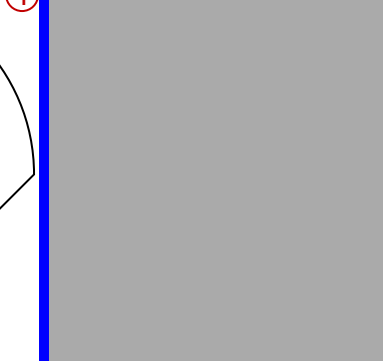
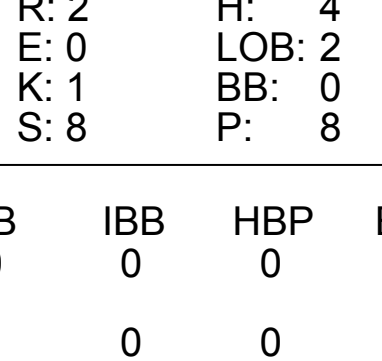
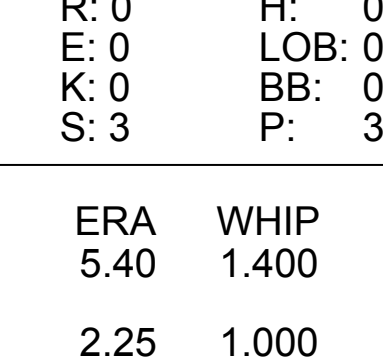
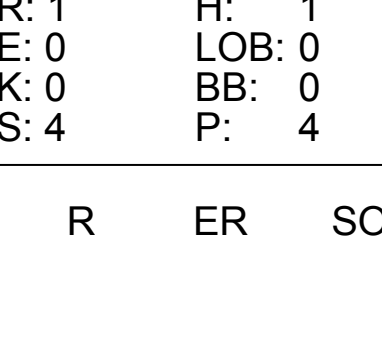



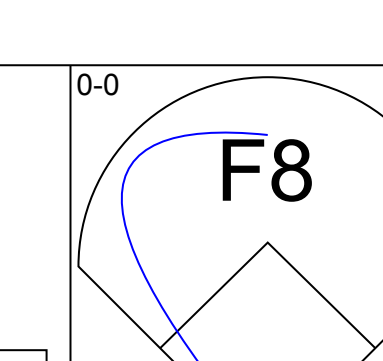
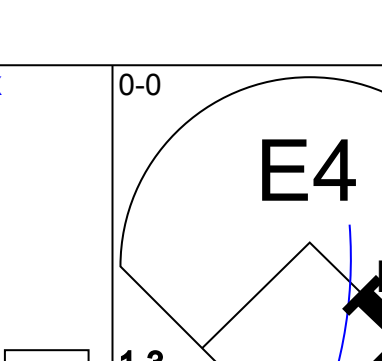

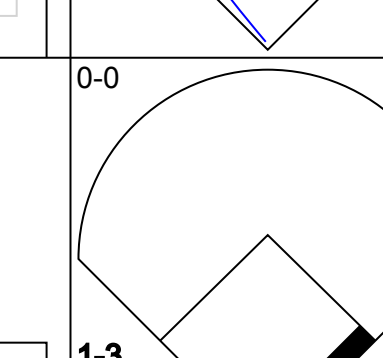
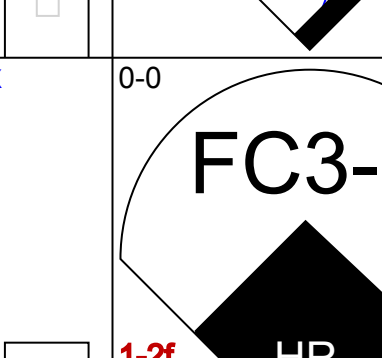

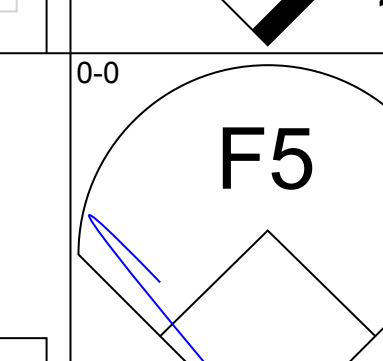
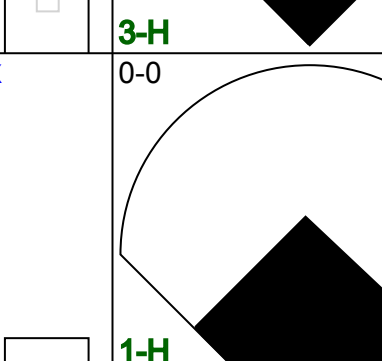

Batter	1	2	3	4	5	6	7	8	9	10	AB	R	H	RBI	BB	SO	LOB	BOTTOM	
Danny O'Connell, R OBP: 0.339, SLG: 0.328 Whitey Lockman, L OBP: 0.337, SLG: 0.329 (1.4) (8. PH) (9.4)	K				G6-4-3 1-2f			4-3		4-0 BB	3	0	1	0	0	1	1	Chicago Cubs @ San Francisco Giants Seals Stadium, San Francisco, CA Fri Aug 15 1958, 10:05 PM EDT Att. 17,036 - Unknown	
Jim Davenport, R OBP: 0.321, SLG: 0.417 Leon Wagner, L OBP: 0.393, SLG: 0.492 Eddie Bressoud, R OBP: 0.318, SLG: 0.347 Ray Jablonski, R OBP: 0.285, SLG: 0.482 (1.5) (8. PH) (9.5) (10. PH)	6-3		BB 1B			F7		F6		BB K	2	0	0	0	1	0	0		
Willie Mays, R OBP: 0.395, SLG: 0.553 (1.8)	K		5-3			6-3		F8			4	0	0	0	0	1	2		
Hank Sauer, R OBP: 0.353, SLG: 0.455 (1.7)		E4		5-3		1B				K	4	0	1	0	0	1	0		
Orlando Cepeda, R OBP: 0.337, SLG: 0.514 (1.3)		F8		K		6-3				HR	4	1	1	1	0	1	2		
Willie Kirkland, L OBP: 0.330, SLG: 0.438 (1.9)		K						4-3		F6	4	0	1	0	0	1	1		
Daryl Spencer, R OBP: 0.366, SLG: 0.445 (1.6)		F7				F9				K	4	0	1	0	0	1	2		
Valmy Thomas, R OBP: 0.333, SLG: 0.358 Bill White, L OBP: 0.364, SLG: 0.125 (1.2) (10. PH)			K			F9		F8		K	3	0	0	0	0	1	1		
Stu Miller, R OBP: 0.226, SLG: 0.179 Al Worthington, R OBP: 0.196, SLG: 0.189 Bob Speake, L OBP: 0.342, SLG: 0.429 (1.1) (10.1) (10. PH)			K			G6-4-3 1B		F4		3-1	3	0	1	0	0	1	1		
Inning Stats	R: 0 E: 0 K: 2 S: 7	H: 0 LOB: 0 BB: 0 P: 7	R: 0 E: 1 K: 1 S: 6	H: 0 LOB: 1 BB: 0 P: 6	R: 0 E: 0 K: 2 S: 8	H: 1 LOB: 2 BB: 1 P: 12	R: 0 E: 0 K: 1 S: 6	H: 1 LOB: 1 BB: 0 P: 6	R: 0 E: 0 K: 0 S: 3	H: 1 LOB: 1 BB: 0 P: 4	R: 0 E: 0 K: 2 S: 8	H: 0 LOB: 0 BB: 0 P: 8	R: 1 E: 0 K: 2 S: 8	H: 1 LOB: 0 BB: 0 P: 8	R: 0 E: 0 K: 2 S: 7	H: 0 LOB: 1 BB: 1 P: 11	1B: 5 2B: 0 3B: 0 HR: 1		SF: 0 SAC: 0 DP: 1 HBP: 0
PITCHER	IP 10.0	WLS W	BF 38	H 6	R 1	ER 1	SO 10	BB 2	IBB 0	HBP 0	BLK 0	WP 0	HR 1	S 56	P 64	ERA 0.90	WHIP 0.800		
Dave Hillman, R ERA: 2.98 (1.1)																			

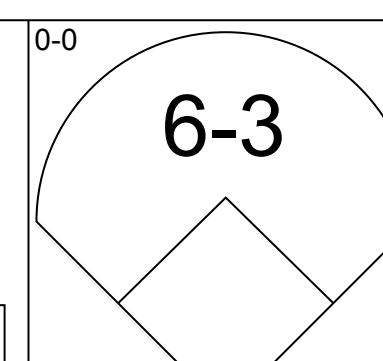
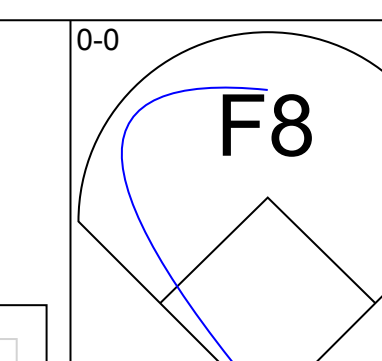
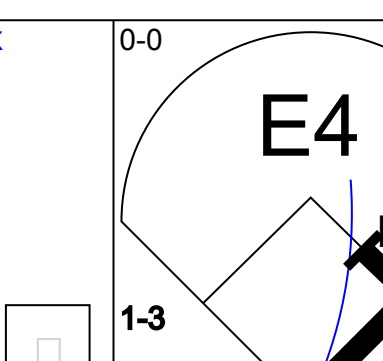
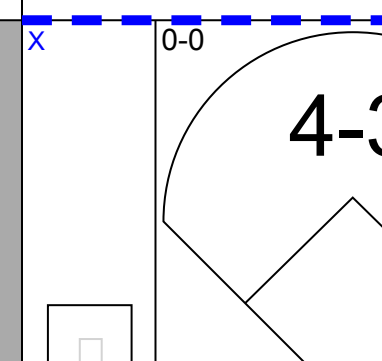
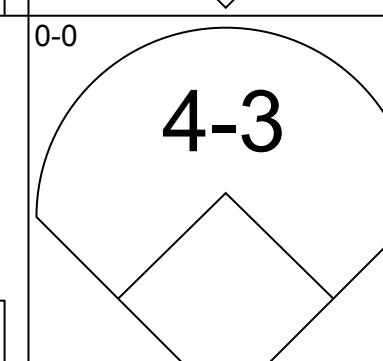
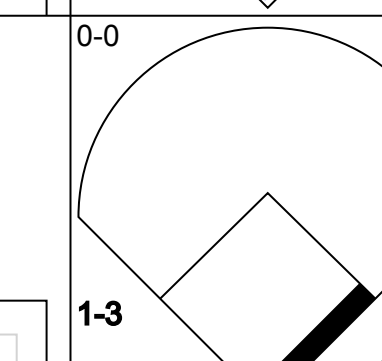
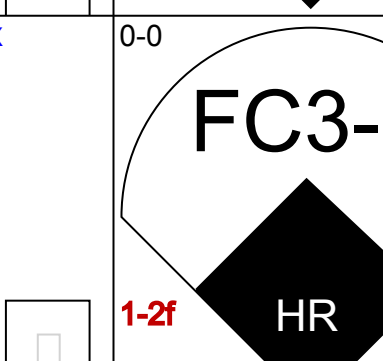
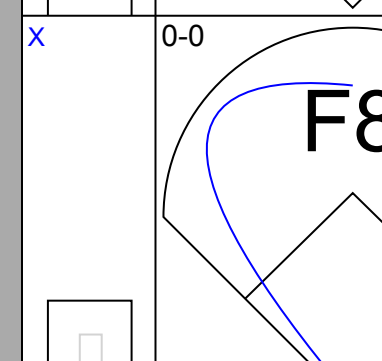
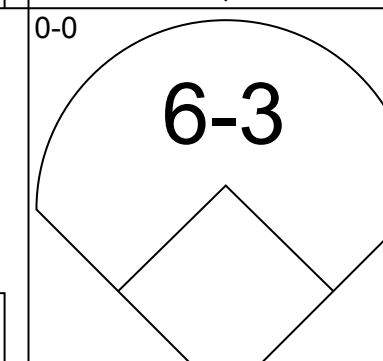
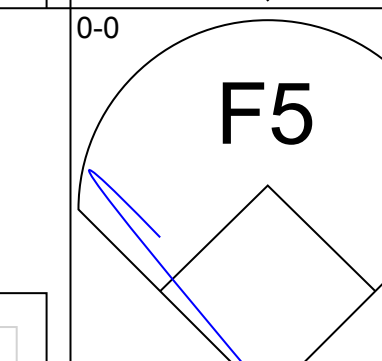
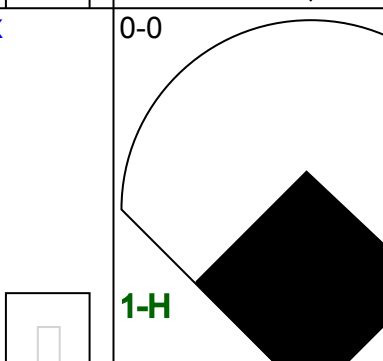
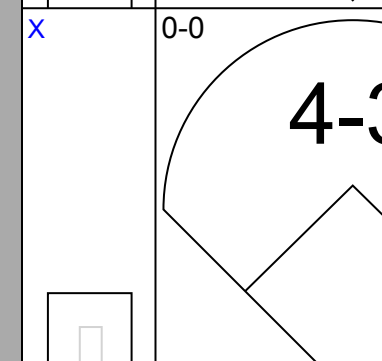
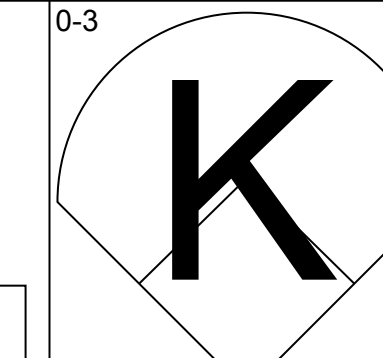
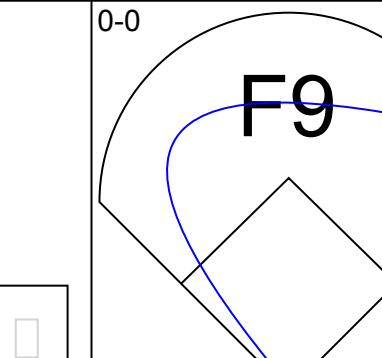
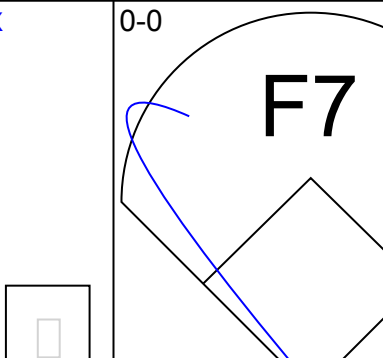
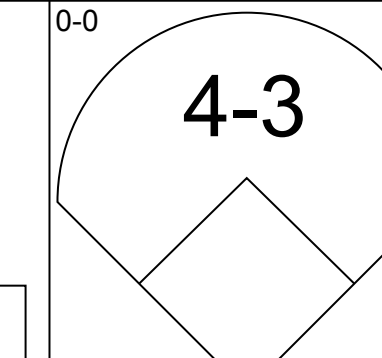
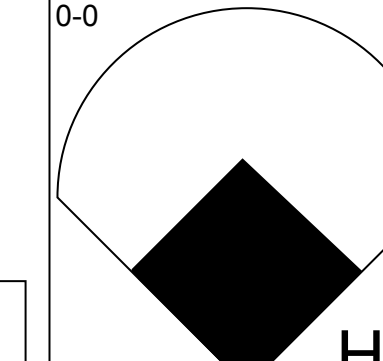
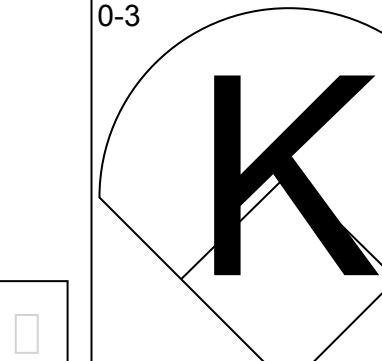

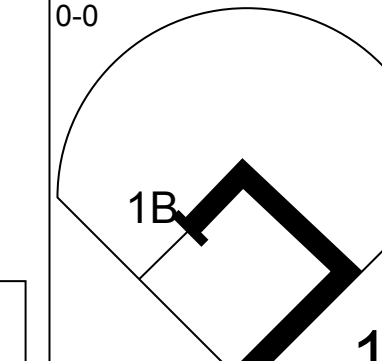
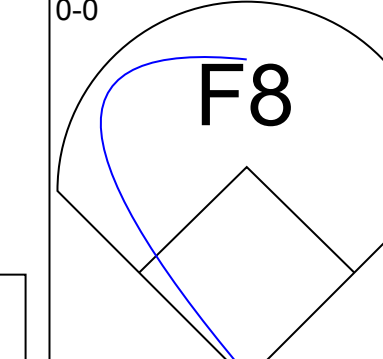
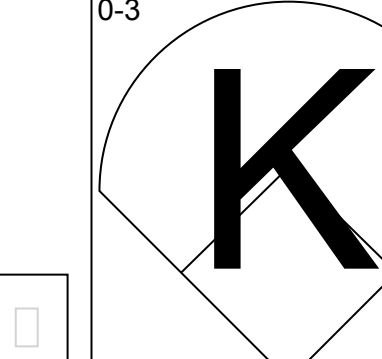
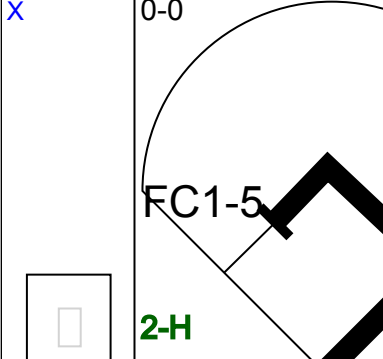
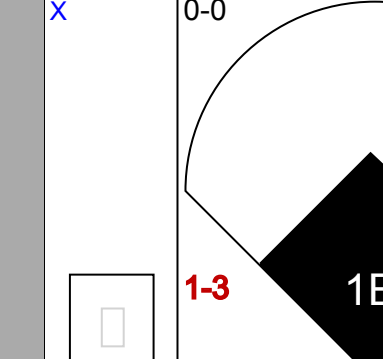
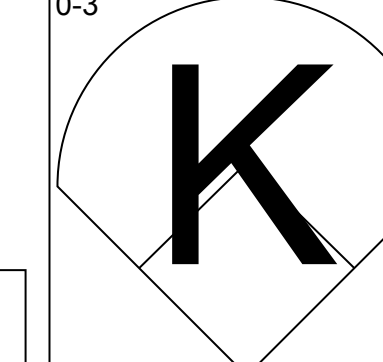

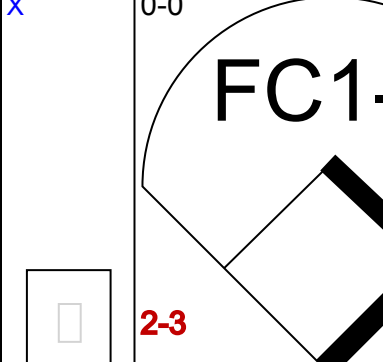
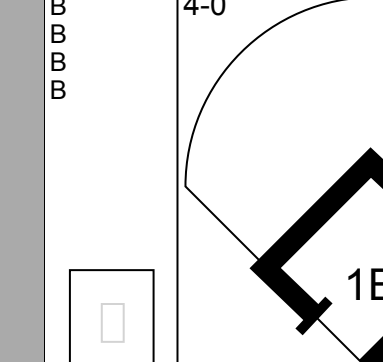


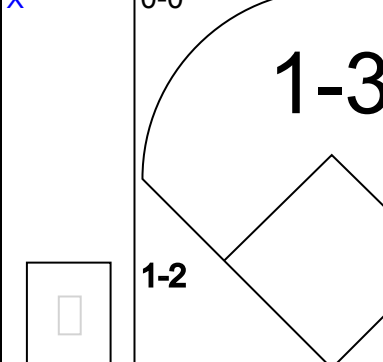
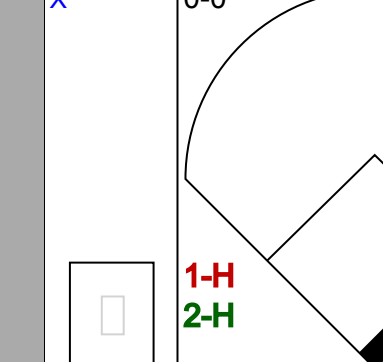
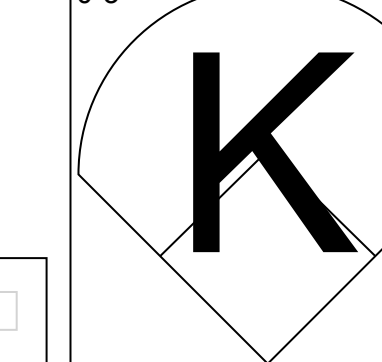
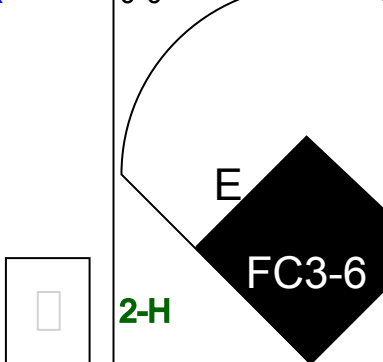


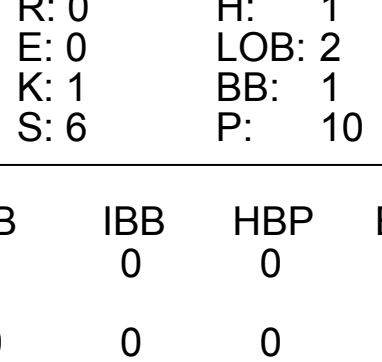
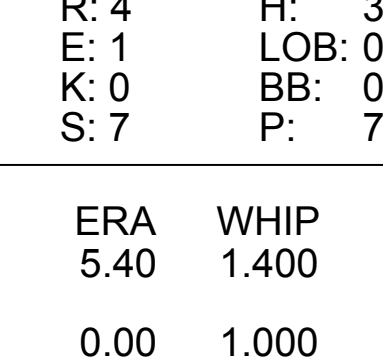
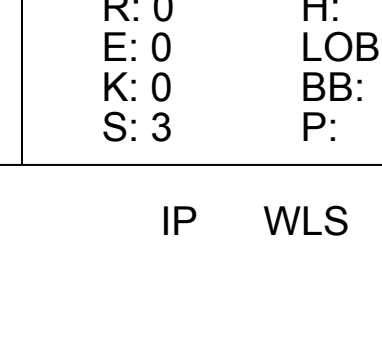

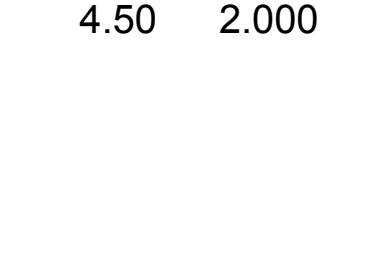

Chicago Cubs @ San Francisco Giants
Seals Stadium, San Francisco, CA
Fri Aug 15 1958, 10:05 PM EDT
Att. 17,036 - Unknown


AB	36
R	1
H	6
RBI	1
BB	2
SO	10
LOB	11




WP	0	PA	38
PB	0	SB	0
CS	0		

Batter	1	2	3	4	5	6	7	8	9	AB	R	H	RBI	BB	SO	LOB	TOP					
Tony Taylor, R OBP: 0.300, SLG: 0.312 (1,4)										4	1	1	2	0	1	1	Chicago Cubs @ San Francisco Giants Seals Stadium, San Francisco, CA Sat Aug 16 1958, 6:33 AM EDT Att: 17,617 - Unknown					
Alvin Dark, R OBP: 0.354, SLG: 0.381 (1,5)										4	0	1	0	0	0	1						
Lee Walls, R OBP: 0.371, SLG: 0.507 (1,9)										4	0	1	0	0	0	0						
14 Ernie Banks, R OBP: 0.362, SLG: 0.625 (1,6)										3	2	2	2	1	0	0						
Jim Bolger, R OBP: 0.275, SLG: 0.323 (1,7)										2	0	1	0	0	0	0						
Walt Moryn, L OBP: 0.344, SLG: 0.497 (6,7)										2	0	0	0	0	1	1						
Dale Long, L OBP: 0.356, SLG: 0.446 (1,3)										4	0	2	0	0	1	1						
Bobby Thomson, R OBP: 0.353, SLG: 0.467 (1,8)										4	0	0	0	0	0	3						
Cal Neeman, R OBP: 0.338, SLG: 0.538 (1,2)										4	1	2	0	0	0	1						
Dick Drott, R OBP: 0.283, SLG: 0.250 (1,1)										2	0	0	0	0	1	1						
Don Elston, R OBP: 0.273, SLG: 0.273 (6,1)										0	0	0	0	0	0	0						
Lou Jackson, L OBP: 0.214, SLG: 0.370 (7,7)										1	0	0	0	0	0	1						
Glen Hobbie, R OBP: 0.163, SLG: 0.146 (7,1)										0	0	0	0	0	0	0						
Sammy Taylor, L OBP: 0.337, SLG: 0.404 (9,7)										1	0	0	0	0	0	0						
Inning Stats	R: 0 E: 0 K: 1 S: 5	H: 0 LOB: 0 BB: 0 P: 5	R: 0 E: 0 K: 1 S: 5	H: 1 LOB: 0 BB: 0 P: 5	R: 2 E: 0 K: 1 S: 8	H: 4 LOB: 2 BB: 0 P: 8	R: 1 E: 0 K: 0 S: 5	H: 2 LOB: 1 BB: 0 P: 5	R: 0 E: 0 K: 1 S: 3	H: 0 LOB: 0 BB: 0 P: 3	R: 0 E: 0 K: 1 S: 6	H: 1 LOB: 2 BB: 1 P: 10	R: 0 E: 0 K: 0 S: 4	H: 1 LOB: 1 BB: 0 P: 4	R: 1 E: 0 K: 0 S: 4	H: 1 LOB: 0 BB: 0 P: 4	R: 0 E: 0 K: 0 S: 3	H: 0 LOB: 0 BB: 0 P: 3	1B: 6 2B: 1 3B: 0 HR: 3	SF: 0 SAC: 0 DP: 0 HBP: 0	WP: 0 PB: 0 SB: 0 CS: 1	PA: 37
PITCHER	IP WLS BF H R ER SO BB IBB HBP BLK WP HR S P ERA WHIP																					
Mike McCormick, L ERA: 4.09 (1,1)	5.0 W 20 7 3 3 3 0 0 0 0 0 2 26 26 5.40 1.400																					
Gordon Jones, R ERA: 1.8 (6,1)	4.0 S 16 3 1 1 1 1 0 0 0 0 1 17 21 2.25 1.000																					

Batter	1	2	3	4	5	6	7	8	9	AB	R	H	RBI	BB	SO	LOB	BOTTOM			
Danny O'Connell, R OBP: 0.334, SLG: 0.323 (1,4)										4	0	0	0	0	0	2	Chicago Cubs @ San Francisco Giants Seals Stadium, San Francisco, CA Sat Aug 16 1958, 6:33 AM EDT Att: 17,617 - Unknown			
Jim Davenport, R OBP: 0.320, SLG: 0.414 (1,5)										4	1	1	1	0	0	1				
Willie Mays, R OBP: 0.394, SLG: 0.557 (1,8)										4	1	1	2	0	0	2				
Leon Wagner, L OBP: 0.382, SLG: 0.477 (1,7)										4	0	0	0	0	1	0				
Felipe Alou, R OBP: 0.417, SLG: 0.381 (9,7)										0	0	0	0	0	0	0				
Orlando Cepeda, R OBP: 0.340, SLG: 0.525 (1,3)										4	2	3	1	0	1	0				
Willie Kirkland, L OBP: 0.332, SLG: 0.442 (1,9)										4	1	2	1	0	1	0				
Daryl Spencer, R OBP: 0.365, SLG: 0.441 (1,6)										3	0	0	0	1	1	1				
Bob Schmidt, R OBP: 0.307, SLG: 0.441 (1,2)										3	1	2	1	1	0	1				
Mike McCormick, L OBP: 0.265, SLG: 0.239 (1,1)										1	0	0	0	0	1	1				
Bill White, L OBP: 0.417, SLG: 0.222 (5,7)										1	1	1	1	0	0	0				
Gordon Jones, R ERA: 3.21 (6,1)										1	0	0	0	0	0	1				
Inning Stats	R: 0 E: 0 K: 0 S: 3	H: 0 LOB: 0 BB: 0 P: 3	R: 1 E: 0 K: 2 S: 8	H: 1 LOB: 0 BB: 0 P: 8	R: 0 E: 0 K: 1 S: 6	H: 1 LOB: 2 BB: 1 P: 10	R: 0 E: 0 K: 2 S: 7	H: 0 LOB: 0 BB: 0 P: 7	R: 4 E: 1 K: 0 S: 7	H: 3 LOB: 0 BB: 0 P: 7	R: 1 E: 0 K: 0 S: 5	H: 2 LOB: 1 BB: 0 P: 5	R: 0 E: 0 K: 0 S: 3	H: 0 LOB: 0 BB: 0 P: 3	R: 1 E: 0 K: 0 S: 4	H: 3 LOB: 2 BB: 1 P: 8	1B: 5 2B: 3 3B: 0 HR: 2	SF: 0 SAC: 0 DP: 0 HBP: 0	WP: 0 PB: 0 SB: 0 CS: 0	PA: 35
PITCHER	IP WLS BF H R ER SO BB IBB HBP BLK WP HR S P ERA WHIP																			
Dick Drott, R ERA: 5.64 (1,1)	5.0 L 23 6 6 3 5 1 0 0 0 0 0 2 32 36 5.40 1.400																			
Don Elston, R ERA: 3.21 (6,1)	1.0 4 1 0 0 0 0 0 0 0 0 0 4 4 0.00 1.000																			
Glen Hobbie, R ERA: 3.77 (7,1)	2.0 8 3 1 1 0 1 0 0 0 0 0 7 11 4.50 2.000																			


Batter	1	2	3	4	5	6	7	8	9	AB	R	H	RBI	BB	SO	LOB	TOP										
Tony Taylor, R (1,4) OBP: 0.299, SLG: 0.314 Jim Bolger, R (9,PH) OBP: 0.272, SLG: 0.320	0-0 1-3		0-0 4-3 S 2B		0-3 K		0-0 F3		0-0 F4	4	1	1	0	0	1	1	Chicago Cubs @ San Francisco Giants Seals Stadium, San Francisco, CA Sun Aug 17 1958, 6:33 AM EDT Att: 20,892 - Unknown										
Alvin Dark, R (1,5) OBP: 0.350, SLG: 0.376	0-0 F7		0-0 4-3		0-0 F3		0-0 F2		0-0 5-3	5	0	0	0	0	0	3											
Lee Walls, R (1,9) OBP: 0.370, SLG: 0.504	0-0 F4		0-0 F8		0-0 14 HR 1B		0-0 F8			4	1	1	0	0	0	1											
14 Ernie Banks, R (1,6) OBP: 0.362, SLG: 0.628		0-0 6-3	0-0 F8		0-0 HR		0-0 1-3			4	1	1	2	0	0	0											
Walt Moryn, L (1,7) OBP: 0.341, SLG: 0.492		0-0 G3		0-3 K		0-0 F8		0-0 4-3		4	0	0	0	0	1	0											
Dale Long, L (1,3) OBP: 0.358, SLG: 0.453		0-0 HR		0-0 F6		0-0 4-3		4-0 BB		3	1	1	1	1	0	0											
Bobby Thomson, R (1,8) OBP: 0.356, SLG: 0.483		0-0 HR		0-0 HR		4-0 BB		0-0 F3		3	2	2	2	1	0	1											
Cal Neeman, R (1,2) OBP: 0.336, SLG: 0.526		1-0 HBP		0-0 F8		0-0 F8		0-0 F4		3	0	0	0	0	0	1											
Moe Drabowsky, R (1,1) John Briggs, R (3,1) Lou Johnson, R (5,PH) Bob Anderson, R (5,1) Bobby Adams, R (7,PH) Don Elston, R (7,1) Sammy Taylor, L (9,PH)	0-3 K				0-3 K		0-0 1B		0-0 1B	1	0	0	0	0	0	1	 AB 35 R 6 H 8 RBI 5 BB 2 SO 4 LOB 9										
Inning Stats	R: 0 E: 0 K: 0 S: 3	H: 0 LOB: 0 BB: 0 P: 3	R: 2 E: 0 K: 1 S: 7	H: 2 LOB: 1 BB: 0 P: 8	R: 1 E: 0 K: 0 S: 4	H: 1 LOB: 0 BB: 0 P: 4	R: 1 E: 0 K: 1 S: 6	H: 1 LOB: 0 BB: 0 P: 6	R: 0 E: 0 K: 2 S: 5	H: 0 LOB: 0 BB: 0 P: 7	R: 2 E: 0 K: 0 S: 5	H: 2 LOB: 1 BB: 1 P: 9	R: 0 E: 0 K: 0 S: 4	H: 1 LOB: 1 BB: 0 P: 4	R: 0 E: 0 K: 0 S: 3	H: 0 LOB: 1 BB: 1 P: 7		R: 0 E: 0 K: 0 S: 4	H: 1 LOB: 1 BB: 0 P: 4	1B: 3 2B: 1 3B: 0 HR: 4	SF: 0 SAC: 0 DP: 0 HBP: 1	WP: 0 PB: 0 SB: 1 CS: 0	PA: 38				
PITCHER	IP	WLS	BF	H	R	ER	SO	BB	IBB	HBP	BLK	WP	HR	S	P	ERA	WHIP	PITCHER									
Ruben Gomez, R (1,1) ERA: 4.98	3.0		13	3	3	3	1	0	0	1	0	0	2	14	15	9.00	1.000										
Paul Giel, R (4,1) ERA: 3.95	3.0		13	3	3	3	3	1	0	0	0	0	2	18	22	9.00	1.333										
Al Worthington, R (7,1) ERA: 3.41	3.0	W	12	2	0	0	0	1	0	0	0	0	0	11	15	0.00	1.000										

Batter	1	2	3	4	5	6	7	8	9	AB	R	H	RBI	BB	SO	LOB	BOTTOM										
Danny O'Connell, R (1,4) OBP: 0.340, SLG: 0.327	0-0 SH1 HR 1B		4-0 BB SH3-4 1B	0-0 1-2 HR 1B		0-0 4-3				3	3	2	0	1	0	0	Chicago Cubs @ San Francisco Giants Seals Stadium, San Francisco, CA Sun Aug 17 1958, 6:33 AM EDT Att: 20,892 - Unknown										
Jim Davenport, R (1,5) OBP: 0.318, SLG: 0.412	0-0 SH1 1-2		0-0 SH3-4 1-2	0-0 F4		0-0 F6				2	0	0	0	0	0	2											
Willie Mays, R (1,8) OBP: 0.395, SLG: 0.562	0-0 F7		4-0 BB 1B	0-0 1-2 HR 2H		0-0 F5				3	2	1	3	1	0	1											
Leon Wagner, L (1,7) OBP: 0.385, SLG: 0.496	0-0 HR 2H		4-0 FC1-3 1B 1-2 2-3	0-0 3-1		0-3 K				3	1	1	2	1	1	0											
Orlando Cepeda, R (1,3) OBP: 0.340, SLG: 0.523	0-0 F8		0-0 FC1-3 1B 1-2 2H 2H		0-0 6-3		0-0 5-3			4	0	1	2	0	0	0											
Willie Kirkland, L (1,9) OBP: 0.329, SLG: 0.436		0-0 F4	0-0 FC1-3 S 1-2 2-3	0-0 K		0-3 K		0-0 F8		4	0	0	0	0	1	2											
Daryl Spencer, R (1,6) OBP: 0.364, SLG: 0.447		0-0 HR	0-0 F4 1-2	0-0 F9		0-0 F7				4	1	1	1	0	0	2											
Valmy Thomas, R (1,2) OBP: 0.333, SLG: 0.358		0-3 K		0-0 1B HR 1B		0-3 K				3	1	1	0	0	2	0											
Ruben Gomez, R (1,1) OBP: 0.173, SLG: 0.235 Paul Giel, R (4,1) OBP: 0.192, SLG: 0.100 Bob Speake, L (6,PH) OBP: 0.338, SLG: 0.422 Al Worthington, R (7,1) OBP: 0.195, SLG: 0.189	0-0 F7		0-0 F3		0-0 F9					1	0	0	0	0	0	0	 AB 29 R 8 H 7 RBI 8 BB 3 SO 4 LOB 8										
Inning Stats	R: 2 E: 0 K: 0 S: 5	H: 2 LOB: 0 BB: 0 P: 5	R: 1 E: 0 K: 1 S: 6	H: 1 LOB: 0 BB: 0 P: 6	R: 2 E: 0 K: 0 S: 4	H: 1 LOB: 2 BB: 3 P: 16	R: 3 E: 0 K: 0 S: 6	H: 3 LOB: 0 BB: 0 P: 6	R: 0 E: 0 K: 1 S: 5	H: 0 LOB: 0 BB: 0 P: 5	R: 0 E: 0 K: 1 S: 5	H: 0 LOB: 0 BB: 0 P: 5	R: 0 E: 0 K: 0 S: 3	H: 0 LOB: 0 BB: 0 P: 3	R: 0 E: 0 K: 0 S: 3	H: 0 LOB: 0 BB: 0 P: 3		1B: 4 2B: 0 3B: 0 HR: 3	SF: 0 SAC: 2 DP: 0 HBP: 0	WP: 0 PB: 0 SB: 1 CS: 0	PA: 34						
PITCHER	IP	WLS	BF	H	R	ER	SO	BB	IBB	HBP	BLK	WP	HR	S	P	ERA	WHIP	PITCHER									
Moe Drabowsky, R (1,1) ERA: 4.59	2.1	L	13	3	5	5	1	3	0	0	0	0	1	9	9	16.20	2.400										
John Briggs, R (3,1) ERA: 4.4	1.2		9	4	3	3	0	0	0	0	0	0	0	10	10	0.00	0.000										
Bob Anderson, R (5,1) ERA: 5.25	2.0		6	0	0	0	2	0	0	0	0	0	0	8	8	0.00	0.000										
Don Elston, R (7,1) ERA: 3.12	2.0		6	0	0	0	1	0	0	0	0	0	0	8	8	0.00	0.000										

Batter	1	2	3	4	5	6	7	8	9	AB	R	H	RBI	BB	SO	LOB	TOP					
Bill Virdon, L (1, 8) OBP: 0.337, SLG: 0.404	0-0 FC5-4 1B		0-0 FC5-4 1B			0-0 6-3	0-3 K			4	0	2	0	0	1	0						
Roberto Clemente, R (1, 9) OBP: 0.325, SLG: 0.387	0-0 FC5-4 1-2		0-0 FC5-4 G6-4-3			0-0 HR 1B		0-0 9		4	1	1	0	0	0	2						
Dick Stuart, R (1, 3) OBP: 0.301, SLG: 0.549	0-3 K 1-2		0-0 G6-4-3			0-0 HR 1B		0-0 1B		4	1	2	2	0	1	2						
Bob Skinner, L (1, 7) OBP: 0.388, SLG: 0.468	0-0 4-3			0-0 P5		0-0 1B 1B		0-0 9		4	0	1	0	0	0	2						
Frank Thomas, R (1, 5) OBP: 0.355, SLG: 0.585		0-0 HR 2B		0-0 F7		0-0 1B 1B		0-0 9		4	1	2	0	0	0	1						
Bill Mazerowski, R (1, 4) OBP: 0.316, SLG: 0.450		0-0 HR 2H		0-0 F8		0-0 BB 1B			0-0 E6	3	1	1	2	1	0	0						
Dick Groat, R (1, 6) OBP: 0.316, SLG: 0.388		0-0 5-3			0-3 K	0-0 F7		0-0 9		4	0	0	0	0	1	3						
Hank Foiles, R (1, 2) OBP: 0.306, SLG: 0.330		0-0 1-3			0-0 6-3		0-0 P4	0-3 K		4	0	0	0	0	1	1						
Curt Raydon, R (1, 1) John Powers, L (7, PH) Bob Porterfield, R (7, 1)		0-3 K			0-0 6-3		0-0 9	0-3 K		2	0	0	0	0	1	0						
Inning Stats	R: 0 E: 0 K: 1 S: 6	H: 1 LOB: 1 BB: 0 P: 6	R: 2 E: 0 K: 1 S: 7	H: 2 LOB: 0 BB: 0 P: 7	R: 0 E: 0 K: 0 S: 3	H: 1 LOB: 0 BB: 0 P: 3	R: 0 E: 0 K: 0 S: 3	H: 0 LOB: 0 BB: 0 P: 3	R: 0 E: 0 K: 1 S: 5	H: 0 LOB: 0 BB: 0 P: 5	R: 2 E: 0 K: 0 S: 6	H: 4 LOB: 2 BB: 1 P: 10	R: 0 E: 0 K: 1 S: 5	H: 0 LOB: 0 BB: 0 P: 5	R: 0 E: 0 K: 0 S: 4	H: 1 LOB: 1 BB: 0 P: 4	R: 0 E: 1 K: 2 S: 8	H: 0 LOB: 1 BB: 0 P: 8	1B: 6 2B: 1 3B: 0 HR: 2	SF: 0 SAC: 0 DP: 1 HBP: 0	WP: 0 PB: 0 SB: 1 CS: 0	PA: 36
PITCHER	IP WLS BF H R ER SO BB IBB HBP BLK WP HR S P ERA WHIP																					
Taylor Phillips, L (1, 1) ERA: 4.8	5.1 L 22 7 4 4 3 0 0 0 0 0 2 28 28 6.75 1.312																					
Glen Hobbie, R (6, 1) ERA: 3.67	3.2 14 2 0 0 3 1 0 0 0 0 0 0 19 23 0.00 0.818																					

Pittsburgh Pirates @ Chicago Cubs
Wrigley Field, Chicago, IL
Tue Aug 19 1958, 3:33 AM CDT
Att: 12,929 - Unknown


AB 35
R 4
H 9
RBI 4
BB 1
SO 6
LOB 12



Batter	1	2	3	4	5	6	7	8	9	AB	R	H	RBI	BB	SO	LOB	BOTTOM					
Tony Taylor, R (1, 4) OBP: 0.299, SLG: 0.313	0-0 S E 1B		0-0 P4		0-0 F8		0-3 K		0-0 BB 1B	4	1	1	0	0	1	0						
Jim Bolger, R (9, PH) OBP: 0.279, SLG: 0.327										1	0	1	0	0	0	0						
Alvin Dark, R (1, 5) OBP: 0.346, SLG: 0.373	0-0 F3		0-0 F8		0-0 3-1		0-0 4-3		4-0 BB 1B	4	0	0	0	1	0	1						
Lou Jackson, L (9, FR) OBP: 0.207, SLG: 0.357									1-2 BB	0	0	0	0	0	0	0						
Lee Walls, R (1, 9) OBP: 0.369, SLG: 0.501	0-0 6-3 1H			0-0 6-3	0-0 1B		0-0 F7		0-0 9	5	0	1	0	0	0	2						
14 Ernie Banks, R (1, 6) OBP: 0.363, SLG: 0.626	0-0 F3			4-0 BB 2B	0-0 F9			0-0 1B		3	1	1	0	1	0	1						
Walt Moryn, L (1, 7) OBP: 0.342, SLG: 0.491		0-3 K		4-0 2B 1-2 BB		0-0 5-3 1B 1B		0-0 F9		3	1	1	0	1	1	1						
Bobby Thomson, R (1, 8) OBP: 0.353, SLG: 0.478		0-0 P5		0-0 F9		0-0 5-3 1-2		0-0 9		4	0	0	0	0	0	4						
Dale Long, L (1, 3) OBP: 0.359, SLG: 0.454		4-0 1B BB		0-0 1-3 2H	0-0 2B		0-0 L9		0-0 9	3	0	1	1	1	0	2						
Sammy Taylor, L (1, 2) OBP: 0.346, SLG: 0.410		0-0 1-3 1B			4-0 IBB		0-0 2H 1B		0-0 9	3	0	2	1	1	0	0						
Taylor Phillips, L (1, 1) OBP: 0.093, SLG: 0.058			0-3 K		0-0 3-1		0-3 K		0-0 G9	2	0	0	0	0	1	3						
Glen Hobbie, R (6, 1) OBP: 0.159, SLG: 0.143										1	0	0	0	0	1	1						
Chuck Tanner, L (9, PH) OBP: 0.273, SLG: 0.344										1	0	0	0	0	0	0						
Inning Stats	R: 1 E: 0 K: 0 S: 4	H: 1 LOB: 0 BB: 0 P: 4	R: 0 E: 0 K: 1 S: 5	H: 1 LOB: 2 BB: 1 P: 9	R: 0 E: 0 K: 1 S: 5	H: 0 LOB: 0 BB: 0 P: 5	R: 1 E: 0 K: 0 S: 4	H: 1 LOB: 3 BB: 3 P: 16	R: 0 E: 0 K: 0 S: 4	H: 1 LOB: 1 BB: 0 P: 4	R: 1 E: 0 K: 1 S: 7	H: 2 LOB: 1 BB: 0 P: 7	R: 0 E: 0 K: 1 S: 5	H: 0 LOB: 0 BB: 0 P: 5	R: 0 E: 0 K: 0 S: 4	H: 1 LOB: 1 BB: 0 P: 4	R: 0 E: 0 K: 0 S: 4	H: 1 LOB: 2 BB: 1 P: 8	1B: 7 2B: 1 3B: 0 HR: 0	SF: 0 SAC: 0 DP: 0 HBP: 0	WP: 0 PB: 0 SB: 1 CS: 0	PA: 39
PITCHER	IP WLS BF H R ER SO BB IBB HBP BLK WP HR S P ERA WHIP																					
Curt Raydon, R (1, 1) ERA: 3.15	6.0 W 27 6 3 2 3 3 1 0 0 0 0 0 29 45 3.00 1.500																					
Bob Porterfield, R (7, 1) ERA: 3.51	3.0 S 12 2 0 0 1 1 0 0 0 0 0 0 13 17 0.00 1.000																					

Pittsburgh Pirates @ Chicago Cubs
Wrigley Field, Chicago, IL
Tue Aug 19 1958, 3:33 AM CDT
Att: 12,929 - Unknown

AB 34
R 3
H 8
RBI 2
BB 5
SO 4
LOB 15



Batter	1	2	3	4	5	6	7	8	9	AB	R	H	RBI	BB	SO	LOB	TOP			
Bill Virdon, L OBP: 0.335, SLG: 0.401 (1, 8)	0-0 4-3		0-0 F5		0-0 4-3		0-3 K			4	0	0	0	0	1	2				
Roberto Clemente, R OBP: 0.324, SLG: 0.388 (1, 9)	0-3 K			0-0 HR 2B		0-0 6-3		0-0 6-3		4	1	1	0	0	1	0				
Dick Stuart, R OBP: 0.306, SLG: 0.568 (1, 3)	0-3 K			0-0 2H HR		0-0 WP 1B		0-0 F7		4	1	2	2	0	1	0				
Bob Skinner, L OBP: 0.384, SLG: 0.463 (1, 7)		0-0 F7		0-0 4-3		0-3 K		0-0 4-3		4	0	0	0	0	1	1				
Frank Thomas, R OBP: 0.356, SLG: 0.587 (1, 5)	0-0 6-3			0-0 2B		0-0 P3			0-0 SH3-4 1B	4	1	2	0	0	0	1				
Bill Mazerowski, R OBP: 0.316, SLG: 0.451 (1, 4)	0-0 F7			0-0 F7			0-0 1B 2B		0-0 SH3-4	3	1	1	0	0	0	1				
Dick Groat, R OBP: 0.318, SLG: 0.389 (1, 6)			0-0 6-3	0-0 6-3			0-0 2H 1-3 1B		0-0 2H 1B	4	0	2	2	0	0	1				
Bill Hall, L OBP: 0.372, SLG: 0.400 (9, PH)					0-3 K			0-0 F7		3	0	1	0	0	0	1				
Ted Kluszewski, L OBP: 0.350, SLG: 0.392 (9, PH)							0-0 1-3			1	0	0	0	0	0	1				
Hank Foiles, R OBP: 0.306, SLG: 0.330 (9, 2)							0-0 1-2			0	0	0	0	0	0	0				
Ron Kline, R OBP: 0.111, SLG: 0.052 (8, 1)							0-0 L5-3			3	0	0	0	0	0	2				
Don Gross, L OBP: 0.133, SLG: 0.071 (9, PH)										0	0	0	0	0	0	0				
Roman Mejias, R OBP: 0.292, SLG: 0.440 (9, 1)										1	0	0	0	0	0	1				
Roy Face, R (9, 1)										0	0	0	0	0	0	0				
Inning Stats	R: 0 E: 0 K: 2 S: 7	H: 0 LOB: 0 BB: 0 P: 7	R: 0 E: 0 K: 0 S: 3	H: 0 LOB: 0 BB: 0 P: 3	R: 0 E: 0 K: 0 S: 4	H: 1 LOB: 1 BB: 0 P: 4	R: 2 E: 0 K: 0 S: 6	H: 3 LOB: 1 BB: 0 P: 6	R: 0 E: 0 K: 1 S: 5	H: 0 LOB: 0 BB: 0 P: 5	R: 1 E: 0 K: 1 S: 7	H: 2 LOB: 1 BB: 0 P: 7	R: 0 E: 0 K: 0 S: 3	H: 0 LOB: 0 BB: 0 P: 3	R: 1 E: 0 K: 0 S: 5	H: 2 LOB: 1 BB: 0 P: 5	1B: 5 2B: 3 3B: 0 HR: 1	SF: 0 SAC: 1 DP: 0 HBP: 0	WP: 1 PB: 0 SB: 0 CS: 0	PA: 36
PITCHER	IP WLS BF H R ER SO BB IBB HBP BLK WP HR S P ERA WHIP	7.0 L 28 7 3 3 5 0 0 0 0 1 1 38 38 3.86 1.000	1.1 6 2 1 1 0 0 0 0 0 0 0 0 6 6 6.75 1.500	0.2 2 0 0 0 0 0 0 0 0 0 0 0 2 2 0.00 0.000																

Pittsburgh Pirates @ Chicago Cubs
Wrigley Field, Chicago, IL
Wed Aug 20 1958, 3:33 AM CDT
Unknown

AB 35
R 4
H 9
RBI 4
BB 0
SO 5
LOB 11



Batter	1	2	3	4	5	6	7	8	9	AB	R	H	RBI	BB	SO	LOB	BOTTOM					
Tony Taylor, R OBP: 0.300, SLG: 0.314 (1, 4)	0-0 P4		0-0 1B		0-0 1B		0-0 F9		0-0 F4	5	0	2	0	0	0	1						
Alvin Dark, R OBP: 0.346, SLG: 0.373 (1, 5)	0-0 5-3		0-0 1-3 1B		0-0 F3		0-0 1B		0-0 F2	5	0	2	0	0	0	2						
Lee Walls, R OBP: 0.367, SLG: 0.498 (1, 9)	0-0 1B		0-0 F3		0-0 5-3		0-0 F8		0-0 5-3	5	0	1	0	0	0	5						
14 Ernie Banks, R OBP: 0.364, SLG: 0.626 (1, 6)	0-0 F8			0-3 K		0-0 1B 2B		4-0 BB BB		3	1	1	0	1	1	1						
Walt Moryn, L OBP: 0.339, SLG: 0.486 (1, 7)		0-0 F8		0-0 F8		0-0 F6		0-0 F7		4	0	0	0	0	0	2						
Bobby Thomson, R OBP: 0.354, SLG: 0.477 (1, 8)		0-0 4-3		4-0 BB BB		0-0 2H 1B		0-0 F8		3	0	1	1	1	0	1						
Dale Long, L OBP: 0.360, SLG: 0.452 (9, 2)	0-0 6-3			4-0 1-2 BB		0-0 F6		4-0 1-2 BB		2	0	0	0	2	0	0						
Sammy Taylor, L OBP: 0.346, SLG: 0.421 (8, PH)			0-3 K		0-0 4-3			0-0 F9		3	1	1	1	0	1	2						
Jim Bolger, R OBP: 0.276, SLG: 0.323 (9, 2)										1	0	0	0	0	0	2						
Cal Neeman, R OBP: 0.336, SLG: 0.526 (9, 1)										0	0	0	0	0	0	0						
Bill Henry, L OBP: 0.417, SLG: 0.455 (9, 1)										0	0	0	0	0	0	0						
Dave Hillman, R OBP: 0.138, SLG: 0.207 (7, PH)			0-3 K		0-0 L1-3			0-0 6-3		2	0	0	0	0	1	0						
Chuck Tanner, L OBP: 0.269, SLG: 0.339 (8, 1)										1	0	0	0	0	0	0						
Don Elston, R OBP: 0.273, SLG: 0.273 (9, 3)										0	0	0	0	0	0	0						
Bobby Adams, R OBP: 0.319, SLG: 0.402 (9, 3)										1	0	1	0	0	0	0						
Inning Stats	R: 0 E: 0 K: 0 S: 4	H: 1 LOB: 1 BB: 0 P: 4	R: 0 E: 0 K: 0 S: 3	H: 0 LOB: 0 BB: 0 P: 3	R: 0 E: 0 K: 2 S: 9	H: 2 LOB: 2 BB: 0 P: 9	R: 0 E: 0 K: 1 S: 5	H: 0 LOB: 2 BB: 2 P: 13	R: 0 E: 0 K: 0 S: 4	H: 1 LOB: 1 BB: 0 P: 4	R: 1 E: 0 K: 0 S: 4	H: 2 LOB: 0 BB: 0 P: 4	R: 1 E: 0 K: 0 S: 5	H: 2 LOB: 1 BB: 0 P: 5	R: 0 E: 0 K: 0 S: 3	H: 0 LOB: 2 BB: 2 P: 11	R: 0 E: 0 K: 0 S: 4	H: 1 LOB: 1 BB: 0 P: 4	1B: 7 2B: 1 3B: 0 HR: 1	SF: 0 SAC: 0 DP: 0 HBP: 0	WP: 0 PB: 0 SB: 0 CS: 0	PA: 39
PITCHER	IP WLS BF H R ER SO BB IBB HBP BLK WP HR S P ERA WHIP	7.2 W 34 8 2 2 3 4 0 0 0 0 1 1 36 52 2.35 1.565	0.1 1 0 0 0 0 0 0 0 0 0 0 0 1 1 0.00 0.000	1.0 S 4 1 0 0 0 0 0 0 0 0 0 4 4 0.00 1.000																		

Pittsburgh Pirates @ Chicago Cubs
Wrigley Field, Chicago, IL
Wed Aug 20 1958, 3:33 AM CDT
Unknown

AB 35
R 2
H 9
RBI 2
BB 4
SO 3
LOB 16



Batter	1	2	3	4	5	6	7	8	9	AB	R	H	RBI	BB	SO	LOB	TOP										
Bill Virdon, L OBP: 0.333, SLG: 0.395 (1, 8)										4	1	1	0	1	2	3											
Roberto Clemente, R OBP: 0.324, SLG: 0.385 (1, 9)										5	2	4	1	0	0	1											
Dick Stuart, R OBP: 0.290, SLG: 0.530 (1, 3)										5	0	1	2	0	1	4											
Roman Mejias, R OBP: 0.294, SLG: 0.435 (1, 7)										4	1	1	0	0	0	1											
Frank Thomas, R OBP: 0.352, SLG: 0.580 (1, 5)										4	0	0	0	0	1	3											
Bill Mazerowski, R OBP: 0.317, SLG: 0.451 (1, 4)										3	1	1	2	1	0	1											
Dick Groat, R OBP: 0.315, SLG: 0.384 (1, 6)										3	1	1	0	1	0	1											
Hank Foiles, R OBP: 0.315, SLG: 0.345 (1, 2)										3	0	1	0	1	0	1											
Bob Porterfield, R (1, 1)										4	0	0	0	0	0	4											
Inning Stats	R: 2 E: 0 K: 1 S: 8	H: 3 LOB: 1 BB: 0 P: 8	R: 1 E: 1 K: 1 S: 8	H: 2 LOB: 2 BB: 0 P: 8	R: 0 E: 0 K: 0 S: 3	H: 0 LOB: 1 BB: 1 P: 7	R: 0 E: 0 K: 0 S: 3	H: 1 LOB: 0 BB: 0 P: 3	R: 3 E: 0 K: 1 S: 8	H: 3 LOB: 2 BB: 2 P: 16	R: 0 E: 0 K: 0 S: 5	H: 0 LOB: 0 BB: 0 P: 5	R: 0 E: 0 K: 0 S: 3	H: 0 LOB: 0 BB: 0 P: 3	R: 0 E: 0 K: 0 S: 2	H: 0 LOB: 0 BB: 1 P: 6	1B: 9 2B: 1 3B: 0 HR: 0	SF: 0 SAC: 0 DP: 3 HBP: 0	WP: 2 PB: 0 SB: 0 CS: 0	PA: 39							
PITCHER	IP	WLS	BF	H	R	ER	SO	BB	IBB	HBP	BLK	WP	HR	S	P	ERA	WHIP										
Taylor Phillips, L ERA: 4.87 (1, 1)	1.2	L	11	5	3	2	2	0	0	0	0	0	0	15	15	10.80	3.000										
Glen Hobbie, R ERA: 3.73 (2, 1)	3.1		16	4	3	3	1	2	1	0	0	2	0	15	27	8.10	1.800										
Bob Anderson, R ERA: 4.24 (6, 1)	3.0		9	1	0	0	1	0	0	0	0	0	0	11	11	0.00	0.333										
John Briggs, R ERA: 4.34 (9, 1)	1.0		3	0	0	0	0	1	0	0	0	0	0	2	6	0.00	1.000										

Pittsburgh Pirates @ Chicago Cubs
Wrigley Field, Chicago, IL
Sat Aug 23 1958, 3:33 AM CDT
Att: 16,097 - Unknown

AB	35
R	6
H	10
RBI	5
BB	4
SO	4
LOB	19



Batter	1	2	3	4	5	6	7	8	9	AB	R	H	RBI	BB	SO	LOB	BOTTOM										
Tony Taylor, R OBP: 0.303, SLG: 0.313 (1, 4)										4	0	1	0	0	1	0											
Chuck Tanner, L OBP: 0.317, SLG: 0.387 (1, 9)										4	0	1	0	0	0	1											
14 Ernie Banks, R OBP: 0.369, SLG: 0.644 (1, 6)										4	1	2	1	0	0	2											
Sammy Taylor, L OBP: 0.337, SLG: 0.411 (1, 2)										4	0	1	0	0	0	3											
Walt Moryn, L OBP: 0.344, SLG: 0.483 (1, 7)										3	0	0	0	0	0	1											
Bobby Thomson, R OBP: 0.348, SLG: 0.468 (1, 8)										3	0	0	0	0	1	1											
Dale Long, L OBP: 0.358, SLG: 0.444 (1, 3)										3	0	0	0	0	0	1											
Johnny Goryl, R OBP: 0.332, SLG: 0.378 (1, 5)										3	0	0	0	0	0	0											
Taylor Phillips, L OBP: 0.298, SLG: 0.058 (2, 1)										0	0	0	0	0	0	0											
Glen Hobbie, R OBP: 0.196, SLG: 0.140 (5, PH)										1	0	0	0	0	0	0											
Lou Jackson, R OBP: 0.220, SLG: 0.345 (6, 1)										0	0	0	0	0	0	0											
Bob Anderson, R OBP: 0.348, SLG: 0.372 (8, PH)										1	0	0	0	0	0	0											
Alvin Dark, R OBP: 0.307, SLG: 0.310 (9, 1)										0	0	0	0	0	0	0											
Inning Stats	R: 0 E: 0 K: 0 S: 4	H: 1 LOB: 1 BB: 0 P: 4	R: 0 E: 0 K: 1 S: 5	H: 0 LOB: 0 BB: 0 P: 5	R: 0 E: 0 K: 0 S: 4	H: 1 LOB: 1 BB: 0 P: 4	R: 0 E: 0 K: 0 S: 5	H: 2 LOB: 1 BB: 0 P: 5	R: 0 E: 0 K: 1 S: 5	H: 0 LOB: 0 BB: 0 P: 5	R: 0 E: 0 K: 0 S: 3	H: 0 LOB: 0 BB: 0 P: 3	R: 0 E: 0 K: 0 S: 3	H: 0 LOB: 0 BB: 0 P: 3	R: 0 E: 0 K: 0 S: 3	H: 1 LOB: 0 BB: 0 P: 3	1B: 2 2B: 2 3B: 0 HR: 1	SF: 0 SAC: 0 DP: 2 HBP: 0	WP: 0 PB: 0 SB: 0 CS: 0	PA: 31							
PITCHER	IP	WLS	BF	H	R	ER	SO	BB	IBB	HBP	BLK	WP	HR	S	P	ERA	WHIP										
Bob Porterfield, R ERA: 3.21 (1, 1)	9.0	W	31	5	1	1	2	0	0	0	0	0	1	35	35	1.00	0.556										

Pittsburgh Pirates @ Chicago Cubs
Wrigley Field, Chicago, IL
Sat Aug 23 1958, 3:33 AM CDT
Att: 16,097 - Unknown

AB	31
R	1
H	5
RBI	1
BB	0
SO	2
LOB	9



Batter	1	2	3	4	5	6	7	8	9	AB	R	H	RBI	BB	SO	LOB	TOP					
Richie Ashburn, L OBP: 0.438, SLG: 0.442										4	2	2	0	1	0	1	Philadelphia Phillies @ Chicago Cubs Wrigley Field, Chicago, IL Sun Aug 24 1958, 3:33 AM CDT Unknown					
Solly Hemus, L OBP: 0.399, SLG: 0.441										5	2	1	0	1	0	4						
Bobby Young, L OBP: 0.179, SLG: 0.259										0	0	0	0	0	0	0						
Harry Anderson, L OBP: 0.371, SLG: 0.490										4	1	2	0	1	2	2						
Wally Post, R OBP: 0.357, SLG: 0.471										4	2	1	3	1	0	1						
Ed Bouchee, L OBP: 0.362, SLG: 0.397										5	2	2	5	0	1	1						
Willie Jones, R OBP: 0.354, SLG: 0.431										5	0	3	1	0	0	0						
Ted Kazanski, R OBP: 0.298, SLG: 0.322										0	0	0	0	0	0	0						
Chico Fernandez, R OBP: 0.288, SLG: 0.307										5	1	1	0	0	0	4						
Stan Lopata, R OBP: 0.389, SLG: 0.411										4	1	1	0	1	2	1						
Ray Semproch, R OBP: 0.103, SLG: 0.118										1	0	0	0	0	0	0						
Jim Hearn, R										1	0	0	0	0	0	1						
Rip Repulski, R OBP: 0.308, SLG: 0.505										1	1	1	3	0	0	0						
Turk Farrell, R OBP: 0.250, SLG: 0.217										2	1	1	0	0	0	0						
Jack Meyer, R OBP: 0.313, SLG: 0.313										0	0	0	0	0	0	0						
Inning Stats	R: 2 E: 1 K: 0 S: 6	H: 3 LOB: 2 BB: 1 P: 10	R: 0 E: 0 K: 1 S: 5	H: 0 LOB: 0 BB: 0 P: 5	R: 0 E: 0 K: 1 S: 5	H: 0 LOB: 0 BB: 0 P: 5	R: 0 E: 0 K: 1 S: 5	H: 2 LOB: 2 BB: 1 P: 8	R: 0 E: 0 K: 0 S: 3	H: 0 LOB: 0 BB: 0 P: 3	R: 7 E: 0 K: 0 S: 9	H: 6 LOB: 1 BB: 2 P: 17	R: 4 E: 0 K: 1 S: 9	H: 4 LOB: 1 BB: 0 P: 10	R: 0 E: 0 K: 1 S: 5	H: 0 LOB: 1 BB: 1 P: 9	1B: 9 2B: 2 3B: 2 HR: 2	SF: 0 SAC: 0 DP: 0 HBP: 1	WP: 0 PB: 0 SB: 0 CS: 0	PA: 47		
PITCHER	IP WLS BF H R ER SO BB IBB HBP BLK WP HR S P ERA WHIP																					
Dick Drott, R ERA: 5.53	6.0		26	6	4	4	3	3	0	0	0	0	0	0	0	29	41	6.00	1.500			
Bill Henry, L ERA: 2.22	0.1	L	4	3	1	1	0	0	0	0	0	0	0	0	1	4	4	27.00	9.000			
Don Elston, R ERA: 3.31	0.2		5	2	4	4	0	1	0	0	0	0	0	1	4	8	54.00	4.500				
Marcelino Solis, L ERA: 5.69	0.2		6	3	4	4	1	0	0	1	0	0	0	0	7	8	54.00	4.500				
Bob Anderson, R ERA: 3.93	1.1		6	1	0	0	1	1	0	0	0	0	0	0	7	11	0.00	1.500				
Batter	1	2	3	4	5	6	7	8	9	AB	R	H	RBI	BB	SO	LOB	BOTTOM					
Tony Taylor, R OBP: 0.300, SLG: 0.310										4	0	0	0	0	1	1	Philadelphia Phillies @ Chicago Cubs Wrigley Field, Chicago, IL Sun Aug 24 1958, 3:33 AM CDT Unknown					
Dale Long, L OBP: 0.359, SLG: 0.452										1	1	1	2	0	0	0						
Alvin Dark, R OBP: 0.350, SLG: 0.373										4	1	2	0	1	0	0						
Jim Marshall, L OBP: 0.284, SLG: 0.383										5	2	3	2	0	1	2						
14 Ernie Banks, R OBP: 0.366, SLG: 0.638										5	1	0	1	0	2	3						
Walt Moryn, L OBP: 0.345, SLG: 0.480										4	1	1	0	1	2	0						
Bobby Thomson, R OBP: 0.351, SLG: 0.469										5	1	3	1	0	1	2						
Chuck Tanner, L OBP: 0.314, SLG: 0.392										4	0	1	2	0	0	2						
Sammy Taylor, L OBP: 0.336, SLG: 0.408										4	0	1	0	0	0	2						
Dick Drott, R ERA: 2.26, SLG: 0.255	3.1		15	5	4	4	3	0	0	0	0	0	0	0	0	2						
Bill Henry, L ERA: 4.11	2.2	W	11	3	0	0	4	0	0	0	0	0	0	0	0	0						
Don Elston, R ERA: 2.9	2.0		12	5	4	4	1	2	0	0	0	0	0	2	12	20						
Bobby Adams, R ERA: 4.11	1.0	S	4	0	0	0	1	1	0	0	0	0	0	0	0	0						
Marcelino Solis, L ERA: 3.93										2	0	0	0	0	0	2						
Bob Anderson, R										0	0	0	0	0	0	0						
Lee Waits, R										1	1	1	0	0	0	0						
Inning Stats	R: 1 E: 0 K: 1 S: 6	H: 1 LOB: 0 BB: 0 P: 6	R: 0 E: 0 K: 0 S: 3	H: 0 LOB: 0 BB: 0 P: 3	R: 0 E: 0 K: 2 S: 7	H: 0 LOB: 0 BB: 0 P: 7	R: 3 E: 0 K: 1 S: 10	H: 5 LOB: 2 BB: 0 P: 10	R: 0 E: 0 K: 2 S: 8	H: 1 LOB: 1 BB: 0 P: 8	R: 0 E: 0 K: 1 S: 6	H: 1 LOB: 0 BB: 1 P: 6	R: 0 E: 0 K: 0 S: 2	H: 0 LOB: 0 BB: 1 P: 6	R: 2 E: 0 K: 1 S: 8	H: 3 LOB: 2 BB: 0 P: 8	R: 2 E: 0 K: 1 S: 7	H: 2 LOB: 2 BB: 2 P: 15	1B: 9 2B: 1 3B: 0 HR: 3	SF: 0 SAC: 0 DP: 1 HBP: 0	WP: 0 PB: 0 SB: 1 CS: 0	PA: 42
PITCHER	IP WLS BF H R ER SO BB IBB HBP BLK WP HR S P ERA WHIP																					
Ray Semproch, R ERA: 3.46	3.1		15	5	4	4	3	0	0	0	0	0	0	0	0	2	21	10.80	1.500			
Jim Hearn, R ERA: 4.11	2.2	W	11	3	0	0	4	0	0	0	0	0	0	0	19	19	0.00	1.125				
Turk Farrell, R ERA: 2.9	2.0		12	5	4	4	1	2	0	0	0	0	0	2	12	20	18.00	3.500				
Jack Meyer, R ERA: 3.93	1.0	S	4	0	0	0	1	1	0	0	0	0	0	0	5	9	0.00	1.000				

Batter	1	2	3	4	5	6	7	8	9	AB	R	H	RBI	BB	SO	LOB	TOP	
Richie Ashburn, L (1, 8) OBP: 0.436, SLG: 0.440	F6		FC4-6		6-3			SH 1B		5	1	1	0	0	0	5	Philadelphia Phillies @ Chicago Cubs Wrigley Field, Chicago, IL Sun Aug 24 1958, 3:38 AM CDT Att: 24,572 - Unknown	
Solly Hemus, L (1, 4) OBP: 0.397, SLG: 0.438	4-3		L4		6-3			SH 2B 1B		4	1	1	0	0	0	2		
Harry Anderson, L (1, 7) OBP: 0.368, SLG: 0.486	4-3		K		1-3			SH 2B 1B		3	1	0	0	0	1	2		
Wally Post, R (1, 9) OBP: 0.359, SLG: 0.475					F2			1B 2B		4	1	2	2	0	0	0		
Ed Bouchee, L (1, 3) OBP: 0.360, SLG: 0.409		K			4-3			K		4	1	1	1	0	2	3		
Willie Jones, R (1, 5) OBP: 0.358, SLG: 0.435					F9			HR		4	0	3	2	0	0	1		
Chico Fernandez, R (1, 6) OBP: 0.266, SLG: 0.305					F9			WP SH1-3 1B		3	0	0	0	0	0	3		
Jim Hegan, R (1, 2) OBP: 0.266, SLG: 0.270					E4			FC6-4 IBB		2	0	0	0	0	0	0		
Dave Philley, S (7, PH) OBP: 0.345, SLG: 0.413					F8			6-3		1	0	0	0	0	0	1		
Stan Lopata, R (7, 2) OBP: 0.392, SLG: 0.411					FC4-6 BB			F8		0	0	0	0	1	0	0		
John Anderson, R (1, 1) OBP: 0.307, SLG: 0.502					6-3			F8		1	0	0	0	1	0	0		
Rip Repulski, R (7, PH) OBP: 0.222, SLG: 0.235					FC4-6 BB			K		1	0	0	0	0	1	3		
Jack Sanford, R (7, 1) OBP: 0.222, SLG: 0.235					1-2 BB			F8		0	0	0	0	0	0	0		
Curt Simmons, L (8, 1) OBP: 0.204, SLG: 0.208								K		0	0	0	0	0	0	0		
Inning Stats	R: 0 E: 0 K: 0 S: 3	H: 0 LOB: 0 BB: 0 P: 3	R: 0 E: 0 K: 1 S: 6	H: 1 LOB: 1 BB: 0 P: 6	R: 0 E: 1 K: 1 S: 6	H: 0 LOB: 2 BB: 1 P: 10	R: 0 E: 0 K: 0 S: 4	H: 1 LOB: 1 BB: 0 P: 4	R: 0 E: 0 K: 0 S: 3	H: 0 LOB: 0 BB: 0 P: 3	R: 0 E: 0 K: 0 S: 3	H: 0 LOB: 0 BB: 0 P: 3	R: 1 E: 0 K: 0 S: 5	H: 2 LOB: 1 BB: 0 P: 5	R: 4 E: 2 K: 2 S: 13	H: 4 LOB: 3 BB: 1 P: 17		
PITCHER	IP	WLS	BF	H	R	ER	SO	BB	IBB	HBP	BLK	WP	HR	S	P	ERA	WHIP	
Dave Hillman, R (1, 1) ERA: 3.2	7.0	L	31	7	5	4	2	1	0	0	0	1	1	34	38	5.14	1.143	
Glen Hobbie, R (8, 1) ERA: 3.71	1.0		6	1	0	0	2	0	1	0	0	0	0	9	13	0.00	1.000	

AB	33
R	5
H	8
RBI	5
BB	2
SO	4
LOB	21



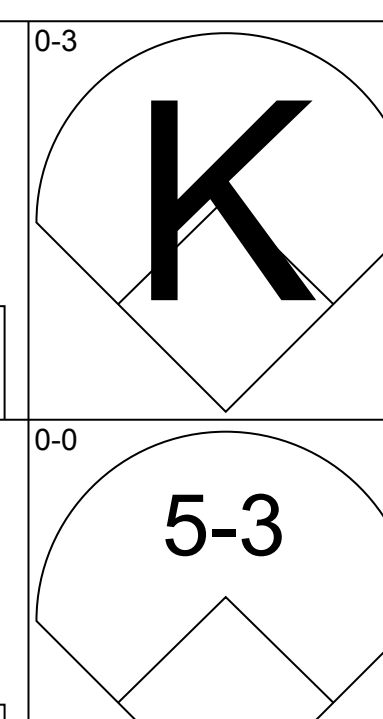
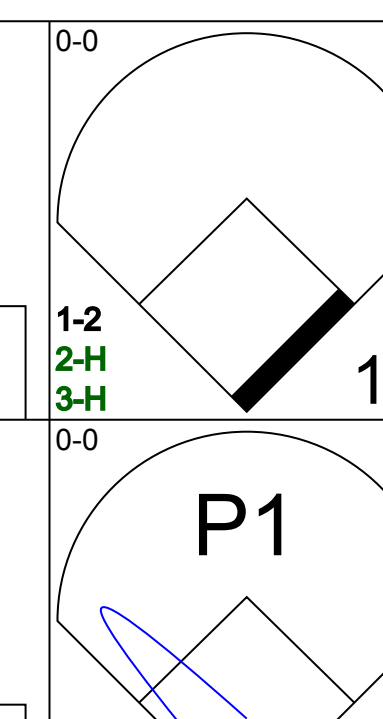
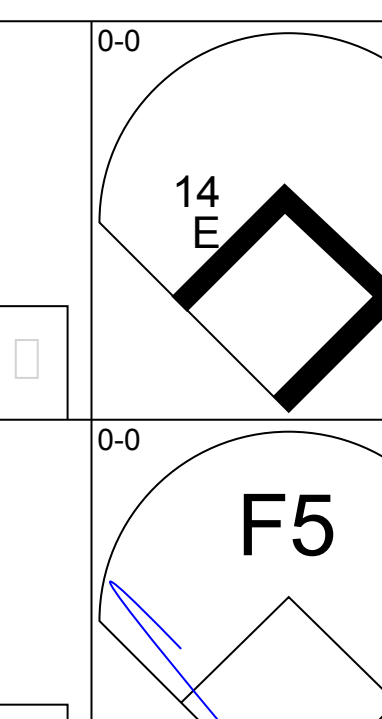
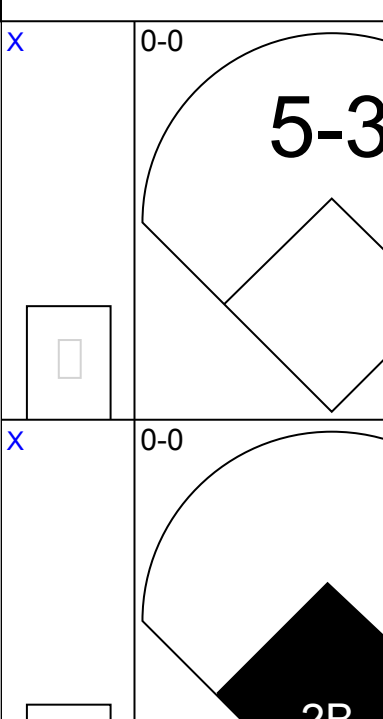
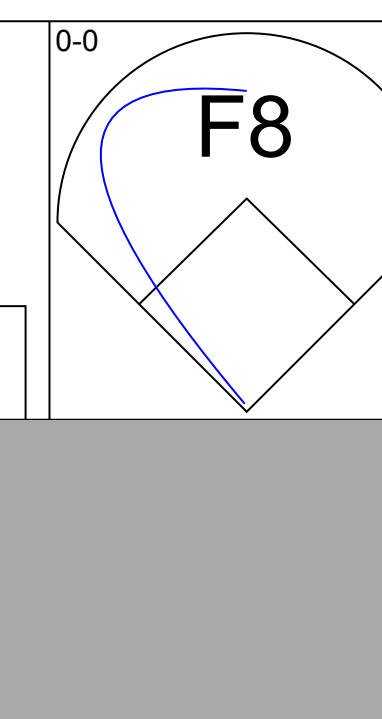
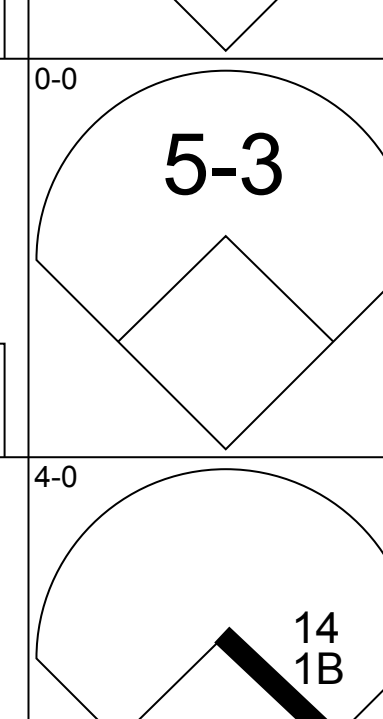
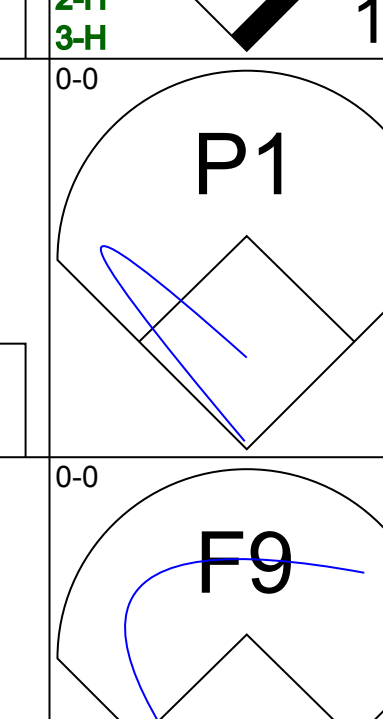
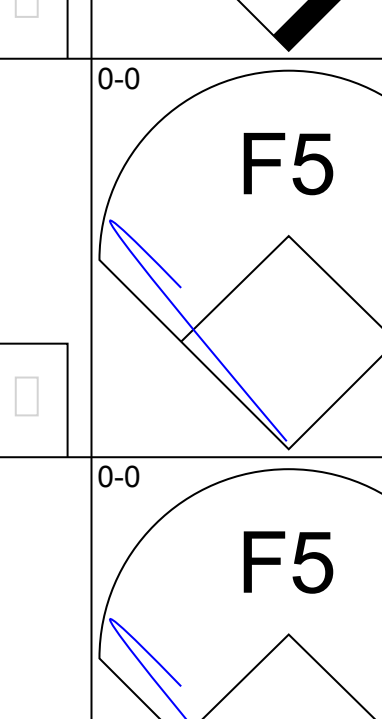
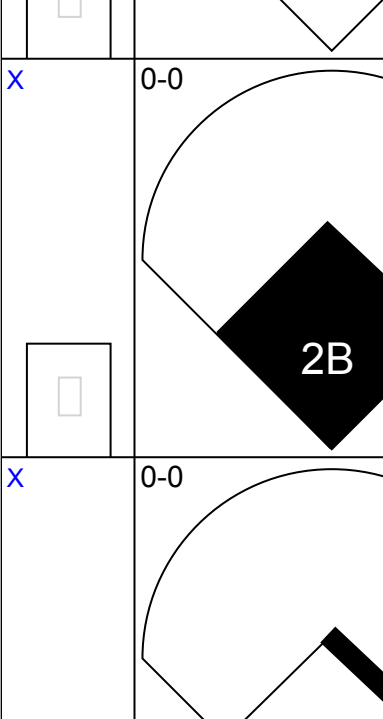
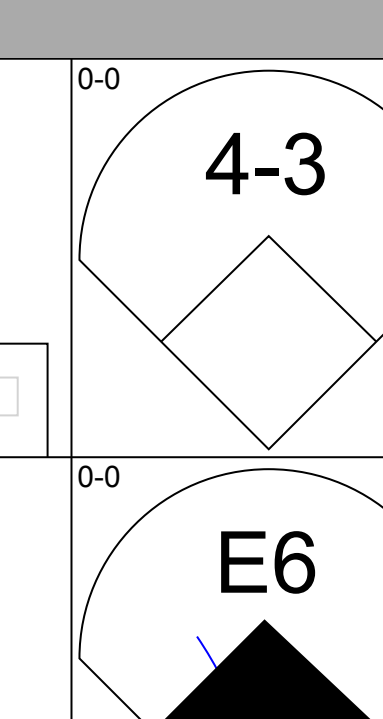
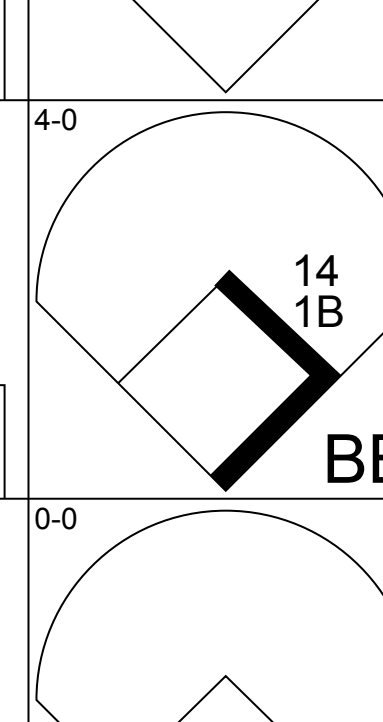
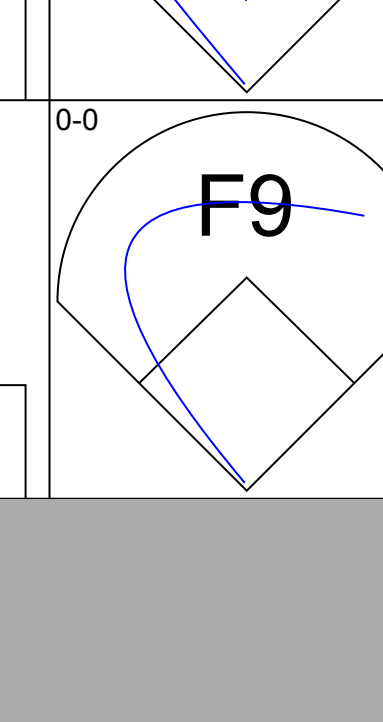
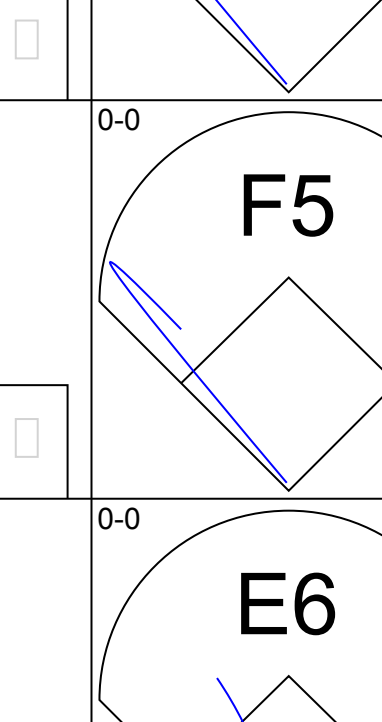
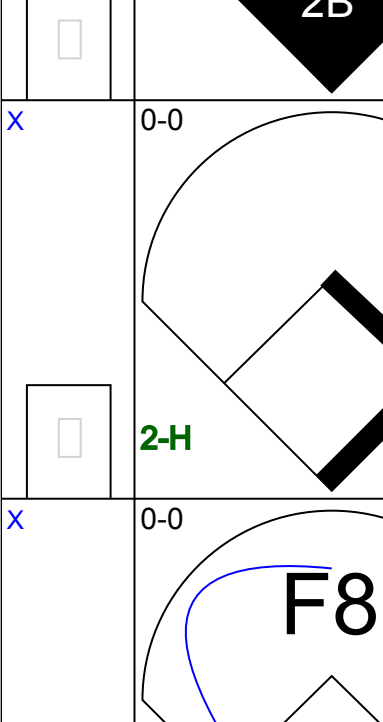
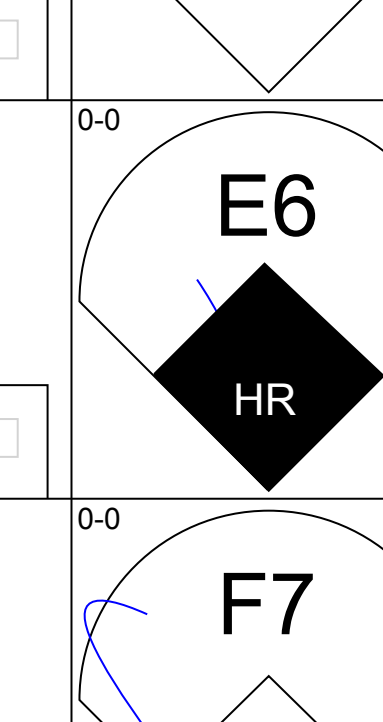
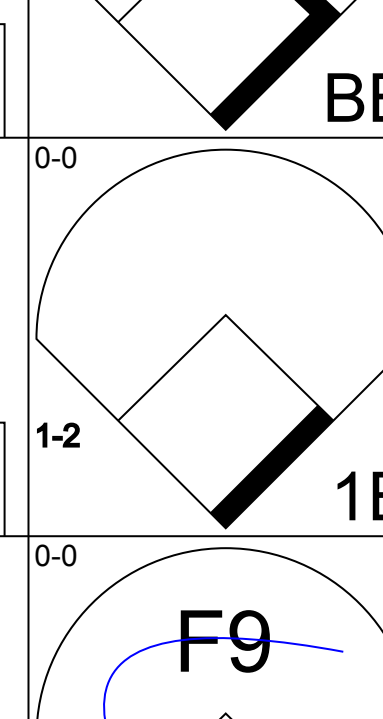
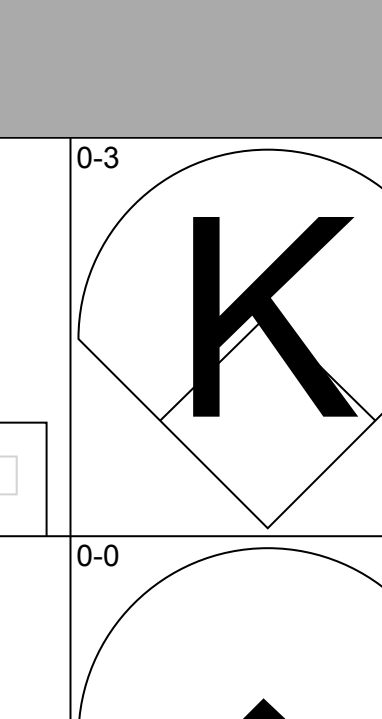
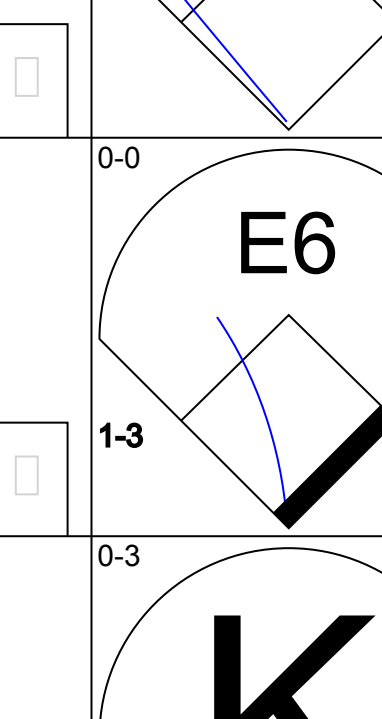
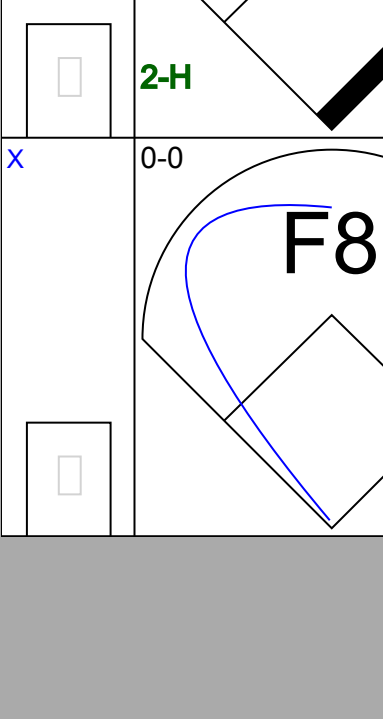
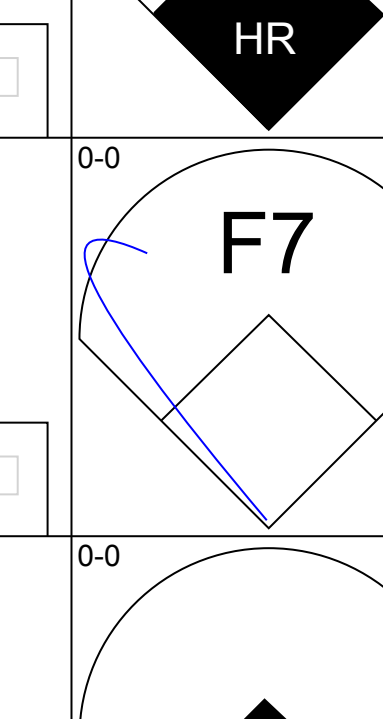
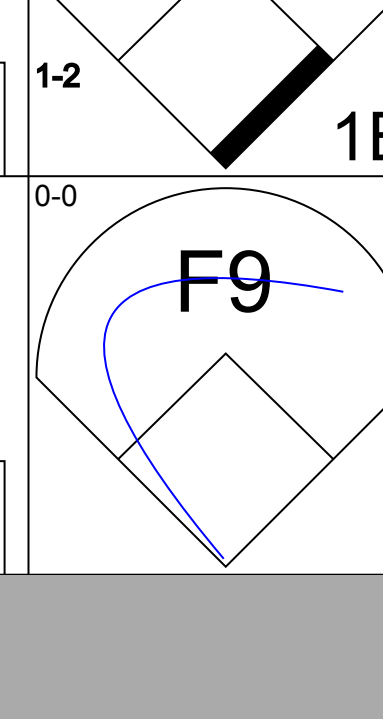
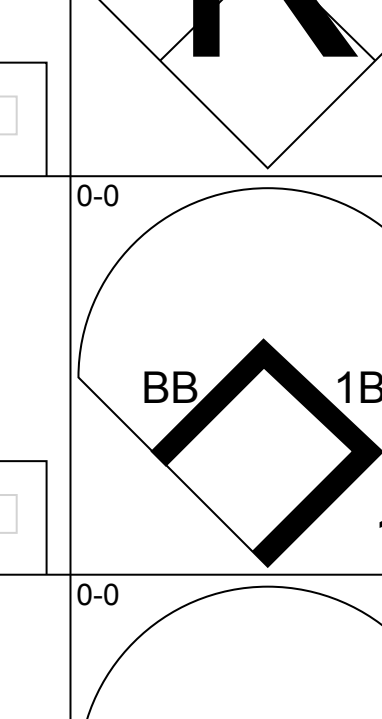
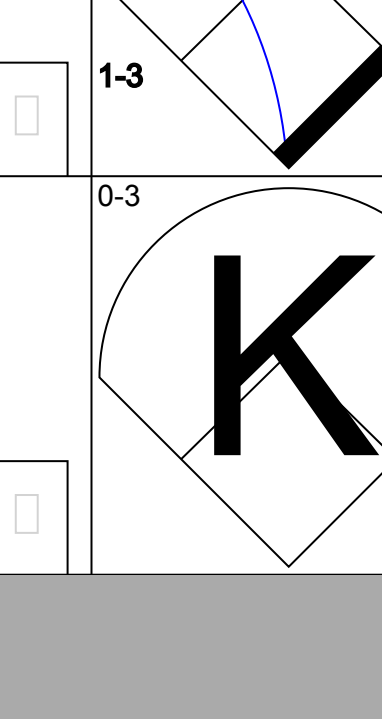
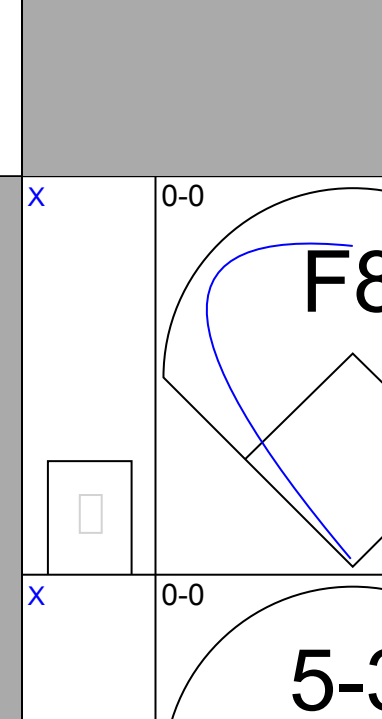
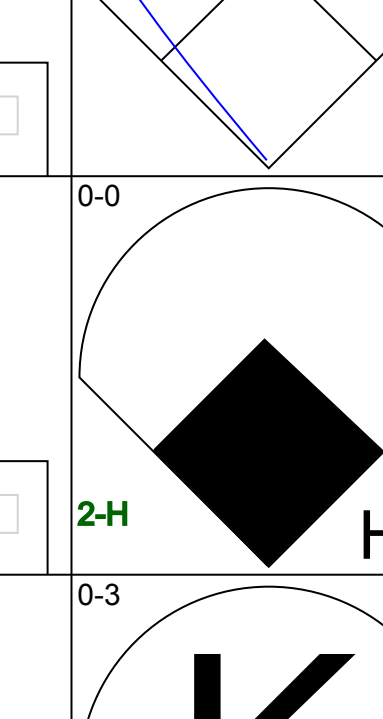
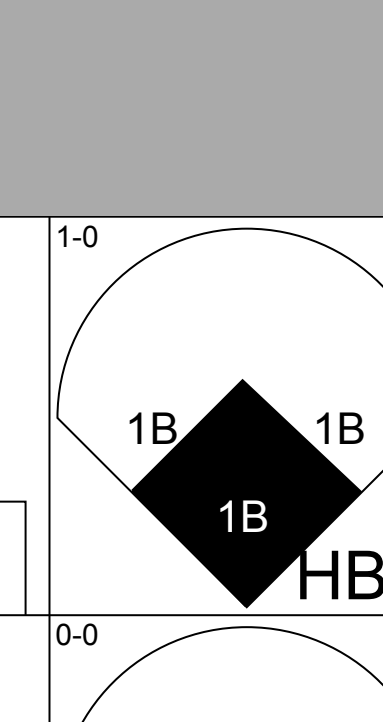
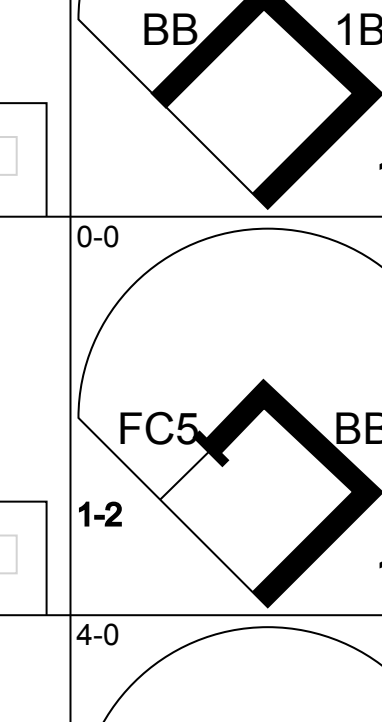
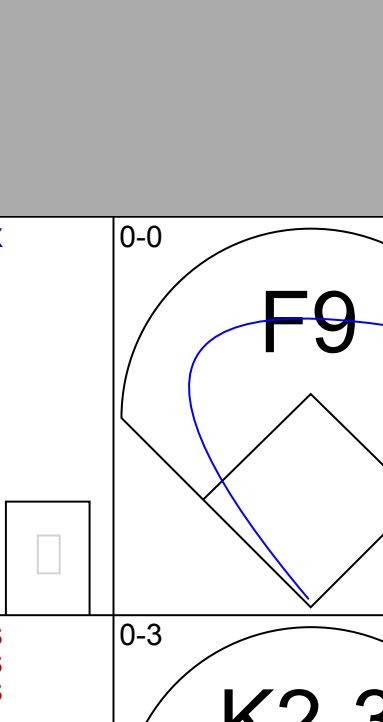
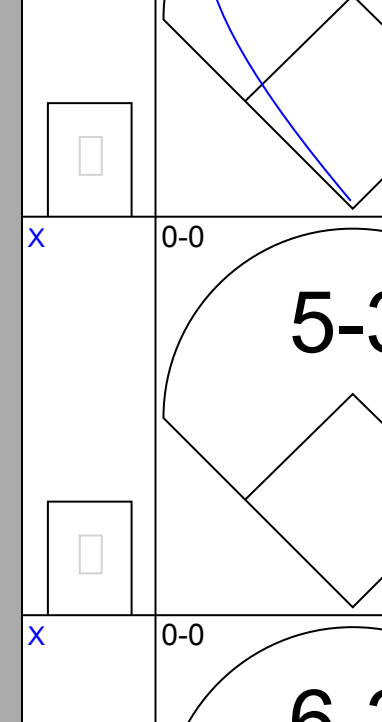
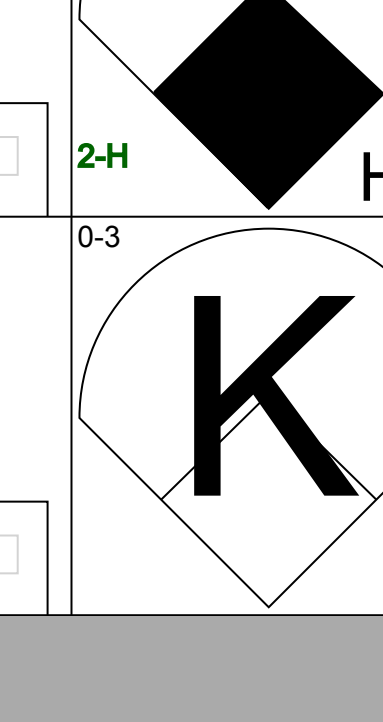
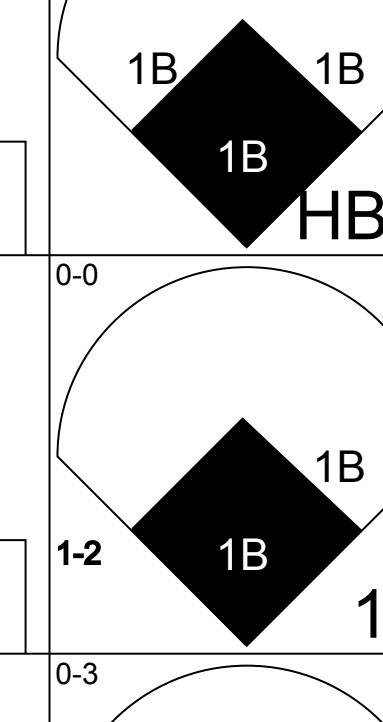
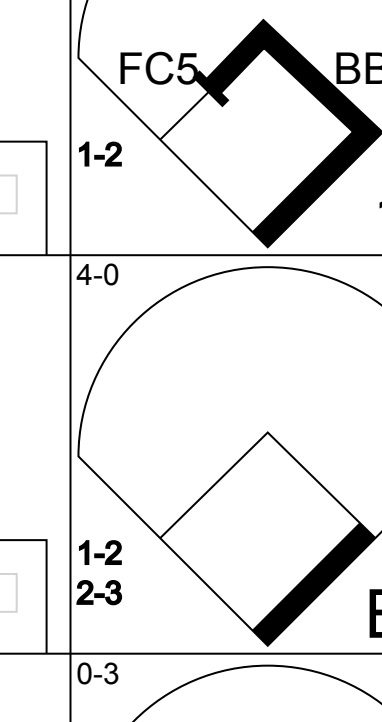
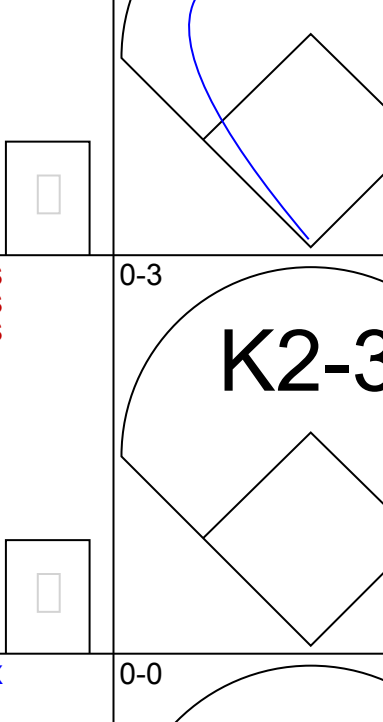
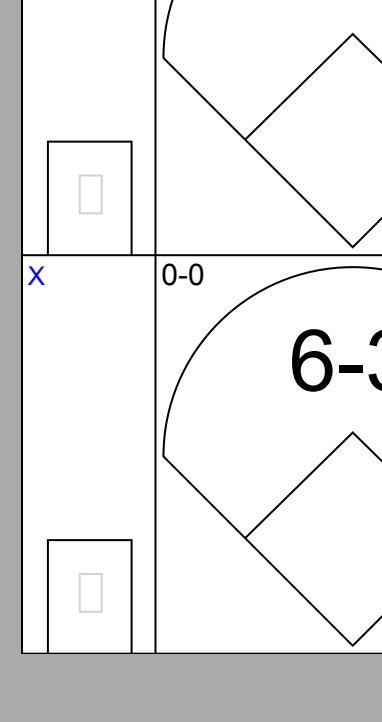
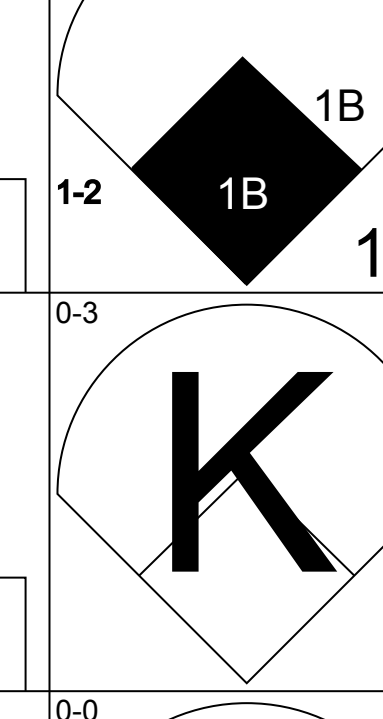
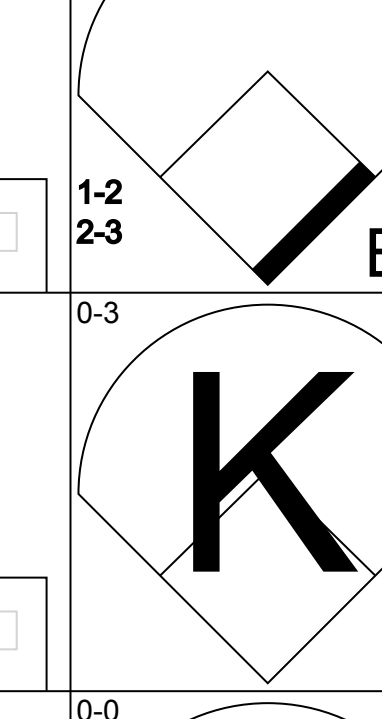
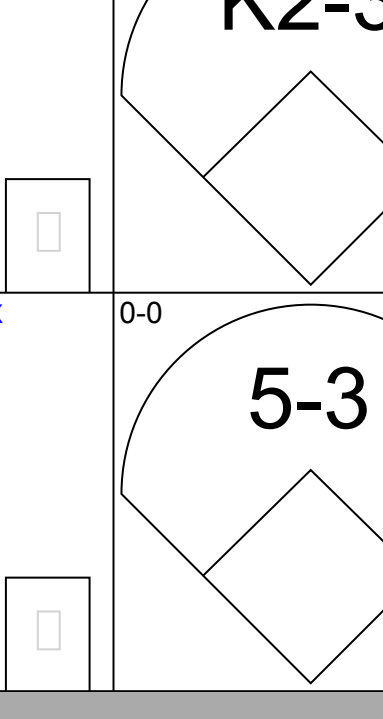
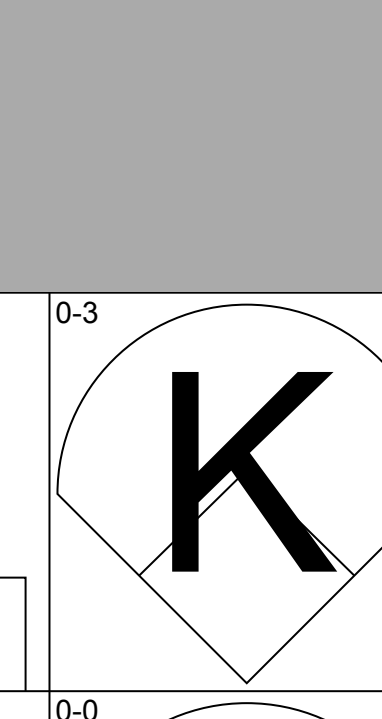
Batter	1	2	3	4	5	6	7	8	9	AB	R	H	RBI	BB	SO	LOB	BOTTOM	
Tony Taylor, R (1, 4) OBP: 0.298, SLG: 0.308	6-3		2-3		F9			1B 2B		3	0	0	0	0	0	2	Philadelphia Phillies @ Chicago Cubs Wrigley Field, Chicago, IL Sun Aug 24 1958, 3:38 AM CDT Att: 24,572 - Unknown	
Lee Walls, R (8, PH) OBP: 0.369, SLG: 0.501								1B 2B		1	1	1	0	0	0	0		
Alvin Dark, R (1, 5) OBP: 0.350, SLG: 0.372	5-3		5-3		P3			1B 2B		4	0	1	1	0	0	2		
Jim Marshall, L (1, 3) OBP: 0.288, SLG: 0.400								1B 2B		4	1	2	2	0	1	1		
14 Ernie Banks, R (1, 6) OBP: 0.365, SLG: 0.635	FC6-4		F8					P6		4	0	1	0	0	0	2		
Walt Moryn, L (1, 7) OBP: 0.344, SLG: 0.478								P6		4	0	1	0	0	0	1		
Bobby Thomson, R (1, 8) OBP: 0.350, SLG: 0.467								1B		4	0	1	0	0	0	3		
Chuck Tanner, L (1, 9) OBP: 0.315, SLG: 0.390								L8		3	0	1	0	0	0	0		
Sammy Taylor, L (1, 2) OBP: 0.336, SLG: 0.408								F7		3	0	1	0	0	0	0		
Dave Hillman, R (1, 1) OBP: 0.161, SLG: 0.226								4-3		2	1	1	0	0	1	0		
Glen Hobbie, R (8, 1) OBP: 0.156, SLG: 0.140								SH3-4 1B		0	0	0	0	0	0	0		
Inning Stats	R: 0 E: 0 K: 0 S: 4	H: 1 LOB: 1 BB: 0 P: 4	R: 0 E: 0 K: 0 S: 4	H: 1 LOB: 0 BB: 0 P: 4	R: 2 E: 0 K: 0 S: 5	H: 2 LOB: 0 BB: 0 P: 5	R: 0 E: 0 K: 0 S: 3	H: 1 LOB: 0 BB: 0 P: 3	R: 0 E: 0 K: 1 S: 6	H: 1 LOB: 1 BB: 0 P: 6	R: 0 E: 0 K: 1 S: 5	H: 0 LOB: 0 BB: 0 P: 5	R: 1 E: 0 K: 0 S: 6	H: 3 LOB: 2 BB: 0 P: 6				
PITCHER	IP	WLS	BF	H	R	ER	SO	BB	IBB	HBP	BLK	WP	HR	S	P	ERA	WHIP	
John Anderson, R (1, 1) ERA: 2.57	6.0		24	7	2	2	1	0	0	0	0	0	1	26	26	3.00	1.167	
Jack Sanford, R (7, 1) ERA: 4.52	1.0	W	5	2	1	1	1	0	0	0	0	0	0	7	7	9.00	2.000	
Curt Simmons, L (8, 1) ERA: 4.52	1.0	S	4	1	0	0	0	0	0	0	0	0	0	4	4	0.00	1.000	

AB	32
R	3
H	10
RBI	3
BB	0
SO	2
LOB	12




Batter	1	2	3	4	5	6	7	8	9	AB	R	H	RBI	BB	SO	LOB	TOP							
Richie Ashburn, L OBP: 0.435, SLG: 0.434	0-0 6-3		4-0 FC5 1B BB	0-3 K		0-3 K			0-0 6-3	4	0	0	0	1	2	5	Philadelphia Phillies @ Chicago Cubs Wrigley Field, Chicago, IL Wed Aug 27 1958, 3:33 AM CDT Att: 9,451 - Unknown livebaseballscorecards.com							
Solly Hemus, L OBP: 0.403, SLG: 0.438	4-0 CS BB		0-0 1-2 1B		0-0 1-3	0-0 FC6 1-2			0-0 F7	4	0	1	0	1	0	3								
Harry Anderson, L OBP: 0.369, SLG: 0.493	0-0 1-2 HR		0-0 F8		1-0 HBP				0-3 K	3	1	1	1	0	1	2								
Wally Post, R OBP: 0.355, SLG: 0.469	0-3 K		0-0 FC5 2-3f		0-0 P4				0-3 K	4	0	0	0	0	2	3								
Ed Bouchee, L OBP: 0.355, SLG: 0.398		4-0 FC6-4 BB		0-0 FC1 WP SF8 1B		0-0 F8			0-3 K	3	1	1	0	1	1	1								
Willie Jones, R OBP: 0.363, SLG: 0.448		0-0 F9		0-0 FC1 1B 1-3		4-0 BB E FC1-2 BB			0-0 1-6-3	3	0	0	0	1	0	2								
Chico Fernandez, R OBP: 0.266, SLG: 0.303		0-0 4-3		0-0 SF8		0-0 E4 FC1-2 BB 1-2			0-0 5-3	2	0	0	1	0	0	2								
Dave Philley, S OBP: 0.344, SLG: 0.411				0-0 3-H						1	0	0	0	0	0	0								
Ted Kazanski, R OBP: 0.297, SLG: 0.320				0-3 K		4-0 FC1-2 BB			0-0 6-3	2	0	0	0	1	1	2								
Stan Lopata, R OBP: 0.395, SLG: 0.407		0-0 FC6-4		0-0 K		1-2 2-3 BB				1	0	0	0	0	0	0								
Rip Repulski, R OBP: 0.305, SLG: 0.500				0-0 1-2		0-0 FC1-2 FC6			0-3 K	3	0	1	0	0	1	3								
Jim Hegan, R OBP: 0.266, SLG: 0.270				0-0 K		1-2 2-3 1-H				0	0	0	0	0	0	0								
Curt Simmons, L OBP: 0.211, SLG: 0.214				0-0 K						1	0	0	0	0	1	0								
Jack Meyer, R OBP: 0.313, SLG: 0.313				0-0 K						0	0	0	0	0	0	0								
Bob Bowman, R OBP: 0.331, SLG: 0.518				0-0 K						1	0	0	0	0	1	0								
Inning Stats	R: 1 E: 0 K: 1 S: 5	H: 1 LOB: 0 BB: 1 P: 9	R: 0 E: 0 K: 0 S: 3	H: 0 LOB: 1 BB: 1 P: 7	R: 0 E: 0 K: 1 S: 6	H: 1 LOB: 2 BB: 1 P: 10	R: 1 E: 0 K: 2 S: 10	H: 2 LOB: 2 BB: 0 P: 10	R: 0 E: 0 K: 0 S: 3	H: 0 LOB: 1 BB: 0 P: 4	R: 0 E: 1 K: 1 S: 6	H: 0 LOB: 3 BB: 2 P: 14	R: 0 E: 0 K: 3 S: 9	H: 0 LOB: 0 BB: 0 P: 9	R: 0 E: 0 K: 0 S: 3	H: 0 LOB: 0 BB: 0 P: 3	R: 0 E: 0 K: 1 S: 5	H: 0 LOB: 0 BB: 0 P: 5	R: 0 E: 0 K: 1 S: 5	H: 0 LOB: 0 BB: 0 P: 5	1B: 3 2B: 0 3B: 0 HR: 1	SF: 1 SAC: 0 DP: 0 HBP: 1	WP: 1 PB: 0 SB: 0 CS: 1	PA: 38
PITCHER Bob Anderson, R ERA: 3.29	IP: 9.0 WLS: W BF: 38	H: 4 R: 2 ER: 2 SO: 9	BB: 5 IBB: 0 HBP: 1 BLK: 0	WP: 1 HR: 1 S: 50 P: 71	ERA: 2.00 WHIP: 1.000																			

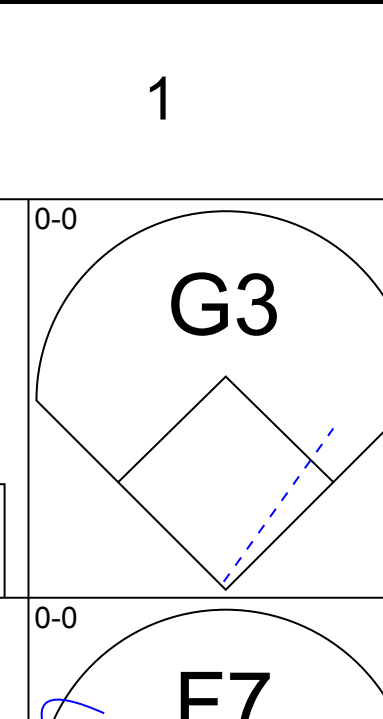
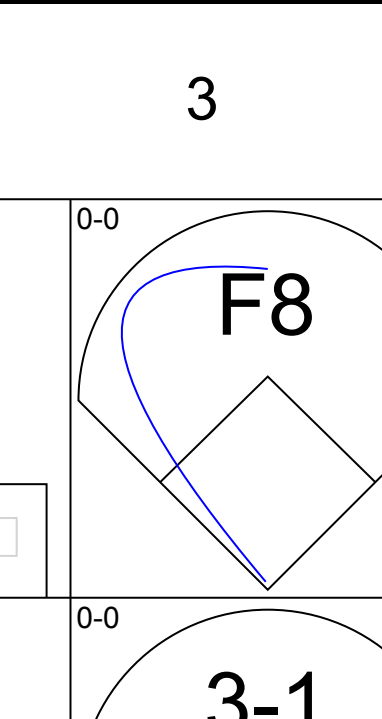
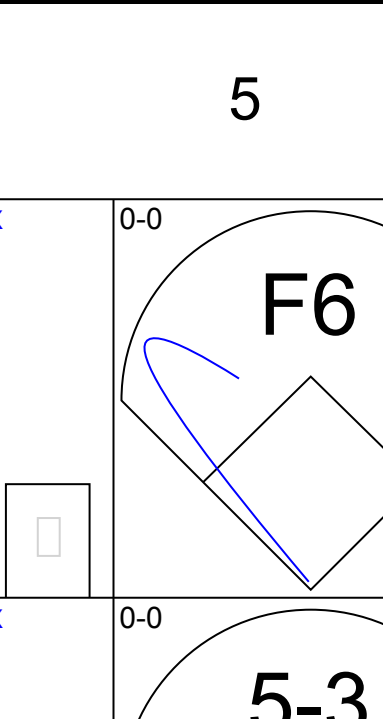
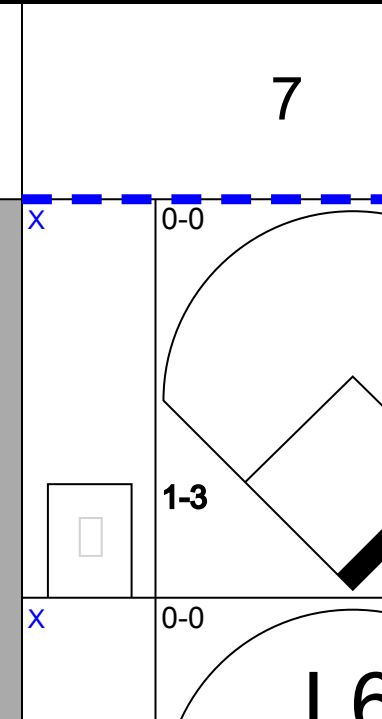
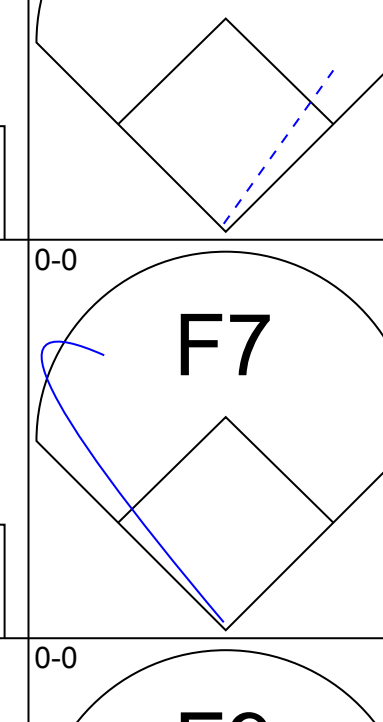
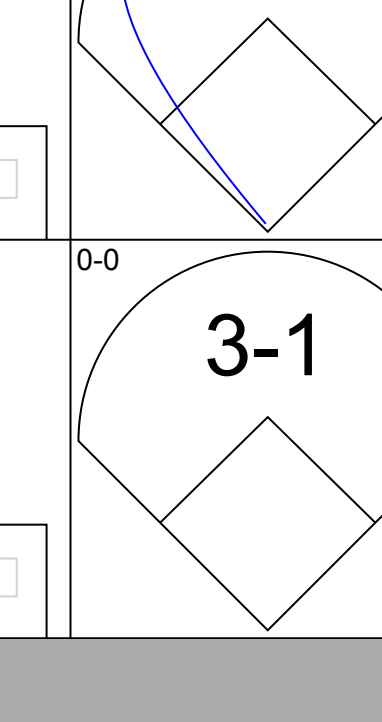
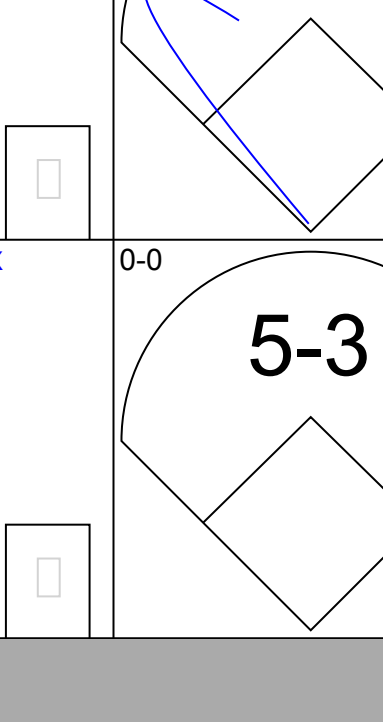
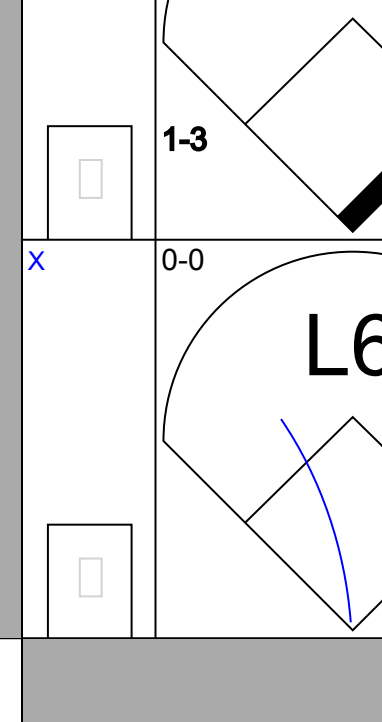
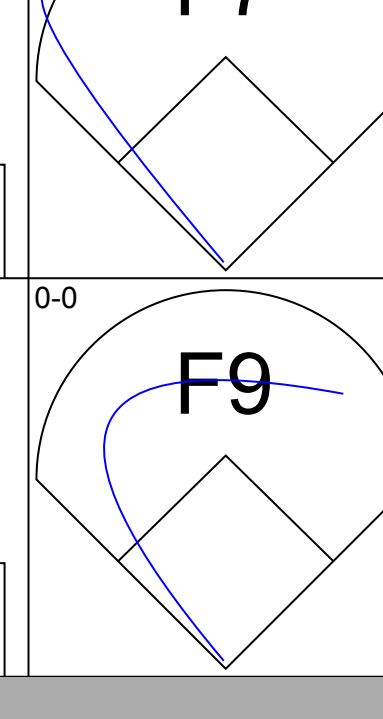
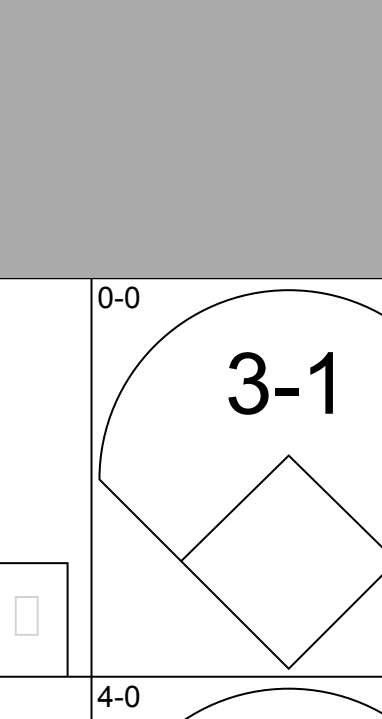
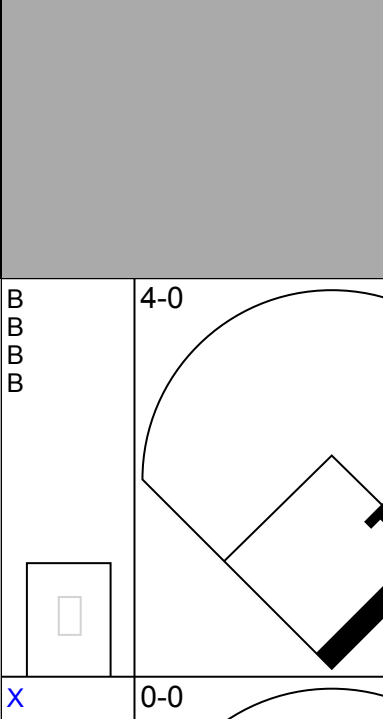
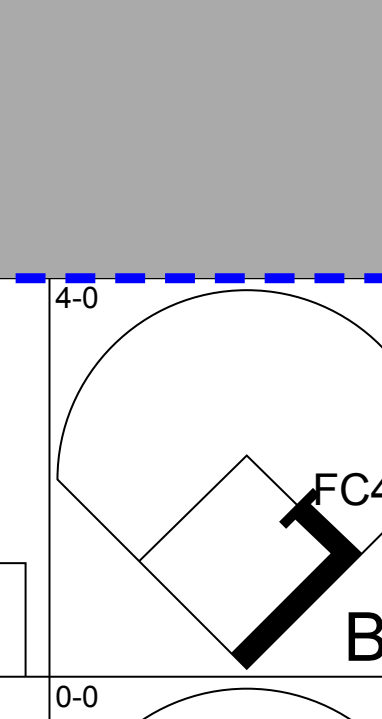
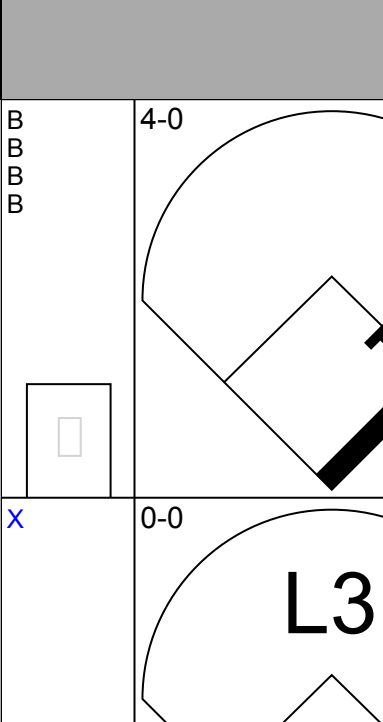
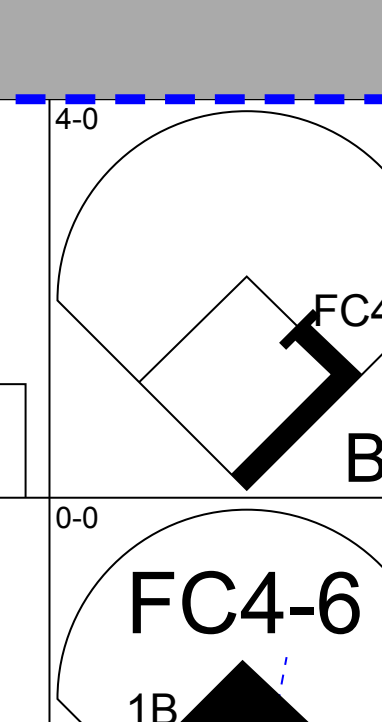
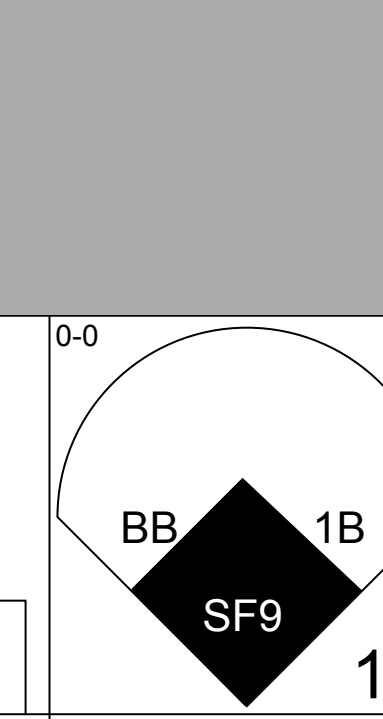
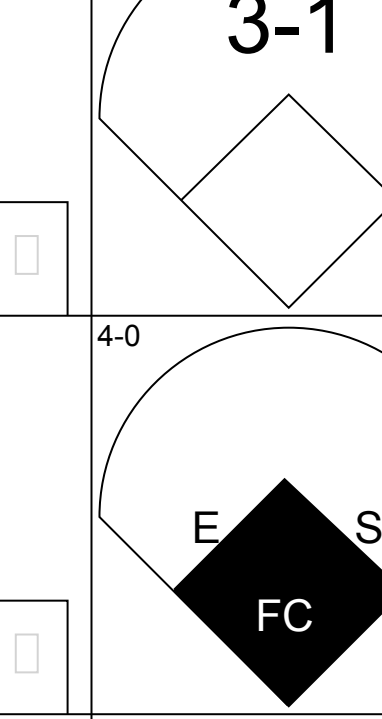
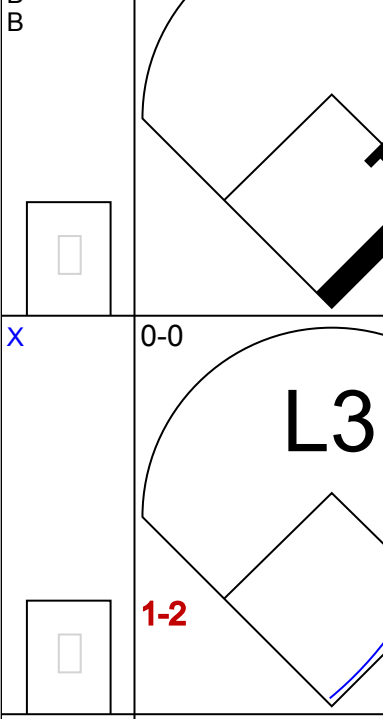
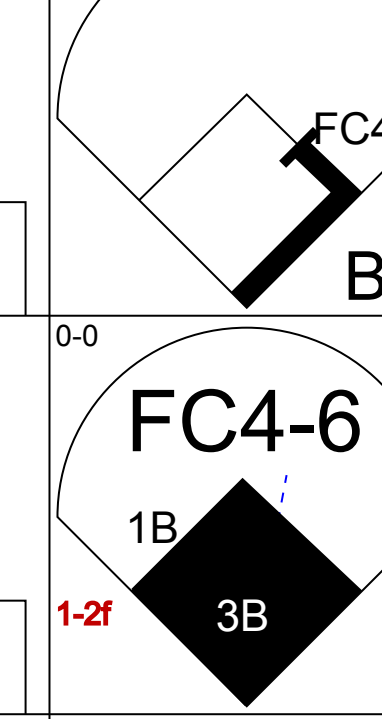
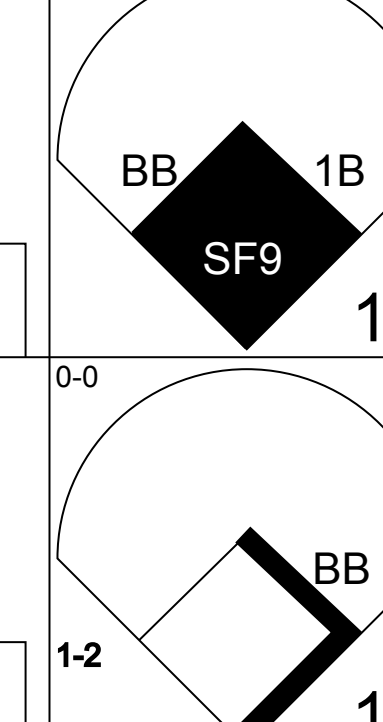
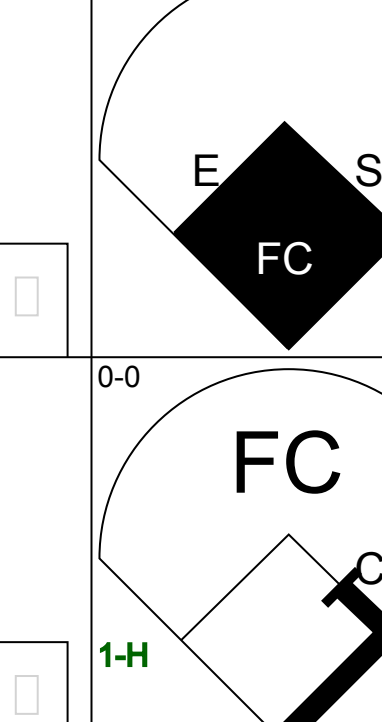
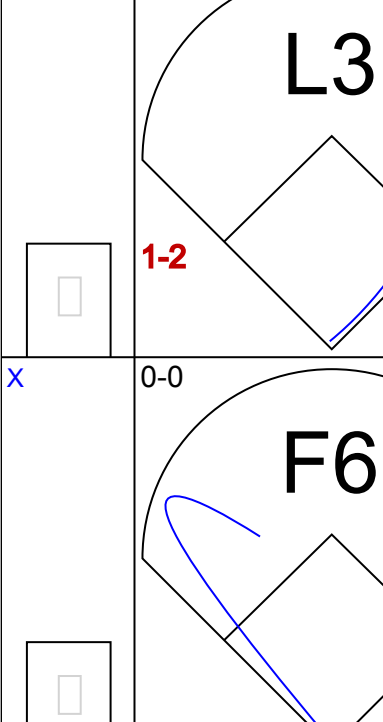
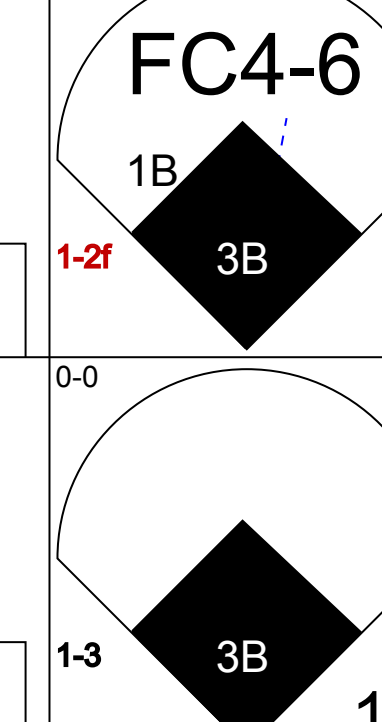
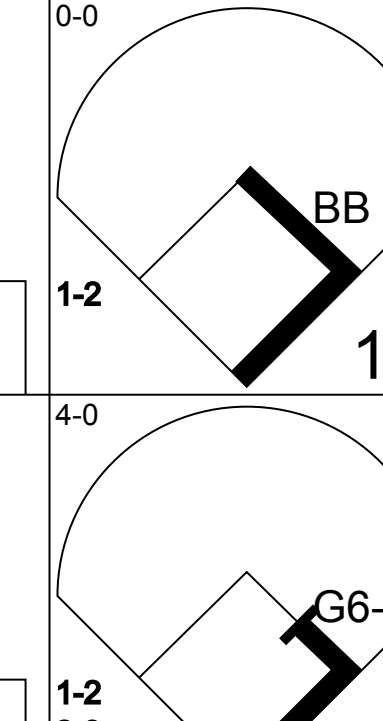
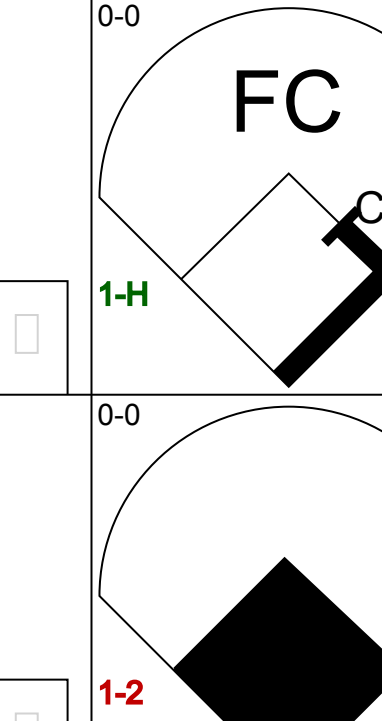
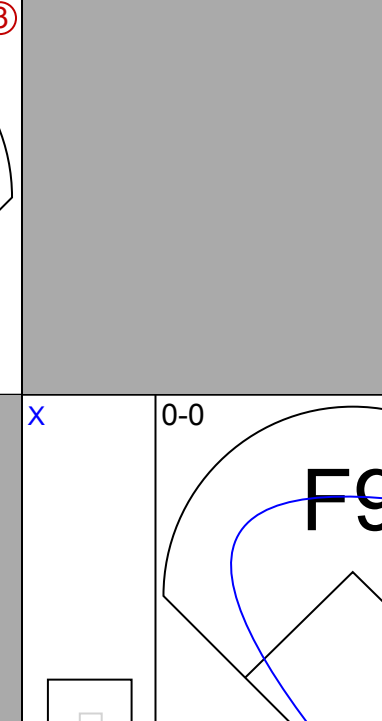
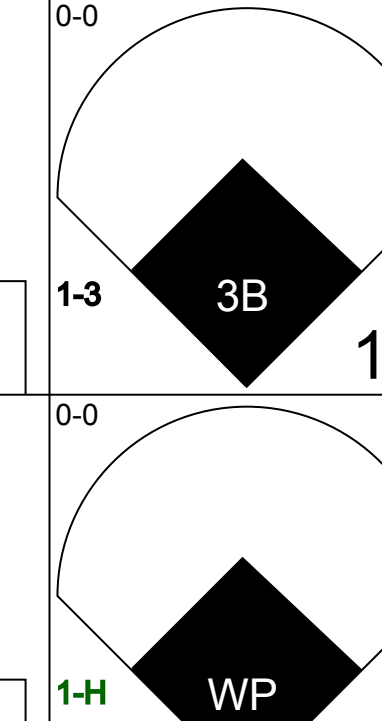
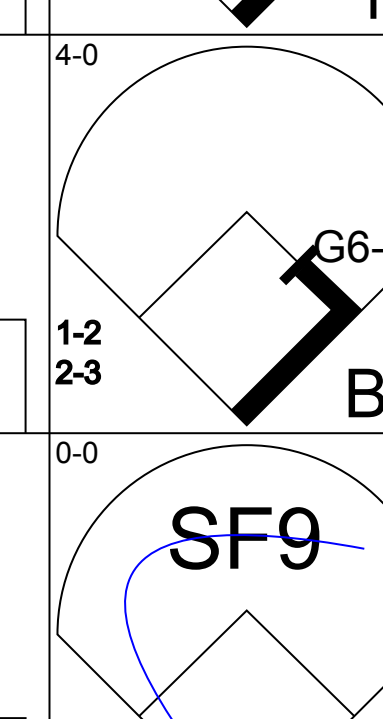
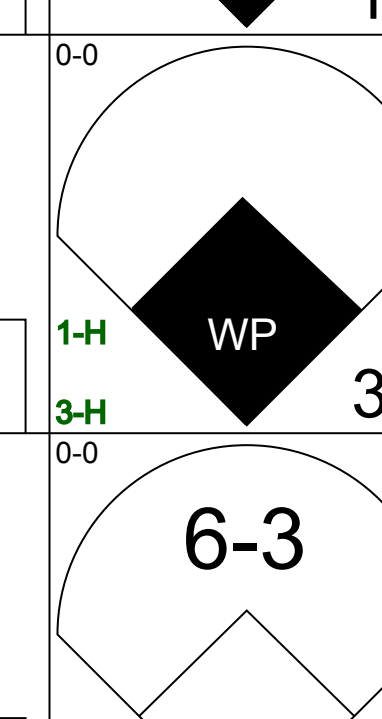
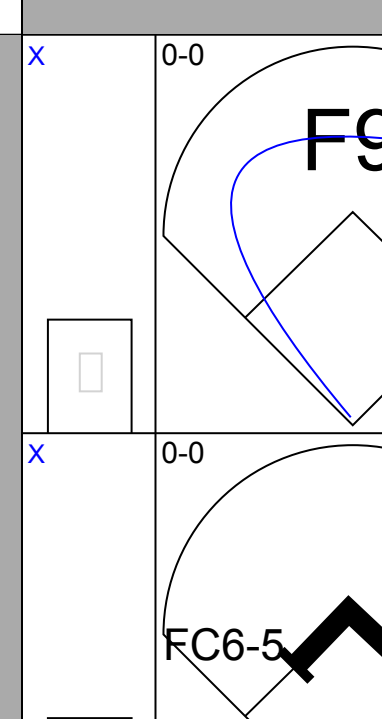
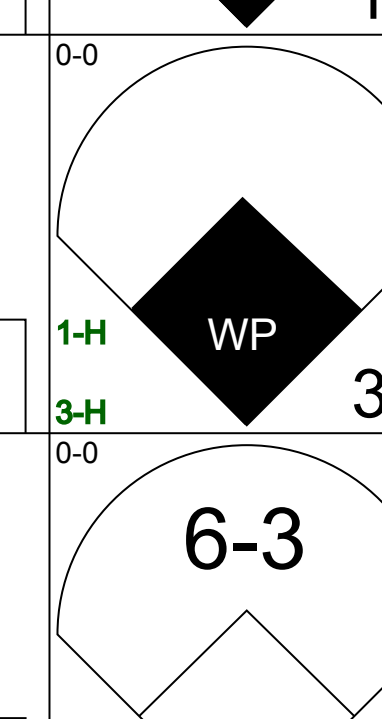
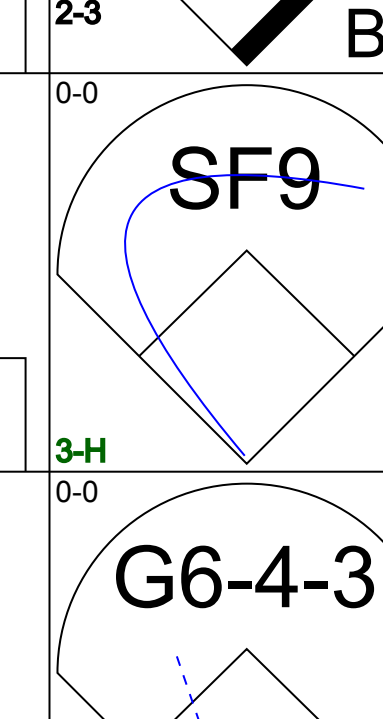
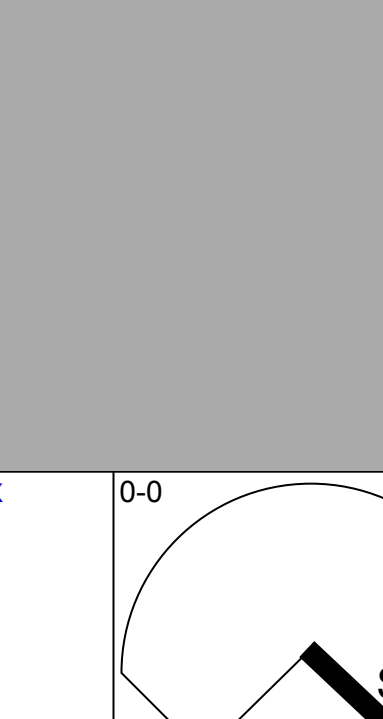
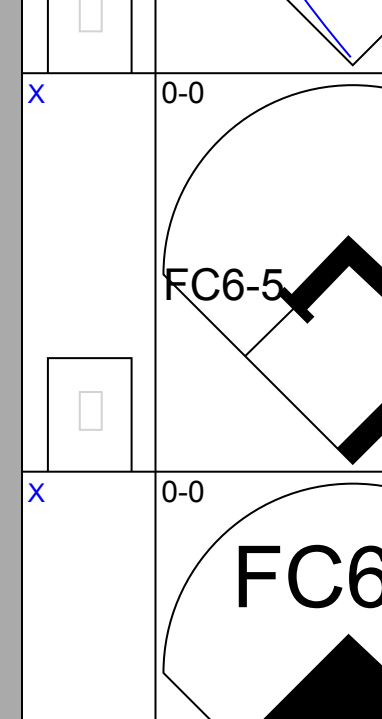
Batter	1	2	3	4	5	6	7	8	9	AB	R	H	RBI	BB	SO	LOB	BOTTOM						
Lee Walls, R OBP: 0.369, SLG: 0.499	0-0 5-3		0-0 F8			0-0 6-3			0-0 4-3	4	0	0	0	0	0	0	Philadelphia Phillies @ Chicago Cubs Wrigley Field, Chicago, IL Wed Aug 27 1958, 3:33 AM CDT Att: 9,451 - Unknown livebaseballscorecards.com						
Alvin Dark, R OBP: 0.346, SLG: 0.368	0-0 FC6-4 1B		0-0 6-3			4-0 14 HR BB			0-0 6-3	3	1	1	0	1	0	0							
Jim Marshall, L OBP: 0.286, SLG: 0.394	0-0 FC6-4 14 HR 3B		0-3 K			0-0 F7			0-0 1B	4	1	1	0	0	1	2							
14 Ernie Banks, R OBP: 0.365, SLG: 0.637	0-0 1-2 3B 1B			0-0 G3-6-3 1B		0-0 1-H HR			0-3 K	4	2	3	2	0	1	1							
Bobby Thomson, R OBP: 0.347, SLG: 0.467	0-0 1-H 2-H 3B		0-0 F9			0-0 F8			0-0 F8	3	0	1	2	0	0	1							
Walt Moryn, L OBP: 0.343, SLG: 0.481	0-0 P4			0-0 G3-6-3					0-3 K	3	0	0	0	0	1	2							
Cal Neeman, R OBP: 0.335, SLG: 0.543		0-0 P6				0-0 F7			0-0 HR	3	1	1	1	0	0	0							
Johnny Goryl, R OBP: 0.328, SLG: 0.373		0-0 F8				0-0 F8			0-0 F3	3	0	0	0	0	0	0							
Bob Anderson, R OBP: 0.331, SLG: 0.518		0-3 K				0-3 K			0-0 F7	3	0	0	0	0	2	0							
Inning Stats	R: 2 E: 0 K: 0 S: 6	H: 3 LOB: 1 BB: 0 P: 6	R: 0 E: 0 K: 1 S: 5	H: 0 LOB: 0 BB: 0 P: 5	R: 0 E: 0 K: 1 S: 5	H: 0 LOB: 0 BB: 0 P: 5	R: 0 E: 0 K: 0 S: 3	H: 1 LOB: 0 BB: 0 P: 3	R: 0 E: 0 K: 1 S: 5	H: 0 LOB: 0 BB: 0 P: 5	R: 2 E: 0 K: 0 S: 4	H: 1 LOB: 0 BB: 1 P: 8	R: 1 E: 0 K: 1 S: 6	H: 1 LOB: 0 BB: 0 P: 6	R: 0 E: 0 K: 1 S: 6	H: 1 LOB: 1 BB: 0 P: 6		R: 0 E: 0 K: 1 S: 6	H: 1 LOB: 1 BB: 0 P: 6	1B: 4 2B: 0 3B: 1 HR: 2	SF: 0 SAC: 0 DP: 1 HBP: 0	WP: 0 PB: 0 SB: 0 CS: 0	PA: 31
PITCHER Curt Simmons, L ERA: 4.59	IP: 7.2 WLS: L BF: 30	H: 7 R: 5 ER: 5 SO: 4	BB: 1 IBB: 0 HBP: 0 BLK: 0	WP: 0 HR: 2 S: 37 P: 41	ERA: 5.87 WHIP: 1.043																		
Jack Meyer, R ERA: 3.91	IP: 0.1 WLS: 1 BF: 1	H: 0 R: 0 ER: 0 SO: 1	BB: 0 IBB: 0 HBP: 0 BLK: 0	WP: 0 HR: 0 S: 3 P: 3	ERA: 0.00 WHIP: 0.000																		

Batter	1	2	3	4	5	6	7	8	9	AB	R	H	RBI	BB	SO	LOB	TOP					
Lee Walls, R OBP: 0.369, SLG: 0.498 (1, 9)										5	0	2	2	0	1	0						
Alvin Dark, R OBP: 0.346, SLG: 0.369 (1, 5)										5	1	1	0	0	0	3						
Jim Marshall, L OBP: 0.289, SLG: 0.396 (1, 3)										4	1	1	1	1	0	3						
14 Ernie Banks, R OBP: 0.364, SLG: 0.632 (1, 6)										5	0	1	0	0	1	3						
Walt Moryn, L OBP: 0.344, SLG: 0.487 (1, 7)										5	1	2	2	0	1	4						
Bobby Thomson, R OBP: 0.348, SLG: 0.465 (1, 8)										4	1	1	0	0	1	0						
Sammy Taylor, L OBP: 0.333, SLG: 0.401 (1, 2)										3	1	1	0	1	1	0						
Johnny Goryl, R OBP: 0.324, SLG: 0.367 (8, PH)										3	0	0	0	0	2	5						
Chuck Tanner, L OBP: 0.308, SLG: 0.381 (8, 4)										1	0	0	0	0	1	0						
Tony Taylor, R OBP: 0.298, SLG: 0.308 (8, 4)										0	0	0	0	0	0	0						
Dick Drott, R OBP: 0.288, SLG: 0.260 (7, 1)										3	0	1	0	0	0	3						
Bill Henry, L OBP: 0.305, SLG: 0.417 (8, PH)										0	0	0	0	0	0	0						
Dale Long, L OBP: 0.358, SLG: 0.450 (8, 1)										1	0	0	0	0	0	0						
Glen Hobbie, R OBP: 0.156, SLG: 0.140 (8, 1)										0	0	0	0	0	0	0						
Inning Stats	R: 0 E: 0 K: 1 S: 6	H: 1 LOB: 2 BB: 1 P: 10	R: 2 E: 0 K: 1 S: 8	H: 3 LOB: 2 BB: 0 P: 9	R: 0 E: 0 K: 2 S: 9	H: 2 LOB: 3 BB: 1 P: 13	R: 0 E: 1 K: 1 S: 7	H: 1 LOB: 2 BB: 0 P: 7	R: 0 E: 0 K: 0 S: 5	H: 0 LOB: 1 BB: 0 P: 5	R: 1 E: 0 K: 0 S: 5	H: 2 LOB: 1 BB: 0 P: 5	R: 0 E: 0 K: 0 S: 3	H: 0 LOB: 0 BB: 0 P: 3	R: 0 E: 0 K: 1 S: 5	H: 0 LOB: 0 BB: 0 P: 5	R: 2 E: 1 K: 1 S: 7	H: 1 LOB: 0 BB: 0 P: 7	1B: 7 2B: 2 3B: 0 HR: 1	SF: 0 SAC: 0 DP: 0 HBP: 1	WP: 0 PB: 0 SB: 0 CS: 0	PA: 42
PITCHER Larry Jackson, R ERA: 3.27 (1, 1)	IP: 9.0 WLS: W BF: 42 H: 10 R: 5 ER: 3 SO: 8 BB: 2 IBB: 0 HBP: 1 BLK: 0 WP: 0 HR: 1 S: 55 P: 64 ERA: 3.00 WHIP: 1.333															PITCHER						

Chicago Cubs @ St. Louis Cardinals
Sportsman's Park, St. Louis, MO
Fri Aug 29 1958, 4:33 AM EDT
Att: 13,341 - Unknown


AB	39
R	5
H	10
RBI	5
BB	2
SO	8
LOB	21



Batter	1	2	3	4	5	6	7	8	9	AB	R	H	RBI	BB	SO	LOB	BOTTOM			
Don Blasingame, L OBP: 0.353, SLG: 0.361 (1, 4)										4	0	1	0	0	0	1				
Gene Freese, R OBP: 0.293, SLG: 0.431 (8, 6)										4	0	0	0	0	0	3				
Ruben Amaro, R OBP: 0.282, SLG: 0.288 (8, 6)										0	0	0	0	0	0	0				
Stan Musial, L OBP: 0.430, SLG: 0.547 (9, 7)										2	0	0	0	2	0	0				
Irv Noren, L OBP: 0.326, SLG: 0.319 (9, 7)										0	0	0	0	0	0	0				
Ken Boyer, R OBP: 0.351, SLG: 0.496 (1, 5)										3	3	1	0	1	0	2				
Joe Cunningham, L OBP: 0.455, SLG: 0.469 (9, 3)										4	1	2	1	0	0	0				
Wally Moon, L OBP: 0.343, SLG: 0.403 (9, 9)										3	2	2	3	1	0	0				
Gene Green, R OBP: 0.350, SLG: 0.435 (1, 2)										3	0	1	1	0	0	0				
Curt Flood, R OBP: 0.321, SLG: 0.396 (1, 8)										4	1	1	0	0	1	3				
Larry Jackson, R OBP: 0.154, SLG: 0.173 (1, 1)										2	0	1	1	0	1	0				
Inning Stats	R: 0 E: 0 K: 0 S: 3	H: 0 LOB: 0 BB: 0 P: 3	R: 1 E: 0 K: 0 S: 4	H: 2 LOB: 1 BB: 1 P: 8	R: 0 E: 0 K: 1 S: 5	H: 0 LOB: 0 BB: 0 P: 5	R: 2 E: 0 K: 0 S: 4	H: 1 LOB: 0 BB: 1 P: 8	R: 0 E: 0 K: 0 S: 2	H: 0 LOB: 1 BB: 1 P: 6	R: 1 E: 0 K: 0 S: 6	H: 3 LOB: 2 BB: 0 P: 6	R: 3 E: 0 K: 1 S: 7	H: 2 LOB: 0 BB: 1 P: 11	R: 0 E: 0 K: 0 S: 3	H: 0 LOB: 0 BB: 0 P: 3	1B: 6 2B: 2 3B: 1 HR: 1	SF: 1 SAC: 1 DP: 2 HBP: 0	WP: 1 PB: 0 SB: 1 CS: 1	PA: 35
PITCHER Dick Drott, R ERA: 5.52 (7, 1)	IP: 0.1 WLS: L BF: 2 H: 1 R: 0 ER: 0 SO: 0 BB: 0 IBB: 0 HBP: 0 BLK: 0 WP: 0 HR: 0 S: 2 P: 2 ERA: 0.00 WHIP: 3.000															PITCHER				
PITCHER Bill Henry, L ERA: 2.57 (8, 1)	IP: 1.0 WLS: L BF: 6 H: 2 R: 3 ER: 3 SO: 1 BB: 1 IBB: 0 HBP: 0 BLK: 0 WP: 1 HR: 0 S: 7 P: 11 ERA: 27.00 WHIP: 3.000															PITCHER				

Chicago Cubs @ St. Louis Cardinals
Sportsman's Park, St. Louis, MO
Fri Aug 29 1958, 4:33 AM EDT
Att: 13,341 - Unknown


AB	29
R	7
H	9
RBI	6
BB	4
SO	2
LOB	9



Batter	1	2	3	4	5	6	7	8	9	10	AB	R	H	RBI	BB	SO	LOB	TOP				
Tony Taylor, R (1.4) OBP: 0.206, SLG: 0.305 Dale Long, L (10, PH) OBP: 0.359, SLG: 0.459 Johnny Goryl, R (10.4) OBP: 0.324, SLG: 0.367	1-3		5-3		K			1-3		HR	4	0	0	0	0	1	1					
Alvin Dark, R (1.5) OBP: 0.345, SLG: 0.367	1-6-3		K			L4				F2	5	0	1	0	0	1	1					
Jim Marshall, L (1.3) OBP: 0.287, SLG: 0.392	K				K			F6		F2	5	0	1	0	0	2	2					
14 Ernie Banks, R (1.6) OBP: 0.363, SLG: 0.629																						
Walt Moryn, L (1.7) OBP: 0.323, SLG: 0.487 Jim Bolger, R (10.7) OBP: 0.271, SLG: 0.317																						
Lee Walls, R (1.9) OBP: 0.368, SLG: 0.496																						
Bobby Thomson, R (1.8) OBP: 0.349, SLG: 0.464																						
Sammy Taylor, L (1.2) OBP: 0.332, SLG: 0.399 Bobby Adams, R (10, PR) OBP: 0.323, SLG: 0.398 Cal Neeman, R (10.2) OBP: 0.335, SLG: 0.543																						
Dave Hillman, R (1.1) OBP: 0.143, SLG: 0.200 Taylor Phillips, L (10.1) OBP: 0.053, SLG: 0.058																						
Inning Stats	R: 0 E: 0 K: 1 S: 5	H: 0 LOB: 0 BB: 0 P: 5	R: 1 E: 0 K: 1 S: 7	H: 2 LOB: 1 BB: 0 P: 7	R: 0 E: 0 K: 2 S: 8	H: 0 LOB: 0 BB: 0 P: 7	R: 0 E: 0 K: 3 S: 9	H: 1 LOB: 1 BB: 0 P: 8	R: 0 E: 0 K: 0 S: 5	H: 2 LOB: 2 BB: 0 P: 5	R: 0 E: 0 K: 2 S: 7	H: 0 LOB: 0 BB: 0 P: 7	R: 0 E: 0 K: 1 S: 6	H: 1 LOB: 1 BB: 0 P: 6	R: 0 E: 0 K: 0 S: 3	H: 1 LOB: 0 BB: 0 P: 3	R: 2 E: 0 K: 1 S: 7	H: 2 LOB: 1 BB: 0 P: 7	1B: 8 2B: 1 3B: 0 HR: 1	SF: 0 SAC: 0 DP: 1 HBP: 0	WP: 0 PB: 0 SB: 0 CS: 0	PA: 39
PITCHER Sam Jones, R (1.1) ERA: 2.8	IP: 10.0 WLS: L BF: 39 H: 9 R: 3 ER: 3 SO: 13 BB: 1 IBB: 0 HBP: 0 BLK: 0 WP: 0 HR: 1 S: 64 P: 68 ERA: 2.70 WHIP: 1.000																					

Chicago Cubs @ St. Louis Cardinals
Sportsman's Park, St. Louis, MO
Sat Aug 30 1958, 4:33 AM EDT
Att: 16,925 - Unknown


AB	38
R	3
H	9
RBI	3
BB	1
SO	13
LOB	15



Batter	1	2	3	4	5	6	7	8	9	10	AB	R	H	RBI	BB	SO	LOB	BOTTOM						
Don Blasingame, L (1.4) OBP: 0.363, SLG: 0.360 Del Ennis, R (10, PH) OBP: 0.235, SLG: 0.356	1-3		F9			F7				5-3	4	0	1	0	0	0	1							
Gene Freese, R (1.6) OBP: 0.285, SLG: 0.419	F7		FC5-4			5-3		1-3		5-3	5	0	0	0	0	0	3							
Stan Musial, L (1.3) OBP: 0.429, SLG: 0.546					6-3			F8		6-3	4	0	1	0	1	0	1							
Ken Boyer, R (1.5) OBP: 0.352, SLG: 0.496	6-3							L7			4	0	2	0	0	0	3							
Joe Cunningham, L (1.9) OBP: 0.453, SLG: 0.469					6-3			FC3-6		SH1-3	4	1	1	0	0	0	1							
Wally Moon, L (1.7) OBP: 0.343, SLG: 0.399										SH1-3	2	0	0	0	1	0	0							
Gene Green, R (1.2) OBP: 0.351, SLG: 0.435										SF9	2	0	1	1	1	0	0							
Curt Flood, R (1.8) OBP: 0.321, SLG: 0.394										5-3	4	0	1	0	0	0	4							
Sam Jones, R (1.1) OBP: 0.104, SLG: 0.093 Irv Noren, L (10, PH) OBP: 0.331, SLG: 0.333											3	0	0	0	0	2	2							
Inning Stats	R: 0 E: 0 K: 0 S: 4	H: 1 LOB: 1 BB: 0 P: 4	R: 0 E: 0 K: 0 S: 3	H: 0 LOB: 0 BB: 0 P: 3	R: 0 E: 0 K: 1 S: 6	H: 1 LOB: 1 BB: 0 P: 6	R: 0 E: 0 K: 0 S: 3	H: 1 LOB: 0 BB: 0 P: 3	R: 0 E: 0 K: 0 S: 4	H: 1 LOB: 1 BB: 0 P: 4	R: 0 E: 0 K: 0 S: 3	H: 0 LOB: 0 BB: 0 P: 3	R: 0 E: 0 K: 0 S: 3	H: 1 LOB: 2 BB: 0 P: 11	R: 0 E: 0 K: 1 S: 6	H: 1 LOB: 2 BB: 1 P: 10	R: 1 E: 0 K: 0 S: 4	H: 1 LOB: 0 BB: 0 P: 4	R: 0 E: 0 K: 0 S: 4	H: 1 LOB: 1 BB: 0 P: 4	1B: 5 2B: 3 3B: 0 HR: 0	SF: 1 SAC: 1 DP: 1 HBP: 0	WP: 0 PB: 0 SB: 0 CS: 0	PA: 39
PITCHER Dave Hillman, R (1.1) ERA: 3.01 Taylor Phillips, L (10.1) ERA: 4.8	IP: 9.0 WLS: W BF: 36 H: 8 R: 1 ER: 1 SO: 2 BB: 3 IBB: 0 HBP: 0 BLK: 0 WP: 0 HR: 0 S: 37 P: 49 ERA: 1.00 WHIP: 1.222																							


Chicago Cubs @ St. Louis Cardinals
Sportsman's Park, St. Louis, MO
Sat Aug 30 1958, 4:33 AM EDT
Att: 16,925 - Unknown

AB	34
R	1
H	8
RBI	1
BB	3
SO	2
LOB	16



Batter	1	2	3	4	5	6	7	8	9	AB	R	H	RBI	BB	SO	LOB	TOP				
Tony Taylor, R (1,4) OBP: 0.295, SLG: 0.311										5	1	1	1	0	0	5	Chicago Cubs @ St. Louis Cardinals Sportsman's Park, St. Louis, MO Sun Aug 31 1958, 4:33 AM EDT Att: 16,335 - Unknown				
Alvin Dark, R (1,5) OBP: 0.345, SLG: 0.367										5	1	2	1	0	0	1					
Jim Marshall, L (1,3) OBP: 0.281, SLG: 0.383										5	0	0	0	0	2	2					
14 Ernie Banks, R (1,6) OBP: 0.365, SLG: 0.628										3	2	1	0	2	1	1					
Walt Moryn, L (1,7) OBP: 0.346, SLG: 0.492										4	2	1	2	1	0	3					
Jim Bolger, R (9,7) OBP: 0.271, SLG: 0.317										0	0	0	0	0	0	0					
Lee Walls, R (1,9) OBP: 0.369, SLG: 0.497										1	0	1	1	0	0	0					
Chuck Tanner, L (3,9) OBP: 0.316, SLG: 0.420										4	1	2	3	0	0	0					
Bobby Thomson, R (1,8) OBP: 0.349, SLG: 0.462										4	0	1	0	1	0	2					
Sammy Taylor, L (1,2) OBP: 0.336, SLG: 0.397										1	0	0	0	2	0	0					
Cal Neeman, R (7,PH) OBP: 0.331, SLG: 0.536										2	0	0	0	0	1	2					
Moe Drabowsky, R (1,1) OBP: 0.156, SLG: 0.178										1	0	0	0	0	0	0					
Taylor Phillips, L (3,1) OBP: 0.093, SLG: 0.058										0	0	0	0	0	0	0					
Bill Henry, L (7,1) OBP: 0.429, SLG: 0.417										0	1	0	0	1	0	0					
Inning Stats	R: 2 E: 0 K: 0 S: 5	H: 2 LOB: 2 BB: 2 P: 13	R: 0 E: 1 K: 0 S: 3	H: 0 LOB: 0 BB: 0 P: 3	R: 3 E: 1 K: 1 S: 8	H: 2 LOB: 2 BB: 0 P: 8	R: 0 E: 0 K: 0 S: 3	H: 0 LOB: 1 BB: 1 P: 7	R: 0 E: 0 K: 0 S: 5	H: 0 LOB: 0 BB: 0 P: 5	R: 0 E: 0 K: 0 S: 3	H: 0 LOB: 2 BB: 2 P: 11	R: 2 E: 0 K: 1 S: 9	H: 4 LOB: 2 BB: 0 P: 9	R: 1 E: 1 K: 1 S: 6	H: 1 LOB: 2 BB: 2 P: 14	R: 0 E: 0 K: 0 S: 3	H: 0 LOB: 0 BB: 0 P: 3	1B: 6 2B: 1 3B: 0 HR: 3	SF: 0 SAC: 2 DP: 1 HBP: 0	WP: 1 PA: 44 PB: 0 SB: 0 CS: 0
PITCHER	IP WLS BF H R ER SO BB IBB HBP BLK WP HR S P ERA WHIP																				
Sal Maglie, R (1,1) ERA: 4.72	3.0	16	4	5	2	1	2	2	0	0	0	0	0	2	16	24	6.00	2.000			
Bob Mabe, R (4,1) ERA: 5.01	3.0	12	0	0	0	1	3	0	0	0	0	0	0	1	11	23	0.00	1.000			
Billy Muffett, R (7,1) ERA: 4.93	0.2	L	6	4	2	2	0	0	0	0	0	0	1	6	6	27.00	6.000				
Bill Wight, L (7,1) ERA: 4.31	2.1	10	1	1	0	2	1	1	0	0	1	0	0	12	20	0.00	0.857				

Batter	1	2	3	4	5	6	7	8	9	AB	R	H	RBI	BB	SO	LOB	BOTTOM					
Wally Moon, L (1,7) OBP: 0.348, SLG: 0.398										3	0	1	0	2	0	1	Chicago Cubs @ St. Louis Cardinals Sportsman's Park, St. Louis, MO Sun Aug 31 1958, 4:33 AM EDT Att: 16,335 - Unknown					
Don Blasingame, L (1,4) OBP: 0.351, SLG: 0.361										5	1	1	1	0	1	3						
Stan Musial, L (1,3) OBP: 0.429, SLG: 0.544										5	0	2	1	0	0	2						
Ken Boyer, R (1,5) OBP: 0.350, SLG: 0.492										4	1	0	0	0	0	3						
Joe Cunningham, L (1,9) OBP: 0.459, SLG: 0.485										2	2	2	2	2	0	0						
Gene Green, R (1,2) OBP: 0.350, SLG: 0.433										4	0	1	0	0	0	3						
Curt Flood, R (1,8) OBP: 0.318, SLG: 0.390										4	0	0	0	0	1	2						
Eddie Kasko, R (1,6) OBP: 0.273, SLG: 0.253										4	0	1	0	0	1	1						
Sal Maglie, R (1,1) Hal Smith, R (3,PH) Bob Mabe, R (4,1) Gene Fresse, R (6,PH) Billy Muffett, R (7,1) Bill Wight, L (7,1) Del Ennis, R (9,PH)	IP WLS BF H R ER SO BB IBB HBP BLK WP HR S P ERA WHIP																					
Moe Drabowsky, R (1,1) ERA: 4.51	2.1	12	4	3	2	0	2	2	0	0	0	0	0	10	18	7.71		2.571				
Taylor Phillips, L (3,1) ERA: 4.75	3.2	W	16	2	2	1	3	2	0	0	0	0	1	20	28	2.46		1.091				
Bill Henry, L (7,1) ERA: 2.44	3.0	S	11	2	0	0	2	0	0	0	0	0	0	15	15	0.00		0.667				
Inning Stats	R: 0 E: 0 K: 0 S: 3	H: 1 LOB: 1 BB: 1 P: 7	R: 1 E: 0 K: 0 S: 3	H: 1 LOB: 0 BB: 1 P: 7	R: 2 E: 1 K: 0 S: 6	H: 2 LOB: 2 BB: 1 P: 10	R: 0 E: 0 K: 3 S: 9	H: 0 LOB: 0 BB: 0 P: 9	R: 0 E: 0 K: 0 S: 3	H: 0 LOB: 0 BB: 0 P: 3	R: 2 E: 1 K: 0 S: 6	H: 2 LOB: 1 BB: 0 P: 6	R: 0 E: 0 K: 1 S: 5	H: 0 LOB: 1 BB: 1 P: 9	R: 0 E: 0 K: 0 S: 4	H: 1 LOB: 1 BB: 0 P: 4		R: 0 E: 0 K: 1 S: 6	H: 1 LOB: 1 BB: 0 P: 6	1B: 5 2B: 2 3B: 0 HR: 1	SF: 0 SAC: 0 DP: 2 HBP: 0	WP: 0 PA: 39 PB: 0 SB: 0 CS: 0

Batter	1	2	3	4	5	6	7	8	9	AB	R	H	RBI	BB	SO	LOB	TOP	
Tony Taylor, R OBP: 0.294, SLG: 0.309	6-3	FC6-4			F9					3	0	0	0	1	0	1	Chicago Cubs @ Milwaukee Braves Milwaukee County Stadium, Milwaukee, WI Mon Sep 01 1958, 4:33 AM EDT Unknown livebaseballscorecards.com	
Alvin Dark, R OBP: 0.344, SLG: 0.368	14 1B 2B		F8		F7		F9			4	1	1	0	0	0	1		
Jim Marshall, L OBP: 0.276, SLG: 0.376	9		F8		F8			F9		4	0	0	0	0	0	1		
14 Ernie Banks, R OBP: 0.366, SLG: 0.627	1B 2H 1B			1B	F7			F7		4	0	2	1	0	0	0		
Walt Moryn, L OBP: 0.345, SLG: 0.490	1-2 1B		F6		4-3			K		4	0	1	0	0	1	1		
Lee Walls, R OBP: 0.369, SLG: 0.495	F7			F8	E7 1B			K		4	0	1	0	0	1	2		
Bobby Thomson, R OBP: 0.351, SLG: 0.467		FC5-2 3B		1B	6-3			5-3		4	0	2	0	0	0	1		
Sammy Taylor, L OBP: 0.334, SLG: 0.395		4-3					3-1	4-3		4	0	1	0	0	0	1		
Bob Anderson, R Bill Henry, L OBP: 0.429, SLG: 0.417		FC5-2 3H		K			1-3			3	0	0	0	0	1	2		
										0	0	0	0	0	0	0		
Inning Stats	R: 1 E: 0 K: 0 S: 6	H: 3 LOB: 2 BB: 0 P: 6	R: 0 E: 0 K: 0 S: 4	H: 1 LOB: 1 BB: 0 P: 4	R: 0 E: 0 K: 0 S: 4	H: 1 LOB: 1 BB: 0 P: 4	R: 0 E: 0 K: 1 S: 6	H: 2 LOB: 1 BB: 0 P: 6	R: 0 E: 1 K: 0 S: 4	H: 1 LOB: 1 BB: 0 P: 4	R: 0 E: 0 K: 0 S: 3	H: 0 LOB: 0 BB: 1 P: 7	R: 0 E: 0 K: 1 S: 5	H: 0 LOB: 0 BB: 0 P: 5	R: 0 E: 0 K: 1 S: 5	H: 0 LOB: 0 BB: 0 P: 5	1B: 6 2B: 1 3B: 1 HR: 0 SF: 0 SAC: 0 DP: 0 HBP: 0	WP: 0 PB: 0 SB: 0 CS: 0 PA: 35
PITCHER Bob Buhl, R ERA: 3.15	IP: 9.0 WLS: W BF: 35 H: 8 R: 1 ER: 1 SO: 3 BB: 1 IBB: 0 HBP: 0 BLK: 0 WP: 0 HR: 0 S: 40 P: 44 ERA: 1.00 WHIP: 1.000															PITCHER		

Batter	1	2	3	4	5	6	7	8	9	AB	R	H	RBI	BB	SO	LOB	BOTTOM
Red Schoendienst, S OBP: 0.316, SLG: 0.319	4-3		F8		G3		F9			4	0	0	0	0	0	0	Chicago Cubs @ Milwaukee Braves Milwaukee County Stadium, Milwaukee, WI Mon Sep 01 1958, 4:33 AM EDT Unknown livebaseballscorecards.com
Johnny Logan, R OBP: 0.295, SLG: 0.337	6-3			K	F7		F6			4	0	0	0	0	1	0	
Eddie Mathews, L OBP: 0.358, SLG: 0.487	FC4-6 1B			E8 1B	4-3			1B 1B		4	1	3	0	0	0	0	
Hank Aaron, R OBP: 0.397, SLG: 0.577	FC4-6 1-2			BB 1B 1B			1B FC3-2 1B	1B 1B		4	1	3	1	0	0	1	
Wes Covington, L OBP: 0.386, SLG: 0.641		F7		1B BB 1-2 1B		F5		F6		4	0	1	0	0	0	3	
Frank Torre, L OBP: 0.382, SLG: 0.417	4-3			1-2 2-3 BB			FC3-2 1B	F3		3	0	1	0	1	0	2	
Bill Bruton, L OBP: 0.307, SLG: 0.345	4-3			1-2 2-3 3H 1B		FC3-2		4-0 BB BB BB BB BB BB BB BB		3	0	1	1	0	0	2	
Andy Pafko, R OBP: 0.303, SLG: 0.327	4-3			1-2 2-3 3H 1B		1-2 2-3 3H 1B		BB		0	0	0	0	1	0	0	
Felix Mantilla, R OBP: 0.289, SLG: 0.356										0	0	0	0	0	0	0	
Del Rice, R OBP: 0.269, SLG: 0.278			F4		K		K	F3		4	0	0	0	0	2	8	
Bob Buhl, R OBP: 0.100, SLG: 0.100			6-3		5-3		K			3	0	0	0	0	1	3	
Inning Stats	R: 0 E: 0 K: 0 S: 4	H: 1 LOB: 1 BB: 0 P: 4	R: 0 E: 0 K: 0 S: 3	H: 0 LOB: 0 BB: 0 P: 3	R: 0 E: 0 K: 0 S: 3	H: 0 LOB: 0 BB: 0 P: 3	R: 2 E: 1 K: 2 S: 11	H: 4 LOB: 3 BB: 1 P: 15	R: 0 E: 0 K: 1 S: 7	H: 2 LOB: 2 BB: 0 P: 7	R: 0 E: 0 K: 1 S: 5	H: 0 LOB: 0 BB: 0 P: 5	R: 0 E: 0 K: 0 S: 5	H: 2 LOB: 3 BB: 1 P: 9	1B: 9 2B: 0 3B: 0 HR: 0 SF: 0 SAC: 0 DP: 0 HBP: 0	WP: 0 PB: 0 SB: 0 CS: 0 PA: 35	
PITCHER Bob Anderson, R ERA: 3.15	IP: 7.0 WLS: L BF: 31 H: 9 R: 2 ER: 2 SO: 4 BB: 1 IBB: 0 HBP: 0 BLK: 0 WP: 0 HR: 0 S: 38 P: 42 ERA: 2.57 WHIP: 1.429															PITCHER	
Bill Henry, L ERA: 2.4	IP: 1.0 WLS: L BF: 4 H: 0 R: 0 ER: 0 SO: 0 BB: 1 IBB: 0 HBP: 0 BLK: 0 WP: 0 HR: 0 S: 7 P: 7 ERA: 0.00 WHIP: 1.000															PITCHER	

Batter	1	2	3	4	5	6	7	8	9	AB	R	H	RBI	BB	SO	LOB	TOP								
Tony Taylor, R (1.4) OBP: 0.293, SLG: 0.308	1-3		1B	K		6-3		1-3		5	1	1	0	0	1	0	Chicago Cubs @ Milwaukee Braves Milwaukee County Stadium, Milwaukee, WI Mon Sep 01 1958, 4:38 AM EDT Att: 41,402 - Unknown								
Alvin Dark, R (1.5) OBP: 0.345, SLG: 0.369	6-3		1B	6-3		E6		1B		5	2	2	0	0	0	0									
14 Ernie Banks, R (1.6) OBP: 0.368, SLG: 0.626			1B			K		1B		5	2	3	1	0	1	1									
Walt Moryn, L (1.7) OBP: 0.352, SLG: 0.499	CS		1B			HR		1B		2	2	2	2	3	0	0									
Jim Bolger, R (9.7) OBP: 0.271, SLG: 0.317	1-2		1B			HR		BB		0	0	0	0	0	0	0									
Lee Walls, R (1.9) OBP: 0.369, SLG: 0.493			1B			K		BB		4	1	1	1	1	1	3									
Dale Long, L (1.3) OBP: 0.360, SLG: 0.455	4-3		1B			BB		BB		3	1	0	1	1	0	5									
Bobby Thomson, R (1.8) OBP: 0.349, SLG: 0.464	1-3		1B			F8		F3		5	0	1	2	0	0	6									
Cal Neeman, R (1.2) OBP: 0.327, SLG: 0.531			2B			K		F6		5	0	1	1	0	2	5									
Glen Hobbie, R (1.1) OBP: 0.143, SLG: 0.128	K					6-3		K		4	0	0	0	0	2	1									
Don Elston, R (8.1) OBP: 0.273, SLG: 0.273	K					6-3		K		0	0	0	0	0	0	0									
Inning Stats	R: 0 E: 0 K: 0 S: 3	H: 1 LOB: 0 BB: 0 P: 3	R: 2 E: 1 K: 1 S: 8	H: 3 LOB: 1 BB: 0 P: 8	R: 4 E: 0 K: 0 S: 6	H: 4 LOB: 1 BB: 1 P: 11	R: 0 E: 0 K: 1 S: 5	H: 0 LOB: 0 BB: 0 P: 5	R: 2 E: 1 K: 2 S: 9	H: 1 LOB: 1 BB: 1 P: 13	R: 0 E: 1 K: 1 S: 6	H: 0 LOB: 1 BB: 0 P: 6	R: 0 E: 0 K: 0 S: 3	H: 0 LOB: 1 BB: 1 P: 7	R: 0 E: 0 K: 1 S: 5	H: 0 LOB: 0 BB: 0 P: 5	R: 1 E: 0 K: 1 S: 7	H: 2 LOB: 2 BB: 2 P: 15	1B: 9 2B: 1 3B: 0 HR: 1	SF: 0 SAC: 0 DP: 1 HBP: 1	WP: 1 PB: 0 SB: 0 CS: 1	PA: 45			
PITCHER	IP	WLS	BF	H	R	ER	SO	BB	IBB	HBP	BLK	WP	HR	S	P	ERA	WHIP								
Bob Rush, R (1.1) ERA: 3.68	2.0	L	12	7	5	5	1	0	0	0	0	0	0	14	14	22.50	3.500								
Juan Pizarro, L (3.1) ERA: 2.67	4.0		18	2	3	2	4	2	0	1	0	1	1	23	32	4.50	1.000								
Humberto Robinson, R (7.1) ERA: 3.22	3.0		14	2	1	1	2	3	0	0	0	0	0	15	27	3.00	1.667								

Batter	1	2	3	4	5	6	7	8	9	AB	R	H	RBI	BB	SO	LOB	BOTTOM								
Red Schoendienst, S (1.4) OBP: 0.317, SLG: 0.318	1B			1-4-3		1-6-3			3-1	4	0	1	1	1	0	3	Chicago Cubs @ Milwaukee Braves Milwaukee County Stadium, Milwaukee, WI Mon Sep 01 1958, 4:38 AM EDT Att: 41,402 - Unknown								
Johnny Logan, R (1.6) OBP: 0.286, SLG: 0.337	F4					1B		BB		3	1	1	0	2	0	3									
Eddie Mathews, L (1.5) OBP: 0.359, SLG: 0.486	G4-6-3			6-3		FC4		G4-6-3		5	0	2	0	0	0	2									
Hank Aaron, R (1.9) OBP: 0.394, SLG: 0.571	G4-6-3			1-3		K		6-3		5	0	0	0	0	2	6									
Frank Torre, L (1.3) OBP: 0.384, SLG: 0.416				F6		FC4		BB		3	1	1	1	1	0	1									
Joe Adcock, R (1.7) OBP: 0.309, SLG: 0.500	F8			5-3		K		BB		3	0	0	0	1	1	2									
Del Crandall, R (1.2) OBP: 0.352, SLG: 0.476						E5		G6-4-3		2	0	0	0	2	0	2									
Bill Bruton, L (1.8) OBP: 0.314, SLG: 0.348						BB		K		3	1	2	1	1	1	1									
Bob Rush, R (1.1) OBP: 0.244, SLG: 0.238	FC1-2					5-3		1B		1	0	0	0	0	0	2									
Juan Pizarro, L (3.1) OBP: 0.333, SLG: 0.304	FC1-2					5-3		F9		1	0	0	0	0	0	2									
Harry Hanesbrink, L (6. PH) OBP: 0.270, SLG: 0.307						5-3				1	0	0	0	0	0	2									
Humberto Robinson, R (7.1) OBP: 0.250, SLG: 0.250						5-3				0	0	0	0	0	0	0									
Casey Wise, S (9. PH) OBP: 0.175, SLG: 0.193						5-3				1	0	0	0	0	0	0									
Inning Stats	R: 0 E: 0 K: 0 S: 3	H: 1 LOB: 1 BB: 1 P: 7	R: 2 E: 0 K: 0 S: 6	H: 3 LOB: 2 BB: 1 P: 10	R: 0 E: 0 K: 0 S: 3	H: 0 LOB: 0 BB: 0 P: 3	R: 0 E: 0 K: 0 S: 3	H: 0 LOB: 2 BB: 2 P: 11	R: 1 E: 0 K: 2 S: 9	H: 2 LOB: 1 BB: 0 P: 9	R: 0 E: 1 K: 0 S: 4	H: 1 LOB: 1 BB: 0 P: 4	R: 0 E: 0 K: 0 S: 2	H: 0 LOB: 0 BB: 1 P: 6	R: 0 E: 0 K: 1 S: 4	H: 0 LOB: 1 BB: 2 P: 12	R: 0 E: 1 K: 1 S: 6	H: 0 LOB: 2 BB: 1 P: 10	1B: 7 2B: 0 3B: 0 HR: 0	SF: 0 SAC: 0 DP: 4 HBP: 0	WP: 0 PB: 0 SB: 0 CS: 0	PA: 40			
PITCHER	IP	WLS	BF	H	R	ER	SO	BB	IBB	HBP	BLK	WP	HR	S	P	ERA	WHIP								
Glen Hobbie, R (1.1) ERA: 3.85	7.0	W	33	7	3	3	2	7	0	0	0	0	0	30	58	3.86	2.000								
Don Elston, R (8.1) ERA: 3.21	2.0	S	7	0	0	0	2	1	0	0	0	0	0	10	14	0.00	0.500								



Batter	1	2	3	4	5	6	7	8	9	AB	R	H	RBI	BB	SO	LOB	TOP								
Gene Freese, R OBP: 0.285, SLG: 0.411	F7		1B		E5 BB	4-0		4-3		4	1	1	0	1	0	1	St. Louis Cardinals @ Chicago Cubs Wrigley Field, Chicago, IL Thu Sep 04 1958, 3:33 AM CDT Att: 4,394 - Unknown								
Inv Noren, L OBP: 0.309, SLG: 0.309	G4-6-3 1B		1-3		K	K			F7	5	0	1	0	0	2	6									
Joe Cunningham, L OBP: 0.467, SLG: 0.500	G4-6-3			1B	FC6-4 BB			1B	6-3	4	1	2	0	1	0	1									
Ken Boyer, R OBP: 0.356, SLG: 0.499		SF8 3B		1-3 1B	FC6-4		G4-6-3 1B		6-3	5	1	3	1	0	0	1									
Wally Moon, L OBP: 0.343, SLG: 0.391	G3		1-3	1-3	F8		G4-6-3 1B			4	0	1	1	0	0	4									
Gene Green, R OBP: 0.347, SLG: 0.422	SF8			IBB		6-3	G4-6-3			2	0	0	1	1	0	2									
Curt Flood, R OBP: 0.317, SLG: 0.385	5-3			K		6-3	5-3			4	0	0	0	0	1	4									
Eddie Kasko, R OBP: 0.264, SLG: 0.244			5-3	F8		1B		F8		4	0	1	0	0	0	3									
Sam Jones, R OBP: 0.123, SLG: 0.114	F8				BB E	1B		K		4	1	2	0	0	1	0									
Inning Stats	R: 0 E: 0 K: 0 S: 3	H: 1 LOB: 0 BB: 0 P: 3	R: 1 E: 0 K: 0 S: 4	H: 1 LOB: 0 BB: 0 P: 4	R: 0 E: 0 K: 0 S: 4	H: 1 LOB: 1 BB: 1 P: 4	R: 0 E: 0 K: 1 S: 7	H: 2 LOB: 3 BB: 1 P: 11	R: 2 E: 2 K: 1 S: 7	H: 1 LOB: 1 BB: 1 P: 11	R: 0 E: 0 K: 1 S: 7	H: 2 LOB: 3 BB: 1 P: 11	R: 1 E: 0 K: 0 S: 5	H: 3 LOB: 1 BB: 0 P: 5	R: 0 E: 0 K: 1 S: 5	H: 0 LOB: 0 BB: 0 P: 5		R: 0 E: 0 K: 0 S: 3	H: 0 LOB: 0 BB: 0 P: 3	1B: 10 2B: 0 3B: 1 HR: 0	SF: 1 SAC: 0 DP: 2 HBP: 0	WP: 0 PB: 0 SB: 0 CS: 0	PA: 40		
PITCHER	IP	WLS	BF	H	R	ER	SO	BB	IBB	HBP	BLK	WP	HR	S	P	ERA	WHIP								
Dave Hillman, R ERA: 2.94	(1, 1)	5.2	L	28	8	3	1	2	2	1	0	0	0	29	41	1.59	1.765								
Taylor Phillips, L ERA: 4.71	(6, 1)	1.1		6	3	1	1	1	0	0	0	0	0	8	8	6.75	2.250								
Don Elston, R ERA: 3.05	(8, 1)	2.0		6	0	0	0	1	0	0	0	0	0	8	8	0.00	0.000								

AB	36
R	4
H	11
RBI	3
BB	3
SO	4
LOB	22

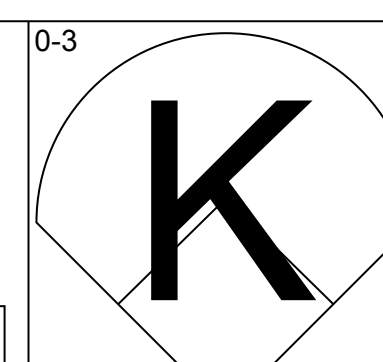
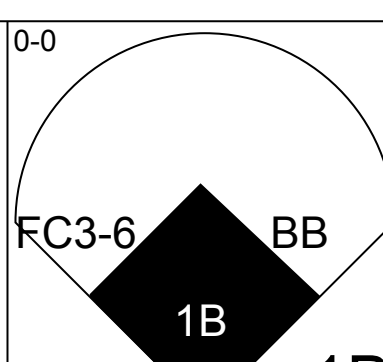
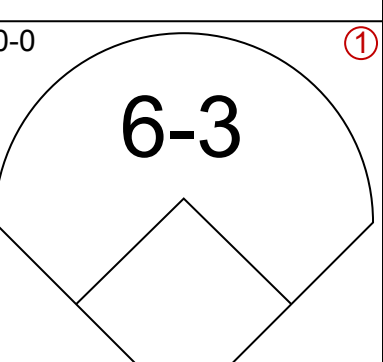
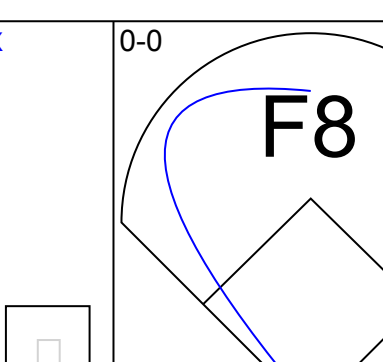
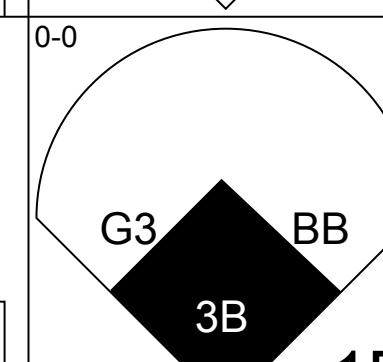
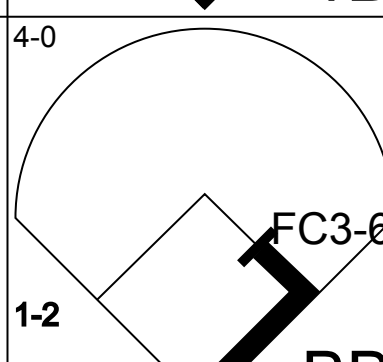
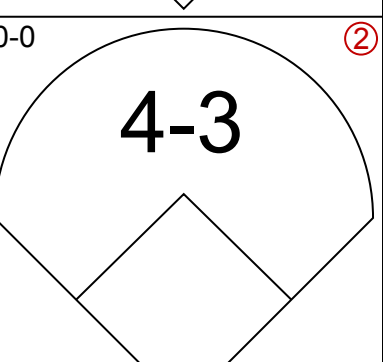
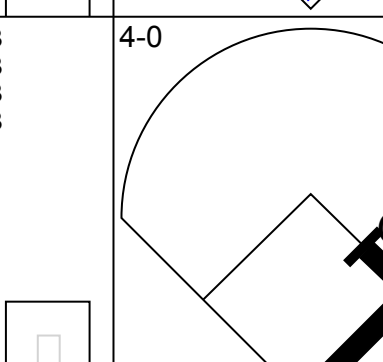
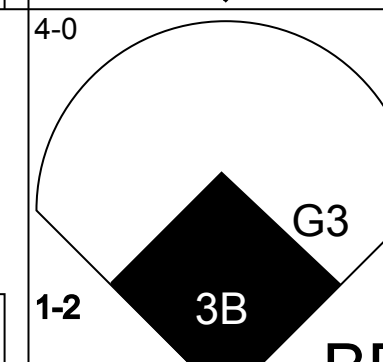
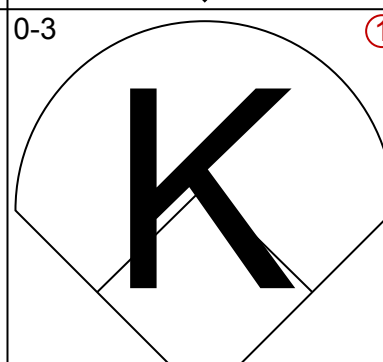
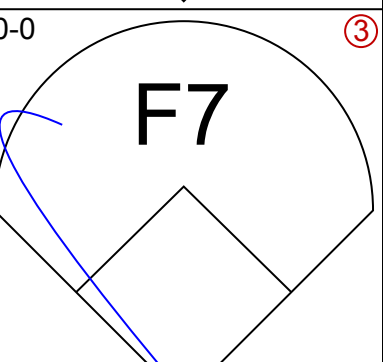
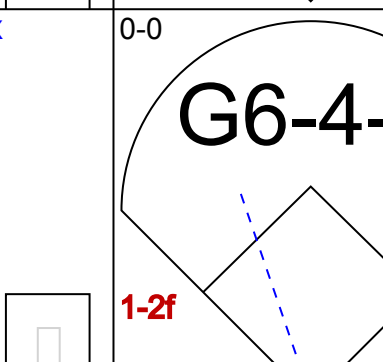
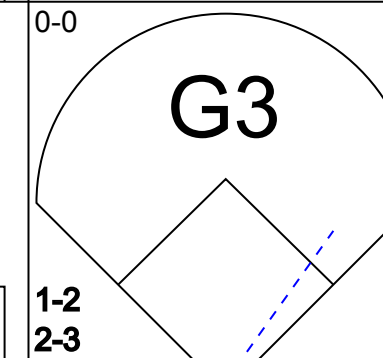
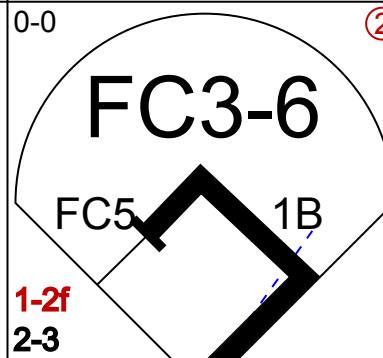


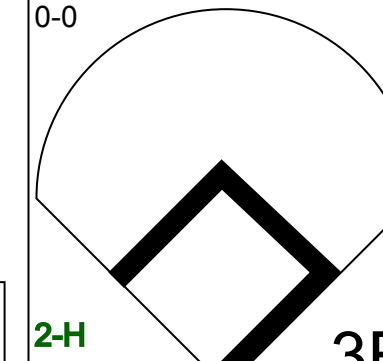
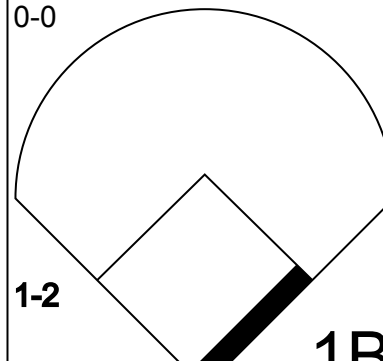


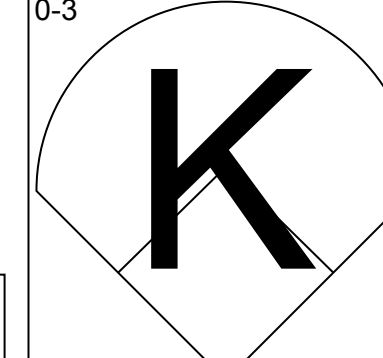
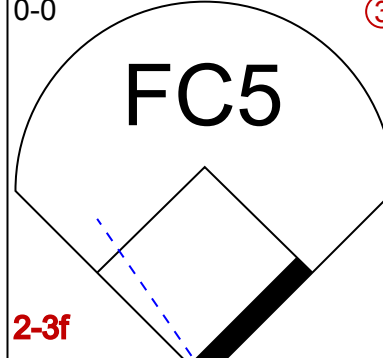


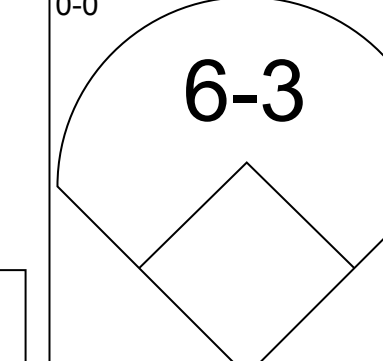
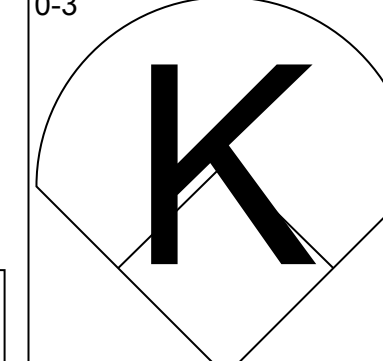
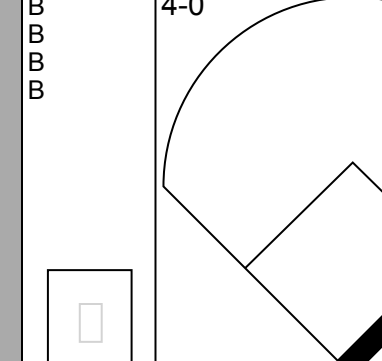
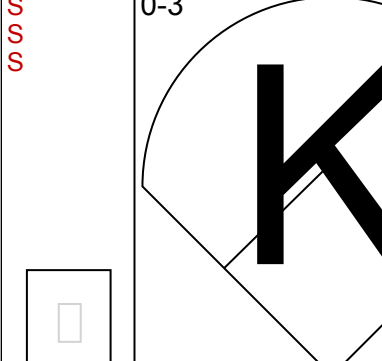

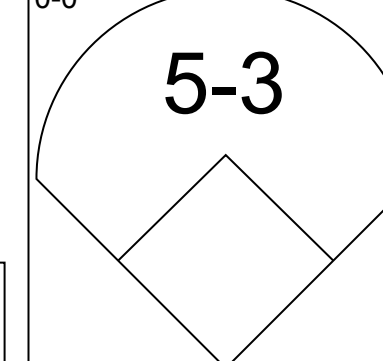
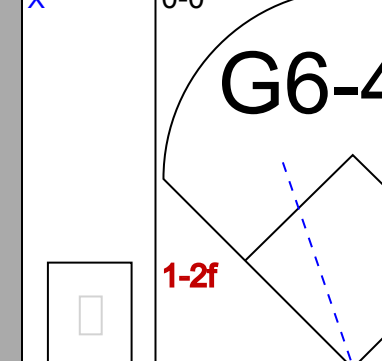
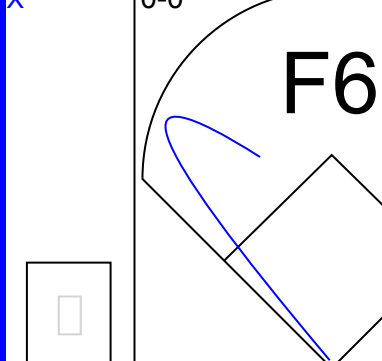





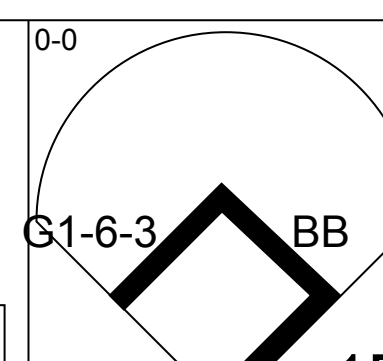
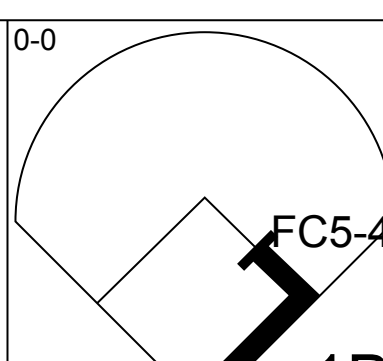
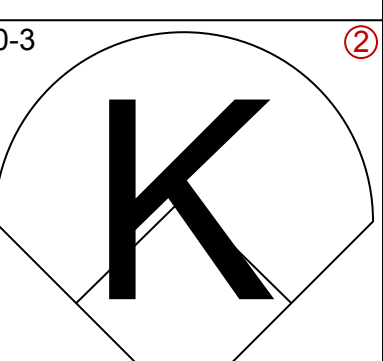
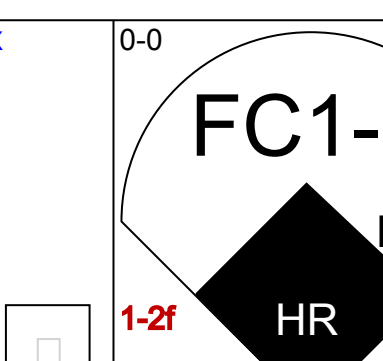
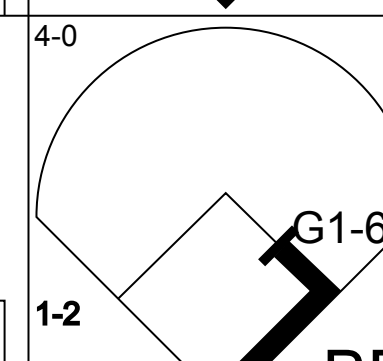
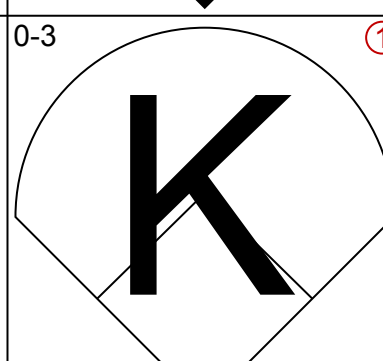
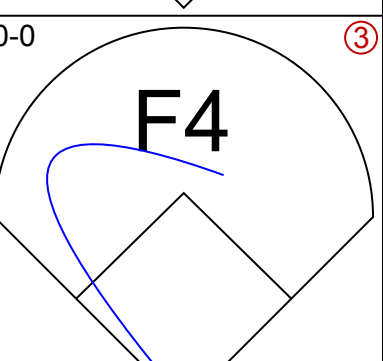
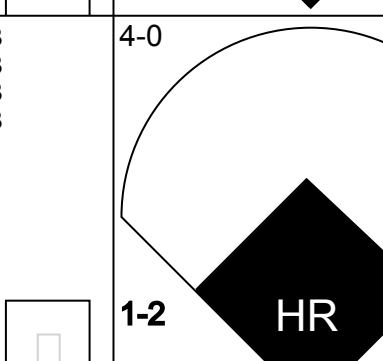
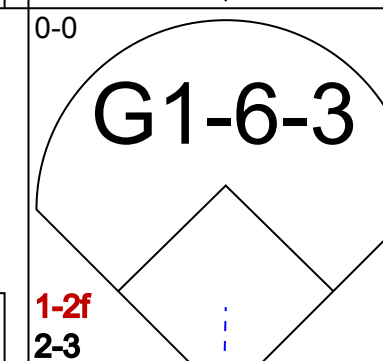
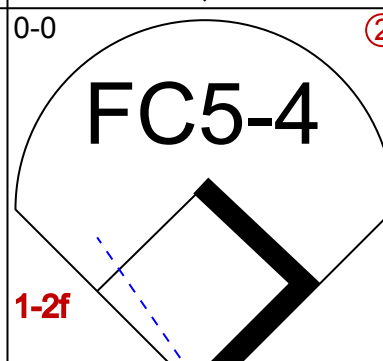

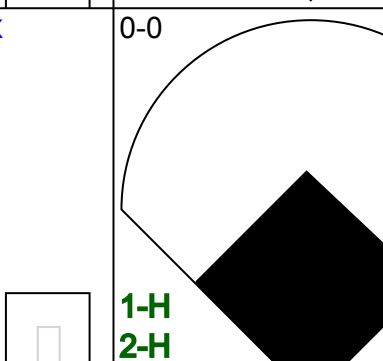
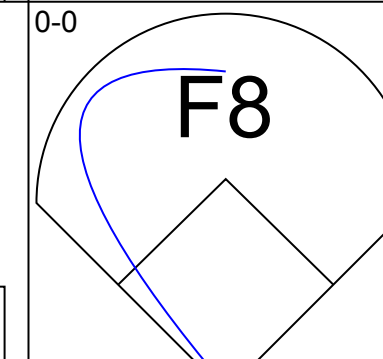
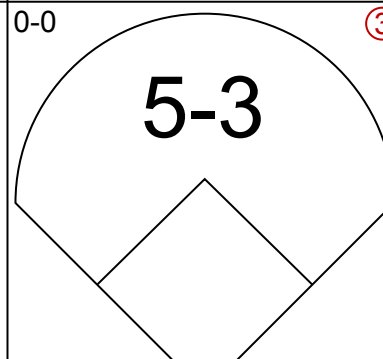

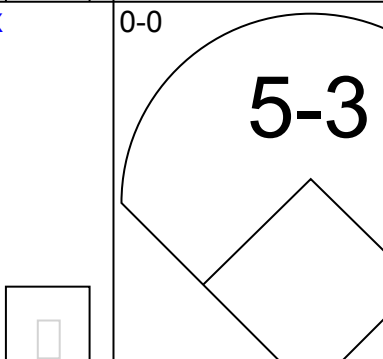
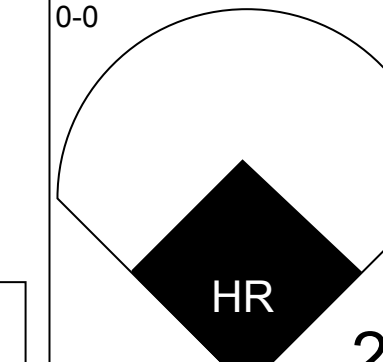
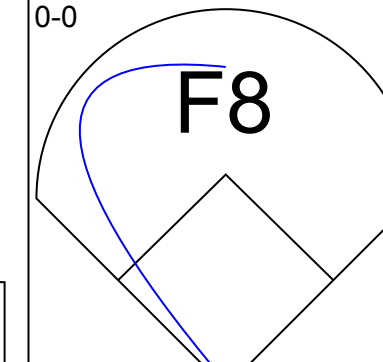
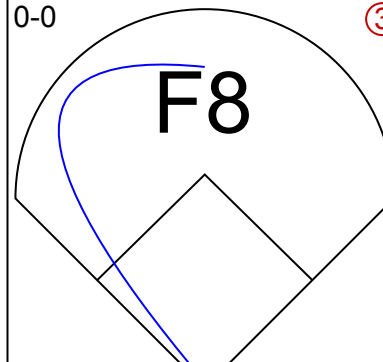
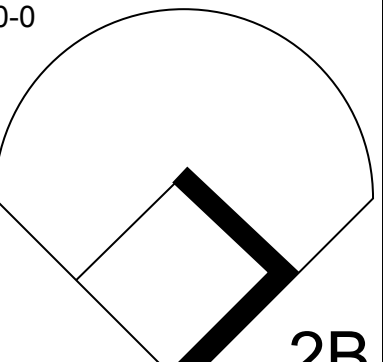
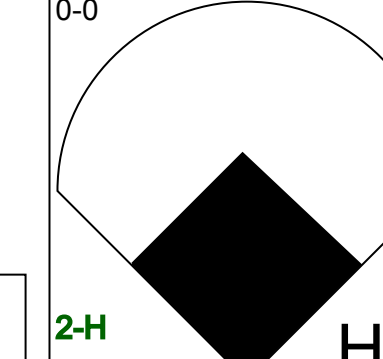
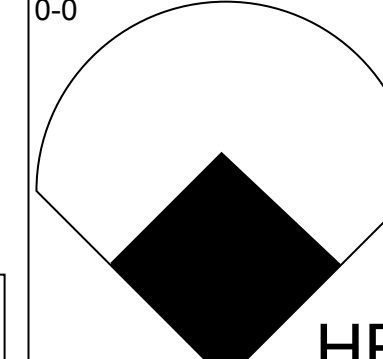

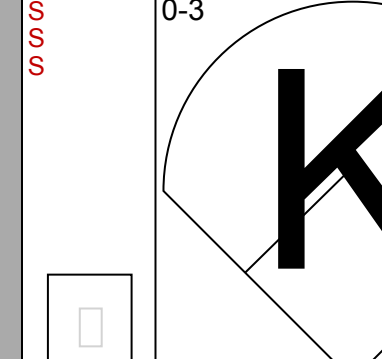
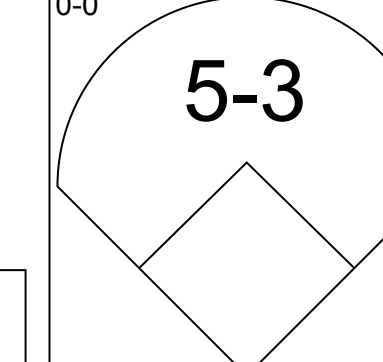
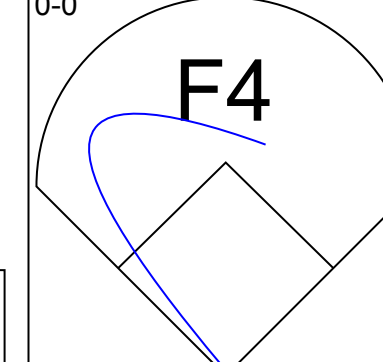

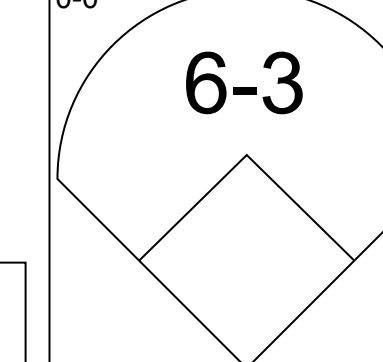
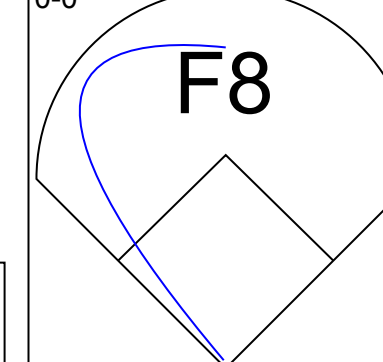

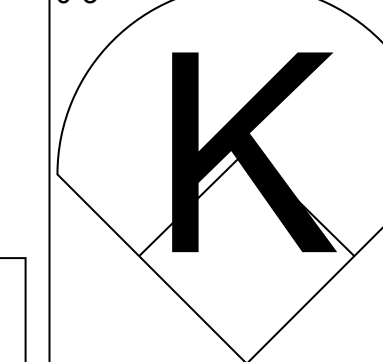
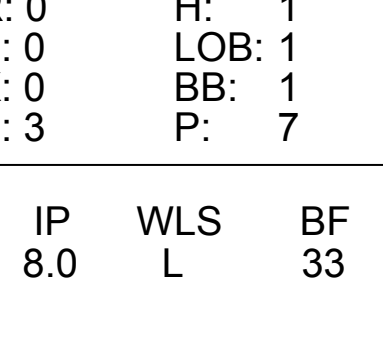
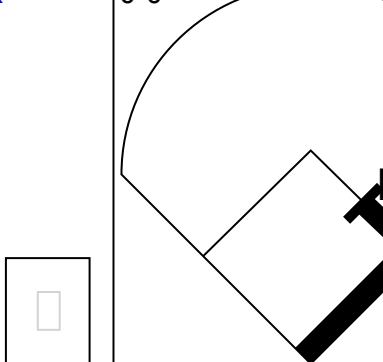
Batter	1	2	3	4	5	6	7	8	9	AB	R	H	RBI	BB	SO	LOB	BOTTOM								
Tony Taylor, R OBP: 0.296, SLG: 0.316	WP HBP		6-3		6-3		1B BB			2	0	0	0	0	0	0	St. Louis Cardinals @ Chicago Cubs Wrigley Field, Chicago, IL Thu Sep 04 1958, 3:33 AM CDT Att: 4,394 - Unknown								
Jim Marshall, L OBP: 0.278, SLG: 0.374									K	0	0	0	0	1	0	0									
Johnny Goryl, R OBP: 0.324, SLG: 0.367										0	0	0	0	0	0	0									
Jim Bolger, R OBP: 0.275, SLG: 0.320										1	0	0	0	0	1	0									
Alvin Dark, R OBP: 0.342, SLG: 0.364	K			E5 14 BB 1B	F9		1B			4	1	1	0	0	1	1									
14 Ernie Banks, R OBP: 0.369, SLG: 0.627	K			1B BB	6-3		F6			3	1	0	0	1	1	3									
Walt Moryn, L OBP: 0.354, SLG: 0.500	F9			1B FC3-2 1B		FC6-4 1B	F7			4	0	2	1	0	0	3									
Dale Long, L OBP: 0.359, SLG: 0.453	G3			BB FC3-2 1B		FC6-4 FC5-4 1B		6-3		4	0	1	1	0	0	1									
Lee Walls, R OBP: 0.368, SLG: 0.491	K			FC3-2 BB		FC5-4 1B		K		4	0	1	0	0	2	2									
Bobby Thomson, R OBP: 0.347, SLG: 0.464	5-3			FC5-4 BB		FC5-4 1B		F8		3	0	0	0	1	0	2									
Sammy Taylor, L OBP: 0.329, SLG: 0.388			F5	F6		F9		4-3		4	0	0	0	0	0	5									
Dave Hillman, R OBP: 0.135, SLG: 0.189										2	0	0	0	0	2	3									
Taylor Phillips, L OBP: 0.093, SLG: 0.058										0	0	0	0	0	0	0									
Chuck Tanner, L OBP: 0.294, SLG: 0.389			K	K			K2-3			1	0	0	0	0	1	0									
Don Elston, R OBP: 0.273, SLG: 0.273										0	0	0	0	0	0	0									
Bobby Adams, R OBP: 0.316, SLG: 0.389										1	0	0	0	0	0	0									
Inning Stats	R: 0 E: 0 K: 2 S: 7	H: 0 LOB: 1 BB: 0 P: 8	R: 0 E: 0 K: 1 S: 5	H: 0 LOB: 0 BB: 0 P: 5	R: 0 E: 0 K: 1 S: 5	H: 0 LOB: 0 BB: 0 P: 5	R: 2 E: 1 K: 1 S: 8	H: 2 LOB: 2 BB: 2 P: 16	R: 0 E: 0 K: 0 S: 3	H: 0 LOB: 0 BB: 0 P: 3	R: 0 E: 0 K: 0 S: 5	H: 2 LOB: 2 BB: 0 P: 5	R: 0 E: 0 K: 1 S: 6	H: 1 LOB: 2 BB: 1 P: 10	R: 0 E: 0 K: 1 S: 5	H: 0 LOB: 0 BB: 0 P: 5	R: 0 E: 0 K: 1 S: 5	H: 0 LOB: 0 BB: 0 P: 5	1B: 5 2B: 0 3B: 0 HR: 0	SF: 0 SAC: 0 DP: 0 HBP: 1	WP: 1 PB: 0 SB: 0 CS: 0	PA: 37			
PITCHER	IP	WLS	BF	H	R	ER	SO	BB	IBB	HBP	BLK	WP	HR	S	P	ERA	WHIP								
Sam Jones, R ERA: 2.73	(1, 1)	9.0	W	37	5	2	1	8	3	0	1	0	0	49	62	1.00	0.889								



Batter	1	2	3	4	5	6	7	8	9	AB	R	H	RBI	BB	SO	LOB	TOP					
Jim Davenport, R (1,5) OBP: 0.315, SLG: 0.394 Ray Jablonski, R (6,PH) OBP: 0.288, SLG: 0.464	0-3 K		0-0 F3			4-0 FC5-4 BB		4-0 G3 2B BB		2	0	0	0	0	1	0	San Francisco Giants @ Chicago Cubs Wrigley Field, Chicago, IL Sat Sep 06 1958, 3:33 AM CDT Att: 11,522 - Unknown					
Whitey Lockman, L (1,7) OBP: 0.306, SLG: 0.327	0-0 4-3		0-0 1-3			0-0 FC5-4 1-2		0-0 G3 1-2 2-3		4	0	0	0	0	0	3						
Willie Mays, R (1,8) OBP: 0.408, SLG: 0.582	4-0 BB			0-0 F7		0-0 F5		4-0 2B IBB		2	1	0	0	2	0	1						
Willie Kirkland, L (1,9) OBP: 0.327, SLG: 0.437	0-0 F9			0-0 G3		0-0 F8		0-0 2B 1-H 2-H 3-H		4	0	1	3	0	0	2						
Orlando Cepeda, R (1,3) OBP: 0.338, SLG: 0.514 Don Johnson, R (7,1)		0-0 F7						0-0 F8 G3 BB		3	0	1	0	0	0	0						
Jackie Brandt, R (8,PH) OBP: 0.263, SLG: 0.250 Paul Giel, R (8,1) OBP: 0.143, SLG: 0.077				0-0 5-3				0-0 F8 G5-4-3 1B		1	0	0	0	0	0	0						
Daryl Spencer, R (1,6) OBP: 0.356, SLG: 0.425		0-0 5-3				4-0 FC3-6 BB		0-0 F4		3	0	0	0	1	0	1						
Bob Schmidt, R (1,2) OBP: 0.308, SLG: 0.436		4-0 FC6-4 BB				0-3 K		0-0 G5-4-3 1-2		3	0	0	0	1	2	2						
Danny O'Connell, R (1,4) OBP: 0.338, SLG: 0.316 Leon Wagner, L (5,PH) OBP: 0.355, SLG: 0.517		0-0 FC6-4 1-2				0-0 FC3-6 1-2		4-0 FC4-6 BB		1	0	0	0	0	0	1						
Johnny Antonelli, L (1,1) OBP: 0.250, SLG: 0.324 Bob Speake, L (3,PH) OBP: 0.333, SLG: 0.391 Gordon Jones, R (3,1) Bill White, L (7,3) OBP: 0.438, SLG: 0.250			0-3 K			0-0 F8		0-0 FC4-6 G3 BB 1-2 2B		0	0	0	0	0	0	0						
Inning Stats	R: 0 E: 0 K: 1 S: 5	H: 0 LOB: 1 BB: 1 P: 9	R: 0 E: 0 K: 0 S: 3	H: 0 LOB: 1 BB: 1 P: 7	R: 0 E: 0 K: 1 S: 5	H: 0 LOB: 0 BB: 0 P: 5	R: 0 E: 0 K: 0 S: 3	H: 0 LOB: 1 BB: 1 P: 3	R: 0 E: 0 K: 0 S: 3	H: 0 LOB: 1 BB: 1 P: 7	R: 0 E: 0 K: 0 S: 3	H: 1 LOB: 0 BB: 0 P: 3	R: 3 E: 0 K: 0 S: 4	H: 1 LOB: 1 BB: 3 P: 16	R: 0 E: 0 K: 1 S: 5	H: 0 LOB: 0 BB: 0 P: 5	1B: 1 2B: 1 3B: 0 HR: 0	SF: 0 SAC: 0 DP: 1 HBP: 0	WP: 0 PA: 35 PB: 0 SB: 0 CS: 0			
PITCHER	IP WLS BF	H R ER SO	BB IBB HBP BLK	WP HR S P	ERA WHIP	PITCHER										IP WLS BF	H R ER SO	BB IBB HBP BLK	WP HR S P	ERA WHIP		
John Briggs, R (1,1) ERA: 4.27 Don Elston, R (8,1) ERA: 3.0	7.2 W 31	2 3 3 3	6 1 0 0	0 0 6 6	3.52 1.043 0.00 0.000																	

Batter	1	2	3	4	5	6	7	8	9	AB	R	H	RBI	BB	SO	LOB	BOTTOM				
Tony Taylor, R (1,4) OBP: 0.296, SLG: 0.320	0-0 5-3				0-0 6-3			0-0 F9		4	0	1	2	0	0	1	San Francisco Giants @ Chicago Cubs Wrigley Field, Chicago, IL Sat Sep 06 1958, 3:33 AM CDT Att: 11,522 - Unknown				
Jim Marshall, L (1,3) OBP: 0.278, SLG: 0.385	0-0 2-3	1-H 2-H 3B			0-0 F8			0-0 HR		4	1	1	2	0	0	1					
Lee Walls, R (1,9) OBP: 0.371, SLG: 0.492	0-0 F8			0-0 14 CS 1B		4-0 14 1B BB		0-0 FC6-4 1B		3	0	2	0	1	0	0					
14 Ernie Banks, R (1,6) OBP: 0.370, SLG: 0.625		4-0 BB 1B BB		0-3 K		0-0 1-2 1B		0-0 F8		3	1	1	0	1	1	2					
Bobby Thomson, R (1,8) OBP: 0.344, SLG: 0.461		0-0 F5		0-3 K		0-0 F2		0-0 FC6-4 1-2		4	0	0	0	0	1	4					
Walt Moryn, L (1,7) OBP: 0.354, SLG: 0.498		0-0 F8			0-0 1-3			0-0 CS 1B		4	0	1	0	0	0	1					
Alvin Dark, R (1,5) OBP: 0.343, SLG: 0.368		4-0 1B 1-2 BB			0-0 3B			0-0 G3 1-2		3	1	1	0	1	0	1					
Cal Neeman, R (1,2) OBP: 0.339, SLG: 0.530		0-0 1B 1-3 2H 3H			1-0 HBP			4-0 BB		2	1	1	1	1	0	0					
John Briggs, R (1,1) OBP: 0.250, SLG: 0.344 Don Elston, R (8,1) OBP: 0.250, SLG: 0.250		0-0 1-2 3B 1B			0-0 G6-4-3 HBP			0-0 HR 1B		3	2	2	1	0	0	2					
Inning Stats	R: 0 E: 0 K: 0 S: 3	H: 3 LOB: 1 BB: 2 P: 14	R: 0 E: 0 K: 2 S: 7	H: 1 LOB: 0 BB: 0 P: 7	R: 0 E: 0 K: 0 S: 3	H: 1 LOB: 1 BB: 0 P: 4	R: 0 E: 0 K: 0 S: 4	H: 1 LOB: 2 BB: 1 P: 8	R: 0 E: 0 K: 0 S: 3	H: 1 LOB: 0 BB: 0 P: 3	R: 2 E: 0 K: 0 S: 6	H: 3 LOB: 1 BB: 0 P: 6	R: 0 E: 0 K: 0 S: 3	H: 0 LOB: 1 BB: 1 P: 7	1B: 7 2B: 1 3B: 2 HR: 1	SF: 0 SAC: 0 DP: 2 HBP: 1		WP: 0 PA: 36 PB: 0 SB: 0 CS: 2			
PITCHER	IP WLS BF	H R ER SO	BB IBB HBP BLK	WP HR S P	ERA WHIP	PITCHER										IP WLS BF	H R ER SO	BB IBB HBP BLK	WP HR S P	ERA WHIP	
Johnny Antonelli, L (1,1) ERA: 3.32 Gordon Jones, R (3,1) ERA: 2.05 Don Johnson, R (7,1) ERA: 6.1 Paul Giel, R (8,1) ERA: 3.98	2.0 L 11	3 4 4 4	2 0 0 0	0 0 0 0	18.00 2.500																

Batter	1	2	3	4	5	6	7	8	9	AB	R	H	RBI	BB	SO	LOB	TOP			
Whitey Lockman, L (1,4) OBP: 0.304, SLG: 0.325										4	1	1	0	0	1	0	San Francisco Giants @ Chicago Cubs Wrigley Field, Chicago, IL Sun Sep 07 1958, 3:33 AM CDT Unknown			
Bill White, L (1,3) OBP: 0.500, SLG: 0.286										2	1	1	0	2	0	0				
Willie Mays, R (1,8) OBP: 0.407, SLG: 0.579										3	1	0	0	1	1	3				
Leon Wagner, L (1,7) OBP: 0.367, SLG: 0.533										4	1	2	1	0	0	4				
Willie Kirkland, L (1,9) OBP: 0.331, SLG: 0.448										4	0	3	3	0	0	1				
Ray Jablonski, R (1,5) OBP: 0.283, SLG: 0.456										4	0	0	0	0	1	4				
Daryl Spencer, R (1,6) OBP: 0.355, SLG: 0.423										3	0	0	0	1	2	1				
Bob Schmidt, R (1,2) OBP: 0.306, SLG: 0.432										3	0	0	0	0	0	1				
Bob Speake, L (9, PH) OBP: 0.320, SLG: 0.386										1	0	0	0	0	0	1				
Mike McCormick, L (1,1) OBP: 0.255, SLG: 0.231										3	0	0	0	0	3	0				
Inning Stats	R: 2 E: 0 K: 2 S: 9	H: 2 LOB: 1 BB: 1 P: 13	R: 0 E: 0 K: 1 S: 5	H: 0 LOB: 0 BB: 0 P: 5	R: 1 E: 0 K: 1 S: 7	H: 2 LOB: 2 BB: 1 P: 11	R: 0 E: 0 K: 2 S: 7	H: 0 LOB: 0 BB: 0 P: 7	R: 0 E: 0 K: 0 S: 3	H: 1 LOB: 0 BB: 1 P: 3	R: 0 E: 0 K: 1 S: 4	H: 0 LOB: 0 BB: 1 P: 8	R: 0 E: 0 K: 0 S: 2	H: 0 LOB: 0 BB: 1 P: 6	R: 1 E: 0 K: 1 S: 7	H: 2 LOB: 1 BB: 0 P: 7	1B: 4 2B: 1 3B: 1 HR: 1	SF: 0 SAC: 0 DP: 3 HBP: 0	WP: 0 PB: 0 SB: 0 CS: 0	PA: 35
PITCHER	IP WLS BF H R ER SO BB IBB HBP BLK WP HR S P ERA WHIP																			
Bob Anderson, R (1,1) ERA: 3.25	8.0 W 32 7 4 4 7 4 0 0 0 0 0 1 42 58 4.50 1.375																			
Don Elston, R (9,1) ERA: 2.96	1.0 S 3 0 0 0 1 0 0 0 0 0 0 0 5 5 0.00 0.000																			

Batter	1	2	3	4	5	6	7	8	9	AB	R	H	RBI	BB	SO	LOB	BOTTOM			
Tony Taylor, R (1,4) OBP: 0.297, SLG: 0.321										4	1	2	0	0	1	1	San Francisco Giants @ Chicago Cubs Wrigley Field, Chicago, IL Sun Sep 07 1958, 3:33 AM CDT Unknown			
Jim Marshall, L (1,3) OBP: 0.278, SLG: 0.382										2	0	0	0	1	1	1				
Jim Bolger, R (8, PH) OBP: 0.282, SLG: 0.320										0	1	0	0	1	0	0				
Lee Walls, R (1,9) OBP: 0.370, SLG: 0.496										4	1	1	3	0	0	3				
14 Ernie Banks, R (1,6) OBP: 0.367, SLG: 0.621										4	0	0	0	0	1	2				
Bobby Thomson, R (1,8) OBP: 0.346, SLG: 0.465										4	1	2	0	0	0	0				
Walt Moryn, L (1,7) OBP: 0.355, SLG: 0.511										4	2	2	3	0	1	1				
Dale Long, L (9,3) OBP: 0.359, SLG: 0.453										0	0	0	0	0	0	0				
Alvin Dark, R (1,5) OBP: 0.341, SLG: 0.365										3	0	0	0	0	0	0				
Cal Neeman, R (1,2) OBP: 0.333, SLG: 0.519										3	0	0	0	0	0	0				
Bob Anderson, R (1,1) OBP: 0.100, SLG: 0.100										3	0	1	0	0	1	0				
Don Elston, R (9,1) OBP: 0.250, SLG: 0.250										0	0	0	0	0	0	0				
Inning Stats	R: 0 E: 0 K: 0 S: 3	H: 1 LOB: 1 BB: 1 P: 7	R: 2 E: 0 K: 1 S: 7	H: 2 LOB: 0 BB: 0 P: 7	R: 0 E: 1 K: 1 S: 6	H: 1 LOB: 1 BB: 0 P: 6	R: 1 E: 0 K: 0 S: 4	H: 1 LOB: 0 BB: 0 P: 4	R: 0 E: 0 K: 1 S: 5	H: 0 LOB: 0 BB: 0 P: 5	R: 0 E: 0 K: 1 S: 5	H: 0 LOB: 0 BB: 0 P: 5	R: 0 E: 0 K: 1 S: 5	H: 0 LOB: 1 BB: 1 P: 10	R: 3 E: 0 K: 0 S: 6	H: 3 LOB: 1 BB: 1 P: 10	1B: 3 2B: 2 3B: 0 HR: 3	SF: 0 SAC: 0 DP: 1 HBP: 0	WP: 0 PB: 0 SB: 0 CS: 0	PA: 33
PITCHER	IP WLS BF H R ER SO BB IBB HBP BLK WP HR S P ERA WHIP																			
Mike McCormick, L (1,1) ERA: 4.55	8.0 L 33 8 6 6 5 2 0 0 0 0 0 0 3 41 6.75 1.250																			



Batter	1	2	3	4	5	6	7	8	9	AB	R	H	RBI	BB	SO	LOB	TOP					
Jim Davenport, R (1,5) OBP: 0.312, SLG: 0.390	F4		F7			6-3		F3		4	0	0	0	0	0	1	San Francisco Giants @ Chicago Cubs Wrigley Field, Chicago, IL Sun Sep 07 1958, 3:38 AM CDT Att: 23,435 - Unknown					
Whitey Lockman, L (1,4) OBP: 0.310, SLG: 0.333	4-3			F5			2B BB	WP 2B		3	1	1	0	1	0	0						
Willie Mays, R (1,8) OBP: 0.405, SLG: 0.574	K			6-3			F7	K		4	0	0	0	0	2	1						
Leon Wagner, L (1,7) OBP: 0.365, SLG: 0.533		K		K			1-3 2B	F7		4	0	1	0	0	2	0						
Willie Kirkland, L (1,9) OBP: 0.329, SLG: 0.444		K			F9		1-3			3	0	0	0	0	1	2						
Bill White, L (1,3) OBP: 0.435, SLG: 0.235		K			F8		K			3	0	0	0	0	2	2						
Daryl Spencer, R (1,6) OBP: 0.353, SLG: 0.420			4-3		5-3			K		3	0	0	0	0	1	0						
Valmy Thomas, R (1,2) OBP: 0.325, SLG: 0.362			F4			6-3		F4		3	0	0	0	0	0	0						
Ruben Gomez, R (1,1) OBP: 0.203, SLG: 0.254 (8, PH)								K2-3		2	0	1	0	0	1	0						
Ray Jablonski, R (8, PH) OBP: 0.282, SLG: 0.454										1	0	0	0	0	1	0						
Al Worthington, R (8,1) OBP: 0.191, SLG: 0.186										0	0	0	0	0	0	0						
Ramon Monzant, R (8,1) OBP: 0.216, SLG: 0.216										0	0	0	0	0	0	0						
Inning Stats	R: 0 E: 0 K: 1 S: 5	H: 0 LOB: 0 BB: 0 P: 5	R: 0 E: 0 K: 3 S: 9	H: 0 LOB: 0 BB: 0 P: 9	R: 0 E: 0 K: 0 S: 4	H: 1 LOB: 1 BB: 0 P: 4	R: 0 E: 0 K: 1 S: 5	H: 0 LOB: 0 BB: 0 P: 5	R: 0 E: 0 K: 0 S: 3	H: 0 LOB: 0 BB: 0 P: 3	R: 0 E: 0 K: 1 S: 5	H: 0 LOB: 0 BB: 0 P: 5	R: 0 E: 0 K: 1 S: 6	H: 1 LOB: 2 BB: 1 P: 10	R: 0 E: 0 K: 2 S: 7	H: 0 LOB: 0 BB: 0 P: 7	R: 1 E: 0 K: 1 S: 6	H: 1 LOB: 0 BB: 0 P: 6	1B: 1 2B: 2 3B: 0 HR: 0	SF: 0 SAC: 0 DP: 0 HBP: 0	WP: 2 PB: 2 SB: 0 CS: 0	PA: 31
PITCHER Dick Drott, R (1,1) ERA: 5.23	IP: 9.0 WLS: W BF: 31 H: 3 R: 1 ER: 1 SO: 10 BB: 1 IBB: 0 HBP: 0 BLK: 0 WP: 1 HR: 0 S: 50 P: 54 ERA: 1.00 WHIP: 0.444															PITCHER						


Batter	1	2	3	4	5	6	7	8	9	AB	R	H	RBI	BB	SO	LOB	BOTTOM			
Tony Taylor, R (1,4) OBP: 0.300, SLG: 0.322	CS BB		FC5-4			1B		SH3-4		2	0	1	0	1	0	1	San Francisco Giants @ Chicago Cubs Wrigley Field, Chicago, IL Sun Sep 07 1958, 3:38 AM CDT Att: 23,435 - Unknown			
Jim Marshall, L (1,3) OBP: 0.278, SLG: 0.380	K			K		F7		14 2B		4	1	1	0	0	2	2				
14 Ernie Banks, R (1,6) OBP: 0.368, SLG: 0.627	F4			F7			HR	1B 2B		4	2	2	3	0	0	0				
Walt Moryn, L (1,7) OBP: 0.354, SLG: 0.509		K			G3		F9	1B 2B		4	0	1	1	0	1	0				
Jim Bolger, R (9,7) OBP: 0.282, SLG: 0.320								5-3 1B		0	0	0	0	0	0	0				
Lee Walls, R (1,9) OBP: 0.369, SLG: 0.493		6-3			G3		IBB 1B	5-3		3	0	0	0	0	0	1				
Bobby Thomson, R (1,8) OBP: 0.345, SLG: 0.463		5-3			K		IBB	6-3		4	0	1	0	0	1	1				
Alvin Dark, R (1,5) OBP: 0.343, SLG: 0.366				G5-4-3 1B		F7		1B		2	0	1	0	1	0	0				
Cal Neeman, R (1,2) OBP: 0.328, SLG: 0.510				G5-4-3		F7		F4		3	0	0	0	0	0	3				
Dick Drott, R (1,1) OBP: 0.309, SLG: 0.269				FC5-4 BB		K		1B 14 2B SH3-4		2	1	1	0	1	1	0				
Inning Stats	R: 0 E: 0 K: 1 S: 4	H: 0 LOB: 1 BB: 1 P: 8	R: 0 E: 0 K: 1 S: 5	H: 0 LOB: 0 BB: 0 P: 5	R: 0 E: 0 K: 0 S: 3	H: 1 LOB: 1 BB: 1 P: 7	R: 0 E: 0 K: 1 S: 5	H: 0 LOB: 0 BB: 0 P: 5	R: 0 E: 0 K: 1 S: 6	H: 1 LOB: 1 BB: 0 P: 6	R: 1 E: 0 K: 0 S: 4	H: 2 LOB: 2 BB: 1 P: 9	R: 3 E: 0 K: 0 S: 7	H: 4 LOB: 1 BB: 0 P: 7	R: 0 E: 0 K: 0 S: 7	H: 0 LOB: 0 BB: 0 P: 7	1B: 6 2B: 1 3B: 0 HR: 1	SF: 0 SAC: 1 DP: 1 HBP: 1	WP: 0 PB: 0 SB: 0 CS: 1	PA: 33
PITCHER Ruben Gomez, R (1,1) ERA: 4.58	IP: 7.0 WLS: L BF: 26 H: 4 R: 1 ER: 1 SO: 5 BB: 2 IBB: 1 HBP: 1 BLK: 0 WP: 0 HR: 1 S: 32 P: 45 ERA: 1.29 WHIP: 0.857															PITCHER				
Al Worthington, R (8,1) ERA: 3.72	0.1	5	4	3	3	0	0	0	0	0	0	5	5	81.00	12.000					
Ramon Monzant, R (8,1) ERA: 5.14	0.2	2	0	0	0	0	0	0	0	0	0	2	2	0.00	0.000					



Batter	1	2	3	4	5	6	7	8	9	AB	R	H	RBI	BB	SO	LOB	TOP			
Tony Taylor, R OBP: 0.296, SLG: 0.318 (1, 4)	5-3		G3		FC5-4		4-3		K	5	0	0	0	0	1	3				
Jim Marshall, L OBP: 0.277, SLG: 0.373 (1, 3)	F6		K		K					3	0	0	0	0	2	1				
Bobby Adams, R OBP: 0.320, SLG: 0.385 (8, PH)										0	1	0	0	1	0	0				
Jim Bolger, R OBP: 0.296, SLG: 0.321 (1, 9)	K		6-3							3	0	1	0	1	1	0				
14 Ernie Banks, R OBP: 0.366, SLG: 0.626 (1, 6)		F6								4	0	0	0	0	1	3				
Bobby Thomson, R OBP: 0.344, SLG: 0.462 (1, 8)		E	F6							4	0	1	0	0	0	2				
Walt Moryn, L OBP: 0.357, SLG: 0.517 (1, 7)		E4								4	0	2	1	0	0	1				
Alvin Dark, R OBP: 0.341, SLG: 0.363 (1, 5)		E4								4	0	0	0	0	0	5				
Cal Neeman, R OBP: 0.324, SLG: 0.500 (1, 2)		K			F2					3	0	0	0	1	1	3				
Taylor Phillips, L OBP: 0.107, SLG: 0.057 (1, 1)										1	0	0	0	1	0	3				
Johnny Goryl, R OBP: 0.326, SLG: 0.367 (7, PH)	4-3									0	0	0	0	1	0	0				
John Buzhardt, R OBP: 0.358, SLG: 0.458 (9, PH)										0	0	0	0	0	0	0				
Dale Long, L OBP: 0.358, SLG: 0.458 (9, PH)										1	0	0	0	0	1	0				
Inning Stats	R: 0 E: 0 K: 1 S: 5	H: 0 LOB: 0 BB: 0 P: 5	R: 0 E: 2 K: 1 S: 8	H: 1 LOB: 3 BB: 0 P: 8	R: 0 E: 0 K: 1 S: 5	H: 0 LOB: 0 BB: 0 P: 5	R: 0 E: 0 K: 1 S: 6	H: 1 LOB: 1 BB: 0 P: 6	R: 0 E: 0 K: 0 S: 2	H: 0 LOB: 0 BB: 1 P: 6	R: 0 E: 0 K: 0 S: 3	H: 0 LOB: 2 BB: 2 P: 11	R: 1 E: 0 K: 0 S: 5	H: 2 LOB: 2 BB: 1 P: 9	R: 0 E: 0 K: 2 S: 7	H: 0 LOB: 0 BB: 0 P: 7	1B: 3 2B: 1 3B: 0 HR: 0	SF: 0 SAC: 0 DP: 1 HBP: 0	WP: 0 PB: 0 SB: 1 CS: 0	PA: 37
PITCHER Vinegar Bend Mizell, L ERA: 3.24 (1, 1)	IP: 9.0 WLS: W BF: 37 H: 4 R: 1 ER: 1 SO: 7 BB: 5 IBB: 0 HBP: 0 BLK: 0 WP: 0 HR: 0 S: 46 P: 66 ERA: 1.00 WHIP: 1.000															PITCHER				

Chicago Cubs @ St. Louis Cardinals
Sportsman's Park, St. Louis, MO
Wed Sep 10 1958, 4:33 AM EDT
Att: 6,119 - Unknown


AB	32
R	1
H	4
RBI	1
BB	5
SO	7
LOB	21



Batter	1	2	3	4	5	6	7	8	9	AB	R	H	RBI	BB	SO	LOB	BOTTOM			
Gene Freese, R OBP: 0.290, SLG: 0.419 (1, 4)	2B									2	2	1	0	2	0	1				
Don Blasingame, L OBP: 0.348, SLG: 0.357 (8, 4)										0	0	0	0	0	0	0				
Curt Flood, R OBP: 0.317, SLG: 0.382 (1, 8)	K									4	1	1	0	0	1	3				
Del Ennis, R OBP: 0.297, SLG: 0.358 (1, 7)										4	0	2	1	0	1	2				
Irv Noren, L OBP: 0.306, SLG: 0.313 (8, 7)										0	0	0	0	0	0	0				
Ken Boyer, R OBP: 0.359, SLG: 0.496 (1, 5)										3	0	1	0	1	0	0				
Gene Green, R OBP: 0.348, SLG: 0.431 (1, 2)										4	0	1	0	0	0	2				
Joe Cunningham, L OBP: 0.480, SLG: 0.493 (1, 3)										4	0	0	0	0	0	5				
Bobby Gene Smith, R OBP: 0.273, SLG: 0.226 (1, 9)										4	0	1	0	0	0	3				
Eddie Kasko, R OBP: 0.270, SLG: 0.286 (1, 6)										3	0	0	0	1	0	0				
Vinegar Bend Mizell, R OBP: 0.136, SLG: 0.138 (1, 1)										3	0	1	0	1	0	2				
Inning Stats	R: 1 E: 0 K: 1 S: 7	H: 2 LOB: 3 BB: 2 P: 15	R: 0 E: 0 K: 1 S: 6	H: 1 LOB: 2 BB: 1 P: 10	R: 0 E: 0 K: 0 S: 3	H: 0 LOB: 0 BB: 0 P: 3	R: 0 E: 0 K: 0 S: 3	H: 0 LOB: 0 BB: 0 P: 3	R: 2 E: 2 K: 0 S: 6	H: 4 LOB: 1 BB: 0 P: 6	R: 0 E: 0 K: 0 S: 3	H: 0 LOB: 0 BB: 1 P: 7	R: 0 E: 0 K: 0 S: 3	H: 0 LOB: 0 BB: 0 P: 3	R: 0 E: 0 K: 0 S: 4	H: 1 LOB: 2 BB: 1 P: 8	1B: 5 2B: 3 3B: 0 HR: 0	SF: 0 SAC: 0 DP: 1 HBP: 0	WP: 0 PB: 0 SB: 1 CS: 0	PA: 36
PITCHER Taylor Phillips, L ERA: 4.64 (1, 1)	IP: 6.0 WLS: L BF: 28 H: 7 R: 3 ER: 2 SO: 2 BB: 4 IBB: 0 HBP: 0 BLK: 0 WP: 0 HR: 0 S: 28 P: 44 ERA: 3.00 WHIP: 1.833															PITCHER				
John Buzhardt, R ERA: (7, 1)	IP: 2.0 WLS: 8 BF: 1 H: 0 R: 0 ER: 0 SO: 0 BB: 1 IBB: 0 HBP: 0 BLK: 0 WP: 0 HR: 7 S: 11 P: 11 ERA: 0.00 WHIP: 0.500															PITCHER				

Chicago Cubs @ St. Louis Cardinals
Sportsman's Park, St. Louis, MO
Wed Sep 10 1958, 4:33 AM EDT
Att: 6,119 - Unknown

AB	31
R	3
H	8
RBI	1
BB	5
SO	2
LOB	18



Batter	1	2	3	4	5	6	7	8	9	AB	R	H	RBI	BB	SO	LOB	TOP										
Tony Taylor, R OBP: 0.297, SLG: 0.318 (1,4)			SF9			FC6-4				3	1	1	1	1	1	1	Chicago Cubs @ Cincinnati Redlegs Crosley Field, Cincinnati, OH Fri Sep 12 1958, 7:05 PM EDT Att: 4,349 - Unknown										
Alvin Dark, R OBP: 0.341, SLG: 0.363 (1,5)	5-3					FC6-4				5	1	2	1	0	1	1											
14 Ernie Banks, R OBP: 0.365, SLG: 0.622 (1,6)	4-3					FC6-4			4-3	5	0	1	2	0	2	3											
Bobby Thomson, R OBP: 0.340, SLG: 0.457 (1,8)		F4		6-3	FC6-4				F4	5	0	0	1	0	0	2											
Walt Moryn, L OBP: 0.357, SLG: 0.521 (1,7)		F5			F8					4	1	1	1	0	1	1											
Jim Bolger, R OBP: 0.286, SLG: 0.309 (1,9)		6-3		F7						4	0	0	0	0	1	0											
Dale Long, L OBP: 0.363, SLG: 0.471 (1,3)										3	3	3	1	1	0	0											
Cal Neeman, R OBP: 0.328, SLG: 0.506 (1,2)						F7			F8	4	1	2	0	0	0	1											
Dick Drott, R OBP: 0.298, SLG: 0.259 (1,1)			F6						F6	2	0	0	0	0	1	4											
Glen Hobbie, R OBP: 0.160, SLG: 0.146 (5,1)										1	0	1	0	0	0	0											
Bill Henry, L OBP: 0.375, SLG: 0.357 (6,1)						FC6-4				1	0	0	0	0	0	1											
Inning Stats	R: 0 E: 0 K: 1 S: 5	H: 0 LOB: 0 BB: 0 P: 5	R: 0 E: 0 K: 0 S: 3	H: 0 LOB: 0 BB: 0 P: 3	R: 1 E: 0 K: 1 S: 8	H: 3 LOB: 2 BB: 0 P: 8	R: 0 E: 0 K: 1 S: 5	H: 0 LOB: 0 BB: 0 P: 5	R: 4 E: 0 K: 1 S: 9	H: 4 LOB: 1 BB: 1 P: 13	R: 1 E: 0 K: 0 S: 5	H: 2 LOB: 1 BB: 0 P: 5	R: 0 E: 0 K: 1 S: 5	H: 0 LOB: 0 BB: 0 P: 5	R: 1 E: 0 K: 1 S: 6	H: 1 LOB: 1 BB: 1 P: 10	R: 0 E: 0 K: 1 S: 6	H: 1 LOB: 1 BB: 0 P: 6	1B: 7 2B: 2 3B: 0 HR: 2	SF: 1 SAC: 0 DP: 0 HBP: 0	WP: 0 PB: 0 SB: 1 CS: 0	PA: 40					
PITCHER	IP	WLS	BF	H	R	ER	SO	BB	IBB	HBP	BLK	WP	HR	S	P	ERA	WHIP										
Joe Nuxhall, L ERA: 3.75 (1,1)	4.1	L	20	6	5	5	4	1	0	0	0	0	0	27	31	10.38	1.615										
Willard Schmidt, R ERA: 2.9 (5,1)	3.2		16	4	2	2	2	1	0	0	0	0	2	19	23	4.91	1.364										
Brooks Lawrence, R ERA: 4.25 (9,1)	1.0		4	1	0	0	1	0	0	0	0	0	0	6	6	0.00	1.000										

AB	37
R	7
H	11
RBI	7
BB	2
SO	7
LOB	14




Batter	1	2	3	4	5	6	7	8	9	AB	R	H	RBI	BB	SO	LOB	BOTTOM										
Johnny Temple, R OBP: 0.405, SLG: 0.400 (1,4)		F7				F8				5	0	3	0	0	0	1	Chicago Cubs @ Cincinnati Redlegs Crosley Field, Cincinnati, OH Fri Sep 12 1958, 7:05 PM EDT Att: 4,349 - Unknown										
Jerry Lynch, L OBP: 0.328, SLG: 0.476 (1,9)						F7				4	1	2	1	1	1	3											
Gus Bell, L OBP: 0.365, SLG: 0.378 (1,7)						FC6				3	1	1	0	0	1	2											
Pete Whisenant, R OBP: 0.297, SLG: 0.466 (6,7)						FC6-4			F6	2	0	0	1	0	0	3											
Frank Robinson, R OBP: 0.345, SLG: 0.489 (1,8)	1-3					FC6-4			6-3	5	0	1	0	0	1	3											
Ed Bailey, L OBP: 0.331, SLG: 0.411 (1,2)						F9				4	1	1	0	1	2	1											
Dee Fondy, L OBP: 0.283, SLG: 0.286 (1,3)						F6				3	1	0	1	1	1	2											
Dutch Dotterer, R (9,PH)						FC6-4			F7	1	0	0	0	0	0	0											
Alex Grammas, R OBP: 0.346, SLG: 0.277 (1,5)					2-3					3	0	1	2	1	1	0											
Roy McMillan, R OBP: 0.319, SLG: 0.303 (1,6)		F7				1-3			6-3	4	0	1	0	0	0	4											
Joe Nuxhall, L OBP: 0.219, SLG: 0.226 (1,1)						F2			F8	2	0	0	0	0	1	2											
Willard Schmidt, R OBP: 0.167, SLG: 0.091 (5,1)										0	1	0	0	1	0	0											
Jim Fridley, R (6,PH)										1	0	0	0	0	0	0											
Brooks Lawrence, R OBP: 0.200, SLG: 0.125 (9,1)										0	0	0	0	0	0	0											
Inning Stats	R: 0 E: 0 K: 2 S: 8	H: 1 LOB: 1 BB: 0 P: 8	R: 2 E: 0 K: 1 S: 6	H: 1 LOB: 1 BB: 2 P: 14	R: 0 E: 0 K: 1 S: 6	H: 1 LOB: 1 BB: 0 P: 6	R: 0 E: 0 K: 0 S: 4	H: 1 LOB: 1 BB: 0 P: 4	R: 2 E: 0 K: 0 S: 7	H: 4 LOB: 3 BB: 1 P: 11	R: 1 E: 1 K: 0 S: 4	H: 1 LOB: 1 BB: 1 P: 8	R: 0 E: 0 K: 3 S: 9	H: 0 LOB: 0 BB: 0 P: 9	R: 0 E: 0 K: 0 S: 4	H: 1 LOB: 2 BB: 1 P: 8	R: 0 E: 0 K: 1 S: 5	H: 0 LOB: 0 BB: 0 P: 5	1B: 7 2B: 2 3B: 0 HR: 1	SF: 0 SAC: 0 DP: 0 HBP: 0	WP: 0 PB: 0 SB: 0 CS: 0	PA: 42					
PITCHER	IP	WLS	BF	H	R	ER	SO	BB	IBB	HBP	BLK	WP	HR	S	P	ERA	WHIP										
Dick Drott, R ERA: 5.31 (1,1)	4.1		23	8	4	4	4	2	0	0	0	0	0	3	11	0.00	4.500										
Glen Hobbie, R ERA: 3.89 (5,1)	0.2		5	1	1	0	0	2	0	0	0	0	0	3	11	0.00	4.500										
Bill Henry, L ERA: 2.88 (6,1)	4.0	W	14	1	0	0	4	1	0	0	0	0	0	21	25	0.00	0.500										



Batter	1	2	3	4	5	6	7	8	9	AB	R	H	RBI	BB	SO	LOB	TOP			
Tony Taylor, R OBP: 0.296, SLG: 0.319 (1, 4)	0-0 6-3 14 SF7 2B		0-0 F9		0-0 4-3		0-0 B1-3	0-3 K		5	1	1	0	0	1	2				
Alvin Dark, R OBP: 0.339, SLG: 0.361 Johnny Goryl, R OBP: 0.328, SLG: 0.366 (1, 5) (5, 5)	0-0 6-3		0-0 F8		0-0 F6		4-0 1B 1B BB	0-0 F6		3	0	0	0	0	0	1				
14 Ernie Banks, R OBP: 0.365, SLG: 0.627 (1, 6)	0-0 SF7		0-0 HR		0-0 FC5-4 1B		0-0 F4		0-0 4-3	4	1	2	2	0	0	1				
Bobby Thomson, R OBP: 0.343, SLG: 0.458 (1, 8)	4-0 HBP BB		0-0 FC3-6 1B		0-0 FC5-4 1-2		0-0 1B 1B		0-0 6-3	4	0	2	0	1	0	1				
Walt Moryn, L OBP: 0.357, SLG: 0.519 (1, 7)	1-0 HBP		0-0 FC3-6 1-2		0-3 K		0-0 1B		0-0 2-3	4	0	1	0	0	1	1				
Jim Bolger, R OBP: 0.293, SLG: 0.316 (1, 9)	0-0 3-1			0-0 1B		0-0 BB 1B	0-0 F2			4	0	2	0	0	0	5				
Dale Long, L OBP: 0.360, SLG: 0.467 (1, 3)		0-0 G3		0-0 F1		0-3 K		0-0 F3		4	0	0	0	0	1	2				
Cal Neeman, R OBP: 0.332, SLG: 0.503 (1, 2)		0-3 K		0-0 F7		4-0 1-2 BB		0-0 2B 1B		3	0	1	0	1	1	1				
John Briggs, R OBP: 0.295, SLG: 0.344 Marcelino Solis, L OBP: 0.288, SLG: 0.300 John Buzhardt, R ERA: 3.0 (1, 1) (1, 1) (2, 1) Bobby Adams, R OBP: 0.195, SLG: 0.300 Glen Hobbie, R OBP: 0.162, SLG: 0.146 Chuck Tanner, L OBP: 0.208, SLG: 0.412 Bill Henry, L OBP: 0.375, SLG: 0.357 (6, PH) (6, PH) (6, PH) (6, PH) (6, PH)	0-0 F8		0-3 K		0-0 F7		0-0 F7		0-0 1-3 2B	0	0	0	0	0	0	0				
Inning Stats	R: 1 E: 0 K: 0 S: 4	H: 1 LOB: 2 BB: 1 P: 9	R: 0 E: 0 K: 1 S: 5	H: 0 LOB: 0 BB: 0 P: 5	R: 1 E: 0 K: 0 S: 5	H: 2 LOB: 1 BB: 0 P: 5	R: 0 E: 0 K: 1 S: 6	H: 1 LOB: 1 BB: 0 P: 6	R: 0 E: 0 K: 2 S: 8	H: 1 LOB: 2 BB: 1 P: 12	R: 0 E: 0 K: 0 S: 5	H: 2 LOB: 3 BB: 1 P: 9	R: 0 E: 0 K: 1 S: 7	H: 2 LOB: 2 BB: 0 P: 7	R: 0 E: 0 K: 0 S: 3	H: 0 LOB: 0 BB: 0 P: 3	1B: 7 2B: 2 3B: 0 HR: 1	SF: 1 SAC: 0 DP: 0 HBP: 1	WP: 0 PB: 0 SB: 0 CS: 0	PA: 41
PITCHER Alex Kellner, L ERA: 3.53 (1, 1)	IP: 9.0 WLS: W BF: 41 H: 10 R: 2 ER: 2 SO: 5 BB: 3 IBB: 0 HBP: 1 BLK: 0 WP: 0 HR: 1 S: 47 P: 60 ERA: 2.00 WHIP: 1.444															PITCHER				

Chicago Cubs @ Cincinnati Redlegs
Crosley Field, Cincinnati, OH
Sat Sep 13 1958, 3:33 AM EDT
Att: 5,055 - Unknown


AB	36
R	2
H	10
RBI	2
BB	3
SO	5
LOB	19





Batter	1	2	3	4	5	6	7	8	9	AB	R	H	RBI	BB	SO	LOB	BOTTOM	
Johnny Temple, R OBP: 0.405, SLG: 0.400 (1, 4)	0-0 1B HR	0-0 1B E	0-0 5-3	0-0 FC6 1-2			0-0 5-3			5	2	2	0	0	0	2		
Jerry Lynch, L OBP: 0.329, SLG: 0.483 (1, 9)	0-0 F9	0-0 E 2B 1B	0-0 HR		0-0 F8		0-3 K			5	2	2	1	0	1	1		
Vada Pinson, L OBP: 0.325, SLG: 0.313 (1, 7)	0-0 1-2 HR	0-0 E6 2B 1B	0-0 1B		0-0 4-3		0-0 BB BB 1B			5	2	3	0	0	0	1		
Frank Robinson, R OBP: 0.347, SLG: 0.497 (1, 8)	0-0 1-3 2-H HR	0-0 1-3 3-H E 2B	0-3 K		0-0 5-3		4-0 BB BB			4	2	2	4	1	1	1		
Ed Bailey, L OBP: 0.337, SLG: 0.413 (1, 2)	4-0 FC6 1B BB	0-0 E9 2-H 3-H 1B		0-0 1B 6-3 1B 1B		0-0 F8	4-0 1-2 2-3 BB			3	1	2	1	2	0	0		
Dee Fondy, L OBP: 0.260, SLG: 0.282 (1, 3)	0-0 1-2 FC6 1B	0-0 F6		0-0 F9		0-0 F2	0-0 F6			5	0	1	0	0	0	5		
Alex Grammas, R OBP: 0.343, SLG: 0.271 (1, 5)	0-0 FC6 1-2 2-3 BB	0-0 F5		0-0 6-3		4-0 2B BB		0-3 K		4	0	0	0	1	1	4		
Roy McMillan, R OBP: 0.322, SLG: 0.308 (1, 6)	4-0 1-2 BB	0-0 F7		0-0 1B 2-3 1B		0-0 1B 2B		0-0 F9		4	0	2	0	1	0	1		
Alex Kellner, R OBP: 0.350, SLG: 0.324 (1, 1)	0-0 6-3		0-0 5-3	0-0 FC6 1-3 3-H 1B		0-3 K		0-0 1-3		5	0	1	1	0	1	5		
Inning Stats	R: 3 E: 0 K: 0 S: 7	H: 4 LOB: 3 BB: 2 P: 15	R: 4 E: 2 K: 0 S: 8	H: 4 LOB: 1 BB: 0 P: 8	R: 1 E: 0 K: 1 S: 7	H: 2 LOB: 1 BB: 0 P: 7	R: 0 E: 0 K: 0 S: 6	H: 3 LOB: 2 BB: 0 P: 6	R: 0 E: 0 K: 1 S: 6	H: 1 LOB: 2 BB: 1 P: 10	R: 0 E: 0 K: 1 S: 6	H: 1 LOB: 3 BB: 2 P: 14	R: 0 E: 0 K: 1 S: 5	H: 0 LOB: 0 BB: 0 P: 5	1B: 11 2B: 2 3B: 0 HR: 2	SF: 0 SAC: 0 DP: 0 HBP: 0	WP: 0 PB: 0 SB: 0 CS: 0	PA: 45
PITCHER John Briggs, R ERA: 4.57 Marcelino Solis, L ERA: 6.06 John Buzhardt, R ERA: 3.0 Glen Hobbie, R ERA: 3.81 Bill Henry, L ERA: 2.64 (1, 1) (1, 1) (2, 1) (6, 1) (6, 1) (6, 1)	IP: 0.1 WLS: L BF: 5 H: 3 R: 3 ER: 3 SO: 0 BB: 1 IBB: 0 HBP: 0 BLK: 0 WP: 0 HR: 1 S: 8 P: 12 ERA: 81.00 WHIP: 12.000															PITCHER		

Chicago Cubs @ Cincinnati Redlegs
Crosley Field, Cincinnati, OH
Sat Sep 13 1958, 3:33 AM EDT
Att: 5,055 - Unknown

AB	40
R	9
H	15
RBI	7
BB	5
SO	4
LOB	20



Batter	1	2	3	4	5	6	7	8	9	AB	R	H	RBI	BB	SO	LOB	TOP	
Jim Marshall, L (1, 9) OBP: 0.277, SLG: 0.373											0	0	0	0	0	0	0	Chicago Cubs @ Pittsburgh Pirates Forbes Field, Pittsburgh, PA Sun Sep 14 1958, 3:33 AM EDT Unknown livebaseballscorecards.com
Alvin Dark, R (1, 5) OBP: 0.339, SLG: 0.361											0	0	0	0	0	0	0	
14 Ernie Banks, R (1, 6) OBP: 0.365, SLG: 0.627											0	0	0	0	0	0	0	
Walt Moryn, L (1, 7) OBP: 0.357, SLG: 0.519											0	0	0	0	0	0	0	
Dale Long, L (1, 3) OBP: 0.360, SLG: 0.467											0	0	0	0	0	0	0	
Bobby Thomson, R (1, 8) OBP: 0.343, SLG: 0.458											0	0	0	0	0	0	0	
Sammy Taylor, L (1, 2) OBP: 0.328, SLG: 0.387											0	0	0	0	0	0	0	
Tony Taylor, R (1, 4) OBP: 0.296, SLG: 0.319											0	0	0	0	0	0	0	
Bob Anderson, R (1, 1) OBP: 0.100, SLG: 0.100											0	0	0	0	0	0	0	
Inning Stats											1B: 0 SF: 0 2B: 0 SAC: 0 3B: 0 DP: 0 HR: 0 HBP: 0	WP: 0 PA: 0 FB: 0 SB: 0 CS: 0						
PITCHER Curt Raydon, R (1, 1) ERA: 3.53	IP	WLS	BF	H	R	ER	SO	BB	IBB	HBP	BLK	WP	HR	S	P	ERA	WHIP	PITCHER IP WLS BF H R ER SO BB IBB HBP BLK WP HR S P ERA WHIP

Batter	1	2	3	4	5	6	7	8	9	AB	R	H	RBI	BB	SO	LOB	BOTTOM	
Bill Virdon, L (1, 8) OBP: 0.327, SLG: 0.396											0	0	0	0	0	0	0	Chicago Cubs @ Pittsburgh Pirates Forbes Field, Pittsburgh, PA Sun Sep 14 1958, 3:33 AM EDT Unknown livebaseballscorecards.com
Roberto Clemente, R (1, 9) OBP: 0.329, SLG: 0.467											0	0	0	0	0	0	0	
Dick Stuart, R (1, 3) OBP: 0.297, SLG: 0.528											0	0	0	0	0	0	0	
Bob Skinner, L (1, 7) OBP: 0.388, SLG: 0.474											0	0	0	0	0	0	0	
Frank Thomas, R (1, 5) OBP: 0.342, SLG: 0.543											0	0	0	0	0	0	0	
Bill Mazeroski, R (1, 4) OBP: 0.309, SLG: 0.442											0	0	0	0	0	0	0	
Dick Groat, R (1, 6) OBP: 0.323, SLG: 0.490											0	0	0	0	0	0	0	
Bill Hall, L (1, 2) OBP: 0.372, SLG: 0.374											0	0	0	0	0	0	0	
Curt Raydon, R (1, 1) OBP: 0.163, SLG: 0.027											0	0	0	0	0	0	0	
Inning Stats											1B: 0 SF: 0 2B: 0 SAC: 0 3B: 0 DP: 0 HR: 0 HBP: 0	WP: 0 PA: 0 FB: 0 SB: 0 CS: 0						
PITCHER Bob Anderson, R (1, 1) ERA: 3.25	IP	WLS	BF	H	R	ER	SO	BB	IBB	HBP	BLK	WP	HR	S	P	ERA	WHIP	PITCHER IP WLS BF H R ER SO BB IBB HBP BLK WP HR S P ERA WHIP

Batter	1	2	3	4	5	6	7	8	9	AB	R	H	RBI	BB	SO	LOB	TOP
Tony Taylor, R OBP: 0.297, SLG: 0.317 (1, 4)										3	2	1	0	1	0	2	
Jim Marshall, L OBP: 0.280, SLG: 0.385 (1, 9)										5	0	4	2	0	0	2	
14 Ernie Banks, R OBP: 0.362, SLG: 0.620 (1, 6)										4	0	0	0	0	0	4	
Walt Moryn, L OBP: 0.352, SLG: 0.510 (1, 7)										4	0	0	0	0	0	3	
Dale Long, L OBP: 0.359, SLG: 0.463 (1, 3)										4	0	0	0	0	1	2	
Chuck Tanner, L OBP: 0.312, SLG: 0.436 (1, 8)										3	0	0	0	1	0	0	
Sammy Taylor, L OBP: 0.323, SLG: 0.378 (1, 2)										4	0	0	0	0	1	1	AB 33
Johnny Goryl, R OBP: 0.331, SLG: 0.365 (1, 5)										3	0	1	0	1	1	0	R 2
Taylor Phillips, L OBP: 0.108, SLG: 0.056 (3, 1)										1	0	0	0	0	1	2	H 6
John Guzhardt, R OBP: 0.215, SLG: 0.148 (4, PH)										0	0	0	0	0	0	0	RBI 2
Bobby Adams, R OBP: 0.213, SLG: 0.276 (4, PH)										0	0	0	0	0	0	0	BB 4
Glen Hobbie, R OBP: 0.197, SLG: 0.148 (7, PH)										0	0	0	0	0	0	0	SO 5
Jim Bolger, R OBP: 0.195, SLG: 0.313 (7, PH)										0	0	0	0	0	0	0	LOB 17
Dave Hillman, R OBP: 0.135, SLG: 0.159 (7, PH)										0	0	0	0	0	0	0	
Bobby Thomson, R OBP: 0.146, SLG: 0.437 (9, PH)										0	0	0	0	1	0	0	
Inning Stats	R: 1 E: 0 K: 1 S: 6	H: 1 LOB: 1 BB: 0 P: 7	R: 0 E: 0 K: 1 S: 5	H: 0 LOB: 2 BB: 2 P: 13	R: 0 E: 0 K: 0 S: 4	H: 1 LOB: 1 BB: 0 P: 4	R: 0 E: 0 K: 0 S: 4	H: 1 LOB: 1 BB: 0 P: 4	R: 0 E: 0 K: 0 S: 3	H: 0 LOB: 0 BB: 0 P: 3	R: 1 E: 1 K: 1 S: 7	H: 2 LOB: 1 BB: 0 P: 7	R: 0 E: 0 K: 0 S: 3	H: 0 LOB: 0 BB: 2 P: 15	1B: 5 2B: 1 3B: 0 HR: 0	SF: 0 SAC: 0 DP: 0 HBP: 1	WP: 0 PA: 38 CS: 0
PITCHER Bob Friend, R ERA: 3.73 (1, 1)	IP: 9.0 WLS: W BF: 38 H: 6 R: 2 ER: 1 SO: 5 BB: 4 IBB: 0 HBP: 1 BLK: 0 WP: 0 HR: 0 S: 43 P: 60 ERA: 1.00 WHIP: 1.111																

Chicago Cubs @ Pittsburgh Pirates
Forbes Field, Pittsburgh, PA
Sun Sep 14 1958, 3:38 AM EDT
Att: 23,160 - Unknown

livebaseballscorecards.com

Batter	1	2	3	4	5	6	7	8	9	AB	R	H	RBI	BB	SO	LOB	BOTTOM		
Bill Virdon, L OBP: 0.326, SLG: 0.393 (1, 8)										4	0	0	0	0	0	1			
Roberto Clemente, R OBP: 0.327, SLG: 0.406 (1, 9)										4	0	1	0	0	0	0			
Dick Stuart, R OBP: 0.303, SLG: 0.523 (7, PR)										3	1	1	0	1	1	1			
Harry Bright, R OBP: 0.167, SLG: 0.417 (8, 3)										0	0	0	0	0	0	0			
R C Stevens, R OBP: 0.315, SLG: 0.565 (8, 3)										0	0	0	0	0	0	0			
Bob Skinner, L OBP: 0.390, SLG: 0.486 (1, 7)										4	1	2	2	0	0	1			
Frank Thomas, R OBP: 0.343, SLG: 0.544 (1, 5)										4	0	1	0	0	1	1			
Bill Mazeroski, R OBP: 0.310, SLG: 0.448 (1, 4)										3	2	2	1	1	1	1			
Dick Groat, R OBP: 0.325, SLG: 0.407 (1, 6)										4	1	2	1	0	0	2	AB 32		
Hank Foiles, R OBP: 0.318, SLG: 0.339 (1, 2)										2	1	1	1	2	0	0	R 6		
Bob Friend, R OBP: 0.152, SLG: 0.138 (1, 1)										4	0	0	0	0	2	5	H 10		
Inning Stats	R: 1 E: 0 K: 0 S: 4	H: 1 LOB: 1 BB: 1 P: 8	R: 3 E: 1 K: 1 S: 9	H: 4 LOB: 1 BB: 0 P: 9	R: 1 E: 0 K: 0 S: 3	H: 1 LOB: 0 BB: 1 P: 7	R: 0 E: 0 K: 1 S: 5	H: 0 LOB: 0 BB: 0 P: 5	R: 0 E: 0 K: 1 S: 5	H: 0 LOB: 0 BB: 0 P: 5	R: 0 E: 0 K: 1 S: 6	H: 1 LOB: 2 BB: 1 P: 10	R: 0 E: 0 K: 0 S: 4	H: 1 LOB: 1 BB: 0 P: 4	R: 1 E: 0 K: 1 S: 6	H: 2 LOB: 1 BB: 1 P: 10	1B: 3 2B: 4 3B: 2 HR: 2	SF: 0 SAC: 0 DP: 2 HBP: 0	WP: 0 PA: 36 CS: 0
PITCHER Taylor Phillips, L ERA: 4.79 (1, 1)	IP: 2.1 WLS: L BF: 15 H: 6 R: 5 ER: 4 SO: 1 BB: 2 IBB: 0 HBP: 0 BLK: 0 WP: 0 HR: 2 S: 15 P: 23 ERA: 15.43 WHIP: 3.429																		
John Guzhardt, R ERA: 2.7 (3, 1)	0.2	1	0	0	0	0	0	0	0	0	0	1	1	0.00	0.000				
Glen Hobbie, R ERA: 3.74 (4, 1)	3.0	11	1	0	0	3	1	0	0	0	0	16	20	0.00	0.667				
Dave Hillman, R ERA: 3.17 (7, 1)	2.0	9	3	1	1	1	1	0	0	0	0	10	14	4.50	2.000				

Chicago Cubs @ Pittsburgh Pirates
Forbes Field, Pittsburgh, PA
Sun Sep 14 1958, 3:38 AM EDT
Att: 23,160 - Unknown

livebaseballscorecards.com

Batter	1	2	3	4	5	6	7	8	9	AB	R	H	RBI	BB	SO	LOB	TOP
Tony Taylor, R OBP: 0.299, SLG: 0.319 (1,4)	4-3	SF9 1-3 2B		K		B2				4	0	1	0	0	1	0	Chicago Cubs @ Philadelphia Phillies Connie Mack Stadium, Philadelphia, PA Wed Sep 17 1958, 7:05 PM EDT Att: 2,845 - Unknown livebaseballscorecards.com
Alvin Dark, R OBP: 0.336, SLG: 0.358 (1,5)	14 BB 1B	SF9 2-3 3-H 4.0		14 HR 1B		4-3				3	2	2	1	0	0		
14 Ernie Banks, R OBP: 0.365, SLG: 0.626 (1,6)	1B 1-2 4-3 BB			1-H HR			F3			2	2	1	2	2	0	0	
Walt Moryn, L OBP: 0.350, SLG: 0.504 (1,7)	4-3 1-3 2-H 1B			G3			F8			4	0	1	1	0	1	2	
Dale Long, L OBP: 0.361, SLG: 0.473 (1,3)	4-3 1-2 3-H 1B		4-3 2B		BB		1B 2B			3	1	2	1	1	0	1	
Jim Marshall, L OBP: 0.295, SLG: 0.394 (1,9)	HBP		4-3		P4		1B BB			2	0	0	0	1	0	2	
Bobby Thomson, R OBP: 0.345, SLG: 0.453 (1,8)	6-3		6-3		P6		E7 1-3 2-H 1B			4	0	1	1	0	0	4	
Cal Neeman, R OBP: 0.335, SLG: 0.494 (1,2)			P4 4-3		F7		K			4	0	0	0	0	1	4	
Bob Anderson, R OBP: 0.143, SLG: 0.143 (1,1)			2B SF9 1B		5-3		K			3	1	1	0	0	1	0	
Inning Stats	R: 2 E: 0 K: 0 S: 5	H: 2 LOB: 2 BB: 1 P: 10	R: 1 E: 0 K: 1 S: 7	H: 2 LOB: 2 BB: 1 P: 11	R: 0 E: 0 K: 0 S: 4	H: 1 LOB: 1 BB: 0 P: 4	R: 2 E: 0 K: 1 S: 7	H: 2 LOB: 0 BB: 0 P: 7	R: 0 E: 0 K: 0 S: 3	H: 0 LOB: 1 BB: 1 P: 7	R: 0 E: 0 K: 1 S: 5	H: 0 LOB: 0 BB: 0 P: 5	R: 1 E: 1 K: 1 S: 7	H: 2 LOB: 2 BB: 1 P: 11			
PITCHER	IP WLS BF H R ER SO BB IBB HBP BLK WP HR S P ERA WHIP																
Ray Semproch, R ERA: 3.9 (1,1)	4.0 L 22 7 5 5 2 2 0 1 0 0 1 23 32 11.25 2.250																
Jack Meyer, R ERA: 3.8 (5,1)	2.0 7 0 0 0 1 1 0 0 0 0 0 8 12 0.00 0.500																
Jack Sanford, R ERA: 4.72 (7,1)	1.0 6 2 1 1 1 1 0 0 0 0 0 7 11 9.00 3.000																

Batter	1	2	3	4	5	6	7	8	9	AB	R	H	RBI	BB	SO	LOB	BOTTOM
Richie Ashburn, L OBP: 0.432, SLG: 0.435 (1,8)	6-3		6-3			G6-4-3 BB				2	0	0	0	1	0	0	Chicago Cubs @ Philadelphia Phillies Connie Mack Stadium, Philadelphia, PA Wed Sep 17 1958, 7:05 PM EDT Att: 2,845 - Unknown livebaseballscorecards.com
Bobby Young, L OBP: 0.194, SLG: 0.257 (1,4)	4-1			G4-6-3 1B		G6-4-3				3	0	1	0	0	0	1	
Ed Bouchee, L OBP: 0.346, SLG: 0.396 (1,3)	4-0 BB		G4-6-3 1-2				BB 5-3 1B			2	1	1	0	1	0	1	
Wally Post, R OBP: 0.338, SLG: 0.448 (1,9)	F7			K			5-3 1-2 1B			3	0	0	0	0	1	2	
Harry Anderson, L OBP: 0.377, SLG: 0.538 (1,7)		4-3		1B FC5-2 2B			BB 1B BB			2	1	1	0	1	0	0	
Pancho Herrera, R OBP: 0.405, SLG: 0.474 (1,5)		6-3		L4 FC5-2 1B			1-2 2-3 BB			2	0	1	0	1	0	0	
Chico Fernandez, R OBP: 0.278, SLG: 0.317 (1,6)		F8		FC5-2 1-2 3-H 1B			G4-6-3 1-2 2-H 3-H 1B			3	0	1	2	0	2		
Stan Lopata, R OBP: 0.393, SLG: 0.399 (1,2)			G3		L4 2-3		G4-6-3 1-2			3	0	0	0	0	0	4	
Ray Semproch, R OBP: 0.095, SLG: 0.108 (1,1)				5-3						1	0	0	0	0	0	0	
Jack Meyer, R OBP: 0.294, SLG: 0.294 (5,1)										0	0	0	0	0	0	0	
Solly Hemus, L OBP: 0.390, SLG: 0.419 (6,PH)										1	0	0	0	0	0	0	
Jack Sanford, R OBP: 0.246, SLG: 0.250 (7,1)										0	0	0	0	0	0	0	
Inning Stats	R: 0 E: 0 K: 0 S: 3	H: 0 LOB: 1 BB: 1 P: 7	R: 0 E: 0 K: 0 S: 3	H: 0 LOB: 0 BB: 0 P: 3	R: 0 E: 0 K: 0 S: 3	H: 0 LOB: 0 BB: 0 P: 3	R: 0 E: 0 K: 1 S: 5	H: 1 LOB: 0 BB: 0 P: 5	R: 0 E: 0 K: 0 S: 4	H: 2 LOB: 1 BB: 0 P: 4	R: 0 E: 0 K: 0 S: 2	H: 0 LOB: 0 BB: 1 P: 6	R: 2 E: 0 K: 0 S: 4	H: 2 LOB: 1 BB: 2 P: 12			
PITCHER	IP WLS BF H R ER SO BB IBB HBP BLK WP HR S P ERA WHIP																
Bob Anderson, R ERA: 3.88 (1,1)	7.0 W 26 5 2 2 1 4 0 0 0 0 0 24 40 2.57 1.286																

AB	29
R	6
H	9
RBI	6
BB	4
SO	4
LOB	13



WP	0	PA	35
PB	0		
SB	0		
CS	0		

AB	22
R	2
H	5
RBI	2
BB	4
SO	1
LOB	10



WP	0	PA	26
PB	0		
SB	0		
CS	0		

Batter	1	2	3	4	5	6	7	8	9	AB	R	H	RBI	BB	SO	LOB	TOP										
Bob Lillis, R OBP: 0.357, SLG: 0.412 (1, 6)										5	2	3	0	0	0	1	Los Angeles Dodgers @ Chicago Cubs Wrigley Field, Chicago, IL Fri Sep 19 1958, 3:33 AM CDT Att: 3,254 - Unknown										
Don Miles, L OBP: 0.263, SLG: 0.222 (1, 7) Gino Cimoli, R OBP: 0.301, SLG: 0.379 (7, PH)										2	0	1	0	0	1	1											
Ron Fairly, L OBP: 0.333, SLG: 0.483 (1, 8)										5	1	2	2	0	1	3											
Jim Gentile, L OBP: 0.286, SLG: 0.308 (1, 3) Gil Hodges, R OBP: 0.332, SLG: 0.437 (8, 3)										4	0	0	0	0	1	1											
Frank Howard, R OBP: 0.296, SLG: 0.423 (1, 9) Don Demeter, R OBP: 0.217, SLG: 0.325 (4, 9)										2	0	1	0	0	1	1											
John Roseboro, L OBP: 0.323, SLG: 0.438 (1, 2)										4	0	2	0	0	0	0											
Don Zimmer, R OBP: 0.308, SLG: 0.425 (1, 5)										4	0	0	0	0	0	2											
Charlie Neal, R OBP: 0.337, SLG: 0.444 (1, 4)										3	0	2	0	1	0	0											
Ralph Mauriello, R (1, 1) Johnny Podres, L OBP: 0.151, SLG: 0.130 (8, 1)										3	0	0	0	0	1	4											
Inning Stats	R: 1 E: 0 K: 1 S: 11	H: 2 LOB: 1 BB: 0 P: 16	R: 0 E: 0 K: 0 S: 6	H: 1 LOB: 1 BB: 0 P: 7	R: 0 E: 0 K: 0 S: 7	H: 0 LOB: 0 BB: 0 P: 9	R: 0 E: 0 K: 1 S: 11	H: 2 LOB: 1 BB: 0 P: 18	R: 0 E: 0 K: 2 S: 9	H: 3 LOB: 2 BB: 1 P: 20	R: 0 E: 0 K: 2 S: 9	H: 1 LOB: 0 BB: 0 P: 17	R: 0 E: 0 K: 0 S: 8	H: 0 LOB: 0 BB: 0 P: 12	R: 2 E: 0 K: 0 S: 13	H: 4 LOB: 2 BB: 0 P: 24	1B: 12 2B: 1 3B: 0 HR: 2	SF: 0 SAC: 0 DP: 2 HBP: 1	WP: 0 PB: 1 SB: 2 CS: 1	PA: 40							
PITCHER	IP	WLS	BF	H	R	ER	SO	BB	IBB	HBP	BLK	WP	HR	S	P	ERA	WHIP										
John Briggs, R ERA: 4.57 (1, 1)	6.0	L	28	10	3	3	4	0	1	1	0	0	2	57	90	4.50	1.667										
Taylor Phillips, L ERA: 4.79 (7, 1)	1.0		2	0	0	0	2	0	0	0	0	0	0	7	12	0.00	0.000										
Don Elston, R ERA: 3.13 (8, 1)	2.0		10	4	2	2	0	0	0	0	0	0	0	21	36	9.00	2.000										

Batter	1	2	3	4	5	6	7	8	9	AB	R	H	RBI	BB	SO	LOB	BOTTOM										
Tony Taylor, R OBP: 0.300, SLG: 0.318 (1, 4) Bob Will, L (5, PH)										1	0	0	0	1	1	0	Los Angeles Dodgers @ Chicago Cubs Wrigley Field, Chicago, IL Fri Sep 19 1958, 3:33 AM CDT Att: 3,254 - Unknown										
Jerry Kindall, R (6, 4) Frank Emaga, R OBP: 0.143, SLG: 0.143 (9, PH)										1	0	0	0	0	1	0											
Alvin Dark, R OBP: 0.337, SLG: 0.358 (1, 5)										3	1	1	0	1	0	2											
14 Ernie Banks, R OBP: 0.366, SLG: 0.627 (1, 6)										4	0	2	0	0	1	2											
Walt Moryn, L OBP: 0.349, SLG: 0.502 (1, 7)										4	0	1	0	0	0	4											
Dale Long, L OBP: 0.359, SLG: 0.469 (1, 3)										4	0	0	0	0	2	3											
Jim Marshall, L OBP: 0.299, SLG: 0.392 (1, 9) Chick King, R (9, PH)										1	0	0	0	2	0	1											
Bobby Thomson, R OBP: 0.346, SLG: 0.453 (1, 8)										4	0	2	0	0	0	1											
Cal Neeman, R OBP: 0.332, SLG: 0.489 (1, 2) Sammy Taylor, L OBP: 0.105, SLG: 0.376 (7, PH)										2	0	0	0	0	0	1											
Bobby Adams, R OBP: 0.320, SLG: 0.383 (9, PH)										1	0	1	0	0	0	0											
John Briggs, R OBP: 0.242, SLG: 0.333 (1, 1) Taylor Phillips, L OBP: 0.105, SLG: 0.056 (7, PH)										1	0	0	0	0	1	0											
Don Elston, R OBP: 0.250, SLG: 0.250 (8, 1) Jim Dolner, R OBP: 0.294, SLG: 0.310 (9, PH)										0	0	0	0	0	0	0											
Inning Stats	R: 0 E: 1 K: 1 S: 7	H: 0 LOB: 1 BB: 1 P: 15	R: 0 E: 0 K: 1 S: 10	H: 0 LOB: 1 BB: 1 P: 17	R: 0 E: 0 K: 2 S: 13	H: 0 LOB: 1 BB: 1 P: 18	R: 0 E: 0 K: 0 S: 11	H: 2 LOB: 2 BB: 1 P: 21	R: 0 E: 0 K: 0 S: 7	H: 1 LOB: 1 BB: 0 P: 9	R: 0 E: 0 K: 1 S: 8	H: 0 LOB: 0 BB: 0 P: 14	R: 1 E: 0 K: 2 S: 13	H: 2 LOB: 1 BB: 0 P: 21	R: 0 E: 0 K: 2 S: 17	H: 2 LOB: 2 BB: 0 P: 24	1B: 6 2B: 1 3B: 0 HR: 0	SF: 0 SAC: 1 DP: 1 HBP: 0	WP: 1 PB: 0 SB: 1 CS: 0	PA: 37							
PITCHER	IP	WLS	BF	H	R	ER	SO	BB	IBB	HBP	BLK	WP	HR	S	P	ERA	WHIP										
Ralph Mauriello, R ERA: 4.5 (1, 1)	7.2		31	5	1	1	6	4	0	0	0	1	0	73	123	1.17	1.174										
Johnny Podres, L ERA: 3.89 (8, 1)	1.1	S	6	2	0	0	3	0	0	0	1	1	0	20	29	0.00	1.500										



Batter	1	2	3	4	5	6	7	8	9	AB	R	H	RBI	BB	SO	LOB	TOP					
Bob Lillis, R OBP: 0.367, SLG: 0.436 (1,6)	1-1 4-3 2B		1-0 2-3			0-0 1B		0-0 6-3		4	0	2	0	0	0	0	Los Angeles Dodgers @ Chicago Cubs Wrigley Field, Chicago, IL Sat Sep 20 1958, 3:33 AM CDT Att: 10,732 - Unknown livebaseballscorecards.com					
Don Miles, L OBP: 0.217, SLG: 0.182 (1,7)	2-0 4-3 2-3		2-2 F8			0-1 F5		2-3 K		4	0	0	0	0	1	2						
Ron Fairly, L OBP: 0.297, SLG: 0.424 (1,8)	1-3 K			0-1 4-3		1-2 F8			2-2 4-3	4	0	0	0	0	1	2						
Jim Gentile, L OBP: 0.278, SLG: 0.250 (1,3)	4-2 BB			3-3 K			1-0 3-1		0-0 6-3	3	0	0	0	1	1	0						
John Roseboro, L OBP: 0.324, SLG: 0.441 (1,2)	0-1 1-3			2-2 F6			0-0 2B		0-1 HR	4	1	2	0	0	0	2						
Don Demeter, R OBP: 0.216, SLG: 0.357 (1,9)		1-3 K			3-2 5-3		2-1 F4		2-2 HR	4	1	1	2	0	1	1						
Don Zimmer, R OBP: 0.307, SLG: 0.422 (1,5)		0-0 1-3			2-2 F6		4-0 BB		0-0 F4	3	0	0	0	1	0	0						
Charlie Neal, R OBP: 0.335, SLG: 0.441 (1,4)		0-0 5-3			1-2 F8		0-0 F5			3	0	0	0	0	0	2						
Don Drysdale, R OBP: 0.258, SLG: 0.603 (1,1)			0-0 6-3					2-2 4-3		2	0	0	0	0	1	0						
Jim Gilliam, S OBP: 0.354, SLG: 0.338 (8, PH)										1	0	0	0	0	0	0						
Johnny Klippstein, R OBP: 0.071, SLG: 0.071 (8, 1)										0	0	0	0	0	0	0						
Inning Stats	R: 0 E: 0 K: 1 S: 11	H: 1 LOB: 2 BB: 1 P: 19	R: 0 E: 0 K: 1 S: 5	H: 0 LOB: 0 BB: 0 P: 6	R: 0 E: 0 K: 0 S: 6	H: 0 LOB: 0 BB: 0 P: 9	R: 0 E: 0 K: 1 S: 8	H: 0 LOB: 0 BB: 0 P: 13	R: 0 E: 0 K: 0 S: 14	H: 0 LOB: 0 BB: 0 P: 20	R: 0 E: 0 K: 1 S: 9	H: 1 LOB: 1 BB: 0 P: 11	R: 0 E: 0 K: 0 S: 5	H: 1 LOB: 2 BB: 1 P: 12	R: 0 E: 0 K: 1 S: 7	H: 0 LOB: 0 BB: 0 P: 11	R: 2 E: 0 K: 0 S: 10	H: 2 LOB: 0 BB: 0 P: 14	1B: 2 2B: 2 3B: 0 HR: 1	SF: 0 SAC: 0 DP: 0 HBP: 0	WP: 0 PB: 0 SB: 1 CS: 0	PA: 34
PITCHER John Buzhardt, R ERA: 2.25 (1,1)	IP: 9.0 WLS: W BF: 34 H: 5 R: 2 ER: 2 SO: 5 BB: 2 IBB: 0 HBP: 0 BLK: 0 WP: 0 HR: 1 S: 75 P: 115 ERA: 2.00 WHIP: 0.778															PITCHER IP: WLS: BF: H: R: ER: SO: BB: IBB: HBP: BLK: WP: HR: S: P: ERA: WHIP						

Batter	1	2	3	4	5	6	7	8	9	AB	R	H	RBI	BB	SO	LOB	BOTTOM					
Jim Marshall, L OBP: 0.299, SLG: 0.392 (1,9)	3-2 L4		0-0 F8			1-2 FC1-6 1B		2-2 6-3		3	0	1	0	0	0	1	Los Angeles Dodgers @ Chicago Cubs Wrigley Field, Chicago, IL Sat Sep 20 1958, 3:33 AM CDT Att: 10,732 - Unknown livebaseballscorecards.com					
Chick King, R (8,8)										1	0	0	0	0	0	0						
Alvin Dark, R OBP: 0.335, SLG: 0.355 (1,5)	1-0 4-3			0-1 4-3		1-1 FC1-6		2-3 K		4	0	0	0	0	1	1						
14 Ernie Banks, R OBP: 0.366, SLG: 0.624 (1,6)	0-1 F6			0-1 2B 1B		0-0 F7			3-1 F8	4	1	1	0	0	0	1						
Walt Moryn, L OBP: 0.349, SLG: 0.500 (1,7)		1-0 G4-6-3 HBP		1-2 F7		0-1 F7			1-1 HR	2	0	0	0	0	0	2						
Bobby Thomson, R OBP: 0.347, SLG: 0.460 (8,7)										1	1	1	1	0	0	0						
Dale Long, L OBP: 0.360, SLG: 0.479 (1,3)	2-0 F7			1-0 1-H 2B		2-1 HR				3	1	2	2	0	0	1						
Lou Jackson, L OBP: 0.182, SLG: 0.313 (8,9)	1-2 G4-6-3			2-1 4-3		0-3 K				3	0	0	0	0	1	2						
Sammy Taylor, L OBP: 0.319, SLG: 0.372 (1,2)			1-2 L7		2-1 L7		0-1 F7			3	0	0	0	0	0	0						
Jerry Kindall, R OBP: 0.250, SLG: 0.500 (1,4)			0-0 2B		1-2 6-3		0-1 5-3			3	0	1	0	0	0	0						
John Buzhardt, R (1,1)			1-3 K		0-0 3-1			1-3 K		3	0	0	0	0	2	1						
Inning Stats	R: 0 E: 0 K: 0 S: 6	H: 0 LOB: 0 BB: 0 P: 10	R: 0 E: 0 K: 0 S: 4	H: 0 LOB: 0 BB: 0 P: 8	R: 0 E: 0 K: 1 S: 9	H: 1 LOB: 1 BB: 0 P: 11	R: 1 E: 0 K: 0 S: 10	H: 2 LOB: 1 BB: 0 P: 14	R: 0 E: 0 K: 0 S: 6	H: 0 LOB: 0 BB: 0 P: 9	R: 0 E: 0 K: 0 S: 9	H: 1 LOB: 1 BB: 0 P: 11	R: 1 E: 0 K: 1 S: 9	H: 1 LOB: 0 BB: 0 P: 11	R: 0 E: 0 K: 2 S: 10	H: 0 LOB: 0 BB: 0 P: 15	R: 1 E: 0 K: 0 S: 4	H: 1 LOB: 0 BB: 0 P: 8	1B: 2 2B: 2 3B: 0 HR: 2	SF: 0 SAC: 0 DP: 1 HBP: 1	WP: 0 PB: 0 SB: 0 CS: 0	PA: 31
PITCHER Don Drysdale, R ERA: 4.19 (1,1)	IP: 7.0 WLS: L BF: 26 H: 5 R: 2 ER: 2 SO: 2 BB: 0 IBB: 0 HBP: 1 BLK: 0 WP: 0 HR: 1 S: 74 P: 23 ERA: 6.75 WHIP: 0.750															PITCHER IP: WLS: BF: H: R: ER: SO: BB: IBB: HBP: BLK: WP: HR: S: P: ERA: WHIP						

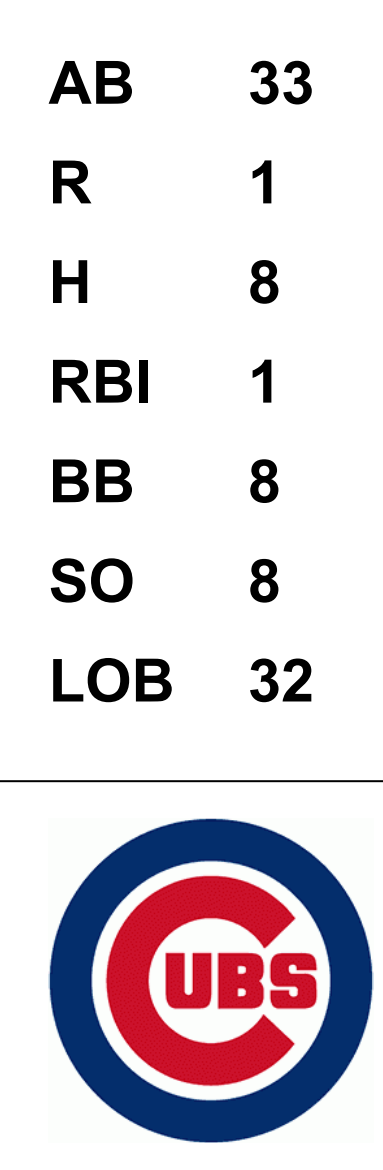


Batter	1	2	3	4	5	6	7	8	9	AB	R	H	RBI	BB	SO	LOB	TOP									
Bob Lillis, R OBP: 0.391, SLG: 0.448 (1, 6)	1-1 5-3		4-0 BB BB		3-2 1B		0-0 1B 1B		0-1 SH1-4	3	1	2	0	1	0	0	Los Angeles Dodgers @ Chicago Cubs Wrigley Field, Chicago, IL Sun Sep 21 1958, 3:33 AM CDT Att: 12,411 - Unknown									
Gino Cimoli, R OBP: 0.300, SLG: 0.377 (1, 7)	2-2 4-3		0-3 K		1-3 K		2-2 1B 1B		2-3 K2-3	5	0	1	1	0	3	4										
Ron Fairly, L OBP: 0.325, SLG: 0.429 Carl Furillo, R OBP: 0.345, SLG: 0.479 (5, 9)	2-1 1B		4-0 1-2 2-3 BB		0-0 F4		1-1 1B		2-2 6-3	2	0	1	0	1	0	1										
Jim Gentile, L OBP: 0.273, SLG: 0.211 Gil Hodges, R OBP: 0.332, SLG: 0.437 (7, 3)	0-0 F7		1-1 F8				3-3 K		4-1 IBB	3	0	0	0	1	1	4										
Don Demeter, R OBP: 0.209, SLG: 0.341 (5, 8)			1-3 K		0-0 5-3		3-3 K		1-1 L8	4	0	0	0	0	2	3										
John Roseboro, L OBP: 0.326, SLG: 0.442 (1, 2)			0-0 CS 1B		0-0 BB 1B		1-1 L9		1-1 L4	4	0	2	0	0	0	0										
Charlie Neal, R OBP: 0.336, SLG: 0.440 (1, 4)			3-2 K		4-0 G4-3 BB		1-0 1B 5-3 1B		0-2 1-3	3	1	1	0	1	1	1										
Earl Robinson, R OBP: 0.167, SLG: 0.091 (1, 5)			4-1 BB SH1-4 BB		1-0 G4-3		3-2 5-3		0-3 K	3	0	0	0	1	1	3										
Sandy Koufax, R OBP: 0.146, SLG: 0.149 Roger Craig, R (8, 1)			1-2 SH1-4				2-3 K		0-2 PB SH1-4 1B	2	0	0	0	0	2	1										
Fred Kipp, L OBP: 0.270, SLG: 0.278 Don Bessent, R (9, 1)			1-2							0	0	0	0	0	0	0										
Johnny Klipstein, R OBP: 0.071, SLG: 0.071 (9, 1)										0	0	0	0	0	0	0										
Inning Stats	R: 0 E: 0 K: 0 S: 9	H: 1 LOB: 1 BB: 0 P: 14	R: 0 E: 0 K: 2 S: 7	H: 1 LOB: 0 BB: 10	R: 0 E: 0 K: 1 S: 9	H: 0 LOB: 3 BB: 3 P: 23	R: 0 E: 0 K: 0 S: 3	H: 1 LOB: 1 BB: 0 P: 8	R: 0 E: 0 K: 2 S: 10	H: 0 LOB: 0 BB: 0 P: 15	R: 0 E: 0 K: 1 S: 9	H: 0 LOB: 0 BB: 0 P: 16	R: 2 E: 0 K: 1 S: 17	H: 4 LOB: 3 BB: 1 P: 31	R: 0 E: 0 K: 1 S: 8	H: 0 LOB: 0 BB: 0 P: 9	R: 0 E: 0 K: 1 S: 11	H: 1 LOB: 1 BB: 0 P: 15	1B: 9 2B: 0 3B: 0 HR: 0	SF: 0 SAC: 2 DP: 1 HBP: 0	WP: 0 PB: 1 SB: 0 CS: 1	PA: 39				
PITCHER	IP WLS BF H R ER SO BB IBB HBP BLK WP HR S P ERA WHIP	7.0 L 32 8 2 2 8 4 1 0 0 0 0 0 64 117 2.57 1.714	2.0 7 1 0 0 2 0 0 0 0 0 0 0 0 19 24 0.00 0.500																							

AB	32
R	2
H	9
RBI	2
BB	5
SO	10
LOB	18



Batter	1	2	3	4	5	6	7	8	9	AB	R	H	RBI	BB	SO	LOB	BOTTOM									
Chick King, R OBP: 0.333, SLG: 0.200 Bob Will, L (9, FH)	1-1 F4		4-0 14 1B BB		1-0 1B		0-2 FC5-4		4-1 14 1B BB	3	0	1	0	1	0	1	Los Angeles Dodgers @ Chicago Cubs Wrigley Field, Chicago, IL Sun Sep 21 1958, 3:33 AM CDT Att: 12,411 - Unknown									
Alvin Dark, R OBP: 0.336, SLG: 0.354 Tony Taylor, R OBP: 0.300, SLG: 0.318 (8, 9)	4-0 BB		1-1 F6		0-2 4-3				1-3 K	2	0	0	0	2	0	2										
Gabe Gabler, L (9, PH)									4-2 BB 14 1B 7-2 BB	1	0	0	0	0	1	3										
14 Ernie Banks, R OBP: 0.369, SLG: 0.626 (1, 6)	1-1 F9		0-0 G4-6-3 1B		1-0 1B		3-0 WP BB 1B		2-2 1-2 2-3 3-H 1B	5	0	4	1	0	0	1										
Walt Moryn, L OBP: 0.348, SLG: 0.497 Lou Jackson, L OBP: 0.176, SLG: 0.303 (8, 9)	0-0 F8		2-2 G4-6-3		0-3 K		4-2 WP BB		1-3 K	3	0	0	0	1	1	4										
Bobby Thomson, R OBP: 0.346, SLG: 0.457 (9, 7)			2-1 BB 1B		1-2 F9		2-1 F8		1-1 F9	5	0	1	0	0	0	7										
Dale Long, L OBP: 0.360, SLG: 0.476 (1, 3)			3-3 K		0-0 F9		3-2 L7		4-2 FC6-4 BB	3	0	0	0	1	1	2										
Cal Neeman, R OBP: 0.337, SLG: 0.489 Sammy Taylor, L OBP: 0.319, SLG: 0.372 Frank Emaga, R OBP: 0.125, SLG: 0.125 Jim Marshall, L OBP: 0.299, SLG: 0.392 (9, 3)			4-2 BB		1-1 F6		1-1 FC5-4 1B		1-1 FC6-4 1-2 2-3 BB	2	0	1	0	1	0	0										
Jerry Kindall, R OBP: 0.167, SLG: 0.333 Bobby Adams, R OBP: 0.324, SLG: 0.406 (8, 4)			2-3 BB				3-3 K		1-1 F9	2	1	1	0	0	0	1										
Bob Anderson, R OBP: 0.125, SLG: 0.125 Jim Bolger, R OBP: 0.291, SLG: 0.308 Don Elston, R OBP: 0.250, SLG: 0.250 Chuck Tanner, L OBP: 0.318, SLG: 0.436 Dave Hillman, R OBP: 0.135, SLG: 0.189 (9, PR)			1-3 K				3-3 K		4-0 14 1B BB 3B	2	0	0	0	0	2	2										
Inning Stats	R: 0 E: 0 K: 0 S: 5	H: 0 LOB: 1 BB: 1 P: 11	R: 0 E: 0 K: 3 S: 14	H: 1 LOB: 2 BB: 1 P: 26	R: 0 E: 0 K: 0 S: 7	H: 1 LOB: 1 BB: 1 P: 14	R: 0 E: 0 K: 0 S: 6	H: 0 LOB: 0 BB: 0 P: 8	R: 0 E: 0 K: 2 S: 10	H: 1 LOB: 1 BB: 0 P: 17	R: 0 E: 0 K: 1 S: 10	H: 1 LOB: 1 BB: 0 P: 16	R: 0 E: 0 K: 0 S: 9	H: 1 LOB: 1 BB: 0 P: 12	R: 0 E: 0 K: 0 S: 11	H: 1 LOB: 3 BB: 3 P: 29	R: 1 E: 0 K: 2 S: 15	H: 2 LOB: 3 BB: 2 P: 29	1B: 7 2B: 1 3B: 1 HR: 0	SF: 0 SAC: 0 DP: 2 HBP: 0	WP: 1 PB: 0 SB: 0 CS: 0	PA: 41				
PITCHER	IP WLS BF H R ER SO BB IBB HBP BLK WP HR S P ERA WHIP	7.0 W 31 6 0 0 0 5 0 0 0 0 0 0 66 120 0.00 1.571	0.2 2 0 0 0 0 1 0 0 0 0 0 0 4 10 0.00 1.500	0.1 2 1 1 1 0 0 0 0 0 0 0 0 4 6 27.00 3.000	0.0 1 0 0 0 0 1 0 0 0 0 0 0 4 =	1.0 S 5 1 0 0 2 1 0 0 0 0 0 13 22 0.00 2.000																				



Batter	1	2	3	4	5	6	7	8	9	AB	R	H	RBI	BB	SO	LOB	TOP								
Tony Taylor, R (1,4) OBP: 0.302, SLG: 0.317	G3		1-3 2-H 2B				FC4-6		K	4	1	1	0	1	1	2									
Alvin Dark, R (1,5) OBP: 0.335, SLG: 0.352	F8		SF7				F8		14 BB 3B 1B	3	1	1	1	1	0	1									
14 Ernie Banks, R (1,6) OBP: 0.369, SLG: 0.626	5-3		3-H 0-0 F7						E5 1B 1B	4	2	1	1	1	0	1									
Walt Moryn, L (1,7) OBP: 0.348, SLG: 0.499										4	1	1	0	0	0	0									
Lou Jackson, L (8,9) OBP: 0.200, SLG: 0.382										1	1	1	3	0	0	0									
Bobby Thomson, R (1,8) OBP: 0.348, SLG: 0.463										4	2	3	2	1	0	0									
Dale Long, L (1,3) OBP: 0.357, SLG: 0.470										4	0	1	2	1	0	2									
Jim Marshall, L (1,9) OBP: 0.289, SLG: 0.388										2	0	0	0	0	0	1									
Jim Bolger, R (6, PH) OBP: 0.289, SLG: 0.305										1	0	0	0	0	0	1									
Chuck Tanner, L (8, PH) OBP: 0.315, SLG: 0.431										1	0	0	0	0	0	2									
Chick King, R (8,8) OBP: 0.429, SLG: 0.333										1	0	1	1	0	0	0									
Cal Neeman, R (1,2) OBP: 0.336, SLG: 0.482										5	0	1	0	0	1	3									
John Briggs, R (1,1) OBP: 0.257, SLG: 0.343										2	1	1	0	0	0	0									
Bill Henry, L (6,1) OBP: 0.316, SLG: 0.294										0	0	0	0	0	0	0									
Don Elston, R (6,1) OBP: 0.357, SLG: 0.357										2	1	2	0	0	0	0									
Inning Stats	R: 0 E: 0 K: 0 S: 3	H: 0 LOB: 0 BB: 0 P: 3	R: 1 E: 0 K: 0 S: 4	H: 1 LOB: 0 BB: 0 P: 4	R: 1 E: 0 K: 0 S: 5	H: 3 LOB: 1 BB: 0 P: 5	R: 0 E: 0 K: 0 S: 3	H: 0 LOB: 1 BB: 1 P: 7	R: 1 E: 0 K: 0 S: 3	H: 1 LOB: 1 BB: 2 P: 11	R: 0 E: 0 K: 0 S: 4	H: 1 LOB: 1 BB: 0 P: 4	R: 0 E: 0 K: 1 S: 6	H: 1 LOB: 1 BB: 0 P: 6	R: 2 E: 1 K: 0 S: 6	H: 3 LOB: 1 BB: 0 P: 6	R: 5 E: 0 K: 1 S: 9	H: 4 LOB: 1 BB: 2 P: 17	1B: 11 2B: 2 3B: 1 HR: 1	SF: 1 SAC: 0 DP: 1 HBP: 0	WP: 0 PB: 0 SB: 2 CS: 0	PA: 45			
PITCHER	IP	WLS	BF	H	R	ER	SO	BB	IBB	HBP	BLK	WP	HR	S	P	ERA	WHIP								
Ruben Gomez, R (1,1) ERA: 4.38	5.0		21	5	3	3	0	3	0	0	0	0	1	18	30	5.40	1.600								
Mike McCormick, L (6,1) ERA: 4.41	1.0		4	1	0	0	0	0	0	0	0	0	0	4	4	0.00	1.000								
Ramon Monzant, R (7,1) ERA: 4.69	1.0	L	7	3	2	1	1	0	0	0	0	0	0	9	9	9.00	3.000								
Gordon Jones, R (8,1) ERA: 2.45	1.0		3	1	0	0	0	0	0	0	0	0	0	3	3	0.00	1.000								
Paul Giel, R (9,1) ERA: 4.6	0.1		5	3	4	4	1	1	0	0	0	0	0	6	10	108.00	12.000								
PITCHER	IP	WLS	BF	H	R	ER	SO	BB	IBB	HBP	BLK	WP	HR	S	P	ERA	WHIP								
Don Johnson, R (9,1) ERA: 6.26	0.2		4	1	1	1	0	1	0	0	0	0	0	3	7	13.50	3.000								

Chicago Cubs @ San Francisco Giants
Seals Stadium, San Francisco, CA
Wed Sep 24 1958, 10:05 PM EDT
Att: 7,887 - Unknown

AB	38
R	10
H	14
RBI	10
BB	5
SO	2
LOB	13



Batter	1	2	3	4	5	6	7	8	9	AB	R	H	RBI	BB	SO	LOB	BOTTOM								
Jim Davenport, R (1,5) OBP: 0.317, SLG: 0.403	L8		F4						6-3	5	0	0	0	0	1	2									
Andra Rodgers, R (1,6) OBP: 0.220, SLG: 0.352	5-3		F5						K	5	0	0	0	0	2	0									
Willie Mays, R (1,8) OBP: 0.419, SLG: 0.581										3	0	2	0	1	0	0									
Leon Wagner, L (1,7) OBP: 0.366, SLG: 0.516										3	1	0	0	1	1	3									
Orlando Cepeda, R (1,3) OBP: 0.340, SLG: 0.512										4	1	0	0	0	0	2									
Willie Kirkland, L (1,9) OBP: 0.331, SLG: 0.451										3	1	1	0	1	0	0									
Daryl Spencer, R (1,4) OBP: 0.346, SLG: 0.409										2	0	1	0	2	0	0									
Bob Schmidt, R (1,2) OBP: 0.297, SLG: 0.417										2	0	1	0	0	0	2									
Bill White, L (6, PH) OBP: 0.246, SLG: 0.393										0	0	0	0	0	0	0									
Ray Jablonski, R (6, PH) OBP: 0.284, SLG: 0.454										1	0	0	0	0	0	3									
Ramon Monzant, R (7,1) OBP: 0.170, SLG: 0.170										0	0	0	0	0	0	0									
Gordon Jones, R (8,1) OBP: 0.289, SLG: 0.331										0	0	0	0	0	0	0									
Whitley Lockman, L (8, PH) OBP: 0.138, SLG: 0.074										1	0	0	0	0	0	0									
Paul Giel, R (9,1) ERA: 4.6										0	0	0	0	0	0	0									
Ruben Gomez, R (1,1) OBP: 0.222, SLG: 0.257										2	0	0	0	0	1	3									
Mike McCormick, L (6,1) OBP: 0.263, SLG: 0.241										0	0	0	0	0	0	0									
Hank Sauer, R (6, PH) OBP: 0.348, SLG: 0.438										1	0	1	2	0	0	0									
Valmy Thomas, R (6, PR) OBP: 0.321, SLG: 0.357										1	0	0	0	0	1	0									
Inning Stats	R: 0 E: 0 K: 0 S: 4	H: 1 LOB: 1 BB: 0 P: 4	R: 1 E: 1 K: 0 S: 3	H: 0 LOB: 1 BB: 2 P: 11	R: 0 E: 0 K: 0 S: 4	H: 1 LOB: 2 BB: 0 P: 4	R: 0 E: 0 K: 1 S: 6	H: 1 LOB: 2 BB: 1 P: 10	R: 0 E: 0 K: 0 S: 3	H: 0 LOB: 0 BB: 0 P: 3	R: 2 E: 0 K: 1 S: 8	H: 3 LOB: 3 BB: 1 P: 12	R: 0 E: 0 K: 2 S: 7	H: 0 LOB: 1 BB: 1 P: 11	R: 0 E: 0 K: 0 S: 3	H: 0 LOB: 0 BB: 0 P: 3	R: 0 E: 0 K: 2 S: 7	H: 0 LOB: 0 BB: 0 P: 7	1B: 4 2B: 1 3B: 1 HR: 0	SF: 0 SAC: 0 DP: 1 HBP: 0	WP: 0 PB: 0 SB: 1 CS: 0	PA: 38			
PITCHER	IP	WLS	BF	H	R	ER	SO	BB	IBB	HBP	BLK	WP	HR	S	P	ERA	WHIP								
John Briggs, R (1,1) ERA: 4.5	5.1		25	5	3	2	1	4	0	0	0	0	0	23	39	3.38	1.688								
Bill Henry, L (6,1) ERA: 2.99	0.1		2	1	0	0	0	0	0	0	0	0	0	2	2	0.00	3.000								
Don Elston, R (6,1) ERA: 2.95	3.1	W	11	0	0	0	5	1	0	0	0	0	0	20	24	0.00	0.300								

Chicago Cubs @ San Francisco Giants
Seals Stadium, San Francisco, CA
Wed Sep 24 1958, 10:05 PM EDT
Att: 7,887 - Unknown

AB	33
R	3
H	6
RBI	2
BB	5
SO	6
LOB	15



Batter	1	2	3	4	5	6	7	8	9	AB	R	H	RBI	BB	SO	LOB	TOP									
Tony Taylor, R OBP: 0.298, SLG: 0.313 (1,4)	F4		K	FC6-4			F4		1-3	5	0	0	0	0	1	4										
Alvin Dark, R OBP: 0.336, SLG: 0.365 (1,5)	F4		1B		F5		F8		1B	5	0	2	1	0	0	0										
14 Ernie Banks, R OBP: 0.367, SLG: 0.618 (1,6)	BB		K		K		F8		IBB	3	0	0	0	2	2	1										
Walt Moryn, L OBP: 0.349, SLG: 0.496 (1,7)	F7			FC3-6	WP		L6-4		K	3	1	1	0	2	1	3										
Lou Jackson, L OBP: 0.194, SLG: 0.371 (9,9)				WP	BB					0	0	0	0	0	0	0										
Bobby Thomson, R OBP: 0.347, SLG: 0.459 (9,7)		HBP		K	6-3		F3			3	0	0	0	0	1	3										
Cal Neeman, R OBP: 0.333, SLG: 0.472 (1,2)	K			E5	FC3-6		K			3	0	0	0	1	2	2										
Dale Long, L OBP: 0.358, SLG: 0.468 (1,3)	F9			FC3-6	WP		L6-4			4	0	1	0	0	0	5										
Chick King, R OBP: 0.455, SLG: 0.250 (1,8)	F8			1B	IBB		F4		1-3	2	1	0	0	2	0	2										
John Buzhardt, R OBP: 0.125, SLG: 0.125 (1,1)									1B	4	0	1	0	0	2	2										
Bill Henry, L OBP: 0.316, SLG: 0.294 (9,1)			K				6-3		K	0	0	0	0	0	0	0										
Don Elston, R OBP: 0.357, SLG: 0.357 (9,1)				FC6-4	1B					0	0	0	0	0	0	0										
Inning Stats	R: 0 E: 0 K: 0 S: 12	H: 0 LOB: 1 BB: 1 P: 21	R: 0 E: 0 K: 1 S: 8	H: 0 LOB: 1 BB: 0 P: 9	R: 0 E: 0 K: 3 S: 15	H: 1 LOB: 3 BB: 2 P: 21	R: 1 E: 1 K: 1 S: 10	H: 1 LOB: 3 BB: 2 P: 22	R: 0 E: 0 K: 1 S: 12	H: 0 LOB: 1 BB: 1 P: 23	R: 0 E: 0 K: 1 S: 10	H: 1 LOB: 1 BB: 0 P: 14	R: 0 E: 0 K: 0 S: 6	H: 0 LOB: 0 BB: 0 P: 8	R: 0 E: 0 K: 0 S: 11	H: 1 LOB: 1 BB: 1 P: 19	R: 1 E: 0 K: 2 S: 12	H: 1 LOB: 2 BB: 2 P: 22	1B: 5 2B: 1 3B: 0 HR: 0	SF: 0 SAC: 0 DP: 1 HBP: 1	WP: 2 PB: 0 SB: 0 CS: 0	PA: 40				
PITCHER Sandy Koufax, L ERA: 4.48 (1,1)	IP: 9.0 WLS: L BF: 40	H: 5 R: 2 ER: 1 SO: 9	BB: 5 IBB: 2 HBP: 1 BLK: 0	WP: 2 HR: 0 S: 96 P: 159	ERA: 1.00 WHIP: 1.111											ERA: 1.00 WHIP: 1.111										

Chicago Cubs @ Los Angeles Dodgers
Los Angeles Memorial Coliseum, Los Angeles, CA

AB 32
R 2
H 5
RBI 1
BB 7
SO 9
LOB 22



WP: 2 PA: 40
PB: 0
SB: 0
CS: 0

Fri Sep 26 1958, 10:05 PM EDT
Att: 24,586 - Unknown

Batter	1	2	3	4	5	6	7	8	9	AB	R	H	RBI	BB	SO	LOB	BOTTOM									
Jim Gilliam, S OBP: 0.353, SLG: 0.336 (1,4)	F6	1-3			5-3		3-1			4	0	0	0	0	0	3										
Pee Wee Reese, R OBP: 0.337, SLG: 0.381 (1,5)	G5-3	1B	1-3			FC1-6	1B	F4		3	0	1	0	1	0	0										
Ron Fairly, L OBP: 0.339, SLG: 0.408 (1,8)	1B		F5			FC1-6	FC6-4	4-3		4	0	1	0	0	0	1										
Carl Furillo, R OBP: 0.341, SLG: 0.474 (1,9)	G5-3		6-3			FC6-4	BB	L7		4	0	0	0	0	0	3										
Gil Hodges, R OBP: 0.333, SLG: 0.437 (1,3)		BLK		F9					K	3	1	1	0	1	1	0										
Don Zimmer, R OBP: 0.305, SLG: 0.418 (1,6)		E4	BLK	F6		K			1B	4	0	1	0	0	1	3										
Don Demeter, R OBP: 0.234, SLG: 0.363 (1,7)		FC1-2	BLK	F7					1B	3	0	1	0	1	0	0										
Joe Pignatano, R OBP: 0.306, SLG: 0.437 (1,2)		5-3			F3		SH2-4		K	2	0	0	0	1	0	2										
Norm Larker, L OBP: 0.295, SLG: 0.429 (9, PH)							BB			0	0	0	0	0	0	0										
Charlie Neal, R OBP: 0.340, SLG: 0.437 (9, PH)										1	0	0	0	0	1	2										
Sandy Koufax, R OBP: 0.140, SLG: 0.143 (1,1)	FC1-2				K		SH2-4		F6	2	0	0	0	0	1	2										
Steve Bilko, R OBP: 0.295, SLG: 0.479 (9, PH)										0	0	0	0	0	0	0										
John Roseboro, L OBP: 0.331, SLG: 0.449 (9, PH)										1	0	0	0	0	0	2										
Inning Stats	R: 0 E: 0 K: 0 S: 5	H: 1 LOB: 1 BB: 1 P: 11	R: 1 E: 1 K: 0 S: 11	H: 1 LOB: 2 BB: 1 P: 17	R: 0 E: 0 K: 0 S: 9	H: 0 LOB: 0 BB: 0 P: 11	R: 0 E: 0 K: 0 S: 6	H: 0 LOB: 0 BB: 0 P: 7	R: 0 E: 0 K: 1 S: 7	H: 0 LOB: 0 BB: 0 P: 11	R: 0 E: 0 K: 1 S: 7	H: 1 LOB: 2 BB: 1 P: 13	R: 0 E: 0 K: 0 S: 7	H: 0 LOB: 1 BB: 1 P: 14	R: 0 E: 0 K: 0 S: 11	H: 0 LOB: 0 BB: 0 P: 18	R: 0 E: 0 K: 2 S: 11	H: 2 LOB: 2 BB: 0 P: 18	1B: 4 2B: 1 3B: 0 HR: 0	SF: 0 SAC: 1 DP: 1 HBP: 0	WP: 0 PB: 0 SB: 0 CS: 0	PA: 36				
PITCHER John Buzhardt, R ERA: 1.85 (1,1)	IP: 8.1 WLS: W BF: 34	H: 5 R: 1 ER: 1 SO: 3	BB: 4 IBB: 0 HBP: 0 BLK: 0	WP: 0 HR: 0 S: 69 P: 111	ERA: 1.08 WHIP: 1.080											ERA: 1.08 WHIP: 1.080										
Bill Henry, L ERA: 2.93 (9,1)	0.1	1	0	0	0	0	0	0	0	0	0	3	6	0.00	0.000											
Don Elston, R ERA: 2.94 (9,1)	0.1	S	1	0	0	0	0	0	0	0	0	2	3	0.00	0.000											

Chicago Cubs @ Los Angeles Dodgers
Los Angeles Memorial Coliseum, Los Angeles, CA

AB 31
R 1
H 5
RBI 0
BB 4
SO 4
LOB 18



WP: 0 PA: 36
PB: 0
SB: 0
CS: 0

Fri Sep 26 1958, 10:05 PM EDT
Att: 24,586 - Unknown

Batter	1	2	3	4	5	6	7	8	9	AB	R	H	RBI	BB	SO	LOB	TOP			
Tony Taylor, R OBP: 0.299, SLG: 0.314 (1, 4)										5	1	2	0	0	1	2	Chicago Cubs @ Los Angeles Dodgers Los Angeles Memorial Coliseum, Los Angeles, CA Sat Sep 27 1958, 6:33 AM EDT Att: 12,897 - Unknown			
Alvin Dark, R OBP: 0.337, SLG: 0.364 (1, 5)										4	0	1	2	0	0	0				
14 Ernie Banks, R OBP: 0.366, SLG: 0.614 (1, 6)										4	0	0	0	1	1	1				
Walt Moryn, L OBP: 0.350, SLG: 0.494 (9, PH)										2	1	0	0	2	0	0				
Jim Bolger, R OBP: 0.265, SLG: 0.300 Chick King, R OBP: 0.455, SLG: 0.250 (9, 8)										1	0	0	0	0	0	2				
Bobby Thomson, R OBP: 0.350, SLG: 0.466 (1, 8) (9, 7)										4	2	3	2	0	1	0				
Dale Long, L OBP: 0.359, SLG: 0.467 Lou Jackson, L OBP: 0.194, SLG: 0.371 (1, 3) (9, PR) (9, 9)										3	0	1	0	1	1	3				
Jim Marshall, L OBP: 0.306, SLG: 0.386 (1, 9) (9, 3)										3	1	1	1	1	0	1				
Cal Neeman, R OBP: 0.336, SLG: 0.473 (1, 2)										4	1	2	0	0	0	0				
Dave Hillman, R OBP: 0.146, SLG: 0.195 Bob Anderson, R OBP: 0.118, SLG: 0.118 Bob Will, L OBP: 0.500, SLG: 0.250 Bill Henry, L OBP: 0.316, SLG: 0.294 Don Elston, R OBP: 0.357, SLG: 0.357 (1, 1) (5, 1) (7, PH) (7, 1) (8, 1)										2	0	0	0	0	1	2				
Inning Stats	R: 1 E: 0 K: 2 S: 19	H: 3 LOB: 2 BB: 1 P: 28	R: 0 E: 0 K: 0 S: 7	H: 0 LOB: 0 BB: 0 P: 13	R: 0 E: 0 K: 2 S: 4	H: 0 LOB: 0 BB: 0 P: 7	R: 0 E: 0 K: 2 S: 8	H: 1 LOB: 1 BB: 1 P: 16	R: 2 E: 0 K: 1 S: 11	H: 1 LOB: 1 BB: 2 P: 24	R: 0 E: 0 K: 1 S: 6	H: 0 LOB: 0 BB: 0 P: 10	R: 0 E: 0 K: 0 S: 8	H: 0 LOB: 0 BB: 0 P: 14	R: 4 E: 2 K: 0 S: 12	H: 5 LOB: 2 BB: 1 P: 21	1B: 9 2B: 0 3B: 0 HR: 1	SF: 1 SAC: 1 DP: 2 HBP: 0	WP: 0 PB: 0 SB: 1 CS: 0	PA: 40
PITCHER	IP WLS BF H R ER SO BB IBB HBP BLK WP HR S P ERA WHIP																			
Stan Williams, R ERA: 4.01 (1, 1)	0.1	5	3	1	0	0	1	0	0	0	0	0	0	17	24	27.00	12.000			
Don Bessent, R ERA: 3.33 (1, 1)	1.2	4	0	0	0	0	0	0	0	0	0	0	0	9	17	0.00	0.000			
Ralph Maunello, R ERA: 4.63 (3, 1)	3.2	15	2	2	2	4	3	0	0	0	0	1	30	57	4.91	1.364				
Roger Craig, R ERA: 4.5 (6, 1)	2.1	L	11	4	4	3	1	0	0	0	0	0	21	34	11.57	1.714				
Johnny Podres, L ERA: 3.72 (9, 1)	1.0	5	1	0	0	0	0	1	0	0	0	0	6	13	0.00	1.000				

Batter	1	2	3	4	5	6	7	8	9	AB	R	H	RBI	BB	SO	LOB	BOTTOM					
Jim Gilliam, S OBP: 0.352, SLG: 0.335 (1, 5)										4	1	1	0	0	1	2	Chicago Cubs @ Los Angeles Dodgers Los Angeles Memorial Coliseum, Los Angeles, CA Sat Sep 27 1958, 6:33 AM EDT Att: 12,897 - Unknown					
John Roseboro, L OBP: 0.333, SLG: 0.456 (1, 2)										3	1	1	1	1	0	1						
Ron Fairly, L OBP: 0.350, SLG: 0.415 (1, 8)										4	1	2	1	0	0	0						
Carl Furillo, R OBP: 0.343, SLG: 0.482 (1, 9)										4	1	2	2	0	0	2						
Gil Hodges, R OBP: 0.330, SLG: 0.434 (1, 3)										4	0	0	0	0	2	3						
Don Zimmer, R OBP: 0.305, SLG: 0.415 (1, 6)										3	0	0	0	1	1	0						
Don Demeter, R OBP: 0.225, SLG: 0.349 (1, 7)										4	0	0	0	0	3	1						
Charlie Neal, R OBP: 0.341, SLG: 0.438 (1, 4)										4	0	2	0	0	0	0						
Stan Williams, R OBP: 0.250, SLG: 0.125 Don Bessent, R Norm Larker, L OBP: 0.352, SLG: 0.427 Ralph Maunello, R Roger Craig, R Johnny Podres, L OBP: 0.197, SLG: 0.127 Jim Gentile, L OBP: 0.225, SLG: 0.167 (1, 1) (1, 1) (2, PH) (3, 1) (9, 1) (9, PH)										0	0	0	0	0	0	0						
Inning Stats	R: 1 E: 0 K: 2 S: 14	H: 2 LOB: 1 BB: 0 P: 21	R: 0 E: 0 K: 2 S: 12	H: 1 LOB: 2 BB: 1 P: 21	R: 0 E: 0 K: 0 S: 5	H: 1 LOB: 1 BB: 1 P: 9	R: 0 E: 0 K: 2 S: 8	H: 1 LOB: 1 BB: 0 P: 12	R: 3 E: 0 K: 0 S: 11	H: 3 LOB: 0 BB: 0 P: 19	R: 0 E: 0 K: 2 S: 7	H: 0 LOB: 0 BB: 0 P: 12	R: 0 E: 0 K: 0 S: 7	H: 0 LOB: 0 BB: 0 P: 11	R: 0 E: 0 K: 2 S: 7	H: 0 LOB: 0 BB: 0 P: 11		R: 0 E: 0 K: 0 S: 10	H: 0 LOB: 0 BB: 0 P: 17	1B: 6 2B: 0 3B: 0 HR: 2	SF: 0 SAC: 0 DP: 1 HBP: 0	WP: 0 PB: 0 SB: 0 CS: 0
PITCHER	IP WLS BF H R ER SO BB IBB HBP BLK WP HR S P ERA WHIP																					
Dave Hillman, R ERA: 3.22 (1, 1)	4.1	22	8	4	4	6	2	0	0	0	0	0	13	20	0.00	0.000						
Bob Anderson, R ERA: 3.97 (5, 1)	1.2	5	0	0	0	2	0	0	0	0	0	0	7	11	0.00	0.000						
Bill Henry, L ERA: 2.89 (7, 1)	1.0	3	0	0	0	0	0	0	0	0	0	0	7	11	0.00	0.000						
Don Elston, R ERA: 2.88 (8, 1)	2.0	W	6	0	0	0	2	0	0	0	0	0	17	28	0.00	0.000						

